


New York Mets - 1989

| Batter | 1 | 2 | 3 | 4 | 5 | 6 | 7 | 8 | 9 | AB | R | H | RBI | BB | SO | LOB | TOP | | | | | |
|---|---|--|--|---------------------------------|-------------------------------|----------------------------------|------------------------------|----------------------------------|-------------------------------|----------------------------------|------------------------------|----------------------------------|-------------------------------|----------------------------------|-------------------------------|----------------------------------|----------------------------------|------------------------------------|----------------------------------|--------|--|--|
| Vince Coleman, S (1,7) | | | G4-3 | | | | F8 | | K | 4 | 0 | 0 | 0 | 1 | 2 | 1 | | | | | | |
| Willie McGee, S (1,8) OBP: 0.400, SLG: 0.250 | | | 1B | | | | | E4 | G1-3 | 4 | 2 | 1 | 0 | 1 | 1 | 1 | | | | | | |
| Terry Pendleton, S (1,5) OBP: 0.750, SLG: 0.667 | K | | HR | | | | | 1B | BB | 3 | 1 | 2 | 0 | 1 | 1 | 2 | | | | | | |
| Pedro Guerrero, R (1,3) OBP: 0.750, SLG: 1.667 | | | HR | | | | | 1B | BB | 3 | 1 | 2 | 4 | 1 | 1 | 1 | | | | | | |
| Tom Brunansky, R (1,9) | G5-4-3 | | HR | | | | F9 | | P9 | 4 | 0 | 0 | 0 | 0 | 0 | 6 | | | | | | |
| José Oquendo, S (1,6) | | | | | G3-1 | | | K | K | 4 | 0 | 0 | 0 | 0 | 3 | 3 | | | | | | |
| Tony Peña, R (1,2) | | | | | | | | G4-3 | F8 | 4 | 0 | 0 | 0 | 0 | 1 | 4 | | | | | | |
| Tim Jones, L (1,4) | | | | | G4-3 | | | | P7 | 4 | 0 | 0 | 0 | 0 | 0 | 0 | | | | | | |
| Joe Magrane, R (1,1) John Costello, R (4,1) Frank DiPino, L (6,1) Milt Thompson, L (7,PH) Ken Dayley, L (7,1) Todd Worrell, R (8,1) John Morris, L (9,PH) | | | P3 | | | | | G4-1 | | 1 | 0 | 0 | 0 | 0 | 0 | 0 | | | | | | |
| Inning Stats | R: 0 E: 0 K: 1 S: 8 | H: 0 LOB: 2 BB: 3 P: 21 | R: 0 E: 0 K: 1 S: 5 | H: 0 LOB: 0 BB: 0 P: 6 | R: 3 E: 0 K: 0 S: 15 | H: 3 LOB: 0 BB: 0 P: 20 | R: 0 E: 0 K: 1 S: 7 | H: 0 LOB: 0 BB: 0 P: 11 | R: 0 E: 0 K: 2 S: 15 | H: 1 LOB: 2 BB: 0 P: 17 | R: 0 E: 0 K: 0 S: 6 | H: 0 LOB: 0 BB: 0 P: 11 | R: 1 E: 1 K: 1 S: 13 | H: 1 LOB: 2 BB: 1 P: 20 | R: 0 E: 0 K: 1 S: 13 | H: 1 LOB: 1 BB: 0 P: 15 | 1B: 5 2B: 0 3B: 0 HR: 1 | SF: 0 SAC: 0 DP: 1 HBP: 0 | WP: 1 PB: 0 SB: 3 CS: 0 | PA: 38 | | |
| PITCHER | IP WLS BF H R ER SO BB IBB HBP BLK WP HR S P ERA WHIP | 7.0 W 31 5 4 3 8 4 0 0 0 1 1 72 107 3.86 1.286 | 2.0 S 7 1 0 0 2 0 0 0 0 0 0 0 23 28 0.00 0.500 | | | | | | | | | | | | | | | | | | | |

St. Louis Cardinals @ New York Mets
Shea Stadium, Flushing, NY
Mon Apr 03 1989, 3:33 AM EDT
Att: 38,539 - Unknown - 55 F

AB 34
R 4
H 6
RBI 4
BB 4
SO 10
LOB 18

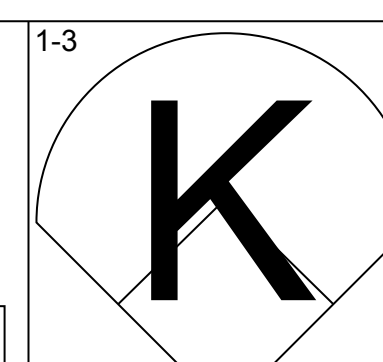
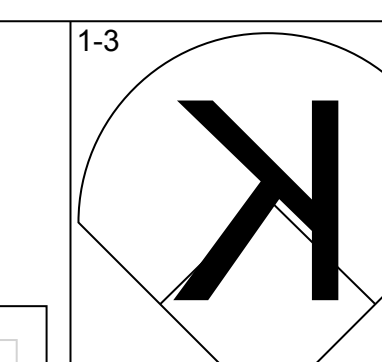
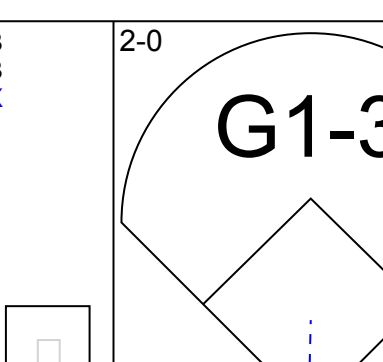
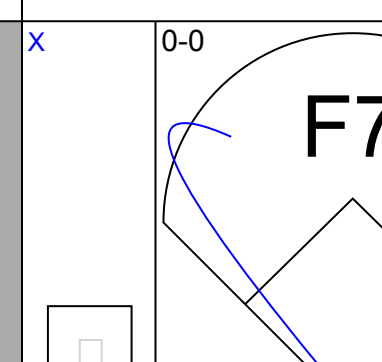
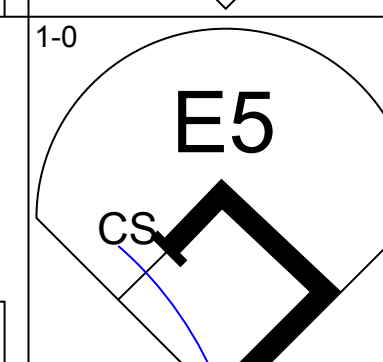
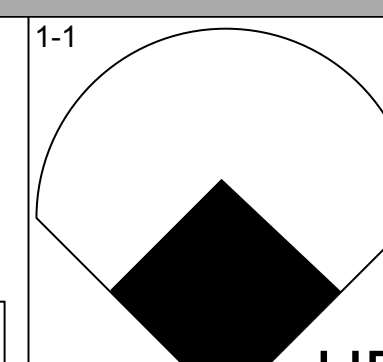
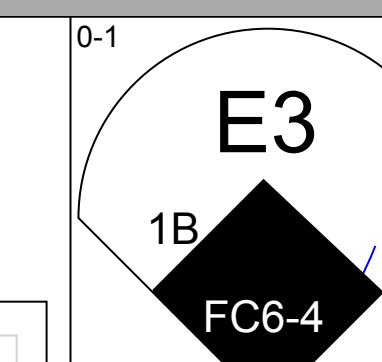
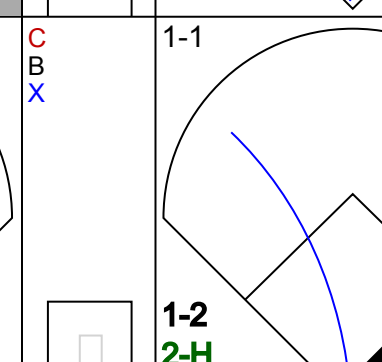
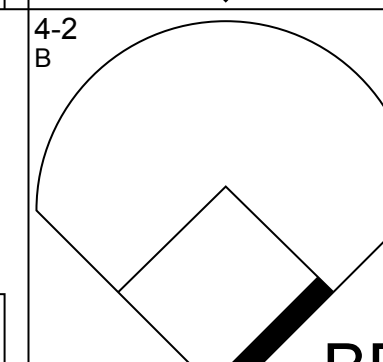
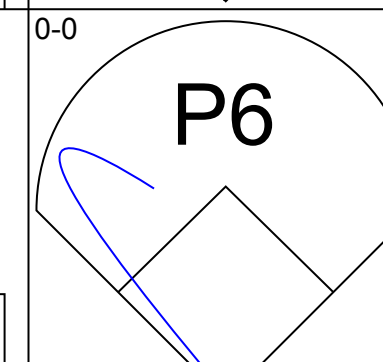
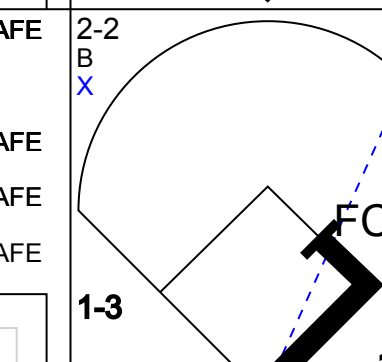
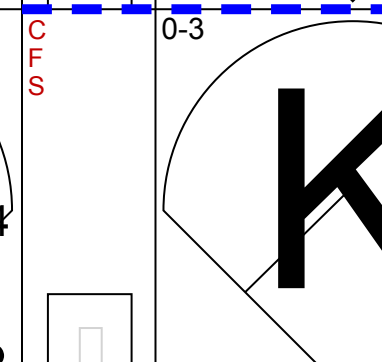
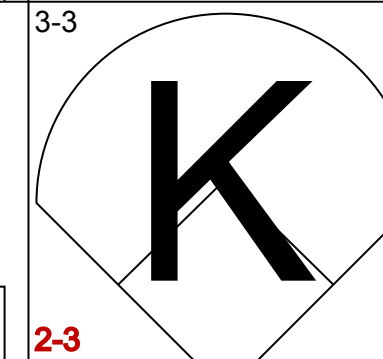
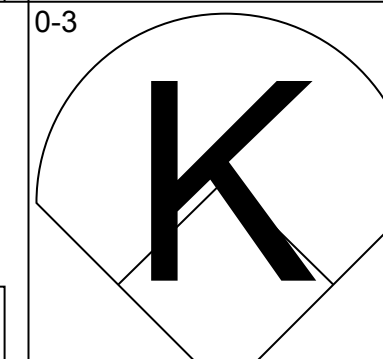
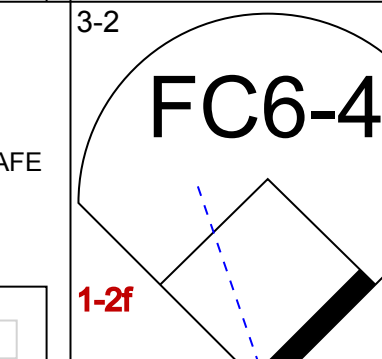
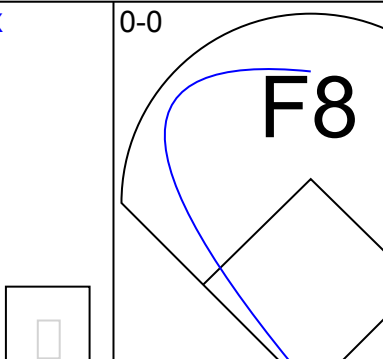
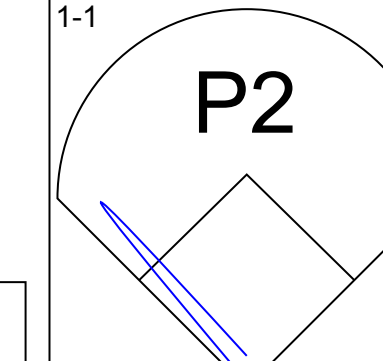
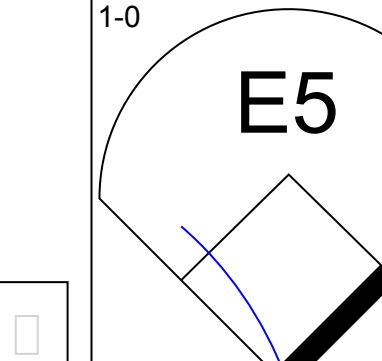
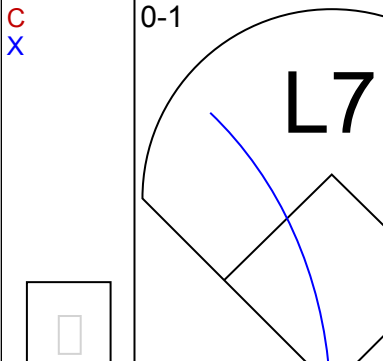
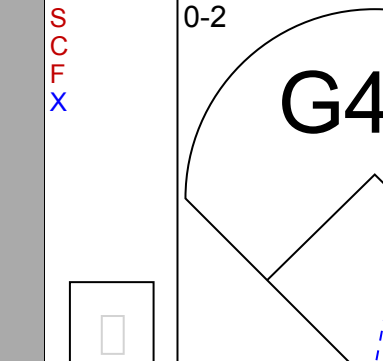
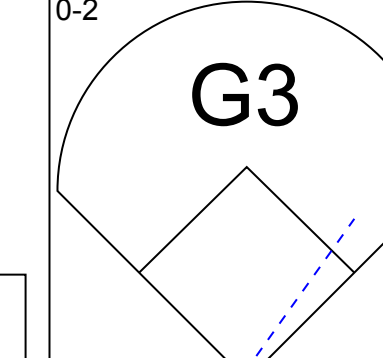
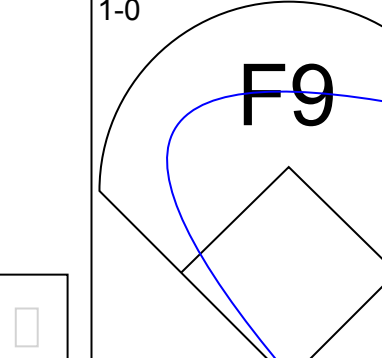
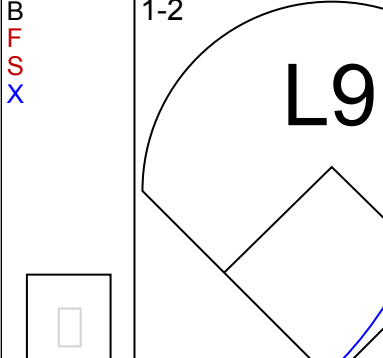
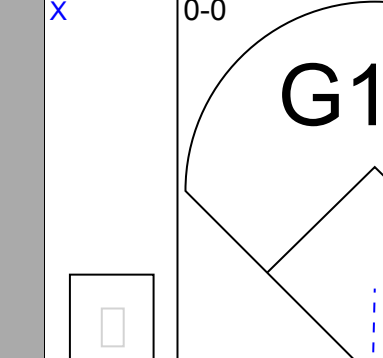
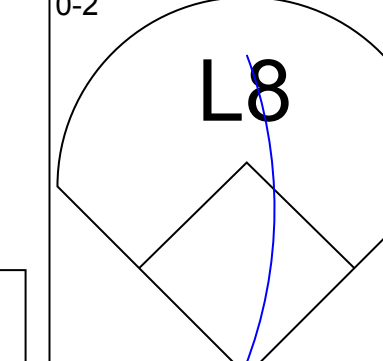
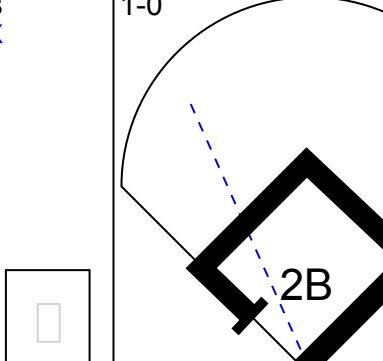
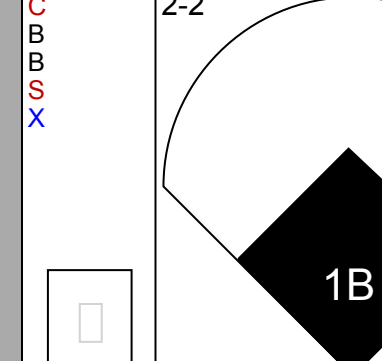
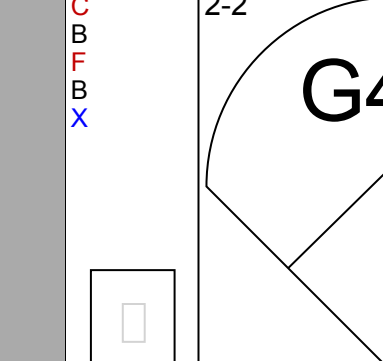
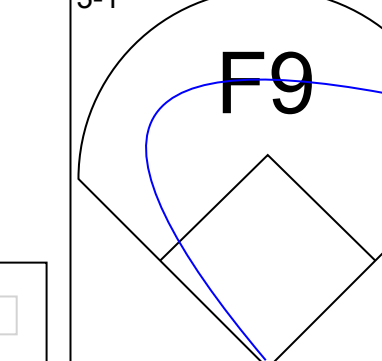
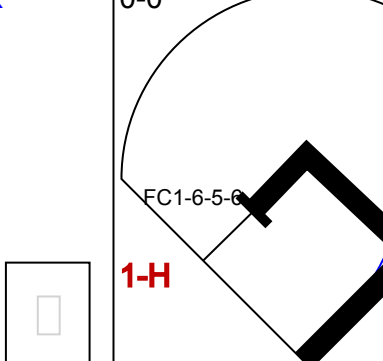
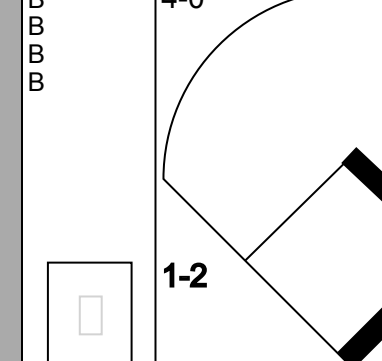
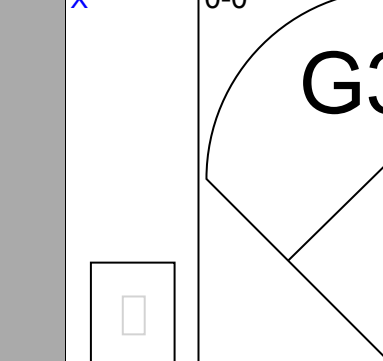
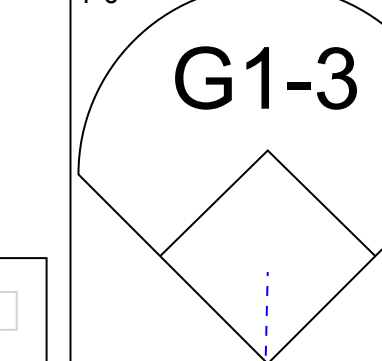
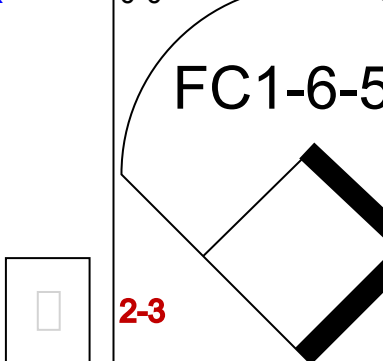
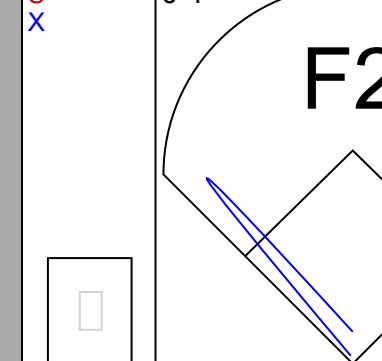
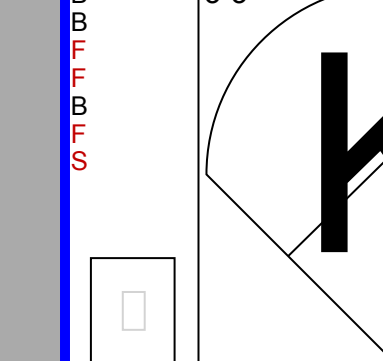


| Batter | 1 | 2 | 3 | 4 | 5 | 6 | 7 | 8 | 9 | AB | R | H | RBI | BB | SO | LOB | BOTTOM | | | | |
|--|---|---|--|---|--|----------------------------------|-------------------------------|----------------------------------|------------------------------|----------------------------------|-------------------------------|----------------------------------|------------------------------|----------------------------------|-------------------------------|----------------------------------|----------------------------------|------------------------------------|----------------------------------|--------|--|
| Mookie Wilson, S (1,8) OBP: 0.200, SLG: 0.200 | G4-3 | L9 | CS | G4-3 | | | | K | | 5 | 0 | 1 | 0 | 0 | 1 | 2 | | | | | |
| Gregg Jefferies, S (1,4) OBP: 0.750, SLG: 1.000 | G6-3 | L7 | | G1-3 | | | | | | 3 | 2 | 2 | 0 | 0 | 0 | 2 | | | | | |
| Keith Hernandez, L (1,3) | G6-3 | | G3-1 | G1-3 | | | | | | 4 | 0 | 0 | 0 | 0 | 0 | 2 | | | | | |
| Darryl Strawberry, L (1,9) OBP: 1.000, SLG: 1.667 | WP | | S | | | | | | | 3 | 2 | 3 | 2 | 1 | 0 | 0 | | | | | |
| Kevin McReynolds, R (1,7) OBP: 0.500, SLG: 0.333 | 2B | | 1B | BB | | | | L8 | | 3 | 1 | 1 | 1 | 1 | 0 | 2 | | | | | |
| Gary Carter, R (1,2) | F8 | | 1B | BB | | | | P4 | | 3 | 1 | 0 | 0 | 1 | 0 | 2 | | | | | |
| Howard Johnson, S (1,5) OBP: 0.750, SLG: 1.500 | | | 1B | BB | | | | | | 4 | 2 | 3 | 3 | 0 | 1 | 0 | | | | | |
| Kevin Elster, R (1,6) OBP: 0.750, SLG: 0.750 | | | 1B | BB | | | | | | 4 | 0 | 3 | 1 | 0 | 0 | 0 | | | | | |
| Dwight Gooden, R (1,1) Don Aase, R (8,1) | | | 1B | BB | | | | | | 2 | 0 | 0 | 1 | 0 | 0 | 2 | | | | | |
| Inning Stats | R: 2 E: 0 K: 0 S: 15 | H: 3 LOB: 1 BB: 0 P: 24 | R: 0 E: 0 K: 0 S: 10 | H: 2 LOB: 2 BB: 0 P: 14 | R: 4 E: 0 K: 0 S: 12 | H: 3 LOB: 0 BB: 2 P: 24 | R: 1 E: 0 K: 0 S: 18 | H: 1 LOB: 1 BB: 0 P: 27 | R: 0 E: 0 K: 1 S: 9 | H: 0 LOB: 0 BB: 0 P: 12 | R: 0 E: 0 K: 0 S: 12 | H: 2 LOB: 0 BB: 0 P: 16 | R: 0 E: 0 K: 0 S: 5 | H: 0 LOB: 1 BB: 1 P: 12 | R: 1 E: 0 K: 2 S: 13 | H: 2 LOB: 0 BB: 0 P: 18 | 1B: 9 2B: 3 3B: 0 HR: 1 | SF: 1 SAC: 0 DP: 0 HBP: 1 | WP: 1 PB: 0 SB: 2 CS: 3 | PA: 39 | |
| PITCHER | IP WLS BF H R ER SO BB IBB HBP BLK WP HR S P ERA WHIP | 3.2 L 22 7 2 0 0 1 0 0 0 0 0 0 27 37 0.00 1.000 | 2.0 7 2 0 0 1 0 0 0 0 0 0 0 2 2 0.00 0.000 | 0.1 0 0 0 0 0 0 0 0 0 0 0 0 5 12 0.00 1.000 | 1.0 4 0 0 0 0 1 0 0 0 0 0 1 13 18 9.00 2.000 | | | | | | | | | | | | | | | | |

St. Louis Cardinals @ New York Mets
Shea Stadium, Flushing, NY
Mon Apr 03 1989, 3:33 AM EDT
Att: 38,539 - Unknown - 55 F

AB 32
R 8
H 13
RBI 8
BB 3
SO 3
LOB 12

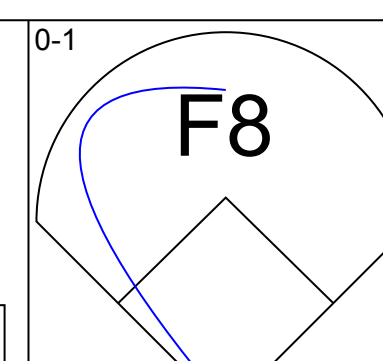
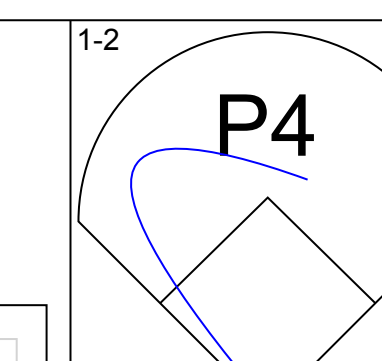
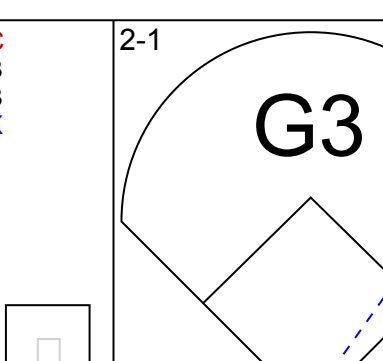
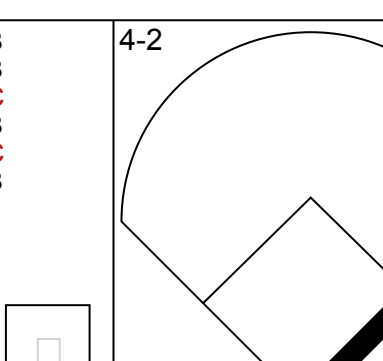
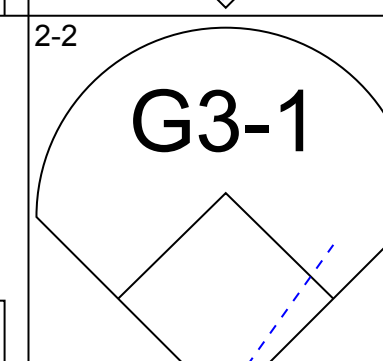
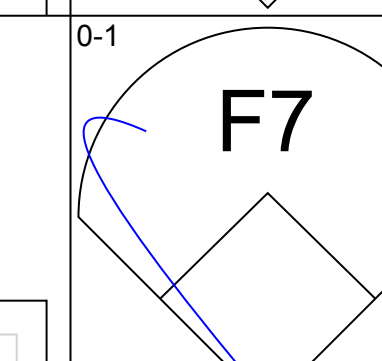
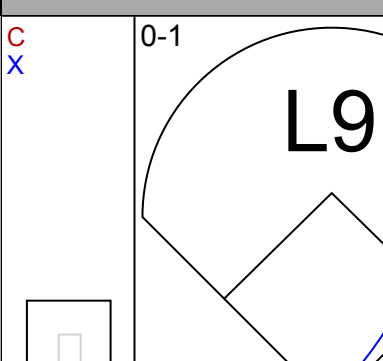
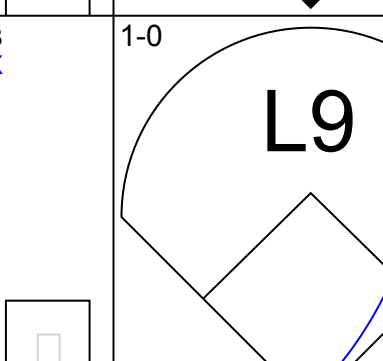
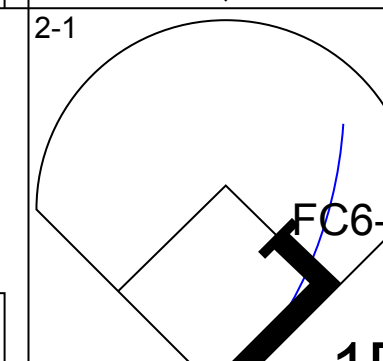
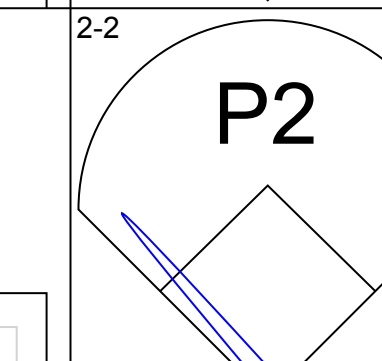
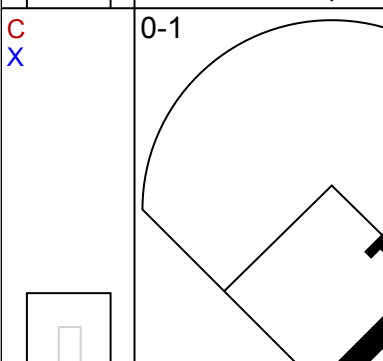

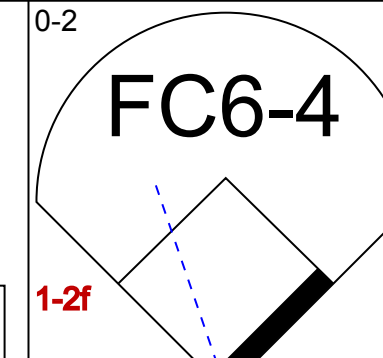
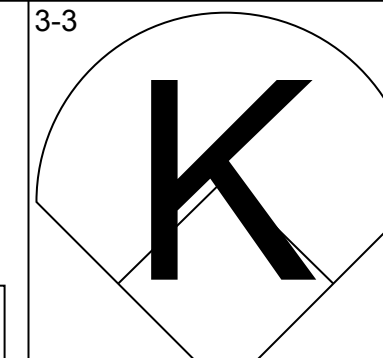
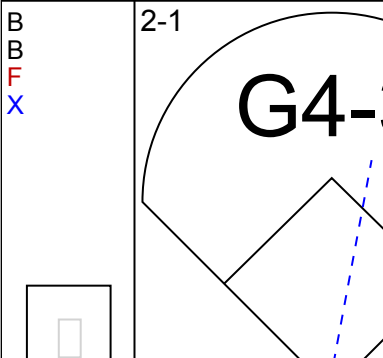
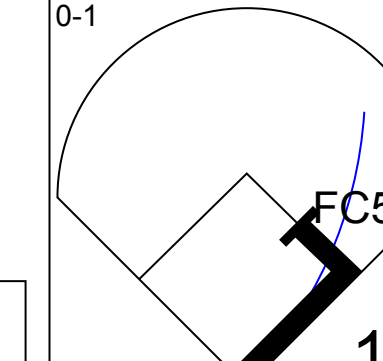
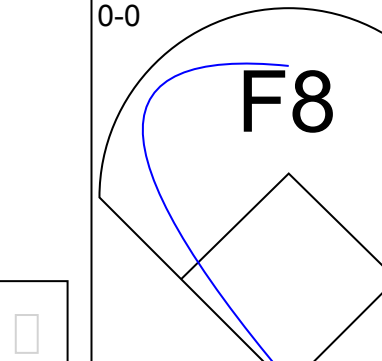
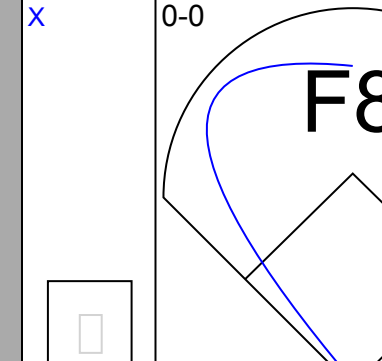

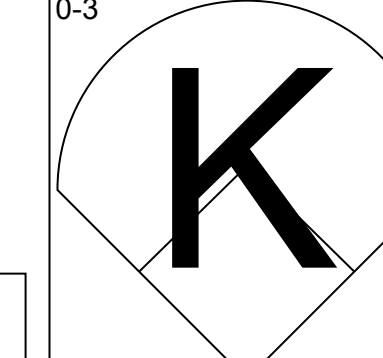
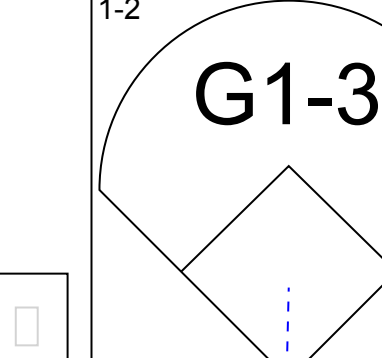
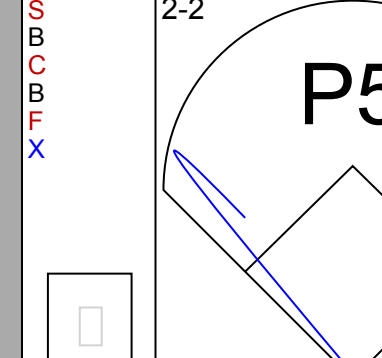

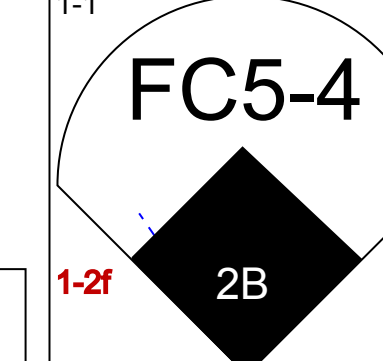
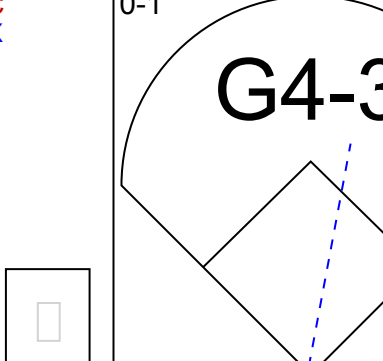
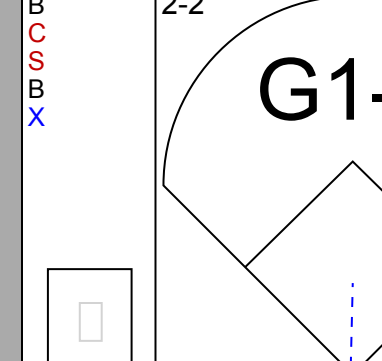
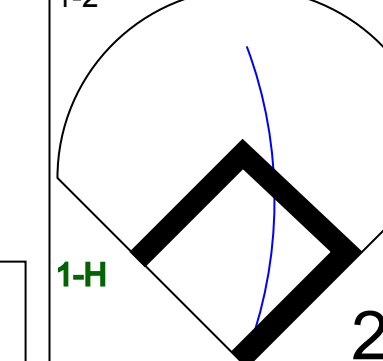
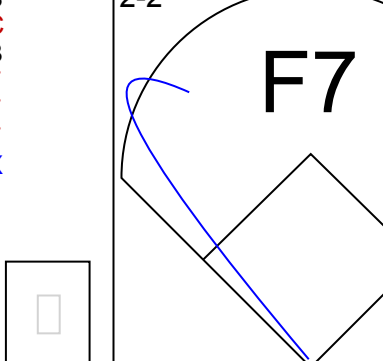
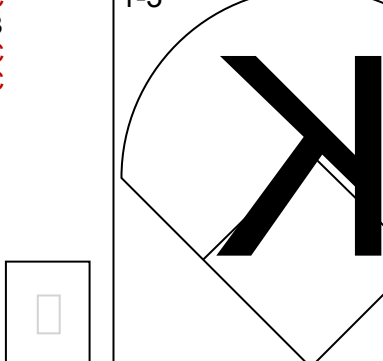
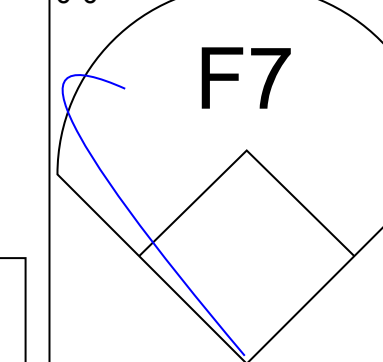
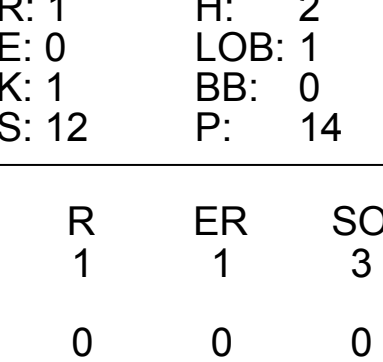
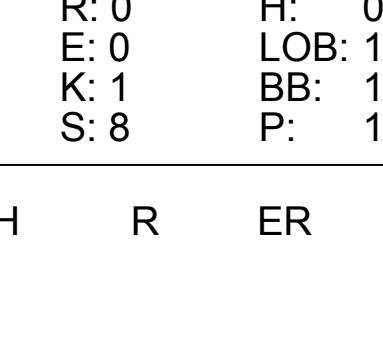


| Batter | 1 | 2 | 3 | 4 | 5 | 6 | 7 | 8 | 9 | AB | R | H | RBI | BB | SO | LOB | TOP | | | | | |
|---|---|---|---|---|--|---|---|---|---|---------------------------------|-------------------------------|----------------------------------|-------------------------------|----------------------------------|------------------------------|---------------------------------|------------------------------|----------------------------------|----------------------------------|------------------------------------|----------------------------------|--------|
| Vince Coleman, S (1, 7) |  | |  | |  | |  | | | 4 | 0 | 0 | 0 | 0 | 2 | 3 | | | | | | |
| Willie McGee, S (1, 8) OBP: 0.444, SLG: 0.750 |  | | |  | |  |  | | | 4 | 2 | 2 | 2 | 0 | 0 | 0 | | | | | | |
| Terry Pendleton, S (1, 5) OBP: 0.625, SLG: 0.500 |  | | |  | |  |  | | | 3 | 0 | 1 | 0 | 1 | 1 | 2 | | | | | | |
| Pedro Guerrero, R (1, 3) OBP: 0.375, SLG: 0.714 |  | | |  | |  | |  | | 4 | 0 | 0 | 1 | 0 | 2 | 3 | | | | | | |
| Tom Brunansky, R (1, 9) | |  | |  | |  | |  | | 4 | 0 | 0 | 0 | 0 | 0 | 1 | | | | | | |
| José Oquendo, S (1, 6) | |  | |  | |  | |  | | 4 | 0 | 0 | 0 | 0 | 0 | 2 | | | | | | |
| Tony Peña, R (1, 2) OBP: 0.250, SLG: 0.250 |  | | | |  | |  | |  | 4 | 1 | 2 | 0 | 0 | 0 | 0 | | | | | | |
| Tim Jones, L (1, 4) OBP: 0.250, SLG: 0.286 | | |  | |  | |  | |  | 3 | 0 | 1 | 0 | 1 | 0 | 0 | | | | | | |
| Jose DeLeon, R (1, 1) | | |  | |  | |  | |  | 3 | 0 | 0 | 0 | 0 | 0 | 3 | | | | | | |
| Jim Lindeman, R (9, PH) | | | | | | | | | | 1 | 0 | 0 | 0 | 0 | 1 | 0 | | | | | | |
| Ken Dayley, L (9, 1) | | | | | | | | | | 0 | 0 | 0 | 0 | 0 | 0 | 0 | | | | | | |
| Todd Worrell, R (9, 1) | | | | | | | | | | 0 | 0 | 0 | 0 | 0 | 0 | 0 | | | | | | |
| Inning Stats | R: 0 E: 1 K: 2 S: 11 | H: 0 LOB: 2 BB: 1 P: 20 | R: 0 E: 0 K: 0 S: 8 | H: 0 LOB: 0 BB: 0 P: 9 | R: 0 E: 0 K: 1 S: 6 | H: 0 LOB: 0 BB: 0 P: 11 | R: 1 E: 1 K: 1 S: 8 | H: 1 LOB: 1 BB: 0 P: 11 | R: 0 E: 0 K: 0 S: 4 | H: 2 LOB: 1 BB: 0 P: 7 | R: 1 E: 1 K: 0 S: 15 | H: 1 LOB: 1 BB: 0 P: 21 | R: 1 E: 0 K: 1 S: 11 | H: 2 LOB: 2 BB: 1 P: 18 | R: 0 E: 0 K: 0 S: 6 | H: 0 LOB: 0 BB: 0 P: 6 | R: 0 E: 0 K: 1 S: 8 | H: 0 LOB: 0 BB: 0 P: 13 | 1B: 4 2B: 2 3B: 0 HR: 1 | SF: 0 SAC: 0 DP: 1 HBP: 0 | WP: 0 PB: 0 SB: 0 CS: 1 | PA: 36 |
| PITCHER | IP | WLS | BF | H | R | ER | SO | BB | IBB | HBP | BLK | WP | HR | S | P | ERA | WHIP | | | | | |
| Bob Ojeda, L (1, 1) ERA: 2.7 | 6.2 | L | 29 | 6 | 3 | 2 | 4 | 2 | 0 | 0 | 0 | 0 | 1 | 60 | 94 | 2.70 | 1.200 | | | | | |
| Roger McDowell, R (7, 1) ERA: | 1.1 | | 4 | 0 | 0 | 0 | 1 | 0 | 0 | 0 | 0 | 0 | 0 | 9 | 9 | 0.00 | 0.000 | | | | | |
| Randy Myers, L (9, 1) ERA: | 1.0 | | 3 | 0 | 0 | 0 | 1 | 0 | 0 | 0 | 0 | 0 | 0 | 8 | 13 | 0.00 | 0.000 | | | | | |

St. Louis Cardinals @ New York Mets
Shea Stadium, Flushing, NY
Wed Apr 05 1989, 3:33 AM EDT
Att: 17,873 - Overcast - 60 F

AB 34
R 3
H 6
RBI 3
BB 2
SO 6
LOB 14



| Batter | 1 | 2 | 3 | 4 | 5 | 6 | 7 | 8 | 9 | AB | R | H | RBI | BB | SO | LOB | BOTTOM | | | | | |
|---|---|---|---|---|--|---|---|---|------------------------------|----------------------------------|------------------------------|---------------------------------|------------------------------|----------------------------------|------------------------------|----------------------------------|------------------------------|----------------------------------|----------------------------------|------------------------------------|----------------------------------|--------|
| Lenny Dykstra, L (1, 8) |  | |  | |  | | |  | | 3 | 0 | 0 | 0 | 1 | 0 | 1 | | | | | | |
| Gregg Jefferies, S (1, 4) OBP: 0.375, SLG: 0.429 |  | |  | | |  | |  | | 4 | 0 | 0 | 0 | 0 | 0 | 1 | | | | | | |
| Keith Hernandez, L (1, 3) OBP: 0.250, SLG: 0.250 |  | |  | | |  | |  | | 4 | 0 | 2 | 0 | 0 | 0 | 0 | | | | | | |
| Darryl Strawberry, L (1, 9) OBP: 0.625, SLG: 1.000 |  | | |  | |  | |  | | 4 | 0 | 1 | 0 | 0 | 1 | 1 | | | | | | |
| Kevin McReynolds, R (1, 7) OBP: 0.375, SLG: 0.286 | |  | |  | | |  |  | | 4 | 0 | 1 | 0 | 0 | 0 | 1 | | | | | | |
| Gary Carter, R (1, 2) | |  | |  | | |  |  | | 4 | 0 | 0 | 0 | 0 | 1 | 2 | | | | | | |
| Howard Johnson, S (1, 5) OBP: 0.429, SLG: 0.857 | |  | | |  | |  | | | 3 | 1 | 0 | 0 | 0 | 0 | 1 | | | | | | |
| Kevin Elster, R (1, 6) OBP: 0.571, SLG: 0.714 | |  | | | |  | |  | | 3 | 0 | 1 | 1 | 0 | 1 | 0 | | | | | | |
| Randy Myers, L (9, 1) ERA: | |  | | | | | | | | 0 | 0 | 0 | 0 | 0 | 0 | 0 | | | | | | |
| Bob Ojeda, L (1, 1) | |  | | | | | |  | | 1 | 0 | 0 | 0 | 1 | 0 | 1 | | | | | | |
| Roger McDowell, R (7, 1) | | | | | | | | | | 0 | 0 | 0 | 0 | 0 | 0 | 0 | | | | | | |
| Dave Magadan, L (8, PH) (9, 5) | | | | | | | | | | 1 | 0 | 0 | 0 | 0 | 0 | 0 | | | | | | |
| Inning Stats | R: 0 E: 0 K: 0 S: 10 | H: 1 LOB: 1 BB: 0 P: 14 | R: 1 E: 0 K: 1 S: 12 | H: 2 LOB: 1 BB: 0 P: 14 | R: 0 E: 0 K: 0 S: 8 | H: 0 LOB: 0 BB: 0 P: 11 | R: 0 E: 0 K: 1 S: 8 | H: 0 LOB: 0 BB: 0 P: 12 | R: 0 E: 0 K: 0 S: 6 | H: 0 LOB: 1 BB: 1 P: 19 | R: 0 E: 0 K: 0 S: 6 | H: 1 LOB: 0 BB: 0 P: 8 | R: 0 E: 0 K: 0 S: 8 | H: 0 LOB: 0 BB: 0 P: 12 | R: 0 E: 0 K: 1 S: 8 | H: 0 LOB: 1 BB: 1 P: 15 | R: 0 E: 0 K: 0 S: 8 | H: 1 LOB: 1 BB: 0 P: 10 | 1B: 3 2B: 3 3B: 0 HR: 0 | SF: 0 SAC: 0 DP: 0 HBP: 0 | WP: 0 PB: 0 SB: 0 CS: 0 | PA: 33 |
| PITCHER | IP | WLS | BF | H | R | ER | SO | BB | IBB | HBP | BLK | WP | HR | S | P | ERA | WHIP | | | | | |
| Jose DeLeon, R (1, 1) ERA: 1.13 | 8.0 | W | 29 | 4 | 1 | 1 | 3 | 2 | 0 | 0 | 0 | 0 | 0 | 71 | 105 | 1.12 | 0.750 | | | | | |
| Ken Dayley, L (9, 1) ERA: | 0.1 | | 2 | 1 | 0 | 0 | 0 | 0 | 0 | 0 | 0 | 0 | 0 | 5 | 7 | 0.00 | 3.000 | | | | | |
| Todd Worrell, R (9, 1) ERA: 5.4 | 0.2 | S | 2 | 0 | 0 | 0 | 0 | 0 | 0 | 0 | 0 | 0 | 0 | 3 | 3 | 0.00 | 0.000 | | | | | |

St. Louis Cardinals @ New York Mets
Shea Stadium, Flushing, NY
Wed Apr 05 1989, 3:33 AM EDT
Att: 17,873 - Overcast - 60 F

AB 31
R 1
H 5
RBI 1
BB 2
SO 3
LOB 8



| Batter | 1 | 2 | 3 | 4 | 5 | 6 | 7 | 8 | 9 | AB | R | H | RBI | BB | SO | LOB | TOP | | | | | | | | | | | | | | | | | | | | | | | | | |
|--|-------------------------------|----------------------------------|-------------------------------|----------------------------------|------------------------------|----------------------------------|-------------------------------|----------------------------------|-------------------------------|----------------------------------|-------------------------------|----------------------------------|------------------------------|----------------------------------|------------------------------|---------------------------------|--|----------------------------------|----------------------------------|------------------------------------|----------------------------------|--------|--|--|--|----|-----|----|---|---|----|----|----|-----|-----|-----|----|----|---|---|-----|------|
| Mookie Wilson, S (1, 8) OBP: 0.125, SLG: 0.125 | G6-3 | | G4-3 | | FC4-6 | | | | E1 | 3 | 0 | 0 | 0 | 0 | 0 | 1 | New York Mets @ Montreal Expos Olympic Stadium, Montreal, QB Fri Apr 07 1989, 7:05 PM EDT Att: 17,263 - Unknown - 50 F | | | | | | | | | | | | | | | | | | | | | | | | | |
| Sid Fernandez, L (5, 1) | | | | | | | | | | 0 | 0 | 0 | 0 | 0 | 0 | | | | | | | | | | | | | | | | | | | | | | | | | | | |
| Mackey Sasser, L (7, PH) | | | | | | | | | | 0 | 0 | 0 | 0 | 1 | 0 | | | | | | | | | | | | | | | | | | | | | | | | | | | |
| Terry Leach, R (7, 1) | | | | | | | | | | 0 | 0 | 0 | 0 | 0 | 0 | | | | | | | | | | | | | | | | | | | | | | | | | | | |
| Dave Magadan, L (9, PH) | | | | | | | | | | 1 | 0 | 0 | 0 | 0 | 2 | | | | | | | | | | | | | | | | | | | | | | | | | | | |
| Gregg Jefferies, S (1, 4) OBP: 0.308, SLG: 0.333 | F7 | | | | F7 | | P4 | | FC4-6 | 5 | 0 | 1 | 1 | 0 | 4 | | | | | | | | | | | | | | | | | | | | | | | | | | | |
| Keith Hernandez, L (1, 3) | | | | | | | | | | 4 | 0 | 0 | 1 | 1 | 0 | | | | | | | | | | | | | | | | | | | | | | | | | | | |
| Darryl Strawberry, L (1, 9) OBP: 0.538, SLG: 0.727 | K | | | | | | | | | 4 | 1 | 1 | 0 | 1 | 2 | | | | | | | | | | | | | | | | | | | | | | | | | | | |
| Kevin McReynolds, R (1, 7) OBP: 0.308, SLG: 0.333 | | | | | | | | | | 5 | 0 | 1 | 1 | 0 | 1 | | | | | | | | | | | | | | | | | | | | | | | | | | | |
| Gary Carter, R (1, 2) OBP: 0.167, SLG: 0.091 | | | | | | | | | | 4 | 0 | 1 | 0 | 0 | 2 | | | | | | | | | | | | | | | | | | | | | | | | | | | |
| Howard Johnson, S (1, 5) OBP: 0.455, SLG: 0.800 | | | | | | | | | | 3 | 0 | 1 | 0 | 1 | 1 | | | | | | | | | | | | | | | | | | | | | | | | | | | |
| Kevin Elster, R (1, 6) OBP: 0.455, SLG: 0.636 | | | | | | | | | | 4 | 1 | 1 | 0 | 0 | 4 | | | | | | | | | | | | | | | | | | | | | | | | | | | |
| Ron Darling, R (1, 1) | | | | | | | | | | 1 | 0 | 0 | 0 | 0 | 0 | | | | | | | | | | | | | | | | | | | | | | | | | | | |
| Rick Aguilera, R (3, 1) | | | | | | | | | | 0 | 0 | 0 | 0 | 0 | 0 | | | | | | | | | | | | | | | | | | | | | | | | | | | |
| Lenny Dykstra, L (5, PH) OBP: 0.429, SLG: 0.200 | | | | | | | | | | 2 | 1 | 1 | 0 | 1 | 0 | | | | | | | | | | | | | | | | | | | | | | | | | | | |
| Inning Stats | R: 0 E: 0 K: 1 S: 14 | H: 0 LOB: 1 BB: 1 P: 24 | R: 0 E: 0 K: 0 S: 10 | H: 0 LOB: 1 BB: 1 P: 19 | R: 0 E: 0 K: 0 S: 7 | H: 1 LOB: 1 BB: 0 P: 11 | R: 1 E: 0 K: 1 S: 12 | H: 2 LOB: 1 BB: 0 P: 16 | R: 0 E: 0 K: 0 S: 11 | H: 1 LOB: 1 BB: 0 P: 20 | R: 0 E: 0 K: 1 S: 12 | H: 2 LOB: 2 BB: 1 P: 17 | R: 0 E: 0 K: 0 S: 8 | H: 0 LOB: 1 BB: 1 P: 14 | R: 0 E: 1 K: 1 S: 6 | H: 0 LOB: 1 BB: 0 P: 9 | R: 2 E: 1 K: 0 S: 10 | H: 1 LOB: 2 BB: 2 P: 20 | 1B: 4 2B: 3 3B: 0 HR: 0 | SF: 0 SAC: 0 DP: 0 HBP: 0 | WP: 0 PB: 0 SB: 3 CS: 0 | PA: 41 | | | | | | | | | | | | | | | | | | | | |
| PITCHER | IP | WLS | BF | H | R | ER | SO | BB | IBB | HBP | BLK | WP | HR | S | P | ERA | WHIP | PITCHER | | | | | | | | IP | WLS | BF | H | R | ER | SO | BB | IBB | HBP | BLK | WP | HR | S | P | ERA | WHIP |
| Kevin Gross, R ERA: 2.25 | (1, 1) | 8.0 | W | 36 | 7 | 3 | 2 | 4 | 4 | 0 | 0 | 0 | 0 | 0 | 82 | 136 | 2.25 | 1.375 | | | | | | | | | | | | | | | | | | | | | | | | |
| Andy McGaffigan, R ERA: | (9, 1) | 1.0 | | 5 | 0 | 0 | 0 | 0 | 1 | 0 | 0 | 0 | 0 | 0 | 8 | 14 | 0.00 | 1.000 | | | | | | | | | | | | | | | | | | | | | | | | |

| | |
|-----|----|
| AB | 36 |
| R | 3 |
| H | 7 |
| RBI | 3 |
| BB | 5 |
| SO | 4 |
| LOB | 22 |



| Batter | 1 | 2 | 3 | 4 | 5 | 6 | 7 | 8 | 9 | AB | R | H | RBI | BB | SO | LOB | BOTTOM | | | | | | | | | | | | | | | | | | | | | | | | | |
|--|------------------------------|----------------------------------|-------------------------------|----------------------------------|-------------------------------|----------------------------------|-------------------------------|----------------------------------|------------------------------|----------------------------------|-------------------------------|----------------------------------|------------------------------|----------------------------------|------------------------------|----------------------------------|--|----------------------------------|----------------------------------|------------------------------------|----------------------------------|--------|--|--|--|----|-----|----|---|---|----|----|----|-----|-----|-----|----|----|---|---|-----|------|
| Otis Nixon, S (1, 8) OBP: 0.250, SLG: 0.286 | G1-3 | | | | | | | | | 3 | 1 | 0 | 0 | 1 | 1 | | New York Mets @ Montreal Expos Olympic Stadium, Montreal, QB Fri Apr 07 1989, 7:05 PM EDT Att: 17,263 - Unknown - 50 F | | | | | | | | | | | | | | | | | | | | | | | | | |
| Tom Foley, L (1, 4) OBP: 0.273, SLG: 0.636 | | | | | | | | | | 4 | 1 | 1 | 1 | 0 | 0 | | | | | | | | | | | | | | | | | | | | | | | | | | | |
| Hubie Brooks, R (1, 9) OBP: 0.375, SLG: 0.333 | | | | | | | | | | 4 | 1 | 1 | 0 | 0 | 3 | | | | | | | | | | | | | | | | | | | | | | | | | | | |
| Tim Raines, S (1, 7) OBP: 0.412, SLG: 0.250 | | | | | | | | | | 2 | 1 | 1 | 0 | 1 | 0 | | | | | | | | | | | | | | | | | | | | | | | | | | | |
| Andres Galarraga, R (1, 3) OBP: 0.400, SLG: 0.333 | | | | | | | | | | 3 | 1 | 1 | 1 | 0 | 1 | | | | | | | | | | | | | | | | | | | | | | | | | | | |
| Tim Lincecum, R (1, 5) OBP: 0.333, SLG: 0.231 | | | | | | | | | | 3 | 1 | 1 | 2 | 1 | 0 | | | | | | | | | | | | | | | | | | | | | | | | | | | |
| Nelson Santovenia, R (1, 2) OBP: 0.333, SLG: 0.444 | | | | | | | | | | 4 | 1 | 1 | 2 | 0 | 1 | | | | | | | | | | | | | | | | | | | | | | | | | | | |
| Spike Owen, S (1, 6) OBP: 0.250, SLG: 0.417 | | | | | | | | | | 3 | 0 | 1 | 0 | 0 | 0 | | | | | | | | | | | | | | | | | | | | | | | | | | | |
| Kevin Gross, R (1, 1) ERA: 4.5 | | | | | | | | | | 3 | 0 | 1 | 0 | 0 | 2 | | | | | | | | | | | | | | | | | | | | | | | | | | | |
| Andy McGaffigan, R ERA: | (9, 1) | | | | | | | | | 0 | 0 | 0 | 0 | 0 | 0 | | | | | | | | | | | | | | | | | | | | | | | | | | | |
| Inning Stats | R: 0 E: 0 K: 1 S: 7 | H: 0 LOB: 0 BB: 0 P: 11 | R: 3 E: 0 K: 1 S: 15 | H: 3 LOB: 0 BB: 1 P: 24 | R: 4 E: 0 K: 1 S: 23 | H: 4 LOB: 2 BB: 2 P: 38 | R: 0 E: 0 K: 1 S: 12 | H: 0 LOB: 0 BB: 0 P: 16 | R: 0 E: 0 K: 1 S: 6 | H: 0 LOB: 0 BB: 0 P: 11 | R: 0 E: 0 K: 1 S: 14 | H: 1 LOB: 1 BB: 0 P: 19 | R: 0 E: 0 K: 1 S: 8 | H: 0 LOB: 0 BB: 0 P: 11 | R: 0 E: 0 K: 1 S: 9 | H: 0 LOB: 0 BB: 0 P: 14 | R: 0 E: 0 K: 1 S: 7 | H: 0 LOB: 0 BB: 0 P: 14 | 1B: 7 2B: 0 3B: 0 HR: 1 | SF: 0 SAC: 0 DP: 1 HBP: 2 | WP: 1 PB: 0 SB: 2 CS: 1 | PA: 34 | | | | | | | | | | | | | | | | | | | | |
| PITCHER | IP | WLS | BF | H | R | ER | SO | BB | IBB | HBP | BLK | WP | HR | S | P | ERA | WHIP | PITCHER | | | | | | | | IP | WLS | BF | H | R | ER | SO | BB | IBB | HBP | BLK | WP | HR | S | P | ERA | WHIP |
| Ron Darling, R ERA: 27.0 | (1, 1) | 2.0 | L | 12 | 5 | 6 | 6 | 2 | 2 | 0 | 0 | 0 | 0 | 0 | 30 | 47 | 27.00 | 3.500 | | | | | | | | | | | | | | | | | | | | | | | | |
| Rick Aguilera, R ERA: 4.5 | (3, 1) | 2.0 | | 9 | 2 | 1 | 1 | 2 | 1 | 0 | 1 | 0 | 0 | 0 | 27 | 42 | 4.50 | 1.500 | | | | | | | | | | | | | | | | | | | | | | | | |
| Sid Fernandez, L ERA: | (5, 1) | 2.0 | | 7 | 1 | 0 | 0 | 2 | 0 | 0 | 1 | 0 | 0 | 0 | 20 | 30 | 0.00 | 0.500 | | | | | | | | | | | | | | | | | | | | | | | | |
| Terry Leach, R ERA: | (7, 1) | 2.0 | | 6 | 0 | 0 | 0 | 2 | 0 | 0 | 0 | 0 | 0 | 0 | 17 | 25 | 0.00 | 0.000 | | | | | | | | | | | | | | | | | | | | | | | | |



| Batter | 1 | 2 | 3 | 4 | 5 | 6 | 7 | 8 | 9 | AB | R | H | RBI | BB | SO | LOB | TOP | | | | | | | |
|---|-------------------------------|----------------------------------|------------------------------|----------------------------------|------------------------------|----------------------------------|------------------------------|---------------------------------|-------------------------------|----------------------------------|------------------------------|----------------------------------|-------------------------------|----------------------------------|------------------------------|---------------------------------|-------------------------------|----------------------------------|----------------------------------|------------------------------------|----------------------------------|--------|--|--|
| Lenny Dykstra, L OBP: 0.417, SLG: 0.375 | G3-1 F7 BB | F7 | | | E 2B | | SF9 | | P6 | 3 | 0 | 1 | 1 | 1 | 0 | 2 | | | | | | | | |
| Gregg Jefferies, S OBP: 0.235, SLG: 0.250 | F7 | | G4-3 | | E1 2-3 | | F8 | | | 4 | 0 | 0 | 0 | 0 | 0 | 2 | | | | | | | | |
| Keith Hernandez, L OBP: 0.294, SLG: 0.200 | G3-1 BB | | G3 1B | | P6 | | | | L6 | 3 | 0 | 1 | 0 | 1 | 0 | 2 | | | | | | | | |
| Darryl Strawberry, L OBP: 0.412, SLG: 0.533 | G3-1 | | G3 | | G4-3 | | | | K | 4 | 0 | 0 | 0 | 0 | 1 | 5 | | | | | | | | |
| Kevin McReynolds, R OBP: 0.294, SLG: 0.267 Roger McDowell, R (8, 1) | BB | | K | | | K | | | G4-3 | 3 | 0 | 0 | 0 | 1 | 2 | 1 | | | | | | | | |
| Howard Johnson, S OBP: 0.400, SLG: 0.643 | F8 | | | G3 | | K | | | | 4 | 1 | 1 | 0 | 0 | 1 | 3 | | | | | | | | |
| Barry Lyons, R Mackey Sasser, L (9, PH) | | G6-3 | | F8 | | G1-3 | | | | 3 | 0 | 0 | 0 | 0 | 0 | 0 | | | | | | | | |
| Kevin Elster, R OBP: 0.500, SLG: 0.692 Dave Magadan, L (9, PH) | | | G4-3 | | | | SH1-4 SF9 2B | | | 2 | 1 | 1 | 0 | 1 | 0 | 0 | | | | | | | | |
| David Cone, L Randy Myers, L Mookie Wilson, S OBP: 0.111, SLG: 0.125 | P7 | | | | G3 | | SH1-4 | | SF7 | 2 | 0 | 0 | 0 | 0 | 0 | 1 | | | | | | | | |
| Inning Stats | R: 0 E: 0 K: 0 S: 13 | H: 0 LOB: 3 BB: 3 P: 27 | R: 0 E: 0 K: 0 S: 6 | H: 0 LOB: 1 BB: 1 P: 10 | R: 0 E: 0 K: 1 S: 7 | H: 1 LOB: 0 BB: 0 P: 11 | R: 0 E: 0 K: 0 S: 5 | H: 0 LOB: 0 BB: 0 P: 8 | R: 0 E: 0 K: 0 S: 14 | H: 1 LOB: 2 BB: 0 P: 20 | R: 0 E: 0 K: 2 S: 9 | H: 0 LOB: 0 BB: 0 P: 14 | R: 1 E: 0 K: 0 S: 10 | H: 1 LOB: 0 BB: 0 P: 11 | R: 0 E: 0 K: 1 S: 6 | H: 0 LOB: 0 BB: 0 P: 9 | R: 1 E: 0 K: 1 S: 14 | H: 1 LOB: 1 BB: 1 P: 23 | 1B: 2 2B: 2 3B: 0 HR: 0 | SF: 2 SAC: 1 DP: 0 HBP: 0 | WP: 0 PB: 0 SB: 1 CS: 0 | PA: 37 | | |
| PITCHER | IP | WLS | BF | H | R | ER | SO | BB | IBB | HBP | BLK | WP | HR | S | P | ERA | WHIP | | | | | | | |
| Bryn Smith, R ERA: 3.0 | 5.0 | | 22 | 2 | 0 | 0 | 1 | 4 | 0 | 0 | 0 | 0 | 0 | 45 | 76 | 0.00 | 1.200 | | | | | | | |
| Gene Harris, R ERA: 3.0 | 2.0 | W | 7 | 1 | 1 | 1 | 2 | 0 | 0 | 0 | 0 | 0 | 0 | 19 | 25 | 4.50 | 0.500 | | | | | | | |
| Joe Hesketh, L ERA: 7.71 | 1.0 | | 4 | 1 | 1 | 0 | 1 | 0 | 0 | 0 | 0 | 0 | 0 | 9 | 14 | 0.00 | 1.000 | | | | | | | |
| Tim Burke, R ERA: | 1.0 | S | 4 | 0 | 0 | 0 | 1 | 1 | 0 | 0 | 0 | 0 | 0 | 11 | 18 | 0.00 | 1.000 | | | | | | | |

New York Mets @ Montreal Expos
Olympic Stadium, Montreal, QB
 Sat Apr 08 1989, 3:33 AM EDT
 Att: 23,506 - Unknown - 50 F

AB 29
 R 2
 H 4
 RBI 2
 BB 5
 SO 5
 LOB 17



| Batter | 1 | 2 | 3 | 4 | 5 | 6 | 7 | 8 | 9 | AB | R | H | RBI | BB | SO | LOB | BOTTOM | | | | | | | |
|---|-------------------------------|----------------------------------|------------------------------|---------------------------------|-------------------------------|----------------------------------|------------------------------|----------------------------------|-------------------------------|----------------------------------|------------------------------|----------------------------------|-------------------------------|----------------------------------|-------------------------------|----------------------------------|----------------------------------|------------------------------------|----------------------------------|--------|--|--|--|--|
| Tim Raines, S OBP: 0.429, SLG: 0.267 | G3 1B | | F8 | | P4 | | | | | 3 | 0 | 1 | 0 | 1 | 0 | 2 | | | | | | | | |
| Dave Martinez, L Otis Nixon, S OBP: 0.222, SLG: 0.250 | G3 | | L7 | | | F7 | K | | | 3 | 0 | 0 | 0 | 0 | 0 | 2 | | | | | | | | |
| Andres Galarraga, R OBP: 0.369, SLG: 0.313 | L9 | | | K | | | | | K | 4 | 0 | 1 | 0 | 0 | 2 | 1 | | | | | | | | |
| Hubie Brooks, R OBP: 0.350, SLG: 0.316 | K | | | K | | F8 | | | 2B 1B | 4 | 1 | 1 | 0 | 0 | 2 | 2 | | | | | | | | |
| Tim Wallach, R OBP: 0.368, SLG: 0.353 | | G3-6 1B | | L7 | | F9 | | | WP 2B | 4 | 0 | 2 | 1 | 0 | 0 | 1 | | | | | | | | |
| Tom Foley, L OBP: 0.267, SLG: 0.533 | G3-6 | | | | G4-3 | | 1B SF9 1B | | K | 4 | 1 | 1 | 0 | 0 | 1 | 2 | | | | | | | | |
| Nelson Santovenia, R OBP: 0.400, SLG: 0.500 Rex Hudler, R OBP: 1.000, SLG: 1.000 Mike Fitzgerald, R (8, 2) | G6-3 | | | | | WP SF8 1B | | | G6-3 | 3 | 1 | 2 | 0 | 0 | 0 | 0 | | | | | | | | |
| Spike Owen, S OBP: 0.267, SLG: 0.385 | | | G2-3 | | | | SF9 | | | 1 | 0 | 0 | 1 | 1 | 0 | 0 | | | | | | | | |
| Bryn Smith, R Wallace Johnson, S Gene Harris, R Mike Aldrete, L Joe Hesketh, R Tim Burke, R | | | | | | | | | K | 0 | 0 | 0 | 0 | 1 | 0 | 0 | | | | | | | | |
| Inning Stats | R: 0 E: 0 K: 1 S: 15 | H: 1 LOB: 1 BB: 0 P: 22 | R: 0 E: 0 K: 0 S: 6 | H: 1 LOB: 0 BB: 0 P: 8 | R: 0 E: 0 K: 0 S: 12 | H: 0 LOB: 0 BB: 1 P: 19 | R: 0 E: 0 K: 2 S: 9 | H: 0 LOB: 0 BB: 0 P: 12 | R: 0 E: 0 K: 0 S: 11 | H: 1 LOB: 1 BB: 1 P: 18 | R: 0 E: 0 K: 0 S: 7 | H: 1 LOB: 1 BB: 0 P: 10 | R: 1 E: 1 K: 2 S: 14 | H: 2 LOB: 2 BB: 1 P: 26 | R: 1 E: 0 K: 2 S: 16 | H: 2 LOB: 1 BB: 0 P: 21 | 1B: 7 2B: 1 3B: 0 HR: 0 | SF: 2 SAC: 0 DP: 1 HBP: 0 | WP: 3 PB: 0 SB: 0 CS: 0 | PA: 34 | | | | |
| PITCHER | IP | WLS | BF | H | R | ER | SO | BB | IBB | HBP | BLK | WP | HR | S | P | ERA | WHIP | | | | | | | |
| David Cone, R ERA: 2.84 | 6.1 | L | 26 | 6 | 2 | 2 | 3 | 2 | 0 | 0 | 0 | 0 | 0 | 67 | 98 | 2.84 | 1.263 | | | | | | | |
| Randy Myers, L ERA: | 0.2 | | 3 | 0 | 0 | 0 | 2 | 0 | 1 | 0 | 0 | 0 | 0 | 7 | 17 | 0.00 | 0.000 | | | | | | | |
| Roger McDowell, R ERA: 3.86 | 1.0 | | 5 | 2 | 1 | 1 | 2 | 0 | 0 | 0 | 0 | 1 | 0 | 16 | 21 | 9.00 | 2.000 | | | | | | | |

New York Mets @ Montreal Expos
Olympic Stadium, Montreal, QB
 Sat Apr 08 1989, 3:33 AM EDT
 Att: 23,506 - Unknown - 50 F

AB 29
 R 3
 H 8
 RBI 3
 BB 3
 SO 7
 LOB 15



| Batter | 1 | 2 | 3 | 4 | 5 | 6 | 7 | 8 | 9 | AB | R | H | RBI | BB | SO | LOB | TOP | | | | | |
|---|-------------------------------|----------------------------------|------------------------------|---|------------------------------|----------------------------------|-------------------------------|----------------------------------|---|----------------------------------|------------------------------|----------------------------------|------------------------------|---------------------------------|------------------------------|----------------------------------|------------------------------|----------------------------------|----------------------------------|------------------------------------|----------------------------------|--------|
| Mookie Wilson, S (1, 8) Randy Myers, L (9, 1) | 0-2 CS 1B | | 1-2 1B | | 1-1 FC3-2 E | | 0-2 G5-3 | | 3-2 F8 | 5 | 1 | 2 | 0 | 0 | 0 | 4 | | | | | | |
| Gregg Jefferies, S (1, 4) OBP: 0.286, SLG: 0.350 | 1 SAFE 3-2 BLK 1B | | 2-1 F7 | | 0-0 E9 | | | 2-1 L9 | | 4 | 0 | 2 | 1 | 0 | 0 | 1 | | | | | | |
| Keith Hernandez, L (1, 3) OBP: 0.286, SLG: 0.263 | 1 SAFE 1-3 K | | 2-2 P5 | | 0-0 F7 | | | 1-1 2B | | 4 | 0 | 1 | 0 | 0 | 1 | 3 | | | | | | |
| Darryl Strawberry, L (1, 9) OBP: 0.333, SLG: 0.421 | 2-3 K | | | 1-0 F8 | | | | 1-0 F8 | | 4 | 0 | 0 | 0 | 0 | 2 | 2 | | | | | | |
| Kevin McReynolds, R (1, 7) OBP: 0.286, SLG: 0.263 | | 0-1 L7 | | 3-2 E S 1B | | | | 1-1 G5-3 | | 4 | 0 | 1 | 0 | 0 | 0 | 1 | | | | | | |
| Gary Carter, R (1, 2) Lenny Dykstra, L (9, PR) OBP: 0.417, SLG: 0.375 | 1 SAFE 1-0 P2 | | 2-3 K | | 2-0 F7 | | | 4-1 SH3-4 2B | | 3 | 0 | 0 | 0 | 1 | 1 | | | | | | | |
| Howard Johnson, S (1, 5) Dave Magadan, L (8, 5) | 0-0 2B | | 2-3 K | | 0-0 L9 | | | 1-0 SH3-4 | | 3 | 0 | 1 | 0 | 0 | 1 | 1 | | | | | | |
| Kevin Elster, R (1, 6) OBP: 0.500, SLG: 0.824 | 3-2 G4-3 | | | 2-1 FC3-2 3B | | | | 1-1 F9 | | 4 | 0 | 2 | 1 | 0 | 0 | 1 | | | | | | |
| Dwight Gooden, R (1, 1) Lee Mazzilli, S (9, PH) Barry Lyons, R (9, 2) | | | 0-0 G3-1 | | 0-1 G3 | | | 1-1 G4-3 | | 3 | 0 | 1 | 0 | 0 | 0 | 1 | | | | | | |
| Inning Stats | R: 0 E: 0 K: 2 S: 14 | H: 2 LOB: 1 BB: 0 P: 19 | R: 0 E: 0 K: 0 S: 7 | H: 1 LOB: 1 BB: 0 P: 11 | R: 0 E: 0 K: 0 S: 9 | H: 1 LOB: 1 BB: 0 P: 14 | R: 0 E: 0 K: 2 S: 10 | H: 1 LOB: 1 BB: 0 P: 18 | R: 1 E: 1 K: 0 S: 8 | H: 2 LOB: 1 BB: 0 P: 11 | R: 0 E: 0 K: 1 S: 6 | H: 0 LOB: 0 BB: 0 P: 10 | R: 0 E: 0 K: 0 S: 7 | H: 1 LOB: 1 BB: 0 P: 7 | R: 0 E: 0 K: 0 S: 7 | H: 1 LOB: 1 BB: 0 P: 12 | R: 1 E: 0 K: 0 S: 9 | H: 1 LOB: 2 BB: 1 P: 19 | 1B: 4 2B: 5 3B: 1 HR: 0 | SF: 0 SAC: 1 DP: 0 HBP: 0 | WP: 0 PB: 0 SB: 1 CS: 1 | PA: 37 |
| PITCHER | IP ERA WHIP | WLS BF H R ER SO | BF H R ER SO | BB IBB HBP BLK WP HR S P | ERA WHIP | PITCHER | IP ERA WHIP | WLS BF H R ER SO | BB IBB HBP BLK WP HR S P | ERA WHIP | | | | | | | | | | | | |
| Dennis Martinez, R (1, 1) ERA: 2.4 | 8.0 | 32 | 9 | 1 | 1 | 5 | 0 | 0 | 0 | 0 | 0 | 0 | 0 | 0 | 68 | 102 | 1.12 | 1.125 | | | | |
| Andy McGaffigan, R (9, 1) ERA: 2.45 | 1.0 | L 5 | 1 | 1 | 1 | 0 | 1 | 0 | 0 | 0 | 0 | 0 | 0 | 0 | 9 | 19 | 9.00 | 2.000 | | | | |

New York Mets @ Montreal Expos
 Olympic Stadium, Montreal, QB
 Sun Apr 09 1989, 3:33 AM EDT
 Att: 23,662 - Dome


AB 35
 R 2
 H 10
 RBI 2
 BB 1
 SO 5
 LOB 17



| Batter | 1 | 2 | 3 | 4 | 5 | 6 | 7 | 8 | 9 | AB | R | H | RBI | BB | SO | LOB | BOTTOM | | | | | |
|--|-------------------------------|----------------------------------|------------------------------|---|------------------------------|----------------------------------|------------------------------|----------------------------------|---|---------------------------------|------------------------------|----------------------------------|-------------------------------|----------------------------------|------------------------------|---------------------------------|-------------------------------|----------------------------------|----------------------------------|------------------------------------|----------------------------------|--------|
| Tim Raines, S (1, 7) OBP: 0.360, SLG: 0.211 | 1-3 K | | 1-1 CS | | 0-0 F7 | | 0-0 P6 | | 2-3 K | 4 | 0 | 0 | 0 | 0 | 2 | 0 | | | | | | |
| Dave Martinez, L (1, 8) Damaso Garcia, R (9, PH) OBP: 0.286, SLG: 0.286 | 2-2 G1-3 | | 3-2 F7 | | | | | 2-3 K | | 3 | 0 | 0 | 0 | 0 | 1 | 0 | | | | | | |
| Mike Aldrete, L (1, 3) Andres Galaraga, R (9, PH) OBP: 0.350, SLG: 0.294 | 2-2 G6-3 | | 0-3 K | | | | | 1-3 K | | 3 | 0 | 0 | 0 | 0 | 2 | 0 | | | | | | |
| Hubie Brooks, R (1, 9) OBP: 0.348, SLG: 0.455 | | 1-3 K | | 2-1 E5 CS 1B | | | | 0-1 HR | | 3 | 1 | 1 | 1 | 0 | 1 | 0 | | | | | | |
| Tim Wallach, R (1, 5) OBP: 0.409, SLG: 0.368 | 1-0 G5-3 | | 0-0 CS | | 1-2 1B | | | 4-0 BB | | 2 | 0 | 1 | 0 | 1 | 0 | 0 | | | | | | |
| Tom Foley, L (1, 4) OBP: 0.222, SLG: 0.444 | 2-2 G6-3 | | 1-0 F7 | | 1-2 F7 | | | 1-2 L7 | | 3 | 0 | 0 | 0 | 0 | 0 | 3 | | | | | | |
| Nelson Santovenia, R (1, 2) OBP: 0.389, SLG: 0.467 | | | 0-1 CS 1B | | 1-0 F9 | | | 0-2 G6-3 | | 3 | 0 | 1 | 0 | 0 | 0 | 1 | | | | | | |
| Spike Owen, S (1, 6) OBP: 0.222, SLG: 0.313 | 1-2 F7 | | | 1-0 G4-3 | | | | 1-1 F8 | | 3 | 0 | 0 | 0 | 0 | 0 | 1 | | | | | | |
| Dennis Martinez, R (1, 1) Wallace Johnson, S (8, PH) Andy McGaffigan, R (9, 1) | | | 0-3 K | | | | | 1-0 G4-3 | | 2 | 0 | 0 | 0 | 0 | 2 | 1 | | | | | | |
| Inning Stats | R: 0 E: 0 K: 1 S: 10 | H: 0 LOB: 0 BB: 0 P: 15 | R: 0 E: 0 K: 1 S: 8 | H: 0 LOB: 0 BB: 0 P: 12 | R: 0 E: 0 K: 1 S: 9 | H: 1 LOB: 0 BB: 0 P: 11 | R: 0 E: 0 K: 1 S: 9 | H: 0 LOB: 0 BB: 0 P: 12 | R: 0 E: 0 K: 2 S: 5 | H: 1 LOB: 1 BB: 0 P: 9 | R: 0 E: 0 K: 1 S: 8 | H: 0 LOB: 0 BB: 0 P: 11 | R: 1 E: 0 K: 2 S: 14 | H: 1 LOB: 1 BB: 1 P: 21 | R: 0 E: 0 K: 0 S: 6 | H: 0 LOB: 0 BB: 0 P: 8 | R: 0 E: 0 K: 3 S: 11 | H: 0 LOB: 0 BB: 0 P: 15 | 1B: 2 2B: 0 3B: 0 HR: 1 | SF: 0 SAC: 0 DP: 0 HBP: 0 | WP: 0 PB: 0 SB: 0 CS: 3 | PA: 31 |
| PITCHER | IP ERA WHIP | WLS BF H R ER SO | BF H R ER SO | BB IBB HBP BLK WP HR S P | ERA WHIP | PITCHER | IP ERA WHIP | WLS BF H R ER SO | BB IBB HBP BLK WP HR S P | ERA WHIP | | | | | | | | | | | | |
| Dwight Gooden, R (1, 1) ERA: 2.4 | 8.0 | W 27 | 3 | 1 | 1 | 7 | 1 | 0 | 0 | 0 | 0 | 0 | 0 | 0 | 69 | 99 | 1.12 | 0.500 | | | | |
| Randy Myers, L (9, 1) ERA: | 1.0 | S 3 | 0 | 0 | 0 | 3 | 0 | 0 | 0 | 0 | 0 | 0 | 0 | 0 | 11 | 15 | 0.00 | 0.000 | | | | |

New York Mets @ Montreal Expos
 Olympic Stadium, Montreal, QB
 Sun Apr 09 1989, 3:33 AM EDT
 Att: 23,662 - Dome

AB 29
 R 1
 H 3
 RBI 1
 BB 1
 SO 10
 LOB 6



| Batter | 1 | 2 | 3 | 4 | 5 | 6 | 7 | 8 | 9 | 10 | 11 | AB | R | H | RBI | BB | SO | LOB | TOP | | | | | | |
|--|------------------------------|----------------------------------|------------------------------|---------------------------------|------------------------------|----------------------------------|------------------------------|----------------------------------|------------------------------|----------------------------------|------------------------------|----------------------------------|------------------------------|----------------------------------|-------------------------------|----------------------------------|-------------------------------|----------------------------------|------------------------------|----------------------------------|----------------------------------|------------------------------------|----------------------------------|--------|--|
| Lenny Dykstra, L OBP: 0.471, SLG: 0.417 | G1-3 | | G3-1 | | FC1-6 FC3 1B | | | | | | | 4 | 0 | 2 | 1 | 1 | 0 | 1 | | | | | | | |
| Gregg Jefferies, S OBP: 0.231, SLG: 0.280 | G1-3 | | L9 | | FC3 FC1-6 | | G3 | | | | | 5 | 0 | 0 | 1 | 0 | 1 | 5 | | | | | | | |
| Keith Hernandez, L OBP: 0.289, SLG: 0.217 | | | | G4-3 | FC1-6 | | | L8 | | | K | 4 | 0 | 0 | 0 | 1 | 1 | 2 | | | | | | | |
| Darryl Strawberry, L OBP: 0.308, SLG: 0.348 | P4 | | | G4-3 | F8 | | | CS S BB | | | P3 | 4 | 0 | 0 | 0 | 1 | 0 | 3 | | | | | | | |
| Kevin McReynolds, R OBP: 0.269, SLG: 0.217 | | | | P2 | | | | CS BB | | | F9 | 4 | 0 | 0 | 0 | 1 | 0 | 0 | | | | | | | |
| Gary Carter, R OBP: 0.190, SLG: 0.105 | | G5-3 | | | 2B 1B | | | G1-3 | | | F9 | 5 | 1 | 1 | 0 | 0 | 1 | 2 | | | | | | | |
| Dave Magadan, L OBP: 0.250, SLG: 0.286 | | | G1-3 | | 1B 2B | | G3 | | | G4-3 | L9 | 5 | 1 | 1 | 0 | 0 | 0 | 0 | | | | | | | |
| Kevin Elster, R OBP: 0.478, SLG: 0.727 | | | | | G3-1 SH2-4 1B | | | G5-3 | | | F9 | 5 | 1 | 2 | 1 | 0 | 0 | 0 | | | | | | | |
| Bob Ojeda, L | | | | | SH2-4 | | | G4-3 | | | | 0 | 0 | 0 | 0 | 0 | 0 | 0 | | | | | | | |
| Sid Fernandez, L | | | | | SH2-4 | | | | | | | 0 | 0 | 0 | 0 | 0 | 0 | 0 | | | | | | | |
| Lee Mazzilli, S | | | | | | | | | | | | 0 | 0 | 0 | 0 | 1 | 0 | 0 | | | | | | | |
| Randy Myers, L | | | | | | | | | | | | 0 | 0 | 0 | 0 | 0 | 0 | 0 | | | | | | | |
| Inning Stats | R: 0 E: 0 K: 0 S: 8 | H: 0 LOB: 1 BB: 2 P: 15 | R: 0 E: 0 K: 0 S: 6 | H: 0 LOB: 0 BB: 0 P: 8 | R: 0 E: 0 K: 0 S: 9 | H: 1 LOB: 1 BB: 0 P: 14 | R: 0 E: 0 K: 0 S: 5 | H: 0 LOB: 0 BB: 0 P: 11 | R: 3 E: 0 K: 1 S: 8 | H: 4 LOB: 2 BB: 1 P: 22 | R: 0 E: 0 K: 0 S: 7 | H: 0 LOB: 1 BB: 2 P: 12 | R: 0 E: 0 K: 0 S: 7 | H: 0 LOB: 1 BB: 2 P: 17 | R: 0 E: 0 K: 1 S: 10 | H: 1 LOB: 2 BB: 1 P: 18 | R: 0 E: 0 K: 1 S: 11 | H: 0 LOB: 0 BB: 0 P: 13 | R: 0 E: 0 K: 0 S: 7 | H: 0 LOB: 0 BB: 0 P: 11 | 1B: 5 2B: 1 3B: 0 HR: 0 | SF: 0 SAC: 2 DP: 0 HBP: 0 | WP: 0 PB: 0 SB: 1 CS: 2 | PA: 44 | |
| PITCHER | IP 7.1 | WLS 0.2 | BF 1 | H 0 | R 0 | ER 0 | SO 0 | BB 0 | IBB 0 | HBP 0 | BLK 0 | WP 0 | HR 0 | S 2 | P 4 | ERA 0.00 | WHIP 0.000 | | | | | | | | |
| Doug Drabek, R ERA: 1.65 | | | | | | | | | | | | | | | | | | | | | | | | | |
| Scott Medvin, R ERA: | | | | | | | | | | | | | | | | | | | | | | | | | |
| Bob Kipper, L ERA: 2.08 | | | | | | | | | | | | | | | | | | | | | | | | | |
| Jeff Robinson, R ERA: 7.36 | | | | | | | | | | | | | | | | | | | | | | | | | |

New York Mets @ Pittsburgh Pirates
Three Rivers Stadium, Pittsburgh, PA
Tue Apr 11 1989, 7:05 PM EDT
Att. 42,910 - Unknown - 43 F

| | |
|-----|----|
| AB | 37 |
| R | 3 |
| H | 6 |
| RBI | 3 |
| BB | 5 |
| SO | 3 |
| LOB | 13 |



| Batter | 1 | 2 | 3 | 4 | 5 | 6 | 7 | 8 | 9 | 10 | 11 | AB | R | H | RBI | BB | SO | LOB | BOTTOM | | | | | | |
|--|------------------------------|----------------------------------|------------------------------|----------------------------------|------------------------------|----------------------------------|------------------------------|----------------------------------|-------------------------------|----------------------------------|-------------------------------|----------------------------------|------------------------------|----------------------------------|------------------------------|----------------------------------|------------------------------|----------------------------------|------------------------------|----------------------------------|----------------------------------|------------------------------------|----------------------------------|--------|--|
| Barry Bonds, L OBP: 0.355, SLG: 0.607 | FC4-6 SF7 BB | | F8 | | | P6 | | L6 | | | | 4 | 1 | 0 | 0 | 2 | 1 | 0 | | | | | | | |
| Jose Lind, R OBP: 0.444, SLG: 0.350 | FC4-6 BB | | 1B BB | | G4-3 | | | 2B | | | 1B SF9 BB | 4 | 2 | 3 | 0 | 2 | 0 | 2 | | | | | | | |
| Andy Van Slyke, L OBP: 0.308, SLG: 0.391 | FC4-6 | | 1B BB | | | G6-3 2B | | | | | G4-3 | 4 | 1 | 1 | 0 | 2 | 1 | 4 | | | | | | | |
| Bobby Bonilla, S OBP: 0.300, SLG: 0.286 | SF7 | | P6 | | G6-3 | | F8 | | | | 1B | 5 | 0 | 2 | 2 | 0 | 0 | 5 | | | | | | | |
| Glenn Wilson, R OBP: 0.240, SLG: 0.391 | G5-3 | | 1B | | FC6-4 BB 1B | | F7 | | | | SF9 | 4 | 0 | 2 | 2 | 0 | 0 | 1 | | | | | | | |
| Sid Dream, L OBP: 0.286, SLG: 0.320 | | | G3 | | FC6-4 BB | | G4-3 | | | | K | 4 | 0 | 1 | 0 | 1 | 1 | 4 | | | | | | | |
| Junior Ortiz, R OBP: 0.111, SLG: 0.111 | | | | | G5-3 | | G1-3 | | | | G5-3 | 5 | 0 | 1 | 0 | 0 | 0 | 2 | | | | | | | |
| Rafael Belliard, R OBP: 0.417, SLG: 0.500 | | | | | P4 | | G1-3 | | | | P6 | 3 | 0 | 1 | 0 | 0 | 0 | 3 | | | | | | | |
| John Cangelosi, S | | | | | SH2-4 1B | | | | | | | 1 | 0 | 0 | 0 | 0 | 0 | 0 | | | | | | | |
| Bob Kipper, R | | | | | | | | | | | | 0 | 0 | 0 | 0 | 0 | 0 | 0 | | | | | | | |
| R.J. Reynolds, S | | | | | | | | | | | | 1 | 0 | 0 | 0 | 0 | 0 | 0 | | | | | | | |
| Jeff Robinson, R | | | | | | | | | | | | 0 | 0 | 0 | 0 | 0 | 0 | 0 | | | | | | | |
| Doug Drabek, R | | | | | | | | | | | | 2 | 0 | 0 | 0 | 0 | 0 | 1 | | | | | | | |
| Scott Medvin, R | | | | | | | | | | | | 0 | 0 | 0 | 0 | 0 | 0 | 0 | | | | | | | |
| Gary Redus, R | | | | | | | | | | | | 1 | 0 | 0 | 0 | 1 | 0 | 0 | | | | | | | |
| Jay Bell, R | | | | | | | | | | | | 1 | 0 | 0 | 0 | 0 | 1 | 0 | | | | | | | |
| Inning Stats | R: 1 E: 0 K: 0 S: 8 | H: 0 LOB: 1 BB: 2 P: 19 | R: 0 E: 0 K: 0 S: 8 | H: 2 LOB: 1 BB: 0 P: 11 | R: 0 E: 0 K: 0 S: 8 | H: 2 LOB: 3 BB: 1 P: 16 | R: 0 E: 0 K: 0 S: 7 | H: 1 LOB: 2 BB: 1 P: 15 | R: 1 E: 0 K: 0 S: 10 | H: 2 LOB: 2 BB: 1 P: 17 | R: 0 E: 0 K: 0 S: 13 | H: 0 LOB: 0 BB: 0 P: 23 | R: 0 E: 0 K: 1 S: 7 | H: 0 LOB: 0 BB: 0 P: 14 | R: 1 E: 0 K: 2 S: 9 | H: 1 LOB: 1 BB: 1 P: 15 | R: 0 E: 0 K: 1 S: 8 | H: 0 LOB: 0 BB: 0 P: 12 | R: 1 E: 0 K: 1 S: 9 | H: 2 LOB: 1 BB: 0 P: 14 | 1B: 9 2B: 2 3B: 0 HR: 0 | SF: 2 SAC: 1 DP: 0 HBP: 0 | WP: 0 PB: 0 SB: 1 CS: 1 | PA: 49 | |
| PITCHER | IP 5.0 | WLS 3.0 | BF 26 | H 7 | R 2 | ER 2 | SO 0 | BB 5 | IBB 0 | HBP 0 | BLK 0 | WP 0 | HR 0 | S 41 | P 78 | ERA 3.60 | WHIP 2.400 | | | | | | | | |
| Bob Ojeda, L ERA: 3.08 | | | | | | | | | | | | | | | | | | | | | | | | | |
| Sid Fernandez, L ERA: | | | | | | | | | | | | | | | | | | | | | | | | | |
| Randy Myers, L ERA: 3.38 | | | | | | | | | | | | | | | | | | | | | | | | | |

New York Mets @ Pittsburgh Pirates
Three Rivers Stadium, Pittsburgh, PA
Tue Apr 11 1989, 7:05 PM EDT
Att. 42,910 - Unknown - 43 F

| | |
|-----|----|
| AB | 39 |
| R | 4 |
| H | 11 |
| RBI | 4 |
| BB | 7 |
| SO | 5 |
| LOB | 22 |



| Batter | 1 | 2 | 3 | 4 | 5 | 6 | 7 | 8 | 9 | AB | R | H | RBI | BB | SO | LOB | TOP | | |
|---|------------------------------|----------------------------------|------------------------------|----------------------------------|-------------------------------|----------------------------------|-------------------------------|----------------------------------|------------------------------|---------------------------------|------------------------------|---------------------------------|-------------------------------|----------------------------------|-------------------------------|----------------------------------|---|------------------------------------|--|
| Mookie Wilson, S (1, 8) OBP: 0.222, SLG: 0.188 | G6-3 | | G6-3 | | | G5-3 | | | G5-4-3 | 3 | 0 | 0 | 0 | 1 | 0 | 0 | New York Mets @ Pittsburgh Pirates Three Rivers Stadium, Pittsburgh, PA Thu Apr 13 1989, 3:33 AM EDT Att. 19,105 - Cloudy | | |
| Gregg Jefferies, S (1, 4) OBP: 0.200, SLG: 0.241 | P5 | | | F7 | | G5-3 | | | G5-4-3 | 4 | 0 | 0 | 0 | 0 | 2 | | | | |
| Tim Teufel, R (1, 3) OBP: 0.250, SLG: 0.250 | L6 | | | F9 | | | F8 | | 1B | 4 | 1 | 1 | 1 | 0 | 0 | | | | |
| Darryl Strawberry, L (1, 9) | | F8 | | | | L4 | | | 1B | 2 | 0 | 1 | 0 | 2 | 0 | | | | |
| Kevin McReynolds, R (1, 7) | K | | | G5-3 | | | L7 | | 1B | 4 | 0 | 1 | 0 | 0 | 1 | | | | |
| Gary Carter, R (1, 2) OBP: 0.200, SLG: 0.130 | F8 | | | | L8 | | | | 1B | 4 | 0 | 1 | 1 | 0 | 0 | | | | |
| Howard Johnson, S (1, 5) | G5-3 | | | | G6-3 | | | K | K | 4 | 0 | 0 | 0 | 0 | 2 | | | | |
| Kevin Elster, R (1, 6) OBP: 0.423, SLG: 0.640 | | | P4 | | F9 | | | F8 | | 3 | 0 | 0 | 0 | 0 | 0 | | | | |
| Ron Darling, R (1, 1) | | | | | | | | | | 2 | 0 | 0 | 0 | 0 | 2 | | | | |
| Randy Myers, L (8, 1) | | | | | | | | | | 0 | 0 | 0 | 0 | 0 | 0 | | | | |
| Roger McDowell, R (8, 1) | | | | | | | | | | 0 | 0 | 0 | 0 | 0 | 0 | | | | |
| Lenny Dykstra, L (9, PH) OBP: 0.500, SLG: 0.538 | | | | | | | | | 1B | 1 | 1 | 1 | 0 | 0 | 0 | | | | |
| Inning Stats | R: 0 E: 0 K: 0 S: 7 | H: 0 LOB: 0 BB: 0 P: 11 | R: 0 E: 0 K: 1 S: 7 | H: 0 LOB: 1 BB: 1 P: 12 | R: 0 E: 0 K: 1 S: 12 | H: 0 LOB: 0 BB: 0 P: 15 | R: 0 E: 0 K: 0 S: 10 | H: 1 LOB: 1 BB: 0 P: 16 | R: 0 E: 0 K: 0 S: 6 | H: 0 LOB: 0 BB: 0 P: 8 | R: 0 E: 0 K: 1 S: 6 | H: 0 LOB: 0 BB: 0 P: 9 | R: 0 E: 0 K: 0 S: 13 | H: 0 LOB: 0 BB: 0 P: 18 | R: 2 E: 0 K: 1 S: 13 | H: 4 LOB: 3 BB: 2 P: 24 | 1B: 3 2B: 2 3B: 0 HR: 0 | SF: 0 SAC: 0 DP: 1 HBP: 0 | WP: 0 PA: 34 PB: 0 SB: 1 CS: 0 |
| PITCHER | IP | WLS | BF | H | R | ER | SO | BB | IBB | HBP | BLK | WP | HR | S | P | ERA | WHIP | | |
| John Smiley, L (1, 1) ERA: 2.87 | 8.2 | W | 31 | 3 | 2 | 2 | 4 | 3 | 0 | 0 | 0 | 0 | 0 | 74 | 115 | 2.08 | 0.692 | | |
| Jeff Robinson, R (9, 1) ERA: 6.75 | 0.1 | S | 3 | 2 | 0 | 0 | 1 | 0 | 0 | 0 | 0 | 0 | 0 | 6 | 7 | 0.00 | 6.000 | | |

| | |
|-----|----|
| AB | 31 |
| R | 2 |
| H | 5 |
| RBI | 2 |
| BB | 3 |
| SO | 5 |
| LOB | 9 |



| Batter | 1 | 2 | 3 | 4 | 5 | 6 | 7 | 8 | 9 | AB | R | H | RBI | BB | SO | LOB | BOTTOM | | |
|--|-------------------------------|----------------------------------|------------------------------|----------------------------------|------------------------------|----------------------------------|-------------------------------|----------------------------------|------------------------------|---------------------------------|-------------------------------|----------------------------------|------------------------------|---------------------------------|-------------------------------|----------------------------------|---|------------------------------------|--|
| Barry Bonds, L (1, 7) OBP: 0.333, SLG: 0.531 | L4 | | | G6-3 | | | L7 | G4-3 | | 4 | 0 | 0 | 0 | 1 | 0 | 4 | New York Mets @ Pittsburgh Pirates Three Rivers Stadium, Pittsburgh, PA Thu Apr 13 1989, 3:33 AM EDT Att. 19,105 - Cloudy | | |
| Jose Lind, R (1, 4) OBP: 0.419, SLG: 0.333 | G5-3 | | | | F7 | | F8 | | | 4 | 1 | 1 | 0 | 0 | 0 | 2 | | | |
| Andy Van Slyke, L (1, 8) OBP: 0.300, SLG: 0.370 | G5-3 | | L8 | | F8 | | | | | 4 | 1 | 1 | 0 | 0 | 0 | 1 | | | |
| Bobby Bonilla, S (1, 5) OBP: 0.324, SLG: 0.313 | | | | | F7 | | | E5 | | 4 | 2 | 2 | 1 | 0 | 0 | 1 | | | |
| Sid Bream, L (1, 3) OBP: 0.344, SLG: 0.333 | | | E8 | | | K | | | | 2 | 0 | 1 | 0 | 2 | 1 | 0 | | | |
| Glenn Wilson, R (1, 9) OBP: 0.241, SLG: 0.346 | L7 | | P4 | | | 1B | | | | 3 | 0 | 0 | 0 | 1 | 1 | 6 | | | |
| Michael LaValliere, L (1, 2) OBP: 0.286, SLG: 0.211 | | P5 | | | | | | | | 4 | 0 | 3 | 2 | 0 | 0 | 0 | | | |
| Jay Bell, R (1, 6) | | | | | | | | | | 2 | 0 | 0 | 0 | 0 | 0 | 1 | | | |
| R.J. Reynolds, S (6, PH) | | P5 | | | | | | | | 1 | 0 | 0 | 0 | 0 | 0 | 2 | | | |
| Rafael Belliard, R (7, 6) OBP: 0.462, SLG: 0.500 | | | | | | | | | | 0 | 0 | 0 | 0 | 1 | 0 | 0 | | | |
| John Smiley, L (1, 1) OBP: 0.167, SLG: 0.167 | | | | | | | | | | 3 | 0 | 1 | 0 | 0 | 0 | 3 | | | |
| Jeff Robinson, R (9, 1) ERA: 2.7 | | | | | | | | | | 0 | 0 | 0 | 0 | 0 | 0 | 0 | | | |
| Inning Stats | R: 1 E: 0 K: 0 S: 15 | H: 2 LOB: 2 BB: 1 P: 27 | R: 0 E: 0 K: 0 S: 8 | H: 1 LOB: 2 BB: 1 P: 16 | R: 1 E: 1 K: 0 S: 6 | H: 2 LOB: 0 BB: 0 P: 11 | R: 0 E: 0 K: 0 S: 10 | H: 1 LOB: 1 BB: 0 P: 17 | R: 0 E: 0 K: 0 S: 4 | H: 0 LOB: 0 BB: 0 P: 5 | R: 0 E: 0 K: 1 S: 12 | H: 1 LOB: 1 BB: 1 P: 21 | R: 0 E: 0 K: 0 S: 4 | H: 0 LOB: 0 BB: 0 P: 5 | R: 2 E: 1 K: 1 S: 15 | H: 2 LOB: 3 BB: 2 P: 27 | 1B: 9 2B: 0 3B: 0 HR: 0 | SF: 0 SAC: 1 DP: 1 HBP: 0 | WP: 0 PA: 37 PB: 0 SB: 0 CS: 1 |
| PITCHER | IP | WLS | BF | H | R | ER | SO | BB | IBB | HBP | BLK | WP | HR | S | P | ERA | WHIP | | |
| Ron Darling, R (1, 1) ERA: 8.0 | 7.0 | L | 31 | 8 | 4 | 2 | 1 | 3 | 0 | 0 | 0 | 0 | 0 | 64 | 110 | 2.57 | 1.571 | | |
| Randy Myers, L (8, 1) ERA: 3.38 | 0.0 | | 1 | 0 | 0 | 0 | 0 | 1 | 0 | 0 | 0 | 0 | 0 | 2 | 6 | ∞ | ∞ | | |
| Roger McDowell, R (8, 1) ERA: 2.7 | 1.0 | | 5 | 1 | 0 | 0 | 1 | 1 | 0 | 0 | 0 | 0 | 0 | 8 | 13 | 0.00 | 2.000 | | |

| | |
|-----|----|
| AB | 31 |
| R | 4 |
| H | 9 |
| RBI | 3 |
| BB | 5 |
| SO | 2 |
| LOB | 20 |



| Batter | 1 | 2 | 3 | 4 | 5 | 6 | 7 | 8 | 9 | AB R H RBI BB SO LOB | TOP | | | | | | | | | | | | | |
|---|---|---------------------------------|------------------------------|----------------------------------|-------------------------------|----------------------------------|------------------------------|----------------------------------|-------------------------------|----------------------------------|--|---------------------------------|---|---------------------------------|-------------------------------|----------------------------------|------------------------------|----------------------------------|----------------------------------|------------------------------------|----------------------------------|--------|--|--|
| Mookie Wilson, S (1, 8) OBP: 0.304, SLG: 0.429 | 0-2 FC6-4 1B | | 2-2 G5-3 | | 0-2 2B 1B | 1-1 HR | | | 0-0 F8 | 5 2 3 2 0 0 0 | New York Mets @ St. Louis Cardinals Busch Stadium, St. Louis, MO Fri Apr 14, 1989, 7:05 PM CDT Att: 51,257 - Unknown - 64 F AB 36 R 9 H 11 RBI 8 BB 3 SO 2 LOB 7 | | | | | | | | | | | | | |
| Gregg Jefferies, S (1, 5) OBP: 0.230, SLG: 0.265 | 0-0 FC6-4 L4-3 1-2 | | | 0-0 G4-3 | 2-0 1B 2B | 1-0 L9 | | | 1-0 G4-3 | 5 1 1 3 0 0 1 | | | | | | | | | | | | | | |
| Darryl Strawberry, L (1, 9) OBP: 0.314, SLG: 0.333 | 1-2 L4-3 1-2 | | | 0-2 G3-1 | 2-3 K | | | | 3-2 G1-3 | 5 0 0 0 0 1 2 | | | | | | | | | | | | | | |
| Kevin McReynolds, R (1, 7) OBP: 0.294, SLG: 0.233 | | 2-1 G4-3 | | 1-0 PB 1B | 4-0 1B 2B IBB | | | | 2-0 F7 | 3 1 1 0 1 0 0 | | | | | | | | | | | | | | |
| Keith Hernandez, L (1, 3) OBP: 0.267, SLG: 0.222 | | 1-1 L6 | | 2-3 SAFE K | 0-2 2B 1B | | | | 0-0 F9 | 4 1 1 1 0 1 1 | | | | | | | | | | | | | | |
| Gary Carter, R (1, 2) OBP: 0.207, SLG: 0.185 | | 2-0 F9 | | | 1-2 2-H 2B 1B | | | | | 4 0 1 2 0 0 0 | | | | | | | | | | | | | | |
| Tim Lincecum, R (1, 4) OBP: 0.375, SLG: 0.625 | | | 0-1 P2 | | | | | | 2-2 FC5-2 3B | 4 1 2 0 0 0 1 | | | | | | | | | | | | | | |
| Kevin Elster, R (1, 6) OBP: 0.433, SLG: 0.643 | | | 2-1 1B WP 2B | | 4-1 1B 2B BB | 0-0 G6-3 | | | 2-2 FC5-2 | 3 2 1 0 1 0 1 | | | | | | | | | | | | | | |
| David Cone, L (1, 1) OBP: 0.333, SLG: 0.200 | | | 0-2 2-3 1B | | 4-0 SAFE 2B BB | 0-0 G4-3 | | | 1-1 G4-3 | 3 1 1 0 1 0 1 | | | | | | | | | | | | | | |
| Inning Stats | R: 0 E: 0 K: 0 S: 7 | H: 1 LOB: 0 BB: 0 P: 8 | R: 0 E: 0 K: 0 S: 5 | H: 0 LOB: 0 BB: 0 P: 10 | R: 1 E: 0 K: 0 S: 11 | H: 2 LOB: 0 BB: 0 P: 15 | R: 0 E: 0 K: 1 S: 8 | H: 1 LOB: 1 BB: 0 P: 11 | R: 7 E: 0 K: 1 S: 23 | H: 5 LOB: 1 BB: 3 P: 45 | R: 1 E: 0 K: 0 S: 5 | H: 1 LOB: 0 BB: 0 P: 7 | R: 0 E: 0 K: 0 S: 3 | H: 0 LOB: 0 BB: 0 P: 6 | R: 0 E: 0 K: 0 S: 11 | H: 1 LOB: 1 BB: 0 P: 16 | R: 0 E: 0 K: 0 S: 8 | H: 0 LOB: 0 BB: 0 P: 12 | 1B: 6 2B: 4 3B: 1 HR: 1 | SF: 0 SAC: 0 DP: 1 HBP: 0 | WP: 1 PB: 1 SB: 0 CS: 0 | PA: 39 | | |
| PITCHER | IP WLS BF H R ER SO BB IBB HBP BLK WP HR S P ERA WHIP | | | | | | | | | | | PITCHER | IP WLS BF H R ER SO BB IBB HBP BLK WP HR S P ERA WHIP | | | | | | | | | | | |
| Joe Magrane, L (1, 1) ERA: 11.05 | 4.2 L | 23 8 | 8 8 | 8 8 | 2 2 | 2 2 | 1 1 | 0 0 | 0 0 | 0 0 | 0 0 | 0 0 | 0 0 | 0 0 | 0 0 | 0 0 | 5 8 | 8 13 | 0.00 4.50 | 3.000 0.500 | | | | |
| Cris Carpenter, R (5, 1) ERA: 3.86 | 0.1 | 2 | 1 | 0 | 0 | 0 | 0 | 0 | 0 | 0 | 0 | 0 | 0 | 0 | 0 | 1 | 8 | 13 | 0.00 | 0.500 | | | | |
| Frank DiPino, L (6, 1) ERA: 3.86 | 2.0 | 7 | 1 | 1 | 0 | 0 | 0 | 0 | 0 | 0 | 0 | 0 | 0 | 0 | 0 | 0 | 19 | 28 | 0.00 | 0.500 | | | | |
| Dan Quisenberry, R (8, 1) ERA: 3.0 | 2.0 | 7 | 1 | 0 | 0 | 0 | 0 | 0 | 0 | 0 | 0 | 0 | 0 | 0 | 0 | 0 | 19 | 28 | 0.00 | 0.500 | | | | |

| Batter | 1 | 2 | 3 | 4 | 5 | 6 | 7 | 8 | 9 | AB R H RBI BB SO LOB | BOTTOM | | | | | | | | | | | |
|---|---|----------------------------------|------------------------------|---------------------------------|------------------------------|----------------------------------|-------------------------------|----------------------------------|------------------------------|---------------------------------|--|----------------------------------|---|----------------------------------|-------------------------------|----------------------------------|------------------------------|----------------------------------|----------------------------------|------------------------------------|----------------------------------|--------|
| Vince Coleman, S (1, 7) OBP: 0.353, SLG: 0.323 | 4-2 E SF8 BB | | 3-2 F8 | | | 1-2 G3 | | | 1-2 1B | 3 1 1 0 1 0 0 | New York Mets @ St. Louis Cardinals Busch Stadium, St. Louis, MO Fri Apr 14, 1989, 7:05 PM CDT Att: 51,257 - Unknown - 64 F AB 33 R 4 H 7 RBI 4 BB 2 SO 2 LOB 12 | | | | | | | | | | | |
| Terry Pendleton, S (1, 5) OBP: 0.375, SLG: 0.286 | 1-0 E4 SF8 1-3 | | 1-0 F8 | | | 0-0 P6 | | | 1-3 K | 4 0 0 0 0 1 2 | | | | | | | | | | | | |
| Pedro Guerrero, R (1, 3) OBP: 0.323, SLG: 0.630 | 0-0 SF8 1-2 3-H | | | 2-2 F9 | | 3-1 P3 | | | 1-1 P5 | 3 0 0 1 0 0 1 | | | | | | | | | | | | |
| Tom Brunansky, R (1, 9) OBP: 0.300, SLG: 0.481 | 2-2 G5-3 | | | 0-0 1B | | 1-0 F7 | | | 1-0 G3 | 3 0 1 0 0 0 1 | | | | | | | | | | | | |
| Tom Pagnozzi, R (8, 2) OBP: 0.500, SLG: 0.500 | | | | 1-0 1B | | | | | | 1 0 0 0 0 0 1 | | | | | | | | | | | | |
| Milt Thompson, L (1, 8) OBP: 0.500, SLG: 0.727 | 1-1 G6-3 | | | 1-0 SAFE G6-4-3 1B | | 1-1 2B | | | 2-2 G3-1 3B | 4 1 3 0 0 0 1 | | | | | | | | | | | | |
| Tony Peña, R (1, 2) OBP: 0.367, SLG: 0.467 | | 0-0 F8 | | 1-2 G6-4-3 | | 2-3 K | | | 1-2 G1-3 | 3 0 0 0 0 1 3 | | | | | | | | | | | | |
| Dan Quisenberry, R (8, 1) Denny Walling, L (9, PH) | | | | 1-2 SAFE G6-4-3 1-2 | | | | | | 0 0 0 0 0 0 0 | | | | | | | | | | | | |
| José Oquendo, S (1, 6) OBP: 0.194, SLG: 0.200 | | 2-2 G3-1 | | | 2-0 G3 | | | | 1-0 G3-1 | 4 0 0 1 0 0 1 | | | | | | | | | | | | |
| Tim Jones, L (1, 4) OBP: 0.250, SLG: 0.280 | | 1-1 G4-3 | | | 1-0 G4-3 | | | | 0-0 HR 1B | 3 1 1 0 1 0 0 | | | | | | | | | | | | |
| Joe Magrane, R (1, 1) Cris Carpenter, R (5, 1) Rod Booker, L (5, PH) Frank DiPino, L (6, 1) John Morris, L (8, 9) OBP: 0.500, SLG: 1.250 | | | | 1-0 G6-3 | | 0-0 F8 | | | 1-0 HR P5 | 1 0 0 0 0 0 0 | | | | | | | | | | | | |
| Inning Stats | R: 1 E: 1 K: 0 S: 9 | H: 0 LOB: 1 BB: 1 P: 17 | R: 0 E: 0 K: 0 S: 6 | H: 0 LOB: 0 BB: 0 P: 9 | R: 0 E: 0 K: 0 S: 5 | H: 0 LOB: 0 BB: 0 P: 10 | R: 0 E: 0 K: 0 S: 10 | H: 2 LOB: 1 BB: 0 P: 14 | R: 0 E: 0 K: 0 S: 3 | H: 0 LOB: 0 BB: 0 P: 6 | R: 0 E: 0 K: 0 S: 6 | H: 0 LOB: 0 BB: 0 P: 10 | R: 0 E: 0 K: 1 S: 8 | H: 1 LOB: 1 BB: 0 P: 13 | R: 2 E: 0 K: 1 S: 11 | H: 3 LOB: 1 BB: 0 P: 16 | R: 0 E: 0 K: 0 S: 9 | H: 1 LOB: 1 BB: 1 P: 19 | 1B: 4 2B: 1 3B: 1 HR: 1 | SF: 1 SAC: 0 DP: 1 HBP: 0 | WP: 0 PB: 0 SB: 1 CS: 0 | PA: 36 |
| PITCHER | IP WLS BF H R ER SO BB IBB HBP BLK WP HR S P ERA WHIP | | | | | | | | | | | PITCHER | IP WLS BF H R ER SO BB IBB HBP BLK WP HR S P ERA WHIP | | | | | | | | | |
| David Cone, R (1, 1) ERA: 3.52 | 9.0 W | 36 7 | 4 4 | 4 4 | 2 2 | 2 2 | 0 0 | 0 0 | 0 0 | 0 0 | 0 0 | 0 0 | 1 67 | 114 | 4.00 | 1.000 | | | | | | |

| Batter | 1 | 2 | 3 | 4 | 5 | 6 | 7 | 8 | 9 | 10 | AB | R | H | RBI | BB | SO | LOB | TOP | |
|---|---------------------------------------|---------------------------------------|---------------------------------------|---------------------------------------|---------------------------------------|---------------------------------------|---------------------------------------|---------------------------------------|---------------------------------------|---------------------------------------|---------------------------------------|---------------------------------------|---------------------------------------|---------------------------------------|---------------------------------------|---------------------------------------|----------------------------------|---|--|
| Lenny Dykstra, L (1.8) OBP: 0.435, SLG: 0.444 | G4-3 | | 1B | | | G4-3 | | F9 | | | 5 | 0 | 1 | 0 | 0 | 0 | 4 | New York Mets @ St. Louis Cardinals Busch Stadium, St. Louis, MO Sat Apr 15 1989, 3:33 AM CDT Att: 40,477 - Unknown | |
| Gregg Jefferies, S (1.4) OBP: 0.175, SLG: 0.231 | F7 | | G4-3 | | | F9 | | L7 | | K | 5 | 0 | 0 | 0 | 0 | 1 | 1 | | |
| Darryl Strawberry, L (1.9) OBP: 0.350, SLG: 0.486 | 1B | | | P2 | | HR | | L8 | | K | 5 | 1 | 3 | 1 | 0 | 1 | 0 | | |
| Kevin McReynolds, R (1.7) OBP: 0.305, SLG: 0.235 | K | | | P4 | | 1B | | IBB | | F9 | 4 | 1 | 1 | 0 | 1 | 1 | 1 | | |
| Keith Hernandez, L (1.3) | | L7 | | 2B | | 1B | | L8 | | L8 | 5 | 0 | 2 | 0 | 0 | 0 | 2 | | |
| Dave Magadan, L (1.5) OBP: 0.333, SLG: 0.300 | | L4 | | 2B | | 1B | | G6-3 | | | 3 | 0 | 1 | 1 | 1 | 0 | 2 | | |
| Randy Myers, L (7.1) | | | | BB | | 1B | | | | | 0 | 0 | 0 | 0 | 0 | 0 | 0 | | |
| Lee Mazzilli, S (10, PH) OBP: 0.667, SLG: 0.500 | | | | BB | | 1B | | | | | 1 | 0 | 1 | 0 | 0 | 0 | 0 | | |
| Don Aase, R (10.1) | | | | BB | | 1B | | | | | 0 | 0 | 0 | 0 | 0 | 0 | 0 | | |
| Barry Lyons, R (1.2) OBP: 0.333, SLG: 0.400 | | | | BB | | 1B | | | | | 2 | 0 | 1 | 0 | 1 | 0 | 2 | | |
| Mackey Sasser, L (8.2) | | | | BB | | IBB | | | | | 2 | 0 | 0 | 0 | 0 | 0 | 1 | | |
| Kevin Elster, R (1.6) OBP: 0.412, SLG: 0.581 | | 2-5 | | F4 | | IBB | | | | | 3 | 0 | 0 | 0 | 1 | 0 | 3 | | |
| Dwight Gooden, R (1.1) OBP: 0.111, SLG: 0.250 | | | | | | | | | | | 3 | 0 | 0 | 0 | 0 | 0 | 3 | | |
| Howard Johnson, S (7.5) OBP: 0.348, SLG: 0.524 | | | | | | | | | | | 0 | 0 | 0 | 0 | 1 | 0 | 0 | | |
| Inning Stats | R: 0 E: 0 K: 1 S: 12 | H: 1 LOB: 1 BB: 0 P: 17 | R: 0 E: 0 K: 0 S: 7 | H: 1 LOB: 1 BB: 0 P: 10 | R: 0 E: 0 K: 0 S: 8 | H: 1 LOB: 3 BB: 2 P: 19 | R: 0 E: 0 K: 0 S: 7 | H: 0 LOB: 0 BB: 0 P: 11 | R: 2 E: 0 K: 0 S: 11 | H: 4 LOB: 3 BB: 1 P: 20 | R: 0 E: 0 K: 0 S: 10 | H: 0 LOB: 1 BB: 1 P: 18 | R: 0 E: 0 K: 2 S: 8 | H: 0 LOB: 0 BB: 0 P: 11 | R: 0 E: 0 K: 0 S: 6 | H: 1 LOB: 0 BB: 0 P: 7 | 1B: 6 2B: 3 3B: 0 HR: 1 | SF: 0 SAC: 0 DP: 1 HBP: 0 | WP: 0 PA: 43 PB: 0 SB: 1 CS: 0 |
| PITCHER | IP WLS BF H R ER SO | IP WLS BF H R ER SO | IP WLS BF H R ER SO | IP WLS BF H R ER SO | IP WLS BF H R ER SO | IP WLS BF H R ER SO | IP WLS BF H R ER SO | IP WLS BF H R ER SO | IP WLS BF H R ER SO | IP WLS BF H R ER SO | IP WLS BF H R ER SO | IP WLS BF H R ER SO | IP WLS BF H R ER SO | IP WLS BF H R ER SO | IP WLS BF H R ER SO | IP WLS BF H R ER SO | ERA WHIP | ERA WHIP | |
| Don Heinkel, R ERA: 2.57 | 5.0 | 0.2 | 1.1 | 2.0 | 1.0 | 1.0 | 1.0 | 1.0 | 1.0 | 1.0 | 3.60 | 2.000 | | | | | | | |
| John Costello, R ERA: 2.7 | 0.2 | 3 | 6 | 1 | 0 | 0 | 0 | 0 | 0 | 0 | 0.00 | 0.000 | | | | | | | |
| Ken Dayley, L ERA: 2.45 | 1.1 | 6 | 1 | 0 | 0 | 0 | 0 | 0 | 0 | 0 | 0.00 | 0.750 | | | | | | | |
| Todd Worrell, R ERA: 1.35 | 2.0 | 7 | 0 | 0 | 0 | 2 | 1 | 0 | 0 | 0 | 0.00 | 0.500 | | | | | | | |
| Dan Quisenberry, R ERA: 2.25 | 1.0 | W | 3 | 1 | 0 | 0 | 0 | 0 | 0 | 0 | 0.00 | 1.000 | | | | | | | |

| Batter | 1 | 2 | 3 | 4 | 5 | 6 | 7 | 8 | 9 | 10 | AB | R | H | RBI | BB | SO | LOB | BOTTOM | | | |
|--|---------------------------------------|---------------------------------------|---------------------------------------|---------------------------------------|---------------------------------------|---------------------------------------|---------------------------------------|---------------------------------------|---------------------------------------|---------------------------------------|---------------------------------------|---------------------------------------|---------------------------------------|---------------------------------------|---------------------------------------|---------------------------------------|-------------------------------|---|----------------------------------|----------------------------------|------------------------------------|
| Vince Coleman, S (1.7) OBP: 0.410, SLG: 0.400 | G4-3 | | 1B | | | | F9 | | | 1B | 4 | 2 | 3 | 0 | 1 | 0 | 1 | New York Mets @ St. Louis Cardinals Busch Stadium, St. Louis, MO Sat Apr 15 1989, 3:33 AM CDT Att: 40,477 - Unknown | | | |
| Ozzie Smith, S (1.6) OBP: 0.400, SLG: 0.400 | G4-3 | | G4-3 | | G1-3 | | | K | | 1B | 5 | 0 | 2 | 0 | 0 | 1 | 2 | | | | |
| Terry Pendleton, S (1.5) OBP: 0.324, SLG: 0.242 | K | | G4-3 | | | F8 | | K | | F7 | 5 | 0 | 0 | 1 | 0 | 2 | 4 | | | | |
| Pedro Guerrero, R (1.3) OBP: 0.333, SLG: 0.581 | FC4-6 | | G6-3 | | | K | | F8 | | 1B | 4 | 0 | 1 | 1 | 1 | 1 | 1 | | | | |
| Milt Thompson, L (1.8) OBP: 0.432, SLG: 0.654 | FC4-6 | | | | | G1-3 | | | | 1B | 4 | 0 | 1 | 0 | 0 | 1 | 2 | | | | |
| Tom Brunansky, R (1.9) OBP: 0.284, SLG: 0.484 | | G5-3 | | K | | | G4-3 | | | K | 4 | 1 | 1 | 0 | 0 | 2 | 1 | | | | |
| Tony Peña, R (1.2) OBP: 0.353, SLG: 0.424 | | G5-3 | | G4-3 | | | K | | | BB | 3 | 0 | 0 | 0 | 1 | 1 | 1 | | | | |
| José Quenodo, S (1.4) OBP: 0.171, SLG: 0.176 | | G3 | | | | G4-3 | | G4-3 | | P4 | 4 | 0 | 0 | 0 | 0 | 0 | 3 | | | | |
| Don Heinkel, L John Costello, R Ken Dayley, L Willie McGee, S Todd Worrell, R Tom Flaherty, R Dan Quisenberry, R | | | K | | | G4-3 | | | | K | 2 | 0 | 0 | 0 | 0 | 0 | 0 | | | | |
| Inning Stats | R: 0 E: 0 K: 1 S: 10 | H: 0 LOB: 2 BB: 2 P: 23 | R: 0 E: 0 K: 0 S: 5 | H: 0 LOB: 0 BB: 0 P: 9 | R: 1 E: 0 K: 1 S: 16 | H: 2 LOB: 1 BB: 0 P: 21 | R: 0 E: 0 K: 2 S: 7 | H: 0 LOB: 0 BB: 0 P: 9 | R: 0 E: 0 K: 0 S: 11 | H: 1 LOB: 1 BB: 0 P: 17 | R: 0 E: 0 K: 1 S: 7 | H: 2 LOB: 1 BB: 0 P: 9 | R: 0 E: 0 K: 2 S: 8 | H: 0 LOB: 0 BB: 0 P: 12 | R: 0 E: 0 K: 2 S: 13 | H: 1 LOB: 2 BB: 1 P: 25 | R: 1 E: 0 K: 0 S: 12 | | H: 3 LOB: 2 BB: 0 P: 19 | 1B: 7 2B: 2 3B: 0 HR: 0 | SF: 0 SAC: 0 DP: 0 HBP: 0 |
| PITCHER | IP WLS BF H R ER SO | IP WLS BF H R ER SO | IP WLS BF H R ER SO | IP WLS BF H R ER SO | IP WLS BF H R ER SO | IP WLS BF H R ER SO | IP WLS BF H R ER SO | IP WLS BF H R ER SO | IP WLS BF H R ER SO | IP WLS BF H R ER SO | IP WLS BF H R ER SO | IP WLS BF H R ER SO | IP WLS BF H R ER SO | IP WLS BF H R ER SO | IP WLS BF H R ER SO | IP WLS BF H R ER SO | ERA WHIP | ERA WHIP | | | |
| Dwight Gooden, R ERA: 2.49 | 6.2 | 2.1 | 0.1 | 2.0 | 0.4 | 0.0 | 0.0 | 0.0 | 0.0 | 0.0 | 2.70 | 1.050 | | | | | | | | | |
| Randy Myers, L ERA: 2.35 | 2.1 | 9 | 1 | 0 | 0 | 4 | 1 | 0 | 0 | 0 | 0.00 | 0.857 | | | | | | | | | |
| Don Aase, R ERA: 3.86 | 0.1 | L | 4 | 3 | 1 | 1 | 0 | 0 | 0 | 0 | 27.00 | 9.000 | | | | | | | | | |

| | |
|-----|----|
| AB | 38 |
| R | 2 |
| H | 10 |
| RBI | 2 |
| BB | 5 |
| SO | 3 |
| LOB | 19 |

| | |
|-----|----|
| AB | 37 |
| R | 3 |
| H | 9 |
| RBI | 3 |
| BB | 3 |
| SO | 10 |
| LOB | 17 |



| Batter | 1 | 2 | 3 | 4 | 5 | 6 | 7 | 8 | 9 | AB | R | H | RBI | BB | SO | LOB | TOP | | | |
|---|---|--|-------------------------------|----------------------------------|------------------------------|----------------------------------|------------------------------|----------------------------------|------------------------------|----------------------------------|------------------------------|----------------------------------|------------------------------|---------------------------------|------------------------------|---------------------------------|--|------------------------------------|----------------------------------|--------|
| Lenny Dykstra, L (1, 8) OBP: 0.407, SLG: 0.381 | 1-1 B1-3 | | 2-2 P7 | | 4-1 BB | | | 0-0 G4-3 | | 3 | 0 | 0 | 0 | 1 | 0 | 0 | New York Mets @ St. Louis Cardinals Busch Stadium, St. Louis, MO Sun Apr 16 1989, 3:33 AM CDT Att: 40,168 - Unknown AB 31 R 3 H 4 RBI 3 BB 4 SO 5 LOB 11 | | | |
| Gregg Jefferies, S (1, 4) OBP: 0.199, SLG: 0.209 | 1-2 P6 | | 2-1 L8 | | 2-0 F7 | | | 0-1 G4-3 | | 4 | 0 | 0 | 0 | 0 | 0 | 1 | | | | |
| Darryl Strawberry, L (1, 9) OBP: 0.364, SLG: 0.641 | 1-3 K | | 3-0 HR | | 2-3 K | | | 1-2 HR | | 4 | 2 | 2 | 2 | 0 | 2 | 1 | | | | |
| Kevin McReynolds, R (1, 7) | | 4-0 1B BB | 0-3 K | | 0-0 P8 | | | 1-0 F8 | | 3 | 1 | 0 | 0 | 1 | 1 | 0 | | | | |
| Keith Hernandez, L (1, 3) OBP: 0.308, SLG: 0.265 | | 4-2 1B SAFE SAFE 1-2 BB | | 0-0 G3-1 | | 4-1 CS BB | | 0-0 P7 | | 2 | 0 | 0 | 0 | 2 | 0 | 0 | | | | |
| Gary Carter, R (1, 2) OBP: 0.182, SLG: 0.161 | | 1-1 L7 | | 3-2 P5 | | 3-3 K | | 1-0 F8 | | 4 | 0 | 0 | 0 | 0 | 1 | 3 | | | | |
| Dave Magadan, L (1, 5) OBP: 0.313, SLG: 0.429 | | 0-0 L7 | | 3-1 3B | | 2-3 K | | 0-1 E1 FC5-4 | | 4 | 0 | 1 | 0 | 0 | 1 | 2 | | | | |
| Kevin Elster, R (1, 6) OBP: 0.405, SLG: 0.559 | | 1-1 K | | 1-2 P3 | | 0-2 P6 | | 1-2 FC5-4 | | 3 | 0 | 1 | 1 | 0 | 0 | 1 | | | | |
| Mookie Wilson, S (9, PH) OBP: 0.232, SLG: 0.409 | | 1-3 2H 1B | | | | | | 1-2 FC5-4 | | 1 | 0 | 0 | 0 | 0 | 0 | 1 | | | | |
| Bob Ojeda, L (1, 1) | | 2-2 G4-3 | | | | 0-0 F8 | | 1-2 G4-3 | | 2 | 0 | 0 | 0 | 0 | 0 | 2 | | | | |
| Rick Aguilera, R (5, 1) | | | | | | | | | | 0 | 0 | 0 | 0 | 0 | 0 | 0 | | | | |
| Lee Mazzilli, S (7, PH) OBP: 0.500, SLG: 0.333 | | | | | | | | | | 1 | 0 | 0 | 0 | 0 | 0 | 0 | | | | |
| Terry Leach, R (7, 1) | | | | | | | | | | 0 | 0 | 0 | 0 | 0 | 0 | 0 | | | | |
| Inning Stats | R: 0 E: 0 K: 1 S: 11 | H: 0 LOB: 0 BB: 0 P: 14 | R: 1 E: 0 K: 0 S: 13 | H: 1 LOB: 2 BB: 2 P: 25 | R: 1 E: 0 K: 1 S: 9 | H: 1 LOB: 1 BB: 0 P: 16 | R: 0 E: 0 K: 0 S: 9 | H: 1 LOB: 1 BB: 1 P: 16 | R: 0 E: 0 K: 1 S: 7 | H: 0 LOB: 1 BB: 1 P: 13 | R: 0 E: 0 K: 1 S: 9 | H: 0 LOB: 0 BB: 0 P: 12 | R: 1 E: 0 K: 0 S: 7 | H: 1 LOB: 0 BB: 0 P: 9 | R: 0 E: 1 K: 0 S: 7 | H: 0 LOB: 1 BB: 0 P: 9 | 1B: 1 2B: 1 3B: 1 HR: 2 | SF: 0 SAC: 0 DP: 1 HBP: 0 | WP: 0 PB: 0 SB: 0 CS: 1 | PA: 35 |
| PITCHER Jose DeLeon, R (1, 1) ERA: 3.0 | IP: 9.0 WLS: W BF: 35 H: 4 R: 3 ER: 3 SO: 5 BB: 4 IBB: 0 HBP: 0 BLK: 0 WP: 0 HR: 2 S: 78 P: 129 ERA: 3.00 WHIP: 0.889 | | | | | | | | | | | | | | | PITCHER | IP: 9.0 WLS: W BF: 35 H: 4 R: 3 ER: 3 SO: 5 BB: 4 IBB: 0 HBP: 0 BLK: 0 WP: 0 HR: 2 S: 78 P: 129 ERA: 3.00 WHIP: 0.889 | | | |

| Batter | 1 | 2 | 3 | 4 | 5 | 6 | 7 | 8 | 9 | AB | R | H | RBI | BB | SO | LOB | BOTTOM | | | |
|---|--|----------------------------------|------------------------------|----------------------------------|-------------------------------|----------------------------------|-------------------------------|----------------------------------|-------------------------------|----------------------------------|-------------------------------|----------------------------------|------------------------------|---------------------------------|------------------------------|----------------------------------|---|----------------------------------|------------------------------------|----------------------------------|
| Vince Coleman, S (1, 7) OBP: 0.419, SLG: 0.436 | 1-2 G6-3 | | 1-1 G3 | | 2-1 1B 1B | 0-0 1B 2B | | | | 4 | 2 | 2 | 1 | 0 | 0 | 1 | New York Mets @ St. Louis Cardinals Busch Stadium, St. Louis, MO Sun Apr 16 1989, 3:33 AM CDT Att: 40,168 - Unknown AB 32 R 5 H 12 RBI 5 BB 3 SO 4 LOB 14 | | | |
| Ozzie Smith, S (1, 6) OBP: 0.687, SLG: 0.625 | 2-1 G3-6-3 1B | | 0-2 1B | | 4-2 CS 1B BB | 1-0 1B | | | | 3 | 0 | 3 | 2 | 1 | 0 | 0 | | | | |
| Terry Pendleton, S (1, 5) OBP: 0.341, SLG: 0.270 | 1-1 G3-6-3 1-2 | | 2-1 1B | | 1-1 BB 1B | 1-3 K | | | | 4 | 0 | 2 | 1 | 0 | 1 | 2 | | | | |
| Pedro Guerrero, R (1, 3) OBP: 0.325, SLG: 0.529 | | 2-2 P3 | 1-0 F9 | | 4-2 1-2 2H BB | 0-1 P9 | | | | 3 | 0 | 0 | 0 | 1 | 0 | 2 | | | | |
| Tom Brunansky, R (1, 9) OBP: 0.289, SLG: 0.543 | | 2-0 F7 | | 1-2 HR | 1-3 K | 0-0 F8 | | | | 4 | 1 | 1 | 1 | 0 | 1 | 2 | | | | |
| Tony Peña, R (1, 2) OBP: 0.342, SLG: 0.405 | | 1-0 1B | | 0-0 G5-3 | 0-1 G4-3 | 0-2 F8 | | | | 4 | 0 | 1 | 0 | 0 | 0 | 2 | | | | |
| Milt Thompson, L (1, 8) OBP: 0.467, SLG: 0.655 | | 2-3 K | | 2-1 2B | | 2-2 L6 | | 4-2 F7 BB | | 3 | 0 | 1 | 0 | 1 | 1 | 1 | | | | |
| José Oquendo, S (1, 4) OBP: 0.205, SLG: 0.237 | | | 0-0 G3 SH2-5 1B | | 3-0 P8 | 0-0 G3 2B 2B | | 2-1 F7 1-2 | | 4 | 2 | 2 | 0 | 0 | 0 | 2 | | | | |
| Jose DeLeon, R (1, 1) | | | 0-1 SH2-5 1-2 | | 1-3 K | 0-0 G3 | | 0-1 G6-3 | | 3 | 0 | 0 | 0 | 0 | 1 | 2 | | | | |
| Inning Stats | R: 0 E: 0 K: 0 S: 7 | H: 1 LOB: 0 BB: 0 P: 11 | R: 0 E: 0 K: 1 S: 8 | H: 1 LOB: 1 BB: 0 P: 15 | R: 1 E: 0 K: 0 S: 12 | H: 3 LOB: 2 BB: 0 P: 15 | R: 1 E: 0 K: 1 S: 10 | H: 2 LOB: 1 BB: 0 P: 17 | R: 1 E: 0 K: 1 S: 15 | H: 2 LOB: 2 BB: 2 P: 27 | R: 2 E: 0 K: 1 S: 11 | H: 3 LOB: 1 BB: 0 P: 14 | R: 0 E: 0 K: 0 S: 6 | H: 0 LOB: 0 BB: 0 P: 6 | R: 0 E: 0 K: 0 S: 7 | H: 0 LOB: 0 BB: 1 P: 13 | | 1B: 8 2B: 3 3B: 0 HR: 1 | SF: 0 SAC: 1 DP: 1 HBP: 0 | WP: 0 PB: 0 SB: 1 CS: 1 |
| PITCHER Bob Ojeda, L (1, 1) ERA: 4.02 | IP: 4.0 WLS: L BF: 21 H: 9 R: 3 ER: 3 SO: 2 BB: 1 IBB: 0 HBP: 0 BLK: 0 WP: 0 HR: 1 S: 43 P: 71 ERA: 6.75 WHIP: 2.500 | | | | | | | | | | | | | | | PITCHER | IP: 4.0 WLS: L BF: 21 H: 9 R: 3 ER: 3 SO: 2 BB: 1 IBB: 0 HBP: 0 BLK: 0 WP: 0 HR: 1 S: 43 P: 71 ERA: 6.75 WHIP: 2.500 | | | |
| Rick Aguilera, R (5, 1) ERA: 6.75 | IP: 2.0 WLS: 9 BF: 3 H: 2 R: 2 ER: 2 SO: 2 BB: 1 IBB: 0 HBP: 0 BLK: 0 WP: 0 HR: 0 S: 20 P: 28 ERA: 9.00 WHIP: 2.000 | | | | | | | | | | | | | | | | IP: 2.0 WLS: 9 BF: 3 H: 2 R: 2 ER: 2 SO: 2 BB: 1 IBB: 0 HBP: 0 BLK: 0 WP: 0 HR: 0 S: 20 P: 28 ERA: 9.00 WHIP: 2.000 | | | |
| Terry Leach, R (7, 1) ERA: | IP: 2.0 WLS: 6 BF: 0 H: 0 R: 0 ER: 0 SO: 0 BB: 1 IBB: 0 HBP: 0 BLK: 0 WP: 0 HR: 0 S: 13 P: 19 ERA: 0.00 WHIP: 0.500 | | | | | | | | | | | | | | | | IP: 2.0 WLS: 6 BF: 0 H: 0 R: 0 ER: 0 SO: 0 BB: 1 IBB: 0 HBP: 0 BLK: 0 WP: 0 HR: 0 S: 13 P: 19 ERA: 0.00 WHIP: 0.500 | | | |

| Batter | 1 | 2 | 3 | 4 | 5 | 6 | 7 | 8 | 9 | AB | R | H | RBI | BB | SO | LOB | TOP | | | | |
|--|---|---|---|---|---|---|---|---|---|---|---|---|---|---|---|---|--|---|---|---|---|
| Von Hayes, L OBP: 0.571, SLG: 0.929 (1, 8) | | | | | | | | | | 5 | 1 | 2 | 0 | 0 | 1 | 0 | Philadelphia Phillies @ New York Mets Shea Stadium, Flushing, NY Tue Apr 18 1989, 7:05 PM EDT Att: 26,300 - Unknown | | | | |
| Tom Herr, S OBP: 0.407, SLG: 0.354 (1, 4) | | | | | | | | | | 5 | 1 | 2 | 0 | 0 | 1 | 0 | | | | | |
| Chris James, R OBP: 0.358, SLG: 0.431 (1, 7) | | | | | | | | | | 5 | 1 | 2 | 1 | 0 | 0 | 0 | | | | | |
| Mike Schmidt, R OBP: 0.302, SLG: 0.563 Steve Jeltz, S OBP: 0.417, SLG: 0.500 (7, 5) | | | | | | | | | | 4 | 1 | 1 | 3 | 0 | 1 | 2 | | | | | |
| Ron Jones, L OBP: 0.450, SLG: 0.484 Bob Demier, R OBP: 0.325, SLG: 0.278 (9, 8) | | | | | | | | | | 3 | 1 | 0 | 0 | 1 | 0 | 2 | | | | | |
| Ricky Jordan, R OBP: 0.281, SLG: 0.367 (1, 3) | | | | | | | | | | 4 | 1 | 1 | 0 | 0 | 0 | 1 | | | | | |
| Darren Daulton, L OBP: 0.355, SLG: 0.704 (1, 2) | | | | | | | | | | 3 | 1 | 1 | 2 | 1 | 0 | 0 | | | | | |
| Dickie Thon, R OBP: 0.231, SLG: 0.194 (1, 6) | | | | | | | | | | 4 | 0 | 2 | 1 | 0 | 2 | 0 | | | | | |
| Larry McWilliams, L Dwayne Murphy, L Todd Frohwrth, R Curt Ford, L Jeff Parrett, R Steve Bedrosian, R (1, 1) | | | | | | | | | | 2 | 0 | 0 | 0 | 0 | 2 | 2 | | | | | |
| Inning Stats | R: 0 E: 0 K: 1 S: 5 | H: 0 LOB: 0 BB: 0 P: 10 | R: 2 E: 0 K: 1 S: 12 | H: 1 LOB: 0 BB: 1 P: 18 | R: 5 E: 0 K: 2 S: 23 | H: 6 LOB: 2 BB: 1 P: 33 | R: 0 E: 0 K: 1 S: 11 | H: 3 LOB: 2 BB: 0 P: 19 | R: 0 E: 0 K: 1 S: 6 | H: 0 LOB: 0 BB: 0 P: 9 | R: 0 E: 0 K: 2 S: 8 | H: 0 LOB: 0 BB: 0 P: 10 | R: 0 E: 0 K: 0 S: 7 | H: 1 LOB: 1 BB: 0 P: 10 | R: 0 E: 0 K: 0 S: 8 | H: 0 LOB: 0 BB: 0 P: 10 | | 1B: 9 2B: 0 3B: 0 HR: 2 | SF: 0 SAC: 0 DP: 0 HBP: 0 | WP: 0 PB: 0 SB: 0 CS: 1 | PA: 39 |
| PITCHER | IP WLS BF H R ER SO BB IBB HBP BLK WP HR S P ERA WHIP | IP WLS BF H R ER SO BB IBB HBP BLK WP HR S P ERA WHIP | IP WLS BF H R ER SO BB IBB HBP BLK WP HR S P ERA WHIP | IP WLS BF H R ER SO BB IBB HBP BLK WP HR S P ERA WHIP | IP WLS BF H R ER SO BB IBB HBP BLK WP HR S P ERA WHIP | IP WLS BF H R ER SO BB IBB HBP BLK WP HR S P ERA WHIP | IP WLS BF H R ER SO BB IBB HBP BLK WP HR S P ERA WHIP | IP WLS BF H R ER SO BB IBB HBP BLK WP HR S P ERA WHIP | IP WLS BF H R ER SO BB IBB HBP BLK WP HR S P ERA WHIP | IP WLS BF H R ER SO BB IBB HBP BLK WP HR S P ERA WHIP | IP WLS BF H R ER SO BB IBB HBP BLK WP HR S P ERA WHIP | IP WLS BF H R ER SO BB IBB HBP BLK WP HR S P ERA WHIP | IP WLS BF H R ER SO BB IBB HBP BLK WP HR S P ERA WHIP | IP WLS BF H R ER SO BB IBB HBP BLK WP HR S P ERA WHIP | IP WLS BF H R ER SO BB IBB HBP BLK WP HR S P ERA WHIP | IP WLS BF H R ER SO BB IBB HBP BLK WP HR S P ERA WHIP | IP WLS BF H R ER SO BB IBB HBP BLK WP HR S P ERA WHIP | IP WLS BF H R ER SO BB IBB HBP BLK WP HR S P ERA WHIP | IP WLS BF H R ER SO BB IBB HBP BLK WP HR S P ERA WHIP | IP WLS BF H R ER SO BB IBB HBP BLK WP HR S P ERA WHIP | IP WLS BF H R ER SO BB IBB HBP BLK WP HR S P ERA WHIP |
| Ron Darling, R ERA: 11.57 (1, 1) | 2.2 L | 16 6 | 7 7 | 3 3 | 2 2 | 0 0 | 0 0 | 0 0 | 0 0 | 0 0 | 2 2 | 36 36 | 55 55 | 23.62 23.62 | 3.000 3.000 | | | | | | |
| Rick Aguilera, R ERA: 3.24 (3, 1) | 4.1 L | 16 4 | 0 0 | 5 5 | 0 0 | 0 0 | 0 0 | 0 0 | 0 0 | 0 0 | 34 34 | 54 54 | 0.00 0.00 | 0.923 0.923 | | | | | | | |
| Terry Leach, R ERA: (8, 1) | 2.0 L | 7 1 | 0 0 | 0 0 | 0 0 | 0 0 | 0 0 | 0 0 | 0 0 | 0 0 | 15 15 | 20 20 | 0.00 0.00 | 0.500 0.500 | | | | | | | |

| Batter | 1 | 2 | 3 | 4 | 5 | 6 | 7 | 8 | 9 | AB | R | H | RBI | BB | SO | LOB | BOTTOM | | | | | |
|--|---|---|---|---|---|---|---|---|---|---|---|---|---|---|---|---|--|---|---|---|---|----------------------------------|
| Mookie Wilson, S OBP: 0.212, SLG: 0.290 (1, 8) | | | | | | | | | | 5 | 0 | 0 | 0 | 0 | 0 | 0 | Philadelphia Phillies @ New York Mets Shea Stadium, Flushing, NY Tue Apr 18 1989, 7:05 PM EDT Att: 26,300 - Unknown | | | | | |
| Gregg Jefferies, S OBP: 0.146, SLG: 0.191 (1, 4) | | | | | | | | | | 4 | 0 | 0 | 0 | 0 | 1 | 0 | | | | | | |
| Darryl Strawberry, L OBP: 0.404, SLG: 0.711 (1, 9) | | | | | | | | | | 3 | 1 | 2 | 0 | 1 | 0 | 0 | | | | | | |
| Kevin McReynolds, R OBP: 0.314, SLG: 0.295 (1, 7) | | | | | | | | | | 4 | 0 | 1 | 0 | 0 | 1 | 2 | | | | | | |
| Tim Teufel, R OBP: 0.438, SLG: 0.563 (1, 3) | | | | | | | | | | 4 | 0 | 2 | 1 | 0 | 0 | 0 | | | | | | |
| Gary Carter, R OBP: 0.200, SLG: 0.162 Mackey Sasser, L (8, 2) | | | | | | | | | | 2 | 0 | 1 | 0 | 1 | 0 | 1 | | | | | | |
| Howard Johnson, S OBP: 0.367, SLG: 0.462 Dave Magadan, L OBP: 0.278, SLG: 0.375 (7, 5) | | | | | | | | | | 1 | 0 | 0 | 0 | 2 | 0 | 1 | | | | | | |
| Kevin Elster, R OBP: 0.356, SLG: 0.500 (1, 6) | | | | | | | | | | 4 | 0 | 0 | 0 | 0 | 0 | 4 | | | | | | |
| Ron Darling, R Rick Aguilera, R Lee Mazzilli, S Terry Leach, R Lenny Dykstra, L OBP: 0.393, SLG: 0.364 (7, PH) | | | | | | | | | | 1 | 0 | 0 | 0 | 0 | 0 | 2 | | | | | | |
| Inning Stats | R: 0 E: 0 K: 1 S: 14 | H: 0 LOB: 1 BB: 1 P: 24 | R: 0 E: 0 K: 0 S: 14 | H: 0 LOB: 2 BB: 2 P: 27 | R: 0 E: 0 K: 0 S: 4 | H: 1 LOB: 1 BB: 0 P: 6 | R: 0 E: 0 K: 0 S: 7 | H: 1 LOB: 2 BB: 1 P: 16 | R: 0 E: 0 K: 1 S: 7 | H: 0 LOB: 0 BB: 0 P: 11 | R: 0 E: 0 K: 0 S: 8 | H: 1 LOB: 1 BB: 0 P: 12 | R: 0 E: 0 K: 0 S: 8 | H: 0 LOB: 0 BB: 0 P: 11 | R: 1 E: 0 K: 0 S: 11 | H: 3 LOB: 2 BB: 0 P: 18 | | R: 0 E: 0 K: 0 S: 7 | H: 0 LOB: 0 BB: 0 P: 10 | 1B: 5 2B: 1 3B: 0 HR: 0 | SF: 0 SAC: 0 DP: 0 HBP: 0 | WP: 1 PB: 0 SB: 0 CS: 0 |
| PITCHER | IP WLS BF H R ER SO BB IBB HBP BLK WP HR S P ERA WHIP | IP WLS BF H R ER SO BB IBB HBP BLK WP HR S P ERA WHIP | IP WLS BF H R ER SO BB IBB HBP BLK WP HR S P ERA WHIP | IP WLS BF H R ER SO BB IBB HBP BLK WP HR S P ERA WHIP | IP WLS BF H R ER SO BB IBB HBP BLK WP HR S P ERA WHIP | IP WLS BF H R ER SO BB IBB HBP BLK WP HR S P ERA WHIP | IP WLS BF H R ER SO BB IBB HBP BLK WP HR S P ERA WHIP | IP WLS BF H R ER SO BB IBB HBP BLK WP HR S P ERA WHIP | IP WLS BF H R ER SO BB IBB HBP BLK WP HR S P ERA WHIP | IP WLS BF H R ER SO BB IBB HBP BLK WP HR S P ERA WHIP | IP WLS BF H R ER SO BB IBB HBP BLK WP HR S P ERA WHIP | IP WLS BF H R ER SO BB IBB HBP BLK WP HR S P ERA WHIP | IP WLS BF H R ER SO BB IBB HBP BLK WP HR S P ERA WHIP | IP WLS BF H R ER SO BB IBB HBP BLK WP HR S P ERA WHIP | IP WLS BF H R ER SO BB IBB HBP BLK WP HR S P ERA WHIP | IP WLS BF H R ER SO BB IBB HBP BLK WP HR S P ERA WHIP | IP WLS BF H R ER SO BB IBB HBP BLK WP HR S P ERA WHIP | IP WLS BF H R ER SO BB IBB HBP BLK WP HR S P ERA WHIP | IP WLS BF H R ER SO BB IBB HBP BLK WP HR S P ERA WHIP | IP WLS BF H R ER SO BB IBB HBP BLK WP HR S P ERA WHIP | IP WLS BF H R ER SO BB IBB HBP BLK WP HR S P ERA WHIP | |
| Larry McWilliams, L ERA: 1.8 Todd Frohwrth, R Jeff Parrett, R Steve Bedrosian, R (8, 1) | 5.0 W | 21 7 | 0 1 | 0 0 | 2 2 | 4 4 | 0 0 | 0 0 | 0 0 | 0 0 | 0 0 | 16 16 | 23 23 | 0.00 0.00 | 0.500 0.500 | | | | | | | |
| Jeff Parrett, R ERA: (8, 1) | 1.0 L | 6 3 | 1 1 | 0 0 | 0 0 | 0 0 | 0 0 | 0 0 | 0 0 | 0 0 | 11 11 | 18 18 | 9.00 9.00 | 3.000 3.000 | | | | | | | | |
| Steve Bedrosian, R ERA: (9, 1) | 1.0 L | 3 0 | 0 0 | 0 0 | 0 0 | 0 0 | 0 0 | 0 0 | 0 0 | 0 0 | 7 7 | 10 10 | 0.00 0.00 | 0.000 0.000 | | | | | | | | |

livebaseballscorecards.com

AB 37
R 7
H 11
RBI 7
BB 2
SO 8
LOB 8

livebaseballscorecards.com

AB 33
R 1
H 6
RBI 1
BB 4
SO 2
LOB 16

| Batter | 1 | 2 | 3 | 4 | 5 | 6 | 7 | 8 | 9 | AB | R | H | RBI | BB | SO | LOB | TOP | | | | |
|--|---|---|--|---|---------------------------------------|---|---------------------------------------|---|--------------------------------------|---|--------------------------------------|---|--------------------------------------|---|--------------------------------------|--|----------------------------------|------------------------------------|----------------------------------|--------|--|
| Jerome Walton, R (1, 8) OBP: 0.295, SLG: 0.436 | F9 | K | | G6-3 | | | F9 | | | 4 | 0 | 0 | 0 | 0 | 1 | 3 | | | | | |
| Mitch Webster, S (1, 7) OBP: 0.494, SLG: 0.509 | 23 1B 2B | | S 2B | | L9 | | F9 | | | 3 | 2 | 1 | 0 | 1 | 0 | 1 | | | | | |
| 23 Ryne Sandberg, R (1, 4) OBP: 0.328, SLG: 0.386 | S 2B | | F8 | | G6-3 | | | G1-3 | | 4 | 1 | 1 | 0 | 0 | 0 | 1 | | | | | |
| Andre Dawson, R (1, 9) OBP: 0.365, SLG: 0.467 | F8 1-H 3-H | | | | G5-3 | | | P3 | | 4 | 0 | 2 | 3 | 0 | 0 | 0 | | | | | |
| Mark Grace, L (1, 3) OBP: 0.390, SLG: 0.400 | F8 | | K | | | | G4-3 | F7 | | 4 | 0 | 0 | 0 | 0 | 1 | 2 | | | | | |
| Vance Law, R (1, 5) OBP: 0.239, SLG: 0.209 | K | | F7 | | | | F9 | | F9 | 4 | 0 | 0 | 0 | 0 | 1 | 2 | | | | | |
| Shawon Dunston, R (1, 6) OBP: 0.250, SLG: 0.226 | | | G6-3 | | G3-1 | | G4-3 | | B1-3 | 4 | 0 | 0 | 0 | 0 | 0 | 0 | | | | | |
| Joe Girardi, R (1, 2) OBP: 0.311, SLG: 0.262 | | | | | | | | | G4-3 | 2 | 0 | 0 | 0 | 1 | 0 | 0 | | | | | |
| Gary Varsho, L (9, PH) OBP: 0.125, SLG: 0.125 | | | G4-3 BB | | P4 | | | | | 1 | 0 | 0 | 0 | 0 | 0 | 0 | | | | | |
| Mike Bielecki, R (1, 1) OBP: 0.390, SLG: 0.653 | | | G4-3 | | E1 | | | | | 2 | 0 | 0 | 0 | 0 | 0 | 1 | | | | | |
| Phil Stephenson, L (7, PH) OBP: 0.222, SLG: 0.125 | | | | | | | | | | 0 | 0 | 0 | 0 | 1 | 0 | 0 | | | | | |
| Darin Jackson, R (7, PH) OBP: 0.222, SLG: 0.125 | | | | | | | | | | 0 | 0 | 0 | 0 | 0 | 0 | 0 | | | | | |
| Calvin Schiraldi, R (7, 1) OBP: 0.222, SLG: 0.125 | | | | | | | | | | 0 | 0 | 0 | 0 | 0 | 0 | 0 | | | | | |
| Mitch Williams, L (7, 1) OBP: 0.222, SLG: 0.125 | | | | | | | | | | 0 | 0 | 0 | 0 | 0 | 0 | 0 | | | | | |
| Inning Stats | R: 2 H: 2 E: 0 K: 1 S: 12 | H: 2 R: 3 ER: 1 LOB: 1 BB: 1 P: 24 | R: 0 H: 0 E: 0 K: 1 S: 9 | H: 0 R: 3 ER: 0 LOB: 1 BB: 1 P: 15 | R: 1 H: 2 E: 0 K: 1 S: 16 | H: 2 R: 0 ER: 1 LOB: 1 BB: 0 P: 21 | R: 0 H: 0 E: 1 K: 0 S: 11 | H: 0 R: 0 ER: 0 LOB: 0 BB: 0 P: 16 | R: 0 H: 0 E: 0 K: 0 S: 8 | H: 0 R: 0 ER: 0 LOB: 0 BB: 0 P: 11 | R: 0 H: 0 E: 1 K: 0 S: 9 | H: 0 R: 0 ER: 0 LOB: 0 BB: 1 P: 15 | R: 0 H: 0 E: 0 K: 0 S: 9 | H: 0 R: 0 ER: 0 LOB: 0 BB: 0 P: 14 | R: 0 H: 0 E: 0 K: 0 S: 4 | H: 0 R: 0 ER: 0 LOB: 0 BB: 0 P: 6 | 1B: 2 2B: 2 3B: 0 HR: 0 | SF: 0 SAC: 0 DP: 0 HBP: 0 | WP: 0 PB: 0 SB: 2 CS: 0 | PA: 35 | |
| PITCHER | IP WLS BF H R ER SO BB IBB HBP BLK WP HR S P ERA WHIP | 7.0 W 29 4 3 3 3 3 0 0 0 0 0 69 107 3.86 1.000 | 2.0 S 6 0 0 0 0 0 0 0 0 0 0 0 13 20 0.00 0.000 | | | | | | | | | | | | | | | | | | |

Chicago Cubs @ New York Mets
Shea Stadium, Flushing, NY
Thu Apr 20 1989, 7:05 PM EDT
Att: 28,944 - Unknown - 68 F

| | |
|-----|----|
| AB | 32 |
| R | 3 |
| H | 4 |
| RBI | 3 |
| BB | 3 |
| SO | 3 |
| LOB | 10 |



| Batter | 1 | 2 | 3 | 4 | 5 | 6 | 7 | 8 | 9 | AB | R | H | RBI | BB | SO | LOB | BOTTOM | | | |
|---|---|---|---|---|---------------------------------------|---|--------------------------------------|---|---------------------------------------|---|---------------------------------------|---|--------------------------------------|---|----------------------------------|------------------------------------|----------------------------------|--------|--|--|
| Lenny Dykstra, L (1, 8) OBP: 0.444, SLG: 0.429 | L8 | | | | F8 | | 1B FC4 BB | | | 3 | 1 | 1 | 0 | 1 | 0 | 1 | | | | |
| Tim Lincecum, R (1, 4) OBP: 0.435, SLG: 0.476 | P3 | | | | E5 | | | | | 2 | 0 | 0 | 0 | 1 | 0 | 0 | | | | |
| Gregg Jefferies, S (7, PH) OBP: 0.163, SLG: 0.208 | | | | | | | | | | 1 | 0 | 1 | 1 | 0 | 0 | 0 | | | | |
| Darryl Strawberry, L (1, 9) OBP: 0.390, SLG: 0.653 | G3-1 | | | | | | | | | 1 | 0 | 0 | 0 | 0 | 0 | 0 | | | | |
| Mookie Wilson, S (3, PH) OBP: 0.194, SLG: 0.265 | | | | | | | | | | 3 | 0 | 0 | 1 | 0 | 2 | 4 | | | | |
| Kevin Reynolds, R (1, 7) OBP: 0.339, SLG: 0.333 | | K | | | P3 | | | | | 4 | 0 | 1 | 0 | 0 | 1 | 0 | | | | |
| Keith Hernandez, L (1, 3) OBP: 0.320, SLG: 0.341 | | | | | F7 | | | | | 3 | 0 | 1 | 0 | 1 | 0 | 1 | | | | |
| Howard Johnson, S (1, 5) OBP: 0.388, SLG: 0.387 | | | | | G3 | | | | | 3 | 0 | 0 | 0 | 1 | 1 | 2 | | | | |
| Gary Carter, R (1, 2) OBP: 0.205, SLG: 0.195 | | | | | | | | | | 4 | 1 | 1 | 0 | 0 | 0 | 4 | | | | |
| Kevin Elster, R (1, 6) OBP: 0.340, SLG: 0.449 | | | | | F9 | | | | | 3 | 2 | 1 | 1 | 1 | 0 | 2 | | | | |
| Dwight Gooden, R (1, 1) OBP: 0.100, SLG: 0.222 | | | | | | | | | | 1 | 0 | 0 | 0 | 0 | 0 | 0 | | | | |
| Lee Mazzilli, S (7, PH) OBP: 0.429, SLG: 0.833 | | | | | | | | | | 1 | 0 | 0 | 0 | 0 | 0 | 1 | | | | |
| Roger McDowell, R (8, 1) ERA: 2.08 | | | | | | | | | | 0 | 0 | 0 | 0 | 0 | 0 | 0 | | | | |
| Inning Stats | R: 0 H: 0 E: 0 K: 0 S: 9 | H: 1 R: 2 ER: 0 LOB: 0 BB: 0 P: 14 | R: 0 H: 1 E: 0 K: 2 S: 9 | H: 1 R: 0 ER: 0 LOB: 1 BB: 0 P: 14 | R: 0 H: 1 E: 0 K: 1 S: 14 | H: 1 R: 0 ER: 0 LOB: 2 BB: 1 P: 26 | R: 0 H: 0 E: 0 K: 0 S: 7 | H: 0 R: 2 ER: 1 LOB: 1 BB: 0 P: 13 | R: 0 H: 2 E: 1 K: 0 S: 15 | H: 0 R: 0 ER: 0 LOB: 1 BB: 1 P: 15 | R: 2 H: 1 E: 0 K: 0 S: 10 | H: 1 R: 0 ER: 0 LOB: 0 BB: 2 P: 23 | R: 0 H: 1 E: 1 K: 0 S: 9 | H: 1 R: 0 ER: 0 LOB: 2 BB: 1 P: 18 | 1B: 4 2B: 2 3B: 0 HR: 0 | SF: 0 SAC: 1 DP: 0 HBP: 0 | WP: 0 PB: 0 SB: 0 CS: 0 | PA: 36 | | |
| PITCHER | IP WLS BF H R ER SO BB IBB HBP BLK WP HR S P ERA WHIP | 6.0 25 4 2 1 4 2 0 0 0 0 0 60 105 1.50 1.000 | 0.1 2 0 1 1 0 1 0 0 0 0 0 3 8 27.00 3.000 | 1.2 L 8 2 1 1 0 2 0 0 0 0 0 0 16 33 5.40 2.400 | | | | | | | | | | | | | | | | |

Chicago Cubs @ New York Mets
Shea Stadium, Flushing, NY
Thu Apr 20 1989, 7:05 PM EDT
Att: 28,944 - Unknown - 68 F

| | |
|-----|----|
| AB | 29 |
| R | 4 |
| H | 6 |
| RBI | 3 |
| BB | 5 |
| SO | 4 |
| LOB | 15 |



| Batter | 1 | 2 | 3 | 4 | 5 | 6 | 7 | 8 | 9 | AB | R | H | RBI | BB | SO | LOB | TOP | | | | | | | | |
|---|---|---|---|---|---|---|---|---|---|---|---|---|---|---|---|---|---|---|---|---|---|---|---|---|---|
| Jerome Walton, R OBP: 0.318, SLG: 0.475 | | | | | | | | | | 4 | 2 | 2 | 0 | 0 | 1 | 1 | | | | | | | | | |
| Mitch Webster, S OBP: 0.493, SLG: 0.517 | | | | | | | | | | 5 | 2 | 3 | 1 | 0 | 1 | 2 | | | | | | | | | |
| 23 Ryne Sandberg, R OBP: 0.333, SLG: 0.393 | | | | | | | | | | 4 | 1 | 2 | 2 | 0 | 1 | 2 | | | | | | | | | |
| Andre Dawson, R OBP: 0.357, SLG: 0.458 | | | | | | | | | | 3 | 1 | 1 | 1 | 0 | 0 | 1 | | | | | | | | | |
| Gary Varsho, L OBP: 0.111, SLG: 0.111 | | | | | | | | | | 1 | 0 | 0 | 0 | 0 | 1 | 1 | | | | | | | | | |
| Vance Law, R OBP: 0.220, SLG: 0.196 | | | | | | | | | | 3 | 0 | 0 | 1 | 0 | 1 | 2 | | | | | | | | | |
| Mark Grace, L OBP: 0.397, SLG: 0.396 | | | | | | | | | | 3 | 1 | 1 | 1 | 1 | 0 | 0 | | | | | | | | | |
| Domingo Ramos, R OBP: 0.348, SLG: 0.545 | | | | | | | | | | 4 | 0 | 1 | 1 | 0 | 1 | 1 | | | | | | | | | |
| Steve Wilson, L | | | | | | | | | | 0 | 0 | 0 | 0 | 0 | 0 | 0 | | | | | | | | | |
| Rick Wrona, R OBP: 0.375, SLG: 0.375 | | | | | | | | | | 4 | 0 | 2 | 1 | 0 | 0 | 0 | | | | | | | | | |
| Rick Sutcliffe, L OBP: 0.385, SLG: 0.385 | | | | | | | | | | 3 | 0 | 0 | 0 | 0 | 0 | 1 | | | | | | | | | |
| Shawon Dunston, R OBP: 0.270, SLG: 0.281 | | | | | | | | | | 1 | 1 | 1 | 0 | 0 | 0 | 0 | | | | | | | | | |
| Inning Stats | R: 3 E: 0 K: 2 S: 17 | H: 4 LOB: 1 BB: 0 P: 28 | R: 0 E: 0 K: 1 S: 9 | H: 1 LOB: 0 BB: 0 P: 12 | R: 3 E: 0 K: 1 S: 21 | H: 4 LOB: 2 BB: 1 P: 31 | R: 0 E: 0 K: 0 S: 14 | H: 1 LOB: 1 BB: 0 P: 19 | R: 0 E: 0 K: 0 S: 12 | H: 0 LOB: 0 BB: 0 P: 19 | R: 0 E: 0 K: 0 S: 9 | H: 0 LOB: 0 BB: 0 P: 13 | R: 1 E: 0 K: 0 S: 11 | H: 1 LOB: 1 BB: 0 P: 18 | R: 0 E: 0 K: 0 S: 9 | H: 0 LOB: 0 BB: 0 P: 12 | R: 1 E: 1 K: 2 S: 14 | H: 2 LOB: 1 BB: 0 P: 21 | 1B: 9 2B: 4 3B: 0 HR: 0 | SF: 3 SAC: 0 DP: 1 HBP: 1 | WP: 0 PB: 0 SB: 3 CS: 0 | PA: 40 | | | |
| PITCHER | IP WLS BF H R ER SO BB IBB HBP BLK WP HR S P ERA WHIP | IP WLS BF H R ER SO BB IBB HBP BLK WP HR S P ERA WHIP | IP WLS BF H R ER SO BB IBB HBP BLK WP HR S P ERA WHIP | IP WLS BF H R ER SO BB IBB HBP BLK WP HR S P ERA WHIP | IP WLS BF H R ER SO BB IBB HBP BLK WP HR S P ERA WHIP | IP WLS BF H R ER SO BB IBB HBP BLK WP HR S P ERA WHIP | IP WLS BF H R ER SO BB IBB HBP BLK WP HR S P ERA WHIP | IP WLS BF H R ER SO BB IBB HBP BLK WP HR S P ERA WHIP | IP WLS BF H R ER SO BB IBB HBP BLK WP HR S P ERA WHIP | IP WLS BF H R ER SO BB IBB HBP BLK WP HR S P ERA WHIP | IP WLS BF H R ER SO BB IBB HBP BLK WP HR S P ERA WHIP | IP WLS BF H R ER SO BB IBB HBP BLK WP HR S P ERA WHIP | IP WLS BF H R ER SO BB IBB HBP BLK WP HR S P ERA WHIP | IP WLS BF H R ER SO BB IBB HBP BLK WP HR S P ERA WHIP | IP WLS BF H R ER SO BB IBB HBP BLK WP HR S P ERA WHIP | IP WLS BF H R ER SO BB IBB HBP BLK WP HR S P ERA WHIP | IP WLS BF H R ER SO BB IBB HBP BLK WP HR S P ERA WHIP | IP WLS BF H R ER SO BB IBB HBP BLK WP HR S P ERA WHIP | IP WLS BF H R ER SO BB IBB HBP BLK WP HR S P ERA WHIP | IP WLS BF H R ER SO BB IBB HBP BLK WP HR S P ERA WHIP | IP WLS BF H R ER SO BB IBB HBP BLK WP HR S P ERA WHIP | IP WLS BF H R ER SO BB IBB HBP BLK WP HR S P ERA WHIP | IP WLS BF H R ER SO BB IBB HBP BLK WP HR S P ERA WHIP | IP WLS BF H R ER SO BB IBB HBP BLK WP HR S P ERA WHIP | IP WLS BF H R ER SO BB IBB HBP BLK WP HR S P ERA WHIP |

Chicago Cubs @ New York Mets
Shea Stadium, Flushing, NY
Fri Apr 21 1989, 7:05 PM EDT
Att: 34,690 - Unknown - 63 F

| | |
|-----|----|
| AB | 35 |
| R | 8 |
| H | 13 |
| RBI | 8 |
| BB | 1 |
| SO | 6 |
| LOB | 11 |



| Batter | 1 | 2 | 3 | 4 | 5 | 6 | 7 | 8 | 9 | AB | R | H | RBI | BB | SO | LOB | BOTTOM | | | | | | | | |
|---|---|---|---|---|---|---|---|---|---|---|---|---|---|---|---|---|---|---|---|---|---|---|---|---|---|
| Lenny Dykstra, L OBP: 0.450, SLG: 0.469 | | | | | | | | | | 4 | 0 | 2 | 0 | 0 | 0 | 0 | | | | | | | | | |
| Mookie Wilson, S OBP: 0.200, SLG: 0.342 | | | | | | | | | | 4 | 1 | 1 | 1 | 0 | 1 | 2 | | | | | | | | | |
| Keith Hernandez, L OBP: 0.296, SLG: 0.313 | | | | | | | | | | 4 | 0 | 0 | 0 | 0 | 0 | 1 | | | | | | | | | |
| Kevin McReynolds, R OBP: 0.333, SLG: 0.327 | | | | | | | | | | 4 | 0 | 1 | 0 | 0 | 0 | 1 | | | | | | | | | |
| Gregg Jefferies, S OBP: 0.170, SLG: 0.212 | | | | | | | | | | 4 | 1 | 1 | 0 | 0 | 0 | 1 | | | | | | | | | |
| Howard Johnson, S OBP: 0.381, SLG: 0.486 | | | | | | | | | | 4 | 2 | 2 | 1 | 0 | 1 | 1 | | | | | | | | | |
| Barry Lyons, R OBP: 0.300, SLG: 0.333 | | | | | | | | | | 4 | 0 | 1 | 0 | 0 | 1 | 2 | | | | | | | | | |
| Kevin Elster, R OBP: 0.327, SLG: 0.431 | | | | | | | | | | 2 | 0 | 0 | 0 | 0 | 0 | 0 | | | | | | | | | |
| Dave Magadan, L OBP: 0.250, SLG: 0.353 | | | | | | | | | | 1 | 0 | 0 | 1 | 0 | 1 | 1 | | | | | | | | | |
| Bob Ojeda, L | | | | | | | | | | 0 | 0 | 0 | 0 | 0 | 0 | 0 | | | | | | | | | |
| Terry Leach, R | | | | | | | | | | 2 | 0 | 0 | 0 | 0 | 1 | 0 | | | | | | | | | |
| Lee Mazzilli, S OBP: 0.375, SLG: 0.714 | | | | | | | | | | 1 | 0 | 0 | 0 | 0 | 1 | 0 | | | | | | | | | |
| Don Aase, R | | | | | | | | | | 0 | 0 | 0 | 0 | 0 | 0 | 0 | | | | | | | | | |
| Inning Stats | R: 0 E: 0 K: 1 S: 8 | H: 0 LOB: 0 BB: 0 P: 12 | R: 1 E: 0 K: 0 S: 10 | H: 1 LOB: 0 BB: 0 P: 14 | R: 0 E: 0 K: 0 S: 8 | H: 1 LOB: 1 BB: 0 P: 12 | R: 0 E: 0 K: 1 S: 10 | H: 1 LOB: 1 BB: 0 P: 15 | R: 0 E: 0 K: 0 S: 7 | H: 0 LOB: 0 BB: 0 P: 8 | R: 0 E: 0 K: 0 S: 6 | H: 1 LOB: 1 BB: 0 P: 7 | R: 2 E: 0 K: 2 S: 18 | H: 2 LOB: 0 BB: 0 P: 28 | R: 1 E: 0 K: 0 S: 10 | H: 1 LOB: 0 BB: 0 P: 14 | R: 0 E: 0 K: 1 S: 7 | H: 1 LOB: 1 BB: 0 P: 9 | 1B: 5 2B: 1 3B: 0 HR: 2 | SF: 1 SAC: 0 DP: 0 HBP: 0 | WP: 1 PB: 0 SB: 2 CS: 0 | PA: 35 | | | |
| PITCHER | IP WLS BF H R ER SO BB IBB HBP BLK WP HR S P ERA WHIP | IP WLS BF H R ER SO BB IBB HBP BLK WP HR S P ERA WHIP | IP WLS BF H R ER SO BB IBB HBP BLK WP HR S P ERA WHIP | IP WLS BF H R ER SO BB IBB HBP BLK WP HR S P ERA WHIP | IP WLS BF H R ER SO BB IBB HBP BLK WP HR S P ERA WHIP | IP WLS BF H R ER SO BB IBB HBP BLK WP HR S P ERA WHIP | IP WLS BF H R ER SO BB IBB HBP BLK WP HR S P ERA WHIP | IP WLS BF H R ER SO BB IBB HBP BLK WP HR S P ERA WHIP | IP WLS BF H R ER SO BB IBB HBP BLK WP HR S P ERA WHIP | IP WLS BF H R ER SO BB IBB HBP BLK WP HR S P ERA WHIP | IP WLS BF H R ER SO BB IBB HBP BLK WP HR S P ERA WHIP | IP WLS BF H R ER SO BB IBB HBP BLK WP HR S P ERA WHIP | IP WLS BF H R ER SO BB IBB HBP BLK WP HR S P ERA WHIP | IP WLS BF H R ER SO BB IBB HBP BLK WP HR S P ERA WHIP | IP WLS BF H R ER SO BB IBB HBP BLK WP HR S P ERA WHIP | IP WLS BF H R ER SO BB IBB HBP BLK WP HR S P ERA WHIP | IP WLS BF H R ER SO BB IBB HBP BLK WP HR S P ERA WHIP | IP WLS BF H R ER SO BB IBB HBP BLK WP HR S P ERA WHIP | IP WLS BF H R ER SO BB IBB HBP BLK WP HR S P ERA WHIP | IP WLS BF H R ER SO BB IBB HBP BLK WP HR S P ERA WHIP | IP WLS BF H R ER SO BB IBB HBP BLK WP HR S P ERA WHIP | IP WLS BF H R ER SO BB IBB HBP BLK WP HR S P ERA WHIP | IP WLS BF H R ER SO BB IBB HBP BLK WP HR S P ERA WHIP | IP WLS BF H R ER SO BB IBB HBP BLK WP HR S P ERA WHIP | IP WLS BF H R ER SO BB IBB HBP BLK WP HR S P ERA WHIP |

Chicago Cubs @ New York Mets
Shea Stadium, Flushing, NY
Fri Apr 21 1989, 7:05 PM EDT
Att: 34,690 - Unknown - 63 F

| | |
|-----|----|
| AB | 34 |
| R | 4 |
| H | 8 |
| RBI | 3 |
| BB | 0 |
| SO | 6 |
| LOB | 9 |



| Batter | 1 | 2 | 3 | 4 | 5 | 6 | 7 | 8 | 9 | AB | R | H | RBI | BB | SO | LOB | TOP | | | |
|---|---|---|---|----------------------------------|-------------------------------|----------------------------------|------------------------------|----------------------------------|-------------------------------|----------------------------------|-------------------------------|----------------------------------|------------------------------|----------------------------------|-------------------------------|----------------------------------|--|------------------------------------|----------------------------------|--------|
| Jerome Walton, R OBP: 0.314, SLG: 0.460 (1, 8) | G6-3 | | K | | | BB 1B | | F9 | | 4 | 0 | 1 | 0 | 0 | 1 | 1 | Chicago Cubs @ New York Mets Shea Stadium, Flushing, NY Sat Apr 22 1989, 3:33 AM EDT Att: 41,323 - Cloudy - 50 F | | | |
| Mitch Webster, S OBP: 0.479, SLG: 0.492 (1, 7) | F8 | | K | | | BB 1-2 | | F8 | | 3 | 0 | 0 | 0 | 1 | 1 | | | | | |
| 23 Ryne Sandberg, R OBP: 0.329, SLG: 0.385 (1, 4) | F9 | | | | | P3 | | | FC1-6 1B | 4 | 0 | 1 | 0 | 0 | 2 | | | | | |
| Andre Dawson, R OBP: 0.333, SLG: 0.423 (1, 9) | | P4 | | | | P2 | | | FC1-6 1B 1-2 | 4 | 0 | 0 | 0 | 0 | 3 | | | | | |
| Mark Grace, L OBP: 0.398, SLG: 0.386 (1, 3) | | F7 | | | | | K | | | 4 | 0 | 1 | 0 | 0 | 1 | | | | | |
| Curtis Wilkerson, S OBP: 0.150, SLG: 0.211 (1, 5) | | G6-3 | | | | | K | | K | 4 | 0 | 1 | 0 | 0 | 2 | | | | | |
| Shawon Dunston, R OBP: 0.275, SLG: 0.285 (9, PH) | | | | | | | | | | | | | | | | | | | | |
| Phil Stephenson, L OBP: 0.200, SLG: 0.111 (8, PH) | | | | | | | | | | | | | | | | | | | | |
| Rick Wrona, R OBP: 0.364, SLG: 0.364 (1, 2) | | | | | | | | | | | | | | | | | | | | |
| Greg Maddux, R OBP: 0.143, SLG: 0.143 (1, 1) | | | | | | | | | | | | | | | | | | | | |
| Pat Perry, L OBP: 0.500, SLG: 0.500 (8, PH) | | | | | | | | | | | | | | | | | | | | |
| Vance Law, R OBP: 0.216, SLG: 0.191 (8, 1) | | | | | | | | | | | | | | | | | | | | |
| Jeff Pico, R (8, 1) | | | | | | | | | | | | | | | | | | | | |
| Inning Stats | R: 0 E: 0 K: 0 S: 5 | H: 0 LOB: 0 BB: 0 P: 9 | R: 0 E: 0 K: 0 S: 7 | H: 0 LOB: 0 BB: 0 P: 12 | R: 0 E: 0 K: 2 S: 11 | H: 1 LOB: 1 BB: 1 P: 19 | R: 0 E: 0 K: 0 S: 8 | H: 0 LOB: 0 BB: 0 P: 11 | R: 0 E: 0 K: 1 S: 12 | H: 1 LOB: 2 BB: 1 P: 20 | R: 0 E: 0 K: 1 S: 11 | H: 1 LOB: 1 BB: 0 P: 16 | R: 0 E: 0 K: 1 S: 6 | H: 0 LOB: 0 BB: 0 P: 10 | R: 0 E: 0 K: 1 S: 11 | H: 2 LOB: 2 BB: 0 P: 15 | 1B: 4 2B: 1 3B: 0 HR: 0 | SF: 0 SAC: 0 DP: 0 HBP: 0 | WP: 0 PB: 0 SB: 0 CS: 0 | PA: 34 |
| PITCHER | IP WLS BF H R ER SO BB IBB HBP BLK WP HR S P ERA WHIP | 8.0 W 30 4 1 1 5 2 0 0 0 0 0 0 68 109 1.12 0.750 | 1.0 S 4 1 0 0 1 0 0 0 0 0 0 0 10 14 0.00 1.000 | | | | | | | | | | | | | | | | | |

| | |
|-----|----|
| AB | 32 |
| R | 1 |
| H | 5 |
| RBI | 1 |
| BB | 2 |
| SO | 6 |
| LOB | 14 |



| Batter | 1 | 2 | 3 | 4 | 5 | 6 | 7 | 8 | 9 | AB | R | H | RBI | BB | SO | LOB | BOTTOM | | |
|---|---|---|--|----------------------------------|-------------------------------|----------------------------------|------------------------------|----------------------------------|-------------------------------|----------------------------------|------------------------------|----------------------------------|-------------------------------|----------------------------------|----------------------------------|------------------------------------|--|--------|--|
| Mookie Wilson, S OBP: 0.227, SLG: 0.341 (1, 9) | F8 | | F7 | | | SH5-3 1B | | SH5-3 BB | | 3 | 0 | 1 | 0 | 1 | 0 | 1 | Chicago Cubs @ New York Mets Shea Stadium, Flushing, NY Sat Apr 22 1989, 3:33 AM EDT Att: 41,323 - Cloudy - 50 F | | |
| Lenny Dykstra, L OBP: 0.476, SLG: 0.515 (1, 8) | | | FC5-4 BB | | | SH5-3 | | SH5-3 | | 1 | 1 | 1 | 1 | 1 | 0 | 0 | | | |
| Gregg Jefferies, S OBP: 0.175, SLG: 0.200 (1, 4) | | | FC5-4 BB | | | F8 | | K | | 3 | 0 | 0 | 0 | 1 | 1 | 3 | | | |
| Kevin McReynolds, R OBP: 0.343, SLG: 0.328 (1, 7) | | | FC5-4 | | | P3 | | | | 3 | 0 | 1 | 1 | 1 | 0 | 2 | | | |
| Keith Hernandez, L OBP: 0.293, SLG: 0.365 (1, 3) | | | G4-3 | | | | | | | 4 | 1 | 1 | 1 | 0 | 2 | 4 | | | |
| Howard Johnson, S OBP: 0.370, SLG: 0.462 (7, 5) | | | G6-3 | | | G3 | | | | 4 | 0 | 1 | 0 | 0 | 0 | 0 | | | |
| Gary Carter, R OBP: 0.186, SLG: 0.178 (1, 2) | | | F9 | | | E6 FC1-6 | | | | 4 | 0 | 0 | 0 | 0 | 1 | 1 | | | |
| Dave Magadan, L OBP: 0.304, SLG: 0.368 (6, PR) | | | | | | FC1-6 | | | | 2 | 1 | 1 | 0 | 1 | 0 | 1 | | | |
| Kevin Elster, R OBP: 0.321, SLG: 0.423 (7, 6) | | | | | | G1 2B | | | | 1 | 0 | 0 | 0 | 0 | 0 | 0 | | | |
| Sid Fernandez, L OBP: 0.167, SLG: 0.167 (9, 1) | | | | | | G1 | | | | 3 | 0 | 0 | 0 | 0 | 1 | 4 | | | |
| Roger McDowell, R (9, 1) | | | | | | G6-3 | | | | 0 | 0 | 0 | 0 | 0 | 0 | 0 | | | |
| Inning Stats | R: 0 E: 0 K: 0 S: 10 | H: 0 LOB: 1 BB: 1 P: 14 | R: 0 E: 0 K: 0 S: 8 | H: 0 LOB: 0 BB: 0 P: 10 | R: 2 E: 0 K: 1 S: 15 | H: 2 LOB: 2 BB: 2 P: 31 | R: 0 E: 1 K: 0 S: 8 | H: 0 LOB: 1 BB: 0 P: 13 | R: 0 E: 0 K: 1 S: 12 | H: 3 LOB: 2 BB: 0 P: 19 | R: 0 E: 0 K: 2 S: 9 | H: 0 LOB: 2 BB: 2 P: 20 | R: 0 E: 1 K: 1 S: 14 | H: 0 LOB: 0 BB: 0 P: 21 | 1B: 4 2B: 1 3B: 0 HR: 1 | SF: 0 SAC: 2 DP: 0 HBP: 0 | WP: 0 PB: 0 SB: 0 CS: 2 | PA: 35 | |
| PITCHER | IP WLS BF H R ER SO BB IBB HBP BLK WP HR S P ERA WHIP | 5.1 L 26 6 3 3 3 1 1 0 0 0 0 14 27 0.00 0.600 | 1.0 S 3 0 0 0 1 0 0 0 0 0 0 14 21 0.00 0.000 | | | | | | | | | | | | | | | | |

| | |
|-----|----|
| AB | 28 |
| R | 3 |
| H | 6 |
| RBI | 3 |
| BB | 5 |
| SO | 5 |
| LOB | 16 |



| Batter | 1 | 2 | 3 | 4 | 5 | 6 | 7 | 8 | 9 | AB | R | H | RBI | BB | SO | LOB | TOP | | | | | | | | | | |
|---|------------------------------|---------------------------------|------------------------------|----------------------------------|-------------------------------|----------------------------------|------------------------------|---------------------------------|------------------------------|----------------------------------|------------------------------|---------------------------------|------------------------------|----------------------------------|-------------------------------|----------------------------------|-------------------------------|----------------------------------|----------------------------------|------------------------------------|-------------------------|--------|--|--|--|--|--|
| Jerome Walton, R (1,8) OBP: 0.320, SLG: 0.471 | F7 | | G3 WP 2B | 2-1 | | L6 | | | G6-3 | 5 | 1 | 2 | 0 | 0 | 0 | 1 | | | | | | | | | | | |
| Mitch Webster, S (1,7) OBP: 0.447, SLG: 0.455 | F8 | | G3 | 0-0 | | | K | | E9 | 5 | 0 | 0 | 0 | 0 | 1 | 2 | | | | | | | | | | | |
| 23 Ryne Sandberg, R (1,4) OBP: 0.307, SLG: 0.357 | G5-3 | | K | | | | F9 | | F9 | 5 | 0 | 0 | 0 | 0 | 1 | 2 | | | | | | | | | | | |
| Andre Dawson, R (1,9) OBP: 0.359, SLG: 0.491 | | G6-3 | 2B | 4-2 | | G4-3 1B | | | HR | 3 | 1 | 2 | 1 | 1 | 0 | 0 | | | | | | | | | | | |
| Mark Grace, L (1,3) OBP: 0.394, SLG: 0.400 | | 2B | BB | 0-0 | | G4-3 | | | F9 | 3 | 0 | 1 | 1 | 1 | 0 | 1 | | | | | | | | | | | |
| Vance Law, R (1,5) OBP: 0.236, SLG: 0.220 | | BB | 2B | 1-3 | | G6-3 | | | K | 3 | 0 | 1 | 0 | 1 | 1 | 1 | | | | | | | | | | | |
| Shawon Dunston, R (1,6) OBP: 0.273, SLG: 0.243 | | IBB | K | 1-3 | | | F9 | | K | 3 | 0 | 0 | 0 | 1 | 2 | 3 | | | | | | | | | | | |
| Joe Girardi, R (1,2) OBP: 0.286, SLG: 0.239 | P3 | | | 0-0 | | F8 | | | K | 4 | 0 | 0 | 0 | 0 | 1 | 3 | | | | | | | | | | | |
| Paul Kilgus, L (1,1) OBP: 0.143, SLG: 0.143 | F8 | | | 0-1 | | | | | F8 | 3 | 0 | 1 | 0 | 0 | 0 | 3 | | | | | | | | | | | |
| Calvin Schiraldi, R (7,1) | | | | | | | | | | 0 | 0 | 0 | 0 | 0 | 0 | 0 | | | | | | | | | | | |
| Mitch Williams, L (8,1) | | | | | | | | | | 0 | 0 | 0 | 0 | 0 | 0 | 0 | | | | | | | | | | | |
| Domingo Ramos, R (8,6) | | | | | | | | | | 0 | 0 | 0 | 0 | 0 | 0 | 0 | | | | | | | | | | | |
| Phil Stephenson, L (9,PH) | | | | | | 1B | | | | 1 | 0 | 0 | 0 | 0 | 0 | 0 | | | | | | | | | | | |
| Inning Stats | R: 0 E: 0 K: 0 S: 5 | H: 0 LOB: 0 BB: 0 P: 8 | R: 0 E: 0 K: 0 S: 9 | H: 1 LOB: 3 BB: 2 P: 23 | R: 1 E: 0 K: 2 S: 17 | H: 2 LOB: 3 BB: 2 P: 28 | R: 0 E: 0 K: 0 S: 6 | H: 1 LOB: 1 BB: 0 P: 8 | R: 0 E: 0 K: 0 S: 4 | H: 1 LOB: 1 BB: 0 P: 10 | R: 0 E: 0 K: 0 S: 7 | H: 1 LOB: 1 BB: 0 P: 9 | R: 1 E: 0 K: 1 S: 9 | H: 1 LOB: 0 BB: 0 P: 14 | R: 0 E: 0 K: 3 S: 12 | H: 0 LOB: 0 BB: 0 P: 17 | R: 0 E: 1 K: 0 S: 12 | H: 0 LOB: 1 BB: 0 P: 15 | 1B: 3 2B: 3 3B: 0 HR: 1 | SF: 0 SAC: 0 DP: 0 HBP: 0 | WP: 1 PB: 0 CS: 0 | PA: 39 | | | | | |
| PITCHER | IP | WLS | BF | H | R | ER | SO | BB | IBB | HBP | BLK | WP | HR | S | P | ERA | WHIP | | | | | | | | | | |
| Ron Darling, R (1,1) ERA: 8.2 | 7.0 | | 32 | 7 | 2 | 2 | 3 | 3 | 1 | 0 | 0 | 1 | 1 | 57 | 100 | 2.57 | 1.429 | | | | | | | | | | |
| Rick Aguilera, R (8,1) ERA: 2.61 | 2.0 | W | 7 | 0 | 0 | 0 | 3 | 0 | 0 | 0 | 0 | 0 | 0 | 24 | 32 | 0.00 | 0.000 | | | | | | | | | | |

Chicago Cubs @ New York Mets
Shea Stadium, Flushing, NY
Sun Apr 23 1989, 3:33 AM EDT
Att: 40,268 - Sunny - 52 F

AB 35
R 2
H 7
RBI 2
BB 4
SO 6
LOB 16



| Batter | 1 | 2 | 3 | 4 | 5 | 6 | 7 | 8 | 9 | AB | R | H | RBI | BB | SO | LOB | BOTTOM | | | | | | | | | | |
|--|------------------------------|----------------------------------|------------------------------|---------------------------------|------------------------------|----------------------------------|-------------------------------|----------------------------------|-------------------------------|----------------------------------|-------------------------------|----------------------------------|-------------------------------|----------------------------------|-------------------------------|----------------------------------|----------------------------------|------------------------------------|-------------------------|--------|--|--|--|--|--|--|--|
| Mookie Wilson, S (1,9) OBP: 0.229, SLG: 0.333 | K | | F7 | | G1-3 | | | | | 4 | 0 | 1 | 1 | 0 | 1 | 1 | | | | | | | | | | | |
| Lenny Dykstra, L (1,8) OBP: 0.435, SLG: 0.459 | G6-3 | | K | | | G3 | P3 | | | 4 | 0 | 0 | 0 | 0 | 1 | 4 | | | | | | | | | | | |
| Tim Lincecum, R (1,4) OBP: 0.444, SLG: 0.458 | | 1B | | P3 | | L9 | | | HR | 3 | 1 | 1 | 0 | 1 | 0 | 0 | | | | | | | | | | | |
| Kevin Reynolds, R (1,7) OBP: 0.352, SLG: 0.387 | F9 | | | 1B | | G6-3 | | | HR | 4 | 1 | 2 | 2 | 0 | 0 | 1 | | | | | | | | | | | |
| Keith Hernandez, L (1,3) OBP: 0.323, SLG: 0.382 | | G1-3 | | 1B | | | BB | 1B | CS | 3 | 1 | 2 | 0 | 1 | 0 | 0 | | | | | | | | | | | |
| Howard Johnson, S (1,5) OBP: 0.360, SLG: 0.442 | F8 | | | F8 | | | 1B | BB | K | 4 | 0 | 1 | 0 | 0 | 1 | 3 | | | | | | | | | | | |
| Gary Carter, R (1,2) OBP: 0.192, SLG: 0.245 | P2 | | | G4-3 | | | P3 | HR | | 4 | 1 | 1 | 1 | 0 | 0 | 4 | | | | | | | | | | | |
| Kevin Elster, R (1,6) OBP: 0.317, SLG: 0.411 | | | BLK | | G5-3 | | K | | G4-3 | 4 | 0 | 1 | 0 | 0 | 1 | 2 | | | | | | | | | | | |
| Ron Darling, R (1,1) | | | | | | | | | | 2 | 0 | 0 | 0 | 0 | 2 | 1 | | | | | | | | | | | |
| Lee Mazzilli, S (7,PH) | | | | | | | | | | 0 | 0 | 0 | 0 | 1 | 0 | 0 | | | | | | | | | | | |
| Rick Aguilera, R (8,1) | | | | | | | | | | 0 | 0 | 0 | 0 | 0 | 0 | 0 | | | | | | | | | | | |
| Inning Stats | R: 0 E: 0 K: 1 S: 9 | H: 1 LOB: 1 BB: 0 P: 14 | R: 0 E: 0 K: 0 S: 4 | H: 0 LOB: 0 BB: 0 P: 6 | R: 0 E: 0 K: 2 S: 8 | H: 1 LOB: 1 BB: 0 P: 12 | R: 0 E: 0 K: 0 S: 11 | H: 2 LOB: 2 BB: 0 P: 14 | R: 0 E: 0 K: 1 S: 11 | H: 0 LOB: 0 BB: 0 P: 14 | R: 0 E: 0 K: 0 S: 10 | H: 0 LOB: 0 BB: 0 P: 13 | R: 1 E: 0 K: 1 S: 22 | H: 3 LOB: 3 BB: 1 P: 38 | R: 3 E: 0 K: 1 S: 14 | H: 2 LOB: 0 BB: 2 P: 27 | 1B: 7 2B: 0 3B: 0 HR: 2 | SF: 0 SAC: 0 DP: 0 HBP: 0 | WP: 0 PB: 0 CS: 1 | PA: 35 | | | | | | | |
| PITCHER | IP | WLS | BF | H | R | ER | SO | BB | IBB | HBP | BLK | WP | HR | S | P | ERA | WHIP | | | | | | | | | | |
| Paul Kilgus, L (1,1) ERA: 4.06 | 6.0 | | 24 | 6 | 1 | 1 | 4 | 0 | 0 | 0 | 0 | 0 | 1 | 15 | 31 | 18.00 | 4.000 | | | | | | | | | | |
| Calvin Schiraldi, R (7,1) ERA: 3.38 | 1.0 | L | 7 | 2 | 2 | 2 | 1 | 2 | 0 | 0 | 0 | 0 | 1 | 12 | 19 | 9.00 | 2.000 | | | | | | | | | | |
| Mitch Williams, L (8,1) ERA: 2.79 | 1.0 | | 4 | 1 | 1 | 1 | 1 | 1 | 0 | 0 | 0 | 0 | 1 | 12 | 19 | 9.00 | 2.000 | | | | | | | | | | |

Chicago Cubs @ New York Mets
Shea Stadium, Flushing, NY
Sun Apr 23 1989, 3:33 AM EDT
Att: 40,268 - Sunny - 52 F

AB 32
R 4
H 9
RBI 4
BB 3
SO 6
LOB 16



| Batter | 1 | 2 | 3 | 4 | 5 | 6 | 7 | 8 | 9 | AB | R | H | RBI | BB | SO | LOB | TOP | | | | | | | | |
|---|-------------------------------|----------------------------------|------------------------------|----------------------------------|-------------------------------|----------------------------------|------------------------------|----------------------------------|-------------------------------|----------------------------------|------------------------------|---------------------------------|------------------------------|----------------------------------|------------------------------|----------------------------------|-------------------------------|----------------------------------|----------------------------------|------------------------------------|----------------------------------|--------|--|--|--|
| Ron Gant, R OBP: 0.280, SLG: 0.385 (1, 5) | | | | | | | | | | 4 | 1 | 1 | 1 | 1 | 2 | 1 | | | | | | | | | |
| Lonnie Smith, R OBP: 0.429, SLG: 0.488 (1, 7) | | | | | | | | | | 2 | 0 | 1 | 0 | 2 | 1 | 0 | | | | | | | | | |
| Gerald Perry, L OBP: 0.462, SLG: 0.521 (1, 3) | | | | | | | | | | 5 | 0 | 0 | 0 | 0 | 3 | 6 | | | | | | | | | |
| Dale Murphy, R OBP: 0.256, SLG: 0.357 (1, 8) | | | | | | | | | | 4 | 0 | 1 | 0 | 0 | 3 | 3 | | | | | | | | | |
| Andres Thomas, R OBP: 0.306, SLG: 0.383 (1, 6) | | | | | | | | | | 4 | 0 | 1 | 0 | 0 | 0 | 2 | | | | | | | | | |
| Dion James, L OBP: 0.371, SLG: 0.323 (1, 9) | | | | | | | | | | 3 | 0 | 0 | 0 | 1 | 0 | 2 | | | | | | | | | |
| Jody Davis, R OBP: 0.205, SLG: 0.164 (1, 2) | | | | | | | | | | 3 | 0 | 0 | 0 | 1 | 1 | 0 | | | | | | | | | |
| Jeff Treadway, L OBP: 0.235, SLG: 0.320 (1, 4) | | | | | | | | | | 4 | 0 | 1 | 0 | 0 | 0 | 2 | | | | | | | | | |
| Pete Smith, R (1, 1) | | | | | | | | | | 2 | 0 | 0 | 0 | 0 | 0 | 0 | | | | | | | | | |
| Paul Assenmacher, L (5, 1) | | | | | | | | | | 0 | 0 | 0 | 0 | 0 | 0 | 0 | | | | | | | | | |
| Terry Blocker, L (7, PH) | | | | | | | | | | 0 | 0 | 0 | 0 | 1 | 0 | 0 | | | | | | | | | |
| Jim Acker, R (7, 1) | | | | | | | | | | 0 | 0 | 0 | 0 | 0 | 0 | 0 | | | | | | | | | |
| Darrell Evans, L OBP: 0.240, SLG: 0.273 (9, PH) | | | | | | | | | | 1 | 0 | 0 | 0 | 0 | 0 | 1 | | | | | | | | | |
| Inning Stats | R: 0 E: 0 K: 3 S: 12 | H: 1 LOB: 1 BB: 0 P: 21 | R: 0 E: 0 K: 0 S: 7 | H: 0 LOB: 1 BB: 2 P: 18 | R: 1 E: 1 K: 1 S: 13 | H: 1 LOB: 2 BB: 1 P: 19 | R: 0 E: 0 K: 1 S: 7 | H: 0 LOB: 0 BB: 0 P: 11 | R: 0 E: 0 K: 2 S: 11 | H: 0 LOB: 1 BB: 0 P: 20 | R: 0 E: 0 K: 1 S: 5 | H: 0 LOB: 0 BB: 0 P: 7 | R: 0 E: 0 K: 0 S: 6 | H: 0 LOB: 1 BB: 1 P: 12 | R: 0 E: 0 K: 1 S: 9 | H: 2 LOB: 2 BB: 0 P: 16 | R: 0 E: 0 K: 1 S: 16 | H: 1 LOB: 3 BB: 2 P: 32 | 1B: 4 2B: 1 3B: 0 HR: 1 | SF: 0 SAC: 0 DP: 1 HBP: 1 | WP: 0 PB: 0 SB: 4 CS: 0 | PA: 39 | | | |
| PITCHER | IP | WLS | BF | H | R | ER | SO | BB | IBB | HBP | BLK | WP | HR | S | P | ERA | WHIP | | | | | | | | |
| Dwight Gooden, R ERA: 2.41 (1, 1) | 8.2 | W | 38 | 5 | 1 | 1 | 9 | 6 | 0 | 1 | 1 | 0 | 1 | 79 | 146 | 1.04 | 1.269 | | | | | | | | |
| Randy Myers, L ERA: 1.64 (9, 1) | 0.1 | S | 1 | 0 | 0 | 0 | 1 | 0 | 0 | 0 | 0 | 0 | 0 | 7 | 10 | 0.00 | 0.000 | | | | | | | | |

Atlanta Braves @ New York Mets
Shea Stadium, Flushing, NY
Wed Apr 26 1989, 7:05 PM EDT
Att: 39,665 - Unknown - 60 F

AB 32
R 1
H 5
RBI 1
BB 6
SO 10
LOB 17



| Batter | 1 | 2 | 3 | 4 | 5 | 6 | 7 | 8 | 9 | AB | R | H | RBI | BB | SO | LOB | BOTTOM | | | | | | | | |
|--|-------------------------------|----------------------------------|------------------------------|---------------------------------|-------------------------------|----------------------------------|------------------------------|---------------------------------|-------------------------------|----------------------------------|-------------------------------|----------------------------------|------------------------------|---------------------------------|------------------------------|----------------------------------|----------------------------------|------------------------------------|----------------------------------|--------|--|--|--|--|--|
| Lenny Dykstra, L OBP: 0.472, SLG: 0.548 (1, 8) | | | | | | | | | | 3 | 2 | 2 | 1 | 1 | 0 | 1 | | | | | | | | | |
| Gregg Jefferies, S OBP: 0.188, SLG: 0.226 (1, 4) | | | | | | | | | | 4 | 0 | 2 | 1 | 0 | 1 | 2 | | | | | | | | | |
| Dave Magadan, L OBP: 0.333, SLG: 0.391 (1, 3) | | | | | | | | | | 4 | 1 | 2 | 0 | 0 | 0 | 3 | | | | | | | | | |
| Darryl Strawberry, L OBP: 0.377, SLG: 0.623 (1, 9) | | | | | | | | | | 4 | 0 | 1 | 0 | 0 | 3 | 3 | | | | | | | | | |
| Kevin McReynolds, R OBP: 0.346, SLG: 0.418 (1, 7) | | | | | | | | | | 4 | 1 | 1 | 1 | 0 | 1 | 3 | | | | | | | | | |
| Howard Johnson, S OBP: 0.352, SLG: 0.489 (1, 5) | | | | | | | | | | 4 | 1 | 1 | 2 | 0 | 2 | 0 | | | | | | | | | |
| Gary Carter, R OBP: 0.186, SLG: 0.218 (1, 2) | | | | | | | | | | 4 | 0 | 0 | 0 | 0 | 2 | 0 | | | | | | | | | |
| Kevin Elster, R OBP: 0.288, SLG: 0.371 (1, 6) | | | | | | | | | | 3 | 0 | 0 | 0 | 0 | 2 | 0 | | | | | | | | | |
| Dwight Gooden, R OBP: 0.231, SLG: 0.417 (1, 1) | | | | | | | | | | 3 | 1 | 2 | 0 | 0 | 1 | 0 | | | | | | | | | |
| Randy Myers, L (9, 1) | | | | | | | | | | 0 | 0 | 0 | 0 | 0 | 0 | 0 | | | | | | | | | |
| Inning Stats | R: 1 E: 0 K: 2 S: 14 | H: 1 LOB: 1 BB: 1 P: 23 | R: 0 E: 0 K: 1 S: 6 | H: 0 LOB: 0 BB: 0 P: 9 | R: 0 E: 0 K: 1 S: 10 | H: 1 LOB: 1 BB: 0 P: 13 | R: 0 E: 0 K: 2 S: 8 | H: 0 LOB: 0 BB: 0 P: 9 | R: 2 E: 0 K: 3 S: 20 | H: 4 LOB: 2 BB: 0 P: 31 | R: 1 E: 0 K: 2 S: 10 | H: 1 LOB: 0 BB: 0 P: 15 | R: 0 E: 0 K: 1 S: 7 | H: 1 LOB: 0 BB: 0 P: 8 | R: 2 E: 0 K: 0 S: 8 | H: 3 LOB: 0 BB: 0 P: 12 | 1B: 7 2B: 2 3B: 0 HR: 2 | SF: 0 SAC: 0 DP: 2 HBP: 0 | WP: 1 PB: 0 SB: 1 CS: 0 | PA: 34 | | | | | |
| PITCHER | IP | WLS | BF | H | R | ER | SO | BB | IBB | HBP | BLK | WP | HR | S | P | ERA | WHIP | | | | | | | | |
| Pete Smith, R ERA: 4.44 (1, 1) | 4.2 | L | 21 | 6 | 3 | 3 | 8 | 1 | 0 | 0 | 0 | 0 | 1 | 55 | 79 | 5.79 | 1.500 | | | | | | | | |
| Paul Assenmacher, L ERA: 1.17 (5, 1) | 1.1 | | 5 | 1 | 1 | 1 | 3 | 0 | 0 | 0 | 0 | 0 | 1 | 13 | 21 | 6.75 | 0.750 | | | | | | | | |
| Jim Acker, R ERA: 2.87 (7, 1) | 2.0 | | 8 | 4 | 2 | 2 | 1 | 0 | 0 | 0 | 0 | 0 | 1 | 15 | 20 | 9.00 | 2.000 | | | | | | | | |

Atlanta Braves @ New York Mets
Shea Stadium, Flushing, NY
Wed Apr 26 1989, 7:05 PM EDT
Att: 39,665 - Unknown - 60 F

AB 33
R 6
H 11
RBI 5
BB 1
SO 12
LOB 12



| Batter | 1 | 2 | 3 | 4 | 5 | 6 | 7 | 8 | 9 | AB | R | H | RBI | BB | SO | LOB | TOP | | | | |
|--|---------------------------------------|---------------------------------------|---------------------------------------|---------------------------------------|---------------------------------------|---------------------------------------|---------------------------------------|---------------------------------------|---------------------------------------|---------------------------------------|---------------------------------------|---------------------------------------|---------------------------------------|---------------------------------------|---------------------------------------|---------------------------------------|----------------------------------|------------------------------------|----------------------------------|-------------|--|
| Lenny Dykstra, L OBP: 0.483, SLG: 0.565 (1, 8) | G4-3 S 1B | | 1B HR HBP | 1-3 2B | | G3 | | G4-3 | | 4 | 1 | 2 | 0 | 0 | 0 | 1 | | | | | |
| Gregg Jefferies, S OBP: 0.203, SLG: 0.254 (1, 4) | F8 | | HR 1B | L4-3 | | L7 | | 1B 2B | | 5 | 2 | 2 | 1 | 0 | 0 | 4 | | | | | |
| Keith Hernandez, L OBP: 0.329, SLG: 0.419 (1, 3) | G4-3 | | HR 1B | | | L9 | | 1B 2B | | 4 | 2 | 2 | 4 | 1 | 0 | 2 | | | | | |
| Darryl Strawberry, L OBP: 0.379, SLG: 0.596 (1, 9) | K | | F9 | | | 2B BB | | K G5-4-3 1B | | 4 | 1 | 1 | 0 | 1 | 2 | 1 | | | | | |
| Kevin McReynolds, R OBP: 0.361, SLG: 0.444 (1, 7) | | L7 | S 1B | | | L7-4 2B | | 1B G5-4-3 | | 5 | 0 | 3 | 2 | 0 | 0 | 2 | | | | | |
| Howard Johnson, S OBP: 0.356, SLG: 0.471 (1, 6) (7, 5) | G4-3 | | L3 | | | BB | | P6 | | 4 | 0 | 1 | 0 | 1 | 0 | 1 | | | | | |
| Gary Carter, R OBP: 0.172, SLG: 0.200 (1, 2) | G6-3 | | F8 | | | P3 | | G3-1 | | 5 | 0 | 0 | 0 | 0 | 0 | 4 | | | | | |
| Dave Magadan, L OBP: 0.387, SLG: 0.400 (1, 5) | | | SH3-4 1B | | | L7-4 2B | | G6-3 | | 2 | 1 | 1 | 0 | 2 | 0 | 2 | | | | | |
| Kevin Elster, R OBP: 0.294, SLG: 0.365 (7, 6) | | | FC1-6 BB | | | IBB | | | | 1 | 0 | 0 | 0 | 0 | 0 | 0 | | | | | |
| Sid Fernandez, L OBP: 0.222, SLG: 0.333 (1, 1) | | | SH3-4 | | | G4-3 | | | | 3 | 0 | 1 | 0 | 0 | 0 | 4 | | | | | |
| Roger McDowell, R (7, 1) | | | FC1-6 2B | | | G3 2B | | | | 0 | 0 | 0 | 0 | 0 | 0 | 0 | | | | | |
| Inning Stats | R: 0 E: 0 K: 1 S: 10 | H: 1 LOB: 1 BB: 0 P: 15 | R: 0 E: 0 K: 0 S: 4 | H: 0 LOB: 0 BB: 0 P: 7 | R: 4 E: 0 K: 0 S: 20 | H: 4 LOB: 1 BB: 0 P: 32 | R: 0 E: 0 K: 0 S: 7 | H: 1 LOB: 2 BB: 1 P: 15 | R: 2 E: 0 K: 0 S: 15 | H: 1 LOB: 1 BB: 0 P: 31 | R: 0 E: 0 K: 1 S: 10 | H: 2 LOB: 3 BB: 1 P: 20 | R: 1 E: 0 K: 0 S: 11 | H: 3 LOB: 1 BB: 0 P: 18 | R: 0 E: 0 K: 0 S: 8 | H: 0 LOB: 0 BB: 0 P: 14 | 1B: 8 2B: 5 3B: 0 HR: 1 | SF: 0 SAC: 1 DP: 2 HBP: 1 | WP: 0 PB: 0 SB: 3 CS: 0 | PA: 44 | |
| PITCHER | IP WLS BF H R ER SO | IP WLS BF H R ER SO | IP WLS BF H R ER SO | IP WLS BF H R ER SO | IP WLS BF H R ER SO | IP WLS BF H R ER SO | IP WLS BF H R ER SO | IP WLS BF H R ER SO | IP WLS BF H R ER SO | IP WLS BF H R ER SO | IP WLS BF H R ER SO | IP WLS BF H R ER SO | IP WLS BF H R ER SO | IP WLS BF H R ER SO | IP WLS BF H R ER SO | IP WLS BF H R ER SO | BB IBB HBP BLK | WP HR S P | ERA WHIP | ERA WHIP | |
| Rick Rhoden, R ERA: 4.45 (1, 1) | 4.0 L 20 6 4 4 1 | | | | | | | | | | | | | | | | | | | | |
| Dan Schatzeder, L ERA: 18.0 (5, 1) | 1.0 6 1 2 2 0 | | | | | | | | | | | | | | | | | | | | |
| Bob Forsch, R ERA: 3.18 (6, 1) | 2.0 10 3 0 0 1 | | | | | | | | | | | | | | | | | | | | |
| Juan Agosto, L ERA: 5.19 (8, 1) | 2.0 8 3 1 1 0 | | | | | | | | | | | | | | | | | | | | |

New York Mets @ Houston Astros
Astrodome, Houston, TX
Fri Apr 28 1989, 8:05 PM EDT
Att: 21,990 - Dome

AB 37
R 7
H 13
RBI 7
BB 5
SO 2
LOB 21



| Batter | 1 | 2 | 3 | 4 | 5 | 6 | 7 | 8 | 9 | AB | R | H | RBI | BB | SO | LOB | BOTTOM | | | | | |
|---|---------------------------------------|---------------------------------------|---------------------------------------|---------------------------------------|---------------------------------------|---------------------------------------|---------------------------------------|---------------------------------------|---------------------------------------|---------------------------------------|---------------------------------------|---------------------------------------|---------------------------------------|---------------------------------------|---------------------------------------|---------------------------------------|-------------------------------|----------------------------------|----------------------------------|------------------------------------|----------------------------------|--------|
| Gerald Young, S OBP: 0.296, SLG: 0.233 (1, 8) | P3 | | 1-2 1B | | | | | F7 | | 4 | 0 | 2 | 0 | 0 | 0 | 2 | | | | | | |
| Billy Hatcher, R OBP: 0.287, SLG: 0.344 (1, 7) | F9 | | L7 | | | | | L8 | | 4 | 0 | 1 | 2 | 0 | 0 | 4 | | | | | | |
| Bill Doran, S OBP: 0.301, SLG: 0.388 (1, 4) | P6 | | | | | | | 2B G4-1 | | 4 | 0 | 0 | 0 | 0 | 0 | 1 | | | | | | |
| Glenn Davis, R OBP: 0.351, SLG: 0.591 (1, 3) | | F7 | | | | | | G6-3 1B | | 3 | 0 | 1 | 0 | 1 | 0 | 0 | | | | | | |
| Kevin Bass, S OBP: 0.337, SLG: 0.325 (1, 9) | | P4 | | | | | | G6-3 | | 4 | 0 | 0 | 0 | 0 | 0 | 2 | | | | | | |
| Ken Caminiti, S OBP: 0.330, SLG: 0.429 (1, 5) | | G6-3 | | | | | | G4-3 | | 4 | 1 | 1 | 0 | 0 | 0 | 1 | | | | | | |
| Rafael Ramirez, R OBP: 0.281, SLG: 0.314 (1, 6) | | | K | | | | | G5-3 | | 3 | 1 | 1 | 0 | 1 | 1 | 0 | | | | | | |
| Craig Biggio, R OBP: 0.333, SLG: 0.250 (1, 2) | | | 1B BB | | | | | G1 | | 1 | 1 | 0 | 0 | 2 | 1 | 1 | | | | | | |
| Greg Gross, L OBP: 0.308, SLG: 0.182 (9, PH) | | | 1B BB | | | | | G1 | | 1 | 0 | 0 | 0 | 0 | 0 | 0 | | | | | | |
| Rick Rhoden, R OBP: 0.190, SLG: 0.100 (5, 1) | | | | | | | | | | 1 | 0 | 0 | 0 | 0 | 0 | 1 | | | | | | |
| Dan Schatzeder, L OBP: 0.200, SLG: 0.143 (5, PH) | | | | | | | | | | 0 | 0 | 0 | 0 | 0 | 0 | 1 | | | | | | |
| Alex Trevino, R OBP: 0.196, SLG: 0.500 (6, 1) | | | | | | | | | | 0 | 0 | 0 | 0 | 0 | 0 | 0 | | | | | | |
| Bob Forsch, R OBP: 0.306, SLG: 0.500 (7, PH) | | | | | | | | | | 0 | 0 | 0 | 0 | 0 | 0 | 0 | | | | | | |
| Eric Yelding, R OBP: 0.220, SLG: 0.280 (7, PH) | | | | | | | | | | 1 | 0 | 0 | 1 | 0 | 2 | | | | | | | |
| Craig Reynolds, L OBP: 0.220, SLG: 0.280 (8, 1) | | | | | | | | | | 0 | 0 | 0 | 0 | 0 | 0 | 0 | | | | | | |
| Juan Agosto, L OBP: 0.330, SLG: 0.357 (9, PH) | | | | | | | | | | 1 | 0 | 0 | 0 | 0 | 0 | 0 | | | | | | |
| Inning Stats | R: 0 E: 0 K: 0 S: 9 | H: 0 LOB: 0 BB: 0 P: 15 | R: 0 E: 0 K: 0 S: 5 | H: 0 LOB: 0 BB: 0 P: 8 | R: 0 E: 0 K: 1 S: 10 | H: 1 LOB: 2 BB: 1 P: 16 | R: 0 E: 0 K: 0 S: 7 | H: 0 LOB: 1 BB: 1 P: 11 | R: 0 E: 0 K: 0 S: 11 | H: 2 LOB: 2 BB: 0 P: 17 | R: 0 E: 0 K: 0 S: 5 | H: 0 LOB: 0 BB: 0 P: 8 | R: 3 E: 0 K: 0 S: 14 | H: 2 LOB: 1 BB: 2 P: 28 | R: 0 E: 0 K: 0 S: 7 | H: 1 LOB: 0 BB: 0 P: 9 | R: 0 E: 0 K: 0 S: 10 | H: 0 LOB: 0 BB: 0 P: 13 | 1B: 4 2B: 2 3B: 0 HR: 0 | SF: 0 SAC: 0 DP: 1 HBP: 0 | WP: 0 PB: 0 SB: 0 CS: 0 | PA: 36 |
| PITCHER | IP WLS BF H R ER SO | IP WLS BF H R ER SO | IP WLS BF H R ER SO | IP WLS BF H R ER SO | IP WLS BF H R ER SO | IP WLS BF H R ER SO | IP WLS BF H R ER SO | IP WLS BF H R ER SO | IP WLS BF H R ER SO | IP WLS BF H R ER SO | IP WLS BF H R ER SO | IP WLS BF H R ER SO | IP WLS BF H R ER SO | IP WLS BF H R ER SO | IP WLS BF H R ER SO | IP WLS BF H R ER SO | BB IBB HBP BLK | WP HR S P | ERA WHIP | ERA WHIP | | |
| Sid Fernandez, L ERA: 2.19 (1, 1) | 6.0 W 26 4 3 3 0 | | | | | | | | | | | | | | | | | | | | | |
| Roger McDowell, R ERA: 0.99 (7, 1) | 3.0 S 10 2 0 0 0 | | | | | | | | | | | | | | | | | | | | | |

New York Mets @ Houston Astros
Astrodome, Houston, TX
Fri Apr 28 1989, 8:05 PM EDT
Att: 21,990 - Dome

AB 32
R 3
H 6
RBI 3
BB 4
SO 2
LOB 15



| Batter | 1 | 2 | 3 | 4 | 5 | 6 | 7 | 8 | 9 | AB R H RBI BB SO LOB | TOP | | | | | | | | | |
|----------------------------|---|---------------------------------|-------------------------------|----------------------------------|-------------------------------|----------------------------------|------------------------------|----------------------------------|-------------------------------|----------------------------------|--|----------------------------------|------------------------------|---------------------------------|-------------------------------|----------------------------------|----------------------------------|------------------------------------|--|--|
| Lenny Dykstra, L (1.8) | G4-3 | | G6-3 | | L8 | | F8 | | HR | 5 1 1 1 0 0 0 | New York Mets @ Houston Astros Astrodome, Houston, TX Sat Apr 29 1989, 8:05 PM EDT Att: 29,853 - Unknown | | | | | | | | | |
| Howard Johnson, S (1.5) | G6-4-3 1B | | WP S 1B | | | 1B 1B | F7 | | HR | 5 2 4 2 0 0 0 | | | | | | | | | | |
| Keith Hernandez, L (1.3) | G6-4-3 1-2 | | K | | | 1B 1B | F7 | | F9 | 5 1 1 0 0 1 2 | | | | | | | | | | |
| Darryl Strawberry, L (1.9) | | P5 | P6 | | | G4-3 1B 1-2 3-H 2-0 | | | P5 | 4 0 1 1 0 0 1 | | | | | | | | | | |
| Kevin McReynolds, R (1.7) | | BB BB 1B | | K | | G4-3 1B 1-2 2-H | | | K | 4 0 2 1 0 2 0 | | | | | | | | | | |
| Tim Lincecum, R (1.4) | | FC5 BB BB | | P4 | | G4-3 1-2 2-3 | | | G6-3 | 3 0 0 0 1 0 2 | | | | | | | | | | |
| Barry Lyons, R (1.2) | | L8 | | G6-3 | | | | | G4-3 | 3 0 0 0 1 0 2 | | | | | | | | | | |
| Kevin Elster, R (1.6) | | | | G6-3 | | K | | | 2B 1B | 3 1 1 0 1 1 3 | | | | | | | | | | |
| Ron Darling, R (1.1) | | | | L7 | | K | | | K | 3 0 0 0 0 1 6 | | | | | | | | | | |
| Don Aase, R (8.1) | | FC5 | | | | | | | | 0 0 0 0 0 0 0 | | | | | | | | | | |
| Randy Myers, L (8.1) | | | | | | | | | | 1 0 0 0 0 1 1 | | | | | | | | | | |
| Inning Stats | R: 0 E: 0 K: 0 S: 6 | H: 1 LOB: 0 BB: 0 P: 7 | R: 0 E: 0 K: 0 S: 11 | H: 1 LOB: 3 BB: 2 P: 24 | R: 0 E: 0 K: 1 S: 13 | H: 0 LOB: 0 BB: 0 P: 12 | R: 0 E: 0 K: 0 S: 7 | H: 0 LOB: 0 BB: 0 P: 10 | R: 2 E: 0 K: 2 S: 16 | H: 4 LOB: 3 BB: 1 P: 29 | R: 0 E: 0 K: 0 S: 9 | H: 0 LOB: 0 BB: 0 P: 15 | R: 0 E: 0 K: 1 S: 8 | H: 0 LOB: 0 BB: 0 P: 9 | R: 3 E: 0 K: 1 S: 14 | H: 3 LOB: 0 BB: 0 P: 21 | 1B: 8 2B: 1 3B: 0 HR: 1 | SF: 0 SAC: 0 DP: 1 HBP: 0 | WP: 1 PA: 39 PB: 0 SB: 1 CS: 0 | |
| PITCHER | IP WLS BF H R ER SO BB IBB HBP BLK WP HR S P ERA WHIP | | | | | | | | | | | | | | | | | | | |
| Bob Knepper, L (1.1) | 5.0 L 23 7 2 2 2 2 2 0 0 0 0 1 0 51 85 3.60 1.800 | | | | | | | | | | | | | | | | | | | |
| Danny Darwin, R (6.1) | 2.0 7 0 0 0 2 0 1 0 0 0 0 0 18 33 0.00 0.000 | | | | | | | | | | | | | | | | | | | |
| Juan Agosto, L (8.1) | 0.1 1 0 0 0 0 0 0 0 0 0 0 0 3 4 0.00 0.000 | | | | | | | | | | | | | | | | | | | |
| Bob Forsch, R (8.1) | 1.2 8 3 3 3 2 0 0 0 0 0 0 1 19 26 16.20 1.800 | | | | | | | | | | | | | | | | | | | |

| Batter | 1 | 2 | 3 | 4 | 5 | 6 | 7 | 8 | 9 | AB R H RBI BB SO LOB | BOTTOM | | | | | | | | | | |
|-------------------------|---|----------------------------------|------------------------------|---------------------------------|------------------------------|----------------------------------|------------------------------|---------------------------------|------------------------------|----------------------------------|--|----------------------------------|------------------------------|---------------------------------|-------------------------------|----------------------------------|-------------------------------|----------------------------------|----------------------------------|------------------------------------|--|
| Gerald Young, S (1.8) | K | | L3 | | SH | | | G1-3 | | 3 0 0 0 0 1 0 | New York Mets @ Houston Astros Astrodome, Houston, TX Sat Apr 29 1989, 8:05 PM EDT Att: 29,853 - Unknown | | | | | | | | | | |
| Billy Hatcher, R (1.7) | G4-3 | | G6-3 | | FC3-2-3 2-H | | | G1-3 | | 4 0 0 0 0 0 2 | | | | | | | | | | | |
| Bill Doran, S (1.4) | BB 2B | | BB | | G4-3 2-3 3-H 0-0 | | | BB 1B | | 3 0 2 0 1 0 1 | | | | | | | | | | | |
| Glenn Davis, R (1.3) | BB BB | | F9 | | | K | | BB BB | | 2 0 0 0 2 1 1 | | | | | | | | | | | |
| Kevin Bass, S (1.9) | | | | | F8 | | | G1-3 | | 3 0 0 0 1 0 2 | | | | | | | | | | | |
| Ken Caminiti, S (1.5) | K | | F8 | | F8 | | | G1-3 | | 4 0 0 0 0 1 3 | | | | | | | | | | | |
| Alan Ashby, S (1.2) | | | G3-1 | | F7 | | | L9 | | 4 0 0 0 0 1 0 | | | | | | | | | | | |
| Rafael Ramirez, R (1.6) | | | F8 | | SH 2B | | | F8 | | 4 1 2 0 0 0 0 | | | | | | | | | | | |
| Bob Knepper, L (1.1) | | | | | SH BB | | | G4-3 | | 1 0 0 0 1 0 0 | | | | | | | | | | | |
| Danny Darwin, R (6.1) | | | | | | | | | | 0 0 0 0 0 0 0 | | | | | | | | | | | |
| Greg Gross, L (7.0) | | | | | | | | | | 1 0 0 0 0 0 0 | | | | | | | | | | | |
| Juan Agosto, L (8.1) | | | | | | | | | | 0 0 0 0 0 0 0 | | | | | | | | | | | |
| Bob Forsch, R (8.1) | | | | | | | | | | 0 0 0 0 0 0 0 | | | | | | | | | | | |
| Craig Biggio, R (8.0) | | | | | | | | | | 1 0 0 0 0 0 1 | | | | | | | | | | | |
| Inning Stats | R: 0 E: 0 K: 2 S: 13 | H: 1 LOB: 3 BB: 2 P: 26 | R: 0 E: 0 K: 0 S: 6 | H: 0 LOB: 0 BB: 0 P: 9 | R: 0 E: 0 K: 0 S: 8 | H: 0 LOB: 0 BB: 1 P: 14 | R: 0 E: 0 K: 0 S: 5 | H: 0 LOB: 0 BB: 0 P: 9 | R: 1 E: 1 K: 0 S: 7 | H: 1 LOB: 1 BB: 1 P: 12 | R: 0 E: 0 K: 1 S: 8 | H: 0 LOB: 0 BB: 0 P: 13 | R: 0 E: 0 K: 0 S: 7 | H: 0 LOB: 0 BB: 0 P: 8 | R: 0 E: 0 K: 0 S: 16 | H: 1 LOB: 2 BB: 1 P: 25 | R: 0 E: 0 K: 1 S: 11 | H: 1 LOB: 1 BB: 0 P: 15 | 1B: 2 2B: 3 3B: 0 HR: 0 | SF: 0 SAC: 1 DP: 1 HBP: 0 | WP: 0 PA: 36 PB: 0 SB: 0 CS: 0 |
| PITCHER | IP WLS BF H R ER SO BB IBB HBP BLK WP HR S P ERA WHIP | | | | | | | | | | | | | | | | | | | | |
| Ron Darling, R (1.1) | 7.0 W 27 2 1 0 3 4 0 0 0 0 0 0 13 21 0.00 0.857 | | | | | | | | | | | | | | | | | | | | |
| Don Aase, R (8.1) | 0.2 4 1 0 0 0 1 0 0 0 0 0 0 13 21 0.00 3.000 | | | | | | | | | | | | | | | | | | | | |
| Randy Myers, L (8.1) | 1.1 S 5 1 0 0 1 0 0 0 0 0 0 0 14 19 0.00 0.750 | | | | | | | | | | | | | | | | | | | | |

| Batter | 1 | 2 | 3 | 4 | 5 | 6 | 7 | 8 | 9 | AB | R | H | RBI | BB | SO | LOB | TOP | | | | | | | |
|--|---|---|---|--|--|----------------------------------|------------------------------|---------------------------------|------------------------------|----------------------------------|------------------------------|----------------------------------|-------------------------------|----------------------------------|-------------------------------|----------------------------------|-------------------------------|----------------------------------|----------------------------------|------------------------------------|----------------------------------|--------|--|--|
| Lenny Dykstra, L OBP: 0.456, SLG: 0.554 | G4-3 | | FC3 WP PB SF8 | | F8 | | 1B | | G3 | 5 | 2 | 2 | 0 | 0 | 0 | 1 | | | | | | | | |
| Howard Johnson, S OBP: 0.406, SLG: 0.567 | 2B | | SF8 | | 1B | | 1B | | G3 | 4 | 0 | 3 | 4 | 0 | 0 | 1 | | | | | | | | |
| Keith Hernandez, L OBP: 0.313, SLG: 0.403 | 1B | | L9 | | P4 | | G3 | | G1-3 | 5 | 0 | 1 | 0 | 0 | 0 | 3 | | | | | | | | |
| Darryl Strawberry, L OBP: 0.373, SLG: 0.606 | K | | HR | | G4-3 | | FC1-5 | | G3-1 | 5 | 1 | 2 | 1 | 0 | 1 | 3 | | | | | | | | |
| Mookie Wilson, S OBP: 0.232, SLG: 0.358 | K | | G4-3 | | G6-3 | | G3-1 | | FC1-5 | 4 | 0 | 1 | 0 | 0 | 1 | 2 | | | | | | | | |
| Dave Magadan, L OBP: 0.343, SLG: 0.345 | | F7 | | K | | K | | FC1-5 | | 4 | 0 | 0 | 0 | 0 | 2 | 2 | | | | | | | | |
| Tim Lincecum, R OBP: 0.351, SLG: 0.333 | | K | | K | | | | G3-1 | | 3 | 0 | 0 | 0 | 0 | 3 | 0 | | | | | | | | |
| Gregg Jefferies, S OBP: 0.200, SLG: 0.250 | | K | | K | | | K | | G3-1 | 1 | 0 | 0 | 0 | 0 | 0 | 2 | | | | | | | | |
| Mackey Sasser, L OBP: 0.167, SLG: 0.091 | | F8 | | F7 | | | G6-3 | | L7 | 4 | 0 | 0 | 0 | 0 | 0 | 2 | | | | | | | | |
| David Cone, L OBP: 0.365, SLG: 0.333 | | | | | | | | | | 1 | 1 | 1 | 0 | 0 | 0 | 0 | | | | | | | | |
| Rick Aguilera, R OBP: 0.440, SLG: 0.625 | | | | | | | | | | 0 | 0 | 0 | 0 | 0 | 0 | 0 | | | | | | | | |
| Lee Mazzilli, S OBP: 0.287, SLG: 0.154 | | | | | | | | | | 0 | 0 | 0 | 0 | 0 | 0 | 0 | | | | | | | | |
| Terry Leach, R OBP: 0.287, SLG: 0.154 | | | | | | | | | | 0 | 0 | 0 | 0 | 0 | 0 | 0 | | | | | | | | |
| Barry Lyons, R OBP: 0.292, SLG: 0.250 | | | | | | | | | | 0 | 0 | 0 | 0 | 0 | 0 | 0 | | | | | | | | |
| Don Aase, R OBP: 0.275, SLG: 0.445 | | | | | | | | | | 0 | 0 | 0 | 0 | 0 | 0 | 0 | | | | | | | | |
| Kevin McReynolds, R OBP: 0.275, SLG: 0.445 | | | | | | | | | | 1 | 1 | 1 | 0 | 0 | 0 | 0 | | | | | | | | |
| Inning Stats | R: 0 E: 0 K: 2 S: 15 | H: 2 LOB: 2 BB: 0 P: 20 | R: 0 E: 0 K: 1 S: 5 | H: 0 LOB: 0 BB: 0 P: 7 | R: 3 E: 1 K: 0 S: 15 | H: 2 LOB: 2 BB: 0 P: 21 | R: 0 E: 0 K: 2 S: 7 | H: 0 LOB: 0 BB: 0 P: 8 | R: 0 E: 0 K: 1 S: 7 | H: 1 LOB: 1 BB: 0 P: 10 | R: 0 E: 0 K: 1 S: 8 | H: 0 LOB: 0 BB: 0 P: 10 | R: 2 E: 0 K: 1 S: 15 | H: 2 LOB: 1 BB: 1 P: 30 | R: 0 E: 0 K: 0 S: 11 | H: 2 LOB: 2 BB: 0 P: 19 | R: 1 E: 0 K: 0 S: 10 | H: 2 LOB: 1 BB: 0 P: 11 | 1B: 8 2B: 2 3B: 0 HR: 1 | SF: 1 SAC: 0 DP: 0 HBP: 0 | WP: 1 PB: 1 SB: 1 CS: 0 | PA: 40 | | |
| PITCHER | IP WLS BF H R ER SO BB IBB HBP BLK WP HR S P ERA WHIP | 5.0 W 21 5 3 0 6 0 0 0 0 0 1 1 49 66 0.00 1.000 | 1.2 8 2 2 2 2 1 0 0 0 0 0 0 20 34 10.80 1.800 | 0.2 4 2 0 0 0 0 0 0 0 0 0 0 10 20 0.00 3.000 | 1.2 S 7 2 1 1 0 0 0 0 0 0 0 0 14 16 5.40 1.200 | | | | | | | | | | | | | | | | | | | |

New York Mets @ Houston Astros
Astrodome, Houston, TX
Sun Apr 30 1989, 4:33 AM EDT
Att: 33,838 - Dome

AB 38
R 6
H 11
RBI 5
BB 1
SO 8
LOB 16



| Batter | 1 | 2 | 3 | 4 | 5 | 6 | 7 | 8 | 9 | AB | R | H | RBI | BB | SO | LOB | BOTTOM | | | | | | |
|---|---|---|--|--|-------------------------------|----------------------------------|-------------------------------|----------------------------------|------------------------------|---------------------------------|------------------------------|----------------------------------|------------------------------|----------------------------------|------------------------------|----------------------------------|----------------------------------|------------------------------------|----------------------------------|--------|--|--|--|
| Gerald Young, S OBP: 0.283, SLG: 0.215 | G4-3 | CS | E4 S 1B | S 1B BB | | F7 | | F9 | | 4 | 1 | 0 | 0 | 1 | 0 | 1 | | | | | | | |
| Rafael Ramirez, R OBP: 0.286, SLG: 0.326 | L8 | | K | S 1B | | G5-3 | | G6-3 | | 5 | 0 | 1 | 0 | 0 | 1 | 2 | | | | | | | |
| Bill Doran, S OBP: 0.317, SLG: 0.402 | F8 | | 1B | K | | G4-3 | | | | 4 | 1 | 1 | 1 | 0 | 1 | 2 | | | | | | | |
| Glenn Davis, R OBP: 0.362, SLG: 0.574 | | 1B | 1B | F7 | | F8 | | | | 4 | 2 | 2 | 0 | 0 | 0 | 2 | | | | | | | |
| Terry Puhl, L OBP: 0.378, SLG: 0.469 | | 1B | 1B | G4-3 | | | | | | 4 | 2 | 3 | 2 | 0 | 0 | 2 | | | | | | | |
| Kevin Bass, S OBP: 0.330, SLG: 0.333 | | 1B | K | G1-3 | | F7 | | | | 4 | 1 | 1 | 2 | 0 | 1 | 2 | | | | | | | |
| Alan Ashby, S OBP: 0.293, SLG: 0.240 | | L9 | 1B | F9 | | | | | | 4 | 0 | 2 | 1 | 0 | 0 | 2 | | | | | | | |
| Ken Caminiti, S OBP: 0.323, SLG: 0.418 | | K | 1B | L9 | | | | | | 3 | 0 | 1 | 0 | 1 | 1 | 2 | | | | | | | |
| Mike Scott, R OBP: 0.214, SLG: 0.214 | | | | G1-3 | | | | | | 2 | 0 | 1 | 1 | 0 | 0 | 2 | | | | | | | |
| Greg Gross, L OBP: 0.287, SLG: 0.154 | | | | F8 | | | | | | 1 | 0 | 0 | 0 | 0 | 0 | 1 | | | | | | | |
| Dan Schatzeder, L OBP: 0.287, SLG: 0.154 | | | | | | | | | | 0 | 0 | 0 | 0 | 0 | 0 | 0 | | | | | | | |
| Juan Agosto, L OBP: 0.287, SLG: 0.154 | | | | | | | | | | 0 | 0 | 0 | 0 | 0 | 0 | 0 | | | | | | | |
| Dave Smith, R OBP: 0.287, SLG: 0.154 | | | | | | | | | | 1 | 0 | 0 | 0 | 0 | 0 | 1 | | | | | | | |
| Inning Stats | R: 0 E: 0 K: 0 S: 5 | H: 0 LOB: 0 BB: 0 P: 10 | R: 3 E: 0 K: 1 S: 18 | H: 4 LOB: 0 BB: 0 P: 26 | R: 4 E: 1 K: 2 S: 16 | H: 4 LOB: 2 BB: 1 P: 29 | R: 0 E: 0 K: 1 S: 11 | H: 1 LOB: 2 BB: 1 P: 19 | R: 0 E: 0 K: 0 S: 6 | H: 0 LOB: 0 BB: 0 P: 6 | R: 0 E: 0 K: 0 S: 8 | H: 1 LOB: 1 BB: 0 P: 11 | R: 0 E: 0 K: 1 S: 9 | H: 1 LOB: 1 BB: 0 P: 12 | R: 0 E: 0 K: 1 S: 9 | H: 1 LOB: 1 BB: 0 P: 12 | 1B: 9 2B: 1 3B: 2 HR: 0 | SF: 0 SAC: 0 DP: 0 HBP: 0 | WP: 0 PB: 0 SB: 3 CS: 1 | PA: 39 | | | |
| PITCHER | IP WLS BF H R ER SO BB IBB HBP BLK WP HR S P ERA WHIP | 2.1 L 14 7 7 0 2 2 0 0 0 0 0 0 18 32 0.00 2.400 | 2.0 7 1 0 0 0 0 0 0 0 0 0 0 11 17 0.00 0.500 | 2.0 8 2 0 0 1 0 0 0 0 0 0 0 17 23 0.00 1.000 | | | | | | | | | | | | | | | | | | | |

New York Mets @ Houston Astros
Astrodome, Houston, TX
Sun Apr 30 1989, 4:33 AM EDT
Att: 33,838 - Dome

AB 36
R 7
H 12
RBI 7
BB 2
SO 5
LOB 19



| Batter | 1 | 2 | 3 | 4 | 5 | 6 | 7 | 8 | 9 | AB | R | H | RBI | BB | SO | LOB | TOP | | | | | | | | |
|---|---|--|---|----------------------------------|------------------------------|----------------------------------|------------------------------|----------------------------------|------------------------------|---------------------------------|------------------------------|---------------------------------|------------------------------|----------------------------------|------------------------------|----------------------------------|---|----------------------------------|----------------------------------|------------------------------------|-------------------------|--------|--|--|--|
| Lenny Dykstra, L (1, 8) OBP: 0.431, SLG: 0.517 | G6-3 | | FC1-6-5 2B | | F7 | | | K | | 4 | 1 | 0 | 0 | 0 | 1 | 2 | New York Mets @ Atlanta Braves Atlanta-Fulton County Stadium, Atlanta, GA Mon May 01 1989, 7:05 PM EDT Att: 8,854 - Unknown | | | | | | | | |
| Howard Johnson, S (1, 5) OBP: 0.397, SLG: 0.563 | K | | | | F9 | | | P2 | | 4 | 0 | 1 | 1 | 0 | 1 | 0 | | | | | | | | | |
| Keith Hernandez, L (1, 3) OBP: 0.298, SLG: 0.382 | G6-3 | | K | | | | | K | | 4 | 0 | 0 | 0 | 0 | 3 | 1 | | | | | | | | | |
| Darryl Strawberry, L (1, 9) OBP: 0.354, SLG: 0.571 | | K | | | F9 | | | F8 | | 4 | 0 | 0 | 0 | 0 | 2 | 0 | | | | | | | | | |
| Kevin McReynolds, R (1, 7) OBP: 0.380, SLG: 0.469 | | S 1B | | | F9 | | | 1B 2B | | 4 | 1 | 2 | 0 | 0 | 0 | 0 | | | | | | | | | |
| Tim Lincecum, R (1, 4) OBP: 0.366, SLG: 0.351 | K | | | | G6-3 | | | 1B G6-4-3 | | 4 | 1 | 2 | 0 | 0 | 1 | 1 | | | | | | | | | |
| Gary Carter, R (1, 2) OBP: 0.176, SLG: 0.203 | F7 | | | | | | | 1B G6-4-3 | | 4 | 0 | 1 | 1 | 0 | 0 | 2 | | | | | | | | | |
| Kevin Elster, R (1, 6) OBP: 0.311, SLG: 0.377 | | | SH1-4 1B | | | | | G6-4-3 | | 3 | 0 | 2 | 0 | 0 | 0 | 1 | | | | | | | | | |
| Dwight Gooden, R (1, 1) OBP: 0.214, SLG: 0.385 | | | SH1-4 | | | | | G1-3 | | 1 | 0 | 0 | 0 | 0 | 0 | 0 | | | | | | | | | |
| Roger McDowell, R (8, 1) | | | | | | | | | | 0 | 0 | 0 | 0 | 0 | 0 | 0 | | | | | | | | | |
| Inning Stats | R: 0 E: 0 K: 1 S: 8 | H: 0 LOB: 0 BB: 0 P: 13 | R: 0 E: 0 K: 2 S: 10 | H: 1 LOB: 1 BB: 0 P: 16 | R: 1 E: 0 K: 1 S: 9 | H: 2 LOB: 1 BB: 0 P: 17 | R: 0 E: 0 K: 0 S: 9 | H: 0 LOB: 0 BB: 0 P: 14 | R: 0 E: 0 K: 0 S: 6 | H: 1 LOB: 1 BB: 0 P: 7 | R: 0 E: 0 K: 1 S: 6 | H: 0 LOB: 0 BB: 0 P: 9 | R: 2 E: 0 K: 0 S: 5 | H: 3 LOB: 0 BB: 0 P: 10 | R: 0 E: 0 K: 2 S: 9 | H: 0 LOB: 1 BB: 0 P: 14 | R: 0 E: 0 K: 1 S: 8 | H: 1 LOB: 1 BB: 0 P: 17 | 1B: 6 2B: 2 3B: 0 HR: 0 | SF: 0 SAC: 2 DP: 1 HBP: 0 | WP: 0 PB: 0 CS: 1 | PA: 34 | | | |
| PITCHER | IP WLS BF H R ER SO BB IBB HBP BLK WP HR S P ERA WHIP | 8.0 L 30 7 3 3 7 0 0 0 0 0 0 62 100 3.38 0.875 | 1.0 S 4 1 0 0 1 0 0 0 0 0 0 8 17 0.00 1.000 | | | | | | | | | | | | | | | | | | | | | | |

| | |
|-----|----|
| AB | 32 |
| R | 3 |
| H | 8 |
| RBI | 2 |
| BB | 0 |
| SO | 8 |
| LOB | 7 |



| Batter | 1 | 2 | 3 | 4 | 5 | 6 | 7 | 8 | 9 | AB | R | H | RBI | BB | SO | LOB | BOTTOM | | | | | | | |
|--|---|---|--|----------------------------------|------------------------------|---------------------------------|------------------------------|---------------------------------|------------------------------|----------------------------------|------------------------------|----------------------------------|-------------------------------|----------------------------------|-------------------------------|----------------------------------|---|----------------------------------|----------------------------------|------------------------------------|-------------------------|--------|--|--|
| Ron Gant, R (1, 5) OBP: 0.281, SLG: 0.367 | P4 | | BLK S 1B | | | P6 | | SH1-4 1B | | 4 | 0 | 2 | 1 | 0 | 0 | 0 | New York Mets @ Atlanta Braves Atlanta-Fulton County Stadium, Atlanta, GA Mon May 01 1989, 7:05 PM EDT Att: 8,854 - Unknown | | | | | | | |
| Lonnie Smith, R (1, 7) OBP: 0.448, SLG: 0.495 | K | | F9 | | | | | SH1-4 | | 3 | 0 | 1 | 0 | 0 | 1 | 1 | | | | | | | | |
| Gerald Perry, L (1, 3) OBP: 0.436, SLG: 0.461 | BB | | | | G4-3 | | | F7 | | 3 | 0 | 0 | 0 | 1 | 0 | 3 | | | | | | | | |
| Dale Murphy, R (1, 8) OBP: 0.266, SLG: 0.363 | G1-3 | | | | G6-4-3 1B | | | F9 | | 4 | 0 | 2 | 0 | 0 | 0 | 3 | | | | | | | | |
| Andres Thomas, R (1, 6) OBP: 0.275, SLG: 0.325 | | G4-3 | | | G6-4-3 | | | G1-3 | | 4 | 0 | 0 | 0 | 0 | 0 | 2 | | | | | | | | |
| Dion James, L (1, 9) OBP: 0.333, SLG: 0.326 | | G4-3 | | | | | | G4-3 | | 4 | 0 | 0 | 0 | 0 | 1 | 1 | | | | | | | | |
| Jody Davis, R (1, 2) OBP: 0.221, SLG: 0.215 | P4 | | | | G4-6-3 BB | | | P6 | | 3 | 0 | 0 | 0 | 1 | 1 | 1 | | | | | | | | |
| Jeff Treadway, L (1, 4) OBP: 0.246, SLG: 0.328 | | | G4-3 | | G4-6-3 | | | 1B | | 3 | 1 | 1 | 0 | 0 | 0 | 1 | | | | | | | | |
| Zane Smith, L (1, 1) OBP: 0.111, SLG: 0.111 | | | G3-1 | | | | | E1 | | 2 | 0 | 0 | 0 | 0 | 0 | 0 | | | | | | | | |
| Darrell Evans, L (8, PH) OBP: 0.333, SLG: 0.536 | | | | | | | | SH1-4 1B | | 1 | 0 | 0 | 0 | 0 | 0 | 1 | | | | | | | | |
| Tom Glavine, L (8, PR) OBP: 0.188, SLG: 0.133 | | | | | | | | | | 0 | 0 | 0 | 0 | 0 | 0 | 0 | | | | | | | | |
| Joe Boever, R (9, 1) | | | | | | | | | | 0 | 0 | 0 | 0 | 0 | 0 | 0 | | | | | | | | |
| Inning Stats | R: 0 E: 0 K: 1 S: 9 | H: 0 LOB: 1 BB: 1 P: 19 | R: 0 E: 0 K: 0 S: 7 | H: 0 LOB: 0 BB: 0 P: 10 | R: 0 E: 0 K: 0 S: 7 | H: 1 LOB: 1 BB: 0 P: 8 | R: 0 E: 0 K: 0 S: 6 | H: 1 LOB: 0 BB: 0 P: 6 | R: 0 E: 0 K: 0 S: 6 | H: 0 LOB: 0 BB: 1 P: 11 | R: 0 E: 0 K: 0 S: 8 | H: 1 LOB: 1 BB: 0 P: 11 | R: 0 E: 1 K: 1 S: 11 | H: 1 LOB: 2 BB: 0 P: 21 | R: 1 E: 1 K: 0 S: 11 | H: 2 LOB: 2 BB: 0 P: 18 | R: 0 E: 0 K: 1 S: 7 | H: 0 LOB: 0 BB: 0 P: 10 | 1B: 6 2B: 0 3B: 0 HR: 0 | SF: 0 SAC: 1 DP: 2 HBP: 0 | WP: 0 PB: 1 CS: 1 | PA: 34 | | |
| PITCHER | IP WLS BF H R ER SO BB IBB HBP BLK WP HR S P ERA WHIP | 7.0 W 28 6 1 0 2 2 0 0 2 0 0 61 98 0.00 1.143 | 2.0 S 6 0 0 0 1 0 0 0 0 0 0 11 16 0.00 0.000 | | | | | | | | | | | | | | | | | | | | | |

| | |
|-----|----|
| AB | 31 |
| R | 1 |
| H | 6 |
| RBI | 1 |
| BB | 2 |
| SO | 3 |
| LOB | 13 |




| Batter | 1 | 2 | 3 | 4 | 5 | 6 | 7 | 8 | 9 | AB | R | H | RBI | BB | SO | LOB | TOP | | | |
|---|---|----------------------------------|------------------------------|----------------------------------|-------------------------------|----------------------------------|-------------------------------|----------------------------------|-------------------------------|----------------------------------|------------------------------|----------------------------------|------------------------------|----------------------------------|------------------------------|---------------------------------|---|------------------------------------|-------------------------|--------|
| Lenny Dykstra, L OBP: 0.416, SLG: 0.484 (1, 8) | G3 | | G3-1 | F8 | | | | F7 | | 4 | 0 | 0 | 0 | 1 | 0 | 1 | New York Mets @ Atlanta Braves Atlanta-Fulton County Stadium, Atlanta, GA Tue May 02 1989, 7:05 PM EDT Att: 12,834 - Unknown - 65 F | | | |
| Howard Johnson, S OBP: 0.397, SLG: 0.244 (1, 5) | HR | | K | BB | 1B | | | G3 | | 4 | 1 | 1 | 0 | 1 | 2 | 2 | | | | |
| Keith Hernandez, L OBP: 0.315, SLG: 0.388 (1, 3) | K | | BB | BB | 1B | | | G4-3 | | 4 | 1 | 2 | 1 | 1 | 1 | 1 | | | | |
| Darryl Strawberry, L OBP: 0.369, SLG: 0.603 (1, 9) | HR | | 2B | BB | FC5-4 | | | F7 | | 3 | 2 | 1 | 2 | 2 | 0 | 3 | | | | |
| Kevin McReynolds, R OBP: 0.385, SLG: 0.482 Mookie Wilson, S OBP: 0.229, SLG: 0.352 (9, PH) (9, 7) | 1B | | BB | BB | FC5-4 | | | G6-3 | | 4 | 1 | 2 | 1 | 0 | 0 | 6 | | | | |
| Gregg Jefferies, S OBP: 0.213, SLG: 0.274 (1, 4) | G3-1 | | BB | BB | 1B | | | G6-3 | | 1 | 0 | 0 | 0 | 0 | 0 | 0 | | | | |
| Barry Lyons, R OBP: 0.316, SLG: 0.250 (1, 2) | | | F8 | F8 | | | | 1B | | 5 | 1 | 2 | 2 | 0 | 0 | 1 | | | | |
| Kevin Elster, R OBP: 0.295, SLG: 0.356 (1, 6) | | | K | K | | | | G4-6-3 | | 4 | 0 | 1 | 1 | 0 | 0 | 1 | | | | |
| Bob Ojeda, L OBP: 0.375, SLG: 0.286 Don Aase, R (9, 1) | G4-3 | | 1B | 1B | | | | K | | 4 | 0 | 0 | 0 | 0 | 2 | 1 | | | | |
| Inning Stats | R: 2 E: 1 K: 1 S: 19 | H: 2 LOB: 1 BB: 1 P: 31 | R: 0 E: 0 K: 1 S: 7 | H: 0 LOB: 0 BB: 0 P: 11 | R: 3 E: 0 K: 1 S: 18 | H: 2 LOB: 1 BB: 2 P: 35 | R: 1 E: 0 K: 1 S: 12 | H: 3 LOB: 3 BB: 1 P: 21 | R: 0 E: 0 K: 1 S: 11 | H: 2 LOB: 0 BB: 1 P: 19 | R: 1 E: 0 K: 1 S: 9 | H: 2 LOB: 0 BB: 0 P: 14 | R: 0 E: 0 K: 0 S: 7 | H: 0 LOB: 0 BB: 0 P: 11 | R: 0 E: 0 K: 0 S: 5 | H: 0 LOB: 0 BB: 0 P: 5 | 1B: 8 2B: 2 3B: 0 HR: 1 | SF: 0 SAC: 0 DP: 1 HBP: 0 | WP: 0 PB: 0 CS: 0 | PA: 42 |
| PITCHER | IP WLS BF H R ER SO BB IBB HBP BLK WP HR S P ERA WHIP | | | | | | | | | | | | | | | | | | | |
| Pete Smith, R ERA: 5.7 Charlie Puleo, R ERA: 6.52 Jim Acker, R ERA: 4.58 Paul Assenmacher, L ERA: 0.84 (1, 1) (4, 1) (7, 1) (9, 1) | 3.2 L 21 7 2 0 0 4 3 0 0 0 0 0 1 53 88 14.73 2.727 | | | | | | | | | | | | | | | | | | | |

| Batter | 1 | 2 | 3 | 4 | 5 | 6 | 7 | 8 | 9 | AB | R | H | RBI | BB | SO | LOB | BOTTOM | | | |
|--|---|---------------------------------|------------------------------|----------------------------------|------------------------------|----------------------------------|------------------------------|---------------------------------|------------------------------|----------------------------------|------------------------------|----------------------------------|-------------------------------|----------------------------------|------------------------------|----------------------------------|---|------------------------------------|-------------------------|--------|
| Ron Gant, R OBP: 0.269, SLG: 0.349 (1, 5) | F9 | | F8 | | | | | F4 | | 4 | 0 | 0 | 0 | 0 | 0 | 3 | New York Mets @ Atlanta Braves Atlanta-Fulton County Stadium, Atlanta, GA Tue May 02 1989, 7:05 PM EDT Att: 12,834 - Unknown - 65 F | | | |
| Lonnie Smith, R OBP: 0.442, SLG: 0.495 (1, 7) | 5-3 | | | B1-3 | | | | 2B | | 4 | 0 | 1 | 1 | 0 | 1 | 0 | | | | |
| Gerald Perry, L OBP: 0.422, SLG: 0.441 (1, 3) | 6-3 | | | 4-3 | | | | F8 | | 4 | 0 | 0 | 0 | 0 | 0 | 2 | | | | |
| Dale Murphy, R OBP: 0.265, SLG: 0.358 (1, 8) | | | K | 3-1 | | | | 1B | | 4 | 0 | 1 | 0 | 0 | 1 | 0 | | | | |
| Andres Thomas, R OBP: 0.262, SLG: 0.309 (1, 6) | | | L9 | | | | | 4-3 | | 4 | 0 | 0 | 0 | 0 | 0 | 1 | | | | |
| Jody Davis, R OBP: 0.211, SLG: 0.205 (1, 2) | | | 1-3 | | | | | F8 | | 4 | 0 | 0 | 0 | 0 | 0 | 1 | | | | |
| Geronimo Berroa, R OBP: 0.238, SLG: 0.200 (1, 9) | | | | G4-6-3 | | | | K | | 3 | 0 | 2 | 0 | 0 | 1 | 0 | | | | |
| Jeff Blauser, R OBP: 0.254, SLG: 0.304 (1, 4) | | | G4-6-3 | | | | | 2B | | 3 | 1 | 1 | 0 | 0 | 0 | 2 | | | | |
| Pete Smith, R Charlie Puleo, R Dion James, L Jim Acker, R John Russell, R Paul Assenmacher, L (1, 1) (4, 1) (6, PH) (7, 1) (8, PH) (9, 1) | | | | BB | | | | E9 | | 0 | 0 | 0 | 0 | 1 | 0 | 0 | | | | |
| Inning Stats | R: 0 E: 0 K: 0 S: 4 | H: 0 LOB: 0 BB: 0 P: 8 | R: 0 E: 0 K: 1 S: 6 | H: 0 LOB: 0 BB: 0 P: 11 | R: 0 E: 0 K: 0 S: 9 | H: 1 LOB: 1 BB: 1 P: 20 | R: 0 E: 0 K: 0 S: 5 | H: 0 LOB: 0 BB: 0 P: 6 | R: 0 E: 0 K: 1 S: 9 | H: 0 LOB: 0 BB: 0 P: 11 | R: 0 E: 0 K: 0 S: 9 | H: 1 LOB: 1 BB: 0 P: 14 | R: 1 E: 1 K: 1 S: 17 | H: 2 LOB: 2 BB: 0 P: 25 | R: 0 E: 0 K: 0 S: 8 | H: 0 LOB: 0 BB: 0 P: 14 | 1B: 4 2B: 1 3B: 0 HR: 0 | SF: 0 SAC: 0 DP: 1 HBP: 0 | WP: 0 PB: 0 CS: 0 | PA: 33 |
| PITCHER | IP WLS BF H R ER SO BB IBB HBP BLK WP HR S P ERA WHIP | | | | | | | | | | | | | | | | | | | |
| Bob Ojeda, L ERA: 4.44 Don Aase, R ERA: 1.74 (1, 1) (9, 1) | 8.0 W 30 5 1 0 0 3 1 0 0 0 0 0 0 65 102 0.00 0.750 | | | | | | | | | | | | | | | | | | | |

| Batter | 1 | 2 | 3 | 4 | 5 | 6 | 7 | 8 | 9 | AB | R | H | RBI | BB | SO | LOB | TOP | | | | | | | | |
|---|-------------------------------|----------------------------------|------------------------------|----------------------------------|------------------------------|---------------------------------|-------------------------------|----------------------------------|-------------------------------|----------------------------------|------------------------------|----------------------------------|-------------------------------|----------------------------------|------------------------------|----------------------------------|------------------------------|----------------------------------|----------------------------------|-----------------------------------|----------------------------------|--------|--|--|--|
| Kal Daniels, L OBP: 0.417, SLG: 0.358 John Franco, L (9, 1) | 2-2 1B BLK | 1-3 K | | | 4-2 3B BB | | 1-1 SF8 2B | | 4-1 BB | 3 | 3 | 2 | 0 | 2 | 1 | 0 | | | | | | | | | |
| Chris Sabo, R OBP: 0.295, SLG: 0.337 | 1-2 F8 | | 0-0 P4 | | 2-3 K | | 0-0 SF8 | | 1-0 F7 | 4 | 0 | 0 | 1 | 0 | 1 | 3 | | | | | | | | | |
| Barry Larkin, R OBP: 0.327, SLG: 0.449 | 1-0 BLK HR 1B | | 2-1 L9 | | 0-0 2H 3B | | 2-3 3H 2-2 SF9 | | 0-0 F9 | 4 | 1 | 2 | 2 | 0 | 0 | 1 | | | | | | | | | |
| Todd Benzinger, S OBP: 0.299, SLG: 0.326 | 1-1 HR | | 0-1 G3 | | 4-0 BB | | 3-4 4-0 BB | | | 2 | 1 | 1 | 2 | 2 | 0 | 0 | | | | | | | | | |
| Rolando Roomes, R OBP: 0.250, SLG: 0.250 Rob Dibble, L (7, 1) | 1-1 BB | | | 1-1 G4-3 | | 0-2 L8 | | 2-3 BB | | 4 | 0 | 1 | 0 | 0 | 1 | 3 | | | | | | | | | |
| Joel Youngblood, R OBP: 0.294, SLG: 0.200 | 1-3 BB 1B | | | 0-3 K | | | | 0-3 K | | 3 | 0 | 0 | 0 | 1 | 3 | 0 | | | | | | | | | |
| Paul O'Neill, L OBP: 0.337, SLG: 0.506 | 4-2 BB BB | | | 0-1 G6-4-3 | | 2-0 P5 | | 1-2 G1-3 | | 4 | 0 | 1 | 0 | 0 | 0 | 2 | | | | | | | | | |
| Bo Diaz, R OBP: 0.227, SLG: 0.238 | 1-0 G6-4-3 | | | 3-2 F8 | | 1-2 F9 | | 1-3 K | | 3 | 0 | 0 | 0 | 0 | 0 | 1 | | | | | | | | | |
| Manny Trillo, R OBP: 0.353, SLG: 0.267 Ron Oester, S OBP: 0.271, SLG: 0.213 | | 3-2 P3 | | 3-2 F8 | | 1-2 F9 | | 1-3 K | | 3 | 0 | 0 | 0 | 0 | 0 | 1 | | | | | | | | | |
| Jose Rijo, R OBP: 0.273, SLG: 0.364 Dave Collins, S OBP: 0.154, SLG: 0.083 Herm Winningham, L OBP: 0.263, SLG: 0.632 | | 1-3 K | | | 0-0 F7 | | 3-2 2B SF8 1B | | 1-3 K | 2 | 0 | 0 | 0 | 0 | 1 | 0 | | | | | | | | | |
| | | | | | | | | | | 1 | 1 | 1 | 0 | 0 | 0 | 0 | | | | | | | | | |
| | | | | | | | | | | 1 | 0 | 0 | 0 | 0 | 1 | 0 | | | | | | | | | |
| Inning Stats | R: 3 E: 0 K: 0 S: 14 | H: 4 LOB: 1 BB: 1 P: 25 | R: 0 E: 0 K: 2 S: 9 | H: 0 LOB: 0 BB: 0 P: 14 | R: 0 E: 0 K: 0 S: 5 | H: 0 LOB: 0 BB: 0 P: 7 | R: 0 E: 0 K: 1 S: 12 | H: 1 LOB: 1 BB: 0 P: 16 | R: 1 E: 0 K: 1 S: 10 | H: 1 LOB: 2 BB: 2 P: 20 | R: 0 E: 0 K: 1 S: 8 | H: 0 LOB: 0 BB: 0 P: 12 | R: 2 E: 0 K: 1 S: 13 | H: 2 LOB: 1 BB: 1 P: 25 | R: 0 E: 0 K: 2 S: 9 | H: 0 LOB: 0 BB: 0 P: 11 | R: 0 E: 0 K: 1 S: 7 | H: 0 LOB: 1 BB: 1 P: 13 | 1B: 5 2B: 1 3B: 1 HR: 1 | SF: 2 2B: 1 DP: 1 HBP: 0 | WP: 0 PB: 0 SB: 1 CS: 0 | PA: 39 | | | |
| PITCHER | IP | WLS | BF | H | R | ER | SO | BB | IBB | HBP | BLK | WP | HR | S | P | ERA | WHIP | | | | | | | | |
| Sid Fernandez, L ERA: 3.52 | 6.0 | L | 28 | 8 | 6 | 6 | 5 | 3 | 0 | 0 | 1 | 0 | 1 | 63 | 103 | 9.00 | 1.833 | | | | | | | | |
| Don Aase, R ERA: 1.59 | 1.0 | | 4 | 0 | 0 | 0 | 1 | 1 | 0 | 0 | 0 | 0 | 0 | 8 | 16 | 0.00 | 1.000 | | | | | | | | |
| Rick Aguilera, R ERA: 1.93 | 2.0 | | 7 | 0 | 0 | 0 | 3 | 1 | 0 | 0 | 0 | 0 | 0 | 16 | 24 | 0.00 | 0.500 | | | | | | | | |

Cincinnati Reds @ New York Mets
Shea Stadium, Flushing, NY
Wed May 03 1989, 7:05 PM EDT
Att: 27,412 - Unknown


AB 32
R 6
H 8
RBI 5
BB 5
SO 9
LOB 10



| Batter | 1 | 2 | 3 | 4 | 5 | 6 | 7 | 8 | 9 | AB | R | H | RBI | BB | SO | LOB | BOTTOM | | | | | | | | |
|---|-------------------------------|----------------------------------|------------------------------|----------------------------------|------------------------------|----------------------------------|------------------------------|---------------------------------|------------------------------|----------------------------------|-------------------------------|----------------------------------|------------------------------|---------------------------------|------------------------------|----------------------------------|-------------------------------|----------------------------------|----------------------------------|------------------------------------|----------------------------------|--------|--|--|--|
| Lenny Dykstra, L OBP: 0.415, SLG: 0.515 | 2-1 HR | 3-2 G6-3 | | | 1-0 F8 | | 4-0 L5-3 BB | | 2-3 K | 4 | 1 | 1 | 1 | 1 | 1 | 3 | | | | | | | | | |
| Howard Johnson, S OBP: 0.378, SLG: 0.514 | 1-3 K | | 1-1 F8 | | 3-2 G4-3 | | 1-0 L5-3 | | | 4 | 0 | 0 | 0 | 0 | 1 | 1 | | | | | | | | | |
| Keith Hernandez, L OBP: 0.323, SLG: 0.405 | 3-1 1B SF7 2B | | 2-3 K | | 1-0 1B 2B 1B | | 1-3 K | | | 4 | 2 | 2 | 0 | 0 | 2 | 0 | | | | | | | | | |
| Darryl Strawberry, L OBP: 0.386, SLG: 0.649 | 3-2 S 1B | | 2-0 IHR | | 0-1 2B 1B | | 1-0 G3 | | | 4 | 1 | 3 | 1 | 0 | 0 | 0 | | | | | | | | | |
| Kevin McReynolds, R OBP: 0.370, SLG: 0.466 | 2-1 SF7 | | 0-2 L7 | | 2-2 P4 | | 1-3 K | | | 3 | 0 | 0 | 1 | 0 | 1 | 2 | | | | | | | | | |
| Gregg Jefferies, S OBP: 0.215, SLG: 0.286 | 1-2 3H K | | | 0-1 F7 | | 2-2 2B | | 0-0 F8 | | 4 | 0 | 1 | 1 | 0 | 1 | 1 | | | | | | | | | |
| Barry Lyons, R OBP: 0.304, SLG: 0.250 | | 0-1 F9 | | 2-2 G6-3 1B | | 1-0 P6 | | 1-2 G4-3 | | 4 | 0 | 1 | 0 | 0 | 0 | 2 | | | | | | | | | |
| Kevin Elster, R OBP: 0.293, SLG: 0.351 | | 1-3 K | | 0-0 G6-3 | | 2-3 K | | 3-2 1B 1B | | 4 | 0 | 1 | 0 | 0 | 2 | 3 | | | | | | | | | |
| Sid Fernandez, L OBP: 0.273, SLG: 0.364 Don Aase, R (7, 1) | | 1-0 K | | | 2-3 K | | 0-2 G3 | | 2-0 1B | 2 | 0 | 1 | 0 | 0 | 1 | 0 | | | | | | | | | |
| Lee Mazzilli, S OBP: 0.364, SLG: 0.556 Rick Aguilera, R (8, 1) | | | | | | | | | | 1 | 0 | 0 | 0 | 0 | 0 | 0 | | | | | | | | | |
| Mookie Wilson, S OBP: 0.241, SLG: 0.364 | | | | | | | | | 1-2 1B | 1 | 0 | 1 | 0 | 0 | 0 | 0 | | | | | | | | | |
| Inning Stats | R: 2 E: 0 K: 2 S: 16 | H: 3 LOB: 1 BB: 0 P: 28 | R: 0 E: 0 K: 1 S: 9 | H: 1 LOB: 0 BB: 0 P: 14 | R: 1 E: 0 K: 1 S: 9 | H: 1 LOB: 0 BB: 0 P: 14 | R: 0 E: 0 K: 0 S: 6 | H: 1 LOB: 0 BB: 0 P: 8 | R: 0 E: 0 K: 1 S: 8 | H: 0 LOB: 0 BB: 0 P: 14 | R: 1 E: 0 K: 1 S: 14 | H: 3 LOB: 2 BB: 0 P: 22 | R: 0 E: 0 K: 0 S: 4 | H: 0 LOB: 1 BB: 1 P: 9 | R: 0 E: 0 K: 2 S: 7 | H: 0 LOB: 0 BB: 0 P: 10 | R: 0 E: 0 K: 1 S: 14 | H: 2 LOB: 2 BB: 0 P: 22 | 1B: 7 2B: 3 3B: 0 HR: 2 | SF: 1 SAC: 0 DP: 2 HBP: 0 | WP: 0 PB: 0 SB: 1 CS: 0 | PA: 37 | | | |
| PITCHER | IP | WLS | BF | H | R | ER | SO | BB | IBB | HBP | BLK | WP | HR | S | P | ERA | WHIP | | | | | | | | |
| Jose Rijo, R ERA: 1.7 | 6.0 | W | 26 | 9 | 4 | 4 | 6 | 0 | 0 | 0 | 0 | 0 | 0 | 11 | 19 | 6.00 | 1.500 | | | | | | | | |
| Rob Dibble, R ERA: 2.89 | 2.0 | | 6 | 0 | 0 | 0 | 2 | 1 | 0 | 0 | 0 | 0 | 0 | 11 | 19 | 0.00 | 0.500 | | | | | | | | |
| John Franco, L ERA: 1.98 | 1.0 | S | 5 | 2 | 0 | 0 | 1 | 0 | 0 | 0 | 0 | 0 | 0 | 14 | 22 | 0.00 | 2.000 | | | | | | | | |

Cincinnati Reds @ New York Mets
Shea Stadium, Flushing, NY
Wed May 03 1989, 7:05 PM EDT
Att: 27,412 - Unknown

AB 35
R 4
H 11
RBI 4
BB 1
SO 9
LOB 12



| Batter | 1 | 2 | 3 | 4 | 5 | 6 | 7 | 8 | 9 | 10 | AB | R | H | RBI | BB | SO | LOB | TOP | | | | | | | |
|---|------------------------------|----------------------------------|------------------------------|----------------------------------|------------------------------|----------------------------------|-------------------------------|----------------------------------|-------------------------------|----------------------------------|------------------------------|---------------------------------|------------------------------|---------------------------------|-------------------------------|----------------------------------|------------------------------|--|----------------------------------|------------------------------------|----------------------------------|--------|--|--|--|
| Rolando Roomes, R OBP: 0.250, SLG: 0.250 (1, 8) | F8 | | CS 1B | | E5 | | | F7 | | | 4 | 0 | 1 | 0 | 0 | 0 | 0 | Cincinnati Reds @ New York Mets Shea Stadium, Flushing, NY Thu May 04 1989, 7:05 PM EDT Att: 29,396 - Unknown - 52 F | | | | | | | |
| Chris Sabo, R OBP: 0.284, SLG: 0.324 (1, 5) | K | | CS | L8 | F7 | | | K | | | 4 | 0 | 0 | 0 | 0 | 2 | 1 | | | | | | | | |
| Barry Larkin, R OBP: 0.324, SLG: 0.441 (1, 6) | P8 | | | BLK 1B | | G6-3 | | | F9 | | 4 | 1 | 1 | 0 | 0 | 0 | 0 | | | | | | | | |
| Paul O'Neill, L OBP: 0.364, SLG: 0.517 (1, 9) | | E S G3-1 BB | | CS 1B BB | | | | CS 1B | FC1-6 1B | | 2 | 1 | 2 | 0 | 2 | 0 | 0 | | | | | | | | |
| Todd Benzinger, S OBP: 0.297, SLG: 0.323 (1, 3) | | G3-1 | | | | | | K | FC1-6 | | 4 | 0 | 1 | 2 | 0 | 1 | 2 | | | | | | | | |
| Ken Griffey, L OBP: 0.267, SLG: 0.714 Joel Youngblood, R OBP: 0.278, SLG: 0.188 (9, PH) (9, 7) | | G4-3 | | | F9 | | | G6-3 CS 2B | | K | 3 | 0 | 1 | 0 | 0 | 0 | 2 | | | | | | | | |
| Jeff Reed, L OBP: 0.342, SLG: 0.486 Bo Diaz, R OBP: 0.217, SLG: 0.227 (10, PH) (10, 2) | | L7 | | | F8 | | | G6-3 | | G5-3 | 3 | 0 | 0 | 0 | 0 | 0 | 3 | | | | | | | | |
| Ron Oester, S OBP: 0.258, SLG: 0.203 (1, 4) | | | | | | | | K | | G4-3 | 4 | 0 | 0 | 0 | 0 | 2 | 1 | | | | | | | | |
| Danny Jackson, R Dave Collins, S OBP: 0.143, SLG: 0.077 Norm Charlton, S Manny Trillo, R OBP: 0.333, SLG: 0.250 Rob Dibble, L (10, 1) | | | | | | | | K | | K | 3 | 0 | 0 | 0 | 0 | 2 | 0 | | | | | | | | |
| B1-3 | | | | | | | | | | | 1 | 0 | 0 | 0 | 0 | 0 | 0 | | | | | | | | |
| Inning Stats | R: 0 E: 0 K: 1 S: 9 | H: 0 LOB: 0 BB: 0 P: 15 | R: 1 E: 0 K: 0 S: 8 | H: 0 LOB: 0 BB: 1 P: 19 | R: 0 E: 0 K: 1 S: 9 | H: 1 LOB: 0 BB: 0 P: 13 | R: 1 E: 0 K: 2 S: 10 | H: 2 LOB: 2 BB: 1 P: 22 | R: 0 E: 1 K: 2 S: 10 | H: 0 LOB: 1 BB: 0 P: 15 | R: 0 E: 0 K: 1 S: 6 | H: 1 LOB: 0 BB: 0 P: 8 | R: 0 E: 0 K: 1 S: 7 | H: 0 LOB: 0 BB: 0 P: 9 | R: 0 E: 0 K: 1 S: 12 | H: 1 LOB: 1 BB: 0 P: 16 | R: 0 E: 0 K: 1 S: 7 | H: 0 LOB: 0 BB: 0 P: 15 | 1B: 5 2B: 2 3B: 0 HR: 0 | SF: 0 SAC: 0 DP: 1 HBP: 0 | WP: 0 PB: 0 SB: 1 CS: 3 | PA: 37 | | | |
| PITCHER | IP 8.1 | WLS 31 | H 6 | R 2 | ER 2 | SO 7 | BB 2 | IBB 0 | HBP 0 | BLK 1 | WP 0 | HR 0 | S 71 | P 116 | ERA 2.16 | WHIP 0.960 | | | | | | | | | |
| Ron Darling, R ERA: 5.03 | | | | | | | | | | | | | | | | | | | | | | | | | |
| Randy Myers, L ERA: 1.29 | | | | | | | | | | | | | | | | | | | | | | | | | |

| | |
|-----|----|
| AB | 34 |
| R | 2 |
| H | 6 |
| RBI | 2 |
| BB | 2 |
| SO | 9 |
| LOB | 10 |



| Batter | 1 | 2 | 3 | 4 | 5 | 6 | 7 | 8 | 9 | 10 | AB | R | H | RBI | BB | SO | LOB | BOTTOM | | | | | | | | |
|--|-------------------------------|----------------------------------|------------------------------|---------------------------------|------------------------------|----------------------------------|------------------------------|---------------------------------|------------------------------|----------------------------------|-------------------------------|----------------------------------|-------------------------------|----------------------------------|------------------------------|----------------------------------|------------------------------|--|----------------------------------|------------------------------|---------------------------------|----------------------------------|------------------------------------|----------------------------------|--------|--|
| Mookie Wilson, S OBP: 0.238, SLG: 0.350 (1, 8) | G5-3 | | G4-3 | | | BB 1B | F8 | | | K | 5 | 1 | 1 | 0 | 0 | 1 | 0 | Cincinnati Reds @ New York Mets Shea Stadium, Flushing, NY Thu May 04 1989, 7:05 PM EDT Att: 29,396 - Unknown - 52 F | | | | | | | | |
| Howard Johnson, S OBP: 0.391, SLG: 0.547 (1, 5) (6, 6) | BB FC4 BB | | G5-3 | | | BB 1B BB | | F7 | | HR | 3 | 2 | 1 | 1 | 2 | 0 | 0 | | | | | | | | | |
| Tim Lincecum, R OBP: 0.378, SLG: 0.350 (1, 3) (9, 4) | FC4 BB | | K | | | FC4-6 1B 1-2 2-H | | BLK BB | | | 3 | 0 | 1 | 1 | 1 | 1 | 1 | | | | | | | | | |
| Darryl Strawberry, L OBP: 0.376, SLG: 0.617 (1, 9) | K | | | | G4-3 | | P4 | | K | | 4 | 0 | 0 | 0 | 0 | 2 | 5 | | | | | | | | | |
| Kevin McReynolds, R OBP: 0.385, SLG: 0.497 (1, 7) | | | | | G5-3 | | | FC4-6 1B 1-2 2-H | | IBB | 2 | 0 | 1 | 1 | 2 | 0 | 0 | | | | | | | | | |
| Gregg Jefferies, S OBP: 0.205, SLG: 0.272 Randy Myers, L (9, 1) | G5-3 | | | | G5-3 | | FC4-6 | | P3 | | 4 | 0 | 0 | 0 | 0 | 0 | 7 | | | | | | | | | |
| Gary Carter, R OBP: 0.167, SLG: 0.191 (1, 2) | | | | | F7 | | P6 | | G5-3 | | 4 | 0 | 0 | 0 | 0 | 2 | | | | | | | | | | |
| Kevin Elster, R OBP: 0.286, SLG: 0.342 Dave Magadan, L OBP: 0.324, SLG: 0.323 (6, 5) | | | | | G6-3 | | | | G4-3 | | 2 | 0 | 0 | 0 | 0 | 1 | 0 | | | | | | | | | |
| Ron Darling, R Keith Hernandez, L OBP: 0.319, SLG: 0.400 (9, 3) | | | | | G4-3 | | | | K | | 2 | 0 | 0 | 0 | 0 | 1 | 0 | | | | | | | | | |
| Inning Stats | R: 0 E: 0 K: 1 S: 14 | H: 0 LOB: 3 BB: 2 P: 31 | R: 0 E: 0 K: 0 S: 4 | H: 0 LOB: 0 BB: 0 P: 5 | R: 0 E: 0 K: 1 S: 6 | H: 0 LOB: 0 BB: 0 P: 11 | R: 0 E: 0 K: 0 S: 4 | H: 0 LOB: 0 BB: 0 P: 6 | R: 0 E: 0 K: 1 S: 6 | H: 3 LOB: 2 BB: 1 P: 10 | R: 2 E: 0 K: 0 S: 14 | H: 3 LOB: 2 BB: 1 P: 18 | R: 0 E: 0 K: 1 S: 10 | H: 0 LOB: 0 BB: 0 P: 14 | R: 0 E: 0 K: 1 S: 9 | H: 0 LOB: 2 BB: 2 P: 18 | R: 0 E: 0 K: 1 S: 6 | | H: 0 LOB: 0 BB: 0 P: 10 | R: 1 E: 0 K: 1 S: 4 | H: 1 LOB: 0 BB: 0 P: 6 | 1B: 3 2B: 0 3B: 0 HR: 1 | SF: 0 SAC: 0 DP: 0 HBP: 0 | WP: 0 PB: 0 SB: 0 CS: 0 | PA: 38 | |
| PITCHER | IP 7.0 | WLS 28 | H 3 | R 2 | ER 2 | SO 4 | BB 3 | IBB 0 | HBP 0 | BLK 0 | WP 0 | HR 0 | S 58 | P 95 | ERA 2.57 | WHIP 0.857 | | | | | | | | | | |
| Danny Jackson, L ERA: 6.15 | | | | | | | | | | | | | | | | | | | | | | | | | | |
| Norm Charlton, L ERA: 1.32 | | | | | | | | | | | | | | | | | | | | | | | | | | |
| Rob Dibble, R ERA: 3.32 | | | | | | | | | | | | | | | | | | | | | | | | | | |

| | |
|-----|----|
| AB | 33 |
| R | 3 |
| H | 4 |
| RBI | 3 |
| BB | 5 |
| SO | 7 |
| LOB | 15 |

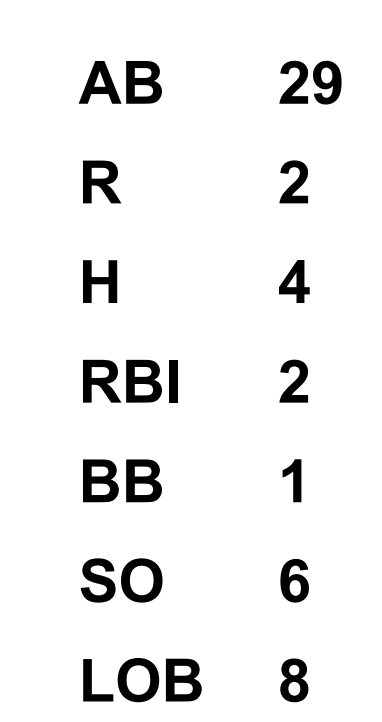


| Batter | 1 | 2 | 3 | 4 | 5 | 6 | 7 | 8 | 9 | AB | R | H | RBI | BB | SO | LOB | TOP | |
|--|---|----------------------------------|------------------------------|---------------------------------|------------------------------|----------------------------------|------------------------------|---------------------------------|-------------------------------|----------------------------------|------------------------------|----------------------------------|---|----------------------------------|----------------------------------|------------------------------------|--|--------|
| Gerald Young, S OBP: 0.307, SLG: 0.257 (1, 8) | G3 | | F8 | | | 3-1 | | P5 | | 4 | 0 | 0 | 1 | 0 | 0 | 2 | Houston Astros @ New York Mets Shea Stadium, Flushing, NY Sat May 06 1989, 3:33 AM EDT Att: 35,505 - Cloudy | |
| Rafael Ramirez, R OBP: 0.274, SLG: 0.301 (1, 6) | CS 1B | | | L8 | | 6-3 | | P3 | | 4 | 0 | 1 | 0 | 0 | 0 | 1 | | |
| Bill Doran, S OBP: 0.342, SLG: 0.455 (1, 4) | K | | | P6 | | | E S 1B | | K | 4 | 0 | 1 | 0 | 0 | 2 | 1 | | |
| Glenn Davis, R OBP: 0.360, SLG: 0.571 (1, 3) | | K | | K | | | | K | | 4 | 0 | 0 | 0 | 0 | 4 | 1 | | |
| Terry Puhl, L OBP: 0.400, SLG: 0.479 (1, 7) | 4-3 | | | | P6 | | S BB | | CS 1B | 3 | 0 | 1 | 0 | 1 | 0 | 0 | | |
| Kevin Bass, S OBP: 0.385, SLG: 0.378 (1, 9) | 4-3 | | | | P5 | | G4-6-3 BB | | CS | 2 | 0 | 0 | 0 | 1 | 0 | 0 | | |
| Ken Caminiti, S OBP: 0.328, SLG: 0.390 (1, 5) | | | G4-3 | | K | | | | | 3 | 0 | 0 | 0 | 0 | 1 | 3 | | |
| Craig Biggio, R OBP: 0.350, SLG: 0.371 (1, 2) | | | | | | BLK SH1-4 3-1 1B | | K | | 3 | 1 | 2 | 0 | 0 | 1 | 0 | | |
| Jim Clancy, R OBP: 0.200, SLG: 0.111 (8, PH) | | | | | | SH1-4 | | | | 1 | 0 | 0 | 0 | 0 | 0 | 1 | | |
| Greg Gross, L OBP: 0.369, SLG: 0.267 (8, PR) | | | B5 | | | | | | | 0 | 0 | 0 | 0 | 1 | 0 | 0 | | |
| Eric Yelding, R OBP: 0.267, SLG: 0.111 (8, PR) | | | | | | | | | | 0 | 0 | 0 | 0 | 0 | 0 | 0 | | |
| Dan Schatzeder, L OBP: 0.267, SLG: 0.111 (8, 1) | | | | | | | | BB | | 0 | 0 | 0 | 0 | 0 | 0 | 0 | | |
| Inning Stats | R: 0 E: 0 K: 1 S: 8 | H: 1 LOB: 0 BB: 0 P: 12 | R: 0 E: 0 K: 1 S: 6 | H: 0 LOB: 0 BB: 0 P: 9 | R: 0 E: 0 K: 0 S: 6 | H: 1 LOB: 1 BB: 0 P: 10 | R: 0 E: 0 K: 1 S: 7 | H: 0 LOB: 0 BB: 0 P: 9 | R: 0 E: 0 K: 1 S: 12 | H: 1 LOB: 2 BB: 2 P: 24 | R: 0 E: 0 K: 1 S: 6 | H: 0 LOB: 1 BB: 1 P: 12 | R: 0 E: 0 K: 2 S: 10 | H: 1 LOB: 0 BB: 0 P: 16 | 1B: 5 2B: 0 3B: 0 HR: 0 | SF: 0 SAC: 1 DP: 1 HBP: 0 | WP: 0 PB: 0 SB: 2 CS: 2 | PA: 33 |
| PITCHER David Cone, R ERA: 3.16 (1, 1) | IP: 9.0 WLS: W BF: 32 H: 5 R: 1 ER: 1 SO: 8 BB: 3 IBB: 0 HBP: 0 BLK: 1 WP: 0 HR: 0 S: 72 P: 121 ERA: 1.00 WHIP: 0.889 | | | | | | | | | | | PITCHER | IP: 9.0 WLS: W BF: 32 H: 5 R: 1 ER: 1 SO: 8 BB: 3 IBB: 0 HBP: 0 BLK: 1 WP: 0 HR: 0 S: 72 P: 121 ERA: 1.00 WHIP: 0.889 | | | | | |

| | |
|-----|----|
| AB | 28 |
| R | 1 |
| H | 5 |
| RBI | 1 |
| BB | 3 |
| SO | 8 |
| LOB | 9 |



| Batter | 1 | 2 | 3 | 4 | 5 | 6 | 7 | 8 | 9 | AB | R | H | RBI | BB | SO | LOB | BOTTOM | |
|--|---|----------------------------------|-------------------------------|----------------------------------|-------------------------------|----------------------------------|------------------------------|---------------------------------|-------------------------------|----------------------------------|------------------------------|---|--|----------------------------------|----------------------------------|------------------------------------|--|--------|
| Lenny Dykstra, L OBP: 0.419, SLG: 0.514 (1, 8) | 1B BLK 1B | | HR 1B | | F7 | | | F7 | | 4 | 1 | 2 | 0 | 0 | 0 | 0 | Houston Astros @ New York Mets Shea Stadium, Flushing, NY Sat May 06 1989, 3:33 AM EDT Att: 35,505 - Cloudy | |
| Howard Johnson, S OBP: 0.385, SLG: 0.570 (8, 5) | P6 | | HR | | F8 | | | K | | 4 | 1 | 1 | 2 | 0 | 1 | 1 | | |
| Keith Hernandez, L OBP: 0.316, SLG: 0.386 (1, 3) | BB | | P6 | | K | | | 3-1 | | 3 | 0 | 0 | 0 | 1 | 1 | 0 | | |
| Darryl Strawberry, L OBP: 0.368, SLG: 0.607 (1, 9) | 1B | | L9 | | | K | | | | 3 | 0 | 1 | 0 | 0 | 1 | 0 | | |
| Kevin McReynolds, R OBP: 0.374, SLG: 0.452 (1, 7) | P3 | | E5 | | P4 | | | | | 3 | 0 | 0 | 0 | 0 | 0 | 3 | | |
| Gregg Jefferies, S OBP: 0.198, SLG: 0.262 (1, 4) | 4-3 | | K | | | K | | | | 3 | 0 | 0 | 0 | 0 | 2 | 4 | | |
| Gary Carter, R OBP: 0.160, SLG: 0.183 (1, 2) | | F9 | | | F7 | | | F8 | | 3 | 0 | 0 | 0 | 0 | 0 | 0 | | |
| Dave Magadan, L OBP: 0.300, SLG: 0.294 (8, 6) | | G3-1 | | | L7 | | | L3-1 | | 3 | 0 | 0 | 0 | 0 | 0 | 0 | | |
| Kevin Elster, R OBP: 0.286, SLG: 0.342 (8, 6) | | | | | | | | | | 0 | 0 | 0 | 0 | 0 | 0 | 0 | | |
| David Cone, L OBP: 0.313, SLG: 0.267 (1, 1) | | 4-3 | | | K | | | F8 | | 3 | 0 | 0 | 0 | 0 | 1 | 0 | | |
| Inning Stats | R: 0 E: 0 K: 0 S: 11 | H: 2 LOB: 3 BB: 1 P: 22 | R: 0 E: 0 K: 0 S: 11 | H: 0 LOB: 0 BB: 0 P: 15 | R: 2 E: 1 K: 1 S: 17 | H: 2 LOB: 1 BB: 0 P: 27 | R: 0 E: 0 K: 1 S: 6 | H: 0 LOB: 0 BB: 0 P: 7 | R: 0 E: 0 K: 2 S: 10 | H: 0 LOB: 0 BB: 0 P: 15 | R: 0 E: 0 K: 0 S: 8 | H: 0 LOB: 0 BB: 0 P: 11 | R: 0 E: 0 K: 1 S: 8 | H: 0 LOB: 0 BB: 0 P: 11 | 1B: 3 2B: 0 3B: 0 HR: 1 | SF: 0 SAC: 0 DP: 0 HBP: 0 | WP: 0 PB: 0 SB: 1 CS: 0 | PA: 30 |
| PITCHER Jim Clancy, R ERA: 2.64 (8, 1) | IP: 7.0 WLS: L BF: 27 H: 4 R: 2 ER: 2 SO: 5 BB: 1 IBB: 0 HBP: 0 BLK: 1 WP: 0 HR: 1 S: 73 P: 111 ERA: 2.57 WHIP: 0.714 | | | | | | | | | | | PITCHER Dan Schatzeder, L ERA: 9.0 (8, 1) | IP: 1.0 WLS: 3 BF: 0 H: 0 R: 0 ER: 0 SO: 1 BB: 0 IBB: 0 HBP: 0 BLK: 0 WP: 0 HR: 0 S: 8 P: 11 ERA: 0.00 WHIP: 0.000 | | | | | |



| Batter | 1 | 2 | 3 | 4 | 5 | 6 | 7 | 8 | 9 | AB | R | H | RBI | BB | SO | LOB | TOP | | | | | | | | | |
|---|------------------------------|----------------------------------|-------------------------------|----------------------------------|------------------------------|----------------------------------|-------------------------------|----------------------------------|------------------------------|----------------------------------|-------------------------------|----------------------------------|------------------------------|---------------------------------|------------------------------|----------------------------------|------------------------------|----------------------------------|----------------------------------|------------------------------------|----------------------------------|--------|--|--|--|--|
| Gerald Young, S OBP: 0.295, SLG: 0.246 | | | | | | | | | | 5 | 0 | 0 | 0 | 0 | 2 | 0 | | | | | | | | | | |
| Rafael Ramirez, R OBP: 0.273, SLG: 0.299 | | | | | | | | | | 4 | 0 | 1 | 0 | 0 | 0 | 0 | | | | | | | | | | |
| Bill Doran, S OBP: 0.339, SLG: 0.456 | | | | | | | | | | 4 | 1 | 1 | 0 | 0 | 0 | 1 | | | | | | | | | | |
| Glenn Davis, R OBP: 0.357, SLG: 0.557 | | | | | | | | | | 3 | 1 | 0 | 0 | 1 | 2 | 2 | | | | | | | | | | |
| Kevin Bass, S OBP: 0.387, SLG: 0.416 | | | | | | | | | | 3 | 3 | 3 | 1 | 1 | 0 | 0 | | | | | | | | | | |
| Billy Hatcher, R OBP: 0.272, SLG: 0.320 | | | | | | | | | | 2 | 0 | 0 | 1 | 1 | 1 | 2 | | | | | | | | | | |
| Ken Caminiti, S OBP: 0.317, SLG: 0.380 | | | | | | | | | | 3 | 0 | 0 | 2 | 0 | 1 | 2 | | | | | | | | | | |
| Craig Biggio, R OBP: 0.364, SLG: 0.368 | | | | | | | | | | 3 | 0 | 1 | 0 | 1 | 1 | 0 | | | | | | | | | | |
| Jim Deshaies, L OBP: 0.176, SLG: 0.125 | | | | | | | | | | 4 | 0 | 0 | 0 | 0 | 4 | 4 | | | | | | | | | | |
| Inning Stats | R: 0 E: 0 K: 1 S: 8 | H: 0 LOB: 0 BB: 0 P: 13 | R: 1 E: 0 K: 3 S: 18 | H: 2 LOB: 2 BB: 1 P: 30 | R: 0 E: 0 K: 1 S: 8 | H: 0 LOB: 0 BB: 0 P: 12 | R: 1 E: 0 K: 2 S: 17 | H: 1 LOB: 2 BB: 2 P: 27 | R: 0 E: 0 K: 1 S: 9 | H: 1 LOB: 1 BB: 0 P: 13 | R: 1 E: 0 K: 1 S: 15 | H: 0 LOB: 0 BB: 1 P: 23 | R: 0 E: 0 K: 1 S: 6 | H: 0 LOB: 0 BB: 0 P: 7 | R: 2 E: 0 K: 0 S: 9 | H: 2 LOB: 2 BB: 0 P: 11 | R: 0 E: 0 K: 1 S: 8 | H: 0 LOB: 0 BB: 0 P: 11 | 1B: 4 2B: 1 3B: 1 HR: 0 | SF: 2 SAC: 0 DP: 0 HBP: 0 | WP: 0 PB: 0 SB: 4 CS: 0 | PA: 37 | | | | |
| PITCHER | IP | WLS | BF | H | R | ER | SO | BB | IBB | HBP | BLK | WP | HR | S | P | ERA | WHIP | | | | | | | | | |
| Dwight Gooden, R ERA: 2.32 | (1, 1) | 6.0 | L | 26 | 4 | 3 | 3 | 9 | 4 | 0 | 0 | 1 | 0 | 0 | 75 | 118 | 4.50 | 1.333 | | | | | | | | |
| Rick Aguilera, R ERA: 1.5 | (7, 1) | 1.0 | | 3 | 0 | 0 | 0 | 1 | 0 | 0 | 0 | 0 | 0 | 0 | 6 | 7 | 0.00 | 0.000 | | | | | | | | |
| Roger McDowell, R ERA: 2.03 | (8, 1) | 2.0 | | 8 | 2 | 2 | 2 | 1 | 0 | 0 | 0 | 0 | 0 | 0 | 17 | 22 | 9.00 | 1.000 | | | | | | | | |

Houston Astros @ New York Mets
Shea Stadium, Flushing, NY
Sun May 07 1989, 3:33 AM EDT
Att: 47,591 - Unknown

AB 31
R 5
H 6
RBI 4
BB 4
SO 11
LOB 11



| Batter | 1 | 2 | 3 | 4 | 5 | 6 | 7 | 8 | 9 | AB | R | H | RBI | BB | SO | LOB | BOTTOM | | | | | | | | |
|--|-------------------------------|----------------------------------|------------------------------|----------------------------------|------------------------------|----------------------------------|------------------------------|----------------------------------|-------------------------------|----------------------------------|-------------------------------|----------------------------------|-------------------------------|----------------------------------|------------------------------|----------------------------------|------------------------------|---------------------------------|----------------------------------|------------------------------------|----------------------------------|--------|--|--|--|
| Mookie Wilson, S OBP: 0.224, SLG: 0.328 | | | | | | | | | | 4 | 0 | 0 | 0 | 0 | 2 | 1 | | | | | | | | | |
| Howard Johnson, S OBP: 0.368, SLG: 0.542 | | | | | | | | | | 4 | 0 | 0 | 0 | 0 | 2 | 1 | | | | | | | | | |
| Tim Lincecum, R OBP: 0.367, SLG: 0.341 | | | | | | | | | | 4 | 0 | 1 | 0 | 0 | 0 | 0 | | | | | | | | | |
| Darryl Strawberry, L OBP: 0.354, SLG: 0.580 | | | | | | | | | | 4 | 0 | 0 | 0 | 0 | 1 | 1 | | | | | | | | | |
| Kevin Reynolds, R OBP: 0.369, SLG: 0.438 | | | | | | | | | | 3 | 0 | 0 | 0 | 1 | 0 | 0 | | | | | | | | | |
| Gregg Jefferies, S OBP: 0.211, SLG: 0.284 | | | | | | | | | | 4 | 0 | 2 | 0 | 0 | 1 | 0 | | | | | | | | | |
| Gary Carter, R OBP: 0.167, SLG: 0.189 | | | | | | | | | | 3 | 0 | 1 | 0 | 0 | 0 | 3 | | | | | | | | | |
| Kevin Elster, R OBP: 0.276, SLG: 0.329 | | | | | | | | | | 3 | 0 | 0 | 0 | 0 | 1 | 3 | | | | | | | | | |
| Dwight Gooden, R OBP: 0.250, SLG: 0.400 | (1, 1) | | | | | | | | | 2 | 0 | 1 | 0 | 0 | 0 | 2 | | | | | | | | | |
| Rick Aguilera, R | (7, 1) | | | | | | | | | 0 | 0 | 0 | 0 | 0 | 0 | 0 | | | | | | | | | |
| Barry Lyons, R OBP: 0.292, SLG: 0.238 | (7, PH) | | | | | | | | | 1 | 0 | 0 | 0 | 0 | 0 | 1 | | | | | | | | | |
| Roger McDowell, R | (8, 1) | | | | | | | | | 0 | 0 | 0 | 0 | 0 | 0 | 0 | | | | | | | | | |
| Inning Stats | R: 0 E: 0 K: 2 S: 14 | H: 1 LOB: 1 BB: 0 P: 23 | R: 0 E: 0 K: 1 S: 7 | H: 1 LOB: 2 BB: 1 P: 13 | R: 0 E: 0 K: 0 S: 7 | H: 0 LOB: 0 BB: 0 P: 11 | R: 0 E: 0 K: 0 S: 7 | H: 1 LOB: 1 BB: 0 P: 10 | R: 0 E: 0 K: 2 S: 11 | H: 1 LOB: 1 BB: 0 P: 16 | R: 0 E: 0 K: 0 S: 11 | H: 0 LOB: 0 BB: 0 P: 15 | R: 0 E: 0 K: 1 S: 10 | H: 1 LOB: 1 BB: 0 P: 15 | R: 0 E: 0 K: 1 S: 7 | H: 0 LOB: 0 BB: 0 P: 13 | R: 0 E: 0 K: 0 S: 6 | H: 0 LOB: 0 BB: 0 P: 8 | 1B: 4 2B: 1 3B: 0 HR: 0 | SF: 0 SAC: 0 DP: 0 HBP: 0 | WP: 0 PB: 0 SB: 0 CS: 0 | PA: 33 | | | |
| PITCHER | IP | WLS | BF | H | R | ER | SO | BB | IBB | HBP | BLK | WP | HR | S | P | ERA | WHIP | | | | | | | | |
| Jim Deshaies, L ERA: 2.7 | (1, 1) | 9.0 | W | 33 | 5 | 0 | 0 | 7 | 1 | 0 | 0 | 0 | 0 | 80 | 124 | 0.00 | 0.667 | | | | | | | | |

Houston Astros @ New York Mets
Shea Stadium, Flushing, NY
Sun May 07 1989, 3:33 AM EDT
Att: 47,591 - Unknown

AB 32
R 0
H 5
RBI 0
BB 1
SO 7
LOB 12



| Batter | 1 | 2 | 3 | 4 | 5 | 6 | 7 | 8 | 9 | AB | R | H | RBI | BB | SO | LOB | TOP | | | | | | | | |
|--|-------------------------------|----------------------------------|------------------------------|----------------------------------|------------------------------|----------------------------------|------------------------------|----------------------------------|------------------------------|---------------------------------|-------------------------------|----------------------------------|------------------------------|----------------------------------|-------------------------------|----------------------------------|------------------------------|----------------------------------|----------------------------------|------------------------------------|----------------------------------|--------|--|--|--|
| Lenny Dykstra, L OBP: 0.411, SLG: 0.493 Terry Leach, R (8, 1) | 2-1 G4-3 | | 1-1 G3 | | | 4-1 BB | | 1-3 K | | 3 | 0 | 0 | 0 | 1 | 1 | 1 | | | | | | | | | |
| Howard Johnson, S OBP: 0.394, SLG: 0.250 (7, 6) | 2-0 2B | | 3-3 K | | | 2-3 K | | 3-2 F7 | | 4 | 0 | 1 | 0 | 0 | 2 | 2 | | | | | | | | | |
| Keith Hernandez, L OBP: 0.324, SLG: 0.385 (1, 3) | 4-2 BB | | | 0-0 G6-3 | | 1-3 K | | 0-0 1B | | 3 | 0 | 1 | 0 | 1 | 1 | 1 | | | | | | | | | |
| Darryl Strawberry, L OBP: 0.350, SLG: 0.565 (1, 9) | 3-3 K | | | 3-2 WP 1B | | 3-2 F8 | | 2-2 L7 | | 4 | 0 | 1 | 0 | 0 | 1 | 5 | | | | | | | | | |
| Kevin McReynolds, R OBP: 0.385, SLG: 0.430 (1, 7) | 1-3 K | | | 1-1 F9 | | 0-1 G5-3 | | | | 4 | 0 | 1 | 0 | 0 | 1 | 3 | | | | | | | | | |
| Gregg Jefferies, S OBP: 0.202, SLG: 0.272 (1, 4) | | 0-3 K | | 2-0 G6-3 | | 0-0 F8 | | 1-0 F8 | | 4 | 0 | 0 | 0 | 0 | 1 | 2 | | | | | | | | | |
| Gary Carter, R OBP: 0.171, SLG: 0.182 (1, 2) | | 2-0 G6-3 | | | 0-0 F7 | | 4-0 BB | | 1-3 K | 3 | 0 | 0 | 0 | 1 | 1 | 1 | | | | | | | | | |
| Kevin Elster, R OBP: 0.270, SLG: 0.321 Dave Magadan, L OBP: 0.296, SLG: 0.278 (7, 5) | | 2-3 K | | | 0-1 G6-3 | | 3-3 K | | 1-1 G3-1 | 2 | 0 | 0 | 0 | 0 | 1 | 0 | | | | | | | | | |
| Bob Ojeda, L OBP: 0.300, SLG: 0.222 Mookie Wilson, S OBP: 0.235, SLG: 0.328 (8, 8) | | | 0-0 G6-3 | | 3-3 K | | | 4-0 1B BB | | 2 | 0 | 0 | 0 | 0 | 1 | 0 | | | | | | | | | |
| Inning Stats | R: 0 E: 0 K: 2 S: 12 | H: 1 LOB: 2 BB: 1 P: 24 | R: 0 E: 0 K: 2 S: 7 | H: 0 LOB: 0 BB: 0 P: 11 | R: 0 E: 0 K: 1 S: 8 | H: 0 LOB: 0 BB: 0 P: 12 | R: 0 E: 0 K: 0 S: 9 | H: 1 LOB: 1 BB: 0 P: 15 | R: 0 E: 0 K: 1 S: 6 | H: 0 LOB: 0 BB: 0 P: 9 | R: 0 E: 0 K: 2 S: 14 | H: 0 LOB: 1 BB: 1 P: 24 | R: 0 E: 0 K: 1 S: 8 | H: 0 LOB: 1 BB: 1 P: 15 | R: 0 E: 0 K: 1 S: 12 | H: 1 LOB: 2 BB: 1 P: 22 | R: 0 E: 0 K: 1 S: 8 | H: 1 LOB: 1 BB: 0 P: 12 | 1B: 3 2B: 1 3B: 0 HR: 0 | SF: 0 SAC: 0 DP: 0 HBP: 0 | WP: 1 PB: 0 SB: 1 CS: 0 | PA: 35 | | | |
| PITCHER | IP | WLS | BF | H | R | ER | SO | BB | IBB | HBP | BLK | WP | HR | S | P | ERA | WHIP | | | | | | | | |
| Jose Rijo, R ERA: 1.43 | 7.0 | W | 26 | 2 | 0 | 0 | 9 | 3 | 0 | 0 | 0 | 1 | 0 | 64 | 110 | 0.00 | 0.714 | | | | | | | | |
| Norm Charlton, L ERA: 1.25 | 0.2 | | 4 | 1 | 0 | 0 | 1 | 1 | 0 | 0 | 0 | 0 | 0 | 9 | 17 | 0.00 | 3.000 | | | | | | | | |
| John Franco, L ERA: 1.69 | 1.1 | S | 5 | 1 | 0 | 0 | 1 | 0 | 0 | 0 | 0 | 0 | 0 | 11 | 17 | 0.00 | 0.750 | | | | | | | | |

New York Mets @ Cincinnati Reds
Riverfront Stadium, Cincinnati, OH
Mon May 08 1989, 7:05 PM EDT
Att: 20,384 - Unknown - 63 F

AB 31
R 0
H 4
RBI 0
BB 4
SO 11
LOB 17



| Batter | 1 | 2 | 3 | 4 | 5 | 6 | 7 | 8 | 9 | AB | R | H | RBI | BB | SO | LOB | BOTTOM | | | | | | | | |
|--|-------------------------------|----------------------------------|-------------------------------|----------------------------------|-------------------------------|----------------------------------|-------------------------------|----------------------------------|-------------------------------|----------------------------------|------------------------------|---------------------------------|-------------------------------|----------------------------------|------------------------------|---------------------------------|----------------------------------|------------------------------------|----------------------------------|--------|--|--|--|--|--|
| Kal Daniels, L OBP: 0.425, SLG: 0.349 Herm Winningham, L OBP: 0.370, SLG: 0.600 (7, 8) | 4-2 SH G4-3 BB | 4-2 1-2 2-3 BB | | 0-1 G4-3 | | | 4-1 BB | | | 1 | 1 | 0 | 0 | 3 | 0 | 1 | | | | | | | | | |
| Chris Sabo, R OBP: 0.273, SLG: 0.303 (1, 5) | 1-0 SH G4-3 SF7 | 0-1 F8 | | | 4-1 1B SF8 BB | | 0-1 F8 | | | 2 | 2 | 0 | 0 | 1 | 0 | 4 | | | | | | | | | |
| Barry Larkin, R OBP: 0.327, SLG: 0.433 (1, 6) | 0-1 G4-3 | | 2-2 G6-3 | | 1-1 SF8 1B | | 4-1 BB | | | 3 | 0 | 1 | 1 | 1 | 0 | 1 | | | | | | | | | |
| Todd Benzinger, S OBP: 0.288, SLG: 0.318 (1, 3) | 3-2 SF7 | | 3-2 G4-3 1B | | 2-2 SF8 | | 0-1 P3 | | | 2 | 0 | 1 | 2 | 0 | 0 | 2 | | | | | | | | | |
| Paul O'Neill, L OBP: 0.353, SLG: 0.481 John Franco, L (8, 1) | 1-3 K | | 0-0 G4-3 | | 1-2 P3 | | 1-2 G3 | | | 4 | 0 | 0 | 0 | 0 | 1 | 4 | | | | | | | | | |
| Rolando Roomes, R OBP: 0.222, SLG: 0.222 (8, 7) | | 3-2 G6-3 | 1-2 P8 | | 0-3 K | | | 0-1 P3 | | 4 | 0 | 0 | 0 | 0 | 1 | 2 | | | | | | | | | |
| Bo Diaz, R OBP: 0.167, SLG: 0.172 (1, 2) | | 0-0 G6-3 | | 2-0 F8 | | 2-1 G5-3 | | 0-1 L8 | | 4 | 0 | 0 | 0 | 0 | 0 | 0 | | | | | | | | | |
| Ron Oester, S OBP: 0.250, SLG: 0.202 (1, 4) | | 0-0 E4 BB BB | | 3-2 L9 | | 0-0 G5-3 | | 1-1 G4-3 | | 4 | 0 | 0 | 0 | 0 | 0 | 0 | | | | | | | | | |
| Jose Rijo, R OBP: 0.357, SLG: 0.385 Norm Charlton, S (8, 1) | | 4-1 BB | | 3-2 1B | | 1-1 G5-3 | | | | 2 | 0 | 1 | 0 | 1 | 0 | 0 | | | | | | | | | |
| Joel Youngblood, R OBP: 0.407, SLG: 0.391 (8, 9) | | 1-2 BB | | | | | | | | 0 | 0 | 0 | 0 | 0 | 0 | 0 | | | | | | | | | |
| Inning Stats | R: 2 E: 0 K: 1 S: 14 | H: 0 LOB: 0 BB: 1 P: 23 | R: 0 E: 1 K: 0 S: 11 | H: 0 LOB: 3 BB: 2 P: 22 | R: 0 E: 0 K: 0 S: 12 | H: 1 LOB: 1 BB: 0 P: 18 | R: 0 E: 0 K: 0 S: 11 | H: 1 LOB: 1 BB: 0 P: 19 | R: 1 E: 0 K: 1 S: 13 | H: 1 LOB: 1 BB: 1 P: 21 | R: 0 E: 0 K: 0 S: 5 | H: 0 LOB: 0 BB: 0 P: 8 | R: 0 E: 0 K: 0 S: 10 | H: 0 LOB: 2 BB: 2 P: 19 | R: 0 E: 0 K: 0 S: 6 | H: 0 LOB: 0 BB: 0 P: 7 | 1B: 3 2B: 0 3B: 0 HR: 0 | SF: 2 SAC: 1 DP: 0 HBP: 0 | WP: 0 PB: 0 SB: 5 CS: 0 | PA: 35 | | | | | |
| PITCHER | IP | WLS | BF | H | R | ER | SO | BB | IBB | HBP | BLK | WP | HR | S | P | ERA | WHIP | | | | | | | | |
| Bob Ojeda, L ERA: 4.32 | 7.0 | L | 32 | 3 | 3 | 3 | 2 | 6 | 0 | 0 | 0 | 0 | 0 | 76 | 130 | 3.86 | 1.286 | | | | | | | | |
| Terry Leach, R ERA: 0.65 | 1.0 | | 3 | 0 | 0 | 0 | 0 | 0 | 0 | 0 | 0 | 0 | 0 | 6 | 7 | 0.00 | 0.000 | | | | | | | | |

New York Mets @ Cincinnati Reds
Riverfront Stadium, Cincinnati, OH
Mon May 08 1989, 7:05 PM EDT
Att: 20,384 - Unknown - 63 F

AB 26
R 3
H 3
RBI 3
BB 6
SO 2
LOB 14



| Batter | 1 | 2 | 3 | 4 | 5 | 6 | 7 | 8 | 9 | AB | R | H | RBI | BB | SO | LOB | TOP | | | | | | | | | | |
|--|---------------------------------------|----------------------------------|--------------------------------------|----------------------------------|--------------------------------------|---------------------------------|--------------------------------------|----------------------------------|---------------------------------------|----------------------------------|--------------------------------------|----------------------------------|--|----------------------------------|---------------------------------------|----------------------------------|--------------------------------------|---------------------------------|----------------------------------|------------------------------------|----------------------------------|--------|--|--|--|--|--|
| Mookie Wilson, S OBP: 0.236, SLG: 0.324 | | | | | | | | | | 4 | 0 | 1 | 1 | 0 | 1 | 0 | | | | | | | | | | | |
| Howard Johnson, S OBP: 0.379, SLG: 0.256 | | | | | | | | | | 3 | 0 | 2 | 1 | 1 | 1 | 0 | | | | | | | | | | | |
| Kevin McReynolds, R OBP: 0.353, SLG: 0.413 | | | | | | | | | | 4 | 0 | 0 | 0 | 0 | 0 | 4 | | | | | | | | | | | |
| Darryl Strawberry, L OBP: 0.336, SLG: 0.542 | | | | | | | | | | 4 | 0 | 0 | 0 | 0 | 3 | 4 | | | | | | | | | | | |
| Tim Teufel, R OBP: 0.340, SLG: 0.313 Roger McDowell, R Randy Myers, L | | | | | | | | | | 4 | 0 | 0 | 0 | 0 | 2 | 1 | | | | | | | | | | | |
| Keith Hernandez, L OBP: 0.330, SLG: 0.394 | | | | | | | | | | 3 | 1 | 1 | 0 | 0 | 1 | 0 | | | | | | | | | | | |
| Gary Carter, R OBP: 0.186, SLG: 0.177 | | | | | | | | | | 2 | 1 | 0 | 0 | 2 | 0 | 1 | | | | | | | | | | | |
| Kevin Elster, R OBP: 0.269, SLG: 0.318 | | | | | | | | | | 4 | 1 | 1 | 1 | 0 | 1 | 1 | | | | | | | | | | | |
| Sid Fernandez, L OBP: 0.231, SLG: 0.308 Gregg Jefferies, S | | | | | | | | | | 2 | 0 | 0 | 0 | 0 | 2 | 0 | | | | | | | | | | | |
| Inning Stats | R: 0 H: 1 E: 0 K: 2 S: 15 | H: 1 LOB: 1 BB: 0 P: 22 | R: 0 H: 0 E: 0 K: 0 S: 9 | H: 0 LOB: 1 BB: 1 P: 19 | R: 0 H: 0 E: 0 K: 2 S: 7 | H: 0 LOB: 0 BB: 0 P: 8 | R: 0 H: 0 E: 0 K: 0 S: 7 | H: 0 LOB: 0 BB: 0 P: 10 | R: 3 H: 4 E: 0 K: 1 S: 16 | H: 2 LOB: 2 BB: 1 P: 30 | R: 0 H: 0 E: 0 K: 2 S: 7 | H: 0 LOB: 0 BB: 0 P: 11 | R: 0 H: 0 E: 0 K: 12 S: 12 | H: 0 LOB: 0 BB: 0 P: 17 | R: 0 H: 0 E: 0 K: 2 S: 11 | H: 0 LOB: 1 BB: 1 P: 17 | R: 0 H: 0 E: 0 K: 4 S: 4 | H: 0 LOB: 0 BB: 0 P: 6 | 1B: 3 2B: 2 3B: 0 HR: 0 | SF: 0 SAC: 1 DP: 1 HBP: 1 | WP: 0 PB: 0 SB: 1 CS: 0 | PA: 35 | | | | | |
| PITCHER | IP | WLS | BF | H | R | ER | SO | BB | IBB | HBP | BLK | WP | HR | S | P | ERA | WHIP | | | | | | | | | | |
| Danny Jackson, L ERA: 5.94 | 6.0 | L | 25 | 5 | 3 | 3 | 7 | 2 | 0 | 0 | 0 | 0 | 0 | 61 | 100 | 4.50 | 1.167 | | | | | | | | | | |
| Rob Dibble, R ERA: 3.0 | 2.0 | | 7 | 0 | 0 | 0 | 4 | 1 | 0 | 0 | 0 | 0 | 0 | 23 | 34 | 0.00 | 0.500 | | | | | | | | | | |
| Norm Charlton, L ERA: 1.17 | 1.0 | S | 3 | 0 | 0 | 0 | 0 | 0 | 0 | 1 | 0 | 0 | 0 | 4 | 6 | 0.00 | 0.000 | | | | | | | | | | |

New York Mets @ Cincinnati Reds
Riverfront Stadium, Cincinnati, OH
Tue May 09 1989, 7:05 PM EDT
Att: 12,645 - Unknown - 50 F

AB 30
R 3
H 5
RBI 3
BB 3
SO 11
LOB 11

| Batter | 1 | 2 | 3 | 4 | 5 | 6 | 7 | 8 | 9 | AB | R | H | RBI | BB | SO | LOB | BOTTOM | | | | | | | | | | |
|--|---------------------------------------|----------------------------------|--------------------------------------|----------------------------------|--------------------------------------|----------------------------------|--------------------------------------|---------------------------------|---------------------------------------|----------------------------------|--------------------------------------|----------------------------------|---------------------------------------|----------------------------------|--------------------------------------|----------------------------------|---------------------------------------|----------------------------------|----------------------------------|------------------------------------|----------------------------------|--------|--|--|--|--|--|
| Kal Daniels, L OBP: 0.419, SLG: 0.356 | | | | | | | | | | 4 | 0 | 1 | 0 | 0 | 1 | 1 | | | | | | | | | | | |
| Chris Sabo, R OBP: 0.285, SLG: 0.294 | | | | | | | | | | 4 | 0 | 0 | 0 | 0 | 2 | 1 | | | | | | | | | | | |
| Barry Larkin, R OBP: 0.315, SLG: 0.416 | | | | | | | | | | 4 | 0 | 0 | 0 | 0 | 0 | 0 | | | | | | | | | | | |
| Todd Benzinger, S OBP: 0.295, SLG: 0.345 | | | | | | | | | | 3 | 1 | 1 | 1 | 1 | 0 | 1 | | | | | | | | | | | |
| Joel Youngblood, R OBP: 0.355, SLG: 0.333 | | | | | | | | | | 4 | 0 | 0 | 0 | 0 | 1 | 2 | | | | | | | | | | | |
| Rolando Roomes, R OBP: 0.286, SLG: 0.381 Paul O'Neill, L OBP: 0.359, SLG: 0.486 | | | | | | | | | | 3 | 0 | 2 | 0 | 0 | 0 | 0 | | | | | | | | | | | |
| Bo Diaz, R OBP: 0.152, SLG: 0.156 Jeff Reed, L OBP: 0.321, SLG: 0.449 | | | | | | | | | | 3 | 0 | 0 | 0 | 0 | 0 | 3 | | | | | | | | | | | |
| Ron Oester, S OBP: 0.243, SLG: 0.196 | | | | | | | | | | 3 | 0 | 0 | 0 | 0 | 1 | 2 | | | | | | | | | | | |
| Danny Jackson, R Dave Collins, S OBP: 0.176, SLG: 0.125 Rob Dibble, L | | | | | | | | | | 1 | 0 | 0 | 0 | 0 | 1 | 0 | | | | | | | | | | | |
| Manny Trillo, R OBP: 0.290, SLG: 0.214 Norm Charlton, S | | | | | | | | | | 1 | 0 | 1 | 0 | 0 | 0 | 0 | | | | | | | | | | | |
| Inning Stats | R: 0 H: 0 E: 0 K: 1 S: 12 | H: 0 LOB: 0 BB: 0 P: 17 | R: 0 H: 0 E: 0 K: 0 S: 7 | H: 0 LOB: 0 BB: 0 P: 11 | R: 0 H: 0 E: 0 K: 1 S: 7 | H: 0 LOB: 0 BB: 0 P: 12 | R: 0 H: 0 E: 0 K: 1 S: 6 | H: 0 LOB: 0 BB: 0 P: 9 | R: 0 H: 1 E: 0 K: 1 S: 10 | H: 1 LOB: 2 BB: 1 P: 20 | R: 0 H: 1 E: 0 K: 1 S: 8 | H: 0 LOB: 0 BB: 0 P: 13 | R: 1 H: 2 E: 0 K: 1 S: 11 | H: 2 LOB: 1 BB: 0 P: 16 | R: 0 H: 1 E: 0 K: 0 S: 9 | H: 1 LOB: 1 BB: 0 P: 12 | R: 0 H: 1 E: 1 K: 1 S: 12 | H: 1 LOB: 2 BB: 0 P: 16 | 1B: 2 2B: 3 3B: 0 HR: 1 | SF: 0 SAC: 0 DP: 1 HBP: 0 | WP: 0 PB: 0 SB: 0 CS: 0 | PA: 34 | | | | | |
| PITCHER | IP | WLS | BF | H | R | ER | SO | BB | IBB | HBP | BLK | WP | HR | S | P | ERA | WHIP | | | | | | | | | | |
| Sid Fernandez, L ERA: 3.05 | 7.2 | W | 28 | 5 | 1 | 1 | 6 | 1 | 0 | 0 | 0 | 0 | 0 | 67 | 106 | 1.17 | 0.783 | | | | | | | | | | |
| Roger McDowell, R ERA: 1.89 | 1.0 | | 5 | 1 | 0 | 0 | 0 | 0 | 0 | 0 | 0 | 0 | 0 | 12 | 16 | 0.00 | 1.000 | | | | | | | | | | |
| Randy Myers, L ERA: 1.26 | 0.1 | S | 1 | 0 | 0 | 0 | 1 | 0 | 0 | 0 | 0 | 0 | 0 | 3 | 4 | 0.00 | 0.000 | | | | | | | | | | |

New York Mets @ Cincinnati Reds
Riverfront Stadium, Cincinnati, OH
Tue May 09 1989, 7:05 PM EDT
Att: 12,645 - Unknown - 50 F

AB 33
R 1
H 6
RBI 1
BB 1
SO 7
LOB 12

| Batter | 1 | 2 | 3 | 4 | 5 | 6 | 7 | 8 | 9 | AB | R | H | RBI | BB | SO | LOB | TOP | | | | |
|--|------------------------------|----------------------------------|------------------------------|----------------------------------|-------------------------------|----------------------------------|-------------------------------|----------------------------------|-------------------------------|----------------------------------|------------------------------|----------------------------------|-------------------------------|----------------------------------|------------------------------|----------------------------------|----------------------------------|------------------------------------|----------------------------------|--------|--|
| Tony Gwynn, L OBP: 0.345, SLG: 0.414 | L7 | | 1-2 1B | | G4-3 | | B2 | | 1-0 CS | 5 | 0 | 2 | 0 | 0 | 0 | 0 | | | | | |
| Big Roberts, S OBP: 0.379, SLG: 0.520 | CS 1B BB | | F7 | | 2-1 1B | | K | | 3-2 CS | 3 | 0 | 1 | 0 | 1 | 1 | 2 | | | | | |
| Roberto Alomar, S OBP: 0.317, SLG: 0.331 | 1-2 1B | | K | | P5 | | | | 1-1 G6-3 1B | 4 | 0 | 2 | 0 | 0 | 1 | 3 | | | | | |
| Jack Clark, R OBP: 0.383, SLG: 0.330 | K | | | | L8 | | | | 0-2 L9 | 4 | 0 | 0 | 0 | 0 | 2 | 4 | | | | | |
| Carmelo Martinez, R OBP: 0.274, SLG: 0.321 | | G4-3 | | | 2B 1B | | | | 0-2 G6-3 | 4 | 1 | 1 | 0 | 0 | 0 | 1 | | | | | |
| Luis Salazar, R OBP: 0.288, SLG: 0.337 | | CS BB | | | 1-H 2B | | | | 3-3 K | 3 | 0 | 1 | 1 | 1 | 1 | 1 | | | | | |
| Randy Ready, R OBP: 0.368, SLG: 0.298 | | F7 | | | K | | | | 4-2 G1-6-4 BB | 3 | 0 | 1 | 0 | 1 | 1 | 2 | | | | | |
| Mark Parent, R OBP: 0.262, SLG: 0.486 | | CS | | | FC5-6 1B | | | | 0-1 G1-6-4 | 3 | 0 | 1 | 0 | 1 | 0 | 2 | | | | | |
| Dennis Rasmussen, L OBP: 0.071, SLG: 0.071 | | | | | FC5-6 1B | | | | 1-2 1B | 3 | 0 | 0 | 0 | 0 | 1 | 3 | | | | | |
| Dave Leiper, L OBP: 0.304, SLG: 0.426 | | | | | FC6-4 1B | | | | 1-2 1B | 0 | 0 | 0 | 0 | 0 | 0 | 0 | | | | | |
| Inning Stats | R: 0 E: 0 K: 1 S: 8 | H: 1 LOB: 2 BB: 1 P: 16 | R: 0 E: 0 K: 0 S: 8 | H: 0 LOB: 0 BB: 1 P: 14 | R: 0 E: 0 K: 1 S: 14 | H: 2 LOB: 2 BB: 0 P: 22 | R: 1 E: 0 K: 1 S: 16 | H: 2 LOB: 2 BB: 1 P: 25 | R: 0 E: 0 K: 0 S: 10 | H: 1 LOB: 1 BB: 0 P: 20 | R: 0 E: 0 K: 2 S: 8 | H: 0 LOB: 0 BB: 0 P: 10 | R: 0 E: 0 K: 1 S: 12 | H: 1 LOB: 1 BB: 0 P: 16 | R: 0 E: 0 K: 0 S: 8 | H: 2 LOB: 1 BB: 1 P: 17 | 1B: 9 2B: 2 3B: 0 HR: 0 | SF: 0 SAC: 0 DP: 2 HBP: 0 | WP: 0 PB: 0 SB: 1 CS: 3 | PA: 39 | |
| PITCHER | IP | WLS | BF | H | R | ER | SO | BB | IBB | HBP | BLK | WP | HR | S | P | ERA | WHIP | | | | |
| Bob Ojeda, L | (1, 1) | 6.0 | 26 | 7 | 1 | 1 | 4 | 2 | 1 | 0 | 0 | 0 | 0 | 66 | 114 | 1.50 | 1.500 | | | | |
| Rick Aguilera, R | (7, 1) | 2.0 | 7 | 1 | 0 | 0 | 3 | 0 | 0 | 0 | 0 | 0 | 0 | 20 | 26 | 0.00 | 0.500 | | | | |
| Roger McDowell, R | (9, 1) | 1.0 | W | 4 | 2 | 0 | 0 | 1 | 0 | 0 | 0 | 0 | 0 | 8 | 17 | 0.00 | 3.000 | | | | |

San Diego Padres @ New York Mets
Shea Stadium, Flushing, NY
Sun May 14 1989, 3:33 AM EDT
Att: 35,547 - Unknown

AB 33
R 1
H 10
RBI 1
BB 4
SO 7
LOB 18



| Batter | 1 | 2 | 3 | 4 | 5 | 6 | 7 | 8 | 9 | AB | R | H | RBI | BB | SO | LOB | BOTTOM | | | | |
|--|-------------------------------|----------------------------------|------------------------------|----------------------------------|------------------------------|----------------------------------|------------------------------|---------------------------------|------------------------------|----------------------------------|------------------------------|----------------------------------|-------------------------------|----------------------------------|------------------------------|----------------------------------|-----------------------------------|------------------------------------|----------------------------------|--------|--|
| Mookie Wilson, S OBP: 0.211, SLG: 0.279 | BB 1B | | K | | G1-3 | | F8 | | G1-3 | 5 | 1 | 1 | 0 | 0 | 1 | 4 | | | | | |
| Howard Johnson, S OBP: 0.374, SLG: 0.561 | P3 | | FC4-6 1B | | 1B L8-2 BB | | P3 | | 1-0 2B 1B | 4 | 0 | 2 | 0 | 1 | 0 | 1 | | | | | |
| Keith Hernandez, L OBP: 0.360, SLG: 0.414 | 1B BB | | FC4-6 1B | | 1B | | | | 0-1 2B | 3 | 0 | 2 | 0 | 2 | 0 | 1 | | | | | |
| Lenny Dykstra, L OBP: 0.400, SLG: 0.475 | 1-2 BB | | 1-2 1B | | 1B | | | | 1-H E 2B | 0 | 1 | 0 | 0 | 0 | 0 | 0 | | | | | |
| Kevin McReynolds, R OBP: 0.353, SLG: 0.395 | 1B BB | | 1-2 1B | | L8-2 | | F9 | | 4-0 E IBB | 3 | 0 | 1 | 0 | 2 | 0 | 3 | | | | | |
| Gregg Jefferies, S OBP: 0.229, SLG: 0.284 | 1B | | P3 | | | | G6-3 | | 0-1 1B BB | 4 | 0 | 2 | 1 | 1 | 0 | 2 | | | | | |
| Mark Carreon, R OBP: 0.333, SLG: 0.200 | P6 | | F7 | | | | P6 | | 4-2 1B BB | 4 | 0 | 0 | 0 | 1 | 0 | 7 | | | | | |
| Barry Lyons, R OBP: 0.324, SLG: 0.485 | F8 | | G5-4-3 1B | | | | FC5 2B | | B2 | 4 | 0 | 2 | 0 | 0 | 0 | 5 | | | | | |
| Kevin Elster, R OBP: 0.306, SLG: 0.343 | | CS 1B | | | G5-4-3 | | | | 2-1 1B | 3 | 0 | 2 | 0 | 1 | 0 | 1 | | | | | |
| Bob Ojeda, L | (1, 1) | 7.0 | 33 | 9 | 1 | 1 | 1 | 5 | 1 | 0 | 0 | 0 | 0 | 62 | 115 | 1.29 | 2.000 | | | | |
| Tim Lincecum, R | (6, PH) | 0.0 | 0 | 0 | 0 | 0 | 0 | 0 | 0 | 0 | 0 | 0 | 0 | 0 | 0 | 0 | | | | | |
| Rick Aguilera, R | (7, 1) | 1.1 | L | 9 | 3 | 1 | 0 | 0 | 2 | 0 | 0 | 0 | 0 | 14 | 31 | 0.00 | 2.250 | | | | |
| Darryl Strawberry, L | (8, PH) | 0.0 | 0 | 0 | 0 | 0 | 0 | 0 | 0 | 0 | 0 | 0 | 0 | 0 | 0 | 0 | | | | | |
| Roger McDowell, R | (9, 1) | 0.0 | 0 | 0 | 0 | 0 | 0 | 0 | 0 | 0 | 0 | 0 | 0 | 0 | 0 | 0 | | | | | |
| Inning Stats | R: 1 E: 0 K: 0 S: 22 | H: 2 LOB: 3 BB: 2 P: 39 | R: 0 E: 0 K: 1 S: 7 | H: 1 LOB: 1 BB: 0 P: 11 | R: 0 E: 0 K: 0 S: 8 | H: 2 LOB: 2 BB: 0 P: 13 | R: 0 E: 0 K: 0 S: 5 | H: 1 LOB: 0 BB: 0 P: 7 | R: 0 E: 0 K: 0 S: 6 | H: 1 LOB: 1 BB: 1 P: 13 | R: 0 E: 0 K: 0 S: 4 | H: 0 LOB: 1 BB: 1 P: 11 | R: 0 E: 0 K: 0 S: 11 | H: 2 LOB: 3 BB: 1 P: 21 | R: 1 E: 1 K: 0 S: 7 | H: 2 LOB: 3 BB: 2 P: 18 | 1B: 10 2B: 4 3B: 0 HR: 0 | SF: 0 SAC: 0 DP: 3 HBP: 0 | WP: 0 PB: 0 SB: 0 CS: 1 | PA: 42 | |
| PITCHER | IP | WLS | BF | H | R | ER | SO | BB | IBB | HBP | BLK | WP | HR | S | P | ERA | WHIP | | | | |
| Dennis Rasmussen, L | (1, 1) | 7.0 | 33 | 9 | 1 | 1 | 1 | 5 | 1 | 0 | 0 | 0 | 0 | 62 | 115 | 1.29 | 2.000 | | | | |
| Dave Leiper, L | (8, 1) | 1.1 | L | 9 | 3 | 1 | 0 | 0 | 2 | 0 | 0 | 0 | 0 | 14 | 31 | 0.00 | 2.250 | | | | |

San Diego Padres @ New York Mets
Shea Stadium, Flushing, NY
Sun May 14 1989, 3:33 AM EDT
Att: 35,547 - Unknown

AB 34
R 2
H 12
RBI 1
BB 8
SO 1
LOB 30



| Batter | 1 | 2 | 3 | 4 | 5 | 6 | 7 | 8 | 9 | AB | R | H | RBI | BB | SO | LOB | TOP | | | | | | | | |
|--|------------------------------|----------------------------------|-------------------------------|----------------------------------|------------------------------|----------------------------------|------------------------------|----------------------------------|-------------------------------|----------------------------------|-------------------------------|----------------------------------|------------------------------|----------------------------------|------------------------------|----------------------------------|-------------------------------|----------------------------------|----------------------------------|------------------------------------|----------------------------------|--------|--|--|--|
| Willie Randolph, R (1,4) OBP: 0.353, SLG: 0.233 | F8 | | P9 | | | F7 | G5-3 | | 1B BB | 4 | 0 | 0 | 0 | 1 | 0 | 1 | | | | | | | | | |
| Chris Cwynn, L (1,7) OBP: 0.380, SLG: 0.435 | K | | | G5-3 | | | | P3 | 1B BB | 4 | 1 | 1 | 0 | 0 | 1 | 0 | | | | | | | | | |
| Ray Searage, L (8,1) | | | | | | | | | | 0 | 0 | 0 | 0 | 0 | 0 | 0 | | | | | | | | | |
| Mariano Duncan, R (9,PH) OBP: 0.229, SLG: 0.292 | | | | | | 1B | 2B | | 1B | 1 | 0 | 1 | 2 | 0 | 0 | 0 | | | | | | | | | |
| Mike Marshall, R (1,9) OBP: 0.328, SLG: 0.385 | BB | | | G6-3 | | BB | 1B | L5 | F9 | 4 | 0 | 1 | 1 | 1 | 0 | 2 | | | | | | | | | |
| Eddie Murray, S (1,3) OBP: 0.368, SLG: 0.496 | K | | | FC6 | | F7 | | BB | | 2 | 0 | 0 | 0 | 2 | 1 | 2 | | | | | | | | | |
| Rick Dempsey, R (1,2) OBP: 0.333, SLG: 0.313 | | F7 | | | | | | | | 2 | 0 | 0 | 0 | 1 | 0 | 1 | | | | | | | | | |
| Mike Scioscia, L (8,PH) OBP: 0.358, SLG: 0.389 | | | FC6 | | | | | G3 | | 1 | 0 | 0 | 0 | 0 | 0 | 1 | | | | | | | | | |
| John Shelby, S (1,8) OBP: 0.254, SLG: 0.185 | K | | | | P2 | | | | G5-3 | 4 | 0 | 0 | 0 | 0 | 2 | 2 | | | | | | | | | |
| Jeff Hamilton, R (1,5) OBP: 0.237, SLG: 0.295 | K | | | | | F8 | | F8 | BB WP 1B BB | 3 | 1 | 0 | 0 | 1 | 1 | 0 | | | | | | | | | |
| Dave Anderson, R (1,6) OBP: 0.270, SLG: 0.129 | | | L9 | | | | | K | BB BB 1B BB | 2 | 1 | 0 | 0 | 2 | 1 | 0 | | | | | | | | | |
| Mike Morgan, R (1,1) OBP: 0.077, SLG: 0.077 | | | | | | | | | | 3 | 0 | 1 | 0 | 0 | 0 | 1 | | | | | | | | | |
| Mike Davis, L (8,7) OBP: 0.278, SLG: 0.245 | | | G4-3 | | | F9 | | | P5 | 0 | 0 | 0 | 0 | 0 | 0 | 0 | | | | | | | | | |
| Mickey Hatcher, R (9,PH) OBP: 0.291, SLG: 0.338 | | | | | | | | | | 1 | 0 | 0 | 0 | 0 | 0 | 2 | | | | | | | | | |
| Jay Howell, R (9,1) | | | | | | | | | | 0 | 0 | 0 | 0 | 0 | 0 | 0 | | | | | | | | | |
| Inning Stats | R: 0 E: 0 K: 2 S: 8 | H: 0 LOB: 1 BB: 1 P: 19 | R: 0 E: 0 K: 2 S: 10 | H: 0 LOB: 0 BB: 0 P: 16 | R: 0 E: 0 K: 0 S: 8 | H: 0 LOB: 0 BB: 0 P: 12 | R: 0 E: 0 K: 0 S: 8 | H: 0 LOB: 1 BB: 1 P: 15 | R: 0 E: 0 K: 0 S: 14 | H: 0 LOB: 1 BB: 1 P: 23 | R: 1 E: 0 K: 1 S: 18 | H: 2 LOB: 1 BB: 0 P: 29 | R: 0 E: 0 K: 0 S: 9 | H: 1 LOB: 1 BB: 0 P: 12 | R: 0 E: 0 K: 0 S: 9 | H: 0 LOB: 1 BB: 1 P: 18 | R: 2 E: 0 K: 0 S: 14 | H: 1 LOB: 2 BB: 3 P: 28 | 1B: 3 2B: 1 3B: 0 HR: 0 | SF: 0 SAC: 0 DP: 0 HBP: 0 | WP: 1 PB: 0 SB: 0 CS: 0 | PA: 39 | | | |
| PITCHER | IP | WLS | BF | H | R | ER | SO | BB | IBB | HBP | BLK | WP | HR | S | P | ERA | WHIP | | | | | | | | |
| Sid Fernandez, L (1,1) ERA: 2.78 | 7.0 | | 28 | 3 | 1 | 1 | 6 | 4 | 0 | 0 | 0 | 0 | 0 | 75 | 126 | 1.29 | 1.000 | | | | | | | | |
| Don Aase, R (8,1) ERA: 1.23 | 1.0 | | 4 | 0 | 0 | 0 | 0 | 1 | 0 | 0 | 0 | 0 | 0 | 9 | 18 | 0.00 | 1.000 | | | | | | | | |
| Roger McDowell, R (9,1) ERA: 2.55 | 0.1 | L | 3 | 0 | 2 | 2 | 0 | 2 | 0 | 0 | 0 | 1 | 0 | 7 | 16 | 54.00 | 6.000 | | | | | | | | |
| Randy Myers, L (9,1) ERA: 0.95 | 0.2 | | 4 | 1 | 0 | 0 | 0 | 1 | 0 | 0 | 0 | 0 | 0 | 7 | 12 | 0.00 | 3.000 | | | | | | | | |

Los Angeles Dodgers @ New York Mets
Shea Stadium, Flushing, NY
Mon May 15 1989, 7:05 PM EDT
Att: 34,622 - Unknown

AB 31
R 3
H 4
RBI 3
BB 8
SO 6
LOB 12



| Batter | 1 | 2 | 3 | 4 | 5 | 6 | 7 | 8 | 9 | AB | R | H | RBI | BB | SO | LOB | BOTTOM | | | | | | | | |
|--|------------------------------|----------------------------------|-------------------------------|----------------------------------|-------------------------------|----------------------------------|-------------------------------|----------------------------------|------------------------------|----------------------------------|------------------------------|----------------------------------|------------------------------|---------------------------------|------------------------------|----------------------------------|-------------------------------|----------------------------------|----------------------------------|------------------------------------|----------------------------------|--------|--|--|--|
| Lenny Dykstra, L (1,8) OBP: 0.384, SLG: 0.452 | K | | K | | | K | | L3 | | 4 | 0 | 0 | 0 | 0 | 3 | 2 | | | | | | | | | |
| Howard Johnson, S (1,6) OBP: 0.370, SLG: 0.545 | K | | | G4-3 | | G3-1 | | | BB BB | 3 | 0 | 0 | 0 | 1 | 1 | 0 | | | | | | | | | |
| Keith Hernandez, L (1,3) OBP: 0.357, SLG: 0.404 | K | | | L5 | | F7 | | | BB | 3 | 0 | 0 | 0 | 1 | 1 | 0 | | | | | | | | | |
| Darryl Strawberry, L (1,9) OBP: 0.323, SLG: 0.509 | | K | | | HR | | G4-6-3 1B | | K | 4 | 1 | 2 | 1 | 0 | 2 | 2 | | | | | | | | | |
| Kevin McReynolds, R (1,7) OBP: 0.350, SLG: 0.390 | | K | | | | | P4 | | F8 | 4 | 0 | 1 | 0 | 0 | 1 | 3 | | | | | | | | | |
| Gregg Jefferies, S (1,4) OBP: 0.220, SLG: 0.274 | P6 | | | L7 | | | G4-6-3 | | K | 4 | 0 | 0 | 0 | 0 | 1 | 4 | | | | | | | | | |
| Dave Magadan, L (1,5) OBP: 0.298, SLG: 0.293 | | | | | | K | | | F8 | 3 | 0 | 1 | 0 | 0 | 1 | 0 | | | | | | | | | |
| Kevin Elster, R (9,6) OBP: 0.306, SLG: 0.343 | | | | | | | | | | 0 | 0 | 0 | 0 | 0 | 0 | 0 | | | | | | | | | |
| Mackey Sasser, L (1,2) OBP: 0.200, SLG: 0.368 | | | | | | | | | F7 | 3 | 0 | 0 | 0 | 0 | 0 | 1 | | | | | | | | | |
| Sid Fernandez, L (1,1) OBP: 0.200, SLG: 0.267 | | | | | | | | | | 2 | 0 | 0 | 0 | 0 | 1 | 1 | | | | | | | | | |
| Don Aase, R (8,1) | | | | | | | | | | 0 | 0 | 0 | 0 | 0 | 0 | 0 | | | | | | | | | |
| Lee Mazzilli, S (8,PH) OBP: 0.389, SLG: 0.385 | | | | | | | | | | 0 | 0 | 0 | 0 | 1 | 0 | 0 | | | | | | | | | |
| Roger McDowell, R (9,1) | | | | | | | | | | 0 | 0 | 0 | 0 | 0 | 0 | 0 | | | | | | | | | |
| Randy Myers, L (9,1) | | | | | | | | | | 0 | 0 | 0 | 0 | 0 | 0 | 0 | | | | | | | | | |
| Inning Stats | R: 0 E: 0 K: 3 S: 9 | H: 0 LOB: 0 BB: 0 P: 14 | R: 0 E: 0 K: 2 S: 12 | H: 0 LOB: 0 BB: 0 P: 16 | R: 0 E: 0 K: 2 S: 12 | H: 1 LOB: 1 BB: 0 P: 17 | R: 1 E: 0 K: 0 S: 11 | H: 2 LOB: 1 BB: 0 P: 17 | R: 0 E: 0 K: 1 S: 7 | H: 0 LOB: 0 BB: 0 P: 11 | R: 0 E: 0 K: 1 S: 9 | H: 0 LOB: 0 BB: 0 P: 13 | R: 0 E: 0 K: 0 S: 6 | H: 1 LOB: 0 BB: 0 P: 8 | R: 0 E: 0 K: 0 S: 5 | H: 0 LOB: 1 BB: 1 P: 13 | R: 0 E: 0 K: 2 S: 15 | H: 0 LOB: 2 BB: 2 P: 27 | 1B: 3 2B: 0 3B: 0 HR: 1 | SF: 0 SAC: 0 DP: 1 HBP: 0 | WP: 0 PB: 0 SB: 0 CS: 0 | PA: 33 | | | |
| PITCHER | IP | WLS | BF | H | R | ER | SO | BB | IBB | HBP | BLK | WP | HR | S | P | ERA | WHIP | | | | | | | | |
| Mike Morgan, R (1,1) ERA: 0.77 | 7.2 | | 27 | 4 | 1 | 1 | 9 | 1 | 0 | 0 | 0 | 0 | 0 | 70 | 106 | 1.17 | 0.652 | | | | | | | | |
| Ray Searage, L (8,1) ERA: 1.86 | 0.1 | W | 1 | 0 | 0 | 0 | 0 | 0 | 0 | 0 | 0 | 0 | 0 | 1 | 3 | 0.00 | 0.000 | | | | | | | | |
| Jay Howell, R (9,1) ERA: 0.89 | 1.0 | S | 5 | 0 | 0 | 0 | 2 | 2 | 0 | 0 | 0 | 0 | 0 | 15 | 27 | 0.00 | 2.000 | | | | | | | | |

Los Angeles Dodgers @ New York Mets
Shea Stadium, Flushing, NY
Mon May 15 1989, 7:05 PM EDT
Att: 34,622 - Unknown

AB 30
R 1
H 4
RBI 1
BB 3
SO 11
LOB 13



| Batter | 1 | 2 | 3 | 4 | 5 | 6 | 7 | 8 | 9 | 10 | AB | R | H | RBI | BB | SO | LOB | TOP | | | | | | | | | |
|---|------------------------------|---------------------------------|------------------------------|---------------------------------|-------------------------------|----------------------------------|------------------------------|----------------------------------|------------------------------|---------------------------------|------------------------------|----------------------------------|-------------------------------|----------------------------------|------------------------------|----------------------------------|------------------------------|---------------------------------|-------------------------------|----------------------------------|----------------------------------|------------------------------------|----------------------------------|--------|--|--|--|
| Chris Gwynn, L OBP: 0.333, SLG: 0.400 Mariano Duncan, R OBP: 0.235, SLG: 0.280 | (1, 7) 0-3 K2-3 | | (2, 2) 2-2 G4-3 | | (3, 2) 0-2 P3 | | | (1, 1) 1-1 BB HBP | | (1, 2) 1-2 FC5-4 1B BB | 2 | 0 | 0 | 1 | 0 | 1 | 1 | | | | | | | | | | |
| Willie Randolph, R OBP: 0.348, SLG: 0.231 | (1, 4) 0-2 G4-3 | | (2, 0) 2-3 3-H 1B | | | (1, 0) 0-0 L7 | | (1, 0) 0-1 F2 | | (0, 0) 0-0 F9 | 5 | 0 | 1 | 1 | 0 | 0 | 2 | | | | | | | | | | |
| Mike Davis, L OBP: 0.298, SLG: 0.327 Mike Marshall, R OBP: 0.339, SLG: 0.390 | (1, 9) 0-3 K | | (2, 2) 3-1 1B | | | (3, 1) 3-1 HR | | (4, 2) 4-2 BB | | (2, 2) 2-2 BB IBB 1B | 3 | 1 | 2 | 1 | 0 | 1 | 0 | | | | | | | | | | |
| Eddie Murray, S OBP: 0.363, SLG: 0.481 | | (1, 3) 0-0 F8 | (1, 0) 1-0 G3 | | | (2, 3) 2-3 K | | (1, 0) 1-0 P4 | | (4, 0) 4-0 BB IBB 1B | 4 | 0 | 0 | 0 | 1 | 1 | 4 | | | | | | | | | | |
| Mike Scioscia, L OBP: 0.349, SLG: 0.378 Rick Dempsey, R OBP: 0.341, SLG: 0.303 | (1, 2) 1-3 K | | (1, 0) 0-1 P2 | | | (1, 3) 1-3 K | | (2, 0) 2-0 F7 | | (4, 1) 4-1 BB 1B | 3 | 0 | 0 | 0 | 0 | 2 | 0 | | | | | | | | | | |
| John Shelby, S OBP: 0.245, SLG: 0.178 | (1, 8) 2-0 F8 | | (2, 3) 2-3 K | | | (1, 2) 1-2 G4-3 | | (1, 3) 1-3 K | | (1, 2) 1-2 G5-3 | 5 | 0 | 0 | 0 | 0 | 2 | 3 | | | | | | | | | | |
| Jeff Hamilton, R OBP: 0.247, SLG: 0.315 | | | (2, 2) 2-2 K | | | (0, 0) 0-0 K | | (0, 0) 0-0 F9 | | | 4 | 1 | 2 | 0 | 0 | 1 | 0 | | | | | | | | | | |
| Dave Anderson, R OBP: 0.268, SLG: 0.171 | | | (0, 0) 0-0 G4-3 1B | | | (1, 0) 1-0 F7 | | (3, 3) 3-3 K | | (1, 1) 1-1 G5-3 | 4 | 1 | 1 | 0 | 0 | 1 | 1 | | | | | | | | | | |
| Fernando Valenzuela, L Mickey Hatcher, R Ray Searage, L Alejandro Pena, R Mike Sharperson, R Jay Howell, R | (1, 11) 0-2 G1-3 | | (0, 2) 0-2 F7 | | | (0, 1) 0-1 L4 | | | | (1, 2) 1-2 E1 FC5-4 | 2 | 0 | 0 | 0 | 0 | 0 | 2 | | | | | | | | | | |
| Inning Stats | R: 0 E: 0 K: 2 S: 9 | H: 0 LOB: 0 BB: 0 P: 9 | R: 0 E: 0 K: 1 S: 5 | H: 0 LOB: 0 BB: 0 P: 8 | R: 2 E: 0 K: 0 S: 15 | H: 4 LOB: 2 BB: 0 P: 24 | R: 0 E: 0 K: 2 S: 8 | H: 0 LOB: 0 BB: 0 P: 12 | R: 0 E: 0 K: 0 S: 7 | H: 0 LOB: 0 BB: 0 P: 8 | R: 1 E: 0 K: 2 S: 9 | H: 1 LOB: 0 BB: 0 P: 15 | R: 0 E: 0 K: 1 S: 11 | H: 1 LOB: 1 BB: 0 P: 15 | R: 0 E: 0 K: 0 S: 8 | H: 0 LOB: 2 BB: 1 P: 16 | R: 0 E: 0 K: 1 S: 6 | H: 0 LOB: 0 BB: 0 P: 8 | R: 1 E: 1 K: 0 S: 14 | H: 1 LOB: 3 BB: 2 P: 26 | 1B: 4 2B: 2 3B: 0 HR: 1 | SF: 0 SAC: 0 DP: 0 HBP: 1 | WP: 0 PB: 0 SB: 0 CS: 0 | PA: 42 | | | |
| PITCHER | IP 7.1 | WLS 29 | H 6 | R 3 | ER 3 | SO 8 | BB 0 | IBB 0 | HBP 1 | BLK 0 | WP 0 | HR 1 | S 67 | P 95 | ERA 3.68 | WHIP 0.818 | | | | | | | | | | | |
| Ron Darling, R ERA: 4.75 | (1, 1) | | | | | | | | | | | | | | | | | | | | | | | | | | |
| Randy Myers, L ERA: 0.87 | (8, 1) | 1.2 | 6 | 0 | 0 | 0 | 1 | 1 | 0 | 0 | 0 | 0 | 0 | 11 | 20 | 0.00 | 0.600 | | | | | | | | | | |
| Rick Aguilera, R ERA: 1.29 | (10, 1) | 1.0 | L | 7 | 1 | 1 | 0 | 0 | 1 | 1 | 0 | 0 | 0 | 14 | 26 | 0.00 | 2.000 | | | | | | | | | | |

Los Angeles Dodgers @ New York Mets
Shea Stadium, Flushing, NY
Wed May 17 1989, 7:05 PM EDT
Att: 37,655 - Unknown - 70 F

AB 38
R 4
H 7
RBI 4
BB 3
SO 9
LOB 17



| Batter | 1 | 2 | 3 | 4 | 5 | 6 | 7 | 8 | 9 | 10 | AB | R | H | RBI | BB | SO | LOB | BOTTOM | | | | | | | | | |
|--|--|------------------------------|----------------------------------|------------------------------|----------------------------------|-------------------------------|----------------------------------|-------------------------------|----------------------------------|-------------------------------|----------------------------------|------------------------------|----------------------------------|-------------------------------|----------------------------------|------------------------------|----------------------------------|------------------------------|----------------------------------|----------------------------------|------------------------------------|----------------------------------|--------|--|--|--|--|
| Mookie Wilson, S OBP: 0.200, SLG: 0.264 Rick Aguilera, R | (1, 8) 0-0 G6-3 | | (3, 3) 3-3 K | | (1, 3) 1-3 K | (2, 3) 2-3 K | | | (1, 1) 1-1 P4 | | 5 | 0 | 0 | 0 | 0 | 3 | 2 | | | | | | | | | | |
| Howard Johnson, S OBP: 0.379, SLG: 0.566 | (1, 6) 4-0 1B SF7 BB | | (4, 1) 4-1 BB | | (2, 2) 2-2 HR | | | (0, 1) 0-1 L4 | | (2, 3) 2-3 K | 3 | 2 | 1 | 2 | 2 | 1 | 0 | | | | | | | | | | |
| Keith Hernandez, L OBP: 0.364, SLG: 0.410 Dave Magadan, L OBP: 0.286, SLG: 0.279 | (1, 3) 1-1 SF7 BB | | (3, 3) 3-3 K | | (3, 2) 3-2 HR | | | (3, 2) 3-2 G4-3 | | (1, 0) 1-0 F8 | 3 | 0 | 2 | 0 | 0 | 1 | 1 | | | | | | | | | | |
| Darryl Strawberry, L OBP: 0.311, SLG: 0.492 | (1, 9) 1-2 SF7 | | | | (0, 1) 0-1 F7 | (3, 1) 3-1 FC6 1B | | (1, 1) 1-1 G3-1 | | (1, 2) 1-2 P6 | 4 | 0 | 0 | 1 | 0 | 0 | 1 | | | | | | | | | | |
| Kevin McReynolds, R OBP: 0.352, SLG: 0.386 | (1, 7) 1-2 L8 | | | | (1, 2) 1-2 P3 | (4, 1) 4-1 IBB | | (2, 2) 2-2 F8 | | (0, 0) 0-0 1B | 4 | 0 | 1 | 0 | 1 | 0 | 1 | | | | | | | | | | |
| Gregg Jefferies, S OBP: 0.219, SLG: 0.264 | | | (4, 1) 4-1 CS BB | | (0, 0) 0-0 E5 BB | (0, 0) 0-0 G1-3 | | (1, 1) 1-1 G4-3 | | (2, 2) 2-2 G4-3 | 4 | 0 | 0 | 0 | 1 | 0 | 3 | | | | | | | | | | |
| Tim Teufel, R OBP: 0.379, SLG: 0.304 | | | (4, 2) 4-2 G1-6-3 BB | | (4, 2) 4-2 BB | | | (0, 2) 0-2 FC5-4 1B | | | 2 | 0 | 1 | 0 | 2 | 1 | 0 | | | | | | | | | | |
| Barry Lyons, R OBP: 0.317, SLG: 0.486 | | | (1, 2) 1-2 G1-6-3 | | (1, 1) 1-1 G3-1 | | | (1, 1) 1-1 FC5-4 1B | | (1, 2) 1-2 FC5-4 1B | 4 | 0 | 1 | 0 | 0 | 0 | 4 | | | | | | | | | | |
| Ron Darling, R OBP: 0.111, SLG: 0.167 Randy Myers, L Lenny Dykstra, L OBP: 0.380, SLG: 0.447 | (1, 1) 6.0 (8, 1) (9, PH) (10, 8) | R: 1 E: 0 K: 0 S: 9 | H: 1 LOB: 1 BB: 1 P: 17 | R: 0 E: 0 K: 0 S: 6 | H: 0 LOB: 0 BB: 2 P: 15 | R: 0 E: 0 K: 2 S: 11 | H: 0 LOB: 2 BB: 1 P: 17 | R: 2 E: 0 K: 1 S: 15 | H: 3 LOB: 2 BB: 1 P: 29 | R: 0 E: 0 K: 3 S: 11 | H: 1 LOB: 1 BB: 0 P: 18 | R: 0 E: 0 K: 0 S: 8 | H: 0 LOB: 0 BB: 0 P: 12 | R: 0 E: 0 K: 0 S: 15 | H: 1 LOB: 1 BB: 0 P: 19 | R: 0 E: 0 K: 1 S: 8 | H: 0 LOB: 0 BB: 0 P: 12 | R: 0 E: 0 K: 0 S: 9 | H: 1 LOB: 1 BB: 0 P: 13 | 1B: 4 2B: 2 3B: 0 HR: 1 | SF: 1 SAC: 0 DP: 1 HBP: 0 | WP: 0 PB: 0 SB: 1 CS: 1 | PA: 42 | | | | |
| PITCHER | IP 6.0 | WLS 28 | H 5 | R 3 | ER 3 | SO 6 | BB 5 | IBB 1 | HBP 0 | BLK 0 | WP 0 | HR 1 | S 63 | P 117 | ERA 4.50 | WHIP 1.667 | | | | | | | | | | | |
| Fernando Valenzuela, L ERA: 4.84 | (1, 1) | | | | | | | | | | | | | | | | | | | | | | | | | | |
| Ray Searage, L ERA: 1.69 | (7, 1) | 1.0 | 3 | 0 | 0 | 0 | 0 | 0 | 0 | 0 | 0 | 0 | 0 | 8 | 12 | 0.00 | 0.000 | | | | | | | | | | |
| Alejandro Pena, R ERA: 2.21 | (8, 1) | 2.0 | W | 7 | 1 | 0 | 0 | 0 | 0 | 0 | 0 | 0 | 0 | 23 | 31 | 0.00 | 0.500 | | | | | | | | | | |
| Jay Howell, R ERA: 0.84 | (10, 1) | 1.0 | S | 4 | 1 | 0 | 0 | 0 | 0 | 0 | 0 | 0 | 0 | 9 | 13 | 0.00 | 1.000 | | | | | | | | | | |

Los Angeles Dodgers @ New York Mets
Shea Stadium, Flushing, NY
Wed May 17 1989, 7:05 PM EDT
Att: 37,655 - Unknown - 70 F

AB 35
R 3
H 7
RBI 3
BB 6
SO 7
LOB 13



| Batter | 1 | 2 | 3 | 4 | 5 | 6 | 7 | 8 | 9 | AB | R | H | RBI | BB | SO | LOB | TOP | | | | | |
|---|------------------------------|----------------------------------|-------------------------------|----------------------------------|------------------------------|----------------------------------|------------------------------|----------------------------------|-------------------------------|----------------------------------|-------------------------------|----------------------------------|------------------------------|---------------------------------|-------------------------------|----------------------------------|-------------------------------|----------------------------------|----------------------------------|------------------------------------|----------------------------------|--------|
| Willie Randolph, R (1,4) OBP: 0.349, SLG: 0.239 | G5-3 | | G6-3 | | | G6-3 BB | | | G1-6-3 2B | 4 | 1 | 1 | 0 | 1 | 1 | 3 | | | | | | |
| Mike Davis, L (1,7) OBP: 0.274, SLG: 0.298 | G4-3 | | G6-3 | | | G6-3 | | P6 | E4 | 5 | 0 | 0 | 0 | 0 | 0 | 2 | | | | | | |
| Mike Marshall, R (1,9) OBP: 0.333, SLG: 0.382 | 1B | | K | | | G6-3 | | F8 | G1-6-3 | 5 | 0 | 1 | 0 | 0 | 1 | 2 | | | | | | |
| Eddie Murray, S (1,3) OBP: 0.358, SLG: 0.471 | G1-3 | | | | G3-1 | F7 | | F9 | 1B | 5 | 0 | 1 | 0 | 0 | 0 | 2 | | | | | | |
| Mike Scioscia, L (1,2) OBP: 0.277, SLG: 0.373 | | G6-3 | | | | | | | | 4 | 0 | 1 | 0 | 0 | 1 | 0 | | | | | | |
| Rick Dempsey, R (9,PH) OBP: 0.333, SLG: 0.294 | | | | | | | | | | 1 | 0 | 0 | 0 | 0 | 1 | 1 | | | | | | |
| John Shelby, S (1,8) OBP: 0.295, SLG: 0.197 | | | | | | | | | | 3 | 2 | 2 | 0 | 1 | 0 | 0 | | | | | | |
| Jeff Hamilton, R (1,5) OBP: 0.273, SLG: 0.184 | | | | | | | | | | 3 | 0 | 3 | 0 | 1 | 0 | 0 | | | | | | |
| Mariano Duncan, R (8,PH) OBP: 0.235, SLG: 0.280 | | | | | | | | | | 0 | 0 | 0 | 0 | 0 | 0 | 0 | | | | | | |
| Dave Anderson, R (1,6) OBP: 0.273, SLG: 0.184 | | | | | | | | | | 3 | 0 | 1 | 1 | 0 | 0 | 4 | | | | | | |
| Chris Gwynn, L (8,PH) OBP: 0.321, SLG: 0.400 | | | | | | | | | | 0 | 0 | 0 | 1 | 0 | 0 | 0 | | | | | | |
| Alejandro Pena, R (8,1) | | | | | | | | | | 0 | 0 | 0 | 0 | 0 | 0 | 0 | | | | | | |
| Ricky Horton, L (8,1) | | | | | | | | | | 0 | 0 | 0 | 0 | 0 | 0 | 0 | | | | | | |
| Tim Leary, R (1,1) Franklin Stubbs, L (6,PH) Tim Crews, R (6,1) Ray Searage, L (7,1) Mickey Hatcher, R (8,PH) OBP: 0.294, SLG: 0.329 | | | | | | | | | | 2 | 0 | 0 | 0 | 0 | 0 | 4 | | | | | | |
| | | | | | | | | | | 0 | 0 | 0 | 0 | 1 | 0 | 0 | | | | | | |
| | | | | | | | | | | 0 | 0 | 0 | 0 | 0 | 0 | 0 | | | | | | |
| | | | | | | | | | | 0 | 0 | 0 | 0 | 0 | 0 | 0 | | | | | | |
| | | | | | | | | | | 1 | 0 | 0 | 0 | 0 | 0 | 1 | | | | | | |
| Inning Stats | R: 0 E: 0 K: 0 S: 8 | H: 1 LOB: 1 BB: 0 P: 11 | R: 1 E: 0 K: 0 S: 20 | H: 2 LOB: 1 BB: 0 P: 25 | R: 0 E: 0 K: 1 S: 8 | H: 0 LOB: 0 BB: 0 P: 11 | R: 0 E: 0 K: 0 S: 9 | H: 2 LOB: 3 BB: 1 P: 16 | R: 0 E: 0 K: 1 S: 11 | H: 0 LOB: 1 BB: 1 P: 17 | R: 0 E: 0 K: 0 S: 12 | H: 2 LOB: 3 BB: 1 P: 20 | R: 0 E: 0 K: 0 S: 5 | H: 0 LOB: 0 BB: 0 P: 7 | R: 1 E: 0 K: 1 S: 12 | H: 1 LOB: 2 BB: 2 P: 19 | R: 1 E: 1 K: 1 S: 10 | H: 2 LOB: 1 BB: 0 P: 13 | 1B: 8 2B: 2 3B: 0 HR: 0 | SF: 1 SAC: 0 DP: 1 HBP: 0 | WP: 0 PB: 0 SB: 1 CS: 2 | PA: 41 |
| PITCHER | IP | WLS | BF | H | R | ER | SO | BB | IBB | HBP | BLK | WP | HR | S | P | ERA | WHIP | | | | | |
| Dwight Gooden, R (1,1) ERA: 2.17 | 8.0 | W | 36 | 8 | 2 | 1 | 3 | 3 | 1 | 0 | 0 | 0 | 0 | 85 | 126 | 1.12 | 1.375 | | | | | |
| Roger McDowell, R (9,1) ERA: 2.95 | 0.2 | | 4 | 2 | 1 | 1 | 0 | 0 | 0 | 0 | 0 | 0 | 0 | 7 | 9 | 13.50 | 3.000 | | | | | |
| Randy Myers, L (9,1) ERA: 0.86 | 0.1 | S | 1 | 0 | 0 | 0 | 1 | 0 | 0 | 0 | 0 | 0 | 0 | 3 | 4 | 0.00 | 0.000 | | | | | |

Los Angeles Dodgers @ New York Mets
Shea Stadium, Flushing, NY
Thu May 18 1989, 7:05 PM EDT
Att: 31,189 - Unknown

AB 36
R 3
H 10
RBI 2
BB 4
SO 4
LOB 19

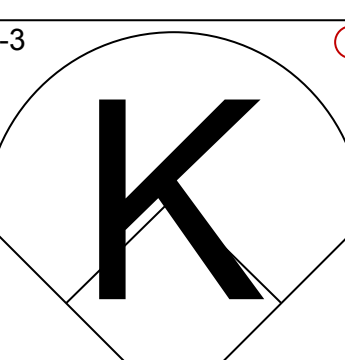
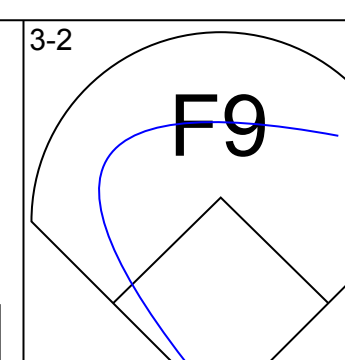
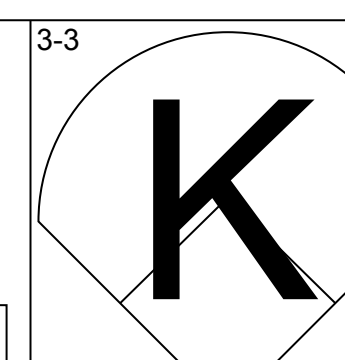
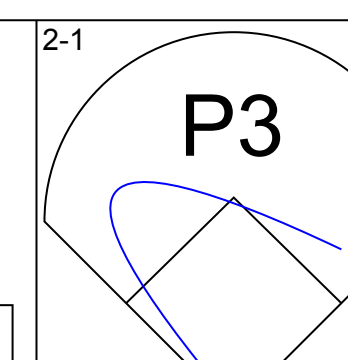
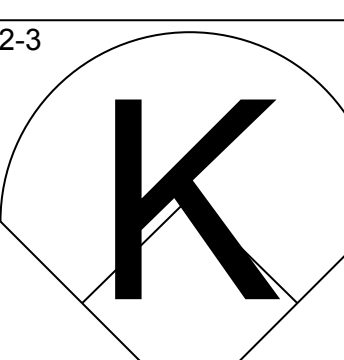
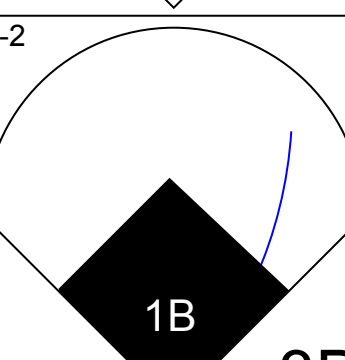
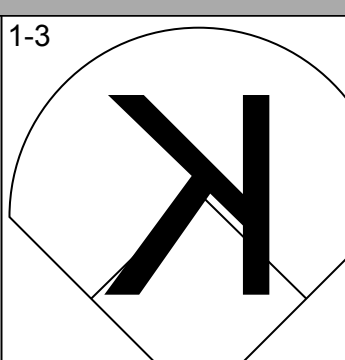
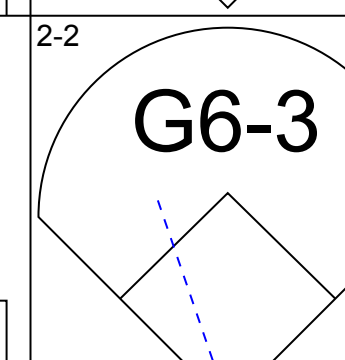
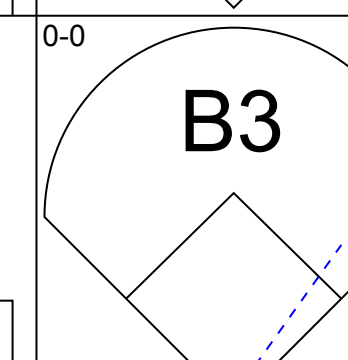
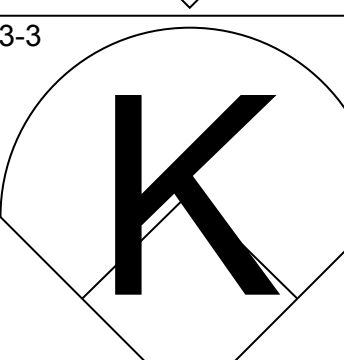
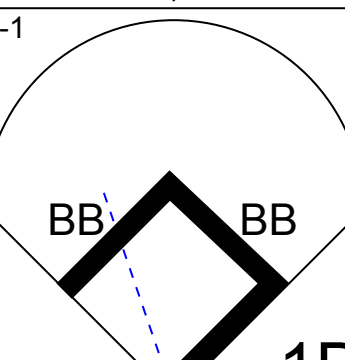
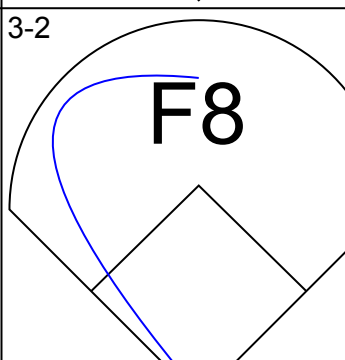
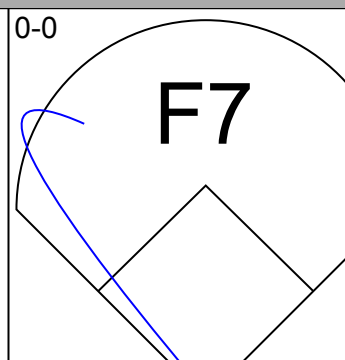
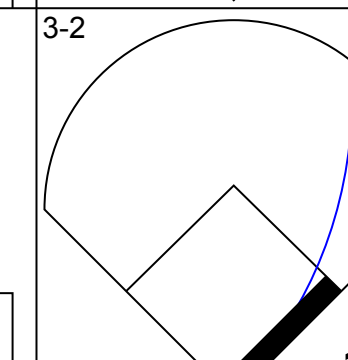
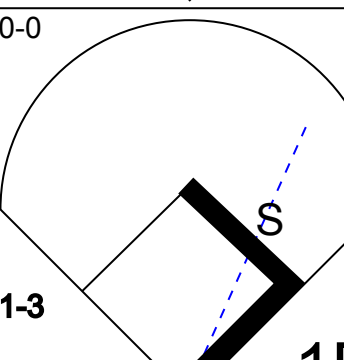
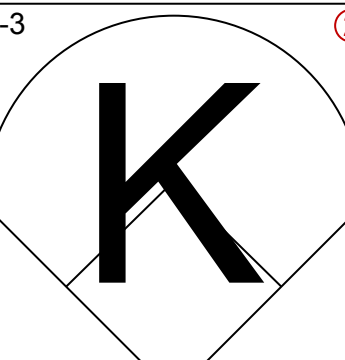
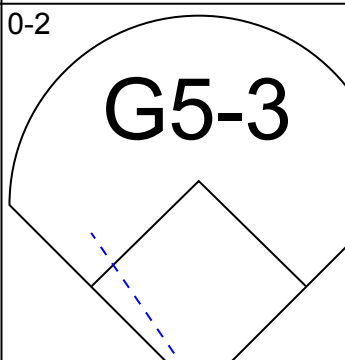
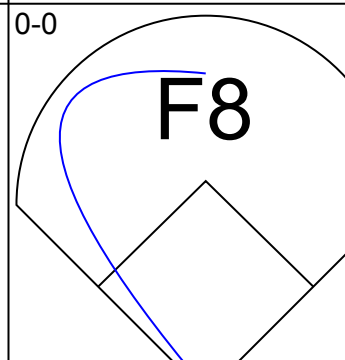
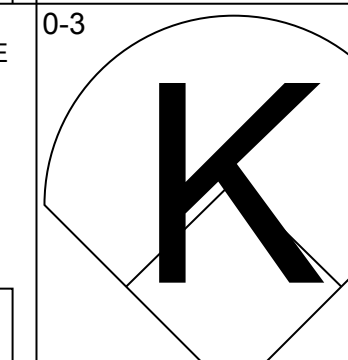
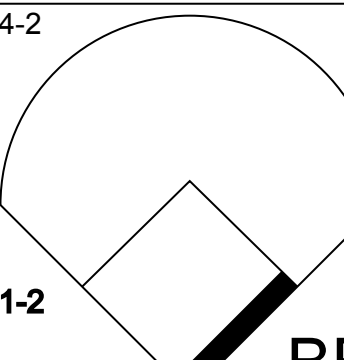
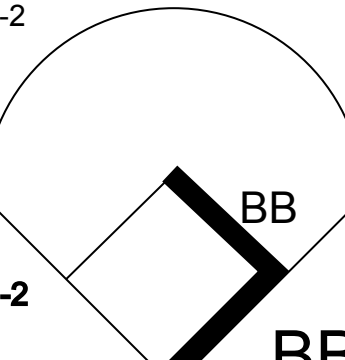
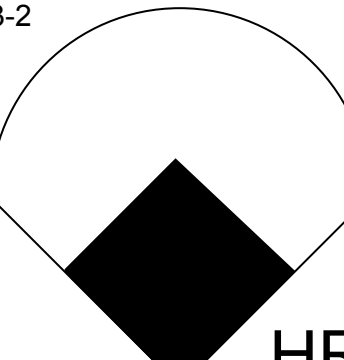
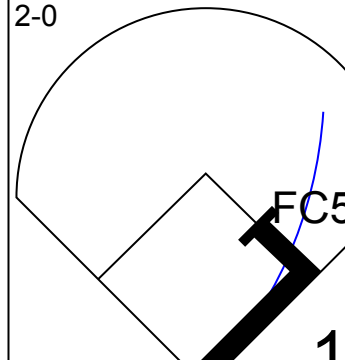

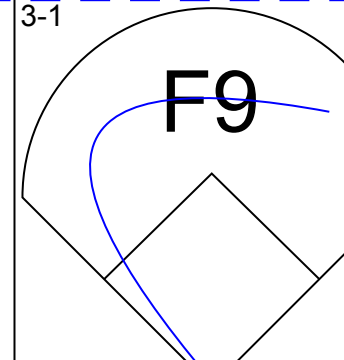
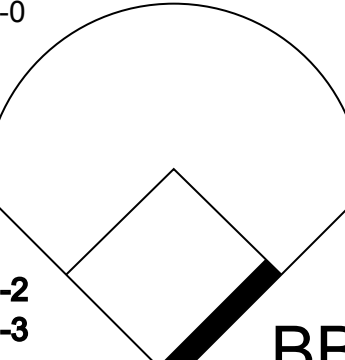
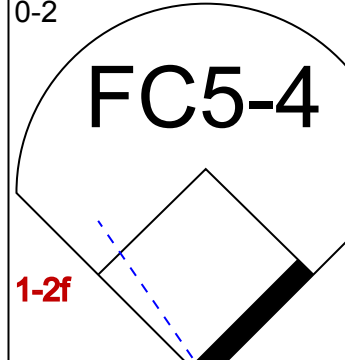
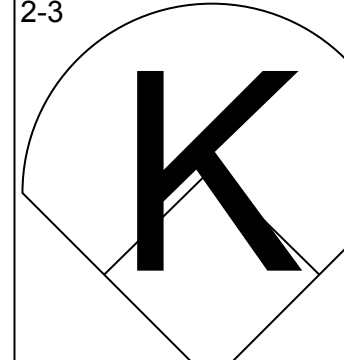
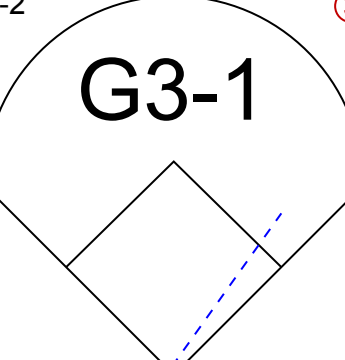
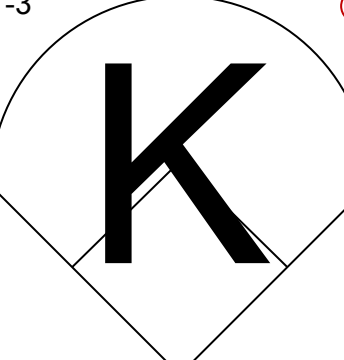

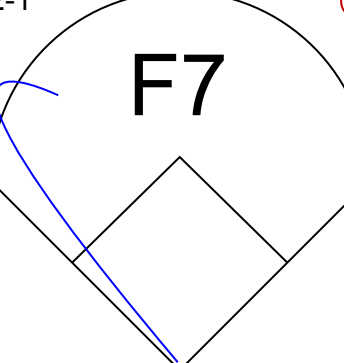
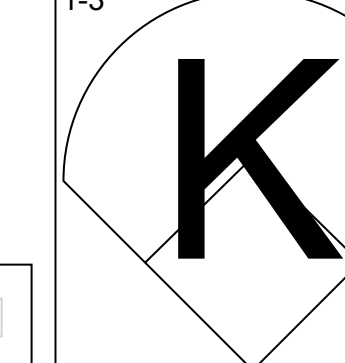
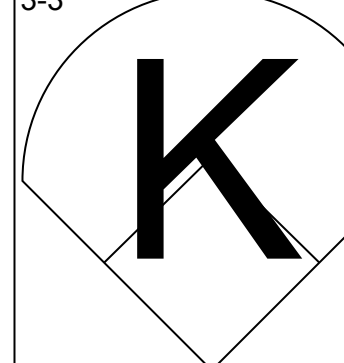
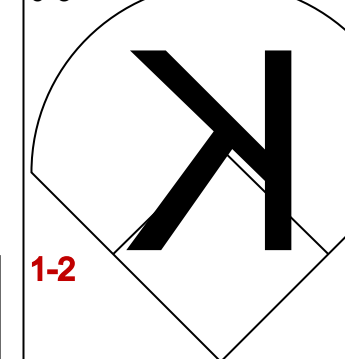


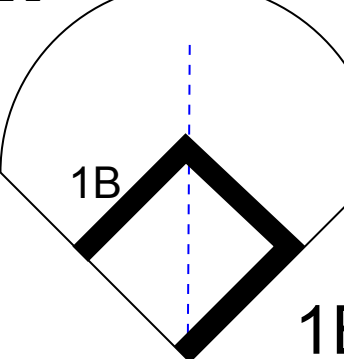
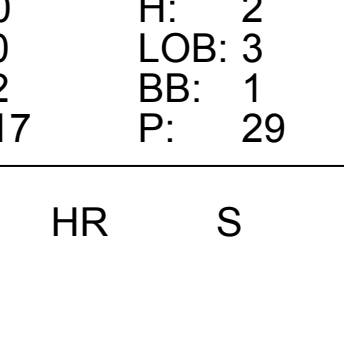


| Batter | 1 | 2 | 3 | 4 | 5 | 6 | 7 | 8 | 9 | AB | R | H | RBI | BB | SO | LOB | BOTTOM | | | | | |
|--|------------------------------|----------------------------------|-------------------------------|----------------------------------|------------------------------|----------------------------------|-------------------------------|----------------------------------|-------------------------------|----------------------------------|-------------------------------|----------------------------------|-------------------------------|----------------------------------|-------------------------------|----------------------------------|-------------------------------|----------------------------------|----------------------------------|------------------------------------|----------------------------------|--------|
| Lenny Dykstra, L (1,8) OBP: 0.390, SLG: 0.455 | FC4-6 1B | | | | | E3 2B | | S SH2-3 BB | SF9 | 3 | 0 | 2 | 1 | 1 | 0 | 0 | | | | | | |
| Gregg Jefferies, S (1,4) OBP: 0.220, SLG: 0.272 | FC4-6 1-2 | | F7 | | | | | SH2-3 | FC5-4 1-2 | 4 | 0 | 1 | 0 | 0 | 0 | 3 | | | | | | |
| Howard Johnson, S (1,5) OBP: 0.382, SLG: 0.560 | G3-6-1 BB | | | | | K | | | | 3 | 1 | 1 | 0 | 1 | 2 | 3 | | | | | | |
| Darryl Strawberry, L (1,9) OBP: 0.316, SLG: 0.512 | G3-6-1 1-2 | | | | | HR | | | | 3 | 1 | 1 | 2 | 1 | 1 | 3 | | | | | | |
| Kevin McReynolds, R (1,7) OBP: 0.349, SLG: 0.405 | | | | | | P4 | | | | 4 | 1 | 1 | 1 | 0 | 1 | 3 | | | | | | |
| Dave Magadan, L (1,3) OBP: 0.302, SLG: 0.404 | | | | | | | | | | 4 | 1 | 2 | 1 | 0 | 0 | 0 | | | | | | |
| Barry Lyons, R (1,2) OBP: 0.333, SLG: 0.475 | | | | | | | | | | 3 | 1 | 1 | 0 | 1 | 1 | 1 | | | | | | |
| Kevin Elster, R (1,6) OBP: 0.307, SLG: 0.337 | | | | | | | | | | 2 | 0 | 0 | 0 | 1 | 1 | 1 | | | | | | |
| Dwight Gooden, R (1,1) OBP: 0.182, SLG: 0.286 | | | | | | | | | | 3 | 0 | 0 | 0 | 0 | 1 | 3 | | | | | | |
| Tim Teufel, R (8,PH) OBP: 0.388, SLG: 0.316 | | | | | | | | | | 1 | 0 | 1 | 0 | 0 | 0 | 0 | | | | | | |
| Roger McDowell, R (9,1) | | | | | | | | | | 0 | 0 | 0 | 0 | 0 | 0 | 0 | | | | | | |
| Randy Myers, L (9,1) | | | | | | | | | | 0 | 0 | 0 | 0 | 0 | 0 | 0 | | | | | | |
| Inning Stats | R: 0 E: 0 K: 0 S: 8 | H: 1 LOB: 1 BB: 1 P: 15 | R: 0 E: 0 K: 1 S: 11 | H: 0 LOB: 0 BB: 0 P: 18 | R: 0 E: 0 K: 0 S: 6 | H: 1 LOB: 1 BB: 0 P: 10 | R: 2 E: 0 K: 1 S: 18 | H: 3 LOB: 2 BB: 1 P: 31 | R: 0 E: 0 K: 2 S: 10 | H: 1 LOB: 0 BB: 0 P: 16 | R: 0 E: 0 K: 2 S: 10 | H: 0 LOB: 1 BB: 1 P: 19 | R: 3 E: 0 K: 0 S: 14 | H: 3 LOB: 1 BB: 1 P: 26 | R: 0 E: 0 K: 0 S: 12 | H: 0 LOB: 1 BB: 1 P: 19 | R: 3 E: 0 K: 0 S: 14 | H: 3 LOB: 1 BB: 1 P: 26 | 1B: 5 2B: 1 3B: 1 HR: 3 | SF: 1 SAC: 2 DP: 2 HBP: 0 | WP: 0 PB: 0 SB: 2 CS: 0 | PA: 38 |
| PITCHER | IP | WLS | BF | H | R | ER | SO | BB | IBB | HBP | BLK | WP | HR | S | P | ERA | WHIP | | | | | |
| Tim Leary, R (1,1) ERA: 3.29 | 5.0 | | 23 | 6 | 2 | 2 | 3 | 1 | 2 | 0 | 0 | 0 | 0 | 15 | 23 | 0.00 | 1.500 | | | | | |
| Tim Crews, R (6,1) ERA: 3.29 | 1.1 | | 6 | 1 | 0 | 0 | 2 | 1 | 0 | 0 | 0 | 0 | 0 | 7 | 12 | 0.00 | 0.000 | | | | | |
| Ray Searage, L (7,1) ERA: 1.59 | 0.2 | L | 3 | 2 | 3 | 3 | 0 | 1 | 0 | 0 | 0 | 0 | 2 | 4 | 11 | ∞ | ∞ | | | | | |
| Alejandro Pena, R (8,1) ERA: 3.54 | 0.0 | | 4 | 1 | 0 | 0 | 0 | 0 | 0 | 0 | 0 | 0 | 0 | 10 | 15 | 0.00 | 1.000 | | | | | |
| Ricky Horton, L (8,1) ERA: 3.95 | 1.0 | | 4 | 1 | 0 | 0 | 0 | 0 | 0 | 0 | 0 | 0 | 0 | 10 | 15 | 0.00 | 1.000 | | | | | |

Los Angeles Dodgers @ New York Mets
Shea Stadium, Flushing, NY
Thu May 18 1989, 7:05 PM EDT
Att: 31,189 - Unknown

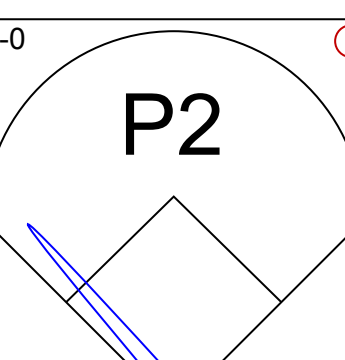
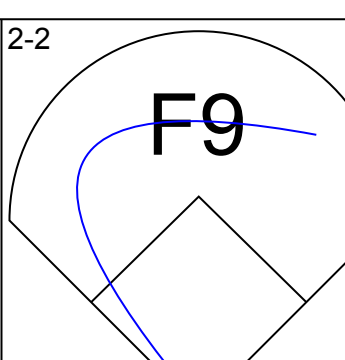
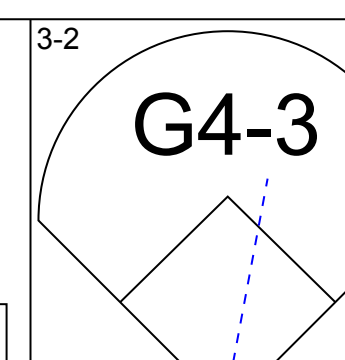
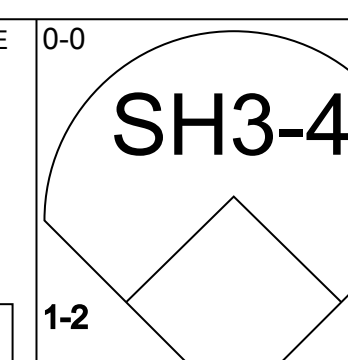
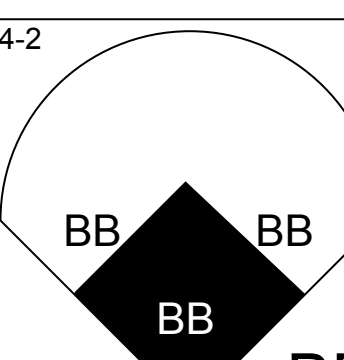
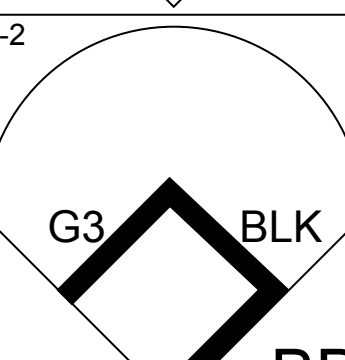
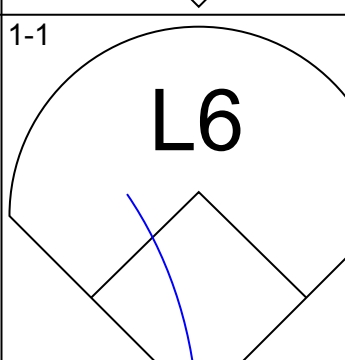
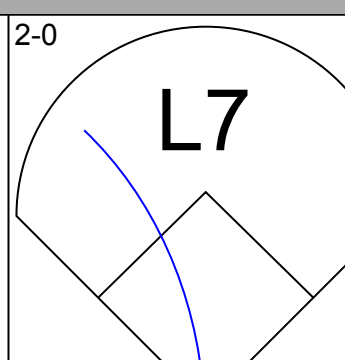
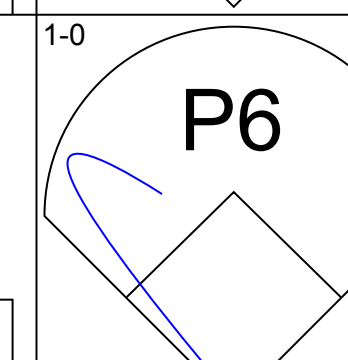
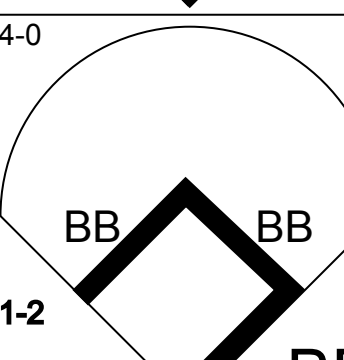
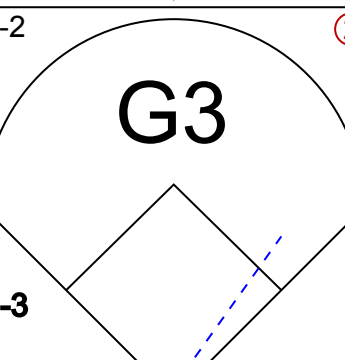
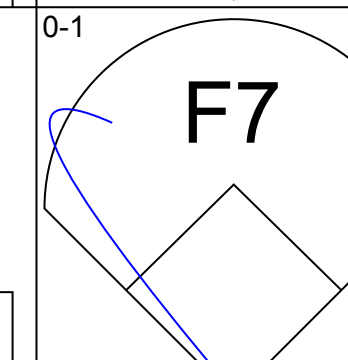
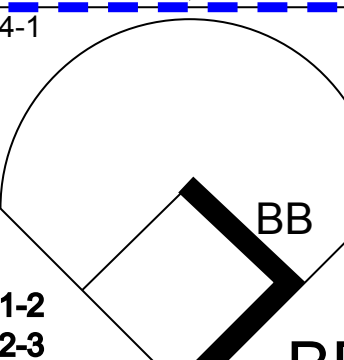
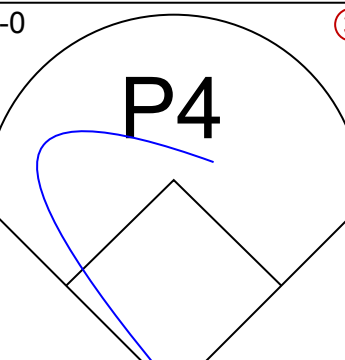
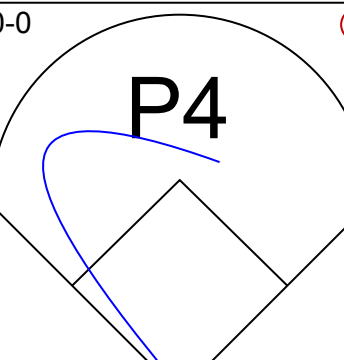
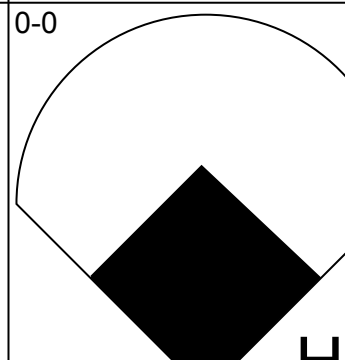

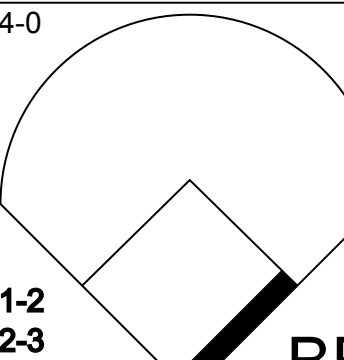

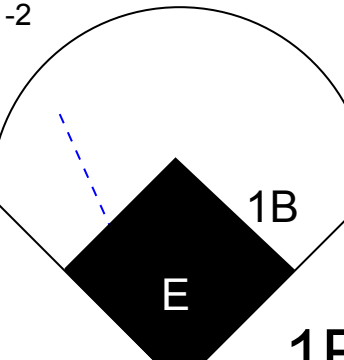
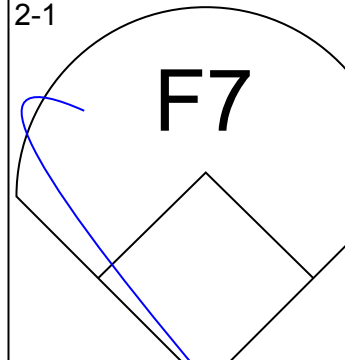
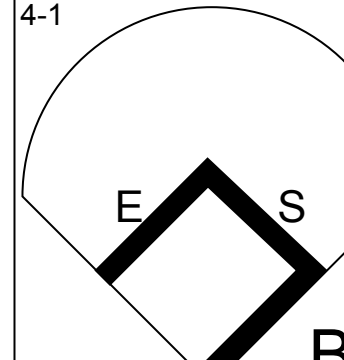

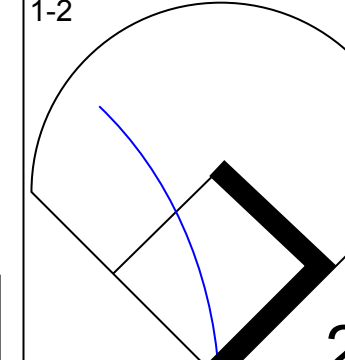
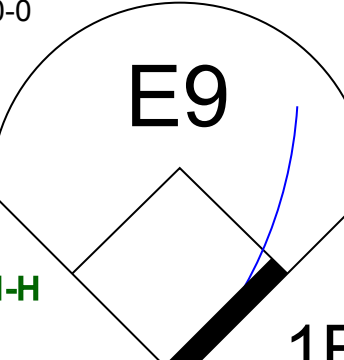


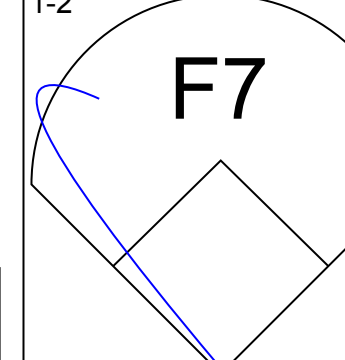
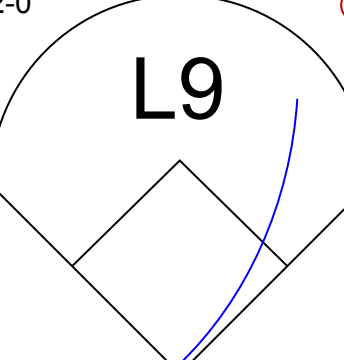

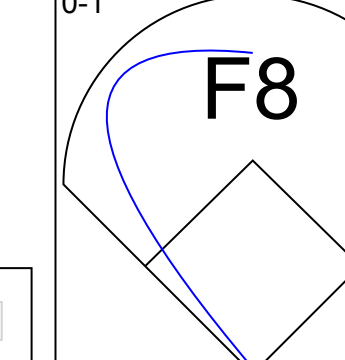
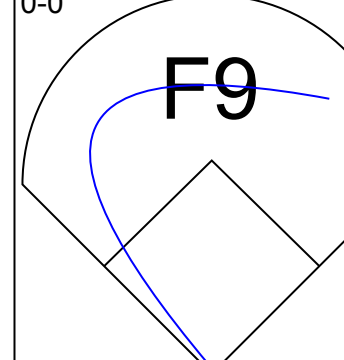
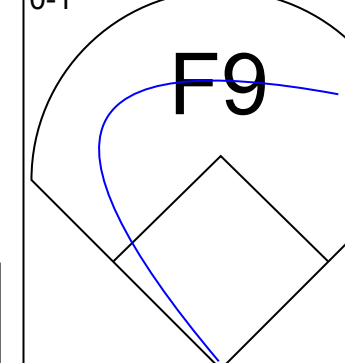

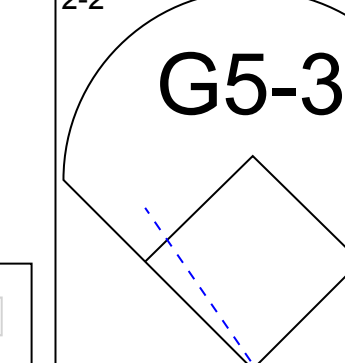


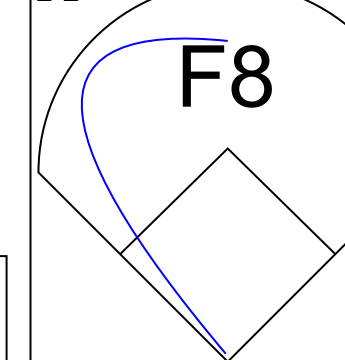


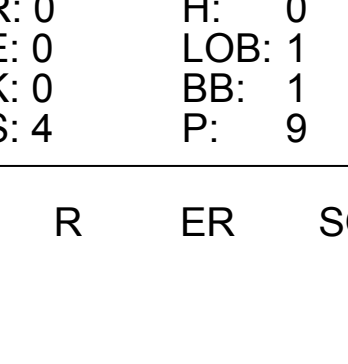
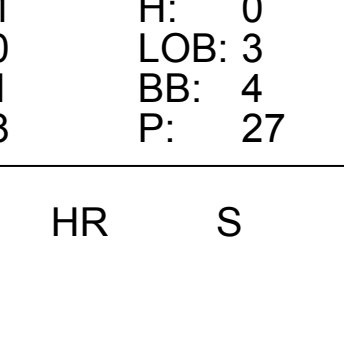
AB 30
R 5
H 10
RBI 5
BB 5
SO 7
LOB 17



| Batter | 1 | 2 | 3 | 4 | 5 | 6 | 7 | 8 | 9 | 10 | AB | R | H | RBI | BB | SO | LOB | TOP | | | |
|---|--|---|---|--|---|---|---------------------------------------|---|---------------------------------------|---|---------------------------------------|---------------------------------------|---------------------------------------|---------------------------------------|---------------------------------------|---------------------------------------|---------------------------------------|---|----------------------------------|------------------------------------|--|
| Brett Butler, L OBP: 0.392, SLG: 0.380 (1, 8) |  |  | | |  | | |  | |  | 5 | 0 | 0 | 0 | 0 | 3 | 1 | San Francisco Giants @ New York Mets Shea Stadium, Flushing, NY Fri May 19 1989, 7:05 PM EDT Att: 37,402 - Unknown - 65 F | | | |
| Robby Thompson, R OBP: 0.329, SLG: 0.407 (1, 4) |  | |  | |  | | |  | |  | 5 | 1 | 1 | 0 | 0 | 2 | 1 | | | | |
| Will Clark, L OBP: 0.451, SLG: 0.605 (1, 3) |  | |  | | |  | |  | |  | 5 | 0 | 3 | 1 | 0 | 0 | 0 | | | | |
| Kevin Mitchell, R OBP: 0.374, SLG: 0.660 (1, 7) |  | |  | | |  | |  | |  | 4 | 0 | 0 | 0 | 1 | 2 | 2 | | | | |
| Ernest Riles, L OBP: 0.270, SLG: 0.463 (1, 5) |  | | |  | |  | |  | |  | 2 | 1 | 2 | 1 | 1 | 0 | 0 | | | | |
| Ed Jurak, R OBP: 0.314, SLG: 0.250 (9, 5) |  | | | | |  | | | |  | 2 | 0 | 0 | 0 | 0 | 0 | 3 | | | | |
| Rich Gossage, R (10, 1) | | | | | | | | | | | 0 | 0 | 0 | 0 | 0 | 0 | 0 | | | | |
| Candy Maldonado, R OBP: 0.305, SLG: 0.327 (1, 9) |  | | |  | | | | | | | 3 | 0 | 0 | 0 | 1 | 2 | 1 | | | | |
| Terry Kennedy, L OBP: 0.308, SLG: 0.394 (1, 2) |  | | |  | | | |  | |  | 3 | 0 | 0 | 0 | 0 | 1 | 3 | | | | |
| Kirt Manwaring, R OBP: 0.293, SLG: 0.283 (9, 2) | | | | | | | | | | | 1 | 0 | 1 | 0 | 0 | 0 | 0 | | | | |
| Jose Uribe, S OBP: 0.273, SLG: 0.295 (9, 1) | |  | | |  | | |  | |  | 4 | 0 | 1 | 0 | 0 | 2 | 1 | | | | |
| Craig Leferts, L (9, 1) | | | | | | | | | | | 0 | 0 | 0 | 0 | 0 | 0 | 0 | | | | |
| Ken Oberkfell, L OBP: 0.176, SLG: 0.170 (10, 5) | | | | | | | | | | | 0 | 0 | 0 | 0 | 0 | 0 | 0 | | | | |
| Don Robinson, R OBP: 0.250, SLG: 0.375 (1, 1) | | | | | | | | | |  | 2 | 0 | 0 | 0 | 0 | 2 | 1 | | | | |
| Jim Steels, L OBP: 0.214, SLG: 0.083 (7, PH) | | | | | | | | | | | 1 | 0 | 0 | 0 | 0 | 1 | 0 | | | | |
| Jeff Brantley, R (7, 1) | | | | | | | | | | | 0 | 0 | 0 | 0 | 0 | 0 | 0 | | | | |
| Greg Litton, R OBP: 0.500, SLG: 0.333 (9, 6) | | | | | | | | | | | 1 | 0 | 1 | 0 | 0 | 0 | 0 | | | | |
| Inning Stats | R: 1 E: 0 K: 2 S: 17 | H: 2 LOB: 3 BB: 2 P: 31 | R: 0 E: 0 K: 1 S: 10 | H: 1 LOB: 0 BB: 0 P: 15 | R: 0 E: 0 K: 1 S: 10 | H: 0 LOB: 0 BB: 0 P: 14 | R: 1 E: 0 K: 2 S: 14 | H: 1 LOB: 0 BB: 0 P: 21 | R: 0 E: 0 K: 1 S: 10 | H: 0 LOB: 1 BB: 0 P: 8 | R: 0 E: 0 K: 2 S: 9 | H: 0 LOB: 0 BB: 0 P: 13 | R: 0 E: 0 K: 1 S: 10 | H: 1 LOB: 1 BB: 0 P: 15 | R: 0 E: 0 K: 2 S: 13 | H: 1 LOB: 0 BB: 0 P: 22 | R: 0 E: 0 K: 1 S: 17 | H: 2 LOB: 3 BB: 1 P: 29 | 1B: 7 2B: 0 3B: 1 HR: 1 | SF: 0 SAC: 0 DP: 0 HBP: 0 | WP: 0 PA: 41 PB: 0 SB: 1 CS: 1 |
| PITCHER | IP WLS BF H R ER SO | IP WLS BF H R ER SO | IP WLS BF H R ER SO | IP WLS BF H R ER SO | IP WLS BF H R ER SO | IP WLS BF H R ER SO | IP WLS BF H R ER SO | IP WLS BF H R ER SO | IP WLS BF H R ER SO | IP WLS BF H R ER SO | IP WLS BF H R ER SO | IP WLS BF H R ER SO | IP WLS BF H R ER SO | IP WLS BF H R ER SO | IP WLS BF H R ER SO | IP WLS BF H R ER SO | IP WLS BF H R ER SO | ERA WHIP | ERA WHIP | | |
| David Cone, R ERA: 3.14 (1, 1) | 8.0 | WLS: 31 | H: 6 | R: 2 | ER: 2 | SO: 11 | BB: 2 | IBB: 0 | HBP: 0 | BLK: 0 | WP: 0 | HR: 1 | S: 86 | P: 133 | ERA: 2.25 | WHIP: 1.000 | | | | | |
| Randy Myers, L ERA: 0.78 (9, 1) | 2.0 | WLS: 10 | H: 3 | R: 0 | ER: 0 | SO: 4 | BB: 1 | IBB: 0 | HBP: 0 | BLK: 0 | WP: 0 | HR: 0 | S: 30 | P: 51 | ERA: 0.00 | WHIP: 2.000 | | | | | |

| | |
|-----|----|
| AB | 38 |
| R | 2 |
| H | 9 |
| RBI | 2 |
| BB | 3 |
| SO | 15 |
| LOB | 13 |



| Batter | 1 | 2 | 3 | 4 | 5 | 6 | 7 | 8 | 9 | 10 | AB | R | H | RBI | BB | SO | LOB | BOTTOM | | | |
|---|---|---|---|---|---|---|---------------------------------------|---|---------------------------------------|---|---------------------------------------|---------------------------------------|---------------------------------------|---------------------------------------|---------------------------------------|---------------------------------------|---------------------------------------|---|----------------------------------|------------------------------------|--|
| Lenny Dykstra, L OBP: 0.385, SLG: 0.440 (1, 8) |  | |  | |  | | |  | |  | 3 | 1 | 0 | 0 | 1 | 0 | 0 | San Francisco Giants @ New York Mets Shea Stadium, Flushing, NY Fri May 19 1989, 7:05 PM EDT Att: 37,402 - Unknown - 65 F | | | |
| Gregg Jefferies, S OBP: 0.221, SLG: 0.265 (1, 4) |  | |  | | |  | |  | |  | 3 | 0 | 0 | 0 | 1 | 0 | 1 | | | | |
| Tim Lincecum, R OBP: 0.397, SLG: 0.316 (10, PH) |  | | | | | | |  | |  | 0 | 0 | 0 | 0 | 1 | 0 | 0 | | | | |
| Howard Johnson, S OBP: 0.376, SLG: 0.542 (1, 5) |  | | |  | |  | |  | |  | 4 | 0 | 0 | 0 | 1 | 1 | 2 | | | | |
| Darryl Strawberry, L OBP: 0.319, SLG: 0.528 (1, 9) |  | | |  | |  | |  | |  | 4 | 1 | 1 | 2 | 1 | 1 | 1 | | | | |
| Kevin McReynolds, R OBP: 0.355, SLG: 0.463 (1, 7) | |  | |  | |  | | | |  | 3 | 1 | 1 | 0 | 1 | 0 | 0 | | | | |
| Dave Magadan, L OBP: 0.316, SLG: 0.431 (1, 3) | |  | |  | |  | |  | |  | 4 | 0 | 2 | 0 | 0 | 1 | 1 | | | | |
| Mackey Sasser, L OBP: 0.174, SLG: 0.318 (1, 2) | |  | |  | | | |  | |  | 3 | 0 | 0 | 0 | 0 | 0 | 2 | | | | |
| Barry Lyons, R OBP: 0.326, SLG: 0.463 (10, 2) | | | | | | | | | | | 1 | 0 | 0 | 0 | 0 | 0 | 1 | | | | |
| Kevin Elster, R OBP: 0.297, SLG: 0.324 (1, 6) | |  | | |  | | |  | |  | 4 | 0 | 0 | 0 | 0 | 0 | 1 | | | | |
| David Cone, L OBP: 0.250, SLG: 0.211 (1, 1) | | | | | | | |  | |  | 2 | 0 | 0 | 0 | 0 | 0 | 0 | | | | |
| Lee Mazzilli, S ERA: 3.39 (8, PH) | | | | | | | | | | | 0 | 0 | 0 | 0 | 1 | 0 | 0 | | | | |
| Randy Myers, L (9, 1) | | | | | | | | | | | 0 | 0 | 0 | 0 | 0 | 0 | 0 | | | | |
| Mark Carreon, R OBP: 0.286, SLG: 0.167 (10, PH) | | | | | | | | | | | 1 | 0 | 0 | 0 | 0 | 1 | 0 | | | | |
| Inning Stats | R: 0 E: 0 K: 0 S: 8 | H: 0 LOB: 1 BB: 1 P: 13 | R: 0 E: 0 K: 0 S: 13 | H: 1 LOB: 1 BB: 0 P: 15 | R: 0 E: 0 K: 0 S: 9 | H: 0 LOB: 0 BB: 0 P: 14 | R: 1 E: 1 K: 0 S: 8 | H: 2 LOB: 1 BB: 0 P: 11 | R: 0 E: 0 K: 0 S: 10 | H: 0 LOB: 0 BB: 0 P: 16 | R: 1 E: 0 K: 0 S: 7 | H: 0 LOB: 0 BB: 0 P: 13 | R: 0 E: 0 K: 0 S: 9 | H: 0 LOB: 0 BB: 0 P: 14 | R: 0 E: 0 K: 2 S: 10 | H: 0 LOB: 1 BB: 1 P: 18 | R: 1 E: 0 K: 1 S: 8 | H: 0 LOB: 3 BB: 4 P: 27 | 1B: 2 2B: 1 3B: 0 HR: 1 | SF: 0 SAC: 1 DP: 0 HBP: 0 | WP: 0 PA: 40 PB: 0 SB: 1 CS: 0 |
| PITCHER | IP WLS BF H R ER SO | IP WLS BF H R ER SO | IP WLS BF H R ER SO | IP WLS BF H R ER SO | IP WLS BF H R ER SO | IP WLS BF H R ER SO | IP WLS BF H R ER SO | IP WLS BF H R ER SO | IP WLS BF H R ER SO | IP WLS BF H R ER SO | IP WLS BF H R ER SO | IP WLS BF H R ER SO | IP WLS BF H R ER SO | IP WLS BF H R ER SO | IP WLS BF H R ER SO | IP WLS BF H R ER SO | IP WLS BF H R ER SO | ERA WHIP | ERA WHIP | | |
| Don Robinson, R ERA: 3.86 (7, 1) | 6.0 | WLS: 23 | H: 4 | R: 2 | ER: 1 | SO: 1 | BB: 1 | IBB: 0 | HBP: 0 | BLK: 1 | WP: 0 | HR: 1 | S: 55 | P: 82 | ERA: 1.50 | WHIP: 0.833 | | | | | |
| Jeff Brantley, R ERA: 3.39 (7, 1) | 2.0 | WLS: 7 | H: 0 | R: 0 | ER: 0 | SO: 0 | BB: 1 | IBB: 0 | HBP: 0 | BLK: 0 | WP: 0 | HR: 0 | S: 13 | P: 23 | ERA: 0.00 | WHIP: 0.500 | | | | | |
| Craig Leferts, L ERA: 1.52 (9, 1) | 1.2 | WLS: 8 | H: 0 | R: 1 | ER: 1 | SO: 3 | BB: 3 | IBB: 0 | HBP: 0 | BLK: 0 | WP: 0 | HR: 0 | S: 17 | P: 36 | ERA: 5.40 | WHIP: 1.800 | | | | | |
| Rich Gossage, R ERA: 0.71 (10, 1) | 0.0 | WLS: 2 | H: 0 | R: 0 | ER: 0 | SO: 0 | BB: 2 | IBB: 0 | HBP: 0 | BLK: 0 | WP: 0 | HR: 0 | S: 9 | P: 9 | ERA: ∞ | WHIP: ∞ | | | | | |

| | |
|-----|----|
| AB | 32 |
| R | 3 |
| H | 4 |
| RBI | 2 |
| BB | 7 |
| SO | 4 |
| LOB | 9 |



| Batter | 1 | 2 | 3 | 4 | 5 | 6 | 7 | 8 | 9 | AB | R | H | RBI | BB | SO | LOB | TOP | | | | | | | | |
|---|-------------------------------|----------------------------------|------------------------------|----------------------------------|------------------------------|----------------------------------|-------------------------------|----------------------------------|------------------------------|----------------------------------|-------------------------------|----------------------------------|------------------------------|---------------------------------|------------------------------|----------------------------------|---|----------------------------------|----------------------------------|------------------------------------|----------------------------------|--------|--|--|--|
| Brett Butler, L OBP: 0.389, SLG: 0.377 (1, 8) | 2-2 1B | | 3-3 K | | 1-2 G3-1 | | 1-3 K | | | 4 | 0 | 1 | 0 | 0 | 2 | 0 | San Francisco Giants @ New York Mets Shea Stadium, Flushing, NY Sat May 20 1989, 3:33 AM EDT Att: 45,565 - Sunny - 85 F livebaseballscorecards.com | | | | | | | | |
| Robby Thompson, R OBP: 0.327, SLG: 0.399 (1, 4) | SAFE 2-1 F8 | | 2-3 K | | | 4-2 2B SF8 BB | | 1-3 K | | 3 | 1 | 0 | 0 | 1 | 2 | 1 | | | | | | | | | |
| Will Clark, L OBP: 0.452, SLG: 0.629 (1, 3) | 0-0 F7 | | | 3-2 HR | | 1-1 SF8 2B | | 1-0 F7 | | 4 | 1 | 2 | 1 | 0 | 0 | 1 | | | | | | | | | |
| Kevin Mitchell, R OBP: 0.376, SLG: 0.673 (1, 7) | SAFE 2-1 F8 | | | 3-1 HR | | 4-0 IBB | | 3-2 P3 | | 3 | 1 | 1 | 1 | 1 | 0 | 1 | | | | | | | | | |
| Candy Maldonado, R OBP: 0.295, SLG: 0.316 (1, 9) | | 2-0 F8 | | 2-2 F8 | | 0-1 F8 | | | 3-1 L6 | 4 | 0 | 0 | 0 | 0 | 0 | 3 | | | | | | | | | |
| Ken Oberkfell, L OBP: 0.194, SLG: 0.160 (1, 5) | | 0-1 G3-1 | | 0-1 G5-3 | | 3-1 SF8 | | | 3-2 L3 | 3 | 0 | 0 | 1 | 0 | 0 | 0 | | | | | | | | | |
| Kirt Manwaring, R OBP: 0.300, SLG: 0.291 (6, PH) | | | | | 0-1 F7 | 2-3 3-H 2-2 G4-3 | | | 4-1 BB | 2 | 0 | 1 | 0 | 0 | 0 | 0 | | | | | | | | | |
| Terry Kennedy, L OBP: 0.311, SLG: 0.389 (6, 2) | | | | | | | | | | 1 | 0 | 0 | 0 | 1 | 0 | 2 | | | | | | | | | |
| Jose Uribe, S OBP: 0.265, SLG: 0.287 (1, 6) | | 1-2 F9 | | | 3-2 G6-3 | | 1-0 F7 | | 0-0 P5 | 4 | 0 | 0 | 0 | 0 | 0 | 2 | | | | | | | | | |
| Mike Krukow, R OBP: 0.100, SLG: 0.100 Michael LaCoss, R (6, 1) | | | | 0-0 F9 | | 0-3 K | | 0-2 G5-3 | | 2 | 0 | 0 | 0 | 0 | 1 | 0 | | | | | | | | | |
| Inning Stats | R: 0 E: 0 K: 0 S: 10 | H: 1 LOB: 1 BB: 0 P: 16 | R: 0 E: 0 K: 0 S: 8 | H: 1 LOB: 1 BB: 0 P: 13 | R: 0 E: 0 K: 2 S: 8 | H: 0 LOB: 0 BB: 0 P: 13 | R: 2 E: 0 K: 0 S: 14 | H: 2 LOB: 0 BB: 0 P: 22 | R: 0 E: 0 K: 1 S: 9 | H: 0 LOB: 0 BB: 0 P: 13 | R: 1 E: 0 K: 0 S: 11 | H: 1 LOB: 2 BB: 2 P: 25 | R: 0 E: 0 K: 1 S: 7 | H: 0 LOB: 0 BB: 0 P: 9 | R: 0 E: 0 K: 1 S: 7 | H: 0 LOB: 0 BB: 0 P: 12 | R: 0 E: 0 K: 0 S: 8 | H: 0 LOB: 1 BB: 1 P: 18 | 1B: 2 2B: 1 3B: 0 HR: 2 | SF: 1 SAC: 0 DP: 0 HBP: 0 | WP: 0 PB: 0 SB: 0 CS: 0 | PA: 35 | | | |
| PITCHER | IP | WLS | BF | H | R | ER | SO | BB | IBB | HBP | BLK | WP | HR | S | P | ERA | WHIP | | | | | | | | |
| Bob Ojeda, L ERA: 4.06 (1, 1) | 5.0 | L | 22 | 5 | 3 | 3 | 3 | 1 | 1 | 0 | 0 | 0 | 2 | 53 | 90 | 5.40 | 1.200 | | | | | | | | |
| Rick Aguilera, R ERA: 1.13 (6, 1) | 3.0 | | 9 | 0 | 0 | 0 | 2 | 0 | 0 | 0 | 0 | 0 | 0 | 21 | 33 | 0.00 | 0.000 | | | | | | | | |
| Don Aase, R ERA: 1.15 (9, 1) | 1.0 | | 4 | 0 | 0 | 0 | 0 | 1 | 0 | 0 | 0 | 0 | 0 | 8 | 18 | 0.00 | 1.000 | | | | | | | | |

| Batter | 1 | 2 | 3 | 4 | 5 | 6 | 7 | 8 | 9 | AB | R | H | RBI | BB | SO | LOB | BOTTOM | | | | | | | | |
|--|------------------------------|----------------------------------|-------------------------------|----------------------------------|-------------------------------|----------------------------------|------------------------------|----------------------------------|------------------------------|----------------------------------|-------------------------------|----------------------------------|-------------------------------|----------------------------------|-------------------------------|----------------------------------|---|------------------------------------|----------------------------------|--------|--|--|--|--|--|
| Lenny Dykstra, L OBP: 0.372, SLG: 0.421 Don Aase, R (9, 1) | 3-2 G3-1 | | 1-0 P2 | | | 0-0 F9 | | 2-2 G4-3 | | 4 | 0 | 0 | 0 | 0 | 0 | 1 | San Francisco Giants @ New York Mets Shea Stadium, Flushing, NY Sat May 20 1989, 3:33 AM EDT Att: 45,565 - Sunny - 85 F livebaseballscorecards.com | | | | | | | | |
| Tim Lincecum, R OBP: 0.375, SLG: 0.295 (1, 4) | 1-0 G6-3 | | 2-3 K | | | 1-3 K | | 3-2 F8 | | 4 | 0 | 0 | 0 | 0 | 2 | 1 | | | | | | | | | |
| Howard Johnson, S OBP: 0.372, SLG: 0.528 (1, 5) | 1-0 F9 | | | 1-2 F9 | | 4-1 1B BB | | 0-2 F7 | | 3 | 0 | 0 | 0 | 1 | 0 | 0 | | | | | | | | | |
| Darryl Strawberry, L OBP: 0.324, SLG: 0.527 (1, 9) | | 0-3 K | | 2-3 K | | 1-3 1B | | 1-2 1B | | 4 | 0 | 2 | 0 | 0 | 2 | 0 | | | | | | | | | |
| Kevin Reynolds, R OBP: 0.357, SLG: 0.413 (1, 7) | | 1-2 G4-3 2B | | 0-1 P5 | | 1-0 F9 | | 1-0 1B | | 4 | 0 | 2 | 0 | 0 | 0 | 2 | | | | | | | | | |
| Dave Magadan, L OBP: 0.295, SLG: 0.400 (1, 3) | | 1-1 G4-3 | | | 1-1 G6-3 | | 2-2 F8 | | 0-1 G6-4-3 | 4 | 0 | 0 | 0 | 0 | 0 | 3 | | | | | | | | | |
| Barry Lyons, R OBP: 0.327, SLG: 0.455 (1, 2) | | 1-0 F7 | | | 0-1 1B | | 1-1 G4-3 | | | 3 | 0 | 1 | 0 | 0 | 0 | 1 | | | | | | | | | |
| Kevin Elster, R OBP: 0.289, SLG: 0.315 (1, 6) | | | 1-0 F7 | | 1-2 F9 | | 2-1 F9 | | | 3 | 0 | 0 | 0 | 0 | 0 | 1 | | | | | | | | | |
| Bob Ojeda, L OBP: 0.286, SLG: 0.231 Rick Aguilera, R (6, 1) | | | 0-2 1B | | 2-1 F7 | | | 3-2 L6 | | 2 | 0 | 1 | 0 | 0 | 0 | 1 | | | | | | | | | |
| Mookie Wilson, S OBP: 0.198, SLG: 0.261 (9, 8) | | | | | | | | | | 1 | 0 | 0 | 0 | 0 | 0 | 0 | | | | | | | | | |
| Inning Stats | R: 0 E: 0 K: 0 S: 5 | H: 0 LOB: 0 BB: 0 P: 10 | R: 0 E: 0 K: 1 S: 10 | H: 1 LOB: 1 BB: 0 P: 13 | R: 0 E: 0 K: 1 S: 10 | H: 0 LOB: 0 BB: 0 P: 13 | R: 0 E: 0 K: 1 S: 9 | H: 1 LOB: 1 BB: 0 P: 13 | R: 0 E: 0 K: 1 S: 9 | H: 1 LOB: 2 BB: 1 P: 18 | R: 0 E: 0 K: 0 S: 11 | H: 0 LOB: 0 BB: 0 P: 16 | R: 0 E: 0 K: 0 S: 10 | H: 0 LOB: 0 BB: 0 P: 18 | R: 0 E: 0 K: 0 S: 10 | H: 2 LOB: 1 BB: 0 P: 12 | 1B: 5 2B: 1 3B: 0 HR: 0 | SF: 0 SAC: 0 DP: 1 HBP: 0 | WP: 0 PB: 0 SB: 0 CS: 0 | PA: 33 | | | | | |
| PITCHER | IP | WLS | BF | H | R | ER | SO | BB | IBB | HBP | BLK | WP | HR | S | P | ERA | WHIP | | | | | | | | |
| Mike Krukow, R ERA: 3.24 (1, 1) | 5.2 | W | 22 | 4 | 0 | 0 | 4 | 1 | 0 | 0 | 0 | 0 | 0 | 50 | 77 | 0.00 | 0.882 | | | | | | | | |
| Michael LaCoss, R ERA: 2.4 (6, 1) | 3.1 | S | 11 | 2 | 0 | 0 | 0 | 0 | 0 | 0 | 0 | 0 | 0 | 32 | 48 | 0.00 | 0.600 | | | | | | | | |

| Batter | 1 | 2 | 3 | 4 | 5 | 6 | 7 | 8 | 9 | AB | R | H | RBI | BB | SO | LOB | TOP | | | | | |
|--|------------------------------|----------------------------------|------------------------------|----------------------------------|-----------------------------------|----------------------------------|--|----------------------------------|-------------------------------|----------------------------------|------------------------------|----------------------------------|-------------------------------|----------------------------------|------------------------------|----------------------------------|--|----------------------------------|----------------------------------|------------------------------------|-------------------------|--------|
| Donell Nixon, R OBP: 0.276, SLG: 0.268 (1, 8) | 0-3 K | | 4-2 BB | | 4-1 HR BB | | 2-2 1B 1B | 0-3 K | | 3 | 2 | 1 | 0 | 2 | 2 | 1 | San Francisco Giants @ New York Mets Shea Stadium, Flushing, NY Sun May 21 1989, 3:33 AM EDT Att: 44,660 - Cloudy | | | | | |
| Robby Thompson, R OBP: 0.323, SLG: 0.412 (1, 4) | 2-1 L5 | | 1-0 F8 | | 1-0 HR | | 2-1 G4-3 | 1-3 K | | 5 | 1 | 1 | 2 | 0 | 1 | 3 | | | | | | |
| Will Clark, L OBP: 0.451, SLG: 0.622 (1, 3) | 2-2 G4-3 | | | | 1-2 1B | | 1-2 1B E | | 2-3 K | 5 | 1 | 2 | 1 | 0 | 2 | 0 | | | | | | |
| Kevin Mitchell, R OBP: 0.388, SLG: 0.702 (1, 7) | | 0-0 HR | | 0-0 1B 2B | 2-2 1B G5-4-3 | | 0-0 1B E 2B | | 0-0 P4 | 5 | 3 | 4 | 1 | 0 | 0 | 0 | | | | | | |
| Candy Maldonado, R OBP: 0.289, SLG: 0.308 Jeff Brantley, R (5, 1) | | 2-3 K | | 0-0 E5 | 0-0 G5-4-3 | | 0-0 E6 BB 2B | | 0-2 G3 | 3 | 0 | 0 | 0 | 0 | 0 | 1 | | | | | | |
| Atlee Hammaker, S OBP: 0.500, SLG: 0.500 Ken Oberkfell, L OBP: 0.158, SLG: 0.154 (7, PH) | | | | 2-3 1B | 1-2 1B | | 2-3 2B 3-H | | | 0 | 0 | 0 | 0 | 0 | 0 | 0 | | | | | | |
| Ed Jurak, R OBP: 0.324, SLG: 0.265 Ernest Riles, L OBP: 0.372, SLG: 0.458 (6, PH) | | 2-0 G4-3 | | 1-0 1B | | 2-2 G6-3 | 4-2 2B BB | | | 2 | 0 | 1 | 1 | 0 | 0 | 0 | | | | | | |
| Craig Lefferts, L (7, 1) | | | | 1-2 1B | | | 1-2 2B BB | | | 0 | 0 | 0 | 0 | 0 | 0 | 0 | | | | | | |
| Kirt Manwaring, R OBP: 0.286, SLG: 0.276 Terry Kennedy, L OBP: 0.318, SLG: 0.406 (7, PH) | | | | 0-3 K | 1-3 K | | 0-1 G5-3 | 1-3 1B 2B | | 3 | 0 | 0 | 0 | 0 | 2 | 2 | | | | | | |
| Jose Uribe, S OBP: 0.265, SLG: 0.286 (1, 6) | | | 1-3 K | 1-0 F9 | | 2-1 F8 | 0-1 1B CS | | | 4 | 0 | 1 | 1 | 0 | 1 | 2 | | | | | | |
| Scott Garrelts, R OBP: 0.200, SLG: 0.263 Brett Butler, L OBP: 0.390, SLG: 0.378 (5, 8) | | | 2-3 K | | 1-3 K | | 0-1 F7 CS | 2-1 CS 1B | | 2 | 0 | 0 | 0 | 0 | 2 | 0 | | | | | | |
| | | | | | | | | | | 2 | 0 | 1 | 0 | 0 | 0 | 0 | | | | | | |
| Inning Stats | R: 0 E: 0 K: 1 S: 8 | H: 0 LOB: 0 BB: 0 P: 12 | R: 1 E: 0 K: 2 S: 8 | H: 1 LOB: 0 BB: 0 P: 10 | R: 0 E: 0 K: 2 S: 10 | H: 0 LOB: 1 BB: 1 P: 18 | R: 1 E: 1 K: 2 S: 15 | H: 2 LOB: 2 BB: 0 P: 21 | R: 2 E: 0 K: 1 S: 13 | H: 3 LOB: 1 BB: 1 P: 22 | R: 0 E: 0 K: 0 S: 7 | H: 0 LOB: 0 BB: 0 P: 11 | R: 6 E: 1 K: 0 S: 20 | H: 5 LOB: 0 BB: 1 P: 29 | R: 0 E: 0 K: 2 S: 8 | H: 1 LOB: 0 BB: 0 P: 11 | R: 0 E: 0 K: 1 S: 8 | H: 0 LOB: 0 BB: 0 P: 10 | 1B: 8 2B: 2 3B: 0 HR: 2 | SF: 0 SAC: 0 DP: 1 HBP: 0 | WP: 0 PB: 0 CS: 2 | PA: 42 |
| PITCHER | IP | WLS | BF | H | R | ER | SO | BB | IBB | HBP | BLK | WP | HR | S | P | ERA | WHIP | | | | | |
| Sid Fernandez, L ERA: 3.26 | 4.1 | | 21 | 5 | 4 | 4 | 8 | 2 | 0 | 0 | 0 | 0 | 0 | 15 | 23 | 8.31 | 1.615 | | | | | |
| Terry Leach, R ERA: 1.17 | 2.0 | L | 7 | 2 | 1 | 1 | 0 | 0 | 0 | 0 | 0 | 0 | 0 | 13 | 19 | 4.50 | 1.000 | | | | | |
| Roger McDowell, R ERA: 2.89 | 0.1 | | 6 | 3 | 4 | 0 | 0 | 1 | 0 | 0 | 0 | 0 | 0 | 13 | 23 | 0.00 | 12.000 | | | | | |
| Don Aase, R ERA: 1.13 | 0.1 | | 1 | 1 | 1 | 0 | 0 | 0 | 0 | 0 | 0 | 0 | 0 | 3 | 4 | 0.00 | 3.000 | | | | | |
| Rick Aguilera, R ERA: 1.09 | 1.0 | | 3 | 1 | 0 | 0 | 2 | 0 | 0 | 0 | 0 | 0 | 0 | 8 | 11 | 0.00 | 1.000 | | | | | |

| Batter | 1 | 2 | 3 | 4 | 5 | 6 | 7 | 8 | 9 | AB | R | H | RBI | BB | SO | LOB | BOTTOM | | | | |
|--|---|----------------------------------|--|---------------------------------|---|----------------------------------|---|----------------------------------|-------------------------------|----------------------------------|-------------------------------|----------------------------------|------------------------------|---------------------------------|------------------------------|---------------------------------|--|----------------------------------|------------------------------------|----------------------------------|--------|
| Lee Mazzilli, S OBP: 0.375, SLG: 0.294 (1, 3) | 4-0 WP 1B S BB | 1-0 P5 | | 2-1 F7 | | 0-2 P5 | 0-3 K | | | 4 | 1 | 0 | 0 | 1 | 1 | 3 | San Francisco Giants @ New York Mets Shea Stadium, Flushing, NY Sun May 21 1989, 3:33 AM EDT Att: 44,660 - Cloudy | | | | |
| Lenny Dykstra, L OBP: 0.373, SLG: 0.414 (1, 8) | 4-2 WP 1B BB | 2-2 F9 | | 0-1 G4-3 | | 0-1 S 1B | | 0-0 F9 | | 4 | 1 | 1 | 0 | 1 | 0 | 1 | | | | | |
| Howard Johnson, S OBP: 0.374, SLG: 0.528 Kevin Elster, R OBP: 0.298, SLG: 0.313 (1, 6) | 3-2 1H 2H 2B 1B | | 1-0 F7 | | 4-0 1B E BB | 4-2 BB | | 0-1 F8 | | 2 | 1 | 1 | 2 | 0 | 0 | 0 | | | | | |
| Darryl Strawberry, L OBP: 0.327, SLG: 0.526 Randy Myers, L (9, 1) | 0-1 1H 2B | | 4-1 G5-3 1B BB | | 0-0 F9 | 0-0 L4 | | 0-0 L3 | | 4 | 1 | 1 | 1 | 1 | 0 | 3 | | | | | |
| Kevin McReynolds, R OBP: 0.346, SLG: 0.399 (1, 7) | 3-3 K | | 3-1 G5-3 | | 0-3 K | | 0-3 K | | 0-1 G4-3 | 5 | 0 | 0 | 0 | 0 | 3 | 3 | | | | | |
| Dave Magadan, L OBP: 0.318, SLG: 0.417 (1, 5) | 2-2 F7 | | 2-1 FC5-4 1B | | 0-0 E 1B | | 1-1 FC5-4 1B | | 0-3 K | 5 | 0 | 3 | 1 | 0 | 1 | 1 | | | | | |
| Tim Teufel, R OBP: 0.384, SLG: 0.277 (1, 4) | 4-0 BB | | 1-2 FC5-4 | | 2-2 E6 FC6-4 | | 3-2 FC5-4 1B 2B | | 0-0 P3 | 4 | 1 | 0 | 0 | 1 | 0 | 3 | | | | | |
| Barry Lyons, R OBP: 0.321, SLG: 0.438 (1, 2) | 1-1 P3 | | 2-2 F7 FC6-4 | | 1-3 1B | | 3-2 2B 1B | | | 4 | 0 | 1 | 0 | 0 | 0 | 4 | | | | | |
| Sid Fernandez, L OBP: 0.226, SLG: 0.353 Terry Leach, R Roger McDowell, R Don Aase, R Mookie Wilson, S OBP: 0.298, SLG: 0.290 Rick Aguilera, R Mark Carrara, R OBP: 0.296, SLG: 0.187 (1, 1) | | 0-1 P6 | | 2-2 2B | | 1-3 K | | 0-0 2B | | 2 | 0 | 1 | 0 | 0 | 0 | 0 | | | | | |
| Inning Stats | R: 3 E: 0 K: 1 S: 18 | H: 2 LOB: 2 BB: 3 P: 39 | R: 0 E: 0 K: 0 S: 6 | H: 0 LOB: 0 BB: 0 P: 9 | R: 1 E: 0 K: 0 S: 11 | H: 1 LOB: 1 BB: 0 P: 20 | R: 0 E: 0 K: 0 S: 11 | H: 1 LOB: 2 BB: 1 P: 17 | R: 1 E: 1 K: 1 S: 13 | H: 1 LOB: 2 BB: 1 P: 17 | R: 0 E: 0 K: 2 S: 17 | H: 3 LOB: 2 BB: 0 P: 24 | R: 0 E: 0 K: 0 S: 4 | H: 0 LOB: 0 BB: 0 P: 4 | R: 0 E: 0 K: 1 S: 6 | H: 0 LOB: 0 BB: 0 P: 6 | | 1B: 6 2B: 3 3B: 0 HR: 0 | SF: 0 SAC: 0 DP: 0 HBP: 0 | WP: 1 PB: 0 SB: 2 CS: 0 | PA: 43 |
| PITCHER | IP | WLS | BF | H | R | ER | SO | BB | IBB | HBP | BLK | WP | HR | S | P | ERA | WHIP | | | | |
| Scott Garrelts, R ERA: 2.7 | 4.2 | | 24 | 5 | 5 | 4 | 2 | 5 | 0 | 0 | 0 | 0 | 0 | 18 | 25 | 0.00 | 2.143 | | | | |
| Jeff Brantley, R ERA: 3.25 | 1.0 | | 6 | 1 | 0 | 0 | 1 | 1 | 0 | 0 | 0 | 0 | 0 | 1 | 1 | 0.00 | 0.000 | | | | |
| Atlee Hammaker, L ERA: 3.41 | 0.1 | W | 1 | 0 | 0 | 0 | 0 | 0 | 0 | 0 | 0 | 0 | 0 | 1 | 1 | 0.00 | 0.000 | | | | |
| Craig Lefferts, L ERA: 1.85 | 3.0 | S | 12 | 3 | 1 | 1 | 3 | 0 | 0 | 0 | 0 | 0 | 0 | 27 | 34 | 3.00 | 1.000 | | | | |

AB 38
R 10
H 12
RBI 9
BB 3
SO 11
LOB 12



AB 37
R 6
H 9
RBI 5
BB 6
SO 6
LOB 18



| Batter | 1 | 2 | 3 | 4 | 5 | 6 | 7 | 8 | 9 | AB | R | H | RBI | BB | SO | LOB | TOP | | | | | | | | | | | | | | | | | | |
|---|---|---------------------------------|-------------------------------|----------------------------------|------------------------------|---------------------------------|------------------------------|----------------------------------|------------------------------|---------------------------------|-------------------------------|----------------------------------|------------------------------|----------------------------------|-------------------------------|----------------------------------|----------------------------------|------------------------------------|-------------------------|--------|--|--|--|--|--|--|--|--|--|--|--|--|--|--|--|
| Lenny Dykstra, L OBP: 0.369, SLG: 0.408 Don Aase, R (8, 1) | G3 | | G1-6-3 1B | | | P6 | | L7 | | 4 | 0 | 1 | 0 | 0 | 0 | 0 | | | | | | | | | | | | | | | | | | | |
| Gregg Jefferies, S OBP: 0.214, SLG: 0.256 (1, 4) | P6 | | G1-6-3 1-2f | | | F7 | | G4-3 | | 4 | 0 | 0 | 0 | 0 | 0 | 1 | | | | | | | | | | | | | | | | | | | |
| Howard Johnson, S OBP: 0.371, SLG: 0.527 (1, 5) | 2B | | G3 | | | K | | | K | 4 | 0 | 1 | 0 | 0 | 2 | 0 | | | | | | | | | | | | | | | | | | | |
| Darryl Strawberry, L OBP: 0.318, SLG: 0.511 (1, 9) | F8 | | | | | P3 | | E4 1B | | 4 | 1 | 0 | 0 | 0 | 0 | 1 | | | | | | | | | | | | | | | | | | | |
| Kevin McReynolds, R OBP: 0.343, SLG: 0.395 (1, 7) | | G5-4-3 1B | | | | P6 | | P5 | | 4 | 1 | 1 | 0 | 0 | 0 | 1 | | | | | | | | | | | | | | | | | | | |
| Dave Magadan, L OBP: 0.343, SLG: 0.438 Lee Mazzilli, S OBP: 0.375, SLG: 0.294 (9, PR) | | G5-4-3 1B | | | | 1B | | 1B | | 4 | 0 | 3 | 0 | 0 | 1 | 0 | | | | | | | | | | | | | | | | | | | |
| Barry Lyons, R OBP: 0.351, SLG: 0.462 (1, 2) | | G5-4-3 1-2f 2-3 | | | | 1B | | 1B | | 4 | 0 | 3 | 1 | 0 | 0 | 2 | | | | | | | | | | | | | | | | | | | |
| Kevin Elster, R OBP: 0.297, SLG: 0.310 (1, 6) | | G5-4-3 1B | | | | G6-3 | | P3 | | 4 | 0 | 1 | 1 | 0 | 0 | 5 | | | | | | | | | | | | | | | | | | | |
| Dwight Gooden, R OBP: 0.167, SLG: 0.261 Mookie Wilson, S OBP: 0.204, SLG: 0.277 (8, PH) | F9 | | | | | G6-3 | | L5 | | 2 | 0 | 0 | 0 | 0 | 0 | 1 | | | | | | | | | | | | | | | | | | | |
| | | | | | | | | | | 1 | 0 | 0 | 0 | 0 | 0 | 0 | | | | | | | | | | | | | | | | | | | |
| Inning Stats | R: 0 E: 0 K: 0 S: 6 | H: 1 LOB: 1 BB: 0 P: 8 | R: 1 E: 0 K: 0 S: 14 | H: 3 LOB: 1 BB: 0 P: 17 | R: 0 E: 0 K: 0 S: 5 | H: 1 LOB: 0 BB: 0 P: 8 | R: 0 E: 0 K: 1 S: 9 | H: 0 LOB: 0 BB: 0 P: 14 | R: 0 E: 0 K: 1 S: 7 | H: 0 LOB: 0 BB: 0 P: 9 | R: 0 E: 0 K: 0 S: 11 | H: 2 LOB: 2 BB: 0 P: 15 | R: 0 E: 0 K: 0 S: 8 | H: 0 LOB: 0 BB: 0 P: 13 | R: 1 E: 1 K: 1 S: 14 | H: 2 LOB: 2 BB: 0 P: 19 | 1B: 9 2B: 1 3B: 0 HR: 0 | SF: 0 SAC: 0 DP: 3 HBP: 0 | WP: 0 PB: 0 CS: 0 | PA: 35 | | | | | | | | | | | | | | | |
| PITCHER | IP WLS BF H R ER SO BB IBB HBP BLK WP HR S P ERA WHIP | | | | | | | | | | | | | | | | | | | | | | | | | | | | | | | | | | |
| Eric Show, R ERA: 3.56 Mark Davis, L ERA: 2.3 | (1, 1) (9, 1) | 8.2 S | W 2 | 33 1 | 9 0 | 2 0 | 1 0 | 3 0 | 0 0 | 0 0 | 0 0 | 0 0 | 0 0 | 0 5 | 73 5 | 103 5 | 1.04 0.00 | 1.038 3.000 | | | | | | | | | | | | | | | | | |

New York Mets @ San Diego Padres
Jack Murphy Stadium, San Diego, CA
Tue May 23 1989, 10:05 PM EDT
Att: 32,678 - Unknown - 67 F

AB 35
R 2
H 10
RBI 2
BB 0
SO 3
LOB 11



| Batter | 1 | 2 | 3 | 4 | 5 | 6 | 7 | 8 | 9 | AB | R | H | RBI | BB | SO | LOB | BOTTOM | | | | | | | | | | | | | | | | | | |
|--|---|---------------------------------|------------------------------|----------------------------------|------------------------------|---------------------------------|-------------------------------|----------------------------------|------------------------------|---------------------------------|------------------------------|----------------------------------|------------------------------|----------------------------------|-------------------------------|----------------------------------|----------------------------------|------------------------------------|-------------------------|--------|--|--|--|--|--|--|--|--|--|--|--|--|--|--|--|
| John Kruk, L OBP: 0.342, SLG: 0.349 (1, 7) | K | | | HR | | K | | 1B | | 4 | 1 | 2 | 1 | 0 | 2 | 0 | | | | | | | | | | | | | | | | | | | |
| Roberto Alomar, S OBP: 0.308, SLG: 0.317 (1, 4) | G1-3 | | | WP G6-3 1B | | G3-1 | | P6 | | 4 | 1 | 1 | 0 | 0 | 0 | 1 | | | | | | | | | | | | | | | | | | | |
| Tony Gwynn, L OBP: 0.365, SLG: 0.422 (1, 8) | G6-3 | | | G6-3 BB | | G6-3 CS 1B | | | | 2 | 0 | 1 | 0 | 1 | 0 | 0 | | | | | | | | | | | | | | | | | | | |
| Jack Clark, R OBP: 0.391, SLG: 0.356 (1, 9) | | P2 | | G6-3 | | CS | K | | | 3 | 0 | 0 | 1 | 0 | 1 | 1 | | | | | | | | | | | | | | | | | | | |
| Rob Nelson, L OBP: 0.310, SLG: 0.316 (1, 3) | | F8 | | K | | | K | | | 3 | 0 | 0 | 0 | 0 | 2 | 1 | | | | | | | | | | | | | | | | | | | |
| Benito Santiago, R OBP: 0.252, SLG: 0.341 (1, 2) | | F9 | | G4-3 | | | F9 | | | 3 | 0 | 0 | 0 | 0 | 0 | 1 | | | | | | | | | | | | | | | | | | | |
| Luis Salazar, R OBP: 0.274, SLG: 0.355 (1, 5) | | | L6-3 1B | | | F8 | | HR | | 3 | 1 | 2 | 1 | 0 | 0 | 0 | | | | | | | | | | | | | | | | | | | |
| Garry Templeton, S OBP: 0.264, SLG: 0.336 (1, 6) | | | L6-3 1-2 | | | G5-3 | | G4-3 | | 3 | 0 | 0 | 0 | 0 | 0 | 1 | | | | | | | | | | | | | | | | | | | |
| Eric Show, R OBP: 0.174, SLG: 0.174 Mark Davis, L ERA: 1.99 (9, 1) | | | G6-3 | | | P6 | | G3 | | 3 | 0 | 0 | 0 | 0 | 0 | 0 | | | | | | | | | | | | | | | | | | | |
| | | | | | | | | | | 0 | 0 | 0 | 0 | 0 | 0 | 0 | | | | | | | | | | | | | | | | | | | |
| Inning Stats | R: 0 E: 0 K: 1 S: 8 | H: 0 LOB: 0 BB: 0 P: 8 | R: 0 E: 0 K: 0 S: 6 | H: 0 LOB: 0 BB: 0 P: 10 | R: 0 E: 0 K: 0 S: 5 | H: 1 LOB: 0 BB: 0 P: 6 | R: 2 E: 0 K: 1 S: 18 | H: 2 LOB: 1 BB: 1 P: 33 | R: 0 E: 0 K: 0 S: 5 | H: 0 LOB: 0 BB: 0 P: 5 | R: 0 E: 0 K: 1 S: 9 | H: 1 LOB: 0 BB: 0 P: 12 | R: 0 E: 0 K: 2 S: 9 | H: 0 LOB: 0 BB: 0 P: 15 | R: 1 E: 0 K: 0 S: 16 | H: 2 LOB: 1 BB: 0 P: 22 | 1B: 4 2B: 1 3B: 0 HR: 2 | SF: 0 SAC: 0 DP: 1 HBP: 0 | WP: 1 PB: 0 CS: 1 | PA: 30 | | | | | | | | | | | | | | | |
| PITCHER | IP WLS BF H R ER SO BB IBB HBP BLK WP HR S P ERA WHIP | | | | | | | | | | | | | | | | | | | | | | | | | | | | | | | | | | |
| Dwight Gooden, R ERA: 2.21 Don Aase, R ERA: 1.99 (8, 1) | (1, 1) (8, 1) | 7.0 L | 24 5 | 4 2 | 2 1 | 2 1 | 5 0 | 0 0 | 0 0 | 0 0 | 0 0 | 0 0 | 0 0 | 0 0 | 1 16 | 60 22 | 2.57 9.00 | 0.714 2.000 | | | | | | | | | | | | | | | | | |


New York Mets @ San Diego Padres
Jack Murphy Stadium, San Diego, CA
Tue May 23 1989, 10:05 PM EDT
Att: 32,678 - Unknown - 67 F


AB 28
R 3
H 6
RBI 3
BB 1
SO 5
LOB 5



| Batter | 1 | 2 | 3 | 4 | 5 | 6 | 7 | 8 | 9 | AB R H RBI BB SO LOB | TOP | | | | | | | | | | | | |
|---|---|----------------------------------|------------------------------|---------------------------------|-------------------------------|----------------------------------|-------------------------------|----------------------------------|-------------------------------|----------------------------------|---|----------------------------------|---|---------------------------------|-------------------------------|----------------------------------|-------------------------------|----------------------------------|----------------------------------|------------------------------------|----------------------------------|--------|--|
| Mookie Wilson, S (1, 8) OBP: 0.204, SLG: 0.283 | | | | | | | | | | 5 0 1 0 0 2 0 | <p>New York Mets @ San Diego Padres Jack Murphy Stadium, San Diego, CA Wed May 24 1989, 10:05 PM EDT Att: 26,766 - Unknown</p> <p>livebaseballscores.com</p> <p>AB 38 R 3 H 9 RBI 3 BB 2 SO 8 LOB 19</p> | | | | | | | | | | | | |
| Gregg Jefferies, S (1, 4) OBP: 0.221, SLG: 0.262 | | | | | | | | | | 5 1 2 0 0 0 1 | | | | | | | | | | | | | |
| Howard Johnson, S (1, 5) OBP: 0.365, SLG: 0.522 | | | | | | | | | | 5 0 1 1 0 1 2 | | | | | | | | | | | | | |
| Darryl Strawberry, L (1, 9) OBP: 0.308, SLG: 0.493 | | | | | | | | | | 5 0 0 0 0 1 3 | | | | | | | | | | | | | |
| Kevin McReynolds, R (1, 7) OBP: 0.347, SLG: 0.417 | | | | | | | | | | 4 1 2 1 0 0 2 | | | | | | | | | | | | | |
| Tim Lincecum, R (1, 3) | | | | | | | | | | 3 0 1 0 1 1 1 | | | | | | | | | | | | | |
| Barry Lyons, R (1, 2) OBP: 0.344, SLG: 0.446 | | | | | | | | | | 4 0 1 0 0 1 3 | | | | | | | | | | | | | |
| Kevin Elster, R (1, 6) OBP: 0.295, SLG: 0.303 | | | | | | | | | | 3 0 0 0 1 0 4 | | | | | | | | | | | | | |
| Ron Darling, R (1, 1) OBP: 0.100, SLG: 0.150 | | | | | | | | | | 2 0 0 0 0 1 1 | | | | | | | | | | | | | |
| Mark Carreon, R (7, PH) OBP: 0.375, SLG: 0.714 | | | | | | | | | | 1 1 1 1 0 0 0 | | | | | | | | | | | | | |
| Rick Aguilera, R (7, 1) | | | | | | | | | | 1 0 0 0 0 1 2 | | | | | | | | | | | | | |
| Inning Stats | R: 0 E: 1 K: 1 S: 11 | H: 1 LOB: 2 BB: 0 P: 18 | R: 0 E: 0 K: 1 S: 7 | H: 1 LOB: 1 BB: 0 P: 8 | R: 0 E: 0 K: 0 S: 10 | H: 0 LOB: 0 BB: 0 P: 12 | R: 0 E: 1 K: 1 S: 11 | H: 1 LOB: 2 BB: 0 P: 16 | R: 1 E: 0 K: 1 S: 11 | H: 2 LOB: 1 BB: 0 P: 13 | R: 0 E: 0 K: 0 S: 7 | H: 1 LOB: 1 BB: 0 P: 11 | R: 1 E: 0 K: 0 S: 4 | H: 1 LOB: 0 BB: 0 P: 6 | R: 1 E: 0 K: 3 S: 16 | H: 1 LOB: 2 BB: 0 P: 32 | R: 0 E: 0 K: 1 S: 10 | H: 1 LOB: 1 BB: 0 P: 13 | 1B: 5 2B: 2 3B: 0 HR: 2 | SF: 0 SAC: 0 DP: 0 HBP: 0 | WP: 0 PB: 0 SB: 1 CS: 0 | PA: 40 | |
| PITCHER | IP WLS BF H R ER SO BB IBB HBP BLK WP HR S P ERA WHIP | | | | | | | | | | | PITCHER | IP WLS BF H R ER SO BB IBB HBP BLK WP HR S P ERA WHIP | | | | | | | | | | |
| Bruce Hurst, L (1, 1) ERA: 3.66 | 7.0 L 30 7 2 2 4 0 0 0 0 0 1 61 84 2.57 1.000 | | | | | | | | | | | | | | | | | | | | | | |
| Gregg Harris, R (8, 1) ERA: 1.19 | 2.0 10 2 1 1 4 1 1 0 0 0 1 26 45 4.50 1.500 | | | | | | | | | | | | | | | | | | | | | | |

| Batter | 1 | 2 | 3 | 4 | 5 | 6 | 7 | 8 | 9 | AB R H RBI BB SO LOB | BOTTOM | | | | | | | | | | | | |
|---|---|----------------------------------|------------------------------|----------------------------------|------------------------------|----------------------------------|-------------------------------|----------------------------------|------------------------------|---------------------------------|--|----------------------------------|---|----------------------------------|------------------------------|----------------------------------|-------------------------------|----------------------------------|----------------------------------|------------------------------------|----------------------------------|--------|--|
| John Kruk, L (1, 7) OBP: 0.325, SLG: 0.328 | | | | | | | | | | 4 0 0 0 0 2 0 | <p>New York Mets @ San Diego Padres Jack Murphy Stadium, San Diego, CA Wed May 24 1989, 10:05 PM EDT Att: 26,766 - Unknown</p> <p>livebaseballscores.com</p> <p>AB 33 R 0 H 8 RBI 0 BB 3 SO 13 LOB 14</p> | | | | | | | | | | | | |
| Roberto Alomar, S (1, 4) OBP: 0.307, SLG: 0.316 | | | | | | | | | | 4 0 1 0 0 0 0 | | | | | | | | | | | | | |
| Tony Gwynn, L (1, 8) OBP: 0.373, SLG: 0.439 | | | | | | | | | | 4 0 3 0 0 0 1 | | | | | | | | | | | | | |
| Jack Clark, R (1, 9) OBP: 0.388, SLG: 0.348 | | | | | | | | | | 3 0 0 0 1 2 3 | | | | | | | | | | | | | |
| Rob Nelson, L (1, 3) OBP: 0.326, SLG: 0.300 | | | | | | | | | | 2 0 0 0 2 2 2 | | | | | | | | | | | | | |
| Benito Santiago, R (1, 2) OBP: 0.252, SLG: 0.338 | | | | | | | | | | 4 0 1 0 0 1 3 | | | | | | | | | | | | | |
| Luis Salazar, R (1, 5) OBP: 0.282, SLG: 0.360 | | | | | | | | | | 4 0 2 0 0 1 0 | | | | | | | | | | | | | |
| Garry Templeton, S (1, 6) OBP: 0.264, SLG: 0.333 | | | | | | | | | | 4 0 1 0 0 3 2 | | | | | | | | | | | | | |
| Bruce Hurst, L (1, 1) OBP: 0.125, SLG: 0.045 | | | | | | | | | | 2 0 0 0 0 1 0 | | | | | | | | | | | | | |
| Manveer Wynne, L (7, PH) OBP: 0.259, SLG: 0.416 | | | | | | | | | | 1 0 0 0 0 1 1 | | | | | | | | | | | | | |
| Greg Harris, R (8, 1) ERA: 0.96 | | | | | | | | | | 0 0 0 0 0 0 0 | | | | | | | | | | | | | |
| Carmelo Martinez, R (9, PH) OBP: 0.279, SLG: 0.336 | | | | | | | | | | 1 0 0 0 0 0 2 | | | | | | | | | | | | | |
| Inning Stats | R: 0 E: 0 K: 1 S: 7 | H: 1 LOB: 1 BB: 0 P: 11 | R: 0 E: 0 K: 0 S: 7 | H: 1 LOB: 0 BB: 1 P: 14 | R: 0 E: 0 K: 2 S: 9 | H: 0 LOB: 0 BB: 0 P: 13 | R: 0 E: 0 K: 1 S: 10 | H: 1 LOB: 2 BB: 1 P: 18 | R: 0 E: 0 K: 1 S: 7 | H: 0 LOB: 0 BB: 0 P: 9 | R: 0 E: 0 K: 2 S: 12 | H: 1 LOB: 1 BB: 1 P: 24 | R: 0 E: 0 K: 3 S: 16 | H: 1 LOB: 1 BB: 0 P: 22 | R: 0 E: 0 K: 1 S: 9 | H: 1 LOB: 0 BB: 0 P: 12 | R: 0 E: 0 K: 2 S: 11 | H: 2 LOB: 2 BB: 0 P: 14 | 1B: 7 2B: 0 3B: 1 HR: 0 | SF: 0 SAC: 0 DP: 1 HBP: 0 | WP: 1 PB: 0 SB: 0 CS: 1 | PA: 37 | |
| PITCHER | IP WLS BF H R ER SO BB IBB HBP BLK WP HR S P ERA WHIP | | | | | | | | | | | PITCHER | IP WLS BF H R ER SO BB IBB HBP BLK WP HR S P ERA WHIP | | | | | | | | | | |
| Ron Darling, R (1, 1) ERA: 4.22 | 6.0 W 23 4 0 0 7 3 0 0 0 0 0 52 89 0.00 1.167 | | | | | | | | | | | | | | | | | | | | | | |
| Rick Aguilera, R (7, 1) ERA: 0.96 | 3.0 S 13 4 0 0 6 0 0 0 0 0 0 36 48 0.00 1.333 | | | | | | | | | | | | | | | | | | | | | | |

| Batter | 1 | 2 | 3 | 4 | 5 | 6 | 7 | 8 | 9 | AB | R | H | RBI | BB | SO | LOB | TOP | | | | | |
|---|---|---------------------------------|-------------------------------|----------------------------------|------------------------------|----------------------------------|------------------------------|---------------------------------|------------------------------|----------------------------------|------------------------------|---------------------------------|-------------------------------|----------------------------------|------------------------------|----------------------------------|---|----------------------------------|----------------------------------|------------------------------------|----------------------------------|--------|
| Lenny Dykstra, L OBP: 0.365, SLG: 0.402 (1, 8) | G4-3 | F8 | | | F8 | | | 1B | | 4 | 0 | 1 | 0 | 0 | 0 | 3 | <p>New York Mets @ San Diego Padres Jack Murphy Stadium, San Diego, CA</p> <p>Thu May 25 1989, 6:33 AM EDT Att: 28,102 - Sunny</p> <p>livebaseballscores.com</p> <p>AB 34 R 1 H 8 RBI 1 BB 2 SO 7 LOB 14</p>  | | | | | |
| Gregg Jefferies, S OBP: 0.215, SLG: 0.254 (1, 4) | G3 | | G3-1 | | G4-3 | | | F9 | | 4 | 0 | 0 | 0 | 0 | 0 | 1 | | | | | | |
| Howard Johnson, S OBP: 0.356, SLG: 0.507 (1, 5) | K | | F9 | | P4 | | | P2 | | 4 | 0 | 0 | 0 | 0 | 1 | 1 | | | | | | |
| Darryl Strawberry, L OBP: 0.307, SLG: 0.507 (1, 9) | | | G4-3 | | G4-3 | | | K | | 4 | 1 | 1 | 1 | 0 | 1 | 1 | | | | | | |
| Kevin McReynolds, R OBP: 0.345, SLG: 0.413 (1, 7) | | G6-3 | | B2 | | | | P3 | | 4 | 0 | 1 | 0 | 0 | 0 | 0 | | | | | | |
| Dave Magadan, L OBP: 0.342, SLG: 0.433 (1, 3) | | | | G4-3 | | | G3 | | | 3 | 0 | 1 | 0 | 0 | 0 | 0 | | | | | | |
| Mark Carreon, R OBP: 0.333, SLG: 0.625 (9, PH) | | 1B | | | | | | 1B | | 1 | 0 | 0 | 0 | 0 | 1 | 1 | | | | | | |
| Mackey Sasser, L OBP: 0.269, SLG: 0.440 (1, 2) | | | | | | | | | | 3 | 0 | 3 | 0 | 0 | 0 | 0 | | | | | | |
| Tim Teufel, R OBP: 0.378, SLG: 0.279 (9, PH) | | 1B | | | | | | 2B | | 0 | 0 | 0 | 0 | 0 | 1 | 0 | | | | | | |
| Keith Miller, R (1, 6) | | | | | | | | | | 2 | 0 | 0 | 0 | 0 | 2 | 3 | | | | | | |
| Lee Mazzilli, S OBP: 0.360, SLG: 0.278 (7, PH) | | K | | | | | | | | 1 | 0 | 0 | 0 | 0 | 1 | 1 | | | | | | |
| Roger McDowell, R (7, 1) | | | | | | | | | | 0 | 0 | 0 | 0 | 0 | 0 | 0 | | | | | | |
| Barry Lyons, R OBP: 0.355, SLG: 0.456 (9, PH) | | | | | | | | | | 1 | 0 | 1 | 0 | 0 | 0 | 0 | | | | | | |
| David Cone, L OBP: 0.273, SLG: 0.200 (1, 1) | | | | | | | | | | 1 | 0 | 0 | 0 | 1 | 0 | 0 | | | | | | |
| Mookie Wilson, S OBP: 0.262, SLG: 0.280 (7, PH) | | | | | | | | | | 1 | 0 | 0 | 0 | 0 | 0 | 1 | | | | | | |
| Kevin Elster, R OBP: 0.293, SLG: 0.300 (7, 6) | | | | | | | | | | 1 | 0 | 0 | 0 | 0 | 1 | 2 | | | | | | |
| Inning Stats | R: 0 E: 0 K: 1 S: 6 | H: 0 LOB: 0 BB: 0 P: 7 | R: 1 E: 0 K: 1 S: 20 | H: 3 LOB: 3 BB: 1 P: 27 | R: 0 E: 0 K: 0 S: 7 | H: 0 LOB: 0 BB: 0 P: 10 | R: 0 E: 0 K: 1 S: 7 | H: 1 LOB: 1 BB: 0 P: 9 | R: 0 E: 0 K: 0 S: 7 | H: 0 LOB: 0 BB: 0 P: 11 | R: 0 E: 0 K: 0 S: 6 | H: 0 LOB: 0 BB: 0 P: 7 | R: 0 E: 0 K: 1 S: 10 | H: 1 LOB: 1 BB: 0 P: 16 | R: 0 E: 0 K: 1 S: 9 | H: 1 LOB: 1 BB: 0 P: 12 | R: 0 E: 0 K: 2 S: 17 | H: 2 LOB: 2 BB: 1 P: 30 | 1B: 6 2B: 1 3B: 0 HR: 1 | SF: 0 SAC: 0 DP: 0 HBP: 0 | WP: 0 PB: 0 SB: 1 CS: 1 | PA: 36 |
| PITCHER | IP WLS BF H R ER SO BB IBB HBP BLK WP HR S P ERA WHIP | | | | | | | | | | | | | | | | | | | | | |
| Ed Whitson, R ERA: 2.27 (1, 1) | 7.2 W 30 6 1 1 4 1 0 0 0 0 1 69 96 1.17 0.913 | | | | | | | | | | | | | | | | | | | | | |
| Mark Davis, L ERA: 2.2 (8, 1) | 1.1 S 6 2 0 0 3 1 0 0 0 0 0 20 33 0.00 2.250 | | | | | | | | | | | | | | | | | | | | | |

| Batter | 1 | 2 | 3 | 4 | 5 | 6 | 7 | 8 | 9 | AB | R | H | RBI | BB | SO | LOB | BOTTOM | | | | |
|---|---|----------------------------------|-------------------------------|----------------------------------|-------------------------------|----------------------------------|------------------------------|----------------------------------|-------------------------------|----------------------------------|------------------------------|----------------------------------|------------------------------|---------------------------------|------------------------------|---------------------------------|--|----------------------------------|------------------------------------|----------------------------------|--------|
| Marvell Wynne, L OBP: 0.284, SLG: 0.441 (1, 7) | G6-3 | | HR | | G1-3 | | | G4-3 | | 4 | 1 | 1 | 1 | 0 | 0 | 0 | <p>New York Mets @ San Diego Padres Jack Murphy Stadium, San Diego, CA</p> <p>Thu May 25 1989, 6:33 AM EDT Att: 28,102 - Sunny</p> <p>livebaseballscores.com</p> <p>AB 28 R 2 H 5 RBI 2 BB 2 SO 8 LOB 7</p>  | | | | |
| Roberto Alomar, S OBP: 0.311, SLG: 0.316 (1, 4) | E6 | | 2B | | | | | G4-3 | | 3 | 1 | 1 | 0 | 1 | 0 | 0 | | | | | |
| Tony Gwynn, L OBP: 0.375, SLG: 0.446 (1, 8) | 1B | | 1B | | | | | G1 | | 4 | 0 | 2 | 1 | 0 | 0 | 1 | | | | | |
| Rob Nelson, L OBP: 0.327, SLG: 0.286 (1, 3) | K | | K | | | | | | | 2 | 0 | 0 | 0 | 1 | 2 | 2 | | | | | |
| John Kruk, L OBP: 0.313, SLG: 0.314 (1, 9) | K | | | | G6-3 | | | G6-3 | | 3 | 0 | 0 | 0 | 0 | 1 | 3 | | | | | |
| Luis Salazar, R OBP: 0.275, SLG: 0.350 (1, 5) | | K | | | F9 | | | F8 | | 3 | 0 | 0 | 0 | 0 | 1 | 0 | | | | | |
| Mark Parent, R OBP: 0.250, SLG: 0.465 (1, 2) | | K | | | K | | | F8 | | 3 | 0 | 0 | 0 | 0 | 2 | 0 | | | | | |
| Garry Templeton, S OBP: 0.265, SLG: 0.333 (1, 6) | | L7 | | | | | | 1B | | 3 | 0 | 1 | 0 | 0 | 0 | 0 | | | | | |
| Ed Whitson, R OBP: 0.148, SLG: 0.154 (1, 1) | | | | | | | | | | 3 | 0 | 0 | 0 | 0 | 2 | 1 | | | | | |
| Mark Davis, L ERA: 2.61 (8, 1) | | | | | P3 | | | K | | 0 | 0 | 0 | 0 | 0 | 0 | 0 | | | | | |
| Inning Stats | R: 0 E: 1 K: 2 S: 21 | H: 1 LOB: 2 BB: 0 P: 32 | R: 0 E: 0 K: 2 S: 15 | H: 0 LOB: 0 BB: 0 P: 21 | R: 2 E: 0 K: 1 S: 10 | H: 3 LOB: 0 BB: 0 P: 15 | R: 0 E: 0 K: 1 S: 8 | H: 0 LOB: 0 BB: 0 P: 10 | R: 0 E: 0 K: 0 S: 10 | H: 0 LOB: 1 BB: 2 P: 17 | R: 0 E: 0 K: 1 S: 7 | H: 1 LOB: 1 BB: 0 P: 10 | R: 0 E: 0 K: 0 S: 5 | H: 0 LOB: 0 BB: 0 P: 8 | R: 0 E: 0 K: 0 S: 5 | H: 0 LOB: 0 BB: 0 P: 8 | | 1B: 3 2B: 1 3B: 0 HR: 1 | SF: 0 SAC: 0 DP: 0 HBP: 0 | WP: 0 PB: 0 SB: 1 CS: 1 | PA: 30 |
| PITCHER | IP WLS BF H R ER SO BB IBB HBP BLK WP HR S P ERA WHIP | | | | | | | | | | | | | | | | | | | | |
| David Cone, R ERA: 3.13 (1, 1) | 6.0 L 23 4 2 2 7 2 0 0 0 0 0 72 108 3.00 1.000 | | | | | | | | | | | | | | | | | | | | |
| Roger McDowell, R ERA: 2.61 (7, 1) | 2.0 7 1 0 0 1 0 0 0 0 0 0 12 18 0.00 0.500 | | | | | | | | | | | | | | | | | | | | |

| Batter | 1 | 2 | 3 | 4 | 5 | 6 | 7 | 8 | 9 | AB | R | H | RBI | BB | SO | LOB | TOP | | | | | | | | |
|---|------------------------------|----------------------------------|-------------------------------|----------------------------------|------------------------------|----------------------------------|------------------------------|---------------------------------|-------------------------------|----------------------------------|-------------------------------|----------------------------------|-------------------------------|----------------------------------|------------------------------|---------------------------------|---|----------------------------------|----------------------------------|------------------------------------|----------------------------------|--------|--|--|--|
| Mookie Wilson, S OBP: 0.220, SLG: 0.305 (1, 7) | | | | | | | | | | 5 | 0 | 3 | 2 | 0 | 1 | 0 | New York Mets @ Los Angeles Dodgers Dodger Stadium, Los Angeles, CA Fri May 26 1989, 7:05 PM PDT Att: 47,034 - Unknown | | | | | | | | |
| Lenny Dykstra, L OBP: 0.398, SLG: 0.405 (1, 8) | | | | | | | | | | 4 | 2 | 1 | 0 | 0 | 1 | 3 | | | | | | | | | |
| Gregg Jefferies, S OBP: 0.214, SLG: 0.259 (1, 4) | | | | | | | | | | 5 | 1 | 1 | 0 | 0 | 0 | 2 | | | | | | | | | |
| Darryl Strawberry, L OBP: 0.310, SLG: 0.517 (1, 9) | | | | | | | | | | 5 | 1 | 2 | 3 | 0 | 1 | 1 | | | | | | | | | |
| Howard Johnson, S OBP: 0.358, SLG: 0.521 (1, 5) | | | | | | | | | | 4 | 2 | 1 | 1 | 1 | 1 | 1 | | | | | | | | | |
| Dave Magadan, L OBP: 0.338, SLG: 0.414 (1, 3) | | | | | | | | | | 3 | 0 | 0 | 0 | 1 | 1 | 1 | | | | | | | | | |
| Barry Lyons, R OBP: 0.364, SLG: 0.459 (1, 2) | | | | | | | | | | 4 | 1 | 2 | 1 | 0 | 0 | 1 | | | | | | | | | |
| Kevin Elster, R OBP: 0.299, SLG: 0.315 (1, 6) | | | | | | | | | | 4 | 1 | 2 | 0 | 0 | 0 | 0 | | | | | | | | | |
| Bob Ojeda, L OBP: 0.235, SLG: 0.188 (1, 1) | | | | | | | | | | 3 | 0 | 0 | 0 | 0 | 1 | 2 | | | | | | | | | |
| Inning Stats | R: 0 E: 0 K: 1 S: 8 | H: 1 LOB: 1 BB: 0 P: 11 | R: 3 E: 0 K: 0 S: 13 | H: 3 LOB: 1 BB: 1 P: 23 | R: 1 E: 0 K: 0 S: 7 | H: 1 LOB: 1 BB: 1 P: 14 | R: 0 E: 0 K: 0 S: 6 | H: 0 LOB: 0 BB: 0 P: 9 | R: 3 E: 1 K: 2 S: 17 | H: 4 LOB: 2 BB: 0 P: 25 | R: 1 E: 0 K: 2 S: 11 | H: 2 LOB: 1 BB: 0 P: 16 | R: 0 E: 0 K: 0 S: 11 | H: 0 LOB: 0 BB: 0 P: 18 | R: 0 E: 0 K: 0 S: 4 | H: 1 LOB: 0 BB: 0 P: 6 | R: 0 E: 0 K: 1 S: 7 | H: 0 LOB: 0 BB: 0 P: 10 | 1B: 5 2B: 6 3B: 0 HR: 1 | SF: 0 SAC: 1 DP: 1 HBP: 1 | WP: 0 PB: 0 SB: 0 CS: 0 | PA: 41 | | | |
| PITCHER | IP | WLS | BF | H | R | ER | SO | BB | IBB | HBP | BLK | WP | HR | S | P | ERA | WHIP | | | | | | | | |
| Orel Hershiser, R ERA: 2.47 (1, 1) | 5.0 | L | 27 | 9 | 7 | 7 | 3 | 2 | 0 | 1 | 1 | 0 | 1 | 51 | 82 | 12.60 | 2.200 | | | | | | | | |
| Ricky Horton, L ERA: 3.73 (6, 1) | 3.0 | | 11 | 3 | 1 | 1 | 2 | 0 | 0 | 0 | 0 | 0 | 0 | 26 | 40 | 3.00 | 1.000 | | | | | | | | |
| Ray Searage, L ERA: 1.23 (9, 1) | 1.0 | | 3 | 0 | 0 | 0 | 1 | 0 | 0 | 0 | 0 | 0 | 0 | 7 | 10 | 0.00 | 0.000 | | | | | | | | |

| Batter | 1 | 2 | 3 | 4 | 5 | 6 | 7 | 8 | 9 | AB | R | H | RBI | BB | SO | LOB | BOTTOM | | | | | | | | |
|---|------------------------------|----------------------------------|------------------------------|----------------------------------|------------------------------|----------------------------------|------------------------------|----------------------------------|------------------------------|----------------------------------|------------------------------|----------------------------------|------------------------------|---------------------------------|-------------------------------|----------------------------------|---|----------------------------------|----------------------------------|------------------------------------|----------------------------------|--------|--|--|--|
| Willie Randolph, R OBP: 0.356, SLG: 0.252 (1, 4) | | | | | | | | | | 4 | 0 | 2 | 0 | 0 | 0 | 2 | New York Mets @ Los Angeles Dodgers Dodger Stadium, Los Angeles, CA Fri May 26 1989, 7:05 PM PDT Att: 47,034 - Unknown | | | | | | | | |
| Mickey Hatcher, R OBP: 0.289, SLG: 0.341 (1, 7) | | | | | | | | | | 4 | 0 | 1 | 0 | 0 | 0 | 3 | | | | | | | | | |
| Kirk Gibson, L OBP: 0.368, SLG: 0.444 (1, 8) | | | | | | | | | | 3 | 0 | 0 | 0 | 0 | 0 | 2 | | | | | | | | | |
| Chris Gwynn, L OBP: 0.314, SLG: 0.406 (7, 8) | | | | | | | | | | 1 | 0 | 0 | 0 | 0 | 0 | 2 | | | | | | | | | |
| Eddie Murray, S OBP: 0.365, SLG: 0.455 (1, 3) | | | | | | | | | | 3 | 0 | 0 | 0 | 0 | 0 | 1 | | | | | | | | | |
| Franklin Stubbs, L OBP: 0.353, SLG: 0.333 (8, 3) | | | | | | | | | | 1 | 0 | 0 | 0 | 0 | 0 | 0 | | | | | | | | | |
| Mike Marshall, R OBP: 0.316, SLG: 0.364 (1, 9) | | | | | | | | | | 1 | 0 | 0 | 0 | 0 | 1 | 0 | | | | | | | | | |
| Mike Davis, L OBP: 0.305, SLG: 0.377 (6, 9) | | | | | | | | | | 2 | 1 | 1 | 0 | 0 | 0 | 0 | | | | | | | | | |
| Jeff Hamilton, R OBP: 0.276, SLG: 0.370 (1, 5) | | | | | | | | | | 4 | 0 | 0 | 0 | 0 | 1 | 2 | | | | | | | | | |
| Mike Scioscia, L OBP: 0.360, SLG: 0.395 (1, 2) | | | | | | | | | | 4 | 1 | 2 | 2 | 0 | 1 | 0 | | | | | | | | | |
| Mariano Duncan, R OBP: 0.238, SLG: 0.290 (1, 6) | | | | | | | | | | 2 | 0 | 0 | 0 | 0 | 0 | 0 | | | | | | | | | |
| Ricky Horton, L (6, 1) | | | | | | | | | | 0 | 0 | 0 | 0 | 0 | 0 | 0 | | | | | | | | | |
| John Shelby, S OBP: 0.261, SLG: 0.197 (8, PH) | | | | | | | | | | 1 | 0 | 0 | 0 | 0 | 0 | 0 | | | | | | | | | |
| Ray Searage, L (9, 1) | | | | | | | | | | 0 | 0 | 0 | 0 | 0 | 0 | 0 | | | | | | | | | |
| Rick Dempsey, R OBP: 0.356, SLG: 0.306 (9, PH) | | | | | | | | | | 1 | 0 | 0 | 0 | 0 | 0 | 1 | | | | | | | | | |
| Orel Hershiser, R OBP: 0.207, SLG: 0.379 (1, 1) | | | | | | | | | | 1 | 0 | 1 | 0 | 0 | 0 | 0 | | | | | | | | | |
| Dave Anderson, R OBP: 0.237, SLG: 0.137 (6, 6) | | | | | | | | | | 1 | 0 | 0 | 0 | 1 | 0 | 0 | | | | | | | | | |
| Inning Stats | R: 0 E: 0 K: 0 S: 8 | H: 1 LOB: 0 BB: 0 P: 12 | R: 0 E: 0 K: 0 S: 6 | H: 0 LOB: 0 BB: 0 P: 10 | R: 0 E: 0 K: 0 S: 6 | H: 1 LOB: 1 BB: 0 P: 10 | R: 0 E: 0 K: 1 S: 6 | H: 0 LOB: 0 BB: 0 P: 10 | R: 0 E: 0 K: 2 S: 8 | H: 0 LOB: 0 BB: 0 P: 14 | R: 0 E: 0 K: 0 S: 6 | H: 0 LOB: 0 BB: 1 P: 11 | R: 0 E: 0 K: 0 S: 5 | H: 0 LOB: 0 BB: 0 P: 6 | R: 1 E: 0 K: 0 S: 14 | H: 3 LOB: 2 BB: 0 P: 22 | R: 1 E: 0 K: 0 S: 12 | H: 2 LOB: 1 BB: 0 P: 19 | 1B: 4 2B: 3 3B: 0 HR: 1 | SF: 0 SAC: 0 DP: 1 HBP: 1 | WP: 0 PB: 0 SB: 0 CS: 0 | PA: 35 | | | |
| PITCHER | IP | WLS | BF | H | R | ER | SO | BB | IBB | HBP | BLK | WP | HR | S | P | ERA | WHIP | | | | | | | | |
| Bob Ojeda, L ERA: 3.71 (1, 1) | 9.0 | W | 35 | 7 | 2 | 2 | 3 | 1 | 0 | 1 | 0 | 0 | 1 | 71 | 114 | 2.00 | 0.889 | | | | | | | | |

| | |
|-----|----|
| AB | 37 |
| R | 8 |
| H | 12 |
| RBI | 7 |
| BB | 2 |
| SO | 6 |
| LOB | 11 |



| | |
|-----|----|
| AB | 33 |
| R | 2 |
| H | 7 |
| RBI | 2 |
| BB | 1 |
| SO | 3 |
| LOB | 13 |



| Batter | 1 | 2 | 3 | 4 | 5 | 6 | 7 | 8 | 9 | AB | R | H | RBI | BB | SO | LOB | TOP | | | | |
|--|---|---|---|----------------------------------|-------------------------------|----------------------------------|------------------------------|----------------------------------|-------------------------------|----------------------------------|-------------------------------|----------------------------------|-------------------------------|----------------------------------|-------------------------------|----------------------------------|----------------------------------|------------------------------------|----------------------------------|--------|--|
| Lenny Dykstra, L OBP: 0.374, SLG: 0.410 Mookie Wilson, S OBP: 0.225, SLG: 0.296 | 4-1 S 2B BB | 0-3 K | | | 0-0 2B | | | 1-1 G5-3 | | 2 | 1 | 1 | 0 | 1 | 1 | 2 | | | | | |
| Howard Johnson, S OBP: 0.348, SLG: 0.516 | 2-1 F7 | | 1-0 F7 | | 1-0 G3 | | | 2-2 2B | | 4 | 0 | 1 | 0 | 0 | 0 | 2 | | | | | |
| Darryl Strawberry, L OBP: 0.309, SLG: 0.500 | 1-1 1-H 2B | | 4-2 CS BB | | 3-2 1B | | | 0-1 G3-1 | | 3 | 0 | 2 | 1 | 1 | 0 | 1 | | | | | |
| Kevin McReynolds, R OBP: 0.339, SLG: 0.402 | 1-0 F9 | | 2-3 K | | 0-0 F7 | | | 1-1 P6 | | 4 | 0 | 0 | 0 | 0 | 1 | 3 | | | | | |
| Dave Magadan, L OBP: 0.356, SLG: 0.418 Keith Miller, R OBP: 0.379, SLG: 0.292 | 0-1 F7 | | 1-2 F8 | | 0-3 K | | | 0-2 FC6-4 1B | | 4 | 0 | 1 | 0 | 0 | 1 | 1 | | | | | |
| Gregg Jefferies, S OBP: 0.212, SLG: 0.260 | | 1-2 SH5-4 1B | | 1-0 P7 | | | 2-2 P6 | 0-2 FC6-4 1B | | 4 | 1 | 1 | 0 | 0 | 0 | 1 | | | | | |
| Barry Lyons, R OBP: 0.360, SLG: 0.443 | | 0-0 SH5-4 1B | | 2-3 K | | | 1-2 G4-3 | 0-0 FC6 1B | | 4 | 0 | 2 | 0 | 0 | 1 | 0 | | | | | |
| Kevin Elster, R OBP: 0.290, SLG: 0.303 Tim Teufel, R OBP: 0.370, SLG: 0.292 | | 0-2 F8 | | 0-1 F9 | | | 1-2 1B | 3-2 FC6 1-2 2-H | | 3 | 0 | 1 | 0 | 0 | 0 | 2 | | | | | |
| Ron Darling, R OBP: 0.095, SLG: 0.143 Lee Mazzilli, S OBP: 0.357, SLG: 0.250 Don Aase, R OBP: 0.300, SLG: 0.556 | | 0-1 SH5-4 | | 2-3 K | | | 3-1 P6 | 0-2 L4 | | 1 | 0 | 0 | 0 | 0 | 1 | 0 | | | | | |
| Inning Stats | R: 1 E: 0 K: 0 S: 8 | H: 1 LOB: 1 BB: 1 P: 16 | R: 0 E: 0 K: 1 S: 12 | H: 2 LOB: 2 BB: 0 P: 13 | R: 0 E: 0 K: 1 S: 10 | H: 0 LOB: 0 BB: 1 P: 17 | R: 0 E: 0 K: 1 S: 8 | H: 0 LOB: 0 BB: 0 P: 12 | R: 0 E: 0 K: 1 S: 10 | H: 1 LOB: 1 BB: 0 P: 11 | R: 0 E: 0 K: 0 S: 13 | H: 1 LOB: 1 BB: 0 P: 20 | R: 0 E: 0 K: 0 S: 11 | H: 1 LOB: 1 BB: 0 P: 15 | R: 1 E: 1 K: 0 S: 13 | H: 2 LOB: 2 BB: 0 P: 16 | 1B: 6 2B: 3 3B: 0 HR: 0 | SF: 0 SAC: 1 DP: 0 HBP: 0 | WP: 0 PB: 0 SB: 1 CS: 1 | PA: 36 | |
| PITCHER | IP WLS BF H R ER SO BB IBB HBP BLK WP HR S P ERA WHIP | 7.0 W 27 6 1 1 5 2 0 0 0 0 0 0 69 102 1.29 1.143 | 2.0 S 9 3 1 0 0 0 0 0 0 0 0 0 24 31 0.00 1.500 | | | | | | | | | | | | | | | | | | |

New York Mets @ San Francisco Giants
Candlestick Park, San Francisco, CA
Mon May 29 1989, 6:33 AM EDT
Att: 38,899 - Sunny

AB 33
R 2
H 9
RBI 1
BB 2
SO 5
LOB 16



| Batter | 1 | 2 | 3 | 4 | 5 | 6 | 7 | 8 | 9 | AB | R | H | RBI | BB | SO | LOB | BOTTOM | | | | |
|---|---|--|---|----------------------------------|------------------------------|----------------------------------|-------------------------------|----------------------------------|------------------------------|----------------------------------|-------------------------------|----------------------------------|------------------------------|----------------------------------|-------------------------------|----------------------------------|----------------------------------|------------------------------------|----------------------------------|--------|--|
| Brett Butler, L OBP: 0.387, SLG: 0.367 | 2-1 P6-4 G6-3 1B | | 4-0 FC6-5 2B BB | | 2-3 K2-3 | | 0-2 SF8 | 1-0 SF8 | | 2 | 1 | 1 | 2 | 1 | 1 | 2 | | | | | |
| Robby Thompson, R OBP: 0.342, SLG: 0.460 | 0-0 G6-3 | | 0-1 FC6-5 2B 1-2 2-3f | | 0-0 F9 2B | | 1-3 K | 1-2 E 1B | | 5 | 0 | 2 | 0 | 0 | 1 | 5 | | | | | |
| Will Clark, L OBP: 0.450, SLG: 0.631 | 4-0 BB | | 1-1 1-3 2-H 2B | | 1-1 F8 | | 4-2 1B BB | 2-1 E5 1-3 | | 3 | 0 | 1 | 1 | 2 | 0 | 2 | | | | | |
| Kevin Mitchell, R OBP: 0.364, SLG: 0.643 | 0-2 P6-4 2-3f | | 4-0 IBB | | 0-1 F9 | | 3-0 F8 | 0-0 P2 | | 4 | 0 | 0 | 0 | 1 | 0 | 6 | | | | | |
| Terry Kennedy, L OBP: 0.302, SLG: 0.368 | | 2-3 K | 0-0 G3 | | 3-3 K | | 1-2 1B | | | 4 | 0 | 1 | 0 | 0 | 2 | 4 | | | | | |
| Candy Maldonado, R OBP: 0.283, SLG: 0.288 | | 4-1 G3-4-3 BB | | 2-0 F7 | | 0-0 F7 | 1-0 P2 | | | 3 | 0 | 0 | 0 | 1 | 0 | 2 | | | | | |
| Ken Oberkfell, L OBP: 0.159, SLG: 0.155 Craig Lefferts, L OBP: 0.316, SLG: 0.222 | | 1-1 G3-4-3 1-2f | | 0-1 E4 1B | | 0-1 1B SF8 1B | 0-0 P6 | | | 4 | 1 | 1 | 0 | 0 | 0 | 3 | | | | | |
| Jose Uribe, S OBP: 0.284, SLG: 0.296 | | | 0-1 B5-3 | | 3-1 1B | | 0-0 SF8 1B | 1-2 E4 SH5-3 SF8 1B | | 4 | 1 | 3 | 0 | 0 | 0 | 0 | | | | | |
| Don Robinson, R OBP: 0.276, SLG: 0.414 Chris Speier, R OBP: 0.316, SLG: 0.222 | | | 0-0 FC6-5 2B | | 0-3 K | | 1-1 1B 1-2 2-3 1B | 0-0 SH5-3 | | 3 | 0 | 2 | 0 | 0 | 1 | 2 | | | | | |
| Inning Stats | R: 0 E: 0 K: 0 S: 6 | H: 1 LOB: 1 BB: 1 P: 12 | R: 0 E: 0 K: 1 S: 6 | H: 0 LOB: 0 BB: 1 P: 13 | R: 1 E: 0 K: 0 S: 8 | H: 2 LOB: 3 BB: 2 P: 17 | R: 0 E: 0 K: 2 S: 11 | H: 1 LOB: 2 BB: 0 P: 18 | R: 0 E: 0 K: 1 S: 8 | H: 1 LOB: 1 BB: 0 P: 12 | R: 1 E: 0 K: 0 S: 12 | H: 3 LOB: 2 BB: 0 P: 14 | R: 0 E: 0 K: 0 S: 7 | H: 1 LOB: 2 BB: 1 P: 15 | R: 1 E: 2 K: 0 S: 11 | H: 2 LOB: 2 BB: 0 P: 16 | 1B: 8 2B: 4 3B: 0 HR: 0 | SF: 2 SAC: 1 DP: 2 HBP: 0 | WP: 0 PB: 0 SB: 0 CS: 0 | PA: 40 | |
| PITCHER | IP WLS BF H R ER SO BB IBB HBP BLK WP HR S P ERA WHIP | 6.0 L 29 8 2 2 5 3 1 0 0 0 0 0 51 86 3.00 1.833 | 2.0 11 3 1 1 0 1 0 0 0 0 0 0 18 31 4.50 2.000 | | | | | | | | | | | | | | | | | | |

New York Mets @ San Francisco Giants
Candlestick Park, San Francisco, CA
Mon May 29 1989, 6:33 AM EDT
Att: 38,899 - Sunny

AB 32
R 3
H 11
RBI 3
BB 5
SO 5
LOB 26



| Batter | 1 | 2 | 3 | 4 | 5 | 6 | 7 | 8 | 9 | AB | R | H | RBI | BB | SO | LOB | TOP | | | | | | | | |
|---|-------------------------------|----------------------------------|-------------------------------|----------------------------------|------------------------------|-----------------------------------|------------------------------|----------------------------------|-----------------------------------|----------------------------------|------------------------------|----------------------------------|------------------------------|----------------------------------|------------------------------|----------------------------------|--|------------------------------|---------------------------------|----------------------------------|------------------------------------|----------------------------------|--------|--|--|
| Lenny Dykstra, L OBP: 0.378, SLG: 0.408 (1, 8) | 4-1 BLK 1B BB | | 2-2 G3 | | 0-0 3-H 1B | | | 1-1 G4-3 | | 3 | 1 | 1 | 1 | 1 | 0 | 0 | New York Mets @ San Francisco Giants Candlestick Park, San Francisco, CA Tue May 30 1989, 10:05 PM EDT Att: 17,398 - Unknown | | | | | | | | |
| Tim Lincecum, R OBP: 0.396, SLG: 0.320 (1, 4) | 0-2 1-H 1B | | | 0-2 G1-3 | | 4-2 BB BB | | 2-2 2B | | 3 | 0 | 2 | 1 | 1 | 0 | 0 | | | | | | | | | |
| Howard Johnson, S OBP: 0.346, SLG: 0.509 (1, 6) | 3-2 P2 | | | 0-0 2B 1B | | 2-1 F8 | | 0-0 P4 | | 4 | 1 | 1 | 0 | 0 | 0 | 2 | | | | | | | | | |
| Darryl Strawberry, L OBP: 0.314, SLG: 0.503 (1, 9) | 3-3 K | | | 0-0 1-H 2B | | 4-0 1-2 BB | | 3-2 G3 | | 3 | 0 | 1 | 1 | 1 | 1 | 1 | | | | | | | | | |
| Kevin McReynolds, R OBP: 0.337, SLG: 0.399 (1, 7) | | 2-2 L4 | | 1-3 K | | 1-1 F9 | | 1-0 G4-6-3 1B | | 4 | 0 | 1 | 0 | 0 | 1 | 3 | | | | | | | | | |
| Dave Magadan, L OBP: 0.352, SLG: 0.410 (1, 3) | 1-1 F8 | | | 0-0 G1-3 | | 0-0 F7 | | 0-1 G4-6-3 1B | | 4 | 0 | 1 | 0 | 0 | 0 | 3 | | | | | | | | | |
| Gregg Jefferies, S OBP: 0.213, SLG: 0.260 (1, 5) | 1-1 G6-3 | | | | 1-2 G3-6-1 1B | | 1-2 F8 | | 0-1 G4-6-3 1-2 2-3 1B | | 4 | 1 | 1 | 0 | 0 | 2 | | | | | | | | | |
| Mackey Sasser, L OBP: 0.294, SLG: 0.424 (1, 2) | | | | 2-0 F7 | | 0-2 G3-6-1 1B | | 0-1 G4-3 | | 4 | 0 | 1 | 0 | 0 | 0 | 1 | | | | | | | | | |
| David Cone, L OBP: 0.281, SLG: 0.190 (5, PH) Lee Mazzilli, S OBP: 0.246, SLG: 0.238 (5, 1) Terry Leach, R OBP: 0.302, SLG: 0.318 (6, 1) Sid Fernandez, L OBP: 0.229, SLG: 0.293 (7, PH) Mookie Wilson, S OBP: 0.229, SLG: 0.293 (7, 1) Roger McDowell, R (7, 1) | | | | 0-0 G1-3 | | 1-0 G3-6-1 1-2 2-3 1B | | 1-3 K | | 1 | 0 | 0 | 0 | 0 | 0 | 0 | | | | | | | | | |
| Inning Stats | R: 1 E: 0 K: 1 S: 10 | H: 1 LOB: 0 BB: 1 P: 20 | R: 0 E: 0 K: 0 S: 10 | H: 0 LOB: 0 BB: 0 P: 14 | R: 0 E: 0 K: 0 S: 6 | H: 0 LOB: 0 BB: 0 P: 10 | R: 1 E: 0 K: 1 S: 9 | H: 2 LOB: 1 BB: 0 P: 10 | R: 1 E: 0 K: 0 S: 9 | H: 3 LOB: 1 BB: 0 P: 11 | R: 0 E: 0 K: 0 S: 7 | H: 0 LOB: 0 BB: 2 P: 18 | R: 0 E: 0 K: 1 S: 9 | H: 0 LOB: 0 BB: 0 P: 11 | R: 0 E: 0 K: 0 S: 9 | H: 1 LOB: 1 BB: 0 P: 15 | | R: 0 E: 0 K: 0 S: 7 | H: 2 LOB: 1 BB: 0 P: 8 | 1B: 7 2B: 2 3B: 0 HR: 0 | SF: 0 SAC: 0 DP: 2 HBP: 0 | WP: 0 PB: 0 SB: 0 CS: 0 | PA: 35 | | |
| PITCHER | IP | WLS | BF | H | R | ER | SO | BB | IBB | HBP | BLK | WP | HR | S | P | ERA | WHIP | | | | | | | | |
| Mike Krukow, R ERA: 3.29 | 5.1 | W | 21 | 6 | 3 | 3 | 2 | 2 | 0 | 0 | 1 | 0 | 0 | 48 | 75 | 5.06 | 1.500 | | | | | | | | |
| Atlee Hammaker, L ERA: 2.97 | 1.2 | | 6 | 0 | 0 | 0 | 1 | 1 | 0 | 0 | 0 | 0 | 0 | 12 | 19 | 0.00 | 0.600 | | | | | | | | |
| Michael LaCoss, R ERA: 2.06 | 2.0 | | 8 | 3 | 0 | 0 | 0 | 0 | 0 | 0 | 0 | 0 | 0 | 16 | 23 | 0.00 | 1.500 | | | | | | | | |



| Batter | 1 | 2 | 3 | 4 | 5 | 6 | 7 | 8 | 9 | AB | R | H | RBI | BB | SO | LOB | BOTTOM | | | | | | | | |
|---|------------------------------|----------------------------------|------------------------------|----------------------------------|-------------------------------|----------------------------------|-------------------------------|----------------------------------|-------------------------------|----------------------------------|-------------------------------|----------------------------------|------------------------------|----------------------------------|-------------------------------|----------------------------------|--|----------------------------------|------------------------------------|----------------------------------|--------|--|--|--|--|
| Brett Butler, L OBP: 0.388, SLG: 0.379 (1, 8) | 1-2 F7 | | 0-0 P4 | 0-1 2-H 3B | | 1-0 HR 1B | | 3-2 L8 | | 5 | 1 | 2 | 1 | 0 | 0 | 0 | New York Mets @ San Francisco Giants Candlestick Park, San Francisco, CA Tue May 30 1989, 10:05 PM EDT Att: 17,398 - Unknown | | | | | | | | |
| Robby Thompson, R OBP: 0.348, SLG: 0.461 (1, 4) | 3-2 1B | | 0-1 S HR 1B | 4-0 BB BB | | 0-3 K | | 1-0 G6-3 | | 4 | 1 | 2 | 0 | 1 | 1 | 2 | | | | | | | | | |
| Will Clark, L OBP: 0.458, SLG: 0.648 (1, 3) | 1-1 L7 | | 2-2 1-2 HR 1B | 4-2 1-2 BB | | 1-1 1-H 3-H HR | | 4-1 1B HR BB | | 3 | 3 | 2 | 3 | 2 | 0 | 1 | | | | | | | | | |
| Kevin Mitchell, R OBP: 0.364, SLG: 0.653 (1, 7) | 1-0 P8 | | 1-0 1-H 2-H HR | 1-3 K | | 0-1 P4 | | 0-0 1-2 HR 1B | | 5 | 2 | 2 | 3 | 0 | 1 | 4 | | | | | | | | | |
| Ernest Riles, L OBP: 0.374, SLG: 0.495 (1, 5) | | 1-0 F8 | 1-1 F8 | | 2-2 G5-4-3 1B | | 3-2 F8 | | 1-0 1-H 2-H HR | | 5 | 1 | 2 | 3 | 0 | 0 | | | | | | | | | |
| Candy Maldonado, R OBP: 0.274, SLG: 0.277 (1, 9) | | 2-3 K | 0-1 G6-3 | | 1-0 G5-4-3 1-2 1B | | 0-3 K | | 1-1 G6-3 | | 5 | 0 | 0 | 0 | 0 | 2 | | 1 | | | | | | | |
| Terry Kennedy, L OBP: 0.308, SLG: 0.375 (1, 2) | | 4-1 BB BB | | 0-3 K | | 0-0 2B | | 0-1 G4-1 | | 3 | 0 | 1 | 0 | 1 | 1 | 0 | | | | | | | | | |
| Jose Uribe, S OBP: 0.294, SLG: 0.309 (1, 6) | | 4-2 1-2 BB | | 0-1 3B 2B | | 0-0 G3 | | 1-1 1B 1B | | 3 | 1 | 2 | 0 | 1 | 0 | 1 | | | | | | | | | |
| Mike Krukow, R OBP: 0.071, SLG: 0.071 Atlee Hammaker, S OBP: 0.444, SLG: 0.556 Ed Jurak, R OBP: 0.300, SLG: 0.243 Michael LaCoss, R (8, 1) | | 0-0 G6-3 | | 2-3 K | | 1-2 1B HR 2B | | 2-0 G5-3 | | 2 | 0 | 0 | 0 | 0 | 1 | 3 | | | | | | | | | |
| Inning Stats | R: 0 E: 0 K: 0 S: 9 | H: 1 LOB: 1 BB: 0 P: 15 | R: 0 E: 0 K: 1 S: 9 | H: 0 LOB: 2 BB: 2 P: 20 | R: 3 E: 0 K: 0 S: 11 | H: 3 LOB: 0 BB: 0 P: 15 | R: 1 E: 0 K: 3 S: 15 | H: 2 LOB: 3 BB: 2 P: 26 | R: 0 E: 0 K: 0 S: 11 | H: 2 LOB: 1 BB: 0 P: 14 | R: 3 E: 0 K: 1 S: 20 | H: 3 LOB: 0 BB: 0 P: 26 | R: 0 E: 0 K: 1 S: 8 | H: 1 LOB: 1 BB: 0 P: 11 | R: 3 E: 0 K: 0 S: 10 | H: 2 LOB: 0 BB: 1 P: 20 | | 1B: 7 2B: 3 3B: 1 HR: 3 | SF: 0 SAC: 0 DP: 1 HBP: 0 | WP: 0 PB: 0 SB: 1 CS: 0 | PA: 42 | | | | |
| PITCHER | IP | WLS | BF | H | R | ER | SO | BB | IBB | HBP | BLK | WP | HR | S | P | ERA | WHIP | | | | | | | | |
| David Cone, R ERA: 3.48 | 4.0 | L | 22 | 6 | 4 | 4 | 4 | 4 | 0 | 0 | 0 | 0 | 0 | 44 | 76 | 9.00 | 2.500 | | | | | | | | |
| Terry Leach, R ERA: 1.56 | 1.0 | | 5 | 3 | 1 | 1 | 0 | 0 | 0 | 0 | 0 | 0 | 0 | 19 | 23 | 9.00 | 3.000 | | | | | | | | |
| Sid Fernandez, L ERA: 3.34 | 1.0 | | 5 | 2 | 2 | 2 | 1 | 0 | 0 | 0 | 0 | 0 | 1 | 12 | 17 | 18.00 | 2.000 | | | | | | | | |
| Roger McDowell, R ERA: 3.52 | 2.0 | | 10 | 3 | 3 | 3 | 1 | 1 | 0 | 0 | 0 | 0 | 1 | 18 | 31 | 13.50 | 2.000 | | | | | | | | |



| Batter | 1 | 2 | 3 | 4 | 5 | 6 | 7 | 8 | 9 | 10 | AB | R | H | RBI | BB | SO | LOB | TOP | | | |
|--|------------------------------|----------------------------------|------------------------------|-----------------------------------|------------------------------|----------------------------------|------------------------------|---------------------------------|------------------------------|---------------------------------|-------------------------------|----------------------------------|------------------------------|---------------------------------|-------------------------------|----------------------------------|-------------------------------|----------------------------------|----------------------------------|------------------------------------|-----------------|
| Lenny Dykstra, L (1.8) OBP: 0.374, SLG: 0.398 Mookie Wilson, S (10, PH) OBP: 0.221, SLG: 0.291 | L3 | | G4-3 | | | G3 | | G5-4-3 BB | | E6 | 3 | 0 | 0 | 0 | 1 | 0 | 0 | | | | |
| Tim Teufel, R (1.4) OBP: 0.385, SLG: 0.313 Rick Aguilera, R (10, 1) | K | | | | | F8 | | G5-4-3 1-2f | | K | 5 | 0 | 1 | 0 | 0 | 2 | 3 | | | | |
| Darryl Strawberry, L (1.9) OBP: 0.305, SLG: 0.488 | K | | K | | | P6 | | | | F8 | 5 | 0 | 0 | 0 | 0 | 2 | 3 | | | | |
| Kevin McReynolds, R (1.7) OBP: 0.340, SLG: 0.407 | | | F9 | | | K | | | | G1-3 | 4 | 1 | 2 | 0 | 0 | 1 | 0 | | | | |
| Howard Johnson, S (1.5) OBP: 0.349, SLG: 0.506 | | | F8-2 BB | | | G3 | | | | K | 3 | 0 | 1 | 1 | 1 | 1 | 1 | | | | |
| Dave Magadan, L (1.3) OBP: 0.347, SLG: 0.402 | | | F9 | | | F9 | | | | G3 | 4 | 0 | 1 | 0 | 0 | 0 | 2 | | | | |
| Barry Lyons, R (1.2) OBP: 0.367, SLG: 0.446 Keith Miller, R (10, PR) (10, 4) | | | | | | K | | | | K2-3 | 4 | 0 | 2 | 0 | 0 | 2 | 1 | | | | |
| Kevin Elster, R (1.6) OBP: 0.282, SLG: 0.294 | | | F8-2 | | | G3-1 | | | | FC6 WP | 4 | 1 | 0 | 0 | 0 | 1 | 5 | | | | |
| Bob Ojeda, L (1.1) OBP: 0.200, SLG: 0.158 Randy Myers, L (9, 1) | | | | | | G4-3 | | | | B5 | 3 | 0 | 0 | 0 | 0 | 0 | 0 | | | | |
| Mark Carreon, R (10, PH) OBP: 0.273, SLG: 0.500 Mackey Sasser, L (10, 2) OBP: 0.294, SLG: 0.424 | | | P7 | | | | | | | | 1 | 0 | 0 | 0 | 0 | 0 | 2 | | | | |
| Inning Stats | R: 0 E: 0 K: 2 S: 8 | H: 0 LOB: 0 BB: 0 P: 11 | R: 0 E: 0 K: 0 S: 8 | H: 2 LOB: 2 BB: 13 P: 13 | R: 0 E: 0 K: 1 S: 7 | H: 1 LOB: 1 BB: 0 P: 11 | R: 0 E: 0 K: 1 S: 7 | H: 0 LOB: 0 BB: 0 P: 9 | R: 0 E: 0 K: 0 S: 5 | H: 0 LOB: 0 BB: 0 P: 9 | R: 1 E: 0 K: 2 S: 10 | H: 2 LOB: 1 BB: 0 P: 15 | R: 0 E: 0 K: 0 S: 5 | H: 0 LOB: 0 BB: 1 P: 9 | R: 0 E: 0 K: 1 S: 10 | H: 1 LOB: 1 BB: 0 P: 15 | R: 2 E: 2 K: 1 S: 17 | H: 1 LOB: 2 BB: 0 P: 23 | 1B: 6 2B: 2 3B: 0 HR: 0 | SF: 0 SAC: 0 DP: 2 HBP: 0 | WP: 1 PA: 39 |
| PITCHER | IP 8.0 | WLS 29 | BF 5 | H 1 | R 1 | ER 7 | SO 7 | BB 2 | IBB 0 | HBP 0 | BLK 0 | WP 0 | HR 0 | S 57 | P 86 | ERA 1.12 | WHIP 0.875 | | | | |
| Scott Garrelts, R (1.1) ERA: 2.4 | IP 2.0 | WLS L | BF 10 | H 2 | R 2 | ER 0 | SO 2 | BB 0 | IBB 0 | HBP 0 | BLK 0 | WP 1 | HR 0 | S 27 | P 38 | ERA 0.00 | WHIP 1.000 | | | | |
| Craig Lefferts, L (9, 1) ERA: 1.38 | | | | | | | | | | | | | | | | | | | | | |

New York Mets @ San Francisco Giants
Candlestick Park, San Francisco, CA
Wed May 31 1989, 10:05 PM EDT
Att: 21,658 - Unknown

| | |
|-----|----|
| AB | 37 |
| R | 3 |
| H | 7 |
| RBI | 2 |
| BB | 2 |
| SO | 9 |
| LOB | 17 |

| | |
|-------|--------|
| WP: 1 | PA: 39 |
| PB: 0 | |
| SB: 1 | |
| CS: 0 | |

| Batter | 1 | 2 | 3 | 4 | 5 | 6 | 7 | 8 | 9 | 10 | AB | R | H | RBI | BB | SO | LOB | BOTTOM | | | |
|---|-------------------------------|----------------------------------|------------------------------|----------------------------------|-------------------------------|----------------------------------|------------------------------|----------------------------------|------------------------------|---------------------------------|-------------------------------|----------------------------------|------------------------------|----------------------------------|-------------------------------|----------------------------------|-------------------------------|----------------------------------|----------------------------------|------------------------------------|-----------------|
| Brett Butler, L (1.8) OBP: 0.393, SLG: 0.384 | G4-3 2B | | E S BB | | | K | | | | K | 3 | 0 | 1 | 0 | 2 | 2 | 1 | | | | |
| Chris Speier, R (1.4) OBP: 0.259, SLG: 0.174 (9, 6) | G4-3 | | K | | | K | | G4-3 | | K | 5 | 0 | 0 | 0 | 0 | 3 | 4 | | | | |
| Will Clark, L (1.3) OBP: 0.455, SLG: 0.638 | K | | K | | | K | | | | 2B BB | 3 | 1 | 0 | 0 | 1 | 3 | 2 | | | | |
| Kevin Mitchell, R (1.7) OBP: 0.362, SLG: 0.649 | F7 | | | | | K | | | | P6 2B | 4 | 0 | 1 | 1 | 0 | 1 | 1 | | | | |
| Candy Maldonado, R (1.9) OBP: 0.273, SLG: 0.277 | | | G4-6-3 1B | | | G6-3 | | G6-3 | | G6-3 | 4 | 0 | 1 | 0 | 0 | 0 | 0 | | | | |
| Ernest Riles, L (1.5) OBP: 0.378, SLG: 0.491 | | | G4-6-3 1-2f | | | G1-6-3 | | FC6 BB | | | 3 | 0 | 1 | 0 | 1 | 0 | 1 | | | | |
| Kirt Manwaring, R (1.2) OBP: 0.292, SLG: 0.299 | | | E6 | | | G5-3 | | FC6 1-2f | | FC6 | 4 | 0 | 0 | 0 | 0 | 1 | 2 | | | | |
| Jose Uribe, S (1.6) OBP: 0.291, SLG: 0.305 Donell Nixon, R (8, PH) OBP: 0.262, SLG: 0.254 Craig Lefferts, L (9, 1) Ken Oberkfell, L (10, PH) OBP: 0.156, SLG: 0.153 | | | K | | | G6-3 | | B1-3 | | F8 | 2 | 0 | 0 | 0 | 0 | 1 | 1 | | | | |
| Scott Garrelts, R (1.1) OBP: 0.160, SLG: 0.208 Ed Jurak, R (8, PH) OBP: 0.233, SLG: 0.237 (9, 4) Terry Kennedy, L (10, PH) OBP: 0.313, SLG: 0.380 | | | G6-3 | | | F9 | | F9 | | | 1 | 0 | 0 | 0 | 0 | 0 | 0 | | | | |
| Inning Stats | R: 0 E: 0 K: 1 S: 10 | H: 1 LOB: 1 BB: 0 P: 16 | R: 0 E: 1 K: 1 S: 9 | H: 1 LOB: 1 BB: 0 P: 15 | R: 0 E: 0 K: 2 S: 10 | H: 0 LOB: 1 BB: 1 P: 19 | R: 0 E: 0 K: 1 S: 9 | H: 0 LOB: 0 BB: 0 P: 14 | R: 0 E: 0 K: 0 S: 6 | H: 0 LOB: 0 BB: 0 P: 7 | R: 0 E: 0 K: 3 S: 11 | H: 0 LOB: 1 BB: 1 P: 12 | R: 0 E: 0 K: 0 S: 7 | H: 0 LOB: 1 BB: 1 P: 13 | R: 1 E: 0 K: 1 S: 11 | H: 2 LOB: 1 BB: 0 P: 22 | R: 0 E: 0 K: 2 S: 16 | H: 1 LOB: 1 BB: 0 P: 22 | 1B: 3 2B: 2 3B: 0 HR: 0 | SF: 0 SAC: 0 DP: 1 HBP: 0 | WP: 0 PA: 38 |
| PITCHER | IP 8.0 | WLS 29 | BF 5 | H 2 | R 0 | ER 8 | SO 8 | BB 3 | IBB 0 | HBP 0 | BLK 0 | WP 0 | HR 0 | S 68 | P 112 | ERA 0.00 | WHIP 0.625 | | | | |
| Bob Ojeda, L (1.1) ERA: 3.23 | IP 1.0 | WLS W | BF 5 | H 2 | R 1 | ER 1 | SO 1 | BB 0 | IBB 0 | HBP 0 | BLK 0 | WP 0 | HR 0 | S 11 | P 22 | ERA 9.00 | WHIP 3.000 | | | | |
| Randy Myers, L (9, 1) ERA: 0.95 | IP 1.0 | WLS S | BF 4 | H 1 | R 0 | ER 0 | SO 2 | BB 0 | IBB 0 | HBP 0 | BLK 0 | WP 0 | HR 0 | S 16 | P 22 | ERA 0.00 | WHIP 1.000 | | | | |
| Rick Aguilera, R (10, 1) ERA: 0.86 | | | | | | | | | | | | | | | | | | | | | |

New York Mets @ San Francisco Giants
Candlestick Park, San Francisco, CA
Wed May 31 1989, 10:05 PM EDT
Att: 21,658 - Unknown

| | |
|-----|----|
| AB | 34 |
| R | 1 |
| H | 5 |
| RBI | 1 |
| BB | 4 |
| SO | 11 |
| LOB | 12 |

| | |
|-------|--------|
| WP: 0 | PA: 38 |
| PB: 0 | |
| SB: 1 | |
| CS: 0 | |



| Batter | 1 | 2 | 3 | 4 | 5 | 6 | 7 | 8 | 9 | AB | R | H | RBI | BB | SO | LOB | TOP | | | | | | |
|--|---|----------------------------------|-------------------------------|----------------------------------|------------------------------|---------------------------------|------------------------------|----------------------------------|------------------------------|----------------------------------|------------------------------|---------------------------------|------------------------------|---------------------------------|------------------------------|---------------------------------|-------------------------------|----------------------------------|----------------------------------|------------------------------------|----------------------------------|--------|--|
| Barry Bonds, L OBP: 0.340, SLG: 0.436 (1, 7) | | | | | | | | | | 3 | 0 | 1 | 0 | 1 | 0 | 1 | | | | | | | |
| Jose Lind, R OBP: 0.275, SLG: 0.288 (1, 4) | | | | | | | | | | 4 | 0 | 1 | 0 | 0 | 1 | 2 | | | | | | | |
| Andy Van Slyke, L OBP: 0.309, SLG: 0.347 (1, 8) | | | | | | | | | | 4 | 0 | 1 | 0 | 0 | 2 | | | | | | | | |
| Bobby Bonilla, S OBP: 0.333, SLG: 0.455 (1, 5) | | | | | | | | | | 4 | 1 | 1 | 0 | 0 | 1 | 1 | | | | | | | |
| R.J. Reynolds, S OBP: 0.344, SLG: 0.416 (1, 9) | | | | | | | | | | 3 | 2 | 2 | 2 | 1 | 0 | 0 | | | | | | | |
| Benny DiStefano, L OBP: 0.378, SLG: 0.259 (1, 3) | | | | | | | | | | 3 | 0 | 1 | 0 | 0 | 0 | 1 | | | | | | | |
| Roger Samuels, L (7, 1) | | | | | | | | | | 0 | 0 | 0 | 0 | 0 | 0 | 0 | | | | | | | |
| John Cangelosi, S OBP: 0.357, SLG: 0.222 (9, PH) | | | | | | | | | | 1 | 0 | 0 | 0 | 0 | 0 | 0 | | | | | | | |
| Rey Quinones, R OBP: 0.222, SLG: 0.270 (1, 6) | | | | | | | | | | 3 | 0 | 0 | 1 | 0 | 1 | 0 | | | | | | | |
| Junior Ortiz, R OBP: 0.293, SLG: 0.257 (1, 2) | | | | | | | | | | 4 | 0 | 1 | 0 | 0 | 0 | 1 | | | | | | | |
| Bob Walk, R OBP: 0.276, SLG: 0.379 (1, 1) | | | | | | | | | | | | | | | | | | | | | | | |
| Bill Landrum, R (6, 1) | | | | | | | | | | 0 | 0 | 0 | 0 | 0 | 0 | 0 | | | | | | | |
| Jeff King, R OBP: 0.333, SLG: 0.667 (7, 3) | | | | | | | | | | 2 | 0 | 0 | 0 | 0 | 0 | 0 | | | | | | | |
| | | | | | | | | | | 2 | 0 | 0 | 0 | 0 | 1 | 2 | | | | | | | |
| Inning Stats | R: 0 E: 0 K: 0 S: 9 | H: 0 LOB: 0 BB: 1 P: 16 | R: 1 E: 0 K: 0 S: 12 | H: 2 LOB: 1 BB: 0 P: 16 | R: 0 E: 0 K: 0 S: 6 | H: 1 LOB: 0 BB: 0 P: 9 | R: 0 E: 0 K: 1 S: 9 | H: 0 LOB: 1 BB: 1 P: 16 | R: 0 E: 0 K: 0 S: 8 | H: 0 LOB: 0 BB: 0 P: 14 | R: 0 E: 0 K: 1 S: 8 | H: 1 LOB: 1 BB: 0 P: 9 | R: 0 E: 0 K: 1 S: 8 | H: 0 LOB: 0 BB: 0 P: 9 | R: 0 E: 1 K: 0 S: 6 | H: 1 LOB: 2 BB: 0 P: 8 | R: 2 E: 0 K: 1 S: 12 | H: 3 LOB: 1 BB: 0 P: 15 | 1B: 7 2B: 0 3B: 0 HR: 1 | SF: 1 SAC: 0 DP: 1 HBP: 0 | WP: 0 PB: 0 SB: 1 CS: 1 | PA: 36 | |
| PITCHER Ron Darling, R ERA: 3.95 (1, 1) | IP: 9.0 WLS: W BF: 36 H: 8 R: 3 ER: 3 SO: 4 BB: 2 IBB: 0 HBP: 0 BLK: 0 WP: 0 HR: 1 S: 78 P: 112 ERA: 3.00 WHIP: 1.111 | | | | | | | | | | | | | | | | | | | | | | |

Pittsburgh Pirates @ New York Mets
Shea Stadium, Flushing, NY
Sat Jun 03 1989, 7:05 PM EDT
Att: 47,835 - Unknown

AB 33
R 3
H 8
RBI 3
BB 2
SO 4
LOB 10



| Batter | 1 | 2 | 3 | 4 | 5 | 6 | 7 | 8 | 9 | AB | R | H | RBI | BB | SO | LOB | BOTTOM | | | | | |
|---|---|----------------------------------|------------------------------|----------------------------------|------------------------------|----------------------------------|------------------------------|---------------------------------|-------------------------------|----------------------------------|-------------------------------|----------------------------------|-------------------------------|----------------------------------|------------------------------|---------------------------------|----------------------------------|------------------------------------|----------------------------------|--------|--|--|
| Lenny Dykstra, L OBP: 0.362, SLG: 0.383 (1, 8) | | | | | | | | | | 5 | 0 | 0 | 0 | 0 | 1 | 1 | | | | | | |
| Dave Magadan, L OBP: 0.370, SLG: 0.462 (1, 3) | | | | | | | | | | 3 | 2 | 2 | 1 | 1 | 0 | 0 | | | | | | |
| Howard Johnson, S OBP: 0.349, SLG: 0.515 (1, 5) | | | | | | | | | | 4 | 3 | 3 | 3 | 0 | 0 | 1 | | | | | | |
| Keith Miller, R OBP: 0.083, SLG: 0.167 (8, 4) | | | | | | | | | | 0 | 0 | 0 | 0 | 0 | 0 | 0 | | | | | | |
| Darryl Strawberry, L OBP: 0.320, SLG: 0.512 (1, 9) | | | | | | | | | | 2 | 2 | 2 | 2 | 2 | 0 | 0 | | | | | | |
| Kevin McReynolds, R OBP: 0.340, SLG: 0.406 (1, 7) | | | | | | | | | | 4 | 1 | 1 | 2 | 0 | 0 | 2 | | | | | | |
| Barry Lyons, R OBP: 0.368, SLG: 0.444 (1, 2) | | | | | | | | | | 4 | 0 | 0 | 0 | 0 | 1 | 2 | | | | | | |
| Gregg Jefferies, S OBP: 0.213, SLG: 0.258 (8, 5) | | | | | | | | | | 4 | 0 | 1 | 0 | 0 | 0 | 0 | | | | | | |
| Kevin Elster, R OBP: 0.274, SLG: 0.280 (1, 6) | | | | | | | | | | 4 | 0 | 0 | 0 | 0 | 1 | 0 | | | | | | |
| Ron Darling, R OBP: 0.120, SLG: 0.160 (1, 1) | | | | | | | | | | 4 | 1 | 1 | 0 | 0 | 2 | 0 | | | | | | |
| Inning Stats | R: 1 E: 0 K: 0 S: 10 | H: 2 LOB: 1 BB: 0 P: 16 | R: 0 E: 0 K: 1 S: 9 | H: 0 LOB: 0 BB: 0 P: 13 | R: 0 E: 0 K: 1 S: 9 | H: 0 LOB: 1 BB: 1 P: 15 | R: 1 E: 0 K: 0 S: 5 | H: 1 LOB: 0 BB: 0 P: 7 | R: 5 E: 1 K: 2 S: 19 | H: 4 LOB: 0 BB: 1 P: 34 | R: 0 E: 0 K: 0 S: 10 | H: 0 LOB: 0 BB: 0 P: 13 | R: 2 E: 1 K: 0 S: 12 | H: 3 LOB: 2 BB: 1 P: 23 | R: 0 E: 0 K: 1 S: 5 | H: 0 LOB: 0 BB: 0 P: 6 | 1B: 6 2B: 2 3B: 0 HR: 2 | SF: 0 SAC: 0 DP: 0 HBP: 0 | WP: 1 PB: 0 SB: 1 CS: 0 | PA: 37 | | |
| PITCHER Bob Walk, R ERA: 3.83 (1, 1) | IP: 5.0 WLS: L BF: 24 H: 7 R: 7 ER: 6 SO: 4 BB: 2 IBB: 0 HBP: 0 BLK: 0 WP: 0 HR: 1 S: 52 P: 85 ERA: 10.80 WHIP: 1.800 | | | | | | | | | | | | | | | | | | | | | |
| Bill Landrum, R ERA: 0.61 (6, 1) | IP: 1.0 WLS: 3 BF: 0 H: 0 R: 0 ER: 0 SO: 0 BB: 0 IBB: 0 HBP: 0 BLK: 0 WP: 0 HR: 0 S: 10 P: 13 ERA: 0.00 WHIP: 0.000 | | | | | | | | | | | | | | | | | | | | | |
| Roger Samuels, L ERA: 6.0 (7, 1) | IP: 2.0 WLS: 10 BF: 3 H: 2 R: 2 ER: 2 SO: 1 BB: 1 IBB: 0 HBP: 0 BLK: 0 WP: 0 HR: 1 S: 17 P: 29 ERA: 9.00 WHIP: 2.000 | | | | | | | | | | | | | | | | | | | | | |

Pittsburgh Pirates @ New York Mets
Shea Stadium, Flushing, NY
Sat Jun 03 1989, 7:05 PM EDT
Att: 47,835 - Unknown

AB 34
R 9
H 10
RBI 8
BB 3
SO 5
LOB 6



| Batter | 1 | 2 | 3 | 4 | 5 | 6 | 7 | 8 | 9 | AB | R | H | RBI | BB | SO | LOB | TOP | | | | | | | | |
|---|-------------------------------------|----------------------------------|-------------------------------|----------------------------------|-------------------------------|----------------------------------|-------------------------------|----------------------------------|------------------------------|----------------------------------|------------------------------|---------------------------------|-------------------------------|----------------------------------|------------------------------|---------------------------------|-------------------------------|----------------------------------|----------------------------------|------------------------------------|----------------------------------|--------|--|--|--|
| Barry Bonds, L (1, 7) OBP: 0.338, SLG: 0.435 | 1-1 E4 WP 1B SF7 | 1-2 | | 0-0 F8 | | | 3-2 F8 | | 1-0 FC4-6 | 5 | 1 | 1 | 0 | 0 | 0 | 3 | | | | | | | | | |
| Jose Lind, R (1, 4) OBP: 0.274, SLG: 0.286 | 2-1 S WP E | 1-3 | | | 0-0 B3 | | 1-2 G4-3 | | 0-1 F9 | 5 | 1 | 1 | 0 | 0 | 1 | 3 | | | | | | | | | |
| Andy Van Slyke, L (1, 8) OBP: 0.307, SLG: 0.343 | 1-2 F7 | | | 0-0 S 1B | | | 1-3 K | | | 4 | 0 | 1 | 0 | 0 | 1 | 2 | | | | | | | | | |
| Bobby Bonilla, S (1, 5) OBP: 0.336, SLG: 0.453 | 4-0 S 1B 1-2 2-3 IBB | | | 2-2 P3 | | | 2-1 3B 1B | | 0-3 K | 3 | 1 | 1 | 0 | 1 | 1 | 1 | | | | | | | | | |
| Gary Redus, R (1, 3) OBP: 0.373, SLG: 0.469 | 0-2 SF7 | | | 0-1 P8 | | | 0-1 1-H 3B | | 1-2 F9 | 3 | 0 | 1 | 2 | 0 | 0 | 1 | | | | | | | | | |
| John Cangelosi, S (1, 9) OBP: 0.350, SLG: 0.208 | 3-H 4-1 1-3 2-H BB | | | 3-3 K | | | 2-2 L7 | | 1-0 B1-3 | 3 | 0 | 0 | 0 | 1 | 1 | 2 | | | | | | | | | |
| Rey Quinones, R (1, 6) OBP: 0.217, SLG: 0.262 | 3-2 P3 | | | 2-3 K | | | 1-1 G4-3 | | 1-2 G6-3 | 4 | 0 | 0 | 0 | 0 | 1 | 2 | | | | | | | | | |
| Tom Prince, R (1, 2) OBP: 0.241, SLG: 0.234 | | | | 4-2 B BB | | | 0-1 G5-6-3 1B | | 4-0 FC4-6 1B BB | 2 | 0 | 1 | 0 | 1 | 0 | 0 | | | | | | | | | |
| Benny Distefano, L (9, PH) OBP: 0.387, SLG: 0.259 | | | | | | | | | | 0 | 0 | 0 | 0 | 1 | 0 | 0 | | | | | | | | | |
| Neal Heaton, L (9, FR) OBP: 0.333, SLG: 0.333 | | | | | | | | | | 0 | 0 | 0 | 0 | 0 | 0 | 0 | | | | | | | | | |
| Doug Drabek, R (1, 1) OBP: 0.160, SLG: 0.125 | | | | 4-2 BB | | | 1-1 G5-6-3 | | 0-2 FC4-6 1B | 1 | 0 | 0 | 0 | 0 | 1 | 0 | | | | | | | | | |
| Bob Kipper, R (2, 1) OBP: 0.400, SLG: 0.250 | | | | 1-2 BB | | | | | | 1 | 0 | 0 | 0 | 1 | 0 | 1 | | | | | | | | | |
| R.J. Reynolds, S (9, PH) OBP: 0.349, SLG: 0.420 | | | | | | | | | | 1 | 0 | 1 | 0 | 0 | 0 | 0 | | | | | | | | | |
| Inning Stats | R: 2 E: 1 K: 0 S: 15 | H: 1 LOB: 2 BB: 2 P: 30 | R: 0 E: 0 K: 2 S: 14 | H: 1 LOB: 1 BB: 0 P: 20 | R: 0 E: 0 K: 1 S: 12 | H: 1 LOB: 1 BB: 0 P: 17 | R: 0 E: 0 K: 1 S: 13 | H: 0 LOB: 1 BB: 2 P: 23 | R: 1 E: 0 K: 0 S: 9 | H: 2 LOB: 1 BB: 0 P: 14 | R: 0 E: 0 K: 0 S: 6 | H: 1 LOB: 0 BB: 0 P: 8 | R: 0 E: 0 K: 1 S: 12 | H: 0 LOB: 0 BB: 0 P: 17 | R: 0 E: 0 K: 1 S: 7 | H: 0 LOB: 0 BB: 0 P: 9 | R: 0 E: 0 K: 0 S: 12 | H: 1 LOB: 2 BB: 1 P: 18 | 1B: 5 2B: 1 3B: 1 HR: 0 | SF: 1 SAC: 0 DP: 1 HBP: 0 | WP: 1 PB: 0 SB: 4 CS: 1 | PA: 38 | | | |
| PITCHER | IP | WLS | BF | H | R | ER | SO | BB | IBB | HBP | BLK | WP | HR | S | P | ERA | WHIP | | | | | | | | |
| Sid Fernandez, L (1, 1) ERA: 3.21 | 5.0 | | 24 | 5 | 3 | 1 | 4 | 3 | 1 | 0 | 0 | 1 | 0 | 63 | 104 | 1.80 | 1.600 | | | | | | | | |
| Don Aase, R (6, 1) ERA: 1.71 | 2.0 | W | 6 | 1 | 0 | 0 | 1 | 0 | 0 | 0 | 0 | 0 | 0 | 18 | 25 | 0.00 | 0.500 | | | | | | | | |
| Rick Aguilera, R (8, 1) ERA: 1.07 | 1.1 | | 5 | 0 | 0 | 0 | 1 | 1 | 0 | 0 | 0 | 0 | 0 | 12 | 19 | 0.00 | 0.750 | | | | | | | | |
| Randy Myers, L (9, 1) ERA: 0.87 | 0.2 | S | 3 | 1 | 0 | 0 | 0 | 0 | 0 | 0 | 0 | 0 | 0 | 7 | 8 | 0.00 | 1.500 | | | | | | | | |

Pittsburgh Pirates @ New York Mets
Shea Stadium, Flushing, NY
Sun Jun 04 1989, 3:33 AM EDT
Att: 47,478 - Unknown

AB 32
R 3
H 7
RBI 2
BB 5
SO 6
LOB 15



| Batter | 1 | 2 | 3 | 4 | 5 | 6 | 7 | 8 | 9 | AB | R | H | RBI | BB | SO | LOB | BOTTOM | | | | | | | | |
|--|-------------------------------|----------------------------------|------------------------------|----------------------------------|------------------------------|----------------------------------|------------------------------|----------------------------------|------------------------------|---------------------------------|------------------------------|---------------------------------|-------------------------------|----------------------------------|------------------------------|----------------------------------|----------------------------------|------------------------------------|----------------------------------|--------|--|--|--|--|--|
| Lenny Dykstra, L (1, 8) OBP: 0.364, SLG: 0.380 | 1-0 F8 | 4-1 S BB | | | 0-1 L4-3 1B | | 2-2 L8 | | | 1 | 0 | 0 | 0 | 1 | 0 | 0 | | | | | | | | | |
| Mookie Wilson, S (5, PH) OBP: 0.225, SLG: 0.290 | | | | | | | | | | 2 | 0 | 1 | 0 | 0 | 0 | 0 | | | | | | | | | |
| Dave Magadan, L (1, 3) OBP: 0.385, SLG: 0.453 | 3-2 1B E | 1 SAFE 2 SAFE F9 | | | 2-1 L4-3 | | | | 3-1 L6 | 4 | 1 | 1 | 0 | 0 | 0 | 2 | | | | | | | | | |
| Darryl Strawberry, L (1, 9) OBP: 0.319, SLG: 0.506 | 2-2 S 1B | 0-3 K | | | 0-3 K | | | | 0-0 G3 | 4 | 0 | 1 | 0 | 0 | 2 | 1 | | | | | | | | | |
| Kevin McReynolds, R (1, 7) OBP: 0.343, SLG: 0.401 | 4-2 BB | | | 4-0 2B BB | | | 1-1 G5-3 | | 3-0 F8 | 2 | 0 | 0 | 0 | 2 | 0 | 0 | | | | | | | | | |
| Randy Myers, L (9, 1) | 1-3 3-H BB | | | | | | | | | 0 | 0 | 0 | 0 | 0 | 0 | 0 | | | | | | | | | |
| Gregg Jefferies, S (1, 5) OBP: 0.221, SLG: 0.268 | 4-1 G5-4-3 | | | 1-1 L8-5 2B | | | 1-0 L7 | | | 2 | 0 | 1 | 0 | 1 | 0 | 0 | | | | | | | | | |
| Tim Lincecum, R (1, 4) OBP: 0.375, SLG: 0.299 | 2-2 G5-4-3 | | | 2-0 L8-5 | | | 0-2 F9 | | | 3 | 0 | 0 | 0 | 0 | 0 | 4 | | | | | | | | | |
| Mackey Sasser, L (1, 2) OBP: 0.324, SLG: 0.472 | | 1-0 HR 2B | | | 1-1 F9 | | | | 1-1 HR | 2 | 1 | 1 | 0 | 0 | 0 | 0 | | | | | | | | | |
| Mark Carreon, R (7, PH) OBP: 0.235, SLG: 0.563 | | | | | | | | | | 1 | 1 | 1 | 1 | 0 | 0 | 0 | | | | | | | | | |
| Rick Aguilera, R (8, 1) | | | | | | | | | | 0 | 0 | 0 | 0 | 0 | 0 | 0 | | | | | | | | | |
| Lee Mazzilli, S (9, 7) OBP: 0.345, SLG: 0.238 | | | | | | | | | | 0 | 0 | 0 | 0 | 0 | 0 | 0 | | | | | | | | | |
| Kevin Elster, R (1, 6) OBP: 0.275, SLG: 0.301 | | 0-0 2H HR | | | 3-3 K | | | | 2-2 L9 | 3 | 1 | 1 | 2 | 0 | 1 | 0 | | | | | | | | | |
| Sid Fernandez, L (1, 1) OBP: 0.190, SLG: 0.286 | | | | | 2-1 F9 | | | | 3-2 F9 | 2 | 0 | 0 | 0 | 0 | 0 | 0 | | | | | | | | | |
| Don Aase, R (6, 1) | | | | | | | | | | 0 | 0 | 0 | 0 | 0 | 0 | 0 | | | | | | | | | |
| Barry Lyons, R (7, PH) OBP: 0.364, SLG: 0.439 | | | | | | | | | | 1 | 0 | 0 | 0 | 0 | 0 | 0 | | | | | | | | | |
| Inning Stats | R: 1 E: 0 K: 0 S: 17 | H: 2 LOB: 2 BB: 2 P: 33 | R: 2 E: 0 K: 1 S: 9 | H: 2 LOB: 1 BB: 1 P: 14 | R: 0 E: 0 K: 0 S: 3 | H: 1 LOB: 0 BB: 1 P: 10 | R: 0 E: 0 K: 1 S: 8 | H: 0 LOB: 0 BB: 0 P: 14 | R: 0 E: 0 K: 0 S: 7 | H: 1 LOB: 0 BB: 0 P: 9 | R: 0 E: 0 K: 0 S: 6 | H: 0 LOB: 0 BB: 0 P: 8 | R: 1 E: 0 K: 0 S: 12 | H: 1 LOB: 0 BB: 0 P: 20 | R: 0 E: 0 K: 0 S: 4 | H: 0 LOB: 0 BB: 0 P: 10 | 1B: 3 2B: 4 3B: 0 HR: 2 | SF: 0 SAC: 0 DP: 3 HBP: 0 | WP: 0 PB: 0 SB: 3 CS: 0 | PA: 31 | | | | | |
| PITCHER | IP | WLS | BF | H | R | ER | SO | BB | IBB | HBP | BLK | WP | HR | S | P | ERA | WHIP | | | | | | | | |
| Doug Drabek, R (1, 1) ERA: 2.4 | 1.1 | | 10 | 4 | 3 | 3 | 0 | 3 | 0 | 0 | 0 | 0 | 1 | 22 | 43 | 1.35 | 0.600 | | | | | | | | |
| Bob Kipper, L (2, 1) ERA: 2.21 | 6.2 | L | 21 | 3 | 1 | 1 | 3 | 1 | 0 | 0 | 0 | 0 | 1 | 44 | 75 | 1.35 | 0.600 | | | | | | | | |

Pittsburgh Pirates @ New York Mets
Shea Stadium, Flushing, NY
Sun Jun 04 1989, 3:33 AM EDT
Att: 47,478 - Unknown


AB 27
R 4
H 7
RBI 3
BB 4
SO 3
LOB 7



| Batter | 1 | 2 | 3 | 4 | 5 | 6 | 7 | 8 | 9 | AB | R | H | RBI | BB | SO | LOB | TOP | | | |
|---|--|---------------------------------|-------------------------------|----------------------------------|------------------------------|----------------------------------|------------------------------|---------------------------------|------------------------------|---------------------------------|-------------------------------|----------------------------------|------------------------------|----------------------------------|------------------------------|----------------------------------|----------------------------------|------------------------------------|----------------------------------|--------|
| Lenny Dykstra, L OBP: 0.367, SLG: 0.379 Roger McDowell, R OBP: 1.000, SLG: 1.000 | F8 | | G4-3 WP 2B BB | | G4-3 | | G1 1-2 1B | | L4-3 1B | 3 | 1 | 1 | 0 | 1 | 0 | 0 | | | | |
| Dave Magadan, L OBP: 0.356, SLG: 0.440 | K | | G4-3 1-2 | | G4-3 1B | | G1 1-2 2-3 | | L4-3 | 5 | 0 | 1 | 0 | 0 | 0 | 1 | 4 | | | |
| Howard Johnson, S OBP: 0.354, SLG: 0.523 Keith Miller, R OBP: 0.077, SLG: 0.154 | 1B | | G4-3 2H 2B | | F9 | | L9 | | | 3 | 0 | 2 | 1 | 0 | 0 | 1 | | | | |
| Darryl Strawberry, L OBP: 0.313, SLG: 0.497 Mark Carreon, R OBP: 0.222, SLG: 0.529 | P5 | | G4-3 2-3 | | L1-6-3 | | | | G5-3 | 3 | 0 | 0 | 0 | 0 | 0 | 3 | | | | |
| Kevin McReynolds, R OBP: 0.342, SLG: 0.401 Mookie Wilson, S OBP: 0.221, SLG: 0.296 | | 1B SF7 BB | | | G3 | | G1-4-3 | | | 0 | 1 | 0 | 0 | 2 | 0 | 0 | | | | |
| Gregg Jefferies, S OBP: 0.216, SLG: 0.261 | L8 | | G4-3 | | G3-1 | | P6 | | | 4 | 0 | 0 | 0 | 0 | 0 | 3 | | | | |
| Mackey Sasser, L OBP: 0.350, SLG: 0.486 Barry Lyons, R OBP: 0.352, SLG: 0.424 | FC6-4 1B | | | P4 | | F8 | | F8 | | 1 | 0 | 1 | 0 | 0 | 0 | 0 | AB 34 | | | |
| Kevin Elster, R OBP: 0.266, SLG: 0.295 | SF7 3H | | G4-3 | | G4-3 | | K | | F9 | 3 | 0 | 0 | 1 | 0 | 1 | 0 | R 3 | | | |
| David Cone, L OBP: 0.250, SLG: 0.182 Terry Leach, R OBP: 0.387, SLG: 0.435 | FC6-4 1-2 | | | K | | G1 1B | | | HR | 1 | 0 | 0 | 0 | 0 | 0 | 1 | H 8 | | | |
| | | | | | | | | | | 2 | 1 | 2 | 1 | 0 | 0 | 0 | RBI 3 | | | |
| | | | | | | | | | | | | | | | | | BB 3 | | | |
| | | | | | | | | | | | | | | | | | SO 3 | | | |
| | | | | | | | | | | | | | | | | | LOB 14 | | | |
| Inning Stats | R: 0 E: 0 K: 1 S: 8 | H: 1 LOB: 1 BB: 0 P: 9 | R: 1 E: 0 K: 0 S: 11 | H: 1 LOB: 1 BB: 1 P: 21 | R: 1 E: 0 K: 0 S: 8 | H: 1 LOB: 2 BB: 2 P: 23 | R: 0 E: 0 K: 1 S: 8 | H: 0 LOB: 1 BB: 0 P: 7 | R: 0 E: 0 K: 0 S: 3 | H: 0 LOB: 2 BB: 0 P: 6 | R: 0 E: 0 K: 1 S: 11 | H: 2 LOB: 0 BB: 0 P: 16 | R: 0 E: 0 K: 0 S: 7 | H: 0 LOB: 0 BB: 0 P: 12 | R: 1 E: 0 K: 0 S: 7 | H: 2 LOB: 1 BB: 0 P: 11 | 1B: 6 2B: 1 3B: 0 HR: 1 | SF: 1 SAC: 0 DP: 0 HBP: 0 | WP: 1 PB: 0 SB: 0 CS: 0 | PA: 38 |
| PITCHER | IP WLS BF H R ER SO BB IBB HBP BLK WP HR S P ERA WHIP | | | | | | | | | | | | | | | | | | | |
| Greg Maddux, R ERA: 3.09 | (1, 1) 5.0 W 22 4 2 2 2 2 3 0 0 0 0 1 0 0 14 22 3.60 1.400 | | | | | | | | | | | | | | | | | | | |
| Steve Wilson, L ERA: 2.08 | (6, 1) 2.0 8 2 0 0 1 0 0 0 0 0 0 0 0 14 22 0.00 1.000 | | | | | | | | | | | | | | | | | | | |
| Pat Perry, L ERA: 1.11 | (8, 1) 1.0 3 0 0 0 0 0 0 0 0 0 0 0 0 7 12 0.00 0.000 | | | | | | | | | | | | | | | | | | | |
| Jeff Pico, R ERA: 3.0 | (9, 1) 1.0 5 2 1 1 0 0 0 0 0 0 0 0 0 1 7 9.00 2.000 | | | | | | | | | | | | | | | | | | | |

New York Mets @ Chicago Cubs
Wrigley Field, Chicago, IL
Mon Jun 05 1989, 7:05 PM CDT
Att: 34,840 - Unknown - 69 F


AB 34
R 3
H 8
RBI 3
BB 3
SO 3
LOB 14



| Batter | 1 | 2 | 3 | 4 | 5 | 6 | 7 | 8 | 9 | AB | R | H | RBI | BB | SO | LOB | BOTTOM | |
|--|---|----------------------------------|------------------------------|----------------------------------|-------------------------------|----------------------------------|------------------------------|---------------------------------|-------------------------------|----------------------------------|------------------------------|----------------------------------|-------------------------------|----------------------------------|----------------------------------|------------------------------------|----------------------------------|--------|
| Doug Dascenzo, S OBP: 0.210, SLG: 0.165 | F8 | SH 23 3B | | S HR 1B | | G4-3 | | | | 3 | 3 | 1 | 1 | 1 | 0 | 1 | | |
| Mitch Webster, S OBP: 0.308, SLG: 0.356 | G5-3 23 HR BB | P6 | | HR | | L9 | | | | 4 | 3 | 2 | 2 | 1 | 0 | 2 | | |
| 23 Ryne Sandberg, R OBP: 0.347, SLG: 0.646 Curtis Wilkerson, S OBP: 0.226, SLG: 0.349 | G5-3 1-3 | | G5-3 1H 2H 3B | | G5-3 | | E5 1B 3B | | G6-3 | 4 | 1 | 1 | 2 | 0 | 0 | 3 | | |
| Damon Berryhill, S OBP: 0.305, SLG: 0.378 Rick Wrona, R OBP: 0.219, SLG: 0.194 | HR HBP | | K | | G5-3 | | G4-3 BB 1B | | G4-3 | 3 | 2 | 2 | 2 | 0 | 1 | 1 | | |
| Dwight Smith, L OBP: 0.403, SLG: 0.545 | HR | | G6-3 SF7 2B | | G6-3 1B | | G3 1B BB | | G3 | 4 | 3 | 3 | 3 | 1 | 0 | 0 | | |
| Vance Law, R OBP: 0.280, SLG: 0.321 Domingo Ramos, R OBP: 0.283, SLG: 0.353 | F9 | | G6-3 2-3 | | L7 | | G6-3 1H 2H 3H 3B | | G5-3 | 4 | 1 | 1 | 3 | 0 | 0 | 3 | | |
| Lloyd McClendon, R OBP: 0.432, SLG: 0.543 | | F9 | SF7 | | G1-3 | | G6-3 | | | 3 | 0 | 0 | 2 | 1 | 0 | 0 | AB 37 | |
| Shawon Dunston, R OBP: 0.292, SLG: 0.371 | | 1B SH 1B | G6-3 | | F7 | | L8 | | | 5 | 1 | 2 | 0 | 0 | 0 | 1 | R 15 | |
| Greg Maddux, R OBP: 0.222, SLG: 0.259 Rick Sutcliffe, L OBP: 0.233, SLG: 0.207 Steve Wilson, L OBP: 0.200, SLG: 0.200 Jeff Pico, R | | | G6-3 1B | | G6-3 | | L6 | | | 2 | 1 | 1 | 0 | 0 | 0 | 0 | H 13 | |
| | | | | | | | | | | 1 | 0 | 0 | 0 | 0 | 0 | 0 | RBI 15 | |
| | | | | | | | | | | 1 | 0 | 0 | 0 | 0 | 0 | 0 | BB 4 | |
| | | | | | | | | | | 0 | 0 | 0 | 0 | 0 | 0 | 0 | SO 1 | |
| | | | | | | | | | | 0 | 0 | 0 | 0 | 0 | 0 | 0 | LOB 12 | |
| Inning Stats | R: 3 E: 0 K: 0 S: 10 | H: 3 LOB: 1 BB: 0 P: 19 | R: 1 E: 0 K: 0 S: 7 | H: 1 LOB: 0 BB: 0 P: 11 | R: 2 E: 0 K: 0 S: 15 | H: 4 LOB: 2 BB: 0 P: 25 | R: 0 E: 0 K: 0 S: 3 | H: 0 LOB: 0 BB: 0 P: 7 | R: 6 E: 1 K: 0 S: 15 | H: 4 LOB: 1 BB: 2 P: 29 | R: 0 E: 0 K: 0 S: 8 | H: 0 LOB: 0 BB: 0 P: 14 | R: 0 E: 0 K: 0 S: 11 | H: 0 LOB: 1 BB: 1 P: 20 | 1B: 7 2B: 2 3B: 2 HR: 2 | SF: 1 SAC: 1 DP: 0 HBP: 1 | WP: 0 PB: 0 SB: 1 CS: 0 | PA: 44 |
| PITCHER | IP WLS BF H R ER SO BB IBB HBP BLK WP HR S P ERA WHIP | | | | | | | | | | | | | | | | | |
| David Cone, R ERA: 4.28 | (1, 1) 2.0 L 14 5 7 7 1 1 1 0 0 0 0 0 1 37 67 15.75 2.500 | | | | | | | | | | | | | | | | | |
| Terry Leach, R ERA: 4.22 | (3, 1) 4.0 23 8 8 7 0 2 0 0 0 0 0 0 1 37 67 15.75 2.500 | | | | | | | | | | | | | | | | | |
| Roger McDowell, R ERA: 3.24 | (7, 1) 2.0 7 0 0 0 0 0 1 0 0 0 0 0 0 19 34 0.00 0.500 | | | | | | | | | | | | | | | | | |

New York Mets @ Chicago Cubs
Wrigley Field, Chicago, IL
Mon Jun 05 1989, 7:05 PM CDT
Att: 34,840 - Unknown - 69 F

AB 37
R 15
H 13
RBI 15
BB 4
SO 1
LOB 12



| Batter | 1 | 2 | 3 | 4 | 5 | 6 | 7 | 8 | 9 | AB | R | H | RBI | BB | SO | LOB | TOP | | | | | | | | | | |
|--|-------------------------------|----------------------------------|------------------------------|----------------------------------|------------------------------|----------------------------------|-------------------------------|----------------------------------|-------------------------------|----------------------------------|-------------------------------|----------------------------------|------------------------------|---------------------------------|------------------------------|----------------------------------|--|----------------------------------|----------------------------------|------------------------------------|----------------------------------|--------|--|--|--|--|--|
| Howard Johnson, S OBP: 0.362, SLG: 0.539 | | | | | | | | | | 3 | 3 | 2 | 1 | 2 | 0 | 0 | New York Mets @ Chicago Cubs Wrigley Field, Chicago, IL Wed Jun 07 1989, 3:33 AM CDT Att: 35,372 - Sunny | | | | | | | | | | |
| Dave Magadan, L OBP: 0.373, SLG: 0.463 | | | | | | | | | | 4 | 1 | 2 | 0 | 1 | 0 | 2 | | | | | | | | | | | |
| Kevin McReynolds, R OBP: 0.340, SLG: 0.414 | | | | | | | | | | 4 | 1 | 1 | 4 | 0 | 0 | 2 | | | | | | | | | | | |
| Darryl Strawberry, L OBP: 0.311, SLG: 0.503 Rick Aguilera, R | | | | | | | | | | 4 | 0 | 0 | 0 | 0 | 1 | 1 | | | | | | | | | | | |
| Mookie Wilson, S OBP: 0.214, SLG: 0.274 | | | | | | | | | | 5 | 1 | 1 | 0 | 0 | 0 | 1 | | | | | | | | | | | |
| Gregg Jefferies, S OBP: 0.217, SLG: 0.260 | | | | | | | | | | 4 | 2 | 2 | 0 | 0 | 1 | 1 | | | | | | | | | | | |
| Jeff McKnight, S OBP: 0.800, SLG: 0.667 | | | | | | | | | | 2 | 2 | 1 | 0 | 2 | 0 | 0 | | | | | | | | | | | |
| Barry Lyons, R OBP: 0.343, SLG: 0.419 | | | | | | | | | | 4 | 0 | 2 | 3 | 0 | 0 | 1 | | | | | | | | | | | |
| Dwight Gooden, R OBP: 0.156, SLG: 0.226 Lenny Dykstra, L OBP: 0.360, SLG: 0.370 | | | | | | | | | | 3 | 0 | 0 | 0 | 0 | 2 | 2 | | | | | | | | | | | |
| Inning Stats | R: 1 E: 0 K: 0 S: 15 | H: 1 LOB: 0 BB: 0 P: 23 | R: 1 E: 0 K: 1 S: 8 | H: 1 LOB: 0 BB: 1 P: 14 | R: 0 E: 0 K: 0 S: 7 | H: 0 LOB: 1 BB: 1 P: 15 | R: 2 E: 0 K: 1 S: 11 | H: 3 LOB: 1 BB: 0 P: 16 | R: 5 E: 0 K: 1 S: 19 | H: 4 LOB: 1 BB: 2 P: 32 | R: 1 E: 0 K: 0 S: 14 | H: 2 LOB: 1 BB: 0 P: 20 | R: 0 E: 0 K: 0 S: 5 | H: 0 LOB: 0 BB: 0 P: 9 | R: 0 E: 0 K: 0 S: 5 | H: 0 LOB: 0 BB: 1 P: 12 | R: 0 E: 0 K: 1 S: 11 | H: 0 LOB: 0 BB: 0 P: 13 | 1B: 6 2B: 3 3B: 0 HR: 2 | SF: 1 SAC: 0 DP: 1 HBP: 0 | WP: 1 PB: 0 SB: 1 CS: 1 | PA: 41 | | | | | |
| PITCHER | IP | WLS | BF | H | R | ER | SO | BB | IBB | HBP | BLK | WP | HR | S | P | ERA | WHIP | | | | | | | | | | |
| Rick Sutcliffe, R ERA: 3.81 | 4.0 | L | 21 | 7 | 7 | 6 | 2 | 3 | 0 | 0 | 1 | 1 | 1 | 49 | 82 | 13.50 | 2.500 | | | | | | | | | | |
| Pat Perry, L ERA: 1.91 | 4.0 | | 17 | 4 | 3 | 3 | 2 | 2 | 0 | 0 | 0 | 0 | 1 | 35 | 59 | 6.75 | 1.500 | | | | | | | | | | |
| Jeff Pico, R ERA: 2.9 | 1.0 | | 3 | 0 | 0 | 0 | 1 | 0 | 0 | 0 | 0 | 0 | 0 | 11 | 13 | 0.00 | 0.000 | | | | | | | | | | |

| Batter | 1 | 2 | 3 | 4 | 5 | 6 | 7 | 8 | 9 | AB | R | H | RBI | BB | SO | LOB | BOTTOM | | | | | | | | | | |
|---|-------------------------------|----------------------------------|-------------------------------|----------------------------------|-------------------------------|----------------------------------|------------------------------|----------------------------------|-------------------------------|----------------------------------|------------------------------|---------------------------------|------------------------------|----------------------------------|-------------------------------|----------------------------------|--|---------------------------------|----------------------------------|------------------------------------|----------------------------------|--------|--|--|--|--|--|
| Doug Dascenzo, S OBP: 0.209, SLG: 0.160 | | | | | | | | | | 4 | 0 | 0 | 0 | 1 | 0 | 5 | New York Mets @ Chicago Cubs Wrigley Field, Chicago, IL Wed Jun 07 1989, 3:33 AM CDT Att: 35,372 - Sunny | | | | | | | | | | |
| Mitch Webster, S OBP: 0.315, SLG: 0.368 | | | | | | | | | | 5 | 1 | 1 | 0 | 0 | 0 | 1 | | | | | | | | | | | |
| 23 Ryne Sandberg, R OBP: 0.351, SLG: 0.643 Curtis Wilkerson, S | | | | | | | | | | 1 | 0 | 0 | 0 | 0 | 0 | 2 | | | | | | | | | | | |
| Damon Berryhill, S OBP: 0.315, SLG: 0.378 | | | | | | | | | | 4 | 1 | 1 | 1 | 1 | 1 | 2 | | | | | | | | | | | |
| Dwight Smith, L OBP: 0.413, SLG: 0.595 | | | | | | | | | | 4 | 1 | 2 | 1 | 0 | 2 | 3 | | | | | | | | | | | |
| Lloyd McClendon, R OBP: 0.462, SLG: 0.698 | | | | | | | | | | 4 | 1 | 3 | 2 | 0 | 0 | 0 | | | | | | | | | | | |
| Vance Law, R OBP: 0.271, SLG: 0.321 | | | | | | | | | | 3 | 0 | 1 | 1 | 1 | 0 | 2 | | | | | | | | | | | |
| Shawon Dunston, R OBP: 0.296, SLG: 0.377 | | | | | | | | | | 4 | 0 | 1 | 0 | 0 | 0 | 3 | | | | | | | | | | | |
| Rick Sutcliffe, L OBP: 0.250, SLG: 0.200 Pat Perry, L OBP: 0.167, SLG: 0.167 Gary Varsho, L OBP: 0.267, SLG: 0.362 Jeff Pico, R | | | | | | | | | | 1 | 0 | 0 | 0 | 1 | 0 | 2 | | | | | | | | | | | |
| Inning Stats | R: 0 E: 1 K: 1 S: 10 | H: 0 LOB: 2 BB: 1 P: 17 | R: 0 E: 0 K: 0 S: 12 | H: 1 LOB: 2 BB: 1 P: 22 | R: 4 E: 0 K: 0 S: 19 | H: 5 LOB: 3 BB: 0 P: 33 | R: 0 E: 0 K: 1 S: 8 | H: 0 LOB: 1 BB: 1 P: 15 | R: 1 E: 0 K: 0 S: 10 | H: 1 LOB: 0 BB: 1 P: 19 | R: 0 E: 0 K: 0 S: 5 | H: 0 LOB: 0 BB: 0 P: 8 | R: 0 E: 0 K: 1 S: 9 | H: 2 LOB: 1 BB: 0 P: 15 | R: 0 E: 0 K: 0 S: 10 | H: 0 LOB: 0 BB: 0 P: 15 | R: 0 E: 0 K: 0 S: 7 | H: 0 LOB: 0 BB: 0 P: 8 | 1B: 5 2B: 3 3B: 0 HR: 1 | SF: 0 SAC: 0 DP: 2 HBP: 1 | WP: 0 PB: 0 SB: 1 CS: 0 | PA: 40 | | | | | |
| PITCHER | IP | WLS | BF | H | R | ER | SO | BB | IBB | HBP | BLK | WP | HR | S | P | ERA | WHIP | | | | | | | | | | |
| Dwight Gooden, R ERA: 2.63 | 5.0 | W | 27 | 7 | 5 | 5 | 2 | 4 | 0 | 0 | 0 | 0 | 0 | 59 | 106 | 9.00 | 2.200 | | | | | | | | | | |
| Rick Aguilera, R ERA: 0.96 | 4.0 | S | 13 | 2 | 0 | 0 | 1 | 0 | 0 | 0 | 0 | 0 | 0 | 31 | 46 | 0.00 | 0.500 | | | | | | | | | | |

| | |
|-----|----|
| AB | 35 |
| R | 10 |
| H | 11 |
| RBI | 8 |
| BB | 5 |
| SO | 5 |
| LOB | 10 |



| Batter | 1 | 2 | 3 | 4 | 5 | 6 | 7 | 8 | 9 | 10 | AB | R | H | RBI | BB | SO | LOB | TOP | | | | | | | |
|--|--|--|--|--|--|--|--|--|--|--|--|--|--|--|--|--|--|--|--|--|--|--|--|--|--|
| Lenny Dykstra, L OBP: 0.355, SLG: 0.364 (1, 8) | F8 | | G3-1 1B | | L8 | | | G4-3 | | F9 | 5 | 0 | 1 | 0 | 0 | 0 | 1 | | | | | | | | |
| Dave Magadan, L OBP: 0.354, SLG: 0.436 (8, 1) | G4-3 | | G3-1 | | G3 | | | G4-3 | | G3 | 4 | 0 | 0 | 0 | 0 | 0 | 0 | | | | | | | | |
| Kevin Reynolds, R OBP: 0.343, SLG: 0.424 Roger McDowell, R OBP: 1.000, SLG: 1.000 (10, 1) | | | | | | | | | | | 1 | 0 | 0 | 0 | 0 | 0 | 1 | | | | | | | | |
| Howard Johnson, S OBP: 0.363, SLG: 0.561 (8, 5) | HR | | BB | | K | | | F8 | | | 3 | 1 | 1 | 1 | 1 | 1 | 0 | | | | | | | | |
| Daryl Strawberry, L OBP: 0.399, SLG: 0.555 (1, 9) | F7 | | G4-3 | | G4-3 | | | | | HR | 4 | 1 | 1 | 1 | 0 | 0 | 2 | | | | | | | | |
| Mookie Wilson, S OBP: 0.219, SLG: 0.288 (1, 7) | | HR | | | P5 | | | | | F7 | 4 | 1 | 2 | 1 | 0 | 0 | 0 | | | | | | | | |
| Gregg Jefferies, S OBP: 0.230, SLG: 0.274 (8, 4) | | | G4-6-3 BB | | G4-3 | | | K | | F7 | 3 | 0 | 0 | 0 | 1 | 1 | 1 | | | | | | | | |
| Mackey Sasser, L OBP: 0.333, SLG: 0.450 (1, 2) | | | G4-6-3 | | G4-3 | | | | | P6 | 3 | 0 | 0 | 0 | 1 | 0 | 1 | | | | | | | | |
| Keith Miller, R OBP: 0.063, SLG: 0.125 Lee Mazzilli, S OBP: 0.394, SLG: 0.480 Rick Aguilera, R (7, 1) | | | K | | K | | | K | | | 2 | 0 | 0 | 0 | 0 | 2 | 0 | | | | | | | | |
| Kevin Elster, R OBP: 0.265, SLG: 0.297 (8, 6) | | | | | | | | | | | 1 | 0 | 0 | 0 | 0 | 0 | 0 | | | | | | | | |
| Sid Fernandez, L OBP: 0.174, SLG: 0.281 Jeff McKnight, S OBP: 0.556, SLG: 0.429 (7, 4) | | | | | G4-3 | | | P5 | | F9 PB 1B | 2 | 0 | 1 | 0 | 0 | 0 | 2 | | | | | | | | |
| | | | | | | | | | | | 2 | 0 | 0 | 0 | 0 | 0 | 0 | | | | | | | | |
| Inning Stats | R: 1 E: 0 K: 1 S: 11 | H: 1 LOB: 0 BB: 1 P: 20 | R: 1 E: 0 K: 1 S: 10 | H: 1 LOB: 1 BB: 1 P: 15 | R: 0 E: 0 K: 0 S: 8 | H: 1 LOB: 2 BB: 1 P: 17 | R: 0 E: 0 K: 0 S: 4 | H: 0 LOB: 0 BB: 0 P: 4 | R: 0 E: 0 K: 1 S: 8 | H: 0 LOB: 0 BB: 0 P: 11 | R: 0 E: 0 K: 1 S: 6 | H: 0 LOB: 0 BB: 0 P: 10 | R: 0 E: 0 K: 2 S: 11 | H: 1 LOB: 2 BB: 1 P: 21 | R: 0 E: 0 K: 0 S: 5 | H: 0 LOB: 0 BB: 0 P: 7 | R: 1 E: 0 K: 0 S: 9 | H: 1 LOB: 0 BB: 0 P: 17 | R: 0 E: 0 K: 0 S: 10 | H: 1 LOB: 1 BB: 0 P: 15 | 1B: 3 2B: 0 3B: 0 HR: 3 | SF: 0 SAC: 0 DP: 1 HBP: 0 | WP: 0 PA: 38 PB: 1 SB: 2 CS: 0 | | |
| PITCHER | IP WLS BF H R ER SO ERA WHIP | IP WLS BF H R ER SO ERA WHIP | IP WLS BF H R ER SO ERA WHIP | IP WLS BF H R ER SO ERA WHIP | IP WLS BF H R ER SO ERA WHIP | IP WLS BF H R ER SO ERA WHIP | IP WLS BF H R ER SO ERA WHIP | IP WLS BF H R ER SO ERA WHIP | IP WLS BF H R ER SO ERA WHIP | IP WLS BF H R ER SO ERA WHIP | IP WLS BF H R ER SO ERA WHIP | IP WLS BF H R ER SO ERA WHIP | IP WLS BF H R ER SO ERA WHIP | IP WLS BF H R ER SO ERA WHIP | IP WLS BF H R ER SO ERA WHIP | IP WLS BF H R ER SO ERA WHIP | IP WLS BF H R ER SO ERA WHIP | IP WLS BF H R ER SO ERA WHIP | IP WLS BF H R ER SO ERA WHIP | IP WLS BF H R ER SO ERA WHIP | IP WLS BF H R ER SO ERA WHIP | IP WLS BF H R ER SO ERA WHIP | IP WLS BF H R ER SO ERA WHIP | IP WLS BF H R ER SO ERA WHIP | |
| Doug Drabek, R ERA: 2.46 Bill Landrum, R ERA: 0.42 (1, 1) | 9.0 | WLS: 34 | H: 5 | R: 3 | ER: 3 | SO: 5 | BB: 2 | IBB: 1 | HBP: 0 | BLK: 0 | WP: 0 | HR: 3 | S: 72 | P: 122 | ERA: 3.00 | WHIP: 0.778 | | | | | | | | | |
| (10, 1) | 1.0 | WLS: 4 | H: 1 | R: 0 | ER: 0 | SO: 0 | BB: 0 | IBB: 0 | HBP: 0 | BLK: 0 | WP: 0 | HR: 0 | S: 10 | P: 15 | ERA: 0.00 | WHIP: 1.000 | | | | | | | | | |

New York Mets @ Pittsburgh Pirates
Three Rivers Stadium, Pittsburgh, PA
Fri Jun 09 1989, 7:05 PM EDT
Att: 20,819 - Unknown

AB 35
R 3
H 6
RBI 3
BB 3
SO 5
LOB 11



| Batter | 1 | 2 | 3 | 4 | 5 | 6 | 7 | 8 | 9 | 10 | AB | R | H | RBI | BB | SO | LOB | BOTTOM | | | | | | | |
|---|--|--|--|--|--|--|--|--|--|--|--|--|--|--|--|--|--|--|--|--|--|--|--|--|--|
| Gary Redus, R OBP: 0.371, SLG: 0.440 (1, 9) | L7 | | K | | G1-4-3 | | | SH5-4 2B | | E6 | 5 | 0 | 2 | 0 | 0 | 1 | 1 | | | | | | | | |
| Jose Lind, R OBP: 0.275, SLG: 0.280 (1, 4) | FC5-4 BB | | F9 | | | | | SH5-4 | | G1-3 | 2 | 1 | 0 | 0 | 2 | 0 | 3 | | | | | | | | |
| Andy Van Slyke, L OBP: 0.328, SLG: 0.377 (1, 8) | K | | L8 | | | | | G6-3 | | | 5 | 1 | 1 | 0 | 0 | 1 | 4 | | | | | | | | |
| Bobby Bonilla, S OBP: 0.354, SLG: 0.480 (1, 5) | FC5-4 | | | | L7 | | | | | | 3 | 1 | 1 | 2 | 2 | 0 | 1 | | | | | | | | |
| Barry Bonds, L OBP: 0.345, SLG: 0.462 (1, 7) | | | F8 | | G6-3 | | | F7 | | | 4 | 0 | 0 | 0 | 1 | 1 | 2 | | | | | | | | |
| Jeff King, R OBP: 0.313, SLG: 0.500 (1, 3) | | | K | | | | | F7 | | | 5 | 0 | 1 | 0 | 0 | 1 | 3 | | | | | | | | |
| Rey Quinones, R OBP: 0.234, SLG: 0.283 Rafael Belliard, R OBP: 0.288, SLG: 0.302 (9, PR) | | | | | P3 | | | F9 | | | 4 | 0 | 2 | 0 | 0 | 0 | 1 | | | | | | | | |
| Benny Distefano, L OBP: 0.372, SLG: 0.246 (10, PH) | | | | | | | | | | 1B E 1B | 1 | 0 | 0 | 1 | 0 | 0 | 2 | | | | | | | | |
| Junior Ortiz, R OBP: 0.287, SLG: 0.241 John Cangelosi, S OBP: 0.371, SLG: 0.268 Dann Bilardello, R (10, 2) | | | | | | | | | | L7 | 3 | 0 | 0 | 0 | 0 | 0 | 1 | | | | | | | | |
| Doug Drabek, R OBP: 0.179, SLG: 0.115 R.J. Reynolds, S OBP: 0.358, SLG: 0.425 Bill Landrum, R (10, 1) | | | | | G5-3 | | | L7 | | | 2 | 0 | 0 | 0 | 1 | 0 | 0 | | | | | | | | |
| | | | | | | | | | | | 1 | 0 | 1 | 0 | 0 | 0 | 0 | | | | | | | | |
| | | | | | | | | | | | 0 | 0 | 0 | 0 | 0 | 0 | 0 | | | | | | | | |
| Inning Stats | R: 0 E: 0 K: 1 S: 7 | H: 0 LOB: 1 BB: 1 P: 14 | R: 0 E: 0 K: 1 S: 13 | H: 1 LOB: 1 BB: 0 P: 16 | R: 0 E: 0 K: 1 S: 12 | H: 0 LOB: 1 BB: 1 P: 20 | R: 0 E: 0 K: 0 S: 5 | H: 1 LOB: 1 BB: 0 P: 11 | R: 0 E: 0 K: 0 S: 6 | H: 0 LOB: 0 BB: 0 P: 8 | R: 2 E: 0 K: 0 S: 9 | H: 1 LOB: 0 BB: 1 P: 14 | R: 0 E: 0 K: 1 S: 5 | H: 0 LOB: 0 BB: 0 P: 6 | R: 0 E: 0 K: 1 S: 14 | H: 1 LOB: 2 BB: 1 P: 24 | R: 1 E: 1 K: 0 S: 12 | H: 3 LOB: 2 BB: 0 P: 20 | R: 1 E: 1 K: 0 S: 5 | H: 1 LOB: 3 BB: 2 P: 16 | 1B: 5 2B: 1 3B: 1 HR: 1 | SF: 0 SAC: 1 DP: 0 HBP: 0 | WP: 0 PA: 43 PB: 0 SB: 0 CS: 0 | | |
| PITCHER | IP WLS BF H R ER SO ERA WHIP | IP WLS BF H R ER SO ERA WHIP | IP WLS BF H R ER SO ERA WHIP | IP WLS BF H R ER SO ERA WHIP | IP WLS BF H R ER SO ERA WHIP | IP WLS BF H R ER SO ERA WHIP | IP WLS BF H R ER SO ERA WHIP | IP WLS BF H R ER SO ERA WHIP | IP WLS BF H R ER SO ERA WHIP | IP WLS BF H R ER SO ERA WHIP | IP WLS BF H R ER SO ERA WHIP | IP WLS BF H R ER SO ERA WHIP | IP WLS BF H R ER SO ERA WHIP | IP WLS BF H R ER SO ERA WHIP | IP WLS BF H R ER SO ERA WHIP | IP WLS BF H R ER SO ERA WHIP | IP WLS BF H R ER SO ERA WHIP | IP WLS BF H R ER SO ERA WHIP | IP WLS BF H R ER SO ERA WHIP | IP WLS BF H R ER SO ERA WHIP | IP WLS BF H R ER SO ERA WHIP | IP WLS BF H R ER SO ERA WHIP | IP WLS BF H R ER SO ERA WHIP | IP WLS BF H R ER SO ERA WHIP | |
| Sid Fernandez, L ERA: 3.19 Rick Aguilera, R ERA: 0.92 Randy Myers, L ERA: 0.79 Roger McDowell, R ERA: 3.07 (1, 1) | 6.0 | WLS: 24 | H: 3 | R: 2 | ER: 2 | SO: 3 | BB: 3 | IBB: 0 | HBP: 0 | BLK: 0 | WP: 0 | HR: 1 | S: 52 | P: 83 | ERA: 3.00 | WHIP: 1.000 | | | | | | | | | |
| (7, 1) | 1.1 | WLS: 5 | H: 1 | R: 0 | ER: 0 | SO: 0 | BB: 0 | IBB: 0 | HBP: 0 | BLK: 0 | WP: 0 | HR: 0 | S: 12 | P: 19 | ERA: 0.00 | WHIP: 0.750 | | | | | | | | | |
| (8, 1) | 1.2 | WLS: 9 | H: 3 | R: 1 | ER: 0 | SO: 1 | BB: 1 | IBB: 0 | HBP: 0 | BLK: 0 | WP: 0 | HR: 0 | S: 19 | P: 31 | ERA: 0.00 | WHIP: 1.800 | | | | | | | | | |
| (10, 1) | 0.2 | WLS: 5 | H: 1 | R: 1 | ER: 1 | SO: 0 | BB: 2 | IBB: 0 | HBP: 0 | BLK: 0 | WP: 0 | HR: 0 | S: 5 | P: 16 | ERA: 13.50 | WHIP: 1.500 | | | | | | | | | |

New York Mets @ Pittsburgh Pirates
Three Rivers Stadium, Pittsburgh, PA
Fri Jun 09 1989, 7:05 PM EDT
Att: 20,819 - Unknown

AB 36
R 4
H 8
RBI 3
BB 6
SO 4
LOB 19



| Batter | 1 | 2 | 3 | 4 | 5 | 6 | 7 | 8 | 9 | AB | R | H | RBI | BB | SO | LOB | TOP | | | | | | | | | | |
|---|-------------------------------|----------------------------------|------------------------------|----------------------------------|------------------------------|----------------------------------|------------------------------|----------------------------------|-------------------------------|----------------------------------|-------------------------------|----------------------------------|------------------------------|----------------------------------|------------------------------|----------------------------------|----------------------------------|------------------------------------|----------------------------------|--------|--|--|--|--|--|--|--|
| Howard Johnson, S OBP: 0.359, SLG: 0.550 (1, 6) | F7 | | L5 | | | K | | | P2 | 4 | 1 | 0 | 0 | 1 | 1 | 1 | | | | | | | | | | | |
| Dave Magadan, L OBP: 0.356, SLG: 0.443 (1, 3) | P5 | | F7 | | | E | | | G4-3 | 5 | 1 | 2 | 1 | 0 | 0 | 0 | | | | | | | | | | | |
| Kevin McReynolds, R OBP: 0.347, SLG: 0.425 Lenny Dykstra, L OBP: 0.353, SLG: 0.361 (1, 7) (6, 8) | | | | | G4-3 | E6 | | | K | 2 | 1 | 1 | 0 | 1 | 0 | 0 | | | | | | | | | | | |
| Darryl Strawberry, L OBP: 0.308, SLG: 0.497 (1, 9) | | | | | F9 | G3 | | | F7 | 3 | 0 | 0 | 0 | 1 | 0 | 3 | | | | | | | | | | | |
| Mookie Wilson, S OBP: 0.227, SLG: 0.294 (1, 8) | F8 | | | | G4-3 | | | | | 2 | 1 | 0 | 0 | 2 | 0 | 3 | | | | | | | | | | | |
| Gregg Jefferies, S OBP: 0.237, SLG: 0.281 Don Aase, R Randy Myers, L Kevin Elster, R (1, 5) (6, 1) (8, 1) (6, 6) | | | G4-3 | | | | | | | 3 | 0 | 2 | 1 | 0 | 0 | 0 | | | | | | | | | | | |
| Barry Lyons, R OBP: 0.330, SLG: 0.400 Keith Miller, R OBP: 0.118, SLG: 0.125 (1, 2) (6, PR) | | | P5 | | | | | | | 3 | 0 | 0 | 1 | 0 | 0 | 2 | | | | | | | | | | | |
| Jeff McKnight, S OBP: 0.385, SLG: 0.273 (1, 4) | | | G3 | | | | | | | 4 | 0 | 0 | 0 | 0 | 1 | 2 | | | | | | | | | | | |
| David Cone, L OBP: 0.231, SLG: 0.167 David West, L Mackey Sasser, L OBP: 0.341, SLG: 0.452 (1, 1) (5, 1) (6, PH) (6, 2) | | | K | | | | | | F8 | 2 | 0 | 0 | 0 | 0 | 1 | 0 | | | | | | | | | | | |
| Inning Stats | R: 0 E: 0 K: 0 S: 12 | H: 1 LOB: 2 BB: 1 P: 23 | R: 0 E: 0 K: 0 S: 6 | H: 0 LOB: 0 BB: 0 P: 13 | R: 0 E: 0 K: 1 S: 7 | H: 0 LOB: 0 BB: 0 P: 13 | R: 1 E: 0 K: 0 S: 7 | H: 1 LOB: 1 BB: 1 P: 17 | R: 2 E: 0 K: 2 S: 14 | H: 1 LOB: 1 BB: 1 P: 28 | R: 0 E: 0 K: 1 S: 11 | H: 1 LOB: 2 BB: 1 P: 18 | R: 0 E: 0 K: 0 S: 5 | H: 0 LOB: 0 BB: 0 P: 10 | R: 0 E: 0 K: 1 S: 9 | H: 0 LOB: 0 BB: 0 P: 14 | 1B: 5 2B: 1 3B: 0 HR: 0 | SF: 0 SAC: 1 DP: 1 HBP: 0 | WP: 0 PB: 1 SB: 2 CS: 0 | PA: 39 | | | | | | | |
| PITCHER | IP | WLS | BF | H | R | ER | SO | BB | IBB | HBP | BLK | WP | HR | S | P | ERA | WHIP | | | | | | | | | | |
| Randy Kramer, R ERA: 3.44 Jeff Robinson, R ERA: 6.25 Neal Heaton, L ERA: 4.15 Bob Kipper, L ERA: 3.1 | 5.2 | | 27 | 5 | 5 | 4 | 2 | 4 | 0 | 0 | 0 | 0 | 0 | 60 | 115 | 6.35 | 1.588 | | | | | | | | | | |

New York Mets @ Pittsburgh Pirates
Three Rivers Stadium, Pittsburgh, PA
Sat Jun 10 1989, 7:05 PM EDT
Att: 27,463 - Unknown

| | |
|-----|----|
| AB | 32 |
| R | 5 |
| H | 6 |
| RBI | 4 |
| BB | 6 |
| SO | 5 |
| LOB | 13 |





| Batter | 1 | 2 | 3 | 4 | 5 | 6 | 7 | 8 | 9 | AB | R | H | RBI | BB | SO | LOB | BOTTOM | | | | | | | | | | |
|---|------------------------------|----------------------------------|------------------------------|----------------------------------|-------------------------------|----------------------------------|-------------------------------|----------------------------------|------------------------------|----------------------------------|-------------------------------|----------------------------------|-------------------------------|----------------------------------|-------------------------------|----------------------------------|------------------------------|----------------------------------|----------------------------------|------------------------------------|----------------------------------|--------|--|--|--|--|--|
| Gary Redus, R OBP: 0.363, SLG: 0.420 Dann Bilardello, R (1, 9) (9, 2) | G3 | | K | | | P6 | | | | 4 | 0 | 0 | 0 | 1 | 2 | 2 | | | | | | | | | | | |
| Jose Lind, R OBP: 0.278, SLG: 0.279 (1, 4) | K | | | | | F9 | | | | 4 | 1 | 1 | 0 | 1 | 1 | 0 | | | | | | | | | | | |
| Andy Van Slyke, L OBP: 0.331, SLG: 0.402 Bob Kipper, R OBP: 0.333, SLG: 0.200 (1, 8) (9, 1) | F6 | | | | | | | | | 5 | 1 | 2 | 1 | 0 | 2 | 3 | | | | | | | | | | | |
| Bobby Bonilla, S OBP: 0.359, SLG: 0.487 (1, 5) | | | | | | | | | | 3 | 1 | 1 | 1 | 2 | 0 | 3 | | | | | | | | | | | |
| Barry Bonds, L OBP: 0.350, SLG: 0.467 (1, 7) | | | | | | | | | | 4 | 1 | 2 | 1 | 1 | 0 | 3 | | | | | | | | | | | |
| Jeff King, R OBP: 0.300, SLG: 0.412 (1, 3) | | | | | | | | | | 3 | 0 | 0 | 0 | 1 | 0 | 4 | | | | | | | | | | | |
| Rey Quinones, R OBP: 0.244, SLG: 0.313 (1, 6) | | | | | | | | | | 4 | 2 | 2 | 2 | 1 | 1 | 2 | | | | | | | | | | | |
| Junior Ortiz, R OBP: 0.288, SLG: 0.244 John Cangelosi, S OBP: 0.330, SLG: 0.281 (1, 2) (8, PH) (9, 8) | | | G6-3 | | | K | | | | 3 | 0 | 1 | 0 | 0 | 1 | 2 | | | | | | | | | | | |
| Randy Kramer, R Jeff Robinson, R Benny Distefano, L Neal Heaton, L R.J. Reynolds, S (1, 1) (6, 1) (6, PH) (7, 1) (8, PH) (9, 9) | | | P5 | | | K | | | | 2 | 0 | 0 | 0 | 0 | 1 | 2 | | | | | | | | | | | |
| Inning Stats | R: 0 E: 0 K: 1 S: 8 | H: 0 LOB: 0 BB: 0 P: 14 | R: 0 E: 0 K: 1 S: 7 | H: 0 LOB: 1 BB: 1 P: 16 | R: 0 E: 0 K: 1 S: 10 | H: 0 LOB: 0 BB: 0 P: 13 | R: 3 E: 0 K: 2 S: 19 | H: 4 LOB: 2 BB: 1 P: 31 | R: 0 E: 0 K: 0 S: 8 | H: 1 LOB: 2 BB: 1 P: 17 | R: 0 E: 0 K: 1 S: 13 | H: 1 LOB: 2 BB: 1 P: 22 | R: 0 E: 1 K: 1 S: 10 | H: 0 LOB: 2 BB: 1 P: 19 | R: 1 E: 0 K: 1 S: 14 | H: 2 LOB: 3 BB: 2 P: 26 | R: 2 E: 0 K: 0 S: 5 | H: 2 LOB: 0 BB: 0 P: 10 | 1B: 4 2B: 3 3B: 2 HR: 1 | SF: 0 SAC: 2 DP: 0 HBP: 0 | WP: 0 PB: 0 SB: 0 CS: 0 | PA: 43 | | | | | |
| PITCHER | IP | WLS | BF | H | R | ER | SO | BB | IBB | HBP | BLK | WP | HR | S | P | ERA | WHIP | | | | | | | | | | |
| David Cone, R ERA: 4.38 David West, L ERA: 2.49 Don Aase, R ERA: 2.49 Randy Myers, L ERA: 1.27 | 4.2 | | 22 | 5 | 3 | 3 | 5 | 3 | 0 | 0 | 0 | 0 | 0 | 49 | 87 | 5.79 | 1.714 | | | | | | | | | | |

New York Mets @ Pittsburgh Pirates
Three Rivers Stadium, Pittsburgh, PA
Sat Jun 10 1989, 7:05 PM EDT
Att: 27,463 - Unknown

| | |
|-----|----|
| AB | 34 |
| R | 6 |
| H | 10 |
| RBI | 6 |
| BB | 7 |
| SO | 8 |
| LOB | 23 |



| Batter | 1 | 2 | 3 | 4 | 5 | 6 | 7 | 8 | 9 | AB | R | H | RBI | BB | SO | LOB | TOP | | | | | |
|--|-------------------------------|----------------------------------|-------------------------------|----------------------------------|------------------------------|----------------------------------|----------------------------------|----------------------------------|------------------------------|----------------------------------|-------------------------------|----------------------------------|------------------------------|----------------------------------|-------------------------------|----------------------------------|--|----------------------------------|------------------------------------|------------------------------------|----------------------------------|--------|
| Lenny Dykstra, L OBP: 0.360, SLG: 0.389 | F7 | HR | F7 | | | CS 1B | | 1B | | 5 | 1 | 3 | 2 | 0 | 0 | 0 | New York Mets @ Pittsburgh Pirates Three Rivers Stadium, Pittsburgh, PA Sun Jun 11 1989, 3:33 AM EDT Att: 37,716 - Sunny | | | | | |
| Gregg Jefferies, S OBP: 0.246, SLG: 0.295 | PB 1B | 1B | | P6 | | CS | BB FC1-2 1B | F7 | | 5 | 2 | 3 | 0 | 0 | 0 | 1 | | | | | | |
| Howard Johnson, S OBP: 0.360, SLG: 0.559 | F9 | F8 | | F8 | | | FC1-2 BB 1B | | HR | 4 | 1 | 1 | 1 | 1 | 0 | 2 | | | | | | |
| Darryl Strawberry, L OBP: 0.314, SLG: 0.495 | PB 1B | G6-3 1B | | K | | | F8 | | HR 1B BB | 3 | 1 | 1 | 1 | 2 | 1 | 2 | | | | | | |
| Dave Magadan, L OBP: 0.358, SLG: 0.437 | 2B 1B | G6-3 | | | F7 | | FC1-2 BB | K | K | 4 | 0 | 1 | 2 | 1 | 1 | 2 | | | | | | |
| Mookie Wilson, S OBP: 0.232, SLG: 0.299 | 1-3 2B | | | | L8 | | FC1-2 BB | K | K | 4 | 0 | 1 | 0 | 1 | 1 | 4 | | | | | | |
| Mackey Sasser, L OBP: 0.347, SLG: 0.422 | 1-3 2B | | | | L5 | | 1-2 2-3 3-H 0-0 G5-3 | 1B IBB | 1B IBB | 3 | 0 | 0 | 0 | 2 | 0 | 5 | | | | | | |
| Kevin Elster, R OBP: 0.263, SLG: 0.294 | K | | F9 | | | G6-3 | | P3 | 1-2 2-H 1B | 5 | 0 | 1 | 0 | 0 | 1 | 3 | | | | | | |
| Bob Ojeda, L OBP: 0.192, SLG: 0.160 | | HR 1B | K | | | K | | G1-3 | | 4 | 1 | 1 | 0 | 0 | 2 | 0 |  | | | | | |
| Inning Stats | R: 2 E: 0 K: 1 S: 17 | H: 3 LOB: 3 BB: 2 P: 32 | R: 3 E: 0 K: 0 S: 14 | H: 4 LOB: 2 BB: 1 P: 26 | R: 0 E: 0 K: 1 S: 8 | H: 0 LOB: 0 BB: 0 P: 11 | R: 0 E: 0 K: 0 S: 7 | H: 0 LOB: 0 BB: 0 P: 10 | R: 0 E: 0 K: 1 S: 5 | H: 1 LOB: 0 BB: 0 P: 6 | R: 0 E: 0 K: 0 S: 13 | H: 1 LOB: 3 BB: 2 P: 25 | R: 0 E: 0 K: 0 S: 8 | H: 1 LOB: 1 BB: 2 P: 11 | R: 1 E: 0 K: 2 S: 14 | H: 2 LOB: 2 BB: 2 P: 27 | | 1B: 8 2B: 2 3B: 0 HR: 2 | SF: 0 SAC: 0 DP: 0 HBP: 0 | WP: 0 PB: 1 SB: 2 CS: 1 | PA: 45 | |
| PITCHER | IP | WLS | BF | H | R | ER | SO | BB | IBB | HBP | BLK | WP | HR | S | P | ERA | WHIP | | | | | |
| Brian Fisher, R ERA: 7.94 | (1, 1) | 1.0 | L | 10 | 5 | 4 | 4 | 1 | 1 | 1 | 0 | 0 | 0 | 1 | 21 | 38 | 36.00 | 6.000 | | | | |
| Miguel Garcia, L ERA: 1.8 | (2, 1) | 5.0 | | 18 | 3 | 1 | 1 | 3 | 0 | 1 | 0 | 0 | 0 | 0 | 37 | 57 | 1.80 | 0.600 | | | | |
| Neal Heaton, L ERA: 4.04 | (7, 1) | 2.0 | | 10 | 2 | 0 | 0 | 0 | 2 | 0 | 0 | 0 | 0 | 21 | 36 | 0.00 | 2.000 | | | | | |
| Jeff Robinson, R ERA: 6.34 | (9, 1) | 1.0 | | 6 | 2 | 1 | 1 | 2 | 1 | 1 | 0 | 0 | 0 | 1 | 14 | 27 | 9.00 | 3.000 | | | | |
| Batter | 1 | 2 | 3 | 4 | 5 | 6 | 7 | 8 | 9 | AB | R | H | RBI | BB | SO | LOB | BOTTOM | | | | | |
| Gary Redus, R OBP: 0.358, SLG: 0.407 | G6-3 | | K | | | F9 | | FC6-4 BB | | 3 | 0 | 0 | 0 | 1 | 1 | 1 | New York Mets @ Pittsburgh Pirates Three Rivers Stadium, Pittsburgh, PA Sun Jun 11 1989, 3:33 AM EDT Att: 37,716 - Sunny | | | | | |
| Jose Lind, R OBP: 0.273, SLG: 0.274 | F8 | | G6-4-3 | | | L4 | | FC6-4 | | 4 | 0 | 0 | 0 | 0 | 0 | 3 | | | | | | |
| Andy Van Slyke, L OBP: 0.336, SLG: 0.405 | E S 1B | | | | P3 | | G4-3 | | G4-3 1B | 4 | 0 | 2 | 0 | 0 | 0 | 0 | | | | | | |
| Bobby Bonilla, S OBP: 0.353, SLG: 0.478 | G1-3 | | | | L7 | | G6-3 | | G4-3 | 4 | 0 | 0 | 0 | 0 | 0 | 2 | | | | | | |
| Barry Bonds, L OBP: 0.348, SLG: 0.461 | | | | | F9 | | F7 | | K | 3 | 0 | 0 | 0 | 1 | 1 | 0 | | | | | | |
| Jeff King, R OBP: 0.261, SLG: 0.350 | | | | | F9 | | G6-3 | | G5-3 | 3 | 0 | 0 | 0 | 0 | 0 | 1 | | | | | | |
| Rey Quinones, R OBP: 0.251, SLG: 0.325 | | | | | F9 | | F9 | | F9 1B 2B | 3 | 1 | 2 | 0 | 0 | 0 | 0 | | | | | | |
| Dann Bilardello, R OBP: 0.286, SLG: 0.242 | | | | | K | | G6-3 | | F9 | 2 | 0 | 0 | 0 | 0 | 1 | 2 | | | | | | |
| Brian Fisher, R ERA: 7.94 | (1, 1) | | | | | | | | | 0 | 0 | 0 | 0 | 0 | 0 | 0 |  | | | | | |
| Miguel Garcia, L ERA: 1.8 | (2, 1) | | | | | | | | | 1 | 0 | 1 | 0 | 0 | 0 | 0 | | | | | | |
| John Cannizzo, S ERA: 3.75, SLG: 0.348 | (6, PH) | | | | | | | | | 1 | 0 | 0 | 0 | 0 | 0 | 0 | | | | | | |
| Neal Heaton, L ERA: 4.04 | (7, 1) | | | | | | | | | 1 | 0 | 0 | 0 | 0 | 0 | 0 | | | | | | |
| Mookie Wilson, R OBP: 0.302, SLG: 0.553 | (8, PH) | | | | | | | | | 1 | 0 | 1 | 1 | 0 | 0 | 0 | | | | | | |
| Glenn Wilson, R OBP: 0.302, SLG: 0.553 | (8, PH) | | | | | | | | | 0 | 0 | 0 | 0 | 0 | 0 | 0 | | | | | | |
| Morris Madden, L ERA: 6.34 | (9, 1) | | | | | | | | | 0 | 0 | 0 | 0 | 0 | 0 | 0 | | | | | | |
| Jeff Robinson, R ERA: 6.34 | (9, 1) | | | | | | | | | 0 | 0 | 0 | 0 | 0 | 0 | 0 | | | | | | |
| Inning Stats | R: 0 E: 0 K: 0 S: 9 | H: 1 LOB: 1 BB: 0 P: 12 | R: 0 E: 0 K: 1 S: 10 | H: 1 LOB: 1 BB: 1 P: 15 | R: 0 E: 0 K: 1 S: 8 | H: 1 LOB: 0 BB: 0 P: 12 | R: 0 E: 0 K: 0 S: 6 | H: 0 LOB: 0 BB: 0 P: 9 | R: 0 E: 0 K: 0 S: 9 | H: 0 LOB: 0 BB: 0 P: 12 | R: 0 E: 0 K: 0 S: 6 | H: 0 LOB: 0 BB: 0 P: 10 | R: 0 E: 0 K: 0 S: 5 | H: 0 LOB: 0 BB: 0 P: 5 | R: 1 E: 0 K: 0 S: 14 | H: 2 LOB: 2 BB: 1 P: 24 | R: 0 E: 0 K: 1 S: 5 | H: 1 LOB: 0 BB: 0 P: 8 | 1B: 5 2B: 1 3B: 0 HR: 0 | SF: 0 SAC: 0 DP: 2 HBP: 0 | WP: 0 PB: 0 SB: 1 CS: 2 | PA: 32 |
| PITCHER | IP | WLS | BF | H | R | ER | SO | BB | IBB | HBP | BLK | WP | HR | S | P | ERA | WHIP | | | | | |
| Bob Ojeda, L ERA: 3.51 | (1, 1) | 9.0 | W | 32 | 6 | 1 | 1 | 3 | 2 | 0 | 0 | 0 | 0 | 72 | 107 | 1.00 | 0.889 | | | | | |

| Batter | 1 | 2 | 3 | 4 | 5 | 6 | 7 | 8 | 9 | AB | R | H | RBI | BB | SO | LOB | TOP | | | | | | | | | | | | | | | | | | | | | |
|---|------------------------------|----------------------------------|------------------------------|---------------------------------|------------------------------|----------------------------------|------------------------------|----------------------------------|-------------------------------|----------------------------------|-------------------------------|----------------------------------|------------------------------|----------------------------------|------------------------------|----------------------------------|---|----------------------------------|----------------------------------|------------------------------------|----------------------------------|--------|-----|----|---|---|----|----|----|-----|-----|-----|----|----|---|---|-----|------|
| Jerome Walton, R (1.8) OBP: 0.345, SLG: 0.444 | G6-3 | | K | | | 1B SF7 2B | | K | | 4 | 1 | 1 | 0 | 0 | 2 | 0 | Chicago Cubs @ New York Mets Shea Stadium, Flushing, NY Tue Jun 13 1989, 7:05 PM EDT Att: 26,664 - Unknown | | | | | | | | | | | | | | | | | | | | | |
| Dwight Smith, L (1.7) OBP: 0.417, SLG: 0.558 | 23 BB 1B | | | P5 | | SF7 23 BB 1B | | G6-3 | | 4 | 1 | 2 | 0 | 0 | 0 | | | | | | | | | | | | | | | | | | | | | | | |
| 23 Ryne Sandberg, R (1.4) OBP: 0.362, SLG: 0.464 | G6-4-3 BB | | | K | | FC5-4 BB | | G3-1 | | 2 | 0 | 0 | 0 | 2 | 1 | 0 | | | | | | | | | | | | | | | | | | | | | | |
| Andre Dawson, R (1.9) OBP: 0.339, SLG: 0.556 | G6-4-3 | | | K | | SF7 | | | K | 3 | 0 | 0 | 1 | 0 | 2 | 2 | | | | | | | | | | | | | | | | | | | | | | |
| Damon Berryhill, S (1.2) | | F7 | | | P2 | SF7 | | | L8 | 3 | 0 | 0 | 1 | 0 | 0 | 0 | | | | | | | | | | | | | | | | | | | | | | |
| Lloyd McClendon, R (1.3) OBP: 0.410, SLG: 0.642 | | G3 | | | 4-2 S HR BB | FC5-4 | | | G5-3 | 3 | 1 | 0 | 0 | 1 | 0 | 1 | | | | | | | | | | | | | | | | | | | | | | |
| Vance Law, R (1.5) OBP: 0.265, SLG: 0.319 | | | | K | | | | | | 3 | 0 | 0 | 0 | 0 | 3 | 1 | | | | | | | | | | | | | | | | | | | | | | |
| Shawon Dunston, R (1.6) OBP: 0.296, SLG: 0.388 | | | L8 | | 2-2 2H HR | | | | | 3 | 1 | 1 | 2 | 0 | 1 | 0 | | | | | | | | | | | | | | | | | | | | | | |
| Mike Bielecki, R (1.1) OBP: 0.074, SLG: 0.038 | | | G4-3 | | 3-2 | G1-3 | | | | 3 | 0 | 0 | 0 | 0 | 0 | 0 | | | | | | | | | | | | | | | | | | | | | | |
| Mitch Williams, L (7.1) | | | | | | | | L4 | | 0 | 0 | 0 | 0 | 0 | 0 | 0 | | | | | | | | | | | | | | | | | | | | | | |
| Inning Stats | R: 0 E: 0 K: 0 S: 5 | H: 1 LOB: 1 BB: 1 P: 10 | R: 0 E: 0 K: 1 S: 5 | H: 0 LOB: 0 BB: 0 P: 8 | R: 0 E: 0 K: 1 S: 7 | H: 0 LOB: 0 BB: 0 P: 10 | R: 0 E: 0 K: 2 S: 8 | H: 0 LOB: 0 BB: 0 P: 13 | R: 2 E: 0 K: 1 S: 18 | H: 1 LOB: 0 BB: 1 P: 30 | R: 2 E: 0 K: 0 S: 15 | H: 2 LOB: 1 BB: 1 P: 21 | R: 0 E: 0 K: 2 S: 9 | H: 0 LOB: 0 BB: 0 P: 15 | R: 0 E: 0 K: 1 S: 7 | H: 0 LOB: 0 BB: 0 P: 14 | R: 0 E: 0 K: 1 S: 9 | H: 0 LOB: 0 BB: 0 P: 12 | 1B: 2 2B: 1 3B: 0 HR: 1 | SF: 2 SAC: 0 DP: 1 HBP: 0 | WP: 0 PB: 0 SB: 1 CS: 0 | PA: 33 | | | | | | | | | | | | | | | | |
| PITCHER | IP | WLS | BF | H | R | ER | SO | BB | IBB | HBP | BLK | WP | HR | S | P | ERA | WHIP | PITCHER | | | | IP | WLS | BF | H | R | ER | SO | BB | IBB | HBP | BLK | WP | HR | S | P | ERA | WHIP |
| Ron Darling, R (1.1) ERA: 4.2 | 7.0 | L | 27 | 4 | 4 | 4 | 7 | 3 | 0 | 0 | 0 | 0 | 1 | 67 | 107 | 5.14 | 1.000 | | | | | | | | | | | | | | | | | | | | | |
| Roger McDowell, R (8.1) ERA: 2.97 | 2.0 | | 6 | 0 | 0 | 0 | 2 | 0 | 0 | 0 | 0 | 0 | 0 | 16 | 26 | 0.00 | 0.000 | | | | | | | | | | | | | | | | | | | | | |

AB 28
R 4
H 4
RBI 4
BB 3
SO 9
LOB 4



| Batter | 1 | 2 | 3 | 4 | 5 | 6 | 7 | 8 | 9 | AB | R | H | RBI | BB | SO | LOB | BOTTOM | | | | | | | | | | | | | | | | | | | | | |
|--|------------------------------|----------------------------------|-------------------------------|----------------------------------|-------------------------------|----------------------------------|------------------------------|----------------------------------|------------------------------|----------------------------------|-------------------------------|----------------------------------|------------------------------|----------------------------------|------------------------------|----------------------------------|---|------------------------------------|----------------------------------|--------|--|----|-----|----|---|---|----|----|----|-----|-----|-----|----|----|---|---|-----|------|
| Lenny Dykstra, L (1.8) OBP: 0.365, SLG: 0.397 | G4-6-3 BB | | 1B SF8 2B | | K | | | G6-4-3 BB | | 2 | 1 | 1 | 0 | 1 | 1 | 0 | Chicago Cubs @ New York Mets Shea Stadium, Flushing, NY Tue Jun 13 1989, 7:05 PM EDT Att: 26,664 - Unknown | | | | | | | | | | | | | | | | | | | | | |
| Lee Mazzilli, S (6.7) OBP: 0.412, SLG: 0.480 | | | | | | | | | | 0 | 0 | 0 | 0 | 1 | 0 | 0 | | | | | | | | | | | | | | | | | | | | | | |
| Gregg Jefferies, S (1.4) OBP: 0.246, SLG: 0.294 | G4-6-3 1-2 | | F8 BB 1B | | G1-3 | | | G6-4-3 1-2 | | 4 | 0 | 1 | 0 | 0 | 0 | 3 | | | | | | | | | | | | | | | | | | | | | | |
| Howard Johnson, S (1.5) OBP: 0.354, SLG: 0.551 | F7 | | SF8 | | K | | | P3 | | 3 | 0 | 0 | 1 | 0 | 1 | 0 | | | | | | | | | | | | | | | | | | | | | | |
| Darryl Strawberry, L (1.9) OBP: 0.317, SLG: 0.493 | | FC6-4 BB 1B | | | | P5 | | K | | 3 | 1 | 1 | 0 | 1 | 1 | 0 | | | | | | | | | | | | | | | | | | | | | | |
| Dave Magadan, L (1.3) OBP: 0.362, SLG: 0.434 | | FC6-4 BB | | F8 | | G4-3 WP 1B | | K | | 3 | 0 | 1 | 0 | 1 | 1 | 2 | | | | | | | | | | | | | | | | | | | | | | |
| Mookie Wilson, S (1.7) OBP: 0.226, SLG: 0.291 | | FC6-4 BB | | F9 | | G4-3 | | | K | 4 | 0 | 0 | 0 | 0 | 1 | 5 | | | | | | | | | | | | | | | | | | | | | | |
| Mackey Sasser, L (1.2) OBP: 0.346, SLG: 0.417 | | | | | L4 | | | | | 3 | 0 | 1 | 1 | 0 | 1 | 1 | | | | | | | | | | | | | | | | | | | | | | |
| Mark Carreon, R (9. PH) OBP: 0.227, SLG: 0.476 | | | | | | K | | | P6 | 1 | 0 | 0 | 0 | 0 | 0 | 0 | | | | | | | | | | | | | | | | | | | | | | |
| Kevin Elster, R (1.6) OBP: 0.257, SLG: 0.287 | | | | | F9 | | | | P2 | 4 | 0 | 0 | 0 | 0 | 1 | 2 | | | | | | | | | | | | | | | | | | | | | | |
| Ron Darling, R (1.1) OBP: 0.103, SLG: 0.138 | | | | | | | | | | 2 | 0 | 0 | 0 | 0 | 1 | 2 | | | | | | | | | | | | | | | | | | | | | | |
| Keith Miller, R (7. PH) OBP: 0.167, SLG: 0.176 | | | | | | | | | | 1 | 0 | 1 | 0 | 0 | 0 | 0 | | | | | | | | | | | | | | | | | | | | | | |
| Roger McDowell, R (8.1) OBP: 1.000, SLG: 1.000 | | | | | | | | | | 0 | 0 | 0 | 0 | 0 | 0 | 0 | | | | | | | | | | | | | | | | | | | | | | |
| Inning Stats | R: 0 E: 0 K: 0 S: 5 | H: 0 LOB: 0 BB: 1 P: 12 | R: 1 E: 0 K: 2 S: 15 | H: 2 LOB: 2 BB: 1 P: 22 | R: 1 E: 0 K: 0 S: 12 | H: 2 LOB: 2 BB: 1 P: 20 | R: 0 E: 0 K: 0 S: 9 | H: 0 LOB: 0 BB: 0 P: 13 | R: 0 E: 0 K: 1 S: 8 | H: 1 LOB: 1 BB: 0 P: 16 | R: 0 E: 0 K: 0 S: 10 | H: 1 LOB: 1 BB: 1 P: 18 | R: 0 E: 0 K: 2 S: 8 | H: 0 LOB: 0 BB: 0 P: 15 | R: 0 E: 0 K: 1 S: 8 | H: 0 LOB: 0 BB: 0 P: 12 | 1B: 5 2B: 1 3B: 0 HR: 0 | SF: 1 SAC: 0 DP: 2 HBP: 0 | WP: 1 PB: 0 SB: 0 CS: 0 | PA: 35 | | | | | | | | | | | | | | | | | | |
| PITCHER | IP | WLS | BF | H | R | ER | SO | BB | IBB | HBP | BLK | WP | HR | S | P | ERA | WHIP | PITCHER | | | | IP | WLS | BF | H | R | ER | SO | BB | IBB | HBP | BLK | WP | HR | S | P | ERA | WHIP |
| Mike Bielecki, R (1.1) ERA: 2.33 | 6.1 | W | 28 | 6 | 2 | 2 | 5 | 4 | 0 | 0 | 0 | 0 | 0 | 66 | 108 | 2.84 | 1.579 | | | | | | | | | | | | | | | | | | | | | |
| Mitch Williams, L (7.1) ERA: 1.89 | 2.2 | S | 7 | 0 | 0 | 0 | 3 | 0 | 0 | 0 | 0 | 0 | 0 | 18 | 30 | 0.00 | 0.000 | | | | | | | | | | | | | | | | | | | | | |

AB 30
R 2
H 6
RBI 2
BB 4
SO 8
LOB 15



| Batter | 1 | 2 | 3 | 4 | 5 | 6 | 7 | 8 | 9 | AB | R | H | RBI | BB | SO | LOB | TOP |
|--|---|---------------------------------|------------------------------|----------------------------------|------------------------------|----------------------------------|-------------------------------|----------------------------------|------------------------------|---------------------------------|-------------------------------|----------------------------------|-------------------------------|----------------------------------|----|-----|-----|
| Jerome Walton, R (1, 8) OBP: 0.342, SLG: 0.437 | | | | | | | | | | 4 | 0 | 1 | 0 | 0 | 0 | 0 | |
| Dwight Smith, L (1, 7) OBP: 0.415, SLG: 0.551 | | | | | | | | | | 3 | 0 | 1 | 0 | 0 | 0 | 1 | |
| 23 Ryne Sandberg, R (1, 4) OBP: 0.357, SLG: 0.458 | | | | | | | | | | 3 | 0 | 0 | 0 | 0 | 1 | 2 | |
| Andre Dawson, R (1, 9) OBP: 0.331, SLG: 0.541 | | | | | | | | | | 3 | 0 | 0 | 0 | 0 | 0 | 2 | |
| Damon Berryhill, S (1, 2) OBP: 0.305, SLG: 0.361 | | | | | | | | | | 3 | 0 | 1 | 0 | 0 | 1 | 1 | |
| Lloyd McClendon, R (1, 3) OBP: 0.407, SLG: 0.629 | | | | | | | | | | 3 | 0 | 1 | 0 | 0 | 0 | 1 | |
| Curtis Wilkerson, S (1, 5) OBP: 0.297, SLG: 0.357 | | | | | | | | | | 1 | 0 | 0 | 0 | 2 | 0 | 2 | |
| Shawon Dunston, R (1, 6) OBP: 0.291, SLG: 0.380 | | | | | | | | | | 3 | 0 | 0 | 0 | 0 | 3 | 3 | |
| Scott Sanderson, R (1, 1) OBP: 0.192, SLG: 0.087 | | | | | | | | | | 2 | 0 | 0 | 0 | 0 | 1 | 0 | |
| Mitch Webster, S (7, PH) OBP: 0.314, SLG: 0.352 | | | | | | | | | | 1 | 0 | 0 | 0 | 0 | 0 | 0 | |
| Inning Stats | R: 0 E: 0 K: 0 S: 7 | H: 1 LOB: 1 BB: 0 P: 8 | R: 0 E: 0 K: 2 S: 9 | H: 0 LOB: 1 BB: 1 P: 18 | R: 0 E: 0 K: 1 S: 9 | H: 1 LOB: 0 BB: 0 P: 14 | R: 0 E: 0 K: 1 S: 12 | H: 0 LOB: 2 BB: 1 P: 20 | R: 0 E: 0 K: 0 S: 7 | H: 1 LOB: 0 BB: 0 P: 9 | R: 0 E: 0 K: 1 S: 13 | H: 0 LOB: 0 BB: 0 P: 16 | R: 0 E: 0 K: 1 S: 10 | H: 0 LOB: 0 BB: 0 P: 12 | | | |
| PITCHER | IP WLS BF H R ER SO BB IBB HBP BLK WP HR S P ERA WHIP | | | | | | | | | | | | | | | | |
| Dwight Gooden, R (1, 1) ERA: 2.47 | 6.0 W 25 4 0 0 5 2 0 0 0 1 1 0 57 85 0.00 1.000 | | | | | | | | | | | | | | | | |
| Rick Aguilera, R (7, 1) ERA: 0.9 | 1.0 S 3 0 0 0 1 0 0 0 0 0 0 0 10 12 0.00 0.000 | | | | | | | | | | | | | | | | |

Chicago Cubs @ New York Mets
Shea Stadium, Flushing, NY
Wed Jun 14 1989, 7:05 PM EDT
Att: 27,278 - Unknown - 60 F

| | |
|-----|----|
| AB | 26 |
| R | 0 |
| H | 4 |
| RBI | 0 |
| BB | 2 |
| SO | 6 |
| LOB | 12 |



| | |
|--------|--------|
| WP: 1 | PA: 28 |
| FB: 0 | |
| 3B: 0 | |
| HR: 0 | |
| SF: 0 | |
| SAC: 0 | |
| DP: 0 | |
| HBP: 0 | |

| Batter | 1 | 2 | 3 | 4 | 5 | 6 | 7 | 8 | 9 | AB | R | H | RBI | BB | SO | LOB | BOTTOM |
|--|---|----------------------------------|-------------------------------|----------------------------------|-------------------------------|----------------------------------|-------------------------------|----------------------------------|------------------------------|----------------------------------|-------------------------------|----------------------------------|-------------------------------|----------------------------------|----|-----|--------|
| Lenny Dykstra, L (1, 8) OBP: 0.365, SLG: 0.416 | | | | | | | | | | 3 | 1 | 1 | 1 | 0 | 0 | 1 | |
| Gregg Jefferies, S (1, 4) OBP: 0.242, SLG: 0.289 | | | | | | | | | | 3 | 0 | 0 | 0 | 0 | 0 | 1 | |
| Dave Magadan, L (1, 5) OBP: 0.361, SLG: 0.427 (7, 3) | | | | | | | | | | 2 | 0 | 0 | 0 | 1 | 0 | 1 | |
| Darryl Strawberry, L (1, 9) OBP: 0.313, SLG: 0.485 | | | | | | | | | | 3 | 0 | 0 | 0 | 0 | 1 | 1 | |
| Howard Johnson, S (1, 6) (7, 5) OBP: 0.353, SLG: 0.552 | | | | | | | | | | 3 | 1 | 1 | 0 | 0 | 0 | 0 | |
| Lee Mazzilli, S (1, 3) OBP: 0.456, SLG: 0.519 | | | | | | | | | | 2 | 0 | 2 | 1 | 1 | 0 | 0 | |
| Rick Aguilera, R (7, 1) | | | | | | | | | | 0 | 0 | 0 | 0 | 0 | 0 | 0 | |
| Mookie Wilson, S (1, 7) OBP: 0.228, SLG: 0.292 | | | | | | | | | | 3 | 0 | 1 | 0 | 0 | 0 | 2 | |
| Mackey Sasser, L (1, 2) OBP: 0.327, SLG: 0.392 | | | | | | | | | | 3 | 0 | 0 | 0 | 0 | 2 | 4 | |
| Dwight Gooden, R (1, 1) OBP: 0.176, SLG: 0.242 | | | | | | | | | | 2 | 0 | 1 | 0 | 0 | 0 | 0 | |
| Kevin Elster, R (7, 6) OBP: 0.257, SLG: 0.287 | | | | | | | | | | 0 | 0 | 0 | 0 | 0 | 0 | 0 | |
| Inning Stats | R: 0 E: 0 K: 0 S: 7 | H: 0 LOB: 1 BB: 1 P: 14 | R: 0 E: 0 K: 1 S: 14 | H: 1 LOB: 0 BB: 0 P: 20 | R: 1 E: 0 K: 0 S: 12 | H: 1 LOB: 0 BB: 0 P: 17 | R: 1 E: 0 K: 2 S: 16 | H: 2 LOB: 1 BB: 0 P: 21 | R: 0 E: 0 K: 0 S: 9 | H: 1 LOB: 1 BB: 1 P: 10 | R: 0 E: 0 K: 0 S: 16 | H: 1 LOB: 2 BB: 1 P: 25 | R: 0 E: 0 K: 0 S: 16 | H: 1 LOB: 0 BB: 1 P: 25 | | | |
| PITCHER | IP WLS BF H R ER SO BB IBB HBP BLK WP HR S P ERA WHIP | | | | | | | | | | | | | | | | |
| Scott Sanderson, R (1, 1) ERA: 3.53 | 6.0 L 26 6 2 2 3 2 0 0 0 0 0 1 74 107 3.00 1.333 | | | | | | | | | | | | | | | | |

Chicago Cubs @ New York Mets
Shea Stadium, Flushing, NY
Wed Jun 14 1989, 7:05 PM EDT
Att: 27,278 - Unknown - 60 F

| | |
|-----|----|
| AB | 24 |
| R | 2 |
| H | 6 |
| RBI | 2 |
| BB | 2 |
| SO | 3 |
| LOB | 10 |



| | |
|--------|--------|
| WP: 0 | PA: 26 |
| FB: 0 | |
| 3B: 0 | |
| HR: 1 | |
| SF: 0 | |
| SAC: 0 | |
| DP: 0 | |
| HBP: 0 | |

| Batter | 1 | 2 | 3 | 4 | 5 | 6 | 7 | 8 | 9 | 10 | 11 | 12 | AB | R | H | RBI | BB | SO | LOB | TOP | | |
|---|---|---|---|---|---|---|---|---|---|---|---|---|---|---|---|---|---|---|---|---|---|---|
| Jerome Walton, R OBP: 0.350, SLG: 0.425 | F7 | | G3 S BB | | BB | | K | | G4-3 | | | SH5-4 HBP | 3 | 0 | 0 | 0 | 2 | 1 | 0 | | | |
| Curtis Wilkerson, S OBP: 0.255, SLG: 0.350 | K | | G3 | | L7 | | WP 1B | | F7 | | | SH5-4 | 5 | 0 | 1 | 1 | 0 | 1 | 2 | | | |
| 23 Ryne Sandberg, R OBP: 0.353, SLG: 0.484 | HR | | K | | F8 | | F7 | | F9 | | | K | 6 | 1 | 1 | 1 | 0 | 2 | 4 | | | |
| Andre Dawson, R OBP: 0.325, SLG: 0.531 | F7 | | F7 | | | | FC1-2 3B | | HBP | | F8 | | | 2 | 0 | 0 | 0 | 0 | 1 | | | |
| Mitch Webster, S OBP: 0.323, SLG: 0.365 | F7 | | F7 | | | | HBP | | | | F8 | | | 2 | 0 | 1 | 0 | 1 | 0 | 0 | | |
| Lloyd McClendon, R OBP: 0.378, SLG: 0.579 | | K | | | G6-3 | | F9 | | F9 | | | K | 6 | 0 | 0 | 0 | 0 | 2 | 5 | | | |
| Darin Jackson, R OBP: 0.286, SLG: 0.313 | F7 | | F7 | | P6 | | FC1-2 1B IBB | | P2 | | | K | 2 | 0 | 0 | 0 | 0 | 0 | 0 | | | |
| Gary Varsho, L OBP: 0.262, SLG: 0.339 | F7 | | F7 | | P6 | | FC1-2 1B IBB | | P2 | | | K | 2 | 1 | 0 | 0 | 1 | 1 | 0 | | | |
| Shawon Dunston, R OBP: 0.299, SLG: 0.396 | | | | | | | FC1-2 1B | | K | | G5-3 | | 1 | 0 | 1 | 0 | 1 | 0 | 0 | | | |
| Domingo Ramos, R OBP: 0.286, SLG: 0.364 | | | | | | | FC1-2 1B | | K | | G5-3 | | 3 | 0 | 0 | 0 | 0 | 1 | 2 | | | |
| Joe Girardi, R OBP: 0.271, SLG: 0.232 | G1-3 | | G1-3 | | F9 | | 1-3 2-H 1B | | P3 | | WP 1B | | 5 | 0 | 2 | 1 | 0 | 0 | 2 | | | |
| Greg Maddux, R OBP: 0.276, SLG: 0.276 | | | S BB G3 1B | | K | | G4-3 | | F7 | | F8 | | 2 | 1 | 1 | 0 | 0 | 1 | 0 | | | |
| Don Aase, R ERA: 2.81 | | | | | | | | | | | | | 1 | 0 | 0 | 0 | 0 | 0 | 2 | | | |
| Roger McDowell, R ERA: 2.73 | | | | | | | | | | | | | 1 | 0 | 0 | 0 | 0 | 0 | 0 | | | |
| David West, L ERA: 1.21 | | | | | | | | | | | | | 1 | 0 | 0 | 0 | 0 | 0 | 1 | | | |
| Randy Myers, L ERA: 1.21 | | | | | | | | | | | | | 1 | 0 | 0 | 0 | 0 | 0 | 1 | | | |
| Inning Stats | R: 1 E: 0 K: 10 S: 10 | H: 1 LOB: 0 BB: 0 P: 14 | R: 0 E: 0 K: 11 S: 11 | H: 1 LOB: 1 BB: 0 P: 16 | R: 1 E: 0 K: 11 S: 16 | H: 1 LOB: 1 BB: 1 P: 25 | R: 0 E: 0 K: 0 S: 8 | H: 0 LOB: 1 BB: 1 P: 13 | R: 0 E: 0 K: 1 S: 6 | H: 0 LOB: 0 BB: 1 P: 13 | R: 0 E: 0 K: 1 S: 7 | H: 0 LOB: 0 BB: 0 P: 9 | R: 0 E: 0 K: 0 S: 6 | H: 0 LOB: 0 BB: 0 P: 9 | R: 0 E: 0 K: 1 S: 12 | H: 1 LOB: 1 BB: 0 P: 19 | R: 0 E: 0 K: 2 S: 8 | H: 0 LOB: 2 BB: 1 P: 16 | 1B: 4 2B: 0 3B: 2 HR: 1 | SF: 0 SAC: 1 DP: 0 HBP: 2 | WP: 2 PB: 0 SB: 2 CS: 0 | PA: 50 |
| PITCHER | IP WLS BF H R ER SO BB IBB HBP BLK WP HR S P ERA WHIP | IP WLS BF H R ER SO BB IBB HBP BLK WP HR S P ERA WHIP | IP WLS BF H R ER SO BB IBB HBP BLK WP HR S P ERA WHIP | IP WLS BF H R ER SO BB IBB HBP BLK WP HR S P ERA WHIP | IP WLS BF H R ER SO BB IBB HBP BLK WP HR S P ERA WHIP | IP WLS BF H R ER SO BB IBB HBP BLK WP HR S P ERA WHIP | IP WLS BF H R ER SO BB IBB HBP BLK WP HR S P ERA WHIP | IP WLS BF H R ER SO BB IBB HBP BLK WP HR S P ERA WHIP | IP WLS BF H R ER SO BB IBB HBP BLK WP HR S P ERA WHIP | IP WLS BF H R ER SO BB IBB HBP BLK WP HR S P ERA WHIP | IP WLS BF H R ER SO BB IBB HBP BLK WP HR S P ERA WHIP | IP WLS BF H R ER SO BB IBB HBP BLK WP HR S P ERA WHIP | IP WLS BF H R ER SO BB IBB HBP BLK WP HR S P ERA WHIP | IP WLS BF H R ER SO BB IBB HBP BLK WP HR S P ERA WHIP | IP WLS BF H R ER SO BB IBB HBP BLK WP HR S P ERA WHIP | IP WLS BF H R ER SO BB IBB HBP BLK WP HR S P ERA WHIP | IP WLS BF H R ER SO BB IBB HBP BLK WP HR S P ERA WHIP | IP WLS BF H R ER SO BB IBB HBP BLK WP HR S P ERA WHIP | IP WLS BF H R ER SO BB IBB HBP BLK WP HR S P ERA WHIP | IP WLS BF H R ER SO BB IBB HBP BLK WP HR S P ERA WHIP | IP WLS BF H R ER SO BB IBB HBP BLK WP HR S P ERA WHIP | IP WLS BF H R ER SO BB IBB HBP BLK WP HR S P ERA WHIP |

Chicago Cubs @ New York Mets
Shea Stadium, Flushing, NY
Thu Jun 15 1999, 7:05 PM EDT
Att. 24,689 - Unknown - 60 F

AB 42
R 3
H 7
RBI 3
BB 5
SO 9
LOB 19



| Batter | 1 | 2 | 3 | 4 | 5 | 6 | 7 | 8 | 9 | 10 | 11 | 12 | AB | R | H | RBI | BB | SO | LOB | BOTTOM | | | |
|---|---|---|---|---|---|---|---|---|---|---|---|---|---|---|---|---|---|---|---|---|---|---|---|
| Lenny Dykstra, L Don Aase, R Roger McDowell, R David West, L Randy Myers, L Rick Aguilera, R | L5 | | F7 | | BB | | L9 | | 1B 2B | | F9 | | 2 | 0 | 0 | 0 | 1 | 0 | 1 | | | | |
| Howard Johnson, S OBP: 0.353, SLG: 0.549 | 2B | | F8 | | K | | K | | 1B IBB | | 5-3 | | 5 | 0 | 1 | 0 | 1 | 2 | 2 | | | | |
| Dave Magadan, L OBP: 0.367, SLG: 0.422 | P5 | | BB | | F7 | | L7 | | 1B | | | | 4 | 0 | 1 | 2 | 2 | 0 | 2 | | | | |
| Kevin Elster, R OBP: 0.257, SLG: 0.287 | | | BB | | | | | | 1B | | | | 0 | 1 | 0 | 0 | 0 | 0 | 0 | | | | |
| Darryl Strawberry, L OBP: 0.314, SLG: 0.493 | IBB | | G4-3 | | | | P6 | | HR | | G5-3 | | 5 | 1 | 1 | 1 | 1 | 0 | 5 | | | | |
| Kevin McReynolds, R OBP: 0.347, SLG: 0.419 | P3 | | | | WP BB 1B | | 1B | | K | | L9 | | 5 | 0 | 1 | 0 | 1 | 1 | 3 | | | | |
| Lee Mazzilli, S OBP: 0.419, SLG: 0.438 | | E5 G6-3 | | 4-3 | | K | | K | | | L9 | | 5 | 0 | 0 | 0 | 1 | 3 | 2 | | | | |
| Gregg Jefferies, S OBP: 0.255, SLG: 0.297 | | G6-3 | | FC1-5-2-5 | | BB | | | | | | | 5 | 1 | 3 | 1 | 1 | 0 | 2 | | | | |
| Mackey Sasser, L OBP: 0.316, SLG: 0.377 | | G4-3 | | F8 | | F8 | | | F8 | | FC6-4 | | 2 | 0 | 0 | 0 | 0 | 0 | 1 | | | | |
| Barry Lyons, R OBP: 0.321, SLG: 0.388 | | G4-3 | | F8 | | F8 | | | F8 | | FC6-4 | | 3 | 0 | 0 | 0 | 0 | 0 | 4 | | | | |
| Sid Fernandez, L OBP: 0.298, SLG: 0.292 | | | | | | | | | | | | | 1 | 0 | 1 | 0 | 0 | 0 | 0 | | | | |
| Mookie Wilson, S OBP: 0.223, SLG: 0.285 | | | | | | | | | | | | | 4 | 0 | 0 | 0 | 0 | 2 | 1 | | | | |
| Inning Stats | R: 0 E: 0 K: 0 S: 14 | H: 1 LOB: 2 BB: 1 P: 21 | R: 0 E: 1 K: 0 S: 11 | H: 0 LOB: 0 BB: 0 P: 16 | R: 0 E: 0 K: 0 S: 10 | H: 1 LOB: 2 BB: 1 P: 20 | R: 0 E: 0 K: 0 S: 7 | H: 0 LOB: 1 BB: 1 P: 13 | R: 0 E: 0 K: 2 S: 9 | H: 0 LOB: 2 BB: 1 P: 17 | R: 1 E: 0 K: 2 S: 11 | H: 1 LOB: 0 BB: 0 P: 15 | R: 2 E: 0 K: 0 S: 17 | H: 3 LOB: 2 BB: 1 P: 29 | R: 0 E: 0 K: 1 S: 9 | H: 1 LOB: 1 BB: 0 P: 12 | R: 0 E: 0 K: 0 S: 6 | H: 0 LOB: 0 BB: 0 P: 11 | R: 1 E: 0 K: 0 S: 8 | H: 1 LOB: 2 BB: 2 HR: 1 | SF: 0 SAC: 0 DP: 1 HBP: 0 | WP: 1 PB: 0 SB: 0 CS: 0 | PA: 52 |
| PITCHER | IP WLS BF H R ER SO BB IBB HBP BLK WP HR S P ERA WHIP | IP WLS BF H R ER SO BB IBB HBP BLK WP HR S P ERA WHIP | IP WLS BF H R ER SO BB IBB HBP BLK WP HR S P ERA WHIP | IP WLS BF H R ER SO BB IBB HBP BLK WP HR S P ERA WHIP | IP WLS BF H R ER SO BB IBB HBP BLK WP HR S P ERA WHIP | IP WLS BF H R ER SO BB IBB HBP BLK WP HR S P ERA WHIP | IP WLS BF H R ER SO BB IBB HBP BLK WP HR S P ERA WHIP | IP WLS BF H R ER SO BB IBB HBP BLK WP HR S P ERA WHIP | IP WLS BF H R ER SO BB IBB HBP BLK WP HR S P ERA WHIP | IP WLS BF H R ER SO BB IBB HBP BLK WP HR S P ERA WHIP | IP WLS BF H R ER SO BB IBB HBP BLK WP HR S P ERA WHIP | IP WLS BF H R ER SO BB IBB HBP BLK WP HR S P ERA WHIP | IP WLS BF H R ER SO BB IBB HBP BLK WP HR S P ERA WHIP | IP WLS BF H R ER SO BB IBB HBP BLK WP HR S P ERA WHIP | IP WLS BF H R ER SO BB IBB HBP BLK WP HR S P ERA WHIP | IP WLS BF H R ER SO BB IBB HBP BLK WP HR S P ERA WHIP | IP WLS BF H R ER SO BB IBB HBP BLK WP HR S P ERA WHIP | IP WLS BF H R ER SO BB IBB HBP BLK WP HR S P ERA WHIP | IP WLS BF H R ER SO BB IBB HBP BLK WP HR S P ERA WHIP | IP WLS BF H R ER SO BB IBB HBP BLK WP HR S P ERA WHIP | IP WLS BF H R ER SO BB IBB HBP BLK WP HR S P ERA WHIP | IP WLS BF H R ER SO BB IBB HBP BLK WP HR S P ERA WHIP | IP WLS BF H R ER SO BB IBB HBP BLK WP HR S P ERA WHIP |

Chicago Cubs @ New York Mets
Shea Stadium, Flushing, NY
Thu Jun 15 1999, 7:05 PM EDT
Att. 24,689 - Unknown - 60 F

AB 44
R 4
H 9
RBI 4
BB 8
SO 8
LOB 23



| Batter | 1 | 2 | 3 | 4 | 5 | 6 | 7 | 8 | 9 | AB | R | H | RBI | BB | SO | LOB | TOP | | | | | |
|---|---|----------------------------------|------------------------------|---------------------------------|-------------------------------|----------------------------------|------------------------------|----------------------------------|-------------------------------|----------------------------------|-------------------------------|----------------------------------|------------------------------|---------------------------------|------------------------------|----------------------------------|---|----------------------------------|----------------------------------|------------------------------------|----------------------------------|--------|
| Mookie Wilson, S OBP: 0.227, SLG: 0.281 (1, 8) | G6-3 | | G6-3 | | P4 | | | P4 | | 4 | 0 | 0 | 0 | 0 | 0 | 2 | New York Mets @ Philadelphia Phillies Veterans Stadium, Philadelphia, PA Sat Jun 17 1989, 7:05 PM EDT Att: 46,570 - Unknown | | | | | |
| Mark Carreon, R OBP: 0.250, SLG: 0.481 Lenny Dykstra, L OBP: 0.362, SLG: 0.410 (1, 9) | G5-3 | | G4-3 | | FC5-4 | | | BB | | 4 | 0 | 1 | 0 | 0 | 0 | 2 | | | | | | |
| Howard Johnson, S OBP: 0.351, SLG: 0.546 (1, 5) | 2B | | | | F7 | | | P4 | | 4 | 1 | 1 | 0 | 0 | 1 | 1 | | | | | | |
| Kevin McReynolds, R OBP: 0.357, SLG: 0.432 (1, 7) | 1H | | | | F8 | | | FC6-4 | | 3 | 0 | 1 | 1 | 1 | 0 | 0 | | | | | | |
| Gregg Jefferies, S OBP: 0.262, SLG: 0.314 (1, 4) | G5-3 | | | | E6 | | | BB | | 4 | 0 | 1 | 0 | 0 | 0 | 3 | | | | | | |
| Dave Magadan, L OBP: 0.375, SLG: 0.434 (1, 3) | | | G3 | | G4-3 | | | FC6 | | 4 | 0 | 1 | 0 | 0 | 0 | 2 | | | | | | |
| Barry Lyons, R OBP: 0.316, SLG: 0.382 (1, 2) | G4-3 | | | | FC5-6 | | | G6-3 | | 4 | 0 | 1 | 0 | 0 | 0 | 1 | | | | | | |
| Kevin Elster, R OBP: 0.267, SLG: 0.292 (1, 6) | L7 | | | | FC5-6 | | | F9 | | 3 | 0 | 1 | 0 | 1 | 0 | 0 | | | | | | |
| Bob Ojeda, L OBP: 0.167, SLG: 0.138 (1, 1) | | | P6 | | FC5-6 | | | G6-3 | | 4 | 0 | 0 | 0 | 0 | 0 | 3 | | | | | | |
| Inning Stats | R: 1 E: 0 K: 0 S: 12 | H: 2 LOB: 1 BB: 0 P: 18 | R: 0 E: 0 K: 0 S: 5 | H: 0 LOB: 0 BB: 0 P: 6 | R: 0 E: 0 K: 0 S: 10 | H: 0 LOB: 0 BB: 0 P: 14 | R: 0 E: 1 K: 0 S: 6 | H: 0 LOB: 1 BB: 0 P: 10 | R: 0 E: 0 K: 1 S: 11 | H: 2 LOB: 2 BB: 0 P: 15 | R: 0 E: 0 K: 0 S: 13 | H: 1 LOB: 0 BB: 0 P: 19 | R: 0 E: 0 K: 0 S: 5 | H: 0 LOB: 0 BB: 0 P: 7 | R: 0 E: 0 K: 0 S: 6 | H: 1 LOB: 2 BB: 1 P: 14 | R: 0 E: 0 K: 0 S: 3 | H: 1 LOB: 1 BB: 1 P: 10 | 1B: 5 2B: 2 3B: 0 HR: 0 | SF: 0 SAC: 0 DP: 1 HBP: 0 | WP: 0 PB: 0 SB: 0 CS: 0 | PA: 36 |
| PITCHER Larry McWilliams, L ERA: 3.65 (1, 1) | IP: 9.0 WLS: L BF: 36 H: 7 R: 1 ER: 1 SO: 1 BB: 2 IBB: 0 HBP: 0 BLK: 0 WP: 0 HR: 0 S: 71 P: 113 ERA: 1.00 WHIP: 1.000 | | | | | | | | | | | | | | | | | | | | | |

| | |
|-----|----|
| AB | 34 |
| R | 1 |
| H | 7 |
| RBI | 1 |
| BB | 2 |
| SO | 1 |
| LOB | 14 |



| Batter | 1 | 2 | 3 | 4 | 5 | 6 | 7 | 8 | 9 | AB | R | H | RBI | BB | SO | LOB | BOTTOM | | | | | |
|---|---|----------------------------------|------------------------------|---------------------------------|------------------------------|---------------------------------|-------------------------------|----------------------------------|------------------------------|---------------------------------|------------------------------|----------------------------------|------------------------------|---------------------------------|------------------------------|----------------------------------|---|----------------------------------|----------------------------------|------------------------------------|----------------------------------|--------|
| Steve Jeltz, S OBP: 0.375, SLG: 0.388 (1, 5) | G6-3 | | F8 | | | | | G3 | | 4 | 0 | 1 | 0 | 0 | 0 | 0 | New York Mets @ Philadelphia Phillies Veterans Stadium, Philadelphia, PA Sat Jun 17 1989, 7:05 PM EDT Att: 46,570 - Unknown | | | | | |
| Tom Herr, S OBP: 0.333, SLG: 0.364 (1, 4) | G3-1 | | | | K | | | G5-3 | | 4 | 0 | 1 | 0 | 0 | 1 | 1 | | | | | | |
| Von Hayes, L OBP: 0.433, SLG: 0.554 (1, 9) | G3-1 | | | | P4 | | | G3 | | 4 | 0 | 0 | 0 | 0 | 0 | 2 | | | | | | |
| Juan Samuel, R OBP: 0.307, SLG: 0.396 (1, 8) | K | | | | BB | | | L9 | | 2 | 0 | 0 | 0 | 1 | 1 | 1 | | | | | | |
| John Kruk, L OBP: 0.338, SLG: 0.333 (1, 7) | G6-3 | | | | K | | | K | | 3 | 0 | 1 | 0 | 0 | 2 | 1 | | | | | | |
| Ricky Jordan, R OBP: 0.287, SLG: 0.327 (1, 3) | G6-3 | | | | G4-3 | | | G6-3 | | 3 | 0 | 0 | 0 | 0 | 0 | 1 | | | | | | |
| Dickie Thon, R OBP: 0.293, SLG: 0.359 (1, 6) | F7 | | | | P4 | | | G6-3 | | 3 | 0 | 0 | 0 | 0 | 0 | 0 | | | | | | |
| Steve Lake, R OBP: 0.333, SLG: 0.360 (1, 2) | | | G6-3 | | G4-3 | | | P5 | | 3 | 0 | 0 | 0 | 0 | 0 | 0 | | | | | | |
| Larry McWilliams, L OBP: 0.111, SLG: 0.111 Bob Dernier, R OBP: 0.243, SLG: 0.238 (1, 1) | | | K | | | | | F7 | | 2 | 0 | 0 | 0 | 0 | 1 | 0 | | | | | | |
| Inning Stats | R: 0 E: 0 K: 1 S: 9 | H: 1 LOB: 1 BB: 0 P: 16 | R: 0 E: 0 K: 0 S: 5 | H: 1 LOB: 0 BB: 0 P: 7 | R: 0 E: 0 K: 1 S: 7 | H: 0 LOB: 0 BB: 0 P: 8 | R: 0 E: 0 K: 2 S: 10 | H: 0 LOB: 1 BB: 1 P: 21 | R: 0 E: 0 K: 0 S: 7 | H: 0 LOB: 0 BB: 0 P: 9 | R: 0 E: 0 K: 0 S: 9 | H: 0 LOB: 0 BB: 0 P: 12 | R: 0 E: 0 K: 1 S: 7 | H: 0 LOB: 0 BB: 0 P: 7 | R: 0 E: 0 K: 0 S: 8 | H: 0 LOB: 0 BB: 0 P: 15 | R: 0 E: 0 K: 1 S: 10 | H: 1 LOB: 1 BB: 0 P: 17 | 1B: 2 2B: 1 3B: 0 HR: 0 | SF: 0 SAC: 0 DP: 1 HBP: 0 | WP: 0 PB: 0 SB: 1 CS: 0 | PA: 30 |
| PITCHER Bob Ojeda, L ERA: 3.13 (1, 1) | IP: 9.0 WLS: W BF: 30 H: 3 R: 0 ER: 0 SO: 6 BB: 1 IBB: 0 HBP: 0 BLK: 0 WP: 0 HR: 0 S: 72 P: 112 ERA: 0.00 WHIP: 0.444 | | | | | | | | | | | | | | | | | | | | | |

| | |
|-----|----|
| AB | 29 |
| R | 0 |
| H | 3 |
| RBI | 0 |
| BB | 1 |
| SO | 6 |
| LOB | 6 |



| Batter | 1 | 2 | 3 | 4 | 5 | 6 | 7 | 8 | 9 | AB | R | H | RBI | BB | SO | LOB | TOP | | | | | |
|--|------------------------------|----------------------------------|-------------------------------|----------------------------------|-------------------------------|----------------------------------|------------------------------|----------------------------------|------------------------------|---------------------------------|------------------------------|----------------------------------|------------------------------|----------------------------------|------------------------------|----------------------------------|------------------------------|---------------------------------|----------------------------------|------------------------------------|----------------------------------|--------|
| Lenny Dykstra, L OBP: 0.362, SLG: 0.415 Barry Lyons, R OBP: 0.314, SLG: 0.378 (7, 2) | 2-2 2B | | 0-1 F8 | | 3-3 K | | 2-0 L7 | | | 0 | 0 | 0 | 0 | 0 | 0 | 0 | | | | | | |
| Dave Magadan, L OBP: 0.372, SLG: 0.449 (1, 5) | 0-0 B1 | | 1-1 F8 | | | 3-1 HR | | 2-1 G1-3 | | 4 | 1 | 1 | 1 | 0 | 0 | 1 | | | | | | |
| Howard Johnson, S OBP: 0.357, SLG: 0.562 (1, 6) | 2-2 F9 | | 2-2 HR | | | 4-0 BB | | 0-0 G4-3 WP | | 3 | 2 | 2 | 1 | 1 | 0 | 1 | | | | | | |
| Kevin McReynolds, R OBP: 0.351, SLG: 0.424 (1, 7) | 2-0 G1-3 | | 1-3 K | | | 0-1 G5-4-3 | | 1-0 G4-3 | | 4 | 0 | 0 | 0 | 0 | 1 | 3 | | | | | | |
| Gregg Jefferies, S OBP: 0.257, SLG: 0.308 Randy Myers, L (8, 1) | | 1-2 F8 | | 1-3 K | | 0-1 G4-3 | | 2-2 F8 | | 4 | 0 | 0 | 0 | 0 | 1 | 0 | | | | | | |
| Lee Mazzilli, S OBP: 0.386, SLG: 0.378 (1, 3) | | 2-3 K | | 1-3 K | | | | 0-0 G4-3 | | 4 | 0 | 0 | 0 | 0 | 3 | 0 | | | | | | |
| Mookie Wilson, S OBP: 0.233, SLG: 0.292 (7, 8) | | 0-1 2B | | 1-0 G6-3 | | | | 0-1 F8 | | 4 | 2 | 2 | 0 | 0 | 0 | 0 | | | | | | |
| Mackey Sasser, L OBP: 0.344, SLG: 0.439 Keith Miller, R OBP: 0.211, SLG: 0.278 David Cone, L OBP: 0.250, SLG: 0.192 Jeff McKnight, S OBP: 0.357, SLG: 0.250 (8, 4) | | 1-1 2B | | | | 0-0 L4 | | 2-2 G4-3 | | 3 | 0 | 2 | 1 | 0 | 0 | 0 | | | | | | |
| Ron Darling, R OBP: 0.100, SLG: 0.133 David West, L (3, 1) Darryl Strawberry, L OBP: 0.314, SLG: 0.491 (7, 9) | | 3-3 K | | | | 0-0 G3 | | 1-0 FC6-4 | | 1 | 0 | 0 | 0 | 0 | 1 | 1 | | | | | | |
| Inning Stats | R: 0 E: 0 K: 0 S: 8 | H: 1 LOB: 1 BB: 0 P: 14 | R: 1 E: 0 K: 2 S: 17 | H: 2 LOB: 1 BB: 0 P: 24 | R: 1 E: 0 K: 1 S: 10 | H: 1 LOB: 0 BB: 0 P: 14 | R: 0 E: 0 K: 2 S: 8 | H: 0 LOB: 0 BB: 0 P: 11 | R: 0 E: 0 K: 1 S: 5 | H: 0 LOB: 0 BB: 1 P: 8 | R: 1 E: 0 K: 0 S: 6 | H: 1 LOB: 0 BB: 1 P: 13 | R: 1 E: 0 K: 1 S: 8 | H: 2 LOB: 1 BB: 0 P: 13 | R: 1 E: 0 K: 0 S: 9 | H: 1 LOB: 0 BB: 0 P: 14 | R: 0 E: 0 K: 0 S: 6 | H: 0 LOB: 0 BB: 0 P: 8 | 1B: 3 2B: 3 3B: 0 HR: 2 | SF: 0 SAC: 0 DP: 1 HBP: 0 | WP: 1 PB: 0 SB: 1 CS: 0 | PA: 35 |
| PITCHER | IP | WLS | BF | H | R | ER | SO | BB | IBB | HBP | BLK | WP | HR | S | P | ERA | WHIP | | | | | |
| Ken Howell, R ERA: 4.08 Don Carman, L ERA: 5.31 Jeff Parrett, R ERA: 4.17 | 6.1 | | 26 | 7 | 4 | 4 | 7 | 1 | 0 | 0 | 0 | 0 | 2 | 60 | 92 | 5.68 | 1.263 | | | | | |
| | 1.0 | | 4 | 1 | 1 | 1 | 0 | 0 | 0 | 0 | 0 | 0 | 0 | 5 | 10 | 9.00 | 1.000 | | | | | |
| | 1.2 | W | 5 | 0 | 0 | 0 | 0 | 0 | 0 | 0 | 0 | 1 | 0 | 12 | 17 | 0.00 | 0.000 | | | | | |

New York Mets @ Philadelphia Phillies
Veterans Stadium, Philadelphia, PA
Sun Jun 18 1989, 3:33 AM EDT
Att: 43,689 - Sunny - 85 F

AB 31
R 5
H 7
RBI 4
BB 1
SO 6
LOB 8

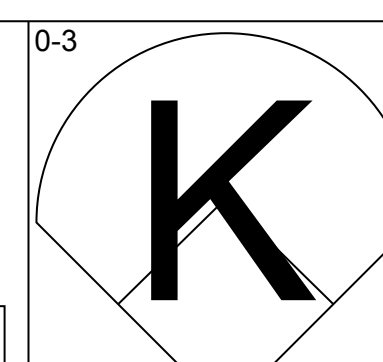
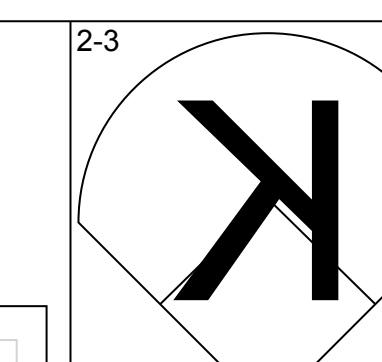
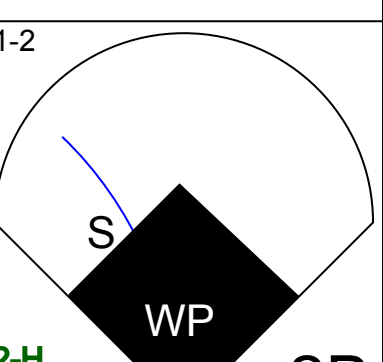
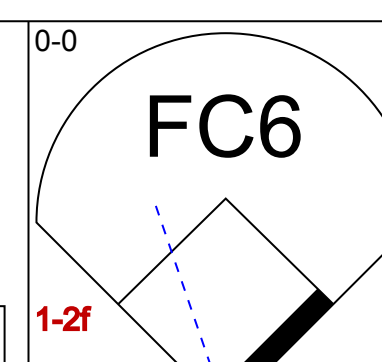
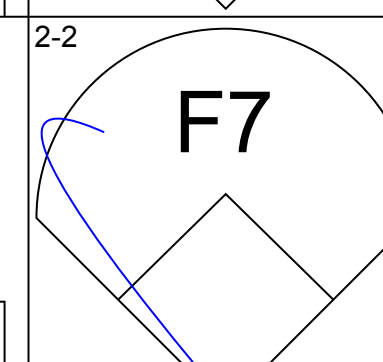
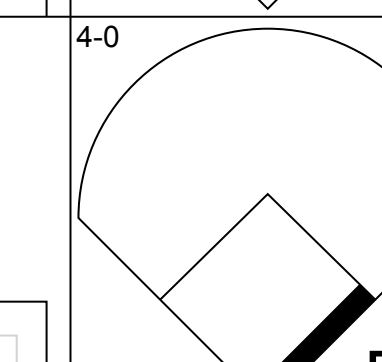
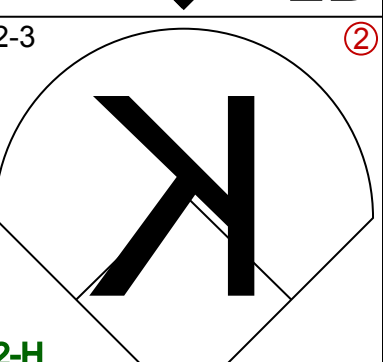
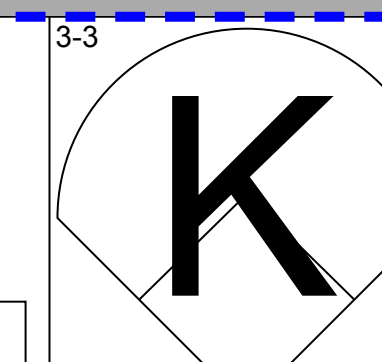
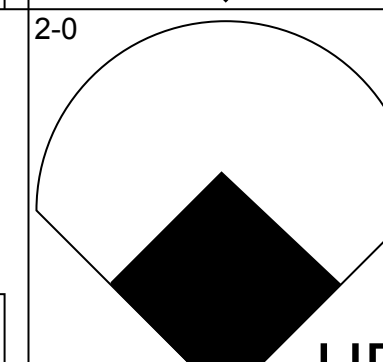
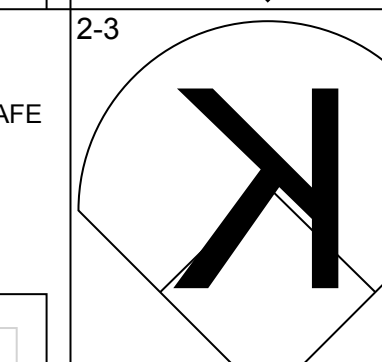
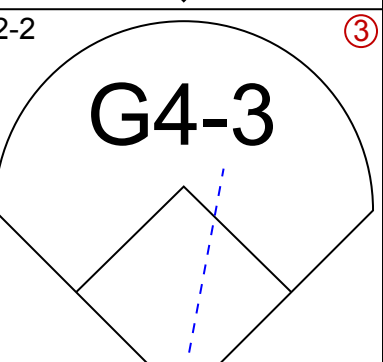
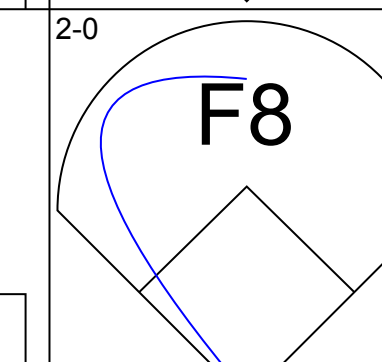
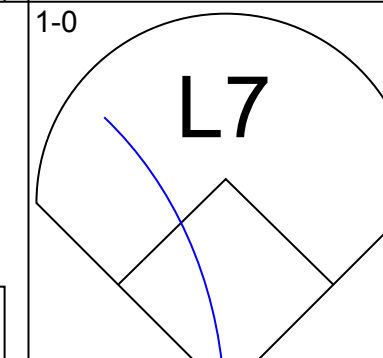
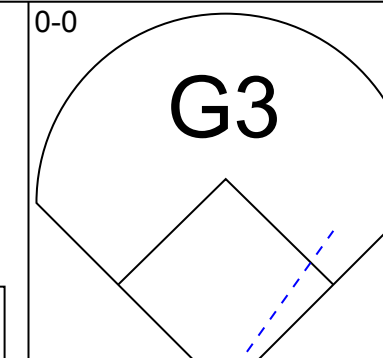
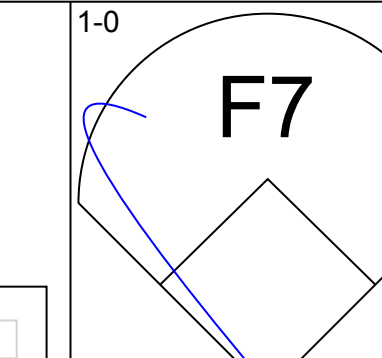
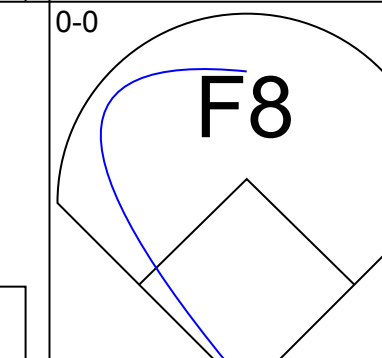
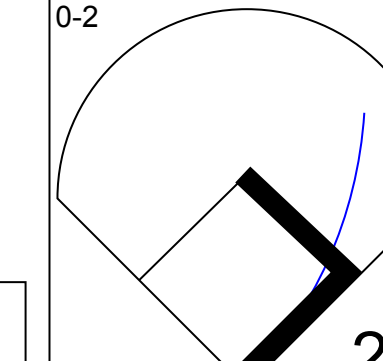
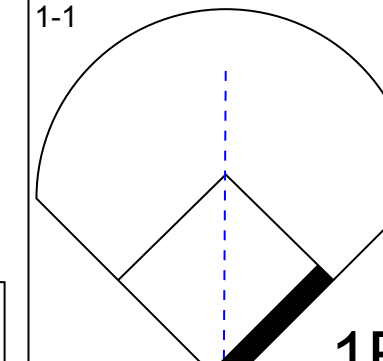
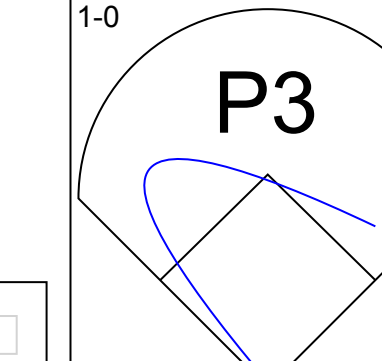
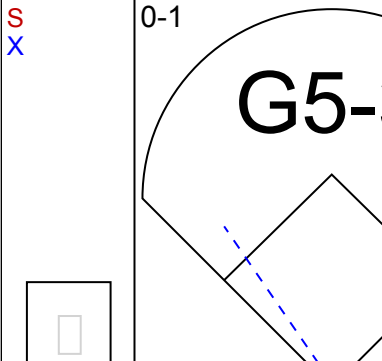
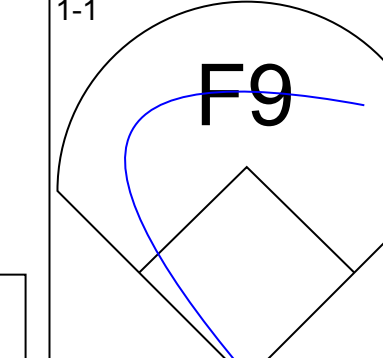
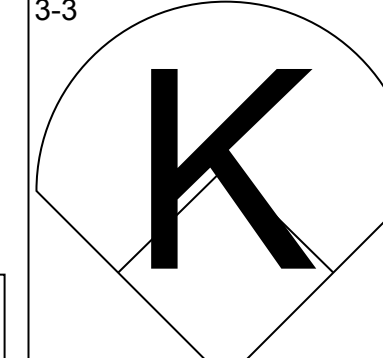
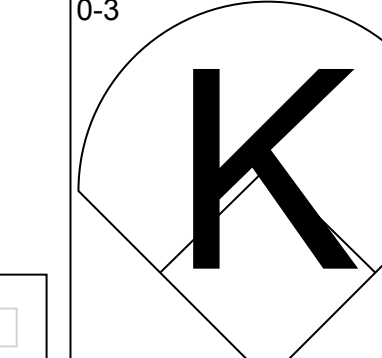
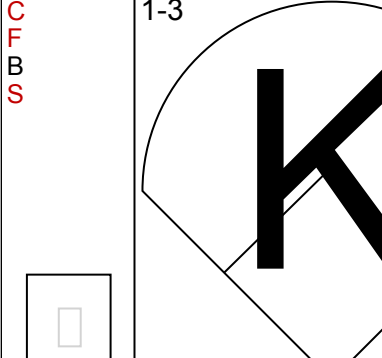
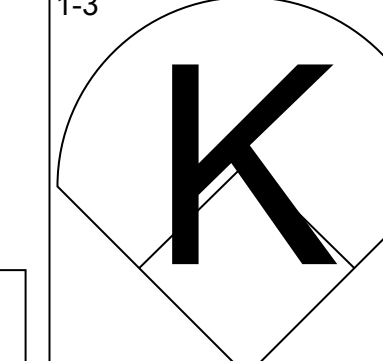
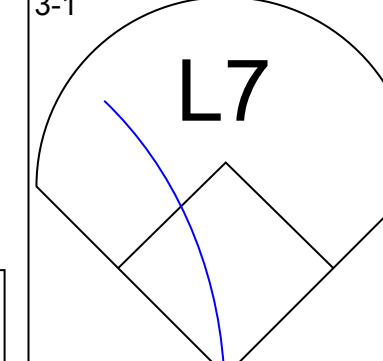
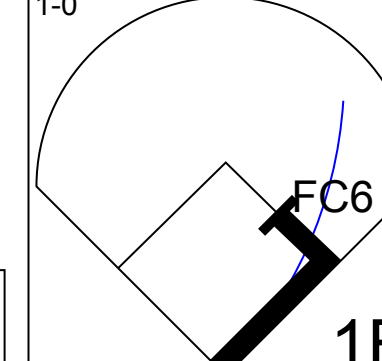
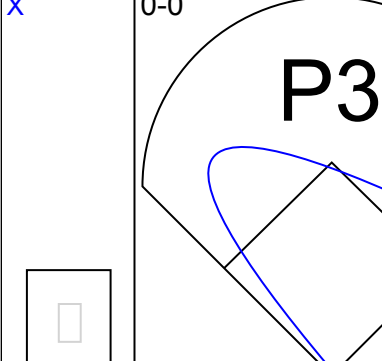

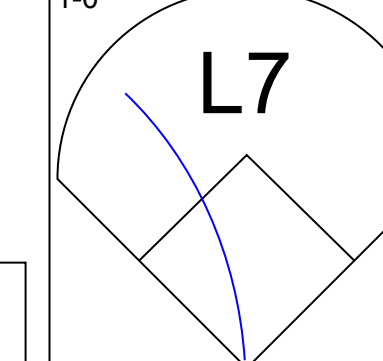
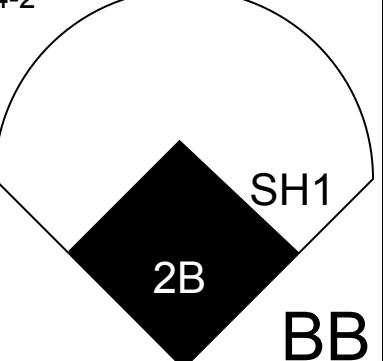
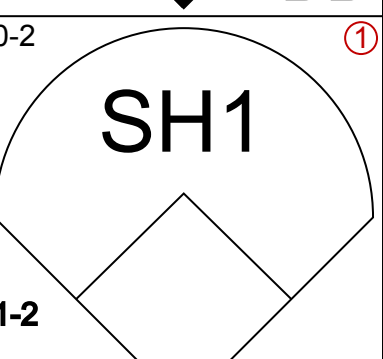
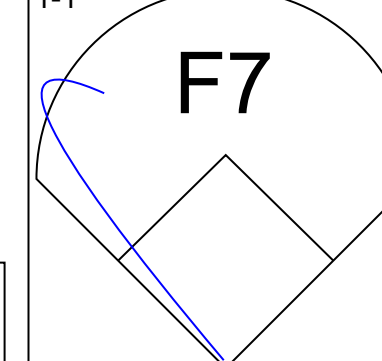
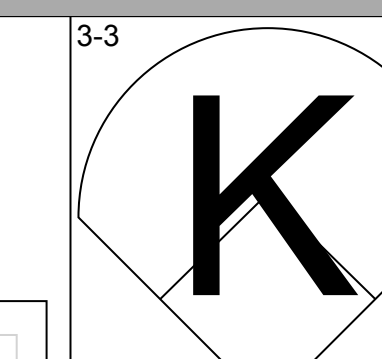
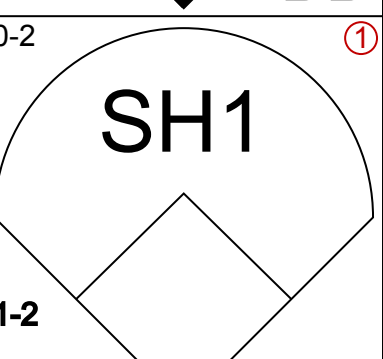
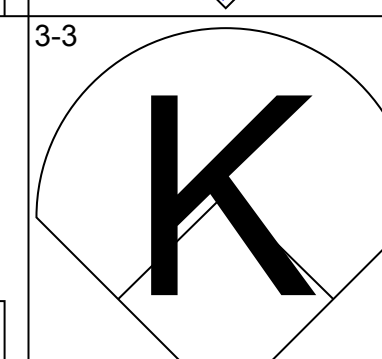


| Batter | 1 | 2 | 3 | 4 | 5 | 6 | 7 | 8 | 9 | AB | R | H | RBI | BB | SO | LOB | BOTTOM | | | | | |
|---|--------------------------------|----------------------------------|------------------------------|----------------------------------|-------------------------------|----------------------------------|------------------------------|----------------------------------|------------------------------|----------------------------------|------------------------------|----------------------------------|-------------------------------|----------------------------------|------------------------------|---------------------------------|----------------------------------|------------------------------------|----------------------------------|--------|--|--|
| Steve Jeltz, S OBP: 0.376, SLG: 0.382 (1, 6) | 1-2 G3 | | | 4-2 L6-3 1B BB | | 0-1 B3 | | 3-2 S 1B | | 4 | 0 | 1 | 0 | 1 | 0 | 1 | | | | | | |
| Tom Herr, S OBP: 0.338, SLG: 0.367 (1, 4) | 0-2 BB WP | | 4-1 3B BB | | 1-0 L6-3 1B | | 1-0 L4 | | 1-2 L7 | | 4 | 2 | 2 | 0 | 1 | 0 | 2 | | | | | |
| Von Hayes, L OBP: 0.433, SLG: 0.562 (1, 5) | 4-0 BB 2B BB | | 0-3 K | | 3-0 L6-3 1-2 2-3 | | 1-2 P4 | | 1-2 HR | | 4 | 2 | 1 | 1 | 1 | 4 | | | | | | |
| John Kruk, L OBP: 0.342, SLG: 0.348 (1, 7) | 4-2 BB 2B BB | | 1 SAFE 0-0 1-H 3B | | 0-0 F7 | | 1-0 F9 | | | | 3 | 1 | 1 | 1 | 1 | 0 | 1 | | | | | |
| Juan Samuel, R OBP: 0.311, SLG: 0.392 (1, 8) | 4-0 BB | | 0-0 L5 | | 3-2 G6-3 | | 4-2 BB | | | | 2 | 0 | 0 | 1 | 2 | 0 | 1 | | | | | |
| Curt Ford, L OBP: 0.306, SLG: 0.370 Jeff Parrett, R (8, 1) | 1-2 2-3 3-H BB | | 2-2 L9 | | 1-0 1B | | 1-0 G3 | | 1-3 G3 | | 4 | 0 | 2 | 2 | 0 | 0 | 1 | | | | | |
| Ricky Jordan, R OBP: 0.280, SLG: 0.322 (1, 3) | 1-3 2-H 3-H SF8 2B | | 1-3 K | | 0-0 F8 | | 1-3 K | | | | 3 | 0 | 0 | 1 | 0 | 2 | 2 | | | | | |
| Darren Daulton, L OBP: 0.303, SLG: 0.351 Bob Demier, R OBP: 0.241, SLG: 0.236 (9, 9) | 4-0 FC6-4 IBB | | 4-2 BB | | 0-3 K | | 1-3 K | | | | 1 | 0 | 0 | 0 | 2 | 1 | 1 | | | | | |
| Ken Howell, R OBP: 0.231, SLG: 0.208 Don Carman, L (7, 1) Dwayne Murphy, L OBP: 0.303, SLG: 0.379 Steve Lake, R OBP: 0.330, SLG: 0.356 (9, 2) | 0-1 FC6-4 | | 1-3 K | | 1-2 E9 | | 1-1 F8 | | | | 3 | 0 | 0 | 0 | 1 | 3 | | | | | | |
| Inning Stats | R: 4 E: 0 K: 0 S: 16 | H: 2 LOB: 2 BB: 4 P: 34 | R: 1 E: 0 K: 1 S: 8 | H: 1 LOB: 1 BB: 1 P: 14 | R: 0 E: 0 K: 2 S: 13 | H: 0 LOB: 1 BB: 1 P: 21 | R: 0 E: 0 K: 0 S: 6 | H: 1 LOB: 1 BB: 1 P: 14 | R: 0 E: 0 K: 0 S: 9 | H: 0 LOB: 0 BB: 0 P: 12 | R: 0 E: 0 K: 1 S: 7 | H: 0 LOB: 1 BB: 1 P: 14 | R: 0 E: 0 K: 1 S: 15 | H: 1 LOB: 1 BB: 0 P: 20 | R: 1 E: 0 K: 0 S: 3 | H: 1 LOB: 0 BB: 0 P: 4 | 1B: 4 2B: 2 3B: 1 HR: 1 | SF: 1 SAC: 0 DP: 1 HBP: 0 | WP: 1 PB: 0 SB: 2 CS: 0 | PA: 39 | | |
| PITCHER | IP | WLS | BF | H | R | ER | SO | BB | IBB | HBP | BLK | WP | HR | S | P | ERA | WHIP | | | | | |
| Ron Darling, R ERA: 4.64 David West, L ERA David Cone, R ERA: 4.87 Randy Myers, L ERA: 1.32 | 2.0 | | 14 | 3 | 0 | 0 | 3 | 2 | 0 | 0 | 0 | 0 | 0 | 37 | 60 | 0.00 | 1.000 | | | | | |
| | 1.0 | | 4 | 0 | 0 | 0 | 1 | 1 | 0 | 0 | 0 | 0 | 0 | 7 | 14 | 0.00 | 1.000 | | | | | |
| | 1.0 | L | 5 | 2 | 1 | 1 | 1 | 0 | 0 | 0 | 0 | 0 | 1 | 18 | 24 | 9.00 | 2.000 | | | | | |

New York Mets @ Philadelphia Phillies
Veterans Stadium, Philadelphia, PA
Sun Jun 18 1989, 3:33 AM EDT
Att: 43,689 - Sunny - 85 F

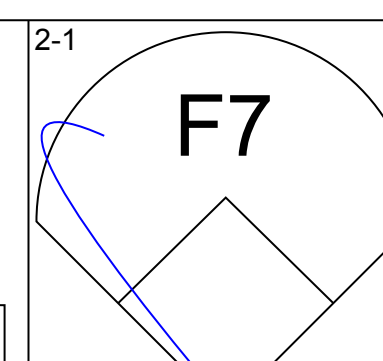
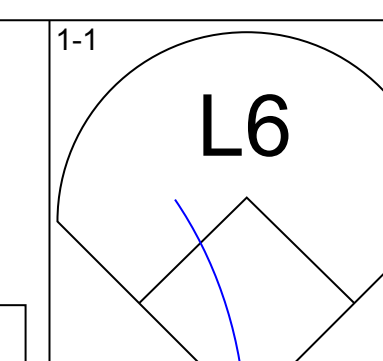
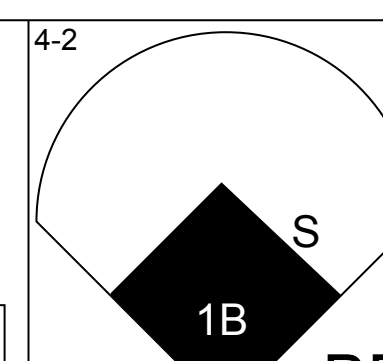
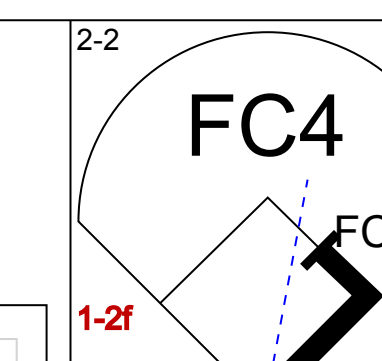
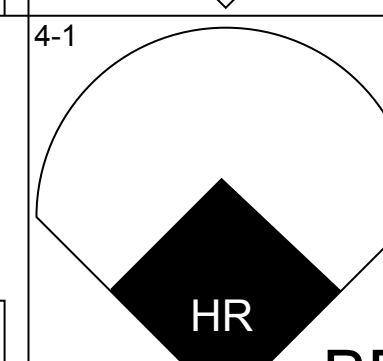
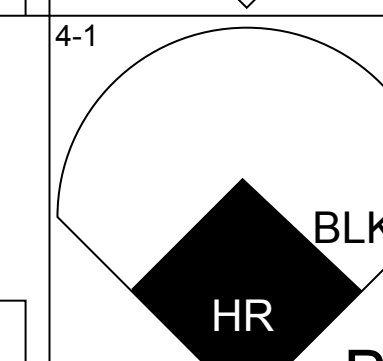
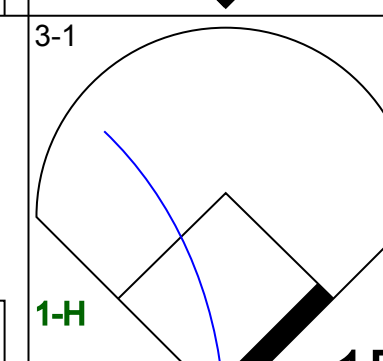
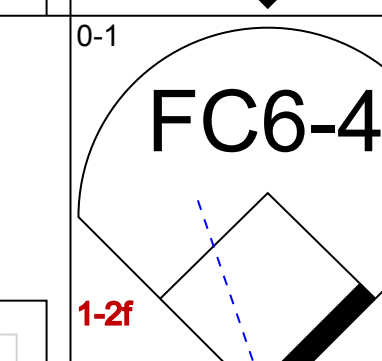
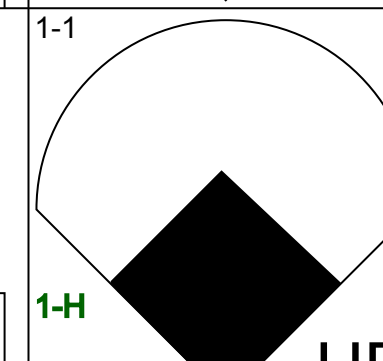
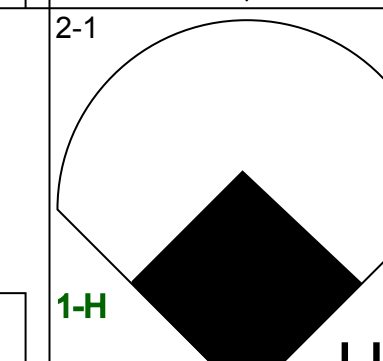
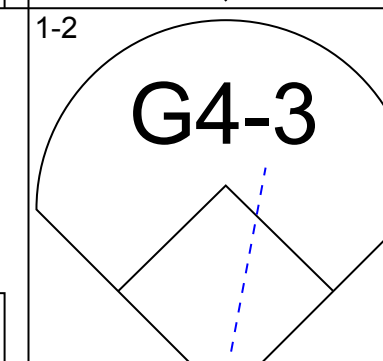
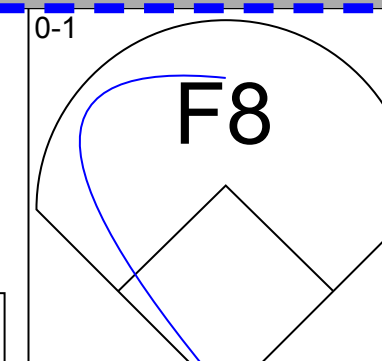
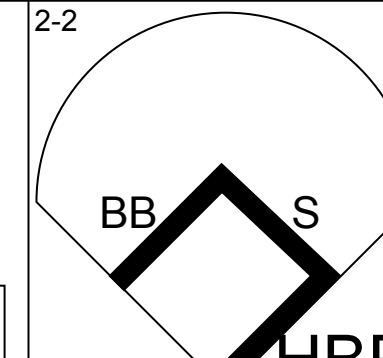
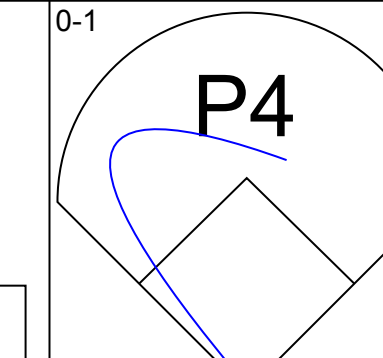
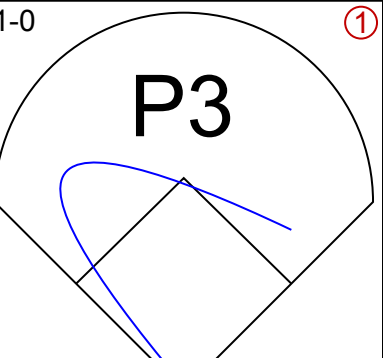
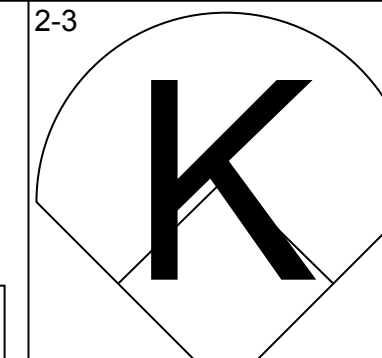
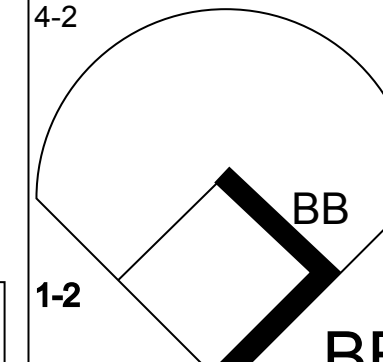
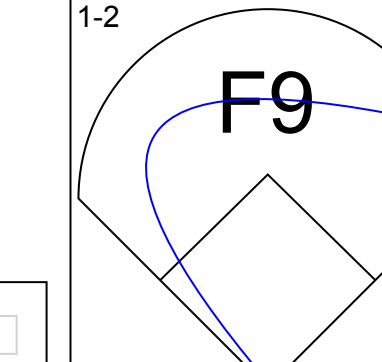
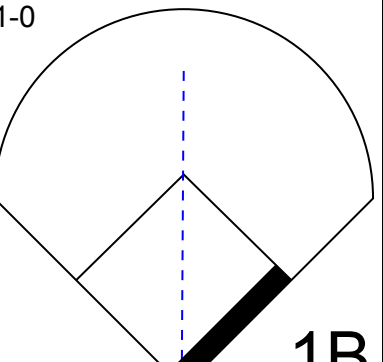
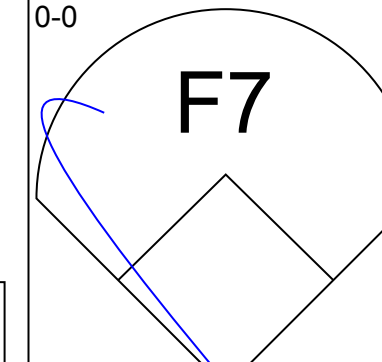
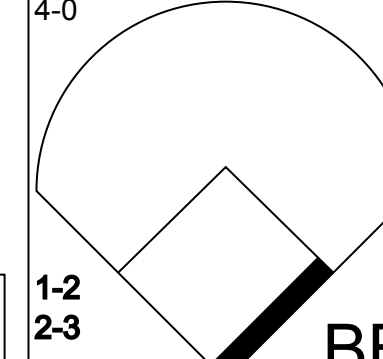
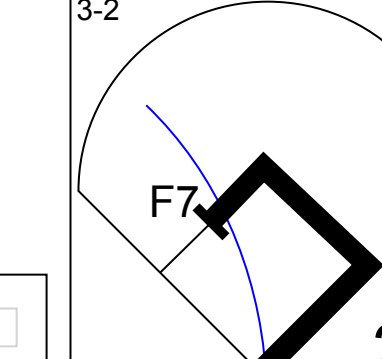
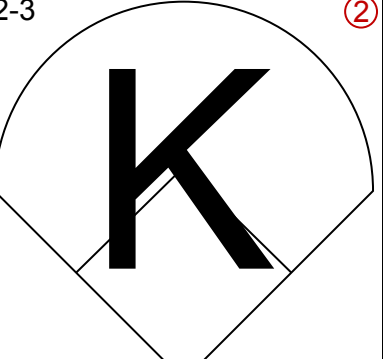
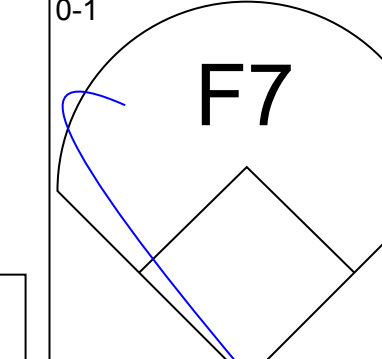
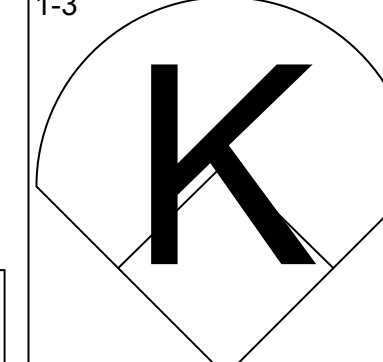
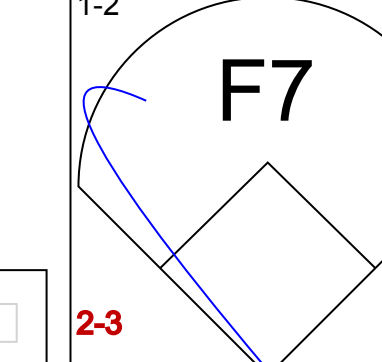
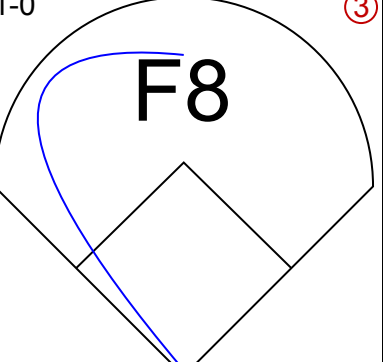
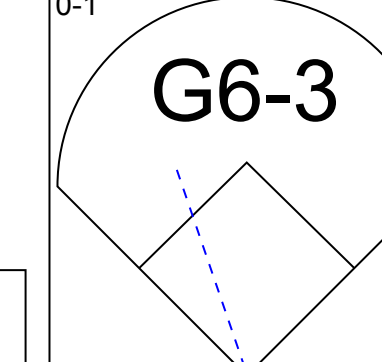
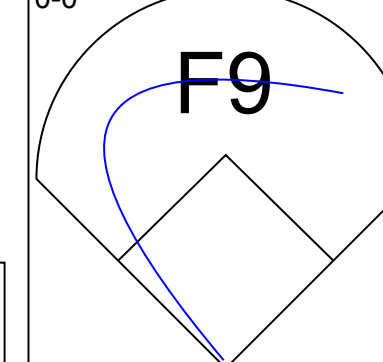
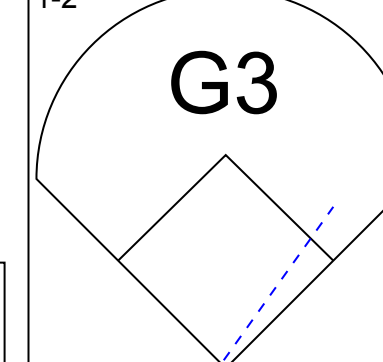
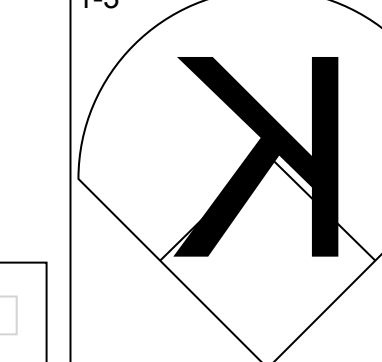
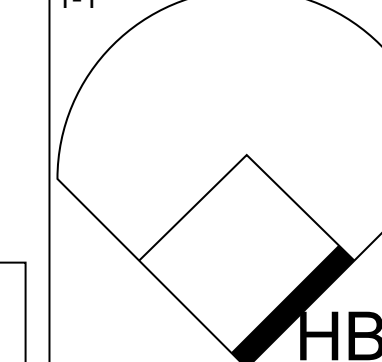
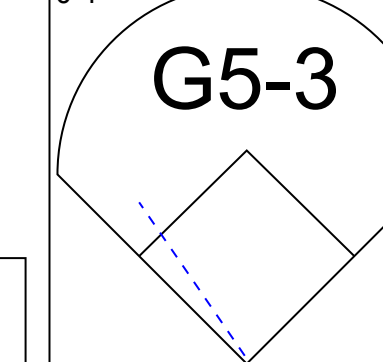
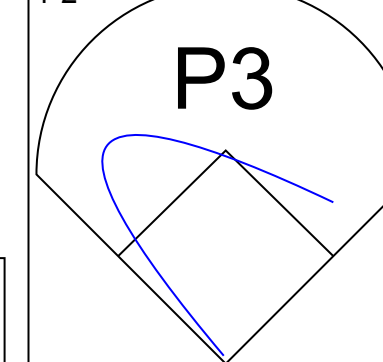
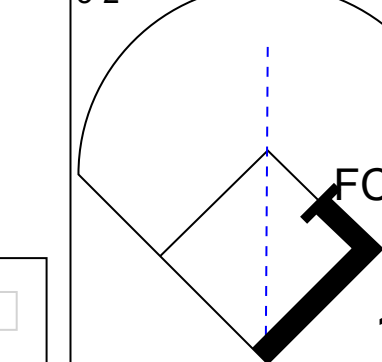
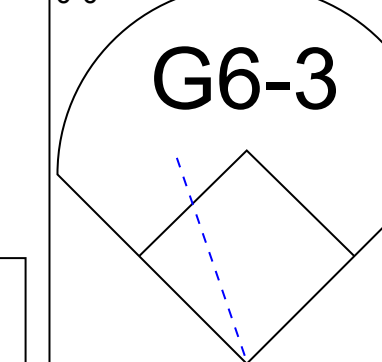
AB 30
R 5
H 7
RBI 6
BB 8
SO 6
LOB 16



| Batter | 1 | 2 | 3 | 4 | 5 | 6 | 7 | 8 | 9 | AB | R | H | RBI | BB | SO | LOB | TOP | | | |
|---|--|---|--|---|--|---|---|--|---|--|--|---|---|---|---|---|---|------------------------------------|----------------------------------|--------|
| Dave Martinez, L (1, 8) OBP: 0.327, SLG: 0.372 |  | |  | |  | |  | | | 4 | 1 | 1 | 1 | 0 | 2 | 1 | Montreal Expos @ New York Mets Shea Stadium, Flushing, NY Mon Jun 19 1989, 7:05 PM EDT Att: 40,064 - Unknown - 80 F | | | |
| Tom Foley, L (1, 4) OBP: 0.316, SLG: 0.333 |  | |  | |  | | |  | | 3 | 0 | 0 | 0 | 1 | 2 | 0 | | | | |
| Andres Calarraga, R (1, 3) OBP: 0.321, SLG: 0.423 |  | |  | |  | | |  | | 4 | 1 | 1 | 1 | 0 | 1 | 1 | | | | |
| Tim Raines, S (1, 7) OBP: 0.415, SLG: 0.461 |  | | |  | | |  |  | | 4 | 0 | 0 | 0 | 0 | 0 | 0 | | | | |
| Hubie Brooks, R (1, 9) OBP: 0.309, SLG: 0.384 | |  | |  | |  | |  | | 4 | 0 | 2 | 0 | 0 | 0 | 0 | | | | |
| Tim Wallach, R (1, 5) OBP: 0.308, SLG: 0.388 |  | |  | |  | | |  | | 4 | 0 | 0 | 0 | 0 | 3 | 2 | | | | |
| Nelson Santovenia, R (1, 2) OBP: 0.350, SLG: 0.356 |  | |  | | |  |  |  | | 4 | 0 | 1 | 0 | 0 | 1 | 2 | | | | |
| Spike Owen, S (1, 6) OBP: 0.362, SLG: 0.357 |  | | |  |  | |  | | | 2 | 1 | 0 | 0 | 1 | 0 | 2 | | | | |
| Kevin Gross, R (1, 1) OBP: 0.219, SLG: 0.107 | | |  | |  | |  | | | 1 | 0 | 0 | 0 | 0 | 1 | 0 | | | | |
| Mike Aldrete, L (7, PH) OBP: 0.296, SLG: 0.209 | | | | | | | | | | 1 | 0 | 0 | 0 | 0 | 1 | 1 | | | | |
| Andy McGaffigan, R (7, 1) OBP: 0.362, SLG: 0.357 | | | | | | | | | | 0 | 0 | 0 | 0 | 0 | 0 | 0 | | | | |
| Inning Stats | R: 1 H: 1 E: 0 K: 1 S: 11 | WLS: 1 BF: 0 BB: 0 P: 16 | H: 1 R: 0 ER: 0 SO: 9 BB: 0 IBB: 0 HBP: 0 BLK: 0 WP: 1 HR: 1 S: 69 P: 111 | H: 1 R: 3 ER: 3 SO: 9 BB: 2 IBB: 0 HBP: 0 BLK: 0 | H: 0 R: 0 ER: 0 SO: 2 BB: 0 IBB: 0 HBP: 0 BLK: 0 | H: 1 R: 1 ER: 0 SO: 11 BB: 0 IBB: 0 HBP: 0 BLK: 0 | H: 0 R: 0 ER: 0 SO: 17 BB: 1 IBB: 0 HBP: 0 BLK: 0 | H: 1 R: 0 ER: 0 SO: 25 BB: 1 IBB: 0 HBP: 0 BLK: 0 | H: 0 R: 0 ER: 0 SO: 7 BB: 0 IBB: 0 HBP: 0 BLK: 0 | H: 1 R: 0 ER: 0 SO: 12 BB: 0 IBB: 0 HBP: 0 BLK: 0 | H: 0 R: 0 ER: 0 SO: 10 BB: 0 IBB: 0 HBP: 0 BLK: 0 | H: 0 R: 0 ER: 0 SO: 7 BB: 0 IBB: 0 HBP: 0 BLK: 0 | H: 0 R: 0 ER: 0 SO: 7 BB: 0 IBB: 0 HBP: 0 BLK: 0 | H: 0 R: 0 ER: 0 SO: 7 BB: 0 IBB: 0 HBP: 0 BLK: 0 | H: 0 R: 0 ER: 0 SO: 7 BB: 0 IBB: 0 HBP: 0 BLK: 0 | H: 0 R: 0 ER: 0 SO: 7 BB: 0 IBB: 0 HBP: 0 BLK: 0 | 1B: 2 2B: 2 3B: 0 HR: 1 | SF: 0 SAC: 1 DP: 0 HBP: 0 | WP: 1 PB: 0 SB: 1 CS: 0 | PA: 34 |
| PITCHER | IP | WLS | BF | H | R | ER | SO | BB | IBB | HBP | BLK | WP | HR | S | P | ERA | WHIP | | | |
| Dwight Gooden, R (1, 1) ERA: 2.56 | 7.0 | W | 28 | 5 | 3 | 3 | 9 | 2 | 0 | 0 | 0 | 1 | 1 | 69 | 111 | 3.86 | 1.000 | | | |
| Rick Aguilera, R (8, 1) ERA: 0.84 | 2.0 | S | 6 | 0 | 0 | 0 | 2 | 0 | 0 | 0 | 0 | 0 | 0 | 11 | 17 | 0.00 | 0.000 | | | |

| | |
|-----|----|
| AB | 31 |
| R | 3 |
| H | 5 |
| RBI | 2 |
| BB | 2 |
| SO | 11 |
| LOB | 9 |



| Batter | 1 | 2 | 3 | 4 | 5 | 6 | 7 | 8 | 9 | AB | R | H | RBI | BB | SO | LOB | BOTTOM | | | |
|---|---|---|--|---|--|---|---|---|---|---|---|---|---|---|---|---|---|------------------------------------|----------------------------------|--------|
| Juan Samuel, R (1, 8) OBP: 0.309, SLG: 0.386 |  |  | |  | |  | | | | 3 | 1 | 0 | 0 | 1 | 0 | 1 | Montreal Expos @ New York Mets Shea Stadium, Flushing, NY Mon Jun 19 1989, 7:05 PM EDT Att: 40,064 - Unknown - 80 F | | | |
| Dave Magadan, L (1, 3) OBP: 0.381, SLG: 0.450 |  |  | |  | |  | | | | 2 | 2 | 1 | 1 | 2 | 0 | 1 | | | | |
| Howard Johnson, S (1, 5) OBP: 0.359, SLG: 0.587 |  |  | |  | | |  | | | 4 | 2 | 2 | 4 | 0 | 0 | 1 | | | | |
| Darryl Strawberry, L (1, 9) OBP: 0.313, SLG: 0.484 |  |  | | |  | |  | | | 3 | 0 | 0 | 0 | 0 | 1 | 0 | | | | |
| Kevin McReynolds, R (1, 7) OBP: 0.354, SLG: 0.423 |  | |  | |  | |  | | | 3 | 0 | 1 | 0 | 1 | 0 | 0 | | | | |
| Gregg Jefferies, S (1, 4) OBP: 0.281, SLG: 0.313 |  | |  | |  | | |  | | 3 | 0 | 1 | 0 | 1 | 1 | 1 | | | | |
| Barry Lyons, R (1, 2) OBP: 0.303, SLG: 0.365 |  | |  | |  | | |  | | 4 | 0 | 0 | 0 | 0 | 1 | 5 | | | | |
| Kevin Elster, R (1, 6) OBP: 0.267, SLG: 0.287 |  | | |  | |  | |  | | 3 | 0 | 0 | 0 | 0 | 1 | 3 | | | | |
| Dwight Gooden, R (1, 1) OBP: 0.189, SLG: 0.250 | |  | |  | |  | |  | | 3 | 0 | 1 | 0 | 0 | 0 | 0 | | | | |
| Rick Aguilera, R (8, 1) ERA: 3.99 | | | | | | | | | | 1 | 0 | 0 | 0 | 0 | 0 | 1 | | | | |
| Inning Stats | R: 2 H: 1 E: 0 K: 1 S: 15 | WLS: 1 BF: 3 BB: 3 P: 33 | H: 1 R: 5 ER: 5 SO: 3 BB: 0 IBB: 0 HBP: 1 BLK: 1 WP: 1 HR: 2 S: 66 P: 116 | H: 1 R: 0 ER: 0 SO: 14 BB: 0 IBB: 0 HBP: 1 BLK: 0 | H: 1 R: 1 ER: 0 SO: 23 BB: 1 IBB: 0 HBP: 0 BLK: 0 | H: 1 R: 0 ER: 0 SO: 12 BB: 0 IBB: 0 HBP: 0 BLK: 0 | H: 1 R: 0 ER: 0 SO: 18 BB: 0 IBB: 0 HBP: 0 BLK: 0 | H: 0 R: 0 ER: 0 SO: 9 BB: 0 IBB: 0 HBP: 0 BLK: 0 | H: 0 R: 0 ER: 0 SO: 7 BB: 0 IBB: 0 HBP: 0 BLK: 0 | H: 0 R: 0 ER: 0 SO: 7 BB: 0 IBB: 0 HBP: 0 BLK: 0 | H: 0 R: 0 ER: 0 SO: 7 BB: 0 IBB: 0 HBP: 0 BLK: 0 | H: 0 R: 0 ER: 0 SO: 7 BB: 0 IBB: 0 HBP: 0 BLK: 0 | H: 0 R: 0 ER: 0 SO: 7 BB: 0 IBB: 0 HBP: 0 BLK: 0 | H: 0 R: 0 ER: 0 SO: 7 BB: 0 IBB: 0 HBP: 0 BLK: 0 | H: 0 R: 0 ER: 0 SO: 7 BB: 0 IBB: 0 HBP: 0 BLK: 0 | H: 0 R: 0 ER: 0 SO: 7 BB: 0 IBB: 0 HBP: 0 BLK: 0 | 1B: 3 2B: 1 3B: 0 HR: 2 | SF: 0 SAC: 0 DP: 0 HBP: 2 | WP: 0 PB: 0 SB: 2 CS: 0 | PA: 36 |
| PITCHER | IP | WLS | BF | H | R | ER | SO | BB | IBB | HBP | BLK | WP | HR | S | P | ERA | WHIP | | | |
| Kevin Gross, R (1, 1) ERA: 4.66 | 6.0 | L | 29 | 6 | 5 | 5 | 3 | 5 | 0 | 1 | 1 | 1 | 1 | 66 | 116 | 7.50 | 1.833 | | | |
| Andy McGaffigan, R (7, 1) ERA: 3.99 | 2.0 | | 7 | 0 | 0 | 0 | 1 | 0 | 0 | 1 | 0 | 0 | 0 | 13 | 16 | 0.00 | 0.000 | | | |



| Batter | 1 | 2 | 3 | 4 | 5 | 6 | 7 | 8 | 9 | AB | R | H | RBI | BB | SO | LOB | TOP | | | | | | | | | |
|---|-------------------------------|----------------------------------|------------------------------|---------------------------------|------------------------------|----------------------------------|-------------------------------|----------------------------------|-------------------------------|----------------------------------|-------------------------------|----------------------------------|-------------------------------|----------------------------------|-------------------------------|----------------------------------|-------------------------------|----------------------------------|----------------------------------|------------------------------------|----------------------------------|--------|--|--|--|--|
| Otis Nixon, S (1, 8) OBP: 0.333, SLG: 0.287 Dave Martinez, L (9, PH) OBP: 0.325, SLG: 0.370 (9, 8) | | | | | | | | | | 3 | 2 | 1 | 0 | 1 | 2 | 0 | | | | | | | | | | |
| Rex Hudler, R (1, 4) OBP: 0.362, SLG: 0.600 Tom Foley, L (9, PH) OBP: 0.319, SLG: 0.333 (9, 4) | | | | | | | | | | 4 | 2 | 2 | 0 | 0 | 1 | 1 | | | | | | | | | | |
| Andres Calarraga, R (1, 3) OBP: 0.328, SLG: 0.441 | | | | | | | | | | 4 | 2 | 2 | 3 | 1 | 2 | 2 | | | | | | | | | | |
| Tim Raines, S (1, 7) OBP: 0.415, SLG: 0.459 | | | | | | | | | | 5 | 0 | 2 | 4 | 0 | 0 | 1 | | | | | | | | | | |
| Hubie Brooks, R (1, 9) OBP: 0.307, SLG: 0.381 | | | | | | | | | | 5 | 0 | 1 | 0 | 0 | 0 | 1 | | | | | | | | | | |
| Tim Wallach, R (1, 5) OBP: 0.307, SLG: 0.383 | | | | | | | | | | 3 | 0 | 0 | 0 | 1 | 0 | 0 | | | | | | | | | | |
| Nelson Santovenia, R (1, 2) OBP: 0.350, SLG: 0.364 Mike Aldrete, L (8, PH) OBP: 0.293, SLG: 0.354 Tim Burke, R (8, 1) | | | | | | | | | | 3 | 0 | 1 | 0 | 0 | 2 | 0 | | | | | | | | | | |
| Spike Owen, S (1, 6) OBP: 0.360, SLG: 0.355 | | | | | | | | | | 4 | 1 | 1 | 0 | 0 | 1 | 1 | | | | | | | | | | |
| Dennis Martinez, R (1, 1) OBP: 0.135, SLG: 0.111 Wallace Johnson, S (8, PH) OBP: 0.296, SLG: 0.354 Mike Fitzgerald, R (8, 2) OBP: 0.353, SLG: 0.377 | | | | | | | | | | 2 | 0 | 0 | 0 | 0 | 2 | 0 | | | | | | | | | | |
| Inning Stats | R: 0 E: 0 K: 3 S: 10 | H: 0 LOB: 0 BB: 0 P: 13 | R: 0 E: 0 K: 0 S: 6 | H: 0 LOB: 0 BB: 0 P: 9 | R: 0 E: 0 K: 3 S: 9 | H: 0 LOB: 0 BB: 1 P: 15 | R: 2 E: 0 K: 0 S: 10 | H: 1 LOB: 0 BB: 1 P: 17 | R: 0 E: 0 K: 1 S: 12 | H: 0 LOB: 0 BB: 0 P: 18 | R: 1 E: 0 K: 2 S: 14 | H: 2 LOB: 1 BB: 0 P: 19 | R: 0 E: 0 K: 0 S: 10 | H: 1 LOB: 1 BB: 0 P: 17 | R: 2 E: 0 K: 3 S: 25 | H: 4 LOB: 3 BB: 1 P: 39 | R: 3 E: 0 K: 1 S: 17 | H: 2 LOB: 1 BB: 2 P: 34 | 1B: 6 2B: 3 3B: 0 HR: 1 | SF: 0 SAC: 1 DP: 0 HBP: 0 | WP: 0 PB: 0 SB: 2 CS: 0 | PA: 41 | | | | |
| PITCHER | IP | WLS | BF | H | R | ER | SO | BB | IBB | HBP | BLK | WP | HR | S | P | ERA | WHIP | | | | | | | | | |
| Sid Fernandez, L (1, 1) | 5.2 | | 21 | 3 | 3 | 3 | 9 | 1 | 0 | 0 | 0 | 0 | 0 | 1 | 58 | 87 | 4.76 | 0.706 | | | | | | | | |
| Don Aase, R (8, 1) | 1.1 | | 5 | 1 | 0 | 0 | 0 | 0 | 0 | 0 | 0 | 0 | 0 | 0 | 13 | 21 | 0.00 | 0.750 | | | | | | | | |
| Randy Myers, L (8, 1) | 0.1 | | 3 | 2 | 2 | 2 | 1 | 0 | 0 | 0 | 0 | 0 | 0 | 0 | 9 | 14 | 54.00 | 6.000 | | | | | | | | |
| Rick Aguilera, R (8, 1) | 1.1 | L | 11 | 4 | 3 | 3 | 3 | 3 | 0 | 0 | 0 | 0 | 0 | 0 | 31 | 54 | 20.25 | 5.250 | | | | | | | | |
| Jeff Innis, R (9, 1) | 0.1 | | 1 | 0 | 0 | 0 | 0 | 0 | 0 | 0 | 0 | 0 | 0 | 2 | 5 | 0.00 | 0.000 | | | | | | | | | |

Montreal Expos @ New York Mets
 Shea Stadium, Flushing, NY
 Tue Jun 20 1989, 7:05 PM EDT
 Att: 37,570 - Overcast

| | |
|-----|----|
| AB | 36 |
| R | 8 |
| H | 10 |
| RBI | 7 |
| BB | 4 |
| SO | 13 |
| LOB | 10 |





| Batter | 1 | 2 | 3 | 4 | 5 | 6 | 7 | 8 | 9 | AB | R | H | RBI | BB | SO | LOB | BOTTOM | | | | | | | | | |
|--|-------------------------------|----------------------------------|-------------------------------|----------------------------------|------------------------------|---------------------------------|-------------------------------|----------------------------------|-------------------------------|----------------------------------|------------------------------|---------------------------------|------------------------------|---------------------------------|-------------------------------|----------------------------------|-----------------------------------|------------------------------------|----------------------------------|--------|--|--|--|--|--|--|
| Juan Samuel, R (1, 8) OBP: 0.307, SLG: 0.382 | | | | | | | | | | 5 | 1 | 1 | 0 | 0 | 2 | 4 | | | | | | | | | | |
| Dave Magadan, L (1, 3) OBP: 0.376, SLG: 0.442 | | | | | | | | | | 5 | 0 | 1 | 0 | 0 | 0 | 3 | | | | | | | | | | |
| Howard Johnson, S (1, 5) OBP: 0.368, SLG: 0.596 | | | | | | | | | | 5 | 1 | 4 | 0 | 0 | 0 | 0 | | | | | | | | | | |
| Kevin McReynolds, R (1, 7) OBP: 0.355, SLG: 0.422 | | | | | | | | | | 5 | 0 | 2 | 1 | 0 | 1 | 4 | | | | | | | | | | |
| Gregg Jefferies, S (1, 4) OBP: 0.269, SLG: 0.313 | | | | | | | | | | 3 | 1 | 1 | 0 | 2 | 0 | 3 | | | | | | | | | | |
| Mookie Wilson, S (1, 9) OBP: 0.232, SLG: 0.290 | | | | | | | | | | 5 | 1 | 1 | 1 | 0 | 3 | 7 | | | | | | | | | | |
| Mackey Sasser, L (1, 2) OBP: 0.338, SLG: 0.426 Barry Lyons, R (8, 2) OBP: 0.301, SLG: 0.362 | | | | | | | | | | 4 | 1 | 1 | 1 | 0 | 1 | 5 | | | | | | | | | | |
| Kevin Elster, R (1, 6) OBP: 0.272, SLG: 0.292 | | | | | | | | | | 4 | 0 | 2 | 1 | 0 | 0 | 0 | | | | | | | | | | |
| Sid Fernandez, L (1, 1) OBP: 0.269, SLG: 0.320 Don Aase, R (8, 1) Randy Myers, L (8, 1) Rick Aguilera, R (8, 1) Jeff Innis, R (9, 1) | | | | | | | | | | 1 | 0 | 1 | 1 | 0 | 0 | 0 | | | | | | | | | | |
| Inning Stats | R: 5 E: 0 K: 1 S: 17 | H: 6 LOB: 2 BB: 1 P: 33 | R: 0 E: 0 K: 1 S: 13 | H: 2 LOB: 3 BB: 1 P: 28 | R: 0 E: 0 K: 0 S: 8 | H: 1 LOB: 1 BB: 0 P: 9 | R: 0 E: 0 K: 2 S: 11 | H: 2 LOB: 2 BB: 0 P: 19 | R: 0 E: 0 K: 1 S: 10 | H: 0 LOB: 0 BB: 0 P: 13 | R: 0 E: 0 K: 0 S: 6 | H: 0 LOB: 0 BB: 0 P: 9 | R: 0 E: 0 K: 1 S: 7 | H: 0 LOB: 0 BB: 0 P: 9 | R: 0 E: 0 K: 1 S: 10 | H: 1 LOB: 1 BB: 0 P: 13 | 1B: 13 2B: 1 3B: 0 HR: 0 | SF: 0 SAC: 1 DP: 1 HBP: 1 | WP: 0 PB: 0 SB: 3 CS: 0 | PA: 43 | | | | | | |
| PITCHER | IP | WLS | BF | H | R | ER | SO | BB | IBB | HBP | BLK | WP | HR | S | P | ERA | WHIP | | | | | | | | | |
| Dennis Martinez, R (1, 1) | 7.0 | | 36 | 13 | 5 | 5 | 2 | 2 | 0 | 0 | 0 | 0 | 0 | 0 | 78 | 129 | 6.43 | 2.143 | | | | | | | | |
| Tim Burke, R (8, 1) | 2.0 | W | 7 | 1 | 0 | 0 | 2 | 0 | 0 | 0 | 0 | 0 | 0 | 0 | 17 | 22 | 0.00 | 0.500 | | | | | | | | |

Montreal Expos @ New York Mets
 Shea Stadium, Flushing, NY
 Tue Jun 20 1989, 7:05 PM EDT
 Att: 37,570 - Overcast

| | |
|-----|----|
| AB | 39 |
| R | 5 |
| H | 14 |
| RBI | 5 |
| BB | 2 |
| SO | 7 |
| LOB | 27 |



| Batter | 1 | 2 | 3 | 4 | 5 | 6 | 7 | 8 | 9 | AB | R | H | RBI | BB | SO | LOB | TOP | | | | | |
|--|---|----------------------------------|-------------------------------|----------------------------------|-------------------------------|----------------------------------|------------------------------|----------------------------------|------------------------------|----------------------------------|------------------------------|----------------------------------|-------------------------------|----------------------------------|------------------------------|---------------------------------|---|----------------------------------|----------------------------------|------------------------------------|----------------------------------|--------|
| Dave Martinez, L (1, 8) OBP: 0.325, SLG: 0.383 Rex Hudler, R (8, PH) OBP: 0.354, SLG: 0.587 | P4 | | K | | | FC4-2 3B | | P6 | | 3 | 0 | 1 | 0 | 0 | 1 | 1 | <p>Montreal Expos @ New York Mets Shea Stadium, Flushing, NY Wed Jun 21 1989, 3:33 AM EDT Att: 30,458 - Overcast</p> <p>livebaseballscores.com</p> <p>AB 32 R 0 H 5 RBI 0 BB 2 SO 5 LOB 15</p>  | | | | | |
| Tom Foley, L (1, 4) OBP: 0.315, SLG: 0.328 Damaso Garcia, R (8, PH) OBP: 0.291, SLG: 0.287 Pascual Perez, R (8, 1) OBP: 0.174, SLG: 0.273 | F9 | | | P2 | | P6 | | G3-1 | | 3 | 0 | 0 | 0 | 0 | 0 | 1 | | | | | | |
| Andres Calarraga, R (1, 3) OBP: 0.329, SLG: 0.440 | K | | | 1B | | FC4-2 | | | E S BB | 3 | 0 | 1 | 0 | 1 | 1 | 1 | | | | | | |
| Tim Raines, S (1, 7) OBP: 0.409, SLG: 0.451 | | P6 | | K | | F7 | | | F8 | 4 | 0 | 0 | 0 | 0 | 1 | 3 | | | | | | |
| Hubie Brooks, R (1, 9) OBP: 0.303, SLG: 0.375 | F9 | | | F9 | | | P6 | | K | 4 | 0 | 0 | 0 | 0 | 1 | 2 | | | | | | |
| Tim Wallach, R (1, 5) OBP: 0.310, SLG: 0.383 | G5-3 | | | | P2 | | E7 1B | | FC5-4 BB | 3 | 0 | 1 | 0 | 1 | 0 | 0 | | | | | | |
| Mike Fitzgerald, R (1, 2) OBP: 0.350, SLG: 0.381 | | | F8 | | 2B | | P6 | | FC5-4 1-2 | 4 | 0 | 1 | 0 | 0 | 0 | 3 | | | | | | |
| Spike Owen, S (1, 6) OBP: 0.360, SLG: 0.354 | | | 1B | | L9 | | G3 | | | 3 | 0 | 1 | 0 | 0 | 0 | 2 | | | | | | |
| Bryn Smith, R (1, 1) OBP: 0.152, SLG: 0.067 Otis Nixon, S (8, PH) OBP: 0.331, SLG: 0.285 | K | | | G5-3 | | | P4 | | | 2 | 0 | 0 | 0 | 0 | 1 | 2 | | | | | | |
| | | | | | | | | | | 1 | 0 | 0 | 0 | 0 | 0 | 0 | | | | | | |
| Inning Stats | R: 0 E: 0 K: 1 S: 14 | H: 0 LOB: 0 BB: 0 P: 20 | R: 0 E: 0 K: 0 S: 12 | H: 0 LOB: 0 BB: 0 P: 19 | R: 0 E: 0 K: 2 S: 11 | H: 1 LOB: 1 BB: 0 P: 18 | R: 0 E: 0 K: 1 S: 8 | H: 1 LOB: 1 BB: 0 P: 15 | R: 0 E: 0 K: 0 S: 9 | H: 1 LOB: 1 BB: 0 P: 13 | R: 0 E: 0 K: 0 S: 6 | H: 1 LOB: 1 BB: 0 P: 13 | R: 0 E: 0 K: 0 S: 12 | H: 1 LOB: 1 BB: 0 P: 16 | R: 0 E: 0 K: 0 S: 5 | H: 0 LOB: 0 BB: 0 P: 8 | R: 0 E: 0 K: 1 S: 9 | H: 0 LOB: 2 BB: 2 P: 20 | 1B: 3 2B: 1 3B: 1 HR: 0 | SF: 0 SAC: 0 DP: 0 HBP: 0 | WP: 0 PB: 0 SB: 1 CS: 0 | PA: 34 |
| PITCHER | IP WLS BF H R ER SO BB IBB HBP BLK WP HR S P ERA WHIP | | | | | | | | | | | | | | | | | | | | | |
| David Cone, R (1, 1) ERA: 4.46 Randy Myers, L (8, 1) ERA: 1.66 | 7.0 W 26 5 0 0 4 0 0 0 0 0 0 0 0 0 0 0 0.00 0.714 | | | | | | | | | | | | | | | | | | | | | |

| Batter | 1 | 2 | 3 | 4 | 5 | 6 | 7 | 8 | 9 | AB | R | H | RBI | BB | SO | LOB | BOTTOM | | | | | |
|--|---|----------------------------------|------------------------------|---------------------------------|------------------------------|---------------------------------|-------------------------------|----------------------------------|------------------------------|---------------------------------|------------------------------|----------------------------------|-------------------------------|----------------------------------|------------------------------|---------------------------------|--|----------------------------------|----------------------------------|------------------------------------|----------------------------------|--------|
| Juan Samuel, R (1, 8) OBP: 0.303, SLG: 0.376 | K | | | L9 | | B2 | | | | 3 | 0 | 0 | 0 | 0 | 1 | 0 | <p>Montreal Expos @ New York Mets Shea Stadium, Flushing, NY Wed Jun 21 1989, 3:33 AM EDT Att: 30,458 - Overcast</p> <p>livebaseballscores.com</p> <p>AB 25 R 2 H 3 RBI 2 BB 0 SO 3 LOB 4</p>  | | | | | |
| Dave Magadan, L (1, 3) OBP: 0.369, SLG: 0.433 | G4-3 | | | F7 | | G4-3 | | | | 3 | 0 | 0 | 0 | 0 | 0 | 0 | | | | | | |
| Howard Johnson, S (1, 5) OBP: 0.371, SLG: 0.610 | P5 | | | 1B | | HR | | | | 3 | 1 | 2 | 1 | 0 | 0 | 0 | | | | | | |
| Kevin McReynolds, R (1, 7) OBP: 0.355, SLG: 0.421 | | G4-6-3 1B | | F7 | | K | | | | 3 | 0 | 1 | 0 | 0 | 1 | 1 | | | | | | |
| Gregg Jefferies, S (1, 4) OBP: 0.270, SLG: 0.310 | | G4-6-3 1-2f | | | E SF9 HBP | | F8 | | | 2 | 1 | 0 | 0 | 0 | 0 | 1 | | | | | | |
| Mookie Wilson, S (1, 9) OBP: 0.228, SLG: 0.285 Randy Myers, L (8, 1) | | K | | | E9 SF9 | | L9 | | | 3 | 0 | 0 | 0 | 0 | 1 | 1 | | | | | | |
| Barry Lyons, R (1, 2) OBP: 0.294, SLG: 0.356 | | | | F7 | | SF9 | | G5-3 | | 2 | 0 | 0 | 1 | 0 | 0 | 0 | | | | | | |
| Kevin Elster, R (1, 6) OBP: 0.268, SLG: 0.287 | | | | G5-3 | | FC6-2-4 | | G5-3 | | 3 | 0 | 0 | 0 | 0 | 0 | 1 | | | | | | |
| David Cone, L (1, 1) OBP: 0.233, SLG: 0.179 Lee Mazzilli, S (8, 9) OBP: 0.380, SLG: 0.368 | | | | G6-3 | | | | G3-1 | | 2 | 0 | 0 | 0 | 0 | 0 | 0 | | | | | | |
| | | | | | | | | | | 1 | 0 | 0 | 0 | 0 | 0 | 0 | | | | | | |
| Inning Stats | R: 0 E: 0 K: 1 S: 7 | H: 0 LOB: 0 BB: 0 P: 10 | R: 0 E: 0 K: 1 S: 6 | H: 1 LOB: 0 BB: 0 P: 7 | R: 0 E: 0 K: 0 S: 7 | H: 0 LOB: 0 BB: 0 P: 8 | R: 0 E: 0 K: 0 S: 10 | H: 1 LOB: 1 BB: 0 P: 13 | R: 1 E: 1 K: 0 S: 5 | H: 0 LOB: 0 BB: 0 P: 8 | R: 0 E: 0 K: 0 S: 9 | H: 0 LOB: 0 BB: 0 P: 12 | R: 1 E: 0 K: 1 S: 12 | H: 1 LOB: 0 BB: 0 P: 16 | R: 0 E: 0 K: 0 S: 4 | H: 0 LOB: 0 BB: 0 P: 5 | R: 0 E: 0 K: 0 S: 9 | H: 0 LOB: 0 BB: 0 P: 20 | 1B: 2 2B: 1 3B: 0 HR: 1 | SF: 1 SAC: 0 DP: 2 HBP: 1 | WP: 0 PB: 0 SB: 1 CS: 0 | PA: 27 |
| PITCHER | IP WLS BF H R ER SO BB IBB HBP BLK WP HR S P ERA WHIP | | | | | | | | | | | | | | | | | | | | | |
| Bryn Smith, R (1, 1) ERA: 2.26 Pascual Perez, R (8, 1) ERA: 4.39 | 7.0 L 24 3 2 1 3 0 0 0 0 0 0 0 0 0 0 0 0.00 0.429 | | | | | | | | | | | | | | | | | | | | | |

| Batter | 1 | 2 | 3 | 4 | 5 | 6 | 7 | 8 | 9 | AB | R | H | RBI | BB | SO | LOB | TOP | | | |
|--|---|--|---|--|------------------------------|---------------------------------|------------------------------|----------------------------------|------------------------------|----------------------------------|-------------------------------|----------------------------------|-------------------------------|----------------------------------|---|----------------------------------|--|------------------------------------|----------------------------------|--------|
| Lenny Dykstra, L OBP: 0.380, SLG: 0.457 | 1-0 3B | 4-0 BB | | | 0-1 F7 | | 4-2 BB | 1-2 4-3 | | 0 | 1 | 0 | 0 | 0 | 0 | 0 | Philadelphia Phillies @ New York Mets Shea Stadium, Flushing, NY Fri Jun 23 1989, 7:05 PM EDT Att: 44,828 - Unknown | | | |
| Dickie Thon, R OBP: 0.291, SLG: 0.367 | 0-0 HR | 0-1 FC5-4 | | | 1-1 1-3 | | 4-0 BB | 2-1 1B | | 4 | 1 | 2 | 2 | 1 | 0 | 2 | | | | |
| Von Hayes, L OBP: 0.424, SLG: 0.538 | 0-1 F7 | | 1-2 G3 | | 1-0 1B | | 1-2 F7 | 1-2 F7 | | 5 | 0 | 1 | 0 | 0 | 0 | 3 | | | | |
| Randy Ready, R OBP: 0.387, SLG: 0.384 Greg Harris, S | 0-0 6-3 | | 1-1 F8 | | 1-3 K | | 0-0 F9 | 2-2 WP | | 4 | 0 | 0 | 0 | 0 | 1 | 3 | | | | |
| Roger McDowell, R OBP: 0.500, SLG: 0.500 Curt Ford, L OBP: 0.318, SLG: 0.370 | | | | | 1-2 1B | | | 1-3 1B | | 0 | 0 | 0 | 0 | 0 | 0 | 0 | | | | |
| John Kruk, L OBP: 0.349, SLG: 0.364 Eric Bullock, L | 1-2 1B | | 1-0 F7 | | 0-0 1B | | 2-3 K | 1-3 K | | 4 | 0 | 2 | 0 | 0 | 1 | 0 | | | | |
| Ricky Jordan, R OBP: 0.284, SLG: 0.321 | 1-1 F8 | | | 0-0 1B | | 0-2 G4-6-3 | | 2-1 1B | 2-3 K | 5 | 1 | 2 | 0 | 0 | 1 | 4 | | | | |
| Steve Jeltz, S OBP: 0.397, SLG: 0.388 | | 4-2 6-3 BB | | 0-1 1B | | 4-2 BB | | 3-2 E4 | | 2 | 0 | 1 | 0 | 2 | 0 | 1 | | | | |
| Steve Lake, R OBP: 0.313, SLG: 0.337 Dwayne Murphy, L OBP: 0.300, SLG: 0.387 Darren Daulton, L OBP: 0.297, SLG: 0.340 | | 1-0 6-3 | | 1-0 G3-6-1 | | 2-0 4-3 | | 3-3 K | | 3 | 0 | 0 | 0 | 0 | 0 | 4 | | | | |
| Ken Howell, R OBP: 0.214, SLG: 0.192 Larry McWilliams, L OBP: 0.111, SLG: 0.111 Bob Dernier, R OBP: 0.244, SLG: 0.239 | | 2-3 K | | 1-3 K | | | 2-3 K | 0-0 1B | | 2 | 0 | 0 | 0 | 0 | 2 | 2 | | | | |
| Inning Stats | R: 2 E: 0 K: 0 S: 10 | H: 3 LOB: 1 BB: 0 P: 13 | R: 0 E: 0 K: 1 S: 9 | H: 0 LOB: 2 BB: 2 P: 20 | R: 0 E: 0 K: 0 S: 6 | H: 2 LOB: 1 BB: 0 P: 9 | R: 0 E: 0 K: 1 S: 7 | H: 1 LOB: 1 BB: 0 P: 12 | R: 0 E: 0 K: 0 S: 8 | H: 1 LOB: 2 BB: 1 P: 14 | R: 0 E: 0 K: 1 S: 10 | H: 0 LOB: 2 BB: 2 P: 21 | R: 1 E: 1 K: 2 S: 15 | H: 2 LOB: 2 BB: 0 P: 26 | R: 0 E: 0 K: 2 S: 16 | H: 2 LOB: 2 BB: 0 P: 24 | 1B: 8 2B: 1 3B: 1 HR: 1 | SF: 0 SAC: 0 DP: 2 HBP: 0 | WP: 1 PB: 0 SB: 2 CS: 0 | PA: 42 |
| PITCHER | IP WLS BF H R ER SO BB IBB HBP BLK WP HR S P ERA WHIP | 7.1 W 33 8 3 2 5 5 0 0 0 0 1 64 107 2.46 1.773 | 0.0 S 1 0 0 0 0 0 0 0 0 0 0 3 6 ∞ ∞ | 1.2 S 8 3 0 0 3 0 0 0 0 1 0 23 35 0.00 1.800 | PITCHER | | | | | | | | | | IP WLS BF H R ER SO BB IBB HBP BLK WP HR S P ERA WHIP | | | | | |

| Batter | 1 | 2 | 3 | 4 | 5 | 6 | 7 | 8 | 9 | AB | R | H | RBI | BB | SO | LOB | BOTTOM | | | |
|---|---|---|---|--|-------------------------------|----------------------------------|-------------------------------|----------------------------------|------------------------------|----------------------------------|------------------------------|---------------------------------|------------------------------|----------------------------------|---|----------------------------------|--|----------------------------------|------------------------------------|----------------------------------|
| Lee Mazzilli, S OBP: 0.400, SLG: 0.405 | 1-3 K2-3 | | 4-0 1B | 3-3 K | | 1-0 BLK | | 1-0 1B | | 4 | 3 | 2 | 0 | 1 | 2 | 1 | Philadelphia Phillies @ New York Mets Shea Stadium, Flushing, NY Fri Jun 23 1989, 7:05 PM EDT Att: 44,828 - Unknown | | | |
| Dave Magadan, L OBP: 0.381, SLG: 0.441 | 3-1 4-3 | | 2-2 1B | 1-2 1B | | 4-0 BLK | | 1-1 1B | | 4 | 1 | 3 | 1 | 1 | 0 | 0 | | | | |
| Howard Johnson, S OBP: 0.368, SLG: 0.604 | 1-3 K | | 0-0 1B | 1-2 1B | | 0-1 SF7-5-6 | | 2-3 K | | 4 | 1 | 1 | 2 | 0 | 2 | 4 | | | | |
| Kevin McReynolds, R OBP: 0.355, SLG: 0.420 | | 0-3 K | 2-2 WP | 2-1 P3 | | 2-3 K | | 1-0 1B | | 5 | 1 | 2 | 2 | 0 | 2 | 0 | | | | |
| Gregg Jefferies, S OBP: 0.278, SLG: 0.309 Don Aase, R Randy Myers, L | | 4-0 2B | 0-1 P5 | 4-2 1B | | 4-1 CS | | 3-2 F7 | | 1 | 1 | 0 | 0 | 3 | 0 | 2 | | | | |
| Mookie Wilson, S OBP: 0.240, SLG: 0.297 | 1-2 2B | | 4-0 SF9 | 1-0 FC5-2 | | 1-1 F7 | | 1-3 1B | | 3 | 0 | 2 | 0 | 1 | 0 | 1 | | | | |
| Barry Lyons, R OBP: 0.285, SLG: 0.347 | 0-0 6-3 | | 1-1 SF9 | 1-0 FC5-2 | | 2-2 E5 | | 1-1 SH3 | | 3 | 1 | 0 | 2 | 0 | 0 | 3 | | | | |
| Kevin Elster, R OBP: 0.269, SLG: 0.284 | 4-0 IBB | | 4-0 K | 1-3 P1 | | 1-1 SH3 | | 1-2 1B | | 2 | 0 | 0 | 0 | 1 | 1 | 3 | | | | |
| Bob Ojeda, L OBP: 0.152, SLG: 0.125 Tim Teufel, R OBP: 0.381, SLG: 0.307 | 0-0 F8 | | 0-3 K | 0-0 B1 | | 2-2 1B | | 2-2 1B | | 3 | 0 | 0 | 0 | 0 | 1 | 2 | | | | |
| Inning Stats | R: 0 E: 0 K: 2 S: 8 | H: 0 LOB: 0 BB: 0 P: 13 | R: 1 E: 0 K: 1 S: 8 | H: 1 LOB: 2 BB: 2 P: 17 | R: 4 E: 0 K: 1 S: 15 | H: 3 LOB: 1 BB: 2 P: 29 | R: 0 E: 0 K: 2 S: 12 | H: 1 LOB: 1 BB: 0 P: 17 | R: 0 E: 0 K: 0 S: 8 | H: 1 LOB: 2 BB: 1 P: 16 | R: 1 E: 0 K: 0 S: 4 | H: 1 LOB: 0 BB: 1 P: 9 | R: 0 E: 0 K: 1 S: 6 | H: 0 LOB: 0 BB: 1 P: 13 | R: 3 E: 1 K: 1 S: 22 | H: 4 LOB: 2 BB: 0 P: 34 | | 1B: 9 2B: 3 3B: 0 HR: 0 | SF: 2 SAC: 1 DP: 2 HBP: 0 | WP: 2 PB: 0 SB: 1 CS: 1 |
| PITCHER | IP WLS BF H R ER SO BB IBB HBP BLK WP HR S P ERA WHIP | 3.1 L 20 2 1 1 0 2 0 0 0 0 0 15 29 3.38 2.100 | 2.2 L 10 2 1 1 0 2 0 0 0 0 0 18 30 6.75 2.250 | 0.2 L 4 2 0 0 1 0 0 0 0 0 0 10 17 0.00 3.000 | PITCHER | | | | | | | | | | IP WLS BF H R ER SO BB IBB HBP BLK WP HR S P ERA WHIP | | | | | |

| Batter | 1 | 2 | 3 | 4 | 5 | 6 | 7 | 8 | 9 | AB | R | H | RBI | BB | SO | LOB | TOP | | | | | |
|--|---|----------------------------------|-------------------------------|----------------------------------|------------------------------|----------------------------------|------------------------------|----------------------------------|------------------------------|----------------------------------|------------------------------|---------------------------------|-------------------------------|----------------------------------|------------------------------|----------------------------------|---|------------------------------|----------------------------------|----------------------------------|------------------------------------|-------------------------|
| Lenny Dykstra, L (1, 8) OBP: 0.385, SLG: 0.461 | F8 | | | | | | | | F8 | 0 | 0 | 0 | 0 | 0 | 0 | 0 | Philadelphia Phillies @ New York Mets Shea Stadium, Flushing, NY Sat Jun 24 1989, 7:05 PM EDT Att: 48,323 - Unknown - 80 F | | | | | |
| Tom Herr, S (1, 4) OBP: 0.344, SLG: 0.369 | P5 | | HBP | | | | | | P6 | 5 | 0 | 0 | 0 | 0 | 1 | 5 | | | | | | |
| Von Hayes, L (1, 5) OBP: 0.418, SLG: 0.529 | P3 | | | | | | | | | 4 | 0 | 0 | 0 | 0 | 0 | 1 | | | | | | |
| John Kruk, L (1, 9) OBP: 0.346, SLG: 0.361 | | | | | | | | | | 4 | 0 | 1 | 0 | 0 | 1 | 0 | | | | | | |
| Ricky Jordan, R (1, 3) OBP: 0.284, SLG: 0.335 | | | | | | | | | | 4 | 1 | 1 | 1 | 0 | 1 | 1 | | | | | | |
| Curt Ford, L (1, 7) OBP: 0.330, SLG: 0.373 Randy Ready, R (8, PH) OBP: 0.384, SLG: 0.381 | | | | | | | | | | 2 | 0 | 1 | 0 | 1 | 0 | 0 | | | | | | |
| Steve Jeltz, S (1, 6) OBP: 0.408, SLG: 0.396 | | | | | | | | | | 1 | 0 | 0 | 0 | 0 | 0 | 1 | | | | | | |
| Darren Daulton, L (1, 2) OBP: 0.298, SLG: 0.336 Bob Demler, R (9, PH) OBP: 0.242, SLG: 0.236 | | | | | | | | | | 3 | 0 | 2 | 0 | 1 | 1 | 0 | | | | | | |
| Floyd Youmans, R (1, 1) Eric Bullock, L (5, PH) Don Carman, L (5, 1) Dwayne Murphy, L (7, PH) Jeff Parrett, R (7, 1) Dickie Thon, R (9, PH) OBP: 0.296, SLG: 0.367 | | | | | | | | | | 1 | 0 | 0 | 0 | 0 | 0 | 0 | | | | | | |
| Inning Stats | R: 0 E: 0 K: 0 S: 7 | H: 0 LOB: 0 BB: 0 P: 14 | R: 0 E: 0 K: 1 S: 12 | H: 3 LOB: 2 BB: 0 P: 18 | R: 0 E: 0 K: 1 S: 9 | H: 0 LOB: 1 BB: 0 P: 12 | R: 0 E: 0 K: 0 S: 7 | H: 1 LOB: 2 BB: 1 P: 13 | R: 0 E: 0 K: 0 S: 7 | H: 0 LOB: 0 BB: 0 P: 14 | R: 1 E: 0 K: 1 S: 7 | H: 1 LOB: 0 BB: 0 P: 9 | R: 1 E: 0 K: 2 S: 15 | H: 1 LOB: 1 BB: 1 P: 23 | R: 0 E: 1 K: 0 S: 7 | H: 0 LOB: 1 BB: 0 P: 14 | | R: 0 E: 0 K: 0 S: 9 | H: 0 LOB: 2 BB: 2 P: 21 | 1B: 4 2B: 2 3B: 0 HR: 1 | SF: 0 SAC: 0 DP: 2 HBP: 1 | WP: 0 PB: 1 CS: 0 |
| PITCHER | IP WLS BF H R ER SO BB IBB HBP BLK WP HR S P ERA WHIP | | | | | | | | | | | | | | | | | | | | | |
| Ron Darling, R (1, 1) ERA: 4.4 | 6.2 W 28 6 2 1 5 3 0 1 0 0 1 63 101 1.35 1.350 | | | | | | | | | | | | | | | | | | | | | |
| David West, L (7, 1) ERA: | 1.0 4 0 0 0 0 0 0 0 0 0 0 6 12 0.00 0.000 | | | | | | | | | | | | | | | | | | | | | |
| Don Aase, R (8, 1) ERA: 2.83 | 0.1 2 0 0 0 0 1 0 0 0 0 0 3 9 0.00 3.000 | | | | | | | | | | | | | | | | | | | | | |
| Randy Myers, L (9, 1) ERA: 1.57 | 1.0 S 4 0 0 0 0 1 0 0 0 0 0 8 16 0.00 1.000 | | | | | | | | | | | | | | | | | | | | | |

| Batter | 1 | 2 | 3 | 4 | 5 | 6 | 7 | 8 | 9 | AB | R | H | RBI | BB | SO | LOB | BOTTOM | | | | | |
|--|---|----------------------------------|------------------------------|----------------------------------|-------------------------------|----------------------------------|------------------------------|----------------------------------|------------------------------|---------------------------------|------------------------------|----------------------------------|------------------------------|----------------------------------|------------------------------|---------------------------------|---|------------------------------|----------------------------------|----------------------------------|------------------------------------|-------------------------|
| Lee Mazzilli, S (1, 9) OBP: 0.390, SLG: 0.378 | P4 | | | | | | | | | 3 | 0 | 0 | 0 | 1 | 0 | 1 | Philadelphia Phillies @ New York Mets Shea Stadium, Flushing, NY Sat Jun 24 1989, 7:05 PM EDT Att: 48,323 - Unknown - 80 F | | | | | |
| Dave Magadan, L (1, 3) OBP: 0.384, SLG: 0.461 | | | | | | | | | | 4 | 1 | 2 | 1 | 0 | 0 | 1 | | | | | | |
| Howard Johnson, S (1, 5) OBP: 0.363, SLG: 0.594 | | | | | | | | | | 4 | 0 | 0 | 0 | 0 | 0 | 1 | | | | | | |
| Kevin McReynolds, R (1, 7) OBP: 0.354, SLG: 0.417 | | | | | | | | | | 4 | 0 | 1 | 0 | 0 | 0 | 1 | | | | | | |
| Gregg Jefferies, S (1, 4) OBP: 0.277, SLG: 0.305 | | | | | | | | | | 3 | 1 | 0 | 0 | 1 | 0 | 2 | | | | | | |
| Mookie Wilson, S (1, 8) OBP: 0.240, SLG: 0.301 | | | | | | | | | | 4 | 1 | 1 | 0 | 0 | 1 | 2 | | | | | | |
| Mackey Sasser, L (1, 2) OBP: 0.338, SLG: 0.422 | | | | | | | | | | 3 | 0 | 1 | 1 | 0 | 0 | 1 | | | | | | |
| Kevin Elster, R (1, 6) OBP: 0.270, SLG: 0.281 | | | | | | | | | | 2 | 0 | 0 | 0 | 1 | 0 | 1 | | | | | | |
| Ron Darling, R (1, 1) OBP: 0.129, SLG: 0.258 David West, L (7, 1) Don Aase, R (8, 1) Randy Myers, L (9, 1) | | | | | | | | | | 1 | 1 | 1 | 1 | 0 | 0 | 0 | | | | | | |
| Inning Stats | R: 0 E: 0 K: 0 S: 10 | H: 1 LOB: 1 BB: 0 P: 19 | R: 2 E: 0 K: 0 S: 9 | H: 1 LOB: 2 BB: 2 P: 23 | R: 1 E: 1 K: 0 S: 12 | H: 1 LOB: 1 BB: 0 P: 19 | R: 1 E: 0 K: 0 S: 7 | H: 2 LOB: 1 BB: 1 P: 13 | R: 0 E: 0 K: 0 S: 5 | H: 0 LOB: 0 BB: 0 P: 8 | R: 0 E: 0 K: 0 S: 6 | H: 0 LOB: 0 BB: 0 P: 12 | R: 0 E: 0 K: 0 S: 8 | H: 0 LOB: 0 BB: 0 P: 11 | R: 0 E: 0 K: 1 S: 7 | H: 1 LOB: 1 BB: 0 P: 9 | | R: 0 E: 0 K: 0 S: 9 | H: 0 LOB: 1 BB: 0 P: 21 | 1B: 3 2B: 1 3B: 0 HR: 2 | SF: 0 SAC: 1 DP: 1 HBP: 0 | WP: 1 PB: 0 CS: 0 |
| PITCHER | IP WLS BF H R ER SO BB IBB HBP BLK WP HR S P ERA WHIP | | | | | | | | | | | | | | | | | | | | | |
| Floyd Youmans, R (1, 1) ERA: 5.7 | 4.0 L 20 5 4 4 0 0 3 0 0 0 0 1 2 38 74 9.00 2.000 | | | | | | | | | | | | | | | | | | | | | |
| Don Carman, L (5, 1) ERA: 5.02 | 2.0 6 0 0 0 0 0 0 0 0 0 0 0 11 20 0.00 0.000 | | | | | | | | | | | | | | | | | | | | | |
| Jeff Parrett, R (7, 1) ERA: 3.61 | 2.0 7 1 0 0 0 1 0 0 0 0 0 0 15 20 0.00 0.500 | | | | | | | | | | | | | | | | | | | | | |

| Batter | 1 | 2 | 3 | 4 | 5 | 6 | 7 | 8 | 9 | AB | R | H | RBI | BB | SO | LOB | TOP | | | | | |
|--|---|--|---|----------------------------------|-------------------------------|----------------------------------|-------------------------------|----------------------------------|-------------------------------|----------------------------------|-------------------------------|----------------------------------|-------------------------------|----------------------------------|-------------------------------|----------------------------------|---|------------------------------------|----------------------------------|--------|--|--|
| Lenny Dykstra, L OBP: 0.376, SLG: 0.448 (1, 8) | B2 | | K | | F9 | | P2 | | G3 | 0 | 0 | 0 | 0 | 0 | 0 | 0 | Philadelphia Phillies @ New York Mets Shea Stadium, Flushing, NY Sun Jun 25 1989, 3:33 AM EDT Att: 47,692 - Sunny - 75 F | | | | | |
| Tom Herr, S OBP: 0.346, SLG: 0.368 (1, 4) | K | | | | | | F8 | | | 3 | 0 | 1 | 0 | 1 | 1 | 2 | | | | | | |
| Von Hayes, L OBP: 0.413, SLG: 0.520 (1, 9) | P6 | | P6 | | G3 | | | | F9 | 4 | 0 | 0 | 0 | 0 | 0 | 2 | | | | | | |
| Ricky Jordan, R OBP: 0.288, SLG: 0.339 (1, 3) | | | | | F8 | | | | | 4 | 1 | 2 | 0 | 0 | 1 | 0 | | | | | | |
| Randy Ready, R OBP: 0.381, SLG: 0.372 (1, 7) | K | | | | | | K | | K | 3 | 0 | 0 | 0 | 1 | 3 | 2 | | | | | | |
| Dickie Thon, R OBP: 0.286, SLG: 0.359 (1, 6) | | | | | | | F9 | | | 4 | 0 | 0 | 0 | 0 | 2 | 3 | | | | | | |
| Steve Jeltz, S OBP: 0.426, SLG: 0.438 (1, 5) | | | | | | | | | | 4 | 0 | 4 | 1 | 0 | 0 | 0 | | | | | | |
| Steve Lake, R OBP: 0.304, SLG: 0.326 (1, 2) | | | | | | | | | | 3 | 0 | 0 | 0 | 0 | 1 | 4 | | | | | | |
| Curt Ford, L OBP: 0.325, SLG: 0.369 (9, PH) | P4 | | | | P2 | | K | | K | 1 | 0 | 0 | 0 | 0 | 1 | 1 | | | | | | |
| Terry Mulholland, R Eric Bullock, L Greg Harris, S Bob Demier, R Larry McWilliams, L Dwayne Murphy, L OBP: 0.292, SLG: 0.375 (1, 1) | | | | | | | | | | 1 | 0 | 0 | 0 | 0 | 1 | 0 | | | | | | |
| Inning Stats | R: 0 E: 0 K: 1 S: 6 | H: 0 LOB: 0 BB: 0 P: 9 | R: 1 E: 0 K: 1 S: 13 | H: 2 LOB: 1 BB: 0 P: 20 | R: 0 E: 0 K: 2 S: 10 | H: 0 LOB: 1 BB: 1 P: 16 | R: 0 E: 0 K: 1 S: 12 | H: 1 LOB: 2 BB: 1 P: 21 | R: 0 E: 0 K: 1 S: 15 | H: 0 LOB: 0 BB: 0 P: 14 | R: 0 E: 0 K: 1 S: 15 | H: 1 LOB: 2 BB: 1 P: 25 | R: 0 E: 0 K: 2 S: 21 | H: 1 LOB: 1 BB: 0 P: 25 | R: 0 E: 0 K: 2 S: 12 | H: 1 LOB: 1 BB: 0 P: 15 | 1B: 6 2B: 0 3B: 1 HR: 0 | SF: 0 SAC: 0 DP: 0 HBP: 0 | WP: 0 PB: 0 SB: 0 CS: 0 | PA: 37 | | |
| PITCHER | IP WLS BF H R ER SO BB IBB HBP BLK WP HR S P ERA WHIP | 7.0 W 29 5 1 1 9 3 0 0 1 0 0 80 127 1.29 1.143 | 2.0 8 2 0 0 4 0 0 0 1 0 0 33 40 0.00 1.000 | | | | | | | | | | | | | | | | | | | |

| | |
|-----|----|
| AB | 29 |
| R | 1 |
| H | 7 |
| RBI | 1 |
| BB | 3 |
| SO | 12 |
| LOB | 15 |



| Batter | 1 | 2 | 3 | 4 | 5 | 6 | 7 | 8 | 9 | AB | R | H | RBI | BB | SO | LOB | BOTTOM | | | | |
|---|---|--|--|--|-------------------------------|----------------------------------|-------------------------------|----------------------------------|-------------------------------|----------------------------------|------------------------------|----------------------------------|------------------------------|----------------------------------|----------------------------------|------------------------------------|---|--------|--|--|--|
| Mark Carreon, R OBP: 0.250, SLG: 0.433 (1, 9) | K | | G4-3 | E3 | | | | | | 3 | 0 | 0 | 0 | 1 | 1 | 0 | Philadelphia Phillies @ New York Mets Shea Stadium, Flushing, NY Sun Jun 25 1989, 3:33 AM EDT Att: 47,692 - Sunny - 75 F | | | | |
| Dave Magadan, L OBP: 0.386, SLG: 0.458 (1, 3) | 2B 1B | | 2B BB | G6-3 | | | G3 | | | 3 | 2 | 1 | 0 | 1 | 0 | 2 | | | | | |
| Howard Johnson, S OBP: 0.368, SLG: 0.599 (1, 5) | 1B 2B | | 2B BB | K2-3 | | | G6-4-3 1B | | | 3 | 1 | 2 | 0 | 1 | 1 | 0 | | | | | |
| Kevin McReynolds, R OBP: 0.356, SLG: 0.423 (1, 7) | K | | 2B | | F8 | | G6-4-3 1B | | | 4 | 1 | 2 | 2 | 0 | 1 | 2 | | | | | |
| Gregg Jefferies, S OBP: 0.285, SLG: 0.326 (1, 4) | FC6-4 1B | | 1B 2B | | | | G6-4-3 1B | | | 4 | 1 | 3 | 2 | 0 | 0 | 2 | | | | | |
| Mookie Wilson, S OBP: 0.235, SLG: 0.295 (1, 8) | FC6-4 | | P3 | | K | | G4-3 | | | 4 | 0 | 0 | 0 | 0 | 1 | 5 | | | | | |
| Barry Lyons, R OBP: 0.284, SLG: 0.339 (1, 2) | | | G6-3 | | P3 | | | | G5-3 | 3 | 0 | 0 | 0 | 1 | 0 | 1 | | | | | |
| Kevin Elster, R OBP: 0.269, SLG: 0.280 (1, 6) | | | G6-3 | | | | G6-3 | | K | 4 | 0 | 1 | 1 | 0 | 1 | 0 | | | | | |
| Sid Fernandez, L OBP: 0.241, SLG: 0.286 (1, 1) | | | K | | | | F8 | | P6 | 3 | 0 | 0 | 0 | 0 | 2 | 2 | | | | | |
| Rick Aguilera, R (8, 1) | | | K | | | | | | | 1 | 0 | 0 | 0 | 0 | 0 | 0 | | | | | |
| Inning Stats | R: 1 E: 0 K: 2 S: 15 | H: 3 LOB: 2 BB: 0 P: 20 | R: 0 E: 0 K: 1 S: 7 | H: 0 LOB: 0 BB: 0 P: 9 | R: 4 E: 0 K: 1 S: 12 | H: 3 LOB: 2 BB: 3 P: 28 | R: 0 E: 1 K: 1 S: 10 | H: 0 LOB: 0 BB: 0 P: 15 | R: 0 E: 0 K: 0 S: 11 | H: 0 LOB: 1 BB: 1 P: 18 | R: 0 E: 0 K: 0 S: 8 | H: 2 LOB: 1 BB: 0 P: 14 | R: 0 E: 0 K: 1 S: 6 | H: 0 LOB: 0 BB: 0 P: 10 | 1B: 5 2B: 3 3B: 1 HR: 0 | SF: 0 SAC: 0 DP: 1 HBP: 0 | WP: 0 PB: 0 SB: 0 CS: 1 | PA: 36 | | | |
| PITCHER | IP WLS BF H R ER SO BB IBB HBP BLK WP HR S P ERA WHIP | 4.0 L 21 4 0 0 5 3 0 0 0 0 0 44 72 11.25 2.250 | 2.0 8 1 0 0 1 1 0 0 0 0 0 0 21 33 0.00 1.000 | 2.0 7 2 0 0 1 0 0 0 0 0 0 0 14 24 0.00 1.000 | | | | | | | | | | | | | | | | | |


| | |
|-----|----|
| AB | 32 |
| R | 5 |
| H | 9 |
| RBI | 5 |
| BB | 4 |
| SO | 7 |
| LOB | 14 |



| Batter | 1 | 2 | 3 | 4 | 5 | 6 | 7 | 8 | 9 | AB | R | H | RBI | BB | SO | LOB | TOP | | | | | | | | |
|---|------------------------------|----------------------------------|-------------------------------------|-----------------------------------|-------------------------------|----------------------------------|------------------------------|---------------------------------|------------------------------|----------------------------------|------------------------------|---------------------------------|-------------------------------|----------------------------------|-------------------------------|----------------------------------|-------------------------------|----------------------------------|----------------------------------|------------------------------------|----------------------------------|--------|--|--|--|
| Juan Samuel, R OBP: 0.298, SLG: 0.369 | 1-3 K | | 0-3 K | | | 0-0 F9 | | 2-2 L6 | | 4 | 0 | 0 | 0 | 0 | 2 | 1 | | | | | | | | | |
| Dave Magadan, L OBP: 0.383, SLG: 0.459 | 0-1 G6-3 2B | | 2-2 G3-1 | | | 2-3 K | | | 2-3 K | 4 | 0 | 1 | 0 | 0 | 2 | 0 | | | | | | | | | |
| Howard Johnson, S OBP: 0.367, SLG: 0.593 | 0-0 G6-3 2-3 | | | 1-3 K | | 1-1 G6-3 1B | | | 2-3 K | 4 | 0 | 1 | 0 | 0 | 2 | 1 | | | | | | | | | |
| Kevin McReynolds, R OBP: 0.351, SLG: 0.416 | 2-2 F8 | | | 0-0 G6-3 | | 3-2 G6-3 1-2 | | | 2-3 K | 4 | 0 | 0 | 0 | 0 | 1 | 2 | | | | | | | | | |
| Gregg Jefferies, S OBP: 0.283, SLG: 0.323 | | | 1-3 K | | 0-0 G1-3 | | 1-3 K | | | 2 | 0 | 0 | 0 | 0 | 1 | 0 | | | | | | | | | |
| Tim Teufel, R OBP: 0.377, SLG: 0.303 | | | | | | | 1-1 G4-3 | | | 1 | 0 | 0 | 0 | 0 | 1 | 1 | | | | | | | | | |
| Mookie Wilson, S OBP: 0.236, SLG: 0.295 | | | 0-0 G4-6-3 1B | | | 1-0 F9 | | | | 3 | 0 | 1 | 0 | 0 | 0 | 1 | | | | | | | | | |
| Barry Lyons, R OBP: 0.279, SLG: 0.333 | | | 0-2 G4-6-3 | | | 2-2 G4-3 | | | 2-3 K | 2 | 0 | 0 | 0 | 0 | 0 | 1 | | | | | | | | | |
| David West, L | | | | | | | | | | 0 | 0 | 0 | 0 | 0 | 0 | 0 | | | | | | | | | |
| Lee Mazzilli, S OBP: 0.383, SLG: 0.370 | | | | | | | | | | 1 | 0 | 0 | 0 | 0 | 1 | 0 | | | | | | | | | |
| Jeff Innis, R | | | | | | | | | | 0 | 0 | 0 | 0 | 0 | 0 | 0 | | | | | | | | | |
| Kevin Elster, R OBP: 0.275, SLG: 0.302 | | | 1-2 HR | | | 1-1 P6 | | | 0-1 G1-6-3 1B | 3 | 1 | 2 | 1 | 0 | 0 | 0 | | | | | | | | | |
| Dwight Gooden, R OBP: 0.184, SLG: 0.243 | | | 0-3 K | | | | | | | 1 | 0 | 0 | 0 | 0 | 1 | 0 | | | | | | | | | |
| Mackey Sasser, L OBP: 0.329, SLG: 0.409 | | | | | | 0-0 G5-3 | | | 0-0 G1-6-3 1-2 | 2 | 0 | 0 | 0 | 0 | 0 | 1 | | | | | | | | | |
| Inning Stats | R: 0 E: 0 K: 1 S: 9 | H: 1 LOB: 1 BB: 0 P: 12 | R: 0 E: 0 K: 1 S: 10 | H: 1 LOB: 0 BB: 0 P: 11 | R: 1 E: 0 K: 2 S: 12 | H: 1 LOB: 0 BB: 0 P: 15 | R: 0 E: 0 K: 1 S: 5 | H: 0 LOB: 0 BB: 0 P: 6 | R: 0 E: 0 K: 0 S: 7 | H: 0 LOB: 0 BB: 0 P: 11 | R: 0 E: 0 K: 1 S: 6 | H: 0 LOB: 0 BB: 0 P: 8 | R: 0 E: 0 K: 1 S: 12 | H: 1 LOB: 1 BB: 0 P: 17 | R: 0 E: 0 K: 1 S: 10 | H: 1 LOB: 1 BB: 0 P: 14 | R: 0 E: 0 K: 3 S: 11 | H: 0 LOB: 0 BB: 0 P: 17 | 1B: 3 2B: 1 3B: 0 HR: 1 | SF: 0 SAC: 0 DP: 1 HBP: 0 | WP: 0 PB: 0 SB: 0 CS: 0 | PA: 31 | | | |
| PITCHER Pascual Perez, R ERA: 4.05 | IP: 9.0 WLS: W BF: 31 | H: 5 R: 1 ER: 1 SO: 11 | BB: 0 IBB: 0 HBP: 0 BLK: 0 | WP: 0 HR: 1 S: 82 P: 111 | ERA: 1.00 WHIP: 0.556 | | | | | | | | | | | | | | | | | | | | |

New York Mets @ Montreal Expos
Olympic Stadium, Montreal, QB
 Mon Jun 26 1989, 7:05 PM EDT
 Att: 27,395 - Unknown


AB 31
 R 1
 H 5
 RBI 1
 BB 0
 SO 11
 LOB 8



| Batter | 1 | 2 | 3 | 4 | 5 | 6 | 7 | 8 | 9 | AB | R | H | RBI | BB | SO | LOB | BOTTOM | | | | | | | | |
|---|------------------------------|---------------------------------|-------------------------------------|----------------------------------|-------------------------------|----------------------------------|-------------------------------|----------------------------------|------------------------------|----------------------------------|-------------------------------|----------------------------------|-------------------------------|----------------------------------|------------------------------|---------------------------------|----------------------------------|------------------------------------|----------------------------------|--------|--|--|--|--|--|
| Dave Martinez, L OBP: 0.327, SLG: 0.419 | 1-0 F8 | | 0-3 K | | 1-3 K | | 1-1 F7 | | | 4 | 0 | 0 | 0 | 0 | 2 | 0 | | | | | | | | | |
| Tom Foley, L OBP: 0.319, SLG: 0.330 | 0-0 P5 | | | 2-1 G3-1 | 0-0 F9 | | 0-1 1B 2B | | | 4 | 0 | 1 | 0 | 0 | 0 | 0 | | | | | | | | | |
| Andres Galarraga, R OBP: 0.332, SLG: 0.434 | 2-3 K | | | 2-0 1B 2B | 4-2 BB | | 2-2 2H 1B | | | 3 | 1 | 2 | 0 | 1 | 1 | 0 | | | | | | | | | |
| Tim Raines, S OBP: 0.415, SLG: 0.460 | | 3-1 G3 | | 2-0 2B 1B | 2-0 F7 | | 1-1 F9 | | | 2 | 1 | 1 | 1 | 0 | 0 | 0 | | | | | | | | | |
| Otis Nixon, S OBP: 0.331, SLG: 0.282 | | | | 2H 2B 1B | | | | | | 2 | 0 | 0 | 0 | 0 | 0 | 2 | | | | | | | | | |
| Hubie Brooks, R OBP: 0.306, SLG: 0.396 | | 0-1 S 1B | | 1 SAFE 1H HR 2B | | 3-2 F9 | | | 0-0 G5-3 | 4 | 1 | 2 | 1 | 0 | 0 | 0 | | | | | | | | | |
| Tim Lincecum, R OBP: 0.316, SLG: 0.377 | | 3-1 L8 | | 4-2 HR BB | | 2-1 G6-3 | | 1-2 F9 | | 3 | 1 | 0 | 0 | 1 | 0 | 1 | | | | | | | | | |
| Nelson Santovenia, R OBP: 0.333, SLG: 0.345 | | 1-3 K | | 1-3 K | | 0-1 1B 1B | | 2-1 G5-3 | | 4 | 0 | 1 | 0 | 0 | 2 | 3 | | | | | | | | | |
| Spike Owen, S OBP: 0.362, SLG: 0.359 | | | 3-2 F7 | | 0-0 HR | | 1-1 1B | | | 3 | 1 | 2 | 3 | 0 | 0 | 0 | | | | | | | | | |
| Pascual Perez, R OBP: 0.154, SLG: 0.240 | | | 0-2 G3 | | 1-2 G4-3 | | 0-3 K | | | 3 | 0 | 0 | 0 | 0 | 1 | 2 | | | | | | | | | |
| Inning Stats | R: 0 E: 0 K: 1 S: 5 | H: 0 LOB: 0 BB: 0 P: 8 | R: 0 E: 0 K: 1 S: 9 | H: 1 LOB: 1 BB: 0 P: 16 | R: 0 E: 0 K: 1 S: 10 | H: 0 LOB: 0 BB: 0 P: 13 | R: 5 E: 0 K: 1 S: 18 | H: 4 LOB: 1 BB: 1 P: 31 | R: 0 E: 0 K: 1 S: 8 | H: 0 LOB: 1 BB: 1 P: 15 | R: 0 E: 0 K: 1 S: 13 | H: 2 LOB: 2 BB: 0 P: 19 | R: 0 E: 0 K: 0 S: 11 | H: 2 LOB: 1 BB: 0 P: 15 | R: 0 E: 0 K: 0 S: 6 | H: 0 LOB: 0 BB: 0 P: 9 | 1B: 5 2B: 3 3B: 0 HR: 1 | SF: 0 SAC: 0 DP: 0 HBP: 0 | WP: 0 PB: 0 SB: 2 CS: 0 | PA: 34 | | | | | |
| PITCHER Dwight Gooden, R ERA: 2.88 | IP: 4.0 WLS: L BF: 18 | H: 5 R: 5 ER: 5 SO: 4 | BB: 1 IBB: 0 HBP: 0 BLK: 0 | WP: 0 HR: 1 S: 42 P: 68 | ERA: 0.00 WHIP: 1.667 | | | | | | | | | | | | | | | | | | | | |
| David West, L ERA | 3.0 | 13 | 4 | 0 | 0 | 2 | 1 | 0 | 0 | 0 | 0 | 32 | 49 | 0.00 | 1.667 | | | | | | | | | | |
| Jeff Innis, R ERA | 1.0 | 3 | 0 | 0 | 0 | 0 | 0 | 0 | 0 | 0 | 6 | 9 | 0.00 | 0.000 | | | | | | | | | | | |

New York Mets @ Montreal Expos
Olympic Stadium, Montreal, QB
 Mon Jun 26 1989, 7:05 PM EDT
 Att: 27,395 - Unknown

AB 32
 R 5
 H 9
 RBI 5
 BB 2
 SO 6
 LOB 8



| Batter | 1 | 2 | 3 | 4 | 5 | 6 | 7 | 8 | 9 | AB | R | H | RBI | BB | SO | LOB | TOP | | | |
|---|---|--|--|----------------------------------|-------------------------------|----------------------------------|------------------------------|----------------------------------|-------------------------------|----------------------------------|------------------------------|----------------------------------|-------------------------------|----------------------------------|------------------------------|---------------------------------|--|------------------------------------|----------------------------------|--------|
| Juan Samuel, R (1,8) OBP: 0.310, SLG: 0.377 | 4-2 S 2B BB | 0-1 FC5 G4-6-3 | | 4-0 BB | | 1-3 K | | 2-2 1B | | 3 | 1 | 1 | 1 | 2 | 1 | 4 | <p>New York Mets @ Montreal Expos</p> <p>Olympic Stadium, Montreal, QB</p> <p>Wed Jun 28 1989, 7:05 PM EDT</p> <p>Att: 31,229 - Dome</p> | | | |
| Keith Miller, R (1,4) OBP: 0.231, SLG: 0.292 | 0-3 K | 1-1 G4-6-3 | | 0-0 F8 | | 0-0 P4 | | 1-2 G5-4-3 | | 5 | 0 | 0 | 0 | 0 | 1 | 10 | | | | |
| Howard Johnson, S (1,5) OBP: 0.363, SLG: 0.595 | 1-1 1-H 2B | | 1-3 K | | 1-2 G4-3 | | 2-3 K | | 0-1 G6-3 1B | 5 | 0 | 2 | 1 | 0 | 2 | 0 | | | | |
| Kevin McReynolds, R (1,7) OBP: 0.355, SLG: 0.418 | 1-3 K | | 0-0 WP 1B | | 1-2 G1-3 1B | | 2-0 1B | | 0-1 G6-3 1B | 5 | 0 | 3 | 0 | 0 | 1 | 2 | | | | |
| Tim Teufel, R (1,3) OBP: 0.357, SLG: 0.286 | 3-3 K2-3 | | 2-3 K | | 1-1 G1-3 | | 2-3 K | | 0-1 G1-3 | 4 | 0 | 0 | 0 | 0 | 3 | 4 | | | | |
| Dave Magadan, L (9, PH) OBP: 0.374, SLG: 0.446 | | | 1-2 K | | 1-2 | | | | | 1 | 0 | 0 | 0 | 0 | 0 | 1 | | | | |
| Mookie Wilson, S (1,9) OBP: 0.238, SLG: 0.299 | | 0-0 1B FC5 1B | | 0-0 P2 | | 0-0 P5 | | 1-0 G4-3 | | 1-1 G4-3 | 5 | 1 | 1 | 0 | 0 | 4 | | | | |
| Phil Lombardi, R (1,2) OBP: 0.800, SLG: 1.200 | | 2-2 F8 | | 0-0 FC5-6 1B | | 1-1 1B 1B | | 2-1 HR | | 4 | 1 | 3 | 1 | 0 | 0 | 1 | | | | |
| Kevin Elster, R (1,6) OBP: 0.272, SLG: 0.298 | | 0-0 FC5 1B | | 2-1 P9 | | 2-3 K | | 1-3 K | | 4 | 0 | 1 | 0 | 0 | 2 | 2 | | | | |
| Bob Ojeda, L (1,1) OBP: 0.171, SLG: 0.147 | | 1-0 FC5 | | 1-0 FC5-6 BB | | 1-2 1B | | 4-2 1B BB | | 2 | 0 | 1 | 0 | 0 | 0 | 1 | | | | |
| Mark Carreon, R (6, PH) OBP: 0.265, SLG: 0.438 | | | | | | | | | | 1 | 0 | 1 | 0 | 0 | 0 | 0 | | | | |
| Jeff Innis, R (6, PH) OBP: 0.375, SLG: 0.347 | | | | | | | | | | 0 | 0 | 0 | 0 | 0 | 0 | 0 | | | | |
| Lee Mazzilli, S (8, PH) OBP: 0.375, SLG: 0.347 | | | | | | | | | | 0 | 0 | 0 | 0 | 1 | 0 | 0 | | | | |
| Don Aase, R (8,1) | | | | | | | | | | 0 | 0 | 0 | 0 | 0 | 0 | 0 | | | | |
| Inning Stats | R: 1 E: 0 K: 3 S: 13 | H: 1 LOB: 1 BB: 1 P: 22 | R: 1 E: 0 K: 0 S: 11 | H: 3 LOB: 2 BB: 0 P: 14 | R: 0 E: 0 K: 2 S: 10 | H: 1 LOB: 1 BB: 1 P: 13 | R: 0 E: 0 K: 0 S: 5 | H: 1 LOB: 2 BB: 1 P: 12 | R: 0 E: 0 K: 2 S: 13 | H: 2 LOB: 2 BB: 0 P: 18 | R: 0 E: 0 K: 2 S: 8 | H: 1 LOB: 1 BB: 0 P: 15 | R: 1 E: 0 K: 1 S: 14 | H: 2 LOB: 1 BB: 1 P: 24 | R: 0 E: 0 K: 0 S: 8 | H: 1 LOB: 1 BB: 0 P: 9 | 1B: 11 2B: 1 3B: 0 HR: 1 | SF: 0 SAC: 0 DP: 2 HBP: 0 | WP: 1 PB: 0 SB: 1 CS: 0 | PA: 42 |
| PITCHER | IP WLS BF H R ER SO BB IBB HBP BLK WP HR S P ERA WHIP | 8.0 W 38 12 3 3 10 3 0 0 0 1 1 83 130 3.38 1.875 | 1.0 S 4 1 0 0 0 0 0 0 0 0 0 8 9 0.00 1.000 | | | | | | | | | | | | | | | | | |

| | |
|-----|----|
| AB | 39 |
| R | 3 |
| H | 13 |
| RBI | 3 |
| BB | 3 |
| SO | 10 |
| LOB | 29 |



| Batter | 1 | 2 | 3 | 4 | 5 | 6 | 7 | 8 | 9 | AB | R | H | RBI | BB | SO | LOB | BOTTOM | | | |
|--|---|---|--|----------------------------------|-------------------------------|----------------------------------|-------------------------------|----------------------------------|------------------------------|----------------------------------|------------------------------|----------------------------------|------------------------------|----------------------------------|------------------------------|----------------------------------|--|------------------------------------|----------------------------------|--------|
| Otis Nixon, S (1,8) OBP: 0.328, SLG: 0.280 | 1-0 G4-3 | 2-0 G6-3 | | 3-2 G5-3 | | 0-1 B1-3 | 2-2 L4 | | | 5 | 0 | 0 | 0 | 0 | 0 | 3 | <p>New York Mets @ Montreal Expos</p> <p>Olympic Stadium, Montreal, QB</p> <p>Wed Jun 28 1989, 7:05 PM EDT</p> <p>Att: 31,229 - Dome</p> | | | |
| Rex Hudler, R (1,7) OBP: 0.350, SLG: 0.534 | 0-2 BB S 1B | | 3-3 K | 3-2 G6-3 | | 0-0 G6-3 1B | 1-3 K | | | 5 | 0 | 2 | 0 | 0 | 2 | 0 | | | | |
| Andres Galarraga, R (1,3) OBP: 0.332, SLG: 0.431 | 0-1 F9 | | 2-2 BB 1B | 2-2 BB 1B | | 1-0 G6-3 | 2-3 K | | | 5 | 2 | 2 | 0 | 0 | 1 | 2 | | | | |
| Hubie Brooks, R (1,9) OBP: 0.316, SLG: 0.397 | 4-2 BB BB | | 4-2 2B G6-3 BB | 4-1 1B BB | | 4-1 BB | 0-0 F8 | | | 1 | 1 | 0 | 0 | 4 | 0 | 0 | | | | |
| Tim Wallach, R (1,5) OBP: 0.334, SLG: 0.387 | 4-0 FC6-4 BB | | 0-0 G6-3 2B | 1-0 1B | | 1-3 K | | | | 3 | 1 | 2 | 2 | 1 | 1 | 2 | | | | |
| Damaso Garcia, R (1,4) OBP: 0.275, SLG: 0.270 | 1-2 FC6-4 | | 0-0 G6-3 | | | 0-1 L6 | | | | 4 | 0 | 0 | 1 | 0 | 0 | 4 | | | | |
| Dave Martinez, L (8,8) OBP: 0.320, SLG: 0.409 | | | | | | | | | | 0 | 0 | 0 | 0 | 0 | 0 | 0 | | | | |
| Nelson Santovenia, R (1,2) OBP: 0.340, SLG: 0.316 | | 2-2 G1-3 | 2-3 3-H 2B | | 3-2 P3 | | 1-3 K | | | 4 | 0 | 1 | 1 | 0 | 1 | 0 | | | | |
| Spike Owen, S (1,6) OBP: 0.375, SLG: 0.360 | | 3-2 PB 1B | 3-2 BLK IBB | | 4-0 BB | | 4-0 1B BB | | | 1 | 0 | 1 | 0 | 3 | 0 | 0 | | | | |
| Mark Langston, R (1,1) OBP: 0.227, SLG: 0.273 | | 2-3 K | 0-3 K | | 2-2 F9 | | 0-0 1B | | | 4 | 0 | 1 | 0 | 0 | 2 | 4 | | | | |
| Tim Burke, R (9,1) | | | | | | | | | | 0 | 0 | 0 | 0 | 0 | 0 | 0 | | | | |
| Inning Stats | R: 0 E: 0 K: 0 S: 11 | H: 1 LOB: 3 BB: 2 P: 21 | R: 0 E: 0 K: 1 S: 10 | H: 1 LOB: 0 BB: 0 P: 19 | R: 3 E: 0 K: 2 S: 15 | H: 3 LOB: 2 BB: 2 P: 29 | R: 1 E: 0 K: 0 S: 11 | H: 2 LOB: 2 BB: 1 P: 24 | R: 0 E: 0 K: 1 S: 8 | H: 1 LOB: 1 BB: 1 P: 14 | R: 0 E: 0 K: 1 S: 8 | H: 1 LOB: 2 BB: 1 P: 16 | R: 0 E: 0 K: 2 S: 8 | H: 0 LOB: 0 BB: 0 P: 11 | R: 0 E: 0 K: 2 S: 8 | H: 0 LOB: 0 BB: 0 P: 11 | 1B: 6 2B: 3 3B: 0 HR: 0 | SF: 0 SAC: 0 DP: 0 HBP: 0 | WP: 0 PB: 1 SB: 1 CS: 0 | PA: 40 |
| PITCHER | IP WLS BF H R ER SO BB IBB HBP BLK WP HR S P ERA WHIP | 5.0 L 27 7 4 4 4 5 1 0 1 1 0 16 30 7.20 2.400 | 2.0 L 10 2 0 0 2 2 0 0 0 0 0 8 11 0.00 0.000 | | | | | | | | | | | | | | | | | |

| | |
|-----|----|
| AB | 32 |
| R | 4 |
| H | 9 |
| RBI | 4 |
| BB | 8 |
| SO | 7 |
| LOB | 15 |



| Batter | 1 | 2 | 3 | 4 | 5 | 6 | 7 | 8 | 9 | AB | R | H | RBI | BB | SO | LOB | TOP | |
|--|-------------|---|--|---|---|---|---|--|--|---|--|---|-----|----|-----|-------|-------|--|
| Juan Samuel, R (1, 8) Don Aase, R (9, 1) | 1-0 1B | | 1-1 2B HR | 3-2 G5-3 | | 1-0 F7 | | | 2-0 1B HR | 5 | 2 | 3 | 0 | 0 | 0 | 1 | | |
| Dave Magadan, L (1, 3) CBB OBP: 0.379, SLG: 0.448 | 1-0 1B | | 2-3 K | | 0-0 G6-3 | | 4-1 G4-3 PB BB | | 3-2 1B HR | 4 | 1 | 2 | 1 | 1 | 1 | 2 | | |
| Howard Johnson, S (1, 5) CBB OBP: 0.364, SLG: 0.607 | 1-3 K | | 3-2 HR 2B | | 0-3 K | | 3-1 P6 | | 0-1 HR | 5 | 2 | 2 | 4 | 0 | 2 | 3 | | |
| Darryl Strawberry, L (1, 9) Mark Carreon, R (7, PH) OBP: 0.312, SLG: 0.493 OBP: 0.250, SLG: 0.412 | 2-3 K | | 0-0 HR | | 2-2 G4-3 | | 2-1 G4-3 | | 1-3 G5-3 | 3 | 1 | 1 | 3 | 0 | 1 | 2 | | |
| Kevin McReynolds, R (1, 7) SAFE OBP: 0.349, SLG: 0.409 | 0-0 G4-3 | | 2-2 HR | | 0-0 G6-3 | | 1-0 G6-3 | | 0-1 P4 | 5 | 0 | 0 | 0 | 0 | 0 | 3 | | |
| Gregg Jefferies, S (1, 4) OBP: 0.277, SLG: 0.316 | | 0-2 G4-3 | 0-0 L9 | | | 1-2 G6-3 | | 0-0 G5-6-3 | 1-2 F8 | 5 | 0 | 0 | 0 | 0 | 0 | 0 | | |
| Mackey Sasser, L (1, 2) OBP: 0.329, SLG: 0.405 | | 2-3 K | | 0-0 G6-3 2B | | 4-0 BLK HR BB | | 1-2 G5-3 | | 3 | 1 | 1 | 0 | 1 | 1 | 0 | | |
| Kevin Elster, R (1, 6) OBP: 0.271, SLG: 0.297 | | 0-0 F8 | | 3-3 K | | 0-0 BLK HR 1B | | 1-1 G6-3 | | 4 | 1 | 1 | 0 | 0 | 1 | 1 | | |
| Ron Darling, R (1, 1) Lee Mazzilli, S (9, PH) OBP: 0.176, SLG: 0.382 OBP: 0.385, SLG: 0.347 | | | 0-0 1B 2B 1B | 0-2 G6-3 | | 1-1 HR | | 4-2 1B BB | | 3 | 2 | 2 | 3 | 0 | 0 | 1 | | |
| | | R: 0 H: 2 E: 0 LOB: 2 K: 2 BB: 0 S: 9 P: 14 | R: 0 H: 0 E: 0 LOB: 0 K: 1 BB: 0 S: 8 P: 10 | R: 4 H: 4 E: 0 LOB: 0 K: 1 BB: 0 S: 14 P: 22 | R: 0 H: 1 E: 0 LOB: 1 K: 1 BB: 0 S: 12 P: 18 | R: 0 H: 0 E: 0 LOB: 0 K: 1 BB: 0 S: 7 P: 9 | R: 3 H: 2 E: 0 LOB: 0 K: 0 BB: 1 S: 10 P: 17 | R: 0 H: 0 E: 0 LOB: 1 K: 0 BB: 1 S: 6 P: 16 | R: 0 H: 0 E: 0 LOB: 0 K: 0 BB: 0 S: 6 P: 8 | R: 4 H: 3 E: 0 LOB: 0 K: 0 BB: 1 S: 17 P: 29 | 1B: 7 SF: 0 2B: 2 SAC: 0 3B: 0 DP: 0 HR: 3 HBP: 0 | WP: 0 PA: 42 PB: 1 SB: 0 CS: 0 | | | | | | |
| PITCHER | IP | WLS | BF | H | R | ER | SO | BB | IBB | HBP | BLK | WP | HR | S | P | ERA | WHIP | |
| Rick Mahler, R (1, 1) ERA: 3.39 | 5.0 | L | 22 | 7 | 4 | 4 | 6 | 0 | 0 | 0 | 0 | 0 | 1 | 50 | 73 | 7.20 | 1.400 | |
| Norm Charlton, L (6, 1) ERA: 3.29 | 2.0 | 10 | 2 | 3 | 3 | 0 | 2 | 0 | 0 | 0 | 1 | 0 | 1 | 16 | 33 | 13.50 | 2.000 | |
| Tim Birtsas, L (8, 1) ERA: 3.72 | 1.0 | 3 | 0 | 0 | 0 | 0 | 0 | 0 | 0 | 0 | 0 | 0 | 0 | 6 | 8 | 0.00 | 0.000 | |
| Mike Griffin, R (9, 1) ERA: 12.46 | 0.0 | 3 | 2 | 3 | 3 | 0 | 1 | 0 | 0 | 0 | 0 | 0 | 0 | 8 | 17 | ∞ | ∞ | |
| Kent Tekulve, R (9, 1) ERA: 4.63 | 1.0 | 4 | 1 | 1 | 1 | 0 | 0 | 0 | 0 | 0 | 0 | 0 | 1 | 9 | 12 | 9.00 | 1.000 | |
| | | R: 0 H: 0 E: 0 LOB: 0 K: 0 BB: 0 S: 12 P: 15 | R: 0 H: 0 E: 0 LOB: 0 K: 0 BB: 0 S: 7 P: 12 | R: 0 H: 0 E: 0 LOB: 0 K: 0 BB: 0 S: 6 P: 9 | R: 0 H: 1 E: 0 LOB: 1 K: 1 BB: 0 S: 11 P: 15 | R: 1 H: 2 E: 0 LOB: 1 K: 1 BB: 0 S: 13 P: 19 | R: 0 H: 1 E: 0 LOB: 1 K: 0 BB: 0 S: 7 P: 11 | R: 0 H: 1 E: 0 LOB: 1 K: 1 BB: 0 S: 6 P: 10 | R: 0 H: 1 E: 0 LOB: 1 K: 0 BB: 0 S: 9 P: 15 | R: 0 H: 0 E: 1 LOB: 1 K: 0 BB: 0 S: 9 P: 10 | 1B: 4 SF: 0 2B: 2 SAC: 0 3B: 0 DP: 0 HR: 0 HBP: 0 | WP: 0 PA: 34 PB: 0 SB: 0 CS: 0 | | | | | | |
| PITCHER | IP | WLS | BF | H | R | ER | SO | BB | IBB | HBP | BLK | WP | HR | S | P | ERA | WHIP | |
| Ron Darling, R (1, 1) ERA: 4.13 | 8.0 | W | 30 | 6 | 1 | 1 | 3 | 0 | 0 | 0 | 0 | 0 | 0 | 71 | 106 | 1.12 | 0.750 | |
| Don Aase, R (9, 1) ERA: 2.46 | 1.0 | 4 | 0 | 0 | 0 | 0 | 0 | 0 | 0 | 0 | 0 | 0 | 0 | 9 | 10 | 0.00 | 0.000 | |

New York Mets @ Cincinnati Reds
Riverfront Stadium, Cincinnati, OH
Fri Jun 30 1989, 7:05 PM EDT
Att: 33,855 - Unknown

AB 39
R 11
H 12
RBI 11
BB 3
SO 6
LOB 14



New York Mets @ Cincinnati Reds
Riverfront Stadium, Cincinnati, OH
Fri Jun 30 1989, 7:05 PM EDT
Att: 33,855 - Unknown

AB 34
R 1
H 6
RBI 1
BB 0
SO 3
LOB 13



| Batter | 1 | 2 | 3 | 4 | 5 | 6 | 7 | 8 | 9 | AB | R | H | RBI | BB | SO | LOB | TOP | | | | | | | | | | |
|---|------------------------------|----------------------------------|------------------------------|---------------------------------|-------------------------------|----------------------------------|-------------------------------|----------------------------------|-------------------------------|----------------------------------|-------------------------------|----------------------------------|-------------------------------|----------------------------------|------------------------------|----------------------------------|-------------------------------|----------------------------------|----------------------------------|------------------------------------|----------------------------------|--------|--|--|--|--|--|
| Juan Samuel, R (1, 8) OBP: 0.310, SLG: 0.374 | G5-3 | | F8 | | G6-3 | | E5 | | K | 5 | 0 | 0 | 0 | 0 | 1 | 2 | | | | | | | | | | | |
| Dave Magadan, L (1, 3) OBP: 0.380, SLG: 0.452 | 1B | | G3 | | | 2B | L8 | | G1-3 | 5 | 1 | 2 | 0 | 0 | 0 | 3 | | | | | | | | | | | |
| Howard Johnson, S (1, 5) OBP: 0.365, SLG: 0.609 | F9 | | | G4-6-3 | | 2B | F9 | | | 4 | 1 | 2 | 1 | 0 | 0 | 2 | | | | | | | | | | | |
| Darryl Strawberry, L (1, 9) OBP: 0.317, SLG: 0.390 Mark Carreon, R (8, 9) OBP: 0.250, SLG: 0.412 | K | | G4-6-3 | | | 2B | P4 | | | 4 | 0 | 1 | 1 | 0 | 1 | 2 | | | | | | | | | | | |
| Kevin McReynolds, R (1, 7) OBP: 0.351, SLG: 0.411 | | P4 | | 1B | | L4 | | | | 4 | 0 | 2 | 0 | 0 | 0 | 1 | | | | | | | | | | | |
| Gregg Jefferies, S (1, 4) OBP: 0.277, SLG: 0.315 | G6-3 | | | 1B | | F7 | | F8 | | 4 | 0 | 1 | 0 | 0 | 0 | 2 | | | | | | | | | | | |
| Mackey Sasser, L (1, 2) OBP: 0.390, SLG: 1.000 Phil Lombardi, R (8, PH) OBP: 0.500, SLG: 1.000 | G6-3 | | | P2 | | K | | F9 | | 3 | 0 | 0 | 0 | 0 | 1 | 3 | | | | | | | | | | | |
| Kevin Elster, R (1, 6) OBP: 0.267, SLG: 0.291 | | | K | | K | FC6-4 | | | G1-3 | 4 | 0 | 0 | 0 | 0 | 2 | 2 | | | | | | | | | | | |
| Dwight Gooden, R (1, 1) OBP: 0.205, SLG: 0.289 David West, L (3, 1) | | | | | | | | | K | 1 | 0 | 1 | 0 | 0 | 0 | 0 | | | | | | | | | | | |
| Lee Mazzilli, S (7, PH) OBP: 0.379, SLG: 0.340 Rick Aguilera, R (7, 1) | | | | | | | | | K | 1 | 0 | 0 | 0 | 0 | 1 | 0 | | | | | | | | | | | |
| Mookie Wilson, S (9, PH) OBP: 0.237, SLG: 0.298 | | | 2B | | | | | | K | 1 | 0 | 0 | 0 | 0 | 1 | 0 | | | | | | | | | | | |
| Inning Stats | R: 0 E: 0 K: 1 S: 8 | H: 1 LOB: 1 BB: 0 P: 12 | R: 0 E: 0 K: 0 S: 6 | H: 0 LOB: 0 BB: 0 P: 9 | R: 0 E: 0 K: 1 S: 12 | H: 1 LOB: 1 BB: 0 P: 17 | R: 0 E: 0 K: 0 S: 13 | H: 3 LOB: 2 BB: 0 P: 18 | R: 0 E: 0 K: 2 S: 10 | H: 0 LOB: 0 BB: 0 P: 12 | R: 2 E: 0 K: 1 S: 16 | H: 3 LOB: 2 BB: 0 P: 19 | R: 0 E: 1 K: 1 S: 11 | H: 0 LOB: 1 BB: 0 P: 16 | R: 0 E: 0 K: 0 S: 9 | H: 1 LOB: 1 BB: 0 P: 14 | R: 0 E: 0 K: 2 S: 15 | H: 0 LOB: 1 BB: 0 P: 22 | 1B: 5 2B: 4 3B: 0 HR: 0 | SF: 0 SAC: 0 DP: 1 HBP: 0 | WP: 3 PB: 0 SB: 2 CS: 0 | PA: 38 | | | | | |
| PITCHER | IP | WLS | BF | H | R | ER | SO | BB | IBB | HBP | BLK | WP | HR | S | P | ERA | WHIP | | | | | | | | | | |
| Jack Armstrong, R (1, 1) ERA: 4.74 | 5.0 | W | 22 | 8 | 2 | 2 | 4 | 0 | 0 | 0 | 0 | 0 | 0 | 57 | 77 | 3.60 | 1.600 | | | | | | | | | | |
| Rob Dibble, R (6, 1) ERA: 2.06 | 2.0 | | 8 | 0 | 0 | 0 | 2 | 0 | 0 | 0 | 0 | 1 | 0 | 19 | 26 | 0.00 | 0.000 | | | | | | | | | | |
| John Franco, L (8, 1) ERA: 1.38 | 2.0 | S | 8 | 1 | 0 | 0 | 2 | 0 | 0 | 0 | 1 | 2 | 0 | 24 | 36 | 0.00 | 0.500 | | | | | | | | | | |

New York Mets @ Cincinnati Reds
Riverfront Stadium, Cincinnati, OH

AB 38
R 2
H 9
RBI 2
BB 0
SO 8
LOB 18



Sat Jul 01 1989, 3:33 AM EDT
Att: 32,561 - Unknown

| Batter | 1 | 2 | 3 | 4 | 5 | 6 | 7 | 8 | 9 | AB | R | H | RBI | BB | SO | LOB | BOTTOM | | | | | | | | | | |
|---|-------------------------------|----------------------------------|-------------------------------|----------------------------------|-------------------------------|----------------------------------|-------------------------------|----------------------------------|-------------------------------|----------------------------------|------------------------------|----------------------------------|-------------------------------|----------------------------------|----------------------------------|------------------------------------|----------------------------------|--------|--|--|--|--|--|--|--|--|--|
| Lenny Harris, L (1, 4) OBP: 0.277, SLG: 0.281 | G6-3 | G5-3 | | | P3 | | | G4-3 | | 4 | 0 | 0 | 0 | 0 | 0 | 2 | | | | | | | | | | | |
| Kal Daniels, L (1, 7) OBP: 0.412, SLG: 0.400 Rolando Roomes, R (8, FR) OBP: 0.306, SLG: 0.440 | K | | HR | | F7 | | | CS | 2B | 4 | 1 | 2 | 1 | 0 | 1 | 0 | | | | | | | | | | | |
| Barry Larkin, R (1, 6) OBP: 0.386, SLG: 0.475 Marty Brown, R (3, PH) OBP: 0.250, SLG: 0.250 | HR | | K | | G6-3 | | | BB | 1B | 1 | 1 | 1 | 1 | 0 | 0 | 0 | | | | | | | | | | | |
| Eric Davis, R (1, 8) OBP: 0.362, SLG: 0.554 | G6-3 | | K | | | CS | BB | 2B | BB | 2 | 1 | 0 | 0 | 2 | 1 | 0 | | | | | | | | | | | |
| Paul O'Neill, L (1, 9) OBP: 0.344, SLG: 0.465 | | G5-3 | F7 | | | CS | BB | 2B | 2B | 4 | 0 | 1 | 2 | 0 | 1 | 1 | | | | | | | | | | | |
| Todd Benzinger, S (1, 3) OBP: 0.304, SLG: 0.384 | | | | | 1B | 2B | | P6 | P5 | 4 | 2 | 2 | 0 | 0 | 0 | 1 | | | | | | | | | | | |
| Luis Quinones, S (1, 5) OBP: 0.255, SLG: 0.458 | | E4 | | | G4-6-3 | | | F7 | | 3 | 0 | 1 | 1 | 0 | 0 | 1 | | | | | | | | | | | |
| Jeff Reed, L (1, 2) OBP: 0.277, SLG: 0.301 | | E6 | | | G4-6-3 | | | | K | 3 | 0 | 0 | 0 | 0 | 1 | 2 | | | | | | | | | | | |
| Jack Armstrong, R (1, 1) OBP: 0.339, SLG: 0.404 Rob Dibble, L (6, 1) Ken Griffey, L (7, PH) John Franco, L (8, 1) | | SH1-4 | | | K | | | | K | 1 | 0 | 0 | 0 | 0 | 1 | 0 | | | | | | | | | | | |
| Inning Stats | R: 1 E: 0 K: 1 S: 10 | H: 1 LOB: 0 BB: 0 P: 13 | R: 1 E: 2 K: 0 S: 13 | H: 1 LOB: 2 BB: 0 P: 20 | R: 1 E: 0 K: 2 S: 10 | H: 1 LOB: 0 BB: 0 P: 16 | R: 1 E: 0 K: 1 S: 10 | H: 2 LOB: 0 BB: 0 P: 16 | R: 0 E: 0 K: 2 S: 15 | H: 0 LOB: 0 BB: 1 P: 25 | R: 0 E: 0 K: 2 S: 8 | H: 0 LOB: 0 BB: 0 P: 13 | R: 2 E: 0 K: 0 S: 16 | H: 3 LOB: 1 BB: 1 P: 27 | 1B: 3 2B: 4 3B: 0 HR: 2 | SF: 0 SAC: 1 DP: 2 HBP: 0 | WP: 0 PB: 0 SB: 0 CS: 2 | PA: 33 | | | | | | | | | |
| PITCHER | IP | WLS | BF | H | R | ER | SO | BB | IBB | HBP | BLK | WP | HR | S | P | ERA | WHIP | | | | | | | | | | |
| Dwight Gooden, R (1, 1) ERA: 2.99 | 2.0 | L | 11 | 3 | 3 | 2 | 1 | 0 | 0 | 0 | 0 | 0 | 0 | 24 | 34 | 9.00 | 1.500 | | | | | | | | | | |
| David West, L (3, 1) ERA: 0.63 | 4.0 | | 13 | 2 | 1 | 1 | 4 | 1 | 0 | 0 | 0 | 0 | 0 | 44 | 72 | 2.25 | 0.750 | | | | | | | | | | |
| Rick Aguilera, R (7, 1) ERA: 1.78 | 2.0 | | 9 | 3 | 2 | 2 | 2 | 1 | 0 | 0 | 0 | 0 | 0 | 24 | 40 | 9.00 | 2.000 | | | | | | | | | | |

New York Mets @ Cincinnati Reds
Riverfront Stadium, Cincinnati, OH

AB 30
R 6
H 8
RBI 5
BB 2
SO 7
LOB 7



Sat Jul 01 1989, 3:33 AM EDT
Att: 32,561 - Unknown

| Batter | 1 | 2 | 3 | 4 | 5 | 6 | 7 | 8 | 9 | AB | R | H | RBI | BB | SO | LOB | TOP | | | | | | | | |
|--|-------------------------------|----------------------------------|------------------------------|---------------------------------|-------------------------------|----------------------------------|-------------------------------|----------------------------------|-------------------------------|----------------------------------|-------------------------------|----------------------------------|------------------------------|----------------------------------|------------------------------|----------------------------------|------------------------------|----------------------------------|----------------------------------|------------------------------------|----------------------------------|--------|--|--|--|
| Juan Samuel, R OBP: 0.307, SLG: 0.366 (1, 8) | L4 | | K | | | K | F8 | | | 4 | 0 | 0 | 0 | 0 | 2 | 2 | | | | | | | | | |
| Dave Magadan, L OBP: 0.392, SLG: 0.453 (1, 3) | F8 | | | 2B | | WP | L9 | | | 3 | 1 | 1 | 0 | 1 | 0 | 1 | | | | | | | | | |
| Howard Johnson, S OBP: 0.365, SLG: 0.620 (1, 6) (8, 5) | K | | | K | | P5 | | 3-1 | | 4 | 0 | 0 | 0 | 0 | 2 | 2 | | | | | | | | | |
| Kevin McReynolds, R OBP: 0.354, SLG: 0.419 (1, 7) | | P3 | | | | | | G1-3 | | 4 | 0 | 2 | 1 | 0 | 0 | 0 | | | | | | | | | |
| Gregg Jefferies, S OBP: 0.271, SLG: 0.307 Randy Myers, L (8, 1) | F7 | | | 2B | | 1B | | F8 | | 4 | 0 | 0 | 0 | 0 | 1 | 3 | | | | | | | | | |
| Tim Lincecum, R OBP: 0.355, SLG: 0.311 (1, 4) | G5-3 | | | K | | | | | | 4 | 1 | 1 | 1 | 0 | 2 | 2 | | | | | | | | | |
| Mark Carreon, R OBP: 0.275, SLG: 0.486 (1, 9) | | | G6-3 | | | HR | | | | 3 | 1 | 1 | 1 | 1 | 1 | 0 | | | | | | | | | |
| Phil Lombardi, R OBP: 0.333, SLG: 0.571 (1, 2) | | | F7 | | | HR | | G4-6-3 | | 3 | 0 | 0 | 0 | 1 | 1 | 1 | | | | | | | | | |
| David Cone, L OBP: 0.235, SLG: 0.219 Kevin Elster, R OBP: 0.265, SLG: 0.290 (8, 6) | | | | | G6-3 | | | G4-6-3 | | 2 | 0 | 1 | 0 | 0 | 0 | 0 | | | | | | | | | |
| | | | | | | | | | | 0 | 0 | 0 | 0 | 0 | 0 | 0 | | | | | | | | | |
| Inning Stats | R: 0 E: 0 K: 1 S: 10 | H: 0 LOB: 0 BB: 0 P: 15 | R: 0 E: 0 K: 0 S: 5 | H: 0 LOB: 0 BB: 0 P: 8 | R: 0 E: 0 K: 1 S: 14 | H: 1 LOB: 1 BB: 0 P: 23 | R: 0 E: 0 K: 3 S: 13 | H: 1 LOB: 2 BB: 1 P: 20 | R: 0 E: 0 K: 2 S: 12 | H: 0 LOB: 0 BB: 0 P: 19 | R: 1 E: 0 K: 1 S: 16 | H: 2 LOB: 1 BB: 0 P: 23 | R: 2 E: 0 K: 0 S: 8 | H: 2 LOB: 1 BB: 1 P: 16 | R: 0 E: 0 K: 0 S: 8 | H: 0 LOB: 0 BB: 0 P: 10 | R: 0 E: 0 K: 1 S: 6 | H: 0 LOB: 0 BB: 1 P: 11 | 1B: 2 2B: 2 3B: 0 HR: 2 | SF: 0 SAC: 1 DP: 1 HBP: 0 | WP: 1 PB: 0 SB: 0 CS: 0 | PA: 35 | | | |
| PITCHER | IP | WLS | BF | H | R | ER | SO | BB | IBB | HBP | BLK | WP | HR | S | P | ERA | WHIP | | | | | | | | |
| Jim Deshaies, L ERA: 3.23 (1, 1) | 6.0 | L | 26 | 6 | 3 | 3 | 8 | 2 | 0 | 0 | 0 | 1 | 2 | 75 | 121 | 4.50 | 1.333 | | | | | | | | |
| Danny Darwin, R ERA: 2.32 (7, 1) | 2.0 | | 6 | 0 | 0 | 0 | 0 | 0 | 0 | 0 | 0 | 0 | 0 | 11 | 13 | 0.00 | 0.000 | | | | | | | | |
| Larry Andersen, R ERA: 0.36 (9, 1) | 1.0 | | 3 | 0 | 0 | 0 | 1 | 1 | 0 | 0 | 0 | 0 | 0 | 6 | 11 | 0.00 | 1.000 | | | | | | | | |

New York Mets @ Houston Astros
Astrodome, Houston, TX
Mon Jul 03 1989, 8:05 PM EDT
Att: 40,786 - Unknown

AB 31
R 3
H 6
RBI 3
BB 3
SO 9
LOB 11



| Batter | 1 | 2 | 3 | 4 | 5 | 6 | 7 | 8 | 9 | AB | R | H | RBI | BB | SO | LOB | BOTTOM | | | | | | | | |
|---|-------------------------------|----------------------------------|-------------------------------|----------------------------------|------------------------------|----------------------------------|------------------------------|----------------------------------|------------------------------|----------------------------------|------------------------------|----------------------------------|------------------------------|----------------------------------|-------------------------------|----------------------------------|-------------------------------|----------------------------------|----------------------------------|------------------------------------|----------------------------------|--------|--|--|--|
| Billy Hatcher, R OBP: 0.275, SLG: 0.327 (1, 7) | G6-3 | | | | F9 | | BB | | K | 3 | 0 | 0 | 0 | 2 | 0 | 1 | | | | | | | | | |
| Gerald Young, S OBP: 0.339, SLG: 0.272 (1, 8) | 1B | | | | S | | G4-3 | | P6 | 3 | 1 | 1 | 0 | 1 | 2 | 3 | | | | | | | | | |
| Bill Doran, S OBP: 0.336, SLG: 0.410 (1, 4) | 2B | | | | G4-3 | | | | | 4 | 0 | 2 | 0 | 0 | 0 | 1 | | | | | | | | | |
| Glenn Davis, R OBP: 0.330, SLG: 0.459 (1, 3) | 2B | | | | S | | | | | 4 | 0 | 1 | 1 | 0 | 1 | 2 | | | | | | | | | |
| Terry Puhl, L OBP: 0.353, SLG: 0.387 (1, 9) | P2 | | | | 2H | | | | 1B | 3 | 0 | 0 | 0 | 1 | 0 | 4 | | | | | | | | | |
| Ken Caminiti, S OBP: 0.301, SLG: 0.359 Larry Andersen, R OBP: 0.500, SLG: 0.500 (9, 1) | IBB | | | | G4-3 | | | | P6 | 2 | 0 | 0 | 0 | 1 | 0 | 2 | | | | | | | | | |
| Rafael Ramirez, R OBP: 0.281, SLG: 0.304 (1, 6) | P3 | | | | F9 | | | | F7 | 4 | 0 | 0 | 0 | 0 | 0 | 3 | | | | | | | | | |
| Craig Biggio, R OBP: 0.321, SLG: 0.393 (1, 2) | | | | | F8 | | | | F9 | 4 | 0 | 0 | 0 | 0 | 1 | 0 | | | | | | | | | |
| Jim Deshaies, L OBP: 0.171, SLG: 0.150 Danny Darwin, R OBP: 0.111, SLG: 0.111 Craig Reynolds, L OBP: 0.293, SLG: 0.278 Alex Trevino, R OBP: 0.288, SLG: 0.327 Ron Washington, R OBP: 0.187, SLG: 0.333 (8, PH) (9, PH) | | | | | K | | | | E6 | 2 | 0 | 0 | 0 | 0 | 1 | 0 | | | | | | | | | |
| | | | | | | | | | | 1 | 0 | 1 | 0 | 0 | 0 | 0 | | | | | | | | | |
| | | | | | | | | | | 1 | 0 | 0 | 0 | 0 | 1 | 1 | | | | | | | | | |
| | | | | | | | | | | 1 | 0 | 0 | 0 | 0 | 1 | 1 | | | | | | | | | |
| Inning Stats | R: 1 E: 0 K: 0 S: 12 | H: 3 LOB: 3 BB: 1 P: 20 | R: 0 E: 0 K: 2 S: 15 | H: 0 LOB: 1 BB: 1 P: 22 | R: 0 E: 0 K: 0 S: 8 | H: 0 LOB: 1 BB: 1 P: 18 | R: 0 E: 0 K: 1 S: 7 | H: 0 LOB: 0 BB: 0 P: 10 | R: 0 E: 0 K: 0 S: 4 | H: 0 LOB: 0 BB: 1 P: 11 | R: 0 E: 0 K: 0 S: 6 | H: 0 LOB: 0 BB: 0 P: 10 | R: 0 E: 0 K: 1 S: 9 | H: 1 LOB: 2 BB: 1 P: 19 | R: 0 E: 0 K: 1 S: 13 | H: 1 LOB: 1 BB: 0 P: 20 | R: 0 E: 1 K: 1 S: 10 | H: 0 LOB: 1 BB: 0 P: 15 | 1B: 4 2B: 1 3B: 0 HR: 0 | SF: 0 SAC: 0 DP: 1 HBP: 1 | WP: 0 PB: 0 SB: 2 CS: 0 | PA: 38 | | | |
| PITCHER | IP | WLS | BF | H | R | ER | SO | BB | IBB | HBP | BLK | WP | HR | S | P | ERA | WHIP | | | | | | | | |
| David Cone, R ERA: 4.09 (1, 1) | 7.1 | W | 32 | 5 | 1 | 1 | 5 | 4 | 1 | 1 | 0 | 0 | 0 | 67 | 120 | 1.23 | 1.227 | | | | | | | | |
| Randy Myers, L ERA: 1.45 (8, 1) | 1.2 | S | 6 | 0 | 0 | 0 | 1 | 0 | 0 | 0 | 0 | 0 | 0 | 17 | 25 | 0.00 | 0.000 | | | | | | | | |

New York Mets @ Houston Astros
Astrodome, Houston, TX
Mon Jul 03 1989, 8:05 PM EDT
Att: 40,786 - Unknown

AB 32
R 1
H 5
RBI 1
BB 5
SO 6
LOB 18



| Batter | 1 | 2 | 3 | 4 | 5 | 6 | 7 | 8 | 9 | AB | R | H | RBI | BB | SO | LOB | TOP |
|---|---|--|--|---|---|---|---|---|---|---|----------------------------------|------------------------------------|--|----|----|-----|-----|
| Juan Samuel, R (1, 8) OBP: 0.305, SLG: 0.363 Keith Miller, R (4, 8) OBP: 0.250, SLG: 0.280 | F9 | | G5-3 | | | | | F9 | | 2 | 0 | 0 | 0 | 0 | 0 | 0 | |
| Dave Magadan, L (1, 3) OBP: 0.364, SLG: 0.449 | 1-3 | | | L7 | | G4-3 | | G4-1 | | 4 | 0 | 1 | 0 | 0 | 0 | 1 | |
| Howard Johnson, S (1, 5) OBP: 0.351, SLG: 0.616 Jeff Innis, R (6, 1) Lee Mazzilli, S (8, FH) Don Aase, R (8, 1) | BB | | | F9 | | K | | G4-1 | | 2 | 0 | 0 | 0 | 1 | 1 | 1 | |
| Kevin McReynolds, R (1, 7) Mark Carron, R (4, 7) OBP: 0.296, SLG: 0.513 | F9 | | | K | | K | | K | | 2 | 0 | 0 | 0 | 0 | 1 | 1 | |
| Mookie Wilson, S (1, 9) OBP: 0.230, SLG: 0.288 | | K | | | | K | | K | | 4 | 0 | 0 | 0 | 0 | 4 | 1 | |
| Tim Lincecum, R (1, 4) OBP: 0.352, SLG: 0.318 | | F7 | | | | 3B | | | | 4 | 1 | 1 | 0 | 0 | 1 | 0 | |
| Mackey Sasser, L (1, 2) OBP: 0.314, SLG: 0.407 | | 1-3 | | | | 2B | | | | 4 | 1 | 1 | 1 | 0 | 1 | 0 | |
| Kevin Elster, R (1, 6) OBP: 0.262, SLG: 0.286 | | | | F8 | | 4-3 | | F8 | | 3 | 0 | 0 | 1 | 0 | 0 | 0 | |
| Bob Ojeda, L (1, 1) Kevin Tapani, R (1, 1) Gregg Jefferies, S (6, 5) OBP: 0.274, SLG: 0.310 | | | | L9 | | K | | G4-1 | | 0 | 0 | 0 | 0 | 0 | 0 | 0 | |
| Inning Stats | R: 0 H: 0 E: 0 K: 0 S: 7 | H: 0 R: 0 ER: 0 SO: 8 BB: 1 LOB: 12 | H: 0 R: 0 ER: 0 SO: 8 BB: 0 LOB: 11 | H: 0 R: 0 ER: 0 SO: 7 BB: 0 LOB: 9 | H: 0 R: 0 ER: 0 SO: 6 BB: 0 LOB: 9 | H: 2 R: 2 ER: 0 SO: 12 BB: 0 LOB: 18 | H: 1 R: 0 ER: 0 SO: 10 BB: 1 LOB: 14 | H: 0 R: 0 ER: 0 SO: 7 BB: 0 LOB: 8 | H: 2 R: 0 ER: 0 SO: 17 BB: 0 LOB: 24 | H: 0 R: 0 ER: 0 SO: 11 BB: 0 LOB: 16 | 1B: 2 2B: 2 3B: 1 HR: 0 | SF: 0 SAC: 0 DP: 0 HBP: 1 | WP: 0 PA: 34 PB: 0 SB: 1 CS: 0 | | | | |
| PITCHER | IP: 8.0 WLS: W BF: 31 ERA: 2.5 | IP: 1.0 WLS: 3 BF: 0 ERA: 3.61 | | | | | | | | | | | | | | | |

New York Mets @ Houston Astros
Astrodome, Houston, TX
Tue Jul 04 1989, 4:33 AM EDT
Att: 33,444 - Dome - 75 F

AB 32
R 3
H 5
RBI 3
BB 1
SO 10
LOB 9



| Batter | 1 | 2 | 3 | 4 | 5 | 6 | 7 | 8 | 9 | AB | R | H | RBI | BB | SO | LOB | BOTTOM |
|---|--|--|--|--|---|--|---|---|---|---|------------------------------------|--|-----|----|----|-----|--------|
| Billy Hatcher, R (1, 7) Louie Meadows, L (7, FH) OBP: 0.182, SLG: 0.233 | BB | | FC1-6 | | L6 | | G3-1 | | | 1 | 2 | 0 | 0 | 3 | 0 | 0 | |
| Gerald Young, S (1, 8) OBP: 0.340, SLG: 0.275 | BB | | FC1-6 | | F8 | | | F8 | | 5 | 1 | 2 | 2 | 0 | 1 | 1 | |
| Bill Doran, S (1, 4) Craig Reynolds, L (7, 4) OBP: 0.290, SLG: 0.275 | BB | | F8 | | 4-1 | | | 6-3 | | 3 | 1 | 1 | 1 | 1 | 0 | 1 | |
| Glenn Davis, R (1, 3) OBP: 0.328, SLG: 0.455 | F9 | | | FC5-4 | | 5-3 | | G1-3 | | 5 | 0 | 1 | 0 | 0 | 4 | 4 | |
| Ken Caminiti, S (1, 5) OBP: 0.300, SLG: 0.358 | F7 | | | P6 | | F7 | | | | 4 | 1 | 1 | 1 | 0 | 1 | 1 | |
| Rafael Ramirez, R (1, 6) Eric Yelding, R (7, FH) OBP: 0.310, SLG: 0.296 | 2B | | 5-3 | | FC5-4 | | | 2B | | 3 | 2 | 1 | 2 | 0 | 1 | 1 | |
| Terry Puhl, L (1, 9) OBP: 0.365, SLG: 0.411 | BB | | | BB | | BB | | BB | | 3 | 1 | 3 | 3 | 1 | 0 | 0 | |
| Craig Biggio, R (1, 2) OBP: 0.320, SLG: 0.387 | BB | | L3 | | 4-3 | | | G6-3 | | 3 | 1 | 0 | 0 | 0 | 3 | 3 | |
| Mike Scott, R (1, 1) Juan Agosto, L (9, 1) OBP: 0.120, SLG: 0.104 | K | | F8 | | 5-3 | | | K | | 4 | 0 | 0 | 0 | 0 | 2 | 3 | |
| Inning Stats | R: 8 H: 6 E: 0 K: 1 S: 24 | H: 6 R: 0 ER: 0 SO: 8 BB: 3 LOB: 46 | H: 0 R: 0 ER: 0 SO: 8 BB: 1 LOB: 14 | H: 0 R: 0 ER: 0 SO: 7 BB: 1 LOB: 12 | H: 2 R: 1 ER: 0 SO: 14 BB: 0 LOB: 17 | H: 0 R: 0 ER: 0 SO: 7 BB: 0 LOB: 12 | H: 0 R: 0 ER: 0 SO: 4 BB: 0 LOB: 8 | H: 2 R: 1 ER: 0 SO: 11 BB: 1 LOB: 14 | H: 0 R: 0 ER: 0 SO: 6 BB: 0 LOB: 8 | 1B: 7 2B: 2 3B: 1 HR: 0 | SF: 0 SAC: 0 DP: 0 HBP: 1 | WP: 0 PA: 40 PB: 0 SB: 0 CS: 0 | | | | | |
| PITCHER | IP: 0.2 WLS: L BF: 11 ERA: 4.02 | IP: 4.1 WLS: 18 BF: 2 ERA: 2.08 | IP: 2.0 WLS: 8 BF: 2 ERA: 1.69 | IP: 1.0 WLS: 3 BF: 0 ERA: 2.57 | IP: 0.0 WLS: 0 BF: 0 ERA: 0.00 | IP: 0.0 WLS: 0 BF: 0 ERA: 0.00 | IP: 0.0 WLS: 0 BF: 0 ERA: 0.00 | IP: 0.0 WLS: 0 BF: 0 ERA: 0.00 | IP: 0.0 WLS: 0 BF: 0 ERA: 0.00 | IP: 0.0 WLS: 0 BF: 0 ERA: 0.00 | | | | | | | |

New York Mets @ Houston Astros
Astrodome, Houston, TX
Tue Jul 04 1989, 4:33 AM EDT
Att: 33,444 - Dome - 75 F

AB 34
R 10
H 10
RBI 9
BB 5
SO 2
LOB 15



| Batter | 1 | 2 | 3 | 4 | 5 | 6 | 7 | 8 | 9 | AB | R | H | RBI | BB | SO | LOB | TOP | | | | | | | | |
|---|------------------------------|----------------------------------|------------------------------|----------------------------------|------------------------------|---------------------------------|-------------------------------|----------------------------------|-------------------------------|----------------------------------|-------------------------------|----------------------------------|-------------------------------|----------------------------------|-------------------------------|----------------------------------|------------------------------|----------------------------------|----------------------------------|--------------------------|----------------------------------|--------|--|--|--|
| Juan Samuel, R OBP: 0.303, SLG: 0.359 (1, 8) | | | | | | | | | | 5 | 1 | 1 | 1 | 0 | 1 | 0 | | | | | | | | | |
| Mark Carreon, R OBP: 0.296, SLG: 0.500 (1, 9) | | | | | | | | | | 5 | 0 | 2 | 1 | 0 | 0 | 0 | | | | | | | | | |
| Howard Johnson, S OBP: 0.365, SLG: 0.609 (1, 5) | | | | | | | | | | 3 | 0 | 0 | 0 | 2 | 2 | 3 | | | | | | | | | |
| Kevin McReynolds, R OBP: 0.349, SLG: 0.413 (1, 7) | | | | | | | | | | 4 | 1 | 1 | 1 | 0 | 0 | 3 | | | | | | | | | |
| Tim Teufel, R OBP: 0.364, SLG: 0.327 (1, 3) | | | | | | | | | | 3 | 1 | 2 | 0 | 1 | 0 | 1 | | | | | | | | | |
| Gregg Jefferies, S OBP: 0.281, SLG: 0.315 (1, 4) | | | | | | | | | | 3 | 0 | 2 | 1 | 1 | 0 | 1 | | | | | | | | | |
| Phil Lombardi, R OBP: 0.270, SLG: 0.471 (8, PH) | | | | | | | | | | 3 | 0 | 0 | 0 | 0 | 1 | 4 | AB | | | | | | | | |
| Darryl Strawberry, L OBP: 0.312, SLG: 0.489 (8, PH) | | | | | | | | | | 1 | 0 | 0 | 0 | 0 | 0 | 2 | R | | | | | | | | |
| Keith Miller, R OBP: 0.250, SLG: 0.280 (8, 6) | | | | | | | | | | 3 | 1 | 1 | 0 | 0 | 1 | 3 | H | | | | | | | | |
| Kevin Elster, R OBP: 0.263, SLG: 0.291 (8, PH) | | | | | | | | | | 0 | 0 | 0 | 1 | 0 | 0 | 0 | RBI | | | | | | | | |
| Mookie Wilson, S OBP: 0.220, SLG: 0.288 (8, 1) | | | | | | | | | | 0 | 0 | 0 | 1 | 0 | 0 | 0 | BB | | | | | | | | |
| Jeff Innis, R (8, 1) | | | | | | | | | | 0 | 0 | 0 | 0 | 0 | 0 | 0 | SO | | | | | | | | |
| Ron Darling, R OBP: 0.190, SLG: 0.389 (5, 1) | | | | | | | | | | 2 | 1 | 1 | 0 | 0 | 0 | 0 | LOB | | | | | | | | |
| Don Asase, R OBP: 0.284, SLG: 0.311 (1, 6) | | | | | | | | | | 4 | 2 | 2 | 0 | 0 | 0 | 1 | AB | | | | | | | | |
| Lee Mazzilli, S OBP: 0.268, SLG: 0.527 (8, 1) | | | | | | | | | | 3 | 0 | 1 | 0 | 2 | 0 | 0 | R | | | | | | | | |
| Rick Aguilera, R OBP: 0.310, SLG: 0.402 (8, 2) | | | | | | | | | | 5 | 0 | 1 | 0 | 2 | 0 | 0 | H | | | | | | | | |
| Mackey Sasser, L OBP: 0.310, SLG: 0.402 (8, 2) | | | | | | | | | | 3 | 0 | 1 | 0 | 2 | 0 | 0 | RBI | | | | | | | | |
| Inning Stats | R: 0 E: 0 K: 1 S: 8 | H: 0 LOB: 1 BB: 1 P: 16 | R: 0 E: 1 K: 0 S: 8 | H: 1 LOB: 1 BB: 0 P: 14 | R: 0 E: 0 K: 0 S: 5 | H: 0 LOB: 0 BB: 0 P: 9 | R: 1 E: 0 K: 1 S: 10 | H: 3 LOB: 1 BB: 0 P: 15 | R: 3 E: 0 K: 3 S: 16 | H: 4 LOB: 1 BB: 0 P: 22 | R: 0 E: 0 K: 3 S: 12 | H: 1 LOB: 1 BB: 0 P: 15 | R: 0 E: 0 K: 0 S: 11 | H: 1 LOB: 1 BB: 0 P: 14 | R: 1 E: 0 K: 1 S: 12 | H: 0 LOB: 1 BB: 2 P: 27 | R: 0 E: 0 K: 0 S: 8 | H: 0 LOB: 1 BB: 1 P: 17 | 1B: 9 2B: 1 3B: 0 HR: 0 | SF: 2 DP: 2 HBP: 0 | WP: 0 PB: 0 SB: 3 CS: 0 | PA: 40 | | | |
| PITCHER | IP | WLS | BF | H | R | ER | SO | BB | IBB | HBP | BLK | WP | HR | S | P | ERA | WHIP | | | | | | | | |
| Bob Knepper, L ERA: 5.19 (1, 1) | 4.0 | | 20 | 8 | 4 | 4 | 2 | 1 | 0 | 0 | 0 | 0 | 0 | 40 | 67 | 9.00 | 2.250 | | | | | | | | |
| Danny Darwin, R ERA: 2.22 (5, 1) | 3.0 | W | 11 | 2 | 0 | 0 | 4 | 0 | 0 | 0 | 0 | 0 | 0 | 30 | 38 | 0.00 | 0.667 | | | | | | | | |
| Larry Andersen, R ERA: 0.54 (8, 1) | 0.2 | | 4 | 0 | 1 | 1 | 0 | 2 | 0 | 0 | 0 | 0 | 0 | 9 | 23 | 13.50 | 3.000 | | | | | | | | |
| Juan Agosto, L ERA: 3.59 (8, 1) | 0.1 | | 1 | 0 | 0 | 0 | 1 | 0 | 0 | 0 | 0 | 0 | 0 | 3 | 4 | 0.00 | 0.000 | | | | | | | | |
| Dave Smith, R ERA: 2.27 (9, 1) | 1.0 | S | 4 | 0 | 0 | 0 | 0 | 1 | 0 | 0 | 0 | 0 | 0 | 8 | 17 | 0.00 | 1.000 | | | | | | | | |

New York Mets @ Houston Astros
Astrodome, Houston, TX
Wed Jul 05 1989, 8:05 PM EDT
Att: 24,675 - Unknown - 72 F

AB 34
R 5
H 10
RBI 5
BB 4
SO 7
LOB 19



| Batter | 1 | 2 | 3 | 4 | 5 | 6 | 7 | 8 | 9 | AB | R | H | RBI | BB | SO | LOB | BOTTOM | | | | | | | | |
|---|-------------------------------|----------------------------------|-------------------------------|----------------------------------|-------------------------------|----------------------------------|------------------------------|---------------------------------|-------------------------------|----------------------------------|------------------------------|----------------------------------|-------------------------------|----------------------------------|------------------------------|---------------------------------|-----------------------------------|--------------------------|----------------------------------|--------|--|--|--|--|--|
| Billy Hatcher, R OBP: 0.289, SLG: 0.332 (1, 7) | | | | | | | | | | 4 | 2 | 3 | 1 | 1 | 1 | 1 | | | | | | | | | |
| Gerald Young, S OBP: 0.341, SLG: 0.274 (1, 8) | | | | | | | | | | 4 | 0 | 1 | 1 | 1 | 0 | 5 | | | | | | | | | |
| Bill Doran, S OBP: 0.336, SLG: 0.406 (1, 4) | | | | | | | | | | 5 | 0 | 1 | 2 | 0 | 1 | 3 | | | | | | | | | |
| Glenn Davis, R OBP: 0.331, SLG: 0.454 (1, 3) | | | | | | | | | | 3 | 0 | 1 | 0 | 2 | 0 | 0 | | | | | | | | | |
| Terry Puhl, L OBP: 0.361, SLG: 0.411 (1, 9) | | | | | | | | | | 5 | 0 | 1 | 0 | 0 | 1 | 5 | | | | | | | | | |
| Ken Caminiti, S OBP: 0.299, SLG: 0.363 (1, 5) | | | | | | | | | | 4 | 1 | 1 | 0 | 0 | 0 | 3 | | | | | | | | | |
| Rafael Ramirez, R OBP: 0.284, SLG: 0.311 (1, 6) | | | | | | | | | | 4 | 2 | 2 | 0 | 0 | 0 | 1 | AB | | | | | | | | |
| Craig Biggio, R OBP: 0.327, SLG: 0.391 (1, 2) | | | | | | | | | | 3 | 0 | 2 | 1 | 1 | 0 | 1 | R | | | | | | | | |
| Bob Knepper, L OBP: 0.313, SLG: 0.483 (5, 1) | | | | | | | | | | 2 | 1 | 1 | 0 | 0 | 0 | 1 | H | | | | | | | | |
| Danny Darwin, R OBP: 0.100, SLG: 0.111 (7, PH) | | | | | | | | | | 0 | 0 | 0 | 1 | 0 | 0 | 0 | RBI | | | | | | | | |
| Craig Reynolds, R OBP: 0.267, SLG: 0.272 (8, 1) | | | | | | | | | | 0 | 0 | 0 | 0 | 0 | 0 | 0 | BB | | | | | | | | |
| Larry Andersen, R OBP: 0.300, SLG: 0.500 (8, 1) | | | | | | | | | | 0 | 0 | 0 | 0 | 0 | 0 | 0 | SO | | | | | | | | |
| Juan Agosto, L OBP: 0.310, SLG: 0.402 (8, 1) | | | | | | | | | | 0 | 0 | 0 | 0 | 0 | 0 | 0 | LOB | | | | | | | | |
| Dave Smith, R (9, 1) | | | | | | | | | | 0 | 0 | 0 | 0 | 0 | 0 | 0 | | | | | | | | | |
| Inning Stats | R: 1 E: 1 K: 1 S: 17 | H: 2 LOB: 2 BB: 1 P: 29 | R: 3 E: 0 K: 0 S: 17 | H: 4 LOB: 2 BB: 1 P: 31 | R: 1 E: 0 K: 0 S: 12 | H: 2 LOB: 2 BB: 1 P: 16 | R: 0 E: 0 K: 0 S: 6 | H: 1 LOB: 1 BB: 0 P: 9 | R: 0 E: 0 K: 2 S: 12 | H: 2 LOB: 2 BB: 1 P: 21 | R: 0 E: 0 K: 0 S: 7 | H: 1 LOB: 0 BB: 0 P: 10 | R: 0 E: 0 K: 0 S: 16 | H: 1 LOB: 2 BB: 1 P: 23 | R: 0 E: 0 K: 0 S: 4 | H: 0 LOB: 0 BB: 0 P: 9 | 1B: 10 2B: 2 3B: 1 HR: 0 | SF: 1 DP: 1 HBP: 0 | WP: 1 PB: 0 SB: 5 CS: 0 | PA: 41 | | | | | |
| PITCHER | IP | WLS | BF | H | R | ER | SO | BB | IBB | HBP | BLK | WP | HR | S | P | ERA | WHIP | | | | | | | | |
| Ron Darling, R ERA: 4.38 (1, 1) | 4.2 | | 29 | 11 | 6 | 5 | 2 | 4 | 0 | 0 | 0 | 0 | 0 | 61 | 101 | 9.64 | 3.214 | | | | | | | | |
| Don Asase, R ERA: 2.45 (5, 1) | 0.1 | | 1 | 0 | 0 | 0 | 1 | 0 | 0 | 0 | 0 | 0 | 0 | 3 | 5 | 0.00 | 0.000 | | | | | | | | |
| Rick Aguilera, R ERA: 1.71 (6, 1) | 2.0 | | 8 | 2 | 0 | 0 | 0 | 1 | 0 | 0 | 0 | 0 | 0 | 23 | 33 | 0.00 | 1.500 | | | | | | | | |
| Jeff Innis, R ERA: 1.42 (8, 1) | 1.0 | | 3 | 0 | 0 | 0 | 0 | 0 | 0 | 0 | 0 | 0 | 0 | 4 | 9 | 0.00 | 0.000 | | | | | | | | |

New York Mets @ Houston Astros
Astrodome, Houston, TX
Wed Jul 05 1989, 8:05 PM EDT
Att: 24,675 - Unknown - 72 F


AB 35
R 6
H 13
RBI 6
BB 5
SO 3
LOB 21



| Batter | 1 | 2 | 3 | 4 | 5 | 6 | 7 | 8 | 9 | AB | R | H | RBI | BB | SO | LOB | TOP | | | |
|---|---|----------------------------------|------------------------------|----------------------------------|------------------------------|----------------------------------|-------------------------------|----------------------------------|------------------------------|----------------------------------|------------------------------|---------------------------------|---|----------------------------------|------------------------------|----------------------------------|----------------------------------|------------------------------------|----------------------------------|--------|
| Luis Quinones, S (1,4) OBP: 0.293, SLG: 0.551 | F7 | | BB | | | HR | | F8 | | 3 | 1 | 1 | 1 | 1 | 0 | 1 | | | | |
| Todd Benzinger, S (1,3) OBP: 0.292, SLG: 0.368 | F8 | | P6 | | | G5-3 | | FC6-4 | | 4 | 0 | 0 | 0 | 0 | 0 | 2 | | | | |
| Barry Larkin, R (1,6) OBP: 0.373, SLG: 0.453 | F9 | | | F6 | | G5-3 | | | P4 | 4 | 0 | 0 | 0 | 0 | 0 | 0 | | | | |
| Eric Davis, R (1,8) | | F8 | | F8 | | F8 | | F8 | F8 | 4 | 0 | 0 | 0 | 0 | 0 | 0 | | | | |
| Rolando Roomes, R (1,9) OBP: 0.313, SLG: 0.460 | | K | | K | | | | F8 | F8 | 4 | 0 | 1 | 0 | 0 | 2 | 0 | | | | |
| Joel Youngblood, R (1,7) OBP: 0.333, SLG: 0.382 | | | | | F7 | | P6 | | F7 | 3 | 0 | 0 | 0 | 1 | 0 | 1 | | | | |
| Marty Brown, R (1,5) OBP: 0.286, SLG: 0.333 | | | | | P4 | | G4-3 | | | 3 | 0 | 0 | 0 | 0 | 0 | 1 | | | | |
| Jeff Reed, L (1,2) OBP: 0.280, SLG: 0.304 | | | F7 | | | | | K | | 2 | 0 | 0 | 0 | 0 | 1 | 0 | | | | |
| Scott Scudder, R (1,1) OBP: 0.273, SLG: 0.111 | | | | | | | | | | 2 | 0 | 0 | 0 | 0 | 0 | 1 | | | | |
| Tim Birtsas, L (5,1) OBP: 0.300, SLG: 2.000 | | | | | | | | | | 0 | 0 | 0 | 0 | 0 | 0 | 0 | | | | |
| Herm Winningham, L (6,PH) OBP: 0.306, SLG: 0.341 | | | | | | | | | | 1 | 0 | 1 | 0 | 0 | 0 | 0 | | | | |
| Kent Tekulve, R (8,1) OBP: 0.500, SLG: 0.500 | | | | | | | | | | 0 | 0 | 0 | 0 | 0 | 0 | 0 | | | | |
| Inning Stats | R: 0 E: 0 K: 0 S: 7 | H: 0 LOB: 0 BB: 0 P: 12 | R: 0 E: 0 K: 1 S: 7 | H: 0 LOB: 1 BB: 1 P: 13 | R: 0 E: 0 K: 1 S: 9 | H: 0 LOB: 1 BB: 1 P: 15 | R: 0 E: 0 K: 1 S: 10 | H: 0 LOB: 0 BB: 0 P: 15 | R: 1 E: 0 K: 0 S: 7 | H: 1 LOB: 0 BB: 0 P: 11 | R: 0 E: 0 K: 0 S: 5 | H: 0 LOB: 0 BB: 0 P: 9 | R: 0 E: 0 K: 1 S: 8 | H: 1 LOB: 1 BB: 0 P: 11 | R: 0 E: 0 K: 0 S: 8 | H: 1 LOB: 1 BB: 0 P: 13 | 1B: 2 2B: 0 3B: 0 HR: 1 | SF: 0 SAC: 0 DP: 0 HBP: 1 | WP: 0 PB: 0 SB: 0 CS: 0 | PA: 33 |
| PITCHER Sid Fernandez, L (1,1) ERA: 2.82 | IP: 9.0 WLS: W BF: 33 H: 3 R: 1 ER: 1 SO: 3 BB: 2 IBB: 0 HBP: 1 BLK: 0 WP: 0 HR: 1 S: 67 P: 108 ERA: 1.00 WHIP: 0.556 | | | | | | | | | | | PITCHER | IP: 9.0 WLS: W BF: 33 H: 3 R: 1 ER: 1 SO: 3 BB: 2 IBB: 0 HBP: 1 BLK: 0 WP: 0 HR: 1 S: 67 P: 108 ERA: 1.00 WHIP: 0.556 | | | | | | | |

Cincinnati Reds @ New York Mets
Shea Stadium, Flushing, NY
Fri Jul 07 1989, 7:05 PM EDT
Att: 40,242 - Unknown - 88 F


| | |
|-----|----|
| AB | 30 |
| R | 1 |
| H | 3 |
| RBI | 1 |
| BB | 2 |
| SO | 3 |
| LOB | 6 |

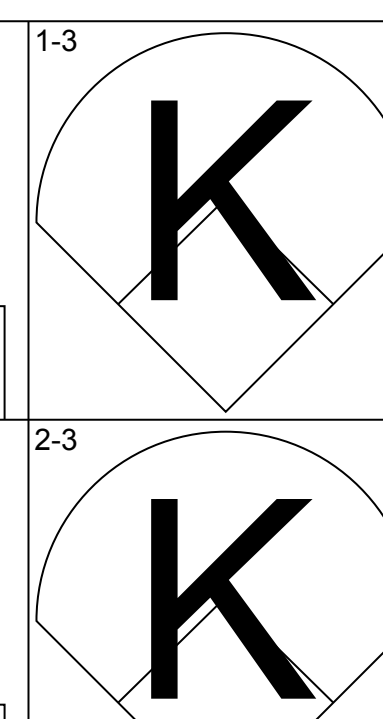
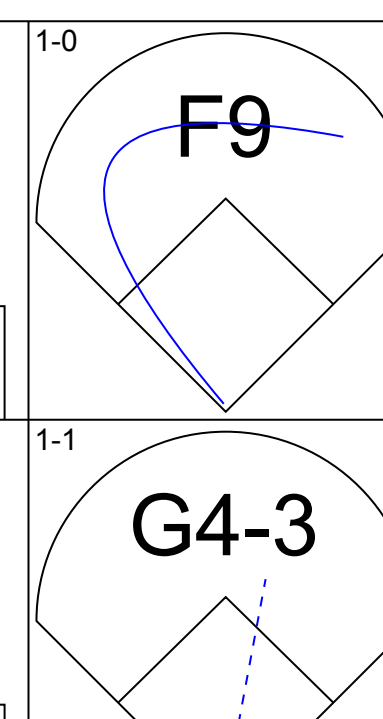
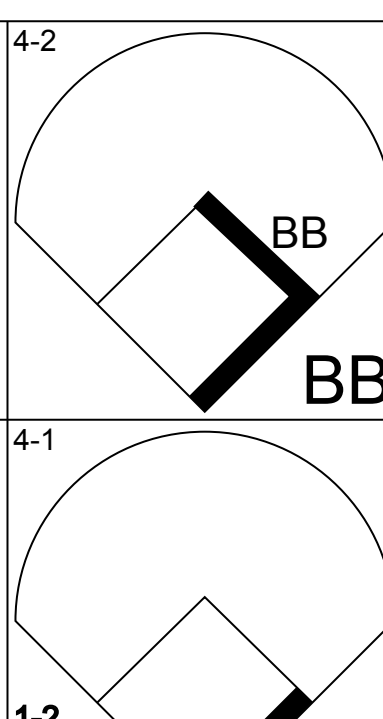
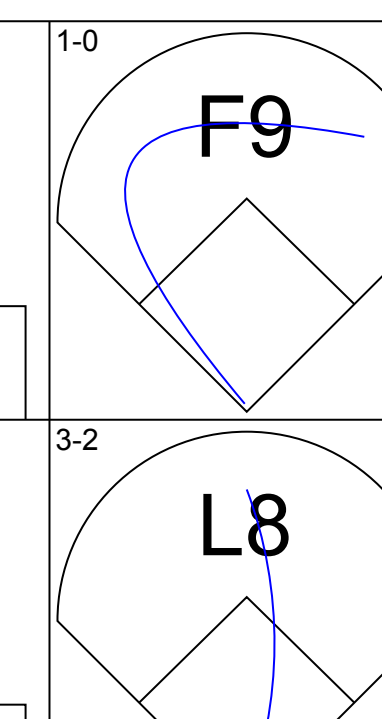
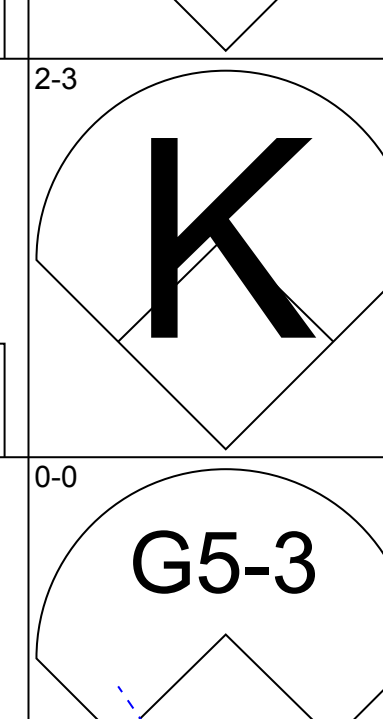
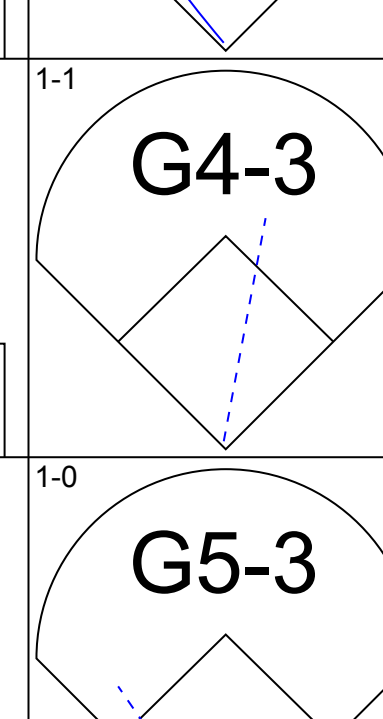
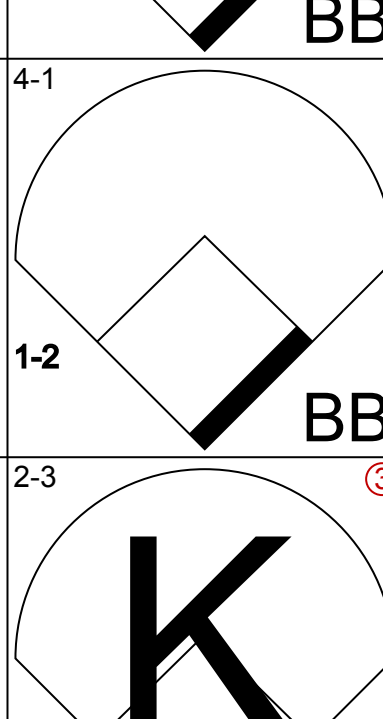
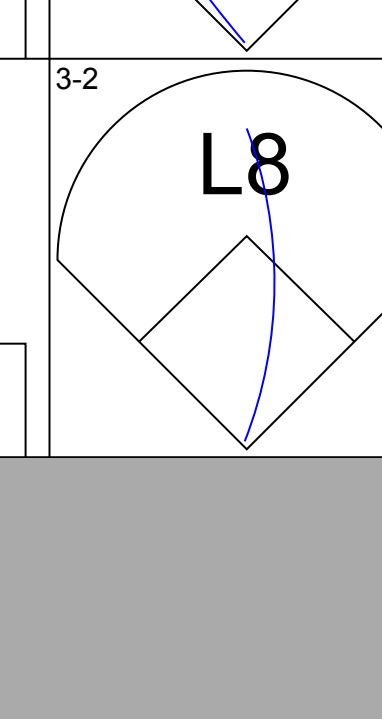
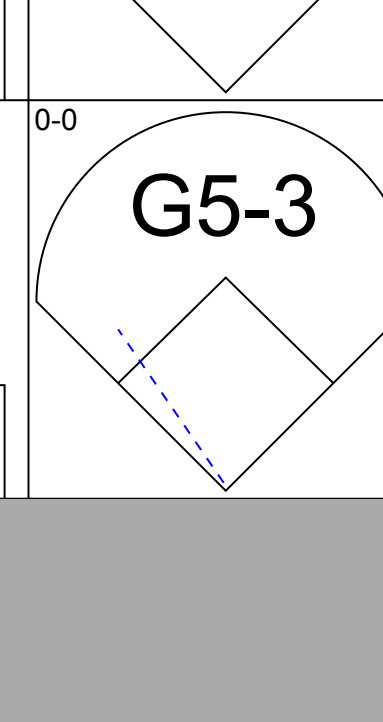
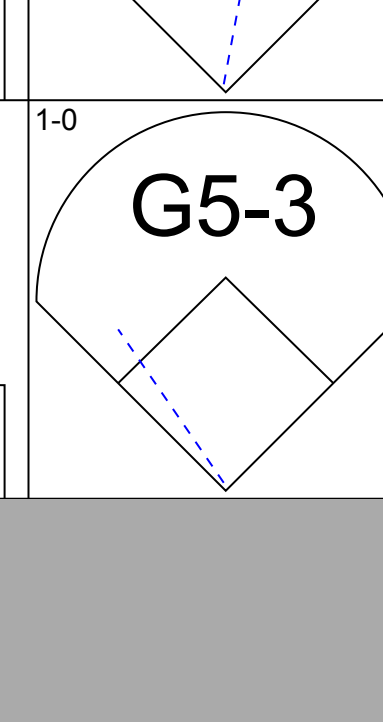
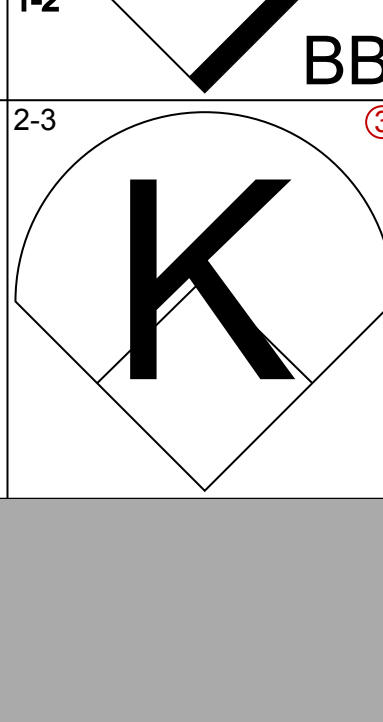
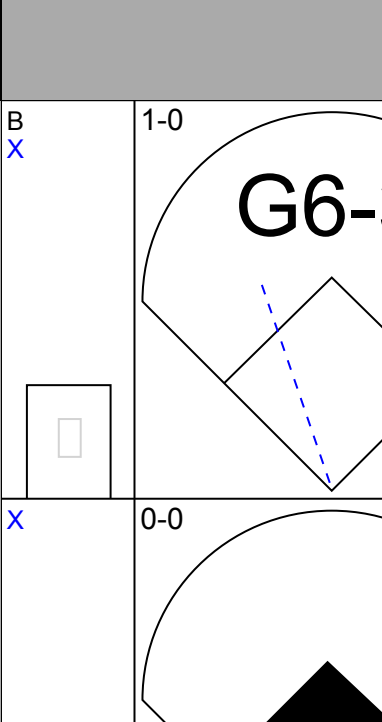
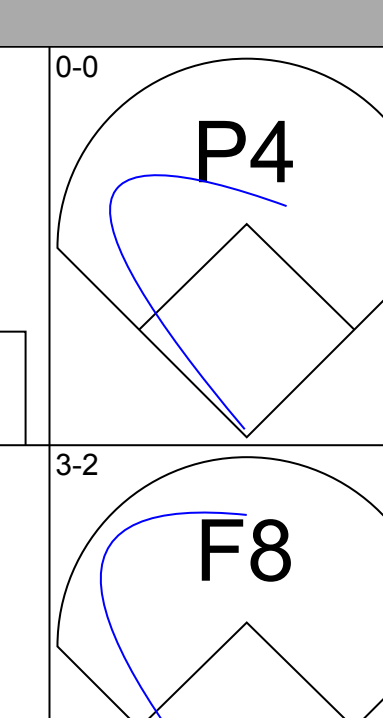
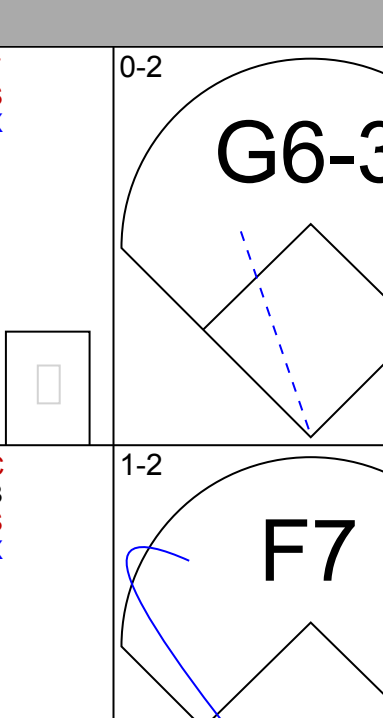
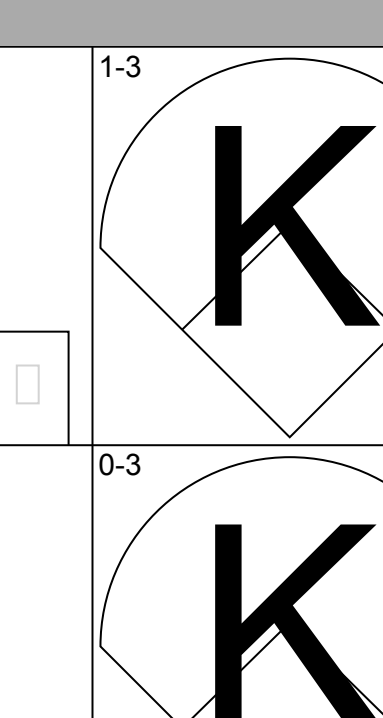
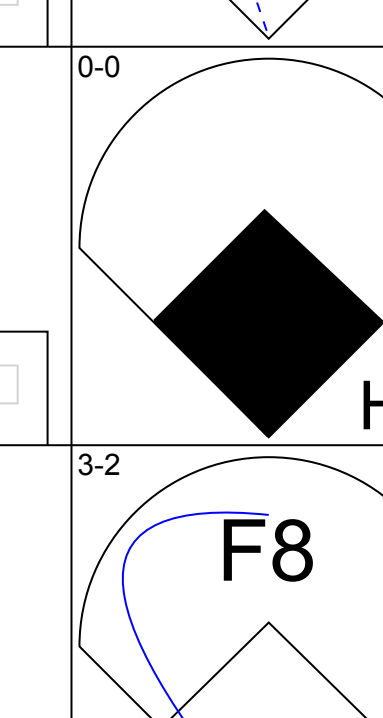
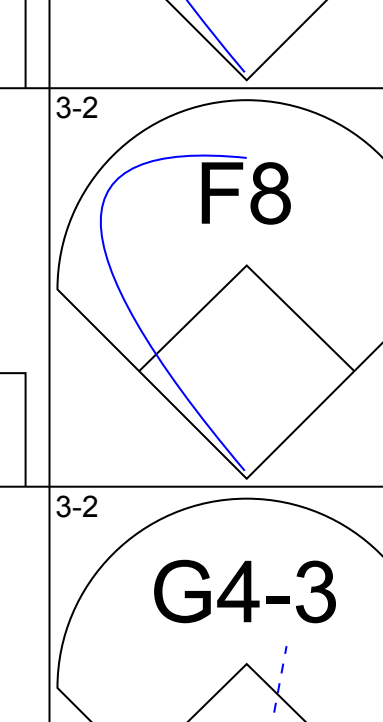
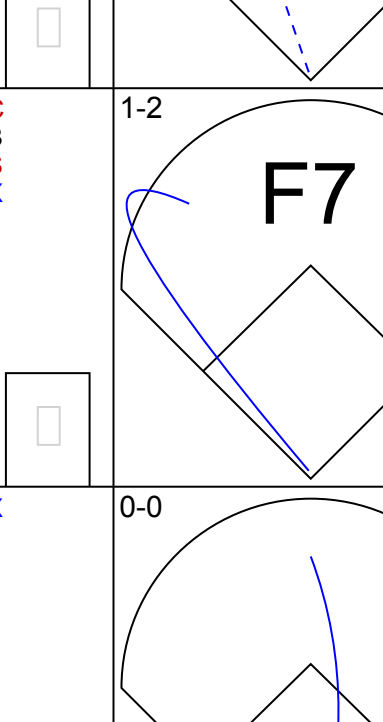
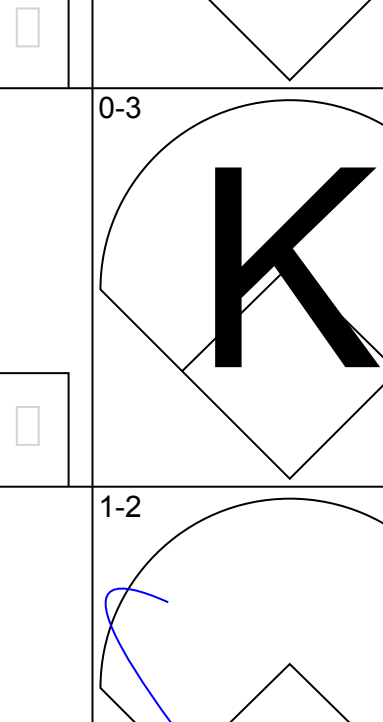
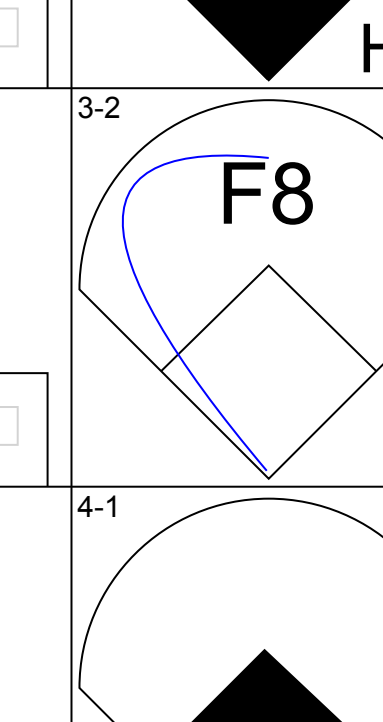
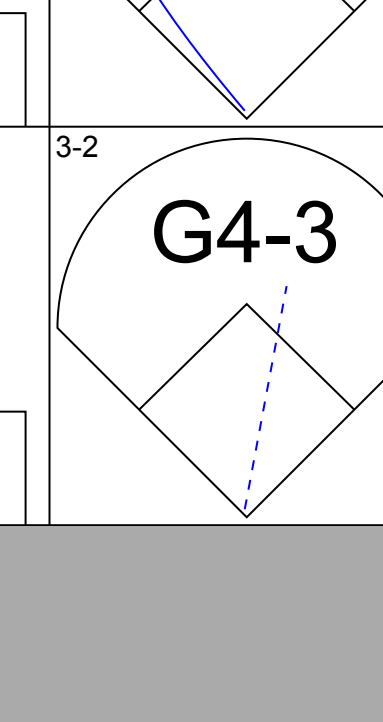
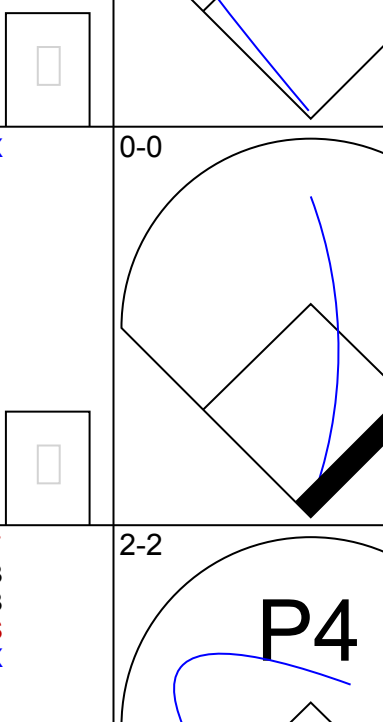
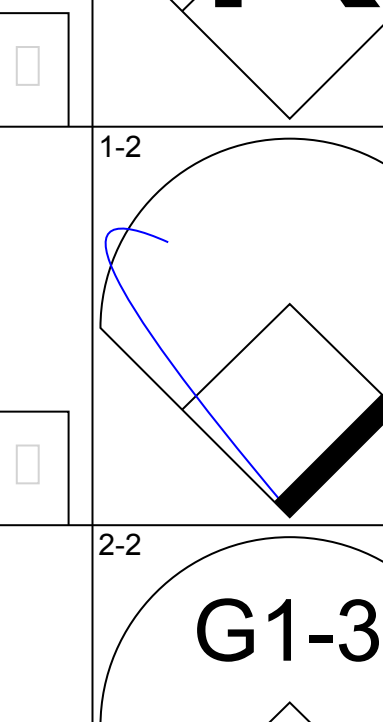
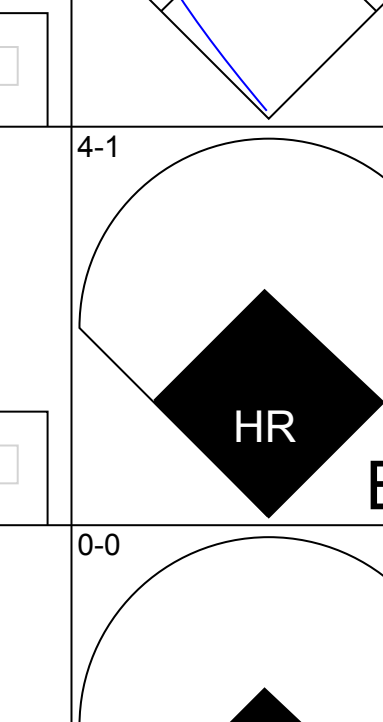
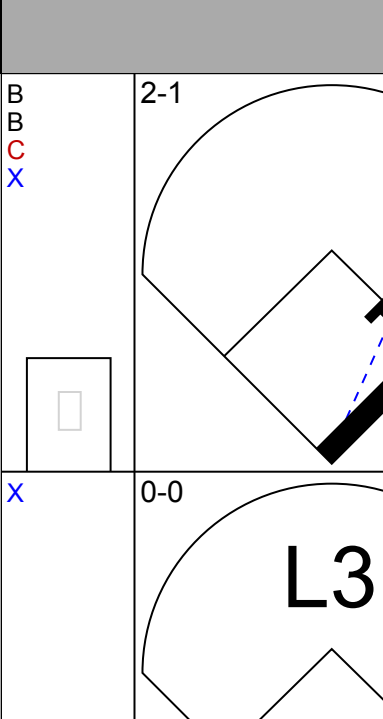
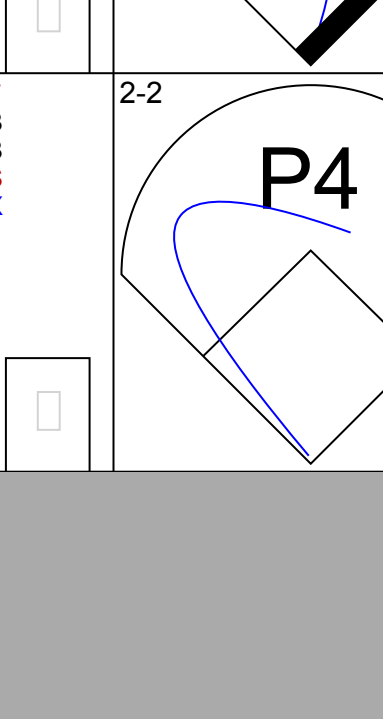
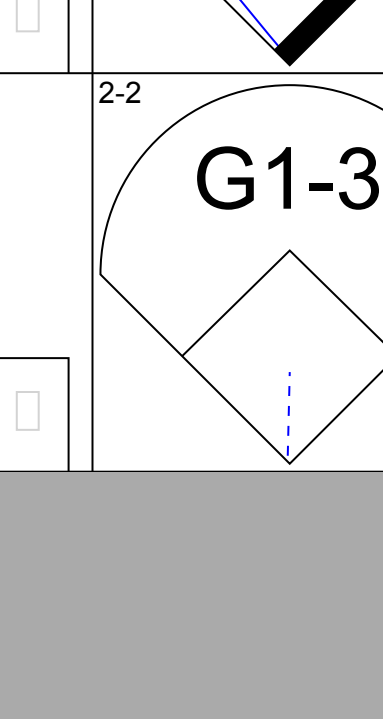
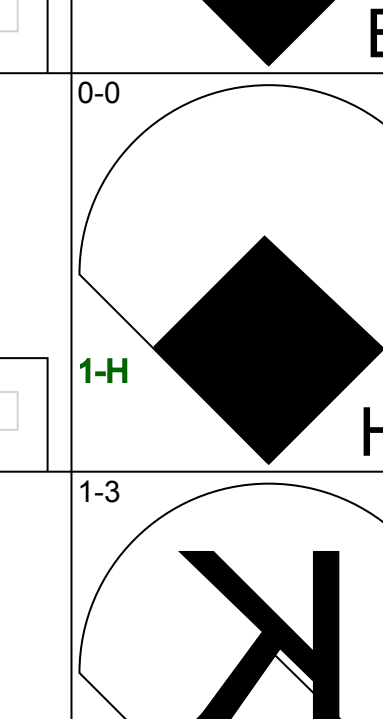
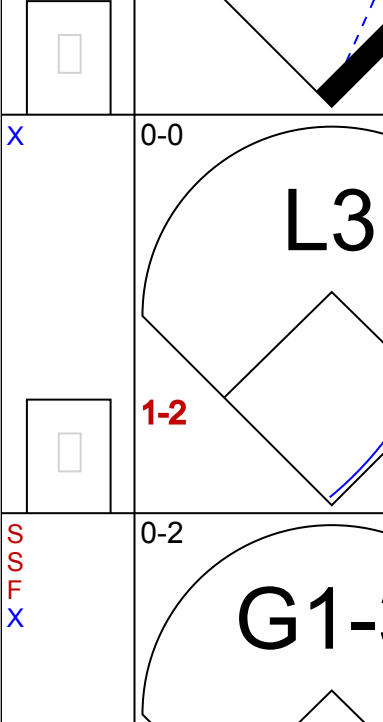


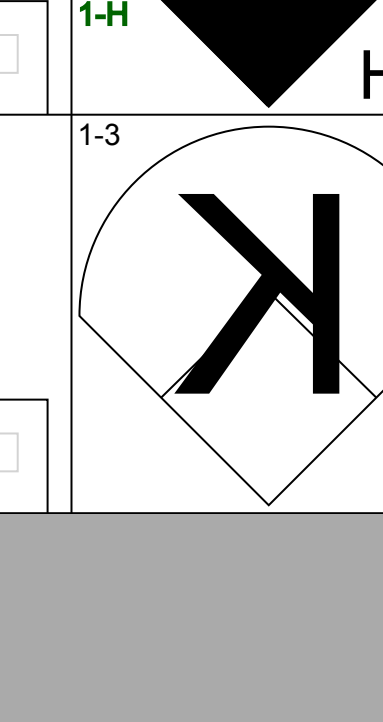
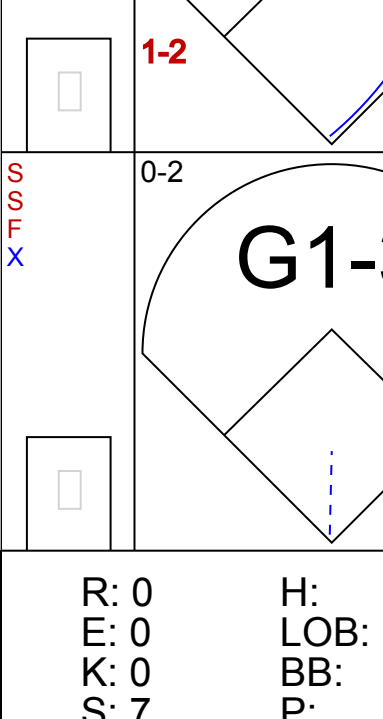
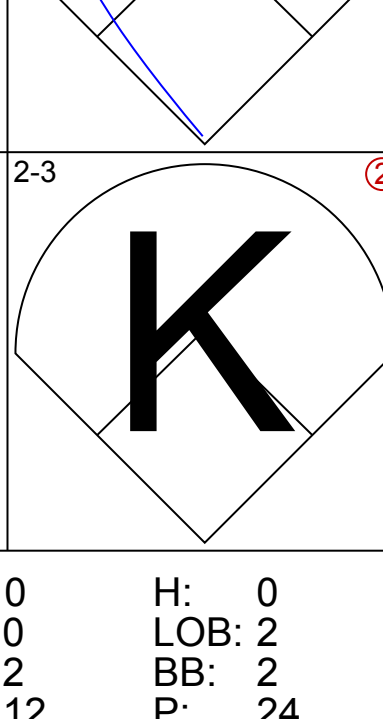
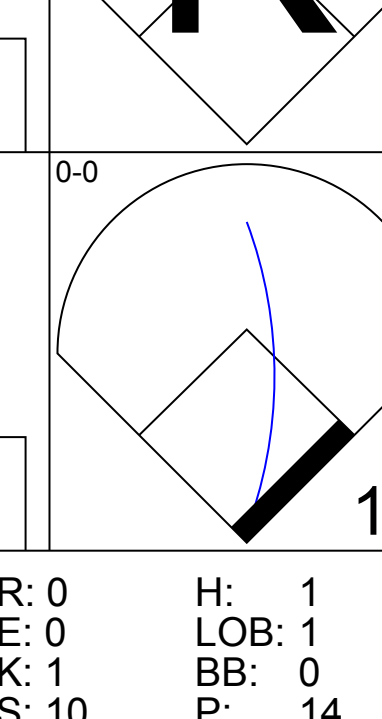


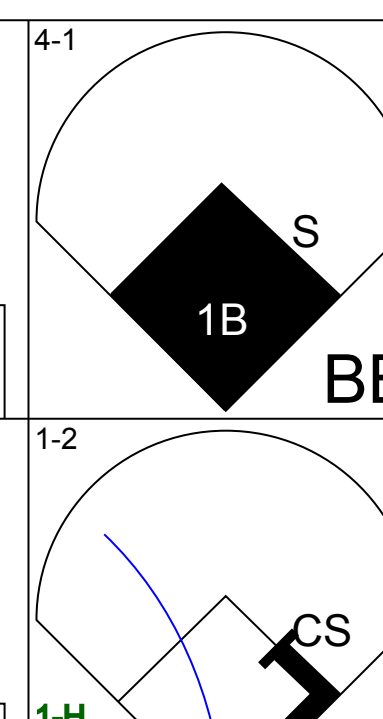
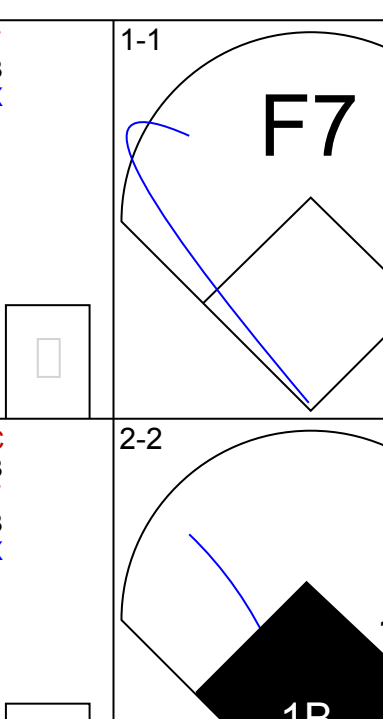
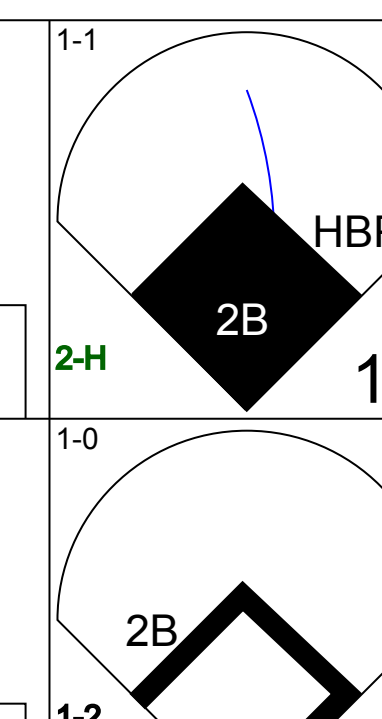
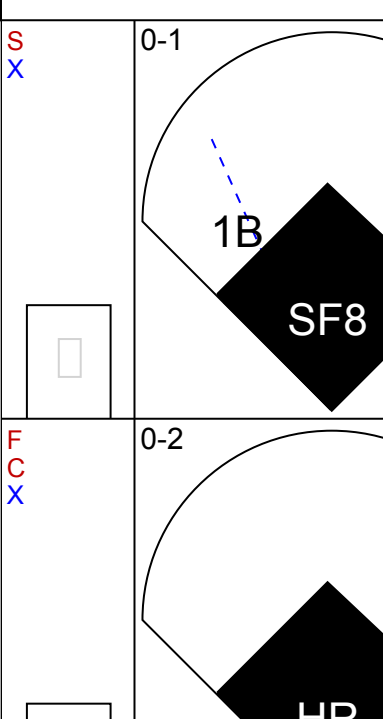
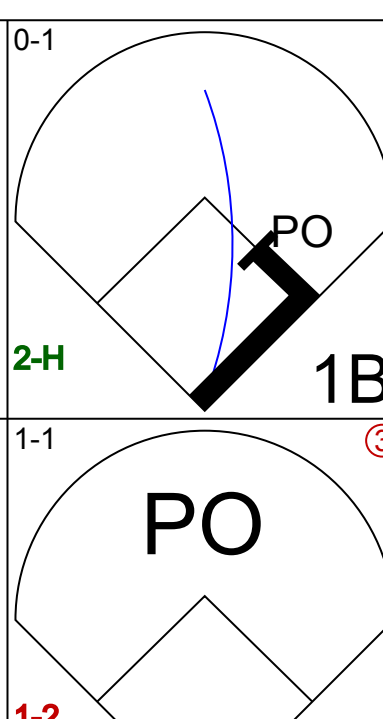
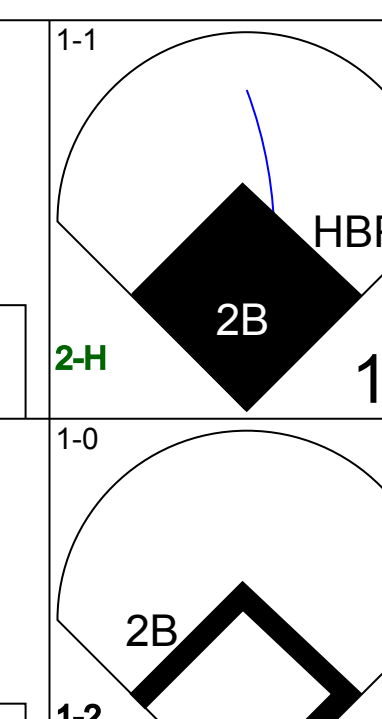
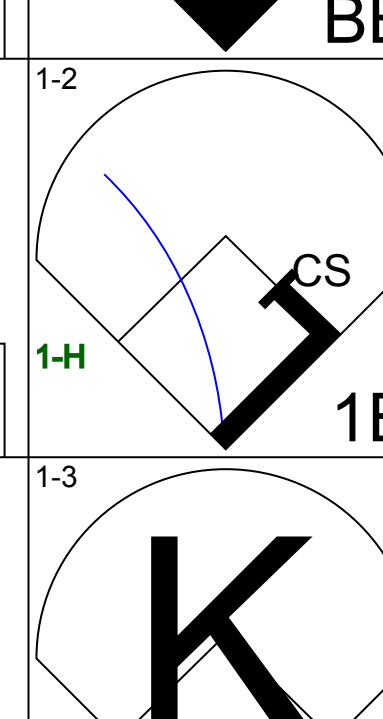
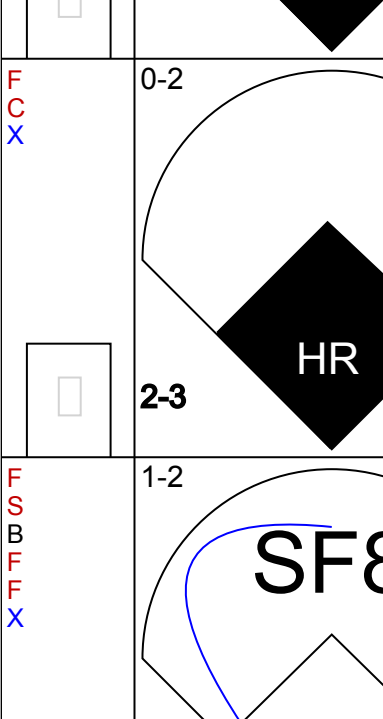
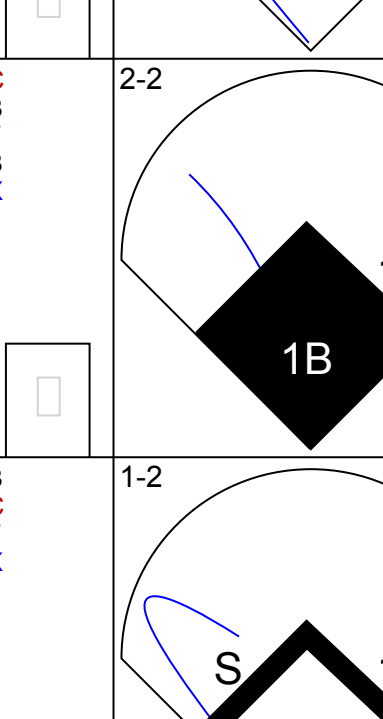
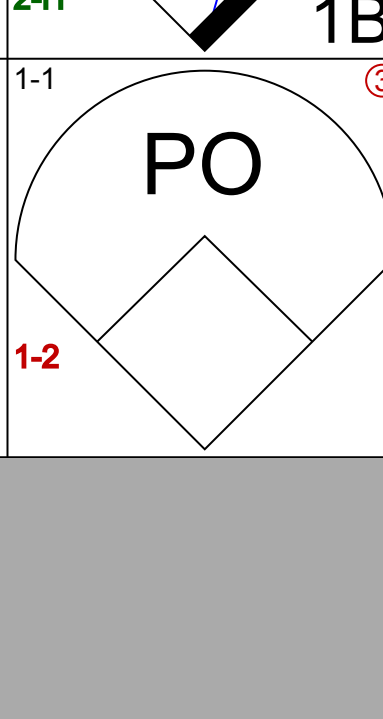
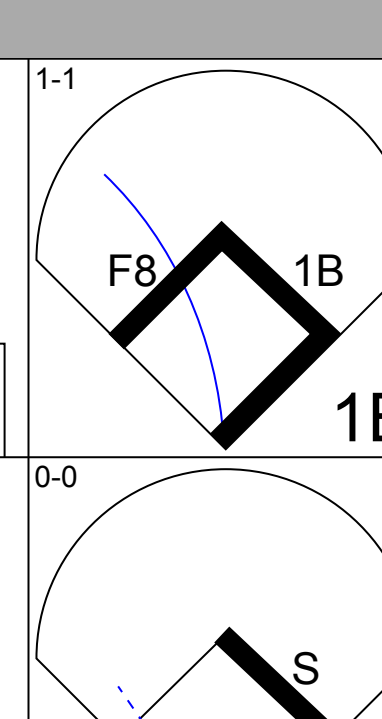
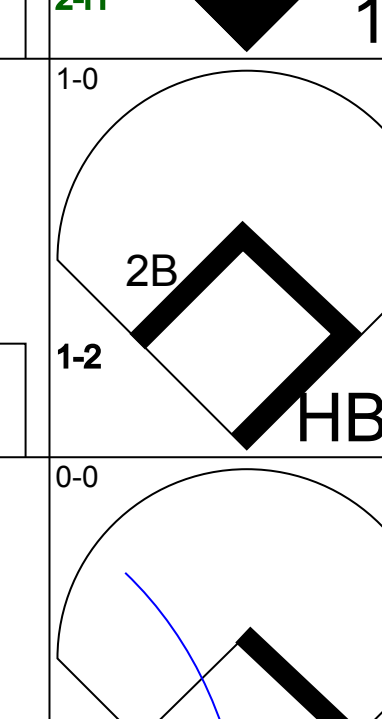
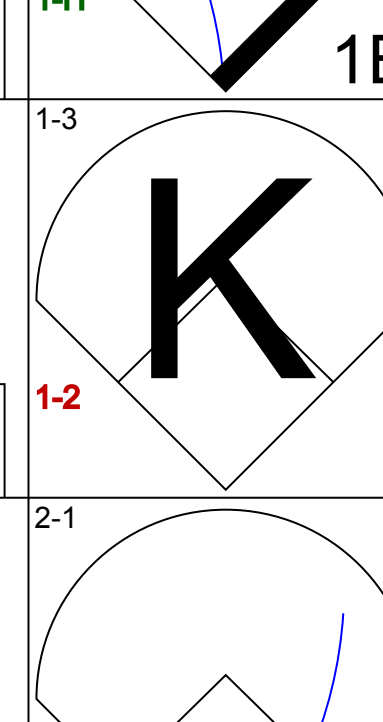
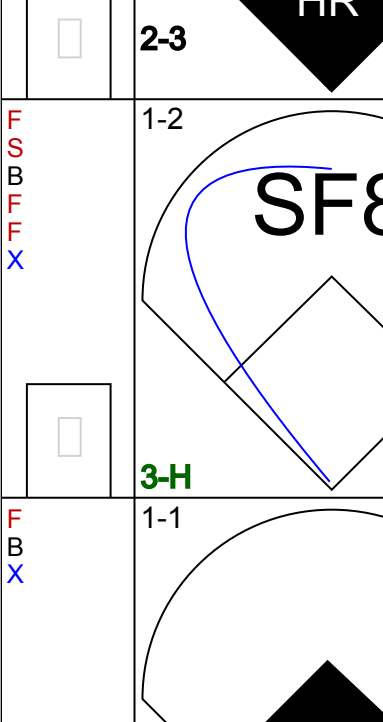
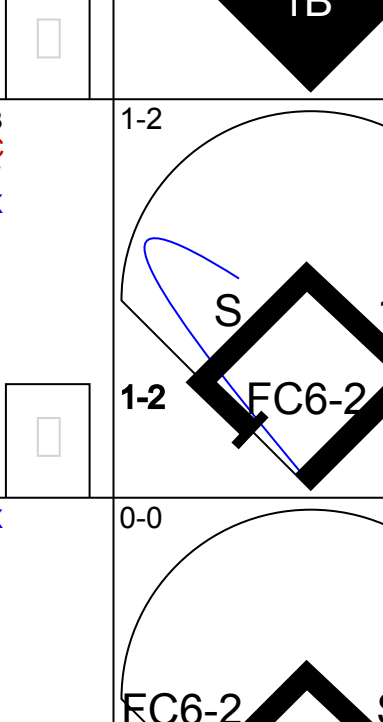

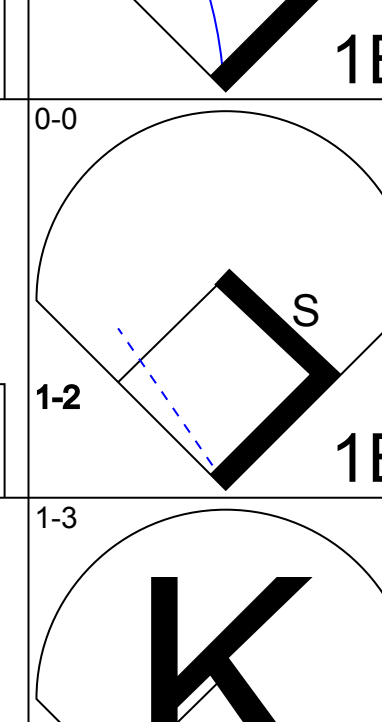
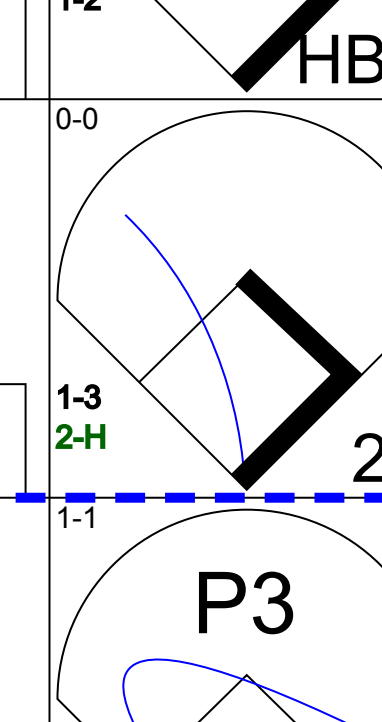
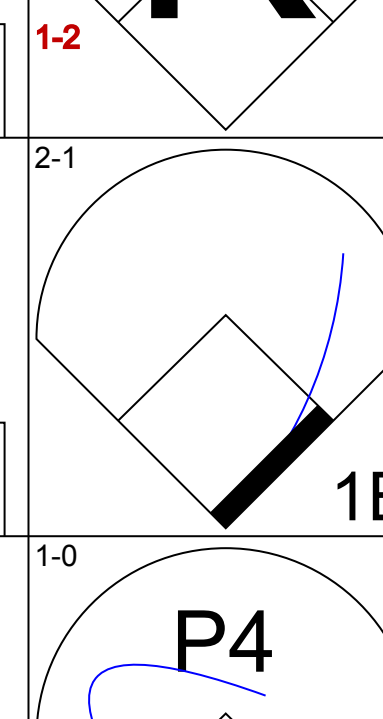
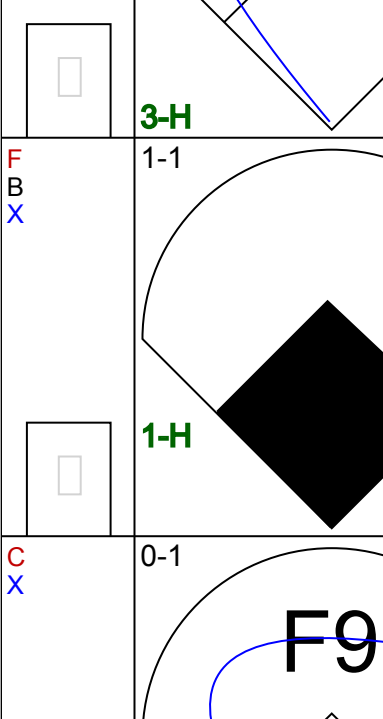
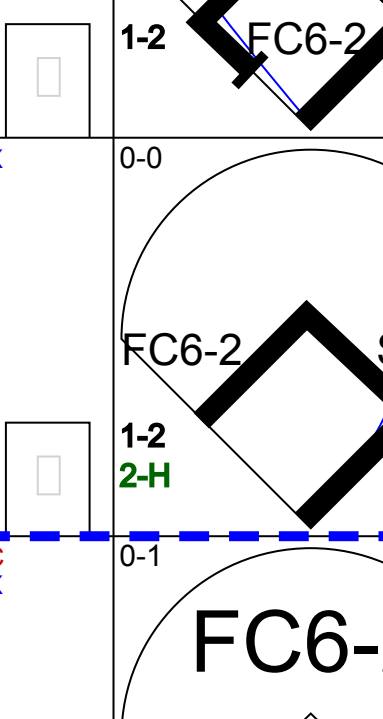
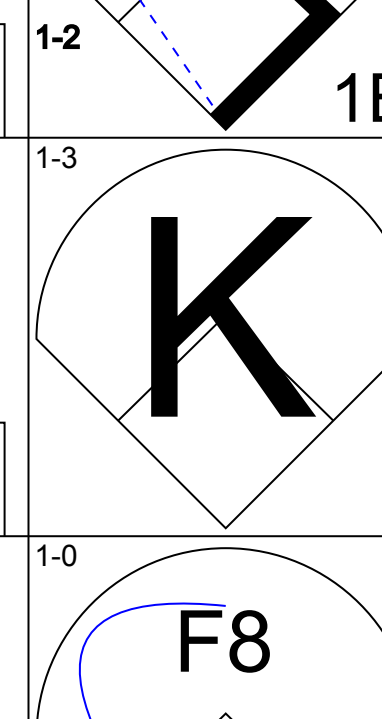
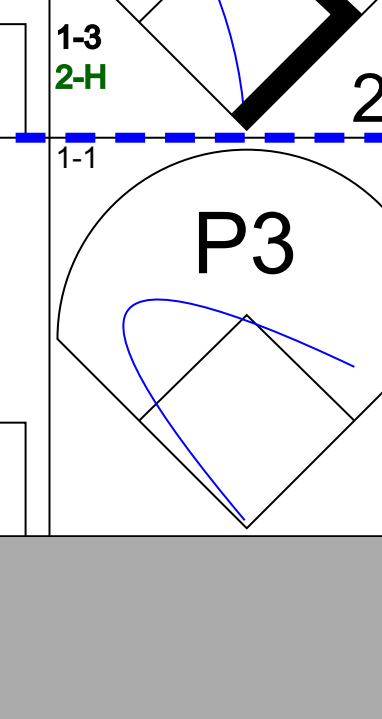
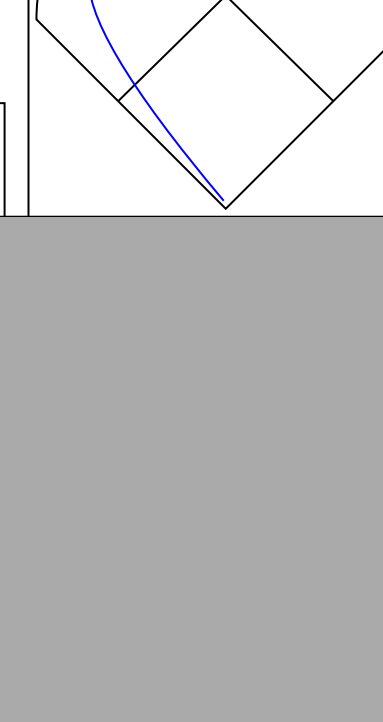
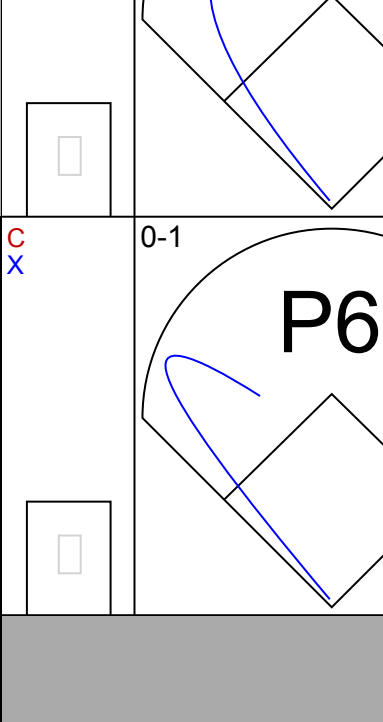

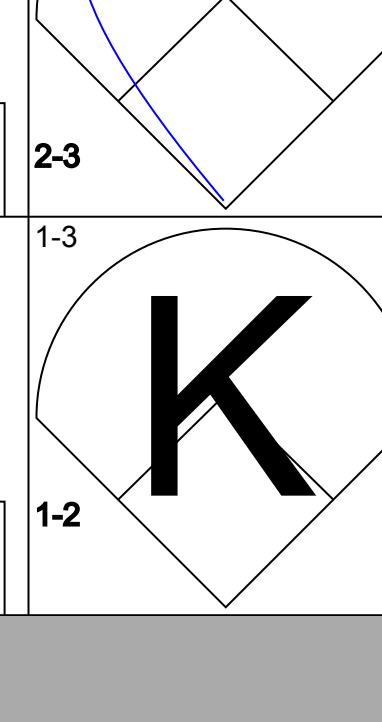

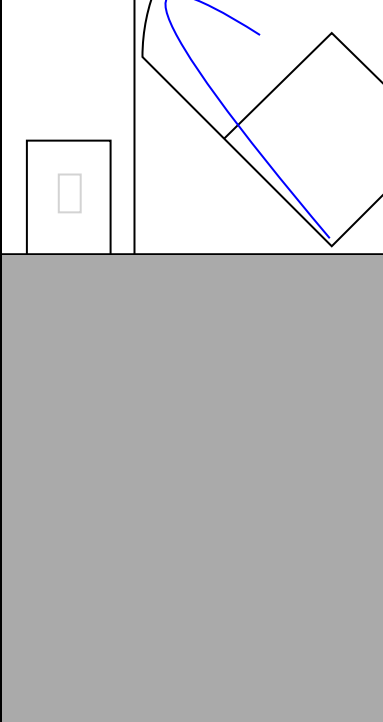
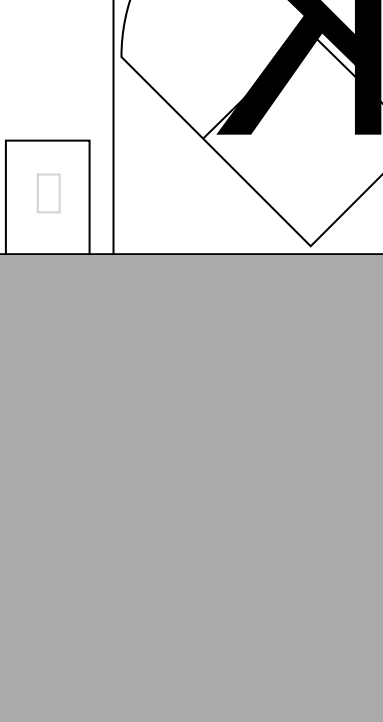
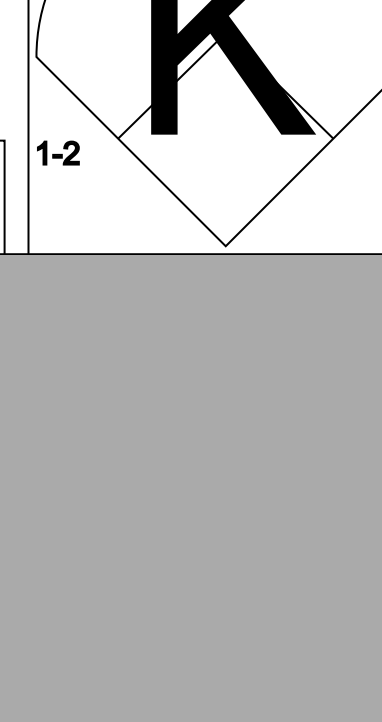




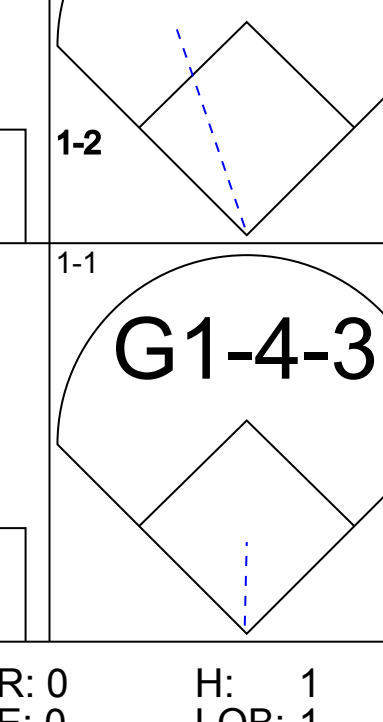



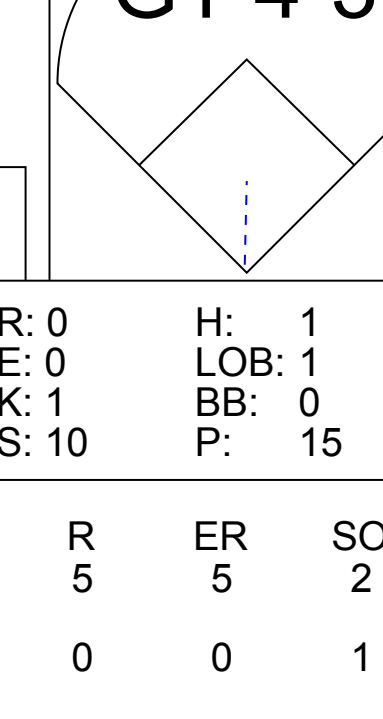
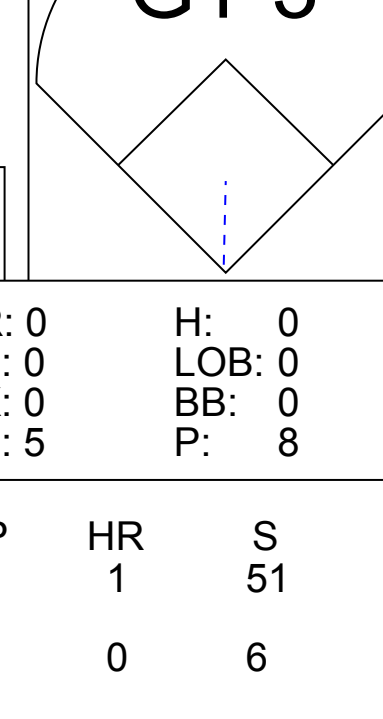
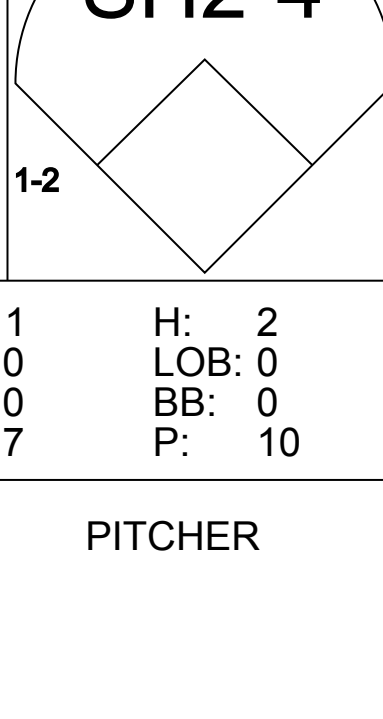
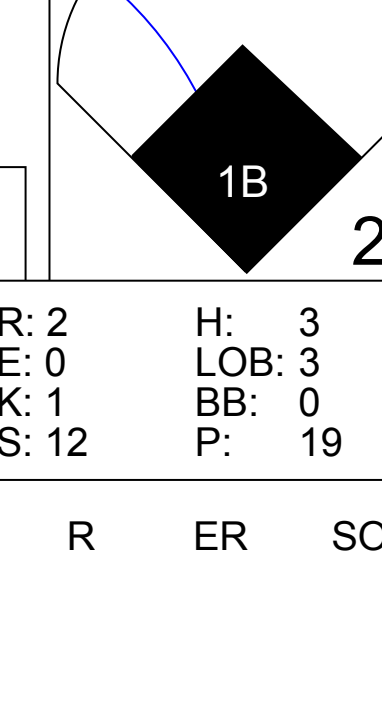
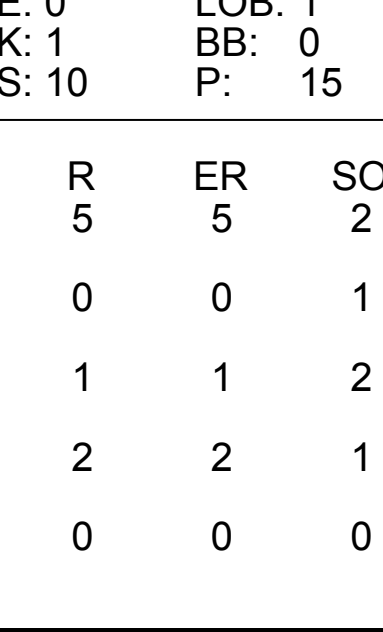
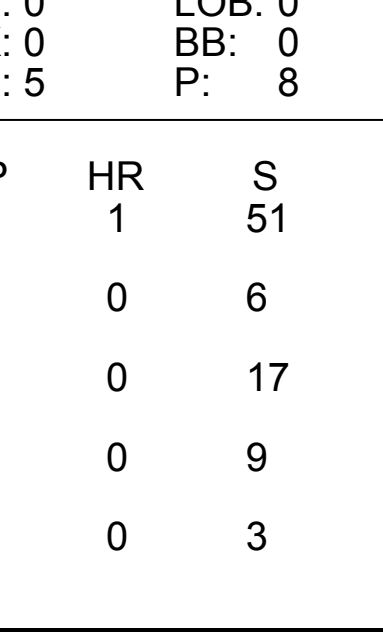






| Batter | 1 | 2 | 3 | 4 | 5 | 6 | 7 | 8 | 9 | AB | R | H | RBI | BB | SO | LOB | BOTTOM | | | |
|---|--|----------------------------------|-------------------------------|----------------------------------|-------------------------------|----------------------------------|------------------------------|----------------------------------|-------------------------------|----------------------------------|-------------------------------|----------------------------------|--|----------------------------------|------------------------------|---------------------------------|----------------------------------|------------------------------------|----------------------------------|--------|
| Juan Samuel, R (1,8) OBP: 0.307, SLG: 0.362 | G6-3 | | SH2-3 2B | F8 | | BB CS 1B | F9 | | | 5 | 2 | 2 | 0 | 0 | 0 | 1 | | | | |
| Keith Miller, R (1,6) OBP: 0.250, SLG: 0.276 | P4 | | SH2-3 | | S 2B 1B | P6 | | G6-3 | | 4 | 1 | 1 | 0 | 0 | 0 | 1 | | | | |
| Howard Johnson, S (1,5) OBP: 0.367, SLG: 0.608 | | | 1B | | 2B SF9 BB | 1B IBB | | G3 | | 3 | 3 | 2 | 1 | 2 | 0 | 0 | | | | |
| Darryl Strawberry, L (1,9) OBP: 0.316, SLG: 0.494 | | | 2B | | SF9 BLK 2B | 1B BB | | F7 | | 2 | 1 | 1 | 1 | 1 | 1 | 1 | | | | |
| Mookie Wilson, S (6,9) OBP: 0.230, SLG: 0.285 | K | | BB 1B IBB | | 2B | 1B BB | | | | 1 | 0 | 0 | 0 | 1 | 0 | 0 | | | | |
| Kevin McReynolds, R (1,7) OBP: 0.350, SLG: 0.412 | | P3 | BB 1B | | BLK IBB | 1B | | | | 3 | 0 | 2 | 3 | 1 | 0 | 0 | | | | |
| Gregg Jefferies, S (1,4) OBP: 0.284, SLG: 0.315 | | G4-3 1B | BB 1B | | SF9 | P3 | | | | 2 | 0 | 1 | 1 | 1 | 0 | 2 | | | | |
| Tim Teufel, R (1,3) OBP: 0.357, SLG: 0.311 | | G4-3 | K | | K | | | | | 3 | 0 | 0 | 0 | 1 | 2 | 5 | | | | |
| Mackey Sasser, L (1,2) OBP: 0.297, SLG: 0.384 | | G1-3 | | | F7 | L3 | | F8 | | 4 | 0 | 0 | 0 | 0 | 0 | 3 | | | | |
| Sid Fernandez, L (1,1) OBP: 0.250, SLG: 0.265 | | | K | | K | | | | SH1-3 | 3 | 0 | 0 | 0 | 0 | 3 | 0 | | | | |
| Inning Stats | R: 0 E: 0 K: 1 S: 9 | H: 1 LOB: 1 BB: 0 P: 14 | R: 0 E: 0 K: 0 S: 13 | H: 1 LOB: 0 BB: 0 P: 17 | R: 2 E: 0 K: 2 S: 20 | H: 3 LOB: 2 BB: 2 P: 35 | R: 0 E: 0 K: 1 S: 7 | H: 0 LOB: 0 BB: 0 P: 12 | R: 3 E: 0 K: 1 S: 13 | H: 2 LOB: 1 BB: 2 P: 28 | R: 2 E: 0 K: 1 S: 12 | H: 2 LOB: 2 BB: 2 P: 25 | R: 0 E: 0 K: 0 S: 6 | H: 0 LOB: 1 BB: 1 P: 13 | R: 0 E: 0 K: 0 S: 4 | H: 0 LOB: 0 BB: 0 P: 5 | 1B: 6 2B: 3 3B: 0 HR: 0 | SF: 1 SAC: 2 DP: 0 HBP: 0 | WP: 0 PB: 0 SB: 0 CS: 1 | PA: 40 |
| PITCHER Scott Scudder, R (1,1) ERA: 4.55 | IP: 4.0 WLS: L BF: 21 H: 6 R: 4 ER: 4 SO: 4 BB: 2 IBB: 1 HBP: 0 BLK: 0 WP: 0 HR: 0 S: 54 P: 87 ERA: 9.00 WHIP: 2.000 | | | | | | | | | | | PITCHER | IP: 4.0 WLS: L BF: 21 H: 6 R: 4 ER: 4 SO: 4 BB: 2 IBB: 1 HBP: 0 BLK: 0 WP: 0 HR: 0 S: 54 P: 87 ERA: 9.00 WHIP: 2.000 | | | | | | | |
| Tim Birtsas, L (5,1) ERA: 3.43 | 3.0 16 3 3 1 2 2 2 0 1 0 0 26 57 3.00 1.667 | | | | | | | | | | | | | | | | | | | |
| Kent Tekulve, R (8,1) ERA: 4.88 | 1.0 3 0 0 0 0 0 0 0 0 0 0 4 5 0.00 0.000 | | | | | | | | | | | | | | | | | | | |

Cincinnati Reds @ New York Mets
Shea Stadium, Flushing, NY
Fri Jul 07 1989, 7:05 PM EDT
Att: 40,242 - Unknown - 88 F

| | |
|-----|----|
| AB | 30 |
| R | 7 |
| H | 9 |
| RBI | 6 |
| BB | 7 |
| SO | 6 |
| LOB | 13 |



| Batter | 1 | 2 | 3 | 4 | 5 | 6 | 7 | 8 | 9 | AB | R | H | RBI | BB | SO | LOB | TOP | | | | | |
|---|---|---|---|--|---|---|--|---|--|--------------------------|---------------------------------------|----------------------------------|---------------------------------------|--------------------------|---------------------------------------|--------------------------|---|----------------------------------|----------------------------------|------------------------------------|----------------------------------|--------|
| Luis Quinones, S OBP: 0.291, SLG: 0.528 (1, 4) |  | | |  | |  | |  | | 3 | 0 | 0 | 0 | 1 | 1 | 1 | <p>Cincinnati Reds @ New York Mets Shea Stadium, Flushing, NY Sat Jul 08 1989, 3:33 AM EDT Att: 46,789 - Sunny - 82 F</p> | | | | | |
| Kal Daniels, L OBP: 0.395, SLG: 0.368 (1, 7) |  | | |  | |  | |  | | 3 | 0 | 0 | 0 | 1 | 1 | | | | | | | |
| Barry Larkin, R OBP: 0.369, SLG: 0.447 (1, 6) |  | | |  | |  | | |  | 4 | 0 | 0 | 0 | 0 | 1 | 2 | | | | | | |
| Eric Davis, R OBP: 0.341, SLG: 0.530 (1, 8) | |  | | |  | |  | |  | 4 | 1 | 1 | 1 | 0 | 1 | 0 | | | | | | |
| Paul O'Neill, L OBP: 0.333, SLG: 0.442 (1, 9) |  | | |  | |  | |  | 4 | 0 | 0 | 0 | 0 | 1 | 0 | | | | | | | |
| Ken Griffey, L OBP: 0.346, SLG: 0.404 (1, 3) |  | | |  | |  | |  | 3 | 1 | 2 | 0 | 1 | 0 | 0 | | | | | | | |
| Lenny Harris, L OBP: 0.273, SLG: 0.289 (1, 5) | | |  | |  | |  | |  | 4 | 1 | 2 | 2 | 0 | 0 | 2 | | | | | | |
| Jeff Reed, L OBP: 0.274, SLG: 0.297 (1, 2) |  | | | |  | |  | |  | 4 | 0 | 0 | 0 | 0 | 2 | 1 | | | | | | |
| Tom Browning, L OBP: 0.163, SLG: 0.122 (5, 1) | | |  | | |  | |  | | 1 | 0 | 0 | 0 | 0 | 0 | 0 | | | | | | |
| Kent Tekulve, R OBP: 0.200, SLG: 0.200 (5, 1) | | | | | | | | | | 0 | 0 | 0 | 0 | 0 | 0 | 0 | | | | | | |
| Herm Wilton, S OBP: 0.331, SLG: 0.337 (6, 1) | | | | | | | | | | 0 | 0 | 0 | 0 | 0 | 0 | 0 | | | | | | |
| Norm Charlton, S OBP: 0.331, SLG: 0.337 (6, 1) | | | | | | | | | | 0 | 0 | 0 | 0 | 0 | 0 | 0 | | | | | | |
| Todd Benzinger, S OBP: 0.294, SLG: 0.290 (8, 1) | | | | | | | | | | 1 | 0 | 1 | 0 | 0 | 0 | 0 | | | | | | |
| Rob Dibble, L OBP: 0.225, SLG: 0.225 (8, 1) | | | | | | | | | | 0 | 0 | 0 | 0 | 0 | 0 | 0 | | | | | | |
| Tim Lirtsas, L OBP: 0.200, SLG: 0.200 (8, 1) | | | | | | | | | | 0 | 0 | 0 | 0 | 0 | 0 | 0 | | | | | | |
| Inning Stats | R: 0 H: 0 E: 0 K: 2 S: 7 | H: 0 LOB: 0 BB: 0 P: 10 | R: 0 H: 0 E: 0 K: 0 S: 11 | H: 0 LOB: 0 BB: 0 P: 17 | R: 0 H: 1 E: 0 K: 0 S: 7 | LOB: 0 BB: 0 P: 9 | R: 0 H: 0 E: 0 K: 0 S: 4 | H: 0 LOB: 0 BB: 0 P: 7 | R: 0 H: 1 E: 0 K: 0 S: 10 | LOB: 1 BB: 0 P: 13 | R: 0 H: 0 E: 0 K: 2 S: 12 | H: 0 LOB: 2 BB: 2 P: 24 | R: 0 H: 1 E: 0 K: 2 S: 13 | LOB: 1 BB: 0 P: 17 | R: 0 H: 1 E: 0 K: 1 S: 10 | LOB: 1 BB: 0 P: 14 | R: 3 H: 2 E: 0 K: 1 S: 13 | H: 2 LOB: 0 BB: 1 P: 22 | 1B: 4 2B: 1 3B: 0 HR: 2 | SF: 0 SAC: 0 DP: 1 HBP: 0 | WP: 0 PB: 0 SB: 0 CS: 0 | PA: 35 |
| PITCHER David Cone, R ERA: 4.0 (1, 1) | IP: 9.0 WLS: W BF: 35 H: 6 R: 3 ER: 3 SO: 8 BB: 3 IBB: 0 HBP: 0 BLK: 0 WP: 0 HR: 2 S: 87 P: 133 ERA: 3.00 WHIP: 1.000 | | | | | | | | | | | | | | | | | | | | | |

| Batter | 1 | 2 | 3 | 4 | 5 | 6 | 7 | 8 | 9 | AB | R | H | RBI | BB | SO | LOB | BOTTOM | | | |
|--|---|---|---|---|--|---|---|---|---------------------------------------|----------------------------------|--------------------------------------|----------------------------------|---------------------------------------|----------------------------------|---------------------------------------|----------------------------------|---|------------------------------------|----------------------------------|--------|
| Juan Samuel, R OBP: 0.316, SLG: 0.372 (1, 8) |  | | | | |  | |  | | 4 | 2 | 3 | 2 | 1 | 0 | 0 | <p>Cincinnati Reds @ New York Mets Shea Stadium, Flushing, NY Sat Jul 08 1989, 3:33 AM EDT Att: 46,789 - Sunny - 82 F</p> | | | |
| Mark Carreon, R OBP: 0.333, SLG: 0.522 (8, FR) | | |  | | |  | |  | | 0 | 1 | 0 | 0 | 0 | 0 | 0 | | | | |
| Tim Lofgren, R OBP: 0.379, SLG: 0.333 (1, 3) |  | |  | |  |  |  |  | | 4 | 2 | 4 | 1 | 0 | 0 | 0 | | | | |
| Lee Mazzilli, S OBP: 0.377, SLG: 0.327 (9, 3) |  | |  | |  |  |  |  | | 0 | 0 | 0 | 0 | 0 | 0 | 0 | | | | |
| Howard Johnson, S OBP: 0.370, SLG: 0.614 (1, 5) |  | |  | |  | |  |  | | 4 | 0 | 3 | 2 | 0 | 1 | 1 | | | | |
| Darryl Strawberry, L OBP: 0.323, SLG: 0.513 (1, 9) |  | |  | |  | |  |  | | 3 | 1 | 3 | 3 | 0 | 0 | 0 | | | | |
| Mookie Wilson, S OBP: 0.228, SLG: 0.282 (6, 9) | | |  | |  | |  | | | 2 | 0 | 0 | 0 | 0 | 1 | 5 | | | | |
| Kevin McReynolds, R OBP: 0.346, SLG: 0.406 (1, 7) |  | |  | |  | |  | | | 4 | 0 | 0 | 0 | 0 | 0 | 5 | | | | |
| Gregg Jefferies, S OBP: 0.283, SLG: 0.314 (1, 4) | |  |  | |  | |  | | | 4 | 0 | 1 | 0 | 0 | 2 | 4 | | | | |
| Phil Lombardi, R OBP: 0.231, SLG: 0.360 (1, 2) |  | | |  | |  | |  | | 4 | 1 | 1 | 0 | 0 | 1 | 1 | | | | |
| Kevin Elster, R OBP: 0.254, SLG: 0.281 (1, 6) |  | | |  | |  | |  | | 4 | 0 | 0 | 0 | 0 | 1 | 2 | | | | |
| David Cone, L OBP: 0.243, SLG: 0.257 (1, 1) |  | | |  | |  | |  | | 3 | 1 | 1 | 0 | 0 | 0 | 1 | | | | |
| Inning Stats | R: 1 H: 2 E: 0 K: 1 S: 11 | H: 2 LOB: 1 BB: 1 P: 20 | R: 0 H: 1 E: 0 K: 1 S: 10 | H: 1 LOB: 0 BB: 0 P: 15 | R: 3 H: 3 E: 0 K: 0 S: 16 | H: 3 LOB: 0 BB: 0 P: 18 | R: 0 H: 0 E: 0 K: 0 S: 5 | H: 0 LOB: 0 BB: 0 P: 8 | R: 1 H: 3 E: 0 K: 1 S: 15 | H: 3 LOB: 2 BB: 0 P: 19 | R: 1 H: 2 E: 0 K: 0 S: 7 | H: 2 LOB: 0 BB: 0 P: 10 | R: 0 H: 2 E: 0 K: 2 S: 10 | H: 2 LOB: 0 BB: 0 P: 14 | R: 2 H: 3 E: 0 K: 1 S: 12 | H: 3 LOB: 3 BB: 0 P: 19 | 1B: 12 2B: 3 3B: 0 HR: 1 | SF: 1 SAC: 1 DP: 0 HBP: 1 | WP: 0 PB: 0 SB: 4 CS: 1 | PA: 41 |
| PITCHER Tom Browning, L ERA: 3.35 (1, 1) | IP: 4.1 WLS: L BF: 22 H: 9 R: 5 ER: 5 SO: 2 BB: 1 IBB: 0 HBP: 0 BLK: 0 WP: 0 HR: 1 S: 51 P: 74 ERA: 10.38 WHIP: 2.308 | | | | | | | | | | | | | | | | | | | |
| Kent Tekulve, R ERA: 4.51 (5, 1) | 0.2 | 2 | 0 | 0 | 0 | 1 | 0 | 0 | 0 | 0 | 0 | 6 | 6 | 0.00 | 0.000 | | | | | |
| Norm Charlton, L ERA: 3.3 (6, 1) | 2.0 | 9 | 4 | 1 | 1 | 2 | 0 | 0 | 0 | 0 | 0 | 17 | 24 | 4.50 | 2.000 | | | | | |
| Rob Dibble, R ERA: 2.25 (8, 1) | 0.2 | 5 | 2 | 2 | 2 | 1 | 0 | 0 | 1 | 0 | 0 | 9 | 15 | 27.00 | 3.000 | | | | | |
| Tim Lirtsas, L ERA: 3.4 (8, 1) | 0.1 | 2 | 1 | 0 | 0 | 0 | 0 | 0 | 0 | 0 | 0 | 3 | 4 | 0.00 | 3.000 | | | | | |

| Batter | 1 | 2 | 3 | 4 | 5 | 6 | 7 | 8 | 9 | AB | R | H | RBI | BB | SO | LOB | TOP | | | | | | | | | | | | | | | | | |
|--|---|---|------------------------------|---------------------------------|-------------------------------|----------------------------------|------------------------------|----------------------------------|-------------------------------|----------------------------------|------------------------------|---------------------------------|-------------------------------|----------------------------------|-------------------------------|----------------------------------|---|---------------------------------|----------------------------------|------------------------------------|----------------------------------|--------|--|--|--|--|--|--|--|--|--|--|--|--|
| Luis Quinones, S OBP: 0.293, SLG: 0.514 | | | | | | | | | | 2 | 0 | 0 | 0 | 1 | 1 | 0 | Cincinnati Reds @ New York Mets Shea Stadium, Flushing, NY Sun Jul 09 1989, 3:33 AM EDT Att: 46,357 - Sunny | | | | | | | | | | | | | | | | | |
| Todd Benzinger, S OBP: 0.293, SLG: 0.368 | | | | | | | | | | 4 | 1 | 1 | 0 | 0 | 2 | 4 | | | | | | | | | | | | | | | | | | |
| Barry Larkin, R OBP: 0.368, SLG: 0.444 | | | | | | | | | | 4 | 0 | 1 | 0 | 0 | 0 | 5 | | | | | | | | | | | | | | | | | | |
| Eric Davis, R OBP: 0.340, SLG: 0.525 | | | | | | | | | | 4 | 0 | 1 | 1 | 0 | 1 | 1 | | | | | | | | | | | | | | | | | | |
| Paul O'Neill, L OBP: 0.332, SLG: 0.440 | | | | | | | | | | 4 | 0 | 1 | 0 | 0 | 1 | 2 | | | | | | | | | | | | | | | | | | |
| Rolando Roomes, R OBP: 0.311, SLG: 0.454 | | | | | | | | | | 4 | 1 | 1 | 0 | 0 | 1 | 3 | | | | | | | | | | | | | | | | | | |
| Lenny Harris, L OBP: 0.272, SLG: 0.288 | | | | | | | | | | 4 | 0 | 1 | 1 | 0 | 0 | 1 | | | | | | | | | | | | | | | | | | |
| Jeff Reed, L OBP: 0.269, SLG: 0.292 | | | | | | | | | | 3 | 0 | 0 | 0 | 0 | 0 | 1 | | | | | | | | | | | | | | | | | | |
| Herm Winstanley, L OBP: 0.303, SLG: 0.337 | | | | | | | | | | 0 | 1 | 0 | 0 | 0 | 0 | 0 | | | | | | | | | | | | | | | | | | |
| Bo Diaz, R OBP: 0.239, SLG: 0.265 | | | | | | | | | | 1 | 0 | 0 | 0 | 0 | 0 | 0 | | | | | | | | | | | | | | | | | | |
| Rick Mahler, R OBP: 0.265, SLG: 0.281 | | | | | | | | | | 3 | 0 | 1 | 1 | 0 | 1 | 0 | | | | | | | | | | | | | | | | | | |
| Mark Brown, R OBP: 0.298, SLG: 0.333 | | | | | | | | | | 0 | 0 | 0 | 0 | 0 | 0 | 0 | | | | | | | | | | | | | | | | | | |
| Norm Charlton, L OBP: 0.298, SLG: 0.333 | | | | | | | | | | 0 | 0 | 0 | 0 | 0 | 0 | 0 | | | | | | | | | | | | | | | | | | |
| Rob Dibble, L OBP: 0.298, SLG: 0.333 | | | | | | | | | | 0 | 0 | 0 | 0 | 0 | 0 | 0 | | | | | | | | | | | | | | | | | | |
| Kent Tekulve, R OBP: 0.298, SLG: 0.333 | | | | | | | | | | 0 | 0 | 0 | 0 | 0 | 0 | 0 | | | | | | | | | | | | | | | | | | |
| Kal Daniels, L OBP: 0.298, SLG: 0.333 | | | | | | | | | | 1 | 0 | 0 | 0 | 0 | 0 | 0 | | | | | | | | | | | | | | | | | | |
| Inning Stats | R: 1 E: 0 K: 3 S: 17 | H: 3 LOB: 2 BB: 0 P: 26 | R: 0 E: 0 K: 0 S: 5 | H: 0 LOB: 0 BB: 0 P: 7 | R: 0 E: 0 K: 1 S: 10 | H: 0 LOB: 1 BB: 1 P: 18 | R: 1 E: 1 K: 0 S: 7 | H: 2 LOB: 0 BB: 0 P: 12 | R: 0 E: 1 K: 1 S: 11 | H: 0 LOB: 1 BB: 0 P: 16 | R: 0 E: 0 K: 0 S: 6 | H: 1 LOB: 1 BB: 0 P: 9 | R: 1 E: 1 K: 1 S: 12 | H: 1 LOB: 3 BB: 0 P: 20 | R: 0 E: 0 K: 1 S: 11 | H: 0 LOB: 0 BB: 0 P: 15 | R: 0 E: 0 K: 0 S: 5 | H: 0 LOB: 0 BB: 0 P: 6 | 1B: 6 2B: 2 3B: 0 HR: 0 | SF: 0 SAC: 1 DP: 1 HBP: 0 | WP: 0 PB: 0 SB: 2 CS: 0 | PA: 36 | | | | | | | | | | | | |
| PITCHER | IP WLS BF H R ER SO BB IBB HBP BLK WP HR S P ERA WHIP | IP WLS BF H R ER SO BB IBB HBP BLK WP HR S P ERA WHIP | | | | | | | | | | | | | | | | | | | | | | | | | | | | | | | | |
| Bob Ojeda, L ERA: 3.96 | 6.0 | 27 | 7 | 3 | 2 | 5 | 1 | 0 | 0 | 0 | 0 | 0 | 0 | 0 | 61 | 97 | 3.00 | 1.333 | | | | | | | | | | | | | | | | |
| Rick Aguilera, R ERA: 1.62 | 3.0 | 9 | 0 | 0 | 0 | 2 | 0 | 0 | 0 | 0 | 0 | 0 | 0 | 23 | 32 | 0.00 | 0.000 | | | | | | | | | | | | | | | | | |

| | |
|-----|----|
| AB | 34 |
| R | 3 |
| H | 7 |
| RBI | 3 |
| BB | 1 |
| SO | 7 |
| LOB | 17 |



| Batter | 1 | 2 | 3 | 4 | 5 | 6 | 7 | 8 | 9 | AB | R | H | RBI | BB | SO | LOB | BOTTOM | | | | | | | | | | | | | | | | | |
|--|---|---|-------------------------------|----------------------------------|-------------------------------|----------------------------------|------------------------------|----------------------------------|------------------------------|---------------------------------|------------------------------|---------------------------------|-------------------------------|----------------------------------|------------------------------|---------------------------------|---|------------------------------------|----------------------------------|--------|--|--|--|--|--|--|--|--|--|--|--|--|--|--|
| Juan Samuel, R OBP: 0.315, SLG: 0.382 | | | | | | | | | | 4 | 1 | 1 | 2 | 0 | 1 | 0 | Cincinnati Reds @ New York Mets Shea Stadium, Flushing, NY Sun Jul 09 1989, 3:33 AM EDT Att: 46,357 - Sunny | | | | | | | | | | | | | | | | | |
| Lee Mazzilli, S OBP: 0.370, SLG: 0.321 | | | | | | | | | | 4 | 0 | 1 | 0 | 0 | 0 | 1 | | | | | | | | | | | | | | | | | | |
| Howard Johnson, S OBP: 0.366, SLG: 0.605 | | | | | | | | | | 4 | 1 | 0 | 0 | 0 | 0 | 1 | | | | | | | | | | | | | | | | | | |
| Darryl Strawberry, L OBP: 0.323, SLG: 0.515 | | | | | | | | | | 3 | 0 | 1 | 1 | 0 | 0 | 0 | | | | | | | | | | | | | | | | | | |
| Mookie Wilson, S OBP: 0.231, SLG: 0.286 | | | | | | | | | | 1 | 0 | 1 | 0 | 0 | 0 | 0 | | | | | | | | | | | | | | | | | | |
| Kevin McReynolds, R OBP: 0.342, SLG: 0.400 | | | | | | | | | | 4 | 0 | 0 | 0 | 0 | 0 | 2 | | | | | | | | | | | | | | | | | | |
| Gregg Jefferies, S OBP: 0.284, SLG: 0.318 | | | | | | | | | | 3 | 1 | 1 | 0 | 0 | 0 | 0 | | | | | | | | | | | | | | | | | | |
| Mackey Sasser, L OBP: 0.290, SLG: 0.375 | | | | | | | | | | 2 | 1 | 0 | 0 | 0 | 0 | 0 | | | | | | | | | | | | | | | | | | |
| Phil Lombardi, R OBP: 0.222, SLG: 0.346 | | | | | | | | | | 1 | 0 | 0 | 0 | 0 | 0 | 1 | | | | | | | | | | | | | | | | | | |
| Kevin Elster, R OBP: 0.255, SLG: 0.283 | | | | | | | | | | 2 | 1 | 1 | 1 | 0 | 0 | 0 | | | | | | | | | | | | | | | | | | |
| Bob Ojeda, L OBP: 0.167, SLG: 0.143 | | | | | | | | | | 1 | 0 | 0 | 0 | 0 | 0 | 0 | | | | | | | | | | | | | | | | | | |
| Rick Aguilera, R ERA: 1.62 | | | | | | | | | | 0 | 1 | 0 | 0 | 1 | 0 | 0 | | | | | | | | | | | | | | | | | | |
| Inning Stats | R: 1 E: 0 K: 1 S: 11 | H: 2 LOB: 1 BB: 0 P: 17 | R: 2 E: 2 K: 0 S: 18 | H: 1 LOB: 1 BB: 0 P: 26 | R: 0 E: 0 K: 0 S: 11 | H: 0 LOB: 0 BB: 0 P: 14 | R: 0 E: 0 K: 0 S: 9 | H: 0 LOB: 0 BB: 0 P: 13 | R: 0 E: 0 K: 0 S: 5 | H: 0 LOB: 0 BB: 0 P: 8 | R: 0 E: 0 K: 0 S: 4 | H: 0 LOB: 0 BB: 0 P: 8 | R: 3 E: 0 K: 0 S: 12 | H: 2 LOB: 0 BB: 1 P: 17 | R: 0 E: 0 K: 0 S: 6 | H: 1 LOB: 0 BB: 0 P: 7 | 1B: 3 2B: 2 3B: 0 HR: 1 | SF: 1 SAC: 1 DP: 0 HBP: 0 | WP: 0 PB: 0 SB: 0 CS: 1 | PA: 32 | | | | | | | | | | | | | | |
| PITCHER | IP WLS BF H R ER SO BB IBB HBP BLK WP HR S P ERA WHIP | IP WLS BF H R ER SO BB IBB HBP BLK WP HR S P ERA WHIP | | | | | | | | | | | | | | | | | | | | | | | | | | | | | | | | |
| Rick Mahler, R ERA: 3.27 | 6.0 | 23 | 3 | 3 | 1 | 1 | 0 | 0 | 0 | 0 | 0 | 0 | 0 | 0 | 58 | 86 | 1.50 | 0.500 | | | | | | | | | | | | | | | | |
| Norm Charlton, L ERA: 3.5 | 0.0 | 1 | 1 | 1 | 1 | 0 | 0 | 0 | 0 | 0 | 0 | 1 | 1 | 1 | 1 | 1 | ∞ | ∞ | | | | | | | | | | | | | | | | |
| Rob Dibble, R ERA: 2.52 | 0.2 | 4 | 1 | 2 | 2 | 0 | 1 | 0 | 0 | 0 | 0 | 1 | 8 | 13 | 27.00 | 3.000 | | | | | | | | | | | | | | | | | | |
| Kent Tekulve, R ERA: 4.68 | 1.1 | 4 | 1 | 0 | 0 | 0 | 0 | 0 | 0 | 0 | 0 | 0 | 9 | 10 | 0.00 | 0.750 | | | | | | | | | | | | | | | | | | |



| Batter | 1 | 2 | 3 | 4 | 5 | 6 | 7 | 8 | 9 | AB | R | H | RBI | BB | SO | LOB | TOP | | | | | | | | | | |
|---|------------------------------|----------------------------------|------------------------------|----------------------------------|------------------------------|---------------------------------|------------------------------|----------------------------------|------------------------------|----------------------------------|-------------------------------|---------------------------------|------------------------------|---------------------------------|-------------------------------|----------------------------------|----------------------------------|------------------------------------|-------------------------|--------|--|--|--|--|--|--|--|
| Juan Samuel, R (1, 8) OBP: 0.312, SLG: 0.374 | | | | | | | | | | 4 | 0 | 0 | 0 | 0 | 3 | 0 | | | | | | | | | | | |
| Dave Magadan, L (1, 5) OBP: 0.376, SLG: 0.431 | | | | | | | | | | 4 | 0 | 0 | 0 | 0 | 0 | 0 | | | | | | | | | | | |
| Howard Johnson, S (1, 6) OBP: 0.365, SLG: 0.604 | | | | | | | | | | 4 | 0 | 2 | 0 | 0 | 1 | 0 | | | | | | | | | | | |
| Darryl Strawberry, L (1, 9) OBP: 0.321, SLG: 0.516 | | | | | | | | | | 4 | 0 | 0 | 0 | 0 | 2 | | | | | | | | | | | | |
| Kevin McReynolds, R (1, 7) OBP: 0.343, SLG: 0.411 | | | | | | | | | | 4 | 2 | 2 | 1 | 0 | 2 | 1 | | | | | | | | | | | |
| Keith Hernandez, L (1, 3) OBP: 0.353, SLG: 0.395 | | | | | | | | | | 3 | 0 | 0 | 0 | 0 | 0 | 1 | | | | | | | | | | | |
| Gregg Jefferies, S (1, 4) OBP: 0.280, SLG: 0.325 | | | | | | | | | | 3 | 0 | 0 | 0 | 0 | 1 | 1 | | | | | | | | | | | |
| Mackey Sasser, L (1, 2) OBP: 0.290, SLG: 0.379 | | | | | | | | | | 3 | 0 | 1 | 1 | 0 | 0 | 0 | | | | | | | | | | | |
| Sid Fernandez, L (1, 1) OBP: 0.231, SLG: 0.243 | | | | | | | | | | 3 | 0 | 0 | 0 | 0 | 1 | 1 | | | | | | | | | | | |
| Inning Stats | R: 0 E: 0 K: 2 S: 9 | H: 0 LOB: 0 BB: 0 P: 14 | R: 1 E: 0 K: 1 S: 9 | H: 1 LOB: 0 BB: 0 P: 12 | R: 0 E: 0 K: 1 S: 5 | H: 0 LOB: 0 BB: 0 P: 7 | R: 0 E: 0 K: 0 S: 6 | H: 0 LOB: 0 BB: 0 P: 13 | R: 1 E: 0 K: 0 S: 6 | H: 2 LOB: 1 BB: 0 P: 12 | R: 0 E: 0 K: 1 S: 13 | H: 0 LOB: 0 BB: 0 P: 9 | R: 0 E: 0 K: 1 S: 7 | H: 0 LOB: 0 BB: 0 P: 9 | R: 0 E: 0 K: 1 S: 13 | H: 1 LOB: 1 BB: 0 P: 14 | 1B: 2 2B: 2 3B: 0 HR: 1 | SF: 0 SAC: 0 DP: 0 HBP: 0 | WP: 0 PB: 0 CS: 0 | PA: 32 | | | | | | | |
| PITCHER | IP | WLS | BF | H | R | ER | SO | BB | IBB | HBP | BLK | WP | HR | S | P | ERA | WHIP | | | | | | | | | | |
| 29 John Smoltz, R (1, 1) ERA: 2.11 | 8.0 | | 28 | 4 | 2 | 2 | 7 | 0 | 0 | 0 | 0 | 0 | 1 | 62 | 97 | 2.25 | 0.500 | | | | | | | | | | |
| Joe Boever, R (9, 1) ERA: 3.21 | 1.0 | W | 4 | 1 | 0 | 0 | 1 | 0 | 0 | 0 | 0 | 0 | 0 | 13 | 14 | 0.00 | 1.000 | | | | | | | | | | |

New York Mets @ Atlanta Braves
Atlanta-Fulton County Stadium, Atlanta, GA
Fri Jul 14, 1989, 7:05 PM EDT
Att: 24,143 - Unknown

| | |
|-----|----|
| AB | 32 |
| R | 2 |
| H | 5 |
| RBI | 2 |
| BB | 0 |
| SO | 8 |
| LOB | 6 |



| Batter | 1 | 2 | 3 | 4 | 5 | 6 | 7 | 8 | 9 | AB | R | H | RBI | BB | SO | LOB | BOTTOM | | | | | | | | | | |
|--|-------------------------------|----------------------------------|-------------------------------|----------------------------------|-------------------------------|----------------------------------|-------------------------------|----------------------------------|------------------------------|---------------------------------|-------------------------------|----------------------------------|-------------------------------|----------------------------------|------------------------------|---------------------------------|------------------------------|---------------------------------|----------------------------------|------------------------------------|-------------------------|--------|--|--|--|--|--|
| Oddibe McDowell, L (1, 8) OBP: 0.292, SLG: 0.295 | | | | | | | | | | 4 | 0 | 0 | 0 | 0 | 3 | 1 | | | | | | | | | | | |
| Jeff Blausler, R (1, 4) OBP: 0.294, SLG: 0.413 | | | | | | | | | | 4 | 0 | 1 | 0 | 0 | 1 | 0 | | | | | | | | | | | |
| Lonnie Smith, R (1, 7) OBP: 0.444, SLG: 0.607 | | | | | | | | | | 4 | 1 | 1 | 1 | 0 | 3 | 1 | | | | | | | | | | | |
| Andres Thomas, R (1, 6) OBP: 0.258, SLG: 0.373 | | | | | | | | | | 3 | 0 | 1 | 0 | 0 | 1 | 1 | | | | | | | | | | | |
| Dale Murphy, R (1, 9) OBP: 0.305, SLG: 0.337 | | | | | | | | | | 3 | 1 | 1 | 0 | 0 | 1 | 1 | | | | | | | | | | | |
| Ed Whited, R (1, 5) OBP: 0.111, SLG: 0.111 | | | | | | | | | | 3 | 1 | 1 | 0 | 0 | 1 | 0 | | | | | | | | | | | |
| Tommy Gregg, L (1, 3) OBP: 0.331, SLG: 0.363 | | | | | | | | | | 2 | 0 | 0 | 0 | 0 | 2 | 0 | | | | | | | | | | | |
| Bruce Benedict, R (1, 2) OBP: 0.304, SLG: 0.235 | | | | | | | | | | 3 | 0 | 1 | 1 | 0 | 2 | 0 | | | | | | | | | | | |
| 29 John Smoltz, R (1, 1) OBP: 0.255, SLG: 0.293 | | | | | | | | | | 2 | 0 | 0 | 1 | 0 | 1 | 1 | | | | | | | | | | | |
| Geronimo Berroa, R (8, PH) OBP: 0.318, SLG: 0.381 | | | | | | | | | | 1 | 0 | 0 | 0 | 0 | 1 | 0 | | | | | | | | | | | |
| Joe Boever, R (9, 1) ERA: 3.21 | | | | | | | | | | 0 | 0 | 0 | 0 | 0 | 0 | 0 | | | | | | | | | | | |
| Inning Stats | R: 0 E: 0 K: 2 S: 12 | H: 1 LOB: 1 BB: 0 P: 19 | R: 2 E: 0 K: 1 S: 16 | H: 3 LOB: 1 BB: 0 P: 19 | R: 0 E: 0 K: 1 S: 11 | H: 1 LOB: 0 BB: 0 P: 17 | R: 0 E: 0 K: 3 S: 10 | H: 0 LOB: 0 BB: 0 P: 11 | R: 0 E: 0 K: 2 S: 7 | H: 0 LOB: 0 BB: 0 P: 9 | R: 0 E: 0 K: 3 S: 12 | H: 0 LOB: 0 BB: 0 P: 17 | R: 0 E: 0 K: 2 S: 13 | H: 0 LOB: 0 BB: 0 P: 18 | R: 0 E: 0 K: 2 S: 9 | H: 0 LOB: 0 BB: 0 P: 9 | R: 1 E: 0 K: 0 S: 1 | H: 1 LOB: 0 BB: 0 P: 2 | 1B: 4 2B: 1 3B: 0 HR: 1 | SF: 0 SAC: 1 DP: 0 HBP: 0 | WP: 0 PB: 0 CS: 0 | PA: 30 | | | | | |
| PITCHER | IP | WLS | BF | H | R | ER | SO | BB | IBB | HBP | BLK | WP | HR | S | P | ERA | WHIP | | | | | | | | | | |
| Sid Fernandez, L (1, 1) ERA: 2.86 | 8.0 | L | 30 | 6 | 3 | 3 | 16 | 0 | 0 | 0 | 0 | 0 | 1 | 91 | 121 | 3.38 | 0.750 | | | | | | | | | | |

New York Mets @ Atlanta Braves
Atlanta-Fulton County Stadium, Atlanta, GA
Fri Jul 14, 1989, 7:05 PM EDT
Att: 24,143 - Unknown

| | |
|-----|----|
| AB | 29 |
| R | 3 |
| H | 6 |
| RBI | 3 |
| BB | 0 |
| SO | 16 |
| LOB | 5 |



| Batter | 1 | 2 | 3 | 4 | 5 | 6 | 7 | 8 | 9 | AB | R | H | RBI | BB | SO | LOB | TOP | | | | | | | | |
|--|-------------------------------|----------------------------------|------------------------------|----------------------------------|------------------------------|----------------------------------|------------------------------|----------------------------------|------------------------------|----------------------------------|------------------------------|----------------------------------|-------------------------------|----------------------------------|------------------------------|---------------------------------|---|-------------------------------|----------------------------------|----------------------------------|------------------------------------|----------------------------------|--------|--|--|
| Billy Hatcher, R OBP: 0.290, SLG: 0.328 (1, 7) | | | | | | | | | | 5 | 1 | 2 | 0 | 0 | 1 | 3 | Houston Astros @ New York Mets Shea Stadium, Flushing, NY Mon Jul 17 1989, 7:05 PM EDT Cloudy livebaseballscorecards.com | | | | | | | | |
| Craig Biggio, R OBP: 0.327, SLG: 0.385 (1, 2) | | | | | | | | | | 5 | 1 | 2 | 1 | 0 | 2 | 3 | | | | | | | | | |
| Bill Doran, S OBP: 0.330, SLG: 0.390 Craig Reynolds, L OBP: 0.273, SLG: 0.257 (7, 4) | | | | | | | | | | 1 | 0 | 0 | 1 | 1 | 0 | 0 | | | | | | | | | |
| Glenn Davis, R OBP: 0.338, SLG: 0.453 (1, 3) | | | | | | | | | | 3 | 0 | 0 | 1 | 1 | 1 | 3 | | | | | | | | | |
| Ken Caminiti, S OBP: 0.298, SLG: 0.350 (1, 5) | | | | | | | | | | 4 | 1 | 0 | 0 | 1 | 1 | 4 | | | | | | | | | |
| Greg Gross, L OBP: 0.309, SLG: 0.190 (1, 9) | | | | | | | | | | 4 | 0 | 1 | 1 | 0 | 0 | 0 | | | | | | | | | |
| Rafael Ramirez, R OBP: 0.290, SLG: 0.313 (1, 6) | | | | | | | | | | 4 | 0 | 2 | 1 | 0 | 0 | 0 | | | | | | | | | |
| Gerald Young, S OBP: 0.328, SLG: 0.266 (1, 8) | | | | | | | | | | 3 | 1 | 0 | 0 | 1 | 1 | 2 | | | | | | | | | |
| Jim Deshaies, L OBP: 0.200, SLG: 0.182 Mark Davidson, R OBP: 0.313, SLG: 0.429 Larry Andersen, R OBP: 0.500, SLG: 0.500 (9, PH) | | | | | | | | | | 3 | 1 | 2 | 0 | 0 | 0 | 0 | | | | | | | | | |
| Inning Stats | R: 3 E: 1 K: 2 S: 15 | H: 4 LOB: 2 BB: 1 P: 26 | R: 0 E: 0 K: 0 S: 7 | H: 0 LOB: 0 BB: 0 P: 10 | R: 0 E: 0 K: 1 S: 7 | H: 0 LOB: 0 BB: 0 P: 12 | R: 0 E: 0 K: 0 S: 7 | H: 1 LOB: 0 BB: 0 P: 11 | R: 1 E: 0 K: 1 S: 8 | H: 2 LOB: 2 BB: 1 P: 15 | R: 0 E: 0 K: 0 S: 8 | H: 0 LOB: 0 BB: 0 P: 12 | R: 0 E: 0 K: 1 S: 15 | H: 1 LOB: 2 BB: 0 P: 22 | R: 0 E: 0 K: 0 S: 5 | H: 0 LOB: 0 BB: 0 P: 9 | | R: 2 E: 0 K: 1 S: 11 | H: 1 LOB: 2 BB: 3 P: 26 | 1B: 8 2B: 1 3B: 0 HR: 0 | SF: 2 SAC: 0 DP: 0 HBP: 1 | WP: 0 PB: 0 SB: 4 CS: 0 | PA: 41 | | |
| PITCHER | IP | WLS | BF | H | R | ER | SO | BB | IBB | HBP | BLK | WP | HR | S | P | ERA | WHIP | | | | | | | | |
| Ron Darling, R ERA: 4.21 Jeff Innis, R ERA: 2.03 Wally Whitehurst, R ERA: 18.0 | (1, 1) (7, 1) (9, 1) | 6.0 2.0 1.0 | L 8 7 | 26 1 1 | 7 0 2 | 4 0 2 | 4 0 2 | 1 0 3 | 1 0 0 | 0 1 0 | 0 0 0 | 0 0 0 | 0 0 0 | 52 20 11 | 31 26 | 6.00 0.00 18.00 | 1.333 0.500 4.000 | | | | | | | | |

| Batter | 1 | 2 | 3 | 4 | 5 | 6 | 7 | 8 | 9 | AB | R | H | RBI | BB | SO | LOB | BOTTOM | | | | | | | | |
|--|-------------------------------|----------------------------------|-------------------------------|----------------------------------|------------------------------|----------------------------------|------------------------------|---------------------------------|------------------------------|---------------------------------|------------------------------|----------------------------------|-------------------------------|----------------------------------|-------------------------------|----------------------------------|---|-------------------------------|----------------------------------|----------------------------------|------------------------------------|----------------------------------|--------|--|--|
| Juan Samuel, R OBP: 0.307, SLG: 0.367 (1, 8) | | | | | | | | | | 4 | 0 | 0 | 0 | 0 | 1 | 0 | Houston Astros @ New York Mets Shea Stadium, Flushing, NY Mon Jul 17 1989, 7:05 PM EDT Cloudy livebaseballscorecards.com | | | | | | | | |
| Dave Magadan, L OBP: 0.377, SLG: 0.432 (1, 3) | | | | | | | | | | 4 | 0 | 1 | 0 | 0 | 0 | 0 | | | | | | | | | |
| Tim Teufel, R OBP: 0.383, SLG: 0.338 (1, 4) | | | | | | | | | | 4 | 0 | 1 | 0 | 0 | 2 | 0 | | | | | | | | | |
| Darryl Strawberry, L OBP: 0.317, SLG: 0.512 (1, 9) | | | | | | | | | | 3 | 0 | 0 | 0 | 1 | 1 | 2 | | | | | | | | | |
| Kevin McReynolds, R OBP: 0.336, SLG: 0.403 (1, 7) | | | | | | | | | | 3 | 0 | 0 | 0 | 0 | 0 | 3 | | | | | | | | | |
| Gregg Jefferies, S OBP: 0.277, SLG: 0.319 (1, 5) | | | | | | | | | | 3 | 0 | 0 | 0 | 0 | 0 | 1 | | | | | | | | | |
| Phil Lombardi, R OBP: 0.265, SLG: 0.323 (1, 2) | | | | | | | | | | 3 | 0 | 0 | 0 | 0 | 0 | 1 | | | | | | | | | |
| Kevin Elster, R OBP: 0.255, SLG: 0.278 (1, 6) | | | | | | | | | | 2 | 0 | 0 | 0 | 1 | 1 | 0 | | | | | | | | | |
| Ron Darling, R OBP: 0.167, SLG: 0.333 Jeff Innis, R Mark Carreon, R OBP: 0.340, SLG: 0.521 Wally Whitehurst, R ERA: 18.0 (9, 1) | | | | | | | | | | 2 | 0 | 0 | 0 | 1 | 1 | 0 | | | | | | | | | |
| Inning Stats | R: 0 E: 0 K: 1 S: 12 | H: 2 LOB: 0 BB: 0 P: 23 | R: 0 E: 0 K: 1 S: 10 | H: 0 LOB: 1 BB: 1 P: 16 | R: 0 E: 0 K: 1 S: 6 | H: 0 LOB: 0 BB: 0 P: 13 | R: 0 E: 0 K: 0 S: 3 | H: 0 LOB: 0 BB: 1 P: 7 | R: 0 E: 0 K: 0 S: 4 | H: 0 LOB: 0 BB: 0 P: 5 | R: 0 E: 0 K: 1 S: 8 | H: 0 LOB: 0 BB: 0 P: 15 | R: 0 E: 1 K: 0 S: 10 | H: 0 LOB: 1 BB: 0 P: 16 | R: 0 E: 0 K: 2 S: 10 | H: 0 LOB: 0 BB: 0 P: 16 | | R: 0 E: 0 K: 0 S: 11 | H: 0 LOB: 0 BB: 0 P: 15 | 1B: 2 2B: 0 3B: 0 HR: 0 | SF: 0 SAC: 0 DP: 1 HBP: 0 | WP: 0 PB: 0 SB: 0 CS: 0 | PA: 31 | | |
| PITCHER | IP | WLS | BF | H | R | ER | SO | BB | IBB | HBP | BLK | WP | HR | S | P | ERA | WHIP | | | | | | | | |
| Jim Deshaies, L ERA: 2.97 Larry Andersen, R ERA: 0.79 | (1, 1) (9, 1) | 8.0 1.0 | W 3 | 28 0 | 2 0 | 0 0 | 6 0 | 0 0 | 0 0 | 0 0 | 0 0 | 0 0 | 0 0 | 11 11 | 15 | 0.00 0.000 | 0.500 0.000 | | | | | | | | |

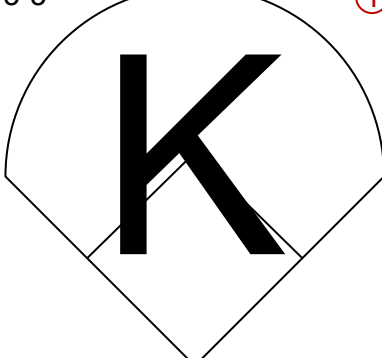
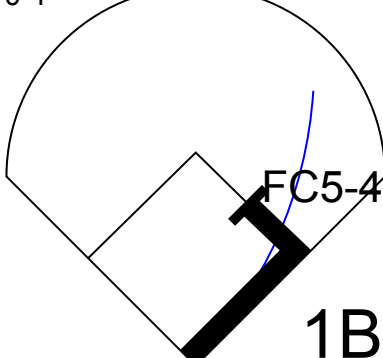
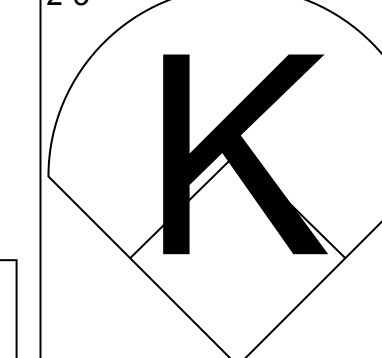
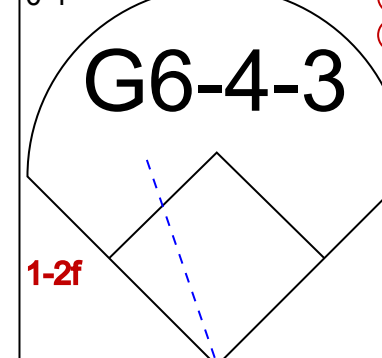
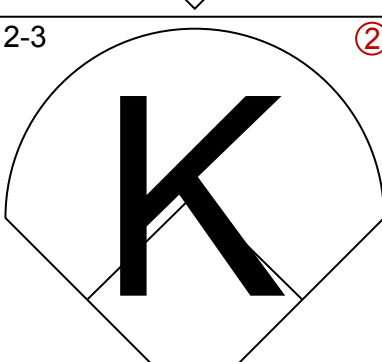
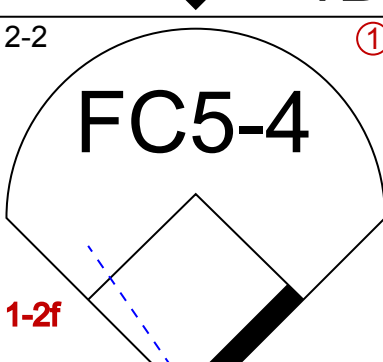
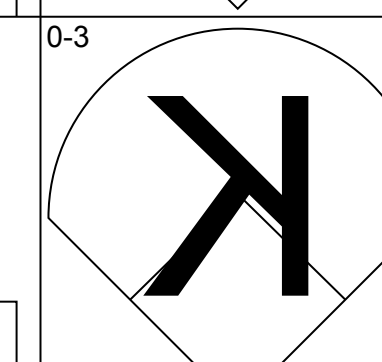
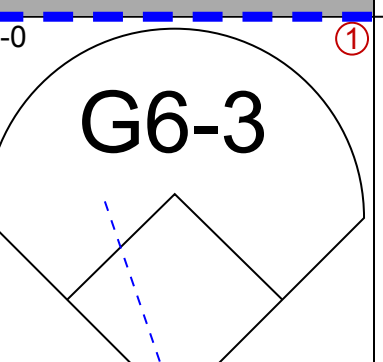
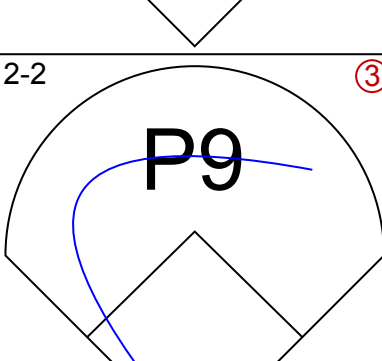
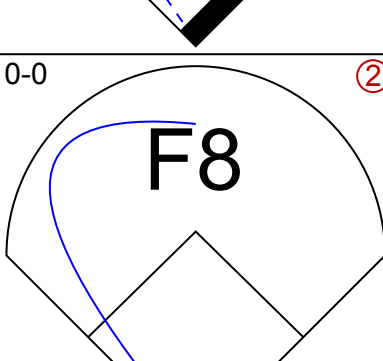
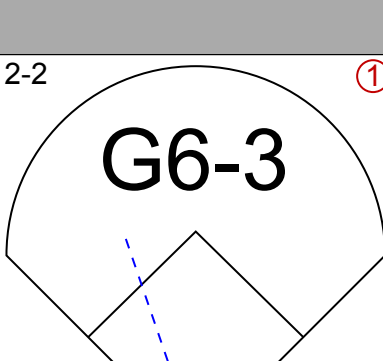
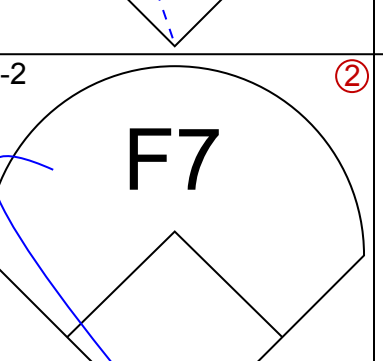
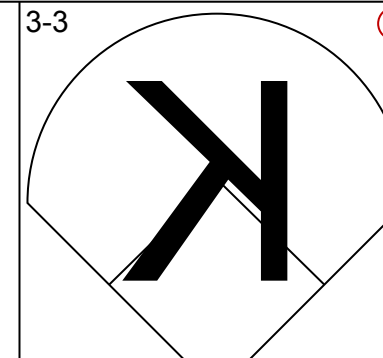
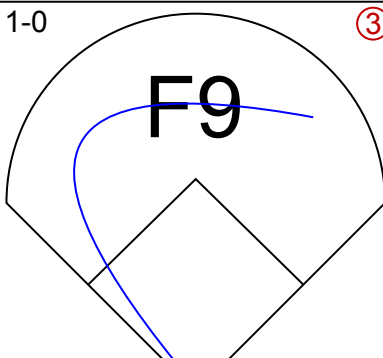
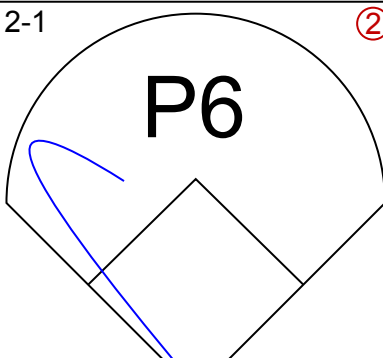
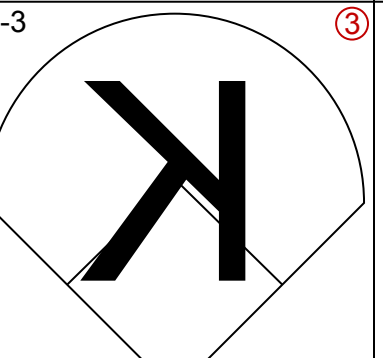
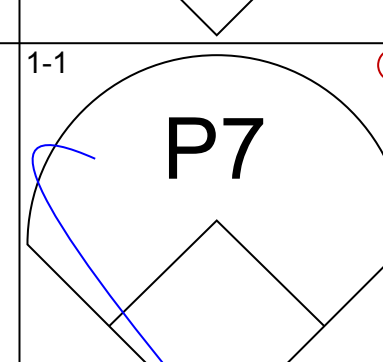
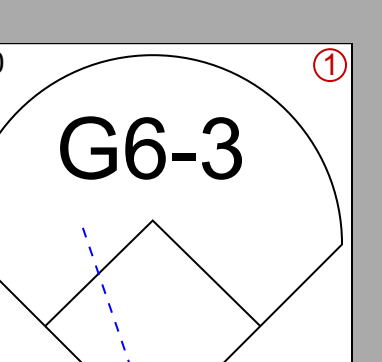
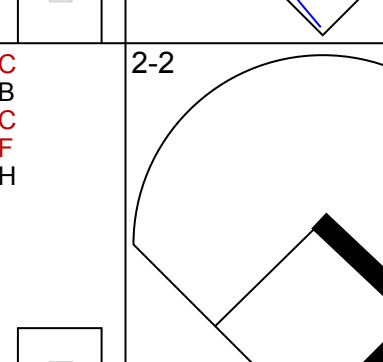
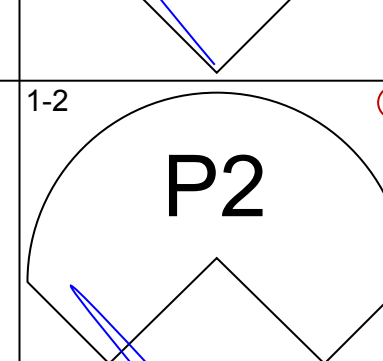
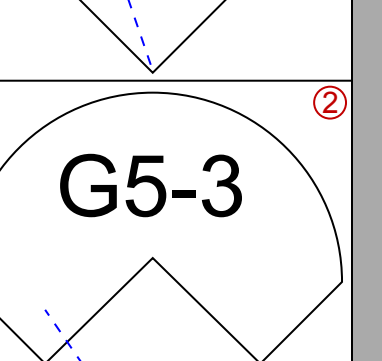
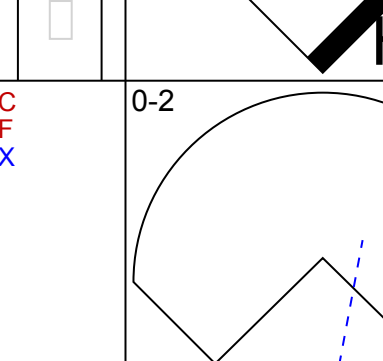
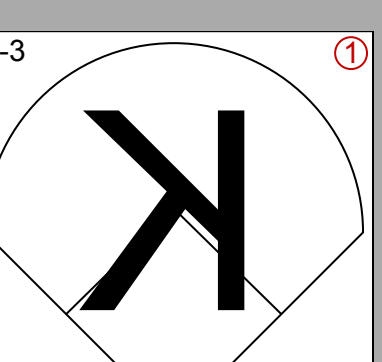
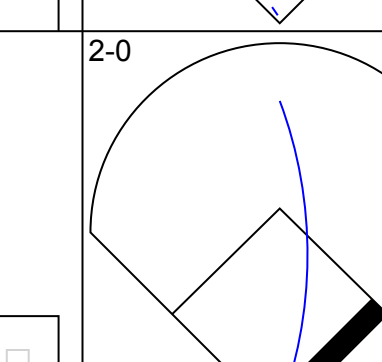
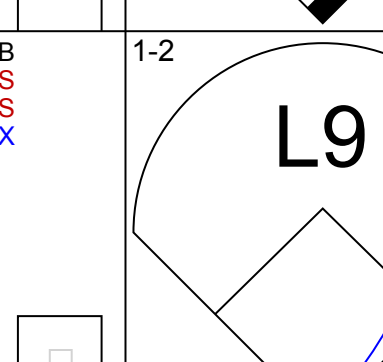
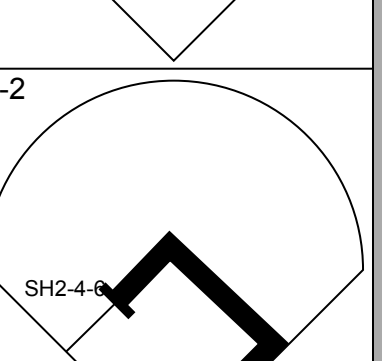
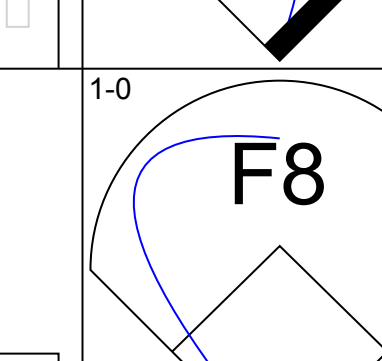
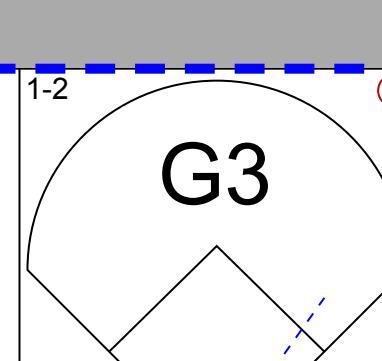
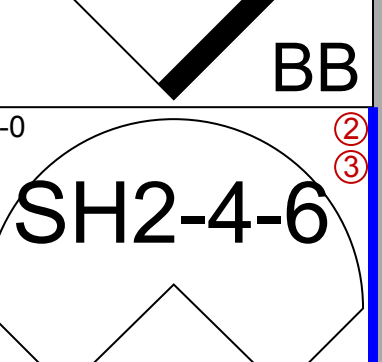
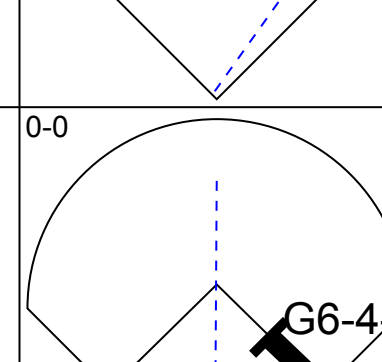
AB 33
R 6
H 9
RBI 5
BB 5
SO 6
LOB 16



AB 29
R 0
H 2
RBI 0
BB 2
SO 6
LOB 8



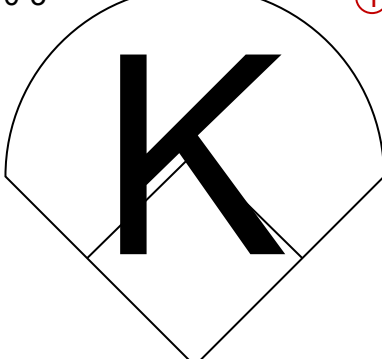
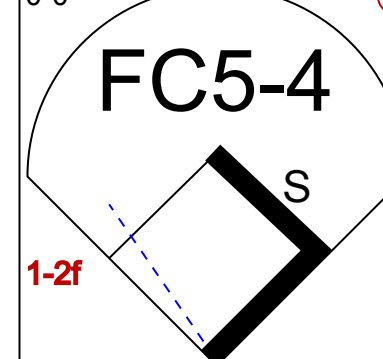
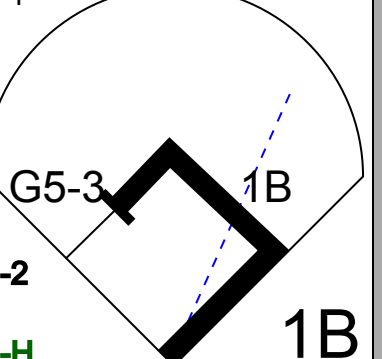
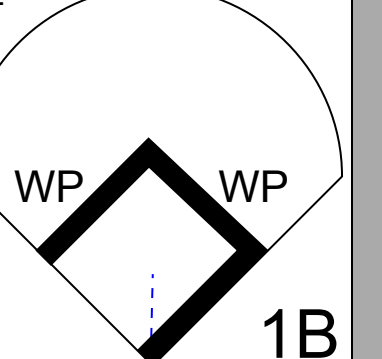
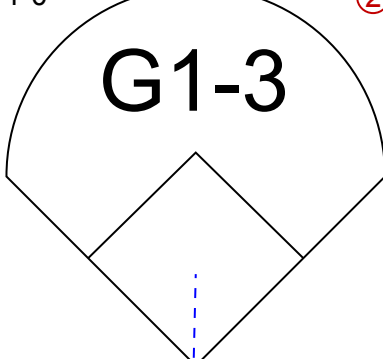
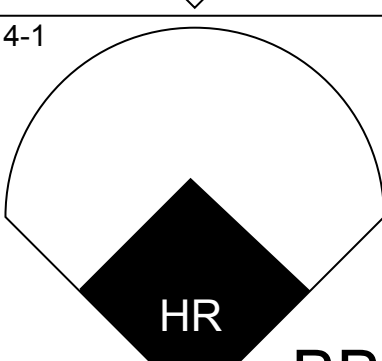
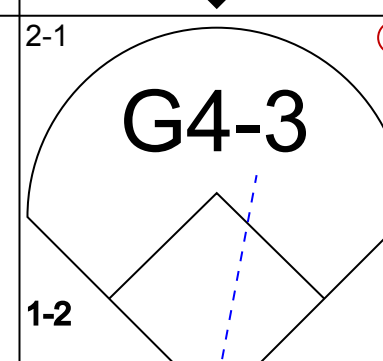
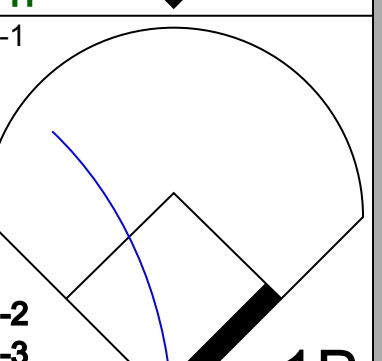
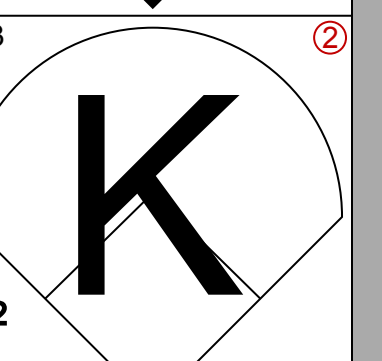
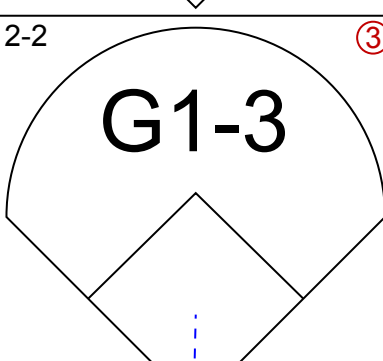
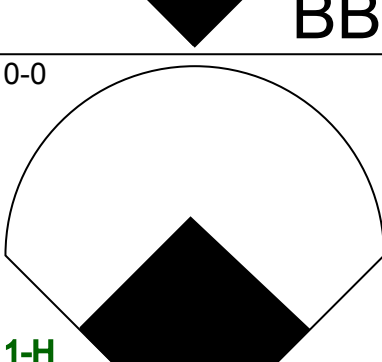
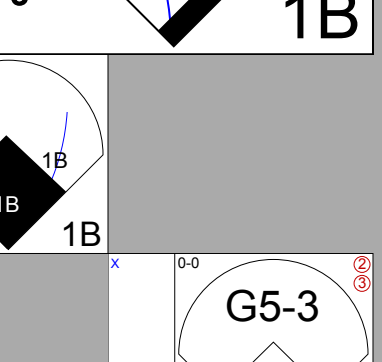
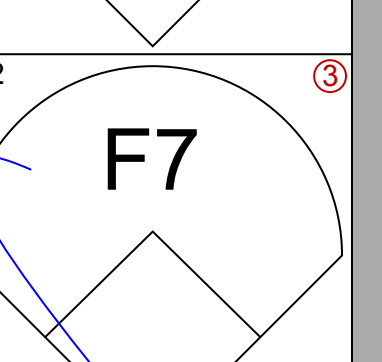
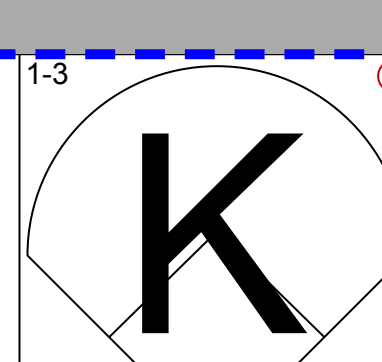
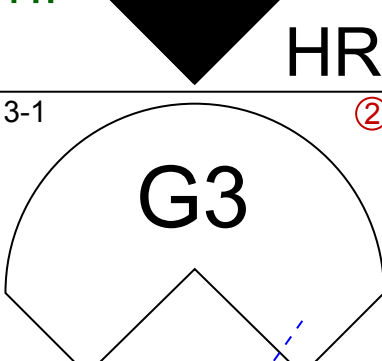
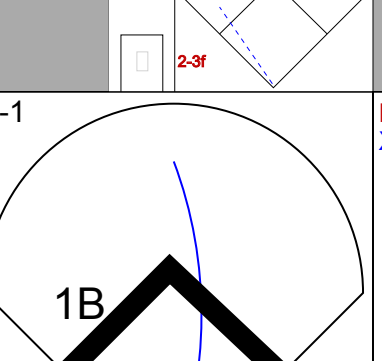
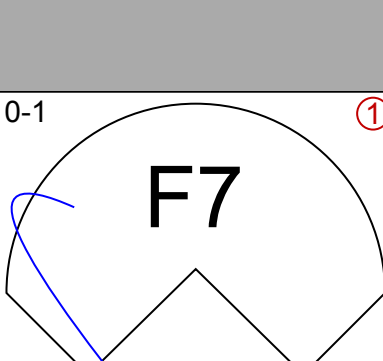
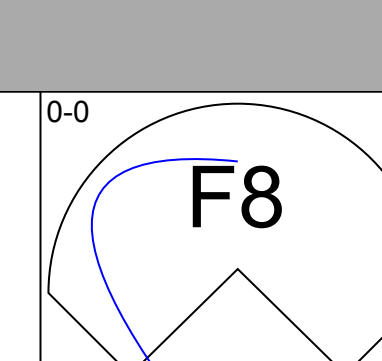
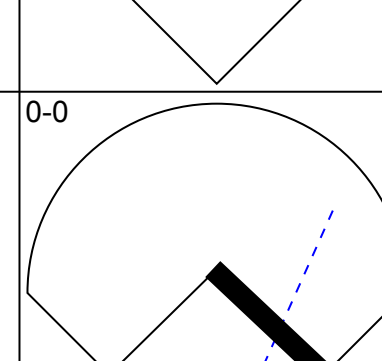
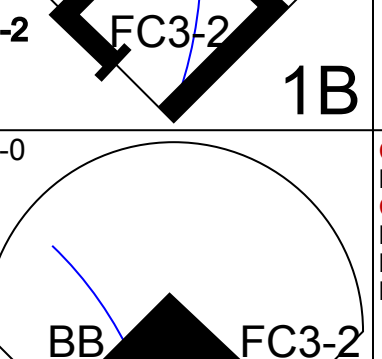
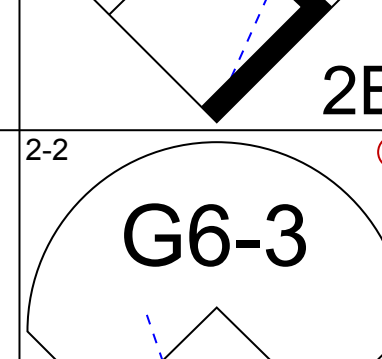
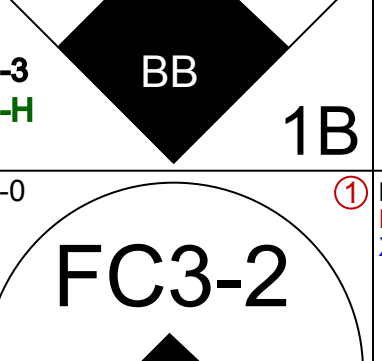
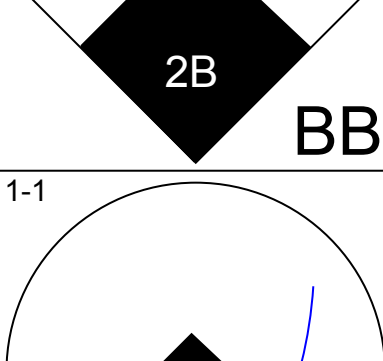
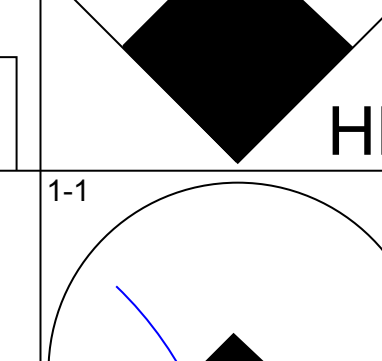
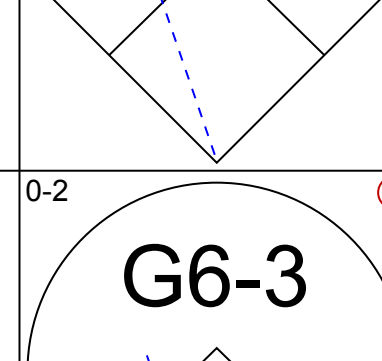
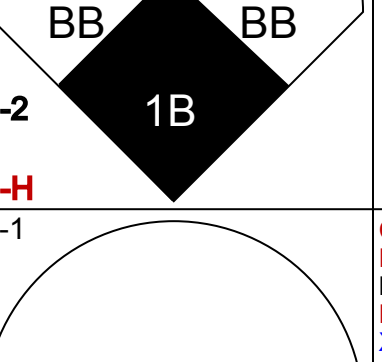
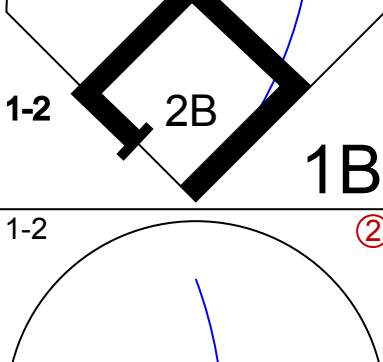
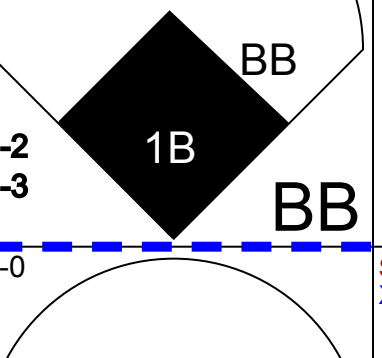
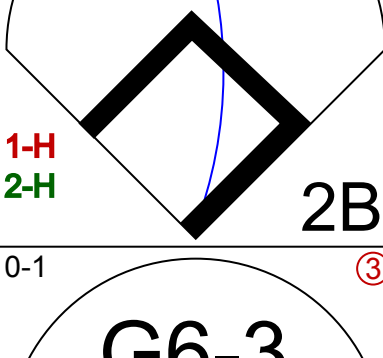

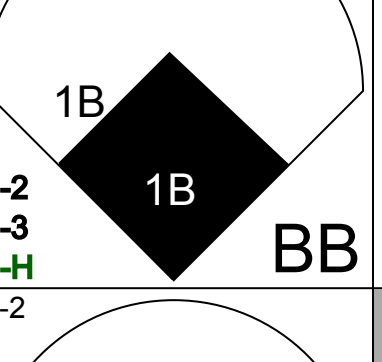
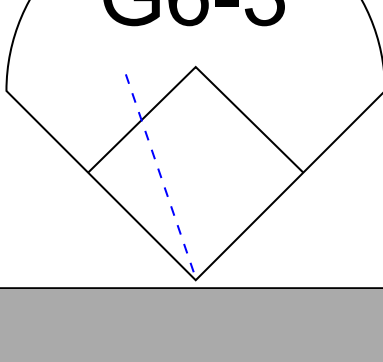
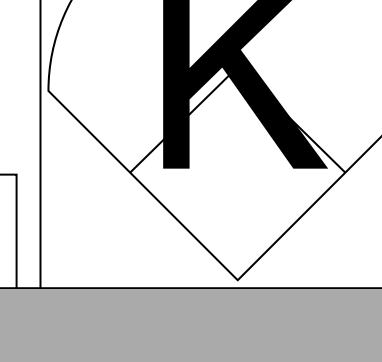

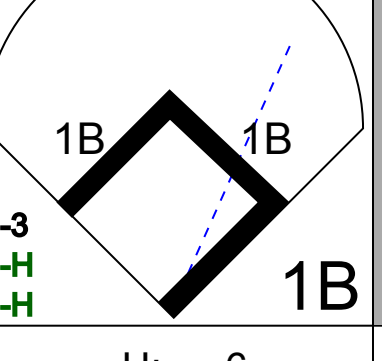

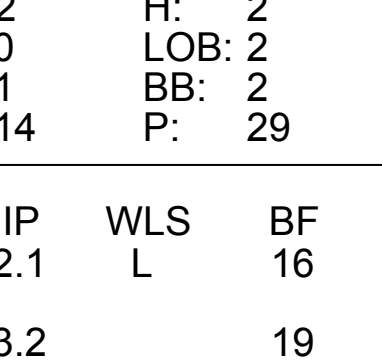
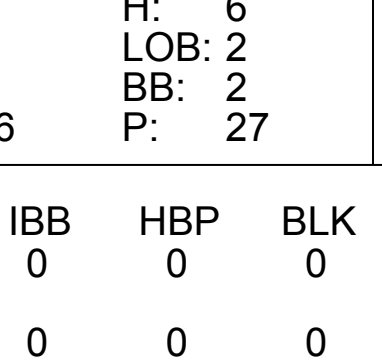
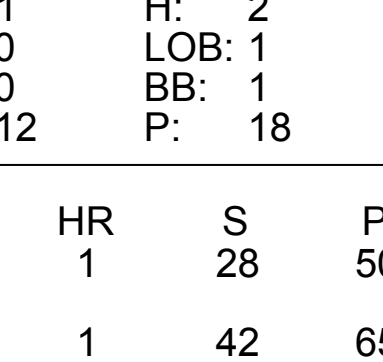
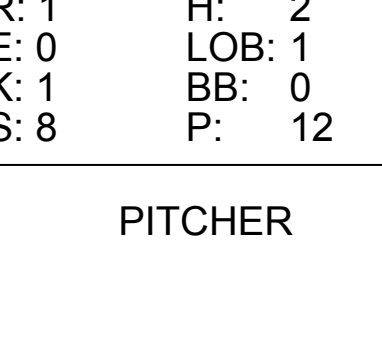




| Batter | 1 | 2 | 3 | 4 | 5 | 6 | 7 | 8 | 9 | AB | R | H | RBI | BB | SO | LOB | TOP | | | | | | | | | | |
|--|------------------------------|----------------------------------|-------------------------------|----------------------------------|-------------------------------|----------------------------------|------------------------------|----------------------------------|-------------------------------|----------------------------------|-------------------------------|----------------------------------|-------------------------------|----------------------------------|-------------------------------|----------------------------------|--|-----------------------------------|------------------------------------|----------------------------------|------------------------------------|----------------------------------|--------|--|--|--|--|
| Billy Hatcher, R OBP: 0.297, SLG: 0.332 (1, 7) | F8 | 1B | E | | P4 | | 1B | | FC5-4 | 5 | 1 | 3 | 2 | 1 | 0 | 0 | Houston Astros @ New York Mets Shea Stadium, Flushing, NY Mon Jul 17 1989, 7:05 PM EDT Att: 36,278 - Unknown | | | | | | | | | | |
| Eric Yelding, R OBP: 0.333, SLG: 0.314 (1, 4) | BB | 1B | SF7 | | K | | G5-3 | | FC5-4 | 4 | 2 | 1 | 3 | 1 | 1 | 3 | | | | | | | | | | | |
| Ken Caminiti, S OBP: 0.299, SLG: 0.353 (1, 5) | K | HR | E5 | | F9 | | | | 2B | 6 | 1 | 2 | 4 | 0 | 1 | 3 | | | | | | | | | | | |
| Glenn Davis, R OBP: 0.339, SLG: 0.461 Greg Gross, L OBP: 0.300, SLG: 0.183 (7, 3) | BB | HR | G5-3 | | F9 | | | | G3-1 | 3 | 1 | 1 | 2 | 1 | 0 | 3 | | | | | | | | | | | |
| Rafael Ramirez, R OBP: 0.288, SLG: 0.311 (1, 6) | G1-3 | F8 | | | K | | | | | 5 | 0 | 1 | 0 | 0 | 1 | 2 | | | | | | | | | | | |
| Mark Davidson, R OBP: 0.333, SLG: 0.389 (1, 9) | | L5 | 1B | | G6-3 | | | | F8 | 4 | 1 | 1 | 0 | 1 | 0 | 1 | | | | | | | | | | | |
| Alex Trevino, R OBP: 0.370, SLG: 0.478 (1, 2) | | BB | 2B | | E7 | | | | 1B | 4 | 3 | 4 | 0 | 1 | 0 | 0 | | | | | | | | | | | |
| Gerald Young, S OBP: 0.329, SLG: 0.269 (1, 8) | | BB | 1B | | FC3-2 | | | | 2B | 4 | 2 | 1 | 1 | 1 | 1 | 4 | | | | | | | | | | | |
| Bob Knepper, L OBP: 0.351, SLG: 0.452 Craig Reynolds, L OBP: 0.270, SLG: 0.255 Danny Darwin, R OBP: 0.091, SLG: 0.100 (7, PH) | 1B | BB | 2B | | F9 | | | | K | 2 | 1 | 0 | 0 | 0 | 1 | 4 | | | | | | | | | | | |
| Inning Stats | R: 0 E: 0 K: 1 S: 8 | H: 0 LOB: 2 BB: 2 P: 18 | R: 6 E: 0 K: 1 S: 22 | H: 4 LOB: 0 BB: 2 P: 40 | R: 2 E: 1 K: 1 S: 13 | H: 2 LOB: 3 BB: 2 P: 26 | R: 0 E: 0 K: 0 S: 7 | H: 2 LOB: 0 BB: 0 P: 10 | R: 0 E: 0 K: 1 S: 6 | H: 0 LOB: 0 BB: 0 P: 9 | R: 1 E: 0 K: 0 S: 10 | H: 2 LOB: 1 BB: 0 P: 17 | R: 0 E: 0 K: 0 S: 9 | H: 1 LOB: 1 BB: 0 P: 15 | R: 3 E: 0 K: 1 S: 13 | H: 3 LOB: 1 BB: 1 P: 22 | | 1B: 10 2B: 3 3B: 0 HR: 1 | SF: 1 SAC: 0 DP: 0 HBP: 0 | WP: 0 PB: 0 SB: 1 CS: 0 | PA: 49 | | | | | | |
| PITCHER | IP | WLS | BF | H | R | ER | SO | BB | IBB | HBP | BLK | WP | HR | S | P | ERA | WHIP | | | | | | | | | | |
| David West, L ERA: 6.88 (1, 1) | 2.2 | L | 21 | 6 | 8 | 8 | 3 | 5 | 1 | 0 | 0 | 0 | 1 | 40 | 80 | 27.00 | 4.125 | | | | | | | | | | |
| Wally Whitehurst, R ERA: 5.4 (3, 1) | 2.1 | | 9 | 2 | 0 | 0 | 1 | 0 | 0 | 0 | 0 | 0 | 0 | 16 | 23 | 0.00 | 0.857 | | | | | | | | | | |
| Jeff Innis, R ERA: 2.35 (6, 1) | 2.0 | | 8 | 2 | 1 | 1 | 1 | 0 | 0 | 0 | 0 | 0 | 0 | 17 | 26 | 4.50 | 1.000 | | | | | | | | | | |
| Don Aase, R ERA: 3.05 (8, 1) | 2.0 | | 11 | 4 | 3 | 3 | 1 | 1 | 0 | 0 | 0 | 0 | 0 | 22 | 37 | 13.50 | 2.500 | | | | | | | | | | |
| Batter | 1 | 2 | 3 | 4 | 5 | 6 | 7 | 8 | 9 | AB | R | H | RBI | BB | SO | LOB | BOTTOM | | | | | | | | | | |
| Mookie Wilson, S OBP: 0.238, SLG: 0.291 (8, 8) | K | | G1-3 | | 1B | | BB | | | 3 | 0 | 1 | 1 | 1 | 1 | 1 | Houston Astros @ New York Mets Shea Stadium, Flushing, NY Mon Jul 17 1989, 7:05 PM EDT Att: 36,278 - Unknown | | | | | | | | | | |
| Juan Samuel, R OBP: 0.303, SLG: 0.362 Don Aase, R (8, 1) | G4-3 | | G4-3 | | G4-3 | | F8 | | | 4 | 0 | 0 | 0 | 0 | 0 | 4 | | | | | | | | | | | |
| Howard Johnson, S OBP: 0.372, SLG: 0.625 (1, 6) | P5 | | | | HR | | 1B | | 1B | 4 | 1 | 3 | 1 | 0 | 0 | 0 | | | | | | | | | | | |
| Kevin McReynolds, R OBP: 0.333, SLG: 0.399 Mark Carreon, R OBP: 0.333, SLG: 0.510 (8, 7) | F8 | | F8 | | F8 | | F7 | | P4 | 3 | 0 | 0 | 0 | 0 | 0 | 1 | | | | | | | | | | | |
| Keith Hernandez, L OBP: 0.338, SLG: 0.376 (1, 3) | K | | G4-3 | | G4-3 | | L1-3 | | F8 | 4 | 0 | 1 | 0 | 0 | 1 | 1 | | | | | | | | | | | |
| Tim Lincecum, R OBP: 0.373, SLG: 0.328 (1, 4) | F7 | | G6-3 | | G6-3 | | L1-3 | | L4 | 4 | 0 | 0 | 0 | 0 | 0 | 3 | | | | | | | | | | | |
| Gregg Jefferies, S OBP: 0.276, SLG: 0.329 (1, 5) | | | HR | | L8 | | F8 | | F8 | 4 | 1 | 1 | 1 | 0 | 0 | 0 | | | | | | | | | | | |
| Mackey Sasser, L OBP: 0.306, SLG: 0.408 (1, 2) | | | SH1-3 | | G3-1 | | G4-3 | | F7 | 4 | 1 | 3 | 0 | 0 | 0 | 0 | | | | | | | | | | | |
| David West, L OBP: 0.228, SLG: 0.250 Wally Whitehurst, R OBP: 0.228, SLG: 0.430 Jeff Innis, R Lee Mazzilli, S OBP: 0.355, SLG: 0.305 (8, 9) | | | SH1-3 | | G3-1 | | G4-3 | | P5 | 0 | 0 | 0 | 0 | 0 | 0 | 0 | | | | | | | | | | | |
| Inning Stats | R: 0 E: 0 K: 1 S: 5 | H: 0 LOB: 0 BB: 0 P: 7 | R: 0 E: 0 K: 1 S: 5 | H: 0 LOB: 0 BB: 0 P: 9 | R: 1 E: 0 K: 0 S: 8 | H: 2 LOB: 1 BB: 0 P: 10 | R: 1 E: 0 K: 0 S: 9 | H: 1 LOB: 0 BB: 0 P: 17 | R: 1 E: 0 K: 0 S: 15 | H: 2 LOB: 1 BB: 0 P: 22 | R: 0 E: 0 K: 0 S: 13 | H: 2 LOB: 1 BB: 0 P: 19 | R: 0 E: 0 K: 0 S: 18 | H: 1 LOB: 2 BB: 1 P: 27 | R: 0 E: 0 K: 0 S: 10 | H: 1 LOB: 1 BB: 0 P: 13 | | R: 0 E: 0 K: 0 S: 11 | H: 0 LOB: 0 BB: 0 P: 12 | 1B: 5 2B: 3 3B: 0 HR: 2 | SF: 0 SAC: 1 DP: 1 HBP: 0 | WP: 0 PB: 0 SB: 1 CS: 0 | PA: 36 | | | | |
| PITCHER | IP | WLS | BF | H | R | ER | SO | BB | IBB | HBP | BLK | WP | HR | S | P | ERA | WHIP | | | | | | | | | | |
| Bob Knepper, L ERA: 5.65 (1, 1) | 6.0 | W | 24 | 7 | 3 | 3 | 2 | 0 | 0 | 0 | 0 | 0 | 0 | 55 | 84 | 4.50 | 1.167 | | | | | | | | | | |
| Danny Darwin, R ERA: 1.99 (7, 1) | 3.0 | S | 12 | 2 | 0 | 0 | 0 | 1 | 0 | 0 | 0 | 0 | 0 | 39 | 52 | 0.00 | 1.000 | | | | | | | | | | |

| Batter | 1 | 2 | 3 | 4 | 5 | 6 | 7 | 8 | 9 | AB | R | H | RBI | BB | SO | LOB | TOP | | | | |
|--|---|----------------------------------|---|---|---|---|---|--|---|----------------------------------|-------------------------------|----------------------------------|------------------------------|---------------------------------|------------------------------|----------------------------------|----------------------------------|------------------------------------|----------------------------------|--------|--|
| Billy Hatcher, R OBP: 0.296, SLG: 0.331 (1, 7) |  | | |  | |  | |  | | 4 | 0 | 1 | 0 | 0 | 2 | 1 | | | | | |
| Eric Yelding, R OBP: 0.302, SLG: 0.282 (1, 4) |  | | |  | |  | | |  | 4 | 0 | 0 | 0 | 0 | 2 | 1 | | | | | |
| Ken Caminiti, S OBP: 0.296, SLG: 0.349 (1, 5) |  | | |  | | |  | |  | 4 | 0 | 0 | 0 | 0 | 0 | 1 | | | | | |
| Glenn Davis, R OBP: 0.337, SLG: 0.457 (7, 3) | | |  | |  | |  | |  | 3 | 0 | 0 | 0 | 0 | 1 | 1 | | | | | |
| Greg Gross, L OBP: 0.300, SLG: 0.183 (9, PH) | | | | | | | | | | 0 | 0 | 0 | 0 | 0 | 0 | 0 | | | | | |
| Alex Trevino, R OBP: 0.365, SLG: 0.471 (9, PH) | | | | | | | | | | 1 | 0 | 0 | 0 | 0 | 1 | 0 | | | | | |
| Craig Biggio, R OBP: 0.327, SLG: 0.382 (1, 2) |  | | | | |  | | |  | 2 | 0 | 0 | 0 | 0 | 0 | 0 | | | | | |
| Rafael Ramirez, R OBP: 0.289, SLG: 0.311 (1, 6) |  | | | | |  | | |  | 3 | 0 | 1 | 0 | 0 | 0 | 0 | | | | | |
| Mark Davidson, R OBP: 0.333, SLG: 0.381 (1, 9) | | | |  | |  | | |  | 3 | 0 | 1 | 0 | 0 | 1 | 2 | | | | | |
| Gerald Young, S OBP: 0.329, SLG: 0.267 (1, 8) | | | |  | |  | | |  | 2 | 0 | 0 | 0 | 1 | 0 | 1 | | | | | |
| Bob Forsch, R OBP: 0.188, SLG: 0.188 (1, 1) | | | | | | | | | | 0 | 0 | 0 | 0 | 0 | 0 | 0 | | | | | |
| Dan Schatzeder, L (3, 1) | | | |  | | | | |  | 1 | 0 | 0 | 0 | 0 | 0 | 0 | | | | | |
| Juan Agosto, L OBP: 0.250, SLG: 0.250 (7, 1) | | | | | | | | | | 0 | 0 | 0 | 0 | 0 | 0 | 0 | | | | | |
| Terry Puhl, L OBP: 0.363, SLG: 0.410 (8, PH) | | | | | | | | | | 1 | 0 | 1 | 0 | 0 | 0 | 0 | | | | | |
| Mark Portugal, R (8, 1) | | | | | | | | | | 0 | 0 | 0 | 0 | 0 | 0 | 0 | | | | | |
| Inning Stats | R: 0 E: 0 K: 2 S: 10 | H: 0 LOB: 0 BB: 0 P: 17 | R: 0 E: 0 K: 1 S: 11 | H: 0 LOB: 0 BB: 0 P: 16 | R: 0 E: 0 K: 1 S: 8 | H: 0 LOB: 1 BB: 1 P: 12 | R: 0 E: 0 K: 0 S: 7 | H: 1 LOB: 1 BB: 0 P: 10 | R: 0 E: 0 K: 2 S: 11 | H: 0 LOB: 0 BB: 0 P: 15 | R: 0 E: 0 K: 0 S: 15 | H: 1 LOB: 2 BB: 0 P: 22 | R: 0 E: 0 K: 0 S: 6 | H: 1 LOB: 0 BB: 0 P: 7 | R: 0 E: 0 K: 1 S: 8 | H: 0 LOB: 0 BB: 0 P: 12 | 1B: 4 2B: 1 3B: 0 HR: 0 | SF: 0 SAC: 1 DP: 2 HBP: 1 | WP: 0 PB: 0 SB: 0 CS: 0 | PA: 31 | |
| PITCHER | IP | WLS | BF | H | R | ER | SO | BB | IBB | HBP | BLK | WP | HR | S | P | ERA | WHIP | | | | |
| Sid Fernandez, L ERA: 2.69 | (1, 1) | 7.0 | W | 25 | 3 | 0 | 0 | 6 | 1 | 0 | 1 | 0 | 0 | 0 | 67 | 104 | 0.00 | 0.571 | | | |
| Jeff Innis, R ERA: 2.2 | (8, 1) | 1.0 | | 3 | 1 | 0 | 0 | 0 | 0 | 0 | 0 | 0 | 0 | 6 | 7 | 0.00 | 1.000 | | | | |
| Randy Myers, L ERA: 1.37 | (9, 1) | 1.0 | | 3 | 0 | 0 | 0 | 1 | 0 | 0 | 0 | 0 | 0 | 8 | 12 | 0.00 | 0.000 | | | | |

Houston Astros @ New York Mets
Shea Stadium, Flushing, NY
Tue Jul 18 1989, 7:05 PM EDT
Att: 35,664 - Unknown

AB 28
R 0
H 4
RBI 0
BB 1
SO 7
LOB 7



| Batter | 1 | 2 | 3 | 4 | 5 | 6 | 7 | 8 | 9 | AB | R | H | RBI | BB | SO | LOB | BOTTOM | | | | |
|---|---|---|---|---------------------------------|--|----------------------------------|---|---|---|----------------------------------|------------------------------|----------------------------------|------------------------------|----------------------------------|-------------------------------|----------------------------------|-----------------------------------|------------------------------------|----------------------------------|--------|--|
| Juan Samuel, R OBP: 0.305, SLG: 0.362 (1, 8) |  |  |  | |  | |  | | | 5 | 0 | 2 | 1 | 0 | 1 | 1 | | | | | |
| Dave Magadan, L OBP: 0.376, SLG: 0.427 (5, 3) |  |  |  | |  | |  | | | 4 | 1 | 1 | 0 | 1 | 1 | 2 | | | | | |
| Howard Johnson, S OBP: 0.372, SLG: 0.631 (5, 5) |  | |  | |  | | |  | | 5 | 2 | 2 | 2 | 0 | 1 | 4 | | | | | |
| Darryl Strawberry, L OBP: 0.316, SLG: 0.508 (8, 9) |  | |  | |  | |  | |  | 4 | 0 | 1 | 0 | 0 | 0 | 0 | | | | | |
| Mookie Wilson, S OBP: 0.241, SLG: 0.298 (8, 9) | | |  | | | | |  | 1 | 0 | 1 | 0 | 0 | 0 | 0 | 0 | | | | | |
| Kevin McReynolds, R OBP: 0.341, SLG: 0.412 (8, 1) | | |  | |  | |  | |  | 2 | 3 | 2 | 2 | 2 | 0 | 0 | | | | | |
| Tim Teufel, R OBP: 0.371, SLG: 0.326 (7, PH) | | |  | |  | | | | | 0 | 0 | 0 | 0 | 0 | 0 | 0 | | | | | |
| Randy Myers, L (9, 1) | | |  | |  | | | | | 0 | 0 | 0 | 0 | 0 | 0 | 0 | | | | | |
| Keith Hernandez, L OBP: 0.344, SLG: 0.382 (1, 3) |  | |  | |  | |  | |  | 3 | 1 | 2 | 0 | 0 | 0 | 2 | | | | | |
| Kevin Elster, R OBP: 0.257, SLG: 0.284 (5, 6) | | |  | |  | | | | | 2 | 0 | 1 | 0 | 0 | 0 | 1 | | | | | |
| Gregg Jefferies, S OBP: 0.279, SLG: 0.332 (1, 4) |  | |  | |  | |  | | | 3 | 1 | 1 | 1 | 1 | 0 | 3 | | | | | |
| Mackey Sasser, L OBP: 0.304, SLG: 0.396 (1, 2) | | |  | |  | |  | |  | 3 | 1 | 0 | 1 | 1 | 1 | 2 | | | | | |
| Sid Fernandez, L OBP: 0.262, SLG: 0.275 (1, 1) | | | | | | | | | | 3 | 0 | 2 | 2 | 0 | 1 | 0 | | | | | |
| Mark Carreon, R OBP: 0.327, SLG: 0.500 (7, PH) | | | | | | | | | | 1 | 0 | 0 | 0 | 0 | 0 | 0 | | | | | |
| Inning Stats | R: 2 E: 0 K: 1 S: 14 | H: 2 LOB: 2 BB: 2 P: 29 | R: 0 E: 0 K: 0 S: 6 | H: 1 LOB: 1 BB: 0 P: 7 | R: 5 E: 0 K: 0 S: 16 | H: 6 LOB: 2 BB: 2 P: 27 | R: 1 E: 0 K: 0 S: 12 | H: 2 LOB: 1 BB: 1 P: 18 | R: 0 E: 0 K: 2 S: 14 | H: 1 LOB: 1 BB: 0 P: 22 | R: 1 E: 0 K: 0 S: 8 | H: 2 LOB: 1 BB: 0 P: 12 | R: 0 E: 0 K: 0 S: 6 | H: 0 LOB: 0 BB: 0 P: 10 | R: 0 E: 0 K: 1 S: 10 | H: 1 LOB: 1 BB: 0 P: 13 | 1B: 10 2B: 3 3B: 0 HR: 2 | SF: 0 SAC: 0 DP: 1 HBP: 0 | WP: 2 PB: 0 SB: 1 CS: 0 | PA: 42 | |
| PITCHER | IP | WLS | BF | H | R | ER | SO | BB | IBB | HBP | BLK | WP | HR | S | P | ERA | WHIP | | | | |
| Bob Forsch, R ERA: 4.44 | (1, 1) | 2.1 | L | 16 | 6 | 6 | 6 | 1 | 0 | 0 | 0 | 0 | 1 | 28 | 50 | 7.36 | 2.727 | | | | |
| Dan Schatzeder, L ERA: 3.55 | (3, 1) | 3.2 | | 19 | 8 | 3 | 3 | 3 | 2 | 0 | 0 | 0 | 2 | 1 | 42 | 65 | 7.36 | 2.727 | | | |
| Juan Agosto, L ERA: 3.55 | (7, 1) | 1.0 | | 3 | 0 | 0 | 0 | 0 | 0 | 0 | 0 | 0 | 0 | 6 | 10 | 0.00 | 0.000 | | | | |
| Mark Portugal, R ERA: 5.79 | (8, 1) | 1.0 | | 4 | 1 | 0 | 0 | 1 | 0 | 0 | 0 | 0 | 0 | 10 | 13 | 0.00 | 1.000 | | | | |

Houston Astros @ New York Mets
Shea Stadium, Flushing, NY
Tue Jul 18 1989, 7:05 PM EDT
Att: 35,664 - Unknown

AB 37
R 9
H 15
RBI 9
BB 5
SO 5
LOB 16



| Batter | 1 | 2 | 3 | 4 | 5 | 6 | 7 | 8 | 9 | AB | R | H | RBI | BB | SO | LOB | TOP | | | | | |
|--|---|----------------------------------|-------------------------------|----------------------------------|------------------------------|---------------------------------|-------------------------------|----------------------------------|-------------------------------|----------------------------------|------------------------------|----------------------------------|------------------------------|----------------------------------|------------------------------|---------------------------------|------------------------------|----------------------------------|----------------------------------|------------------------------------|----------------------------------|--------|
| Gerald Young, S OBP: 0.326, SLG: 0.264 (1, 8) | F7 | | K | | | L7 | | G4-3 | | 4 | 0 | 0 | 0 | 0 | 1 | 1 | | | | | | |
| Craig Reynolds, L OBP: 0.291, SLG: 0.245 (1, 5) | K | | | K | | P6 | | | P4 | 4 | 0 | 0 | 0 | 0 | 2 | 0 | | | | | | |
| Bill Doran, S OBP: 0.327, SLG: 0.385 (1, 4) | G4-3 | | | G4-3 | | K | | | K | 4 | 0 | 0 | 0 | 0 | 2 | 0 | | | | | | |
| Glenn Davis, R OBP: 0.338, SLG: 0.475 (1, 3) | | HR | | HR | | | | | G6-3 | 4 | 2 | 2 | 2 | 0 | 1 | 0 | | | | | | |
| Terry Puhl, L OBP: 0.358, SLG: 0.404 (1, 9) | K | | | G4-3 | | P6 | | | | 3 | 0 | 0 | 0 | 0 | 1 | 0 | | | | | | |
| Craig Biggio, R OBP: 0.323, SLG: 0.377 (1, 2) | G3 | | | | | G5-3 | | | | 3 | 0 | 0 | 0 | 0 | 1 | 0 | | | | | | |
| Greg Gross, L OBP: 0.315, SLG: 0.206 (1, 7) | G6-3 | | | | | 1B | | | | 3 | 0 | 2 | 0 | 0 | 0 | 0 | | | | | | |
| Rafael Ramirez, R OBP: 0.286, SLG: 0.308 (1, 6) | | | F9 | | F9 | | | L9 | | 3 | 0 | 0 | 0 | 0 | 0 | 2 | | | | | | |
| Jim Clancy, R OBP: 0.179, SLG: 0.185 (1, 1) | | | F8 | | | | | F8 | | 2 | 0 | 0 | 0 | 0 | 0 | 1 | | | | | | |
| Juan Agosto, L OBP: 0.250, SLG: 0.250 (5, 1) | | | | | G4-3 | | | | | 0 | 0 | 0 | 0 | 0 | 0 | 0 | | | | | | |
| Ken Caminiti, S OBP: 0.295, SLG: 0.348 (8, PH) | | | | | | | | | | 1 | 0 | 0 | 0 | 0 | 0 | 1 | | | | | | |
| Dave Smith, R (8, 1) | | | | | | | | | | 0 | 0 | 0 | 0 | 0 | 0 | 0 | | | | | | |
| Inning Stats | R: 0 E: 0 K: 1 S: 9 | H: 0 LOB: 0 BB: 0 P: 15 | R: 1 E: 0 K: 1 S: 11 | H: 1 LOB: 0 BB: 0 P: 14 | R: 0 E: 0 K: 1 S: 6 | H: 0 LOB: 0 BB: 0 P: 8 | R: 1 E: 0 K: 1 S: 14 | H: 1 LOB: 0 BB: 0 P: 21 | R: 0 E: 0 K: 1 S: 10 | H: 1 LOB: 0 BB: 0 P: 14 | R: 0 E: 0 K: 1 S: 7 | H: 0 LOB: 0 BB: 0 P: 11 | R: 0 E: 0 K: 1 S: 8 | H: 0 LOB: 0 BB: 0 P: 13 | R: 0 E: 0 K: 0 S: 5 | H: 1 LOB: 1 BB: 0 P: 6 | R: 0 E: 0 K: 1 S: 9 | H: 0 LOB: 0 BB: 0 P: 10 | 1B: 2 2B: 0 3B: 0 HR: 2 | SF: 0 SAC: 0 DP: 0 HBP: 0 | WP: 0 PB: 0 SB: 0 CS: 0 | PA: 31 |
| PITCHER David Cone, R ERA: 3.84 (1, 1) | IP: 9.0 WLS: W BF: 31 H: 4 R: 2 ER: 2 SO: 8 BB: 0 IBB: 0 HBP: 0 BLK: 0 WP: 0 HR: 2 S: 79 P: 112 ERA: 2.00 WHIP: 0.444 | | | | | | | | | | | | | | | PITCHER | | | | | | |

Houston Astros @ New York Mets
Shea Stadium, Flushing, NY
Wed Jul 19 1989, 7:05 PM EDT
Att: 35,511 - Unknown

| | |
|-----|----|
| AB | 31 |
| R | 2 |
| H | 4 |
| RBI | 2 |
| BB | 0 |
| SO | 8 |
| LOB | 5 |



| Batter | 1 | 2 | 3 | 4 | 5 | 6 | 7 | 8 | 9 | AB | R | H | RBI | BB | SO | LOB | BOTTOM | | | | | |
|--|--|----------------------------------|------------------------------|---------------------------------|-------------------------------|----------------------------------|-------------------------------|----------------------------------|-------------------------------|----------------------------------|-------------------------------|----------------------------------|------------------------------|----------------------------------|-------------------------------|----------------------------------|------------------------------|----------------------------------|----------------------------------|------------------------------------|----------------------------------|--------|
| Juan Samuel, R OBP: 0.304, SLG: 0.361 (1, 8) | G4-3 | | | K | SH2-3 | | | G6-3 | | 4 | 0 | 1 | 0 | 0 | 1 | 0 | | | | | | |
| Dave Magadan, L OBP: 0.376, SLG: 0.428 (1, 3) | G3 | | | HR | SF9 | | | K | | 4 | 1 | 2 | 1 | 0 | 1 | 0 | | | | | | |
| Howard Johnson, S OBP: 0.372, SLG: 0.625 (1, 5) | F8 | | | F8 | DI | | | PO | | 3 | 0 | 0 | 0 | 2 | 0 | 4 | | | | | | |
| Darryl Strawberry, L OBP: 0.319, SLG: 0.517 (1, 9) | | G3 | | HR | | | | PO | | 3 | 2 | 1 | 2 | 1 | 0 | 0 | | | | | | |
| Kevin McReynolds, R OBP: 0.337, SLG: 0.407 (1, 7) | | G5-3 | | G1-3 | L7 | | | G4-3 | | 4 | 0 | 0 | 0 | 0 | 0 | 4 | | | | | | |
| Gregg Jefferies, S OBP: 0.282, SLG: 0.334 (1, 4) | | F8 | | | 1B | | | P6 | | 4 | 2 | 2 | 1 | 0 | 0 | 0 | | | | | | |
| Mackey Sasser, L OBP: 0.319, SLG: 0.418 (1, 2) | | | | P2 | FC5 | | | | | 4 | 2 | 3 | 1 | 0 | 0 | 0 | | | | | | |
| Kevin Elster, R OBP: 0.257, SLG: 0.284 (1, 6) | | | | P4 | SH2-3 | | | F9 | | 4 | 1 | 1 | 1 | 0 | 1 | 2 | | | | | | |
| David Cone, L OBP: 0.279, SLG: 0.293 (1, 1) | | | | G3 | FC5 | | | G1-3 | | 4 | 0 | 1 | 1 | 0 | 0 | 2 | | | | | | |
| Inning Stats | R: 0 E: 0 K: 0 S: 7 | H: 0 LOB: 0 BB: 0 P: 12 | R: 0 E: 0 K: 0 S: 5 | H: 0 LOB: 0 BB: 0 P: 7 | R: 0 E: 0 K: 0 S: 10 | H: 0 LOB: 0 BB: 0 P: 16 | R: 2 E: 0 K: 1 S: 12 | H: 2 LOB: 0 BB: 0 P: 20 | R: 3 E: 1 K: 0 S: 20 | H: 3 LOB: 3 BB: 2 P: 39 | R: 0 E: 0 K: 0 S: 10 | H: 1 LOB: 1 BB: 0 P: 13 | R: 0 E: 0 K: 1 S: 5 | H: 0 LOB: 0 BB: 1 P: 13 | R: 3 E: 1 K: 1 S: 17 | H: 5 LOB: 3 BB: 0 P: 20 | R: 0 E: 0 K: 1 S: 9 | H: 0 LOB: 0 BB: 0 P: 10 | 1B: 9 2B: 1 3B: 0 HR: 1 | SF: 1 SAC: 1 DP: 0 HBP: 0 | WP: 0 PB: 0 SB: 0 CS: 0 | PA: 40 |
| PITCHER Jim Clancy, R ERA: 4.47 (1, 1) | IP: 4.2 WLS: L BF: 21 H: 5 R: 5 ER: 3 SO: 3 BB: 1 IBB: 0 HBP: 0 BLK: 0 WP: 0 HR: 1 S: 49 P: 85 ERA: 5.79 WHIP: 1.286 | | | | | | | | | | | | | | | PITCHER | | | | | | |
| Juan Agosto, L ERA: 3.89 (5, 1) | 2.1 9 1 0 0 1 2 0 0 0 0 0 0 20 35 0.00 1.286 | | | | | | | | | | | | | | | | | | | | | |
| Dave Smith, R ERA: 2.27 (8, 1) | 1.0 9 5 3 1 1 0 0 0 0 0 0 0 17 20 9.00 5.000 | | | | | | | | | | | | | | | | | | | | | |

Houston Astros @ New York Mets
Shea Stadium, Flushing, NY
Wed Jul 19 1989, 7:05 PM EDT
Att: 35,511 - Unknown

| | |
|-----|----|
| AB | 34 |
| R | 8 |
| H | 11 |
| RBI | 7 |
| BB | 3 |
| SO | 3 |
| LOB | 12 |



| Batter | 1 | 2 | 3 | 4 | 5 | 6 | 7 | 8 | 9 | AB | R | H | RBI | BB | SO | LOB | TOP | | | | | |
|---|------------------------------|----------------------------------|------------------------------|---------------------------------|-------------------------------|----------------------------------|-------------------------------|----------------------------------|------------------------------|----------------------------------|-------------------------------|----------------------------------|-------------------------------|----------------------------------|------------------------------|----------------------------------|------------------------------|---------------------------------|----------------------------------|------------------------------------|-------------------------|--------|
| Oddibe McDowell, L OBP: 0.302, SLG: 0.307 (1, 8) | 0-0 B3 | | 2-2 F9 | | | 0-0 F7 | 1-3 K | | | 4 | 0 | 0 | 0 | 0 | 1 | 1 | | | | | | |
| Jeff Blausler, R OBP: 0.265, SLG: 0.391 (1, 4) | 2-1 G5-3 | | | 1-1 G5-3 | | 1-1 G1-3 | | 1-3 K | | 4 | 0 | 0 | 0 | 0 | 1 | 0 | | | | | | |
| Lonnie Smith, R OBP: 0.439, SLG: 0.582 (1, 7) | 3-3 K | | | 4-2 BB | | 4-2 BB | | 3-3 K | | 2 | 1 | 0 | 0 | 2 | 2 | 0 | | | | | | |
| Andres Thomas, R OBP: 0.256, SLG: 0.361 (1, 6) | | 2-0 1B | | 1-3 K | | 1-1 BB | | 1-3 K | | 4 | 0 | 2 | 1 | 0 | 2 | 1 | | | | | | |
| Dale Murphy, R OBP: 0.306, SLG: 0.338 (1, 9) | 0-0 G6-4-3 | | | 4-2 BB | | 4-2 BB | | 0-1 G6-3 | | 2 | 0 | 0 | 0 | 2 | 0 | 1 | | | | | | |
| Darrell Evans, L OBP: 0.280, SLG: 0.329 (1, 3) (6, 5) | 3-1 F8 | | | 2-1 P4 | | 4-2 BB | | 2-3 K | | 3 | 0 | 0 | 0 | 1 | 1 | 2 | | | | | | |
| Ed Whited, R OBP: 0.208, SLG: 0.182 (1, 5) | | | 4-2 SH2-4 | | 1-2 F8 | | 1-3 K | | 0-1 F8 | 1 | 0 | 0 | 0 | 1 | 0 | 0 | | | | | | |
| Tommy Gregg, L OBP: 0.331, SLG: 0.370 (6, PH) (6, 3) | | | 1-2 BB | | 2-3 K | | | | | 2 | 0 | 0 | 0 | 0 | 1 | 3 | | | | | | |
| John Russell, R OBP: 0.185, SLG: 0.175 (1, 2) | | | 1-2 SAFE | | 2-3 K | | 3-3 K | | | 3 | 0 | 0 | 0 | 0 | 2 | 1 | | | | | | |
| Derek Lilliquist, L OBP: 0.167, SLG: 0.194 (1, 1) | | | 0-0 SH2-4 | | 0-0 P6 | | | | | 1 | 0 | 0 | 0 | 0 | 0 | 0 | | | | | | |
| Jeff Wetherby, L OBP: 0.353, SLG: 0.333 (7, PH) | | | 1-2 | | | | | | | 1 | 0 | 0 | 0 | 0 | 0 | 0 | | | | | | |
| Mark Eichhorn, R (7, 1) | | | | | | | | | | 0 | 0 | 0 | 0 | 0 | 0 | 0 | | | | | | |
| Inning Stats | R: 0 E: 0 K: 1 S: 6 | H: 0 LOB: 0 BB: 0 P: 11 | R: 0 E: 0 K: 0 S: 4 | H: 1 LOB: 0 BB: 0 P: 9 | R: 0 E: 0 K: 0 S: 10 | H: 0 LOB: 1 BB: 1 P: 17 | R: 0 E: 0 K: 1 S: 11 | H: 0 LOB: 2 BB: 2 P: 23 | R: 0 E: 0 K: 1 S: 8 | H: 0 LOB: 0 BB: 0 P: 11 | R: 1 E: 0 K: 2 S: 19 | H: 1 LOB: 3 BB: 3 P: 34 | R: 0 E: 0 K: 2 S: 12 | H: 0 LOB: 0 BB: 0 P: 16 | R: 0 E: 0 K: 3 S: 9 | H: 0 LOB: 0 BB: 0 P: 14 | R: 0 E: 0 K: 1 S: 7 | H: 0 LOB: 0 BB: 0 P: 9 | 1B: 2 2B: 0 3B: 0 HR: 0 | SF: 0 SAC: 1 DP: 1 HBP: 0 | WP: 0 PB: 0 CS: 0 | PA: 34 |
| PITCHER | IP | WLS | BF | H | R | ER | SO | BB | IBB | HBP | BLK | WP | HR | S | P | ERA | WHIP | | | | | |
| Bob Ojeda, L ERA: 4.05 | (1, 1) | 5.2 | W | 24 | 2 | 1 | 1 | 3 | 6 | 0 | 0 | 0 | 0 | 55 | 101 | 1.59 | 1.412 | | | | | |
| Rick Aguilera, R ERA: 1.74 | (6, 1) | 3.1 | S | 10 | 0 | 0 | 0 | 7 | 0 | 0 | 0 | 0 | 0 | 31 | 43 | 0.00 | 0.000 | | | | | |

Atlanta Braves @ New York Mets
Shea Stadium, Flushing, NY
Thu Jul 20 1989, 7:05 PM EDT
Att: 21,376 - Unknown

AB 27
R 1
H 2
RBI 1
BB 6
SO 10
LOB 9



| Batter | 1 | 2 | 3 | 4 | 5 | 6 | 7 | 8 | 9 | AB | R | H | RBI | BB | SO | LOB | BOTTOM | | | | |
|---|-------------------------------|----------------------------------|------------------------------|----------------------------------|-------------------------------|----------------------------------|------------------------------|---------------------------------|------------------------------|----------------------------------|------------------------------|----------------------------------|-------------------------------|----------------------------------|------------------------------|---------------------------------|----------------------------------|------------------------------------|-------------------------|--------|--|
| Juan Samuel, R OBP: 0.307, SLG: 0.364 (1, 8) | 0-1 G4-3 | 0-1 G6-4-3 | | | 4-1 BB | | | 1-2 F8 | | 3 | 1 | 1 | 0 | 1 | 0 | 2 | | | | | |
| Dave Magadan, L OBP: 0.376, SLG: 0.429 (1, 3) | 2-1 G4-3 | | 3-2 E8 | | 1-2 F8 | | | 1-1 1B | | 4 | 1 | 2 | 0 | 0 | 0 | 2 | | | | | |
| Howard Johnson, S OBP: 0.374, SLG: 0.627 (1, 5) | 0-1 2B | | 2-0 F8 | | 1-0 L5-3 | | | 2-1 E4 | | 4 | 1 | 2 | 1 | 0 | 0 | 2 | | | | | |
| Darryl Strawberry, L OBP: 0.321, SLG: 0.532 (1, 9) | 3-2 2B | | 1-2 HR | | 1-3 K | | | 3-3 K | | 4 | 1 | 2 | 3 | 0 | 2 | 2 | | | | | |
| Kevin McReynolds, R OBP: 0.333, SLG: 0.402 (1, 7) | 1-1 G6-3 | | 2-1 F8 | | 3-2 F9 | | | 2-0 G6-3 | | 4 | 0 | 0 | 0 | 0 | 0 | 3 | | | | | |
| Gregg Jefferies, S OBP: 0.279, SLG: 0.331 (1, 4) | 3-2 G3-1 | | 0-1 G4-3 | | 0-0 G6-3 | | | 1-2 | | 3 | 0 | 0 | 0 | 0 | 0 | 1 | | | | | |
| Phil Lombardi, R OBP: 0.243, SLG: 0.294 (1, 2) | | 2-0 P6 | | 0-0 G5-3 | | 3-2 L9 | | | | 3 | 0 | 0 | 0 | 0 | 0 | 0 | | | | | |
| Kevin Elster, R OBP: 0.258, SLG: 0.289 (1, 6) | | 1-2 2B | | 2-3 K | | 1-1 G6-3 | | | | 3 | 0 | 1 | 0 | 0 | 1 | 0 | | | | | |
| Bob Ojeda, L OBP: 0.205, SLG: 0.162 (1, 1) | | 4-2 BB | | 2-0 G3 | | 2-2 G5-3 | | | | 1 | 0 | 0 | 0 | 1 | 0 | 0 | | | | | |
| Rick Aguilera, R (6, 1) | | | | | | | | | | 1 | 0 | 0 | 0 | 0 | 0 | 0 | | | | | |
| Inning Stats | R: 2 E: 0 K: 0 S: 14 | H: 3 LOB: 1 BB: 0 P: 23 | R: 0 E: 0 K: 0 S: 8 | H: 1 LOB: 1 BB: 1 P: 15 | R: 2 E: 1 K: 0 S: 13 | H: 2 LOB: 0 BB: 0 P: 21 | R: 0 E: 0 K: 1 S: 5 | H: 0 LOB: 0 BB: 0 P: 9 | R: 0 E: 0 K: 1 S: 8 | H: 0 LOB: 0 BB: 0 P: 11 | R: 0 E: 0 K: 1 S: 9 | H: 0 LOB: 2 BB: 0 P: 15 | R: 0 E: 1 K: 1 S: 12 | H: 2 LOB: 2 BB: 0 P: 21 | R: 0 E: 0 K: 1 S: 7 | H: 0 LOB: 0 BB: 0 P: 9 | 1B: 3 2B: 5 3B: 0 HR: 1 | SF: 0 SAC: 0 DP: 2 HBP: 0 | WP: 0 PB: 0 CS: 0 | PA: 32 | |
| PITCHER | IP | WLS | BF | H | R | ER | SO | BB | IBB | HBP | BLK | WP | HR | S | P | ERA | WHIP | | | | |
| Derek Lilliquist, L ERA: 3.74 | (1, 1) | 6.0 | L | 24 | 6 | 4 | 4 | 2 | 2 | 0 | 0 | 0 | 0 | 53 | 91 | 6.00 | 1.333 | | | | |
| Mark Eichhorn, R ERA: 4.05 | (7, 1) | 2.0 | | 8 | 2 | 0 | 0 | 1 | 0 | 0 | 0 | 0 | 0 | 21 | 36 | 0.00 | 1.000 | | | | |

Atlanta Braves @ New York Mets
Shea Stadium, Flushing, NY
Thu Jul 20 1989, 7:05 PM EDT
Att: 21,376 - Unknown

AB 30
R 4
H 8
RBI 4
BB 2
SO 3
LOB 12



| Batter | 1 | 2 | 3 | 4 | 5 | 6 | 7 | 8 | 9 | AB | R | H | RBI | BB | SO | LOB | TOP | | | | |
|---|------------------------------|----------------------------------|-------------------------------|----------------------------------|------------------------------|----------------------------------|------------------------------|----------------------------------|------------------------------|---------------------------------|-------------------------------|----------------------------------|-------------------------------|----------------------------------|-------------------------------|----------------------------------|----------------------------------|------------------------------------|----------------------------------|--------|--|
| Oddibe McDowell, L OBP: 0.310, SLG: 0.313 (1, 8) | F7 | | E9 1B | | | | | | | | | | | | | | 4 0 3 0 1 0 0 | | | | |
| Tommy Gregg, L OBP: 0.327, SLG: 0.361 (1, 3) | L6 | | | | | | | | | | | | | | | | 4 0 0 0 1 2 4 | | | | |
| Lonnie Smith, R OBP: 0.441, SLG: 0.581 (1, 7) | K | | | | | | | | | | | | | | | | 4 1 2 0 1 1 0 | | | | |
| Andres Thomas, R OBP: 0.255, SLG: 0.358 (1, 6) | | | | | | | | | | | | | | | | | 5 0 1 0 0 0 5 | | | | |
| Darrell Evans, L OBP: 0.285, SLG: 0.331 (1, 5) | | | | | | | | | | | | | | | | | 2 1 1 1 1 0 0 | | | | |
| Dale Murphy, R OBP: 0.305, SLG: 0.335 (1, 9) | | | | | | | | | | | | | | | | | 3 1 0 0 1 0 3 | | | | |
| Jeff Treadway, L OBP: 0.364, SLG: 0.363 (8, PH) | | | | | | | | | | | | | | | | | 3 1 2 2 0 0 1 | | | | |
| Jeff Blauser, R OBP: 0.287, SLG: 0.391 (8, 4) | | | | | | | | | | | | | | | | | 0 0 0 0 1 0 0 | | | | |
| John Russell, R OBP: 0.188, SLG: 0.179 (1, 2) | | | | | | | | | | | | | | | | | 4 0 1 1 0 1 2 | | | | |
| Marty Clary, R OBP: 0.364, SLG: 0.307 (6, 1) | | | | | | | | | | | | | | | | | 2 0 0 0 0 0 0 | | | | |
| Paul Assenmacher, L OBP: 0.325, SLG: 0.333 (7, PH) | | | | | | | | | | | | | | | | | 0 0 0 0 0 0 0 | | | | |
| Geromino Berroa, R OBP: 0.316, SLG: 0.373 (7, PH) | | | | | | | | | | | | | | | | | 1 0 0 0 0 0 2 | | | | |
| Jim Acker, R OBP: 0.265, SLG: 0.250 (7, 1) | | | | | | | | | | | | | | | | | 0 0 0 0 0 0 0 | | | | |
| Jody Davis, R OBP: 0.226, SLG: 0.278 (6, PH) | | | | | | | | | | | | | | | | | 1 0 0 0 0 0 1 | | | | |
| Inning Stats | R: 0 E: 0 K: 1 S: 8 | H: 0 LOB: 0 BB: 0 P: 14 | R: 2 E: 0 K: 1 S: 11 | H: 1 LOB: 0 BB: 1 P: 20 | R: 0 E: 1 K: 0 S: 9 | H: 1 LOB: 2 BB: 2 P: 18 | R: 0 E: 0 K: 0 S: 6 | H: 1 LOB: 0 BB: 0 P: 10 | R: 0 E: 0 K: 0 S: 5 | H: 0 LOB: 0 BB: 0 P: 9 | R: 1 E: 0 K: 1 S: 17 | H: 2 LOB: 3 BB: 2 P: 28 | R: 1 E: 0 K: 0 S: 14 | H: 2 LOB: 2 BB: 1 P: 22 | R: 0 E: 0 K: 1 S: 11 | H: 2 LOB: 2 BB: 0 P: 17 | 1B: 9 2B: 1 3B: 0 HR: 1 | SF: 1 SAC: 0 DP: 2 HBP: 0 | WP: 0 PB: 0 SB: 0 CS: 1 | PA: 41 | |
| PITCHER | IP | WLS | BF | H | R | ER | SO | BB | IBB | HBP | BLK | WP | HR | S | P | ERA | WHIP | | | | |
| Ron Darling, R ERA: 4.21 (1, 1) | 6.1 | W | 26 | 6 | 3 | 3 | 3 | 4 | 0 | 0 | 0 | 0 | 1 | 52 | 88 | 4.26 | 1.579 | | | | |
| Randy Myers, L ERA: 1.46 (7, 1) | 2.2 | S | 14 | 4 | 1 | 1 | 2 | 2 | 0 | 0 | 0 | 0 | 0 | 35 | 55 | 3.38 | 2.250 | | | | |

Atlanta Braves @ New York Mets
Shea Stadium, Flushing, NY
Fri Jul 21 1989, 7:05 PM EDT
Att: 31,969 - Unknown

AB 33
R 4
H 10
RBI 4
BB 6
SO 5
LOB 17



| Batter | 1 | 2 | 3 | 4 | 5 | 6 | 7 | 8 | 9 | AB | R | H | RBI | BB | SO | LOB | BOTTOM | | | | |
|---|------------------------------|----------------------------------|------------------------------|----------------------------------|-------------------------------|----------------------------------|-------------------------------|----------------------------------|------------------------------|----------------------------------|-------------------------------|----------------------------------|-------------------------------|----------------------------------|------------------------------|---------------------------------|----------------------------------|------------------------------------|----------------------------------|--------|--|
| Mookie Wilson, S OBP: 0.237, SLG: 0.293 (1, 8) | G4-3 | G4-3 | | K WP | | | | | | | | | | | | | 4 0 0 0 0 1 3 | | | | |
| Dave Magadan, L OBP: 0.372, SLG: 0.422 (1, 3) | F8 | | G4-3 | F8 | | | | | | | | | | | | | 4 0 0 0 0 0 1 | | | | |
| Howard Johnson, S OBP: 0.372, SLG: 0.621 (1, 5) | E6 | | | HR BB | | | | | | | | | | | | | 3 1 0 0 1 0 0 | | | | |
| Darryl Strawberry, L OBP: 0.324, SLG: 0.542 (1, 9) | G6-3 | | | HR | | | | | | | | | | | | | 4 2 2 2 0 0 1 | | | | |
| Kevin McReynolds, R OBP: 0.335, SLG: 0.406 (1, 7) | | | | | | | | | | | | | | | | | 4 2 2 1 0 0 0 | | | | |
| Gregg Jefferies, S OBP: 0.282, SLG: 0.332 (1, 4) | | | | | | | | | | | | | | | | | 2 0 1 1 1 0 0 | | | | |
| Mackey Sasser, L OBP: 0.308, SLG: 0.404 (1, 2) | | | | | | | | | | | | | | | | | 4 0 0 0 0 0 3 | | | | |
| Kevin Elster, R OBP: 0.261, SLG: 0.289 (1, 6) | | | | | | | | | | | | | | | | | 3 1 1 0 1 1 1 | | | | |
| Ron Darling, R OBP: 0.182, SLG: 0.326 (1, 1) | | | | | | | | | | | | | | | | | 1 0 0 0 0 1 0 | | | | |
| Randy Myers, L ERA: 2.41 (7, 1) | | | | | | | | | | | | | | | | | 0 0 0 0 0 0 0 | | | | |
| Inning Stats | R: 0 E: 1 K: 0 S: 6 | H: 0 LOB: 1 BB: 0 P: 10 | R: 1 E: 0 K: 0 S: 7 | H: 2 LOB: 2 BB: 1 P: 17 | R: 2 E: 0 K: 0 S: 12 | H: 1 LOB: 0 BB: 1 P: 16 | R: 1 E: 0 K: 1 S: 10 | H: 1 LOB: 1 BB: 0 P: 17 | R: 2 E: 0 K: 0 S: 7 | H: 2 LOB: 0 BB: 0 P: 16 | R: 0 E: 0 K: 2 S: 11 | H: 0 LOB: 0 BB: 0 P: 13 | R: 0 E: 0 K: 0 S: 10 | H: 0 LOB: 0 BB: 0 P: 16 | R: 0 E: 0 K: 0 S: 4 | H: 0 LOB: 1 BB: 1 P: 8 | 1B: 4 2B: 1 3B: 0 HR: 1 | SF: 1 SAC: 1 DP: 0 HBP: 1 | WP: 3 PB: 1 SB: 0 CS: 1 | PA: 35 | |
| PITCHER | IP | WLS | BF | H | R | ER | SO | BB | IBB | HBP | BLK | WP | HR | S | P | ERA | WHIP | | | | |
| Marty Clary, R ERA: 4.06 (6, 1) | 5.0 | L | 25 | 6 | 6 | 6 | 1 | 2 | 0 | 0 | 0 | 0 | 0 | 11 | 13 | 0.00 | 0.000 | | | | |
| Paul Assenmacher, L ERA: 4.29 (7, 1) | 1.0 | | 3 | 0 | 0 | 0 | 2 | 0 | 0 | 0 | 0 | 0 | 0 | 14 | 24 | 0.00 | 0.500 | | | | |

Atlanta Braves @ New York Mets
Shea Stadium, Flushing, NY
Fri Jul 21 1989, 7:05 PM EDT
Att: 31,969 - Unknown

AB 29
R 6
H 6
RBI 4
BB 3
SO 3
LOB 9



| Batter | 1 | 2 | 3 | 4 | 5 | 6 | 7 | 8 | 9 | AB | R | H | RBI | BB | SO | LOB | TOP | | | | | | | | | | |
|--|-------------------------------|----------------------------------|------------------------------|----------------------------------|-------------------------------|----------------------------------|-------------------------------|----------------------------------|-------------------------------|----------------------------------|-------------------------------|----------------------------------|-------------------------------|----------------------------------|-------------------------------|----------------------------------|-----------------------------------|------------------------------------|----------------------------------|------------------------------------|----------------------------------|--------|--|--|--|--|--|
| Oddibe McDowell, L OBP: 0.305, SLG: 0.307 (1, 8) | F8 | | K | | G4-3 | | | G3 | F7 | 5 | 0 | 0 | 0 | 0 | 1 | 1 | | | | | | | | | | | |
| Jeff Blauer, R OBP: 0.291, SLG: 0.402 (1, 4) (8, 5) | K | | | 2B | 2B | | | F9 | | 4 | 1 | 2 | 1 | 0 | 1 | 0 | | | | | | | | | | | |
| Lonnie Smith, R OBP: 0.442, SLG: 0.576 (1, 7) | K | | | 2B | G1-2-3 | | | 1B | HR | 2 | 1 | 0 | 0 | 1 | 1 | 1 | | | | | | | | | | | |
| Andres Thomas, R OBP: 0.258, SLG: 0.363 (1, 6) | | F9 | | | | | | G1-3 | | 4 | 1 | 2 | 1 | 0 | 0 | 0 | | | | | | | | | | | |
| Dale Murphy, R OBP: 0.309, SLG: 0.344 (1, 9) | | | | | | | | G5-3 | | 2 | 1 | 1 | 3 | 2 | 0 | 0 | | | | | | | | | | | |
| Ed Whited, R OBP: 0.185, SLG: 0.160 (8, PH) Jeff Treadway, L OBP: 0.318, SLG: 0.365 (8, 4) | | | | | | | | | | 3 | 0 | 0 | 0 | 0 | 3 | 4 | | | | | | | | | | | |
| Tommy Gregg, L OBP: 0.352, SLG: 0.352 (1, 3) Jim Acker, R OBP: 0.250, SLG: 0.250 (8, 1) | | | | | | | | | | 4 | 0 | 0 | 0 | 0 | 0 | 5 | | | | | | | | | | | |
| John Russell, R OBP: 0.178, SLG: 0.169 (1, 2) | | | | | | | | | | 0 | 0 | 0 | 0 | 0 | 0 | 0 | | | | | | | | | | | |
| Tom Glavine, L OBP: 0.191, SLG: 0.200 (1, 1) Mark Eichhorn, R OBP: 0.310, SLG: 0.389 (7, PH) Paul Assenmacher, L OBP: 0.250, SLG: 0.250 (8, 3) | | | | | | | | | | 4 | 1 | 0 | 0 | 0 | 1 | 0 | | | | | | | | | | | |
| Inning Stats | R: 0 E: 0 K: 2 S: 8 | H: 0 LOB: 0 BB: 0 P: 11 | R: 0 E: 0 K: 1 S: 9 | H: 0 LOB: 1 BB: 1 P: 15 | R: 0 E: 0 K: 2 S: 10 | H: 0 LOB: 0 BB: 0 P: 14 | R: 1 E: 0 K: 1 S: 13 | H: 2 LOB: 2 BB: 1 P: 29 | R: 1 E: 1 K: 0 S: 16 | H: 1 LOB: 1 BB: 0 P: 23 | R: 0 E: 0 K: 1 S: 6 | H: 0 LOB: 0 BB: 0 P: 9 | R: 0 E: 0 K: 0 S: 7 | H: 0 LOB: 0 BB: 0 P: 12 | R: 3 E: 0 K: 0 S: 23 | H: 3 LOB: 1 BB: 1 P: 36 | R: 0 E: 0 K: 1 S: 9 | H: 0 LOB: 0 BB: 0 P: 13 | 1B: 2 2B: 3 3B: 0 HR: 1 | SF: 0 SAC: 1 DP: 1 HBP: 1 | WP: 0 PB: 0 SB: 0 CS: 0 | PA: 37 | | | | | |
| PITCHER | IP | WLS | BF | H | R | ER | SO | BB | IBB | HBP | BLK | WP | HR | S | P | ERA | WHIP | | | | | | | | | | |
| Sid Fernandez, L ERA: 2.66 (1, 1) | 5.0 | | 21 | 3 | 2 | 1 | 6 | 1 | 1 | 1 | 0 | 0 | 0 | 56 | 92 | 1.80 | 0.800 | | | | | | | | | | |
| Jeff Innis, R ERA: 2.09 (6, 1) | 1.0 | | 3 | 0 | 0 | 0 | 1 | 0 | 0 | 0 | 0 | 0 | 0 | 6 | 9 | 0.00 | 0.000 | | | | | | | | | | |
| Don Aase, R ERA: 3.38 (7, 1) | 1.2 | | 7 | 1 | 2 | 2 | 0 | 1 | 0 | 0 | 0 | 0 | 0 | 20 | 33 | 10.80 | 1.200 | | | | | | | | | | |
| Rick Aguilera, R ERA: 1.88 (8, 1) | 0.1 | W | 3 | 2 | 1 | 1 | 0 | 0 | 0 | 0 | 0 | 0 | 1 | 10 | 15 | 27.00 | 6.000 | | | | | | | | | | |
| Randy Myers, L ERA: 1.44 (9, 1) | 1.0 | S | 3 | 0 | 0 | 0 | 1 | 0 | 0 | 0 | 0 | 0 | 0 | 9 | 13 | 0.00 | 0.000 | | | | | | | | | | |
| Batter | 1 | 2 | 3 | 4 | 5 | 6 | 7 | 8 | 9 | AB | R | H | RBI | BB | SO | LOB | BOTTOM | | | | | | | | | | |
| Juan Samuel, R OBP: 0.311, SLG: 0.368 (1, 8) | CS | | K | | | | | FC6-4 | | 5 | 1 | 3 | 2 | 0 | 1 | 1 | | | | | | | | | | | |
| Tim Lincecum, R OBP: 0.373, SLG: 0.328 (1, 3) Dave Magadan, L OBP: 0.372, SLG: 0.421 (5, PH) (6, 3) | | | L3 | | | | | | | 2 | 0 | 1 | 0 | 0 | 0 | 0 | | | | | | | | | | | |
| Howard Johnson, S OBP: 0.371, SLG: 0.616 (1, 5) | | | | | | | | | | 3 | 0 | 0 | 0 | 1 | 0 | 2 | | | | | | | | | | | |
| Darryl Strawberry, L OBP: 0.319, SLG: 0.535 (1, 9) | | | | | | | | | | 4 | 0 | 0 | 0 | 0 | 3 | 5 | | | | | | | | | | | |
| Kevin McReynolds, R OBP: 0.337, SLG: 0.407 (1, 7) | | | | | | | | | | 4 | 1 | 2 | 0 | 0 | 1 | 1 | | | | | | | | | | | |
| Gregg Jefferies, S OBP: 0.288, SLG: 0.358 (1, 4) | | | | | | | | | | 4 | 2 | 3 | 2 | 0 | 0 | 0 | | | | | | | | | | | |
| Phil Lombardi, R OBP: 0.268, SLG: 0.316 (1, 2) | | | | | | | | | | 4 | 2 | 2 | 0 | 0 | 0 | 1 | | | | | | | | | | | |
| Kevin Elster, R OBP: 0.261, SLG: 0.290 (1, 6) | | | | | | | | | | 3 | 1 | 1 | 1 | 0 | 0 | 1 | | | | | | | | | | | |
| Sid Fernandez, L ERA: 2.66 (1, 1) Mark Eichhorn, R ERA: 4.13 (5, PH) Jeff Innis, R ERA: 2.09 (6, 1) Mookie Wilson, S OBP: 0.266, SLG: 0.292 (8, PH) Don Aase, R ERA: 3.38 (7, 1) Rick Aguilera, R ERA: 1.88 (8, 1) Lee Mazzilli, S OBP: 0.264, SLG: 0.317 (8, PH) Randy Myers, L ERA: 1.44 (9, 1) | | | | | | | | | | 1 | 0 | 0 | 0 | 0 | 1 | 0 | | | | | | | | | | | |
| Inning Stats | R: 0 E: 0 K: 1 S: 12 | H: 2 LOB: 1 BB: 0 P: 22 | R: 1 E: 0 K: 0 S: 8 | H: 1 LOB: 0 BB: 0 P: 12 | R: 0 E: 0 K: 2 S: 10 | H: 0 LOB: 0 BB: 0 P: 18 | R: 0 E: 0 K: 0 S: 7 | H: 1 LOB: 0 BB: 0 P: 12 | R: 2 E: 1 K: 1 S: 17 | H: 3 LOB: 3 BB: 1 P: 27 | R: 1 E: 0 K: 0 S: 11 | H: 2 LOB: 1 BB: 0 P: 15 | R: 1 E: 0 K: 2 S: 15 | H: 2 LOB: 1 BB: 0 P: 21 | R: 2 E: 0 K: 0 S: 12 | H: 3 LOB: 1 BB: 0 P: 20 | 1B: 11 2B: 1 3B: 1 HR: 1 | SF: 1 SAC: 0 DP: 0 HBP: 0 | WP: 0 PB: 0 SB: 1 CS: 2 | PA: 39 | | | | | | | |
| PITCHER | IP | WLS | BF | H | R | ER | SO | BB | IBB | HBP | BLK | WP | HR | S | P | ERA | WHIP | | | | | | | | | | |
| Tom Glavine, L ERA: 3.68 (1, 1) | 4.1 | | 19 | 7 | 3 | 2 | 3 | 0 | 0 | 0 | 0 | 0 | 0 | 46 | 78 | 4.15 | 1.615 | | | | | | | | | | |
| Mark Eichhorn, R ERA: 4.13 (5, 1) | 1.2 | | 8 | 2 | 1 | 1 | 1 | 1 | 0 | 0 | 0 | 0 | 0 | 19 | 28 | 5.40 | 1.800 | | | | | | | | | | |
| Paul Assenmacher, L ERA: 4.4 (7, 1) | 1.0 | | 5 | 2 | 1 | 1 | 2 | 0 | 0 | 0 | 0 | 0 | 0 | 15 | 21 | 9.00 | 2.000 | | | | | | | | | | |
| Jim Acker, R ERA: 2.62 (8, 1) | 1.0 | L | 6 | 3 | 2 | 2 | 0 | 0 | 0 | 0 | 0 | 0 | 0 | 12 | 20 | 18.00 | 3.000 | | | | | | | | | | |

Atlanta Braves @ New York Mets
Shea Stadium, Flushing, NY
Sat Jul 22 1989, 7:05 PM EDT
Att: 49,142 - Unknown

AB 32
R 5
H 6
RBI 5
BB 3
SO 8
LOB 11



Atlanta Braves @ New York Mets
Shea Stadium, Flushing, NY
Sat Jul 22 1989, 7:05 PM EDT
Att: 49,142 - Unknown

AB 36
R 7
H 14
RBI 7
BB 1
SO 6
LOB 16



| Batter | 1 | 2 | 3 | 4 | 5 | 6 | 7 | 8 | 9 | AB | R | H | RBI | BB | SO | LOB | TOP | | | | | |
|--|------------------------------|----------------------------------|------------------------------|----------------------------------|-------------------------------|----------------------------------|-------------------------------|----------------------------------|------------------------------|----------------------------------|-------------------------------|----------------------------------|-------------------------------|----------------------------------|------------------------------|---------------------------------|------------------------------|----------------------------------|----------------------------------|------------------------------------|-------------------------|--------|
| Oddibe McDowell, L OBP: 0.305, SLG: 0.304 (1, 8) | F9 | | BB | | G4-3 | | L9 | | | 3 | 0 | 0 | 0 | 1 | 0 | 3 | | | | | | |
| Tommy Gregg, L OBP: 0.315, SLG: 0.343 (1, 3) | P6 | | P6 | | | G4-3 | | K | | 4 | 0 | 0 | 0 | 0 | 1 | 2 | | | | | | |
| Lonnie Smith, R OBP: 0.443, SLG: 0.586 (1, 7) | F7 | | | | K | | HR | G6-4-3 1B | | 4 | 1 | 2 | 1 | 0 | 1 | 0 | | | | | | |
| Dale Murphy, R OBP: 0.306, SLG: 0.341 (1, 9) | | F9 | | G6-3 | | F9 | | G6-4-3 | | 4 | 0 | 0 | 0 | 0 | 0 | 1 | | | | | | |
| Darrell Evans, L OBP: 0.282, SLG: 0.322 (1, 5) | | K | | K | | F9 | | | FC3-6 BB | 3 | 0 | 0 | 0 | 1 | 2 | 0 | | | | | | |
| Jeff Treadway, L OBP: 0.317, SLG: 0.367 (1, 4) | | G6-3 | | | | 1B 2B | | K | FC3-6 BB 1B | 4 | 1 | 1 | 0 | 0 | 1 | 1 | | | | | | |
| Jeff Blausler, R OBP: 0.298, SLG: 0.405 (1, 6) | | | SH3-4 1B | | F9 | | 1B BB | | BB 1B | 3 | 0 | 2 | 0 | 1 | 0 | 1 | | | | | | |
| Bruce Benedict, R OBP: 0.303, SLG: 0.229 (1, 2) | | | K | | 2-0 2H | | P4 | | G5-4-3 BB | 3 | 0 | 1 | 1 | 1 | 1 | 2 | | | | | | |
| Sergio Valdez, R OBP: 0.255, SLG: 0.299 (1, 1) | | | SH3-4 | | 1-3 | | | | G5-4-3 | 0 | 0 | 0 | 0 | 0 | 0 | 0 | | | | | | |
| Mark Eichhorn, R OBP: 0.285, SLG: 0.353 (1, 1) | | | | | | | | | | 0 | 0 | 0 | 0 | 0 | 0 | 0 | | | | | | |
| Jeff Wetherby, L OBP: 0.285, SLG: 0.353 (5, PH) | | | | | | | | | | 0 | 0 | 0 | 0 | 0 | 1 | 1 | | | | | | |
| Pete Smith, R OBP: 0.285, SLG: 0.353 (5, 1) | | | | | | | | | | 0 | 0 | 0 | 0 | 0 | 0 | 0 | | | | | | |
| Gerónimo Berroa, R OBP: 0.285, SLG: 0.353 (7, PH) | | | | | | | | | | 1 | 0 | 1 | 0 | 0 | 0 | 0 | | | | | | |
| Paul Assenmacher, L OBP: 0.176, SLG: 0.187 (7, 1) | | | | | | | | | | 0 | 0 | 0 | 0 | 0 | 0 | 0 | | | | | | |
| John Russell, R OBP: 0.176, SLG: 0.187 (9, PH) | | | | | | | | | | 1 | 0 | 0 | 0 | 0 | 0 | 3 | | | | | | |
| Inning Stats | R: 0 E: 0 K: 0 S: 8 | H: 0 LOB: 0 BB: 0 P: 14 | R: 0 E: 0 K: 1 S: 7 | H: 0 LOB: 0 BB: 0 P: 11 | R: 0 E: 0 K: 1 S: 10 | H: 1 LOB: 2 BB: 1 P: 14 | R: 0 E: 0 K: 2 S: 10 | H: 0 LOB: 0 BB: 0 P: 18 | R: 1 E: 0 K: 1 S: 9 | H: 2 LOB: 1 BB: 0 P: 15 | R: 1 E: 0 K: 0 S: 11 | H: 1 LOB: 2 BB: 1 P: 18 | R: 0 E: 0 K: 1 S: 14 | H: 1 LOB: 0 BB: 1 P: 23 | R: 0 E: 0 K: 1 S: 8 | H: 1 LOB: 0 BB: 0 P: 9 | R: 0 E: 0 K: 0 S: 8 | H: 1 LOB: 2 BB: 2 P: 21 | 1B: 5 2B: 1 3B: 0 HR: 1 | SF: 0 SAC: 1 DP: 2 HBP: 0 | WP: 0 PB: 0 CS: 0 | PA: 36 |
| PITCHER | IP | WLS | BF | H | R | ER | SO | BB | IBB | HBP | BLK | WP | HR | S | P | ERA | WHIP | | | | | |
| David Cone, R ERA: 3.78 (1, 1) | 6.2 | W | 27 | 5 | 2 | 2 | 6 | 2 | 0 | 0 | 0 | 0 | 1 | 66 | 110 | 2.70 | 1.050 | | | | | |
| David West, L ERA: 6.45 (7, 1) | 1.1 | | 5 | 1 | 0 | 0 | 1 | 1 | 0 | 0 | 0 | 0 | 0 | 12 | 17 | 0.00 | 1.500 | | | | | |
| Jeff Innis, R ERA: 1.96 (9, 1) | 1.0 | | 4 | 1 | 0 | 0 | 0 | 1 | 0 | 0 | 0 | 0 | 0 | 7 | 16 | 0.00 | 2.000 | | | | | |

Atlanta Braves @ New York Mets
Shea Stadium, Flushing, NY
Sun Jul 23 1989, 3:33 AM EDT
Att: 45,226 - Sunny

AB 31
R 2
H 7
RBI 2
BB 4
SO 7
LOB 14



| Batter | 1 | 2 | 3 | 4 | 5 | 6 | 7 | 8 | 9 | AB | R | H | RBI | BB | SO | LOB | BOTTOM | | | | | |
|---|-------------------------------|----------------------------------|-------------------------------|----------------------------------|------------------------------|----------------------------------|-------------------------------|----------------------------------|------------------------------|----------------------------------|------------------------------|----------------------------------|-------------------------------|----------------------------------|-------------------------------|----------------------------------|----------------------------------|------------------------------------|-------------------------|--------|--|--|
| Mookie Wilson, S OBP: 0.239, SLG: 0.294 (1, 8) | | | F8 | | | G6-3 | | K | | 5 | 1 | 2 | 1 | 0 | 1 | 2 | | | | | | |
| Dave Magadan, L OBP: 0.374, SLG: 0.419 (1, 3) | | | | | 2B E | G4-3 | | | | 3 | 2 | 1 | 0 | 1 | 0 | 2 | | | | | | |
| Howard Johnson, S OBP: 0.375, SLG: 0.619 (1, 5) | | 2B BB | | E9 1H | | K | | | | 3 | 1 | 2 | 0 | 1 | 1 | 0 | | | | | | |
| Darryl Strawberry, L OBP: 0.316, SLG: 0.529 (1, 9) | | K | | | | | | | | 3 | 0 | 0 | 0 | 0 | 3 | 5 | | | | | | |
| Juan Samuel, R OBP: 0.310, SLG: 0.387 (6, 8) | | K | | | | | | | | 1 | 0 | 0 | 0 | 0 | 0 | 0 | | | | | | |
| Kevin McReynolds, R OBP: 0.336, SLG: 0.409 (1, 7) | | | | | | | | | | 4 | 1 | 1 | 2 | 0 | 3 | 2 | | | | | | |
| Gregg Jefferies, S OBP: 0.287, SLG: 0.354 (1, 4) | | 2B 1B | | | | | | | | 3 | 1 | 0 | 0 | 1 | 1 | 2 | | | | | | |
| Mackey Sasser, L OBP: 0.315, SLG: 0.415 (1, 2) | | 1B 2B | | | | L1 | | | | 4 | 1 | 2 | 2 | 0 | 0 | 0 | | | | | | |
| Kevin Elster, R OBP: 0.268, SLG: 0.294 (1, 6) | | 1B | | | | K | | | | 3 | 0 | 2 | 1 | 1 | 1 | 0 | | | | | | |
| David Cone, L OBP: 0.267, SLG: 0.279 ERA: 6.35 (1, 1) | | | | | | | | | | 2 | 0 | 0 | 0 | 0 | 0 | 2 | | | | | | |
| David West, L OBP: 0.200, SLG: 0.200 (7, 1) | | F8 | | | | P6 | | | | 1 | 0 | 0 | 0 | 0 | 1 | 2 | | | | | | |
| Jeff Innis, R ERA: 1.96 (9, 1) | | | | | | | | | | 0 | 0 | 0 | 0 | 0 | 0 | 0 | | | | | | |
| Inning Stats | R: 6 E: 0 K: 1 S: 22 | H: 5 LOB: 2 BB: 3 P: 41 | R: 0 E: 0 K: 2 S: 11 | H: 1 LOB: 1 BB: 0 P: 17 | R: 0 E: 0 K: 0 S: 9 | H: 1 LOB: 1 BB: 0 P: 12 | R: 1 E: 1 K: 2 S: 16 | H: 2 LOB: 1 BB: 0 P: 21 | R: 0 E: 0 K: 1 S: 8 | H: 0 LOB: 0 BB: 0 P: 11 | R: 0 E: 0 K: 1 S: 9 | H: 0 LOB: 0 BB: 0 P: 14 | R: 0 E: 0 K: 2 S: 10 | H: 0 LOB: 0 BB: 0 P: 17 | R: 0 E: 0 K: 2 S: 10 | H: 1 LOB: 1 BB: 1 P: 17 | 1B: 7 2B: 3 3B: 0 HR: 0 | SF: 0 SAC: 1 DP: 0 HBP: 0 | WP: 0 PB: 0 CS: 1 | PA: 37 | | |
| PITCHER | IP | WLS | BF | H | R | ER | SO | BB | IBB | HBP | BLK | WP | HR | S | P | ERA | WHIP | | | | | |
| Sergio Valdez, R ERA: 6.35 (1, 1) | 0.2 | L | 10 | 5 | 6 | 6 | 1 | 2 | 1 | 0 | 0 | 0 | 0 | 19 | 36 | 81.00 | 10.500 | | | | | |
| Mark Eichhorn, R ERA: 3.69 (1, 1) | 3.1 | | 14 | 4 | 1 | 0 | 4 | 0 | 0 | 0 | 0 | 0 | 0 | 39 | 55 | 0.00 | 1.200 | | | | | |
| Pete Smith, R ERA: 5.15 (5, 1) | 2.0 | | 6 | 0 | 0 | 0 | 2 | 0 | 0 | 0 | 0 | 0 | 0 | 17 | 25 | 0.00 | 0.000 | | | | | |
| Paul Assenmacher, L ERA: 4.2 (7, 1) | 2.0 | | 7 | 1 | 0 | 0 | 4 | 1 | 0 | 0 | 0 | 0 | 0 | 20 | 34 | 0.00 | 1.000 | | | | | |

Atlanta Braves @ New York Mets
Shea Stadium, Flushing, NY
Sun Jul 23 1989, 3:33 AM EDT
Att: 45,226 - Sunny

AB 32
R 7
H 10
RBI 6
BB 4
SO 11
LOB 17



| Batter | 1 | 2 | 3 | 4 | 5 | 6 | 7 | 8 | 9 | AB | R | H | RBI | BB | SO | LOB | TOP | | | | | | | | |
|--|---|----------------------------------|------------------------------|----------------------------------|------------------------------|---------------------------------|------------------------------|----------------------------------|-------------------------------|----------------------------------|------------------------------|---------------------------------|------------------------------|----------------------------------|-------------------------------|----------------------------------|---|---------------------------------|----------------------------------|------------------------------------|----------------------------------|--------|--|--|--|
| Barry Bonds, L (1, 7) OBP: 0.357, SLG: 0.448 | | | | | | | | | | 2 | 1 | 0 | 0 | 2 | 1 | 0 | Pittsburgh Pirates @ New York Mets Shea Stadium, Flushing, NY Tue Jul 25 1989, 7:05 PM EDT Att: 38,249 - Unknown | | | | | | | | |
| Jose Lind, R (1, 4) OBP: 0.273, SLG: 0.294 | | | | | | | | | | 4 | 0 | 1 | 0 | 0 | 0 | 1 | | | | | | | | | |
| Andy Van Slyke, L (1, 8) OBP: 0.311, SLG: 0.360 | | | | | | | | | | 4 | 0 | 0 | 0 | 0 | 1 | 2 | | | | | | | | | |
| Bobby Bonilla, S (1, 5) OBP: 0.331, SLG: 0.445 | | | | | | | | | | 4 | 1 | 1 | 1 | 0 | 0 | 0 | | | | | | | | | |
| Glenn Wilson, R (1, 9) OBP: 0.331, SLG: 0.445 | | | | | | | | | | 3 | 1 | 1 | 1 | 1 | 0 | 2 | | | | | | | | | |
| Jeff King, R (1, 3) OBP: 0.286, SLG: 0.442 | | | | | | | | | | 4 | 1 | 1 | 1 | 0 | 0 | 2 | | | | | | | | | |
| Michael LaValliere, L (1, 2) OBP: 0.421, SLG: 0.352 | | | | | | | | | | 4 | 0 | 2 | 1 | 0 | 0 | 0 | | | | | | | | | |
| Jay Bell, R (1, 6) OBP: 0.114, SLG: 0.118 | | | | | | | | | | 4 | 0 | 0 | 0 | 0 | 0 | 4 | | | | | | | | | |
| Doug Drabek, R (1, 1) OBP: 0.149, SLG: 0.091 | | | | | | | | | | 2 | 0 | 0 | 0 | 0 | 0 | 1 | | | | | | | | | |
| John Cangelosi, S (8, PH) OBP: 0.386, SLG: 0.292 | | | | | | | | | | 1 | 0 | 0 | 0 | 0 | 0 | 0 | | | | | | | | | |
| Doug Bair, R (8, 1) OBP: 1.000, SLG: 2.000 | | | | | | | | | | 0 | 0 | 0 | 0 | 0 | 0 | 0 | | | | | | | | | |
| Bob Kipper, R (8, 1) OBP: 0.222, SLG: 0.125 | | | | | | | | | | 1 | 0 | 0 | 0 | 0 | 0 | 0 | | | | | | | | | |
| Bill Landrum, R (9, 1) | | | | | | | | | | 0 | 0 | 0 | 0 | 0 | 0 | 0 | | | | | | | | | |
| Inning Stats | R: 0 E: 0 K: 2 S: 8 | H: 0 LOB: 0 BB: 0 P: 12 | R: 0 E: 0 K: 0 S: 5 | H: 0 LOB: 0 BB: 0 P: 10 | R: 0 E: 1 K: 0 S: 5 | H: 0 LOB: 0 BB: 0 P: 9 | R: 0 E: 0 K: 0 S: 7 | H: 0 LOB: 0 BB: 1 P: 16 | R: 2 E: 1 K: 0 S: 16 | H: 2 LOB: 1 BB: 0 P: 28 | R: 0 E: 0 K: 0 S: 4 | H: 0 LOB: 0 BB: 0 P: 5 | R: 0 E: 0 K: 0 S: 8 | H: 1 LOB: 2 BB: 1 P: 14 | R: 1 E: 0 K: 0 S: 17 | H: 2 LOB: 2 BB: 1 P: 31 | R: 1 E: 0 K: 0 S: 7 | H: 1 LOB: 0 BB: 0 P: 8 | 1B: 4 2B: 1 3B: 0 HR: 1 | SF: 0 SAC: 0 DP: 1 HBP: 0 | WP: 0 PB: 0 SB: 1 CS: 1 | PA: 36 | | | |
| PITCHER | IP WLS BF H R ER SO BB IBB HBP BLK WP HR S P ERA WHIP | | | | | | | | | | | | | | | | | | | | | | | | |
| Bob Ojeda, L (1, 1) ERA: 3.89 | 7.0 | | 26 | 3 | 2 | 1 | 2 | 2 | 0 | 0 | 0 | 0 | 0 | 0 | 0 | 53 | 94 | 1.29 | 0.714 | | | | | | |
| Rick Aguilera, R (8, 1) ERA: 2.1 | 2.0 | L | 10 | 3 | 2 | 2 | 0 | 1 | 0 | 0 | 0 | 0 | 0 | 0 | 1 | 24 | 39 | 9.00 | 2.000 | | | | | | |

| | |
|-----|----|
| AB | 33 |
| R | 4 |
| H | 6 |
| RBI | 4 |
| BB | 3 |
| SO | 2 |
| LOB | 12 |



| Batter | 1 | 2 | 3 | 4 | 5 | 6 | 7 | 8 | 9 | AB | R | H | RBI | BB | SO | LOB | BOTTOM | | | | | | | | |
|---|---|----------------------------------|------------------------------|----------------------------------|-------------------------------|----------------------------------|------------------------------|----------------------------------|-------------------------------|----------------------------------|-------------------------------|----------------------------------|------------------------------|---------------------------------|------------------------------|----------------------------------|---|------------------------------------|----------------------------------|--------|--|--|--|--|--|
| Juan Samuel, R (1, 8) OBP: 0.308, SLG: 0.364 | | | | | | | | | | 5 | 0 | 1 | 0 | 0 | 0 | 2 | Pittsburgh Pirates @ New York Mets Shea Stadium, Flushing, NY Tue Jul 25 1989, 7:05 PM EDT Att: 38,249 - Unknown | | | | | | | | |
| Dave Magadan, L (1, 3) OBP: 0.372, SLG: 0.417 | | | | | | | | | | 4 | 1 | 1 | 0 | 0 | 0 | 3 | | | | | | | | | |
| Howard Johnson, S (1, 5) OBP: 0.376, SLG: 0.615 | | | | | | | | | | 2 | 1 | 0 | 0 | 2 | 1 | 1 | | | | | | | | | |
| Darryl Strawberry, L (1, 9) OBP: 0.315, SLG: 0.528 | | | | | | | | | | 4 | 0 | 1 | 1 | 0 | 0 | 4 | | | | | | | | | |
| Rick Aguilera, R (8, 1) | | | | | | | | | | 0 | 0 | 0 | 0 | 0 | 0 | 0 | | | | | | | | | |
| Kevin McReynolds, R (1, 7) OBP: 0.338, SLG: 0.410 | | | | | | | | | | 4 | 0 | 2 | 0 | 0 | 0 | 2 | | | | | | | | | |
| Gregg Jefferies, S (1, 4) OBP: 0.290, SLG: 0.352 | | | | | | | | | | 2 | 0 | 0 | 0 | 2 | 0 | 1 | | | | | | | | | |
| Mackey Sasser, L (1, 2) OBP: 0.307, SLG: 0.408 | | | | | | | | | | 2 | 0 | 0 | 1 | 0 | 0 | 2 | | | | | | | | | |
| Gary Carter, R (8, PH) OBP: 0.184, SLG: 0.175 | | | | | | | | | | 1 | 0 | 0 | 0 | 0 | 0 | 1 | | | | | | | | | |
| Kevin Elster, R (1, 6) OBP: 0.269, SLG: 0.295 | | | | | | | | | | 3 | 0 | 1 | 0 | 0 | 1 | 2 | | | | | | | | | |
| Mark Carrson, R (9, PH) OBP: 0.321, SLG: 0.490 | | | | | | | | | | 0 | 0 | 0 | 0 | 0 | 0 | 0 | | | | | | | | | |
| Keith Hernandez, L (9, PH) OBP: 0.342, SLG: 0.380 | | | | | | | | | | 1 | 0 | 0 | 0 | 0 | 0 | 0 | | | | | | | | | |
| Bob Ojeda, L (1, 1) OBP: 0.200, SLG: 0.158 | | | | | | | | | | 1 | 0 | 0 | 0 | 0 | 1 | 0 | | | | | | | | | |
| Mookie Wilson, S (7, PH) OBP: 0.241, SLG: 0.296 | | | | | | | | | | 2 | 0 | 1 | 0 | 0 | 1 | 0 | | | | | | | | | |
| Inning Stats | R: 0 E: 0 K: 0 S: 5 | H: 1 LOB: 1 BB: 1 P: 10 | R: 0 E: 0 K: 0 S: 8 | H: 0 LOB: 0 BB: 0 P: 12 | R: 0 E: 0 K: 1 S: 16 | H: 1 LOB: 2 BB: 1 P: 25 | R: 0 E: 0 K: 1 S: 6 | H: 0 LOB: 0 BB: 0 P: 10 | R: 2 E: 1 K: 1 S: 14 | H: 2 LOB: 2 BB: 1 P: 19 | R: 0 E: 0 K: 0 S: 14 | H: 1 LOB: 2 BB: 1 P: 19 | R: 0 E: 0 K: 0 S: 4 | H: 1 LOB: 0 BB: 0 P: 8 | R: 0 E: 0 K: 1 S: 8 | H: 0 LOB: 0 BB: 0 P: 10 | 1B: 6 2B: 1 3B: 0 HR: 0 | SF: 1 SAC: 1 DP: 1 HBP: 0 | WP: 0 PB: 0 SB: 1 CS: 0 | PA: 37 | | | | | |
| PITCHER | IP WLS BF H R ER SO BB IBB HBP BLK WP HR S P ERA WHIP | | | | | | | | | | | | | | | | | | | | | | | | |
| Doug Drabek, R (1, 1) ERA: 2.74 | 7.0 | | 31 | 6 | 2 | 1 | 3 | 3 | 1 | 0 | 0 | 0 | 0 | 0 | 0 | 71 | 108 | 1.29 | 1.286 | | | | | | |
| Doug Bair, R (8, 1) ERA: 1.39 | 0.1 | | 2 | 1 | 0 | 0 | 0 | 0 | 0 | 0 | 0 | 3 | 5 | 0.00 | 3.000 | | | | | | | | | | |
| Bob Kipper, L (8, 1) ERA: 2.71 | 0.2 | | 1 | 0 | 0 | 0 | 0 | 0 | 0 | 0 | 0 | 1 | 3 | 0.00 | 0.000 | | | | | | | | | | |
| Bill Landrum, R (9, 1) ERA: 0.57 | 1.0 | S | 3 | 0 | 0 | 0 | 1 | 0 | 0 | 0 | 0 | 8 | 10 | 0.00 | 0.000 | | | | | | | | | | |



| Batter | 1 | 2 | 3 | 4 | 5 | 6 | 7 | 8 | 9 | AB | R | H | RBI | BB | SO | LOB | TOP | | | | | | | | |
|---|-------------------------------|----------------------------------|------------------------------|---------------------------------|-------------------------------|----------------------------------|------------------------------|---------------------------------|-------------------------------|----------------------------------|------------------------------|----------------------------------|-------------------------------|----------------------------------|------------------------------|---------------------------------|------------------------------|----------------------------------|----------------------------------|------------------------------------|----------------------------------|--------|--|--|--|
| Barry Bonds, L OBP: 0.359, SLG: 0.448 (1, 7) | | | | | | | | | | 4 | 0 | 2 | 2 | 0 | 2 | 1 | | | | | | | | | |
| Jose Lind, R OBP: 0.276, SLG: 0.294 (1, 4) | | | | | | | | | | 4 | 0 | 1 | 0 | 0 | 0 | 2 | | | | | | | | | |
| Andy Van Slyke, L OBP: 0.311, SLG: 0.359 (1, 8) | | | | | | | | | | 4 | 0 | 1 | 0 | 0 | 2 | 4 | | | | | | | | | |
| Bobby Bonilla, S OBP: 0.328, SLG: 0.440 (1, 5) | | | | | | | | | | 4 | 0 | 0 | 0 | 0 | 0 | 5 | | | | | | | | | |
| Glenn Wilson, R OBP: 0.326, SLG: 0.438 (1, 9) | | | | | | | | | | 4 | 0 | 0 | 0 | 0 | 1 | 1 | | | | | | | | | |
| Jeff King, R OBP: 0.302, SLG: 0.457 (1, 3) | | | | | | | | | | 3 | 1 | 1 | 0 | 1 | 1 | 0 | | | | | | | | | |
| Michael LaValliere, L OBP: 0.413, SLG: 0.375 (1, 2) | | | | | | | | | | 4 | 1 | 1 | 0 | 0 | 0 | 1 | | | | | | | | | |
| Jay Bell, R OBP: 0.128, SLG: 0.132 (1, 6) | | | | | | | | | | 4 | 1 | 1 | 0 | 0 | 1 | 3 | | | | | | | | | |
| John Smiley, L OBP: 0.160, SLG: 0.149 (1, 1) | | | | | | | | | | 3 | 0 | 2 | 1 | 0 | 1 | 1 | | | | | | | | | |
| Inning Stats | R: 0 E: 1 K: 2 S: 14 | H: 0 LOB: 1 BB: 0 P: 20 | R: 0 E: 0 K: 0 S: 4 | H: 0 LOB: 0 BB: 7 P: 7 | R: 0 E: 0 K: 2 S: 10 | H: 1 LOB: 1 BB: 0 P: 13 | R: 0 E: 0 K: 0 S: 5 | H: 1 LOB: 0 BB: 0 P: 9 | R: 2 E: 0 K: 0 S: 15 | H: 5 LOB: 3 BB: 0 P: 20 | R: 0 E: 0 K: 2 S: 9 | H: 0 LOB: 0 BB: 0 P: 14 | R: 1 E: 1 K: 0 S: 10 | H: 2 LOB: 0 BB: 0 P: 12 | R: 0 E: 0 K: 1 S: 5 | H: 0 LOB: 0 BB: 0 P: 6 | R: 0 E: 0 K: 1 S: 7 | H: 0 LOB: 1 BB: 1 P: 13 | 1B: 8 2B: 1 3B: 0 HR: 0 | SF: 0 SAC: 1 DP: 1 HBP: 0 | WP: 1 PB: 0 SB: 0 CS: 0 | PA: 36 | | | |
| PITCHER | IP | WLS | BF | H | R | ER | SO | BB | IBB | HBP | BLK | WP | HR | S | P | ERA | WHIP | | | | | | | | |
| Ron Darling, R ERA: 4.09 (1, 1) | 8.0 | L | 32 | 9 | 3 | 2 | 7 | 0 | 0 | 0 | 0 | 1 | 0 | 72 | 101 | 2.25 | 1.125 | | | | | | | | |
| Don Aase, R ERA: 3.29 (9, 1) | 1.0 | | 4 | 0 | 0 | 0 | 1 | 1 | 0 | 0 | 0 | 0 | 0 | 7 | 13 | 0.00 | 1.000 | | | | | | | | |

Pittsburgh Pirates @ New York Mets
Shea Stadium, Flushing, NY
Wed Jul 26 1989, 7:05 PM EDT
Att: 38,134 - Unknown - 86 F

AB 34
R 3
H 9
RBI 3
BB 1
SO 8
LOB 18



| Batter | 1 | 2 | 3 | 4 | 5 | 6 | 7 | 8 | 9 | AB | R | H | RBI | BB | SO | LOB | BOTTOM | | | | | | | | |
|--|------------------------------|----------------------------------|------------------------------|----------------------------------|-------------------------------|----------------------------------|-------------------------------|----------------------------------|------------------------------|---------------------------------|-------------------------------|----------------------------------|------------------------------|----------------------------------|-------------------------------|----------------------------------|------------------------------|---------------------------------|----------------------------------|------------------------------------|----------------------------------|--------|--|--|--|
| Juan Samuel, R OBP: 0.305, SLG: 0.359 (1, 8) | | | | | | | | | | 4 | 0 | 0 | 0 | 0 | 1 | 0 | | | | | | | | | |
| Dave Magadan, L OBP: 0.370, SLG: 0.412 (1, 3) | | | | | | | | | | 3 | 0 | 0 | 0 | 1 | 0 | 0 | | | | | | | | | |
| Howard Johnson, S OBP: 0.375, SLG: 0.611 (1, 5) | | | | | | | | | | 4 | 0 | 1 | 0 | 0 | 1 | 1 | | | | | | | | | |
| Darryl Strawberry, L OBP: 0.312, SLG: 0.521 (1, 9) | | | | | | | | | | 4 | 0 | 0 | 0 | 0 | 0 | 2 | | | | | | | | | |
| Kevin McReynolds, R OBP: 0.335, SLG: 0.406 (1, 7) | | | | | | | | | | 3 | 0 | 0 | 0 | 0 | 0 | 1 | | | | | | | | | |
| Tim Lincecum, R OBP: 0.386, SLG: 0.321 (1, 4) | | | | | | | | | | 3 | 0 | 0 | 0 | 0 | 0 | 1 | | | | | | | | | |
| Gary Carter, R OBP: 0.176, SLG: 0.169 (1, 2) | | | | | | | | | | 3 | 0 | 0 | 0 | 0 | 1 | 0 | | | | | | | | | |
| Kevin Elster, R OBP: 0.270, SLG: 0.307 (1, 6) | | | | | | | | | | 3 | 1 | 1 | 1 | 0 | 0 | 0 | | | | | | | | | |
| Ron Darling, R OBP: 0.174, SLG: 0.311 (1, 1) | | | | | | | | | | 2 | 0 | 0 | 0 | 0 | 2 | 0 | | | | | | | | | |
| Mark Carreon, R OBP: 0.333, SLG: 0.558 (8, PH) | | | | | | | | | | 1 | 1 | 1 | 1 | 0 | 0 | 0 | | | | | | | | | |
| Don Aase, R (9, 1) | | | | | | | | | | 0 | 0 | 0 | 0 | 0 | 0 | 0 | | | | | | | | | |
| Inning Stats | R: 0 E: 0 K: 0 S: 7 | H: 0 LOB: 0 BB: 0 P: 10 | R: 0 E: 0 K: 0 S: 8 | H: 0 LOB: 0 BB: 0 P: 12 | R: 0 E: 0 K: 2 S: 11 | H: 0 LOB: 0 BB: 0 P: 11 | R: 0 E: 0 K: 0 S: 10 | H: 0 LOB: 1 BB: 1 P: 15 | R: 0 E: 0 K: 0 S: 4 | H: 0 LOB: 0 BB: 0 P: 5 | R: 1 E: 0 K: 1 S: 11 | H: 1 LOB: 0 BB: 0 P: 16 | R: 0 E: 0 K: 0 S: 9 | H: 1 LOB: 1 BB: 0 P: 13 | R: 1 E: 0 K: 1 S: 10 | H: 1 LOB: 0 BB: 0 P: 13 | R: 0 E: 0 K: 1 S: 7 | H: 0 LOB: 0 BB: 0 P: 9 | 1B: 1 2B: 0 3B: 0 HR: 2 | SF: 0 SAC: 0 DP: 0 HBP: 0 | WP: 0 PB: 0 SB: 1 CS: 0 | PA: 31 | | | |
| PITCHER | IP | WLS | BF | H | R | ER | SO | BB | IBB | HBP | BLK | WP | HR | S | P | ERA | WHIP | | | | | | | | |
| John Smiley, L ERA: 2.81 (1, 1) | 9.0 | W | 31 | 3 | 2 | 2 | 5 | 1 | 0 | 0 | 0 | 0 | 2 | 77 | 104 | 2.00 | 0.444 | | | | | | | | |

Pittsburgh Pirates @ New York Mets
Shea Stadium, Flushing, NY
Wed Jul 26 1989, 7:05 PM EDT
Att: 38,134 - Unknown - 86 F

AB 30
R 2
H 3
RBI 2
BB 1
SO 5
LOB 5



| Batter | 1 | 2 | 3 | 4 | 5 | 6 | 7 | 8 | 9 | AB | R | H | RBI | BB | SO | LOB | TOP | | | | | | | | |
|--|---|---|---|---|---|---|---|---|---|---|---|---|---|---|---|---|---|---|---|---|---|---|---|---|---|
| Mookie Wilson, S OBP: 0.239, SLG: 0.293 | | | | | | | | | | 5 | 0 | 1 | 0 | 0 | 0 | 1 | | | | | | | | | |
| Dave Magadan, L OBP: 0.389, SLG: 0.408 | | | | | | | | | | 3 | 1 | 1 | 0 | 1 | 0 | 1 | | | | | | | | | |
| Juan Samuel, R OBP: 0.308, SLG: 0.363 | | | | | | | | | | 1 | 0 | 1 | 0 | 0 | 0 | 0 | | | | | | | | | |
| Howard Johnson, S OBP: 0.381, SLG: 0.615 | | | | | | | | | | 4 | 1 | 1 | 3 | 1 | 0 | 2 | | | | | | | | | |
| Darryl Strawberry, L OBP: 0.309, SLG: 0.512 | | | | | | | | | | 4 | 1 | 1 | 0 | 0 | 1 | 3 | | | | | | | | | |
| Kevin McReynolds, R OBP: 0.335, SLG: 0.407 | | | | | | | | | | 4 | 1 | 2 | 0 | 0 | 1 | 2 | | | | | | | | | |
| Gregg Jefferies, S OBP: 0.282, SLG: 0.347 | | | | | | | | | | 4 | 0 | 1 | 0 | 0 | 0 | 2 | | | | | | | | | |
| Gary Carter, R OBP: 0.181, SLG: 0.163 | | | | | | | | | | 3 | 0 | 0 | 0 | 1 | 0 | 2 | | | | | | | | | |
| Kevin Elster, R OBP: 0.279, SLG: 0.323 | | | | | | | | | | 4 | 0 | 2 | 2 | 0 | 0 | 1 | | | | | | | | | |
| David Cone, L OBP: 0.271, SLG: 0.283 | | | | | | | | | | 3 | 1 | 1 | 0 | 0 | 0 | 2 | | | | | | | | | |
| Rick Aguilera, R | | | | | | | | | | 0 | 0 | 0 | 0 | 0 | 0 | 0 | | | | | | | | | |
| Keith Hernandez, L OBP: 0.338, SLG: 0.374 | | | | | | | | | | 1 | 0 | 0 | 0 | 0 | 0 | 1 | | | | | | | | | |
| Jeff Innis, R | | | | | | | | | | 0 | 0 | 0 | 0 | 0 | 0 | 0 | | | | | | | | | |
| Inning Stats | R: 0 E: 0 K: 0 S: 6 | H: 1 LOB: 1 BB: 0 P: 11 | R: 0 E: 0 K: 0 S: 12 | H: 2 LOB: 1 BB: 0 P: 15 | R: 5 E: 0 K: 0 S: 17 | H: 6 LOB: 2 BB: 1 P: 30 | R: 0 E: 0 K: 0 S: 7 | H: 0 LOB: 0 BB: 0 P: 11 | R: 0 E: 0 K: 1 S: 5 | H: 0 LOB: 0 BB: 0 P: 9 | R: 0 E: 0 K: 0 S: 6 | H: 0 LOB: 0 BB: 0 P: 9 | R: 0 E: 0 K: 1 S: 21 | H: 0 LOB: 2 BB: 2 P: 34 | R: 0 E: 0 K: 0 S: 6 | H: 1 LOB: 1 BB: 0 P: 7 | R: 0 E: 0 K: 0 S: 9 | H: 1 LOB: 0 BB: 0 P: 13 | 1B: 8 2B: 3 3B: 0 HR: 1 | SF: 0 SAC: 0 DP: 2 HBP: 0 | WP: 0 PB: 0 SB: 0 CS: 0 | PA: 39 | | | |
| PITCHER | IP WLS BF H R ER SO BB IBB HBP BLK WP HR S P ERA WHIP | IP WLS BF H R ER SO BB IBB HBP BLK WP HR S P ERA WHIP | IP WLS BF H R ER SO BB IBB HBP BLK WP HR S P ERA WHIP | IP WLS BF H R ER SO BB IBB HBP BLK WP HR S P ERA WHIP | IP WLS BF H R ER SO BB IBB HBP BLK WP HR S P ERA WHIP | IP WLS BF H R ER SO BB IBB HBP BLK WP HR S P ERA WHIP | IP WLS BF H R ER SO BB IBB HBP BLK WP HR S P ERA WHIP | IP WLS BF H R ER SO BB IBB HBP BLK WP HR S P ERA WHIP | IP WLS BF H R ER SO BB IBB HBP BLK WP HR S P ERA WHIP | IP WLS BF H R ER SO BB IBB HBP BLK WP HR S P ERA WHIP | IP WLS BF H R ER SO BB IBB HBP BLK WP HR S P ERA WHIP | IP WLS BF H R ER SO BB IBB HBP BLK WP HR S P ERA WHIP | IP WLS BF H R ER SO BB IBB HBP BLK WP HR S P ERA WHIP | IP WLS BF H R ER SO BB IBB HBP BLK WP HR S P ERA WHIP | IP WLS BF H R ER SO BB IBB HBP BLK WP HR S P ERA WHIP | IP WLS BF H R ER SO BB IBB HBP BLK WP HR S P ERA WHIP | IP WLS BF H R ER SO BB IBB HBP BLK WP HR S P ERA WHIP | IP WLS BF H R ER SO BB IBB HBP BLK WP HR S P ERA WHIP | IP WLS BF H R ER SO BB IBB HBP BLK WP HR S P ERA WHIP | IP WLS BF H R ER SO BB IBB HBP BLK WP HR S P ERA WHIP | IP WLS BF H R ER SO BB IBB HBP BLK WP HR S P ERA WHIP | IP WLS BF H R ER SO BB IBB HBP BLK WP HR S P ERA WHIP | IP WLS BF H R ER SO BB IBB HBP BLK WP HR S P ERA WHIP | IP WLS BF H R ER SO BB IBB HBP BLK WP HR S P ERA WHIP | IP WLS BF H R ER SO BB IBB HBP BLK WP HR S P ERA WHIP |

New York Mets @ Chicago Cubs
Wrigley Field, Chicago, IL
Fri Jul 28 1989, 3:33 AM CDT
Att: 37,554 - Unknown

| | |
|-----|----|
| AB | 36 |
| R | 5 |
| H | 11 |
| RBI | 5 |
| BB | 3 |
| SO | 2 |
| LOB | 17 |



| Batter | 1 | 2 | 3 | 4 | 5 | 6 | 7 | 8 | 9 | AB | R | H | RBI | BB | SO | LOB | BOTTOM | | | | | | | | |
|---|---|---|---|---|---|---|---|---|---|---|---|---|---|---|---|---|---|---|---|---|---|---|---|---|---|
| Jerome Walton, R OBP: 0.332, SLG: 0.402 | | | | | | | | | | 3 | 0 | 1 | 1 | 0 | 0 | 0 | | | | | | | | | |
| 23 Ryne Sandberg, R OBP: 0.316, SLG: 0.407 | | | | | | | | | | 4 | 2 | 2 | 1 | 0 | 0 | 1 | | | | | | | | | |
| Dwight Smith, L OBP: 0.390, SLG: 0.492 | | | | | | | | | | 4 | 1 | 1 | 2 | 0 | 0 | 1 | | | | | | | | | |
| Mark Grace, L OBP: 0.402, SLG: 0.444 | | | | | | | | | | 3 | 0 | 1 | 0 | 1 | 0 | 1 | | | | | | | | | |
| Andre Dawson, R OBP: 0.315, SLG: 0.487 | | | | | | | | | | 4 | 0 | 0 | 0 | 0 | 2 | 2 | | | | | | | | | |
| Damon Berryhill, S OBP: 0.272, SLG: 0.314 | | | | | | | | | | 4 | 1 | 2 | 0 | 0 | 1 | 0 | | | | | | | | | |
| Vance Law, R OBP: 0.285, SLG: 0.349 | | | | | | | | | | 3 | 1 | 1 | 0 | 0 | 0 | 1 | | | | | | | | | |
| Shawon Dunston, R OBP: 0.315, SLG: 0.405 | | | | | | | | | | 4 | 1 | 3 | 1 | 0 | 0 | 1 | | | | | | | | | |
| Scott Sanderson, R ERA: 4.03 | | | | | | | | | | 1 | 0 | 0 | 0 | 0 | 1 | 1 | | | | | | | | | |
| Jeff Pico, R ERA: 3.71 | | | | | | | | | | 0 | 0 | 0 | 0 | 0 | 0 | 0 | | | | | | | | | |
| Calvin Schiraldi, R ERA: 4.14 | | | | | | | | | | 1 | 0 | 0 | 0 | 0 | 0 | 2 | | | | | | | | | |
| Les Lancaster, R | | | | | | | | | | 0 | 0 | 0 | 0 | 0 | 0 | 0 | | | | | | | | | |
| Mitch Williams, L ERA: 1.63 | | | | | | | | | | 1 | 0 | 0 | 0 | 0 | 0 | 0 | | | | | | | | | |
| Inning Stats | R: 1 E: 0 K: 1 S: 14 | H: 2 LOB: 1 BB: 0 P: 24 | R: 1 E: 0 K: 1 S: 9 | H: 2 LOB: 0 BB: 0 P: 11 | R: 0 E: 0 K: 0 S: 9 | H: 1 LOB: 1 BB: 0 P: 13 | R: 0 E: 0 K: 1 S: 23 | H: 1 LOB: 2 BB: 0 P: 34 | R: 0 E: 0 K: 0 S: 7 | H: 0 LOB: 0 BB: 0 P: 13 | R: 0 E: 0 K: 0 S: 8 | H: 0 LOB: 0 BB: 0 P: 13 | R: 4 E: 0 K: 2 S: 17 | H: 4 LOB: 1 BB: 1 P: 29 | R: 0 E: 0 K: 0 S: 7 | H: 1 LOB: 0 BB: 0 P: 10 | 1B: 8 2B: 3 3B: 0 HR: 1 | SF: 1 SAC: 1 DP: 1 HBP: 0 | WP: 2 PB: 0 SB: 0 CS: 1 | PA: 35 | | | | | |
| PITCHER | IP WLS BF H R ER SO BB IBB HBP BLK WP HR S P ERA WHIP | IP WLS BF H R ER SO BB IBB HBP BLK WP HR S P ERA WHIP | IP WLS BF H R ER SO BB IBB HBP BLK WP HR S P ERA WHIP | IP WLS BF H R ER SO BB IBB HBP BLK WP HR S P ERA WHIP | IP WLS BF H R ER SO BB IBB HBP BLK WP HR S P ERA WHIP | IP WLS BF H R ER SO BB IBB HBP BLK WP HR S P ERA WHIP | IP WLS BF H R ER SO BB IBB HBP BLK WP HR S P ERA WHIP | IP WLS BF H R ER SO BB IBB HBP BLK WP HR S P ERA WHIP | IP WLS BF H R ER SO BB IBB HBP BLK WP HR S P ERA WHIP | IP WLS BF H R ER SO BB IBB HBP BLK WP HR S P ERA WHIP | IP WLS BF H R ER SO BB IBB HBP BLK WP HR S P ERA WHIP | IP WLS BF H R ER SO BB IBB HBP BLK WP HR S P ERA WHIP | IP WLS BF H R ER SO BB IBB HBP BLK WP HR S P ERA WHIP | IP WLS BF H R ER SO BB IBB HBP BLK WP HR S P ERA WHIP | IP WLS BF H R ER SO BB IBB HBP BLK WP HR S P ERA WHIP | IP WLS BF H R ER SO BB IBB HBP BLK WP HR S P ERA WHIP | IP WLS BF H R ER SO BB IBB HBP BLK WP HR S P ERA WHIP | IP WLS BF H R ER SO BB IBB HBP BLK WP HR S P ERA WHIP | IP WLS BF H R ER SO BB IBB HBP BLK WP HR S P ERA WHIP | IP WLS BF H R ER SO BB IBB HBP BLK WP HR S P ERA WHIP | IP WLS BF H R ER SO BB IBB HBP BLK WP HR S P ERA WHIP | IP WLS BF H R ER SO BB IBB HBP BLK WP HR S P ERA WHIP | IP WLS BF H R ER SO BB IBB HBP BLK WP HR S P ERA WHIP | IP WLS BF H R ER SO BB IBB HBP BLK WP HR S P ERA WHIP | IP WLS BF H R ER SO BB IBB HBP BLK WP HR S P ERA WHIP |

New York Mets @ Chicago Cubs
Wrigley Field, Chicago, IL
Fri Jul 28 1989, 3:33 AM CDT
Att: 37,554 - Unknown

| | |
|-----|----|
| AB | 32 |
| R | 6 |
| H | 11 |
| RBI | 5 |
| BB | 1 |
| SO | 5 |
| LOB | 12 |



| Batter | 1 | 2 | 3 | 4 | 5 | 6 | 7 | 8 | 9 | AB | R | H | RBI | BB | SO | LOB | TOP | | | |
|--|---|----------------------------------|-------------------------------|----------------------------------|------------------------------|---------------------------------|------------------------------|---------------------------------|------------------------------|---------------------------------|-------------------------------|----------------------------------|------------------------------|---------------------------------|------------------------------|----------------------------------|----------------------------------|------------------------------------|----------------------------------|--------|
| Juan Samuel, R OBP: 0.309, SLG: 0.367 | 1-3 K | 2-1 E7 1-H 2B | | | | | 1-2 FC6-4 2B G6-3 | | 3-2 G4-3 | 5 | 1 | 2 | 0 | 0 | 1 | 1 | | | | |
| Dave Magadan, L OBP: 0.371, SLG: 0.411 | 4-1 BB BB | 2-3 K | | | | 2-3 K | 0-0 BB | 1-3 2B | | 3 | 0 | 1 | 0 | 1 | 2 | 2 | | | | |
| Howard Johnson, S OBP: 0.377, SLG: 0.608 | 2-3 K | | 0-1 F8 | | | 0-0 F7 | | 0-0 G6-3 | | 4 | 0 | 0 | 1 | 0 | 1 | 3 | | | | |
| Darryl Strawberry, L OBP: 0.308, SLG: 0.507 Don Aase, R | 4-2 BB | | 0-3 K | | | 0-0 CS | 0-0 G4-3 | 3-H 2-2 P1 | | 3 | 0 | 0 | 0 | 1 | 1 | 1 | | | | |
| Kevin McReynolds, R OBP: 0.337, SLG: 0.408 | 1-3 K | | 0-1 BB | | | | 0-0 P4 | | 0-0 G4-6-3 1B | 4 | 0 | 2 | 0 | 0 | 1 | 2 | | | | |
| Gregg Jefferies, S OBP: 0.288, SLG: 0.346 | | 1-0 G3 | 1-0 L7 | | | 1-2 1B | 1-2 1B | 0-0 F8 | | 4 | 0 | 1 | 0 | 0 | 0 | 2 | | | | |
| Mackey Sasser, L OBP: 0.303, SLG: 0.400 Barry Lyons, R OBP: 0.281, SLG: 0.333 | | 0-0 G6-3 | | 2-1 L8 | | 0-0 1B | 1-2 1B | 1-0 G4-6-3 | | 1 | 0 | 0 | 0 | 0 | 0 | 0 | | | | |
| Kevin Elster, R OBP: 0.278, SLG: 0.333 | | 0-1 HR | | 0-1 G5-3 | | 1-0 F7 | | 2-1 P3 | | 4 | 1 | 1 | 1 | 0 | 0 | 2 | | | | |
| Wally Whitehurst, R Jeff Innis, R David West, L Mookie Wilson, S | 4-2 BB E | | 0-2 G5-3 | | | 1-1 E3 FC6-4 | | 0-2 G3 | | 0 | 1 | 0 | 0 | 1 | 0 | 0 | | | | |
| Inning Stats | R: 0 E: 0 K: 3 S: 16 | H: 0 LOB: 2 BB: 2 P: 28 | R: 2 E: 1 K: 1 S: 11 | H: 2 LOB: 1 BB: 1 P: 20 | R: 0 E: 0 K: 1 S: 8 | H: 1 LOB: 1 BB: 0 P: 9 | R: 0 E: 0 K: 0 S: 7 | H: 0 LOB: 0 BB: 0 P: 9 | R: 0 E: 0 K: 1 S: 7 | H: 2 LOB: 2 BB: 0 P: 9 | R: 1 E: 1 K: 0 S: 10 | H: 1 LOB: 1 BB: 0 P: 14 | R: 0 E: 0 K: 0 S: 3 | H: 1 LOB: 0 BB: 0 P: 4 | R: 0 E: 0 K: 0 S: 8 | H: 0 LOB: 0 BB: 0 P: 13 | 1B: 5 2B: 2 3B: 0 HR: 1 | SF: 0 SAC: 0 DP: 1 HBP: 0 | WP: 0 PB: 0 SB: 0 CS: 1 | PA: 38 |
| PITCHER Greg Maddux, R ERA: 2.95 | IP: 9.0 WLS: W BF: 37 H: 8 R: 3 ER: 1 SO: 6 BB: 3 IBB: 0 HBP: 0 BLK: 0 WP: 0 HR: 1 S: 77 P: 118 ERA: 1.00 WHIP: 1.222 | | | | | | | | | | | | | | | PITCHER | | | | |

New York Mets @ Chicago Cubs
Wrigley Field, Chicago, IL
Sat Jul 29 1989, 3:33 AM CDT
Att: 38,012 - Cloudy - 78 F

| | |
|-----|----|
| AB | 34 |
| R | 3 |
| H | 8 |
| RBI | 2 |
| BB | 3 |
| SO | 6 |
| LOB | 14 |



| Batter | 1 | 2 | 3 | 4 | 5 | 6 | 7 | 8 | 9 | AB | R | H | RBI | BB | SO | LOB | BOTTOM | | | |
|---|---|----------------------------------|------------------------------|----------------------------------|-------------------------------|----------------------------------|------------------------------|----------------------------------|-------------------------------|----------------------------------|-------------------------------|----------------------------------|------------------------------|----------------------------------|------------------------------|----------------------------------|-----------------------------------|------------------------------------|----------------------------------|--------|
| Jerome Walton, R OBP: 0.337, SLG: 0.405 | 0-0 G1-3 | | 1-0 23 HR 1B | 1-0 23 1B 1B | | 0-2 23 FC6-4 1B | 1-1 G6-3 | | | 5 | 2 | 3 | 0 | 0 | 0 | 0 | | | | |
| 23 Ryne Sandberg, R OBP: 0.322, SLG: 0.418 | 3-2 FC6-4 1B | | 0-1 1-H HR | 0-2 1B 1B | | 1-1 FC6-4 1B G4-3 | 4-2 2B BB | | | 4 | 4 | 3 | 2 | 1 | 0 | 1 | | | | |
| Dwight Smith, L OBP: 0.399, SLG: 0.510 | 0-0 FC6-4 1-2 | | 1-0 G4-3 SF8 2B | 0-0 G6-4-3 1B | | 3-1 G4-3 1B | 2-0 1-H 2B | | | 5 | 2 | 4 | 2 | 0 | 0 | 1 | | | | |
| Mark Grace, L OBP: 0.399, SLG: 0.440 | 1-1 FC6-4 1-2 | | 2-0 G4-3 | 1-0 G6-4-3 1B | | 0-0 G4-3 | 0-1 F8 | | | 5 | 0 | 1 | 2 | 0 | 0 | 4 | | | | |
| Andre Dawson, R OBP: 0.313, SLG: 0.482 Darrin Jackson, R OBP: 0.282, SLG: 0.308 | | 0-1 F2 | 0-0 SF8 | 2-1 G6-4-3 | | 4-0 1B 2B IBB | | 1-1 F9 | | 2 | 1 | 0 | 1 | 1 | 0 | 2 | | | | |
| Damon Berryhill, S OBP: 0.278, SLG: 0.331 | 3-1 1B | | 2-2 HR | 1-0 L9 | | 1-2 2B 1B | | 2-1 G3-1 | | 5 | 1 | 3 | 2 | 0 | 0 | 1 | | | | |
| Vance Law, R OBP: 0.287, SLG: 0.354 | 0-0 F7 | | 3-1 1B | | | 1-1 G5-3 | 1-1 2B | 2-2 P3 | | 5 | 0 | 2 | 1 | 0 | 0 | 1 | | | | |
| Shawon Dunston, R OBP: 0.317, SLG: 0.407 | 0-1 1B | | 3-2 1B | | | 3-2 G5-3 | 2-3 K | | | 4 | 0 | 2 | 0 | 0 | 1 | 2 | | | | |
| Greg Maddux, R OBP: 0.269, SLG: 0.294 | 0-0 G3-1 | | 0-1 G6-3 | | | 0-2 G4-3 | | 0-1 L9 | | 4 | 0 | 0 | 0 | 0 | 0 | 4 | | | | |
| Inning Stats | R: 0 E: 0 K: 0 S: 8 | H: 1 LOB: 1 BB: 0 P: 12 | R: 0 E: 0 K: 0 S: 8 | H: 2 LOB: 2 BB: 0 P: 11 | R: 4 E: 0 K: 0 S: 16 | H: 6 LOB: 2 BB: 0 P: 28 | R: 2 E: 0 K: 0 S: 9 | H: 4 LOB: 1 BB: 0 P: 14 | R: 0 E: 0 K: 0 S: 11 | H: 0 LOB: 0 BB: 0 P: 16 | R: 3 E: 0 K: 1 S: 16 | H: 4 LOB: 2 BB: 1 P: 28 | R: 1 E: 0 K: 0 S: 9 | H: 1 LOB: 1 BB: 1 P: 16 | R: 0 E: 0 K: 0 S: 8 | H: 0 LOB: 0 BB: 0 P: 13 | 1B: 13 2B: 3 3B: 0 HR: 2 | SF: 1 SAC: 0 DP: 1 HBP: 0 | WP: 0 PB: 0 SB: 0 CS: 0 | PA: 43 |
| PITCHER Wally Whitehurst, R ERA: 9.0 Jeff Innis, R ERA: 3.0 David West, L ERA: 7.4 Don Aase, R ERA: 3.56 | IP: 2.2 WLS: L BF: 17 H: 6 R: 4 ER: 4 SO: 0 BB: 0 IBB: 0 HBP: 0 BLK: 0 WP: 0 HR: 2 S: 29 P: 43 ERA: 13.50 WHIP: 3.375 | | | | | | | | | | | | | | | PITCHER | | | | |

New York Mets @ Chicago Cubs
Wrigley Field, Chicago, IL
Sat Jul 29 1989, 3:33 AM CDT
Att: 38,012 - Cloudy - 78 F

| | |
|-----|----|
| AB | 40 |
| R | 10 |
| H | 18 |
| RBI | 10 |
| BB | 2 |
| SO | 1 |
| LOB | 16 |



| Batter | 1 | 2 | 3 | 4 | 5 | 6 | 7 | 8 | 9 | AB | R | H | RBI | BB | SO | LOB | TOP | | | | | | | | | | |
|--|------------------------------|---------------------------------|------------------------------|----------------------------------|------------------------------|---------------------------------|------------------------------|----------------------------------|------------------------------|----------------------------------|------------------------------|----------------------------------|------------------------------|----------------------------------|------------------------------|----------------------------------|------------------------------|---------------------------------|----------------------------------|------------------------------------|----------------------------------|--------|--|--|--|--|--|
| Juan Samuel, R (1.8) OBP: 0.309, SLG: 0.365 | L7 | | | CS 1B | | K | FC5 | | | 4 | 0 | 1 | 0 | 0 | 1 | 1 | | | | | | | | | | | |
| Dave Magadan, L (1.3) OBP: 0.366, SLG: 0.405 | G3 | | | F7 | | F8 | | G6-3 | | 4 | 0 | 0 | 0 | 0 | 0 | 1 | | | | | | | | | | | |
| Howard Johnson, S (1.5) OBP: 0.376, SLG: 0.603 | P5 | | | P5 | | | | F7 | | 3 | 0 | 0 | 0 | 1 | 0 | 1 | | | | | | | | | | | |
| Darryl Strawberry, L (1.9) OBP: 0.308, SLG: 0.502 | | | F7 | | 2B G4-3 | | | K | | 3 | 1 | 0 | 0 | 1 | 2 | 1 | | | | | | | | | | | |
| Kevin McReynolds, R (1.7) OBP: 0.336, SLG: 0.409 | G5-3 | | | | | G4-3 | | G6-3 | | 4 | 1 | 1 | 0 | 0 | 0 | 0 | | | | | | | | | | | |
| Gregg Jefferies, S (1.4) OBP: 0.284, SLG: 0.342 | | | | | | G4-3 | | G4-3 | | 4 | 0 | 0 | 1 | 0 | 0 | 1 | | | | | | | | | | | |
| Randy Myers, L (9.1) | L1-3 | | | | | | | G5-3 | | 0 | 0 | 0 | 0 | 0 | 0 | 0 | | | | | | | | | | | |
| Gary Carter, R (1.2) OBP: 0.194, SLG: 0.169 | | | | G6-3 | | | | F8 | | 3 | 1 | 1 | 0 | 1 | 0 | 0 | | | | | | | | | | | |
| Kevin Elster, R (1.6) OBP: 0.279, SLG: 0.338 | | | | P2 | | SF8 | | | | 2 | 1 | 1 | 1 | 0 | 0 | 0 | | | | | | | | | | | |
| Bob Ojeda, L (1.1) OBP: 0.190, SLG: 0.150 | | | | | | | | | | 2 | 0 | 0 | 0 | 0 | 0 | 1 | | | | | | | | | | | |
| Keith Hernandez, L (7, PH) OBP: 0.342, SLG: 0.379 | | | | G6-3 | | G3 | | | | 1 | 0 | 1 | 2 | 0 | 0 | 0 | | | | | | | | | | | |
| Ron Darling, R (7, PR) OBP: 0.174, SLG: 0.311 | | | | | | | | | | 0 | 0 | 0 | 0 | 0 | 0 | 0 | | | | | | | | | | | |
| Rick Aguilera, R (7.1) | | | | | | | | | | 0 | 0 | 0 | 0 | 0 | 0 | 0 | | | | | | | | | | | |
| Tim Lincecum, R (9.4) OBP: 0.366, SLG: 0.321 | | | | | | | | | | 0 | 0 | 0 | 0 | 0 | 0 | 0 | | | | | | | | | | | |
| Inning Stats | R: 0 E: 0 K: 0 S: 4 | H: 0 LOB: 0 BB: 0 P: 6 | R: 0 E: 0 K: 0 S: 7 | H: 0 LOB: 0 BB: 0 P: 12 | R: 0 E: 0 K: 0 S: 3 | H: 0 LOB: 0 BB: 0 P: 6 | R: 0 E: 0 K: 0 S: 8 | H: 1 LOB: 0 BB: 0 P: 14 | R: 2 E: 0 K: 0 S: 6 | H: 1 LOB: 1 BB: 2 P: 15 | R: 0 E: 0 K: 2 S: 8 | H: 0 LOB: 1 BB: 1 P: 16 | R: 2 E: 0 K: 0 S: 8 | H: 3 LOB: 2 BB: 0 P: 13 | R: 0 E: 0 K: 1 S: 9 | H: 0 LOB: 0 BB: 0 P: 14 | R: 0 E: 0 K: 0 S: 7 | H: 0 LOB: 0 BB: 0 P: 8 | 1B: 3 2B: 2 3B: 0 HR: 0 | SF: 1 SAC: 0 DP: 0 HBP: 0 | WP: 1 PB: 0 SB: 0 CS: 1 | PA: 34 | | | | | |
| PITCHER | IP | WLS | BF | H | R | ER | SO | BB | IBB | HBP | BLK | WP | HR | S | P | ERA | WHIP | | | | | | | | | | |
| Mike Bielecki, R (1.1) ERA: 2.84 | 6.2 | | 26 | 4 | 4 | 4 | 2 | 3 | 0 | 0 | 0 | 0 | 0 | 40 | 76 | 5.40 | 1.050 | | | | | | | | | | |
| Mitch Williams, L (7.1) ERA: 1.53 | 0.0 | 1 | 1 | 0 | 0 | 0 | 0 | 0 | 0 | 0 | 0 | 0 | 0 | 1 | 1 | ∞ | ∞ | | | | | | | | | | |
| Les Lancaster, R (7.1) ERA: | 2.1 | W | 7 | 0 | 0 | 0 | 1 | 0 | 0 | 0 | 0 | 1 | 0 | 19 | 27 | 0.00 | 0.000 | | | | | | | | | | |

New York Mets @ Chicago Cubs
Wrigley Field, Chicago, IL
Sun Jul 30 1989, 3:33 AM CDT
Att: 36,837 - Overcast - 74 F

AB 30
R 4
H 5
RBI 4
BB 3
SO 3
LOB 6



| Batter | 1 | 2 | 3 | 4 | 5 | 6 | 7 | 8 | 9 | AB | R | H | RBI | BB | SO | LOB | BOTTOM | | | | | | | | | | |
|---|------------------------------|----------------------------------|------------------------------|----------------------------------|-------------------------------|----------------------------------|------------------------------|----------------------------------|------------------------------|---------------------------------|------------------------------|----------------------------------|------------------------------|---------------------------------|-------------------------------|----------------------------------|-------------------------------|----------------------------------|----------------------------------|------------------------------------|----------------------------------|--------|--|--|--|--|--|
| Jerome Walton, R (1.8) OBP: 0.341, SLG: 0.409 | L9 | | SH1-3 23 E BB | S 1B | | F7 | | | 23 WP HR | 5 | 2 | 3 | 0 | 0 | 0 | 0 | | | | | | | | | | | |
| 23 Ryne Sandberg, R (1.4) OBP: 0.321, SLG: 0.416 | 1B SF7 | | BB SH1-3 | F9 | | F9 | | | K | 5 | 1 | 1 | 0 | 0 | 1 | 3 | | | | | | | | | | | |
| Mark Grace, L (1.3) OBP: 0.403, SLG: 0.452 | E 1B | | SH1-3 | | | G3 | | | HR | 3 | 1 | 2 | 2 | 1 | 0 | 0 | | | | | | | | | | | |
| Andre Dawson, R (1.9) OBP: 0.313, SLG: 0.478 | SF7 | | BB IBB | G3-1 | | P6 | | | | 2 | 0 | 0 | 1 | 1 | 0 | 2 | | | | | | | | | | | |
| Lloyd McClendon, R (1.7) OBP: 0.392, SLG: 0.530 | G5-3 | | | | | | | | | 2 | 0 | 0 | 1 | 1 | 1 | 1 | | | | | | | | | | | |
| Dwight Smith, L (7, PH) OBP: 0.397, SLG: 0.508 | | | | | | | | | | 1 | 0 | 0 | 0 | 0 | 0 | 0 | | | | | | | | | | | |
| Damon Berryhill, S (1.2) OBP: 0.277, SLG: 0.330 | | | FC6-4 1B | K | | G6-3 | | | P5 | 4 | 0 | 1 | 0 | 0 | 1 | 3 | | | | | | | | | | | |
| Vance Law, R (1.5) OBP: 0.284, SLG: 0.349 | | | F9 | F7 | | G4-3 | | | K | 4 | 0 | 0 | 0 | 0 | 1 | 4 | | | | | | | | | | | |
| Shawon Dunston, R (1.6) OBP: 0.320, SLG: 0.417 | | | FC6-4 1B | | | | | | K | 3 | 2 | 1 | 1 | 1 | 1 | 1 | | | | | | | | | | | |
| Mike Bielecki, R (1.1) OBP: 0.047, SLG: 0.024 | | | | | | | | | | 2 | 0 | 0 | 0 | 0 | 0 | 1 | | | | | | | | | | | |
| Mitch Williams, L (7.1) ERA: 2.34 | | | | | | | | | | 0 | 0 | 0 | 0 | 0 | 0 | 0 | | | | | | | | | | | |
| Les Lancaster, R (7.1) OBP: 0.333, SLG: 0.667 | | | | | | | | | K | 1 | 0 | 0 | 0 | 0 | 1 | 0 | | | | | | | | | | | |
| Inning Stats | R: 1 E: 1 K: 0 S: 7 | H: 2 LOB: 1 BB: 0 P: 11 | R: 0 E: 0 K: 0 S: 7 | H: 1 LOB: 1 BB: 0 P: 12 | R: 1 E: 1 K: 1 S: 20 | H: 1 LOB: 3 BB: 2 P: 33 | R: 1 E: 0 K: 0 S: 9 | H: 2 LOB: 2 BB: 1 P: 15 | R: 0 E: 0 K: 1 S: 7 | H: 0 LOB: 0 BB: 0 P: 9 | R: 1 E: 1 K: 0 S: 9 | H: 0 LOB: 0 BB: 1 P: 16 | R: 0 E: 0 K: 0 S: 7 | H: 0 LOB: 0 BB: 0 P: 9 | R: 0 E: 0 K: 2 S: 10 | H: 0 LOB: 0 BB: 0 P: 14 | R: 2 E: 0 K: 2 S: 10 | H: 2 LOB: 0 BB: 0 P: 13 | 1B: 6 2B: 0 3B: 0 HR: 2 | SF: 1 SAC: 2 DP: 0 HBP: 0 | WP: 1 PB: 0 SB: 1 CS: 0 | PA: 39 | | | | | |
| PITCHER | IP | WLS | BF | H | R | ER | SO | BB | IBB | HBP | BLK | WP | HR | S | P | ERA | WHIP | | | | | | | | | | |
| Bob Ojeda, L (1.1) ERA: 3.85 | 6.0 | | 29 | 6 | 4 | 2 | 2 | 3 | 1 | 0 | 0 | 0 | 0 | 0 | 96 | 3.00 | 1.500 | | | | | | | | | | |
| Rick Aguilera, R (7.1) ERA: 2.34 | 2.2 | L | 9 | 1 | 1 | 1 | 4 | 0 | 0 | 0 | 0 | 1 | 0 | 26 | 34 | 3.38 | 0.375 | | | | | | | | | | |
| Randy Myers, L (9.1) ERA: 1.74 | 0.0 | 1 | 1 | 1 | 1 | 1 | 0 | 0 | 0 | 0 | 0 | 0 | 1 | 1 | 2 | ∞ | ∞ | | | | | | | | | | |

New York Mets @ Chicago Cubs
Wrigley Field, Chicago, IL
Sun Jul 30 1989, 3:33 AM CDT
Att: 36,837 - Overcast - 74 F

AB 32
R 6
H 8
RBI 5
BB 4
SO 6
LOB 15



| Batter | 1 | 2 | 3 | 4 | 5 | 6 | 7 | 8 | 9 | AB | R | H | RBI | BB | SO | LOB | TOP | | | | |
|--|------------------------------|----------------------------------|------------------------------|----------------------------------|-------------------------------|----------------------------------|------------------------------|----------------------------------|------------------------------|---------------------------------|-------------------------------|----------------------------------|-------------------------------|----------------------------------|------------------------------|---------------------------------|----------------------------------|------------------------------------|----------------------------------|--------|--|
| Juan Samuel, R OBP: 0.308, SLG: 0.362 (1, 8) | F8 | | P8 | | | L8 | | 2B HBP | | 3 | 0 | 0 | 0 | 0 | 0 | 0 | | | | | |
| Dave Magadan, L OBP: 0.364, SLG: 0.406 (1, 3) | F7 | | | G3 | | | G4-3 | 2B | | 4 | 0 | 1 | 2 | 0 | 0 | 0 | | | | | |
| Howard Johnson, S OBP: 0.377, SLG: 0.599 (1, 5) (8, 6) | P5 | | | P6 | | | | IBB | | 2 | 0 | 0 | 0 | 2 | 0 | 0 | | | | | |
| Darryl Strawberry, L OBP: 0.307, SLG: 0.497 Randy Myers, L (8, 1) | | | | K | | | | P6 | | 3 | 0 | 0 | 0 | 1 | 2 | 4 | | | | | |
| Kevin McReynolds, R OBP: 0.332, SLG: 0.404 (1, 7) | | | | | G6-3 | | | | P6 | 4 | 0 | 0 | 0 | 0 | 2 | 2 | | | | | |
| Tim Tufel, R OBP: 0.363, SLG: 0.319 (1, 4) | | | | | G5-3 | | | | | 4 | 0 | 1 | 0 | 0 | 2 | 0 | | | | | |
| Gary Carter, R OBP: 0.190, SLG: 0.165 Keith Hernandez, L OBP: 0.346, SLG: 0.379 Bob Ojeda, L OBP: 0.190, SLG: 0.150 Gregg Jefferies, S OBP: 0.284, SLG: 0.341 (1, 2) (8, PH) (8, PH) (8, 5) | | | | | G4-3 | | | HBP 1B BB | | 2 | 0 | 0 | 0 | 0 | 0 | 1 | | | | | |
| Kevin Elster, R OBP: 0.277, SLG: 0.336 Mookie Wilson, S OBP: 0.237, SLG: 0.289 (1, 6) (8, PH) (8, 9) | | | F7 | | | F7 | | | | 2 | 0 | 0 | 0 | 0 | 0 | 0 | | | | | |
| Ron Darling, R OBP: 0.167, SLG: 0.298 Mackey Sasser, L OBP: 0.308, SLG: 0.405 Barry Lyons, R OBP: 0.281, SLG: 0.333 (1, 1) (8, PH) (8, 2) | | | | K | | | | | | 2 | 0 | 0 | 0 | 0 | 2 | 0 | | | | | |
| Inning Stats | R: 0 E: 0 K: 0 S: 9 | H: 0 LOB: 0 BB: 0 P: 12 | R: 0 E: 0 K: 1 S: 7 | H: 1 LOB: 1 BB: 1 P: 15 | R: 0 E: 0 K: 1 S: 10 | H: 0 LOB: 0 BB: 0 P: 16 | R: 0 E: 0 K: 1 S: 8 | H: 0 LOB: 0 BB: 0 P: 15 | R: 0 E: 0 K: 0 S: 6 | H: 0 LOB: 0 BB: 0 P: 9 | R: 0 E: 0 K: 1 S: 10 | H: 0 LOB: 0 BB: 0 P: 15 | R: 0 E: 0 K: 2 S: 18 | H: 2 LOB: 3 BB: 2 P: 33 | R: 0 E: 0 K: 2 S: 7 | H: 0 LOB: 0 BB: 0 P: 8 | 1B: 2 2B: 2 3B: 0 HR: 0 | SF: 0 SAC: 0 DP: 1 HBP: 1 | WP: 0 PB: 0 SB: 1 CS: 1 | PA: 34 | |
| PITCHER | IP | WLS | BF | H | R | ER | SO | BB | IBB | HBP | BLK | WP | HR | S | P | ERA | WHIP | | | | |
| Jose DeLeon, R ERA: 3.19 (1, 1) | 7.2 | W | 29 | 3 | 2 | 2 | 8 | 3 | 0 | 1 | 0 | 0 | 0 | 73 | 122 | 2.35 | 0.783 | | | | |
| Ken Dayley, L ERA: 2.66 (8, 1) | 0.1 | | 2 | 0 | 0 | 0 | 0 | 0 | 1 | 0 | 0 | 0 | 0 | 4 | 10 | 0.00 | 0.000 | | | | |
| Todd Worrell, R ERA: 1.21 (9, 1) | 1.0 | S | 3 | 0 | 0 | 0 | 2 | 0 | 0 | 0 | 0 | 0 | 0 | 7 | 8 | 0.00 | 0.000 | | | | |

New York Mets @ St. Louis Cardinals
Busch Stadium, St. Louis, MO
Mon Jul 31 1989, 7:05 PM CDT
Att: 39,657 - Unknown

AB 29
R 2
H 3
RBI 2
BB 4
SO 10
LOB 8



| Batter | 1 | 2 | 3 | 4 | 5 | 6 | 7 | 8 | 9 | AB | R | H | RBI | BB | SO | LOB | BOTTOM | | | | |
|--|------------------------------|----------------------------------|------------------------------|---------------------------------|-------------------------------|----------------------------------|------------------------------|----------------------------------|------------------------------|----------------------------------|-------------------------------|----------------------------------|-------------------------------|----------------------------------|----------------------------------|------------------------------------|----------------------------------|--------|--|--|--|
| Vince Coleman, S OBP: 0.333, SLG: 0.337 (1, 7) | G4-3 | | | | G4-3 | | G4-3 | | | 4 | 1 | 1 | 0 | 0 | 0 | 0 | | | | | |
| Ozzie Smith, S OBP: 0.363, SLG: 0.390 (1, 6) | G6-3 | | | | G4-3 | | 1B SF8 | | | 4 | 1 | 2 | 1 | 0 | 0 | 0 | | | | | |
| José Oquendo, S OBP: 0.361, SLG: 0.369 (1, 4) | L9 | | | | | | E 1B | | | 2 | 0 | 1 | 1 | 1 | 0 | 0 | | | | | |
| Pedro Guerrero, R OBP: 0.383, SLG: 0.456 (1, 3) | | | | | | | SF8 | | | 2 | 0 | 0 | 1 | 1 | 2 | 2 | | | | | |
| Milt Thompson, L OBP: 0.342, SLG: 0.381 (1, 8) | G4-3 | | | | G4-3 | | L9 | | | 4 | 0 | 1 | 0 | 0 | 0 | 1 | | | | | |
| Tom Brunansky, R OBP: 0.325, SLG: 0.428 (1, 9) | | | | | G6-3 | | G3 BB | | | 3 | 0 | 1 | 0 | 1 | 1 | 2 | | | | | |
| Terry Pendleton, S OBP: 0.303, SLG: 0.359 (1, 5) | L7 | | | | | | G3 | | | 4 | 0 | 2 | 0 | 0 | 0 | 2 | | | | | |
| Tony Peña, R OBP: 0.322, SLG: 0.349 (1, 2) | | | | | | | | | | 2 | 0 | 1 | 0 | 2 | 1 | 1 | | | | | |
| Jose DeLeon, R OBP: 0.113, SLG: 0.078 Ken Dayley, L (8, 1) | | | | | | | | | | 3 | 1 | 0 | 0 | 0 | 2 | 5 | | | | | |
| Tom Pagnozzi, R OBP: 0.235, SLG: 0.197 Todd Worrell, R (9, 1) | | | | | | | | | | 0 | 0 | 0 | 0 | 0 | 0 | 0 | | | | | |
| Inning Stats | R: 0 E: 0 K: 0 S: 7 | H: 0 LOB: 0 BB: 0 P: 10 | R: 0 E: 0 K: 0 S: 5 | H: 1 LOB: 1 BB: 1 P: 9 | R: 2 E: 0 K: 1 S: 11 | H: 3 LOB: 1 BB: 0 P: 16 | R: 0 E: 0 K: 1 S: 9 | H: 1 LOB: 2 BB: 1 P: 19 | R: 0 E: 0 K: 1 S: 9 | H: 0 LOB: 2 BB: 2 P: 19 | R: 0 E: 1 K: 1 S: 16 | H: 3 LOB: 2 BB: 0 P: 22 | R: 0 E: 0 K: 1 S: 12 | H: 1 LOB: 0 BB: 0 P: 17 | 1B: 6 2B: 2 3B: 1 HR: 0 | SF: 2 SAC: 0 DP: 1 HBP: 0 | WP: 0 PB: 0 SB: 3 CS: 1 | PA: 36 | | | |
| PITCHER | IP | WLS | BF | H | R | ER | SO | BB | IBB | HBP | BLK | WP | HR | S | P | ERA | WHIP | | | | |
| Ron Darling, R ERA: 4.08 Randy Myers, L ERA: 1.71 (1, 1) (8, 1) | 7.0 | L | 33 | 8 | 3 | 3 | 3 | 8 | 3 | 3 | 0 | 0 | 0 | 66 | 111 | 3.86 | 1.571 | | | | |
| | 1.0 | | 3 | 1 | 0 | 0 | 1 | 0 | 0 | 0 | 0 | 0 | 0 | 12 | 17 | 0.00 | 1.000 | | | | |

New York Mets @ St. Louis Cardinals
Busch Stadium, St. Louis, MO
Mon Jul 31 1989, 7:05 PM CDT
Att: 39,657 - Unknown

AB 29
R 3
H 9
RBI 3
BB 5
SO 6
LOB 14



| Batter | 1 | 2 | 3 | 4 | 5 | 6 | 7 | 8 | 9 | AB | R | H | RBI | BB | SO | LOB | TOP | | | | | |
|---|-------------------------------|----------------------------------|-------------------------------|----------------------------------|------------------------------|----------------------------------|------------------------------|----------------------------------|------------------------------|----------------------------------|-------------------------------|----------------------------------|------------------------------|----------------------------------|-------------------------------|----------------------------------|-------------------------------|----------------------------------|----------------------------------|------------------------------------|----------------------------------|--------|
| Keith Miller, R OBP: 0.243, SLG: 0.265 (1, 4) | G5-3 | | G4-3 | | G1-3 | | | | F9 | 5 | 0 | 1 | 0 | 0 | 0 | 1 | | | | | | |
| Juan Samuel, R OBP: 0.312, SLG: 0.369 (1, 8) | P6 | | | | | | | | BB 1B | 5 | 2 | 3 | 0 | 0 | 1 | 1 | | | | | | |
| Howard Johnson, S OBP: 0.382, SLG: 0.601 (1, 5) | | | P4 | | | | | | BB 1B | 4 | 3 | 3 | 1 | 1 | 0 | 1 | | | | | | |
| Darryl Strawberry, L OBP: 0.305, SLG: 0.490 (1, 9) | G4-3 | | | | | | | | BB 1B | 4 | 2 | 0 | 0 | 1 | 1 | 3 | | | | | | |
| Kevin McReynolds, R OBP: 0.338, SLG: 0.427 Mark Carreon, R OBP: 0.346, SLG: 0.566 (1, 7) (9, 7) | | | G4-3 2B | | G6-3 | | | | BB 1B | 5 | 4 | 4 | 6 | 0 | 0 | 0 | | | | | | |
| Dave Magadan, L OBP: 0.361, SLG: 0.406 (1, 3) | G4-3 | | | | G4-3 | | | | G5-3 | 5 | 0 | 1 | 3 | 0 | 0 | 1 | | | | | | |
| Barry Lyons, R OBP: 0.285, SLG: 0.343 (1, 2) | | | | | | | | | G1-3 | 5 | 0 | 2 | 1 | 0 | 0 | 0 | | | | | | |
| Kevin Elster, R OBP: 0.277, SLG: 0.335 (1, 6) | | | F8 | | | | | | | 4 | 0 | 1 | 0 | 0 | 0 | 2 | | | | | | |
| Sid Fernandez, L OBP: 0.234, SLG: 0.244 (1, 1) | | | K | | | | | | L8 | 3 | 0 | 0 | 0 | 0 | 1 | 2 | | | | | | |
| Inning Stats | R: 0 E: 0 K: 0 S: 5 | H: 0 LOB: 1 BB: 1 P: 13 | R: 1 E: 0 K: 1 S: 12 | H: 2 LOB: 1 BB: 0 P: 21 | R: 0 E: 0 K: 1 S: 7 | H: 1 LOB: 0 BB: 0 P: 11 | R: 0 E: 0 K: 1 S: 7 | H: 0 LOB: 0 BB: 0 P: 11 | R: 0 E: 0 K: 0 S: 8 | H: 1 LOB: 1 BB: 0 P: 12 | R: 3 E: 0 K: 0 S: 10 | H: 3 LOB: 0 BB: 0 P: 18 | R: 0 E: 0 K: 1 S: 9 | H: 1 LOB: 1 BB: 0 P: 13 | R: 3 E: 1 K: 0 S: 14 | H: 4 LOB: 1 BB: 0 P: 21 | R: 4 E: 0 K: 0 S: 14 | H: 3 LOB: 0 BB: 1 P: 27 | 1B: 9 2B: 4 3B: 1 HR: 1 | SF: 0 SAC: 1 DP: 0 HBP: 0 | WP: 0 PB: 0 SB: 2 CS: 1 | PA: 43 |
| PITCHER | IP | WLS | BF | H | R | ER | SO | BB | IBB | HBP | BLK | WP | HR | S | P | ERA | WHIP | | | | | |
| Scott Terry, R ERA: 3.88 Frank DiPino, L ERA: 2.95 Dan Quisenberry, R ERA: 2.47 Ricky Horton, L ERA: 6.18 | 5.1 | L | 23 | 7 | 4 | 4 | 2 | 1 | 0 | 0 | 0 | 0 | 1 | 44 | 76 | 6.75 | 1.500 | | | | | |
| PITCHER | IP | WLS | BF | H | R | ER | SO | BB | IBB | HBP | BLK | WP | HR | S | P | ERA | WHIP | | | | | |
| Scott Terry, R OBP: 0.195, SLG: 0.333 Frank DiPino, L OBP: 0.111, SLG: 0.111 Dan Quisenberry, R OBP: 0.250, SLG: 0.250 Tom Pagnozzi, R OBP: 0.232, SLG: 0.194 (1, 1) (6, 1) (8, 1) (8, PH) (9, 2) | 9.0 | W | 31 | 4 | 0 | 0 | 1 | 2 | 0 | 0 | 0 | 0 | 0 | 64 | 97 | 0.00 | 0.667 | | | | | |
| Batter | 1 | 2 | 3 | 4 | 5 | 6 | 7 | 8 | 9 | AB | R | H | RBI | BB | SO | LOB | BOTTOM | | | | | |
| Vince Coleman, S OBP: 0.332, SLG: 0.334 (1, 7) | L8 | | F8 | | | | | | P4 | 3 | 0 | 0 | 0 | 1 | 0 | 0 | | | | | | |
| Ozzie Smith, S OBP: 0.359, SLG: 0.385 (1, 6) | F7 | | F8 | | | | | | F7 | 4 | 0 | 0 | 0 | 0 | 0 | 1 | | | | | | |
| José Oquendo, S OBP: 0.360, SLG: 0.370 (1, 4) | | | G4-3 | | | | | | F7 | 4 | 0 | 1 | 0 | 0 | 0 | 1 | | | | | | |
| Pedro Guerrero, R OBP: 0.382, SLG: 0.452 (1, 3) | | | | | | | | | K | 3 | 0 | 0 | 0 | 1 | 1 | 1 | | | | | | |
| Tom Brunansky, R OBP: 0.325, SLG: 0.427 (1, 9) | | | F8 | | | | | | | 3 | 0 | 1 | 0 | 0 | 0 | 2 | | | | | | |
| Terry Pendleton, S OBP: 0.303, SLG: 0.359 (1, 5) | | | | | | | | | | 3 | 0 | 1 | 0 | 0 | 0 | 1 | | | | | | |
| Milt Thompson, L OBP: 0.342, SLG: 0.381 (1, 8) | | | | | | | | | | 3 | 0 | 1 | 0 | 0 | 0 | 0 | | | | | | |
| Tony Peña, R OBP: 0.319, SLG: 0.346 Ricky Horton, L (9, 1) | | | L4-3 | | | | | | F7 | 3 | 0 | 0 | 0 | 0 | 0 | 2 | | | | | | |
| Scott Terry, R OBP: 0.195, SLG: 0.333 Frank DiPino, L OBP: 0.111, SLG: 0.111 Dan Quisenberry, R OBP: 0.250, SLG: 0.250 Tom Pagnozzi, R OBP: 0.232, SLG: 0.194 (1, 1) (6, 1) (8, 1) (8, PH) (9, 2) | | | G4-3 | | | | | | F9 | 2 | 0 | 0 | 0 | 0 | 0 | 1 | | | | | | |
| Inning Stats | R: 0 E: 0 K: 0 S: 15 | H: 1 LOB: 2 BB: 1 P: 23 | R: 0 E: 0 K: 0 S: 7 | H: 2 LOB: 0 BB: 0 P: 9 | R: 0 E: 0 K: 0 S: 6 | H: 0 LOB: 0 BB: 0 P: 8 | R: 0 E: 0 K: 0 S: 5 | H: 0 LOB: 0 BB: 0 P: 6 | R: 0 E: 0 K: 0 S: 9 | H: 0 LOB: 0 BB: 0 P: 13 | R: 0 E: 0 K: 0 S: 4 | H: 0 LOB: 1 BB: 1 P: 9 | R: 0 E: 0 K: 0 S: 6 | H: 1 LOB: 0 BB: 0 P: 9 | R: 0 E: 0 K: 0 S: 5 | H: 0 LOB: 0 BB: 0 P: 8 | R: 0 E: 0 K: 1 S: 7 | H: 0 LOB: 0 BB: 0 P: 12 | 1B: 3 2B: 2 3B: 0 HR: 0 | SF: 0 SAC: 0 DP: 2 HBP: 0 | WP: 0 PB: 0 SB: 0 CS: 0 | PA: 31 |
| PITCHER | IP | WLS | BF | H | R | ER | SO | BB | IBB | HBP | BLK | WP | HR | S | P | ERA | WHIP | | | | | |
| Sid Fernandez, L ERA: 2.75 | 9.0 | W | 31 | 4 | 0 | 0 | 1 | 2 | 0 | 0 | 0 | 0 | 0 | 64 | 97 | 0.00 | 0.667 | | | | | |

New York Mets @ St. Louis Cardinals
 Busch Stadium, St. Louis, MO
 Tue Aug 01 1989, 7:05 PM CDT
 Att: 40,444 - Unknown - 81 F

AB 40
 R 11
 H 15
 RBI 11
 BB 2
 SO 3
 LOB 11



New York Mets @ St. Louis Cardinals
 Busch Stadium, St. Louis, MO
 Tue Aug 01 1989, 7:05 PM CDT
 Att: 40,444 - Unknown - 81 F

AB 29
 R 0
 H 4
 RBI 0
 BB 2
 SO 1
 LOB 9



| Batter | 1 | 2 | 3 | 4 | 5 | 6 | 7 | 8 | 9 | AB | R | H | RBI | BB | SO | LOB | TOP | | | |
|--|---|----------------------------------|-------------------------------|----------------------------------|------------------------------|----------------------------------|-------------------------------|----------------------------------|------------------------------|----------------------------------|-------------------------------|----------------------------------|------------------------------|---------------------------------|-------------------------------|----------------------------------|---|------------------------------------|----------------------------------|--------|
| Keith Miller, R (1,4) OBP: 0.244, SLG: 0.263 | F9 | | | | | | L9 | | 2B | 4 | 0 | 1 | 0 | 0 | 0 | 2 | New York Mets @ St. Louis Cardinals Busch Stadium, St. Louis, MO Wed Aug 02 1989, 7:05 PM CDT Att: 41,438 - Unknown | | | |
| Keith Hernandez, L (9,PH) OBP: 0.350, SLG: 0.390 | | 1B | | | | | | | 2B | 1 | 0 | 1 | 0 | 0 | 0 | 0 | | | | |
| Mark Carreon, R (9,PR) OBP: 0.345, SLG: 0.566 | | | | | | | | | | 0 | 1 | 0 | 0 | 0 | 0 | 0 | | | | |
| Tim Teufel, R (9,4) OBP: 0.363, SLG: 0.319 | | 1B | | | | | | | | 0 | 0 | 0 | 0 | 0 | 0 | 0 | | | | |
| Juan Samuel, R (1,8) OBP: 0.315, SLG: 0.372 | F8 | | | | | | P3 | | 1B | 5 | 1 | 2 | 1 | 0 | 1 | 2 | | | | |
| Howard Johnson, S (1,5) OBP: 0.384, SLG: 0.598 | | | | | | | | | 2B | 2 | 2 | 0 | 0 | 3 | 1 | 3 | | | | |
| Darryl Strawberry, L (1,9) OBP: 0.307, SLG: 0.487 | 1B | | | | | | G4-3 | | 1B | 4 | 0 | 1 | 1 | 1 | 0 | 1 | | | | |
| Kevin McReynolds, R (1,7) OBP: 0.339, SLG: 0.428 | | 1B | | | | | G4-3 | | 1B | 5 | 0 | 2 | 2 | 0 | 0 | 0 | | | | |
| Dave Magadan, L (1,3) OBP: 0.355, SLG: 0.399 | L8 | | | | | | F8 | | G3 | 5 | 0 | 0 | 0 | 0 | 0 | 4 | | | | |
| Barry Lyons, R (1,2) OBP: 0.291, SLG: 0.348 | | | | | | | G6-3 | | G6-3 | 4 | 0 | 2 | 0 | 0 | 0 | 0 | | | | |
| Kevin Elster, R (1,6) OBP: 0.277, SLG: 0.338 | | | | | | | | | G3 | 3 | 0 | 1 | 0 | 0 | 0 | 2 | | | | |
| Mackey Sasser, L (9,PH) OBP: 0.306, SLG: 0.402 | | P8 | | | | | | | | 1 | 0 | 0 | 0 | 0 | 0 | 0 | | | | |
| Randy Myers, L (9,1) | | | | | | | | | | 0 | 0 | 0 | 0 | 0 | 0 | 0 | | | | |
| Frank Viola, L (1,1) | | | | | | | | | | 2 | 0 | 0 | 0 | 1 | 0 | 2 | | | | |
| Gregg Jefferies, S (9,PH) OBP: 0.283, SLG: 0.340 | | FC5-6 | | | | | L7 | | G6-3 | 1 | 0 | 0 | 0 | 0 | 0 | 0 | | | | |
| Inning Stats | R: 1 E: 0 K: 0 S: 14 | H: 2 LOB: 2 BB: 1 P: 24 | R: 0 E: 0 K: 1 S: 11 | H: 3 LOB: 3 BB: 0 P: 15 | R: 0 E: 0 K: 0 S: 6 | H: 0 LOB: 0 BB: 0 P: 11 | R: 0 E: 0 K: 1 S: 10 | H: 1 LOB: 2 BB: 1 P: 19 | R: 0 E: 0 K: 0 S: 7 | H: 1 LOB: 1 BB: 0 P: 10 | R: 0 E: 0 K: 0 S: 10 | H: 0 LOB: 0 BB: 1 P: 19 | R: 0 E: 0 K: 0 S: 6 | H: 0 LOB: 0 BB: 0 P: 7 | R: 3 E: 0 K: 0 S: 18 | H: 3 LOB: 2 BB: 2 P: 34 | 1B: 7 2B: 3 3B: 0 HR: 0 | SF: 0 SAC: 0 DP: 0 HBP: 0 | WP: 1 PB: 0 SB: 1 CS: 0 | PA: 42 |
| PITCHER | IP WLS BF H R ER SO BB IBB HBP BLK WP HR S P ERA WHIP | | | | | | | | | | | | | | | | | | | |
| Ted Power, R (1,1) ERA: 4.6 | 6.2 | 29 | 7 | 1 | 1 | 2 | 2 | 0 | 0 | 0 | 0 | 0 | 0 | 60 | 98 | 1.35 | 1.350 | | | |
| Ken Dayley, L (7,1) ERA: 2.95 | 0.1 | 2 | 0 | 0 | 0 | 0 | 1 | 0 | 0 | 0 | 0 | 0 | 0 | 4 | 10 | 0.00 | 3.000 | | | |
| Todd Worrell, R (8,1) ERA: 1.83 | 2.0 | L 11 | 3 | 3 | 3 | 0 | 0 | 2 | 0 | 0 | 1 | 0 | 0 | 24 | 41 | 13.50 | 1.500 | | | |

| Batter | 1 | 2 | 3 | 4 | 5 | 6 | 7 | 8 | 9 | AB | R | H | RBI | BB | SO | LOB | BOTTOM | | | |
|--|---|----------------------------------|------------------------------|----------------------------------|-------------------------------|----------------------------------|------------------------------|----------------------------------|------------------------------|----------------------------------|------------------------------|----------------------------------|------------------------------|----------------------------------|-------------------------------|----------------------------------|---|------------------------------------|----------------------------------|--------|
| Vince Coleman, S (1,7) OBP: 0.333, SLG: 0.341 | K | | | | | | P4 | | 1B | 5 | 1 | 2 | 2 | 0 | 1 | 1 | New York Mets @ St. Louis Cardinals Busch Stadium, St. Louis, MO Wed Aug 02 1989, 7:05 PM CDT Att: 41,438 - Unknown | | | |
| Ozzie Smith, S (1,6) OBP: 0.357, SLG: 0.381 | | | | | | | | | 1B | 4 | 0 | 0 | 0 | 1 | 0 | 2 | | | | |
| José Oquendo, S (1,4) OBP: 0.359, SLG: 0.367 | | | | | | | | | | 3 | 0 | 0 | 0 | 1 | 0 | 2 | | | | |
| Pedro Guerrero, R (1,3) OBP: 0.386, SLG: 0.452 | | | | | | | | | | 2 | 0 | 1 | 1 | 2 | 0 | 0 | | | | |
| Scott Terry, R (9,PR) OBP: 0.195, SLG: 0.333 | | | | | | | | | | 0 | 0 | 0 | 0 | 0 | 0 | 0 | | | | |
| Leon Durham, L (9,3) OBP: 0.250, SLG: 0.200 | | | | | | | | | | 0 | 0 | 0 | 0 | 0 | 0 | 0 | | | | |
| Tom Brunansky, R (1,9) OBP: 0.322, SLG: 0.422 | | | | | | | | | | 4 | 0 | 0 | 0 | 0 | 1 | 5 | | | | |
| Terry Pendleton, S (1,5) OBP: 0.303, SLG: 0.358 | | | | | | | | | | 4 | 0 | 1 | 0 | 0 | 0 | 2 | | | | |
| Milt Thompson, L (1,8) OBP: 0.341, SLG: 0.382 | | | | | | | | | | 4 | 1 | 1 | 0 | 0 | 0 | 3 | | | | |
| Tony Peña, R (1,2) OBP: 0.321, SLG: 0.345 | | | | | | | | | | 3 | 1 | 1 | 0 | 1 | 0 | 1 | | | | |
| Ted Power, R (1,1) OBP: 0.125, SLG: 0.125 | | | | | | | | | | 1 | 0 | 0 | 0 | 0 | 0 | 0 | | | | |
| Ken Dayley, L (7,1) ERA: 3.72 | | | | | | | | | | 0 | 0 | 0 | 0 | 0 | 0 | 0 | | | | |
| John Morris, L (7,PH) OBP: 0.282, SLG: 0.368 | | | | | | | | | | 0 | 0 | 0 | 0 | 0 | 0 | 0 | | | | |
| Todd Worrell, R (8,1) ERA: 1.83 | | | | | | | | | | 0 | 0 | 0 | 0 | 0 | 0 | 0 | | | | |
| Tom Pagnozzi, R (9,PH) OBP: 0.229, SLG: 0.190 | | | | | | | | | | 1 | 0 | 0 | 0 | 0 | 0 | 1 | | | | |
| Inning Stats | R: 0 E: 0 K: 1 S: 8 | H: 0 LOB: 0 BB: 0 P: 13 | R: 0 E: 0 K: 0 S: 8 | H: 0 LOB: 1 BB: 1 P: 12 | R: 2 E: 0 K: 0 S: 17 | H: 2 LOB: 2 BB: 2 P: 29 | R: 0 E: 0 K: 0 S: 7 | H: 0 LOB: 0 BB: 0 P: 11 | R: 0 E: 0 K: 0 S: 5 | H: 1 LOB: 2 BB: 1 P: 11 | R: 0 E: 0 K: 0 S: 9 | H: 1 LOB: 2 BB: 1 P: 19 | R: 0 E: 1 K: 1 S: 7 | H: 0 LOB: 1 BB: 0 P: 11 | R: 1 E: 0 K: 0 S: 13 | H: 2 LOB: 1 BB: 0 P: 20 | 1B: 4 2B: 1 3B: 1 HR: 0 | SF: 0 SAC: 2 DP: 1 HBP: 0 | WP: 0 PB: 0 SB: 0 CS: 0 | PA: 38 |
| PITCHER | IP WLS BF H R ER SO BB IBB HBP BLK WP HR S P ERA WHIP | | | | | | | | | | | | | | | | | | | |
| Frank Viola, L (1,1) ERA: 3.72 | 8.0 | 33 | 4 | 2 | 2 | 2 | 5 | 0 | 0 | 0 | 0 | 0 | 0 | 67 | 115 | 2.25 | 1.125 | | | |
| Randy Myers, L (9,1) ERA: 1.83 | 1.0 | S 5 | 2 | 1 | 1 | 0 | 0 | 0 | 0 | 0 | 0 | 0 | 0 | 13 | 20 | 9.00 | 2.000 | | | |



| Batter | 1 | 2 | 3 | 4 | 5 | 6 | 7 | 8 | 9 | AB | R | H | RBI | BB | SO | LOB | TOP | | | | |
|--|------------------------------|----------------------------------|-------------------------------|----------------------------------|------------------------------|----------------------------------|------------------------------|----------------------------------|-------------------------------|----------------------------------|------------------------------|---------------------------------|------------------------------|---------------------------------|------------------------------|----------------------------------|----------------------------------|------------------------------------|----------------------------------|--------|--|
| Keith Miller, R (1,4) OBP: 0.244, SLG: 0.262 Jeff Musseman, L (6,1) Keith Hernandez, L (9,PH) OBP: 0.348, SLG: 0.387 | G1-3 | K | | | G4-3 | 1B | | | G3 | 4 | 0 | 1 | 1 | 0 | 1 | 0 | | | | | |
| Juan Samuel, R (1,8) OBP: 0.317, SLG: 0.376 | G6-3 | | WP HBP | | G5-3 | 1B | | | G3 | 4 | 0 | 2 | 0 | 0 | 0 | 2 | | | | | |
| Howard Johnson, S (1,5) OBP: 0.382, SLG: 0.591 | F7 | | L8 | | K | | | | F9 | 4 | 0 | 0 | 0 | 1 | 1 | 2 | | | | | |
| Darryl Strawberry, L (1,9) OBP: 0.311, SLG: 0.486 | | 2B SF7 | G5-4-3 | | BB | | | | G3 | 3 | 1 | 1 | 0 | 2 | 0 | 2 | | | | | |
| Mark Carreon, R (1,7) OBP: 0.339, SLG: 0.561 | SF7 HR | | G5-4-3 | | F9 | | | | G6-3 | 4 | 1 | 1 | 0 | 0 | 0 | 4 | | | | | |
| Dave Magadan, L (1,3) OBP: 0.354, SLG: 0.396 | SF7 | | | | G3 | | | | F9 | 2 | 1 | 0 | 1 | 1 | 0 | 0 | | | | | |
| Gary Carter, R (1,2) OBP: 0.192, SLG: 0.168 | E5 HR | | | | G6-3 | | | | F9 | 4 | 1 | 1 | 0 | 0 | 0 | 1 | | | | | |
| Kevin Elster, R (1,6) OBP: 0.281, SLG: 0.352 | | | | | FC6-4 1B | | | | G6-3 | 3 | 1 | 2 | 3 | 0 | 0 | 0 | | | | | |
| David Cone, L (1,1) OBP: 0.260, SLG: 0.271 Mackey Sasser, L (6,PH) OBP: 0.306, SLG: 0.402 Tim Teufel, R (6,PH) OBP: 0.359, SLG: 0.315 | G5-3 | | | | FC6-4 | | | | F8 | 2 | 0 | 0 | 0 | 0 | 0 | 1 | | | | | |
| Inning Stats | R: 0 E: 0 K: 0 S: 8 | H: 0 LOB: 0 BB: 0 P: 12 | R: 4 E: 1 K: 1 S: 15 | H: 3 LOB: 0 BB: 0 P: 23 | R: 0 E: 0 K: 0 S: 6 | H: 0 LOB: 1 BB: 1 P: 14 | R: 0 E: 0 K: 0 S: 7 | H: 1 LOB: 1 BB: 0 P: 10 | R: 0 E: 0 K: 1 S: 12 | H: 1 LOB: 2 BB: 1 P: 20 | R: 0 E: 0 K: 0 S: 5 | H: 0 LOB: 0 BB: 0 P: 7 | R: 0 E: 0 K: 0 S: 6 | H: 0 LOB: 0 BB: 0 P: 8 | R: 0 E: 0 K: 0 S: 9 | H: 1 LOB: 2 BB: 1 P: 16 | 1B: 5 2B: 2 3B: 0 HR: 1 | SF: 1 SAC: 1 DP: 1 HBP: 1 | WP: 1 PB: 0 SB: 2 CS: 0 | PA: 40 | |
| PITCHER | IP | WLS | BF | H | R | ER | SO | BB | IBB | HBP | BLK | WP | HR | S | P | ERA | WHIP | | | | |
| Ken Hill, R (1,1) ERA: 3.26 | 5.1 | | 26 | 6 | 5 | 4 | 2 | 3 | 0 | 1 | 0 | 1 | 1 | 52 | 88 | 6.75 | 1.688 | | | | |
| Frank DiPino, L (6,1) ERA: 2.94 | 0.1 | W | 2 | 1 | 0 | 0 | 0 | 0 | 0 | 0 | 0 | 0 | 0 | 2 | 2 | 0.00 | 3.000 | | | | |
| Dan Quisenberry, R (6,1) ERA: 2.45 | 0.1 | | 1 | 0 | 0 | 0 | 0 | 0 | 0 | 0 | 0 | 0 | 0 | 2 | 2 | 0.00 | 0.000 | | | | |
| John Costello, R (7,1) ERA: 2.23 | 2.2 | | 9 | 1 | 0 | 0 | 0 | 0 | 0 | 0 | 0 | 0 | 0 | 18 | 23 | 0.00 | 0.375 | | | | |
| Ken Dayley, L (9,1) ERA: 2.63 | 0.1 | S | 2 | 0 | 0 | 0 | 0 | 0 | 1 | 0 | 0 | 0 | 0 | 2 | 8 | 0.00 | 0.000 | | | | |

New York Mets @ St. Louis Cardinals
 Busch Stadium, St. Louis, MO
 Thu Aug 03 1989, 3:33 AM CDT
 Att: 44,496 - Sunny

AB 33
 R 5
 H 8
 RBI 5
 BB 4
 SO 2
 LOB 14



| Batter | 1 | 2 | 3 | 4 | 5 | 6 | 7 | 8 | 9 | AB | R | H | RBI | BB | SO | LOB | BOTTOM | | | | |
|--|-------------------------------|----------------------------------|------------------------------|----------------------------------|-------------------------------|----------------------------------|------------------------------|---------------------------------|------------------------------|----------------------------------|------------------------------|----------------------------------|-------------------------------|----------------------------------|------------------------------|---------------------------------|----------------------------------|------------------------------------|----------------------------------|--------|--|
| Vince Coleman, S (1,7) OBP: 0.334, SLG: 0.342 | E G4-3 | | HR | | B3 | | | | L8 | 4 | 2 | 2 | 0 | 0 | 0 | 0 | | | | | |
| Ozzie Smith, S (1,6) OBP: 0.359, SLG: 0.379 | K | | HR | | P3 | | | | BB | 2 | 1 | 0 | 0 | 2 | 1 | 1 | | | | | |
| Milt Thompson, L (1,8) OBP: 0.340, SLG: 0.390 | G4-3 | | HR | | G4-3 | | | | P6 | 4 | 1 | 1 | 4 | 0 | 0 | 1 | | | | | |
| Pedro Guerrero, R (1,3) OBP: 0.387, SLG: 0.456 | 2B | | K | | | | | | G4-3 | 4 | 1 | 2 | 0 | 0 | 1 | 1 | | | | | |
| John Morris, L (1,9) OBP: 0.267, SLG: 0.347 | P3 | | L3 | | B1 | | | | G4-3 | 4 | 0 | 0 | 0 | 0 | 0 | 2 | | | | | |
| José Oquendo, S (1,4) OBP: 0.358, SLG: 0.364 | | G3 | F7 | | | | | | G5-3 | 3 | 0 | 0 | 0 | 1 | 0 | 0 | | | | | |
| Terry Pendleton, S (1,5) OBP: 0.302, SLG: 0.364 | HR | | | | F9 | | | | G6-3 | 4 | 1 | 1 | 1 | 0 | 0 | 2 | | | | | |
| Tom Pagnozzi, R (1,2) OBP: 0.233, SLG: 0.197 | F9 | | | | K | | | | 1B | 3 | 0 | 1 | 1 | 0 | 1 | 0 | | | | | |
| Ken Hill, R (1,1) OBP: 0.217, SLG: 0.222 Frank DiPino, L (6,1) OBP: 0.111, SLG: 0.111 Dan Quisenberry, R (6,1) OBP: 0.226, SLG: 0.250 Tom Brunansky, R (6,PH) OBP: 0.226, SLG: 0.247 John Costello, R (7,1) OBP: 0.267, SLG: 0.347 Ken Dayley, L (9,1) OBP: 0.359, SLG: 0.315 | K | | | | G3-1 | | | | F7 | 2 | 0 | 0 | 0 | 0 | 1 | 0 | | | | | |
| Inning Stats | R: 1 E: 0 K: 1 S: 15 | H: 2 LOB: 1 BB: 0 P: 24 | R: 1 E: 0 K: 1 S: 9 | H: 1 LOB: 0 BB: 0 P: 18 | R: 3 E: 0 K: 1 S: 14 | H: 2 LOB: 0 BB: 1 P: 22 | R: 0 E: 0 K: 1 S: 7 | H: 0 LOB: 0 BB: 0 P: 7 | R: 0 E: 0 K: 0 S: 5 | H: 0 LOB: 0 BB: 0 P: 10 | R: 1 E: 0 K: 0 S: 9 | H: 2 LOB: 2 BB: 1 P: 17 | R: 0 E: 0 K: 0 S: 10 | H: 0 LOB: 1 BB: 1 P: 18 | R: 0 E: 0 K: 0 S: 5 | H: 0 LOB: 0 BB: 0 P: 6 | 1B: 4 2B: 1 3B: 0 HR: 2 | SF: 0 SAC: 0 DP: 0 HBP: 0 | WP: 0 PB: 1 SB: 2 CS: 0 | PA: 34 | |
| PITCHER | IP | WLS | BF | H | R | ER | SO | BB | IBB | HBP | BLK | WP | HR | S | P | ERA | WHIP | | | | |
| David Cone, R (1,1) ERA: 4.04 | 5.0 | | 21 | 5 | 5 | 5 | 4 | 1 | 0 | 0 | 0 | 0 | 0 | 24 | 41 | 3.00 | 1.333 | | | | |
| Jeff Musseman, L (6,1) ERA: 9.0 | 3.0 | L | 13 | 2 | 1 | 1 | 0 | 2 | 0 | 0 | 0 | 0 | 0 | 24 | 41 | 9.00 | 1.333 | | | | |

New York Mets @ St. Louis Cardinals
 Busch Stadium, St. Louis, MO
 Thu Aug 03 1989, 3:33 AM CDT
 Att: 44,496 - Sunny

AB 31
 R 6
 H 7
 RBI 6
 BB 3
 SO 4
 LOB 9



| Batter | 1 | 2 | 3 | 4 | 5 | 6 | 7 | 8 | 9 | AB | R | H | RBI | BB | SO | LOB | TOP |
|--|---|---|---|---|---|---|---|---|---|--|---|---|-----|----|----|-----|--|
| Otis Nixon, S <small>OBP: 0.310, SLG: 0.272</small> | | | | | | | | | | 4 | 0 | 0 | 0 | 1 | 0 | 0 | Montreal Expos @ New York Mets Shea Stadium, Flushing, NY Fri Aug 04 1989, 7:05 PM EDT Att: 41,457 - Unknown |
| Damaso Garcia, R <small>OBP: 0.310, SLG: 0.373</small> | | | | | | | | | | 5 | 1 | 1 | 1 | 0 | 0 | 1 | |
| Andres Calarraga, R <small>OBP: 0.416, SLG: 0.428</small> Wallace Johnson, S <small>OBP: 0.299, SLG: 0.324</small> | | | | | | | | | | 3 | 1 | 1 | 0 | 0 | 1 | 1 | |
| Tim Raines, S <small>OBP: 0.416, SLG: 0.452</small> Nelson Santovenia, R <small>OBP: 0.339, SLG: 0.421</small> | | | | | | | | | | 3 | 0 | 1 | 1 | 0 | 1 | 1 | |
| Hubie Brooks, R <small>OBP: 0.296, SLG: 0.370</small> Dave Martinez, L <small>OBP: 0.332, SLG: 0.412</small> | | | | | | | | | | 3 | 0 | 0 | 0 | 0 | 1 | 2 | |
| Tim Wallach, R <small>OBP: 0.351, SLG: 0.429</small> Mike Aldrete, L <small>OBP: 0.314, SLG: 0.305</small> | | | | | | | | | | 3 | 1 | 1 | 0 | 0 | 0 | 2 | |
| Mike Fitzgerald, R <small>OBP: 0.340, SLG: 0.401</small> | | | | | | | | | | 4 | 0 | 0 | 0 | 0 | 1 | 4 | |
| Spike Owen, S <small>OBP: 0.382, SLG: 0.368</small> Andy McGaffigan, R <small>OBP: 1.000, SLG: 1.000</small> Zane Smith, L <small>OBP: 0.200, SLG: 0.233</small> | | | | | | | | | | 3 | 0 | 1 | 1 | 0 | 0 | 0 | |
| Bryn Smith, R <small>OBP: 0.160, SLG: 0.109</small> Rex Hudler, R <small>OBP: 0.311, SLG: 0.482</small> Steve Frey, R <small>OBP: 0.255, SLG: 0.277</small> | | | | | | | | | | 1 | 0 | 0 | 0 | 0 | 0 | 1 | |
| Inning Stats R: 0 H: 1 E: 0 LOB: 1 K: 1 BB: 0 S: 9 P: 14 R: 1 H: 2 E: 0 LOB: 1 K: 0 BB: 0 S: 13 P: 20 R: 2 H: 2 E: 2 LOB: 1 K: 1 BB: 0 S: 13 P: 21 R: 0 H: 0 E: 0 LOB: 0 K: 1 BB: 0 S: 8 P: 14 R: 0 H: 0 E: 0 LOB: 0 K: 1 BB: 0 S: 8 P: 11 R: 0 H: 0 E: 0 LOB: 0 K: 0 BB: 0 S: 6 P: 10 R: 0 H: 0 E: 0 LOB: 0 K: 0 BB: 0 S: 5 P: 9 R: 1 H: 3 E: 0 LOB: 2 K: 2 BB: 0 S: 13 P: 20 R: 1 H: 1 E: 0 LOB: 1 K: 1 BB: 1 S: 9 P: 15 | | | | | | | | | | 1B: 6 SF: 0 2B: 2 SAC: 0 3B: 0 DP: 0 HR: 1 HBP: 0 | WP: 1 PA: 39 PB: 0 SB: 2 CS: 0 | | | | | | |
| PITCHER Bob Ojeda, L <small>ERA: 3.83</small> Wally Whitehurst, R <small>ERA: 8.59</small> | IP: 7.2 WLS: W BF: 33 H: 8 R: 4 ER: 3 SO: 5 BB: 0 IBB: 0 HBP: 0 BLK: 0 WP: 0 HR: 1 S: 72 P: 114 ERA: 3.52 WHIP: 1.043 | | | | | | | | | | | | | | | | |

| | |
|-----|----|
| AB | 38 |
| R | 5 |
| H | 9 |
| RBI | 4 |
| BB | 1 |
| SO | 7 |
| LOB | 15 |



| Batter | 1 | 2 | 3 | 4 | 5 | 6 | 7 | 8 | 9 | AB | R | H | RBI | BB | SO | LOB | BOTTOM |
|---|---|---|---|---|---|---|---|---|---|--|---|---|-----|----|----|-----|--|
| Keith Miller, R <small>OBP: 0.260, SLG: 0.277</small> | | | | | | | | | | 5 | 2 | 2 | 0 | 0 | 2 | 0 | Montreal Expos @ New York Mets Shea Stadium, Flushing, NY Fri Aug 04 1989, 7:05 PM EDT Att: 41,457 - Unknown |
| Juan Samuel, R <small>OBP: 0.321, SLG: 0.388</small> | | | | | | | | | | 5 | 2 | 3 | 2 | 0 | 1 | 0 | |
| Howard Johnson, S <small>OBP: 0.396, SLG: 0.606</small> Gregg Jefferies, S <small>OBP: 0.285, SLG: 0.340</small> | | | | | | | | | | 4 | 3 | 3 | 3 | 0 | 0 | 0 | |
| Darryl Strawberry, L <small>OBP: 0.318, SLG: 0.492</small> | | | | | | | | | | 4 | 3 | 3 | 1 | 1 | 1 | 0 | |
| Kevin McReynolds, R <small>OBP: 0.336, SLG: 0.422</small> | | | | | | | | | | 4 | 0 | 0 | 0 | 0 | 0 | 4 | |
| Dave Magadan, L <small>OBP: 0.356, SLG: 0.404</small> | | | | | | | | | | 4 | 0 | 2 | 2 | 0 | 1 | 2 | |
| Barry Lyons, R <small>OBP: 0.289, SLG: 0.345</small> | | | | | | | | | | 4 | 0 | 1 | 2 | 0 | 0 | 2 | |
| Kevin Elster, R <small>OBP: 0.284, SLG: 0.363</small> | | | | | | | | | | 3 | 1 | 1 | 1 | 1 | 0 | 1 | |
| Bob Ojeda, L <small>OBP: 0.174, SLG: 0.136</small> Wally Whitehurst, R <small>ERA: 8.59</small> | | | | | | | | | | 4 | 0 | 0 | 0 | 0 | 2 | 3 | |
| Inning Stats R: 4 H: 5 E: 0 LOB: 1 K: 0 BB: 0 S: 13 P: 22 R: 0 H: 0 E: 0 LOB: 0 K: 0 BB: 0 S: 3 P: 5 R: 2 H: 2 E: 0 LOB: 1 K: 1 BB: 1 S: 12 P: 18 R: 1 H: 2 E: 0 LOB: 0 K: 2 BB: 0 S: 13 P: 18 R: 2 H: 3 E: 0 LOB: 2 K: 0 BB: 1 S: 10 P: 20 R: 2 H: 2 E: 0 LOB: 0 K: 1 BB: 0 S: 11 P: 18 R: 0 H: 0 E: 1 LOB: 1 K: 1 BB: 0 S: 11 P: 13 R: 0 H: 1 E: 0 LOB: 2 K: 2 BB: 1 S: 11 P: 19 | | | | | | | | | | 1B: 8 SF: 0 2B: 3 SAC: 0 3B: 1 DP: 0 HR: 3 HBP: 0 | WP: 0 PA: 41 PB: 0 SB: 3 CS: 1 | | | | | | |
| PITCHER Bryn Smith, R <small>ERA: 2.44</small> Steve Frey, L <small>ERA: 5.06</small> Andy McGaffigan, R <small>ERA: 3.43</small> | IP: 3.0 WLS: L BF: 16 H: 7 R: 5 ER: 5 SO: 3 BB: 0 IBB: 0 HBP: 0 BLK: 0 WP: 0 HR: 1 S: 28 P: 45 ERA: 18.00 WHIP: 2.667 | | | | | | | | | | | | | | | | |

| | |
|-----|----|
| AB | 37 |
| R | 11 |
| H | 15 |
| RBI | 11 |
| BB | 3 |
| SO | 7 |
| LOB | 12 |



| Batter | 1 | 2 | 3 | 4 | 5 | 6 | 7 | 8 | 9 | AB | R | H | RBI | BB | SO | LOB | TOP | | | |
|---|------------------------------|----------------------------------|-------------------------------------|-----------------------------------|------------------------------|----------------------------------|-------------------------------|----------------------------------|------------------------------|----------------------------------|------------------------------|----------------------------------|-------------------------------|----------------------------------|------------------------------|----------------------------------|---|-------------------------------------|-----------------------------------|--------------------------|
| Dave Martinez, L (1, 8) OBP: 0.332, SLG: 0.411 | G5-3 | | L1 | | | | | SH1-4 | | 3 | 0 | 1 | 0 | 0 | 0 | 0 | <p>Montreal Expos @ New York Mets Shea Stadium, Flushing, NY Sat Aug 05 1989, 7:05 PM EDT Att: 46,175 - Unknown - 94 F</p> | | | |
| Jeff Huson, L (1, 4) OBP: 0.236, SLG: 0.255 | K | | F8 | | | | L7 | G3 | | 4 | 0 | 0 | 0 | 0 | 1 | 2 | | | | |
| Hubie Brooks, R (1, 9) Tim Burke, R (8, 1) | F7 | | | | | | | K | | 4 | 0 | 1 | 0 | 0 | 1 | 1 | | | | |
| Tim Raines, S (1, 7) | | SF8 | G6-3 | | | | | | | 4 | 1 | 1 | 0 | 0 | 0 | 1 | | | | |
| Tim Wallach, R (1, 5) OBP: 0.348, SLG: 0.426 | | SF8 | | K | | | | P3 | | 3 | 0 | 0 | 1 | 0 | 1 | 0 | | | | |
| Andres Galarraga, R (1, 3) OBP: 0.332, SLG: 0.433 | | S | | | | | | F9 | | 3 | 1 | 2 | 0 | 1 | 0 | 0 | | | | |
| Nelson Santovenia, R (1, 2) OBP: 0.335, SLG: 0.415 | | P4 | | | | | | K | | 3 | 0 | 0 | 0 | 0 | 1 | 3 | | | | |
| Spike Owen, S (1, 6) OBP: 0.379, SLG: 0.364 | | E4 | | | | | | G3-1 | | 3 | 0 | 0 | 0 | 0 | 0 | 1 | | | | |
| Mark Langston, R (1, 1) Wallace Johnson, S (8, PH) Otis Nixon, S (8, 8) OBP: 0.310, SLG: 0.272 | G5-3 | | | | | | | G3 SH1-4 | | 2 | 0 | 0 | 0 | 0 | 0 | 1 | | | | |
| Inning Stats | R: 0 E: 0 K: 1 S: 8 | H: 0 LOB: 0 BB: 0 P: 12 | R: 2 E: 1 K: 0 S: 11 | H: 1 LOB: 1 BB: 1 P: 17 | R: 0 E: 0 K: 0 S: 7 | H: 1 LOB: 1 BB: 0 P: 11 | R: 0 E: 0 K: 1 S: 10 | H: 1 LOB: 1 BB: 0 P: 15 | R: 0 E: 0 K: 0 S: 5 | H: 0 LOB: 0 BB: 0 P: 10 | R: 0 E: 0 K: 1 S: 6 | H: 1 LOB: 0 BB: 0 P: 13 | R: 0 E: 0 K: 1 S: 10 | H: 1 LOB: 1 BB: 0 P: 14 | R: 0 E: 0 K: 0 S: 8 | H: 0 LOB: 0 BB: 0 P: 11 | 1B: 4 2B: 1 3B: 1 HR: 0 | SF: 1 SAC: 1 DP: 0 HBP: 0 | WP: 0 PB: 0 SB: 1 CS: 1 | PA: 33 |
| PITCHER Ron Darling, R (1, 1) ERA: 3.89 | IP: 9.0 WLS: W BF: 33 | H: 6 R: 2 ER: 1 SO: 4 | BB: 1 IBB: 0 HBP: 0 BLK: 0 | WP: 0 HR: 0 S: 70 P: 111 | ERA: 1.00 WHIP: 0.778 | PITCHER | | | | | | | | | | IP: 9.0 WLS: W BF: 33 | H: 6 R: 2 ER: 1 SO: 4 | BB: 1 IBB: 0 HBP: 0 BLK: 0 | WP: 0 HR: 0 S: 70 P: 111 | ERA: 1.00 WHIP: 0.778 |

| | |
|-----|----|
| AB | 30 |
| R | 2 |
| H | 6 |
| RBI | 1 |
| BB | 1 |
| SO | 4 |
| LOB | 9 |



| Batter | 1 | 2 | 3 | 4 | 5 | 6 | 7 | 8 | 9 | AB | R | H | RBI | BB | SO | LOB | BOTTOM | | | |
|---|------------------------------|----------------------------------|-------------------------------------|-----------------------------------|------------------------------|----------------------------------|-------------------------------|----------------------------------|------------------------------|----------------------------------|-------------------------------|----------------------------------|-------------------------------|----------------------------------|------------------------------|----------------------------------|---|-------------------------------------|-----------------------------------|--------------------------|
| Keith Miller, R (1, 4) OBP: 0.241, SLG: 0.255 | P2 | | F8 | | | | | K | | 4 | 0 | 0 | 0 | 0 | 1 | 1 | <p>Montreal Expos @ New York Mets Shea Stadium, Flushing, NY Sat Aug 05 1989, 7:05 PM EDT Att: 46,175 - Unknown - 94 F</p> | | | |
| Juan Samuel, R (1, 8) OBP: 0.320, SLG: 0.385 | G5-3 | | G6-3 | | | | | BB | | 3 | 0 | 0 | 0 | 1 | 0 | 0 | | | | |
| Howard Johnson, S (1, 5) OBP: 0.384, SLG: 0.603 | K | | | | | | | L9 | | 4 | 0 | 1 | 0 | 0 | 1 | 2 | | | | |
| Kevin McReynolds, R (1, 7) OBP: 0.340, SLG: 0.432 | | HR | PO | | | | | G6-3 | | 3 | 2 | 2 | 1 | 1 | 0 | 0 | | | | |
| Tim Teufel, R (1, 3) OBP: 0.368, SLG: 0.318 | | SH1-3 | | | | | | 1B | | 2 | 0 | 1 | 0 | 2 | 1 | 1 | | | | |
| Mark Carreon, R (1, 9) Daryl Strawberry, L (8, PH) OBP: 0.320, SLG: 0.497 | | BB | | | | | | 1B | | 3 | 0 | 2 | 0 | 0 | 0 | 2 | | | | |
| Barry Lyons, R (1, 2) Mackey Sasser, L (8, PH) OBP: 0.304, SLG: 0.398 | | SH1-3 | | | | | | G3 | | 1 | 1 | 1 | 1 | 0 | 0 | 0 | | | | |
| Kevin Elster, R (1, 6) OBP: 0.287, SLG: 0.365 | | 1B | | | | | | 1B | | 2 | 0 | 0 | 0 | 0 | 1 | 4 | | | | |
| Ron Darling, R (1, 1) OBP: 0.160, SLG: 0.286 | | | | | | | | G3 | | 1 | 0 | 0 | 0 | 0 | 1 | 1 | | | | |
| Inning Stats | R: 0 E: 0 K: 1 S: 8 | H: 0 LOB: 0 BB: 0 P: 11 | R: 1 E: 0 K: 1 S: 15 | H: 2 LOB: 2 BB: 1 P: 25 | R: 0 E: 0 K: 0 S: 7 | H: 1 LOB: 0 BB: 0 P: 12 | R: 0 E: 0 K: 2 S: 14 | H: 0 LOB: 2 BB: 2 P: 28 | R: 0 E: 0 K: 1 S: 8 | H: 0 LOB: 0 BB: 0 P: 14 | R: 0 E: 0 K: 0 S: 10 | H: 2 LOB: 2 BB: 0 P: 18 | R: 0 E: 0 K: 1 S: 18 | H: 1 LOB: 2 BB: 1 P: 27 | R: 2 E: 0 K: 1 S: 9 | H: 3 LOB: 1 BB: 0 P: 10 | 1B: 7 2B: 1 3B: 0 HR: 1 | SF: 0 SAC: 2 DP: 0 HBP: 0 | WP: 0 PB: 0 SB: 1 CS: 0 | PA: 36 |
| PITCHER Mark Langston, L (1, 1) Tim Burke, R (8, 1) | IP: 7.0 WLS: L BF: 5 | H: 3 R: 1 ER: 2 SO: 6 | BB: 4 IBB: 0 HBP: 0 BLK: 0 | WP: 0 HR: 1 S: 80 P: 135 | ERA: 1.29 WHIP: 1.429 | PITCHER | | | | | | | | | | IP: 1.0 WLS: L BF: 5 | H: 3 R: 1 ER: 2 SO: 6 | BB: 4 IBB: 0 HBP: 0 BLK: 0 | WP: 0 HR: 1 S: 80 P: 135 | ERA: 1.29 WHIP: 1.429 |

| | |
|-----|----|
| AB | 29 |
| R | 3 |
| H | 9 |
| RBI | 3 |
| BB | 4 |
| SO | 7 |
| LOB | 17 |



| Batter | 1 | 2 | 3 | 4 | 5 | 6 | 7 | 8 | 9 | AB | R | H | RBI | BB | SO | LOB | TOP | | |
|--|---|----------------------------------|--------------------------------------|----------------------------------|--------------------------------------|----------------------------------|--------------------------------------|----------------------------------|--------------------------------------|----------------------------------|--------------------------------------|----------------------------------|--------------------------------------|----------------------------------|---------------------------------------|----------------------------------|----------------------------------|------------------------------------|-----------------------------------|
| Keith Miller, R OBP: 0.250, SLG: 0.263 Keith Hernandez, L OBP: 0.344, SLG: 0.382 Jeff Musselman, L (8, PH) Jeff Innis, R (9, 1) | | | | | | | | | | 3 | 0 | 1 | 0 | 0 | 1 | 1 | | | |
| Juan Samuel, R OBP: 0.317, SLG: 0.380 | | | | | | | | | | 4 | 0 | 0 | 0 | 0 | 1 | 1 | | | |
| Howard Johnson, S OBP: 0.380, SLG: 0.594 | | | | | | | | | | 4 | 0 | 0 | 0 | 0 | 2 | 1 | | | |
| Darryl Strawberry, L OBP: 0.324, SLG: 0.502 | | | | | | | | | | 2 | 1 | 0 | 0 | 2 | 0 | 0 | | | |
| Kevin McReynolds, R OBP: 0.338, SLG: 0.438 Mark Carreon, R OBP: 0.353, SLG: 0.556 | | | | | | | | | | 2 | 0 | 0 | 0 | 0 | 0 | 1 | | | |
| Dave Magadan, L OBP: 0.355, SLG: 0.400 | | | | | | | | | | 3 | 0 | 1 | 0 | 1 | 0 | 0 | | | |
| Bary Lyons, R OBP: 0.287, SLG: 0.338 Mackey Sasser, L OBP: 0.298, SLG: 0.388 (9, PH) | | | | | | | | | | | 2 | 0 | 0 | 0 | 1 | 1 | | | |
| Kevin Elster, R OBP: 0.283, SLG: 0.358 | | | | | | | | | | 3 | 0 | 0 | 0 | 0 | 2 | 1 | | | |
| Frank Viola, L (1, 1) Gregg Jefferies, S OBP: 0.285, SLG: 0.337 (8, PH) | | | | | | | | | | 1 | 0 | 0 | 0 | 0 | 0 | 0 | | | |
| | | | | | | | | | | 1 | 0 | 0 | 0 | 0 | 1 | 0 | | | |
| Inning Stats | R: 0 H: 0 E: 0 K: 2 S: 10 | H: 0 LOB: 0 BB: 0 P: 13 | R: 0 H: 0 E: 0 K: 0 S: 7 | H: 0 LOB: 0 BB: 0 P: 13 | R: 0 H: 0 E: 0 K: 1 S: 9 | H: 0 LOB: 1 BB: 1 P: 16 | R: 0 H: 0 E: 0 K: 0 S: 6 | H: 0 LOB: 0 BB: 0 P: 16 | R: 0 H: 0 E: 0 K: 2 S: 9 | H: 0 LOB: 0 BB: 0 P: 13 | R: 0 H: 1 E: 0 K: 1 S: 8 | H: 1 LOB: 1 BB: 0 P: 11 | R: 0 H: 0 E: 0 K: 2 S: 9 | H: 0 LOB: 0 BB: 0 P: 13 | R: 1 H: 1 E: 0 K: 3 S: 15 | H: 1 LOB: 2 BB: 2 P: 28 | 1B: 3 2B: 0 3B: 0 HR: 0 | SF: 0 SAC: 1 DP: 0 HBP: 0 | WP: 0 PA: 34 SB: 0 CS: 0 |
| PITCHER | IP WLS BF H R ER SO BB IBB HBP BLK WP HR S P ERA WHIP | | | | | | | | | | | | | | | | | | |
| Ken Howell, R ERA: 3.22 | 8.2 | 33 | 3 | 1 | 0 | 10 | 4 | 0 | 0 | 0 | 0 | 0 | 0 | 79 | 131 | 0.00 | 0.808 | | |
| Roger McDowell, R ERA: 2.45 | 0.1 | W | 1 | 0 | 0 | 0 | 1 | 0 | 0 | 0 | 0 | 0 | 0 | 3 | 5 | 0.00 | 0.000 | | |

New York Mets @ Philadelphia Phillies
Veterans Stadium, Philadelphia, PA
Mon Aug 07 1989, 7:05 PM EDT
Att: 35,350 - Unknown

| | |
|-----|----|
| AB | 29 |
| R | 1 |
| H | 3 |
| RBI | 0 |
| BB | 4 |
| SO | 11 |
| LOB | 8 |



| Batter | 1 | 2 | 3 | 4 | 5 | 6 | 7 | 8 | 9 | AB | R | H | RBI | BB | SO | LOB | BOTTOM | | | | |
|--|---|----------------------------------|---------------------------------------|----------------------------------|---------------------------------------|----------------------------------|---------------------------------------|----------------------------------|--------------------------------------|----------------------------------|---------------------------------------|----------------------------------|--------------------------------------|----------------------------------|---------------------------------------|----------------------------------|--------------------------------------|----------------------------------|----------------------------------|------------------------------------|-----------------------------------|
| Lenny Dykstra, L OBP: 0.346, SLG: 0.395 | | | | | | | | | | 4 | 0 | 0 | 0 | 0 | 1 | 1 | | | | | |
| Tom Herr, S OBP: 0.347, SLG: 0.355 | | | | | | | | | | 4 | 0 | 1 | 0 | 0 | 2 | 1 | | | | | |
| Von Hayes, L OBP: 0.391, SLG: 0.449 | | | | | | | | | | 4 | 0 | 2 | 0 | 0 | 0 | 1 | | | | | |
| Ricky Jordan, R OBP: 0.308, SLG: 0.372 | | | | | | | | | | 3 | 2 | 1 | 0 | 1 | 1 | 1 | | | | | |
| John Kruk, L OBP: 0.372, SLG: 0.426 | | | | | | | | | | 3 | 0 | 1 | 0 | 1 | 0 | 3 | | | | | |
| Charlie Hayes, R OBP: 0.294, SLG: 0.388 | | | | | | | | | | 4 | 0 | 1 | 2 | 0 | 1 | 2 | | | | | |
| Dickie Thon, R OBP: 0.296, SLG: 0.390 | | | | | | | | | | 3 | 0 | 0 | 0 | 0 | 2 | 0 | | | | | |
| Steve Lake, R OBP: 0.307, SLG: 0.353 | | | | | | | | | | 3 | 0 | 0 | 0 | 0 | 1 | 0 | | | | | |
| Ken Howell, R OBP: 0.167, SLG: 0.156 Roger McDowell, R OBP: 0.333, SLG: 0.333 | | | | | | | | | | 3 | 0 | 1 | 0 | 0 | 1 | 0 | | | | | |
| | | | | | | | | | | 0 | 0 | 0 | 0 | 0 | 0 | 0 | | | | | |
| Inning Stats | R: 0 H: 0 E: 0 K: 0 S: 10 | H: 1 LOB: 0 BB: 0 P: 16 | R: 1 H: 1 E: 0 K: 1 S: 12 | H: 1 LOB: 0 BB: 0 P: 15 | R: 0 H: 0 E: 0 K: 3 S: 11 | H: 0 LOB: 0 BB: 0 P: 16 | R: 0 H: 2 E: 0 K: 2 S: 14 | H: 2 LOB: 2 BB: 0 P: 24 | R: 0 H: 0 E: 0 K: 0 S: 8 | H: 0 LOB: 0 BB: 0 P: 12 | R: 0 H: 2 E: 0 K: 0 S: 11 | H: 2 LOB: 2 BB: 1 P: 18 | R: 0 H: 0 E: 0 K: 2 S: 7 | H: 0 LOB: 0 BB: 0 P: 11 | R: 0 H: 1 E: 0 K: 1 S: 10 | H: 1 LOB: 1 BB: 0 P: 14 | R: 1 H: 1 E: 1 K: 0 S: 5 | H: 1 LOB: 2 BB: 1 P: 12 | 1B: 5 2B: 2 3B: 0 HR: 0 | SF: 0 SAC: 0 DP: 0 HBP: 0 | WP: 0 PA: 33 SB: 0 CS: 1 |
| PITCHER | IP WLS BF H R ER SO BB IBB HBP BLK WP HR S P ERA WHIP | | | | | | | | | | | | | | | | | | | | |
| Frank Viola, L ERA: 3.63 | 7.0 | 26 | 5 | 1 | 1 | 8 | 1 | 0 | 0 | 0 | 0 | 0 | 0 | 12 | 23 | 0.00 | 1.000 | | | | |
| Jeff Musselman, L ERA: 7.41 | 1.0 | L | 6 | 1 | 1 | 0 | 1 | 0 | 1 | 0 | 0 | 0 | 0 | 3 | 3 | ∞ | ∞ | | | | |
| Jeff Innis, R ERA: 2.92 | 0.0 | | 1 | 1 | 0 | 0 | 0 | 0 | 0 | 0 | 0 | 0 | 0 | 3 | 3 | ∞ | ∞ | | | | |

New York Mets @ Philadelphia Phillies
Veterans Stadium, Philadelphia, PA
Mon Aug 07 1989, 7:05 PM EDT
Att: 35,350 - Unknown

| | |
|-----|----|
| AB | 31 |
| R | 2 |
| H | 7 |
| RBI | 2 |
| BB | 2 |
| SO | 9 |
| LOB | 9 |



| Batter | 1 | 2 | 3 | 4 | 5 | 6 | 7 | 8 | 9 | AB R H RBI BB SO LOB | TOP | | | | | | | | | |
|--|---|----------------------------------|------------------------------|----------------------------------|------------------------------|----------------------------------|------------------------------|----------------------------------|-------------------------------|----------------------------------|--|----------------------------------|---|----------------------------------|------------------------------|----------------------------------|----------------------------------|------------------------------------|----------------------------------|--------|
| Keith Miller, R OBP: 0.250, SLG: 0.292 (1, 4) | F7 | | K | | G5-3 | G1-3 | | | 2B | 5 0 1 0 0 1 3 | New York Mets @ Philadelphia Phillies Veterans Stadium, Philadelphia, PA Wed Aug 09 1989, 3:33 AM EDT Att: 43,462 - Sunny - 75 F AB 35 R 6 H 10 RBI 5 BB 3 SO 6 LOB 12 | | | | | | | | | |
| Juan Samuel, R OBP: 0.316, SLG: 0.384 (1, 8) | HR | | K | | E5 2B | | G1-3 | G6-4-3 BB | 4 2 1 1 1 1 0 | | | | | | | | | | | |
| Tim Teufel, R OBP: 0.370, SLG: 0.338 (1, 3) | G5-3 | | K | | HR 2B | | | G6-4-3 1-2 | 4 1 1 1 1 1 2 | | | | | | | | | | | |
| Darryl Strawberry, L OBP: 0.327, SLG: 0.516 (1, 9) | BLK BB | | | G3 | HR 2B | | F7-6-4-3 1-2 | | 3 1 1 2 1 0 1 | | | | | | | | | | | |
| Kevin McReynolds, R OBP: 0.335, SLG: 0.434 (1, 7) | P4 1-2 | | | P6 | F8 | | | F8 | 4 0 0 0 0 0 1 | | | | | | | | | | | |
| Gregg Jefferies, S OBP: 0.281, SLG: 0.332 (1, 5) | | F7 | | G5-3 | | G4-3 | | L9 | 4 0 0 0 0 0 0 | | | | | | | | | | | |
| Gary Carter, R OBP: 0.222, SLG: 0.222 (1, 2) | | FC1-6 1B | | | 1B 2B | 1B | | WP 2B | 4 1 4 0 0 0 0 | | | | | | | | | | | |
| Kevin Elster, R OBP: 0.285, SLG: 0.356 (1, 6) | | FC1-6 1-2 | | | SH1-4 1B | 1B | | K | 4 1 2 1 0 1 2 | | | | | | | | | | | |
| Bob Ojeda, L OBP: 0.163, SLG: 0.128 (1, 1) | | | | | SH1-4 1-2 | | | G6-3 | 3 0 0 0 0 2 3 | | | | | | | | | | | |
| Inning Stats | R: 1 E: 0 K: 0 S: 14 | H: 1 LOB: 1 BB: 1 P: 25 | R: 0 E: 0 K: 1 S: 9 | H: 1 LOB: 1 BB: 0 P: 12 | R: 0 E: 0 K: 3 S: 9 | H: 0 LOB: 0 BB: 0 P: 12 | R: 0 E: 0 K: 0 S: 8 | H: 0 LOB: 0 BB: 0 P: 10 | R: 5 E: 1 K: 0 S: 16 | H: 4 LOB: 0 BB: 0 P: 22 | R: 0 E: 0 K: 1 S: 9 | H: 2 LOB: 2 BB: 1 P: 12 | R: 0 E: 0 K: 1 S: 11 | H: 1 LOB: 1 BB: 0 P: 16 | R: 0 E: 0 K: 0 S: 5 | H: 1 LOB: 1 BB: 1 P: 12 | 1B: 4 2B: 5 3B: 0 HR: 2 | SF: 0 SAC: 1 DP: 2 HBP: 0 | WP: 1 PB: 0 SB: 0 CS: 0 | PA: 39 |
| PITCHER | IP WLS BF H R ER SO BB IBB HBP BLK WP HR S P ERA WHIP | | | | | | | | | | | PITCHER | IP WLS BF H R ER SO BB IBB HBP BLK WP HR S P ERA WHIP | | | | | | | |
| Dennis Cook, L ERA: 3.36 (1, 1) | 5.2 L 27 8 6 2 5 1 0 0 0 1 0 2 64 91 3.18 1.588 | | | | | | | | | | | | | | | | | | | |
| Todd Frohwrth, R ERA: 3.78 (6, 1) | 1.1 4 0 0 0 0 1 0 0 0 0 0 0 8 16 0.00 0.750 | | | | | | | | | | | | | | | | | | | |
| Jeff Parrett, R ERA: 2.54 (8, 1) | 1.0 4 1 0 0 1 0 0 0 0 0 1 0 11 16 0.00 1.000 | | | | | | | | | | | | | | | | | | | |
| Roger McDowell, R ERA: 2.42 (9, 1) | 1.0 4 1 0 0 0 1 0 0 0 0 0 0 5 12 0.00 2.000 | | | | | | | | | | | | | | | | | | | |

| Batter | 1 | 2 | 3 | 4 | 5 | 6 | 7 | 8 | 9 | AB R H RBI BB SO LOB | BOTTOM | | | | | | | | | | | |
|---|---|---------------------------------|------------------------------|----------------------------------|-------------------------------|----------------------------------|-------------------------------|----------------------------------|------------------------------|----------------------------------|---|---------------------------------|---|---------------------------------|------------------------------|----------------------------------|-------------------------------|----------------------------------|----------------------------------|------------------------------------|----------------------------------|--------|
| Bob Dernier, R OBP: 0.251, SLG: 0.243 (1, 8) | G5-3 | | 1B | | L3 | | G6-3 | | FC4 1-2 | 5 0 1 0 0 0 3 | New York Mets @ Philadelphia Phillies Veterans Stadium, Philadelphia, PA Wed Aug 09 1989, 3:33 AM EDT Att: 43,462 - Sunny - 75 F AB 34 R 0 H 7 RBI 0 BB 3 SO 1 LOB 19 | | | | | | | | | | | |
| Tom Herr, S OBP: 0.346, SLG: 0.352 (1, 4) | K | | 1B | | FC6-4 BB | | F7 | | 3 0 1 0 1 1 0 | | | | | | | | | | | | | |
| Von Hayes, L OBP: 0.387, SLG: 0.443 (1, 9) | F7 | | 1B | | P5 | | G3 | | 4 0 0 0 0 0 3 | | | | | | | | | | | | | |
| Roger McDowell, R OBP: 0.333, SLG: 0.333 (9, 1) | | | | | | | | | 0 0 0 0 0 0 0 | | | | | | | | | | | | | |
| Ricky Jordan, R OBP: 0.305, SLG: 0.367 (1, 3) | | G6-3 | | 1B E G1-2-3 1B | FC6-4 1-2 | | F9 | | 4 0 1 0 0 0 1 | | | | | | | | | | | | | |
| Randy Ready, R OBP: 0.373, SLG: 0.395 (1, 7) | | G6-3 | | E5 G1-2-3 1B 1-2 | | G4-3 | | 2B 1B | 4 0 1 0 0 0 1 | | | | | | | | | | | | | |
| Charlie Hayes, R OBP: 0.290, SLG: 0.397 (1, 5) | | | | | G1-2-3 1B | | F9 | | 4 0 3 0 0 0 0 | | | | | | | | | | | | | |
| Dickie Thon, R OBP: 0.292, SLG: 0.384 (1, 6) | | | | | G1-2-3 | | F8 | | 4 0 0 0 0 0 6 | | | | | | | | | | | | | |
| Steve Lake, R OBP: 0.305, SLG: 0.345 (1, 2) | | | G6-3 | | IBB | | G6-3 | | 3 0 0 0 1 0 2 | | | | | | | | | | | | | |
| Dennis Cook, L OBP: 0.233, SLG: 0.300 (1, 1) | | | | | | | | | 2 0 0 0 0 0 3 | | | | | | | | | | | | | |
| Todd Frohwrth, R OBP: 0.373, SLG: 0.328 (7, PH) | | | | | | | | | 0 0 0 0 0 0 0 | | | | | | | | | | | | | |
| Steve Jeltz, S OBP: 0.279, SLG: 0.305 (8, 1) | | | | | | | | | 1 0 0 0 0 0 0 | | | | | | | | | | | | | |
| Jeff Parrett, R OBP: 0.279, SLG: 0.305 (8, 1) | | | | | | | | | 0 0 0 0 0 1 0 | | | | | | | | | | | | | |
| Curt Ford, L OBP: 0.279, SLG: 0.305 (9, 9) | | | | | | | | | 0 0 0 0 0 0 0 | | | | | | | | | | | | | |
| Inning Stats | R: 0 E: 0 K: 1 S: 6 | H: 0 LOB: 0 BB: 0 P: 9 | R: 0 E: 0 K: 0 S: 7 | H: 1 LOB: 1 BB: 0 P: 12 | R: 0 E: 0 K: 0 S: 11 | H: 2 LOB: 2 BB: 0 P: 17 | R: 0 E: 1 K: 0 S: 11 | H: 2 LOB: 3 BB: 1 P: 22 | R: 0 E: 0 K: 0 S: 4 | H: 0 LOB: 0 BB: 1 P: 11 | R: 0 E: 0 K: 0 S: 7 | H: 0 LOB: 0 BB: 0 P: 7 | R: 0 E: 0 K: 0 S: 6 | H: 0 LOB: 0 BB: 0 P: 8 | R: 0 E: 0 K: 0 S: 8 | H: 0 LOB: 0 BB: 0 P: 10 | R: 0 E: 0 K: 0 S: 15 | H: 2 LOB: 3 BB: 1 P: 24 | 1B: 6 2B: 1 3B: 0 HR: 0 | SF: 0 SAC: 0 DP: 1 HBP: 0 | WP: 0 PB: 0 SB: 0 CS: 0 | PA: 37 |
| PITCHER | IP WLS BF H R ER SO BB IBB HBP BLK WP HR S P ERA WHIP | | | | | | | | | | | PITCHER | IP WLS BF H R ER SO BB IBB HBP BLK WP HR S P ERA WHIP | | | | | | | | | |
| Bob Ojeda, L ERA: 3.58 (1, 1) | 9.0 W 37 7 0 0 1 2 1 0 0 0 0 0 75 120 0.00 1.000 | | | | | | | | | | | | | | | | | | | | | |



| Batter | 1 | 2 | 3 | 4 | 5 | 6 | 7 | 8 | 9 | AB | R | H | RBI | BB | SO | LOB | TOP | | | | | |
|---|---|----------------------------------|------------------------------|----------------------------------|------------------------------|---------------------------------|-------------------------------|----------------------------------|-------------------------------|----------------------------------|-------------------------------|----------------------------------|------------------------------|---------------------------------|------------------------------|---------------------------------|-------------------------------|----------------------------------|----------------------------------|------------------------------------|----------------------------------|--------|
| Vince Coleman, S (1,7) OBP: 0.336, SLG: 0.348 | G1-3 | | G6-3 | | FC3-6 | | F8 | | L8 | 5 | 0 | 0 | 0 | 0 | 0 | 2 | | | | | | |
| Ozzie Smith, S (1,6) OBP: 0.349, SLG: 0.366 | L6 | | | | F9 | | G6-3 | | | 4 | 0 | 1 | 1 | 0 | 0 | 1 | | | | | | |
| Milt Thompson, L (1,8) OBP: 0.333, SLG: 0.380 | G6-3 | | G6-3 | | | | G3 | | | 3 | 0 | 0 | 0 | 0 | 0 | 1 | | | | | | |
| Pedro Guerrero, R (1,3) OBP: 0.392, SLG: 0.468 | | L5 | | | F9 | | | | | 4 | 0 | 2 | 0 | 0 | 0 | 2 | | | | | | |
| Terry Pendleton, S (1,5) OBP: 0.296, SLG: 0.361 | | F8 | | | | | F8 | | L3 | 4 | 0 | 1 | 0 | 0 | 0 | 1 | | | | | | |
| José Oquendo, S (1,4) OBP: 0.360, SLG: 0.367 | | | | | F8 | | | | F9 | 3 | 0 | 1 | 0 | 1 | 0 | 3 | | | | | | |
| Tom Brunansky, R (1,9) OBP: 0.324, SLG: 0.420 | | | | | | | | | | 4 | 0 | 1 | 0 | 0 | 2 | 4 | AB 34 | | | | | |
| Ken Dayley, L (8,1) | | | | | | | | | | 0 | 0 | 0 | 0 | 0 | 0 | 0 | R 1 | | | | | |
| Dan Quisenberry, R (8,1) OBP: 0.250, SLG: 0.250 | | | | | | | | | | 0 | 0 | 0 | 0 | 0 | 0 | 0 | H 7 | | | | | |
| Tony Peña, R (1,2) OBP: 0.313, SLG: 0.330 | | | | | | | | | | 2 | 1 | 0 | 0 | 0 | 0 | 2 | RBI 1 | | | | | |
| Denny Walling, L (6,PH) OBP: 0.413, SLG: 0.436 | | | | | | | | | | 1 | 0 | 0 | 0 | 0 | 1 | 2 | BB 1 | | | | | |
| Tom Pagnozzi, R (6,2) OBP: 0.215, SLG: 0.181 | | | | | | | | | | 1 | 0 | 0 | 0 | 0 | 0 | 0 | SO 3 | | | | | |
| Jose DeLeon, R (1,1) OBP: 0.125, SLG: 0.093 | | | | | | | | | | 2 | 0 | 1 | 0 | 0 | 0 | 2 | LOB 20 | | | | | |
| John Morris, L (8,9) OBP: 0.280, SLG: 0.346 | | | | | | | | | | 1 | 0 | 0 | 0 | 0 | 0 | 0 | | | | | | |
| Inning Stats | R: 0 E: 0 K: 0 S: 6 | H: 0 LOB: 0 BB: 0 P: 10 | R: 0 E: 0 K: 1 S: 8 | H: 0 LOB: 1 BB: 1 P: 16 | R: 1 E: 1 K: 0 S: 7 | H: 1 LOB: 1 BB: 0 P: 8 | R: 0 E: 0 K: 1 S: 11 | H: 2 LOB: 2 BB: 0 P: 13 | R: 0 E: 0 K: 1 S: 14 | H: 1 LOB: 2 BB: 0 P: 20 | R: 0 E: 0 K: 1 S: 13 | H: 2 LOB: 2 BB: 0 P: 18 | R: 0 E: 0 K: 0 S: 5 | H: 0 LOB: 0 BB: 0 P: 7 | R: 0 E: 0 K: 0 S: 7 | H: 1 LOB: 1 BB: 0 P: 9 | R: 0 E: 0 K: 0 S: 11 | H: 0 LOB: 0 BB: 0 P: 14 | 1B: 6 2B: 1 3B: 0 HR: 0 | SF: 0 SAC: 1 DP: 0 HBP: 1 | WP: 0 PB: 0 SB: 1 CS: 0 | PA: 37 |
| PITCHER Ron Darling, R (1,1) ERA: 3.67 | IP: 9.0 WLS: W BF: 37 H: 7 R: 1 ER: 0 SO: 3 BB: 1 IBB: 0 HBP: 1 BLK: 1 WP: 0 HR: 0 S: 82 P: 115 ERA: 0.00 WHIP: 0.889 | | | | | | | | | | | | | | | PITCHER | | | | | | |

St. Louis Cardinals @ New York Mets
Shea Stadium, Flushing, NY
Thu Aug 10 1989, 7:05 PM EDT
Cloudy

livebaseballscores.com

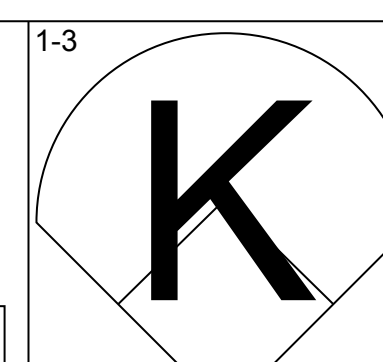
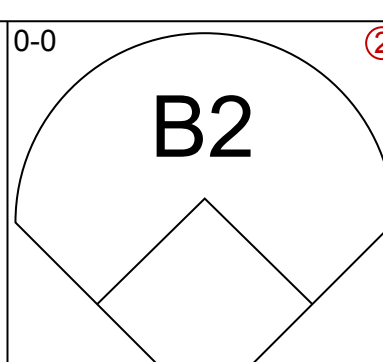
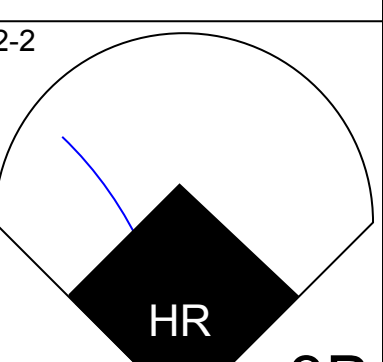
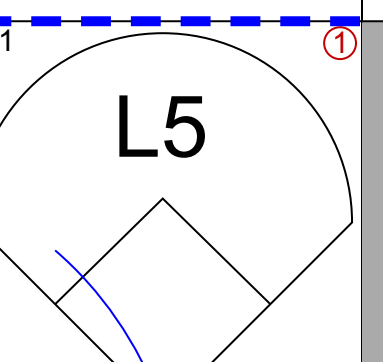
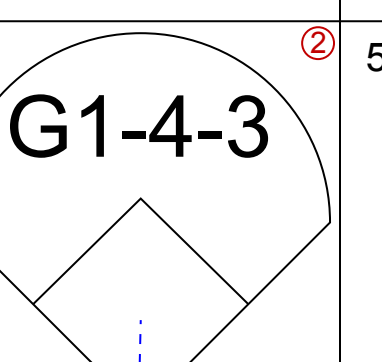
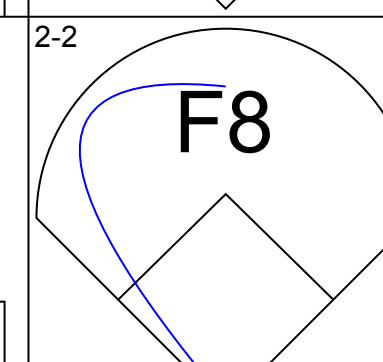
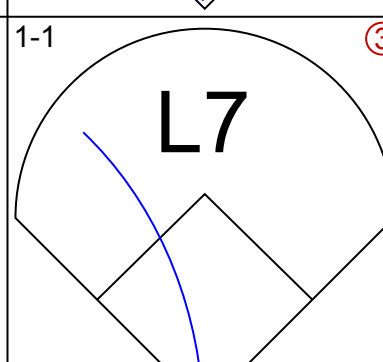
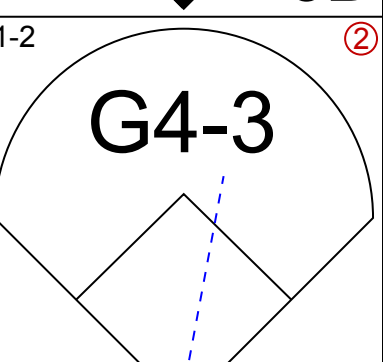
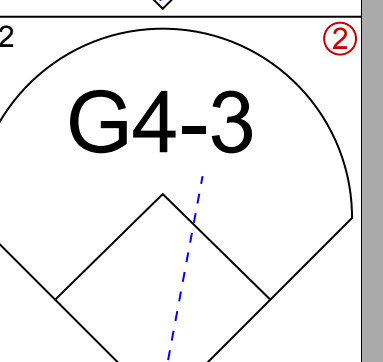
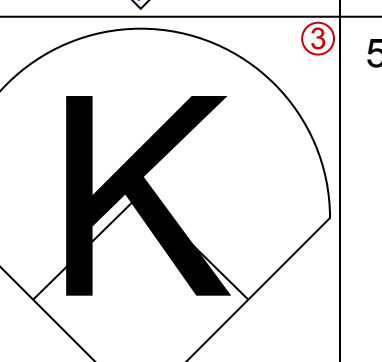
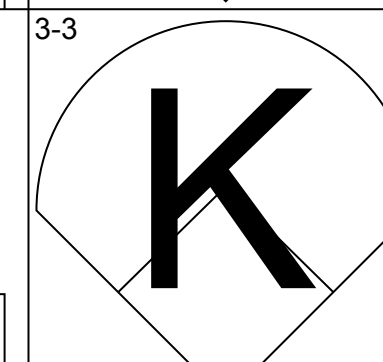
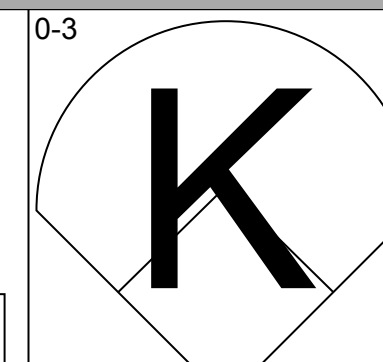
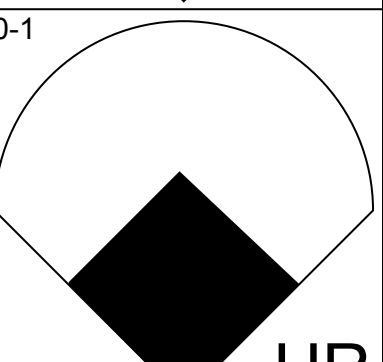
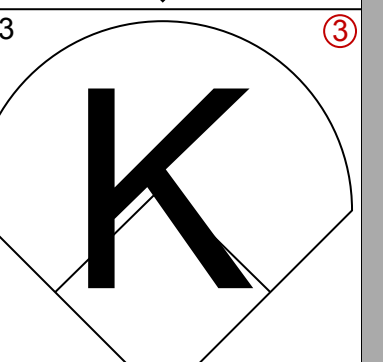
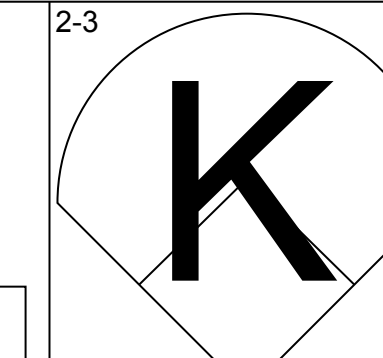
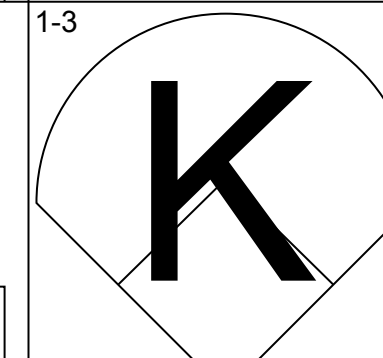
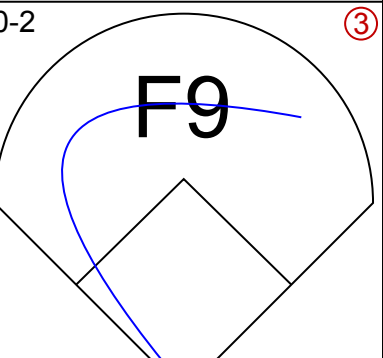
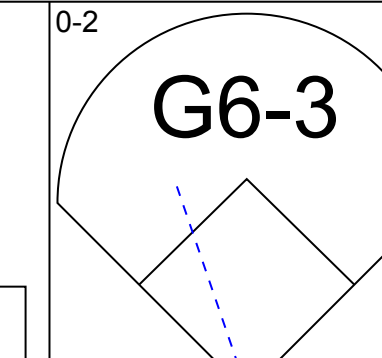
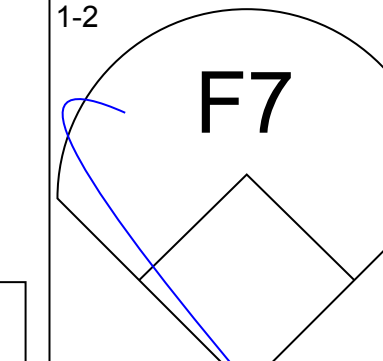
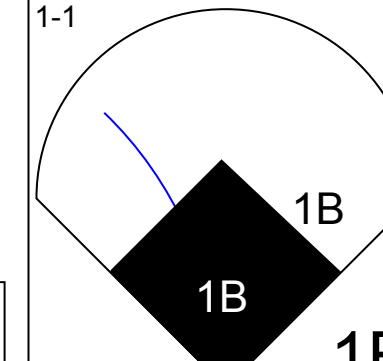
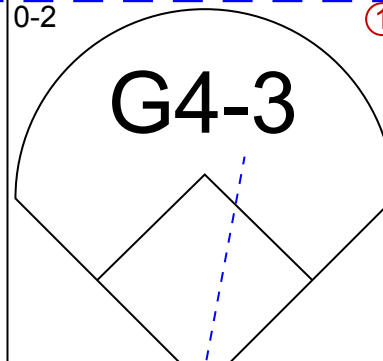
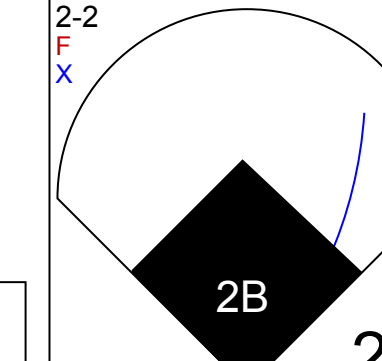
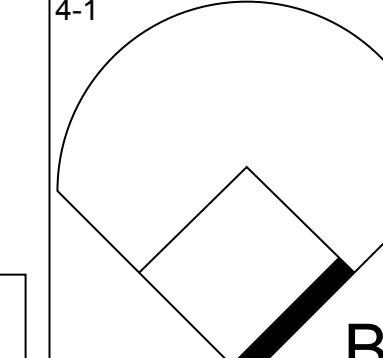
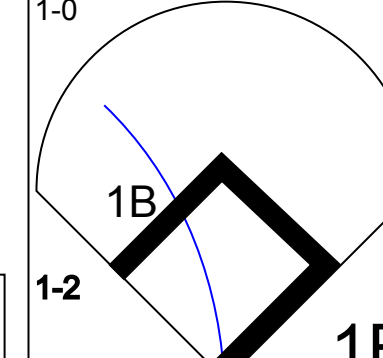
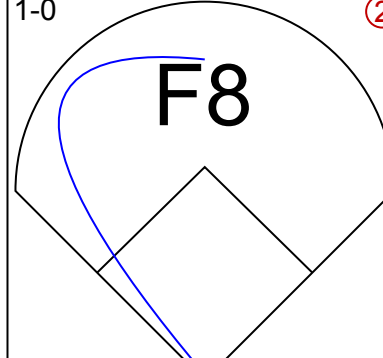
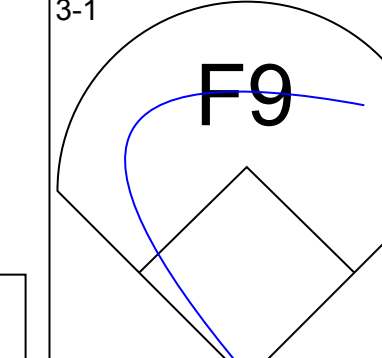
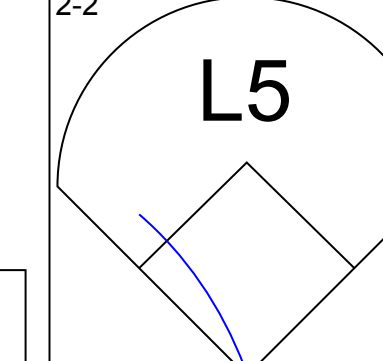

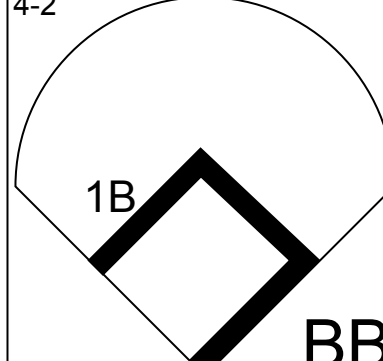
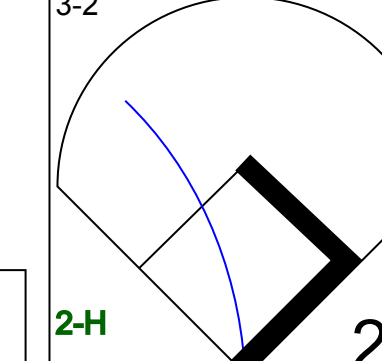
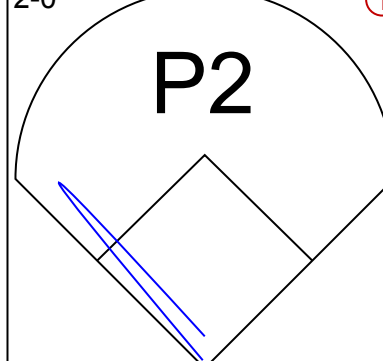
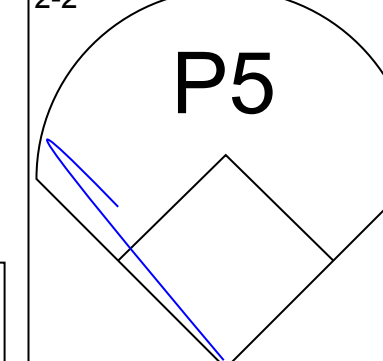
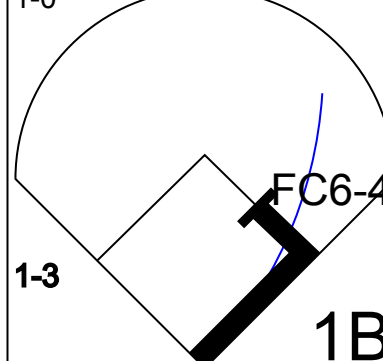
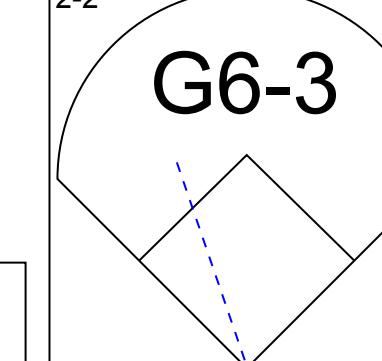
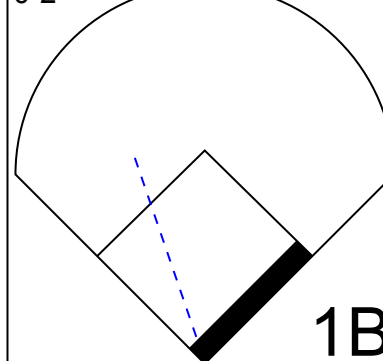
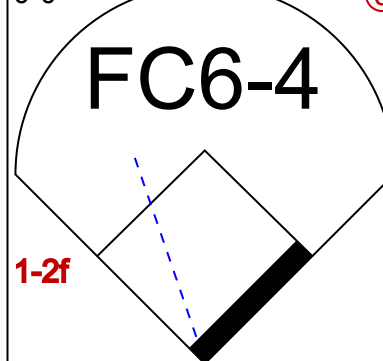
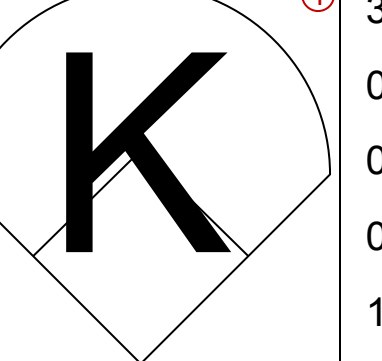


| Batter | 1 | 2 | 3 | 4 | 5 | 6 | 7 | 8 | 9 | AB | R | H | RBI | BB | SO | LOB | BOTTOM | | | | | | | | | | |
|--|---|----------------------------------|-------------------------------|----------------------------------|------------------------------|---------------------------------|-------------------------------|----------------------------------|------------------------------|----------------------------------|------------------------------|----------------------------------|------------------------------|----------------------------------|-------------------------------|----------------------------------|----------------------------------|------------------------------------|----------------------------------|--------|--|--|--|--|--|--|--|
| Keith Miller, R (1,4) OBP: 0.250, SLG: 0.304 | K | | | | G5-3 | | | | P6 | 4 | 0 | 1 | 2 | 0 | 1 | 1 | | | | | | | | | | | |
| Juan Samuel, R (1,8) OBP: 0.321, SLG: 0.383 | K | | | | | | | | K | 3 | 0 | 1 | 0 | 0 | 2 | 1 | | | | | | | | | | | |
| Howard Johnson, S (1,5) OBP: 0.378, SLG: 0.588 | | | | | | | | | | 3 | 1 | 1 | 0 | 1 | 0 | 4 | | | | | | | | | | | |
| Darryl Strawberry, L (1,9) OBP: 0.324, SLG: 0.510 | | | | | | | | | | 4 | 0 | 0 | 0 | 0 | 2 | 6 | | | | | | | | | | | |
| Kevin McReynolds, R (1,7) OBP: 0.336, SLG: 0.441 | | | | | | | | | | 3 | 2 | 1 | 1 | 1 | 0 | 0 | | | | | | | | | | | |
| Dave Magadan, L (1,3) OBP: 0.356, SLG: 0.398 | | | | | | | | | | 3 | 1 | 1 | 0 | 0 | 1 | 0 | | | | | | | | | | | |
| Tim Teufel, R (8,PH) OBP: 0.368, SLG: 0.338 | | | | | | | | | | 0 | 0 | 0 | 1 | 0 | 0 | 0 | | | | | | | | | | | |
| Mackey Sasser, L (1,2) OBP: 0.292, SLG: 0.380 | | | | | | | | | | 3 | 0 | 0 | 0 | 0 | 0 | 1 | | | | | | | | | | | |
| Gary Carter, R (8,PH) OBP: 0.229, SLG: 0.230 | | | | | | | | | | 1 | 0 | 1 | 1 | 0 | 0 | 0 | AB 29 | | | | | | | | | | |
| Kevin Elster, R (1,6) OBP: 0.287, SLG: 0.354 | | | | | | | | | | 2 | 1 | 0 | 0 | 2 | 1 | 1 | R 5 | | | | | | | | | | |
| Ron Darling, R (1,1) OBP: 0.170, SLG: 0.288 | | | | | | | | | | 3 | 0 | 1 | 0 | 0 | 1 | 1 | H 7 | | | | | | | | | | |
| Inning Stats | R: 0 E: 0 K: 3 S: 10 | H: 0 LOB: 1 BB: 1 P: 20 | R: 3 E: 0 K: 0 S: 18 | H: 4 LOB: 3 BB: 1 P: 33 | R: 0 E: 0 K: 0 S: 5 | H: 0 LOB: 0 BB: 0 P: 8 | R: 0 E: 0 K: 2 S: 11 | H: 0 LOB: 0 BB: 0 P: 15 | R: 0 E: 0 K: 1 S: 6 | H: 1 LOB: 0 BB: 0 P: 10 | R: 0 E: 0 K: 1 S: 9 | H: 0 LOB: 0 BB: 0 P: 13 | R: 0 E: 0 K: 1 S: 5 | H: 0 LOB: 1 BB: 1 P: 11 | R: 2 E: 0 K: 0 S: 16 | H: 2 LOB: 1 BB: 1 P: 26 | 1B: 4 2B: 2 3B: 0 HR: 1 | SF: 1 SAC: 0 DP: 0 HBP: 1 | WP: 0 PB: 0 SB: 1 CS: 1 | PA: 35 | | | | | | | |
| PITCHER Jose DeLeon, R (1,1) ERA: 3.49 | IP: 7.1 WLS: L BF: 32 H: 6 R: 5 ER: 5 SO: 8 BB: 4 IBB: 0 HBP: 1 BLK: 0 WP: 0 HR: 1 S: 67 P: 117 ERA: 6.14 WHIP: 1.364 | | | | | | | | | | | | | | | PITCHER | | | | | | | | | | | |
| Ken Dayley, L (8,1) ERA: 2.47 | 0.1 | 1 | 0 | 0 | 0 | 0 | 0 | 0 | 0 | 5 | 7 | 0.00 | 0.000 | | | | | | | | | | | | | | |
| Dan Quisenberry, R (8,1) ERA: 2.5 | 0.1 | 2 | 1 | 0 | 0 | 0 | 0 | 0 | 0 | 8 | 12 | 0.00 | 3.000 | | | | | | | | | | | | | | |

St. Louis Cardinals @ New York Mets
Shea Stadium, Flushing, NY
Thu Aug 10 1989, 7:05 PM EDT
Cloudy

livebaseballscores.com

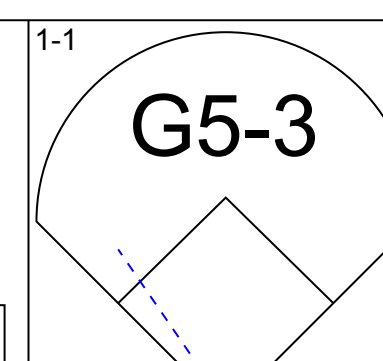
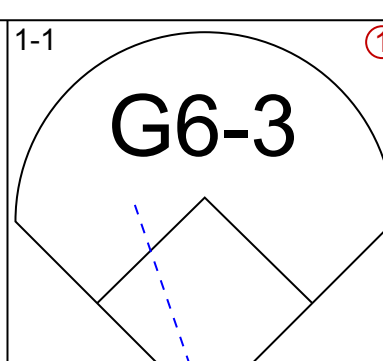
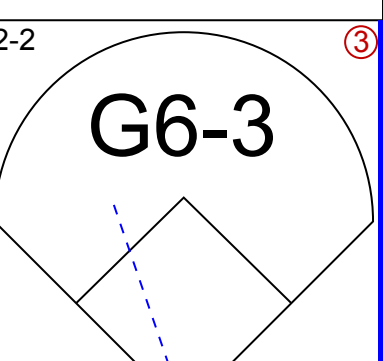
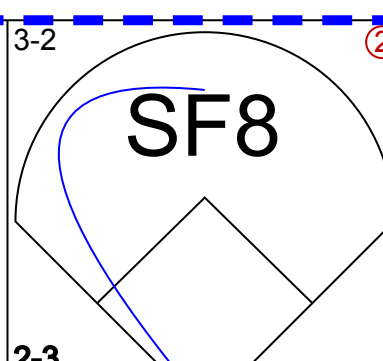
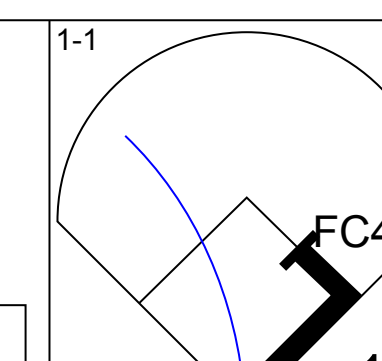
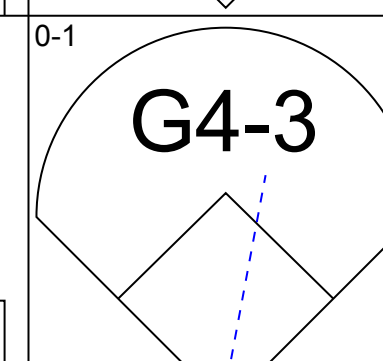
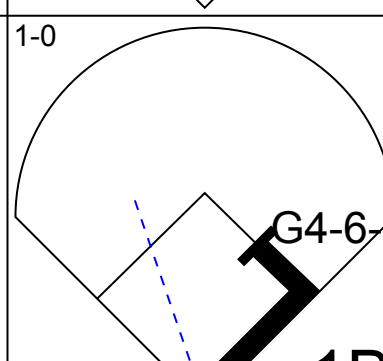
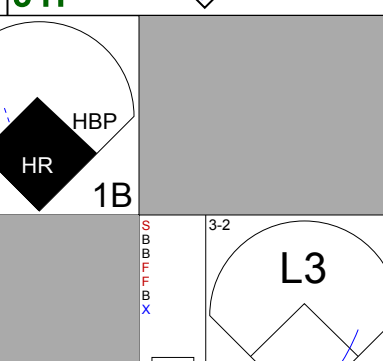
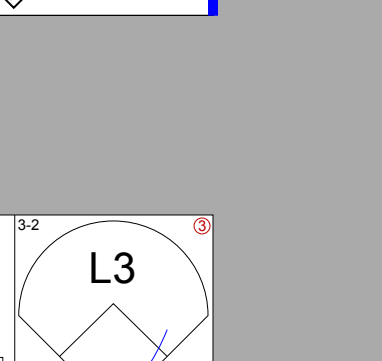
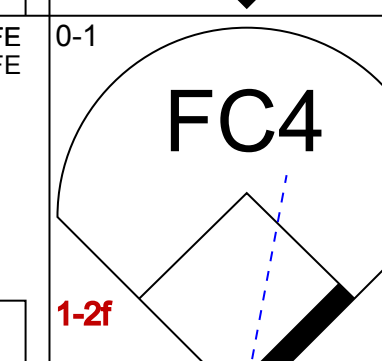

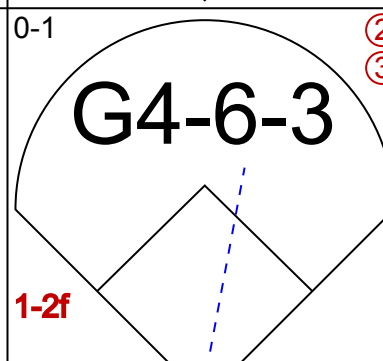
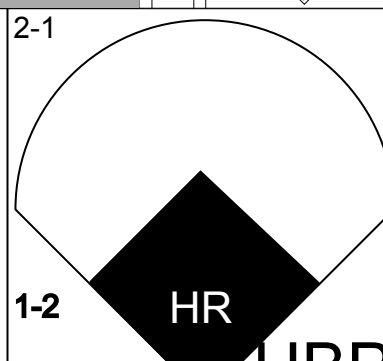
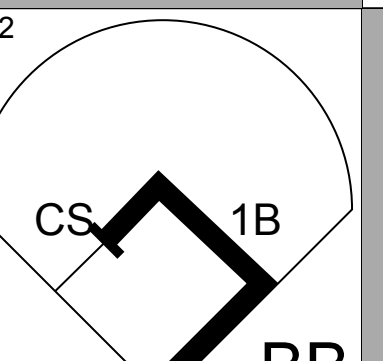

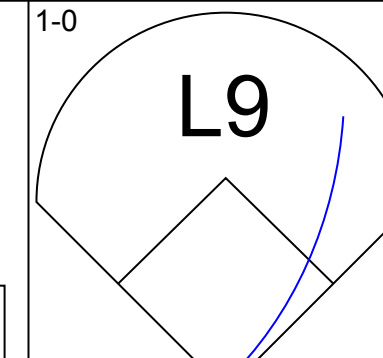
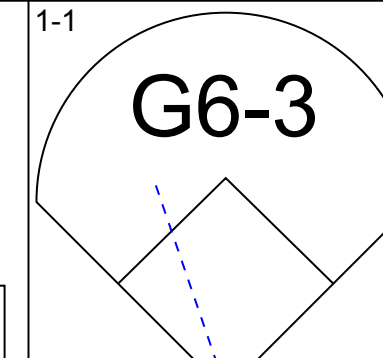
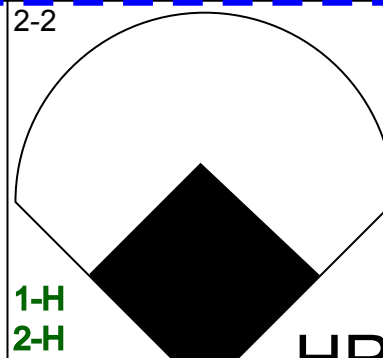
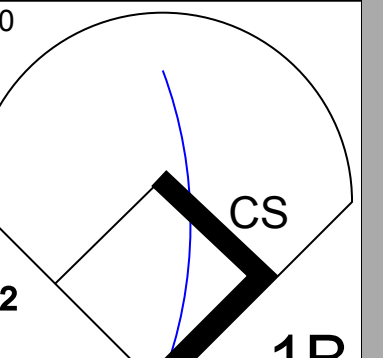
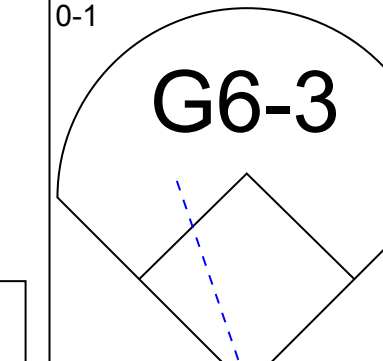
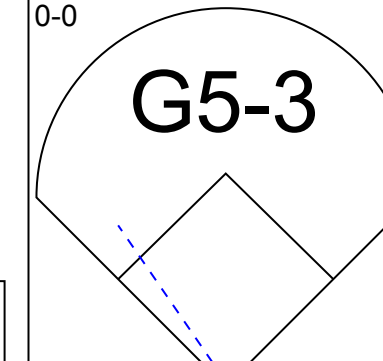
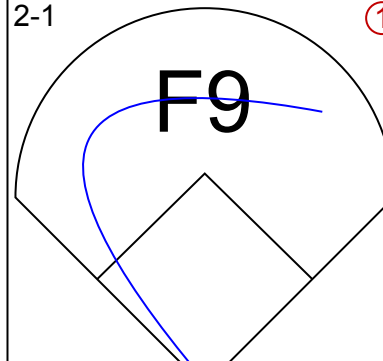
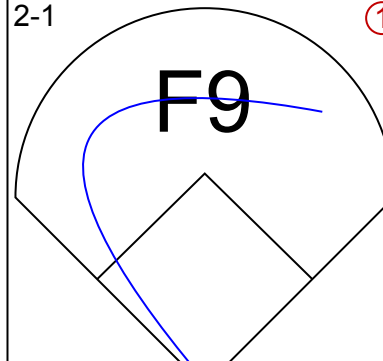
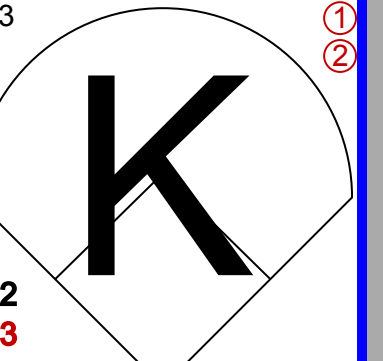
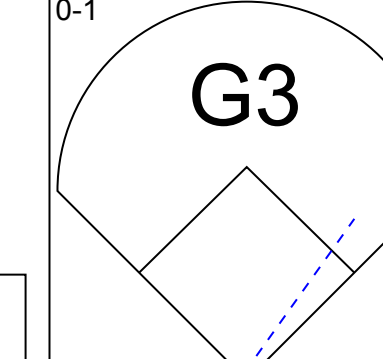
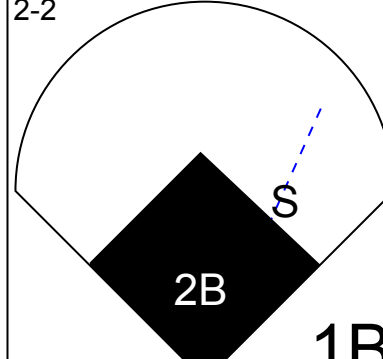
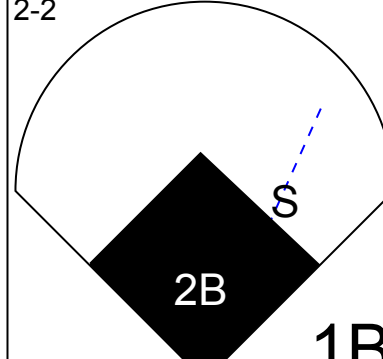
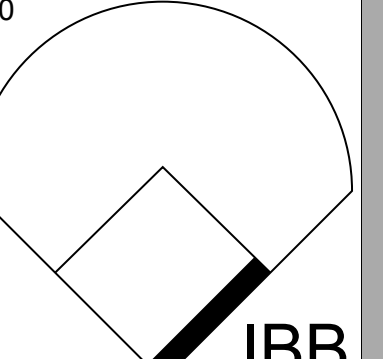
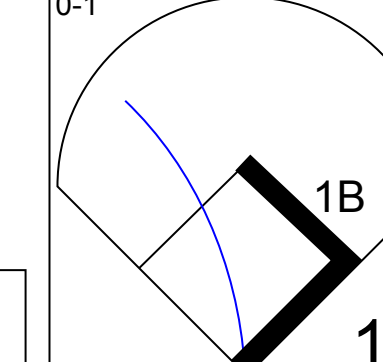
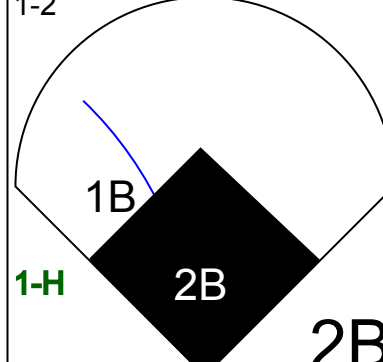
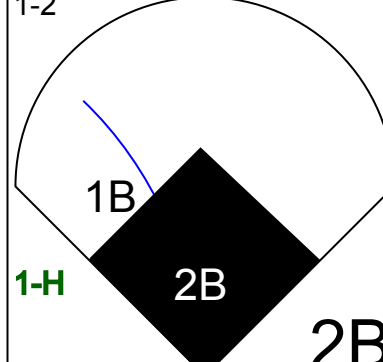

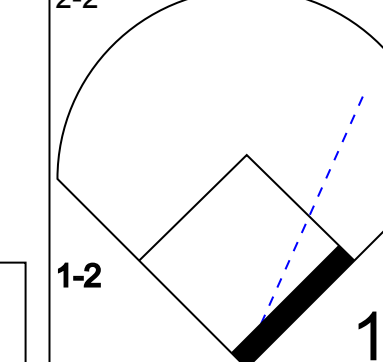
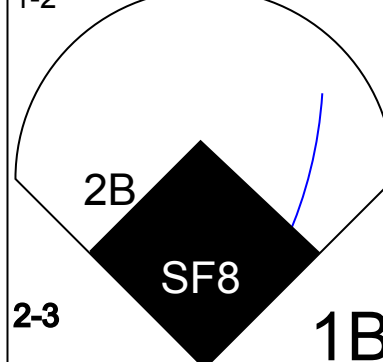
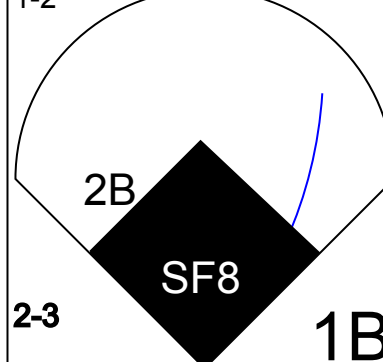
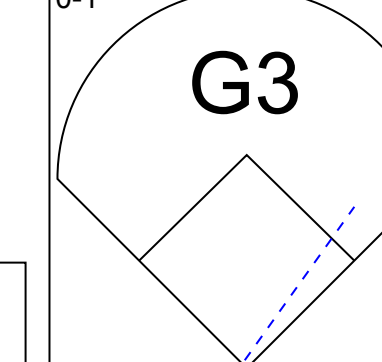
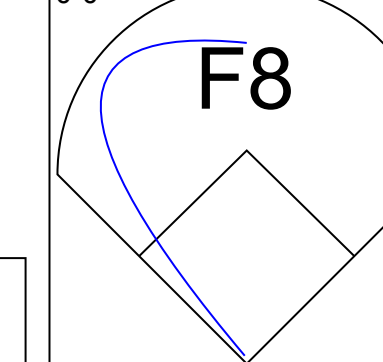
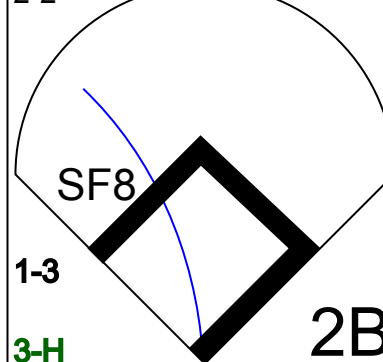
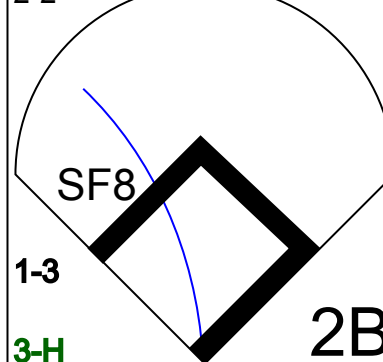
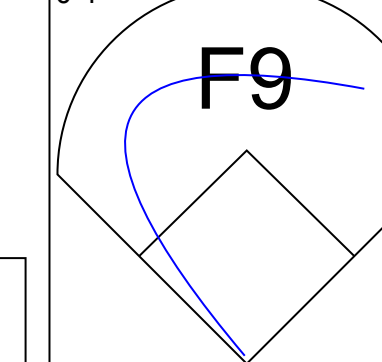
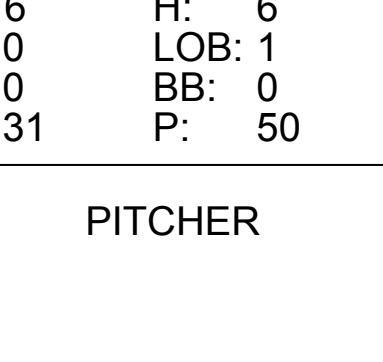
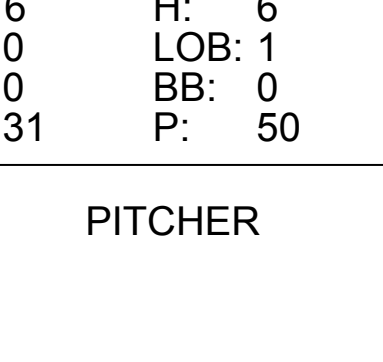
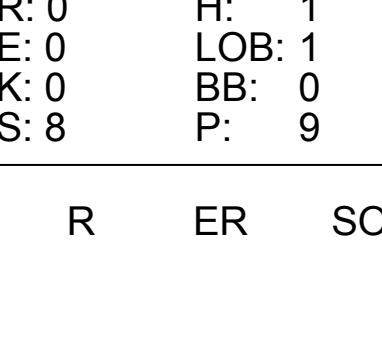


| Batter | 1 | 2 | 3 | 4 | 5 | 6 | 7 | 8 | 9 | AB | R | H | RBI | BB | SO | LOB | TOP | | | | | |
|--|---|---|---|--|--|--|---|--|---|----------------------------------|------------------------------|----------------------------------|-------------------------------|----------------------------------|-------------------------------|----------------------------------|-------------------------------|----------------------------------|----------------------------------|------------------------------------|----------------------------------|--------|
| Vince Coleman, S (1,7) OBP: 0.335, SLG: 0.351 |  | |  | | |  3B |  | |  | 5 | 1 | 1 | 0 | 0 | 1 | 1 | | | | | | |
| Ozzie Smith, S (1,6) OBP: 0.345, SLG: 0.361 |  | |  | | |  |  | |  | 5 | 0 | 0 | 0 | 0 | 1 | 2 | | | | | | |
| Pedro Guerrero, R (1,3) OBP: 0.391, SLG: 0.473 |  | | |  |  | |  | | | 4 | 1 | 1 | 2 | 0 | 3 | 0 | | | | | | |
| Tom Brunansky, R (1,9) OBP: 0.321, SLG: 0.415 | |  | |  |  | | |  | | 4 | 0 | 0 | 0 | 0 | 2 | 0 | | | | | | |
| Terry Pendleton, S (1,5) OBP: 0.298, SLG: 0.365 |  | | |  1B | |  | |  2B | | 4 | 2 | 2 | 0 | 0 | 0 | 0 | | | | | | |
| José Oquendo, S (1,4) OBP: 0.381, SLG: 0.366 |  | | |  1B | |  | |  | | 3 | 0 | 1 | 0 | 1 | 0 | 1 | | | | | | |
| Milt Thompson, L (1,8) OBP: 0.338, SLG: 0.385 |  | | |  1B | |  1B | |  2B | | 3 | 0 | 2 | 2 | 1 | 0 | 1 | | | | | | |
| Tony Peña, R (1,2) OBP: 0.312, SLG: 0.329 | | |  |  | |  1B | |  | | 4 | 0 | 1 | 0 | 0 | 0 | 3 | | | | | | |
| Ricky Horton, L (1,1) OBP: 0.250, SLG: 0.250 | | |  | | |  1B | | | | 3 | 0 | 1 | 0 | 0 | 0 | 2 | | | | | | |
| John Costello, R (6,1) | | | | | | | | |  | 0 | 0 | 0 | 0 | 0 | 0 | 0 | | | | | | |
| Frank DiPino, L (6,1) OBP: 0.111, SLG: 0.111 | | | | | | | | | | 0 | 0 | 0 | 0 | 0 | 0 | 0 | | | | | | |
| Dan Quisenberry, R (6,1) OBP: 0.250, SLG: 0.250 | | | | | | | | | | 0 | 0 | 0 | 0 | 0 | 0 | 0 | | | | | | |
| Jim Lindeman, R (9, PH) OBP: 0.190, SLG: 0.158 | | | | | | | | | | 1 | 0 | 0 | 0 | 0 | 1 | 0 | | | | | | |
| Inning Stats | R: 0 E: 0 K: 2 S: 12 | H: 0 LOB: 0 BB: 0 P: 18 | R: 0 E: 0 K: 1 S: 10 | H: 0 LOB: 1 BB: 1 P: 19 | R: 0 E: 0 K: 0 S: 8 | H: 1 LOB: 1 BB: 0 P: 11 | R: 1 E: 0 K: 2 S: 18 | H: 3 LOB: 2 BB: 0 P: 25 | R: 2 E: 0 K: 0 S: 13 | H: 2 LOB: 0 BB: 0 P: 16 | R: 0 E: 0 K: 1 S: 9 | H: 1 LOB: 2 BB: 1 P: 15 | R: 0 E: 0 K: 1 S: 11 | H: 0 LOB: 0 BB: 0 P: 16 | R: 1 E: 0 K: 0 S: 21 | H: 2 LOB: 1 BB: 0 P: 31 | R: 0 E: 0 K: 2 S: 10 | H: 0 LOB: 0 BB: 0 P: 13 | 1B: 5 2B: 2 3B: 1 HR: 1 | SF: 0 SAC: 0 DP: 0 HBP: 0 | WP: 0 PB: 0 SB: 0 CS: 0 | PA: 38 |
| PITCHER | IP WLS BF H R ER SO BB IBB HBP BLK WP HR S P ERA WHIP | | | | | | | | | | | | | | | | | | | | | |
| Sid Fernandez, L (1,1) ERA: 2.76 | 5.0 | | 22 | 6 | 3 | 3 | 5 | 1 | 0 | 0 | 0 | 0 | 0 | 0 | 1 | 61 | 89 | 5.40 | 1.400 | | | |
| Jeff Musselman, L (6,1) ERA: 7.0 | 1.0 | W | 5 | 1 | 0 | 0 | 0 | 1 | 0 | 0 | 0 | 0 | 0 | 0 | 0 | 9 | 15 | 0.00 | 2.000 | | | |
| Don Aase, R (7,1) ERA: 3.47 | 1.2 | | 6 | 1 | 1 | 1 | 1 | 0 | 0 | 0 | 0 | 0 | 0 | 0 | 0 | 25 | 35 | 5.40 | 0.600 | | | |
| Randy Myers, L (8,1) ERA: 1.75 | 1.1 | S | 5 | 1 | 0 | 0 | 2 | 0 | 0 | 0 | 0 | 0 | 0 | 0 | 0 | 17 | 25 | 0.00 | 0.750 | | | |

St. Louis Cardinals @ New York Mets
Shea Stadium, Flushing, NY
Thu Aug 10 1989, 7:05 PM EDT
Att: 48,712 - Unknown

AB 36
R 4
H 9
RBI 4
BB 2
SO 8
LOB 10



| Batter | 1 | 2 | 3 | 4 | 5 | 6 | 7 | 8 | 9 | AB | R | H | RBI | BB | SO | LOB | BOTTOM | | | | | |
|---|--|----------------------------------|--|---|---|---|--|--|---|----------------------------------|-------------------------------|----------------------------------|-------------------------------|----------------------------------|------------------------------|---------------------------------|----------------------------------|------------------------------------|----------------------------------|--------|--|--|
| Mark Carreon, R (1,9) OBP: 0.333, SLG: 0.514 |  | |  | | |  |  | | | 3 | 0 | 0 | 0 | 0 | 0 | 1 | | | | | | |
| Jeff Musselman, L (6,1) | | | | | | | | | | 0 | 0 | 0 | 0 | 0 | 0 | 0 | | | | | | |
| Gary Carter, R (6, PH) OBP: 0.227, SLG: 0.230 | | | | | | | |  1B | | 0 | 0 | 0 | 1 | 0 | 0 | 0 | | | | | | |
| Don Aase, R (7,1) | | | | | | | | | | 0 | 0 | 0 | 0 | 0 | 0 | 0 | | | | | | |
| Howard Johnson, S (8,5) OBP: 0.379, SLG: 0.589 | | | | | | | | | | 1 | 0 | 1 | 0 | 0 | 0 | 0 | | | | | | |
| Juan Samuel, R (1,8) OBP: 0.322, SLG: 0.383 |  | |  1B | | |  1B |  |  1B | | 5 | 1 | 2 | 0 | 0 | 0 | 2 | | | | | | |
| Keith Hernandez, L (1,3) OBP: 0.354, SLG: 0.384 |  | |  1B | | |  HBP |  1B |  | | 2 | 1 | 1 | 0 | 1 | 0 | 1 | | | | | | |
| Kevin Reynolds, R (1,7) OBP: 0.338, SLG: 0.449 |  | | |  | |  2B |  1B | | | 4 | 1 | 2 | 3 | 0 | 0 | 1 | | | | | | |
| Tim Teufel, R (1,4) OBP: 0.360, SLG: 0.329 | | |  | |  |  2B |  |  | | 4 | 0 | 0 | 0 | 0 | 1 | 2 | | | | | | |
| Randy Myers, L (8,1) | | | | | | | | | | 0 | 0 | 0 | 0 | 0 | 0 | 0 | | | | | | |
| Gregg Jefferies, S (1,5) OBP: 0.284, SLG: 0.332 |  | | |  | |  1B | |  | | 3 | 1 | 1 | 0 | 1 | 0 | 0 | | | | | | |
| Barry Lyons, R (1,2) OBP: 0.303, SLG: 0.383 |  1B | | | | |  2B |  2B |  | | 4 | 1 | 3 | 1 | 0 | 0 | 2 | | | | | | |
| Kevin Elster, R (1,6) OBP: 0.290, SLG: 0.356 |  1B | | | | |  |  2B | |  | 4 | 1 | 2 | 0 | 0 | 0 | 1 | | | | | | |
| Sid Fernandez, L (1,1) OBP: 0.220, SLG: 0.229 | | |  | | |  |  1B | |  | 1 | 0 | 0 | 0 | 0 | 0 | 2 | | | | | | |
| Daryl Strawberry, L (6, PH) OBP: 0.324, SLG: 0.512 | | | | | |  |  2B | |  | 3 | 0 | 1 | 1 | 0 | 0 | 1 | | | | | | |
| Inning Stats | R: 0 E: 0 K: 0 S: 8 | H: 1 LOB: 1 BB: 0 P: 11 | R: 0 E: 0 K: 0 S: 11 | H: 2 LOB: 2 BB: 0 P: 13 | R: 0 E: 0 K: 0 S: 5 | H: 1 LOB: 0 BB: 0 P: 7 | R: 0 E: 0 K: 0 S: 5 | H: 0 LOB: 0 BB: 0 P: 7 | R: 0 E: 0 K: 0 S: 7 | H: 1 LOB: 1 BB: 0 P: 10 | R: 6 E: 0 K: 0 S: 31 | H: 6 LOB: 1 BB: 0 P: 50 | R: 0 E: 0 K: 1 S: 12 | H: 1 LOB: 2 BB: 2 P: 23 | R: 0 E: 0 K: 0 S: 8 | H: 1 LOB: 1 BB: 0 P: 9 | 1B: 9 2B: 4 3B: 0 HR: 1 | SF: 1 SAC: 0 DP: 2 HBP: 1 | WP: 0 PB: 0 SB: 1 CS: 2 | PA: 38 | | |
| PITCHER | IP WLS BF H R ER SO BB IBB HBP BLK WP HR S P ERA WHIP | | | | | | | | | | | | | | | | | | | | | |
| Ricky Horton, L (1,1) ERA: 5.45 | 5.0 | | 21 | 6 | 2 | 2 | 0 | 0 | 0 | 0 | 0 | 0 | 0 | 0 | 1 | 16 | 24 | 54.00 | 12.000 | | | |
| John Costello, R (6,1) ERA: 3.19 | 0.1 | L | 5 | 4 | 2 | 2 | 0 | 0 | 0 | 0 | 0 | 0 | 0 | 0 | 6 | 8 | ∞ | ∞ | | | | |
| Frank DiPino, L (6,1) ERA: 3.1 | 0.0 | | 1 | 1 | 1 | 1 | 0 | 0 | 0 | 0 | 0 | 0 | 0 | 0 | 6 | 8 | ∞ | ∞ | | | | |
| Dan Quisenberry, R (6,1) ERA: 2.39 | 2.2 | | 11 | 2 | 1 | 1 | 1 | 1 | 1 | 0 | 0 | 0 | 0 | 0 | 27 | 45 | 3.38 | 1.125 | | | | |

St. Louis Cardinals @ New York Mets
Shea Stadium, Flushing, NY
Thu Aug 10 1989, 7:05 PM EDT
Att: 48,712 - Unknown

AB 34
R 6
H 13
RBI 6
BB 2
SO 1
LOB 13



| Batter | 1 | 2 | 3 | 4 | 5 | 6 | 7 | 8 | 9 | AB | R | H | RBI | BB | SO | LOB | TOP | | | | | |
|---|---|----------------------------------|------------------------------|----------------------------------|-------------------------------|----------------------------------|------------------------------|----------------------------------|-------------------------------|----------------------------------|-------------------------------|----------------------------------|------------------------------|----------------------------------|-------------------------------|----------------------------------|------------------------------|----------------------------------|-------------------------|---------------------------|----------------------------------|--------|
| Vince Coleman, S (1, 7) OBP: 0.335, SLG: 0.353 | G4-3 | | G4-3 | | | P5 | | 2-H S 1B | | 4 | 0 | 1 | 1 | 0 | 0 | 0 | | | | | | |
| Ozzie Smith, S (1, 6) OBP: 0.347, SLG: 0.363 | L8 | | CS 1B | | | K | | F7 | | 4 | 0 | 1 | 0 | 0 | 1 | 1 | | | | | | |
| Milt Thompson, L (1, 8) OBP: 0.341, SLG: 0.386 | S 1B | | CS | B3 | | FC6-4 BB | | K | | 3 | 0 | 1 | 0 | 1 | 1 | 1 | | | | | | |
| Pedro Guerrero, R (1, 3) OBP: 0.390, SLG: 0.469 Todd Worrell, R (8, 1) | K | | | K | | FC6-4 | | F9 | | 4 | 0 | 0 | 0 | 0 | 2 | 3 | | | | | | |
| John Morris, L (1, 9) OBP: 0.282, SLG: 0.346 Jim Lindeman, R (9, PH) OBP: 0.186, SLG: 0.154 | | G3-1 | | | | | | | K | 3 | 0 | 1 | 0 | 0 | 0 | 0 | | | | | | |
| Terry Pendleton, S (1, 5) OBP: 0.297, SLG: 0.361 | | | | F8 | | | | | G5-3 | 3 | 0 | 0 | 0 | 1 | 1 | 1 | | | | | | |
| José Oquendo, S (1, 4) OBP: 0.366, SLG: 0.373 | | F8 | | | | G6-3 | | | | 3 | 0 | 1 | 0 | 1 | 0 | 1 | | | | | | |
| Tony Peña, R (1, 2) OBP: 0.306, SLG: 0.322 Tom Brunansky, R (9, PH) OBP: 0.319, SLG: 0.410 | | | | K | | K | | | P9 | 3 | 0 | 0 | 0 | 0 | 2 | 2 | | | | | | |
| Ted Power, R (1, 1) OBP: 0.143, SLG: 0.143 Frank DiPino, L (7, 1) OBP: 0.111, SLG: 0.111 Denny Walling, L (8, PH) OBP: 0.426, SLG: 0.475 (8, 3) | | | | K | | K | | | | 2 | 0 | 0 | 0 | 0 | 2 | 0 | | | | | | |
| Inning Stats | R: 0 E: 0 K: 1 S: 20 | H: 1 LOB: 1 BB: 0 P: 31 | R: 0 E: 0 K: 1 S: 9 | H: 0 LOB: 1 BB: 1 P: 17 | R: 0 E: 0 K: 1 S: 11 | H: 1 LOB: 0 BB: 0 P: 15 | R: 0 E: 0 K: 1 S: 9 | H: 1 LOB: 1 BB: 0 P: 14 | R: 0 E: 0 K: 2 S: 12 | H: 0 LOB: 0 BB: 0 P: 16 | R: 0 E: 0 K: 1 S: 10 | H: 1 LOB: 1 BB: 1 P: 15 | R: 0 E: 0 K: 1 S: 9 | H: 1 LOB: 1 BB: 0 P: 14 | R: 1 E: 0 K: 1 S: 13 | H: 2 LOB: 1 BB: 0 P: 20 | R: 0 E: 0 K: 1 S: 6 | H: 0 LOB: 1 BB: 1 P: 11 | 1B: 4 2B: 2 HR: 0 | SF: 0 SAC: 0 HBP: 0 | WP: 0 PB: 0 SB: 2 CS: 1 | PA: 36 |
| PITCHER | IP WLS BF H R ER SO BB IBB HBP BLK WP HR S P ERA WHIP | | | | | | | | | | | | | | | | | | | | | |
| David Cone, R (1, 1) ERA: 3.68 | 7.0 W 28 6 1 1 8 2 0 0 0 0 0 85 130 1.29 1.143 | | | | | | | | | | | | | | | | | | | | | |
| Randy Myers, L (8, 1) ERA: 1.7 | 2.0 S 7 0 0 0 2 1 0 0 0 0 0 0 14 23 0.00 0.500 | | | | | | | | | | | | | | | | | | | | | |

St. Louis Cardinals @ New York Mets
Shea Stadium, Flushing, NY
Sat Aug 12 1989, 7:05 PM EDT
Att: 35,414 - Unknown

AB 32
R 1
H 6
RBI 1
BB 3
SO 10
LOB 10



| Batter | 1 | 2 | 3 | 4 | 5 | 6 | 7 | 8 | 9 | AB | R | H | RBI | BB | SO | LOB | BOTTOM | | | |
|--|---|----------------------------------|-------------------------------|----------------------------------|------------------------------|---------------------------------|------------------------------|----------------------------------|-------------------------------|----------------------------------|------------------------------|---------------------------------|-------------------------------|----------------------------------|------------------------------|----------------------------------|-----------------------------------|------------------------------------|----------------------------------|--------|
| Keith Miller, R (1, 4) OBP: 0.256, SLG: 0.297 Tim Teufel, R (9, 4) OBP: 0.358, SLG: 0.327 | WP G4-3 1B BB | K | | | SH1-4 | | | | | 2 | 1 | 1 | 0 | 1 | 1 | 1 | | | | |
| Juan Samuel, R (1, 8) OBP: 0.316, SLG: 0.378 | G4-3 | F9 | | | K | | | | | 4 | 0 | 1 | 1 | 0 | 1 | 3 | | | | |
| Keith Hernandez, L (1, 3) OBP: 0.351, SLG: 0.380 | 1B 2-H | 1B | | | P8 | | | | | 4 | 0 | 1 | 1 | 0 | 1 | 3 | | | | |
| Darryl Strawberry, L (1, 9) OBP: 0.326, SLG: 0.509 | FC6-4 | 1B | | | L9 | | | | | 4 | 0 | 1 | 0 | 0 | 0 | 2 | | | | |
| Mark Carreon, R (1, 7) OBP: 0.338, SLG: 0.507 | F9 | | | | G1-3 | | | | | 4 | 0 | 1 | 0 | 0 | 0 | 2 | | | | |
| Dave Magadan, L (1, 5) OBP: 0.358, SLG: 0.396 | FC6-4 | | | | G5-4-3 1B | | | | | 3 | 0 | 1 | 0 | 1 | 0 | 3 | | | | |
| Gary Carter, R (1, 2) OBP: 0.237, SLG: 0.250 | | | | | G5-4-3 1B | | | | | 4 | 1 | 2 | 0 | 0 | 0 | 2 | | | | |
| Kevin Elster, R (1, 6) OBP: 0.287, SLG: 0.349 | | K | | | P3 | | | | | 4 | 0 | 0 | 0 | 0 | 1 | 3 | | | | |
| David Cone, L (1, 1) OBP: 0.291, SLG: 0.302 Randy Myers, L (8, 1) | | | | | | | | | | 3 | 1 | 3 | 1 | 0 | 0 | 0 | | | | |
| Inning Stats | R: 1 E: 0 K: 0 S: 17 | H: 2 LOB: 2 BB: 1 P: 26 | R: 1 E: 0 K: 2 S: 13 | H: 2 LOB: 0 BB: 0 P: 15 | R: 0 E: 0 K: 0 S: 5 | H: 0 LOB: 0 BB: 0 P: 5 | R: 0 E: 0 K: 0 S: 5 | H: 1 LOB: 0 BB: 0 P: 10 | R: 0 E: 0 K: 2 S: 12 | H: 1 LOB: 1 BB: 0 P: 19 | R: 0 E: 0 K: 0 S: 8 | H: 1 LOB: 1 BB: 0 P: 8 | R: 1 E: 0 K: 0 S: 13 | H: 3 LOB: 2 BB: 0 P: 16 | R: 0 E: 0 K: 0 S: 8 | H: 1 LOB: 1 BB: 1 P: 14 | 1B: 10 2B: 2 3B: 0 HR: 0 | SF: 0 SAC: 1 DP: 2 HBP: 0 | WP: 1 PB: 0 SB: 0 CS: 0 | PA: 35 |
| PITCHER | IP WLS BF H R ER SO BB IBB HBP BLK WP HR S P ERA WHIP | | | | | | | | | | | | | | | | | | | |
| Ted Power, R (1, 1) ERA: 3.96 | 6.1 L 29 10 3 3 4 1 0 0 0 0 0 70 96 4.26 1.737 | | | | | | | | | | | | | | | | | | | |
| Frank DiPino, L (7, 1) ERA: 3.06 | 0.2 2 0 0 0 0 0 0 0 0 0 0 3 3 0.00 0.000 | | | | | | | | | | | | | | | | | | | |
| Todd Worrell, R (8, 1) ERA: 2.34 | 1.0 4 1 0 0 0 1 0 0 0 0 0 8 14 0.00 2.000 | | | | | | | | | | | | | | | | | | | |

St. Louis Cardinals @ New York Mets
Shea Stadium, Flushing, NY
Sat Aug 12 1989, 7:05 PM EDT
Att: 35,414 - Unknown

AB 32
R 3
H 11
RBI 3
BB 2
SO 4
LOB 19



| Batter | 1 | 2 | 3 | 4 | 5 | 6 | 7 | 8 | 9 | AB | R | H | RBI | BB | SO | LOB | TOP | | | |
|--|-------------------------------|----------------------------------|-------------------------------|----------------------------------|-------------------------------|----------------------------------|------------------------------|----------------------------------|-------------------------------|----------------------------------|------------------------------|---------------------------------|------------------------------|---------------------------------|------------------------------|---------------------------------|----------------------------------|------------------------------------|----------------------------------|--------|
| Bip Roberts, S OBP: 0.394, SLG: 0.427 (1, 5) | L6 | | L7 | | | K | | B2 | | | 4 | 0 | 1 | 1 | 0 | 1 | 0 | | | |
| Roberto Alomar, S OBP: 0.322, SLG: 0.323 (1, 4) | K | | L7 | | | F8 | | | B1-3 | | 4 | 0 | 0 | 0 | 0 | 1 | 1 | | | |
| Tony Gwynn, L OBP: 0.396, SLG: 0.433 (1, 8) | G4-3 | | | | | G3-1 | | | F9 | | 4 | 0 | 1 | 0 | 0 | 0 | 0 | | | |
| Jack Clark, R OBP: 0.402, SLG: 0.406 Shawn Abner, R OBP: 0.190, SLG: 0.257 (9, 9) | | | | | | | | | G4-3 | | 4 | 0 | 0 | 0 | 0 | 0 | 1 | | | |
| Chris James, R OBP: 0.281, SLG: 0.374 Marvell Wynne, L OBP: 0.280, SLG: 0.353 (9, 7) | | | | | | | | | | | 3 | 1 | 1 | 1 | 0 | 1 | 1 | | | |
| Camelo Martinez, R OBP: 0.332, SLG: 0.356 (9, 3) | | | | | | | | | | | 3 | 0 | 1 | 0 | 0 | 2 | 0 | | | |
| Benito Santiago, R OBP: 0.272, SLG: 0.341 (1, 2) | | | | | | | | | | | 3 | 0 | 0 | 0 | 0 | 1 | 1 | | | |
| Garry Templeton, S OBP: 0.289, SLG: 0.356 (1, 6) | | | | | | | | | | | 3 | 1 | 2 | 0 | 0 | 0 | 0 | | | |
| Ed Whitson, R OBP: 0.180, SLG: 0.190 (1, 1) | | | | | | | | | | | 2 | 0 | 0 | 0 | 0 | 1 | 1 | | | |
| Inning Stats | R: 0 E: 0 K: 1 S: 11 | H: 0 LOB: 0 BB: 0 P: 15 | R: 0 E: 0 K: 2 S: 14 | H: 0 LOB: 0 BB: 0 P: 17 | R: 1 E: 0 K: 1 S: 11 | H: 2 LOB: 1 BB: 0 P: 14 | R: 0 E: 0 K: 0 S: 9 | H: 1 LOB: 0 BB: 0 P: 13 | R: 0 E: 0 K: 2 S: 16 | H: 1 LOB: 1 BB: 0 P: 22 | R: 1 E: 0 K: 0 S: 5 | H: 2 LOB: 0 BB: 0 P: 9 | R: 0 E: 0 K: 0 S: 3 | H: 0 LOB: 0 BB: 0 P: 5 | R: 0 E: 0 K: 0 S: 5 | H: 0 LOB: 0 BB: 0 P: 9 | 1B: 4 2B: 1 3B: 0 HR: 1 | SF: 0 SAC: 1 DP: 1 HBP: 0 | WP: 0 PB: 0 SB: 0 CS: 1 | PA: 32 |
| PITCHER | IP | WLS | BF | H | R | ER | SO | BB | IBB | HBP | BLK | WP | HR | S | P | ERA | WHIP | | | |
| Sid Fernandez, L ERA: 2.75 (1, 1) | 7.0 | | 25 | 6 | 2 | 2 | 7 | 0 | 0 | 0 | 0 | 0 | 1 | 74 | 98 | 2.57 | 0.857 | | | |
| Jeff Musselman, L ERA: 6.04 (8, 1) | 2.0 | W | 6 | 0 | 0 | 0 | 0 | 0 | 0 | 0 | 0 | 0 | 0 | 8 | 14 | 0.00 | 0.000 | | | |

San Diego Padres @ New York Mets
Shea Stadium, Flushing, NY
Tue Aug 15 1989, 7:05 PM EDT
Att: 32,885 - Unknown

AB 30
R 2
H 6
RBI 2
BB 0
SO 7
LOB 5



| Batter | 1 | 2 | 3 | 4 | 5 | 6 | 7 | 8 | 9 | AB | R | H | RBI | BB | SO | LOB | BOTTOM | | | | | |
|---|-------------------------------|----------------------------------|------------------------------|----------------------------------|------------------------------|---------------------------------|------------------------------|----------------------------------|------------------------------|----------------------------------|------------------------------|---------------------------------|-------------------------------|----------------------------------|------------------------------|---------------------------------|-------------------------------|----------------------------------|----------------------------------|------------------------------------|----------------------------------|--------|
| Juan Samuel, R OBP: 0.317, SLG: 0.374 (1, 8) | G3 | | | | | | | | | | 4 | 0 | 1 | 0 | 0 | 1 | 1 | | | | | |
| Tim Lincecum, R OBP: 0.346, SLG: 0.318 (8, 3) | K | | | | | | | | | | 4 | 0 | 0 | 0 | 0 | 1 | 1 | | | | | |
| Howard Johnson, S OBP: 0.377, SLG: 0.593 (1, 5) | P3 | | | | | | | | | | 4 | 1 | 2 | 1 | 0 | 0 | 1 | | | | | |
| Darryl Strawberry, L OBP: 0.324, SLG: 0.507 (1, 9) | G4-3 | | | | | | | | | | 4 | 0 | 0 | 0 | 0 | 0 | 2 | | | | | |
| Kevin McReynolds, R OBP: 0.339, SLG: 0.454 (1, 7) | | | | | | | | | | | 4 | 1 | 2 | 1 | 0 | 0 | 1 | | | | | |
| Keith Hernandez, L OBP: 0.337, SLG: 0.363 Barry Lyons, R OBP: 0.295, SLG: 0.370 (8, 2) | G3 | | | | | | | | | | 3 | 0 | 0 | 0 | 0 | 0 | 2 | | | | | |
| Mackey Sasser, L OBP: 0.306, SLG: 0.393 Keith Miller, R OBP: 0.253, SLG: 0.293 (7, PR) (8, 4) | | | | | | | | | | | 1 | 0 | 0 | 0 | 0 | 1 | 1 | | | | | |
| Kevin Elster, R OBP: 0.289, SLG: 0.351 (1, 6) | B1-3 | | | | | | | | | | 4 | 0 | 1 | 1 | 0 | 1 | 3 | | | | | |
| Sid Fernandez, L OBP: 0.216, SLG: 0.224 Dave Magadan, L OBP: 0.362, SLG: 0.397 Jeff Musselman, L (8, 1) | | | | | | | | | | | 1 | 0 | 0 | 0 | 0 | 0 | 0 | | | | | |
| Inning Stats | R: 0 E: 0 K: 1 S: 11 | H: 1 LOB: 1 BB: 0 P: 14 | R: 0 E: 0 K: 0 S: 7 | H: 2 LOB: 1 BB: 0 P: 10 | R: 0 E: 0 K: 0 S: 6 | H: 0 LOB: 0 BB: 0 P: 9 | R: 0 E: 0 K: 0 S: 6 | H: 1 LOB: 1 BB: 0 P: 10 | R: 0 E: 0 K: 1 S: 9 | H: 1 LOB: 1 BB: 0 P: 11 | R: 1 E: 0 K: 0 S: 7 | H: 1 LOB: 0 BB: 0 P: 9 | R: 0 E: 0 K: 0 S: 10 | H: 1 LOB: 1 BB: 0 P: 15 | R: 0 E: 0 K: 1 S: 6 | H: 0 LOB: 0 BB: 0 P: 9 | R: 2 E: 0 K: 1 S: 14 | H: 3 LOB: 1 BB: 0 P: 17 | 1B: 6 2B: 2 3B: 0 HR: 2 | SF: 0 SAC: 1 DP: 0 HBP: 0 | WP: 0 PB: 0 SB: 1 CS: 0 | PA: 35 |
| PITCHER | IP | WLS | BF | H | R | ER | SO | BB | IBB | HBP | BLK | WP | HR | S | P | ERA | WHIP | | | | | |
| Ed Whitson, R ERA: 2.72 (1, 1) | 8.2 | L | 35 | 10 | 3 | 3 | 4 | 0 | 0 | 0 | 0 | 0 | 2 | 76 | 104 | 3.12 | 1.154 | | | | | |

San Diego Padres @ New York Mets
Shea Stadium, Flushing, NY
Tue Aug 15 1989, 7:05 PM EDT
Att: 32,885 - Unknown

AB 34
R 3
H 10
RBI 3
BB 0
SO 4
LOB 13



| Batter | 1 | 2 | 3 | 4 | 5 | 6 | 7 | 8 | 9 | AB | R | H | RBI | BB | SO | LOB | TOP | | | | |
|---|------------------------------|----------------------------------|-------------------------------|----------------------------------|-------------------------------|----------------------------------|------------------------------|----------------------------------|------------------------------|----------------------------------|------------------------------|----------------------------------|-------------------------------|----------------------------------|------------------------------|---------------------------------|----------------------------------|------------------------------------|----------------------------------|--------|--|
| Bip Roberts, S OBP: 0.391, SLG: 0.429 (1, 7) | G4-3 | | G4-3 | | F7 | | | 1B 2B | | 4 | 1 | 1 | 0 | 0 | 0 | 1 | | | | | |
| Roberto Alomar, S OBP: 0.326, SLG: 0.325 (1, 4) | 2B L7-2 BB | | L6-3 1B | | | B2-3 | | 2B 1B | | 3 | 0 | 2 | 1 | 1 | 0 | 0 | | | | | |
| Tony Gwynn, L OBP: 0.397, SLG: 0.438 (1, 8) | 1-3 2B | | L6-3 | | | F9 | | 1-3 2B | | 4 | 0 | 2 | 0 | 0 | 0 | 1 | | | | | |
| Jack Clark, R OBP: 0.398, SLG: 0.401 (1, 3) | L7-2 | | | | | G5-3 | | P3 | | 4 | 0 | 0 | 0 | 0 | 1 | 4 | | | | | |
| Chris James, R OBP: 0.278, SLG: 0.370 Dan Murphy, R (8, 1) | | | P4 | | | | | F7 P1 | | 4 | 0 | 0 | 0 | 0 | 0 | 2 | | | | | |
| Mike Pagliarulo, L OBP: 0.283, SLG: 0.283 (1, 5) | | | P4 | | G4-3 | | | | | 4 | 0 | 0 | 0 | 0 | 1 | 0 | | | | | |
| Benito Santiago, R OBP: 0.275, SLG: 0.343 (1, 2) | | | 1B S 1B | | | G6-3 | | F7 G6-4-3 1B | | 4 | 0 | 2 | 0 | 0 | 0 | 0 | | | | | |
| Garry Templeton, S OBP: 0.291, SLG: 0.360 (1, 6) | | | 1-3 1B | | | | | G1-3 G6-4-3 | | 4 | 0 | 2 | 0 | 0 | 0 | 1 | | | | | |
| Dennis Rasmussen, L OBP: 0.200, SLG: 0.224 Tim Flannery, L OBP: 0.305, SLG: 0.284 Don Schulte, R (5, 1) Luis Salazar, R OBP: 0.302, SLG: 0.420 (8, 9) | | | G4-3 | | | L9 | | | | 1 | 0 | 0 | 0 | 0 | 0 | 2 | | | | | |
| Inning Stats | R: 0 E: 0 K: 0 S: 6 | H: 1 LOB: 1 BB: 1 P: 11 | R: 0 E: 0 K: 0 S: 10 | H: 2 LOB: 2 BB: 0 P: 14 | R: 0 E: 0 K: 0 S: 11 | H: 1 LOB: 0 BB: 0 P: 15 | R: 0 E: 0 K: 1 S: 9 | H: 0 LOB: 0 BB: 0 P: 10 | R: 0 E: 0 K: 0 S: 6 | H: 0 LOB: 0 BB: 0 P: 10 | R: 0 E: 0 K: 1 S: 8 | H: 0 LOB: 0 BB: 0 P: 12 | R: 2 E: 0 K: 0 S: 11 | H: 4 LOB: 2 BB: 0 P: 15 | R: 0 E: 0 K: 0 S: 6 | H: 1 LOB: 0 BB: 0 P: 9 | 1B: 5 2B: 6 3B: 0 HR: 1 | SF: 0 SAC: 0 DP: 3 HBP: 0 | WP: 0 PB: 0 SB: 1 CS: 0 | PA: 35 | |
| PITCHER | IP | WLS | BF | H | R | ER | SO | BB | IBB | HBP | BLK | WP | HR | S | P | ERA | WHIP | | | | |
| Ron Darling, R ERA: 3.61 Don Aase, R ERA: 3.33 | 7.1 | W | 30 | 9 | 2 | 2 | 2 | 1 | 0 | 0 | 0 | 0 | 1 | 65 | 91 | 2.46 | 1.364 | | | | |
| | 1.2 | S | 5 | 1 | 0 | 0 | 0 | 0 | 0 | 0 | 0 | 0 | 0 | 8 | 13 | 0.00 | 0.600 | | | | |

San Diego Padres @ New York Mets
Shea Stadium, Flushing, NY
Wed Aug 16 1989, 7:05 PM EDT
Att: 36,768 - Unknown - 85 F

| | |
|-----|----|
| AB | 34 |
| R | 2 |
| H | 10 |
| RBI | 2 |
| BB | 1 |
| SO | 2 |
| LOB | 12 |



| Batter | 1 | 2 | 3 | 4 | 5 | 6 | 7 | 8 | 9 | AB | R | H | RBI | BB | SO | LOB | BOTTOM | | | | |
|---|-------------------------------|----------------------------------|------------------------------|----------------------------------|-------------------------------|----------------------------------|------------------------------|----------------------------------|-------------------------------|----------------------------------|-------------------------------|----------------------------------|-------------------------------|----------------------------------|------------------------------|---------------------------------|----------------------------------|------------------------------------|----------------------------------|--------|--|
| Keith Miller, R OBP: 0.241, SLG: 0.278 (1, 4) | K | | E3 2B | | G5-3 | | | L8 | | 4 | 1 | 0 | 0 | 0 | 1 | 0 | | | | | |
| Juan Samuel, R OBP: 0.315, SLG: 0.376 (1, 8) | E S WP BB | | 1B SF9 2B | | K | | | K | | 3 | 2 | 1 | 1 | 1 | 2 | 0 | | | | | |
| Howard Johnson, S OBP: 0.380, SLG: 0.600 (1, 5) | 1-3 1B BB | | 2-3 1B | | | | | K HR | | 3 | 2 | 2 | 1 | 1 | 1 | 0 | | | | | |
| Darryl Strawberry, L OBP: 0.326, SLG: 0.525 (1, 9) | K | | SF9 | | | | | K HR | | 3 | 2 | 2 | 3 | 0 | 1 | 2 | | | | | |
| Kevin McReynolds, R OBP: 0.338, SLG: 0.452 (1, 7) | 1-3 1B | | L7 | | K | | | F8 | | 4 | 0 | 1 | 1 | 0 | 1 | 1 | | | | | |
| Dave Magadan, L OBP: 0.384, SLG: 0.397 (1, 3) | L8 | | G4-3 | | | | | K BB | | 3 | 0 | 1 | 0 | 1 | 0 | 2 | | | | | |
| Gary Carter, R OBP: 0.229, SLG: 0.241 (1, 2) | | | G5-3 | | L1-4-3 | | | F9 | | 4 | 0 | 0 | 0 | 0 | 0 | 2 | | | | | |
| Kevin Elster, R OBP: 0.289, SLG: 0.353 (1, 6) | | | F9 | | F8 | | | F7 | | 4 | 0 | 1 | 0 | 0 | 0 | 1 | | | | | |
| Ron Darling, R OBP: 0.161, SLG: 0.273 Don Aase, R (8, 1) | | | F9 | | P2 | | | G6-3 | | 3 | 0 | 0 | 0 | 0 | 0 | 1 | | | | | |
| Inning Stats | R: 2 E: 0 K: 2 S: 18 | H: 1 LOB: 1 BB: 2 P: 30 | R: 0 E: 0 K: 0 S: 9 | H: 0 LOB: 0 BB: 0 P: 13 | R: 2 E: 1 K: 0 S: 14 | H: 2 LOB: 1 BB: 0 P: 18 | R: 0 E: 0 K: 0 S: 6 | H: 0 LOB: 0 BB: 0 P: 11 | R: 2 E: 0 K: 0 S: 12 | H: 2 LOB: 1 BB: 0 P: 24 | R: 0 E: 0 K: 2 S: 11 | H: 0 LOB: 0 BB: 0 P: 13 | R: 1 E: 0 K: 0 S: 13 | H: 1 LOB: 1 BB: 1 P: 23 | R: 0 E: 0 K: 0 S: 6 | H: 0 LOB: 0 BB: 0 P: 9 | 1B: 3 2B: 2 3B: 0 HR: 3 | SF: 1 SAC: 0 DP: 1 HBP: 0 | WP: 1 PB: 0 SB: 2 CS: 0 | PA: 35 | |
| PITCHER | IP | WLS | BF | H | R | ER | SO | BB | IBB | HBP | BLK | WP | HR | S | P | ERA | WHIP | | | | |
| Dennis Rasmussen, L ERA: 4.25 Don Schulte, R ERA: 4.66 Dan Murphy, R ERA: 4.5 | 4.0 | L | 18 | 3 | 4 | 3 | 2 | 2 | 0 | 0 | 0 | 0 | 0 | 47 | 72 | 6.75 | 1.250 | | | | |
| | 3.0 | | 12 | 4 | 2 | 2 | 4 | 0 | 0 | 0 | 0 | 0 | 2 | 34 | 51 | 6.00 | 1.333 | | | | |
| | 1.0 | | 5 | 1 | 1 | 1 | 0 | 1 | 0 | 0 | 0 | 0 | 1 | 13 | 23 | 9.00 | 2.000 | | | | |

San Diego Padres @ New York Mets
Shea Stadium, Flushing, NY
Wed Aug 16 1989, 7:05 PM EDT
Att: 36,768 - Unknown - 85 F

| | |
|-----|----|
| AB | 31 |
| R | 7 |
| H | 8 |
| RBI | 6 |
| BB | 3 |
| SO | 6 |
| LOB | 9 |



| Batter | 1 | 2 | 3 | 4 | 5 | 6 | 7 | 8 | 9 | AB | R | H | RBI | BB | SO | LOB | TOP | | | | | | | | |
|--|-------------------------------|----------------------------------|------------------------------|----------------------------------|-------------------------------|----------------------------------|-------------------------------|----------------------------------|------------------------------|----------------------------------|------------------------------|----------------------------------|------------------------------|----------------------------------|------------------------------|---------------------------------|-------------------------------|----------------------------------|-----------------------------------|------------------------------------|----------------------------------|--------|--|--|--|
| Roberto Alomar, S (1,4) OBP: 0.330, SLG: 0.330 | 1-2 1B 1B | 0-0 E 1B | | 0-2 6-3 F8 1B | | 3-2 L9 | | | 2-2 FC4-6 1B 1B | 5 | 2 | 4 | 0 | 0 | 0 | 0 | | | | | | | | | |
| Gary Templeton, S (1,6) OBP: 0.295, SLG: 0.363 | 1-1 1B 2B | 0-1 G1-6-3 1B | | 1-0 F8 | | | 0-1 G4-3 | | 0-0 FC4-6 1B | 5 | 1 | 3 | 1 | 0 | 0 | 1 | | | | | | | | | |
| Tony Gwynn, L (1,8) OBP: 0.395, SLG: 0.435 | 0-0 2B G6-3 1B | 1-1 G1-6-3 | | 2-2 6-3 | | | 1-1 G3-1 | | 2-3 K | 5 | 1 | 1 | 1 | 0 | 1 | 5 | | | | | | | | | |
| Chris James, R (1,9) OBP: 0.279, SLG: 0.373 | 1-1 G6-3 1B 2B | | 0-1 L9 | 2-3 K | | | 0-1 1B | | 0-0 FC4-6 | 5 | 1 | 2 | 2 | 0 | 1 | 3 | | | | | | | | | |
| Carmelo Martinez, R (1,3) OBP: 0.304, SLG: 0.354 | 0-0 G6-3 | | 1-1 FC6-4 1B 1B | | 4-2 G5-6-3 BB | | 3-1 G6-3 | | 1-1 F7 | 4 | 0 | 1 | 1 | 1 | 0 | 4 | | | | | | | | | |
| Luis Salazar, R (1,7) OBP: 0.305, SLG: 0.421 | 1-2 1B | | 2-2 FC6-4 1B | | 1-1 G5-6-3 | | | 0-2 P3 | | 4 | 0 | 2 | 1 | 0 | 0 | 1 | | | | | | | | | |
| Mike Pagliarulo, L (1,5) OBP: 0.260, SLG: 0.279 | 2-2 F9 | | 1-0 FC6-4 BB | | 3-1 L9 | | | 1-1 F7 | | 4 | 0 | 0 | 0 | 0 | 0 | 3 | | | | | | | | | |
| Mark Parent, R (1,2) OBP: 0.219, SLG: 0.339 | 1-1 L6 | | 4-2 1-2 BB | | 0-0 G6-3 | | | 1-0 6-3 | | 3 | 0 | 0 | 0 | 1 | 0 | 1 | | | | | | | | | |
| Bruce Hurst, L (1,1) OBP: 0.169, SLG: 0.053 | | 4-2 1B 1B BB | 0-3 K | | 2-3 K | | | 4-2 1B 1B FC4-6 BB | | 2 | 1 | 0 | 0 | 2 | 2 | 3 | | | | | | | | | |
| Inning Stats | R: 4 E: 0 K: 0 S: 18 | H: 5 LOB: 1 BB: 0 P: 25 | R: 1 E: 1 K: 0 S: 8 | H: 2 LOB: 0 BB: 1 P: 13 | R: 0 E: 0 K: 1 S: 13 | H: 2 LOB: 3 BB: 1 P: 21 | R: 0 E: 0 K: 1 S: 11 | H: 1 LOB: 1 BB: 0 P: 16 | R: 0 E: 0 K: 0 S: 6 | H: 0 LOB: 0 BB: 1 P: 14 | R: 0 E: 0 K: 0 S: 9 | H: 0 LOB: 0 BB: 0 P: 14 | R: 0 E: 0 K: 0 S: 8 | H: 1 LOB: 1 BB: 0 P: 12 | R: 0 E: 0 K: 0 S: 6 | H: 0 LOB: 0 BB: 0 P: 8 | R: 1 E: 0 K: 1 S: 13 | H: 2 LOB: 2 BB: 1 P: 22 | 1B: 12 2B: 1 3B: 0 HR: 0 | SF: 0 SAC: 0 DP: 2 HBP: 0 | WP: 0 PB: 0 SB: 0 CS: 0 | PA: 41 | | | |
| PITCHER | IP | WLS | BF | H | R | ER | SO | BB | IBB | HBP | BLK | WP | HR | S | P | ERA | WHIP | | | | | | | | |
| Frank Viola, L (1,1) ERA: 3.69 | 6.0 | L | 28 | 10 | 5 | 4 | 3 | 3 | 0 | 0 | 0 | 0 | 0 | 65 | 103 | 6.00 | 2.167 | | | | | | | | |
| Jeff Innis, R (7,1) ERA: 2.53 | 2.0 | | 7 | 1 | 0 | 0 | 0 | 0 | 0 | 0 | 0 | 0 | 0 | 14 | 20 | 0.00 | 0.500 | | | | | | | | |
| Randy Myers, L (9,1) ERA: 1.77 | 1.0 | | 6 | 2 | 1 | 1 | 1 | 1 | 0 | 0 | 0 | 0 | 0 | 13 | 22 | 9.00 | 3.000 | | | | | | | | |

San Diego Padres @ New York Mets
Shea Stadium, Flushing, NY
Thu Aug 17 1989, 3:33 AM EDT
Att: 40,406 - Sunny

AB 37
R 6
H 13
RBI 6
BB 4
SO 4
LOB 21





| Batter | 1 | 2 | 3 | 4 | 5 | 6 | 7 | 8 | 9 | AB | R | H | RBI | BB | SO | LOB | BOTTOM | | | | | | | | |
|---|-------------------------------|----------------------------------|-------------------------------|----------------------------------|------------------------------|---------------------------------|-------------------------------|----------------------------------|-------------------------------|----------------------------------|-------------------------------|----------------------------------|-------------------------------|----------------------------------|------------------------------|---------------------------------|------------------------------|----------------------------------|----------------------------------|------------------------------------|----------------------------------|--------|--|--|--|
| Gregg Jefferies, S (1,4) OBP: 0.284, SLG: 0.331 | 1-1 2B G3 1B | 2-1 L8 | | 0-2 FC4-6 E 1-2 2-3 | | 0-1 FC5-4 1B | | | 1-1 L9 | 5 | 1 | 2 | 0 | 0 | 0 | 3 | | | | | | | | | |
| Juan Samuel, R (1,8) OBP: 0.315, SLG: 0.371 | 0-3 K | 2-3 K | | 1-1 E5 | | 0-0 FC5-4 | | | 3-2 L3 | 5 | 0 | 0 | 0 | 0 | 2 | 4 | | | | | | | | | |
| Howard Johnson, S (1,5) OBP: 0.383, SLG: 0.603 | 1-0 G3 1-3 2B | | 1-0 G4-6-3 1B | | 1-2 P3 | | 1-2 FC6-4 1B | | 0-0 5-3 | 5 | 0 | 3 | 0 | 0 | 0 | 2 | | | | | | | | | |
| Darryl Strawberry, L (1,9) OBP: 0.325, SLG: 0.522 | 3-1 G3 | | 0-0 G4-6-3 1-2 | | 1-2 1B | | 0-0 F7 | | | 4 | 0 | 1 | 1 | 0 | 0 | 3 | | | | | | | | | |
| Kevin McReynolds, R (1,7) OBP: 0.363, SLG: 0.456 | 4-2 BB BB | | 1-0 3B | | 1-1 P3 | | 2-1 F9 | | | 3 | 0 | 1 | 0 | 1 | 0 | 2 | | | | | | | | | |
| Tim Lincecum, R (1,3) OBP: 0.347, SLG: 0.312 | 4-2 BB | | 1-0 F7 | | 1-1 F8 | | 2-2 FC6-4 | | | 3 | 0 | 0 | 0 | 1 | 0 | 3 | | | | | | | | | |
| Barry Lyons, R (1,2) OBP: 0.288, SLG: 0.361 | 0-1 F7 | | 2-2 4-3 | | 1-3 K | | | 0-2 F9 | | 4 | 0 | 0 | 0 | 0 | 1 | 4 | | | | | | | | | |
| Kevin Elster, R (1,6) OBP: 0.291, SLG: 0.358 | | 0-1 SH1-4 1B | | 0-2 FC4-6 E 2B | | 1-1 6-3 | | 0-1 5-3 | | 4 | 1 | 2 | 0 | 0 | 0 | 0 | | | | | | | | | |
| Frank Viola, L (1,1) | | 0-2 SH1-4 | | 0-0 E6 FC4-6 | | 2-2 F7 | | 2-1 6-3 | | 1 | 0 | 0 | 0 | 0 | 0 | 1 | | | | | | | | | |
| Dave Magadan, L (6,PH) OBP: 0.363, SLG: 0.395 | | | | | | | | | | 1 | 0 | 0 | 0 | 0 | 0 | 0 | | | | | | | | | |
| Jeff Innis, R (7,1) | | | | | | | | | | 0 | 0 | 0 | 0 | 0 | 0 | 0 | | | | | | | | | |
| Mark Carreon, R (8,PH) OBP: 0.333, SLG: 0.500 | | | | | | | | | | 1 | 0 | 0 | 0 | 0 | 0 | 0 | | | | | | | | | |
| Randy Myers, L (9,1) | | | | | | | | | | 0 | 0 | 0 | 0 | 0 | 0 | 0 | | | | | | | | | |
| Inning Stats | R: 1 E: 0 K: 1 S: 14 | H: 2 LOB: 3 BB: 2 P: 27 | R: 0 E: 0 K: 1 S: 10 | H: 1 LOB: 1 BB: 0 P: 14 | R: 0 E: 0 K: 0 S: 4 | H: 2 LOB: 1 BB: 0 P: 7 | R: 0 E: 2 K: 0 S: 17 | H: 1 LOB: 2 BB: 0 P: 20 | R: 0 E: 0 K: 1 S: 10 | H: 1 LOB: 1 BB: 0 P: 14 | R: 0 E: 0 K: 0 S: 11 | H: 1 LOB: 1 BB: 0 P: 14 | R: 0 E: 0 K: 0 S: 10 | H: 1 LOB: 1 BB: 0 P: 15 | R: 0 E: 0 K: 0 S: 7 | H: 0 LOB: 0 BB: 0 P: 9 | R: 0 E: 0 K: 0 S: 7 | H: 0 LOB: 0 BB: 0 P: 11 | 1B: 6 2B: 2 3B: 1 HR: 0 | SF: 0 SAC: 1 DP: 1 HBP: 0 | WP: 0 PB: 0 SB: 0 CS: 0 | PA: 39 | | | |
| PITCHER | IP | WLS | BF | H | R | ER | SO | BB | IBB | HBP | BLK | WP | HR | S | P | ERA | WHIP | | | | | | | | |
| Bruce Hurst, L (1,1) ERA: 2.98 | 9.0 | W | 39 | 9 | 2 | 1 | 3 | 2 | 0 | 0 | 0 | 0 | 0 | 90 | 131 | 1.00 | 1.222 | | | | | | | | |

San Diego Padres @ New York Mets
Shea Stadium, Flushing, NY
Thu Aug 17 1989, 3:33 AM EDT
Att: 40,406 - Sunny

AB 36
R 2
H 9
RBI 1
BB 2
SO 3
LOB 22



| Batter | 1 | 2 | 3 | 4 | 5 | 6 | 7 | 8 | 9 | AB | R | H | RBI | BB | SO | LOB | TOP | | | | | | | |
|--|---|----------------------------------|-------------------------------|----------------------------------|-------------------------------|----------------------------------|------------------------------|----------------------------------|------------------------------|----------------------------------|-------------------------------|----------------------------------|-------------------------------|----------------------------------|-------------------------------|----------------------------------|--|---|----------------------------------|------------------------------------|----------------------------------|--------|-------|--|
| Alfredo Griffin, S OBP: 0.308, SLG: 0.333 (1, 6) | G4-3 | | BB | | G3 | | FC4-6 PB 1B | | K | 4 | 0 | 0 | 0 | 1 | 1 | 3 | Los Angeles Dodgers @ New York Mets Shea Stadium, Flushing, NY Fri Aug 18 1989, 7:05 PM EDT Att: 46,143 - Unknown - 75 F | | | | | | | |
| Willie Randolph, R OBP: 0.380, SLG: 0.324 (1, 4) | 2B | | K | | | HR BB | 1B | | L8 | 4 | 1 | 2 | 0 | 1 | 1 | 3 | | | | | | | | |
| Eddie Murray, S OBP: 0.346, SLG: 0.398 (1, 3) | K | | K | | | HR | G1-3 | | | 4 | 1 | 1 | 2 | 0 | 2 | 5 | | | | | | | | |
| Mike Marshall, R OBP: 0.331, SLG: 0.423 (1, 9) | G6-3 | | | | K | | G4-3 WP 1B | | K | 4 | 0 | 1 | 0 | 0 | 2 | 1 | | | | | | | | |
| Jeff Hamilton, R OBP: 0.261, SLG: 0.371 (1, 5) | | K | | | G4-3 | | K | | P6 | 4 | 0 | 0 | 0 | 0 | 2 | 1 | | | | | | | | |
| Jose Gonzalez, R OBP: 0.335, SLG: 0.347 (1, 8) | | K | | | G4-3 | | G4-3 | | | 4 | 0 | 1 | 0 | 0 | 1 | 1 | | | | | | | | |
| Bill Bean, L OBP: 0.224, SLG: 0.182 (1, 7) | | P6 | | | | F8 2B | P6 | | G4-3 | 4 | 0 | 1 | 0 | 0 | 0 | 2 | | | | | | | | |
| Mike Scioscia, L OBP: 0.330, SLG: 0.328 Mike Sharperson, R (9, PH) OBP: 0.375, SLG: 0.571 | | | P4 | | F8 | | F8 | | SH1-4 2B | 3 | 0 | 0 | 0 | 0 | 0 | 1 | | | | | | | | |
| Orel Hershiser, R OBP: 0.224, SLG: 0.274 Dave Anderson, R (9, PH) OBP: 0.295, SLG: 0.241 | | | | BLK BB | K | | FC4-6 1B | | SH1-4 | 2 | 0 | 1 | 0 | 1 | 1 | 1 | | | | | | | | |
| | | | | | | | | | | | | | | | | | |  | | | | | | |
| Inning Stats | R: 0 E: 0 K: 1 S: 9 | H: 1 LOB: 1 BB: 0 P: 10 | R: 0 E: 0 K: 2 S: 11 | H: 0 LOB: 0 BB: 0 P: 17 | R: 0 E: 0 K: 2 S: 13 | H: 0 LOB: 2 BB: 2 P: 23 | R: 0 E: 0 K: 1 S: 6 | H: 0 LOB: 0 BB: 0 P: 10 | R: 0 E: 0 K: 1 S: 6 | H: 1 LOB: 1 BB: 0 P: 11 | R: 2 E: 0 K: 1 S: 13 | H: 2 LOB: 1 BB: 1 P: 24 | R: 0 E: 0 K: 0 S: 13 | H: 2 LOB: 2 BB: 0 P: 17 | R: 0 E: 0 K: 1 S: 10 | H: 1 LOB: 1 BB: 0 P: 12 | R: 0 E: 0 K: 1 S: 13 | H: 1 LOB: 1 BB: 0 P: 17 | 1B: 4 2B: 3 3B: 0 HR: 1 | SF: 0 SAC: 1 DP: 0 HBP: 0 | WP: 1 PB: 2 SB: 0 CS: 0 | PA: 38 | | |
| PITCHER | IP WLS BF H R ER SO BB IBB HBP BLK WP HR S P ERA WHIP | | | | | | | | | | | | | | | | | | | | | | | |
| David Cone, R ERA: 3.61 Randy Myers, L ERA: 1.75 | (1, 1) (9, 1) | 8.0 1.0 | W S | 34 4 | H R | 7 0 | R ER | 2 0 | SO BB | 9 0 | BB IBB | 3 0 | HBP BLK | 0 0 | WP HR | 1 0 | S P | 81 13 | P ERA | 124 0.00 | WHIP | 1.250 | 1.000 | |

| Batter | 1 | 2 | 3 | 4 | 5 | 6 | 7 | 8 | 9 | AB | R | H | RBI | BB | SO | LOB | BOTTOM | | | | | | |
|---|---|----------------------------------|------------------------------|----------------------------------|------------------------------|---------------------------------|-------------------------------|----------------------------------|------------------------------|---------------------------------|-------------------------------|----------------------------------|------------------------------|---------------------------------|------------------------------|----------------------------------|--|---|----------------------------------|------------------------------------|----------------------------------|--------|--|
| Gregg Jefferies, S OBP: 0.283, SLG: 0.333 (1, 4) | 2B | P4 | | | P6 | | G6-3 | | | 4 | 1 | 1 | 0 | 0 | 0 | 1 | Los Angeles Dodgers @ New York Mets Shea Stadium, Flushing, NY Fri Aug 18 1989, 7:05 PM EDT Att: 46,143 - Unknown - 75 F | | | | | | |
| Juan Samuel, R OBP: 0.312, SLG: 0.368 (1, 8) | K | | K | | G5-3 | | K | | | 4 | 0 | 0 | 0 | 0 | 3 | 1 | | | | | | | |
| Howard Johnson, S OBP: 0.382, SLG: 0.602 (1, 5) | 2B | | F9 | | G6-3 | | F8 | | | 4 | 1 | 1 | 1 | 0 | 0 | 0 | | | | | | | |
| Darryl Strawberry, L OBP: 0.327, SLG: 0.523 (1, 9) | 2B | | F9 | | | F8 | | BB | | 3 | 0 | 1 | 1 | 1 | 0 | 0 | | | | | | | |
| Kevin McReynolds, R OBP: 0.338, SLG: 0.454 (1, 7) | K | | | | K | FC1 WP 1B | | P3 | | 4 | 1 | 1 | 0 | 0 | 2 | 2 | | | | | | | |
| Keith Hernandez, L OBP: 0.345, SLG: 0.363 Dave Magadan, L OBP: 0.362, SLG: 0.394 (1, 3) (5, 3) | IBB | | | | FC3-6 BB | | FC1 | | | 0 | 0 | 0 | 0 | 2 | 0 | 0 | | | | | | | |
| Barry Lyons, R OBP: 0.283, SLG: 0.355 (1, 2) | K | | | | FC3-6 1B | | L9 | | | 3 | 0 | 0 | 0 | 0 | 1 | 3 | | | | | | | |
| Kevin Elster, R OBP: 0.291, SLG: 0.357 (1, 6) | | P4 | | | FC6-4 1B | | F9 | | | 3 | 0 | 1 | 0 | 0 | 0 | 0 | | | | | | | |
| David Cone, L OBP: 0.293, SLG: 0.304 Randy Myers, L ERA: 1.75 (1, 1) (9, 1) | | K | | | FC6-4 | | G6-3 1B | | | 3 | 0 | 1 | 0 | 0 | 1 | 2 | | | | | | | |
| | | | | | | | | | | | | | | | | | |  | | | | | |
| Inning Stats | R: 2 E: 0 K: 3 S: 14 | H: 3 LOB: 2 BB: 1 P: 27 | R: 0 E: 0 K: 1 S: 8 | H: 0 LOB: 0 BB: 0 P: 11 | R: 0 E: 0 K: 1 S: 6 | H: 0 LOB: 0 BB: 0 P: 9 | R: 0 E: 0 K: 1 S: 12 | H: 1 LOB: 2 BB: 1 P: 23 | R: 0 E: 0 K: 0 S: 4 | H: 0 LOB: 0 BB: 0 P: 7 | R: 1 E: 0 K: 0 S: 12 | H: 1 LOB: 0 BB: 0 P: 20 | R: 0 E: 0 K: 0 S: 5 | H: 1 LOB: 0 BB: 0 P: 7 | R: 0 E: 0 K: 1 S: 9 | H: 0 LOB: 1 BB: 1 P: 14 | R: 0 E: 0 K: 1 S: 9 | H: 0 LOB: 1 BB: 1 P: 14 | 1B: 3 2B: 3 3B: 0 HR: 0 | SF: 0 SAC: 0 DP: 1 HBP: 0 | WP: 1 PB: 0 SB: 1 CS: 0 | PA: 32 | |
| PITCHER | IP WLS BF H R ER SO BB IBB HBP BLK WP HR S P ERA WHIP | | | | | | | | | | | | | | | | | | | | | | |
| Orel Hershiser, R ERA: 2.45 (1, 1) | (1, 1) | 8.0 L | W L | 32 32 | H R | 6 3 | R ER | 3 3 | SO BB | 7 2 | BB IBB | 2 1 | HBP BLK | 0 0 | WP HR | 1 0 | S P | 70 118 | P ERA | 118 3.38 | WHIP | 1.000 | |

| Batter | 1 | 2 | 3 | 4 | 5 | 6 | 7 | 8 | 9 | AB | R | H | RBI | BB | SO | LOB | TOP | | | | | |
|--|---|----------------------------------|------------------------------|----------------------------------|------------------------------|----------------------------------|------------------------------|----------------------------------|-------------------------------|----------------------------------|------------------------------|----------------------------------|------------------------------|----------------------------------|-------------------------------|----------------------------------|------------------------------|----------------------------------|----------------------------------|------------------------------------|----------------------------------|--------|
| Alfredo Griffin, S OBP: 0.312, SLG: 0.335 | (1, 6) BB 4-2 F8 G6-3 BB | | (1, 1) SX G5-3 | | | | | | | | | | | | | | | | | | | |
| Willie Randolph, R OBP: 0.377, SLG: 0.320 | (1, 4) BX G6-3 | | (2, 2) CX F7 | | | | | | | | | | | | | | | | | | | |
| Eddie Murray, S OBP: 0.345, SLG: 0.395 | (1, 3) X F8 | | (4, 1) BB BB | | | | | | | | | | | | | | | | | | | |
| Mike Marshall, R OBP: 0.330, SLG: 0.419 | (1, 9) BB 4-0 BB | | (3, 3) SF K | | | | | | | | | | | | | | | | | | | |
| Jeff Hamilton, R OBP: 0.259, SLG: 0.367 | (1, 5) CX L8 | | | (1, 1) CX F9 | | | | | | | | | | | | | | | | | | |
| Jose Gonzalez, R OBP: 0.338, SLG: 0.362 | (1, 8) BF 1-1 F7 | | | (0, 0) X 3B | | | | | | | | | | | | | | | | | | |
| Mike Huff, R OBP: 0.287, SLG: 0.444 | (1, 7) CB 2-1 F7 | | (2, 2) SB G4-3 | | | | | | | | | | | | | | | | | | | |
| Lenny Harris, L OBP: 0.275, SLG: 0.285 | (8, PH) X F7 | | | | | | | | | | | | | | | | | | | | | |
| Bill Bean, L OBP: 0.224, SLG: 0.182 | (8, 7) X F7 | | | | | | | | | | | | | | | | | | | | | |
| Rick Dempsey, R OBP: 0.298, SLG: 0.245 | (1, 2) BB 4-1 BB | | (3, 3) CB K | | | | | | | | | | | | | | | | | | | |
| John Wetteland, R OBP: 0.105, SLG: 0.100 | (11, 1) BB 3-3 K | | | | | | | | | | | | | | | | | | | | | |
| Dave Anderson, R OBP: 0.287, SLG: 0.239 | (5, PH) X F9 | | | | | | | | | | | | | | | | | | | | | |
| Mike Marshall, R OBP: 0.330, SLG: 0.419 | (5, 1) X F9 | | | | | | | | | | | | | | | | | | | | | |
| Mike Sharpsteen, R OBP: 0.168, SLG: 0.089 | (7, PH) X F9 | | | | | | | | | | | | | | | | | | | | | |
| Tim Crews, R OBP: 0.223, SLG: 0.500 | (7, 1) X F9 | | | | | | | | | | | | | | | | | | | | | |
| Mike Scioscia, L OBP: 0.325, SLG: 0.327 | (8, PH) X F9 | | | | | | | | | | | | | | | | | | | | | |
| Inning Stats | R: 0 E: 0 K: 0 S: 6 | H: 0 LOB: 2 BB: 2 P: 15 | R: 0 E: 0 K: 1 S: 9 | H: 0 LOB: 1 BB: 1 P: 19 | R: 0 E: 0 K: 1 S: 9 | H: 0 LOB: 1 BB: 1 P: 17 | R: 0 E: 0 K: 1 S: 8 | H: 1 LOB: 1 BB: 0 P: 15 | R: 0 E: 0 K: 0 S: 12 | H: 1 LOB: 1 BB: 0 P: 18 | R: 0 E: 0 K: 0 S: 7 | H: 0 LOB: 0 BB: 0 P: 10 | R: 1 E: 0 K: 0 S: 9 | H: 2 LOB: 1 BB: 0 P: 15 | R: 0 E: 1 K: 0 S: 17 | H: 1 LOB: 2 BB: 0 P: 26 | R: 0 E: 0 K: 1 S: 7 | H: 0 LOB: 1 BB: 1 P: 15 | 1B: 3 2B: 1 3B: 1 HR: 0 | SF: 0 SAC: 0 DP: 0 HBP: 0 | WP: 0 PB: 0 SB: 0 CS: 0 | PA: 38 |
| PITCHER | IP WLS BF H R ER SO BB IBB HBP BLK WP HR S P ERA WHIP | | | | | | | | | | | | | | | | | | | | | |
| Bob Ojeda, L ERA: 3.43 | (1, 1) 7.0 W 29 4 1 1 3 4 0 0 0 0 0 0 60 109 1.29 1.143 | | | | | | | | | | | | | | | | | | | | | |
| Don Aase, R ERA: 3.29 | (8, 1) 0.2 4 1 0 0 0 0 0 0 0 0 0 0 15 23 0.00 1.500 | | | | | | | | | | | | | | | | | | | | | |
| Randy Myers, L ERA: 1.71 | (8, 1) 1.1 S 5 0 0 0 1 1 0 0 0 0 0 0 9 18 0.00 0.750 | | | | | | | | | | | | | | | | | | | | | |

Los Angeles Dodgers @ New York Mets
Shea Stadium, Flushing, NY
Sat Aug 19 1989, 3:33 AM EDT
Att: 38,453 - Overcast

AB 33
R 1
H 5
RBI 1
BB 5
SO 4
LOB 17



| Batter | 1 | 2 | 3 | 4 | 5 | 6 | 7 | 8 | 9 | AB | R | H | RBI | BB | SO | LOB | BOTTOM | | | | | |
|--|--|----------------------------------|-------------------------------|----------------------------------|------------------------------|----------------------------------|-------------------------------|----------------------------------|------------------------------|----------------------------------|-------------------------------|----------------------------------|------------------------------|---------------------------------|------------------------------|---------------------------------|------------------------------|---------------------------------|----------------------------------|------------------------------------|----------------------------------|--------|
| Gregg Jefferies, S OBP: 0.286, SLG: 0.336 | (1, 4) CX L9 | | (4, 1) BB CS BB | | | | | | | | | | | | | | | | | | | |
| Juan Samuel, R OBP: 0.312, SLG: 0.366 | (1, 8) BB 2-2 S 1B | | (2, 3) CX K | | | | | | | | | | | | | | | | | | | |
| Howard Johnson, S OBP: 0.378, SLG: 0.598 | (1, 5) CX 1-1 F9 | | (3, 1) CX L8 | | | | | | | | | | | | | | | | | | | |
| Darryl Strawberry, L OBP: 0.326, SLG: 0.523 | (1, 9) CX 0-1 F7 | | | (0, 1) X 2B | | | | | | | | | | | | | | | | | | |
| Kevin McReynolds, R OBP: 0.340, SLG: 0.453 | (1, 7) M 1-1 1B SF9 1B | | | (4, 2) M 2B BB | | | | | | | | | | | | | | | | | | |
| Dave Magadan, L OBP: 0.367, SLG: 0.403 | (1, 3) BB 3-2 F9 | | (1, 1) CX 1-1 2B | | | | | | | | | | | | | | | | | | | |
| Gary Carter, R OBP: 0.223, SLG: 0.234 | (1, 2) BX 1-0 P3 | | (1, 0) BX F8 | | | | | | | | | | | | | | | | | | | |
| Kevin Elster, R OBP: 0.289, SLG: 0.355 | (1, 6) F 1-2 SF9 | | (1, 3) SB K2-3 | | | | | | | | | | | | | | | | | | | |
| Bob Ojeda, L OBP: 0.167, SLG: 0.118 | (1, 1) BB 3-H F7 | | (0, 0) X F7 | | | | | | | | | | | | | | | | | | | |
| Keith Miller, R OBP: 0.238, SLG: 0.275 | (7, PH) X F7 | | | | | | | | | | | | | | | | | | | | | |
| Don Aase, R OBP: 0.224, SLG: 0.182 | (8, 1) X F7 | | | | | | | | | | | | | | | | | | | | | |
| Randy Myers, L OBP: 0.223, SLG: 0.500 | (8, 1) X F7 | | | | | | | | | | | | | | | | | | | | | |
| Inning Stats | R: 0 E: 0 K: 0 S: 9 | H: 1 LOB: 1 BB: 0 P: 13 | R: 1 E: 0 K: 0 S: 12 | H: 2 LOB: 1 BB: 0 P: 19 | R: 0 E: 0 K: 1 S: 8 | H: 0 LOB: 0 BB: 1 P: 17 | R: 2 E: 0 K: 1 S: 13 | H: 2 LOB: 1 BB: 1 P: 20 | R: 1 E: 0 K: 0 S: 9 | H: 1 LOB: 0 BB: 0 P: 14 | R: 0 E: 0 K: 0 S: 10 | H: 1 LOB: 1 BB: 0 P: 18 | R: 0 E: 0 K: 0 S: 5 | H: 0 LOB: 0 BB: 0 P: 8 | R: 0 E: 0 K: 0 S: 4 | H: 0 LOB: 0 BB: 0 P: 6 | R: 0 E: 0 K: 0 S: 4 | H: 0 LOB: 0 BB: 0 P: 6 | 1B: 4 2B: 4 3B: 0 HR: 0 | SF: 2 SAC: 0 DP: 1 HBP: 0 | WP: 0 PB: 0 SB: 1 CS: 1 | PA: 32 |
| PITCHER | IP WLS BF H R ER SO BB IBB HBP BLK WP HR S P ERA WHIP | | | | | | | | | | | | | | | | | | | | | |
| John Wetteland, R ERA: 3.05 | (1, 1) 4.0 L 18 5 3 3 2 2 0 0 0 0 0 0 42 69 6.75 1.750 | | | | | | | | | | | | | | | | | | | | | |
| Mike Morgan, R ERA: 2.67 | (5, 1) 2.0 8 2 1 1 0 0 0 0 0 0 0 0 19 32 4.50 1.000 | | | | | | | | | | | | | | | | | | | | | |
| Tim Crews, R ERA: 2.82 | (7, 1) 2.0 6 0 0 0 0 0 0 0 0 0 0 0 9 14 0.00 0.000 | | | | | | | | | | | | | | | | | | | | | |

Los Angeles Dodgers @ New York Mets
Shea Stadium, Flushing, NY
Sat Aug 19 1989, 3:33 AM EDT
Att: 38,453 - Overcast

AB 28
R 4
H 7
RBI 4
BB 2
SO 2
LOB 12




| Batter | 1 | 2 | 3 | 4 | 5 | 6 | 7 | 8 | 9 | AB | R | H | RBI | BB | SO | LOB | TOP | | | | | | | | | | | |
|--|-------------------------------|----------------------------------|-------------------------------|----------------------------------|------------------------------|----------------------------------|------------------------------|---------------------------------|-------------------------------|----------------------------------|------------------------------|----------------------------------|------------------------------|---------------------------------|------------------------------|----------------------------------|---|----------------------------------|----------------------------------|------------------------------------|----------------------------------|--------|--|--|--|--|--|--|
| Brett Butler, L OBP: 0.346, SLG: 0.358 (1, 8) | G3 | | K | | | F7 | | B1-3 | | 4 | 0 | 0 | 0 | 0 | 1 | 1 | San Francisco Giants @ New York Mets Shea Stadium, Flushing, NY Mon Aug 21 1989, 7:05 PM EDT Att: 41,200 - Unknown - 84 F | | | | | | | | | | | |
| Robby Thompson, R OBP: 0.320, SLG: 0.411 Steve Bedrosian, R OBP: 0.333, SLG: 0.333 (1, 4) (8, 1) | 1B | | K | | | 1B | | G3 | | 3 | 0 | 2 | 0 | 0 | 1 | 1 | | | | | | | | | | | | |
| Will Clark, L OBP: 0.414, SLG: 0.556 (1, 3) | P5 | | | L8 | | K | | 1B | 1B | 4 | 0 | 1 | 0 | 0 | 1 | 2 | | | | | | | | | | | | |
| Kevin Mitchell, R OBP: 0.398, SLG: 0.669 (1, 7) | K | | | L7 | | K | | 1B | 1B | 4 | 0 | 1 | 0 | 0 | 2 | 2 | | | | | | | | | | | | |
| Matt Williams, R OBP: 0.255, SLG: 0.459 (1, 5) | | K | | F9 | | | F7 | | F7 | 4 | 0 | 0 | 0 | 0 | 1 | 2 | | | | | | | | | | | | |
| Ernest Riles, L OBP: 0.327, SLG: 0.402 (6, 4) | K | | | | G3 | | K | | K | 3 | 0 | 0 | 0 | 0 | 2 | 0 | | | | | | | | | | | | |
| Greg Litton, R OBP: 0.319, SLG: 0.468 (9, PH) | K | | | | | | | K | K | 1 | 0 | 0 | 0 | 0 | 1 | 2 | | | | | | | | | | | | |
| Terry Kennedy, L OBP: 0.323, SLG: 0.341 Candy Maldonado, R OBP: 0.297, SLG: 0.364 (8, PH) | K | | | | G4-3 | 2B | | P6 | F9 | 3 | 0 | 1 | 0 | 0 | 1 | 0 | | | | | | | | | | | | |
| Jose Uribe, S OBP: 0.274, SLG: 0.287 (1, 6) | | | G6-3 | | G4-3 | | | P5 | | 3 | 0 | 0 | 0 | 0 | 0 | 1 | | | | | | | | | | | | |
| Michael LaCoss, R OBP: 0.176, SLG: 0.133 Randy McCament, R OBP: 0.333, SLG: 0.333 Pat Sheridan, L OBP: 0.309, SLG: 0.348 Ken Oberkfell, L OBP: 0.308, SLG: 0.370 (8, PH) | | | | | | K | | | HR | 2 | 0 | 1 | 0 | 0 | 1 | 1 | | | | | | | | | | | | |
| Inning Stats | R: 0 E: 0 K: 1 S: 11 | H: 1 LOB: 1 BB: 0 P: 16 | R: 0 E: 0 K: 3 S: 10 | H: 0 LOB: 0 BB: 0 P: 15 | R: 0 E: 0 K: 2 S: 9 | H: 1 LOB: 1 BB: 0 P: 13 | R: 0 E: 0 K: 0 S: 4 | H: 0 LOB: 0 BB: 0 P: 7 | R: 0 E: 0 K: 1 S: 10 | H: 1 LOB: 1 BB: 0 P: 13 | R: 0 E: 0 K: 2 S: 9 | H: 1 LOB: 0 BB: 0 P: 11 | R: 0 E: 0 K: 1 S: 5 | H: 0 LOB: 0 BB: 0 P: 6 | R: 1 E: 0 K: 0 S: 8 | H: 1 LOB: 0 BB: 0 P: 12 | R: 0 E: 0 K: 1 S: 10 | H: 2 LOB: 2 BB: 0 P: 12 | 1B: 4 2B: 2 3B: 0 HR: 1 | SF: 0 SAC: 0 DP: 0 HBP: 0 | WP: 0 PB: 0 SB: 1 CS: 0 | PA: 34 | | | | | | |
| PITCHER | IP | WLS | BF | H | R | ER | SO | BB | IBB | HBP | BLK | WP | HR | S | P | ERA | WHIP | | | | | | | | | | | |
| Ron Darling, R ERA: 3.49 Randy Myers, L ERA: 1.7 | (1, 1) | 8.1 | W | 32 | 7 | 1 | 1 | 10 | 0 | 0 | 0 | 0 | 0 | 1 | 70 | 99 | 1.08 | 0.840 | | | | | | | | | | |
| PITCHER | IP | WLS | BF | H | R | ER | SO | BB | IBB | HBP | BLK | WP | HR | S | P | ERA | WHIP | | | | | | | | | | | |


| | |
|-----|----|
| AB | 34 |
| R | 1 |
| H | 7 |
| RBI | 1 |
| BB | 0 |
| SO | 11 |
| LOB | 14 |



| Batter | 1 | 2 | 3 | 4 | 5 | 6 | 7 | 8 | 9 | AB | R | H | RBI | BB | SO | LOB | BOTTOM | | | | | | | | | | |
|--|------------------------------|---------------------------------|------------------------------|---------------------------------|-------------------------------|----------------------------------|------------------------------|---------------------------------|-------------------------------|----------------------------------|-------------------------------|----------------------------------|------------------------------|----------------------------------|-------------------------------|----------------------------------|---|----------------------------------|------------------------------------|----------------------------------|--------|--|--|--|--|--|--|
| Gregg Jefferies, S OBP: 0.289, SLG: 0.341 (1, 4) | G4-3 | | FC6-4 | | FC4 | FC3-2 | | F7 | | 5 | 0 | 3 | 0 | 0 | 0 | 3 | San Francisco Giants @ New York Mets Shea Stadium, Flushing, NY Mon Aug 21 1989, 7:05 PM EDT Att: 41,200 - Unknown - 84 F | | | | | | | | | | |
| Juan Samuel, R OBP: 0.306, SLG: 0.359 (1, 8) | G4-3 | | FC6-4 | | FC4 | K | | | | 4 | 1 | 0 | 1 | 0 | 1 | 6 | | | | | | | | | | | |
| Howard Johnson, S OBP: 0.382, SLG: 0.606 (1, 5) | G3 | | | 1B | E9 | 6-3 | | | | 4 | 1 | 2 | 1 | 0 | 0 | 4 | | | | | | | | | | | |
| Darryl Strawberry, L OBP: 0.325, SLG: 0.516 (1, 9) | 3-1 | | | SF8 | E9 | | G3-1 | | | 3 | 0 | 1 | 0 | 1 | 0 | 1 | | | | | | | | | | | |
| Kevin McReynolds, R OBP: 0.338, SLG: 0.456 (1, 7) | | 6-3 | | SF8 | F8 | | | | | 2 | 0 | 0 | 1 | 1 | 0 | 2 | | | | | | | | | | | |
| Dave Magadan, L OBP: 0.384, SLG: 0.401 (1, 3) | L7 | | | L4 | | 1B | BB | F8 | | 3 | 1 | 0 | 0 | 1 | 0 | 2 | | | | | | | | | | | |
| Barry Lyons, R OBP: 0.283, SLG: 0.353 (1, 2) | P3 | | | K | | FC3-2 | 1B | F9 | | 4 | 0 | 1 | 0 | 0 | 1 | 2 | | | | | | | | | | | |
| Kevin Elster, R OBP: 0.291, SLG: 0.363 (1, 6) | | | 6-3 | | 1B | FC4 | 2B | F8 | | 4 | 1 | 2 | 1 | 0 | 0 | 0 | | | | | | | | | | | |
| Ron Darling, R OBP: 0.167, SLG: 0.259 Randy Myers, L | (1, 1) (9, 1) | | | K | | B5-3 | | P6 | | 3 | 0 | 0 | 0 | 1 | 1 | 1 | | | | | | | | | | | |
| Inning Stats | R: 0 E: 0 K: 0 S: 7 | H: 1 LOB: 1 BB: 0 P: 9 | R: 0 E: 0 K: 0 S: 5 | H: 0 LOB: 0 BB: 0 P: 7 | R: 0 E: 0 K: 1 S: 10 | H: 1 LOB: 1 BB: 0 P: 15 | R: 1 E: 0 K: 1 S: 8 | H: 2 LOB: 1 BB: 0 P: 9 | R: 2 E: 0 K: 0 S: 10 | H: 3 LOB: 2 BB: 1 P: 17 | R: 1 E: 0 K: 0 S: 13 | H: 2 LOB: 3 BB: 2 P: 23 | R: 0 E: 0 K: 0 S: 4 | H: 0 LOB: 1 BB: 1 P: 11 | R: 0 E: 0 K: 0 S: 10 | H: 0 LOB: 0 BB: 0 P: 13 | | 1B: 5 2B: 4 3B: 0 HR: 0 | SF: 1 SAC: 0 DP: 0 HBP: 0 | WP: 0 PB: 0 SB: 1 CS: 0 | PA: 37 | | | | | | |
| PITCHER | IP | WLS | BF | H | R | ER | SO | BB | IBB | HBP | BLK | WP | HR | S | P | ERA | WHIP | | | | | | | | | | |
| Michael LaCoss, R ERA: 2.96 Randy McCament, R ERA: 3.49 Steve Bedrosian, R ERA: 3.39 | (1, 1) | 5.0 | L | 26 | 9 | 4 | 4 | 2 | 1 | 0 | 0 | 0 | 0 | 11 | 23 | 0.00 | 1.000 | | | | | | | | | | |
| PITCHER | IP | WLS | BF | H | R | ER | SO | BB | IBB | HBP | BLK | WP | HR | S | P | ERA | WHIP | | | | | | | | | | |



| Batter | 1 | 2 | 3 | 4 | 5 | 6 | 7 | 8 | 9 | AB | R | H | RBI | BB | SO | LOB | TOP | | | | | | | | | |
|---|------------------------------|----------------------------------|-------------------------------|----------------------------------|-------------------------------|----------------------------------|-------------------------------|----------------------------------|-------------------------------|----------------------------------|-------------------------------|----------------------------------|------------------------------|---------------------------------|------------------------------|----------------------------------|--|----------------------------------|----------------------------------|------------------------------------|----------------------------------|--------|--|--|--|--|
| Brett Butler, L OBP: 0.345, SLG: 0.357 (1, 8) | G6-3 | | 3B | | K | | F7 | | | 4 | 1 | 1 | 0 | 0 | 1 | 1 | San Francisco Giants @ New York Mets Shea Stadium, Flushing, NY Tue Aug 22 1989, 7:05 PM EDT Att: 48,249 - Unknown - 79 F AB 35 R 5 H 7 RBI 5 BB 1 SO 12 LOB 11  | | | | | | | | | |
| Robby Thompson, R OBP: 0.323, SLG: 0.417 (1, 4) | K | | 1B | | | 1B | | BB | | 3 | 1 | 2 | 1 | 1 | 1 | 0 | | | | | | | | | | |
| Will Clark, L OBP: 0.413, SLG: 0.553 (1, 3) | F7 | | 3B | | | 1B | | F7 | | 4 | 1 | 1 | 0 | 0 | 1 | 2 | | | | | | | | | | |
| Kevin Mitchell, R OBP: 0.397, SLG: 0.672 (1, 7) | | | | | | HR | | F7 | | 4 | 1 | 1 | 3 | 0 | 2 | 1 | | | | | | | | | | |
| Matt Williams, R OBP: 0.249, SLG: 0.447 (1, 6) | E5 | | | | K | | | F7 | | 4 | 0 | 0 | 0 | 0 | 1 | 2 | | | | | | | | | | |
| Greg Litton, R OBP: 0.309, SLG: 0.452 (1, 5) | K | | | | K | | G6-3 | | | 4 | 0 | 0 | 0 | 0 | 3 | 2 | | | | | | | | | | |
| Candy Maldonado, R OBP: 0.299, SLG: 0.378 (1, 9) | K | | | | G6-3 | | | HR | | 4 | 1 | 2 | 1 | 0 | 2 | 1 | | | | | | | | | | |
| Kirt Manwaring, R OBP: 0.264, SLG: 0.253 (1, 2) | | | F8 | | G6-3 | | G4-3 | | G4-3 | 4 | 0 | 0 | 0 | 0 | 0 | 1 | | | | | | | | | | |
| Bob Knepper, L OBP: 0.348, SLG: 0.421 (1, 1) | | | K | | F8 | | G3-1 | | G1 | 4 | 0 | 0 | 0 | 0 | 1 | 1 | | | | | | | | | | |
| Inning Stats | R: 0 E: 0 K: 1 S: 9 | H: 0 LOB: 0 BB: 0 P: 14 | R: 0 E: 1 K: 3 S: 12 | H: 0 LOB: 1 BB: 0 P: 18 | R: 1 E: 0 K: 2 S: 13 | H: 2 LOB: 1 BB: 0 P: 22 | R: 0 E: 0 K: 3 S: 10 | H: 0 LOB: 0 BB: 0 P: 14 | R: 0 E: 0 K: 1 S: 13 | H: 1 LOB: 1 BB: 0 P: 22 | R: 3 E: 0 K: 1 S: 14 | H: 3 LOB: 1 BB: 0 P: 21 | R: 0 E: 0 K: 0 S: 6 | H: 0 LOB: 0 BB: 0 P: 8 | R: 0 E: 0 K: 0 S: 5 | H: 0 LOB: 1 BB: 1 P: 10 | R: 1 E: 0 K: 1 S: 11 | H: 1 LOB: 0 BB: 0 P: 15 | 1B: 3 2B: 2 3B: 1 HR: 2 | SF: 0 SAC: 0 DP: 1 HBP: 0 | WP: 1 PB: 0 SB: 0 CS: 2 | PA: 36 | | | | |
| PITCHER | IP | WLS | BF | H | R | ER | SO | BB | IBB | HBP | BLK | WP | HR | S | P | ERA | WHIP | | | | | | | | | |
| Frank Viola, L ERA: 3.72 Jeff Innis, R ERA: 2.83 | (1, 1) | 8.0 | L | 32 | 6 | 4 | 4 | 11 | 1 | 0 | 0 | 0 | 1 | 1 | 82 | 129 | 4.50 | 0.875 | | | | | | | | |
| PITCHER | IP | WLS | BF | H | R | ER | SO | BB | IBB | HBP | BLK | WP | HR | S | P | ERA | WHIP | | | | | | | | | |
| Frank Viola, L ERA: 3.72 Jeff Innis, R ERA: 2.83 | (9, 1) | 1.0 | | 4 | 1 | 1 | 1 | 1 | 0 | 0 | 0 | 0 | 0 | 1 | 11 | 15 | 9.00 | 1.000 | | | | | | | | |

| Batter | 1 | 2 | 3 | 4 | 5 | 6 | 7 | 8 | 9 | AB | R | H | RBI | BB | SO | LOB | BOTTOM | | | | | | | | |
|--|-------------------------------|----------------------------------|------------------------------|---------------------------------|------------------------------|----------------------------------|------------------------------|----------------------------------|------------------------------|---------------------------------|------------------------------|----------------------------------|------------------------------|----------------------------------|------------------------------|----------------------------------|--|----------------------------------|----------------------------------|------------------------------------|----------------------------------|--------|--|--|--|
| Gregg Jefferies, S OBP: 0.291, SLG: 0.343 (1, 4) | K | | BB | | | G4-3 | | FC6-4 | | 4 | 0 | 2 | 0 | 0 | 1 | 0 | San Francisco Giants @ New York Mets Shea Stadium, Flushing, NY Tue Aug 22 1989, 7:05 PM EDT Att: 48,249 - Unknown - 79 F AB 31 R 0 H 4 RBI 0 BB 2 SO 2 LOB 9  | | | | | | | | |
| Juan Samuel, R OBP: 0.310, SLG: 0.360 (1, 8) | E8 | | 1B | | | 1B | | F9 | | 2 | 0 | 1 | 0 | 2 | 0 | 1 | | | | | | | | | |
| Howard Johnson, S OBP: 0.379, SLG: 0.600 (1, 5) | F9 | | BB | | | P5 | | FC6-4 | | 4 | 0 | 0 | 0 | 0 | 0 | 5 | | | | | | | | | |
| Darryl Strawberry, L OBP: 0.324, SLG: 0.513 (1, 9) | G3-1 | | | | | 1B | | F8 | | 4 | 0 | 1 | 0 | 0 | 1 | 1 | | | | | | | | | |
| Kevin McReynolds, R OBP: 0.335, SLG: 0.452 (1, 7) | | | G4-3 | | | F7 | | L5 | | 4 | 0 | 0 | 0 | 0 | 0 | 2 | | | | | | | | | |
| Tim Lincecum, R OBP: 0.340, SLG: 0.305 (1, 3) | | | G5-3 | | | L7 | | P3 | | 4 | 0 | 0 | 0 | 0 | 0 | 0 | | | | | | | | | |
| Gary Carter, R OBP: 0.216, SLG: 0.228 (1, 2) | | | G6-3 | | | G6-3 | | L7 | | 3 | 0 | 0 | 0 | 0 | 0 | 0 | | | | | | | | | |
| Kevin Elster, R OBP: 0.289, SLG: 0.359 (1, 6) | | | G5-3 | | | F7 | | G6-3 | | 3 | 0 | 0 | 0 | 0 | 0 | 0 | | | | | | | | | |
| Frank Viola, L (8, PH) Mark Carreon, R OBP: 0.329, SLG: 0.494 Jeff Innis, R (9, 1) | | | P4 | | | G6-3 | | G3 | | 2 | 0 | 0 | 0 | 0 | 0 | 0 | | | | | | | | | |
| Inning Stats | R: 0 E: 1 K: 1 S: 14 | H: 1 LOB: 1 BB: 0 P: 19 | R: 0 E: 0 K: 0 S: 5 | H: 0 LOB: 0 BB: 0 P: 9 | R: 0 E: 0 K: 0 S: 6 | H: 1 LOB: 2 BB: 1 P: 12 | R: 0 E: 0 K: 1 S: 8 | H: 0 LOB: 0 BB: 0 P: 11 | R: 0 E: 0 K: 0 S: 5 | H: 0 LOB: 0 BB: 0 P: 8 | R: 0 E: 0 K: 0 S: 9 | H: 1 LOB: 2 BB: 1 P: 18 | R: 0 E: 0 K: 0 S: 7 | H: 0 LOB: 0 BB: 0 P: 14 | R: 0 E: 0 K: 0 S: 8 | H: 1 LOB: 1 BB: 0 P: 14 | R: 0 E: 0 K: 0 S: 7 | H: 0 LOB: 0 BB: 0 P: 10 | 1B: 4 2B: 0 3B: 0 HR: 0 | SF: 0 SAC: 0 DP: 0 HBP: 0 | WP: 0 PB: 0 SB: 1 CS: 0 | PA: 33 | | | |
| PITCHER | IP | WLS | BF | H | R | ER | SO | BB | IBB | HBP | BLK | WP | HR | S | P | ERA | WHIP | | | | | | | | |
| Bob Knepper, L ERA: 5.14 | (1, 1) | 9.0 | W | 33 | 4 | 0 | 0 | 2 | 2 | 0 | 0 | 0 | 0 | 69 | 115 | 0.00 | 0.667 | | | | | | | | |
| PITCHER | IP | WLS | BF | H | R | ER | SO | BB | IBB | HBP | BLK | WP | HR | S | P | ERA | WHIP | | | | | | | | |

| Batter | 1 | 2 | 3 | 4 | 5 | 6 | 7 | 8 | 9 | AB | R | H | RBI | BB | SO | LOB | TOP | | | | | | | | |
|--|-------------------------------|----------------------------------|-------------------------------|----------------------------------|-------------------------------|----------------------------------|------------------------------|---------------------------------|-------------------------------|----------------------------------|------------------------------|----------------------------------|-------------------------------|----------------------------------|-------------------------------|----------------------------------|------------------------------|----------------------------------|----------------------------------|------------------------------------|----------------------------------|--------|--|--|--|
| Brett Butler, L (1, 8) OBP: 0.344, SLG: 0.356 | 1-2 E6 1B | | 1-2 L4 | | | 0-1 S WP 1B | | | 2-2 CS | 4 | 2 | 1 | 1 | 0 | 0 | 1 | | | | | | | | | |
| Robby Thompson, R (1, 4) OBP: 0.324, SLG: 0.416 | 3-3 K | | 1-3 K | | | 4-2 WP BB | | | 4-1 FC3-6 BB | 2 | 0 | 0 | 0 | 2 | 2 | 1 | | | | | | | | | |
| Will Clark, L (1, 3) OBP: 0.411, SLG: 0.551 | 1-2 FC4-6 1B | | | 0-0 G3 | | 2-2 G4-3 | | | 0-0 FC3-6 2B | 4 | 1 | 1 | 1 | 0 | 0 | 2 | | | | | | | | | |
| Kevin Mitchell, R (1, 7) OBP: 0.394, SLG: 0.666 | 2-3 K | | | 0-1 F9 | | 1-2 F7 | | | 2-3 K | 4 | 0 | 0 | 0 | 0 | 2 | 2 | | | | | | | | | |
| Matt Williams, R (1, 5) OBP: 0.254, SLG: 0.473 | 0-1 FC4-6 | | | 0-0 HR | | 2-3 K | | | 0-0 WP 1-H 2B | 4 | 1 | 2 | 2 | 0 | 1 | 1 | | | | | | | | | |
| Pat Sheridan, L (1, 9) OBP: 0.304, SLG: 0.342 | | 1-3 K | | 1-1 P2 | | 1-1 G3-1 | | | 3-2 G3-1 | 4 | 0 | 0 | 0 | 0 | 1 | 1 | | | | | | | | | |
| Terry Kennedy, L (1, 2) OBP: 0.319, SLG: 0.336 | | 1-3 K | | | 1-2 L9 | | | | 0-0 L8 | 4 | 0 | 0 | 0 | 0 | 1 | 0 | | | | | | | | | |
| Jose Uribe, S (1, 6) OBP: 0.274, SLG: 0.287 | | 3-2 G6-3 | | | 2-0 SH1-4 1B | | | | 0-2 P3 | 4 | 1 | 1 | 0 | 0 | 0 | 0 | | | | | | | | | |
| Rick Reuschel, R (1, 1) OBP: 0.245, SLG: 0.167 | | | 1-3 K | | 1-2 SH1-4 | | | | 4-1 CS | 1 | 0 | 0 | 0 | 1 | 1 | 0 | | | | | | | | | |
| Donell Nixon, R (7, PR) OBP: 0.303, SLG: 0.257 | | | | | | | | | | 0 | 0 | 0 | 0 | 0 | 0 | 0 | | | | | | | | | |
| Craig Lefferts, L (7, 1) OBP: 0.301, SLG: 0.378 | | | | | | | | | | 0 | 0 | 0 | 0 | 0 | 0 | 0 | | | | | | | | | |
| Steve Bedrosian, R (9, 1) OBP: 0.333, SLG: 0.333 | | | | | | | | | | 0 | 0 | 0 | 0 | 0 | 0 | 0 | | | | | | | | | |
| Inning Stats | R: 1 E: 1 K: 2 S: 14 | H: 1 LOB: 1 BB: 0 P: 21 | R: 0 E: 0 K: 2 S: 10 | H: 0 LOB: 0 BB: 0 P: 15 | R: 0 E: 0 K: 2 S: 11 | H: 0 LOB: 0 BB: 0 P: 14 | R: 1 E: 0 K: 0 S: 6 | H: 1 LOB: 1 BB: 0 P: 7 | R: 2 E: 0 K: 1 S: 16 | H: 2 LOB: 1 BB: 1 P: 26 | R: 0 E: 0 K: 1 S: 9 | H: 0 LOB: 1 BB: 0 P: 13 | R: 0 E: 0 K: 0 S: 13 | H: 0 LOB: 1 BB: 1 P: 19 | R: 1 E: 0 K: 1 S: 10 | H: 1 LOB: 1 BB: 1 P: 19 | R: 0 E: 0 K: 0 S: 7 | H: 0 LOB: 0 BB: 1 P: 13 | 1B: 3 2B: 1 3B: 0 HR: 1 | SF: 0 SAC: 1 DP: 0 HBP: 0 | WP: 2 PB: 0 SB: 2 CS: 1 | PA: 37 | | | |
| PITCHER | IP | WLS | BF | H | R | ER | SO | BB | IBB | HBP | BLK | WP | HR | S | P | ERA | WHIP | | | | | | | | |
| David Cone, R (1, 1) ERA: 3.66 | 7.2 | L | 32 | 5 | 5 | 4 | 8 | 3 | 0 | 0 | 0 | 1 | 1 | 86 | 128 | 4.70 | 1.043 | | | | | | | | |
| Jeff Musselman, L (8, 1) ERA: 5.96 | 0.1 | | 1 | 0 | 0 | 0 | 0 | 0 | 0 | 0 | 0 | 1 | 0 | 3 | 6 | 0.00 | 0.000 | | | | | | | | |
| Randy Myers, L (9, 1) ERA: 1.67 | 1.0 | | 3 | 0 | 0 | 0 | 0 | 1 | 0 | 0 | 0 | 0 | 0 | 7 | 13 | 0.00 | 1.000 | | | | | | | | |

San Francisco Giants @ New York Mets
Shea Stadium, Flushing, NY
Wed Aug 23 1989, 3:33 AM EDT
Att: 43,694 - Sunny

AB 31
R 5
H 5
RBI 4
BB 4
SO 8
LOB 8



| Batter | 1 | 2 | 3 | 4 | 5 | 6 | 7 | 8 | 9 | AB | R | H | RBI | BB | SO | LOB | BOTTOM | | | | | | | | |
|--|------------------------------|---------------------------------|------------------------------|---------------------------------|-------------------------------|----------------------------------|------------------------------|----------------------------------|------------------------------|----------------------------------|-------------------------------|----------------------------------|-------------------------------|----------------------------------|-------------------------------|----------------------------------|----------------------------------|------------------------------------|----------------------------------|--------|--|--|--|--|--|
| Gregg Jefferies, S (1, 4) OBP: 0.294, SLG: 0.345 | 1-0 G6-4-3 1B | | 0-2 P6 | | | 1-1 F9 G5-3 1B | | | 3-1 L5 | 3 | 0 | 2 | 0 | 0 | 0 | 1 | | | | | | | | | |
| Tim Teufel, R (7, 4) OBP: 0.338, SLG: 0.303 | | | | | | | | | | 1 | 0 | 0 | 0 | 0 | 0 | 0 | | | | | | | | | |
| Keith Miller, R (1, 8) OBP: 0.227, SLG: 0.262 | 3-1 G6-4-3 | | | 0-0 E5 BB | | 0-0 G5-3 | | | 3-3 K | 4 | 0 | 0 | 0 | 0 | 1 | 2 | | | | | | | | | |
| Howard Johnson, S (1, 5) OBP: 0.376, SLG: 0.594 | 1-0 P5 | | | 0-0 L7 | | 1-1 F9 | | | 0-0 F9 | 4 | 0 | 0 | 0 | 0 | 0 | 2 | | | | | | | | | |
| Darryl Strawberry, L (1, 9) OBP: 0.321, SLG: 0.508 | | 1-3 K | | 0-0 F8 | | 1-2 G4-3 | | | 3-2 F9 | 4 | 0 | 0 | 0 | 0 | 1 | 2 | | | | | | | | | |
| Kevin McReynolds, R (1, 7) OBP: 0.337, SLG: 0.451 | | 0-0 F7 | | 4-0 BB | | 1-1 G4-6-3 1B | | | 0-3 K | 3 | 0 | 1 | 0 | 1 | 1 | 0 | | | | | | | | | |
| Dave Magadan, L (1, 3) OBP: 0.361, SLG: 0.397 | | 1-0 F7 | | 2-2 P5 | | 2-1 G4-6-3 | | | | 3 | 0 | 0 | 0 | 0 | 0 | 3 | | | | | | | | | |
| Mackey Sasser, L (1, 2) OBP: 0.314, SLG: 0.404 | | | 1-2 F9 | | 1-0 L9 | | | | 2-2 1B | 2 | 0 | 0 | 0 | 0 | 0 | 0 | | | | | | | | | |
| Barry Lyons, R (7, PH) OBP: 0.286, SLG: 0.356 | | | | | | | | | | 1 | 0 | 1 | 0 | 0 | 0 | 0 | | | | | | | | | |
| Kevin Elster, R (1, 6) OBP: 0.287, SLG: 0.356 | | 2-1 G6-3 | | 2-1 L9 | | 1-1 L9 | | | 1-1 F8 | 3 | 0 | 0 | 0 | 0 | 0 | 1 | | | | | | | | | |
| David Cone, L (1, 1) OBP: 0.300, SLG: 0.310 | | | 0-1 K | | 0-3 K | | | | 1-3 K | 2 | 0 | 1 | 0 | 0 | 1 | 0 | | | | | | | | | |
| Jeff Musselman, L (8, 1) ERA: 2.5 | | | | | | | | | | 0 | 0 | 0 | 0 | 0 | 0 | 0 | | | | | | | | | |
| Mark Carreon, R (8, PH) OBP: 0.325, SLG: 0.487 | | | | | | | | | | 1 | 0 | 0 | 0 | 0 | 1 | 0 | | | | | | | | | |
| Randy Myers, L (9, 1) ERA: 3.34 | | | | | | | | | | 0 | 0 | 0 | 0 | 0 | 0 | 0 | | | | | | | | | |
| Inning Stats | R: 0 E: 0 K: 0 S: 4 | H: 1 LOB: 0 BB: 0 P: 9 | R: 0 E: 0 K: 1 S: 5 | H: 0 LOB: 0 BB: 0 P: 7 | R: 0 E: 0 K: 0 S: 10 | H: 1 LOB: 1 BB: 0 P: 13 | R: 0 E: 1 K: 0 S: 6 | H: 0 LOB: 2 BB: 1 P: 12 | R: 0 E: 0 K: 0 S: 9 | H: 1 LOB: 1 BB: 0 P: 12 | R: 0 E: 0 K: 0 S: 10 | H: 2 LOB: 1 BB: 0 P: 16 | R: 0 E: 0 K: 2 S: 10 | H: 0 LOB: 0 BB: 0 P: 17 | R: 0 E: 0 K: 1 S: 10 | H: 0 LOB: 0 BB: 0 P: 13 | 1B: 5 2B: 0 3B: 0 HR: 0 | SF: 0 SAC: 0 DP: 2 HBP: 0 | WP: 0 PB: 0 SB: 0 CS: 0 | PA: 32 | | | | | |
| PITCHER | IP | WLS | BF | H | R | ER | SO | BB | IBB | HBP | BLK | WP | HR | S | P | ERA | WHIP | | | | | | | | |
| Rick Reuschel, R (1, 1) ERA: 2.39 | 6.0 | W | 22 | 3 | 0 | 0 | 2 | 1 | 0 | 0 | 0 | 0 | 0 | 40 | 61 | 0.00 | 0.667 | | | | | | | | |
| Craig Lefferts, L (7, 1) ERA: 2.5 | 2.0 | | 7 | 2 | 0 | 0 | 2 | 0 | 0 | 0 | 0 | 0 | 0 | 20 | 33 | 0.00 | 1.000 | | | | | | | | |
| Steve Bedrosian, R (9, 1) ERA: 3.34 | 1.0 | | 3 | 0 | 0 | 0 | 1 | 0 | 0 | 0 | 0 | 0 | 0 | 10 | 13 | 0.00 | 0.000 | | | | | | | | |

San Francisco Giants @ New York Mets
Shea Stadium, Flushing, NY
Wed Aug 23 1989, 3:33 AM EDT
Att: 43,694 - Sunny

AB 31
R 0
H 5
RBI 0
BB 1
SO 5
LOB 11



| Batter | 1 | 2 | 3 | 4 | 5 | 6 | 7 | 8 | 9 | 10 | 11 | AB | R | H | RBI | BB | SO | LOB | TOP | | | | | |
|--|--|----------------------------------|-------------------------------|----------------------------------|------------------------------|----------------------------------|------------------------------|----------------------------------|-------------------------------|----------------------------------|------------------------------|----------------------------------|-------------------------------|----------------------------------|-------------------------------|----------------------------------|-------------------------------|----------------------------------|------------------------------|----------------------------------|----------------------------------|------------------------------------|----------------------------------|--------|
| Gregg Jefferies, S OBP: 0.295, SLG: 0.346 | (1,4) 2-2 1B | | (1,1) F7 | | (3,3) K | | | (1,1) HR | (0,3) K | | | 5 | 1 | 2 | 0 | 0 | 2 | 2 | | | | | | |
| Juan Samuel, R OBP: 0.307, SLG: 0.356 | (1,8) 1-0 F8 | | (2,3) K | | | (2,2) F8 | | (3,2) P4 | | (2,2) G4-3 | | 5 | 0 | 0 | 0 | 0 | 1 | 2 | | | | | | |
| Howard Johnson, S OBP: 0.378, SLG: 0.601 | (1,5) 1 SAFE K | | (2,3) K | | | (3,2) 1B | | (1,2) HR | | | | 5 | 1 | 3 | 2 | 0 | 2 | 1 | | | | | | |
| Darryl Strawberry, L OBP: 0.317, SLG: 0.501 | (1,9) 2-0 F8 | | | (1,1) E1 | | (2,1) F9 | | (2,1) G4-3 | | (3,2) F8 | | 5 | 0 | 0 | 0 | 0 | 0 | 3 | | | | | | |
| Kevin McReynolds, R OBP: 0.333, SLG: 0.446 | (1,7) 1-1 E6 1B SF7 | | | (0,1) P4 | | (1,1) F8 | | (2,3) K | | (2,1) F8 | | 5 | 1 | 0 | 0 | 0 | 1 | 3 | | | | | | |
| Dave Magadan, L OBP: 0.299, SLG: 0.397 | (1,3) 1-3 K | | | (4,1) 1B | | | | | | | | 2 | 0 | 1 | 0 | 1 | 1 | 1 | | | | | | |
| Keith Miller, R OBP: 0.227, SLG: 0.262 | (9, PR) 1 SAFE K | | | | | | | | | | | 0 | 0 | 0 | 0 | 0 | 0 | 0 | | | | | | |
| Tim Teufel, R OBP: 0.337, SLG: 0.302 | (9, 3) 1 SAFE K | | | | | | | | | | | 1 | 0 | 0 | 0 | 0 | 0 | 0 | | | | | | |
| Randy Myers, L OBP: 0.289, SLG: 0.358 | (11, 1) 1-3 1B | | | | | | | | | | | 0 | 0 | 0 | 0 | 0 | 0 | 0 | | | | | | |
| Mackey Sasser, L OBP: 0.314, SLG: 0.403 | (1, 2) 1 SAFE K | | | (1,0) 1-0 FC6-4 1B | | | | | | | | 3 | 0 | 1 | 0 | 0 | 0 | 3 | | | | | | |
| Barry Lyons, R OBP: 0.289, SLG: 0.358 | (9, PH) 1 SAFE K | | | | | | | | | | | 2 | 0 | 1 | 0 | 0 | 0 | 1 | | | | | | |
| Kevin Elster, R OBP: 0.286, SLG: 0.355 | (1, 6) 1-2 SF7 | | | (2,0) PO | | (1,0) F9 | | | | | | 4 | 0 | 1 | 1 | 0 | 0 | 2 | | | | | | |
| Sid Fernandez, L OBP: 0.203, SLG: 0.212 | (1, 1) 3-H FC6-4 | | | | | | | | | | | 2 | 0 | 0 | 0 | 0 | 1 | 1 | | | | | | |
| Kevin Hernandez, L OBP: 0.194, SLG: 0.206 | (7, PH) 0-0 | | | | | | | | | | | 1 | 0 | 0 | 0 | 0 | 0 | 1 | | | | | | |
| Jeff Musselman, L OBP: 0.301, SLG: 0.481 | (8, PH) 1-2 K | | | | | | | | | | | 0 | 0 | 0 | 0 | 0 | 0 | 0 | | | | | | |
| Mark Carreon, R OBP: 0.278, SLG: 0.349 | (8, PH) 1-2 K | | | | | | | | | | | 1 | 0 | 0 | 0 | 0 | 1 | 2 | | | | | | |
| Don Aase, R OBP: 0.278, SLG: 0.349 | (8, PH) 1-2 K | | | | | | | | | | | 0 | 0 | 0 | 0 | 0 | 0 | 0 | | | | | | |
| Gary Carter, R OBP: 0.278, SLG: 0.349 | (11, PH) 1-2 K | | | | | | | | | | | 1 | 0 | 0 | 0 | 0 | 0 | 1 | | | | | | |
| Inning Stats | R: 0 E: 0 K: 1 S: 9 | H: 1 LOB: 1 BB: 0 P: 15 | R: 1 E: 1 K: 1 S: 14 | H: 1 LOB: 1 BB: 0 P: 18 | R: 0 E: 0 K: 2 S: 8 | H: 0 LOB: 0 BB: 0 P: 13 | R: 0 E: 1 K: 0 S: 8 | H: 0 LOB: 1 BB: 1 P: 16 | R: 0 E: 0 K: 2 S: 12 | H: 1 LOB: 1 BB: 0 P: 20 | R: 0 E: 0 K: 0 S: 9 | H: 1 LOB: 1 BB: 0 P: 14 | R: 2 E: 0 K: 1 S: 14 | H: 2 LOB: 0 BB: 0 P: 23 | R: 0 E: 0 K: 2 S: 14 | H: 1 LOB: 2 BB: 0 P: 20 | R: 0 E: 0 K: 0 S: 10 | H: 1 LOB: 1 BB: 0 P: 17 | R: 0 E: 0 K: 0 S: 9 | H: 1 LOB: 1 BB: 0 P: 14 | 1B: 8 2B: 0 3B: 0 HR: 1 | SF: 1 SAC: 0 DP: 0 HBP: 1 | WP: 0 PB: 0 SB: 0 CS: 0 | PA: 46 |
| PITCHER | IP ERA WLS BF H R ER SO BB IBB HBP BLK WP HR S P ERA WHIP | Ed Whitson, R ERA: 2.61 | Mark Davis, L ERA: 2.21 | Greg Harris, R ERA: 3.16 | PITCHER | | | | | | | | | | | | | | | | | | | |

New York Mets @ San Diego Padres
Jack Murphy Stadium, San Diego, CA
Fri Aug 25 1989, 10:05 PM EDT
Att: 32,150 - Unknown

livebaseballscores.com

AB 42
R 3
H 9
RBI 3
BB 1
SO 9
LOB 23



| Batter | 1 | 2 | 3 | 4 | 5 | 6 | 7 | 8 | 9 | 10 | 11 | AB | R | H | RBI | BB | SO | LOB | BOTTOM | | | | | |
|--|--|----------------------------------|------------------------------|----------------------------------|------------------------------|----------------------------------|------------------------------|--|-------------------------------|----------------------------------|-------------------------------|----------------------------------|------------------------------|----------------------------------|------------------------------|----------------------------------|------------------------------|----------------------------------|------------------------------|----------------------------------|----------------------------------|------------------------------------|----------------------------------|--------|
| Bip Roberts, S OBP: 0.377, SLG: 0.436 | (1,7) 2-3 K | | (1,3) K | | | (1,1) HR | | (1,1) G4-3 | | (2,1) B2 | | 5 | 1 | 1 | 2 | 0 | 2 | 0 | | | | | | |
| Roberto Alomar, S OBP: 0.332, SLG: 0.337 | (1,4) 4-1 1B BB | | (1,3) K | | | (0,1) HR | | (3,1) 1B | | | | 4 | 1 | 2 | 1 | 1 | 1 | 0 | | | | | | |
| Tony Gwynn, L OBP: 0.396, SLG: 0.436 | (1,8) 0-0 1B | | | (0,0) L6-3 1B | | (2,0) P6 | | (3,3) 1 SAFE 1 SAFE 1 SAFE 1 SAFE 1 SAFE | | | | 5 | 0 | 2 | 0 | 0 | 1 | 1 | | | | | | |
| Jack Clark, R OBP: 0.394, SLG: 0.413 | (1,3) 0-2 P6 | | | (2,1) F7 | | (4,1) F7-4 BB | | (0,0) F8 | | | | 3 | 1 | 0 | 0 | 2 | 0 | 4 | | | | | | |
| Chris James, R OBP: 0.279, SLG: 0.385 | (1,9) 0-2 F8 | | | (0,1) L6-3 | | (0,0) F7-4 | | | | | | 5 | 1 | 1 | 2 | 0 | 0 | 4 | | | | | | |
| Gary Templeton, S OBP: 0.288, SLG: 0.360 | (1, 6) 0-1 F9 | | | | | (2,2) G5-3 | | (2,2) G3 | | | | 4 | 0 | 0 | 0 | 0 | 0 | 0 | | | | | | |
| Benito Santiago, R OBP: 0.271, SLG: 0.346 | (1, 2) 1-3 K | | | | | (1,2) F9 | | (1,2) F8 | | (1,2) G4-3 | | 4 | 0 | 0 | 0 | 0 | 1 | 0 | | | | | | |
| Luis Salazar, R OBP: 0.302, SLG: 0.412 | (1, 5) 2-1 L6 | | | | | (3,3) K | | (0,2) E1 | | | | 3 | 0 | 0 | 0 | 0 | 1 | 0 | | | | | | |
| Marvell Wynne, L OBP: 0.278, SLG: 0.349 | (10, PH) 1-3 K | | | | | | | | | | | 1 | 0 | 0 | 0 | 0 | 1 | 0 | | | | | | |
| Ed Whitson, R OBP: 0.194, SLG: 0.206 | (1, 1) 2-1 P4 | | | | | | | | | | | 3 | 1 | 1 | 0 | 0 | 0 | 1 | | | | | | |
| Mark Davis, L ERA: 2.21 | (8, 1) 0-0 | | | | | | | | | | | 0 | 0 | 0 | 0 | 0 | 0 | 0 | | | | | | |
| Tim Flannery, L OBP: 0.306, SLG: 0.283 | (10, PH) 0-0 | | | | | | | | | | | 1 | 0 | 0 | 0 | 0 | 0 | 0 | | | | | | |
| Greg Harris, R OBP: 0.154, SLG: 0.083 | (11, 1) 2B HR | | | | | | | | | | | 0 | 0 | 0 | 0 | 0 | 0 | 0 | | | | | | |
| Inning Stats | R: 0 E: 0 K: 1 S: 13 | H: 1 LOB: 2 BB: 1 P: 19 | R: 0 E: 0 K: 1 S: 8 | H: 0 LOB: 0 BB: 0 P: 11 | R: 0 E: 0 K: 2 S: 8 | H: 0 LOB: 0 BB: 0 P: 12 | R: 0 E: 0 K: 0 S: 5 | H: 1 LOB: 0 BB: 0 P: 7 | R: 0 E: 0 K: 1 S: 12 | H: 3 LOB: 3 BB: 1 P: 20 | R: 0 E: 1 K: 0 S: 11 | H: 0 LOB: 1 BB: 0 P: 14 | R: 0 E: 0 K: 1 S: 8 | H: 1 LOB: 1 BB: 0 P: 15 | R: 0 E: 0 K: 0 S: 9 | H: 0 LOB: 0 BB: 0 P: 14 | R: 0 E: 0 K: 1 S: 9 | H: 0 LOB: 0 BB: 0 P: 15 | R: 2 E: 0 K: 0 S: 9 | H: 1 LOB: 0 BB: 1 P: 17 | 1B: 3 2B: 3 3B: 0 HR: 3 | SF: 0 SAC: 0 DP: 2 HBP: 0 | WP: 0 PB: 0 SB: 0 CS: 0 | PA: 41 |
| PITCHER | IP ERA WLS BF H R ER SO BB IBB HBP BLK WP HR S P ERA WHIP | Sid Fernandez, L ERA: 2.75 | Jeff Innis, R ERA: 2.7 | Jeff Musselman, L ERA: 5.79 | Don Aase, R ERA: 3.71 | Randy Myers, L ERA: 1.51 | PITCHER | | | | | | | | | | | | | | | | | |

New York Mets @ San Diego Padres
Jack Murphy Stadium, San Diego, CA
Fri Aug 25 1989, 10:05 PM EDT
Att: 32,150 - Unknown

livebaseballscores.com

AB 38
R 5
H 7
RBI 5
BB 3
SO 7
LOB 10



| Batter | 1 | 2 | 3 | 4 | 5 | 6 | 7 | 8 | 9 | AB | R | H | RBI | BB | SO | LOB | TOP | | | | | | | | | | |
|---|-------------------------------|----------------------------------|------------------------------|----------------------------------|-------------------------------|----------------------------------|-------------------------------|----------------------------------|------------------------------|---------------------------------|------------------------------|----------------------------------|------------------------------|----------------------------------|------------------------------|----------------------------------|------------------------------|---------------------------------|----------------------------------|------------------------------------|--------------------------|--|--|--|--|--|--|
| Gregg Jefferies, S OBP: 0.294, SLG: 0.344 (1, 4) | B3 | | P3 | | | F9 | | | G6-3 | 5 | 0 | 1 | 2 | 0 | 0 | 1 | | | | | | | | | | | |
| Juan Samuel, R OBP: 0.306, SLG: 0.355 (1, 8) | | | G1-3 | | L9 | | | | | 3 | 0 | 1 | 0 | 1 | 0 | 1 | | | | | | | | | | | |
| Howard Johnson, S OBP: 0.377, SLG: 0.597 (1, 5) | K | | | | | | | | | 3 | 0 | 0 | 0 | 1 | 2 | 2 | | | | | | | | | | | |
| Kevin McReynolds, R OBP: 0.335, SLG: 0.452 (1, 7) | | | G1-3 | | | | | | | 3 | 1 | 1 | 1 | 1 | 0 | 2 | | | | | | | | | | | |
| Darryl Strawberry, L OBP: 0.317, SLG: 0.501 (1, 9) | G3 | | | | | | | | | 4 | 1 | 1 | 0 | 0 | 0 | 2 | | | | | | | | | | | |
| Tim Lincecum, R OBP: 0.336, SLG: 0.302 (1, 3) | | | G6-3 | | | | | | | 3 | 1 | 1 | 0 | 0 | 0 | 0 | | | | | | | | | | | |
| Dave Magadan, L OBP: 0.365, SLG: 0.396 (8, 3) | | | | | | | | | | 1 | 0 | 0 | 0 | 0 | 0 | 0 | | | | | | | | | | | |
| Barry Lyons, R OBP: 0.293, SLG: 0.360 (1, 2) | | | | | | | | | | 2 | 0 | 1 | 1 | 1 | 1 | 0 | | | | | | | | | | | |
| Kevin Elster, R OBP: 0.285, SLG: 0.354 (1, 6) | | | K | | | | | | | 4 | 1 | 1 | 0 | 0 | 2 | 2 | | | | | | | | | | | |
| Ron Darling, R OBP: 0.164, SLG: 0.254 (1, 1) | | | | | | | | | | 1 | 0 | 0 | 0 | 0 | 0 | 1 | | | | | | | | | | | |
| Keith Hernandez, L OBP: 0.339, SLG: 0.356 (6, PH) | | | | | | | | | | 1 | 0 | 0 | 0 | 0 | 0 | 1 | | | | | | | | | | | |
| Jeff Musselman, L (6, 1) | | | | | | | | | | 0 | 0 | 0 | 0 | 0 | 0 | 0 | | | | | | | | | | | |
| Jeff Innis, R (7, 1) | | | | | | | | | | 0 | 0 | 0 | 0 | 0 | 0 | 0 | | | | | | | | | | | |
| Mackey Sasser, L OBP: 0.312, SLG: 0.400 (9, PH) | | | | | | | | | | 1 | 0 | 0 | 0 | 0 | 0 | 0 | | | | | | | | | | | |
| Inning Stats | R: 0 E: 0 K: 1 S: 10 | H: 0 LOB: 2 BB: 2 P: 22 | R: 0 E: 0 K: 1 S: 5 | H: 0 LOB: 1 BB: 1 P: 12 | R: 0 E: 0 K: 0 S: 12 | H: 0 LOB: 1 BB: 1 P: 19 | R: 3 E: 0 K: 0 S: 13 | H: 4 LOB: 1 BB: 0 P: 22 | R: 1 E: 0 K: 1 S: 7 | H: 1 LOB: 0 BB: 0 P: 8 | R: 0 E: 1 K: 0 S: 7 | H: 1 LOB: 1 BB: 0 P: 10 | R: 0 E: 0 K: 1 S: 8 | H: 1 LOB: 0 BB: 0 P: 14 | R: 0 E: 0 K: 1 S: 7 | H: 0 LOB: 0 BB: 0 P: 10 | R: 0 E: 0 K: 1 S: 6 | H: 0 LOB: 0 BB: 0 P: 8 | 1B: 5 2B: 1 3B: 0 HR: 1 | SF: 1 SAC: 1 DP: 0 HBP: 0 | WP: 0 PA: 37 CS: 1 | | | | | | |
| PITCHER | IP | WLS | BF | H | R | ER | SO | BB | IBB | HBP | BLK | WP | HR | S | P | ERA | WHIP | | | | | | | | | | |
| Dennis Rasmussen, L ERA: 4.22 (1, 1) | 5.0 | W | 25 | 6 | 4 | 4 | 3 | 4 | 0 | 0 | 0 | 0 | 1 | 48 | 84 | 7.20 | 2.000 | | | | | | | | | | |
| Mark Grant, R ERA: 2.89 (6, 1) | 2.0 | | 6 | 1 | 0 | 0 | 0 | 0 | 0 | 0 | 0 | 0 | 0 | 14 | 23 | 0.00 | 0.500 | | | | | | | | | | |
| Greg Harris, R ERA: 3.12 (8, 1) | 2.0 | S | 6 | 0 | 0 | 0 | 2 | 0 | 0 | 0 | 0 | 0 | 0 | 13 | 18 | 0.00 | 0.000 | | | | | | | | | | |

New York Mets @ San Diego Padres
Jack Murphy Stadium, San Diego, CA
Sat Aug 26 1989, 10:05 PM EDT
Att: 28,469 - Unknown

AB 31
R 4
H 7
RBI 4
BB 4
SO 5
LOB 12

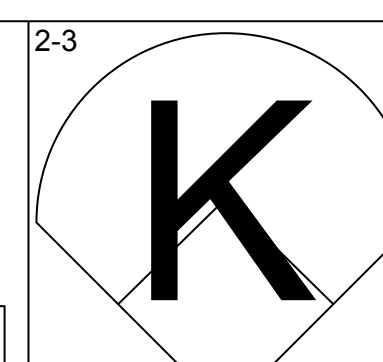
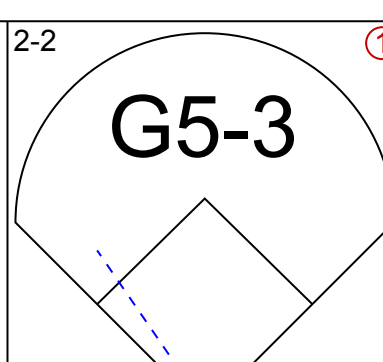
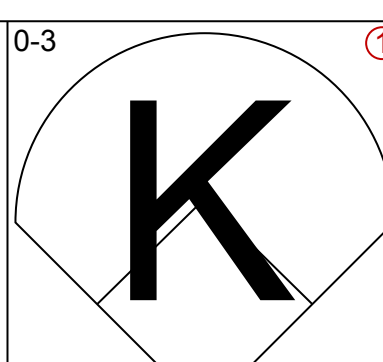
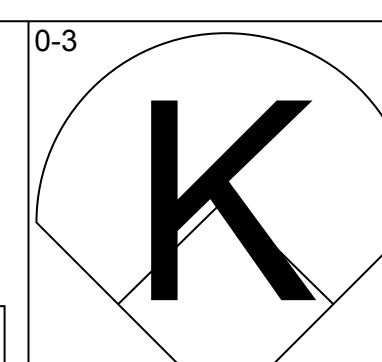
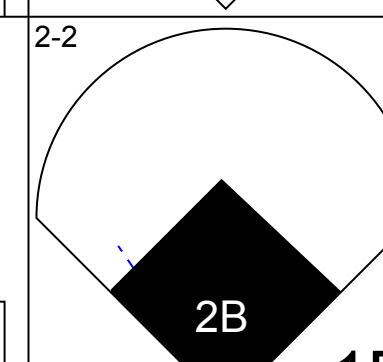
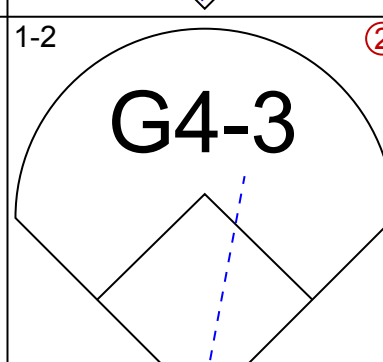
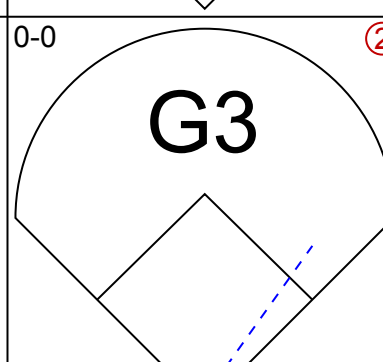
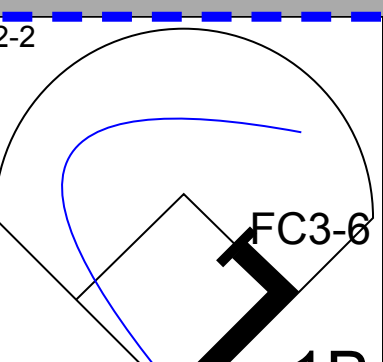
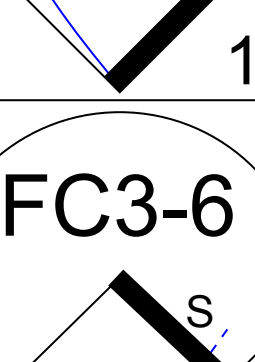
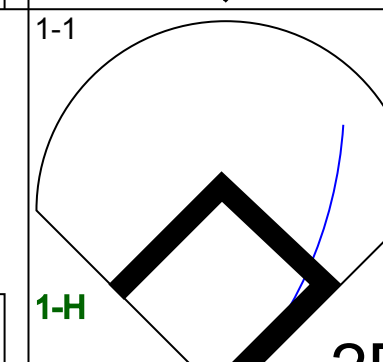
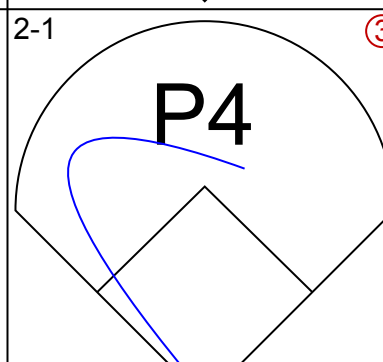
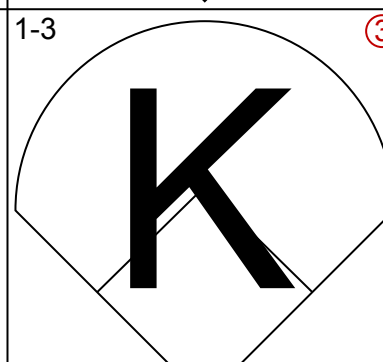
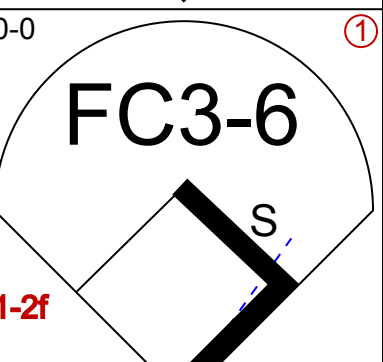
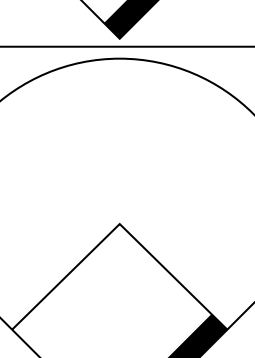
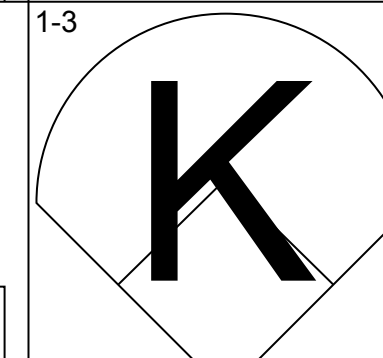
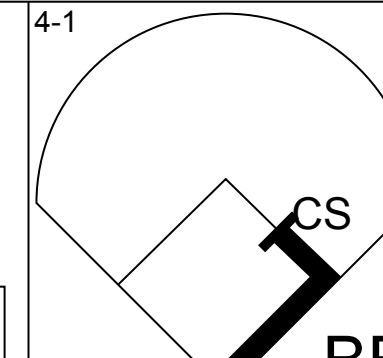
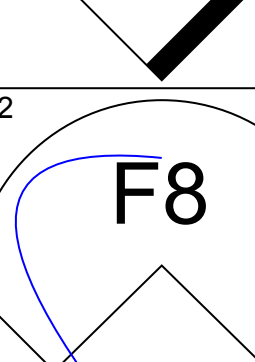
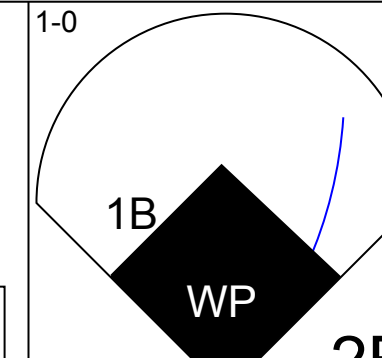
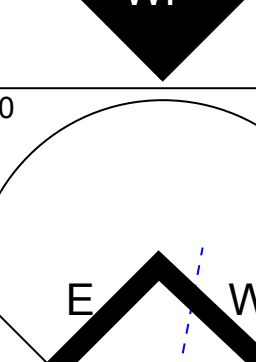

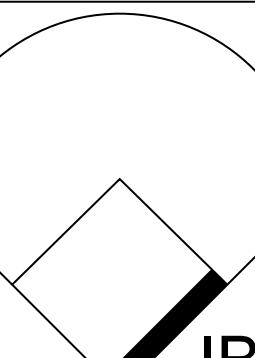
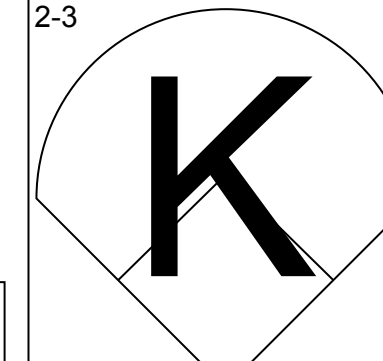
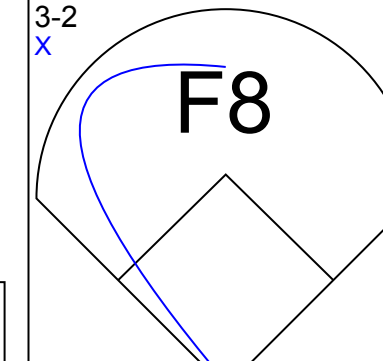
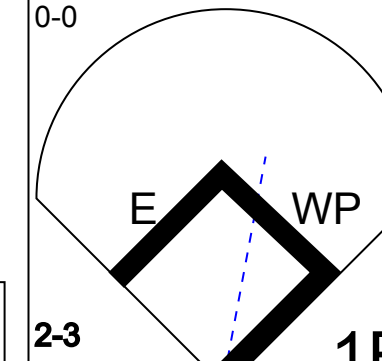
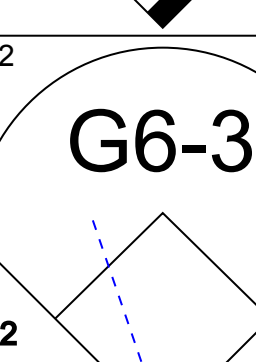
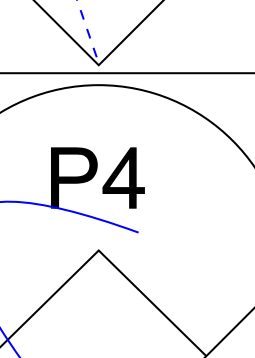
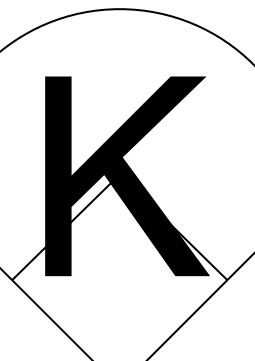
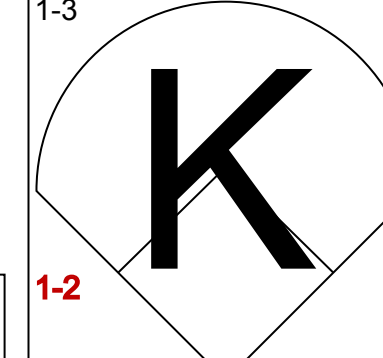
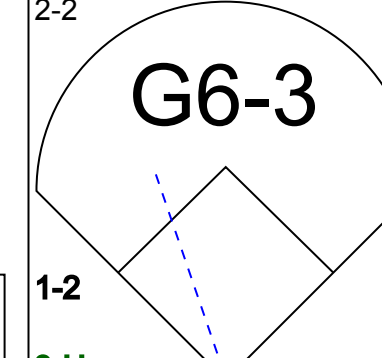
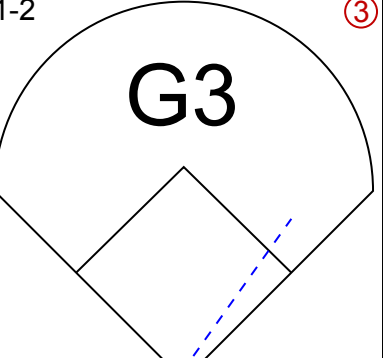
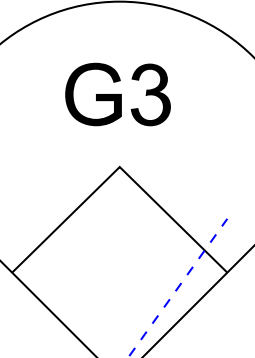
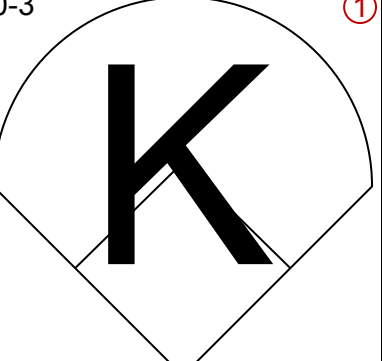
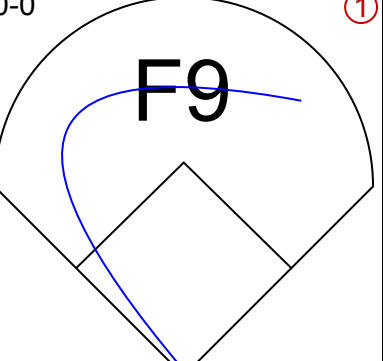
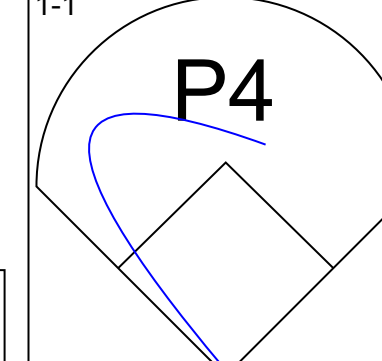

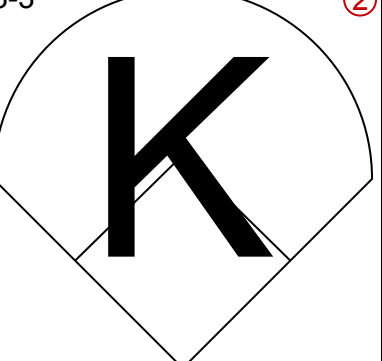
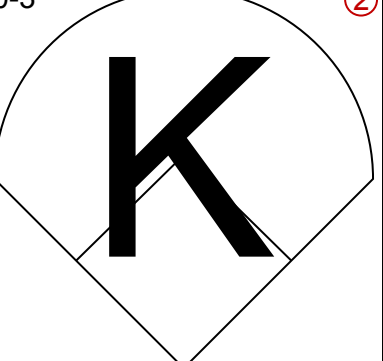
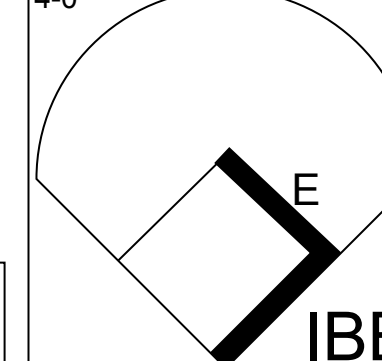
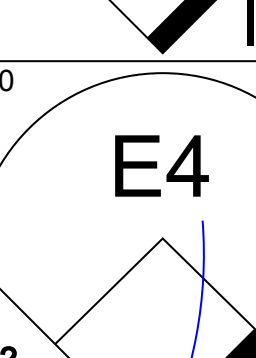

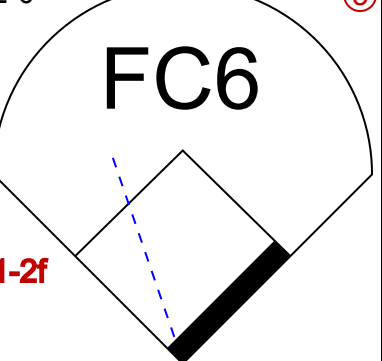
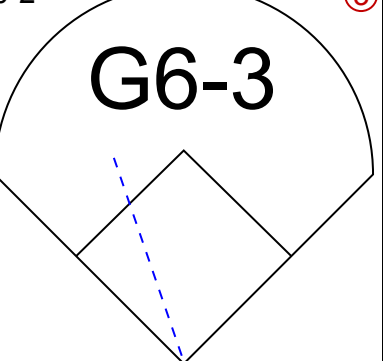
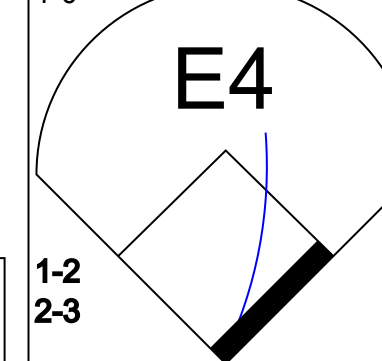



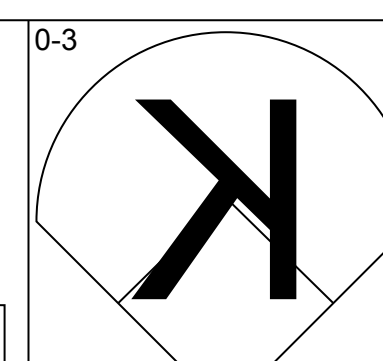
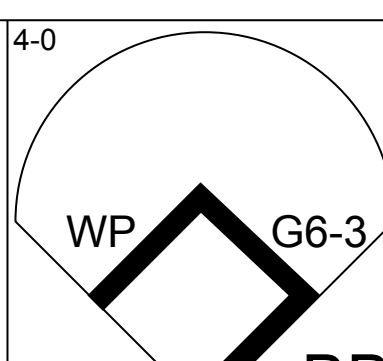
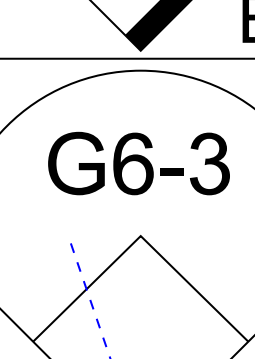
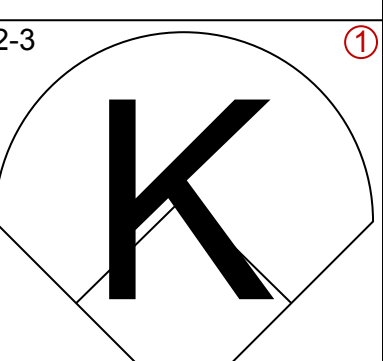
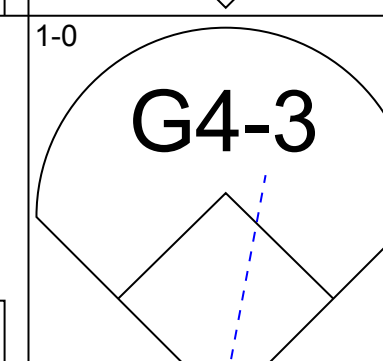
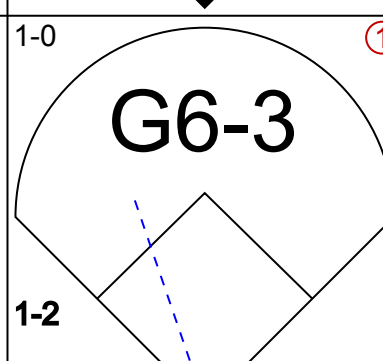
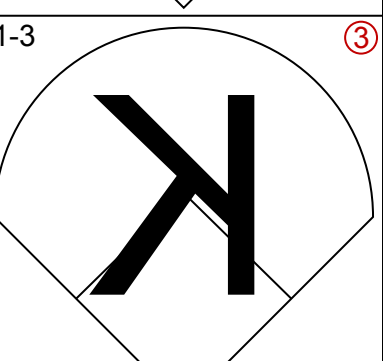
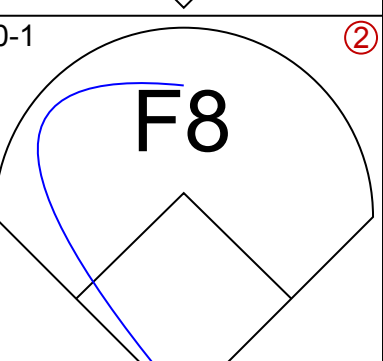
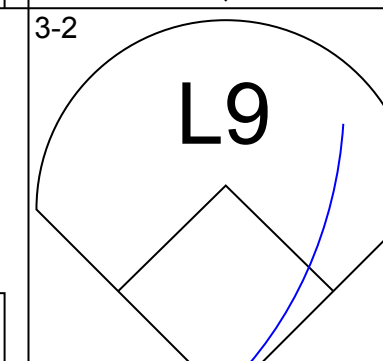
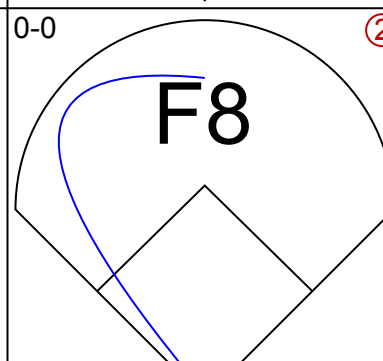
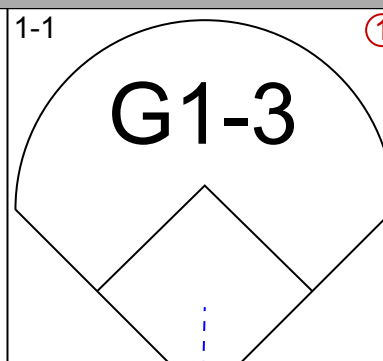
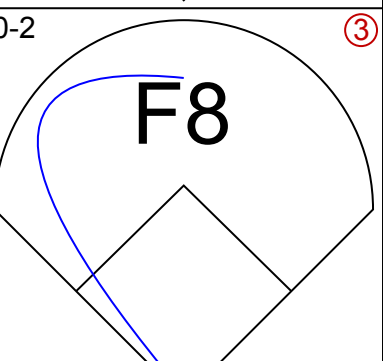
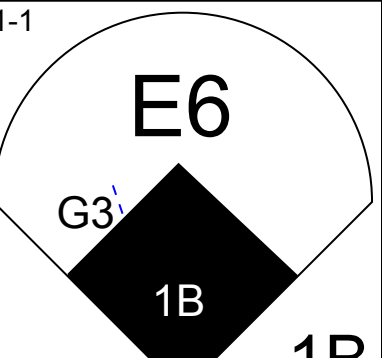
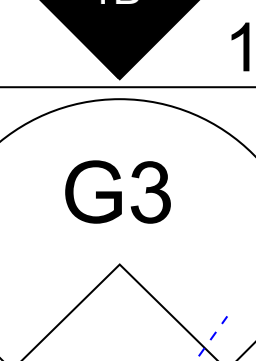
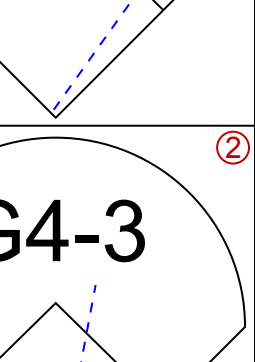
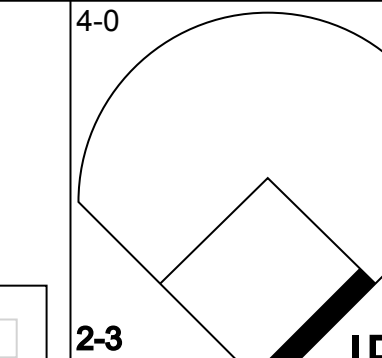
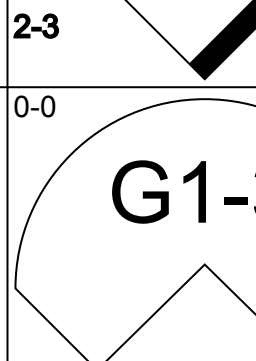
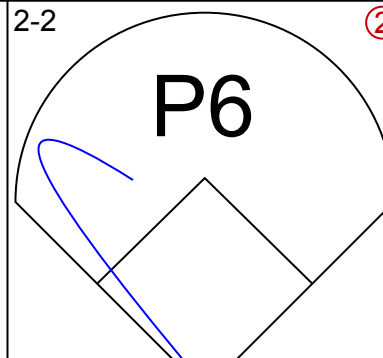
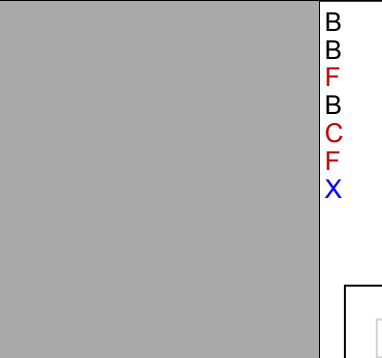
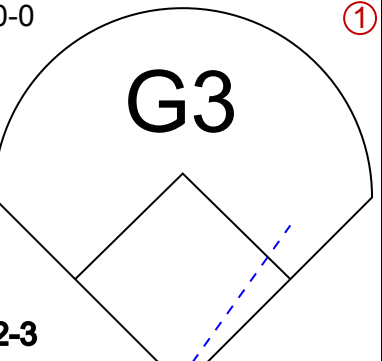
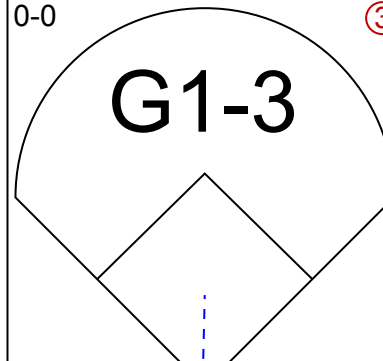
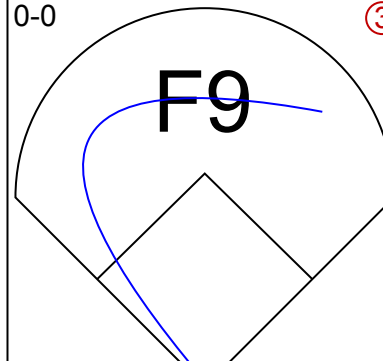
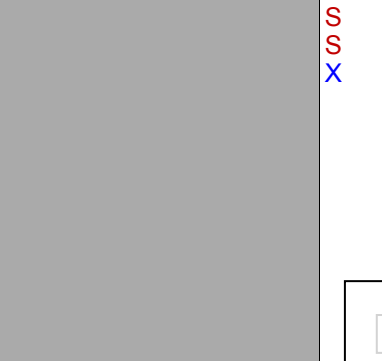
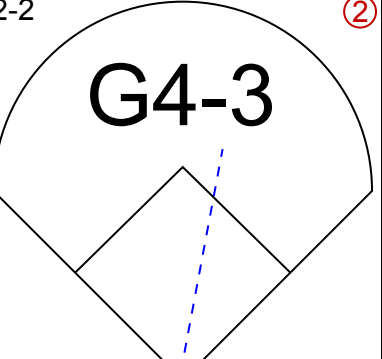
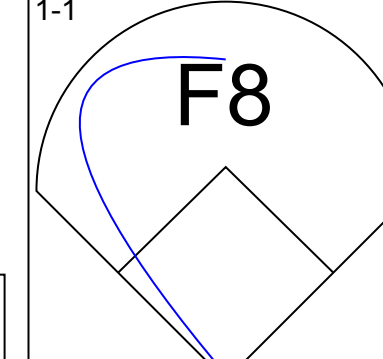
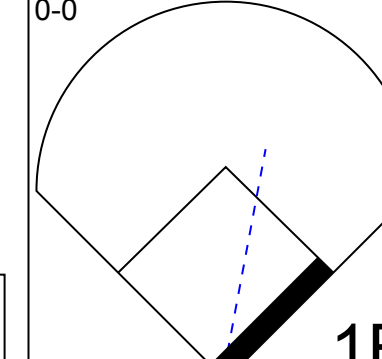

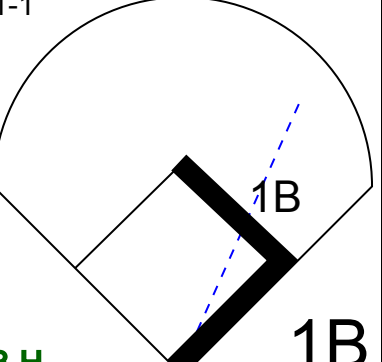
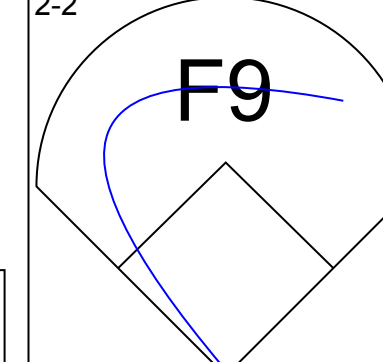
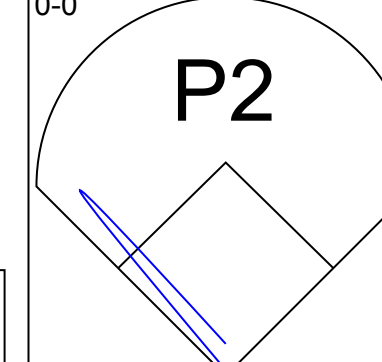
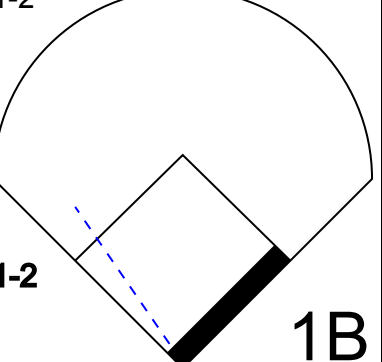
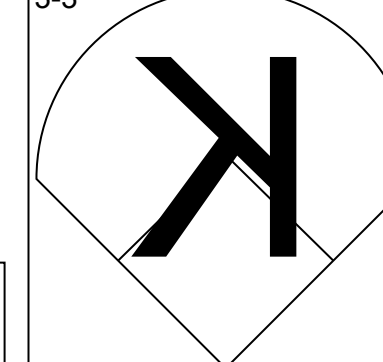
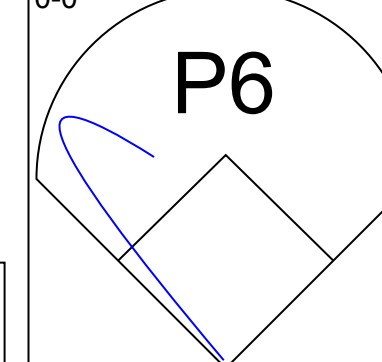
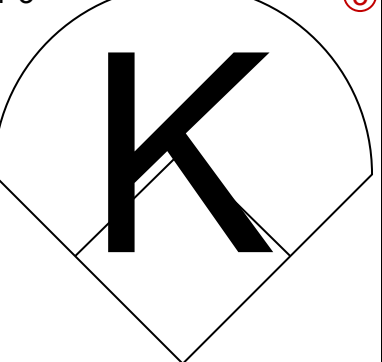
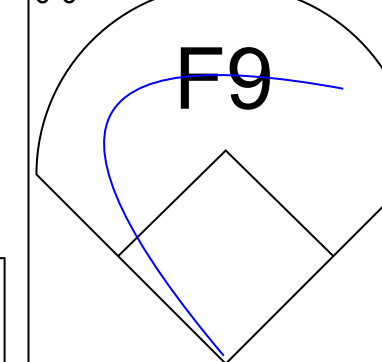
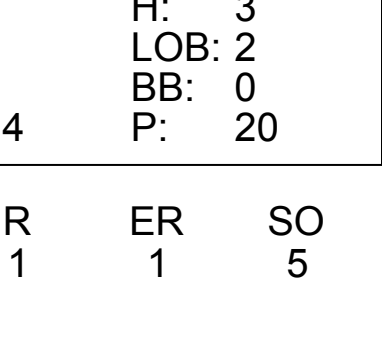
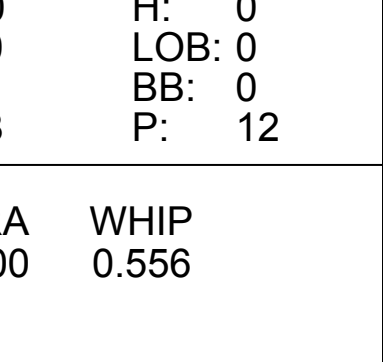
| Batter | 1 | 2 | 3 | 4 | 5 | 6 | 7 | 8 | 9 | AB | R | H | RBI | BB | SO | LOB | BOTTOM | | | | | | | | | | |
|---|-------------------------------|----------------------------------|------------------------------|----------------------------------|-------------------------------|----------------------------------|-------------------------------|----------------------------------|-------------------------------|----------------------------------|------------------------------|----------------------------------|-------------------------------|----------------------------------|-------------------------------|----------------------------------|-------------------------------|----------------------------------|----------------------------------|------------------------------------|--------------------------|--|--|--|--|--|--|
| Bip Roberts, S OBP: 0.377, SLG: 0.438 (1, 7) | FC2 | | K | | | B1-3 | FC6-4 | | | 4 | 2 | 1 | 0 | 1 | 1 | 4 | | | | | | | | | | | |
| Roberto Alomar, S OBP: 0.334, SLG: 0.341 (1, 4) | FC2 | | | | | | | | | 4 | 1 | 2 | 0 | 1 | 1 | 2 | | | | | | | | | | | |
| Tony Gwynn, L OBP: 0.396, SLG: 0.438 (1, 9) | SF8 | | P4 | | | | | | | 4 | 2 | 2 | 2 | 0 | 0 | 3 | | | | | | | | | | | |
| Jack Clark, R OBP: 0.394, SLG: 0.414 (1, 3) | BLK | | K | | | | | | | 4 | 2 | 1 | 0 | 1 | 2 | 4 | | | | | | | | | | | |
| Marvell Wynne, L OBP: 0.278, SLG: 0.359 (1, 8) | G4-3 | | | | | | | | | 3 | 1 | 1 | 4 | 0 | 0 | 0 | | | | | | | | | | | |
| Garry Templeton, S OBP: 0.292, SLG: 0.366 (1, 6) | | | K2-3 | | | | | | | 5 | 0 | 3 | 1 | 0 | 2 | 0 | | | | | | | | | | | |
| Benito Santiago, R OBP: 0.275, SLG: 0.355 (1, 2) | | | | | | | | | | 3 | 1 | 1 | 1 | 2 | 0 | 2 | | | | | | | | | | | |
| Mike Pagliarulo, L OBP: 0.258, SLG: 0.283 (1, 5) | | | G4-3 | | | | | | | 3 | 0 | 1 | 0 | 1 | 0 | 2 | | | | | | | | | | | |
| Dennis Rasmussen, L OBP: 0.218, SLG: 0.259 (1, 1) | | | | | | | | | | 2 | 0 | 0 | 0 | 0 | 1 | 2 | | | | | | | | | | | |
| Mark Grant, R OBP: 0.297, SLG: 0.083 (6, 1) | | | G5-3 | | | | | | | 0 | 0 | 0 | 0 | 0 | 0 | 0 | | | | | | | | | | | |
| Carmelo Martinez, R OBP: 0.307, SLG: 0.386 (7, PH) | | | | | | | | | | 0 | 0 | 0 | 0 | 1 | 0 | 0 | | | | | | | | | | | |
| Greg Harris, R OBP: 0.154, SLG: 0.083 (8, 1) | | | | | | | | | | 0 | 0 | 0 | 0 | 0 | 0 | 0 | | | | | | | | | | | |
| Inning Stats | R: 2 E: 0 K: 0 S: 10 | H: 2 LOB: 0 BB: 0 P: 13 | R: 1 E: 0 K: 1 S: 9 | H: 1 LOB: 0 BB: 0 P: 11 | R: 0 E: 0 K: 2 S: 15 | H: 1 LOB: 1 BB: 0 P: 21 | R: 0 E: 0 K: 2 S: 11 | H: 1 LOB: 2 BB: 1 P: 18 | R: 3 E: 1 K: 2 S: 16 | H: 3 LOB: 1 BB: 1 P: 25 | R: 0 E: 0 K: 0 S: 7 | H: 0 LOB: 2 BB: 2 P: 18 | R: 1 E: 0 K: 0 S: 14 | H: 1 LOB: 3 BB: 3 P: 30 | R: 2 E: 0 K: 0 S: 12 | H: 3 LOB: 1 BB: 0 P: 17 | R: 2 E: 0 K: 0 S: 12 | H: 3 LOB: 1 BB: 0 P: 17 | 1B: 5 2B: 5 3B: 0 HR: 2 | SF: 2 SAC: 2 DP: 0 HBP: 0 | WP: 1 PA: 43 CS: 1 | | | | | | |
| PITCHER | IP | WLS | BF | H | R | ER | SO | BB | IBB | HBP | BLK | WP | HR | S | P | ERA | WHIP | | | | | | | | | | |
| Ron Darling, R ERA: 3.7 (1, 1) | 5.0 | L | 25 | 6 | 6 | 6 | 7 | 2 | 0 | 0 | 1 | 1 | 2 | 61 | 88 | 10.80 | 2.000 | | | | | | | | | | |
| Jeff Musselman, L ERA: 5.76 (6, 1) | 1.2 | | 10 | 1 | 1 | 1 | 0 | 3 | 1 | 0 | 0 | 0 | 0 | 18 | 41 | 5.40 | 2.400 | | | | | | | | | | |
| Jeff Innis, R ERA: 3.16 (7, 1) | 1.1 | | 8 | 3 | 2 | 2 | 0 | 1 | 0 | 0 | 0 | 0 | 0 | 15 | 24 | 13.50 | 3.000 | | | | | | | | | | |

New York Mets @ San Diego Padres
Jack Murphy Stadium, San Diego, CA
Sat Aug 26 1989, 10:05 PM EDT
Att: 28,469 - Unknown

AB 32
R 9
H 12
RBI 8
BB 7
SO 7
LOB 19



| Batter | 1 | 2 | 3 | 4 | 5 | 6 | 7 | 8 | 9 | AB | R | H | RBI | BB | SO | LOB | TOP | | | |
|---|---|----------------------------------|---|--|---|--|---|---|---|---|-------------------------------|----------------------------------|-------------------------------|----------------------------------|------------------------------|---------------------------------|---|------------------------------------|----------------------------------|--------|
| Gregg Jefferies, S (1, 4) OBP: 0.294, SLG: 0.345 |  | |  | | |  |  | | | 4 | 0 | 0 | 0 | 0 | 3 | 3 | <p>New York Mets @ Los Angeles Dodgers Dodger Stadium, Los Angeles, CA Tue Aug 29 1989, 7:05 PM PDT Att: 36,756 - Unknown - 70 F</p> | | | |
| Keith Miller, R (1, 8) OBP: 0.239, SLG: 0.273 |  | |  | | |  | |  |  | 4 | 1 | 2 | 0 | 0 | 0 | 0 | | | | |
| Howard Johnson, S (1, 5) OBP: 0.378, SLG: 0.594 |  | |  | | |  | |  |  | 4 | 0 | 1 | 1 | 0 | 1 | 1 | | | | |
| Darryl Strawberry, L (1, 9) OBP: 0.315, SLG: 0.494 |  | | |  |  | |  |  |  |  | 2 | 1 | 1 | 0 | 2 | 1 | | 1 | | |
| Kevin McReynolds, R (1, 7) OBP: 0.333, SLG: 0.449 |  | | |  | | |  |  |  |  | 4 | 0 | 1 | 0 | 0 | 2 | | 4 | | |
| Keith Hernandez, L (1, 3) | | | |  | | |  | |  |  | 4 | 0 | 1 | 0 | 0 | 1 | | 4 | | |
| Barry Lyons, R (1, 2) OBP: 0.283, SLG: 0.346 | | | |  | |  | |  | |  | 4 | 0 | 0 | 0 | 0 | 1 | | 2 | | |
| Kevin Elster, R (1, 6) OBP: 0.285, SLG: 0.358 | | | |  | |  | |  |  |  | 3 | 0 | 0 | 0 | 1 | 2 | | 1 | | |
| David Cone, L (1, 1) OBP: 0.281, SLG: 0.290 | | |  | | |  | |  | |  | 4 | 0 | 0 | 0 | 0 | 3 | | | | |
| Inning Stats | R: 1 E: 0 K: 3 S: 17 | H: 2 LOB: 1 BB: 0 P: 25 | R: 0 E: 0 K: 2 S: 11 | H: 1 LOB: 1 BB: 0 P: 17 | R: 0 E: 0 K: 0 S: 10 | H: 0 LOB: 0 BB: 0 P: 15 | R: 0 E: 0 K: 1 S: 9 | H: 0 LOB: 0 BB: 1 P: 16 | R: 0 E: 0 K: 2 S: 8 | H: 0 LOB: 0 BB: 0 P: 9 | R: 1 E: 1 K: 1 S: 12 | H: 2 LOB: 3 BB: 1 P: 21 | R: 0 E: 0 K: 1 S: 12 | H: 1 LOB: 2 BB: 1 P: 19 | R: 0 E: 0 K: 0 S: 7 | H: 0 LOB: 0 BB: 0 P: 9 | 1B: 4 2B: 2 3B: 0 HR: 0 | SF: 0 SAC: 0 DP: 0 HBP: 0 | WP: 1 PB: 0 SB: 1 CS: 1 | PA: 36 |
| PITCHER | IP WLS BF H R ER SO BB IBB HBP BLK WP HR S P ERA WHIP | | | | | | | | | | | | | | | | | | | |
| John Wetteland, R (1, 1) ERA: 2.77 | 7.0 L 28 5 2 2 10 1 1 0 0 1 0 74 110 2.57 0.857 | | | | | | | | | | | | | | | | | | | |
| Mike Morgan, R (8, 1) ERA: 2.56 | 2.0 8 1 0 0 1 0 1 0 0 0 0 19 28 0.00 0.500 | | | | | | | | | | | | | | | | | | | |

| Batter | 1 | 2 | 3 | 4 | 5 | 6 | 7 | 8 | 9 | AB | R | H | RBI | BB | SO | LOB | BOTTOM | | | | | |
|--|---|---|---|---|--|---|---|---|---|---|------------------------------|---------------------------------|------------------------------|---------------------------------|------------------------------|----------------------------------|---|----------------------------------|----------------------------------|------------------------------------|----------------------------------|--------|
| Jose Gonzalez, R (1, 9) OBP: 0.321, SLG: 0.338 |  | |  |  | | | |  | | 3 | 0 | 0 | 0 | 1 | 2 | 0 | <p>New York Mets @ Los Angeles Dodgers Dodger Stadium, Los Angeles, CA Tue Aug 29 1989, 7:05 PM PDT Att: 36,756 - Unknown - 70 F</p> | | | | | |
| Willie Randolph, R (1, 4) OBP: 0.355, SLG: 0.311 |  | |  | |  | | |  | | 4 | 0 | 0 | 0 | 0 | 1 | 1 | | | | | | |
| Lenny Harris, L (1, 7) OBP: 0.283, SLG: 0.293 |  | |  | | | |  | |  | 4 | 0 | 0 | 0 | 0 | 0 | 1 | | | | | | |
| Eddie Murray, S (1, 3) OBP: 0.350, SLG: 0.398 | |  |  |  |  |  | |  | |  | 3 | 1 | 1 | 0 | 1 | 0 | | 0 | | | | |
| Jeff Hamilton, R (1, 5) OBP: 0.275, SLG: 0.384 | |  |  | | | |  | |  | 4 | 0 | 0 | 0 | 0 | 0 | 3 | | | | | | |
| Mike Scioscia, L (1, 2) OBP: 0.331, SLG: 0.336 | |  | |  | | |  | |  | 4 | 0 | 1 | 0 | 0 | 0 | 1 | | | | | | |
| John Shelby, S (1, 8) OBP: 0.225, SLG: 0.197 | |  |  | | | |  | | | 3 | 0 | 1 | 1 | 0 | 0 | 1 | | | | | | |
| Dave Anderson, R (1, 6) OBP: 0.307, SLG: 0.254 | |  | |  | | |  | | | 2 | 0 | 1 | 0 | 0 | 1 | 0 | | | | | | |
| Alfredo Griffin, S (7, PH) OBP: 0.303, SLG: 0.322 | |  | | | | |  | | | 1 | 0 | 0 | 0 | 0 | 0 | 1 | | | | | | |
| John Wetteland, R (1, 1) OBP: 0.071, SLG: 0.071 | |  | | | | |  | | | 2 | 0 | 0 | 0 | 0 | 1 | 2 | | | | | | |
| Mickey Hatcher, R (7, PH) OBP: 0.301, SLG: 0.374 | | | | | | | | | | 1 | 0 | 0 | 0 | 0 | 0 | 1 | | | | | | |
| Mike Morgan, R (8, 1) OBP: 0.108, SLG: 0.083 | | | | | | | | | | 0 | 0 | 0 | 0 | 0 | 0 | 0 | | | | | | |
| Inning Stats | R: 0 E: 0 K: 1 S: 9 | H: 0 LOB: 0 BB: 0 P: 13 | R: 1 E: 1 K: 1 S: 14 | H: 3 LOB: 2 BB: 0 P: 20 | R: 0 E: 0 K: 0 S: 3 | H: 0 LOB: 2 BB: 2 P: 12 | R: 0 E: 0 K: 1 S: 9 | H: 0 LOB: 0 BB: 0 P: 15 | R: 0 E: 0 K: 1 S: 8 | H: 0 LOB: 0 BB: 0 P: 12 | R: 0 E: 0 K: 0 S: 6 | H: 0 LOB: 0 BB: 0 P: 9 | R: 0 E: 0 K: 0 S: 4 | H: 1 LOB: 1 BB: 0 P: 4 | R: 0 E: 0 K: 1 S: 9 | H: 0 LOB: 0 BB: 0 P: 11 | R: 0 E: 0 K: 0 S: 8 | H: 0 LOB: 0 BB: 0 P: 11 | 1B: 4 2B: 0 3B: 0 HR: 0 | SF: 0 SAC: 0 DP: 0 HBP: 0 | WP: 1 PB: 0 SB: 0 CS: 0 | PA: 33 |
| PITCHER | IP WLS BF H R ER SO BB IBB HBP BLK WP HR S P ERA WHIP | | | | | | | | | | | | | | | | | | | | | |
| David Cone, R (1, 1) ERA: 3.53 | 9.0 W 33 4 1 1 5 1 1 0 0 1 0 70 107 1.00 0.556 | | | | | | | | | | | | | | | | | | | | | |

| | |
|-----|----|
| AB | 33 |
| R | 2 |
| H | 6 |
| RBI | 1 |
| BB | 3 |
| SO | 11 |
| LOB | 19 |



| | |
|-----|----|
| AB | 31 |
| R | 1 |
| H | 4 |
| RBI | 1 |
| BB | 2 |
| SO | 5 |
| LOB | 11 |



| Batter | 1 | 2 | 3 | 4 | 5 | 6 | 7 | 8 | 9 | AB | R | H | RBI | BB | SO | LOB | TOP | | | | | | | | | | | | | | | | | | | | |
|---|------------------------------|----------------------------------|------------------------------|----------------------------------|-------------------------------|----------------------------------|-------------------------------|----------------------------------|------------------------------|----------------------------------|-------------------------------|----------------------------------|-------------------------------|----------------------------------|------------------------------|---------------------------------|--|----------------------------------|----------------------------------|------------------------------------|----------------------------------|--------|---|---|----|----|----|-----|-----|-----|----|----|---|---|-----|------|--|
| Gregg Jefferies, S OBP: 0.300, SLG: 0.348 (1, 4) | F7 | | 1B | | | 2B WP | 1B HR | | 1B WP 2B | 3 | 4 | 2 | 0 | 2 | 0 | 0 | New York Mets @ Los Angeles Dodgers Dodger Stadium, Los Angeles, CA Wed Aug 30 1989, 7:05 PM PDT Att: 37,109 - Unknown - 70 F | | | | | | | | | | | | | | | | | | | | |
| Juan Samuel, R OBP: 0.306, SLG: 0.356 (1, 8) | K | | CS | | | WP | P4 | | 2B FC5-2 | 5 | 0 | 3 | 2 | 0 | 1 | 2 | | | | | | | | | | | | | | | | | | | | | |
| Howard Johnson, S OBP: 0.360, SLG: 0.595 Keith Miller, R OBP: 0.239, SLG: 0.273 (9, PR) | F8 | | CS | G3-1 | | S | HR | | FC5-2 1B | 4 | 1 | 2 | 2 | 1 | 0 | 0 | | | | | | | | | | | | | | | | | | | | | |
| Darryl Strawberry, L OBP: 0.314, SLG: 0.489 (1, 9) | | K | | L3 | | P2 | HR | | FC5-2 2B | 4 | 1 | 0 | 0 | 1 | 1 | 4 | | | | | | | | | | | | | | | | | | | | | |
| Kevin McReynolds, R OBP: 0.331, SLG: 0.453 (1, 7) | F8 | | | P5 | | P3 | HR | | FC3-2-6-5 | 5 | 1 | 1 | 4 | 0 | 0 | 5 | | | | | | | | | | | | | | | | | | | | | |
| Keith Hernandez, L OBP: 0.337, SLG: 0.341 (1, 3) | G3 | | | | F8 | IBB | F8 | | | 3 | 0 | 0 | 0 | 1 | 0 | 0 | | | | | | | | | | | | | | | | | | | | | |
| Barry Lyons, R OBP: 0.282, SLG: 0.344 (1, 2) | | | F8 | | F8 | FC3-6 1B | F7 | F8 | | 4 | 0 | 1 | 0 | 0 | 0 | 3 | | | | | | | | | | | | | | | | | | | | | |
| Kevin Elster, R OBP: 0.287, SLG: 0.358 (1, 6) | | | 1B BB | P3 | | | SH1-4 1B | L6 | | 3 | 2 | 1 | 0 | 1 | 0 | 1 | | | | | | | | | | | | | | | | | | | | | |
| Sid Fernandez, L OBP: 0.193, SLG: 0.200 Don Aase, R (8, 1) | | | K | FC3-6 | | SH1-4 | G5-3 | | | 3 | 0 | 0 | 0 | 0 | 1 | 2 | | | | | | | | | | | | | | | | | | | | | |
| Inning Stats | R: 0 E: 0 K: 1 S: 7 | H: 0 LOB: 0 BB: 0 P: 13 | R: 0 E: 0 K: 1 S: 7 | H: 0 LOB: 0 BB: 0 P: 15 | R: 2 E: 0 K: 1 S: 15 | H: 2 LOB: 0 BB: 1 P: 24 | R: 0 E: 0 K: 0 S: 10 | H: 0 LOB: 0 BB: 0 P: 15 | R: 0 E: 0 K: 0 S: 6 | H: 1 LOB: 1 BB: 0 P: 11 | R: 1 E: 0 K: 0 S: 11 | H: 1 LOB: 3 BB: 3 P: 27 | R: 5 E: 0 K: 0 S: 17 | H: 3 LOB: 0 BB: 2 P: 32 | R: 0 E: 0 K: 0 S: 7 | H: 0 LOB: 0 BB: 0 P: 9 | R: 1 E: 0 K: 0 S: 10 | H: 3 LOB: 2 BB: 0 P: 14 | 1B: 7 2B: 3 3B: 0 HR: 1 | SF: 0 SAC: 1 DP: 1 HBP: 0 | WP: 2 PB: 0 SB: 2 CS: 1 | PA: 42 | | | | | | | | | | | | | | | |
| PITCHER | IP | WLS | BF | H | R | ER | SO | BB | IBB | HBP | BLK | WP | HR | S | P | ERA | WHIP | PITCHER | | IP | WLS | BF | H | R | ER | SO | BB | IBB | HBP | BLK | WP | HR | S | P | ERA | WHIP | |
| Ramon Martinez, R ERA: 3.79 (1, 1) | 5.0 | L | 20 | 4 | 3 | 3 | 3 | 2 | 0 | 0 | 0 | 0 | 0 | 47 | 86 | 5.40 | 1.200 | | | | | | | | | | | | | | | | | | | | |
| Ray Seavage, L ERA: 3.27 (6, 1) | 0.1 | | 2 | 0 | 0 | 0 | 0 | 1 | 0 | 0 | 0 | 1 | 0 | 3 | 7 | 0.00 | 3.000 | | | | | | | | | | | | | | | | | | | | |
| Tim Crews, R ERA: 3.36 (6, 1) | 1.2 | | 11 | 3 | 5 | 5 | 0 | 2 | 1 | 0 | 0 | 0 | 1 | 23 | 44 | 27.00 | 3.000 | | | | | | | | | | | | | | | | | | | | |
| Mike Morgan, R ERA: 2.59 (8, 1) | 2.0 | | 8 | 3 | 1 | 1 | 0 | 0 | 0 | 0 | 0 | 1 | 0 | 17 | 23 | 4.50 | 1.500 | | | | | | | | | | | | | | | | | | | | |

| Batter | 1 | 2 | 3 | 4 | 5 | 6 | 7 | 8 | 9 | AB | R | H | RBI | BB | SO | LOB | BOTTOM | | | | | | | | | | | | | | | | | | | |
|--|------------------------------|----------------------------------|------------------------------|----------------------------------|------------------------------|----------------------------------|------------------------------|----------------------------------|-------------------------------|----------------------------------|------------------------------|----------------------------------|-------------------------------|----------------------------------|------------------------------|----------------------------------|--|----------------------------------|----------------------------------|------------------------------------|----------------------------------|--------|---|---|----|----|----|-----|-----|-----|----|----|---|---|-----|------|
| Alfredo Griffin, S OBP: 0.306, SLG: 0.326 (1, 6) | K | | 1B | | | BB | | L6 | 2B | 4 | 0 | 2 | 0 | 1 | 1 | 0 | New York Mets @ Los Angeles Dodgers Dodger Stadium, Los Angeles, CA Wed Aug 30 1989, 7:05 PM PDT Att: 37,109 - Unknown - 70 F | | | | | | | | | | | | | | | | | | | |
| Willie Randolph, R OBP: 0.356, SLG: 0.308 (1, 4) | P3 | | L7 | | | K | | P3 | G6-3 | 5 | 0 | 0 | 0 | 0 | 1 | 4 | | | | | | | | | | | | | | | | | | | | |
| Eddie Murray, S OBP: 0.349, SLG: 0.396 (1, 3) | P4 | | | F9 | | F8 | | HR | BB | 3 | 1 | 0 | 0 | 1 | 0 | 1 | | | | | | | | | | | | | | | | | | | | |
| Mike Marshall, R OBP: 0.331, SLG: 0.423 (1, 9) | | K | | G6-3 | | F9 | | HR | | 4 | 1 | 1 | 2 | 0 | 1 | 1 | | | | | | | | | | | | | | | | | | | | |
| Mickey Hatcher, R OBP: 0.310, SLG: 0.375 (1, 7) | | BB | | 2B | BB | F8 | | 1B | | 2 | 0 | 1 | 0 | 2 | 0 | 0 | | | | | | | | | | | | | | | | | | | | |
| Jeff Hamilton, R OBP: 0.277, SLG: 0.394 (1, 5) | F7 | | | 2B | | HR | | G4-3 | | 4 | 1 | 2 | 1 | 0 | 0 | 2 | | | | | | | | | | | | | | | | | | | | |
| John Shelby, S OBP: 0.221, SLG: 0.194 (1, 8) | F7 | | | | K | G6-3 | | F7 | | 4 | 0 | 0 | 0 | 0 | 1 | 1 | | | | | | | | | | | | | | | | | | | | |
| Rick Dempsey, R OBP: 0.311, SLG: 0.270 Mike Scioscia, L OBP: 0.333, SLG: 0.338 (9, PH) | | | K | | K | | | 2B | 1B | 3 | 0 | 1 | 0 | 0 | 2 | 0 | | | | | | | | | | | | | | | | | | | | |
| Ramon Martinez, R OBP: 0.182, SLG: 0.190 (8, 1) Ray Seavage, L (8, 1) Tim Crews, R (8, 1) Jose Gonzalez, R OBP: 0.179, SLG: 0.336 (7, PH) Mike Morgan, R OBP: 0.162, SLG: 0.283 (8, 1) Lenny Harris, L OBP: 0.252, SLG: 0.292 (8, PH) | | | L9 | | K | | | P3 | | 2 | 0 | 0 | 0 | 0 | 1 | 0 | | | | | | | | | | | | | | | | | | | | |
| Inning Stats | R: 0 E: 0 K: 1 S: 9 | H: 0 LOB: 0 BB: 0 P: 15 | R: 0 E: 0 K: 1 S: 7 | H: 0 LOB: 1 BB: 1 P: 12 | R: 0 E: 0 K: 1 S: 9 | H: 1 LOB: 1 BB: 0 P: 14 | R: 0 E: 0 K: 0 S: 9 | H: 1 LOB: 2 BB: 1 P: 17 | R: 0 E: 0 K: 3 S: 10 | H: 0 LOB: 0 BB: 0 P: 17 | R: 0 E: 0 K: 1 S: 6 | H: 0 LOB: 1 BB: 1 P: 11 | R: 1 E: 0 K: 0 S: 15 | H: 2 LOB: 1 BB: 0 P: 27 | R: 2 E: 0 K: 0 S: 8 | H: 2 LOB: 1 BB: 1 P: 15 | R: 0 E: 0 K: 0 S: 6 | H: 2 LOB: 2 BB: 0 P: 10 | 1B: 4 2B: 2 3B: 0 HR: 2 | SF: 0 SAC: 0 DP: 0 HBP: 0 | WP: 0 PB: 0 SB: 0 CS: 0 | PA: 38 | | | | | | | | | | | | | | |
| PITCHER | IP | WLS | BF | H | R | ER | SO | BB | IBB | HBP | BLK | WP | HR | S | P | ERA | WHIP | PITCHER | | IP | WLS | BF | H | R | ER | SO | BB | IBB | HBP | BLK | WP | HR | S | P | ERA | WHIP |
| Sid Fernandez, L ERA: 2.79 (1, 1) | 7.2 | W | 31 | 5 | 3 | 3 | 7 | 4 | 0 | 0 | 0 | 0 | 0 | 9 | 14 | 0.00 | 2.250 | | | | | | | | | | | | | | | | | | | |
| Don Aase, R ERA: 3.74 (8, 1) | 1.1 | | 7 | 3 | 0 | 0 | 0 | 0 | 0 | 0 | 0 | 0 | 0 | 9 | 14 | 0.00 | 2.250 | | | | | | | | | | | | | | | | | | | |

| | |
|-----|----|
| AB | 34 |
| R | 9 |
| H | 10 |
| RBI | 8 |
| BB | 6 |
| SO | 3 |
| LOB | 17 |



| | |
|-----|----|
| AB | 34 |
| R | 3 |
| H | 8 |
| RBI | 3 |
| BB | 4 |
| SO | 7 |
| LOB | 11 |



| Batter | 1 | 2 | 3 | 4 | 5 | 6 | 7 | 8 | 9 | AB | R | H | RBI | BB | SO | LOB | TOP | | | | | | | | |
|---|------------------------------|---------------------------------|------------------------------|----------------------------------|------------------------------|---------------------------------|------------------------------|----------------------------------|------------------------------|----------------------------------|------------------------------|----------------------------------|------------------------------|---------------------------------|------------------------------|----------------------------------|------------------------------|----------------------------------|----------------------------------|------------------------------------|----------------------------------|--------|--|--|--|
| Gregg Jefferies, S OBP: 0.299, SLG: 0.347 (1, 4) | F8 | | G4-3 | | | 1B | | L8 | | 4 | 0 | 1 | 0 | 0 | 0 | 0 | | | | | | | | | |
| Juan Samuel, R OBP: 0.307, SLG: 0.352 (1, 8) | L5 | | | P3 | | 1B | | K | | 4 | 0 | 1 | 0 | 0 | 1 | 0 | | | | | | | | | |
| Howard Johnson, S OBP: 0.379, SLG: 0.596 (1, 5) | P5 | | | P8 | | K | | | HR | 4 | 1 | 1 | 1 | 0 | 1 | 2 | | | | | | | | | |
| Darryl Strawberry, L OBP: 0.311, SLG: 0.481 (1, 9) | | G3 | | BB | | P5 | | L3 | | 3 | 0 | 0 | 0 | 1 | 0 | 2 | | | | | | | | | |
| Kevin McReynolds, R OBP: 0.328, SLG: 0.447 (1, 7) | K | | | P4 | | G3 | | G6-3 | | 4 | 0 | 0 | 0 | 0 | 1 | 3 | | | | | | | | | |
| Dave Magadan, L OBP: 0.367, SLG: 0.404 (1, 3) | | | | | | | | | | 4 | 0 | 2 | 0 | 0 | 0 | 0 | | | | | | | | | |
| Bary Lyons, R OBP: 0.278, SLG: 0.339 (1, 2) | 2B | | | | | F8 | | G4-3 | | 4 | 0 | 2 | 0 | 0 | 0 | 0 | | | | | | | | | |
| Mackey Sasser, L OBP: 0.237, SLG: 0.270 (9, PH) | G3-1 | | | | | F7 | | K | | 3 | 0 | 0 | 0 | 0 | 1 | 1 | | | | | | | | | |
| Kevin Elster, R OBP: 0.285, SLG: 0.363 (1, 6) | | | | | | | | | | 3 | 1 | 1 | 1 | 0 | 0 | 0 | | | | | | | | | |
| Frank Viola, L OBP: 0.154, SLG: 0.083 (1, 1) | | | | | | | | | | 2 | 0 | 0 | 0 | 0 | 1 | 0 | | | | | | | | | |
| Keith Miller, R OBP: 0.237, SLG: 0.270 (8, PH) | | | | | | | | | | 1 | 0 | 0 | 0 | 0 | 0 | 0 | | | | | | | | | |
| Randy Myers, L (8, 1) | | | | | | | | | | 0 | 0 | 0 | 0 | 0 | 0 | 0 | | | | | | | | | |
| Inning Stats | R: 0 E: 0 K: 0 S: 5 | H: 0 LOB: 0 BB: 0 P: 5 | R: 0 E: 0 K: 1 S: 8 | H: 1 LOB: 1 BB: 0 P: 11 | R: 0 E: 0 K: 0 S: 4 | H: 0 LOB: 0 BB: 0 P: 5 | R: 0 E: 0 K: 0 S: 5 | H: 0 LOB: 1 BB: 1 P: 12 | R: 1 E: 0 K: 1 S: 7 | H: 1 LOB: 0 BB: 0 P: 11 | R: 0 E: 0 K: 1 S: 9 | H: 2 LOB: 2 BB: 0 P: 13 | R: 0 E: 0 K: 1 S: 7 | H: 0 LOB: 0 BB: 0 P: 8 | R: 0 E: 0 K: 1 S: 8 | H: 0 LOB: 0 BB: 0 P: 13 | R: 1 E: 0 K: 0 S: 8 | H: 2 LOB: 1 BB: 0 P: 15 | 1B: 3 2B: 1 3B: 0 HR: 2 | SF: 0 SAC: 0 DP: 0 HBP: 0 | WP: 0 PB: 0 SB: 0 CS: 0 | PA: 34 | | | |
| PITCHER | IP | WLS | BF | H | R | ER | SO | BB | IBB | HBP | BLK | WP | HR | S | P | ERA | WHIP | | | | | | | | |
| Rick Reuschel, R ERA: 2.6 | 8.0 | W | 29 | 4 | 1 | 1 | 5 | 1 | 0 | 0 | 0 | 0 | 1 | 53 | 78 | 1.12 | 0.625 | | | | | | | | |
| Jeff Brantley, R ERA: 3.95 | 1.0 | | 5 | 2 | 1 | 1 | 0 | 0 | 0 | 0 | 0 | 0 | 1 | 8 | 15 | 9.00 | 2.000 | | | | | | | | |

New York Mets @ San Francisco Giants
Candlestick Park, San Francisco, CA
Sat Sep 02 1989, 6:33 AM EDT
Att: 31,066 - Sunny - 80 F

AB 33
R 2
H 6
RBI 2
BB 1
SO 5
LOB 9



| Batter | 1 | 2 | 3 | 4 | 5 | 6 | 7 | 8 | 9 | AB | R | H | RBI | BB | SO | LOB | BOTTOM | | | | | | | | |
|--|------------------------------|---------------------------------|-------------------------------|----------------------------------|-------------------------------|----------------------------------|------------------------------|----------------------------------|------------------------------|----------------------------------|------------------------------|----------------------------------|------------------------------|----------------------------------|-------------------------------|----------------------------------|----------------------------------|------------------------------------|----------------------------------|--------|--|--|--|--|--|
| Brett Butler, L OBP: 0.345, SLG: 0.354 (1, 8) | G3-6-3 | | L6 | | | G6-3 | | F8 | | 4 | 0 | 1 | 0 | 0 | 0 | 1 | | | | | | | | | |
| Robby Thompson, R OBP: 0.330, SLG: 0.408 (1, 4) | F8 | | L6 | | | | | F9 | | 4 | 0 | 0 | 0 | 0 | 0 | 1 | | | | | | | | | |
| Will Clark, L OBP: 0.408, SLG: 0.544 (1, 3) | G3-6-3 | | K | | | | | | | 4 | 1 | 1 | 0 | 0 | 2 | 1 | | | | | | | | | |
| Kevin Mitchell, R OBP: 0.391, SLG: 0.656 (1, 7) | | E7 | | L4-3 | | | | | | 2 | 3 | 1 | 0 | 2 | 1 | 0 | | | | | | | | | |
| Matt Williams, R OBP: 0.249, SLG: 0.500 (1, 5) | | K | | L4-3 | | | | | | 4 | 1 | 2 | 4 | 0 | 1 | 2 | | | | | | | | | |
| Donell Nixon, R OBP: 0.311, SLG: 0.278 (1, 9) | | | | | | | | | | 4 | 1 | 1 | 1 | 0 | 1 | 1 | | | | | | | | | |
| Bob Brenly, R OBP: 0.257, SLG: 0.275 (1, 2) | | | | | | | | | | 3 | 0 | 1 | 1 | 0 | 0 | 0 | | | | | | | | | |
| Jose Uribe, S OBP: 0.267, SLG: 0.277 (1, 6) | | | | | | | | | | 3 | 0 | 0 | 0 | 0 | 2 | 2 | | | | | | | | | |
| Rick Reuschel, R OBP: 0.228, SLG: 0.154 (1, 1) | | | | | | | | | | 3 | 0 | 0 | 0 | 0 | 2 | 2 | | | | | | | | | |
| Jeff Brantley, R OBP: 0.083, SLG: 0.083 (9, 1) | | | | | | | | | | 0 | 0 | 0 | 0 | 0 | 0 | 0 | | | | | | | | | |
| Inning Stats | R: 0 E: 0 K: 0 S: 5 | H: 1 LOB: 0 BB: 0 P: 9 | R: 2 E: 1 K: 3 S: 19 | H: 3 LOB: 1 BB: 0 P: 29 | R: 0 E: 0 K: 1 S: 10 | H: 0 LOB: 0 BB: 0 P: 14 | R: 0 E: 0 K: 0 S: 5 | H: 0 LOB: 0 BB: 1 P: 11 | R: 0 E: 1 K: 1 S: 9 | H: 0 LOB: 1 BB: 0 P: 12 | R: 3 E: 0 K: 0 S: 9 | H: 2 LOB: 0 BB: 1 P: 15 | R: 0 E: 0 K: 1 S: 6 | H: 0 LOB: 0 BB: 0 P: 11 | R: 1 E: 0 K: 3 S: 15 | H: 1 LOB: 1 BB: 0 P: 20 | 1B: 4 2B: 3 3B: 0 HR: 1 | SF: 0 SAC: 0 DP: 2 HBP: 0 | WP: 1 PB: 0 SB: 1 CS: 0 | PA: 33 | | | | | |
| PITCHER | IP | WLS | BF | H | R | ER | SO | BB | IBB | HBP | BLK | WP | HR | S | P | ERA | WHIP | | | | | | | | |
| Frank Viola, L ERA: 3.65 | 7.0 | L | 28 | 6 | 5 | 5 | 6 | 2 | 0 | 0 | 0 | 0 | 1 | 63 | 101 | 6.43 | 1.143 | | | | | | | | |
| Randy Myers, L ERA: 1.95 | 1.0 | | 5 | 1 | 1 | 1 | 3 | 0 | 0 | 0 | 0 | 1 | 0 | 15 | 20 | 9.00 | 1.000 | | | | | | | | |

New York Mets @ San Francisco Giants
Candlestick Park, San Francisco, CA
Sat Sep 02 1989, 6:33 AM EDT
Att: 31,066 - Sunny - 80 F

AB 31
R 6
H 7
RBI 6
BB 2
SO 9
LOB 10



| Batter | 1 | 2 | 3 | 4 | 5 | 6 | 7 | 8 | 9 | AB | R | H | RBI | BB | SO | LOB | TOP | | |
|--|--|---------------------------------|--------------------------------------|--------------------------|--------------------------------------|--------------------------|---------------------------------------|--------------------------|---------------------------------------|--------------------------|---------------------------------------|--------------------------|--------------------------------------|--------------------------|---------------------------------------|--|--|------------------------------------|--|
| Gregg Jefferies, S OBP: 0.297, SLG: 0.343 (1, 4) | | | | | | | | | | 4 | 0 | 0 | 0 | 0 | 0 | 2 | | | |
| Keith Hernandez, L OBP: 0.324, SLG: 0.326 (1, 3) | | | | | | | | | | 4 | 0 | 0 | 0 | 0 | 1 | 0 | | | |
| Kevin McReynolds, R OBP: 0.327, SLG: 0.445 (1, 7) | | | | | | | | | | 4 | 0 | 1 | 0 | 0 | 1 | 0 | | | |
| Howard Johnson, S OBP: 0.376, SLG: 0.591 (1, 5) | | | | | | | | | | 4 | 0 | 0 | 0 | 0 | 1 | 1 | | | |
| Darryl Strawberry, L OBP: 0.314, SLG: 0.483 (1, 9) | | | | | | | | | | 4 | 0 | 3 | 0 | 0 | 0 | 1 | | | |
| Juan Samuel, R OBP: 0.305, SLG: 0.350 (1, 8) | | | | | | | | | | 3 | 0 | 0 | 0 | 0 | 1 | 3 | | | |
| Mackey Sasser, L OBP: 0.313, SLG: 0.410 (1, 2) | | | | | | | | | | 3 | 0 | 1 | 0 | 0 | 0 | 1 | | | |
| Kevin Elster, R OBP: 0.286, SLG: 0.365 (1, 6) | | | | | | | | | | 3 | 0 | 1 | 0 | 0 | 0 | 1 | | | |
| Bob Ojeda, L OBP: 0.172, SLG: 0.127 (1, 1) | | | | | | | | | | 2 | 0 | 1 | 0 | 0 | 0 | 0 | | | |
| Dave Magadan, L (8, PH) OBP: 0.366, SLG: 0.403 | | | | | | | | | | 1 | 0 | 0 | 0 | 0 | 0 | 1 | | | |
| Don Aase, R OBP: 0.305, SLG: 0.350 (8, 1) | | | | | | | | | | 0 | 0 | 0 | 0 | 0 | 0 | 0 | | | |
| Inning Stats | R: 0 H: 0 E: 0 K: 0 S: 5 | H: 0 LOB: 0 BB: 0 P: 7 | R: 0 H: 1 E: 0 K: 1 S: 8 | LOB: 1 BB: 0 P: 13 | R: 0 H: 0 E: 0 K: 0 S: 8 | LOB: 0 BB: 0 P: 12 | R: 0 H: 0 E: 0 K: 1 S: 11 | LOB: 0 BB: 1 P: 16 | R: 0 H: 2 E: 0 K: 1 S: 11 | LOB: 1 BB: 0 P: 16 | R: 0 H: 1 E: 0 K: 1 S: 11 | LOB: 1 BB: 0 P: 14 | R: 0 H: 1 E: 0 K: 1 S: 8 | LOB: 1 BB: 0 P: 10 | R: 0 H: 1 E: 0 K: 1 S: 11 | LOB: 1 BB: 0 P: 13 | 1B: 6 2B: 1 3B: 0 HR: 0 | SF: 0 SAC: 0 DP: 1 HBP: 0 | WP: 0 PA: 32 PB: 0 SB: 0 CS: 0 |
| PITCHER Don Robinson, R ERA: 3.25 (1, 1) | IP: 9.0 WLS: W BF: 32 H: 7 R: 0 ER: 0 SO: 4 BB: 0 IBB: 0 HBP: 0 BLK: 0 WP: 0 HR: 0 S: 70 P: 96 ERA: 0.00 WHIP: 0.778 | | | | | | | | | | | | | | | PITCHER Don Robinson, R ERA: 3.25 (1, 1) | IP: 9.0 WLS: W BF: 32 H: 7 R: 0 ER: 0 SO: 4 BB: 0 IBB: 0 HBP: 0 BLK: 0 WP: 0 HR: 0 S: 70 P: 96 ERA: 0.00 WHIP: 0.778 | | |

New York Mets @ San Francisco Giants
Candlestick Park, San Francisco, CA
Sun Sep 03 1989, 6:33 AM EDT
Att: 44,084 - Sunny

| | |
|-----|----|
| AB | 32 |
| R | 0 |
| H | 7 |
| RBI | 0 |
| BB | 0 |
| SO | 4 |
| LOB | 10 |



| Batter | 1 | 2 | 3 | 4 | 5 | 6 | 7 | 8 | 9 | AB | R | H | RBI | BB | SO | LOB | BOTTOM | | |
|---|---|----------------------------------|---------------------------------------|--------------------------|---------------------------------------|--------------------------|--------------------------------------|-------------------------|--------------------------------------|--------------------------|---------------------------------------|--------------------------|--------------------------------------|--------------------------|---------------------------------------|--|---|------------------------------------|--|
| Brett Butler, L OBP: 0.344, SLG: 0.354 (1, 8) | | | | | | | | | | 4 | 1 | 1 | 0 | 0 | 1 | 0 | | | |
| Robby Thompson, R OBP: 0.331, SLG: 0.411 (1, 4) | | | | | | | | | | 4 | 1 | 2 | 0 | 0 | 1 | 0 | | | |
| Will Clark, L OBP: 0.409, SLG: 0.546 (1, 3) | | | | | | | | | | 4 | 1 | 2 | 1 | 0 | 0 | 1 | | | |
| Kevin Mitchell, R OBP: 0.388, SLG: 0.651 (1, 7) | | | | | | | | | | 4 | 0 | 0 | 0 | 0 | 1 | 5 | | | |
| Matt Williams, R OBP: 0.254, SLG: 0.513 (1, 5) | | | | | | | | | | 3 | 1 | 1 | 2 | 1 | 2 | 2 | | | |
| Donell Nixon, R OBP: 0.312, SLG: 0.273 (1, 9) | | | | | | | | | | 2 | 0 | 0 | 1 | 1 | 0 | 0 | | | |
| Bob Brenly, R OBP: 0.250, SLG: 0.266 (1, 2) | | | | | | | | | | 3 | 0 | 0 | 0 | 0 | 1 | 3 | | | |
| Jose Uribe, S OBP: 0.267, SLG: 0.278 (1, 6) | | | | | | | | | | 3 | 0 | 1 | 0 | 0 | 0 | 0 | | | |
| Don Robinson, R OBP: 0.205, SLG: 0.325 (1, 1) | | | | | | | | | | 3 | 0 | 0 | 0 | 0 | 0 | 1 | | | |
| Inning Stats | R: 2 H: 3 E: 0 K: 0 S: 13 | H: 3 LOB: 2 BB: 2 P: 24 | R: 0 H: 0 E: 0 K: 0 S: 16 | LOB: 0 BB: 0 P: 21 | R: 0 H: 1 E: 0 K: 1 S: 12 | LOB: 1 BB: 0 P: 19 | R: 0 H: 0 E: 0 K: 0 S: 6 | LOB: 0 BB: 0 P: 8 | R: 0 H: 0 E: 0 K: 1 S: 7 | LOB: 0 BB: 0 P: 12 | R: 2 H: 1 E: 1 K: 1 S: 12 | LOB: 0 BB: 0 P: 16 | R: 0 H: 1 E: 0 K: 0 S: 7 | LOB: 1 BB: 0 P: 13 | R: 0 H: 1 E: 0 K: 3 S: 13 | LOB: 1 BB: 0 P: 19 | 1B: 4 2B: 2 3B: 0 HR: 1 | SF: 0 SAC: 0 DP: 1 HBP: 0 | WP: 0 PA: 32 PB: 0 SB: 2 CS: 1 |
| PITCHER Bob Ojeda, L ERA: 3.6 (1, 1) | IP: 7.0 WLS: L BF: 28 H: 6 R: 4 ER: 3 SO: 3 BB: 2 IBB: 0 HBP: 0 BLK: 0 WP: 0 HR: 1 S: 73 P: 113 ERA: 3.86 WHIP: 1.143 | | | | | | | | | | | | | | | PITCHER Don Aase, R ERA: 3.67 (8, 1) | IP: 1.0 WLS: L BF: 4 H: 1 R: 0 ER: 0 SO: 3 BB: 0 IBB: 0 HBP: 0 BLK: 0 WP: 0 HR: 0 S: 13 P: 19 ERA: 0.00 WHIP: 1.000 | | |

New York Mets @ San Francisco Giants
Candlestick Park, San Francisco, CA
Sun Sep 03 1989, 6:33 AM EDT
Att: 44,084 - Sunny

| | |
|-----|----|
| AB | 30 |
| R | 4 |
| H | 7 |
| RBI | 4 |
| BB | 2 |
| SO | 6 |
| LOB | 12 |



| Batter | 1 | 2 | 3 | 4 | 5 | 6 | 7 | 8 | 9 | AB | R | H | RBI | BB | SO | LOB | TOP | | | | | |
|--|---|---------------------------------|-------------------------------|----------------------------------|-------------------------------|----------------------------------|------------------------------|----------------------------------|-------------------------------|----------------------------------|-------------------------------|----------------------------------|-------------------------------|----------------------------------|------------------------------|---------------------------------|------------------------------|----------------------------------|----------------------------------|------------------------------------|----------------------------------|--------|
| Jerome Walton, R (1, 8) OBP: 0.351, SLG: 0.409 | 0-1 P4 | | 0-2 L6 | | | 1-0 F9 | | 0-0 P4 | | 4 | 0 | 0 | 0 | 0 | 0 | 0 | | | | | | |
| 23 Ryne Sandberg, R (1, 4) OBP: 0.344, SLG: 0.489 | 1-0 F7 | | | 1-1 P6 | | 0-2 L9 1B 2B | | 0-0 P6 | | 4 | 1 | 1 | 0 | 0 | 0 | 0 | | | | | | |
| Mark Grace, L (1, 3) OBP: 0.401, SLG: 0.476 | 1-2 F7 | | | 0-0 F7 | | 1-2 L9 | | | 0-2 F9 SF7 2B | 4 | 1 | 1 | 0 | 0 | 0 | 1 | | | | | | |
| Andre Dawson, R (1, 9) | | 0-3 K | | 1-3 K | | 1-2 | | | 0-0 F9 2-3 | 4 | 0 | 1 | 1 | 0 | 2 | 1 | | | | | | |
| Lloyd McClendon, R (1, 7) OBP: 0.370, SLG: 0.500 | | 2-2 G1-3 | | | 0-1 F9 | 3-2 P4 | | | 1-1 SF7 | 3 | 0 | 0 | 1 | 0 | 0 | 1 | | | | | | |
| Luis Salazar, R (1, 5) OBP: 0.307, SLG: 0.411 | | 2-2 | | | 2-1 2B 1B | | | | 3-H 1-2 L5 | 4 | 0 | 2 | 0 | 0 | 0 | 0 | | | | | | |
| Shawon Dunston, R (1, 6) OBP: 0.318, SLG: 0.400 | | 0-0 F8 | | | 0-1 | 1-3 2B | | | | 3 | 0 | 1 | 0 | 0 | 1 | 1 | | | | | | |
| Rick Wrona, R (1, 2) OBP: 0.241, SLG: 0.286 | | | 2-2 P4 | | 0-3 K | | | | | 3 | 0 | 0 | 0 | 0 | 2 | 2 | | | | | | |
| Jeff Pico, R (1, 1) OBP: 0.111, SLG: 0.111 (5, PH) | | | 3-3 K | | 1-2 G4-3 | | | | 2-0 P3 | 1 | 0 | 0 | 0 | 0 | 1 | 0 | | | | | | |
| Mitch Webster, S (5, PH) OBP: 0.321, SLG: 0.347 | | | | | | | | | | 1 | 0 | 0 | 0 | 0 | 0 | 2 | | | | | | |
| Paul Kilgus, L (5, 1) OBP: 0.114, SLG: 0.088 | | | | | | | | | | 0 | 0 | 0 | 0 | 0 | 0 | 0 | | | | | | |
| Domingo Ramos, R (8, PH) OBP: 0.328, SLG: 0.323 | | | | | | | | | | 1 | 0 | 0 | 0 | 0 | 0 | 0 | | | | | | |
| Mitch Williams, L (8, 1) | | | | | | | | | | 0 | 0 | 0 | 0 | 0 | 0 | 0 | | | | | | |
| Inning Stats | R: 0 E: 0 K: 0 S: 6 | H: 0 LOB: 0 BB: 0 P: 8 | R: 0 E: 0 K: 1 S: 15 | H: 1 LOB: 1 BB: 0 P: 19 | R: 0 E: 0 K: 1 S: 10 | H: 0 LOB: 0 BB: 0 P: 15 | R: 0 E: 0 K: 1 S: 8 | H: 0 LOB: 0 BB: 0 P: 10 | R: 0 E: 0 K: 1 S: 13 | H: 2 LOB: 2 BB: 0 P: 16 | R: 1 E: 0 K: 0 S: 15 | H: 2 LOB: 1 BB: 0 P: 20 | R: 0 E: 0 K: 2 S: 11 | H: 0 LOB: 0 BB: 0 P: 11 | R: 0 E: 0 K: 0 S: 3 | H: 0 LOB: 0 BB: 0 P: 5 | R: 1 E: 0 K: 0 S: 9 | H: 1 LOB: 0 BB: 0 P: 11 | 1B: 3 2B: 3 3B: 0 HR: 0 | SF: 1 SAC: 0 DP: 0 HBP: 0 | WP: 0 PB: 0 SB: 0 CS: 0 | PA: 33 |
| PITCHER Sid Fernandez, L (1, 1) ERA: 2.75 | IP: 9.0 WLS: W BF: 33 H: 6 R: 2 ER: 2 SO: 6 BB: 0 IBB: 0 HBP: 0 BLK: 0 WP: 0 HR: 0 S: 90 P: 115 ERA: 2.00 WHIP: 0.667 | | | | | | | | | | | | | | | PITCHER | | | | | | |

Chicago Cubs @ New York Mets
Shea Stadium, Flushing, NY
Tue Sep 05 1989, 7:05 PM EDT
Att: 39,352 - Unknown

| | |
|-----|----|
| AB | 32 |
| R | 2 |
| H | 6 |
| RBI | 2 |
| BB | 0 |
| SO | 6 |
| LOB | 8 |



| Batter | 1 | 2 | 3 | 4 | 5 | 6 | 7 | 8 | 9 | AB | R | H | RBI | BB | SO | LOB | BOTTOM | | | | | |
|---|---|----------------------------------|------------------------------|---------------------------------|------------------------------|---------------------------------|-------------------------------|----------------------------------|-------------------------------|----------------------------------|------------------------------|---------------------------------|------------------------------|----------------------------------|------------------------------|----------------------------------|------------------------------|----------------------------------|----------------------------------|------------------------------------|----------------------------------|--------|
| Gregg Jefferies, S (1, 4) OBP: 0.297, SLG: 0.342 | 1-0 2B SF8 1B | | | | 2-3 K | | | | 2 SAFE 1-0 F8 | 5 | 1 | 1 | 0 | 0 | 1 | 2 | | | | | | |
| Juan Samuel, R (1, 8) OBP: 0.305, SLG: 0.352 | 1 SAFE 1-1 F 1 SAFE 1-3 E 2B | | 0-2 G4-3 | | 3-3 K | | 4-1 | | 0-2 | 4 | 0 | 2 | 1 | 1 | 1 | 0 | | | | | | |
| Howard Johnson, S (1, 5) OBP: 0.373, SLG: 0.585 | 2-0 P6 | | 0-1 P6 | | 4-2 BB | | 0-0 F7 | | 3-H 1B | 3 | 0 | 0 | 0 | 1 | 0 | 4 | | | | | | |
| Darryl Strawberry, L (1, 9) OBP: 0.319, SLG: 0.481 | 4-0 E IBB | | 1-3 K | | 3-3 K | | | | 1-0 F8 | 3 | 0 | 0 | 0 | 1 | 2 | 1 | | | | | | |
| Kevin McReynolds, R (1, 7) OBP: 0.324, SLG: 0.442 | 3-1 SF8 | | | 2-2 | | 0-1 | | | 0-1 F9 | 0 | 0 | 0 | 1 | 0 | 0 | 0 | | | | | | |
| Mark Carreon, R (4, 7) OBP: 0.333, SLG: 0.488 | 3-H | | | 2B 1B | | 1-1 CS 1B | | | 4-2 F9 | 3 | 1 | 2 | 0 | 0 | 0 | 0 | | | | | | |
| Keith Hernandez, L (1, 3) OBP: 0.330, SLG: 0.328 | 1-1 E3 | | | 3-2 1-H 1B 2B | | 1-1 G3-1 | | | 4-2 BB | 3 | 0 | 1 | 1 | 1 | 0 | 3 | | | | | | |
| Gary Carter, R (1, 2) OBP: 0.222, SLG: 0.240 | 3-2 G6-3 | | | 3-2 G5-3 | | 0-2 G1-3 | | | 3-2 F9 | 4 | 0 | 0 | 0 | 0 | 0 | 5 | | | | | | |
| Kevin Elster, R (1, 6) OBP: 0.287, SLG: 0.364 | | 1-2 G5-3 | | 0-0 G5-3 | | | 0-2 SH2-4 1B | | 1-1 P4 | 4 | 0 | 1 | 0 | 0 | 0 | 1 | | | | | | |
| Sid Fernandez, L (1, 1) OBP: 0.203, SLG: 0.211 | | 0-0 F8 | | 0-1 | | | | | 1-2 F8 1B 2B | 2 | 0 | 1 | 0 | 0 | 0 | 0 | | | | | | |
| Tim Teufel, R (9, PH) OBP: 0.340, SLG: 0.311 | | | | 2-H 1B | | | | | | 1 | 0 | 1 | 0 | 0 | 0 | 0 | | | | | | |
| Lou Thornton, L (9, PR) | | | | | | | | | | 0 | 1 | 0 | 0 | 0 | 0 | 0 | | | | | | |
| Inning Stats | R: 1 E: 1 K: 0 S: 13 | H: 2 LOB: 3 BB: 1 P: 28 | R: 0 E: 0 K: 0 S: 5 | H: 0 LOB: 0 BB: 0 P: 7 | R: 0 E: 0 K: 1 S: 8 | H: 0 LOB: 0 BB: 0 P: 9 | R: 1 E: 0 K: 0 S: 12 | H: 3 LOB: 2 BB: 0 P: 20 | R: 0 E: 0 K: 3 S: 12 | H: 0 LOB: 1 BB: 1 P: 24 | R: 0 E: 0 K: 0 S: 8 | H: 1 LOB: 0 BB: 0 P: 9 | R: 0 E: 0 K: 0 S: 9 | H: 1 LOB: 2 BB: 1 P: 13 | R: 0 E: 0 K: 0 S: 8 | H: 0 LOB: 1 BB: 1 P: 16 | R: 1 E: 0 K: 0 S: 9 | H: 2 LOB: 2 BB: 0 P: 12 | 1B: 6 2B: 3 3B: 0 HR: 0 | SF: 1 SAC: 1 DP: 0 HBP: 0 | WP: 0 PB: 0 SB: 0 CS: 1 | PA: 38 |
| PITCHER Jeff Pico, R (1, 1) ERA: 4.27 | IP: 4.0 WLS: 12 BF: 18 H: 5 R: 2 ER: 2 SO: 3 BB: 2 IBB: 0 HBP: 0 BLK: 0 WP: 0 HR: 0 S: 29 P: 46 ERA: 0.00 WHIP: 1.333 | | | | | | | | | | | | | | | PITCHER | | | | | | |
| Paul Kilgus, L (5, 1) ERA: 4.48 | 3.0 | 12 | 2 | 0 | 0 | 3 | 2 | 0 | 0 | 0 | 0 | 0 | 29 | 46 | 0.00 | 1.333 | | | | | | |
| Mitch Williams, L (8, 1) ERA: 2.16 | 1.2 | L | 8 | 2 | 1 | 1 | 0 | 1 | 0 | 0 | 0 | 0 | 17 | 28 | 5.40 | 1.800 | | | | | | |

Chicago Cubs @ New York Mets
Shea Stadium, Flushing, NY
Tue Sep 05 1989, 7:05 PM EDT
Att: 39,352 - Unknown

| | |
|-----|----|
| AB | 32 |
| R | 3 |
| H | 9 |
| RBI | 3 |
| BB | 4 |
| SO | 4 |
| LOB | 16 |



| Batter | 1 | 2 | 3 | 4 | 5 | 6 | 7 | 8 | 9 | AB | R | H | RBI | BB | SO | LOB | TOP | | | | | |
|---|---|----------------------------------|------------------------------|----------------------------------|-------------------------------|----------------------------------|------------------------------|---------------------------------|------------------------------|----------------------------------|-------------------------------|----------------------------------|------------------------------|----------------------------------|-------------------------------|----------------------------------|-------------------------------|----------------------------------|----------------------------------|------------------------------------|----------------------------------|--------|
| Vince Coleman, S (1, 7) OBP: 0.326, SLG: 0.350 | | | G4-3 | | | L9 WP 2B 1B | G6-3 | | | 4 | 2 | 2 | 0 | 0 | 0 | 3 | | | | | | |
| Ozzie Smith, S (1, 6) OBP: 0.336, SLG: 0.353 | | | P5 | | | L9 | | E4 1B G4-3 | | 4 | 1 | 0 | 0 | 0 | 0 | 3 | | | | | | |
| José Oquendo, S (1, 4) OBP: 0.370, SLG: 0.380 | | | L8 | | | P4 | | F8 G4-3 1B | | 3 | 0 | 1 | 1 | 0 | 0 | 2 | | | | | | |
| Pedro Guerrero, R (1, 3) OBP: 0.391, SLG: 0.471 | | | | L7 | | L7 1B 2B | | G4-3 | | 4 | 0 | 1 | 2 | 0 | 0 | 1 | | | | | | |
| Terry Pendleton, S (1, 5) OBP: 0.310, SLG: 0.393 | | L8 | | G3 | | L9 1B | | F8 | | 4 | 0 | 1 | 0 | 0 | 0 | 1 | | | | | | |
| Tom Brunansky, R (1, 9) OBP: 0.321, SLG: 0.439 | | G6-3 BB | | K | | FC1-5 1B | | P4 | | 3 | 0 | 1 | 0 | 1 | 1 | | | | | | | |
| Milt Thompson, L (1, 8) OBP: 0.341, SLG: 0.392 | | G6-3 | | G6-3 | | G3 FC1-5 1B | | K | | 4 | 0 | 1 | 0 | 0 | 1 | 1 | | | | | | |
| Tony Peña, R (1, 2) OBP: 0.315, SLG: 0.324 | | G6-3 | | L5 | | FC1-5 G3 | | P7 | | 4 | 0 | 0 | 0 | 0 | 0 | 3 | | | | | | |
| Ricky Horton, L (1, 1) John Costello, R (6, 1) Denny Walling, L (7, PH) Frank DiPino, L (7, 1) Craig Wilson, R (9, PH) Dan Quisenberry, R (9, 1) Ken Dayley, L (9, 1) | | | | K | | G3 | | K | | 2 | 0 | 1 | 0 | 0 | 1 | 0 | | | | | | |
| Inning Stats | R: 1 E: 0 K: 0 S: 7 | H: 1 LOB: 0 BB: 0 P: 14 | R: 0 E: 0 K: 0 S: 6 | H: 0 LOB: 1 BB: 1 P: 12 | R: 0 E: 0 K: 0 S: 10 | H: 1 LOB: 1 BB: 0 P: 16 | R: 0 E: 0 K: 1 S: 7 | H: 0 LOB: 0 BB: 0 P: 9 | R: 0 E: 0 K: 1 S: 8 | H: 0 LOB: 2 BB: 0 P: 11 | R: 1 E: 0 K: 0 S: 12 | H: 3 LOB: 2 BB: 0 P: 18 | R: 0 E: 0 K: 0 S: 8 | H: 2 LOB: 2 BB: 0 P: 13 | R: 1 E: 1 K: 0 S: 10 | H: 1 LOB: 1 BB: 0 P: 16 | R: 0 E: 0 K: 2 S: 11 | H: 0 LOB: 0 BB: 0 P: 16 | 1B: 6 2B: 2 3B: 0 HR: 0 | SF: 1 SAC: 0 DP: 0 HBP: 0 | WP: 1 PB: 0 SB: 1 CS: 0 | PA: 36 |
| PITCHER | IP WLS BF H R ER SO BB IBB HBP BLK WP HR S P ERA WHIP | | | | | | | | | | | | | | | | | | | | | |
| Ron Darling, R (1, 1) ERA: 3.61 | 7.1 L 31 8 3 1 2 1 0 0 0 0 1 0 65 104 1.23 1.227 | | | | | | | | | | | | | | | | | | | | | |
| Randy Myers, L (8, 1) ERA: 2.15 | 1.2 5 0 0 0 2 0 0 0 0 0 0 0 14 21 0.00 0.000 | | | | | | | | | | | | | | | | | | | | | |

St. Louis Cardinals @ New York Mets
Shea Stadium, Flushing, NY
Wed Sep 06 1989, 7:05 PM EDT
Att: 38,283 - Unknown

AB 34
R 3
H 8
RBI 3
BB 1
SO 4
LOB 17



| Batter | 1 | 2 | 3 | 4 | 5 | 6 | 7 | 8 | 9 | AB | R | H | RBI | BB | SO | LOB | BOTTOM | | | | | |
|---|---|----------------------------------|-------------------------------|----------------------------------|-------------------------------|----------------------------------|------------------------------|---------------------------------|-------------------------------|----------------------------------|------------------------------|----------------------------------|------------------------------|---------------------------------|------------------------------|---------------------------------|------------------------------|---------------------------------|----------------------------------|------------------------------------|----------------------------------|--------|
| Gregg Jefferies, S (1, 4) OBP: 0.298, SLG: 0.344 | | | S 1B | | HBP 1B | | F8 | | | 4 | 1 | 2 | 0 | 0 | 0 | 0 | | | | | | |
| Juan Samuel, R (1, 8) OBP: 0.310, SLG: 0.352 | | | F9 | | HBP | | L8 | | | 3 | 0 | 1 | 0 | 0 | 0 | 1 | | | | | | |
| Howard Johnson, S (1, 5) OBP: 0.372, SLG: 0.582 | | | CS 1B | | K | | G6-3 | | | 4 | 0 | 1 | 1 | 0 | 1 | 3 | | | | | | |
| Darryl Strawberry, L (1, 9) OBP: 0.318, SLG: 0.479 | | | G1-3 | | G4-6-3 1B | | L6 | | | 4 | 0 | 1 | 0 | 0 | 1 | 2 | | | | | | |
| Kevin McReynolds, R (1, 7) OBP: 0.326, SLG: 0.448 | | HR | | G4-3 | | G4-6-3 1B | | F8 | | 4 | 1 | 2 | 1 | 0 | 0 | 0 | | | | | | |
| Keith Hernandez, L (1, 3) OBP: 0.333, SLG: 0.332 | | | | G4-3 | | G4-6-3 | | F8 | | 4 | 0 | 2 | 0 | 0 | 0 | 2 | | | | | | |
| Keith Miller, R (9, FR) OBP: 0.237, SLG: 0.270 | | | | G4-3 | | G4-6-3 1-2 2-3 | | 1B | | 0 | 0 | 0 | 0 | 0 | 0 | 0 | | | | | | |
| Gary Carter, R (1, 2) OBP: 0.216, SLG: 0.233 | | | L7 | | L7 | | P4 | | | 4 | 0 | 0 | 0 | 0 | 0 | 3 | | | | | | |
| Kevin Elster, R (1, 6) OBP: 0.285, SLG: 0.360 | | | G5-3 | | G5-3 | | G4-3 | | | 4 | 0 | 0 | 0 | 0 | 0 | 2 | | | | | | |
| Ron Darling, R (1, 1) OBP: 0.152, SLG: 0.234 | | | | G5-3 | | G5-3 | | F8 | | 3 | 0 | 0 | 0 | 0 | 0 | 1 | | | | | | |
| Randy Myers, L (8, 1) ERA: 2.53 | | | | G5-3 | | G5-3 | | G5-3 | | 0 | 0 | 0 | 0 | 0 | 0 | 0 | | | | | | |
| Inning Stats | R: 0 E: 0 K: 1 S: 7 | H: 1 LOB: 1 BB: 0 P: 11 | R: 1 E: 0 K: 0 S: 11 | H: 2 LOB: 1 BB: 0 P: 17 | R: 1 E: 0 K: 0 S: 13 | H: 2 LOB: 0 BB: 0 P: 21 | R: 0 E: 0 K: 0 S: 3 | H: 0 LOB: 0 BB: 0 P: 6 | R: 0 E: 0 K: 1 S: 13 | H: 1 LOB: 2 BB: 0 P: 22 | R: 0 E: 0 K: 0 S: 6 | H: 2 LOB: 1 BB: 0 P: 13 | R: 0 E: 0 K: 0 S: 5 | H: 0 LOB: 0 BB: 0 P: 6 | R: 0 E: 0 K: 0 S: 5 | H: 0 LOB: 0 BB: 0 P: 9 | R: 0 E: 0 K: 0 S: 7 | H: 1 LOB: 1 BB: 0 P: 7 | 1B: 8 2B: 0 3B: 0 HR: 1 | SF: 0 SAC: 0 DP: 1 HBP: 1 | WP: 0 PB: 0 SB: 1 CS: 1 | PA: 35 |
| PITCHER | IP WLS BF H R ER SO BB IBB HBP BLK WP HR S P ERA WHIP | | | | | | | | | | | | | | | | | | | | | |
| Ricky Horton, L (1, 1) ERA: 4.5 | 5.2 24 0 0 0 2 0 0 0 0 0 0 2 2 0.00 0.000 | | | | | | | | | | | | | | | | | | | | | |
| John Costello, R (6, 1) ERA: 3.31 | 0.1 1 0 0 0 0 0 0 0 0 0 0 2 2 0.00 0.000 | | | | | | | | | | | | | | | | | | | | | |
| Frank DiPino, L (7, 1) ERA: 2.9 | 2.0 W 6 0 0 0 0 0 0 0 0 0 0 10 15 0.00 0.000 | | | | | | | | | | | | | | | | | | | | | |
| Dan Quisenberry, R (9, 1) ERA: 2.33 | 0.1 1 0 0 0 0 0 0 0 0 0 0 2 2 0.00 0.000 | | | | | | | | | | | | | | | | | | | | | |
| Ken Dayley, L (9, 1) ERA: 2.53 | 0.2 S 3 1 0 0 0 0 0 0 0 0 0 5 5 0.00 1.500 | | | | | | | | | | | | | | | | | | | | | |

St. Louis Cardinals @ New York Mets
Shea Stadium, Flushing, NY
Wed Sep 06 1989, 7:05 PM EDT
Att: 38,283 - Unknown

AB 34
R 2
H 9
RBI 2
BB 0
SO 2
LOB 14



| Batter | 1 | 2 | 3 | 4 | 5 | 6 | 7 | 8 | 9 | AB | R | H | RBI | BB | SO | LOB | TOP | | | | | | | | |
|--|--------------------------------|----------------------------------|------------------------------|----------------------------------|------------------------------|----------------------------------|-------------------------------|----------------------------------|-------------------------------|----------------------------------|------------------------------|---------------------------------|-------------------------------|----------------------------------|------------------------------|----------------------------------|-------------------------------|----------------------------------|----------------------------------|------------------------------------|----------------------------------|--------|--|--|--|
| Vince Coleman, S OBP: 0.324, SLG: 0.347 Cris Carpenter, R OBP: 0.400, SLG: 0.400 | G6-3 | | F7 | | G5-3 | | G5-3 | | | 4 | 0 | 0 | 0 | 0 | 0 | 3 | | | | | | | | | |
| Ozzie Smith, S OBP: 0.336, SLG: 0.352 Tim Jones, L OBP: 0.329, SLG: 0.344 | G6-3 | | G5-3 | | | FC5-4 BB | | 1B | | 2 | 0 | 0 | 0 | 1 | 0 | 0 | | | | | | | | | |
| José Oquendo, S OBP: 0.370, SLG: 0.378 Rod Booker, L | | | | | | F8 | | F8 | | 2 | 0 | 0 | 0 | 1 | 1 | 1 | | | | | | | | | |
| Pedro Guerrero, R OBP: 0.390, SLG: 0.476 Leon Durham, L OBP: 0.198, SLG: 0.154 | K | | | | HR | | FC5-4 | F8 | | 3 | 1 | 1 | 1 | 0 | 1 | 2 | | | | | | | | | |
| Tom Brunansky, R OBP: 0.321, SLG: 0.438 John Morris, L OBP: 0.280, SLG: 0.365 | | F7 | | | | | | | | 3 | 0 | 1 | 0 | 0 | 0 | 1 | | | | | | | | | |
| Terry Pendleton, S OBP: 0.311, SLG: 0.392 Tom Pagnozzi, R OBP: 0.218, SLG: 0.177 | | G4-3 | | | L6-3 | | | | | 3 | 0 | 1 | 0 | 0 | 0 | 1 | | | | | | | | | |
| Milt Thompson, L OBP: 0.343, SLG: 0.395 | | | | | | | | | | 4 | 0 | 2 | 0 | 0 | 1 | 1 | | | | | | | | | |
| Todd Zeile, R OBP: 0.333, SLG: 0.406 | | | | | | | | | | 3 | 0 | 1 | 0 | 1 | 0 | 2 | | | | | | | | | |
| Ted Power, R OBP: 0.284, SLG: 0.094 Matt Kinzer, R OBP: 0.234, SLG: 0.267 Craig Wilson, R OBP: 0.234, SLG: 0.267 Bob Tewksbury, R OBP: 0.234, SLG: 0.267 Jim Lindeman, R OBP: 0.170, SLG: 0.140 | | | K | | | | | | | 1 | 0 | 0 | 0 | 0 | 1 | 0 | | | | | | | | | |
| Inning Stats | R: 0 E: 0 K: 12 S: 22 | H: 0 LOB: 1 BB: 1 P: 22 | R: 0 E: 0 K: 0 S: 8 | H: 1 LOB: 1 BB: 0 P: 15 | R: 0 E: 0 K: 1 S: 6 | H: 0 LOB: 0 BB: 0 P: 10 | R: 1 E: 0 K: 1 S: 12 | H: 2 LOB: 0 BB: 0 P: 18 | R: 0 E: 0 K: 1 S: 10 | H: 1 LOB: 1 BB: 1 P: 14 | R: 0 E: 0 K: 0 S: 3 | H: 0 LOB: 2 BB: 1 P: 9 | R: 0 E: 0 K: 2 S: 11 | H: 2 LOB: 2 BB: 0 P: 15 | R: 0 E: 0 K: 1 S: 8 | H: 1 LOB: 1 BB: 1 P: 13 | R: 0 E: 0 K: 2 S: 12 | H: 0 LOB: 1 BB: 1 P: 22 | 1B: 5 2B: 2 3B: 0 HR: 1 | SF: 0 SAC: 0 DP: 1 HBP: 0 | WP: 0 PB: 1 SB: 0 CS: 0 | PA: 36 | | | |
| PITCHER | IP | WLS | BF | H | R | ER | SO | BB | IBB | HBP | BLK | WP | HR | S | P | ERA | WHIP | | | | | | | | |
| Frank Viola, L ERA: 3.58 | 7.0 | W | 28 | 6 | 1 | 1 | 6 | 2 | 0 | 0 | 0 | 0 | 1 | 62 | 103 | 1.29 | 1.143 | | | | | | | | |
| Jeff Musselman, L ERA: 6.33 | 1.0 | | 4 | 1 | 0 | 0 | 1 | 0 | 0 | 0 | 0 | 0 | 0 | 8 | 13 | 0.00 | 1.000 | | | | | | | | |
| Julio Machado, R ERA: | 1.0 | | 4 | 0 | 0 | 0 | 2 | 1 | 0 | 0 | 0 | 0 | 0 | 12 | 22 | 0.00 | 1.000 | | | | | | | | |

St. Louis Cardinals @ New York Mets
Shea Stadium, Flushing, NY
Thu Sep 07 1989, 3:33 AM EDT
Att: 23,354 - Sunny - 78 F

AB 33
R 1
H 7
RBI 1
BB 3
SO 9
LOB 18



| Batter | 1 | 2 | 3 | 4 | 5 | 6 | 7 | 8 | 9 | AB | R | H | RBI | BB | SO | LOB | BOTTOM | | | | | | | | |
|---|-------------------------------|----------------------------------|------------------------------|---------------------------------|-------------------------------|----------------------------------|-------------------------------|----------------------------------|-------------------------------|----------------------------------|------------------------------|----------------------------------|------------------------------|---------------------------------|------------------------------|----------------------------------|----------------------------------|------------------------------------|----------------------------------|--------|--|--|--|--|--|
| Gregg Jefferies, S OBP: 0.304, SLG: 0.368 | | | | | | | F9 | | | 5 | 2 | 4 | 5 | 0 | 0 | 0 | | | | | | | | | |
| Juan Samuel, R OBP: 0.305, SLG: 0.349 Keith Miller, R OBP: 0.234, SLG: 0.267 | 2B | | HR | | 2B | | HR | | | 4 | 0 | 0 | 0 | 0 | 0 | 2 | | | | | | | | | |
| Howard Johnson, S OBP: 0.373, SLG: 0.588 Craig Shipley, R OBP: 1.000, SLG: 1.000 | G5-3 | | F8 | | E5 | | G5-3 | | | 4 | 1 | 2 | 1 | 0 | 1 | 3 | | | | | | | | | |
| Darryl Strawberry, L OBP: 0.316, SLG: 0.476 Mark Carreon, R OBP: 0.337, SLG: 0.488 | K | | | | | | | | | 4 | 1 | 2 | 1 | 0 | 1 | 3 | | | | | | | | | |
| Daryl Strawberry, L OBP: 0.316, SLG: 0.476 Mark Carreon, R OBP: 0.337, SLG: 0.488 | K | | HR | | | | | | | 1 | 2 | 1 | 0 | 0 | 0 | 0 | | | | | | | | | |
| Daryl Strawberry, L OBP: 0.316, SLG: 0.476 Mark Carreon, R OBP: 0.337, SLG: 0.488 | K | | L6 | | K | | K | | | 3 | 0 | 0 | 0 | 0 | 2 | 3 | | | | | | | | | |
| Kevin McReynolds, R OBP: 0.326, SLG: 0.450 Lou Thornton, L | | F8 | | | | | | | | 3 | 1 | 1 | 0 | 0 | 0 | 0 | | | | | | | | | |
| Dave Magadan, L OBP: 0.385, SLG: 0.403 | | | | | | | | | | 2 | 0 | 0 | 0 | 0 | 0 | 3 | | | | | | | | | |
| Dave Magadan, L OBP: 0.385, SLG: 0.403 | K | | | | | | | | | 4 | 2 | 2 | 2 | 0 | 1 | 2 | | | | | | | | | |
| Barry Lyons, R OBP: 0.283, SLG: 0.357 Mackey Sasser, L OBP: 0.309, SLG: 0.405 | | | | | | | | | | 4 | 2 | 2 | 1 | 0 | 0 | 1 | | | | | | | | | |
| Barry Lyons, R OBP: 0.283, SLG: 0.357 Mackey Sasser, L OBP: 0.309, SLG: 0.405 | P6 | | | | | | | | | 1 | 0 | 0 | 0 | 0 | 0 | 2 | | | | | | | | | |
| Kevin Elster, R OBP: 0.282, SLG: 0.356 Jeff Musselman, L ERA: 6.33 Julio Machado, R ERA: | | | E5 | | K | | G6-3 | | | 4 | 1 | 0 | 1 | 0 | 2 | 3 | | | | | | | | | |
| Kevin Elster, R OBP: 0.282, SLG: 0.356 Jeff Musselman, L ERA: 6.33 Julio Machado, R ERA: | | | HR | | | | | | | 0 | 0 | 0 | 0 | 0 | 0 | 0 | | | | | | | | | |
| Kevin Elster, R OBP: 0.282, SLG: 0.356 Jeff Musselman, L ERA: 6.33 Julio Machado, R ERA: | | | SH2-3 | | K | | G6-3 | | | 0 | 0 | 0 | 0 | 0 | 0 | 0 | | | | | | | | | |
| Frank Viola, L OBP: 0.267, SLG: 0.214 Tom O'Malley, L | | | SH2-3 | | E8 | | | | | 2 | 2 | 2 | 1 | 0 | 0 | 0 | | | | | | | | | |
| Frank Viola, L OBP: 0.267, SLG: 0.214 Tom O'Malley, L | | | | | 2B | | | | | 1 | 0 | 0 | 0 | 0 | 0 | 0 | | | | | | | | | |
| Inning Stats | R: 0 E: 0 K: 2 S: 11 | H: 1 LOB: 1 BB: 0 P: 17 | R: 0 E: 0 K: 1 S: 7 | H: 0 LOB: 0 BB: 0 P: 9 | R: 3 E: 1 K: 0 S: 19 | H: 2 LOB: 0 BB: 0 P: 26 | R: 4 E: 2 K: 2 S: 23 | H: 5 LOB: 2 BB: 0 P: 28 | R: 4 E: 0 K: 0 S: 13 | H: 4 LOB: 0 BB: 0 P: 18 | R: 1 E: 1 K: 1 S: 8 | H: 1 LOB: 1 BB: 0 P: 12 | R: 0 E: 0 K: 1 S: 7 | H: 0 LOB: 0 BB: 0 P: 9 | R: 1 E: 1 K: 0 S: 8 | H: 2 LOB: 2 BB: 0 P: 11 | 1B: 7 2B: 5 3B: 0 HR: 3 | SF: 1 SAC: 1 DP: 0 HBP: 0 | WP: 0 PB: 0 SB: 1 CS: 0 | PA: 43 | | | | | |
| PITCHER | IP | WLS | BF | H | R | ER | SO | BB | IBB | HBP | BLK | WP | HR | S | P | ERA | WHIP | | | | | | | | |
| Ted Power, R ERA: 3.96 | 3.0 | L | 13 | 3 | 3 | 1 | 3 | 0 | 0 | 0 | 0 | 0 | 0 | 23 | 28 | 27.00 | 5.000 | | | | | | | | |
| Matt Kinzer, R ERA: 11.97 | 1.0 | | 9 | 5 | 4 | 3 | 2 | 0 | 0 | 0 | 0 | 0 | 0 | 23 | 28 | 27.00 | 5.000 | | | | | | | | |
| Bob Tewksbury, R ERA: 12.0 | 2.0 | | 12 | 5 | 5 | 4 | 1 | 0 | 0 | 0 | 0 | 0 | 1 | 21 | 30 | 18.00 | 2.500 | | | | | | | | |
| Cris Carpenter, R ERA: 3.44 | 2.0 | | 9 | 2 | 1 | 0 | 1 | 0 | 0 | 0 | 0 | 0 | 0 | 15 | 20 | 0.00 | 1.000 | | | | | | | | |

St. Louis Cardinals @ New York Mets
Shea Stadium, Flushing, NY
Thu Sep 07 1989, 3:33 AM EDT
Att: 23,354 - Sunny - 78 F

AB 41
R 13
H 15
RBI 11
BB 0
SO 7
LOB 20



| Batter | 1 | 2 | 3 | 4 | 5 | 6 | 7 | 8 | 9 | AB | R | H | RBI | BB | SO | LOB | TOP | | | |
|--|---|----------------------------------|------------------------------|---------------------------------|------------------------------|----------------------------------|-------------------------------|----------------------------------|------------------------------|---------------------------------|-------------------------------|----------------------------------|------------------------------|----------------------------------|------------------------------|----------------------------------|----------------------------------|------------------------------------|----------------------------------|--------|
| Billy Hatcher, R OBP: 0.279, SLG: 0.310 | G6-3 | | L8 | | F7 | | G1-3 | | | 4 | 0 | 0 | 0 | 0 | 0 | 0 | | | | |
| Jay Bell, R OBP: 0.284, SLG: 0.311 | K | | G6-3 | | G1-3 | | | BB | | 3 | 0 | 0 | 0 | 1 | 1 | 0 | | | | |
| Andy Van Slyke, L OBP: 0.302, SLG: 0.380 Dorn Taylor, R (8, 1) | HR | | P8 | | F7 | | | F8 | | 4 | 1 | 1 | 1 | 0 | 0 | 1 | | | | |
| Bobby Bonilla, S OBP: 0.342, SLG: 0.461 | 1B | | | | G6-3 | | P4 | L7 | | 4 | 0 | 1 | 0 | 0 | 0 | 1 | | | | |
| Barry Bonds, L OBP: 0.360, SLG: 0.430 | 1B | | | | G6-3 | | S | G4-3 | | 3 | 0 | 1 | 0 | 1 | 0 | 1 | | | | |
| Jeff King, R OBP: 0.272, SLG: 0.375 | FC6-4 | | | | L8 | | | | | 4 | 1 | 2 | 0 | 0 | 0 | 3 | | | | |
| Jose Lind, R OBP: 0.275, SLG: 0.281 | | | L8 | | 1B | | | 1B | | 4 | 0 | 1 | 0 | 0 | 0 | 2 | | | | |
| Dann Bilardello, R OBP: 0.260, SLG: 0.408 | | | G6-3 | | 1B | | | P7 | | 4 | 0 | 1 | 1 | 0 | 1 | 1 | | | | |
| Doug Drabek, R OBP: 0.139, SLG: 0.088 Bob Patterson, R (5, 1) | | | G6-3 | | FC6-4 | | | | | 2 | 0 | 0 | 0 | 0 | 0 | 2 | | | | |
| John Cangelosi, S OBP: 0.371, SLG: 0.270 Stan Belinda, R (7, 1) | | | G6-3 | | FC6-4 | | | L6 | | 1 | 0 | 0 | 0 | 0 | 1 | 0 | | | | |
| Albert Hall, S OBP: 0.083, SLG: 0.250 | | | | | 1B | | | | | 1 | 0 | 0 | 0 | 0 | 0 | 1 | | | | |
| Inning Stats | R: 1 E: 0 K: 1 S: 12 | H: 3 LOB: 2 BB: 0 P: 19 | R: 0 E: 0 K: 0 S: 5 | H: 0 LOB: 0 BB: 0 P: 8 | R: 0 E: 0 K: 0 S: 8 | H: 0 LOB: 2 BB: 0 P: 11 | R: 1 E: 0 K: 0 S: 12 | H: 3 LOB: 0 BB: 0 P: 17 | R: 0 E: 0 K: 0 S: 4 | H: 0 LOB: 1 BB: 1 P: 6 | R: 0 E: 0 K: 2 S: 10 | H: 0 LOB: 0 BB: 0 P: 13 | R: 0 E: 0 K: 0 S: 8 | H: 0 LOB: 1 BB: 1 P: 16 | R: 0 E: 0 K: 0 S: 7 | H: 1 LOB: 1 BB: 0 P: 11 | 1B: 6 2B: 0 3B: 0 HR: 1 | SF: 0 SAC: 0 DP: 0 HBP: 0 | WP: 0 PB: 0 SB: 1 CS: 0 | PA: 36 |
| PITCHER Bob Ojeda, L ERA: 3.52 | IP: 9.0 WLS: W BF: 36 H: 7 R: 2 ER: 2 SO: 3 BB: 2 IBB: 0 HBP: 0 BLK: 0 WP: 0 HR: 1 S: 71 P: 112 ERA: 2.00 WHIP: 1.000 | | | | | | | | | | | | | | | PITCHER | | | | |

Pittsburgh Pirates @ New York Mets
Shea Stadium, Flushing, NY
Fri Sep 08, 1989, 7:05 PM EDT
Att: 36,902 - Unknown - 70 F

AB 34
R 2
H 7
RBI 2
BB 2
SO 3
LOB 12



| Batter | 1 | 2 | 3 | 4 | 5 | 6 | 7 | 8 | 9 | AB | R | H | RBI | BB | SO | LOB | BOTTOM | | | |
|--|---|---------------------------------|-------------------------------|----------------------------------|------------------------------|---------------------------------|-------------------------------|----------------------------------|-------------------------------|----------------------------------|------------------------------|----------------------------------|-------------------------------|----------------------------------|------------------------------|----------------------------------|----------------------------------|------------------------------------|----------------------------------|--------|
| Gregg Jefferies, S OBP: 0.303, SLG: 0.366 | G4-3 | P6 | | | G4-3 | P6 | | F7 | | 5 | 1 | 1 | 0 | 0 | 0 | 1 | | | | |
| Juan Samuel, R OBP: 0.305, SLG: 0.346 | L9 | | P6 | | K | K | | | | 4 | 0 | 0 | 0 | 0 | 2 | 1 | | | | |
| Howard Johnson, S OBP: 0.371, SLG: 0.583 | G3-1 | | L8 | | G4-3 | P3 | | | | 4 | 0 | 0 | 0 | 0 | 0 | 1 | | | | |
| Darryl Strawberry, L OBP: 0.318, SLG: 0.476 | | G6-3 | L3 | | BB | BB | | F7 | | 4 | 2 | 2 | 1 | 0 | 0 | 0 | | | | |
| Kevin McReynolds, R OBP: 0.325, SLG: 0.447 | | G6-3 | | | F8 | BB | | G6-3 | | 3 | 1 | 0 | 0 | 1 | 0 | 1 | | | | |
| Dave Magadan, L OBP: 0.372, SLG: 0.411 | | BB | | | 2B | 1B | | FC6-4 | | 3 | 2 | 3 | 1 | 1 | 0 | 0 | | | | |
| Barry Lyons, R OBP: 0.292, SLG: 0.361 | | BB | | | HBP | 1B | | FC6-4 | | 3 | 1 | 2 | 2 | 0 | 0 | 1 | | | | |
| Kevin Elster, R OBP: 0.284, SLG: 0.363 | | 1B | | | P2 | 1B | | G5-3 | | 4 | 0 | 2 | 3 | 0 | 0 | 2 | | | | |
| Bob Ojeda, L OBP: 0.161, SLG: 0.119 | | G1-3 | | | G3 | P5 | | F8 | | 4 | 0 | 0 | 0 | 0 | 0 | 5 | | | | |
| Inning Stats | R: 0 E: 0 K: 0 S: 6 | H: 0 LOB: 0 BB: 0 P: 8 | R: 3 E: 0 K: 0 S: 11 | H: 3 LOB: 1 BB: 1 P: 18 | R: 0 E: 0 K: 0 S: 5 | H: 0 LOB: 0 BB: 0 P: 9 | R: 0 E: 0 K: 0 S: 10 | H: 1 LOB: 2 BB: 0 P: 18 | R: 4 E: 0 K: 1 S: 17 | H: 5 LOB: 2 BB: 1 P: 24 | R: 0 E: 0 K: 0 S: 8 | H: 0 LOB: 0 BB: 0 P: 11 | R: 0 E: 0 K: 0 S: 14 | H: 1 LOB: 1 BB: 0 P: 21 | R: 0 E: 0 K: 0 S: 8 | H: 0 LOB: 0 BB: 0 P: 10 | 1B: 8 2B: 1 3B: 1 HR: 0 | SF: 0 SAC: 0 DP: 0 HBP: 1 | WP: 0 PB: 0 SB: 1 CS: 0 | PA: 37 |
| PITCHER Doug Drabek, R ERA: 3.05 Bob Patterson, L ERA: 5.87 Stan Belinda, R ERA: Dorn Taylor, R ERA: 7.94 | IP: 4.2 WLS: L BF: 26 H: 9 R: 7 ER: 7 SO: 1 BB: 0 IBB: 0 HBP: 0 BLK: 0 WP: 0 HR: 0 S: 10 P: 75 ERA: 13.50 WHIP: 2.357 | | | | | | | | | | | | | | | PITCHER | | | | |

Pittsburgh Pirates @ New York Mets
Shea Stadium, Flushing, NY
Fri Sep 08, 1989, 7:05 PM EDT
Att: 36,902 - Unknown - 70 F


AB 34
R 7
H 10
RBI 7
BB 2
SO 2
LOB 12



| Batter | 1 | 2 | 3 | 4 | 5 | 6 | 7 | 8 | 9 | 10 | 11 | 12 | AB | R | H | RBI | BB | SO | LOB | TOP | | |
|--|------------------------------|--|-------------------------------|----------------------------------|-------------------------------|----------------------------------|-------------------------------|----------------------------------|------------------------------|---------------------------------|-------------------------------|----------------------------------|------------------------------|----------------------------------|------------------------------|---------------------------------|-------------------------------|----------------------------------|-----------------------------------|------------------------------------|----------------------------------|--------|
| Billy Hatcher, R OBP: 0.260, SLG: 0.311 (1.9) | G4-3 | K | | P3 | | | | | G6-3 | | L8-3 1B | | 6 | 0 | 2 | 0 | 0 | 1 | 2 | | | |
| Jay Bell, R OBP: 0.276, SLG: 0.302 (1.6) | L7 | | K | P4 | | G1-3 | | | K | | L8-3 1B | | 6 | 0 | 0 | 0 | 0 | 2 | 2 | | | |
| Andy Van Slyke, L OBP: 0.300, SLG: 0.375 (1.8) | G3-1 | | K | | | | | | 1B BB | | | K | 5 | 0 | 0 | 0 | 1 | 2 | 0 | | | |
| Bobby Bonilla, S OBP: 0.345, SLG: 0.474 (1.5) | | 1B FC8-5 1B | | HR | | G5-3 | | | F9 | | FC6-4 1B | | 6 | 3 | 4 | 2 | 0 | 0 | 0 | | | |
| Barry Bonds, L OBP: 0.361, SLG: 0.433 (1.7) | | FC8-5 1B 1-2 | | 1B | | | | | G4-3 | | FC6-4 1-2 | | 6 | 0 | 3 | 0 | 0 | 0 | 2 | | | |
| Gary Redus, R OBP: 0.373, SLG: 0.437 (1.3) | | WP FC8-5 1B 1-2 2-3 | | F9 | | | | | | | | L7 | 4 | 2 | 1 | 0 | 2 | 0 | 1 | | | |
| Michael LaValliere, L OBP: 0.410, SLG: 0.368 (10. PH) John Cangelosi, S OBP: 0.368, SLG: 0.268 (10.2) Dann Sizemore, R OBP: 0.275, SLG: 0.420 (10.2) | | FC8-5 1B WP 1-2 2-3 3-H | | HR | | L4 | | | P6 | | | G5-3 | 4 | 1 | 1 | 1 | 0 | 0 | 5 | | | |
| Jose Lind, R OBP: 0.274, SLG: 0.279 (1.4) | K | | | F8 | | | | | FC6-5-6 2-3 | | K | | 6 | 0 | 1 | 1 | 0 | 2 | 4 | | | |
| Jeff Robinson, R ERA: 3.78 Bob Miller, R ERA: 5.9 Don Aase, R ERA: 3.55 Randy Myers, L ERA: 2.09 Jeff Innis, R ERA: 3.63 | | | | HR | | K | | | G4-3 | | | G4-3 | | | | | | | | | | |
| Inning Stats | R: 0 E: 0 K: 8 S: 8 | H: 0 LOB: 0 BB: 11 | R: 2 E: 0 K: 2 S: 16 | H: 4 LOB: 2 BB: 0 P: 24 | R: 1 E: 0 K: 2 S: 11 | H: 2 LOB: 1 BB: 0 P: 17 | R: 0 E: 0 K: 0 S: 10 | H: 1 LOB: 1 BB: 1 P: 15 | R: 0 E: 0 K: 2 S: 6 | H: 0 LOB: 0 BB: 1 P: 9 | R: 0 E: 0 K: 1 S: 12 | H: 1 LOB: 2 BB: 1 P: 19 | R: 0 E: 0 K: 1 S: 9 | H: 0 LOB: 0 BB: 0 P: 14 | R: 0 E: 0 K: 0 S: 6 | H: 1 LOB: 0 BB: 0 P: 9 | R: 3 E: 1 K: 1 S: 16 | H: 3 LOB: 1 BB: 0 P: 22 | 1B: 11 2B: 2 3B: 0 HR: 3 | SF: 0 SAC: 0 DP: 1 HBP: 0 | WP: 1 PB: 0 SB: 0 CS: 0 | PA: 54 |
| PITCHER | IP | WLS | BF | H | R | ER | SO | BB | IBB | HBP | BLK | WP | HR | S | P | ERA | WHIP | | | | | |
| David Cone, R (1.1) | 4.0 | | 20 | 8 | 5 | 5 | 4 | | | | | 1 | 0 | 21 | 32 | 0.00 | 1.000 | | | | | |
| Jeff Musselman, L (5.1) | 2.0 | | 9 | 2 | 0 | 0 | 1 | 0 | 1 | 0 | 0 | 0 | 0 | 14 | 23 | 0.00 | 0.500 | | | | | |
| Don Aase, R (7.1) | 2.0 | | 7 | 0 | 0 | 0 | 0 | 1 | 0 | 0 | 0 | 0 | 0 | 21 | 33 | 0.00 | 1.000 | | | | | |
| Randy Myers, L (9.1) | 2.0 | | 8 | 1 | 0 | 0 | 2 | 1 | 0 | 0 | 0 | 0 | 1 | 22 | 31 | 4.50 | 2.000 | | | | | |
| Jeff Innis, R (11.1) | 2.0 | L | 10 | 4 | 3 | 1 | 1 | 0 | 0 | 0 | 0 | 0 | 1 | 22 | 31 | 4.50 | 2.000 | | | | | |

Pittsburgh Pirates @ New York Mets
Shea Stadium, Flushing, NY
Sat Sep 09 1989, 3:33 AM EDT
Att. 41,722 - Overcast - 90 F


| | |
|-----|----|
| AB | 51 |
| R | 8 |
| H | 15 |
| RBI | 8 |
| BB | 3 |
| SO | 8 |
| LOB | 18 |



| Batter | 1 | 2 | 3 | 4 | 5 | 6 | 7 | 8 | 9 | 10 | 11 | 12 | AB | R | H | RBI | BB | SO | LOB | BOTTOM | | |
|--|------------------------------|-------------------------|--------------------------------|----------------------------------|-------------------------------|----------------------------------|-------------------------------|----------------------------------|-------------------------------|----------------------------------|------------------------------|----------------------------------|-------------------------------|----------------------------------|-------------------------------|----------------------------------|------------------------------|----------------------------------|----------------------------------|------------------------------------|----------------------------------|--------|
| Gregg Jefferies, S OBP: 0.299, SLG: 0.362 (1.4) | F7 | | SF7 | | G4-3 | | L9 | | G3-1 | | F9 | | 5 | 0 | 0 | 1 | 0 | 0 | 0 | | | |
| Juan Samuel, R OBP: 0.308, SLG: 0.347 (1.8) | G4-3 | | S 1B | | S 1B | | HR BB | | K | | F8 | | 5 | 1 | 2 | 0 | 1 | 1 | 0 | | | |
| Howard Johnson, S OBP: 0.370, SLG: 0.585 (1.5) | G3 | | G3 | | K | | HR | | HR BB | | | K | 5 | 1 | 1 | 2 | 1 | 2 | 2 | | | |
| Darryl Strawberry, L OBP: 0.316, SLG: 0.470 (1.9) | | L5 | | F8 | | F9 | | K | | BB | | F7 | 5 | 0 | 0 | 0 | 1 | 1 | 1 | | | |
| Kevin McReynolds, R OBP: 0.327, SLG: 0.452 (1.7) | | 1B | | 2B | | P5 | | G4-3 2B | | K | | P6 | 6 | 1 | 3 | 0 | 0 | 1 | 2 | | | |
| Dave Macadan, L OBP: 0.375, SLG: 0.411 (1.3) | | 1B | | K | | G5-3 | | G4-3 IBB | | | | IBB | 3 | 0 | 1 | 0 | 2 | 1 | 1 | | | |
| Berry Lynn, R ERA: 4.66 John Thomson, L ERA: 3.3 Jeff Musselman, L ERA: 3.3 Mark Gorman, R ERA: 5.9 Don Aase, R ERA: 3.55 Keth Herwig, L ERA: 0.96 Kevin McReynolds, R ERA: 3.27 Tom Glatney, L ERA: 6.75 | | L5-3 1-2 | | HR 1B | | F8 | | G4-3 | | F7 | | | 2 | 0 | 1 | 1 | 0 | 0 | 2 | | | |
| Kevin Elster, R OBP: 0.281, SLG: 0.358 (1.6) | | E5 WP SF7 G6-3 | | E5 1B | | G4-3 | | K | | L6 | | | 5 | 1 | 0 | 0 | 0 | 1 | 6 | | | |
| David Cone, L (1.1) Mackey Sasser, L (4. PH) Tim Lincecum, R (7. PH) Phil Lombardi, R (8.2) | | | | G6-3 | | G5-3 | | K | | K | | K | 1 | 0 | 0 | 0 | 0 | 0 | 0 | | | |
| Inning Stats | R: 0 E: 0 K: 0 S: 6 | H: 0 LOB: 0 BB: 0 | R: 0 E: 0 K: 11 S: 16 | H: 2 LOB: 1 BB: 0 P: 22 | R: 1 E: 1 K: 1 S: 16 | H: 1 LOB: 1 BB: 0 P: 25 | R: 2 E: 1 K: 1 S: 18 | H: 3 LOB: 2 BB: 0 P: 22 | R: 0 E: 0 K: 0 S: 11 | H: 0 LOB: 0 BB: 0 P: 13 | R: 0 E: 0 K: 0 S: 9 | H: 0 LOB: 0 BB: 0 P: 14 | R: 0 E: 0 K: 2 S: 13 | H: 2 LOB: 2 BB: 2 P: 22 | R: 0 E: 0 K: 1 S: 11 | H: 0 LOB: 0 BB: 0 P: 14 | R: 0 E: 0 K: 1 S: 9 | H: 0 LOB: 0 BB: 0 P: 14 | 1B: 6 2B: 3 3B: 0 HR: 1 | SF: 1 SAC: 0 DP: 1 HBP: 0 | WP: 1 PB: 0 SB: 3 CS: 0 | PA: 50 |
| PITCHER | IP | WLS | BF | H | R | ER | SO | BB | IBB | HBP | BLK | WP | HR | S | P | ERA | WHIP | | | | | |
| Jeff Robinson, R (1.1) | 5.0 | | 22 | 7 | 3 | 1 | 2 | | | | | 1 | 0 | 21 | 33 | 1.80 | 1.400 | | | | | |
| Bob Klipper, L (6.1) | 2.1 | | 9 | 1 | 2 | 2 | 1 | 1 | 0 | 0 | 0 | 0 | 1 | 21 | 33 | 7.71 | 0.857 | | | | | |
| Bill Landrum, R (8.1) | 1.2 | | 7 | 1 | 0 | 0 | 3 | 0 | 1 | 0 | 0 | 0 | 0 | 18 | 25 | 0.00 | 0.600 | | | | | |
| Doug Bair, R (10.1) | 1.0 | | 6 | 0 | 0 | 0 | 1 | 1 | 2 | 0 | 0 | 0 | 0 | 10 | 25 | 0.00 | 1.000 | | | | | |
| Dom Taylor, R (11.1) | 1.0 | W | 3 | 0 | 0 | 0 | 1 | 0 | 0 | 0 | 0 | 0 | 0 | 9 | 14 | 0.00 | 0.000 | | | | | |

Pittsburgh Pirates @ New York Mets
Shea Stadium, Flushing, NY
Sat Sep 09 1989, 3:33 AM EDT
Att. 41,722 - Overcast - 90 F

| | |
|-----|----|
| AB | 44 |
| R | 5 |
| H | 9 |
| RBI | 5 |
| BB | 5 |
| SO | 9 |
| LOB | 20 |



| Batter | 1 | 2 | 3 | 4 | 5 | 6 | 7 | 8 | 9 | AB | R | H | RBI | BB | SO | LOB | TOP | | | | | | | |
|---|------------------------------|-------------------------|-------------------------------|--------------------------|------------------------------|--------------------------|-------------------------------|--------------------------|------------------------------|--------------------------|-------------------------------|--------------------------|-------------------------------|--------------------------|-------------------------------|--------------------------|------------------------------|-------------------------|----------------------------------|------------------------------------|----------------------------------|--------|--|--|
| John Cangelosi, S (1, 7) OBP: 0.386, SLG: 0.262 Barry Bonds, L (7, 7) OBP: 0.360, SLG: 0.432 | 2-2 P2 | | 3-1 P1 | | | 1-1 P4 | 1-1 | | 0-0 G4-6-3 | 3 | 0 | 0 | 0 | 0 | 0 | 1 | | | | | | | | |
| Jay Bell, R (1, 6) OBP: 0.274, SLG: 0.299 | 0-0 G6-3 | | 2-1 F8 | | | 3-2 | 2-3 | | 0-0 F8 | 5 | 0 | 1 | 0 | 0 | 1 | 4 | | | | | | | | |
| Billy Hatcher, R (1, 8) OBP: 0.280, SLG: 0.310 | 1-0 G6-3 | | 1-0 F7 | | | 1-2 P3 | | | 0-1 | 4 | 1 | 1 | 0 | 0 | 0 | 2 | | | | | | | | |
| Bobby Bonilla, S (1, 5) OBP: 0.343, SLG: 0.471 | | 1-1 L7 | | | | 2-2 P3 | | | 0-0 F8 | 4 | 0 | 0 | 0 | 0 | 1 | 2 | | | | | | | | |
| Gary Redus, R (1, 9) OBP: 0.375, SLG: 0.448 | | 1-2 P5 | | | | | | | 4-2 | 3 | 2 | 1 | 1 | 1 | 1 | 0 | | | | | | | | |
| Jeff King, R (1, 3) OBP: 0.272, SLG: 0.378 Andy Van Slyke, L (8, PH) OBP: 0.302, SLG: 0.382 | | 0-0 | | | | 0-1 F8 | | | 0-0 | 3 | 1 | 1 | 0 | 0 | 1 | 0 | | | | | | | | |
| Jose Lind, R (1, 4) OBP: 0.276, SLG: 0.281 | | 0-1 | | | | 2-3 | | | 2-3 | 4 | 0 | 2 | 1 | 0 | 2 | 1 | | | | | | | | |
| Dann Bilardello, R (1, 2) OBP: 0.255, SLG: 0.389 | | 2-3 | | | | 1-3 | | | 0-3 | 4 | 0 | 0 | 0 | 0 | 4 | 3 | | | | | | | | |
| John Smiley, L (1, 1) OBP: 0.185, SLG: 0.210 Bill Landrum, R (9, 1) | | | | | | 1-3 | | | 2-1 | 4 | 0 | 2 | 0 | 0 | 1 | 0 | | | | | | | | |
| Bob Kipper, R (9, 1) OBP: 0.200, SLG: 0.111 | | | | | | | | | G4-6-3 | 0 | 0 | 0 | 0 | 0 | 0 | 0 | | | | | | | | |
| Inning Stats | R: 0 E: 0 K: 0 S: 6 | H: 0 LOB: 0 BB: 9 | R: 1 E: 0 K: 1 S: 11 | H: 2 LOB: 1 BB: 15 | R: 0 E: 0 K: 0 S: 8 | H: 1 LOB: 0 BB: 15 | R: 0 E: 0 K: 3 S: 11 | H: 0 LOB: 0 BB: 18 | R: 0 E: 0 K: 3 S: 9 | H: 0 LOB: 0 BB: 13 | R: 0 E: 0 K: 0 S: 14 | H: 1 LOB: 1 BB: 21 | R: 1 E: 0 K: 2 S: 17 | H: 3 LOB: 3 BB: 24 | R: 2 E: 0 K: 2 S: 14 | H: 2 LOB: 1 BB: 19 | R: 0 E: 1 K: 0 S: 4 | H: 0 LOB: 0 BB: 6 | 1B: 6 2B: 1 3B: 1 HR: 1 | SF: 0 SAC: 0 DP: 1 HBP: 1 | WP: 0 PB: 0 SB: 1 CS: 0 | PA: 38 | | |
| PITCHER | IP | WLS | BF | H | R | ER | SO | BB | IBB | HBP | BLK | WP | HR | S | P | ERA | WHIP | | | | | | | |
| Sid Fernandez, L (1, 1) ERA: 2.78 | 7.1 | L | 31 | 8 | 3 | 3 | 9 | 0 | 0 | 1 | 0 | 0 | 1 | 79 | 118 | 3.68 | 1.091 | | | | | | | |
| Don Aase, R (8, 1) ERA: 3.7 | 0.0 | | 1 | 0 | 0 | 0 | 0 | 1 | 0 | 0 | 0 | 0 | 0 | 3 | 7 | ∞ | ∞ | | | | | | | |
| Jeff Musselman, L (8, 1) ERA: 5.9 | 0.0 | | 1 | 0 | 1 | 0 | 0 | 0 | 0 | 0 | 0 | 0 | 0 | 1 | 1 | ∞ | ∞ | | | | | | | |
| Julio Machado, R (8, 1) ERA: | 1.2 | | 5 | 0 | 0 | 0 | 2 | 0 | 0 | 0 | 0 | 0 | 0 | 11 | 14 | 0.00 | 0.000 | | | | | | | |

Pittsburgh Pirates @ New York Mets
Shea Stadium, Flushing, NY
Sun Sep 10 1989, 3:33 AM EDT
Att: 45,024 - Sunny - 88 F


AB 36
R 4
H 9
RBI 4
BB 1
SO 11
LOB 14



| Batter | 1 | 2 | 3 | 4 | 5 | 6 | 7 | 8 | 9 | AB | R | H | RBI | BB | SO | LOB | BOTTOM | | | | | | | |
|---|------------------------------|--------------------------|-------------------------------|--------------------------|------------------------------|--------------------------|------------------------------|-------------------------|------------------------------|-------------------------|------------------------------|--------------------------|------------------------------|-------------------------|------------------------------|-------------------------|-------------------------------|--------------------------|----------------------------------|------------------------------------|----------------------------------|--------|--|--|
| Gregg Jefferies, S (1, 4) OBP: 0.301, SLG: 0.370 | 0-1 | | 1-1 G5-3 | | | 0-1 F9 | | | 1-2 | 4 | 1 | 2 | 1 | 0 | 0 | 0 | | | | | | | | |
| Juan Samuel, R (1, 8) OBP: 0.307, SLG: 0.345 | 4-1 | | 3-1 P2 | | | 2-2 G5-3 | | | 2-2 | 3 | 0 | 0 | 0 | 1 | 0 | 1 | | | | | | | | |
| Kevin McReynolds, R (1, 7) OBP: 0.327, SLG: 0.450 | 1-0 | | | | | 1-1 F7 | | | 1-2 | 4 | 0 | 1 | 0 | 0 | 0 | 1 | | | | | | | | |
| Howard Johnson, S (1, 5) OBP: 0.369, SLG: 0.582 | 1-2 | | | | | 0-1 | | | 1-2 | 4 | 0 | 1 | 0 | 0 | 1 | 2 | | | | | | | | |
| Mark Carreon, R (1, 9) OBP: 0.323, SLG: 0.466 | | 1-2 G6-3 | | | | 0-1 F7 | | | 1-1 | 3 | 0 | 0 | 0 | 0 | 0 | 1 | | | | | | | | |
| Dave Magadan, L (1, 3) OBP: 0.375, SLG: 0.410 | | 0-0 | | | | 1-0 CS | | | 0-2 | 3 | 0 | 1 | 0 | 0 | 0 | 0 | | | | | | | | |
| Barry Lyons, R (1, 2) OBP: 0.290, SLG: 0.357 | | 2-3 | | | | 1-2 L9 | | | 1-2 | 3 | 0 | 0 | 0 | 0 | 1 | 1 | | | | | | | | |
| Kevin Elster, R (1, 6) OBP: 0.279, SLG: 0.356 | | 1-2 | | | | 0-0 P2 | | | 1-0 | 3 | 0 | 0 | 0 | 0 | 0 | 1 | | | | | | | | |
| Sid Fernandez, L (1, 1) OBP: 0.197, SLG: 0.203 Don Aase, R (8, 1) Jeff Musselman, L (8, 1) Julio Machado, R (8, 1) Tim Teufel, R (9, PH) OBP: 0.336, SLG: 0.308 | | | | | | 0-3 | | | 2-2 | 2 | 0 | 0 | 0 | 0 | 2 | 0 | | | | | | | | |
| Inning Stats | R: 1 E: 0 K: 0 S: 7 | H: 1 LOB: 1 BB: 13 | R: 0 E: 0 K: 1 S: 11 | H: 1 LOB: 0 BB: 15 | R: 0 E: 0 K: 1 S: 7 | H: 0 LOB: 0 BB: 11 | R: 0 E: 0 K: 0 S: 5 | H: 1 LOB: 0 BB: 7 | R: 0 E: 0 K: 0 S: 7 | H: 0 LOB: 0 BB: 8 | R: 0 E: 0 K: 1 S: 9 | H: 0 LOB: 0 BB: 11 | R: 0 E: 0 K: 1 S: 7 | H: 0 LOB: 0 BB: 9 | R: 0 E: 0 K: 0 S: 6 | H: 0 LOB: 0 BB: 9 | R: 0 E: 0 K: 0 S: 18 | H: 2 LOB: 2 BB: 25 | 1B: 4 2B: 0 3B: 0 HR: 1 | SF: 0 SAC: 0 DP: 1 HBP: 0 | WP: 0 PB: 0 SB: 0 CS: 1 | PA: 32 | | |
| PITCHER | IP | WLS | BF | H | R | ER | SO | BB | IBB | HBP | BLK | WP | HR | S | P | ERA | WHIP | | | | | | | |
| John Smiley, L (1, 1) ERA: 2.48 | 8.1 | W | 28 | 4 | 1 | 1 | 4 | 1 | 0 | 0 | 0 | 0 | 0 | 65 | 92 | 1.08 | 0.600 | | | | | | | |
| Bill Landrum, R (9, 1) ERA: 0.96 | 0.1 | | 2 | 1 | 0 | 0 | 0 | 0 | 0 | 0 | 0 | 0 | 0 | 9 | 12 | 0.00 | 3.000 | | | | | | | |
| Bob Kipper, L (9, 1) ERA: 3.28 | 0.1 | S | 1 | 0 | 0 | 0 | 0 | 0 | 0 | 0 | 0 | 0 | 0 | 3 | 4 | 0.00 | 0.000 | | | | | | | |

Pittsburgh Pirates @ New York Mets
Shea Stadium, Flushing, NY
Sun Sep 10 1989, 3:33 AM EDT
Att: 45,024 - Sunny - 88 F

AB 30
R 1
H 5
RBI 1
BB 1
SO 4
LOB 7



| Batter | 1 | 2 | 3 | 4 | 5 | 6 | 7 | 8 | 9 | AB | R | H | RBI | BB | SO | LOB | TOP | | | | | | | | | | |
|---|-------------------------------|----------------------------------|------------------------------|----------------------------------|------------------------------|----------------------------------|-------------------------------|----------------------------------|-------------------------------|----------------------------------|------------------------------|----------------------------------|------------------------------|----------------------------------|------------------------------|---------------------------------|-------------------------------|----------------------------------|----------------------------------|------------------------------------|-------------------------|--------|--|--|--|--|--|
| Gregg Jefferies, S OBP: 0.305, SLG: 0.370 (1, 4) | 1-2 WP S 1B | | 3-1 FC4 1B | | 4-1 1B BB | | 4-0 1B | | | 2 | 0 | 2 | 0 | 2 | 0 | 0 | | | | | | | | | | | |
| Keith Miller, R OBP: 0.235, SLG: 0.266 (1, 8) | 2-3 K 1-2 | | 0-0 FC4 1-2 | | 2-2 1-2 2-H 1B | | 0-0 F9 | | | 4 | 0 | 1 | 1 | 0 | 1 | 4 | | | | | | | | | | | |
| Howard Johnson, S OBP: 0.367, SLG: 0.576 (1, 5) | 2-3 K 2-3 | | | 0-1 F7 | 0-0 P6 | | | 0-0 G3 | | 4 | 0 | 0 | 0 | 0 | 1 | 3 | | | | | | | | | | | |
| Darryl Strawberry, L OBP: 0.312, SLG: 0.463 (1, 9) | 1-2 P5 | | | 1-3 K | | 0-0 G3 | | 2-3 K | | 4 | 0 | 0 | 0 | 0 | 2 | 1 | | | | | | | | | | | |
| Kevin McReynolds, R OBP: 0.330, SLG: 0.457 (1, 7) | | 1-3 K | | 3-2 1B | | 4-0 CS BB | | 1-0 G6-3 | | 3 | 0 | 1 | 0 | 1 | 1 | 0 | | | | | | | | | | | |
| Dave Magadan, L OBP: 0.371, SLG: 0.405 (1, 3) | | 1-1 G6-3 | | 3-1 F7 | | 0-3 K | | 3-2 G6-3 | | 4 | 0 | 0 | 0 | 0 | 1 | 2 | | | | | | | | | | | |
| Barry Lyons, R OBP: 0.283, SLG: 0.347 (1, 2) | | 1-3 K | | | 0-3 K | 1-2 CS | 1-2 P5 | 2-2 L8 | | 4 | 0 | 0 | 0 | 0 | 2 | 0 | | | | | | | | | | | |
| Kevin Elster, R OBP: 0.289, SLG: 0.364 (1, 6) | | | 0-3 K | | 0-0 BB 1B | | 1-0 SH1-4 1B | 3-1 2B | | 4 | 1 | 3 | 0 | 0 | 1 | 0 | | | | | | | | | | | |
| Frank Viola, L OBP: 0.235, SLG: 0.188 (1, 1) | | | 0-0 G1-3 | | 0-3 K | | 1-1 SH1-4 | 1-0 F8 | | 2 | 0 | 0 | 0 | 0 | 1 | 1 | | | | | | | | | | | |
| Keith Hernandez, L OBP: 0.332, SLG: 0.326 (9, PH) | | | | | | | | | | 1 | 0 | 0 | 0 | 0 | 0 | 1 | | | | | | | | | | | |
| Don Aase, R (9, 1) | | | | | | | | | | 0 | 0 | 0 | 0 | 0 | 0 | 0 | | | | | | | | | | | |
| Inning Stats | R: 0 E: 0 K: 2 S: 13 | H: 1 LOB: 1 BB: 0 P: 19 | R: 0 E: 0 K: 2 S: 8 | H: 0 LOB: 0 BB: 0 P: 11 | R: 0 E: 0 K: 1 S: 7 | H: 1 LOB: 1 BB: 0 P: 10 | R: 0 E: 0 K: 1 S: 11 | H: 1 LOB: 2 BB: 1 P: 18 | R: 1 E: 0 K: 2 S: 12 | H: 2 LOB: 2 BB: 1 P: 18 | R: 0 E: 0 K: 1 S: 6 | H: 0 LOB: 0 BB: 1 P: 11 | R: 0 E: 0 K: 0 S: 8 | H: 1 LOB: 2 BB: 1 P: 15 | R: 0 E: 0 K: 1 S: 6 | H: 0 LOB: 0 BB: 0 P: 9 | R: 0 E: 0 K: 0 S: 11 | H: 1 LOB: 1 BB: 0 P: 20 | 1B: 6 2B: 1 3B: 0 HR: 0 | SF: 0 SAC: 1 DP: 0 HBP: 0 | WP: 1 PB: 0 CS: 1 | PA: 37 | | | | | |
| PITCHER | IP | WLS | BF | H | R | ER | SO | BB | IBB | HBP | BLK | WP | HR | S | P | ERA | WHIP | | | | | | | | | | |
| Ken Howell, R ERA: 3.61 | (1, 1) | 7.0 | | 29 | 6 | 1 | 1 | 9 | 2 | 1 | 0 | 0 | 0 | 65 | 102 | 1.29 | 1.143 | | | | | | | | | | |
| Roger McDowell, R ERA: 1.99 | (8, 1) | 2.0 | W | 7 | 1 | 0 | 0 | 1 | 0 | 0 | 0 | 0 | 0 | 17 | 29 | 0.00 | 0.500 | | | | | | | | | | |

New York Mets @ Philadelphia Phillies
Veterans Stadium, Philadelphia, PA
Tue Sep 12 1989, 7:05 PM EDT
Att: 22,953 - Unknown - 75 F

AB 32
R 1
H 7
RBI 1
BB 3
SO 10
LOB 12



| Batter | 1 | 2 | 3 | 4 | 5 | 6 | 7 | 8 | 9 | AB | R | H | RBI | BB | SO | LOB | BOTTOM | | | | | | | | | | |
|---|------------------------------|---------------------------------|------------------------------|----------------------------------|------------------------------|----------------------------------|-------------------------------|----------------------------------|------------------------------|----------------------------------|------------------------------|----------------------------------|------------------------------|----------------------------------|------------------------------|----------------------------------|------------------------------|----------------------------------|----------------------------------|------------------------------------|-------------------------|--------|--|--|--|--|--|
| Bob Dernier, R OBP: 0.230, SLG: 0.223 (1, 8) | 0-0 F6 | | | 1-1 1B WP 1B | | 2-1 G5-3 | 0-0 P3 | | | 4 | 1 | 1 | 0 | 0 | 0 | 2 | | | | | | | | | | | |
| Tom Herr, S OBP: 0.340, SLG: 0.343 (1, 4) | 1-2 F9 | | | 1-1 FC5 WP 1B | | 2-1 G3-1 2B | | 0-0 F8 | | 4 | 0 | 2 | 0 | 0 | 0 | 0 | | | | | | | | | | | |
| Von Hayes, L OBP: 0.379, SLG: 0.449 (1, 9) | 0-1 L9 | | | 3-3 K | | 0-0 G3-1 | | 3-2 F8 | | 4 | 0 | 0 | 0 | 0 | 1 | 3 | | | | | | | | | | | |
| Ricky Jordan, R OBP: 0.320, SLG: 0.407 (1, 3) | | 1-0 F7 | | 4-0 FC5 1B | | 4-0 1B | | 0-3 K | | 2 | 0 | 0 | 0 | 2 | 1 | 0 | | | | | | | | | | | |
| Randy Ready, R OBP: 0.371, SLG: 0.417 (1, 7) | | 2-3 K | | 1-2 3-H FC5 | | 2-3 K | | 2-1 P6 | | 3 | 0 | 0 | 0 | 0 | 2 | 4 | | | | | | | | | | | |
| Lenny Dykstra, L OBP: 0.317, SLG: 0.368 (9, PH) | | | | 0-1 1-2 2-3F FC5 | | | | | | 1 | 0 | 0 | 0 | 0 | 0 | 0 | | | | | | | | | | | |
| Dickie Thon, R OBP: 0.318, SLG: 0.427 (1, 6) | | 2-1 G1-3 | | 1-3 K | | | 1-1 FC6-4 1B | 2-2 HR | | 4 | 1 | 2 | 1 | 0 | 1 | 2 | | | | | | | | | | | |
| Charlie Hayes, R OBP: 0.293, SLG: 0.427 (1, 5) | | | 2-2 K2-3-2 1B | | 0-2 P3 | | 0-0 FC6-4 HBP | | | 3 | 0 | 1 | 0 | 0 | 0 | 1 | | | | | | | | | | | |
| Tom Nieto, R OBP: 0.300, SLG: 0.222 (1, 2) | | | 3-3 K2-3-2 | | 0-2 G4-3 | | 2-2 HBP | | | 2 | 0 | 0 | 0 | 0 | 1 | 1 | | | | | | | | | | | |
| Ken Howell, R OBP: 0.131, SLG: 0.121 (1, 1) | | | 0-3 K | | 1-3 K | | 2-3 K | | | 2 | 0 | 0 | 0 | 0 | 2 | 0 | | | | | | | | | | | |
| Steve Stanicek, R OBP: 0.250, SLG: 0.250 (7, PH) | | | | | | | | | | 1 | 0 | 0 | 0 | 0 | 1 | 2 | | | | | | | | | | | |
| Roger McDowell, R OBP: 0.333, SLG: 0.333 (8, 1) | | | | | | | | | | 0 | 0 | 0 | 0 | 0 | 0 | 0 | | | | | | | | | | | |
| Inning Stats | R: 0 E: 0 K: 0 S: 6 | H: 0 LOB: 0 BB: 0 P: 7 | R: 0 E: 0 K: 1 S: 6 | H: 0 LOB: 0 BB: 0 P: 11 | R: 0 E: 0 K: 2 S: 9 | H: 1 LOB: 0 BB: 0 P: 14 | R: 1 E: 0 K: 2 S: 13 | H: 2 LOB: 2 BB: 1 P: 23 | R: 0 E: 0 K: 1 S: 9 | H: 0 LOB: 0 BB: 0 P: 10 | R: 0 E: 0 K: 1 S: 8 | H: 1 LOB: 2 BB: 1 P: 18 | R: 0 E: 0 K: 1 S: 9 | H: 1 LOB: 2 BB: 0 P: 14 | R: 0 E: 0 K: 1 S: 7 | H: 0 LOB: 0 BB: 0 P: 10 | R: 1 E: 0 K: 0 S: 6 | H: 1 LOB: 0 BB: 0 P: 10 | 1B: 4 2B: 2 3B: 0 HR: 1 | SF: 0 SAC: 0 DP: 1 HBP: 1 | WP: 1 PB: 0 CS: 0 | PA: 33 | | | | | |
| PITCHER | IP | WLS | BF | H | R | ER | SO | BB | IBB | HBP | BLK | WP | HR | S | P | ERA | WHIP | | | | | | | | | | |
| Frank Viola, L ERA: 3.5 | (1, 1) | 8.0 | | 31 | 5 | 1 | 1 | 9 | 0 | 2 | 1 | 0 | 0 | 67 | 107 | 1.12 | 0.625 | | | | | | | | | | |
| Don Aase, R ERA: 3.84 | (9, 1) | 0.1 | L | 2 | 1 | 1 | 1 | 0 | 0 | 0 | 0 | 0 | 1 | 6 | 10 | 27.00 | 3.000 | | | | | | | | | | |

New York Mets @ Philadelphia Phillies
Veterans Stadium, Philadelphia, PA
Tue Sep 12 1989, 7:05 PM EDT
Att: 22,953 - Unknown - 75 F

AB 30
R 2
H 6
RBI 1
BB 2
SO 9
LOB 15



| Batter | 1 | 2 | 3 | 4 | 5 | 6 | 7 | 8 | 9 | AB | R | H | RBI | BB | SO | LOB | TOP | | | | | | | | | | |
|---|-------------------------------|----------------------------------|------------------------------|----------------------------------|-------------------------------|----------------------------------|-------------------------------|----------------------------------|------------------------------|---------------------------------|-------------------------------|----------------------------------|------------------------------|----------------------------------|-------------------------------|----------------------------------|-------------------------------|----------------------------------|----------------------------------|------------------------------------|----------------------------------|--------|--|--|--|--|--|
| Gregg Jefferies, S (1,4) OBP: 0.310, SLG: 0.378 | G3 | | FC6-4 BB | HR | | F8 | | 1B IBB | 1B 2-H | 4 | 1 | 2 | 2 | 2 | 0 | 2 | | | | | | | | | | | |
| Juan Samuel, R (1,8) OBP: 0.308, SLG: 0.347 | PB 2B | | FC6-4 HR | K | | K | | 1B | 1B | 6 | 1 | 3 | 2 | 0 | 2 | 3 | | | | | | | | | | | |
| Howard Johnson, S (1,5) OBP: 0.367, SLG: 0.578 | PB BB | | HR | | F8 | | F9 | K | K | 5 | 1 | 1 | 2 | 1 | 2 | 5 | | | | | | | | | | | |
| Kevin McReynolds, R (1,7) OBP: 0.331, SLG: 0.454 | 1-2 2-3 BB | | L6 | | G5-3 | | F9 | | BB 1B BB | 3 | 1 | 0 | 0 | 2 | 0 | 0 | | | | | | | | | | | |
| Keith Hernandez, L (1,3) OBP: 0.329, SLG: 0.323 | K | | 1B | | F9 | | G3-1 | | K | 5 | 0 | 1 | 0 | 0 | 2 | 4 | | | | | | | | | | | |
| Mackey Sasser, L (1,2) OBP: 0.320, SLG: 0.414 Lou Thornton, L (6, PR) | G3 | | 1B | | | SH3 BB 1B | | L8 BB 2B | F7 | 3 | 0 | 2 | 0 | 0 | 0 | 3 | | | | | | | | | | | |
| Barry Lyons, R (6,2) OBP: 0.294, SLG: 0.353 | | | 1B | | | 1B | | 1B | | 2 | 1 | 1 | 0 | 0 | 0 | 1 | | | | | | | | | | | |
| Mark Carreon, R (1,9) OBP: 0.327, SLG: 0.457 | | F8 | F9 | | | 1B SH3 BB | | K | 1B | 4 | 2 | 1 | 0 | 1 | 1 | 3 | | | | | | | | | | | |
| Kevin Elster, R (1,6) OBP: 0.291, SLG: 0.362 | | G6-3 | | K | | SH3 | | 1B IBB BB | 1B BB | 2 | 1 | 0 | 0 | 2 | 1 | 0 | | | | | | | | | | | |
| Bob Ojeda, L (1,1) OBP: 0.156, SLG: 0.115 Dave Magadan, L (6, PH) Dwight Gooden, R (6,1) Tom O'Malley, L (9, PH) Julio Machado, R (9,1) | G4-3 | | F7 | | | 1B | | L8 | 1B 1B | 2 | 0 | 0 | 0 | 0 | 0 | 0 | | | | | | | | | | | |
| Inning Stats | R: 0 E: 0 K: 1 S: 12 | H: 1 LOB: 3 BB: 2 P: 27 | R: 0 E: 0 K: 0 S: 7 | H: 0 LOB: 0 BB: 0 P: 12 | R: 2 E: 0 K: 0 S: 15 | H: 3 LOB: 2 BB: 1 P: 24 | R: 1 E: 0 K: 2 S: 13 | H: 1 LOB: 0 BB: 0 P: 17 | R: 0 E: 0 K: 0 S: 4 | H: 0 LOB: 0 BB: 0 P: 5 | R: 2 E: 0 K: 1 S: 10 | H: 2 LOB: 2 BB: 1 P: 18 | R: 0 E: 0 K: 0 S: 7 | H: 0 LOB: 0 BB: 0 P: 11 | R: 1 E: 0 K: 2 S: 17 | H: 2 LOB: 3 BB: 2 P: 29 | R: 4 E: 0 K: 2 S: 22 | H: 4 LOB: 2 BB: 2 P: 38 | 1B: 9 2B: 2 3B: 0 HR: 2 | SF: 0 SAC: 1 DP: 0 HBP: 0 | WP: 0 PB: 1 SB: 0 CS: 0 | PA: 48 | | | | | |
| PITCHER | IP | WLS | BF | H | R | ER | SO | BB | IBB | HBP | BLK | WP | HR | S | P | ERA | WHIP | | | | | | | | | | |
| Jason Grimsley, R (1,1) ERA: 5.4 | 5.0 | L | 25 | 6 | 5 | 5 | 3 | 4 | 0 | 0 | 0 | 0 | 2 | 53 | 92 | 9.00 | 2.000 | | | | | | | | | | |
| Todd Frothwith, R (6,1) ERA: 3.83 | 0.1 | | 1 | 0 | 0 | 0 | 0 | 0 | 0 | 0 | 0 | 0 | 0 | 1 | 1 | 0.00 | 0.000 | | | | | | | | | | |
| Dennis Cook, L (6,1) ERA: 3.67 | 1.2 | | 6 | 1 | 0 | 0 | 1 | 0 | 0 | 0 | 0 | 0 | 0 | 14 | 21 | 0.00 | 0.600 | | | | | | | | | | |
| Jeff Parrett, R (8,1) ERA: 2.89 | 1.2 | | 13 | 4 | 5 | 5 | 3 | 3 | 1 | 0 | 0 | 0 | 0 | 30 | 54 | 27.00 | 4.200 | | | | | | | | | | |
| Chuck McElroy, L (9,1) ERA: 2.7 | 0.1 | | 3 | 2 | 0 | 0 | 1 | 0 | 0 | 0 | 0 | 0 | 0 | 9 | 13 | 0.00 | 6.000 | | | | | | | | | | |

New York Mets @ Philadelphia Phillies
Veterans Stadium, Philadelphia, PA
Wed Sep 13 1989, 7:05 PM EDT
Att: 20,062 - Unknown - 75 F

AB 39
R 10
H 13
RBI 10
BB 8
SO 8
LOB 23



| Batter | 1 | 2 | 3 | 4 | 5 | 6 | 7 | 8 | 9 | AB | R | H | RBI | BB | SO | LOB | BOTTOM | | | | | | | | | | |
|--|------------------------------|---------------------------------|-------------------------------|----------------------------------|------------------------------|----------------------------------|-------------------------------|----------------------------------|-------------------------------|----------------------------------|------------------------------|----------------------------------|-------------------------------|----------------------------------|-------------------------------|----------------------------------|----------------------------------|------------------------------------|----------------------------------|--------|--|--|--|--|--|--|--|
| Bob Dernier, R (1,8) OBP: 0.227, SLG: 0.219 Lenny Dykstra, L (8, PH) | F8 | | L9 | | F9 | | | G4-3 | | 3 | 0 | 0 | 0 | 0 | 0 | 1 | | | | | | | | | | | |
| Tom Herr, S (1,4) OBP: 0.341, SLG: 0.343 | G4-3 | | | HR BB | | S 1B | | K | | 3 | 1 | 1 | 0 | 1 | 1 | 0 | | | | | | | | | | | |
| Von Hayes, L (1,9) OBP: 0.378, SLG: 0.448 | G3 | | | F8 | | K | | 1B | | 4 | 0 | 1 | 0 | 0 | 1 | 2 | | | | | | | | | | | |
| Ricky Jordan, R (1,3) OBP: 0.320, SLG: 0.412 | | L6 | | HR | | K | | F8 | | 4 | 1 | 1 | 2 | 0 | 1 | 2 | | | | | | | | | | | |
| Randy Ready, R (1,7) OBP: 0.370, SLG: 0.427 | | HR | | P3 | | G1-3 | | G6-3 | | 4 | 1 | 1 | 1 | 0 | 0 | 1 | | | | | | | | | | | |
| Dickie Thorn, R (1,6) OBP: 0.317, SLG: 0.425 | | G6-3 | | G3 | | G5-3 | | 1B G3 | | 4 | 1 | 1 | 0 | 0 | 0 | 0 | | | | | | | | | | | |
| Charlie Hayes, R (1,5) OBP: 0.286, SLG: 0.420 | | G3 | | | P6 | | K | G3 | | 4 | 0 | 0 | 0 | 0 | 1 | 1 | | | | | | | | | | | |
| Tom Nieto, R (1,2) OBP: 0.333, SLG: 0.200 Curt Ford, L (7, PH) Darren Daulton, L (8,2) OBP: 0.301, SLG: 0.310 | | | K | | FC6-4 BB | | S BB | 1B | | 1 | 0 | 0 | 0 | 1 | 1 | 0 | | | | | | | | | | | |
| Jason Grimsley, R (1,1) Todd Frothwith, R (6,1) Dennis Cook, L (6,1) Dwight Gooden, R (6,1) Jeff Parrett, R (8,1) Chuck McElroy, L (9,1) John Kruk, L (9, PH) | | | K | | FC6-4 | | G4-3 | F7 | | 2 | 0 | 0 | 0 | 0 | 1 | 1 | | | | | | | | | | | |
| Inning Stats | R: 0 E: 0 K: 0 S: 3 | H: 0 LOB: 0 BB: 0 P: 6 | R: 1 E: 0 K: 0 S: 12 | H: 1 LOB: 0 BB: 0 P: 18 | R: 0 E: 0 K: 2 S: 8 | H: 0 LOB: 0 BB: 0 P: 14 | R: 2 E: 0 K: 0 S: 14 | H: 1 LOB: 0 BB: 1 P: 25 | R: 0 E: 0 K: 2 S: 11 | H: 1 LOB: 1 BB: 0 P: 15 | R: 0 E: 0 K: 1 S: 6 | H: 0 LOB: 1 BB: 1 P: 11 | R: 0 E: 0 K: 1 S: 13 | H: 1 LOB: 1 BB: 0 P: 19 | R: 1 E: 0 K: 0 S: 21 | H: 2 LOB: 1 BB: 0 P: 29 | 1B: 4 2B: 0 3B: 0 HR: 2 | SF: 0 SAC: 0 DP: 0 HBP: 0 | WP: 0 PB: 0 SB: 2 CS: 0 | PA: 36 | | | | | | | |
| PITCHER | IP | WLS | BF | H | R | ER | SO | BB | IBB | HBP | BLK | WP | HR | S | P | ERA | WHIP | | | | | | | | | | |
| Bob Ojeda, L (1,1) ERA: 3.57 | 5.0 | W | 19 | 2 | 3 | 3 | 2 | 2 | 0 | 0 | 0 | 0 | 2 | 49 | 81 | 5.40 | 0.800 | | | | | | | | | | |
| Dwight Gooden, R (6,1) ERA: 2.91 | 3.0 | | 12 | 2 | 0 | 0 | 4 | 1 | 0 | 0 | 0 | 0 | 0 | 30 | 45 | 0.00 | 1.000 | | | | | | | | | | |
| Julio Machado, R (9,1) ERA: 2.45 | 1.0 | | 5 | 2 | 1 | 1 | 0 | 0 | 0 | 0 | 0 | 0 | 0 | 21 | 29 | 9.00 | 2.000 | | | | | | | | | | |

New York Mets @ Philadelphia Phillies
Veterans Stadium, Philadelphia, PA
Wed Sep 13 1989, 7:05 PM EDT
Att: 20,062 - Unknown - 75 F

AB 33
R 4
H 6
RBI 4
BB 3
SO 6
LOB 10



| Batter | 1 | 2 | 3 | 4 | 5 | 6 | 7 | 8 | 9 | AB | R | H | RBI | BB | SO | LOB | TOP | | | | | | | | |
|--|------------------------------|----------------------------------|-------------------------------|----------------------------------|-------------------------------|----------------------------------|-------------------------------|----------------------------------|-------------------------------|----------------------------------|-------------------------------|----------------------------------|-------------------------------|----------------------------------|-------------------------------|----------------------------------|-------------------------------|----------------------------------|----------------------------------|------------------------------------|----------------------------------|--------|--|--|--|
| Gregg Jefferies, S (1, 4) OBP: 0.313, SLG: 0.379 | | | | | | | | | | 4 | 1 | 2 | 0 | 1 | 1 | 1 | | | | | | | | | |
| Juan Samuel, R (1, 8) OBP: 0.311, SLG: 0.346 | | | | | | | | | | 2 | 1 | 0 | 0 | 1 | 0 | 2 | | | | | | | | | |
| Howard Johnson, S (1, 5) OBP: 0.366, SLG: 0.575 | | | | | | | | | | 4 | 0 | 1 | 2 | 0 | 0 | 4 | | | | | | | | | |
| Darryl Strawberry, L (1, 9) OBP: 0.312, SLG: 0.462 | | | | | | | | | | 3 | 1 | 1 | 1 | 0 | 0 | 1 | | | | | | | | | |
| Keith Hernandez, L (1, 3) OBP: 0.332, SLG: 0.338 | | | | | | | | | | 3 | 1 | 1 | 2 | 1 | 1 | 1 | | | | | | | | | |
| Mackey Sasser, L (1, 2) OBP: 0.312, SLG: 0.404 | | | | | | | | | | 4 | 0 | 0 | 0 | 0 | 0 | 1 | | | | | | | | | |
| Mark Carreon, R (1, 7) OBP: 0.314, SLG: 0.438 | | | | | | | | | | 4 | 0 | 0 | 0 | 0 | 0 | 2 | | | | | | | | | |
| Kevin Elster, R (1, 6) OBP: 0.290, SLG: 0.361 | | | | | | | | | | 4 | 0 | 1 | 0 | 0 | 0 | 1 | | | | | | | | | |
| David Cone, L (1, 1) OBP: 0.268, SLG: 0.275 | | | | | | | | | | 3 | 1 | 1 | 0 | 0 | 0 | 0 | | | | | | | | | |
| Dave Magadan, L (9, PH) OBP: 0.372, SLG: 0.406 | | | | | | | | | | 1 | 0 | 0 | 0 | 0 | 0 | 1 | | | | | | | | | |
| Jeff Innis, R (9, 1) | | | | | | | | | | 0 | 0 | 0 | 0 | 0 | 0 | 0 | | | | | | | | | |
| Inning Stats | R: 0 E: 0 K: 1 S: 8 | H: 0 LOB: 1 BB: 0 P: 14 | R: 0 E: 0 K: 0 S: 13 | H: 0 LOB: 1 BB: 1 P: 25 | R: 0 E: 0 K: 0 S: 8 | H: 0 LOB: 1 BB: 2 P: 17 | R: 2 E: 0 K: 0 S: 6 | H: 2 LOB: 0 BB: 0 P: 9 | R: 3 E: 0 K: 0 S: 12 | H: 3 LOB: 0 BB: 0 P: 20 | R: 0 E: 0 K: 0 S: 5 | H: 0 LOB: 0 BB: 0 P: 9 | R: 0 E: 0 K: 0 S: 11 | H: 1 LOB: 1 BB: 0 P: 18 | R: 0 E: 1 K: 1 S: 8 | H: 0 LOB: 1 BB: 0 P: 14 | R: 0 E: 0 K: 0 S: 13 | H: 1 LOB: 1 BB: 0 P: 22 | 1B: 6 2B: 0 3B: 0 HR: 1 | SF: 1 SAC: 0 DP: 1 HBP: 2 | WP: 0 PB: 0 SB: 3 CS: 1 | PA: 38 | | | |
| PITCHER | IP | WLS | BF | H | R | ER | SO | BB | IBB | HBP | BLK | WP | HR | S | P | ERA | WHIP | | | | | | | | |
| Dennis Martinez, R (1, 1) ERA: 3.12 | 4.0 | L | 21 | 5 | 5 | 5 | 1 | 3 | 0 | 2 | 0 | 0 | 1 | 42 | 77 | 11.25 | 2.000 | | | | | | | | |
| John Candelaria, L (5, 1) ERA: 4.51 | 1.0 | | 2 | 0 | 0 | 0 | 0 | 0 | 0 | 0 | 0 | 0 | 0 | 5 | 8 | 0.00 | 0.000 | | | | | | | | |
| Mark Gardner, R (6, 1) ERA: 3.52 | 2.0 | | 7 | 1 | 0 | 0 | 0 | 0 | 0 | 0 | 0 | 0 | 0 | 16 | 27 | 0.00 | 0.500 | | | | | | | | |
| Andy McGaffigan, R (8, 1) ERA: 3.95 | 2.0 | | 8 | 1 | 0 | 0 | 1 | 0 | 0 | 0 | 0 | 0 | 0 | 21 | 36 | 0.00 | 0.500 | | | | | | | | |
| Batter | 1 | 2 | 3 | 4 | 5 | 6 | 7 | 8 | 9 | AB | R | H | RBI | BB | SO | LOB | BOTTOM | | | | | | | | |
| Tim Raines, S (1, 7) OBP: 0.404, SLG: 0.431 | | | | | | | | | | 3 | 0 | 1 | 0 | 1 | 0 | 0 | | | | | | | | | |
| Dave Martinez, L (1, 8) OBP: 0.330, SLG: 0.396 | | | | | | | | | | 4 | 0 | 1 | 0 | 0 | 0 | 4 | | | | | | | | | |
| Wallace Johnson, S (1, 3) OBP: 0.304, SLG: 0.374 | | | | | | | | | | 4 | 0 | 0 | 0 | 0 | 2 | 2 | | | | | | | | | |
| Hubie Brooks, R (1, 9) OBP: 0.303, SLG: 0.379 | | | | | | | | | | 4 | 0 | 0 | 0 | 0 | 2 | 0 | | | | | | | | | |
| Tom Foley, L (1, 5) OBP: 0.306, SLG: 0.342 | | | | | | | | | | 4 | 0 | 1 | 0 | 0 | 2 | 0 | | | | | | | | | |
| Mike Fitzgerald, R (1, 2) OBP: 0.326, SLG: 0.395 | | | | | | | | | | 3 | 0 | 1 | 0 | 1 | 0 | 1 | | | | | | | | | |
| Junior Noboa, R (1, 4) OBP: 0.400, SLG: 0.400 | | | | | | | | | | 4 | 0 | 3 | 0 | 0 | 1 | 0 | | | | | | | | | |
| Spike Owen, S (1, 6) OBP: 0.354, SLG: 0.337 | | | | | | | | | | 4 | 0 | 0 | 0 | 0 | 1 | 5 | | | | | | | | | |
| Dennis Martinez, R (1, 1) OBP: 0.181, SLG: 0.119 | | | | | | | | | | 1 | 0 | 0 | 0 | 0 | 1 | 0 | | | | | | | | | |
| Larry Walker, L (5, PH) OBP: 0.366, SLG: 0.295 | | | | | | | | | | 0 | 0 | 0 | 0 | 0 | 0 | 0 | | | | | | | | | |
| Mark Gardner, R (6, 1) ERA: 3.52 | | | | | | | | | | 1 | 0 | 0 | 0 | 0 | 0 | 0 | | | | | | | | | |
| Mike Adreite, L (7, PH) OBP: 0.317, SLG: 0.318 | | | | | | | | | | 1 | 0 | 1 | 0 | 0 | 0 | 0 | | | | | | | | | |
| Otis Nixon, S (7, PH) OBP: 0.207, SLG: 0.261 | | | | | | | | | | 0 | 0 | 0 | 0 | 0 | 0 | 0 | | | | | | | | | |
| Andy McGaffigan, R (8, 1) OBP: 0.306, SLG: 0.395 | | | | | | | | | | 0 | 0 | 0 | 0 | 0 | 0 | 0 | | | | | | | | | |
| Jim Dwyer, L (9, PH) OBP: 0.360, SLG: 0.398 | | | | | | | | | | 1 | 0 | 0 | 0 | 0 | 0 | 0 | | | | | | | | | |
| Inning Stats | R: 0 E: 0 K: 0 S: 5 | H: 0 LOB: 0 BB: 0 P: 9 | R: 0 E: 0 K: 1 S: 10 | H: 2 LOB: 2 BB: 0 P: 12 | R: 0 E: 0 K: 2 S: 12 | H: 1 LOB: 1 BB: 0 P: 20 | R: 0 E: 0 K: 2 S: 15 | H: 1 LOB: 2 BB: 1 P: 23 | R: 0 E: 0 K: 2 S: 10 | H: 1 LOB: 0 BB: 0 P: 18 | R: 0 E: 0 K: 2 S: 11 | H: 0 LOB: 0 BB: 0 P: 16 | R: 0 E: 0 K: 1 S: 10 | H: 1 LOB: 2 BB: 1 P: 20 | R: 0 E: 0 K: 1 S: 10 | H: 1 LOB: 0 BB: 0 P: 17 | R: 0 E: 0 K: 0 S: 5 | H: 1 LOB: 0 BB: 0 P: 7 | 1B: 4 2B: 4 3B: 0 HR: 0 | SF: 0 SAC: 0 DP: 1 HBP: 0 | WP: 0 PB: 0 SB: 2 CS: 0 | PA: 36 | | | |
| PITCHER | IP | WLS | BF | H | R | ER | SO | BB | IBB | HBP | BLK | WP | HR | S | P | ERA | WHIP | | | | | | | | |
| David Cone, R (1, 1) ERA: 3.83 | 8.0 | W | 33 | 7 | 0 | 0 | 0 | 2 | 0 | 0 | 0 | 0 | 0 | 83 | 135 | 0.00 | 1.125 | | | | | | | | |
| Jeff Innis, R (9, 1) ERA: 3.53 | 1.0 | | 3 | 1 | 0 | 0 | 0 | 0 | 0 | 0 | 0 | 0 | 0 | 5 | 7 | 0.00 | 1.000 | | | | | | | | |

New York Mets @ Montreal Expos
Olympic Stadium, Montreal, QB
Fri Sep 15 1989, 7:05 PM EDT
Att: 24,545 - Dome

AB 32
R 5
H 7
RBI 5
BB 3
SO 2
LOB 14



New York Mets @ Montreal Expos
Olympic Stadium, Montreal, QB
Fri Sep 15 1989, 7:05 PM EDT
Att: 24,545 - Dome

AB 34
R 0
H 8
RBI 0
BB 2
SO 9
LOB 12



| Batter | 1 | 2 | 3 | 4 | 5 | 6 | 7 | 8 | 9 | AB | R | H | RBI | BB | SO | LOB | TOP | | | | | | | | | | |
|---|------------------------------|---------------------------------|-------------------------------|----------------------------------|-------------------------------|----------------------------------|-------------------------------|----------------------------------|------------------------------|----------------------------------|------------------------------|----------------------------------|------------------------------|----------------------------------|------------------------------|----------------------------------|------------------------------|---------------------------------|----------------------------------|------------------------------------|----------------------------------|--------|--|--|--|--|--|
| Gregg Jefferies, S OBP: 0.311, SLG: 0.376 Barry Lyons, R OBP: 0.283, SLG: 0.352 | G5-3 | | K | | | K | | G4-3 | | 3 | 0 | 0 | 0 | 0 | 2 | 0 | | | | | | | | | | | |
| Juan Samuel, R OBP: 0.395, SLG: 0.344 Lou Thornton, L | K | | K | | | P4 | | G4-3 | | 3 | 0 | 0 | 0 | 0 | 2 | 0 | | | | | | | | | | | |
| Howard Johnson, S OBP: 0.366, SLG: 0.574 Craig Shipley, R OBP: 0.500, SLG: 0.500 | F8 | | | | | G4-3 | | G4-3 | | 3 | 0 | 1 | 0 | 0 | 0 | 0 | | | | | | | | | | | |
| Darryl Strawberry, L OBP: 0.313, SLG: 0.465 Keith Miller, R OBP: 0.240, SLG: 0.271 | | G4-3 | | | | G4-3 | | F7 | | 2 | 1 | 1 | 0 | 0 | 0 | 1 | | | | | | | | | | | |
| Keith Hernandez, L OBP: 0.328, SLG: 0.333 Blaine Beatty, L | F9 | | | | | K | | F9 | | 3 | 0 | 0 | 0 | 0 | 1 | 2 | | | | | | | | | | | |
| Julio Machado, R Gary Carter, R OBP: 0.214, SLG: 0.231 | | F9 | | | | K | | F9 | | 0 | 0 | 0 | 0 | 0 | 0 | 0 | | | | | | | | | | | |
| Mackey Sasser, L OBP: 0.313, SLG: 0.408 | G4-3 | | | | | F9 | | | | 3 | 0 | 1 | 0 | 0 | 0 | 2 | | | | | | | | | | | |
| Mark Carreon, R OBP: 0.314, SLG: 0.434 | | | | | | | | | | | | | | | | | | | | | | | | | | | |
| Kevin Elster, R OBP: 0.289, SLG: 0.360 Dave Magadan, L OBP: 0.371, SLG: 0.405 | G5-3 | | | | | G3 | | F8 | | 3 | 0 | 1 | 1 | 0 | 0 | 1 | | | | | | | | | | | |
| Sid Fernandez, L Wally Whitehurst, R Tom O'Malley, L John Mitchell, R Manny Hernandez, R Tim Teufel, R OBP: 0.338, SLG: 0.312 | | | K | | | G3 | | G3 | | 2 | 0 | 0 | 0 | 0 | 0 | 1 | | | | | | | | | | | |
| | | | | | | G6-3 | | G6-3 | | 1 | 0 | 0 | 0 | 0 | 1 | 0 | | | | | | | | | | | |
| Inning Stats | R: 0 E: 0 K: 1 S: 7 | H: 0 LOB: 0 BB: 0 P: 8 | R: 1 E: 0 K: 0 S: 10 | H: 2 LOB: 1 BB: 0 P: 15 | R: 0 E: 0 K: 3 S: 11 | H: 0 LOB: 0 BB: 0 P: 15 | R: 0 E: 0 K: 1 S: 11 | H: 1 LOB: 1 BB: 0 P: 17 | R: 0 E: 0 K: 0 S: 5 | H: 0 LOB: 0 BB: 0 P: 10 | R: 0 E: 0 K: 1 S: 7 | H: 0 LOB: 0 BB: 0 P: 11 | R: 0 E: 0 K: 0 S: 8 | H: 1 LOB: 1 BB: 0 P: 13 | R: 0 E: 0 K: 0 S: 6 | H: 0 LOB: 0 BB: 0 P: 10 | R: 0 E: 0 K: 0 S: 6 | H: 1 LOB: 1 BB: 0 P: 9 | 1B: 3 2B: 2 3B: 0 HR: 0 | SF: 0 SAC: 0 DP: 0 HBP: 0 | WP: 0 PB: 0 SB: 1 CS: 0 | PA: 32 | | | | | |
| PITCHER | IP | WLS | BF | H | R | ER | SO | BB | IBB | HBP | BLK | WP | HR | S | P | ERA | WHIP | | | | | | | | | | |
| Pascual Perez, R ERA: 3.32 | 7.0 | W | 25 | 4 | 1 | 1 | 6 | 0 | 0 | 0 | 0 | 0 | 0 | 59 | 89 | 1.29 | 0.571 | | | | | | | | | | |
| Tim Burke, R ERA: 2.67 | 1.0 | | 3 | 0 | 0 | 0 | 0 | 0 | 0 | 0 | 0 | 0 | 0 | 6 | 10 | 0.00 | 0.000 | | | | | | | | | | |
| Zane Smith, L ERA: 3.49 | 1.0 | | 4 | 1 | 0 | 0 | 0 | 0 | 0 | 0 | 0 | 0 | 0 | 6 | 9 | 0.00 | 1.000 | | | | | | | | | | |

New York Mets @ Montreal Expos
Olympic Stadium, Montreal, QB
Sat Sep 16 1989, 7:05 PM EDT
Att: 32,228 - Dome - 60 F

AB 32
R 1
H 5
RBI 1
BB 0
SO 6
LOB 8

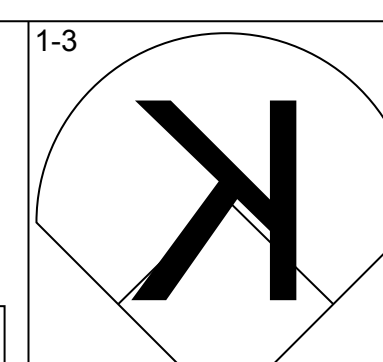
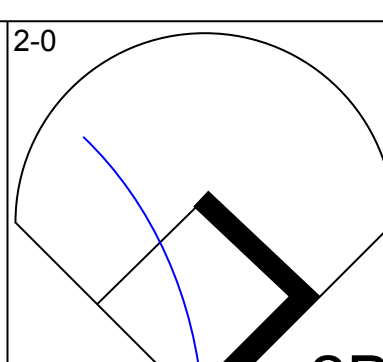
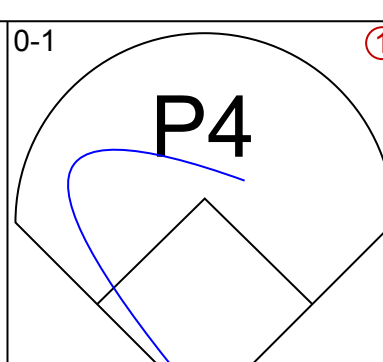
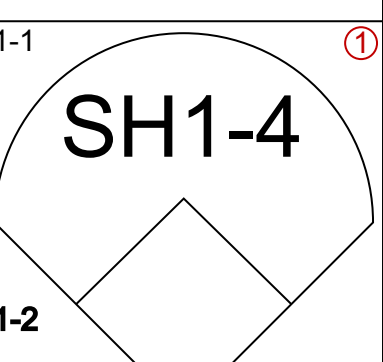
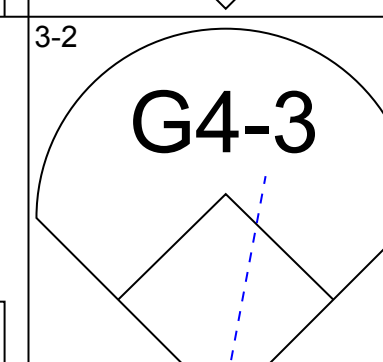
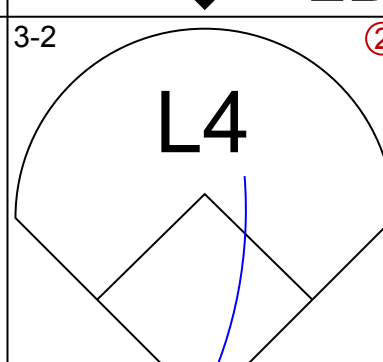
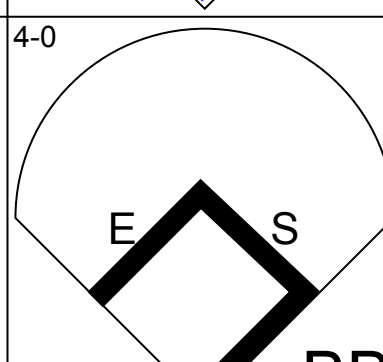
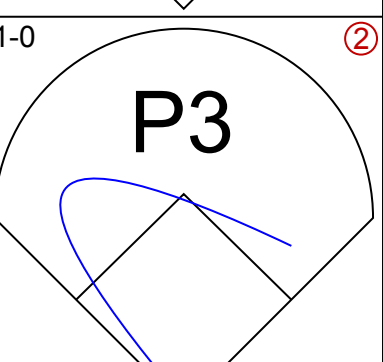
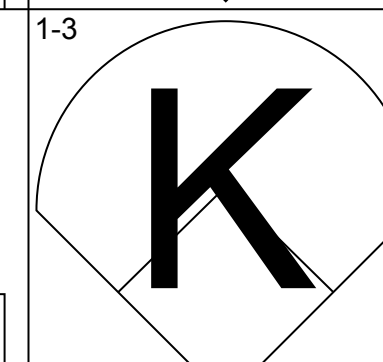
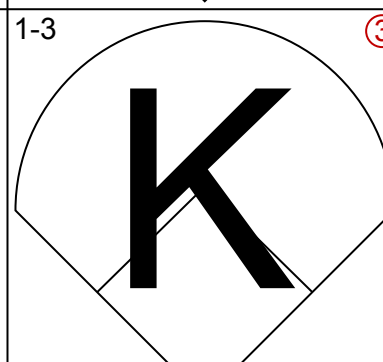
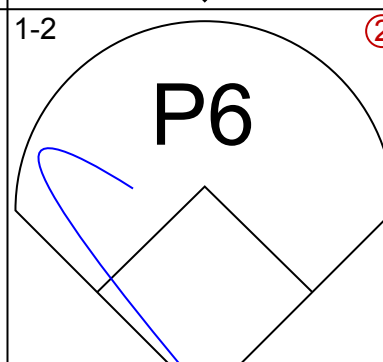
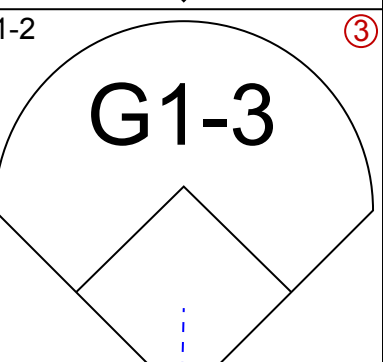
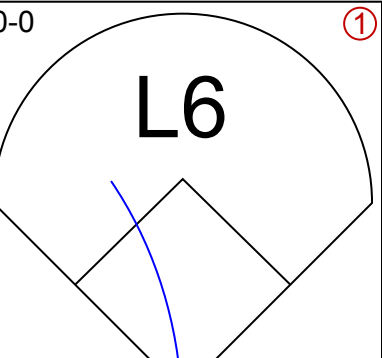

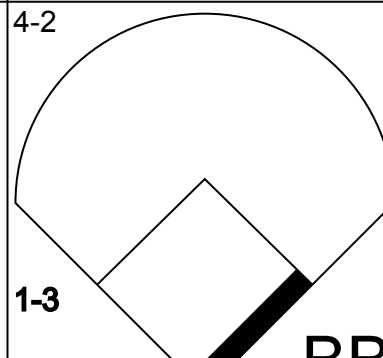
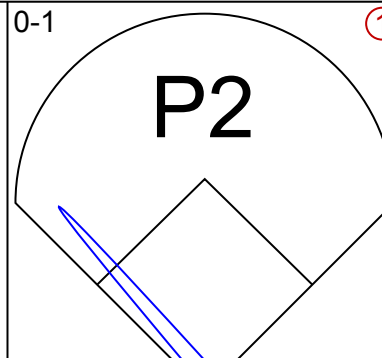
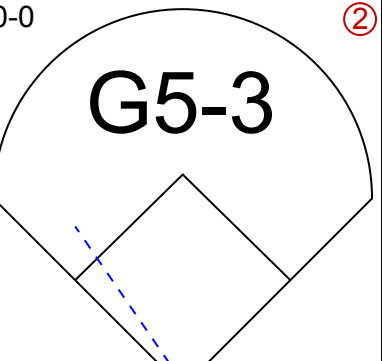
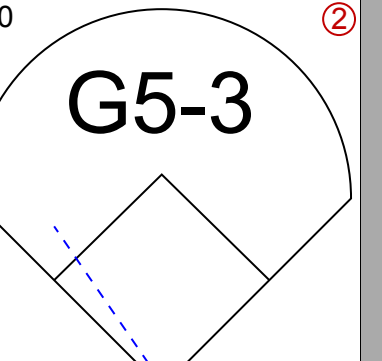
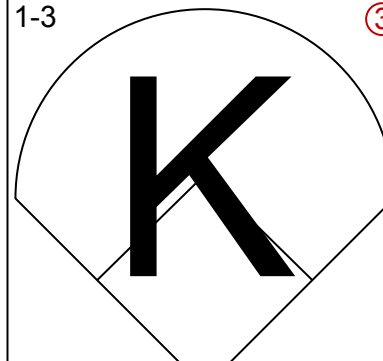
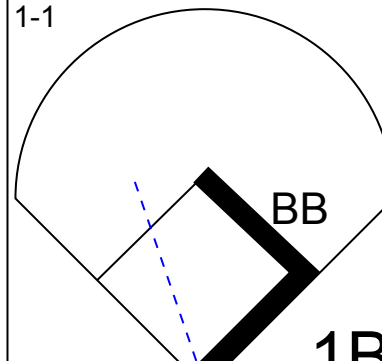
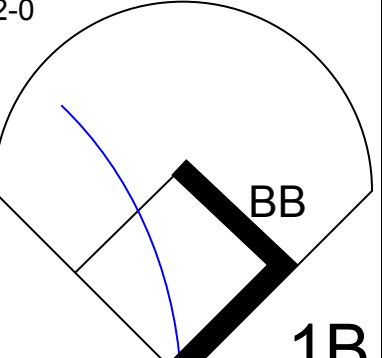
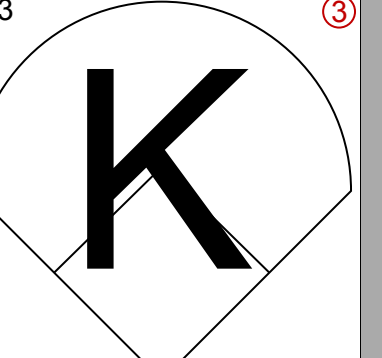
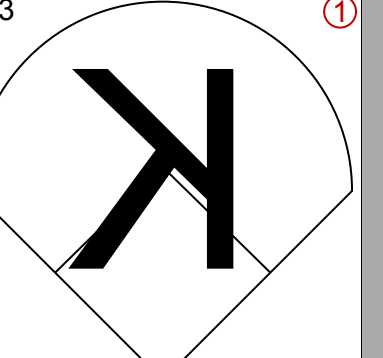
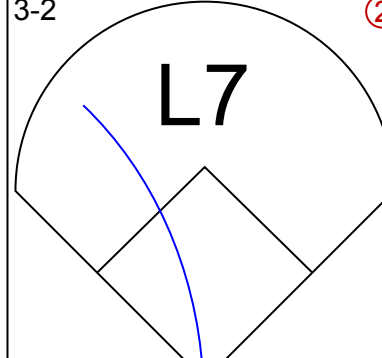
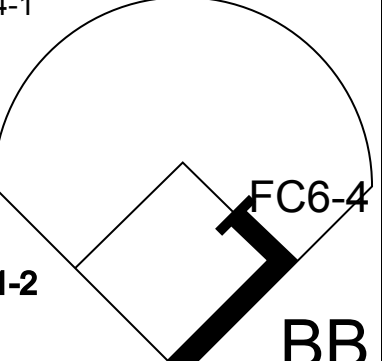
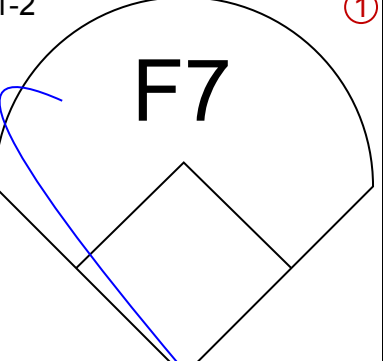

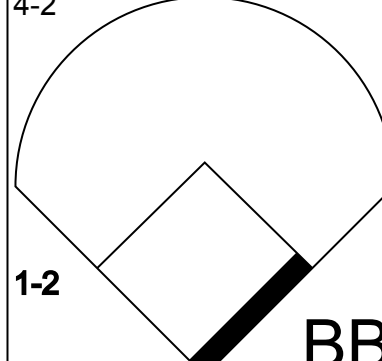
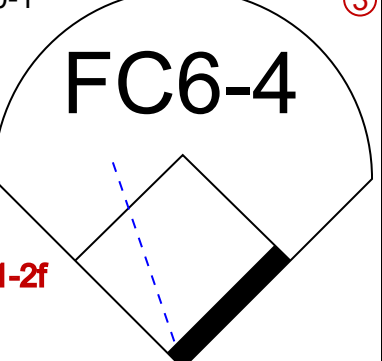
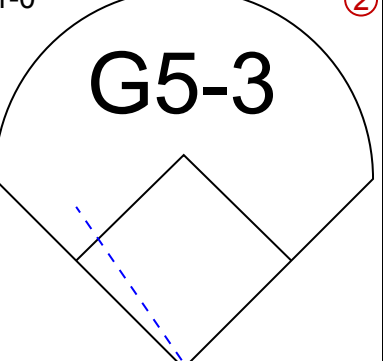
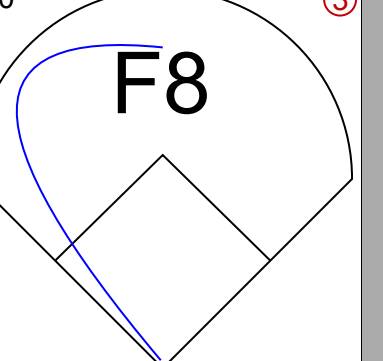
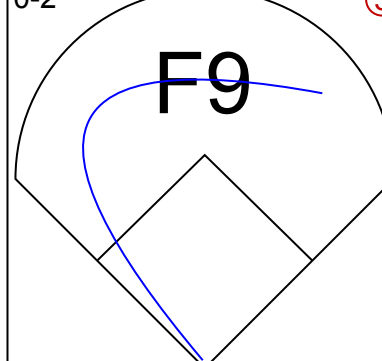

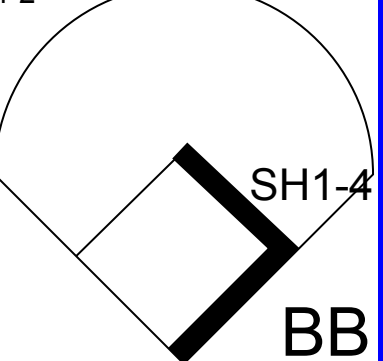
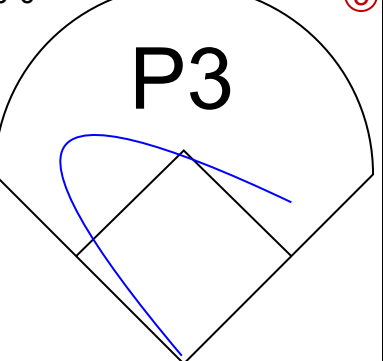


| Batter | 1 | 2 | 3 | 4 | 5 | 6 | 7 | 8 | 9 | AB | R | H | RBI | BB | SO | LOB | BOTTOM | | | | | | | | | | |
|---|-------------------------------|----------------------------------|------------------------------|---------------------------------|-------------------------------|----------------------------------|------------------------------|----------------------------------|-------------------------------|----------------------------------|------------------------------|---------------------------------|------------------------------|----------------------------------|-------------------------------|----------------------------------|----------------------------------|------------------------------------|----------------------------------|--------|--|--|--|--|--|--|--|
| Rex Hudler, R OBP: 0.284, SLG: 0.422 Larry Walker, L OBP: 0.333, SLG: 0.222 | K | P6 | | | G4-3 | | | G3-1 | | 3 | 0 | 1 | 0 | 0 | 1 | 0 | | | | | | | | | | | |
| Marquis Grissom, R OBP: 0.462, SLG: 0.452 | HR | K | | | E5 | | | K | | 4 | 1 | 1 | 0 | 1 | 2 | 0 | | | | | | | | | | | |
| Andres Galarraga, R OBP: 0.327, SLG: 0.434 Tim Raines, S OBP: 0.404, SLG: 0.430 Zane Smith, L OBP: 0.188, SLG: 0.219 | HR | F8 | | | K | | | G3-1 | | 4 | 1 | 1 | 2 | 0 | 1 | 2 | | | | | | | | | | | |
| Hubie Brooks, R OBP: 0.303, SLG: 0.377 Dave Martinez, L OBP: 0.329, SLG: 0.395 | 1B | | K | K | | G5-3 | | F8 | | 3 | 1 | 0 | 0 | 0 | 2 | 1 | | | | | | | | | | | |
| Mike Fitzgerald, R OBP: 0.328, SLG: 0.394 | 1B | | G4-3 | | F9 | | | K | | 3 | 2 | 1 | 0 | 1 | 1 | 1 | | | | | | | | | | | |
| Nelson Santovenia, R OBP: 0.322, SLG: 0.368 | | | G4-3 | | | G6-3 | | | | 3 | 1 | 1 | 0 | 1 | 0 | 1 | | | | | | | | | | | |
| Junior Noboa, R OBP: 0.421, SLG: 0.389 | K | | | | | | | F9 | | 3 | 2 | 1 | 0 | 1 | 1 | 3 | | | | | | | | | | | |
| Spike Owen, S OBP: 0.357, SLG: 0.341 Tim Burke, R | | | | | | | | L8 | | 4 | 2 | 3 | 4 | 0 | 0 | 0 | | | | | | | | | | | |
| Wallace Johnson, S OBP: 0.304, SLG: 0.374 | | | | | | | | | | 0 | 0 | 0 | 0 | 0 | 0 | 0 | | | | | | | | | | | |
| Pascual Perez, R OBP: 0.236, SLG: 0.269 Tim Wallach, R OBP: 0.349, SLG: 0.428 Jeff Huson, L OBP: 0.228, SLG: 0.246 | P4 | | | | | | | | | 3 | 0 | 1 | 2 | 0 | 1 | 4 | | | | | | | | | | | |
| Inning Stats | R: 4 E: 0 K: 2 S: 26 | H: 3 LOB: 2 BB: 2 P: 44 | R: 0 E: 0 K: 1 S: 7 | H: 0 LOB: 0 BB: 0 P: 8 | R: 3 E: 0 K: 1 S: 18 | H: 4 LOB: 2 BB: 1 P: 32 | R: 0 E: 0 K: 1 S: 9 | H: 1 LOB: 1 BB: 0 P: 12 | R: 3 E: 0 K: 2 S: 14 | H: 2 LOB: 1 BB: 1 P: 23 | R: 0 E: 0 K: 1 S: 5 | H: 0 LOB: 0 BB: 0 P: 8 | R: 0 E: 0 K: 0 S: 9 | H: 1 LOB: 1 BB: 0 P: 14 | R: 0 E: 0 K: 1 S: 10 | H: 0 LOB: 0 BB: 0 P: 15 | 1B: 9 2B: 1 3B: 0 HR: 1 | SF: 0 SAC: 0 DP: 0 HBP: 1 | WP: 0 PB: 0 SB: 0 CS: 0 | PA: 40 | | | | | | | |
| PITCHER | IP | WLS | BF | H | R | ER | SO | BB | IBB | HBP | BLK | WP | HR | S | P | ERA | WHIP | | | | | | | | | | |
| Sid Fernandez, L ERA: 3.07 | 2.2 | L | 18 | 6 | 7 | 7 | 4 | 3 | 0 | 1 | 0 | 0 | 0 | 47 | 78 | 23.62 | 3.375 | | | | | | | | | | |
| Wally Whitehurst, R ERA: 7.27 | 1.1 | | 5 | 2 | 0 | 0 | 1 | 0 | 0 | 0 | 0 | 0 | 0 | 13 | 18 | 0.00 | 1.500 | | | | | | | | | | |
| John Mitchell, R ERA: 6.0 | 1.0 | | 7 | 2 | 3 | 2 | 2 | 1 | 0 | 0 | 0 | 0 | 0 | 14 | 23 | 18.00 | 3.000 | | | | | | | | | | |
| Manny Hernandez, R ERA: | 1.0 | | 3 | 0 | 0 | 0 | 1 | 0 | 0 | 0 | 0 | 0 | 0 | 5 | 8 | 0.00 | 0.000 | | | | | | | | | | |
| Blaine Beatty, L ERA: | 1.0 | | 4 | 1 | 0 | 0 | 0 | 0 | 0 | 0 | 0 | 0 | 0 | 9 | 14 | 0.00 | 1.000 | | | | | | | | | | |

New York Mets @ Montreal Expos
Olympic Stadium, Montreal, QB
Sat Sep 16 1989, 7:05 PM EDT
Att: 32,228 - Dome - 60 F

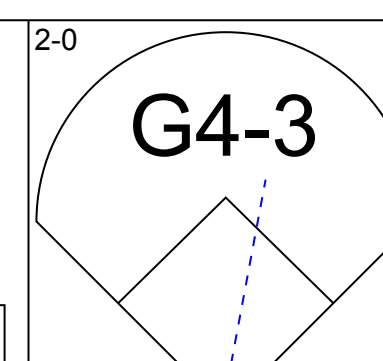
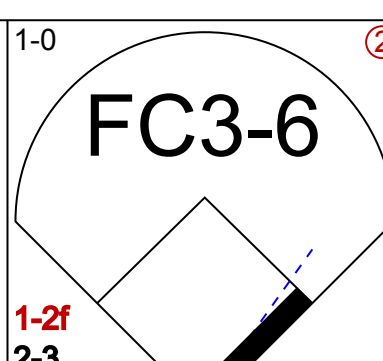
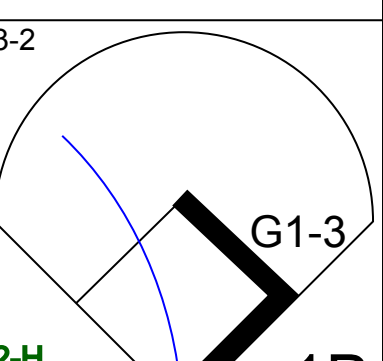
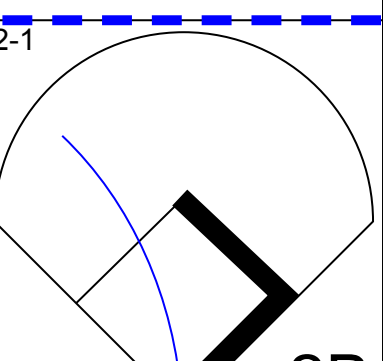
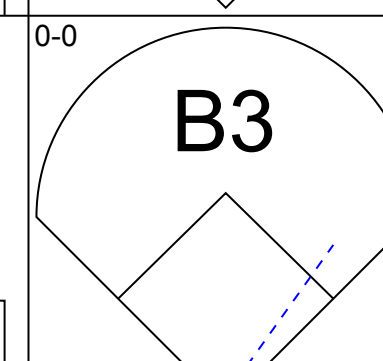
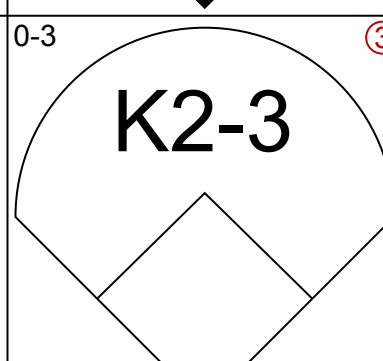
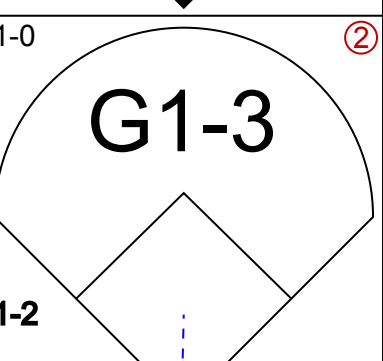
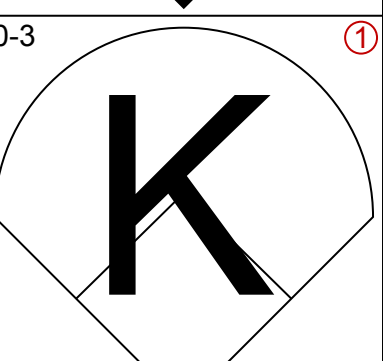
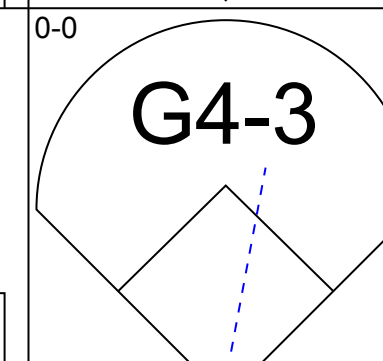
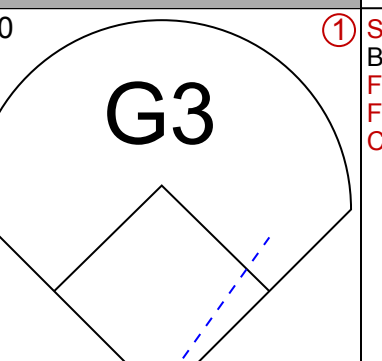
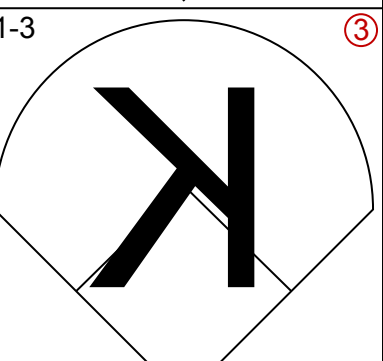
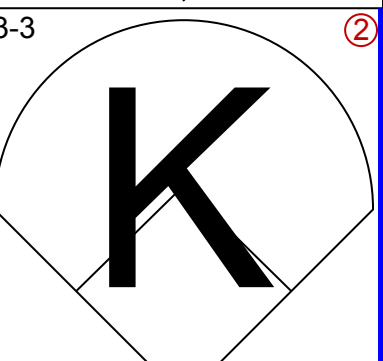
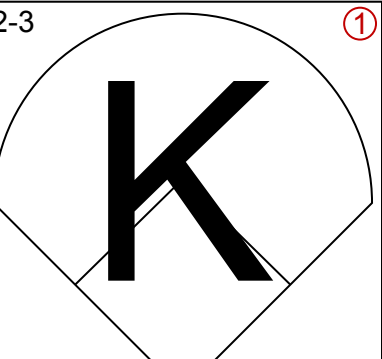
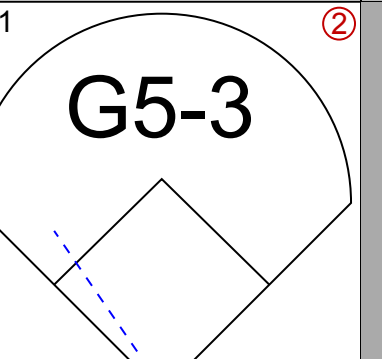
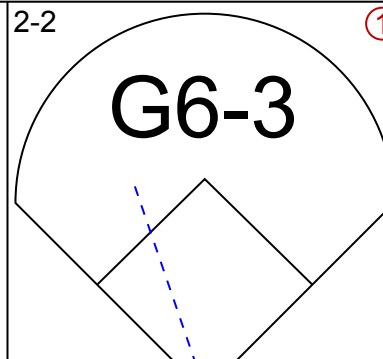
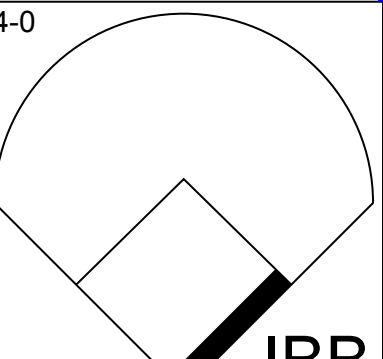
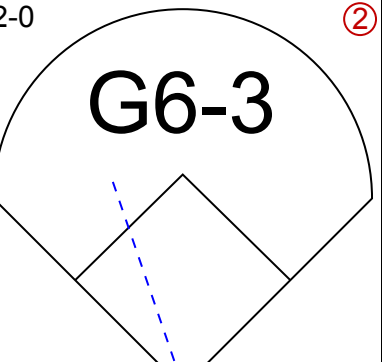
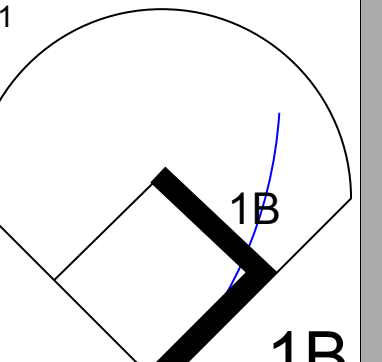
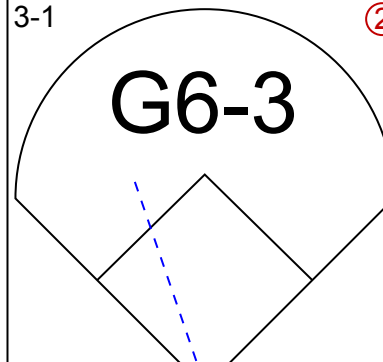
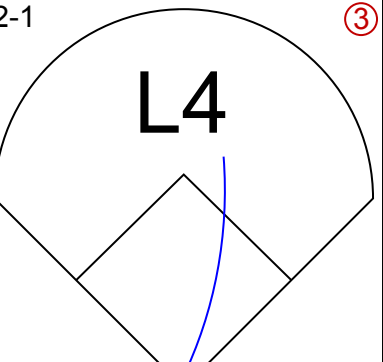
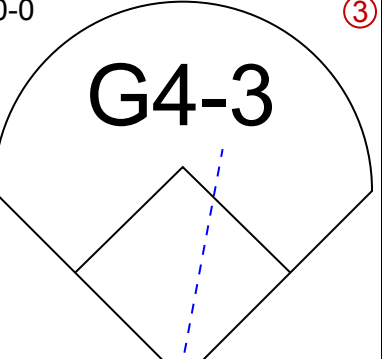
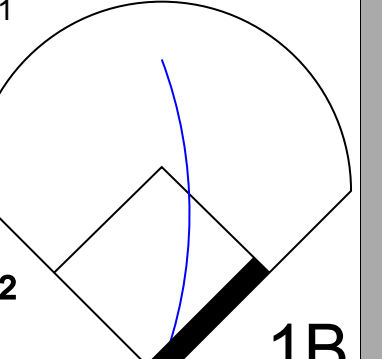
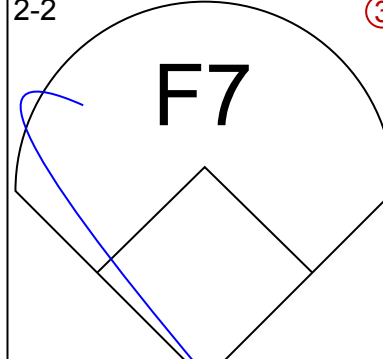
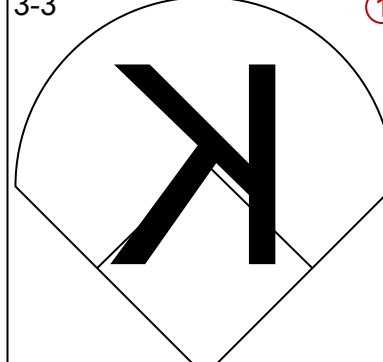
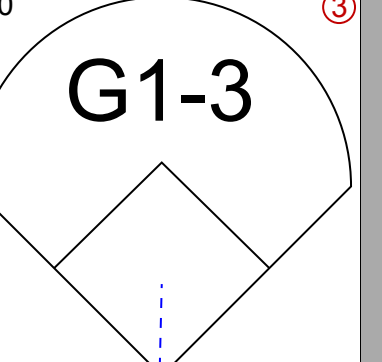
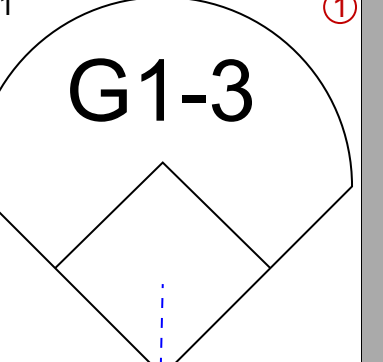
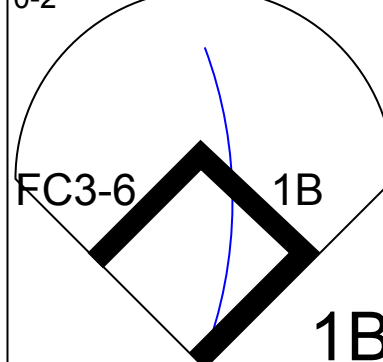
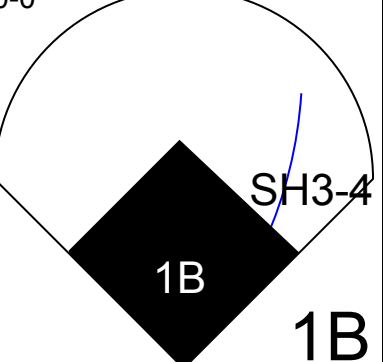
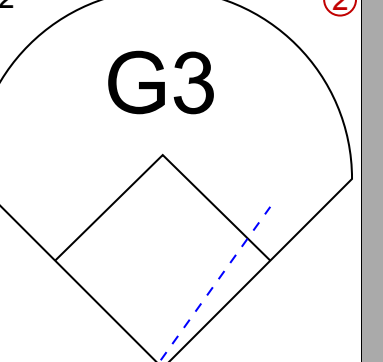
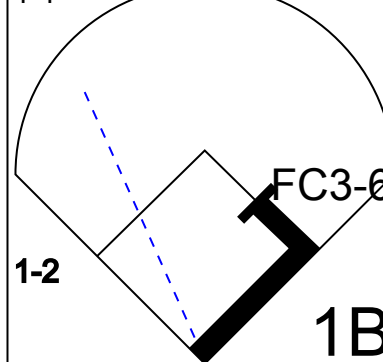
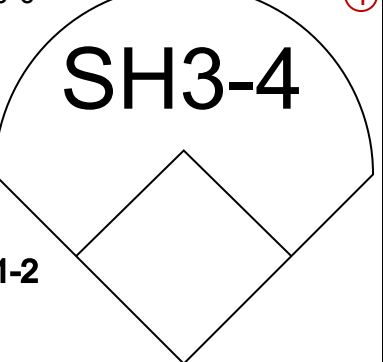
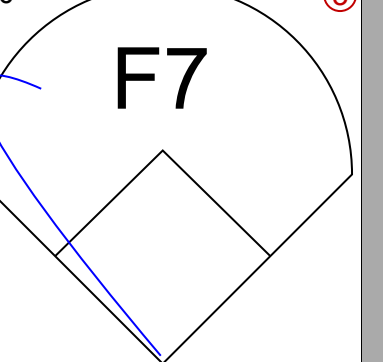
AB 35
R 10
H 11
RBI 9
BB 4
SO 9
LOB 14



| Batter | 1 | 2 | 3 | 4 | 5 | 6 | 7 | 8 | 9 | AB | R | H | RBI | BB | SO | LOB | TOP | | | | | | |
|--|---|---|---|---|--|---|--|---|------------------------------|---------------------------------|-------------------------------|----------------------------------|------------------------------|---------------------------------|------------------------------|----------------------------------|--|----------------------------------|----------------------------------|------------------------------------|----------------------------------|--------|--|
| Keith Miller, R OBP: 0.243, SLG: 0.283 (1, 9) |  | |  | | |  | |  | | 3 | 0 | 1 | 0 | 0 | 1 | 0 | New York Mets @ Montreal Expos Olympic Stadium, Montreal, QB Sun Sep 17 1989, 3:33 AM EDT Att: 32,811 - Dome - 60 F | | | | | | |
| Gregg Jefferies, S OBP: 0.310, SLG: 0.374 (1, 4) |  | |  | | |  | |  | | 3 | 0 | 0 | 0 | 1 | 0 | 3 | | | | | | | |
| Juan Samuel, R OBP: 0.307, SLG: 0.341 (1, 8) |  | |  | | |  | |  | | 4 | 0 | 0 | 0 | 0 | 2 | 4 | | | | | | | |
| Howard Johnson, S OBP: 0.365, SLG: 0.571 (1, 5) | |  | |  | |  | |  | | 3 | 0 | 0 | 0 | 1 | 1 | 0 | | | | | | | |
| Tim Teufel, R OBP: 0.338, SLG: 0.311 (1, 3) |  | |  | | |  | |  | | 4 | 0 | 1 | 0 | 0 | 1 | 2 | | | | | | | |
| Gary Carter, R OBP: 0.215, SLG: 0.231 (1, 2) |  | |  | | | |  |  | | 4 | 0 | 1 | 0 | 0 | 2 | 1 | | | | | | | |
| Mark Carreon, R OBP: 0.321, SLG: 0.426 (1, 7) |  | | | |  | |  |  | | 2 | 0 | 0 | 0 | 2 | 1 | 0 | | | | | | | |
| Kevin Elster, R OBP: 0.287, SLG: 0.356 (1, 6) |  | | | |  | |  |  | | 4 | 0 | 0 | 0 | 0 | 0 | 4 | | | | | | | |
| Ron Darling, R OBP: 0.155, SLG: 0.232 (8, PH) | | |  | | | | |  | | 2 | 0 | 0 | 0 | 0 | 1 | 0 | | | | | | | |
| Phil Lombardi, R OBP: 0.273, SLG: 0.300 (8, PR) | | | | |  | | | | | 0 | 0 | 0 | 0 | 1 | 0 | 0 | | | | | | | |
| Lou Thornton, L OBP: 0.273, SLG: 0.300 (8, PR) | | | | | | | | | | 0 | 0 | 0 | 0 | 0 | 1 | 0 | | | | | | | |
| Randy Myers, L OBP: 0.273, SLG: 0.300 (8, 1) | | | | | | | | | | 0 | 0 | 0 | 0 | 0 | 0 | 0 | | | | | | | |
| Inning Stats | R: 0 E: 0 K: 2 S: 9 | H: 0 LOB: 0 BB: 0 P: 14 | R: 0 E: 0 K: 0 S: 6 | H: 1 LOB: 2 BB: 1 P: 12 | R: 0 E: 0 K: 2 S: 10 | H: 1 LOB: 1 BB: 0 P: 16 | R: 0 E: 0 K: 2 S: 7 | H: 0 LOB: 0 BB: 0 P: 13 | R: 0 E: 0 K: 0 S: 5 | H: 0 LOB: 0 BB: 0 P: 7 | R: 0 E: 0 K: 1 S: 11 | H: 0 LOB: 2 BB: 2 P: 21 | R: 0 E: 0 K: 2 S: 7 | H: 0 LOB: 0 BB: 0 P: 9 | R: 0 E: 0 K: 0 S: 8 | H: 0 LOB: 1 BB: 1 P: 15 | R: 0 E: 0 K: 0 S: 12 | H: 1 LOB: 2 BB: 1 P: 20 | 1B: 2 2B: 1 3B: 0 HR: 0 | SF: 0 SAC: 1 DP: 0 HBP: 0 | WP: 0 PB: 0 SB: 1 CS: 0 | PA: 35 | |
| PITCHER Mark Langston, L ERA: 2.78 (1, 1) | IP: 9.0 WLS: W BF: 35 H: 3 R: 0 ER: 0 SO: 9 BB: 5 IBB: 0 HBP: 0 BLK: 0 WP: 0 HR: 0 S: 75 P: 127 ERA: 0.00 WHIP: 0.889 | | | | | | | | | | | | | | | | | | | | | | |

| | |
|-----|----|
| AB | 29 |
| R | 0 |
| H | 3 |
| RBI | 0 |
| BB | 5 |
| SO | 9 |
| LOB | 14 |



| Batter | 1 | 2 | 3 | 4 | 5 | 6 | 7 | 8 | 9 | AB | R | H | RBI | BB | SO | LOB | BOTTOM | | | | | | |
|---|--|---|---|---|--|---|------------------------------|---|-------------------------------|----------------------------------|------------------------------|----------------------------------|------------------------------|---------------------------------|-------------------------------|----------------------------------|--|----------------------------------|----------------------------------|------------------------------------|----------------------------------|--------|--|
| Tim Raines, S OBP: 0.404, SLG: 0.433 (1, 7) |  | |  | |  | | |  | | 4 | 0 | 2 | 1 | 0 | 0 | 2 | New York Mets @ Montreal Expos Olympic Stadium, Montreal, QB Sun Sep 17 1989, 3:33 AM EDT Att: 32,811 - Dome - 60 F | | | | | | |
| Dave Martinez, L OBP: 0.325, SLG: 0.391 (1, 8) (9, 9) |  | |  | |  | | |  | | 4 | 0 | 0 | 0 | 0 | 2 | 4 | | | | | | | |
| Larry Walker, L OBP: 0.311, SLG: 0.205 (1, 9) |  | | |  | |  | |  | | 3 | 0 | 0 | 0 | 0 | 1 | 1 | | | | | | | |
| Hubie Brooks, R OBP: 0.302, SLG: 0.376 (8, PH) | | | | | | | | | | 1 | 0 | 0 | 0 | 0 | 1 | 1 | | | | | | | |
| Marquis Grissom, R OBP: 0.462, SLG: 0.452 (8, 8) | | | | | | | | | | 0 | 0 | 0 | 0 | 0 | 0 | 0 | | | | | | | |
| Andres Galarraga, R OBP: 0.326, SLG: 0.431 (1, 3) | |  | |  | |  | |  | | 3 | 0 | 0 | 0 | 1 | 1 | 0 | | | | | | | |
| Nelson Santovenia, R OBP: 0.321, SLG: 0.366 (1, 2) | |  | |  | |  | |  | | 4 | 0 | 1 | 0 | 0 | 0 | 2 | | | | | | | |
| Tom Foley, L OBP: 0.306, SLG: 0.342 (1, 5) | |  | |  | |  | | | | 3 | 0 | 1 | 0 | 0 | 0 | 0 | | | | | | | |
| Junior Noboa, R OBP: 0.364, SLG: 0.333 (1, 4) | | |  | |  | | |  | | 3 | 0 | 0 | 0 | 0 | 1 | 2 | | | | | | | |
| Spike Owen, S OBP: 0.359, SLG: 0.343 (1, 6) | | |  | | |  | |  | | 3 | 1 | 2 | 0 | 0 | 0 | 0 | | | | | | | |
| Mark Langston, R OBP: 0.180, SLG: 0.217 (1, 1) | | |  | |  | | |  | | 2 | 0 | 1 | 0 | 0 | 0 | 0 | | | | | | | |
| Inning Stats | R: 0 E: 0 K: 0 S: 3 | H: 0 LOB: 0 BB: 0 P: 5 | R: 0 E: 0 K: 1 S: 5 | H: 0 LOB: 0 BB: 0 P: 9 | R: 0 E: 0 K: 2 S: 12 | H: 2 LOB: 2 BB: 0 P: 17 | R: 0 E: 0 K: 0 S: 8 | H: 2 LOB: 0 BB: 0 P: 11 | R: 1 E: 0 K: 1 S: 10 | H: 2 LOB: 1 BB: 0 P: 15 | R: 0 E: 0 K: 0 S: 8 | H: 0 LOB: 0 BB: 0 P: 15 | R: 0 E: 0 K: 0 S: 6 | H: 0 LOB: 0 BB: 0 P: 8 | R: 0 E: 0 K: 2 S: 10 | H: 1 LOB: 2 BB: 1 P: 21 | R: 0 E: 0 K: 0 S: 10 | H: 1 LOB: 2 BB: 1 P: 21 | 1B: 6 2B: 1 3B: 0 HR: 0 | SF: 0 SAC: 1 DP: 0 HBP: 0 | WP: 0 PB: 0 SB: 0 CS: 0 | PA: 32 | |
| PITCHER Ron Darling, R ERA: 3.51 (1, 1) | IP: 7.0 WLS: L BF: 27 H: 6 R: 1 ER: 1 SO: 4 BB: 0 IBB: 0 HBP: 0 BLK: 0 WP: 0 HR: 0 S: 52 P: 80 ERA: 1.29 WHIP: 0.857 | | | | | | | | | | | | | | | | | | | | | | |
| Randy Myers, L ERA: 2.03 (8, 1) | IP: 1.0 WLS: L BF: 5 H: 1 R: 0 ER: 0 SO: 2 BB: 0 IBB: 0 HBP: 0 BLK: 0 WP: 0 HR: 0 S: 10 P: 21 ERA: 0.00 WHIP: 1.000 | | | | | | | | | | | | | | | | | | | | | | |



| Batter | 1 | 2 | 3 | 4 | 5 | 6 | 7 | 8 | 9 | AB | R | H | RBI | BB | SO | LOB | TOP | | | | |
|---|-------------------------------|----------------------------------|------------------------------|---------------------------------|-------------------------------|----------------------------------|------------------------------|----------------------------------|------------------------------|----------------------------------|------------------------------|---------------------------------|-------------------------------|----------------------------------|------------------------------|----------------------------------|----------------------------------|------------------------------------|----------------------------------|--------|--|
| Gregg Jefferies, S OBP: 0.314, SLG: 0.379 | 1-3 K | | 4-0 1B 1B BB | 2-2 L9-3 | | | 0-0 P4 | | 1-0 F8 | 4 | 1 | 0 | 0 | 1 | 1 | 1 | | | | | |
| Keith Miller, R OBP: 0.248, SLG: 0.312 | 0-0 1B | | 0-3 K | 1-3 K | | | 0-1 B1-3 | | 3-0 1B | 5 | 0 | 2 | 0 | 0 | 2 | 2 | | | | | |
| Howard Johnson, S OBP: 0.366, SLG: 0.564 | 1-3 K | | 0-0 1B 1B | | 1-3 K | | | 0-2 F8 | 0-1 F9 | 5 | 1 | 1 | 0 | 0 | 2 | 3 | | | | | |
| Kevin McReynolds, R OBP: 0.328, SLG: 0.450 | 0-1 P3 | | 1-0 1B SF9 | | 1-2 G6-3 | | | 0-0 1B | | 4 | 2 | 2 | 1 | 0 | 0 | 2 | | | | | |
| Darryl Strawberry, L OBP: 0.308, SLG: 0.462 | 1-0 G3 | | 0-0 BB 1B | | 0-0 F7 | | | 1-0 L6 | | 4 | 0 | 1 | 2 | 0 | 0 | 3 | | | | | |
| Juan Samuel, R OBP: 0.310, SLG: 0.348 | | 0-0 L5 | | 1-1 SF9 | | 2-1 F8 | | 0-2 1B | | 3 | 0 | 1 | 2 | 0 | 0 | 0 | | | | | |
| Tim Teufel, R OBP: 0.351, SLG: 0.317 | | 1-3 K | | 3-H 4-0 FC5-4 BB | | 1-3 K | | 1-3 K | | 2 | 0 | 0 | 0 | 1 | 2 | 0 | | | | | |
| Keith Hernandez, L OBP: 0.324, SLG: 0.329 | | | | | | | | | | 1 | 0 | 0 | 0 | 0 | 1 | 1 | | | | | |
| Barry Lyons, R OBP: 0.278, SLG: 0.344 | | 0-1 G3 | | 1-1 FC5-4 | | 0-1 L6 | | | 1-1 G5-3 | 4 | 0 | 0 | 0 | 0 | 0 | 2 | | | | | |
| Sid Fernandez, L OBP: 0.227, SLG: 0.281 | | | | 0-0 1B BB 1B | | 1-0 L9-3 1B | | | 0-0 G4-3 | 4 | 2 | 3 | 1 | 0 | 0 | 0 | | | | | |
| Inning Stats | R: 0 E: 0 K: 2 S: 10 | H: 1 LOB: 2 BB: 0 P: 13 | R: 0 E: 0 K: 1 S: 6 | H: 0 LOB: 0 BB: 0 P: 7 | R: 4 E: 0 K: 1 S: 11 | H: 4 LOB: 2 BB: 2 P: 22 | R: 0 E: 0 K: 1 S: 7 | H: 1 LOB: 0 BB: 0 P: 11 | R: 0 E: 0 K: 1 S: 8 | H: 0 LOB: 0 BB: 0 P: 11 | R: 0 E: 0 K: 0 S: 4 | H: 0 LOB: 0 BB: 0 P: 4 | R: 0 E: 0 K: 0 S: 11 | H: 2 LOB: 1 BB: 0 P: 13 | R: 1 E: 0 K: 0 S: 7 | H: 2 LOB: 1 BB: 0 P: 12 | 1B: 8 2B: 1 3B: 1 HR: 1 | SF: 1 SAC: 0 DP: 1 HBP: 0 | WP: 0 PB: 1 SB: 2 CS: 0 | PA: 39 | |
| PITCHER | IP | WLS | BF | H | R | ER | SO | BB | IBB | HBP | BLK | WP | HR | S | P | ERA | WHIP | | | | |
| Ricky Horton, L ERA: 4.82 | 2.2 | L | 16 | 5 | 4 | 4 | 4 | 2 | 0 | 0 | 0 | 0 | 0 | 25 | 39 | 13.50 | 2.625 | | | | |
| Ted Power, R ERA: 3.82 | 3.1 | | 10 | 1 | 0 | 0 | 3 | 0 | 0 | 0 | 0 | 0 | 0 | 24 | 35 | 0.00 | 0.300 | | | | |
| Dan Quisenberry, R ERA: 2.41 | 3.0 | | 13 | 4 | 2 | 2 | 1 | 0 | 0 | 0 | 0 | 0 | 1 | 22 | 29 | 6.00 | 1.333 | | | | |

New York Mets @ St. Louis Cardinals
Busch Stadium, St. Louis, MO

AB 36
R 6
H 10
RBI 6
BB 2
SO 8
LOB 14



Thu Sep 21 1989, 7:05 PM CDT
Att: 36,600 - Unknown - 73 F

| Batter | 1 | 2 | 3 | 4 | 5 | 6 | 7 | 8 | 9 | AB | R | H | RBI | BB | SO | LOB | BOTTOM | | | | | |
|---|-------------------------------|----------------------------------|-------------------------------|----------------------------------|------------------------------|----------------------------------|-------------------------------|----------------------------------|-------------------------------|----------------------------------|------------------------------|---------------------------------|------------------------------|---------------------------------|------------------------------|----------------------------------|-------------------------------|----------------------------------|----------------------------------|------------------------------------|----------------------------------|--------|
| Vince Coleman, S OBP: 0.318, SLG: 0.339 | 0-2 L4 | | | 1-3 K | | 0-0 B5 | | | 2-3 K | 4 | 0 | 0 | 0 | 0 | 2 | 0 | | | | | | |
| Willie McGee, S OBP: 0.275, SLG: 0.352 | 2-2 F9 | | | 2-3 K | | 1-1 G4-3 | | | 1-3 K | 3 | 0 | 0 | 0 | 0 | 1 | 0 | | | | | | |
| Milt Thompson, L OBP: 0.343, SLG: 0.395 | | | | | | | | | | 1 | 0 | 0 | 0 | 0 | 1 | 0 | | | | | | |
| Pedro Guerrero, R OBP: 0.387, SLG: 0.482 | 2-2 G6-3 | | | 2-3 K | | | 1-3 K | | | 3 | 0 | 0 | 0 | 0 | 2 | 0 | | | | | | |
| Tom Brunansky, R OBP: 0.316, SLG: 0.422 | | 0-3 K | | | 2-2 F9 | | 0-0 P3 | | | 3 | 0 | 0 | 0 | 0 | 1 | 0 | | | | | | |
| Terry Pendleton, S OBP: 0.310, SLG: 0.390 | | 0-2 G5-3 | | | 1-1 1B 3B | | 0-0 G4-3 | | | 3 | 1 | 1 | 0 | 0 | 0 | 0 | | | | | | |
| José Oquendo, S OBP: 0.372, SLG: 0.371 | | | 2-3 K | | 1-3 K | | | 2-2 P4 | | 3 | 0 | 0 | 0 | 0 | 2 | 1 | | | | | | |
| Todd Zeile, R OBP: 0.318, SLG: 0.333 | | | 0-3 K | | 2-1 FC6-4 1B | | | 0-0 F9 | | 3 | 0 | 1 | 1 | 0 | 1 | 0 | | | | | | |
| Ozzie Smith, S OBP: 0.337, SLG: 0.366 | | | 1-2 G4-3 | | 3-H 3-1 FC6-4 | | | 1-3 K | | 3 | 0 | 0 | 0 | 0 | 1 | 1 | | | | | | |
| Ricky Horton, L OBP: 0.250, SLG: 0.333 | | | 3-3 K | | | 2-1 G4-3 | | | 1-3 K | 0 | 0 | 0 | 0 | 0 | 0 | 0 | | | | | | |
| Ted Power, R OBP: 0.091, SLG: 0.091 | | | | | | | | | | 1 | 0 | 0 | 0 | 0 | 1 | 0 | | | | | | |
| Tony Peña, R OBP: 0.317, SLG: 0.336 | | | | | | | | | | 1 | 0 | 0 | 0 | 0 | 0 | 0 | | | | | | |
| Dan Quisenberry, R OBP: 0.250, SLG: 0.250 | | | | | | | | | | 0 | 0 | 0 | 0 | 0 | 0 | 0 | | | | | | |
| Jim Lindeman, R OBP: 0.183, SLG: 0.133 | | | | | | | | | | 1 | 0 | 0 | 0 | 0 | 1 | 0 | | | | | | |
| Inning Stats | R: 0 E: 0 K: 0 S: 11 | H: 0 LOB: 0 BB: 0 P: 15 | R: 0 E: 0 K: 2 S: 10 | H: 0 LOB: 0 BB: 0 P: 12 | R: 0 E: 0 K: 2 S: 9 | H: 0 LOB: 0 BB: 0 P: 13 | R: 0 E: 0 K: 3 S: 11 | H: 0 LOB: 0 BB: 0 P: 16 | R: 1 E: 0 K: 1 S: 14 | H: 2 LOB: 1 BB: 0 P: 23 | R: 0 E: 0 K: 0 S: 5 | H: 0 LOB: 0 BB: 0 P: 8 | R: 0 E: 0 K: 1 S: 5 | H: 0 LOB: 0 BB: 0 P: 6 | R: 0 E: 0 K: 1 S: 7 | H: 0 LOB: 0 BB: 0 P: 10 | R: 0 E: 0 K: 3 S: 11 | H: 0 LOB: 0 BB: 0 P: 15 | 1B: 1 2B: 0 3B: 1 HR: 0 | SF: 0 SAC: 0 DP: 0 HBP: 0 | WP: 0 PB: 0 SB: 0 CS: 0 | PA: 29 |
| PITCHER | IP | WLS | BF | H | R | ER | SO | BB | IBB | HBP | BLK | WP | HR | S | P | ERA | WHIP | | | | | |
| Sid Fernandez, L ERA: 2.98 | 9.0 | W | 29 | 2 | 1 | 1 | 13 | 0 | 0 | 0 | 0 | 0 | 0 | 83 | 118 | 1.00 | 0.222 | | | | | |

New York Mets @ St. Louis Cardinals
Busch Stadium, St. Louis, MO

AB 29
R 1
H 2
RBI 1
BB 0
SO 13
LOB 2



Thu Sep 21 1989, 7:05 PM CDT
Att: 36,600 - Unknown - 73 F

| Batter | 1 | 2 | 3 | 4 | 5 | 6 | 7 | 8 | 9 | AB | R | H | RBI | BB | SO | LOB | TOP | | | | | | | | | | |
|---|------------------------------|----------------------------------|------------------------------|---------------------------------|------------------------------|---------------------------------|------------------------------|----------------------------------|------------------------------|---------------------------------|-------------------------------|----------------------------------|------------------------------|----------------------------------|------------------------------|----------------------------------|-------------------------------|----------------------------------|----------------------------------|------------------------------------|-------------------------|--------|--|--|--|--|--|
| Tim Raines, S OBP: 0.395, SLG: 0.421 (1, 7) | F7 | | G3-1 | | | | | G6-3 | | 4 | 0 | 1 | 0 | 0 | 0 | 1 | | | | | | | | | | | |
| Dave Martinez, L OBP: 0.326, SLG: 0.386 Marquis Grissom, R OBP: 0.459, SLG: 0.429 (1, 8) | 1B | | | P6 | | | | 1B | | 2 | 1 | 1 | 1 | 1 | 0 | 0 | | | | | | | | | | | |
| Andres Calarraga, R OBP: 0.329, SLG: 0.431 (1, 3) | 1B | | | K | | | | 1B | | 4 | 0 | 1 | 1 | 0 | 1 | 2 | | | | | | | | | | | |
| Hubie Brooks, R OBP: 0.301, SLG: 0.378 (1, 9) | L8-3 | | | K | | | | | | 4 | 0 | 0 | 0 | 0 | 2 | 1 | | | | | | | | | | | |
| Nelson Santovenia, R OBP: 0.313, SLG: 0.359 (1, 2) | | L8 | | | F7 | | | | | 3 | 0 | 0 | 0 | 0 | 0 | 0 | | | | | | | | | | | |
| Tom Foley, L OBP: 0.308, SLG: 0.338 Otis Nixon, S OBP: 0.306, SLG: 0.260 John Candelaria, L OBP: 0.283, SLG: 0.239 Tim Burke, R OBP: 0.278, SLG: 0.403 (7, 1) | | P6 | | | G3-1 | | | | | 2 | 0 | 0 | 0 | 1 | 0 | 0 | | | | | | | | | | | |
| Junior Noboa, R OBP: 0.345, SLG: 0.321 (7, 5) | | L8 | | | G6-3 | | | | | 3 | 0 | 0 | 0 | 0 | 0 | 1 | | | | | | | | | | | |
| Spike Owen, S OBP: 0.356, SLG: 0.340 (1, 6) | | | P6 | | | 1B | | | | 3 | 1 | 2 | 0 | 0 | 0 | 0 | | | | | | | | | | | |
| Pascual Perez, R OBP: 0.228, SLG: 0.259 Jeff Huson, L OBP: 0.233, SLG: 0.239 Rex Hudler, R OBP: 0.278, SLG: 0.403 (8, 4) | | | G6-3 | | | K | | | | 2 | 0 | 0 | 0 | 0 | 1 | 1 | | | | | | | | | | | |
| Inning Stats | R: 1 E: 0 K: 0 S: 9 | H: 1 LOB: 0 BB: 1 P: 20 | R: 0 E: 0 K: 0 S: 5 | H: 0 LOB: 0 BB: 0 P: 7 | R: 0 E: 0 K: 0 S: 4 | H: 0 LOB: 0 BB: 0 P: 4 | R: 0 E: 0 K: 2 S: 8 | H: 0 LOB: 0 BB: 0 P: 10 | R: 0 E: 0 K: 0 S: 5 | H: 0 LOB: 0 BB: 0 P: 7 | R: 0 E: 0 K: 1 S: 17 | H: 3 LOB: 1 BB: 0 P: 25 | R: 0 E: 0 K: 0 S: 9 | H: 0 LOB: 1 BB: 1 P: 14 | R: 0 E: 0 K: 1 S: 9 | H: 1 LOB: 0 BB: 0 P: 14 | R: 0 E: 0 K: 2 S: 10 | H: 0 LOB: 0 BB: 0 P: 12 | 1B: 5 2B: 1 3B: 0 HR: 0 | SF: 0 SAC: 0 DP: 3 HBP: 0 | WP: 1 PB: 0 CS: 0 | PA: 31 | | | | | |
| PITCHER | IP | WLS | BF | H | R | ER | SO | BB | IBB | HBP | BLK | WP | HR | S | P | ERA | WHIP | | | | | | | | | | |
| Ron Darling, R ERA: 3.48 Randy Myers, L ERA: 1.99 | 7.0 | W | 25 | 4 | 2 | 2 | 3 | 2 | 0 | 0 | 0 | 1 | 0 | 57 | 87 | 2.57 | 0.857 | | | | | | | | | | |

Montreal Expos @ New York Mets
Shea Stadium, Flushing, NY
Fri Sep 22 1989, 7:05 PM EDT
Att: 16,640 - Unknown - 72 F

| | |
|-----|----|
| AB | 29 |
| R | 2 |
| H | 5 |
| RBI | 2 |
| BB | 2 |
| SO | 6 |
| LOB | 7 |



| Batter | 1 | 2 | 3 | 4 | 5 | 6 | 7 | 8 | 9 | AB | R | H | RBI | BB | SO | LOB | BOTTOM | | | | | | | | | | |
|--|-------------------------------|----------------------------------|-------------------------------|----------------------------------|-------------------------------|----------------------------------|-------------------------------|----------------------------------|-------------------------------|----------------------------------|-------------------------------|----------------------------------|-------------------------------|----------------------------------|-------------------------------|----------------------------------|----------------------------------|------------------------------------|-------------------------|--------|--|--|--|--|--|--|--|
| Gregg Jefferies, S OBP: 0.315, SLG: 0.386 (1, 4) | G4-3 | | | | | | | G6-3 | | 4 | 1 | 2 | 1 | 0 | 0 | 0 | | | | | | | | | | | |
| Juan Samuel, R OBP: 0.310, SLG: 0.346 (1, 8) | 2B | | HR | | | | | G6-3 | | 3 | 1 | 0 | 0 | 1 | 0 | 1 | | | | | | | | | | | |
| Howard Johnson, S OBP: 0.369, SLG: 0.567 (1, 5) | 2B | | | | | | | F7 | | 4 | 0 | 3 | 1 | 0 | 0 | 0 | | | | | | | | | | | |
| Darryl Strawberry, L OBP: 0.308, SLG: 0.459 (1, 9) | K | | | | | | | E4 | | 3 | 0 | 0 | 0 | 1 | 2 | 2 | | | | | | | | | | | |
| Kevin McReynolds, R OBP: 0.326, SLG: 0.447 (1, 7) | F9 | | | | | | | L4 | | 4 | 0 | 0 | 0 | 0 | 1 | 5 | | | | | | | | | | | |
| Dave Magadan, L OBP: 0.367, SLG: 0.398 (1, 3) | | | | | | | | K | | 4 | 0 | 1 | 0 | 0 | 1 | 1 | | | | | | | | | | | |
| Barry Lyons, R OBP: 0.282, SLG: 0.343 (1, 2) | | | | | | | | BB | | 3 | 0 | 1 | 0 | 1 | 0 | 1 | | | | | | | | | | | |
| Keith Miller, R OBP: 0.241, SLG: 0.304 Kevin Elster, R OBP: 0.283, SLG: 0.353 (8, 6) | | | | | | | | K | | 3 | 0 | 0 | 0 | 0 | 0 | 2 | | | | | | | | | | | |
| Ron Darling, R OBP: 0.151, SLG: 0.225 Mark Carreon, R OBP: 0.325, SLG: 0.448 Randy Myers, L ERA: 2.62 (8, 1) | | | | | | | | HR | | 1 | 1 | 1 | 1 | 0 | 0 | 0 | | | | | | | | | | | |
| Inning Stats | R: 1 E: 0 K: 1 S: 15 | H: 1 LOB: 1 BB: 1 P: 23 | R: 0 E: 0 K: 0 S: 13 | H: 1 LOB: 1 BB: 0 P: 17 | R: 1 E: 0 K: 1 S: 11 | H: 2 LOB: 1 BB: 0 P: 13 | R: 0 E: 0 K: 1 S: 11 | H: 1 LOB: 0 BB: 0 P: 14 | R: 0 E: 0 K: 0 S: 12 | H: 0 LOB: 0 BB: 0 P: 18 | R: 1 E: 0 K: 0 S: 12 | H: 1 LOB: 0 BB: 0 P: 15 | R: 0 E: 1 K: 2 S: 12 | H: 0 LOB: 2 BB: 1 P: 23 | R: 0 E: 0 K: 2 S: 12 | H: 0 LOB: 0 BB: 1 P: 23 | 1B: 5 2B: 2 3B: 0 HR: 2 | SF: 0 SAC: 0 DP: 1 HBP: 0 | WP: 0 PB: 0 CS: 1 | PA: 35 | | | | | | | |
| PITCHER | IP | WLS | BF | H | R | ER | SO | BB | IBB | HBP | BLK | WP | HR | S | P | ERA | WHIP | | | | | | | | | | |
| Pascual Perez, R ERA: 3.31 John Candelaria, L ERA: 4.53 Tim Burke, R ERA: 2.62 | 6.0 | L | 8 | 1 | 1 | 1 | 1 | 1 | 0 | 0 | 0 | 0 | 1 | 21 | 32 | 5.40 | 1.200 | | | | | | | | | | |

Montreal Expos @ New York Mets
Shea Stadium, Flushing, NY
Fri Sep 22 1989, 7:05 PM EDT
Att: 16,640 - Unknown - 72 F

| | |
|-----|----|
| AB | 32 |
| R | 3 |
| H | 8 |
| RBI | 3 |
| BB | 3 |
| SO | 5 |
| LOB | 15 |



| Batter | 1 | 2 | 3 | 4 | 5 | 6 | 7 | 8 | 9 | AB | R | H | RBI | BB | SO | LOB | TOP | | | | | | | | |
|--|--------------------------------------|----------------------------------|--------------------------------------|----------------------------------|--------------------------------------|---------------------------------|---------------------------------------|----------------------------------|---------------------------------------|----------------------------------|--------------------------------------|---------------------------------|--------------------------------------|----------------------------------|---------------------------------------|----------------------------------|---------------------------------------|----------------------------------|----------------------------------|------------------------------------|-------------------------|--------|--|--|--|
| Dave Martinez, L (1, 8) OBP: 0.326, SLG: 0.385 | L4 | | | F8 | | G4-3 | | F8 | E S | 5 | 0 | 2 | 2 | 0 | 0 | 0 | | | | | | | | | |
| Mike Aldrete, L (1, 7) OBP: 0.310, SLG: 0.313 Nelson Santovenia, R (8, PH) OBP: 0.308, SLG: 0.353 Rich Thompson, R (8, 1) Joe Hesketh, R (8, 1) OBP: 0.500, SLG: 0.500 Tim Burke, R (9, 1) | K | | | K | | G5-3 | | F8 | K | 3 | 0 | 0 | 0 | 0 | 2 | 0 | | | | | | | | | |
| Andres Calarraga, R (1, 3) OBP: 0.331, SLG: 0.432 | K | | | G4-3 | | L4 | | | 1B 2B | 4 | 1 | 1 | 0 | 0 | 1 | 0 | | | | | | | | | |
| Hubie Brooks, R (1, 9) OBP: 0.306, SLG: 0.386 | | L4 | | | PB E | G5-3 | | | 2B 1B | 4 | 2 | 2 | 0 | 0 | 0 | 0 | | | | | | | | | |
| Tim Wallach, R (1, 5) OBP: 0.344, SLG: 0.422 | | G5-3 | | | G5-3 | | P2 | | E | 4 | 1 | 1 | 1 | 0 | 0 | 1 | | | | | | | | | |
| Tom Foley, L (1, 4) OBP: 0.308, SLG: 0.336 Zane Smith, L (7, 1) OBP: 0.188, SLG: 0.219 Marquis Grissom, R (8, 7) OBP: 0.431, SLG: 0.396 | | G6-3 | | | E | | K | | K | 2 | 0 | 0 | 0 | 1 | 1 | 0 | | | | | | | | | |
| Mike Fitzgerald, R (1, 2) OBP: 0.320, SLG: 0.392 Otis Nixon, S (9, PR) OBP: 0.306, SLG: 0.260 Spike Owen, S (9, 6) OBP: 0.357, SLG: 0.341 | | | L6 | | P6 | | | G6-3 | E3 1B | 4 | 0 | 1 | 1 | 0 | 0 | 2 | | | | | | | | | |
| Jeff Huson, L (1, 6) OBP: 0.224, SLG: 0.229 Tim Raines, S (9, PH) OBP: 0.388, SLG: 0.420 Gilberto Reyes, R (9, 2) | | | F8 | | E6 | | | G4-3 | S 1B BB | 3 | 0 | 0 | 0 | 0 | 0 | 1 | | | | | | | | | |
| Mark Gardner, R (1, 1) Junior Noboa, R (7, 4) OBP: 0.294, SLG: 0.273 Wallace Johnson, S (9, PH) OBP: 0.317, SLG: 0.378 Rex Hudler, R (9, 4) OBP: 0.278, SLG: 0.403 | | | K | | K | | | E5 1B | K | 2 | 0 | 0 | 0 | 0 | 2 | 2 | | | | | | | | | |
| Inning Stats | R: 0 H: 0 E: 0 K: 2 S: 8 | H: 0 LOB: 0 BB: 0 P: 13 | R: 0 H: 0 E: 0 K: 0 S: 9 | H: 1 LOB: 0 BB: 0 P: 13 | R: 0 H: 0 E: 0 K: 1 S: 5 | H: 0 LOB: 0 BB: 0 P: 8 | R: 0 H: 0 E: 0 K: 1 S: 10 | H: 0 LOB: 0 BB: 0 P: 16 | R: 1 H: 1 E: 1 K: 1 S: 14 | H: 1 LOB: 2 BB: 1 P: 27 | R: 0 H: 0 E: 0 K: 0 S: 6 | H: 0 LOB: 0 BB: 0 P: 9 | R: 0 H: 0 E: 0 K: 1 S: 8 | H: 0 LOB: 0 BB: 0 P: 11 | R: 0 H: 1 E: 1 K: 0 S: 12 | H: 1 LOB: 2 BB: 1 P: 20 | R: 5 H: 5 E: 1 K: 3 S: 24 | H: 5 LOB: 1 BB: 1 P: 41 | 1B: 6 2B: 1 3B: 0 HR: 0 | SF: 0 SAC: 0 DP: 0 HBP: 0 | WP: 0 PB: 1 CS: 0 | PA: 38 | | | |
| PITCHER | IP | WLS | BF | H | R | ER | SO | BB | IBB | HBP | BLK | WP | HR | S | P | ERA | WHIP | | | | | | | | |
| David Cone, R (1, 1) ERA: 3.67 | 7.2 | | 28 | 2 | 1 | 0 | 6 | 1 | 0 | 0 | 0 | 0 | 0 | 69 | 112 | 0.00 | 0.391 | | | | | | | | |
| Randy Myers, L (8, 1) ERA: 2.5 | 0.2 | | 6 | 4 | 4 | 4 | 1 | 0 | 0 | 0 | 0 | 0 | 0 | 18 | 27 | 54.00 | 6.000 | | | | | | | | |
| Julio Machado, R (9, 1) ERA: 2.35 | 0.2 | L | 4 | 1 | 1 | 1 | 2 | 1 | 0 | 0 | 0 | 0 | 0 | 9 | 19 | 13.50 | 3.000 | | | | | | | | |

Montreal Expos @ New York Mets
Shea Stadium, Flushing, NY
Sun Sep 24 1989, 3:33 AM EDT
Att: 36,769 - Sunny - 60 F

AB 36
R 6
H 7
RBI 4
BB 2
SO 9
LOB 14



| Batter | 1 | 2 | 3 | 4 | 5 | 6 | 7 | 8 | 9 | AB | R | H | RBI | BB | SO | LOB | BOTTOM | | | | | | | |
|---|---------------------------------------|----------------------------------|---------------------------------------|----------------------------------|--------------------------------------|----------------------------------|--------------------------------------|---------------------------------|---------------------------------------|----------------------------------|---------------------------------------|----------------------------------|---------------------------------------|----------------------------------|---------------------------------------|----------------------------------|---------------------------------------|----------------------------------|----------------------------------|------------------------------------|-------------------------|--------|--|--|
| Gregg Jefferies, S (1, 4) OBP: 0.316, SLG: 0.392 | G6-3 | | | | P3 | | K | E | | 4 | 0 | 0 | 0 | 1 | 2 | 2 | | | | | | | | |
| Keith Miller, R (1, 8) OBP: 0.238, SLG: 0.297 | F9 | | | K | P6 | | E4 HR | E8 | | 5 | 1 | 1 | 0 | 0 | 1 | 1 | | | | | | | | |
| Howard Johnson, S (1, 5) OBP: 0.369, SLG: 0.562 | K | | | L6 | | | HR | K | | 4 | 1 | 1 | 0 | 1 | 2 | 2 | | | | | | | | |
| Darryl Strawberry, L (1, 9) OBP: 0.310, SLG: 0.464 | | | | | K | | | | F9 | 3 | 1 | 1 | 3 | 2 | 1 | 1 | | | | | | | | |
| Mark Carreon, R (1, 7) OBP: 0.355, SLG: 0.500 Juan Samuel, R (9, PR) OBP: 0.307, SLG: 0.342 | F9 | | | FC4 HBP | | | | S | | 3 | 0 | 1 | 0 | 1 | 1 | 2 | | | | | | | | |
| Dave Magadan, L (1, 3) OBP: 0.383, SLG: 0.393 Randy Myers, L (8, 1) | | G6-3 | | FC4 | | | | | | 4 | 0 | 0 | 0 | 0 | 0 | 3 | | | | | | | | |
| Julio Machado, R (9, 1) Keith Hernandez, L (9, PH) OBP: 0.326, SLG: 0.329 Lou Thornton, L (9, PR) | | | | | | | | | FC6-4 IBB | 0 | 0 | 0 | 0 | 0 | 0 | 0 | | | | | | | | |
| Barry Lyons, R (1, 2) OBP: 0.291, SLG: 0.342 Kevin McReynolds, R (9, PH) OBP: 0.328, SLG: 0.447 | | | | | P2 | | | | | 4 | 0 | 1 | 0 | 0 | 0 | 0 | | | | | | | | |
| Kevin Elster, R (1, 6) OBP: 0.288, SLG: 0.364 Mackey Casser, L (9, PH) OBP: 0.309, SLG: 0.404 | | | | | K | | | | FC6-4 | 2 | 2 | 1 | 1 | 1 | 1 | 0 | | | | | | | | |
| David Cone, L (1, 1) OBP: 0.257, SLG: 0.264 Tim Teufel, R (8, 3) OBP: 0.354, SLG: 0.330 | | | | | F8 | | | | | 3 | 0 | 0 | 0 | 0 | 1 | 2 | | | | | | | | |
| Inning Stats | R: 0 H: 0 E: 0 K: 1 S: 14 | H: 1 LOB: 2 BB: 1 P: 26 | R: 0 H: 1 E: 0 K: 2 S: 12 | H: 0 LOB: 0 BB: 0 P: 21 | R: 0 H: 0 E: 0 K: 1 S: 9 | H: 0 LOB: 2 BB: 1 P: 21 | R: 0 H: 0 E: 0 K: 1 S: 7 | H: 0 LOB: 0 BB: 0 P: 8 | R: 0 H: 1 E: 0 K: 0 S: 10 | H: 1 LOB: 1 BB: 0 P: 16 | R: 0 H: 0 E: 0 K: 1 S: 13 | H: 0 LOB: 0 BB: 0 P: 19 | R: 4 H: 4 E: 1 K: 1 S: 15 | H: 4 LOB: 1 BB: 1 P: 24 | R: 1 H: 0 E: 1 K: 1 S: 14 | H: 0 LOB: 2 BB: 2 P: 25 | R: 0 H: 0 E: 0 K: 1 S: 10 | H: 0 LOB: 2 BB: 2 P: 22 | 1B: 3 2B: 1 3B: 0 HR: 2 | SF: 0 SAC: 0 DP: 0 HBP: 2 | WP: 0 PB: 1 CS: 0 | PA: 44 | | |
| PITCHER | IP | WLS | BF | H | R | ER | SO | BB | IBB | HBP | BLK | WP | HR | S | P | ERA | WHIP | | | | | | | |
| Mark Gardner, R (1, 1) ERA: 4.19 | 6.2 | | 30 | 4 | 3 | 3 | 8 | 2 | 1 | 2 | 0 | 0 | 1 | 75 | 127 | 4.05 | 0.900 | | | | | | | |
| Zane Smith, L (7, 1) ERA: 3.49 | 0.1 | | 3 | 2 | 1 | 1 | 0 | 0 | 0 | 0 | 0 | 0 | 1 | 5 | 8 | 27.00 | 6.000 | | | | | | | |
| Rich Thompson, R (8, 1) ERA: 1.37 | 0.2 | | 5 | 0 | 1 | 0 | 0 | 1 | 1 | 0 | 0 | 0 | 0 | 11 | 21 | 0.00 | 1.500 | | | | | | | |
| Joe Hesketh, L (8, 1) ERA: 6.07 | 0.2 | W | 2 | 0 | 0 | 0 | 1 | 0 | 0 | 0 | 0 | 0 | 0 | 6 | 10 | 0.00 | 0.000 | | | | | | | |
| Tim Burke, R (9, 1) ERA: 2.6 | 0.2 | S | 4 | 0 | 0 | 0 | 1 | 1 | 1 | 0 | 0 | 0 | 0 | 7 | 16 | 0.00 | 1.500 | | | | | | | |

Montreal Expos @ New York Mets
Shea Stadium, Flushing, NY
Sun Sep 24 1989, 3:33 AM EDT
Att: 36,769 - Sunny - 60 F

AB 35
R 5
H 6
RBI 4
BB 7
SO 10
LOB 18



| Batter | 1 | 2 | 3 | 4 | 5 | 6 | 7 | 8 | 9 | AB | R | H | RBI | BB | SO | LOB | TOP | | | | | | | | | | | | | | | | | | | | | |
|---|--------------------------------------|----------------------------------|--------------------------------------|---------------------------------|---------------------------------------|----------------------------------|---------------------------------------|----------------------------------|---------------------------------------|----------------------------------|--------------------------------------|---------------------------------|---------------------------------------|----------------------------------|---------------------------------------|----------------------------------|---|----------------------------------|------------------------------------|----------------------------------|--------|-----|-----|----|---|---|----|----|----|-----|-----|-----|----|----|----|------|-------|------|
| Lenny Dykstra, L OBP: 0.316, SLG: 0.357 (1, 8) | 1-3 K | | 2-2 L7 | | | 3-2 G6-3 | | 1-0 1B | | 0 | 1 | 0 | 0 | 0 | 0 | 0 | Philadelphia Phillies @ New York Mets Shea Stadium, Flushing, NY Mon Sep 25 1989, 7:05 PM EDT Att: 18,001 - Unknown - 62 F | | | | | | | | | | | | | | | | | | | | | |
| Tom Herr, S OBP: 0.353, SLG: 0.366 (1, 4) | 1-0 L4 | | | 0-0 L7 | | 1-2 F8 | | 1-1 1B | | 4 | 1 | 1 | 2 | 0 | 0 | 0 | | | | | | | | | | | | | | | | | | | | | | |
| John Kruk, L OBP: 0.368, SLG: 0.423 Roger McDowell, R OBP: 0.333, SLG: 0.333 (8, 1) | 3-3 K | | | 0-3 K | | 4-2 BB | | 0-3 K | | 3 | 0 | 0 | 0 | 1 | 3 | 0 | | | | | | | | | | | | | | | | | | | | | | |
| Ricky Jordan, R OBP: 0.320, SLG: 0.414 (1, 3) | | 1-2 P4 | | 1-2 E 1B | | 3-2 G3-1 | | | 2-2 E4 3-1 1B | 4 | 0 | 2 | 0 | 0 | 0 | 1 | | | | | | | | | | | | | | | | | | | | | | |
| Von Hayes, L OBP: 0.377, SLG: 0.454 (1, 9) | | 0-3 K | | 1-1 E3 | | | 1-3 K | | 2-2 3-1 | 4 | 0 | 0 | 0 | 0 | 2 | 2 | | | | | | | | | | | | | | | | | | | | | | |
| Dickie Thon, R OBP: 0.318, SLG: 0.422 (1, 6) | | 0-0 6-3 | | 3-2 P3 | | | 0-0 6-3 | | 1-3 K | 4 | 0 | 0 | 0 | 0 | 1 | 3 | | | | | | | | | | | | | | | | | | | | | | |
| Charlie Hayes, R OBP: 0.275, SLG: 0.388 (1, 5) | | | 1-2 F8 | | 2-1 F8 | | 0-0 6-3 | | 0-0 F8 | 4 | 0 | 0 | 0 | 0 | 0 | 1 | | | | | | | | | | | | | | | | | | | | | | |
| Darren Daulton, L OBP: 0.303, SLG: 0.310 Bob Demler, R OBP: 0.227, SLG: 0.220 (8, PH) (8, 7) | | | 1-3 K | | 1-3 K | | | 2-1 CS 1B | | 2 | 0 | 0 | 0 | 0 | 2 | 0 | | | | | | | | | | | | | | | | | | | | | | |
| Pat Combs, L OBP: 0.100, SLG: 0.200 Randy Ready, R OBP: 0.370, SLG: 0.414 Tom Nieto, R OBP: 0.375, SLG: 0.167 (8, PH) (8, 2) | | | 0-2 2B | | 0-3 K | | | 1-1 6-3 1-2 | | 2 | 0 | 1 | 0 | 0 | 1 | 0 | | | | | | | | | | | | | | | | | | | | | | |
| Inning Stats | R: 0 H: 0 E: 0 K: 2 S: 7 | H: 0 LOB: 0 BB: 0 P: 12 | R: 0 H: 0 E: 0 K: 1 S: 8 | H: 0 LOB: 0 BB: 0 P: 9 | R: 0 H: 1 E: 0 K: 1 S: 14 | H: 1 LOB: 1 BB: 0 P: 18 | R: 0 H: 1 E: 1 K: 1 S: 12 | H: 3 LOB: 2 BB: 0 P: 17 | R: 0 H: 0 E: 0 K: 2 S: 18 | H: 0 LOB: 0 BB: 0 P: 12 | R: 0 H: 0 E: 0 K: 1 S: 8 | H: 0 LOB: 0 BB: 0 P: 9 | R: 2 H: 3 E: 0 K: 1 S: 10 | H: 3 LOB: 0 BB: 0 P: 15 | R: 0 H: 1 E: 1 K: 1 S: 12 | H: 1 LOB: 1 BB: 0 P: 17 | | 1B: 4 2B: 1 3B: 0 HR: 1 | SF: 0 SAC: 0 DP: 0 HBP: 0 | WP: 0 PB: 0 SB: 1 CS: 1 | PA: 34 | | | | | | | | | | | | | | | | | |
| PITCHER | IP | WLS | BF | H | R | ER | SO | BB | IBB | HBP | BLK | WP | HR | S | P | ERA | WHIP | PITCHER | | | | IP | WLS | BF | H | R | ER | SO | BB | IBB | HBP | BLK | WP | HR | S | P | ERA | WHIP |
| Bob Ojeda, L ERA: 3.47 Julio Machado, R ERA: 2.08 (1, 1) (9, 1) | 8.0 | L | 30 | 5 | 2 | 2 | 9 | 1 | 0 | 0 | 0 | 0 | 1 | 86 | 121 | 2.25 | 0.750 | | | | | 1.0 | 4 | 1 | 0 | 0 | 1 | 0 | 0 | 0 | 0 | 0 | 0 | 12 | 17 | 0.00 | 1.000 | |

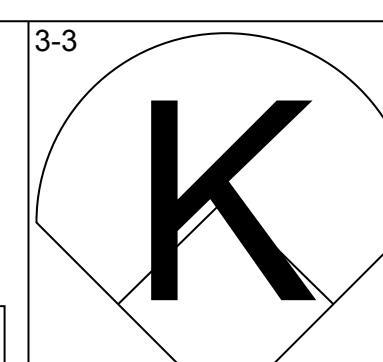
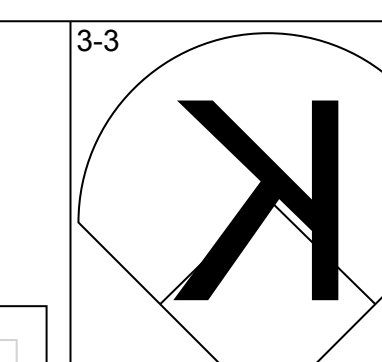
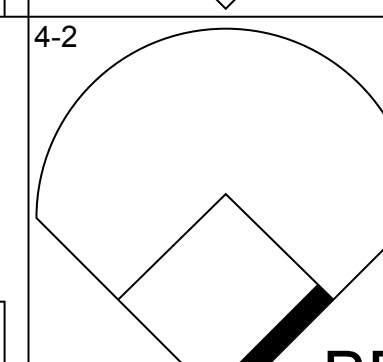
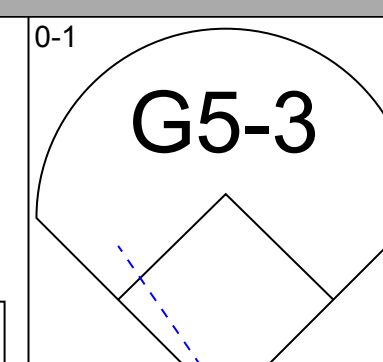
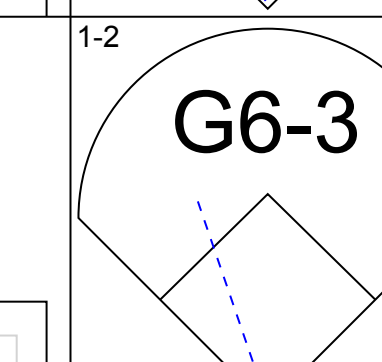
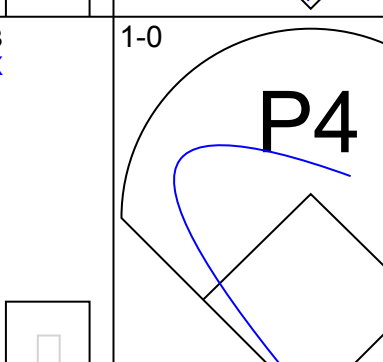
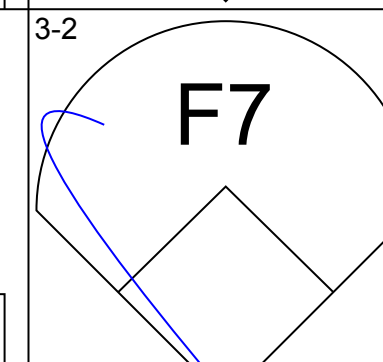
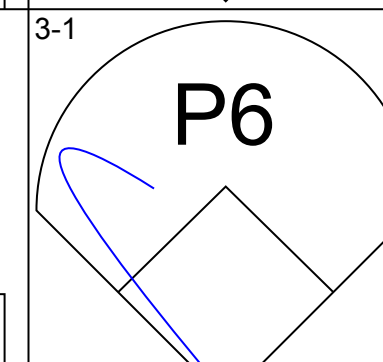
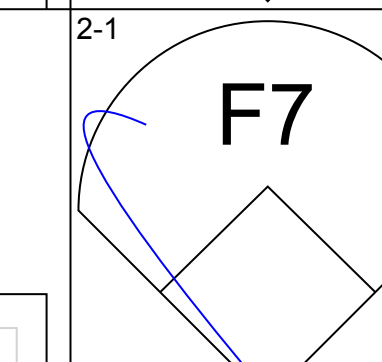
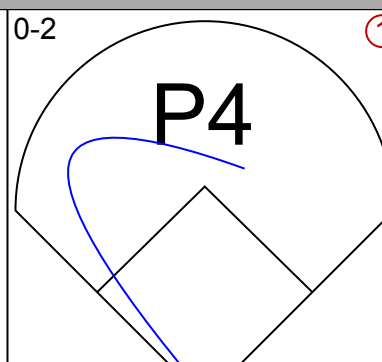
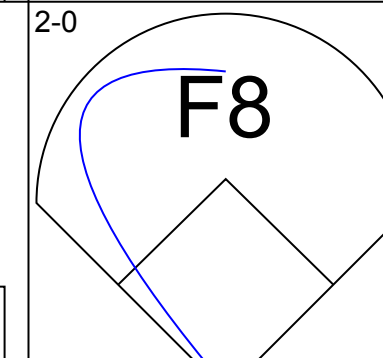
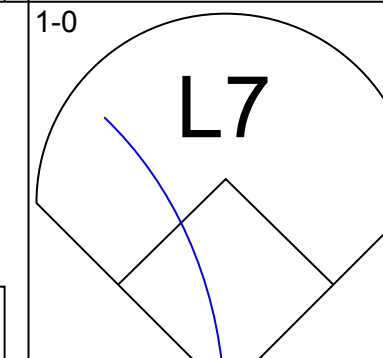
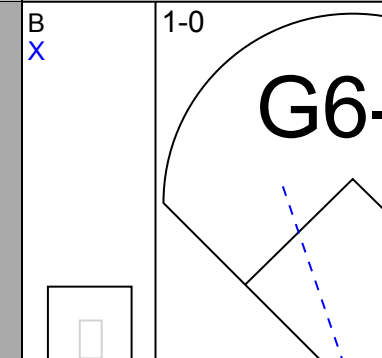
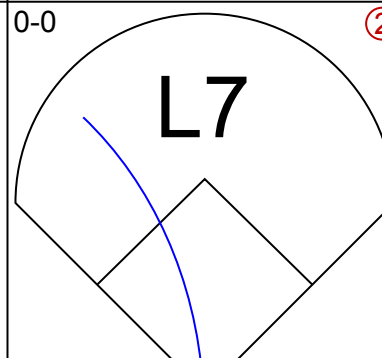
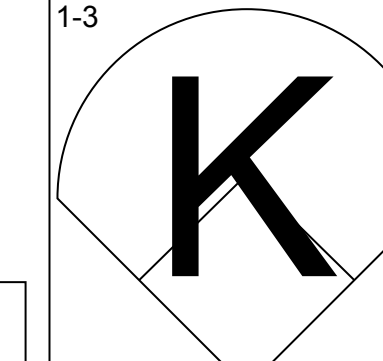
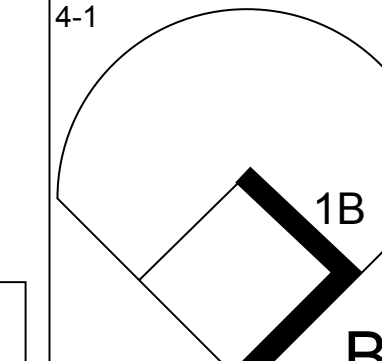
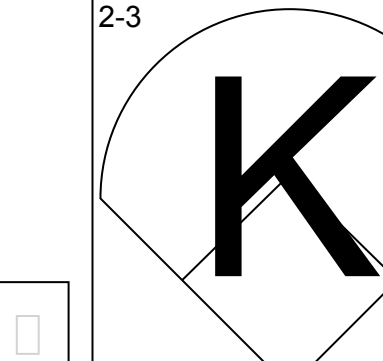
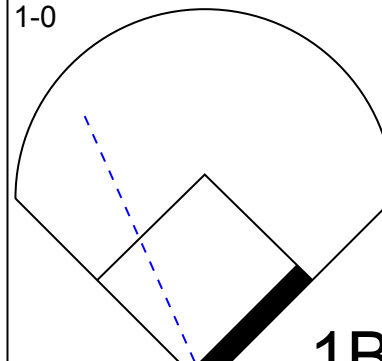
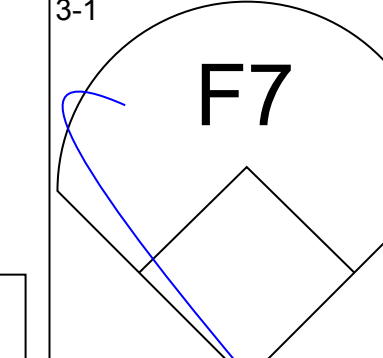
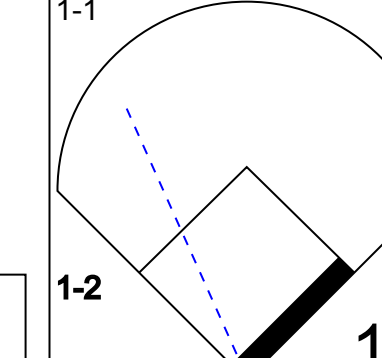
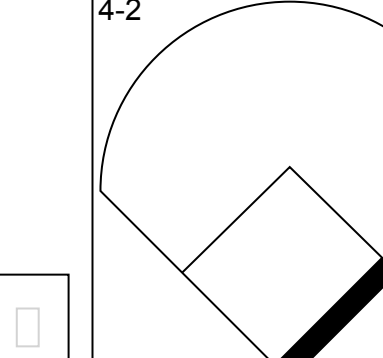
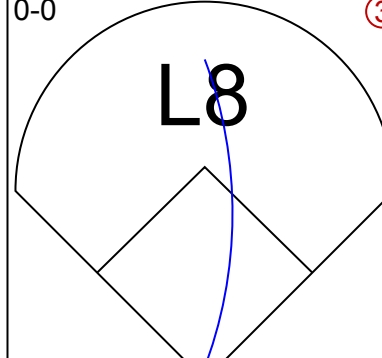
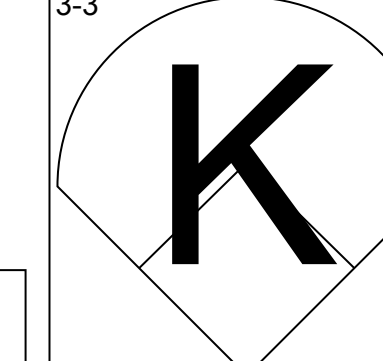
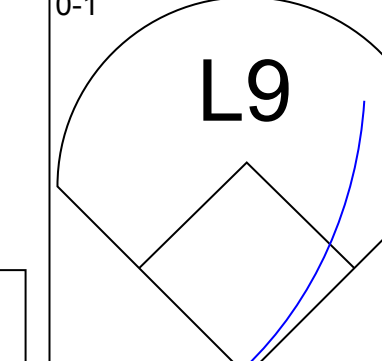
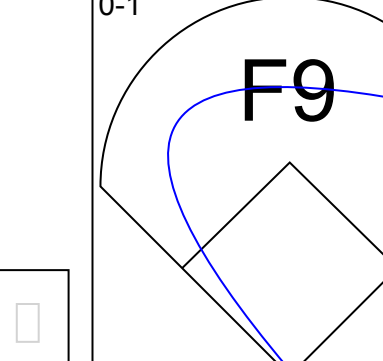
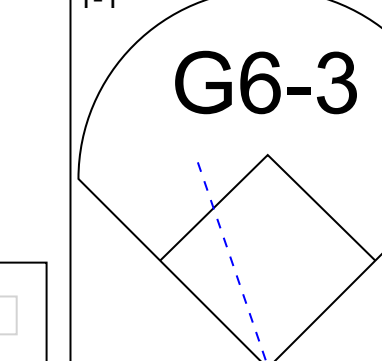
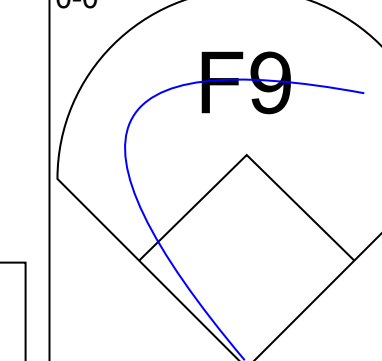
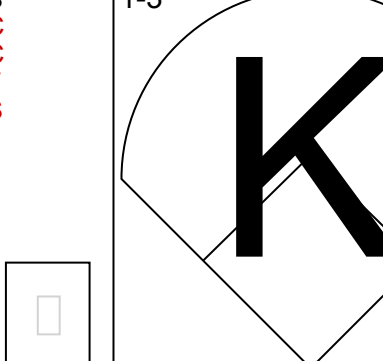
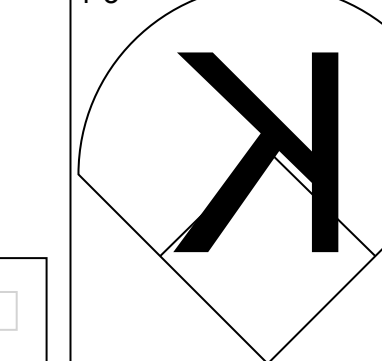
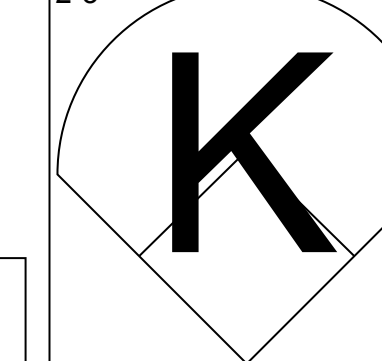
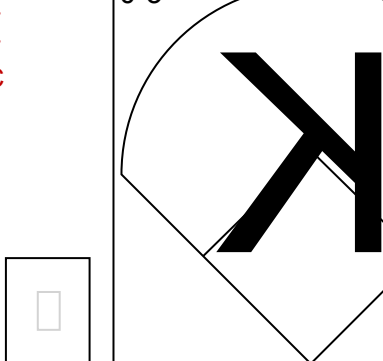
AB 29
R 2
H 5
RBI 2
BB 1
SO 9
LOB 8

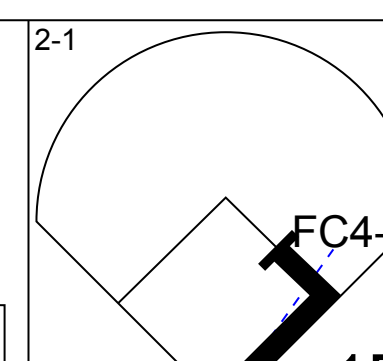
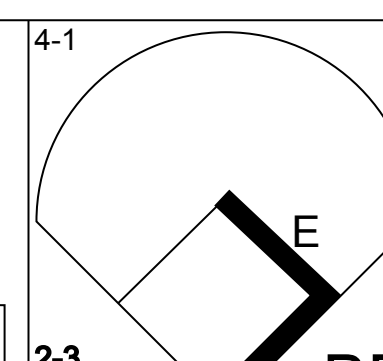
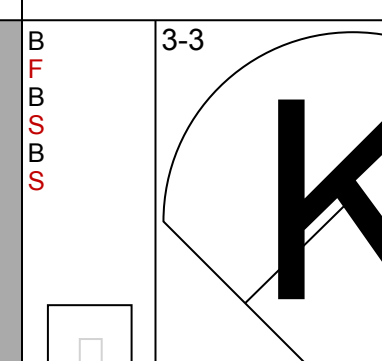
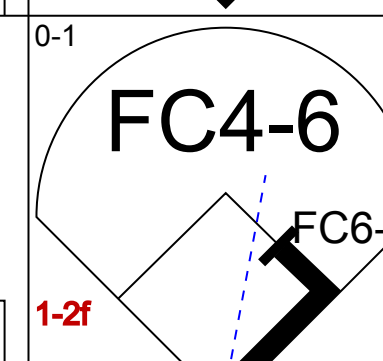
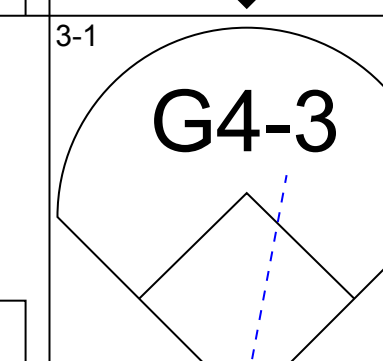
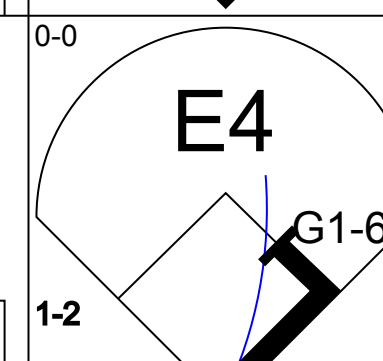
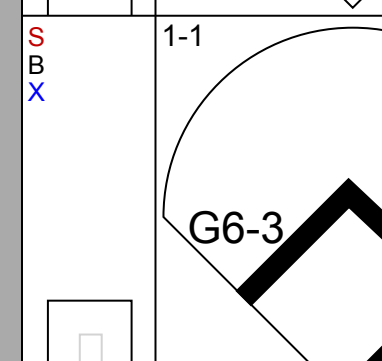
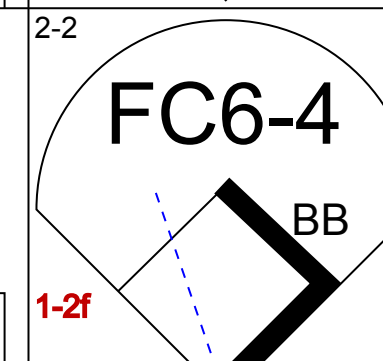
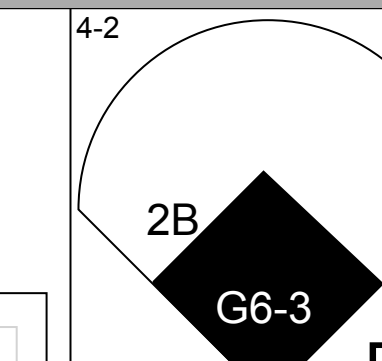
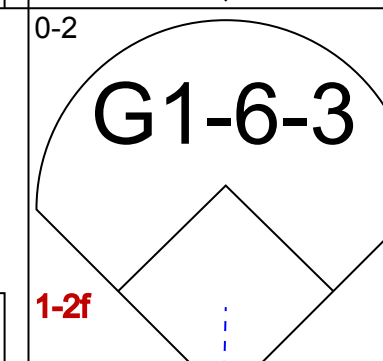
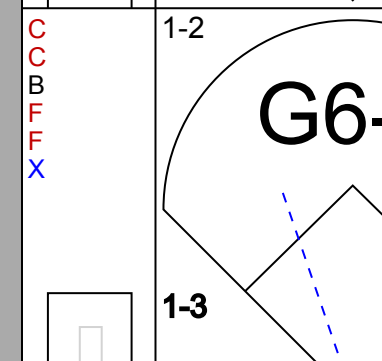
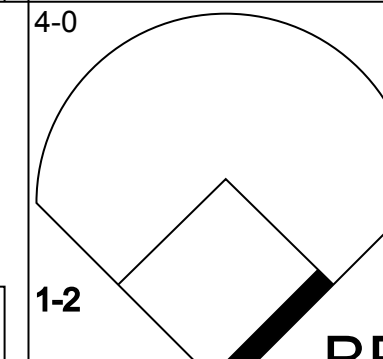
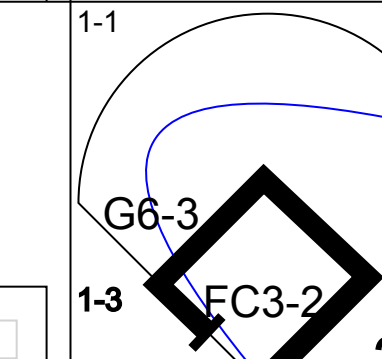

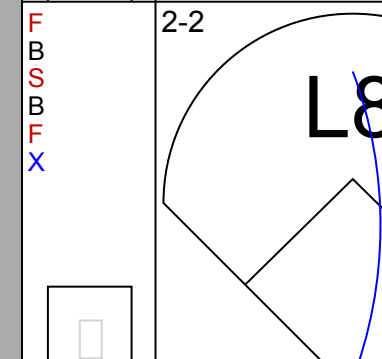
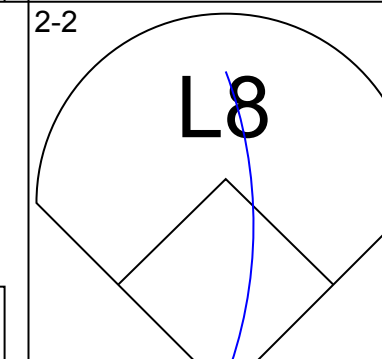
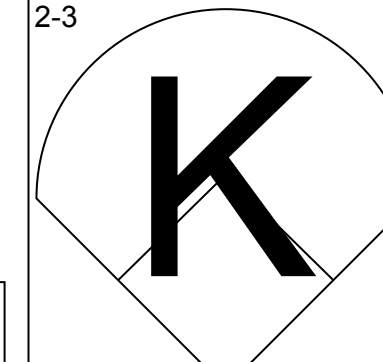
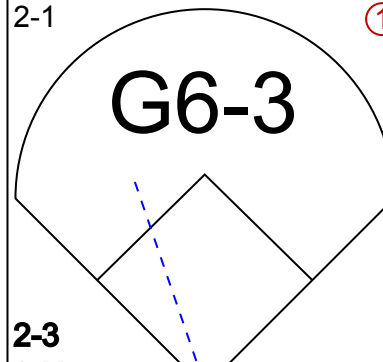
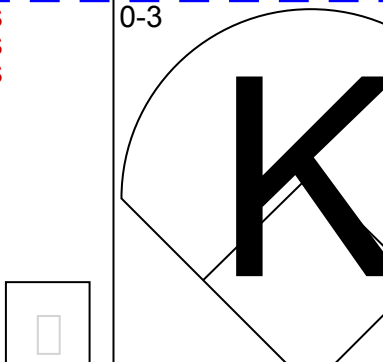
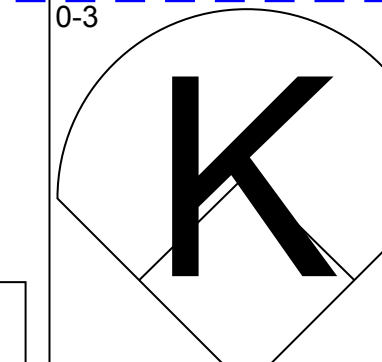
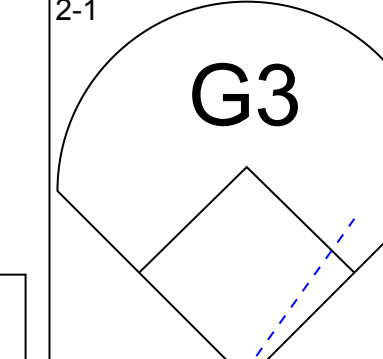
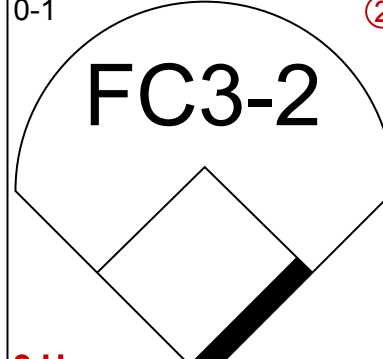
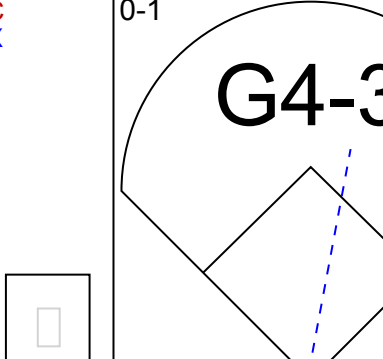
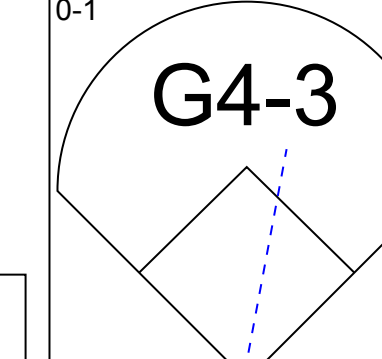
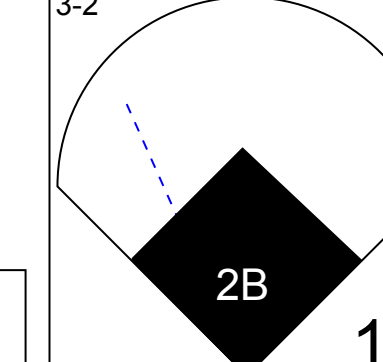
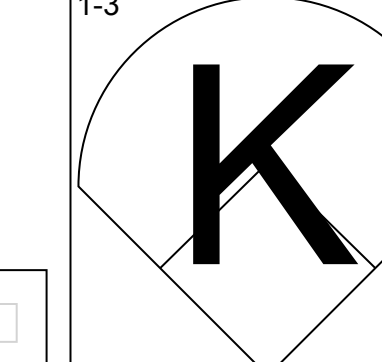
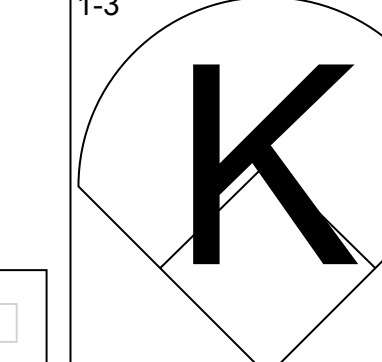
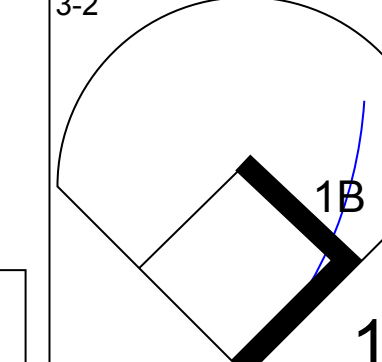
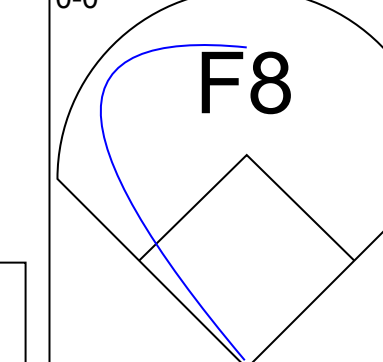
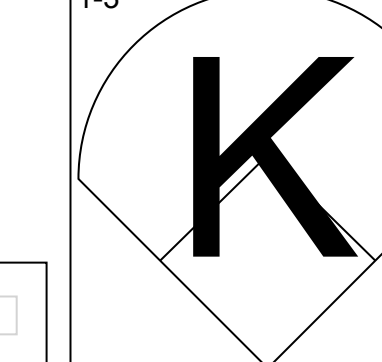
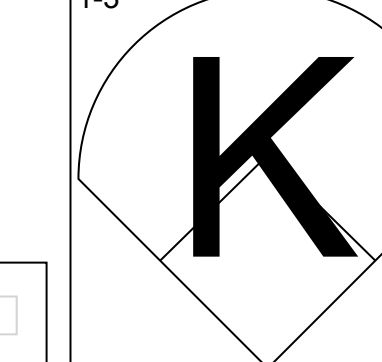
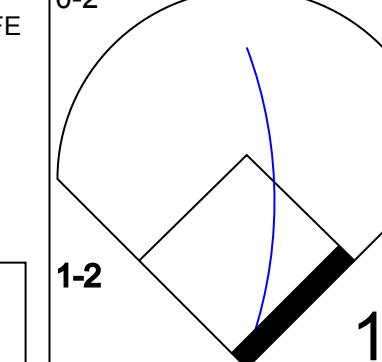
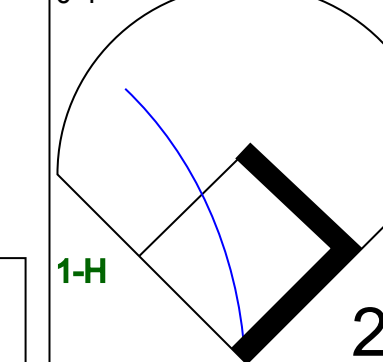
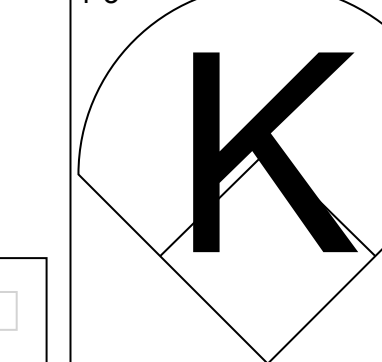
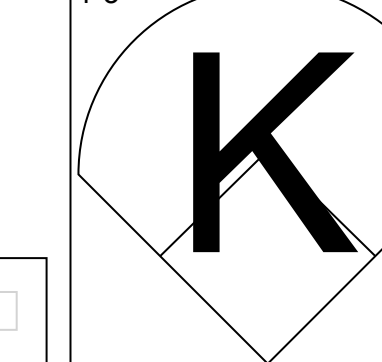
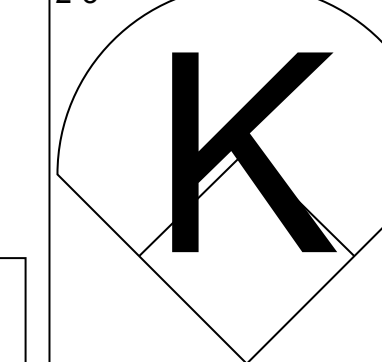


| Batter | 1 | 2 | 3 | 4 | 5 | 6 | 7 | 8 | 9 | AB | R | H | RBI | BB | SO | LOB | BOTTOM | | | | | | | | | | | | | | | | | | | | | |
|--|---------------------------------------|----------------------------------|---------------------------------------|----------------------------------|--------------------------------------|----------------------------------|--------------------------------------|----------------------------------|--------------------------------------|----------------------------------|--------------------------------------|----------------------------------|--------------------------------------|----------------------------------|--------------------------------------|---------------------------------|---|----------------------------------|------------------------------------|----------------------------------|--------|-----|-----|----|---|---|----|----|----|-----|-----|-----|----|----|------|-------|-----|------|
| Gregg Jefferies, S OBP: 0.315, SLG: 0.391 (1, 4) | 3-1 WP 1B | | 1-1 F8 | | 1-2 F8 | | | 2-1 4-3 | | 4 | 0 | 1 | 0 | 0 | 0 | 0 | Philadelphia Phillies @ New York Mets Shea Stadium, Flushing, NY Mon Sep 25 1989, 7:05 PM EDT Att: 18,001 - Unknown - 62 F | | | | | | | | | | | | | | | | | | | | | |
| Juan Samuel, R OBP: 0.305, SLG: 0.340 (1, 8) | 2-3 K | | 2-1 G6-3 | | | 0-1 5-3 | | | 0-2 5-3 | 4 | 0 | 0 | 0 | 0 | 1 | 1 | | | | | | | | | | | | | | | | | | | | | | |
| Howard Johnson, S OBP: 0.368, SLG: 0.562 (9, 6) | 0-3 K | | | 1-0 1B 2B | | 2-3 K | | | 0-2 F2 | 4 | 1 | 1 | 0 | 0 | 2 | 1 | | | | | | | | | | | | | | | | | | | | | | |
| Kevin McReynolds, R OBP: 0.327, SLG: 0.445 (1, 7) | 1-1 P4 | | | 2-0 2B 1B | | 1-0 F8 | | | 0-0 G4-3 | 4 | 0 | 1 | 1 | 0 | 0 | 1 | | | | | | | | | | | | | | | | | | | | | | |
| Darryl Strawberry, L OBP: 0.312, SLG: 0.466 (1, 9) | | 4-2 WP BB | | 1-1 1B 2B | | | 3-3 K | | | 2 | 0 | 1 | 0 | 1 | 1 | 0 | | | | | | | | | | | | | | | | | | | | | | |
| Tim Lincecum, R OBP: 0.350, SLG: 0.325 (1, 3) | | 2-3 K | | 3-3 K | | | 2-0 5-3 | | | 3 | 0 | 0 | 0 | 0 | 2 | 2 | | | | | | | | | | | | | | | | | | | | | | |
| Gary Carter, R OBP: 0.244, SLG: 0.272 (1, 2) | | 2-3 K | | 1-1 G5-3 | | | 1-0 6-3 | | | 3 | 0 | 0 | 0 | 0 | 1 | 2 | | | | | | | | | | | | | | | | | | | | | | |
| Kevin Elster, R OBP: 0.287, SLG: 0.363 Dave Magadan, L OBP: 0.362, SLG: 0.392 (8, PH) (9, 5) | | | 1-3 K | | 0-2 F9 | | | 1-3 K | | 2 | 0 | 0 | 0 | 0 | 1 | 1 | | | | | | | | | | | | | | | | | | | | | | |
| Bob Ojeda, L OBP: 0.145, SLG: 0.106 Keith Hernandez, L OBP: 0.325, SLG: 0.327 Julio Machado, R ERA: 2.01 (1, 1) (8, PH) (9, 1) | | | 2-2 G4 | | 0-0 F8 | | | 1-1 5-3 | | 2 | 0 | 0 | 0 | 0 | 0 | 0 | | | | | | | | | | | | | | | | | | | | | | |
| Inning Stats | R: 0 H: 1 E: 0 K: 2 S: 10 | H: 1 LOB: 1 BB: 0 P: 16 | R: 0 H: 0 E: 0 K: 3 S: 13 | H: 0 LOB: 1 BB: 1 P: 22 | R: 0 H: 0 E: 0 K: 0 S: 7 | H: 0 LOB: 0 BB: 0 P: 12 | R: 1 H: 3 E: 0 K: 1 S: 9 | H: 3 LOB: 1 BB: 0 P: 17 | R: 0 H: 0 E: 0 K: 0 S: 7 | H: 0 LOB: 0 BB: 0 P: 10 | R: 0 H: 0 E: 0 K: 1 S: 6 | H: 0 LOB: 0 BB: 0 P: 12 | R: 0 H: 0 E: 0 K: 1 S: 7 | H: 0 LOB: 0 BB: 0 P: 11 | R: 0 H: 0 E: 0 K: 0 S: 7 | H: 0 LOB: 0 BB: 0 P: 7 | | 1B: 2 2B: 2 3B: 0 HR: 0 | SF: 0 SAC: 0 DP: 0 HBP: 0 | WP: 2 PB: 0 SB: 0 CS: 0 | PA: 31 | | | | | | | | | | | | | | | | | |
| PITCHER | IP | WLS | BF | H | R | ER | SO | BB | IBB | HBP | BLK | WP | HR | S | P | ERA | WHIP | PITCHER | | | | IP | WLS | BF | H | R | ER | SO | BB | IBB | HBP | BLK | WP | HR | S | P | ERA | WHIP |
| Pat Combs, L ERA: 1.71 Roger McDowell, R ERA: 2.01 (1, 1) (8, 1) | 7.0 | W | 25 | 4 | 1 | 1 | 8 | 1 | 0 | 0 | 0 | 0 | 0 | 59 | 97 | 1.29 | 0.714 | | | | | 2.0 | S | 6 | 0 | 0 | 0 | 1 | 0 | 0 | 0 | 0 | 14 | 18 | 0.00 | 0.000 | | |

AB 30
R 1
H 4
RBI 1
BB 1
SO 9
LOB 8



| Batter | 1 | 2 | 3 | 4 | 5 | 6 | 7 | 8 | 9 | AB | R | H | RBI | BB | SO | LOB | TOP | | | |
|---|---|---|---|--|--|--|---|---|---|----------------------------------|------------------------------|----------------------------------|-------------------------------|----------------------------------|------------------------------|---------------------------------|---|----------------------------------|------------------------------------|----------------------------------|
| Lenny Dykstra, L OBP: 0.315, SLG: 0.358 Jeff Parrett, R (8, 1) |  | |  | | | | | | | 0 | 0 | 0 | 0 | 0 | 0 | 0 | Philadelphia Phillies @ New York Mets Shea Stadium, Flushing, NY Tue Sep 26 1989, 7:05 PM EDT Att: 17,385 - Unknown - 60 F | | | |
| Bob Demier, R OBP: 0.228, SLG: 0.216 |  | | |  | |  | |  | | 3 | 0 | 0 | 0 | 1 | 0 | | | | | |
| Randy Ready, R OBP: 0.365, SLG: 0.407 |  | | |  | |  | | |  | 4 | 0 | 0 | 0 | 0 | 1 | | | | | |
| Ricky Jordan, R OBP: 0.317, SLG: 0.411 |  | | |  | | |  | |  | 4 | 0 | 0 | 0 | 0 | 1 | | | | | |
| Dickie Thon, R OBP: 0.320, SLG: 0.422 | |  | | |  | |  | |  | 3 | 0 | 1 | 0 | 1 | 2 | 0 | | | | |
| Charlie Hayes, R OBP: 0.276, SLG: 0.388 |  | | |  | | |  | |  | 3 | 0 | 1 | 0 | 1 | 0 | 1 | | | | |
| Darren Daulton, L OBP: 0.301, SLG: 0.307 | |  | | |  | |  | | | 3 | 0 | 0 | 0 | 0 | 1 | 3 | | | | |
| Tom Barrett, S OBP: 0.280, SLG: 0.250 | | |  | | |  | |  | | 3 | 0 | 0 | 0 | 0 | 1 | 2 | | | | |
| Jason Grimsley, R Steve Stanicek, R Don Carman, L Steve Jeltz, S (5, PH) (5, 1) (8, PH) (8, 8) | | |  | | |  | |  | | 1 | 0 | 0 | 0 | 0 | 1 | 0 | | | | |
| Inning Stats | R: 0 E: 0 K: 1 S: 9 | H: 0 LOB: 1 BB: 1 P: 21 | R: 0 E: 0 K: 2 S: 9 | H: 0 LOB: 0 BB: 0 P: 16 | R: 0 E: 0 K: 2 S: 9 | H: 0 LOB: 0 BB: 0 P: 14 | R: 0 E: 0 K: 0 S: 5 | H: 1 LOB: 2 BB: 1 P: 9 | R: 0 E: 0 K: 1 S: 10 | H: 0 LOB: 0 BB: 0 P: 16 | R: 0 E: 0 K: 1 S: 8 | H: 0 LOB: 1 BB: 1 P: 15 | R: 0 E: 0 K: 2 S: 10 | H: 1 LOB: 1 BB: 0 P: 12 | R: 0 E: 0 K: 0 S: 6 | H: 1 LOB: 1 BB: 0 P: 7 | | 1B: 2 2B: 1 3B: 0 HR: 0 | SF: 0 SAC: 0 DP: 0 HBP: 0 | WP: 0 PB: 0 SB: 0 CS: 0 |
| PITCHER Sid Fernandez, L ERA: 2.85 | IP: 9.0 WLS: W BF: 33 H: 3 R: 0 ER: 0 SO: 9 BB: 3 IBB: 0 HBP: 0 BLK: 0 WP: 0 HR: 0 S: 75 P: 126 ERA: 0.00 WHIP: 0.667 | | | | | | | | | | | | | | | | | | | |

| Batter | 1 | 2 | 3 | 4 | 5 | 6 | 7 | 8 | 9 | AB | R | H | RBI | BB | SO | LOB | BOTTOM | |
|--|--|---|---|---|--|---|---|---|-------------------------------|----------------------------------|-------------------------------|----------------------------------|-------------------------------|----------------------------------|----------------------------------|------------------------------------|---|----------------------------------|
| Keith Miller, R OBP: 0.254, SLG: 0.300 |  | | |  | | |  | | | 2 | 0 | 1 | 0 | 2 | 1 | 0 | Philadelphia Phillies @ New York Mets Shea Stadium, Flushing, NY Tue Sep 26 1989, 7:05 PM EDT Att: 17,385 - Unknown - 60 F | |
| Lou Thornton, L OBP: 0.143, SLG: 0.143 |  | |  |  | |  | | | 4 | 0 | 1 | 1 | 0 | 0 | 4 | | | |
| Gregg Jefferies, S Kevin Elster, R (1, 4) (6, 6) |  | |  |  | |  | | | 3 | 1 | 0 | 0 | 1 | 0 | 4 | | | |
| Howard Johnson, S OBP: 0.369, SLG: 0.562 |  | |  |  | |  | |  | 3 | 0 | 1 | 0 | 1 | 1 | 1 | | | |
| Juan Samuel, R OBP: 0.303, SLG: 0.337 |  | |  | |  | | |  | 4 | 0 | 0 | 1 | 0 | 2 | 3 | | | |
| Dave Magadan, L OBP: 0.358, SLG: 0.387 | |  |  | |  | | |  | 4 | 0 | 0 | 0 | 0 | 0 | 1 | | | |
| Mark Carreon, R OBP: 0.359, SLG: 0.500 | |  |  | | |  | |  | 4 | 1 | 2 | 0 | 0 | 1 | 1 | | | |
| Mackey Sasser, L OBP: 0.308, SLG: 0.400 |  | | |  | |  | |  | 4 | 1 | 1 | 0 | 0 | 1 | 1 | | | |
| Sid Fernandez, L OBP: 0.232, SLG: 0.299 |  | | |  | |  | |  | 3 | 0 | 1 | 1 | 0 | 2 | 2 | | | |
| Inning Stats | R: 0 E: 0 K: 1 S: 10 | H: 1 LOB: 2 BB: 1 P: 20 | R: 1 E: 0 K: 0 S: 12 | H: 2 LOB: 2 BB: 1 P: 24 | R: 1 E: 0 K: 0 S: 9 | H: 1 LOB: 1 BB: 1 P: 17 | R: 1 E: 2 K: 0 S: 7 | H: 0 LOB: 0 BB: 1 P: 11 | R: 0 E: 0 K: 3 S: 10 | H: 0 LOB: 0 BB: 0 P: 13 | R: 0 E: 0 K: 1 S: 14 | H: 1 LOB: 1 BB: 0 P: 21 | R: 0 E: 0 K: 2 S: 14 | H: 2 LOB: 2 BB: 0 P: 19 | 1B: 5 2B: 2 3B: 0 HR: 0 | SF: 0 SAC: 1 DP: 1 HBP: 0 | | WP: 1 PB: 0 SB: 0 CS: 0 |
| PITCHER Jason Grimsley, R Don Carman, L Jeff Parrett, R ERA: 5.89 ERA: 5.24 ERA: 2.94 | IP: 4.0 WLS: L BF: 21 H: 4 R: 3 ER: 2 SO: 5 BB: 0 IBB: 0 HBP: 0 BLK: 0 WP: 0 HR: 0 S: 33 P: 48 ERA: 0.00 WHIP: 0.333 | | | | | | | | | | | | | | | | | |

| Batter | 1 | 2 | 3 | 4 | 5 | 6 | 7 | 8 | 9 | AB | R | H | RBI | BB | SO | LOB | TOP | | | | | | | | | |
|---|-------------------------------|----------------------------------|-------------------------------|----------------------------------|-------------------------------|--------------------------------------|-------------------------------|----------------------------------|-------------------------------|----------------------------------|------------------------------|----------------------------------|------------------------------|----------------------------------|-------------------------------|----------------------------------|------------------------------|---------------------------------|----------------------------------|------------------------------------|----------------------------------|--------|--|--|--|--|
| Curt Ford, L OBP: 0.301, SLG: 0.297 Randy Ready, R OBP: 0.364, SLG: 0.406 Jeff Parrett, R OBP: 0.342, SLG: 0.426 Dwayne Murphy, L OBP: 0.342, SLG: 0.426 | 1-0 G4-3 | 2-3 K | | 2-2 F9 | | 0-3 K | | 2-3 K | | 4 | 0 | 0 | 0 | 0 | 2 | 3 | | | | | | | | | | |
| Tom Herr, S OBP: 0.352, SLG: 0.364 | 4-2 2B E | 1-2 L4 | | | 3-3 K | 2-2 G4-1 | | | 1-0 G4-3 | 4 | 1 | 0 | 0 | 1 | 1 | 2 | | | | | | | | | | |
| John Kruk, L OBP: 0.369, SLG: 0.426 Roger McDowell, R OBP: 0.333, SLG: 0.333 | 0-0 E7 PB HR | | 2-0 FC5-4 1B | | 3-2 G1-3 | | 3-1 F7 | 2-0 F7 | | 5 | 1 | 2 | 0 | 0 | 0 | 0 | | | | | | | | | | |
| Ricky Jordan, R OBP: 0.316, SLG: 0.409 | 2-3 K | | 0-0 FC5-4 WP 1-2 | | 0-1 E 1B 1B | | 2-1 G6-3 | 2-1 G6-3 | | 5 | 1 | 1 | 0 | 0 | 1 | 2 | | | | | | | | | | |
| Von Hayes, L OBP: 0.377, SLG: 0.460 | 0-0 HR | | 2-3 K | | 2-1 E 1B 1B | | 1-3 K | | | 4 | 2 | 2 | 2 | 0 | 2 | 1 | | | | | | | | | | |
| Charlie Hayes, R OBP: 0.275, SLG: 0.382 | 3-2 F8 | | 3-2 F9 | | 0-0 E5 1B 1-2 2-3 | | | 0-0 G5-3 | | 4 | 0 | 0 | 0 | 0 | 0 | 3 | | | | | | | | | | |
| Darren Daulton, L OBP: 0.303, SLG: 0.309 | | 2-3 K | | 3-2 F8 | | 2-0 E 1-3 2-H 3-H 1-2 | | 3-2 F8 E 1B | | 4 | 0 | 2 | 2 | 0 | 1 | 0 | | | | | | | | | | |
| Steve Jeltz, S OBP: 0.362, SLG: 0.345 | | 4-1 E BB | | 1-2 SH3-4 1B | | G6-3 | | 1-2 FC6 | | 3 | 0 | 1 | 0 | 1 | 0 | 3 | | | | | | | | | | |
| Ken Howell, R OBP: 0.132, SLG: 0.123 Steve Stanicek, R OBP: 0.125, SLG: 0.125 Bob Demier, R OBP: 0.228, SLG: 0.216 | 0-0 E5 | | 0-0 SH3-4 | | 0-2 G4-3 | | 3-1 F8 | | | 2 | 0 | 0 | 0 | 0 | 0 | 1 | | | | | | | | | | |
| Inning Stats | R: 3 E: 1 K: 1 S: 13 | H: 2 LOB: 0 BB: 1 P: 23 | R: 0 E: 1 K: 2 S: 11 | H: 0 LOB: 2 BB: 1 P: 20 | R: 0 E: 0 K: 1 S: 8 | H: 1 LOB: 1 BB: 0 P: 15 | R: 0 E: 0 K: 0 S: 14 | H: 1 LOB: 1 BB: 0 P: 20 | R: 2 E: 0 K: 1 S: 16 | H: 3 LOB: 0 BB: 0 P: 27 | R: 0 E: 0 K: 1 S: 9 | H: 0 LOB: 0 BB: 0 P: 11 | R: 0 E: 0 K: 1 S: 7 | H: 0 LOB: 0 BB: 0 P: 13 | R: 0 E: 1 K: 1 S: 12 | H: 1 LOB: 2 BB: 0 P: 21 | R: 0 E: 0 K: 0 S: 4 | H: 0 LOB: 0 BB: 0 P: 9 | 1B: 6 2B: 1 3B: 0 HR: 1 | SF: 0 SAC: 1 DP: 0 HBP: 0 | WP: 1 PB: 1 SB: 0 CS: 0 | PA: 40 | | | | |
| PITCHER | IP | WLS | BF | H | R | ER | SO | BB | IBB | HBP | BLK | WP | HR | S | P | ERA | WHIP | | | | | | | | | |
| Ron Darling, R ERA: 3.52 | (1, 1) | 5.0 | L | 26 | 7 | 5 | 3 | 5 | 2 | 0 | 0 | 0 | 1 | 1 | 62 | 105 | 5.40 | 1.800 | | | | | | | | |
| Jeff Musseman, L ERA: 5.6 | (6, 1) | 2.2 | | 10 | 1 | 0 | 0 | 2 | 0 | 0 | 0 | 0 | 0 | 25 | 40 | 0.00 | 0.375 | | | | | | | | | |
| Jeff Innis, R ERA: 3.15 | (8, 1) | 0.1 | | 1 | 0 | 0 | 0 | 1 | 0 | 0 | 0 | 0 | 0 | 3 | 5 | 0.00 | 0.000 | | | | | | | | | |
| Wally Whitehurst, R ERA: 4.85 | (9, 1) | 1.0 | | 3 | 0 | 0 | 0 | 0 | 0 | 0 | 0 | 0 | 0 | 4 | 9 | 0.00 | 0.000 | | | | | | | | | |

Philadelphia Phillies @ New York Mets
Shea Stadium, Flushing, NY
Wed Sep 27 1989, 7:05 PM EDT
Att: 18,666 - Unknown

AB 37
R 5
H 8
RBI 4
BB 2
SO 8
LOB 19



| Batter | 1 | 2 | 3 | 4 | 5 | 6 | 7 | 8 | 9 | AB | R | H | RBI | BB | SO | LOB | BOTTOM | | | | | | | | |
|--|-------------------------------|----------------------------------|------------------------------|----------------------------------|-------------------------------|----------------------------------|------------------------------|----------------------------------|------------------------------|---------------------------------|-------------------------------|----------------------------------|-------------------------------|----------------------------------|-------------------------------|----------------------------------|----------------------------------|------------------------------------|----------------------------------|--------|--|--|--|--|--|
| Gregg Jefferies, S OBP: 0.314, SLG: 0.387 | 0-0 P6 | 1-0 G6-3 | | | 1-0 G6-3 | | 2-2 1B | | 0-0 G4-3 | 5 | 0 | 1 | 0 | 0 | 0 | 3 | | | | | | | | | |
| Keith Miller, R OBP: 0.254, SLG: 0.298 | 1-1 S BB 1B | | 1-2 G4-3 | | 0-1 G6-3 | | 0-0 P4 | | | 4 | 0 | 1 | 0 | 0 | 0 | 1 | | | | | | | | | |
| Dave Magadan, L OBP: 0.360, SLG: 0.392 | 4-2 S BB | | 3-3 K | | 3-2 3B | | | 2-3 K | | 3 | 0 | 1 | 0 | 1 | 2 | 0 | | | | | | | | | |
| Howard Johnson, S OBP: 0.367, SLG: 0.559 Jeff Musseman, L OBP: 0.324, SLG: 0.326 Keith Hernandez, L OBP: 0.143, SLG: 0.143 | 3-3 K | | 3-3 K | | 1-2 P3 | | | 1-2 F7 | | 3 | 0 | 0 | 0 | 0 | 2 | 3 | | | | | | | | | |
| Kevin McReynolds, R OBP: 0.325, SLG: 0.442 Wally Whitehurst, R ERA: 4.85 | 3-2 G5-3 | | | 1-0 G6-3 | | 0-0 P6 | | 0-3 K | | 4 | 0 | 0 | 0 | 0 | 1 | 2 | | | | | | | | | |
| Mackey Sasser, L OBP: 0.308, SLG: 0.399 Gary Carter, R OBP: 0.248, SLG: 0.284 Craig Shipley, R OBP: 0.500, SLG: 0.500 | | 2-1 1B | | 1-0 F8 | | 1-1 G3 | | 1-0 G3-1 2B | | 3 | 0 | 1 | 0 | 0 | 0 | 0 | | | | | | | | | |
| Mark Carreon, R OBP: 0.364, SLG: 0.496 | | 0-0 G3 1B | | 4-1 HR BB | | 2-2 P3 | | 1-0 G3-1 | | 3 | 1 | 1 | 0 | 1 | 0 | 1 | | | | | | | | | |
| Kevin Elster, R OBP: 0.287, SLG: 0.369 | | 1-1 G3 | | 2-1 HR | | | 3-3 K | | 2-3 K | 4 | 1 | 1 | 2 | 0 | 2 | 4 | | | | | | | | | |
| Ron Darling, R OBP: 0.147, SLG: 0.219 Tom O'Malley, L OBP: 0.500, SLG: 0.625 | | 1-3 K | | 0-0 P8 | | | 1-3 K | | 3-2 2B | 2 | 0 | 0 | 0 | 0 | 1 | 2 | | | | | | | | | |
| Inning Stats | R: 0 E: 0 K: 1 S: 12 | H: 1 LOB: 2 BB: 1 P: 23 | R: 0 E: 0 K: 1 S: 9 | H: 2 LOB: 0 BB: 0 P: 14 | R: 0 E: 0 K: 2 S: 13 | H: 0 LOB: 0 BB: 0 P: 20 | R: 2 E: 0 K: 0 S: 6 | H: 1 LOB: 0 BB: 1 P: 14 | R: 0 E: 0 K: 0 S: 6 | H: 0 LOB: 0 BB: 0 P: 9 | R: 0 E: 0 K: 2 S: 11 | H: 1 LOB: 1 BB: 0 P: 17 | R: 0 E: 0 K: 2 S: 12 | H: 0 LOB: 0 BB: 0 P: 15 | R: 0 E: 0 K: 1 S: 15 | H: 2 LOB: 1 BB: 0 P: 22 | 1B: 4 2B: 2 3B: 1 HR: 1 | SF: 0 SAC: 0 DP: 0 HBP: 0 | WP: 0 PB: 0 SB: 2 CS: 0 | PA: 37 | | | | | |
| PITCHER | IP | WLS | BF | H | R | ER | SO | BB | IBB | HBP | BLK | WP | HR | S | P | ERA | WHIP | | | | | | | | |
| Ken Howell, R ERA: 3.44 | (1, 1) | 7.0 | W | 29 | 6 | 2 | 2 | 6 | 2 | 0 | 0 | 0 | 0 | 1 | 115 | 2.57 | 1.143 | | | | | | | | |
| Jeff Parrett, R ERA: 2.98 | (8, 1) | 1.2 | | 7 | 2 | 1 | 1 | 3 | 0 | 0 | 0 | 0 | 0 | 26 | 36 | 5.40 | 1.200 | | | | | | | | |
| Roger McDowell, R ERA: 2.0 | (9, 1) | 0.1 | S | 1 | 0 | 0 | 0 | 0 | 0 | 0 | 0 | 0 | 0 | 1 | 1 | 0.00 | 0.000 | | | | | | | | |

Philadelphia Phillies @ New York Mets
Shea Stadium, Flushing, NY
Wed Sep 27 1989, 7:05 PM EDT
Att: 18,666 - Unknown

AB 35
R 3
H 8
RBI 3
BB 2
SO 9
LOB 16




| Batter | 1 | 2 | 3 | 4 | 5 | 6 | 7 | 8 | 9 | AB | R | H | RBI | BB | SO | LOB | TOP | | | | | |
|---|------------------------------|----------------------------------|------------------------------|---------------------------------|------------------------------|----------------------------------|-------------------------------|----------------------------------|------------------------------|----------------------------------|-------------------------------|----------------------------------|-------------------------------|----------------------------------|------------------------------|----------------------------------|---|-------------------------------|----------------------------------|-----------------------------------|------------------------------------|----------------------------------|
| Gregg Jefferies, S OBP: 0.316, SLG: 0.394 (1, 4) | L1 | | P4 | | HR | IBB | | | 1B | 4 | 2 | 2 | 1 | 1 | 0 | 0 | New York Mets @ Pittsburgh Pirates Three Rivers Stadium, Pittsburgh, PA Fri Sep 29 1989, 7:05 PM EDT Unknown - 60 F | | | | | |
| Keith Miller, R OBP: 0.267, SLG: 0.310 (1, 9) | G3 | | FC6 | | 1B | FC4-6 | | | 1B | 5 | 2 | 3 | 0 | 0 | 0 | 2 | | | | | | |
| Dave Magadan, L OBP: 0.363, SLG: 0.394 (1, 3) | 1B | | FC6 | | 1B | FC4-6 | | | 1B | 4 | 0 | 2 | 1 | 1 | 0 | 1 | | | | | | |
| Howard Johnson, S OBP: 0.366, SLG: 0.556 (1, 5) | 1B | | | K | FC4-6 | CS | | | K | 5 | 0 | 1 | 1 | 1 | 0 | 2 | | | | | | |
| Kevin McReynolds, R OBP: 0.324, SLG: 0.445 (1, 7) | P3 | | | HR | P3 | | | | F9 | 5 | 1 | 1 | 1 | 0 | 1 | 6 | | | | | | |
| Juan Samuel, R OBP: 0.304, SLG: 0.336 (1, 8) | | | P3 | K | CS | 1B | FC4 | | | 4 | 1 | 1 | 1 | 1 | 2 | 1 | | | | | | |
| Barry Lyons, R OBP: 0.283, SLG: 0.340 Phil Lombardi, R OBP: 0.271, SLG: 0.295 (4, PR) (4, 2) | G6-3 | | | 1B | HBP | | | | F8 | 1 | 0 | 0 | 0 | 0 | 0 | 0 | | | | | | |
| Kevin Elster, R OBP: 0.287, SLG: 0.367 (1, 6) | F9 | | | FC4 | 1B | FC4 | SH1-3 | | K | 4 | 0 | 1 | 1 | 0 | 1 | 1 | | | | | | |
| Frank Viola, L OBP: 0.167, SLG: 0.130 (1, 1) | | | K | FC4 | | SH1-3 | | | G6-3 | 3 | 0 | 0 | 0 | 0 | 1 | 2 | | | | | | |
| Inning Stats | R: 0 E: 0 K: 0 S: 9 | H: 1 LOB: 2 BB: 1 P: 18 | R: 0 E: 0 K: 0 S: 8 | H: 0 LOB: 0 BB: 0 P: 8 | R: 0 E: 0 K: 1 S: 6 | H: 1 LOB: 1 BB: 0 P: 10 | R: 1 E: 0 K: 2 S: 10 | H: 2 LOB: 2 BB: 0 P: 16 | R: 2 E: 0 K: 0 S: 6 | H: 3 LOB: 0 BB: 0 P: 11 | R: 1 E: 0 K: 0 S: 13 | H: 1 LOB: 2 BB: 2 P: 23 | R: 0 E: 1 K: 2 S: 10 | H: 0 LOB: 1 BB: 0 P: 16 | R: 0 E: 0 K: 1 S: 7 | H: 0 LOB: 0 BB: 0 P: 13 | | R: 2 E: 0 K: 1 S: 16 | H: 4 LOB: 2 BB: 0 P: 21 | 1B: 10 2B: 0 3B: 0 HR: 2 | SF: 0 SAC: 1 DP: 0 HBP: 1 | WP: 0 PB: 0 SB: 0 CS: 1 |
| PITCHER | IP | WLS | BF | H | R | ER | SO | BB | IBB | HBP | BLK | WP | HR | S | P | ERA | WHIP | | | | | |
| Randy Kramer, R ERA: 3.96 (1, 1) | 5.2 | L | 27 | 8 | 4 | 4 | 3 | 2 | 0 | 1 | 0 | 0 | 2 | 50 | 79 | 6.35 | 1.765 | | | | | |
| Doug Bair, R ERA: 2.34 (6, 1) | 1.1 | | 6 | 0 | 0 | 0 | 2 | 0 | 1 | 0 | 0 | 0 | 0 | 12 | 23 | 0.00 | 0.000 | | | | | |
| Stan Belinda, R ERA: 4.32 (8, 1) | 2.0 | | 10 | 4 | 2 | 2 | 2 | 0 | 0 | 0 | 0 | 0 | 0 | 23 | 34 | 9.00 | 2.000 | | | | | |

| | |
|-----|----|
| AB | 38 |
| R | 6 |
| H | 12 |
| RBI | 6 |
| BB | 3 |
| SO | 7 |
| LOB | 19 |



| Batter | 1 | 2 | 3 | 4 | 5 | 6 | 7 | 8 | 9 | AB | R | H | RBI | BB | SO | LOB | BOTTOM | | | | | |
|--|------------------------------|---------------------------------|-------------------------------|----------------------------------|------------------------------|---------------------------------|------------------------------|----------------------------------|------------------------------|----------------------------------|------------------------------|----------------------------------|------------------------------|----------------------------------|------------------------------|----------------------------------|---|------------------------------------|----------------------------------|--------|--|--|
| John Cangelosi, S OBP: 0.371, SLG: 0.274 (1, 7) | F7 | FC5-4 | | | G5-3 | | | | P6 | 4 | 0 | 0 | 0 | 0 | 0 | 2 | New York Mets @ Pittsburgh Pirates Three Rivers Stadium, Pittsburgh, PA Fri Sep 29 1989, 7:05 PM EDT Unknown - 60 F | | | | | |
| Jay Bell, R OBP: 0.308, SLG: 0.349 (1, 6) | F9 | | G6-3 | | P4 | | | | K | 4 | 0 | 0 | 0 | 0 | 1 | 0 | | | | | | |
| Billy Hatcher, R OBP: 0.277, SLG: 0.307 (1, 8) | G1-3 | | G4-3 | | K | | | | K | 4 | 0 | 1 | 0 | 0 | 2 | 0 | | | | | | |
| Bobby Bonilla, S OBP: 0.355, SLG: 0.493 (1, 3) | | E7 | G4-3 | | | K | | | P3 | 4 | 1 | 1 | 0 | 0 | 1 | 1 | | | | | | |
| R.J. Reynolds, S OBP: 0.334, SLG: 0.381 (1, 9) | | K | | | G5-3 | | | | P4 | 4 | 0 | 0 | 0 | 0 | 1 | 1 | | | | | | |
| Jeff King, R OBP: 0.297, SLG: 0.365 (1, 5) | | SF | | | G4-3 | | | | K | 4 | 1 | 2 | 0 | 0 | 1 | 0 | | | | | | |
| Jose Lind, R OBP: 0.281, SLG: 0.291 (1, 4) | | SF | | | 1B | | | | L9 | 3 | 0 | 1 | 1 | 0 | 0 | 1 | | | | | | |
| Dann Bilardello, R OBP: 0.237, SLG: 0.338 (1, 2) | | P3 | | | 1B | | | | G6-3 | 3 | 0 | 1 | 0 | 0 | 0 | 2 | | | | | | |
| Randy Kramer, R OBP: 0.152, SLG: 0.182 (1, 1) | | | | | | | | | | 2 | 0 | 1 | 1 | 0 | 1 | 2 | | | | | | |
| Doug Bair, R OBP: 0.200, SLG: 0.400 Albert Hall, S OBP: 0.167, SLG: 0.276 Stan Belinda, R (8, 1) | | | | | K | | | | K | 0 | 0 | 0 | 0 | 0 | 0 | 0 | | | | | | |
| Inning Stats | R: 0 E: 0 K: 0 S: 7 | H: 0 LOB: 0 BB: 0 P: 8 | R: 2 E: 2 K: 1 S: 18 | H: 3 LOB: 2 BB: 0 P: 22 | R: 0 E: 0 K: 1 S: 5 | H: 1 LOB: 0 BB: 0 P: 7 | R: 0 E: 0 K: 1 S: 8 | H: 2 LOB: 2 BB: 0 P: 11 | R: 0 E: 0 K: 1 S: 8 | H: 0 LOB: 0 BB: 0 P: 13 | R: 0 E: 0 K: 1 S: 6 | H: 1 LOB: 1 BB: 0 P: 14 | R: 0 E: 0 K: 2 S: 9 | H: 0 LOB: 0 BB: 0 P: 13 | R: 0 E: 0 K: 1 S: 7 | H: 0 LOB: 0 BB: 0 P: 10 | 1B: 7 2B: 0 3B: 0 HR: 0 | SF: 1 SAC: 0 DP: 1 HBP: 0 | WP: 0 PB: 0 SB: 0 CS: 0 | PA: 34 | | |
| PITCHER | IP | WLS | BF | H | R | ER | SO | BB | IBB | HBP | BLK | WP | HR | S | P | ERA | WHIP | | | | | |
| Frank Viola, L ERA: 3.66 (1, 1) | 9.0 | W | 34 | 7 | 2 | 0 | 8 | 0 | 0 | 0 | 0 | 0 | 0 | 76 | 106 | 0.00 | 0.778 | | | | | |



| Batter | 1 | 2 | 3 | 4 | 5 | 6 | 7 | 8 | 9 | AB | R | H | RBI | BB | SO | LOB | TOP | | | | | | | | |
|---|------------------------------|----------------------------------|------------------------------|----------------------------------|-------------------------------|----------------------------------|-------------------------------|----------------------------------|-------------------------------|----------------------------------|-------------------------------|----------------------------------|------------------------------|----------------------------------|-------------------------------|----------------------------------|---|----------------------------------|-----------------------------------|------------------------------------|----------------------------------|--------|--|--|--|
| Keith Miller, R OBP: 0.270, SLG: 0.311 (1, 8) | G6-3 | | G5-3 | | G6-3 | 1B | | 2B | G6-3 | 6 | 1 | 2 | 1 | 0 | 0 | 2 | New York Mets @ Pittsburgh Pirates Three Rivers Stadium, Pittsburgh, PA Fri Sep 29 1989, 7:05 PM EDT Att: 16,734 - Unknown - 55 F | | | | | | | | |
| Lou Thornton, L OBP: 0.333, SLG: 0.417 (1, 9) | F9 | | K | | HR | 1B | | 1B | | 5 | 2 | 3 | 0 | 0 | 1 | 1 | | | | | | | | | |
| Dave Magadan, L OBP: 0.365, SLG: 0.391 (1, 3) | L1 | | | | G4-3 | HR | | 1B | F8 | 2 | 1 | 0 | 0 | 3 | 0 | 0 | | | | | | | | | |
| Howard Johnson, S OBP: 0.366, SLG: 0.560 (1, 5) | | P5 | | | G1-3 | HR | | | FC6-4 | 3 | 1 | 1 | 3 | 0 | 0 | 0 | | | | | | | | | |
| Tom O'Malley, L OBP: 0.500, SLG: 0.600 (5, 5) | | | | | | | | | 1B | 2 | 0 | 1 | 2 | 0 | 1 | 3 | | | | | | | | | |
| Tim Teufel, R OBP: 0.347, SLG: 0.322 (1, 4) | K | | | | WP | E5 | | | F8 | 5 | 1 | 1 | 0 | 0 | 1 | 2 | | | | | | | | | |
| Mark Carreon, R OBP: 0.385, SLG: 0.492 (1, 7) | K | | | | WP | | | | FC6-4 | 5 | 0 | 2 | 1 | 0 | 1 | 2 | | | | | | | | | |
| Mackey Sasser, L OBP: 0.316, SLG: 0.407 (1, 2) | | | E9 | | | L4 | | | | 4 | 1 | 2 | 0 | 1 | 0 | 1 | | | | | | | | | |
| Craig Shipley, R OBP: 0.143, SLG: 0.143 (1, 6) | | | K | | G5-3 | | | | F8 | 5 | 0 | 0 | 0 | 0 | 1 | 6 | | | | | | | | | |
| David Cone, L OBP: 0.253, SLG: 0.260 (1, 1) | | | | | | K | | | F7 | 5 | 0 | 1 | 0 | 0 | 3 | 1 |  | | | | | | | | |
| Inning Stats | R: 0 E: 0 K: 0 S: 8 | H: 0 LOB: 0 BB: 0 P: 14 | R: 0 E: 0 K: 2 S: 8 | H: 0 LOB: 0 BB: 0 P: 13 | R: 1 E: 1 K: 2 S: 11 | H: 1 LOB: 1 BB: 0 P: 12 | R: 0 E: 0 K: 0 S: 11 | H: 2 LOB: 3 BB: 1 P: 21 | R: 4 E: 1 K: 1 S: 19 | H: 3 LOB: 1 BB: 1 P: 29 | R: 0 E: 0 K: 2 S: 17 | H: 2 LOB: 3 BB: 1 P: 28 | R: 0 E: 0 K: 0 S: 8 | H: 1 LOB: 1 BB: 0 P: 11 | R: 2 E: 0 K: 1 S: 14 | H: 3 LOB: 2 BB: 0 P: 22 | R: 0 E: 0 K: 0 S: 7 | H: 1 LOB: 1 BB: 0 P: 12 | 1B: 10 2B: 2 3B: 0 HR: 1 | SF: 0 SAC: 0 DP: 0 HBP: 0 | WP: 2 PB: 0 SB: 3 CS: 0 | PA: 46 | | | |
| PITCHER | IP | WLS | BF | H | R | ER | SO | BB | IBB | HBP | BLK | WP | HR | S | P | ERA | WHIP | | | | | | | | |
| Jeff Robinson, R ERA: 4.58 (1, 1) | 5.0 | L | 25 | 6 | 5 | 3 | 5 | 1 | 1 | 0 | 0 | 2 | 1 | 57 | 89 | 5.40 | 1.400 | | | | | | | | |
| Rick Reed, R ERA: 5.81 (6, 1) | 3.0 | | 17 | 6 | 2 | 2 | 3 | 1 | 1 | 0 | 0 | 0 | 0 | 39 | 61 | 6.00 | 2.333 | | | | | | | | |
| Dorn Taylor, R ERA: 5.06 (9, 1) | 1.0 | | 4 | 1 | 0 | 0 | 0 | 0 | 0 | 0 | 0 | 0 | 0 | 7 | 12 | 0.00 | 1.000 | | | | | | | | |

| Batter | 1 | 2 | 3 | 4 | 5 | 6 | 7 | 8 | 9 | AB | R | H | RBI | BB | SO | LOB | BOTTOM | | | | | | | | |
|---|-------------------------------|----------------------------------|-------------------------------|----------------------------------|------------------------------|----------------------------------|------------------------------|----------------------------------|-------------------------------|----------------------------------|------------------------------|----------------------------------|------------------------------|---------------------------------|-------------------------------|----------------------------------|---|----------------------------------|----------------------------------|------------------------------------|----------------------------------|--------|--|--|--|
| Albert Hall, S OBP: 0.206, SLG: 0.258 (1, 9) | G3-1 | | K | | G6-3 | | | BB | | 2 | 0 | 0 | 0 | 2 | 1 | 2 | New York Mets @ Pittsburgh Pirates Three Rivers Stadium, Pittsburgh, PA Fri Sep 29 1989, 7:05 PM EDT Att: 16,734 - Unknown - 55 F | | | | | | | | |
| Jay Bell, R OBP: 0.307, SLG: 0.345 (1, 6) | F8 | | K | | | P3 | | BB | | 3 | 0 | 0 | 0 | 1 | 1 | 1 | | | | | | | | | |
| Andy Van Slyke, L OBP: 0.310, SLG: 0.373 (1, 8) | G3-1 | | | | L9 | | | | | 4 | 0 | 0 | 0 | 0 | 0 | 3 | | | | | | | | | |
| Dorn Taylor, R ERA: 5.81 (9, 1) | | | | | | G3-1 | | F9 | | 0 | 0 | 0 | 0 | 0 | 0 | 0 | | | | | | | | | |
| Bobby Bonilla, S OBP: 0.356, SLG: 0.493 (1, 5) | | | | | | | | 1B | | 3 | 0 | 1 | 0 | 1 | 1 | 0 | | | | | | | | | |
| Barry Bonds, L OBP: 0.352, SLG: 0.427 (1, 7) | K | | | | G3-1 | | | | | 4 | 0 | 0 | 0 | 0 | 1 | 3 | | | | | | | | | |
| Benny DiStefano, L OBP: 0.329, SLG: 0.333 (1, 3) | G6-3 | | | | | BB | | | | 4 | 0 | 2 | 0 | 0 | 0 | 0 | | | | | | | | | |
| Michael LaValliere, L OBP: 0.408, SLG: 0.402 (1, 2) | K | | | | | | | | | 3 | 0 | 0 | 0 | 1 | 1 | 2 | | | | | | | | | |
| Rafael Belliard, R OBP: 0.253, SLG: 0.240 (1, 4) | | | | | | | | | | 3 | 0 | 0 | 0 | 0 | 3 | 2 | | | | | | | | | |
| Billy Hatcher, R OBP: 0.276, SLG: 0.306 (9, PH) | K | | | | | | | | | 1 | 0 | 0 | 0 | 0 | 1 | 2 | | | | | | | | | |
| Jeff Robinson, R OBP: 0.229, SLG: 0.314 (1, 1) | | | | | | | | | | 1 | 0 | 0 | 0 | 0 | 0 | 0 | | | | | | | | | |
| R.J. Reynolds, S OBP: 0.333, SLG: 0.380 (5, PH) | | | | | G5-3 | | | | | 1 | 0 | 0 | 0 | 0 | 1 | 2 | | | | | | | | | |
| Rick Reed, R OBP: 0.200, SLG: 0.077 (6, 1) | | | | | | | | | | 0 | 0 | 0 | 0 | 0 | 0 | 0 | | | | | | | | | |
| John Cangelosi, S OBP: 0.369, SLG: 0.272 (8, PH) | | | | | | | | | | 1 | 0 | 0 | 0 | 0 | 0 | 0 | | | | | | | | | |
| Inning Stats | R: 0 E: 0 K: 1 S: 11 | H: 0 LOB: 2 BB: 2 P: 24 | R: 0 E: 0 K: 2 S: 12 | H: 0 LOB: 0 BB: 0 P: 15 | R: 0 E: 0 K: 2 S: 7 | H: 0 LOB: 0 BB: 0 P: 10 | R: 0 E: 0 K: 1 S: 8 | H: 0 LOB: 0 BB: 0 P: 14 | R: 0 E: 0 K: 2 S: 15 | H: 1 LOB: 2 BB: 1 P: 23 | R: 0 E: 0 K: 0 S: 7 | H: 0 LOB: 0 BB: 0 P: 12 | R: 0 E: 0 K: 0 S: 3 | H: 0 LOB: 0 BB: 0 P: 5 | R: 0 E: 0 K: 1 S: 10 | H: 0 LOB: 2 BB: 2 P: 19 | R: 0 E: 0 K: 1 S: 14 | H: 2 LOB: 2 BB: 0 P: 18 | 1B: 3 2B: 0 3B: 0 HR: 0 | SF: 0 SAC: 0 DP: 0 HBP: 0 | WP: 0 PB: 0 SB: 1 CS: 0 | PA: 35 | | | |
| PITCHER | IP | WLS | BF | H | R | ER | SO | BB | IBB | HBP | BLK | WP | HR | S | P | ERA | WHIP | | | | | | | | |
| David Cone, R ERA: 3.52 (1, 1) | 9.0 | W | 35 | 3 | 0 | 0 | 10 | 5 | 0 | 0 | 0 | 0 | 0 | 87 | 140 | 0.00 | 0.889 | | | | | | | | |



| Batter | 1 | 2 | 3 | 4 | 5 | 6 | 7 | 8 | 9 | 10 | 11 | AB | R | H | RBI | BB | SO | LOB | TOP | | | | | |
|---|---|---|--|---|-------------------------------|----------------------------------|------------------------------|---------------------------------|------------------------------|----------------------------------|------------------------------|----------------------------------|------------------------------|----------------------------------|---|---|----------------------------------|------------------------------------|----------------------------------|----------------------------------|----------------------------------|------------------------------------|----------------------------------|--------|
| Gregg Jefferies, S OBP: 0.315, SLG: 0.394 | (1,4) 1-3 K | | (1,2) 1-2 G6-4-3 | | (1,2) 2-0 P6 | | | (1,2) 0-1 P5 | | | (1,2) 0-0 1B 2B | 5 | 1 | 1 | 0 | 0 | 1 | 2 | | | | | | |
| Juan Samuel, R Julio Machado, R Randy Myers, L Dave Magadan, L OBP: 0.367, SLG: 0.393 | (1,8) 2-2 G5-3 | | (1,8) 2-2 HBP | | (1,8) 1-0 F8 | | | (1,8) 0-1 F7 | | | (1,8) 1-0 1B 2B | 3 | 0 | 0 | 0 | 0 | 0 | 0 | | | | | | |
| Howard Johnson, S OBP: 0.365, SLG: 0.556 | (1,5) 2-1 F7 | | (1,5) 2-3 K | | (1,5) 1-3 K | | | (1,5) 0-1 G5-3 | | | (1,5) 4-0 1B 2B | 4 | 1 | 0 | 0 | 1 | 2 | 1 | | | | | | |
| Kevin McReynolds, R OBP: 0.326, SLG: 0.445 | | (1,7) 0-0 3B 1B | | | (1,7) 0-2 P4 | | | (1,7) 4-0 E BB | | | (1,7) 0-2 2B 1B | 4 | 2 | 2 | 1 | 1 | 0 | 0 | | | | | | |
| Tim Teufel, R Tom O'Malley, L Wally Whitehurst, R | (1,3) 1-0 1B 3B | | (1,3) 1-1 P3 | | (1,3) 0-1 F8 | | | (1,3) 3-2 G6-3 | | | (1,3) 1-2 1B 2B | 4 | 1 | 1 | 1 | 0 | 0 | 1 | | | | | | |
| Mark Carreon, R OBP: 0.359, SLG: 0.488 | (1,9) 1-0 1B | | (1,9) 0-0 F7 | | (1,9) 1-1 F7 | | | (1,9) 1-1 G6-3 | | | (1,9) 0-0 E 1B | 5 | 0 | 2 | 2 | 0 | 0 | 0 | | | | | | |
| Gary Carter, R OBP: 0.241, SLG: 0.275 | (1,2) 0-0 F8 | | (1,2) 1-1 G5-3 | | (1,2) 0-2 F8 | | | (1,2) 2-2 L5 | | | (1,2) 0-3 K | 5 | 0 | 0 | 0 | 0 | 1 | 3 | | | | | | |
| Kevin Elster, R OBP: 0.286, SLG: 0.364 | (1,6) 1-2 G5-4-3 | | (1,6) 4-0 FC1-6 BB | | (1,6) 0-0 P3 | | | (1,6) 1-0 L8 | | | (1,6) 3-0 E4 | 4 | 0 | 0 | 0 | 1 | 0 | 2 | | | | | | |
| Blaine Beatty, L Jeff Musselman, L Keith Miller, R | (1,1) 1-0 FC1-6 1B | | (1,1) 0-0 FC1-6 | | (1,1) 0-1 G5-3 | | | (1,1) 0-1 G5-3 | | | (1,1) L3 | 2 | 0 | 1 | 0 | 0 | 0 | 1 | | | | | | |
| Inning Stats | R: 0 E: 0 K: 1 S: 8 | H: 0 LOB: 0 BB: 0 P: 13 | R: 2 E: 0 K: 0 S: 7 | H: 3 LOB: 0 BB: 0 P: 10 | R: 0 E: 0 K: 1 S: 10 | H: 1 LOB: 1 BB: 0 P: 16 | R: 0 E: 0 K: 0 S: 6 | H: 0 LOB: 0 BB: 0 P: 7 | R: 0 E: 0 K: 0 S: 4 | H: 0 LOB: 1 BB: 1 P: 11 | R: 0 E: 0 K: 1 S: 6 | H: 0 LOB: 0 BB: 0 P: 12 | R: 0 E: 0 K: 0 S: 7 | H: 0 LOB: 0 BB: 0 P: 10 | R: 0 E: 0 K: 0 S: 7 | H: 0 LOB: 0 BB: 0 P: 11 | R: 0 E: 0 K: 0 S: 7 | H: 0 LOB: 0 BB: 0 P: 11 | R: 5 E: 1 K: 1 S: 17 | H: 5 LOB: 2 BB: 1 P: 26 | 1B: 6 2B: 2 3B: 1 HR: 0 | SF: 0 SAC: 0 DP: 2 HBP: 1 | WP: 0 PB: 0 SB: 2 CS: 0 | PA: 45 |
| PITCHER | IP: 7.0 WLS: 26 BF: 26 H: 4 R: 2 ER: 2 SO: 3 BB: 2 IBB: 0 HBP: 0 BLK: 0 WP: 0 HR: 0 S: 47 P: 76 ERA: 3.05 WHIP: 0.857 | IP: 2.0 WLS: 6 BF: 6 H: 0 R: 0 ER: 0 SO: 0 BB: 0 IBB: 0 HBP: 0 BLK: 0 WP: 0 HR: 0 S: 13 P: 16 ERA: 2.93 WHIP: 0.000 | IP: 1.1 WLS: 9 BF: 4 H: 5 R: 4 ER: 4 SO: 0 BB: 1 IBB: 0 HBP: 0 BLK: 0 WP: 0 HR: 0 S: 17 P: 27 ERA: 3.000 WHIP: 3.000 | IP: 1.1 WLS: 4 BF: 1 H: 0 R: 0 ER: 0 SO: 1 BB: 0 IBB: 0 HBP: 0 BLK: 0 WP: 0 HR: 0 S: 7 P: 10 ERA: 1.607 WHIP: 1.500 | PITCHER | | | | | | | | | | IP: 5.0 WLS: 10 BF: 10 H: 1 R: 0 ER: 0 SO: 0 BB: 0 IBB: 0 HBP: 0 BLK: 0 WP: 0 HR: 0 S: 41 P: 68 ERA: 1.80 WHIP: 1.200 | IP: 5.0 WLS: 10 BF: 10 H: 1 R: 0 ER: 0 SO: 0 BB: 0 IBB: 0 HBP: 0 BLK: 0 WP: 0 HR: 0 S: 41 P: 68 ERA: 1.80 WHIP: 1.200 | 1B: 6 2B: 2 3B: 1 HR: 0 | SF: 0 SAC: 0 DP: 2 HBP: 1 | WP: 0 PB: 0 SB: 2 CS: 0 | PA: 45 | | | | |

New York Mets @ Pittsburgh Pirates
Three Rivers Stadium, Pittsburgh, PA
Sat Sep 30 1989, 7:05 PM EDT
Att. 20,624 - Unknown - 70 F

AB 41
R 7
H 9
RBI 6
BB 3
SO 4
LOB 12



| Batter | 1 | 2 | 3 | 4 | 5 | 6 | 7 | 8 | 9 | 10 | 11 | AB | R | H | RBI | BB | SO | LOB | BOTTOM | | | |
|--|---|--|---|--|--|----------------------------------|------------------------------|----------------------------------|------------------------------|----------------------------------|-------------------------------|----------------------------------|-------------------------------|----------------------------------|-------------------------------|---|---|----------------------------------|------------------------------------|------------------------------------|----------------------------------|--------|
| Barry Bonds, L OBP: 0.351, SLG: 0.427 | (1,7) 2-0 L9 | | (1,7) 3-3 K | | (1,7) 2-2 G3-1 | | | (1,7) 1-2 G1-3 | | | (1,7) 0-0 2B | 5 | 0 | 1 | 1 | 0 | 1 | 1 | | | | |
| Jay Bell, R OBP: 0.306, SLG: 0.346 | (1,6) 1-1 F7 | | (1,6) 0-1 G6-3 2B | | (1,6) 0-0 F9 | | | (1,6) 2-2 G6-3 | | | (1,6) 1-3 K | 5 | 0 | 1 | 0 | 0 | 1 | 0 | | | | |
| Billy Hatcher, R Andy Van Slyke, L | (1,8) 0-0 1B | | (1,8) 0-1 G6-3 | | (1,8) 1-1 F4 | | | (1,8) 1-3 K | | | (1,8) 2-3 K | 3 | 0 | 1 | 0 | 0 | 0 | 1 | | | | |
| Bobby Bonilla, S OBP: 0.359, SLG: 0.492 | (1,3) 4-1 BB | | (1,3) 4-1 BB | | (1,3) 1-0 G5-3 | | | (1,3) 4-2 S BB | | | (1,3) 4-2 BB | 1 | 0 | 0 | 0 | 4 | 0 | 0 | | | | |
| R.J. Reynolds, S OBP: 0.332, SLG: 0.376 | (1,9) 0-1 F8 | | (1,9) 1-3 K | | (1,9) 4-1 CS BB | | | (1,9) 3-3 K | | | (1,9) 0-1 G4-3 | 4 | 0 | 0 | 0 | 1 | 2 | 6 | | | | |
| Jeff King, R OBP: 0.262, SLG: 0.357 | | (1,5) 0-0 F9 | | | (1,5) 1-0 P4 | | | (1,5) 3-2 P3 | | | (1,5) 2-1 P4 | 5 | 0 | 0 | 0 | 0 | 1 | | | | | |
| Jose Lind, R OBP: 0.281, SLG: 0.290 | (1,4) 2-1 F7 | | (1,4) 3-1 G5-3 | | (1,4) 0-0 CS | | | (1,4) 0-3 K | | | (1,4) 1-1 G5-3 | 5 | 1 | 1 | 0 | 0 | 1 | 0 | | | | |
| Dann Ellardello, R Benny DiStefano, S John Cangalosi, S Bill Landrum, R Mike Smith, R Michael LaValliere, L | (1,2) 3-2 1B | | (1,2) 0-0 HR | | (1,2) 0-0 G6-3 | | | (1,2) 2-3 K | | | (1,2) 2-1 F7 | 3 | 1 | 2 | 1 | 0 | 1 | 0 | | | | |
| Neal Heaton, L Albert Hall, S Bob Kipper, R Junior Ortiz, R | (1,1) 0-3 K | | (1,1) 0-1 G6-3 | | (1,1) 0-0 1B | | | (1,1) 4-2 2B 1B | | | (1,1) 1-2 2B BB | 2 | 0 | 0 | 0 | 0 | 1 | 1 | | | | |
| Inning Stats | R: 0 E: 0 K: 0 S: 7 | H: 1 LOB: 2 BB: 1 P: 14 | R: 0 E: 0 K: 1 S: 10 | H: 1 LOB: 1 BB: 0 P: 15 | R: 0 E: 0 K: 2 S: 12 | H: 1 LOB: 2 BB: 1 P: 20 | R: 1 E: 0 K: 0 S: 6 | H: 1 LOB: 0 BB: 0 P: 10 | R: 0 E: 0 K: 0 S: 6 | H: 1 LOB: 1 BB: 1 P: 11 | R: 0 E: 0 K: 2 S: 14 | H: 0 LOB: 0 BB: 1 P: 24 | R: 1 E: 0 K: 1 S: 11 | H: 2 LOB: 2 BB: 1 P: 19 | R: 0 E: 0 K: 2 S: 11 | H: 0 LOB: 1 BB: 1 P: 18 | R: 0 E: 0 K: 0 S: 5 | H: 0 LOB: 0 BB: 0 P: 9 | 1B: 4 2B: 2 3B: 0 HR: 1 | SF: 0 SAC: 0 DP: 0 HBP: 0 | WP: 0 PB: 1 SB: 2 CS: 1 | PA: 45 |
| PITCHER | IP: 5.0 WLS: 21 BF: 21 H: 4 R: 1 ER: 1 SO: 3 BB: 2 IBB: 0 HBP: 0 BLK: 0 WP: 0 HR: 1 S: 41 P: 68 ERA: 1.80 WHIP: 1.200 | IP: 2.0 WLS: 7 BF: 4 H: 0 R: 0 ER: 0 SO: 2 BB: 1 IBB: 0 HBP: 0 BLK: 0 WP: 0 HR: 0 S: 18 P: 29 ERA: 1.000 WHIP: 0.000 | IP: 1.1 WLS: 6 BF: 1 H: 1 R: 1 ER: 1 SO: 2 BB: 1 IBB: 0 HBP: 0 BLK: 0 WP: 0 HR: 0 S: 19 P: 31 ERA: 1.500 WHIP: 6.75 | IP: 1.1 WLS: 7 BF: 1 H: 0 R: 0 ER: 0 SO: 3 BB: 2 IBB: 0 HBP: 0 BLK: 0 WP: 0 HR: 0 S: 17 P: 30 ERA: 1.800 WHIP: 1.500 | IP: 1.0 WLS: 3 BF: 0 H: 0 R: 0 ER: 0 SO: 0 BB: 0 IBB: 0 HBP: 0 BLK: 0 WP: 0 HR: 0 S: 5 P: 9 ERA: 0.000 WHIP: 0.000 | PITCHER | | | | | | | | | | IP: 5.0 WLS: 10 BF: 10 H: 1 R: 0 ER: 0 SO: 0 BB: 0 IBB: 0 HBP: 0 BLK: 0 WP: 0 HR: 0 S: 41 P: 68 ERA: 1.80 WHIP: 1.200 | IP: 5.0 WLS: 10 BF: 10 H: 1 R: 0 ER: 0 SO: 0 BB: 0 IBB: 0 HBP: 0 BLK: 0 WP: 0 HR: 0 S: 41 P: 68 ERA: 1.80 WHIP: 1.200 | 1B: 4 2B: 2 3B: 0 HR: 1 | SF: 0 SAC: 0 DP: 0 HBP: 0 | WP: 0 PB: 1 SB: 2 CS: 1 | PA: 45 | |

New York Mets @ Pittsburgh Pirates
Three Rivers Stadium, Pittsburgh, PA
Sat Sep 30 1989, 7:05 PM EDT
Att. 20,624 - Unknown - 70 F

AB 38
R 2
H 7
RBI 2
BB 6
SO 10
LOB 11



| Batter | 1 | 2 | 3 | 4 | 5 | 6 | 7 | 8 | 9 | AB | R | H | RBI | BB | SO | LOB | TOP | | | | | |
|---|-------------------------------|----------------------------------|------------------------------|----------------------------------|------------------------------|---------------------------------|-------------------------------|----------------------------------|------------------------------|----------------------------------|-------------------------------|----------------------------------|-------------------------------|----------------------------------|-------------------------------|----------------------------------|--|----------------------------------|-----------------------------------|------------------------------------|----------------------------------|--------|
| Gregg Jefferies, S OBP: 0.314, SLG: 0.392 (1, 4) | G5-3 | | G6-3 | G4-3 | | | | G5-3 | | 5 | 0 | 1 | 1 | 0 | 0 | 1 | New York Mets @ Pittsburgh Pirates Three Rivers Stadium, Pittsburgh, PA Sun Oct 01 1989, 3:33 AM EDT Att: 23,502 - Overcast - 68 F | | | | | |
| Keith Miller, R OBP: 0.262, SLG: 0.301 (1, 8) | F8 | | G6-3 | | G6-3 | K | | 1B | | 5 | 0 | 1 | 0 | 0 | 1 | 2 | | | | | | |
| Howard Johnson, S OBP: 0.369, SLG: 0.559 (1, 5) | 1B | | | HR | PB WP | | G4-3 | 1B | | 3 | 2 | 3 | 0 | 2 | 0 | 0 | | | | | | |
| Kevin McReynolds, R OBP: 0.326, SLG: 0.450 (1, 7) | G5-3 | | | HR | | | G4-3 | | | 4 | 1 | 1 | 2 | 0 | 1 | 3 | | | | | | |
| Lou Thornton, L OBP: 0.308, SLG: 0.385 (8, PH) | | | | HR | | | | | | 1 | 0 | 0 | 0 | 0 | 0 | 2 | | | | | | |
| Tim Teufel, R OBP: 0.350, SLG: 0.333 (1, 3) | | G5-3 | | BB | CI | | | WP | | 4 | 2 | 2 | 1 | 1 | 1 | 1 | | | | | | |
| Mark Carreon, R OBP: 0.370, SLG: 0.489 (1, 9) | | | | BB | CI | | | 1B | | 4 | 2 | 2 | 0 | 0 | 1 | 2 | | | | | | |
| Phil Lombardi, R OBP: 0.302, SLG: 0.313 (1, 2) | | 1B | | BB | CI | | | 1B | | 4 | 0 | 2 | 1 | 1 | 0 | 2 | | | | | | |
| Kevin Elster, R OBP: 0.283, SLG: 0.360 (1, 6) | | F9 | | BB | G5-4-3 | | | 1B | | 5 | 0 | 0 | 0 | 0 | 0 | 7 | | | | | | |
| Sid Fernandez, L OBP: 0.233, SLG: 0.296 (1, 1) | | | | | G5-4-3 | | | | | 4 | 0 | 1 | 1 | 0 | 2 | 2 | | | | | | |
| Julio Machado, R (9, 1) | | | | | | | | F8 | | 0 | 0 | 0 | 0 | 0 | 0 | 0 | | | | | | |
| Inning Stats | R: 0 E: 0 K: 0 S: 10 | H: 1 LOB: 1 BB: 0 P: 14 | R: 0 E: 0 K: 0 S: 8 | H: 1 LOB: 1 BB: 0 P: 11 | R: 0 E: 0 K: 1 S: 6 | H: 0 LOB: 0 BB: 0 P: 8 | R: 4 E: 1 K: 0 S: 12 | H: 2 LOB: 1 BB: 3 P: 28 | R: 0 E: 0 K: 2 S: 9 | H: 0 LOB: 1 BB: 0 P: 18 | R: 1 E: 0 K: 2 S: 21 | H: 3 LOB: 2 BB: 0 P: 26 | R: 2 E: 0 K: 1 S: 12 | H: 3 LOB: 1 BB: 0 P: 19 | R: 0 E: 0 K: 0 S: 15 | H: 2 LOB: 2 BB: 0 P: 19 | R: 0 E: 0 K: 0 S: 9 | H: 1 LOB: 1 BB: 0 P: 14 | 1B: 12 2B: 0 3B: 0 HR: 1 | SF: 0 SAC: 0 DP: 1 HBP: 0 | WP: 2 PB: 1 SB: 2 CS: 0 | PA: 44 |
| PITCHER | IP | WLS | BF | H | R | ER | SO | BB | IBB | HBP | BLK | WP | HR | S | P | ERA | WHIP | | | | | |
| Bob Patterson, L ERA: 4.05 (1, 1) | 3.0 | L | 16 | 3 | 4 | 3 | 1 | 3 | 0 | 0 | 0 | 0 | 1 | 0 | 32 | 55 | 9.00 | 2.000 | | | | |
| Doug Bair, R ERA: 2.27 (4, 1) | 2.0 | | 7 | 1 | 0 | 0 | 2 | 1 | 0 | 0 | 0 | 1 | 0 | 13 | 24 | 0.00 | 1.000 | | | | | |
| Stan Belinda, R ERA: 6.1 (6, 1) | 2.0 | | 12 | 6 | 3 | 3 | 2 | 0 | 0 | 0 | 0 | 1 | 0 | 13 | 45 | 13.50 | 3.000 | | | | | |
| Rick Reed, R ERA: 5.6 (8, 1) | 2.0 | | 9 | 3 | 0 | 0 | 0 | 0 | 0 | 0 | 0 | 0 | 0 | 24 | 33 | 0.00 | 1.500 | | | | | |

| Batter | 1 | 2 | 3 | 4 | 5 | 6 | 7 | 8 | 9 | AB | R | H | RBI | BB | SO | LOB | BOTTOM | | | | | |
|---|------------------------------|----------------------------------|-------------------------------|----------------------------------|------------------------------|----------------------------------|------------------------------|----------------------------------|------------------------------|----------------------------------|------------------------------|---------------------------------|-------------------------------|----------------------------------|-------------------------------|----------------------------------|--|----------------------------------|----------------------------------|------------------------------------|----------------------------------|--------|
| Barry Bonds, L OBP: 0.351, SLG: 0.426 (1, 7) | K | | F8 | | | | | | | 4 | 1 | 1 | 1 | 1 | 2 | 2 | New York Mets @ Pittsburgh Pirates Three Rivers Stadium, Pittsburgh, PA Sun Oct 01 1989, 3:33 AM EDT Att: 23,502 - Overcast - 68 F | | | | | |
| Jay Bell, R OBP: 0.307, SLG: 0.351 (1, 6) | S | | K | | | P6 | | 2B | | 5 | 1 | 2 | 0 | 0 | 1 | 3 | | | | | | |
| Billy Hatcher, R OBP: 0.277, SLG: 0.308 (1, 8) | P4 | | F8 | | | P6 | | 2B | | 4 | 0 | 1 | 2 | 0 | 0 | 2 | | | | | | |
| Bobby Bonilla, S OBP: 0.358, SLG: 0.490 (1, 3) | F4 | | | | P3 | | | | | 2 | 0 | 0 | 0 | 0 | 0 | 1 | | | | | | |
| Andy Van Slyke, L OBP: 0.308, SLG: 0.370 (6, 3) | | | | | | L4 | | P4 | | 2 | 0 | 0 | 0 | 0 | 0 | 1 | | | | | | |
| R.J. Reynolds, S OBP: 0.331, SLG: 0.375 (1, 9) | | | K | | G1-6-3 | | F8 | G6-3 | | 4 | 0 | 1 | 0 | 0 | 1 | 1 | | | | | | |
| Jeff King, R OBP: 0.286, SLG: 0.353 (1, 5) | | | S | | G1-6-3 | | | F8 | | 2 | 0 | 0 | 0 | 2 | 0 | 1 | | | | | | |
| Jose Lind, R OBP: 0.280, SLG: 0.289 (1, 4) | | G6-3 | | | | F8 | | | | 3 | 0 | 0 | 0 | 1 | 1 | 2 | | | | | | |
| Dann Bilardello, R OBP: 0.244, SLG: 0.375 (1, 2) | | | | | | | | | | 3 | 0 | 0 | 0 | 0 | 2 | 3 | | | | | | |
| Rick Reed, R OBP: 0.200, SLG: 0.077 (8, 1) | | | | | | | | | | 0 | 0 | 0 | 0 | 0 | 0 | 0 | | | | | | |
| Albert Hall, S OBP: 0.250, SLG: 0.303 (9, PH) | | | | | | | | 1B | | 1 | 1 | 1 | 0 | 0 | 0 | 0 | | | | | | |
| Bob Patterson, R (1, 1) | | | | | | | | | | 0 | 0 | 0 | 0 | 1 | 0 | 0 | | | | | | |
| Doug Bair, R (4, 1) | | | | | | | | | | 0 | 0 | 0 | 0 | 0 | 0 | 0 | | | | | | |
| John Cantello, L (5, PH) | | | | | | | | | | 1 | 0 | 0 | 0 | 0 | 0 | 1 | | | | | | |
| Stan Belinda, R (6, 1) | | | | | | | | | | 0 | 0 | 0 | 0 | 0 | 0 | 0 | | | | | | |
| Junior Ortiz, R OBP: 0.252, SLG: 0.265 (8, 2) | | | | | | | | | | 1 | 0 | 0 | 0 | 0 | 0 | 1 | | | | | | |
| Benny Distefano, L OBP: 0.333, SLG: 0.338 (9, PH) | | | | | | | | | | 1 | 0 | 1 | 0 | 0 | 0 | 0 | | | | | | |
| Inning Stats | R: 0 E: 0 K: 1 S: 9 | H: 1 LOB: 1 BB: 0 P: 18 | R: 0 E: 0 K: 2 S: 11 | H: 0 LOB: 1 BB: 1 P: 18 | R: 0 E: 0 K: 1 S: 9 | H: 0 LOB: 1 BB: 1 P: 19 | R: 0 E: 0 K: 0 S: 8 | H: 1 LOB: 0 BB: 0 P: 14 | R: 0 E: 0 K: 1 S: 8 | H: 0 LOB: 0 BB: 1 P: 13 | R: 0 E: 0 K: 0 S: 5 | H: 0 LOB: 0 BB: 0 P: 8 | R: 0 E: 0 K: 1 S: 13 | H: 0 LOB: 1 BB: 1 P: 20 | R: 2 E: 0 K: 1 S: 13 | H: 2 LOB: 1 BB: 1 P: 22 | R: 1 E: 0 K: 1 S: 12 | H: 3 LOB: 2 BB: 0 P: 19 | 1B: 5 2B: 2 3B: 0 HR: 0 | SF: 0 SAC: 0 DP: 1 HBP: 0 | WP: 0 PB: 0 SB: 2 CS: 0 | PA: 38 |
| PITCHER | IP | WLS | BF | H | R | ER | SO | BB | IBB | HBP | BLK | WP | HR | S | P | ERA | WHIP | | | | | |
| Sid Fernandez, L ERA: 2.83 (1, 1) | 8.0 | W | 32 | 4 | 2 | 2 | 7 | 5 | 0 | 0 | 0 | 0 | 0 | 76 | 132 | 2.25 | 1.125 | | | | | |
| Julio Machado, R ERA: 3.27 (9, 1) | 1.0 | | 6 | 3 | 1 | 1 | 1 | 0 | 0 | 0 | 0 | 0 | 0 | 12 | 19 | 9.00 | 3.000 | | | | | |

| | |
|-----|----|
| AB | 39 |
| R | 7 |
| H | 13 |
| RBI | 6 |
| BB | 4 |
| SO | 6 |
| LOB | 22 |



| | |
|-----|----|
| AB | 33 |
| R | 3 |
| H | 7 |
| RBI | 3 |
| BB | 5 |
| SO | 8 |
| LOB | 17 |

