

New York Mets - 1990

Batter	1	2	3	4	5	6	7	8	9	AB	R	H	RBI	BB	SO	LOB	TOP					
Barry Bonds, L OBP: 0.400, SLG: 0.143	G4-3		F8			K		G4-3		4	0	0	0	0	1	3						
Jay Bell, R OBP: 0.300, SLG: 0.500	F8			G3-1		K			K	4	0	0	0	0	2	1						
Gary Redus, R OBP: 0.250, SLG: 0.250	P2			FC5-4 1B		K			G1-3	4	0	1	0	0	1	1						
Bobby Bonilla, S OBP: 0.400, SLG: 0.700		L9		K					K	4	0	1	0	0	2	1						
Jeff King, R (1, 5)	F8			FC5-4 1-2					P2	4	0	0	0	0	0	2						
Andy Van Slyke, L OBP: 0.333, SLG: 1.111					K				P3	3	0	0	0	0	2	0						
Tom Prince, R OBP: 0.333, SLG: 0.333									G6-3	3	0	1	0	0	1	0						
Jose Lind, R OBP: 0.625, SLG: 0.625									F7	3	0	2	0	0	0	0						
John Smiley, L John Cangetosi, S Bob Patterson, R Mike Roesler, R R.J. Reynolds, S Ted Power, R									SH1-4 1B	0	0	0	0	0	0	0						
Inning Stats	R: 0 E: 0 K: 0 S: 6	H: 0 LOB: 0 BB: 0 P: 8	R: 0 E: 0 K: 1 S: 7	H: 0 LOB: 0 BB: 0 P: 10	R: 0 E: 0 K: 0 S: 6	H: 2 LOB: 1 BB: 0 P: 8	R: 0 E: 0 K: 1 S: 10	H: 1 LOB: 1 BB: 0 P: 16	R: 0 E: 0 K: 1 S: 8	H: 0 LOB: 0 BB: 0 P: 9	R: 0 E: 0 K: 3 S: 11	H: 1 LOB: 1 BB: 0 P: 14	R: 0 E: 0 K: 1 S: 7	H: 0 LOB: 0 BB: 0 P: 8	R: 0 E: 0 K: 1 S: 12	H: 1 LOB: 1 BB: 0 P: 20	R: 0 E: 0 K: 1 S: 8	H: 1 LOB: 1 BB: 0 P: 12	1B: 6 2B: 0 3B: 0 HR: 0	SF: 0 SAC: 1 DP: 0 HBP: 0	WP: 1 PB: 0 SB: 0 CS: 1	PA: 32
PITCHER	IP	WLS	BF	H	R	ER	SO	BB	IBB	HBP	BLK	WP	HR	S	P	ERA	WHIP					
Frank Viola, L ERA: 3.6	(1, 1)	7.2	W	27	5	0	0	8	0	0	0	0	0	64	88	0.00	0.652					
John Franco, L ERA: 6.75	(8, 1)	1.1	S	5	1	0	0	1	0	0	0	1	0	11	17	0.00	0.750					

Pittsburgh Pirates @ New York Mets
Shea Stadium, Flushing, NY
Wed Apr 11 1990, 3:33 AM EDT
Att: 16,880 - Cloudy - 55 F


AB	31
R	0
H	6
RBI	0
BB	0
SO	9
LOB	9



Batter	1	2	3	4	5	6	7	8	9	AB	R	H	RBI	BB	SO	LOB	BOTTOM				
Gregg Jefferies, S OBP: 0.125, SLG: 0.500	F7							F7		4	1	1	1	0	0	1					
Keith Miller, R OBP: 0.250, SLG: 0.286	HR							P4		4	1	1	0	0	0	0					
Howard Johnson, S OBP: 0.125, SLG: 0.500	1B							G5-3		4	0	0	0	0	0	1					
Darryl Strawberry, L OBP: 0.429, SLG: 0.333	G5-3							L8		3	0	2	1	0	1	0					
Kevin McReynolds, R OBP: 0.571, SLG: 1.000	2B							K		3	1	2	1	0	1	1					
Mike Marshall, R (1, 3)	1B							HR		3	0	0	0	0	0	1					
Barry Lyons, R OBP: 0.143, SLG: 0.571	L7							G6-3		3	0	0	0	0	0	0					
Kevin Elster, R (1, 6)								F9		3	0	0	0	0	0	0					
Frank Viola, L ERA: 3.6								G5-3		2	0	0	0	1	2	0					
John Franco, L ERA: 6.75								K		2	0	0	0	1	2	0					
John Franco, L ERA: 6.75								SH2-4 BB		2	0	0	0	0	0	0					
John Franco, L ERA: 6.75								SH2-4		0	0	0	0	0	0	0					
Inning Stats	R: 2 E: 0 K: 0 S: 14	H: 4 LOB: 1 BB: 0 P: 23	R: 0 E: 0 K: 0 S: 7	H: 0 LOB: 1 BB: 1 P: 13	R: 0 E: 0 K: 1 S: 10	H: 1 LOB: 1 BB: 0 P: 16	R: 0 E: 0 K: 1 S: 7	H: 0 LOB: 0 BB: 0 P: 13	R: 0 E: 0 K: 0 S: 6	H: 0 LOB: 0 BB: 0 P: 7	R: 1 E: 0 K: 1 S: 8	H: 1 LOB: 0 BB: 0 P: 10	R: 0 E: 0 K: 1 S: 8	H: 0 LOB: 0 BB: 0 P: 11	R: 0 E: 0 K: 0 S: 7	H: 0 LOB: 0 BB: 0 P: 11	1B: 3 2B: 1 3B: 0 HR: 2	SF: 0 SAC: 1 DP: 0 HBP: 0	WP: 0 PB: 0 SB: 1 CS: 0	PA: 30	
PITCHER	IP	WLS	BF	H	R	ER	SO	BB	IBB	HBP	BLK	WP	HR	S	P	ERA	WHIP				
John Smiley, L ERA: 3.6	(1, 1)	5.0	L	20	5	2	2	2	1	0	0	0	0	44	72	3.60	1.200				
Bob Patterson, L ERA: 6.75	(6, 1)	0.2		2	0	0	0	1	0	0	0	0	0	6	7	0.00	0.000				
Mike Roesler, R ERA: 6.75	(6, 1)	1.1		5	1	1	1	1	0	0	0	0	1	10	14	6.75	0.750				
Ted Power, R ERA: 6.75	(8, 1)	1.0		3	0	0	0	0	0	0	0	0	0	7	11	0.00	0.000				

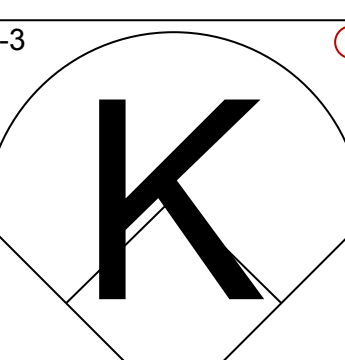
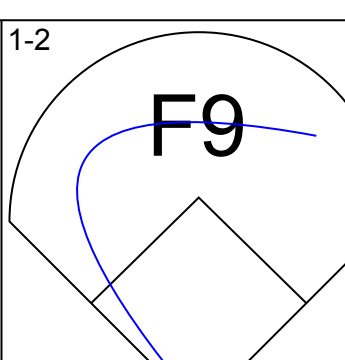
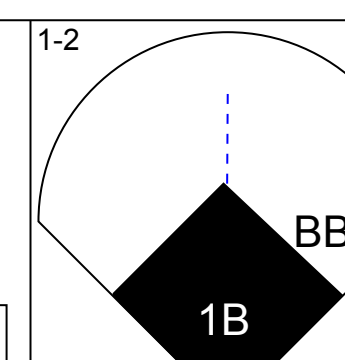
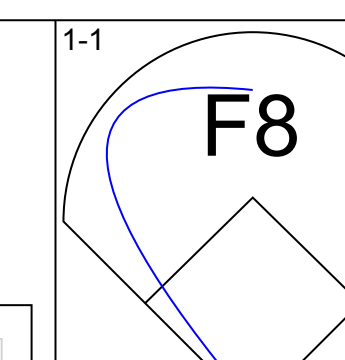
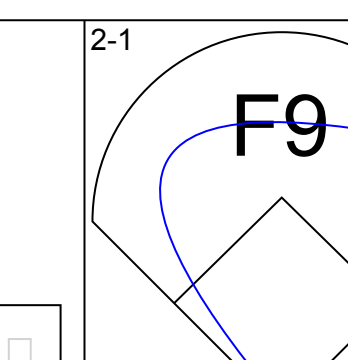
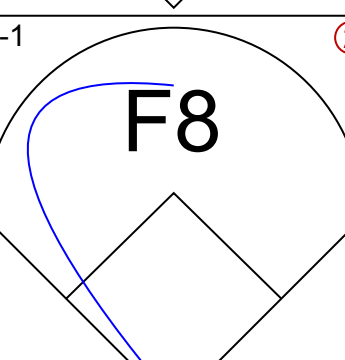
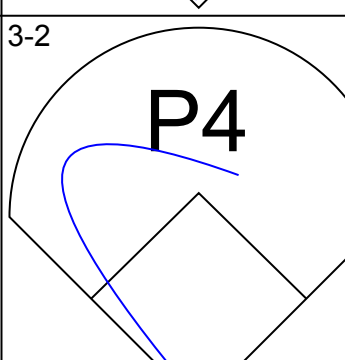
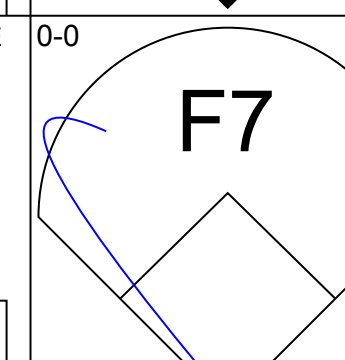
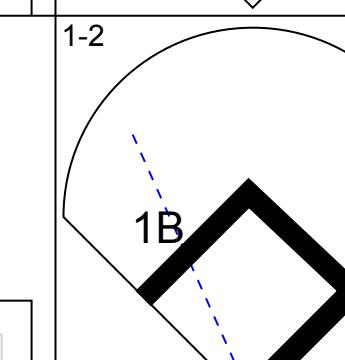
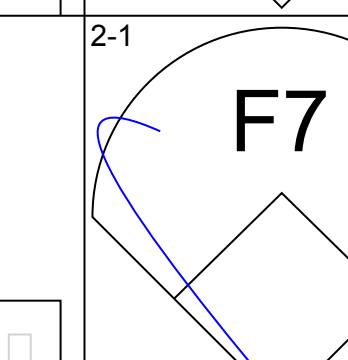
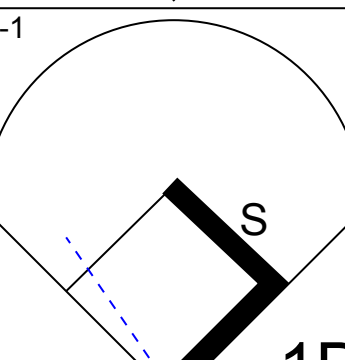
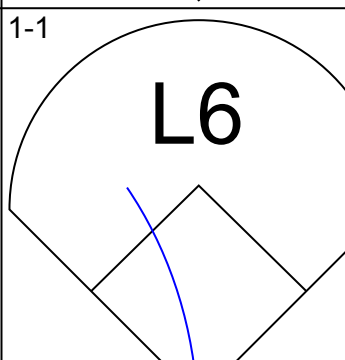
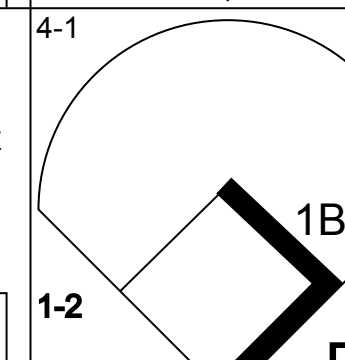
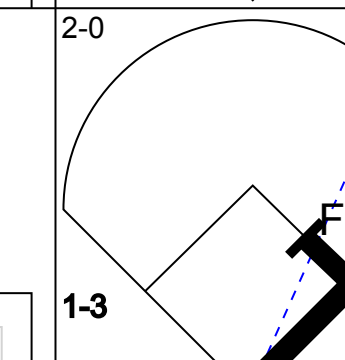

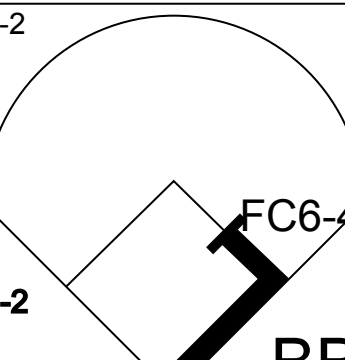
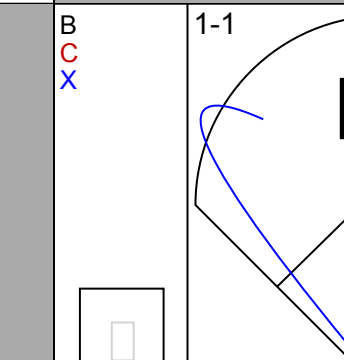
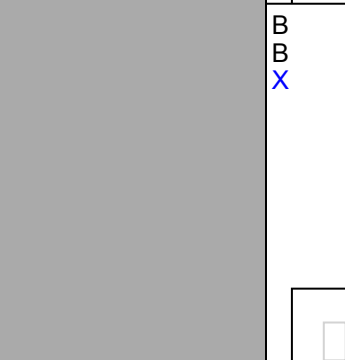

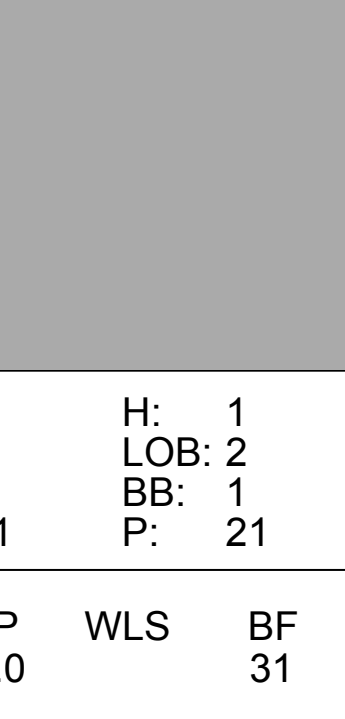
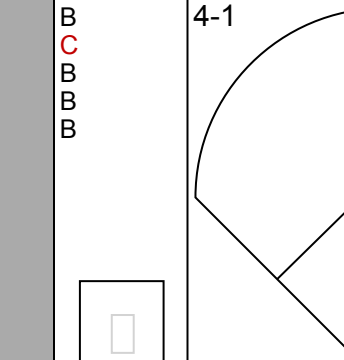
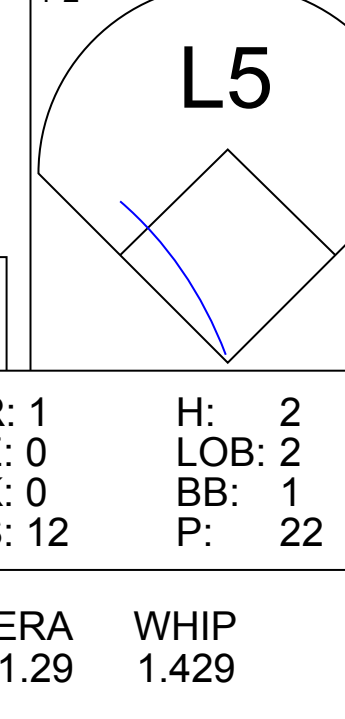
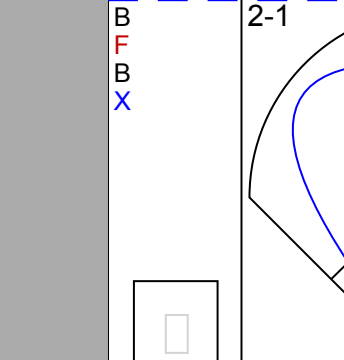
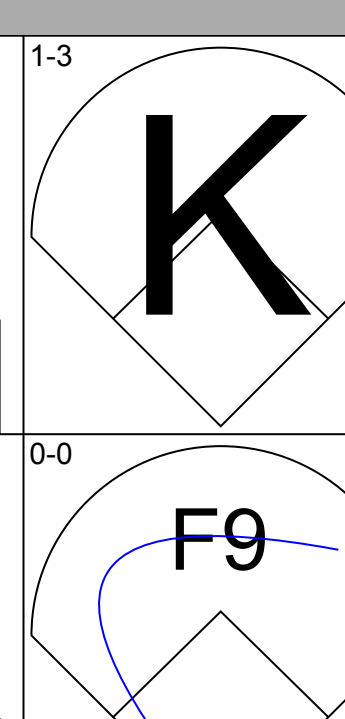
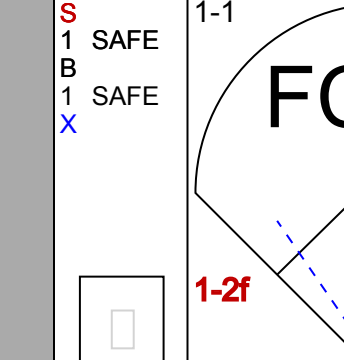
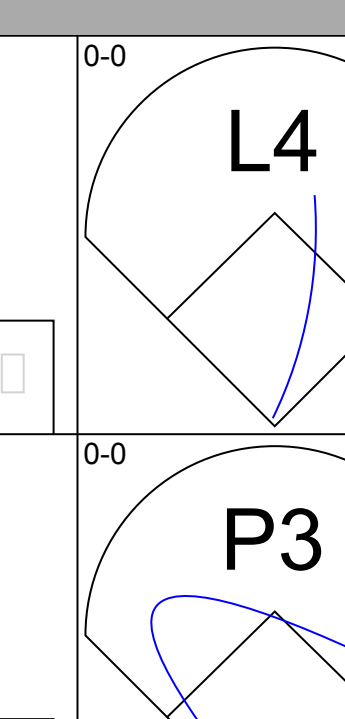
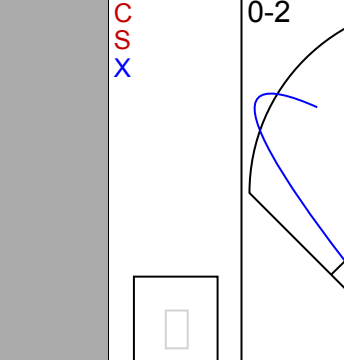
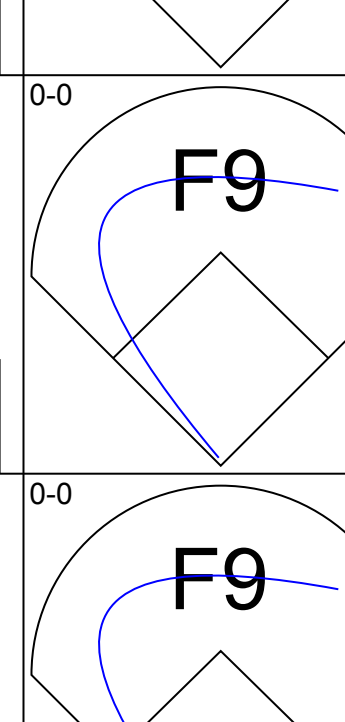
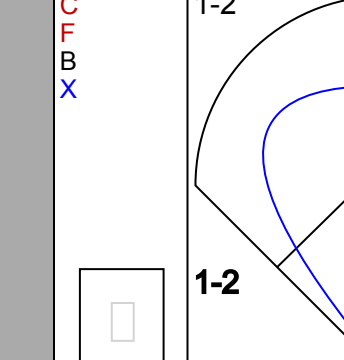
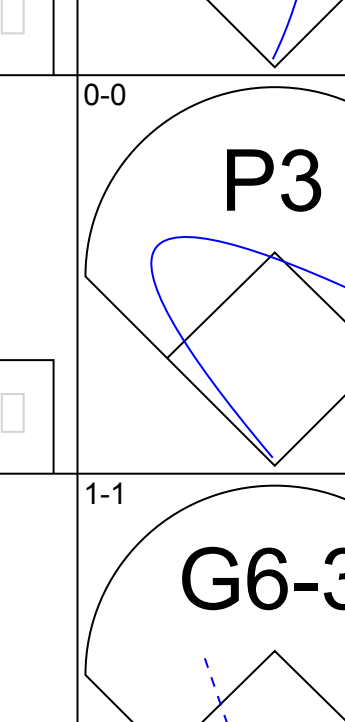
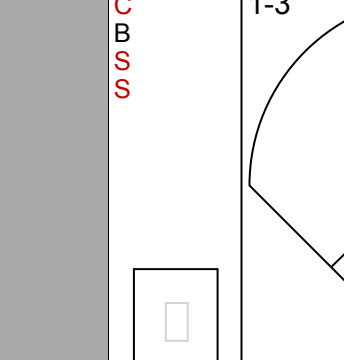
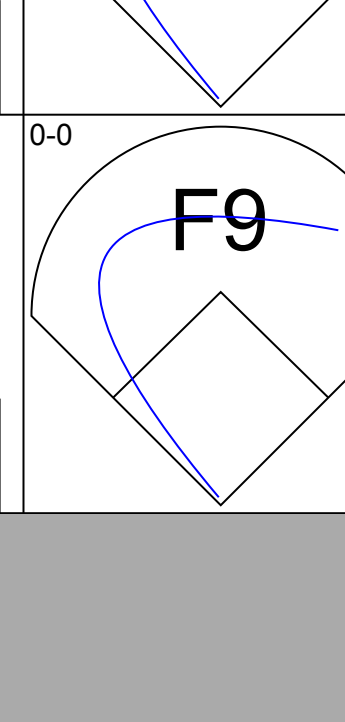
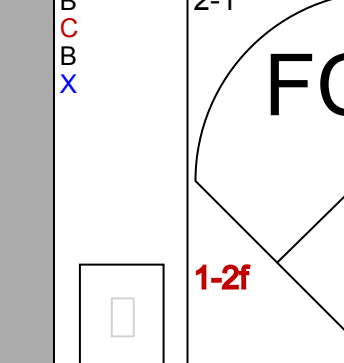
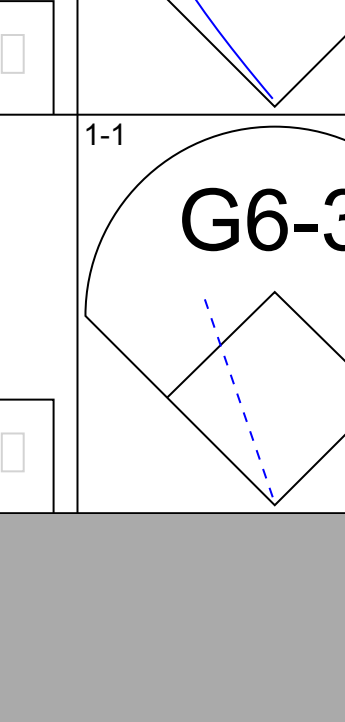
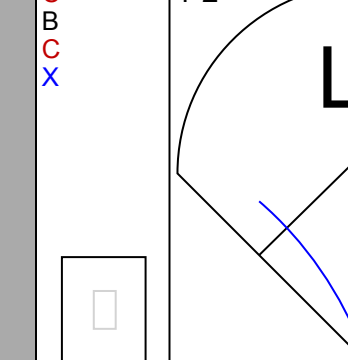
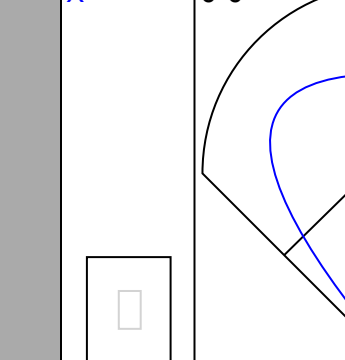
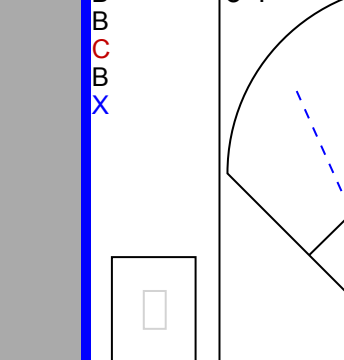
Pittsburgh Pirates @ New York Mets
Shea Stadium, Flushing, NY
Wed Apr 11 1990, 3:33 AM EDT
Att: 16,880 - Cloudy - 55 F

AB	28
R	3
H	6
RBI	3
BB	1
SO	4
LOB	4



Batter	1	2	3	4	5	6	7	8	9	AB	R	H	RBI	BB	SO	LOB	TOP																		
Barry Bonds, L OBP: 0.400, SLG: 0.333 (1, 7)	P2								F8	5	0	2	3	0	1	1	Pittsburgh Pirates @ New York Mets Shea Stadium, Flushing, NY Thu Apr 12 1990, 3:33 AM EDT Att: 16,544 - Sunny - 48 F																		
Jay Bell, R OBP: 0.287, SLG: 0.357 (1, 6)	F6								P6	4	0	0	0	1	1	3																			
Gary Redus, R OBP: 0.286, SLG: 0.714 Sid Bream, L OBP: 0.167, SLG: 0.167 (1, 3) (6, 3)	P6									3	1	1	1	0	0	0																			
Bobby Bonilla, S OBP: 0.429, SLG: 0.786 (1, 9)										4	2	2	0	0	1	0																			
Jeff King, R OBP: 0.200, SLG: 0.111 (1, 5)										3	1	1	0	1	0	1																			
Andy Van Slyke, L OBP: 0.231, SLG: 0.769 (1, 8)										4	0	0	1	0	1	3																			
Tom Prince, R OBP: 0.167, SLG: 0.167 Scott Ruskin, R R.J. Reynolds, S Ted Power, R (1, 2) (6, 1) (8, PH) (8, 1)										3	0	0	0	0	0	2																			
Jose Lind, R OBP: 0.500, SLG: 0.455 (1, 4)										3	1	0	0	1	0	0																			
Neal Heaton, L Doug Bair, R Michael LaValliere, L OBP: 0.429, SLG: 0.200 (1, 1) (6, 1) (6, 2)										1	0	0	1	1	0	0																			
Inning Stats	R: 0 E: 0 K: 0 S: 4	H: 0 LOB: 0 BB: 0 P: 6	R: 3 E: 0 K: 1 S: 15	H: 2 LOB: 2 BB: 3 P: 33	R: 0 E: 0 K: 1 S: 7	H: 0 LOB: 0 BB: 0 P: 12	R: 0 E: 0 K: 1 S: 9	H: 0 LOB: 0 BB: 0 P: 12	R: 0 E: 0 K: 1 S: 8	H: 0 LOB: 0 BB: 0 P: 13	R: 2 E: 0 K: 0 S: 8	H: 2 LOB: 0 BB: 0 P: 9	R: 1 E: 0 K: 0 S: 7	H: 2 LOB: 1 BB: 1 P: 15	R: 0 E: 0 K: 1 S: 10	H: 1 LOB: 1 BB: 0 P: 5		R: 0 E: 1 K: 0 S: 13	H: 0 LOB: 1 BB: 0 P: 21	1B: 3 2B: 3 3B: 0 HR: 1	SF: 0 SAC: 0 DP: 1 HBP: 0	WP: 0 PB: 0 SB: 1 CS: 0	PA: 38												
PITCHER	IP	WLS	BF	H	R	ER	SO	BB	IBB	HBP	BLK	WP	HR	S	P	ERA	WHIP	PITCHER	IP	WLS	BF	H	R	ER	SO	BB	IBB	HBP	BLK	WP	HR	S	P	ERA	WHIP
Sid Fernandez, L ERA: 7.5 (1, 1)	6.0	L	25	4	5	5	4	3	0	0	0	0	1	51	85	7.50	1.167	Jeff Musselman, L ERA: 4.5 (7, 1)	2.0	9	3	1	1	1	1	0	0	0	0	0	17	30	4.50	2.000	
Julio Machado, R ERA: (9, 1)	1.0		4	0	0	0	0	0	0	0	0	0	0	13	21	0.00	0.000																		


Batter	1	2	3	4	5	6	7	8	9	AB	R	H	RBI	BB	SO	LOB	BOTTOM																		
Gregg Jefferies, S OBP: 0.385, SLG: 0.545 (1, 4)										3	1	2	0	2	0	2	Pittsburgh Pirates @ New York Mets Shea Stadium, Flushing, NY Thu Apr 12 1990, 3:33 AM EDT Att: 16,544 - Sunny - 48 F																		
Keith Miller, R OBP: 0.364, SLG: 0.400 Tom O'Malley, L Mark Carreon, R (1, 8) (6, PH) (6, PH) (7, 8)										3	0	2	0	0	0	1																			
Howard Johnson, S OBP: 0.154, SLG: 0.385 (1, 5)										5	0	1	0	0	0	4																			
Darryl Strawberry, L OBP: 0.273, SLG: 0.200 (1, 9)										4	0	0	0	0	1	4																			
Kevin McReynolds, R OBP: 0.455, SLG: 0.667 (1, 7)										3	0	0	0	1	0	2																			
Mike Marshall, R OBP: 0.091, SLG: 0.091 (1, 3)										4	0	1	0	0	1	2																			
Barry Lyons, R OBP: 0.222, SLG: 0.556 Mackey Sasser, L (1, 2) (6, PH) (7, 2)										2	0	1	0	0	0	1																			
Kevin Elster, R (1, 6)										3	1	0	0	1	1	2																			
Sid Fernandez, L OBP: 0.500, SLG: 0.500 Dave Magadan, L OBP: 1.300, SLG: 2.000 Jeff Musselman, L Julio Machado, R Tim Teufel, R (1, 1) (6, PH) (7, 1) (9, 1) (9, PH)										2	0	1	0	0	0	1																			
Inning Stats	R: 1 E: 1 K: 1 S: 11	H: 1 LOB: 2 BB: 1 P: 22	R: 0 E: 0 K: 0 S: 11	H: 2 LOB: 1 BB: 1 P: 21	R: 0 E: 0 K: 0 S: 6	H: 0 LOB: 0 BB: 0 P: 11	R: 0 E: 0 K: 0 S: 7	H: 2 LOB: 2 BB: 0 P: 11	R: 0 E: 0 K: 0 S: 6	H: 1 LOB: 1 BB: 0 P: 9	R: 1 E: 0 K: 1 S: 16	H: 1 LOB: 2 BB: 2 P: 31	R: 0 E: 0 K: 1 S: 11	H: 1 LOB: 0 BB: 0 P: 15	R: 0 E: 0 K: 1 S: 6	H: 0 LOB: 0 BB: 0 P: 6		R: 0 E: 0 K: 1 S: 10	H: 1 LOB: 1 BB: 0 P: 15	1B: 8 2B: 1 3B: 0 HR: 0	SF: 0 SAC: 0 DP: 1 HBP: 0	WP: 2 PB: 0 SB: 2 CS: 0	PA: 39												
PITCHER	IP	WLS	BF	H	R	ER	SO	BB	IBB	HBP	BLK	WP	HR	S	P	ERA	WHIP	PITCHER	IP	WLS	BF	H	R	ER	SO	BB	IBB	HBP	BLK	WP	HR	S	P	ERA	WHIP
Neal Heaton, L ERA: (1, 1)	5.0	W	23	6	1	0	0	2	0	0	0	1	0	41	74	0.00	1.600	Doug Bair, R ERA: 5.4 (6, 1)	0.2	5	1	1	1	1	2	0	0	0	0	1	0	12	24	13.50	4.500
Scott Ruskin, L ERA: (6, 1)	1.1		4	1	0	0	0	0	0	0	0	0	0	15	22	0.00	0.750	Ted Power, R ERA: (8, 1)	2.0	7	1	0	0	2	0	0	0	0	0	16	21	0.00	0.500		

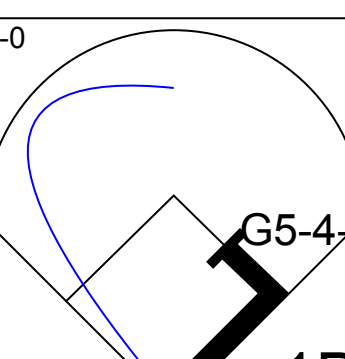
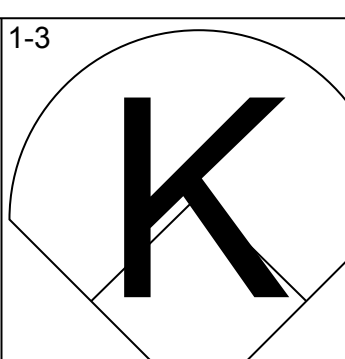
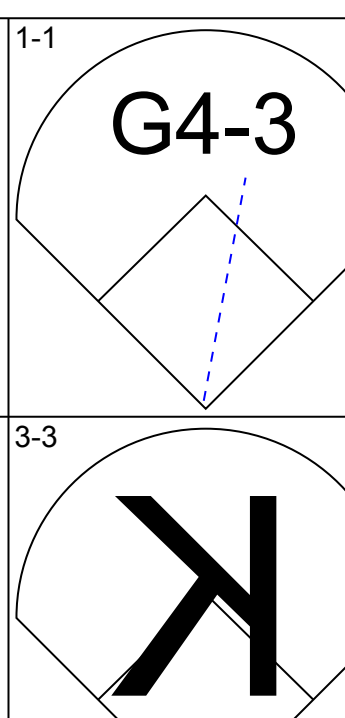
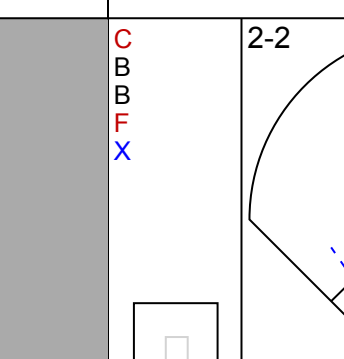
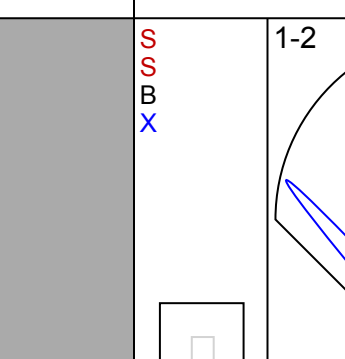
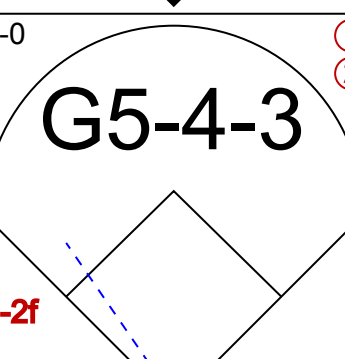
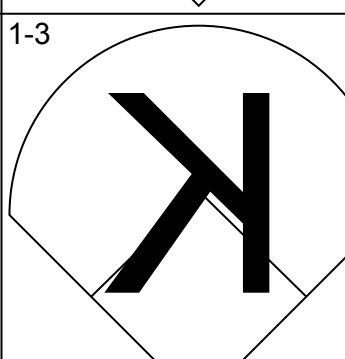
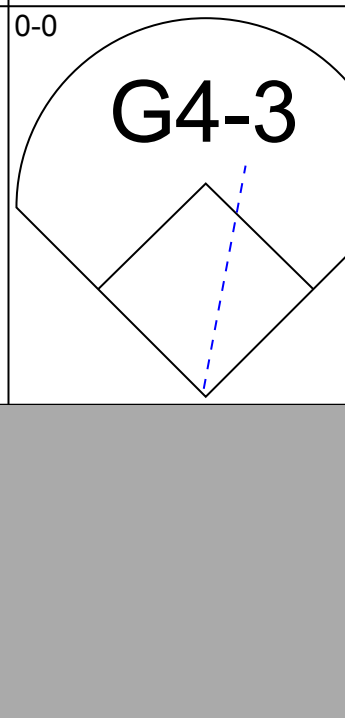
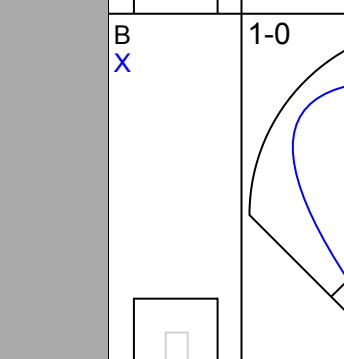
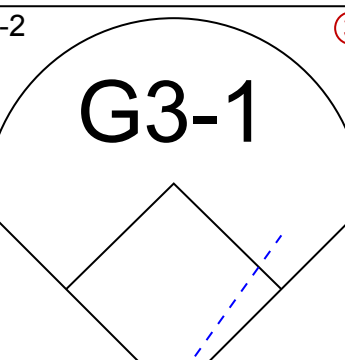
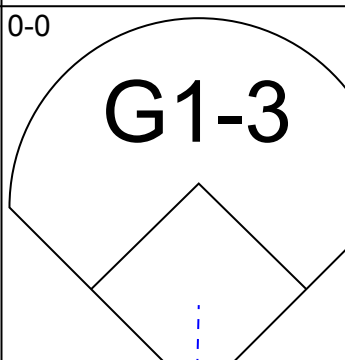

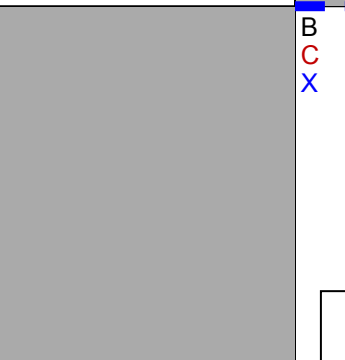
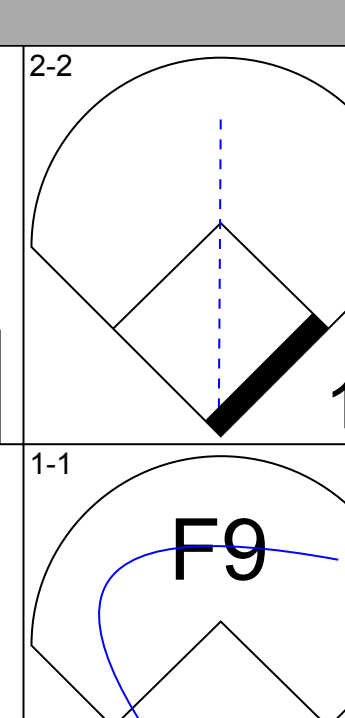
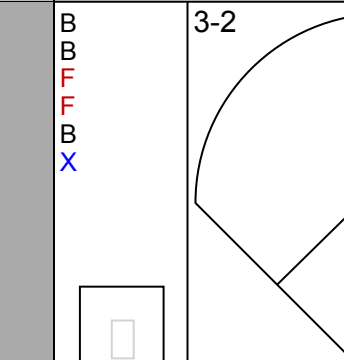

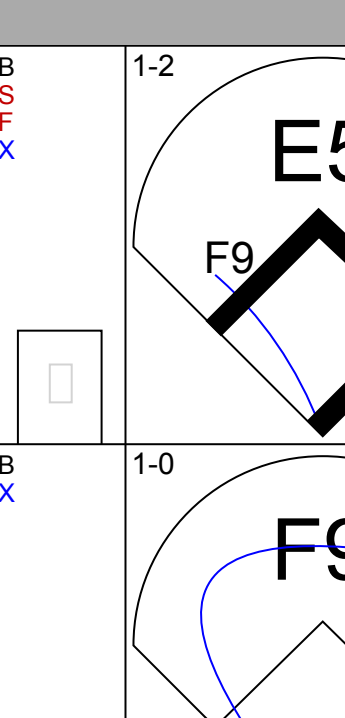
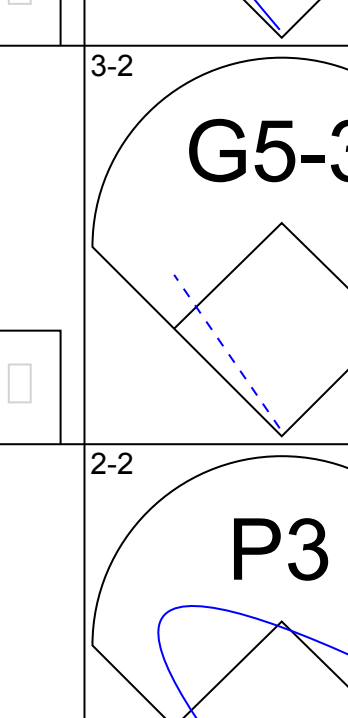



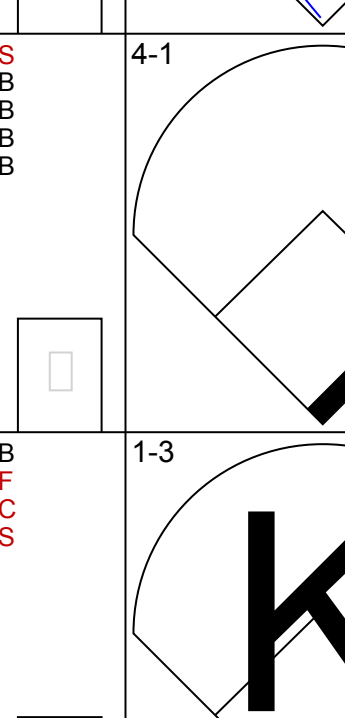
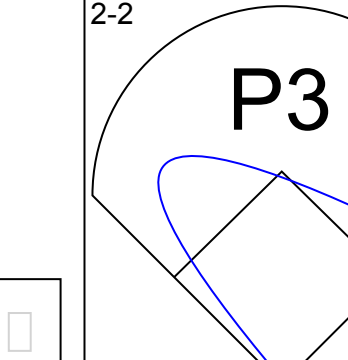



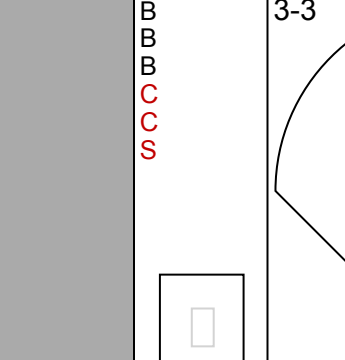




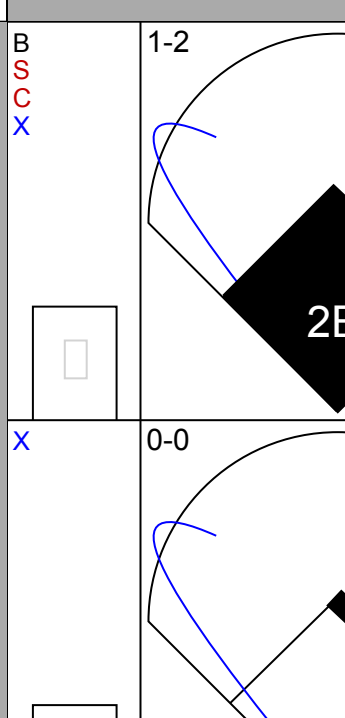
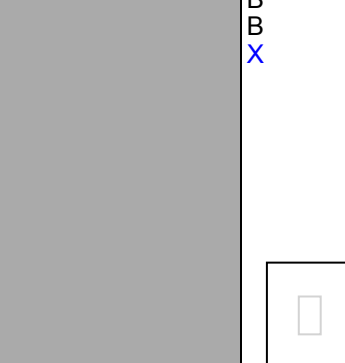
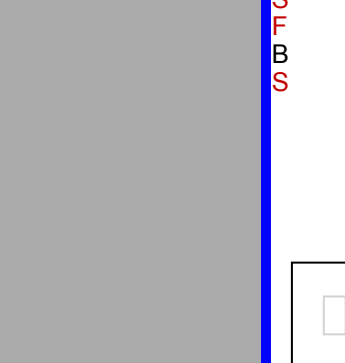

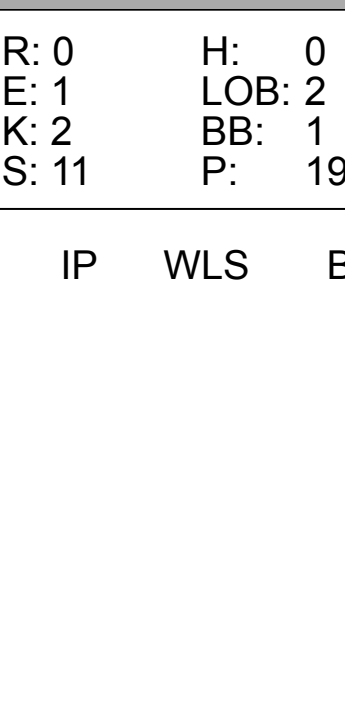

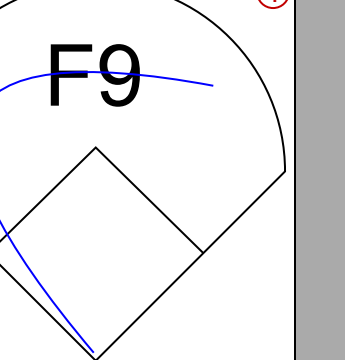
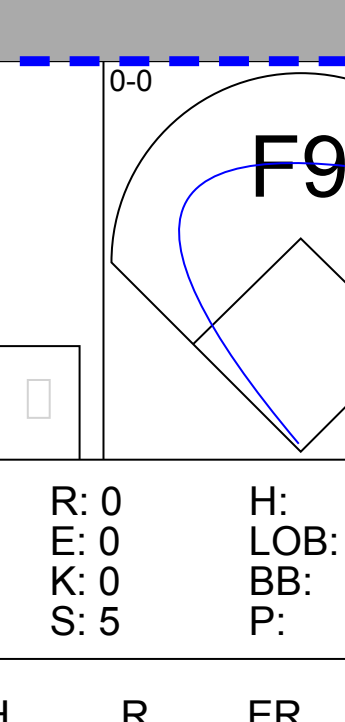
Batter	1	2	3	4	5	6	7	8	9	10	AB	R	H	RBI	BB	SO	LOB	TOP			
Gregg Jefferies, S OBP: 0.333, SLG: 0.438 (1, 4)											5	1	1	0	0	1	2				
Keith Miller, R OBP: 0.313, SLG: 0.333 (1, 8)											5	0	1	0	0	0	3				
Howard Johnson, S OBP: 0.333, SLG: 0.529 (1, 5)											4	1	3	0	1	0	1				
Darryl Strawberry, L OBP: 0.313, SLG: 0.214 (1, 9)											4	0	1	1	1	1	3				
Kevin McReynolds, R OBP: 0.375, SLG: 0.462 (1, 7)											4	0	0	0	1	0	5				
Mike Marshall, R OBP: 0.125, SLG: 0.125 (1, 3)											5	1	1	1	0	1	1				
Barry Lyons, R OBP: 0.286, SLG: 0.714 (1, 2)											5	1	2	2	0	1	0				
Kevin Elster, R (1, 6)											5	0	0	0	0	2					
David Cone, L OBP: 0.333, SLG: 0.333 (8, 1)											3	0	1	0	0	0	0				
Jeff Musselman, L (8, 1)											0	0	0	0	0	0					
Mark Carreon, R OBP: 0.333, SLG: 0.333 (9, PH)											1	0	1	0	0	0					
Julio Machado, R (9, 1)											0	0	0	0	0	0					
John Franco, L (10, 1)											0	0	0	0	0	0					
Inning Stats	R: 0 E: 0 K: 1 S: 11	H: 1 LOB: 2 BB: 1 P: 21	R: 0 E: 0 K: 1 S: 5	H: 0 LOB: 0 BB: 0 P: 6	R: 0 E: 0 K: 0 S: 10	H: 1 LOB: 1 BB: 0 P: 16	R: 0 E: 0 K: 0 S: 10	H: 1 LOB: 2 BB: 1 P: 19	R: 1 E: 0 K: 0 S: 12	H: 2 LOB: 2 BB: 1 P: 22	R: 0 E: 0 K: 0 S: 4	H: 0 LOB: 0 BB: 0 P: 5	R: 0 E: 0 K: 1 S: 8	H: 2 LOB: 2 BB: 0 P: 14	R: 0 E: 0 K: 0 S: 7	H: 1 LOB: 1 BB: 0 P: 15	R: 3 E: 0 K: 1 S: 13	H: 3 LOB: 0 BB: 0 P: 20	1B: 9 2B: 1 3B: 0 HR: 1	SF: 0 SAC: 0 DP: 0 HBP: 0	WP: 0 PA: 44 PB: 0 SB: 1 CS: 0
PITCHER	IP WLS BF H R ER SO BB IBB HBP BLK WP HR S P ERA WHIP	7.0 L 9 2 1 1 2 0 0 0 0 0 0 20 32 3.86 0.857	10.1 0.2 4 2 2 2 0 0 0 0 0 1 8 14 27.00 3.000																		

New York Mets @ Montreal Expos
Olympic Stadium, Montreal, QB
Fri Apr 13 1990, 3:33 AM EDT
Att. 44,183 - Dome - 70 F

livebaseballscorecards.com

AB 41
R 4
H 11
RBI 4
BB 3
SO 4
LOB 17





Batter	1	2	3	4	5	6	7	8	9	10	AB	R	H	RBI	BB	SO	LOB	BOTTOM			
Delino DeShields, L OBP: 0.381, SLG: 0.450 (1, 4)											5	0	1	0	0	1	3				
Marquis Grissom, R OBP: 0.300, SLG: 0.389 (1, 8)											4	0	0	0	0	2	2				
Tim Raines, S OBP: 0.333, SLG: 0.357 (1, 7)											4	0	0	0	0	1					
Tim Wallach, R OBP: 0.316, SLG: 0.474 (1, 5)											4	0	2	0	0	0	0				
Andres Galaraga, R OBP: 0.444, SLG: 0.226 Tim Burke, R (10, 1)											4	0	0	0	0	1	3				
Larry Walker, L OBP: 0.333, SLG: 0.231 (1, 9)											3	0	0	0	1	2	2				
Nelson Santovenia, R OBP: 0.083, SLG: 0.083 (1, 2)											4	0	0	0	0	2	3				
Spike Owen, S OBP: 0.250, SLG: 0.400 Mike Aldrete, L Drew Hall, L (8, 1)											2	1	1	0	0	0	0				
Wallace Johnson, S OBP: 0.500, SLG: 0.500 (10, 3)											1	0	0	0	0	1	2				
Kevin Gross, R OBP: 0.500, SLG: 1.000 Tom Foley, L (8, 6)											2	0	1	1	0	1	0				
Junior Noboa, R OBP: 0.333, SLG: 0.333 (8, 6)											2	0	1	0	0	0	0				
Inning Stats	R: 0 E: 0 K: 0 S: 5	H: 1 LOB: 0 BB: 0 P: 9	R: 0 E: 0 K: 1 S: 10	H: 1 LOB: 1 BB: 0 P: 16	R: 1 E: 0 K: 2 S: 11	H: 2 LOB: 1 BB: 0 P: 14	R: 0 E: 0 K: 1 S: 8	H: 1 LOB: 0 BB: 0 P: 12	R: 0 E: 0 K: 1 S: 5	H: 0 LOB: 0 BB: 0 P: 8	R: 0 E: 1 K: 2 S: 11	H: 0 LOB: 2 BB: 1 P: 19	R: 0 E: 0 K: 0 S: 5	H: 0 LOB: 0 BB: 0 P: 8	R: 0 E: 0 K: 0 S: 9	H: 0 LOB: 0 BB: 0 P: 15	R: 0 E: 0 K: 2 S: 12	H: 2 LOB: 2 BB: 0 P: 17	1B: 5 2B: 1 3B: 1 HR: 0	SF: 0 SAC: 0 DP: 2 HBP: 0	WP: 0 PA: 37 PB: 0 SB: 0 CS: 0
PITCHER	IP WLS BF H R ER SO BB IBB HBP BLK WP HR S P ERA WHIP	1.0 3 0 0 0 0 0 0 0 0 0 0 5 8 0.00 0.000	1.0 W 3 0 0 0 0 0 0 0 0 0 9 15 0.00 0.000	1.0 S 5 2 0 0 2 0 0 0 0 0 12 17 0.00 2.000																	

New York Mets @ Montreal Expos
Olympic Stadium, Montreal, QB
Fri Apr 13 1990, 3:33 AM EDT
Att. 44,183 - Dome - 70 F


livebaseballscorecards.com

AB 36
R 1
H 7
RBI 1
BB 1
SO 10
LOB 16



Batter	1	2	3	4	5	6	7	8	9	AB	R	H	RBI	BB	SO	LOB	TOP								
Gregg Jefferies, S (1, 4) OBP: 0.348, SLG: 0.429	G3	1B		FC6-4 1B		L3		L7		5	0	2	1	0	0	2									
Keith Miller, R (1, 8) OBP: 0.286, SLG: 0.350	G4-3 1B	G6-3 2B		FC6-4 1-2f			K		L4	5	1	1	0	0	1	2									
Howard Johnson, S (1, 5) OBP: 0.348, SLG: 0.636	G4-3			FC6-5 1B	G4-3		HR		P5	5	1	2	1	0	0	1									
Darryl Strawberry, L (1, 9) OBP: 0.381, SLG: 0.333	1B			FC6-5 BB	P6		PB 2B		K	4	0	2	1	1	1	0									
Kevin McReynolds, R (1, 7) OBP: 0.300, SLG: 0.353	F9			FC6-5	L8		P8			4	0	0	0	0	0	4									
Mike Marshall, R (1, 3) OBP: 0.200, SLG: 0.200		FC5 1B	P2			1B HBP G4-6-3 1B		F9		4	1	2	0	0	0	3									
Barry Lyons, R (1, 2) OBP: 0.278, SLG: 0.588		E5 SF8	G3			G4-6-3 1B HBP		K		3	1	0	0	0	1	3	AB 36 R 5 H 10 RBI 4 BB 2 SO 3 LOB 19								
Kevin Elster, R (1, 6) OBP: 0.200, SLG: 0.059		FC5 SF8 1B		P7		G4-6-3 1B		F7		4	1	1	0	0	0	2									
Dwight Gooden, R (1, 1) Tom O'Malley, L (4, PH) Bob Ojeda, L (4, 1) Dave Magadan, L (6, PH) Alejandro Pena, R (6, 1) Mark Carreon, R (6, PH) Wally Whitehurst, R (8, 1)		SF8	P5			G4-6-3				0	0	0	1	0	0	0									
Inning Stats	R: 1 E: 0 K: 0 S: 10	H: 2 LOB: 1 BB: 0 P: 13	R: 2 E: 2 K: 0 S: 12	H: 2 LOB: 1 BB: 0 P: 17	R: 0 E: 0 K: 0 S: 7	H: 1 LOB: 2 BB: 1 P: 13	R: 0 E: 0 K: 0 S: 7	H: 1 LOB: 1 BB: 0 P: 10	R: 0 E: 0 K: 0 S: 9	H: 0 LOB: 0 BB: 0 P: 15	R: 1 E: 0 K: 1 S: 14	H: 2 LOB: 1 BB: 0 P: 23	R: 1 E: 0 K: 1 S: 14	H: 2 LOB: 1 BB: 0 P: 26	R: 0 E: 0 K: 1 S: 9	H: 0 LOB: 1 BB: 1 P: 15	R: 0 E: 0 K: 1 S: 6	H: 0 LOB: 0 BB: 0 P: 9	1B: 7 2B: 2 3B: 0 HR: 1	SF: 1 SAC: 0 DP: 1 HBP: 1	WP: 0 PB: 2 SB: 0 CS: 0	PA: 40			
PITCHER	IP	WLS	BF	H	R	ER	SO	BB	IBB	HBP	BLK	WP	HR	S	P	ERA	WHIP	PITCHER							
Dennis Martinez, R (1, 1) ERA: 4.09	6.0	W	28	8	4	2	0	1	0	1	0	0	0	59	91	3.00	1.500								
Steve Frey, L (7, 1) ERA: 1.6	3.0	S	12	2	1	1	3	1	0	0	0	0	1	29	50	3.00	1.000								

New York Mets @ Montreal Expos
Olympic Stadium, Montreal, QB
Sat Apr 14 1990, 3:33 AM EDT
Att: 16,165 - Dome

Batter	1	2	3	4	5	6	7	8	9	AB	R	H	RBI	BB	SO	LOB	BOTTOM								
Delino DeShields, L (1, 4) OBP: 0.400, SLG: 0.500	F8	S 1B				K				4	0	2	1	0	1	0									
Marquis Grissom, R (1, 8) OBP: 0.250, SLG: 0.318	K	K		P8						4	0	0	0	0	2	2									
Tim Raines, S (1, 7) OBP: 0.318, SLG: 0.333	G3-1	F7			E S FC3-6 1B		P4			4	1	1	0	0	0	1									
Tim Wallach, R (1, 5) OBP: 0.348, SLG: 0.478		1B 2B 1B		G6-4-3 1B	L5		K			4	1	2	0	0	1	1									
Andres Galarraga, R (1, 3) OBP: 0.455, SLG: 0.294		1B 2B 1B		G6-4-3		FC3-6 1BB		G6-3		3	1	1	0	1	0	1									
Larry Walker, L (1, 9) OBP: 0.394, SLG: 0.250		2B 1B		E S BB		FC3-6		K		3	1	1	1	1	1	1									
Nelson Santovenia, R (1, 2) OBP: 0.125, SLG: 0.185		3B 2B		G4-3		F7		G6-3		4	1	1	3	0	0	2	AB 32 R 6 H 9 RBI 6 BB 2 SO 6 LOB 9								
Spike Owen, S (1, 6) OBP: 0.263, SLG: 0.500		1B 3B			G6-3		F7			3	1	1	1	0	0	0									
Dennis Martinez, R (1, 1) Dave Martinez, L (6, PH) Steve Frey, R (7, 1)		G1-3			1-3		K			2	0	0	0	0	0	1									
Inning Stats	R: 0 E: 0 K: 1 S: 6	H: 0 LOB: 0 BB: 0 P: 10	R: 5 E: 0 K: 1 S: 28	H: 6 LOB: 1 BB: 0 P: 43	R: 0 E: 0 K: 0 S: 10	H: 1 LOB: 1 BB: 1 P: 20	R: 0 E: 0 K: 0 S: 10	H: 1 LOB: 1 BB: 0 P: 18	R: 1 E: 0 K: 0 S: 6	H: 1 LOB: 1 BB: 1 P: 12	R: 0 E: 0 K: 2 S: 8	H: 0 LOB: 0 BB: 0 P: 11	R: 0 E: 0 K: 1 S: 6	H: 0 LOB: 0 BB: 0 P: 7	R: 0 E: 0 K: 1 S: 7	H: 0 LOB: 0 BB: 0 P: 11	1B: 6 2B: 2 3B: 1 HR: 0	SF: 0 SAC: 0 DP: 1 HBP: 0	WP: 0 PB: 4 SB: 0 CS: 0	PA: 34					
PITCHER	IP	WLS	BF	H	R	ER	SO	BB	IBB	HBP	BLK	WP	HR	S	P	ERA	WHIP	PITCHER							
Dwight Gooden, R (1, 1) ERA: 11.74	3.0	L	16	7	5	5	2	1	0	0	0	0	0	16	30	0.00	1.000								
Bob Ojeda, L (4, 1) ERA: 2.45	2.0		9	2	1	0	0	0	1	0	0	0	0	14	18	0.00	0.000								
Alejandro Pena, R (6, 1) ERA: 13.5	2.0		6	0	0	0	3	0	0	0	0	0	0	7	11	0.00	0.000								
Wally Whitehurst, R (8, 1) ERA: 5.4	1.0		3	0	0	0	1	0	0	0	0	0	0	7	11	0.00	0.000								

New York Mets @ Montreal Expos
Olympic Stadium, Montreal, QB
Sat Apr 14 1990, 3:33 AM EDT
Att: 16,165 - Dome

Batter	1	2	3	4	5	6	7	8	9	AB	R	H	RBI	BB	SO	LOB	TOP				
Gregg Jefferies, S (1,4) OBP: 0.370, SLG: 0.417	F9		1B			G5-3			1B G5-3 BB	3	0	1	0	1	0	0					
Keith Miller, R (1,8) OBP: 0.292, SLG: 0.391			P3			L6			G5-3	3	1	1	0	0	0	1					
Dave Magadan, L (9,PH) OBP: 0.500, SLG: 0.667	PB 2B								1-2	1	0	0	0	0	0	1					
Howard Johnson, S (1,5) OBP: 0.296, SLG: 0.538	K 2-3		K			K2-3			K	4	0	0	0	0	4	3					
Darryl Strawberry, L (1,9) OBP: 0.440, SLG: 0.409	G4-3					G6-4-3 1B				4	0	3	0	0	0	0					
Kevin McReynolds, R (1,7) OBP: 0.304, SLG: 0.316 Tom O'Malley, L (9,PH)		S BB				F9			G5-4-3	2	0	0	0	1	0	2					
Mike Marshall, R (1,3) OBP: 0.374, SLG: 0.174		K 1				G6-4-3			F9	1	0	0	0	0	0	2					
Kevin Elster, R (1,6) OBP: 0.217, SLG: 0.100									L9-3 1B	3	0	1	0	0	1	1					
Orlando Mercado, R (1,2)									L9-3	3	0	0	0	0	0	2					
Ron Darling, R (1,1) Jeff Musselman, L (7,1) Mark Carreon, R (8,PH) Jeff Innis, R (8,1)									F9	2	0	0	0	0	1	0					
									G5-3	0	0	0	0	0	0	0					
									F8	1	0	0	0	0	0	0					
									G5-3	0	0	0	0	0	0	0					
Inning Stats	R: 1 E: 0 K: 1 S: 7	H: 1 LOB: 0 BB: 0 P: 10	R: 0 E: 0 K: 1 S: 9	H: 0 LOB: 1 BB: 1 P: 18	R: 0 E: 0 K: 2 S: 10	H: 1 LOB: 1 BB: 0 P: 14	R: 0 E: 0 K: 0 S: 7	H: 1 LOB: 0 BB: 0 P: 8	R: 0 E: 0 K: 0 S: 8	H: 1 LOB: 0 BB: 0 P: 15	R: 0 E: 0 K: 1 S: 6	H: 1 LOB: 0 BB: 0 P: 9	R: 0 E: 0 K: 1 S: 8	H: 0 LOB: 0 BB: 0 P: 14	R: 0 E: 0 K: 1 S: 11	H: 1 LOB: 2 BB: 1 P: 18	1B: 5 2B: 2 3B: 0 HR: 0	SF: 0 SAC: 0 DP: 3 HBP: 0	WP: 0 PB: 1 SB: 2 CS: 0	PA: 32	
PITCHER	IP WLS BF H R ER SO BB IBB HBP BLK WP HR S P ERA WHIP	IP WLS BF H R ER SO BB IBB HBP BLK WP HR S P ERA WHIP	IP WLS BF H R ER SO BB IBB HBP BLK WP HR S P ERA WHIP	IP WLS BF H R ER SO BB IBB HBP BLK WP HR S P ERA WHIP	IP WLS BF H R ER SO BB IBB HBP BLK WP HR S P ERA WHIP	IP WLS BF H R ER SO BB IBB HBP BLK WP HR S P ERA WHIP	IP WLS BF H R ER SO BB IBB HBP BLK WP HR S P ERA WHIP	IP WLS BF H R ER SO BB IBB HBP BLK WP HR S P ERA WHIP	IP WLS BF H R ER SO BB IBB HBP BLK WP HR S P ERA WHIP	IP WLS BF H R ER SO BB IBB HBP BLK WP HR S P ERA WHIP	IP WLS BF H R ER SO BB IBB HBP BLK WP HR S P ERA WHIP	IP WLS BF H R ER SO BB IBB HBP BLK WP HR S P ERA WHIP	IP WLS BF H R ER SO BB IBB HBP BLK WP HR S P ERA WHIP	IP WLS BF H R ER SO BB IBB HBP BLK WP HR S P ERA WHIP	IP WLS BF H R ER SO BB IBB HBP BLK WP HR S P ERA WHIP	IP WLS BF H R ER SO BB IBB HBP BLK WP HR S P ERA WHIP	IP WLS BF H R ER SO BB IBB HBP BLK WP HR S P ERA WHIP	IP WLS BF H R ER SO BB IBB HBP BLK WP HR S P ERA WHIP	IP WLS BF H R ER SO BB IBB HBP BLK WP HR S P ERA WHIP	IP WLS BF H R ER SO BB IBB HBP BLK WP HR S P ERA WHIP	IP WLS BF H R ER SO BB IBB HBP BLK WP HR S P ERA WHIP

New York Mets @ Montreal Expos
Olympic Stadium, Montreal, QB
Sun Apr 15 1990, 7:05 PM EDT
Att: 10,187 - Dome

AB 30
R 1
H 6
RBI 0
BB 2
SO 8
LOB 14



Batter	1	2	3	4	5	6	7	8	9	AB	R	H	RBI	BB	SO	LOB	BOTTOM				
Delino DeShields, L (1,4) OBP: 0.414, SLG: 0.481	1B S 1B								K	3	1	1	0	1	2	1					
Dave Martinez, L (1,8) OBP: 0.200, SLG: 0.200									G6-3	3	1	1	0	0	1	3					
Marquis Grissom, R (7,PH) OBP: 0.280, SLG: 0.391	1B PB 1B								1-2	1	0	1	0	0	0	0					
Tim Raines, S (1,7) OBP: 0.308, SLG: 0.318									K	4	0	1	1	0	1	3					
Tim Wallach, R (1,5) OBP: 0.370, SLG: 0.462	PB HBP								G3	4	0	1	1	0	1	3					
Andres Galarraga, R (1,3) OBP: 0.423, SLG: 0.286									L7	3	0	1	0	0	1	0					
Larry Walker, L (1,9) OBP: 0.308, SLG: 0.200									1-2	4	0	1	0	0	2	4					
Nelson Santovenia, R (1,2) OBP: 0.199, SLG: 0.365	K 1B								K	4	0	0	0	0	3	3					
Spike Owen, S (1,6) OBP: 0.273, SLG: 0.476									K	4	0	0	0	0	3	3					
Zane Smith, L (1,1) OBP: 0.667, SLG: 1.333 Tim Burke, R (9,1)	G6-3								G3	3	1	1	1	0	0	2					
									HR	3	0	1	1	0	0	0					
									G4-3	3	0	1	0	0	0	0					
									G6-3	0	0	0	0	0	0	0					
									SH1-4 1B	2	0	1	0	0	0	0					
									G3	0	0	0	0	0	0	0					
									B1-3	0	0	0	0	0	0	0					
									3B	2	0	1	0	0	0	0					
Inning Stats	R: 2 E: 0 K: 2 S: 17	H: 3 LOB: 2 BB: 0 P: 22	R: 0 E: 0 K: 1 S: 13	H: 1 LOB: 1 BB: 0 P: 20	R: 0 E: 0 K: 2 S: 11	H: 1 LOB: 1 BB: 0 P: 17	R: 1 E: 0 K: 1 S: 12	H: 2 LOB: 2 BB: 1 P: 22	R: 0 E: 0 K: 2 S: 9	H: 0 LOB: 0 BB: 0 P: 11	R: 0 E: 0 K: 0 S: 6	H: 0 LOB: 0 BB: 0 P: 10	R: 0 E: 0 K: 1 S: 10	H: 1 LOB: 0 BB: 0 P: 11	R: 0 E: 0 K: 1 S: 5	H: 1 LOB: 0 BB: 0 P: 8	1B: 6 2B: 2 3B: 1 HR: 1	SF: 0 SAC: 1 DP: 2 HBP: 1	WP: 0 PB: 1 SB: 4 CS: 0	PA: 33	
PITCHER	IP WLS BF H R ER SO BB IBB HBP BLK WP HR S P ERA WHIP	IP WLS BF H R ER SO BB IBB HBP BLK WP HR S P ERA WHIP	IP WLS BF H R ER SO BB IBB HBP BLK WP HR S P ERA WHIP	IP WLS BF H R ER SO BB IBB HBP BLK WP HR S P ERA WHIP	IP WLS BF H R ER SO BB IBB HBP BLK WP HR S P ERA WHIP	IP WLS BF H R ER SO BB IBB HBP BLK WP HR S P ERA WHIP	IP WLS BF H R ER SO BB IBB HBP BLK WP HR S P ERA WHIP	IP WLS BF H R ER SO BB IBB HBP BLK WP HR S P ERA WHIP	IP WLS BF H R ER SO BB IBB HBP BLK WP HR S P ERA WHIP	IP WLS BF H R ER SO BB IBB HBP BLK WP HR S P ERA WHIP	IP WLS BF H R ER SO BB IBB HBP BLK WP HR S P ERA WHIP	IP WLS BF H R ER SO BB IBB HBP BLK WP HR S P ERA WHIP	IP WLS BF H R ER SO BB IBB HBP BLK WP HR S P ERA WHIP	IP WLS BF H R ER SO BB IBB HBP BLK WP HR S P ERA WHIP	IP WLS BF H R ER SO BB IBB HBP BLK WP HR S P ERA WHIP	IP WLS BF H R ER SO BB IBB HBP BLK WP HR S P ERA WHIP	IP WLS BF H R ER SO BB IBB HBP BLK WP HR S P ERA WHIP	IP WLS BF H R ER SO BB IBB HBP BLK WP HR S P ERA WHIP	IP WLS BF H R ER SO BB IBB HBP BLK WP HR S P ERA WHIP	IP WLS BF H R ER SO BB IBB HBP BLK WP HR S P ERA WHIP	IP WLS BF H R ER SO BB IBB HBP BLK WP HR S P ERA WHIP

New York Mets @ Montreal Expos
Olympic Stadium, Montreal, QB
Sun Apr 15 1990, 7:05 PM EDT
Att: 10,187 - Dome

AB 30
R 3
H 9
RBI 2
BB 1
SO 10
LOB 16



Batter	1	2	3	4	5	6	7	8	9	AB	R	H	RBI	BB	SO	LOB	TOP					
Gregg Jefferies, S (1,4) OBP: 0.355, SLG: 0.393 Tim Teufel, R (7,4)	E5	F8			K			G6-3		4	1	1	0	0	1	2						
Keith Miller, R (1,8) OBP: 0.310, SLG: 0.429	P3		F3					F8		5	2	2	0	0	0	1						
Howard Johnson, S (1,5) OBP: 0.323, SLG: 0.600 Alejandro Pena, R (7,1)	K		K					WP 1B		4	2	2	3	0	2	1						
Darryl Strawberry, L (1,9) OBP: 0.433, SLG: 0.385	K		K					BB		4	1	1	1	1	2	2						
Mike Marshall, R (1,3) OBP: 0.250, SLG: 0.321								1B		5	2	3	2	0	0	2						
Mark Carreon, R (1,7) OBP: 0.500, SLG: 0.778								1B		5	1	3	3	0	1	2						
Barry Lyons, R (1,2) OBP: 0.273, SLG: 0.524								1B		4	0	1	1	0	0	2						
Kevin Elster, R (1,6) OBP: 0.185, SLG: 0.083								1B		4	0	0	0	0	1	2						
Frank Viola, L (1,1) Tom O'Malley, L (7,PH) (7,5)								1B		2	0	0	0	0	0	2						
Inning Stats	R: 0 E: 1 K: 2 S: 14	H: 0 LOB: 1 BB: 0 P: 17	R: 1 E: 0 K: 1 S: 10	H: 3 LOB: 2 BB: 0 P: 17	R: 0 E: 0 K: 2 S: 10	H: 0 LOB: 0 BB: 0 P: 17	R: 0 E: 0 K: 1 S: 9	H: 1 LOB: 0 BB: 0 P: 13	R: 0 E: 0 K: 1 S: 5	H: 0 LOB: 0 BB: 0 P: 7	R: 2 E: 0 K: 0 S: 14	H: 3 LOB: 1 BB: 0 P: 22	R: 6 E: 0 K: 1 S: 19	H: 5 LOB: 0 BB: 1 P: 35	R: 0 E: 0 K: 0 S: 6	H: 0 LOB: 0 BB: 0 P: 11	R: 1 E: 0 K: 0 S: 10	H: 1 LOB: 1 BB: 1 P: 19	1B: 8 2B: 4 3B: 1 HR: 1	SF: 0 SAC: 0 DP: 1 HBP: 0	WP: 2 PB: 2 SB: 0 CS: 0	PA: 42
PITCHER	IP WLS BF H R ER SO BB IBB HBP BLK WP HR S P ERA WHIP																					
Steve Wilson, L (1,1) ERA: 8.31	5.1 L 22 6 3 3 7 0 0 0 0 0 0 54 80 5.06 1.125																					
Jeff Pico, R (6,1) ERA: 16.2	1.2 12 6 6 6 1 0 1 0 0 0 1 27 48 32.40 3.600																					
Dean Wilkins, R (8,1) ERA: 4.5	2.0 8 1 1 1 0 1 0 0 0 0 1 0 16 30 4.50 1.000																					

New York Mets @ Chicago Cubs
Wrigley Field, Chicago, IL
Mon Apr 16 1990, 3:33 AM CDT
Att: 13,813 - Unknown - 57 F

AB 40
R 10
H 13
RBI 10
BB 2
SO 8
LOB 16



Batter	1	2	3	4	5	6	7	8	9	AB	R	H	RBI	BB	SO	LOB	BOTTOM					
Jerome Walton, R (1,8) OBP: 0.394, SLG: 0.367	G6-3		K		L4					5	0	2	0	0	1	1						
23 Ryne Sandberg, R (1,4) OBP: 0.423, SLG: 0.654 Dean Wilkins, R (8,1)	K		K							4	0	1	1	0	3	1						
Dwight Smith, L (9,PH) OBP: 0.200, SLG: 0.278										1	0	0	0	0	0	1						
Mark Grace, L (1,3) OBP: 0.467, SLG: 0.318	F7									4	0	0	0	0	0	2						
Andre Dawson, R (1,9) OBP: 0.278, SLG: 0.588										4	0	2	0	0	0	0						
Lloyd McClendon, R (1,7) OBP: 0.313, SLG: 0.357 (8,2)										3	0	1	0	1	2	3						
Luis Salazar, R (1,5) OBP: 0.292, SLG: 0.304										4	0	1	0	0	1	4						
Shawon Dunston, R (1,6) OBP: 0.286, SLG: 0.286										4	1	1	0	0	0	4						
Joe Girardi, R (1,2) OBP: 0.231, SLG: 0.231 Dave Clark, L (7,PH) OBP: 0.400, SLG: 0.400 Greg Smith, S (8,4)										2	0	1	0	0	0	0						
Steve Wilson, L (1,1) Jeff Pico, R (6,1) Marvell Wynne, L (7,PH) OBP: 0.222, SLG: 0.125 (8,7)										1	0	0	0	0	1	0						
Inning Stats	R: 0 E: 0 K: 1 S: 5	H: 0 LOB: 0 BB: 0 P: 7	R: 0 E: 0 K: 2 S: 15	H: 1 LOB: 1 BB: 0 P: 20	R: 0 E: 0 K: 2 S: 9	H: 1 LOB: 1 BB: 0 P: 11	R: 0 E: 0 K: 0 S: 13	H: 1 LOB: 2 BB: 1 P: 27	R: 0 E: 0 K: 1 S: 6	H: 0 LOB: 0 BB: 0 P: 10	R: 0 E: 1 K: 2 S: 14	H: 1 LOB: 2 BB: 0 P: 20	R: 1 E: 0 K: 2 S: 13	H: 3 LOB: 0 BB: 0 P: 18	R: 0 E: 0 K: 0 S: 6	H: 1 LOB: 1 BB: 0 P: 8	R: 0 E: 0 K: 0 S: 10	H: 1 LOB: 1 BB: 0 P: 13	1B: 7 2B: 2 3B: 0 HR: 0	SF: 0 SAC: 1 DP: 0 HBP: 0	WP: 0 PB: 0 SB: 1 CS: 0	PA: 38
PITCHER	IP WLS BF H R ER SO BB IBB HBP BLK WP HR S P ERA WHIP																					
Frank Viola, L (1,1) ERA: 7.2	3.0 S 14 5 1 1 2 0 0 0 0 0 0 29 39 3.00 1.667																					

New York Mets @ Chicago Cubs
Wrigley Field, Chicago, IL
Mon Apr 16 1990, 3:33 AM CDT
Att: 13,813 - Unknown - 57 F


AB 36
R 1
H 9
RBI 1
BB 1
SO 10
LOB 18



Batter	1	2	3	4	5	6	7	8	9	10	11	12	13	AB	R	H	RBI	BB	SO	LOB	TOP									
Jerome Walton, R OBP: 0.475, SLG: 0.394														3	3	2	0	3	0	0										
23 Ryne Sandberg, R OBP: 0.394, SLG: 0.531														6	0	0	1	1	0	6										
Mark Grace, L OBP: 0.486, SLG: 0.320														3	1	1	1	3	0	1										
Lloyd McClendon, R OBP: 0.261, SLG: 0.429														7	1	1	4	0	3	6										
Luis Salazar, R OBP: 0.267, SLG: 0.276														6	0	1	0	0	1	3										
Shawon Dunston, R OBP: 0.265, SLG: 0.265														6	0	1	0	0	0	1										
Doug Descenzo, S OBP: 0.250, SLG: 0.625														3	0	0	0	0	0	1										
Marvell Wynne, L OBP: 0.167, SLG: 0.091														3	0	0	0	0	1	2										
Rick Wrona, R OBP: 0.500, SLG: 0.429														2	1	1	0	1	1	0										
Dave Clark, L OBP: 0.333, SLG: 0.333														1	0	0	0	0	1	0										
Joe Girardi, R OBP: 0.333, SLG: 0.333														2	2	2	0	0	0	0										
Jose Antonio Nunez, R ERA: 6.75														2	0	0	0	0	2	1										
Les Lancaster, R ERA: 2.45														1	0	0	0	0	1	1										
Dwight Smith, L ERA: 2.77														0	0	0	0	0	0	0										
Mitch Williams, L ERA: 1.74														0	0	0	0	0	0	0										
Paul Assenmacher, L ERA: 3.0														0	0	0	0	0	0	0										
Andre Dawson, R ERA: 4.5														1	0	0	0	0	0	1										
Dean Wilkins, R ERA: 3.0														0	0	0	0	0	0	1										
Inning Stats	R: 0 E: 0 K: 1 S: 11	H: 0 LOB: 2 BB: 2 P: 22	R: 0 E: 1 K: 1 S: 8	H: 0 LOB: 0 BB: 0 P: 9	R: 1 E: 0 K: 1 S: 13	H: 0 LOB: 1 BB: 1 P: 19	R: 0 E: 0 K: 0 S: 6	H: 1 LOB: 0 BB: 0 P: 8	R: 4 E: 0 K: 1 S: 13	H: 1 LOB: 0 BB: 3 P: 29	R: 0 E: 0 K: 1 S: 9	H: 1 LOB: 1 BB: 0 P: 15	R: 0 E: 0 K: 0 S: 7	H: 0 LOB: 0 BB: 0 P: 12	R: 0 E: 0 K: 0 S: 8	H: 0 LOB: 0 BB: 0 P: 10	R: 0 E: 0 K: 2 S: 12	H: 1 LOB: 2 BB: 1 P: 22	R: 0 E: 0 K: 0 S: 15	H: 2 LOB: 2 BB: 0 P: 22	R: 1 E: 0 K: 0 S: 11	H: 2 LOB: 1 BB: 0 P: 16	R: 0 E: 0 K: 1 S: 9	H: 0 LOB: 0 BB: 0 P: 10	R: 2 E: 1 K: 0 S: 7	H: 1 LOB: 2 BB: 2 P: 18	1B: 8 2B: 1 3B: 0 HR: 1	SF: 0 SAC: 1 DP: 2 HBP: 1	WIP: 0 PB: 1 SB: 6 CS: 0	PA: 58
PITCHER	IP	WLS	BF	H	R	ER	SO	BB	IBB	HBP	BLK	WP	HR	S	P	ERA	WHIP													
Sid Fernandez, L ERA: 6.75	6.0	27	3	5	4	5	6	0	0	1	0	0	1	60	102	6.00	1.500													
Wally Whithurst, R ERA: 2.45	2.0	6	0	0	0	0	0	0	0	0	0	0	0	15	22	0.00	0.000													
Julio Machado, R ERA: 2.77	2.0	10	3	0	0	4	1	0	0	0	0	0	0	27	44	0.00	2.000													
John Franco, L ERA: 2.77	1.0	5	2	1	1	0	0	0	0	0	0	0	0	11	16	9.00	2.000													
Jeff Innis, R ERA: 4.5	2.0	10	1	2	0	1	1	1	0	0	0	0	0	16	28	0.00	1.000													

Chicago Cubs @ New York Mets
Shea Stadium, Flushing, NY
Tue Apr 17 1990, 7:05 PM EDT
Att: 13,964 - Unknown - 46 F

AB 46
R 8
H 9
RBI 6
BB 9
SO 10
LOB 23



Batter	1	2	3	4	5	6	7	8	9	10	11	12	13	AB	R	H	RBI	BB	SO	LOB	BOTTOM									
Gregg Jefferies, S OBP: 0.421, SLG: 0.485														5	1	3	1	2	0	2										
Keith Miller, R OBP: 0.361, SLG: 0.387													3	1	0	0	4	2	4											
Howard Johnson, S OBP: 0.316, SLG: 0.511													6	1	1	3	1	0	6											
Darryl Strawberry, L OBP: 0.432, SLG: 0.333													4	0	0	0	3	2	4											
Mike Marshall, R OBP: 0.257, SLG: 0.400													7	1	2	1	0	1	7											
Mark Carreon, R OBP: 0.471, SLG: 0.800													6	1	2	1	1	3	6											
Barry Lyons, R OBP: 0.250, SLG: 0.444														6	0	1	0	0	0	5										
Lou Thornton, L ERA: 1.74														1	0	0	0	0	0	0										
Orlando Mercado, R ERA: 3.0														5	1	0	0	2	1	2										
Kevin Elster, R OBP: 0.206, SLG: 0.069														1	0	0	0	0	0	0										
Bob Fregoso, L ERA: 6.0														1	0	0	0	0	0	0										
Les Lancaster, R ERA: 1.74														1	0	0	0	0	0	0										
Mitch Williams, L ERA: 1.74														1	0	0	0	0	0	0										
Paul Assenmacher, L ERA: 3.0														1	0	0	0	0	0	0										
Andre Dawson, R ERA: 4.5														1	0	0	0	0	0	0										
Dean Wilkins, R ERA: 3.0														1	0	0	0	0	0	0										
Inning Stats	R: 0 E: 0 K: 2 S: 8	H: 0 LOB: 1 BB: 1 P: 18	R: 0 E: 0 K: 1 S: 9	H: 0 LOB: 0 BB: 1 P: 16	R: 1 E: 0 K: 0 S: 12	H: 1 LOB: 3 BB: 3 P: 28	R: 1 E: 0 K: 1 S: 9	H: 1 LOB: 0 BB: 0 P: 14	R: 3 E: 0 K: 1 S: 12	H: 3 LOB: 2 BB: 2 P: 22	R: 0 E: 0 K: 1 S: 10	H: 1 LOB: 1 BB: 0 P: 17	R: 0 E: 0 K: 0 S: 7	H: 1 LOB: 1 BB: 0 P: 14	R: 0 E: 0 K: 0 S: 7	H: 0 LOB: 0 BB: 0 P: 15	R: 0 E: 0 K: 1 S: 15	H: 0 LOB: 3 BB: 2 P: 27	R: 0 E: 0 K: 2 S: 19	H: 2 LOB: 3 BB: 1 P: 32	R: 1 E: 1 K: 0 S: 11	H: 1 LOB: 2 BB: 1 P: 19	R: 0 E: 0 K: 1 S: 8	H: 0 LOB: 2 BB: 2 P: 18	R: 0 E: 0 K: 1 S: 5	H: 0 LOB: 0 BB: 0 P: 6	1B: 5 2B: 2 3B: 0 HR: 3	SF: 0 SAC: 1 DP: 1 HBP: 0	WIP: 1 PB: 0 SB: 2 CS: 0	PA: 63
PITCHER	IP	WLS	BF	H	R	ER	SO	BB	IBB	HBP	BLK	WP	HR	S	P	ERA	WHIP													
Jose Antonio Nunez, R ERA: 6.0	4.0	19	2	3	3	4	5	1	0	0	1	1	38	80	6.75	1.750														
Les Lancaster, R ERA: 1.74	4.0	18	5	2	2	2	1	0	0	0	0	1	36	64	4.50	1.500														
Mitch Williams, L ERA: 1.74	2.0	12	2	0	0	3	2	1	0	1	0	0	34	59	0.00	2.000														
Paul Assenmacher, L ERA: 3.0	2.0	W	11	1	1	1	3	0	0	0	0	1	19	37	4.50	2.000														
Dean Wilkins, R ERA: 3.0	1.0	S	3	0	0	0	0	0	0	0	0	0	5	6	0.00	0.000														

Chicago Cubs @ New York Mets
Shea Stadium, Flushing, NY
Tue Apr 17 1990, 7:05 PM EDT
Att: 13,964 - Unknown - 46 F

AB 49
R 6
H 10
RBI 6
BB 13
SO 11
LOB 38



Batter	1	2	3	4	5	6	7	8	9	AB	R	H	RBI	BB	SO	LOB	TOP						
Jerome Walton, R OBP: 0.467, SLG: 0.378										4	1	1	0	1	2	1							
23 Ryne Sandberg, R OBP: 0.369, SLG: 0.500										4	1	1	0	1	1	2							
Dwight Smith, L OBP: 0.289, SLG: 0.273										4	2	1	0	1	1	3							
Mark Grace, L OBP: 0.476, SLG: 0.367										5	2	2	1	0	1	2							
Andre Dawson, R OBP: 0.333, SLG: 0.619										3	1	2	2	1	0	0							
Domingo Ramos, R OBP: 0.375, SLG: 0.286										2	0	1	0	1	0	2							
Marvell Wynne, L OBP: 0.231, SLG: 0.333										1	1	1	3	0	0	0							
Luis Salazar, R OBP: 0.259, SLG: 0.267										1	0	0	0	0	0	0							
Shawon Dunston, R OBP: 0.237, SLG: 0.243										3	0	0	1	0	2	4							
Joe Girardi, R OBP: 0.316, SLG: 0.316										4	0	1	0	0	1	0							
Greg Maddux, R Joe Kraemer, L										4	0	0	0	0	3	1							
										0	0	0	0	0	0	0							
Inning Stats	R: 2 E: 0 K: 3 S: 20	H: 3 LOB: 2 BB: 1 P: 31	R: 0 E: 0 K: 1 S: 15	H: 0 LOB: 2 BB: 2 P: 24	R: 0 E: 0 K: 1 S: 12	H: 2 LOB: 1 BB: 0 P: 15	R: 0 E: 0 K: 1 S: 9	H: 1 LOB: 1 BB: 0 P: 12	R: 1 E: 0 K: 0 S: 10	H: 2 LOB: 1 BB: 0 P: 14	R: 0 E: 0 K: 2 S: 8	H: 0 LOB: 0 BB: 0 P: 10	R: 5 E: 1 K: 1 S: 13	H: 2 LOB: 0 BB: 2 P: 28	R: 0 E: 0 K: 1 S: 6	H: 0 LOB: 0 BB: 0 P: 9	R: 0 E: 0 K: 1 S: 8	H: 0 LOB: 0 BB: 0 P: 9	1B: 7 2B: 2 3B: 1 HR: 0	SF: 2 SAC: 0 DP: 1 HBP: 0	WP: 0 PB: 1 SB: 2 CS: 0	PA: 42	
PITCHER	IP WLS BF H R ER SO BB IBB HBP BLK WP HR S P ERA WHIP	IP WLS BF H R ER SO BB IBB HBP BLK WP HR S P ERA WHIP	IP WLS BF H R ER SO BB IBB HBP BLK WP HR S P ERA WHIP	IP WLS BF H R ER SO BB IBB HBP BLK WP HR S P ERA WHIP	IP WLS BF H R ER SO BB IBB HBP BLK WP HR S P ERA WHIP	IP WLS BF H R ER SO BB IBB HBP BLK WP HR S P ERA WHIP	IP WLS BF H R ER SO BB IBB HBP BLK WP HR S P ERA WHIP	IP WLS BF H R ER SO BB IBB HBP BLK WP HR S P ERA WHIP	IP WLS BF H R ER SO BB IBB HBP BLK WP HR S P ERA WHIP	IP WLS BF H R ER SO BB IBB HBP BLK WP HR S P ERA WHIP	IP WLS BF H R ER SO BB IBB HBP BLK WP HR S P ERA WHIP	IP WLS BF H R ER SO BB IBB HBP BLK WP HR S P ERA WHIP	IP WLS BF H R ER SO BB IBB HBP BLK WP HR S P ERA WHIP	IP WLS BF H R ER SO BB IBB HBP BLK WP HR S P ERA WHIP	IP WLS BF H R ER SO BB IBB HBP BLK WP HR S P ERA WHIP	IP WLS BF H R ER SO BB IBB HBP BLK WP HR S P ERA WHIP	IP WLS BF H R ER SO BB IBB HBP BLK WP HR S P ERA WHIP	IP WLS BF H R ER SO BB IBB HBP BLK WP HR S P ERA WHIP	IP WLS BF H R ER SO BB IBB HBP BLK WP HR S P ERA WHIP	IP WLS BF H R ER SO BB IBB HBP BLK WP HR S P ERA WHIP	IP WLS BF H R ER SO BB IBB HBP BLK WP HR S P ERA WHIP	IP WLS BF H R ER SO BB IBB HBP BLK WP HR S P ERA WHIP	IP WLS BF H R ER SO BB IBB HBP BLK WP HR S P ERA WHIP

Chicago Cubs @ New York Mets
Shea Stadium, Flushing, NY
Wed Apr 18 1990, 7:05 PM EDT
Att: 21,561 - Unknown

AB	35
R	8
H	10
RBI	7
BB	5
SO	11
LOB	15



Batter	1	2	3	4	5	6	7	8	9	AB	R	H	RBI	BB	SO	LOB	BOTTOM						
Gregg Jefferies, S OBP: 0.419, SLG: 0.459										4	1	1	0	1	0	1							
Keith Miller, R OBP: 0.350, SLG: 0.371										4	0	1	1	0	1	2							
Howard Johnson, S OBP: 0.302, SLG: 0.550										4	0	0	0	1	1	3							
Darryl Strawberry, L OBP: 0.439, SLG: 0.438										2	2	1	2	1	0	1							
Mike Marshall, R OBP: 0.282, SLG: 0.474										3	1	1	2	0	2	0							
Dave Magadan, L OBP: 0.222, SLG: 0.250										4	0	0	0	0	0	2							
Mark Carreon, R OBP: 0.429, SLG: 0.684										4	0	1	0	0	0	0							
Mackey Sasser, L Barry Lyons, R OBP: 0.241, SLG: 0.429										3	0	0	0	0	1	2							
David Cone, L OBP: 0.167, SLG: 0.167										3	0	0	0	0	1	1							
Julio Machado, R Alejandro Pena, R Tim Teufel, R OBP: 0.500, SLG: 0.333										0	0	0	0	0	0	0							
										0	0	0	0	0	0	0							
										0	1	0	0	1	0	0							
Inning Stats	R: 0 E: 0 K: 1 S: 13	H: 0 LOB: 1 BB: 1 P: 22	R: 0 E: 0 K: 1 S: 7	H: 1 LOB: 1 BB: 0 P: 8	R: 0 E: 0 K: 1 S: 14	H: 1 LOB: 1 BB: 0 P: 20	R: 2 E: 1 K: 0 S: 12	H: 1 LOB: 1 BB: 1 P: 21	R: 1 E: 0 K: 0 S: 13	H: 1 LOB: 2 BB: 1 P: 21	R: 0 E: 0 K: 1 S: 8	H: 0 LOB: 0 BB: 0 P: 11	R: 0 E: 0 K: 0 S: 11	H: 0 LOB: 0 BB: 0 P: 18	R: 1 E: 1 K: 1 S: 11	H: 1 LOB: 1 BB: 0 P: 13	R: 1 E: 1 K: 1 S: 16	H: 0 LOB: 1 BB: 1 P: 25	1B: 3 2B: 0 3B: 0 HR: 2	SF: 1 SAC: 1 DP: 0 HBP: 1	WP: 1 PB: 0 SB: 0 CS: 0	PA: 39	
PITCHER	IP WLS BF H R ER SO BB IBB HBP BLK WP HR S P ERA WHIP	IP WLS BF H R ER SO BB IBB HBP BLK WP HR S P ERA WHIP	IP WLS BF H R ER SO BB IBB HBP BLK WP HR S P ERA WHIP	IP WLS BF H R ER SO BB IBB HBP BLK WP HR S P ERA WHIP	IP WLS BF H R ER SO BB IBB HBP BLK WP HR S P ERA WHIP	IP WLS BF H R ER SO BB IBB HBP BLK WP HR S P ERA WHIP	IP WLS BF H R ER SO BB IBB HBP BLK WP HR S P ERA WHIP	IP WLS BF H R ER SO BB IBB HBP BLK WP HR S P ERA WHIP	IP WLS BF H R ER SO BB IBB HBP BLK WP HR S P ERA WHIP	IP WLS BF H R ER SO BB IBB HBP BLK WP HR S P ERA WHIP	IP WLS BF H R ER SO BB IBB HBP BLK WP HR S P ERA WHIP	IP WLS BF H R ER SO BB IBB HBP BLK WP HR S P ERA WHIP	IP WLS BF H R ER SO BB IBB HBP BLK WP HR S P ERA WHIP	IP WLS BF H R ER SO BB IBB HBP BLK WP HR S P ERA WHIP	IP WLS BF H R ER SO BB IBB HBP BLK WP HR S P ERA WHIP	IP WLS BF H R ER SO BB IBB HBP BLK WP HR S P ERA WHIP	IP WLS BF H R ER SO BB IBB HBP BLK WP HR S P ERA WHIP	IP WLS BF H R ER SO BB IBB HBP BLK WP HR S P ERA WHIP	IP WLS BF H R ER SO BB IBB HBP BLK WP HR S P ERA WHIP	IP WLS BF H R ER SO BB IBB HBP BLK WP HR S P ERA WHIP	IP WLS BF H R ER SO BB IBB HBP BLK WP HR S P ERA WHIP	IP WLS BF H R ER SO BB IBB HBP BLK WP HR S P ERA WHIP	IP WLS BF H R ER SO BB IBB HBP BLK WP HR S P ERA WHIP

Chicago Cubs @ New York Mets
Shea Stadium, Flushing, NY
Wed Apr 18 1990, 7:05 PM EDT
Att: 21,561 - Unknown

AB	32
R	5
H	5
RBI	5
BB	4
SO	6
LOB	12



Batter	1	2	3	4	5	6	7	8	9	AB	R	H	RBI	BB	SO	LOB	TOP			
Jerome Walton, R (1, 8) OBP: 0.469, SLG: 0.375	G6-3		BB				K			3	0	1	1	1	1	0	Chicago Cubs @ New York Mets Shea Stadium, Flushing, NY Thu Apr 19 1990, 3:33 AM EDT Att: 18,780 - Sunny - 57 F			
23 Ryne Sandberg, R (1, 4) OBP: 0.333, SLG: 0.450	G5-3		G4-3					K		4	0	0	0	0	1	2				
Dwight Smith, L (1, 7) OBP: 0.276, SLG: 0.250 Paul Assenmacher, L (5, 1) Lloyd McClendon, R (8, PH) Jeff Pico, R (8, 1)	P6			FC6-5	G4-3		K	F9		2	0	0	0	1	1	1				
Mark Grace, L (1, 3) OBP: 0.478, SLG: 0.364		G4-3		G4-3				PB	BB	3	0	1	0	1	0	1				
Andre Dawson, R (1, 9) OBP: 0.286, SLG: 0.520		P6		FC6-5			K	K		4	0	0	0	0	2	3				
Domingo Ramos, R (1, 5) OBP: 0.417, SLG: 0.364							K			4	0	2	0	0	2	1				
Shawon Dunston, R (1, 6) OBP: 0.214, SLG: 0.220							K			4	0	0	0	0	2	4				
Joe Girardi, R (1, 2) OBP: 0.304, SLG: 0.273			G4-3					G6-3		3	1	0	0	0	0	0				
Mike Harkey, R (1, 1) OBP: 0.500, SLG: 0.500 Marvell Wynne, L (5, 7) OBP: 0.214, SLG: 0.308			K					K		1	0	0	0	0	1	0				
										1	0	0	0	0	1	0				
Inning Stats	R: 0 E: 0 K: 0 S: 8	H: 0 LOB: 0 BB: 0 P: 12	R: 0 E: 0 K: 1 S: 10	H: 1 LOB: 1 BB: 0 P: 17	R: 0 E: 0 K: 1 S: 7	H: 0 LOB: 1 BB: 1 P: 12	R: 0 E: 0 K: 0 S: 13	H: 1 LOB: 2 BB: 1 P: 21	R: 1 E: 1 K: 1 S: 11	H: 1 LOB: 1 BB: 0 P: 16	R: 0 E: 0 K: 2 S: 13	H: 1 LOB: 1 BB: 0 P: 18	R: 0 E: 0 K: 2 S: 13	H: 0 LOB: 0 BB: 0 P: 21	R: 0 E: 0 K: 2 S: 10	H: 0 LOB: 1 BB: 1 P: 12	1B: 4 2B: 0 3B: 0 HR: 0	SF: 0 SAC: 1 DP: 0 HBP: 1	WP: 0 PB: 1 SB: 4 CS: 0	PA: 35
PITCHER	IP WLS BF H R ER SO BB IBB HBP BLK WP HR S P ERA WHIP																			
Dwight Gooden, R (1, 1) ERA: 6.75	7.0 W 28 4 1 1 7 2 0 0 0 0 0 75 117 1.29 0.857																			
John Franco, L (8, 1) ERA: 1.69	2.0 S 7 0 0 0 4 1 0 0 0 0 0 21 30 0.00 0.500																			

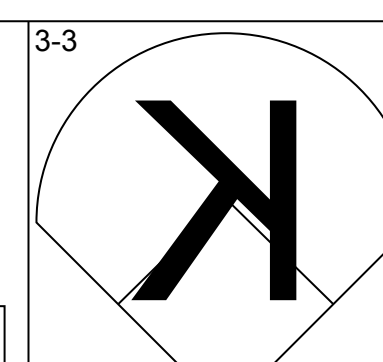
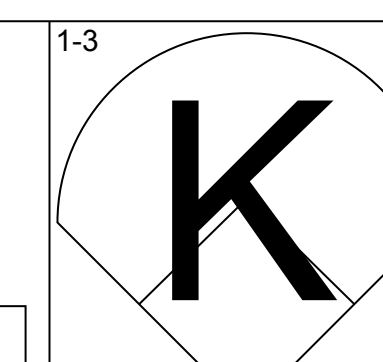
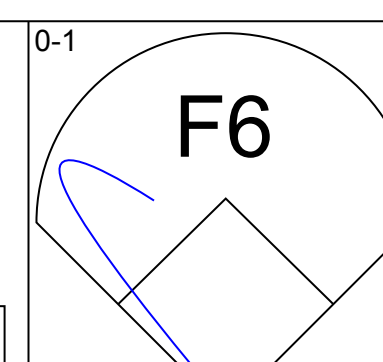
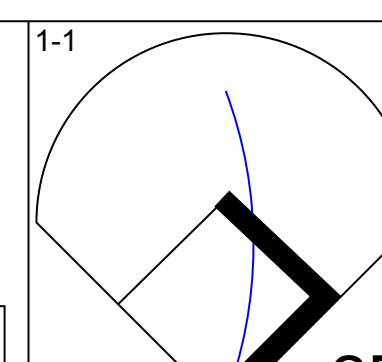
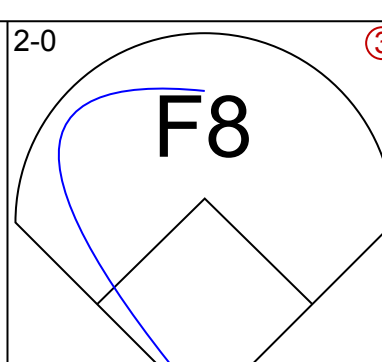
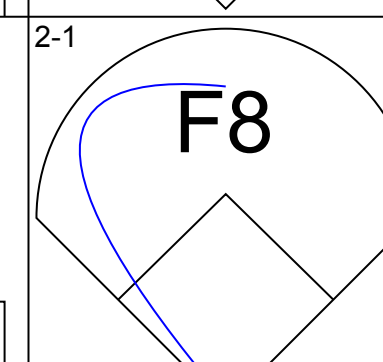
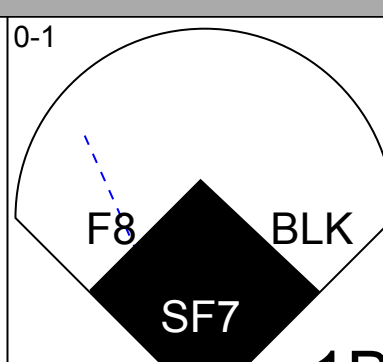
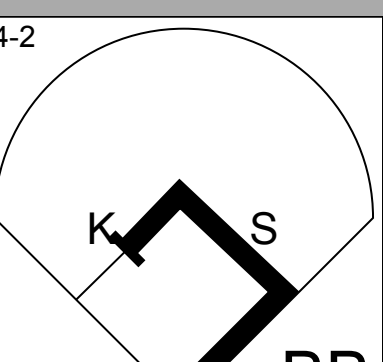
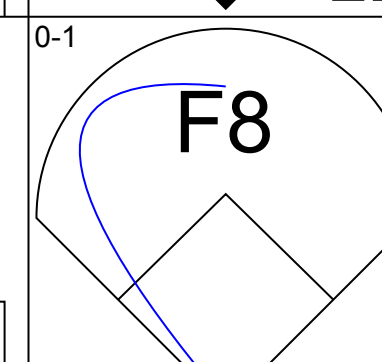
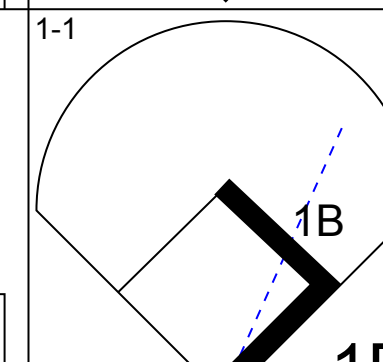
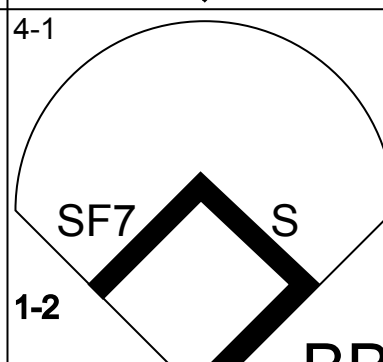
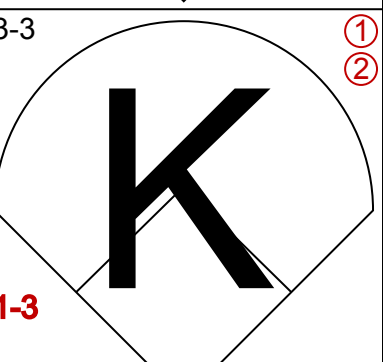
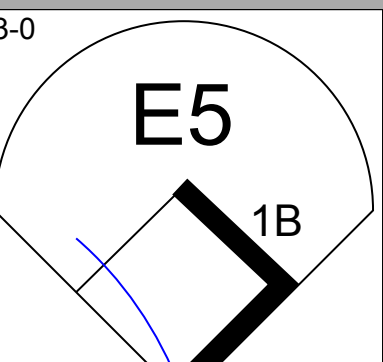
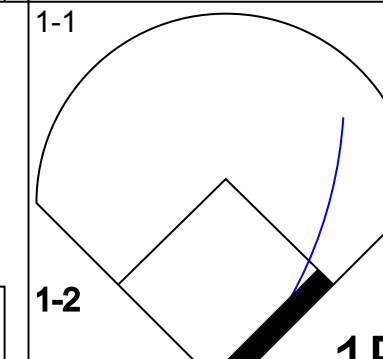
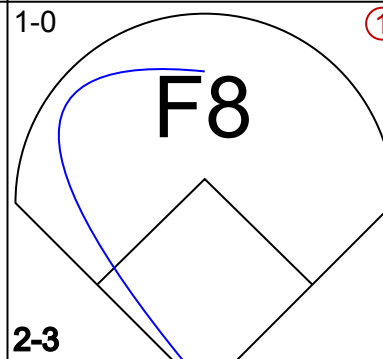
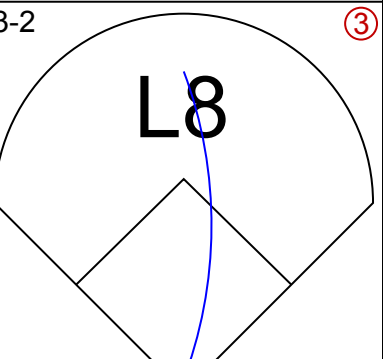
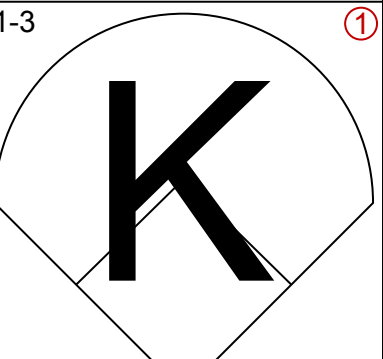
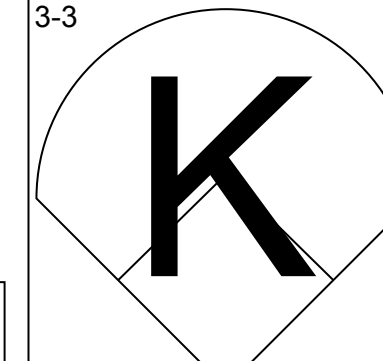
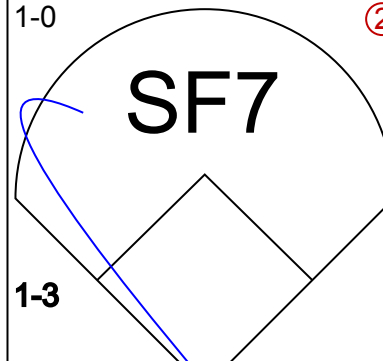
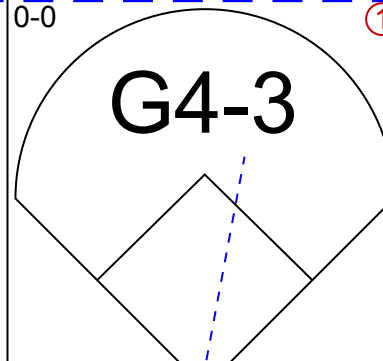
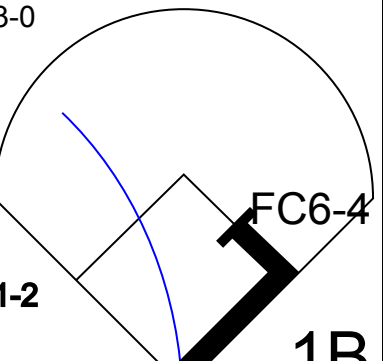
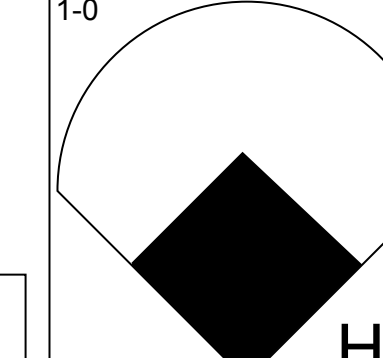
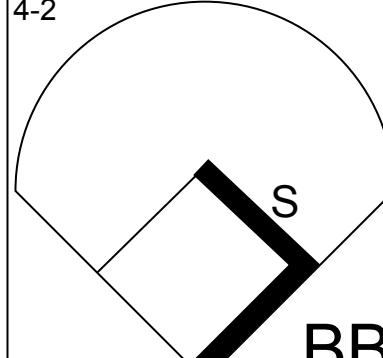
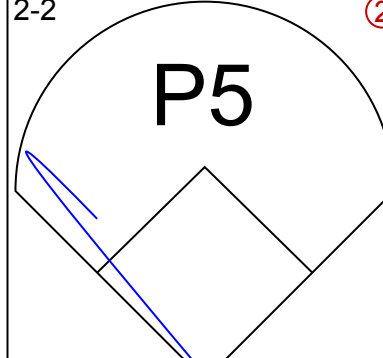
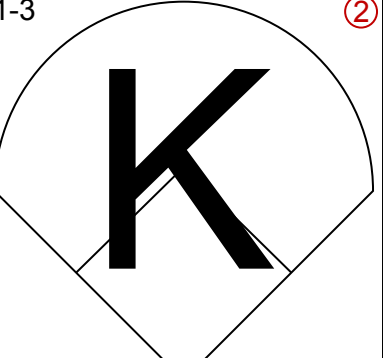
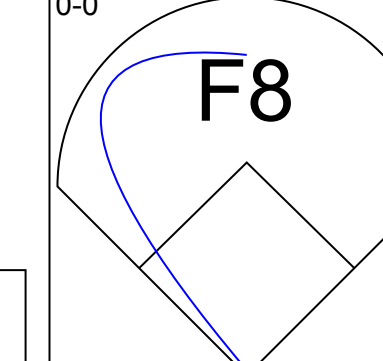
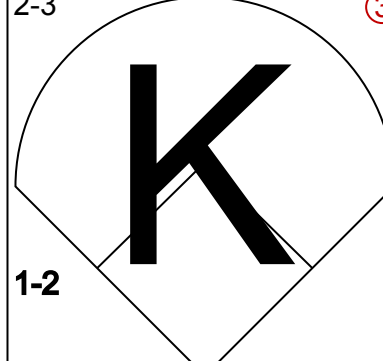
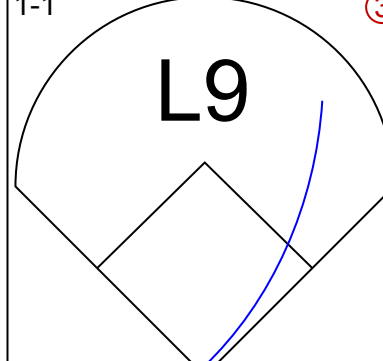
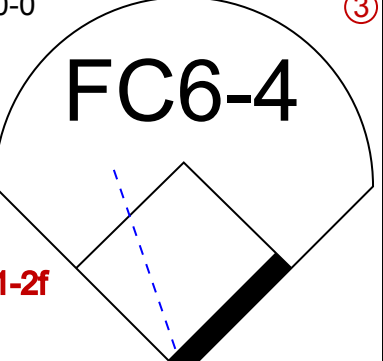
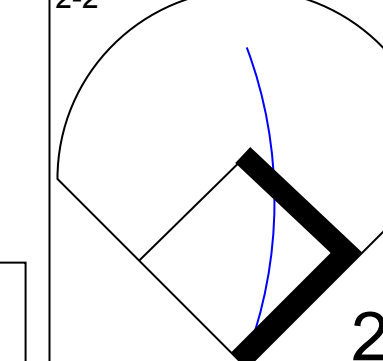
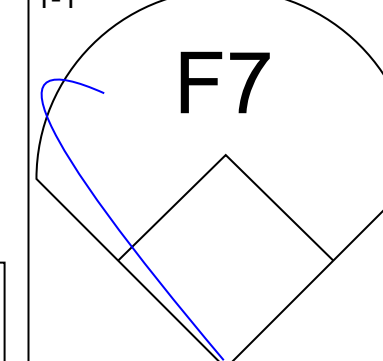
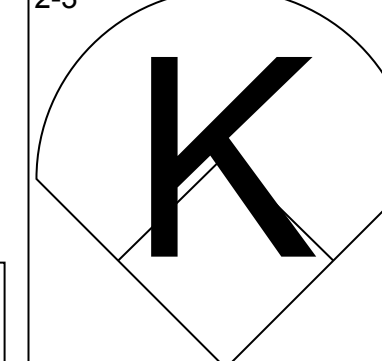
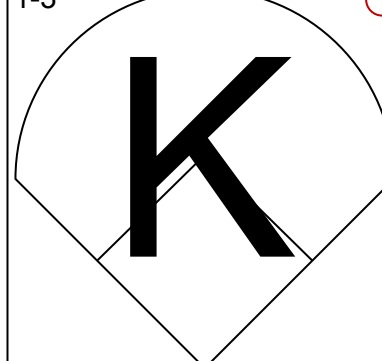
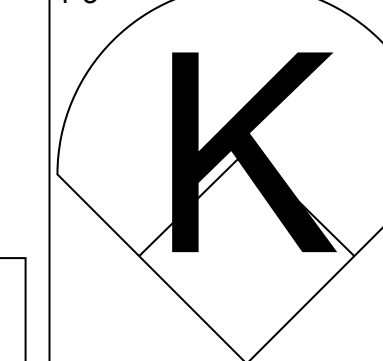
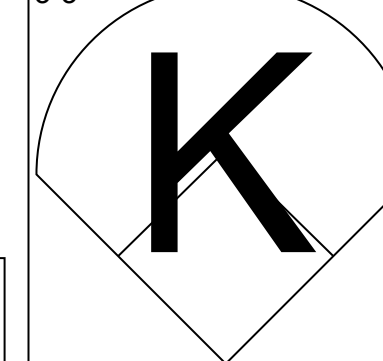
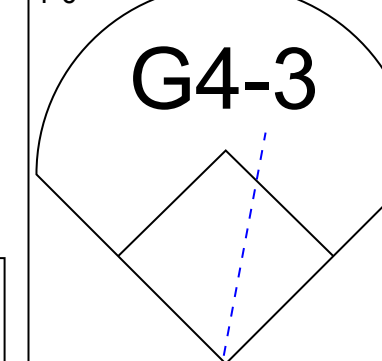

Batter	1	2	3	4	5	6	7	8	9	AB	R	H	RBI	BB	SO	LOB	BOTTOM	
Gregg Jefferies, S (1, 4) OBP: 0.404, SLG: 0.439	K		L9							4	1	1	0	0	2	0	Chicago Cubs @ New York Mets Shea Stadium, Flushing, NY Thu Apr 19 1990, 3:33 AM EDT Att: 18,780 - Sunny - 57 F	
Keith Miller, R (1, 8) OBP: 0.364, SLG: 0.351	G4-3			HBP	G3			K		2	2	0	0	2	1	0		
Howard Johnson, S (1, 5) OBP: 0.304, SLG: 0.558 Tom O'Malley, L (8, 5)	K							G4-3		3	0	1	2	0	1	1		
Darryl Strawberry, L (1, 9) OBP: 0.444, SLG: 0.412		G4-3								2	1	0	0	2	0	1		
Mark Carreon, R (1, 7) OBP: 0.400, SLG: 0.591		P3						E6	BB	3	0	0	0	0	1	2		
Dave Magadan, L (1, 3) OBP: 0.308, SLG: 0.300										2	0	1	1	1	0	0		
Barry Lyons, R (1, 2) OBP: 0.242, SLG: 0.387										3	0	0	0	1	1	3		
Kevin Elster, R (1, 6) OBP: 0.184, SLG: 0.061										4	0	0	0	0	3	5		
Dwight Gooden, R (1, 1) ERA: 3.48 Tim Teufel, R (7, PH) John Franco, L (8, 1)										2	0	0	0	0	0	0		
										1	0	0	0	0	1	0		
										0	0	0	0	0	0	0		
Inning Stats	R: 0 E: 0 K: 2 S: 8	H: 0 LOB: 0 BB: 0 P: 13	R: 0 E: 0 K: 1 S: 10	H: 1 LOB: 1 BB: 0 P: 16	R: 0 E: 0 K: 1 S: 7	H: 0 LOB: 0 BB: 0 P: 11	R: 1 E: 0 K: 0 S: 9	H: 0 LOB: 3 BB: 3 P: 29	R: 2 E: 0 K: 1 S: 13	H: 2 LOB: 1 BB: 1 P: 24	R: 0 E: 0 K: 3 S: 9	H: 0 LOB: 0 BB: 0 P: 13	R: 0 E: 1 K: 1 S: 16	H: 0 LOB: 2 BB: 2 P: 32	1B: 2 2B: 1 3B: 0 HR: 0	SF: 1 SAC: 0 DP: 0 HBP: 1	WP: 1 PB: 1 SB: 0 CS: 0	PA: 35
PITCHER	IP WLS BF H R ER SO BB IBB HBP BLK WP HR S P ERA WHIP																	
Mike Harkey, R (1, 1) ERA: 3.48	4.1 L 21 3 3 3 4 3 1 1 0 0 0 41 85 6.23 1.385																	
Paul Assenmacher, L (5, 1) ERA: 0.87	2.2 8 0 0 0 5 0 0 0 0 0 0 23 33 0.00 0.000																	
Jeff Pico, R (8, 1) ERA: 12.46	1.0 6 0 1 0 1 1 1 0 0 0 1 0 16 32 0.00 1.000																	

AB 30
R 1
H 4
RBI 1
BB 3
SO 11
LOB 12



AB 27
R 4
H 3
RBI 3
BB 6
SO 10
LOB 12

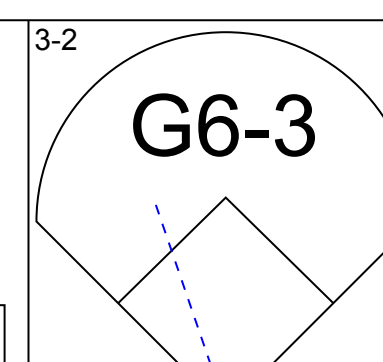
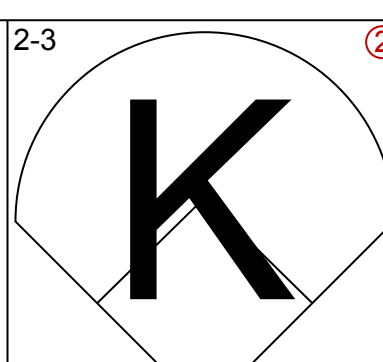
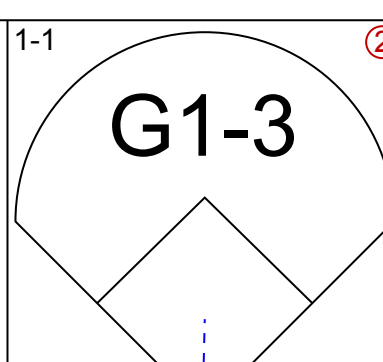
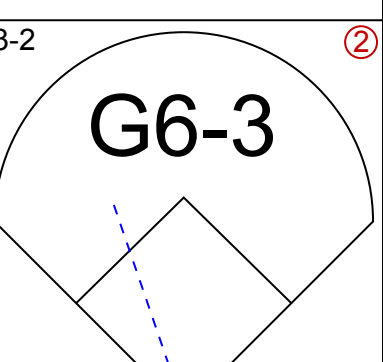
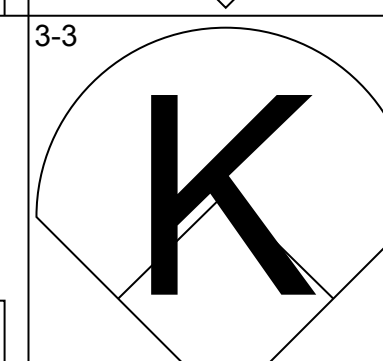
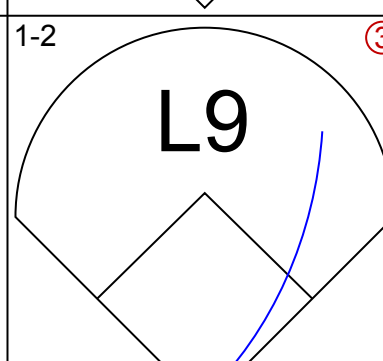
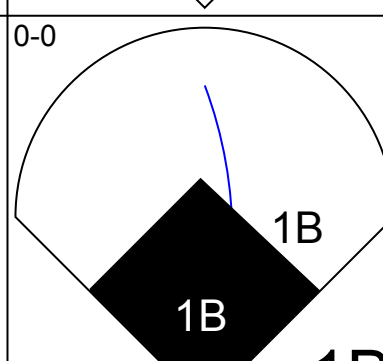
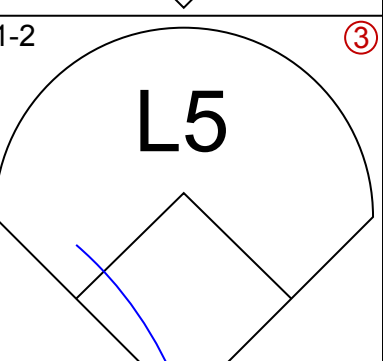
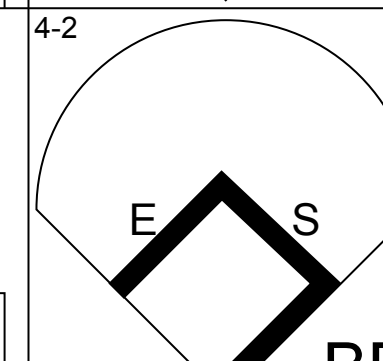
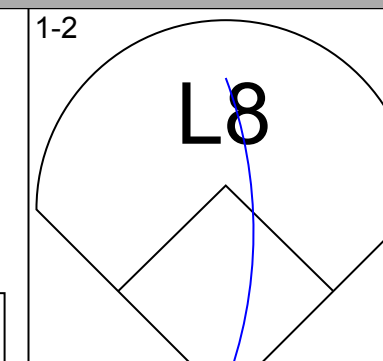
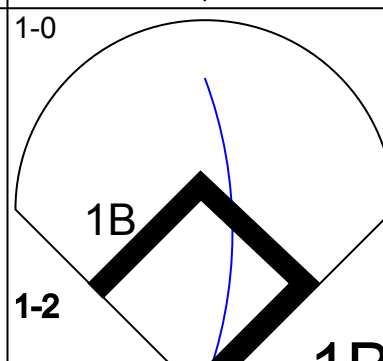
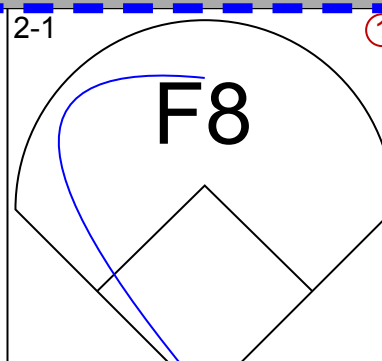
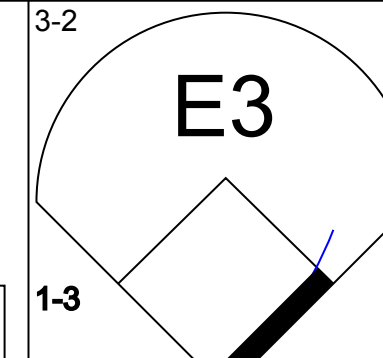
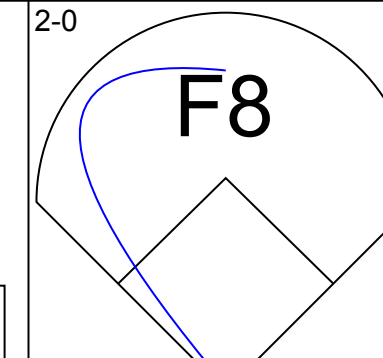
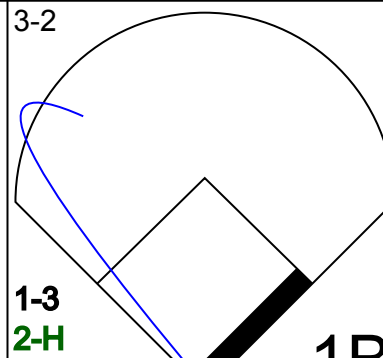
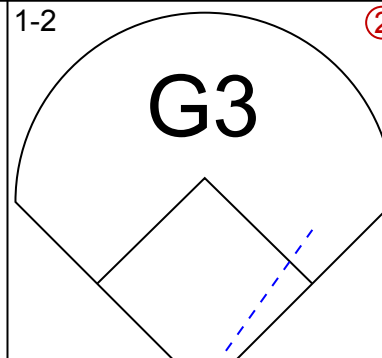
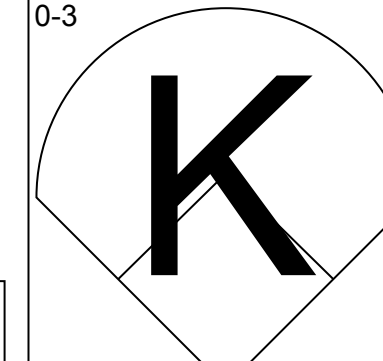
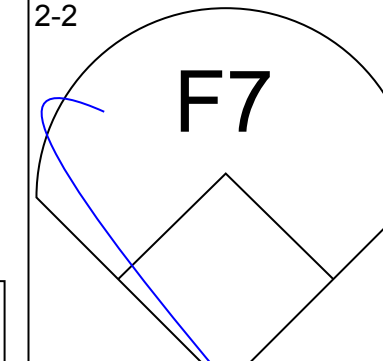
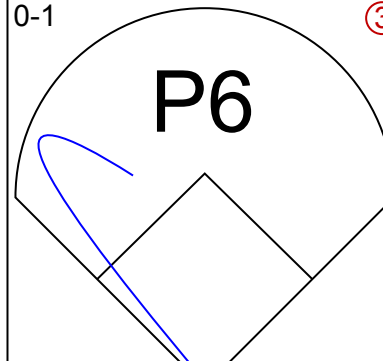
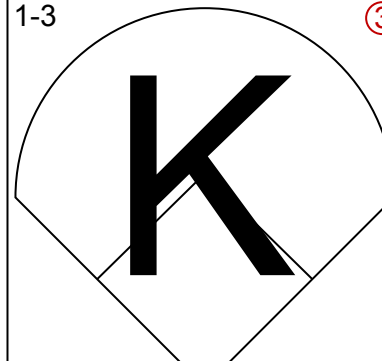
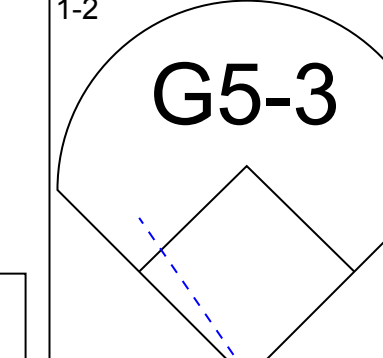
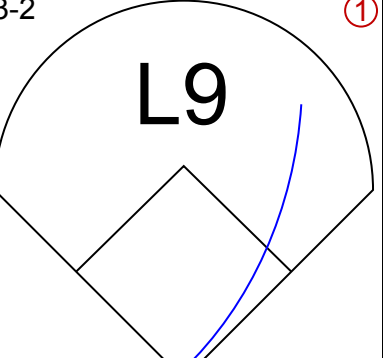
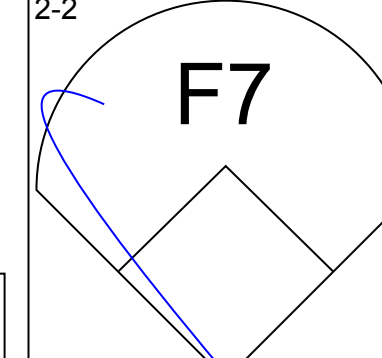
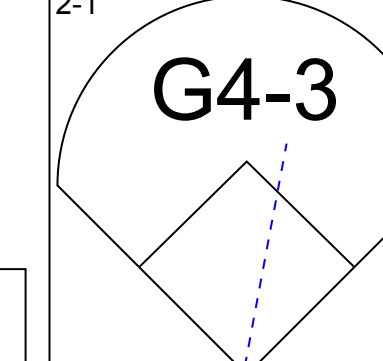
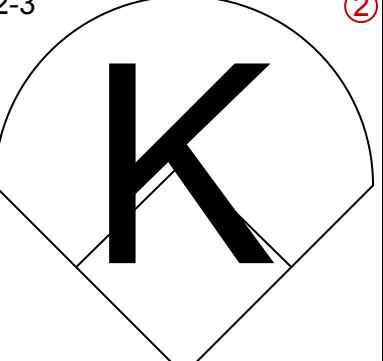
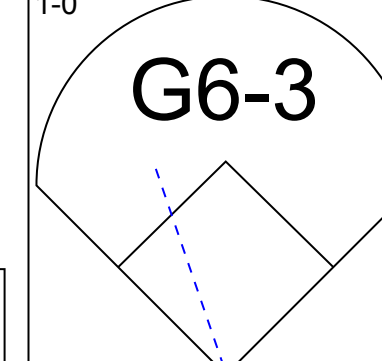
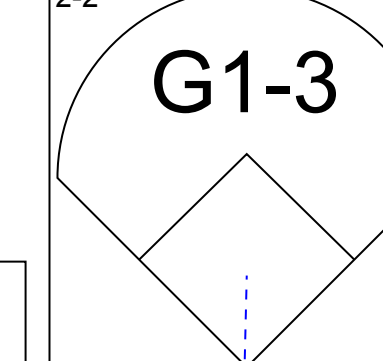
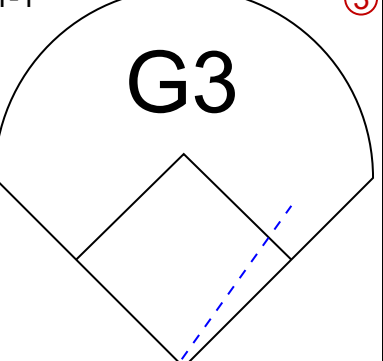
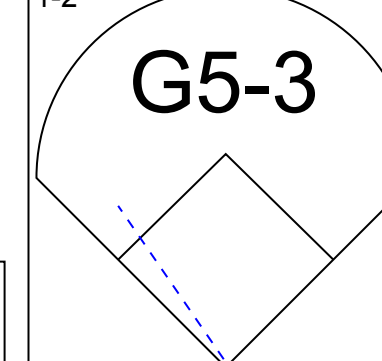


Batter	1	2	3	4	5	6	7	8	9	AB	R	H	RBI	BB	SO	LOB	TOP				
Delino DeShields, L OBP: 0.453, SLG: 0.500 (1, 4)										5	0	1	0	0	2	1					
Marquis Grissom, R OBP: 0.283, SLG: 0.357 (1, 8)										3	1	1	0	1	0	1					
Tim Raines, S OBP: 0.319, SLG: 0.293 (1, 7)										3	0	1	0	1	1	1					
Tim Wallach, R OBP: 0.370, SLG: 0.452 (1, 5)										4	0	1	0	0	1	3					
Andres Galarraga, R OBP: 0.413, SLG: 0.314 (1, 3)										3	0	1	1	0	1	2					
Larry Walker, L OBP: 0.357, SLG: 0.412 (1, 9)										3	1	1	1	1	1	2					
Nelson Santovenia, R OBP: 0.147, SLG: 0.250 (1, 2)										4	0	0	0	0	1	4					
Spike Owen, S OBP: 0.341, SLG: 0.579 (1, 6)										4	0	1	0	0	2	0					
Zane Smith, L OBP: 0.333, SLG: 0.667 Wallace Johnson, S OBP: 0.250, SLG: 0.250 Tim Burke, R (9, 1)										3	0	0	0	0	2	1					
Inning Stats	R: 0 E: 0 K: 2 S: 13	H: 2 LOB: 2 BB: 0 P: 23	R: 1 E: 0 K: 2 S: 12	H: 2 LOB: 1 BB: 0 P: 17	R: 1 E: 0 K: 1 S: 11	H: 1 LOB: 2 BB: 2 P: 22	R: 0 E: 0 K: 1 S: 7	H: 0 LOB: 0 BB: 0 P: 11	R: 0 E: 0 K: 0 S: 6	H: 0 LOB: 0 BB: 0 P: 9	R: 0 E: 0 K: 1 S: 8	H: 1 LOB: 1 BB: 0 P: 12	R: 0 E: 1 K: 2 S: 11	H: 1 LOB: 2 BB: 0 P: 17	R: 0 E: 0 K: 2 S: 8	H: 0 LOB: 0 BB: 0 P: 11	1B: 4 2B: 2 3B: 0 HR: 1	SF: 1 SAC: 0 DP: 0 HBP: 0	WP: 0 PB: 0 SB: 3 CS: 0	PA: 37	
PITCHER	IP	WLS	BF	H	R	ER	SO	BB	IBB	HBP	BLK	WP	HR	S	P	ERA	WHIP				
Ron Darling, R ERA: 3.27 Jeff Musselman, L ERA: 1.5 Bob Ojeda, L ERA: 1.59 Julio Machado, R ERA: 1.29	(1, 1)	5.0	L	22	5	2	2	7	3	0	0	1	0	1	54	94	3.60	1.600			
PITCHER	IP	WLS	BF	H	R	ER	SO	BB	IBB	HBP	BLK	WP	HR	S	P	ERA	WHIP				
Ron Darling, R ERA: 1.71 Tim Burke, R ERA: 7.5	(1, 1)	8.0	W	29	3	1	1	5	1	0	0	0	0	0	78	128	1.12	0.500			
Tim Burke, R (9, 1)	1.0	S	3	0	0	0	1	0	0	0	0	0	0	8	12	0.00	0.000				

Montreal Expos @ New York Mets
Shea Stadium, Flushing, NY
Fri Apr 20 1990, 7:05 PM EDT
Att: 24,130 - Unknown - 60 F

AB 33
R 2
H 7
RBI 2
BB 3
SO 12
LOB 15



Batter	1	2	3	4	5	6	7	8	9	AB	R	H	RBI	BB	SO	LOB	BOTTOM				
Gregg Jefferies, S OBP: 0.373, SLG: 0.400 (1, 4)										4	0	0	0	0	1	0					
Keith Miller, R OBP: 0.354, SLG: 0.341 (1, 8)										4	1	1	0	0	1	0					
Kevin McReynolds, R OBP: 0.321, SLG: 0.304 (1, 7)										3	0	1	0	1	0	0					
Darryl Strawberry, L OBP: 0.429, SLG: 0.395 (1, 9)										4	0	1	1	0	0	1					
Mike Marshall, R OBP: 0.256, SLG: 0.429 (1, 3)										4	0	0	0	0	2	4					
Tim Lincecum, R OBP: 0.250, SLG: 0.143 (1, 5)										3	0	0	0	0	0	0					
Barry Lyons, R OBP: 0.222, SLG: 0.353 (1, 2)										3	0	0	0	0	1	0					
Kevin Elster, R OBP: 0.171, SLG: 0.056 (1, 6)										3	0	0	0	0	0	0					
Ron Darling, R ERA: 1.71 Jeff Musselman, L ERA: 1.5 Mark Carreon, R OBP: 0.385, SLG: 0.985 Bob Ojeda, L ERA: 1.59 Dave Magadan, L OBP: 0.266, SLG: 0.373 Julio Machado, R ERA: 1.29	(1, 1)	8.0	W	29	3	1	1	5	1	0	0	0	0	0	78	128	1.12	0.500			
Tim Burke, R (9, 1)	1.0	S	3	0	0	0	1	0	0	0	0	0	0	8	12	0.00	0.000				
Inning Stats	R: 0 E: 1 K: 2 S: 15	H: 0 LOB: 2 BB: 1 P: 28	R: 0 E: 0 K: 0 S: 8	H: 0 LOB: 0 BB: 0 P: 13	R: 0 E: 0 K: 2 S: 9	H: 0 LOB: 0 BB: 0 P: 13	R: 0 E: 0 K: 0 S: 7	H: 0 LOB: 0 BB: 0 P: 12	R: 0 E: 0 K: 0 S: 10	H: 3 LOB: 2 BB: 0 P: 18	R: 0 E: 0 K: 0 S: 7	H: 0 LOB: 0 BB: 0 P: 11	R: 0 E: 0 K: 0 S: 10	H: 0 LOB: 0 BB: 0 P: 17	R: 0 E: 0 K: 1 S: 8	H: 0 LOB: 0 BB: 0 P: 12	1B: 3 2B: 0 3B: 0 HR: 0	SF: 0 SAC: 0 DP: 0 HBP: 0	WP: 0 PB: 0 SB: 1 CS: 0	PA: 32	
PITCHER	IP	WLS	BF	H	R	ER	SO	BB	IBB	HBP	BLK	WP	HR	S	P	ERA	WHIP				
Zane Smith, L ERA: 1.71 Tim Burke, R ERA: 7.5	(1, 1)	8.0	W	29	3	1	1	5	1	0	0	0	0	0	78	128	1.12	0.500			
Tim Burke, R (9, 1)	1.0	S	3	0	0	0	1	0	0	0	0	0	0	8	12	0.00	0.000				

Montreal Expos @ New York Mets
Shea Stadium, Flushing, NY
Fri Apr 20 1990, 7:05 PM EDT
Att: 24,130 - Unknown - 60 F

AB 31
R 1
H 3
RBI 1
BB 1
SO 6
LOB 5



Batter	1	2	3	4	5	6	7	8	9	AB	R	H	RBI	BB	SO	LOB	TOP					
Delino DeShields, L OBP: 0.421, SLG: 0.462 (1,4)	L7			G6-3		G3-1		K		4	0	0	0	0	1	1	Montreal Expos @ New York Mets Shea Stadium, Flushing, NY Sat Apr 21 1990, 3:33 AM EDT Att: 20,748 - Overcast - 55 F					
Marquis Grissom, R OBP: 0.280, SLG: 0.348 (1,8)	P3			L7 S 1B		F8		FC6-4		4	0	1	0	0	0	1						
Tim Raines, S OBP: 0.294, SLG: 0.267 (1,7)	K			L7		G4-3			F8	4	0	0	0	0	1	1						
Tim Wallach, R OBP: 0.360, SLG: 0.435 (1,5)		G5-3		G4-3			1B		P2	4	0	1	0	0	0	1						
Andres Galarraga, R OBP: 0.420, SLG: 0.410 (1,3)		K			2B 1B	F8			HR	4	2	2	1	0	1	1						
Larry Walker, L OBP: 0.348, SLG: 0.421 (1,9)		G3-1			K		K		BLK 2B	4	1	1	0	0	2	2						
Mike Fitzgerald, R OBP: 0.333, SLG: 0.091 (1,2)				G4-3	P3	G5-3			BLK 2B BB	3	1	0	0	1	0	2						
Spike Owen, S OBP: 0.356, SLG: 0.619 (1,6)				K				G6-3		4	0	2	3	0	1	0						
Otis Nixon, S OBP: 0.200, SLG: 0.200 (9, PR)					1-H 2B				1-H 2-H 2B	0	0	0	0	0	0	0						
Oil Can Boyd, R OBP: 0.250, SLG: 0.500 (8, PH)				K					G6-3	2	0	0	0	0	2	1						
Drew Hall, L OBP: 0.348, SLG: 0.242 (8, PH)								FC6-4 1B		1	0	1	0	0	0	0						
Bill Sampen, R OBP: 0.231, SLG: 0.351 (8, PH)										1	0	0	0	0	0	1						
Nelson Santovenia, R OBP: 0.143, SLG: 0.242 (9, PH)										1	0	0	0	0	0	1						
Inning Stats	R: 0 E: 0 K: 1 S: 10	H: 0 LOB: 0 BB: 0 P: 18	R: 0 E: 0 K: 1 S: 7	H: 0 LOB: 0 BB: 0 P: 12	R: 0 E: 0 K: 2 S: 7	H: 0 LOB: 0 BB: 0 P: 9	R: 0 E: 0 K: 0 S: 11	H: 1 LOB: 1 BB: 0 P: 14	R: 1 E: 0 K: 2 S: 16	H: 2 LOB: 1 BB: 0 P: 23	R: 0 E: 0 K: 0 S: 4	H: 0 LOB: 0 BB: 0 P: 6	R: 0 E: 0 K: 1 S: 11	H: 1 LOB: 1 BB: 0 P: 16	R: 0 E: 0 K: 1 S: 10	H: 1 LOB: 1 BB: 0 P: 15	R: 3 E: 0 K: 0 S: 18	H: 3 LOB: 1 BB: 1 P: 29	1B: 4 2B: 3 HR: 1	SF: 0 SAC: 0 DP: 0 HBP: 0	WP: 0 PB: 0 SB: 1 CS: 0	PA: 36
PITCHER	IP WLS BF H R ER SO BB IBB HBP BLK WP HR S P ERA WHIP																					
Frank Viola, L ERA: 1.61 (1, 1)	8.2 W 34 7 4 4 8 1 0 0 0 0 1 90 134 4.15 0.923																					
John Franco, L ERA: 1.59 (9, 1)	0.1 S 2 1 0 0 0 0 0 0 0 1 0 0 4 8 0.00 3.000																					

AB	35
R	4
H	8
RBI	4
BB	1
SO	8
LOB	11



Batter	1	2	3	4	5	6	7	8	9	AB	R	H	RBI	BB	SO	LOB	BOTTOM			
Gregg Jefferies, S OBP: 0.345, SLG: 0.367 (1,4)	F8		G4-3		G3-1		L8			4	0	0	0	0	0	1	Montreal Expos @ New York Mets Shea Stadium, Flushing, NY Sat Apr 21 1990, 3:33 AM EDT Att: 20,748 - Overcast - 55 F			
Keith Miller, R OBP: 0.385, SLG: 0.386 (1,8)	G5-3			HR 1B		G4-3 S 1B BB		F8 2B		3	2	2	0	1	0	0				
Howard Johnson, S OBP: 0.280, SLG: 0.511 (1,5)	F8			P4		P4		F8		4	0	0	0	0	0	3				
Darryl Strawberry, L OBP: 0.434, SLG: 0.476 (1,9)		1B L9-2 1B		HR		G4-3		K		4	1	2	2	0	1	2				
Kevin McReynolds, R OBP: 0.344, SLG: 0.333 (1,7)				K				G1-3		4	0	2	1	0	1	1				
Dave Magadan, L OBP: 0.235, SLG: 0.214 (1,3)		L9-2		G4-3		CS 1B		B1-3		3	0	0	0	0	0	2				
Barry Lyons, R OBP: 0.231, SLG: 0.351 (1,2)		P6			K			HR 1B		3	1	1	0	0	1	1				
Kevin Elster, R OBP: 0.205, SLG: 0.205 (1,6)				F7				HR		3	1	2	2	0	0	0				
Frank Viola, L ERA: 2.0 (1, 1)				F9				G4-3		3	0	0	0	0	0	1				
John Franco, L ERA: 2.0 (9, 1)										0	0	0	0	0	0	0				
Inning Stats	R: 0 E: 0 K: 0 S: 6	H: 2 LOB: 1 BB: 0 P: 9	R: 0 E: 0 K: 0 S: 12	H: 2 LOB: 1 BB: 0 P: 17	R: 0 E: 0 K: 0 S: 6	H: 0 LOB: 0 BB: 0 P: 9	R: 2 E: 0 K: 1 S: 12	H: 2 LOB: 0 BB: 0 P: 19	R: 0 E: 0 K: 1 S: 7	H: 1 LOB: 1 BB: 0 P: 11	R: 1 E: 0 K: 0 S: 10	H: 1 LOB: 0 BB: 1 P: 18	R: 2 E: 0 K: 0 S: 6	H: 2 LOB: 0 BB: 0 P: 8	R: 0 E: 0 K: 1 S: 9	H: 1 LOB: 1 BB: 0 P: 13	1B: 5 2B: 3 3B: 0 HR: 2	SF: 0 SAC: 0 DP: 1 HBP: 0	WP: 0 PB: 0 SB: 2 CS: 1	PA: 33
PITCHER	IP WLS BF H R ER SO BB IBB HBP BLK WP HR S P ERA WHIP																			
Oil Can Boyd, R ERA: 6.0 (1, 1)	7.0 L 28 8 5 5 2 1 0 0 0 0 0 0 8 12 6.43 1.286																			
Drew Hall, L ERA: 2.0 (8, 1)	0.2 3 1 0 0 1 0 0 0 0 0 0 0 8 0.00 1.500																			
Bill Sampen, R ERA: 2.0 (8, 1)	0.1 1 0 0 0 0 0 0 0 0 0 0 0 1 0.00 0.000																			

AB	31
R	5
H	9
RBI	5
BB	1
SO	3
LOB	11



Batter	1	2	3	4	5	6	7	8	9	AB	R	H	RBI	BB	SO	LOB	TOP
Marquis Grissom, R OBP: 0.259, SLG: 0.320	(1, 8) F7		(2, 1) F9			(1, 2) P4			(1, 1) L8	4	0	0	0	0	0	0	
Junior Noboa, R OBP: 0.250, SLG: 0.250	(1, 4) L8			(0, 0) G6-3		(2, 1) F8			(3, 2) G4-3	4	0	0	0	0	0	0	
Tim Raines, S OBP: 0.327, SLG: 0.292	(1, 7) E S BB			(0, 0) 1B			(0, 0) 1B		(3, 2) F8	3	0	2	0	1	0	0	
Tim Wallach, R OBP: 0.340, SLG: 0.408	(1, 5) 2-1 F8			(0, 0) F8			(0, 1) G6-3			3	0	0	0	0	0	3	
Andres Galarraga, R OBP: 0.396, SLG: 0.381		(2, 1) F9		(2, 3) K			(1, 0) F8			3	0	0	0	0	1	2	
Mike Fitzgerald, R OBP: 0.333, SLG: 0.077	(1, 9) 4-2 CS BB			(0, 0) G6-3			(2, 2) F7			2	0	0	0	1	0	1	
Nelson Santovenia, R OBP: 0.132, SLG: 0.222	(1, 2) 1-3 K			(0, 0) G5-3				(0, 1) G6-3		3	0	0	0	0	1	1	
Spike Owen, S OBP: 0.333, SLG: 0.578			(2, 2) L9		(1, 0) P3			(0, 2) G4-3		3	0	0	0	0	0	0	
Mark Gardner, R Rex Hudler, R Steve Frey, L Bill Sampen, R Wallace Johnson, S Rich Thompson, R	(1, 1) K		(1, 3) K		(1, 3) K			(0, 1) F9		1	0	0	0	0	1	0	
Inning Stats	R: 0 H: 0 E: 0 LOB: 1 K: 0 BB: 1 S: 8 P: 16	R: 0 H: 0 E: 0 LOB: 0 K: 1 BB: 1 S: 7 P: 14	R: 0 H: 0 E: 0 LOB: 0 K: 1 BB: 0 S: 9 P: 14	R: 0 H: 1 E: 0 LOB: 1 K: 1 BB: 0 S: 6 P: 8	R: 0 H: 0 E: 0 LOB: 0 K: 0 BB: 0 S: 3 P: 4	R: 0 H: 0 E: 0 LOB: 0 K: 1 BB: 0 S: 9 P: 13	R: 0 H: 1 E: 0 LOB: 1 K: 0 BB: 0 S: 10 P: 13	R: 0 H: 0 E: 0 LOB: 0 K: 0 BB: 0 S: 7 P: 7	R: 0 H: 0 E: 0 LOB: 0 K: 0 BB: 0 S: 10 P: 17	1B: 2 SF: 0 2B: 0 SAC: 0 3B: 0 DP: 0 HR: 0 HBP: 0	WP: 0 PA: 30 PB: 0 SB: 2 CS: 1						
PITCHER Sid Fernandez, L ERA: 3.86	IP: 9.0 WLS: W BF: 30 H: 2 R: 0 ER: 0 SO: 4 BB: 2 IBB: 0 HBP: 0 BLK: 0 WP: 0 HR: 0 S: 69 P: 106 ERA: 0.00 WHIP: 0.444																

Montreal Expos @ New York Mets
Shea Stadium, Flushing, NY
Sun Apr 22 1990, 3:33 AM EDT
Att: 32,843 - Sunny - 62 F


AB	28
R	0
H	2
RBI	0
BB	2
SO	4
LOB	7



Batter	1	2	3	4	5	6	7	8	9	AB	R	H	RBI	BB	SO	LOB	BOTTOM
Gregg Jefferies, S OBP: 0.383, SLG: 0.404	(1, 4) 2-2 G3		(2, 0) HR	(0, 1) 1B			(4, 0) 1B G1-3	(1, 0) 2B		3	2	2	0	1	0	0	
Keith Miller, R OBP: 0.368, SLG: 0.429	(1, 8) 1-3 K		(2, 1) HR		(1, 0) G1-3		(3, 1) G1-3	(2, 2) G4-3		5	1	1	2	0	1	2	
Howard Johnson, S OBP: 0.296, SLG: 0.510	(1, 5) 2-2 F7		(0, 1) 1B		(1, 0) F8		(1, 0) 1B			4	1	2	0	0	0	0	
Darryl Strawberry, L OBP: 0.439, SLG: 0.511		(2, 3) K	(4, 0) 1B		(0, 0) 1B		(3, 3) K			3	1	1	0	1	2	2	
Kevin McReynolds, R OBP: 0.389, SLG: 0.367		(3, 1) BB	(0, 0) F8		(1, 0) 1B		(4, 0) 1B			3	0	2	1	1	0	2	
Dave Magadan, L OBP: 0.250, SLG: 0.188	(1, 3) 4-2 1B		(2, 2) G4-3		(3, 0) F7		(2, 1) 1B			2	0	0	0	1	0	3	
Tim Teufel, R OBP: 0.333, SLG: 0.250	(7, PH) 1-2 BB						(1, 3) 1B			1	0	1	2	0	0	0	
Mackey Sasser, L OBP: 0.100, SLG: 0.100	(1, 2) 1-1 P6			(2, 1) 1B			(3, 1) F7	(0, 0) G3-1		4	0	1	0	0	0	4	
Kevin Elster, R OBP: 0.188, SLG: 0.186	(1, 6) 1-2 F8			(2, 2) F7			(2, 2) G6-3	(3, 2) F8		4	0	0	0	0	0	3	
Sid Fernandez, L OBP: 0.143, SLG: 0.143	(1, 1) 0-0 G6-3			(1, 3) K			(1, 3) K	(1, 0) F8		4	0	0	0	0	2	1	
Inning Stats	R: 0 H: 0 E: 0 LOB: 0 K: 1 BB: 0 S: 12 P: 17	R: 0 H: 1 E: 0 LOB: 2 K: 1 BB: 1 S: 15 P: 25	R: 2 H: 2 E: 0 LOB: 2 K: 0 BB: 1 S: 14 P: 24	R: 0 H: 2 E: 0 LOB: 2 K: 1 BB: 0 S: 12 P: 17	R: 1 H: 2 E: 0 LOB: 1 K: 0 BB: 0 S: 5 P: 8	R: 0 H: 0 E: 0 LOB: 0 K: 1 BB: 0 S: 9 P: 15	R: 2 H: 2 E: 0 LOB: 2 K: 1 BB: 2 S: 9 P: 26	R: 0 H: 1 E: 0 LOB: 1 K: 0 BB: 0 S: 8 P: 15	1B: 7 SF: 0 2B: 1 SAC: 0 3B: 1 DP: 0 HR: 1 HBP: 1	WP: 0 PA: 38 PB: 0 SB: 2 CS: 0							
PITCHER Mark Gardner, R Steve Frey, L Bill Sampen, R Rich Thompson, R	IP: 5.0 WLS: L BF: 24 H: 7 R: 3 ER: 3 SO: 3 BB: 2 IBB: 1 HBP: 0 BLK: 0 WP: 0 HR: 0 S: 15 P: 36 ERA: 10.80 WHIP: 1.200																

Montreal Expos @ New York Mets
Shea Stadium, Flushing, NY
Sun Apr 22 1990, 3:33 AM EDT
Att: 32,843 - Sunny - 62 F

AB	33
R	5
H	10
RBI	5
BB	4
SO	5
LOB	17



Batter	1	2	3	4	5	6	7	8	9	AB	R	H	RBI	BB	SO	LOB	TOP		
Oddibe McDowell, L (1, 8) OBP: 0.275, SLG: 0.351	0-3 K		4-2 CS S BB		2-3 K			2-0 F9		3	0	0	0	1	2	1			
Jeff Treadway, L (1, 4) OBP: 0.294, SLG: 0.324	0-0 2B 1B		2-1 F8			0-1 F8 2B		2-2 F7		4	1	2	0	0	0	1			
Lonnie Smith, R (1, 7) OBP: 0.295, SLG: 0.316 Mike Stanton, L (9, 1)	0-2 G1-3		3-3 K		2-3 K			4-2 CS BB		3	0	0	0	1	2	3			
Jim Presley, R (1, 5) OBP: 0.302, SLG: 0.357	1-2 2H 2B		2-0 G4-3		0-1 F8			2-3 1-2 K		4	0	1	1	0	1	2			
Tommy Gregg, L (1, 3) OBP: 0.182, SLG: 0.100	0-1 G3		0-2 G3-1		2-3 K			2-3 K		4	0	0	0	0	2	2			
Dale Murphy, R (1, 9) OBP: 0.255, SLG: 0.375		3-2 F8		0-0 G6-3			1-3 K			3	0	0	0	0	1	0			
Ernie Whitt, L (1, 2) OBP: 0.307, SLG: 0.227		4-2 FC4-6 BB		0-3 K		2-3 K		2-3 K		2	0	0	0	1	2	0			
Jeff Blauser, R (1, 6) OBP: 0.289, SLG: 0.229		1-2 FC4-6 1-2		4-1 SH1-4 BB		2-3 K				2	0	0	0	1	1				
Pete Smith, R (1, 1) OBP: 0.200, SLG: 0.200 Mark Lemke, S (8, PH) OBP: 0.287, SLG: 0.286 Rick Luecken, R (8, 1) Ron Gant, R (9, 7) OBP: 0.200, SLG: 0.154	1-2 P4		0-0 SH1-4		1-2 K		2-3 K			1	0	0	0	0	0	1			
Inning Stats	R: 1 E: 1 K: 1 S: 13	H: 2 LOB: 1 BB: 0 P: 14	R: 0 E: 0 K: 0 S: 13	H: 0 LOB: 1 BB: 1 P: 22	R: 0 E: 0 K: 1 S: 9	H: 0 LOB: 0 BB: 1 P: 18	R: 0 E: 0 K: 0 S: 6	H: 0 LOB: 0 BB: 0 P: 8	R: 0 E: 0 K: 2 S: 8	H: 1 LOB: 1 BB: 0 P: 15	R: 0 E: 0 K: 3 S: 9	H: 0 LOB: 0 BB: 0 P: 14	R: 0 E: 0 K: 1 S: 9	H: 0 LOB: 0 BB: 0 P: 15	R: 0 E: 0 K: 2 S: 12	H: 0 LOB: 0 BB: 1 P: 19	1B: 1 2B: 3 3B: 0 HR: 0	SF: 0 SAC: 1 DP: 1 HBP: 0	WP: 0 PA: 32 PB: 0 SB: 1 CS: 2
PITCHER	IP	WLS	BF	H	R	ER	SO	BB	IBB	HBP	BLK	WP	HR	S	P	ERA	WHIP		
Dwight Gooden, R (1, 1) ERA: 4.76	8.0		29	3	1	1	10	3	0	0	0	0	0	78	120	1.12	0.750		
Julio Machado, R (9, 1) ERA: 1.13	1.0	W	3	0	0	0	2	1	0	0	0	0	0	12	19	0.00	1.000		

Atlanta Braves @ New York Mets
Shea Stadium, Flushing, NY
Tue Apr 24 1990, 7:05 PM EDT
Att: 22,553 - Unknown - 57 F

AB 27
R 1
H 3
RBI 1
BB 4
SO 12
LOB 11



Batter	1	2	3	4	5	6	7	8	9	AB	R	H	RBI	BB	SO	LOB	BOTTOM		
Gregg Jefferies, S (1, 4) OBP: 0.359, SLG: 0.375	2-1 G4-3		1-2 G4-3			3-2 G4-3		1-1 FC6-4		4	0	0	0	0	0	1			
Keith Miller, R (1, 8) OBP: 0.350, SLG: 0.404 Lou Thornton, L (7, 8) Mark Carreon, R (9, PH) OBP: 0.407, SLG: 0.625	1-3 K		1-3 K		1-1 G6-3			3-2 1B FC6-4 2B		3	0	0	0	0	0	0			
Howard Johnson, S (1, 5) OBP: 0.293, SLG: 0.491	1-0 F7		1-1 F7		2-3 K			0-0 FC6-4 1B		4	0	1	0	0	1	0			
Darryl Strawberry, L (1, 9) OBP: 0.426, SLG: 0.479		1-1 G3		4-1 WP SF9 BB		1-3 K		1-1 P4		3	1	0	0	1	1	2			
Kevin McReynolds, R (1, 7) OBP: 0.400, SLG: 0.375		1-1 F9		1-1 SF9		0-1 E6 1B		4-0 FC6-4 1B		2	0	1	1	1	0	0			
Mike Marshall, R (1, 3) OBP: 0.234, SLG: 0.391		0-3 K		0-0 G2-3		0-0 F7		0-2 FC6-4		4	0	0	1	0	1	3			
Barry Lyons, R (1, 2) OBP: 0.238, SLG: 0.350			1-3 K		1-2 1B			0-0 G5-3		3	0	1	0	0	1	0			
Kevin Elster, R (1, 6) OBP: 0.176, SLG: 0.174			2-3 K		1-3 K			2-1 G6-3		3	0	0	0	0	2	1			
Dwight Gooden, R (1, 1) Tom O'Malley, L (8, PH) OBP: 0.143, SLG: 0.143 Julio Machado, R (9, 1) ERA: 11.37			0-3 K		0-0 B5			1-1 FC6-4 1B		2	0	0	0	0	1	0			
Inning Stats	R: 0 E: 0 K: 1 S: 6	H: 0 LOB: 0 BB: 0 P: 10	R: 0 E: 0 K: 1 S: 7	H: 0 LOB: 0 BB: 0 P: 9	R: 0 E: 0 K: 3 S: 10	H: 0 LOB: 0 BB: 0 P: 13	R: 0 E: 0 K: 1 S: 12	H: 0 LOB: 0 BB: 0 P: 15	R: 1 E: 0 K: 1 S: 10	H: 1 LOB: 1 BB: 1 P: 17	R: 0 E: 0 K: 2 S: 9	H: 1 LOB: 1 BB: 0 P: 12	R: 0 E: 0 K: 0 S: 7	H: 1 LOB: 0 BB: 0 P: 11	R: 1 E: 0 K: 0 S: 10	H: 2 LOB: 3 BB: 1 P: 18	1B: 4 2B: 1 3B: 0 HR: 0	SF: 1 SAC: 0 DP: 0 HBP: 0	WP: 1 PA: 33 PB: 0 SB: 1 CS: 0
PITCHER	IP	WLS	BF	H	R	ER	SO	BB	IBB	HBP	BLK	WP	HR	S	P	ERA	WHIP		
Pete Smith, R (1, 1) ERA: 2.33	7.0		24	2	1	1	9	1	0	0	0	0	0	60	86	1.29	0.429		
Rick Luecken, R (8, 1) ERA: 5.87	1.0	L	4	1	0	0	0	0	0	0	0	0	0	7	11	0.00	1.000		
Mike Stanton, L (9, 1) ERA: 11.37	0.2	L	5	2	1	1	0	0	1	0	0	0	0	10	18	13.50	3.000		

Atlanta Braves @ New York Mets
Shea Stadium, Flushing, NY
Tue Apr 24 1990, 7:05 PM EDT
Att: 22,553 - Unknown - 57 F

AB 30
R 2
H 5
RBI 2
BB 2
SO 9
LOB 7



Batter	1	2	3	4	5	6	7	8	9	AB R H RBI BB SO LOB	TOP																
Oddibe McDowell, L (1, 8) OBP: 0.267, SLG: 0.333	0-1 1B	1-3 K		1-0 P6	2-2 G3			0-2 F7		5 1 1 0 0 1 3	Atlanta Braves @ New York Mets Shea Stadium, Flushing, NY Wed Apr 25 1990, 7:05 PM EDT Att: 19,935 - Unknown - 57 F																
Jeff Treadway, L (1, 4) OBP: 0.292, SLG: 0.308	1-2 1B	3-3 K		0-3 K		0-2 P5		1-1 F9		5 1 1 0 0 2 1																	
Lonnie Smith, R (1, 7) OBP: 0.327, SLG: 0.405	1-2 1B		2-1 HR	4-1 2B		1-3 K		0-1 G3-1		4 2 2 2 1 1 0																	
Jim Presley, R (1, 5) OBP: 0.313, SLG: 0.404	1-3 K		2-0 1B	0-2 2B		2-3 K		1-1 G6-3		5 1 2 1 0 2 2																	
Tommy Gregg, L (1, 3) OBP: 0.200, SLG: 0.077	2-3 K		4-2 WP	1-3 K		1-0 G1-3				3 0 0 0 1 2 3																	
Dale Murphy, R (1, 9) OBP: 0.319, SLG: 0.442	3-2 1B		3-2 WP		2-2 2B		4-0 L7-3			3 0 3 1 1 0 0																	
Ernie Whitt, L (1, 2) OBP: 0.324, SLG: 0.192	1-3 K		0-3 K		0-1 P6		0-0 L7-3			4 0 0 0 0 2 7																	
Jeff Blauser, R (1, 6) OBP: 0.286, SLG: 0.211		2-2 L3	3-3 K		4-2 BB		0-3 K			3 0 0 0 1 2 2																	
29 John Smoltz, R (1, 1)		4-2 S	2-3 K		1-3 K		1-3 K			2 0 0 0 1 2 4																	
Mark Lemke, S (8, PH) Mike Stanton, L (8, 1) Rick Luecken, R (8, 1)										1 0 0 0 0 1 0 0 0 0 0 0 0 0 0 0 0 0 0 0 0																	
Inning Stats	R: 2 E: 0 K: 3 S: 22	H: 4 LOB: 2 BB: 0 P: 31	R: 0 E: 0 K: 2 S: 13	H: 0 LOB: 1 BB: 1 P: 23	R: 2 E: 0 K: 3 S: 22	H: 3 LOB: 2 BB: 1 P: 38	R: 1 E: 0 K: 2 S: 11	H: 1 LOB: 1 BB: 1 P: 17	R: 0 E: 0 K: 1 S: 14	H: 1 LOB: 2 BB: 1 P: 23	R: 0 E: 0 K: 2 S: 10	H: 0 LOB: 0 BB: 0 P: 13	R: 0 E: 0 K: 0 S: 2	H: 0 LOB: 0 BB: 1 P: 7	R: 0 E: 0 K: 2 S: 9	H: 0 LOB: 0 BB: 0 P: 10	R: 0 E: 0 K: 0 S: 6	H: 0 LOB: 0 BB: 0 P: 8	1B: 5 2B: 4 3B: 0 HR: 1	SF: 0 SAC: 0 DP: 1 HBP: 0	WP: 1 PB: 0 CS: 1	PA: 40					
PITCHER	IP WLS BF H R ER SO BB IBB HBP BLK WP HR S P ERA WHIP											IP WLS BF H R ER SO BB IBB HBP BLK WP HR S P ERA WHIP															
David Cone, R (1, 1) ERA: 6.48	3.2	22	8	5	5	9	3	0	0	0	0	1	1	65	105	12.27	3.000										
Bob Ojeda, L (4, 1) ERA: 1.0	3.1	12	1	0	0	4	2	0	0	0	0	0	0	29	47	0.00	0.900										
Ron Darling, R (8, 1) ERA: 3.0	1.0	W	3	0	0	2	0	0	0	0	0	0	0	9	10	0.00	0.000										
John Franco, L (9, 1) ERA: 1.35	1.0	S	3	0	0	0	0	0	0	0	0	0	0	6	8	0.00	0.000										

AB	35
R	5
H	9
RBI	4
BB	5
SO	15
LOB	22



Batter	1	2	3	4	5	6	7	8	9	AB R H RBI BB SO LOB	BOTTOM																
Gregg Jefferies, S (1, 4) OBP: 0.368, SLG: 0.400	3-2 P6	0-0 F7			1-0 G3-1			1-2 E		4 1 2 0 0 0 1	Atlanta Braves @ New York Mets Shea Stadium, Flushing, NY Wed Apr 25 1990, 7:05 PM EDT Att: 19,935 - Unknown - 57 F																
Mark Carreon, R (1, 8) OBP: 0.355, SLG: 0.536	1-1 G1-4-3		2-3 K		2-2 G3-1		0-0 P6			4 0 0 0 0 1 2																	
Howard Johnson, S (1, 5) OBP: 0.290, SLG: 0.475	3-2 F8		0-0 P6		0-3 K		3-1 E			4 1 1 0 0 1 1																	
Darryl Strawberry, L (1, 9) OBP: 0.431, SLG: 0.471		4-2 FC6-4	0-0 1B		0-0 G4-3		1-2 E4			3 1 1 0 1 0 2																	
Kevin McReynolds, R (1, 7) OBP: 0.386, SLG: 0.361		1-0 FC6-4	1-3 K		1-0 G5-3		1-1 2B			4 2 1 2 0 1 2																	
Dave Magadan, L (1, 3) OBP: 0.281, SLG: 0.211		2-2 3B		1-0 G3-1		2-2 L8		4-0 2B		3 1 1 0 0 0 0																	
Tim Teufel, R (8, PH) OBP: 0.400, SLG: 0.250		1-3 3B					1-3 2B			0 1 0 0 1 0 0																	
Mackey Sasser, L (1, 2) OBP: 0.250, SLG: 0.426		0-3 K		0-0 G3-1		1-0 F9		0-1 WP		3 0 0 0 0 1 2																	
Mike Marshall, R (8, PH) John Franco, L (9, 1)							1-3 2B			1 0 1 2 0 0 0 0 0 0 0 0 0 0																	
Kevin Elster, R (1, 6) OBP: 0.182, SLG: 0.224		1-1 1B		1-0 L7		2-3 K		3-2 SF9		3 1 1 3 0 1 0																	
David Cone, L (1, 1) Bob Ojeda, L (4, 1) Tom O'Malley, L (7, PH) Ron Darling, R (8, 1) Barry Lyons, R (8, PH)		1-2 3B			3-3 K		0-3 K			1 0 1 1 0 0 0 1 0 0 0 0 1 0 1 0 0 0 0 1 0 0 0 0 0 0 0 0 1 0 0 0 0 0 1																	
Inning Stats	R: 0 E: 0 K: 0 S: 9	H: 0 LOB: 0 BB: 0 P: 16	R: 3 E: 0 K: 1 S: 16	H: 3 LOB: 1 BB: 1 P: 25	R: 0 E: 0 K: 2 S: 9	H: 1 LOB: 0 BB: 0 P: 12	R: 0 E: 0 K: 0 S: 3	H: 0 LOB: 0 BB: 0 P: 5	R: 0 E: 0 K: 0 S: 12	H: 1 LOB: 1 BB: 0 P: 18	R: 0 E: 0 K: 0 S: 5	H: 0 LOB: 0 BB: 0 P: 8	R: 0 E: 0 K: 2 S: 7	H: 0 LOB: 0 BB: 0 P: 10	R: 5 E: 1 K: 0 S: 19	H: 4 LOB: 1 BB: 1 P: 33	1B: 6 2B: 2 3B: 1 HR: 0	SF: 1 SAC: 0 DP: 0 HBP: 0	WP: 1 PB: 0 CS: 0	PA: 36							
PITCHER	IP WLS BF H R ER SO BB IBB HBP BLK WP HR S P ERA WHIP											IP WLS BF H R ER SO BB IBB HBP BLK WP HR S P ERA WHIP															
29 John Smoltz, R (1, 1) ERA: 8.56	7.0	27	5	3	3	7	1	0	0	0	0	0	0	61	94	3.86	0.857										
Mike Stanton, L (8, 1) ERA: 14.95	0.1	L	6	3	5	3	0	1	0	0	0	0	0	12	22	81.00	9.000										
Rick Luecken, R (8, 1) ERA: 5.4	0.2		3	1	0	0	0	0	0	0	0	1	0	7	11	0.00	1.500										



Batter	1	2	3	4	5	6	7	8	9	AB	R	H	RBI	BB	SO	LOB	TOP				
Gregg Jefferies, S (1.4) OBP: 0.347, SLG: 0.375	1-3 K		1-2 F8		1-0 G3			0-2 P6		4	0	0	0	0	1	0					
Mark Carreon, R (1.8) OBP: 0.343, SLG: 0.594	0-0 L4			0-0 HR		0-1 F8		2-2 G5-3		4	1	1	1	0	0	0					
Howard Johnson, S (1.5) OBP: 0.288, SLG: 0.460	3-2 L3			0-2 G5-3		0-0 1B		1-1 F9		4	0	1	0	0	0	0					
Darryl Strawberry, L (1.9) OBP: 0.420, SLG: 0.455		1-2 G4-3		0-3 K		0-2 1B		1-2 1B		4	0	1	0	0	1	0					
Kevin McReynolds, R (1.7) OBP: 0.396, SLG: 0.375		0-1 G6-3		1-0 1B		2-1 F7		2-1 1B		4	0	2	0	0	0	2					
Dave Magadan, L (1.3) OBP: 0.296, SLG: 0.261		1-2 FC6-4		3-1 1B		2-3 K		1-3 K		4	0	2	0	0	2	3					
Barry Lyons, R (1.2) OBP: 0.234, SLG: 0.333		1-1 FC6-4		0-0 F9			1-2 1B		2-2 F9		4	0	1	0	0	4					
Kevin Elster, R (1.6) OBP: 0.172, SLG: 0.212			1-2 F8		2-2 F8		2-1 G6-3			3	0	0	0	0	0	0					
Frank Viola, L (1.1) Wally Whitehurst, R (6.1) John Franco, L (8.1)			2-3 K		0-0 G4-3		0-0 G4-3			2	0	0	0	0	1	0					
Inning Stats	R: 0 E: 0 K: 1 S: 8	H: 0 LOB: 0 BB: 0 P: 12	R: 0 E: 0 K: 0 S: 10	H: 1 LOB: 1 BB: 0 P: 13	R: 0 E: 0 K: 1 S: 9	H: 0 LOB: 0 BB: 0 P: 13	R: 1 E: 0 K: 1 S: 11	H: 3 LOB: 2 BB: 0 P: 15	R: 0 E: 0 K: 0 S: 5	H: 2 LOB: 2 BB: 0 P: 16	R: 0 E: 0 K: 0 S: 7	H: 1 LOB: 0 BB: 0 P: 10	R: 0 E: 0 K: 0 S: 8	H: 0 LOB: 0 BB: 0 P: 11	R: 0 E: 0 K: 1 S: 10	H: 1 LOB: 1 BB: 0 P: 16	1B: 7 2B: 0 3B: 0 HR: 1	SF: 0 SAC: 0 DP: 0 HBP: 0	WP: 0 PB: 0 SB: 0 CS: 0	PA: 34	
PITCHER	IP	WLS	BF	H	R	ER	SO	BB	IBB	HBP	BLK	WP	HR	S	P	ERA	WHIP				
Mark Portugal, R (1.1) ERA: 3.88	8.0	L	30	7	1	1	4	0	0	0	0	0	1	70	98	1.12	0.875				
Juan Agosto, L (9.1) ERA: 1.04	0.2		3	1	0	0	1	0	0	0	0	0	0	7	11	0.00	1.500				
Larry Andersen, R (9.1) ERA: 1.04	0.1		1	0	0	0	0	0	0	0	0	0	0	3	5	0.00	0.000				

New York Mets @ Houston Astros
Astrodome, Houston, TX
Fri Apr 27 1990, 8:05 PM EDT
Att: 15,862 - Dome - 72 F

AB	34
R	1
H	8
RBI	1
BB	0
SO	5
LOB	9



Batter	1	2	3	4	5	6	7	8	9	AB	R	H	RBI	BB	SO	LOB	BOTTOM					
Gerald Young, S (1.8) OBP: 0.224, SLG: 0.200	0-0 G6-3		3-2 F8			2-1 FC3-6			0-0 G6-3	4	0	0	0	0	0	2						
Craig Biggio, R (1.2) OBP: 0.375, SLG: 0.375	3-3 K			1-0 F9		2-1 G4-3			2-2 G6-3	4	0	0	0	0	1	1						
Bill Doran, S (1.4) OBP: 0.303, SLG: 0.350	1-2 G6-3			2-1 G6-3		3-2 F9			1-0 F8	4	0	0	0	0	0	0						
Glenn Davis, R (1.3) OBP: 0.418, SLG: 0.552		1-0 G6-3		0-3 K		1-1 P2				3	0	0	0	0	1	0						
Ken Caminiti, S (1.5) OBP: 0.276, SLG: 0.259		0-3 K			1-3 K		0-1 F7			3	0	0	0	0	2	0						
Rafael Ramirez, R (1.6) OBP: 0.288, SLG: 0.273		2-3 K2-3			0-1 F8			0-2 G5-3		3	0	0	0	0	1	0						
Eric Yelding, R (1.9) OBP: 0.292, SLG: 0.304			0-1 S		0-1 CS			2-1 G4-3		3	0	3	0	0	0	0						
Casey Candaele, S (1.7) OBP: 0.400, SLG: 1.000			1-1 F9		3-1 CS	4-1 FC3-4		1-0 G4-3		1	0	0	0	1	0	1						
Terry Puhl, L (8, PH) OBP: 0.289, SLG: 0.208								1-2 G4-3		0	0	0	0	0	0	0						
Dave Rohde, S (8, PH) OBP: 0.250, SLG: 0.273										1	0	0	0	0	0	1						
Juan Agosto, L (9.1)										0	0	0	0	0	0	0						
Larry Andersen, R (9.1)										0	0	0	0	0	0	0						
Mark Portugal, R (1.1) OBP: 0.288, SLG: 0.286			0-1 F6		2-0 FC3-4			1-3 K		2	0	0	0	0	0	2						
Alex Trevino, R (8, PH)										1	0	0	0	0	1	1						
Inning Stats	R: 0 E: 0 K: 1 S: 7	H: 0 LOB: 0 BB: 0 P: 11	R: 0 E: 0 K: 2 S: 7	H: 0 LOB: 0 BB: 0 P: 10	R: 0 E: 0 K: 0 S: 9	H: 1 LOB: 1 BB: 0 P: 13	R: 0 E: 0 K: 1 S: 6	H: 0 LOB: 0 BB: 0 P: 9	R: 0 E: 0 K: 1 S: 9	H: 1 LOB: 1 BB: 0 P: 12	R: 0 E: 0 K: 0 S: 7	H: 0 LOB: 1 BB: 1 P: 16	R: 0 E: 0 K: 0 S: 7	H: 0 LOB: 0 BB: 0 P: 11	R: 0 E: 0 K: 1 S: 9	H: 1 LOB: 1 BB: 0 P: 13	R: 0 E: 0 K: 0 S: 6	H: 0 LOB: 0 BB: 0 P: 9	1B: 3 2B: 0 3B: 0 HR: 0	SF: 0 SAC: 0 DP: 0 HBP: 0	WP: 0 PB: 0 SB: 2 CS: 1	PA: 31
PITCHER	IP	WLS	BF	H	R	ER	SO	BB	IBB	HBP	BLK	WP	HR	S	P	ERA	WHIP					
Frank Viola, L (1.1) ERA: 1.32	5.0	W	16	2	0	0	0	0	0	0	0	0	0	38	55	0.00	0.400					
Wally Whitehurst, R (6.1) ERA: 1.5	2.1		9	1	0	0	0	1	0	0	0	0	0	19	34	0.00	0.857					
John Franco, L (8.1) ERA: 1.08	1.2	S	5	0	0	0	1	0	0	0	0	0	0	10	15	0.00	0.000					

New York Mets @ Houston Astros
Astrodome, Houston, TX
Fri Apr 27 1990, 8:05 PM EDT
Att: 15,862 - Dome - 72 F

AB	29
R	0
H	3
RBI	0
BB	1
SO	6
LOB	8



Batter	1	2	3	4	5	6	7	8	9	10	AB	R	H	RBI	BB	SO	LOB	TOP								
Gregg Jefferies, S OBP: 0.346, SLG: 0.386 (1.4)											5	0	2	0	0	0	1	New York Mets @ Houston Astros Astrodome, Houston, TX Sun Apr 29 1990, 4:33 AM EDT Att: 20,158 - Dome								
Mark Carreon, R OBP: 0.295, SLG: 0.512 (1.8)											5	0	0	0	0	1	2									
Howard Johnson, S OBP: 0.284, SLG: 0.420 (1.5)											3	1	0	0	1	0	1									
Daryl Strawberry, L OBP: 0.416, SLG: 0.435 (1.9)											3	0	1	0	1	0	1									
Kevin McReynolds, R OBP: 0.376, SLG: 0.376 (1.7)											4	0	1	1	0	0	1									
Mike Marshall, R OBP: 0.268, SLG: 0.426 (1.3)											3	0	0	0	1	0	2									
Barry Lyons, R OBP: 0.235, SLG: 0.313 (1.2)											3	0	0	0	1	0	1									
Julio Machado, R (9.1)											0	0	0	0	0	0	0									
Kevin Elster, R OBP: 0.169, SLG: 0.203 Dave Magadan, L OBP: 0.276, SLG: 0.240 (10.5)											3	0	0	0	0	1	1									
Dwight Gooden, R OBP: 0.100, SLG: 0.111 Mackey Sasser, L OBP: 0.125, SLG: 0.067 (9.2)											1	0	0	0	0	0	0									
Inning Stats	R: 0 E: 0 K: 0 S: 9	H: 1 LOB: 1 BB: 0 P: 16	R: 0 E: 0 K: 0 S: 9	H: 0 LOB: 0 BB: 1 P: 17	R: 0 E: 0 K: 1 S: 7	H: 0 LOB: 0 BB: 0 P: 9	R: 0 E: 0 K: 0 S: 7	H: 0 LOB: 1 BB: 1 P: 15	R: 0 E: 0 K: 0 S: 7	H: 0 LOB: 1 BB: 1 P: 13	R: 1 E: 0 K: 0 S: 8	H: 2 LOB: 2 BB: 0 P: 17	R: 0 E: 0 K: 0 S: 10	H: 1 LOB: 1 BB: 0 P: 14	R: 0 E: 0 K: 1 S: 11	H: 0 LOB: 0 BB: 0 P: 18	R: 0 E: 0 K: 0 S: 3	H: 0 LOB: 0 BB: 0 P: 3	R: 0 E: 0 K: 1 S: 12	H: 1 LOB: 1 BB: 0 P: 16	1B: 4 2B: 1 3B: 0 HR: 0	SF: 0 SAC: 0 DP: 0 HBP: 0	WP: 0 PB: 0 SB: 1 CS: 1	PA: 38		
PITCHER	IP 7.0	WLS 28	H 4	R 1	ER 1	SO 1	BB 4	IBB 0	HBP 0	BLK 0	WP 0	HR 0	S 57	P 101	ERA 1.29	WHIP 1.143										
Mike Scott, R ERA: 5.74 Larry Andersen, R ERA: 0.93 Danny Darwin, R ERA: 1.8	(1.1)	(8.1)	(9.1)																							

AB	34
R	1
H	5
RBI	1
BB	4
SO	3
LOB	11



Batter	1	2	3	4	5	6	7	8	9	10	AB	R	H	RBI	BB	SO	LOB	BOTTOM								
Gerald Young, S OBP: 0.220, SLG: 0.291 (1.8)											5	0	0	0	0	1	0	New York Mets @ Houston Astros Astrodome, Houston, TX Sun Apr 29 1990, 4:33 AM EDT Att: 20,158 - Dome								
Eric Yelding, R OBP: 0.324, SLG: 0.387 (1.7)											5	1	2	0	0	0	0									
Craig Biggio, R OBP: 0.351, SLG: 0.348 (1.2)											5	0	0	0	0	0	3									
Glenn Davis, R OBP: 0.442, SLG: 0.600 (1.3)											3	1	1	0	2	1	1									
Glenn Wilson, R OBP: 0.274, SLG: 0.311 Larry Andersen, R OBP: 0.296, SLG: 0.298 Bill Doran, S OBP: 0.296, SLG: 0.333 Danny Darwin, R OBP: 0.308, SLG: 0.273 (10.5)											3	0	1	0	0	0	1									
Ken Caminiti, S OBP: 0.328, SLG: 0.306 (1.5)											4	0	3	1	1	1	1									
Rafael Ramirez, R OBP: 0.267, SLG: 0.305 (1.6)											3	0	1	1	0	0	2									
Casey Candaele, S OBP: 0.364, SLG: 0.600 Franklin Stubbs, L OBP: 0.289, SLG: 0.500 (8.7)											2	0	1	0	0	1	1									
Mike Scott, R Ken Oberkfell, L OBP: 0.313, SLG: 0.286 (8.4)											2	0	0	0	0	1	2									
Inning Stats	R: 0 E: 0 K: 0 S: 5	H: 0 LOB: 0 BB: 0 P: 9	R: 1 E: 0 K: 2 S: 15	H: 2 LOB: 1 BB: 0 P: 21	R: 0 E: 0 K: 2 S: 7	H: 0 LOB: 0 BB: 0 P: 10	R: 0 E: 0 K: 1 S: 9	H: 0 LOB: 0 BB: 0 P: 11	R: 0 E: 0 K: 0 S: 5	H: 2 LOB: 1 BB: 0 P: 7	R: 0 E: 0 K: 0 S: 6	H: 1 LOB: 1 BB: 0 P: 9	R: 0 E: 0 K: 2 S: 14	H: 1 LOB: 3 BB: 1 P: 19	R: 0 E: 1 K: 1 S: 9	H: 0 LOB: 2 BB: 1 P: 21	R: 0 E: 0 K: 1 S: 12		H: 1 LOB: 1 BB: 0 P: 20	R: 1 E: 0 K: 0 S: 13	H: 2 LOB: 3 BB: 1 P: 22	1B: 8 2B: 0 3B: 1 HR: 0	SF: 0 SAC: 1 DP: 1 HBP: 1	WP: 0 PB: 0 SB: 6 CS: 0	PA: 42	
PITCHER	IP 8.0	WLS 32	H 6	R 1	ER 1	SO 8	BB 1	IBB 1	HBP 0	BLK 0	WP 0	HR 0	S 70	P 107	ERA 1.12	WHIP 0.875										
Dwight Gooden, R ERA: 3.82 Julio Machado, R ERA: 1.86	(1.1)	(9.1)																								

AB	37
R	2
H	9
RBI	2
BB	3
SO	9
LOB	21



Batter	1	2	3	4	5	6	7	8	9	AB	R	H	RBI	BB	SO	LOB	TOP					
Mark Carreon, R OBP: 0.288, SLG: 0.479	G5-3			G5-3		K		G4-6-3		4	0	0	0	0	1	1	New York Mets @ Atlanta Braves Atlanta-Fulton County Stadium, Atlanta, GA Tue May 01 1990, 7:05 PM EDT Att: 8,324 - Unknown - 80 F					
Tim Tufel, R OBP: 0.222, SLG: 0.125	G5-3			F9		L5			G4-3	4	0	0	0	0	0	0						
Howard Johnson, S OBP: 0.329, SLG: 0.539	F7			1B					PB 2B	4	1	3	1	0	0	0						
Darryl Strawberry, L OBP: 0.388, SLG: 0.400			K	G5-3					F9	4	0	0	0	0	2	2						
Kevin McReynolds, R OBP: 0.344, SLG: 0.339			F7		F9				E6 BLK	4	0	0	0	0	1	1						
Mike Marshall, R OBP: 0.242, SLG: 0.383			G5-3		K				P4	3	0	0	0	0	1	1						
Barry Lyons, R OBP: 0.222, SLG: 0.294					P4				P4	3	0	0	0	0	0	1						
Kevin Elster, R OBP: 0.181, SLG: 0.246					P3				F8	3	1	1	1	0	0	0						
Ron Darling, R Darren Reed, R (6, PH) Bob Ojeda, L (6, 1) Dave Magadan, L (6, PH) Wally Whitehurst, R (8, 1)				G5-3		K			G4-6-3 1B	1	0	0	0	0	0	0						
										1	0	0	0	0	0	0						
										1	0	0	0	0	0	0						
										1	0	0	0	0	0	0						
										1	0	0	0	0	0	0						
										0	0	0	0	0	0	0						
										0	0	0	0	0	0	0						
Inning Stats	R: 0 E: 0 K: 0 S: 6	H: 0 LOB: 0 BB: 0 P: 11	R: 0 E: 0 K: 1 S: 8	H: 0 LOB: 0 BB: 0 P: 13	R: 0 E: 0 K: 0 S: 6	H: 0 LOB: 0 BB: 0 P: 9	R: 0 E: 0 K: 0 S: 8	H: 1 LOB: 1 BB: 0 P: 14	R: 0 E: 0 K: 1 S: 12	H: 0 LOB: 0 BB: 0 P: 15	R: 1 E: 0 K: 2 S: 10	H: 1 LOB: 0 BB: 0 P: 14	R: 1 E: 1 K: 1 S: 16	H: 1 LOB: 1 BB: 0 P: 24	R: 0 E: 0 K: 0 S: 6	H: 1 LOB: 0 BB: 0 P: 8	R: 0 E: 0 K: 1 S: 12	H: 1 LOB: 1 BB: 0 P: 18	1B: 2 2B: 1 3B: 0 HR: 2	SF: 0 SAC: 0 DP: 1 HBP: 0	WP: 0 PB: 1 CS: 0	PA: 32
PITCHER	IP WLS BF H R ER SO BB IBB HBP BLK WP HR S P ERA WHIP																					
Derek Lilliquist, L ERA: 6.23	(1, 1) 7.0 W 25 3 2 2 5 0 0 0 0 1 0 2 66 100 2.57 0.429																					
Charlie Kerfeld, R ERA: 10.13	(8, 1) 2.0 S 7 2 0 0 1 0 0 0 0 0 0 0 18 26 0.00 1.000																					

Batter	1	2	3	4	5	6	7	8	9	AB	R	H	RBI	BB	SO	LOB	BOTTOM			
Oddibe McDowell, L OBP: 0.276, SLG: 0.415	HR									3	1	1	1	1	1	1	New York Mets @ Atlanta Braves Atlanta-Fulton County Stadium, Atlanta, GA Tue May 01 1990, 7:05 PM EDT Att: 8,324 - Unknown - 80 F			
Jeff Treadway, L OBP: 0.315, SLG: 0.389	G1-3									4	0	2	1	0	0	1				
Tommy Gregg, L OBP: 0.107, SLG: 0.038	P5									4	0	0	0	0	0	3				
Jim Presley, R OBP: 0.296, SLG: 0.414	K									4	0	0	0	0	2	1				
Dale Murphy, R OBP: 0.348, SLG: 0.419										4	0	2	0	0	1	0				
Ernie Whitt, L OBP: 0.333, SLG: 0.314										4	1	1	1	0	1	2				
Andres Thomas, R OBP: 0.154, SLG: 0.120										3	0	1	0	0	0	1				
Mark Lemke, S OBP: 0.200, SLG: 0.212										3	0	0	0	0	0	1				
Derek Lilliquist, L ERA: 6.23										3	3	2	2	0	0	1				
Charlie Kerfeld, R ERA: 10.13										0	0	0	0	0	0	0				
										1B: 4 2B: 1 3B: 0 HR: 4	SF: 0 SAC: 0 DP: 0 HBP: 0	WP: 0 PB: 0 CS: 1	PA: 34							
Inning Stats	R: 1 E: 0 K: 1 S: 9	H: 1 LOB: 0 BB: 0 P: 13	R: 0 E: 0 K: 0 S: 7	H: 1 LOB: 1 BB: 0 P: 11	R: 1 E: 0 K: 2 S: 11	H: 2 LOB: 1 BB: 0 P: 15	R: 1 E: 0 K: 1 S: 13	H: 1 LOB: 0 BB: 0 P: 20	R: 1 E: 0 K: 0 S: 10	H: 1 LOB: 1 BB: 1 P: 19	R: 0 E: 0 K: 0 S: 6	H: 1 LOB: 1 BB: 0 P: 12	R: 1 E: 1 K: 0 S: 10	H: 1 LOB: 1 BB: 0 P: 19	R: 0 E: 0 K: 1 S: 7	H: 1 LOB: 0 BB: 0 P: 12	1B: 4 2B: 1 3B: 0 HR: 4	SF: 0 SAC: 0 DP: 0 HBP: 0	WP: 0 PB: 0 CS: 1	PA: 34
PITCHER	IP WLS BF H R ER SO BB IBB HBP BLK WP HR S P ERA WHIP																			
Ron Darling, R ERA: 4.28	(1, 1) 5.0 L 21 6 4 4 4 1 0 0 0 0 0 0 0 78 7.20 1.400																			
Bob Ojeda, L ERA: 1.38	(6, 1) 2.0 9 2 1 0 0 0 0 0 0 0 0 0 16 31 0.00 1.000																			
Wally Whitehurst, R ERA: 2.48	(8, 1) 1.0 3 1 0 0 1 0 0 0 0 0 0 0 7 12 0.00 1.000																			

Batter	1	2	3	4	5	6	7	8	9	AB	R	H	RBI	BB	SO	LOB	TOP					
Chris Sabo, R OBP: 0.464, SLG: 0.667 (1, 5)										4	0	1	0	0	1	0	<p>Cincinnati Reds @ New York Mets Shea Stadium, Flushing, NY Wed May 02 1990, 7:05 PM EDT Att: 22,668 - Unknown - 60 F</p> <p>livebaseballscorecards.com</p> <p>AB 34 R 0 H 6 RBI 0 BB 1 SO 11 LOB 13</p>					
Mariano Duncan, R OBP: 0.455, SLG: 0.714 (1, 4)										4	0	0	0	0	1	1						
Barry Larkin, R OBP: 0.429, SLG: 0.411 (1, 6)										4	0	1	0	0	1	2						
Todd Benzinger, S OBP: 0.405, SLG: 0.448 (1, 3)										4	0	0	0	0	1	1						
Billy Hatcher, R OBP: 0.360, SLG: 0.451 (1, 8)										4	0	2	0	0	0	1						
Paul O'Neill, L OBP: 0.366, SLG: 0.456 (1, 9)										4	0	2	0	0	1	1						
Rolando Roomes, R OBP: 0.263, SLG: 0.421 (1, 7)									4	0	0	0	0	2	4							
Joe Oliver, R OBP: 0.348, SLG: 0.298 (1, 2)										3	0	0	0	1	2	2						
Tom Browning, L (1, 1)										2	0	0	0	0	1	0						
Ron Oester, S OBP: 0.250, SLG: 0.250 (7, PH)										1	0	0	0	0	1	1						
Kip Gross, R (7, 1)										0	0	0	0	0	0	0						
Inning Stats	R: 0 E: 0 K: 2 S: 10	H: 0 LOB: 0 BB: 0 P: 11	R: 0 E: 0 K: 2 S: 11	H: 1 LOB: 1 BB: 0 P: 19	R: 0 E: 1 K: 2 S: 14	H: 1 LOB: 2 BB: 0 P: 19	R: 0 E: 1 K: 1 S: 7	H: 1 LOB: 1 BB: 0 P: 13	R: 0 E: 0 K: 1 S: 8	H: 0 LOB: 0 BB: 0 P: 11	R: 0 E: 0 K: 0 S: 7	H: 1 LOB: 1 BB: 0 P: 12	R: 0 E: 0 K: 2 S: 10	H: 0 LOB: 1 BB: 1 P: 16	R: 0 E: 0 K: 1 S: 6	H: 0 LOB: 0 BB: 0 P: 10	R: 0 E: 0 K: 0 S: 13	H: 2 LOB: 2 BB: 0 P: 19	1B: 5 2B: 1 3B: 0 HR: 0	SF: 0 SAC: 0 DP: 0 HBP: 0	WP: 0 PB: 0 SB: 0 CS: 0	PA: 35
PITCHER Frank Viola, L ERA: 0.99 (1, 1)	IP: 9.0 WLS: W BF: 35 H: 6 R: 0 ER: 0 SO: 11 BB: 1 IBB: 0 HBP: 0 BLK: 0 WP: 0 HR: 0 S: 86 P: 130 ERA: 0.00 WHIP: 0.778															PITCHER	IP: 9.0 WLS: W BF: 35 H: 6 R: 0 ER: 0 SO: 11 BB: 1 IBB: 0 HBP: 0 BLK: 0 WP: 0 HR: 0 S: 86 P: 130 ERA: 0.00 WHIP: 0.778					

Batter	1	2	3	4	5	6	7	8	9	AB	R	H	RBI	BB	SO	LOB	BOTTOM			
Mark Carreon, R OBP: 0.286, SLG: 0.481 (1, 8)										4	0	1	1	0	0	1	<p>Cincinnati Reds @ New York Mets Shea Stadium, Flushing, NY Wed May 02 1990, 7:05 PM EDT Att: 22,668 - Unknown - 60 F</p> <p>livebaseballscorecards.com</p> <p>AB 33 R 5 H 10 RBI 5 BB 1 SO 5 LOB 10</p>			
Tim Lincecum, R OBP: 0.227, SLG: 0.150 (1, 4)										4	0	1	0	0	1	3				
Howard Johnson, S OBP: 0.326, SLG: 0.563 (1, 5)										4	1	1	1	0	1	1				
Darryl Strawberry, L OBP: 0.382, SLG: 0.384 (1, 9)										3	0	0	0	1	1	0				
Kevin Reynolds, R OBP: 0.338, SLG: 0.333 (1, 7)										4	1	1	0	0	0	2				
Mike Marshall, R OBP: 0.273, SLG: 0.469 (1, 3)										4	2	3	2	0	1	0				
Barry Lyons, R OBP: 0.241, SLG: 0.309 (1, 2)										4	1	2	0	0	0	1				
Kevin Elster, R OBP: 0.171, SLG: 0.235 (1, 6)										3	0	0	1	0	1	1				
Frank Viola, L OBP: 0.083, SLG: 0.083 (1, 1)										3	0	1	0	0	0	1				
Inning Stats	R: 0 E: 0 K: 0 S: 12	H: 1 LOB: 2 BB: 1 P: 20	R: 1 E: 1 K: 0 S: 13	H: 2 LOB: 2 BB: 0 P: 16	R: 1 E: 0 K: 1 S: 10	H: 2 LOB: 1 BB: 0 P: 15	R: 1 E: 0 K: 2 S: 11	H: 2 LOB: 1 BB: 0 P: 16	R: 0 E: 0 K: 0 S: 5	H: 0 LOB: 0 BB: 0 P: 6	R: 0 E: 0 K: 1 S: 6	H: 0 LOB: 0 BB: 0 P: 10	R: 1 E: 0 K: 0 S: 12	H: 2 LOB: 1 BB: 0 P: 23	R: 1 E: 0 K: 0 S: 12	H: 2 LOB: 1 BB: 0 P: 23	1B: 6 2B: 2 3B: 0 HR: 2	SF: 1 SAC: 1 DP: 0 HBP: 0	WP: 0 PB: 0 SB: 0 CS: 0	PA: 36
PITCHER Tom Browning, L ERA: 3.79 Kip Gross, R ERA: 5.4 (7, 1)	IP: 6.0 WLS: L BF: 28 H: 8 R: 4 ER: 4 SO: 28 BB: 4 IBB: 4 HBP: 4 BLK: 4 WP: 0 HR: 0 S: 59 P: 86 ERA: 6.00 WHIP: 1.500															PITCHER	IP: 2.0 WLS: L BF: 8 H: 2 R: 1 ER: 1 SO: 1 BB: 0 IBB: 0 HBP: 0 BLK: 0 WP: 0 HR: 0 S: 18 P: 33 ERA: 4.50 WHIP: 1.000			

Batter	1	2	3	4	5	6	7	8	9	AB	R	H	RBI	BB	SO	LOB	TOP					
Chris Sabo, R OBP: 0.449, SLG: 0.632	(1, 5) F7		(3-1) F7		(0-0) F8			(4-0) BB	(1-3) K	4	1	0	0	1	1	0						
Mariano Duncan, R OBP: 0.451, SLG: 0.689	(1, 7) (7, 4) 6-3 1B			(2-1) F9		(0-0) 1B		(0-3) K	(3-2) F9	5	0	2	0	0	1	1						
Barry Larkin, R OBP: 0.409, SLG: 0.390	(1, 6) (1, 6) 6-3			(1-0) F8		(1-0) F8		(2-1) E6 1B		4	1	0	0	0	0	2						
Todd Benzinger, S OBP: 0.398, SLG: 0.429	(1, 3) F7			(4-2) BB		(1-2) L9-3		(2-3) K		3	0	0	0	1	1	3						
Billy Hatcher, R OBP: 0.380, SLG: 0.467	(1, 8) (7, 7)		(0-1) 1B					(FC6) 1B	(4-1) 1B	4	0	3	1	0	1	1						
Luis Quiñones, S OBP: 0.400, SLG: 0.308	(1, 4) 6-3				(0-1) 5-3			(0-1) FC6		3	0	0	0	0	0	1						
Herm Winningham, L OBP: 0.286, SLG: 0.263	(7, PR) (7, 8)							(1-2) BB		0	0	0	0	1	0	0						
Rolando Roomes, R Randy Myers, L	(1, 9) (8, 1) K				(3-2) E6 HR			(1-0) F8	(2-2) F7	4	1	0	0	0	1	3	AB 34					
Joe Oliver, R OBP: 0.371, SLG: 0.417	(1, 2) (1, 2)			(0-0) 5-3		(1-0) HR		(4-0) IBB	(0-1) HR	3	2	2	3	1	0	0	R 5					
Jack Armstrong, R Paul O'Neill, L OBP: 0.364, SLG: 0.449	(1, 1) (8, 9) K			(1-3) K		(0-0) P4		(0-1) 6-3	(2-3) K	3	0	0	0	0	1	2	H 7					
										1	0	0	0	0	1	0	RBI 4					
																	BB 4					
																	SO 7					
																	LOB 13					
Inning Stats	R: 0 E: 0 K: 0 S: 11	H: 1 LOB: 1 BB: 0 P: 18	R: 0 E: 0 K: 1 S: 10	H: 1 LOB: 0 BB: 0 P: 13	R: 0 E: 0 K: 1 S: 7	H: 0 LOB: 0 BB: 0 P: 11	R: 0 E: 0 K: 1 S: 11	H: 0 LOB: 1 BB: 0 P: 21	R: 2 E: 1 K: 0 S: 11	H: 1 LOB: 0 BB: 0 P: 15	R: 0 E: 0 K: 0 S: 5	H: 1 LOB: 2 BB: 1 P: 7	R: 0 E: 0 K: 0 S: 6	H: 1 LOB: 1 BB: 1 P: 11	R: 2 E: 1 K: 2 S: 16	H: 1 LOB: 2 BB: 2 P: 29	R: 1 E: 0 K: 2 S: 12	H: 1 LOB: 0 BB: 0 P: 18	1B: 5 2B: 1 3B: 0 HR: 2	SF: 0 SAC: 0 DP: 1 HBP: 0	WP: 0 PB: 0 SB: 5 CS: 0	PA: 38
PITCHER	IP WLS BF H R ER SO BB IBB HBP BLK WP HR S P ERA WHIP																					
Sid Fernandez, L ERA: 3.73	(1, 1) 7.0 L 27 5 2 1 3 1 1 0 0 0 0 1 61 96 1.29 0.857																					
Alejandro Pena, R ERA: 4.55	(8, 1) 0.2 5 1 2 0 2 1 0 0 0 0 0 0 11 19 0.00 3.000																					
Jeff Musselman, L ERA: 2.08	(8, 1) 0.1 2 0 0 0 0 1 0 0 0 0 0 0 5 10 0.00 3.000																					
Julio Machado, R ERA: 2.53	(9, 1) 1.0 4 1 1 1 2 0 0 0 0 0 0 1 12 18 9.00 1.000																					

Cincinnati Reds @ New York Mets
Shea Stadium, Flushing, NY
Thu May 03 1990, 7:05 PM EDT
Att: 26,899 - Unknown - 65 F

AB	34
R	5
H	7
RBI	4
BB	4
SO	7
LOB	13



Batter	1	2	3	4	5	6	7	8	9	AB	R	H	RBI	BB	SO	LOB	BOTTOM			
Gregg Jefferies, S OBP: 0.322, SLG: 0.367	(1, 4) (1, 4) 6-3		(2-2) F7			(2-0) F7		(1-0) 2B		4	0	1	0	0	0	1				
Dave Magadan, L OBP: 0.361, SLG: 0.300	(1, 5) (1, 5) 0-0 1B			(2-2) 4-3		(2-3) K		(4-1) BB		3	0	1	0	1	1	1				
Howard Johnson, S OBP: 0.311, SLG: 0.536	(1, 6) (1, 6) 2-0 P6			(3-1) F9		(2-3) K		(3-3) K		4	0	0	0	0	2	4				
Darryl Strawberry, L OBP: 0.366, SLG: 0.364	(1, 9) (1, 9) 2-0 F7			(0-2) 4-3		(0-2) F8			(2-3) K	4	0	0	0	0	1	1				
Kevin McReynolds, R OBP: 0.333, SLG: 0.328	(1, 7) (1, 7)		(0-2) F9		(1-1) F6		(0-0) FC5-4 1B		(1-0) F8	4	0	1	0	0	0	0				
Mike Marshall, R OBP: 0.271, SLG: 0.456	(1, 3) (1, 3) 0-1 5-3			(0-0) 5-3		(0-2) FC5-4			(0-0) 1B	4	0	1	0	0	0	1				
Daryl Boston, L Mark Carreon, R OBP: 0.281, SLG: 0.472	(1, 8) (9, PH) F7			(4-2) BB		(2-0) 1-3			(1-3) K	2	0	0	0	1	0	1	AB 32			
Mackey Sasser, L OBP: 0.087, SLG: 0.045	(1, 2) (1, 2)				(1-0) F9		(1-1) F8		(1-0) F8	3	0	0	0	0	0	1	R 0			
Sid Fernandez, L OBP: 0.273, SLG: 0.364	(1, 1) (1, 1)									2	0	1	0	0	1	0	H 5			
Alejandro Pena, R ERA: 1.08	(8, 1) (8, 1) K									0	0	0	0	0	0	0	RBI 0			
Jeff Musselman, L ERA: 3.75	(8, 1) (8, 1) K									0	0	0	0	0	0	0	BB 2			
Tom O'Malley, L OBP: 0.091, SLG: 0.091	(8, PH) (8, PH) K									0	0	0	0	0	0	0	SO 6			
Julio Machado, R ERA: 2.53	(9, 1) (9, 1) K									0	0	0	0	0	0	0	LOB 11			
Inning Stats	R: 0 E: 0 K: 0 S: 5	H: 1 LOB: 1 BB: 0 P: 11	R: 0 E: 0 K: 0 S: 7	H: 0 LOB: 0 BB: 0 P: 7	R: 0 E: 0 K: 1 S: 7	H: 0 LOB: 0 BB: 0 P: 12	R: 0 E: 0 K: 0 S: 10	H: 0 LOB: 0 BB: 0 P: 15	R: 0 E: 0 K: 2 S: 9	H: 1 LOB: 1 BB: 0 P: 16	R: 0 E: 0 K: 0 S: 6	H: 1 LOB: 1 BB: 0 P: 10	R: 0 E: 0 K: 1 S: 10	H: 1 LOB: 2 BB: 1 P: 20	R: 0 E: 0 K: 2 S: 9	H: 1 LOB: 1 BB: 0 P: 13	1B: 4 2B: 1 3B: 0 HR: 0	SF: 0 SAC: 0 DP: 0 HBP: 0	WP: 0 PB: 1 SB: 0 CS: 0	PA: 34
PITCHER	IP WLS BF H R ER SO BB IBB HBP BLK WP HR S P ERA WHIP																			
Jack Armstrong, R ERA: 1.08	(1, 1) 7.2 W 29 4 0 0 3 2 0 0 0 0 0 0 58 98 0.00 0.783																			
Randy Myers, L ERA: 3.75	(8, 1) 1.1 S 5 1 0 0 3 0 0 0 0 0 0 0 14 21 0.00 0.750																			

Cincinnati Reds @ New York Mets
Shea Stadium, Flushing, NY
Thu May 03 1990, 7:05 PM EDT
Att: 26,899 - Unknown - 65 F

AB	32
R	0
H	5
RBI	0
BB	2
SO	6
LOB	11



Batter	1	2	3	4	5	6	7	8	9	AB	R	H	RBI	BB	SO	LOB	TOP																			
Bill Doran, S (1,4) Franklin Stubbs, L (8,FR) OBP: 0.337, SLG: 0.382 OBP: 0.349, SLG: 0.590	G3-1		1B		G3		1B	1B		5	3	4	2	0	0	0	Houston Astros @ New York Mets Shea Stadium, Flushing, NY Sat May 05 1990, 3:33 AM EDT Att: 23,409 - Overcast - 59 F																			
Rafael Ramirez, R (1,6) OBP: 0.305, SLG: 0.325	F8		1B		G3		1B	1B		5	2	3	1	0	0	1																				
Craig Biggio, R (1,2) OBP: 0.370, SLG: 0.348	K		1B		S		G3	1B		5	0	3	3	0	1	1																				
Glenn Davis, R (1,3) OBP: 0.430, SLG: 0.651		G6-3	1B		K		1B	F9		5	0	2	1	0	1	4																				
Ken Caminiti, S (1,5) OBP: 0.315, SLG: 0.289	G3-1	G3-1	G3-1		G6-3		1B	K2-3		5	0	1	0	0	1	6																				
Eric Anthony, L (1,7) Larry Andersen, R (7,1)	K				S		F9		G2-3	3	0	0	0	1	2	2																				
Glenn Wilson, R (1,9) Eric Yelding, R (8,PR) OBP: 0.259, SLG: 0.300 OBP: 0.255, SLG: 0.295			G5-3		F9		G6-3	SH1-4	G5-3	3	0	0	0	1	0	1																				
Gerald Young, S (1,8) OBP: 0.225, SLG: 0.280			S		K		4-3	SH1-4	G4-3	3	1	0	0	1	1	1																				
Mike Scott, R (1,1) Terry Puhl, L (7,PH) Casey Candaele, S (7,7) OBP: 0.313, SLG: 0.467			B1		K		G1-3	2B		2	0	0	0	0	1	2																				
Inning Stats	R: 0 E: 0 K: 1 S: 7	H: 0 LOB: 0 BB: 0 P: 13	R: 0 E: 0 K: 1 S: 5	H: 0 LOB: 0 BB: 0 P: 7	R: 3 E: 0 K: 0 S: 12	H: 4 LOB: 2 BB: 1 P: 22	R: 0 E: 0 K: 2 S: 15	H: 0 LOB: 1 BB: 1 P: 22	R: 1 E: 0 K: 1 S: 9	H: 2 LOB: 1 BB: 0 P: 12	R: 0 E: 0 K: 1 S: 6	H: 0 LOB: 0 BB: 0 P: 10	R: 2 E: 0 K: 0 S: 12	H: 4 LOB: 2 BB: 0 P: 19	R: 3 E: 0 K: 1 S: 18	H: 4 LOB: 3 BB: 1 P: 30		R: 0 E: 0 K: 0 S: 6	H: 0 LOB: 0 BB: 0 P: 8	1B: 12 2B: 2 3B: 0 HR: 0	SF: 0 SAC: 1 DP: 0 HBP: 0	WP: 1 PB: 0 SB: 5 CS: 0	PA: 44													
PITCHER	IP	WLS	BF	H	R	ER	SO	BB	IBB	HBP	BLK	WP	HR	S	P	ERA	WHIP	PITCHER		IP	WLS	BF	H	R	ER	SO	BB	IBB	HBP	BLK	WP	HR	S	P	ERA	WHIP
Dwight Gooden, R (1,1) ERA: 4.98	6.2	L	31	9	6	6	6	2	0	0	0	1	0	62	100	8.10	1.650			6.2	L	31	9	6	6	6	2	0	0	0	1	0	62	100	8.10	1.650
Jeff Musselman, L (7,1) ERA: 4.82	0.2		6	3	3	3	0	1	0	0	0	0	0	14	23	40.50	6.000			0.2		6	3	3	3	0	1	0	0	0	0	14	23	40.50	6.000	
Wally Whitehurst, R (8,1) ERA: 2.0	1.2		7	2	0	0	1	0	0	0	0	0	0	14	20	0.00	1.200			1.2		7	2	0	0	1	0	0	0	0	0	14	20	0.00	1.200	

AB	40
R	9
H	14
RBI	8
BB	3
SO	7
LOB	18



Batter	1	2	3	4	5	6	7	8	9	AB	R	H	RBI	BB	SO	LOB	BOTTOM																			
Gregg Jefferies, S (1,4) Tim Teufel, R (6,4) OBP: 0.333, SLG: 0.407 OBP: 0.208, SLG: 0.136	B4-3				HR		K	K		2	1	1	1	0	0	0	Houston Astros @ New York Mets Shea Stadium, Flushing, NY Sat May 05 1990, 3:33 AM EDT Att: 23,409 - Overcast - 59 F																			
Dave Magadan, L (1,3) OBP: 0.390, SLG: 0.303	HR	L3		1B	BB	FC3-6	1B	G4-6-3		3	1	1	0	2	0	3																				
Howard Johnson, S (1,5) OBP: 0.316, SLG: 0.562	HR	F9		1B		FC3-6	1B	F7		5	1	2	2	0	0	3																				
Darryl Strawberry, L (1,9) OBP: 0.357, SLG: 0.390	HR		K		P6	K		P2		5	1	1	1	0	2	3																				
Kevin McReynolds, R (1,7) OBP: 0.351, SLG: 0.382	BB		FC3-6		HR		G6-3	P4		4	1	2	1	1	0	0																				
Daryl Boston, L (1,8)	F9		FC3-6		F9		G4-3			4	0	0	0	0	0	2																				
Barry Lyons, R (1,2) Wally Whitehurst, R (8,1)	F9		K		1B		1B			4	0	2	0	0	1	2																				
Kevin Elster, R (1,6) OBP: 0.163, SLG: 0.222		G5-3		F8	F8		F8			4	0	0	0	0	0	2																				
Dwight Gooden, R (1,1) Jeff Musselman, L (7,1)				F8	F9			G4-6-3		3	0	1	0	0	0	1																				
Mackey Sasser, L (8,2) OBP: 0.125, SLG: 0.087										1	0	1	0	0	0	0																				
Inning Stats	R: 3 E: 0 K: 0 S: 7	H: 2 LOB: 1 BB: 2 P: 21	R: 0 E: 0 K: 0 S: 10	H: 1 LOB: 2 BB: 0 P: 15	R: 0 E: 0 K: 2 S: 14	H: 1 LOB: 1 BB: 0 P: 20	R: 1 E: 0 K: 0 S: 14	H: 2 LOB: 2 BB: 1 P: 20	R: 1 E: 0 K: 0 S: 13	H: 2 LOB: 1 BB: 0 P: 18	R: 0 E: 0 K: 2 S: 10	H: 1 LOB: 1 BB: 0 P: 13	R: 0 E: 0 K: 0 S: 12	H: 1 LOB: 1 BB: 0 P: 17	R: 0 E: 0 K: 1 S: 7	H: 1 LOB: 0 BB: 0 P: 8	R: 0 E: 0 K: 0 S: 7	H: 0 LOB: 0 BB: 0 P: 8	1B: 7 2B: 0 3B: 0 HR: 4	SF: 0 SAC: 0 DP: 1 HBP: 1	WP: 0 PB: 0 SB: 2 CS: 0	PA: 41														
PITCHER	IP	WLS	BF	H	R	ER	SO	BB	IBB	HBP	BLK	WP	HR	S	P	ERA	WHIP	PITCHER		IP	WLS	BF	H	R	ER	SO	BB	IBB	HBP	BLK	WP	HR	S	P	ERA	WHIP
Mike Scott, R (1,1) ERA: 6.06	6.0	W	31	9	5	5	4	3	0	1	0	0	0	68	107	7.50	2.000			6.0	W	31	9	5	5	4	3	0	1	0	68	107	7.50	2.000		
Larry Andersen, R (7,1) ERA: 1.17	3.0	S	10	2	0	0	1	0	0	0	0	0	0	26	33	0.00	0.667			3.0	S	10	2	0	0	1	0	0	0	0	26	33	0.00	0.667		



Batter	1	2	3	4	5	6	7	8	9	AB	R	H	RBI	BB	SO	LOB	TOP					
Brett Butler, L OBP: 0.417, SLG: 0.418 (1, 8)										3	0	0	0	1	0	1	San Francisco Giants @ New York Mets Shea Stadium, Flushing, NY Tue May 08 1990, 7:05 PM EDT Att: 28,228 - Unknown - 63 F					
Robby Thompson, R OBP: 0.250, SLG: 0.307 (1, 4)										4	0	0	0	0	0	1						
Will Clark, L OBP: 0.319, SLG: 0.442 (1, 3)										4	0	0	0	0	0	1						
Kevin Mitchell, R OBP: 0.367, SLG: 0.590 (1, 7)										3	1	2	1	1	0	1						
Kevin Bass, S OBP: 0.298, SLG: 0.422 (1, 9)										4	0	0	0	0	0	2						
Matt Williams, R OBP: 0.370, SLG: 0.545 (1, 5)										4	0	1	0	0	1	1						
Gary Carter, R OBP: 0.353, SLG: 0.372 (7, PR)										2	0	1	0	1	0	1						
Rick Parker, R OBP: 0.426, SLG: 0.509 (7, 2)										0	0	0	0	0	0	0						
Terry Kennedy, L OBP: 0.426, SLG: 0.509 (7, 2)										0	0	0	0	0	0	0						
Jose Uribe, S OBP: 0.351, SLG: 0.392 (1, 6)										3	0	0	0	0	0	3						
Rick Reuschel, R OBP: 0.250, SLG: 0.313 (7, 1)										2	0	0	0	0	2	1						
Mark Thurmond, L OBP: 0.250, SLG: 0.313 (7, 1)										0	0	0	0	0	0	0						
Inning Stats	R: 0 E: 0 K: 0 S: 12	H: 0 LOB: 1 BB: 1 P: 19	R: 0 E: 0 K: 0 S: 9	H: 1 LOB: 1 BB: 0 P: 12	R: 0 E: 0 K: 1 S: 10	H: 0 LOB: 0 BB: 0 P: 14	R: 1 E: 0 K: 1 S: 9	H: 1 LOB: 0 BB: 0 P: 14	R: 0 E: 0 K: 0 S: 14	H: 0 LOB: 1 BB: 1 P: 21	R: 0 E: 0 K: 0 S: 12	H: 1 LOB: 1 BB: 0 P: 18	R: 0 E: 0 K: 1 S: 13	H: 1 LOB: 0 BB: 0 P: 18	R: 0 E: 0 K: 0 S: 7	H: 0 LOB: 0 BB: 1 P: 11	R: 0 E: 0 K: 0 S: 4	H: 0 LOB: 0 BB: 1 P: 12	1B: 1 2B: 2 3B: 0 HR: 1	SF: 0 SAC: 1 DP: 1 HBP: 0	WP: 0 PB: 0 SB: 0 CS: 0	PA: 33
PITCHER	IP	WLS	BF	H	R	ER	SO	BB	IBB	HBP	BLK	WP	HR	S	P	ERA	WHIP					
Sid Fernandez, L ERA: 3.29 (1, 1)	7.0	W	27	4	1	1	3	2	0	0	0	0	1	79	116	1.29	0.857					
John Franco, L ERA: 1.46 (8, 1)	2.0	S	6	0	0	0	0	1	0	0	0	0	0	11	23	0.00	0.500					

AB	29
R	1
H	4
RBI	1
BB	3
SO	3
LOB	12



Batter	1	2	3	4	5	6	7	8	9	AB	R	H	RBI	BB	SO	LOB	BOTTOM					
Gregg Jefferies, S OBP: 0.346, SLG: 0.448 (1, 4)										4	1	2	1	0	0	0	San Francisco Giants @ New York Mets Shea Stadium, Flushing, NY Tue May 08 1990, 7:05 PM EDT Att: 28,228 - Unknown - 63 F					
Dave Magadan, L OBP: 0.380, SLG: 0.317 (1, 3)										4	0	1	2	0	1	1						
Howard Johnson, S OBP: 0.336, SLG: 0.530 (1, 5)										3	0	0	0	2	0	2						
Darryl Strawberry, L OBP: 0.364, SLG: 0.407 (1, 9)										3	0	1	0	1	1	1						
Kevin McReynolds, R OBP: 0.351, SLG: 0.451 (1, 7)										2	0	0	1	2	0	1						
Daryl Boston, L OBP: 0.300, SLG: 0.526 (7, PH)										3	0	1	0	0	0	1						
Mark Carreon, R OBP: 0.286, SLG: 0.448 (7, PH)										1	0	0	0	0	1	3						
John Franco, L OBP: 0.286, SLG: 0.448 (8, 1)										0	0	0	0	0	0	0						
Mackey Sasser, L OBP: 0.188, SLG: 0.233 (1, 2)										3	0	0	0	1	1	2						
Kevin Elster, R OBP: 0.175, SLG: 0.218 (1, 6)										2	2	0	0	2	1	5						
Sid Fernandez, L OBP: 0.250, SLG: 0.333 (1, 1)										1	0	0	0	0	0	0						
Tom O'Malley, L OBP: 0.077, SLG: 0.077 (7, PH)										1	0	0	0	0	0	0						
Darren Reed, R OBP: 0.167, SLG: 0.333 (8, 8)										1	1	1	0	0	0	0						
Inning Stats	R: 0 E: 0 K: 0 S: 10	H: 0 LOB: 0 BB: 0 P: 19	R: 0 E: 0 K: 0 S: 8	H: 0 LOB: 0 BB: 0 P: 10	R: 1 E: 0 K: 0 S: 9	H: 1 LOB: 1 BB: 1 P: 16	R: 0 E: 0 K: 1 S: 12	H: 1 LOB: 2 BB: 0 P: 15	R: 0 E: 0 K: 1 S: 8	H: 0 LOB: 0 BB: 0 P: 13	R: 0 E: 0 K: 1 S: 6	H: 1 LOB: 3 BB: 2 P: 17	R: 1 E: 0 K: 1 S: 12	H: 1 LOB: 3 BB: 3 P: 27	R: 2 E: 0 K: 1 S: 15	H: 2 LOB: 1 BB: 1 P: 22	R: 0 E: 0 K: 1 S: 4	H: 0 LOB: 1 BB: 1 P: 12	1B: 4 2B: 2 3B: 0 HR: 0	SF: 2 SAC: 1 DP: 0 HBP: 0	WP: 0 PB: 1 SB: 1 CS: 0	PA: 39
PITCHER	IP	WLS	BF	H	R	ER	SO	BB	IBB	HBP	BLK	WP	HR	S	P	ERA	WHIP					
Rick Reuschel, R ERA: 4.6 (1, 1)	6.2	L	32	4	2	2	3	5	2	0	0	0	0	62	114	2.70	1.350					
Mark Thurmond, L ERA: 7.36 (7, 1)	1.1		7	2	2	2	2	1	0	0	0	0	0	18	25	13.50	2.250					

AB	28
R	4
H	6
RBI	4
BB	8
SO	5
LOB	16



Batter	1	2	3	4	5	6	7	8	9	AB	R	H	RBI	BB	SO	LOB	TOP								
Brett Butler , L (1, 8) OBP: 0.405, SLG: 0.404	1-2 L1	2-2 F7			2-0 B5-3		0-1 G4-3			4	0	0	0	0	0	1									
Robby Thompson , R (1, 4) OBP: 0.250, SLG: 0.333	2-2 HR		2-2 G4-3		3-2 G5-3		0-0 B5-3			4	1	1	1	0	0	0									
Will Clark , L (1, 3) OBP: 0.333, SLG: 0.443	4-2 1B HR		0-0 1B		0-1 F8		4-2 BB			2	1	1	0	2	0	0									
Kevin Mitchell , R (1, 7) OBP: 0.363, SLG: 0.577	2-1 HR		0-0 P6		0-0 G6-3		0-3 K			4	1	1	0	0	1	2									
Kevin Bass , S (1, 9) OBP: 0.296, SLG: 0.447	0-1 HR		0-0 F9		1-0 G1-3		0-0 F8			4	1	1	3	0	0	2									
Matt Williams , R (1, 5) OBP: 0.357, SLG: 0.524	1-3 K		0-0 F8		0-0 L9		0-3 K			4	0	0	0	0	2	0									
Gary Carter , R (1, 2) OBP: 0.327, SLG: 0.340	1-0 P4		1-0 G6-3		0-2 G5-3		0-0 G5-3			4	0	0	0	0	0	0									
Jose Uribe , S (1, 6) OBP: 0.370, SLG: 0.410		1-0 L8		1-0 1B		0-0 SH3 1B		0-0 1B		4	0	3	0	0	0	0									
Bob Knepper , L (1, 1) Jeff Brantley , R (6, 1) Ernest Riles , L (9, PH) Steve Bedrosian , R (9, 1)		0-0 G4-3		3-3 K		0-0 SH3		0-3 K		2	0	0	0	0	1	1									
Inning Stats	R: 4 E: 0 K: 1 S: 17	H: 3 LOB: 0 BB: 1 P: 28	R: 0 E: 0 K: 0 S: 5	H: 0 LOB: 0 BB: 0 P: 8	R: 0 E: 0 K: 0 S: 7	H: 1 LOB: 1 BB: 0 P: 9	R: 0 E: 0 K: 1 S: 7	H: 1 LOB: 1 BB: 0 P: 12	R: 0 E: 0 K: 0 S: 6	H: 0 LOB: 0 BB: 0 P: 11	R: 0 E: 0 K: 0 S: 3	H: 0 LOB: 0 BB: 0 P: 4	R: 0 E: 0 K: 1 S: 7	H: 1 LOB: 1 BB: 0 P: 7	R: 0 E: 0 K: 2 S: 12	H: 0 LOB: 1 BB: 1 P: 16	R: 0 E: 0 K: 2 S: 8	H: 1 LOB: 1 BB: 0 P: 8	1B: 5 2B: 0 3B: 0 HR: 2	SF: 0 SAC: 1 DP: 0 HBP: 0	WP: 0 PB: 0 SB: 0 CS: 0	PA: 36			
PITCHER	IP	WLS	BF	H	R	ER	SO	BB	IBB	HBP	BLK	WP	HR	S	P	ERA	WHIP								
Bob Ojeda , L (1, 1) ERA: 2.97	5.0	L	21	5	4	4	2	1	0	0	0	0	2	42	68	7.20	1.200								
Wally Whitehurst , R (6, 1) ERA: 1.32	2.0		7	1	0	0	0	0	0	0	0	0	0	10	11	0.00	0.500								
Alejandro Pena , R (8, 1) ERA: 3.29	2.0		8	1	0	0	3	1	0	0	0	0	0	20	24	0.00	1.000								

San Francisco Giants @ New York Mets
Shea Stadium, Flushing, NY
Wed May 09 1990, 7:05 PM EDT
Att: 27,682 - Unknown - 70 F

AB	33
R	4
H	7
RBI	4
BB	2
SO	5
LOB	7



Batter	1	2	3	4	5	6	7	8	9	AB	R	H	RBI	BB	SO	LOB	BOTTOM								
Gregg Jefferies , S (1, 4) OBP: 0.360, SLG: 0.470	0-0 2B		3-2 CS 1B		2-2 1B			2-1 G3		4	1	3	0	0	0	0									
Kevin Elster , R (1, 6) OBP: 0.185, SLG: 0.275	0-0 2B		2-2 HR		2-1 G5-3			0-0 F8		4	1	2	2	0	0	1									
Howard Johnson , S (1, 5) OBP: 0.333, SLG: 0.519	3-3 K		1-3 K		2-3 K			1-2 FC4-6 1B		4	0	1	0	0	3	1									
Darryl Strawberry , L (1, 9) OBP: 0.351, SLG: 0.389	0-2 P4		0-1 G6-3		0-1 F7			2-0 FC4-6		4	0	0	0	0	0	2									
Kevin McReynolds , R (1, 7) OBP: 0.357, SLG: 0.459	0-0 L6-3		4-0 BB		1-2 2B			1-1 F8		3	0	1	0	1	0	1									
Mike Marshall , R (1, 3) OBP: 0.259, SLG: 0.416		1-3 K		2-1 F7		0-2 G5-3		1-2 F9		4	0	0	0	0	1	2									
Darren Reed , R (1, 8) OBP: 0.125, SLG: 0.250 Daryl Boston , L (7, PH) (8, 8)		1-3 K		2-3 K				1-1 G4-3		2	0	0	0	0	2	1									
Barry Lyons , R (1, 2) OBP: 0.236, SLG: 0.290 Mackey Sasser , L (7, 2) OBP: 0.212, SLG: 0.233		0-2 G5-3						4-0 G4-6-3 BB		2	0	0	0	0	0	0									
Bob Ojeda , L (1, 1) Tim Teufel , R (5, PH) Wally Whitehurst , R (6, 1) Tom O'Malley , L (7, PH) Alejandro Pena , R (8, 1)			2-2 F8		1-3 K			2-1 G4-6-3		1	0	0	0	0	0	0									
Inning Stats	R: 1 E: 0 K: 1 S: 11	H: 2 LOB: 1 BB: 0 P: 14	R: 0 E: 0 K: 2 S: 11	H: 0 LOB: 0 BB: 0 P: 13	R: 1 E: 0 K: 1 S: 16	H: 2 LOB: 0 BB: 0 P: 24	R: 0 E: 0 K: 1 S: 7	H: 0 LOB: 1 BB: 1 P: 15	R: 0 E: 0 K: 1 S: 13	H: 1 LOB: 1 BB: 0 P: 20	R: 0 E: 0 K: 1 S: 14	H: 1 LOB: 1 BB: 0 P: 17	R: 0 E: 0 K: 0 S: 4	H: 0 LOB: 0 BB: 1 P: 11	R: 0 E: 0 K: 0 S: 7	H: 1 LOB: 1 BB: 0 P: 12	R: 0 E: 0 K: 0 S: 6	H: 0 LOB: 0 BB: 0 P: 9	1B: 3 2B: 3 3B: 0 HR: 1	SF: 0 SAC: 0 DP: 1 HBP: 0	WP: 0 PB: 0 SB: 0 CS: 1	PA: 34			
PITCHER	IP	WLS	BF	H	R	ER	SO	BB	IBB	HBP	BLK	WP	HR	S	P	ERA	WHIP								
Bob Knepper , L (1, 1) ERA: 6.3	5.2	W	23	6	2	2	7	1	0	0	0	0	1	68	99	3.18	1.235								
Jeff Brantley , R (6, 1) ERA: 2.11	2.1		8	1	0	0	0	1	0	0	0	0	0	15	27	0.00	0.857								
Steve Bedrosian , R (9, 1) ERA: 7.15	1.0	S	3	0	0	0	0	0	0	0	0	0	0	6	9	0.00	0.000								

San Francisco Giants @ New York Mets
Shea Stadium, Flushing, NY
Wed May 09 1990, 7:05 PM EDT
Att: 27,682 - Unknown - 70 F

AB	32
R	2
H	7
RBI	2
BB	2
SO	7
LOB	9



Batter	1	2	3	4	5	6	7	8	9	AB	R	H	RBI	BB	SO	LOB	TOP					
Juan Samuel, R (1, 8) OBP: 0.285, SLG: 0.305										5	1	2	0	0	2	2						
Willie Randolph, R (1, 4) OBP: 0.377, SLG: 0.359 Don Aase, R (8, 1)										2	1	1	0	1	1	1						
Jose Gonzalez, R (9, PH) OBP: 0.353, SLG: 0.467										0	0	0	0	0	0	0						
Kal Daniels, L (1, 7) OBP: 0.414, SLG: 0.524										1	0	0	0	0	0	0						
Eddie Murray, S (1, 3) OBP: 0.363, SLG: 0.491										5	1	2	1	0	3	3						
Hubie Brooks, R (1, 9) OBP: 0.256, SLG: 0.429										5	0	0	0	0	3	4						
Mike Scioscia, L (1, 2) OBP: 0.310, SLG: 0.469 Rick Dempsey, R (8, PH) OBP: 0.500, SLG: 0.375										3	0	2	1	0	0	0						
Lenny Harris, L (1, 5) OBP: 0.273, SLG: 0.262 Mike Sharperson, R (8, PH) OBP: 0.396, SLG: 0.357										1	1	1	0	0	0	0						
Alfredo Griffin, S (1, 6) OBP: 0.348, SLG: 0.373										4	0	1	0	0	1	5						
Mike Morgan, R (1, 1) OBP: 0.186, SLG: 0.133 Brian Tucker, L (4, PH) OBP: 0.111, SLG: 0.222 Mike Maddux, L (4, 1) Chris Gwynn, L (6, PH) OBP: 0.230, SLG: 0.288 Mike Hartley, R (8, 1) Mickey Hatcher, R (8, PH) OBP: 0.299, SLG: 0.226										1	0	0	0	0	1	2						
Inning Stats	R: 0 E: 0 K: 3 S: 13	H: 1 LOB: 1 BB: 0 P: 20	R: 0 E: 0 K: 3 S: 14	H: 2 LOB: 2 BB: 0 P: 18	R: 3 E: 0 K: 1 S: 18	H: 4 LOB: 2 BB: 0 P: 30	R: 0 E: 0 K: 3 S: 15	H: 1 LOB: 1 BB: 0 P: 19	R: 0 E: 0 K: 1 S: 6	H: 0 LOB: 0 BB: 0 P: 7	R: 0 E: 0 K: 2 S: 11	H: 1 LOB: 1 BB: 0 P: 17	R: 0 E: 0 K: 2 S: 10	H: 0 LOB: 1 BB: 1 P: 16	R: 1 E: 0 K: 1 S: 10	H: 3 LOB: 1 BB: 0 P: 14	R: 0 E: 0 K: 0 S: 12	H: 1 LOB: 1 BB: 0 P: 20	1B: 11 2B: 2 3B: 0 HR: 0	SF: 0 SAC: 0 DP: 0 HBP: 1	WP: 0 PB: 1 SB: 5 CS: 0	PA: 41
PITCHER	IP	WLS	BF	H	R	ER	SO	BB	IBB	HBP	BLK	WP	HR	S	P	ERA	WHIP					
Dwight Gooden, R (1, 1) ERA: 4.47	7.0	W	32	9	3	3	15	1	0	1	0	0	0	87	127	3.86	1.429					
Jeff Musselman, L (8, 1) ERA: 4.39	1.0		5	3	1	1	1	0	0	0	0	0	0	10	14	9.00	3.000					
Alejandro Pena, R (9, 1) ERA: 3.07	1.0		4	1	0	0	0	0	0	0	0	0	0	12	20	0.00	1.000					

Los Angeles Dodgers @ New York Mets
Shea Stadium, Flushing, NY
Fri May 11 1990, 7:05 PM EDT
Att: 34,817 - Unknown

livebaseballscorecards.com

AB 39
R 4
H 13
RBI 4
BB 1
SO 16
LOB 23

Batter	1	2	3	4	5	6	7	8	9	AB	R	H	RBI	BB	SO	LOB	BOTTOM				
Gregg Jefferies, S (1, 4) OBP: 0.345, SLG: 0.448										5	0	0	0	0	1	3					
Kevin Elster, R (1, 6) OBP: 0.196, SLG: 0.266										3	1	0	0	2	0	0					
Howard Johnson, S (1, 5) OBP: 0.328, SLG: 0.505										5	1	1	0	0	3	2					
Darryl Strawberry, L (1, 9) OBP: 0.347, SLG: 0.378										3	1	0	0	1	0	2					
Kevin McReynolds, R (1, 7) OBP: 0.373, SLG: 0.466										3	1	2	0	0	1	0					
Mike Marshall, R (1, 3) OBP: 0.247, SLG: 0.395 Jeff Musselman, L (8, 1)										4	1	0	1	0	2	4					
Alejandro Pena, R (9, 1)										0	0	0	0	0	0	0					
Daryl Boston, L (1, 8) OBP: 0.346, SLG: 0.522										2	3	1	1	2	0	0					
Mackey Sasser, L (1, 2) OBP: 0.270, SLG: 0.303										3	1	2	2	1	0	0					
Dwight Gooden, R (1, 1) OBP: 0.188, SLG: 0.333 Dave Magadan, L (7, PH) OBP: 0.373, SLG: 0.310										3	0	1	4	0	0	1					
Inning Stats	R: 0 E: 0 K: 1 S: 9	H: 0 LOB: 1 BB: 1 P: 18	R: 2 E: 0 K: 1 S: 8	H: 1 LOB: 1 BB: 1 P: 16	R: 5 E: 0 K: 1 S: 18	H: 3 LOB: 1 BB: 3 P: 35	R: 1 E: 0 K: 0 S: 11	H: 2 LOB: 1 BB: 0 P: 19	R: 0 E: 0 K: 1 S: 9	H: 0 LOB: 0 BB: 0 P: 10	R: 0 E: 0 K: 1 S: 9	H: 0 LOB: 0 BB: 0 P: 15	R: 1 E: 0 K: 3 S: 13	H: 1 LOB: 1 BB: 1 P: 21	R: 0 E: 0 K: 1 S: 8	H: 0 LOB: 0 BB: 0 P: 13	1B: 4 2B: 2 3B: 1 HR: 0	SF: 0 SAC: 0 DP: 0 HBP: 1	WP: 2 PB: 0 SB: 1 CS: 0	PA: 39	
PITCHER	IP	WLS	BF	H	R	ER	SO	BB	IBB	HBP	BLK	WP	HR	S	P	ERA	WHIP				
Mike Morgan, R (1, 1) ERA: 2.81	3.0	L	19	4	7	7	3	4	1	0	0	2	0	35	69	21.00	2.667				
Mike Maddux, R (4, 1) ERA: 4.5	2.0		9	2	1	1	0	0	0	0	0	2	0	17	29	4.50	1.000				
Mike Hartley, R (6, 1) ERA: 4.63	2.0		8	1	1	1	4	1	0	0	0	0	0	22	36	4.50	1.000				
Don Aase, R (8, 1) ERA: 2.77	1.0		3	0	0	0	1	0	0	0	0	0	0	8	13	0.00	0.000				

Los Angeles Dodgers @ New York Mets
Shea Stadium, Flushing, NY
Fri May 11 1990, 7:05 PM EDT
Att: 34,817 - Unknown

livebaseballscorecards.com

AB 32
R 9
H 7
RBI 8
BB 6
SO 8
LOB 13

Batter	1	2	3	4	5	6	7	8	9	AB	R	H	RBI	BB	SO	LOB	TOP					
Juan Samuel, R (1, 8) OBP: 0.276, SLG: 0.295	F8		L6		FC6-4			G4-3		4	0	0	0	0	0	2						
Willie Randolph, R (1, 4) OBP: 0.394, SLG: 0.344	K		G4-3			G6-3		P6		4	0	0	0	0	1	0						
Kal Daniels, L (1, 7) OBP: 0.402, SLG: 0.506 Mike Maddux, L (6, 1)	K			F7		G4-3		F8		3	0	0	0	0	1	0						
Lenny Harris, L (9, FH) OBP: 0.269, SLG: 0.258	K								F8	0	0	0	0	0	0	0						
Hubie Brooks, R (1, 9) OBP: 0.248, SLG: 0.415		K		G5-3				G6-3		4	0	0	0	0	2	0						
Mickey Hatcher, R (1, 3) OBP: 0.250, SLG: 0.217		G6-3		K						3	0	0	0	0	1	0						
Mike Sharperson, R (1, 5) OBP: 0.431, SLG: 0.400										3	0	3	0	0	0	0						
Rick Dempsey, R (1, 2) OBP: 0.462, SLG: 0.300										2	0	0	0	1	0	2						
Alfredo Griffin, S (1, 6) OBP: 0.339, SLG: 0.362										3	0	0	0	0	2	3						
John Wetteland, R (1, 1) Mike Hartley, R (4, 1) John Shelby, S (5, FH) Tim Crews, R (5, 1) Jose Gonzalez, R (6, 7) OBP: 0.222, SLG: 0.222										1	0	0	0	0	0	0						
										0	0	0	0	0	0	0						
										1	0	1	0	0	0	0						
										0	0	0	0	0	0	0						
										1	0	0	0	0	0	0						
										1	0	0	0	0	0	0						
										1	0	0	0	0	0	0						
Inning Stats	R: 0 E: 0 K: 2 S: 10	H: 0 LOB: 0 BB: 0 P: 17	R: 0 E: 0 K: 1 S: 17	H: 1 LOB: 2 BB: 1 P: 29	R: 0 E: 0 K: 0 S: 9	H: 0 LOB: 0 BB: 0 P: 13	R: 0 E: 0 K: 1 S: 10	H: 0 LOB: 0 BB: 0 P: 13	R: 0 E: 0 K: 1 S: 13	H: 2 LOB: 2 BB: 0 P: 18	R: 0 E: 0 K: 1 S: 7	H: 0 LOB: 0 BB: 0 P: 11	R: 0 E: 0 K: 0 S: 6	H: 1 LOB: 0 BB: 0 P: 8	R: 0 E: 0 K: 1 S: 7	H: 0 LOB: 0 BB: 0 P: 12	R: 0 E: 0 K: 0 S: 6	H: 0 LOB: 0 BB: 0 P: 8	1B: 4 2B: 0 3B: 0 HR: 0	SF: 0 SAC: 0 DP: 1 HBP: 0	WP: 0 PB: 0 SB: 1 CS: 0	PA: 31
PITCHER Frank Viola, L (1, 1) ERA: 0.87	IP: 9.0 WLS: W BF: 31 H: 4 R: 0 ER: 0 SO: 7 BB: 1 IBB: 0 HBP: 0 BLK: 0 WP: 0 HR: 0 S: 85 P: 129 ERA: 0.00 WHIP: 0.556											PITCHER	IP: 9.0 WLS: W BF: 31 H: 4 R: 0 ER: 0 SO: 7 BB: 1 IBB: 0 HBP: 0 BLK: 0 WP: 0 HR: 0 S: 85 P: 129 ERA: 0.00 WHIP: 0.556									

Los Angeles Dodgers @ New York Mets
Shea Stadium, Flushing, NY
Sat May 12, 1990, 3:33 AM EDT
Att: 41,935 - Cloudy - 58 F

AB	30
R	0
H	4
RBI	0
BB	1
SO	7
LOB	7



Batter	1	2	3	4	5	6	7	8	9	AB	R	H	RBI	BB	SO	LOB	BOTTOM			
Gregg Jefferies, S (1, 4) OBP: 0.350, SLG: 0.454	F9		FC4-6 1B BB	1B 2B		F7				3	2	1	1	1	0	0				
Kevin Elster, R (1, 6) OBP: 0.209, SLG: 0.268	P2		FC4-6 BB	1B			F9			3	0	1	2	1	0	0				
Howard Johnson, S (1, 5) OBP: 0.317, SLG: 0.487	P4		FC4-6 1B	G4-3			G3			4	0	0	1	0	0	3				
Darryl Strawberry, L (1, 9) OBP: 0.344, SLG: 0.373		K	1B			G4-3		F7		4	0	1	1	0	1	0				
Kevin McReynolds, R (1, 7) OBP: 0.377, SLG: 0.462		P2	G5-3					1B G4-6-3 1B		3	1	1	0	1	0	2				
Mike Marshall, R (1, 3) OBP: 0.258, SLG: 0.412		1B 2B		K		K		G4-6-3 1B		4	1	2	0	0	2	1				
Daryl Boston, L (1, 8) OBP: 0.333, SLG: 0.481		1B CS		G4-3		L5		G4-6-3 1B		4	0	1	1	0	0	2				
Barry Lyons, R (1, 2) OBP: 0.250, SLG: 0.301		CS		WP FC4-6 1B		E 2B 1B		G5-3		4	2	2	0	0	0	0				
Frank Viola, L (1, 1) OBP: 0.059, SLG: 0.059			SH3-4	E1 2B 1B		G4-3				2	1	0	0	0	0	1				
Inning Stats	R: 0 E: 0 K: 0 S: 6	H: 0 LOB: 0 BB: 0 P: 10	R: 1 E: 0 K: 1 S: 12	H: 2 LOB: 0 BB: 0 P: 20	R: 2 E: 0 K: 0 S: 14	H: 2 LOB: 2 BB: 2 P: 30	R: 3 E: 1 K: 1 S: 18	H: 3 LOB: 1 BB: 0 P: 29	R: 0 E: 0 K: 1 S: 12	H: 0 LOB: 1 BB: 1 P: 22	R: 0 E: 0 K: 0 S: 6	H: 0 LOB: 0 BB: 0 P: 10	R: 0 E: 0 K: 0 S: 5	H: 0 LOB: 0 BB: 0 P: 7	R: 1 E: 0 K: 0 S: 8	H: 2 LOB: 0 BB: 0 P: 10	1B: 7 2B: 2 3B: 0 HR: 0	SF: 0 SAC: 1 DP: 1 HBP: 0	WP: 1 PB: 0 SB: 0 CS: 1	PA: 36
PITCHER John Wetteland, R (1, 1) ERA: 7.56 Mike Hartley, R (4, 1) ERA: 4.5 Tim Crews, R (5, 1) ERA: 4.29 Mike Maddux, R (6, 1) ERA: 3.6	IP: 3.2 WLS: L BF: 20 H: 7 R: 6 ER: 3 SO: 2 BB: 0 IBB: 0 HBP: 0 BLK: 0 WP: 0 HR: 0 S: 49 P: 88 ERA: 7.36 WHIP: 2.455											PITCHER	IP: 3.2 WLS: L BF: 20 H: 7 R: 6 ER: 3 SO: 2 BB: 0 IBB: 0 HBP: 0 BLK: 0 WP: 0 HR: 0 S: 49 P: 88 ERA: 7.36 WHIP: 2.455							

Los Angeles Dodgers @ New York Mets
Shea Stadium, Flushing, NY
Sat May 12, 1990, 3:33 AM EDT
Att: 41,935 - Cloudy - 58 F

AB	31
R	7
H	9
RBI	6
BB	3
SO	3
LOB	9



Batter	1	2	3	4	5	6	7	8	9	AB	R	H	RBI	BB	SO	LOB	TOP											
Gregg Jefferies, S OBP: 0.355, SLG: 0.491 (1, 4)	L9		2B			HR		F8		4	1	2	1	0	0	0	New York Mets @ San Francisco Giants Candlestick Park, San Francisco, CA Mon May 14 1990, 10:05 PM EDT Att: 16,264 - Unknown - 52 F											
Kevin Elster, R OBP: 0.212, SLG: 0.270 Dave Magadan, L OBP: 0.385, SLG: 0.326 (8, PH)	1B		G6-3			K		1B		3	0	1	0	0	1	1												
Howard Johnson, S OBP: 0.315, SLG: 0.474 (6, 6)	L9					BB		F7		3	0	0	0	1	0	2												
Kevin McReynolds, R OBP: 0.364, SLG: 0.442 (1, 7)	P6					F7		F9		4	0	0	0	0	0	3												
Darryl Strawberry, L OBP: 0.341, SLG: 0.368 (1, 9)		G3				G4-3		G4-3		4	0	1	0	0	0	0												
Mike Marshall, R OBP: 0.258, SLG: 0.398 (1, 3)	K					G6-3		G6-3		3	0	0	0	1	2	0												
Mark Carreon, R OBP: 0.299, SLG: 0.492 (1, 8)	G6-3					G6-4-3 BB		HR		3	1	1	1	1	0	2												
Barry Lyons, R OBP: 0.253, SLG: 0.303 Daryl Boston, L OBP: 0.323, SLG: 0.464 (9, PH)			G4-3			G6-4-3		F9		3	0	1	0	0	0	1												
Sid Fernandez, L OBP: 0.231, SLG: 0.306 (5, PH) Tim Lincecum, R OBP: 0.268, SLG: 0.357 (6, 1) Darren Reed, R OBP: 0.265, SLG: 0.256 (7, PH) Tom O'Malley, L OBP: 0.197, SLG: 0.067 (7, 1) Jeff Musselman, L OBP: 0.203, SLG: 0.294 (9, PH)			G1-3			K		G4-3		1	0	0	0	0	0	0												
Inning Stats	R: 0 E: 0 K: 0 S: 11	H: 1 LOB: 1 BB: 0 P: 19	R: 0 E: 0 K: 1 S: 12	H: 0 LOB: 0 BB: 0 P: 16	R: 0 E: 0 K: 0 S: 12	H: 1 LOB: 1 BB: 0 P: 18	R: 0 E: 0 K: 0 S: 16	H: 0 LOB: 0 BB: 1 P: 24	R: 0 E: 0 K: 1 S: 10	H: 0 LOB: 0 BB: 1 P: 18	R: 1 E: 0 K: 0 S: 10	H: 1 LOB: 1 BB: 1 P: 18	R: 1 E: 0 K: 0 S: 9	H: 2 LOB: 1 BB: 0 P: 13	R: 0 E: 0 K: 0 S: 14	H: 1 LOB: 1 BB: 1 P: 20		R: 0 E: 0 K: 0 S: 10	H: 1 LOB: 2 BB: 1 P: 15	1B: 4 2B: 1 3B: 0 HR: 2	SF: 0 SAC: 0 DP: 1 HBP: 0	WP: 0 PB: 0 SB: 0 CS: 0	PA: 36					
PITCHER	IP	WLS	BF	H	R	ER	SO	BB	IBB	HBP	BLK	WP	HR	S	P	ERA	WHIP											
Bob Knepper, L ERA: 4.86 Jeff Brantley, R ERA: 1.95 Steve Bedrosian, R ERA: 5.65	(1, 1)	6.2	W	26	5	2	2	4	2	0	0	0	0	2	77	122	2.70	1.050										
(7, 1)	1.1		7	2	0	0	0	1	0	0	0	0	0	24	35	0.00	2.250											
(9, 1)	1.0	S	3	0	0	0	0	0	0	0	0	0	0	3	4	0.00	0.000											

AB	33
R	2
H	7
RBI	2
BB	3
SO	4
LOB	14



Batter	1	2	3	4	5	6	7	8	9	AB	R	H	RBI	BB	SO	LOB	BOTTOM											
Brett Butler, L OBP: 0.392, SLG: 0.375 (1, 8)	HR		K	P5			E6 WP 1B	P5		4	2	0	0	1	1	4	New York Mets @ San Francisco Giants Candlestick Park, San Francisco, CA Mon May 14 1990, 10:05 PM EDT Att: 16,264 - Unknown - 52 F											
Greg Litton, R OBP: 0.238, SLG: 0.381 (1, 4)	F9		K	K			K2-3			4	0	0	0	0	3	5												
Will Clark, L OBP: 0.329, SLG: 0.466 (1, 3)	HR		FC6-4 1B				G1-3			4	1	3	2	0	0	1												
Kevin Mitchell, R OBP: 0.359, SLG: 0.561 (1, 7)	F9		FC6-4				F8			3	0	0	0	1	0	2												
Kevin Bass, S OBP: 0.287, SLG: 0.418 (1, 9)	G5-3						G6-3			4	0	1	1	0	0	1												
Matt Williams, R OBP: 0.341, SLG: 0.504 (1, 5)			K	2B 1B			L7			4	1	1	0	0	1	3												
Gary Carter, R OBP: 0.336, SLG: 0.356 (1, 2)	F8			1B 2B			FC6-4 1B			4	0	3	0	0	0	0												
Jose Uribe, S OBP: 0.365, SLG: 0.407 (1, 6)				1B			FC6-4 CS			3	0	1	0	1	0	2												
Bob Knepper, L OBP: 0.200, SLG: 0.200 Jeff Brantley, R OBP: 0.500, SLG: 1.000 Steve Bedrosian, R ERA: 4.15				1B			K			3	0	1	1	0	2	2												
Inning Stats	R: 2 E: 0 K: 0 S: 6	H: 1 LOB: 0 BB: 1 P: 13	R: 0 E: 0 K: 2 S: 12	H: 1 LOB: 0 BB: 0 P: 19	R: 0 E: 0 K: 2 S: 11	H: 1 LOB: 1 BB: 0 P: 16	R: 0 E: 0 K: 1 S: 9	H: 3 LOB: 3 BB: 1 P: 19	R: 0 E: 0 K: 0 S: 5	H: 1 LOB: 1 BB: 0 P: 7	R: 0 E: 0 K: 1 S: 7	H: 1 LOB: 0 BB: 0 P: 12	R: 1 E: 1 K: 1 S: 12	H: 1 LOB: 2 BB: 1 P: 21	R: 0 E: 0 K: 0 S: 7	H: 1 LOB: 1 BB: 0 P: 10		1B: 8 2B: 1 3B: 0 HR: 1	SF: 0 SAC: 1 DP: 0 HBP: 0	WP: 1 PB: 0 SB: 0 CS: 1	PA: 37							
PITCHER	IP	WLS	BF	H	R	ER	SO	BB	IBB	HBP	BLK	WP	HR	S	P	ERA	WHIP											
Sid Fernandez, L ERA: 3.53 Wally Whitehurst, R ERA: 1.23 Jeff Musselman, L ERA: 4.15 Julio Machado, R ERA: 2.25	(1, 1)	5.0	L	24	7	3	3	5	1	1	0	0	0	0	7	12	0.00	1.000										
(6, 1)	1.0		3	1	0	0	1	0	0	0	0	0	0	7	12	0.00	1.000											
(7, 1)	0.2		5	1	1	0	1	0	1	0	0	1	0	10	18	0.00	1.500											
(7, 1)	1.1		5	1	0	0	0	0	0	0	0	0	0	9	13	0.00	0.750											

AB	33
R	4
H	10
RBI	4
BB	3
SO	7
LOB	20



Batter	1	2	3	4	5	6	7	8	9	AB	R	H	RBI	BB	SO	LOB	TOP					
Gregg Jefferies, S OBP: 0.364, SLG: 0.491	1-2 G6-3		3-1 F6	0-0 1B			0-1 1B SF9		4-1 BB	4	1	2	1	1	0	0	New York Mets @ San Francisco Giants Candlestick Park, San Francisco, CA Tue May 15 1990, 10:05 PM EDT Att: 16,143 - Unknown - 52 F					
Dave Magadan, L OBP: 0.366, SLG: 0.313	0-0 L7		2-3 K	1-2 G3			1-0 1B		2-1 F7	5	0	1	0	0	1	3						
Howard Johnson, S OBP: 0.304, SLG: 0.458	0-1 P6		2-1 F8		1-0 G4-3		0-0 SF9		1-0 P6	4	0	0	1	0	0	1						
Darryl Strawberry, L OBP: 0.346, SLG: 0.382		1-1 1B		1-2 P4	3-2 2B		0-1 F7			4	1	2	0	0	0	1						
Kevin McReynolds, R OBP: 0.351, SLG: 0.424		1-2 P6		0-1 F9	0-0 P4		1-0 G1-3			4	0	0	0	0	0	3						
Daryl Boston, L OBP: 0.343, SLG: 0.452		2-1 1B		4-1 1B	1-0 G5-3				2-1 P4	3	1	1	0	1	0	1						
Barry Lyons, R OBP: 0.265, SLG: 0.313		0-0 1B		0-1 1B		3-2 G6-3			3-2 L7	4	1	2	2	0	0	0						
Kevin Elster, R OBP: 0.214, SLG: 0.262		1-3 1B		4-0 1B		1-3 K			2-2 F8	3	1	0	0	1	2	2						
Ron Darling, R OBP: 0.143, SLG: 0.143		3-3 K		1-1 1B		1-3 K			3-2 F7	2	0	1	1	0	1	2						
Bob Ojeda, L OBP: 0.063, SLG: 0.063				1-2 1B						1	0	0	0	0	1	0						
Tom O'Malley, L (9, PH)										1	0	0	0	0	0	0						
Inning Stats	R: 0 E: 0 K: 0 S: 6	H: 0 LOB: 0 BB: 0 P: 7	R: 1 E: 0 K: 2 S: 15	H: 3 LOB: 2 BB: 0 P: 22	R: 0 E: 0 K: 1 S: 7	H: 0 LOB: 0 BB: 0 P: 14	R: 3 E: 0 K: 0 S: 14	H: 3 LOB: 2 BB: 2 P: 25	R: 0 E: 0 K: 2 S: 10	H: 0 LOB: 0 BB: 0 P: 15	R: 1 E: 0 K: 0 S: 7	H: 2 LOB: 1 BB: 0 P: 9	R: 0 E: 0 K: 0 S: 11	H: 0 LOB: 0 BB: 1 P: 18	R: 0 E: 0 K: 0 S: 9	H: 0 LOB: 1 BB: 1 P: 19	1B: 8 2B: 1 3B: 0 HR: 0	SF: 1 SAC: 0 DP: 0 HBP: 0	WP: 0 PB: 0 SB: 2 CS: 0	PA: 39		
PITCHER	IP WLS BF H R ER SO BB IBB HBP BLK WP HR S P ERA WHIP	IP WLS BF H R ER SO BB IBB HBP BLK WP HR S P ERA WHIP	IP WLS BF H R ER SO BB IBB HBP BLK WP HR S P ERA WHIP	IP WLS BF H R ER SO BB IBB HBP BLK WP HR S P ERA WHIP	IP WLS BF H R ER SO BB IBB HBP BLK WP HR S P ERA WHIP	IP WLS BF H R ER SO BB IBB HBP BLK WP HR S P ERA WHIP	IP WLS BF H R ER SO BB IBB HBP BLK WP HR S P ERA WHIP	IP WLS BF H R ER SO BB IBB HBP BLK WP HR S P ERA WHIP	IP WLS BF H R ER SO BB IBB HBP BLK WP HR S P ERA WHIP	IP WLS BF H R ER SO BB IBB HBP BLK WP HR S P ERA WHIP	IP WLS BF H R ER SO BB IBB HBP BLK WP HR S P ERA WHIP	IP WLS BF H R ER SO BB IBB HBP BLK WP HR S P ERA WHIP	IP WLS BF H R ER SO BB IBB HBP BLK WP HR S P ERA WHIP	IP WLS BF H R ER SO BB IBB HBP BLK WP HR S P ERA WHIP	IP WLS BF H R ER SO BB IBB HBP BLK WP HR S P ERA WHIP	IP WLS BF H R ER SO BB IBB HBP BLK WP HR S P ERA WHIP	IP WLS BF H R ER SO BB IBB HBP BLK WP HR S P ERA WHIP					
John Burkett, R ERA: 5.56	6.0	29	9	5	5	5	1	1	0	0	0	0	0	0	0	0	0	0	61	98	7.50	1.667
Mark Thurmond, L ERA: 4.05	2.0	W	6	0	0	0	0	0	0	0	0	0	0	0	0	0	0	0	15	23	0.00	0.000
Steve Bedrosian, R ERA: 5.28	1.0	S	4	0	0	0	1	0	0	0	0	0	0	0	0	0	0	0	9	19	0.00	1.000

AB	35
R	5
H	9
RBI	5
BB	3
SO	5
LOB	13



Batter	1	2	3	4	5	6	7	8	9	AB	R	H	RBI	BB	SO	LOB	BOTTOM					
Brett Butler, L OBP: 0.382, SLG: 0.364	1-3 K		1-0 L6	0-2 E1			2-3 K			4	0	0	0	0	2	0	New York Mets @ San Francisco Giants Candlestick Park, San Francisco, CA Tue May 15 1990, 10:05 PM EDT Att: 16,143 - Unknown - 52 F					
Robby Thompson, R OBP: 0.250, SLG: 0.313	3-2 E4		3-3 K	1-1 G6-3			4-2 BB			3	0	0	0	1	1	1						
Will Clark, L OBP: 0.319, SLG: 0.452	1-3 K		1-0 F7		2-1 G4-3		1-0 F7			4	0	0	0	0	1	2						
Kevin Mitchell, R OBP: 0.364, SLG: 0.550	1-0 F8			4-2 1B HR	0-0 F7			4-0 FC1-8 BB		2	1	0	0	2	0	1						
Kevin Bass, S OBP: 0.286, SLG: 0.412		0-1 L8		3-1 BB	2-3 K			0-0 FC1-6 G1-3		4	2	1	0	0	1	1						
Matt Williams, R OBP: 0.346, SLG: 0.524		3-2 HR		4-2 1B HR		1-3 K		0-1 G1-3		3	2	1	1	1	1	1						
Terry Kennedy, L OBP: 0.415, SLG: 0.541		3-3 K		1-0 HR		1-1 G6-3		3-2 2B		3	1	1	4	0	1	0						
Gary Carter, R OBP: 0.348, SLG: 0.383				1-1 HR				2-2 F9		1	0	1	1	0	0	0						
Jose Uribe, S OBP: 0.374, SLG: 0.415		2-2 1B		0-0 CS		0-1 G6-3				3	0	2	0	0	0	0						
Steve Bedrosian, R OBP: 0.375, SLG: 0.571				1-3 1B						0	0	0	0	0	0	0						
John Burkett, R ERA: 6.84	3.0	16	4	5	5	4	2	0	0	0	0	0	0	0	0	0	0	38	69	15.00	2.000	
Mark Thurmond, L ERA: 2.45	4.2	L	18	2	1	1	4	2	0	0	0	0	0	0	0	0	0	0	38	61	1.93	0.857
Dave Anderson, R OBP: 0.200, SLG: 0.250	0.1	1	0	0	0	0	0	0	0	0	0	0	0	0	0	0	0	0	5	7	0.00	0.000
Rick Parker, R (8, PH)																						
Inning Stats	R: 0 E: 1 K: 2 S: 11	H: 0 LOB: 1 BB: 0 P: 17	R: 1 E: 0 K: 1 S: 13	H: 2 LOB: 1 BB: 0 P: 21	R: 0 E: 0 K: 1 S: 6	H: 0 LOB: 0 BB: 0 P: 11	R: 4 E: 1 K: 1 S: 17	H: 3 LOB: 1 BB: 2 P: 31	R: 0 E: 0 K: 1 S: 7	H: 0 LOB: 0 BB: 0 P: 11	R: 0 E: 0 K: 1 S: 8	H: 0 LOB: 1 BB: 1 P: 16	R: 1 E: 0 K: 0 S: 11	H: 1 LOB: 1 BB: 1 P: 20	R: 0 E: 0 K: 0 S: 9	H: 0 LOB: 1 BB: 1 P: 19	1B: 3 2B: 1 3B: 0 HR: 2	SF: 0 SAC: 0 DP: 0 HBP: 0	WP: 0 PB: 0 SB: 1 CS: 1	PA: 35		
PITCHER	IP WLS BF H R ER SO BB IBB HBP BLK WP HR S P ERA WHIP	IP WLS BF H R ER SO BB IBB HBP BLK WP HR S P ERA WHIP	IP WLS BF H R ER SO BB IBB HBP BLK WP HR S P ERA WHIP	IP WLS BF H R ER SO BB IBB HBP BLK WP HR S P ERA WHIP	IP WLS BF H R ER SO BB IBB HBP BLK WP HR S P ERA WHIP	IP WLS BF H R ER SO BB IBB HBP BLK WP HR S P ERA WHIP	IP WLS BF H R ER SO BB IBB HBP BLK WP HR S P ERA WHIP	IP WLS BF H R ER SO BB IBB HBP BLK WP HR S P ERA WHIP	IP WLS BF H R ER SO BB IBB HBP BLK WP HR S P ERA WHIP	IP WLS BF H R ER SO BB IBB HBP BLK WP HR S P ERA WHIP	IP WLS BF H R ER SO BB IBB HBP BLK WP HR S P ERA WHIP	IP WLS BF H R ER SO BB IBB HBP BLK WP HR S P ERA WHIP	IP WLS BF H R ER SO BB IBB HBP BLK WP HR S P ERA WHIP	IP WLS BF H R ER SO BB IBB HBP BLK WP HR S P ERA WHIP	IP WLS BF H R ER SO BB IBB HBP BLK WP HR S P ERA WHIP	IP WLS BF H R ER SO BB IBB HBP BLK WP HR S P ERA WHIP						
Ron Darling, R ERA: 6.84	3.0	16	4	5	5	4	2	0	0	0	0	0	0	0	0	0	0	0	38	69	15.00	2.000
Bob Ojeda, L ERA: 2.45	4.2	L	18	2	1	1	4	2	0	0	0	0	0	0	0	0	0	0	38	61	1.93	0.857
Julio Machado, R ERA: 2.19	0.1	1	0	0	0	0	0	0	0	0	0	0	0	0	0	0	0	0	5	7	0.00	0.000

AB	31
R	6
H	6
RBI	6
BB	4
SO	8
LOB	9



Batter	1	2	3	4	5	6	7	8	9	10	AB	R	H	RBI	BB	SO	LOB	TOP							
Gregg Jefferies, S OBP: 0.358, SLG: 0.479 (1, 4)	B1-3		G4-3		G4-3		BB 1B		F7		5	0	1	0	0	0	0	New York Mets @ San Francisco Giants Candlestick Park, San Francisco, CA Wed May 16 1990, 6:33 AM EDT Att. 18,985 - Sunny - 60 F							
Dave Magadan, L OBP: 0.377, SLG: 0.514 (1, 3)	G3		G3			1B 1B	BB BB		K		3	1	1	0	1	0	0								
Mike Marshall, R OBP: 0.255, SLG: 0.393 (9, PH)											1	0	0	0	0	1	0								
Jeff Musselman, L (9, 1)											0	0	0	0	0	0	0								
Alejandro Pena, R (10, 1)											0	0	0	0	0	0	0								
Howard Johnson, S OBP: 0.314, SLG: 0.464 (1, 5)	G4-3		E9 1B			1B 1B	P3				5	0	3	0	0	0	2								
Daryl Strawberry, L OBP: 0.341, SLG: 0.374 (1, 9)		F9	K			1B FC5	G4-3				5	0	1	1	0	1	4								
Kevin McReynolds, R OBP: 0.345, SLG: 0.408 (1, 7)		F9			G5-3			G6-3			4	0	0	0	1	1									
Daryl Boston, L OBP: 0.377, SLG: 0.514 (1, 8)						BB	F7				2	1	1	0	0	0	0								
Mark Carreon, R OBP: 0.290, SLG: 0.476 (6, PH)		1B 3B			F8			G4-3			2	0	0	0	0	0	3								
Mackey Sasser, L OBP: 0.286, SLG: 0.316 (1, 2)					F8				FC4-6 1B		4	1	2	1	0	0	3								
Kevin Elster, R OBP: 0.215, SLG: 0.271 (1, 6)		1B 2B			G6-3	FC5		FC4-6			4	0	1	1	0	0	4								
Dwight Gooden, R OBP: 0.158, SLG: 0.278 (8, 1)		2B				2-3f					3	0	0	0	0	0	1								
John Franco, L (8, 1)					G4-3				P4		0	0	0	0	0	0	0								
Tim Teufel, R OBP: 0.281, SLG: 0.345 (9, PH)											1	0	0	0	0	0	0								
Inning Stats	R: 0 E: 0 K: 0 S: 4	H: 0 LOB: 0 BB: 0 P: 6	R: 2 E: 0 K: 0 S: 13	H: 3 LOB: 1 BB: 0 P: 20	R: 0 E: 1 K: 1 S: 7	H: 1 LOB: 1 BB: 0 P: 13	R: 0 E: 0 K: 0 S: 3	H: 0 LOB: 0 BB: 0 P: 8	R: 0 E: 0 K: 0 S: 6	H: 0 LOB: 0 BB: 0 P: 9	R: 1 E: 0 K: 0 S: 13	H: 3 LOB: 3 BB: 1 P: 26	R: 0 E: 0 K: 0 S: 7	H: 1 LOB: 2 BB: 1 P: 15	R: 0 E: 0 K: 1 S: 7	H: 0 LOB: 0 BB: 0 P: 11	R: 0 E: 0 K: 1 S: 5	H: 1 LOB: 0 BB: 0 P: 7	1B: 8 2B: 1 3B: 1 HR: 0	SF: 0 SAC: 0 DP: 0 HBP: 0	WP: 0 PB: 0 SB: 0 CS: 1	PA: 41			
PITCHER	IP WLS BF H R ER SO BB IBB HBP BLK WP HR S P ERA WHIP	IP WLS BF H R ER SO BB IBB HBP BLK WP HR S P ERA WHIP	IP WLS BF H R ER SO BB IBB HBP BLK WP HR S P ERA WHIP	IP WLS BF H R ER SO BB IBB HBP BLK WP HR S P ERA WHIP	IP WLS BF H R ER SO BB IBB HBP BLK WP HR S P ERA WHIP	IP WLS BF H R ER SO BB IBB HBP BLK WP HR S P ERA WHIP	IP WLS BF H R ER SO BB IBB HBP BLK WP HR S P ERA WHIP	IP WLS BF H R ER SO BB IBB HBP BLK WP HR S P ERA WHIP	IP WLS BF H R ER SO BB IBB HBP BLK WP HR S P ERA WHIP	IP WLS BF H R ER SO BB IBB HBP BLK WP HR S P ERA WHIP	IP WLS BF H R ER SO BB IBB HBP BLK WP HR S P ERA WHIP	IP WLS BF H R ER SO BB IBB HBP BLK WP HR S P ERA WHIP	IP WLS BF H R ER SO BB IBB HBP BLK WP HR S P ERA WHIP	IP WLS BF H R ER SO BB IBB HBP BLK WP HR S P ERA WHIP	IP WLS BF H R ER SO BB IBB HBP BLK WP HR S P ERA WHIP	IP WLS BF H R ER SO BB IBB HBP BLK WP HR S P ERA WHIP	IP WLS BF H R ER SO BB IBB HBP BLK WP HR S P ERA WHIP	IP WLS BF H R ER SO BB IBB HBP BLK WP HR S P ERA WHIP	IP WLS BF H R ER SO BB IBB HBP BLK WP HR S P ERA WHIP	IP WLS BF H R ER SO BB IBB HBP BLK WP HR S P ERA WHIP	IP WLS BF H R ER SO BB IBB HBP BLK WP HR S P ERA WHIP	IP WLS BF H R ER SO BB IBB HBP BLK WP HR S P ERA WHIP	IP WLS BF H R ER SO BB IBB HBP BLK WP HR S P ERA WHIP	IP WLS BF H R ER SO BB IBB HBP BLK WP HR S P ERA WHIP	IP WLS BF H R ER SO BB IBB HBP BLK WP HR S P ERA WHIP

New York Mets @ San Francisco Giants
 Candlestick Park, San Francisco, CA
 Wed May 16 1990, 6:33 AM EDT
 Att. 18,985 - Sunny - 60 F

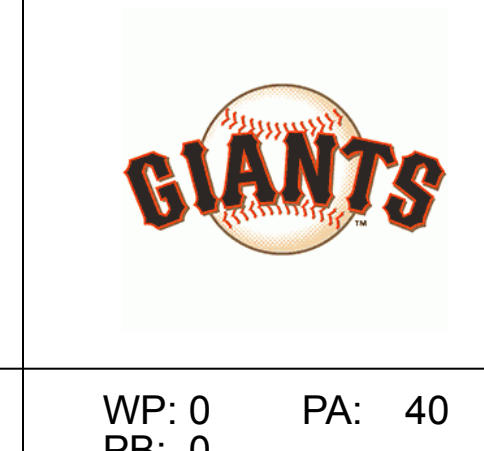
AB	39
R	3
H	10
RBI	3
BB	2
SO	3
LOB	18



Batter	1	2	3	4	5	6	7	8	9	10	AB	R	H	RBI	BB	SO	LOB	BOTTOM							
Brett Butler, L OBP: 0.382, SLG: 0.360 (1, 8)	E5 CS		K					G3 HR BB	G4-3		4	1	1	0	1	1	1	New York Mets @ San Francisco Giants Candlestick Park, San Francisco, CA Wed May 16 1990, 6:33 AM EDT Att. 18,985 - Sunny - 60 F							
Ernest Riles, L OBP: 0.289, SLG: 0.344 (1, 4)	F7		K		F7			G3			4	0	0	0	0	1	3								
Robby Thompson, R OBP: 0.248, SLG: 0.310 (10, PH)											1	0	0	0	0	0	0								
Will Clark, L OBP: 0.329, SLG: 0.475 (1, 3)	BB BB		1B		L4			HR			4	1	2	2	1	0	1								
Kevin Mitchell, R OBP: 0.365, SLG: 0.566 (1, 7)	BB BB		K					G5-3			4	1	1	1	1	1	1								
Kevin Bass, S OBP: 0.285, SLG: 0.432 (1, 9)	G4-3				F7						4	1	1	1	0	0	2								
Matt Williams, R OBP: 0.336, SLG: 0.508 (1, 5)		F9			K						4	0	0	0	0	3	0								
Terry Kennedy, L OBP: 0.412, SLG: 0.531 (1, 2)		G6-3									3	0	1	0	0	1	0								
Rick Parker, R OBP: 0.333, SLG: 0.500 (9, PH)											1	0	0	0	0	0	0								
Jeff Brantley, R OBP: 0.500, SLG: 1.000 (10, 1)					1B						0	0	0	0	0	0	0								
Jose Uribe, S OBP: 0.379, SLG: 0.412 (1, 6)					F7						3	0	1	0	1	0	1								
Scott Garretts, R OBP: 0.379, SLG: 0.412 (1, 1)											2	0	0	0	0	1	1								
Ed Vosberg, L OBP: 0.333, SLG: 0.500 (8, 1)											0	0	0	0	0	0	0								
Rick Leach, L OBP: 0.333, SLG: 0.500 (7, PH)											1	0	0	0	0	1	0								
Atlee Hammaker, S OBP: 0.333, SLG: 0.500 (8, 1)											0	0	0	0	0	0	0								
Gary Carter, R OBP: 0.333, SLG: 0.500 (9, PH)											0	0	0	0	0	0	0								
Gary Carter, R OBP: 0.333, SLG: 0.500 (10, 2)											1	0	0	0	0	0	1								
Inning Stats	R: 0 E: 1 K: 0 S: 15	H: 0 LOB: 2 BB: 2 P: 27	R: 0 E: 0 K: 0 S: 13	H: 0 LOB: 1 BB: 1 P: 19	R: 0 E: 0 K: 3 S: 13	H: 1 LOB: 1 BB: 0 P: 17	R: 0 E: 0 K: 1 S: 10	H: 1 LOB: 1 BB: 0 P: 15	R: 0 E: 0 K: 1 S: 10	H: 0 LOB: 0 BB: 0 P: 16	R: 0 E: 0 K: 2 S: 11	H: 0 LOB: 0 BB: 0 P: 15	R: 3 E: 0 K: 1 S: 14	H: 2 LOB: 0 BB: 1 P: 25	R: 0 E: 0 K: 0 S: 5	H: 1 LOB: 1 BB: 0 P: 8	R: 1 E: 0 K: 0 S: 3	H: 1 LOB: 0 BB: 0 P: 9	1B: 4 2B: 0 3B: 0 HR: 3	SF: 0 SAC: 0 DP: 0 HBP: 0	WP: 0 PB: 0 SB: 1 CS: 1	PA: 40			
PITCHER	IP WLS BF H R ER SO BB IBB HBP BLK WP HR S P ERA WHIP	IP WLS BF H R ER SO BB IBB HBP BLK WP HR S P ERA WHIP	IP WLS BF H R ER SO BB IBB HBP BLK WP HR S P ERA WHIP	IP WLS BF H R ER SO BB IBB HBP BLK WP HR S P ERA WHIP	IP WLS BF H R ER SO BB IBB HBP BLK WP HR S P ERA WHIP	IP WLS BF H R ER SO BB IBB HBP BLK WP HR S P ERA WHIP	IP WLS BF H R ER SO BB IBB HBP BLK WP HR S P ERA WHIP	IP WLS BF H R ER SO BB IBB HBP BLK WP HR S P ERA WHIP	IP WLS BF H R ER SO BB IBB HBP BLK WP HR S P ERA WHIP	IP WLS BF H R ER SO BB IBB HBP BLK WP HR S P ERA WHIP	IP WLS BF H R ER SO BB IBB HBP BLK WP HR S P ERA WHIP	IP WLS BF H R ER SO BB IBB HBP BLK WP HR S P ERA WHIP	IP WLS BF H R ER SO BB IBB HBP BLK WP HR S P ERA WHIP	IP WLS BF H R ER SO BB IBB HBP BLK WP HR S P ERA WHIP	IP WLS BF H R ER SO BB IBB HBP BLK WP HR S P ERA WHIP	IP WLS BF H R ER SO BB IBB HBP BLK WP HR S P ERA WHIP	IP WLS BF H R ER SO BB IBB HBP BLK WP HR S P ERA WHIP	IP WLS BF H R ER SO BB IBB HBP BLK WP HR S P ERA WHIP	IP WLS BF H R ER SO BB IBB HBP BLK WP HR S P ERA WHIP	IP WLS BF H R ER SO BB IBB HBP BLK WP HR S P ERA WHIP	IP WLS BF H R ER SO BB IBB HBP BLK WP HR S P ERA WHIP	IP WLS BF H R ER SO BB IBB HBP BLK WP HR S P ERA WHIP	IP WLS BF H R ER SO BB IBB HBP BLK WP HR S P ERA WHIP	IP WLS BF H R ER SO BB IBB HBP BLK WP HR S P ERA WHIP	IP WLS BF H R ER SO BB IBB HBP BLK WP HR S P ERA WHIP

New York Mets @ San Francisco Giants
 Candlestick Park, San Francisco, CA
 Wed May 16 1990, 6:33 AM EDT
 Att. 18,985 - Sunny - 60 F

AB	36
R	4
H	7
RBI	4
BB	4
SO	9
LOB	11



Batter	1	2	3	4	5	6	7	8	9	AB	R	H	RBI	BB	SO	LOB	TOP	
Gregg Jefferies, S (1, 4) OBP: 0.345, SLG: 0.460		G4-3		FC5-4			G1-3		K	5	0	0	0	0	2	4		
Keith Miller, R (1, 8) OBP: 0.338, SLG: 0.386							K		G4-3	5	0	1	0	0	3	0		
Howard Johnson, S (1, 5) OBP: 0.319, SLG: 0.461			G1-3							3	0	1	0	1	1	0		
Kevin McReynolds, R (1, 7) OBP: 0.358, SLG: 0.438										2	2	1	1	2	0	1		
Darryl Strawberry, L (1, 9) OBP: 0.338, SLG: 0.370		L9	F7							4	0	1	0	0	0	4		
Mike Marshall, R (1, 3) OBP: 0.255, SLG: 0.387										4	0	1	0	0	0	4		
Kevin Elster, R (1, 6) Dave Magadan, L (8, PH) OBP: 0.371, SLG: 0.308										2	0	1	0	1	0	0		
Todd Hundley, S (1, 2) OBP: 0.250, SLG: 0.500										4	1	1	0	0	2	4		
Frank Viola, L (1, 1) Mark Carreon, R (8, PH) OBP: 0.286, SLG: 0.469										3	0	2	2	0	1	0		
Inning Stats	R: 0 H: 0 E: 0 K: 3 S: 9	H: 0 R: 2 ER: 0 LOB: 0 BB: 0 P: 12	R: 1 H: 2 E: 0 K: 1 S: 11	H: 1 R: 3 ER: 0 LOB: 0 BB: 0 P: 14	R: 1 H: 3 E: 0 K: 0 S: 11	H: 1 R: 0 ER: 0 LOB: 0 BB: 0 P: 10	R: 0 H: 0 E: 0 K: 2 S: 8	H: 1 R: 1 ER: 0 LOB: 1 BB: 0 P: 12	R: 0 H: 1 E: 1 K: 1 S: 15	H: 0 R: 0 ER: 0 LOB: 0 BB: 0 P: 10	R: 0 H: 0 E: 0 K: 2 S: 7	H: 0 R: 0 ER: 0 LOB: 0 BB: 0 P: 10	1B: 7 2B: 2 3B: 0 HR: 1	SF: 0 SAC: 0 DP: 2 HBP: 0	WP: 0 PB: 0 SB: 1 CS: 1	PA: 38		
PITCHER	IP	WLS	BF	H	R	ER	SO	BB	IBB	HBP	BLK	WP	HR	S	P	ERA	WHIP	
Bruce Hurst, L (1, 1) ERA: 3.56	5.0	W	24	7	3	3	5	4	0	0	0	0	1	50	86	5.40	2.200	
Greg Harris, R (8, 1) ERA: 1.37	2.0		9	2	0	0	3	0	0	0	0	0	0	22	28	0.00	1.000	
Craig Lefferts, L (8, 1) ERA: 2.45	2.0	S	5	0	0	0	3	0	0	0	0	0	0	16	24	0.00	0.000	

New York Mets @ San Diego Padres
Jack Murphy Stadium, San Diego, CA
Fri May 18 1990, 10:05 PM EDT
Att: 26,905 - Unknown - 62 F

AB	34
R	3
H	9
RBI	3
BB	4
SO	11
LOB	19





Batter	1	2	3	4	5	6	7	8	9	AB	R	H	RBI	BB	SO	LOB	BOTTOM	
Bip Roberts, S (1, 7) OBP: 0.350, SLG: 0.468		F9								4	1	1	0	0	1	0		
Tony Gwynn, L (1, 9) OBP: 0.358, SLG: 0.458	G6-3									3	0	1	0	0	0	0		
Roberto Alomar, S (1, 4) OBP: 0.396, SLG: 0.452										4	0	1	1	0	1	1		
Joe Carter, R (1, 3) OBP: 0.295, SLG: 0.432										4	1	2	1	0	0	1		
Benito Santiago, R (1, 2) OBP: 0.375, SLG: 0.536										4	1	1	0	0	1	4		
Shawn Abner, R (1, 8) OBP: 0.346, SLG: 0.292										4	1	1	0	0	0	2		
Mike Pagliarulo, L (1, 5) OBP: 0.397, SLG: 0.412										3	1	0	0	0	0	0		
Garry Templeton, S (1, 6) OBP: 0.272, SLG: 0.394										3	1	1	4	0	0	0		
Bruce Hurst, L (1, 1) Greg Harris, R (8, 1) Craig Lefferts, L (8, 1)										2	0	0	0	0	2	0		
Inning Stats	R: 0 H: 0 E: 0 K: 2 S: 8	H: 3 R: 6 ER: 1 LOB: 0 BB: 0 P: 11	R: 0 H: 1 E: 1 K: 1 S: 9	H: 1 R: 0 ER: 0 LOB: 2 BB: 0 P: 13	R: 0 H: 0 E: 0 K: 1 S: 9	H: 0 R: 2 ER: 0 LOB: 0 BB: 0 P: 12	R: 1 H: 2 E: 2 K: 0 S: 8	H: 0 R: 0 ER: 0 LOB: 1 BB: 0 P: 15	R: 0 H: 0 E: 0 K: 0 S: 7	H: 0 R: 0 ER: 0 LOB: 0 BB: 0 P: 9	R: 0 H: 1 E: 0 K: 0 S: 10	H: 1 R: 0 ER: 0 LOB: 0 BB: 0 P: 15	R: 1 H: 1 E: 0 K: 0 S: 7	H: 1 R: 0 ER: 0 LOB: 0 BB: 0 P: 9	1B: 6 2B: 0 3B: 0 HR: 2	SF: 0 SAC: 1 DP: 1 HBP: 1	WP: 0 PB: 0 SB: 0 CS: 0	PA: 34
PITCHER	IP	WLS	BF	H	R	ER	SO	BB	IBB	HBP	BLK	WP	HR	S	P	ERA	WHIP	
Frank Viola, L (1, 1) ERA: 1.66	8.0	L	34	8	6	6	5	0	0	1	0	0	2	73	105	6.75	1.000	

New York Mets @ San Diego Padres
Jack Murphy Stadium, San Diego, CA
Fri May 18 1990, 10:05 PM EDT
Att: 26,905 - Unknown - 62 F

AB	32
R	6
H	8
RBI	6
BB	0
SO	5
LOB	8



Batter	1	2	3	4	5	6	7	8	9	AB	R	H	RBI	BB	SO	LOB	TOP											
Gregg Jefferies, S OBP: 0.340, SLG: 0.450 (1, 4)	L8		E3 HR				F8		E4	5	1	1	1	0	0	2	New York Mets @ San Diego Padres Jack Murphy Stadium, San Diego, CA Sat May 19 1990, 10:05 PM EDT Att: 36,577 - Unknown - 60 F AB 37 R 6 H 7 RBI 5 BB 2 SO 7 LOB 20 											
Kevin Elster, R OBP: 0.233, SLG: 0.301 (1, 6)	F9			FC5					P3	4	1	1	3	1	0	4												
Howard Johnson, S OBP: 0.315, SLG: 0.474 (1, 5)	F9		P4		HR		P4		G1-3	5	1	1	1	0	0	3												
Darryl Strawberry, L OBP: 0.329, SLG: 0.358 (1, 9)		E4	L7		K		F9			4	0	0	0	0	1	1												
Kevin McReynolds, R OBP: 0.362, SLG: 0.435 (1, 7)		K		L9 1B E	G6-3			FC1-4 1B		3	1	1	0	1	1	1												
Mike Marshall, R OBP: 0.255, SLG: 0.381 (1, 3)		K		E 1B			FC1-4 G4-6-3			4	1	1	0	0	2	2												
Daryl Boston, L OBP: 0.317, SLG: 0.459 (1, 8)				K			G4-6-3			4	0	0	0	0	3	4												
Todd Hundley, S OBP: 0.125, SLG: 0.250 (1, 2)			G4-3	L9			G4-3		G4-3	4	0	0	0	0	0	2												
David Cone, L OBP: 0.385, SLG: 0.385 John Franco, L (9, 1)			E HR 1B	E3 FC5 1B			G4-3		E 1B	4	1	2	0	0	0	1												
Inning Stats	R: 0 E: 0 K: 0 S: 11	H: 0 LOB: 0 BB: 0 P: 16	R: 0 E: 1 K: 3 S: 12	H: 0 LOB: 1 BB: 0 P: 19	R: 3 E: 1 K: 0 S: 22	H: 2 LOB: 0 BB: 0 P: 29	R: 2 E: 1 K: 1 S: 15	H: 2 LOB: 2 BB: 1 P: 26	R: 1 E: 0 K: 2 S: 9	H: 1 LOB: 0 BB: 0 P: 10	R: 0 E: 0 K: 0 S: 8	H: 0 LOB: 0 BB: 0 P: 10	R: 0 E: 0 K: 0 S: 5	H: 0 LOB: 1 BB: 1 P: 9	R: 0 E: 0 K: 0 S: 6	H: 1 LOB: 0 BB: 0 P: 9		R: 0 E: 1 K: 0 S: 8	H: 1 LOB: 2 BB: 0 P: 10	1B: 5 2B: 0 3B: 0 HR: 2	SF: 0 SAC: 0 DP: 1 HBP: 0	WP: 0 PB: 0 SB: 1 CS: 0	PA: 39					
PITCHER	IP	WLS	BF	H	R	ER	SO	BB	IBB	HBP	BLK	WP	HR	S	P	ERA	WHIP											
Andy Benes, R ERA: 4.05 Calvin Schiraldi, R ERA: 4.79 Mark Grant, R ERA: 6.64	(1, 1)	6.0	L	27	5	6	3	7	1	0	0	0	0	2	77	110	4.50	1.000										
Batter	1	2	3	4	5	6	7	8	9	AB	R	H	RBI	BB	SO	LOB	BOTTOM											
Bip Roberts, S OBP: 0.348, SLG: 0.477 (1, 7)	G4-3 3B		K			K			F9	4	1	1	0	0	2	0	New York Mets @ San Diego Padres Jack Murphy Stadium, San Diego, CA Sat May 19 1990, 10:05 PM EDT Att: 36,577 - Unknown - 60 F AB 33 R 4 H 7 RBI 4 BB 0 SO 8 LOB 5 											
Tony Gwynn, L OBP: 0.355, SLG: 0.452 (1, 9)	G4-3			G3			G4-3		2B 1B	4	1	1	1	0	0	0												
Roberto Alomar, S OBP: 0.392, SLG: 0.453 (1, 4)	G1-3			G5-3			G4-3		1B 2B	4	1	1	0	0	0	0												
Joe Carter, R OBP: 0.293, SLG: 0.427 (1, 3)	F9			K			K		1B 1B	4	0	1	2	0	2	0												
Fred Lynn, L OBP: 0.310, SLG: 0.385 Jerald Clark, R OBP: 0.188, SLG: 0.200 (9, PH)		K		G4-3			SF8 2B		K	3	1	1	0	0	1	0												
Benito Santiago, R OBP: 0.371, SLG: 0.530 (1, 2)	F7			F8			SF8		FC5-4 1B	3	0	1	1	0	0	0												
Mike Pagliarulo, L OBP: 0.394, SLG: 0.407 Darrin Jackson, R OBP: 0.243, SLG: 0.361 (9, PH)	G4-3			P6			1B		FC5-4	3	0	1	0	0	0	0												
Garry Templeton, S OBP: 0.267, SLG: 0.387 Calvin Schiraldi, R Phil Stephenson, L OBP: 0.458, SLG: 0.444 Mark Grant, R (9, 1)			P6			K2-3		F7		2	0	0	0	0	1	0												
Andy Benes, R Joey Cora, S (6, PH) (7, 6)			K		G4-3		G4-3		G4-3	1	0	0	0	0	1	0												
Inning Stats	R: 1 E: 0 K: 0 S: 13	H: 1 LOB: 0 BB: 0 P: 19	R: 0 E: 0 K: 1 S: 6	H: 0 LOB: 0 BB: 0 P: 9	R: 0 E: 0 K: 2 S: 9	H: 0 LOB: 0 BB: 0 P: 15	R: 0 E: 0 K: 1 S: 8	H: 0 LOB: 0 BB: 0 P: 12	R: 0 E: 0 K: 0 S: 7	H: 0 LOB: 0 BB: 0 P: 10	R: 0 E: 0 K: 2 S: 8	H: 0 LOB: 0 BB: 0 P: 13	R: 0 E: 0 K: 1 S: 9	H: 0 LOB: 0 BB: 0 P: 15	R: 1 E: 0 K: 0 S: 9	H: 2 LOB: 1 BB: 0 P: 16		R: 2 E: 0 K: 1 S: 20	H: 4 LOB: 2 BB: 0 P: 33	1B: 4 2B: 2 3B: 1 HR: 0	SF: 1 SAC: 0 DP: 0 HBP: 0	WP: 0 PB: 1 SB: 0 CS: 0	PA: 34					
PITCHER	IP	WLS	BF	H	R	ER	SO	BB	IBB	HBP	BLK	WP	HR	S	P	ERA	WHIP											
David Cone, R ERA: 5.75 John Franco, L ERA: 1.99	(1, 1)	8.1	W	31	6	4	4	7	0	0	0	0	0	10	124	4.32	0.720											
John Franco, L ERA: 1.99	(9, 1)	0.2	S	3	1	0	0	1	0	0	0	0	0	10	18	0.00	1.500											

Batter	1	2	3	4	5	6	7	8	9	AB	R	H	RBI	BB	SO	LOB	TOP			
Gregg Jefferies, S (1, 4) OBP: 0.342, SLG: 0.449	G6-3		1B		P4		FC6-4		F7	5	0	2	1	0	0	0	New York Mets @ San Diego Padres Jack Murphy Stadium, San Diego, CA Sun May 20 1990, 6:33 AM EDT Att: 25,233 - Sunny - 70 F			
Keith Miller, R (1, 8) OBP: 0.338, SLG: 0.383	G6-3		1B		G6-3		FC6-4		F8	3	0	1	0	0	0	0				
Daryl Boston, L (7, PH) OBP: 0.302, SLG: 0.436	G6-3		1B		G6-3		FC6-4		F8	2	0	0	0	0	0	2				
Howard Johnson, S (1, 5) OBP: 0.312, SLG: 0.464	2B		1B		P3		K		G1-3	5	0	1	0	0	2	4				
Kevin McReynolds, R (1, 7) OBP: 0.374, SLG: 0.445	1-H		2B		FC3-6		G5-3		BB	2	0	1	0	2	0	0				
Darryl Strawberry, L (1, 9) OBP: 0.327, SLG: 0.354			K		FC3-6		E7		F7	4	0	1	0	0	1	2				
Mike Marshall, R (1, 3) OBP: 0.255, SLG: 0.370	G6-3		G6-3		P9		G6-3		BB	3	0	0	0	0	0	2				
Kevin Elster, R (1, 6) OBP: 0.248, SLG: 0.298			K		BB				BB	1	1	0	0	3	1	0				
Todd Hundley, S (1, 2) OBP: 0.100, SLG: 0.200			K		K		SH1-4		K	2	0	0	0	0	2	2				
Mark Carron, R (8, PH) OBP: 0.292, SLG: 0.462			K		K		SH1-4		K	1	0	0	0	0	1	3				
Alejandro Pena, R (8, 1)			K		K		SH1-4		K	0	0	0	0	0	0	0				
Sid Fernandez, L (1, 1) OBP: 0.200, SLG: 0.287			K		K		F7		K	2	0	0	0	0	1	0				
Tim Lincecum, R (7, PH) OBP: 0.281, SLG: 0.345			K		K		F7		K	0	0	0	0	0	0	0				
Dave Magadan, L (7, PH) OBP: 0.245, SLG: 0.321			K		K		F7		K	1	0	0	0	0	0	0				
Ron Darling, R (7, 1) OBP: 0.140, SLG: 0.143			K		K		F7		K	0	0	0	0	0	0	0				
Julio Machado, R (7, 1) OBP: 0.275, SLG: 0.338			K		K		F7		K	0	0	0	0	0	0	0				
Mackey Sasser, L (8, PH) OBP: 0.275, SLG: 0.338			K		K		F7		K	1	0	0	0	0	1	3				
Inning Stats	R: 0 E: 0 K: 0 S: 6	H: 2 LOB: 2 BB: 0 P: 12	R: 0 E: 0 K: 2 S: 8	H: 0 LOB: 0 BB: 0 P: 12	R: 0 E: 0 K: 2 S: 14	H: 2 LOB: 2 BB: 0 P: 21	R: 0 E: 0 K: 1 S: 15	H: 0 LOB: 2 BB: 0 P: 27	R: 0 E: 0 K: 0 S: 8	H: 1 LOB: 1 BB: 0 P: 18	R: 1 E: 0 K: 1 S: 11	H: 2 LOB: 2 BB: 1 P: 21	R: 0 E: 0 K: 2 S: 13	H: 0 LOB: 3 BB: 2 P: 28	R: 0 E: 0 K: 0 S: 12	H: 0 LOB: 0 BB: 0 P: 16	1B: 6 2B: 1 3B: 0 HR: 0	SF: 0 SAC: 1 DP: 0 HBP: 1	WP: 0 PB: 0 SB: 0 CS: 0	PA: 39
PITCHER	IP WLS BF H R ER SO BB IBB HBP BLK WP HR S P ERA WHIP																			
Dennis Rasmussen, L (1, 1) ERA: 3.97	6.1	26	5	1	1	6	3	0	0	0	0	0	0	63	108	1.42	1.263			
Greg Harris, R (7, 1) ERA: 1.32	1.0	W 8	2	0	0	1	2	0	1	0	0	0	0	15	32	0.00	4.000			
Craig Lefferts, L (8, 1) ERA: 2.2	1.2	S 5	0	0	0	2	0	0	0	0	0	0	0	18	25	0.00	0.000			

AB	32
R	1
H	7
RBI	1
BB	5
SO	9
LOB	18



Batter	1	2	3	4	5	6	7	8	9	AB	R	H	RBI	BB	SO	LOB	BOTTOM			
Bip Roberts, S (1, 7) OBP: 0.345, SLG: 0.473	G6-3		F5		P4		G5-3			1	0	0	0	0	0	0	New York Mets @ San Diego Padres Jack Murphy Stadium, San Diego, CA Sun May 20 1990, 6:33 AM EDT Att: 25,233 - Sunny - 70 F			
Darrin Jackson, R (2, PH) OBP: 0.225, SLG: 0.333	G6-3		F5		P4		G5-3			3	0	0	0	0	4	0				
Tony Gwynn, L (1, 9) OBP: 0.385, SLG: 0.459	F7				2B		BB			2	0	1	0	2	0	0				
Roberto Alomar, S (1, 4) OBP: 0.395, SLG: 0.455			P3		P3		K			4	0	2	2	0	1	2				
Joe Carter, R (1, 3) OBP: 0.292, SLG: 0.422			K		K		L4			4	0	1	0	0	2	4				
Bento Santiago, R (1, 2) OBP: 0.359, SLG: 0.513			F8		F9		K		G5-3	4	0	0	0	0	1	2				
Shawn Abner, R (1, 8) OBP: 0.310, SLG: 0.259			E5		G5-3		K2		P3	3	1	0	0	0	1	1				
Greg Harris, R (7, 1) ERA: 1.32			1B		G5-3		K2		P3	0	0	0	0	0	0	0				
Craig Lefferts, L (8, 1) ERA: 2.2			1B		G5-3		K2		P3	1	0	0	0	0	0	0				
Mike Pagliarulo, L (1, 5) OBP: 0.400, SLG: 0.421			E6		P6		G5-3		BB	3	1	1	0	1	0	1				
Garry Templeton, S (1, 6) OBP: 0.269, SLG: 0.386			FC2-5		P4		SH		G4-3	3	0	1	1	0	0	1				
Dennis Rasmussen, L (1, 1) OBP: 0.313, SLG: 0.313			FC2-5		K		G5-3		BB	2	0	0	0	0	1	2				
Phil Stephenson, L (7, 3) OBP: 0.460, SLG: 0.444			FC2-5		K		G5-3		BB	0	1	0	0	1	0	0				
Inning Stats	R: 0 E: 0 K: 1 S: 12	H: 1 LOB: 1 BB: 0 P: 17	R: 1 E: 2 K: 0 S: 10	H: 1 LOB: 2 BB: 0 P: 15	R: 0 E: 0 K: 1 S: 9	H: 1 LOB: 1 BB: 0 P: 12	R: 0 E: 0 K: 0 S: 9	H: 0 LOB: 0 BB: 0 P: 14	R: 0 E: 0 K: 2 S: 10	H: 0 LOB: 1 BB: 1 P: 16	R: 0 E: 0 K: 2 S: 11	H: 1 LOB: 1 BB: 0 P: 16	R: 2 E: 0 K: 0 S: 14	H: 1 LOB: 2 BB: 3 P: 30	R: 0 E: 0 K: 0 S: 6	H: 1 LOB: 1 BB: 0 P: 7	1B: 4 2B: 3 3B: 0 HR: 0	SF: 0 SAC: 1 DP: 1 HBP: 0	WP: 1 PB: 0 SB: 0 CS: 0	PA: 35
PITCHER	IP WLS BF H R ER SO BB IBB HBP BLK WP HR S P ERA WHIP																			
Sid Fernandez, L (1, 1) ERA: 3.1	6.0	L 24	4	1	2	0	2	1	0	0	0	0	9	22	27.00	4.500				
Ron Darling, R (7, 1) ERA: 7.39	0.2	L 6	1	2	2	0	2	1	0	0	0	0	9	22	27.00	4.500				
Julio Machado, R (7, 1) ERA: 2.13	0.1	1 0	0	0	0	0	0	0	0	0	1	0	5	8	0.00	0.000				
Alejandro Pena, R (8, 1) ERA: 3.45	1.0	4 1	0	0	0	0	0	0	0	0	0	0	6	7	0.00	1.000				



Batter	1	2	3	4	5	6	7	8	9	AB	R	H	RBI	BB	SO	LOB	TOP			
Gregg Jefferies, S (1,4) OBP: 0.349, SLG: 0.460 Tim Teufel, R (5,4) OBP: 0.265, SLG: 0.323	G6-3		1B 2B	E G4-6-3		G6-3		L6		3	2	2	0	0	0	0				
Kevin Elster, R (1,6) OBP: 0.245, SLG: 0.294	K		2B HR	E4 G4-6-3		K		F9		5	1	1	1	1	0	2				
Howard Johnson, S (1,5) OBP: 0.319, SLG: 0.472 Wally Whitehurst, R (7,1) OBP: 0.335, SLG: 0.333	K		HR	G4-6-3				FC3-6 1B		4	2	2	1	0	1	1				
Darryl Strawberry, L (1,9) OBP: 0.336, SLG: 0.377		HR	HR	HBP				FC3-6 1B		3	2	1	1	1	1	2				
Kevin McReynolds, R (1,7) OBP: 0.373, SLG: 0.469 Mark Carreon, R (4,7) OBP: 0.259, SLG: 0.463	P4		HR	G5-3				F8		3	1	1	4	0	0	1				
Mike Marshall, R (1,3) OBP: 0.257, SLG: 0.369 Jeff Musselman, L (6,1)	G5-3		HR	1B				F9		3	1	1	0	0	0	0				
Tom O'Malley, L (7,PH) OBP: 0.111, SLG: 0.167			HR	1B				F9		2	0	1	2	0	0	1				
Daryl Boston, L (1,8) OBP: 0.319, SLG: 0.512	G4-3		HR							4	1	2	2	0	0	0				
Todd Hundley, S (1,2) OBP: 0.143, SLG: 0.154			BB	G4-3						3	1	0	0	1	0	2				
Dwight Gooden, R (1,1) OBP: 0.150, SLG: 0.263 Dave Magadan, L (6,PH) OBP: 0.385, SLG: 0.327			SH3-4 K					L6 1B		1	0	0	0	0	1	0				
Inning Stats	R: 0 E: 0 K: 2 S: 9	H: 0 LOB: 0 BB: 0 P: 13	R: 1 E: 0 K: 0 S: 12	H: 1 LOB: 0 BB: 0 P: 16	R: 8 E: 0 K: 1 S: 16	H: 6 LOB: 2 BB: 2 P: 35	R: 1 E: 1 K: 0 S: 9	H: 1 LOB: 1 BB: 0 P: 18	R: 0 E: 0 K: 1 S: 9	H: 0 LOB: 0 BB: 0 P: 10	R: 2 E: 0 K: 1 S: 11	H: 4 LOB: 1 BB: 0 P: 18	R: 0 E: 0 K: 0 S: 9	H: 1 LOB: 0 BB: 0 P: 14	R: 0 E: 0 K: 0 S: 6	H: 1 LOB: 1 BB: 0 P: 7	1B: 8 2B: 4 3B: 0 HR: 3	SF: 0 SAC: 1 DP: 3 HBP: 1	WP: 0 PB: 0 SB: 0 CS: 0	PA: 42
PITCHER	IP WLS BF H R ER SO	IP WLS BF H R ER SO	IP WLS BF H R ER SO	IP WLS BF H R ER SO	IP WLS BF H R ER SO	IP WLS BF H R ER SO	IP WLS BF H R ER SO	IP WLS BF H R ER SO	IP WLS BF H R ER SO	IP WLS BF H R ER SO	IP WLS BF H R ER SO	IP WLS BF H R ER SO	IP WLS BF H R ER SO	IP WLS BF H R ER SO	IP WLS BF H R ER SO	IP WLS BF H R ER SO	ERA WHIP	ERA WHIP	ERA WHIP	
Mike Morgan, R (1,1) ERA: 4.08	2.1	L	16	7	9	9	2	1	1	0	0	0	0	0	3	33	58	34.71	3.429	
Mike Maddux, R (3,1) ERA: 4.53	4.2		19	5	3	3	3	0	0	1	0	0	0	0	42	68	5.79	1.071		
Don Aase, R (8,1) ERA: 4.24	2.0		7	2	0	0	0	0	0	0	0	0	0	0	15	21	0.00	1.000		

New York Mets @ Los Angeles Dodgers
Dodger Stadium, Los Angeles, CA
 Mon May 21 1990, 7:05 PM PDT
 Att: 39,876 - Unknown - 70 F

AB	38
R	12
H	14
RBI	11
BB	2
SO	5
LOB	10





Batter	1	2	3	4	5	6	7	8	9	AB	R	H	RBI	BB	SO	LOB	BOTTOM					
Juan Samuel, R (1,4) OBP: 0.263, SLG: 0.262 Don Aase, R (8,1)	F8		G3-1		G3 BLK SF7 BB		DI 1B		K	3	1	1	0	1	0	0						
John Shelby, S (9,PH) OBP: 0.250, SLG: 0.333			E		G3		F7		K	0	0	0	0	0	0	0						
Stan Javier, S (1,8) OBP: 0.323, SLG: 0.352	K		3B		G3				K	5	1	1	0	0	2	2						
Kal Daniels, L (1,7) OBP: 0.400, SLG: 0.558 Chris Gwynn, L (7,PH) OBP: 0.250, SLG: 0.261	G4-3		E5 3B		BB		K			2	0	1	1	1	0	0						
Eddie Murray, S (1,3) OBP: 0.379, SLG: 0.462 Mickey Hatcher, R (6,3) OBP: 0.233, SLG: 0.179		1B BB	BB		SF7		G5-3			0	0	0	1	2	0	0						
Hubie Brooks, R (1,9) OBP: 0.278, SLG: 0.439 Jose Gonzalez, R (8,9) OBP: 0.364, SLG: 0.579		1B BB	BB		F8		F8		HR	3	0	1	0	0	0	3						
Lenny Harris, L (1,5) OBP: 0.318, SLG: 0.338	P2				E3 FC3-6		L3 1B		DI 1B	4	0	2	0	0	0	2						
Mike Scioscia, L (1,2) OBP: 0.308, SLG: 0.422 Rick Dempsey, R (8,2) OBP: 0.429, SLG: 0.647	L6		FC3-6 FC6-4		1B		L3		P5	3	0	0	0	0	4							
Alfredo Griffin, S (1,6) OBP: 0.352, SLG: 0.366 Mike Sharperson, R (8,6) OBP: 0.406, SLG: 0.387	K		K		K		K		G6-3	3	0	0	0	0	3	3						
Mike Morgan, R (1,1) OBP: 0.158, SLG: 0.111 Mike Maddux, L (3,1)			L6		FC6-4		K		F8	0	0	0	0	0	0	0						
Brian Traxler, L (7,PH) OBP: 0.091, SLG: 0.182										2	0	0	0	0	1	0						
Inning Stats	R: 0 E: 0 K: 1 S: 7	H: 0 LOB: 0 BB: 0 P: 10	R: 0 E: 0 K: 1 S: 20	H: 1 LOB: 2 BB: 1 P: 27	R: 1 E: 1 K: 0 S: 14	H: 2 LOB: 2 BB: 1 P: 29	R: 0 E: 1 K: 1 S: 11	H: 0 LOB: 1 BB: 0 P: 15	R: 1 E: 0 K: 0 S: 12	H: 0 LOB: 2 BB: 2 P: 20	R: 0 E: 0 K: 1 S: 6	H: 1 LOB: 1 BB: 0 P: 11	R: 0 E: 0 K: 2 S: 12	H: 1 LOB: 1 BB: 0 P: 19	R: 1 E: 0 K: 0 S: 18	H: 2 LOB: 1 BB: 0 P: 25	R: 0 E: 0 K: 2 S: 7	H: 0 LOB: 0 BB: 0 P: 10	1B: 5 2B: 1 3B: 1 HR: 1	SF: 1 SAC: 0 DP: 1 HBP: 0	WP: 0 PB: 0 SB: 0 CS: 0	PA: 38
PITCHER	IP WLS BF H R ER SO	IP WLS BF H R ER SO	IP WLS BF H R ER SO	IP WLS BF H R ER SO	IP WLS BF H R ER SO	IP WLS BF H R ER SO	IP WLS BF H R ER SO	IP WLS BF H R ER SO	IP WLS BF H R ER SO	IP WLS BF H R ER SO	IP WLS BF H R ER SO	IP WLS BF H R ER SO	IP WLS BF H R ER SO	IP WLS BF H R ER SO	IP WLS BF H R ER SO	IP WLS BF H R ER SO	ERA WHIP	ERA WHIP	ERA WHIP			
Dwight Gooden, R (1,1) ERA: 4.17	5.0	W	23	3	2	2	3	4	0	0	1	0	0	0	0	0	3.60	1.400				
Jeff Musselman, L (6,1) ERA: 3.45	1.0		3	1	0	0	1	0	0	0	0	6	11	0.00	1.000							
Wally Whitehurst, R (7,1) ERA: 1.53	3.0	S	12	3	1	1	4	0	0	0	0	0	0	0	1	37	3.00	1.000				

New York Mets @ Los Angeles Dodgers
Dodger Stadium, Los Angeles, CA
 Mon May 21 1990, 7:05 PM PDT
 Att: 39,876 - Unknown - 70 F

AB	33
R	3
H	7
RBI	3
BB	4
SO	8
LOB	18



Batter	1	2	3	4	5	6	7	8	9	AB	R	H	RBI	BB	SO	LOB	TOP											
Gregg Jefferies, S OBP: 0.342, SLG: 0.448 (1, 4)	G3	K		P6		1B FC6-2 HR 1B	G4-3		G3	6	1	1	0	0	1	5	New York Mets @ Los Angeles Dodgers Dodger Stadium, Los Angeles, CA Tue May 22 1990, 3:33 AM PDT Att: 29,064 - Sunny - 70 F											
Keith Miller, R OBP: 0.351, SLG: 0.394 (1, 8)	BB SF8 1B		G3-1 S 1B		1B 1B	FC6-2 1B HR		L7	G6-3	6	3	3	0	0	0	4												
Howard Johnson, S OBP: 0.319, SLG: 0.466 (1, 5)	FC4		K		FC4-6 1B	P2		E 1B BB		4	0	1	0	1	1	5												
Darryl Strawberry, L OBP: 0.351, SLG: 0.381 (1, 9)			G3-1		P6			E9		4	1	2	1	1	0	3												
Mike Marshall, R OBP: 0.263, SLG: 0.402 Tim Teufel, R OBP: 0.265, SLG: 0.323 (1, 3) (8, 3)	SF8		G6-3		FC4-6 1B			F8		4	1	2	6	0	0	3												
Daryl Boston, L OBP: 0.308, SLG: 0.500 (1, 7)	F7				FC4-6 S 1B	G3		F8		0	0	0	0	0	0	0												
Kevin Elster, R OBP: 0.266, SLG: 0.347 (1, 6)			FC3-6 1B		G6-3					5	1	4	1	0	0	2												
Mackey Sasser, L OBP: 0.292, SLG: 0.318 (1, 2)			P6		F8			P6		5	0	2	0	0	0	3												
Bob Ojeda, L OBP: 0.167, SLG: 0.167 Tom O'Malley, L OBP: 0.105, SLG: 0.158 Alejandro Pena, R (7, 1) (7, 1)	FC3-6					E1 FC6-2 1B	K		K	3	1	1	0	0	0	2												
Inning Stats	R: 1 E: 1 K: 0 S: 11	H: 1 LOB: 2 BB: 1 P: 17	R: 0 E: 0 K: 1 S: 10	H: 1 LOB: 1 BB: 0 P: 14	R: 0 E: 0 K: 1 S: 14	H: 1 LOB: 1 BB: 0 P: 21	R: 0 E: 0 K: 0 S: 15	H: 3 LOB: 2 BB: 0 P: 24	R: 1 E: 0 K: 0 S: 16	H: 3 LOB: 2 BB: 0 P: 25	R: 5 E: 1 K: 0 S: 20	H: 4 LOB: 1 BB: 0 P: 23	R: 0 E: 0 K: 1 S: 10	H: 1 LOB: 1 BB: 0 P: 16	R: 0 E: 1 K: 0 S: 11	H: 2 LOB: 2 BB: 0 P: 20		R: 1 E: 0 K: 1 S: 14	H: 2 LOB: 1 BB: 0 P: 20	1B: 13 2B: 2 3B: 0 HR: 2	SF: 1 SAC: 0 DP: 0 HBP: 0	WP: 0 PB: 0 SB: 2 CS: 0	PA: 47					
PITCHER	IP	WLS	BF	H	R	ER	SO	BB	IBB	HBP	BLK	WP	HR	S	P	ERA	WHIP											
Tim Crews, R ERA: 4.33 Don Aase, R ERA: 4.0 Mike Hartley, R ERA: 3.24 Pat Perry, L ERA: John Wetteland, R ERA: 7.39	(1, 1)	4.0	L	21	8	2	1	2	1	0	0	0	0	0	55	85	2.25	2.250										
	(5, 1)	1.0		4	1	0	0	0	0	0	0	0	0	0	11	16	0.00	1.000										
	(6, 1)	2.0		12	5	5	0	1	0	0	0	0	1	30	39	0.00	2.500											
	(8, 1)	1.0		5	1	0	0	0	1	0	0	0	0	11	20	0.00	2.000											
	(9, 1)	1.0		5	2	1	1	1	0	0	0	0	0	1	14	20	9.00	2.000										

Batter	1	2	3	4	5	6	7	8	9	AB	R	H	RBI	BB	SO	LOB	BOTTOM										
Juan Samuel, R OBP: 0.256, SLG: 0.255 (1, 4)	G1-3		F7			F9		K		4	0	0	0	0	1	0	New York Mets @ Los Angeles Dodgers Dodger Stadium, Los Angeles, CA Tue May 22 1990, 3:33 AM PDT Att: 29,064 - Sunny - 70 F										
Jose Gonzalez, R OBP: 0.385, SLG: 0.652 (1, 8) (4, 7) (9, 8)	B1		K			FC6-4 1B		SF9 3B		4	1	2	0	0	1	0											
Mickey Hatcher, R OBP: 0.206, SLG: 0.161 (1, 7) (4, 3)	F9				F8	F8		SF9		3	0	0	1	0	0	1											
Eddie Murray, S OBP: 0.383, SLG: 0.474 Stan Javier, S OBP: 0.308, SLG: 0.333 John Wetteland, R (9, 1)			1B 2B		G6-3	FC6-4 1B		K		1	1	1	0	0	0	0											
Hubie Brooks, R OBP: 0.278, SLG: 0.434 (1, 9)			G6-3		P3			1B SH3 1B		4	1	1	0	0	0	1											
Mike Sharperson, R OBP: 0.411, SLG: 0.394 (1, 5)					G4-3 S 1B	G3		K		4	0	2	1	0	1	1											
Mike Scioscia, L OBP: 0.306, SLG: 0.416 (1, 2)			F7		G4-3			F7		4	0	1	0	0	0	2											
Alfredo Griffin, S OBP: 0.347, SLG: 0.361 (1, 6)			G4-3		K			SH3		2	0	0	1	0	1	2											
Tim Crews, R Don Aase, R John Shelby, S OBP: 0.251, SLG: 0.308 Mike Hartley, R Lenny Harris, L OBP: 0.304, SLG: 0.333 Pat Perry, L Chris Gwynn, L OBP: 0.266, SLG: 0.281 (1, 1) (5, 1) (5, PH) (8, 1) (7, PH) (8, 1) (9, 7)					K	G5-3		K		1	0	0	0	0	1	0											
Inning Stats	R: 0 E: 0 K: 0 S: 6	H: 0 LOB: 0 BB: 0 P: 10	R: 1 E: 0 K: 0 S: 12	H: 2 LOB: 1 BB: 0 P: 19	R: 0 E: 0 K: 2 S: 8	H: 0 LOB: 0 BB: 0 P: 10	R: 0 E: 0 K: 0 S: 7	H: 0 LOB: 0 BB: 0 P: 11	R: 0 E: 0 K: 1 S: 13	H: 1 LOB: 1 BB: 0 P: 20	R: 0 E: 0 K: 0 S: 11	H: 1 LOB: 1 BB: 0 P: 17	R: 1 E: 0 K: 1 S: 15	H: 2 LOB: 1 BB: 0 P: 22	R: 1 E: 0 K: 2 S: 14	H: 1 LOB: 0 BB: 0 P: 17		R: 0 E: 0 K: 1 S: 7	H: 0 LOB: 0 BB: 0 P: 10	1B: 5 2B: 1 3B: 1 HR: 0	SF: 1 SAC: 1 DP: 0 HBP: 0	WP: 0 PB: 1 SB: 0 CS: 0	PA: 34				
PITCHER	IP	WLS	BF	H	R	ER	SO	BB	IBB	HBP	BLK	WP	HR	S	P	ERA	WHIP										
Bob Ojeda, L ERA: 2.27 Alejandro Pena, R ERA: 3.96	(1, 1)	6.0	W	22	4	1	1	3	0	0	0	0	0	57	87	1.50	0.667										
	(7, 1)	3.0	S	12	3	2	2	4	0	0	0	0	0	36	49	6.00	1.000										

Batter	1	2	3	4	5	6	7	8	9	AB	R	H	RBI	BB	SO	LOB	TOP										
Bip Roberts, S OBP: 0.344, SLG: 0.460 (1, 7)										4	1	1	0	1	1	3	San Diego Padres @ New York Mets Shea Stadium, Flushing, NY Thu May 24 1990, 7:05 PM EDT Att: 31,659 - Unknown - 67 F										
Roberto Alomar, S OBP: 0.392, SLG: 0.435 (1, 4)										3	0	1	1	2	0	2											
Tony Gwynn, L OBP: 0.361, SLG: 0.456 (1, 9)										4	0	1	1	0	0	3											
Joe Carter, R OBP: 0.275, SLG: 0.390 (1, 8)										4	0	0	0	0	1	1											
Benito Santiago, R OBP: 0.353, SLG: 0.500 (1, 2)										4	0	1	0	0	0	1											
Jerald Clark, R OBP: 0.238, SLG: 0.300 Phil Stephenson, L OBP: 0.412, SLG: 0.320 (7, 3)										3	1	1	0	0	2	1											
Mike Pagliarulo, L OBP: 0.395, SLG: 0.418 (1, 5)										4	2	1	0	0	0	0											
Garry Templeton, S OBP: 0.262, SLG: 0.371 (1, 6)										3	1	1	1	1	0	0											
Andy Benes, R OBP: 0.111, SLG: 0.118 Craig Lefferts, L (8, 1)										2	0	2	2	0	0	0											
Inning Stats	R: 1 E: 0 K: 1 S: 15	H: 2 LOB: 1 BB: 0 P: 23	R: 2 E: 0 K: 0 S: 14	H: 3 LOB: 2 BB: 2 P: 27	R: 0 E: 0 K: 1 S: 9	H: 1 LOB: 0 BB: 0 P: 13	R: 2 E: 1 K: 0 S: 12	H: 2 LOB: 1 BB: 1 P: 26	R: 0 E: 0 K: 1 S: 5	H: 0 LOB: 0 BB: 0 P: 8	R: 0 E: 0 K: 0 S: 12	H: 1 LOB: 2 BB: 1 P: 22	R: 0 E: 0 K: 0 S: 12	H: 0 LOB: 0 BB: 0 P: 17	R: 0 E: 0 K: 1 S: 9	H: 0 LOB: 0 BB: 0 P: 12	R: 0 E: 0 K: 2 S: 7	H: 0 LOB: 0 BB: 0 P: 11	1B: 8 2B: 1 3B: 0 HR: 0	SF: 1 SAC: 0 DP: 1 HBP: 0	WP: 1 PB: 0 SB: 2 CS: 1	PA: 38					
PITCHER	IP	WLS	BF	H	R	ER	SO	BB	IBB	HBP	BLK	WP	HR	S	P	ERA	WHIP										
Frank Viola, L ERA: 2.14 (1, 1)	3.1	L	20	8	5	4	2	3	0	0	0	1	0	48	84	10.80	3.300										
Ron Darling, R ERA: 6.23 (4, 1)	4.2		15	1	0	0	2	1	0	0	0	0	0	40	64	0.00	0.429										
John Franco, L ERA: 1.84 (9, 1)	1.0		3	0	0	0	2	0	0	0	0	0	0	7	11	0.00	0.000										

AB	33
R	5
H	9
RBI	5
BB	4
SO	6
LOB	11



Batter	1	2	3	4	5	6	7	8	9	AB	R	H	RBI	BB	SO	LOB	BOTTOM										
Gregg Jefferies, S OBP: 0.346, SLG: 0.477 (1, 4)										4	2	2	2	0	0	0	San Diego Padres @ New York Mets Shea Stadium, Flushing, NY Thu May 24 1990, 7:05 PM EDT Att: 31,659 - Unknown - 67 F										
Dave Magadan, L OBP: 0.368, SLG: 0.310 Tim Teufel, R OBP: 0.257, SLG: 0.313 (8, PH) (9, 3)										3	0	0	0	0	1	0											
Howard Johnson, S OBP: 0.323, SLG: 0.459 (1, 5)										2	0	0	0	2	0	0											
Darryl Strawberry, L OBP: 0.335, SLG: 0.370 (1, 9)										4	0	0	0	0	1	3											
Kevin McReynolds, R OBP: 0.377, SLG: 0.466 (1, 7)										3	0	1	1	1	1	1											
Daryl Boston, L OBP: 0.309, SLG: 0.549 Mark Carreon, R OBP: 0.284, SLG: 0.456 John Franco, L (9, 1)										3	1	1	1	0	1	1											
Kevin Elster, R OBP: 0.259, SLG: 0.336 (1, 6)										4	0	0	0	0	0	1											
Todd Hundley, S OBP: 0.118, SLG: 0.125 Mackey Casser, L OBP: 0.236, SLG: 0.311 (9, PH) (1, 2)										3	0	0	0	0	0	0											
Frank Viola, L OBP: 0.143, SLG: 0.143 Ron Darling, R OBP: 0.250, SLG: 0.143 Tom O'Malley, L OBP: 0.105, SLG: 0.158 Keith Miller, R OBP: 0.342, SLG: 0.382 (8, PH) (9, 8)										1	0	0	0	0	0	0											
Inning Stats	R: 0 E: 0 K: 0 S: 8	H: 0 LOB: 0 BB: 0 P: 13	R: 0 E: 0 K: 2 S: 9	H: 1 LOB: 1 BB: 0 P: 14	R: 0 E: 0 K: 0 S: 3	H: 0 LOB: 0 BB: 0 P: 5	R: 0 E: 0 K: 1 S: 14	H: 0 LOB: 1 BB: 1 P: 24	R: 3 E: 0 K: 1 S: 18	H: 2 LOB: 0 BB: 1 P: 27	R: 0 E: 0 K: 0 S: 10	H: 0 LOB: 0 BB: 0 P: 13	R: 0 E: 0 K: 0 S: 7	H: 0 LOB: 0 BB: 0 P: 12	R: 1 E: 1 K: 2 S: 15	H: 1 LOB: 3 BB: 2 P: 30	R: 0 E: 0 K: 0 S: 11	H: 0 LOB: 0 BB: 0 P: 16	1B: 1 2B: 1 3B: 0 HR: 2	SF: 0 SAC: 0 DP: 0 HBP: 0	WP: 0 PB: 0 SB: 1 CS: 0	PA: 36					
PITCHER	IP	WLS	BF	H	R	ER	SO	BB	IBB	HBP	BLK	WP	HR	S	P	ERA	WHIP										
Andy Benes, R ERA: 4.02 (1, 1)	7.0		26	3	3	3	4	2	0	0	0	0	2	69	108	3.86	0.714										
Craig Lefferts, L ERA: 1.96 (8, 1)	2.0	S	10	1	1	0	2	2	0	0	0	0	0	26	46	0.00	1.500										

AB	32
R	4
H	4
RBI	4
BB	4
SO	6
LOB	10



Batter	1	2	3	4	5	6	7	8	9	AB	R	H	RBI	BB	SO	LOB	TOP										
Bip Roberts, S (1, 7) OBP: 0.340, SLG: 0.451 Shawn Abner, R (9, 7) OBP: 0.300, SLG: 0.250	2-2 G1-3 HR 1B	2-1 G4-6-3			2-2 F7		1-1 G5-3		1-2 L4	5	1	1	0	0	0	2											
Roberto Alomar, S (1, 4) OBP: 0.386, SLG: 0.424	1-2 F7		1-2 G3-1		4-1 2B		3-1 G4-3		0-0 FC4	4	0	0	0	1	0	2											
Tony Gwynn, L (1, 9) OBP: 0.364, SLG: 0.460	4-2 HR BB		2-2 G3-1		0-0 2B				0-2 F8	3	1	1	0	1	0	0											
Joe Carter, R (1, 8) OBP: 0.281, SLG: 0.407	0-2 G1-3		2-1 HR		4-0 2B				3-2 G5-3	3	1	1	1	1	0	2											
Benito Santiago, R (1, 2) OBP: 0.357, SLG: 0.522	0-0 HR		2-0 F8		0-0 IBB				3-2 1B 1B	4	1	2	3	0	0	3											
Mike Pagliarulo, L (1, 5) OBP: 0.388, SLG: 0.408	2-2 F8				1-0 F8				1-0 1B	4	0	1	0	0	0	0											
Phil Stephenson, L (1, 3) Craig Lefferts, L (8, 1)		2-1 HR		1-3 K			3-3 K		0-3 K	4	1	1	1	0	3	2											
Garry Templeton, S (1, 6) OBP: 0.254, SLG: 0.359	0-0 F7		1-1 F8		1-2 F7				0-0 G5-3	4	0	0	0	0	0	0											
Dennis Rasmussen, L (1, 1) Greg Harris, R (6, 1) Darin Jackson, R (8, 8) OBP: 0.238, SLG: 0.341	1-2 G4-6-3 1B				0-2 G6-3				0-0 FC4 1B	2	0	1	0	0	0	0											
Inning Stats	R: 3 E: 0 K: 0 S: 23	H: 2 LOB: 0 BB: 1 P: 31	R: 1 E: 0 K: 0 S: 8	H: 2 LOB: 0 BB: 0 P: 13	R: 1 E: 0 K: 0 S: 13	H: 1 LOB: 0 BB: 0 P: 20	R: 0 E: 0 K: 1 S: 6	H: 0 LOB: 0 BB: 0 P: 9	R: 0 E: 0 K: 1 S: 9	H: 0 LOB: 3 BB: 2 P: 15	R: 0 E: 0 K: 1 S: 7	H: 0 LOB: 0 BB: 0 P: 11	R: 0 E: 0 K: 1 S: 13	H: 2 LOB: 2 BB: 0 P: 20	R: 0 E: 0 K: 0 S: 6	H: 1 LOB: 1 BB: 0 P: 7	1B: 5 2B: 1 3B: 0 HR: 3	SF: 0 SAC: 0 DP: 1 HBP: 0	WP: 0 PB: 0 SB: 1 CS: 0	PA: 38							
PITCHER	IP	WLS	BF	H	R	ER	SO	BB	IBB	HBP	BLK	WP	HR	S	P	ERA	WHIP										
David Cone, R (1, 1) ERA: 6.3	4.0	L	17	5	5	5	1	1	0	0	0	0	3	50	73	11.25	1.500										
Wally Whitehurst, R (5, 1) ERA: 1.37	2.0		9	1	0	0	1	1	1	0	0	0	0	21	37	0.00	1.000										
Jeff Musselman, L (7, 1) ERA: 3.06	2.0		8	2	0	0	2	0	0	0	0	0	0	20	31	0.00	1.000										
Julio Machado, R (9, 1) ERA: 1.98	1.0		4	1	0	0	0	0	0	0	0	0	0	6	7	0.00	1.000										

San Diego Padres @ New York Mets
Shea Stadium, Flushing, NY
Fri May 25 1990, 7:05 PM EDT
Att: 31,098 - Unknown - 69 F

AB 35
R 5
H 9
RBI 5
BB 3
SO 4
LOB 11



Batter	1	2	3	4	5	6	7	8	9	AB	R	H	RBI	BB	SO	LOB	BOTTOM										
Gregg Jefferies, S (1, 4) OBP: 0.341, SLG: 0.487	2-1 HR		1-2 P5		0-0 F8		0-1 P6		1-1 G4-3	5	1	1	1	0	0	4											
Keith Miller, R (1, 8) OBP: 0.338, SLG: 0.375 Jeff Musselman, L (7, 1) ERA: 1.37	3-2 F7		0-0 1B		0-0 P4		2-2 G4-3		2-2 L8	4	0	1	0	0	0	2											
Julio Machado, R (9, 1) OBP: 0.100, SLG: 0.150										1	0	0	0	0	0	0											
Tom O'Malley, L (9, PH)										1	0	0	0	0	0	0											
Howard Johnson, S (1, 5) OBP: 0.326, SLG: 0.454	3-1 L7		0-0 F9		2-3 K		2-2 E S 1B		4-2 BB	4	0	1	0	1	1	1											
Kevin McReynolds, R (1, 7) OBP: 0.371, SLG: 0.455	2-1 1B				0-2 E6 1B WP		2-2 E5		2-0 P6	5	1	1	0	0	0	2											
Tim Teufel, R (1, 3) OBP: 0.263, SLG: 0.314 Dave Magadan, L (7, PH) OBP: 0.362, SLG: 0.305	1-0 F8				1-1 WP 2B 1B		0-1 F7		1-0 G1-3	3	1	1	0	0	0	2											
Mark Carreon, R (1, 9) OBP: 0.299, SLG: 0.493			2-1 F9		3-2 2B		2-1 1B SF8 2B		2-2 L3	3	1	2	1	0	0	0											
Daryl Boston, L (7, PH) OBP: 0.304, SLG: 0.538					1-H 3-H 0-0 2B					1	0	0	0	0	0	1											
Kevin Elster, R (1, 6) OBP: 0.256, SLG: 0.333			2-2 P9		0-0 G1-3		1-2 1B 2B		1-1 G5-3	4	0	1	0	0	0	1											
Todd Hundley, S (1, 2) OBP: 0.105, SLG: 0.111 Darryl Strawberry, L (6, PH) OBP: 0.331, SLG: 0.367			2-3 K		0-0 E6		2-2 SF8		1-3 K	2	0	0	0	0	1	1											
David Cone, L (1, 1) OBP: 0.357, SLG: 0.357 Mike Marshall, R (4, PH) OBP: 0.251, SLG: 0.398 Wally Whitehurst, R (5, 1) OBP: 0.333, SLG: 0.333 Mackey Sasser, L (6, PH) OBP: 0.294, SLG: 0.319			1-2 L7		2-2 P3		3-H 0-0 1B		0-0 F9	1	0	0	0	0	0	0											
Inning Stats	R: 1 E: 0 K: 0 S: 10	H: 2 LOB: 1 BB: 0 P: 21	R: 0 E: 0 K: 1 S: 11	H: 0 LOB: 0 BB: 0 P: 17	R: 0 E: 0 K: 0 S: 8	H: 1 LOB: 1 BB: 0 P: 10	R: 2 E: 2 K: 0 S: 19	H: 2 LOB: 2 BB: 0 P: 25	R: 0 E: 1 K: 1 S: 9	H: 0 LOB: 1 BB: 0 P: 13	R: 1 E: 0 K: 0 S: 15	H: 3 LOB: 2 BB: 0 P: 22	R: 0 E: 0 K: 0 S: 8	H: 1 LOB: 1 BB: 0 P: 15	R: 0 E: 0 K: 1 S: 6	H: 0 LOB: 0 BB: 0 P: 8	R: 0 E: 0 K: 0 S: 8	H: 0 LOB: 1 BB: 1 P: 15	1B: 6 2B: 2 3B: 0 HR: 1	SF: 1 SAC: 0 DP: 0 HBP: 0	WP: 1 PB: 0 SB: 1 CS: 0	PA: 40					
PITCHER	IP	WLS	BF	H	R	ER	SO	BB	IBB	HBP	BLK	WP	HR	S	P	ERA	WHIP										
Dennis Rasmussen, L (1, 1) ERA: 3.75	5.0	W	25	7	4	3	2	0	0	0	0	0	1	63	95	5.40	1.400										
Greg Harris, R (6, 1) ERA: 1.42	2.1		9	2	0	0	0	0	0	0	0	0	0	19	31	0.00	0.857										
Craig Lefferts, L (8, 1) ERA: 1.8	1.2	S	6	0	0	0	1	1	0	0	0	0	0	12	20	0.00	0.600										

San Diego Padres @ New York Mets
Shea Stadium, Flushing, NY
Fri May 25 1990, 7:05 PM EDT
Att: 31,098 - Unknown - 69 F

AB 38
R 4
H 9
RBI 3
BB 1
SO 3
LOB 17



Batter	1	2	3	4	5	6	7	8	9	AB	R	H	RBI	BB	SO	LOB	TOP			
Bip Roberts, S OBP: 0.344, SLG: 0.452	1-1 FC4-6 1B		0-3 K			3-2 1B		1-2 P5		4	0	2	0	0	1	0				
Roberto Alomar, S OBP: 0.383, SLG: 0.420	1-2 P2			2-2 G3		3-2 P4		1-2 FC5-4 1B		4	0	1	0	0	0	2				
Tony Gwynn, L OBP: 0.366, SLG: 0.457	1-0 FC4-6			2-2 HBP		3-2 1B		0-0 FC5-4 FC6-4		1	0	0	0	0	0	1				
Shawn Abner, R OBP: 0.313, SLG: 0.267	1-2 K			2-3 K		1-2 1B		0-2 FC6-4		2	0	1	0	0	0	1				
Joe Carter, R OBP: 0.274, SLG: 0.398	1-2 K			2-3 K		1-1 P2		1-2 FC6-4		4	0	0	0	0	2	5				
Bento Santiago, R OBP: 0.347, SLG: 0.507		1-3 K		2-1 F9		0-0 F9			0-3 K	4	0	0	0	0	2	3				
Jerald Clark, R OBP: 0.240, SLG: 0.261	1-2 F9				1-3 K		0-2 P1		4-0 G4-6-3 BB	3	0	0	0	1	1	0				
Mike Pagliarulo, L OBP: 0.393, SLG: 0.419	2-3 K				0-0 G4-3 2B		4-1 BB		1-2 G4-6-3	3	0	1	0	1	1	1				
Joey Cora, S OBP: 0.258, SLG: 0.179			1-1 P9		1-1 G4-3		2-3 K			3	0	0	0	0	1	2				
Mike Dunne, R OBP: 0.233, SLG: 0.333			3-2 F8		1-3 K		3-2 F9			1	0	0	0	0	0	0				
Darin Jackson, R OBP: 0.197, SLG: 0.333										1	0	0	0	0	1	1				
Eric Show, R OBP: 0.280, SLG: 0.292										0	0	0	0	0	0	0				
Mark Parent, R OBP: 0.280, SLG: 0.292										1	0	0	0	0	0	1				
Calvin Schiraldi, R OBP: 0.280, SLG: 0.292										0	0	0	0	0	0	0				
Inning Stats	R: 0 E: 0 K: 1 S: 9	H: 1 LOB: 1 BB: 0 P: 14	R: 0 E: 0 K: 2 S: 11	H: 0 LOB: 0 BB: 0 P: 15	R: 0 E: 0 K: 1 S: 10	H: 0 LOB: 0 BB: 0 P: 14	R: 0 E: 0 K: 1 S: 16	H: 0 LOB: 1 BB: 0 P: 24	R: 0 E: 0 K: 2 S: 18	H: 2 LOB: 2 BB: 0 P: 28	R: 0 E: 0 K: 1 S: 11	H: 0 LOB: 1 BB: 1 P: 20	R: 0 E: 0 K: 0 S: 10	H: 1 LOB: 1 BB: 0 P: 12	R: 0 E: 0 K: 1 S: 8	H: 0 LOB: 0 BB: 1 P: 13	1B: 4 2B: 1 3B: 0 HR: 0	SF: 0 SAC: 0 DP: 1 HBP: 1	WP: 0 PB: 0 SB: 1 CS: 0	PA: 34
PITCHER	IP	WLS	BF	H	R	ER	SO	BB	IBB	HBP	BLK	WP	HR	S	P	ERA	WHIP			
Sid Fernandez, L ERA: 2.72	7.0	W	27	4	0	0	8	1	0	1	0	0	0	86	129	0.00	0.714			
Alejandro Pena, R ERA: 3.45	2.0		7	1	0	0	1	1	0	0	0	0	0	18	25	0.00	1.000			

San Diego Padres @ New York Mets
Shea Stadium, Flushing, NY
Sat May 26 1990, 7:05 PM EDT
Att: 26,498 - Unknown

AB 31
R 0
H 5
RBI 0
BB 2
SO 9
LOB 17



Batter	1	2	3	4	5	6	7	8	9	AB	R	H	RBI	BB	SO	LOB	BOTTOM			
Gregg Jefferies, S OBP: 0.341, SLG: 0.506	2-2 G5-3	1-0 E6 FC5-4		0-0 HR	1-0 G3-1		3-1 F7	1-0 2B		6	1	2	3	0	0	6				
Kevin Elster, R OBP: 0.285, SLG: 0.338	1-2 E S 1B	0-1 FC5-4 WP		1-3 K		1-0 1B WP 1B	1-0 SF8	4-1 BB		4	1	2	1	1	1	2				
Howard Johnson, S OBP: 0.320, SLG: 0.443	0-0 F8	1-3 K		0-0 E6 BLK 1B		0-1 F8	2-0 3-H 1B	1-3 K		6	1	1	1	0	2	6				
Kevin McReynolds, R OBP: 0.372, SLG: 0.452	1-3 K		2-2 G5-3	0-2 1B		1-1 1B	0-2 F8			5	0	2	1	0	1	3				
Alejandro Pena, R ERA: 3.45	1-3 K		2-2 G5-3	1-H 1B		1-3 1B	0-2 F8			0	0	0	0	0	0	0				
Darryl Strawberry, L OBP: 0.339, SLG: 0.396		0-0 L9	0-1 E S 1B	2-2 P6		1-2 1B	1-2 HR			5	1	3	2	0	0	1				
Mike Marshall, R OBP: 0.281, SLG: 0.387		4-2 1B 1B BB	2-2 G5-3		1-1 F7		0-0 P2			3	1	0	0	1	0	2				
Mark Carreon, R OBP: 0.295, SLG: 0.486		1-2 E 1B	2-3 G3		4-0 2B		4-1 BB SF8 BB			1	0	0	0	0	0	0				
Daryl Boston, L OBP: 0.328, SLG: 0.554		1-0 1B E 1B	2-1 E6		2-0 2B		4-1 BB 1B SF8 BB			4	2	2	0	1	0	1				
Mackey Sasser, L OBP: 0.339, SLG: 0.340		3-2 E 1B	2-0 G3		4-0 IBB		1-0 BB 1B			3	3	2	0	2	0	2				
Todd Hundley, S OBP: 0.105, SLG: 0.111		1-2 E 1B					1-2 1B 1B			0	0	0	0	0	0	0				
Sid Fernandez, L OBP: 0.222, SLG: 0.278		1-2 FC5-4 E WP 1B		0-1 G3-1		0-3 K		0-0 2B 1B		3	1	1	1	0	1	2				
Dave Magadan, L OBP: 0.380, SLG: 0.317								1-2 2-3 1B		1	0	1	0	1	0	0				
Inning Stats	R: 0 E: 0 K: 1 S: 10	H: 1 LOB: 1 BB: 0 P: 14	R: 4 E: 1 K: 1 S: 18	H: 3 LOB: 1 BB: 1 P: 29	R: 0 E: 1 K: 0 S: 11	H: 1 LOB: 2 BB: 0 P: 19	R: 2 E: 1 K: 1 S: 13	H: 2 LOB: 1 BB: 0 P: 16	R: 0 E: 0 K: 1 S: 7	H: 1 LOB: 2 BB: 1 P: 15	R: 1 E: 0 K: 0 S: 11	H: 3 LOB: 1 BB: 0 P: 13	R: 2 E: 0 K: 0 S: 10	H: 2 LOB: 2 BB: 2 P: 25	R: 2 E: 0 K: 1 S: 21	H: 3 LOB: 3 BB: 2 P: 35	1B: 12 2B: 2 3B: 0 HR: 2	SF: 1 SAC: 0 DP: 0 HBP: 0	WP: 2 PB: 0 SB: 2 CS: 0	PA: 48
PITCHER	IP	WLS	BF	H	R	ER	SO	BB	IBB	HBP	BLK	WP	HR	S	P	ERA	WHIP			
Mike Dunne, R ERA: 4.76	4.0	L	23	6	3	3	3	1	0	0	0	1	1	52	78	6.75	2.000			
Eric Show, R ERA: 7.39	2.0		10	4	1	1	1	0	1	0	0	1	0	18	28	4.50	2.000			
Calvin Schiraldi, R ERA: 5.7	2.0		15	5	4	4	1	4	0	0	0	0	1	31	60	18.00	4.500			

San Diego Padres @ New York Mets
Shea Stadium, Flushing, NY
Sat May 26 1990, 7:05 PM EDT
Att: 26,498 - Unknown

AB 41
R 11
H 16
RBI 9
BB 6
SO 5
LOB 25



Batter	1	2	3	4	5	6	7	8	9	AB	R	H	RBI	BB	SO	LOB	TOP							
Bip Roberts, S OBP: 0.341, SLG: 0.447 (1, 7)	F7		F7		G5-3			SH 1B		4	1	1	0	0	0	0								
Roberto Alomar, S OBP: 0.376, SLG: 0.413 (1, 4)	1B		G5-3			G4-3		G6-3	K	5	0	1	0	0	1	3								
Tony Gwynn, L OBP: 0.361, SLG: 0.446 (1, 9)	FC1-6-5 1B		K			F7		1B 3B	L7	4	2	0	0	1	1	2								
Joe Carter, R OBP: 0.285, SLG: 0.424 (1, 8)	1B				F9			3B		4	2	3	4	0	0	0								
Mike Pagliarulo, L OBP: 0.398, SLG: 0.416 (1, 5)	F7				1B			1B		3	1	1	0	1	0	1								
Phil Stephenson, L OBP: 0.381, SLG: 0.455 (1, 3)			K		K			1B		4	1	1	3	0	2	1								
Garry Templeton, S OBP: 0.254, SLG: 0.356 (1, 6)			K		P6			3B		4	0	1	1	0	1	1								
Mark Parent, R OBP: 0.276, SLG: 0.286 (1, 2)								1B		4	0	1	0	0	2	0								
Ed Whitson, R OBP: 0.111, SLG: 0.278 (8, PH)										2	0	0	0	0	1	1								
Fred Lynn, L OBP: 0.312, SLG: 0.381 (8, PH)										1	1	1	0	0	0	0								
Greg Harris, R (8, 1)										0	0	0	0	0	0	0								
Craig Lefferts, L (8, 1)										1	0	0	0	0	1	0								
Inning Stats	R: 1 E: 1 K: 0 S: 8	H: 2 LOB: 1 BB: 0 P: 12	R: 0 E: 0 K: 2 S: 13	H: 1 LOB: 1 BB: 0 P: 16	R: 0 E: 0 K: 1 S: 6	H: 0 LOB: 0 BB: 0 P: 10	R: 0 E: 0 K: 1 S: 9	H: 1 LOB: 1 BB: 0 P: 12	R: 0 E: 0 K: 2 S: 8	H: 0 LOB: 0 BB: 0 P: 12	R: 1 E: 0 K: 0 S: 10	H: 1 LOB: 0 BB: 0 P: 14	R: 0 E: 0 K: 0 S: 9	H: 0 LOB: 0 BB: 0 P: 14	R: 6 E: 1 K: 1 S: 14	H: 4 LOB: 2 BB: 2 P: 29	R: 0 E: 0 K: 2 S: 9	H: 1 LOB: 1 BB: 0 P: 12	1B: 8 2B: 0 3B: 1 HR: 1	SF: 0 SAC: 1 DP: 0 HBP: 0	WP: 0 PB: 0 SB: 3 CS: 0	PA: 39		
PITCHER	IP	WLS	BF	H	R	ER	SO	BB	IBB	HBP	BLK	WP	HR	S	P	ERA	WHIP							
Dwight Gooden, R ERA: 4.22 (1, 1)	7.1	L	31	7	6	4	6	0	1	0	0	0	1	69	103	4.91	0.955							
John Franco, L ERA: 2.93 (8, 1)	0.2		4	2	2	2	1	1	0	0	0	0	0	8	16	27.00	4.500							
Jeff Musselman, L ERA: 2.89 (9, 1)	1.0		4	1	0	0	2	0	0	0	0	0	0	9	12	0.00	1.000							

San Diego Padres @ New York Mets
Shea Stadium, Flushing, NY
Sun May 27 1990, 3:33 AM EDT
Att: 47,876 - Sunny - 72 F

AB 36
R 8
H 10
RBI 8
BB 2
SO 9
LOB 9



Batter	1	2	3	4	5	6	7	8	9	AB	R	H	RBI	BB	SO	LOB	BOTTOM							
Gregg Jefferies, S OBP: 0.343, SLG: 0.506 (1, 4)	G4-3								K	4	0	1	0	1	1	0								
Kevin Elster, R OBP: 0.287, SLG: 0.331 (8, FR)			2B							3	0	0	0	0	2	4								
Keith Miller, R OBP: 0.333, SLG: 0.370 (9, 6)	K		G6-3		K			FC1-6 HBP	E6 1B	1	0	0	0	0	0	0								
Howard Johnson, S OBP: 0.317, SLG: 0.436 (1, 5)	P5				G3			FC1-6 1B		5	1	1	0	0	0	4								
Kevin McReynolds, R OBP: 0.359, SLG: 0.435 (1, 7)			K		F8			K	F9	5	0	0	0	0	2	3								
Darryl Strawberry, L OBP: 0.349, SLG: 0.422 (1, 9)								1B	G3-1	3	2	2	1	1	0	0								
Mike Marshall, R OBP: 0.260, SLG: 0.383 (1, 3)					L8			2B	G6-3	4	0	1	1	0	0	1								
Daryl Boston, L OBP: 0.338, SLG: 0.567 (1, 8)					F7			1B	P6	4	0	2	1	0	0	0								
Mackey Sasser, L OBP: 0.339, SLG: 0.340 (8, PH)										3	0	1	0	0	0	0								
Tim Teufel, R OBP: 0.256, SLG: 0.306 (9, 2)					F9				P2	1	0	0	0	0	0	3								
Todd Hundley, S OBP: 0.105, SLG: 0.111 (9, 2)									F7	0	0	0	0	0	0	0								
Dwight Gooden, R OBP: 0.174, SLG: 0.409 (8, 1)										3	1	1	1	0	0	2								
John Franco, L (8, 1)										0	0	0	0	0	0	0								
Jeff Musselman, L (9, 1)										0	0	0	0	0	0	0								
Mark Carreon, R OBP: 0.291, SLG: 0.479 (8, PH)										1	0	0	0	0	0	0								
Inning Stats	R: 0 E: 0 K: 1 S: 8	H: 0 LOB: 0 BB: 0 P: 12	R: 1 E: 0 K: 1 S: 12	H: 1 LOB: 0 BB: 0 P: 18	R: 0 E: 0 K: 0 S: 11	H: 1 LOB: 1 BB: 0 P: 13	R: 0 E: 0 K: 0 S: 11	H: 1 LOB: 1 BB: 0 P: 17	R: 0 E: 0 K: 0 S: 10	H: 2 LOB: 3 BB: 1 P: 17	R: 0 E: 0 K: 0 S: 8	H: 0 LOB: 0 BB: 0 P: 11	R: 1 E: 0 K: 0 S: 11	H: 1 LOB: 0 BB: 0 P: 13	R: 2 E: 0 K: 1 S: 13	H: 2 LOB: 3 BB: 1 P: 25	R: 0 E: 1 K: 1 S: 13	H: 1 LOB: 2 BB: 0 P: 19	1B: 5 2B: 2 3B: 0 HR: 2	SF: 0 SAC: 0 DP: 0 HBP: 1	WP: 0 PB: 0 SB: 1 CS: 0	PA: 40		
PITCHER	IP	WLS	BF	H	R	ER	SO	BB	IBB	HBP	BLK	WP	HR	S	P	ERA	WHIP							
Ed Whitson, R ERA: 3.05 (1, 1)	7.0	W	28	6	2	2	3	0	1	0	0	0	0	71	101	2.57	0.857							
Greg Harris, R ERA: 1.95 (8, 1)	0.2		6	2	2	2	1	1	0	1	0	0	0	11	21	27.00	4.500							
Craig Lefferts, L ERA: 1.69 (8, 1)	1.1	S	6	1	0	0	1	0	0	0	0	0	0	15	23	0.00	0.750							

San Diego Padres @ New York Mets
Shea Stadium, Flushing, NY
Sun May 27 1990, 3:33 AM EDT
Att: 47,876 - Sunny - 72 F

AB 37
R 4
H 9
RBI 4
BB 2
SO 5
LOB 17



Batter	1	2	3	4	5	6	7	8	9	AB	R	H	RBI	BB	SO	LOB	TOP										
Gregg Jefferies, S OBP: 0.341, SLG: 0.500 (1, 4)	G5-3		F9		F9			P4		4	0	1	0	0	0	0	New York Mets @ Cincinnati Reds Riverfront Stadium, Cincinnati, OH Tue May 29 1990, 7:05 PM EDT Att: 29,156 - Unknown - 75 F										
Keith Miller, R OBP: 0.329, SLG: 0.364 (1, 8)	K		F9					G4-3		4	0	1	0	0	1	0											
Tim Teufel, R OBP: 0.256, SLG: 0.375 (1, 5)	HR				P2			F9		4	1	1	1	0	0	1											
Kevin McReynolds, R OBP: 0.357, SLG: 0.430 (1, 7)	F9				2B			G5-3		4	0	1	0	0	1	1											
Darryl Strawberry, L OBP: 0.347, SLG: 0.413 (1, 9)					F7					3	0	0	0	1	1	1											
Mike Marshall, R OBP: 0.280, SLG: 0.387 (1, 3)					F8					4	0	1	0	0	2	2											
Kevin Elster, R OBP: 0.268, SLG: 0.331 (1, 6)					FC5-4					3	0	1	0	0	0	2											
Todd Hundley, S OBP: 0.091, SLG: 0.095 (1, 2)					FC5-4					3	0	0	0	0	0	1											
Bob Ojeda, L OBP: 0.111, SLG: 0.111 (1, 1)										3	0	0	0	0	1	0											
David Cone, L OBP: 0.357, SLG: 0.357 (8, 1)					K					0	0	0	0	0	0	0											
Inning Stats	R: 1 E: 0 K: 1 S: 11	H: 1 LOB: 0 BB: 0 P: 16	R: 0 E: 0 K: 0 S: 14	H: 1 LOB: 1 BB: 0 P: 20	R: 0 E: 0 K: 1 S: 10	H: 1 LOB: 0 BB: 0 P: 15	R: 0 E: 0 K: 0 S: 10	H: 2 LOB: 2 BB: 0 P: 12	R: 0 E: 0 K: 1 S: 9	H: 0 LOB: 0 BB: 1 P: 13	R: 0 E: 0 K: 0 S: 10	H: 0 LOB: 0 BB: 0 P: 11	R: 0 E: 0 K: 0 S: 6	H: 0 LOB: 0 BB: 0 P: 9	R: 0 E: 0 K: 3 S: 9	H: 0 LOB: 0 BB: 0 P: 13	1B: 4 2B: 1 3B: 0 HR: 1	SF: 0 SAC: 0 DP: 0 HBP: 0	WP: 0 PB: 0 SB: 0 CS: 0	PA: 33							
PITCHER	IP	WLS	BF	H	R	ER	SO	BB	IBB	HBP	BLK	WP	HR	S	P	ERA	WHIP										
Tom Browning, L ERA: 2.51 (1, 1)	8.0	W	30	6	1	1	3	1	0	0	0	0	1	77	112	1.12	0.875										
Rob Dibble, R ERA: 1.39 (9, 1)	0.1		1	0	0	0	1	0	0	0	0	0	0	3	4	0.00	0.000										
Randy Myers, L ERA: 2.28 (9, 1)	0.2	S	2	0	0	0	2	0	0	0	0	0	0	6	9	0.00	0.000										

Batter	1	2	3	4	5	6	7	8	9	AB	R	H	RBI	BB	SO	LOB	BOTTOM										
Chris Sabo, R OBP: 0.412, SLG: 0.594 (1, 5)	L8		E6							3	1	2	1	1	0	0	New York Mets @ Cincinnati Reds Riverfront Stadium, Cincinnati, OH Tue May 29 1990, 7:05 PM EDT Att: 29,156 - Unknown - 75 F										
Billy Hatcher, R OBP: 0.367, SLG: 0.427 (1, 8)	FC1-6		G5-3							3	0	0	0	1	2	2											
Barry Larkin, R OBP: 0.420, SLG: 0.399 (1, 6)	FC1-6				F8					3	0	0	0	0	0	1											
Eric Davis, R OBP: 0.300, SLG: 0.353 (1, 7)	FC6-4									3	1	1	1	0	0	1											
Todd Benzinger, S OBP: 0.328, SLG: 0.385 (1, 3)			G6-3							3	0	1	0	0	0	0											
Paul O'Neill, L OBP: 0.345, SLG: 0.421 (1, 9)			G3							3	0	0	0	0	0	1											
Joe Oliver, R OBP: 0.350, SLG: 0.424 (1, 2)			K							3	0	0	0	0	1	1											
Luis Quinones, S OBP: 0.259, SLG: 0.250 (1, 4)			G5-3							3	0	0	0	0	1	0											
Tom Browning, L OBP: 0.083, SLG: 0.043 (1, 1)										2	0	0	0	0	1	0											
Hal Morris, L OBP: 0.276, SLG: 0.259 (8, PH)										1	0	0	0	0	0	0											
Rob Dibble, L (9, 1)										0	0	0	0	0	0	0											
Randy Myers, L (9, 1)										0	0	0	0	0	0	0											
Inning Stats	R: 0 E: 0 K: 0 S: 16	H: 0 LOB: 1 BB: 1 P: 25	R: 0 E: 0 K: 1 S: 6	H: 0 LOB: 0 BB: 0 P: 10	R: 0 E: 1 K: 1 S: 8	H: 1 LOB: 1 BB: 0 P: 13	R: 1 E: 0 K: 0 S: 9	H: 2 LOB: 1 BB: 0 P: 19	R: 1 E: 0 K: 1 S: 7	H: 1 LOB: 0 BB: 0 P: 9	R: 0 E: 0 K: 0 S: 4	H: 0 LOB: 0 BB: 0 P: 8	R: 0 E: 0 K: 1 S: 5	H: 0 LOB: 0 BB: 0 P: 8	R: 0 E: 0 K: 1 S: 11	H: 0 LOB: 0 BB: 1 P: 19	1B: 2 2B: 0 3B: 0 HR: 2	SF: 0 SAC: 0 DP: 0 HBP: 0	WP: 1 PB: 0 SB: 0 CS: 0	PA: 29							
PITCHER	IP	WLS	BF	H	R	ER	SO	BB	IBB	HBP	BLK	WP	HR	S	P	ERA	WHIP										
Bob Ojeda, L ERA: 2.33 (1, 1)	7.0	L	26	4	2	2	4	1	0	0	0	0	0	55	92	2.57	0.714										
David Cone, R ERA: 6.15 (8, 1)	1.0		3	0	0	0	1	1	0	0	0	0	0	11	19	0.00	1.000										



Batter	1	2	3	4	5	6	7	8	9	AB	R	H	RBI	BB	SO	LOB	TOP					
Howard Johnson, S OBP: 0.309, SLG: 0.423	0-1 SAFE G6-3	1-2 F2			0-1 F9		1-1 F7		3-1 G4-3	5	0	0	0	0	0	2						
Keith Miller, R OBP: 0.326, SLG: 0.358	1-1 S 2B 1B		3-2 L8		1-0 L8		3-2 G5-3			4	1	1	0	0	0	0						
Gregg Jefferies, S OBP: 0.349, SLG: 0.529	2-0 BLK 1-H 2B		2-2 HR		1-1 CS 1B		1-1 G6-3			4	1	3	2	0	0	0						
Kevin McReynolds, R OBP: 0.348, SLG: 0.417	2-3 K		2-3 K		3-2 CS 1-2	0-0 F9		1-0 G5-3		4	0	0	0	0	2	1						
Darryl Strawberry, L OBP: 0.350, SLG: 0.412	0-0 G3		1-2 F9		2-0 S 1B		4-1 G5-4-3 BB			3	1	1	0	1	0	1						
Mike Marshall, R OBP: 0.271, SLG: 0.417		0-1 HR		4-0 G5-4-3 1B BB		1-2 1B		0-0 G5-4-3		1	1	1	1	1	0	0						
Tim Teufel, R OBP: 0.267, SLG: 0.381										2	0	1	1	0	0	1						
Kevin Elster, R OBP: 0.274, SLG: 0.331		4-1 BB		0-1 G5-4-3 1B		1-3 K		0-0 G5-3		3	0	1	0	1	1	1						
Orlando Mercado, R OBP: 0.274, SLG: 0.331		0-0 L9		0-0 G5-4-3		4-0 IBB		1-0 G6-3		3	0	0	0	1	0	3						
Frank Viola, L OBP: 0.125, SLG: 0.125		0-3 K		1-2 G3		0-0 G6-3		4-2 BB		3	0	0	0	0	1	4						
Tom O'Malley, L OBP: 0.143, SLG: 0.150										0	0	0	0	1	0	0						
John Franco, L OBP: 0.143, SLG: 0.150										0	0	0	0	0	0	0						
Inning Stats	R: 1 E: 0 K: 1 S: 9	H: 2 LOB: 1 BB: 0 P: 14	R: 1 E: 0 K: 1 S: 10	H: 1 LOB: 1 BB: 1 P: 15	R: 1 E: 0 K: 1 S: 13	H: 1 LOB: 0 BB: 0 P: 21	R: 0 E: 0 K: 0 S: 6	H: 1 LOB: 1 BB: 1 P: 11	R: 0 E: 0 K: 0 S: 7	H: 1 LOB: 2 BB: 1 P: 12	R: 0 E: 0 K: 0 S: 9	H: 0 LOB: 0 BB: 0 P: 14	R: 0 E: 0 K: 0 S: 3	H: 0 LOB: 0 BB: 1 P: 8	R: 0 E: 0 K: 0 S: 7	H: 0 LOB: 1 BB: 1 P: 15	1B: 5 2B: 1 3B: 0 HR: 2	SF: 0 SAC: 0 DP: 2 HBP: 0	WP: 0 PB: 0 SB: 2 CS: 1	PA: 38		
PITCHER	IP WLS BF H R ER SO BB IBB HBP BLK WP HR S P ERA WHIP	IP WLS BF H R ER SO BB IBB HBP BLK WP HR S P ERA WHIP	IP WLS BF H R ER SO BB IBB HBP BLK WP HR S P ERA WHIP	IP WLS BF H R ER SO BB IBB HBP BLK WP HR S P ERA WHIP	IP WLS BF H R ER SO BB IBB HBP BLK WP HR S P ERA WHIP	IP WLS BF H R ER SO BB IBB HBP BLK WP HR S P ERA WHIP	IP WLS BF H R ER SO BB IBB HBP BLK WP HR S P ERA WHIP	IP WLS BF H R ER SO BB IBB HBP BLK WP HR S P ERA WHIP	IP WLS BF H R ER SO BB IBB HBP BLK WP HR S P ERA WHIP	IP WLS BF H R ER SO BB IBB HBP BLK WP HR S P ERA WHIP	IP WLS BF H R ER SO BB IBB HBP BLK WP HR S P ERA WHIP	IP WLS BF H R ER SO BB IBB HBP BLK WP HR S P ERA WHIP	IP WLS BF H R ER SO BB IBB HBP BLK WP HR S P ERA WHIP	IP WLS BF H R ER SO BB IBB HBP BLK WP HR S P ERA WHIP	IP WLS BF H R ER SO BB IBB HBP BLK WP HR S P ERA WHIP	IP WLS BF H R ER SO BB IBB HBP BLK WP HR S P ERA WHIP	IP WLS BF H R ER SO BB IBB HBP BLK WP HR S P ERA WHIP	IP WLS BF H R ER SO BB IBB HBP BLK WP HR S P ERA WHIP	IP WLS BF H R ER SO BB IBB HBP BLK WP HR S P ERA WHIP	IP WLS BF H R ER SO BB IBB HBP BLK WP HR S P ERA WHIP	IP WLS BF H R ER SO BB IBB HBP BLK WP HR S P ERA WHIP	IP WLS BF H R ER SO BB IBB HBP BLK WP HR S P ERA WHIP

New York Mets @ Philadelphia Phillies
Veterans Stadium, Philadelphia, PA
Fri Jun 01 1990, 7:05 PM EDT
Att: 34,457 - Unknown

AB 32
R 4
H 8
RBI 4
BB 5
SO 4
LOB 13





Batter	1	2	3	4	5	6	7	8	9	AB	R	H	RBI	BB	SO	LOB	BOTTOM						
Lenny Dykstra, L OBP: 0.468, SLG: 0.530	0-1 G4-3		2-3 K		1-1 FC5-4 1B		0-1 FC6-4 1B			4	0	2	0	0	1	0							
Tom Herr, S OBP: 0.353, SLG: 0.391	4-2 WP 1B BB		0-0 G5-3 BB 1B		1-2 FC5-4 1-2		0-0 FC6-4 1-2			3	0	1	0	1	0	2							
Von Hayes, L OBP: 0.410, SLG: 0.506	3-1 WP 1-2 1B		4-0 G5-3 BB		2-3 K			2-3 K		3	0	1	0	1	2	1							
Ricky Jordan, R OBP: 0.292, SLG: 0.384	0-0 L8		2-1 G5-3		1-1 WP 2B		1-2 G5-3			4	0	1	0	0	0	4							
Randy Ready, R OBP: 0.365, SLG: 0.364	2-2 G6-3		2-1 G5-3		0-1 G6-3		2-3 K			4	0	0	0	0	1	5							
Charlie Hayes, R OBP: 0.325, SLG: 0.368		2-0 L4		1-1 G1-3		2-2 L6		2-1 FC5-4 1B		4	0	1	0	0	0	1							
Dickie Thon, R OBP: 0.310, SLG: 0.318		0-3 K		1-1 F9		1-1 P3		0-1 FC5-4 FC4-6 1-2		4	0	0	0	0	1	2							
Darren Daulton, L OBP: 0.355, SLG: 0.263		1-1 FC6-4 1B		2-1 G3		4-2 G5-4-3 BB		1-0 FC4-6 DI 1-2		3	0	1	0	1	0	1							
Dennis Cook, L OBP: 0.318, SLG: 0.455		2-1 FC6-4		1-1 L9				3-3 K		2	0	0	0	0	0	1							
Jim Vatcher, R OBP: 0.318, SLG: 0.455										1	0	0	0	0	0	1							
Darrel Akerfelds, R OBP: 0.320, SLG: 0.364										0	0	0	0	0	0	0							
Dave Hollins, S OBP: 0.320, SLG: 0.364										1	0	0	0	0	1	1							
Inning Stats	R: 0 E: 0 K: 0 S: 10	H: 1 LOB: 2 BB: 1 P: 19	R: 0 E: 0 K: 1 S: 8	H: 1 LOB: 0 BB: 0 P: 13	R: 0 E: 0 K: 1 S: 9	H: 1 LOB: 2 BB: 1 P: 19	R: 0 E: 0 K: 0 S: 6	H: 0 LOB: 0 BB: 0 P: 10	R: 0 E: 0 K: 1 S: 10	H: 1 LOB: 1 BB: 0 P: 15	R: 0 E: 0 K: 0 S: 9	H: 1 LOB: 1 BB: 0 P: 13	R: 0 E: 0 K: 2 S: 10	H: 0 LOB: 0 BB: 0 P: 15	R: 0 E: 0 K: 1 S: 8	H: 1 LOB: 1 BB: 0 P: 14	1B: 6 2B: 1 3B: 0 HR: 0	SF: 0 SAC: 0 DP: 1 HBP: 0	WP: 2 PB: 0 SB: 0 CS: 0	PA: 36			
PITCHER	IP WLS BF H R ER SO BB IBB HBP BLK WP HR S P ERA WHIP	IP WLS BF H R ER SO BB IBB HBP BLK WP HR S P ERA WHIP	IP WLS BF H R ER SO BB IBB HBP BLK WP HR S P ERA WHIP	IP WLS BF H R ER SO BB IBB HBP BLK WP HR S P ERA WHIP	IP WLS BF H R ER SO BB IBB HBP BLK WP HR S P ERA WHIP	IP WLS BF H R ER SO BB IBB HBP BLK WP HR S P ERA WHIP	IP WLS BF H R ER SO BB IBB HBP BLK WP HR S P ERA WHIP	IP WLS BF H R ER SO BB IBB HBP BLK WP HR S P ERA WHIP	IP WLS BF H R ER SO BB IBB HBP BLK WP HR S P ERA WHIP	IP WLS BF H R ER SO BB IBB HBP BLK WP HR S P ERA WHIP	IP WLS BF H R ER SO BB IBB HBP BLK WP HR S P ERA WHIP	IP WLS BF H R ER SO BB IBB HBP BLK WP HR S P ERA WHIP	IP WLS BF H R ER SO BB IBB HBP BLK WP HR S P ERA WHIP	IP WLS BF H R ER SO BB IBB HBP BLK WP HR S P ERA WHIP	IP WLS BF H R ER SO BB IBB HBP BLK WP HR S P ERA WHIP	IP WLS BF H R ER SO BB IBB HBP BLK WP HR S P ERA WHIP	IP WLS BF H R ER SO BB IBB HBP BLK WP HR S P ERA WHIP	IP WLS BF H R ER SO BB IBB HBP BLK WP HR S P ERA WHIP	IP WLS BF H R ER SO BB IBB HBP BLK WP HR S P ERA WHIP	IP WLS BF H R ER SO BB IBB HBP BLK WP HR S P ERA WHIP	IP WLS BF H R ER SO BB IBB HBP BLK WP HR S P ERA WHIP	IP WLS BF H R ER SO BB IBB HBP BLK WP HR S P ERA WHIP	IP WLS BF H R ER SO BB IBB HBP BLK WP HR S P ERA WHIP

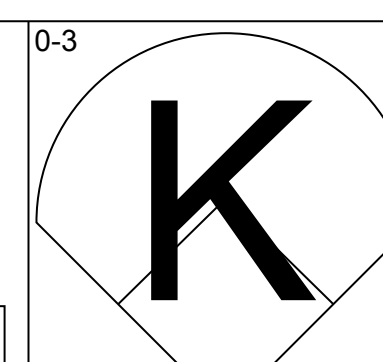
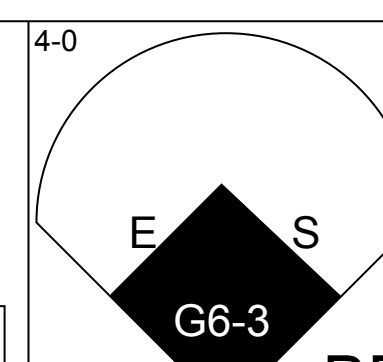
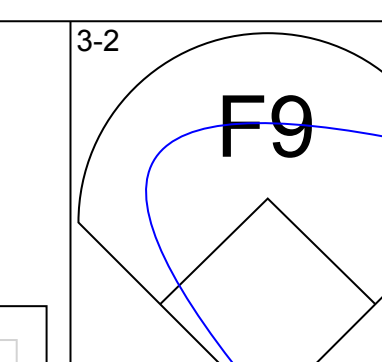
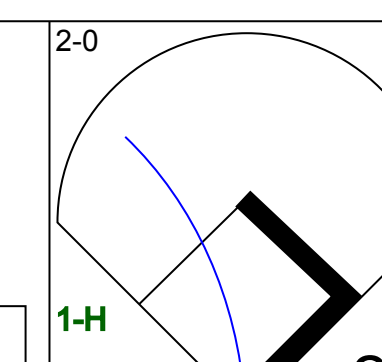
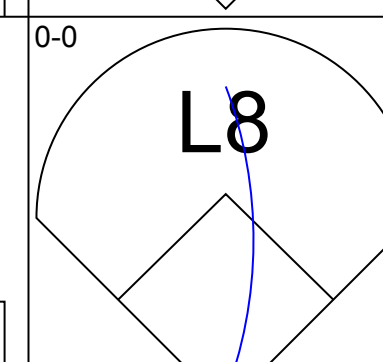
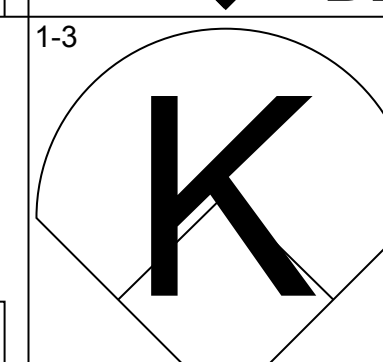
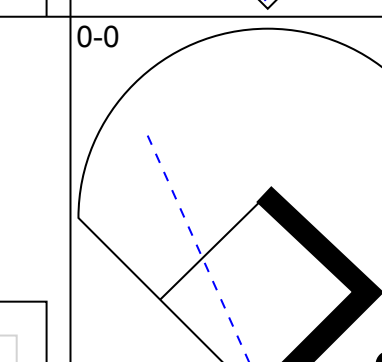
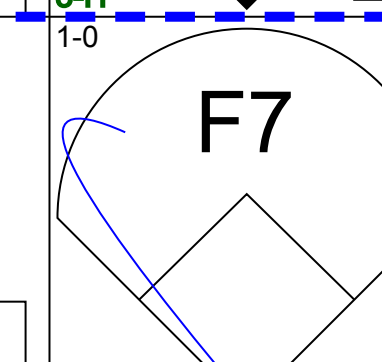
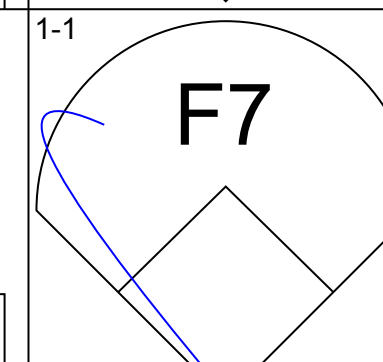
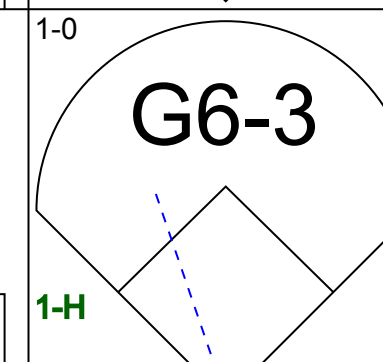
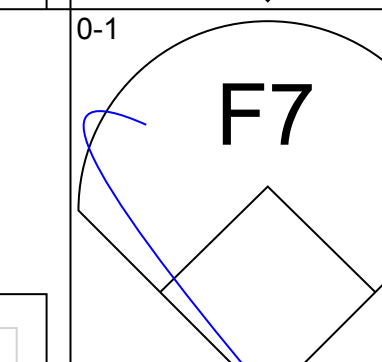
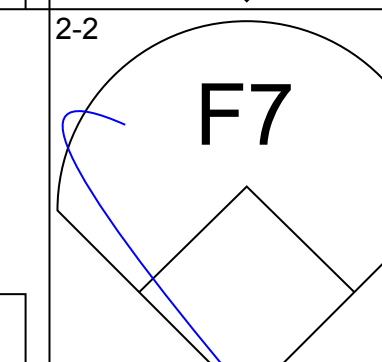

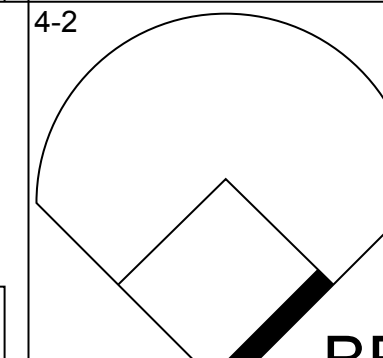



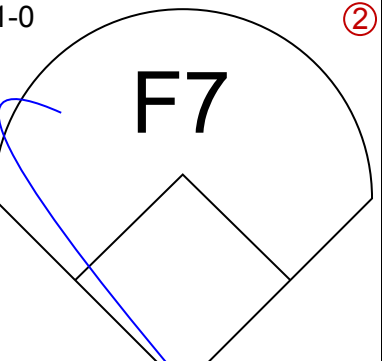







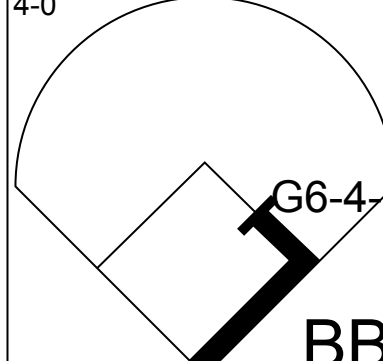





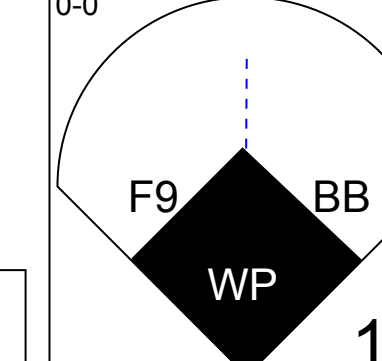
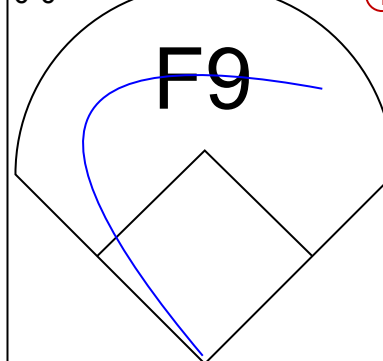
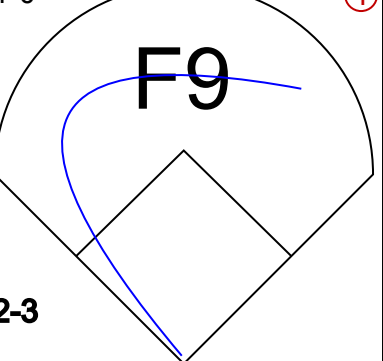

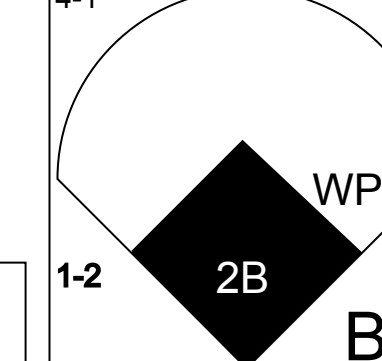
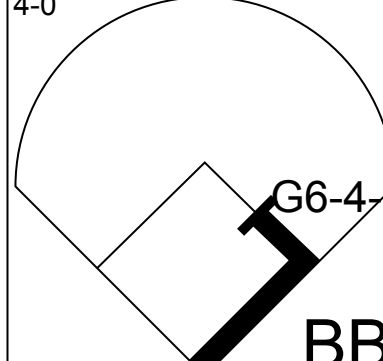
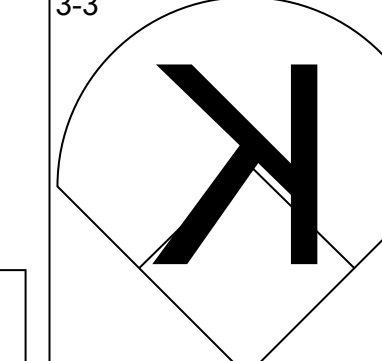
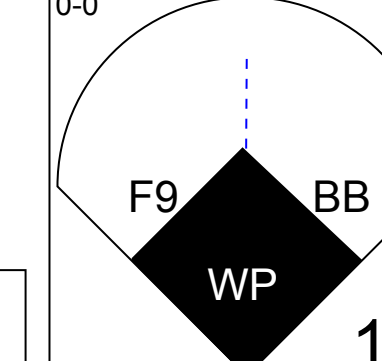
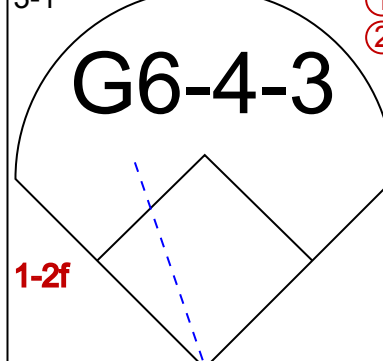
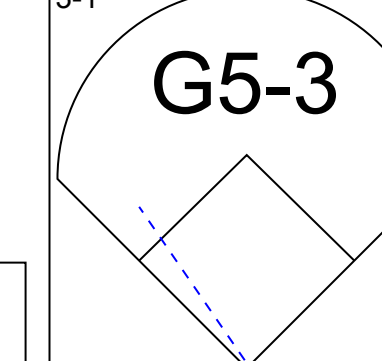
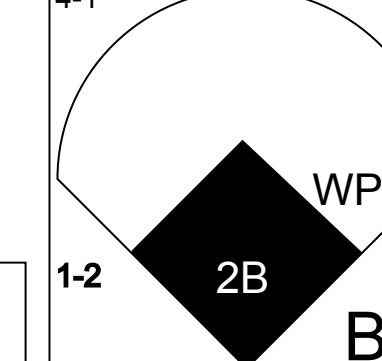
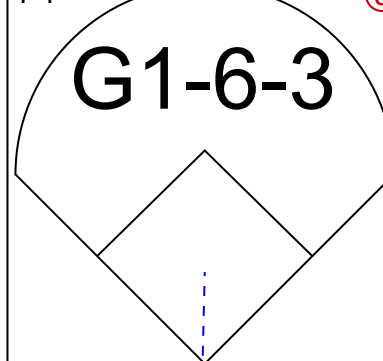

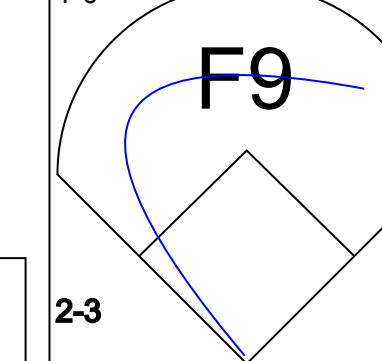
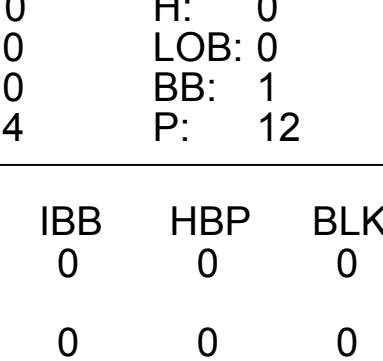
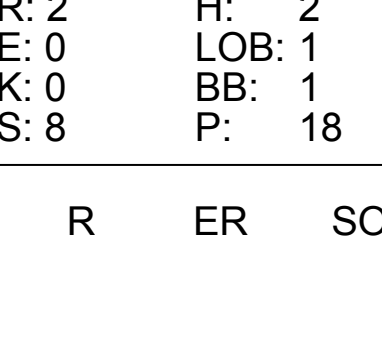


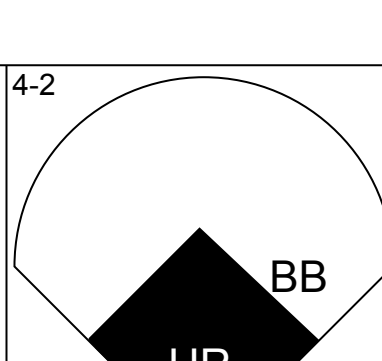
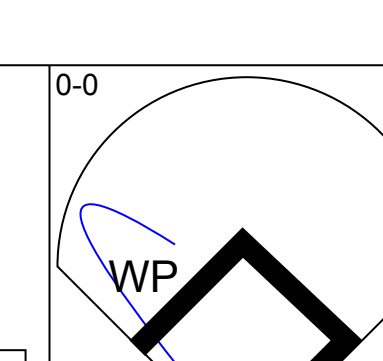
New York Mets @ Philadelphia Phillies
Veterans Stadium, Philadelphia, PA
Fri Jun 01 1990, 7:05 PM EDT
Att: 34,457 - Unknown

AB 33
R 0
H 7
RBI 0
BB 3
SO 6
LOB 19



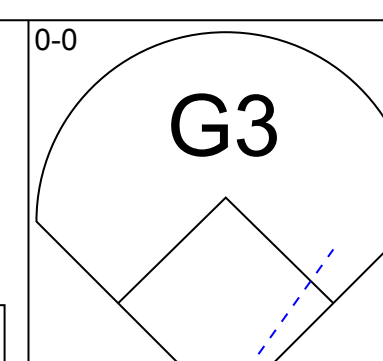
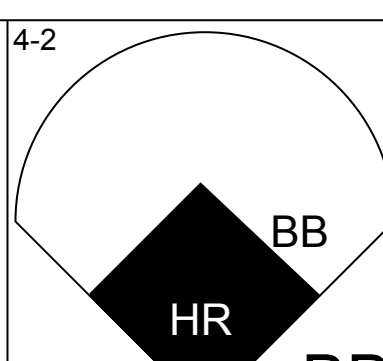
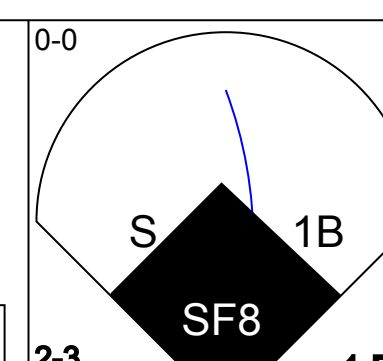
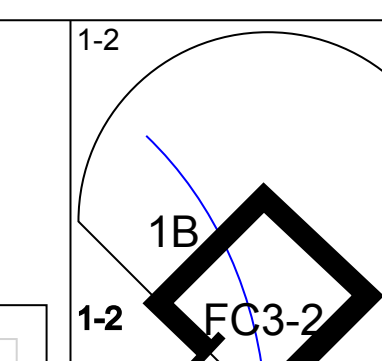
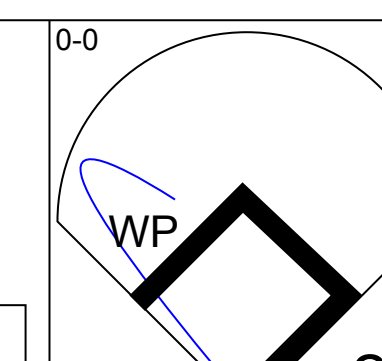
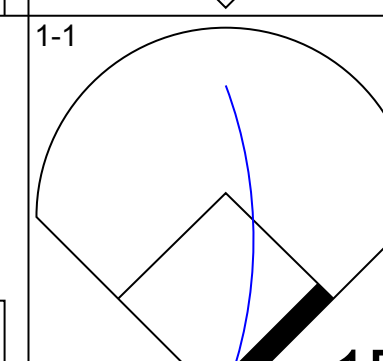
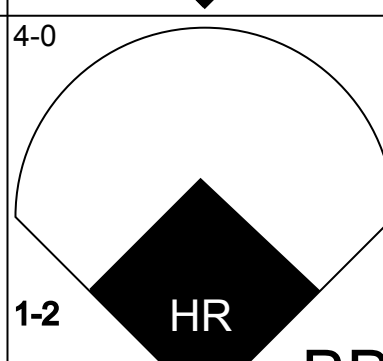
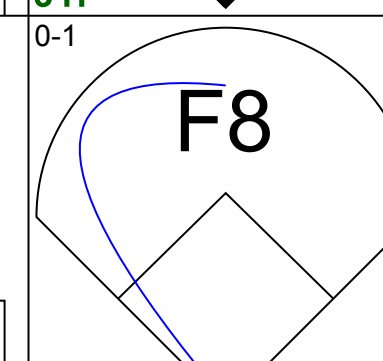
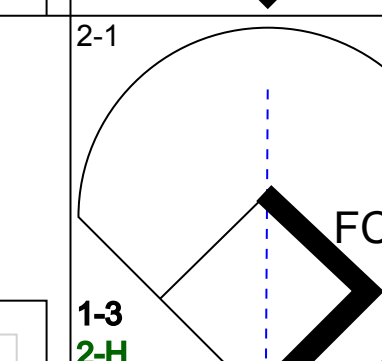
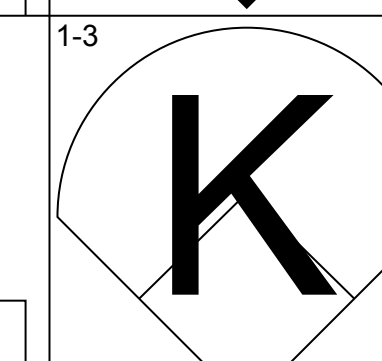
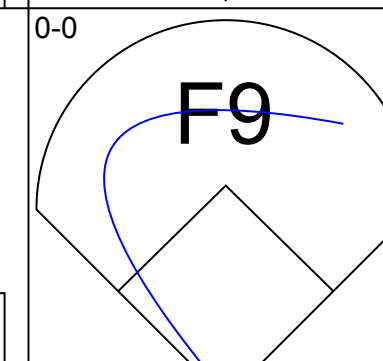
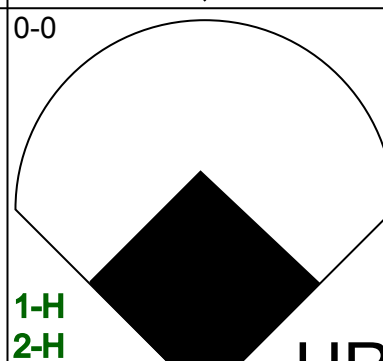
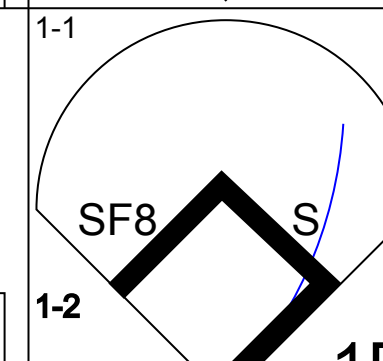
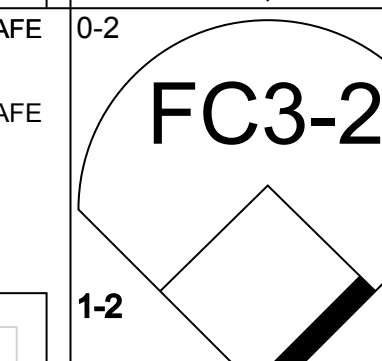
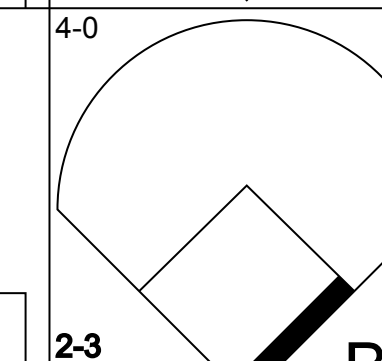
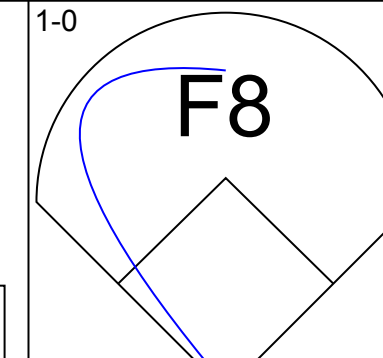
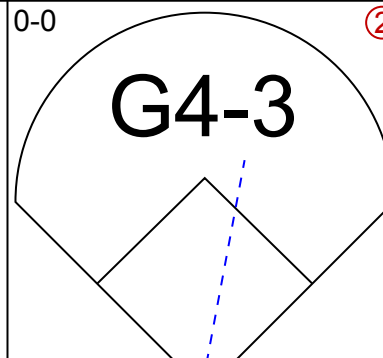
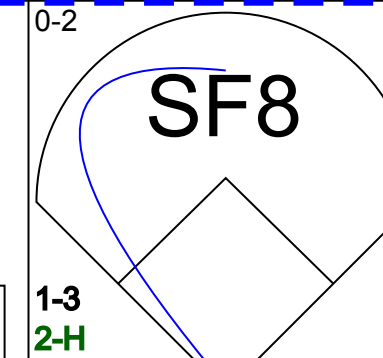
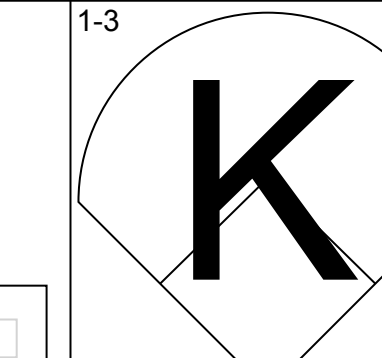
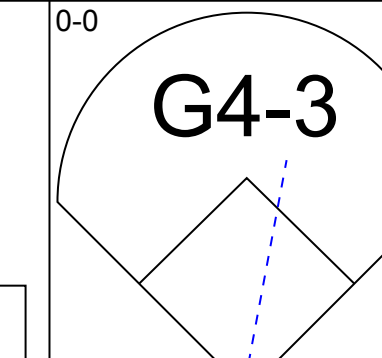

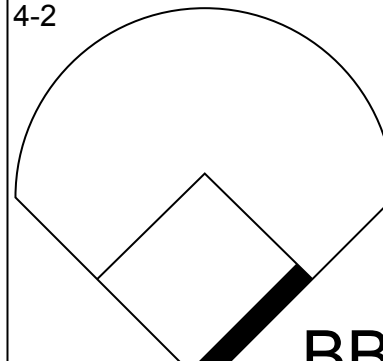
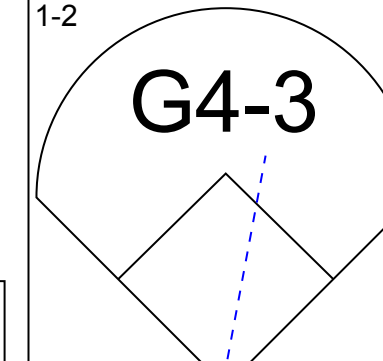
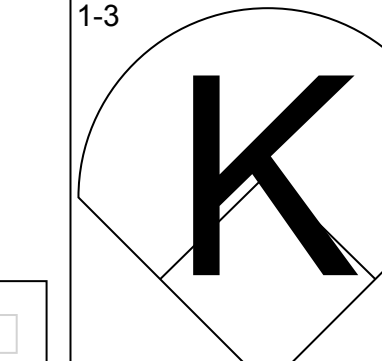

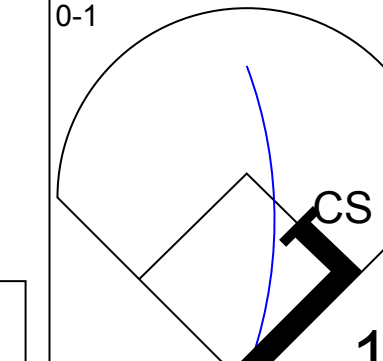
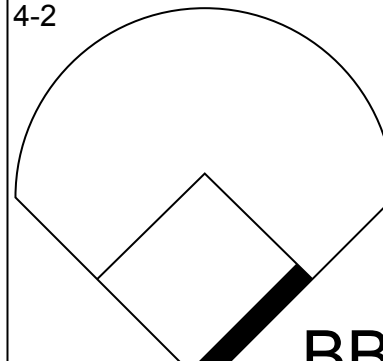
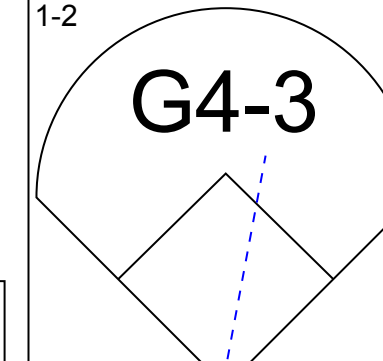
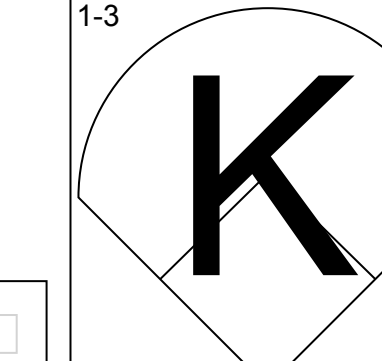

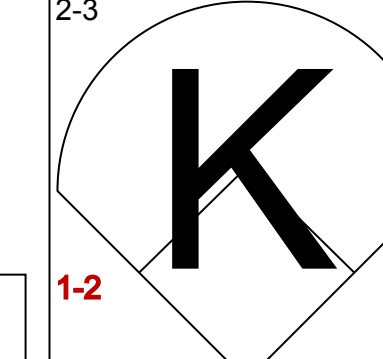
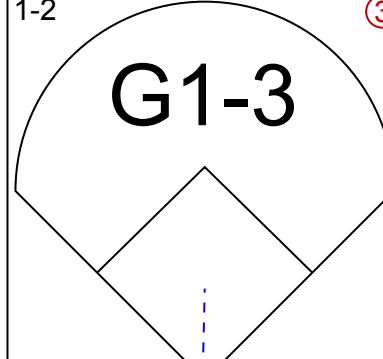
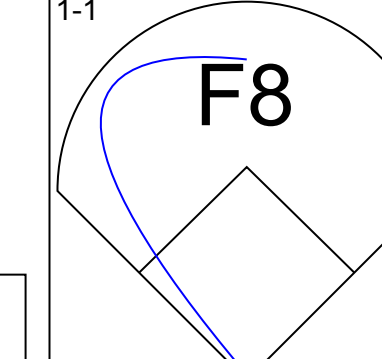

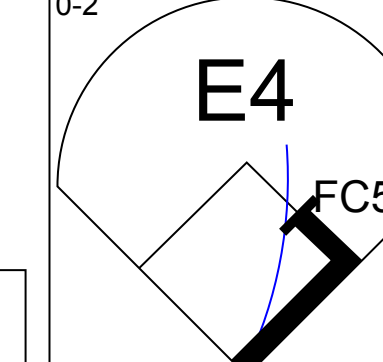
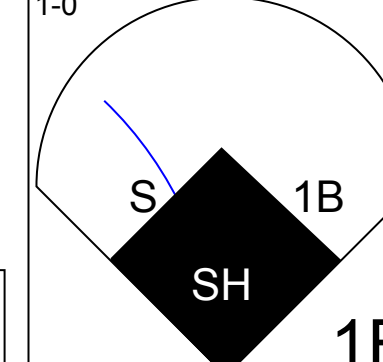
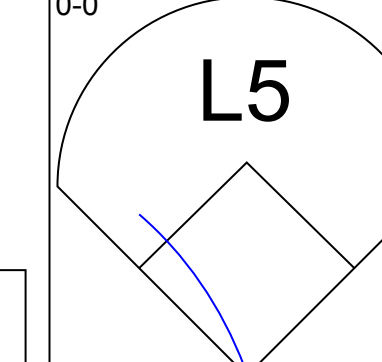

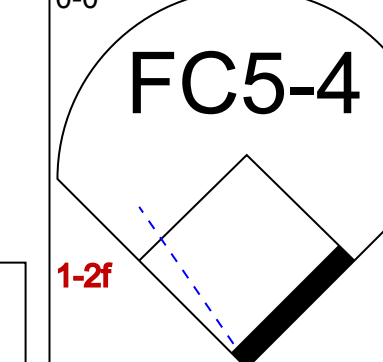
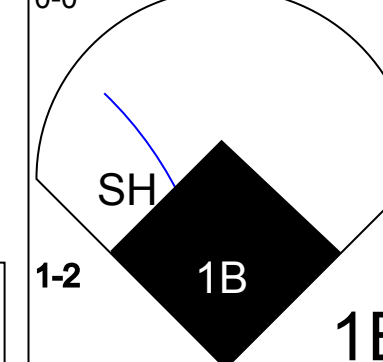
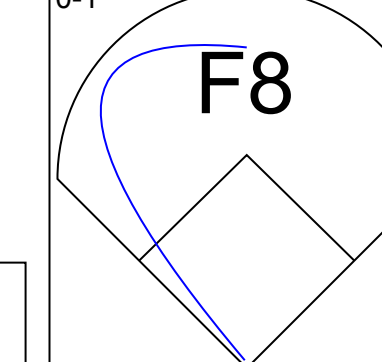

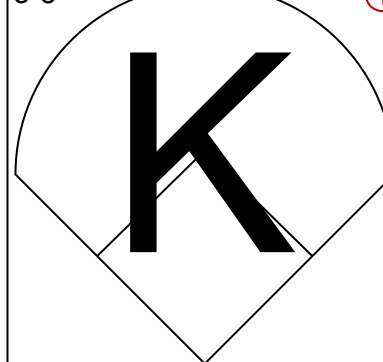
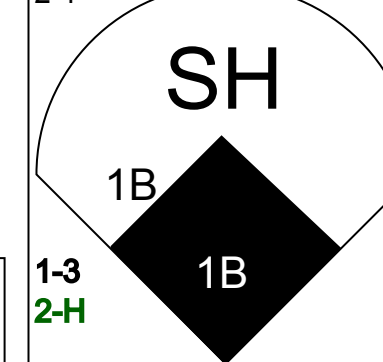
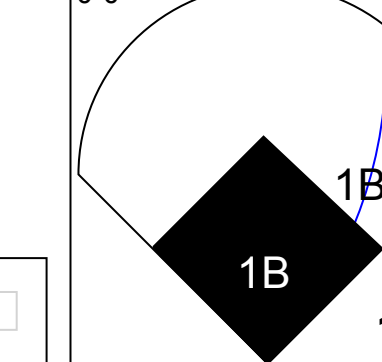
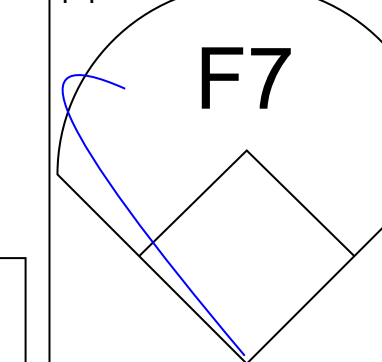

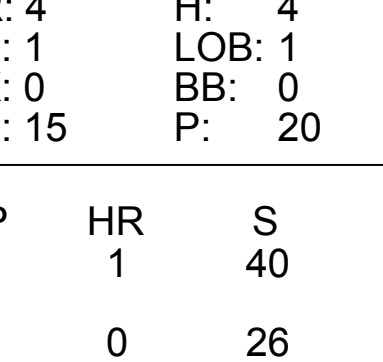
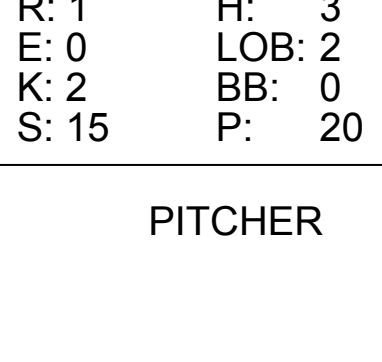
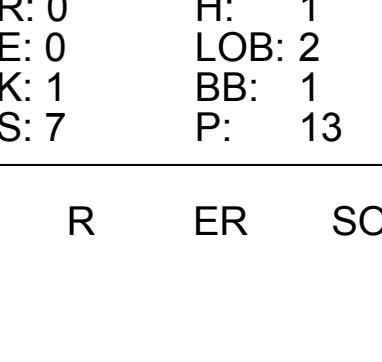
Batter	1	2	3	4	5	6	7	8	9	AB	R	H	RBI	BB	SO	LOB	TOP								
Howard Johnson, S (1, 5) OBP: 0.306, SLG: 0.428	B2		G3	F8			G5-3		1B	5	1	1	0	0	0	1	New York Mets @ Philadelphia Phillies Veterans Stadium, Philadelphia, PA Sat Jun 02 1990, 7:05 PM EDT Att: 41,950 - Unknown - 78 F livebaseballscorecards.com AB 36 R 4 H 9 RBI 4 BB 3 SO 9 LOB 15 								
Daryl Boston, L (1, 8) OBP: 0.397, SLG: 0.615	F8		HR		F7		HR		3B	5	2	3	2	0	0	0									
Gregg Jefferies, S (1, 4) OBP: 0.346, SLG: 0.517	WP		F9		G3		G6-3		G4-3	4	0	0	0	1	0	2									
Darryl Strawberry, L (1, 9) OBP: 0.353, SLG: 0.429	K		HR		K				BB	3	1	1	2	1	2	1									
Kevin McReynolds, R (1, 7) OBP: 0.345, SLG: 0.408		G5-3	FC6-4			K			K	3	0	0	0	1	2	1									
Mike Marshall, R (1, 3) OBP: 0.271, SLG: 0.419	1B		FC6-4		G5-3				K	4	0	1	0	0	1	2									
Mackey Sasser, L (1, 2) OBP: 0.365, SLG: 0.368		2B		FC5-4		FC6-4			G1-6-3	4	0	3	0	0	0	1									
Kevin Elster, R (1, 6) OBP: 0.269, SLG: 0.324		1B		1B						3	0	0	0	0	1	4									
Dave Magadan, L (9, PH) OBP: 0.375, SLG: 0.311	K		FC5-4		FC6-4				L5	1	0	0	0	0	0	0									
Dwight Gooden, R (1, 1) OBP: 0.160, SLG: 0.375									G1-6-3	2	0	0	0	0	2	3									
Keith Miller, R (7, PH) OBP: 0.322, SLG: 0.354										1	0	0	0	0	1	0									
Jeff Musselman, L (7, 1) OBP: 0.136, SLG: 0.143										0	0	0	0	0	0	0									
Tom O'Malley, L (9, PH) OBP: 0.136, SLG: 0.143										1	0	0	0	0	0	0									
Inning Stats	R: 0 E: 0 K: 1 S: 9	H: 0 LOB: 1 BB: 1 P: 20	R: 0 E: 0 K: 2 S: 11	H: 2 LOB: 2 BB: 0 P: 17	R: 2 E: 0 K: 0 S: 15	H: 2 LOB: 1 BB: 1 P: 22	R: 0 E: 0 K: 1 S: 7	H: 1 LOB: 0 BB: 0 P: 9	R: 0 E: 0 K: 1 S: 12	H: 0 LOB: 0 BB: 0 P: 16	R: 0 E: 0 K: 1 S: 8	H: 1 LOB: 1 BB: 0 P: 16	R: 1 E: 0 K: 1 S: 7	H: 1 LOB: 0 BB: 0 P: 10	R: 0 E: 0 K: 2 S: 7	H: 0 LOB: 1 BB: 1 P: 14	R: 1 E: 0 K: 0 S: 10	H: 2 LOB: 1 BB: 0 P: 16	1B: 5 2B: 1 3B: 1 HR: 2	SF: 0 SAC: 0 DP: 0 HBP: 0	WP: 1 PB: 0 SB: 1 CS: 0	PA: 39			
PITCHER	IP	WLS	BF	H	R	ER	SO	BB	IBB	HBP	BLK	WP	HR	S	P	ERA	WHIP								
Ken Howell, R (1, 1) ERA: 3.86	7.0	W	31	7	3	3	7	3	0	0	0	1	2	69	114	3.86	1.429								
Roger McDowell, R (8, 1) ERA: 5.33	2.0	S	8	2	1	1	2	0	0	0	0	0	0	17	26	4.50	1.000								

Batter	1	2	3	4	5	6	7	8	9	AB	R	H	RBI	BB	SO	LOB	BOTTOM								
Lenny Dykstra, L (1, 8) OBP: 0.477, SLG: 0.542	G1-3		2B						P6	4	2	3	0	1	0	0	New York Mets @ Philadelphia Phillies Veterans Stadium, Philadelphia, PA Sat Jun 02 1990, 7:05 PM EDT Att: 41,950 - Unknown - 78 F livebaseballscorecards.com AB 31 R 5 H 10 RBI 5 BB 3 SO 3 LOB 14 								
Tom Herr, S (1, 4) OBP: 0.350, SLG: 0.394	G1-3		1B		G6-3		G1-3			4	1	1	1	0	0	4									
Von Hayes, L (1, 9) OBP: 0.407, SLG: 0.500	K		SF9		G5-3		G3-1			4	0	1	0	0	1	1									
Ricky Jordan, R (1, 3) OBP: 0.297, SLG: 0.383	1B		K		G5-3		FC6-4		HBP	3	1	1	1	0	1	2									
John Kruk, L (1, 7) OBP: 0.353, SLG: 0.429	1B		SF9		1B		FC6-4		1B	3	0	2	1	1	0	1									
Charlie Hayes, R (1, 5) OBP: 0.316, SLG: 0.361	G4-3		SF9		F8		F8			3	0	0	1	0	0	3									
Dickie Thon, R (1, 6) OBP: 0.303, SLG: 0.311		F9	G5-3				P4		G5-3	4	0	0	0	0	0	2									
Darren Daulton, L (1, 2) OBP: 0.366, SLG: 0.299		G5-6			P5		SH3-4		HR	3	1	2	1	1	0	0									
Ken Howell, R (1, 1) OBP: 0.150, SLG: 0.158										2	0	0	0	0	0	1									
Roger McDowell, R (8, 1) ERA: 5.33	G5-6				L8		SH3-4		K	0	0	0	0	0	0	0									
Rod Booker, L (8, 5) OBP: 0.342, SLG: 0.412										0	0	0	0	0	0	0									
Randy Ready, R (8, PH) OBP: 0.359, SLG: 0.357										1	0	0	0	0	1	0									
Dave Hollins, S (9, 5) OBP: 0.320, SLG: 0.364										0	0	0	0	0	0	0									
Inning Stats	R: 2 E: 0 K: 1 S: 17	H: 3 LOB: 1 BB: 0 P: 23	R: 0 E: 0 K: 0 S: 5	H: 0 LOB: 0 BB: 1 P: 9	R: 2 E: 0 K: 1 S: 16	H: 3 LOB: 2 BB: 1 P: 29	R: 0 E: 0 K: 0 S: 6	H: 1 LOB: 1 BB: 0 P: 11	R: 0 E: 0 K: 0 S: 10	H: 1 LOB: 1 BB: 1 P: 17	R: 0 E: 0 K: 0 S: 5	H: 1 LOB: 2 BB: 1 P: 10	R: 0 E: 0 K: 0 S: 5	H: 0 LOB: 1 BB: 0 P: 7	R: 1 E: 0 K: 1 S: 9	H: 1 LOB: 0 BB: 0 P: 15	1B: 7 2B: 2 3B: 0 HR: 1	SF: 1 SAC: 1 DP: 1 HBP: 1	WP: 0 PB: 0 SB: 3 CS: 0	PA: 37					
PITCHER	IP	WLS	BF	H	R	ER	SO	BB	IBB	HBP	BLK	WP	HR	S	P	ERA	WHIP								
Dwight Gooden, R (1, 1) ERA: 4.37	6.0	L	29	9	4	4	2	2	1	0	0	0	1	14	22	6.00	1.833								
Jeff Musselman, L (7, 1) ERA: 3.05	2.0		8	1	1	1	1	0	0	1	0	0	1	14	22	4.50	0.500								

Batter	1	2	3	4	5	6	7	8	9	AB	R	H	RBI	BB	SO	LOB	TOP			
Howard Johnson, S (1, 5) OBP: 0.310, SLG: 0.432										3	1	1	1	1	1	0	New York Mets @ Philadelphia Phillies Veterans Stadium, Philadelphia, PA Sun Jun 03 1990, 3:33 AM EDT Att. 43,643 - Overcast - 70 F			
Keith Miller, R (1, 8) OBP: 0.323, SLG: 0.365										3	0	1	0	0	1	1				
Daryl Boston, L (8, PH) OBP: 0.352, SLG: 0.606										1	0	0	0	0	0	1				
Gregg Jefferies, S (1, 4) OBP: 0.338, SLG: 0.506										4	0	0	1	0	0	2				
Kevin McReynolds, R (1, 7) OBP: 0.343, SLG: 0.400										3	0	0	0	1	0	0				
Darryl Strawberry, L (1, 9) OBP: 0.348, SLG: 0.421										3	0	0	0	0	0	1				
Julio Machado, R (7, 1)										0	0	0	0	0	0	0				
Dave Magadan, L (9, PH) OBP: 0.370, SLG: 0.306										1	0	0	0	0	0	0				
Mike Marshall, R (1, 3) OBP: 0.283, SLG: 0.406										4	0	0	0	0	0	0				
Mackey Sasser, L (1, 2) OBP: 0.369, SLG: 0.362										1	0	0	0	1	1	0				
Dave Liddell, R (8, PH) OBP: 1.000, SLG: 1.000										1	1	1	0	0	0	0				
Kevin Elster, R (1, 6) OBP: 0.270, SLG: 0.320										2	1	0	0	1	0	1				
Sid Fernandez, L (1, 1) OBP: 0.211, SLG: 0.263										1	0	0	0	0	0	0				
Ron Darling, R (4, 1) OBP: 0.222, SLG: 0.125										1	0	0	0	0	0	0				
Mark Carreon, R (7, 9) OBP: 0.288, SLG: 0.473										1	0	0	0	0	0	2				
Inning Stats	R: 0 E: 0 K: 1 S: 6	H: 0 LOB: 0 BB: 0 P: 7	R: 0 E: 0 K: 0 S: 4	H: 0 LOB: 0 BB: 0 P: 6	R: 0 E: 0 K: 0 S: 4	H: 0 LOB: 0 BB: 1 P: 12	R: 1 E: 0 K: 1 S: 8	H: 0 LOB: 0 BB: 2 P: 20	R: 0 E: 0 K: 0 S: 6	H: 1 LOB: 1 BB: 0 P: 11	R: 0 E: 0 K: 0 S: 5	H: 0 LOB: 0 BB: 0 P: 11	R: 2 E: 0 K: 0 S: 8	H: 2 LOB: 1 BB: 1 P: 18	R: 0 E: 0 K: 0 S: 5	H: 0 LOB: 0 BB: 0 P: 8	1B: 1 2B: 2 3B: 0 HR: 0	SF: 0 SAC: 0 DP: 1 HBP: 0	WP: 1 PB: 0 SB: 1 CS: 0	PA: 33
PITCHER	IP WLS BF H R ER SO BB IBB HBP BLK WP HR S P ERA WHIP																			
Pat Combs, L (1, 1) ERA: 4.27	7.1 W 28 3 3 2 3 4 0 0 0 0 1 0 45 91 2.46 0.955																			
Jeff Parrett, R (8, 1) ERA: 5.45	1.2 5 0 0 0 0 0 0 0 0 0 0 0 9 15 0.00 0.000																			

AB	29
R	3
H	3
RBI	2
BB	4
SO	3
LOB	8



Batter	1	2	3	4	5	6	7	8	9	AB	R	H	RBI	BB	SO	LOB	BOTTOM	
Lenny Dykstra, L (1, 8) OBP: 0.485, SLG: 0.552										4	2	3	1	1	0	0	New York Mets @ Philadelphia Phillies Veterans Stadium, Philadelphia, PA Sun Jun 03 1990, 3:33 AM EDT Att. 43,643 - Overcast - 70 F	
Sil Campusano, R (9, 8) OBP: 0.208, SLG: 0.136										0	0	0	0	0	0	0		
Tom Herr, S (1, 4) OBP: 0.357, SLG: 0.396										4	1	2	1	1	1	3		
Von Hayes, L (1, 9) OBP: 0.411, SLG: 0.518										4	1	2	4	1	0	3		
Ricky Jordan, R (1, 3) OBP: 0.288, SLG: 0.373										4	0	0	1	0	1	5		
John Kruk, L (1, 7) OBP: 0.356, SLG: 0.427										3	0	1	0	1	1	3		
Charlie Hayes, R (1, 5) OBP: 0.310, SLG: 0.352										4	0	0	0	0	1	2		
Dickie Thon, R (1, 6) OBP: 0.302, SLG: 0.309										4	1	1	0	0	0	0		
Steve Lake, R (1, 2) OBP: 0.250, SLG: 0.262										4	1	1	0	0	0	1		
Pat Combs, L (1, 1) OBP: 0.263, SLG: 0.278										2	2	1	0	0	1	0		
Jeff Parrett, R (8, 1) ERA: 1.72										1	0	0	0	0	0	0		
Inning Stats	R: 0 E: 0 K: 0 S: 5	H: 1 LOB: 1 BB: 0 P: 7	R: 0 E: 1 K: 1 S: 10	H: 1 LOB: 1 BB: 0 P: 12	R: 3 E: 0 K: 1 S: 16	H: 1 LOB: 1 BB: 3 P: 32	R: 4 E: 1 K: 0 S: 15	H: 4 LOB: 1 BB: 0 P: 20	R: 0 E: 0 K: 2 S: 15	H: 3 LOB: 2 BB: 0 P: 20	R: 0 E: 0 K: 0 S: 5	H: 0 LOB: 0 BB: 0 P: 7	R: 0 E: 0 K: 1 S: 7	H: 1 LOB: 2 BB: 1 P: 13	1B: 9 2B: 1 3B: 0 HR: 1	SF: 1 SAC: 1 DP: 0 HBP: 0	WP: 1 PB: 0 SB: 3 CS: 1	PA: 40
PITCHER	IP WLS BF H R ER SO BB IBB HBP BLK WP HR S P ERA WHIP																	
Sid Fernandez, L (1, 1) ERA: 3.32	3.1 L 21 7 7 5 2 3 0 0 0 0 0 0 26 33 3.38 1.125																	
Ron Darling, R (4, 1) ERA: 6.0	2.2 11 3 1 1 2 0 0 0 0 0 0 0 12 20 0.00 1.000																	
Julio Machado, R (7, 1) ERA: 1.72	2.0 8 1 0 0 1 1 0 0 0 0 1 0 12 20 0.00 1.000																	

AB	34
R	8
H	11
RBI	7
BB	4
SO	5
LOB	17



Batter	1	2	3	4	5	6	7	8	9	AB	R	H	RBI	BB	SO	LOB	TOP										
Wally Backman, S (1.5) OBP: 0.387, SLG: 0.416	G6-3		G1-3		F7		K			4	0	0	0	0	1	0											
Jay Bell, R (1.6) OBP: 0.333, SLG: 0.384	K							G1-3		3	0	1	0	1	1	0											
Andy Van Slyke, L (1.8) OBP: 0.407, SLG: 0.509	K				F5			G3		4	0	0	0	0	1	2											
Bobby Bonilla, S (1.9) OBP: 0.332, SLG: 0.580					L8			E8		3	3	1	0	1	0	1											
Barry Bonds, L (1.7) OBP: 0.400, SLG: 0.605					P2			P6		4	1	2	1	0	0	1											
Sid Bream, L (1.3) OBP: 0.345, SLG: 0.418					F7			G3-1		2	1	0	1	1	0	1											
Jose Lind, R (1.4) OBP: 0.374, SLG: 0.419					K			G6-3		4	0	1	2	0	1	0											
Dann Bilardello, R (1.2) OBP: 0.143, SLG: 0.077					L8			L6		4	0	1	1	0	0	0											
Neal Heaton, L (1.1) OBP: 0.120, SLG: 0.043					F7			F9		2	0	0	0	0	1	1											
Rick Reed, R (6.1)					K			K		1	0	0	0	0	1	0											
Scott Ruskin, R (7.1)										0	0	0	0	0	0	0											
Stan Belinda, R (8.1)										0	0	0	0	0	0	0											
Bob Kipper, R (8.1)										1	0	0	0	0	0	0											
Inning Stats	R: 0 E: 0 K: 2 S: 7	H: 0 LOB: 0 BB: 0 P: 11	R: 2 E: 0 K: 0 S: 11	H: 1 LOB: 0 BB: 1 P: 18	R: 0 E: 0 K: 1 S: 12	H: 0 LOB: 1 BB: 1 P: 19	R: 2 E: 0 K: 0 S: 11	H: 3 LOB: 1 BB: 1 P: 17	R: 0 E: 0 K: 1 S: 9	H: 0 LOB: 0 BB: 0 P: 14	R: 0 E: 0 K: 2 S: 7	H: 0 LOB: 0 BB: 0 P: 9	R: 1 E: 1 K: 0 S: 12	H: 1 LOB: 1 BB: 0 P: 20	R: 0 E: 0 K: 0 S: 3	H: 0 LOB: 0 BB: 0 P: 6	1B: 4 2B: 2 3B: 0 HR: 0	SF: 1 SAC: 0 DP: 0 HBP: 0	WP: 0 PB: 0 SB: 3 CS: 0	PA: 36							
PITCHER	IP	WLS	BF	H	R	ER	SO	BB	IBB	HBP	BLK	WP	HR	S	P	ERA	WHIP										
Dwight Gooden, R (1.1) ERA: 4.44	7.0		28	5	4	4	6	3	0	0	0	0	0	66	101	5.14	1.143										
Jeff Musselman, L (8.1) ERA: 2.78	2.0	L	8	1	1	0	0	0	0	0	0	0	0	15	26	0.00	0.500										

Pittsburgh Pirates @ New York Mets
Shea Stadium, Flushing, NY
Thu Jun 07 1990, 7:05 PM EDT
Att: 28,443 - Unknown - 71 F


AB 32
R 5
H 6
RBI 5
BB 3
SO 6
LOB 6



Batter	1	2	3	4	5	6	7	8	9	AB	R	H	RBI	BB	SO	LOB	BOTTOM										
Keith Miller, R (1.8) OBP: 0.323, SLG: 0.363	G5-3				G5-3				FC5-3	5	0	2	1	0	0	1											
Howard Johnson, S (1.5) OBP: 0.292, SLG: 0.426	G6-3				K				G3	5	0	0	0	0	2	6											
Gregg Jefferies, S (1.4) OBP: 0.330, SLG: 0.477	F7				G5-3					4	0	1	1	0	0	0											
Kevin McReynolds, R (1.7) OBP: 0.335, SLG: 0.409					L6				F8	4	0	1	0	0	1	0											
Darryl Strawberry, L (1.9) OBP: 0.360, SLG: 0.419	G4-3				P5				FC4-6	3	0	0	0	1	1	1											
Mike Marshall, R (1.3) OBP: 0.269, SLG: 0.422	F7								FC4-6	4	1	1	0	0	0	2											
Kevin Elster, R (1.6) OBP: 0.271, SLG: 0.329										3	1	2	0	0	0	0											
Tom O'Malley, L (8. PH) OBP: 0.185, SLG: 0.346										0	0	0	0	0	0	0											
Tim Teufel, R (8. PH) OBP: 0.271, SLG: 0.364										1	0	0	0	0	0	1											
Orlando Mercado, R (1.2) ERA: 2.77										2	1	0	1	0	0	1											
Mackey Sasser, L (7. PH) OBP: 0.380, SLG: 0.371										2	1	1	0	0	1	0											
Dwight Gooden, R (1.1) OBP: 0.154, SLG: 0.360										1	0	0	0	0	0	1											
Mark Carreon, R (7. PH) OBP: 0.280, SLG: 0.461										1	0	0	0	0	0	2											
Jeff Musselman, L (8.1) ERA: 3.6										0	0	0	0	0	0	0											
Dave Magadan, L (8. PH) OBP: 0.380, SLG: 0.313										0	0	0	0	0	0	0											
Inning Stats	R: 0 E: 0 K: 0 S: 6	H: 0 LOB: 0 BB: 0 P: 11	R: 0 E: 0 K: 1 S: 5	H: 0 LOB: 0 BB: 0 P: 10	R: 0 E: 0 K: 0 S: 9	H: 2 LOB: 2 BB: 0 P: 11	R: 0 E: 0 K: 0 S: 5	H: 0 LOB: 0 BB: 0 P: 11	R: 3 E: 1 K: 1 S: 15	H: 2 LOB: 0 BB: 0 P: 23	R: 0 E: 1 K: 1 S: 8	H: 1 LOB: 1 BB: 0 P: 10	R: 1 E: 1 K: 1 S: 19	H: 3 LOB: 2 BB: 0 P: 27	R: 0 E: 0 K: 0 S: 9	H: 0 LOB: 1 BB: 1 P: 15	R: 0 E: 0 K: 1 S: 6	H: 0 LOB: 0 BB: 0 P: 12	1B: 6 2B: 2 3B: 0 HR: 0	SF: 0 SAC: 1 DP: 0 HBP: 1	WP: 0 PB: 0 SB: 0 CS: 0	PA: 38					
PITCHER	IP	WLS	BF	H	R	ER	SO	BB	IBB	HBP	BLK	WP	HR	S	P	ERA	WHIP										
Neal Heaton, L (1.1) ERA: 2.77	5.0		20	4	3	1	2	0	0	0	0	0	0	40	66	1.80	0.800										
Rick Reed, R (6.1)	1.0		5	1	1	0	1	0	0	0	0	0	0	12	16	0.00	1.000										
Scott Ruskin, L (7.1) ERA: 2.92	1.0	W	5	3	0	0	1	0	0	0	0	0	0	15	21	0.00	3.000										
Stan Belinda, R (8.1) ERA: 3.6	0.2		3	0	0	0	0	1	0	0	0	0	0	7	11	0.00	1.500										
Bob Kipper, L (8.1) ERA: 7.11	1.1	S	5	0	0	0	1	0	0	1	0	0	0	8	16	0.00	0.000										

Pittsburgh Pirates @ New York Mets
Shea Stadium, Flushing, NY
Thu Jun 07 1990, 7:05 PM EDT
Att: 28,443 - Unknown - 71 F

AB 35
R 4
H 8
RBI 3
BB 1
SO 5
LOB 15



Batter	1	2	3	4	5	6	7	8	9	AB	R	H	RBI	BB	SO	LOB	TOP				
Gary Redus, R OBP: 0.315, SLG: 0.360 (1, 3) C X	0-1 F9 SH1-3 1B		4-1 E S BB			3-3 K		3-3 K		3	0	1	0	1	2	1					
Jay Bell, R OBP: 0.333, SLG: 0.380 (1, 6) X	0-0 SH1-3		2-3 K			4-2 BB			3-3 K	2	0	0	0	1	2	1					
R.J. Reynolds, S OBP: 0.340, SLG: 0.337 (1, 8) X	0-0 F9			0-0 P4		0-1 G1-3			1-3 K	4	0	0	0	0	1	2					
Bobby Bonilla, S OBP: 0.330, SLG: 0.588 (1, 9) S X	3-2 P4			0-0 F8				0-2 HR	2-1 F8	4	1	1	1	0	0	1					
Barry Bonds, L OBP: 0.394, SLG: 0.594 (1, 7) X		2-3 K		0-3 K				0-0 P6		3	0	0	0	0	2	0					
Jeff King, R OBP: 0.243, SLG: 0.303 (1, 5) X					1-2 F8			0-1 P3		3	0	0	0	0	1	0					
Jose Lind, R OBP: 0.369, SLG: 0.413 (1, 4) X				1-1 F9		0-1 P4		0-1 L9		3	0	0	0	0	0	0					
Dann Bilardello, R OBP: 0.118, SLG: 0.063 (1, 2) X			1-3 K		1-2 F8			0-1 F8		3	0	0	0	0	1	0					
Bob Walk, R OBP: 0.167, SLG: 0.167 (1, 1) X			0-3 K					0-0 CS		2	0	0	0	0	2	0					
Rick Reed, R (6, 1) X						2-3 K				0	0	0	0	0	0	0					
John Cangelosi, S OBP: 0.333, SLG: 0.200 (8, PH) X										1	0	1	0	0	0	0					
Bill Landrum, R (8, 1) X										0	0	0	0	0	0	0					
Inning Stats	R: 0 E: 0 K: 0 S: 7	H: 1 LOB: 1 BB: 0 P: 10	R: 0 E: 0 K: 2 S: 8	H: 0 LOB: 0 BB: 0 P: 11	R: 0 E: 0 K: 3 S: 15	H: 0 LOB: 1 BB: 1 P: 22	R: 0 E: 0 K: 1 S: 7	H: 0 LOB: 0 BB: 0 P: 7	R: 0 E: 0 K: 0 S: 9	H: 0 LOB: 0 BB: 0 P: 11	R: 1 E: 0 K: 0 S: 8	H: 1 LOB: 0 BB: 0 P: 8	R: 0 E: 0 K: 1 S: 6	H: 1 LOB: 1 BB: 0 P: 9	R: 0 E: 0 K: 2 S: 8	H: 0 LOB: 0 BB: 0 P: 14	1B: 2 2B: 1 3B: 0 HR: 1	SF: 0 SAC: 1 DP: 1 HBP: 0	WP: 0 PB: 0 SB: 1 CS: 1	PA: 31	
PITCHER	IP	WLS	BF	H	R	ER	SO	BB	IBB	HBP	BLK	WP	HR	S	P	ERA	WHIP				
Sid Fernandez, L ERA: 3.11 (1, 1)	7.0	W	25	2	1	1	8	2	0	0	0	0	1	67	91	1.29	0.571				
Julio Machado, R ERA: 1.47 (8, 1)	2.0		6	1	0	0	3	0	0	0	0	0	0	14	23	0.00	0.500				

Pittsburgh Pirates @ New York Mets
Shea Stadium, Flushing, NY

AB 28
R 1
H 3
RBI 1
BB 2
SO 11
LOB 5




WP: 0
PB: 0
SB: 1
CS: 1
PA: 31

Batter	1	2	3	4	5	6	7	8	9	AB	R	H	RBI	BB	SO	LOB	BOTTOM				
Daryl Boston, L OBP: 0.322, SLG: 0.512 (1, 8) S X	4-2 CS BB	2-1 F7			1-0 L5	2-2 F9		3-2 G6-3		4	0	0	0	1	0	2					
Dave Magadan, L OBP: 0.393, SLG: 0.314 (1, 5) B X (8, 3) X	4-2 1B BB		1-1 G4-3		1-1 HR 1B	3-2 L7		4-2 BB		3	2	1	0	2	0	1					
Gregg Jefferies, S OBP: 0.336, SLG: 0.495 (1, 4) B X	2-1 E9 1B		2-1 FC4-6 1B		2-2 HR	0-1 F7		1-0 G2-3		5	2	3	2	0	0	1					
Darryl Strawberry, L OBP: 0.362, SLG: 0.455 (1, 9) B X (8, 9) X	2-2 E3 WP		1-0 FC4-6 CS		2-2 HR		0-2 HR			4	2	2	3	0	0	1					
Mark Carreon, R OBP: 0.280, SLG: 0.461 (8, 9) X			1-2 CS		2-2 HR		0-2 HR			0	0	0	0	0	0	0					
Kevin McReynolds, R OBP: 0.333, SLG: 0.405 (1, 7) X	1-2 G5-3		1-1 CS	2-2 F8 S 1B	2-1 G6-3		1-1 G6-3			4	0	1	0	0	0	1					
Mike Marshall, R OBP: 0.275, SLG: 0.424 (1, 3) X	2-2 G6-3			3-3 K	1-1 1B		1-2 2B 1B			4	1	2	0	0	1	2					
Julio Machado, R (8, 1) X				1-2 K						0	0	0	0	0	0	0					
Mackey Sasser, L OBP: 0.386, SLG: 0.384 (1, 2) X		0-0 F8		4-0 IBB	2-1 F9		0-0 2B 1B			3	0	1	1	1	0	1					
Kevin Elster, R OBP: 0.271, SLG: 0.327 (1, 6) X		2-1 G6-3		3-2 F8		0-0 SH3 1B		0-3 K		4	0	1	0	0	1	3					
Sid Fernandez, L OBP: 0.238, SLG: 0.286 (1, 1) X		1-1 1B		0-1 G3		0-0 SH3		2-1 G6-3		2	0	1	0	0	0	2					
Tom O'Malley, L OBP: 0.179, SLG: 0.333 (8, 5) X										1	0	0	0	0	0	0					
Inning Stats	R: 2 E: 2 K: 0 S: 20	H: 1 LOB: 1 BB: 2 P: 35	R: 0 E: 0 K: 0 S: 7	H: 1 LOB: 1 BB: 0 P: 12	R: 0 E: 0 K: 1 S: 6	H: 1 LOB: 2 BB: 1 P: 11	R: 0 E: 0 K: 1 S: 15	H: 1 LOB: 1 BB: 0 P: 27	R: 3 E: 0 K: 0 S: 16	H: 4 LOB: 1 BB: 0 P: 26	R: 0 E: 0 K: 0 S: 9	H: 1 LOB: 1 BB: 0 P: 14	R: 2 E: 0 K: 1 S: 15	H: 3 LOB: 1 BB: 0 P: 17	R: 0 E: 0 K: 0 S: 9	H: 0 LOB: 1 BB: 1 P: 19	1B: 8 2B: 1 3B: 0 HR: 3	SF: 0 SAC: 1 DP: 0 HBP: 0	WP: 1 PB: 0 SB: 1 CS: 2	PA: 40	
PITCHER	IP	WLS	BF	H	R	ER	SO	BB	IBB	HBP	BLK	WP	HR	S	P	ERA	WHIP				
Bob Walk, R ERA: 3.18 (1, 1)	5.0	L	25	8	5	4	1	2	1	0	0	0	0	64	111	7.20	2.000				
Rick Reed, R ERA: 6.0 (6, 1)	2.0		10	4	2	2	1	0	0	0	0	0	1	24	31	9.00	2.000				
Bill Landrum, R ERA: 0.96 (8, 1)	1.0		4	0	0	0	0	1	0	0	0	0	0	9	19	0.00	1.000				

Pittsburgh Pirates @ New York Mets
Shea Stadium, Flushing, NY

AB 34
R 7
H 12
RBI 6
BB 4
SO 2
LOB 14



WP: 1
PB: 0
SB: 1
CS: 2
PA: 40

Batter	1	2	3	4	5	6	7	8	9	AB	R	H	RBI	BB	SO	LOB	TOP					
Wally Backman, S (1,5) OBP: 0.390, SLG: 0.445 (7,4)										3	1	2	2	0	1	0	Pittsburgh Pirates @ New York Mets Shea Stadium, Flushing, NY Sat Jun 09 1990, 7:05 PM EDT Att: 38,379 - Unknown					
Rafael Belliard, R (8,PR) OBP: 0.357, SLG: 0.273 (8,4)										4	0	1	0	0	2	2						
Jay Bell, R (1,6) OBP: 0.332, SLG: 0.378										4	0	0	0	0	3	4						
Andy Van Slyke, L (1,8) OBP: 0.399, SLG: 0.497										3	1	0	0	1	0	2						
Bobby Bonilla, S (1,9) OBP: 0.329, SLG: 0.580 (7,5)										4	0	1	0	0	0	1						
Barry Bonds, L (1,7) OBP: 0.391, SLG: 0.586										4	0	1	0	0	0	1						
Sid Bream, L (1,3) OBP: 0.336, SLG: 0.405										4	0	0	0	0	2	2						
Michael LaValliere, L (1,2) OBP: 0.388, SLG: 0.361 Don Slaughter, R (9,PH) OBP: 0.450, SLG: 0.648										3	0	0	0	0	0	1						
Jose Lind, R (1,4) OBP: 0.368, SLG: 0.417 Stan Belinda, R (8,1) Jeff King, R (9,PH) OBP: 0.250, SLG: 0.310										3	1	1	0	0	1	1						
Bob Patterson, R (1,1) Bob Kipper, R (4,1) John Cangelosi, S (6,PH) Mark Huisman, R (6,1) Scott Ruskin, R (7,1) R.J. Reynolds, S (7,9) OBP: 0.344, SLG: 0.341										1	0	0	0	0	0	0						
Inning Stats	R: 0 E: 0 K: 3 S: 9	H: 0 LOB: 0 BB: 0 P: 9	R: 0 E: 0 K: 1 S: 5	H: 0 LOB: 0 BB: 0 P: 5	R: 0 E: 0 K: 0 S: 3	H: 0 LOB: 0 BB: 0 P: 3	R: 1 E: 0 K: 1 S: 6	H: 1 LOB: 0 BB: 0 P: 6	R: 0 E: 0 K: 1 S: 5	H: 0 LOB: 0 BB: 0 P: 5	R: 1 E: 1 K: 1 S: 8	H: 2 LOB: 2 BB: 0 P: 8	R: 0 E: 0 K: 1 S: 6	H: 1 LOB: 1 BB: 0 P: 6	R: 0 E: 0 K: 1 S: 6	H: 2 LOB: 2 BB: 0 P: 6	R: 1 E: 0 K: 1 S: 7	H: 2 LOB: 2 BB: 1 P: 11	1B: 6 2B: 1 3B: 0 HR: 1	SF: 1 SAC: 0 DP: 1 HBP: 0	WP: 1 PB: 0 SB: 1 CS: 0	PA: 36
PITCHER	IP WLS BF H R ER SO BB IBB HBP BLK WP HR S P ERA WHIP																					
David Cone, R (1,1) ERA: 5.76	7.1 W 29 6 2 2 9 0 0 0 0 0 1 47 47 2.46 0.818																					
Jeff Musselman, L (8,1) ERA: 2.96	1.2 7 2 1 1 1 1 0 0 0 0 1 0 8 12 5.40 1.800																					

Batter	1	2	3	4	5	6	7	8	9	AB	R	H	RBI	BB	SO	LOB	BOTTOM			
Keith Miller, R (1,8) OBP: 0.324, SLG: 0.362 Daryl Boston, L (6,PH) OBP: 0.337, SLG: 0.518 (7,8)										3	1	1	0	0	0	0	Pittsburgh Pirates @ New York Mets Shea Stadium, Flushing, NY Sat Jun 09 1990, 7:05 PM EDT Att: 38,379 - Unknown			
Kevin Elster, R (1,6) OBP: 0.274, SLG: 0.337										4	0	2	2	0	1	0				
Gregg Jefferies, S (1,4) OBP: 0.338, SLG: 0.498										5	0	2	1	0	1	4				
Daryl Strawberry, L (1,9) OBP: 0.360, SLG: 0.467 Mark Carreon, R (8,9) OBP: 0.277, SLG: 0.455										4	1	1	1	0	1	3				
Kevin McReynolds, R (1,7) OBP: 0.340, SLG: 0.425										4	2	2	1	1	0	0				
Mike Marshall, R (1,3) OBP: 0.288, SLG: 0.433 Dave Magadan, L (8,3) OBP: 0.388, SLG: 0.310										2	2	1	1	1	1	0				
Tim Teufel, R (1,5) OBP: 0.283, SLG: 0.367										5	1	2	0	0	0	2				
Orlando Mercado, R (1,2) OBP: 0.308, SLG: 0.455 Howard Johnson, S (6,PR) OBP: 0.392, SLG: 0.426 Mackey Sasser, L (7,2) OBP: 0.381, SLG: 0.378										2	1	2	2	1	0	0				
David Cone, L (1,1) OBP: 0.300, SLG: 0.350 Jeff Musselman, L (8,1)										4	0	1	0	0	1	5				
Inning Stats	R: 0 E: 0 K: 2 S: 7	H: 0 LOB: 0 BB: 0 P: 7	R: 0 E: 1 K: 0 S: 4	H: 1 LOB: 3 BB: 2 P: 12	R: 0 E: 0 K: 0 S: 4	H: 1 LOB: 1 BB: 0 P: 4	R: 4 E: 1 K: 1 S: 11	H: 7 LOB: 2 BB: 0 P: 11	R: 0 E: 0 K: 1 S: 5	H: 0 LOB: 0 BB: 0 P: 5	R: 1 E: 0 K: 1 S: 7	H: 3 LOB: 2 BB: 0 P: 7	R: 4 E: 1 K: 0 S: 7	H: 3 LOB: 1 BB: 1 P: 12	R: 0 E: 0 K: 1 S: 5	H: 0 LOB: 1 BB: 1 P: 9		1B: 8 2B: 4 3B: 0 HR: 3	SF: 1 SAC: 0 DP: 0 HBP: 1	WP: 1 PB: 0 SB: 0 CS: 1
PITCHER	IP WLS BF H R ER SO BB IBB HBP BLK WP HR S P ERA WHIP																			
Bob Patterson, L (1,1) ERA: 3.58	3.2 L 21 9 4 0 4 2 1 0 0 0 0 0 8 8 9.82 2.727																			
Bob Kipper, L (4,1) ERA: 6.92	1.1 4 0 0 0 2 0 0 0 0 0 0 0 8 8 0.00 0.000																			
Mark Huisman, R (6,1) ERA: 27.0	1.0 9 6 5 3 1 0 0 1 0 1 2 10 11 27.00 6.000																			
Scott Ruskin, L (7,1) ERA: 2.81	1.0 5 0 0 0 0 1 0 0 0 0 0 0 4 8 0.00 1.000																			
Stan Belinda, R (8,1) ERA: 3.27	1.0 4 0 0 0 1 1 0 0 0 0 0 0 5 9 0.00 1.000																			



Batter	1	2	3	4	5	6	7	8	9	AB	R	H	RBI	BB	SO	LOB	TOP																				
Gary Redus, R OBP: 0.323, SLG: 0.359 (1, 3)	F7		P3			G3-6-3 BB		G6-3 1B		3	0	1	0	1	0	0	Pittsburgh Pirates @ New York Mets Shea Stadium, Flushing, NY Sun Jun 10 1990, 3:33 AM EDT Att: 46,868 - Sunny - 84 F																				
Rafael Bellard, R OBP: 0.389, SLG: 0.333 (1, 6) (7, 4)	CS 1B		1B			G3-6-3 1-2		G6-3 1-2		4	0	2	0	0	0	2																					
Jeff King, R OBP: 0.243, SLG: 0.301 (1, 5)	SAFE K		G4-3			P4		1B		4	0	1	0	0	1	2																					
Bobby Bonilla, S OBP: 0.332, SLG: 0.583 (1, 9)		E 2B			G6-3		F9 E 1B	K		4	1	2	0	0	1	1																					
Barry Bonds, L OBP: 0.388, SLG: 0.584 (1, 7)		E9 SF8 2B		K		E4 S 1-2		F8		4	1	1	1	0	1	1																					
Don Slaught, R OBP: 0.433, SLG: 0.628 (1, 2)	SF8			G5-3		F9		K		3	0	0	1	0	1	2																					
Andy Van Slyke, L OBP: 0.401, SLG: 0.494 (1, 8)	L9					K CS 1B		WP BB		3	0	1	0	1	1	2																					
Jose Lind, R OBP: 0.363, SLG: 0.410 Rick Reed, R John Cangelosi, S OBP: 0.316, SLG: 0.188 (9, PH)	G6-3					G6-3 1-2		G5-3		3	0	0	0	0	0	3																					
Walt Terrell, L OBP: 0.091, SLG: 0.091 Jay Bell, R OBP: 0.335, SLG: 0.396 (7, 6)			G6-3			F5		HR		0	0	0	0	0	0	0																					
Inning Stats	R: 0 E: 0 K: 1 S: 5	H: 1 LOB: 0 BB: 0 P: 7	R: 2 E: 1 K: 0 S: 11	H: 2 LOB: 0 BB: 0 P: 18	R: 0 E: 0 K: 0 S: 8	H: 1 LOB: 1 BB: 0 P: 12	R: 0 E: 0 K: 1 S: 6	H: 0 LOB: 0 BB: 0 P: 10	R: 0 E: 0 K: 0 S: 7	H: 1 LOB: 0 BB: 0 P: 8	R: 0 E: 0 K: 0 S: 4	H: 0 LOB: 0 BB: 1 P: 11	R: 0 E: 1 K: 1 S: 9	H: 1 LOB: 2 BB: 0 P: 13	R: 1 E: 0 K: 2 S: 12	H: 3 LOB: 1 BB: 0 P: 19		R: 0 E: 0 K: 2 S: 7	H: 0 LOB: 1 BB: 1 P: 14	1B: 6 2B: 2 3B: 0 HR: 1	SF: 1 SAC: 0 DP: 2 HBP: 0	WP: 1 PB: 0 SB: 1 CS: 2	PA: 35														
PITCHER	IP	WLS	BF	H	R	ER	SO	BB	IBB	HBP	BLK	WP	HR	S	P	ERA	WHIP	PITCHER		IP	WLS	BF	H	R	ER	SO	BB	IBB	HBP	BLK	WP	HR	S	P	ERA	WHIP	
Bob Ojeda, L ERA: 2.73 John Franco, L ERA: 2.33	(1, 1)	8.0	W	31	9	3	2	4	1	0	0	0	1	0	62	98	2.25	1.250			(9, 1)	1.0	4	0	0	0	2	1	0	0	0	1	0	7	14	0.00	1.000

AB	32
R	3
H	9
RBI	3
BB	2
SO	6
LOB	14




Batter	1	2	3	4	5	6	7	8	9	AB	R	H	RBI	BB	SO	LOB	BOTTOM																				
Daryl Boston, L OBP: 0.323, SLG: 0.494 (1, 8)	K			G6-3	L7	G6-3				4	0	0	0	0	1	3	Pittsburgh Pirates @ New York Mets Shea Stadium, Flushing, NY Sun Jun 10 1990, 3:33 AM EDT Att: 46,868 - Sunny - 84 F																				
Dave Magadan, L OBP: 0.404, SLG: 0.356 (1, 5) (9, 3)	L8			1B HR BB	1B BB			HR		2	3	1	1	2	0	0																					
Gregg Jefferies, S OBP: 0.341, SLG: 0.498 Tim Teufel, R OBP: 0.283, SLG: 0.367 (8, 4)	F7			HR 1B	1B 1-3 2H 3H	1B		G6-3		4	1	2	2	0	0	0																					
Darryl Strawberry, L OBP: 0.367, SLG: 0.486 (1, 9)		L9-6 G5-3 BB		HR 1B	1B 1-3 3H	1B		G4-3		3	1	2	4	1	0	0																					
Kevin McReynolds, R OBP: 0.333, SLG: 0.415 John Franco, L (9, 1)	G5-3			F9	F7			K		4	0	0	0	0	1	3																					
Mike Marshall, R OBP: 0.293, SLG: 0.441 Mark Carreon, R OBP: 0.277, SLG: 0.455 (8, FR) (9, 7)	L9-6			F9						0	0	0	0	0	0	0																					
Mackey Sasser, L OBP: 0.364, SLG: 0.359 (1, 2)			G3		F9	G3		L8		4	0	0	0	0	0	2																					
Kevin Elster, R OBP: 0.274, SLG: 0.341 (1, 6)			P4		E5 BB E 1B			F9		4	1	1	1	0	0	1																					
Bob Ojeda, L OBP: 0.143, SLG: 0.143 Tom O'Malley, L OBP: 0.172, SLG: 0.321 (8, PH) (9, 5)	F7			F7	FC2 BB 1B			G3		3	1	0	0	0	1	2																					
Inning Stats	R: 0 E: 0 K: 1 S: 7	H: 0 LOB: 0 BB: 0 P: 15	R: 0 E: 0 K: 0 S: 8	H: 0 LOB: 0 BB: 1 P: 15	R: 0 E: 0 K: 0 S: 7	H: 0 LOB: 0 BB: 0 P: 11	R: 3 E: 0 K: 0 S: 14	H: 2 LOB: 0 BB: 1 P: 27	R: 3 E: 2 K: 0 S: 11	H: 2 LOB: 2 BB: 1 P: 24	R: 1 E: 0 K: 1 S: 12	H: 2 LOB: 1 BB: 0 P: 19	R: 1 E: 0 K: 1 S: 10	H: 1 LOB: 0 BB: 0 P: 17	R: 0 E: 0 K: 0 S: 10	H: 1 LOB: 1 BB: 0 P: 12		1B: 4 2B: 3 3B: 0 HR: 2	SF: 0 SAC: 0 DP: 1 HBP: 0	WP: 0 PB: 0 SB: 0 CS: 0	PA: 36																
PITCHER	IP	WLS	BF	H	R	ER	SO	BB	IBB	HBP	BLK	WP	HR	S	P	ERA	WHIP	PITCHER		IP	WLS	BF	H	R	ER	SO	BB	IBB	HBP	BLK	WP	HR	S	P	ERA	WHIP	
Walt Terrell, R ERA: 5.16 Rick Reed, R ERA: 5.4	(1, 1)	6.0	L	28	6	7	4	2	0	0	0	0	0	1	59	111	6.00	1.500			(7, 1)	2.0	8	2	1	1	1	0	0	0	0	0	1	20	29	4.50	1.000




Batter	1	2	3	4	5	6	7	8	9	AB	R	H	RBI	BB	SO	LOB	TOP																	
Daryl Boston, L (1, 8) OBP: 0.327, SLG: 0.484	G3-1		F9			K			FC6-4	4	0	1	0	1	1	0	New York Mets @ Chicago Cubs Wrigley Field, Chicago, IL Mon Jun 11 1990, 7:05 PM CDT Att: 33,059 - Unknown																	
Howard Johnson, S (1, 5) (7, 6) OBP: 0.285, SLG: 0.415	G4-3		F7			G4-3			K	5	0	0	0	0	2	5																		
Gregg Jefferies, S (1, 4) OBP: 0.342, SLG: 0.495	1B 2B		F7					FC4-6	P6	5	1	2	0	0	0	2																		
Darryl Strawberry, L (1, 9) OBP: 0.370, SLG: 0.492	2B		G5-3			FC4-6		1B	1B	4	2	2	0	0	0	1																		
Kevin McReynolds, R (1, 7) OBP: 0.337, SLG: 0.423	1B		P3			1B		1B	F8	4	1	2	1	0	0	1																		
Mike Marshall, R (1, 3) OBP: 0.298, SLG: 0.443			K			F8		1B	1B	4	1	2	2	0	1	0																		
Mackey Sasser, L (1, 2) Tim Teufel, R (6, PH) Orlando Mercado, R (8, 2) OBP: 0.278, SLG: 0.360 OBP: 0.308, SLG: 0.455	G6-3		F7			E8		1B	P3	3	0	1	1	0	0	0																		
Kevin Elster, R (1, 6) Dave Magadan, L (7, PH) OBP: 0.271, SLG: 0.337 OBP: 0.307, SLG: 0.360	L6		K			1B		1B	K	2	0	0	0	0	1	0																		
Frank Viola, L (1, 1) Tom O'Malley, L (7, PH) Mark Cartson, R (7, PH) Alejandro Pena, R (7, 1) Keith Miller, R (9, PH) OBP: 0.143, SLG: 0.143 OBP: 0.172, SLG: 0.321 OBP: 0.274, SLG: 0.449 OBP: 0.330, SLG: 0.368			K			F8		F9	BB	2	0	0	0	0	1	0																		
Inning Stats	R: 1 E: 0 K: 0 S: 10	H: 3 LOB: 2 BB: 0 P: 18	R: 0 E: 0 K: 1 S: 5	H: 0 LOB: 0 BB: 0 P: 7	R: 0 E: 0 K: 1 S: 6	H: 0 LOB: 0 BB: 0 P: 8	R: 0 E: 0 K: 1 S: 9	H: 0 LOB: 0 BB: 0 P: 13	R: 0 E: 0 K: 1 S: 6	H: 0 LOB: 0 BB: 0 P: 8	R: 0 E: 0 K: 1 S: 7	H: 0 LOB: 0 BB: 0 P: 10	R: 3 E: 1 K: 1 S: 21	H: 6 LOB: 3 BB: 0 P: 30	R: 1 E: 0 K: 0 S: 13	H: 2 LOB: 1 BB: 0 P: 19		R: 0 E: 0 K: 2 S: 11	H: 1 LOB: 2 BB: 1 P: 20	1B: 10 2B: 2 3B: 0 HR: 0	SF: 0 SAC: 0 DP: 0 HBP: 0	WP: 0 PB: 0 SB: 0 CS: 0	PA: 39											
PITCHER	IP WLS BF H R ER SO BB IBB HBP BLK WP HR S P ERA WHIP																																	
Greg Maddux, R (1, 1) ERA: 2.2	6.1	26	8	4	4	4	0	0	0	0	0	0	0	0	56	82	5.68	1.263																
Mitch Williams, L (7, 1) ERA: 2.2	0.2	3	1	0	0	1	0	0	0	0	0	0	0	0	8	12	0.00	1.500																
Paul Assenmacher, L (8, 1) ERA: 3.19	2.0	10	3	1	1	2	1	0	0	0	0	0	0	24	39	4.50	2.000																	

Batter	1	2	3	4	5	6	7	8	9	AB	R	H	RBI	BB	SO	LOB	BOTTOM																
Jerome Walton, R (1, 8) OBP: 0.356, SLG: 0.333	L9		K			B3		23 1B		5	1	2	0	0	1	1	New York Mets @ Chicago Cubs Wrigley Field, Chicago, IL Mon Jun 11 1990, 7:05 PM CDT Att: 33,059 - Unknown																
23 Ryne Sandberg, R (1, 4) OBP: 0.391, SLG: 0.597	HR		E8		P3	BB		G5-3		5	3	4	2	0	0	0																	
Mark Grace, L (1, 3) OBP: 0.357, SLG: 0.373	2B		G6-4-3			1B		G5-3		5	2	3	2	0	0	2																	
Andre Dawson, R (1, 9) OBP: 0.386, SLG: 0.645	G5-3		G6-4-3			WP		BB		3	1	1	0	1	0	2																	
Luis Salazar, R (1, 7) OBP: 0.308, SLG: 0.339	2B		FC6-4			G5-3		1B		3	0	3	2	1	0	0																	
Curtis Wilkerson, S (1, 5) OBP: 0.286, SLG: 0.299	G6-3		FC6-4			G6-3		1B		4	0	1	2	0	0	4																	
Domingo Ramos, R (1, 6) OBP: 0.316, SLG: 0.315	G5-3		1B			G5-3		1B		3	0	1	0	1	0	2																	
Joe Girardi, R (1, 2) OBP: 0.304, SLG: 0.384	F9		K			G5-3		K		4	0	0	0	0	2	5																	
Greg Maddux, R (1, 1) Mitch Williams, L (7, 1) Dwight Smith, L (7, PH) Paul Assenmacher, L (8, 1) OBP: 0.448 OBP: 0.359, SLG: 0.408 ERA: 4.56	G3-1		G6-3			G5-3		23 1B		2	0	0	0	0	0	0																	
Inning Stats	R: 2 E: 0 K: 0 S: 14	H: 3 LOB: 1 BB: 0 P: 21	R: 0 E: 0 K: 0 S: 7	H: 0 LOB: 0 BB: 0 P: 9	R: 1 E: 1 K: 1 S: 8	H: 2 LOB: 0 BB: 0 P: 15	R: 0 E: 0 K: 1 S: 7	H: 2 LOB: 1 BB: 0 P: 8	R: 0 E: 0 K: 0 S: 10	H: 1 LOB: 0 BB: 0 P: 15	R: 1 E: 0 K: 0 S: 12	H: 3 LOB: 2 BB: 1 P: 22	R: 3 E: 0 K: 0 S: 8	H: 2 LOB: 3 BB: 3 P: 23	R: 1 E: 0 K: 1 S: 15	H: 2 LOB: 1 BB: 0 P: 18		1B: 12 2B: 2 3B: 0 HR: 1	SF: 0 SAC: 0 DP: 2 HBP: 0	WP: 1 PB: 0 SB: 0 CS: 1	PA: 39												
PITCHER	IP WLS BF H R ER SO BB IBB HBP BLK WP HR S P ERA WHIP																																
Frank Viola, L (1, 1) ERA: 2.04	6.0	26	11	4	3	2	0	0	0	0	0	0	0	58	90	4.50	1.833																
Alejandro Pena, R (7, 1) ERA: 4.56	2.0	13	4	4	4	1	2	1	0	0	0	0	23	41	18.00	3.000																	

AB 38
R 5
H 12
RBI 5
BB 1
SO 7
LOB 12



AB 35
R 8
H 15
RBI 8
BB 4
SO 3
LOB 16



Batter	1	2	3	4	5	6	7	8	9	AB	R	H	RBI	BB	SO	LOB	TOP										
Keith Miller, R OBP: 0.324, SLG: 0.356 (1, 9)	L4	2-2 1B		G6-3		G6-4-3		K	4-0 WP BB	5	0	1	0	1	1	3											
Dave Magadan, L OBP: 0.340, SLG: 0.461 (1, 3)	1B WP	K			G3		G6-3	F7	K	6	1	1	0	0	2	4											
Gregg Jefferies, S OBP: 0.365, SLG: 0.513 (1, 4)	FC6-4 WP 2-3 1B			F8		FC5-4 1B		2B 1B	2B BB	4	2	3	0	1	0	0											
Howard Johnson, S OBP: 0.289, SLG: 0.428 (1, 5)	FC6-4 1-2 3-H BB			P6		F9		K	F7	4	0	0	0	1	1	3											
Kevin McReynolds, R OBP: 0.356, SLG: 0.478 (1, 7)	FC6-4 1-2 2-3			2B		FC5-4 1-2		1B 2B	F8	5	1	2	1	0	0	4											
Daryl Boston, L OBP: 0.364, SLG: 0.519 (1, 8)	P6			FC6-4 HBP				HBP 1B 2B	2B	4	2	3	2	0	0	2											
Kevin Elster, R OBP: 0.271, SLG: 0.342 (1, 6)				F9		FC6-4 1-2		F9	FC6-4	5	1	1	1	0	0	4											
Orlando Mercado, R OBP: 0.429, SLG: 0.529 (1, 2)				1B		G3		1B HBP	2B	4	1	3	1	0	0	0											
Ron Darling, R OBP: 0.386, SLG: 0.452 (7, 1)				K		G6-3			K	3	0	1	1	0	1	1											
Alejandro Pena, R OBP: 0.316, SLG: 0.571 (6, PH)										1	0	0	0	0	0	0											
Tom O'Malley, L OBP: 0.295, SLG: 0.571 (6, PH)										1	1	1	2	0	0	0											
Mark Canha, R OBP: 0.295, SLG: 0.500 (9, 1)										0	0	0	0	0	0	0											
Jeff Musselman, L OBP: 0.295, SLG: 0.500 (9, 1)										0	0	0	0	0	0	0											
John Franco, L OBP: 0.295, SLG: 0.500 (9, 1)										0	0	0	0	0	0	0											
Inning Stats	R: 1 E: 0 K: 0 S: 9	H: 2 LOB: 2 BB: 1 P: 14	R: 0 E: 0 K: 2 S: 14	H: 2 LOB: 2 BB: 0 P: 23	R: 0 E: 0 K: 0 S: 8	H: 1 LOB: 2 BB: 0 P: 17	R: 0 E: 0 K: 0 S: 6	H: 0 LOB: 0 BB: 0 P: 8	R: 0 E: 0 K: 0 S: 12	H: 1 LOB: 1 BB: 0 P: 16	R: 1 E: 0 K: 0 S: 11	H: 2 LOB: 1 BB: 0 P: 18	R: 2 E: 0 K: 1 S: 18	H: 3 LOB: 1 BB: 0 P: 24	R: 0 E: 0 K: 2 S: 11	H: 1 LOB: 1 BB: 0 P: 13	R: 5 E: 0 K: 1 S: 21	H: 4 LOB: 1 BB: 2 P: 44	1B: 9 2B: 6 3B: 0 HR: 1	SF: 0 SAC: 0 DP: 1 HBP: 2	WP: 3 PA: 47 PB: 0 SB: 0 CS: 0						
PITCHER	IP	WLS	BF	H	R	ER	SO	BB	IBB	HBP	BLK	WP	HR	S	P	ERA	WHIP										
Mike Harkey, R ERA: 4.26 (1, 1)	6.0	L	28	8	2	2	2	1	0	2	0	1	0	60	96	3.00	1.500										
Paul Assenmacher, L ERA: 3.65 (7, 1)	2.0		10	4	2	2	3	0	0	0	0	0	0	29	37	9.00	2.000										
Dean Wilkins, R ERA: 9.82 (9, 1)	0.2		6	3	4	4	0	1	0	0	0	0	0	14	29	54.00	6.000										
Joe Kraemer, L ERA: 8.38 (9, 1)	0.1		3	1	1	1	1	1	0	0	0	1	1	7	15	27.00	6.000										

New York Mets @ Chicago Cubs
Wrigley Field, Chicago, IL
Wed Jun 13 1990, 3:38 AM CDT
Att: 34,241 - Sunny

AB	42
R	9
H	16
RBI	8
BB	3
SO	6
LOB	22



Batter	1	2	3	4	5	6	7	8	9	AB	R	H	RBI	BB	SO	LOB	BOTTOM										
Jerome Walton, R OBP: 0.362, SLG: 0.332 (1, 8)	F9		G5-3						4-0 23 HR BB	4	2	2	0	1	0	2											
23 Ryne Sandberg, R OBP: 0.398, SLG: 0.627 (1, 4)	K		IBB						4-1 1-2 23 HR BB	4	1	1	3	1	2	4											
Dave Clark, L OBP: 0.295, SLG: 0.390 (1, 7)	G1-3								4-0 1-2 23 HR BB	4	0	1	2	0	1	3											
Lloyd McClendon, R OBP: 0.257, SLG: 0.244 (9, PH)									1-0 0-0 0-0 0-0 1-0	1	0	0	0	0	1	0											
Mark Grace, L OBP: 0.348, SLG: 0.366 (1, 3)		F7		P6		B4-3	L9		G6-3	5	0	0	0	0	0	1											
Marvell Wynne, L OBP: 0.224, SLG: 0.286 (1, 9)		P6		F8		HR		F9		4	1	1	1	0	0	0											
Curtis Wilkerson, S OBP: 0.284, SLG: 0.314 (7, 6)		L7		K				G3		4	0	1	0	0	1	0											
Domingo Ramos, R OBP: 0.371, SLG: 0.395 (7, 1)										3	0	1	0	0	0	1											
Paul Assenmacher, L OBP: 0.358, SLG: 0.403 (6, PH)										0	0	0	0	0	0	0											
Dwight Smith, L OBP: 0.358, SLG: 0.403 (9, 1)										1	0	0	0	0	0	0											
Dean Wilkins, R OBP: 0.358, SLG: 0.403 (9, 1)										0	0	0	0	0	0	0											
Joe Kraemer, L OBP: 0.358, SLG: 0.403 (9, 1)										0	0	0	0	0	0	0											
Joe Girardi, R OBP: 0.298, SLG: 0.373 (1, 2)									4-0 1-0 0-0 0-0	4	0	1	0	0	0	0											
Mike Harkey, R OBP: 0.333, SLG: 0.353 (1, 1)									1-0 1-0 0-0 0-0	1	0	1	0	0	0	0											
Luis Salazar, R OBP: 0.319, SLG: 0.372 (7, 5)									2-2 2-0 0-0 0-0	2	2	2	0	0	0	0											
Inning Stats	R: 0 E: 0 K: 1 S: 7	H: 0 LOB: 0 BB: 0 P: 9	R: 0 E: 0 K: 0 S: 9	H: 0 LOB: 0 BB: 0 P: 12	R: 0 E: 0 K: 1 S: 11	H: 2 LOB: 3 BB: 1 P: 21	R: 0 E: 0 K: 1 S: 6	H: 0 LOB: 0 BB: 0 P: 9	R: 0 E: 0 K: 1 S: 12	H: 2 LOB: 2 BB: 0 P: 18	R: 1 E: 0 K: 0 S: 10	H: 2 LOB: 1 BB: 0 P: 14	R: 2 E: 0 K: 0 S: 15	H: 3 LOB: 1 BB: 0 P: 23	R: 0 E: 0 K: 0 S: 5	H: 0 LOB: 0 BB: 0 P: 5	R: 3 E: 0 K: 1 S: 11	H: 2 LOB: 0 BB: 1 P: 17	1B: 8 2B: 1 3B: 0 HR: 2	SF: 0 SAC: 1 DP: 0 HBP: 0	WP: 0 PA: 40 PB: 1 SB: 0 CS: 0						
PITCHER	IP	WLS	BF	H	R	ER	SO	BB	IBB	HBP	BLK	WP	HR	S	P	ERA	WHIP										
Ron Darling, R ERA: 5.02 (1, 1)	6.0	W	25	6	1	1	4	0	0	0	0	0	0	20	28	9.00	1.500										
Alejandro Pena, R ERA: 4.71 (7, 1)	2.0		9	3	2	2	0	0	0	0	0	0	0	20	28	9.00	1.500										
Jeff Musselman, L ERA: 4.39 (9, 1)	0.1		4	2	3	3	0	1	0	0	0	0	1	7	12	81.00	9.000										
John Franco, L ERA: 2.11 (9, 1)	0.2		2	0	0	0	1	0	0	0	0	0	0	4	5	0.00	0.000										


New York Mets @ Chicago Cubs
Wrigley Field, Chicago, IL
Wed Jun 13 1990, 3:38 AM CDT
Att: 34,241 - Sunny

AB	37
R	6
H	11
RBI	6
BB	2
SO	5
LOB	11




Batter	1	2	3	4	5	6	7	8	9	AB	R	H	RBI	BB	SO	LOB	TOP					
Vince Coleman, S (1, 7) OBP: 0.346, SLG: 0.406	1-2 P6			0-3 K		1-2 S			2-2 G3	4	0	1	0	0	1	0	St. Louis Cardinals @ New York Mets Shea Stadium, Flushing, NY Tue Jun 19 1990, 7:05 PM EDT Att: 27,668 - Unknown					
Ozzie Smith, S (1, 6) OBP: 0.327, SLG: 0.276	0-3 K			4-2 G6-3		2-2 G4-3			0-2 FC6-4	3	0	1	0	1	1							
Willie McGee, S (1, 8) OBP: 0.359, SLG: 0.388	0-0 G3			3-2 G6-3					0-0 F7	4	0	0	0	0	2							
Pedro Guerrero, R (1, 3) OBP: 0.349, SLG: 0.466		3-1 F9							2-1 FC6-4	4	0	0	0	0	1							
Terry Pendleton, S (1, 5) OBP: 0.296, SLG: 0.372		0-1 G3-1								3	0	0	0	0	0							
Milt Thompson, L (1, 9) OBP: 0.295, SLG: 0.347		1-2 G4-3								3	0	2	0	0	0							
Todd Zeile, R (1, 2) OBP: 0.320, SLG: 0.403			2-2 G6-3							3	0	0	0	0	2							
José Oquendo, S (1, 4) OBP: 0.333, SLG: 0.272			1-0 L6							3	0	0	0	0	1							
John Tudor, L (1, 1) OBP: 0.167, SLG: 0.091			1-3 K							1	0	0	0	0	1							
Tim Jones, L (6, PH) OBP: 0.281, SLG: 0.154										1	0	0	0	0	0							
Scott Terry, R (6, PH) OBP: 0.333, SLG: 0.333										0	0	0	0	0	0							
Denny Walling, L (8, PH) OBP: 0.256, SLG: 0.257										1	0	0	0	0	1							
Frank DiPino, L (8, 1)										0	0	0	0	0	0							
Inning Stats	R: 0 E: 0 K: 1 S: 7	H: 0 LOB: 0 BB: 0 P: 8	R: 0 E: 0 K: 0 S: 7	H: 0 LOB: 0 BB: 0 P: 11	R: 0 E: 0 K: 1 S: 7	H: 0 LOB: 0 BB: 1 P: 11	R: 0 E: 0 K: 1 S: 8	H: 0 LOB: 0 BB: 1 P: 15	R: 0 E: 0 K: 1 S: 11	H: 1 LOB: 1 BB: 0 P: 17	R: 0 E: 0 K: 0 S: 14	H: 1 LOB: 1 BB: 0 P: 18	R: 0 E: 0 K: 0 S: 7	H: 0 LOB: 0 BB: 0 P: 9	R: 0 E: 0 K: 0 S: 10	H: 1 LOB: 1 BB: 0 P: 16	R: 0 E: 0 K: 0 S: 9	H: 1 LOB: 1 BB: 0 P: 13	1B: 3 2B: 1 3B: 0 HR: 0	SF: 0 SAC: 0 DP: 1 HBP: 0	WP: 0 PB: 0 SB: 1 CS: 1	PA: 31
PITCHER David Cone, R (1, 1) ERA: 4.95	IP: 9.0 WLS: W BF: 31 H: 4 R: 0 ER: 0 SO: 4 BB: 1 IBB: 0 HBP: 0 BLK: 1 WP: 0 HR: 0 S: 80 P: 118 ERA: 0.00 WHIP: 0.556															PITCHER						

AB	30
R	0
H	4
RBI	0
BB	1
SO	4
LOB	8



Batter	1	2	3	4	5	6	7	8	9	AB	R	H	RBI	BB	SO	LOB	BOTTOM						
Mark Carreon, R (1, 8) OBP: 0.323, SLG: 0.587	1-1 G5-3		0-0 L8							4	2	2	0	0	0	0	St. Louis Cardinals @ New York Mets Shea Stadium, Flushing, NY Tue Jun 19 1990, 7:05 PM EDT Att: 27,668 - Unknown						
Dave Magadan, L (1, 3) OBP: 0.461, SLG: 0.495	3-2 G3		2-1 G4-3							4	0	2	2	0	0								
Gregg Jefferies, S (1, 4) OBP: 0.351, SLG: 0.492	0-1 P5									4	0	0	0	0	2								
Darryl Strawberry, L (1, 9) OBP: 0.393, SLG: 0.522		2-2 CS								3	0	1	0	1	0								
Kevin McReynolds, R (1, 7) OBP: 0.369, SLG: 0.487		2-2 HR								3	1	2	1	1	0								
Howard Johnson, S (1, 5) OBP: 0.287, SLG: 0.433		1-2 G1-4-3								3	1	1	1	1	0								
Kevin Elster, R (1, 6) OBP: 0.269, SLG: 0.342		1-1 FC4								4	0	1	0	0	2								
Orlando Mercado, R (1, 2) OBP: 0.345, SLG: 0.520		1-0 FC4								4	1	1	1	0	1								
David Cone, L (1, 1) OBP: 0.292, SLG: 0.333			0-2 G6-3							4	1	1	0	0	1								
Inning Stats	R: 0 E: 0 K: 0 S: 7	H: 0 LOB: 0 BB: 0 P: 11	R: 1 E: 0 K: 0 S: 14	H: 3 LOB: 1 BB: 0 P: 21	R: 0 E: 0 K: 0 S: 6	H: 0 LOB: 0 BB: 0 P: 8	R: 0 E: 0 K: 0 S: 11	H: 0 LOB: 1 BB: 1 P: 18	R: 3 E: 0 K: 0 S: 8	H: 4 LOB: 0 BB: 0 P: 15	R: 0 E: 0 K: 0 S: 9	H: 1 LOB: 2 BB: 1 P: 21	R: 1 E: 0 K: 0 S: 14	H: 2 LOB: 2 BB: 1 P: 27	R: 1 E: 0 K: 3 S: 14	H: 1 LOB: 0 BB: 0 P: 24		R: 1 E: 0 K: 0 S: 14	H: 1 LOB: 0 BB: 0 P: 24	1B: 6 2B: 2 3B: 0 HR: 3	SF: 0 SAC: 0 DP: 0 HBP: 0	WP: 0 PB: 1 SB: 0 CS: 1	PA: 36
PITCHER John Tudor, L (1, 1) ERA: 2.84	IP: 5.0 WLS: L BF: 21 H: 7 R: 4 ER: 4 SO: 4 BB: 1 IBB: 0 HBP: 0 BLK: 0 WP: 0 HR: 2 S: 46 P: 73 ERA: 7.20 WHIP: 1.600															PITCHER							
Scott Terry, R (6, 1) ERA: 7.59	2.0 11 3 1 0 0 1 1 0 0 0 0 23 48 0.00 2.000																						
Frank DiPino, L (8, 1) ERA: 5.4	1.0 4 1 1 1 3 0 0 0 0 0 1 14 24 9.00 1.000																						


AB	33
R	6
H	11
RBI	5
BB	3
SO	3
LOB	10



Batter	1	2	3	4	5	6	7	8	9	AB	R	H	RBI	BB	SO	LOB	TOP													
Vince Coleman, S OBP: 0.347, SLG: 0.406	1-3 K		0-3 K		1-0 F9		0-0 E 1B		0-0 S 1B	5	1	2	0	0	2	2														
José Oquendo, S OBP: 0.327, SLG: 0.266	0-0 F8		0-2 1-3		2-3 K		2-1 F6		2-2 F9	5	0	0	0	0	1	4														
Willie McGee, S OBP: 0.364, SLG: 0.389	1-0 1B		0-3 K		4-2 1-2 BB		1-2 E6 SF8 1B		1-3 K	4	1	2	0	1	2	1														
Pedro Guerrero, R OBP: 0.350, SLG: 0.466	1-3 1B			0-2 1B	1-2 F9		2-1 SF8		0-3 K	4	0	2	1	0	1	4														
Terry Pendleton, S OBP: 0.291, SLG: 0.365	1-0 F4			0-0 F9		1-3 K		1-3 K		4	0	0	0	0	2	3														
Todd Zeile, R OBP: 0.319, SLG: 0.400		0-1 1B		0-1 L7		2-3 K		0-0 L7		4	0	1	0	0	1	1														
Milt Thompson, L OBP: 0.299, SLG: 0.362		2-3 K		3-2 F7		1-0 2B 3B		1-2 1B		4	1	2	0	0	1	2														
Rex Hudler, R OBP: 0.250, SLG: 0.302		1-3 K			0-0 E 1B	1-1 3B		0-2 F9		4	0	2	1	0	1	2														
Bryn Smith, R OBP: 0.256, SLG: 0.250		2-3 K			1-1 BB	1-1 6-3		0-1 4-3		1	0	0	0	0	1	1														
Dave Collins, S OBP: 0.303, SLG: 0.148										0	0	0	0	0	0	0														
Ricky Horton, L OBP: 0.303, SLG: 0.148										0	0	0	0	0	0	0														
Craig Wilson, R OBP: 0.303, SLG: 0.333										0	0	0	0	0	0	0														
Ken Dayley, L OBP: 0.303, SLG: 0.274										0	0	0	0	0	0	0														
Ozzie Smith, S OBP: 0.303, SLG: 0.274										0	0	0	0	0	0	0														
Frank DiPino, L OBP: 0.303, SLG: 0.274										0	0	0	0	0	0	0														
Tom Niedenfuer, R OBP: 0.303, SLG: 0.274										0	0	0	0	0	0	0														
Inning Stats	R: 0 E: 0 K: 1 S: 8	H: 2 LOB: 2 BB: 0 P: 12	R: 0 E: 0 K: 3 S: 12	H: 1 LOB: 1 BB: 0 P: 17	R: 0 E: 0 K: 2 S: 10	H: 0 LOB: 0 BB: 0 P: 10	R: 0 E: 0 K: 0 S: 9	H: 1 LOB: 1 BB: 0 P: 12	R: 0 E: 1 K: 1 S: 14	H: 2 LOB: 3 BB: 1 P: 23	R: 1 E: 0 K: 2 S: 14	H: 2 LOB: 1 BB: 0 P: 20	R: 2 E: 1 K: 1 S: 12	H: 2 LOB: 0 BB: 0 P: 18	R: 0 E: 0 K: 0 S: 9	H: 1 LOB: 1 BB: 0 P: 10	R: 0 E: 0 K: 2 S: 11	H: 1 LOB: 1 BB: 0 P: 14	1B: 10 2B: 1 3B: 1 HR: 0	SF: 1 SAC: 0 DP: 0 HBP: 0	WP: 0 PB: 0 SB: 3 CS: 0	PA: 40								
PITCHER	IP WLS BF H R ER SO BB IBB HBP BLK WP HR S P ERA WHIP	6.0 W 27 8 1 1 9 1 0 0 0 0 0 0 67 94 1.50 1.500	1.0 S 5 2 2 1 1 0 0 0 0 0 0 0 12 18 9.00 2.000	2.0 S 8 2 0 0 2 0 0 0 0 0 0 0 20 24 0.00 1.000											IP WLS BF H R ER SO BB IBB HBP BLK WP HR S P ERA WHIP	6.0 L 18 4 1 0 3 2 0 0 0 0 0 0 10 16 0.00 1.000														
Sid Fernandez, L ERA: 3.57											6.0	W	27	8	1	1	9	1	0	0	0	0	0	0	0	67	94	1.50	1.500	
Alejandro Pena, R ERA: 4.59											1.0	S	5	2	2	1	1	0	0	0	0	0	0	0	0	0	12	18	9.00	2.000
John Franco, L ERA: 1.67											2.0	S	8	2	0	0	2	0	0	0	0	0	0	0	0	20	24	0.00	1.000	

St. Louis Cardinals @ New York Mets
Shea Stadium, Flushing, NY
Wed Jun 20 1990, 3:33 AM EDT
Att: 35,237 - Unknown - 75 F


AB 38
R 3
H 12
RBI 2
BB 1
SO 12
LOB 22



Batter	1	2	3	4	5	6	7	8	9	AB	R	H	RBI	BB	SO	LOB	BOTTOM												
Howard Johnson, S OBP: 0.282, SLG: 0.426	0-2 F2	2-2 F9			0-1 F6		1-3 K			4	0	0	0	0	1	0													
Dave Magadan, L OBP: 0.455, SLG: 0.486	3-2 E8 1B		0-0 F7		3-1 L9		3-2 1B 1B			4	2	1	0	0	0	0													
Gregg Jefferies, S OBP: 0.357, SLG: 0.496	0-0 HR 1B		2-0 L8		1-2 BLK 1B		2-1 F8 1B 1B			4	1	3	0	0	0	0													
Darryl Strawberry, L OBP: 0.395, SLG: 0.522	2-1 HR 1B		2-2 F2		2-3 K		1-0 CS 1B			4	1	2	2	0	1	1													
Kevin McReynolds, R OBP: 0.367, SLG: 0.498	0-2 HR			3-1 6-3		2-0 F4		2-1 F8		4	1	1	3	0	0	2													
Daryl Boston, L OBP: 0.359, SLG: 0.525	1-1 5-3			1-1 FC6-4 2B		2-3 K		1-3 K		3	1	1	0	0	1	0													
Alejandro Pena, R										0	0	0	0	0	0	0													
John Franco, L										1	0	0	0	0	1	2													
Mackey Sasser, L OBP: 0.363, SLG: 0.363	2-0 4-3			1-2 E6 FC6-4		0-0 F9				3	0	0	0	0	0	1													
Kevin Elster, R OBP: 0.265, SLG: 0.337		2-3 K		0-1 FC6-4			0-1 4-3			3	0	0	1	0	1	1													
Sid Fernandez, L OBP: 0.217, SLG: 0.261			0-0 6-3		2-3 K2-3		2-3 K			2	0	0	0	0	1	1													
Mark Carreon, R OBP: 0.320, SLG: 0.581										1	0	0	0	0	1	0													
Inning Stats	R: 4 E: 1 K: 0 S: 22	H: 3 LOB: 0 BB: 0 P: 29	R: 0 E: 0 K: 1 S: 8	H: 0 LOB: 0 BB: 0 P: 12	R: 0 E: 0 K: 0 S: 5	H: 0 LOB: 0 BB: 0 P: 9	R: 1 E: 1 K: 1 S: 13	H: 1 LOB: 1 BB: 0 P: 20	R: 0 E: 0 K: 1 S: 10	H: 1 LOB: 1 BB: 0 P: 16	R: 0 E: 0 K: 1 S: 5	H: 0 LOB: 0 BB: 0 P: 9	R: 0 E: 0 K: 2 S: 9	H: 0 LOB: 0 BB: 0 P: 12	R: 1 E: 0 K: 1 S: 12	H: 3 LOB: 1 BB: 0 P: 21	R: 0 E: 0 K: 1 S: 12	H: 0 LOB: 1 BB: 0 P: 14	1B: 6 2B: 1 3B: 0 HR: 1	SF: 0 SAC: 0 DP: 0 HBP: 0	WP: 0 PB: 0 SB: 0 CS: 1	PA: 33							
PITCHER	IP WLS BF H R ER SO BB IBB HBP BLK WP HR S P ERA WHIP	4.0 L 18 4 1 0 3 2 0 0 0 0 0 0 10 16 0.00 1.000	1.0 S 4 1 0 0 1 0 0 0 0 0 0 0 10 16 0.00 1.000	2.0 S 6 0 0 0 3 0 0 0 0 0 0 0 14 21 0.00 0.000	0.0 S 3 3 1 1 0 0 0 0 0 0 0 0 6 12 ∞ ∞	1.0 S 2 0 0 0 1 0 0 0 0 0 0 0 6 9 0.00 0.000											IP WLS BF H R ER SO BB IBB HBP BLK WP HR S P ERA WHIP	4.0 L 18 4 1 0 3 2 0 0 0 0 0 0 10 16 0.00 1.000											
Bryn Smith, R ERA: 4.04											4.0	L	18	4	1	0	3	2	0	0	0	0	0	0	10	16	0.00	1.000	
Ricky Horton, L ERA: 4.71											1.0	S	4	1	0	0	1	0	0	0	0	0	0	0	0	10	16	0.00	1.000
Ken Dayley, L ERA: 2.63											2.0	S	6	0	0	0	3	0	0	0	0	0	0	0	0	14	21	0.00	0.000
Frank DiPino, L ERA: 5.88											0.0	S	3	3	1	1	0	0	0	0	0	0	0	0	0	6	12	∞	∞
Tom Niedenfuer, R ERA: 2.61											1.0	S	2	0	0	0	1	0	0	0	0	0	0	0	0	6	9	0.00	0.000

St. Louis Cardinals @ New York Mets
Shea Stadium, Flushing, NY
Wed Jun 20 1990, 3:33 AM EDT
Att: 35,237 - Unknown - 75 F

AB 33
R 6
H 8
RBI 6
BB 0
SO 7
LOB 8



Batter	1	2	3	4	5	6	7	8	9	AB	R	H	RBI	BB	SO	LOB	TOP					
Lenny Dykstra, L (1.8) OBP: 0.462, SLG: 0.488	G4-3		CS BB		S 2B BB		G6-3		G6-3	3	1	0	0	2	0	0						
Randy Ready, R (1.4) OBP: 0.352, SLG: 0.366	F7		BB		L7		P3			4	1	1	0	0	0	1						
Don Carman, L (7.1) OBP: 0.375, SLG: 0.375			HR							0	0	0	0	0	0	0						
Darren Daulton, L (9.2) OBP: 0.351, SLG: 0.318			1B							0	0	0	0	0	0	0						
Roger McDowell, R (9.1)										0	0	0	0	0	0	0						
Von Hayes, L (1.9) OBP: 0.410, SLG: 0.472	G6-3		HR BB		F7		F9			3	1	0	0	1	0	1						
Carmelo Martinez, R (1.3) OBP: 0.344, SLG: 0.488		G6-3								3	1	2	4	0	0	0						
John Kruk, L (5.3) OBP: 0.372, SLG: 0.410			HR		2B					0	0	0	0	1	0	0						
Charlie Hayes, R (1.5) OBP: 0.316, SLG: 0.385			HR							4	1	2	0	0	0	2						
Dickie Thon, R (1.6) OBP: 0.305, SLG: 0.316			HR							4	0	1	0	0	1	2						
Jim Vatcher, R (1.7) OBP: 0.387, SLG: 0.345										3	0	0	1	1	0	2						
Steve Lake, R (1.2) OBP: 0.262, SLG: 0.246										4	0	0	0	0	1	2						
Marvin Freeman, R (1.1)										2	0	0	0	0	2	0						
Dave Hollins, S (6, PH) ERA: 3.53										1	0	0	0	0	1	1						
Dennis Cook, L (6.1) OBP: 0.280, SLG: 0.400										0	0	0	0	0	0	0						
Jeff Parrett, R (7.1) ERA: 4.66										0	0	0	0	0	0	0						
Tom Herr, S (7.4) ERA: 3.0										1	0	0	0	0	0	0						
Inning Stats	R: 0 E: 0 K: 0 S: 8	H: 0 LOB: 0 BB: 0 P: 14	R: 1 E: 0 K: 0 S: 14	H: 2 LOB: 1 BB: 0 P: 16	R: 3 E: 0 K: 1 S: 21	H: 3 LOB: 1 BB: 2 P: 35	R: 0 E: 0 K: 1 S: 5	H: 0 LOB: 0 BB: 0 P: 8	R: 1 E: 0 K: 0 S: 7	H: 1 LOB: 1 BB: 1 P: 17	R: 0 E: 0 K: 2 S: 10	H: 0 LOB: 1 BB: 1 P: 19	R: 0 E: 0 K: 0 S: 7	H: 0 LOB: 0 BB: 0 P: 12	R: 0 E: 0 K: 0 S: 10	H: 0 LOB: 1 BB: 1 P: 18	R: 0 E: 0 K: 1 S: 11	H: 0 LOB: 0 BB: 0 P: 14	1B: 2 2B: 3 3B: 0 HR: 1	SF: 0 SAC: 0 DP: 0 HBP: 0	WP: 1 PB: 0 SB: 1 CS: 1	PA: 37
PITCHER	IP	WLS	BF	H	R	ER	SO	BB	IBB	HBP	BLK	WP	HR	S	P	ERA	WHIP					
Bob Ojeda, L (1.1) ERA: 3.53	4.2		22	6	5	5	2	3	0	0	0	0	1	54	89	9.64	1.929					
Wally Whitehurst, R (5.1) ERA: 1.96	1.1		5	0	0	0	2	1	0	0	0	0	0	11	20	0.00	0.750					
Jeff Musselman, L (7.1) ERA: 4.66	2.0		7	0	0	0	0	1	0	0	0	1	0	17	30	0.00	0.500					
Jeff Innis, R (9.1) ERA: 3.0	1.0	W	3	0	0	0	1	0	0	0	0	0	0	11	14	0.00	0.000					

Philadelphia Phillies @ New York Mets
Shea Stadium, Flushing, NY
Sun Jun 24 1990, 3:33 AM EDT
Att: 47,836 - Cloudy - 80 F

AB	32
R	5
H	6
RBI	5
BB	5
SO	5
LOB	11



Batter	1	2	3	4	5	6	7	8	9	AB	R	H	RBI	BB	SO	LOB	BOTTOM				
Howard Johnson, S (1.5) OBP: 0.287, SLG: 0.430	G4-3		F8		G6-3		F7		1B 1B	5	1	2	0	0	0	2					
Dave Magadan, L (1.3) OBP: 0.446, SLG: 0.484	G6-3		HR BB		G6-3		F8		BB 1B 1B	4	3	2	0	1	0	1					
Gregg Jefferies, S (1.4) OBP: 0.366, SLG: 0.508	G6-3		HR		F7		BB 1B		BB 1B 1B	5	2	3	4	0	0	1					
Darryl Strawberry, L (1.9) OBP: 0.398, SLG: 0.525	L8		1B		HBP		BB		F8	3	0	1	0	1	0	2					
Kevin McReynolds, R (1.7) OBP: 0.364, SLG: 0.479			L8		F8		L8		1B BB	4	0	0	0	1	1	5					
Daryl Boston, L (1.8) OBP: 0.355, SLG: 0.508									1B BB	2	0	0	0	1	1	0					
Mark Carreon, R (7, PH) OBP: 0.330, SLG: 0.567									K	2	0	0	0	0	1	5					
Mackey Sasser, L (1.2) OBP: 0.358, SLG: 0.367										3	0	1	0	0	0	1					
Keith Miller, R (6, PH) OBP: 0.325, SLG: 0.356										1	0	0	0	0	0	0					
Jeff Innis, R (9.1) ERA: 5.99										0	0	0	0	0	0	0					
Tim Teufel, R (9, PH) OBP: 0.279, SLG: 0.351										1	0	1	2	0	0	0					
Kevin Elster, R (1.6) OBP: 0.263, SLG: 0.330										2	0	0	0	0	1	2					
Tom O'Malley, L (6.5) OBP: 0.325, SLG: 0.568										2	0	1	0	0	0	0					
Bob Ojeda, L (1.1) OBP: 0.401, SLG: 0.520										2	0	0	0	0	0	1					
Wally Whitehurst, R (5.1) ERA: 1.96										0	0	0	0	0	0	0					
Mike Maroth, R (5, PH) OBP: 0.335, SLG: 0.333										1	0	0	0	0	1	2					
Jeff Musselman, L (7.1) ERA: 4.66										0	0	0	0	0	0	0					
Orlando Mercado, R (6, PH) OBP: 0.294, SLG: 0.433										1	0	0	0	0	0	1					
Inning Stats	R: 1 E: 0 K: 0 S: 9	H: 1 LOB: 0 BB: 0 P: 16	R: 0 E: 1 K: 2 S: 10	H: 0 LOB: 1 BB: 0 P: 16	R: 2 E: 0 K: 0 S: 14	H: 2 LOB: 1 BB: 1 P: 24	R: 0 E: 1 K: 0 S: 9	H: 0 LOB: 1 BB: 1 P: 18	R: 0 E: 0 K: 2 S: 15	H: 2 LOB: 2 BB: 0 P: 23	R: 0 E: 0 K: 0 S: 8	H: 1 LOB: 2 BB: 1 P: 17	R: 0 E: 0 K: 1 S: 13	H: 0 LOB: 0 BB: 0 P: 18	R: 3 E: 0 K: 1 S: 13	H: 4 LOB: 2 BB: 1 P: 23	1B: 8 2B: 1 3B: 1 HR: 1	SF: 0 SAC: 0 DP: 0 HBP: 1	WP: 1 PB: 0 SB: 0 CS: 1	PA: 43	
PITCHER	IP	WLS	BF	H	R	ER	SO	BB	IBB	HBP	BLK	WP	HR	S	P	ERA	WHIP				
Marvin Freeman, R (1.1) ERA: 4.24	5.0		23	4	3	3	2	2	0	1	0	0	0	50	88	5.40	1.200				
Dennis Cook, L (6.1) ERA: 3.4	1.1		8	3	0	0	2	1	0	0	0	0	0	19	33	0.00	3.000				
Jeff Parrett, R (7.1) ERA: 5.99	0.1		1	0	0	0	0	0	0	0	0	0	0	3	6	0.00	0.000				
Don Carman, L (7.1) ERA: 3.28	1.1		6	2	2	2	1	0	0	0	0	0	0	20	28	13.50	1.500				
Roger McDowell, R (9.1) ERA: 6.14	0.2	L	5	2	1	1	1	1	0	0	0	0	0	7	14	13.50	4.500				

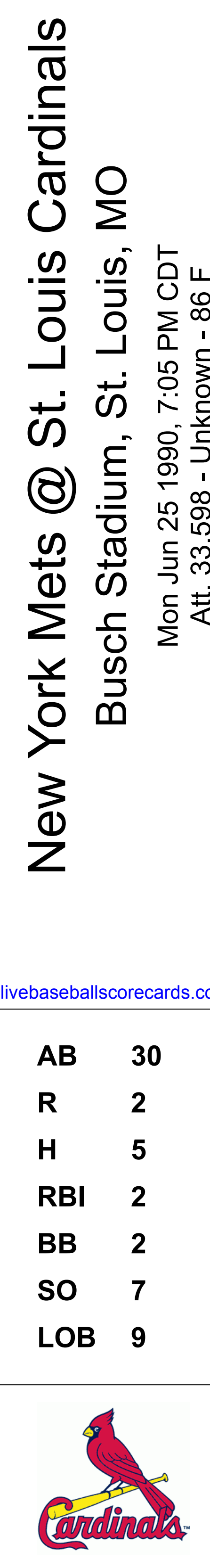
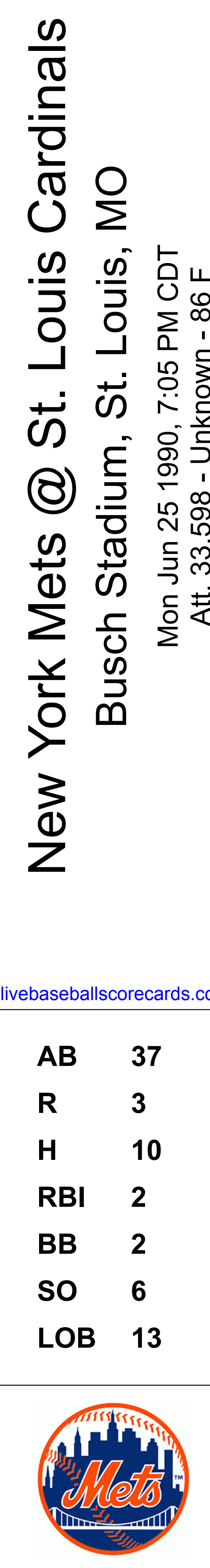
Philadelphia Phillies @ New York Mets
Shea Stadium, Flushing, NY
Sun Jun 24 1990, 3:33 AM EDT
Att: 47,836 - Cloudy - 80 F

AB	38
R	6
H	11
RBI	6
BB	4
SO	6
LOB	22



Batter	1	2	3	4	5	6	7	8	9	AB	R	H	RBI	BB	SO	LOB	TOP																	
Mark Carreon, R (1, 8) John Franco, L (9, 1)	E8 G3		L3						F8	5	2	2	1	0	0	2	New York Mets @ St. Louis Cardinals Busch Stadium, St. Louis, MO Mon Jun 25 1990, 7:05 PM CDT Att: 33,598 - Unknown - 86 F AB 37 R 3 H 10 RBI 2 BB 2 SO 6 LOB 13																	
Dave Magadan, L (1, 3)	G3		F7						E9	5	0	2	1	0	0																			
Gregg Jefferies, S (1, 4)	2B		G4-3						G3	5	0	1	0	0	0																			
Darryl Strawberry, L (1, 9)	K		2B						K	4	0	1	0	0	3																			
Kevin McReynolds, R (1, 7)	IBB		IBB						G5-3	2	0	0	0	2	0																			
Howard Johnson, S (1, 5) (8, 6)	FC6-4		P3						2B	4	0	1	0	0	1																			
Kevin Elster, R (1, 6) Tom O'Malley, L (8, PH) (8, 5)			F9						K	3	0	1	0	0	0																			
Orlando Mercado, R (1, 2) Daryl Boston, L (9, PH) (9, 8)			F8						K	3	0	1	0	0	0																			
David Cone, L (1, 1) Mackey Sasser, L (9, PH) (9, 2)			F7						2B	1	1	1	0	0	0																			
									1B	1	1	1	0	0	0																			
Inning Stats	R: 1 E: 1 K: 1 S: 10	H: 1 LOB: 2 BB: 1 P: 17	R: 0 E: 0 K: 0 S: 7	H: 0 LOB: 0 BB: 0 P: 11	R: 1 E: 0 K: 0 S: 13	H: 2 LOB: 1 BB: 1 P: 23	R: 0 E: 0 K: 0 S: 9	H: 2 LOB: 0 BB: 0 P: 14	R: 0 E: 0 K: 1 S: 6	H: 0 LOB: 0 BB: 0 P: 10	R: 0 E: 0 K: 1 S: 6	H: 0 LOB: 0 BB: 0 P: 7	R: 0 E: 0 K: 2 S: 10	H: 2 LOB: 2 BB: 0 P: 16	R: 0 E: 0 K: 2 S: 10	H: 1 LOB: 1 BB: 0 P: 14	R: 1 E: 1 K: 1 S: 18	H: 2 LOB: 1 BB: 0 P: 28	1B: 5 2B: 4 HR: 1	SF: 0 SAC: 0 HBP: 0	WP: 0 PB: 0 SB: 0 CS: 0	PA: 39												
PITCHER	IP WLS BF H R ER SO BB IBB HBP BLK WP HR S P ERA WHIP																																	
John Tudor, L (1, 1) ERA: 2.7	7.0	30	7	2	1	3	0	2	0	0	0	0	0	1	61	98	1.29	1.000																
Lee Smith, R (8, 1) ERA: 2.44	2.0	9	3	1	0	3	0	0	0	0	0	0	0	0	28	42	0.00	1.500																

Batter	1	2	3	4	5	6	7	8	9	AB	R	H	RBI	BB	SO	LOB	BOTTOM																
Vince Coleman, S (1, 7)	K		S						P6	4	1	2	0	0	1	0	New York Mets @ St. Louis Cardinals Busch Stadium, St. Louis, MO Mon Jun 25 1990, 7:05 PM CDT Att: 33,598 - Unknown - 86 F AB 30 R 2 H 5 RBI 2 BB 2 SO 7 LOB 9																
Willie McGee, S (1, 8)	F7		G3						G4-3	4	0	1	1	0	0																		
Pedro Guerrero, R (1, 3)	L8		P6						K	4	0	0	0	0	2																		
Todd Zeile, R (1, 2)			G6-3						L9	3	1	0	0	1	0																		
Milt Thompson, L (1, 9) Craig Wilson, R (9, PH) (9, 250)			L9						G5-3	3	0	0	0	0	0																		
Terry Pendleton, S (1, 5)			F7						F8	4	0	2	0	0	1																		
Ozzie Smith, S (1, 6)			SF9-3-6						K	2	0	0	1	0	0																		
José Oquendo, S (1, 4) Rex Hudler, R (7, PR) (8, 4)			K						FC4-2	0	0	0	0	0	0																		
John Tudor, L (1, 1) Denny Walling, L (7, PH) Lee Smith, R (8, 1)			G6-3						K	2	0	0	0	0	1																		
									FC4-2	0	0	0	0	0	0																		
Inning Stats	R: 0 E: 0 K: 1 S: 6	H: 0 LOB: 0 BB: 0 P: 8	R: 1 E: 0 K: 0 S: 6	H: 1 LOB: 1 BB: 1 P: 13	R: 0 E: 0 K: 1 S: 11	H: 1 LOB: 0 BB: 0 P: 16	R: 0 E: 0 K: 0 S: 9	H: 0 LOB: 0 BB: 0 P: 15	R: 0 E: 0 K: 1 S: 14	H: 0 LOB: 1 BB: 1 P: 21	R: 1 E: 0 K: 1 S: 12	H: 2 LOB: 1 BB: 0 P: 12	R: 0 E: 0 K: 1 S: 10	H: 1 LOB: 2 BB: 0 P: 18	R: 0 E: 0 K: 1 S: 8	H: 0 LOB: 0 BB: 0 P: 12	R: 0 E: 0 K: 1 S: 7	H: 0 LOB: 0 BB: 0 P: 10	1B: 3 3B: 1 HR: 0	SF: 1 SAC: 0 HBP: 0	WP: 0 PB: 0 SB: 0 CS: 0	PA: 33											
PITCHER	IP WLS BF H R ER SO BB IBB HBP BLK WP HR S P ERA WHIP																																
David Cone, R (1, 1) ERA: 4.65	8.0	30	5	2	2	6	2	0	0	0	0	0	0	7	115	2.25	0.875																
John Franco, L (9, 1) ERA: 1.61	1.0	3	0	0	0	1	0	0	0	0	0	0	0	7	10	0.00	0.000																



Batter	1	2	3	4	5	6	7	8	9	AB	R	H	RBI	BB	SO	LOB	TOP					
Billy Hatcher, R OBP: 0.359, SLG: 0.408 (1, 7)	L7		P4		F8		1B 3B		1B	5	1	2	0	0	0	1	Cincinnati Reds @ New York Mets Shea Stadium, Flushing, NY Thu Jun 28 1990, 7:05 PM EDT Att: 43,647 - Unknown - 83 F					
Barry Larkin, R OBP: 0.377, SLG: 0.390 (1, 6)	F8		E6		K		1B		B1	5	0	1	1	0	1	2						
Chris Sabo, R OBP: 0.398, SLG: 0.580 (1, 5)	2B		K		K		HR 1B		K	5	1	2	0	0	2	4						
Eric Davis, R OBP: 0.360, SLG: 0.500 (1, 8)	G5-3		F7		HR		G6-3		1B	5	1	2	2	0	0	4						
Paul O'Neill, L OBP: 0.350, SLG: 0.450 (1, 9)		F4-3 2B		G1-3		K		G4-3 1B	P6	5	1	2	0	0	1	2						
Todd Benzinger, S OBP: 0.325, SLG: 0.384 (1, 3)		K		G3-1		F8		G4-3		4	0	0	0	0	1	2						
Ron Oester, S OBP: 0.345, SLG: 0.381 (1, 4)		F4-3				F8				3	0	1	0	0	0	1						
Tim Birtsas, L OBP: 0.405, SLG: 0.395 (6, 1)										0	0	0	0	0	0	0						
Hal Morris, L OBP: 0.346, SLG: 0.415 (8, PH)										0	0	0	0	0	0	0						
Glenn Griggs, R OBP: 0.346, SLG: 0.415 (8, PH)										1	0	1	0	0	0	0						
Norm Charlton, S OBP: 0.600, SLG: 0.500 (8, 1)										0	0	0	0	0	0	0						
Joe Oliver, R OBP: 0.329, SLG: 0.350 (1, 2)		P6				K		FC6-4		4	0	1	0	0	1	2						
Jose Rijo, R OBP: 0.071, SLG: 0.071 (1, 1)										2	0	1	0	0	0	2						
Luis Quinones, S OBP: 0.299, SLG: 0.333 (6, 4)										2	0	0	0	0	0	1						
Inning Stats	R: 0 E: 0 K: 0 S: 8	H: 1 LOB: 1 BB: 0 P: 14	R: 0 E: 0 K: 1 S: 9	H: 1 LOB: 1 BB: 0 P: 15	R: 0 E: 1 K: 1 S: 10	H: 1 LOB: 2 BB: 0 P: 15	R: 0 E: 0 K: 0 S: 13	H: 2 LOB: 2 BB: 0 P: 20	R: 2 E: 0 K: 2 S: 11	H: 2 LOB: 0 BB: 0 P: 14	R: 0 E: 0 K: 1 S: 10	H: 0 LOB: 0 BB: 0 P: 15	R: 1 E: 0 K: 0 S: 5	H: 2 LOB: 1 BB: 0 P: 9	R: 1 E: 1 K: 0 S: 12	H: 2 LOB: 1 BB: 0 P: 18	R: 0 E: 0 K: 1 S: 10	H: 2 LOB: 2 BB: 0 P: 13	1B: 9 2B: 2 3B: 1 HR: 1	SF: 0 SAC: 0 DP: 0 HBP: 0	WP: 0 PB: 0 SB: 1 CS: 0	PA: 41
PITCHER	IP WLS BF H R ER SO BB IBB HBP BLK WP HR S P ERA WHIP																					
Dwight Gooden, R ERA: 4.19 (1, 1)	7.1 W 33 10 4 3 5 0 0 0 0 0 1 69 107 3.68 1.364																					
John Franco, L ERA: 1.71 (8, 1)	1.2 S 8 3 0 0 1 0 0 0 0 0 0 19 26 0.00 1.800																					

AB	41
R	4
H	13
RBI	3
BB	0
SO	6
LOB	21



Batter	1	2	3	4	5	6	7	8	9	AB	R	H	RBI	BB	SO	LOB	BOTTOM	
Howard Johnson, S OBP: 0.289, SLG: 0.432 (1, 5)	P4				F9	L6				4	0	1	1	0	0	2	Cincinnati Reds @ New York Mets Shea Stadium, Flushing, NY Thu Jun 28 1990, 7:05 PM EDT Att: 43,647 - Unknown - 83 F	
Dave Magadan, L OBP: 0.446, SLG: 0.489 (1, 3)	K	2B			F7					4	0	0	0	0	2	1		
Gregg Jefferies, S OBP: 0.361, SLG: 0.502 (1, 4)					F7					4	0	1	0	0	0	0		
John Franco, L OBP: 0.333, SLG: 0.574 (8, 1)					G4-3					0	0	0	0	0	0	0		
Darryl Strawberry, L OBP: 0.401, SLG: 0.534 (1, 9)	G4-3				F8					4	1	1	1	0	0	1		
Kevin McReynolds, R OBP: 0.358, SLG: 0.460 (1, 7)		1B 2B 1B			G5-3					4	1	1	0	0	1	0		
Daryl Boston, L OBP: 0.351, SLG: 0.489 (1, 8)					F7					2	1	0	0	1	1	1		
Mark Carreon, R OBP: 0.333, SLG: 0.574 (7, 8)						G4-3 1B BB				1	0	1	0	0	0	0		
Mackey Sasser, L OBP: 0.362, SLG: 0.370 (1, 2)					G5-3					4	1	1	0	0	0	2		
Kevin Elster, R OBP: 0.286, SLG: 0.371 (1, 6)										1	1	1	2	2	0	0		
Dwight Gooden, R OBP: 0.216, SLG: 0.324 (1, 1)										3	0	1	1	0	1	2		
Keith Miller, R OBP: 0.328, SLG: 0.354 (8, 4)										0	0	0	0	0	0	0		
Inning Stats	R: 0 E: 0 K: 1 S: 10	H: 1 LOB: 1 BB: 0 P: 13	R: 3 E: 0 K: 1 S: 10	H: 4 LOB: 1 BB: 0 P: 15	R: 0 E: 0 K: 0 S: 6	H: 0 LOB: 0 BB: 0 P: 9	R: 0 E: 0 K: 1 S: 8	H: 0 LOB: 1 BB: 1 P: 14	R: 0 E: 0 K: 0 S: 5	H: 2 LOB: 2 BB: 2 P: 33	R: 0 E: 0 K: 1 S: 9	H: 0 LOB: 0 BB: 0 P: 17	R: 0 E: 0 K: 1 S: 7	H: 1 LOB: 0 BB: 0 P: 7	1B: 5 2B: 2 3B: 0 HR: 1	SF: 0 SAC: 0 DP: 1 HBP: 0	WP: 0 PB: 0 SB: 0 CS: 0	PA: 34
PITCHER	IP WLS BF H R ER SO BB IBB HBP BLK WP HR S P ERA WHIP																	
Jose Rijo, R ERA: 3.56 (1, 1)	5.1 L 24 6 5 5 3 2 0 0 0 0 0 47 76 8.44 1.500																	
Tim Birtsas, L ERA: 3.56 (6, 1)	1.2 7 1 0 0 1 0 1 0 0 0 0 16 34 0.00 0.600																	
Norm Charlton, L ERA: 3.14 (8, 1)	1.0 3 1 0 0 1 0 0 0 0 0 0 7 7 0.00 1.000																	

AB	31
R	5
H	8
RBI	5
BB	3
SO	5
LOB	9



Batter	1	2	3	4	5	6	7	8	9	AB	R	H	RBI	BB	SO	LOB	TOP										
Billy Hatcher, R OBP: 0.360, SLG: 0.405 (1, 7)	G5-3			FC6-4 1B		G3-1		G1-6-3 BB	G1-3	4	0	1	0	1	0	1											
Barry Larkin, R OBP: 0.376, SLG: 0.388 (1, 6)	K			FC6-4 E S 1-2		1B		G1-6-3 1-2 2-3		4	0	1	0	0	1	3											
Eric Davis, R OBP: 0.358, SLG: 0.494 (1, 8)	K			K		K		1B		4	0	1	1	0	3	2											
Chris Sabo, R OBP: 0.396, SLG: 0.575 (1, 5)			F7			G6-3		G5-3	FC6-4 1B	4	0	1	0	0	0	1											
Glenn Braggs, R OBP: 0.346, SLG: 0.411 Rob Dibble, L (8, 1)	K					P3		1B	FC6-4 1-2	4	0	1	0	0	1	2											
Hal Morris, L OBP: 0.370, SLG: 0.357 (1, 3)	K					G4-3		F8		4	0	0	0	0	1	1											
Mariano Duncan, R OBP: 0.360, SLG: 0.497 (1, 4)						G6-3		1B		4	1	3	0	0	0	0											
Joe Oliver, R OBP: 0.329, SLG: 0.350 Ken Griffey, L OBP: 0.244, SLG: 0.333 (9, PH)						G5-4-3 1B		K		3	0	1	0	0	2	3											
Rick Mahler, R OBP: 0.133, SLG: 0.133 Herm Winningham, L OBP: 0.289, SLG: 0.338 Tim Layana, R (6, 1)						G5-4-3		G3		1	0	0	0	0	0	1											
Luis Quinones, S OBP: 0.308, SLG: 0.343 Paul O'Neill, L OBP: 0.352, SLG: 0.456 (8, 9)									G1-6-3 BB 1B	1	1	1	0	0	0	0											
Inning Stats	R: 0 E: 0 K: 2 S: 8	H: 0 LOB: 0 BB: 0 P: 12	R: 0 E: 0 K: 2 S: 9	H: 0 LOB: 0 BB: 0 P: 15	R: 0 E: 0 K: 0 S: 5	H: 1 LOB: 0 BB: 0 P: 7	R: 0 E: 1 K: 1 S: 9	H: 1 LOB: 1 BB: 0 P: 16	R: 0 E: 0 K: 1 S: 10	H: 1 LOB: 1 BB: 0 P: 17	R: 0 E: 0 K: 1 S: 12	H: 2 LOB: 2 BB: 0 P: 18	R: 1 E: 0 K: 0 S: 11	H: 3 LOB: 2 BB: 1 P: 19	R: 1 E: 0 K: 0 S: 12	H: 2 LOB: 1 BB: 0 P: 16	1B: 9 2B: 2 3B: 0 HR: 0	SF: 0 SAC: 0 DP: 2 HBP: 0	WP: 1 PB: 0 SB: 1 CS: 0	PA: 37							
PITCHER	IP	WLS	BF	H	R	ER	SO	BB	IBB	HBP	BLK	WP	HR	S	P	ERA	WHIP										
Bob Ojeda, L ERA: 3.38	(1, 1)	8.1	W	34	10	2	2	8	1	0	0	0	0	81	126	2.16	1.320										
Jeff Innis, R ERA: 3.38	(9, 1)	0.2	S	3	1	0	0	0	0	0	0	1	0	7	10	0.00	1.500										

Cincinnati Reds @ New York Mets
Shea Stadium, Flushing, NY
Fri Jun 29 1990, 7:05 PM EDT
Att: 43,555 - Unknown - 78 F

AB	36
R	2
H	11
RBI	1
BB	1
SO	8
LOB	15

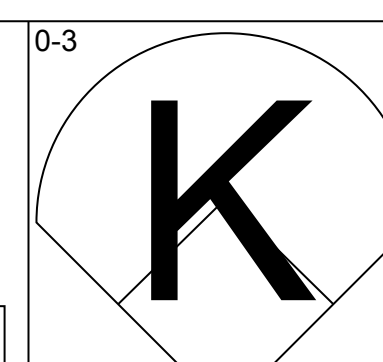
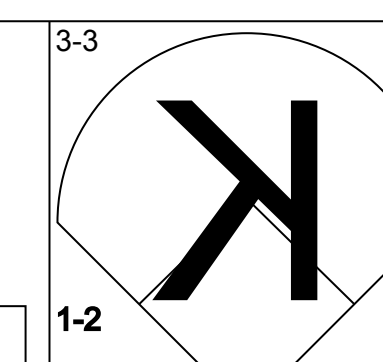
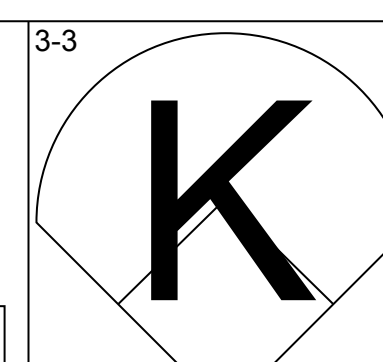
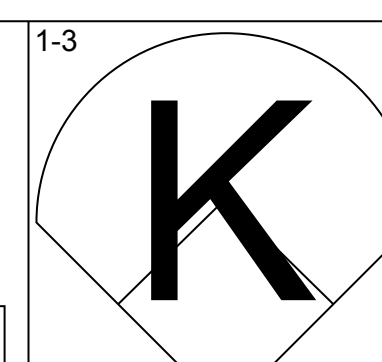
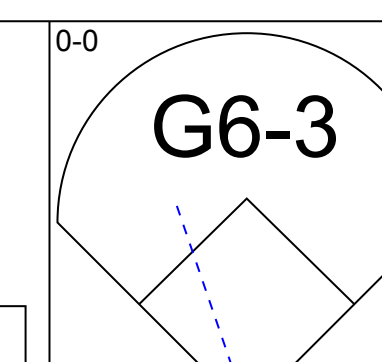
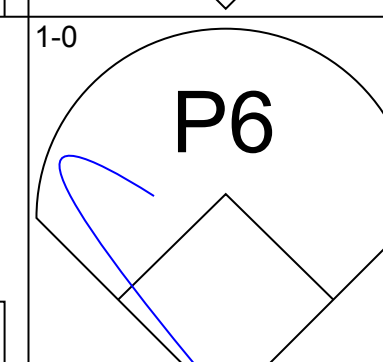
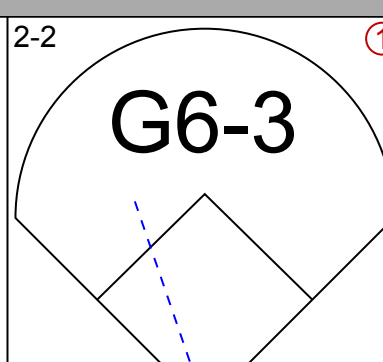
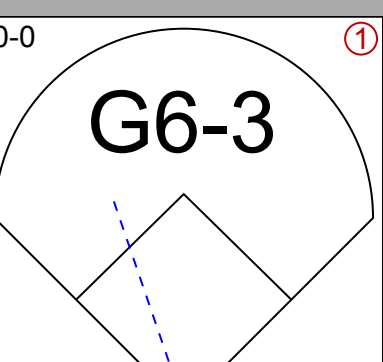
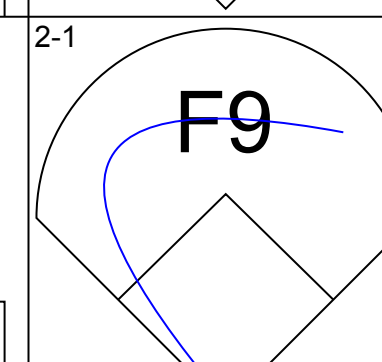
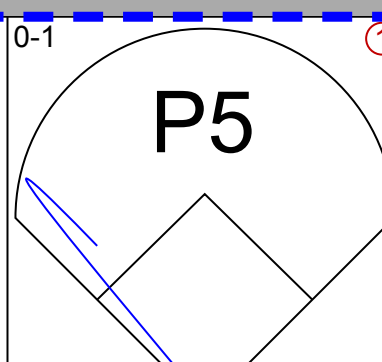
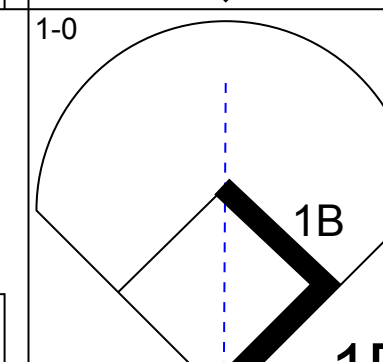
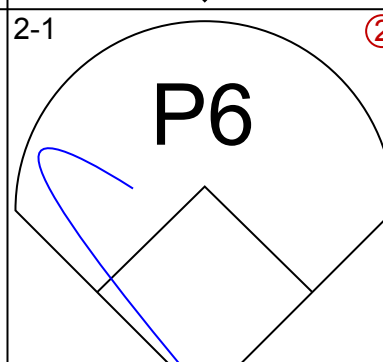
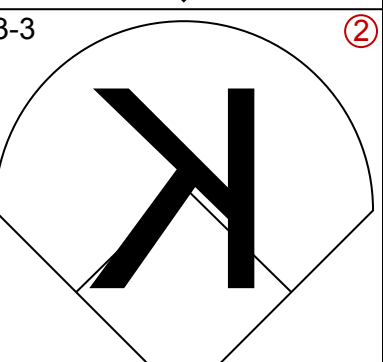
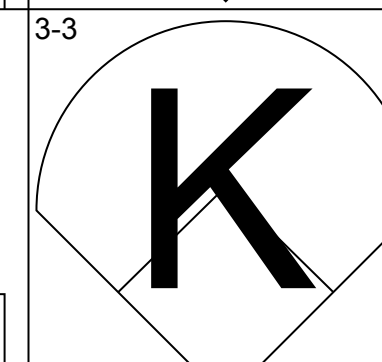
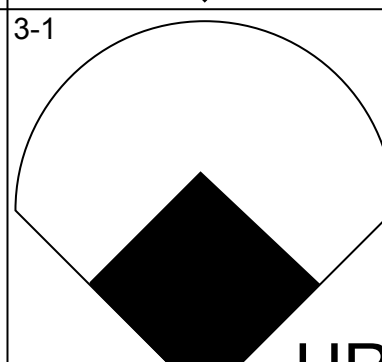
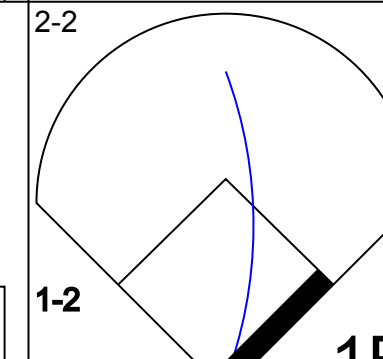
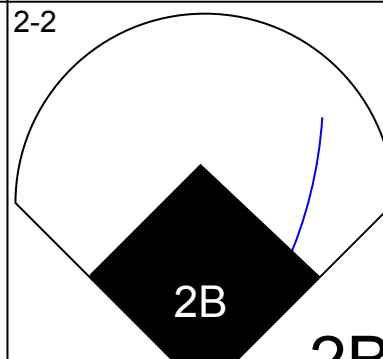
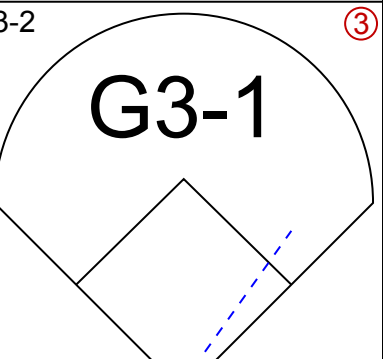
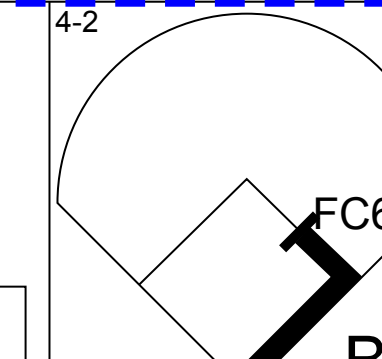
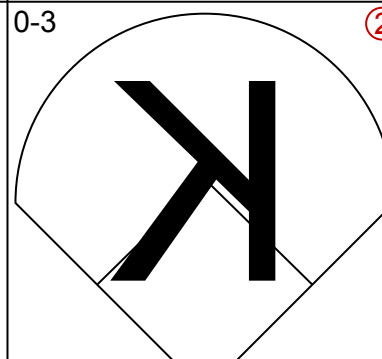
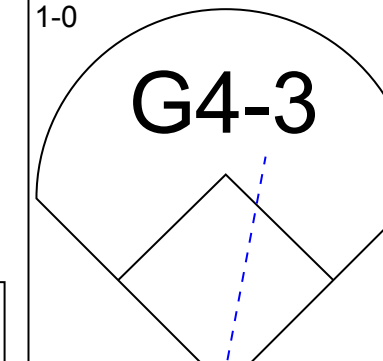
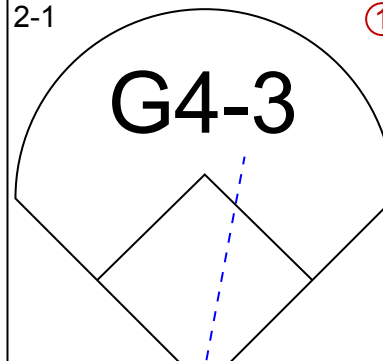
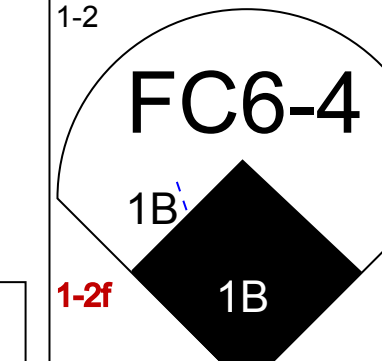
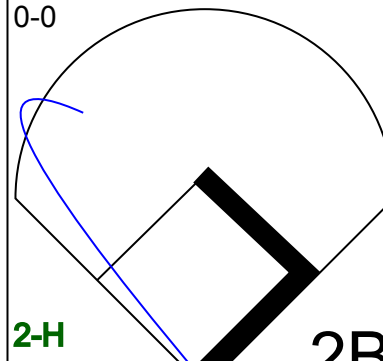
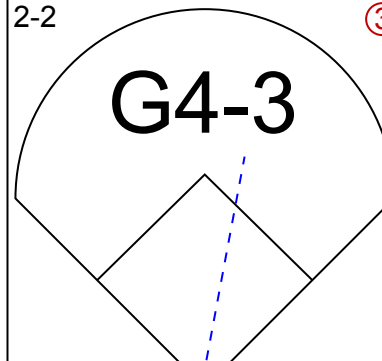
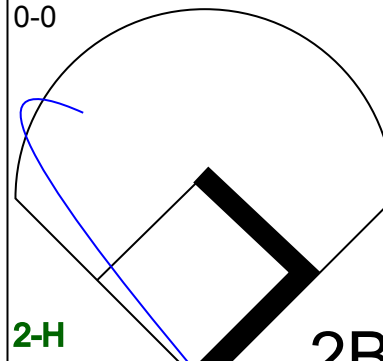
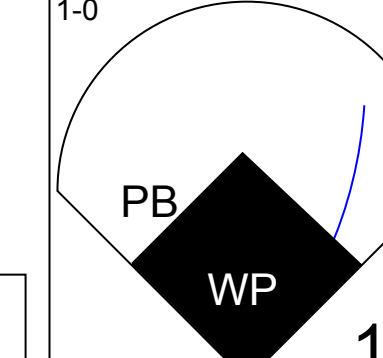
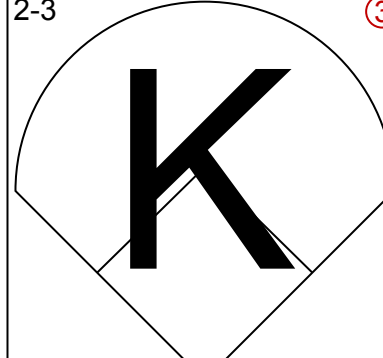
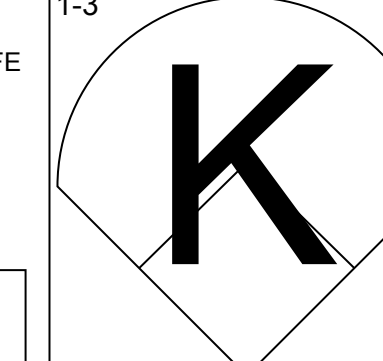
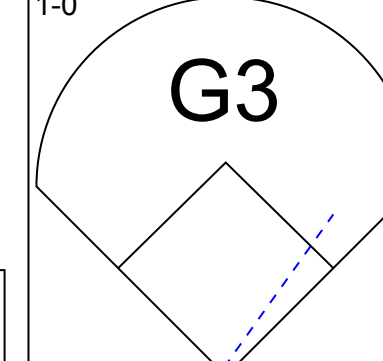
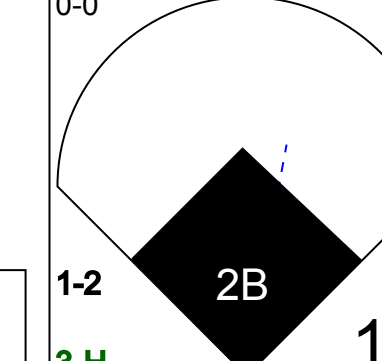
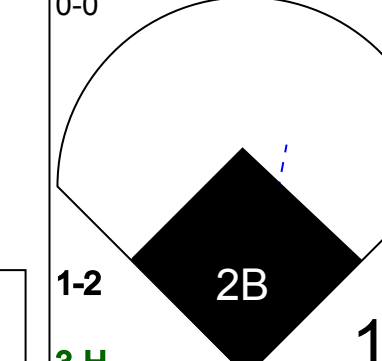
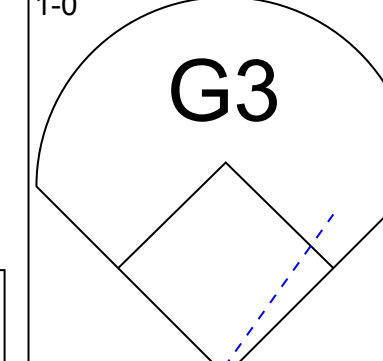
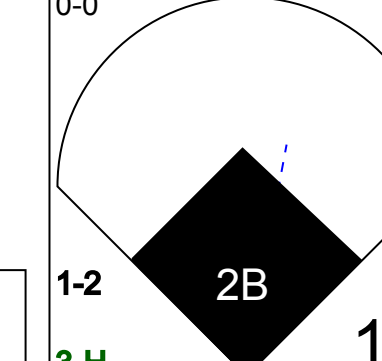


Batter	1	2	3	4	5	6	7	8	9	AB	R	H	RBI	BB	SO	LOB	BOTTOM										
Keith Miller, R OBP: 0.326, SLG: 0.345 (1, 8)	G6-3			FC5-4 BB		F9		FC4-6 1-2		3	0	0	0	1	0	1											
Dave Magadan, L OBP: 0.444, SLG: 0.479 (1, 3)	F7			FC5-4 BB		G3-1		L7		3	0	0	0	1	0	0											
Gregg Jefferies, S OBP: 0.360, SLG: 0.498 (1, 4)	1B			FC5-4 1-2 2-3		F9		G4-3		4	0	1	0	0	0	2											
Darryl Strawberry, L OBP: 0.399, SLG: 0.542 (1, 9)				P5		G6-3		K		4	1	1	1	0	1	2											
Howard Johnson, S OBP: 0.293, SLG: 0.438 (1, 5)				G3 HR		G3-1		G3-1		3	2	2	0	0	0	0											
Mark Carreon, R OBP: 0.333, SLG: 0.568 (1, 7)				G3 2B		G3		G3		3	0	1	0	0	0	1											
Mackey Sasser, L OBP: 0.361, SLG: 0.397 (1, 2)				G4-6-3 1B				G4-3		2	1	1	3	0	0	0											
Kevin Elster, R OBP: 0.283, SLG: 0.366 (1, 6)				SF7 HR		L1		G6-3		3	0	0	0	0	0	1											
Bob Ojeda, L OBP: 0.130, SLG: 0.130 Jeff Innis, R ERA: 1.64 (9, 1)				F7		K		FC4-6 1B		3	0	1	0	0	1	0											
Inning Stats	R: 0 E: 0 K: 0 S: 5	H: 1 LOB: 1 BB: 0 P: 8	R: 2 E: 0 K: 0 S: 12	H: 3 LOB: 0 BB: 0 P: 21	R: 0 E: 0 K: 0 S: 9	H: 0 LOB: 2 BB: 2 P: 21	R: 2 E: 0 K: 1 S: 9	H: 2 LOB: 0 BB: 0 P: 12	R: 0 E: 0 K: 0 S: 7	H: 0 LOB: 0 BB: 0 P: 10	R: 0 E: 0 K: 0 S: 7	H: 1 LOB: 1 BB: 0 P: 12	R: 0 E: 0 K: 1 S: 6	H: 0 LOB: 0 BB: 0 P: 10	1B: 4 2B: 1 3B: 0 HR: 2	SF: 1 SAC: 0 DP: 1 HBP: 0	WP: 0 PB: 0 SB: 1 CS: 0	PA: 31									
PITCHER	IP	WLS	BF	H	R	ER	SO	BB	IBB	HBP	BLK	WP	HR	S	P	ERA	WHIP										
Rick Mahler, R ERA: 4.78	(1, 1)	5.0	L	21	6	4	4	1	0	0	0	0	0	14	22	0.00	0.500										
Tim Layana, R ERA: 2.41	(6, 1)	2.0		7	1	0	0	0	0	0	0	0	0	6	10	0.00	0.000										
Rob Dibble, R ERA: 1.64	(8, 1)	1.0		3	0	0	0	1	0	0	0	0	0	6	10	0.00	0.000										

Cincinnati Reds @ New York Mets
Shea Stadium, Flushing, NY
Fri Jun 29 1990, 7:05 PM EDT
Att: 43,555 - Unknown - 78 F

AB	28
R	4
H	7
RBI	4
BB	2
SO	2
LOB	7

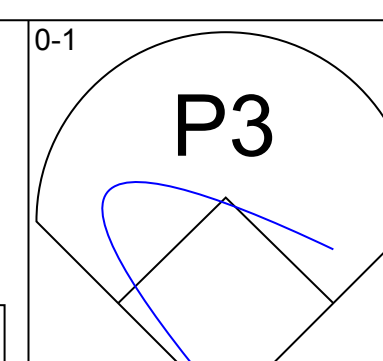
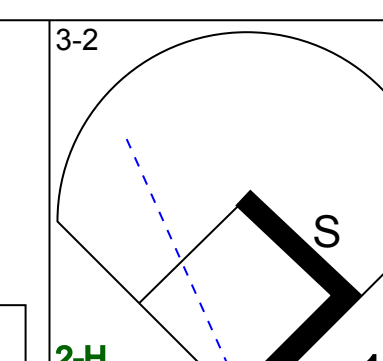
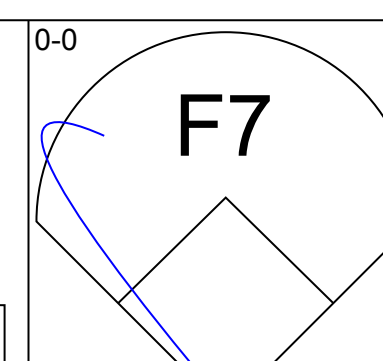
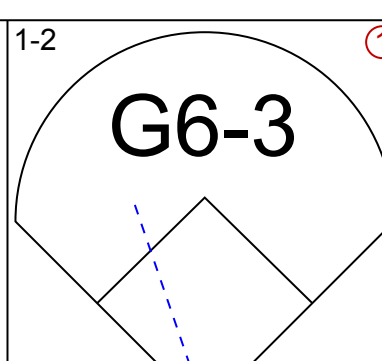
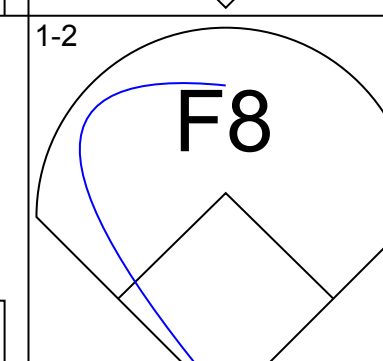
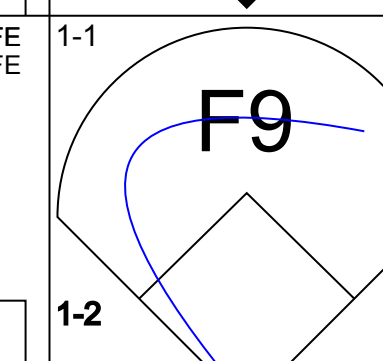
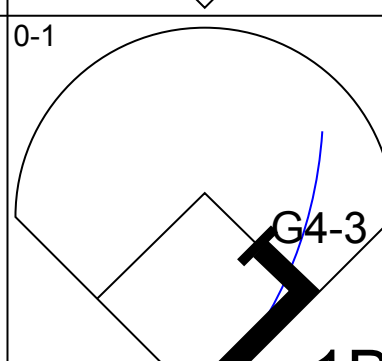
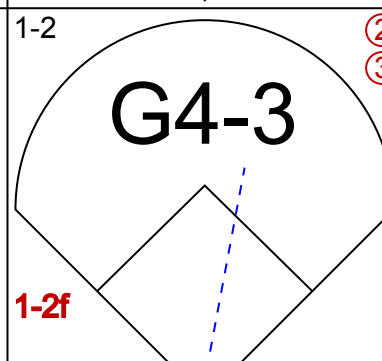
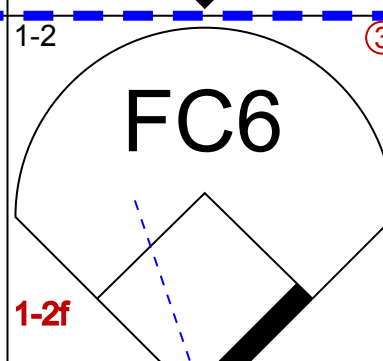
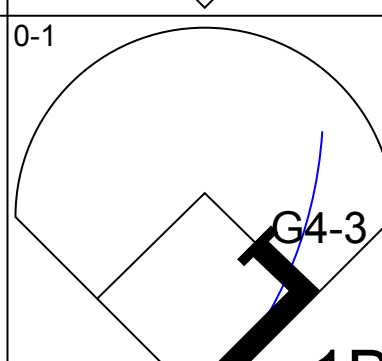
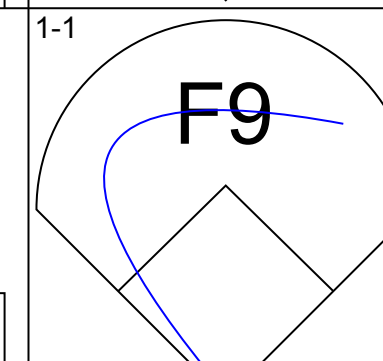
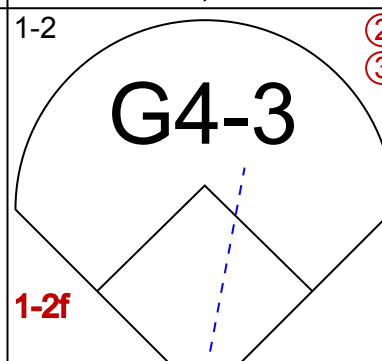
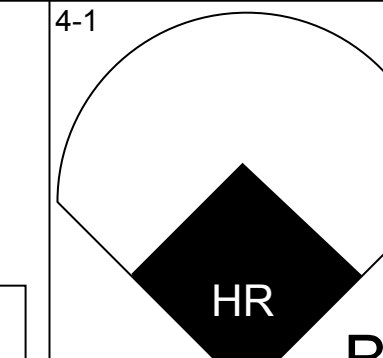
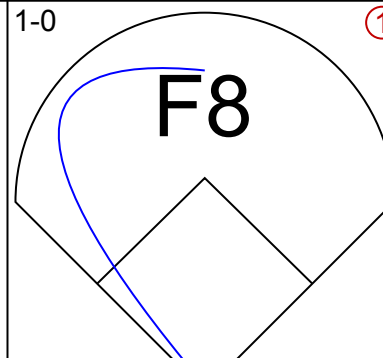
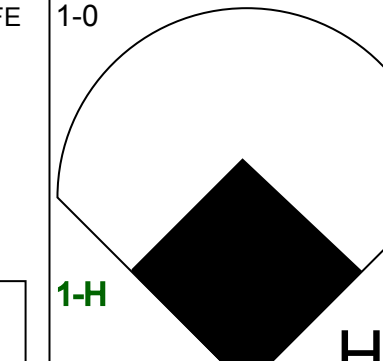
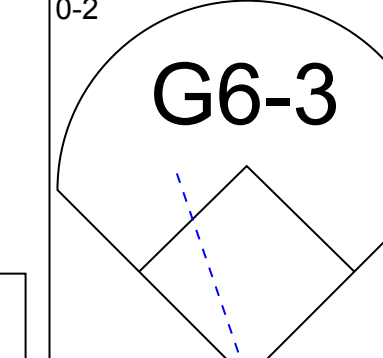


Batter	1	2	3	4	5	6	7	8	9	AB	R	H	RBI	BB	SO	LOB	TOP			
Chris Sabo, R OBP: 0.390, SLG: 0.565 (1, 5)										5	0	0	0	0	4	3				
Barry Larkin, R OBP: 0.370, SLG: 0.381 (1, 6)										5	0	0	0	0	0	0				
Eric Davis, R OBP: 0.359, SLG: 0.509 (1, 8)										5	1	2	1	0	2	0				
Paul O'Neill, L OBP: 0.357, SLG: 0.461 (1, 9)										4	1	2	0	1	1	0				
Hal Morris, L OBP: 0.367, SLG: 0.378 (1, 3)										3	0	1	1	0	0	2				
Billy Hatcher, R OBP: 0.359, SLG: 0.404 (8, PH)										1	1	0	0	0	0	1				
Todd Benzinger, S OBP: 0.324, SLG: 0.383 (8, 3)										1	0	0	0	0	0	0				
Ken Griffey, L OBP: 0.271, SLG: 0.356 (6, 1)										3	1	2	0	0	1	1				
Norm Charlton, S OBP: 0.600, SLG: 0.500 (8, PH)										0	0	0	0	0	0	0				
Luis Quiñones, S OBP: 0.316, SLG: 0.352 (8, 1)										1	1	1	0	0	0	0				
Randy Myers, L (8, 1)										0	0	0	0	0	0	0				
Mariano Duncan, R OBP: 0.354, SLG: 0.489 (8, 4)										3	0	0	0	0	2	2				
Ron Oester, S OBP: 0.352, SLG: 0.388 (8, 2)										1	1	1	1	0	0	0				
Jeff Reed, L OBP: 0.269, SLG: 0.261 (8, PH)										1	0	0	0	2	0	1				
Joe Oliver, R OBP: 0.332, SLG: 0.358 (8, 2)										1	0	1	2	0	0	0				
Jack Armstrong, R OBP: 0.147, SLG: 0.121 (6, 7)										1	0	0	0	0	1	2				
Herm Winningham, L OBP: 0.294, SLG: 0.380 (6, 7)										2	1	1	1	0	1	1				
Inning Stats	R: 0 E: 0 K: 1 S: 9	H: 2 LOB: 2 BB: 0 P: 14	R: 1 E: 0 K: 3 S: 12	H: 1 LOB: 1 BB: 1 P: 23	R: 1 E: 0 K: 1 S: 12	H: 2 LOB: 1 BB: 0 P: 20	R: 0 E: 0 K: 1 S: 8	H: 0 LOB: 1 BB: 1 P: 16	R: 0 E: 0 K: 1 S: 15	H: 1 LOB: 0 BB: 0 P: 23	R: 1 E: 0 K: 2 S: 10	H: 1 LOB: 0 BB: 0 P: 16	R: 3 E: 0 K: 1 S: 13	H: 3 LOB: 1 BB: 1 P: 19	R: 1 E: 0 K: 1 S: 10	H: 1 LOB: 0 BB: 0 P: 15	1B: 6 2B: 3 3B: 0 HR: 2	SF: 0 SAC: 1 DP: 0 HBP: 0	WP: 1 PB: 2 SB: 1 CS: 0	PA: 41
PITCHER	IP	WLS	BF	H	R	ER	SO	BB	IBB	HBP	BLK	WP	HR	S	P	ERA	WHIP			
David Cone, R ERA: 4.46 (1, 1)	7.0		30	7	3	2	10	2	0	0	0	1	1	75	127	2.57	1.286			
Jeff Musselman, L ERA: 5.4 (8, 1)	0.1	L	4	2	3	3	0	1	0	0	0	0	0	8	13	81.00	9.000			
Wally Whitehurst, R ERA: 1.9 (8, 1)	0.2		3	1	0	0	1	0	0	0	0	0	0	5	6	0.00	1.500			
Alejandro Pena, R ERA: 4.81 (9, 1)	1.0		4	1	1	1	1	0	0	0	0	0	1	10	15	9.00	1.000			

Cincinnati Reds @ New York Mets
Shea Stadium, Flushing, NY
Sat Jun 30 1990, 3:33 AM EDT
Att: 49,128 - Sunny - 85 F

AB	37
R	7
H	11
RBI	6
BB	3
SO	12
LOB	13



Batter	1	2	3	4	5	6	7	8	9	AB	R	H	RBI	BB	SO	LOB	BOTTOM			
Keith Miller, R OBP: 0.328, SLG: 0.347 (1, 8)										5	0	2	1	0	0	0				
Dave Magadan, L OBP: 0.343, SLG: 0.483 (1, 3)										5	0	2	0	0	0	3				
Daryl Boston, L OBP: 0.351, SLG: 0.489 (8, FR)										0	0	0	0	0	0	0				
Gregg Jefferies, S OBP: 0.360, SLG: 0.495 (1, 4)										4	0	1	0	1	0	1				
Daryl Strawberry, L OBP: 0.397, SLG: 0.535 (1, 9)										3	1	0	0	1	0	3				
Howard Johnson, S OBP: 0.292, SLG: 0.446 (1, 5)										4	1	1	2	0	1	3				
Mark Carreon, R OBP: 0.331, SLG: 0.553 (1, 7)										3	0	0	0	1	0	2				
Mackey Sasser, L OBP: 0.333, SLG: 0.411 (1, 2)										3	1	2	0	0	0	2				
Kevin McReynolds, R OBP: 0.361, SLG: 0.460 (8, PH)										0	0	0	0	1	0	0				
Orlando Mercado, R OBP: 0.286, SLG: 0.395 (9, 2)										0	0	0	0	0	0	0				
Kevin Elster, R OBP: 0.282, SLG: 0.368 (1, 6)										4	1	1	1	0	0	2				
David Cone, L OBP: 0.241, SLG: 0.276 (8, 1)										2	0	0	0	0	1	1				
Jeff Musselman, L (8, 1)										0	0	0	0	0	0	0				
Wally Whitehurst, R OBP: 0.333, SLG: 0.333 (8, 1)										0	0	0	0	0	0	0				
Mike Marshall, R OBP: 0.290, SLG: 0.427 (8, PH)										1	0	0	0	0	0	1				
Alejandro Pena, R (9, 1)										0	0	0	0	0	0	0				
Inning Stats	R: 0 E: 0 K: 0 S: 7	H: 0 LOB: 0 BB: 0 P: 9	R: 4 E: 0 K: 0 S: 22	H: 4 LOB: 1 BB: 1 P: 35	R: 0 E: 0 K: 0 S: 6	H: 0 LOB: 2 BB: 2 P: 15	R: 0 E: 0 K: 1 S: 7	H: 0 LOB: 0 BB: 0 P: 10	R: 0 E: 0 K: 0 S: 11	H: 2 LOB: 2 BB: 0 P: 26	R: 0 E: 0 K: 1 S: 6	H: 0 LOB: 0 BB: 0 P: 9	R: 0 E: 0 K: 0 S: 9	H: 0 LOB: 1 BB: 1 P: 18	R: 0 E: 0 K: 0 S: 8	H: 1 LOB: 1 BB: 0 P: 10	1B: 5 2B: 3 3B: 0 HR: 1	SF: 0 SAC: 1 DP: 1 HBP: 0	WP: 0 PB: 0 SB: 2 CS: 0	PA: 39
PITCHER	IP	WLS	BF	H	R	ER	SO	BB	IBB	HBP	BLK	WP	HR	S	P	ERA	WHIP			
Jack Armstrong, R ERA: 2.34 (1, 1)	5.2		28	8	4	4	1	0	0	0	0	0	0	9	13	0.00	0.000			
Norm Charlton, L ERA: 3.05 (6, 1)	1.1	W	4	0	0	0	1	0	0	0	0	0	0	9	13	0.00	0.000			
Randy Myers, L ERA: 2.3 (8, 1)	2.0	S	7	1	0	0	0	1	0	0	0	0	0	17	28	0.00	1.000			

Cincinnati Reds @ New York Mets
Shea Stadium, Flushing, NY
Sat Jun 30 1990, 3:33 AM EDT
Att: 49,128 - Sunny - 85 F

AB	34
R	4
H	9
RBI	4
BB	4
SO	2
LOB	18



Batter	1	2	3	4	5	6	7	8	9	AB	R	H	RBI	BB	SO	LOB	TOP			
Billy Hatcher, R OBP: 0.356, SLG: 0.400 (1, 7)	F8		S 1B		P4		G4-3		L4	5	0	1	0	0	0	3				
Barry Larkin, R OBP: 0.371, SLG: 0.384 (1, 6)	L6		P4			BB 2B HBP		G6-3 2B		3	1	1	0	0	0	1				
Eric Davis, R OBP: 0.351, SLG: 0.497 (1, 8)	K			K		F7		K		4	0	0	0	0	3	2				
Paul O'Neill, L OBP: 0.355, SLG: 0.455 (1, 9)		F9		K		2B BB		G6-3		3	0	0	0	1	1					
Ken Griffey, L OBP: 0.288, SLG: 0.375 (1, 3)		G1-3 HBP		G4-3		2B		K		3	0	1	1	0	1					
Luis Quiñones, S OBP: 0.305, SLG: 0.338 (6, 1)		G1-3				F9		F9		3	0	0	0	0	0	3				
Rob Dibble, L OBP: 0.344, SLG: 0.409 (9, PH)		G1-3				P4				0	0	0	0	0	0	0				
Glenn Braggs, R OBP: 0.244, SLG: 0.250 (9, PH)		1-2								1	0	0	0	0	0	0				
Norm Charlton, S OBP: 0.600, SLG: 0.500 (9, 1)		1-2								0	0	0	0	0	0	0				
Mariano Duncan, R OBP: 0.357, SLG: 0.490 (1, 4)		G6-3				SH1-4 1B		P6		4	1	2	0	0	0	3				
Jeff Reed, L OBP: 0.273, SLG: 0.250 (9, PH)				G4-3		SH1-4 BB		G6-3		2	0	0	0	1	0	0				
Joe Oliver, R OBP: 0.335, SLG: 0.366 (9, 2)						1-2 BB				1	0	1	1	0	0	0				
Danny Jackson, R OBP: 0.056, SLG: 0.056 (1, 1)				F9		SH1-4		F7		1	0	0	0	0	0	0				
Chris Sabo, R OBP: 0.387, SLG: 0.561 (6, 5)						1-2 2-3				2	0	0	0	0	0	1				
Inning Stats	R: 0 E: 0 K: 1 S: 5	H: 0 LOB: 0 BB: 0 P: 7	R: 0 E: 0 K: 0 S: 5	H: 0 LOB: 1 BB: 0 P: 8	R: 0 E: 0 K: 0 S: 9	H: 1 LOB: 1 BB: 0 P: 15	R: 0 E: 0 K: 2 S: 7	H: 0 LOB: 0 BB: 0 P: 9	R: 0 E: 0 K: 0 S: 12	H: 1 LOB: 2 BB: 1 P: 19	R: 0 E: 0 K: 0 S: 7	H: 0 LOB: 0 BB: 0 P: 11	R: 0 E: 0 K: 2 S: 11	H: 1 LOB: 1 BB: 0 P: 15	R: 1 E: 0 K: 0 S: 9	H: 2 LOB: 1 BB: 0 P: 14	1B: 3 2B: 3 3B: 0 HR: 0	SF: 0 SAC: 1 DP: 0 HBP: 2	WP: 0 PB: 0 SB: 2 CS: 0	PA: 37
PITCHER	IP	WLS	BF	H	R	ER	SO	BB	IBB	HBP	BLK	WP	HR	S	P	ERA	WHIP			
Ron Darling, R ERA: 4.53 (1, 1)	6.0		25	3	1	1	3	2	0	2	0	0	0	47	73	1.50	0.833			
Jeff Innis, R ERA: 3.0 (7, 1)	1.0		3	0	0	0	0	0	0	0	0	0	0	7	11	0.00	0.000			
John Franco, L ERA: 1.87 (8, 1)	2.0	W	9	3	1	1	2	0	0	0	0	0	0	20	29	4.50	1.500			

Cincinnati Reds @ New York Mets
Shea Stadium, Flushing, NY
Sun Jul 01 1990, 3:33 AM EDT
Att: 42,907 - Cloudy - 85 F

AB	32
R	2
H	6
RBI	2
BB	2
SO	5
LOB	15



Batter	1	2	3	4	5	6	7	8	9	AB	R	H	RBI	BB	SO	LOB	BOTTOM			
Howard Johnson, S OBP: 0.292, SLG: 0.444 (1, 5)	G5-3		CS S 1B			P3		K		4	0	1	0	0	1	0				
Mark Carreon, R OBP: 0.336, SLG: 0.547 (1, 8)	L9		F7			E BB SF8 BB		BB 1B		3	1	1	0	1	0	1				
Gregg Jefferies, S OBP: 0.359, SLG: 0.489 (1, 4)	F8		K			SF8 BB		F7		3	0	0	0	1	1	2				
Darryl Strawberry, L OBP: 0.395, SLG: 0.528 (1, 9)		F8		P5		E4				3	0	0	0	1	0	2				
Kevin McReynolds, R OBP: 0.355, SLG: 0.454 (1, 7)		E5 PB 1B		F9		SF8		K		3	1	0	1	0	1	2				
Mike Marshall, R OBP: 0.285, SLG: 0.419 (1, 3)						1-2 2-3 BB				3	0	0	0	0	1	3				
Jeff Innis, R ERA: 3.0 (7, 1)		L5		G6-3		K				0	0	0	0	0	0	0				
Mackey Sasser, L OBP: 0.372, SLG: 0.424 (8, 2)										1	1	1	0	0	0	0				
Kevin Elster, R OBP: 0.282, SLG: 0.366 (1, 6)		1B 2H 1B				K		K		4	0	1	1	0	2	0				
Orlando Mercado, R OBP: 0.289, SLG: 0.390 (1, 2)										3	0	1	0	0	0	0				
John Franco, L ERA: 1.54 (8, 1)						G5-3		P5		0	0	0	0	0	0	0				
Ron Darling, R OBP: 0.235, SLG: 0.133 (1, 1)										2	0	0	0	0	1	2				
Dave Magadan, L OBP: 0.440, SLG: 0.480 (7, 3)						G6-3		F7		1	0	0	0	0	0	0				
Inning Stats	R: 0 E: 0 K: 0 S: 6	H: 0 LOB: 0 BB: 0 P: 10	R: 1 E: 1 K: 1 S: 19	H: 2 LOB: 2 BB: 0 P: 29	R: 0 E: 0 K: 1 S: 9	H: 1 LOB: 0 BB: 0 P: 14	R: 0 E: 0 K: 0 S: 5	H: 0 LOB: 0 BB: 0 P: 7	R: 0 E: 0 K: 1 S: 7	H: 0 LOB: 2 BB: 2 P: 8	R: 1 E: 1 K: 1 S: 16	H: 0 LOB: 2 BB: 2 P: 30	R: 0 E: 0 K: 2 S: 11	H: 1 LOB: 2 BB: 1 P: 21	R: 1 E: 1 K: 0 S: 2	H: 1 LOB: 1 BB: 0 P: 4	1B: 4 2B: 1 3B: 0 HR: 0	SF: 1 SAC: 0 DP: 0 HBP: 0	WP: 0 PB: 1 SB: 1 CS: 1	PA: 34
PITCHER	IP	WLS	BF	H	R	ER	SO	BB	IBB	HBP	BLK	WP	HR	S	P	ERA	WHIP			
Danny Jackson, L ERA: 3.36 (1, 1)	5.1		22	3	2	0	0	2	0	0	0	0	0	25	42	0.00	0.750			
Rob Dibble, R ERA: 1.54 (6, 1)	2.2		10	1	0	0	4	1	0	0	0	0	0	2	4	0.00	0.750			
Norm Charlton, L ERA: 3.05 (9, 1)	0.0	L	2	1	1	0	0	0	0	0	0	0	0	2	4	∞	∞			

Cincinnati Reds @ New York Mets
Shea Stadium, Flushing, NY
Sun Jul 01 1990, 3:33 AM EDT
Att: 42,907 - Cloudy - 85 F

AB	30
R	3
H	5
RBI	2
BB	3
SO	7
LOB	12



Batter	1	2	3	4	5	6	7	8	9	AB	R	H	RBI	BB	SO	LOB	TOP						
Eric Yelding, R (1, 8) OBP: 0.319, SLG: 0.296	1-1 CS 1B		2-2 G5-3		0-3 K			0-2 G6-3		4	0	1	0	0	1	1							
Bill Doran, S (1, 4) OBP: 0.377, SLG: 0.330	3-1 SAFE G6-3		4-1 WP BB			2-1 G1-3			1-0 F8	3	0	0	0	1	0	1							
Ken Caminiti, S (1, 5) OBP: 0.307, SLG: 0.316	1-1 1B		2-2 F7			1-3 K			4-0 2B BB	2	0	1	0	0	0	1							
Dave Rohde, S (5, 5) OBP: 0.261, SLG: 0.158			1-2			2-2 K			0-2 2B BB	3	0	0	0	0	0	1							
Glenn Wilson, R (1, 7) OBP: 0.282, SLG: 0.362	0-0 G1-3					2-2 G3-1			1-3 2B	1	0	1	0	0	0	0							
Javier Ortiz, R (8, 9) OBP: 0.444, SLG: 0.563									0-3 2B	4	0	0	0	0	2	2							
Franklin Stubbs, L (1, 3) OBP: 0.313, SLG: 0.477		2-2 G4-3				1-3 K			0-3 K	4	0	0	0	0	2	2							
Craig Biggio, R (1, 2) OBP: 0.351, SLG: 0.339		0-1 G4-3 S 1B				3-2 P6			0-1 G6-3	4	0	1	0	0	1	2							
Eric Anthony, L (1, 9) OBP: 0.307, SLG: 0.403		2-2 G4-3				3-2 F7			1-0 G4-3	3	0	0	0	0	0	1							
Jim Clancy, R (7, 1) OBP: 0.231, SLG: 0.231		1-3								0	0	0	0	0	0	0							
Rafael Ramirez, R (1, 6) OBP: 0.302, SLG: 0.331		2-2 F7				1-1 1B			4-2 G5-4-3 BB	2	0	1	0	1	0	1							
Mark Portugal, R (1, 1) OBP: 0.188, SLG: 0.161						2-1 L8			0-1 G5-4-3	1	0	0	0	0	0	0							
Alex Trevino, R (5, PH) OBP: 0.235, SLG: 0.290										0	0	0	0	0	0	0							
Xavier Hernandez, L (5, 1)										0	0	0	0	0	0	0							
Casey Candaele, S (7, 7) OBP: 0.358, SLG: 0.427										1	0	0	0	0	0	1							
Inning Stats	R: 0 E: 0 K: 0 S: 7	H: 2 LOB: 1 BB: 0 P: 12	R: 0 E: 0 K: 0 S: 11	H: 1 LOB: 1 BB: 0 P: 17	R: 0 E: 0 K: 0 S: 8	H: 0 LOB: 1 BB: 1 P: 16	R: 0 E: 0 K: 0 S: 5	H: 0 LOB: 0 BB: 0 P: 9	R: 0 E: 0 K: 1 S: 10	H: 1 LOB: 1 BB: 0 P: 16	R: 0 E: 0 K: 2 S: 8	H: 0 LOB: 0 BB: 0 P: 13	R: 0 E: 0 K: 1 S: 9	H: 0 LOB: 0 BB: 1 P: 10	R: 0 E: 0 K: 0 S: 9	H: 0 LOB: 0 BB: 1 P: 13	R: 0 E: 0 K: 1 S: 9	H: 1 LOB: 2 BB: 1 P: 14	1B: 4 2B: 1 3B: 0 HR: 0	SF: 0 SAC: 0 DP: 1 HBP: 0	WP: 1 PB: 0 SB: 1 CS: 1	PA: 33	
PITCHER Frank Viola, L (1, 1) ERA: 2.26	IP: 9.0 WLS: W BF: 33 H: 5 R: 0 ER: 0 SO: 5 BB: 3 IBB: 0 HBP: 0 BLK: 0 WP: 1 HR: 0 S: 74 P: 120 ERA: 0.00 WHIP: 0.889											PITCHER	IP: 9.0 WLS: W BF: 33 H: 5 R: 0 ER: 0 SO: 5 BB: 3 IBB: 0 HBP: 0 BLK: 0 WP: 1 HR: 0 S: 74 P: 120 ERA: 0.00 WHIP: 0.889										

Houston Astros @ New York Mets
Shea Stadium, Flushing, NY
Tue Jul 03 1990, 7:05 PM EDT
Att: 39,938 - Unknown - 72 F

AB	30
R	0
H	5
RBI	0
BB	3
SO	5
LOB	12



Batter	1	2	3	4	5	6	7	8	9	AB	R	H	RBI	BB	SO	LOB	BOTTOM						
Howard Johnson, S (1, 5) OBP: 0.290, SLG: 0.437	1-0 F8									4	1	0	1	1	0	2							
Tom O'Malley, L (8, 5) OBP: 0.317, SLG: 0.553		0-0 G1-3								0	0	0	0	0	0	0							
Dave Magadan, L (1, 3) OBP: 0.450, SLG: 0.493	3-2 1B		1-0 G3							4	2	3	1	1	0	0							
Gregg Jefferies, S (1, 4) OBP: 0.363, SLG: 0.489	0-0 1B		2-1 F7							4	1	2	2	1	0	3							
Darryl Strawberry, L (1, 9) OBP: 0.460, SLG: 0.556	0-2 HR		0-1 HR							4	3	3	3	0	0	2							
Mark Carreon, R (7, 9) OBP: 0.333, SLG: 0.542	1-3 3-H 1B									1	0	0	0	0	0	1							
Kevin McReynolds, R (1, 7) OBP: 0.353, SLG: 0.462	2-1 1B		3-3 K							5	1	1	3	0	1	2							
Daryl Boston, L (1, 8) OBP: 0.355, SLG: 0.511	1-3 3-H HR									4	1	2	1	0	2	0							
Keith Miller, R (7, FR) OBP: 0.326, SLG: 0.344										1	1	0	0	0	0	0							
Mackey Sasser, L (1, 2) OBP: 0.373, SLG: 0.423	1-2 P5									5	2	2	0	0	1	0							
Kevin Elster, R (1, 6) OBP: 0.285, SLG: 0.366			0-1 F8							3	0	1	0	1	0	2							
Frank Viola, L (1, 1) OBP: 0.167, SLG: 0.167		2-2 G4-3								4	0	1	1	0	0	2							
Inning Stats	R: 4 E: 0 K: 1 S: 18	H: 4 LOB: 0 BB: 0 P: 26	R: 0 E: 0 K: 0 S: 7	H: 0 LOB: 0 BB: 0 P: 9	R: 1 E: 0 K: 1 S: 10	H: 1 LOB: 0 BB: 0 P: 16	R: 1 E: 0 K: 1 S: 15	H: 3 LOB: 3 BB: 1 P: 25	R: 2 E: 0 K: 1 S: 10	H: 2 LOB: 1 BB: 1 P: 19	R: 0 E: 0 K: 0 S: 12	H: 1 LOB: 2 BB: 1 P: 24	R: 4 E: 0 K: 0 S: 17	H: 4 LOB: 1 BB: 1 P: 28	R: 0 E: 0 K: 0 S: 6	H: 0 LOB: 0 BB: 0 P: 8	1B: 10 2B: 1 3B: 0 HR: 4	SF: 0 SAC: 0 DP: 0 HBP: 0	WP: 1 PB: 0 SB: 0 CS: 0	PA: 43			
PITCHER Mark Portugal, R (1, 1) ERA: 4.38 Xavier Hernandez, R (5, 1) ERA: 6.0 Jim Clancy, R (7, 1) ERA: 5.71	IP: 4.0 WLS: L BF: 21 H: 8 R: 6 ER: 6 SO: 3 BB: 1 IBB: 0 HBP: 0 BLK: 0 WP: 0 HR: 2 S: 50 P: 76 ERA: 9.00 WHIP: 2.500											PITCHER	IP: 4.0 WLS: L BF: 21 H: 8 R: 6 ER: 6 SO: 3 BB: 1 IBB: 0 HBP: 0 BLK: 0 WP: 0 HR: 2 S: 50 P: 76 ERA: 9.00 WHIP: 2.500										

Houston Astros @ New York Mets
Shea Stadium, Flushing, NY
Tue Jul 03 1990, 7:05 PM EDT
Att: 39,938 - Unknown - 72 F

AB	39
R	12
H	15
RBI	12
BB	4
SO	4
LOB	14



Batter	1	2	3	4	5	6	7	8	9	AB	R	H	RBI	BB	SO	LOB	TOP																	
Howard Johnson, S OBP: 0.297, SLG: 0.450	1-1 P5	1-0 G5-3		3-1 L5			0-0 1B 2B 1B	3-2 L4		5	1	1	0	0	0	1																		
Dave Magadan, L OBP: 0.353, SLG: 0.506	3-2 G4-3		2-1 HR		2-3 K		2-1 2B 1-2 HR 1B		0-3 K	5	2	2	1	0	2	0																		
Gregg Jefferies, S OBP: 0.365, SLG: 0.488	1-2 E7		4-2 P3 G1-3 BB		0-1 G5-3		0-1 HR 2B		0-1 G5-3	4	1	1	1	1	0	0																		
Darryl Strawberry, L OBP: 0.401, SLG: 0.575	0-3 K		0-0 G1-3		3-2 F7		1-1 HR 2B		1-1 E 1B	5	1	2	3	0	1	2																		
Kevin McReynolds, R OBP: 0.348, SLG: 0.455		3-2 HR 2B	4-2 BB			1-1 G5-3	0-1 G6-3		0-2 E6	4	1	1	0	1	0	1																		
Mark Carreon, R OBP: 0.331, SLG: 0.557		3-2 2B	0-0 P3			2-3 K	0-0 F9		0-3 K	4	1	1	2	0	1	2																		
Alejandro Pena, R Mike Marshall, R John Franco, L		2H HR	2-3 P3							0	0	0	0	0	0	0																		
Kevin Elster, R OBP: 0.291, SLG: 0.386		2-2 P4	0-1 F8			3-2 F8		1-0 HR		4	1	1	1	0	0	2																		
Orlando Mercado, R OBP: 0.306, SLG: 0.467		1-2 SH5-4 1B			0-1 G5-3		2-2 HR	1-0 F9		4	1	2	1	0	0	0																		
Bob Ojeda, L Wally Whitehurst, R Keith Miller, R		0-0 SH5-4 1B			0-2 G1-3		1-1 G5-3	1-3 K		0	0	0	0	0	0	0																		
Inning Stats	R: 0 E: 1 K: 1 S: 12	H: 0 LOB: 1 BB: 0 P: 17	R: 2 E: 0 K: 0 S: 15	H: 3 LOB: 1 BB: 0 P: 25	R: 1 E: 0 K: 0 S: 12	H: 1 LOB: 2 BB: 2 P: 22	R: 0 E: 0 K: 0 S: 7	H: 0 LOB: 0 BB: 0 P: 10	R: 0 E: 0 K: 1 S: 11	H: 0 LOB: 0 BB: 0 P: 16	R: 5 E: 0 K: 0 S: 15	H: 5 LOB: 0 BB: 0 P: 21	R: 1 E: 0 K: 1 S: 8	H: 1 LOB: 0 BB: 0 P: 14	R: 0 E: 1 K: 2 S: 14	H: 1 LOB: 2 BB: 0 P: 15	1B: 4 2B: 2 3B: 0 HR: 5	SF: 0 SAC: 1 DP: 0 HBP: 0	WP: 0 PB: 0 SB: 0 CS: 0	PA: 42														
PITCHER	IP WLS BF H R ER SO BB IBB HBP BLK WP HR S P ERA WHIP																																	
Charlie Leibrandt, L ERA: 3.42	6.1	29	7	6	6	3	2	0	0	0	0	0	3	76	120	8.53	1.421																	
Joe Hesketh, L ERA: 6.04	0.0	L 2	2	2	2	0	0	0	0	0	0	0	1	4	5	∞	∞																	
Charlie Kerfeld, R ERA: 6.91	1.2	6	1	1	1	1	0	0	0	0	0	0	1	11	17	5.40	0.600																	
Kent Mercker, L ERA: 2.45	1.0	5	1	0	0	2	0	0	0	0	0	0	0	14	15	0.00	1.000																	

New York Mets @ Atlanta Braves
Atlanta-Fulton County Stadium, Atlanta, GA
Thu Jul 05 1990, 7:05 PM EDT
Att: 34,312 - Unknown

AB 39
R 9
H 11
RBI 9
BB 2
SO 6
LOB 10



Batter	1	2	3	4	5	6	7	8	9	AB	R	H	RBI	BB	SO	LOB	BOTTOM																	
Lonnie Smith, R OBP: 0.351, SLG: 0.431	1-1 1B 2B 1B	0-0 E1 1B 1-3		0-0 1B HR 1B		0-0 G6-3			1-0 G5-3	5	2	2	0	0	0	1																		
Jeff Treadway, L OBP: 0.336, SLG: 0.446	2-2 2B G3-1 1B	1-1 P6		1-0 HR 1B		3-2 G4-3			0-3 K	5	2	2	0	0	1	2																		
Ron Gant, R OBP: 0.367, SLG: 0.603	2-1 G3-1 SF7 2B	1-0 1B		0-0 HR 1H 2H			0-0 F7		2-1 HR	5	3	4	6	0	0	0																		
Jim Presley, R OBP: 0.309, SLG: 0.450	1-3 G3-1	2-2 K		1-0 G6-3			0-3 K		0-3 K	5	0	0	1	0	3	3																		
Dale Murphy, R OBP: 0.313, SLG: 0.404	2-3 3H 1B BB	4-2 G5-3		3-3 K			2-1 E6		1-3 K	3	0	0	0	1	1	2																		
Francisco Cabrera, R OBP: 0.250, SLG: 0.355	0-0 SF7		1-2 G3		0-0 FC4-6 1B		1-3 K		1-2 K	1	0	0	1	0	0	0																		
David Justice, L OBP: 0.345, SLG: 0.404	3H									2	0	1	0	0	1	1																		
Greg Olson, R OBP: 0.374, SLG: 0.438	1-3 1B		3-2 G6-3		0-0 FC4-6 G6-4-3			2-2 F8		4	0	1	0	0	0	1																		
Andres Thomas, R OBP: 0.258, SLG: 0.317	3-2 F7		1-3 K		2-2 G6-4-3			1-3 K		4	0	0	0	0	2	3																		
Charlie Leibrandt, R Joe Hesketh, R Charlie Kerfeld, R Tommy Gregg, L Kent Mercker, L		4-1 E 1B BB		0-0 G4-3		1-1 F9		0-0 F7		2	1	0	0	1	0	0																		
Inning Stats	R: 3 E: 0 K: 0 S: 19	H: 4 LOB: 2 BB: 1 P: 34	R: 1 E: 1 K: 1 S: 10	H: 1 LOB: 2 BB: 1 P: 16	R: 0 E: 0 K: 1 S: 10	H: 0 LOB: 0 BB: 0 P: 15	R: 3 E: 0 K: 1 S: 8	H: 3 LOB: 0 BB: 0 P: 13	R: 0 E: 0 K: 0 S: 9	H: 0 LOB: 0 BB: 0 P: 13	R: 0 E: 0 K: 2 S: 9	H: 0 LOB: 1 BB: 0 P: 12	R: 0 E: 0 K: 1 S: 7	H: 0 LOB: 0 BB: 0 P: 10	R: 1 E: 0 K: 2 S: 9	H: 1 LOB: 0 BB: 0 P: 12	1B: 7 2B: 1 3B: 0 HR: 2	SF: 1 SAC: 0 DP: 1 HBP: 0	WP: 0 PB: 0 SB: 1 CS: 0	PA: 40														
PITCHER	IP WLS BF H R ER SO BB IBB HBP BLK WP HR S P ERA WHIP																																	
Bob Ojeda, L ERA: 3.88	1.1	12	5	4	3	0	2	0	0	0	0	0	24	45	20.25	5.250																		
Wally Whitehurst, R ERA: 2.54	4.2	W 17	4	3	3	3	0	0	0	0	0	0	16	22	0.00	0.000																		
Alejandro Pena, R ERA: 4.54	2.0	7	0	0	0	3	0	0	0	0	0	0	16	22	0.00	0.000																		
John Franco, L ERA: 2.02	1.0	S 4	1	1	1	2	0	0	0	0	0	0	1	9	12	9.00	1.000																	

New York Mets @ Atlanta Braves
Atlanta-Fulton County Stadium, Atlanta, GA
Thu Jul 05 1990, 7:05 PM EDT
Att: 34,312 - Unknown

AB 37
R 8
H 10
RBI 8
BB 2
SO 8
LOB 13



Batter	1	2	3	4	5	6	7	8	9	AB	R	H	RBI	BB	SO	LOB	TOP					
Howard Johnson, S (1, 5) OBP: 0.302, SLG: 0.449										3	0	1	0	2	0	2						
Dave Magadan, L (1, 3) OBP: 0.346, SLG: 0.497										5	1	1	2	0	0	2						
Gregg Jefferies, S (1, 4) OBP: 0.359, SLG: 0.480										5	0	0	0	0	0	4						
Darryl Strawberry, L (1, 9) OBP: 0.401, SLG: 0.572										5	1	2	0	0	1	2						
Kevin McReynolds, R (1, 7) OBP: 0.349, SLG: 0.449										3	1	0	0	2	0	1						
Mark Carreon, R (1, 8) OBP: 0.341, SLG: 0.563										4	3	2	1	1	0	2						
Kevin Elster, R (1, 6) OBP: 0.290, SLG: 0.386										5	1	1	2	0	0	3						
Orlando Mercado, R (1, 2) OBP: 0.327, SLG: 0.468										2	0	1	1	1	0	0						
Keith Miller, R (7, PR) OBP: 0.326, SLG: 0.344										0	0	0	0	0	0	0						
Mackey Sasser, L (7, 2) OBP: 0.372, SLG: 0.441										2	2	2	4	0	0	0						
David Cone, L (1, 1) OBP: 0.258, SLG: 0.290										2	1	1	0	0	0	0						
Ron Darling, R (8, 1) OBP: 0.222, SLG: 0.125										1	0	0	0	0	0	0						
Inning Stats	R: 0 E: 0 K: 0 S: 7	H: 1 LOB: 1 BB: 0 P: 11	R: 0 E: 0 K: 0 S: 6	H: 0 LOB: 0 BB: 0 P: 8	R: 0 E: 0 K: 0 S: 8	H: 0 LOB: 1 BB: 1 P: 13	R: 0 E: 0 K: 0 S: 6	H: 0 LOB: 0 BB: 0 P: 11	R: 1 E: 0 K: 0 S: 9	H: 2 LOB: 1 BB: 0 P: 13	R: 0 E: 0 K: 0 S: 16	H: 1 LOB: 2 BB: 1 P: 27	R: 0 E: 0 K: 0 S: 8	H: 0 LOB: 1 BB: 1 P: 14	R: 6 E: 1 K: 1 S: 22	H: 5 LOB: 2 BB: 2 P: 38	R: 3 E: 0 K: 0 S: 10	H: 2 LOB: 1 BB: 1 P: 17	1B: 8 2B: 2 3B: 0 HR: 1	SF: 0 SAC: 2 DP: 0 HBP: 0	WP: 0 PB: 0 CS: 0	PA: 45
PITCHER	IP	WLS	BF	H	R	ER	SO	BB	IBB	HBP	BLK	WP	HR	S	P	ERA	WHIP					
Steve Avery, L (1, 1) ERA: 4.23	7.2	L	35	7	6	2	1	4	0	0	0	0	0	74	122	2.35	1.435					
Joe Boever, R (8, 1) ERA: 4.38	0.1		4	2	1	0	0	1	0	0	0	0	0	8	13	0.00	9.000					
Rusty Richards, R (9, 1) ERA: 27.0	1.0		6	2	3	3	0	1	0	0	0	0	1	10	17	27.00	3.000					

New York Mets @ Atlanta Braves
Atlanta-Fulton County Stadium, Atlanta, GA
Fri Jul 06 1990, 7:05 PM EDT
Att: 26,513 - Unknown

AB 37
R 10
H 11
RBI 10
BB 6
SO 1
LOB 16

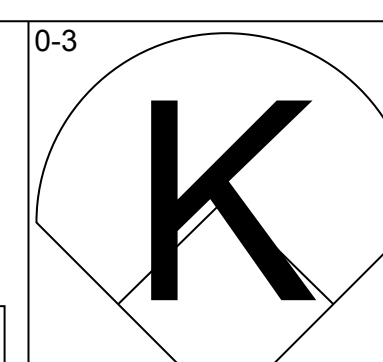
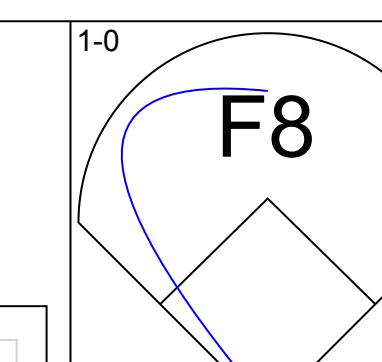
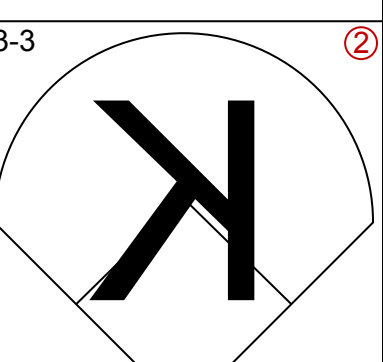
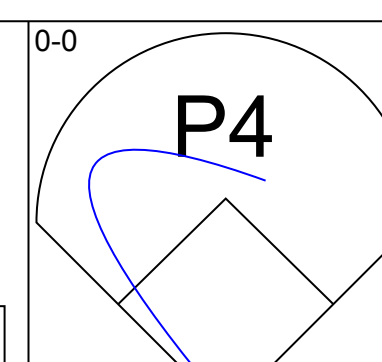
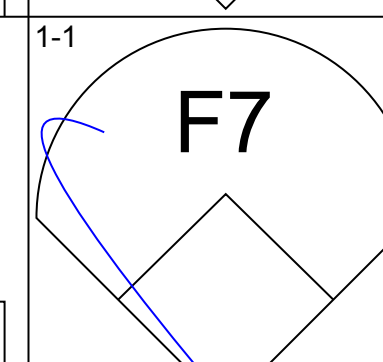
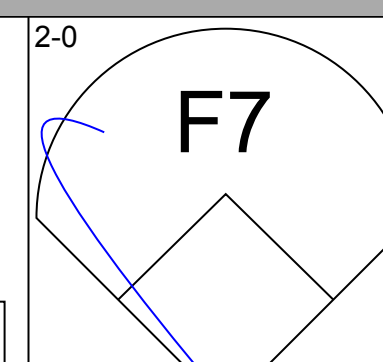
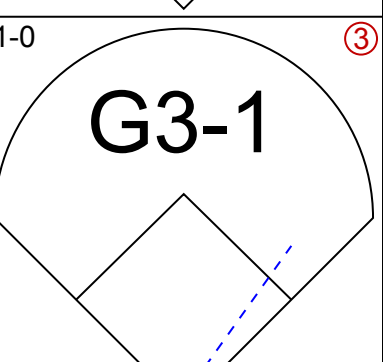
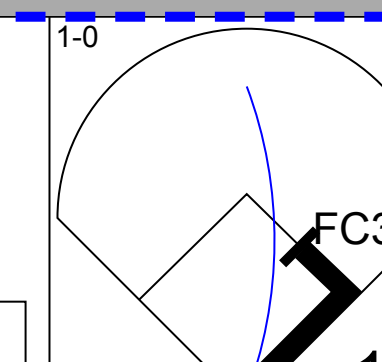
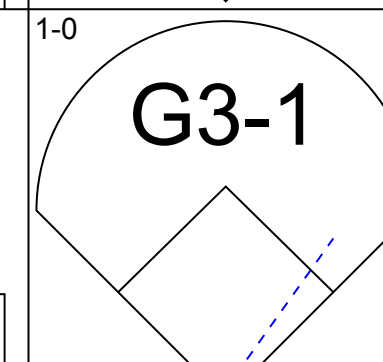
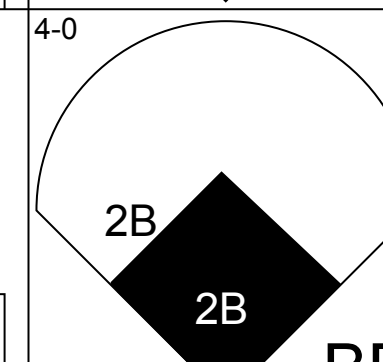
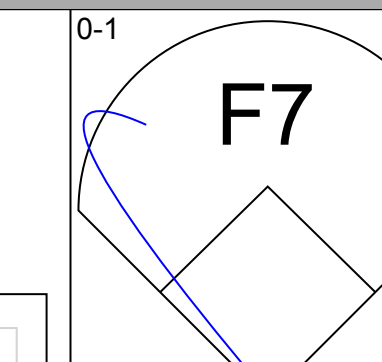
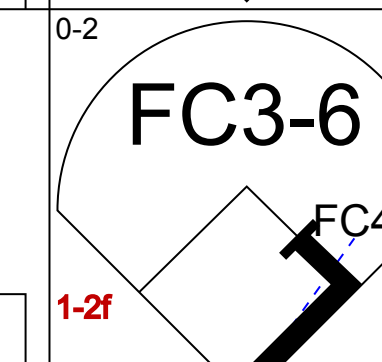
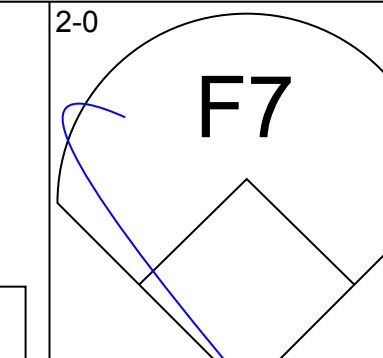
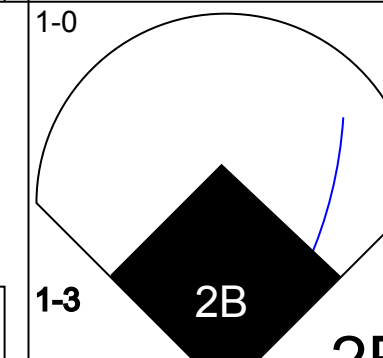
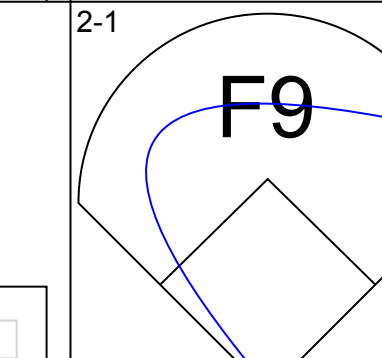
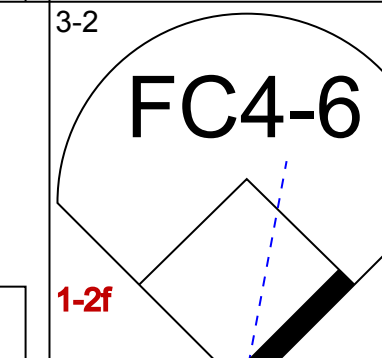
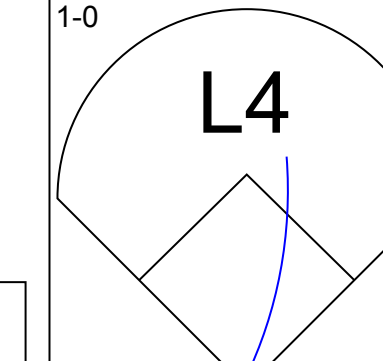
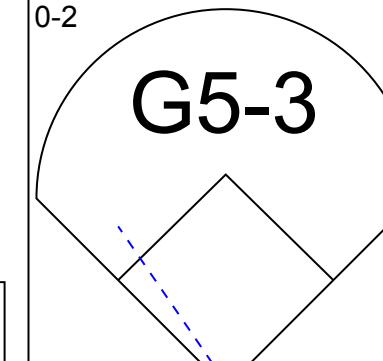
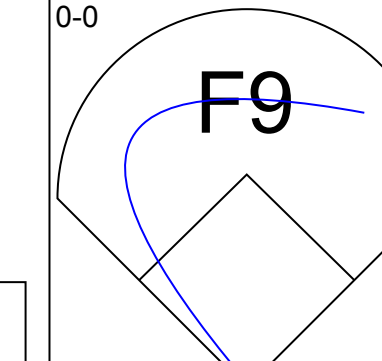
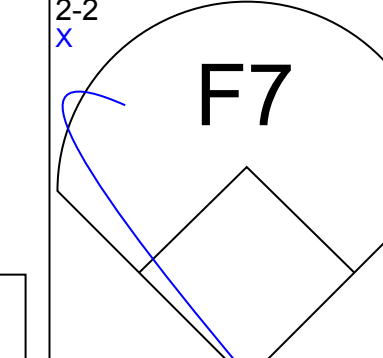
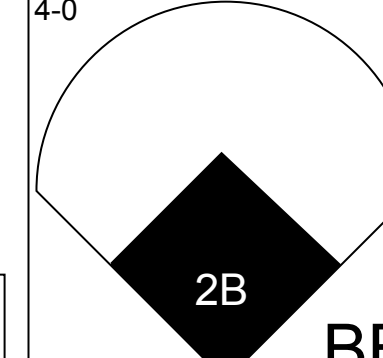
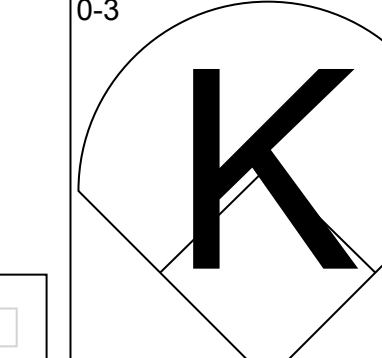
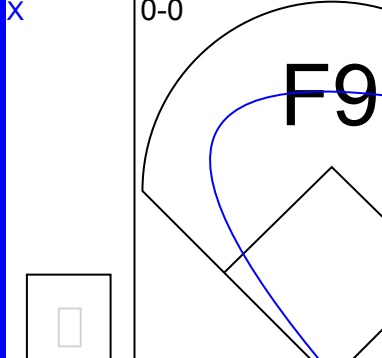
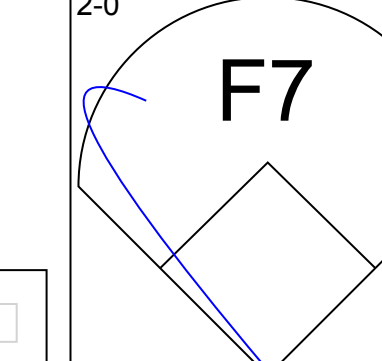
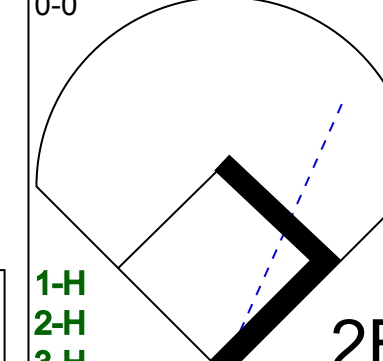
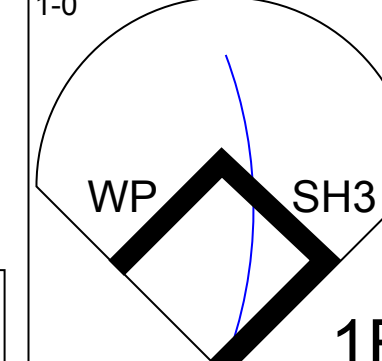
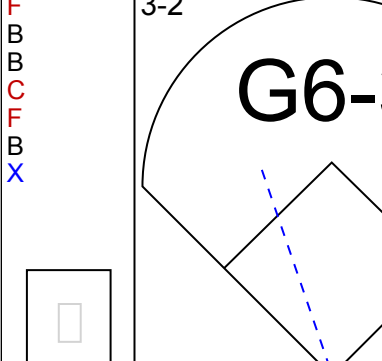
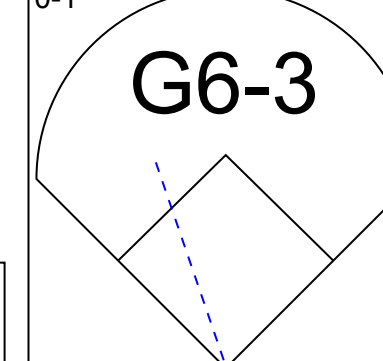
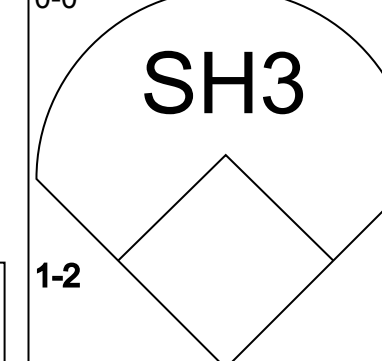
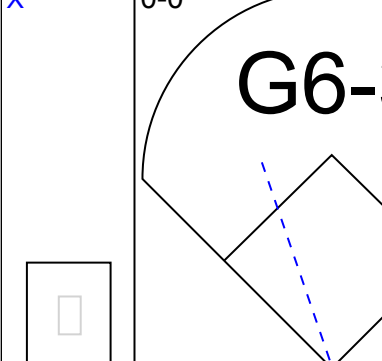
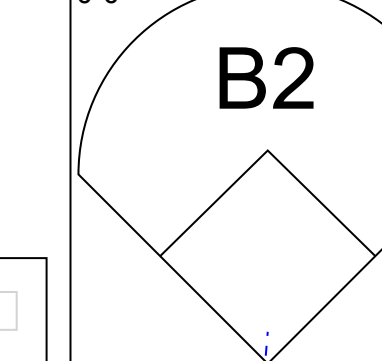
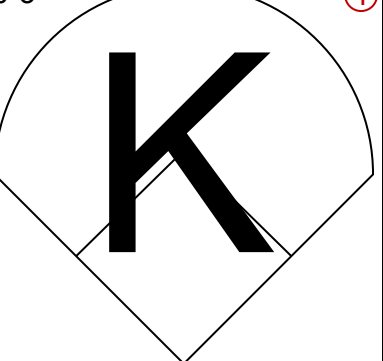
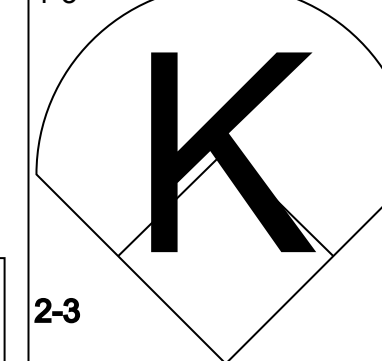


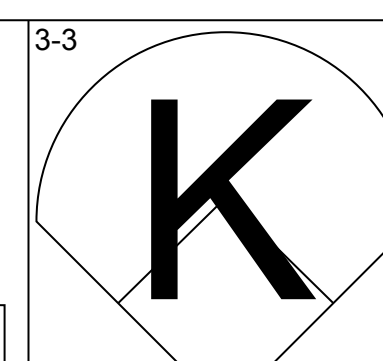
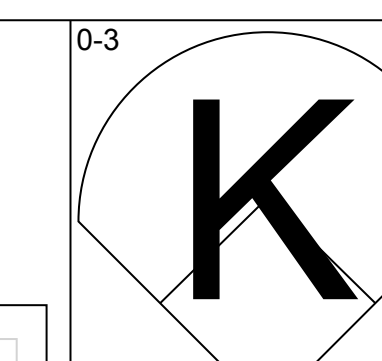
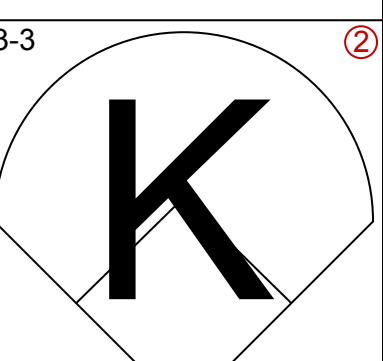
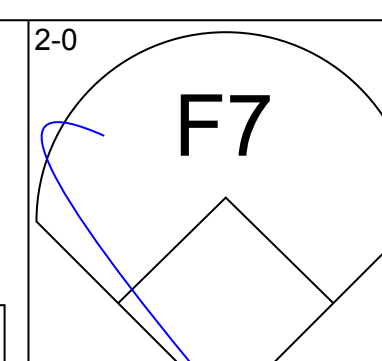
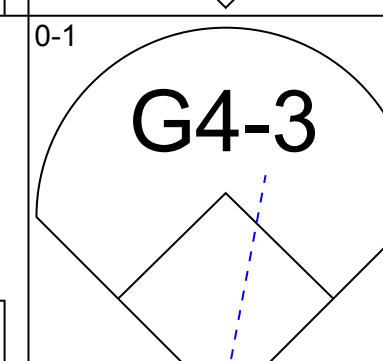
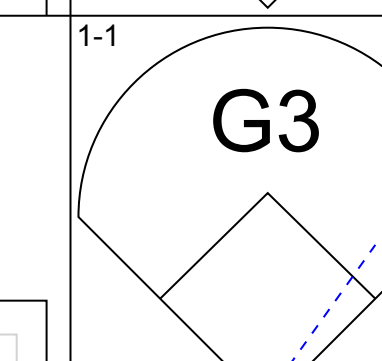
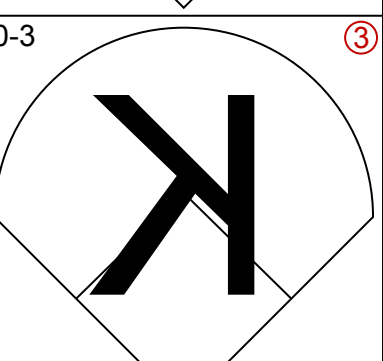
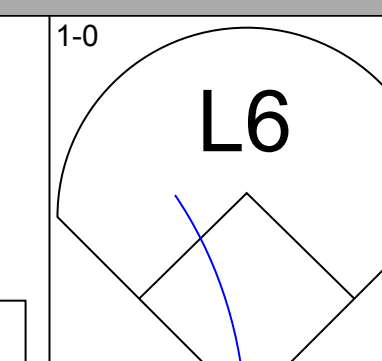
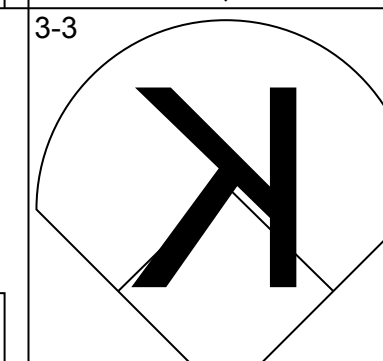
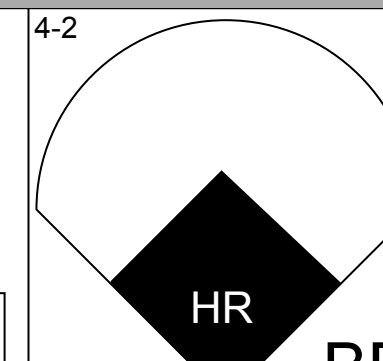
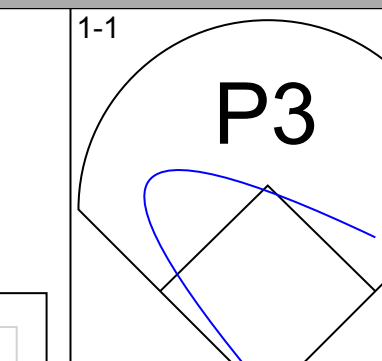
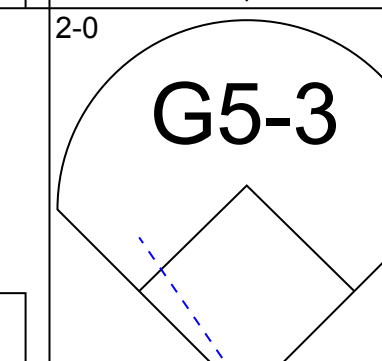
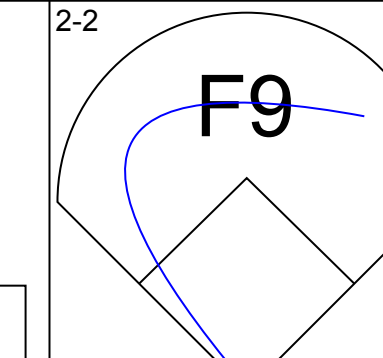
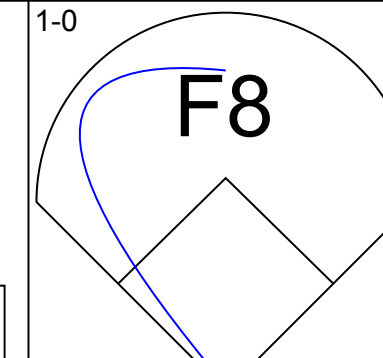
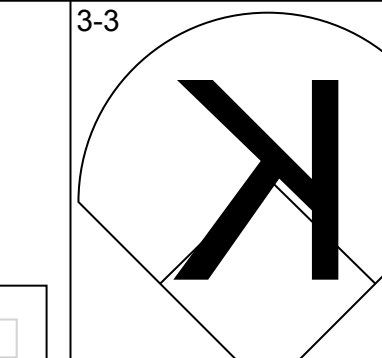
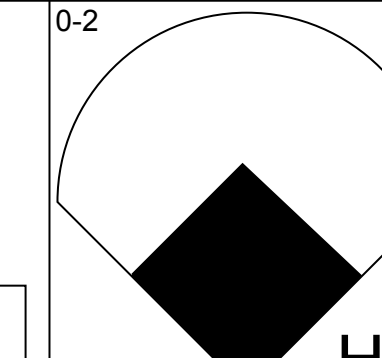
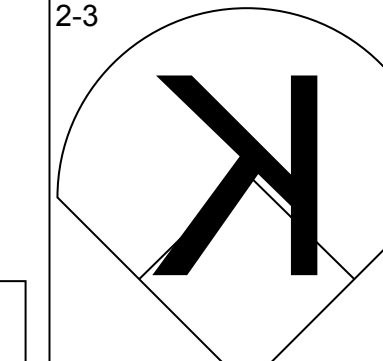
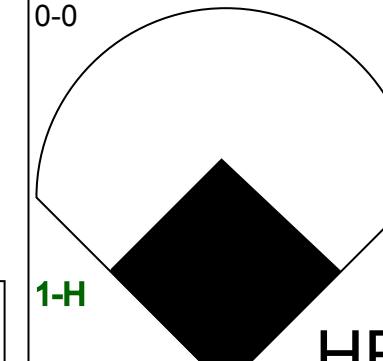
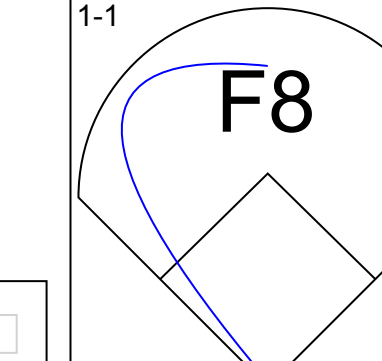
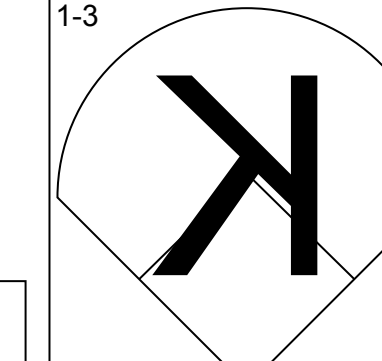
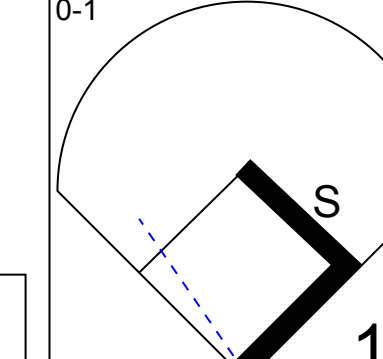
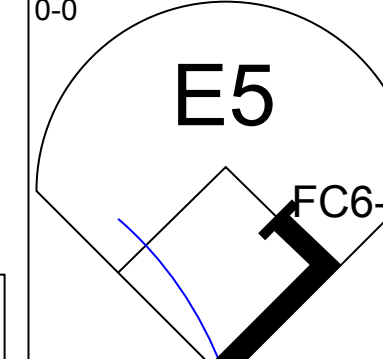

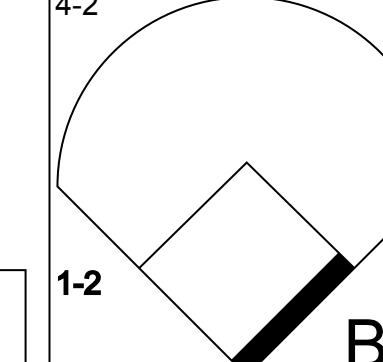
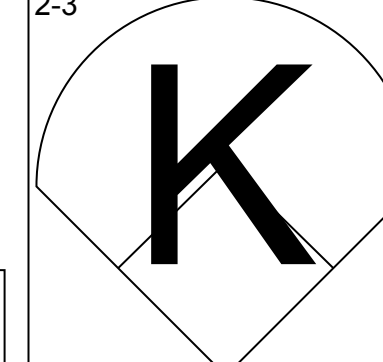


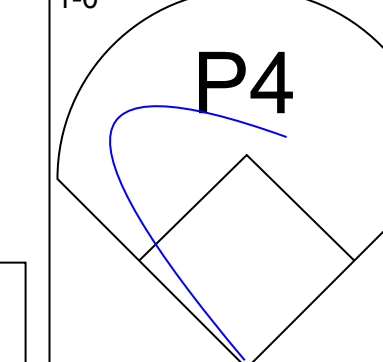
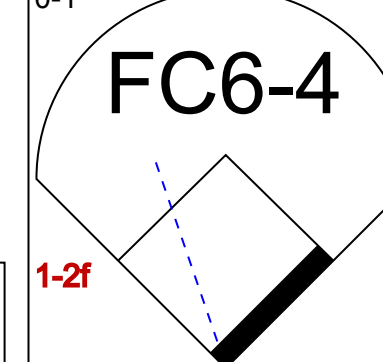


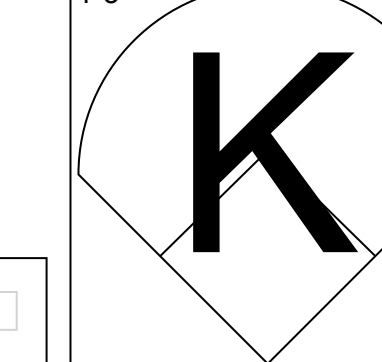
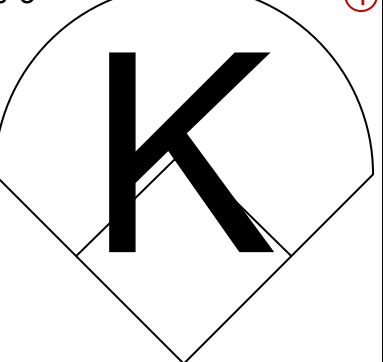
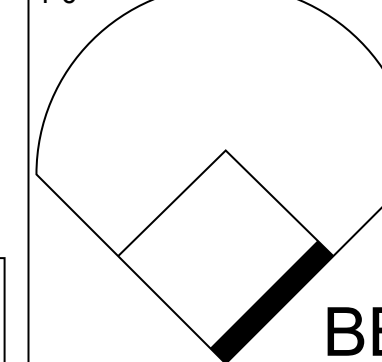
Batter	1	2	3	4	5	6	7	8	9	AB	R	H	RBI	BB	SO	LOB	BOTTOM					
Oddibe McDowell, L (1, 8) OBP: 0.302, SLG: 0.384										4	1	0	0	1	3	1						
Jeff Treadway, L (1, 4) OBP: 0.333, SLG: 0.453										5	2	1	1	0	2	1						
Ron Gant, R (1, 7) OBP: 0.367, SLG: 0.606										4	0	2	1	0	0	0						
Jim Presley, R (1, 5) OBP: 0.314, SLG: 0.451										4	0	2	0	1	2	1						
Dale Murphy, R (1, 9) OBP: 0.308, SLG: 0.397										5	0	0	0	0	3	5						
David Justice, L (1, 3) OBP: 0.343, SLG: 0.406										4	1	1	0	0	2	1						
Jimmy Krepars, L (1, 2) OBP: 0.206, SLG: 0.161										4	1	1	0	0	2	1						
Andres Thomas, R (1, 6) OBP: 0.280, SLG: 0.333										3	1	3	1	1	0	0						
Steve Avery, L (1, 1) ERA: 4.4										3	0	0	0	0	0	3						
Joe Boever, R (8, 1) ERA: 4.87										0	0	0	0	0	0	0						
Rusty Richards, L (9, 1) ERA: 27.0										0	0	0	0	0	0	0						
Tommy Gregg, L (9, PH) OBP: 0.241, SLG: 0.282										1	1	1	3	0	0	0						
Inning Stats	R: 0 E: 0 K: 3 S: 18	H: 2 LOB: 2 BB: 0 P: 22	R: 1 E: 0 K: 1 S: 12	H: 2 LOB: 1 BB: 0 P: 17	R: 0 E: 0 K: 1 S: 14	H: 0 LOB: 1 BB: 1 P: 20	R: 0 E: 0 K: 2 S: 13	H: 1 LOB: 0 BB: 0 P: 19	R: 1 E: 0 K: 1 S: 7	H: 0 LOB: 0 BB: 1 P: 13	R: 0 E: 0 K: 2 S: 8	H: 0 LOB: 0 BB: 0 P: 14	R: 0 E: 0 K: 2 S: 11	H: 0 LOB: 1 BB: 1 P: 16	R: 1 E: 0 K: 2 S: 14	H: 2 LOB: 1 BB: 0 P: 21	R: 4 E: 1 K: 2 S: 17	H: 4 LOB: 1 BB: 0 P: 26	1B: 7 2B: 2 3B: 0 HR: 2	SF: 1 SAC: 0 DP: 1 HBP: 0	WP: 1 PB: 1 CS: 0	PA: 41
PITCHER	IP	WLS	BF	H	R	ER	SO	BB	IBB	HBP	BLK	WP	HR	S	P	ERA	WHIP					
David Cone, R (1, 1) ERA: 4.4	7.1	W	31	7	3	3	10	3	0	0	0	1	1	91	131	3.68	1.364					
Ron Darling, R (8, 1) ERA: 4.87	1.2		10	4	4	3	4	0	0	0	0	1	1	23	37	16.20	2.400					

New York Mets @ Atlanta Braves
Atlanta-Fulton County Stadium, Atlanta, GA
Fri Jul 06 1990, 7:05 PM EDT
Att: 26,513 - Unknown

AB 37
R 7
H 11
RBI 6
BB 3
SO 14
LOB 13



Batter	1	2	3	4	5	6	7	8	9	AB	R	H	RBI	BB	SO	LOB	TOP			
Howard Johnson, S (1, 5) OBP: 0.298, SLG: 0.443										4	0	0	0	0	2	2	New York Mets @ Atlanta Braves Atlanta-Fulton County Stadium, Atlanta, GA Sat Jul 07 1990, 7:05 PM EDT Att: 38,267 - Unknown			
Dave Magadan, L (1, 3) OBP: 0.342, SLG: 0.491								 1B		4	0	1	0	0	0	0				
Gregg Jefferies, S (1, 4) OBP: 0.360, SLG: 0.478 Tim Teufel, R (4, 4) OBP: 0.270, SLG: 0.339				 2B				 FC4-6		1	1	0	0	1	0	0				
Darryl Strawberry, L (1, 9) OBP: 0.399, SLG: 0.571				 2B				 1-2		4	1	1	0	0	0	1				
Kevin McReynolds, R (1, 7) OBP: 0.348, SLG: 0.444										3	0	0	0	1	0	3				
Daryl Boston, L (1, 8) OBP: 0.354, SLG: 0.500 Keith Miller, R (9, PH) OBP: 0.324, SLG: 0.341				 2B						2	1	0	0	1	1	1				
Mackey Sasser, L (1, 2) OBP: 0.375, SLG: 0.450				 2B			 SH3 1B			4	0	2	3	0	0	0				
Kevin Elster, R (1, 6) OBP: 0.290, SLG: 0.383										2	0	0	0	1	0	1				
Sid Fernandez, L (1, 1) OBP: 0.200, SLG: 0.240 Mike Marshall, R (7, PH) OBP: 0.280, SLG: 0.414 Jeff Innis, R (7, 1)							 2-3			2	0	0	0	0	1	1				
Inning Stats	R: 0 E: 0 K: 1 S: 6	H: 0 LOB: 0 BB: 0 P: 8	R: 0 E: 0 K: 0 S: 10	H: 0 LOB: 0 BB: 0 P: 15	R: 0 E: 0 K: 0 S: 5	H: 0 LOB: 1 BB: 1 P: 12	R: 3 E: 0 K: 0 S: 8	H: 2 LOB: 1 BB: 2 P: 19	R: 0 E: 0 K: 1 S: 7	H: 0 LOB: 1 BB: 1 P: 11	R: 0 E: 0 K: 1 S: 10	H: 1 LOB: 1 BB: 0 P: 16	R: 0 E: 0 K: 0 S: 9	H: 1 LOB: 1 BB: 0 P: 13	R: 0 E: 0 K: 0 S: 6	H: 0 LOB: 0 BB: 0 P: 9		1B: 2 2B: 2 3B: 0 HR: 0	SF: 0 SAC: 1 DP: 0 HBP: 0	WP: 1 PB: 0 SB: 0 CS: 0
PITCHER	IP	WLS	BF	H	R	ER	SO	BB	IBB	HBP	BLK	WP	HR	S	P	ERA	WHIP			
29 John Smoltz, R (1, 1) ERA: 4.76 Kent Mercker, L (8, 1) ERA: 1.59	7.0		28	3	3	3	5	4	0	0	0	1	0	52	89	3.86	1.000			

Batter	1	2	3	4	5	6	7	8	9	AB	R	H	RBI	BB	SO	LOB	BOTTOM			
Lonnie Smith, R (1, 7) OBP: 0.345, SLG: 0.422										4	0	0	0	0	3	1	New York Mets @ Atlanta Braves Atlanta-Fulton County Stadium, Atlanta, GA Sat Jul 07 1990, 7:05 PM EDT Att: 38,267 - Unknown			
Jeff Treadway, L (1, 4) OBP: 0.325, SLG: 0.446										4	0	0	0	0	1	0				
Ron Gant, R (1, 8) OBP: 0.366, SLG: 0.598				 BB						3	1	0	0	1	1	0				
Jim Presley, R (1, 5) OBP: 0.313, SLG: 0.459										4	1	1	1	0	1	1				
Dale Murphy, R (1, 9) OBP: 0.307, SLG: 0.406				 1-H						4	1	1	2	0	2	0				
Francisco Cabrera, R (1, 3) OBP: 0.265, SLG: 0.364 David Justice, L (7, PH) OBP: 0.340, SLG: 0.429		 1B		 FC6-4		 HR				2	0	1	0	0	0	0				
Greg Olson, R (1, 2) OBP: 0.373, SLG: 0.432		 BB								2	0	0	0	1	1	1				
Andres Thomas, R (1, 6) OBP: 0.274, SLG: 0.325				 1-2						3	0	0	0	0	0	3				
29 John Smoltz, R (1, 1) OBP: 0.324, SLG: 0.194 Tommy Gregg, L (7, PH) OBP: 0.250, SLG: 0.282 Kent Mercker, L (8, 1)										2	0	0	0	0	2	0				
Inning Stats	R: 0 E: 0 K: 2 S: 8	H: 1 LOB: 2 BB: 0 P: 14	R: 0 E: 0 K: 1 S: 13	H: 1 LOB: 1 BB: 1 P: 22	R: 0 E: 0 K: 2 S: 10	H: 0 LOB: 0 BB: 0 P: 12	R: 2 E: 1 K: 1 S: 11	H: 1 LOB: 1 BB: 1 P: 18	R: 0 E: 0 K: 3 S: 10	H: 0 LOB: 0 BB: 0 P: 13	R: 0 E: 0 K: 1 S: 7	H: 0 LOB: 0 BB: 0 P: 12	R: 1 E: 0 K: 0 S: 8	H: 1 LOB: 1 BB: 1 P: 19	R: 1 E: 0 K: 1 S: 8	H: 1 LOB: 0 BB: 0 P: 12		1B: 1 2B: 0 3B: 0 HR: 3	SF: 0 SAC: 0 DP: 0 HBP: 0	WP: 0 PB: 0 SB: 1 CS: 0
PITCHER	IP	WLS	BF	H	R	ER	SO	BB	IBB	HBP	BLK	WP	HR	S	P	ERA	WHIP			
Sid Fernandez, L (1, 1) ERA: 3.53 Jeff Innis, R (7, 1) ERA: 4.09	6.0		23	2	2	2	10	2	0	0	0	0	1	59	91	3.00	0.667			

Batter	1	2	3	4	5	6	7	8	9	AB	R	H	RBI	BB	SO	LOB	TOP					
Keith Miller, R (1.4) OBP: 0.322, SLG: 0.338										4	1	1	0	0	0	1	New York Mets @ Atlanta Braves Atlanta-Fulton County Stadium, Atlanta, GA Sun Jul 08 1990, 3:33 AM EDT Att: 15,866 - Unknown - 102 F livebaseballscorecards.com					
Dave Magadan, L (1.3) OBP: 0.381, SLG: 0.483										3	0	0	0	1	0	1						
Howard Johnson, S (1.5) OBP: 0.297, SLG: 0.440										4	0	1	0	0	0	2						
Darryl Strawberry, L (1.9) OBP: 0.401, SLG: 0.572										3	0	1	1	1	0	1						
Kevin McReynolds, R (1.7) OBP: 0.350, SLG: 0.444										4	0	2	0	0	0	2						
Daryl Boston, L (1.8) OBP: 0.356, SLG: 0.500										4	1	2	0	0	0	3						
Mackey Sasser, L (1.2) Orlando Mercado, R (6.2) OBP: 0.321, SLG: 0.458										3	0	2	0	0	0	1						
Kevin Elster, R (1.6) OBP: 0.286, SLG: 0.377										4	0	0	1	0	1	2						
Frank Viola, L (1.1) John Franco, L (8.1) OBP: 0.156, SLG: 0.156										3	0	0	0	0	1	2						
										1	0	0	0	0	0	0						
Inning Stats	R: 1 E: 0 K: 0 S: 11	H: 2 LOB: 1 BB: 0 P: 15	R: 1 E: 0 K: 1 S: 12	H: 2 LOB: 1 BB: 0 P: 18	R: 0 E: 0 K: 0 S: 10	H: 1 LOB: 1 BB: 0 P: 19	R: 0 E: 0 K: 0 S: 8	H: 2 LOB: 0 BB: 0 P: 9	R: 0 E: 0 K: 0 S: 4	H: 0 LOB: 0 BB: 0 P: 5	R: 0 E: 0 K: 0 S: 9	H: 1 LOB: 1 BB: 0 P: 12	R: 0 E: 0 K: 0 S: 5	H: 0 LOB: 0 BB: 0 P: 9	R: 0 E: 0 K: 2 S: 12	H: 1 LOB: 2 BB: 0 P: 26	R: 0 E: 0 K: 2 S: 8	H: 0 LOB: 0 BB: 0 P: 13	1B: 8 2B: 1 3B: 0 HR: 0	SF: 0 SAC: 0 DP: 1 HBP: 0	WP: 1 PB: 0 CS: 0	PA: 36
PITCHER	IP WLS BF H R ER SO BB IBB HBP BLK WP HR S P ERA WHIP																					
Marty Clary, R (1.1) ERA: 4.76	7.0 L 28 8 2 2 1 0 0 0 0 0 1 0 59 87 2.57 1.143																					
Joe Hesketh, L (8.1) ERA: 5.83	1.0 5 1 0 0 0 2 0 0 0 0 0 0 12 26 0.00 3.000																					
Charlie Kerfeld, R (9.1) ERA: 6.67	1.0 3 0 0 0 0 2 0 0 0 0 0 0 8 13 0.00 0.000																					

Batter	1	2	3	4	5	6	7	8	9	AB	R	H	RBI	BB	SO	LOB	BOTTOM					
Lonnie Smith, R (1.7) OBP: 0.351, SLG: 0.426										3	0	2	0	1	0	0	New York Mets @ Atlanta Braves Atlanta-Fulton County Stadium, Atlanta, GA Sun Jul 08 1990, 3:33 AM EDT Att: 15,866 - Unknown - 102 F livebaseballscorecards.com					
Jeff Treadway, L (1.4) Alexis Infante, R (3.4) Jeff Blauser, R (8. PH) OBP: 0.069, SLG: 0.071										1	0	0	0	0	1	1						
Ron Gant, R (1.8) OBP: 0.367, SLG: 0.597										4	1	2	0	0	0	2						
Jim Presley, R (1.5) OBP: 0.312, SLG: 0.454										3	0	0	0	1	1	2						
Dale Murphy, R (1.9) OBP: 0.305, SLG: 0.403										2	0	0	0	2	1	2						
Francisco Cabrera, R (1.3) Tommy Gregg, L (9. PH) OBP: 0.250, SLG: 0.282										3	0	2	1	1	0	1						
Greg Olson, R (1.2) OBP: 0.370, SLG: 0.428										4	0	1	0	0	1	4						
Andres Thomas, R (1.6) OBP: 0.266, SLG: 0.315										4	0	0	0	0	0	4						
Marty Clary, R (1.1) Joe Hesketh, R (8.1) Oddibe McDowell, L (8. PH) Charlie Kerfeld, R (9.1) OBP: 0.300, SLG: 0.382										2	0	0	0	0	0	1						
										0	0	0	0	0	0	0						
										1	0	0	0	0	0	0						
										0	0	0	0	0	0	0						
Inning Stats	R: 0 E: 0 K: 1 S: 9	H: 1 LOB: 1 BB: 0 P: 12	R: 0 E: 0 K: 0 S: 6	H: 1 LOB: 0 BB: 0 P: 9	R: 0 E: 0 K: 0 S: 9	H: 0 LOB: 0 BB: 0 P: 12	R: 1 E: 0 K: 1 S: 14	H: 2 LOB: 1 BB: 1 P: 25	R: 0 E: 0 K: 0 S: 3	H: 1 LOB: 0 BB: 0 P: 3	R: 0 E: 0 K: 0 S: 11	H: 1 LOB: 1 BB: 1 P: 19	R: 0 E: 0 K: 0 S: 6	H: 0 LOB: 1 BB: 1 P: 15	R: 0 E: 0 K: 1 S: 8	H: 1 LOB: 0 BB: 0 P: 13	R: 0 E: 0 K: 2 S: 9	H: 0 LOB: 2 BB: 2 P: 20	1B: 6 2B: 1 3B: 0 HR: 0	SF: 0 SAC: 0 DP: 3 HBP: 0	WP: 2 PB: 0 CS: 0	PA: 35
PITCHER	IP WLS BF H R ER SO BB IBB HBP BLK WP HR S P ERA WHIP																					
Frank Viola, L (1.1) ERA: 2.2	7.2 W 29 7 1 1 3 3 0 0 0 0 1 0 64 103 1.17 1.304																					
John Franco, L (8.1) ERA: 1.95	1.1 S 6 0 0 0 2 2 0 0 0 0 1 0 11 25 0.00 1.500																					

Batter	1	2	3	4	5	6	7	8	9	AB	R	H	RBI	BB	SO	LOB	TOP					
Keith Miller, R OBP: 0.327, SLG: 0.343										4	0	2	0	0	1	2						
Dave Magadan, L OBP: 0.429, SLG: 0.469 Jeff Innis, R (7, 1)										4	0	0	0	0	0	2						
Howard Johnson, S OBP: 0.304, SLG: 0.448										2	0	0	0	2	0	0						
Kevin McReynolds, R OBP: 0.356, SLG: 0.444										4	1	1	0	0	2	2						
Mark Carreon, R OBP: 0.338, SLG: 0.577										4	1	1	2	0	1	1						
Tim Taulfel, R OBP: 0.284, SLG: 0.365										4	0	2	0	0	0	0						
Kevin Elster, R OBP: 0.288, SLG: 0.385										4	0	0	0	0	0	2						
Orlando Mercado, R OBP: 0.321, SLG: 0.440 Darryl Strawberry, L OBP: 0.399, SLG: 0.576										2	0	0	0	0	1	0						
Ron Darling, R OBP: 0.271, SLG: 0.118 Mike Marshall, R OBP: 0.279, SLG: 0.411 Wally Whitehurst, R OBP: 0.250, SLG: 0.250 Gregg Jefferies, S OBP: 0.360, SLG: 0.475										1	0	0	0	0	1	0						
Inning Stats	R: 0 E: 0 K: 1 S: 7	H: 1 LOB: 1 BB: 1 P: 14	R: 0 E: 0 K: 0 S: 9	H: 0 LOB: 0 BB: 0 P: 16	R: 0 E: 0 K: 2 S: 7	H: 0 LOB: 0 BB: 0 P: 10	R: 0 E: 0 K: 1 S: 8	H: 0 LOB: 1 BB: 0 P: 16	R: 0 E: 0 K: 1 S: 8	H: 1 LOB: 2 BB: 0 P: 15	R: 2 E: 0 K: 0 S: 14	H: 3 LOB: 1 BB: 0 P: 21	R: 0 E: 0 K: 1 S: 10	H: 1 LOB: 1 BB: 0 P: 15	R: 0 E: 0 K: 1 S: 6	H: 0 LOB: 0 BB: 0 P: 9	R: 0 E: 0 K: 1 S: 8	H: 0 LOB: 0 BB: 0 P: 10	1B: 4 2B: 1 3B: 0 HR: 1	SF: 0 SAC: 0 DP: 1 HBP: 1	WP: 0 PB: 1 SB: 3 CS: 0	PA: 35
PITCHER	IP WLS BF H R ER SO BB IBB HBP BLK WP HR S P ERA WHIP																					
Danny Jackson, L ERA: 3.03	(1, 1) 7.2 W 31 6 2 2 6 2 0 0 1 0 0 1 66 112 2.35 1.043																					
Randy Myers, L ERA: 2.15	(8, 1) 1.1 S 4 0 0 0 2 0 0 0 0 0 0 0 11 14 0.00 0.000																					

New York Mets @ Cincinnati Reds
Riverfront Stadium, Cincinnati, OH
Thu Jul 12 1990, 7:05 PM EDT
Att: 37,540 - Unknown - 72 F

livebaseballscores.com

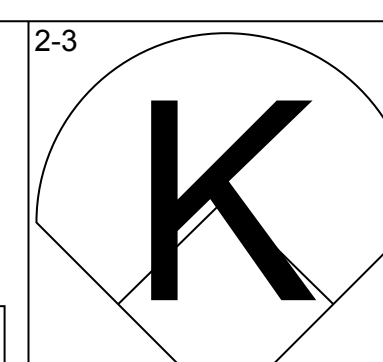
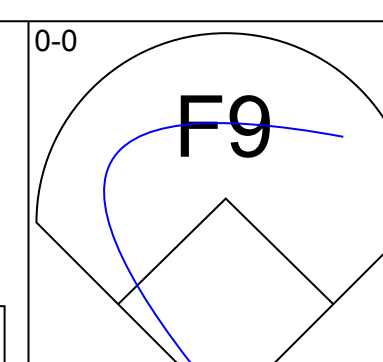
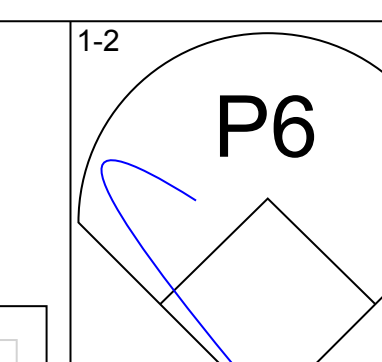
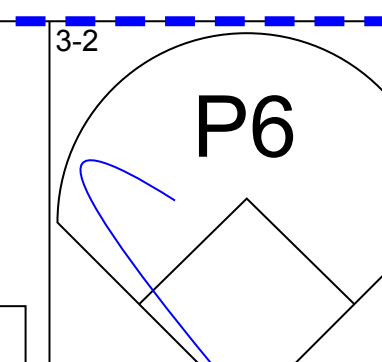

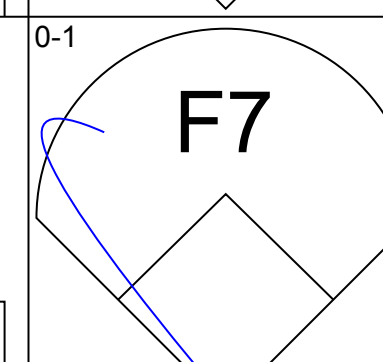
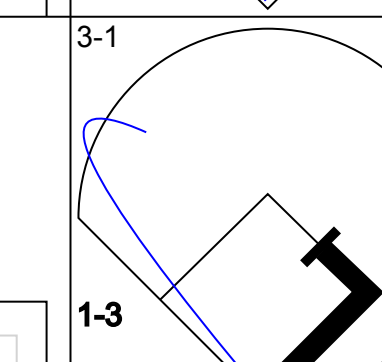
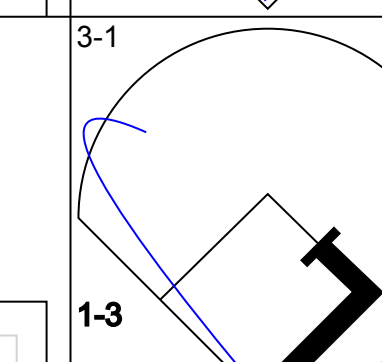
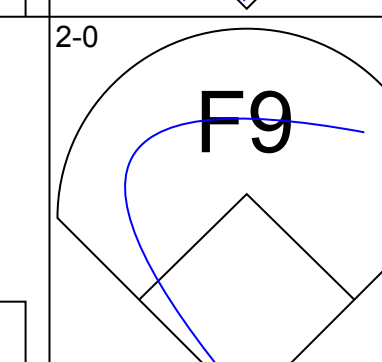
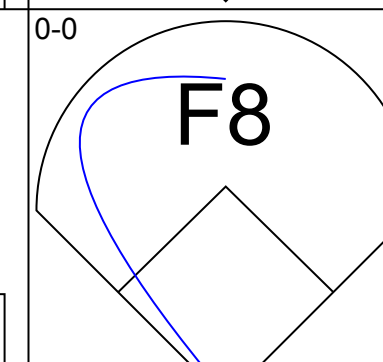
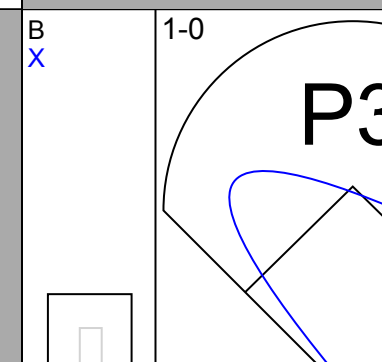
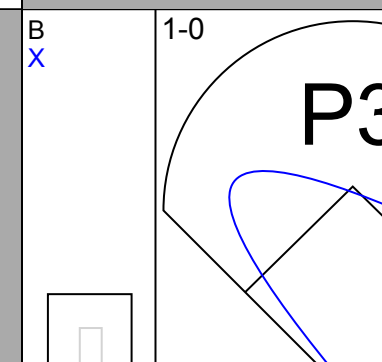
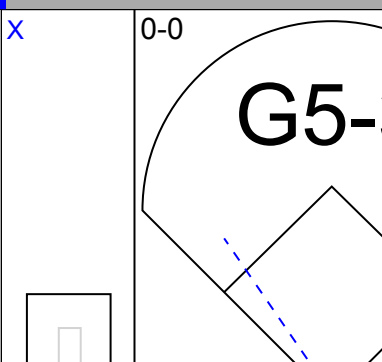
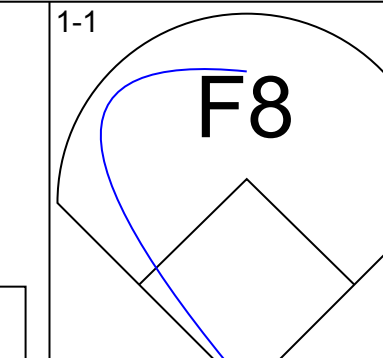
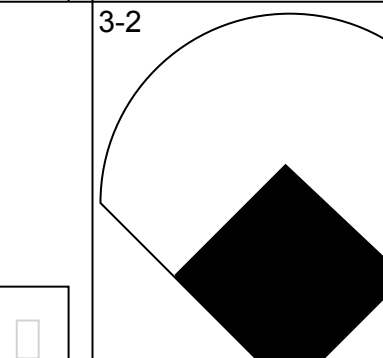
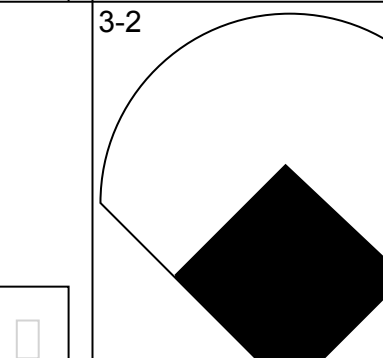
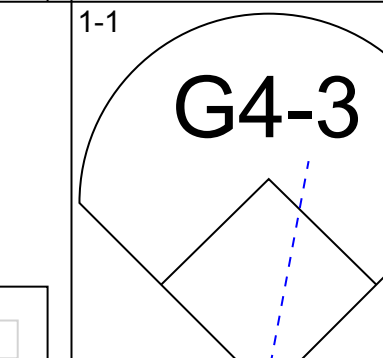
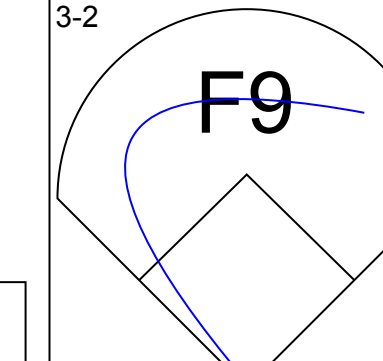
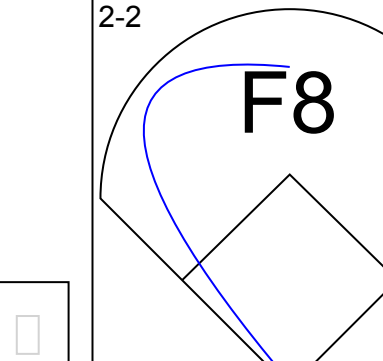
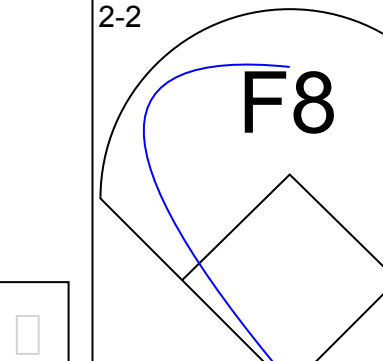
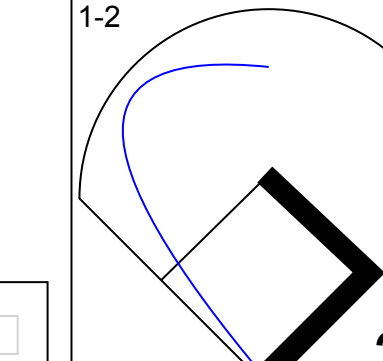
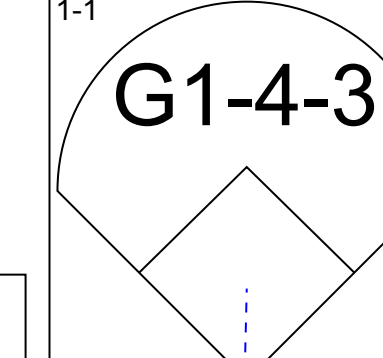
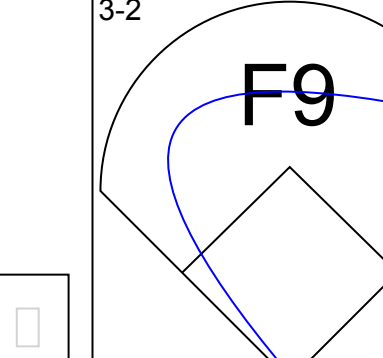
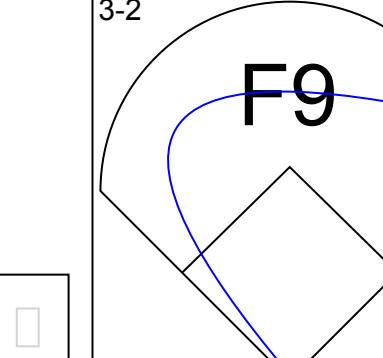
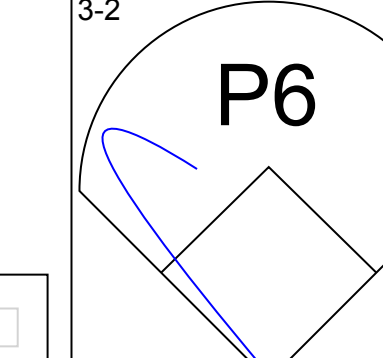
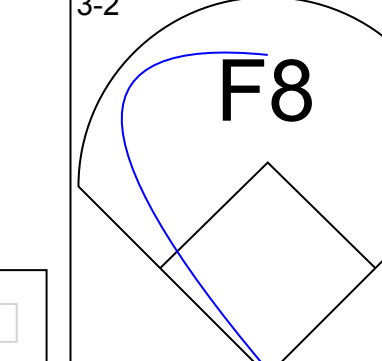
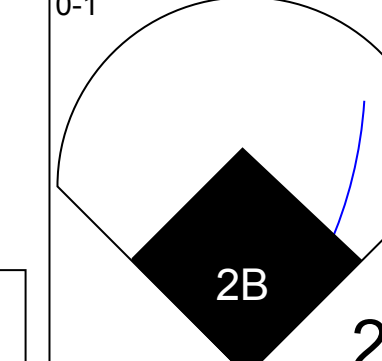
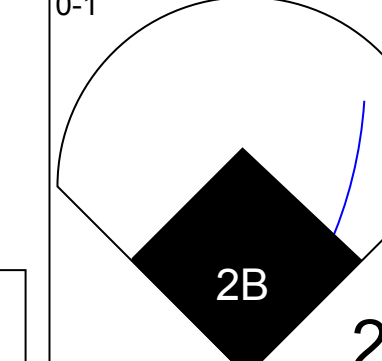
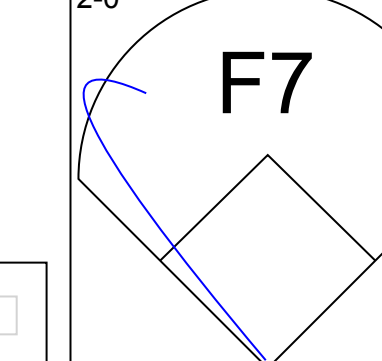
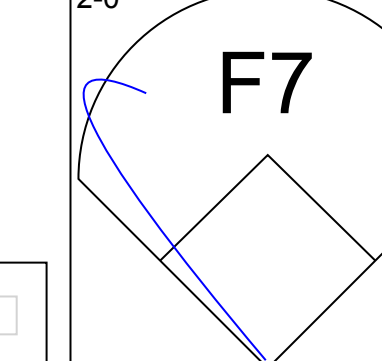
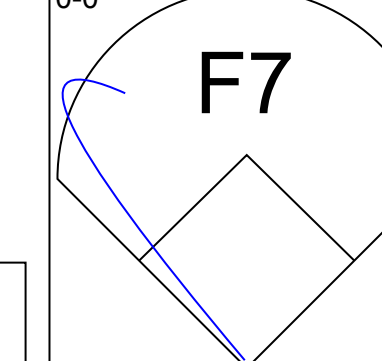
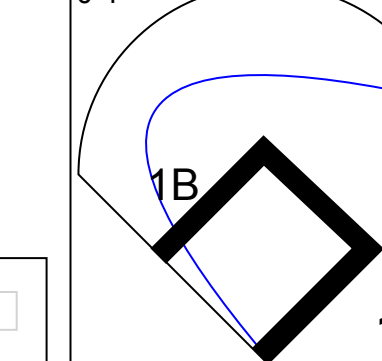
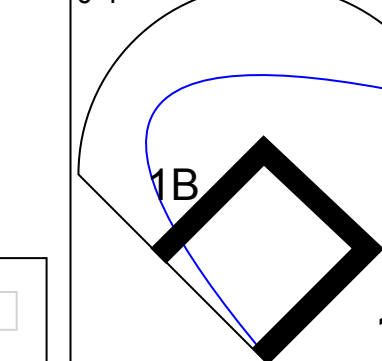
AB 32
R 2
H 6
RBI 2
BB 2
SO 8
LOB 11

Batter	1	2	3	4	5	6	7	8	9	AB	R	H	RBI	BB	SO	LOB	BOTTOM			
Chris Sabo, R OBP: 0.374, SLG: 0.530										3	1	0	0	1	0	0				
Barry Larkin, R OBP: 0.363, SLG: 0.403										4	1	2	0	0	0	0				
Paul O'Neill, L OBP: 0.362, SLG: 0.466										3	0	1	0	0	1	3				
Eric Davis, R OBP: 0.342, SLG: 0.459										3	1	0	1	1	0	2				
Hal Morris, L OBP: 0.405, SLG: 0.544										4	0	1	1	0	0	3				
Glenn Braggs, R OBP: 0.356, SLG: 0.433										4	0	0	0	0	1	3				
Mariano Duncan, R OBP: 0.344, SLG: 0.464										3	0	1	0	0	1	1				
Jeff Reed, L OBP: 0.292, SLG: 0.304										3	0	1	0	0	1	1				
Danny Jackson, R ERA: 4.88 Randy Myers, L ERA: 2.37										3	0	0	0	0	2	2				
Inning Stats	R: 3 E: 1 K: 2 S: 20	H: 2 LOB: 1 BB: 1 P: 33	R: 0 E: 0 K: 1 S: 9	H: 1 LOB: 0 BB: 0 P: 10	R: 0 E: 0 K: 0 S: 6	H: 1 LOB: 1 BB: 0 P: 11	R: 0 E: 0 K: 2 S: 11	H: 1 LOB: 1 BB: 0 P: 17	R: 0 E: 0 K: 0 S: 8	H: 1 LOB: 1 BB: 0 P: 10	R: 0 E: 0 K: 1 S: 10	H: 0 LOB: 0 BB: 0 P: 14	R: 0 E: 0 K: 0 S: 5	H: 0 LOB: 0 BB: 0 P: 10	R: 0 E: 0 K: 0 S: 8	H: 0 LOB: 2 BB: 1 P: 17	1B: 4 2B: 2 3B: 0 HR: 0	SF: 0 SAC: 0 DP: 0 HBP: 1	WP: 0 PB: 0 SB: 1 CS: 0	PA: 33
PITCHER	IP WLS BF H R ER SO BB IBB HBP BLK WP HR S P ERA WHIP																			
Ron Darling, R ERA: 4.88	(1, 1) 4.0 L 18 5 3 2 5 1 0 0 0 0 0 0 0 18 24 4.50 1.500																			
Wally Whitehurst, R ERA: 2.37	(5, 1) 2.0 7 1 0 0 1 0 0 0 0 0 0 0 13 27 0.00 0.500																			
Jeff Innis, R ERA: 3.46	(7, 1) 2.0 8 0 0 0 0 1 0 1 0 0 0 0 13 27 0.00 0.500																			

New York Mets @ Cincinnati Reds
Riverfront Stadium, Cincinnati, OH
Thu Jul 12 1990, 7:05 PM EDT
Att: 37,540 - Unknown - 72 F

livebaseballscores.com

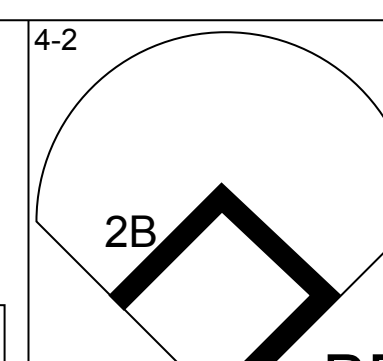
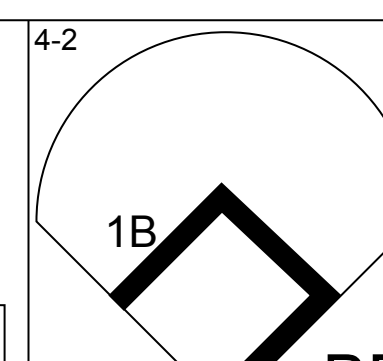

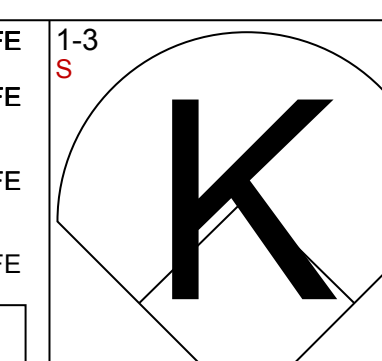
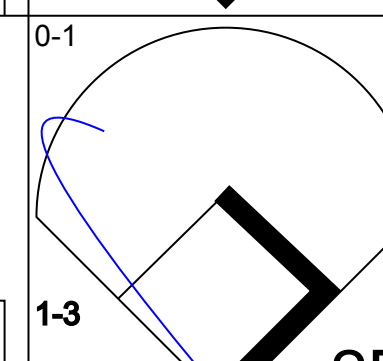
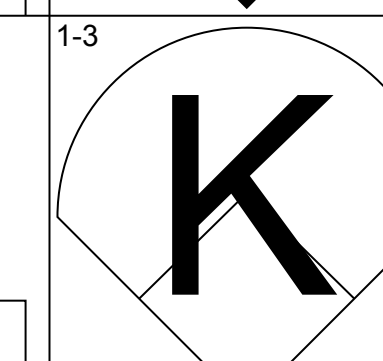
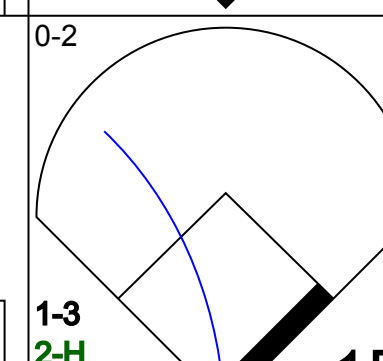
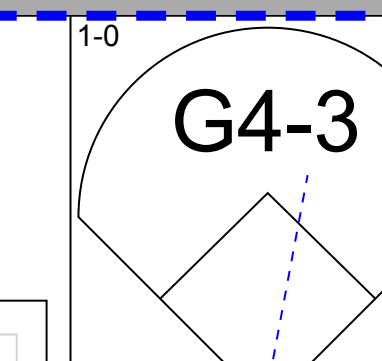
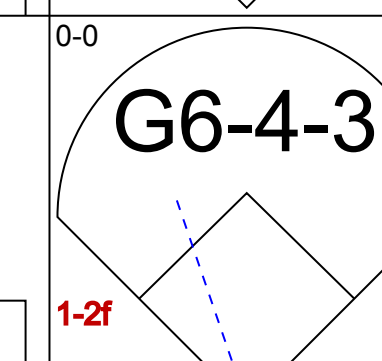
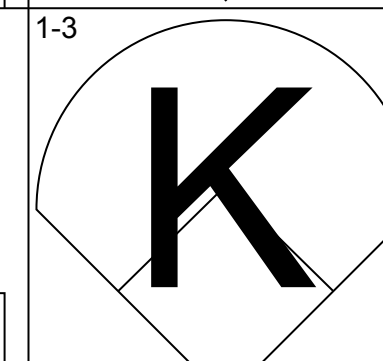
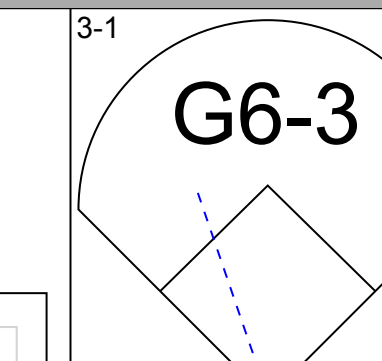
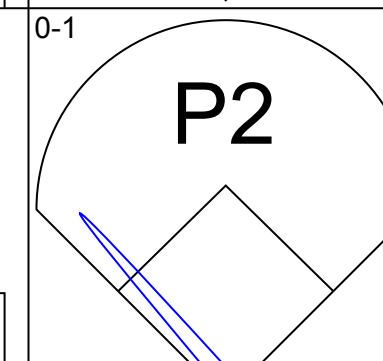
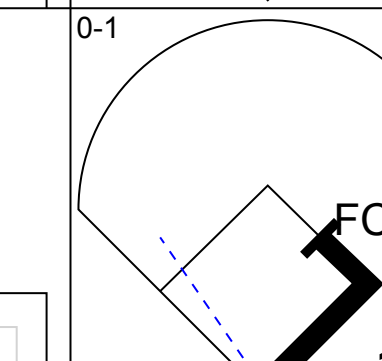

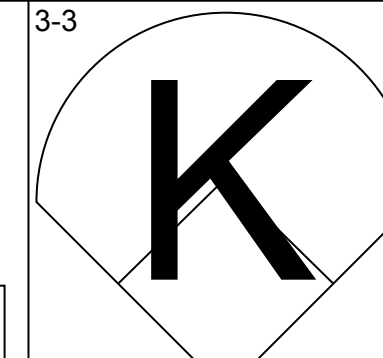
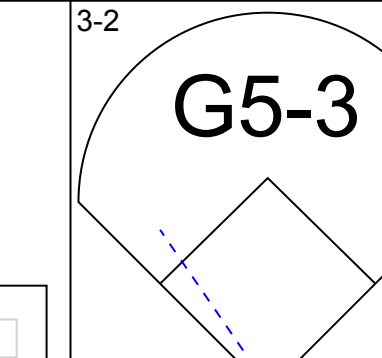
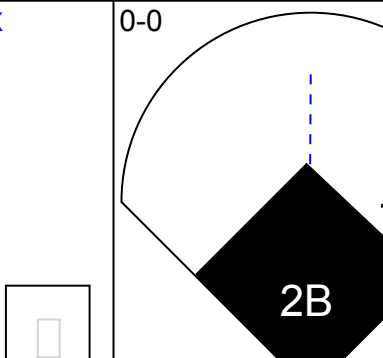
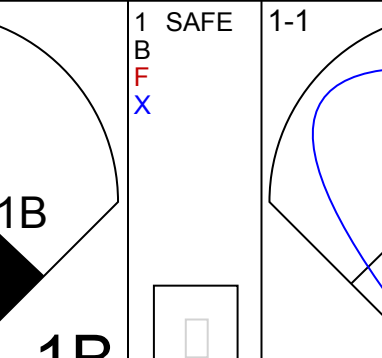

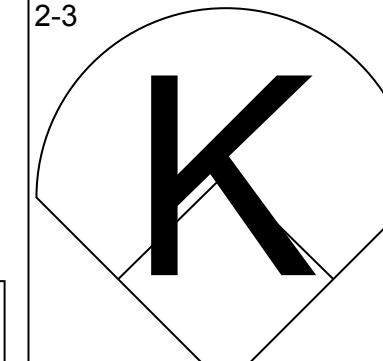
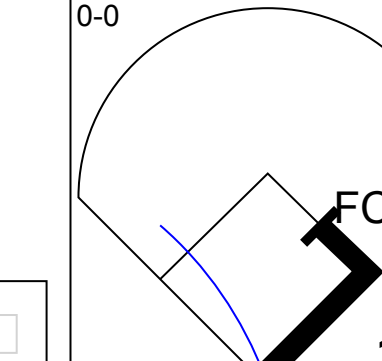

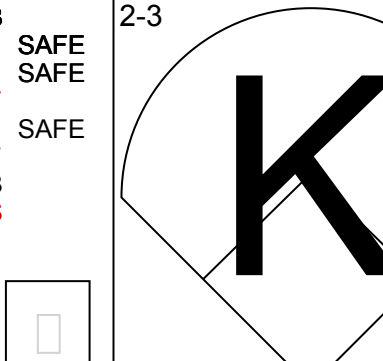
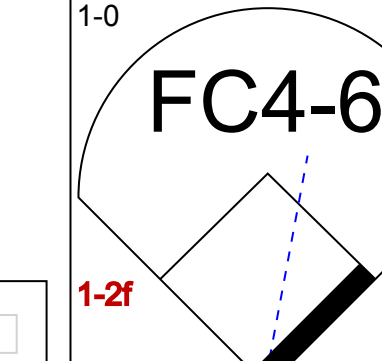
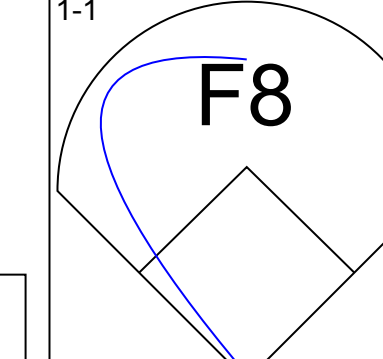
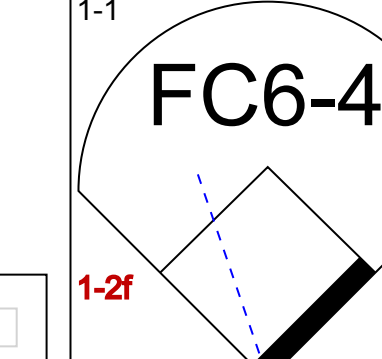
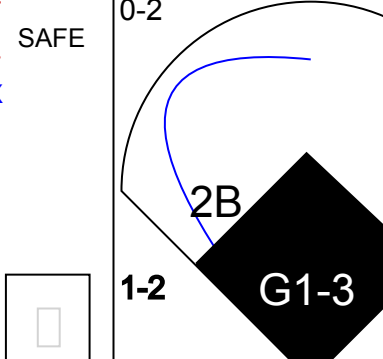
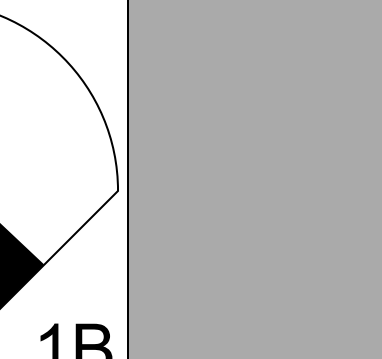
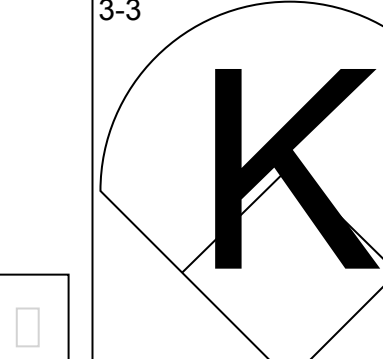

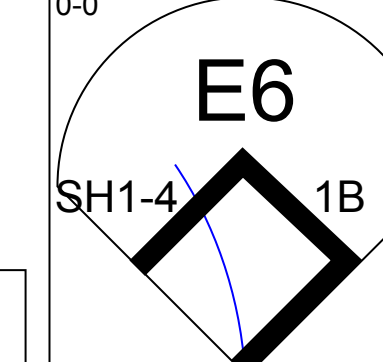
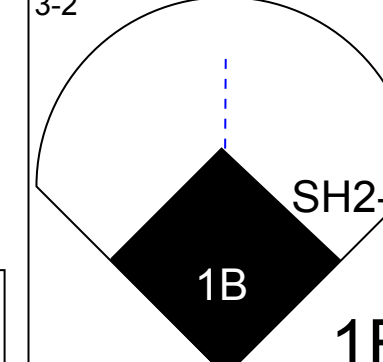
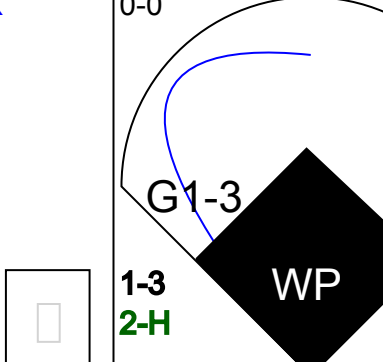
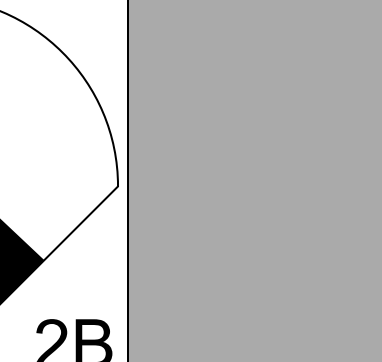
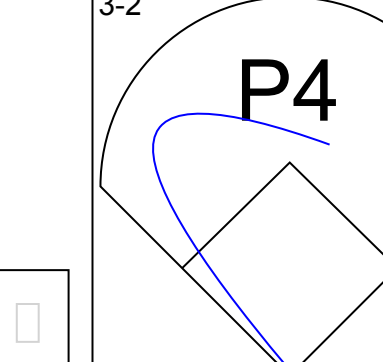

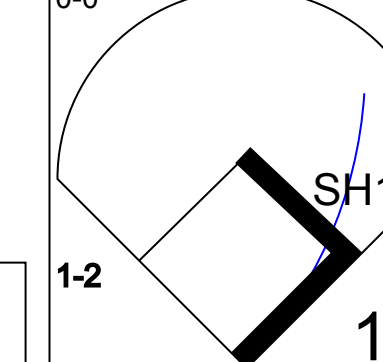
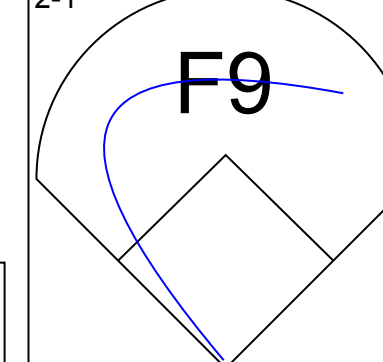
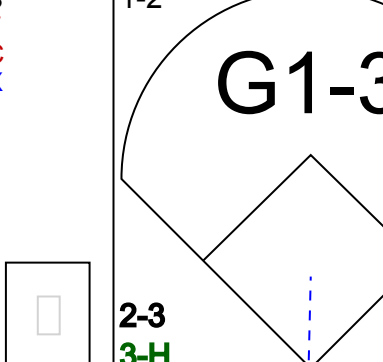
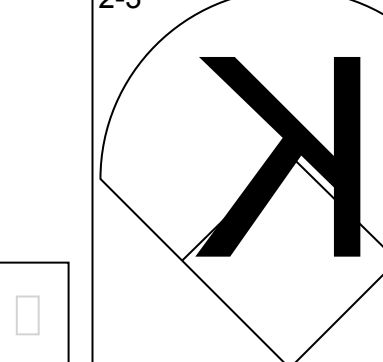
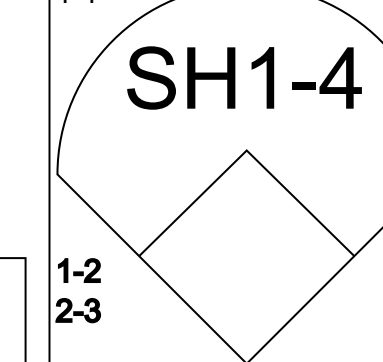
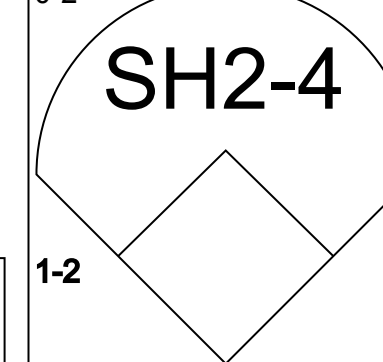
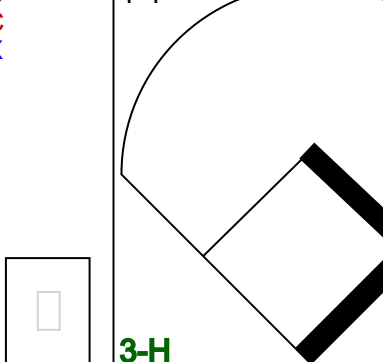
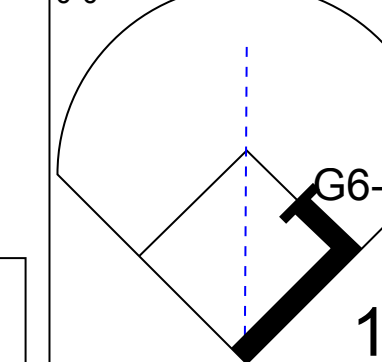
AB 30
R 3
H 6
RBI 2
BB 2
SO 6
LOB 15

Batter	1	2	3	4	5	6	7	8	9	AB	R	H	RBI	BB	SO	LOB	TOP				
Howard Johnson, S OBP: 0.301, SLG: 0.442 (1, 5)										4	0	0	0	0	1	2					
Tim Lincecum, R OBP: 0.282, SLG: 0.358 Jeff Innis, R (8, 1)										4	0	1	0	0	1	1					
Gregg Jefferies, S OBP: 0.355, SLG: 0.469 (1, 4)										4	0	0	0	0	0	0					
Darryl Strawberry, L OBP: 0.401, SLG: 0.586 (1, 9)										4	1	2	1	0	0	0					
Kevin McReynolds, R OBP: 0.355, SLG: 0.445 (1, 7)										4	0	1	0	0	0	1					
Mark Carreon, R OBP: 0.329, SLG: 0.560 (1, 8)										4	0	0	0	0	0	2					
Kevin Elster, R OBP: 0.288, SLG: 0.388 (1, 6)										3	1	1	0	0	0	1					
Orlando Mercado, R OBP: 0.305, SLG: 0.415 (1, 2)										3	0	0	0	0	0	1					
Frank Viola, L OBP: 0.152, SLG: 0.152 Keith Miller, R OBP: 0.331, SLG: 0.348 Alejandro Pena, R OBP: 0.432, SLG: 0.478 Dave Magadan, L OBP: 0.432, SLG: 0.478 (8, 3)										1	0	0	0	0	1	0					
										1	0	1	0	0	0	0					
										0	0	0	0	0	0	0					
										1	0	1	1	0	0	0					
Inning Stats	R: 0 E: 0 K: 1 S: 6	H: 0 LOB: 0 BB: 0 P: 8	R: 0 E: 0 K: 0 S: 7	H: 0 LOB: 0 BB: 0 P: 12	R: 0 E: 0 K: 1 S: 7	H: 0 LOB: 0 BB: 0 P: 13	R: 0 E: 0 K: 1 S: 6	H: 0 LOB: 0 BB: 0 P: 10	R: 0 E: 0 K: 0 S: 5	H: 1 LOB: 1 BB: 0 P: 7	R: 0 E: 0 K: 0 S: 8	H: 2 LOB: 2 BB: 0 P: 14	R: 1 E: 0 K: 0 S: 11	H: 1 LOB: 0 BB: 0 P: 20	R: 1 E: 0 K: 0 S: 9	H: 2 LOB: 1 BB: 0 P: 14	R: 0 E: 0 K: 0 S: 10	H: 1 LOB: 1 BB: 0 P: 15	1B: 3 2B: 3 3B: 0 HR: 1	SF: 0 SAC: 0 DP: 0 HBP: 0	WP: 0 PA: 33 PB: 0 SB: 0 CS: 0
PITCHER	IP	WLS	BF	H	R	ER	SO	BB	IBB	HBP	BLK	WP	HR	S	P	ERA	WHIP				
Tom Browning, L ERA: 2.82	7.1	W	27	6	2	2	3	0	0	0	0	0	1	55	89	2.46	0.818				
Randy Myers, L ERA: 2.08	1.2	S	6	1	0	0	0	0	0	0	0	0	0	14	24	0.00	0.600				

New York Mets @ Cincinnati Reds
Riverfront Stadium, Cincinnati, OH
Fri Jul 13 1990, 7:05 PM EDT
Att: 35,336 - Unknown

AB 33
R 2
H 7
RBI 2
BB 0
SO 3
LOB 8



Batter	1	2	3	4	5	6	7	8	9	AB	R	H	RBI	BB	SO	LOB	BOTTOM				
Chris Sabo, R OBP: 0.378, SLG: 0.526 (1, 5)										2	0	0	0	3	1	2					
Barry Larkin, R OBP: 0.363, SLG: 0.406 (1, 6)										5	0	2	1	0	1	4					
Eric Davis, R OBP: 0.340, SLG: 0.455 (1, 8)										4	0	1	0	0	1	4					
Glenn Braggs, R OBP: 0.356, SLG: 0.429 (1, 7)										4	1	1	0	0	1	3					
Paul O'Neill, L OBP: 0.361, SLG: 0.463 (1, 9)										4	0	1	0	0	2	4					
Todd Benzinger, S OBP: 0.317, SLG: 0.374 Randy Myers, L (8, 1)										4	1	1	0	0	1	1					
										0	0	0	0	0	0	0					
Mariano Duncan, R OBP: 0.346, SLG: 0.470 (1, 4)										4	2	2	1	0	0	0					
Joe Oliver, R OBP: 0.325, SLG: 0.350 (1, 2)										4	0	1	1	0	1	2					
Tom Browning, L OBP: 0.149, SLG: 0.152 Hal Morris, L OBP: 0.413, SLG: 0.551 (8, 3)										1	0	1	0	0	0	0					
										1	0	1	0	0	0	0					
Inning Stats	R: 0 E: 0 K: 3 S: 13	H: 1 LOB: 2 BB: 1 P: 23	R: 0 E: 1 K: 1 S: 10	H: 1 LOB: 3 BB: 1 P: 17	R: 0 E: 0 K: 0 S: 9	H: 1 LOB: 1 BB: 0 P: 16	R: 1 E: 0 K: 0 S: 15	H: 2 LOB: 2 BB: 1 P: 24	R: 3 E: 0 K: 1 S: 14	H: 4 LOB: 1 BB: 0 P: 19	R: 0 E: 0 K: 0 S: 6	H: 1 LOB: 0 BB: 0 P: 9	R: 0 E: 0 K: 2 S: 13	H: 0 LOB: 0 BB: 0 P: 21	R: 0 E: 0 K: 1 S: 7	H: 1 LOB: 0 BB: 0 P: 8	1B: 8 2B: 3 3B: 0 HR: 0	SF: 0 SAC: 2 DP: 1 HBP: 0	WP: 1 PA: 38 PB: 0 SB: 0 CS: 0		
PITCHER	IP	WLS	BF	H	R	ER	SO	BB	IBB	HBP	BLK	WP	HR	S	P	ERA	WHIP				
Frank Viola, L ERA: 2.39	5.0	L	28	9	4	4	5	3	0	0	0	0	0	61	99	7.20	2.400				
Alejandro Pena, R ERA: 4.3	2.0		7	1	0	0	2	0	0	0	0	0	0	19	30	0.00	0.500				
Jeff Innis, R ERA: 3.21	1.0		3	1	0	0	1	0	0	0	0	0	0	7	8	0.00	1.000				

New York Mets @ Cincinnati Reds
Riverfront Stadium, Cincinnati, OH
Fri Jul 13 1990, 7:05 PM EDT
Att: 35,336 - Unknown

AB 33
R 4
H 11
RBI 3
BB 3
SO 8
LOB 20




Batter	1	2	3	4	5	6	7	8	9	AB	R	H	RBI	BB	SO	LOB	TOP			
Keith Miller, R OBP: 0.340, SLG: 0.352 (1, 4)	G4-3			G6-3		K		K		3	0	0	0	0	1	0	New York Mets @ Cincinnati Reds Riverfront Stadium, Cincinnati, OH Sun Jul 15 1990, 3:33 AM EDT Att: 40,533 - Sunny - 80 F			
Daryl Strawberry, L OBP: 0.396, SLG: 0.575 (8, PH)	G4-3			F8		2B		1B		4	0	2	0	0	0	0				
Dave Magadan, L OBP: 0.327, SLG: 0.487 (1, 3)	G4-3			F8		FC5-4		FC1-6		3	0	0	1	1	1	1				
Mark Carreon, R OBP: 0.327, SLG: 0.547 (1, 9)	K			F8		BB		FC1-6		2	0	0	0	2	1	2				
Kevin McReynolds, R OBP: 0.357, SLG: 0.437 (1, 7)		P3			BB	K		BB		3	0	1	0	0	0	2				
Tim Teufel, R OBP: 0.284, SLG: 0.357 (1, 5)	G6-3				BB	FC5-4		K		4	0	0	0	0	2	2				
Howard Johnson, S OBP: 0.304, SLG: 0.439 (8, PH)	G6-3				1B	1-2		K		3	0	1	0	0	0	2				
Kevin Elster, R OBP: 0.280, SLG: 0.375 (1, 6)	G4-3				K			G5-3		4	0	0	0	0	2	2				
Daryl Boston, L OBP: 0.343, SLG: 0.497 (1, 8)			G4-3		K			K		3	0	0	0	0	2	2				
Wally Whitehurst, R OBP: 0.250, SLG: 0.250 (7, 1)								K		0	0	0	0	0	0	0				
Tom O'Malley, L OBP: 0.326, SLG: 0.538 (9, PH)								K		1	0	0	0	0	1	0				
Orlando Mercado, R OBP: 0.311, SLG: 0.407 (1, 2)			G6-3					L8		1	0	0	0	1	0	0				
Todd Hundley, S OBP: 0.194 (7, PH)			G6-3					K		2	0	0	0	0	1	0				
Sid Fernandez, L OBP: 0.185, SLG: 0.222 (1, 1)			G5-3							2	0	0	0	0	0	3				
Gregg Jefferies, S OBP: 0.357, SLG: 0.469 (7, 4)					F8			FC1-6		0	1	0	0	1	0	0				
Inning Stats	R: 0 E: 0 K: 1 S: 7	H: 0 LOB: 0 BB: 0 P: 10	R: 0 E: 0 K: 0 S: 5	H: 0 LOB: 0 BB: 0 P: 10	R: 0 E: 0 K: 0 S: 5	H: 0 LOB: 0 BB: 0 P: 9	R: 0 E: 0 K: 0 S: 5	H: 0 LOB: 0 BB: 0 P: 8	R: 0 E: 0 K: 2 S: 15	H: 1 LOB: 3 BB: 2 P: 23	R: 0 E: 0 K: 1 S: 6	H: 0 LOB: 0 BB: 0 P: 7	R: 1 E: 0 K: 3 S: 15	H: 1 LOB: 2 BB: 2 P: 26	R: 0 E: 0 K: 3 S: 10	H: 0 LOB: 0 BB: 0 P: 13	1B: 2 2B: 1 3B: 0 HR: 0	SF: 0 SAC: 0 DP: 0 HBP: 0	WP: 0 PB: 0 SB: 0 CS: 0	PA: 35
PITCHER	IP WLS BF H R ER SO BB IBB HBP BLK WP HR S P ERA WHIP																			
Norm Charlton, L ERA: 2.75	6.0 W 23 2 0 0 5 3 0 0 0 0 0 0 50 86 0.00 0.833																			
Rob Dibble, R ERA: 2.29	1.2 8 1 1 1 2 2 0 0 0 0 0 0 18 30 5.40 1.800																			
Randy Myers, L ERA: 2.02	1.1 S 4 0 0 0 4 0 0 0 0 0 0 0 13 16 0.00 0.000																			

Batter	1	2	3	4	5	6	7	8	9	AB	R	H	RBI	BB	SO	LOB	BOTTOM			
Billy Hatcher, R OBP: 0.356, SLG: 0.407 (1, 7)	K		F8		P4		FC6-4			4	0	0	0	0	1	1	New York Mets @ Cincinnati Reds Riverfront Stadium, Cincinnati, OH Sun Jul 15 1990, 3:33 AM EDT Att: 40,533 - Sunny - 80 F			
Mariano Duncan, R OBP: 0.356, SLG: 0.502 (1, 4)				G1-3		2B	G5-3			4	2	3	0	0	0	1				
Barry Larkin, R OBP: 0.363, SLG: 0.407 (1, 6)	F9			G1-3		G6-3		L9		4	0	0	0	0	0	3				
Eric Davis, R OBP: 0.346, SLG: 0.461 (1, 8)	F8			F8		2B	G6-3			4	0	2	2	0	0	1				
Glenn Braggs, R OBP: 0.364, SLG: 0.435 (1, 9)								L7		1	0	0	0	2	1	1				
Rob Dibble, L (7, 1)										0	0	0	0	0	0	0				
Herm Winningham, L OBP: 0.284, SLG: 0.366 (8, 9)										1	0	0	0	0	0	0				
Chris Sabo, R OBP: 0.376, SLG: 0.518 (1, 5)	F8			F8						2	0	0	0	1	0	3				
Todd Benzinger, S OBP: 0.310, SLG: 0.364 (1, 3)	K			F8			P3			3	0	0	0	0	1	5				
Joe Oliver, R OBP: 0.328, SLG: 0.354 (1, 2)				K		G5-3		FC6-4		2	0	0	0	1	1	0				
Norm Charlton, S OBP: 0.429, SLG: 0.333 (1, 1)				K		B2		K		2	0	0	0	0	1	0				
Paul O'Neill, L OBP: 0.354, SLG: 0.453 (7, 9)										1	0	0	0	0	1	1				
Randy Myers, L (8, 1)										0	0	0	0	0	0	0				
Inning Stats	R: 0 E: 0 K: 1 S: 10	H: 1 LOB: 1 BB: 0 P: 14	R: 0 E: 0 K: 1 S: 10	H: 0 LOB: 1 BB: 1 P: 17	R: 0 E: 0 K: 2 S: 10	H: 0 LOB: 0 BB: 0 P: 15	R: 1 E: 0 K: 0 S: 13	H: 2 LOB: 2 BB: 1 P: 21	R: 0 E: 0 K: 0 S: 9	H: 0 LOB: 0 BB: 0 P: 10	R: 1 E: 0 K: 1 S: 11	H: 2 LOB: 2 BB: 1 P: 19	R: 0 E: 0 K: 1 S: 15	H: 0 LOB: 1 BB: 1 P: 23	R: 0 E: 0 K: 0 S: 4	H: 0 LOB: 0 BB: 0 P: 6	1B: 1 2B: 4 3B: 1 HR: 0	SF: 0 SAC: 0 DP: 1 HBP: 0	WP: 0 PB: 0 SB: 0 CS: 1	PA: 32
PITCHER	IP WLS BF H R ER SO BB IBB HBP BLK WP HR S P ERA WHIP																			
Sid Fernandez, L ERA: 3.48	6.1 L 27 5 2 2 6 3 1 0 0 0 0 0 9 13 0.00 1.263																			
Wally Whitehurst, R ERA: 2.25	1.2 5 0 0 0 0 0 0 0 0 0 0 0 9 13 0.00 0.000																			

Batter	1	2	3	4	5	6	7	8	9	AB	R	H	RBI	BB	SO	LOB	TOP					
Howard Johnson, S OBP: 0.301, SLG: 0.434	(1,5) 2-1 F8		(1,2) 1-2 L3			(1,2) 3-3 K		(1,2) 1-1 G3		4	0	0	0	0	1	0						
Dave Magadan, L OBP: 0.429, SLG: 0.477 Alejandro Pena, R (8,1)	(1,3) 0-0 G3-1		(1,2) 1-2 G6-3			(1,2) 2-2 L5		(1,3) 2-2 F8		4	0	0	0	0	0	0						
Gregg Jefferies, S OBP: 0.359, SLG: 0.479	(1,4) 2-0 HR			(1,1) 3-1 G3-1			(1,2) 0-2 WP G1-2-3 1B		(1,1) 1-1 P6	4	1	2	1	0	0	0						
Darryl Strawberry, L OBP: 0.398, SLG: 0.573	(1,9) 1-2 1B			(1,2) 0-3 K			(1,2) 4-2 G1-2-3 BB 1-2 BB		(1,3) 1-3 K	3	0	1	0	1	2	0						
Kevin McReynolds, R OBP: 0.356, SLG: 0.432	(1,7) 0-0 P3			(1,2) 2-2 F8			(1,1) 4-1 G1-2-3 BB 1-2 BB		(1,3) 3-3 K	3	0	0	0	1	1	1						
Daryl Boston, L OBP: 0.337, SLG: 0.488		(1,8) 0-3 K			(1,8) 1-3 K		(1,2) 0-0 G1-2-3 BB 1-2 2-3 3-H			3	0	0	0	0	2	3						
Kevin Elster, R OBP: 0.278, SLG: 0.373 Tom O'Malley, L OBP: 0.326, SLG: 0.538 Tim Teufel, R OBP: 0.293, SLG: 0.357	(1,6) (7, PH) (7, PH) (7,5) (8,3)	(1,6) 3-3 K			(1,6) 0-0 F9		(1,2) 1-2 BB			2	0	0	0	0	1	0	AB 29 R 1 H 3 RBI 1 BB 3 SO 10 LOB 7					
Todd Hundley, S OBP: 0.171, SLG: 0.182 Mark Carreon, R OBP: 0.327, SLG: 0.547 Mackey Sasser, L OBP: 0.378, SLG: 0.451	(1,2) (7, PH) (7, PH) (7,2)	(1,2) 1-3 K			(1,2) 1-0 G4-3		(1,1) 1-1 G3			2	0	0	0	0	1	0						
Bob Ojeda, L OBP: 0.125, SLG: 0.125 Keith Miller, R OBP: 0.338, SLG: 0.350 Ron Darling, R OBP: 0.211, SLG: 0.118 Mario Diaz, R (8, PH)	(1,1) (6, PH) (6, PH) (8, PH) (8,6)		(1,1) 2-3 K			(1,1) 0-1 G6-3		(1,2) 2-3 K		1	0	0	0	0	1	0						
Inning Stats	R: 1 E: 0 K: 0 S: 8	H: 2 LOB: 1 BB: 0 P: 13	R: 0 E: 0 K: 3 S: 11	H: 0 LOB: 0 BB: 0 P: 15	R: 0 E: 0 K: 1 S: 11	H: 0 LOB: 0 BB: 0 P: 15	R: 0 E: 0 K: 1 S: 9	H: 0 LOB: 0 BB: 0 P: 14	R: 0 E: 0 K: 1 S: 5	H: 0 LOB: 0 BB: 0 P: 7	R: 0 E: 0 K: 1 S: 9	H: 0 LOB: 0 BB: 0 P: 14	R: 0 E: 0 K: 0 S: 16	H: 1 LOB: 3 BB: 3 P: 29	R: 0 E: 0 K: 1 S: 8	H: 0 LOB: 0 BB: 0 P: 13	R: 0 E: 0 K: 2 S: 8	H: 0 LOB: 0 BB: 0 P: 13	1B: 2 2B: 0 3B: 0 HR: 1	SF: 0 SAC: 0 DP: 1 HBP: 0	WP: 1 PB: 0 SB: 0 CS: 0	PA: 32
PITCHER	IP WLS BF H R ER SO BB IBB HBP BLK WP HR S P ERA WHIP																					
Mark Portugal, R ERA: 4.12	(1,1) 6.2 W 24 3 1 1 7 2 0 0 0 1 1 60 93 1.35 0.750																					
Juan Agosto, L ERA: 3.12	(7,1) 0.0 1 0 0 0 0 1 0 0 0 0 0 7 11 ∞ ∞																					
Larry Andersen, R ERA: 2.63	(7,1) 2.1 S 7 0 0 0 3 0 0 0 0 0 0 18 29 0.00 0.000																					

New York Mets @ Houston Astros
Astrodome, Houston, TX
Mon Jul 16 1990, 8:05 PM EDT
Att. 16,942 - Dome


livebaseballscores.com



Batter	1	2	3	4	5	6	7	8	9	AB	R	H	RBI	BB	SO	LOB	BOTTOM	
Eric Yelding, R OBP: 0.320, SLG: 0.294	(1,6) 3-2 CS 1B		(1,1) 1-1 B2	(1,2) 2-1 G6-3			(1,0) 1-0 1B			4	0	2	0	0	0	1		
Casey Candaele, S OBP: 0.373, SLG: 0.437	(1,7) 1 SAFE 1 SAFE 3-2 G6-3 1-2		(1,2) 2-2 1B 3B		(1,0) 0-0 G5-3		(1,0) 0-0 1B E 1B			4	2	2	0	0	0	1		
Javier Ortiz, R OBP: 0.435, SLG: 0.571	(1,9) 1-2 G5-3		(1,1) 0-1 1B		(1,2) 2-1 G1-3		(1,0) 2-0 WP F9-2 1B			4	0	2	1	0	0	0		
Ken Caminiti, S OBP: 0.312, SLG: 0.318		(1,5) 0-0 3B 1B	(1,2) 0-0 F9		(1,1) 4-1 BB		(1,1) 1-1 FC1 WP			3	1	1	0	1	0	2		
Craig Biggio, R OBP: 0.346, SLG: 0.353	(1,8) 1 SAFE 2-1 SH1 3B 1-1	(1,8) 2-1 SH1 3B 1-2	(1,2) 2-1 1B		(1,2) 2-2 F7		(1,2) 3-2 F9-2			4	1	2	1	0	0	3		
Franklin Stubbs, L OBP: 0.310, SLG: 0.479	(1,3) 0-0 SH1		(1,3) 0-3 K			(1,1) 3-3 K		(1,3) 1-3 K		3	0	0	1	0	3	2		
Carl Nichols, R OBP: 0.400, SLG: 0.600	(1,2) 3-H 0-3 K			(1,0) 0-0 G6-3		(1,2) 0-0 G6-3		(1,2) 3-3 K		4	0	0	0	0	2	0	AB 33 R 4 H 12 RBI 3 BB 1 SO 7 LOB 12	
Dave Rohde, S OBP: 0.255, SLG: 0.262	(1,4) 2-0 FC6-4 1B			(1,0) 1-0 G6-3 2B		(1,2) 1-2 1B		(1,3) 1-3 K		4	0	3	0	0	1	0		
Mark Portugal, R OBP: 0.162, SLG: 0.139 Juan Agosto, L Larry Andersen, R	(1,1) (7,1) (7,1)	(1,1) 0-0 FC6-4 1-2		(1,1) 1-1 G6-3		(1,2) 2-3 K				3	0	0	0	0	1	3		
Inning Stats	R: 0 E: 0 K: 0 S: 11	H: 1 LOB: 0 BB: 0 P: 18	R: 2 E: 0 K: 1 S: 10	H: 3 LOB: 1 BB: 0 P: 14	R: 1 E: 0 K: 1 S: 13	H: 3 LOB: 2 BB: 0 P: 18	R: 0 E: 0 K: 0 S: 6	H: 1 LOB: 1 BB: 0 P: 10	R: 0 E: 0 K: 2 S: 11	H: 1 LOB: 1 BB: 0 P: 17	R: 1 E: 1 K: 0 S: 8	H: 3 LOB: 1 BB: 0 P: 15	R: 0 E: 0 K: 3 S: 10	H: 0 LOB: 0 BB: 0 P: 15	1B: 9 2B: 2 3B: 2 HR: 0	SF: 0 SAC: 1 DP: 1 HBP: 0	WP: 1 PB: 0 SB: 0 CS: 1	PA: 35
PITCHER	IP WLS BF H R ER SO BB IBB HBP BLK WP HR S P ERA WHIP																	
Bob Ojeda, L ERA: 3.7	(1,1) 5.0 L 23 8 3 3 2 1 0 0 0 0 1 0 19 32 0.00 2.000																	
Ron Darling, R ERA: 4.69	(6,1) 2.0 9 4 1 0 2 0 0 0 0 0 0 0 10 15 0.00 0.000																	
Alejandro Pena, R ERA: 4.19	(8,1) 1.0 3 0 0 0 3 0 0 0 0 0 0 0 10 15 0.00 0.000																	

New York Mets @ Houston Astros
Astrodome, Houston, TX
Mon Jul 16 1990, 8:05 PM EDT
Att. 16,942 - Dome

livebaseballscores.com



Batter	1	2	3	4	5	6	7	8	9	AB	R	H	RBI	BB	SO	LOB	TOP					
Howard Johnson, S (1,5) OBP: 0.305, SLG: 0.452										5	1	3	1	0	0	2						
Dave Magadan, L (1,3) OBP: 0.333, SLG: 0.477										4	0	2	0	1	0	0						
Gregg Jefferies, S (1,4) OBP: 0.354, SLG: 0.471 John Franco, L (8,1)										5	0	0	0	0	2	3						
Darryl Strawberry, L (1,9) OBP: 0.398, SLG: 0.570										5	1	2	0	0	2	1						
Kevin McReynolds, R (1,7) OBP: 0.386, SLG: 0.444										4	2	4	1	1	0	0						
Mackey Sasser, L (1,2) OBP: 0.375, SLG: 0.446 Todd Hundley, S (9, PH) OBP: 0.167, SLG: 0.176										4	0	1	0	0	1	5						
Daryl Boston, L (1,8) OBP: 0.341, SLG: 0.494 Mark Carreon, R (9, PH) OBP: 0.325, SLG: 0.543										4	1	2	2	0	0	3						
Kevin Elster, R (1,6) OBP: 0.276, SLG: 0.382										4	1	1	1	0	0	3						
Dwight Gooden, R (1,1) OBP: 0.222, SLG: 0.310 Keith Miller, R (8,4) OBP: 0.338, SLG: 0.350										4	0	1	1	0	2	2						
Inning Stats	R: 1 E: 0 K: 0 S: 11	H: 1 LOB: 0 BB: 0 P: 18	R: 1 E: 0 K: 1 S: 16	H: 3 LOB: 2 BB: 0 P: 20	R: 1 E: 0 K: 0 S: 11	H: 2 LOB: 1 BB: 0 P: 17	R: 0 E: 0 K: 0 S: 4	H: 0 LOB: 0 BB: 0 P: 5	R: 0 E: 0 K: 1 S: 10	H: 1 LOB: 1 BB: 0 P: 15	R: 2 E: 1 K: 0 S: 12	H: 4 LOB: 2 BB: 0 P: 16	R: 0 E: 0 K: 2 S: 14	H: 1 LOB: 3 BB: 2 P: 29	R: 1 E: 0 K: 2 S: 13	H: 3 LOB: 1 BB: 0 P: 21	R: 0 E: 0 K: 2 S: 11	H: 1 LOB: 1 BB: 0 P: 13	1B: 10 2B: 4 3B: 0 HR: 2	SF: 0 SAC: 0 DP: 0 HBP: 0	WP: 0 PB: 0 SB: 2 CS: 0	PA: 43
PITCHER	IP	WLS	BF	H	R	ER	SO	BB	IBB	HBP	BLK	WP	HR	S	P	ERA	WHIP					
Bill Gullickson, R (1,1) ERA: 3.85	5.2	L	27	10	5	5	2	0	0	0	0	0	1	61	86	7.94	1.765					
Dan Schatzeder, L (6,1) ERA: 3.12	1.1		7	2	0	0	2	1	1	0	0	0	0	17	34	0.00	2.250					
Jim Clancy, R (8,1) ERA: 6.18	1.0		5	3	1	1	2	0	0	0	0	0	1	13	21	9.00	3.000					
Juan Agosto, L (9,1) ERA: 3.07	1.0		4	1	0	0	2	0	0	0	0	0	0	11	13	0.00	1.000					

New York Mets @ Houston Astros
Astrodome, Houston, TX
Tue Jul 17 1990, 8:05 PM EDT
Att: 18,981 - Dome

AB 41
R 6
H 16
RBI 6
BB 2
SO 8
LOB 21



Batter	1	2	3	4	5	6	7	8	9	AB	R	H	RBI	BB	SO	LOB	BOTTOM					
Eric Yelding, R (1,6) OBP: 0.323, SLG: 0.297										4	0	2	0	0	2	1						
Casey Candaele, S (1,4) OBP: 0.377, SLG: 0.439										4	0	2	0	0	1	2						
Ken Caminiti, S (1,5) OBP: 0.308, SLG: 0.314										4	0	0	0	0	2	3						
Franklin Stubbs, L (1,3) OBP: 0.309, SLG: 0.474										4	1	1	0	0	0	3						
Craig Biggio, R (1,8) OBP: 0.351, SLG: 0.359										3	1	2	1	1	0	0						
Javier Ortiz, R (1,7) OBP: 0.420, SLG: 0.533										3	0	0	1	1	0	1						
Eric Anthony, L (1,9) OBP: 0.279, SLG: 0.350										4	0	0	0	0	3	3						
Rich Gedman, L (1,2) OBP: 0.358, SLG: 0.329 Carl Nichols, R (9, PH) OBP: 0.364, SLG: 0.545										3	0	1	0	0	2	0						
Bill Gullickson, R (1,1) OBP: 0.189, SLG: 0.143 Dan Schatzeder, L (6,1) OBP: 0.333, SLG: 0.333 Jim Clancy, R (8,1) OBP: 0.231, SLG: 0.231 Terry Puhl, L (8, PH) OBP: 0.368, SLG: 0.303 Juan Agosto, L (9,1)										2	0	0	0	0	0	1						
Inning Stats	R: 0 E: 0 K: 1 S: 9	H: 1 LOB: 1 BB: 0 P: 12	R: 1 E: 0 K: 2 S: 9	H: 0 LOB: 1 BB: 1 P: 18	R: 0 E: 0 K: 1 S: 6	H: 1 LOB: 0 BB: 0 P: 8	R: 1 E: 0 K: 2 S: 15	H: 2 LOB: 1 BB: 1 P: 27	R: 0 E: 0 K: 0 S: 14	H: 2 LOB: 1 BB: 0 P: 21	R: 0 E: 0 K: 0 S: 6	H: 0 LOB: 0 BB: 0 P: 9	R: 0 E: 0 K: 2 S: 7	H: 0 LOB: 0 BB: 0 P: 11	R: 0 E: 0 K: 2 S: 11	H: 1 LOB: 2 BB: 1 P: 18	R: 0 E: 1 K: 0 S: 10	H: 1 LOB: 1 BB: 0 P: 15	1B: 7 2B: 1 3B: 0 HR: 0	SF: 0 SAC: 0 DP: 2 HBP: 0	WP: 0 PB: 0 SB: 4 CS: 2	PA: 36
PITCHER	IP	WLS	BF	H	R	ER	SO	BB	IBB	HBP	BLK	WP	HR	S	P	ERA	WHIP					
Dwight Gooden, R (1,1) ERA: 4.02	7.2		30	7	2	1	10	3	0	0	0	0	0	75	121	1.17	1.304					
John Franco, L (8,1) ERA: 2.27	1.1	S	5	1	0	0	0	0	0	0	0	0	0	12	18	0.00	0.750					

New York Mets @ Houston Astros
Astrodome, Houston, TX
Tue Jul 17 1990, 8:05 PM EDT
Att: 18,981 - Dome

AB 32
R 2
H 8
RBI 2
BB 3
SO 10
LOB 15



Batter	1	2	3	4	5	6	7	8	9	AB	R	H	RBI	BB	SO	LOB	TOP			
Howard Johnson, S OBP: 0.304, SLG: 0.450										4	0	1	0	0	1	0				
Dave Magadan, L OBP: 0.330, SLG: 0.473										4	0	1	0	0	0	1				
Gregg Jefferies, S OBP: 0.350, SLG: 0.465										4	0	0	0	0	0	2				
Darryl Strawberry, L OBP: 0.394, SLG: 0.564										3	0	0	0	0	0	1				
Kevin McReynolds, R OBP: 0.362, SLG: 0.439										3	0	0	0	0	0	0				
Daryl Boston, L OBP: 0.341, SLG: 0.491										3	0	1	0	0	0	0				
Kevin Elster, R OBP: 0.275, SLG: 0.378										3	0	0	0	0	1	1				
Todd Hundley, S OBP: 0.179, SLG: 0.216										3	0	1	0	0	1	1				
Frank Viola, L OBP: 0.146, SLG: 0.146										2	0	0	0	0	1	0				
Mackey Sasser, L OBP: 0.373, SLG: 0.443										1	0	0	0	0	0	1				
Alejandro Pena, R OBP: 0.311, SLG: 0.411										0	0	0	0	0	0	0				
Inning Stats	R: 0 E: 0 K: 0 S: 5	H: 1 LOB: 1 BB: 0 P: 7	R: 0 E: 0 K: 1 S: 8	H: 0 LOB: 0 BB: 0 P: 15	R: 0 E: 0 K: 2 S: 10	H: 0 LOB: 0 BB: 0 P: 11	R: 0 E: 0 K: 0 S: 7	H: 1 LOB: 0 BB: 0 P: 8	R: 0 E: 0 K: 0 S: 6	H: 0 LOB: 0 BB: 0 P: 12	R: 0 E: 0 K: 0 S: 6	H: 0 LOB: 0 BB: 0 P: 8	R: 0 E: 0 K: 0 S: 6	H: 1 LOB: 1 BB: 0 P: 8	R: 0 E: 0 K: 0 S: 5	H: 0 LOB: 0 BB: 0 P: 7	1B: 3 2B: 1 3B: 0 HR: 0	SF: 0 SAC: 0 DP: 1 HBP: 0	WP: 0 PB: 0 SB: 2 CS: 0	PA: 30
PITCHER Mike Scott, R ERA: 4.33	IP: 9.0 WLS: W BF: 30 H: 4 R: 0 ER: 0 SO: 4 BB: 0 IBB: 0 HBP: 0 BLK: 0 WP: 0 HR: 0 S: 60 P: 86 ERA: 0.00 WHIP: 0.444															PITCHER				

New York Mets @ Houston Astros
Astrodome, Houston, TX
Wed Jul 18, 1990, 8:05 PM EDT
Att. 18,891 - Dome

AB 30
R 0
H 4
RBI 0
BB 0
SO 4
LOB 7



Batter	1	2	3	4	5	6	7	8	9	AB	R	H	RBI	BB	SO	LOB	BOTTOM			
Eric Yelding, R OBP: 0.325, SLG: 0.297										3	0	1	0	1	1	1				
Casey Candaele, S OBP: 0.373, SLG: 0.432										4	0	1	0	0	1	5				
Javier Ortiz, R OBP: 0.407, SLG: 0.510										4	0	1	1	0	0	3				
Ken Caminiti, S OBP: 0.304, SLG: 0.310										4	0	0	0	0	0	4				
Craig Biggio, R OBP: 0.351, SLG: 0.357										2	0	0	0	1	0	0				
Franklin Stubbs, L OBP: 0.305, SLG: 0.468										3	0	0	0	0	1	1				
Carl Nichols, R OBP: 0.286, SLG: 0.429										3	0	0	0	0	0	0				
Dave Rohde, S OBP: 0.300, SLG: 0.333										3	1	3	0	0	0	0				
Mike Scott, R OBP: 0.182, SLG: 0.129										1	0	0	0	1	1	1				
Inning Stats	R: 0 E: 0 K: 1 S: 10	H: 1 LOB: 1 BB: 0 P: 13	R: 0 E: 0 K: 1 S: 7	H: 0 LOB: 0 BB: 0 P: 11	R: 0 E: 0 K: 0 S: 9	H: 1 LOB: 2 BB: 1 P: 16	R: 0 E: 0 K: 0 S: 6	H: 0 LOB: 0 BB: 0 P: 10	R: 0 E: 0 K: 1 S: 6	H: 1 LOB: 1 BB: 0 P: 9	R: 0 E: 0 K: 0 S: 4	H: 0 LOB: 0 BB: 0 P: 5	R: 0 E: 0 K: 0 S: 4	H: 0 LOB: 1 BB: 1 P: 10	R: 1 E: 0 K: 1 S: 18	H: 3 LOB: 2 BB: 1 P: 29	1B: 5 2B: 2 3B: 0 HR: 0	SF: 0 SAC: 1 DP: 2 HBP: 0	WP: 0 PB: 0 SB: 0 CS: 0	PA: 31
PITCHER Frank Viola, L ERA: 2.27	IP: 7.0 WLS: L BF: 25 H: 3 R: 0 ER: 0 SO: 3 BB: 2 IBB: 0 HBP: 0 BLK: 0 WP: 0 HR: 0 S: 46 P: 74 ERA: 0.00 WHIP: 0.714															PITCHER				
Alejandro Pena, R ERA: 4.31	IP: 1.0 WLS: L BF: 6 H: 3 R: 1 ER: 1 SO: 1 BB: 1 IBB: 0 HBP: 0 BLK: 0 WP: 0 HR: 0 S: 18 P: 29 ERA: 9.00 WHIP: 4.000															PITCHER				

New York Mets @ Houston Astros
Astrodome, Houston, TX
Wed Jul 18, 1990, 8:05 PM EDT
Att. 18,891 - Dome


AB 27
R 1
H 6
RBI 1
BB 3
SO 4
LOB 15



Batter	1	2	3	4	5	6	7	8	9	AB	R	H	RBI	BB	SO	LOB	TOP										
Lonnie Smith, R OBP: 0.377, SLG: 0.451 (1, 7)	1-1 F9		2-3 K		2-2 1B		2-2 CS			4	0	2	0	0	1	0	Atlanta Braves @ New York Mets Shea Stadium, Flushing, NY Thu Jul 19 1990, 7:05 PM EDT Att: 39,678 - Unknown - 95 F										
Jeff Blausler, R OBP: 0.363, SLG: 0.426 (1, 4)	4-1 1B		0-3 K		2-3 K		1-0 CS	3-2 F8		3	0	0	0	1	2	1											
Ron Gant, R OBP: 0.361, SLG: 0.582 (1, 8)	1-2 S			0-0 2B		2-2 L6		1-2 E4		4	0	2	0	0	0	0											
Jim Presley, R OBP: 0.314, SLG: 0.474 Mark Lemke, S OBP: 0.290, SLG: 0.218 (1, 5) (7, 5)	1-3 K			1-2 G6-3		3-3 K		0-0 F8		3	0	0	0	0	2	3											
David Justice, L OBP: 0.346, SLG: 0.424 Francisco Cabrera, R OBP: 0.326, SLG: 0.500 (1, 3) (8, PH) (8, 3)	0-0 G6-3			2-3 K		4-2 HR		2-0 FC5-4		2	1	0	0	1	1	3											
Dale Murphy, R OBP: 0.313, SLG: 0.413 (1, 9)		0-0 G6-4-3		4-1 BB		0-1 HR		3-2 L6		3	1	2	2	1	0	0											
Andres Thomas, R OBP: 0.250, SLG: 0.290 (1, 6)		0-0 G6-4-3		0-3 K		2-2 F8		2-0 L8		4	0	0	0	0	1	3											
Greg Olson, R OBP: 0.352, SLG: 0.403 (1, 2)		3-2 F8			0-1 F9		1-3 K		3-1 1B	4	0	1	0	0	1	0											
Charlie Leibrandt, R OBP: 0.318, SLG: 0.250 Oddibe McDowell, L OBP: 0.256, SLG: 0.377 Charlie Kerfeld, R Jeff Treadway, L OBP: 0.329, SLG: 0.446 (1, 1) (7, PH) (7, 1) (9, PH)			1-3 K		1-3 K		1-3 K		2-3 K	2	0	0	0	0	2	0											
Inning Stats	R: 0 E: 0 K: 1 S: 10	H: 1 LOB: 2 BB: 1 P: 17	R: 0 E: 0 K: 0 S: 5	H: 1 LOB: 0 BB: 0 P: 8	R: 0 E: 0 K: 3 S: 10	H: 0 LOB: 0 BB: 0 P: 13	R: 0 E: 0 K: 2 S: 12	H: 1 LOB: 2 BB: 1 P: 19	R: 0 E: 0 K: 2 S: 12	H: 1 LOB: 1 BB: 0 P: 16	R: 2 E: 0 K: 1 S: 17	H: 1 LOB: 0 BB: 1 P: 28	R: 0 E: 0 K: 2 S: 11	H: 1 LOB: 0 BB: 0 P: 16	R: 0 E: 1 K: 0 S: 12	H: 0 LOB: 1 BB: 0 P: 18	R: 0 E: 0 K: 1 S: 10	H: 1 LOB: 1 BB: 0 P: 20	1B: 5 2B: 1 3B: 0 HR: 1	SF: 0 SAC: 0 DP: 1 HBP: 0	WP: 0 PA: 37 CS: 1						
PITCHER	IP	WLS	BF	H	R	ER	SO	BB	IBB	HBP	BLK	WP	HR	S	P	ERA	WHIP										
David Cone, R ERA: 4.0 John Franco, L ERA: 2.2 (1, 1) (8, 1)	7.2	W	31	6	2	2	11	3	0	0	0	0	1	88	132	2.35	1.174										

Batter	1	2	3	4	5	6	7	8	9	AB	R	H	RBI	BB	SO	LOB	BOTTOM										
Howard Johnson, S OBP: 0.301, SLG: 0.444 (1, 5)	1-3 K		0-0 P7		1-1 G6-3		2-3 K			4	0	0	0	0	2	2	Atlanta Braves @ New York Mets Shea Stadium, Flushing, NY Thu Jul 19 1990, 7:05 PM EDT Att: 39,678 - Unknown - 95 F										
Dave Magadan, L OBP: 0.435, SLG: 0.470 (1, 3)	4-1 2B		2-0 F9		4-1 WP		4-2 BB			1	3	0	0	3	0	1											
Gregg Jefferies, S OBP: 0.351, SLG: 0.472 (1, 4)	1-0 1B		1-1 P2		3-2 2B		0-0 F7			4	1	2	2	0	0	1											
Darryl Strawberry, L OBP: 0.390, SLG: 0.557 (1, 9)	2-3 K		0-0 F7		2-2 L6		2-1 P9			4	0	0	0	0	1	3											
Kevin McReynolds, R OBP: 0.364, SLG: 0.436 (1, 7)	4-2 1B		2-1 F9		0-0 F8		4-0 E			2	1	0	0	2	0	0											
Mark Carreon, R OBP: 0.325, SLG: 0.539 Daryl Boston, L OBP: 0.344, SLG: 0.494 (1, 8) (8, PH) (9, 8)	1-2 1B		1-1 P7		2-1 F8		1-2 E7			3	0	1	1	0	0	0											
Kevin Elster, R OBP: 0.275, SLG: 0.376 (1, 6)	1-2 F8		3-2 G5-3		3-2 F8		1-3 1B			4	0	1	2	0	0	2											
Orlando Mercado, R OBP: 0.317, SLG: 0.411 Todd Hundley, S OBP: 0.171, SLG: 0.205 (1, 2) (7, PH) (8, 2)		0-0 SH3-4		1-2 L9		0-0 F8		0-0 G4-3		2	0	1	0	0	0	0											
David Cone, L OBP: 0.257, SLG: 0.265 John Franco, L (1, 1) (8, 1)		0-0 SH3-4		4-0 G6-3		2-2 G5-3				1	0	0	0	1	0	0											
Inning Stats	R: 2 E: 0 K: 2 S: 17	H: 2 LOB: 2 BB: 2 P: 31	R: 0 E: 0 K: 0 S: 4	H: 1 LOB: 1 BB: 0 P: 6	R: 0 E: 0 K: 0 S: 5	H: 0 LOB: 0 BB: 0 P: 8	R: 0 E: 0 K: 0 S: 8	H: 0 LOB: 0 BB: 0 P: 13	R: 1 E: 0 K: 0 S: 10	H: 1 LOB: 1 BB: 2 P: 24	R: 0 E: 0 K: 0 S: 6	H: 0 LOB: 0 BB: 0 P: 11	R: 0 E: 0 K: 1 S: 7	H: 0 LOB: 0 BB: 0 P: 11	R: 3 E: 1 K: 0 S: 10	H: 2 LOB: 1 BB: 2 P: 22	1B: 4 2B: 2 3B: 0 HR: 0	SF: 0 SAC: 1 DP: 1 HBP: 0	WP: 1 PA: 35 CS: 0								
PITCHER	IP	WLS	BF	H	R	ER	SO	BB	IBB	HBP	BLK	WP	HR	S	P	ERA	WHIP										
Charlie Leibrandt, L ERA: 3.62 Charlie Kerfeld, R ERA: 6.62 (1, 1) (7, 1)	6.0	L	25	4	3	3	2	4	0	0	0	0	0	50	93	4.50	1.333										

AB 33
R 2
H 7
RBI 2
BB 3
SO 12
LOB 13



Batter	1	2	3	4	5	6	7	8	9	AB	R	H	RBI	BB	SO	LOB	TOP																					
Lonnie Smith, R OBP: 0.375, SLG: 0.451 (1, 7)	1-2 G5-3		1-2 L4			1-0 F7		2-1 2B		4	0	1	0	0	0	2																						
Jeff Blausler, R OBP: 0.361, SLG: 0.420 (1, 4)	4-2 BB			2-2 F8		1-0 P6		0-0 P3		3	0	0	0	1	0	3																						
Ron Gant, R OBP: 0.356, SLG: 0.574 (1, 8)	3-3 SAFE			1-1 F7		1-1 F9			2-2 F8	4	0	0	0	0	1	3																						
Jim Presley, R OBP: 0.311, SLG: 0.468 (1, 5)	2-3 K			3-3 K			1-3 K		2-2 G6-3	4	0	0	0	0	3	1																						
Dale Murphy, R OBP: 0.309, SLG: 0.408 (1, 9)		2-3 K			2-3 K		3-2 G1-3		0-0 F8	4	0	0	0	0	2	0																						
Francisco Cabrera, R OBP: 0.327, SLG: 0.489 (1, 3)		0-3 K			3-2 G6-3		2-2 1B			3	0	1	0	0	1	0																						
Andres Thomas, R OBP: 0.251, SLG: 0.310 (1, 6)		2-3 K			0-0 F9			1-2 HR		3	1	1	1	0	1	0																						
Greg Olson, R OBP: 0.352, SLG: 0.402 (1, 2)			2-3 K			0-2 1B		0-0 L7		3	0	1	0	0	1	0																						
Steve Avery, L OBP: 0.331, SLG: 0.446 (5, PH) Jeff Treadway, L OBP: 0.286, SLG: 0.167 (5, PH) Rick Luecken, R OBP: 0.286, SLG: 0.167 (5, PH) Mark Lemke, S OBP: 0.273, SLG: 0.215 (5, PH) Mark Grant, R OBP: 0.292, SLG: 0.390 (5, PH) Joe Hesketh, R OBP: 0.292, SLG: 0.390 (5, PH)			0-3 K		4-1 BB		1-2 BB	0-0 L7		1	0	0	0	0	1	0																						
Inning Stats	R: 0 H: 0 E: 0 K: 2 S: 16	H: 0 LOB: 1 BB: 1 P: 26	R: 0 H: 0 E: 0 K: 3 S: 9	H: 0 LOB: 0 BB: 0 P: 13	R: 0 H: 0 E: 0 K: 2 S: 9	H: 0 LOB: 0 BB: 0 P: 12	R: 0 H: 0 E: 0 K: 1 S: 11	H: 0 LOB: 0 BB: 0 P: 17	R: 0 H: 1 E: 0 K: 0 S: 8	H: 1 LOB: 2 BB: 1 P: 15	R: 0 H: 1 E: 0 K: 1 S: 12	H: 1 LOB: 1 BB: 0 P: 18	R: 1 H: 2 E: 0 K: 0 S: 8	H: 2 LOB: 1 BB: 0 P: 11	R: 0 H: 0 E: 0 K: 0 S: 8	H: 0 LOB: 0 BB: 0 P: 12	1B: 2 2B: 1 3B: 0 HR: 1	SF: 0 SAC: 0 DP: 0 HBP: 0	WP: 0 PB: 0 SB: 1 CS: 0	PA: 32																		
PITCHER	IP	WLS	BF	H	R	ER	SO	BB	IBB	HBP	BLK	WP	HR	S	P	ERA	WHIP	PITCHER				IP	WLS	BF	H	R	ER	SO	BB	IBB	HBP	BLK	WP	HR	S	P	ERA	WHIP
Sid Fernandez, L ERA: 3.29	(1, 1)	7.2	W	28	4	1	1	10	2	0	0	0	0	1	79	123	1.17	0.783																				
Alejandro Pena, R ERA: 4.17	(8, 1)	1.1	S	4	0	0	0	0	0	0	0	0	0	0	9	13	0.00	0.000																				

Atlanta Braves @ New York Mets
Shea Stadium, Flushing, NY
Fri Jul 20 1990, 7:05 PM EDT
Att: 36,096 - Unknown - 88 F

AB 30
R 1
H 4
RBI 1
BB 2
SO 10
LOB 9

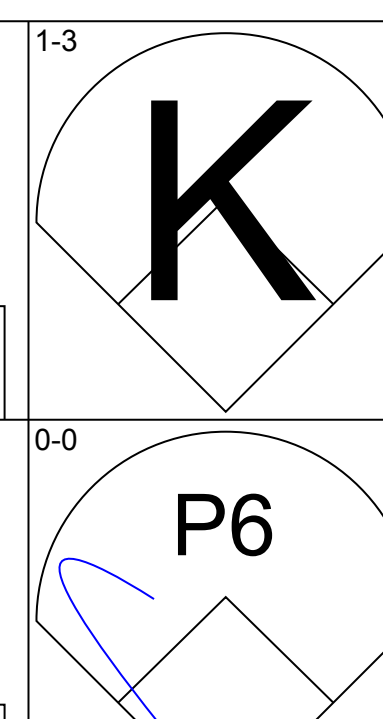
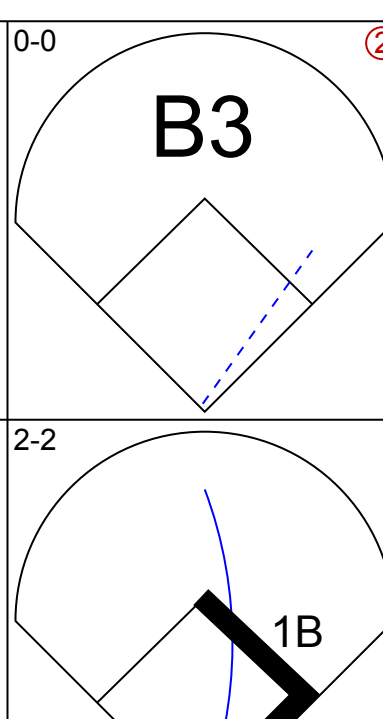
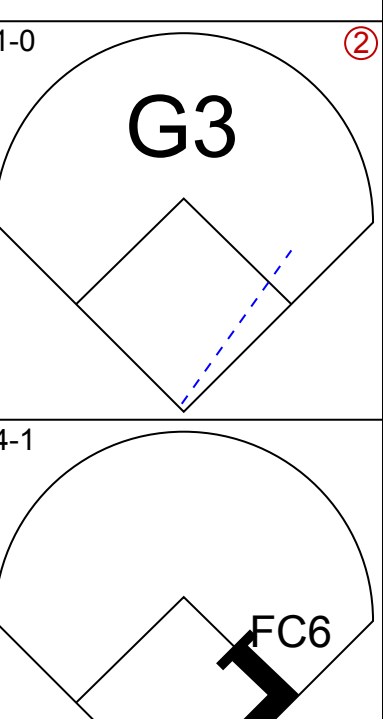
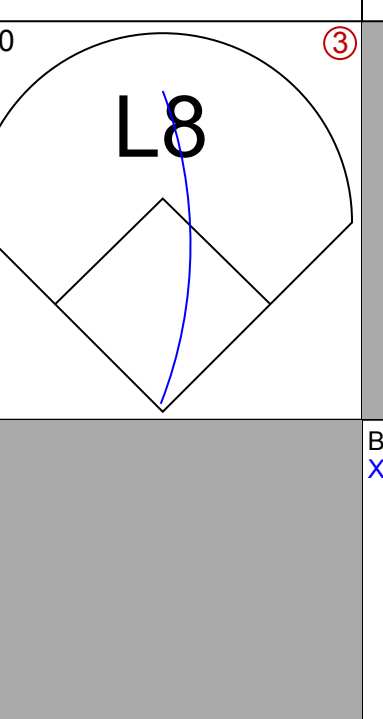
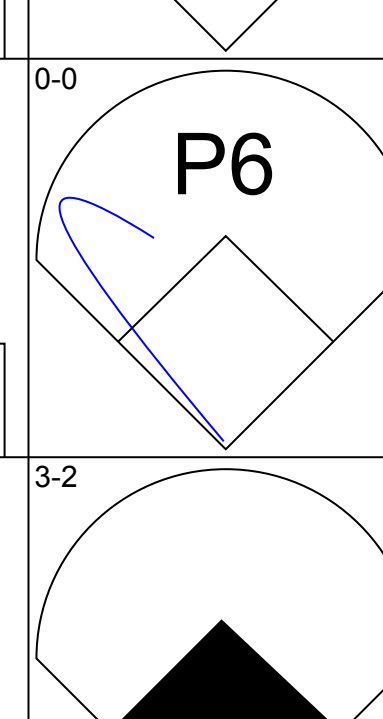
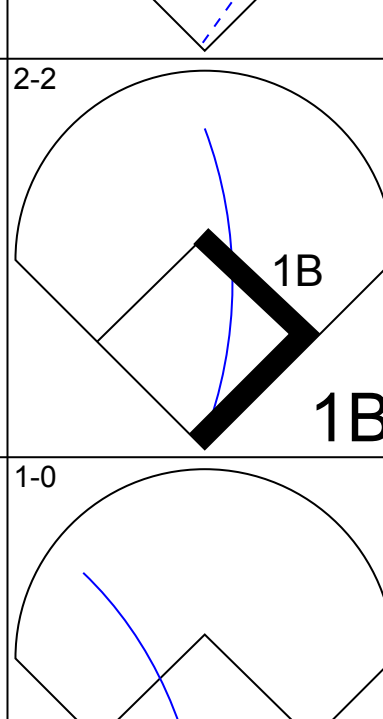
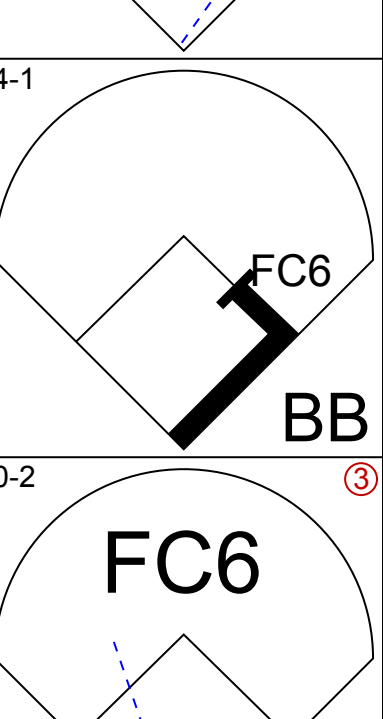

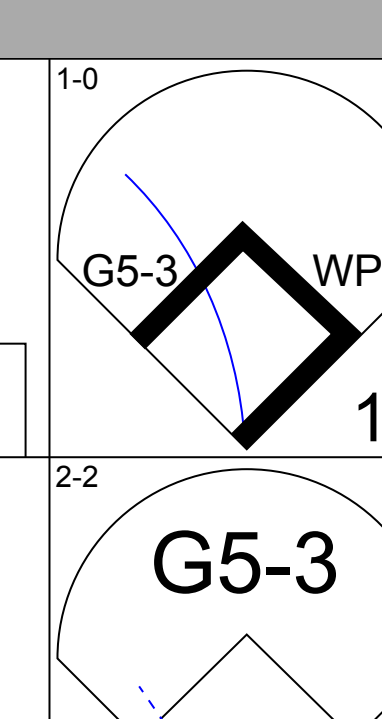
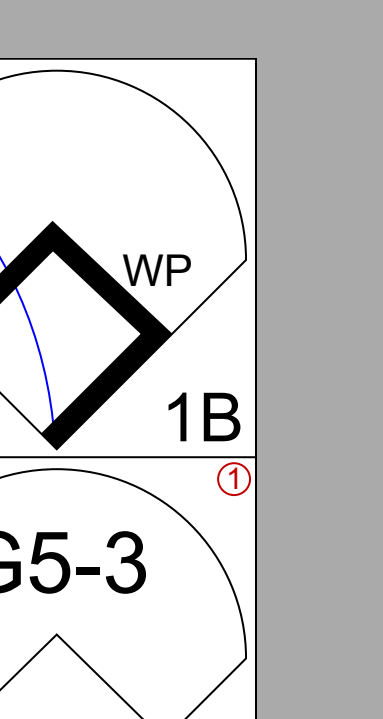
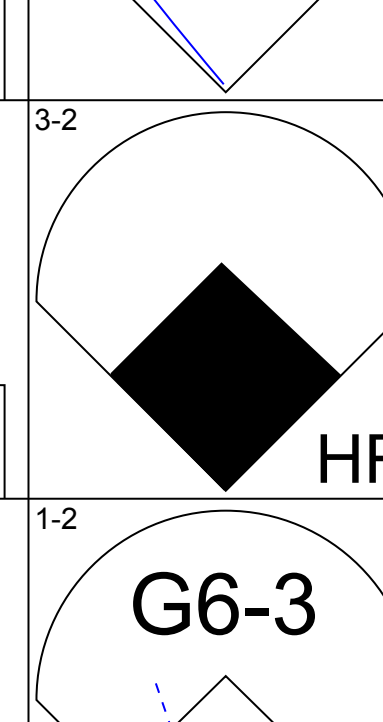
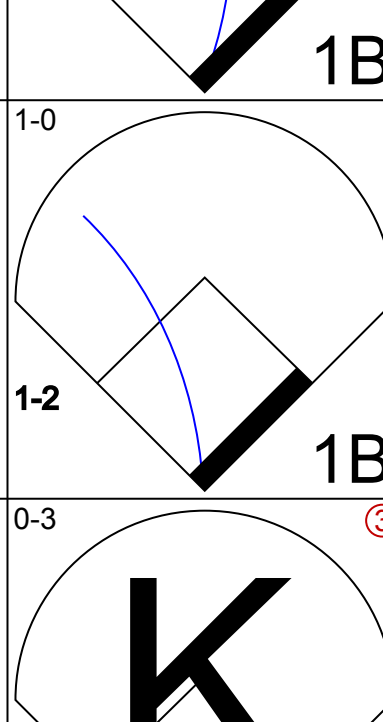
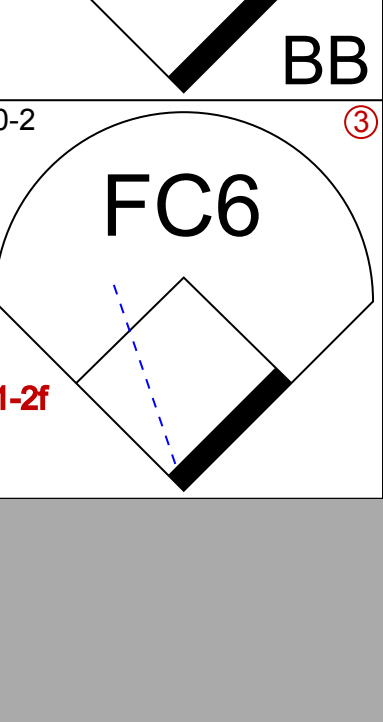

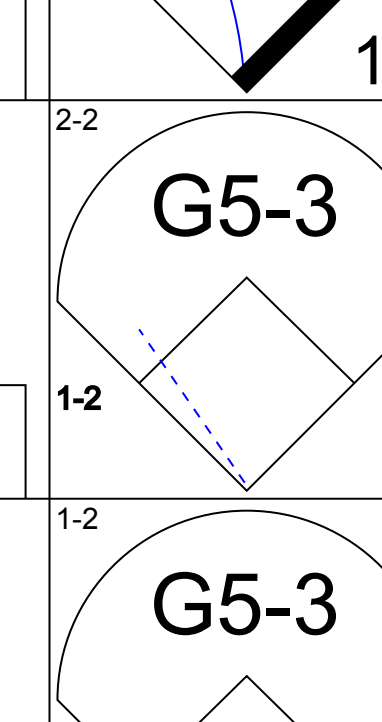
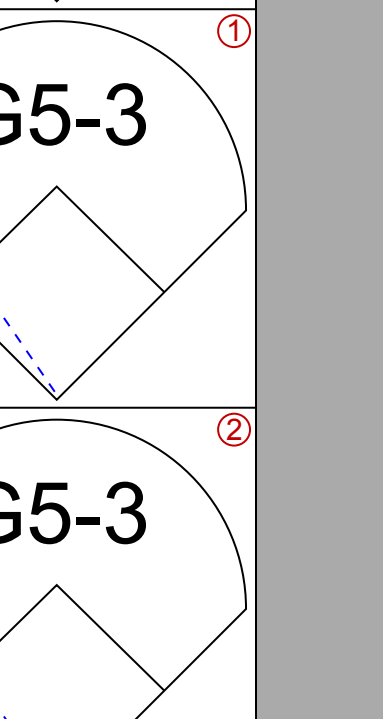
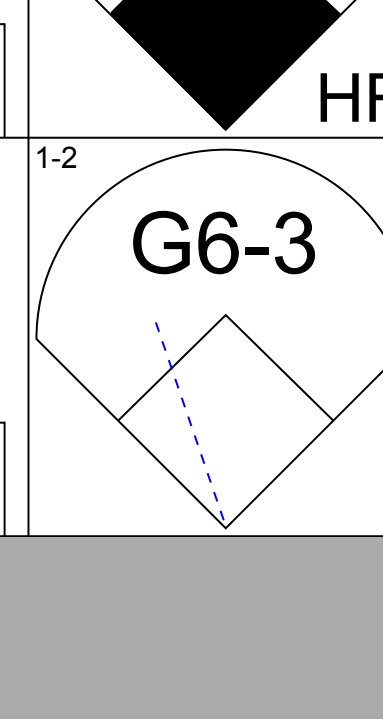

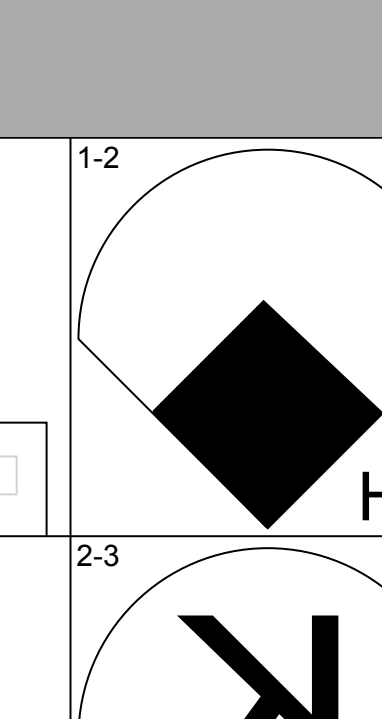
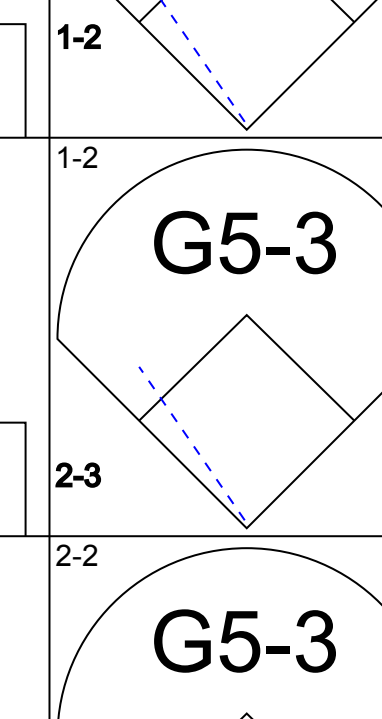
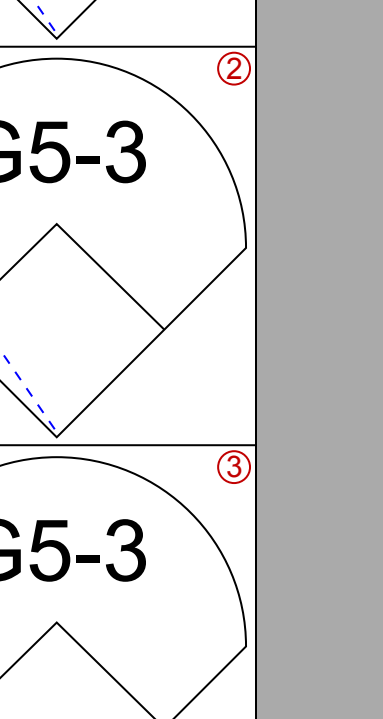
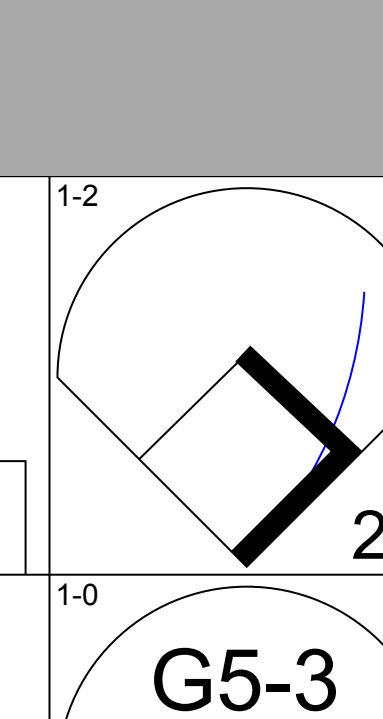
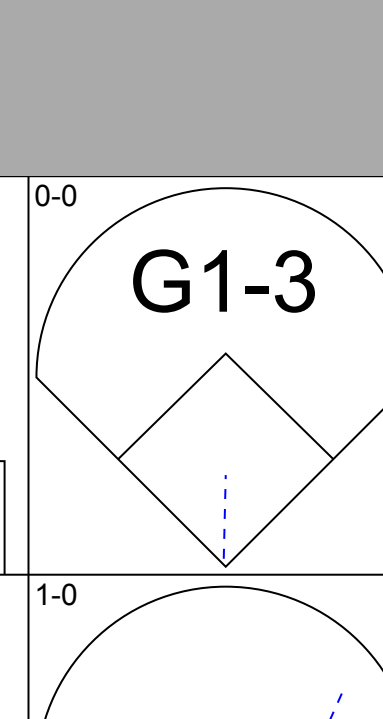
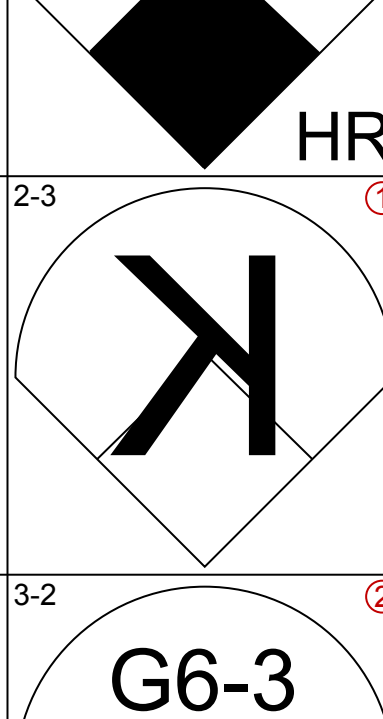
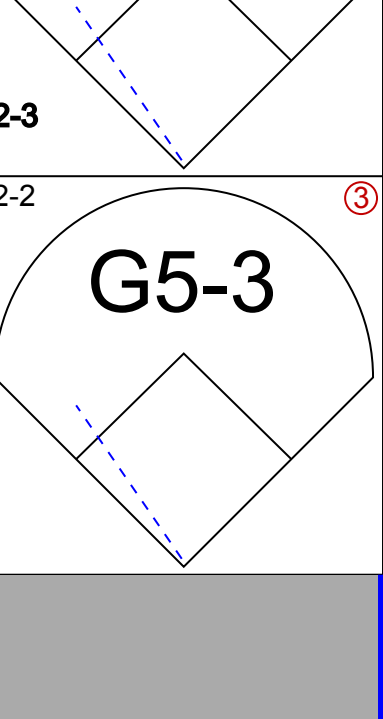
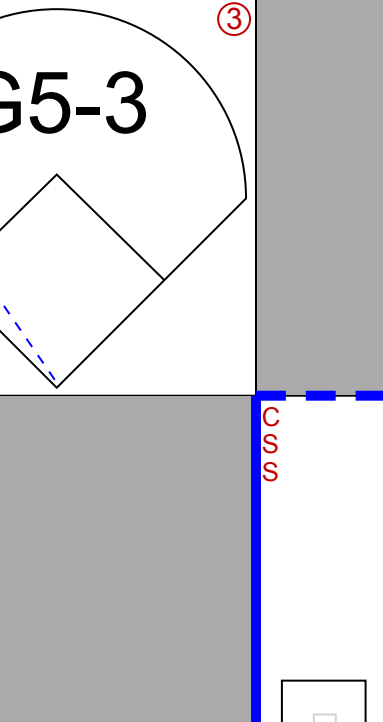


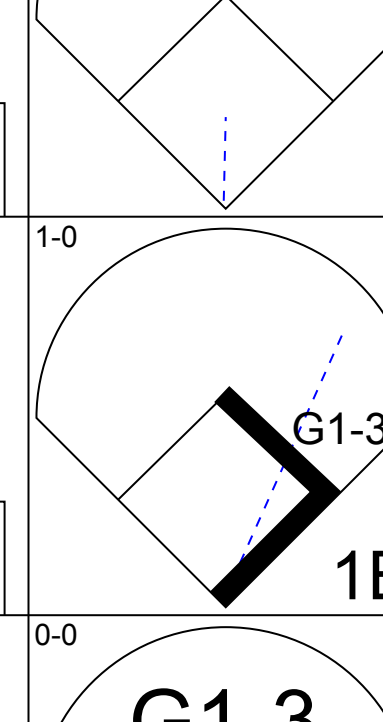
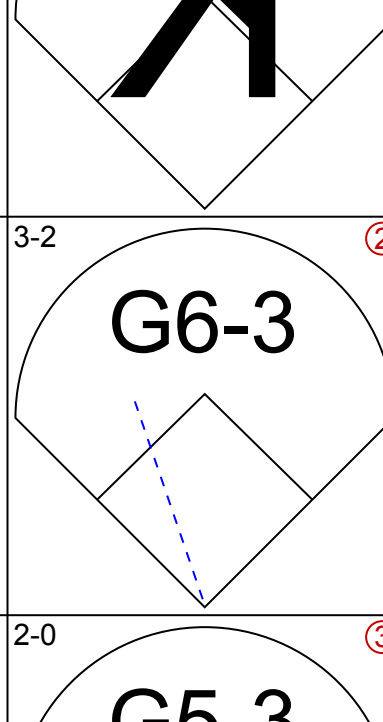


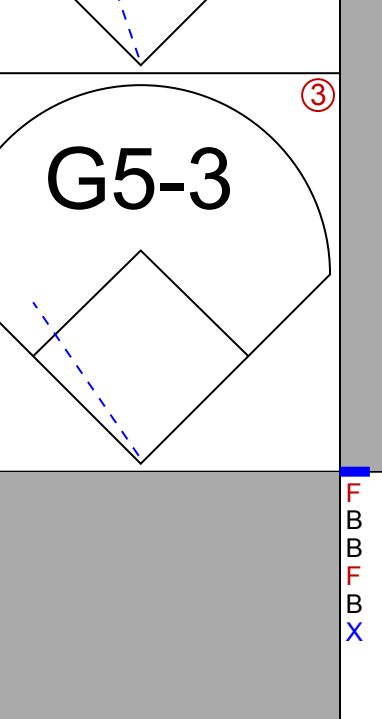
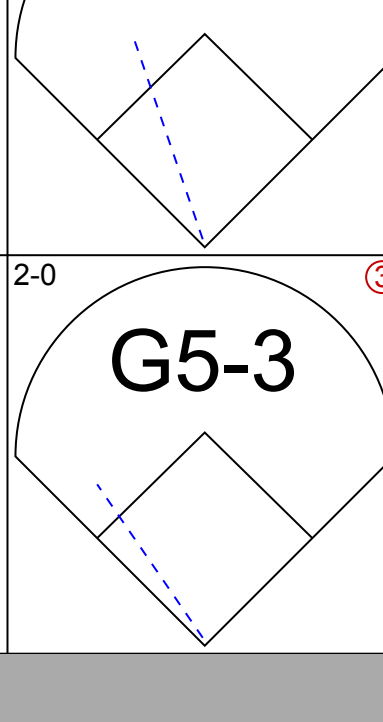

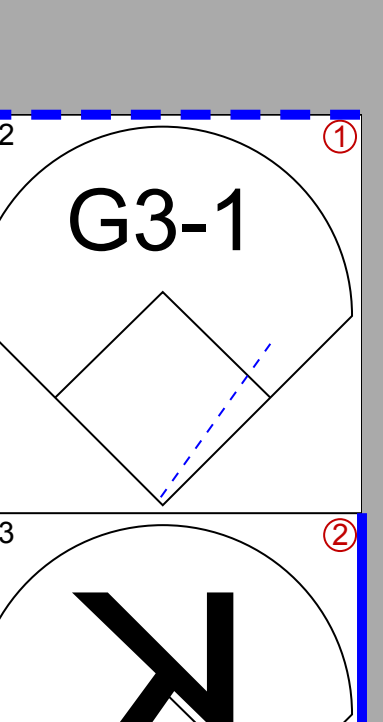
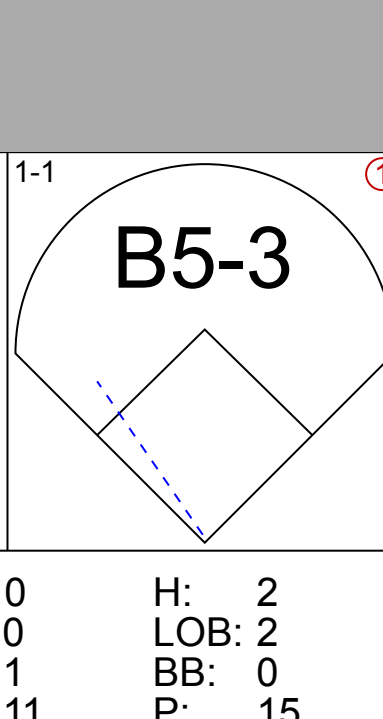
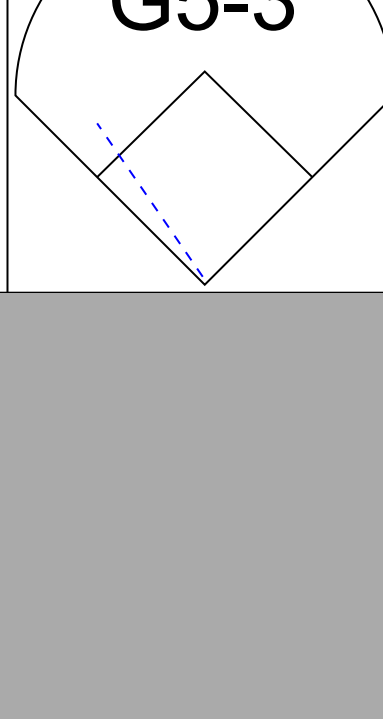
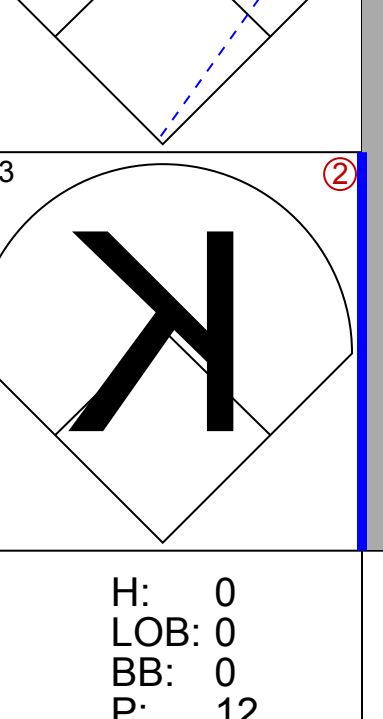
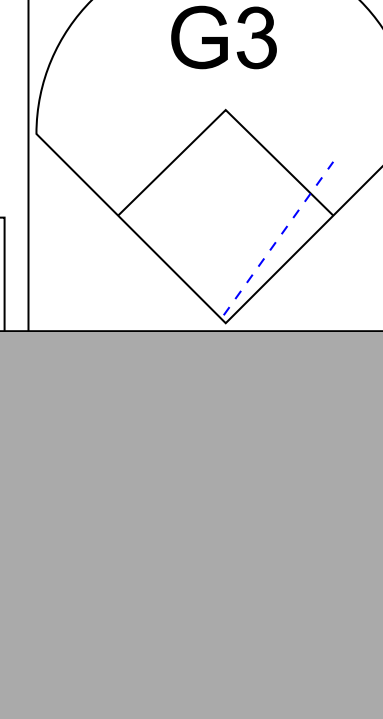



Batter	1	2	3	4	5	6	7	8	9	AB	R	H	RBI	BB	SO	LOB	BOTTOM																					
Mark Carreon, R OBP: 0.331, SLG: 0.556 (1, 8)	2-2 1B			0-2 FC5-4			0-1 1B	0-0 F7-2		3	1	2	0	0	0	1																						
Daryl Boston, L OBP: 0.346, SLG: 0.494 (7, PH) (8, 8)		G3-1 2B								2	0	1	0	0	0	2																						
Dave Magadan, L OBP: 0.436, SLG: 0.471 (1, 3)	0-1 FC3-6	2-2 G3-1			0-1 F9		1-1 1B	1-2 1B		4	0	2	1	0	0	1																						
Gregg Jefferies, S OBP: 0.347, SLG: 0.466 (1, 4)	1-1 F8	2-2 G5-3			1-0 F7		0-1 G1-6-3			4	0	0	0	0	0	4																						
Daryl Strawberry, L OBP: 0.385, SLG: 0.549 (1, 9)	1-0 FC3-6		3-2 F8		3-2 F9			2-3 K		4	1	0	0	0	1	1																						
Kevin McReynolds, R OBP: 0.368, SLG: 0.438 (1, 7)	4-1 1B		3-2 L7			3-2 G5-4-3		3-2 2B		3	2	2	0	1	0	0																						
Howard Johnson, S OBP: 0.303, SLG: 0.448 (1, 5)	0-0 1B		2-3 K			2-0 F8		1-0 2B		4	1	2	3	0	1	1																						
Kevin Elster, R OBP: 0.277, SLG: 0.375 (1, 6)	2-2 1B			2-1 G6-3		1-0 G5-4-3		4-2 2B		3	1	1	0	1	0	1																						
Orlando Mercado, R OBP: 0.318, SLG: 0.407 (8, PH) Mackey Casser, L OBP: 0.377, SLG: 0.453 (9, 2)	1-0 L3			1-2 P3			1-1 G5-6-3	0-0 1B		3	0	1	0	0	0	2																						
Sid Fernandez, L OBP: 0.200, SLG: 0.233 (1, 1) Alejandro Pena, R OBP: 0.500, SLG: 0.333 (8, 1)		1-3 K			1-1 FC5-4		0-1 G5-6-3	0-2 1B		3	0	1	0	0	1	1																						
Inning Stats	R: 3 H: 4 E: 0 K: 0 S: 19	H: 4 LOB: 2 BB: 1 P: 30	R: 0 H: 1 E: 0 K: 1 S: 12	H: 1 LOB: 0 BB: 0 P: 17	R: 0 H: 0 E: 0 K: 1 S: 9	H: 0 LOB: 0 BB: 0 P: 17	R: 0 H: 1 E: 0 K: 0 S: 11	H: 1 LOB: 1 BB: 0 P: 15	R: 0 H: 0 E: 0 K: 0 S: 6	H: 0 LOB: 0 BB: 0 P: 10	R: 0 H: 1 E: 0 K: 0 S: 7	H: 1 LOB: 0 BB: 0 P: 12	R: 0 H: 3 E: 0 K: 0 S: 10	H: 3 LOB: 2 BB: 0 P: 12	R: 3 H: 4 E: 0 K: 1 S: 15	H: 4 LOB: 1 BB: 1 P: 25	1B: 10 2B: 5 3B: 0 HR: 0	SF: 0 SAC: 0 DP: 3 HBP: 0	WP: 0 PB: 0 SB: 0 CS: 0	PA: 37																		
PITCHER	IP	WLS	BF	H	R	ER	SO	BB	IBB	HBP	BLK	WP	HR	S	P	ERA	WHIP	PITCHER				IP	WLS	BF	H	R	ER	SO	BB	IBB	HBP	BLK	WP	HR	S	P	ERA	WHIP
Steve Avery, L ERA: 5.26	(1, 1)	5.0	L	22	6	3	3	2	1	0	0	0	0	0	17	24	0.00	2.000																				
Rick Luecken, R ERA: 5.91	(6, 1)	2.0		8	4	0	0	0	0	0	0	0	0	0	14	24	81.00	15.000																				
Mark Grant, R ERA: 5.95	(8, 1)	0.1		6	4	3	3	1	1	0	0	0	0	0	1	1	0.00	0.000																				
Joe Hesketh, L ERA: 5.51	(8, 1)	0.2		1	0	0	0	0	0	0	0	0	0	0	1	1	0.00	0.000																				

Atlanta Braves @ New York Mets
Shea Stadium, Flushing, NY
Fri Jul 20 1990, 7:05 PM EDT
Att: 36,096 - Unknown - 88 F

AB 35
R 6
H 14
RBI 6
BB 2
SO 3
LOB 14

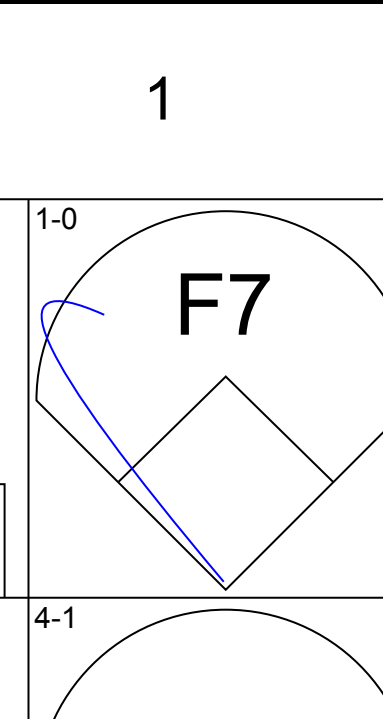
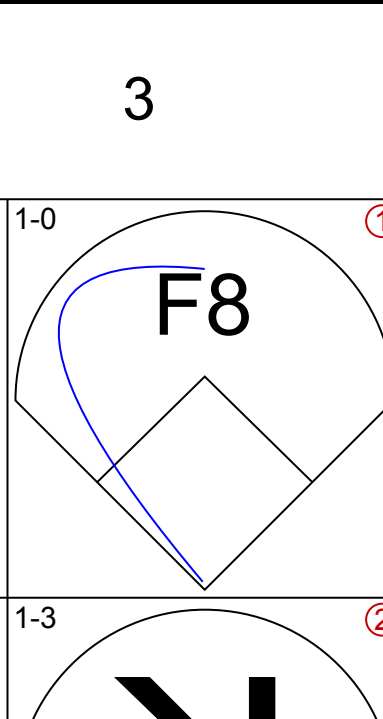
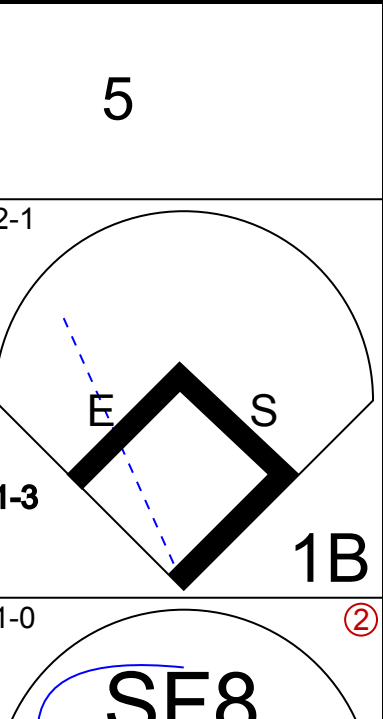
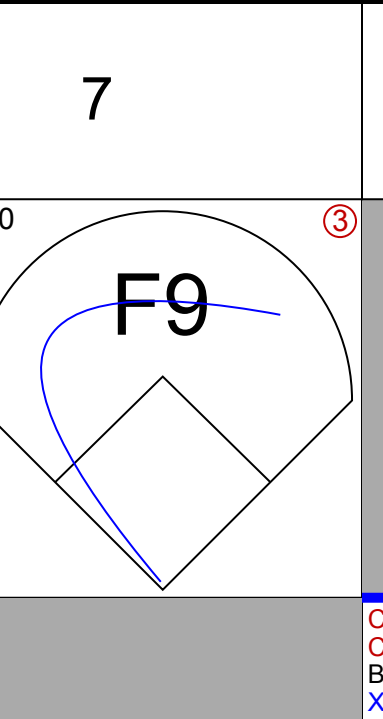
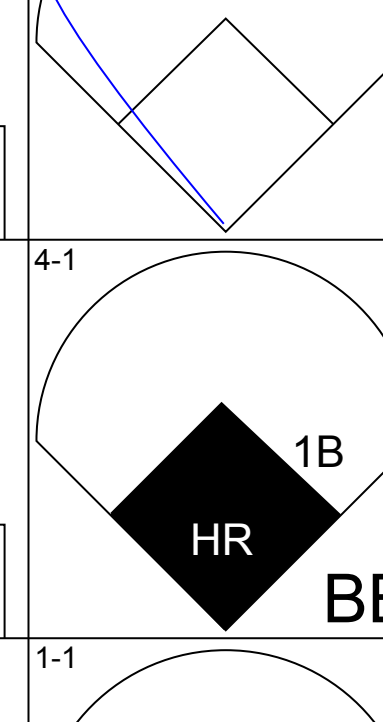
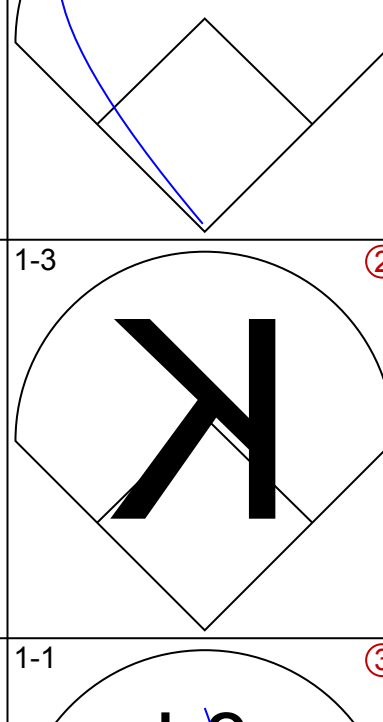
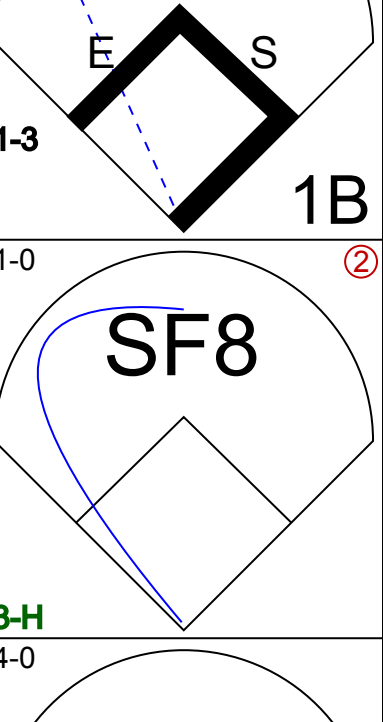
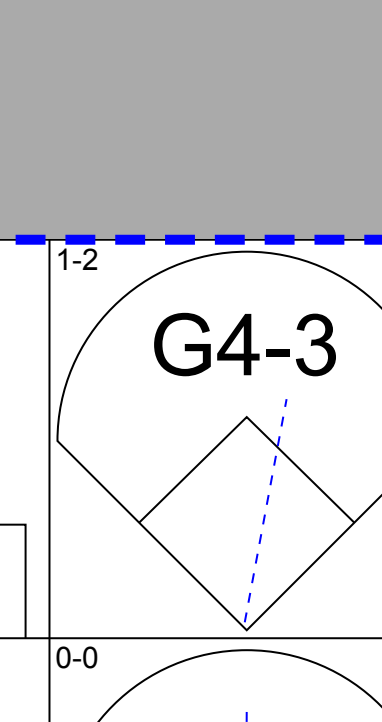
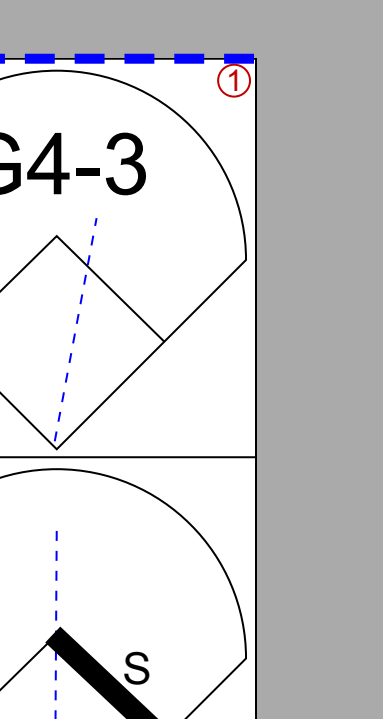
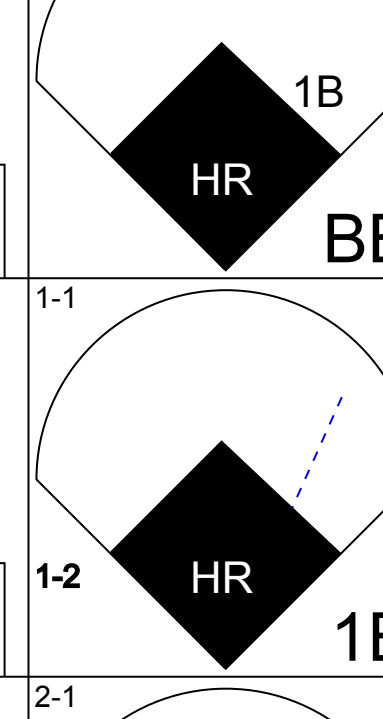
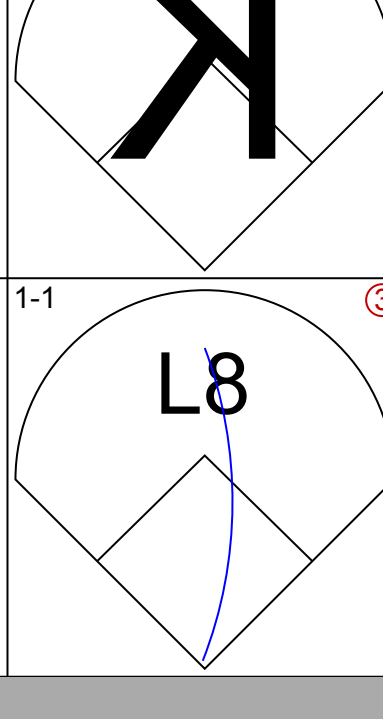
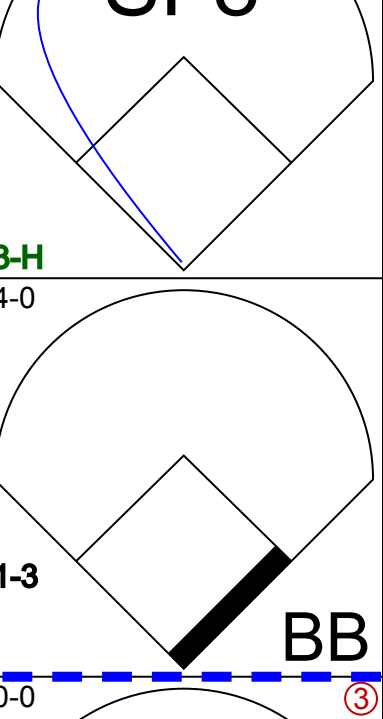
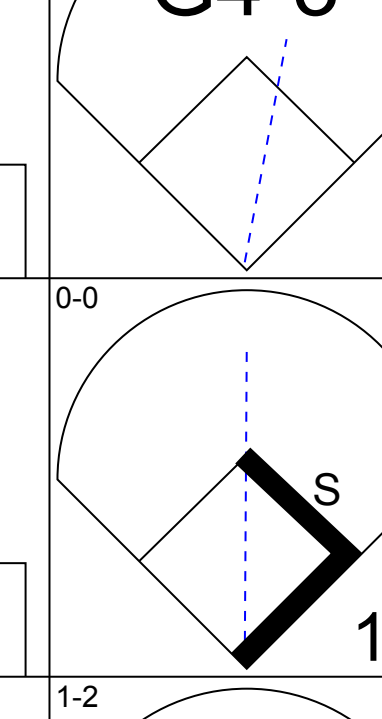
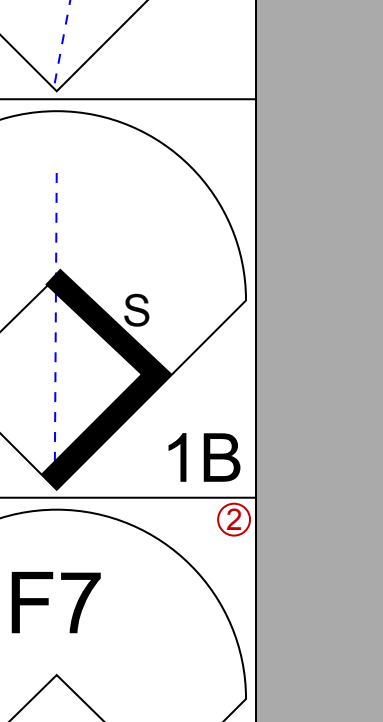
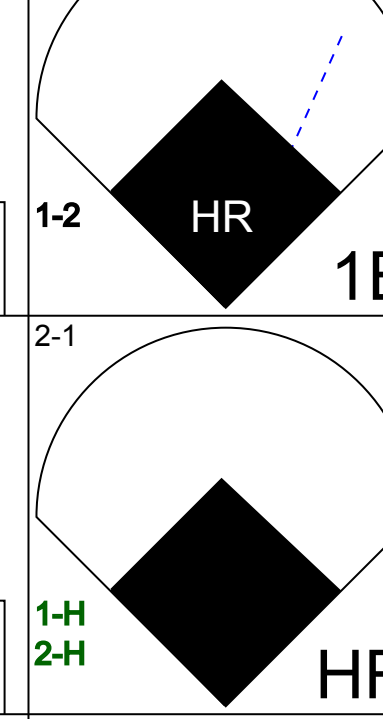
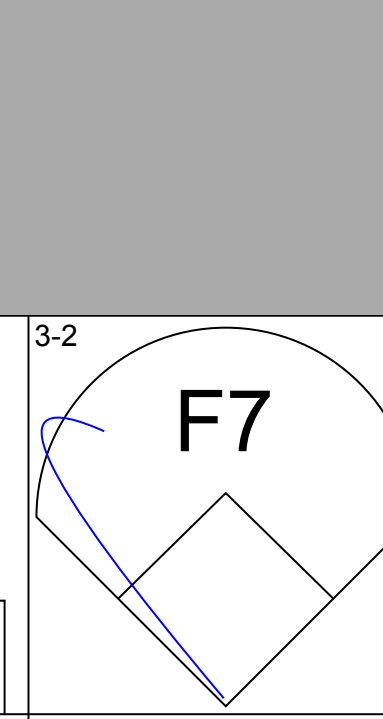
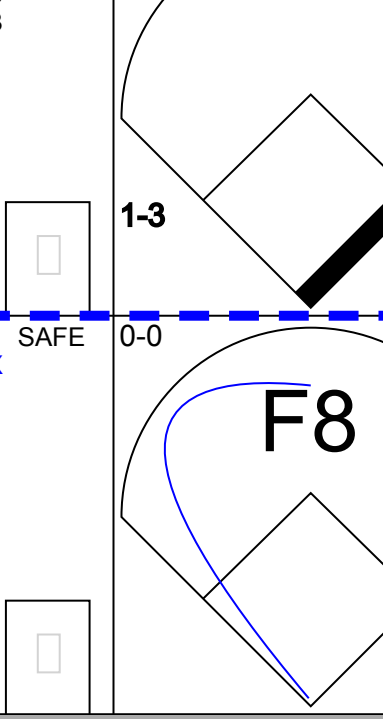


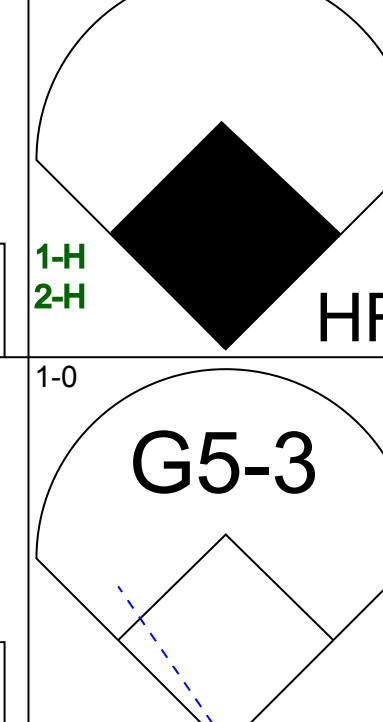
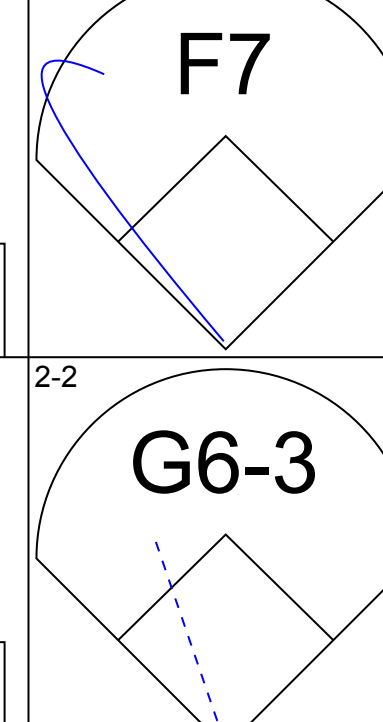
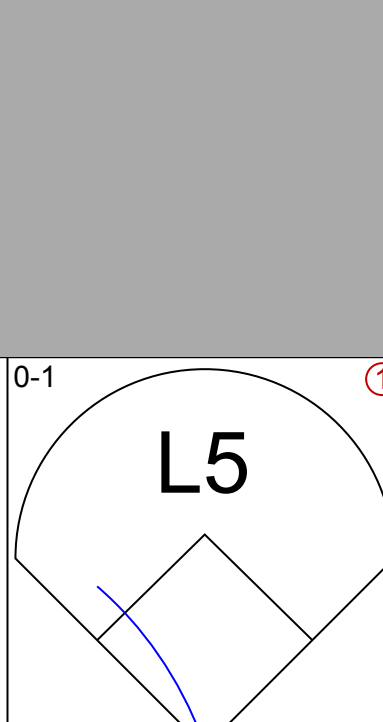
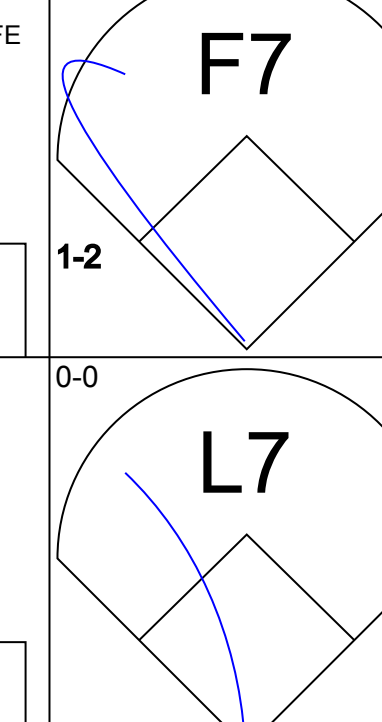
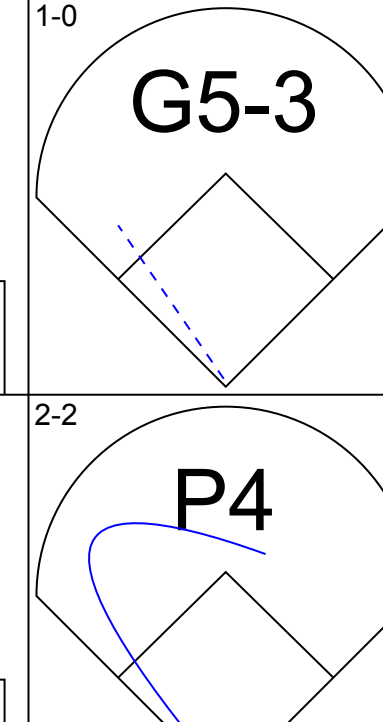
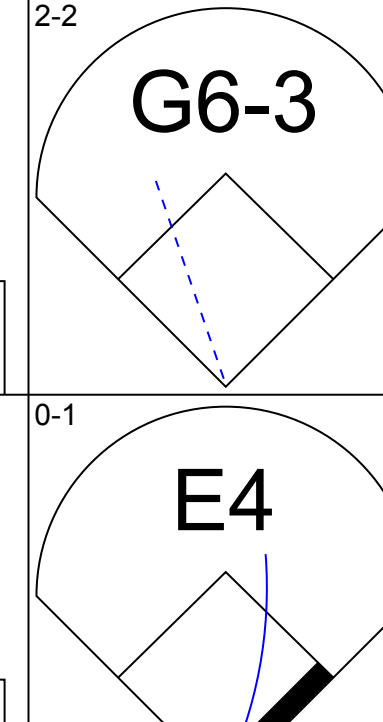
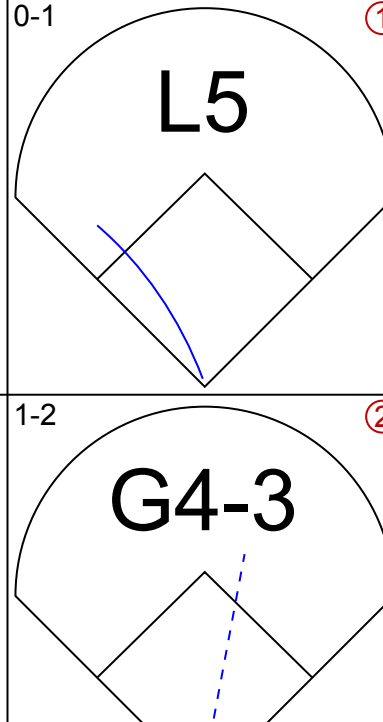

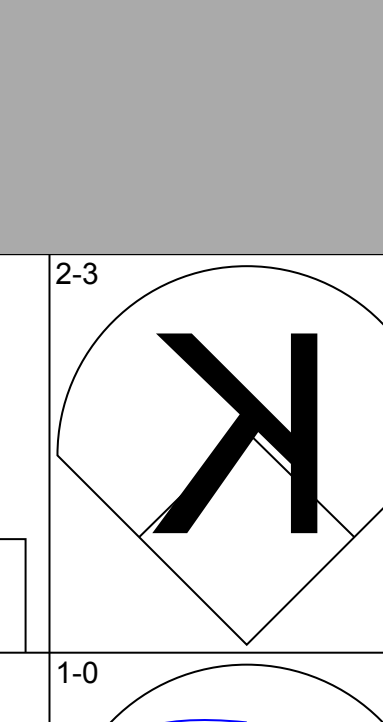
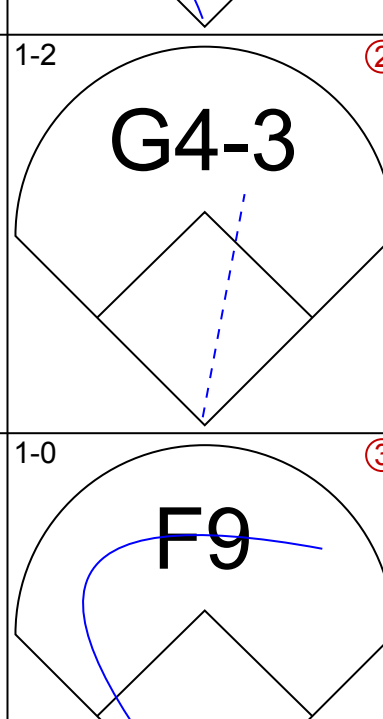
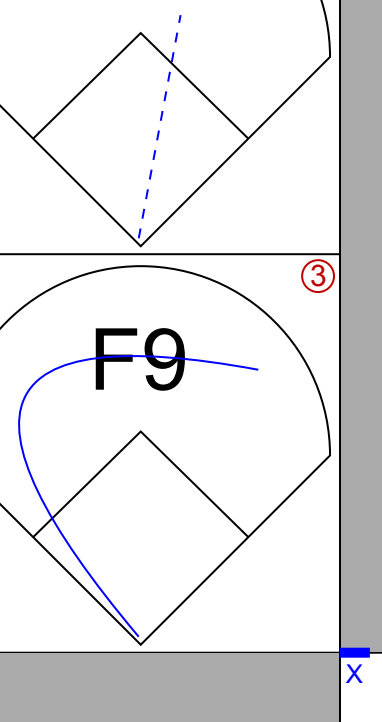
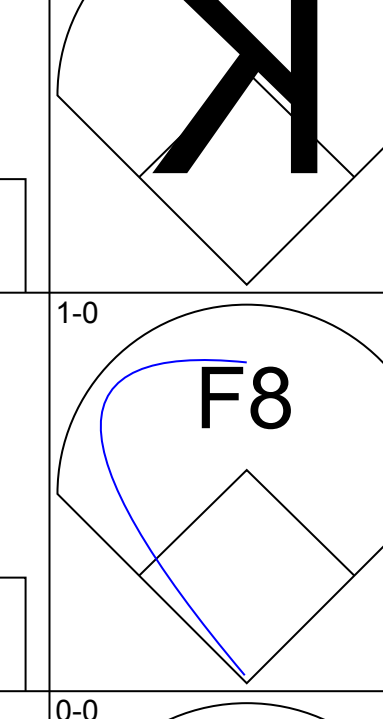
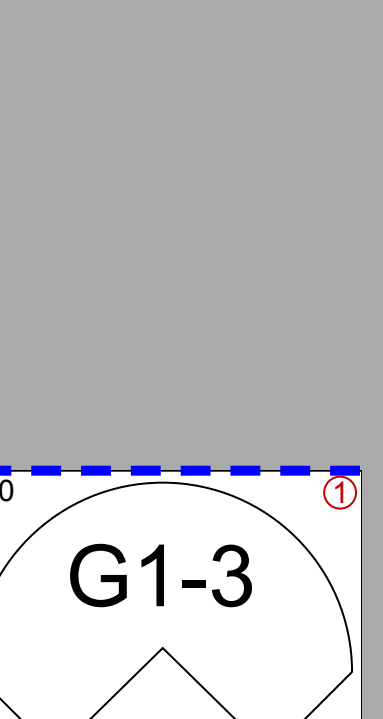
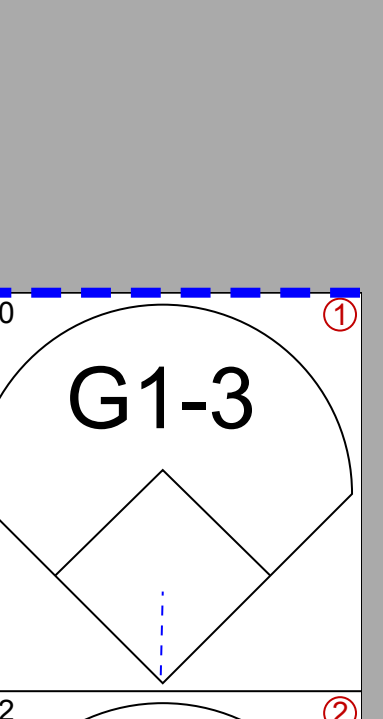
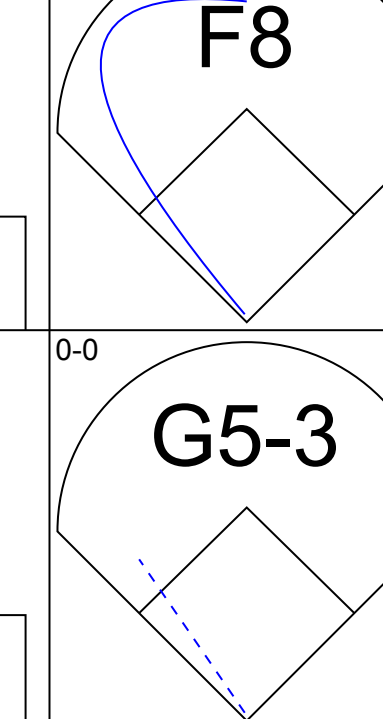
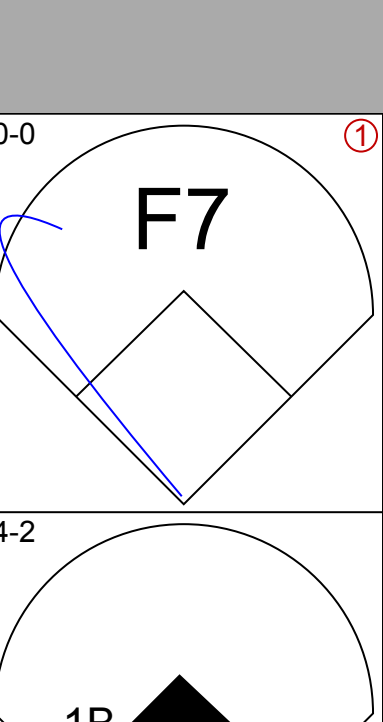
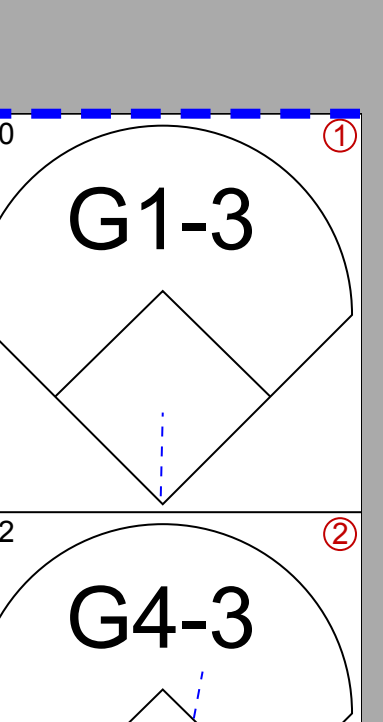


Batter	1	2	3	4	5	6	7	8	9	AB	R	H	RBI	BB	SO	LOB	TOP					
Oddibe McDowell, L OBP: 0.291, SLG: 0.370 (1, 8)										4	0	0	0	0	1	0						
Mark Lemke, S OBP: 0.236, SLG: 0.232 (1, 4)										3	0	2	0	1	0	0						
Ron Gant, R OBP: 0.358, SLG: 0.583 (1, 7)										4	1	2	1	0	0	2						
Jim Presley, R OBP: 0.310, SLG: 0.474 (1, 5)										4	1	1	1	0	1	3						
Dale Murphy, R OBP: 0.305, SLG: 0.409 (1, 9)										4	0	1	0	0	1	1						
David Justice, L OBP: 0.346, SLG: 0.422 Francisco Cabrera, R OBP: 0.320, SLG: 0.479 (1, 3) (9, PH)										3	0	1	0	0	0	1						
Andres Thomas, R OBP: 0.246, SLG: 0.302 (1, 6)										4	0	0	0	0	1	2						
Jimmy Kremers, L OBP: 0.208, SLG: 0.227 Greg Olson, R OBP: 0.350, SLG: 0.400 (1, 2) (9, PH)										3	0	0	0	0	1	2						
Marty Clary, R Joe Hesketh, R Tommy Gregg, L OBP: 0.245, SLG: 0.304 Mark Grant, R OBP: 0.500, SLG: 0.500 Kent Mercker, L (1, 1) (5, 1) (7, PH) (7, 1) (8, 1)										2	0	0	0	0	1	0						
Inning Stats	R: 1 E: 0 K: 1 S: 12	H: 1 LOB: 0 BB: 0 P: 17	R: 0 E: 0 K: 2 S: 10	H: 1 LOB: 1 BB: 0 P: 14	R: 0 E: 0 K: 1 S: 11	H: 2 LOB: 2 BB: 0 P: 15	R: 0 E: 0 K: 0 S: 5	H: 1 LOB: 1 BB: 0 P: 8	R: 0 E: 0 K: 1 S: 8	H: 0 LOB: 0 BB: 1 P: 14	R: 1 E: 0 K: 1 S: 10	H: 1 LOB: 0 BB: 0 P: 18	R: 0 E: 0 K: 1 S: 8	H: 0 LOB: 0 BB: 0 P: 12	R: 0 E: 0 K: 2 S: 10	H: 1 LOB: 1 BB: 0 P: 16	R: 0 E: 0 K: 2 S: 10	H: 0 LOB: 0 BB: 0 P: 11	1B: 4 2B: 1 3B: 0 HR: 2	SF: 0 SAC: 0 DP: 0 HBP: 0	WP: 1 PB: 0 CS: 0	PA: 35
PITCHER	IP	WLS	BF	H	R	ER	SO	BB	IBB	HBP	BLK	WP	HR	S	P	ERA	WHIP					
Ron Darling, R ERA: 4.58 Wally Whitehurst, R ERA: 2.12 John Franco, L ERA: 2.14 (1, 1) (7, 1) (9, 1)	6.0	W	25	6	2	2	6	1	0	0	0	0	2	56	86	3.00	1.167					
	2.0		7	1	0	0	1	0	0	0	0	1	0	18	28	0.00	0.500					
	1.0	S	3	0	0	0	2	0	0	0	0	0	0	10	11	0.00	0.000					

Atlanta Braves @ New York Mets
Shea Stadium, Flushing, NY
Sat Jul 21 1990, 7:05 PM EDT
Att: 37,779 - Unknown - 82 F

AB 34
R 2
H 7
RBI 2
BB 1
SO 9
LOB 11



Batter	1	2	3	4	5	6	7	8	9	AB	R	H	RBI	BB	SO	LOB	BOTTOM					
Daryl Boston, L OBP: 0.344, SLG: 0.489 (1, 8)										4	0	1	0	0	0	0						
Dave Magadan, L OBP: 0.433, SLG: 0.466 (1, 3)										2	1	0	1	1	1	0						
Gregg Jefferies, S OBP: 0.352, SLG: 0.468 (1, 4)										3	1	2	0	1	0	0						
Darryl Strawberry, L OBP: 0.384, SLG: 0.555 (1, 9)										4	1	1	3	0	0	3						
Kevin McReynolds, R OBP: 0.364, SLG: 0.432 (1, 7)										4	0	0	0	0	0	1						
Howard Johnson, S OBP: 0.301, SLG: 0.444 (1, 5)										3	0	0	0	0	0	0						
Kevin Elster, R OBP: 0.275, SLG: 0.372 (1, 6)										3	0	0	0	0	2	1						
Todd Hundley, S OBP: 0.159, SLG: 0.190 (1, 2)										3	0	0	0	0	0	0						
Ron Darling, R OBP: 0.238, SLG: 0.111 Wally Whitehurst, R OBP: 0.200, SLG: 0.200 John Franco, L (1, 1) (7, 1) (9, 1)										1	1	0	0	1	0	0						
Inning Stats	R: 3 E: 0 K: 0 S: 11	H: 2 LOB: 0 BB: 1 P: 22	R: 0 E: 0 K: 1 S: 5	H: 0 LOB: 0 BB: 0 P: 8	R: 0 E: 1 K: 1 S: 12	H: 0 LOB: 1 BB: 0 P: 18	R: 0 E: 0 K: 0 S: 9	H: 1 LOB: 2 BB: 2 P: 20	R: 0 E: 0 K: 0 S: 7	H: 0 LOB: 0 BB: 0 P: 9	R: 0 E: 0 K: 0 S: 5	H: 0 LOB: 0 BB: 0 P: 9	R: 0 E: 0 K: 0 S: 8	H: 1 LOB: 1 BB: 0 P: 10	1B: 3 2B: 0 3B: 0 HR: 1	SF: 1 SAC: 0 DP: 0 HBP: 0	WP: 0 PB: 0 CS: 0	PA: 32				
PITCHER	IP	WLS	BF	H	R	ER	SO	BB	IBB	HBP	BLK	WP	HR	S	P	ERA	WHIP					
Marty Clary, R ERA: 4.71 Joe Hesketh, L ERA: 5.59 Mark Grant, R ERA: 5.82 Kent Mercker, L ERA: 2.31 (1, 1) (5, 1) (7, 1) (8, 1)	4.2	L	21	3	4	4	3	3	0	0	0	0	0	8	10	0.00	1.286					
	1.1		4	0	0	0	0	0	0	0	0	0	0	5	9	0.00	0.000					
	1.0		4	1	0	0	0	0	0	0	0	0	0	8	10	0.00	1.000					

Atlanta Braves @ New York Mets
Shea Stadium, Flushing, NY
Sat Jul 21 1990, 7:05 PM EDT
Att: 37,779 - Unknown - 82 F

AB 28
R 4
H 4
RBI 4
BB 3
SO 3
LOB 5



Batter	1	2	3	4	5	6	7	8	9	10	AB	R	H	RBI	BB	SO	LOB	TOP									
Lonnie Smith, R OBP: 0.383, SLG: 0.463 (1, 7)											3	1	2	0	2	0	0										
Jeff Blausler, R OBP: 0.353, SLG: 0.409 (1, 4)											5	0	0	0	0	0	6										
Ron Gant, R OBP: 0.358, SLG: 0.579 (1, 8)											4	2	1	0	1	0	0										
Jim Presley, R OBP: 0.311, SLG: 0.473 (1, 5)										5	0	2	0	0	0	1											
Mark Lemke, S OBP: 0.296, SLG: 0.232 (10, PR)											0	0	0	0	0	0											
Dale Murphy, R OBP: 0.307, SLG: 0.407 (1, 9)										4	0	1	1	0	1	0											
David Justice, L OBP: 0.338, SLG: 0.411 (1, 3)										5	0	0	0	0	3	4											
Andres Thomas, R OBP: 0.240, SLG: 0.295 (1, 6)											4	0	0	0	0	1	0										
Greg Olson, R OBP: 0.349, SLG: 0.394 (1, 2)											3	0	0	0	1	0	0										
Tom Glavine, L OBP: 0.238, SLG: 0.189 (9, PH)											1	0	0	0	1	1	0										
Tommy Gregg, L OBP: 0.252, SLG: 0.312 (9, PH)											1	0	1	0	0	0	0										
Kent Mercker, L (9, 1)											0	0	0	0	0	0	0										
Inning Stats	R: 1 E: 0 K: 1 S: 16	H: 3 LOB: 2 BB: 0 P: 25	R: 0 E: 0 K: 0 S: 7	H: 1 LOB: 2 BB: 1 P: 15	R: 1 E: 0 K: 0 S: 10	H: 1 LOB: 0 BB: 0 P: 14	R: 0 E: 0 K: 0 S: 10	H: 0 LOB: 2 BB: 2 P: 21	R: 0 E: 1 K: 1 S: 8	H: 0 LOB: 1 BB: 0 P: 12	R: 0 E: 0 K: 2 S: 7	H: 0 LOB: 0 BB: 0 P: 10	R: 0 E: 0 K: 0 S: 5	H: 0 LOB: 0 BB: 0 P: 5	R: 0 E: 0 K: 2 S: 8	H: 0 LOB: 0 BB: 0 P: 13	R: 0 E: 0 K: 0 S: 6	H: 1 LOB: 2 BB: 1 P: 13	R: 1 E: 0 K: 0 S: 8	H: 1 LOB: 1 BB: 1 P: 13	1B: 6 2B: 0 3B: 1 HR: 0	SF: 1 SAC: 1 DP: 1 HBP: 0	WP: 1 PB: 1 SB: 2 CS: 0	PA: 42			
PITCHER	IP	WLS	BF	H	R	ER	SO	BB	IBB	HBP	BLK	WP	HR	S	P	ERA	WHIP										
Dwight Gooden, R ERA: 3.94 (1, 1)	7.0		30	5	2	2	4	3	0	0	0	1	0	61	102	2.57	1.143										
Jeff Innis, R ERA: 3.31 (8, 1)	2.1	L	11	2	1	1	2	1	1	0	0	0	0	21	37	3.86	1.286										
Bob Ojeda, L ERA: 3.67 (10, 1)	0.2		1	0	0	0	0	0	0	0	0	0	0	1	2	0.00	0.000										

Atlanta Braves @ New York Mets
Shea Stadium, Flushing, NY
Sun Jul 22 1990, 3:33 AM EDT
Att. 48,050 - Cloudy - 85 F

AB	35
R	3
H	7
RBI	1
BB	5
SO	6
LOB	11



Batter	1	2	3	4	5	6	7	8	9	10	AB	R	H	RBI	BB	SO	LOB	BOTTOM									
Mark Carreon, R OBP: 0.321, SLG: 0.537 (1, 8)											5	0	0	0	0	1	1										
Dave Magadan, L OBP: 0.430, SLG: 0.480 (1, 3)											3	1	0	0	1	0	0										
Gregg Jefferies, S OBP: 0.354, SLG: 0.468 (1, 4)											4	0	2	0	0	0	0										
Darryl Strawberry, L OBP: 0.390, SLG: 0.548 (1, 9)											4	0	0	0	0	1	3										
Kevin McReynolds, R OBP: 0.396, SLG: 0.438 (1, 7)											4	1	2	1	0	0	0										
Howard Johnson, S OBP: 0.300, SLG: 0.442 (1, 5)											4	0	1	1	0	0	1										
Kevin Elster, R OBP: 0.272, SLG: 0.367 (1, 6)											4	0	0	0	0	1	2										
Todd Hundley, S OBP: 0.191, SLG: 0.222 (1, 2)											3	0	2	0	0	0	0										
Keith Miller, R OBP: 0.335, SLG: 0.347 (10, PH)											1	0	0	0	0	0	0										
Dwight Gooden, R OBP: 0.217, SLG: 0.302 (1, 1)											1	0	0	0	0	0	0										
Tim Teufel, R OBP: 0.289, SLG: 0.352 (7, PH)											1	0	0	0	0	2											
Jeff Innis, R (8, 1)											0	0	0	0	0	0	0										
Bob Ojeda, L OBP: 0.125, SLG: 0.125 (10, 1)											0	0	0	0	0	0	0										
Mario Diaz, R (10, PH)											1	0	0	0	0	0	0										
Inning Stats	R: 0 E: 0 K: 0 S: 6	H: 0 LOB: 0 BB: 0 P: 12	R: 0 E: 0 K: 0 S: 8	H: 0 LOB: 0 BB: 0 P: 14	R: 0 E: 0 K: 0 S: 5	H: 1 LOB: 1 BB: 0 P: 8	R: 2 E: 0 K: 1 S: 16	H: 3 LOB: 1 BB: 1 P: 29	R: 0 E: 0 K: 0 S: 11	H: 0 LOB: 0 BB: 0 P: 15	R: 0 E: 0 K: 1 S: 7	H: 2 LOB: 2 BB: 0 P: 19	R: 0 E: 0 K: 1 S: 7	H: 1 LOB: 1 BB: 0 P: 10	R: 0 E: 0 K: 0 S: 6	H: 0 LOB: 0 BB: 0 P: 12	R: 0 E: 0 K: 0 S: 8	H: 0 LOB: 0 BB: 0 P: 11	1B: 6 2B: 1 3B: 0 HR: 0	SF: 0 SAC: 0 DP: 0 HBP: 0	WP: 0 PB: 0 SB: 0 CS: 0	PA: 37					
PITCHER	IP	WLS	BF	H	R	ER	SO	BB	IBB	HBP	BLK	WP	HR	S	P	ERA	WHIP										
Tom Glavine, L ERA: 3.97 (1, 1)	8.0		31	7	2	2	3	1	0	0	0	0	0	70	118	2.25	1.000										
Kent Mercker, L ERA: 1.98 (9, 1)	2.0	W	6	0	0	0	0	0	0	0	0	0	0	14	23	0.00	0.000										

Atlanta Braves @ New York Mets
Shea Stadium, Flushing, NY
Sun Jul 22 1990, 3:33 AM EDT
Att. 48,050 - Cloudy - 85 F

AB	35
R	2
H	7
RBI	2
BB	1
SO	3
LOB	9



Batter	1	2	3	4	5	6	7	8	9	AB	R	H	RBI	BB	SO	LOB	TOP							
Mark Carreon, R (1, 8) OBP: 0.315, SLG: 0.526 Tom O'Malley, L (7, PH) OBP: 0.341, SLG: 0.550 Alejandro Pena, R (7, 1) OBP: 0.500, SLG: 0.333 Tim Teufel, R (9, PH) OBP: 0.286, SLG: 0.347										3	0	0	0	0	1	3	New York Mets @ Philadelphia Phillies Veterans Stadium, Philadelphia, PA Mon Jul 23 1990, 7:05 PM EDT Att: 39,260 - Unknown - 82 F							
Dave Magadan, L (1, 3) OBP: 0.426, SLG: 0.454										5	1	1	0	0	1	1								
Gregg Jefferies, S (1, 4) OBP: 0.352, SLG: 0.475										4	1	1	1	0	0	2								
Daryl Strawberry, L (1, 9) OBP: 0.378, SLG: 0.547										4	1	1	1	0	0	0								
Kevin McReynolds, R (1, 7) OBP: 0.364, SLG: 0.434										4	1	1	1	0	1	0								
Howard Johnson, S (1, 5) OBP: 0.302, SLG: 0.441										3	0	1	0	1	1	1								
Mario Diaz, R (1, 6) Mackey Sasser, L (8, PH) OBP: 0.380, SLG: 0.457 Keith Miller, R (8, PH) OBP: 0.335, SLG: 0.347										3	0	0	0	0	0	3								
Todd Hundley, S (1, 2) OBP: 0.216, SLG: 0.250										3	0	1	0	1	2	3								
Frank Viola, L (1, 1) OBP: 0.143, SLG: 0.143 Daryl Boston, L (7, PH) OBP: 0.340, SLG: 0.483										1	0	0	0	0	1	1								
										2	0	0	0	0	0	0								
Inning Stats	R: 0 E: 0 K: 1 S: 9	H: 0 LOB: 0 BB: 0 P: 14	R: 0 E: 0 K: 1 S: 8	H: 0 LOB: 0 BB: 0 P: 12	R: 0 E: 0 K: 1 S: 8	H: 1 LOB: 1 BB: 0 P: 11	R: 1 E: 0 K: 0 S: 7	H: 1 LOB: 0 BB: 0 P: 12	R: 0 E: 0 K: 0 S: 8	H: 1 LOB: 2 BB: 1 P: 16	R: 2 E: 0 K: 1 S: 15	H: 3 LOB: 2 BB: 1 P: 27	R: 0 E: 0 K: 0 S: 10	H: 1 LOB: 1 BB: 0 P: 19	R: 1 E: 1 K: 2 S: 16	H: 1 LOB: 1 BB: 0 P: 23	R: 0 E: 0 K: 1 S: 7	H: 0 LOB: 0 BB: 0 P: 12	1B: 5 2B: 2 3B: 0 HR: 1	SF: 0 SAC: 1 DP: 0 HBP: 0	WP: 1 PB: 0 SB: 1 CS: 0	PA: 38		
PITCHER	IP WLS BF H R ER SO BB IBB HBP BLK WP HR S P ERA WHIP	IP WLS BF H R ER SO BB IBB HBP BLK WP HR S P ERA WHIP	IP WLS BF H R ER SO BB IBB HBP BLK WP HR S P ERA WHIP	IP WLS BF H R ER SO BB IBB HBP BLK WP HR S P ERA WHIP	IP WLS BF H R ER SO BB IBB HBP BLK WP HR S P ERA WHIP	IP WLS BF H R ER SO BB IBB HBP BLK WP HR S P ERA WHIP	IP WLS BF H R ER SO BB IBB HBP BLK WP HR S P ERA WHIP	IP WLS BF H R ER SO BB IBB HBP BLK WP HR S P ERA WHIP	IP WLS BF H R ER SO BB IBB HBP BLK WP HR S P ERA WHIP	IP WLS BF H R ER SO BB IBB HBP BLK WP HR S P ERA WHIP	IP WLS BF H R ER SO BB IBB HBP BLK WP HR S P ERA WHIP	IP WLS BF H R ER SO BB IBB HBP BLK WP HR S P ERA WHIP	IP WLS BF H R ER SO BB IBB HBP BLK WP HR S P ERA WHIP	IP WLS BF H R ER SO BB IBB HBP BLK WP HR S P ERA WHIP	IP WLS BF H R ER SO BB IBB HBP BLK WP HR S P ERA WHIP	IP WLS BF H R ER SO BB IBB HBP BLK WP HR S P ERA WHIP	IP WLS BF H R ER SO BB IBB HBP BLK WP HR S P ERA WHIP	IP WLS BF H R ER SO BB IBB HBP BLK WP HR S P ERA WHIP	IP WLS BF H R ER SO BB IBB HBP BLK WP HR S P ERA WHIP	IP WLS BF H R ER SO BB IBB HBP BLK WP HR S P ERA WHIP	IP WLS BF H R ER SO BB IBB HBP BLK WP HR S P ERA WHIP	IP WLS BF H R ER SO BB IBB HBP BLK WP HR S P ERA WHIP	IP WLS BF H R ER SO BB IBB HBP BLK WP HR S P ERA WHIP	IP WLS BF H R ER SO BB IBB HBP BLK WP HR S P ERA WHIP

AB	35
R	4
H	8
RBI	4
BB	2
SO	7
LOB	14



Batter	1	2	3	4	5	6	7	8	9	AB	R	H	RBI	BB	SO	LOB	BOTTOM							
Lenny Dykstra, L (1, 8) OBP: 0.458, SLG: 0.461										3	1	0	0	2	1	3	New York Mets @ Philadelphia Phillies Veterans Stadium, Philadelphia, PA Mon Jul 23 1990, 7:05 PM EDT Att: 39,260 - Unknown - 82 F							
Tom Herr, S (1, 4) OBP: 0.324, SLG: 0.368										4	1	1	2	1	0	1								
Von Hayes, L (1, 9) OBP: 0.399, SLG: 0.433										5	0	1	0	0	2	3								
Carmelo Martinez, R (1, 3) OBP: 0.344, SLG: 0.432										2	1	1	0	2	0	1								
Charlie Hayes, R (1, 5) OBP: 0.307, SLG: 0.368										4	1	0	1	0	1	5								
Randy Ready, R (1, 7) OBP: 0.385, SLG: 0.375 Sil Campusano, R (8, 7) OBP: 0.288, SLG: 0.326 Roger McDowell, R (8, 1)										2	1	0	0	2	0	2								
Dickie Thon, R (1, 6) OBP: 0.301, SLG: 0.352										4	2	2	4	0	1	1								
Darren Daulton, L (1, 2) OBP: 0.336, SLG: 0.367										3	0	0	0	1	2	1								
Bruce Ruffin, S (1, 1) OBP: 0.162, SLG: 0.088 Darrel Akerfelds, R (6, 1) OBP: 0.333, SLG: 0.333 Jim Vatcher, R (8, 7) OBP: 0.333, SLG: 0.364 John Kruk, L (8, PH) OBP: 0.375, SLG: 0.384										1	0	0	0	0	0	0								
										1	0	0	0	0	1	1								
Inning Stats	R: 0 E: 0 K: 1 S: 8	H: 0 LOB: 1 BB: 1 P: 18	R: 0 E: 0 K: 1 S: 7	H: 0 LOB: 0 BB: 0 P: 11	R: 0 E: 0 K: 1 S: 9	H: 0 LOB: 0 BB: 0 P: 13	R: 0 E: 0 K: 0 S: 8	H: 0 LOB: 1 BB: 1 P: 15	R: 0 E: 0 K: 1 S: 9	H: 0 LOB: 2 BB: 2 P: 19	R: 5 E: 1 K: 0 S: 12	H: 2 LOB: 1 BB: 3 P: 29	R: 0 E: 0 K: 1 S: 15	H: 2 LOB: 2 BB: 0 P: 24	R: 2 E: 0 K: 3 S: 13	H: 2 LOB: 1 BB: 1 P: 23	R: 0 E: 0 K: 1 S: 7	H: 0 LOB: 0 BB: 0 P: 12	1B: 4 2B: 0 3B: 1 HR: 1	SF: 0 SAC: 1 DP: 0 HBP: 0	WP: 0 PB: 0 SB: 0 CS: 0	PA: 39		
PITCHER	IP WLS BF H R ER SO BB IBB HBP BLK WP HR S P ERA WHIP	IP WLS BF H R ER SO BB IBB HBP BLK WP HR S P ERA WHIP	IP WLS BF H R ER SO BB IBB HBP BLK WP HR S P ERA WHIP	IP WLS BF H R ER SO BB IBB HBP BLK WP HR S P ERA WHIP	IP WLS BF H R ER SO BB IBB HBP BLK WP HR S P ERA WHIP	IP WLS BF H R ER SO BB IBB HBP BLK WP HR S P ERA WHIP	IP WLS BF H R ER SO BB IBB HBP BLK WP HR S P ERA WHIP	IP WLS BF H R ER SO BB IBB HBP BLK WP HR S P ERA WHIP	IP WLS BF H R ER SO BB IBB HBP BLK WP HR S P ERA WHIP	IP WLS BF H R ER SO BB IBB HBP BLK WP HR S P ERA WHIP	IP WLS BF H R ER SO BB IBB HBP BLK WP HR S P ERA WHIP	IP WLS BF H R ER SO BB IBB HBP BLK WP HR S P ERA WHIP	IP WLS BF H R ER SO BB IBB HBP BLK WP HR S P ERA WHIP	IP WLS BF H R ER SO BB IBB HBP BLK WP HR S P ERA WHIP	IP WLS BF H R ER SO BB IBB HBP BLK WP HR S P ERA WHIP	IP WLS BF H R ER SO BB IBB HBP BLK WP HR S P ERA WHIP	IP WLS BF H R ER SO BB IBB HBP BLK WP HR S P ERA WHIP	IP WLS BF H R ER SO BB IBB HBP BLK WP HR S P ERA WHIP	IP WLS BF H R ER SO BB IBB HBP BLK WP HR S P ERA WHIP	IP WLS BF H R ER SO BB IBB HBP BLK WP HR S P ERA WHIP	IP WLS BF H R ER SO BB IBB HBP BLK WP HR S P ERA WHIP	IP WLS BF H R ER SO BB IBB HBP BLK WP HR S P ERA WHIP	IP WLS BF H R ER SO BB IBB HBP BLK WP HR S P ERA WHIP	IP WLS BF H R ER SO BB IBB HBP BLK WP HR S P ERA WHIP

AB	30
R	7
H	6
RBI	7
BB	8
SO	8
LOB	18



Batter	1	2	3	4	5	6	7	8	9	AB	R	H	RBI	BB	SO	LOB	TOP								
Howard Johnson, S (1, 6) Keith Miller, R (8, 4) OBP: 0.312, SLG: 0.449 OBP: 0.338, SLG: 0.349	F8		HR		G3	1B		G4-6-3		2	3	1	0	3	0	0									
Dave Magadan, L (1, 3) Tim Teufel, R (7, 3) OBP: 0.426, SLG: 0.476 OBP: 0.282, SLG: 0.342	2B		HR		K	3B		L6		4	2	3	3	0	1	1									
Gregg Jefferies, S (1, 4) Wally Whitehurst, R (8, 1) Julio Machado, R (9, 1) John Franco, L (9, 1) OBP: 0.349, SLG: 0.476 OBP: 0.200, SLG: 0.200 OBP: 0.320, SLG: 0.519	K		G3		G3	HR		G4-6-3		5	1	1	2	0	1	4									
Darryl Strawberry, L (1, 9) Mark Carreon, R (7, 9) OBP: 0.388, SLG: 0.558 OBP: 0.320, SLG: 0.519	IBB		CS		3B	HR			P3	2	2	2	2	2	0	0									
Kevin McReynolds, R (1, 7) OBP: 0.363, SLG: 0.439	P5		F8		1B	P3			1B	5	1	2	2	0	0	3									
Mackey Sasser, L (1, 2) Todd Hundley, S (9, PR) OBP: 0.387, SLG: 0.503 OBP: 0.216, SLG: 0.250		G6-3			G6-3					5	0	2	1	0	0	1									
Tom O'Malley, L (1, 5) OBP: 0.300, SLG: 0.478		L3			G4-3				1B	5	0	0	0	0	2	2									
Daryl Boston, L (1, 8) OBP: 0.340, SLG: 0.484					F8					5	1	2	0	0	1	2									
Sid Fernandez, L (1, 1) Mario Diaz, R (8, PH) OBP: 0.182, SLG: 0.212 OBP: 0.200, SLG: 0.300					P6					3	0	0	0	0	2	3									
Inning Stats	R: 0 E: 0 K: 1 S: 12	H: 1 LOB: 2 BB: 1 P: 21	R: 0 E: 0 K: 1 S: 12	H: 1 LOB: 1 BB: 0 P: 17	R: 2 E: 0 K: 0 S: 14	H: 3 LOB: 0 BB: 0 P: 22	R: 0 E: 0 K: 0 S: 9	H: 1 LOB: 1 BB: 0 P: 15	R: 2 E: 0 K: 1 S: 13	H: 1 LOB: 1 BB: 2 P: 24	R: 5 E: 0 K: 2 S: 16	H: 4 LOB: 0 BB: 1 P: 27	R: 0 E: 0 K: 0 S: 6	H: 0 LOB: 2 BB: 0 P: 8	R: 0 E: 0 K: 0 S: 5	H: 1 LOB: 1 BB: 1 P: 11	R: 1 E: 0 K: 2 S: 18	H: 2 LOB: 1 BB: 0 P: 26	1B: 5 2B: 4 3B: 3 HR: 2	SF: 0 SAC: 0 DP: 1 HBP: 0	WP: 0 PB: 0 SB: 1 CS: 1	PA: 44			
PITCHER	IP	WLS	BF	H	R	ER	SO	BB	IBB	HBP	BLK	WP	HR	S	P	ERA	WHIP								
Jeff Parrett, R (1, 1) ERA: 5.09	5.0	L	24	7	4	4	3	1	2	0	0	0	1	60	99	7.20	1.600								
Don Carman, L (6, 1) ERA: 3.57	2.0		11	4	5	5	2	0	1	0	0	0	1	22	35	22.50	2.000								
Joe Boever, R (8, 1) ERA: 4.63	2.0		9	3	1	1	2	1	0	0	0	0	0	23	37	4.50	2.000								

New York Mets @ Philadelphia Phillies
Veterans Stadium, Philadelphia, PA
Wed Jul 25 1990, 7:05 PM EDT
Att: 40,079 - Unknown - 78 F

AB 39
R 10
H 14
RBI 10
BB 5
SO 7
LOB 18



Batter	1	2	3	4	5	6	7	8	9	AB	R	H	RBI	BB	SO	LOB	BOTTOM								
Lenny Dykstra, L (1, 8) OBP: 0.456, SLG: 0.474	E9				F7				G4-6-3	6	1	3	0	0	1	4									
Tom Herr, S (1, 4) OBP: 0.329, SLG: 0.373	P4									5	1	3	1	1	0	2									
Von Hayes, L (1, 9) OBP: 0.401, SLG: 0.429	L6									3	1	1	0	2	0	3									
Carmelo Martinez, R (1, 7) Joe Boever, R (8, 1) Rod Booker, R (9, PH) OBP: 0.340, SLG: 0.443 OBP: 0.321, SLG: 0.328	K				F8					4	0	0	0	0	2	7									
Charlie Hayes, R (1, 5) OBP: 0.305, SLG: 0.364					P3					5	2	2	1	0	2	2									
Ricky Jordan, R (1, 3) OBP: 0.282, SLG: 0.356					K					5	1	1	0	0	4	3									
Dickie Thon, R (1, 6) OBP: 0.303, SLG: 0.351					F8					4	1	2	1	1	1	0									
Darren Daulton, L (1, 2) Tom Nieto, R (8, 2) OBP: 0.334, SLG: 0.376 OBP: 1.000, SLG: 1.000					G4-3					3	1	1	0	0	0	1									
Jeff Parrett, R (1, 1) Dave Hollins, S (5, PH) Don Carman, L (8, 1) Jim Valcher, R (7, 7) John Kruk, L (9, PH) OBP: 0.318 OBP: 0.246, SLG: 0.371 OBP: 0.376, SLG: 0.375 OBP: 0.320, SLG: 0.348 OBP: 0.377, SLG: 0.394					K					1	0	0	0	0	1	0									
Inning Stats	R: 0 E: 1 K: 1 S: 11	H: 1 LOB: 1 BB: 0 P: 15	R: 0 E: 0 K: 2 S: 16	H: 0 LOB: 1 BB: 1 P: 25	R: 0 E: 0 K: 1 S: 11	H: 1 LOB: 2 BB: 1 P: 20	R: 0 E: 0 K: 1 S: 5	H: 0 LOB: 0 BB: 0 P: 7	R: 0 E: 0 K: 3 S: 17	H: 1 LOB: 2 BB: 1 P: 24	R: 2 E: 0 K: 1 S: 16	H: 3 LOB: 2 BB: 1 P: 22	R: 1 E: 0 K: 2 S: 12	H: 3 LOB: 2 BB: 0 P: 16	R: 6 E: 0 K: 0 S: 21	H: 7 LOB: 1 BB: 1 P: 36	1B: 14 2B: 2 3B: 0 HR: 0	SF: 0 SAC: 0 DP: 1 HBP: 0	WP: 0 PB: 0 SB: 1 CS: 0	PA: 47					
PITCHER	IP	WLS	BF	H	R	ER	SO	BB	IBB	HBP	BLK	WP	HR	S	P	ERA	WHIP								
Sid Fernandez, L (1, 1) ERA: 3.18	7.0	W	31	6	2	1	9	4	0	0	0	0	0	23	35	54.00	8.000								
Wally Whitehurst, R (8, 1) ERA: 3.6	1.0		11	8	6	6	2	0	0	0	0	0	0	6	8	*	*								
Julio Machado, R (9, 1) ERA: 3.32	0.0		2	2	0	0	0	0	0	0	0	0	0	4	9	9.00	1.000								
John Franco, L (9, 1) ERA: 2.0	1.0	S	3	0	1	1	0	1	0	0	0	0	0	4	9	9.00	1.000								

New York Mets @ Philadelphia Phillies
Veterans Stadium, Philadelphia, PA
Wed Jul 25 1990, 7:05 PM EDT
Att: 40,079 - Unknown - 78 F

AB 42
R 9
H 16
RBI 7
BB 5
SO 11
LOB 25



Batter	1	2	3	4	5	6	7	8	9	AB	R	H	RBI	BB	SO	LOB	TOP							
Vince Coleman, S (1, 7) OBP: 0.338, SLG: 0.406	0-0 1B	1-1 F9			3-1 SF8		1-0 E7		0-0 B3-1	5	2	2	0	0	0	2								
Rex Hudler, R (1, 9) OBP: 0.283, SLG: 0.278	2-0 G6-3		0-0 CS		1-1 G3		4-0 FC6-4			3	1	2	1	1	0	1								
Terry Pendleton, S (1, 5) OBP: 0.270, SLG: 0.334	0-1 G6-3		1-1 F8		0-1 SF8		0-2 FC6-4			3	0	0	1	0	0	4								
Pedro Guerrero, R (1, 3) OBP: 0.337, SLG: 0.456	2-0 G6-3		0-0 1B		3-H L8		0-0 G1-3			4	0	1	1	0	0	2								
Tom Pagnozzi, R (1, 2) OBP: 0.338, SLG: 0.343	2-3 K		2-3 K				3-2 F8		0-1 F9	4	0	0	0	0	2	1								
José Oquendo, S (1, 4) OBP: 0.351, SLG: 0.310		2-1 FC1-6		2-3 K			0-2 1B		0-0 F8	4	0	2	0	0	1	0								
Lee Smith, R (8, 1)										0	0	0	0	0	0	0								
Milt Thompson, L (1, 8)		1-3 K		1-1 3B			1-1 1B		0-3 K	4	0	2	0	0	2	1								
Tim Jones, L (1, 6) OBP: 0.250, SLG: 0.188		1-2 FC1-6		0-3 K			1-3 1B			4	0	0	0	0	3	3								
Ken Hill, R (1, 1)																								
Ozzie Smith, S (8, 6)		4-1 BB		0-0 G4-3			2-2 G6-3		1-0 G1-3	2	0	0	0	1	0	1								
										1	0	0	0	0	0	0								
Inning Stats	R: 2 E: 0 K: 1 S: 8	H: 2 LOB: 0 BB: 0 P: 14	R: 0 E: 0 K: 1 S: 12	H: 1 LOB: 2 BB: 1 P: 21	R: 0 E: 0 K: 1 S: 7	H: 2 LOB: 1 BB: 0 P: 10	R: 0 E: 0 K: 2 S: 10	H: 1 LOB: 1 BB: 0 P: 13	R: 1 E: 0 K: 0 S: 8	H: 1 LOB: 0 BB: 0 P: 14	R: 0 E: 0 K: 1 S: 12	H: 2 LOB: 1 BB: 0 P: 17	R: 0 E: 1 K: 0 S: 8	H: 0 LOB: 2 BB: 1 P: 15	R: 0 E: 0 K: 1 S: 6	H: 0 LOB: 0 BB: 0 P: 6	R: 0 E: 0 K: 1 S: 5	H: 0 LOB: 0 BB: 0 P: 8	1B: 6 2B: 2 3B: 1 HR: 0	SF: 1 SAC: 0 DP: 0 HBP: 0	WP: 0 PB: 0 SB: 3 CS: 1	PA: 37		
PITCHER	IP WLS BF H R ER SO BB IBB HBP BLK WP HR S P ERA WHIP	7.0 L 31 9 3 3 6 2 0 0 0 0 0 0 65 104 3.86 1.571	2.0 6 0 0 0 2 0 0 0 0 0 0 0 0 11 14 0.00 0.000																					

St. Louis Cardinals @ New York Mets
Shea Stadium, Flushing, NY
Thu Jul 26 1990, 7:05 PM EDT
Att: 45,936 - Unknown

AB 34
R 3
H 9
RBI 3
BB 2
SO 8
LOB 15





Batter	1	2	3	4	5	6	7	8	9	AB	R	H	RBI	BB	SO	LOB	BOTTOM			
Howard Johnson, S (1, 6) OBP: 0.313, SLG: 0.446	2-2 F7		2-0 1B		1-3 K			3-2 G4-3		4	0	1	0	0	1	0				
Dave Magadan, L (1, 3) OBP: 0.420, SLG: 0.466	4-2 BB		0-1 L3				1-1 L7		0-1 F7	3	0	0	0	1	0	1				
Gregg Jefferies, S (1, 4) OBP: 0.351, SLG: 0.475	1-3 K			4-1 2B			1-2 E6		4-0 BB	2	1	0	0	2	1	1				
Darryl Strawberry, L (1, 9) OBP: 0.385, SLG: 0.553	3-3 K			0-0 F8			2-3 K		2-3 K	4	0	0	0	0	3	4				
Kevin McReynolds, R (1, 7) OBP: 0.360, SLG: 0.436		1-2 P3		1-0 2B			3-1 F9		0-1 G5-3	4	0	1	0	0	0	1				
Tom O'Malley, L (1, 5) OBP: 0.283, SLG: 0.423		0-2 G4-3		1-0 SF8			1-2 F8		1-3 K	3	0	0	1	0	1	0				
Daryl Boston, L (1, 8) OBP: 0.351, SLG: 0.495		2-3 K		3-H K			2-2 2B		1-1 G4-3	4	0	1	0	0	2	1				
Orlando Mercado, R (1, 2) OBP: 0.309, SLG: 0.393			0-3 K		1-2 F8		0-0 F7			2	0	0	0	0	1	0				
Mackey Sasser, L (7, PH) OBP: 0.382, SLG: 0.494										1	0	0	0	0	0	1				
Bob Ojeda, L (1, 1) OBP: 0.115, SLG: 0.115			2-3 K		0-1 G5-3		3-3 K			2	0	0	0	0	1	0				
Mark Carreon, R (7, PH) OBP: 0.318, SLG: 0.516										1	0	0	0	0	1	1				
Alejandro Pena, R (8, 1) OBP: 0.500, SLG: 0.333										0	0	0	0	0	0	0				
Inning Stats	R: 0 E: 0 K: 2 S: 11	H: 0 LOB: 1 BB: 1 P: 21	R: 0 E: 0 K: 1 S: 10	H: 0 LOB: 0 BB: 0 P: 13	R: 0 E: 0 K: 2 S: 11	H: 1 LOB: 1 BB: 0 P: 15	R: 1 E: 0 K: 1 S: 8	H: 1 LOB: 1 BB: 1 P: 15	R: 0 E: 0 K: 1 S: 12	H: 0 LOB: 0 BB: 0 P: 19	R: 0 E: 0 K: 1 S: 11	H: 1 LOB: 1 BB: 0 P: 17	R: 0 E: 0 K: 1 S: 8	H: 0 LOB: 1 BB: 1 P: 17	R: 0 E: 0 K: 1 S: 7	H: 0 LOB: 0 BB: 0 P: 9	1B: 1 2B: 2 3B: 0 HR: 0	SF: 1 SAC: 0 DP: 0 HBP: 0	WP: 0 PB: 0 SB: 0 CS: 0	PA: 34
PITCHER	IP WLS BF H R ER SO BB IBB HBP BLK WP HR S P ERA WHIP	7.2 W 30 3 1 1 9 3 0 0 0 0 0 0 77 123 1.17 0.783	1.1 S 4 0 0 0 2 0 0 0 0 0 0 0 10 14 0.00 0.000																	

St. Louis Cardinals @ New York Mets
Shea Stadium, Flushing, NY
Thu Jul 26 1990, 7:05 PM EDT
Att: 45,936 - Unknown

AB 30
R 1
H 3
RBI 1
BB 3
SO 11
LOB 10



Batter	1	2	3	4	5	6	7	8	9	AB R H RBI BB SO LOB	TOP									
Vince Coleman, S (1, 7) OBP: 0.333, SLG: 0.399	4-2 G6-3 BLK BB		1-1 G3			2-3 K			0-0 G1-3	3 0 0 0 1 1 0	St. Louis Cardinals @ New York Mets Shea Stadium, Flushing, NY Sat Jul 28 1990, 3:33 AM EDT Att: 45,870 - Overcast livebaseballscorecards.com AB 28 R 1 H 3 RBI 1 BB 2 SO 10 LOB 7 									
Milt Thompson, L (1, 9) OBP: 0.283, SLG: 0.318	1-1 G6-3			1-3 K		3-2 G4-3		0-1 G1-3	4 0 0 0 0 1 1											
Willie McGee, S (1, 8) OBP: 0.386, SLG: 0.432	1-2 HBP			4-1 FC4-6 BB			1-1 HR	0-0 1B	2 1 2 1 1 0 0											
Denny Walling, L (1, 3) OBP: 0.263, SLG: 0.250	1-3 K			0-1 F9		2-1 G3-1		1-1 G5-3	3 0 0 0 0 1 3 1 0 0 0 0 0 1 0 0 0 0 0 0 0											
Terry Pendleton, S (1, 5) OBP: 0.267, SLG: 0.331		1-3 K		2-2 FC4-6 1-2		1-1 F8			3 0 0 0 0 1 1											
José Oquendo, S (1, 4) OBP: 0.348, SLG: 0.310	1-2 F8-5 2B				2-3 K		0-0 P9		3 0 1 0 0 1 0											
Tom Pagnozzi, R (1, 2) OBP: 0.321, SLG: 0.324	1-2 F8-5 2-3				3-3 K			1-2 G4-3	3 0 0 0 0 1 1											
Tim Jones, L (1, 6) OBP: 0.241, SLG: 0.181			0-0 P3					3-2 L9	3 0 0 0 0 1 0 0 0 0 0 0 0 0											
Ozzie Smith, S (8, 6) OBP: 0.335, SLG: 0.293																				
Joe Magrane, R (1, 1) OBP: 0.186, SLG: 0.150			1-3 K					0-3 K	3 0 0 0 0 3 0 0 0 0 0 0 0 0											
Lee Smith, R (8, 1)																				
Inning Stats	R: 0 H: 0 E: 0 K: 1 S: 11	H: 0 LOB: 2 BB: 1 P: 18	R: 0 H: 1 E: 0 K: 1 S: 10	H: 0 LOB: 0 BB: 0 P: 13	R: 0 H: 0 E: 0 K: 1 S: 6	H: 0 LOB: 1 BB: 1 P: 8	R: 0 H: 0 E: 0 K: 3 S: 11	H: 0 LOB: 0 BB: 0 P: 21	R: 0 H: 0 E: 0 K: 2 S: 11	H: 0 LOB: 0 BB: 0 P: 17	R: 1 H: 1 E: 0 K: 0 S: 7	H: 1 LOB: 0 BB: 0 P: 11	R: 0 H: 0 E: 0 K: 1 S: 9	H: 0 LOB: 2 BB: 0 P: 13	R: 0 H: 1 E: 0 K: 0 S: 6	H: 1 LOB: 1 BB: 0 P: 7	1B: 1 2B: 3 3B: 0 HR: 1	SF: 0 SAC: 0 DP: 2 HBP: 1	WP: 0 PB: 0 SB: 0 CS: 1	PA: 31
PITCHER	IP WLS BF H R ER SO BB IBB HBP BLK WP HR S P ERA WHIP											PITCHER	IP WLS BF H R ER SO BB IBB HBP BLK WP HR S P ERA WHIP							
David Cone, R (1, 1) ERA: 3.9	8.0 L 27 2 1 1 10 2 0 1 1 0 0 1 78 119 1.12 0.500											John Franco, L (9, 1) ERA: 1.96	1.0 4 1 0 0 0 0 0 0 0 0 0 6 7 0.00 1.000							

Batter	1	2	3	4	5	6	7	8	9	AB R H RBI BB SO LOB	BOTTOM											
Keith Miller, R (1, 8) OBP: 0.337, SLG: 0.349	2-1 P3		1-3 K			1-0 HBP 1B		0-0 SH3-4		3 0 1 0 0 1 0 0 0 0 0 0 0 0	St. Louis Cardinals @ New York Mets Shea Stadium, Flushing, NY Sat Jul 28 1990, 3:33 AM EDT Att: 45,870 - Overcast livebaseballscorecards.com AB 30 R 0 H 4 RBI 0 BB 1 SO 7 LOB 14 											
Dave Magadan, L (1, 3) OBP: 0.417, SLG: 0.469	1-1 G4-3		2-1 G4-3			0-3 K		2-2 G6-3	4 0 0 0 0 1 3													
Gregg Jefferies, S (1, 4) OBP: 0.355, SLG: 0.476	3-2 2B			1-0 1B		2-2 HBP		1-0 P5	3 0 2 0 0 0 2													
Kevin McReynolds, R (1, 7) OBP: 0.358, SLG: 0.431	4-1 BB			0-2 F8		2-0 P7		3-2 G5-3	3 0 0 0 1 0 3													
Howard Johnson, S (1, 5) OBP: 0.311, SLG: 0.443	1-3 K			1-1 F7		1-1 F8		2-3 K	4 0 0 0 0 2 5													
Mark Carreon, R (1, 9) OBP: 0.372, SLG: 0.506		1-2 G1-3						1-3 K	3 0 0 0 0 2 1 1 0 0 0 0 1 0													
Daryl Strawberry, L (9, PH) OBP: 0.379, SLG: 0.543																						
Kevin Elster, R (1, 6) OBP: 0.269, SLG: 0.363		2-0 G5-3			3-2 P3		3-2 F8		3 0 0 0 0 0 0													
Orlando Mercado, R (1, 2) OBP: 0.296, SLG: 0.375		0-1 L5			2-2 F8		0-2 G5-3		3 0 0 0 0 0 0													
David Cone, L (1, 1) OBP: 0.231, SLG: 0.237								3-2 SH3-4 1B	2 0 0 0 0 0 0 1 0 1 0 0 0 0 0 0 0 0 0 0 0													
Mario Diaz, R (8, PH) OBP: 0.250, SLG: 0.364																						
Daryl Boston, L (8, PR) OBP: 0.358, SLG: 0.508																						
Inning Stats	R: 0 H: 1 E: 0 K: 1 S: 12	H: 0 LOB: 2 BB: 1 P: 23	R: 0 H: 0 E: 0 K: 0 S: 6	H: 0 LOB: 0 BB: 0 P: 9	R: 0 H: 0 E: 0 K: 1 S: 6	H: 0 LOB: 0 BB: 0 P: 9	R: 0 H: 1 E: 0 K: 1 S: 11	H: 1 LOB: 1 BB: 0 P: 14	R: 0 H: 0 E: 0 K: 0 S: 8	H: 0 LOB: 2 BB: 0 P: 13	R: 0 H: 1 E: 0 K: 1 S: 12	H: 0 LOB: 0 BB: 0 P: 17	R: 0 H: 0 E: 0 K: 1 S: 11	H: 0 LOB: 2 BB: 0 P: 15	R: 0 H: 1 E: 0 K: 0 S: 8	H: 1 LOB: 2 BB: 0 P: 14	R: 0 H: 0 E: 0 K: 2 S: 11	H: 0 LOB: 0 BB: 0 P: 17	1B: 3 2B: 1 3B: 0 HR: 0	SF: 0 SAC: 1 DP: 0 HBP: 1	WP: 0 PB: 0 SB: 0 CS: 0	PA: 33
PITCHER	IP WLS BF H R ER SO BB IBB HBP BLK WP HR S P ERA WHIP											PITCHER	IP WLS BF H R ER SO BB IBB HBP BLK WP HR S P ERA WHIP									
Joe Magrane, L (1, 1) ERA: 3.92	7.2 W 29 4 0 0 5 1 0 1 0 0 0 73 112 0.00 0.652											Lee Smith, R (8, 1) ERA: 1.77	1.1 S 4 0 0 0 2 0 0 0 0 0 0 12 19 0.00 0.000									

Batter	1	2	3	4	5	6	7	8	9	AB	R	H	RBI	BB	SO	LOB	TOP					
Vince Coleman, S (1, 7) OBP: 0.335, SLG: 0.403	L6		S 1B		F8			G4-3 2B		4	0	2	0	0	0	1						
Ozzie Smith, S (1, 6) OBP: 0.334, SLG: 0.292	CS 1B		G1-3		F7			G4-3		4	0	1	0	0	0	3						
Willie McGee, S (1, 8) OBP: 0.385, SLG: 0.430	G4-3				F7			G4-3		4	0	1	0	0	0	2						
Denny Walling, L (1, 3) Rex Hudler, R (9, PH) OBP: 0.265, SLG: 0.253 OBP: 0.292, SLG: 0.277		G4-3							K	3	0	1	0	0	1	1						
Terry Pendleton, S (1, 5)		K							G4-3	4	0	1	0	0	1	1						
José Oquendo, S (1, 4) OBP: 0.347, SLG: 0.309																						
Tom Pagnozzi, R (1, 2) OBP: 0.309, SLG: 0.311																						
Milt Thompson, L (1, 9) OBP: 0.283, SLG: 0.316																						
Jose DeLeon, R (1, 1) OBP: 0.154, SLG: 0.184 Frank DiPino, L (5, 1) Dave Collins, S (8, PH) OBP: 0.370, SLG: 0.209 Ken Dayley, L (8, 1)																						
Inning Stats	R: 0 E: 0 K: 0 S: 5	H: 1 LOB: 0 BB: 0 P: 10	R: 0 E: 0 K: 1 S: 10	H: 1 LOB: 1 BB: 0 P: 15	R: 0 E: 0 K: 1 S: 14	H: 1 LOB: 1 BB: 0 P: 19	R: 0 E: 0 K: 0 S: 14	H: 2 LOB: 2 BB: 0 P: 22	R: 0 E: 0 K: 1 S: 7	H: 0 LOB: 0 BB: 1 P: 13	R: 0 E: 0 K: 1 S: 5	H: 1 LOB: 0 BB: 0 P: 7	R: 0 E: 0 K: 1 S: 7	H: 0 LOB: 0 BB: 0 P: 9	R: 0 E: 0 K: 0 S: 7	H: 1 LOB: 1 BB: 0 P: 11	R: 0 E: 0 K: 1 S: 7	H: 0 LOB: 0 BB: 0 P: 9	1B: 6 2B: 1 3B: 0 HR: 0	SF: 0 SAC: 1 DP: 1 HBP: 0	WP: 0 PB: 0 SB: 1 CS: 1	PA: 33
PITCHER	IP	WLS	BF	H	R	ER	SO	BB	IBB	HBP	BLK	WP	HR	S	P	ERA	WHIP					
Dwight Gooden, R (1, 1) ERA: 3.75	7.0	W	26	6	0	0	4	1	0	0	0	0	0	62	95	0.00	1.000					
Bob Ojeda, L (8, 1) ERA: 3.6	2.0		7	1	0	0	1	0	0	0	0	0	0	14	20	0.00	0.500					

St. Louis Cardinals @ New York Mets
Shea Stadium, Flushing, NY
Sun Jul 29 1990, 7:05 PM EDT
Att: 41,946 - Unknown - 79 F

AB 31
R 0
H 7
RBI 0
BB 1
SO 5
LOB 13



Batter	1	2	3	4	5	6	7	8	9	AB	R	H	RBI	BB	SO	LOB	BOTTOM				
Daryl Boston, L (1, 8) OBP: 0.355, SLG: 0.500	F8		E8 1B		F9	F9		F8-2		5	1	1	0	0	0	2					
Dave Magadan, L (1, 3) OBP: 0.418, SLG: 0.469	F9		FC3-6 2H 1B		F9			FC5-4 1B		4	0	2	1	0	0	0					
Gregg Jefferies, S (1, 4) OBP: 0.359, SLG: 0.482	BB 1B		FC3-6 1B		BB HR 2B			FC5-4 BB 1B		4	2	3	0	0	0	1					
Darryl Strawberry, L (1, 9) OBP: 0.380, SLG: 0.540	1B BB		FC3-6 CS 1B		BB HR IBB			F9		2	1	0	0	2	0	3					
Kevin McReynolds, R (1, 7) OBP: 0.385, SLG: 0.433	FC3-6 1B		FC3-6 BB		HR BB			BB		1	1	1	1	3	0	0					
Mackey Sasser, L (1, 2) OBP: 0.382, SLG: 0.506	FC3-6		P5		HR BB			K		4	1	1	4	0	1	6					
Tom O'Malley, L (1, 5) OBP: 0.292, SLG: 0.441			G3-1		L3	G3		2B F8-2 BB		3	0	0	0	1	0	0					
Kevin Elster, R (1, 6) OBP: 0.269, SLG: 0.365			G6-3		F8			L9		4	0	1	0	0	0	0					
Dwight Gooden, R (1, 1) OBP: 0.204, SLG: 0.283 Bob Ojeda, L (8, 1) OBP: 0.111, SLG: 0.111			P3		L6			G4-3		3	0	0	0	0	0	0					
Inning Stats	R: 1 E: 0 K: 0 S: 12	H: 2 LOB: 2 BB: 1 P: 20	R: 0 E: 0 K: 0 S: 4	H: 0 LOB: 0 BB: 0 P: 5	R: 1 E: 1 K: 0 S: 12	H: 3 LOB: 2 BB: 1 P: 22	R: 0 E: 0 K: 0 S: 6	H: 0 LOB: 0 BB: 0 P: 9	R: 4 E: 0 K: 0 S: 8	H: 2 LOB: 0 BB: 2 P: 22	R: 0 E: 0 K: 0 S: 7	H: 0 LOB: 0 BB: 0 P: 12	R: 0 E: 0 K: 1 S: 7	H: 1 LOB: 2 BB: 1 P: 11	R: 0 E: 0 K: 1 S: 10	H: 1 LOB: 1 BB: 1 P: 18	1B: 6 2B: 3 3B: 0 HR: 1	SF: 0 SAC: 0 DP: 1 HBP: 0	WP: 0 PB: 0 SB: 0 CS: 1	PA: 37	
PITCHER	IP	WLS	BF	H	R	ER	SO	BB	IBB	HBP	BLK	WP	HR	S	P	ERA	WHIP				
Jose DeLeon, R (1, 1) ERA: 4.04	4.2	L	24	7	6	6	0	3	1	0	0	0	1	41	77	11.57	2.143				
Frank DiPino, L (5, 1) ERA: 4.41	2.1		9	1	0	0	1	1	0	0	0	0	0	15	24	0.00	0.857				
Ken Dayley, L (8, 1) ERA: 4.0	1.0		4	1	0	0	1	1	0	0	0	0	0	10	18	0.00	2.000				

St. Louis Cardinals @ New York Mets
Shea Stadium, Flushing, NY
Sun Jul 29 1990, 7:05 PM EDT
Att: 41,946 - Unknown - 79 F


AB 31
R 6
H 9
RBI 6
BB 6
SO 2
LOB 14



Batter	1	2	3	4	5	6	7	8	9	AB	R	H	RBI	BB	SO	LOB	TOP					
Howard Johnson, S OBP: 0.311, SLG: 0.441 (1, 5)										5	1	1	0	0	1	3						
Dave Magadan, L OBP: 0.317, SLG: 0.479 (1, 3)										4	1	2	0	0	1	1						
Gregg Jefferies, S OBP: 0.361, SLG: 0.492 (1, 4)										4	1	1	1	0	1	2						
Darryl Strawberry, L OBP: 0.381, SLG: 0.542 (1, 9)										4	1	2	3	0	0	1						
Kevin McReynolds, R OBP: 0.371, SLG: 0.447 (1, 7)										4	1	1	1	0	2	2						
Mackey Sasser, L OBP: 0.378, SLG: 0.500 (1, 2)										4	0	2	0	0	0	0						
Daryl Boston, L OBP: 0.351, SLG: 0.488 (1, 8)										4	0	2	0	0	1	1						
Mario Diaz, R OBP: 0.176, SLG: 0.250 (1, 6)										4	0	0	0	0	1	3						
Frank Viola, L OBP: 0.125, SLG: 0.125 (1, 1)										3	0	0	0	0	1	2						
Inning Stats	R: 0 E: 0 K: 1 S: 12	H: 0 LOB: 0 BB: 0 P: 17	R: 0 E: 0 K: 1 S: 10	H: 0 LOB: 0 BB: 0 P: 17	R: 0 E: 0 K: 1 S: 6	H: 1 LOB: 1 BB: 0 P: 11	R: 0 E: 0 K: 0 S: 11	H: 1 LOB: 1 BB: 0 P: 14	R: 0 E: 0 K: 0 S: 8	H: 1 LOB: 0 BB: 0 P: 11	R: 2 E: 0 K: 2 S: 18	H: 3 LOB: 1 BB: 0 P: 24	R: 0 E: 0 K: 1 S: 10	H: 2 LOB: 2 BB: 0 P: 14	R: 3 E: 0 K: 1 S: 18	H: 3 LOB: 0 BB: 0 P: 27	R: 0 E: 0 K: 1 S: 7	H: 0 LOB: 0 BB: 0 P: 11	1B: 6 2B: 2 3B: 1 HR: 2	SF: 0 SAC: 1 DP: 1 HBP: 0	WP: 0 PB: 0 SB: 1 CS: 0	PA: 37
PITCHER	IP WLS BF H R ER SO BB IBB HBP BLK WP HR S P ERA WHIP																					
Dennis Martinez, R ERA: 3.08 (1, 1)	7.1 L 32 11 5 5 6 0 0 0 0 0 2 85 125 6.14 1.500																					
Mel Rojas, R ERA: (8, 1)	1.2 5 0 0 0 2 0 0 0 0 0 0 15 21 0.00 0.000																					

New York Mets @ Montreal Expos
Olympic Stadium, Montreal, QB
Thu Aug 02 1990, 3:33 AM EDT
Att: 32,507 - Dome - 80 F


AB 36
R 5
H 11
RBI 5
BB 0
SO 8
LOB 15

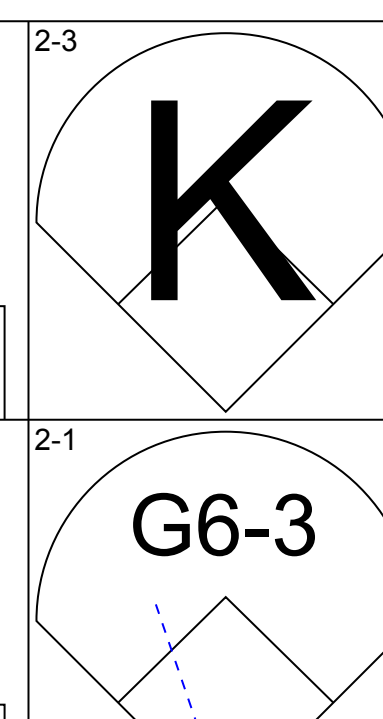
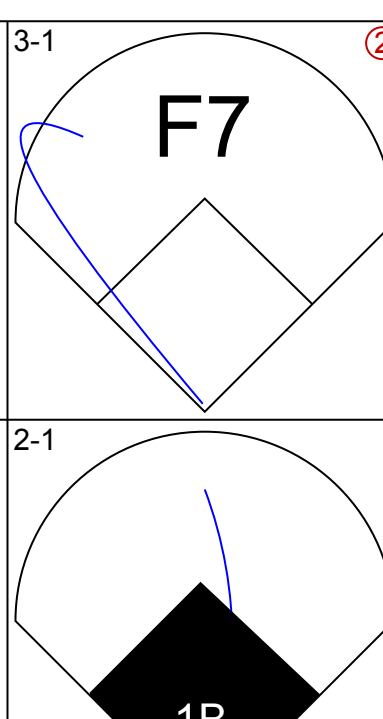
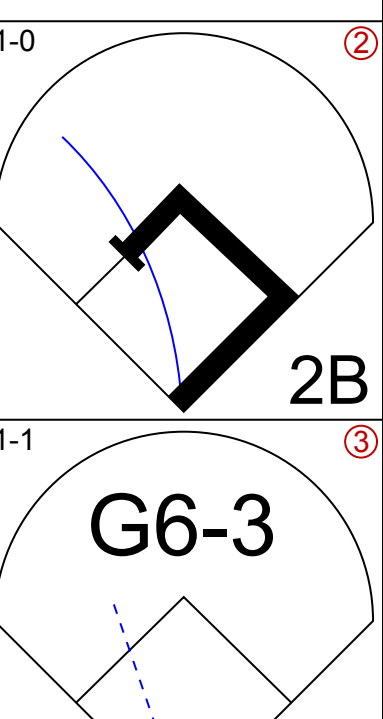
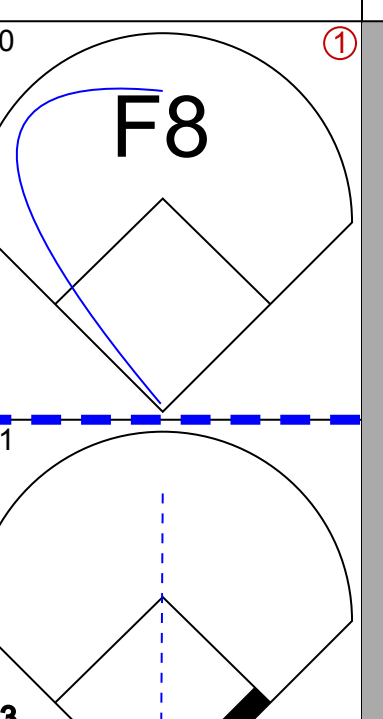
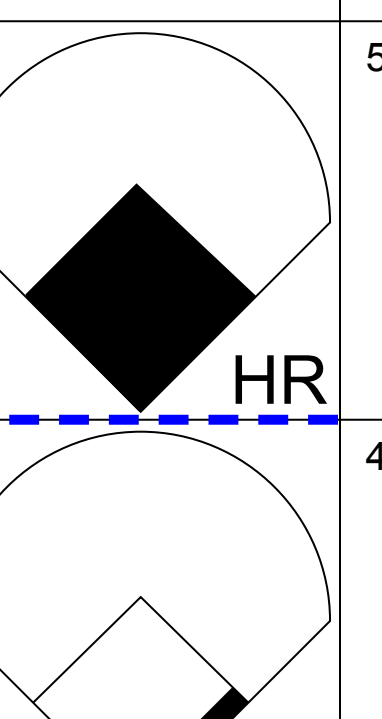
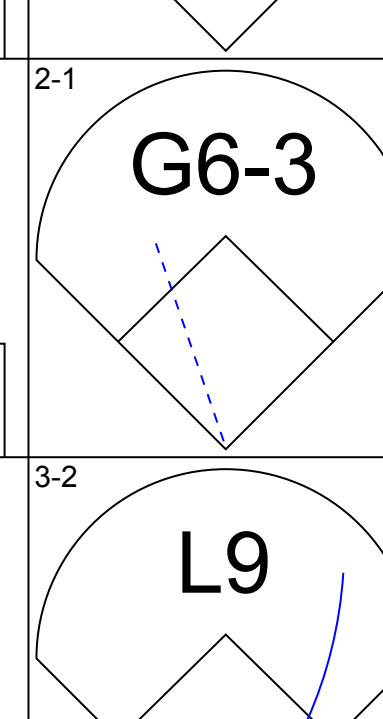
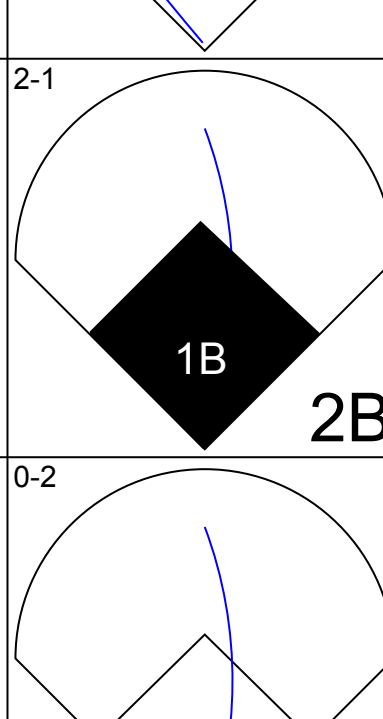
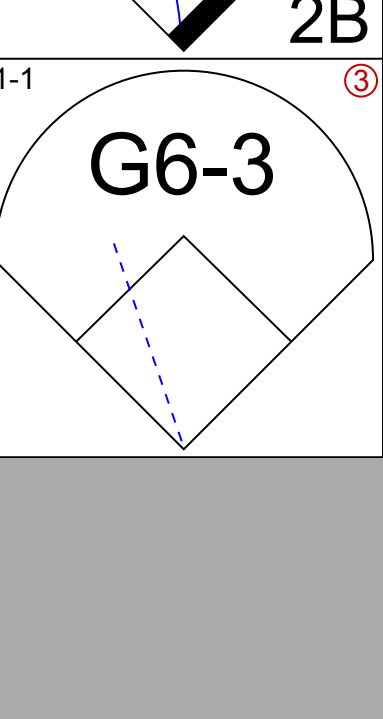
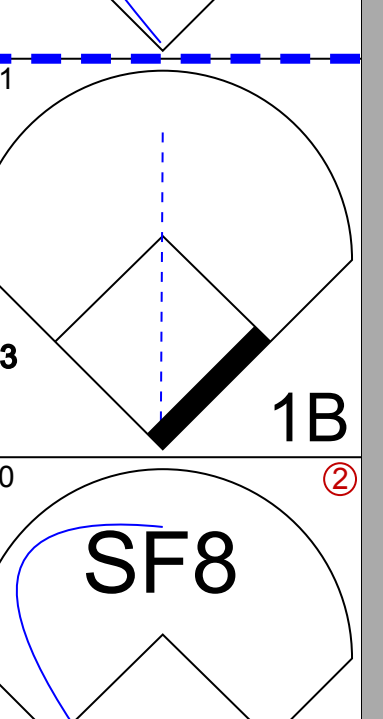
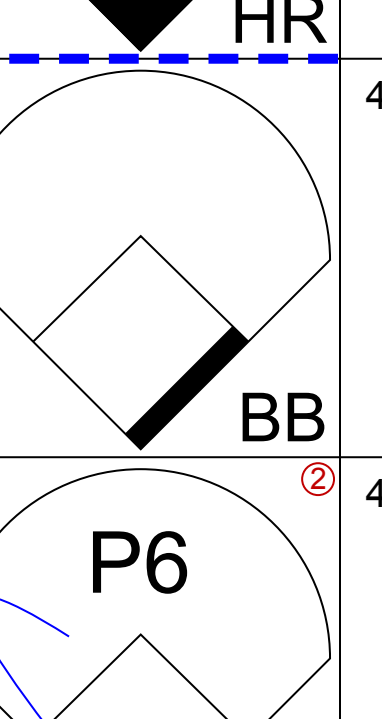
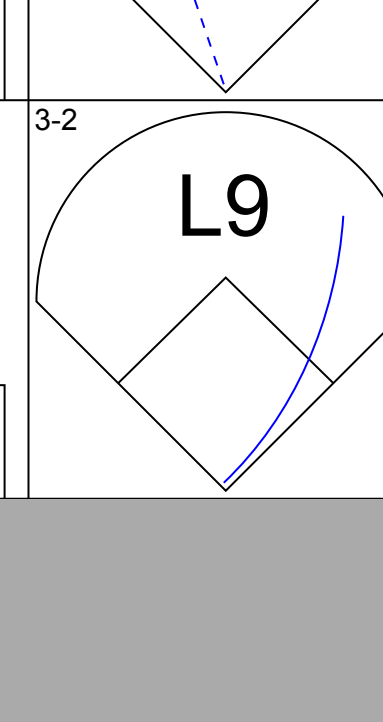
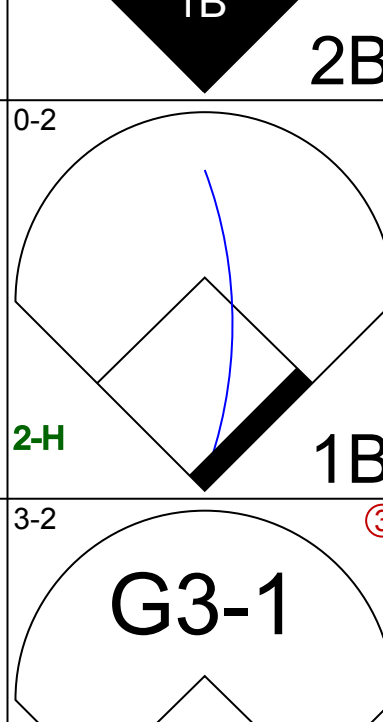

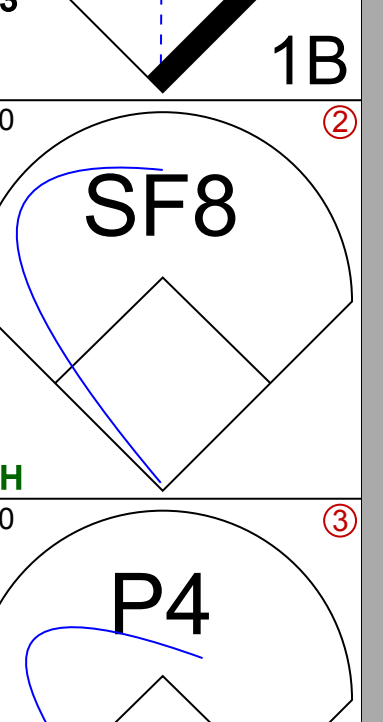
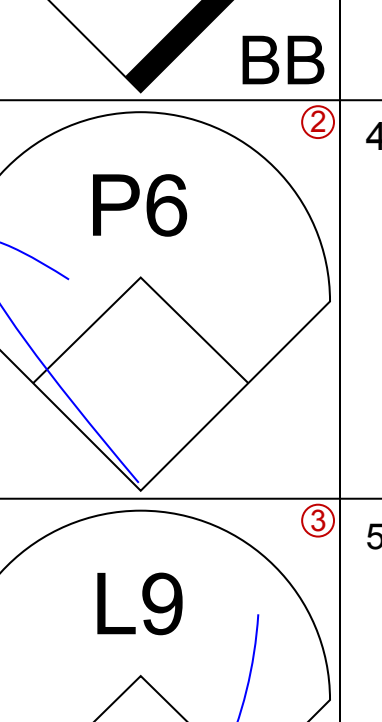
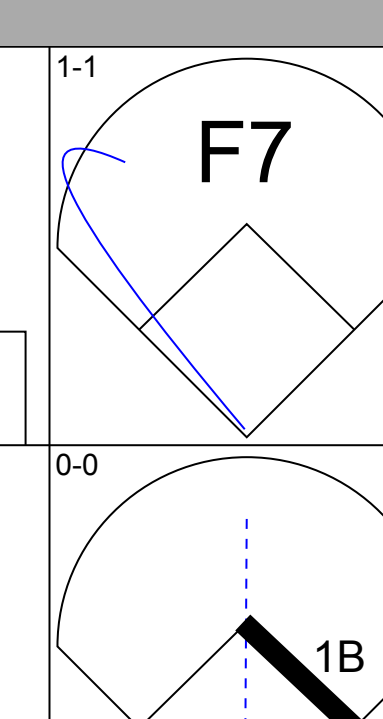
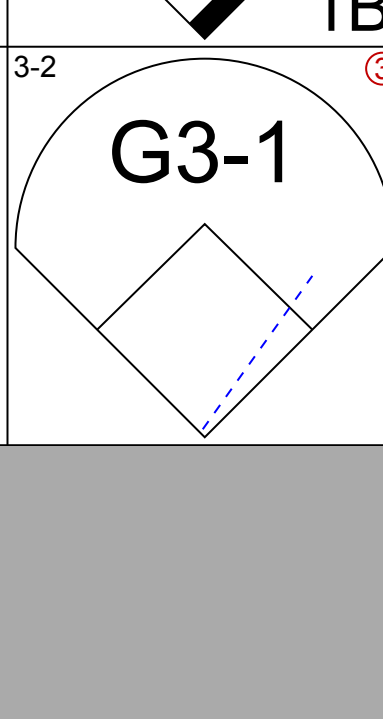

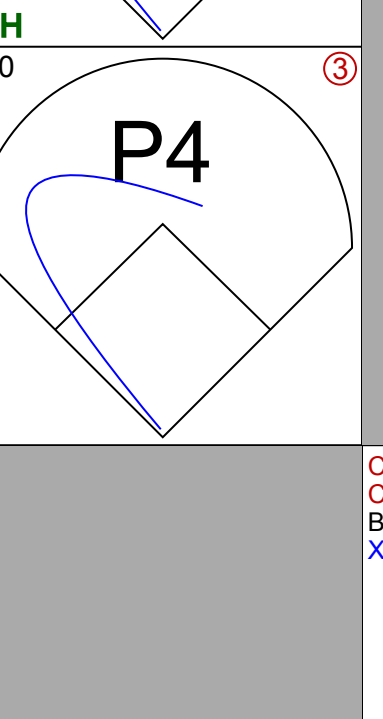
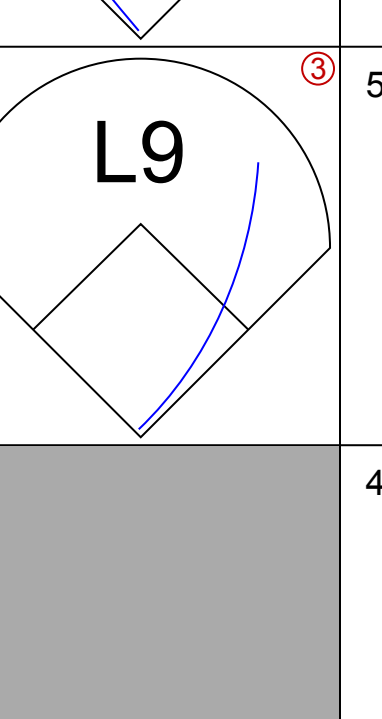
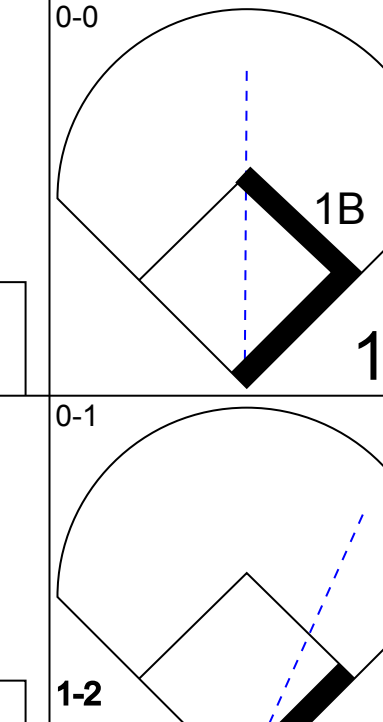
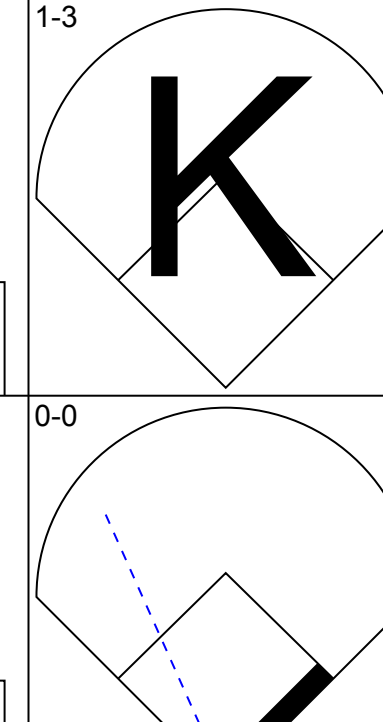
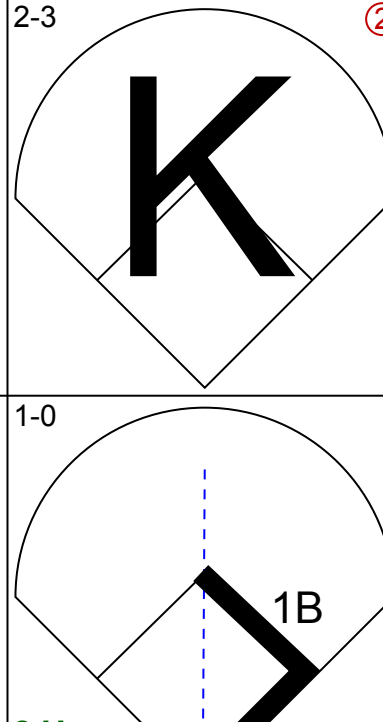
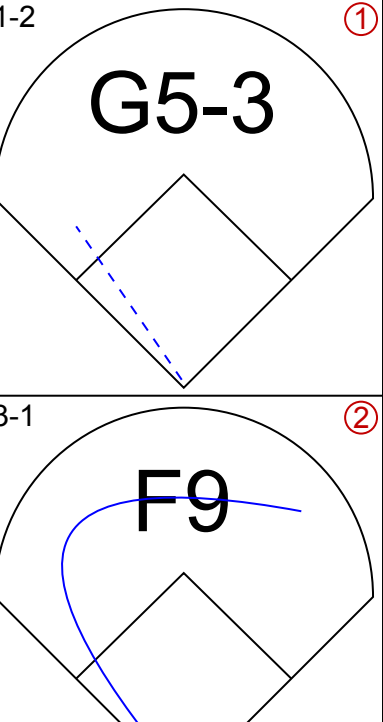
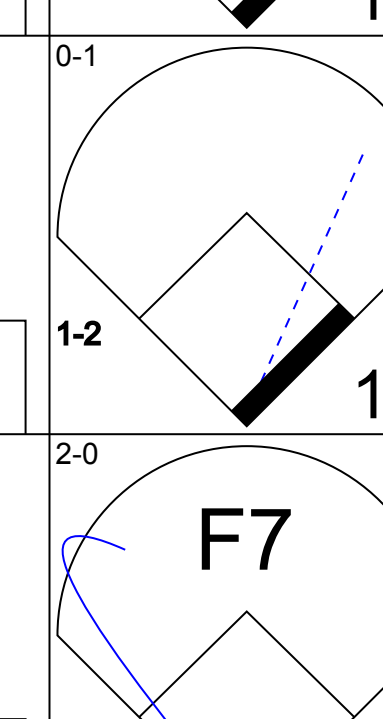
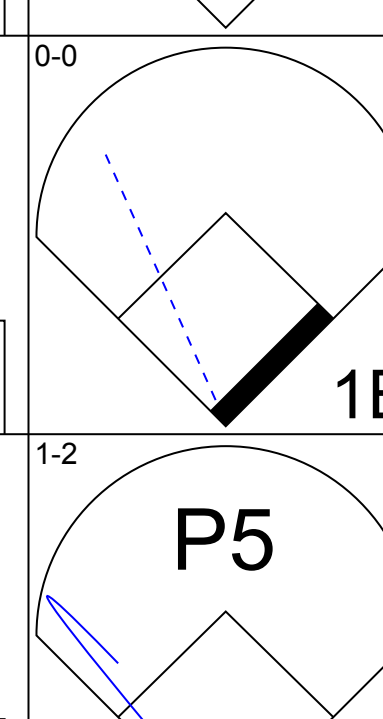
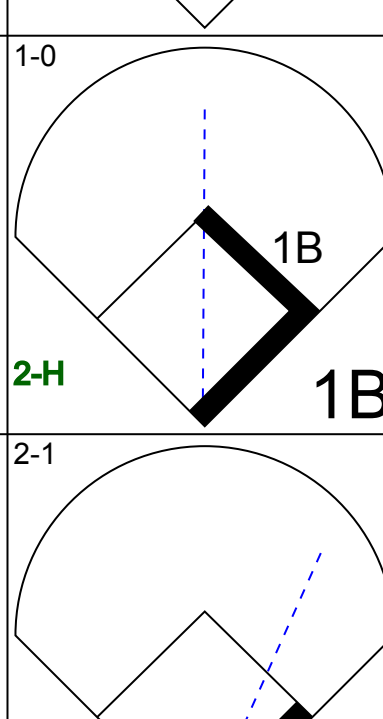
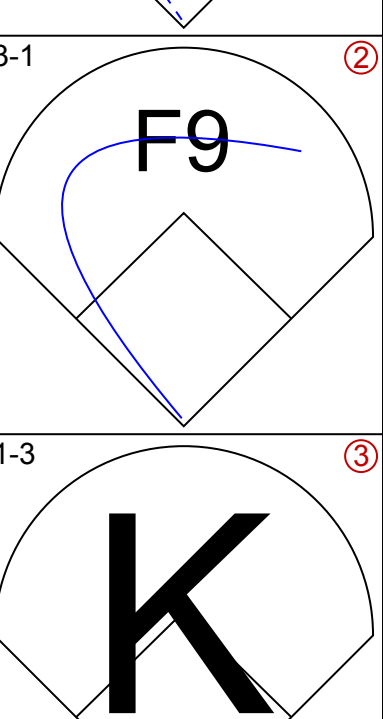
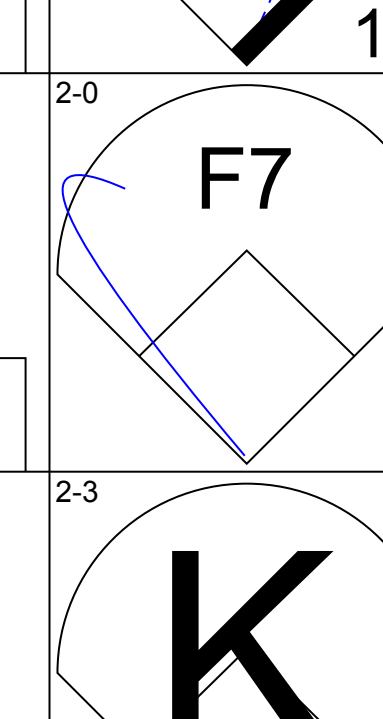
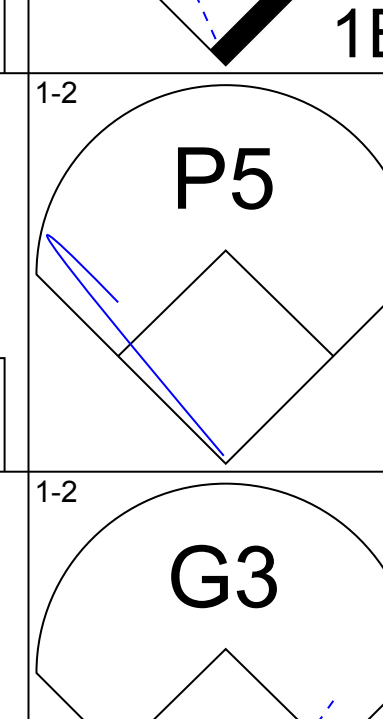
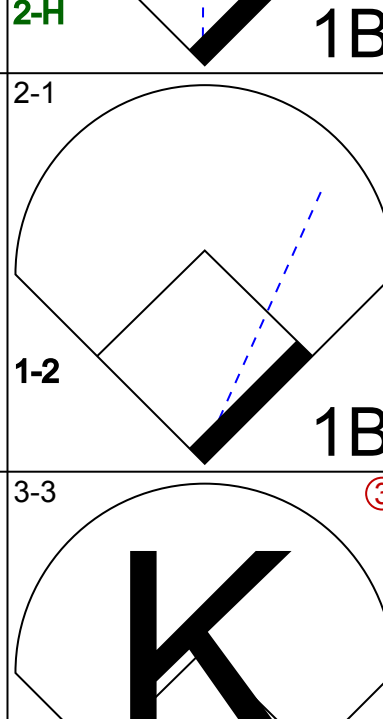
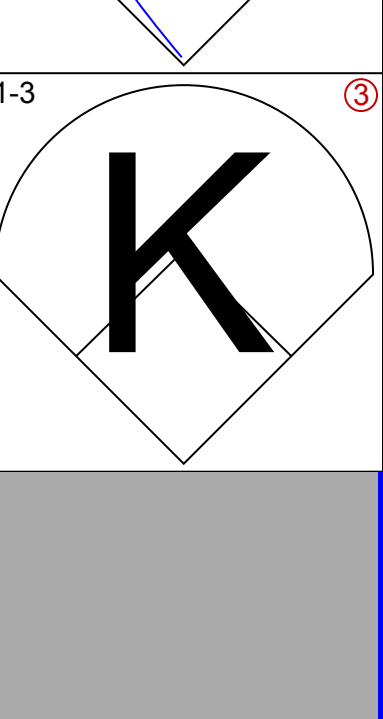
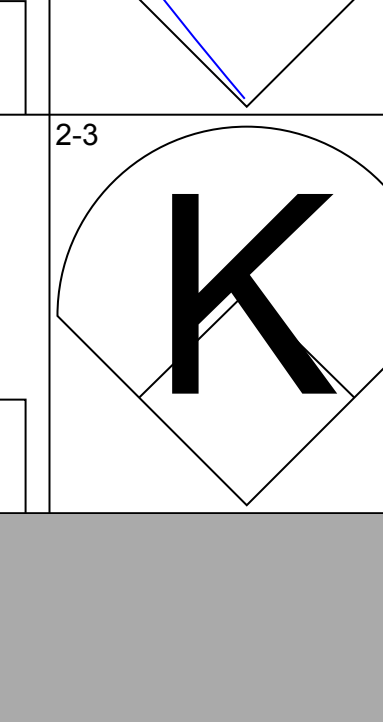
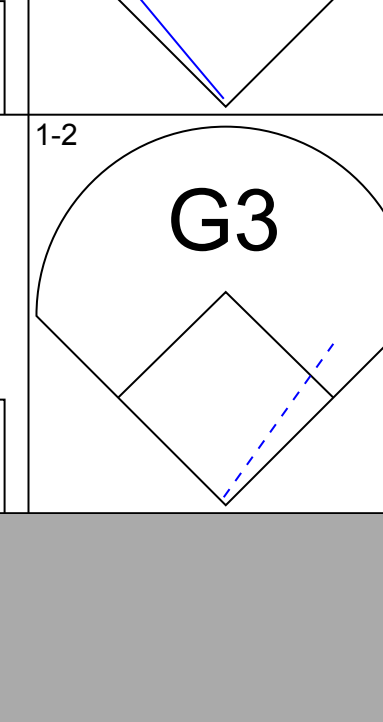
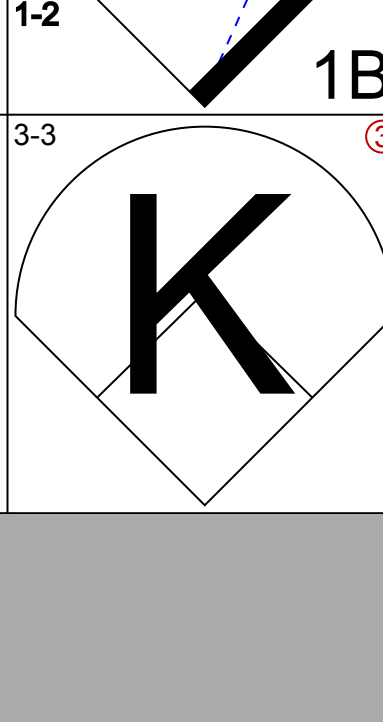



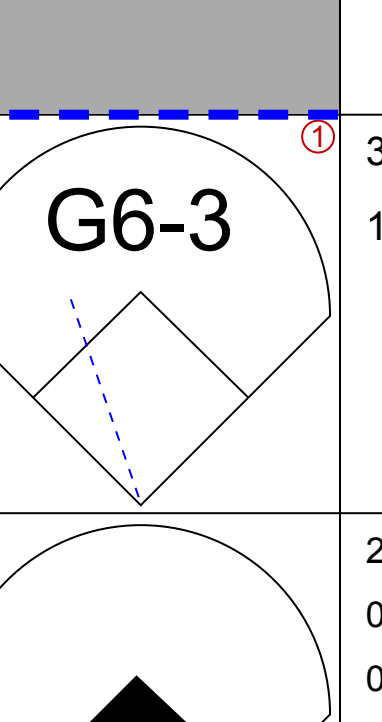
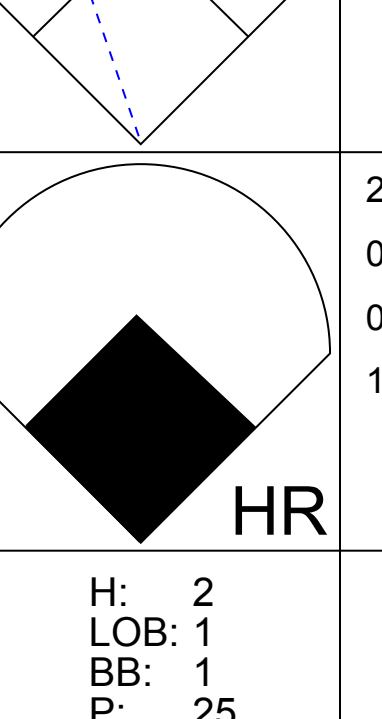
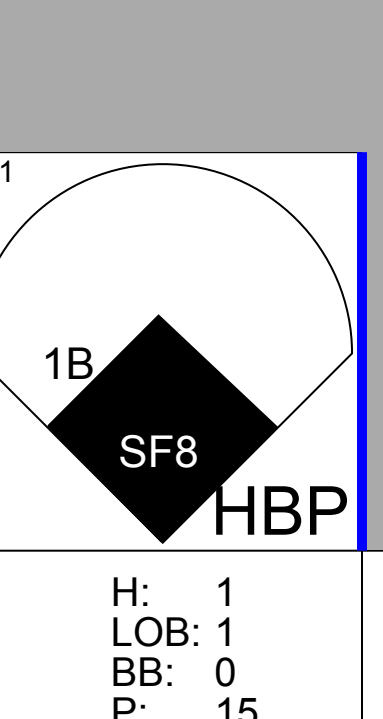


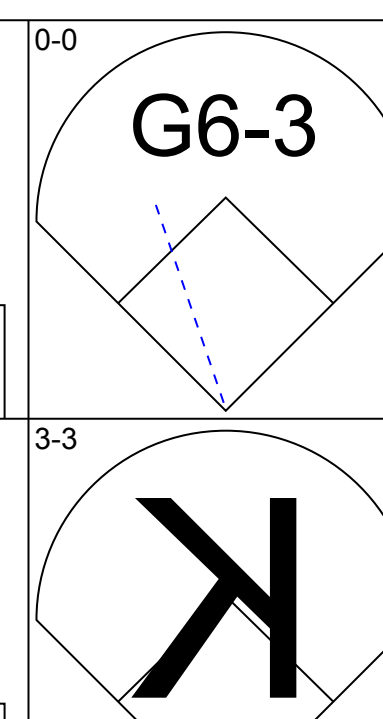
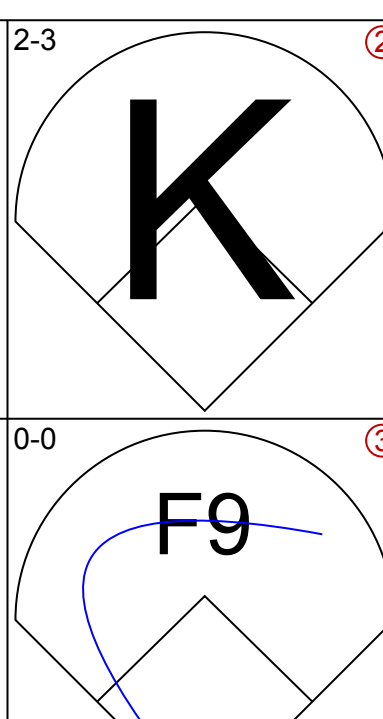
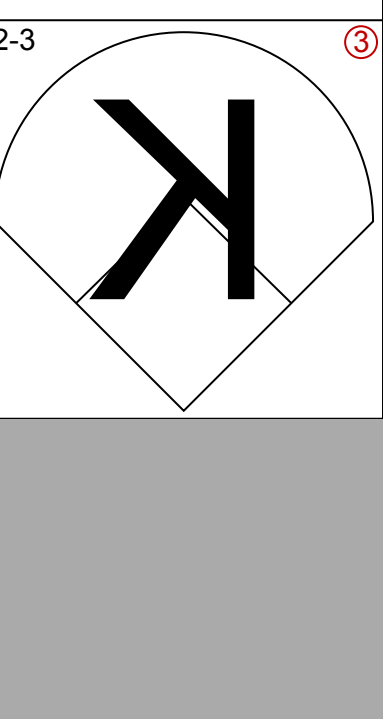
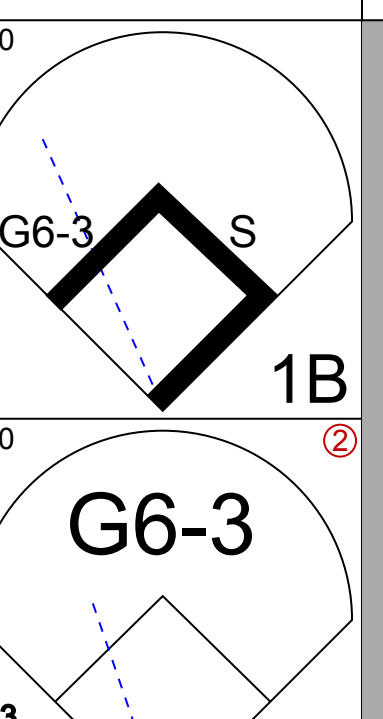
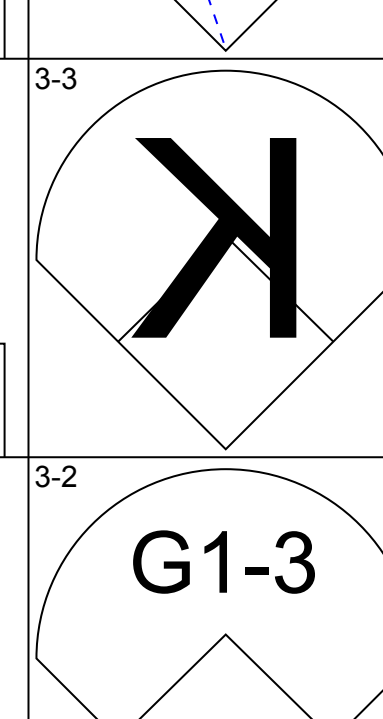
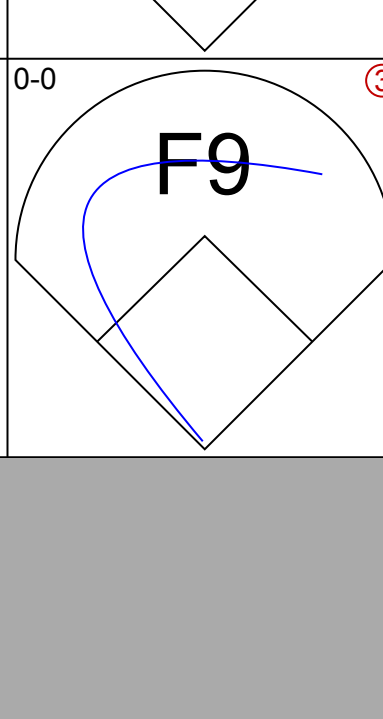
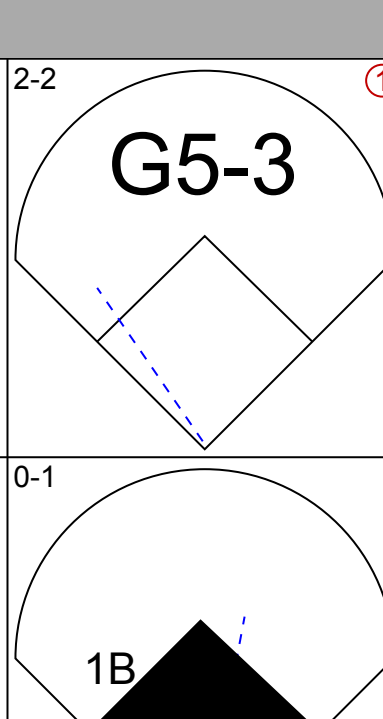
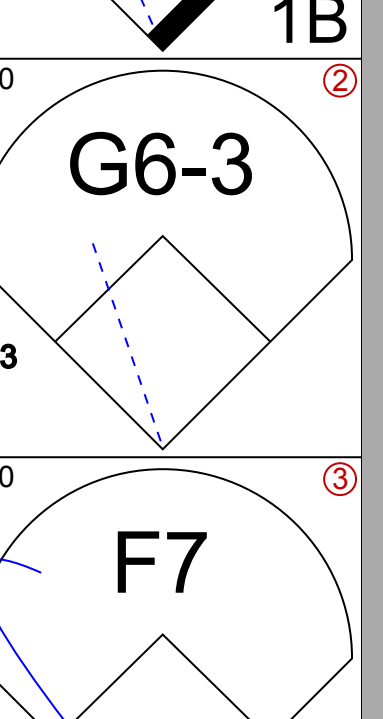
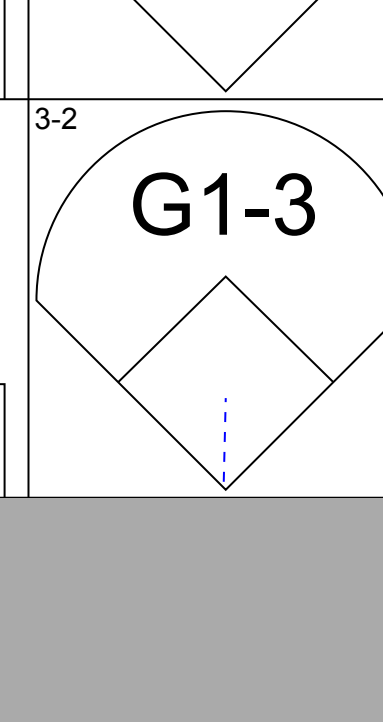
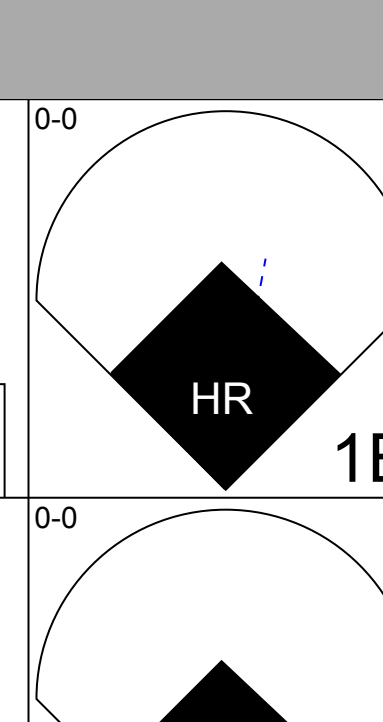

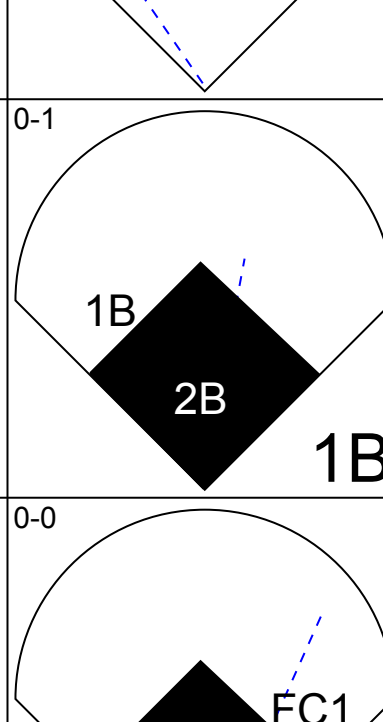
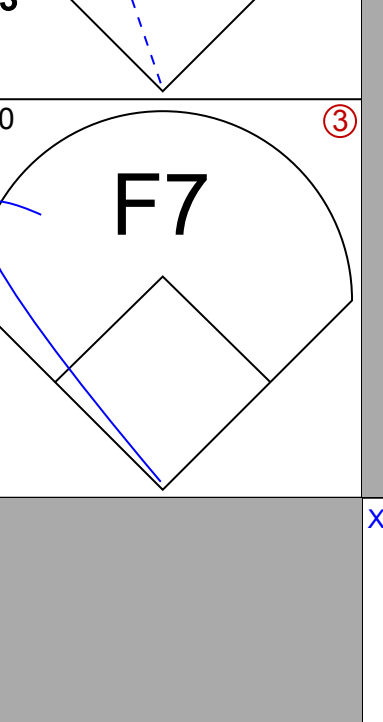
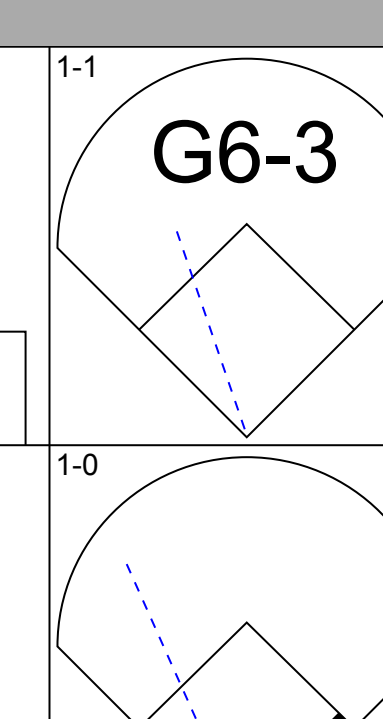
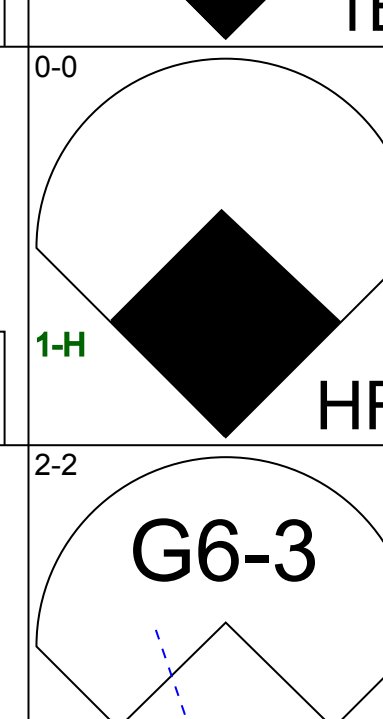
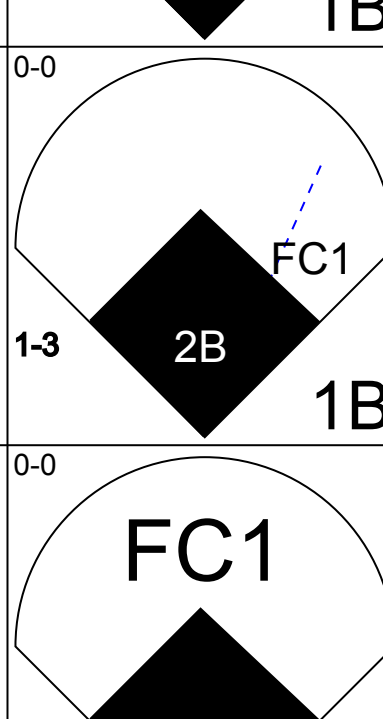
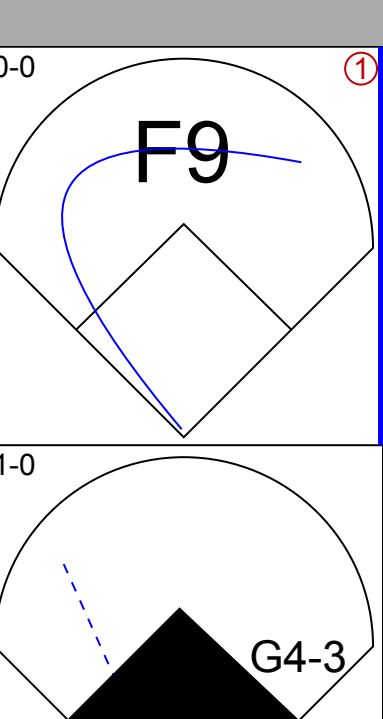
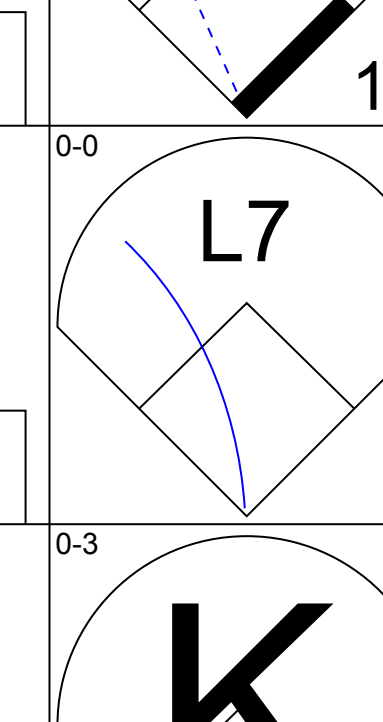
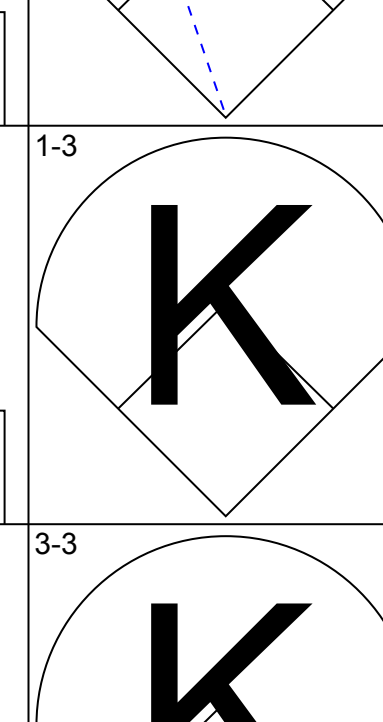
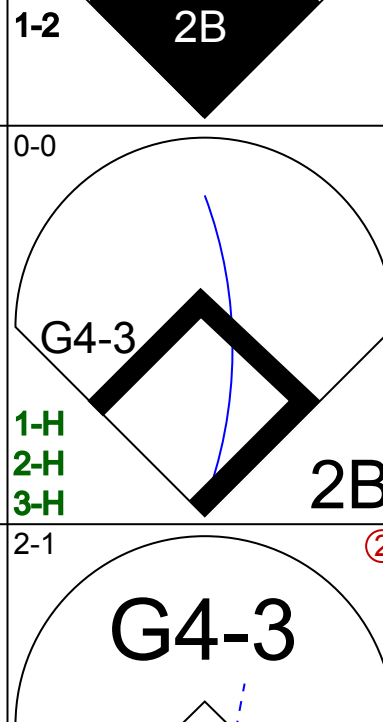
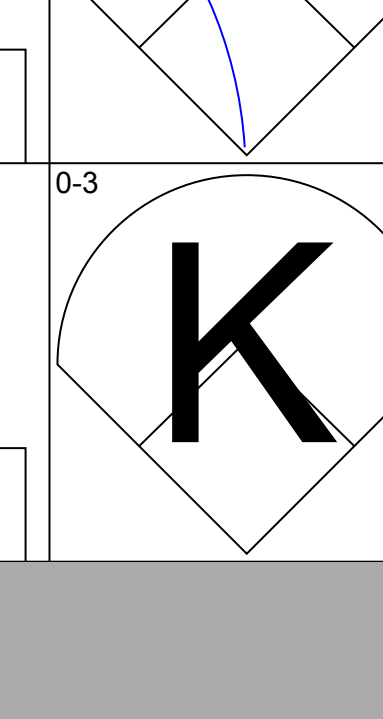
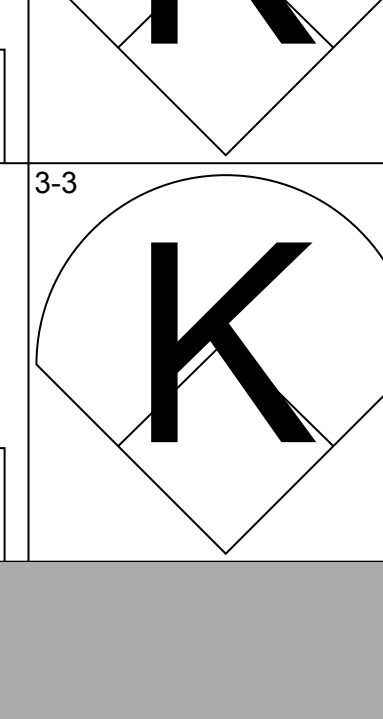
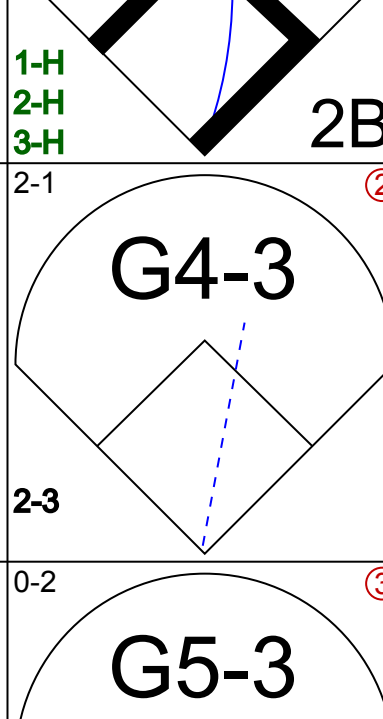
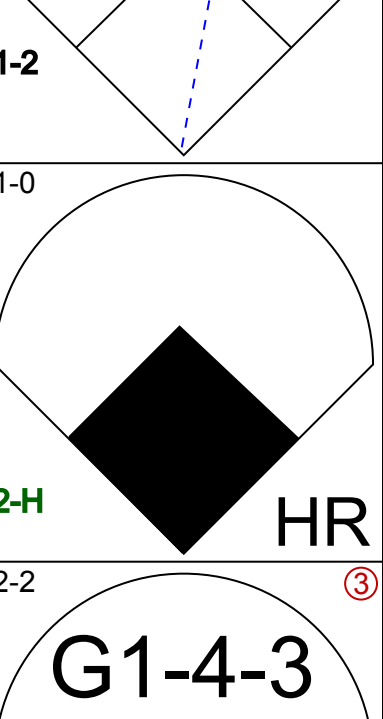



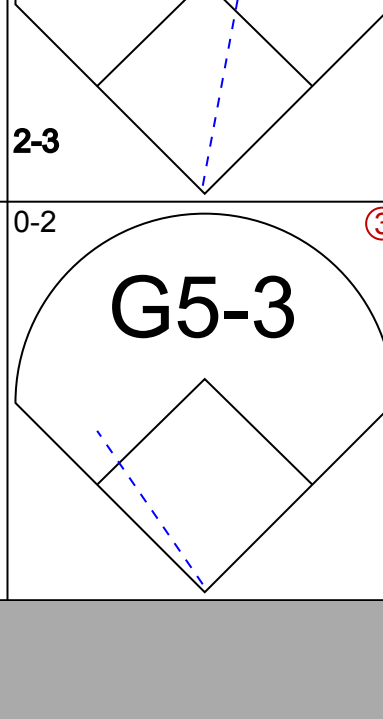
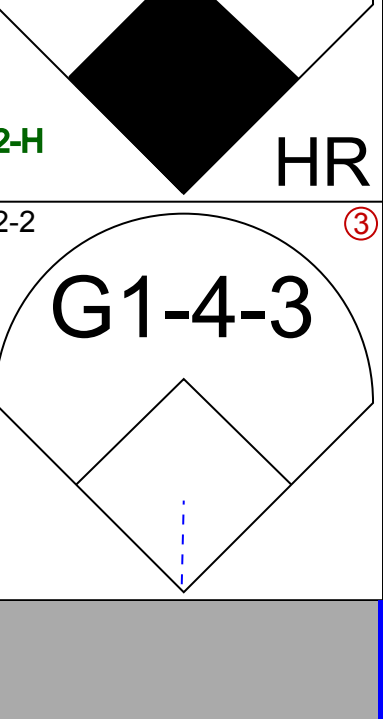



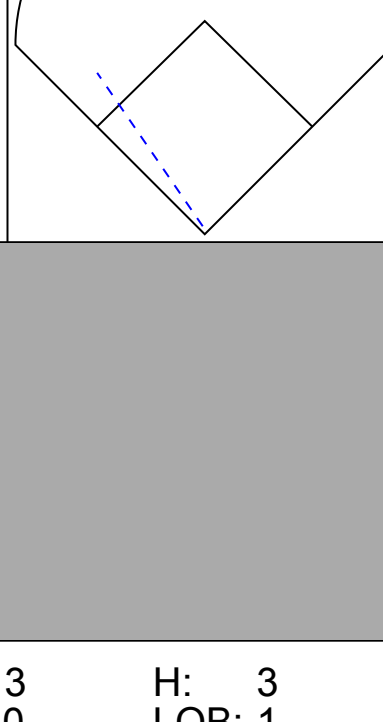
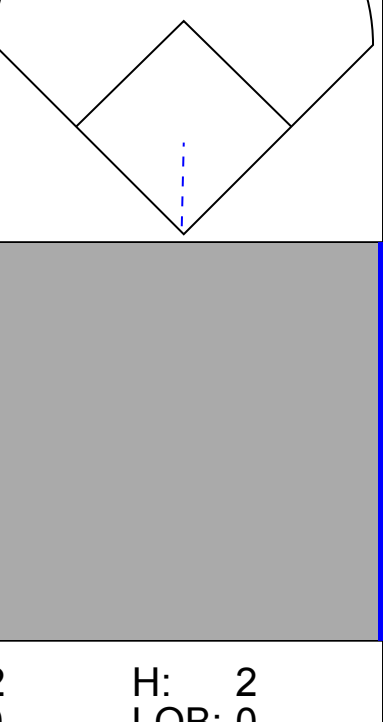
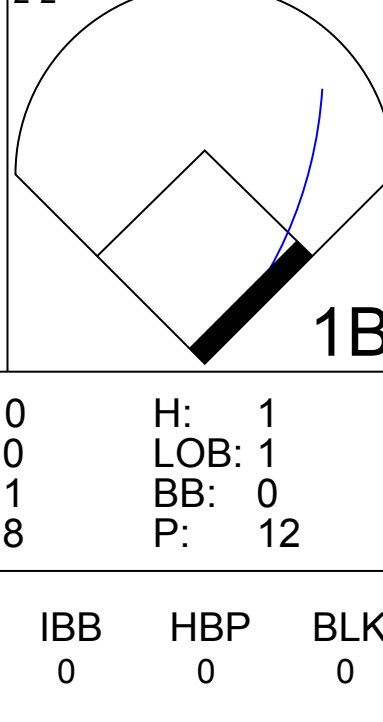
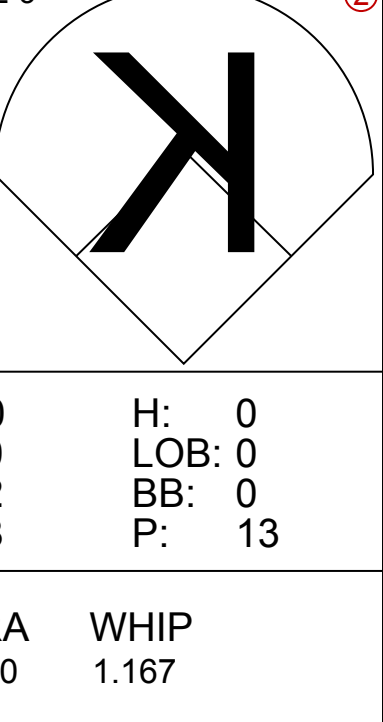
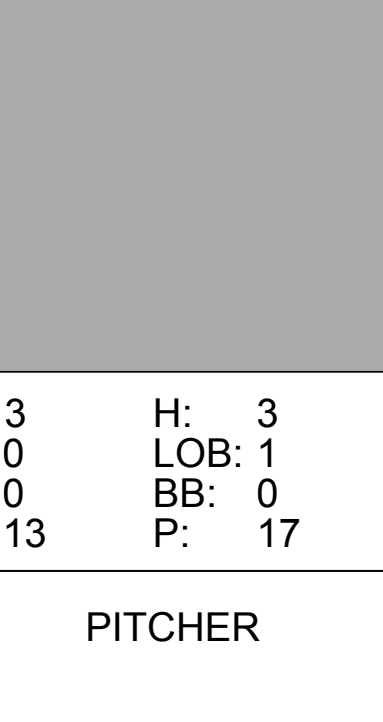
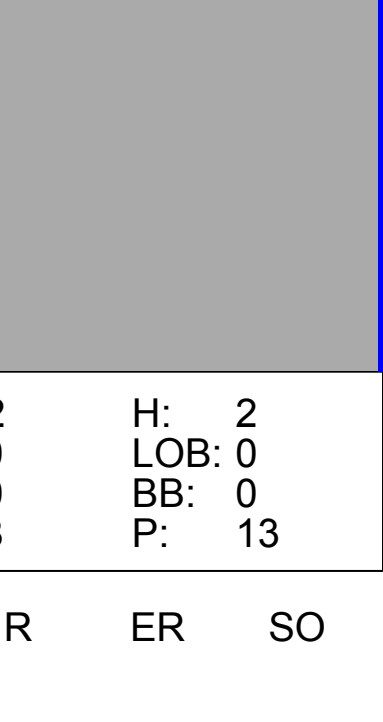

Batter	1	2	3	4	5	6	7	8	9	AB	R	H	RBI	BB	SO	LOB	BOTTOM			
Delino DeShields, L OBP: 0.388, SLG: 0.408 (1, 4)										4	0	2	1	0	1	1				
Otis Nixon, S OBP: 0.324, SLG: 0.280 (1, 8)										4	0	0	0	0	2	4				
Tim Raines, S OBP: 0.373, SLG: 0.365 (1, 7)										4	0	0	0	0	1	3				
Tim Wallach, R OBP: 0.349, SLG: 0.511 (1, 5)										4	0	1	0	0	0	1				
Andres Galarraga, R OBP: 0.311, SLG: 0.419 (1, 3)										4	0	0	0	0	3	1				
Marquis Grissom, R OBP: 0.314, SLG: 0.341 (1, 9)										4	0	0	0	0	0	1				
Mike Fitzgerald, R OBP: 0.354, SLG: 0.402 (1, 2)										4	0	1	0	0	0	1				
Spike Owen, S OBP: 0.348, SLG: 0.359 (1, 6)										2	1	2	0	1	0	0				
Dennis Martinez, R OBP: 0.118, SLG: 0.120 Mel Rojas, R (8, 1)										2	0	0	0	0	0	3				
Inning Stats	R: 0 E: 0 K: 0 S: 6	H: 0 LOB: 0 BB: 0 P: 9	R: 0 E: 0 K: 1 S: 9	H: 0 LOB: 0 BB: 0 P: 15	R: 1 E: 0 K: 1 S: 10	H: 3 LOB: 2 BB: 0 P: 12	R: 0 E: 0 K: 1 S: 11	H: 1 LOB: 1 BB: 0 P: 17	R: 0 E: 0 K: 2 S: 8	H: 0 LOB: 0 BB: 0 P: 11	R: 0 E: 0 K: 0 S: 7	H: 0 LOB: 1 BB: 1 P: 15	R: 0 E: 0 K: 1 S: 12	H: 1 LOB: 0 BB: 0 P: 17	R: 0 E: 0 K: 0 S: 6	H: 0 LOB: 0 BB: 0 P: 9	1B: 4 2B: 2 3B: 0 HR: 0	SF: 0 SAC: 1 DP: 0 HBP: 0	WP: 0 PB: 0 SB: 1 CS: 0	PA: 34
PITCHER	IP WLS BF H R ER SO BB IBB HBP BLK WP HR S P ERA WHIP																			
Frank Viola, L ERA: 2.28 (1, 1)	9.0 W 34 6 1 1 7 1 0 0 0 0 0 82 122 1.00 0.778																			

New York Mets @ Montreal Expos
Olympic Stadium, Montreal, QB
Thu Aug 02 1990, 3:33 AM EDT
Att: 32,507 - Dome - 80 F

AB 32
R 1
H 6
RBI 1
BB 1
SO 7
LOB 15



Batter	1	2	3	4	5	6	7	8	9	AB	R	H	RBI	BB	SO	LOB	TOP					
Howard Johnson, S (1, 6) OBP: 0.315, SLG: 0.452										5	1	2	1	0	1	1	New York Mets @ St. Louis Cardinals Busch Stadium, St. Louis, MO Sat Aug 04 1990, 3:33 AM CDT Att: 41,874 - Overcast - 80 F					
Dave Magadan, L (1, 3) OBP: 0.420, SLG: 0.479										4	1	2	0	1	0	0						
Gregg Jefferies, S (1, 4) OBP: 0.357, SLG: 0.486										4	0	1	2	0	0	1						
Darryl Strawberry, L (1, 9) OBP: 0.381, SLG: 0.538										5	1	1	0	0	0	3						
Kevin McReynolds, R (1, 7) OBP: 0.385, SLG: 0.439										4	0	1	0	0	2	1						
Mackey Sasser, L (1, 2) OBP: 0.388, SLG: 0.511										3	0	3	1	0	0	0						
Alex Trevino, R (8, PH) OBP: 0.259, SLG: 0.271										1	0	0	0	0	0	0						
Daryl Boston, L (1, 8) OBP: 0.350, SLG: 0.500										3	0	1	0	0	0	3						
Mark Carreon, R (8, PH) OBP: 0.313, SLG: 0.500										1	0	0	0	0	0	0						
Tom O'Malley, L (1, 5) OBP: 0.301, SLG: 0.424										3	0	0	0	0	2	5						
Mario Diaz, R (9, PH) OBP: 0.167, SLG: 0.235										1	0	0	0	0	0	0						
Dwight Gooden, R (1, 1) OBP: 0.196, SLG: 0.271										2	0	0	0	0	0	0						
Keith Miller, R (7, PH) OBP: 0.347, SLG: 0.355										0	1	0	0	0	0	0						
Wally Whitehurst, R (7, 1) OBP: 0.230, SLG: 0.200										0	0	0	0	0	0	0						
Tim Teufel, R (9, PH) OBP: 0.293, SLG: 0.434										1	1	1	1	0	0	0						
Inning Stats	R: 0 E: 0 K: 1 S: 9	H: 0 LOB: 0 BB: 0 P: 16	R: 0 E: 0 K: 1 S: 9	H: 2 LOB: 2 BB: 0 P: 14	R: 1 E: 0 K: 0 S: 12	H: 2 LOB: 1 BB: 0 P: 21	R: 0 E: 0 K: 1 S: 10	H: 1 LOB: 1 BB: 0 P: 13	R: 0 E: 0 K: 0 S: 4	H: 1 LOB: 0 BB: 0 P: 7	R: 1 E: 0 K: 2 S: 12	H: 3 LOB: 2 BB: 0 P: 22	R: 1 E: 0 K: 0 S: 6	H: 1 LOB: 0 BB: 0 P: 15	R: 0 E: 0 K: 1 S: 8	H: 0 LOB: 0 BB: 0 P: 13	R: 2 E: 0 K: 0 S: 14	H: 2 LOB: 1 BB: 1 P: 25	1B: 7 2B: 3 3B: 0 HR: 2	SF: 1 SAC: 0 DP: 0 HBP: 1	WP: 0 PB: 0 SB: 0 CS: 0	PA: 40
PITCHER	IP WLS BF H R ER SO BB IBB HBP BLK WP HR S P ERA WHIP																					
Ken Hill, R (1, 1) ERA: 8.0	6.1 W 28 9 3 3 5 0 0 1 0 0 0 0 58 98 4.26 1.421																					
Ken Dayley, L (7, 1) ERA: 3.98	1.2 6 1 0 0 1 0 0 0 0 0 0 2 12 23 0.00 0.600																					
Tom Niedenfuer, R (9, 1) ERA: 3.06	0.1 3 2 2 2 0 0 0 0 0 0 2 10 17 54.00 6.000																					
Frank DiPino, L (9, 1) ERA: 4.42	0.2 S 3 0 0 0 0 1 0 0 0 0 0 4 8 0.00 1.500																					

Batter	1	2	3	4	5	6	7	8	9	AB	R	H	RBI	BB	SO	LOB	BOTTOM			
Milt Thompson, L (1, 9) OBP: 0.281, SLG: 0.312										4	0	1	0	0	2	1	New York Mets @ St. Louis Cardinals Busch Stadium, St. Louis, MO Sat Aug 04 1990, 3:33 AM CDT Att: 41,874 - Overcast - 80 F			
Ozzie Smith, S (1, 6) OBP: 0.334, SLG: 0.284										4	0	0	0	0	1	2				
Willie McGee, S (1, 8) OBP: 0.382, SLG: 0.428										4	2	2	0	0	0	1				
Pedro Guerrero, R (1, 3) OBP: 0.333, SLG: 0.453										4	2	2	2	0	0	0				
Dave Collins, S (9, 3) OBP: 0.373, SLG: 0.234										0	0	0	0	0	0	0				
Todd Zeile, R (1, 2) OBP: 0.318, SLG: 0.388										4	2	2	0	0	0	2				
Terry Pendleton, S (1, 5) OBP: 0.270, SLG: 0.331										4	0	1	3	0	1	2				
Rex Hudler, R (1, 7) OBP: 0.281, SLG: 0.333										4	1	1	2	0	2	2				
José Oquendo, S (1, 4) OBP: 0.346, SLG: 0.310										4	0	0	0	0	0	1				
Ken Hill, R (1, 1) OBP: 0.400, SLG: 0.250										2	0	1	0	0	1	0				
Ken Dayley, L (7, 1) ERA: 3.9										1	0	0	0	0	0	0				
Tom Niedenfuer, R (9, 1) ERA: 3.57										0	0	0	0	0	0	0				
Frank DiPino, L (9, 1) OBP: 0.333, SLG: 0.667										0	0	0	0	0	0	0				
Inning Stats	R: 0 E: 0 K: 1 S: 7	H: 0 LOB: 0 BB: 0 P: 13	R: 0 E: 0 K: 1 S: 7	H: 1 LOB: 1 BB: 0 P: 9	R: 0 E: 0 K: 1 S: 8	H: 1 LOB: 1 BB: 0 P: 12	R: 2 E: 0 K: 2 S: 11	H: 2 LOB: 0 BB: 0 P: 17	R: 0 E: 0 K: 2 S: 8	H: 0 LOB: 0 BB: 0 P: 13	R: 3 E: 0 K: 0 S: 13	H: 3 LOB: 1 BB: 0 P: 17	R: 0 E: 0 K: 0 S: 4	H: 1 LOB: 1 BB: 0 P: 6	R: 2 E: 0 K: 0 S: 8	H: 2 LOB: 0 BB: 0 P: 13	1B: 7 2B: 1 3B: 0 HR: 2	SF: 0 SAC: 0 DP: 0 HBP: 0	WP: 0 PB: 0 SB: 1 CS: 0	PA: 35
PITCHER	IP WLS BF H R ER SO BB IBB HBP BLK WP HR S P ERA WHIP																			
Dwight Gooden, R (1, 1) ERA: 3.9	6.0 L 26 7 5 5 7 0 0 0 0 0 1 54 81 7.50 1.167																			
Wally Whitehurst, R (7, 1) ERA: 3.57	2.0 9 3 2 2 0 0 0 0 0 0 1 12 19 9.00 1.500																			

Batter	1	2	3	4	5	6	7	8	9	AB	R	H	RBI	BB	SO	LOB	TOP			
Keith Miller, R (1, 8) OBP: 0.337, SLG: 0.344 Tom O'Malley, L (9, PH) OBP: 0.297, SLG: 0.418	5-3	6-3			6-3		F9		L9	4	0	0	0	0	0	1				
Dave Magadan, L (1, 3) OBP: 0.416, SLG: 0.474	F7				E7		K		4-3	5	0	1	0	0	1	0				
Gregg Jefferies, S (1, 4) OBP: 0.360, SLG: 0.484					L7				5-3	3	0	0	0	0	0	2				
Kevin McReynolds, R (1, 7) OBP: 0.366, SLG: 0.437					F9				6-3	3	0	1	0	1	0	1				
Darryl Strawberry, L (1, 9) OBP: 0.379, SLG: 0.533										4	0	2	0	0	2	3				
Howard Johnson, S (1, 6)					F8					3	0	1	0	1	0	1				
Tim Teufel, R (1, 5) OBP: 0.300, SLG: 0.458					F8					3	0	1	0	1	0	1				
Orlando Mercado, R (1, 2) OBP: 0.278, SLG: 0.338 Mackey Sasser, L (8, PH) OBP: 0.394, SLG: 0.508					FC5-4					2	1	0	0	1	0	3				
Ron Darling, R (1, 1) OBP: 0.250, SLG: 0.160 Alex Trevino, R (7, PH) OBP: 0.247, SLG: 0.257 Bob Ojeda, L (7, 1) OBP: 0.111, SLG: 0.111 Darryl Boston, L (9, PH) OBP: 0.352, SLG: 0.498					F8					1	0	0	0	0	0	0				
Inning Stats	R: 0 E: 0 K: 1 S: 13	H: 0 LOB: 2 BB: 1 P: 23	R: 1 E: 1 K: 0 S: 9	H: 0 LOB: 1 BB: 1 P: 18	R: 0 E: 0 K: 1 S: 11	H: 1 LOB: 1 BB: 0 P: 18	R: 0 E: 0 K: 0 S: 10	H: 0 LOB: 1 BB: 2 P: 24	R: 0 E: 1 K: 0 S: 5	H: 1 LOB: 2 BB: 0 P: 7	R: 0 E: 0 K: 1 S: 8	H: 0 LOB: 0 BB: 0 P: 11	R: 0 E: 0 K: 1 S: 16	H: 3 LOB: 3 BB: 0 P: 26	R: 0 E: 0 K: 0 S: 4	H: 0 LOB: 0 BB: 0 P: 7	1B: 6 2B: 0 3B: 0 HR: 0	SF: 0 SAC: 0 DP: 1 HBP: 1	WP: 0 PB: 1 SB: 0 CS: 0	PA: 38
PITCHER	IP WLS BF H R ER SO BB IBB HBP BLK WP HR S P ERA WHIP																			
Joe Magrane, L (1, 1) ERA: 3.72 Lee Smith, R (8, 1) ERA: 2.0	7.2 W 33 5 1 0 3 4 0 1 0 0 0 0 70 126 0.00 1.174																			

New York Mets @ St. Louis Cardinals
 Busch Stadium, St. Louis, MO
 Mon Aug 06 1990, 7:05 PM CDT
 Att: 37,130 - Unknown - 74 F

AB 33
 R 1
 H 6
 RBI 0
 BB 4
 SO 4
 LOB 16



Batter	1	2	3	4	5	6	7	8	9	AB	R	H	RBI	BB	SO	LOB	BOTTOM			
Milt Thompson, L (1, 9) OBP: 0.282, SLG: 0.313	4-3	G3	F8		6-3					5	0	1	0	0	0	5				
Tim Jones, L (1, 6) OBP: 0.244, SLG: 0.192	4-3				F9					4	1	0	0	1	1	1				
Willie McGee, S (1, 8) OBP: 0.386, SLG: 0.429					6-3					4	0	2	1	0	0	0				
Pedro Guerrero, R (1, 3) OBP: 0.336, SLG: 0.452 Dave Collins, S (8, 3) OBP: 0.397, SLG: 0.229					FC5-4					3	0	2	1	1	1	0				
Terry Pendleton, S (1, 5) OBP: 0.269, SLG: 0.334					FC5-4					4	0	1	0	0	0	5				
Todd Zeile, R (1, 2) OBP: 0.320, SLG: 0.388					6-3					3	1	1	0	1	0	1				
Rex Hudler, R (1, 7) OBP: 0.295, SLG: 0.381										4	1	3	0	0	0	1				
José Oquendo, S (1, 4) OBP: 0.351, SLG: 0.314					L5					3	1	1	2	1	0	3				
Joe Magrane, R (1, 1) OBP: 0.178, SLG: 0.143 Lee Smith, R (8, 1) ERA: 3.69										2	1	0	0	0	1	4				
Inning Stats	R: 0 E: 0 K: 0 S: 13	H: 1 LOB: 2 BB: 1 P: 24	R: 5 E: 1 K: 0 S: 14	H: 5 LOB: 1 BB: 1 P: 22	R: 0 E: 0 K: 0 S: 7	H: 1 LOB: 2 BB: 1 P: 12	R: 0 E: 0 K: 0 S: 7	H: 1 LOB: 1 BB: 0 P: 10	R: 0 E: 0 K: 1 S: 8	H: 1 LOB: 2 BB: 1 P: 18	R: 0 E: 0 K: 1 S: 14	H: 0 LOB: 0 BB: 0 P: 20	R: 0 E: 0 K: 0 S: 13	H: 1 LOB: 1 BB: 0 P: 18	R: 0 E: 0 K: 1 S: 7	H: 1 LOB: 0 BB: 0 P: 10	1B: 7 2B: 3 3B: 1 HR: 0	SF: 0 SAC: 1 DP: 1 HBP: 0	WP: 0 PB: 0 SB: 1 CS: 1	PA: 38
PITCHER	IP WLS BF H R ER SO BB IBB HBP BLK WP HR S P ERA WHIP																			
Ron Darling, R (1, 1) ERA: 4.28 Bob Ojeda, L (7, 1) ERA: 3.69	6.0 L 31 9 5 4 2 4 0 0 0 0 0 0 20 106 6.00 2.167																			

New York Mets @ St. Louis Cardinals
 Busch Stadium, St. Louis, MO
 Mon Aug 06 1990, 7:05 PM CDT
 Att: 37,130 - Unknown - 74 F

AB 33
 R 5
 H 11
 RBI 4
 BB 4
 SO 3
 LOB 20



Batter	1	2	3	4	5	6	7	8	9	AB	R	H	RBI	BB	SO	LOB	TOP					
Lenny Dykstra, L OBP: 0.444, SLG: 0.471	F7		K			WP 1B	SF9	K		4	1	1	2	0	2	1	Philadelphia Phillies @ New York Mets Shea Stadium, Flushing, NY Tue Aug 07 1990, 7:05 PM EDT Att: 33,120 - Unknown - 75 F					
Tom Herr, S OBP: 0.325, SLG: 0.369 Rod Booker, L OBP: 0.318, SLG: 0.325	P4		G6-3			2H 1B	F8	E BB 1B		5	0	2	1	0	0	2						
Von Hayes, L OBP: 0.384, SLG: 0.437	K					2H 1B		HR		4	1	1	1	1	2	1						
Dale Murphy, R OBP: 0.313, SLG: 0.412 Sil Campusano, R OBP: 0.296, SLG: 0.320		G1-3				2-3	F7	FC5-4 1B	E5	4	0	1	0	0	1	1						
Charlie Hayes, R OBP: 0.305, SLG: 0.380	E5 1B 2B					2-3	F8	1B 1B	F7	1	0	0	0	0	0	2						
Dickie Thon, R OBP: 0.318, SLG: 0.361						1-0	F7	1B BB 1B	P6	5	1	2	0	0	0	1						
Ricky Jordan, R OBP: 0.276, SLG: 0.351						0-1	2B	BB SF9 1B	FC5-4	5	2	3	2	0	0	1						
Darren Daulton, L OBP: 0.347, SLG: 0.390						2-2	2B	BB IBB	K	4	1	1	1	1	2	1						
Jose De Jesus, R OBP: 0.238, SLG: 0.167						0-0	G1-3	1-2 2-3 3-H BB	BB 1B E BB	2	1	0	1	2	1	1						
Inning Stats	R: 0 E: 0 K: 1 S: 5	H: 0 LOB: 0 BB: 0 P: 9	R: 1 E: 1 K: 1 S: 9	H: 2 LOB: 1 BB: 0 P: 17	R: 0 E: 0 K: 2 S: 14	H: 0 LOB: 0 BB: 0 P: 19	R: 0 E: 1 K: 1 S: 8	H: 0 LOB: 0 BB: 0 P: 11	R: 3 E: 0 K: 1 S: 13	H: 4 LOB: 1 BB: 0 P: 22	R: 3 E: 0 K: 0 S: 12	H: 3 LOB: 1 BB: 2 P: 24	R: 1 E: 0 K: 0 S: 7	H: 2 LOB: 1 BB: 0 P: 9	R: 1 E: 1 K: 2 S: 16	H: 1 LOB: 3 BB: 2 P: 29		R: 0 E: 0 K: 0 S: 6	H: 0 LOB: 0 BB: 0 P: 8	1B: 7 2B: 4 3B: 0 HR: 1	SF: 1 SAC: 0 DP: 0 HBP: 0	WP: 1 PB: 0 SB: 0 CS: 1
PITCHER	IP WLS BF H R ER SO BB IBB HBP BLK WP HR S P ERA WHIP	IP WLS BF H R ER SO BB IBB HBP BLK WP HR S P ERA WHIP	IP WLS BF H R ER SO BB IBB HBP BLK WP HR S P ERA WHIP	IP WLS BF H R ER SO BB IBB HBP BLK WP HR S P ERA WHIP	IP WLS BF H R ER SO BB IBB HBP BLK WP HR S P ERA WHIP	IP WLS BF H R ER SO BB IBB HBP BLK WP HR S P ERA WHIP	IP WLS BF H R ER SO BB IBB HBP BLK WP HR S P ERA WHIP	IP WLS BF H R ER SO BB IBB HBP BLK WP HR S P ERA WHIP	IP WLS BF H R ER SO BB IBB HBP BLK WP HR S P ERA WHIP	IP WLS BF H R ER SO BB IBB HBP BLK WP HR S P ERA WHIP	IP WLS BF H R ER SO BB IBB HBP BLK WP HR S P ERA WHIP	IP WLS BF H R ER SO BB IBB HBP BLK WP HR S P ERA WHIP	IP WLS BF H R ER SO BB IBB HBP BLK WP HR S P ERA WHIP	IP WLS BF H R ER SO BB IBB HBP BLK WP HR S P ERA WHIP	IP WLS BF H R ER SO BB IBB HBP BLK WP HR S P ERA WHIP	IP WLS BF H R ER SO BB IBB HBP BLK WP HR S P ERA WHIP						
Frank Viola, L ERA: 2.48	5.1 L 24 8 6 5 6 0 0 0 0 1 0 57 89 8.44 1.500	1.2 10 3 2 2 0 1 1 0 0 0 1 11 22 10.80 2.400	2.0 10 1 1 0 2 2 0 0 0 0 0 0 22 37 0.00 1.500																			
Alejandro Pena, R ERA: 4.25																						
Julio Machado, R ERA: 3.49																						

AB	39
R	9
H	12
RBI	8
BB	4
SO	8
LOB	15



Batter	1	2	3	4	5	6	7	8	9	AB	R	H	RBI	BB	SO	LOB	BOTTOM					
Howard Johnson, S OBP: 0.312, SLG: 0.443 Tom O'Malley, L OBP: 0.293, SLG: 0.412	G4-3		L8			G4-3		G4-3		3	0	0	0	0	0	0	Philadelphia Phillies @ New York Mets Shea Stadium, Flushing, NY Tue Aug 07 1990, 7:05 PM EDT Att: 33,120 - Unknown - 75 F					
Dave Magadan, L OBP: 0.414, SLG: 0.469			G6-3			F7			F7	3	0	0	0	1	0	0						
Gregg Jefferies, S OBP: 0.356, SLG: 0.479	P2								F9	4	0	0	0	0	0	1						
Darryl Strawberry, L OBP: 0.381, SLG: 0.533 Mark Carreon, R OBP: 0.310, SLG: 0.491	K					G6-4-3 BB			G1-6-3	2	0	1	0	1	1	1						
Kevin McReynolds, R OBP: 0.364, SLG: 0.433 Alex Trevino, R OBP: 0.247, SLG: 0.257						G6-4-3				3	0	0	0	0	2	2						
Mackey Sasser, L OBP: 0.379, SLG: 0.500 Julio Machado, R										0	0	0	0	0	0	0						
Darryl Boston, L OBP: 0.351, SLG: 0.495										3	0	1	0	0	1	0						
Mario Diaz, R OBP: 0.143, SLG: 0.200 Alejandro Pena, R OBP: 0.500, SLG: 0.333 Kelvin Torve, L										2	0	0	0	0	0	1						
Frank Viola, L OBP: 0.123, SLG: 0.123 Keith Miller, R OBP: 0.333, SLG: 0.339										0	0	0	0	0	0	0						
Inning Stats	R: 0 E: 0 K: 1 S: 9	H: 0 LOB: 1 BB: 1 P: 16	R: 0 E: 0 K: 1 S: 10	H: 1 LOB: 0 BB: 0 P: 13	R: 0 E: 0 K: 0 S: 10	H: 0 LOB: 0 BB: 0 P: 15	R: 0 E: 0 K: 0 S: 4	H: 0 LOB: 0 BB: 1 P: 11	R: 0 E: 0 K: 0 S: 6	H: 0 LOB: 0 BB: 0 P: 8	R: 0 E: 0 K: 0 S: 10	H: 0 LOB: 0 BB: 0 P: 14	R: 0 E: 0 K: 1 S: 9	H: 1 LOB: 1 BB: 0 P: 11	R: 0 E: 0 K: 1 S: 9	H: 0 LOB: 1 BB: 0 P: 17		R: 0 E: 0 K: 0 S: 6	H: 0 LOB: 0 BB: 0 P: 7	1B: 2 2B: 0 3B: 0 HR: 0	SF: 0 SAC: 0 DP: 1 HBP: 1	WP: 0 PB: 0 SB: 0 CS: 0
PITCHER	IP WLS BF H R ER SO BB IBB HBP BLK WP HR S P ERA WHIP	IP WLS BF H R ER SO BB IBB HBP BLK WP HR S P ERA WHIP	IP WLS BF H R ER SO BB IBB HBP BLK WP HR S P ERA WHIP	IP WLS BF H R ER SO BB IBB HBP BLK WP HR S P ERA WHIP	IP WLS BF H R ER SO BB IBB HBP BLK WP HR S P ERA WHIP	IP WLS BF H R ER SO BB IBB HBP BLK WP HR S P ERA WHIP	IP WLS BF H R ER SO BB IBB HBP BLK WP HR S P ERA WHIP	IP WLS BF H R ER SO BB IBB HBP BLK WP HR S P ERA WHIP	IP WLS BF H R ER SO BB IBB HBP BLK WP HR S P ERA WHIP	IP WLS BF H R ER SO BB IBB HBP BLK WP HR S P ERA WHIP	IP WLS BF H R ER SO BB IBB HBP BLK WP HR S P ERA WHIP	IP WLS BF H R ER SO BB IBB HBP BLK WP HR S P ERA WHIP	IP WLS BF H R ER SO BB IBB HBP BLK WP HR S P ERA WHIP	IP WLS BF H R ER SO BB IBB HBP BLK WP HR S P ERA WHIP	IP WLS BF H R ER SO BB IBB HBP BLK WP HR S P ERA WHIP	IP WLS BF H R ER SO BB IBB HBP BLK WP HR S P ERA WHIP						
Jose De Jesus, R ERA: 3.13	9.0 W 31 2 0 0 4 2 0 1 0 0 73 112 0.00 0.444																					

AB	28
R	0
H	2
RBI	0
BB	2
SO	4
LOB	8



Batter	1	2	3	4	5	6	7	8	9	AB	R	H	RBI	BB	SO	LOB	TOP			
Jerome Walton, R OBP: 0.364, SLG: 0.336 (1, 8)	F8		F8			G6-3				4	0	1	0	0	0	0				
23 Ryne Sandberg, R OBP: 0.356, SLG: 0.544 (1, 4)	2B			P3			G5-3		F9	4	0	1	0	0	0	1				
Mark Grace, L OBP: 0.355, SLG: 0.375 (1, 3)				K					P2	4	0	0	0	0	3	2				
Andre Dawson, R OBP: 0.386, SLG: 0.579 (1, 9)	F4			P3			G4-3			3	0	0	0	0	0	1				
Luis Salazar, R OBP: 0.318, SLG: 0.434 (1, 7)						G6-3				3	1	1	1	0	0	0				
Hector Villanueva, R OBP: 0.323, SLG: 0.545 (1, 2)	F8					G6-3			P4	3	0	0	0	0	0	0				
Shawon Dunston, R OBP: 0.306, SLG: 0.457 (1, 6)						G6-3			G6-3	3	0	0	0	0	0	0				
Curtis Wilkerson, S OBP: 0.245, SLG: 0.247 (1, 5)				K					F9	3	0	0	0	0	1	0				
Greg Maddux, R OBP: 0.169, SLG: 0.155 Paul Assenmacher, L OBP: 0.290, SLG: 0.276 Domingo Ramos, R (9, FH)				K					G1-3	2	0	0	0	0	1	0				
										0	0	0	0	0	0	0				
										1	0	0	0	0	1	0				
Inning Stats	R: 0 E: 0 K: 1 S: 12	H: 1 LOB: 1 BB: 0 P: 14	R: 0 E: 0 K: 0 S: 9	H: 0 LOB: 0 BB: 0 P: 11	R: 0 E: 0 K: 2 S: 9	H: 0 LOB: 0 BB: 0 P: 13	R: 0 E: 0 K: 1 S: 5	H: 0 LOB: 0 BB: 0 P: 7	R: 0 E: 0 K: 0 S: 10	H: 0 LOB: 0 BB: 0 P: 12	R: 0 E: 0 K: 1 S: 8	H: 0 LOB: 0 BB: 0 P: 11	R: 1 E: 0 K: 0 S: 15	H: 1 LOB: 0 BB: 0 P: 21	R: 0 E: 0 K: 1 S: 9	H: 1 LOB: 1 BB: 0 P: 12	1B: 1 2B: 1 3B: 0 HR: 1	SF: 0 SAC: 0 DP: 0 HBP: 0	WP: 0 PB: 0 SB: 0 CS: 0	PA: 30
PITCHER Sid Fernandez, L ERA: 3.45 (1, 1)	IP: 9.0 WLS: W BF: 30 H: 3 R: 1 ER: 1 SO: 6 BB: 0 IBB: 0 HBP: 0 BLK: 0 WP: 0 HR: 1 S: 86 P: 110 ERA: 1.00 WHIP: 0.333															PITCHER				

Chicago Cubs @ New York Mets
Shea Stadium, Flushing, NY
Fri Aug 10 1990, 7:05 PM EDT
Att: 34,090 - Unknown - 75 F

AB	30
R	1
H	3
RBI	1
BB	0
SO	6
LOB	4



Batter	1	2	3	4	5	6	7	8	9	AB	R	H	RBI	BB	SO	LOB	BOTTOM			
Daryl Boston, L OBP: 0.346, SLG: 0.489 (1, 8)	G6-3			K		G4-3				5	0	1	2	0	1	1				
Dave Magadan, L OBP: 0.419, SLG: 0.465 (1, 3)	G4-3					G3-1				3	0	1	0	1	0	0				
Gregg Jefferies, S OBP: 0.359, SLG: 0.482 (1, 4)	1B									3	1	2	0	1	0	2				
Darryl Strawberry, L OBP: 0.380, SLG: 0.531 (1, 9)	FC6-4									4	1	1	1	0	0	3				
Howard Johnson, S OBP: 0.310, SLG: 0.441 (1, 6)										4	0	0	0	0	1	3				
Mackey Sasser, L OBP: 0.383, SLG: 0.500 (1, 2)										3	1	1	0	1	0	1				
Mark Carreon, R OBP: 0.316, SLG: 0.491 Keith Miller, R OBP: 0.335, SLG: 0.337 (6, 7)										2	0	1	1	0	0	1				
										1	0	0	0	0	1	1				
Tom O'Malley, L OBP: 0.296, SLG: 0.405 (1, 5)										4	1	0	0	0	1	5				
Sid Fernandez, L OBP: 0.175, SLG: 0.200 (1, 1)										4	1	1	0	0	2	1				
Inning Stats	R: 0 E: 0 K: 0 S: 8	H: 1 LOB: 1 BB: 0 P: 16	R: 3 E: 1 K: 0 S: 14	H: 3 LOB: 2 BB: 1 P: 23	R: 0 E: 0 K: 0 S: 6	H: 0 LOB: 0 BB: 0 P: 8	R: 0 E: 0 K: 2 S: 11	H: 1 LOB: 1 BB: 0 P: 15	R: 1 E: 0 K: 1 S: 11	H: 1 LOB: 3 BB: 2 P: 31	R: 0 E: 0 K: 0 S: 7	H: 0 LOB: 0 BB: 0 P: 9	R: 1 E: 0 K: 2 S: 15	H: 2 LOB: 1 BB: 0 P: 25	R: 0 E: 0 K: 1 S: 8	H: 0 LOB: 0 BB: 0 P: 12	1B: 5 2B: 3 3B: 0 HR: 0	SF: 0 SAC: 0 DP: 0 HBP: 1	WP: 1 PB: 0 SB: 0 CS: 0	PA: 37
PITCHER Greg Maddux, R ERA: 3.61 Paul Assenmacher, L ERA: 3.6 (7, 1)	IP: 6.0 WLS: L BF: 31 H: 8 R: 5 ER: 2 SO: 3 BB: 2 IBB: 1 HBP: 1 BLK: 0 WP: 1 HR: 0 S: 62 P: 110 ERA: 3.00 WHIP: 1.667															PITCHER				

Chicago Cubs @ New York Mets
Shea Stadium, Flushing, NY
Fri Aug 10 1990, 7:05 PM EDT
Att: 34,090 - Unknown - 75 F

AB	33
R	5
H	8
RBI	4
BB	3
SO	6
LOB	18



Batter	1	2	3	4	5	6	7	8	9	AB	R	H	RBI	BB	SO	LOB	TOP										
Jerome Walton, R (1, 8) OBP: 0.369, SLG: 0.339 Marvell Wynne, L (6, FR) OBP: 0.271, SLG: 0.348 (6, 8)	L1	FC5 1B 1-2 2-H 3-H		G5-3		23 FC6-4 HBP		23 HR BB	G6-3	3	0	1	2	0	0	0	1 1 1 0 1 0 0										
23 Ryne Sandberg, R (1, 4) OBP: 0.357, SLG: 0.550 Curtis Wilkerson, S (8, 4)	K	F8		K		FC6-4 BB		1-H HR	G6-3	5	1	1	2	0	2	4	1 0 0 0 0 0 2										
Mark Grace, L (1, 3) OBP: 0.359, SLG: 0.384	HR	1B 1-2 2-H		G6-3		BB		1B 1B		4	2	3	2	1	0	0	4 2 3 2 1 0 0										
Luis Salazar, R (1, 7) OBP: 0.312, SLG: 0.423	G6-3	FC5 2-3f			G1-3	P9		K		5	0	0	0	0	1	6	5 0 0 0 0 1 6										
Shawon Dunston, R (1, 6) OBP: 0.309, SLG: 0.467		1B 1B		G5-3		S 1B 2B		1B 1-2		5	2	3	0	0	0	3	5 2 3 0 0 0 3										
Domingo Ramos, R (1, 5) OBP: 0.302, SLG: 0.286		1B FC5 1-3		G4-3 PB 1B		K		G4-3 1-3 2-H		5	2	3	1	0	1	1	5 2 3 1 0 1 1										
Joe Girardi, R (1, 2) OBP: 0.318, SLG: 0.373		FC5 1B 1-2		G4-3		1B 3-H		G6-3 L9		5	1	1	1	0	0	5	5 1 1 1 0 0 5										
Doug Dasencho, S (1, 9) OBP: 0.276, SLG: 0.342		P9		1B 3-H		L8		L9		5	0	2	1	0	0	4	5 0 2 1 0 0 4										
Mike Harkey, R (1, 1) OBP: 0.292, SLG: 0.362 Dwight Smith, L (9, PH) OBP: 0.327, SLG: 0.371 Mitch Williams, L (9, 1)	1B 1-2 2-3 3-H			P3		23 FC6-4 HBP		F7	K	4	1	2	1	0	0	1	1 0 0 0 0 0 1 1 0 0 0 0 0 0 0 0										
Inning Stats	R: 1 E: 0 K: 1 S: 6	H: 1 LOB: 0 BB: 0 P: 6	R: 4 E: 0 K: 0 S: 9	H: 5 LOB: 2 BB: 0 P: 9	R: 1 E: 0 K: 0 S: 5	H: 2 LOB: 1 BB: 0 P: 5	R: 0 E: 0 K: 1 S: 5	H: 0 LOB: 0 BB: 0 P: 5	R: 1 E: 0 K: 1 S: 7	H: 2 LOB: 1 BB: 0 P: 7	R: 0 E: 0 K: 0 S: 4	H: 1 LOB: 3 BB: 1 P: 9	R: 0 E: 0 K: 0 S: 3	H: 0 LOB: 0 BB: 0 P: 3	R: 3 E: 0 K: 1 S: 9	H: 4 LOB: 2 BB: 1 P: 13	R: 0 E: 0 K: 1 S: 6	H: 2 LOB: 1 BB: 0 P: 6	1B: 13 2B: 2 3B: 0 HR: 2	SF: 0 SAC: 0 DP: 1 HBP: 1	WP: 0 PB: 1 SB: 1 CS: 0	PA: 47					
PITCHER	IP	WLS	BF	H	R	ER	SO	BB	IBB	HBP	BLK	WP	HR	S	P	ERA	WHIP										
Frank Viola, L (1, 1) ERA: 2.73	5.0	L	26	10	7	6	3	0	0	0	0	0	1	32	32	10.80	2.000										
Alejandro Pena, R (6, 1) ERA: 4.44	3.0		17	5	3	3	1	2	0	1	0	0	1	16	25	9.00	2.333										
John Franco, L (9, 1) ERA: 1.9	1.0		4	2	0	0	1	0	0	0	0	0	0	6	6	0.00	2.000										

Chicago Cubs @ New York Mets
Shea Stadium, Flushing, NY
Sun Aug 12 1990, 3:33 AM EDT
Att: 46,538 - Sunny - 85 F

AB	44
R	10
H	17
RBI	10
BB	2
SO	5
LOB	27



Batter	1	2	3	4	5	6	7	8	9	AB	R	H	RBI	BB	SO	LOB	BOTTOM										
Daryl Boston, L (1, 8) OBP: 0.343, SLG: 0.481	S 1B		G4-3		F8			P2		4	1	1	0	0	0	1	4 1 1 0 0 0 1										
Dave Magadan, L (1, 3) OBP: 0.412, SLG: 0.454	K		K			F7		F8		4	0	0	0	0	2	1	4 0 0 0 0 2 1										
Gregg Jefferies, S (1, 4) OBP: 0.362, SLG: 0.481	2-H 1B			P3		P6		BB 1B		4	1	2	1	0	0	0	4 1 2 1 0 0 0										
Darryl Strawberry, L (1, 9) OBP: 0.376, SLG: 0.524 Tim Teufel, R (9, PH) OBP: 0.303, SLG: 0.433	L5			1B		G3		1B 1-2 BB		3	0	1	0	0	0	1	0 0 0 0 1 0 0 0										
Howard Johnson, S (1, 6) OBP: 0.309, SLG: 0.436	F9			L8		P5		P4		4	0	0	0	0	0	4	4 0 0 0 0 0 4										
Mark Carreon, R (1, 7) OBP: 0.313, SLG: 0.483		L8		P4		G6-3		1-3 2-H 1B		4	0	1	1	0	0	1	4 0 1 1 0 0 1										
Tom O'Malley, L (1, 5) OBP: 0.287, SLG: 0.400 Orlando Mercado, R (9, PH) OBP: 0.286, SLG: 0.333		G3			F9		G4-3	K		3	0	0	0	0	0	0	1 0 0 0 0 0 1 2										
Mackey Sasser, L (1, 2) OBP: 0.373, SLG: 0.485 Alejandro Pena, R (6, 1) OBP: 0.500, SLG: 0.333 Kelvin Torve, L (8, PH) OBP: 0.667, SLG: 1.000 John Franco, L (9, 1)		F7			F9			K		2	0	0	0	0	0	0	2 0 0 0 0 0 0 0 0 0 0 0 0 0 0 0 1 0 0 0 0 1 0 0 0 0 0 0 0 0 0 0										
Frank Viola, L (1, 1) OBP: 0.121, SLG: 0.121 Alex Trevino, R (5, PH) OBP: 0.261, SLG: 0.286				K		G6-3		G6-3		1	0	0	0	0	1	0	1 0 0 0 0 1 0 2 0 1 0 0 0 0 0										
Inning Stats	R: 1 E: 0 K: 1 S: 7	H: 2 LOB: 1 BB: 0 P: 7	R: 0 E: 0 K: 0 S: 3	H: 0 LOB: 0 BB: 0 P: 3	R: 0 E: 0 K: 2 S: 7	H: 0 LOB: 0 BB: 0 P: 7	R: 0 E: 0 K: 0 S: 4	H: 1 LOB: 1 BB: 0 P: 4	R: 0 E: 0 K: 0 S: 4	H: 1 LOB: 1 BB: 0 P: 4	R: 0 E: 0 K: 0 S: 3	H: 0 LOB: 0 BB: 0 P: 3	R: 0 E: 0 K: 1 S: 5	H: 0 LOB: 0 BB: 0 P: 5	R: 1 E: 0 K: 1 S: 7	H: 2 LOB: 2 BB: 1 P: 11	1B: 5 2B: 1 3B: 0 HR: 0	SF: 0 SAC: 0 DP: 0 HBP: 0	WP: 0 PB: 0 SB: 1 CS: 0	PA: 34							
PITCHER	IP	WLS	BF	H	R	ER	SO	BB	IBB	HBP	BLK	WP	HR	S	P	ERA	WHIP										
Mike Harkey, R (1, 1) ERA: 3.52	8.0	W	28	4	1	1	4	0	0	0	0	0	0	36	36	1.12	0.500										
Mitch Williams, L (9, 1) ERA: 2.34	1.0		6	2	1	1	1	1	0	0	0	0	0	7	11	9.00	3.000										

Chicago Cubs @ New York Mets
Shea Stadium, Flushing, NY
Sun Aug 12 1990, 3:33 AM EDT
Att: 46,538 - Sunny - 85 F

AB	33
R	2
H	6
RBI	2
BB	1
SO	5
LOB	10



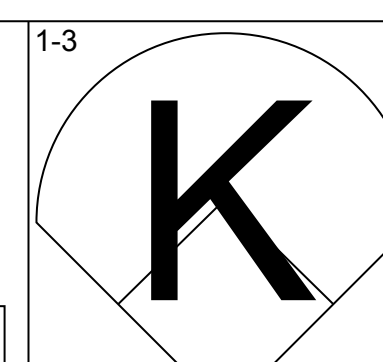
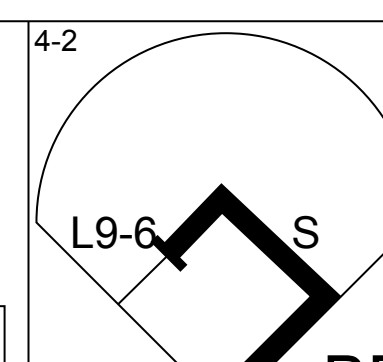
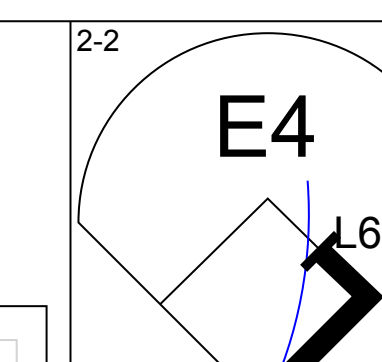
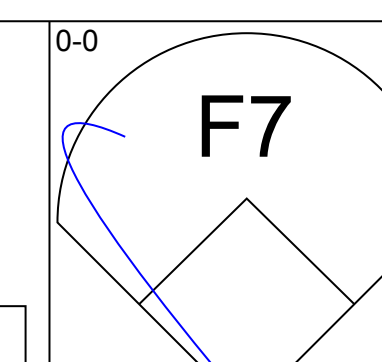
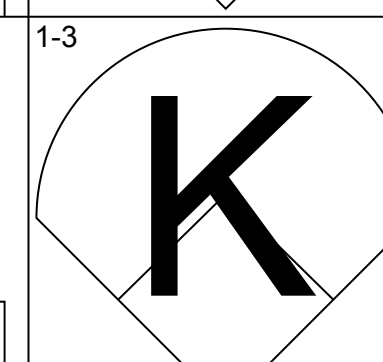
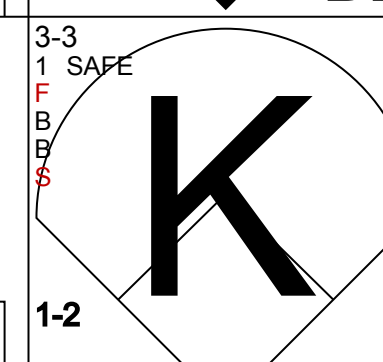
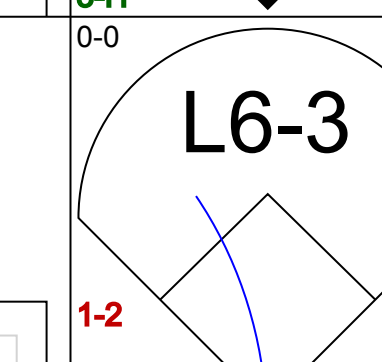
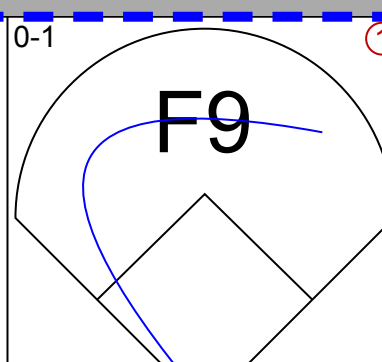
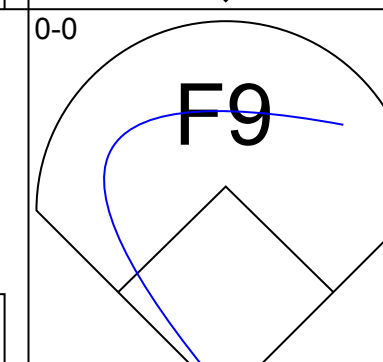
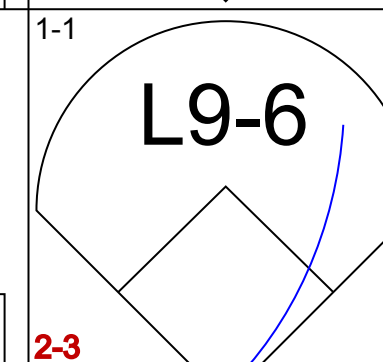
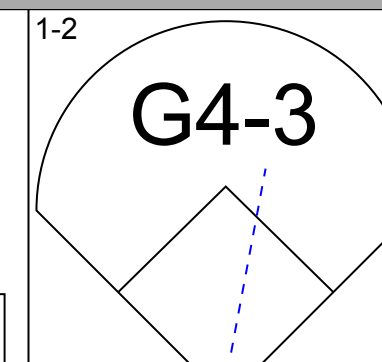
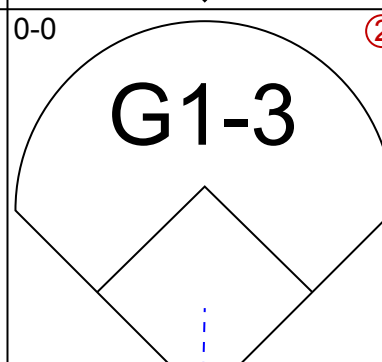
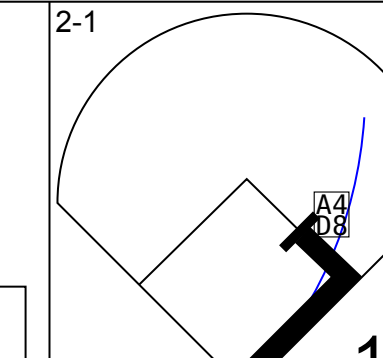
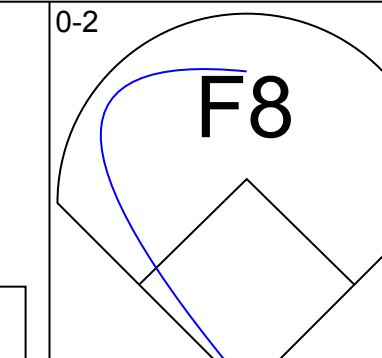
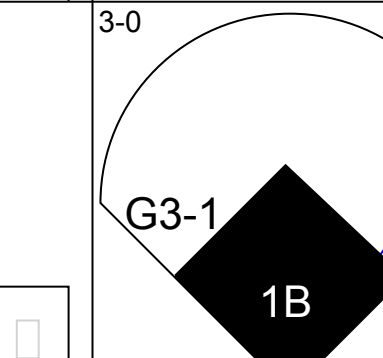
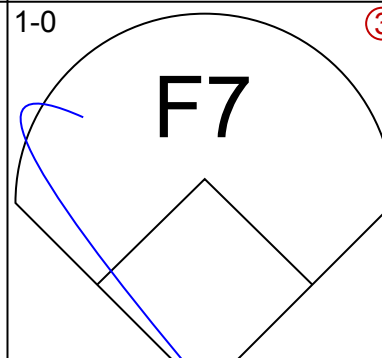
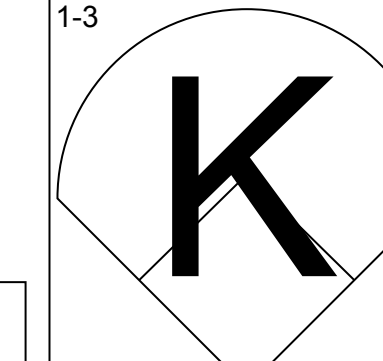
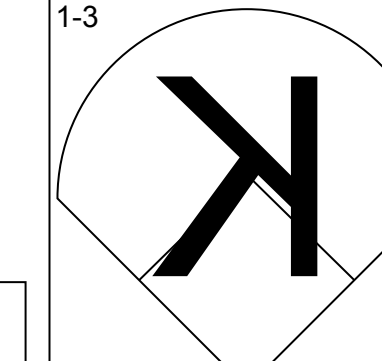
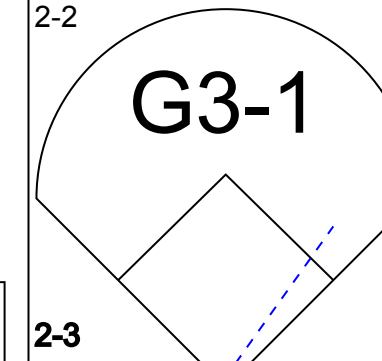
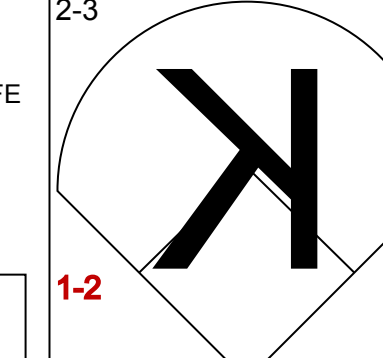
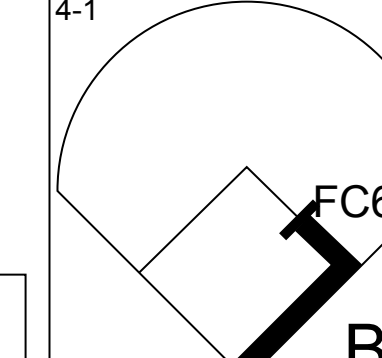
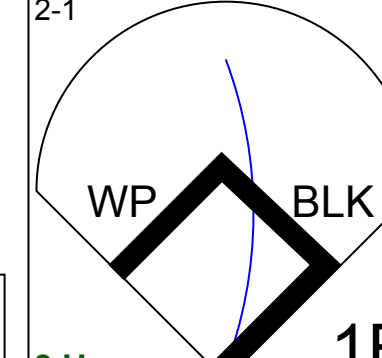
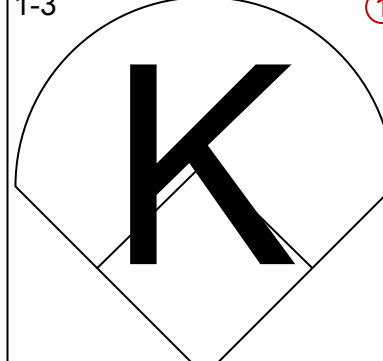
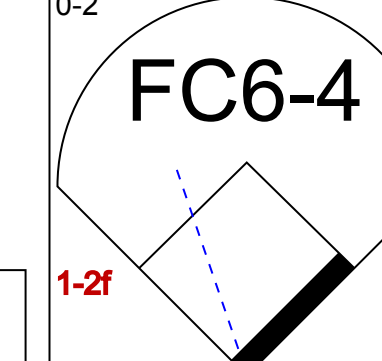
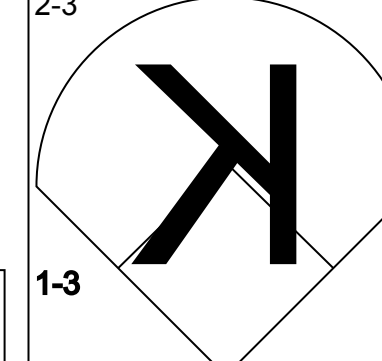
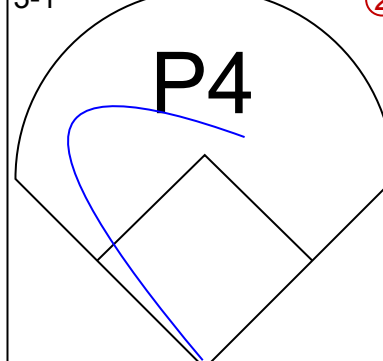
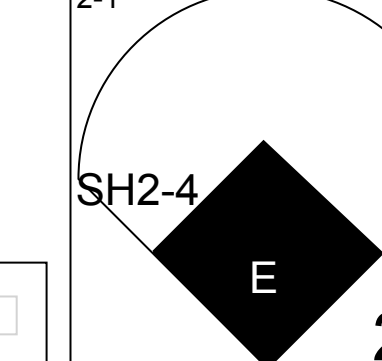
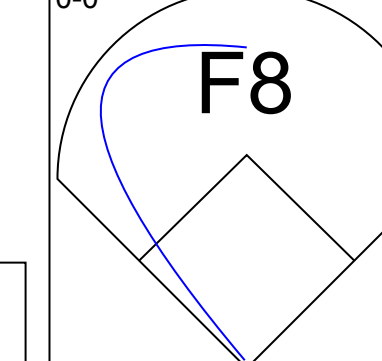
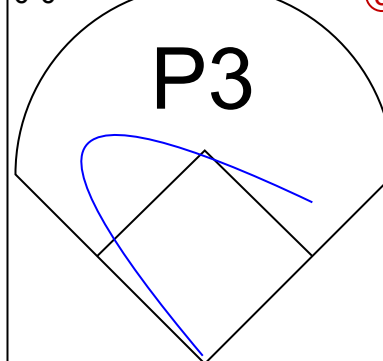
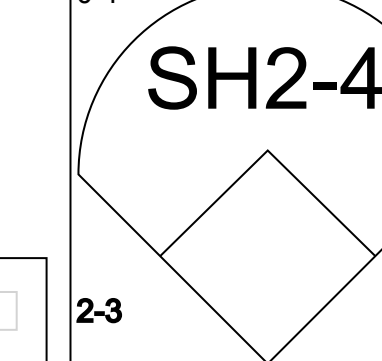
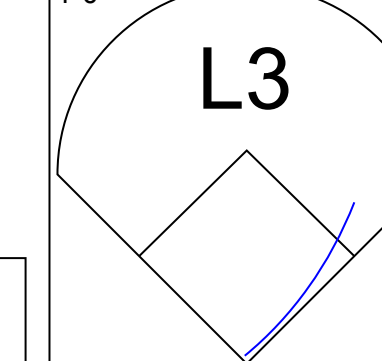
Batter	1	2	3	4	5	6	7	8	9	AB	R	H	RBI	BB	SO	LOB	TOP							
Lenny Harris, L OBP: 0.343, SLG: 0.373 (1, 5)										4	1	3	4	0	0	0	Los Angeles Dodgers @ New York Mets Shea Stadium, Flushing, NY Tue Aug 14 1990, 7:05 PM EDT Sunny - 85 F							
Mickey Hatcher, R OBP: 0.272, SLG: 0.274 (9, PH)										1	0	0	0	0	0	0								
Kirk Gibson, L OBP: 0.357, SLG: 0.480 (1, 8)										5	2	2	0	0	1	1								
Kal Daniels, L OBP: 0.391, SLG: 0.503 (1, 7)										4	0	0	0	0	2	4								
Eddie Murray, S OBP: 0.398, SLG: 0.508 (1, 3)										4	0	1	3	0	0	0								
Hubie Brooks, R OBP: 0.309, SLG: 0.444 (1, 9)										4	1	1	1	0	0	1								
Mike Scioscia, L OBP: 0.331, SLG: 0.416 Stan Javier, S OBP: 0.377, SLG: 0.389 Rick Dempsey, R OBP: 0.314, SLG: 0.330 (1, 2)										1	1	0	0	2	0	1								
Juan Samuel, R OBP: 0.306, SLG: 0.336 (1, 4)										3	1	0	0	1	3	2								
Alfredo Griffin, S OBP: 0.271, SLG: 0.273 (1, 6)										4	2	2	0	0	0	1								
Ramon Martinez, R OBP: 0.162, SLG: 0.100 Tim Crews, R OBP: 0.111, SLG: 0.076 Ray Seearge, L OBP: 0.077, SLG: 0.037 Chris Gwynn, L OBP: 0.077, SLG: 0.037 Jim Gott, R OBP: 0.077, SLG: 0.037 Dave Walsh, L OBP: 0.077, SLG: 0.037 (1, 1)										1	0	0	0	0	0	0								
Inning Stats	R: 2 E: 0 K: 1 S: 15	H: 3 LOB: 1 BB: 0 P: 20	R: 2 E: 0 K: 0 S: 12	H: 2 LOB: 1 BB: 1 P: 21	R: 1 E: 0 K: 1 S: 9	H: 1 LOB: 1 BB: 1 P: 16	R: 0 E: 0 K: 0 S: 10	H: 0 LOB: 0 BB: 0 P: 13	R: 0 E: 0 K: 1 S: 5	H: 0 LOB: 0 BB: 0 P: 8	R: 2 E: 0 K: 2 S: 26	H: 2 LOB: 0 BB: 1 P: 38	R: 1 E: 0 K: 0 S: 9	H: 1 LOB: 0 BB: 0 P: 15	R: 0 E: 0 K: 1 S: 7	H: 0 LOB: 0 BB: 0 P: 12	R: 0 E: 0 K: 1 S: 6	H: 0 LOB: 0 BB: 0 P: 9	1B: 6 2B: 2 3B: 0 HR: 1	SF: 0 SAC: 1 DP: 0 HBP: 0	WP: 0 PB: 0 SB: 2 CS: 1	PA: 39		
PITCHER	IP WLS BF H R ER SO BB IBB HBP BLK WP HR S P ERA WHIP	5.2 W 28 8 7 7 5 3 0 0 0 0 1 71 109 11.12 1.941	2.1 S 7 1 1 1 1 0 0 0 0 0 0 22 34 3.86 0.429	1.0 S 3 0 0 0 1 0 0 0 0 0 0 6 9 0.00 0.000																				

AB	34
R	8
H	9
RBI	8
BB	3
SO	7
LOB	12




Batter	1	2	3	4	5	6	7	8	9	AB	R	H	RBI	BB	SO	LOB	BOTTOM							
Keith Miller, R OBP: 0.335, SLG: 0.330 Tom O'Malley, L OBP: 0.295, SLG: 0.407 (1, 4)										3	1	0	0	1	2	1	Los Angeles Dodgers @ New York Mets Shea Stadium, Flushing, NY Tue Aug 14 1990, 7:05 PM EDT Sunny - 85 F							
Dave Magadan, L OBP: 0.412, SLG: 0.451 (1, 3)										4	1	1	0	1	0	4								
Gregg Jefferies, S OBP: 0.362, SLG: 0.482 (7, 4)										5	2	2	1	0	0	3								
Darryl Strawberry, L OBP: 0.378, SLG: 0.522 (1, 9)										3	1	1	1	1	0	1								
Kevin McReynolds, R OBP: 0.364, SLG: 0.432 (1, 7)										2	1	0	1	1	1	2								
Howard Johnson, S OBP: 0.312, SLG: 0.450 (1, 6)										4	2	3	4	0	0	0								
Daryl Boston, L OBP: 0.345, SLG: 0.481 (1, 8)										4	1	2	1	0	0	1								
Mackey Sasser, L OBP: 0.375, SLG: 0.488 (1, 2)										3	0	1	1	0	0	2								
Dwight Gooden, R OBP: 0.218, SLG: 0.275 Bob Ojeda, L OBP: 0.111, SLG: 0.111 Kelvin Torpe, L OBP: 0.750, SLG: 1.333 John Franco, L OBP: 0.750, SLG: 1.333 (1, 1)										2	0	0	0	0	1	2								
Inning Stats	R: 4 E: 0 K: 0 S: 18	H: 2 LOB: 0 BB: 2 P: 35	R: 0 E: 0 K: 1 S: 10	H: 0 LOB: 1 BB: 0 P: 14	R: 0 E: 0 K: 0 S: 9	H: 0 LOB: 0 BB: 0 P: 15	R: 0 E: 0 K: 1 S: 8	H: 1 LOB: 1 BB: 0 P: 14	R: 5 E: 0 K: 0 S: 29	H: 5 LOB: 2 BB: 1 P: 48	R: 0 E: 0 K: 2 S: 13	H: 1 LOB: 2 BB: 1 P: 22	R: 0 E: 0 K: 0 S: 8	H: 1 LOB: 0 BB: 0 P: 10	R: 0 E: 0 K: 0 S: 11	H: 2 LOB: 1 BB: 0 P: 21		1B: 6 2B: 5 3B: 0 HR: 1	SF: 1 SAC: 1 DP: 1 HBP: 1	WP: 0 PB: 0 SB: 0 CS: 0	PA: 40			
PITCHER	IP WLS BF H R ER SO BB IBB HBP BLK WP HR S P ERA WHIP	4.1 L 22 5 4 4 2 3 0 0 0 0 0 8 12 14.54 1.846	0.1 S 2 1 0 0 0 0 0 0 0 0 0 8 12 0.00 3.000	0.1 S 3 2 2 2 0 0 0 0 0 0 0 13 17 54.00 6.000	2.0 S 10 4 0 0 2 1 0 0 0 0 0 25 40 0.00 2.500	1.0 S 2 0 0 0 0 0 0 0 0 0 7 13 0.00 0.000																		

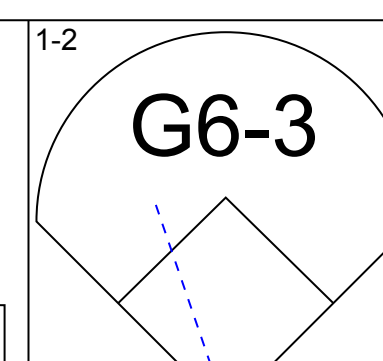
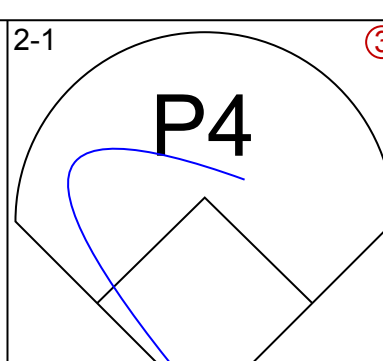
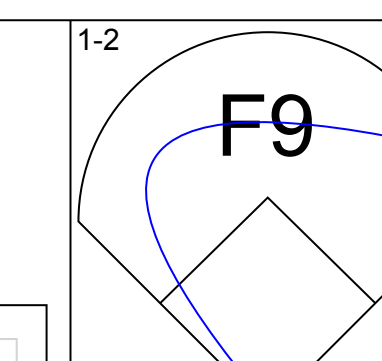
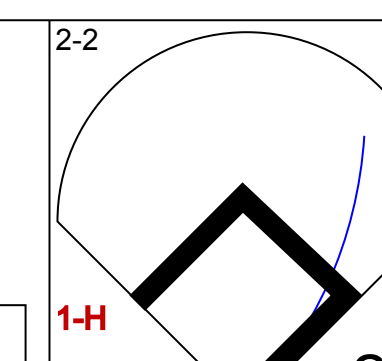
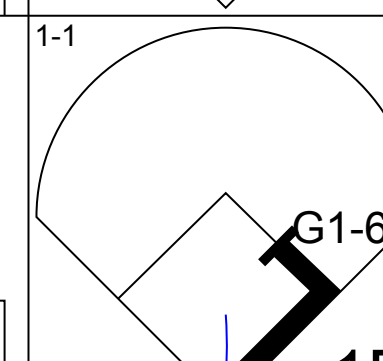
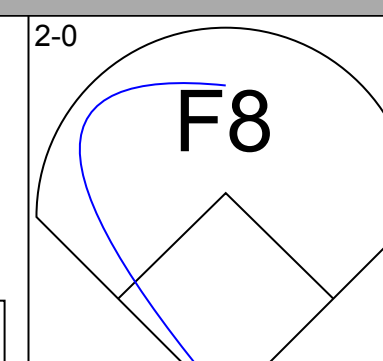
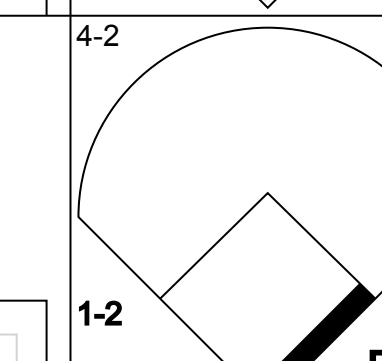
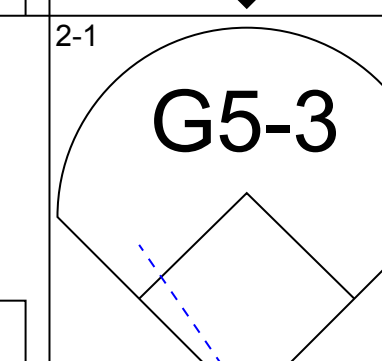
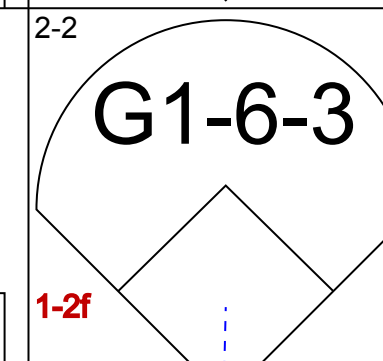
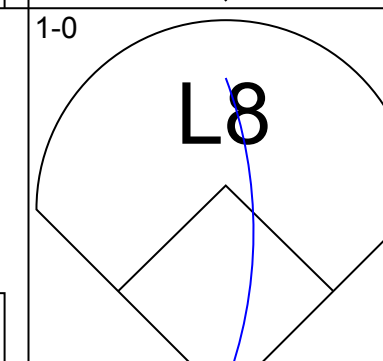
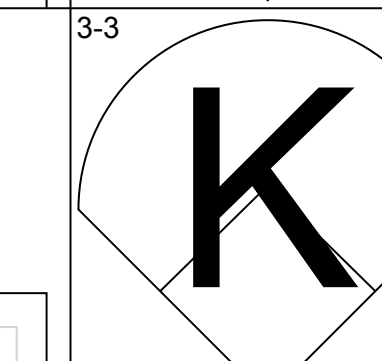
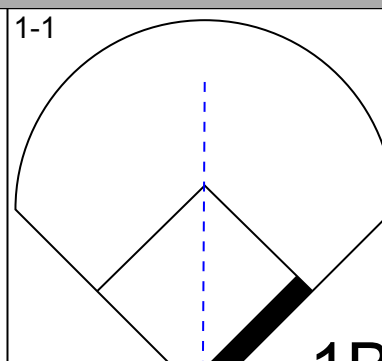
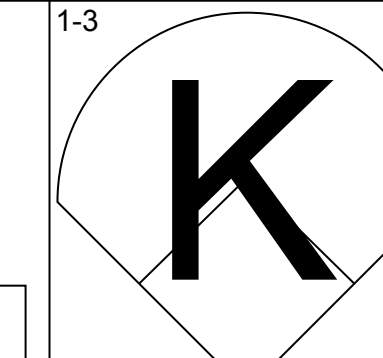
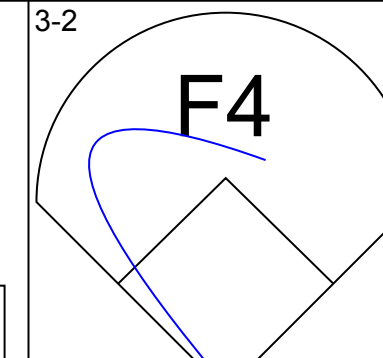
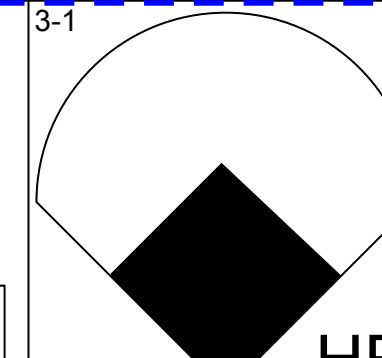
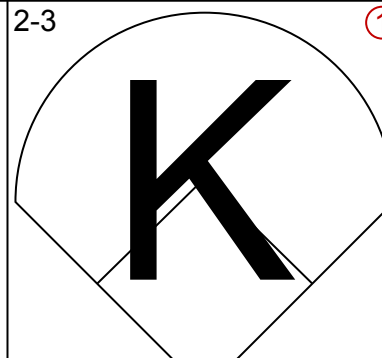
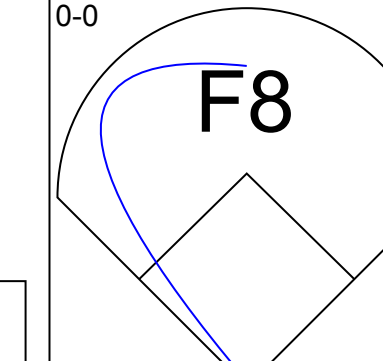
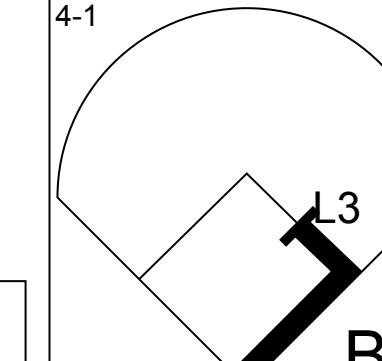
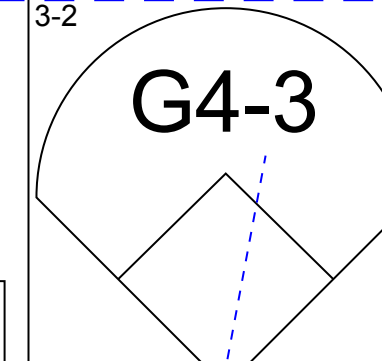
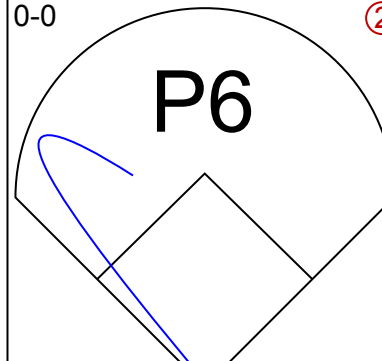
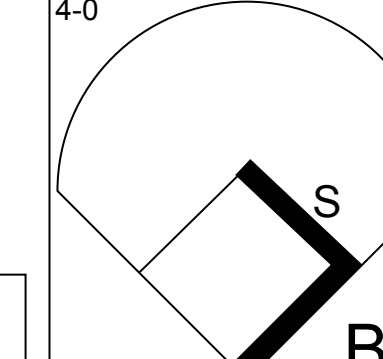
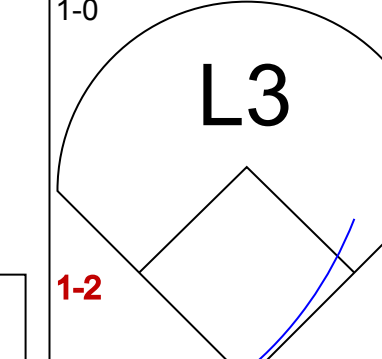
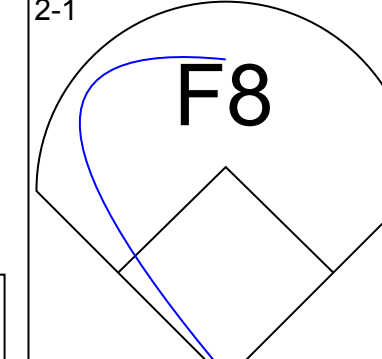
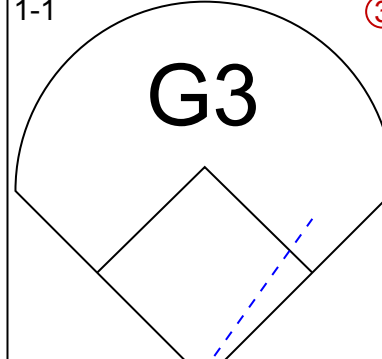

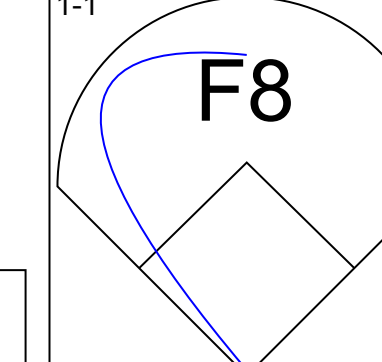
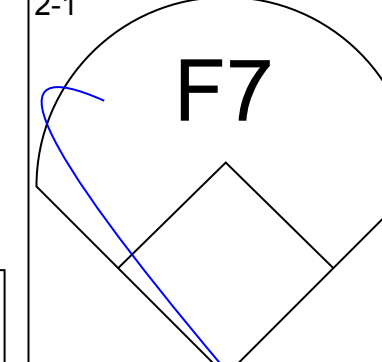
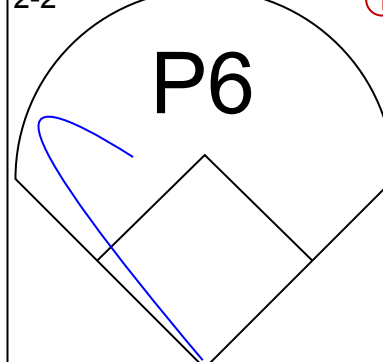
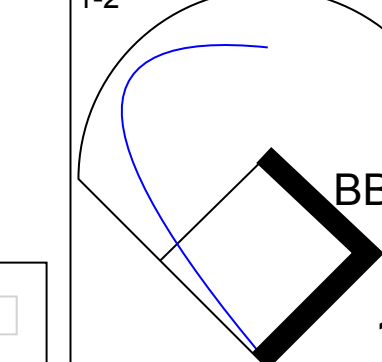
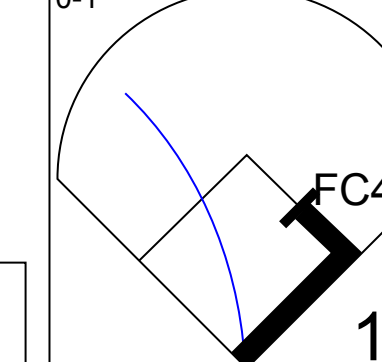
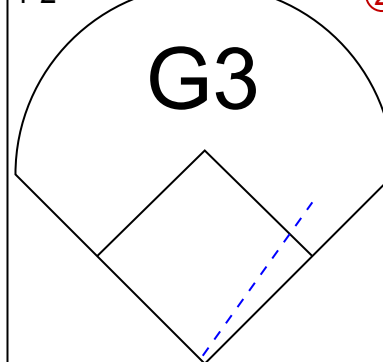
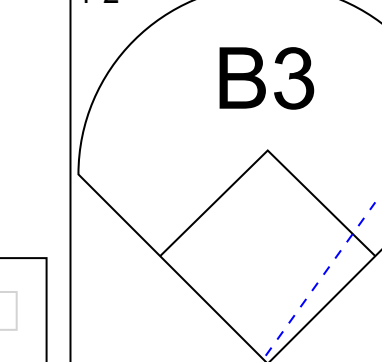
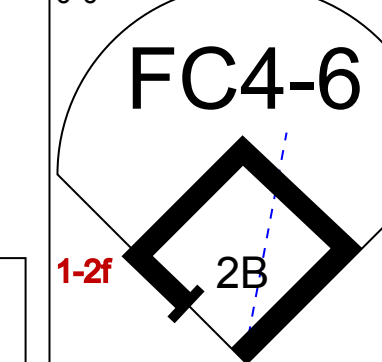


Batter	1	2	3	4	5	6	7	8	9	AB	R	H	RBI	BB	SO	LOB	TOP					
Lenny Harris, L (1, 5) OBP: 0.342, SLG: 0.370										3	0	0	1	1	1	0						
Stan Javier, S (1, 8) OBP: 0.371, SLG: 0.381										4	0	0	0	0	2	2						
Chris Gwynn, L (1, 7) OBP: 0.295, SLG: 0.361										4	0	0	0	0	0	1						
Eddie Murray, S (1, 3) OBP: 0.399, SLG: 0.510										4	1	2	0	0	0	0						
Hubie Brooks, R (1, 9) OBP: 0.307, SLG: 0.441										3	0	0	0	0	2	2						
Jose Gonzalez, R (9, 9) OBP: 0.278, SLG: 0.435										0	0	0	0	0	0	0						
Rick Dempsey, R (1, 2) OBP: 0.324, SLG: 0.333										2	0	1	1	1	1	1						
Juan Samuel, R (1, 4) OBP: 0.304, SLG: 0.333										3	0	0	0	0	2	2						
Mike Sharperson, R (1, 6) OBP: 0.396, SLG: 0.367										3	1	1	0	0	0	0						
Alfredo Griffin, S (8, 6) OBP: 0.271, SLG: 0.273										0	0	0	0	0	0	0						
Mike Hartley, R (1, 1) OBP: 0.333, SLG: 0.333										1	0	0	0	0	0	0						
Dave Walsh, L (7, 1)										0	0	0	0	0	0	0						
Tim Crews, R (7, 1)										0	0	0	0	0	0	0						
Kirk Gibson, L (8, PH) OBP: 0.356, SLG: 0.477										1	0	0	0	0	0	0						
Jay Howell, R (8, 1)										0	0	0	0	0	0	0						
Inning Stats	R: 0 E: 0 K: 2 S: 7	H: 0 LOB: 0 BB: 0 P: 9	R: 0 E: 0 K: 2 S: 9	H: 1 LOB: 0 BB: 0 P: 14	R: 0 E: 0 K: 1 S: 6	H: 0 LOB: 0 BB: 0 P: 10	R: 0 E: 0 K: 1 S: 10	H: 0 LOB: 1 BB: 1 P: 18	R: 0 E: 0 K: 1 S: 10	H: 0 LOB: 1 BB: 1 P: 15	R: 1 E: 1 K: 0 S: 8	H: 1 LOB: 0 BB: 0 P: 12	R: 1 E: 0 K: 1 S: 17	H: 2 LOB: 1 BB: 0 P: 27	R: 0 E: 0 K: 0 S: 3	H: 0 LOB: 0 BB: 0 P: 4	R: 0 E: 0 K: 0 S: 4	H: 0 LOB: 0 BB: 0 P: 5	1B: 2 2B: 4 3B: 0 HR: 0	SF: 0 SAC: 1 DP: 2 HBP: 0	WP: 1 PB: 0 SB: 1 CS: 0	PA: 31
PITCHER	IP WLS BF H R ER SO BB IBB HBP BLK WP HR S P ERA WHIP																					
David Cone, R (1, 1) ERA: 3.74	8.0 L 28 4 2 2 8 2 0 0 1 1 0 70 109 2.25 0.750																					
Wally Whitehurst, R (9, 1) ERA: 3.61	1.0 3 0 0 0 0 0 0 0 0 0 0 4 5 0.00 0.000																					

Los Angeles Dodgers @ New York Mets
Shea Stadium, Flushing, NY
Tue Aug 14 1990, 7:05 PM EDT
Att: 46,004 - Unknown - 80 F


AB 28
R 2
H 4
RBI 2
BB 2
SO 8
LOB 8



Batter	1	2	3	4	5	6	7	8	9	AB	R	H	RBI	BB	SO	LOB	BOTTOM			
Daryl Boston, L (1, 8) OBP: 0.344, SLG: 0.482										4	0	1	0	0	0	1				
Dave Magadan, L (1, 3) OBP: 0.413, SLG: 0.450										3	0	1	0	1	0	1				
Gregg Jefferies, S (1, 4) OBP: 0.361, SLG: 0.480										4	0	1	0	0	1	3				
Darryl Strawberry, L (1, 9) OBP: 0.376, SLG: 0.527										4	1	1	1	0	2	1				
Kevin McReynolds, R (1, 7) OBP: 0.363, SLG: 0.429										3	0	0	0	1	0	1				
Howard Johnson, S (1, 6) OBP: 0.312, SLG: 0.447										3	0	0	0	1	0	2				
Tom O'Malley, L (1, 5) OBP: 0.286, SLG: 0.393										3	0	0	0	0	0	1				
Orlando Mercado, R (1, 2) OBP: 0.291, SLG: 0.338										2	0	1	0	0	0	0				
Kevin Torpe, L (8, PH) OBP: 0.800, SLG: 1.250										1	0	1	0	0	0	0				
Wally Whitehurst, R (9, 1) ERA: 3.33, SLG: 0.333										0	0	0	0	0	0	0				
David Cone, L (1, 1) OBP: 0.229, SLG: 0.217										2	0	0	0	0	0	1				
Mackey Sasser, L (8, PH) OBP: 0.373, SLG: 0.486										1	0	0	0	0	0	1				
Inning Stats	R: 0 E: 0 K: 0 S: 10	H: 1 LOB: 0 BB: 0 P: 14	R: 0 E: 0 K: 1 S: 5	H: 0 LOB: 1 BB: 1 P: 12	R: 0 E: 0 K: 0 S: 8	H: 0 LOB: 0 BB: 0 P: 13	R: 0 E: 0 K: 0 S: 6	H: 0 LOB: 0 BB: 0 P: 12	R: 0 E: 0 K: 1 S: 16	H: 1 LOB: 2 BB: 1 P: 26	R: 1 E: 0 K: 0 S: 9	H: 1 LOB: 0 BB: 0 P: 19	R: 0 E: 0 K: 0 S: 9	H: 2 LOB: 1 BB: 0 P: 13	R: 0 E: 0 K: 1 S: 8	H: 1 LOB: 1 BB: 0 P: 12	1B: 4 2B: 2 3B: 0 HR: 1	SF: 0 SAC: 0 DP: 2 HBP: 0	WP: 0 PB: 0 SB: 1 CS: 0	PA: 33
PITCHER	IP WLS BF H R ER SO BB IBB HBP BLK WP HR S P ERA WHIP																			
Mike Hartley, R (1, 1) ERA: 2.9	6.0 W 21 2 0 0 2 3 0 0 0 0 0 0 49 87 0.00 0.833																			
Dave Walsh, L (7, 1) ERA: 9.0	0.0 1 1 1 1 0 0 0 0 0 0 0 1 2 5 ∞ ∞																			
Tim Crews, R (7, 1) ERA: 2.66	1.0 3 0 0 0 0 0 0 0 0 0 0 0 7 14 0.00 0.000																			
Jay Howell, R (8, 1) ERA: 2.47	2.0 S 8 3 0 0 1 0 0 0 0 0 0 0 17 25 0.00 1.500																			

Los Angeles Dodgers @ New York Mets
Shea Stadium, Flushing, NY
Tue Aug 14 1990, 7:05 PM EDT
Att: 46,004 - Unknown - 80 F

AB 30
R 1
H 6
RBI 1
BB 3
SO 3
LOB 12



Batter	1	2	3	4	5	6	7	8	9	AB	R	H	RBI	BB	SO	LOB	TOP				
Stan Javier, S (1, 8) OBP: 0.368, SLG: 0.383	F9			1B HR 2B	G4-3			G6-3		4	1	1	0	0	0	1					
Mike Sharperson, R (1, 5) OBP: 0.385, SLG: 0.367 Lenny Harris, L (9, PH) OBP: 0.341, SLG: 0.369	F8			HR 1B			G3		F7	3	1	1	0	0	0	0					
Kal Daniels, L (1, 7) OBP: 0.389, SLG: 0.509 Jay Howell, R (9, 1)	L8			HR			K		G4-3	4	1	1	3	0	1	0					
Eddie Murray, S (1, 3) OBP: 0.395, SLG: 0.505		K		P3			G5-3		K	4	0	0	0	0	2	0					
Hubie Brooks, R (1, 9) OBP: 0.305, SLG: 0.438		K		G6-3					K	3	0	0	0	0	2	0					
Rick Dempsey, R (1, 2) OBP: 0.315, SLG: 0.323	F9			K			P4			3	0	0	0	0	1	0					
Juan Samuel, R (1, 4) OBP: 0.302, SLG: 0.331			P3		F8		G4-3			3	0	0	0	0	0	0					
Alfredo Griffin, S (1, 6) OBP: 0.272, SLG: 0.272			K		SH1-4 BB			K	2	0	0	0	1	2	0						
Mike Morgan, R (1, 1) OBP: 0.109, SLG: 0.075 Kirk Gibson, L (8, PH) OBP: 0.354, SLG: 0.475 Jim Gott, R (8, 1) Jose Gonzalez, R (9, 7) OBP: 0.278, SLG: 0.435			K		SH1-4		G4-3			1	0	0	0	0	1	0					
Inning Stats	R: 0 E: 0 K: 0 S: 6	H: 0 LOB: 0 BB: 0 P: 9	R: 0 E: 0 K: 2 S: 10	H: 0 LOB: 0 BB: 0 P: 15	R: 0 E: 0 K: 2 S: 11	H: 0 LOB: 0 BB: 0 P: 17	R: 3 E: 0 K: 1 S: 9	H: 3 LOB: 1 BB: 0 P: 15	R: 0 E: 0 K: 0 S: 10	H: 0 LOB: 0 BB: 0 P: 9	R: 0 E: 0 K: 1 S: 8	H: 0 LOB: 0 BB: 0 P: 13	R: 0 E: 0 K: 1 S: 8	H: 0 LOB: 0 BB: 0 P: 9	R: 0 E: 0 K: 1 S: 7	H: 0 LOB: 0 BB: 0 P: 7	1B: 1 2B: 1 3B: 0 HR: 1	SF: 0 SAC: 1 DP: 0 HBP: 0	WP: 0 PB: 0 SB: 0 CS: 0	PA: 31	
PITCHER	IP WLS BF H R ER SO BB IBB HBP BLK WP HR S P ERA WHIP	IP WLS BF H R ER SO BB IBB HBP BLK WP HR S P ERA WHIP	IP WLS BF H R ER SO BB IBB HBP BLK WP HR S P ERA WHIP	IP WLS BF H R ER SO BB IBB HBP BLK WP HR S P ERA WHIP	IP WLS BF H R ER SO BB IBB HBP BLK WP HR S P ERA WHIP	IP WLS BF H R ER SO BB IBB HBP BLK WP HR S P ERA WHIP	IP WLS BF H R ER SO BB IBB HBP BLK WP HR S P ERA WHIP	IP WLS BF H R ER SO BB IBB HBP BLK WP HR S P ERA WHIP	IP WLS BF H R ER SO BB IBB HBP BLK WP HR S P ERA WHIP	IP WLS BF H R ER SO BB IBB HBP BLK WP HR S P ERA WHIP	IP WLS BF H R ER SO BB IBB HBP BLK WP HR S P ERA WHIP	IP WLS BF H R ER SO BB IBB HBP BLK WP HR S P ERA WHIP	IP WLS BF H R ER SO BB IBB HBP BLK WP HR S P ERA WHIP	IP WLS BF H R ER SO BB IBB HBP BLK WP HR S P ERA WHIP	IP WLS BF H R ER SO BB IBB HBP BLK WP HR S P ERA WHIP	IP WLS BF H R ER SO BB IBB HBP BLK WP HR S P ERA WHIP	IP WLS BF H R ER SO BB IBB HBP BLK WP HR S P ERA WHIP	IP WLS BF H R ER SO BB IBB HBP BLK WP HR S P ERA WHIP	IP WLS BF H R ER SO BB IBB HBP BLK WP HR S P ERA WHIP	IP WLS BF H R ER SO BB IBB HBP BLK WP HR S P ERA WHIP	IP WLS BF H R ER SO BB IBB HBP BLK WP HR S P ERA WHIP

Los Angeles Dodgers @ New York Mets
Shea Stadium, Flushing, NY
Wed Aug 15 1990, 7:05 PM EDT
Att: 43,139 - Unknown - 80 F

AB 29
R 3
H 3
RBI 3
BB 1
SO 9
LOB 1



Batter	1	2	3	4	5	6	7	8	9	AB	R	H	RBI	BB	SO	LOB	BOTTOM				
Daryl Boston, L (1, 8) OBP: 0.346, SLG: 0.486	SH1-3 G1 1B		F7			1B 2B	F8			4	2	2	0	0	0	3					
Dave Magadan, L (1, 5) OBP: 0.415, SLG: 0.450	SH1-3			G3 BB		CS 1B		L7		2	0	1	1	1	0	0					
Gregg Jefferies, S (1, 4) OBP: 0.360, SLG: 0.478	G1			L8		SAFE 1B		F8		4	0	1	1	0	0	1					
Darryl Strawberry, L (1, 9) OBP: 0.373, SLG: 0.522	G3			G3		K		K		4	0	0	0	0	2	2					
Howard Johnson, S (1, 6) OBP: 0.311, SLG: 0.445		G3-1		F8			FC6-4 1B		F7	4	0	1	0	0	0	1					
Kevin McReynolds, R (1, 7) OBP: 0.360, SLG: 0.424		G6-3			G6-3		FC6-4 PB HBP		L1	4	0	0	0	0	0	1					
Kelvin Torve, L (1, 3) OBP: 0.167, SLG: 0.190 Tom O'Malley, R (7, PH) OBP: 0.253, SLG: 0.393 Wally Whitehurst, R (8, 1) OBP: 0.333, SLG: 0.333			K		G4-6-3 1B		PB HBP		PB 1B	3	0	2	0	0	1	0					
Mackey Sasser, L (1, 2) OBP: 0.367, SLG: 0.477				G4-3	G4-6-3		L5		G6-3	4	0	0	0	0	0	4					
Sid Fernandez, L (1, 1) OBP: 0.167, SLG: 0.190 Tom O'Malley, R (7, PH) OBP: 0.253, SLG: 0.393 Wally Whitehurst, R (8, 1) OBP: 0.333, SLG: 0.333			G4-3			K				2	0	0	0	0	1	0					
Inning Stats	R: 1 E: 0 K: 0 S: 6	H: 1 LOB: 0 BB: 0 P: 13	R: 0 E: 0 K: 1 S: 8	H: 0 LOB: 0 BB: 0 P: 13	R: 0 E: 0 K: 0 S: 5	H: 0 LOB: 0 BB: 0 P: 7	R: 0 E: 0 K: 0 S: 8	H: 0 LOB: 1 BB: 1 P: 17	R: 0 E: 0 K: 2 S: 16	H: 3 LOB: 0 BB: 0 P: 26	R: 0 E: 0 K: 0 S: 9	H: 1 LOB: 3 BB: 1 P: 21	R: 0 E: 0 K: 1 S: 7	H: 0 LOB: 0 BB: 0 P: 9	R: 0 E: 0 K: 0 S: 10	H: 1 LOB: 2 BB: 0 P: 14	1B: 6 2B: 1 3B: 0 HR: 0	SF: 0 SAC: 1 DP: 1 HBP: 1	WP: 0 PB: 2 SB: 1 CS: 1	PA: 35	
PITCHER	IP WLS BF H R ER SO BB IBB HBP BLK WP HR S P ERA WHIP	IP WLS BF H R ER SO BB IBB HBP BLK WP HR S P ERA WHIP	IP WLS BF H R ER SO BB IBB HBP BLK WP HR S P ERA WHIP	IP WLS BF H R ER SO BB IBB HBP BLK WP HR S P ERA WHIP	IP WLS BF H R ER SO BB IBB HBP BLK WP HR S P ERA WHIP	IP WLS BF H R ER SO BB IBB HBP BLK WP HR S P ERA WHIP	IP WLS BF H R ER SO BB IBB HBP BLK WP HR S P ERA WHIP	IP WLS BF H R ER SO BB IBB HBP BLK WP HR S P ERA WHIP	IP WLS BF H R ER SO BB IBB HBP BLK WP HR S P ERA WHIP	IP WLS BF H R ER SO BB IBB HBP BLK WP HR S P ERA WHIP	IP WLS BF H R ER SO BB IBB HBP BLK WP HR S P ERA WHIP	IP WLS BF H R ER SO BB IBB HBP BLK WP HR S P ERA WHIP	IP WLS BF H R ER SO BB IBB HBP BLK WP HR S P ERA WHIP	IP WLS BF H R ER SO BB IBB HBP BLK WP HR S P ERA WHIP	IP WLS BF H R ER SO BB IBB HBP BLK WP HR S P ERA WHIP	IP WLS BF H R ER SO BB IBB HBP BLK WP HR S P ERA WHIP	IP WLS BF H R ER SO BB IBB HBP BLK WP HR S P ERA WHIP	IP WLS BF H R ER SO BB IBB HBP BLK WP HR S P ERA WHIP	IP WLS BF H R ER SO BB IBB HBP BLK WP HR S P ERA WHIP	IP WLS BF H R ER SO BB IBB HBP BLK WP HR S P ERA WHIP	IP WLS BF H R ER SO BB IBB HBP BLK WP HR S P ERA WHIP

Los Angeles Dodgers @ New York Mets
Shea Stadium, Flushing, NY
Wed Aug 15 1990, 7:05 PM EDT
Att: 43,139 - Unknown - 80 F

AB 31
R 2
H 7
RBI 2
BB 2
SO 4
LOB 12



Batter	1	2	3	4	5	6	7	8	9	AB	R	H	RBI	BB	SO	LOB	TOP			
Lenny Harris, L (1,4) OBP: 0.343, SLG: 0.370 (6,5)	1-1 1B		1-0 1B		3-3 K		0-0 P5		2-1 F8	4	0	2	0	0	1	2				
Hubie Brooks, R (9,PH) OBP: 0.304, SLG: 0.437					2-3 1B					1	0	0	0	0	0	2				
Stan Javier, S (1,9) OBP: 0.366, SLG: 0.377	0-0 L9		3-2 G5-3		4-0 BB		0-1 G4-6-3			3	0	0	0	1	0	3				
Kirk Gibson, L (1,8) OBP: 0.352, SLG: 0.471	0-0 P6			0-1 FC4-6 1B	1-3 K			0-0 P4		4	0	1	0	0	1	3				
Eddie Murray, S (1,3) OBP: 0.392, SLG: 0.500	1-2 F7			2-1 FC4-6 BB 1B	1-3 K			3-2 G5-3		4	0	0	0	0	1	2				
Kal Daniels, L (1,7) OBP: 0.385, SLG: 0.503		1-0 F7		3-3 K	2-2 G3			0-1 F7		4	0	0	0	0	1	1				
Mike Scioscia, L (1,2) OBP: 0.333, SLG: 0.415		1-0 G6-3		4-0 1B BB	0-1 1B			1-2 F8		3	0	1	0	1	0	0				
Mike Sharperson, R (1,5) OBP: 0.404, SLG: 0.388 (6,6)		2-1 HR		2-0 1B	1-0 1B			4-0 1B S BB		3	1	3	1	1	0	0				
Alfredo Griffin, S (1,6) OBP: 0.270, SLG: 0.269		0-0 G4-3			2-2 F7			4-0 1B BB		3	0	0	0	0	1	2				
Tim Crews, R (6,1)								1-2 1B		0	0	0	0	0	0	0				
Dave Walsh, L (7,1)								1-2 BB		0	0	0	0	0	0	0				
Mickey Hatcher, R (9,PH) OBP: 0.279, SLG: 0.274								1-2 BB		0	0	0	0	1	0	0				
Jose Gonzalez, R (9,PR) OBP: 0.278, SLG: 0.435								1-2 BB		0	0	0	0	0	0	0				
Tim Belcher, R (1,1) OBP: 0.200, SLG: 0.186								0-2 1B		2	0	1	0	0	0	0				
Juan Samuel, R (6,4) OBP: 0.305, SLG: 0.334								1-2 2-3 1B		2	0	2	0	0	0	0				
Inning Stats	R: 0 E: 0 K: 0 S: 8	H: 1 LOB: 1 BB: 0 P: 10	R: 1 E: 0 K: 0 S: 5	H: 1 LOB: 0 BB: 0 P: 9	R: 0 E: 0 K: 0 S: 5	H: 1 LOB: 0 BB: 0 P: 9	R: 0 E: 0 K: 1 S: 10	H: 2 LOB: 2 BB: 1 P: 20	R: 0 E: 0 K: 2 S: 13	H: 2 LOB: 2 BB: 0 P: 18	R: 0 E: 0 K: 0 S: 5	H: 1 LOB: 0 BB: 2 P: 9	R: 0 E: 0 K: 0 S: 6	H: 0 LOB: 0 BB: 2 P: 9	R: 0 E: 0 K: 0 S: 8	H: 1 LOB: 2 BB: 2 P: 19	1B: 8 2B: 1 3B: 0 HR: 1	SF: 0 SAC: 0 DP: 1 HBP: 0	WP: 1 PB: 0 SB: 1 CS: 1	PA: 37
PITCHER	IP WLS BF H R ER SO BB IBB HBP BLK WP HR S P ERA WHIP	6.0 W 26 8 1 1 5 2 0 0 0 1 1 54 91 1.50 1.667	2.1 L 8 1 0 0 0 1 0 0 0 0 0 14 22 0.00 0.857	0.2 S 3 1 0 0 0 1 0 0 0 0 0 5 11 0.00 3.000																

Los Angeles Dodgers @ New York Mets
Shea Stadium, Flushing, NY
Thu Aug 16 1990, 3:33 AM EDT
Att: 41,715 - Cloudy - 85 F

AB 33
R 1
H 10
RBI 1
BB 4
SO 5
LOB 15



Batter	1	2	3	4	5	6	7	8	9	AB	R	H	RBI	BB	SO	LOB	BOTTOM			
Daryl Boston, L (1,8) OBP: 0.344, SLG: 0.482	2-0 F7			1-2 2B 1B	0-0 F8		1-2 G3-1			4	1	1	0	0	0	1				
Dave Magadan, L (1,5) OBP: 0.416, SLG: 0.454				2-1 2B 1B	0-0 1B		0-0 L8			4	1	2	2	0	1	0				
Gregg Jefferies, S (1,4) OBP: 0.357, SLG: 0.474	1-1 G4-3			1-1 P5	0-0 F9		0-1 F7			4	0	0	0	0	0	2				
Howard Johnson, S (1,6) OBP: 0.313, SLG: 0.455		1-0 F9		0-1 1B 2B	2-1 HR		0-2 L4			4	1	2	2	0	0	0				
Kelvin Torve, L (1,3) OBP: 0.615, SLG: 0.727		0-1 G4-3		1-0 1B	3-2 G3		0-0 G3-1			4	0	1	0	0	0	0				
Mark Carreon, R (1,7) OBP: 0.311, SLG: 0.478		0-0 F7		0-3 K	0-0 1B		1-0 F8			4	0	1	0	0	1	2				
Darren Reed, R (1,9) OBP: 0.182, SLG: 0.273			2-2 G6-3	1-3 K	0-1 1B		0-1 1B			3	0	1	0	0	1	2				
Mackey Sasser, L (1,2) OBP: 0.366, SLG: 0.475			0-2 F7		0-0 F8 SH3-4 1B		2-1 P4			3	1	1	0	0	0	2				
Ron Darling, R (1,1) OBP: 0.241, SLG: 0.154			1-3 K		1-1 SH3-4 1B		0-1 G3			1	0	0	0	0	1	0				
Tom O'Malley, L (6,PH) OBP: 0.290, SLG: 0.388										1	0	0	0	0	0	2				
Bob Ojeda, L (7,1) OBP: 0.111, SLG: 0.111										0	0	0	0	0	0	0				
John Franco, L (9,1)										0	0	0	0	0	0	0				
Inning Stats	R: 0 E: 0 K: 1 S: 6	H: 0 LOB: 0 BB: 0 P: 12	R: 0 E: 0 K: 0 S: 4	H: 0 LOB: 0 BB: 0 P: 5	R: 0 E: 0 K: 1 S: 10	H: 0 LOB: 0 BB: 0 P: 13	R: 2 E: 0 K: 2 S: 16	H: 4 LOB: 2 BB: 0 P: 22	R: 1 E: 0 K: 0 S: 6	H: 3 LOB: 2 BB: 0 P: 19	R: 0 E: 0 K: 0 S: 8	H: 0 LOB: 0 BB: 0 P: 9	R: 0 E: 0 K: 0 S: 5	H: 0 LOB: 0 BB: 0 P: 6	R: 0 E: 0 K: 0 S: 8	H: 0 LOB: 0 BB: 0 P: 6	1B: 6 2B: 2 3B: 0 HR: 1	SF: 0 SAC: 1 DP: 0 HBP: 0	WP: 0 PB: 0 SB: 0 CS: 0	PA: 33
PITCHER	IP WLS BF H R ER SO BB IBB HBP BLK WP HR S P ERA WHIP	5.1 L 24 8 4 4 4 0 0 0 0 0 0 11 14 0.00 1.000	1.0 L 4 1 0 0 0 0 0 0 0 0 0 8 9 0.00 0.000	1.2 L 5 0 0 0 0 0 0 0 0 0 0 8 9 0.00 0.000																

Los Angeles Dodgers @ New York Mets
Shea Stadium, Flushing, NY
Thu Aug 16 1990, 3:33 AM EDT
Att: 41,715 - Cloudy - 85 F

AB 32
R 4
H 9
RBI 4
BB 0
SO 4
LOB 11



Batter	1	2	3	4	5	6	7	8	9	AB	R	H	RBI	BB	SO	LOB	TOP			
Daryl Boston, L (1, 8) OBP: 0.347, SLG: 0.484	G4-3		G3			SH5-3	BB			3	0	1	0	1	0	0	New York Mets @ San Francisco Giants Candlestick Park, San Francisco, CA Fri Aug 17, 1990, 10:05 PM EDT Att: 28,099 - Unknown - 55 F livebaseballscorecards.com			
Dave Magadan, L (1, 5) OBP: 0.416, SLG: 0.452	FC6-4 BB			G4-6-3 BB		SH5-3	F7			1	0	0	0	2	0	1				
Gregg Jefferies, S (1, 4) OBP: 0.356, SLG: 0.472	FC6-4			G4-6-3		K				4	0	1	0	0	1	3				
Darryl Strawberry, L (1, 9) OBP: 0.374, SLG: 0.520	F9			F8			BB			3	0	1	0	1	0	1				
Howard Johnson, S (1, 6) OBP: 0.312, SLG: 0.453		F8				P5				4	0	1	0	0	0	4				
Kevin McReynolds, R (1, 7) OBP: 0.359, SLG: 0.422		K				F8				4	0	1	0	0	1	3				
Kevin Torve, L (1, 3) OBP: 0.529, SLG: 0.667		G6-3					G4-3			4	0	1	0	0	1	1				
Orlando Mercado, R (1, 2) OBP: 0.303, SLG: 0.342										2	1	1	0	1	0	0				
Mackey Sasser, L (9, PH) OBP: 0.365, SLG: 0.472			F8				HR			1	0	0	0	0	0	0				
Frank Viola, L (1, 1) OBP: 0.117, SLG: 0.117			L9							2	0	0	0	0	0	2				
Tom O'Malley, L (7, PH) OBP: 0.298, SLG: 0.430										1	1	1	2	0	0	0				
Alejandro Pena, R (7, 1) OBP: 0.500, SLG: 0.333										0	0	0	0	0	0	0				
Tim Teufel, R (9, PH) OBP: 0.300, SLG: 0.429							HR			1	0	0	0	0	1	0				
Inning Stats	R: 0 E: 1 K: 0 S: 8	H: 0 LOB: 1 BB: 1 P: 15	R: 0 E: 0 K: 1 S: 9	H: 0 LOB: 0 BB: 0 P: 17	R: 0 E: 0 K: 0 S: 6	H: 0 LOB: 0 BB: 0 P: 12	R: 0 E: 0 K: 0 S: 3	H: 2 LOB: 2 BB: 1 P: 8	R: 0 E: 0 K: 1 S: 10	H: 1 LOB: 2 BB: 1 P: 17	R: 2 E: 0 K: 0 S: 9	H: 3 LOB: 1 BB: 1 P: 19	R: 0 E: 0 K: 2 S: 10	H: 2 LOB: 1 BB: 0 P: 16	R: 0 E: 0 K: 2 S: 11	H: 0 LOB: 0 BB: 0 P: 18	1B: 5 2B: 2 3B: 0 HR: 1	SF: 0 SAC: 1 DP: 3 HBP: 0	WP: 0 PB: 0 SB: 0 CS: 0	PA: 36
PITCHER	IP WLS BF H R ER SO BB IBB HBP BLK WP HR S P ERA WHIP																			
Scott Garrelts, R (1, 1) ERA: 4.24	7.0 W 31 8 2 2 2 4 1 0 0 0 1 59 115 2.57 1.714																			
Steve Bedrosian, R (8, 1) ERA: 5.1	2.0 S 5 0 0 0 2 0 0 0 0 0 0 0 16 27 0.00 0.000																			

Batter	1	2	3	4	5	6	7	8	9	AB	R	H	RBI	BB	SO	LOB	BOTTOM			
Brett Butler, L (1, 8) OBP: 0.383, SLG: 0.344	G1-3		G4-3			FC4	G4-3	K		5	0	0	0	0	1	4	New York Mets @ San Francisco Giants Candlestick Park, San Francisco, CA Fri Aug 17, 1990, 10:05 PM EDT Att: 28,099 - Unknown - 55 F livebaseballscorecards.com			
Dave Anderson, R (1, 3) OBP: 0.341, SLG: 0.412	K					G6-3				3	0	1	0	0	1	1				
Mike Laga, L (7, PH) OBP: 0.125, SLG: 0.125			CS							1	0	1	0	0	0	0				
Greg Litton, R (1, 9) OBP: 0.261, SLG: 0.297	K						1B			3	1	1	0	1	2	1				
Kevin Mitchell, R (1, 7) OBP: 0.370, SLG: 0.549		2B				HR	HR			3	1	1	0	1	0	2				
Matt Williams, R (1, 5) OBP: 0.314, SLG: 0.479		1B					F8			4	1	2	3	0	1	0				
Gary Carter, R (1, 2) OBP: 0.330, SLG: 0.422		2B					HR			3	0	0	0	0	0	2				
Terry Kennedy, L (8, PH) OBP: 0.344, SLG: 0.376	L5					G5-3		F8		1	0	0	0	0	0	0				
Robby Thompson, R (1, 4) OBP: 0.296, SLG: 0.398	K					G5-3				4	0	1	0	0	1	2				
Jose Uribe, S (1, 6) OBP: 0.301, SLG: 0.323										2	0	2	0	2	0	0				
Scott Garrelts, R (1, 1) OBP: 0.103, SLG: 0.089										3	0	0	0	0	0	5				
Steve Bedrosian, R (8, 1) OBP: 0.333, SLG: 0.333	FC6-4					B2	G1-3			1	0	1	0	0	0	0				
Inning Stats	R: 0 E: 0 K: 2 S: 8	H: 2 LOB: 3 BB: 1 P: 13	R: 0 E: 0 K: 1 S: 16	H: 2 LOB: 3 BB: 1 P: 25	R: 0 E: 0 K: 0 S: 7	H: 1 LOB: 1 BB: 1 P: 15	R: 0 E: 0 K: 1 S: 5	H: 0 LOB: 0 BB: 0 P: 6	R: 0 E: 0 K: 0 S: 8	H: 1 LOB: 1 BB: 0 P: 12	R: 3 E: 0 K: 0 S: 13	H: 3 LOB: 1 BB: 1 P: 24	R: 0 E: 0 K: 1 S: 10	H: 1 LOB: 0 BB: 0 P: 15	R: 0 E: 0 K: 1 S: 7	H: 2 LOB: 3 BB: 1 P: 13	1B: 5 2B: 4 3B: 0 HR: 1	SF: 0 SAC: 0 DP: 0 HBP: 0	WP: 0 PB: 0 SB: 1 CS: 1	PA: 37
PITCHER	IP WLS BF H R ER SO BB IBB HBP BLK WP HR S P ERA WHIP																			
Frank Viola, L (1, 1) ERA: 2.79	6.0 L 27 7 3 3 4 2 2 1 0 0 0 0 0 1 57 95 4.50 1.500																			
Alejandro Pena, R (7, 1) ERA: 4.26	2.0 10 3 0 0 2 0 1 0 0 0 0 0 0 17 28 0.00 1.500																			

Batter	1	2	3	4	5	6	7	8	9	AB	R	H	RBI	BB	SO	LOB	TOP								
Mark Carreon, R OBP: 0.313, SLG: 0.481 (1, 8)	L5		1B	F7	K			SF7		5	1	2	0	0	1	3	New York Mets @ San Francisco Giants Candlestick Park, San Francisco, CA Sat Aug 18 1990, 6:33 AM EDT Att: 39,061 - Sunny - 62 F								
Dave Magadan, L OBP: 0.315, SLG: 0.450 (1, 3)	G6-3		2B	G3-1		K		SF7		4	1	1	3	0	1	1									
Gregg Jefferies, S OBP: 0.357, SLG: 0.472 (1, 4)	G6-3		1B			P6		P4		4	2	1	0	1	0	1									
Kevin McReynolds, R OBP: 0.359, SLG: 0.420 (1, 7)		G4-6-3	1B	1B	IBB	F9		F9		4	1	1	0	1	0	1									
Darryl Strawberry, L OBP: 0.372, SLG: 0.515 (1, 9)	G4-6-3		1B	1B	BB	L7		F9		4	0	0	1	1	0	2									
Howard Johnson, S OBP: 0.315, SLG: 0.459 (1, 6)	G5-3		1B	1B	2B	F8				5	1	3	3	0	0	0									
Tim Teufel, R OBP: 0.305, SLG: 0.421 (1, 5)			1B	1B	1B	K		G5-3		4	1	1	1	1	1	3									
Orlando Mercado, R OBP: 0.301, SLG: 0.337 (1, 2)			G4-3	P2	1B	1B		E8		4	1	1	0	0	0	1									
David Cone, L OBP: 0.275, SLG: 0.250 (1, 1)			1B	1B	1B	1B		SH1-4		2	1	2	1	1	0	0									
Inning Stats	R: 0 E: 0 K: 0 S: 7	H: 0 LOB: 0 BB: 0 P: 10	R: 0 E: 0 K: 0 S: 9	H: 1 LOB: 0 BB: 0 P: 15	R: 5 E: 0 K: 0 S: 20	H: 4 LOB: 2 BB: 4 P: 40	R: 0 E: 0 K: 0 S: 9	H: 1 LOB: 1 BB: 0 P: 16	R: 3 E: 0 K: 1 S: 21	H: 4 LOB: 2 BB: 1 P: 30	R: 0 E: 0 K: 1 S: 7	H: 0 LOB: 0 BB: 0 P: 13	R: 0 E: 0 K: 1 S: 7	H: 0 LOB: 0 BB: 0 P: 10	R: 1 E: 1 K: 0 S: 9	H: 1 LOB: 1 BB: 0 P: 13	R: 0 E: 0 K: 0 S: 6	H: 1 LOB: 1 BB: 0 P: 9	1B: 8 2B: 4 3B: 0 HR: 0	SF: 1 SAC: 1 DP: 2 HBP: 0	WP: 1 PB: 0 SB: 1 CS: 1	PA: 43			
PITCHER	IP	WLS	BF	H	R	ER	SO	BB	IBB	HBP	BLK	WP	HR	S	P	ERA	WHIP								
Trevor Wilson, L ERA: 4.08 (1, 1)	2.2	L	15	5	5	5	0	3	1	0	0	0	0	32	60	16.88	3.000								
Francisco Oliveras, R ERA: 3.81 (3, 1)	2.1		13	5	3	3	1	1	0	0	0	1	0	34	51	11.57	2.571								
Kelly Downs, R ERA: 1.13 (6, 1)	2.0		6	0	0	0	2	0	0	0	0	0	0	14	23	0.00	0.000								
Mark Thurmond, L ERA: 2.77 (8, 1)	2.0		9	2	1	0	0	0	0	0	0	0	0	15	22	0.00	1.000								

Batter	1	2	3	4	5	6	7	8	9	AB	R	H	RBI	BB	SO	LOB	BOTTOM								
Brett Butler, L OBP: 0.382, SLG: 0.345 (1, 8)	2B		P5			P2		L9		4	0	1	0	0	0	0	New York Mets @ San Francisco Giants Candlestick Park, San Francisco, CA Sat Aug 18 1990, 6:33 AM EDT Att: 39,061 - Sunny - 62 F								
Mike Kingsley, L OBP: 0.304, SLG: 0.275 (1, 9)	G3			P5		G4-3		K		4	0	0	0	0	1	1									
Mike Laga, L OBP: 0.083, SLG: 0.083 (1, 3)	K			K		F8		K		4	0	0	0	0	3	1									
Kevin Mitchell, R OBP: 0.371, SLG: 0.548 (1, 7)	K			K		1B		1B		4	0	2	0	0	2	1									
Matt Williams, R OBP: 0.316, SLG: 0.486 (1, 5)		K			HR	1B		F8		4	1	2	1	0	1	1									
Terry Kennedy, L OBP: 0.346, SLG: 0.382 (1, 2)	F7			2B		F8		1B		4	1	2	0	0	0	2									
Robby Thompson, R OBP: 0.296, SLG: 0.395 (1, 4)	G5-3			K		BB		K		3	0	0	0	1	2	3									
Jose Uribe, S OBP: 0.299, SLG: 0.321 (1, 6)			K		G5-3			FC6		2	0	0	0	0	1	1									
Will Clark, L OBP: 0.349, SLG: 0.449 (7, PH)			K			K				1	0	0	0	0	1	3									
Dave Anderson, R OBP: 0.337, SLG: 0.407 (8, 6)			K			K				1	0	0	0	0	0	2									
Trevor Wilson, L OBP: 0.167, SLG: 0.154 Francisco Oliveras, R Ernest Riles, L Kelly Downs, R Bill Bathe, R Mark Thurmond, L			K		G3			K		0	0	0	0	0	0	0									
Inning Stats	R: 0 E: 0 K: 2 S: 8	H: 1 LOB: 1 BB: 0 P: 9	R: 0 E: 0 K: 1 S: 11	H: 0 LOB: 0 BB: 0 P: 17	R: 0 E: 0 K: 2 S: 10	H: 0 LOB: 0 BB: 0 P: 15	R: 0 E: 0 K: 2 S: 7	H: 0 LOB: 0 BB: 0 P: 10	R: 2 E: 0 K: 1 S: 12	H: 2 LOB: 0 BB: 0 P: 19	R: 0 E: 0 K: 0 S: 10	H: 0 LOB: 0 BB: 0 P: 18	R: 0 E: 0 K: 2 S: 13	H: 2 LOB: 3 BB: 1 P: 22	R: 0 E: 0 K: 2 S: 8	H: 0 LOB: 0 BB: 0 P: 11	R: 0 E: 0 K: 1 S: 10	H: 2 LOB: 2 BB: 0 P: 12	1B: 4 2B: 2 3B: 0 HR: 1	SF: 0 SAC: 0 DP: 0 HBP: 0	WP: 1 PB: 1 SB: 0 CS: 0	PA: 35			
PITCHER	IP	WLS	BF	H	R	ER	SO	BB	IBB	HBP	BLK	WP	HR	S	P	ERA	WHIP								
David Cone, R ERA: 3.58 (1, 1)	9.0	W	35	7	2	1	13	1	0	0	0	1	1	89	133	1.00	0.889								



Batter	1	2	3	4	5	6	7	8	9	AB	R	H	RBI	BB	SO	LOB	TOP			
Daryl Boston, L OBP: 0.344, SLG: 0.477 (1, 8)	G6-3		FC4-6 1B E 1-2	G3			P6			4	2	0	0	1	0	2	New York Mets @ San Francisco Giants Candlestick Park, San Francisco, CA Sun Aug 19 1990, 10:05 PM EDT Att: 33,251 - Sunny - 67 F			
Dave Magadan, L OBP: 0.320, SLG: 0.457 (1, 5)	FC6 1B		E 1-3 1B			2B BB	G4-3			4	1	3	1	1	0	0				
Gregg Jefferies, S OBP: 0.355, SLG: 0.471 (1, 4)	P7		E8 G4-6-3 1-2 3-H 0-2			2B	FC6-4-5 1B 1B 2-3		B1	5	1	1	1	0	0	3				
Darryl Strawberry, L OBP: 0.373, SLG: 0.514 (1, 9)	FC6 1-2		G4-6-3 1-2			2B HR 1B	1B 1B 1B		K	5	2	2	0	0	1	3				
Howard Johnson, S OBP: 0.320, SLG: 0.463 (1, 6)		G4-3		HR BB		HR 2B	1B 1B 1B			3	2	2	1	2	0	0				
Kevin McReynolds, R OBP: 0.364, SLG: 0.439 (1, 7)		BB		HR		HR	BB 1B		F8	4	2	3	6	1	0	1				
Kevin Torve, L OBP: 0.455, SLG: 0.526 (1, 3)	F9			P5		L8	BB		G4-3	4	0	0	0	1	0	1				
Mackey Sasser, L OBP: 0.359, SLG: 0.464 Bob Ojeda, L OBP: 0.111, SLG: 0.111 Alejandro Pena, R OBP: 0.500, SLG: 0.333 John Franco, L (8, 1)	L9			G6-3		F9	G1-3		G6-3	4	0	0	0	0	0	4				
Dwight Gooden, R OBP: 0.241, SLG: 0.296 Orlando Mercado, R OBP: 0.295, SLG: 0.329 (6, 2)			FC4-6 1B				K		G5-3	3	0	2	0	0	1	0				
Inning Stats	R: 0 E: 0 K: 0 S: 9	H: 1 LOB: 1 BB: 0 P: 15	R: 0 E: 0 K: 0 S: 5	H: 0 LOB: 1 BB: 1 P: 12	R: 1 E: 1 K: 0 S: 16	H: 2 LOB: 1 BB: 0 P: 22	R: 2 E: 0 K: 0 S: 9	H: 2 LOB: 1 BB: 1 P: 15	R: 4 E: 0 K: 0 S: 13	H: 4 LOB: 0 BB: 2 P: 20	R: 3 E: 0 K: 1 S: 22	H: 4 LOB: 3 BB: 2 P: 41	R: 0 E: 0 K: 1 S: 6	H: 0 LOB: 1 BB: 0 P: 14	R: 0 E: 0 K: 0 S: 7	H: 0 LOB: 0 BB: 0 P: 8		1B: 8 2B: 3 3B: 0 HR: 2	SF: 0 SAC: 0 DP: 1 HBP: 0	WP: 0 PB: 0 SB: 1 CS: 0
PITCHER	IP WLS BF H R ER SO BB IBB HBP BLK WP HR S P ERA WHIP	IP WLS BF H R ER SO BB IBB HBP BLK WP HR S P ERA WHIP	IP WLS BF H R ER SO BB IBB HBP BLK WP HR S P ERA WHIP	IP WLS BF H R ER SO BB IBB HBP BLK WP HR S P ERA WHIP	IP WLS BF H R ER SO BB IBB HBP BLK WP HR S P ERA WHIP	IP WLS BF H R ER SO BB IBB HBP BLK WP HR S P ERA WHIP	IP WLS BF H R ER SO BB IBB HBP BLK WP HR S P ERA WHIP	IP WLS BF H R ER SO BB IBB HBP BLK WP HR S P ERA WHIP	IP WLS BF H R ER SO BB IBB HBP BLK WP HR S P ERA WHIP	IP WLS BF H R ER SO BB IBB HBP BLK WP HR S P ERA WHIP	IP WLS BF H R ER SO BB IBB HBP BLK WP HR S P ERA WHIP	IP WLS BF H R ER SO BB IBB HBP BLK WP HR S P ERA WHIP	IP WLS BF H R ER SO BB IBB HBP BLK WP HR S P ERA WHIP	IP WLS BF H R ER SO BB IBB HBP BLK WP HR S P ERA WHIP	IP WLS BF H R ER SO BB IBB HBP BLK WP HR S P ERA WHIP	IP WLS BF H R ER SO BB IBB HBP BLK WP HR S P ERA WHIP	IP WLS BF H R ER SO BB IBB HBP BLK WP HR S P ERA WHIP			

AB	39
R	10
H	13
RBI	9
BB	6
SO	2
LOB	14



Batter	1	2	3	4	5	6	7	8	9	AB	R	H	RBI	BB	SO	LOB	BOTTOM					
Brett Butler, L OBP: 0.384, SLG: 0.346 (1, 8)	G6-3		FC6 BB 1-2			S 1B	G5-4-3 1B		G1-3	4	0	2	0	1	0	0	New York Mets @ San Francisco Giants Candlestick Park, San Francisco, CA Sun Aug 19 1990, 10:05 PM EDT Att: 33,251 - Sunny - 67 F					
Mike Kingsley, L OBP: 0.295, SLG: 0.267 Greg Litton, R OBP: 0.257, SLG: 0.293 (6, FH) (7, 9)	L9		K			F9	G5-4-3 1-2		G5-3	3	0	0	0	0	1	3						
Will Clark, L OBP: 0.350, SLG: 0.449 (1, 3)	FC6 BB		FC6 1-2			K	K 1B 2B		G3	4	1	1	0	1	1	3						
Kevin Mitchell, R OBP: 0.374, SLG: 0.555 (1, 7)	L6			2B BB		L8	L8 1B 1B		HR	4	3	2	1	1	0	2						
Matt Williams, R OBP: 0.319, SLG: 0.488 (1, 5)			G1-6-3 1B	2B 2B		BB HR BB	K		G5-3	4	2	2	0	1	1	2						
Terry Kennedy, L OBP: 0.350, SLG: 0.390 Gary Carter, R OBP: 0.332, SLG: 0.420 Rick Parker, R OBP: 0.311, SLG: 0.354 (6, PR) (9, PR)	G1-6-3			2B		HR 1B	P2		WP S BB	3	1	2	2	0	0	1						
Robby Thompson, R OBP: 0.299, SLG: 0.395 (1, 4)			CS HBP	G6-3		K	1B 1B		G6-4-3 BB	3	0	1	1	1	1	3						
Jose Uribe, S OBP: 0.303, SLG: 0.323 (1, 6)	CS		S 1B	K		K	HR BB		G6-4-3 1-2	4	1	2	1	1	1	3						
Michael LaCoss, R OBP: 0.077, SLG: 0.154 Rick Rodriguez, R (5, 1) Mark Thurmond, L (6, PH) Ernest Riles, L OBP: 0.139, SLG: 0.474 Francisco Oliveras, R (7, 1) Bill Bathe, R OBP: 0.342, SLG: 0.438 Steve Bedrosian, R OBP: 0.333, SLG: 0.333 (8, 1)	K		K	G5-3		HR	FC4			2	0	0	0	0	1	2						
Inning Stats	R: 0 E: 0 K: 0 S: 9	H: 0 LOB: 1 BB: 0 P: 18	R: 0 E: 0 K: 0 S: 5	H: 1 LOB: 0 BB: 0 P: 8	R: 0 E: 0 K: 2 S: 10	H: 1 LOB: 2 BB: 1 P: 15	R: 2 E: 0 K: 1 S: 18	H: 2 LOB: 1 BB: 1 P: 30	R: 0 E: 0 K: 1 S: 6	H: 1 LOB: 1 BB: 0 P: 10	R: 4 E: 0 K: 1 S: 14	H: 3 LOB: 2 BB: 2 P: 29	R: 2 E: 0 K: 1 S: 16	H: 4 LOB: 2 BB: 0 P: 28	R: 0 E: 0 K: 0 S: 7	H: 0 LOB: 0 BB: 0 P: 9		R: 1 E: 0 K: 0 S: 11	H: 1 LOB: 2 BB: 2 P: 24	1B: 8 2B: 3 3B: 0 HR: 2	SF: 0 SAC: 0 DP: 3 HBP: 1	WP: 1 PB: 0 SB: 3 CS: 1
PITCHER	IP WLS BF H R ER SO BB IBB HBP BLK WP HR S P ERA WHIP	IP WLS BF H R ER SO BB IBB HBP BLK WP HR S P ERA WHIP	IP WLS BF H R ER SO BB IBB HBP BLK WP HR S P ERA WHIP	IP WLS BF H R ER SO BB IBB HBP BLK WP HR S P ERA WHIP	IP WLS BF H R ER SO BB IBB HBP BLK WP HR S P ERA WHIP	IP WLS BF H R ER SO BB IBB HBP BLK WP HR S P ERA WHIP	IP WLS BF H R ER SO BB IBB HBP BLK WP HR S P ERA WHIP	IP WLS BF H R ER SO BB IBB HBP BLK WP HR S P ERA WHIP	IP WLS BF H R ER SO BB IBB HBP BLK WP HR S P ERA WHIP	IP WLS BF H R ER SO BB IBB HBP BLK WP HR S P ERA WHIP	IP WLS BF H R ER SO BB IBB HBP BLK WP HR S P ERA WHIP	IP WLS BF H R ER SO BB IBB HBP BLK WP HR S P ERA WHIP	IP WLS BF H R ER SO BB IBB HBP BLK WP HR S P ERA WHIP	IP WLS BF H R ER SO BB IBB HBP BLK WP HR S P ERA WHIP	IP WLS BF H R ER SO BB IBB HBP BLK WP HR S P ERA WHIP	IP WLS BF H R ER SO BB IBB HBP BLK WP HR S P ERA WHIP	IP WLS BF H R ER SO BB IBB HBP BLK WP HR S P ERA WHIP					

AB	36
R	9
H	13
RBI	9
BB	7
SO	6
LOB	24



Batter	1	2	3	4	5	6	7	8	9	AB	R	H	RBI	BB	SO	LOB	TOP							
Mark Carreon, R (1, 8) <small>OBP: 0.312, SLG: 0.473</small> Bob Ojeda, L (8, 1) <small>OBP: 0.111, SLG: 0.111</small>	F7		K		F8			E4 BB		3	0	0	0	1	1	1	New York Mets @ San Diego Padres Jack Murphy Stadium, San Diego, CA Mon Aug 20 1990, 10:05 PM EDT Att: 22,497 - Unknown - 75 F							
Dave Magadan, L (1, 5) <small>OBP: 0.421, SLG: 0.456</small>	K			FC4-6		G3-1		E4 BB		3	0	1	0	1	1	0								
Gregg Jefferies, S (1, 4) <small>OBP: 0.356, SLG: 0.472</small>				FC4-6				E4		3	0	1	0	1	0	3								
Kevin McReynolds, R (1, 7) <small>OBP: 0.361, SLG: 0.435</small>	P7			K		K		G4-6-3		4	0	0	0	0	2	5								
Darryl Strawberry, L (1, 9) <small>OBP: 0.374, SLG: 0.521</small>		F7				L8			HR	4	1	2	1	0	0	1								
Howard Johnson, S (1, 6) <small>OBP: 0.319, SLG: 0.461</small>	K			F8						4	0	1	0	0	1	2								
Tim Lincecum, R (1, 3) <small>OBP: 0.312, SLG: 0.429</small>		G5-3								3	0	1	0	1	0	1								
Orlando Mercado, R (1, 2) <small>OBP: 0.293, SLG: 0.326</small>			K							4	0	1	0	0	1	2								
Sid Fernandez, L (1, 1) <small>OBP: 0.159, SLG: 0.182</small> Darren Reed, R (7, PH) <small>OBP: 0.167, SLG: 0.250</small> Julio Machado, R (7, 1) <small>OBP: 0.343, SLG: 0.475</small> Darryl Boston, L (8, 8) <small>OBP: 0.343, SLG: 0.475</small>			K							2	0	0	0	0	1	2								
Inning Stats	R: 0 E: 0 K: 1 S: 5	H: 0 LOB: 1 BB: 1 P: 9	R: 0 E: 0 K: 1 S: 5	H: 0 LOB: 0 BB: 0 P: 5	R: 0 E: 0 K: 3 S: 9	H: 0 LOB: 0 BB: 0 P: 9	R: 0 E: 0 K: 1 S: 7	H: 2 LOB: 2 BB: 0 P: 7	R: 0 E: 0 K: 0 S: 3	H: 1 LOB: 1 BB: 1 P: 7	R: 0 E: 0 K: 0 S: 6	H: 1 LOB: 1 BB: 0 P: 6	R: 0 E: 0 K: 0 S: 4	H: 1 LOB: 1 BB: 0 P: 4	R: 0 E: 1 K: 0 S: 2	H: 0 LOB: 1 BB: 2 P: 10		R: 1 E: 0 K: 0 S: 5	H: 2 LOB: 1 BB: 0 P: 5	1B: 4 2B: 2 3B: 0 HR: 1	SF: 0 SAC: 0 DP: 2 HBP: 0	WP: 0 PB: 0 CS: 0	PA: 36	
PITCHER	IP WLS BF H R ER SO BB IBB HBP BLK WP HR S P ERA WHIP	7.0 W 29 5 0 0 7 4 0 0 0 0 0 0 39 55 0.00 1.286	2.0 S 7 2 1 1 0 0 0 0 0 0 1 7 7 4.50 1.000																					

AB	32
R	1
H	7
RBI	1
BB	4
SO	7
LOB	19



Batter	1	2	3	4	5	6	7	8	9	AB	R	H	RBI	BB	SO	LOB	BOTTOM						
Roberto Alomar, S (1, 4) <small>OBP: 0.352, SLG: 0.386</small>	G4-3		G6-3					HR		4	1	2	1	0	0	0	New York Mets @ San Diego Padres Jack Murphy Stadium, San Diego, CA Mon Aug 20 1990, 10:05 PM EDT Att: 22,497 - Unknown - 75 F						
Gary Templeton, S (1, 6) <small>OBP: 0.274, SLG: 0.356</small>	G4-3			G1-3		K	K			4	0	0	0	0	2	3							
Tony Gwynn, L (1, 9) <small>OBP: 0.365, SLG: 0.426</small>	F8			L7		F8		G4-3		4	0	0	0	0	0	0							
Jack Clark, R (1, 3) <small>OBP: 0.432, SLG: 0.555</small> Phil Stephenson, L (6, 3) <small>OBP: 0.333, SLG: 0.357</small>		SF8		WP		K		G4-3		1	1	1	0	0	0	0							
Joe Carter, R (1, 7) <small>OBP: 0.295, SLG: 0.415</small>	L6			HBP						2	0	0	0	0	1	0							
Benito Santiago, R (1, 2) <small>OBP: 0.362, SLG: 0.479</small>	SF8			BB						2	1	1	0	2	0	1							
Mike Pagliarulo, L (1, 5) <small>OBP: 0.330, SLG: 0.359</small>	K									3	0	1	1	0	1	3							
Shawn Abner, R (1, 8) <small>OBP: 0.303, SLG: 0.328</small>										2	0	0	1	0	2	0							
Bruce Hurst, L (1, 1) <small>OBP: 0.170, SLG: 0.120</small> Craig Lefferts, L (8, 1) <small>OBP: 0.250, SLG: 0.250</small>										3	0	0	0	0	1	1							
Inning Stats	R: 0 E: 0 K: 0 S: 3	H: 0 LOB: 0 BB: 0 P: 3	R: 1 E: 0 K: 1 S: 6	H: 1 LOB: 0 BB: 0 P: 6	R: 0 E: 0 K: 1 S: 5	H: 0 LOB: 0 BB: 0 P: 5	R: 0 E: 0 K: 1 S: 5	H: 0 LOB: 2 BB: 1 P: 10	R: 0 E: 0 K: 3 S: 9	H: 0 LOB: 0 BB: 0 P: 9	R: 1 E: 0 K: 2 S: 8	H: 1 LOB: 0 BB: 0 P: 8	R: 1 E: 0 K: 1 S: 7	H: 2 LOB: 3 BB: 2 P: 15	R: 0 E: 0 K: 0 S: 4	H: 1 LOB: 1 BB: 0 P: 4		R: 0 E: 0 K: 0 S: 5	H: 1 LOB: 1 BB: 0 P: 5	1B: 3 2B: 0 3B: 1 HR: 1	SF: 2 SAC: 0 DP: 0 HBP: 1	WP: 1 PB: 0 CS: 0	PA: 33
PITCHER	IP WLS BF H R ER SO BB IBB HBP BLK WP HR S P ERA WHIP	6.0 L 22 2 2 2 8 1 0 1 0 0 0 0 36 41 3.00 0.500	1.0 7 2 1 1 1 2 0 0 0 0 0 0 7 15 9.00 4.000																				

AB	27
R	3
H	5
RBI	3
BB	3
SO	9
LOB	8



Batter	1	2	3	4	5	6	7	8	9	AB	R	H	RBI	BB	SO	LOB	TOP			
Gregg Jefferies, S (1,4) OBP: 0.356, SLG: 0.470 Chuck Carr, S (8,7)										4	0	1	0	0	1	2	<p>New York Mets @ San Diego Padres Jack Murphy Stadium, San Diego, CA Tue Aug 21 1990, 10:05 PM EDT Att: 23,006 - Unknown - 72 F</p> <p>livebaseballscores.com</p> <p>AB 33 R 0 H 7 RBI 0 BB 0 SO 6 LOB 14</p>			
Dave Magadan, L (1,5) OBP: 0.322, SLG: 0.456										4	0	2	0	0	0	3				
Kevin McReynolds, R (1,7) OBP: 0.339, SLG: 0.430 Mario Diaz, R (8,4)										4	0	0	0	0	2	2				
Darryl Strawberry, L (1,9) OBP: 0.373, SLG: 0.520 Darren Reed, R (7,9)										3	0	1	0	0	0	1				
Howard Johnson, S (1,6) OBP: 0.317, SLG: 0.457										4	0	0	0	0	0	1				
Kelvin Torpe, L (1,3) OBP: 0.423, SLG: 0.478										4	0	1	0	0	0	1				
Daryl Boston, L (1,8) OBP: 0.342, SLG: 0.472										4	0	1	0	0	2	1				
Mackey Sasser, L (1,2) OBP: 0.358, SLG: 0.462 Alex Trevino, R (8,2)										3	0	1	0	0	0	1				
Ron Darling, R (1,1) OBP: 0.233, SLG: 0.148 Tom O'Malley, L (7,PH) Julio Machado, R (7,1)										1	0	0	0	0	0	0				
										1	0	0	0	0	0	1				
										0	0	0	0	0	0	0				
Inning Stats	R: 0 E: 0 K: 1 S: 13	H: 1 LOB: 1 BB: 0 P: 14	R: 0 E: 0 K: 1 S: 9	H: 0 LOB: 0 BB: 0 P: 11	R: 0 E: 0 K: 0 S: 7	H: 1 LOB: 1 BB: 0 P: 9	R: 0 E: 0 K: 0 S: 7	H: 1 LOB: 1 BB: 0 P: 11	R: 0 E: 0 K: 0 S: 9	H: 2 LOB: 2 BB: 0 P: 12	R: 0 E: 0 K: 1 S: 5	H: 1 LOB: 1 BB: 0 P: 7	R: 0 E: 0 K: 2 S: 10	H: 1 LOB: 1 BB: 0 P: 11	R: 0 E: 0 K: 1 S: 7	H: 0 LOB: 0 BB: 0 P: 12	1B: 7 2B: 0 3B: 0 HR: 0	SF: 0 SAC: 1 DP: 0 HBP: 0	WP: 0 PB: 0 SB: 0 CS: 0	PA: 34
PITCHER Ed Whitson, R (1,1) ERA: 2.41	IP: 9.0 WLS: W BF: 34 H: 7 R: 0 ER: 0 SO: 6 BB: 0 IBB: 0 HBP: 0 BLK: 0 WP: 0 HR: 0 S: 74 P: 98 ERA: 0.00 WHIP: 0.778															PITCHER				

Batter	1	2	3	4	5	6	7	8	9	AB	R	H	RBI	BB	SO	LOB	BOTTOM			
Bip Roberts, S (1,6) OBP: 0.365, SLG: 0.408										4	2	3	0	0	0	0	<p>New York Mets @ San Diego Padres Jack Murphy Stadium, San Diego, CA Tue Aug 21 1990, 10:05 PM EDT Att: 23,006 - Unknown - 72 F</p> <p>livebaseballscores.com</p> <p>AB 32 R 7 H 8 RBI 6 BB 2 SO 9 LOB 8</p>			
Roberto Alomar, S (1,4) OBP: 0.353, SLG: 0.389										4	2	2	1	0	0	1				
Tony Gwynn, L (1,9) OBP: 0.366, SLG: 0.425										3	1	1	1	1	1	0				
Joe Carter, R (1,8) OBP: 0.293, SLG: 0.411										4	1	0	0	0	1	3				
Benito Santiago, R (1,2) OBP: 0.360, SLG: 0.484										4	1	1	2	0	1	1				
Fred Lynn, L (1,7) OBP: 0.323, SLG: 0.389										4	0	0	1	0	1	1				
Mike Pagliarulo, L (1,5) OBP: 0.329, SLG: 0.356										3	0	0	0	1	1	0				
Phil Stephenson, L (1,3) OBP: 0.333, SLG: 0.356										3	0	1	1	0	2	0				
Ed Whitson, R (1,1) OBP: 0.135, SLG: 0.196										3	0	0	0	0	2	2				
Inning Stats	R: 4 E: 0 K: 1 S: 13	H: 4 LOB: 0 BB: 0 P: 21	R: 2 E: 1 K: 2 S: 16	H: 2 LOB: 0 BB: 0 P: 24	R: 1 E: 1 K: 2 S: 11	H: 1 LOB: 2 BB: 1 P: 20	R: 0 E: 0 K: 1 S: 7	H: 0 LOB: 0 BB: 0 P: 10	R: 0 E: 0 K: 2 S: 7	H: 0 LOB: 0 BB: 0 P: 9	R: 0 E: 0 K: 0 S: 4	H: 1 LOB: 1 BB: 1 P: 9	R: 0 E: 0 K: 1 S: 5	H: 0 LOB: 0 BB: 0 P: 8	R: 0 E: 0 K: 1 S: 5	H: 0 LOB: 0 BB: 0 P: 8	1B: 6 2B: 2 3B: 1 HR: 0	SF: 0 SAC: 0 DP: 1 HBP: 0	WP: 0 PB: 0 SB: 2 CS: 0	PA: 34
PITCHER Ron Darling, R (1,1) ERA: 4.6 Julio Machado, R (7,1) ERA: 3.15	IP: 6.0 WLS: L BF: 27 H: 7 R: 0 ER: 5 SO: 8 BB: 1 IBB: 0 HBP: 0 BLK: 0 WP: 0 HR: 0 S: 61 P: 95 ERA: 7.50 WHIP: 1.333															PITCHER				

Batter	1	2	3	4	5	6	7	8	9	AB	R	H	RBI	BB	SO	LOB	TOP										
Gregg Jefferies, S OBP: 0.356, SLG: 0.472 (1, 4)	P6		2B	L8			F7		1B	5	2	2	0	0	0	3											
Dave Magadan, L OBP: 0.322, SLG: 0.454 (1, 5) (9, 3)	L9		P5		G3-1		BB		E9	4	1	1	0	1	0	1											
Kevin McReynolds, R OBP: 0.354, SLG: 0.425 (1, 7)	L3		P2		K		K		P5	5	0	0	0	0	2	4											
Darryl Strawberry, L OBP: 0.376, SLG: 0.521 (1, 9)		S	2B		K		K		1B	3	1	1	1	2	2	2											
Howard Johnson, S OBP: 0.316, SLG: 0.454 (1, 6)		K	F7				K		F8	5	0	1	1	0	2	2											
Kevin Torre, L OBP: 0.379, SLG: 0.423 (1, 3)					P6					3	0	0	0	0	2	1											
Tim Teufel, R OBP: 0.315, SLG: 0.440 (8, 3)						K			K	2	0	1	0	0	1	2											
John Franco, L (9, 1)									K	0	0	0	0	0	0	0											
Daryl Boston, L OBP: 0.343, SLG: 0.468 (1, 8)		1B	F8						P5	4	0	1	1	1	0	3											
Mackey Sasser, L OBP: 0.365, SLG: 0.465 (1, 2)		1B	1B						FC6-4	3	0	2	0	1	0	1											
Frank Viola, L OBP: 0.141, SLG: 0.141 (1, 1)										4	0	2	0	0	0	4											
Tom O'Malley, L OBP: 0.295, SLG: 0.425 (9, 5)		FC6-4	1B						G4-3	0	0	0	0	0	0	0											
Inning Stats	R: 0 H: 0 E: 0 K: 0 S: 6	H: 0 LOB: 0 BB: 0 P: 12	R: 1 H: 2 E: 0 K: 2 S: 18	H: 2 LOB: 2 BB: 1 P: 29	R: 1 H: 2 E: 0 K: 0 S: 15	H: 2 LOB: 1 BB: 0 P: 25	R: 0 H: 2 E: 0 K: 2 S: 14	H: 2 LOB: 2 BB: 0 P: 20	R: 0 H: 0 E: 0 K: 2 S: 11	H: 0 LOB: 1 BB: 1 P: 17	R: 0 H: 1 E: 0 K: 2 S: 10	H: 1 LOB: 2 BB: 1 P: 18	R: 0 H: 1 E: 0 K: 0 S: 10	H: 1 LOB: 2 BB: 1 P: 21	R: 2 H: 3 E: 1 K: 1 S: 13	H: 3 LOB: 2 BB: 1 P: 24	1B: 8 2B: 3 3B: 0 HR: 0	SF: 0 SAC: 0 DP: 0 HBP: 0	WP: 0 PB: 0 SB: 0 CS: 1	PA: 43							
PITCHER	IP	WLS	BF	H	R	ER	SO	BB	IBB	HBP	BLK	WP	HR	S	P	ERA	WHIP										
Calvin Schiraldi, R ERA: 3.92 (1, 1)	6.0	L	26	6	2	2	6	2	0	0	0	0	0	73	118	3.00	1.333										
Derek Lilliquist, L ERA: 5.56 (7, 1)	2.0		10	2	0	0	2	1	1	0	0	0	0	20	39	0.00	1.500										
Greg Harris, R ERA: 2.52 (9, 1)	0.2		6	3	2	2	1	0	1	0	0	0	0	11	21	27.00	4.500										
Rich Rodriguez, L ERA: 2.81 (9, 1)	0.1		1	0	0	0	0	0	0	0	0	0	0	2	3	0.00	0.000										

New York Mets @ San Diego Padres
Jack Murphy Stadium, San Diego, CA
Wed Aug 22 1990, 6:33 AM EDT
Att: 18,547 - Sunny - 78 F

AB 38
R 4
H 11
RBI 3
BB 5
SO 9
LOB 23



Batter	1	2	3	4	5	6	7	8	9	AB	R	H	RBI	BB	SO	LOB	BOTTOM										
Bip Roberts, S OBP: 0.364, SLG: 0.406 (1, 6)	G5-3		1B			K			G5-3	4	0	1	0	0	1	0											
Roberto Alomar, S OBP: 0.354, SLG: 0.389 (1, 4)	K		1B			F7			FC5	3	0	1	1	1	1	0											
Tony Gwynn, L OBP: 0.365, SLG: 0.424 (1, 9)	L6				K				F9	4	0	1	0	0	1	0											
Joe Carter, R OBP: 0.290, SLG: 0.408 (1, 7)		F9			F7				FC5	4	0	0	0	0	0	2											
Benito Santiago, R OBP: 0.362, SLG: 0.485 (1, 2)		P4			CS				F9	4	0	2	0	0	0	2											
Jerald Clark, R OBP: 0.293, SLG: 0.393 (1, 3)		K			CS		L6		G5-3	4	0	1	0	0	1	2											
Mike Pagliarulo, L OBP: 0.329, SLG: 0.353 (1, 5)			1B			G4-3			F8	2	1	0	0	1	0	2											
Shawn Abner, R OBP: 0.297, SLG: 0.321 (1, 8)			K			G6-3			G5-3	3	0	0	0	0	1	1											
Calvin Schiraldi, R OBP: 0.235, SLG: 0.438 (1, 1)										1	0	0	0	0	1	1											
Darryl Strawberry, L OBP: 0.376, SLG: 0.521 (1, 9)										1	0	0	0	0	1	0											
Derek Lilliquist, L OBP: 0.279, SLG: 0.499 (7, 1)										0	0	0	0	0	0	0											
Gary Terrence, S OBP: 0.279, SLG: 0.499 (8, 3)										0	0	0	0	0	0	0											
Greg Harris, R OBP: 0.315, SLG: 0.440 (8, 3)										0	0	0	0	0	0	0											
Rich Rodriguez, L OBP: 0.295, SLG: 0.425 (9, 5)										0	0	0	0	0	0	0											
Inning Stats	R: 0 H: 0 E: 0 K: 1 S: 7	H: 0 LOB: 0 BB: 0 P: 10	R: 0 H: 0 E: 0 K: 1 S: 7	H: 0 LOB: 0 BB: 0 P: 10	R: 1 H: 2 E: 0 K: 2 S: 9	H: 2 LOB: 2 BB: 1 P: 16	R: 0 H: 1 E: 0 K: 1 S: 8	H: 1 LOB: 0 BB: 0 P: 17	R: 0 H: 0 E: 0 K: 2 S: 4	H: 0 LOB: 0 BB: 0 P: 8	R: 0 H: 0 E: 0 K: 2 S: 9	H: 0 LOB: 2 BB: 0 P: 13	R: 0 H: 2 E: 0 K: 0 S: 9	H: 2 LOB: 2 BB: 0 P: 12	R: 0 H: 0 E: 0 K: 0 S: 8	H: 0 LOB: 0 BB: 0 P: 14	R: 0 H: 1 E: 0 K: 0 S: 15	H: 1 LOB: 2 BB: 1 P: 24	1B: 6 2B: 0 3B: 0 HR: 0	SF: 0 SAC: 0 DP: 0 HBP: 0	WP: 0 PB: 0 SB: 0 CS: 1	PA: 34					
PITCHER	IP	WLS	BF	H	R	ER	SO	BB	IBB	HBP	BLK	WP	HR	S	P	ERA	WHIP										
Frank Viola, L ERA: 2.71 (1, 1)	8.0	W	28	5	1	1	7	1	0	0	0	0	0	61	100	1.12	0.750										
John Franco, L ERA: 1.91 (9, 1)	1.0	S	5	1	0	0	0	1	0	0	0	0	0	15	24	0.00	2.000										

New York Mets @ San Diego Padres
Jack Murphy Stadium, San Diego, CA
Wed Aug 22 1990, 6:33 AM EDT
Att: 18,547 - Sunny - 78 F

AB 31
R 1
H 6
RBI 1
BB 2
SO 7
LOB 10



Batter	1	2	3	4	5	6	7	8	9	AB	R	H	RBI	BB	SO	LOB	TOP			
Gregg Jefferies, S (1, 4) OBP: 0.352, SLG: 0.467										5	0	0	0	0	0	0				
Dave Magadan, L (1, 5) OBP: 0.320, SLG: 0.451										4	0	1	0	0	0	0				
Kevin McReynolds, R (1, 7) OBP: 0.391, SLG: 0.421										4	0	0	0	0	0	1				
Darryl Strawberry, L (1, 9) OBP: 0.381, SLG: 0.522										1	1	1	0	3	0	0				
Howard Johnson, S (1, 6) OBP: 0.319, SLG: 0.453										1	1	0	0	3	0	1				
Tim Lincecum, R (1, 3) OBP: 0.325, SLG: 0.441										2	0	1	1	1	0	3				
Daryl Boston, L (8, PH) OBP: 0.341, SLG: 0.467										1	0	0	0	0	0	2				
Darren Reed, R (1, 8) OBP: 0.125, SLG: 0.188										3	0	0	0	0	0	4				
Kelvin Torpe, L (8, PH) OBP: 0.367, SLG: 0.407										1	0	0	0	0	1	1				
Alex Trevino, R (1, 2) OBP: 0.275, SLG: 0.291										2	0	1	1	1	0	0				
Tom O'Malley, L (9, PH) OBP: 0.292, SLG: 0.420										1	0	0	0	0	0	0				
David Cone, L (1, 1) OBP: 0.299, SLG: 0.235										3	0	0	0	0	0	5				
Mackey Sasser, L (9, PH) OBP: 0.363, SLG: 0.463										1	0	0	0	0	1	0				
Inning Stats	R: 0 E: 0 K: 0 S: 5	H: 0 LOB: 0 BB: 0 P: 6	R: 2 E: 0 K: 0 S: 14	H: 2 LOB: 1 BB: 2 P: 24	R: 0 E: 0 K: 0 S: 6	H: 0 LOB: 0 BB: 0 P: 10	R: 0 E: 0 K: 0 S: 12	H: 0 LOB: 3 BB: 3 P: 26	R: 0 E: 0 K: 0 S: 14	H: 0 LOB: 0 BB: 0 P: 8	R: 0 E: 0 K: 0 S: 6	H: 0 LOB: 0 BB: 0 P: 8	R: 0 E: 0 K: 1 S: 6	H: 0 LOB: 1 BB: 2 P: 16	R: 0 E: 0 K: 1 S: 9	H: 0 LOB: 0 BB: 0 P: 12	1B: 4 2B: 1 3B: 0 HR: 0	SF: 0 SAC: 0 DP: 2 HBP: 0	WP: 0 PB: 0 SB: 0 CS: 0	PA: 37
PITCHER	IP	WLS	BF	H	R	ER	SO	BB	IBB	HBP	BLK	WP	HR	S	P	ERA	WHIP			
Fernando Valenzuela, L (1, 1) ERA: 3.94	7.0	W	31	4	2	2	0	7	0	0	0	0	0	63	112	2.57	1.571			
Jay Howell, R (8, 1) ERA: 2.34	2.0	S	6	0	0	0	2	1	0	0	1	0	0	15	24	0.00	0.500			

New York Mets @ Los Angeles Dodgers
Dodger Stadium, Los Angeles, CA
 Thu Aug 23 1990, 7:05 PM PDT
 Att: 44,997 - Unknown - 78 F

AB	29
R	2
H	4
RBI	2
BB	8
SO	2
LOB	17



Batter	1	2	3	4	5	6	7	8	9	AB	R	H	RBI	BB	SO	LOB	BOTTOM			
Jose Offerman, S (1, 6) OBP: 0.267, SLG: 0.467										4	0	0	0	0	2	3				
Kirk Gibson, L (1, 8) OBP: 0.372, SLG: 0.462										3	0	2	0	1	1	0				
Kal Daniels, L (1, 7) OBP: 0.382, SLG: 0.500										3	1	0	0	1	1	2				
Eddie Murray, S (1, 3) OBP: 0.395, SLG: 0.504										3	2	1	2	1	1	3				
Hubie Brooks, R (1, 9) OBP: 0.302, SLG: 0.425										4	1	1	0	0	1	2				
Mike Scioscia, L (1, 2) OBP: 0.345, SLG: 0.414										4	0	1	1	0	1	2				
Lenny Harris, L (1, 4) OBP: 0.341, SLG: 0.364										4	0	2	0	0	0	2				
Mike Sharperson, R (1, 5) OBP: 0.394, SLG: 0.387										3	0	0	0	0	2	3				
Fernando Valenzuela, L (1, 1) OBP: 0.298, SLG: 0.382										3	0	1	1	0	0	1				
Jay Howell, R (8, 1) ERA: 2.34										0	0	0	0	0	0	0				
Inning Stats	R: 0 E: 0 K: 3 S: 10	H: 0 LOB: 0 BB: 0 P: 14	R: 2 E: 0 K: 1 S: 14	H: 3 LOB: 2 BB: 1 P: 21	R: 0 E: 0 K: 2 S: 13	H: 1 LOB: 2 BB: 0 P: 22	R: 0 E: 0 K: 2 S: 14	H: 1 LOB: 1 BB: 0 P: 19	R: 2 E: 0 K: 2 S: 15	H: 2 LOB: 0 BB: 0 P: 23	R: 0 E: 0 K: 0 S: 5	H: 0 LOB: 0 BB: 0 P: 9	R: 0 E: 0 K: 1 S: 7	H: 0 LOB: 1 BB: 1 P: 14	R: 0 E: 0 K: 0 S: 5	H: 1 LOB: 0 BB: 0 P: 10	1B: 7 2B: 0 3B: 0 HR: 1	SF: 0 SAC: 0 DP: 0 HBP: 0	WP: 0 PB: 0 SB: 2 CS: 1	PA: 35
PITCHER	IP	WLS	BF	H	R	ER	SO	BB	IBB	HBP	BLK	WP	HR	S	P	ERA	WHIP			
David Cone, R (1, 1) ERA: 3.62	8.0	L	34	8	4	4	9	3	0	0	0	0	1	83	132	4.50	1.375			

New York Mets @ Los Angeles Dodgers
Dodger Stadium, Los Angeles, CA
 Thu Aug 23 1990, 7:05 PM PDT
 Att: 44,997 - Unknown - 78 F

AB	31
R	4
H	8
RBI	4
BB	3
SO	9
LOB	18



Batter	1	2	3	4	5	6	7	8	9	AB	R	H	RBI	BB	SO	LOB	TOP					
Daryl Boston, L (1, 8) OBP: 0.340, SLG: 0.464	G3-1		G4-3				G6-3			4	0	1	0	0	0	1	New York Mets @ Los Angeles Dodgers Dodger Stadium, Los Angeles, CA Fri Aug 24 1990, 7:05 PM PDT Att: 48,358 - Unknown - 72 F					
Dave Magadan, L (1, 5) OBP: 0.321, SLG: 0.452	F8							F9		4	0	2	1	0	0	0						
Gregg Jefferies, S (1, 4) OBP: 0.350, SLG: 0.463	P3							F7		4	0	0	0	0	1	3						
Darryl Strawberry, L (1, 9) OBP: 0.378, SLG: 0.517								G4-3		4	0	0	0	0	2	1						
Howard Johnson, S (1, 6) OBP: 0.319, SLG: 0.450								F8		3	0	0	0	1	1	1						
Kevin McReynolds, R (1, 7) OBP: 0.352, SLG: 0.436								HR		4	2	2	2	0	0	1						
Kelvin Torve, L (1, 3) John Franco, L (9, 1)								G6-3		4	0	1	0	0	1	1						
Mackey Sasser, L (1, 2) OBP: 0.361, SLG: 0.459								P5		4	0	1	0	0	0	1						
Dwight Gooden, R (1, 1) Tom O'Malley, L (9, 5) OBP: 0.292, SLG: 0.420								SH3-4		2	1	0	0	0	0	1						
								1B		0	0	0	0	0	0	0						
Inning Stats	R: 0 E: 0 K: 0 S: 11	H: 0 LOB: 0 BB: 0 P: 17	R: 0 E: 0 K: 2 S: 11	H: 0 LOB: 1 BB: 1 P: 18	R: 0 E: 0 K: 0 S: 9	H: 0 LOB: 0 BB: 0 P: 13	R: 0 E: 0 K: 1 S: 11	H: 1 LOB: 1 BB: 0 P: 20	R: 2 E: 0 K: 1 S: 18	H: 4 LOB: 2 BB: 0 P: 21	R: 0 E: 0 K: 1 S: 7	H: 0 LOB: 0 BB: 0 P: 11	R: 0 E: 0 K: 0 S: 7	H: 1 LOB: 1 BB: 0 P: 8	R: 0 E: 0 K: 0 S: 7	H: 0 LOB: 0 BB: 0 P: 11	R: 1 E: 0 K: 0 S: 10	H: 1 LOB: 0 BB: 0 P: 14	1B: 5 2B: 0 3B: 0 HR: 2	SF: 0 SAC: 1 DP: 0 HBP: 0	WP: 0 PB: 0 SB: 1 CS: 0	PA: 35
PITCHER	IP	WLS	BF	H	R	ER	SO	BB	IBB	HBP	BLK	WP	HR	S	P	ERA	WHIP					
Ramon Martinez, R (1, 1) ERA: 3.03	7.0		28	6	2	2	5	1	0	0	0	0	1	74	108	2.57	1.000					
Jim Gott, R (8, 1) ERA: 2.61	2.0	L	7	1	1	1	0	0	0	0	0	0	1	17	25	4.50	0.500					

AB	33
R	3
H	7
RBI	3
BB	1
SO	5
LOB	10



Batter	1	2	3	4	5	6	7	8	9	AB	R	H	RBI	BB	SO	LOB	BOTTOM					
Lenny Harris, L (1, 4) OBP: 0.340, SLG: 0.363	FC1-6		G4-3				G5-3	L6		4	0	1	0	0	0	2	New York Mets @ Los Angeles Dodgers Dodger Stadium, Los Angeles, CA Fri Aug 24 1990, 7:05 PM PDT Att: 48,358 - Unknown - 72 F					
Kirk Gibson, L (1, 8) OBP: 0.370, SLG: 0.458	FC1-6							G4-3		4	1	1	0	0	1	1						
Kal Daniels, L (1, 7) OBP: 0.380, SLG: 0.496	K							G1-3		3	0	0	0	1	2	1						
Eddie Murray, S (1, 3) OBP: 0.392, SLG: 0.499	G4-3							K		4	0	0	0	0	2	2						
Hubie Brooks, R (1, 9) OBP: 0.302, SLG: 0.423								K		4	1	1	0	0	3	1						
Mike Scioscia, L (1, 2) OBP: 0.344, SLG: 0.412	K2-3							F7		4	0	1	0	0	1	1						
Mike Sharperson, R (1, 5) Juan Samuel, R (9, PR) OBP: 0.391, SLG: 0.332	G1-3							FC2-5		3	0	2	0	1	0	0						
Jose Offerman, S (1, 6) Mickey Hatcher, R (9, PH) OBP: 0.222, SLG: 0.389								FC2-5		1	0	1	0	0	0	0						
Ramon Martinez, R (1, 1) Stan Javier, S (7, PH) Jim Gott, R (8, 1) Rick Dempsey, R (9, PH) OBP: 0.094, SLG: 0.095								WP		3	0	0	0	0	0	0						
								FC1-4		0	0	0	0	0	0	0						
								FC2-5		1	0	1	0	0	0	0						
								1B		1	0	0	0	0	0	0						
								K		1	0	0	0	0	0	0						
								G6-3		1	0	0	0	0	1	2						
										0	0	0	0	0	0	0						
										1	0	0	0	0	0	2						
Inning Stats	R: 0 E: 0 K: 1 S: 12	H: 1 LOB: 1 BB: 0 P: 18	R: 0 E: 0 K: 2 S: 8	H: 0 LOB: 0 BB: 0 P: 11	R: 0 E: 0 K: 0 S: 5	H: 0 LOB: 0 BB: 0 P: 6	R: 0 E: 0 K: 2 S: 8	H: 0 LOB: 0 BB: 0 P: 13	R: 1 E: 0 K: 1 S: 12	H: 2 LOB: 1 BB: 0 P: 14	R: 1 E: 0 K: 2 S: 13	H: 1 LOB: 1 BB: 1 P: 24	R: 0 E: 0 K: 1 S: 8	H: 0 LOB: 0 BB: 0 P: 12	R: 0 E: 0 K: 1 S: 5	H: 0 LOB: 0 BB: 0 P: 10	R: 0 E: 0 K: 1 S: 7	H: 1 LOB: 2 BB: 1 P: 15	1B: 7 2B: 0 3B: 0 HR: 0	SF: 0 SAC: 0 DP: 0 HBP: 0	WP: 1 PB: 0 SB: 4 CS: 0	PA: 36
PITCHER	IP	WLS	BF	H	R	ER	SO	BB	IBB	HBP	BLK	WP	HR	S	P	ERA	WHIP					
Dwight Gooden, R (1, 1) ERA: 4.23	8.2	W	34	6	2	1	11	2	0	0	0	0	0	76	119	1.04	0.923					
John Franco, L (9, 1) ERA: 1.89	0.1	S	2	1	0	0	0	0	0	0	0	0	0	2	4	0.00	3.000					


AB	34
R	2
H	7
RBI	1
BB	2
SO	11
LOB	16



Batter	1	2	3	4	5	6	7	8	9	10	11	12	13	14	AB	R	H	RBI	BB	SO	LOB	TOP						
Daryl Boston, L OBP: 0.337, SLG: 0.455 (1, 8)	G3		CS BB			FC3-6 1B		F7		L7		P6			5	1	0	0	1	0	1							
Dave Magadan, L OBP: 0.422, SLG: 0.449 (1, 3)	G6-3		L7			1-2f 1B									4	0	1	1	1	1	1							
Gregg Jefferies, S OBP: 0.348, SLG: 0.459 (1, 4)	1B					G4-6-3 1B		HBP		BB					6	0	1	0	0	1	3							
Darryl Strawberry, L OBP: 0.376, SLG: 0.512 (1, 9)										G4-3					6	1	1	0	0	1	2							
Howard Johnson, S OBP: 0.319, SLG: 0.448 (1, 6)															5	0	1	0	1	0	1							
Kevin McReynolds, R OBP: 0.336, SLG: 0.440 (1, 7)															6	0	4	0	0	1	1							
Tom O'Malley, L OBP: 0.294, SLG: 0.409 (1, 5)															5	0	1	0	1	1	5							
Mackey Sasser, L OBP: 0.361, SLG: 0.458 (1, 2)															3	0	1	1	0	1	2							
Todd Hundley, S OBP: 0.204, SLG: 0.235 (7, 2)															3	0	0	0	0	1	4							
Sid Fernandez, L OBP: 0.313, SLG: 0.438 (7, 9)															2	0	1	0	0	0	0							
Kevin Tavares, R OBP: 0.323, SLG: 0.379 (7, 9)															1	0	0	0	0	0	2							
Wally Whitman, R OBP: 0.323, SLG: 0.333 (8, 5)															0	0	0	0	0	0	0							
Bob Ojeda, L OBP: 0.311, SLG: 0.411 (10, 9)															1	0	0	0	0	1	0							
Chuck Carr, R OBP: 0.311, SLG: 0.411 (10, 9)															0	0	0	0	0	0	0							
Alejandro Pena, R OBP: 0.192, SLG: 0.176 (10, 9)															0	0	0	0	0	0	0							
Don Darling, R OBP: 0.292, SLG: 0.413 (10, 5)															1	0	0	0	0	1	0							
Inning Stats	R: 0 E: 0 K: 11 S: 11	H: 1 LOB: 1 BB: 0 P: 19	R: 0 E: 0 K: 0 S: 8	H: 1 LOB: 1 BB: 1 P: 17	R: 0 E: 0 K: 0 S: 6	H: 0 LOB: 0 BB: 0 P: 12	R: 0 E: 0 K: 2 S: 8	H: 0 LOB: 0 BB: 0 P: 14	R: 1 E: 0 K: 0 S: 8	H: 2 LOB: 0 BB: 0 P: 15	R: 1 E: 0 K: 1 S: 9	H: 2 LOB: 2 BB: 1 P: 17	R: 0 E: 0 K: 1 S: 7	H: 0 LOB: 1 BB: 1 P: 14	R: 0 E: 0 K: 2 S: 13	H: 2 LOB: 0 BB: 0 P: 15	R: 0 E: 0 K: 5 S: 10	H: 0 LOB: 0 BB: 0 P: 8	R: 0 E: 0 K: 1 S: 5	H: 1 LOB: 1 BB: 0 P: 13	R: 0 E: 0 K: 1 S: 10	H: 1 LOB: 1 BB: 0 P: 13	1B: 11 SF: 0 2B: 0 3B: 0 HR: 0	WP: 0 PA: 54 PB: 0 SB: 2 CS: 1				
PITCHER	IP 7.0	WLS 27	BF 6	H 2	R 2	ER 0	SO 4	BB 3	IBB 0	HBP 1	BLK 0	WP 0	HR 0	S 56	P 106	ERA 2.57	WHIP 1.286											
Mike Morgan, R ERA: 3.26 (8, 1)	2.0	8	2	0	0	2	0	0	0	1	0	0	0	0	19	26	0.00	1.000										
Jay Howell, R ERA: 2.25 (10, 1)	1.0	4	0	0	0	1	1	0	0	0	0	0	0	7	14	0.00	1.000											
Jim Gott, R ERA: 2.85 (11, 1)	2.0	8	2	0	0	2	0	0	0	0	0	0	0	21	31	0.00	1.000											
Tim Crews, R ERA: 2.84 (13, 1)	2.0	W	7	1	0	0	1	0	0	0	0	0	0	15	21	0.00	0.500											

New York Mets @ Los Angeles Dodgers
Dodger Stadium, Los Angeles, CA
 Sat Aug 25 1990, 3:33 AM PDT
 Alt. 38,269 - Sunny - 75 F


AB 49
 R 2
 H 11
 RBI 2
 BB 4
 SO 10
 LOB 23



Batter	1	2	3	4	5	6	7	8	9	10	11	12	13	14	AB	R	H	RBI	BB	SO	LOB	BOTTOM					
Mike Sharperson, R OBP: 0.395, SLG: 0.385 (1, 5)	1B														6	1	1	0	0	1	1						
Kirk Gibson, L OBP: 0.361, SLG: 0.446 (1, 8)	K														6	0	0	0	0	4	1						
Kal Daniels, L OBP: 0.379, SLG: 0.493 (1, 7)															1	0	0	0	0	1	1						
Stan Javier, S OBP: 0.359, SLG: 0.367 (4, PH) (5, 7)															5	0	0	0	0	3	0						
Eddie Murray, S OBP: 0.393, SLG: 0.499 (1, 3)															6	1	3	1	0	0	0						
Hubie Brooks, R OBP: 0.303, SLG: 0.422 (1, 9)															3	0	1	0	1	0	1						
Jose Ojeda, R OBP: 0.278, SLG: 0.466 (9, PR) (10, 9)															2	1	1	1	0	0	0						
Rick Dempsey, R OBP: 0.314, SLG: 0.314 (1, 2)															4	0	2	0	1	1	1						
Jose Ojeda, R OBP: 0.222, SLG: 0.389 (13, 6)															0	0	0	0	0	0	0						
Juan Samuel, R OBP: 0.299, SLG: 0.330 (1, 4)															3	0	0	1	0	0	2						
Alfredo Griffin, S OBP: 0.268, SLG: 0.264 (12, PR) (13, 2)															3	0	0	0	1	1	0						
Mike Scioscia, L OBP: 0.344, SLG: 0.411 (13, 2)															1	0	0	0	0	1	2						
Mike Morgan, R OBP: 0.313, SLG: 0.438 (7, 9)															2	0	0	0	0	0	3						
Chris Gwyno, L OBP: 0.323, SLG: 0.369 (8, 5)															0	0	1	0	0	0	0						
Jay Howell, R ERA: 3.26 (8, 1)															0	0	0	0	0	0	0						
Jim Gott, R ERA: 2.85 (11, 1)															0	0	0	0	0	0	0						
Lenny Harte, L OBP: 0.303, SLG: 0.362 (10, 9)															1	0	0	0	0	0	0						
Tim Crews, R ERA: 2.84 (13, 1)															0	0	0	0	0	0	0						
Mickey Hatcher, R OBP: 0.192, SLG: 0.176 (10, 9)															0	0	0	0	0	1	2						
Don Darling, R OBP: 0.292, SLG: 0.413 (10, 5)															0	0	0	0	0	0	0						
Inning Stats	R: 1 E: 0 K: 2 S: 14	H: 2 LOB: 1 BB: 0 P: 16	R: 0 E: 0 K: 2 S: 16	H: 0 LOB: 0 BB: 0 P: 19	R: 0 E: 0 K: 2 S: 10	H: 0 LOB: 0 BB: 0 P: 13	R: 1 E: 0 K: 1 S: 18	H: 2 LOB: 3 BB: 2 P: 34	R: 0 E: 0 K: 0 S: 5	H: 0 LOB: 0 BB: 0 P: 6	R: 0 E: 0 K: 0 S: 11	H: 1 LOB: 1 BB: 0 P: 16	R: 0 E: 0 K: 0 S: 5	H: 0 LOB: 0 BB: 0 P: 8	R: 0 E: 0 K: 2 S: 9	H: 1 LOB: 1 BB: 0 P: 13	R: 0 E: 0 K: 2 S: 17	H: 1 LOB: 2 BB: 0 P: 25	R: 0 E: 0 K: 1 S: 7	H: 0 LOB: 0 BB: 0 P: 11	R: 1 E: 0 K: 0 S: 6	H: 1 LOB: 0 BB: 0 P: 10	1B: 8 SF: 1 2B: 0 3B: 0 HR: 1	WP: 0 PA: 50 PB: 0 SB: 1 CS: 0			
PITCHER	IP 6.0	WLS 25	BF 5	H 2	R 2	ER 2	SO 7	BB 1	IBB 0	HBP 0	BLK 0	WP 0	HR 0	S 74	P 104	ERA 3.00	WHIP 1.000										
Sid Fernandez, L ERA: 3.43 (7, 1)	1.0	3	1	0	0	0	0	0	0	0	0	0	0	5	8	0.00	1.000										
Wally Whitman, R ERA: 3.4 (8, 5)	2.0	6	0	0	0	1	1	0	0	0	0	0	0	15	29	0.00	0.500										
Bob Ojeda, L ERA: 3.04 (10, 1)	2.0	6	1	0	0	2	0	0	0	0	0	0	0	15	25	0.00	0.500										
Alejandro Pena, R ERA: 4.04 (12, 1)	2.1	L	10	2	1	1	3	0	0	1	0	0	0	30	46	3.86	0.857										

New York Mets @ Los Angeles Dodgers
Dodger Stadium, Los Angeles, CA
 Sat Aug 25 1990, 3:33 AM PDT
 Alt. 38,269 - Sunny - 75 F

AB 45
 R 9
 H 9
 RBI 3
 BB 3
 SO 13
 LOB 14



Batter	1	2	3	4	5	6	7	8	9	AB	R	H	RBI	BB	SO	LOB	TOP										
Daryl Boston, L (1.8) OBP: 0.336, SLG: 0.456	1-3 K		1-1 G4-3-6-3			3-1 L8-3		0-2 2B		4	0	1	0	0	1	2											
Dave Magadan, L (1.3) OBP: 0.423, SLG: 0.447	4-1 BB			1-0 G4-3			4-1 1B 1B BB	2-3 K		2	1	0	0	2	1	1											
Gregg Jefferies, S (1.4) OBP: 0.349, SLG: 0.458	1-2 F8			0-2 G6-3			3-2 1B 1B 1-2 1B	4-1 BB		3	0	1	0	1	0	1											
Darryl Strawberry, L (1.9) OBP: 0.374, SLG: 0.509	2-3 K			3-2 F8			1-0 1B 1-2 1B	3-2 G3		4	0	1	0	0	1	3											
Howard Johnson, S (1.6) OBP: 0.316, SLG: 0.444		0-3 K			3-1 F8		2-3 K		2-1 P6	4	0	0	0	0	2	3											
Kevin McReynolds, R (1.7) OBP: 0.355, SLG: 0.438		3-2 F8			2-0 F9		0-1 1B 1-2 2-3 3-H		1-1 F8	4	0	1	1	0	0	0											
Tom O'Malley, L (1.5) OBP: 0.283, SLG: 0.392		1-3 K			2-2 L9		2-3 K		1-1 G3-1	4	0	0	0	0	2	3											
Todd Hundley, S (1.2) OBP: 0.196, SLG: 0.226			0-0 F8			2-3 K		2-3 K		2	0	0	0	0	1	0											
Mackey Sasser, L (7.7, PH) OBP: 0.350, SLG: 0.456										1	0	0	0	0	1	3											
Frank Viola, L (1.1) OBP: 0.167, SLG: 0.167			1-1 1B			0-0 1B			1-0 F7	2	0	2	0	0	0	0											
Kelvin Torve, L (8.7, PH) OBP: 0.333, SLG: 0.354										1	0	0	0	0	0	0											
Wally Whitehurst, R (8.1) OBP: 0.333, SLG: 0.333										0	0	0	0	0	0	0											
Inning Stats	R: 0 E: 0 K: 2 S: 11	H: 0 LOB: 1 BB: 1 P: 19	R: 0 E: 0 K: 2 S: 10	H: 0 LOB: 0 BB: 0 P: 14	R: 0 E: 0 K: 0 S: 5	H: 1 LOB: 0 BB: 0 P: 7	R: 0 E: 0 K: 0 S: 11	H: 0 LOB: 0 BB: 0 P: 15	R: 0 E: 0 K: 0 S: 7	H: 0 LOB: 0 BB: 0 P: 14	R: 0 E: 0 K: 1 S: 6	H: 1 LOB: 0 BB: 0 P: 11	R: 1 E: 0 K: 3 S: 19	H: 3 LOB: 3 BB: 1 P: 33	R: 0 E: 0 K: 1 S: 13	H: 1 LOB: 2 BB: 1 P: 23	R: 0 E: 0 K: 0 S: 6	H: 0 LOB: 0 BB: 0 P: 10	1B: 5 2B: 2 3B: 0 HR: 0	SF: 0 SAC: 0 DP: 2 HBP: 0	WP: 0 PB: 0 SB: 0 CS: 0	PA: 34					
PITCHER	IP	WLS	BF	H	R	ER	SO	BB	IBB	HBP	BLK	WP	HR	S	P	ERA	WHIP										
Mike Hartley, R (1.1) ERA: 2.63	6.0	W	21	3	1	1	5	2	0	0	0	0	0	55	92	1.50	0.833										
Dave Walsh, L (7.1) ERA: 6.35	0.1		2	1	0	0	1	0	0	0	0	0	0	6	9	0.00	3.000										
Tim Crews, R (7.1) ERA: 2.81	0.2		3	1	0	0	2	0	0	0	0	0	0	8	12	0.00	1.500										
Jim Gott, R (8.1) ERA: 2.49	1.0	S	5	1	0	0	1	1	0	0	0	0	0	13	23	0.00	2.000										
Jay Howell, R (9.1) ERA: 2.21	1.0	S	3	0	0	0	0	0	0	0	0	0	0	6	10	0.00	0.000										

New York Mets @ Los Angeles Dodgers
 Dodger Stadium, Los Angeles, CA
 Sun Aug 26 1990, 3:33 AM PDT
 Att: 45,313 - Sunny - 82 F

AB	31
R	1
H	6
RBI	1
BB	3
SO	9
LOB	16



Batter	1	2	3	4	5	6	7	8	9	AB	R	H	RBI	BB	SO	LOB	BOTTOM										
Stan Javier, S (1.8) OBP: 0.357, SLG: 0.362	2-1 G6-3		0-0 G5-3	1-2 G4-3			4-1 CS BB			3	0	0	0	1	0	2											
Jose Gonzalez, R (1.7) OBP: 0.288, SLG: 0.461	4-0 1B BB		3-2 1B S		2-1 F9		0-1 F9			3	2	1	0	1	0	1											
Mike Sharperson, R (1.5) ERA: 6.35	0-0 1B		1-0 S		0-1 G6-3		0-1 CS		0-0 F7	3	0	2	0	0	0	0											
Lenny Harris, L (8.7, PH) OBP: 0.338, SLG: 0.361	1-3 1B		1-3 1B				1-2 CS		1-2 F7	1	0	0	0	0	0	0											
Eddie Murray, S (1.3) OBP: 0.394, SLG: 0.499	2-2 P2		3-3 K		0-0 1B				1-2 CS 1B	4	0	2	0	0	1	3											
Hubie Brooks, R (1.9) OBP: 0.304, SLG: 0.422	0-2 FC6		0-2 P5		3-2 L7				3-3 K	3	0	1	1	0	0	2											
Chris Gwynn, L (7.7) OBP: 0.300, SLG: 0.363	1-3 1B								1-2 K	1	0	0	0	0	1	1											
Mike Scioscia, L (1.2) OBP: 0.343, SLG: 0.410	0-2 FC6			0-0 S 1B		1-0 F9				3	0	1	0	0	0	2											
Juan Samuel, R (1.4) OBP: 0.299, SLG: 0.330		1-1 G5-3		1-2 1B		1-0 F9				3	0	1	0	0	0	0											
Alfredo Griffin, S (1.6) OBP: 0.267, SLG: 0.262		0-3 K		1-2 P4		1-2 G5-3				3	0	0	0	0	1	2											
Mike Hartley, R (1.1) ERA: 2.71			1-3 K		0-3 K				1-0 F8	2	0	0	0	0	2	2											
Dave Walsh, L (7.1) ERA: 6.35										0	0	0	0	0	0	0											
Tim Crews, R (7.1) ERA: 2.81										0	0	0	0	0	0	0											
Mickey Hatcher, R (7.7, PH) OBP: 0.333, SLG: 0.286										1	0	0	0	0	0	0											
Jim Gott, R (8.1) ERA: 2.49										0	0	0	0	0	0	0											
Jay Howell, R (9.1) ERA: 2.21										0	0	0	0	0	0	0											
Inning Stats	R: 1 E: 0 K: 0 S: 13	H: 2 LOB: 2 BB: 1 P: 21	R: 0 E: 0 K: 2 S: 8	H: 0 LOB: 0 BB: 0 P: 10	R: 1 E: 0 K: 1 S: 14	H: 2 LOB: 1 BB: 0 P: 21	R: 0 E: 0 K: 1 S: 15	H: 2 LOB: 2 BB: 0 P: 18	R: 0 E: 0 K: 0 S: 9	H: 1 LOB: 1 BB: 0 P: 14	R: 0 E: 0 K: 0 S: 5	H: 0 LOB: 0 BB: 0 P: 8	R: 0 E: 0 K: 0 S: 5	H: 0 LOB: 0 BB: 1 P: 10	R: 0 E: 0 K: 1 S: 7	H: 1 LOB: 1 BB: 0 P: 11	R: 0 E: 0 K: 0 S: 6	H: 0 LOB: 0 BB: 0 P: 10	1B: 8 2B: 1 3B: 0 HR: 0	SF: 0 SAC: 0 DP: 1 HBP: 0	WP: 0 PB: 0 SB: 3 CS: 2	PA: 33					
PITCHER	IP	WLS	BF	H	R	ER	SO	BB	IBB	HBP	BLK	WP	HR	S	P	ERA	WHIP										
Frank Viola, L (1.1) ERA: 2.71	7.0	L	29	7	2	2	4	2	0	0	0	0	0	69	102	2.57	1.286										
Wally Whitehurst, R (8.1) ERA: 3.33	1.0		3	1	0	0	1	0	0	0	0	0	0	7	11	0.00	1.000										

New York Mets @ Los Angeles Dodgers
 Dodger Stadium, Los Angeles, CA
 Sun Aug 26 1990, 3:33 AM PDT
 Att: 45,313 - Sunny - 82 F

AB	30
R	2
H	8
RBI	1
BB	2
SO	5
LOB	15



Batter	1	2	3	4	5	6	7	8	9	AB	R	H	RBI	BB	SO	LOB	TOP	
Bip Roberts, S (1, 7) OBP: 0.368, SLG: 0.423	2-2 G3-6-3 1B		2-2 FC3-6			2-2 G4-3		1-1 E3		4	0	1	0	0	0	1	San Diego Padres @ New York Mets Shea Stadium, Flushing, NY Tue Aug 28 1990, 7:05 PM EDT Att: 32,744 - Unknown - 82 F	
Roberto Alomar, S (1, 4) OBP: 0.348, SLG: 0.382	1 SAFE G3-6-3		1-1 G3-1			3-2 2B		3-2 G3		4	0	1	0	0	0	3		
Tony Gwynn, L (1, 9) OBP: 0.361, SLG: 0.418	0-0 G3			3-2 L8		2-2 F7			3-1 F7	4	0	0	0	0	0	1		
Joe Carter, R (1, 8) OBP: 0.285, SLG: 0.403		1-0 G6-3		0-3 K		0-1 L7			1-3 K	4	0	0	0	0	2	1		
Benito Santiago, R (1, 2) OBP: 0.359, SLG: 0.469		0-2 E8 1B		3-1 G6-3			3-2 F9		3-3 K	4	0	1	0	0	1	0		
Mike Pagliaro, L (1, 5) OBP: 0.321, SLG: 0.341		1-1 F8			1-3 K		0-1 F8			3	0	0	0	0	1	1		
Phil Stephenson, L (1, 3) OBP: 0.335, SLG: 0.354					0-2 G1		2-0 F8			3	0	0	0	0	1	1		
Garry Templeton, S (1, 6) OBP: 0.283, SLG: 0.370			0-1 FC1-6 1B		4-2 BB			0-0 G6-4-3 1B		2	0	2	0	1	0	0		
Calvin Schiraldi, R (1, 1) OBP: 0.222, SLG: 0.412			0-0 FC1-6		0-1 P3			0-2 G6-4-3		1	0	0	0	0	0	1		
Shawn Abner, R (5, PH) OBP: 0.253, SLG: 0.317										1	0	0	0	0	0	1		
Allee Hammaker, S (5, 1) OBP: 0.111, SLG: 0.059										0	0	0	0	0	0	0		
Jerald Clark, R (8, PH) OBP: 0.274, SLG: 0.367										1	0	0	0	0	0	1		
Eric Show, R (8, 1) OBP: 0.258, SLG: 0.250										0	0	0	0	0	0	0		
Inning Stats	R: 0 E: 0 K: 0 S: 8	H: 1 LOB: 0 BB: 0 P: 10	R: 0 E: 1 K: 1 S: 9	H: 1 LOB: 1 BB: 0 P: 14	R: 0 E: 0 K: 1 S: 8	H: 0 LOB: 0 BB: 0 P: 15	R: 0 E: 0 K: 1 S: 10	H: 0 LOB: 1 BB: 1 P: 15	R: 0 E: 0 K: 0 S: 6	H: 0 LOB: 0 BB: 0 P: 11	R: 0 E: 1 K: 0 S: 10	H: 1 LOB: 1 BB: 0 P: 14	R: 0 E: 0 K: 2 S: 8	H: 0 LOB: 0 BB: 0 P: 15	1B: 4 2B: 1 3B: 0 HR: 0	SF: 0 SAC: 0 DP: 2 HBP: 0	WP: 0 PB: 0 SB: 1 CS: 0	PA: 32
PITCHER David Cone, R (1, 1) ERA: 3.42	IP: 9.0 WLS: W BF: 32 H: 5 R: 0 ER: 0 SO: 5 BB: 1 IBB: 0 HBP: 0 BLK: 0 WP: 0 HR: 0 S: 82 P: 126 ERA: 0.00 WHIP: 0.667											PITCHER	IP: 9.0 WLS: W BF: 32 H: 5 R: 0 ER: 0 SO: 5 BB: 1 IBB: 0 HBP: 0 BLK: 0 WP: 0 HR: 0 S: 82 P: 126 ERA: 0.00 WHIP: 0.667					

AB	31
R	0
H	5
RBI	0
BB	1
SO	5
LOB	11



Batter	1	2	3	4	5	6	7	8	9	AB	R	H	RBI	BB	SO	LOB	BOTTOM	
Daryl Boston, L (1, 8) OBP: 0.334, SLG: 0.453	3-1 F7		2-2 1B	2-1 F7			1-3 K			4	1	1	0	0	1	1	San Diego Padres @ New York Mets Shea Stadium, Flushing, NY Tue Aug 28 1990, 7:05 PM EDT Att: 32,744 - Unknown - 82 F	
Dave Magadan, L (1, 3) OBP: 0.421, SLG: 0.444	2-2 G3-1		2-0 1B		2-1 L9		0-1 F8			4	0	1	2	0	0	0		
Gregg Jefferies, S (1, 5) OBP: 0.346, SLG: 0.454	1-2 F8		2-H 3-H L8		3-2 G6-3			0-0 P6		4	0	0	0	0	0	1		
Darryl Strawberry, L (1, 9) OBP: 0.371, SLG: 0.505		2-1 F7	1-1 G4-3		0-3 K			2-1 G4-3		4	0	0	0	0	1	1		
Kevin McReynolds, R (1, 7) OBP: 0.355, SLG: 0.436		2-0 G5-3		0-0 HR		1-0 F8		3-1 G5-3		4	1	1	0	0	0	0		
Howard Johnson, S (1, 6) OBP: 0.316, SLG: 0.442		4-1 BB		1-0 F9		3-1 P4				2	0	0	0	1	0	1		
Tim Lincecum, R (1, 4) OBP: 0.325, SLG: 0.467		2-1 P6		2-1 HR		2-1 E6				3	1	1	2	0	0	1		
Mackey Sasser, L (1, 2) OBP: 0.361, SLG: 0.456			2-1 F8		0-0 1B		3-3 K			2	0	1	0	0	0	0		
Orlando Mercado, R (6, PH) OBP: 0.230, SLG: 0.322										1	0	0	0	0	1	1		
David Cone, L (1, 1) OBP: 0.263, SLG: 0.226			4-2 1B PB 1B BB		0-3 K			0-0 G4-3		2	1	0	0	1	1	1		
Inning Stats	R: 0 E: 0 K: 0 S: 8	H: 0 LOB: 0 BB: 0 P: 14	R: 0 E: 0 K: 0 S: 6	H: 0 LOB: 1 BB: 1 P: 16	R: 2 E: 0 K: 0 S: 20	H: 2 LOB: 1 BB: 1 P: 32	R: 2 E: 0 K: 1 S: 10	H: 3 LOB: 0 BB: 0 P: 15	R: 0 E: 1 K: 1 S: 10	H: 0 LOB: 1 BB: 0 P: 19	R: 0 E: 0 K: 1 S: 6	H: 0 LOB: 0 BB: 0 P: 7	R: 0 E: 0 K: 0 S: 5	H: 0 LOB: 0 BB: 0 P: 10	1B: 4 2B: 0 3B: 0 HR: 1	SF: 0 SAC: 0 DP: 0 HBP: 0	WP: 0 PB: 1 SB: 0 CS: 0	PA: 32
PITCHER Calvin Schiraldi, R (1, 1) ERA: 4.15	IP: 4.0 WLS: L BF: 19 H: 4 R: 4 ER: 4 SO: 3 BB: 2 IBB: 0 HBP: 0 BLK: 0 WP: 0 HR: 1 S: 44 P: 77 ERA: 9.00 WHIP: 1.750											PITCHER	IP: 4.0 WLS: L BF: 19 H: 4 R: 4 ER: 4 SO: 3 BB: 2 IBB: 0 HBP: 0 BLK: 0 WP: 0 HR: 1 S: 44 P: 77 ERA: 9.00 WHIP: 1.750					
Allee Hammaker, L (5, 1) ERA: 4.09	IP: 3.0 WLS: 10 BF: 0 H: 0 R: 0 ER: 0 SO: 3 BB: 0 IBB: 0 HBP: 0 BLK: 0 WP: 0 HR: 0 S: 24 P: 39 ERA: 0.00 WHIP: 0.000											PITCHER	IP: 3.0 WLS: 10 BF: 0 H: 0 R: 0 ER: 0 SO: 3 BB: 0 IBB: 0 HBP: 0 BLK: 0 WP: 0 HR: 0 S: 24 P: 39 ERA: 0.00 WHIP: 0.000					
Eric Show, R (8, 1) ERA: 5.7	IP: 1.0 WLS: 3 BF: 0 H: 0 R: 0 ER: 0 SO: 0 BB: 0 IBB: 0 HBP: 0 BLK: 0 WP: 0 HR: 0 S: 5 P: 10 ERA: 0.00 WHIP: 0.000											PITCHER	IP: 1.0 WLS: 3 BF: 0 H: 0 R: 0 ER: 0 SO: 0 BB: 0 IBB: 0 HBP: 0 BLK: 0 WP: 0 HR: 0 S: 5 P: 10 ERA: 0.00 WHIP: 0.000					

AB	30
R	4
H	5
RBI	4
BB	2
SO	4
LOB	7



Batter	1	2	3	4	5	6	7	8	9	AB	R	H	RBI	BB	SO	LOB	TOP										
Bip Roberts, S OBP: 0.367, SLG: 0.422 (1, 6)	G4-3		K			G4-3		K		4	0	1	1	0	1	2	San Diego Padres @ New York Mets Shea Stadium, Flushing, NY Wed Aug 29 1990, 7:05 PM EDT Att: 30,020 - Unknown - 80 F										
Roberto Alomar, S OBP: 0.345, SLG: 0.379 (1, 4)	G6-3		K			G3-1		F8		4	0	0	0	0	1	3											
Tony Gwynn, L OBP: 0.361, SLG: 0.417 (1, 9)	K					F8			G1-3	4	0	1	0	0	1	0											
Joe Carter, R OBP: 0.285, SLG: 0.401 (1, 7)		K				K			F9	3	0	0	0	1	2	1											
Benito Santiago, R OBP: 0.354, SLG: 0.461 (1, 2)		G5-3				G6-3			G6-3	4	0	0	0	0	0	2											
Phil Stephenson, L OBP: 0.330, SLG: 0.347 (1, 3)		K				K				3	0	0	0	0	2	1											
Mike Pagliarulo, L OBP: 0.321, SLG: 0.339 (1, 5)			L8			L7				2	0	0	0	1	0	0											
Shawn Abner, R OBP: 0.296, SLG: 0.326 (1, 8)			L4			L4				2	1	1	0	0	0	0											
Andy Benes, R OBP: 0.096, SLG: 0.080 (1, 1)			K			K				2	0	0	0	0	2	1											
Garry Templeton, S OBP: 0.285, SLG: 0.371 (8, PH)										1	0	1	0	0	0	0											
Rich Rodriguez, L (8, 1)										0	0	0	0	0	0	0											
Greg Harris, R OBP: 0.100, SLG: 0.300 (8, 1)										0	0	0	0	0	0	0											
Craig Lefferts, L OBP: 0.250, SLG: 0.250 (9, 1)										0	0	0	0	0	0	0											
Inning Stats	R: 0 E: 0 K: 1 S: 6	H: 0 LOB: 0 BB: 0 P: 10	R: 0 E: 0 K: 2 S: 9	H: 0 LOB: 0 BB: 0 P: 15	R: 1 E: 0 K: 2 S: 12	H: 2 LOB: 1 BB: 0 P: 15	R: 0 E: 0 K: 2 S: 12	H: 1 LOB: 1 BB: 0 P: 15	R: 0 E: 0 K: 1 S: 9	H: 0 LOB: 0 BB: 0 P: 9	R: 0 E: 0 K: 0 S: 4	H: 0 LOB: 0 BB: 0 P: 6	R: 0 E: 0 K: 0 S: 6	H: 0 LOB: 0 BB: 1 P: 14	R: 0 E: 0 K: 1 S: 13	H: 1 LOB: 2 BB: 1 P: 23	R: 0 E: 0 K: 0 S: 5	H: 0 LOB: 0 BB: 0 P: 8	1B: 3 2B: 1 3B: 0 HR: 0	SF: 0 SAC: 1 DP: 0 HBP: 0	WP: 0 PB: 0 SB: 1 CS: 1	PA: 32					
PITCHER	IP	WLS	BF	H	R	ER	SO	BB	IBB	HBP	BLK	WP	HR	S	P	ERA	WHIP										
Dwight Gooden, R ERA: 4.11 (1, 1)	7.0		24	3	1	1	8	1	0	0	1	0	0	58	84	1.29	0.571										
Bob Ojeda, L ERA: 3.49 (8, 1)	2.0	W	8	1	0	0	1	1	0	0	0	0	0	18	31	0.00	1.000										

AB	29
R	1
H	4
RBI	1
BB	2
SO	9
LOB	10



Batter	1	2	3	4	5	6	7	8	9	AB	R	H	RBI	BB	SO	LOB	BOTTOM										
Daryl Boston, L OBP: 0.332, SLG: 0.449 (1, 8)	P6		P6			F9				5	0	1	1	0	0	1	San Diego Padres @ New York Mets Shea Stadium, Flushing, NY Wed Aug 29 1990, 7:05 PM EDT Att: 30,020 - Unknown - 80 F										
Dave Magadan, L OBP: 0.422, SLG: 0.443 (1, 3)	G4-3					G3		G4-3		3	0	1	0	1	0	0											
Gregg Jefferies, S OBP: 0.349, SLG: 0.457 (1, 5)								L7		4	0	3	0	0	0	1											
Darryl Strawberry, L OBP: 0.368, SLG: 0.500 (1, 9)	F9					F7		G4-3		4	0	0	0	0	0	5											
Kevin McReynolds, R OBP: 0.352, SLG: 0.432 (1, 7)		G5-3				G5-3				4	0	0	0	0	1	4											
Howard Johnson, S OBP: 0.320, SLG: 0.444 (1, 6)		G3-1								3	2	2	0	1	0	0											
Tim Lincecum, R OBP: 0.317, SLG: 0.454 (1, 4)		P5				K				3	0	0	0	0	1	4											
Mackey Sasser, L OBP: 0.357, SLG: 0.450 (1, 2)										3	0	0	0	0	0	1											
Todd Hundley, S OBP: 0.211, SLG: 0.226 (9, 2)			F8			F7		G4-3		0	0	0	0	1	0	0											
Dwight Gooden, R OBP: 0.226, SLG: 0.276 (1, 1)										2	0	0	0	0	1	0											
Tom O'Malley, L OBP: 0.290, SLG: 0.398 (7, PH)										1	0	1	1	0	0	0											
Chuck Carr, S (7, PR)										0	0	0	0	0	0	0											
Bob Ojeda, L OBP: 0.111, SLG: 0.111 (8, 1)										0	0	0	0	0	0	0											
Kevin Tovey, L OBP: 0.351, SLG: 0.364 (9, PH)										0	0	0	0	1	0	0											
Inning Stats	R: 0 E: 0 K: 0 S: 10	H: 1 LOB: 1 BB: 0 P: 16	R: 0 E: 0 K: 0 S: 5	H: 0 LOB: 0 BB: 0 P: 9	R: 0 E: 0 K: 1 S: 8	H: 0 LOB: 0 BB: 0 P: 11	R: 0 E: 0 K: 1 S: 19	H: 1 LOB: 3 BB: 2 P: 33	R: 0 E: 0 K: 0 S: 3	H: 0 LOB: 0 BB: 0 P: 6	R: 0 E: 0 K: 0 S: 8	H: 1 LOB: 1 BB: 0 P: 15	R: 1 E: 0 K: 0 S: 12	H: 2 LOB: 2 BB: 0 P: 18	R: 0 E: 0 K: 1 S: 11	H: 1 LOB: 1 BB: 0 P: 15	R: 1 E: 0 K: 0 S: 7	H: 2 LOB: 3 BB: 2 P: 17	1B: 8 2B: 0 3B: 0 HR: 0	SF: 0 SAC: 1 DP: 0 HBP: 0	WP: 0 PB: 0 SB: 3 CS: 0	PA: 37					
PITCHER	IP	WLS	BF	H	R	ER	SO	BB	IBB	HBP	BLK	WP	HR	S	P	ERA	WHIP										
Andy Benes, R ERA: 3.49 (1, 1)	7.0		28	5	1	1	2	1	0	0	0	0	0	65	108	1.29	0.857										
Rich Rodriguez, L ERA: 2.5 (8, 1)	0.2		3	1	0	0	0	0	0	0	0	0	0	7	10	0.00	1.500										
Greg Harris, R ERA: 2.59 (8, 1)	0.2	L	5	1	1	1	1	2	0	0	0	0	0	10	20	13.50	4.500										
Craig Lefferts, L ERA: 2.54 (9, 1)	0.0		1	1	0	0	0	0	0	0	0	0	0	1	2	∞	∞										

AB	32
R	2
H	8
RBI	2
BB	4
SO	3
LOB	16



Batter	1	2	3	4	5	6	7	8	9	AB	R	H	RBI	BB	SO	LOB	TOP										
Brett Butler, L OBP: 0.386, SLG: 0.357 (1, 8)	G6-3 1B		K			G6-3		E4 1-H 2B		4	1	2	1	0	1	1	San Francisco Giants @ New York Mets Shea Stadium, Flushing, NY Thu Aug 30 1990, 7:05 PM EDT Att: 38,630 - Unknown - 78 F										
Greg Litton, R OBP: 0.278, SLG: 0.292 (1, 9)	K 1-2		K			K		1B BB		3	0	0	0	1	3	2											
Will Clark, L OBP: 0.347, SLG: 0.441 (1, 3)	G6-3				P5			1-3 1B		4	0	1	0	0	0	1											
Kevin Mitchell, R OBP: 0.373, SLG: 0.561 (1, 7)	G5-3				K			F8		4	0	0	0	0	1	3											
Matt Williams, R OBP: 0.313, SLG: 0.480 (1, 5)		K			K			G5-3		4	0	0	0	0	3	0											
Gary Carter, R OBP: 0.325, SLG: 0.402 (1, 2)	K					G6-3		F8 FC4-6 BB		3	0	0	0	1	1	0											
Robby Thompson, R OBP: 0.304, SLG: 0.395 Ernest Riles, L OBP: 0.351, SLG: 0.460 (9, PH)	K					K		P3 1B 1-2		3	0	1	0	0	1	0											
Jose Uribe, S OBP: 0.305, SLG: 0.319 (1, 6)						K		E BB 1-3 1B		2	1	1	0	2	1	1											
Michael LaCoss, R OBP: 0.063, SLG: 0.125 Mark Dewey, R (5, 1)								F9		1	0	0	0	0	1	1											
Bill Bathe, R OBP: 0.313, SLG: 0.378 Francisco Oliveras, R (8, 1)						K		K		0	0	0	0	0	0	1											
Mike Kingsley, L OBP: 0.312, SLG: 0.308 (9, PH)						K		K		0	0	0	0	0	0	0											
Inning Stats	R: 0 E: 0 K: 1 S: 8	H: 1 LOB: 1 BB: 0 P: 12	R: 0 E: 0 K: 3 S: 11	H: 0 LOB: 0 BB: 0 P: 17	R: 0 E: 0 K: 2 S: 11	H: 0 LOB: 1 BB: 1 P: 18	R: 0 E: 0 K: 2 S: 9	H: 0 LOB: 0 BB: 0 P: 13	R: 0 E: 0 K: 1 S: 12	H: 1 LOB: 1 BB: 0 P: 18	R: 0 E: 0 K: 1 S: 11	H: 0 LOB: 0 BB: 0 P: 18	R: 0 E: 0 K: 1 S: 10	H: 0 LOB: 0 BB: 0 P: 14	R: 2 E: 1 K: 0 S: 7	H: 2 LOB: 2 BB: 2 P: 17	R: 0 E: 0 K: 1 S: 12	H: 1 LOB: 2 BB: 1 P: 20	1B: 4 2B: 1 3B: 0 HR: 0	SF: 0 SAC: 1 DP: 0 HBP: 0	WP: 0 PB: 0 SB: 2 CS: 0	PA: 36					
PITCHER	IP	WLS	BF	H	R	ER	SO	BB	IBB	HBP	BLK	WP	HR	S	P	ERA	WHIP										
Sid Fernandez, L ERA: 3.38 Alejandro Pena, R ERA: 3.97	(1, 1)	7.2	W	30	4	2	2	12	3	0	0	0	0	78	126	2.35	0.913										
	(8, 1)	1.1		6	1	0	0	1	1	0	0	0	0	13	21	0.00	1.500										

AB 31
R 2
H 5
RBI 1
BB 4
SO 13
LOB 13




Batter	1	2	3	4	5	6	7	8	9	AB	R	H	RBI	BB	SO	LOB	BOTTOM										
Daryl Boston, L OBP: 0.327, SLG: 0.441 (1, 8)	G5-3	F7		G4-3		K		P5		5	0	0	0	0	1	6	San Francisco Giants @ New York Mets Shea Stadium, Flushing, NY Thu Aug 30 1990, 7:05 PM EDT Att: 38,630 - Unknown - 78 F										
Dave Magadan, L OBP: 0.424, SLG: 0.441 (1, 3)	1B BB			HR BB		F7		G4-3		2	2	0	1	3	0	2											
Gregg Jefferies, S OBP: 0.352, SLG: 0.463 (1, 5)	1B SF8			HR		F9		L6		4	3	2	2	1	0	2											
Darryl Strawberry, L OBP: 0.371, SLG: 0.510 (1, 9)	SF8 1B			F8		1B HR		G3-1		5	2	3	5	0	0	0											
Kevin McReynolds, R OBP: 0.350, SLG: 0.430 (1, 7)	SF8			L7		L7		G6-3		4	1	1	1	0	1	0											
Howard Johnson, S OBP: 0.319, SLG: 0.448 (1, 6)	L7			G3		G3		P5		4	1	1	3	0	0	1											
Tim Teufel, R OBP: 0.315, SLG: 0.446 (1, 4)		L5		F8		F9		2B G4-3 1B		4	1	1	0	0	0	0											
Todd Hundley, S OBP: 0.246, SLG: 0.268 (1, 2)	F8			BB		SH3-4 1B		G4-3 HR 2B		3	1	2	0	1	0	0											
Sid Fernandez, L OBP: 0.188, SLG: 0.208 Alejandro Pena, R OBP: 0.400, SLG: 0.250 (8, 1)				B2		SH3-4		E6 G4-3 HR		2	0	1	0	0	0	1											
Inning Stats	R: 2 E: 0 K: 0 S: 12	H: 2 LOB: 1 BB: 1 P: 24	R: 0 E: 0 K: 0 S: 5	H: 1 LOB: 1 BB: 0 P: 6	R: 2 E: 0 K: 0 S: 9	H: 1 LOB: 0 BB: 1 P: 17	R: 0 E: 0 K: 0 S: 7	H: 0 LOB: 1 BB: 1 P: 12	R: 3 E: 0 K: 0 S: 11	H: 3 LOB: 0 BB: 0 P: 15	R: 0 E: 0 K: 1 S: 10	H: 1 LOB: 2 BB: 1 P: 15	R: 0 E: 0 K: 0 S: 4	H: 0 LOB: 0 BB: 0 P: 9	R: 5 E: 1 K: 1 S: 18	H: 3 LOB: 0 BB: 1 P: 29		1B: 6 2B: 2 3B: 0 HR: 3	SF: 1 SAC: 1 DP: 0 HBP: 0	WP: 0 PB: 0 SB: 0 CS: 0	PA: 41						
PITCHER	IP	WLS	BF	H	R	ER	SO	BB	IBB	HBP	BLK	WP	HR	S	P	ERA	WHIP										
Michael LaCoss, R ERA: 4.15 Mark Dewey, R ERA: 4.15 Francisco Oliveras, R ERA: 3.44	(1, 1)	4.2	L	24	7	7	7	0	0	0	0	0	0	42	70	13.50	2.143										
	(5, 1)	2.1		9	1	0	0	1	1	0	0	0	0	16	28	0.00	0.857										
	(8, 1)	1.0		8	3	5	0	1	1	0	0	0	1	18	29	0.00	4.000										

AB 34
R 12
H 11
RBI 12
BB 5
SO 2
LOB 14



Batter	1	2	3	4	5	6	7	8	9	AB	R	H	RBI	BB	SO	LOB	TOP					
Brett Butler , L (1, 8) OBP: 0.388, SLG: 0.359	0-0 WP 1B		2-1 CS 1B		0-1 1B 1B		2-3 K		1-0 B1-3	5	1	3	0	0	1	1	San Francisco Giants @ New York Mets Shea Stadium, Flushing, NY Fri Aug 31 1990, 7:05 PM EDT Att: 41,239 - Unknown - 77 F livebaseballscorecards.com					
Greg Litton , R (1, 9) OBP: 0.277, SLG: 0.291	1-0 SAFE L9		1-3 SAFE K		0-0 1B		3-2 G5-3			4	0	1	0	0	1	3						
Mike Kingery , L (9, 9) OBP: 0.312, SLG: 0.308					1-3 1B		1-2 G3			3	0	2	1	1	0	1						
Will Clark , L (1, 3) OBP: 0.350, SLG: 0.442	4-2 SAFE BB		2-2 FC6-4 1B		3-1 1B		0-0 G3			4	1	1	1	0	1	5						
Kevin Mitchell , R (1, 7) OBP: 0.372, SLG: 0.565	2-3 K		3-1 FC6-4		0-0 G4-3			0-1 HR		4	1	1	1	0	1	5						
Matt Williams , R (1, 5) OBP: 0.312, SLG: 0.484	1-2 F9			1-2 F8		0-1 HR		2-1 G5-3		4	1	1	1	0	0	2						
Gary Carter , R (1, 2)		0-0 L9 S 1B		0-3 K		0-1 L9		0-2 P6		4	0	1	0	0	1	0						
Robby Thompson , R (1, 4) OBP: 0.304, SLG: 0.394	3-1 L9		2-0 F8		1-0 G6-4-3 1B		1-2 G6-3			4	0	1	0	0	0	1						
Mike Benjamin , R (1, 6) OBP: 0.313, SLG: 0.600	1-3 K			1-2 F9	0-1 G6-4-3			2-2 G6-3		4	0	0	0	0	1	2						
Don Robinson , R (1, 1) OBP: 0.143, SLG: 0.214	2-2 G5-3			2-3 K		3-2 WP 1B		2-2 G1-3		4	0	1	0	0	1	1						
Steve Bedrosian , R (9, 1) OBP: 0.333, SLG: 0.333										0	0	0	0	0	0	0						
Inning Stats	R: 0 E: 0 K: 1 S: 11	H: 1 LOB: 2 BB: 1 P: 19	R: 0 E: 0 K: 1 S: 9	H: 1 LOB: 1 BB: 0 P: 15	R: 0 E: 0 K: 1 S: 10	H: 2 LOB: 1 BB: 0 P: 18	R: 0 E: 0 K: 1 S: 7	H: 0 LOB: 0 BB: 0 P: 10	R: 1 E: 0 K: 0 S: 13	H: 3 LOB: 2 BB: 0 P: 19	R: 1 E: 0 K: 0 S: 7	H: 2 LOB: 1 BB: 0 P: 8	R: 0 E: 0 K: 1 S: 11	H: 1 LOB: 1 BB: 0 P: 19	R: 1 E: 0 K: 0 S: 10	H: 1 LOB: 0 BB: 0 P: 13	R: 0 E: 0 K: 0 S: 7	H: 0 LOB: 0 BB: 0 P: 12	1B: 9 2B: 0 3B: 0 HR: 2	SF: 0 SAC: 0 DP: 1 HBP: 0	WP: 3 PB: 0 SB: 1 CS: 1	PA: 37
PITCHER Frank Viola , L (1, 1) ERA: 2.72	IP: 9.0 WLS: W BF: 37 H: 11 R: 3 ER: 3 SO: 6 BB: 1 IBB: 0 HBP: 0 BLK: 0 WP: 2 HR: 2 S: 85 P: 133 ERA: 3.00 WHIP: 1.333															PITCHER	IP: WLS: BF: H: R: ER: SO: BB: IBB: HBP: BLK: WP: HR: S: P: ERA: WHIP:					

Batter	1	2	3	4	5	6	7	8	9	AB	R	H	RBI	BB	SO	LOB	BOTTOM			
Daryl Boston , L (1, 8) OBP: 0.329, SLG: 0.442	2-2 G5-3 1B		1-2 G5-3			2-0 1B			2-3 K	4	0	2	0	0	1	0	San Francisco Giants @ New York Mets Shea Stadium, Flushing, NY Fri Aug 31 1990, 7:05 PM EDT Att: 41,239 - Unknown - 77 F livebaseballscorecards.com			
Dave Magadan , L (1, 3) OBP: 0.422, SLG: 0.439	3-2 G3			1-3 K		0-0 F8			0-0 2B 1B	4	1	1	0	0	1	1				
Gregg Jefferies , S (1, 5) OBP: 0.351, SLG: 0.464	0-0 G4-3			2-2 G3		1-2 F7			0-0 1B 2B	4	1	1	1	0	0	0				
Darryl Strawberry , L (1, 9) OBP: 0.372, SLG: 0.509		1-0 G3		0-0 G4-3		1-0 CS 1B			4-0 1B 1B IBB	3	1	1	0	1	0	0				
Kevin McReynolds , R (1, 7) OBP: 0.351, SLG: 0.431	1-1 G6-3 1B			2-2 F8		1-1 G4-3			1-2 1B	4	0	2	1	0	0	1				
Howard Johnson , S (1, 6) OBP: 0.319, SLG: 0.447	1-1 G6-3			0-0 F7		2-1 G1-3			0-0 1B	4	0	1	1	0	0	1				
Tim Teufel , R (1, 4) OBP: 0.315, SLG: 0.470			0-0 HR		0-2 L8			2-3 K		3	1	1	1	0	1	0				
Todd Hundley , S (1, 2) OBP: 0.254, SLG: 0.276				0-1 HR		0-3 K		0-0 L8		2	0	1	0	0	1	0				
Mackey Casser , L (9, PH) OBP: 0.355, SLG: 0.449				G3-6-4 1B						1	0	0	0	0	0	0				
Frank Viola , L (1, 1) OBP: 0.162, SLG: 0.162				0-0 G3-6-4		0-2 G4-3			2-1 F7	2	0	0	0	0	0	1				
Tom O'Malley , L (9, PH) OBP: 0.287, SLG: 0.394				1-2						1	0	0	0	0	0	0				
Inning Stats	R: 0 E: 0 K: 0 S: 9	H: 1 LOB: 0 BB: 0 P: 14	R: 0 E: 0 K: 0 S: 5	H: 1 LOB: 0 BB: 0 P: 8	R: 1 E: 0 K: 0 S: 7	H: 2 LOB: 0 BB: 0 P: 8	R: 0 E: 0 K: 1 S: 8	H: 0 LOB: 0 BB: 0 P: 11	R: 0 E: 0 K: 1 S: 9	H: 1 LOB: 1 BB: 0 P: 11	R: 0 E: 0 K: 0 S: 7	H: 1 LOB: 0 BB: 0 P: 9	R: 0 E: 0 K: 1 S: 7	H: 0 LOB: 0 BB: 0 P: 11	R: 3 E: 0 K: 1 S: 11	H: 4 LOB: 2 BB: 1 P: 20	1B: 8 2B: 1 3B: 0 HR: 1	SF: 0 SAC: 0 DP: 1 HBP: 0	WP: 0 PB: 0 SB: 0 CS: 1	PA: 33
PITCHER Don Robinson , R (1, 1) ERA: 3.69	IP: 8.2 WLS: L BF: 30 H: 8 R: 3 ER: 3 SO: 4 BB: 0 IBB: 0 HBP: 0 BLK: 0 WP: 0 HR: 1 S: 66 P: 92 ERA: 3.12 WHIP: 0.923															PITCHER	IP: WLS: BF: H: R: ER: SO: BB: IBB: HBP: BLK: WP: HR: S: P: ERA: WHIP:			
Steve Bedrosian , R (9, 1) ERA: 4.7	0.0 L 3 2 1 1 0																			



Batter	1	2	3	4	5	6	7	8	9	AB	R	H	RBI	BB	SO	LOB	TOP				
Brett Butler , L (1, 8) OBP: 0.388, SLG: 0.358	G4-3		E 2B 1B	F9			K		WP G1-3 1B BB	4	2	1	0	1	1	3	San Francisco Giants @ New York Mets Shea Stadium, Flushing, NY Sat Sep 01 1990, 3:33 AM EDT Att: 40,082 - Sunny - 85 F				
Mike Kingsley , L (1, 9) OBP: 0.313, SLG: 0.316 Greg Litton , R (7, PH) OBP: 0.274, SLG: 0.288	F8		1-H 2B	G6-3			F9		G1-3	3	0	1	1	0	0	0					
Will Clark , L (1, 3) OBP: 0.348, SLG: 0.439			F8	L7			G4-3		K	4	0	0	0	1	1	3					
Kevin Mitchell , R (1, 7) OBP: 0.374, SLG: 0.566	K			F9				1B E 2B	1B BB	3	1	1	0	2	1	1					
Matt Williams , R (1, 5) OBP: 0.315, SLG: 0.484		P2		2B 1B BB			K		E FC4-2 1B	4	1	2	1	1	1	1					
Terry Kennedy , L (1, 2) OBP: 0.341, SLG: 0.376	G6-3			1B 2B			G3-1		K	5	1	1	0	0	1	4					
Robby Thompson , R (1, 4) OBP: 0.303, SLG: 0.393	G5-3			1B 1B			P2		E5 FC4-2	4	0	1	1	0	0	1					
Jose Uribe , S (1, 6) OBP: 0.304, SLG: 0.318 Ernest Riles , L (4, PH) OBP: 0.343, SLG: 0.448			F7	P6			G4-3		3-H FC4-2	1	0	0	0	0	0	0					
John Burkett , R (1, 1) OBP: 0.154, SLG: 0.064 Bill Eshler , R (4, PH) OBP: 0.333, SLG: 0.396 Scott Garretts , R (4, PH) OBP: 0.268, SLG: 0.085 Randy O'Neal , R (4, 1) OBP: 0.356, SLG: 0.209 Dave Anderson , R (7, PH) OBP: 0.356, SLG: 0.449 Mark Dewey , R (7, 1) OBP: 0.355, SLG: 0.397 Gary Carter , R (8, PH) OBP: 0.288, SLG: 0.429			K						F9	1	0	0	0	0	1	0					
Inning Stats	R: 0 E: 0 K: 1 S: 11	H: 0 LOB: 1 BB: 1 P: 21	R: 0 E: 0 K: 0 S: 7	H: 0 LOB: 0 BB: 0 P: 13	R: 1 E: 1 K: 1 S: 11	H: 2 LOB: 1 BB: 0 P: 17	R: 2 E: 0 K: 0 S: 14	H: 3 LOB: 2 BB: 1 P: 22	R: 0 E: 0 K: 0 S: 9	H: 0 LOB: 0 BB: 0 P: 15	R: 0 E: 0 K: 0 S: 5	H: 0 LOB: 0 BB: 0 P: 11	R: 0 E: 0 K: 1 S: 8	H: 1 LOB: 1 BB: 0 P: 12	R: 1 E: 1 K: 1 S: 10	H: 2 LOB: 2 BB: 0 P: 15		R: 1 E: 0 K: 1 S: 16	H: 1 LOB: 2 BB: 2 P: 27	1B: 6 2B: 3 3B: 0 HR: 0	SF: 0 SAC: 0 DP: 0 HBP: 0
PITCHER	IP WLS BF H R ER SO BB IBB HBP BLK WP HR S P ERA WHIP																				
Julio Valera , R (1, 1) ERA: 4.5	6.0 W 26 5 3 3 3 3 0 0 0 0 0 0 57 99 4.50 1.333																				
Bob Ojeda , L (7, 1) ERA: 3.45	1.0 5 2 1 0 1 0 0 0 0 0 0 0 9 14 0.00 2.000																				
Ron Darling , R (8, 1) ERA: 4.57	0.1 3 1 0 0 1 0 0 0 0 0 0 0 6 8 0.00 3.000																				
John Franco , L (8, 1) ERA: 1.99	1.2 S 8 1 1 1 1 2 0 0 0 1 0 0 19 32 5.40 1.800																				

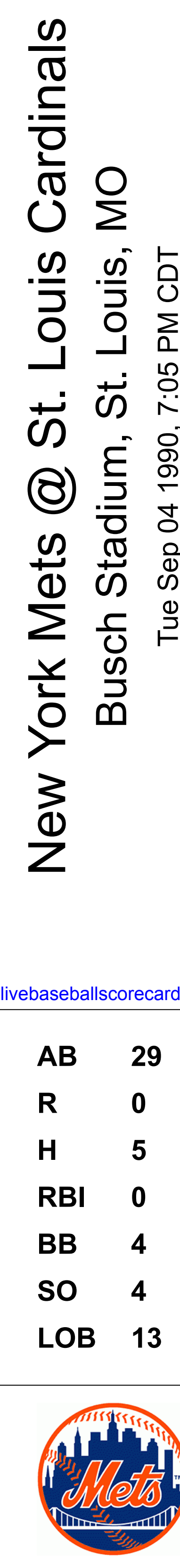
Batter	1	2	3	4	5	6	7	8	9	AB	R	H	RBI	BB	SO	LOB	BOTTOM				
Tom Herr , S (1, 4) OBP: 0.324, SLG: 0.360	FC3-6 BB									3	1	2	1	1	1	2	San Francisco Giants @ New York Mets Shea Stadium, Flushing, NY Sat Sep 01 1990, 3:33 AM EDT Att: 40,082 - Sunny - 85 F				
Dave Magadan , L (1, 3) OBP: 0.421, SLG: 0.439	FC3-6 1-2 HR									4	1	1	1	0	0	2					
Gregg Jefferies , S (1, 5) OBP: 0.348, SLG: 0.460 Tom O'Malley , L (9, 5) OBP: 0.287, SLG: 0.394	F7									4	0	0	0	0	1	3					
Darryl Strawberry , L (1, 9) OBP: 0.373, SLG: 0.518										4	2	2	2	0	0	0					
Kevin McReynolds , R (1, 7) OBP: 0.350, SLG: 0.429	G5-3									4	0	1	0	0	0	0					
Howard Johnson , S (1, 6) OBP: 0.320, SLG: 0.447										4	1	2	1	0	0	0					
Darryl Boston , L (1, 8) OBP: 0.325, SLG: 0.436										4	0	0	0	0	0	3					
Charlie O'Brien , R (1, 2) OBP: 0.259, SLG: 0.259										2	1	0	0	2	1	0					
Julio Valera , R (1, 1) ERA: 3.7 Bob Ojeda , L (7, 1) OBP: 0.307, SLG: 0.107 Ron Darling , R (8, 1) OBP: 0.226, SLG: 0.143 John Franco , L (8, 1) ERA: 1.59										2	0	0	0	0	1	1					
Inning Stats	R: 2 E: 0 K: 0 S: 12	H: 1 LOB: 0 BB: 1 P: 20	R: 2 E: 1 K: 2 S: 14	H: 2 LOB: 2 BB: 1 P: 24	R: 0 E: 0 K: 0 S: 7	H: 0 LOB: 0 BB: 0 P: 13	R: 0 E: 0 K: 1 S: 7	H: 0 LOB: 0 BB: 0 P: 13	R: 1 E: 0 K: 0 S: 8	H: 1 LOB: 0 BB: 0 P: 12	R: 0 E: 0 K: 0 S: 5	H: 0 LOB: 0 BB: 0 P: 9	R: 0 E: 0 K: 1 S: 7	H: 1 LOB: 1 BB: 0 P: 10	R: 1 E: 0 K: 0 S: 13	H: 3 LOB: 3 BB: 1 P: 22		R: 1 E: 0 K: 0 S: 16	H: 3 LOB: 3 BB: 1 P: 22	1B: 4 2B: 2 3B: 0 HR: 2	SF: 0 SAC: 0 DP: 0 HBP: 0
PITCHER	IP WLS BF H R ER SO BB IBB HBP BLK WP HR S P ERA WHIP																				
John Burkett , R (1, 1) ERA: 3.7	3.0 L 15 3 4 2 2 2 0 0 0 0 0 0 1 20 34 3.00 0.333																				
Randy O'Neal , R (4, 1) ERA: 3.06	3.0 10 1 1 1 1 0 0 0 0 0 0 0 7 10 0.00 1.000																				
Mark Dewey , R (7, 1) ERA: 1.59	1.0 4 1 0 0 1 0 0 0 0 0 0 0 13 22 9.00 3.000																				

Batter	1	2	3	4	5	6	7	8	9	AB	R	H	RBI	BB	SO	LOB	TOP					
Brett Butler, L OBP: 0.390, SLG: 0.360	4-1 2B 1B BB	3-2 FC4-6 PO S		0-1 1B		2-2 1B	2-0 G4-3			4	1	2	0	1	0	3	San Francisco Giants @ New York Mets Shea Stadium, Flushing, NY Sun Sep 02 1990, 3:33 AM EDT Att: 43,686 - Unknown					
Mike Kingery, L OBP: 0.322, SLG: 0.333	1-2 1B 2B	2-2 P6		2-0 F8		2-0 1B		0-0 FC6-4 1B		5	1	3	0	0	2							
Will Clark, L OBP: 0.349, SLG: 0.436	4-0 1B BB	4-2 BB			1-1 G4-3	1-1 F8		2-1 P5		3	1	0	0	2	2							
Kevin Mitchell, R OBP: 0.376, SLG: 0.566	0-1 1B	0-2 PO	0-1 F8		3-1 CS 1B		0-2 2B 1B	2-2 FC6-4		5	1	3	2	0	1							
Matt Williams, R OBP: 0.319, SLG: 0.489	2-1 1B		0-0 2B CS 1B		1-0 1B	1-2 CS 1B	1-2 G5-3 2B	0-0 F7		5	2	4	1	0	1							
Terry Kennedy, L OBP: 0.347, SLG: 0.385	1-2 P2		0-0 CS 2B		2-2 1B		2-2 G5-3 1B		1-2 G1-3	4	0	3	2	0	2							
Scott Garretts, R OBP: 0.098, SLG: 0.085										0	0	0	0	0	0							
Mark Dewey, R ERA: 3.61										0	0	0	0	0	0							
Bill Bathe, R OBP: 0.326, SLG: 0.385			1-3 CS 2B		1-3 1H 2-3 1B		2-3 3H 1B			1	0	0	0	0	0							
Robby Thompson, R OBP: 0.303, SLG: 0.392	1-3 K		2-2 P5		2-2 1B		2-1 G5-3		0-1 G6-3	3	0	1	0	0	1							
Greg Litton, R OBP: 0.271, SLG: 0.284			2-3 3H 1B		1-2 1B		3-3 1B			2	0	0	1	0	1							
Jose Uribe, S OBP: 0.302, SLG: 0.316	1-1 F7			0-3 K	3-2 P5		0-0 L5		3-2 F8	3	0	0	0	0	1							
Mark Thurmond, L ERA: 4.51										0	0	0	0	0	0							
Gary Carter, R OBP: 0.320, SLG: 0.394										2	0	0	0	0	2							
Paul McClellan, R OBP: 0.500, SLG: 0.500		1-2 FC4-6 1B		0-2 F8		0-2 G1-3	4-1 BB			2	0	1	0	0	0							
Francisco Oliveras, R ERA: 3.86										0	0	0	0	0	0							
Ernest Riles, L OBP: 0.345, SLG: 0.444										1	0	0	0	1	0							
Inning Stats	R: 3 E: 0 K: 1 S: 17	H: 3 LOB: 2 BB: 2 P: 31	R: 0 E: 0 K: 0 S: 14	H: 1 LOB: 1 BB: 1 P: 24	R: 0 E: 0 K: 0 S: 7	H: 2 LOB: 1 BB: 0 P: 9	R: 0 E: 0 K: 1 S: 10	H: 1 LOB: 1 BB: 0 P: 12	R: 1 E: 0 K: 0 S: 16	H: 4 LOB: 2 BB: 0 P: 28	R: 0 E: 0 K: 0 S: 14	H: 2 LOB: 1 BB: 0 P: 19	R: 2 E: 0 K: 0 S: 14	H: 3 LOB: 2 BB: 1 P: 25	R: 0 E: 0 K: 0 S: 7	H: 1 LOB: 1 BB: 0 P: 11	R: 0 E: 0 K: 0 S: 12	H: 0 LOB: 0 BB: 0 P: 16	1B: 14 2B: 3 3B: 0 HR: 0	SF: 0 SAC: 0 DP: 0 HBP: 0	WP: 0 PB: 0 SB: 1 CS: 4	PA: 45
PITCHER	IP WLS BF H R ER SO BB IBB HBP BLK WP HR S P ERA WHIP	IP WLS BF H R ER SO BB IBB HBP BLK WP HR S P ERA WHIP	IP WLS BF H R ER SO BB IBB HBP BLK WP HR S P ERA WHIP	IP WLS BF H R ER SO BB IBB HBP BLK WP HR S P ERA WHIP	IP WLS BF H R ER SO BB IBB HBP BLK WP HR S P ERA WHIP	IP WLS BF H R ER SO BB IBB HBP BLK WP HR S P ERA WHIP	IP WLS BF H R ER SO BB IBB HBP BLK WP HR S P ERA WHIP	IP WLS BF H R ER SO BB IBB HBP BLK WP HR S P ERA WHIP	IP WLS BF H R ER SO BB IBB HBP BLK WP HR S P ERA WHIP	IP WLS BF H R ER SO BB IBB HBP BLK WP HR S P ERA WHIP	IP WLS BF H R ER SO BB IBB HBP BLK WP HR S P ERA WHIP	IP WLS BF H R ER SO BB IBB HBP BLK WP HR S P ERA WHIP	IP WLS BF H R ER SO BB IBB HBP BLK WP HR S P ERA WHIP	IP WLS BF H R ER SO BB IBB HBP BLK WP HR S P ERA WHIP	IP WLS BF H R ER SO BB IBB HBP BLK WP HR S P ERA WHIP							
David Cone, R ERA: 3.84	5.0 W 26 11 4 4 2 3 0 0 0 0 0 0 64 104 7.20 2.800	1.1 L 7 5 2 2 0 0 0 0 0 0 0 0 23 31 18.00 5.000	1.1 S 5 0 0 0 0 0 0 0 0 0 0 0 16 22 0.00 0.000	1.2 S 5 0 0 0 0 0 0 0 0 0 0 0 16 22 0.00 0.000	1.1 L 7 5 2 2 0 0 0 0 0 0 0 0 23 31 18.00 5.000	1.1 L 7 5 2 2 0 0 0 0 0 0 0 0 23 31 18.00 5.000	1.1 L 7 5 2 2 0 0 0 0 0 0 0 0 23 31 18.00 5.000	1.1 L 7 5 2 2 0 0 0 0 0 0 0 0 23 31 18.00 5.000	1.1 L 7 5 2 2 0 0 0 0 0 0 0 0 23 31 18.00 5.000	1.1 L 7 5 2 2 0 0 0 0 0 0 0 0 23 31 18.00 5.000	1.1 L 7 5 2 2 0 0 0 0 0 0 0 0 23 31 18.00 5.000	1.1 L 7 5 2 2 0 0 0 0 0 0 0 0 23 31 18.00 5.000	1.1 L 7 5 2 2 0 0 0 0 0 0 0 0 23 31 18.00 5.000	1.1 L 7 5 2 2 0 0 0 0 0 0 0 0 23 31 18.00 5.000	1.1 L 7 5 2 2 0 0 0 0 0 0 0 0 23 31 18.00 5.000							
Wally Whitehurst, R ERA: 3.61	1.0 L 7 5 2 2 0 0 0 0 0 0 0 0 23 31 18.00 5.000	1.1 L 7 5 2 2 0 0 0 0 0 0 0 0 23 31 18.00 5.000	1.1 L 7 5 2 2 0 0 0 0 0 0 0 0 23 31 18.00 5.000	1.1 L 7 5 2 2 0 0 0 0 0 0 0 0 23 31 18.00 5.000	1.1 L 7 5 2 2 0 0 0 0 0 0 0 0 23 31 18.00 5.000	1.1 L 7 5 2 2 0 0 0 0 0 0 0 0 23 31 18.00 5.000	1.1 L 7 5 2 2 0 0 0 0 0 0 0 0 23 31 18.00 5.000	1.1 L 7 5 2 2 0 0 0 0 0 0 0 0 23 31 18.00 5.000	1.1 L 7 5 2 2 0 0 0 0 0 0 0 0 23 31 18.00 5.000	1.1 L 7 5 2 2 0 0 0 0 0 0 0 0 23 31 18.00 5.000	1.1 L 7 5 2 2 0 0 0 0 0 0 0 0 23 31 18.00 5.000	1.1 L 7 5 2 2 0 0 0 0 0 0 0 0 23 31 18.00 5.000	1.1 L 7 5 2 2 0 0 0 0 0 0 0 0 23 31 18.00 5.000	1.1 L 7 5 2 2 0 0 0 0 0 0 0 0 23 31 18.00 5.000	1.1 L 7 5 2 2 0 0 0 0 0 0 0 0 23 31 18.00 5.000							
Ron Darling, R ERA: 4.51	1.1 L 7 5 2 2 0 0 0 0 0 0 0 0 23 31 18.00 5.000	1.1 L 7 5 2 2 0 0 0 0 0 0 0 0 23 31 18.00 5.000	1.1 L 7 5 2 2 0 0 0 0 0 0 0 0 23 31 18.00 5.000	1.1 L 7 5 2 2 0 0 0 0 0 0 0 0 23 31 18.00 5.000	1.1 L 7 5 2 2 0 0 0 0 0 0 0 0 23 31 18.00 5.000	1.1 L 7 5 2 2 0 0 0 0 0 0 0 0 23 31 18.00 5.000	1.1 L 7 5 2 2 0 0 0 0 0 0 0 0 23 31 18.00 5.000	1.1 L 7 5 2 2 0 0 0 0 0 0 0 0 23 31 18.00 5.000	1.1 L 7 5 2 2 0 0 0 0 0 0 0 0 23 31 18.00 5.000	1.1 L 7 5 2 2 0 0 0 0 0 0 0 0 23 31 18.00 5.000	1.1 L 7 5 2 2 0 0 0 0 0 0 0 0 23 31 18.00 5.000	1.1 L 7 5 2 2 0 0 0 0 0 0 0 0 23 31 18.00 5.000	1.1 L 7 5 2 2 0 0 0 0 0 0 0 0 23 31 18.00 5.000	1.1 L 7 5 2 2 0 0 0 0 0 0 0 0 23 31 18.00 5.000	1.1 L 7 5 2 2 0 0 0 0 0 0 0 0 23 31 18.00 5.000							
Alejandro Pena, R ERA: 3.86	1.2 S 5 0 0 0 0 0 0 0 0 0 0 16 22 0.00 0.000	1.1 L 7 5 2 2 0 0 0 0 0 0 0 0 23 31 18.00 5.000	1.1 L 7 5 2 2 0 0 0 0 0 0 0 0 23 31 18.00 5.000	1.1 L 7 5 2 2 0 0 0 0 0 0 0 0 23 31 18.00 5.000	1.1 L 7 5 2 2 0 0 0 0 0 0 0 0 23 31 18.00 5.000	1.1 L 7 5 2 2 0 0 0 0 0 0 0 0 23 31 18.00 5.000	1.1 L 7 5 2 2 0 0 0 0 0 0 0 0 23 31 18.00 5.000	1.1 L 7 5 2 2 0 0 0 0 0 0 0 0 23 31 18.00 5.000	1.1 L 7 5 2 2 0 0 0 0 0 0 0 0 23 31 18.00 5.000	1.1 L 7 5 2 2 0 0 0 0 0 0 0 0 23 31 18.00 5.000	1.1 L 7 5 2 2 0 0 0 0 0 0 0 0 23 31 18.00 5.000	1.1 L 7 5 2 2 0 0 0 0 0 0 0 0 23 31 18.00 5.000	1.1 L 7 5 2 2 0 0 0 0 0 0 0 0 23 31 18.00 5.000	1.1 L 7 5 2 2 0 0 0 0 0 0 0 0 23 31 18.00 5.000	1.1 L 7 5 2 2 0 0 0 0 0 0 0 0 23 31 18.00 5.000							

Batter	1	2	3	4	5	6	7	8	9	AB	R	H	RBI	BB	SO	LOB	BOTTOM			
Tom Herr, S OBP: 0.323, SLG: 0.358	1-1 F8	0-1 1B		0-1 G6-3	1-2 P3		1-0 F7			5	0	1	0	0	3	San Francisco Giants @ New York Mets Shea Stadium, Flushing, NY Sun Sep 02 1990, 3:33 AM EDT Att: 43,686 - Unknown				
Tim Lincecum, R OBP: 0.326, SLG: 0.504	4-0 2B G4-3 BB	1-2 P4			1-2 HR 1B	1-0 G3-1 2B	1-3 K			4	3	2	1	1	2					
Gregg Jefferies, S OBP: 0.350, SLG: 0.465	1-1 G4-3 2B		1-0 F8		1-0 1B 2B	3-2 F7		0-0 1B BB 1B		5	2	3	0	0	1					
Tom O'Malley, L OBP: 0.287, SLG: 0.394	1-3 G4-3 2B				1-0 1B 2B			1B BB 1B		0	0	0	0	0	0					
Darryl Strawberry, L OBP: 0.373, SLG: 0.516	3-2 G4-3		1-0 G4-3		1-0 IBB 1B B2-3 1B	0-0 G3-1		4-1 1B BB 1B		4	2	1	2	1	2					
Kevin McReynolds, R OBP: 0.355, SLG: 0.439	4-1 BB		3-1 HR		0-1 B2-3	2-2 2B 1B		0-0 2B 1B		4	2	3	2	1	1					
Howard Johnson, S OBP: 0.323, SLG: 0.451	3-2 F9		3-2 F9		4-0 1B IBB	0-0 1B		1-2 2B 1B		4	1	2	3	1	2					
Daryl Boston, L OBP: 0.326, SLG: 0.432		4-1 FC6-4 BB		3-3 K	0-2 F7	4-0 IBB		1-2 G3		3	0	0	0	2	1					
Charlie O'Brien, R OBP: 0.295, SLG: 0.295		0-0 F8		1-2 E3 SH5-4	4-0 1B IBB	0-0 P4		0-1 G6-3		2	0	0	0	0	1					
Dave Magadan, L OBP: 0.125, SLG: 0.125										0	0	0	0	0	0					
Dwight Gooden, R OBP: 0.295, SLG: 0.295										0	0	0	0	0	0					
Wally Whitehurst, R ERA: 3.61										1	0	0	0	0	3					
Ron Darling, R ERA: 4.51										1	0	0	0	0	0					
Alejandro Pena, R ERA: 3.86										1	0	0	0	0	1					
David Cone, L OBP: 0.259, SLG: 0.222	1-1 FC6-4 1B		0-0 SH5-4		0-0 SH5-4		0-1 P5	1-1 L9		1	0	0	0	0	1					
Mackey Sasser, L OBP: 0.355, SLG: 0.447										3	0	1	2	0	1					
Inning Stats	R: 1 E: 0 K: 0 S: 12	H: 1 LOB: 2 BB: 2 P: 28	R: 0 E: 0 K: 0 S: 9	H: 1 LOB: 1 BB: 1 P: 14	R: 1 E: 0 K: 0 S: 7	H: 1 LOB: 0 BB: 0 P: 15	R: 0 E: 1 K: 1 S: 11	H: 0 LOB: 1 BB: 0 P: 15	R: 4 E: 0 K: 0 S: 15	H: 4 LOB: 3 BB: 2 P: 27	R: 1 E: 0 K: 0 S: 14	H: 3 LOB: 1 BB: 1 P: 24	R: 0 E: 0 K: 1 S: 9	H: 0 LOB: 0 BB: 0 P: 11	R: 3 E: 0 K: 0 S: 11	H: 3 LOB: 1 BB: 1 P: 17	1B: 6 2B: 5 3B: 0 HR: 2	SF: 0 SAC: 1 DP: 0 HBP: 0	WP: 0 PB: 0 SB: 0 CS: 0	PA: 45
PITCHER	IP WLS BF H R ER SO BB IBB HBP BLK WP HR S P ERA WHIP	IP WLS BF H R ER SO BB IBB HBP BLK WP HR S P ERA WHIP	IP WLS BF H R ER SO BB IBB HBP BLK WP HR																	

Batter	1	2	3	4	5	6	7	8	9	AB	R	H	RBI	BB	SO	LOB	TOP								
Tom Herr, S (1,4) OBP: 0.323, SLG: 0.362	G4-3		G5-3		F8			B2-6		4	0	0	0	0	0	3	New York Mets @ St. Louis Cardinals Busch Stadium, St. Louis, MO Tue Sep 04 1990, 7:05 PM CDT Att: 19,873 - Unknown - 88 F livebaseballscorecards.com								
Tim Lincecum, R (1,3) OBP: 0.326, SLG: 0.504	G5-3			2B	G1-3			P6		4	0	1	0	0	0	1									
Gregg Jefferies, S (1,5) OBP: 0.348, SLG: 0.461				P2	G3-1			F7		4	0	1	0	0	0	1									
Darryl Strawberry, L (1,9) OBP: 0.376, SLG: 0.519	G4-3			BB	L9			F8		3	0	0	0	1	0	1									
Kevin Reynolds, R (1,7) OBP: 0.358, SLG: 0.448			G6-3	F9				F8		3	0	1	0	1	0	2									
Howard Johnson, S (1,6) OBP: 0.317, SLG: 0.445			F7	G1-3				K		4	0	0	0	0	2	4									
Daryl Boston, L (1,8) OBP: 0.327, SLG: 0.429								G4-6-3		2	0	0	0	1	1	1									
Charlie O'Brien, R (1,2) OBP: 0.253, SLG: 0.252										2	0	0	0	0	0	0									
Dave Magadan, L (8, PH) OBP: 0.324, SLG: 0.441	CS		L8		F7			B2-6		1	0	1	0	0	0	0									
Keith Miller, R (8, PR) OBP: 0.335, SLG: 0.330								BB		0	0	0	0	0	0	0									
Todd Hundley, S (8,2) OBP: 0.254, SLG: 0.276								1B		0	0	0	0	0	0	0									
Sid Fernandez, L (1,1) OBP: 0.200, SLG: 0.220										2	0	1	0	0	1	0									
Mackey Sasser, L (8, PH) OBP: 0.356, SLG: 0.444										0	0	0	0	1	0	0									
Darren Reed, R (8, PR) OBP: 0.118, SLG: 0.176										0	0	0	0	0	0	0									
Alejandro Pena, R (8,1) OBP: 0.333, SLG: 0.200										0	0	0	0	0	0	0									
Inning Stats	R: 0 E: 0 K: 0 S: 11	H: 1 LOB: 1 BB: 0 P: 16	R: 0 E: 0 K: 0 S: 6	H: 0 LOB: 0 BB: 1 P: 13	R: 0 E: 0 K: 1 S: 6	H: 0 LOB: 0 BB: 0 P: 12	R: 0 E: 0 K: 0 S: 9	H: 1 LOB: 1 BB: 0 P: 18	R: 0 E: 0 K: 1 S: 14	H: 0 LOB: 0 BB: 0 P: 25	R: 0 E: 0 K: 0 S: 5	H: 0 LOB: 0 BB: 0 P: 9	R: 0 E: 0 K: 1 S: 6	H: 1 LOB: 0 BB: 0 P: 11	R: 0 E: 0 K: 0 S: 7	H: 1 LOB: 1 BB: 1 P: 14	R: 0 E: 0 K: 1 S: 7	H: 0 LOB: 1 BB: 1 P: 15	1B: 4 2B: 2 3B: 0 HR: 0	SF: 0 SAC: 0 DP: 2 HBP: 0	WP: 0 PB: 0 SB: 1 CS: 1	PA: 34			
PITCHER	IP	WLS	BF	H	R	ER	SO	BB	IBB	HBP	BLK	WP	HR	S	P	ERA	WHIP								
Joe Magrane, L (1,1) ERA: 3.56	5.0	W	19	3	0	0	2	2	0	0	0	0	0	46	84	0.00	1.000								
Omar Olivares, R (6,1) ERA: 1.55	3.0		10	2	0	0	1	1	0	0	0	0	0	18	34	0.00	1.000								
Lee Smith, R (9,1) ERA: 2.01	1.0	S	4	0	0	0	1	1	0	0	0	0	0	7	15	0.00	1.000								

Batter	1	2	3	4	5	6	7	8	9	AB	R	H	RBI	BB	SO	LOB	BOTTOM								
Bernard Gilkey, R (1,7)	K			F9		B1-3		G6-3		4	0	0	0	0	1	1	New York Mets @ St. Louis Cardinals Busch Stadium, St. Louis, MO Tue Sep 04 1990, 7:05 PM CDT Att: 19,873 - Unknown - 88 F livebaseballscorecards.com								
Ozzie Smith, S (1,6)	P5			2B	1B	P2		L7		4	1	1	0	0	0	1									
Terry Pendleton, S (1,5)	F8			1B	2B	G5-3				3	0	1	1	0	0	0									
Rex Hudler, R (1,3) OBP: 0.332, SLG: 0.472			G6-3		F7					3	0	1	0	0	0	1									
Dave Collins, S (9,3) OBP: 0.382, SLG: 0.255								CS		0	0	0	0	0	0	0									
Felix Jose, S (1,9) OBP: 0.298, SLG: 0.357								BB		2	0	0	0	1	2	2									
Craig Wilson, R (1,4) OBP: 0.306, SLG: 0.283										2	0	0	0	1	1	1									
José Oquendo, S (9,4) OBP: 0.360, SLG: 0.322										0	0	0	0	0	0	0									
Milt Thompson, L (1,8) OBP: 0.293, SLG: 0.319			CS		P5					3	0	0	0	0	2	1									
Tom Pagnozzi, R (1,2) OBP: 0.342, SLG: 0.375					G3					2	0	0	0	0	0	0									
Joe Magrane, R (1,1) OBP: 0.185, SLG: 0.176										1	0	0	0	0	1	0									
Todd Zeile, R (5, PH) OBP: 0.316, SLG: 0.388										1	0	0	0	0	0	1									
Omar Olivares, R (6,1)										0	0	0	0	0	0	0									
Ray Lankford, L (8, PH) OBP: 0.302, SLG: 0.327										1	0	1	0	0	0	0									
Lee Smith, R (9,1)										0	0	0	0	0	0	0									
Inning Stats	R: 0 E: 0 K: 1 S: 5	H: 0 LOB: 0 BB: 0 P: 8	R: 0 E: 0 K: 1 S: 7	H: 0 LOB: 0 BB: 1 P: 13	R: 0 E: 0 K: 1 S: 11	H: 0 LOB: 0 BB: 0 P: 17	R: 1 E: 0 K: 1 S: 19	H: 2 LOB: 1 BB: 0 P: 25	R: 0 E: 0 K: 0 S: 10	H: 0 LOB: 1 BB: 0 P: 17	R: 0 E: 0 K: 0 S: 4	H: 0 LOB: 0 BB: 0 P: 5	R: 0 E: 0 K: 2 S: 11	H: 1 LOB: 1 BB: 1 P: 16	R: 0 E: 0 K: 0 S: 9	H: 1 LOB: 1 BB: 0 P: 11	1B: 3 2B: 1 3B: 0 HR: 0	SF: 0 SAC: 0 DP: 0 HBP: 1	WP: 0 PB: 0 SB: 3 CS: 2	PA: 30					
PITCHER	IP	WLS	BF	H	R	ER	SO	BB	IBB	HBP	BLK	WP	HR	S	P	ERA	WHIP								
Sid Fernandez, L (1,1) ERA: 3.28	7.0	L	25	3	1	1	7	2	0	1	0	0	0	67	101	1.29	0.714								
Alejandro Pena, R (8,1) ERA: 3.79	1.0		4	1	0	0	0	0	0	0	0	0	0	9	11	0.00	1.000								



Batter	1	2	3	4	5	6	7	8	9	AB	R	H	RBI	BB	SO	LOB	TOP		
Keith Miller, R (1, 8) OBP: 0.338, SLG: 0.330	3-1 G5-3 1B		4-1 BB			0-0 G6-3			2-2 G6-3	3	0	1	0	1	0	0			
Tom Herr, S (1, 4) OBP: 0.320, SLG: 0.359	1-0 G5-3		1-0 G4-3			1-1 G4-3			0-0 G1-3	4	0	0	0	0	0	2			
Gregg Jefferies, S (1, 5) OBP: 0.346, SLG: 0.458	0-3 K			1-1 G4-3			0-1 F9			3	0	0	0	0	1	1			
Darryl Strawberry, L (1, 9) OBP: 0.374, SLG: 0.515	1-3 K			0-1 F8			1-3 K			3	0	0	0	0	2	1			
Kevin McReynolds, R (1, 7) OBP: 0.356, SLG: 0.445		1-1 G1-3		0-2 F9			1-1 F9			3	0	0	0	0	0	0			
Howard Johnson, S (1, 6) OBP: 0.316, SLG: 0.442		2-1 F8			0-1 G3-1			2-3 K		3	0	0	0	0	1	0			
Tim Lincecum, R (1, 3) OBP: 0.319, SLG: 0.492		1-0 F8			1-1 G5-3			2-2 L7		3	0	0	0	0	0	0			
Charlie O'Brien, R (1, 2) OBP: 0.249, SLG: 0.247			0-2 P3		0-1 G5-3			1-0 G5-3		3	0	0	0	0	0	0			
Frank Viola, L (1, 1) OBP: 0.157, SLG: 0.157			0-3 K						0-3 K	2	0	0	0	0	2	0			
Pat Tabler, R (9, PH) OBP: 0.336, SLG: 0.357										1	0	0	0	0	1	0			
John Franco, L (9, 1)										0	0	0	0	0	0	0			
Inning Stats	R: 0 H: 1 E: 0 K: 2 S: 9	H: 1 LOB: 1 BB: 0 P: 14	R: 0 H: 0 E: 0 K: 0 S: 5	H: 0 LOB: 0 BB: 0 P: 9	R: 0 H: 0 E: 0 K: 1 S: 8	H: 0 LOB: 0 BB: 1 P: 13	R: 0 H: 0 E: 0 K: 0 S: 6	H: 0 LOB: 0 BB: 0 P: 7	R: 0 H: 0 E: 0 K: 1 S: 6	H: 0 LOB: 0 BB: 0 P: 8	R: 0 H: 0 E: 0 K: 1 S: 7	H: 0 LOB: 0 BB: 0 P: 9	R: 0 H: 0 E: 0 K: 1 S: 9	H: 0 LOB: 0 BB: 0 P: 14	R: 0 H: 0 E: 0 K: 1 S: 7	H: 0 LOB: 0 BB: 0 P: 9	1B: 1 2B: 0 3B: 0 HR: 0	SF: 0 SAC: 0 DP: 0 HBP: 0	WP: 0 PA: 29 PB: 0 SB: 0 CS: 0
PITCHER Zane Smith, L (1, 1) ERA: 2.93	IP: 9.0 WLS: W BF: 29 H: 1 R: 0 ER: 0 SO: 7 BB: 1 IBB: 0 HBP: 0 BLK: 0 WP: 0 HR: 0 S: 65 P: 92 ERA: 0.00 WHIP: 0.222															PITCHER			

New York Mets @ Pittsburgh Pirates
Three Rivers Stadium, Pittsburgh, PA
Wed Sep 05 1990, 7:05 PM EDT
Cloudy - 77 F

AB 28
R 0
H 1
RBI 0
BB 1
SO 7
LOB 4



Batter	1	2	3	4	5	6	7	8	9	AB	R	H	RBI	BB	SO	LOB	BOTTOM		
Gary Redus, R (1, 3) OBP: 0.345, SLG: 0.404	4-2 WP E BB	3-1 F7		3-3 K		3-3 K			2-1 SH2-4 E 1B	4	1	1	0	1	2	5			
Jay Bell, R (1, 6) OBP: 0.321, SLG: 0.375	0-0 F9		4-1 BB 1B BB	2-2 F9			1-1 G6-3		2-1 E2 1B SH2-4	4	0	0	0	1	0	3			
Andy Van Slyke, L (1, 8) OBP: 0.366, SLG: 0.441	1 SAFE 1 SAFE K	2-3 K		0-0 1-2 BB 1B	2-2 G4-3		1-0 G6-3		1-0 SH2-4	4	0	1	0	0	1	1			
Bobby Bonilla, S (1, 9) OBP: 0.333, SLG: 0.550	3-2 E3 WP	1-2 K		0-0 L7	0-0 F8		1-1 1B		4-0 1B IBB	4	0	1	0	1	0	3			
Barry Bonds, L (1, 7) OBP: 0.410, SLG: 0.561	1-0 G3		4-1 FC6 BB	1-2 CS HBP	1-0 CS		3-1 P2		2-2 1B	3	0	1	1	1	0	3			
Jeff King, R (1, 5) OBP: 0.277, SLG: 0.400		1-0 1B 1B	1-3 K	1-1 CS	0-0 F7			0-0 G4-3		4	0	1	0	0	1	3			
Jose Lind, R (1, 4) OBP: 0.307, SLG: 0.350		1-2 L9	0-0 FC6	2-2 F9				0-0 G1-3		4	0	0	0	0	0	4			
Michael LaValliere, L (1, 2) OBP: 0.375, SLG: 0.350		1-0 1B		1-1 FC1-5 2B			4-2 2B BB		4-1 BB	2	0	2	0	2	0	0			
Zane Smith, L (1, 1) OBP: 0.182, SLG: 0.273		0-3 K		1-2 FC1-5			2-2 2B		0-1 G3	4	0	1	0	0	1	4			
Inning Stats	R: 0 H: 0 E: 1 K: 1 S: 11	H: 2 LOB: 2 BB: 1 P: 21	R: 0 H: 2 E: 0 K: 1 S: 12	H: 1 LOB: 2 BB: 2 P: 17	R: 0 H: 1 E: 0 K: 1 S: 11	H: 1 LOB: 1 BB: 0 P: 18	R: 0 H: 0 E: 0 K: 0 S: 5	H: 0 LOB: 0 BB: 0 P: 9	R: 0 H: 1 E: 0 K: 1 S: 12	H: 1 LOB: 2 BB: 1 P: 23	R: 0 H: 1 E: 0 K: 0 S: 7	H: 1 LOB: 1 BB: 0 P: 13	R: 0 H: 0 E: 0 K: 0 S: 5	H: 0 LOB: 1 BB: 1 P: 9	R: 1 H: 2 E: 1 K: 0 S: 8	H: 2 LOB: 3 BB: 1 P: 19	1B: 6 2B: 2 3B: 0 HR: 0	SF: 0 SAC: 1 DP: 0 HBP: 1	WP: 1 PA: 42 PB: 0 SB: 0 CS: 1
PITCHER Frank Viola, L (1, 1) ERA: 2.62	IP: 8.0 WLS: L BF: 36 H: 6 R: 0 ER: 0 SO: 5 BB: 5 IBB: 0 HBP: 1 BLK: 0 WP: 1 HR: 0 S: 71 P: 128 ERA: 0.00 WHIP: 1.375															PITCHER			
John Franco, L (9, 1) ERA: 2.14	0.1 L 5 2 1 1 0 0 1 0 0 0 0 8 19 27.00 6.000															PITCHER			

New York Mets @ Pittsburgh Pirates
Three Rivers Stadium, Pittsburgh, PA
Wed Sep 05 1990, 7:05 PM EDT
Cloudy - 77 F

AB 33
R 1
H 8
RBI 1
BB 6
SO 5
LOB 26



Batter	1	2	3	4	5	6	7	8	9	AB	R	H	RBI	BB	SO	LOB	TOP					
Tom Herr, S OBP: 0.322, SLG: 0.359 (1, 4)										3	0	1	0	1	0	0	New York Mets @ Pittsburgh Pirates Three Rivers Stadium, Pittsburgh, PA Wed Sep 05 1990, 7:05 PM EDT Att: 49,793 - Unknown - 75 F					
Dave Magadan, L OBP: 0.324, SLG: 0.444 (1, 3)										4	0	2	0	0	1	1						
Gregg Jefferies, S OBP: 0.346, SLG: 0.456 (1, 5)										4	0	1	0	0	0	4						
Darryl Strawberry, L OBP: 0.375, SLG: 0.521 (1, 9)										3	1	1	1	1	1	3						
Kevin McReynolds, R OBP: 0.354, SLG: 0.441 (1, 7)										4	0	0	0	0	0	5						
Howard Johnson, S OBP: 0.313, SLG: 0.439 (1, 6)										4	0	0	0	0	0	0						
Daryl Boston, L OBP: 0.326, SLG: 0.426 (7, PH)										2	0	0	0	0	0	0		AB 33 R 1 H 7 RBI 1 BB 2 SO 3 LOB 14				
Keith Miller, R OBP: 0.337, SLG: 0.328 (7, PH)										1	0	0	0	0	0	0						
Tom O'Malley, L OBP: 0.284, SLG: 0.390 (9, PH)										1	0	0	0	0	0	0						
Charlie O'Brien, R OBP: 0.250, SLG: 0.255 (9, PH)										3	0	1	0	0	1	0						
Mackey Sasser, L OBP: 0.354, SLG: 0.442 (9, PH)										1	0	0	0	0	0	0						
Bob Ojeda, L OBP: 0.138, SLG: 0.172 (5, PH)										1	0	1	0	0	0	0						
Darren Reed, R OBP: 0.111, SLG: 0.167 (5, PH)										1	0	0	0	0	0	0						
Ron Darling, R OBP: 0.226, SLG: 0.143 (7, PH)										0	0	0	0	0	0	0						
Tim Teufel, R OBP: 0.317, SLG: 0.489 (7, PH)										1	0	0	0	0	1	0						
Alejandro Pena, R OBP: 0.333, SLG: 0.200 (7, 1)										0	0	0	0	0	0	0						
Inning Stats	R: 0 E: 0 K: 0 S: 5	H: 2 LOB: 2 BB: 0 P: 5	R: 0 E: 0 K: 0 S: 3	H: 0 LOB: 0 BB: 0 P: 3	R: 0 E: 0 K: 0 S: 4	H: 2 LOB: 1 BB: 0 P: 4	R: 1 E: 0 K: 0 S: 4	H: 1 LOB: 0 BB: 0 P: 4	R: 0 E: 0 K: 1 S: 5	H: 0 LOB: 0 BB: 0 P: 5	R: 0 E: 0 K: 1 S: 6	H: 1 LOB: 1 BB: 0 P: 6	R: 0 E: 0 K: 0 S: 4	H: 1 LOB: 1 BB: 0 P: 4	R: 0 E: 0 K: 1 S: 5	H: 0 LOB: 2 BB: 2 P: 13	R: 0 E: 0 K: 0 S: 3	H: 0 LOB: 0 BB: 0 P: 3	1B: 3 2B: 3 3B: 0 HR: 1	SF: 0 SAC: 0 DP: 0 HBP: 0	WP: 0 PB: 0 SB: 0 CS: 0	PA: 35
PITCHER	IP WLS BF H R ER SO BB IBB HBP BLK WP HR S P ERA WHIP	5.0 W 19 5 1 1 1 0 0 0 0 0 1 21 21 1.80 1.000	2.2 12 2 0 0 2 2 0 0 0 0 0 14 22 0.00 1.500	1.1 S 4 0 0 0 0 0 0 0 0 0 0 4 4 0.00 0.000																		

Batter	1	2	3	4	5	6	7	8	9	AB	R	H	RBI	BB	SO	LOB	BOTTOM						
R.J. Reynolds, S OBP: 0.359, SLG: 0.369 (1, 8)										4	0	1	0	0	2	1	New York Mets @ Pittsburgh Pirates Three Rivers Stadium, Pittsburgh, PA Wed Sep 05 1990, 7:05 PM EDT Att: 49,793 - Unknown - 75 F						
Jay Bell, R OBP: 0.321, SLG: 0.373 (1, 6)										3	1	0	0	1	1	1							
Jeff King, R OBP: 0.283, SLG: 0.428 (1, 5)										4	2	3	3	0	0	0							
Bobby Bonilla, S OBP: 0.333, SLG: 0.548 (1, 9)										4	0	1	0	0	0	1							
Barry Bonds, L OBP: 0.409, SLG: 0.557 (1, 7)										3	0	0	0	1	0	1							
Carmelo Martinez, R OBP: 0.343, SLG: 0.422 (8, PH)										2	0	1	0	1	0	0		AB 30 R 3 H 8 RBI 3 BB 3 SO 4 LOB 11					
Mark Ryal, L OBP: 0.143, SLG: 0.125 (9, PH)										1	0	0	0	0	1	2							
Sid Bream, L OBP: 0.398, SLG: 0.458 (9, PH)										0	0	0	0	0	0	0							
Don Slaught, R OBP: 0.376, SLG: 0.460 (1, 2)										3	0	0	0	0	0	2							
Jose Lind, R OBP: 0.307, SLG: 0.350 (1, 4)										3	0	1	0	0	0	1							
Neal Heaton, L OBP: 0.128, SLG: 0.047 (6, 1)										2	0	0	0	0	0	2							
Bob Kipper, R OBP: 0.143, SLG: 0.143 (6, 1)										1	0	1	0	0	0	0							
Ted Power, R OBP: 0.125, SLG: 0.250 (8, 1)										0	0	0	0	0	0	0							
Inning Stats	R: 1 E: 0 K: 0 S: 5	H: 3 LOB: 1 BB: 0 P: 5	R: 0 E: 0 K: 0 S: 3	H: 1 LOB: 0 BB: 0 P: 3	R: 2 E: 0 K: 0 S: 4	H: 1 LOB: 0 BB: 1 P: 8	R: 0 E: 0 K: 0 S: 4	H: 1 LOB: 2 BB: 1 P: 8	R: 0 E: 0 K: 1 S: 5	H: 0 LOB: 0 BB: 0 P: 5	R: 0 E: 0 K: 0 S: 3	H: 0 LOB: 0 BB: 0 P: 3	R: 0 E: 0 K: 1 S: 6	H: 1 LOB: 1 BB: 0 P: 6	R: 0 E: 0 K: 2 S: 8	H: 1 LOB: 2 BB: 1 P: 12	R: 0 E: 0 K: 0 S: 3		H: 0 LOB: 0 BB: 0 P: 3	1B: 5 2B: 1 3B: 0 HR: 2	SF: 0 SAC: 0 DP: 1 HBP: 0	WP: 0 PB: 0 SB: 0 CS: 0	PA: 33
PITCHER	IP WLS BF H R ER SO BB IBB HBP BLK WP HR S P ERA WHIP	4.0 L 18 6 3 3 0 2 0 0 0 0 0 16 24 6.75 2.000	2.0 6 0 0 0 1 0 0 0 0 0 0 8 8 0.00 0.000	2.0 9 2 0 0 3 0 1 0 0 0 0 14 18 0.00 1.000																			

Batter	1	2	3	4	5	6	7	8	9	AB	R	H	RBI	BB	SO	LOB	TOP								
Gregg Jefferies, S OBP: 0.345, SLG: 0.453	4-0 F8 1B S BB		3-2 F7		0-2 L7			3-2 G4-3		3	1	0	0	1	0	1									
Dave Magadan, L OBP: 0.419, SLG: 0.443	2-1 L8		1-1 G4-3				2-1 G6-3	1-2 3B		4	0	1	0	0	0	1									
Tom Herr, S OBP: 0.321, SLG: 0.354	4-2 PO 1B BB			0-1 G4-3			4-1 E G3 BB	1-1 P5		2	0	0	0	2	0	1									
Darryl Strawberry, L OBP: 0.370, SLG: 0.513	1-0 F8			2-0 G3			2-2 G3	1-3 P5	0-1 P5	4	0	0	0	0	0	3									
Kevin McReynolds, R OBP: 0.353, SLG: 0.439	1-2 1B			1-2 E5			1-1 G6-3	1-0 G4-6-3 1B		4	0	2	1	0	0	1									
Howard Johnson, S OBP: 0.311, SLG: 0.435	3-1 PO 2-3	0-0 P5		0-0 L9			1-3 K	1-1 G4-6-3 1-2		4	0	0	0	0	1	2									
Mackey Sasser, L OBP: 0.354, SLG: 0.441		0-0 G3-1		2-2 FC5-4 1B			0-0 G4-3			3	0	1	0	0	0	0									
Daryl Boston, L OBP: 0.323, SLG: 0.422		3-2 F8		0-0 FC5-4 1-2			3-3 K			3	0	0	0	0	1	1									
David Cone, L OBP: 0.250, SLG: 0.214				1-2 L7			1-1 B3			2	0	0	0	0	0	1									
Jeff Musselman, L (7, 1)										0	0	0	0	0	0	0									
Alejandro Pena, R OBP: 0.333, SLG: 0.200										0	0	0	0	0	0	0									
Keith Hughes, L (7, 8)										1	0	0	0	0	1	0									
Inning Stats	R: 1 E: 0 K: 0 S: 10	H: 1 LOB: 1 BB: 2 P: 25	R: 0 E: 0 K: 0 S: 5	H: 0 LOB: 0 BB: 0 P: 8	R: 0 E: 0 K: 0 S: 8	H: 0 LOB: 0 BB: 0 P: 13	R: 0 E: 1 K: 0 S: 7	H: 0 LOB: 1 BB: 0 P: 10	R: 0 E: 0 K: 0 S: 9	H: 1 LOB: 1 BB: 0 P: 12	R: 0 E: 1 K: 0 S: 10	H: 0 LOB: 1 BB: 1 P: 19	R: 0 E: 0 K: 2 S: 7	H: 0 LOB: 2 BB: 0 P: 11	R: 0 E: 0 K: 1 S: 14	H: 1 LOB: 1 BB: 0 P: 19	R: 0 E: 0 K: 0 S: 5	H: 1 LOB: 0 BB: 0 P: 7	1B: 3 2B: 0 3B: 1 HR: 0	SF: 0 SAC: 0 DP: 1 HBP: 0	WP: 0 PB: 0 SB: 1 CS: 0	PA: 34			
PITCHER Jose De Jesus, R ERA: 3.12	IP: 9.0 WLS: W BF: 33 H: 4 R: 1 ER: 1 SO: 3 BB: 3 IBB: 0 HBP: 0 BLK: 0 WP: 0 HR: 0 S: 75 P: 124 ERA: 1.00 WHIP: 0.778																								

New York Mets @ Philadelphia Phillies
Veterans Stadium, Philadelphia, PA
Fri Sep 07 1990, 7:05 PM EDT
Att: 29,744 - Unknown - 85 F

livebaseballscorecards.com

AB 30
R 1
H 4
RBI 1
BB 3
SO 3
LOB 11



Batter	1	2	3	4	5	6	7	8	9	AB	R	H	RBI	BB	SO	LOB	BOTTOM							
Lenny Dykstra, L OBP: 0.435, SLG: 0.461	2-1 WP 1B 1B		1-2 FC5-4 1B 1-2		1-0 SH5-3 E 1B		2-1 1B 2-3 1B			4	3	3	0	0	0	1								
Rod Boeker, L OBP: 0.336, SLG: 0.340	1-3 K		0-0 1B 1-2 1B		1-1 SH5-3		0-0 1B 1-3 1B			2	0	1	0	0	1	1								
Charlie Hayes, R (7, PH)	SAFE		SAFE		SAFE		SAFE			1	0	1	1	0	0	0								
Von Hayes, L OBP: 0.373, SLG: 0.415	2-3 K		2-1 P6		2-3 K		1-1 1B 1-2 1B			4	0	1	1	0	2	4								
Dale Murphy, R OBP: 0.307, SLG: 0.404	0-0 1B		0-0 1B 1-3 2H		1-1 F9		0-3 K			4	0	2	2	0	1	3								
Darren Daulton, L OBP: 0.361, SLG: 0.413	3-3 K		4-1 BB		0-0 G6-3		1-2 F8			3	0	0	0	1	1	3								
John Kruk, L OBP: 0.382, SLG: 0.392		1-3 K	1-3 K		2-3 K		1-2 G3-1			4	0	0	0	0	3	3								
Dickie Thon, R OBP: 0.309, SLG: 0.348		1-3 K		1-0 G6-3		0-3 K		1-3 K		4	0	0	0	0	3	0								
Mickey Morandini, L OBP: 0.280, SLG: 0.143		0-2 G3-1		0-3 K			4-1 1B S 1B BB			3	1	0	0	1	1	0								
Jose De Jesus, R OBP: 0.176, SLG: 0.100			4-0 FC5-4 BB		0-3 K		1-2 K			2	0	0	0	1	2	1								
Inning Stats	R: 1 E: 0 K: 3 S: 14	H: 2 LOB: 1 BB: 0 P: 22	R: 0 E: 0 K: 2 S: 9	H: 0 LOB: 0 BB: 0 P: 11	R: 1 E: 0 K: 1 S: 12	H: 2 LOB: 3 BB: 2 P: 24	R: 0 E: 0 K: 2 S: 7	H: 0 LOB: 0 BB: 0 P: 8	R: 0 E: 0 K: 1 S: 9	H: 1 LOB: 1 BB: 0 P: 14	R: 0 E: 0 K: 2 S: 7	H: 0 LOB: 0 BB: 0 P: 9	R: 2 E: 0 K: 2 S: 15	H: 3 LOB: 2 BB: 1 P: 24	R: 0 E: 0 K: 1 S: 8	H: 0 LOB: 0 BB: 0 P: 10	1B: 8 2B: 0 3B: 0 HR: 0	SF: 0 SAC: 1 DP: 0 HBP: 0	WP: 1 PB: 0 SB: 1 CS: 0	PA: 35				
PITCHER David Cone, R ERA: 3.56	IP: 6.1 WLS: L BF: 27 H: 5 R: 3 ER: 3 SO: 12 BB: 3 IBB: 0 HBP: 0 BLK: 0 WP: 1 HR: 0 S: 62 P: 97 ERA: 4.26 WHIP: 1.263																							
Jeff Musselman, L ERA: 5.63	0.0 3 3 1 1 0 0 0 0 0 0 0 5 8 ∞ ∞																							
Alejandro Pena, R ERA: 3.58	1.2 5 0 0 0 2 0 0 0 0 0 0 14 17 0.00 0.000																							

New York Mets @ Philadelphia Phillies
Veterans Stadium, Philadelphia, PA
Fri Sep 07 1990, 7:05 PM EDT
Att: 29,744 - Unknown - 85 F

livebaseballscorecards.com

AB 31
R 4
H 8
RBI 4
BB 3
SO 14
LOB 16

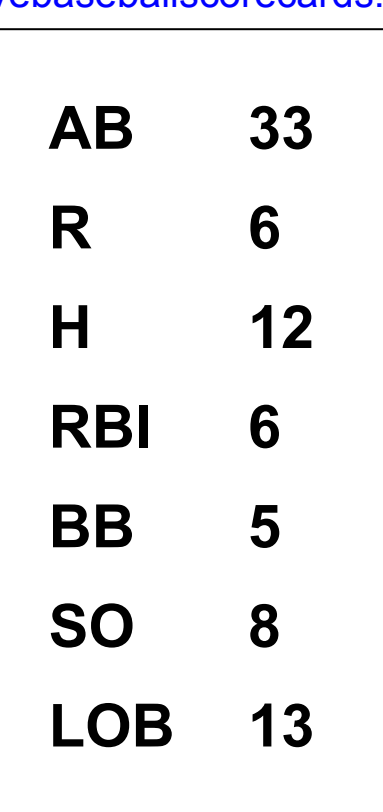


Batter	1	2	3	4	5	6	7	8	9	AB	R	H	RBI	BB	SO	LOB	TOP										
Gregg Jefferies, S (1, 5) OBP: 0.342, SLG: 0.453	F7		F7			G4-3		F7		4	0	0	0	0	0	1	New York Mets @ Philadelphia Phillies Veterans Stadium, Philadelphia, PA Sun Sep 09 1990, 3:33 AM EDT Att: 36,502 - Cloudy - 78 F										
Keith Miller, R (1, 8) OBP: 0.335, SLG: 0.328 Daryl Boston, L (9, PH) OBP: 0.322, SLG: 0.421	G5-3			G4-3			HR		F7	3	1	1	0	0	0	0											
Dave Magadan, L (1, 3) OBP: 0.423, SLG: 0.456	G3-1				K		HR		G4-3	4	1	1	2	0	1	0											
Kevin McReynolds, R (1, 7) OBP: 0.352, SLG: 0.443		F8			L4			L8		4	0	0	0	0	0	0											
Darryl Strawberry, L (1, 9) OBP: 0.371, SLG: 0.514	L3					G5-4-3				3	0	2	0	0	0	0											
Tim Lincecum, R (1, 4) OBP: 0.311, SLG: 0.482	G1-3					F8		F7		3	0	0	0	0	0	2											
Howard Johnson, S (1, 6) OBP: 0.312, SLG: 0.434						G5-4-3				3	0	1	0	0	1	2											
Charlie O'Brien, R (1, 2) OBP: 0.260, SLG: 0.267 Keith Hughes, L (8, PH) Ron Darling, R (8, 1) OBP: 0.226, SLG: 0.143			P2			K			K	2	0	0	0	0	1	1											
Sid Fernandez, L (1, 1) OBP: 0.192, SLG: 0.212 Alejandro Pena, R (7, 1) OBP: 0.333, SLG: 0.200 Tom O'Malley, L (8, PH) OBP: 0.282, SLG: 0.386 Todd Hundley, S (8, 2) OBP: 0.264, SLG: 0.276			G6-3			F7			K	2	0	0	0	0	0	1											
Inning Stats	R: 0 E: 0 K: 0 S: 6	H: 0 LOB: 0 BB: 0 P: 9	R: 0 E: 0 K: 0 S: 4	H: 0 LOB: 0 BB: 0 P: 7	R: 0 E: 0 K: 0 S: 12	H: 1 LOB: 1 BB: 0 P: 17	R: 0 E: 0 K: 1 S: 6	H: 0 LOB: 0 BB: 0 P: 9	R: 0 E: 0 K: 0 S: 5	H: 1 LOB: 0 BB: 0 P: 6	R: 2 E: 0 K: 1 S: 12	H: 3 LOB: 1 BB: 0 P: 22	R: 0 E: 0 K: 0 S: 8	H: 0 LOB: 0 BB: 0 P: 14	R: 0 E: 0 K: 0 S: 10	H: 0 LOB: 0 BB: 0 P: 19		1B: 3 2B: 1 3B: 0 HR: 1	SF: 0 SAC: 0 DP: 1 HBP: 0	WP: 0 PB: 0 SB: 0 CS: 0	PA: 31						
PITCHER	IP	WLS	BF	H	R	ER	SO	BB	IBB	HBP	BLK	WP	HR	S	P	ERA	WHIP										
Pat Combs, L (1, 1) ERA: 4.34 Joe Boever, R (8, 1) ERA: 3.66	7.0	W	25	5	2	2	3	0	0	0	0	0	1	57	89	2.57	0.714										

AB	31
R	2
H	5
RBI	2
BB	0
SO	5
LOB	7



Batter	1	2	3	4	5	6	7	8	9	AB	R	H	RBI	BB	SO	LOB	BOTTOM										
Lenny Dykstra, L (1, 8) OBP: 0.433, SLG: 0.456	BB		F7			G6-4-3		L8		3	0	1	0	2	0	2	New York Mets @ Philadelphia Phillies Veterans Stadium, Philadelphia, PA Sun Sep 09 1990, 3:33 AM EDT Att: 36,502 - Cloudy - 78 F										
Dickie Thon, R (1, 6) OBP: 0.310, SLG: 0.349	F9			2B		G6-4-3		FC6		4	2	1	1	1	0	4											
Randy Ready, R (1, 4) OBP: 0.332, SLG: 0.319 Darren Daulton, L (7, PH) OBP: 0.362, SLG: 0.415	G4-6-3			P4		1B		1B		2	0	1	0	1	0	1											
Dale Murphy, R (1, 9) OBP: 0.308, SLG: 0.404	G4-6-3				K		1B		1B	4	0	2	0	0	1	3											
Ricky Jordan, R (1, 3) OBP: 0.276, SLG: 0.353 John Kruk, L (7, PH) OBP: 0.383, SLG: 0.394	F9					F8		1B		3	0	1	1	0	0	2											
Charlie Hayes, R (1, 5) OBP: 0.295, SLG: 0.362	K			K			F8		HR	4	1	1	1	0	2	1											
Wes Chamberlain, R (1, 7) OBP: 0.143, SLG: 0.143 Joe Boever, R (8, 1) ERA: 3.66	K				K			1B		3	1	1	0	0	2	0											
Tom Nieto, R (1, 2) OBP: 0.320, SLG: 0.190 Rod Booker, L (7, PR) OBP: 0.331, SLG: 0.327	K				K			L8		3	0	1	0	0	2	0											
Pat Combs, L (1, 1) OBP: 0.173, SLG: 0.163 Von Hayes, L (7, PH) OBP: 0.376, SLG: 0.425	K				P5			2B		2	0	0	0	0	1	0											
Inning Stats	R: 0 E: 0 K: 0 S: 9	H: 0 LOB: 1 BB: 2 P: 20	R: 0 E: 0 K: 2 S: 11	H: 0 LOB: 0 BB: 0 P: 18	R: 0 E: 0 K: 2 S: 7	H: 0 LOB: 0 BB: 0 P: 9	R: 1 E: 0 K: 2 S: 13	H: 1 LOB: 1 BB: 1 P: 21	R: 0 E: 0 K: 2 S: 9	H: 0 LOB: 0 BB: 0 P: 14	R: 0 E: 0 K: 0 S: 14	H: 3 LOB: 2 BB: 0 P: 21	R: 4 E: 0 K: 0 S: 21	H: 7 LOB: 2 BB: 0 P: 29	R: 1 E: 0 K: 0 S: 12	H: 1 LOB: 2 BB: 2 P: 26		1B: 9 2B: 2 3B: 0 HR: 1	SF: 0 SAC: 0 DP: 2 HBP: 0	WP: 0 PB: 0 SB: 0 CS: 0	PA: 38						
PITCHER	IP	WLS	BF	H	R	ER	SO	BB	IBB	HBP	BLK	WP	HR	S	P	ERA	WHIP										
Sid Fernandez, L (1, 1) ERA: 3.42 Alejandro Pena, R (7, 1) ERA: 3.66 Ron Darling, R (8, 1) ERA: 4.47	6.2	L	29	8	5	5	8	3	0	0	0	0	0	6	9	0.00	9.000										



Batter	1	2	3	4	5	6	7	8	9	AB	R	H	RBI	BB	SO	LOB	TOP			
Vince Coleman, S OBP: 0.343, SLG: 0.404 (1, 7)										4	0	0	0	0	1	1				
Ozzie Smith, S OBP: 0.331, SLG: 0.297 (1, 6)										4	0	0	0	0	0	0				
Ray Lankford, L OBP: 0.329, SLG: 0.417 (1, 8)										4	0	1	0	0	1	1				
Pedro Guerrero, R OBP: 0.336, SLG: 0.438 (1, 3)										4	0	1	0	0	1	1				
Todd Zeile, R OBP: 0.320, SLG: 0.387 (1, 5)										4	1	1	0	0	1	2				
Felix Jose, S OBP: 0.306, SLG: 0.373 (1, 9)										4	0	1	0	0	1	1				
Tom Pagnozzi, R OBP: 0.324, SLG: 0.358 (1, 2)										4	0	1	0	0	2	2				
José Oquendo, S OBP: 0.357, SLG: 0.323 (1, 4)										3	0	3	1	0	0	0				
Jose DeLeon, R Ken Dayley, L Craig Wilson, R Frank DiPino, L Tom Niedenfuer, R Tim Sherrill, L (1, 1) (6, 1) (7, PH) (7, 1) (8, 1) (8, 1)										2	0	0	0	0	1	2				
Inning Stats	R: 0 E: 1 K: 2 S: 12	H: 0 LOB: 1 BB: 0 P: 16	R: 0 E: 0 K: 0 S: 7	H: 0 LOB: 0 BB: 0 P: 10	R: 0 E: 0 K: 0 S: 7	H: 1 LOB: 0 BB: 0 P: 9	R: 0 E: 0 K: 0 S: 6	H: 0 LOB: 0 BB: 0 P: 7	R: 1 E: 0 K: 3 S: 11	H: 2 LOB: 1 BB: 0 P: 18	R: 0 E: 0 K: 0 S: 14	H: 2 LOB: 2 BB: 0 P: 21	R: 0 E: 0 K: 1 S: 6	H: 0 LOB: 0 BB: 0 P: 7	R: 0 E: 0 K: 2 S: 15	H: 1 LOB: 1 BB: 0 P: 20	1B: 5 2B: 2 3B: 1 HR: 0	SF: 0 SAC: 0 DP: 2 HBP: 0	WP: 0 PB: 0 SB: 0 CS: 0	PA: 34
PITCHER	IP WLS BF H R ER SO BB IBB HBP BLK WP HR S P ERA WHIP	IP WLS BF H R ER SO BB IBB HBP BLK WP HR S P ERA WHIP																		
Frank Viola, L ERA: 2.56 (1, 1)	8.0	W	30	7	1	1	6	0	0	0	0	0	0	0	71	102	1.12	0.875		
John Franco, L ERA: 2.1 (9, 1)	1.0		4	1	0	0	2	0	0	0	0	0	0	15	20	0.00	1.000			

St. Louis Cardinals @ New York Mets
Shea Stadium, Flushing, NY
Mon Sep 10 1990, 7:05 PM EDT
Att: 26,577 - Unknown

AB 34
R 1
H 8
RBI 1
BB 0
SO 8
LOB 12



Batter	1	2	3	4	5	6	7	8	9	AB	R	H	RBI	BB	SO	LOB	BOTTOM			
Gregg Jefferies, S OBP: 0.341, SLG: 0.449 (1, 5)										4	0	0	1	1	0	1				
Tom Herr, S OBP: 0.323, SLG: 0.355 (1, 4)										3	0	1	1	2	0	1				
Dave Magadan, L OBP: 0.425, SLG: 0.459 (1, 3)										4	2	2	0	1	1	2				
Darryl Strawberry, L OBP: 0.373, SLG: 0.523 (1, 9)										5	2	3	3	0	1	3				
Kevin McReynolds, R OBP: 0.353, SLG: 0.446 (1, 7)										4	2	2	1	0	2	1				
Howard Johnson, S OBP: 0.315, SLG: 0.435 (1, 6)										3	2	2	0	1	0	0				
Darryl Boston, L OBP: 0.321, SLG: 0.418 (1, 8)										4	1	1	1	0	0	4				
Mackey Sasser, L OBP: 0.350, SLG: 0.436 (1, 2)										3	0	0	1	0	0	2				
Pat Tabler, R OBP: 0.338, SLG: 0.359 (8, PH)										1	1	1	2	0	0	0				
Charlie O'Brien, R OBP: 0.260, SLG: 0.267 (9, 2)										0	0	0	0	0	0	0				
Frank Viola, L OBP: 0.151, SLG: 0.151 (1, 1)										3	0	0	0	0	0	1				
Tim Teufel, R OBP: 0.309, SLG: 0.478 (8, PH)										1	0	0	0	0	0	2				
John Franco, L (9, 1)										0	0	0	0	0	0	0				
Inning Stats	R: 1 E: 0 K: 1 S: 8	H: 2 LOB: 1 BB: 1 P: 16	R: 0 E: 0 K: 0 S: 7	H: 0 LOB: 0 BB: 0 P: 10	R: 0 E: 0 K: 0 S: 3	H: 0 LOB: 0 BB: 0 P: 5	R: 3 E: 0 K: 0 S: 13	H: 4 LOB: 1 BB: 0 P: 20	R: 0 E: 0 K: 0 S: 12	H: 0 LOB: 1 BB: 1 P: 22	R: 1 E: 0 K: 1 S: 8	H: 2 LOB: 0 BB: 0 P: 12	R: 0 E: 0 K: 1 S: 6	H: 0 LOB: 1 BB: 1 P: 13	R: 5 E: 1 K: 1 S: 18	H: 4 LOB: 2 BB: 2 P: 34	1B: 7 2B: 4 3B: 0 HR: 1	SF: 0 SAC: 0 DP: 2 HBP: 0	WP: 0 PB: 0 SB: 1 CS: 0	PA: 40
PITCHER	IP WLS BF H R ER SO BB IBB HBP BLK WP HR S P ERA WHIP	IP WLS BF H R ER SO BB IBB HBP BLK WP HR S P ERA WHIP																		
Jose DeLeon, R ERA: 4.49 (1, 1)	5.1	L	25	8	5	5	2	2	0	0	0	0	0	0	2	3	0.00	0.000		
Ken Dayley, L ERA: 3.29 (6, 1)	0.2		1	0	0	0	0	0	0	0	0	0	0	2	3	0.00	0.000			
Frank DiPino, L ERA: 4.87 (7, 1)	1.0		9	3	5	3	1	2	0	0	0	0	0	16	34	27.00	5.000			
Tom Niedenfuer, R ERA: 3.52 (8, 1)	0.2		3	1	0	0	0	0	0	0	0	0	0	5	6	0.00	1.500			
Tim Sherrill, L ERA: 7.71 (8, 1)	0.1		2	0	0	0	1	1	0	0	0	0	0	3	7	0.00	3.000			

St. Louis Cardinals @ New York Mets
Shea Stadium, Flushing, NY
Mon Sep 10 1990, 7:05 PM EDT
Att: 26,577 - Unknown

AB 35
R 10
H 12
RBI 10
BB 5
SO 4
LOB 17



Batter	1	2	3	4	5	6	7	8	9	AB	R	H	RBI	BB	SO	LOB	TOP			
Wally Backman, S OBP: 0.372, SLG: 0.396	0-1 G4-3		1-0 FC1-6 BB BB		3-2 L7			2-1 B3		4	1	0	0	0	0	1	Pittsburgh Pirates @ New York Mets Shea Stadium, Flushing, NY Wed Sep 12 1990, 7:05 PM EDT Att: 48,375 - Unknown - 74 F livebaseballscorecards.com			
Jay Bell, R OBP: 0.316, SLG: 0.363	1-3 K		4-2 SAFE BB BB 1-2 SAFE BB BB		1-1 L8			2-2 F9		3	0	0	0	1	1	0				
Andy Van Slyke, L OBP: 0.366, SLG: 0.448	1-1 1B		4-2 BB BB 1-2 2-3 BB		0-3 K			0-1 2B		3	0	2	0	1	1	0				
Bobby Bonilla, S OBP: 0.332, SLG: 0.540	0-3 K		4-2 BB BB 1-2 2-3 BB		0-3 K			1-3 K		3	0	0	1	1	3	2				
Barry Bonds, L OBP: 0.404, SLG: 0.555		2-1 F8	1-0 P6			2-1 P6			2-1 G4-3	4	0	0	0	0	0	3				
Sid Bream, L OBP: 0.356, SLG: 0.462		2-1 F8		2-3 K		0-1 L8			1-0 F9	4	0	0	0	0	1	0				
Michael LaValliere, L OBP: 0.371, SLG: 0.354		1-3 K		4-2 BB			2-1 L8		1-1 F8	3	0	0	0	1	1	0				
Jose Lind, R OBP: 0.305, SLG: 0.345			0-3 K	0-0 F9			1-0 G4-3			3	0	0	0	0	1	1				
John Smiley, L OBP: 0.163, SLG: 0.128			1-2 FC1-6 1B	0-1 F8			2-2 F8			3	0	1	0	0	0	1				
Inning Stats	R: 0 E: 0 K: 2 S: 10	H: 1 LOB: 1 BB: 0 P: 12	R: 0 E: 0 K: 1 S: 8	H: 0 LOB: 0 BB: 0 P: 13	R: 1 E: 0 K: 1 S: 15	H: 1 LOB: 3 BB: 3 P: 30	R: 0 E: 0 K: 1 S: 9	H: 0 LOB: 1 BB: 1 P: 15	R: 0 E: 0 K: 1 S: 7	H: 0 LOB: 0 BB: 0 P: 9	R: 0 E: 0 K: 0 S: 10	H: 0 LOB: 0 BB: 0 P: 15	R: 0 E: 0 K: 0 S: 11	H: 1 LOB: 1 BB: 0 P: 16	R: 0 E: 0 K: 0 S: 5	H: 0 LOB: 0 BB: 0 P: 9	1B: 2 2B: 1 3B: 0 HR: 0	SF: 0 SAC: 0 DP: 0 HBP: 0	WP: 0 PB: 0 SB: 0 CS: 0	PA: 34
PITCHER David Cone, R ERA: 3.44	IP: 9.0 WLS: W BF: 34 H: 3 R: 1 ER: 1 SO: 8 BB: 4 IBB: 0 HBP: 0 BLK: 0 WP: 0 HR: 0 S: 83 P: 131 ERA: 1.00 WHIP: 0.778															PITCHER				

Batter	1	2	3	4	5	6	7	8	9	AB	R	H	RBI	BB	SO	LOB	BOTTOM			
Gregg Jefferies, S OBP: 0.339, SLG: 0.446	4-1 1B 2B BB		2-2 P6		1-0 F7			2-2 2B		3	1	1	0	1	0	0	Pittsburgh Pirates @ New York Mets Shea Stadium, Flushing, NY Wed Sep 12 1990, 7:05 PM EDT Att: 48,375 - Unknown - 74 F livebaseballscorecards.com			
Keith Miller, R OBP: 0.338, SLG: 0.332	0-2 2B 1B		1-2 G6-3		2-1 G6-3 1B			0-0 G6-3		4	1	2	0	0	0	1				
Dave Magadan, L OBP: 0.322, SLG: 0.457	0-0 G3 1H 2H FC4-2 2B		0-2 1B		0-1 G6-3			0-1 G6-3		3	0	2	2	0	0	1				
Darryl Strawberry, L OBP: 0.371, SLG: 0.524	1-0 G3		0-1 L8		0-0 F8					3	0	0	0	0	0	2				
Kevin McReynolds, R OBP: 0.356, SLG: 0.453	3-2 FC4-2			0-1 F7			1-2 F8			3	0	0	0	0	0	1				
Tom Herr, S OBP: 0.322, SLG: 0.354	3-H L8			2-3 K			1-1 P4			3	0	0	0	0	1	1				
Howard Johnson, S OBP: 0.313, SLG: 0.431		0-0 G4-3		0-1 F9			0-0 L7			3	0	0	0	0	0	0				
Charlie O'Brien, R OBP: 0.262, SLG: 0.272		0-2 G1-6-3			0-1 F7			0-0 B5-3		3	0	0	0	0	0	0				
David Cone, L OBP: 0.238, SLG: 0.203		1-0 F7			1-3 K			0-1 P5		3	0	0	0	0	1	0				
Inning Stats	R: 2 E: 0 K: 0 S: 13	H: 2 LOB: 1 BB: 1 P: 23	R: 0 E: 0 K: 0 S: 5	H: 0 LOB: 0 BB: 0 P: 6	R: 0 E: 0 K: 0 S: 12	H: 1 LOB: 1 BB: 0 P: 15	R: 0 E: 0 K: 1 S: 8	H: 0 LOB: 0 BB: 0 P: 10	R: 0 E: 0 K: 1 S: 8	H: 0 LOB: 0 BB: 0 P: 10	R: 0 E: 0 K: 0 S: 5	H: 1 LOB: 0 BB: 0 P: 7	R: 0 E: 0 K: 0 S: 6	H: 0 LOB: 0 BB: 0 P: 8	R: 0 E: 0 K: 0 S: 7	H: 1 LOB: 1 BB: 0 P: 9	1B: 3 2B: 2 3B: 0 HR: 0	SF: 0 SAC: 0 DP: 1 HBP: 0	WP: 0 PB: 0 SB: 0 CS: 0	PA: 29
PITCHER John Smiley, L ERA: 4.18	IP: 8.0 WLS: L BF: 29 H: 5 R: 2 ER: 2 SO: 2 BB: 1 IBB: 0 HBP: 0 BLK: 0 WP: 0 HR: 0 S: 64 P: 88 ERA: 2.25 WHIP: 0.750															PITCHER				

Batter	1	2	3	4	5	6	7	8	9	AB	R	H	RBI	BB	SO	LOB	TOP								
Wally Backman, S OBP: 0.370, SLG: 0.394 Doug Bair, R (7, 1) Bob Patterson, R OBP: 0.054, SLG: 0.056 Carmelo Martinez, R OBP: 0.339, SLG: 0.416	F8		G4-3 SH3-4 1B		G6-3		F9		K	4	0	1	0	0	0	0									
Jay Bell, R OBP: 0.318, SLG: 0.363	F9		SH3-4 1-2 1B		1B			F8 G4-3 1B BB		2	1	1	0	1	0	0									
Andy Van Slyke, L OBP: 0.367, SLG: 0.450	3B 2B		G4-3 2-3		1B			G4-3 1-2		4	1	2	0	0	0	2									
Bobby Bonilla, S OBP: 0.331, SLG: 0.542	2B 3B		G3		G3			F8 2-3		4	1	1	1	0	0	4									
Barry Bonds, L OBP: 0.408, SLG: 0.561	2B			1B 1B				1B		4	0	4	2	0	0	0									
Sid Dream, L OBP: 0.354, SLG: 0.458 Gary Redus, R OBP: 0.350, SLG: 0.429	P6		K		F9			G6-3		3	0	0	0	0	1	3									
Michael LaValliere, L OBP: 0.371, SLG: 0.354 Don Slaught, R OBP: 0.384, SLG: 0.474			K		G5-3 2H 1B			2B		3	0	1	0	0	1	1									
Jose Lind, R OBP: 0.303, SLG: 0.342	F8		G5-3					G5-3		4	0	0	0	0	0	2									
Doug Drabek, R OBP: 0.247, SLG: 0.250 John Lannan, S OBP: 0.261, SLG: 0.203 Bob Kipper, L OBP: 0.145, SLG: 0.143 R.J. Reynolds, S OBP: 0.299, SLG: 0.233 Rafael Bellard, R OBP: 0.299, SLG: 0.233 Jeff King, R OBP: 0.220, SLG: 0.419	K				K			K		1	0	0	0	0	1	0									
Inning Stats	R: 2 E: 0 K: 0 S: 11	H: 3 LOB: 1 BB: 0 P: 15	R: 0 E: 0 K: 2 S: 9	H: 0 LOB: 0 BB: 0 P: 12	R: 0 E: 0 K: 0 S: 6	H: 1 LOB: 1 BB: 0 P: 10	R: 0 E: 0 K: 1 S: 10	H: 2 LOB: 1 BB: 0 P: 14	R: 0 E: 0 K: 1 S: 20	H: 2 LOB: 2 BB: 0 P: 28	R: 0 E: 0 K: 0 S: 5	H: 1 LOB: 0 BB: 0 P: 13	R: 0 E: 0 K: 1 S: 8	H: 0 LOB: 0 BB: 0 P: 9	R: 1 E: 0 K: 0 S: 10	H: 1 LOB: 1 BB: 1 P: 20	R: 0 E: 0 K: 2 S: 11	H: 1 LOB: 1 BB: 0 P: 14	1B: 7 2B: 3 3B: 1 HR: 0	SF: 0 SAC: 1 DP: 0 HBP: 0	WP: 0 PB: 0 SB: 2 CS: 1	PA: 37			
PITCHER	IP	WLS	BF	H	R	ER	SO	BB	IBB	HBP	BLK	WP	HR	S	P	ERA	WHIP								
Dwight Gooden, R ERA: 3.86	7.2	W	32	10	3	3	5	1	0	0	0	0	0	77	118	3.52	1.435								
John Franco, L ERA: 2.31	1.1	S	5	1	0	0	2	0	0	0	0	0	0	13	17	0.00	0.750								

Pittsburgh Pirates @ New York Mets
Shea Stadium, Flushing, NY
Thu Sep 13 1990, 7:05 PM EDT
Att: 51,079 - Unknown - 79 F

AB 35
R 3
H 11
RBI 3
BB 1
SO 7
LOB 15



Batter	1	2	3	4	5	6	7	8	9	AB	R	H	RBI	BB	SO	LOB	BOTTOM								
Howard Johnson, S OBP: 0.311, SLG: 0.428	L3		G3		F7		G5-3			4	0	0	0	0	0	2									
Tom Herr, S OBP: 0.324, SLG: 0.355	L7			BB HR 1B	G5-3		E9 2H 1B			4	1	2	1	0	0	0									
Dave Magadan, L OBP: 0.420, SLG: 0.454	P6			HR BB	K		K			3	1	0	0	1	2	1									
Darryl Strawberry, L OBP: 0.371, SLG: 0.528	F8			HR		P3		K		4	1	1	3	0	1	0									
Kevin McReynolds, R OBP: 0.353, SLG: 0.449	G1-4-3			G3-1		F7		G5-3		4	0	0	0	0	0	0									
Gregg Jefferies, S OBP: 0.340, SLG: 0.447	L6			1B 1B		F7		1B		4	1	2	0	0	0	0									
Daryl Boston, L OBP: 0.325, SLG: 0.431			L4	1B 1B				F8		4	1	2	1	0	0	1									
Charlie O'Brien, R OBP: 0.268, SLG: 0.275			L4	1B 1B				HR		2	1	1	1	1	0	0									
Dwight Gooden, R OBP: 0.239, SLG: 0.273 John Franco, L (8, 1)			L1					SH3-4 E BB		2	0	1	0	0	0	1									
Inning Stats	R: 0 E: 0 K: 0 S: 7	H: 0 LOB: 0 BB: 0 P: 10	R: 0 E: 0 K: 0 S: 10	H: 0 LOB: 0 BB: 0 P: 16	R: 0 E: 0 K: 0 S: 10	H: 1 LOB: 1 BB: 0 P: 12	R: 4 E: 0 K: 0 S: 19	H: 5 LOB: 1 BB: 1 P: 30	R: 0 E: 0 K: 0 S: 12	H: 0 LOB: 0 BB: 0 P: 18	R: 0 E: 0 K: 0 S: 6	H: 0 LOB: 0 BB: 0 P: 11	R: 2 E: 1 K: 1 S: 10	H: 2 LOB: 1 BB: 1 P: 16	R: 0 E: 0 K: 1 S: 10	H: 1 LOB: 1 BB: 0 P: 16	1B: 7 2B: 0 3B: 0 HR: 2	SF: 0 SAC: 1 DP: 0 HBP: 0	WP: 0 PB: 0 SB: 0 CS: 0	PA: 34					
PITCHER	IP	WLS	BF	H	R	ER	SO	BB	IBB	HBP	BLK	WP	HR	S	P	ERA	WHIP								
Doug Drabek, R ERA: 2.75	4.0	L	18	6	4	4	0	0	0	0	0	0	0	18	29	0.00	0.000								
Bob Kipper, L ERA: 3.08	0.1		3	1	2	2	0	1	0	0	0	0	1	3	8	54.00	6.000								
Doug Bair, R ERA: 4.64	1.2		7	2	0	0	2	0	0	0	0	0	0	17	24	0.00	1.200								

Pittsburgh Pirates @ New York Mets
Shea Stadium, Flushing, NY
Thu Sep 13 1990, 7:05 PM EDT
Att: 51,079 - Unknown - 79 F

AB 31
R 6
H 9
RBI 6
BB 2
SO 3
LOB 5



Batter	1	2	3	4	5	6	7	8	9	AB	R	H	RBI	BB	SO	LOB	TOP			
Lenny Dykstra, L (1, 8) OBP: 0.428, SLG: 0.446										2	0	0	1	2	1	0	Philadelphia Phillies @ New York Mets Shea Stadium, Flushing, NY Sat Sep 15 1990, 3:33 AM EDT Att: 45,202 - Sunny - 69 F			
Dickie Thon, R (1, 6) OBP: 0.395, SLG: 0.349										4	0	0	0	0	1	4				
John Kruk, L (1, 7) OBP: 0.381, SLG: 0.397										4	0	0	0	0	1	1				
Dale Murphy, R (1, 9) OBP: 0.316, SLG: 0.422										4	1	3	1	0	1	1				
Ricky Jordan, R (1, 3)										4	1	1	0	0	0	2				
Darren Daulton, L (1, 2) OBP: 0.359, SLG: 0.415										4	0	1	0	0	2	1				
Charlie Hayes, R (1, 5) OBP: 0.302, SLG: 0.360										4	0	1	0	0	1	2				
Randy Ready, R (1, 4) OBP: 0.327, SLG: 0.307										2	0	0	0	2	0	0				
Louie Meadows, L (9, PR) OBP: 0.273, SLG: 0.158										0	0	0	0	0	0	0				
Terry Mulholland, R (1, 1) OBP: 0.113, SLG: 0.115										2	0	0	0	0	2	3				
Dave Hollins, S (7, PH) OBP: 0.251, SLG: 0.341										1	0	0	0	0	1	0				
Joe Boever, R (7, 1)										0	0	0	0	0	0	0				
Von Hayes, L (9, PH) OBP: 0.376, SLG: 0.420										1	0	0	0	0	1	2				
Inning Stats	R: 0 H: 0 E: 0 K: 2 S: 13	H: 0 LOB: 1 BB: 1 P: 20	R: 1 H: 2 E: 0 K: 2 S: 13	H: 2 LOB: 3 BB: 2 P: 27	R: 0 H: 1 E: 0 K: 1 S: 9	LOB: 1 BB: 0 P: 13	R: 0 H: 0 E: 0 K: 1 S: 13	H: 0 LOB: 0 BB: 0 P: 18	R: 0 H: 1 E: 0 K: 1 S: 10	LOB: 0 BB: 0 P: 14	R: 0 H: 0 E: 0 K: 1 S: 9	H: 0 LOB: 0 BB: 0 P: 12	R: 0 H: 0 E: 0 K: 1 S: 6	H: 0 LOB: 0 BB: 0 P: 8	R: 1 H: 2 E: 0 K: 2 S: 20	H: 2 LOB: 2 BB: 1 P: 31	1B: 5 2B: 0 3B: 0 HR: 1	SF: 0 SAC: 0 DP: 1 HBP: 0	WP: 0 PB: 0 SB: 0 CS: 0	PA: 36
PITCHER	IP WLS BF H R ER SO BB IBB HBP BLK WP HR S P ERA WHIP																			
Frank Viola, L (1, 1) ERA: 2.55	8.0 W 31 5 2 2 9 3 0 0 0 0 1 80 123 2.25 1.000																			
John Franco, L (9, 1) ERA: 2.27	1.0 S 5 1 0 0 2 1 0 0 0 0 0 0 19 30 0.00 2.000																			


AB	32
R	2
H	6
RBI	2
BB	4
SO	11
LOB	16




Batter	1	2	3	4	5	6	7	8	9	AB	R	H	RBI	BB	SO	LOB	BOTTOM			
Keith Miller, R (1, 8) OBP: 0.339, SLG: 0.324										2	1	0	0	2	0	0	Philadelphia Phillies @ New York Mets Shea Stadium, Flushing, NY Sat Sep 15 1990, 3:33 AM EDT Att: 45,202 - Sunny - 69 F			
Dave Magadan, L (1, 3) OBP: 0.417, SLG: 0.448										4	1	1	0	0	0	2				
Tom Herr, S (1, 4) OBP: 0.324, SLG: 0.356										3	1	0	0	1	0	0				
Darryl Strawberry, L (1, 9) OBP: 0.369, SLG: 0.524										4	0	2	0	0	0	3				
Kevin McReynolds, R (1, 7) OBP: 0.350, SLG: 0.444										1	0	0	0	0	1	1				
Pat Tabler, R (3, 7) OBP: 0.344, SLG: 0.365										2	0	2	2	0	0	0				
Daryl Boston, L (7, PH) OBP: 0.324, SLG: 0.429										1	0	0	0	0	0	1				
Gregg Jefferies, S (1, 5) OBP: 0.337, SLG: 0.442										2	0	0	1	1	0	3				
Howard Johnson, S (1, 6) OBP: 0.313, SLG: 0.434										4	1	2	0	0	0	3				
Charlie O'Brien, R (1, 2) OBP: 0.264, SLG: 0.266										3	0	0	0	1	1	2				
Frank Viola, L (1, 1) OBP: 0.145, SLG: 0.145										3	0	0	0	0	1	3				
John Franco, L (9, 1)										0	0	0	0	0	0	0				
Inning Stats	R: 0 H: 0 E: 0 K: 0 S: 7	H: 1 LOB: 3 BB: 2 P: 11	R: 0 H: 1 E: 0 K: 2 S: 13	H: 1 LOB: 3 BB: 2 P: 23	R: 3 H: 2 E: 0 K: 0 S: 10	H: 2 LOB: 1 BB: 2 P: 24	R: 0 H: 0 E: 0 K: 0 S: 4	H: 0 LOB: 0 BB: 0 P: 5	R: 0 H: 2 E: 0 K: 0 S: 13	H: 2 LOB: 2 BB: 0 P: 25	R: 1 H: 1 E: 1 K: 0 S: 7	H: 1 LOB: 1 BB: 1 P: 11	R: 0 H: 0 E: 1 K: 0 S: 11	H: 0 LOB: 1 BB: 0 P: 18	R: 0 H: 1 E: 0 K: 1 S: 9	H: 1 LOB: 0 BB: 0 P: 10	1B: 7 2B: 0 3B: 0 HR: 0	SF: 1 SAC: 1 DP: 1 HBP: 0	WP: 1 PB: 0 SB: 0 CS: 1	PA: 36
PITCHER	IP WLS BF H R ER SO BB IBB HBP BLK WP HR S P ERA WHIP																			
Terry Mulholland, L (1, 1) ERA: 3.61	6.0 L 29 4 4 3 2 3 2 0 0 0 0 0 54 99 4.50 1.500																			
Joe Boever, R (7, 1) ERA: 3.58	2.0 7 1 0 0 1 0 0 0 0 0 0 0 20 28 0.00 0.500																			

AB	29
R	4
H	7
RBI	3
BB	5
SO	3
LOB	18



Batter	1	2	3	4	5	6	7	8	9	AB	R	H	RBI	BB	SO	LOB	TOP					
Lenny Dykstra, L (1, 8) OBP: 0.426, SLG: 0.444	G3		P4		G3		G4-3	G6-4-3 1B		5	0	1	0	0	0	0	Philadelphia Phillies @ New York Mets Shea Stadium, Flushing, NY Sun Sep 16 1990, 3:33 AM EDT Att: 44,813 - Cloudy - 70 F					
Rod Boaker, L (1, 6) OBP: 0.331, SLG: 0.328	K		CS 1B		L9		2B 1B	G6-4-3 1-2		5	1	2	0	0	1	2						
Von Hayes, L (1, 7) OBP: 0.376, SLG: 0.422	K		CS 1-2		F8		1B 2B			5	1	2	1	0	2	0						
Dale Murphy, R (1, 9) OBP: 0.318, SLG: 0.421		P6			FC6-4 3B		1B 2B			3	1	1	1	2	0	0						
John Kruk, L (1, 3) OBP: 0.382, SLG: 0.407	HR 3B		1B 3B		FC6-4 1B		G4-3			5	2	2	1	0	0	3						
Darren Daulton, L (1, 2) OBP: 0.362, SLG: 0.425	HR		1B		1B		F8			4	2	3	3	0	0	0						
Dave Hollins, S (1, 5) OBP: 0.280, SLG: 0.371	K		P6		G3-1		HR			4	1	1	2	0	1	1						
Mickey Morandini, L (1, 4) OBP: 0.295, SLG: 0.256	K		1B		K		G6-3			4	0	1	0	0	2	0						
Jose De Jesus, R (1, 1) OBP: 0.184, SLG: 0.118			G1-3		K		K			4	0	1	0	0	2	2						
Roger McDowell, R (8, 1)							1B PB 1B			0	0	0	0	0	0	0						
Inning Stats	R: 0 E: 0 K: 2 S: 11	H: 0 LOB: 0 BB: 0 P: 14	R: 2 E: 0 K: 2 S: 13	H: 2 LOB: 0 BB: 0 P: 19	R: 0 E: 0 K: 0 S: 8	H: 1 LOB: 0 BB: 0 P: 10	R: 2 E: 0 K: 1 S: 18	H: 3 LOB: 2 BB: 1 P: 29	R: 0 E: 0 K: 1 S: 6	H: 0 LOB: 0 BB: 0 P: 11	R: 2 E: 0 K: 1 S: 12	H: 3 LOB: 1 BB: 0 P: 16	R: 2 E: 0 K: 0 S: 11	H: 4 LOB: 1 BB: 0 P: 16	R: 0 E: 0 K: 1 S: 6	H: 0 LOB: 0 BB: 0 P: 9	1B: 9 2B: 1 3B: 2 HR: 2	SF: 0 SAC: 0 DP: 1 HBP: 0	WP: 0 PB: 1 SB: 0 CS: 1	PA: 42		
PITCHER	IP WLS BF H R ER SO BB IBB HBP BLK WP HR S P ERA WHIP	IP WLS BF H R ER SO BB IBB HBP BLK WP HR S P ERA WHIP	IP WLS BF H R ER SO BB IBB HBP BLK WP HR S P ERA WHIP	IP WLS BF H R ER SO BB IBB HBP BLK WP HR S P ERA WHIP	IP WLS BF H R ER SO BB IBB HBP BLK WP HR S P ERA WHIP	IP WLS BF H R ER SO BB IBB HBP BLK WP HR S P ERA WHIP	IP WLS BF H R ER SO BB IBB HBP BLK WP HR S P ERA WHIP	IP WLS BF H R ER SO BB IBB HBP BLK WP HR S P ERA WHIP	IP WLS BF H R ER SO BB IBB HBP BLK WP HR S P ERA WHIP	IP WLS BF H R ER SO BB IBB HBP BLK WP HR S P ERA WHIP	IP WLS BF H R ER SO BB IBB HBP BLK WP HR S P ERA WHIP	IP WLS BF H R ER SO BB IBB HBP BLK WP HR S P ERA WHIP	IP WLS BF H R ER SO BB IBB HBP BLK WP HR S P ERA WHIP	IP WLS BF H R ER SO BB IBB HBP BLK WP HR S P ERA WHIP	IP WLS BF H R ER SO BB IBB HBP BLK WP HR S P ERA WHIP	IP WLS BF H R ER SO BB IBB HBP BLK WP HR S P ERA WHIP	IP WLS BF H R ER SO BB IBB HBP BLK WP HR S P ERA WHIP	IP WLS BF H R ER SO BB IBB HBP BLK WP HR S P ERA WHIP	IP WLS BF H R ER SO BB IBB HBP BLK WP HR S P ERA WHIP	IP WLS BF H R ER SO BB IBB HBP BLK WP HR S P ERA WHIP	IP WLS BF H R ER SO BB IBB HBP BLK WP HR S P ERA WHIP	IP WLS BF H R ER SO BB IBB HBP BLK WP HR S P ERA WHIP
David Cone, R (1, 1) ERA: 3.56	4.0	L	18	6	4	4	5	1	0	0	0	0	0	0	0	0	9.00	1.750				
Bob Ojeda, L (5, 1) ERA: 3.73	1.0	5	1	0	0	0	0	0	1	0	1	0	0	6	14	0.00	1.000					
Ron Darling, R (6, 1) ERA: 4.63	2.0	11	5	4	4	2	0	0	0	0	1	23	30	18.00	2.500							
Dan Schatzeder, L (8, 1) ERA: 2.3	2.0	7	2	0	0	1	0	0	0	0	0	14	22	0.00	1.000							

Batter	1	2	3	4	5	6	7	8	9	AB	R	H	RBI	BB	SO	LOB	BOTTOM					
Howard Johnson, S (1, 6) OBP: 0.312, SLG: 0.431	1B G6-4-3 BB		F7		K			P6		3	1	0	0	1	1	2	Philadelphia Phillies @ New York Mets Shea Stadium, Flushing, NY Sun Sep 16 1990, 3:33 AM EDT Att: 44,813 - Cloudy - 70 F					
Tom Herr, S (1, 4) OBP: 0.326, SLG: 0.356	G6-4-3 1B		K		G4-3		1B BB			3	1	1	0	1	1	0						
Dave Magadan, L (1, 3) OBP: 0.314, SLG: 0.445	G6-4-3 1-2 3-H		G4-3		F7		SF7			3	0	0	1	0	0	1						
Darryl Strawberry, L (1, 9) OBP: 0.370, SLG: 0.524	K		1B		G4-3		1B			4	0	2	1	0	1	0						
Kevin McReynolds, R (1, 7) OBP: 0.347, SLG: 0.441	F6		P6		F8		F8			4	0	0	0	0	0	2						
Gregg Jefferies, S (1, 5) OBP: 0.338, SLG: 0.443	G3 BB		L4		2B		K			3	0	1	0	1	1	1						
Daryl Boston, L (1, 8) OBP: 0.323, SLG: 0.426	G3		WP G3 BB		K		K			3	0	0	0	1	1	2						
Mackey Sasser, L (1, 2) OBP: 0.345, SLG: 0.431	K		G3		G3		G4-3			3	0	0	0	0	1	3						
David Cone, L (1, 1) OBP: 0.224, SLG: 0.200			G6-3		K		PB BB SF7 BB			1	0	0	0	0	0	0						
Bob Ojeda, L (5, 1) OBP: 0.138, SLG: 0.172										0	0	0	0	0	0	0						
Keith Hughes, L (5, PH)										1	0	0	0	0	1	1						
Ron Darling, R (8, 1) OBP: 0.226, SLG: 0.143										0	0	0	0	0	0	0						
Dan Schatzeder, L (8, 1) OBP: 0.296, SLG: 0.250										0	0	0	0	0	0	0						
Todd Hundley, S (8, 2) OBP: 0.296, SLG: 0.276										0	1	0	0	1	0	0						
Tom O'Malley, L (8, PH) OBP: 0.277, SLG: 0.379										1	0	0	0	0	0	0						
Inning Stats	R: 1 E: 0 K: 1 S: 11	H: 1 LOB: 1 BB: 1 P: 20	R: 0 E: 0 K: 1 S: 14	H: 0 LOB: 1 BB: 1 P: 25	R: 0 E: 0 K: 1 S: 11	H: 0 LOB: 0 BB: 0 P: 17	R: 0 E: 0 K: 0 S: 11	H: 1 LOB: 1 BB: 0 P: 13	R: 0 E: 0 K: 2 S: 9	H: 0 LOB: 0 BB: 1 P: 17	R: 0 E: 0 K: 0 S: 5	H: 0 LOB: 0 BB: 0 P: 8	R: 0 E: 0 K: 1 S: 9	H: 1 LOB: 1 BB: 0 P: 14	R: 2 E: 0 K: 0 S: 10	H: 1 LOB: 1 BB: 2 P: 25	R: 0 E: 0 K: 1 S: 9	H: 0 LOB: 0 BB: 0 P: 14	1B: 3 2B: 1 3B: 0 HR: 0	SF: 1 SAC: 0 DP: 1 HBP: 0	WP: 1 PB: 1 SB: 0 CS: 0	PA: 35
PITCHER	IP WLS BF H R ER SO BB IBB HBP BLK WP HR S P ERA WHIP	IP WLS BF H R ER SO BB IBB HBP BLK WP HR S P ERA WHIP	IP WLS BF H R ER SO BB IBB HBP BLK WP HR S P ERA WHIP	IP WLS BF H R ER SO BB IBB HBP BLK WP HR S P ERA WHIP	IP WLS BF H R ER SO BB IBB HBP BLK WP HR S P ERA WHIP	IP WLS BF H R ER SO BB IBB HBP BLK WP HR S P ERA WHIP	IP WLS BF H R ER SO BB IBB HBP BLK WP HR S P ERA WHIP	IP WLS BF H R ER SO BB IBB HBP BLK WP HR S P ERA WHIP	IP WLS BF H R ER SO BB IBB HBP BLK WP HR S P ERA WHIP	IP WLS BF H R ER SO BB IBB HBP BLK WP HR S P ERA WHIP	IP WLS BF H R ER SO BB IBB HBP BLK WP HR S P ERA WHIP	IP WLS BF H R ER SO BB IBB HBP BLK WP HR S P ERA WHIP	IP WLS BF H R ER SO BB IBB HBP BLK WP HR S P ERA WHIP	IP WLS BF H R ER SO BB IBB HBP BLK WP HR S P ERA WHIP	IP WLS BF H R ER SO BB IBB HBP BLK WP HR S P ERA WHIP	IP WLS BF H R ER SO BB IBB HBP BLK WP HR S P ERA WHIP	IP WLS BF H R ER SO BB IBB HBP BLK WP HR S P ERA WHIP	IP WLS BF H R ER SO BB IBB HBP BLK WP HR S P ERA WHIP	IP WLS BF H R ER SO BB IBB HBP BLK WP HR S P ERA WHIP	IP WLS BF H R ER SO BB IBB HBP BLK WP HR S P ERA WHIP	IP WLS BF H R ER SO BB IBB HBP BLK WP HR S P ERA WHIP	IP WLS BF H R ER SO BB IBB HBP BLK WP HR S P ERA WHIP
Jose De Jesus, R (1, 1) ERA: 3.46	7.1	W	29	3	3	2	6	5	0	0	0	0	0	0	0	0	2.46	1.091				
Roger McDowell, R (8, 1) ERA: 3.79	1.2	6	1	0	0	1	0	0	0	0	0	15	24	0.00	0.600							

Batter	1	2	3	4	5	6	7	8	9	AB	R	H	RBI	BB	SO	LOB	TOP					
Tim Raines, S OBP: 0.380, SLG: 0.398 (1, 7)	G6-3-4		HR			K		SF8		4	2	2	1	0	1	0	Montreal Expos @ New York Mets Shea Stadium, Flushing, NY Thu Sep 20 1990, 3:33 AM EDT Cloudy - 70 F					
Otis Nixon, S OBP: 0.336, SLG: 0.313 (1, 8)	G6-3		B3			G6-3		S		4	1	1	1	0	0	0						
Andres Calarraga, R OBP: 0.300, SLG: 0.492 (1, 3)	K					G5-3		SF8		3	0	0	1	0	1	0						
Tim Wallach, R OBP: 0.347, SLG: 0.487 (1, 5)		CS				F9		E1		4	1	3	2	0	0	0						
Marquis Grissom, R OBP: 0.319, SLG: 0.347 (1, 9)		S				G6-3				2	0	0	0	2	0	0						
Tim Burke, R OBP: 0.333, SLG: 0.200 (8, 1)		BB				G3				0	0	0	0	0	0	0						
Junior Noboa, R OBP: 0.292, SLG: 0.338 (1, 4)		P6				G3				1	0	0	0	0	0	1						
Delino DeShields, L OBP: 0.380, SLG: 0.411 (2, 4)								K		3	0	0	0	0	2	2						
Nelson Santovenia, R OBP: 0.217, SLG: 0.304 (1, 2)		F7				G5-3		P4		4	0	0	0	0	1	1						
Spike Owen, S OBP: 0.339, SLG: 0.352 (1, 6)			G6-3			K		1B		4	1	1	0	0	1	0						
Brian Barnes, L (1, 1)						G5-3				2	0	0	0	0	1	0						
Mei Rojas, R (7, 1)								1B		0	0	0	0	0	0	0						
Mike Fitzgerald, R OBP: 0.371, SLG: 0.404 (8, PH)								1B		1	0	1	1	0	0	0						
Moises Alou, R OBP: 0.222, SLG: 0.222 (8, PR)								1B		0	1	0	0	0	0	0						
Larry Walker, L OBP: 0.319, SLG: 0.436 (8, 9)								1B		1	0	0	0	0	1	0						
Inning Stats	R: 0 E: 0 K: 1 S: 10	H: 0 LOB: 0 BB: 0 P: 15	R: 0 E: 0 K: 0 S: 6	H: 1 LOB: 1 BB: 1 P: 11	R: 1 E: 0 K: 1 S: 13	H: 1 LOB: 0 BB: 0 P: 16	R: 1 E: 0 K: 0 S: 8	H: 1 LOB: 0 BB: 0 P: 11	R: 0 E: 0 K: 1 S: 9	H: 0 LOB: 0 BB: 0 P: 13	R: 0 E: 0 K: 1 S: 6	H: 0 LOB: 0 BB: 0 P: 8	R: 0 E: 0 K: 1 S: 6	H: 0 LOB: 0 BB: 0 P: 7	R: 4 E: 1 K: 1 S: 19	H: 5 LOB: 2 BB: 1 P: 34	R: 0 E: 0 K: 2 S: 7	H: 0 LOB: 0 BB: 0 P: 10	1B: 5 2B: 0 3B: 1 HR: 2	SF: 1 SAC: 0 DP: 0 HBP: 0	WP: 0 PB: 1 SB: 2 CS: 1	PA: 36
PITCHER	IP WLS BF H R ER SO BB IBB HBP BLK WP HR S P ERA WHIP																					
Frank Viola, L (1, 1)	7.1 L 28 6 5 5 5 1 0 0 0 0 2 67 96 6.14 0.955																					
John Franco, L (8, 1)	0.2 5 2 1 0 1 0 1 0 0 0 0 10 19 0.00 3.000																					
Alejandro Pena, R (9, 1)	1.0 3 0 0 0 2 0 0 0 0 0 0 7 10 0.00 0.000																					

AB	33
R	6
H	8
RBI	6
BB	2
SO	8
LOB	4



Batter	1	2	3	4	5	6	7	8	9	AB	R	H	RBI	BB	SO	LOB	BOTTOM					
Keith Miller, R OBP: 0.349, SLG: 0.333 (1, 8)	S					1B				2	2	2	1	2	0	0	Montreal Expos @ New York Mets Shea Stadium, Flushing, NY Thu Sep 20 1990, 3:33 AM EDT Cloudy - 70 F					
Mackey Sasser, L (9, PH)	BB					2B				1	0	0	0	0	1	0						
Tom Herr, S OBP: 0.327, SLG: 0.356 (1, 4)	G6-4-3					SH6-3				5	0	2	2	0	1	4						
Dave Magadan, L (1, 3)	G6-4-3					SH6-3				3	0	1	0	0	1	1						
Darryl Strawberry, L (1, 9)	G1-3					G3-1				4	0	0	0	0	1	2						
Kevin McReynolds, R (1, 7)						F9				4	0	1	0	0	0	2						
Gregg Jefferies, S (1, 5)										3	1	0	0	1	1	2						
Alejandro Pena, R (9, 1)	FC4					FC6-5				0	0	0	0	0	0	0						
Howard Johnson, S (1, 6)	E5					SH1-4				4	1	2	0	0	1	0						
Charlie O'Brien, R (1, 2)	E1					FC6-5				3	0	0	0	0	0	3						
Darryl Boston, L (9, PH)						SH1-4				1	0	0	0	0	1	0						
Frank Viola, L (1, 1)										2	0	0	0	0	1	2						
John Franco, L (8, 1)										0	0	0	0	0	0	0						
Tom O'Malley, L (9, 5)										1	0	0	0	0	0	0						
Darren Reed, R (9, PR)										0	0	0	0	0	0	0						
Inning Stats	R: 1 E: 0 K: 0 S: 9	H: 1 LOB: 1 BB: 1 P: 16	R: 1 E: 2 K: 0 S: 16	H: 2 LOB: 3 BB: 1 P: 29	R: 0 E: 0 K: 2 S: 10	H: 1 LOB: 1 BB: 0 P: 16	R: 0 E: 0 K: 2 S: 11	H: 0 LOB: 0 BB: 0 P: 17	R: 1 E: 0 K: 0 S: 6	H: 2 LOB: 1 BB: 0 P: 9	R: 1 E: 0 K: 0 S: 8	H: 2 LOB: 3 BB: 1 P: 13	R: 0 E: 0 K: 1 S: 7	H: 0 LOB: 0 BB: 0 P: 10	R: 0 E: 0 K: 0 S: 10	H: 0 LOB: 0 BB: 0 P: 14	R: 0 E: 1 K: 2 S: 19	H: 0 LOB: 1 BB: 0 P: 25	1B: 7 2B: 1 3B: 0 HR: 0	SF: 0 SAC: 2 DP: 1 HBP: 0	WP: 1 PB: 0 SB: 1 CS: 0	PA: 38
PITCHER	IP WLS BF H R ER SO BB IBB HBP BLK WP HR S P ERA WHIP																					
Brian Barnes, L (1, 1)	6.0 W 3 0 0 0 1 0 0 0 0 0 0 7 10 0.00 0.000																					
Mei Rojas, R (7, 1)	1.0 W 3 0 0 0 1 0 0 0 0 0 0 7 10 0.00 0.000																					
Tim Burke, R (8, 1)	2.0 S 7 0 0 0 2 0 0 0 0 0 0 29 39 0.00 0.000																					

AB	33
R	4
H	8
RBI	3
BB	3
SO	7
LOB	17



Batter	1	2	3	4	5	6	7	8	9	AB	R	H	RBI	BB	SO	LOB	TOP										
Tim Raines, S OBP: 0.379, SLG: 0.395 (1, 7)	P4			1B BB	F8			6-3		3	1	0	0	1	0	0											
Delino DeShields, L OBP: 0.377, SLG: 0.407 (1, 4)	K			F2				6-3		4	0	0	0	0	2	1											
Andres Calarraga, R OBP: 0.301, SLG: 0.492 (1, 3)	F8			BB 1B SF9				F7		4	1	2	0	0	0	0											
Tim Wallach, R OBP: 0.346, SLG: 0.485 (1, 5)		K		1-0 BB 1B				F8		4	0	1	1	0	2	1											
Mike Fitzgerald, R OBP: 0.369, SLG: 0.400 (1, 2)	F8			4-2 1-2 2-H				6-3		3	0	0	0	1	1	1											
Marquis Grissom, R OBP: 0.316, SLG: 0.346 (7, PH)	K			1-2 2-3				K		1	0	0	1	0	1	0											
Otis Nixon, S OBP: 0.335, SLG: 0.312 (7, 8)	K			SF9				K		1	0	0	0	0	1	0											
Rolando Roomes, R OBP: 0.230, SLG: 0.329 (7, PH)			K	3-H 1-0				K		2	0	0	0	0	1	2											
Larry Walker, L OBP: 0.318, SLG: 0.435 (7, 9)				F8				K		1	0	0	0	0	1	0											
Spike Owen, S OBP: 0.337, SLG: 0.350 (1, 6)			F9			F7		6-3		3	0	0	0	0	0	0											
Chris Nabolz, L (1, 1)	P8					F7		K		3	0	0	0	0	1	0											
Inning Stats	R: 0 H: 0 E: 0 K: 1 S: 14	H: 0 LOB: 0 BB: 0 P: 21	R: 0 H: 0 E: 0 K: 2 S: 7	H: 0 LOB: 0 BB: 0 P: 10	R: 0 H: 0 E: 0 K: 1 S: 10	H: 0 LOB: 0 BB: 0 P: 16	R: 2 H: 2 E: 0 K: 0 S: 15	H: 2 LOB: 2 BB: 2 P: 29	R: 0 H: 0 E: 0 K: 0 S: 8	H: 0 LOB: 0 BB: 0 P: 12	R: 0 H: 0 E: 0 K: 0 S: 9	H: 0 LOB: 0 BB: 0 P: 11	R: 0 H: 0 E: 0 K: 1 S: 7	H: 0 LOB: 0 BB: 0 P: 11	R: 0 H: 1 E: 0 K: 1 S: 12	H: 1 LOB: 1 BB: 0 P: 15	1B: 3 2B: 0 3B: 0 HR: 0	SF: 1 SAC: 0 DP: 0 HBP: 0	WP: 0 PB: 0 SB: 1 CS: 0	PA: 32							
PITCHER	IP	WLS	BF	H	R	ER	SO	BB	IBB	HBP	BLK	WP	HR	S	P	ERA	WHIP										
Sid Fernandez, L ERA: 3.47 (1, 1)	6.0	L	22	2	2	2	5	2	0	0	0	0	0	59	96	3.00	0.667										
Wally Whitehurst, R ERA: 3.39 (7, 1)	2.0		6	0	0	0	4	0	0	0	0	0	0	16	22	0.00	0.000										
Dan Schatzeder, L ERA: 2.28 (9, 1)	0.1		1	0	0	0	0	0	0	0	0	0	0	4	6	0.00	0.000										
Jeff Innis, R ERA: 2.7 (9, 1)	0.2		3	1	0	0	1	0	0	0	0	0	0	8	9	0.00	1.500										

Montreal Expos @ New York Mets
Shea Stadium, Flushing, NY
Thu Sep 20 1990, 3:38 AM EDT
Att: 33,711 - Unknown - 69 F

AB	29
R	2
H	3
RBI	2
BB	2
SO	10
LOB	5



Batter	1	2	3	4	5	6	7	8	9	AB	R	H	RBI	BB	SO	LOB	BOTTOM										
Keith Miller, R OBP: 0.347, SLG: 0.329 (1, 8)	G3 4-3 BB		6-3			4-3			F9	3	0	0	0	1	0	0											
Tom Herr, S OBP: 0.327, SLG: 0.355 (1, 4)	4-3			P5					4-3	4	0	1	0	0	0	1											
Dave Magadan, L OBP: 0.313, SLG: 0.444 (1, 3)	G3			4-0 BB				3-1	F7	3	0	0	0	1	0	2											
Darryl Strawberry, L OBP: 0.365, SLG: 0.520 (1, 9)	F8			2-3 BB				F8		3	0	0	0	0	1	2											
Kevin McReynolds, R OBP: 0.343, SLG: 0.433 (1, 7)		K		1-3 K				F9		3	0	0	0	0	2	1											
Gregg Jefferies, S OBP: 0.337, SLG: 0.438 (1, 5)	K				F7			5-3		3	0	0	0	0	1	0											
Howard Johnson, S OBP: 0.313, SLG: 0.429 (1, 6)	F7			4-0 BB				F9		2	0	0	0	1	0	0											
Charlie O'Brien, R OBP: 0.259, SLG: 0.255 (8, PH)					F8			5-3		2	0	0	0	0	0	1											
Pat Tabler, R OBP: 0.341, SLG: 0.361 (9, 1)					G5-4-3					1	0	0	0	0	0	0											
Dan Schatzeder, L OBP: 0.250, SLG: 0.250 (9, 1)					1-2					0	0	0	0	0	0	0											
Sid Fernandez, L OBP: 0.200, SLG: 0.218 (6, PH)										1	0	0	0	0	1	0											
Darren Reed, R OBP: 0.150, SLG: 0.150 (7, 1)										1	0	0	0	0	0	0											
Wally Whitehurst, R OBP: 0.250, SLG: 0.286 (8, PH)										0	0	0	0	0	0	0											
Tim Teufel, R OBP: 0.305, SLG: 0.471 (9, 2)										1	0	0	0	0	0	0											
Todd Hundley, S OBP: 0.260, SLG: 0.276 (9, 2)										0	0	0	0	0	0	0											
Inning Stats	R: 0 H: 0 E: 0 K: 0 S: 9	H: 0 LOB: 1 BB: 1 P: 17	R: 0 H: 0 E: 0 K: 2 S: 9	H: 0 LOB: 0 BB: 0 P: 13	R: 0 H: 0 E: 0 K: 1 S: 8	H: 0 LOB: 0 BB: 0 P: 14	R: 0 H: 0 E: 0 K: 2 S: 9	H: 0 LOB: 1 BB: 1 P: 16	R: 0 H: 1 E: 0 K: 0 S: 3	H: 0 LOB: 0 BB: 0 P: 10	R: 0 H: 0 E: 0 K: 1 S: 9	H: 0 LOB: 0 BB: 0 P: 13	R: 0 H: 0 E: 0 K: 0 S: 8	H: 0 LOB: 0 BB: 0 P: 17	R: 0 H: 0 E: 0 K: 0 S: 4	H: 0 LOB: 0 BB: 0 P: 6	R: 0 H: 0 E: 0 K: 0 S: 10	H: 0 LOB: 0 BB: 0 P: 17	1B: 1 2B: 0 3B: 0 HR: 0	SF: 0 SAC: 0 DP: 1 HBP: 0	WP: 0 PB: 0 SB: 0 CS: 0	PA: 30					
PITCHER	IP	WLS	BF	H	R	ER	SO	BB	IBB	HBP	BLK	WP	HR	S	P	ERA	WHIP										
Chris Nabolz, L ERA: 2.91 (1, 1)	9.0	W	30	1	0	0	6	3	0	0	0	0	0	69	123	0.00	0.444										


Montreal Expos @ New York Mets
Shea Stadium, Flushing, NY
Thu Sep 20 1990, 3:38 AM EDT
Att: 33,711 - Unknown - 69 F

AB	27
R	0
H	1
RBI	0
BB	3
SO	6
LOB	7



Batter	1	2	3	4	5	6	7	8	9	AB	R	H	RBI	BB	SO	LOB	TOP							
Keith Miller, R OBP: 0.342, SLG: 0.323 (1, 8)										4	0	0	0	0	2	0	New York Mets @ Chicago Cubs Wrigley Field, Chicago, IL Fri Sep 21 1990, 3:33 AM CDT Att: 19,291 - Cloudy - 65 F							
Tom Herr, S OBP: 0.325, SLG: 0.352 (1, 4)										4	0	0	0	0	0	0								
Gregg Jefferies, S OBP: 0.335, SLG: 0.435 (1, 5)										4	0	0	0	0	0	0								
Darryl Strawberry, L OBP: 0.364, SLG: 0.518 (1, 9)										4	1	1	0	0	1	0								
Kevin McReynolds, R OBP: 0.343, SLG: 0.432 (1, 7)										3	1	1	0	0	0	0								
Tim Lincecum, R OBP: 0.299, SLG: 0.462 (1, 3)										3	0	0	0	0	0	2								
Howard Johnson, S OBP: 0.315, SLG: 0.437 (1, 6)										3	1	2	2	0	1	0								
Charlie O'Brien, R OBP: 0.255, SLG: 0.253 (1, 2)										2	0	0	1	0	0	0								
David Cone, L OBP: 0.224, SLG: 0.190 Jeff Innis, R (8, 1)										3	0	0	0	0	1	1								
Dan Schatzeder, L OBP: 0.250, SLG: 0.250 (8, 1)										0	0	0	0	0	0	0								
Inning Stats	R: 0 E: 0 K: 1 S: 9	H: 0 LOB: 0 BB: 0 P: 14	R: 2 E: 0 K: 1 S: 12	H: 3 LOB: 1 BB: 0 P: 22	R: 0 E: 0 K: 0 S: 7	H: 0 LOB: 0 BB: 0 P: 9	R: 0 E: 0 K: 0 S: 4	H: 0 LOB: 0 BB: 0 P: 5	R: 0 E: 0 K: 1 S: 6	H: 0 LOB: 0 BB: 0 P: 9	R: 0 E: 0 K: 0 S: 6	H: 0 LOB: 0 BB: 0 P: 8	R: 0 E: 0 K: 0 S: 7	H: 0 LOB: 0 BB: 0 P: 11	R: 1 E: 0 K: 1 S: 9	H: 1 LOB: 0 BB: 0 P: 10	R: 0 E: 0 K: 1 S: 6	H: 0 LOB: 0 BB: 0 P: 7	1B: 2 2B: 1 3B: 0 HR: 1	SF: 1 SAC: 0 DP: 0 HBP: 0	WP: 0 PB: 0 SB: 0 CS: 0	PA: 31		
PITCHER	IP WLS BF H R ER SO BB IBB HBP BLK WP HR S P ERA WHIP	7.0 L 24 3 2 2 3 0 0 0 0 0 0 51 78 2.57 0.429	2.0 W 7 1 1 1 2 0 0 0 0 0 1 15 17 4.50 0.500																					

AB	30
R	3
H	4
RBI	3
BB	0
SO	5
LOB	3



Batter	1	2	3	4	5	6	7	8	9	AB	R	H	RBI	BB	SO	LOB	BOTTOM						
Jerome Walton, R OBP: 0.357, SLG: 0.337 (1, 8)										4	1	2	0	0	1	1	New York Mets @ Chicago Cubs Wrigley Field, Chicago, IL Fri Sep 21 1990, 3:33 AM CDT Att: 19,291 - Cloudy - 65 F						
23 Ryne Sandberg, R OBP: 0.354, SLG: 0.558 (1, 4)									3	1	1	1	0	1	2								
Mark Grace, L OBP: 0.378, SLG: 0.424 (1, 3)										3	1	1	1	1	1								
Andre Dawson, R OBP: 0.362, SLG: 0.539 (1, 9)										3	1	2	2	1	1								
Derrick May, L OBP: 0.303, SLG: 0.419 Doug Dascenzo, S OBP: 0.307, SLG: 0.348 Dwight Smith, L OBP: 0.379, SLG: 0.373 Hector Villanueva, R OBP: 0.310, SLG: 0.523 Marvell Wynne, L OBP: 0.254, SLG: 0.333 (1, 7) (7, 7) (8, PH) (8, PH) (9, 7)										3	0	0	0	0	0	1							
Luis Salazar, R OBP: 0.302, SLG: 0.406 (1, 5)										2	0	0	0	0	1	0							
Shawon Dunston, R OBP: 0.293, SLG: 0.439 (1, 6)										2	0	0	0	0	1	0							
Joe Girardi, R OBP: 0.306, SLG: 0.350 (1, 2)										3	0	0	0	0	0	1							
Steve Wilson, L OBP: 0.250, SLG: 0.212 Gary Varsho, L OBP: 0.279, SLG: 0.333 Paul Assenmacher, L (1, 1) (7, PH) (8, 1)										2	0	1	0	0	1	0							
Inning Stats	R: 1 E: 1 K: 0 S: 17	H: 2 LOB: 1 BB: 0 P: 24	R: 0 E: 0 K: 0 S: 7	H: 0 LOB: 0 BB: 0 P: 10	R: 0 E: 0 K: 2 S: 11	H: 1 LOB: 0 BB: 0 P: 15	R: 2 E: 0 K: 2 S: 14	H: 2 LOB: 0 BB: 0 P: 18	R: 0 E: 0 K: 1 S: 9	H: 1 LOB: 1 BB: 0 P: 12	R: 0 E: 0 K: 2 S: 8	H: 0 LOB: 0 BB: 0 P: 14	R: 0 E: 0 K: 1 S: 7	H: 1 LOB: 1 BB: 0 P: 10	R: 1 E: 0 K: 0 S: 8	H: 1 LOB: 1 BB: 2 P: 20		1B: 6 2B: 0 3B: 0 HR: 2	SF: 1 SAC: 1 DP: 1 HBP: 0	WP: 1 PB: 0 SB: 3 CS: 1	PA: 33		
PITCHER	IP WLS BF H R ER SO BB IBB HBP BLK WP HR S P ERA WHIP	7.1 L 30 4 4 2 8 1 0 0 0 0 0 80 2.46 1.227	0.0 L 1 0 0 0 0 0 1 0 0 0 0 0 4 ∞ ∞	0.2 L 1 0 0 0 0 0 0 0 0 0 0 1 2 0.00 0.000																			

AB	28
R	4
H	8
RBI	4
BB	2
SO	8
LOB	9



Batter	1	2	3	4	5	6	7	8	9	AB	R	H	RBI	BB	SO	LOB	TOP					
Howard Johnson, S OBP: 0.315, SLG: 0.436 (1, 6)										4	2	1	0	1	1	0	New York Mets @ Chicago Cubs Wrigley Field, Chicago, IL Sat Sep 22 1990, 3:33 AM CDT Att: 31,066 - Sunny - 60 F					
Tom Herr, S OBP: 0.325, SLG: 0.350 (1, 4)										3	0	0	0	2	0	2						
Dave Magadan, L OBP: 0.313, SLG: 0.443 (1, 3)										3	1	1	3	1	0	1						
Darryl Strawberry, L OBP: 0.363, SLG: 0.521 (1, 9)										5	2	1	2	0	2	2						
Gregg Jefferies, S OBP: 0.339, SLG: 0.436 (1, 5)										3	3	2	0	2	0	0						
Pat Tabler, R OBP: 0.343, SLG: 0.361 Kevin McReynolds, R OBP: 0.344, SLG: 0.435 (1, 7) (7, 7)										3	0	1	0	1	0	1						
Daryl Boston, L OBP: 0.327, SLG: 0.434 (1, 8)										4	2	3	4	1	0	1						
Mackey Sasser, L OBP: 0.345, SLG: 0.429 Wally Whitehurst, R OBP: 0.250, SLG: 0.250 (1, 2) (7, 1)										4	1	2	0	0	1	3						
Ron Darling, R OBP: 0.212, SLG: 0.133 Charlie O'Brien, R OBP: 0.252, SLG: 0.250 (1, 1) (7, 2)										2	0	0	0	0	1	1						
Inning Stats	R: 0 E: 0 K: 1 S: 6	H: 0 LOB: 0 BB: 1 P: 12	R: 2 E: 0 K: 1 S: 12	H: 2 LOB: 1 BB: 1 P: 20	R: 0 E: 0 K: 0 S: 6	H: 0 LOB: 0 BB: 0 P: 9	R: 0 E: 0 K: 0 S: 11	H: 0 LOB: 0 BB: 0 P: 12	R: 6 E: 0 K: 0 S: 17	H: 7 LOB: 2 BB: 1 P: 34	R: 0 E: 0 K: 1 S: 10	H: 0 LOB: 0 BB: 0 P: 16	R: 1 E: 0 K: 1 S: 9	H: 0 LOB: 3 BB: 4 P: 27	R: 1 E: 0 K: 1 S: 13	H: 1 LOB: 1 BB: 1 P: 22		R: 1 E: 0 K: 0 S: 12	H: 2 LOB: 0 BB: 0 P: 20	1B: 9 2B: 1 3B: 0 HR: 2	SF: 1 SAC: 1 DP: 1 HBP: 0	WP: 0 PB: 1 SB: 2 CS: 0
PITCHER	IP WLS BF H R ER SO BB IBB HBP BLK WP HR S P ERA WHIP																					
Jose Antonio Nunez, R ERA: 7.16 Dave Pavlas, R ERA: 2.08 Kevin Coffman, R ERA: 11.7 Mitch Williams, L ERA: 4.06 Bill Long, R ERA: 4.18 (1, 1) (5, 1) (6, 1) (7, 1) (9, 1)	4.2 L 23 7 8 8 2 2 1 0 0 0 2 4 8 79 15.43 1.929																					

Batter	1	2	3	4	5	6	7	8	9	AB	R	H	RBI	BB	SO	LOB	BOTTOM					
Jerome Walton, R OBP: 0.360, SLG: 0.340 (1, 8)										5	1	3	0	0	1	2	New York Mets @ Chicago Cubs Wrigley Field, Chicago, IL Sat Sep 22 1990, 3:33 AM CDT Att: 31,066 - Sunny - 60 F					
23 Ryne Sandberg, R OBP: 0.353, SLG: 0.555 (1, 4)										5	0	1	1	0	1	4						
Mark Grace, L OBP: 0.377, SLG: 0.421 (1, 3)										4	0	0	1	1	0	4						
Andre Dawson, R OBP: 0.365, SLG: 0.546 (1, 9)										3	2	2	1	1	0	0						
Derrick May, L OBP: 0.297, SLG: 0.400 (1, 7)										4	0	1	1	0	0	0						
Luis Salazar, R OBP: 0.300, SLG: 0.403 Mitch Williams, L (1, 5) (7, 1) Dwight Smith, L OBP: 0.273, SLG: 0.328 Bill Long, R (8, PH) (9, 1)										3	0	0	0	0	0	1						
Shawon Dunston, R OBP: 0.294, SLG: 0.442 (1, 6)										4	2	2	0	0	0	0						
Damon Berryhill, S OBP: 0.244, SLG: 0.378 (1, 2)										4	0	0	0	0	2	2						
Jose Antonio Nunez, R Dave Pavlas, R Gary Varsho, L OBP: 0.273, SLG: 0.328 Kevin Coffman, R Domingo Ramos, R OBP: 0.338, SLG: 0.314 (1, 1) (5, 1) (5, PH) (6, 1) (7, 5)										1	0	0	0	0	0	0						
Inning Stats	R: 2 E: 1 K: 0 S: 15	H: 2 LOB: 1 BB: 1 P: 25	R: 0 E: 0 K: 0 S: 3	H: 0 LOB: 0 BB: 0 P: 6	R: 0 E: 0 K: 1 S: 8	H: 1 LOB: 2 BB: 1 P: 13	R: 0 E: 0 K: 0 S: 7	H: 0 LOB: 0 BB: 0 P: 13	R: 0 E: 0 K: 0 S: 7	H: 1 LOB: 1 BB: 0 P: 12	R: 1 E: 0 K: 2 S: 9	H: 1 LOB: 0 BB: 0 P: 12	R: 1 E: 0 K: 2 S: 15	H: 3 LOB: 2 BB: 0 P: 20	R: 0 E: 0 K: 1 S: 9	H: 0 LOB: 0 BB: 0 P: 17		R: 1 E: 0 K: 1 S: 15	H: 3 LOB: 2 BB: 0 P: 22	1B: 9 2B: 1 3B: 0 HR: 1	SF: 0 SAC: 0 DP: 0 HBP: 0	WP: 0 PB: 0 SB: 2 CS: 0
PITCHER	IP WLS BF H R ER SO BB IBB HBP BLK WP HR S P ERA WHIP																					
Ron Darling, R ERA: 4.88 Wally Whitehurst, R ERA: 3.39 (1, 1) (7, 1)	6.1 W 27 7 4 4 2 2 0 0 0 0 0 0 31 50 3.38 1.500																					

AB 35
R 11
H 12
RBI 10
BB 8
SO 5
LOB 13

AB 37
R 5
H 11
RBI 5
BB 2
SO 5
LOB 13

Batter	1	2	3	4	5	6	7	8	9	AB	R	H	RBI	BB	SO	LOB	TOP				
Howard Johnson, S OBP: 0.316, SLG: 0.437	0-3 K		0-1 L9		1-0 2B	1-0 1B		0-2 F7		5	0	2	1	0	1	0					
Dave Magadan, L OBP: 0.414, SLG: 0.446	1-3 K		4-0 G6-3 BB		3-3 K	2-1 1B		2-2 G3-1 2B		4	0	2	1	1	2	2					
Gregg Jefferies, S OBP: 0.338, SLG: 0.434	3-2 BB 1B		0-0 G6-3 1-2		2-0 P6	0-2 F9		0-1 G3-1		5	0	1	0	0	0	6					
Darryl Strawberry, L OBP: 0.363, SLG: 0.526 Darren Reed, R OBP: 0.095, SLG: 0.143	4-2 1-2 BB				2-3 K	1-0 HR		2-0 G5-3		3	1	1	1	1	1	0					
Kevin McReynolds, R OBP: 0.346, SLG: 0.439	1-3 K				1-1 G6-3	0-0 1B 1B		1-1 2B 1B		5	2	3	0	0	1	2					
Tim Lincecum, R OBP: 0.309, SLG: 0.473		1-1 G6-3			1-0 1B	0-0 1B 1B		0-1 HR 2B		5	2	3	1	0	1	1					
Daryl Boston, L OBP: 0.325, SLG: 0.440		2-1 F7			1-1 G4-3	1-2 P7 1B		1-1 HR		5	1	1	2	0	0	4					
Charlie O'Brien, R OBP: 0.260, SLG: 0.255		2-1 1B			4-1 FC1-6 BB	1-1 1B 1B		2-2 L8		4	1	2	1	1	0	1					
Dwight Gooden, R OBP: 0.224, SLG: 0.254 Alejandro Pena, R OBP: 0.333, SLG: 0.200		3-2 G2-3			0-0 FC1-6 2B	0-3 K		1-3 K		4	0	0	0	0	2	4					
Inning Stats	R: 0 E: 0 K: 3 S: 17	H: 1 LOB: 2 BB: 1 P: 26	R: 0 E: 0 K: 0 S: 10	H: 1 LOB: 1 BB: 0 P: 18	R: 0 E: 0 K: 0 S: 3	H: 0 LOB: 0 BB: 1 P: 7	R: 0 E: 0 K: 1 S: 8	H: 1 LOB: 2 BB: 1 P: 13	R: 0 E: 0 K: 1 S: 8	H: 6 LOB: 0 BB: 1 P: 23	R: 3 E: 0 K: 1 S: 14	H: 3 LOB: 0 BB: 0 P: 19	R: 0 E: 0 K: 0 S: 11	H: 1 LOB: 1 BB: 0 P: 15	R: 0 E: 0 K: 1 S: 11	H: 1 LOB: 1 BB: 0 P: 15	1B: 9 2B: 4 3B: 0 HR: 2	SF: 0 SAC: 0 DP: 1 HBP: 0	WP: 0 PB: 0 SB: 0 CS: 0	PA: 44	
PITCHER	IP WLS BF H R ER SO BB IBB HBP BLK WP HR S P ERA WHIP	IP WLS BF H R ER SO BB IBB HBP BLK WP HR S P ERA WHIP	IP WLS BF H R ER SO BB IBB HBP BLK WP HR S P ERA WHIP	IP WLS BF H R ER SO BB IBB HBP BLK WP HR S P ERA WHIP	IP WLS BF H R ER SO BB IBB HBP BLK WP HR S P ERA WHIP	IP WLS BF H R ER SO BB IBB HBP BLK WP HR S P ERA WHIP	IP WLS BF H R ER SO BB IBB HBP BLK WP HR S P ERA WHIP	IP WLS BF H R ER SO BB IBB HBP BLK WP HR S P ERA WHIP	IP WLS BF H R ER SO BB IBB HBP BLK WP HR S P ERA WHIP	IP WLS BF H R ER SO BB IBB HBP BLK WP HR S P ERA WHIP	IP WLS BF H R ER SO BB IBB HBP BLK WP HR S P ERA WHIP	IP WLS BF H R ER SO BB IBB HBP BLK WP HR S P ERA WHIP	IP WLS BF H R ER SO BB IBB HBP BLK WP HR S P ERA WHIP	IP WLS BF H R ER SO BB IBB HBP BLK WP HR S P ERA WHIP	IP WLS BF H R ER SO BB IBB HBP BLK WP HR S P ERA WHIP	IP WLS BF H R ER SO BB IBB HBP BLK WP HR S P ERA WHIP	IP WLS BF H R ER SO BB IBB HBP BLK WP HR S P ERA WHIP	IP WLS BF H R ER SO BB IBB HBP BLK WP HR S P ERA WHIP	IP WLS BF H R ER SO BB IBB HBP BLK WP HR S P ERA WHIP	IP WLS BF H R ER SO BB IBB HBP BLK WP HR S P ERA WHIP	IP WLS BF H R ER SO BB IBB HBP BLK WP HR S P ERA WHIP

New York Mets @ Chicago Cubs
Wrigley Field, Chicago, IL
Sun Sep 23 1990, 3:33 AM CDT
Att: 24,385 - Sunny

AB 41
R 7
H 15
RBI 7
BB 3
SO 8
LOB 21



Batter	1	2	3	4	5	6	7	8	9	AB	R	H	RBI	BB	SO	LOB	BOTTOM					
Jerome Walton, R OBP: 0.358, SLG: 0.339	1-0 G1-3		0-0 F9			3-2 G6-3		0-1 23 1B F8		5	1	1	0	0	0	1						
23 Ryne Sandberg, R OBP: 0.356, SLG: 0.556	3-2 S 1B				4-1 CS BB	1-3 K		0-0 F9 1B 1B		3	0	2	1	1	1	0						
Mark Grace, L OBP: 0.376, SLG: 0.420	3-3 K				0-2 F8 1-2	1-0 G4-3		3-1 1-2 2H 1B		4	0	1	1	0	1	2						
Andre Dawson, R OBP: 0.364, SLG: 0.542	1-2 G6-3				4-2 BB		1-3 K	2-2 F9		3	0	0	0	1	1	3						
Derrick May, L OBP: 0.293, SLG: 0.385		2-2 G6-3			0-0 G3		2-1 1B	0-3 K		4	0	1	0	0	1	3						
Domingo Ramos, R OBP: 0.332, SLG: 0.310 Gary Varsho, L OBP: 0.289, SLG: 0.364		0-2 F9				2-2 G6-3		0-3 K		3	0	0	0	0	1	1						
Shawon Dunston, R OBP: 0.292, SLG: 0.438		3-3 K				1-3 K		1-3 K		4	0	0	0	0	3	2						
Joe Girardi, R OBP: 0.306, SLG: 0.349			0-3 K			2-1 1B		0-0 G4-3		4	0	1	0	0	2	1						
Greg Maddux, R OBP: 0.160, SLG: 0.139 Dave Pavia, R			2-2 G3			0-0 G6-3		0-0 23 1B		2	0	0	0	0	0	1						
Dave Clark, L OBP: 0.306, SLG: 0.412 Mitch Williams, L								1-2 23 1B		1	1	1	0	0	0	0						
Dwight Smith, L OBP: 0.328, SLG: 0.374								3H 1B		1	0	1	1	0	0	0						
Inning Stats	R: 0 E: 0 K: 1 S: 15	H: 1 LOB: 0 BB: 0 P: 23	R: 0 E: 0 K: 1 S: 10	H: 0 LOB: 0 BB: 0 P: 15	R: 0 E: 0 K: 1 S: 7	H: 0 LOB: 0 BB: 0 P: 9	R: 0 E: 0 K: 0 S: 9	H: 0 LOB: 1 BB: 2 P: 17	R: 0 E: 0 K: 1 S: 10	H: 1 LOB: 1 BB: 0 P: 15	R: 0 E: 0 K: 1 S: 7	H: 0 LOB: 0 BB: 0 P: 12	R: 0 E: 0 K: 3 S: 13	H: 1 LOB: 1 BB: 0 P: 17	R: 2 E: 0 K: 1 S: 13	H: 4 LOB: 2 BB: 0 P: 18	R: 0 E: 0 K: 1 S: 15	H: 2 LOB: 1 BB: 0 P: 22	1B: 8 2B: 1 3B: 0 HR: 0	SF: 0 SAC: 0 DP: 0 HBP: 0	WP: 0 PB: 0 SB: 1 CS: 1	PA: 37
PITCHER	IP WLS BF H R ER SO BB IBB HBP BLK WP HR S P ERA WHIP	IP WLS BF H R ER SO BB IBB HBP BLK WP HR S P ERA WHIP	IP WLS BF H R ER SO BB IBB HBP BLK WP HR S P ERA WHIP	IP WLS BF H R ER SO BB IBB HBP BLK WP HR S P ERA WHIP	IP WLS BF H R ER SO BB IBB HBP BLK WP HR S P ERA WHIP	IP WLS BF H R ER SO BB IBB HBP BLK WP HR S P ERA WHIP	IP WLS BF H R ER SO BB IBB HBP BLK WP HR S P ERA WHIP	IP WLS BF H R ER SO BB IBB HBP BLK WP HR S P ERA WHIP	IP WLS BF H R ER SO BB IBB HBP BLK WP HR S P ERA WHIP	IP WLS BF H R ER SO BB IBB HBP BLK WP HR S P ERA WHIP	IP WLS BF H R ER SO BB IBB HBP BLK WP HR S P ERA WHIP	IP WLS BF H R ER SO BB IBB HBP BLK WP HR S P ERA WHIP	IP WLS BF H R ER SO BB IBB HBP BLK WP HR S P ERA WHIP	IP WLS BF H R ER SO BB IBB HBP BLK WP HR S P ERA WHIP	IP WLS BF H R ER SO BB IBB HBP BLK WP HR S P ERA WHIP	IP WLS BF H R ER SO BB IBB HBP BLK WP HR S P ERA WHIP	IP WLS BF H R ER SO BB IBB HBP BLK WP HR S P ERA WHIP	IP WLS BF H R ER SO BB IBB HBP BLK WP HR S P ERA WHIP	IP WLS BF H R ER SO BB IBB HBP BLK WP HR S P ERA WHIP	IP WLS BF H R ER SO BB IBB HBP BLK WP HR S P ERA WHIP	IP WLS BF H R ER SO BB IBB HBP BLK WP HR S P ERA WHIP	

New York Mets @ Chicago Cubs
Wrigley Field, Chicago, IL
Sun Sep 23 1990, 3:33 AM CDT
Att: 24,385 - Sunny


AB 35
R 3
H 9
RBI 3
BB 2
SO 10
LOB 14



Batter	1	2	3	4	5	6	7	8	9	AB	R	H	RBI	BB	SO	LOB	TOP					
Keith Miller, R OBP: 0.333, SLG: 0.314 (1, 8)										5	1	0	0	0	2	0						
Tom Herr, S OBP: 0.328, SLG: 0.352 (7, PR)										3	0	1	0	1	1	0						
Daryl Boston, L OBP: 0.324, SLG: 0.436 (7, 8)										1	1	0	0	0	0	0						
Tim Teufel, R OBP: 0.310, SLG: 0.464 (7, 4)										4	1	1	0	1	1	1						
Kevin McReynolds, R OBP: 0.350, SLG: 0.453 (1, 7)										4	0	2	0	0	2	3						
Pat Tabler, R OBP: 0.342, SLG: 0.368 (7, PH)										3	0	1	0	0	0	3						
Dave Magadan, L OBP: 0.414, SLG: 0.443 (7, 3)										1	0	1	2	0	0	0						
Gregg Jefferies, S OBP: 0.338, SLG: 0.432 (1, 5)										4	0	1	0	0	0	2						
Howard Johnson, S OBP: 0.316, SLG: 0.440 (1, 6)										4	0	1	0	0	1	2						
Charlie O'Brien, R OBP: 0.262, SLG: 0.254 (1, 2)										3	0	1	0	1	1	2						
Sid Fernandez, L OBP: 0.193, SLG: 0.211 (4, 1)										2	0	0	0	0	1	2						
Wally Whitehurst, R OBP: 0.250, SLG: 0.250 (6, PH)										0	0	0	0	0	0	0						
Darren Reed, R OBP: 0.091, SLG: 0.136 (6, 1)										1	0	0	0	0	1	2						
Alejandro Pena, R OBP: 0.286, SLG: 0.167 (6, 1)										1	0	0	0	0	1	0						
Inning Stats	R: 0 E: 0 K: 2 S: 8	H: 1 LOB: 2 BB: 1 P: 15	R: 0 E: 0 K: 1 S: 8	H: 1 LOB: 1 BB: 0 P: 12	R: 1 E: 2 K: 1 S: 11	H: 1 LOB: 1 BB: 0 P: 17	R: 0 E: 0 K: 0 S: 8	H: 1 LOB: 0 BB: 0 P: 13	R: 0 E: 0 K: 1 S: 11	H: 1 LOB: 2 BB: 1 P: 19	R: 0 E: 0 K: 2 S: 11	H: 1 LOB: 1 BB: 1 P: 18	R: 2 E: 0 K: 1 S: 17	H: 2 LOB: 1 BB: 1 P: 29	R: 0 E: 0 K: 2 S: 9	H: 1 LOB: 0 BB: 0 P: 10	R: 0 E: 0 K: 1 S: 8	H: 0 LOB: 0 BB: 0 P: 12	1B: 8 2B: 1 3B: 1 HR: 0	SF: 0 SAC: 0 DP: 1 HBP: 0	WP: 1 PB: 0 SB: 1 CS: 0	PA: 39
PITCHER	IP	WLS	BF	H	R	ER	SO	BB	IBB	HBP	BLK	WP	HR	S	P	ERA	WHIP					
Chris Nabholz, L ERA: 2.9	6.1	L	30	7	3	2	7	3	0	0	0	0	0	60	105	2.84	1.579					
Tim Burke, R ERA: 2.56	0.2		3	1	0	0	1	0	0	0	0	1	0	14	18	0.00	1.500					
Scott Ruskin, L ERA: 2.88	2.0		6	1	0	0	3	0	0	0	0	0	0	17	22	0.00	0.500					

New York Mets @ Montreal Expos
Olympic Stadium, Montreal, QB
Tue Sep 25 1990, 7:05 PM EDT
Att: 11,959 - Dome


AB 36
R 3
H 9
RBI 2
BB 3
SO 11
LOB 17



Batter	1	2	3	4	5	6	7	8	9	AB	R	H	RBI	BB	SO	LOB	BOTTOM					
Tim Raines, S OBP: 0.379, SLG: 0.388 (1, 7)										4	0	2	0	0	0	0						
Delino DeShields, L OBP: 0.378, SLG: 0.400 (1, 4)										3	1	0	0	1	1	1						
Andres Galarraga, R OBP: 0.299, SLG: 0.492 (1, 3)										4	0	0	0	0	3	1						
Tim Wallach, R OBP: 0.343, SLG: 0.475 (1, 5)										4	0	1	0	0	2	1						
Mike Fitzgerald, R OBP: 0.360, SLG: 0.386 (1, 2)										4	0	1	1	0	2	1						
Marquis Grissom, R OBP: 0.318, SLG: 0.342 (6, PH)										1	0	1	0	1	0	0						
Larry Walker, L OBP: 0.311, SLG: 0.424 (7, 9)										1	0	0	0	0	0	1						
Tim Burke, R OBP: 0.333, SLG: 0.200 (7, 1)										0	0	0	0	0	0	0						
Scott Ruskin, R OBP: 0.290, SLG: 0.625 (8, 1)										0	0	0	0	0	0	0						
Mike Andriano, R OBP: 0.384, SLG: 0.525 (8, PH)										1	0	0	0	0	1	0						
Dave Martinez, L OBP: 0.326, SLG: 0.432 (7, 9)										3	0	0	0	0	0	3						
Spike Owen, S OBP: 0.337, SLG: 0.347 (1, 6)										3	0	0	0	0	0	0						
Chris Nabholz, L ERA: 3.48 (1, 1)										2	0	0	0	0	2	0						
Otis Nixon, S OBP: 0.323, SLG: 0.297 (7, 8)										1	0	0	0	0	0	0						
Inning Stats	R: 0 E: 0 K: 2 S: 8	H: 0 LOB: 0 BB: 0 P: 13	R: 0 E: 0 K: 2 S: 10	H: 0 LOB: 1 BB: 1 P: 19	R: 0 E: 0 K: 1 S: 8	H: 1 LOB: 0 BB: 0 P: 11	R: 1 E: 1 K: 0 S: 10	H: 2 LOB: 2 BB: 1 P: 18	R: 0 E: 0 K: 1 S: 9	H: 1 LOB: 1 BB: 0 P: 18	R: 0 E: 0 K: 2 S: 16	H: 1 LOB: 1 BB: 0 P: 23	R: 0 E: 0 K: 0 S: 8	H: 0 LOB: 0 BB: 0 P: 11	R: 0 E: 0 K: 1 S: 10	H: 0 LOB: 0 BB: 0 P: 13	R: 0 E: 0 K: 2 S: 9	H: 0 LOB: 0 BB: 0 P: 10	1B: 5 2B: 0 3B: 0 HR: 0	SF: 0 SAC: 0 DP: 0 HBP: 0	WP: 0 PB: 0 SB: 1 CS: 1	PA: 34
PITCHER	IP	WLS	BF	H	R	ER	SO	BB	IBB	HBP	BLK	WP	HR	S	P	ERA	WHIP					
Sid Fernandez, L ERA: 3.48	3.1		12	1	1	1	5	2	0	0	0	0	0	30	51	2.70	0.900					
Wally Whitehurst, R ERA: 3.3	1.2		8	3	0	0	1	0	0	0	0	0	0	15	28	0.00	1.800					
Alejandro Pena, R ERA: 3.34	4.0	W	13	1	0	0	5	0	0	0	0	0	0	43	57	0.00	0.250					

New York Mets @ Montreal Expos
Olympic Stadium, Montreal, QB
Tue Sep 25 1990, 7:05 PM EDT
Att: 11,959 - Dome

AB 31
R 1
H 5
RBI 1
BB 2
SO 11
LOB 8



Batter	1	2	3	4	5	6	7	8	9	AB	R	H	RBI	BB	SO	LOB	TOP					
Doug Dasenczo, S (1, 8) OBP: 0.305, SLG: 0.342	F9			F9		G4-3		K		4	0	0	0	0	1	1						
23 Ryne Sandberg, R (1, 4) OBP: 0.355, SLG: 0.560	CS 1B			CS 1B					HR	4	1	3	1	0	1	0						
Mark Grace, L (1, 3) OBP: 0.374, SLG: 0.417	K			FC				1B	G1-3	4	0	1	0	0	1	2						
Andre Dawson, R (1, 9) OBP: 0.363, SLG: 0.540		P4		G2-3				K	G6-3	4	0	0	0	0	1	2						
Derrick May, L (1, 7) OBP: 0.286, SLG: 0.362						K			K	4	0	2	0	0	2	0						
Luis Salazar, R (1, 5) OBP: 0.296, SLG: 0.395						P6			F8	3	0	0	0	0	0	3						
Shawon Dunston, R (1, 6) OBP: 0.287, SLG: 0.433										3	0	0	0	0	2	0						
Damon Berryhill, S (1, 2) OBP: 0.235, SLG: 0.326										3	0	0	0	0	2	0						
Greg Maddux, R (1, 1) OBP: 0.159, SLG: 0.138										1	0	0	0	0	0	0						
Dave Clark, L (6, PH) OBP: 0.304, SLG: 0.409	F9					G6-3				1	0	0	0	0	0	0						
Randy Kramer, R (6, 1) OBP: 0.329, SLG: 0.372										0	0	0	0	0	1	0						
Dwight Smith, L (8, PH) OBP: 0.329, SLG: 0.372										0	0	0	0	0	0	0						
Bill Long, R (8, 1)										0	0	0	0	0	0	0						
Inning Stats	R: 0 E: 0 K: 1 S: 9	H: 1 LOB: 0 BB: 0 P: 13	R: 0 E: 0 K: 0 S: 7	H: 1 LOB: 0 BB: 0 P: 11	R: 0 E: 0 K: 1 S: 8	H: 0 LOB: 0 BB: 0 P: 10	R: 0 E: 0 K: 0 S: 11	H: 1 LOB: 1 BB: 0 P: 17	R: 0 E: 0 K: 2 S: 10	H: 0 LOB: 0 BB: 0 P: 13	R: 0 E: 0 K: 0 S: 6	H: 0 LOB: 0 BB: 0 P: 8	R: 0 E: 0 K: 2 S: 16	H: 2 LOB: 2 BB: 0 P: 22	R: 0 E: 0 K: 3 S: 11	H: 0 LOB: 1 BB: 1 P: 21	R: 1 E: 0 K: 1 S: 8	H: 1 LOB: 0 BB: 0 P: 11	1B: 5 2B: 1 3B: 0 HR: 1	SF: 0 SAC: 0 DP: 1 HBP: 0	WP: 1 PB: 0 SB: 0 CS: 2	PA: 32
PITCHER	IP WLS BF H R ER SO BB IBB HBP BLK WP HR S P ERA WHIP																					
Dwight Gooden, R (1, 1) ERA: 3.97	8.0 W 28 5 0 0 10 1 0 0 0 1 0 78 115 0.00 0.750																					
Wally Whitehurst, R (9, 1) ERA: 3.39	1.0 4 1 1 1 1 0 0 0 0 0 0 1 8 11 9.00 1.000																					

Chicago Cubs @ New York Mets
Shea Stadium, Flushing, NY
Fri Sep 28, 1990, 7:05 PM EDT
Att: 37,586 - Unknown - 62 F

AB	31
R	1
H	6
RBI	1
BB	1
SO	10
LOB	8



Batter	1	2	3	4	5	6	7	8	9	AB	R	H	RBI	BB	SO	LOB	BOTTOM					
Keith Miller, R (1, 7) OBP: 0.328, SLG: 0.306	G6-3		B3-1		G4-3	E3		BB		4	0	0	0	1	0	2						
Tom Herr, S (1, 4) OBP: 0.326, SLG: 0.349	G4-3		F9		K	BB		P5		5	0	1	1	0	1	4						
Dave Magadan, L (1, 3) OBP: 0.423, SLG: 0.455	BB 1B		2B		HR 2B	BB		1B		4	1	4	3	1	0	0						
Howard Johnson, S (1, 6) OBP: 0.321, SLG: 0.439	FC6-4 BB		FC3-6 IBB		HR IBB	F9		K		2	1	0	0	3	1	5						
Pat Tabler, R (1, 9) OBP: 0.336, SLG: 0.374	FC6-4		FC3-6		HR			F8		5	1	1	3	0	1	6						
Greg Jefferies, S (1, 5) OBP: 0.334, SLG: 0.428		K		L4	G3			P5		4	0	0	0	0	1	0						
Daryl Boston, L (1, 8) OBP: 0.327, SLG: 0.441								P2	G3-1	4	0	1	0	0	1	0						
Charlie O'Brien, R (1, 2) OBP: 0.261, SLG: 0.249		G1-3			F7			SH1-4 1B HBP	BB 1B 1B	3	2	1	0	0	0	1						
Dwight Gooden, R (1, 1) OBP: 0.231, SLG: 0.274										2	1	1	0	0	0	1						
Tom O'Malley, L (8, PH) OBP: 0.256, SLG: 0.376										1	1	1	0	0	0	0						
Wally Whitehurst, R (9, 1) OBP: 0.250, SLG: 0.250										0	0	0	0	0	0	0						
Inning Stats	R: 0 E: 0 K: 0 S: 15	H: 1 LOB: 2 BB: 1 P: 24	R: 0 E: 0 K: 1 S: 11	H: 1 LOB: 0 BB: 0 P: 19	R: 0 E: 0 K: 0 S: 4	H: 1 LOB: 2 BB: 1 P: 10	R: 0 E: 0 K: 1 S: 7	H: 0 LOB: 0 BB: 0 P: 12	R: 4 E: 0 K: 1 S: 12	H: 3 LOB: 0 BB: 1 P: 25	R: 1 E: 1 K: 0 S: 12	H: 1 LOB: 3 BB: 1 P: 26	R: 0 E: 0 K: 0 S: 9	H: 0 LOB: 0 BB: 0 P: 13	R: 2 E: 0 K: 2 S: 14	H: 3 LOB: 2 BB: 1 P: 23	R: 1 E: 0 K: 1 S: 8	H: 1 LOB: 0 BB: 0 P: 11	1B: 6 2B: 3 3B: 0 HR: 1	SF: 0 SAC: 1 DP: 0 HBP: 1	WP: 0 PB: 0 SB: 1 CS: 0	PA: 41
PITCHER	IP WLS BF H R ER SO BB IBB HBP BLK WP HR S P ERA WHIP																					
Greg Maddux, R (1, 1) ERA: 3.58	5.0 L 24 4 4 4 3 1 2 0 0 0 0 0 49 90 0.00 1.400																					
Randy Kramer, R (6, 1) ERA: 4.5	2.0 10 1 1 0 0 1 0 1 0 0 0 0 21 39 0.00 1.000																					
Bill Long, R (8, 1) ERA: 4.55	1.0 7 3 2 2 2 1 0 0 0 0 0 0 14 23 18.00 4.000																					

Chicago Cubs @ New York Mets
Shea Stadium, Flushing, NY
Fri Sep 28, 1990, 7:05 PM EDT
Att: 37,586 - Unknown - 62 F

AB	34
R	7
H	10
RBI	7
BB	5
SO	5
LOB	19



Batter	1	2	3	4	5	6	7	8	9	AB	R	H	RBI	BB	SO	LOB	TOP				
Doug Dascenzo, S OBP: 0.296, SLG: 0.332	P4	L8			F9			K	P4	5	0	0	0	0	1	4					
23 Ryne Sandberg, R OBP: 0.354, SLG: 0.555	F7		P4		F8			K	E6	5	0	0	1	0	1	1					
Hector Villanueva, R Mark Grace, L OBP: 0.339, SLG: 0.599 OBP: 0.373, SLG: 0.415	HR		K		L8			E	L7	1	1	0	0	0	1	1	0				
Andre Dawson, R OBP: 0.359, SLG: 0.538	HR		K		G6-3			E6	G4-3	5	2	1	2	0	1	3					
Luis Salazar, R Dave Pavias, R Dwight Smith, L Jose Antonio Nunez, R Mitch Williams, L	P4				L9					3	0	0	0	0	0	1	0				
Damon Berryhill, S OBP: 0.273, SLG: 0.347										0	0	0	0	0	0	0	0				
Shawon Dunston, R OBP: 0.285, SLG: 0.429										0	0	1	2	0	0	0	0				
Domingo Ramos, R OBP: 0.341, SLG: 0.318										0	0	0	0	0	0	0	0				
Steve Wilson, L Derrick May, L OBP: 0.225, SLG: 0.189 OBP: 0.294, SLG: 0.367										0	0	0	0	0	0	0	0				
Inning Stats	R: 2 H: 1 E: 0 K: 0 S: 10	H: 1 R: 0 ER: 0 LOB: 0 BB: 1 P: 21	R: 0 H: 2 E: 0 K: 0 S: 12	H: 0 R: 0 ER: 0 LOB: 0 BB: 0 P: 16	R: 0 H: 0 E: 0 K: 1 S: 9	H: 0 R: 0 ER: 0 LOB: 1 BB: 1 P: 11	R: 0 H: 0 E: 0 K: 1 S: 16	H: 0 R: 0 ER: 0 LOB: 0 BB: 0 P: 27	R: 0 H: 0 E: 0 K: 1 S: 12	H: 0 R: 0 ER: 0 LOB: 0 BB: 0 P: 17	R: 0 H: 1 E: 0 K: 1 S: 8	H: 1 R: 0 ER: 0 LOB: 1 BB: 0 P: 12	R: 2 H: 1 E: 1 K: 2 S: 13	H: 3 R: 1 ER: 1 LOB: 1 BB: 1 P: 25	R: 2 H: 3 E: 1 K: 0 S: 13	H: 3 R: 2 ER: 2 LOB: 2 BB: 0 P: 20	1B: 6 2B: 1 3B: 0 HR: 1	SF: 0 SAC: 0 DP: 0 HBP: 0	WP: 0 PB: 0 SB: 0 CS: 0	PA: 40	
PITCHER	IP	WLS	BF	H	R	ER	SO	BB	IBB	HBP	BLK	WP	HR	S	P	ERA	WHIP				
Sid Fernandez, L	(1, 1)	5.0	20	3	2	2	3	2	0	0	0	0	1	59	92	3.60	1.000				
Wally Whitehurst, R	(6, 1)	2.0	7	1	0	0	2	0	0	0	0	0	0	17	27	0.00	0.500				
John Franco, L	(8, 1)	1.2	L	12	4	4	2	1	0	0	0	0	0	24	43	10.80	3.000				
Alejandro Pena, R	(9, 1)	0.1		1	0	0	0	0	0	0	0	0	0	2	2	0.00	0.000				

Chicago Cubs @ New York Mets
Shea Stadium, Flushing, NY
Sun Sep 30 1990, 3:33 AM EDT
Att: 39,195 - Overcast - 72 F

AB	37
R	6
H	8
RBI	6
BB	3
SO	7
LOB	19



Batter	1	2	3	4	5	6	7	8	9	AB	R	H	RBI	BB	SO	LOB	BOTTOM				
Gregg Jefferies, S OBP: 0.337, SLG: 0.434	G4-3		G4-3		G4-3		G5-3			5	1	4	1	0	0	0					
Dave Magadan, L OBP: 0.420, SLG: 0.459	G4-3		F8		F8		SF7		K	4	0	1	2	0	1	2					
Pat Tabler, R OBP: 0.333, SLG: 0.364					F8		G5-3			3	0	0	0	1	0	2					
Tim Teufel, R OBP: 0.298, SLG: 0.438					F8		K		K	4	0	0	0	0	2	3					
Howard Johnson, S OBP: 0.319, SLG: 0.434					F4				K	3	1	0	0	1	1	2					
Darren Reed, R OBP: 0.148, SLG: 0.370					F8		HR		L9	4	1	2	2	0	0	0					
Daryl Boston, L Chris Jelic, R Keith Hughes, L										1	0	1	0	0	0	0					
Charlie O'Brien, R Kelvin Torrey, L OBP: 0.263, SLG: 0.248 OBP: 0.359, SLG: 0.353										1	0	0	0	0	1	0					
Sid Fernandez, L Tom Herr, S Wally Whitehurst, R Tom O'Malley, L John Franco, L Alejandro Pena, R Mackey Sasser, L										1	0	0	0	0	0	0	0				
Inning Stats	R: 0 H: 1 E: 0 K: 0 S: 10	H: 1 R: 0 ER: 0 LOB: 0 BB: 0 P: 17	R: 0 H: 0 E: 0 K: 0 S: 11	H: 0 R: 0 ER: 0 LOB: 0 BB: 0 P: 17	R: 0 H: 0 E: 0 K: 0 S: 5	H: 0 R: 0 ER: 0 LOB: 0 BB: 0 P: 9	R: 3 H: 3 E: 0 K: 1 S: 23	H: 3 R: 1 ER: 0 LOB: 1 BB: 1 P: 37	R: 1 H: 1 E: 0 K: 1 S: 14	H: 1 R: 0 ER: 0 LOB: 1 BB: 1 P: 24	R: 1 H: 2 E: 0 K: 1 S: 14	H: 2 R: 0 ER: 0 LOB: 0 BB: 0 P: 19	R: 0 H: 0 E: 0 K: 1 S: 8	H: 0 R: 0 ER: 0 LOB: 0 BB: 0 P: 13	R: 0 H: 1 E: 0 K: 1 S: 9	H: 1 R: 0 ER: 0 LOB: 1 BB: 0 P: 14	1B: 6 2B: 0 3B: 2 HR: 1	SF: 1 SAC: 0 DP: 0 HBP: 0	WP: 1 PB: 0 SB: 1 CS: 1	PA: 38	
PITCHER	IP	WLS	BF	H	R	ER	SO	BB	IBB	HBP	BLK	WP	HR	S	P	ERA	WHIP				
Steve Wilson, L	(1, 1)	5.1	24	6	4	4	3	3	0	0	0	0	1	69	112	6.75	1.688				
Dave Pavias, R	(6, 1)	1.2	7	2	1	1	1	0	0	0	0	0	0	18	26	5.40	1.200				
Jose Antonio Nunez, R	(8, 1)	1.2	W	6	1	0	1	0	0	0	0	0	0	14	21	0.00	0.600				
Mitch Williams, L	(9, 1)	0.1	S	1	0	0	1	0	0	0	0	0	0	3	6	0.00	0.000				

Chicago Cubs @ New York Mets
Shea Stadium, Flushing, NY
Sun Sep 30 1990, 3:33 AM EDT
Att: 39,195 - Overcast - 72 F

AB	34
R	5
H	9
RBI	5
BB	3
SO	6
LOB	13



Batter	1	2	3	4	5	6	7	8	9	AB	R	H	RBI	BB	SO	LOB	TOP				
Darren Reed, R OBP: 0.188, SLG: 0.333 (1, 8)	G1-3		F7					K	1B	3	0	0	0	2	1	0					
Dave Magadan, L OBP: 0.420, SLG: 0.461 (1, 3)	2B			F8	G3			F7	1B	5	0	2	1	0	0	2					
Gregg Jefferies, S OBP: 0.337, SLG: 0.434 Tom O'Malley, L OBP: 0.290, SLG: 0.377 (4, PH) (4, 5)	F8			K				F7	1B	1	0	0	0	0	0	1					
Tim Teufel, R OBP: 0.291, SLG: 0.428 (1, 4)	K			F9				K		4	0	0	0	0	2	2					
Pat Tabler, R OBP: 0.336, SLG: 0.367 (1, 9)		G6-3						F9		4	1	2	0	0	0	2					
Chris Jelic, R (1, 7)	F8			E3	K				K	4	1	0	0	0	2	2					
Todd Hundley, S OBP: 0.279, SLG: 0.306 (1, 2)	K							G6-3	1B	4	1	2	0	0	1	0					
Kevin Baez, R (1, 6)				G3-1	G6-3			F9	F9	4	0	0	0	0	0	3					
David Cone, L OBP: 0.253, SLG: 0.214 (1, 1)				G4-3	BB			K	1B	4	1	2	2	0	1	0					
Inning Stats	R: 0 E: 0 K: 1 S: 11	H: 1 LOB: 1 BB: 0 P: 19	R: 0 E: 0 K: 1 S: 9	H: 0 LOB: 0 BB: 0 P: 13	R: 0 E: 0 K: 0 S: 5	H: 0 LOB: 0 BB: 0 P: 8	R: 0 E: 0 K: 1 S: 9	H: 0 LOB: 0 BB: 0 P: 16	R: 2 E: 1 K: 0 S: 11	H: 3 LOB: 2 BB: 1 P: 21	R: 0 E: 0 K: 2 S: 11	H: 1 LOB: 1 BB: 0 P: 17	R: 0 E: 0 K: 1 S: 13	H: 1 LOB: 2 BB: 0 P: 20	R: 2 E: 0 K: 1 S: 15	H: 3 LOB: 2 BB: 1 P: 31	1B: 7 2B: 2 3B: 0 HR: 0	SF: 0 SAC: 0 DP: 1 HBP: 0	WP: 0 PB: 0 SB: 0 CS: 0	PA: 39	
PITCHER	IP	WLS	BF	H	R	ER	SO	BB	IBB	HBP	BLK	WP	HR	S	P	ERA	WHIP				
Zane Smith, L ERA: 2.55 (1, 1)	5.0	L	20	4	2	0	3	1	0	0	0	0	0	45	77	0.00	1.000				
Neal Heaton, L ERA: 3.45 (6, 1)	2.0		7	1	0	0	3	0	0	0	0	0	0	20	29	0.00	0.500				
Bob Kipper, L ERA: 3.02 (8, 1)	1.0		5	1	0	0	1	0	0	0	0	0	0	13	20	0.00	1.000				
Ted Power, R ERA: 3.66 (9, 1)	1.0		7	3	2	2	1	1	0	0	0	0	0	15	31	18.00	4.000				

New York Mets @ Pittsburgh Pirates
Three Rivers Stadium, Pittsburgh, PA
Mon Oct 01 1990, 7:05 PM EDT
Att: 50,393 - Unknown

livebaseballscorecards.com

AB	37
R	4
H	9
RBI	3
BB	2
SO	8
LOB	14



Batter	1	2	3	4	5	6	7	8	9	AB	R	H	RBI	BB	SO	LOB	BOTTOM					
R.J. Reynolds, S OBP: 0.350, SLG: 0.343 (1, 8)	P4		K							4	0	0	0	0	2	1						
Bob Kipper, R OBP: 0.143, SLG: 0.143 (8, 1)					G3-1					0	0	0	0	0	0	0						
Lloyd McClendon, R OBP: 0.256, SLG: 0.245 (9, 7)										0	0	0	0	0	0	0						
Jay Bell, R OBP: 0.328, SLG: 0.360 Carlos Garcia, R OBP: 0.500, SLG: 0.500 (1, 6) (7, 6)	P6		1B					K		2	0	0	0	1	1	0						
Jeff King, R OBP: 0.280, SLG: 0.409 (1, 5)	F8		1B					K		3	0	1	0	1	1	0						
Bobby Bonilla, S OBP: 0.322, SLG: 0.519 Ted Power, R OBP: 0.125, SLG: 0.250 (1, 9) (9, 1)	K		F8					G4-3		4	0	1	0	0	1	3						
Sid Bream, L OBP: 0.347, SLG: 0.446 Steve Carter, L (7, 7) (8, 8)	BB							P5		2	0	0	0	1	1	2						
Carmelo Martinez, R OBP: 0.332, SLG: 0.407 (1, 7) (7, 3)	K							P2		4	0	0	0	0	2	3						
Tom Prince, R OBP: 0.182, SLG: 0.100 (1, 2)	P3							E8	WP	3	1	0	0	1	0	1						
Jose Lind, R OBP: 0.302, SLG: 0.337 Rafael Belliard, R OBP: 0.304, SLG: 0.280 (3, PH) (4, 4)	1B		1B					K		0	0	0	0	0	0	0						
Zane Smith, L OBP: 0.114, SLG: 0.235 Orlando Merced, S OBP: 0.256, SLG: 0.281 Neal Heaton, L OBP: 0.179, SLG: 0.047 Mark Ryan, L OBP: 0.091, SLG: 0.091 (1, 1) (5, PH) (8, 1) (7, PH) (8, 7) (9, 9)	K							P8		1	0	0	0	0	1	1						
Inning Stats	R: 0 E: 0 K: 0 S: 4	H: 0 LOB: 0 BB: 0 P: 8	R: 0 E: 0 K: 2 S: 10	H: 0 LOB: 1 BB: 1 P: 19	R: 0 E: 0 K: 2 S: 12	H: 2 LOB: 3 BB: 1 P: 21	R: 0 E: 0 K: 2 S: 10	H: 0 LOB: 0 BB: 0 P: 14	R: 0 E: 0 K: 1 S: 5	H: 0 LOB: 0 BB: 0 P: 9	R: 0 E: 0 K: 1 S: 13	H: 1 LOB: 2 BB: 1 P: 24	R: 1 E: 1 K: 2 S: 13	H: 0 LOB: 0 BB: 0 P: 19	R: 0 E: 0 K: 2 S: 10	H: 0 LOB: 0 BB: 0 P: 14	R: 0 E: 0 K: 0 S: 6	H: 0 LOB: 1 BB: 1 P: 12	1B: 3 2B: 0 3B: 0 HR: 0	SF: 0 SAC: 0 DP: 0 HBP: 0	WP: 3 PB: 1 SB: 0 CS: 0	PA: 35
PITCHER	IP	WLS	BF	H	R	ER	SO	BB	IBB	HBP	BLK	WP	HR	S	P	ERA	WHIP					
David Cone, R ERA: 3.23 (1, 1)	9.0	W	35	3	1	0	12	4	0	0	0	3	0	83	140	0.00	0.778					

New York Mets @ Pittsburgh Pirates
Three Rivers Stadium, Pittsburgh, PA
Mon Oct 01 1990, 7:05 PM EDT
Att: 50,393 - Unknown

livebaseballscorecards.com

AB	31
R	1
H	3
RBI	0
BB	4
SO	12
LOB	13



Batter	1	2	3	4	5	6	7	8	9	AB	R	H	RBI	BB	SO	LOB	TOP			
Darren Reed, R OBP: 0.189, SLG: 0.343	1-1 BLK G4-3 2B		1-1 G1-3	3-2 F8		1-2 G1-3			1-2 L9	5	1	1	0	0	0	1				
Dave Magadan, L OBP: 0.416, SLG: 0.458	0-1 G4-3 2H		1-1 G3-1		3-2 BB 1B		1-2 F7		1-2 G6-3	5	0	1	1	0	0	0				
Pat Tabler, R OBP: 0.333, SLG: 0.363	0-2 G6-3		1-0 BB E 1B		1-3 K		0-1 G6-3		1-0 G5-3	5	1	1	0	0	1	1				
Tim Teufel, R OBP: 0.301, SLG: 0.459	2-2 HR		1-0 BB E 1B		2-3 K		0-0 2B			4	2	3	1	0	1	1				
Tom O'Malley, L OBP: 0.297, SLG: 0.371	2-3 K		4-0 E 1B		4-1 BB		1-2 G4-3			2	0	0	0	2	1	1				
Chris Jelic, R (1, 7)		2-2 G3	3-2 E6 FC6-4		2-3 K			0-0 F9		2	0	0	0	0	0	1				
Keith Hughes, L (5, PH) (5, 7)			1-3 2-H 3-H 1-2							2	0	0	0	0	1	2				
Charlie O'Brien, R OBP: 0.259, SLG: 0.244		0-3 K	1-2 SAFE FC6-4			1-2 G6-3		0-0 1B		3	0	0	0	0	1	2				
Todd Hundley, S OBP: 0.290, SLG: 0.317			1-2							1	0	1	0	0	0	0				
Kevin Baez, R OBP: 0.250, SLG: 0.375		3-2 2B			0-0 G4-3		1-1 SH3-4 1B	2-0 F9		4	0	2	0	0	0	1				
Dwight Gooden, R OBP: 0.225, SLG: 0.267		2-2 L8			1-1 P4		0-1 SH3-4	2-3 K		2	0	0	0	0	0	1				
Jeff Innis, R (5, 1)										0	0	0	0	0	0	0				
Kelvin Torve, L OBP: 0.350, SLG: 0.343										1	0	0	0	0	1	1				
Dan Schatzeder, L OBP: 0.250, SLG: 0.250										0	0	0	0	0	0	0				
Inning Stats	R: 2 E: 0 K: 1 S: 15	H: 2 LOB: 0 BB: 0 P: 20	R: 0 E: 0 K: 1 S: 13	H: 1 LOB: 1 BB: 0 P: 20	R: 2 E: 1 K: 0 S: 13	H: 2 LOB: 2 BB: 1 P: 25	R: 0 E: 0 K: 0 S: 7	H: 0 LOB: 0 BB: 0 P: 11	R: 0 E: 0 K: 3 S: 13	H: 1 LOB: 2 BB: 1 P: 25	R: 0 E: 0 K: 0 S: 12	H: 1 LOB: 1 BB: 0 P: 14	R: 0 E: 0 K: 1 S: 6	H: 1 LOB: 1 BB: 0 P: 10	R: 0 E: 0 K: 0 S: 7	H: 0 LOB: 0 BB: 0 P: 10	1B: 5 2B: 3 3B: 0 HR: 1	SF: 0 SAC: 1 DP: 0 HBP: 0	WP: 0 PA: 39	
PITCHER	IP	WLS	BF	H	R	ER	SO	BB	IBB	HBP	BLK	WP	HR	S	P	ERA	WHIP			
Randy Tomlin, L ERA: 2.55	(1, 1)	2.0	9	3	2	2	2	0	0	0	1	0	1	28	40	9.00	1.500			
John Smiley, L ERA: 4.54	(3, 1)	1.0	7	2	2	0	0	1	0	0	0	0	0	13	25	0.00	3.000			
Bill Landrum, R ERA: 2.13	(4, 1)	1.2	W	7	1	0	0	2	1	0	0	0	0	17	31	0.00	1.200			
Bob Patterson, L ERA: 2.95	(5, 1)	1.1	5	1	0	0	1	0	0	0	0	0	0	13	18	0.00	0.750			
Stan Belinda, R ERA: 3.55	(7, 1)	1.0	4	1	0	0	0	0	0	0	0	0	0	12	14	0.00	1.000			

New York Mets @ Pittsburgh Pirates
Three Rivers Stadium, Pittsburgh, PA

AB 36
R 4
H 9
RBI 2
BB 2
SO 6
LOB 12



WP: 0 PA: 39
PB: 0
SB: 0
CS: 0

Batter	1	2	3	4	5	6	7	8	9	AB	R	H	RBI	BB	SO	LOB	BOTTOM			
Wally Backman, S OBP: 0.374, SLG: 0.397			0-0 G4-3	1-1 WP BB 1B		0-3 K		1-3 K		3	0	1	0	0	1	0				
Rafael Belliard, R OBP: 0.293, SLG: 0.269				1-2 2-3 1B						2	0	0	0	0	2	0				
Jay Bell, R OBP: 0.330, SLG: 0.364	2-1 F9		3-2 1B E 1B	4-2 WP BB		1-1 1B 2B		2-2 FC3-6 1B		3	1	2	1	1	0	0				
Carlos Garcia, R OBP: 0.667, SLG: 0.667	(6, FR) (7, 6)		1-2 2-3 3-H 4-2	1-2 2-3 3-H 4-2		0-0 F7		0-1 FC3-6 1B		1	1	1	0	0	0	0				
Andy Van Slyke, L OBP: 0.367, SLG: 0.464	3-3 K		0-1 E 1B	1-2 2-3 3-H 4-2		0-0 F7		0-1 FC3-6 1B		4	1	1	0	1	1	2				
Bobby Bonilla, S OBP: 0.323, SLG: 0.519		1-1 1B 1B	0-0 G3	1-3 K		0-0 BB 1B		0-0 P2		5	1	2	2	0	1	4				
Steve Carter, L (9, 9)			1-H 3-H			2-H 1B				0	0	0	0	0	0	0				
R.J. Reynolds, S OBP: 0.354, SLG: 0.344	1 SAFE CI 1B G6-3		2-3 K		0-1 HR 1B	4-0 BB		1-2 BB		2	2	1	0	1	1	0				
Sid DREAM, L OBP: 0.349, SLG: 0.455		3-2 F7		2-2 FC3-6 1B	2-0 HR	0-2 F9				3	1	2	2	0	0	2				
Carmelo Martinez, R OBP: 0.331, SLG: 0.495					1-H HR					1	0	0	0	0	0	2				
Michael LaValliere, L OBP: 0.360, SLG: 0.342		2-0 G6-3 1B		1 SAFE FC3-6 1B	1-1 F7		2-2 G6-3			3	0	1	1	0	0	1				
Don Slaughter, R OBP: 0.379, SLG: 0.463			1-3 2-H		1-2 FC1-5 1B		1-2 F7			1	0	0	0	0	0	0				
Jose Lind, R OBP: 0.303, SLG: 0.337		3-2 G6-3		0-1 1B FC1-5	2-1 G6-3		0-0 F7			2	1	1	1	0	0	1				
Jeff King, R OBP: 0.276, SLG: 0.407			1-2 BB 1B	1-2 BB 1B						2	0	0	0	0	0	0				
Randy Tomlin, L OBP: 0.177, SLG: 0.080					0-0 FC1-5 1B		1-2 G6-3			0	0	0	0	0	0	0				
Orlando Merced, S OBP: 0.240, SLG: 0.250	(2, PH)									1	0	0	0	0	1	1				
John Smiley, L OBP: 0.175, SLG: 0.222	(3, 1)									0	0	0	0	0	0	0				
Bill Landrum, R OBP: 0.111, SLG: 0.122	(4, 1)									1	1	0	0	0	2	2				
Bob Patterson, R OBP: 0.260, SLG: 0.293	(5, 1)									1	0	0	0	0	0	0				
Stan Belinda, R OBP: 0.260, SLG: 0.293	(7, 1)									0	0	0	0	0	0	0				
Mark Ryjal, L OBP: 0.260, SLG: 0.293	(7, PH)									1	0	0	0	0	0	0				
Vicente Palacios, R ERA: 2.23	(8, 1)									0	0	0	0	0	0	0				
Inning Stats	R: 0 E: 0 K: 2 S: 11	H: 0 LOB: 0 BB: 0 P: 17	R: 2 E: 1 K: 1 S: 16	H: 2 LOB: 1 BB: 0 P: 27	R: 2 E: 1 K: 1 S: 13	H: 2 LOB: 0 BB: 0 P: 18	R: 2 E: 0 K: 1 S: 21	H: 3 LOB: 3 BB: 2 P: 34	R: 2 E: 0 K: 0 S: 9	H: 2 LOB: 0 BB: 0 P: 16	R: 1 E: 0 K: 1 S: 10	H: 2 LOB: 2 BB: 1 P: 15	R: 0 E: 0 K: 0 S: 6	H: 0 LOB: 0 BB: 0 P: 8	R: 0 E: 0 K: 1 S: 9	H: 1 LOB: 1 BB: 0 P: 12	1B: 10 2B: 1 3B: 0 HR: 1	SF: 0 SAC: 0 DP: 0 HBP: 0	WP: 1 PA: 40	
PITCHER	IP	WLS	BF	H	R	ER	SO	BB	IBB	HBP	BLK	WP	HR	S	P	ERA	WHIP			
Dwight Gooden, R ERA: 3.83	(1, 1)	4.1	L	25	9	8	6	5	0	0	0	0	1	65	104	12.46	2.538			
Jeff Innis, R ERA: 2.39	(5, 1)	2.2	11	2	1	1	1	1	0	0	0	0	0	21	31	3.38	1.125			
Dan Schatzeder, L ERA: 2.23	(8, 1)	1.0	4	1	0	0	1	0	0	0	0	0	0	9	12	0.00	1.000			

New York Mets @ Pittsburgh Pirates
Three Rivers Stadium, Pittsburgh, PA

AB 36
R 9
H 12
RBI 7
BB 3
SO 7
LOB 15



WP: 1 PA: 40
PB: 0
SB: 1
CS: 0

Batter	1	2	3	4	5	6	7	8	9	AB	R	H	RBI	BB	SO	LOB	TOP																	
Darren Reed, R OBP: 0.262, SLG: 0.436 (1, 8)										4	2	3	0	1	0	0	New York Mets @ Pittsburgh Pirates Three Rivers Stadium, Pittsburgh, PA Wed Oct 03 1990, 3:33 AM EDT Att: 27,641 - Sunny - 71 F																	
Dave Magadan, L OBP: 0.417, SLG: 0.457 Kelvin Torve, L OBP: 0.386, SLG: 0.395 (1, 3)										1	0	0	0	0	0	1																		
Pat Tabler, R OBP: 0.338, SLG: 0.370 (1, 9)										4	1	2	3	0	0	3																		
Tim Teufel, R OBP: 0.304, SLG: 0.480 (1, 4)										5	1	2	1	0	2	5																		
Tom O'Malley, L OBP: 0.286, SLG: 0.355 (1, 5)										5	0	0	1	0	0	5																		
Chris Jelic, R OBP: 0.091, SLG: 0.364 Dan Schatzeder, L OBP: 0.250, SLG: 0.250 Alejandro Pena, R OBP: 0.296, SLG: 0.167 (1, 7)										4	1	1	1	0	0	1																		
Todd Hundley, S OBP: 0.274, SLG: 0.299 (1, 2)										4	0	0	0	0	2	0																		
Kevin Baez, R OBP: 0.167, SLG: 0.250 (1, 6)										4	0	0	0	0	0	1																		
Frank Viola, L OBP: 0.153, SLG: 0.153 Keith Hughes, L (8, PH)										3	1	1	0	0	0	0																		
Inning Stats	R: 2 E: 0 K: 0 S: 19	H: 3 LOB: 1 BB: 0 P: 26	R: 0 E: 0 K: 1 S: 7	H: 0 LOB: 0 BB: 0 P: 8	R: 0 E: 0 K: 0 S: 10	H: 1 LOB: 1 BB: 0 P: 14	R: 0 E: 0 K: 0 S: 4	H: 0 LOB: 0 BB: 0 P: 9	R: 0 E: 0 K: 0 S: 9	H: 1 LOB: 2 BB: 1 P: 16	R: 1 E: 0 K: 0 S: 16	H: 2 LOB: 3 BB: 1 P: 31	R: 1 E: 0 K: 1 S: 9	H: 1 LOB: 0 BB: 0 P: 15	R: 1 E: 0 K: 1 S: 10	H: 2 LOB: 1 BB: 0 P: 13		1B: 4 2B: 5 3B: 0 HR: 2	SF: 0 SAC: 0 DP: 1 HBP: 1	WP: 1 PB: 0 SB: 1 CS: 0	PA: 41													
PITCHER	IP WLS BF H R ER SO BB IBB HBP BLK WP HR S P ERA WHIP																																	
Jerry Reuss, L ERA: 3.52	5.1		23	6	3	3	1	1	0	0	0	0	0	1	51	77	5.06	1.312																
Mike York, R ERA: 2.94	1.2	L	9	2	1	1	1	1	0	1	0	0	0	0	19	37	5.40	1.800																
Doug Bair, R ERA: 4.81	2.0		9	3	2	2	2	0	0	0	0	1	1	19	28	9.00	1.500																	

AB	38
R	6
H	11
RBI	6
BB	2
SO	4
LOB	17



Batter	1	2	3	4	5	6	7	8	9	AB	R	H	RBI	BB	SO	LOB	BOTTOM																	
Gary Redus, R OBP: 0.341, SLG: 0.419 Doug Bair, R (8, 1)										4	0	0	1	0	1	3	New York Mets @ Pittsburgh Pirates Three Rivers Stadium, Pittsburgh, PA Wed Oct 03 1990, 3:33 AM EDT Att: 27,641 - Sunny - 71 F																	
Jay Bell, R OBP: 0.329, SLG: 0.362 Carlos Garcia, R OBP: 0.500, SLG: 0.500 (1, 6)										3	0	0	0	0	1	0																		
Andy Van Slyke, L OBP: 0.367, SLG: 0.465 Steve Carter, L OBP: 0.200, SLG: 0.200 (4, PR)										2	0	1	0	0	0	0																		
Bobby Bonilla, S OBP: 0.322, SLG: 0.518 Mark Ryval, L OBP: 0.083, SLG: 0.083 (9, 9)										4	1	1	0	0	0	2																		
Barry Bonds, L OBP: 0.406, SLG: 0.565 Carmelo Martinez, R OBP: 0.332, SLG: 0.419 (8, 3)										1	0	0	0	1	0	0																		
Jeff King, R OBP: 0.281, SLG: 0.408 (1, 5)										4	0	2	0	0	1	2																		
Don Slaught, R OBP: 0.375, SLG: 0.457 Dann Bilardello, R OBP: 0.146, SLG: 0.054 (7, 2)										3	0	0	0	0	1	2																		
Jose Lind, R OBP: 0.305, SLG: 0.340 Rafael Belliard, R OBP: 0.283, SLG: 0.259 (6, PR)										1	1	1	0	1	0	0																		
Jerry Reuss, L (1, 1)										0	0	0	0	0	0	0																		
Mike York, R OBP: 0.333, SLG: 0.333 Michael LaValliere, L OBP: 0.362, SLG: 0.344 John Cangelosi, S OBP: 0.307, SLG: 0.224 (8, 7)										0	0	0	0	0	0	0																		
Inning Stats	R: 0 E: 0 K: 0 S: 3	H: 0 LOB: 0 BB: 0 P: 6	R: 0 E: 0 K: 0 S: 6	H: 1 LOB: 1 BB: 0 P: 10	R: 1 E: 0 K: 1 S: 8	H: 1 LOB: 0 BB: 0 P: 13	R: 0 E: 0 K: 1 S: 7	H: 1 LOB: 2 BB: 1 P: 15	R: 0 E: 0 K: 2 S: 11	H: 0 LOB: 2 BB: 1 P: 19	R: 2 E: 0 K: 0 S: 12	H: 3 LOB: 1 BB: 0 P: 21	R: 0 E: 0 K: 1 S: 8	H: 1 LOB: 1 BB: 0 P: 12	R: 0 E: 0 K: 0 S: 4	H: 1 LOB: 0 BB: 0 P: 5	R: 0 E: 0 K: 2 S: 11	H: 0 LOB: 0 BB: 0 P: 15	1B: 5 2B: 3 3B: 0 HR: 1	SF: 0 SAC: 2 DP: 2 HBP: 0	WP: 0 PB: 0 SB: 0 CS: 1	PA: 35												
PITCHER	IP WLS BF H R ER SO BB IBB HBP BLK WP HR S P ERA WHIP																																	
Frank Viola, L ERA: 2.67	7.0	W	29	7	3	3	5	2	0	0	0	0	0	0	55	96	3.86	1.286																
Dan Schatzeder, L ERA: 2.2	1.0		3	1	0	0	0	0	0	0	0	0	0	4	5	0.00	1.000																	
Alejandro Pena, R ERA: 3.2	1.0	S	3	0	0	0	2	0	0	0	0	0	0	11	15	0.00	0.000																	

