

**New York Mets - 1991**



Batter	1	2	3	4	5	6	7	8	9	AB R H RBI BB SO LOB	TOP	
Lenny Dykstra, L (1, 8) BB C C C X	3-2 F8 ①		3-2 P4 ③ 1-2			1-0 F7 ①		1-2 G4-6-3 ① ② 1-2f		4 0 0 0 0 0 2		
Darren Daulton, L (1, 2) OBP: 0.250, SLG: 0.250 C F S	0-3 K ②			X 0-0 P4 ①		2-1 1B 1B		0-2 F8 ③		4 0 1 0 0 1 0		
Von Hayes, L (1, 7) OBP: 0.250, SLG: 0.250 B F C S	1-3 K ③			X 0-0 CS 1B		2-0 F9 ②		X 0-0 G4-3 ①		4 0 1 0 0 1 1		
Dale Murphy, R (1, 9) OBP: 0.250, SLG: 0.250 F S T		0-3 K ①		1 SAFE 1 SAFE 1-3 K ② ③ 1-2		X 0-0 1B 1-2		C C B S 1-3 K ②		4 0 1 0 0 3 1		
John Kruk, L (1, 3) OBP: 0.250, SLG: 1.000 B C X		1-1 G4-3 ②			F B S X 1-2 HR	C X 0-1 F7 ③		B F S X 1-2 G6-3 ③		4 1 1 1 0 0 2		
Charlie Hayes, R (1, 5) B X		1-0 F8 ③			X 0-0 E5 G4-6-3 BB		X 0-0 G6-3 ①			3 0 0 0 0 0 0		
Dickie Thon, R (1, 6) C F B T F C			1-3 K ①		B C C B B 4-1 G4-6-3 BB		S X 0-1 F9 ②			2 0 0 0 1 1 0		
Wally Backman, S (1, 4) OBP: 0.333, SLG: 0.333 B C C X			2-1 FC3-6 1B		1 SAFE C X 0-1 G4-6-3 ① ② 1-2f 2-3		B B B B B 3-3 K ③			3 0 1 0 0 1 2		
Terry Mulholland, R (1, 1) John Morris, L (8, PH) Joe Boever, R (8, 1) Mitch Williams, L (8, 1) OBP: 1.000, SLG: 1.000			0-0 FC3-6 1B 1-2f		S C S B B B B 3-3 K ③		B F F X 1-2 G4-6-3 1B			2 0 0 0 0 1 2		
<b>Inning Stats</b>	R: 0 E: 0 K: 2 S: 9 H: 0 LOB: 0 BB: 0 P: 13	R: 0 E: 0 K: 1 S: 6 H: 0 LOB: 0 BB: 0 P: 8	R: 0 E: 0 K: 1 S: 12 H: 1 LOB: 1 BB: 0 P: 18	R: 0 E: 0 K: 1 S: 5 H: 1 LOB: 0 BB: 0 P: 6	R: 1 E: 1 K: 1 S: 10 H: 1 LOB: 1 BB: 1 P: 18	R: 0 E: 0 K: 0 S: 7 H: 2 LOB: 2 BB: 0 P: 12	R: 0 E: 0 K: 1 S: 7 H: 0 LOB: 0 BB: 0 P: 10	R: 0 E: 0 K: 0 S: 10 H: 1 LOB: 0 BB: 0 P: 12	R: 0 E: 0 K: 1 S: 7 H: 0 LOB: 0 BB: 0 P: 9	1B: 5 2B: 0 3B: 0 HR: 1 SF: 0 SAC: 0 DP: 2 HBP: 0	WP: 0 PB: 0 SB: 1 CS: 1 PA: 32	
<b>PITCHER</b> Dwight Gooden, R (1, 1) ERA: 1.13 John Franco, L (9, 1) ERA:	IP 8.0 WLS W BF 29 H 6 R 1 ER 1 SO 7 BB 1 IBB 0 HBP 0 BLK 0 WP 0 HR 1 S 66 P 97 ERA 1.12 WHIP 0.875	IP 1.0 WLS S BF 3 H 0 R 0 ER 0 SO 1 BB 0 IBB 0 HBP 0 BLK 0 WP 0 HR 0 S 7 P 9 ERA 0.00 WHIP 0.000	<b>PITCHER</b> IP WLS BF H R ER SO BB IBB HBP BLK WP HR S P ERA WHIP									

Philadelphia Phillies @ New York Mets  
Shea Stadium, Flushing, NY  
Mon Apr 08 1991, 3:33 AM EDT  
Att. 49,276 - Cloudy - 89 F

livebaseballscorecards.com

AB	31
R	1
H	6
RBI	1
BB	1
SO	8
LOB	10







Batter	1	2	3	4	5	6	7	8	9	10	AB R H RBI BB SO LOB	TOP										
Lenny Dykstra, L (1, 8) OBP: 0.222, SLG: 0.125	4-1 CS BB		3-2 F8		3-2 G6-3 1B		1-2 G3-1		3-2 F7		4 0 1 0 1 0 0	Philadelphia Phillies @ New York Mets Shea Stadium, Flushing, NY Tue Apr 09 1991, 3:33 AM EDT Att: 16,013 - Cloudy - 79 F										
Darren Daulton, L (1, 2) OBP: 0.222, SLG: 0.222	3-3 SAFE 1-2		3-3		3-2 G6-3 1-2		1-1 F8		1-0 1B		5 0 1 0 0 2 2											
Von Hayes, L (1, 7) OBP: 0.444, SLG: 0.500	1-1 1B		2-0		3-3 K		4-2 BB		3-2 F8		4 0 2 0 1 1 2											
Dale Murphy, R (1, 9) OBP: 0.111, SLG: 0.111	2-2 G6-3		2-3		0-0 F9		2-3 K			0-1 G6-3	5 0 0 0 0 2 4											
John Kruk, L (1, 3) OBP: 0.333, SLG: 0.667		0-1 F7		0-0 F7		2-2 G6-3 1B 1B		2-0 SH3-4 1B		2-3 K	5 1 2 0 0 1 0											
Charlie Hayes, R (1, 5) OBP: 0.286, SLG: 0.286		1-1		1-1		1-1 G6-3		0-0 SH3-4		0-1 F7	4 0 2 0 0 0 1											
Joe Boever, R (10, 1)		FC5-4 1B		PB 1B		1-2		1-2			0 0 0 0 0 0 0											
Dickie Thon, R (1, 6)		1-1 SAFE FC5-4 1B 1-2f		2-1 F9		1-3 K		0-0 G5-3			4 0 0 0 0 1 4											
Randy Ready, R (1, 4) OBP: 0.750, SLG: 0.667		1-2		4-0		0-2		1-1 G5-3			3 0 2 1 1 0 1											
Roger McDowell, R (8, 1)		1-3 1B		1-2		2-H 1B					0 0 0 0 0 0 0											
Dave Hollins, S (10, 5)		1-3 1B		1-2		1-2 G6-3					0 0 0 0 0 0 0											
Jason Grimsley, R (1, 1)		0-3 K		2-2		1-2 G6-3			3-2 G6-3		3 0 0 0 0 1 5											
Mitch Williams, L (7, 1)											0 0 0 0 0 0 0											
Wally Backman, S (8, 4) OBP: 0.250, SLG: 0.250											1 0 0 0 0 0 0											
<b>Inning Stats</b>	R: 0 E: 0 K: 1 S: 10	H: 1 LOB: 1 BB: 1 P: 20	R: 0 E: 0 K: 1 S: 12	H: 2 LOB: 2 BB: 0 P: 15	R: 0 E: 0 K: 2 S: 11	H: 1 LOB: 1 BB: 0 P: 21	R: 0 E: 0 K: 1 S: 12	H: 1 LOB: 1 BB: 0 P: 21	R: 1 E: 0 K: 1 S: 15	H: 2 LOB: 1 BB: 0 P: 20	R: 0 E: 0 K: 1 S: 10	H: 0 LOB: 1 BB: 1 P: 18	R: 0 E: 0 K: 1 S: 5	H: 1 LOB: 1 BB: 0 P: 8	R: 0 E: 0 K: 0 S: 11	H: 1 LOB: 1 BB: 0 P: 21	R: 0 E: 0 K: 1 S: 7	H: 0 LOB: 0 BB: 0 P: 9	1B: 9 2B: 2 3B: 0 HR: 0	SF: 0 SAC: 1 DP: 1 HBP: 0	WP: 0 PB: 1 SB: 0 CS: 1	PA: 42
<b>PITCHER</b>	IP WLS BF H R ER SO BB IBB HBP BLK WP HR S P ERA WHIP																					
Frank Viola, L (1, 1) ERA: 1.5	6.0	27	8	1	1	6	1	1	0	0	0	0	0	72	118	1.50	1.500					
Pete Schourek, L ERA:	7.1	6	1	0	0	1	1	0	0	0	0	0	0	12	22	0.00	1.500					
Jeff Innis, R ERA:	8.1	2	0	0	0	0	0	0	0	0	0	0	0	3	4	0.00	0.000					
Doug Simons, L ERA:	9.1	2.0	W	7	1	0	0	0	0	0	0	0	0	18	30	0.00	0.500					

livebaseballscorecards.com

AB	38
R	1
H	10
RBI	1
BB	3
SO	8
LOB	19











BOTTOM

Philadelphia Phillies @ New York Mets  
Shea Stadium, Flushing, NY

Wed Apr 10 1991, 7:05 PM EDT  
Att: 22,841 - Sunny - 67 F

livebaseballscorecards.com



AB R H RBI BB SO LOB

4 0 1 1 3 0 2

5 0 2 3 1 0 6  
0 0 0 0 0 0 0  
0 0 0 0 0 0 0

3 0 0 1 2 2 3

5 0 1 0 1 3 7  
0 0 0 0 0 0 0

5 1 1 0 1 1 5

5 1 2 0 1 0 3

2 2 0 0 2 0 1  
0 0 0 0 0 0 0  
1 0 0 0 0 1 1  
1 0 0 0 0 0 2

5 2 1 0 1 2 5

1 0 0 0 0 1 3  
0 1 0 0 1 0 0  
0 0 0 0 0 0 0  
1 0 0 0 2 1 0

AB 38  
R 7  
H 8  
RBI 5  
BB 15  
SO 11  
LOB 38

WP: 2 PA: 55  
PB: 0  
SB: 6  
CS: 0

1B: 7 SF: 1  
2B: 1 SAC: 1  
3B: 0 DP: 0  
HR: 0 HBP: 0

Batter	1	2	3	4	5	6	7	8	9	10																									
Vince Coleman, S OBP: 0.375, SLG: 0.308 (1, 8)	4-2 S S BB	4-1 SF9 1B BB		2-2 G3	1-2 1B 1B		1-2 E5 BB FC1-5	4-2 BB		3-2 F8																									
Gregg Jefferies, S OBP: 0.267, SLG: 0.286 (1, 5)	3-1 F7	2-0		4-1 WP S BB	2-1 1B		1-0 FC1-5 BB	2-1 F8																											
Jeff Innis, R (9, 1)	1 SAFE			3-H	1-3 2-H 3-H 1B		1-2 2-3f																												
John Franco, L (10, 1)	1 SAFE	1-2 2-3 3-H 1B		4-1 WP S BB	3-2 P5		4-1 BB																												
Dave Magadan, L (1, 3)	0-3 K	2-0 SF9		4-1 1-3 IBB	3-2 P5		1-2 2-3 BB		2-3 K																										
Hubie Brooks, R OBP: 0.429, SLG: 0.750 (9, PR)	4-2 BB	1-3 K		1-1 P3			1-3 K		1-2 FC5 S 1B																										
Daryl Boston, L OBP: 0.667, SLG: 0.500 (10, 9)	2-3 BB																																		
Howard Johnson, S OBP: 0.154, SLG: 0.167 (1, 6)	3-0 F9			0-1 P6			3-3 K		4-1 1-2 IBB																										
Mark Carreon, R OBP: 0.400, SLG: 0.333 (1, 7)		4-0 BB BB BB		3-1 F8	3-2 G6-3		0-1 E 1B		0-0 F9																										
Tom Herr, S (1, 4)		4-2 BB BB BB		0-0 F7	4-1 1B S 1B BB		0-0 E1		0-3 K																										
Alejandro Pena, R (7, 1)		1-2 1B BB BB					1-2		1-2 FC5																										
Kevin Elster, R (8, PH)									2-3f																										
Tim Teufel, R (9, PH)																																			
Charlie O'Brien, R OBP: 0.333, SLG: 0.200 (1, 2)		4-0 1B BB SF9 BB BB		2-2 G3 SH2-4 WP 1B	3-3 K		1-3 K		0-2 F7																										
David Cone, L (1, 1)		1-2 2-3 BB		0-0 SH2-4						0-1 F9																									
Mackey Sasser, L (5, PH)																																			
Doug Simons, L (6, 1)																																			
Keith Miller, R (7, 4)																																			
Inning Stats	R: 0 E: 0 K: 1 S: 12	H: 0 LOB: 2 BB: 2 P: 26	R: 3 E: 0 K: 2 S: 13	H: 1 LOB: 1 BB: 4 P: 35	R: 0 E: 0 K: 0 S: 5	H: 0 LOB: 0 BB: 0 P: 8	R: 1 E: 0 K: 0 S: 12	H: 1 LOB: 2 BB: 2 P: 25	R: 3 E: 0 K: 1 S: 16	H: 3 LOB: 3 BB: 2 P: 36	R: 0 E: 1 K: 3 S: 13	H: 0 LOB: 3 BB: 2 P: 26	R: 0 E: 0 K: 1 S: 12	H: 1 LOB: 3 BB: 2 P: 22	R: 0 E: 0 K: 1 S: 12	H: 1 LOB: 2 BB: 1 P: 20	R: 0 E: 0 K: 1 S: 10	H: 0 LOB: 0 BB: 0 P: 13	1B: 7 2B: 1 3B: 0 HR: 0	SF: 1 SAC: 1 DP: 0 HBP: 0															
PITCHER	IP WLS BF H R ER SO BB IBB HBP BLK WP HR S P ERA WHIP																																		
Jose De Jesus, R ERA: 20.25 (1, 1)	1.1	10	0	3	3	2	6	0	0	0	0	0	20	51	20.25	4.500																			
Tommy Greene, R ERA: 9.0 (2, 1)	3.0	15	3	3	3	1	2	1	0	0	2	0	27	55	9.00	1.667																			
Darrel Akerfelds, R ERA: 5.4 (5, 1)	1.2	10	3	1	1	4	0	1	0	0	0	0	24	44	5.40	1.800																			
Joe Boever, R ERA: 3.0 (7, 1)	1.2	11	1	0	0	2	4	0	0	0	0	0	23	44	0.00	3.000																			
Roger McDowell, R ERA: 3.38 (8, 1)	1.1	W 6	1	0	0	1	0	1	0	0	0	0	14	24	0.00	0.750																			
PITCHER	IP WLS BF H R ER SO BB IBB HBP BLK WP HR S P ERA WHIP																																		
Mitch Williams, L ERA: (10, 1)	1.0	S 3	0	0	0	1	0	0	0	0	0	0	10	13	0.00	0.000																			

Batter	1	2	3	4	5	6	7	8	9	AB R H RBI BB SO LOB	TOP											
<b>Delino DeShields, L</b> OBP: 0.353, SLG: 0.600 (1, 4)	1-2 G5-3		1-0 1B 3B			3-3 K		1-3 K		4 1 1 1 0 2 2												
<b>Dave Martinez, L</b> OBP: 0.294, SLG: 0.353 (1, 8)	3-2 G3		0-0 CS 1B			1-0 G3		2-1 F7		4 0 1 1 0 0 2												
<b>Ivan Calderon, R</b> OBP: 0.412, SLG: 0.688 (1, 7)	1-2 G4-3		1-1 CS	0-2 L6		2-2 L9			0-2 F8	4 0 0 0 0 0 0												
<b>Tim Wallach, R</b> OBP: 0.176, SLG: 0.125 (1, 5)		1-2 F9		1-3 K			1-2 G5-3		1-0 2B 1B	4 1 1 0 0 1 0												
<b>Larry Walker, L</b> OBP: 0.385, SLG: 0.500 (1, 9)		2-2 F7		3-2 G4-3			0-0 G6-3		0-2 P4	4 0 0 0 0 0 1												
<b>Andres Galarraga, R</b> OBP: 0.188, SLG: 0.250 (1, 3)		1-1 G6-3			1-2 E6 CS 1B		1-3 K		1-1 1B 2B	4 0 1 0 0 1 0												
<b>Nelson Santovenia, R</b> OBP: 0.417, SLG: 0.500 (1, 2)			1-0 G6-3		0-0 L6			3-2 FC1-6 BB 1B	0-2 2B 1B	4 0 2 1 0 0 1												
<b>Spike Owen, S</b> OBP: 0.231, SLG: 0.167 (1, 6)			0-0		0-2			4-0 FC1-6 BB 1B	1-1 P4	2 1 2 0 1 0 0												
<b>Ron Hassey, L</b> OBP: 0.400, SLG: 0.400 (9, PH)			SH1-4 3B 1B		1-2 CS 1B			1-2 BB		0 0 0 0 0 0 0												
<b>Marquis Grissom, R</b> OBP: 0.400, SLG: 0.500 (9, PH)					1-2 1B					1 0 0 0 0 0 2												
<b>Rick Mahler, R</b> (1, 1)			1-1 SH1-4		2-2 G6-3			1-2 FC1-6		1 0 0 0 0 0 2												
<b>Mel Rojas, R</b> (5, 1)										0 0 0 0 0 0 0												
<b>Eric Bullock, L</b> OBP: 0.333, SLG: 0.333 (8, PH)										1 0 0 0 0 0 2												
<b>Bill Long, R</b> (8, 1)					1-2 2-3			1-2 2-3		0 0 0 0 0 0 0												
<b>Inning Stats</b>	R: 0 E: 0 K: 0 S: 11	H: 0 LOB: 0 BB: 0 P: 16	R: 0 E: 0 K: 0 S: 10	H: 0 LOB: 0 BB: 0 P: 14	R: 2 E: 0 K: 0 S: 8	H: 3 LOB: 0 BB: 0 P: 11	R: 0 E: 0 K: 1 S: 10	H: 0 LOB: 0 BB: 0 P: 14	R: 0 E: 1 K: 0 S: 11	H: 1 LOB: 1 BB: 0 P: 14	R: 0 E: 0 K: 1 S: 7	H: 0 LOB: 0 BB: 0 P: 13	R: 0 E: 0 K: 1 S: 8	H: 0 LOB: 0 BB: 0 P: 10	R: 0 E: 0 K: 1 S: 12	H: 1 LOB: 2 BB: 1 P: 23	R: 1 E: 0 K: 0 S: 14	H: 3 LOB: 2 BB: 0 P: 17	1B: 6 2B: 1 3B: 1 HR: 0	SF: 0 SAC: 1 DP: 0 HBP: 0	WP: 0 PB: 0 SB: 0 CS: 3	PA: 36
<b>PITCHER</b>	IP WLS BF H R ER SO BB IBB HBP BLK WP HR S P ERA WHIP																					
<b>Wally Whitehurst, R</b> ERA: 2.57 (1, 1)	7.0 W 26 5 2 2 3 1 0 0 0 0 0 0 68 102 2.57 0.857																					
<b>Alejandro Pena, R</b> ERA: 5.4 (8, 1)	1.2 8 3 1 1 1 0 0 0 0 0 0 0 21 27 5.40 1.800																					
<b>John Franco, L</b> ERA: (9, 1)	0.1 S 1 0 0 0 0 0 0 0 0 0 0 0 2 3 0.00 0.000																					

**Montreal Expos @ New York Mets**  
Shea Stadium, Flushing, NY  
Thu Apr 11 1991, 7:05 PM EDT  
Att. 17,271 - Sunny - 52 F

livebaseballscorecards.com

AB	33
R	3
H	8
RBI	3
BB	1
SO	4
LOB	12





**BOTTOM**

**Montreal Expos @ New York Mets**  
 Shea Stadium, Flushing, NY  
 Thu Apr 11 1991, 7:05 PM EDT  
 Att. 17,271 - Sunny - 52 F

livebaseballscorecards.com

<b>AB</b>	<b>27</b>
<b>R</b>	<b>6</b>
<b>H</b>	<b>8</b>
<b>RBI</b>	<b>6</b>
<b>BB</b>	<b>7</b>
<b>SO</b>	<b>2</b>
<b>LOB</b>	<b>17</b>



WP: 0	PA: 39
PB: 1	
SB: 1	
CS: 1	

AB	R	H	RBI	BB	SO	LOB
3	1	1	2	2	1	2
2	1	0	0	3	0	2
4	1	1	1	0	0	6
3	1	1	0	1	0	1
2	0	1	2	0	0	0
4	0	1	0	0	0	4
3	1	2	1	0	1	1
0	0	0	0	0	0	0
4	1	1	0	0	0	1
1	0	0	0	1	0	0
0	0	0	0	0	0	0
1	0	0	0	0	0	0
1B: 4	SF: 3	WP: 0	PA: 39			
2B: 4	SAC: 1	PB: 1				
3B: 0	DP: 0	SB: 1				
HR: 0	HBP: 0	CS: 1				

Batter	1	2	3	4	5	6	7	8	9							
Vince Coleman, S OBP: 0.429, SLG: 0.375 (1, 8)	4-0 PB BB SF7 BB	2-2 2-H 3-H 2B		0-0 B5-3		1-3 K		4-2 FC4-8 BB								
Gregg Jefferies, S OBP: 0.350, SLG: 0.250 (1, 5)	4-0 SAFE SAFE SAFE PB BB	2-0 F8			4-1 2B BB	4-0 BB		0-0 FC4-6 1-2f								
Dave Magadan, L OBP: 0.316, SLG: 0.154 (1, 3)	1-2 G1-3 1-2 2-3	2-0 L8			1-0 SAFE SAFE SAFE G4-3 1-H SF9 2B	3-2 F5										
Hubie Brooks, R OBP: 0.444, SLG: 0.733 (1, 9)	4-1 BB		2-1 G3-1		2-2 G4-3		1-2 1B SF9 2B									
Howard Johnson, S OBP: 0.176, SLG: 0.214 (1, 6)	1-1 SF7 3-H		1-2 G3		2-0 SF9 3-H		1-0 CS 1B									
Daryl Boston, L OBP: 0.429, SLG: 0.333 (1, 7)	0-1 G4-3		0-0 S 1B		3-2 G3		0-2 SAFE SAFE SAFE F7									
Tom Herr, S OBP: 0.400, SLG: 0.300 John Franco, L (9, 1)		2-0 SH5-4 1B 2B 1B	2-3 K		2-2 FC6-5 2B	1-0 SF9										
Rick Cerone, R OBP: 0.400, SLG: 1.000 (1, 2)		2-1 SAFE SH5-4 2B 1B		1-2 G4-3		1-2 SAFE SAFE SAFE FC6-5 BB BB	1-1 SAFE SAFE SAFE CS	0-0 G2-3								
Wally Whitehurst, R Alejandro Pena, R Keith Miller, R (1, 1) (8, 1) (8, 4)		0-0 SH5-4		3-1 G5-3		4-0 SAFE SAFE SAFE SAFE BB BB		0-1 F7								
<b>Inning Stats</b>	R: 1 E: 0 K: 0 S: 8	H: 0 LOB: 2 BB: 3 P: 22	R: 2 E: 0 K: 0 S: 10	H: 3 LOB: 1 BB: 0 P: 19	R: 0 E: 0 K: 1 S: 10	H: 1 LOB: 1 BB: 0 P: 15	R: 0 E: 0 K: 0 S: 6	H: 0 LOB: 0 BB: 0 P: 10	R: 2 E: 0 K: 0 S: 9	H: 1 LOB: 0 BB: 1 P: 21	R: 0 E: 0 K: 1 S: 13	H: 1 LOB: 3 BB: 2 P: 28	R: 1 E: 0 K: 0 S: 9	H: 2 LOB: 0 BB: 0 P: 13	R: 0 E: 0 K: 0 S: 6	H: 0 LOB: 1 BB: 1 P: 10

PITCHER	IP	WLS	BF	H	R	ER	SO	BB	IBB	HBP	BLK	WP	HR	S	P	ERA	WHIP
Rick Mahler, R ERA: 10.38 (1, 1)	4.1	L	22	5	5	5	1	4	0	0	0	0	0	39	78	10.38	2.077
Mel Rojas, R ERA: 2.45 (5, 1)	2.2		12	3	1	1	1	2	0	0	0	0	0	26	50	3.38	1.875
Bill Long, R ERA: 10.8 (8, 1)	1.0		4	0	0	0	0	1	0	0	0	0	0	6	10	0.00	1.000



Batter	1	2	3	4	5	6	7	8	9	10	11	AB R H RBI BB SO LOB	TOP													
<b>Delino DeShields, L</b> OBP: 0.364, SLG: 0.550 (1, 4)	0-3 K		0-2 G6-3			3-1 E BLK 1B	2-1 1-3 2-H 3-H 1B			1-2 G3-1		5 1 2 2 0 1 1														
<b>Dave Martinez, L</b> OBP: 0.273, SLG: 0.286 (1, 8)	1-1 P3		3-3 K			4-0 1 SAFE 1 B SAFE 2 SAFE 2 B B	1-3 S 1B BB			1-0 G3		4 0 0 0 1 2 2														
<b>Ivan Calderon, R</b> OBP: 0.364, SLG: 0.571 (1, 7)	0-2 G4-3		2-3			1-2 1 SAFE 1 B SAFE 1 B				0-1 G4-3		5 0 1 1 0 1 0														
<b>Tim Wallach, R</b> OBP: 0.136, SLG: 0.095 (1, 5)			1-2 F8			1-2 1-2 3-H 1B					2-2 F8	5 0 0 0 0 1 2														
<b>Larry Walker, L</b> OBP: 0.294, SLG: 0.375 (8, 1)			0-0 P6			2-2 G3-1					2-2 2B 1B	4 0 0 0 0 0 2 0 0 0 0 0 0 0 1 1 1 0 0 0 0														
<b>Nelson Santovenia, R</b> OBP: 0.462, SLG: 0.538 (11, PH)			2-0 S 1B			1-0 G6-3					2-3 K	5 1 2 0 0 2 1														
<b>Andres Galarraga, R</b> OBP: 0.236, SLG: 0.286 (1, 3)			2-0 G4-3			0-0 G3-1					0-0 B2	5 0 2 0 0 0 2														
<b>Spike Owen, S</b> OBP: 0.278, SLG: 0.235 (1, 6)			1-2 G5-3			0-0 G5-3					2-0 F7	5 1 3 1 0 0 1 0 0 0 0 0 0 0														
<b>Gilberto Reyes, R</b> OBP: 0.600, SLG: 0.800 (11, 1)			1-1 E SH5-4 1B			0-0 G4-3					1-2 F7	0 0 0 0 0 0 0 1 0 1 0 0 0 0 0 0 0 0 0 2 0 0 0 0 0 3														
<b>Bill Sampen, R</b> (1, 1)			0-0 SH5-4			0-0 G4-3					1-2 F7															
<b>Eric Bullock, L</b> OBP: 0.250, SLG: 0.250 (6, PH)																										
<b>Scott Ruskin, R</b> (6, 1)																										
<b>Ron Hassey, L</b> OBP: 0.400, SLG: 0.400 (7, PH)																										
<b>Junior Noboa, R</b> OBP: 1.000, SLG: 1.000 (7, PH)																										
<b>Barry Jones, R</b> (7, 1)																										
<b>Marquis Grissom, R</b> OBP: 0.286, SLG: 0.333 (8, 9)																										
<b>Inning Stats</b>	R: 0 E: 0 K: 1 S: 8	H: 0 LOB: 0 BB: 0 P: 9	R: 0 E: 0 K: 0 S: 8	H: 1 LOB: 1 BB: 0 P: 13	R: 0 E: 1 K: 1 S: 9	H: 1 LOB: 1 BB: 0 P: 13	R: 0 E: 0 K: 0 S: 7	H: 0 LOB: 0 BB: 0 P: 11	R: 0 E: 0 K: 0 S: 3	H: 0 LOB: 0 BB: 0 P: 4	R: 1 E: 1 K: 1 S: 15	H: 2 LOB: 2 BB: 1 P: 27	R: 2 E: 0 K: 1 S: 10	H: 3 LOB: 1 BB: 1 P: 19	R: 0 E: 0 K: 1 S: 7	H: 0 LOB: 0 BB: 0 P: 12	R: 0 E: 0 K: 1 S: 10	H: 1 LOB: 1 BB: 0 P: 15	R: 0 E: 0 K: 0 S: 6	H: 0 LOB: 0 BB: 0 P: 8	R: 1 E: 0 K: 1 S: 16	H: 3 LOB: 2 BB: 0 P: 25	1B: 10 2B: 1 3B: 0 HR: 0	SF: 0 SAC: 1 DP: 0 HBP: 0	WP: 0 PB: 0 SB: 3 CS: 0	PA: 45
<b>PITCHER</b>	IP WLS BF H R ER SO BB IBB HBP BLK WP HR S P ERA WHIP																									
<b>Ron Darling, R</b> ERA: 4.26 (1, 1)	6.1 26 6 3 3 3 1 0 0 1 0 0 55 84 4.26 1.105																									
<b>Pete Schourek, L</b> ERA: (7, 1)	0.2 3 1 0 0 1 0 1 0 0 0 0 5 12 0.00 1.500																									
<b>Jeff Innis, R</b> ERA: 3.38 (8, 1)	1.0 3 0 0 0 1 0 0 0 0 0 0 7 12 0.00 0.000																									
<b>Doug Simons, L</b> ERA: (9, 1)	2.0 7 1 0 0 1 0 0 0 0 0 0 16 23 0.00 0.500																									
<b>John Franco, L</b> ERA: 2.7 (11, 1)	1.0 L 6 3 1 1 1 0 0 0 0 0 0 16 25 9.00 3.000																									

**Montreal Expos @ New York Mets**  
**Shea Stadium, Flushing, NY**  
 Fri Apr 12 1991, 7:05 PM EDT  
 Att: 22,163 - Sunny - 53 F

livebaseballscorecards.com

AB	42
R	4
H	11
RBI	4
BB	2
SO	7
LOB	14



Batter	1	2	3	4	5	6	7	8	9	10	11	AB R H RBI BB SO LOB	BOTTOM														
Vince Coleman, S OBP: 0.407, SLG: 0.300 (1, 8)	1-3 K		1-0 F7		4-1 G6-3 S BB		1-3 K	4-0 1-2 BB			1-1 G2	4 0 0 0 2 2 1	<b>Montreal Expos @ New York Mets</b> <b>Shea Stadium, Flushing, NY</b> Fri Apr 12 1991, 7:05 PM EDT Att: 22,163 - Sunny - 53 F														
Gregg Jefferies, S OBP: 0.346, SLG: 0.200 (1, 5)	4-2 S BB		3-1 FC4-6 1-2f		2-1 G6-3 1-3		2-1 F8	1-1 G4-3			4-1 FC3-6 BB	4 0 0 0 2 0 4															
Dave Magadan, L OBP: 0.320, SLG: 0.118 (1, 3)	2-3 K			2-2 G3-1	4-0 S BB		4-0 BB		2-3 K		0-0 FC3-6 FC4-6 1-2f	4 0 0 0 2 2 2															
Hubie Brooks, R OBP: 0.458, SLG: 0.800 (1, 9)	1-1 G5-3			1-1 HR	4-2 1-2 BB		1-0 G6-3		1-2 1B		2-2 FC4-6 1-2f	5 1 2 1 1 0 3															
Howard Johnson, S OBP: 0.227, SLG: 0.176 (1, 6)		3-1 P4		4-2 S BB	0-1 G4-3			4-1 3B BB		0-0 F7		3 1 0 0 2 0 4															
Daryl Boston, L OBP: 0.333, SLG: 0.455 (1, 7)		1-1 F7		0-1 F8		2-1 F8		1-1 1B 3B		2-1 G4-3		5 1 1 1 0 0 2															
Tom Herr, S OBP: 0.400, SLG: 0.231 (1, 4)		3-1 G3		1 SAFE 4-0 1-2 IBB		4-2 BB		3-2 G6-3		1-0 G1-3		3 0 0 0 2 0 1															
Charlie O'Brien, R OBP: 0.333, SLG: 0.167 Mackey Sasser, L (8, PH) (9, 2)			4-2 CS BB	3-1 F7		1-0 F8		1-1 L6		0-0 F7		2 0 0 0 1 0 3 2 0 0 0 0 0 1															
Ron Darling, R Pete Schourek, L Jeff Innis, R Mark Carreon, R Keith Miller, R Doug Simons, L Tim Teufel, R John Franco, L (1, 1) (7, 1) (8, 1) (8, PH) (8, PR) (9, 1) (10, PH) (11, 1)			1 SAFE 1 SAFE 1-2 FC4-6 1B		2-3 K	0-0 F8		1-0 BB 1B		2-2 P5		3 0 1 1 0 0 1 1 0 0 0 0 0 0 0 0 0 0 0 0 0 0 0 0 1 0 1 1 0 1 0 0 0 0 0 0 0 0 0 0 0 0 0 0 0															
<b>Inning Stats</b>	R: 0 E: 0 K: 2 S: 12	H: 0 LOB: 1 BB: 1 P: 20	R: 0 E: 0 K: 0 S: 6	H: 0 LOB: 0 BB: 0 P: 13	R: 0 E: 0 K: 0 S: 9	H: 1 LOB: 1 BB: 1 P: 18	R: 1 E: 0 K: 0 S: 15	H: 1 LOB: 2 BB: 2 P: 27	R: 0 E: 0 K: 1 S: 10	H: 0 LOB: 3 BB: 3 P: 26	R: 0 E: 0 K: 0 S: 6	H: 0 LOB: 1 BB: 1 P: 13		R: 0 E: 0 K: 1 S: 6	H: 0 LOB: 1 BB: 1 P: 14	R: 2 E: 0 K: 0 S: 11	H: 2 LOB: 2 BB: 2 P: 26	R: 0 E: 0 K: 1 S: 9	H: 1 LOB: 1 BB: 0 P: 14	R: 0 E: 0 K: 0 S: 5	H: 0 LOB: 0 BB: 0 P: 8	R: 0 E: 0 K: 0 S: 7	H: 0 LOB: 1 BB: 1 P: 14	1B: 3 2B: 0 3B: 1 HR: 1	SF: 0 SAC: 0 DP: 0 HBP: 0	WP: 0 PB: 0 SB: 4 CS: 1	PA: 49
<b>PITCHER</b>	IP WLS BF H R ER SO BB IBB HBP BLK WP HR S P ERA WHIP	IP WLS BF H R ER SO BB IBB HBP BLK WP HR S P ERA WHIP													IP WLS BF H R ER SO BB IBB HBP BLK WP HR S P ERA WHIP												
Bill Sampen, R ERA: 1.8 (1, 1)	5.0 4 23 2 1 1 3 6 1 0 0 0 1 52 104 1.80 1.600													1.0 0 4 0 0 0 0 1 0 0 0 0 0 6 13 0.00 1.000													
Scott Ruskin, L ERA: (6, 1)	1.2 10 2 2 2 1 3 0 0 0 0 0 0 15 37 10.80 3.000													7.1 W 8 1 0 0 1 0 0 0 0 0 0 16 25 0.00 0.429													
Tim Burke, R ERA: (8, 1)	2.1 8 1 0 0 1 0 0 0 0 0 0 0 16 25 0.00 0.429													11.1 S 4 0 0 0 0 1 0 0 0 0 0 7 14 0.00 1.000													

AB	37
R	3
H	5
RBI	3
BB	12
SO	5
LOB	22





Batter	1	2	3	4	5	6	7	8	9	AB R H RBI BB SO LOB	TOP												
<b>Delino DeShields, L</b> (1, 4) OBP: 0.346, SLG: 0.478	4-2 G4-3 S 1B BB	1-0 F7			3-2 F7			3-3 K		3 1 0 0 1 1 2													
<b>Dave Martinez, L</b> (1, 8) OBP: 0.231, SLG: 0.240	2-0 G4-3 1-3		3-2 F8		2-0 G3			2-0 E6		4 0 0 0 0 0 1													
<b>Ivan Calderon, R</b> (1, 7) OBP: 0.385, SLG: 0.600	1-3 K		1-0 2B		1-0 CS 1B			2-3 K		4 0 2 0 0 2 2													
<b>Tim Wallach, R</b> (1, 5) OBP: 0.154, SLG: 0.120	1-0 PO 1B		2-3 K		1-3 K 1-2			1-3 K		4 0 1 1 0 3 3													
<b>Larry Walker, L</b> (1, 9) OBP: 0.333, SLG: 0.400	0-2 PO 1-2	0-0 BB S SF7 1B	1-0 G3-1		0-1 G6-3			1-2 DI 1B		4 2 2 0 0 0 1													
<b>Andres Galarraga, R</b> (1, 3) OBP: 0.240, SLG: 0.250		1 SAFE 4-2 SAFE G4-3 BB 1-2 BB		2-3 K		2-3 K		0-3 K		3 0 0 0 1 3 1													
<b>Ron Hassey, L</b> (1, 2) OBP: 0.333, SLG: 0.250		4-2 G4-3 1-2 2-3 BB		1-3 K		1-2 G3		3-3 K		3 0 0 0 1 2 1													
<b>Tom Foley, L</b> (1, 6) OBP: 0.500, SLG: 1.000		2-0 SF7 3-H		2-3 K		0-0 2B		0-0 WP 1B 1-H		3 0 2 2 0 1 0													
<b>Dennis Martinez, R</b> (1, 1) <b>Mel Rojas, R</b> (6, 1) <b>Eric Bullock, L</b> (7, PH) OBP: 0.200, SLG: 0.200 <b>Scott Ruskin, R</b> (7, 1) <b>Marquis Grissom, R</b> (9, PH) OBP: 0.250, SLG: 0.286		1 SAFE 0-0 G4-3		1-3 K		0-2 G5-3		2-3 K 1-2		2 0 0 0 0 1 2 0 0 0 0 0 0 0 1 0 0 0 0 0 1 0 0 0 0 0 0 0 1 0 0 0 0 1 1													
<b>Inning Stats</b>	R: 1 E: 0 K: 1 S: 9	H: 1 LOB: 0 BB: 1 P: 17	R: 1 E: 0 K: 0 S: 14	H: 1 LOB: 2 BB: 2 P: 25	R: 0 E: 0 K: 1 S: 9	H: 1 LOB: 1 BB: 0 P: 16	R: 0 E: 0 K: 3 S: 10	H: 0 LOB: 0 BB: 0 P: 15	R: 0 E: 0 K: 1 S: 9	H: 0 LOB: 0 BB: 0 P: 15	R: 0 E: 0 K: 1 S: 6	H: 1 LOB: 0 BB: 0 P: 8	R: 0 E: 0 K: 1 S: 10	H: 1 LOB: 1 BB: 0 P: 13	R: 0 E: 1 K: 3 S: 13	H: 0 LOB: 1 BB: 0 P: 21	R: 1 E: 0 K: 3 S: 13	H: 2 LOB: 1 BB: 0 P: 19	1B: 5 2B: 2 3B: 0 HR: 0	SF: 1 SAC: 0 DP: 0 HBP: 0	WP: 1 PB: 0 SB: 2 CS: 1	PA: 37	
<b>PITCHER</b> <b>Dwight Gooden, R</b> (1, 1) ERA: 2.12	IP 9.0	WLS W	BF 36	H 7	R 3	ER 3	SO 14	BB 3	IBB 0	HBP 0	BLK 0	WP 1	HR 0	S 93	P 149	ERA 3.00	WHIP 1.111						<b>PITCHER</b> IP WLS BF H R ER SO BB IBB HBP BLK WP HR S P ERA WHIP

**Montreal Expos @ New York Mets**  
Shea Stadium, Flushing, NY  
Sat Apr 13 1991, 3:33 AM EDT  
Att. 26,046 - Cloudy - 51 F

[livebaseballscorecards.com](http://livebaseballscorecards.com)

**AB 32**  
**R 3**  
**H 7**  
**RBI 3**  
**BB 3**  
**SO 14**  
**LOB 15**



Batter	1	2	3	4	5	6	7	8	9
Vince Coleman, S OBP: 0.375, SLG: 0.250 (1, 8)	1-3 K FC3-6 S SF8	4-1 BB	1-3 K		2-2 G6-3			0-0 P3	
Gregg Jefferies, S OBP: 0.355, SLG: 0.250 (1, 5)	4-2 FC3-6 BB	3-2 L5		2-0 2B		2-2 G3-1		2-2 G5-3	
Dave Magadan, L OBP: 0.333, SLG: 0.227 (1, 3)	2-0 FC3-6 BB		2-1 G3-1 1B 2B	1-1 L7		2-1 G1-3 HR 1B		1-2 G5-3	
Hubie Brooks, R OBP: 0.429, SLG: 0.696 (1, 9)	4-2 BB		2-2 G3-1	0-3 K		0-1 G1-3			
Howard Johnson, S OBP: 0.269, SLG: 0.368 (1, 6)	1-0 SF8		4-2 BB HBP BB	2-3 K		3-0 HR			
Daryl Boston, L OBP: 0.313, SLG: 0.400 (1, 7)	2-2 G3		0-0 HBP BB 1B		2-2 G1-3		1-0 L9		
Tom Herr, S OBP: 0.417, SLG: 0.200 (1, 4)		1-1 G4-3	4-2 HBP BB		4-1 1B BB		1-0 P3		
Charlie O'Brien, R OBP: 0.368, SLG: 0.200 (1, 2)		2-2 L5	3-2 HBP		3-2 1B		1-3 K		
Dwight Gooden, R OBP: 0.333, SLG: 0.333 (1, 1)		1-2 S 1B	0-3 K		3-3 K		1-0 G5-3		

Inning Stats	R: 1	H: 0	E: 0	K: 1	S: 14	H: 0	LOB: 2	BB: 2	P: 28	R: 0	H: 1	E: 0	K: 0	S: 14	H: 2	LOB: 3	BB: 2	P: 38	R: 0	H: 1	E: 0	K: 2	S: 9	H: 1	LOB: 2	BB: 1	P: 31	R: 2	H: 2	E: 0	K: 1	S: 8	R: 0	H: 0	E: 0	K: 1	S: 5	R: 0	H: 0	E: 0	K: 0	S: 7	R: 0	H: 0	E: 0	K: 0	S: 10
1B: 4	SF: 1	2B: 2	SAC: 0	3B: 0	DP: 0	HR: 1	HBP: 1	WP: 0	PA: 39																																						

PITCHER	IP	WLS	BF	H	R	ER	SO	BB	IBB	HBP	BLK	WP	HR	S	P	ERA	WHIP
Dennis Martinez, R ERA: 1.5 (1, 1)	5.0	L	28	5	3	2	6	6	0	1	0	0	0	78	136	3.60	2.200
Mel Rojas, R ERA: 5.79 (6, 1)	1.0		5	2	2	2	0	0	0	0	0	0	1	9	17	18.00	2.000
Scott Ruskin, L ERA: (7, 1)	2.0		6	0	0	0	1	0	0	0	0	0	0	12	18	0.00	0.000

BOTTOM

**Montreal Expos @ New York Mets**  
 Shea Stadium, Flushing, NY  
 Sat Apr 13 1991, 3:33 AM EDT  
 Att: 26,046 - Cloudy - 51 F

AB	31
R	5
H	7
RBI	5
BB	6
SO	7
LOB	21



WP	HR	S	P	ERA	WHIP
0	1	12	18	0.00	0.000

livebaseballscorecards.com









Batter	1	2	3	4	5	6	7	8	9	AB R H RBI BB SO LOB	TOP														
Vince Coleman, S OBP: 0.463, SLG: 0.333 (1, 8)	0-2 F9 S 1B		2-3 K 1B	1-1 1-2 1B		1-0 E1 1B			4-0 E 1B BB	4 1 3 0 1 1 0															
Keith Miller, R OBP: 0.429, SLG: 0.500 (1, 9)	2-0 F9 1-3		2-1 G5-3 1B 1B	0-0 G5-3		0-1 F8			0-0 E1 1B 1B	5 2 2 0 0 0 4															
Dave Magadan, L OBP: 0.417, SLG: 0.308 (1, 3)	2-3 K 1-3		0-0 G5-3 1B 1B		2-2 1B 1B		4-1 G6-4-3 BB		0-0 1B 1B	4 2 3 1 1 1 1															
Mark Carreon, R OBP: 0.350, SLG: 0.316 Daryl Boston, L OBP: 0.294, SLG: 0.375 (1, 7) (9, 7)	1-3 K 1-2 2-3		3-2 G5-3 1B 1B		1-0 1B		1-0 G6-4-3 1-2f		0-0 P3	5 0 1 0 0 1 6 0 0 0 0 0 0 0															
Howard Johnson, S OBP: 0.323, SLG: 0.542 (1, 5)			1-1 1B		2-3 K 1-2 2-3		2-3 K		0-1 1B 3B 1B	5 2 3 4 0 2 2															
Tom Herr, S OBP: 0.379, SLG: 0.200 (1, 4)			2-0 G6-3 0-0 G4-3		2-1 P3			1-2 G5-3	1-0 1B 3B 1B	5 1 1 1 0 0 3															
Rick Cerone, R OBP: 0.286, SLG: 0.500 (1, 2)			1-1 1B		3-3 K 0-0 F9			0-0 G4-3	1-3 K	5 0 1 0 0 2 4															
Kevin Elster, R OBP: 0.500, SLG: 1.100 (1, 6)			1-3 K		2-1 G6-3		2-1 B1-6-4 1B	3-2 F9	0-1 1B 3B	5 0 2 2 0 1 1															
David Cone, L Gregg Jefferies, S OBP: 0.378, SLG: 0.222 Alejandro Pena, R (9, 1) (9, 1)			0-3 K		4-2 1B BB		0-1 B1-6-4		1-1 1B BB BB K	2 0 0 0 1 1 2 1 1 0 0 1 1 1 0 0 0 0 0 0 0															
Inning Stats	R: 0 E: 0 K: 2 S: 11	H: 1 LOB: 1 BB: 0 P: 16	R: 1 E: 0 K: 2 S: 18	H: 2 LOB: 1 BB: 0 P: 25	R: 2 E: 0 K: 1 S: 12	H: 3 LOB: 1 BB: 0 P: 20	R: 0 E: 0 K: 1 S: 12	H: 1 LOB: 2 BB: 1 P: 22	R: 0 E: 0 K: 1 S: 14	H: 2 LOB: 2 BB: 0 P: 21	R: 0 E: 1 K: 0 S: 7	H: 2 LOB: 1 BB: 0 P: 10	R: 0 E: 0 K: 1 S: 6	H: 0 LOB: 0 BB: 1 P: 13	R: 0 E: 0 K: 0 S: 10	H: 0 LOB: 0 BB: 0 P: 14	R: 6 E: 1 K: 2 S: 17	H: 5 LOB: 1 BB: 2 P: 30	1B: 14 2B: 0 3B: 1 HR: 1	SF: 0 SAC: 0 DP: 2 HBP: 0	WP: 0 PB: 0 SB: 1 CS: 0	PA: 45			
PITCHER	IP	WLS	BF	H	R	ER	SO	BB	IBB	HBP	BLK	WP	HR	S	P	ERA	WHIP								
Zane Smith, L ERA: 3.95 (1, 1)	6.0		29	11	3	3	7	1	0	0	0	0	1	74	114	4.50	2.000								
Bob Patterson, L ERA: 6.75 (7, 1)	2.0		6	0	0	0	1	1	0	0	0	0	0	16	27	0.00	0.500								
Bob Kipper, L ERA: 20.25 (9, 1)	0.1	L	7	4	6	6	0	2	0	0	0	0	0	7	16	162.00	18.000								
Bill Landrum, R ERA: (9, 1)	0.2		3	1	0	0	2	0	0	0	0	0	0	10	14	0.00	1.500								

New York Mets @ Pittsburgh Pirates  
Three Rivers Stadium, Pittsburgh, PA

Mon Apr 15 1991, 7:05 PM EDT  
Att. 6,785 - Sunny - 61 F

livebaseballscorecards.com

AB	41
R	9
H	16
RBI	8
BB	4
SO	10
LOB	24







Batter	1	2	3	4	5	6	7	8	9	AB R H RBI BB SO LOB	TOP											
Vince Coleman, S OBP: 0.422, SLG: 0.294 (1, 8)	2-3 K		0-1 B5-3		0-0 F7		2-2 P4			4 0 0 0 0 1 0	<p><b>New York Mets @ Pittsburgh Pirates</b>  <b>Three Rivers Stadium, Pittsburgh, PA</b></p> <p>Tue Apr 16 1991, 7:05 PM EDT  Att. 16,963 - Cloudy - 69 F</p>											
Gregg Jefferies, S OBP: 0.390, SLG: 0.233 (1, 5)	1-2 S G1-3 1B		2-1 BLK HBP		2-2 F7		2-2 G1-3			3 0 1 0 0 0 0												
Hubie Brooks, R OBP: 0.472, SLG: 0.750 (1, 9)	2-2 G1-3		4-0 SAFE 1B		3-1 HR			2-3 K		3 1 1 1 1 1 1												
Howard Johnson, S OBP: 0.314, SLG: 0.536 (1, 6)	1-2 K		1-2 BB		1-2 P4			2-2 2B		4 0 1 0 0 1 3												
Kevin McReynolds, R (1, 7)		0-0 G6-3		3-2 F9		0-1 L6		2-2 F8		4 0 0 0 0 0 1												
Dave Magadan, L OBP: 0.425, SLG: 0.286 (1, 3)		4-1 G6-3 BB		4-2 1B BB		1-2 G6-3		1-2 F7		2 0 0 0 2 0 1												
Tom Herr, S OBP: 0.364, SLG: 0.208 (1, 4)		1-1 SAFE G6-3		1-2 SAFE F9		0-1 CS 1B			2-3 K	4 0 1 0 0 1 2												
Charlie O'Brien, R OBP: 0.364, SLG: 0.222 Daryl Boston, L OBP: 0.278, SLG: 0.353 (1, 2) (9, PH)		1-2 F7		0-1 SAFE 1B		0-0 CS	0-0 B1-3		1-3 K	3 0 1 0 0 0 1 1 0 0 0 0 1 0												
Wally Whitehurst, R Mark Carreon, R OBP: 0.381, SLG: 0.500 Jeff Innis, R Pete Schourek, L Mackey Sasser, L (1, 1) (7, PH) (7, 1) (8, 1) (9, PH)			1-3 K		2-2 G5-3		1-1 HR		2-1 P2	2 0 0 0 0 1 2 1 1 1 1 0 0 0 0 0 0 0 0 0 0 0 0 0 0 0 0 0 1 0 0 0 0 0 0												
<b>Inning Stats</b>	R: 0 E: 0 K: 2 S: 15	H: 1 LOB: 1 BB: 0 P: 23	R: 0 E: 0 K: 0 S: 8	H: 0 LOB: 1 BB: 1 P: 14	R: 0 E: 0 K: 1 S: 8	H: 0 LOB: 2 BB: 1 P: 16	R: 0 E: 0 K: 0 S: 16	H: 1 LOB: 2 BB: 1 P: 26	R: 1 E: 0 K: 0 S: 9	H: 1 LOB: 0 BB: 0 P: 15	R: 0 E: 0 K: 0 S: 8	H: 1 LOB: 0 BB: 0 P: 9	R: 1 E: 0 K: 0 S: 9	H: 1 LOB: 0 BB: 0 P: 14	R: 0 E: 0 K: 1 S: 15	H: 1 LOB: 1 BB: 0 P: 22	R: 0 E: 0 K: 2 S: 11	H: 0 LOB: 0 BB: 0 P: 16	1B: 3 2B: 1 3B: 0 HR: 2	SF: 0 SAC: 0 DP: 0 HBP: 1	WP: 0 PB: 0 SB: 1 CS: 1	PA: 37
<b>PITCHER</b>	IP WLS BF H R ER SO BB IBB HBP BLK WP HR S P ERA WHIP												<b>PITCHER</b>	IP WLS BF H R ER SO BB IBB HBP BLK WP HR S P ERA WHIP								
Randy Tomlin, L ERA: 2.57 Stan Belinda, R ERA: 3.0	(1, 1) (8, 1)	7.0 W 29 5 2 2 3 3 0 1 1 0 2 73 117 2.57 1.143													2.0 S 7 1 0 0 3 0 0 0 0 0 0 26 38 0.00 0.500							

livebaseballscorecards.com

<b>AB</b>	32
<b>R</b>	2
<b>H</b>	6
<b>RBI</b>	2
<b>BB</b>	3
<b>SO</b>	6
<b>LOB</b>	11



Batter	1	2	3	4	5	6	7	8	9
<b>Gary Redus, R</b> OBP: 0.292, SLG: 0.318 (1, 3)	3-2 F7		2-1 G1-3		1-0 G6-3			1-0 SH1-4 SF9 1B	
<b>Jay Bell, R</b> OBP: 0.212, SLG: 0.226 (1, 6)	2-2 FC5-4 1B		1-2 G5-3			1-2 HR 1B		1-0 SH1-4 1-3	
<b>Andy Van Slyke, L</b> OBP: 0.324, SLG: 0.481 (1, 8)	0-0 FC5-4 1-2f			3-1 G3-1		1-0 HR		1-2 SF9	
<b>Bobby Bonilla, S</b> OBP: 0.471, SLG: 0.536 (1, 9)	2-2 G3			2-2 G3		0-0 FC3-6 1B		0-0 G5-3	
<b>Gary Varsho, L</b> OBP: 0.412, SLG: 0.429 (1, 7)		2-3 K		1-1 3B 2B		0-0 FC3-6 G1-6-3 1-2f			
<b>Jeff King, R</b> OBP: 0.323, SLG: 0.321 (1, 5)		1-1 G1-3		3-2 3B		2-1 G1-6-3 1-2f			
<b>Michael LaValliere, L</b> OBP: 0.174, SLG: 0.095 (1, 2)		0-0 G5-3		0-1 G3			1-0 F7		
<b>Jose Lind, R</b> OBP: 0.280, SLG: 0.320 (1, 4)						0-1 SH2-4 1B		0-1 G1-6-3	
<b>Randy Tomlin, L</b> (1, 1)						0-0 SH2-4		3-2 F8	
<b>Orlando Merced, S</b> (7, PH)						0-1 B2-6-4 1B			
<b>Stan Belinda, R</b> (8, 1)						1-2 B2-6-4			

AB	R	H	RBI	BB	SO	LOB
4	1	1	0	0	0	1
3	1	2	0	0	0	1
3	1	1	3	0	0	1
4	0	1	0	0	0	1
3	1	1	0	0	1	1
3	0	1	1	0	0	1
3	0	0	0	0	0	1
3	0	2	0	0	0	0
1	0	0	0	0	0	1
1	0	0	0	0	0	0
0	0	0	0	0	0	0


**BOTTOM**

**New York Mets @ Pittsburgh Pirates**  
Three Rivers Stadium, Pittsburgh, PA

Tue Apr 16 1991, 7:05 PM EDT  
Att. 16,963 - Cloudy - 69 F

livebaseballscorecards.com

<b>AB</b>	<b>28</b>
<b>R</b>	<b>4</b>
<b>H</b>	<b>9</b>
<b>RBI</b>	<b>4</b>
<b>BB</b>	<b>0</b>
<b>SO</b>	<b>1</b>
<b>LOB</b>	<b>8</b>



Inning Stats		R: 0	H: 1	E: 0	LOB: 1	K: 0	BB: 0	S: 11	R: 0	H: 0	E: 0	LOB: 0	K: 1	BB: 0	S: 8	R: 0	H: 1	E: 0	LOB: 1	K: 0	BB: 0	S: 7	R: 1	H: 2	E: 0	LOB: 1	K: 0	BB: 0	S: 12	R: 0	H: 1	E: 0	LOB: 0	K: 0	BB: 0	S: 5	R: 2	H: 3	E: 0	LOB: 0	K: 0	BB: 0	S: 8	R: 0	H: 0	E: 0	LOB: 0	K: 0	BB: 0	S: 6	R: 1	H: 1	E: 0	LOB: 0	K: 0	BB: 0	S: 7
<b>PITCHER</b>	<b>IP</b>	<b>WLS</b>	<b>BF</b>	<b>H</b>	<b>R</b>	<b>ER</b>	<b>SO</b>	<b>BB</b>	<b>IBB</b>	<b>HBP</b>	<b>BLK</b>	<b>WP</b>	<b>HR</b>	<b>S</b>	<b>P</b>	<b>ERA</b>	<b>WHIP</b>	<b>PITCHER</b>	<b>IP</b>	<b>WLS</b>	<b>BF</b>	<b>H</b>	<b>R</b>	<b>ER</b>	<b>SO</b>	<b>BB</b>	<b>IBB</b>	<b>HBP</b>	<b>BLK</b>	<b>WP</b>	<b>HR</b>	<b>S</b>	<b>P</b>	<b>ERA</b>	<b>WHIP</b>	<b>PITCHER</b>	<b>IP</b>	<b>WLS</b>	<b>BF</b>	<b>H</b>	<b>R</b>	<b>ER</b>	<b>SO</b>	<b>BB</b>	<b>IBB</b>	<b>HBP</b>	<b>BLK</b>	<b>WP</b>	<b>HR</b>	<b>S</b>	<b>P</b>	<b>ERA</b>	<b>WHIP</b>				
<b>Wally Whitehurst, R</b> ERA: 3.46	(1, 1)	6.0	L	24	8	3	3	1	0	0	0	0	0	0	0	4.50	1.333	<b>Wally Whitehurst, R</b> ERA: 3.46	(1, 1)	6.0	L	24	8	3	3	1	0	0	0	0	0	4.50	1.333	<b>Wally Whitehurst, R</b> ERA: 3.46	(1, 1)	6.0	L	24	8	3	3	1	0	0	0	0	0	0	4.50	1.333							
<b>Jeff Innis, R</b> ERA: 4.5	(7, 1)	1.1		5	1	1	1	0	0	0	0	0	0	0	0	6.75	0.750	<b>Jeff Innis, R</b> ERA: 4.5	(7, 1)	1.1		5	1	1	1	0	0	0	0	0	6.75	0.750	<b>Jeff Innis, R</b> ERA: 4.5	(7, 1)	1.1		5	1	1	1	0	0	0	0	0	6.75	0.750										
<b>Pete Schourek, L</b> ERA:	(8, 1)	0.2		2	0	0	0	0	0	0	0	0	0	0	0	0.00	0.000	<b>Pete Schourek, L</b> ERA:	(8, 1)	0.2		2	0	0	0	0	0	0	0	0	0.00	0.000	<b>Pete Schourek, L</b> ERA:	(8, 1)	0.2		2	0	0	0	0	0	0	0	0	0.00	0.000										

<b>WP:</b> 0	<b>PA:</b> 31
<b>PB:</b> 0	
<b>SB:</b> 1	
<b>CS:</b> 0	



Batter	1	2	3	4	5	6	7	8	9	AB R H RBI BB SO LOB	TOP											
Howard Johnson, S (1, 6) OBP: 0.282, SLG: 0.469	2-0 G5-3		1-2 G5-3			2-3 K			0-2 F7	4 0 0 0 0 1 0	<b>New York Mets @ Pittsburgh Pirates</b> <b>Three Rivers Stadium, Pittsburgh, PA</b> Wed Apr 17 1991, 7:05 PM EDT Att. 14,792 - Sunny - 61 F											
Gregg Jefferies, S (1, 5) OBP: 0.364, SLG: 0.212	1-2 P4			0-1 G6-3			0-0 F7			3 0 0 0 0 0 0												
Dave Magadan, L (1, 3) OBP: 0.395, SLG: 0.258	0-0 F7			2-2 F7			2-3 K			3 0 0 0 0 1 0												
Hubie Brooks, R (1, 9) OBP: 0.436, SLG: 0.677		2-2 G6-3		0-1 G6-3			1-1 P4			3 0 0 0 0 0 0												
Kevin McReynolds, R (1, 8) OBP: 0.111, SLG: 0.222		1-1 2B			0-2 P4			3-2 G6-3		3 0 1 0 0 0 0												
Mark Carreon, R (1, 7) OBP: 0.333, SLG: 0.435		1-0 G5-3			0-0 G5-3			3-1 L4		3 0 0 0 0 0 1												
Tom Herr, S (1, 4) OBP: 0.333, SLG: 0.185		2-0 F9			2-1 P4			0-1 G5-3		3 0 0 0 0 0 1												
Charlie O'Brien, R (1, 2) OBP: 0.333, SLG: 0.200 Kevin Elster, R (9, PH) OBP: 0.455, SLG: 1.000			2-2 F8			3-3 K			1-1 G5-3	2 0 0 0 0 1 0 1 0 0 0 0 0 0												
Ron Darling, R (1, 1) OBP: 0.200, SLG: 0.200 Doug Simons, L (8, 1) Tim Teufel, R (9, PH)			1-3 K			1-2 G5-3			2-1 P6	2 0 0 0 0 1 0 0 0 0 0 0 0 0 1 0 0 0 0 0 0												
<b>Inning Stats</b>	R: 0 E: 0 K: 0 S: 5	H: 0 LOB: 0 BB: 0 P: 8	R: 0 E: 0 K: 0 S: 8	H: 1 LOB: 1 BB: 0 P: 14	R: 0 E: 0 K: 1 S: 11	H: 0 LOB: 0 BB: 0 P: 15	R: 0 E: 0 K: 0 S: 10	H: 0 LOB: 0 BB: 0 P: 12	R: 0 E: 0 K: 0 S: 6	H: 0 LOB: 0 BB: 0 P: 8		R: 0 E: 0 K: 2 S: 9	H: 0 LOB: 0 BB: 0 P: 15	R: 0 E: 0 K: 1 S: 10	H: 0 LOB: 0 BB: 0 P: 13	R: 0 E: 0 K: 0 S: 9	H: 0 LOB: 0 BB: 0 P: 15	R: 0 E: 0 K: 0 S: 9	H: 0 LOB: 0 BB: 0 P: 12	1B: 0 2B: 1 3B: 0 HR: 0	SF: 0 SAC: 0 DP: 0 HBP: 0	WP: 0 PB: 0 SB: 0 CS: 0
<b>PITCHER</b> John Smiley, L (1, 1) ERA: 0.53	IP: 9.0 WLS: W BF: 28 H: 1 R: 0 ER: 0 SO: 4 BB: 0 IBB: 0 HBP: 0 BLK: 0 WP: 0 HR: 0 S: 77 P: 112 ERA: 0.00 WHIP: 0.111											<b>PITCHER</b>	IP: WLS: BF: H: R: ER: SO: BB: IBB: HBP: BLK: WP: HR: S: P: ERA: WHIP:									

livebaseballscorecards.com

AB	28
R	0
H	1
RBI	0
BB	0
SO	4
LOB	2







Batter	1	2	3	4	5	6	7	8	9	AB R H RBI BB SO LOB	TOP	
Vince Coleman, S OBP: 0.408, SLG: 0.289 (1, 8) X	0-0 G5-3		0-1 G1-3			1-2 L8		2-2 E S 2-H 1B		4 0 1 1 0 0 1		
Gregg Jefferies, S OBP: 0.354, SLG: 0.216 (1, 5) S B X	2-1 F9		1-2 F7			1-0 G6-3 1B		2-1 F9 1-3		4 0 1 0 0 0 2		
Dave Magadan, L OBP: 0.383, SLG: 0.257 (1, 3) C B S C	1-3 K			0-0 1B		2-1 G6-3 1-2			0-0 G4-3	4 0 1 0 0 1 1		
Howard Johnson, S OBP: 0.275, SLG: 0.455 (1, 6) Kevin Elster, R OBP: 0.357, SLG: 0.786 (3, 6) B C X		2-2 G3-1		1-1 F9		1-2 L9			0-1 P6	1 0 0 0 0 0 0 3 0 0 0 0 0 1		
Kevin McReynolds, R OBP: 0.077, SLG: 0.154 (1, 7) C B X		1-1 E3 G4-3		0-0 P3		0-0 F8			0-1 L9	4 0 0 0 0 0 1		
Daryl Boston, L OBP: 0.238, SLG: 0.300 (1, 9) B B C X		2-2 G4-3		1-3 K		2-1 G4-3				3 0 0 0 0 1 2		
Mackey Sasser, L (1, 2) B B X		3-0 G3-1			2-2 G4-3				1-1 G6-3	3 0 0 0 0 0 1		
Tom Herr, S OBP: 0.333, SLG: 0.233 (1, 4) B B X			2-0 SH5-4 2B		1-0 F7				3-2 G4-1	3 0 1 0 0 0 0		
Dwight Gooden, R OBP: 0.286, SLG: 0.286 (1, 1) X Mark Carreon, R OBP: 0.360, SLG: 0.500 (8, PH) F F X Pete Schourek, L (8, 1) F F X			0-0 SH5-4		0-2 G6-3			2-2 1B 2B		1 0 0 0 0 0 0 1 1 1 0 0 0 0 0 0 0 0 0 0 0		
<b>Inning Stats</b>	R: 0 H: 0 E: 0 LOB: 0 K: 1 BB: 0 S: 6 P: 9	R: 0 H: 0 E: 1 LOB: 1 K: 0 BB: 0 S: 12 P: 20	R: 0 H: 1 E: 0 LOB: 1 K: 0 BB: 0 S: 7 P: 10	R: 0 H: 1 E: 0 LOB: 1 K: 1 BB: 0 S: 8 P: 10	R: 0 H: 0 E: 0 LOB: 0 K: 0 BB: 0 S: 8 P: 11	R: 0 H: 1 E: 0 LOB: 0 K: 0 BB: 0 S: 8 P: 12	R: 0 H: 0 E: 0 LOB: 0 K: 0 BB: 0 S: 6 P: 9	R: 1 H: 2 E: 0 LOB: 1 K: 0 BB: 0 S: 14 P: 24	R: 0 H: 0 E: 0 LOB: 0 K: 0 BB: 0 S: 5 P: 5	1B: 3 SF: 0 2B: 2 SAC: 1 3B: 0 DP: 0 HR: 0 HBP: 0	WP: 0 PA: 32 PB: 0 SB: 1 CS: 0	
<b>PITCHER</b> Dennis Martinez, R ERA: 1.37 (1, 1) Steve Frey, L ERA: 2.84 (8, 1) Tim Burke, R ERA: 3.24 (9, 1)	IP WLS BF H R ER SO BB IBB HBP BLK WP HR S P ERA WHIP											
	7.2 W 28 5 1 1 2 0 0 0 0 0 0 0 67 101 1.17 0.652											
	0.1 1 0 0 0 0 0 0 0 0 0 0 0 2 4 0.00 0.000											
	0.0 S 0 0 0 0 0 0 0 0 0 0 0 0 0 0 ∞ ∞											

**New York Mets @ Montreal Expos**  
**Olympic Stadium, Montreal, QB**  
 Fri Apr 19 1991, 7:05 PM EDT  
 Att. 13,986 - Dome - 70 F

livebaseballscorecards.com

AB	31
R	1
H	5
RBI	1
BB	0
SO	2
LOB	9



Batter	1	2	3	4	5	6	7	8	9	AB	R	H	RBI	BB	SO	LOB		
<b>Delino DeShields, L</b> (1, 4) OBP: 0.364, SLG: 0.447	1-0 E 3B		0-3 K		1-1 F7			1-0 G1-3		4	1	1	0	0	1	1		
<b>Dave Martinez, L</b> (1, 8) OBP: 0.189, SLG: 0.171 <b>Junior Noboa, R</b> (8, PH) OBP: 0.333, SLG: 0.375 <b>Tim Burke, R</b> (9, 1)	2-3 K		1-1 G4-3			0-0 L3		2-1 G1-3		3	0	0	0	0	1	1		
<b>Ivan Calderon, R</b> (1, 7) OBP: 0.378, SLG: 0.537	0-0 E6 1B		0-0 G3-1			2-3 K				3	1	0	1	0	1	0		
<b>Tim Wallach, R</b> (1, 5) OBP: 0.244, SLG: 0.341	1-2 1B			2-2 G6-3		0-0 1B				3	0	2	1	0	0	0		
<b>Larry Walker, L</b> (1, 9) OBP: 0.225, SLG: 0.243	2-3 K			2-3 K		0-1 G1-3				3	0	0	0	0	2	2		
<b>Andres Galarraga, R</b> (1, 3) OBP: 0.250, SLG: 0.317	0-0 G4-3			1-1 F9			2-2 FC3-6 1B			3	0	1	0	0	0	1		
<b>Ron Hassey, L</b> (1, 2) OBP: 0.335, SLG: 0.200 <b>Gilberto Reyes, R</b> (8, 2)		1-2 G4-1		4-1 FC1-6 BB			0-0 FC3-6 G1-6-3			2	0	0	0	1	0	1		
<b>Spike Owen, S</b> (1, 6) OBP: 0.265, SLG: 0.281		2-2 G3		1-1 F8			1-0 G1-6-3			3	0	0	0	0	0	2		
<b>Dennis Martinez, R</b> (1, 1) <b>Steve Frey, R</b> (8, 1) <b>Marquis Grissom, R</b> (8, PH) OBP: 0.250, SLG: 0.267		0-3 K		0-0 FC1-6			1-3 K			2	0	0	0	0	1	1		
<b>Inning Stats</b>	R: 2 E: 1 K: 2 S: 12	H: 2 LOB: 1 BB: 0 P: 18	R: 0 E: 0 K: 1 S: 9	H: 0 LOB: 0 BB: 0 P: 12	R: 0 E: 0 K: 1 S: 6	H: 0 LOB: 0 BB: 0 P: 7	R: 0 E: 0 K: 1 S: 8	H: 0 LOB: 1 BB: 1 P: 12	R: 0 E: 0 K: 1 S: 8	H: 1 LOB: 1 BB: 0 P: 10	R: 0 E: 0 K: 0 S: 5	H: 1 LOB: 0 BB: 0 P: 8	R: 0 E: 0 K: 1 S: 6	H: 0 LOB: 0 BB: 0 P: 10	1B: 3 2B: 0 3B: 1 HR: 0	SF: 0 SAC: 0 DP: 1 HBP: 0		
<b>PITCHER</b>	IP WLS L	BF H R	ER SO	BB IBB HBP BLK	WP HR S P	ERA WHIP												
<b>Dwight Gooden, R</b> (1, 1) ERA: 1.88	7.0	26	4	2	1	6	1	0	0	0	0	0	0	0	0	0	1.29	0.714
<b>Pete Schourek, L</b> (8, 1) ERA:	1.0	3	0	0	0	1	0	0	0	0	0	0	0	0	0	0	0.00	0.000

**BOTTOM**

**New York Mets @ Montreal Expos**  
Olympic Stadium, Montreal, QB

Fri Apr 19 1991, 7:05 PM EDT  
Att: 13,986 - Dome - 70 F

[livebaseballscorecards.com](http://livebaseballscorecards.com)

<b>AB</b>	<b>28</b>
<b>R</b>	<b>2</b>
<b>H</b>	<b>4</b>
<b>RBI</b>	<b>2</b>
<b>BB</b>	<b>1</b>
<b>SO</b>	<b>7</b>
<b>LOB</b>	<b>9</b>



WP: 0	PA: 29
PB: 0	
SB: 1	
CS: 0	



# New York Mets @ Montreal Expos

## Olympic Stadium, Montreal, QB

Sat Apr 20 1991, 3:33 AM EDT  
 Att. 19,444 - Dome - 70 F

livebaseballscorecards.com

AB	30
R	3
H	6
RBI	3
BB	5
SO	0
LOB	10



WP:	0	PA:	36
PB:	0		
SB:	0		
CS:	1		

AB R H RBI BB SO LOB

4	0	0	0	0	0	2
2	1	1	1	2	0	0
4	0	1	2	0	0	2
3	0	0	0	1	0	2
3	0	0	0	0	0	0
1	0	0	0	0	0	2
3	0	1	0	0	0	0
1	0	0	0	0	0	0
4	0	1	0	0	0	1
2	1	0	0	2	0	1
2	1	1	0	0	0	0
1	0	1	0	0	0	0
0	0	0	0	0	0	0

Batter 1 2 3 4 5 6 7 8 9

Vince Coleman, S OBP: 0.377, SLG: 0.262 (1, 8) C X	0-1 P4		1-2 P3		2-2 G5-3		0-1 F7	
Tom Herr, S OBP: 0.372, SLG: 0.281 (1, 4) C B B B	4-2 BB		2-1 G5-3		0-1 2B		4-2 2B BB	
Gregg Jefferies, S OBP: 0.346, SLG: 0.244 (1, 5) X	0-0 F7		2-1 F8		1-1 P5		0-0 2B	
Kevin McReynolds, R OBP: 0.118, SLG: 0.125 (1, 7) B B X	2-0 P2		0-1 L1		1-0 G1-3		4-0 IBB	
Mark Carreon, R OBP: 0.321, SLG: 0.444 Daryl Boston, L OBP: 0.227, SLG: 0.286 (1, 9) (7, 9) B B X	2-0 F7		0-1 F8		0-0 G6-3		1-0 P6	
Tim Teufel, R OBP: 0.100, SLG: 0.100 Dave Magadan, L OBP: 0.375, SLG: 0.250 (1, 3) (9, PH) (9, 3) B X	1-0 P3		0-1 G6-3		1-0 CS 1B		2-1 L7	
Rick Cerone, R OBP: 0.278, SLG: 0.444 (1, 2) C X	0-1 P4		0-1 FC6 1B		2-1 G6-3		0-0 G5-3	
Kevin Elster, R OBP: 0.389, SLG: 0.688 (1, 6) B X	1-0 F8		2-0 FC6		4-2 SH1-4 2B BB		4-2 E 1B BB	
Frank Viola, L OBP: 0.125, SLG: 0.250 Mackey Sasser, L OBP: 0.250, SLG: 0.143 John Franco, L (1, 1) (9, PH) (9, 1) C B B X	1-2 G6-3		1-0 2B		0-0 SH1-4		0-1 E9	

<b>Inning Stats</b>	R: 0 H: 0 E: 0 K: 0 S: 6	H: 0 LOB: 1 BB: 1 P: 12	R: 0 H: 0 E: 0 K: 0 S: 4	H: 0 LOB: 0 BB: 0 P: 7	R: 0 H: 0 E: 0 K: 0 S: 9	H: 0 LOB: 0 BB: 0 P: 12	R: 0 H: 0 E: 0 K: 0 S: 6	H: 0 LOB: 0 BB: 0 P: 10	R: 0 H: 1 E: 0 K: 0 S: 6	H: 1 LOB: 1 BB: 0 P: 9	R: 1 H: 2 E: 0 K: 0 S: 9	H: 2 LOB: 1 BB: 0 P: 14	R: 0 H: 1 E: 0 K: 0 S: 4	H: 1 LOB: 0 BB: 0 P: 7	R: 2 H: 1 E: 0 K: 0 S: 10	H: 1 LOB: 2 BB: 3 P: 23	R: 0 H: 1 E: 1 K: 0 S: 7	H: 1 LOB: 1 BB: 1 P: 13	1B: 3 SF: 0 2B: 3 SAC: 1 3B: 0 DP: 0 HR: 0 HBP: 0
---------------------	--------------------------	-------------------------	--------------------------	------------------------	--------------------------	-------------------------	--------------------------	-------------------------	--------------------------	------------------------	--------------------------	-------------------------	--------------------------	------------------------	---------------------------	-------------------------	--------------------------	-------------------------	--

<b>PITCHER</b>	IP WLS BF H R ER SO BB IBB HBP BLK WP HR S P ERA WHIP
Chris Nabholz, L ERA: 4.26 (1, 1)	8.0 L 32 5 3 3 0 3 1 0 0 0 0 0 54 94 3.38 1.000
Barry Jones, R ERA: 3.52 (9, 1)	1.0 4 1 0 0 0 1 0 0 0 0 0 0 7 13 0.00 2.000

**BOTTOM**

**New York Mets @ Montreal Expos**  
 Olympic Stadium, Montreal, QB

Sat Apr 20 1991, 3:33 AM EDT  
 Att: 19,444 - Dome - 70 F

[livebaseballscorecards.com](http://livebaseballscorecards.com)

<b>AB</b>	<b>33</b>
<b>R</b>	<b>1</b>
<b>H</b>	<b>9</b>
<b>RBI</b>	<b>1</b>
<b>BB</b>	<b>1</b>
<b>SO</b>	<b>8</b>
<b>LOB</b>	<b>12</b>



AB	R	H	RBI	BB	SO	LOB
4	0	2	0	0	0	0
4	0	0	0	0	3	3
4	0	0	0	0	0	3
4	1	1	0	0	2	0
4	0	1	0	0	1	1
3	0	1	0	1	1	1
4	0	1	0	0	0	3
3	0	2	1	0	0	0
2	0	1	0	0	1	1
1	0	0	0	0	0	0
0	0	0	0	0	0	0

Batter	1	2	3	4	5	6	7	8	9
<b>Delino DeShields, L</b> (1, 4) OBP: 0.375, SLG: 0.452	0-0 B2-3		1-1 CS	2-2 G4-3		1-1 1B		1-0 1B	
<b>Marquis Grissom, R</b> (1, 8) OBP: 0.200, SLG: 0.211	2-3 K			3-3 K		0-3 K		0-0 P6	
<b>Ivan Calderon, R</b> (1, 7) OBP: 0.347, SLG: 0.489	2-2 G1-3			0-0 G6-3		1-1 G4-3		0-0 F9	
<b>Tim Wallach, R</b> (1, 5) OBP: 0.245, SLG: 0.333		0-2 L8			2-3 K		0-2 1B		1-3 K
<b>Andres Galarraga, R</b> (1, 3) OBP: 0.250, SLG: 0.311		3-1 G6-3			1-2 1B		1-1 P3		0-3 K
<b>Nikco Riesgo, R</b> (1, 9) OBP: 0.500, SLG: 0.333		0-1 G5-3			0-0 P6-3		2-3 K		4-2 BB
<b>Gilberto Reyes, R</b> (1, 2) OBP: 0.409, SLG: 0.429			3-2 G5-3		0-0 P6-3		1-2 1B		0-0 F7
<b>Spike Owen, S</b> (1, 6) OBP: 0.297, SLG: 0.314		2-1 CS				2-2 G6-3		0-0 1B	
<b>Chris Nabholz, L</b> (1, 1) OBP: 0.167, SLG: 0.167			0-3 K			0-0 1B		1-0 F9	
<b>Junior Noboa, R</b> (8, PH) OBP: 0.300, SLG: 0.333									
<b>Barry Jones, R</b> (9, 1)									

Inning Stats	R: 0	H: 0	R: 0	H: 0	R: 0	H: 1	R: 0	H: 2	R: 0	H: 2	R: 1	H: 3	R: 0	H: 1	R: 0	H: 0	1B: 9	SF: 0	WP: 0	PA: 35
	E: 0	LOB: 0	E: 0	LOB: 0	E: 0	LOB: 0	E: 0	LOB: 1	E: 0	LOB: 2	E: 0	LOB: 2	E: 0	LOB: 1	E: 0	LOB: 1	2B: 1	SAC: 0	PB: 0	
	K: 1	BB: 0	K: 0	BB: 0	K: 1	BB: 0	K: 1	BB: 0	K: 1	BB: 0	K: 1	BB: 0	K: 0	BB: 0	K: 2	BB: 1	3B: 0	DP: 1	SB: 0	
	S: 7	P: 11	S: 7	P: 10	S: 9	P: 15	S: 7	P: 12	S: 8	P: 11	S: 12	P: 16	S: 4	P: 6	S: 9	P: 14	HR: 0	HBP: 0	CS: 1	

PITCHER	IP	WLS	BF	H	R	ER	SO	BB	IBB	HBP	BLK	WP	HR	S	P	ERA	WHIP
<b>Frank Viola, L</b> (1, 1) ERA: 1.17	8.0	W	30	9	1	1	6	0	0	0	0	0	0	65	96	1.12	1.125
<b>John Franco, L</b> (9, 1) ERA: 2.08	1.0	S	4	0	0	0	2	1	0	0	0	0	0	9	14	0.00	1.000









Batter	1	2	3	4	5	6	7	8	9	AB R H RBI BB SO LOB	TOP											
Vince Coleman, S OBP: 0.397, SLG: 0.333 (1, 8)	3-2 G5-3	2-3 K			4-2 G4-3 PB G3 BB		0-0 G6-3		2-2 1B	4 1 1 0 1 1 1												
Tom Herr, S OBP: 0.377, SLG: 0.289 (1, 4)	4-0 FC6-4 BB BB		1-1 G4-3		1-1 G4-3		3-2 F7		1-2 L7	4 0 0 0 1 0 4												
Dave Magadan, L OBP: 0.368, SLG: 0.233 (1, 3)	4-1 FC6-4 BB 1-2 BB		0-1 G4-3		1-0 G3			1-3 K		3 0 0 1 1 1 0												
Hubie Brooks, R OBP: 0.419, SLG: 0.618 Daryl Boston, L OBP: 0.259, SLG: 0.280 (1, 9) (8, 9)	2-2 FC6-4 BB 1-2f 2-3		1-2		3-H 1-2 F8			1-3 K		3 0 0 0 0 1 2 0 0 0 0 0 0 0												
Howard Johnson, S OBP: 0.311, SLG: 0.429 (1, 5)	4-1 1-2 BB		2-1 G1-6-3		4-2 WP S SF7 BB			4-0 CS BB		1 1 0 0 3 0 1												
Kevin McReynolds, R OBP: 0.077, SLG: 0.080 (1, 7)	2-1 F7			1-0 P2		2-1 SAFE F8		2-0 CS	1-2 G4-3	4 0 0 0 0 0 4												
Kevin Elster, R OBP: 0.370, SLG: 0.696 (1, 6)		1-0 G1-3		4-0 BB		3-2 SF7		3-1 G5-3		2 0 0 1 1 0 0												
Charlie O'Brien, R OBP: 0.300, SLG: 0.192 (1, 2)		0-1 F8		2-0 F7		0-0 G5-3		1-2 1B BB 1B		4 0 1 0 0 0 1												
Ron Darling, R OBP: 0.286, SLG: 0.429 Gregg Jefferies, S OBP: 0.345, SLG: 0.277 Doug Simons, L (7, 1) Mark Carreon, R OBP: 0.345, SLG: 0.444 John Franco, L (9, 1)		2-1 2B		2-1 F7		2-1 F8		4-0 1B BB 1B BB		2 0 1 0 0 0 1 1 0 0 0 0 0 0 0 0 0 0 0 0 0 0 0 0 0 1 0 0 0 0 0 0 0 0 0												
<b>Inning Stats</b>	R: 0 E: 0 K: 0 S: 10	H: 0 LOB: 3 BB: 3 P: 29	R: 0 E: 0 K: 1 S: 8	H: 1 LOB: 1 BB: 0 P: 13	R: 0 E: 0 K: 0 S: 9	H: 0 LOB: 1 BB: 1 P: 13	R: 0 E: 0 K: 0 S: 4	H: 0 LOB: 1 BB: 1 P: 13	R: 1 E: 0 K: 0 S: 8	H: 0 LOB: 0 BB: 1 P: 15	R: 1 E: 0 K: 0 S: 8	H: 0 LOB: 0 BB: 1 P: 17	R: 0 E: 0 K: 0 S: 8	H: 0 LOB: 0 BB: 0 P: 13	R: 0 E: 0 K: 2 S: 7	H: 0 LOB: 0 BB: 1 P: 15	R: 0 E: 0 K: 0 S: 16	H: 2 LOB: 3 BB: 1 P: 28	1B: 2 2B: 1 3B: 0 HR: 0	SF: 1 SAC: 0 DP: 0 HBP: 1	WP: 1 PB: 1 SB: 1 CS: 1	PA: 39
<b>PITCHER</b>	IP WLS BF H R ER SO BB IBB HBP BLK WP HR S P ERA WHIP																					
Jason Grimsley, R ERA: 4.91 (1, 1)	6.0 L 26 1 2 1 1 6 0 1 0 1 0 47 100 1.50 1.167																					
Joe Boever, R ERA: 4.63 (7, 1)	2.0 6 0 0 0 2 1 0 0 0 0 0 15 28 0.00 0.500																					
Roger McDowell, R ERA: 0.68 (9, 1)	1.0 6 2 0 0 0 1 0 0 0 0 0 16 28 0.00 3.000																					

**New York Mets @ Philadelphia Phillies**  
**Veterans Stadium, Philadelphia, PA**  
 Tue Apr 23 1991, 7:05 PM EDT  
 Att. 20,187 - Cloudy - 64 F

livebaseballscorecards.com

**AB 28**  
**R 2**  
**H 3**  
**RBI 2**  
**BB 8**  
**SO 3**  
**LOB 14**



Batter	1	2	3	4	5	6	7	8	9	AB	R	H	RBI	BB	SO	LOB
Lenny Dykstra, L (1, 8) OBP: 0.439, SLG: 0.509	3-2 G4-6-3 1B		3-2 L6-3 1-2			0-0 2B		1-2 G3-1		4	0	2	0	0	0	2
Rod Booker, L (1, 6) OBP: 0.250, SLG: 0.333 Randy Ready, R (9, PH) OBP: 0.370, SLG: 0.292	0-0 G4-6-3 1-2f			1-0 P6		0-0 G3			2-2 G6-3	3	0	0	0	0	0	2
John Kruk, L (1, 3) OBP: 0.333, SLG: 0.491	3-2 G1-3			1-0 G4-3			0-0 G4-3		3-2 BB 1B	4	0	1	0	0	0	0
Dale Murphy, R (1, 9) OBP: 0.259, SLG: 0.360		0-0 G5-3		2-2 F9			1-2 F8		3-3 SAFE SAFE BB SAFE	4	0	0	0	0	1	1
Von Hayes, L (1, 7) OBP: 0.361, SLG: 0.283		4-2 L4-3 BB		3-3 K			4-2 2B BB		4-1 1-2 BB	1	1	0	0	3	1	0
Charlie Hayes, R (1, 5) OBP: 0.160, SLG: 0.240		1-0 L4-3 1-2		3-2 F9			1-0 1-H 2B		1-0 F7	4	0	1	1	0	0	3
Mickey Morandini, L (1, 4) OBP: 0.333, SLG: 0.333			2-2 E8 1B 1B		3-2 L7		3-3 K			3	0	1	0	0	1	1
Steve Lake, R (1, 2) OBP: 0.167, SLG: 0.167			1-0 L6-3 1B			0-0 F9		0-1 P6		3	0	1	0	0	0	0
Jason Grimsley, R (1, 1) Jim Lindeman, R (6, PH) Joe Boever, R (7, 1) Ricky Jordan, R (8, PH) Roger McDowell, R (9, 1)			2-3 K			2-1 F8		2-1 P3		1	0	0	0	0	1	2

Inning Stats	R: 0	H: 1	E: 0	K: 0	S: 7	R: 0	H: 0	E: 0	K: 0	S: 4	R: 0	H: 2	E: 1	K: 1	S: 10	R: 0	H: 0	E: 0	K: 0	S: 6	R: 0	H: 0	E: 0	K: 1	S: 11	R: 0	H: 1	E: 0	K: 0	S: 5	R: 1	H: 1	E: 0	K: 1	S: 11	R: 0	H: 0	E: 0	K: 0	S: 7	R: 0	H: 1	E: 0	K: 1	S: 12	1B: 4	SF: 0	2B: 4	SAC: 0	3B: 0	DP: 3	HR: 0	HBP: 0	WP: 0	PA: 33	
	0	1	0	0	7	0	0	0	0	4	0	2	1	1	10	0	0	0	0	6	0	0	0	0	0	11	0	1	0	0	5	1	1	0	1	11	0	0	0	0	7	0	0	0	0	10	4	0	4	0	3	0	0	0	0	33

PITCHER	IP	WLS	BF	H	R	ER	SO	BB	IBB	HBP	BLK	WP	HR	S	P	ERA	WHIP
Ron Darling, R (1, 1) ERA: 2.33	6.0	W	20	4	0	0	2	1	0	0	0	0	0	43	77	0.00	0.833
Doug Simons, L (7, 1) ERA: 1.08	2.0		8	1	1	1	1	1	0	0	0	0	0	18	30	4.50	1.000
John Franco, L (9, 1) ERA: 1.69	1.0	S	5	1	0	0	1	1	0	0	0	0	0	12	25	0.00	2.000

BOTTOM

New York Mets @ Philadelphia Phillies  
Veterans Stadium, Philadelphia, PA

Tue Apr 23 1991, 7:05 PM EDT  
Att: 20,187 - Cloudy - 64 F

livebaseballscorecards.com

AB	30
R	1
H	6
RBI	1
BB	3
SO	4
LOB	11







Batter	1	2	3	4	5	6	7	8	9	AB	R	H	RBI	BB	SO	LOB
Lenny Dykstra, L OBP: 0.443, SLG: 0.559 (1, 8)	0-0 HR		2-1 1B		2-0 G4-3			2-2 G1-3		4	1	2	1	0	0	1
Mickey Morandini, L OBP: 0.286, SLG: 0.286 Mitch Williams, L (9, 1)	2-1 1B		2-1 F8			0-0 G3		2-1 F7		4	1	1	0	0	0	2
John Kruk, L OBP: 0.328, SLG: 0.475 (1, 3)	2-1 F7			0-2 1B		1-0 L8		0-3 K		4	0	1	0	0	1	2
Dale Murphy, R OBP: 0.276, SLG: 0.358 (1, 9)	1-2 1B			1-0 L3		4-2 BB		2-1 G5-3		3	0	1	0	1	0	1
Von Hayes, L OBP: 0.354, SLG: 0.265 (1, 7)	1-2 G4-3-6-3			4-1 2B		2-3 K		0-2 G6-3		3	1	0	0	1	1	2
Charlie Hayes, R OBP: 0.185, SLG: 0.278 (1, 5)		2-3 K		1-0 2B		0-0 G6-4-3 1B		0-0 P2		4	0	2	1	0	1	0
Rod Booker, L OBP: 0.200, SLG: 0.267 (1, 6)		0-0 G6-3		1-2 P6		3-3 K		0-0 G6-4-3		3	0	0	0	0	1	2
Steve Lake, R OBP: 0.111, SLG: 0.111 (1, 2)		1-1 G5-3		1-0 G6-3		0-0 G6-4-3		1-2 G6-4-3		3	0	0	0	0	0	1
Terry Mulholland, R Darrel Akerfelds, R Randy Ready, R OBP: 0.393, SLG: 0.292 (8, 4)			3-2 G6-3		1-3 K		4-2 G1-3 BB			2	0	0	0	0	1	0

Inning Stats	R: 2	H: 3	E: 0	LOB: 0	K: 0	S: 12	R: 0	H: 0	E: 0	LOB: 0	K: 1	S: 6	R: 0	H: 1	E: 0	LOB: 0	K: 0	S: 9	R: 1	H: 2	E: 0	LOB: 1	K: 0	S: 9	R: 0	H: 0	E: 0	LOB: 0	K: 1	S: 5	R: 0	H: 0	E: 0	LOB: 1	K: 1	S: 7	R: 0	H: 1	E: 0	LOB: 0	K: 1	S: 6	R: 0	H: 0	E: 0	LOB: 1	K: 1	S: 10	R: 0	H: 0	E: 0	LOB: 0	K: 0	S: 6	R: 0	H: 0	E: 0	LOB: 0	K: 0	S: 6	1B: 5	SF: 0	2B: 2	SAC: 0	3B: 0	DP: 3	HR: 1	HBP: 0	WP: 0	PA: 33
--------------	------	------	------	--------	------	-------	------	------	------	--------	------	------	------	------	------	--------	------	------	------	------	------	--------	------	------	------	------	------	--------	------	------	------	------	------	--------	------	------	------	------	------	--------	------	------	------	------	------	--------	------	-------	------	------	------	--------	------	------	------	------	------	--------	------	------	-------	-------	-------	--------	-------	-------	-------	--------	-------	--------

PITCHER	IP	WLS	BF	H	R	ER	SO	BB	IBB	HBP	BLK	WP	HR	S	P	ERA	WHIP
Wally Whitehurst, R ERA: 4.0 (1, 1)	5.0		19	6	3	3	2	1	0	0	0	0	1	41	67	5.40	1.400
Pete Schourek, L ERA: 2.79 (6, 1)	3.0	W	11	1	0	0	3	2	0	0	0	0	0	23	41	0.00	1.000
Alejandro Pena, R ERA: 3.38 (9, 1)	1.0		3	0	0	0	0	0	0	0	0	0	0	6	8	0.00	0.000


**BOTTOM**

**New York Mets @ Philadelphia Phillies**  
Veterans Stadium, Philadelphia, PA

Wed Apr 24 1991, 7:05 PM EDT  
Att. 15,214 - Cloudy - 51 F

livebaseballscorecards.com

<b>AB</b>	<b>30</b>
<b>R</b>	<b>3</b>
<b>H</b>	<b>7</b>
<b>RBI</b>	<b>2</b>
<b>BB</b>	<b>3</b>
<b>SO</b>	<b>5</b>
<b>LOB</b>	<b>11</b>





**New York Mets @ Philadelphia Phillies**  
**Veterans Stadium, Philadelphia, PA**

Thu Apr 25 1991, 7:05 PM EDT  
 Att. 22,099 - Cloudy - 69 F

livebaseballscorecards.com

<b>AB</b>	<b>28</b>
<b>R</b>	<b>3</b>
<b>H</b>	<b>3</b>
<b>RBI</b>	<b>2</b>
<b>BB</b>	<b>7</b>
<b>SO</b>	<b>6</b>
<b>LOB</b>	<b>12</b>



WP:	1	PA:	37
PB:	0		
SB:	1		
CS:	0		

AB R H RBI BB SO LOB

3	1	0	0	2	1	4
---	---	---	---	---	---	---

3	1	0	0	1	1	1
---	---	---	---	---	---	---

3	1	1	0	1	0	0
---	---	---	---	---	---	---

4	0	0	0	0	0	3
0	0	0	0	0	0	0
0	0	0	0	0	0	0

3	0	0	1	0	0	1
---	---	---	---	---	---	---

4	0	1	1	0	2	0
---	---	---	---	---	---	---

3	0	1	0	1	1	1
---	---	---	---	---	---	---

2	0	0	0	1	0	0
0	0	0	0	1	0	0
0	0	0	0	0	0	0

2	0	0	0	0	0	0
0	0	0	0	0	0	0
1	0	0	0	0	1	2

1B:	2	SF:	1
2B:	1	SAC:	1
3B:	0	DP:	0
HR:	0	HBP:	0

Batter	1	2	3	4	5	6	7	8	9
Vince Coleman, S OBP: 0.384, SLG: 0.339 (1, 8)	4-0 BB WP BB BB	4-2 E S BB		3-1 G3-1			2-3 K		2-2 FC6-4 1-2f
Tom Herr, S OBP: 0.387, SLG: 0.273 (1, 4)	4-1 WP BB BB 1-2 SF7 BB	2-2 F7		2-3 K			1-0 F8		
Dave Magadan, L OBP: 0.394, SLG: 0.275 (1, 3)	4-0 WP 2B BB 1-2 2-3		0-2 P6		1-0 G4-3		0-0 FC6-4 1B		
Hubie Brooks, R OBP: 0.353, SLG: 0.500 Doug Simons, L Jeff Innis, R	3-2 G5-3 1-2 2-3 3-H		2-1 F7		1-0 F8		1-2 FC6-4 1-2f		
Howard Johnson, S OBP: 0.278, SLG: 0.357 (1, 5)	0-2 SF7 3-H		1-2 F9		1-0 F7		1-0 L6		
Kevin McReynolds, R OBP: 0.171, SLG: 0.303 (1, 7)	0-1 2B 2-H		0-0 F7		1-3 K		3-3 K		
Kevin Elster, R OBP: 0.361, SLG: 0.581 (1, 6)	1-2 G6-3		2-2 SH5-4 BB 1B		2-3 K		4-2 BB BB		
Charlie O'Brien, R OBP: 0.324, SLG: 0.219 Tim Teufel, R OBP: 0.182, SLG: 0.100 Keith Miller, R OBP: 0.429, SLG: 0.500		0-0 F8	4-2 SH5-4 BB 1-2		0-0 F8		4-1 FC6-4 BB 1-2		
Dwight Gooden, R OBP: 0.222, SLG: 0.222 Daryl Boston, L OBP: 0.250, SLG: 0.269 Mark Carreon, R OBP: 0.333, SLG: 0.429		3-2 G5-3	1-0 SH5-4 1-2 2-3		0-1 L9		2-3 K		

Inning Stats	R: 3	H: 1	E: 0	K: 0	S: 18	P: 34	R: 0	H: 0	E: 0	K: 0	S: 12	P: 20	R: 0	H: 0	E: 0	K: 0	S: 8	P: 11	R: 0	H: 1	E: 0	K: 0	S: 10	P: 20	R: 0	H: 0	E: 0	K: 1	S: 5	P: 9	R: 0	H: 0	E: 0	K: 2	S: 7	P: 11	R: 0	H: 0	E: 0	K: 1	S: 7	P: 9	R: 0	H: 1	E: 0	K: 0	S: 6	P: 9	R: 0	H: 0	E: 0	K: 2	S: 13	P: 28	1B: 2	2B: 1	3B: 0	HR: 0	SF: 1	SAC: 1	DP: 0	HBP: 0	WP: 1	PA: 37
--------------	------	------	------	------	-------	-------	------	------	------	------	-------	-------	------	------	------	------	------	-------	------	------	------	------	-------	-------	------	------	------	------	------	------	------	------	------	------	------	-------	------	------	------	------	------	------	------	------	------	------	------	------	------	------	------	------	-------	-------	-------	-------	-------	-------	-------	--------	-------	--------	-------	--------

PITCHER	IP	WLS	BF	H	R	ER	SO	BB	IBB	HBP	BLK	WP	HR	S	P	ERA	WHIP
Pat Combs, L ERA: 6.1 (1, 1)	0.0		3	0	3	3	0	3	0	0	0	0	0	1	13	∞	∞
Tommy Greene, R ERA: 5.3 (1, 1)	4.0		16	2	0	0	0	2	0	0	0	1	0	47	72	0.00	1.000
Joe Boever, R ERA: 3.68 (5, 1)	3.0		9	0	0	0	4	0	0	0	0	0	0	19	29	0.00	0.000
Roger McDowell, R ERA: 0.63 (8, 1)	1.0	W	4	1	0	0	0	0	0	0	0	0	0	6	9	0.00	1.000
Mitch Williams, L ERA: 3.0 (9, 1)	1.0	S	5	0	0	0	2	2	0	0	0	0	0	13	28	0.00	2.000

PITCHER	IP	WLS	BF	H	R	ER	SO	BB	IBB	HBP	BLK	WP	HR	S	P	ERA	WHIP
---------	----	-----	----	---	---	----	----	----	-----	-----	-----	----	----	---	---	-----	------

Batter	1	2	3	4	5	6	7	8	9
Lenny Dykstra, L OBP: 0.427, SLG: 0.531 (1, 8)	1-3 K		0-0 E6 BLK		1-2 F7		2-2 E 1B	3-1 F8	
Mickey Morandini, L OBP: 0.273, SLG: 0.200 Roger McDowell, R Dale Murphy, R OBP: 0.288, SLG: 0.370 (8, PH)	2-2 G6-3		1-3 K		4-1 BB		3-3 K	2-3 FC6-4 1B	
John Kruk, L OBP: 0.333, SLG: 0.460 Mitch Williams, L (9, 1)	0-1 G6-3			4-2 1B 1B BB	1-1 F7		3-2 E 1B	0-1 FC6-4	
Ricky Jordan, R OBP: 0.391, SLG: 0.524 (1, 3)		2-3 K		0-0 1B 1B	1-3 K		0-0 E5		
Von Hayes, L OBP: 0.333, SLG: 0.245 (1, 7)		3-2 F8		0-0 P3		1-0 G3	2-1 L8		
Darren Daulton, L OBP: 0.283, SLG: 0.278 (1, 2)		1-1 2B		1-2 FC4-6 1B		0-1 F9		4-2 1B BB	
Charlie Hayes, R OBP: 0.224, SLG: 0.310 (1, 5)		1-0 P4		0-2 FC4-6 1B		3-1 CS 1B		0-1 F8 1B 1B	
Rod Booker, L OBP: 0.158, SLG: 0.211 (1, 6)			0-3 K	0-0 FC4-6		1-0 CS	0-0 G4-3	2-3 K	
Pat Combs, L OBP: 0.750, SLG: 0.667 Tommy Greene, R OBP: 0.333, SLG: 0.333 John Morris, L OBP: 0.273, SLG: 0.300 Joe Boever, R Wally Backman, S OBP: 0.294, SLG: 0.143 Randy Ready, R OBP: 0.414, SLG: 0.320 (8, PH)			0-0 L4	3-3 K			4-2 1B BB	1-1 1B	

AB	R	H	RBI	BB	SO	LOB
5	0	1	0	0	1	2
3	0	0	0	1	2	3
0	0	0	0	0	0	0
1	0	1	1	0	0	0
4	1	1	1	1	0	3
0	0	0	0	0	0	0
4	1	1	0	0	2	3
4	0	0	0	0	0	5
3	1	2	0	1	0	0
4	1	3	2	0	0	1
4	0	0	0	0	2	4
0	0	0	0	0	0	0
1	0	0	0	0	0	0
1	0	0	0	1	2	
0	0	0	0	0	0	0
0	1	0	0	1	0	0
1	0	1	1	0	0	0

WP	PA
0	40

Inning Stats	R	H	E	K	S	R	H	E	K	S	R	H	E	K	S	R	H	E	K	S	R	H	E	K	S
	0	0	0	1	12	0	1	0	1	16	0	0	0	2	15	0	0	0	1	17	1	2	0	3	33
	0	0	0	0	12	0	0	0	1	16	0	0	0	2	15	0	0	0	1	17	2	3	0	3	27

**New York Mets @ Philadelphia Phillies**  
Veterans Stadium, Philadelphia, PA

Thu Apr 25 1991, 7:05 PM EDT  
Att: 22,099 - Cloudy - 69 F

AB	35
R	5
H	10
RBI	5
BB	4
SO	8
LOB	23



PITCHER	IP	WLS	BF	H	R	ER	SO	BB	IBB	HBP	BLK	WP	HR	S	P	ERA	WHIP
Dwight Gooden, R ERA: 2.32 (1, 1)	7.0		32	7	3	3	7	3	0	0	1	0	0	77	122	3.86	1.429
Doug Simons, L ERA: 3.0 (8, 1)	0.2	L	5	2	2	2	1	1	0	0	0	0	0	14	24	27.00	4.500
Jeff Innis, R ERA: 4.15 (8, 1)	0.1		2	1	0	0	0	0	0	0	0	0	0	3	3	0.00	3.000



Batter	1	2	3	4	5	6	7	8	9	AB R H RBI BB SO LOB	TOP	
Gary Redus, R (1, 3) OBP: 0.341, SLG: 0.306	2-2 G3 SH1-4 1B	3-2 F8			1-1 F9			0-1 F7		4 0 1 0 0 0 3		
Jay Bell, R (1, 6) OBP: 0.217, SLG: 0.250	0-1 SH1-4 1-2		1-1 G6-3		0-1 P3			1-1 F8		3 0 0 0 0 0 0		
Andy Van Slyke, L (1, 8) OBP: 0.328, SLG: 0.491	2-2 G3 2-3		0-1 1B 1B		0-2 G3			1-0 P4		4 0 1 0 0 0 1		
Bobby Bonilla, S (1, 9) OBP: 0.411, SLG: 0.532	3-1 G5-3		2-1 1B 1-2		1-0 G5-3			0-0 F7		4 0 1 0 0 0 1		
Barry Bonds, L (1, 7) OBP: 0.222, SLG: 0.320		0-3 K	3-3 K		0-1 G3			1-1 BB 1B		4 0 1 0 0 2 2		
Jeff King, R (1, 5) OBP: 0.348, SLG: 0.355		4-1 BB FC3-6	1-2 F7		2-2 F7			2-1 F7		3 0 0 0 1 0 3		
Michael LaValliere, L (1, 2) OBP: 0.190, SLG: 0.250 Lloyd McClendon, R (9, PH) OBP: 0.545, SLG: 0.875		0-2 FC3-6 BB 1B 1-2f		3-1 F8			2-2 G4-3	4-1 BB 1-2 BB		3 0 0 0 0 0 1 0 0 0 0 1 0 0		
Jose Lind, R (1, 4) OBP: 0.286, SLG: 0.302		1-0 BB 1-2 1B		1-2 G4-3			0-0 G6-4-3 1B	0-2 G6-3		4 0 2 0 0 0 2		
Zane Smith, L (1, 1) OBP: 0.444, SLG: 0.429 Carmelo Martinez, R (7, PH) OBP: 0.294, SLG: 0.250 Bob Kipper, R (7, 1) Stan Belinda, R (8, 1)		4-1 BB 1-2 2-3 BB		0-2 G3			1-1 SAFE G6-4-3 1-2f			1 0 0 0 1 0 0 1 0 0 0 0 0 1 0 0 0 0 0 0 0 0 0 0 0 0 0 0		
<b>Inning Stats</b>	R: 0 H: 1 E: 0 LOB: 1 K: 0 BB: 0 S: 10 P: 17	R: 0 H: 1 E: 0 LOB: 3 K: 1 BB: 2 S: 14 P: 26	R: 0 H: 2 E: 0 LOB: 2 K: 1 BB: 0 S: 14 P: 21	R: 0 H: 0 E: 0 LOB: 0 K: 0 BB: 0 S: 8 P: 12	R: 0 H: 0 E: 0 LOB: 0 K: 0 BB: 0 S: 7 P: 8	R: 0 H: 0 E: 0 LOB: 0 K: 0 BB: 0 S: 6 P: 9	R: 0 H: 1 E: 0 LOB: 0 K: 0 BB: 0 S: 6 P: 9	R: 0 H: 0 E: 0 LOB: 0 K: 0 BB: 0 S: 5 P: 7	R: 0 H: 1 E: 0 LOB: 2 K: 0 BB: 1 S: 9 P: 16	1B: 6 SF: 0 2B: 0 SAC: 1 3B: 0 DP: 1 HR: 0 HBP: 0	WP: 0 PA: 35 PB: 0 SB: 0 CS: 0	
<b>PITCHER</b>	IP WLS BF H R ER SO BB IBB HBP BLK WP HR S P ERA WHIP											
Frank Viola, L (1, 1) ERA: 0.86	8.1 W 32 6 0 0 2 2 0 0 0 0 0 0 73 113 0.00 0.960											
John Franco, L (9, 1) ERA: 1.5	0.2 S 3 0 0 0 0 1 0 0 0 0 0 0 6 12 0.00 1.500											

Pittsburgh Pirates @ New York Mets  
Shea Stadium, Flushing, NY  
Fri Apr 26 1991, 7:05 PM EDT  
Att. 30,702 - Cloudy - 66 F

livebaseballscorecards.com

AB	31
R	0
H	6
RBI	0
BB	3
SO	2
LOB	14



Batter	1	2	3	4	5	6	7	8	9	AB	R	H	RBI	BB	SO	LOB
Vince Coleman, S OBP: 0.364, SLG: 0.317 (1, 8)	2-2 G6-3		1-0 G6-3	0-1 FC6-4			0-0 E1			4	1	0	0	0	0	2
Gregg Jefferies, S OBP: 0.333, SLG: 0.269 Tom Herr, S OBP: 0.387, SLG: 0.273 (1, 4) (8, 4)	0-2 G4-3		2-2 F9 BB 1B	1-1 G6-3			3-2 P3			4	1	1	0	0	0	3
Dave Magadan, L OBP: 0.429, SLG: 0.302 (1, 3)	4-2 1B BB		1-2 1B BB				2-0 FC4-6			2	0	2	1	2	0	0
Hubie Brooks, R OBP: 0.345, SLG: 0.478 Daryl Boston, L OBP: 0.250, SLG: 0.269 (1, 9) (8, 9)	0-2 1-3 1B		1-0 F9	1-1 G6-4-3			0-1 FC4-6			4	0	1	0	0	0	4
Howard Johnson, S OBP: 0.276, SLG: 0.348 (1, 5)	1-3 K		2-1 1B	2-0 F8			1-3 K			4	0	1	1	0	2	2
Kevin McReynolds, R OBP: 0.179, SLG: 0.297 (1, 7)			1-1 G6-3				1-3 K			4	0	1	0	0	1	2
Rick Cerone, R OBP: 0.333, SLG: 0.478 (1, 2)			1-2 G5-3	2-0 FC6-4 2B			0-2 G3-1			4	0	1	0	0	0	1
Kevin Elster, R OBP: 0.385, SLG: 0.588 (1, 6)			2-2 1B	1-0 FC6-4 1B			1-2 L6			3	0	2	0	0	0	0
Frank Viola, L OBP: 0.091, SLG: 0.182 John Franco, L (9, 1)	0-1 G3-1		1-3 K				1-3 K			3	0	0	0	0	2	3

Inning Stats	R: 0	H: 1	E: 0	LOB: 2	K: 1	S: 16	R: 0	H: 1	E: 0	LOB: 1	K: 0	S: 10	R: 1	H: 2	E: 0	LOB: 2	K: 0	S: 11	R: 0	H: 2	E: 0	LOB: 2	K: 1	S: 9	R: 0	H: 1	E: 0	LOB: 0	K: 0	S: 4	R: 0	H: 1	E: 0	LOB: 0	K: 0	S: 6	R: 1	H: 1	E: 1	LOB: 1	K: 1	S: 12	R: 0	H: 0	E: 0	LOB: 0	K: 2	S: 12	R: 0	H: 0	E: 0	LOB: 0	K: 2	S: 14
PITCHER	IP	WLS	BF	H	R	ER	SO	BB	IBB	HBP	BLK	WP	HR	S	P	ERA	WHIP																																					
Zane Smith, L ERA: 2.7 Bob Kipper, L ERA: 12.0 Stan Belinda, R ERA: 6.23	(1, 1)	6.0	L	26	8	1	1	2	2	0	0	0	0	0	0	1.50	1.667																																					
	(7, 1)	1.1		6	1	1	0	2	0	0	0	0	0	0	17	23	0.00	0.750																																				
	(8, 1)	0.2		2	0	0	1	0	0	0	0	0	0	0	7	8	0.00	0.000																																				


**BOTTOM**

**Pittsburgh Pirates @ New York Mets**  
Shea Stadium, Flushing, NY

Fri Apr 26 1991, 7:05 PM EDT  
Att: 30,702 - Cloudy - 66 F

livebaseballscorecards.com

AB	32
R	2
H	9
RBI	2
BB	2
SO	5
LOB	17



1B:	8	SF:	0	WP:	0	PA:	34
2B:	1	SAC:	0	PB:	0		
3B:	0	DP:	2	SB:	3		
HR:	0	HBP:	0	CS:	0		



**Pittsburgh Pirates @ New York Mets**  
 Shea Stadium, Flushing, NY

Sat Apr 27 1991, 3:33 AM EDT  
 Att. 32,062 - Cloudy - 71 F

[livebaseballscorecards.com](http://livebaseballscorecards.com)



WP: 0 PA: 45  
 PB: 0  
 SB: 0  
 CS: 1

AB 37  
 R 10  
 H 16  
 RBI 9  
 BB 5  
 SO 5  
 LOB 18

AB	R	H	RBI	BB	SO	LOB
4	2	2	1	1	0	1
4	3	3	0	1	0	1
3	1	1	2	1	1	2
0	0	0	0	0	0	0
4	1	3	4	0	0	0
0	0	0	0	0	0	0
5	0	0	0	0	2	6
3	1	1	0	2	1	0
5	1	3	2	0	0	1
5	0	2	0	0	0	5
2	0	0	0	0	0	1
1	1	1	0	0	0	0
1	0	0	0	0	1	1

Batter	1	2	3	4	5	6	7	8	9													
<b>Orlando Merced, S</b> OBP: 0.545, SLG: 0.500 (1, 3) (9, 9)	2-2 F7	0-1 E9 1B 2-H 3-H		4-2 BB		1-0 G4-3		1-0 SF8 BB 1B														
<b>Curtis Wilkerson, S</b> OBP: 0.529, SLG: 0.500 (1, 6) (9, 9)	3-2 1B 2B	3-1 SAFE 1B 1B		2-0 F7			0-0 BB 1B	4-2 BB														
<b>Andy Van Slyke, L</b> OBP: 0.333, SLG: 0.483 <b>Gary Redus, R</b> OBP: 0.341, SLG: 0.306 (1, 8) (9, 8)	0-3 K	1-2 1B 1B		0-2 G3			1 SAFE BB 1B BB	2-2 SF8														
<b>Bobby Bonilla, S</b> OBP: 0.423, SLG: 0.545 <b>Lloyd McClendon, R</b> OBP: 0.545, SLG: 0.875 (1, 9) (9, 3)	0-0 1B	0-0 1B			3-0 F8		0-0 BB 1B	0-0 SF8														
<b>Barry Bonds, L</b> OBP: 0.203, SLG: 0.291 (1, 7) (9, 9)	1-2 F8	2-2 P6			1-0 F7		2-3 K	1-3 K														
<b>Jeff King, R</b> OBP: 0.365, SLG: 0.354 (1, 5) (9, 9)		2-1 SH1-4 1B 1B		0-1 G6-3		1-3 K	4-0 1B IBB	4-1 G4-6-3 BB														
<b>Michael LaValliere, L</b> OBP: 0.234, SLG: 0.289 (1, 2) (9, 9)		0-0 SH1-4 E 1B		2-1 CS 1B		0-0 G4-3	1-0 G5-4-3 1B	0-0 G4-6-3														
<b>Jose Lind, R</b> OBP: 0.285, SLG: 0.310 (1, 4) (9, 9)		2-1 F9		2-2 P4		1-2 FC1-6 1B	1-0 G5-4-3	1-1 1B														
<b>Randy Tomlin, L</b> <b>Gary Varsho, L</b> (8, PH) <b>Bob Patterson, R</b> (8, 1) (1, 1) (8, 1) (8, 1)		0-0 SH1-4		0-2 G6-3		0-0 FC1-6		1-0 SF8 1B	0-3 K													
<b>Inning Stats</b>	R: 1 E: 0 K: 1 S: 14	H: 2 LOB: 1 BB: 0 P: 20	R: 4 E: 1 K: 0 S: 18	H: 6 LOB: 2 BB: 0 P: 28	R: 0 E: 0 K: 0 S: 7	H: 1 LOB: 0 BB: 0 P: 11	R: 0 E: 0 K: 0 S: 9	H: 0 LOB: 1 BB: 1 P: 15	R: 0 E: 0 K: 1 S: 5	H: 0 LOB: 0 BB: 0 P: 10	R: 0 E: 0 K: 0 S: 6	H: 1 LOB: 1 BB: 0 P: 8	R: 3 E: 0 K: 1 S: 9	H: 3 LOB: 1 BB: 2 P: 21	R: 2 E: 0 K: 1 S: 14	H: 2 LOB: 1 BB: 1 P: 23	R: 0 E: 0 K: 1 S: 7	H: 1 LOB: 1 BB: 1 P: 12	1B: 15 2B: 1 3B: 0 HR: 0	SF: 2 SAC: 1 DP: 2 HBP: 0	WP: 0 PA: 45 PB: 0 SB: 0 CS: 1	
<b>PITCHER</b>	IP	WLS	BF	H	R	ER	SO	BB	IBB	HBP	BLK	WP	HR	S	P	ERA	WHIP					
<b>David Cone, R</b> ERA: 5.25 (1, 1)	5.0	L	24	9	5	5	2	1	0	0	0	0	0	53	84	9.00	2.000					
<b>Pete Schourek, L</b> ERA: 4.91 (6, 1)	1.1		10	4	3	3	1	1	1	0	0	0	0	14	27	20.25	3.750					
<b>Jeff Innis, R</b> ERA: 6.0 (7, 1)	1.2		7	2	2	2	1	1	0	0	0	0	0	15	25	10.80	1.800					
<b>Alejandro Pena, R</b> ERA: 2.84 (9, 1)	1.0		4	1	0	0	1	1	0	0	0	0	0	7	12	0.00	2.000					

Batter	1	2	3	4	5	6	7	8	9	AB	R	H	RBI	BB	SO	LOB
Vince Coleman, S OBP: 0.363, SLG: 0.318 Mark Carreon, R OBP: 0.355, SLG: 0.429 (1, 8) (8, PH) (9, 8)	1-2 CS 1B		1-0 P4		2-2 P4			4-2 FC6-4 BB		3	0	1	0	0	0	0
Tom Herr, S OBP: 0.379, SLG: 0.255 Alejandro Pena, R (1, 4) (9, 1)	4-1 1-2 BB		0-0 G4-3			1-1 E4 PB		2-1 FC6-4 1-2f		3	0	0	0	1	0	1
Dave Magadan, L OBP: 0.405, SLG: 0.281 (1, 3)	2-1 F8		2-1 G4-3			0-0 F9		1-3 K		4	0	0	0	0	1	3
Hubie Brooks, R OBP: 0.339, SLG: 0.460 (1, 9)	1-1 P4			1-0 1B		0-0 F7			1-1 F7	4	0	1	0	0	0	2
Howard Johnson, S OBP: 0.274, SLG: 0.400 (1, 5)		2-2 HR		1-2 F9		2-1 F7			0-0 G6-3	4	1	1	1	0	0	2
Kevin McReynolds, R OBP: 0.163, SLG: 0.268 (1, 7)		1-1 F7		3-1 F8			0-0 F8		0-1 F9	4	0	0	0	0	0	1
Kevin Elster, R OBP: 0.381, SLG: 0.568 (1, 6)		2-1 1B		0-0 L9			2-1 G5-3			3	0	1	0	0	0	1
Charlie O'Brien, R OBP: 0.300, SLG: 0.200 (1, 2)		1-0 P4			1-0 F7		1-2 P4			3	0	0	0	0	0	1
David Cone, L OBP: 0.167, SLG: 0.091 Tim Teufel, R OBP: 0.167, SLG: 0.091 Pete Schourek, L OBP: 0.167, SLG: 0.091 Jeff Innis, R OBP: 0.167, SLG: 0.091 Keith Miller, R OBP: 0.400, SLG: 0.462 (1, 1) (5, PH) (6, 1) (7, 1) (8, PH) (9, 4)		0-0 G4-3			1-1 L7			0-0 F8		1	0	0	0	0	0	1

Inning Stats	R: 0	H: 1	E: 0	K: 8	S: 8	R: 1	H: 2	E: 0	K: 10	S: 10	R: 0	H: 0	E: 0	K: 4	S: 4	R: 0	H: 1	E: 0	K: 7	S: 7	R: 0	H: 0	E: 0	K: 7	S: 7	R: 0	H: 0	E: 1	K: 6	S: 6	R: 0	H: 0	E: 0	K: 6	S: 6	R: 0	H: 0	E: 0	K: 9	S: 9	R: 0	H: 0	E: 0	K: 9	S: 9	R: 0	H: 0	E: 0	K: 6	S: 6
		LOB: 1		BB: 1	P: 16		LOB: 1		BB: 0	P: 16		LOB: 1		BB: 0	P: 7		LOB: 1		BB: 0	P: 12		LOB: 0		BB: 0	P: 11		LOB: 1		BB: 0	P: 9		LOB: 0		BB: 0	P: 9		LOB: 1		BB: 1	P: 16		LOB: 0		BB: 0	P: 6		LOB: 0		BB: 0	P: 6

PITCHER	IP	WLS	BF	H	R	ER	SO	BB	IBB	HBP	BLK	WP	HR	S	P	ERA	WHIP
Randy Tomlin, L ERA: 2.7 Bob Patterson, L ERA: 6.75	(1, 1) (8, 1)	7.0 2.0	26 7	4 0	1 0	1 0	0 1	1 1	0 0	0 0	0 0	0 0	1 0	48 14	80 22	1.29 0.00	0.714 0.500

**BOTTOM**


**Pittsburgh Pirates @ New York Mets**  
Shea Stadium, Flushing, NY

Sat Apr 27 1991, 3:33 AM EDT  
Att: 32,062 - Cloudy - 71 F

AB	R	H	RBI	BB	SO	LOB
3	0	1	0	0	0	0
0	0	0	0	1	0	0
3	0	0	0	1	0	1
0	0	0	0	0	0	0
4	0	0	0	0	1	3
4	0	1	0	0	0	2
4	1	1	1	0	0	2
4	0	0	0	0	0	1
3	0	1	0	0	0	1
3	0	0	0	0	0	1
1	0	0	0	0	0	1
1	0	0	0	0	0	0
0	0	0	0	0	0	0
0	0	0	0	0	0	0
1	0	0	0	0	0	0

livebaseballscores.com

AB	31
R	1
H	4
RBI	1
BB	2
SO	1
LOB	12



WP	PA	3B	SF	SAC	DP	HBP
0	33	0	0	0	0	0
1		0	0	0	0	0
0		0	0	0	0	0
0		0	0	0	0	0
0		0	0	0	0	0
1		0	0	0	0	0



Batter	1	2	3	4	5	6	7	8	9	AB R H RBI BB SO LOB	TOP											
<b>Orlando Merced, S</b> OBP: 0.481, SLG: 0.429 (1, 3)	2-2 G3-1	3-3 K	0-2 1B			3-2 G4-3		1-1 G6-3		5 0 1 0 0 1 2												
<b>Jay Bell, R</b> OBP: 0.243, SLG: 0.265 (1, 6)	1-1 BB 1B HBP	0-0 2B 1B	1-1 G4-3			0-0 1B		1-0 F9		4 1 2 0 0 0 1												
<b>Andy Van Slyke, L</b> OBP: 0.325, SLG: 0.460 (1, 8)	0-1 1B	2-3 K				2-2 F8		3-2 G4-3		5 1 1 0 0 2 3												
<b>Bobby Bonilla, S</b> OBP: 0.422, SLG: 0.543 (1, 9)	4-2 1B 1B 2-3 BB	1-0 1B 2B				2-1 F9		0-0 F7		4 2 1 1 1 0 0												
<b>Barry Bonds, L</b> OBP: 0.222, SLG: 0.305 (1, 7)	1-0 1B S 1B	2-1 WP 1B				2-2 F9		3-2 F8		4 1 2 3 0 0 0												
<b>Jeff King, R</b> OBP: 0.385, SLG: 0.358 (1, 5)	0-1 1B S 1B	4-2 BB				4-1 G6-4-3 BB		2-3 K		2 1 1 1 2 1 0												
<b>Michael LaValiere, L</b> OBP: 0.235, SLG: 0.286 (1, 2)	0-2 1B	2-2 G4-3				0-1 G6-4-3		0-1 F8		4 0 1 1 0 0 3												
<b>Jose Lind, R</b> OBP: 0.292, SLG: 0.295 (1, 4)	0-0 F9					2-2 G5-3		4-0 SH1-4 BB		3 0 0 0 1 0 1												
<b>John Smiley, L</b> OBP: 0.182, SLG: 0.182 <b>Bill Landrum, R</b> <b>Neal Heaton, L</b> OBP: 1.000, SLG: 2.000 (1, 1) (6, 1) (9, 1)		0-0 E6 2B				0-0 G4-3		0-1 SH1-4		3 1 0 0 0 0 0 0 0 0 0 0 0 0 0 0 0 0 0 0 0												
<b>Inning Stats</b>	R: 4 E: 0 K: 0 S: 16	H: 4 LOB: 1 BB: 1 P: 24	R: 3 E: 1 K: 2 S: 21	H: 3 LOB: 2 BB: 1 P: 35	R: 0 E: 0 K: 0 S: 11	H: 1 LOB: 1 BB: 0 P: 12	R: 0 E: 0 K: 1 S: 9	H: 0 LOB: 0 BB: 0 P: 16	R: 0 E: 0 K: 0 S: 7	H: 0 LOB: 0 BB: 1 P: 13	R: 0 E: 0 K: 0 S: 12	H: 1 LOB: 1 BB: 0 P: 17	R: 0 E: 0 K: 1 S: 9	H: 0 LOB: 0 BB: 0 P: 14	R: 0 E: 0 K: 0 S: 6	H: 0 LOB: 1 BB: 1 P: 11	R: 0 E: 0 K: 0 S: 6	H: 0 LOB: 0 BB: 0 P: 11	1B: 8 2B: 1 3B: 0 HR: 0	SF: 0 SAC: 1 DP: 1 HBP: 1	WP: 1 PB: 0 SB: 3 CS: 0	PA: 40
<b>PITCHER</b>	IP WLS BF H R ER SO BB IBB HBP BLK WP HR S P ERA WHIP																					
<b>Ron Darling, R</b> ERA: 3.86 <b>Doug Simons, L</b> ERA: 2.19 <b>Wally Whitehurst, R</b> ERA: 3.6 <b>Alejandro Pena, R</b> ERA: 2.16	(1, 1) 3.1 (6, 1) (8, 1)	1.2 3.1 2.0 2.0	L 11 7 7	7 1 1 0	7 0 0 0	4 0 0 0	2 1 1 0	2 1 0 1	0 0 0 0	0 0 0 0	0 0 0 0	1 0 0 0	0 0 0 0	34 30 21 12	54 46 31 22	21.60 0.00 0.00 0.00	5.400 0.600 0.500 0.500					

**Pittsburgh Pirates @ New York Mets**  
Shea Stadium, Flushing, NY  
Sun Apr 28 1991, 3:33 AM EDT  
Att. 34,141 - Cloudy - 63 F

[livebaseballscorecards.com](http://livebaseballscorecards.com)

AB	34
R	7
H	9
RBI	6
BB	4
SO	4
LOB	10



**BOTTOM**

**Pittsburgh Pirates @ New York Mets**  
 Shea Stadium, Flushing, NY  
 Sun Apr 28 1991, 3:33 AM EDT  
 Att. 34,141 - Cloudy - 63 F

livebaseballscorecards.com

<b>AB</b>	<b>34</b>
<b>R</b>	<b>3</b>
<b>H</b>	<b>7</b>
<b>RBI</b>	<b>3</b>
<b>BB</b>	<b>3</b>
<b>SO</b>	<b>2</b>
<b>LOB</b>	<b>14</b>



WP: 0	PA: 37
PB: 0	
SB: 1	
CS: 0	

AB	R	H	RBI	BB	SO	LOB
3	0	0	0	0	0	0
0	0	0	0	0	0	0
2	0	0	0	0	0	1
4	0	1	0	0	0	1
0	0	0	0	0	0	0
2	1	1	0	2	0	0
4	1	2	1	0	0	4
4	0	1	1	0	0	1
3	0	0	0	1	0	1
0	0	0	0	0	0	0
4	0	0	0	0	1	3
2	0	0	0	0	0	2
2	0	0	0	0	1	1
0	0	0	0	0	0	0
1	0	0	0	0	0	0
3	1	2	1	0	0	0

Batter	1	2	3	4	5	6	7	8	9
Vince Coleman, S OBP: 0.349, SLG: 0.304 Wally Whitehurst, R OBP: 0.400, SLG: 0.500 Tim Teufel, R OBP: 0.143, SLG: 0.077	1-2 G5-3		1-0 G3		3-2 G1-3		2-1 P6		1-0 F8
Tom Herr, S OBP: 0.371, SLG: 0.275 Alejandro Pena, R	1-1 G4-3		0-0 1B 2B		0-0 G6-3		0-1 F7		
Dave Magadan, L OBP: 0.423, SLG: 0.288	0-2 G4-3		0-0 2-3 1B			4-2 2B BB	4-1 1-2 BB		
Hubie Brooks, R OBP: 0.349, SLG: 0.481		0-2 BB 1B	0-1 P4			0-2 1-H 1B 2B	0-0 F8		
Howard Johnson, S OBP: 0.273, SLG: 0.389		0-0 P9		3-2 F7		1-1 2-H 1B		0-1 P5	
Kevin McReynolds, R OBP: 0.170, SLG: 0.250		4-0 1-2 BB		2-2 L5		3-2 F9		0-0 P3	
Kevin Elster, R OBP: 0.381, SLG: 0.568 Keith Miller, R OBP: 0.316, SLG: 0.353		2-3 K		1-0 L7		1-0 F7		1-2 P4	
Charlie O'Brien, R OBP: 0.286, SLG: 0.189 Mackey Sasser, L OBP: 0.273, SLG: 0.200		0-1 P6			2-1 F8	2-3 K		1-1 P4	
Ron Darling, R OBP: 0.286, SLG: 0.429 Doug Simons, L Mark Carreon, R OBP: 0.382, SLG: 0.548			2-1 G6-3		1-1 HR		3-1 BB 1B	2-2 P4	

Inning	R	H	E	K	S	H	LOB	BB	P
1	0	0	0	0	11	1	2	1	16
2	0	0	0	1	10	0	2	1	16
3	0	2	0	0	10	2	2	0	10
4	0	0	0	0	15	0	0	0	15
5	1	1	0	0	14	2	2	0	14
6	0	2	0	1	25	1	1	1	25
7	0	1	0	0	17	0	2	1	17
8	0	0	0	0	7	0	0	0	7
9	0	0	0	0	11	0	0	0	11

PITCHER	IP	WLS	BF	H	R	ER	SO	BB	IBB	HBP	BLK	WP	HR	S	P	ERA	WHIP
John Smiley, L ERA: 2.28	5.0		23	6	3	3	1	2	0	0	0	0	1	50	78	5.40	1.600
Bill Landrum, R ERA:	3.0		11	1	0	0	1	1	0	0	0	0	0	21	37	0.00	0.667
Neal Heaton, L ERA: 2.7	1.0		3	0	0	0	0	0	0	0	0	0	0	7	11	0.00	0.000



Batter	1	2	3	4	5	6	7	8	9	AB R H RBI BB SO LOB	TOP						
<b>Bip Roberts, S</b> (1, 4) OBP: 0.349, SLG: 0.316	2-2 F7			2-3 K		0-1 P4				3 0 0 0 0 1 0	<b>San Diego Padres @ New York Mets</b> Shea Stadium, Flushing, NY Tue Apr 30 1991, 7:05 PM EDT Att. 17,059 - Cloudy - 57 F						
<b>Tony Fernandez, S</b> (1, 6) OBP: 0.309, SLG: 0.318	2-0 G3-1			2-2 G4-3		1-3 K				3 0 0 0 0 1 0							
<b>Tony Gwynn, L</b> (1, 9) OBP: 0.378, SLG: 0.463	1-0 G4-3			2-2 G5-3			4-1 E 1B SF7 BB			2 1 0 0 1 0 0							
<b>Fred McGriff, L</b> (1, 3) OBP: 0.444, SLG: 0.431		0-0 G5-4-3 1B			2-0 BLK HR 1B		2-2 F7			3 1 2 0 0 0 1							
<b>Benito Santiago, R</b> (1, 2) OBP: 0.306, SLG: 0.405		2-1 G5-4-3 SAFE 1-2f			1-0 HR		1-1 E 1B			3 1 2 2 0 0 1							
<b>Jerald Clark, R</b> (1, 7) OBP: 0.366, SLG: 0.452		1-1 G6-3			3-2 G3-1		2-1 E5			1 0 0 0 0 0 0							
<b>Mike Aldrete, L</b> (2, 7)							1-2 2-3			1 0 0 0 0 0 0							
<b>Darrin Jackson, R</b> (7, PH) OBP: 0.375, SLG: 0.524							1-2 2-3			1 0 0 0 0 0 2							
<b>Jim Presley, R</b> (1, 5) OBP: 0.156, SLG: 0.071				0-1 F9		2-2 G1-3		0-1 SF7		2 0 0 1 0 0 0							
<b>Shawn Abner, R</b> (1, 8) OBP: 0.274, SLG: 0.263				1-3 K		1-3 K		3-H G3-1		3 0 0 0 0 2 2							
<b>Derek Lilliquist, L</b> (1, 1)				1-0 F7		1-3 K				1 0 0 0 0 0 0							
<b>Garry Templeton, S</b> (6, PH) OBP: 0.162, SLG: 0.194										1 0 0 0 0 1 0							
<b>Wes Gardner, R</b> (6, 1)										0 0 0 0 0 0 0							
<b>Rich Rodriguez, L</b> (6, 1)										0 0 0 0 0 0 0							
<b>Inning Stats</b>	R: 0 E: 0 K: 0 S: 5	H: 0 LOB: 0 BB: 0 P: 10	R: 0 E: 0 K: 0 S: 5	H: 1 LOB: 0 BB: 0 P: 8	R: 0 E: 0 K: 1 S: 7	H: 0 LOB: 0 BB: 0 P: 9	R: 0 E: 0 K: 1 S: 10	H: 0 LOB: 0 BB: 0 P: 16	R: 2 E: 0 K: 1 S: 13	H: 2 LOB: 0 BB: 0 P: 22	R: 0 E: 0 K: 2 S: 8	H: 0 LOB: 0 BB: 0 P: 10	R: 1 E: 1 K: 0 S: 16	H: 1 LOB: 2 BB: 1 P: 26	1B: 3 2B: 0 3B: 0 HR: 1	SF: 1 SAC: 0 DP: 1 HBP: 0	WP: 0 PA: 26 PB: 0 SB: 0 CS: 0
<b>PITCHER</b>	IP WLS BF H R ER SO BB IBB HBP BLK WP HR S P ERA WHIP																
<b>Dwight Gooden, R</b> (1, 1) ERA: 2.43	6.0 W 20 3 2 2 5 0 0 0 0 0 1 48 75 3.00 0.500																
<b>Pete Schourek, L</b> (7, 1) ERA: 4.76	0.1 4 1 1 0 0 1 0 0 0 0 0 9 18 0.00 6.000																
<b>Alejandro Pena, R</b> (7, 1) ERA: 2.0	0.2 S 2 0 0 0 0 0 0 0 0 0 0 7 8 0.00 0.000																

livebaseballscorecards.com

<b>AB</b>	24
<b>R</b>	3
<b>H</b>	4
<b>RBI</b>	3
<b>BB</b>	1
<b>SO</b>	5
<b>LOB</b>	6



Batter	1	2	3	4	5	6	7	8	9	AB	R	H	RBI	BB	SO	LOB
Vince Coleman, S OBP: 0.345, SLG: 0.301 (1, 8)	2-2 CS 1B		0-1 G6-3	2-3 K		0-3 K				4	0	1	0	0	2	3
Tom Herr, S OBP: 0.378, SLG: 0.309 (1, 4)	1-2 F8 1-2		2-1 G4-3 2B		1-3 K	2-2 E5 2B 1B 1-3 2-H				4	0	2	0	0	1	1
Dave Magadan, L OBP: 0.427, SLG: 0.317 (1, 3)	0-0 F8		1-2 G4-3		0-0 1B 1B	0-0 1B 2B 1-3 3-H				4	1	2	1	0	0	1
Hubie Brooks, R OBP: 0.343, SLG: 0.466 (1, 9)		1-2 G6-3	1-0 G1-3		2-2 1B 1B	0-1 L5				4	0	1	0	0	0	3
Howard Johnson, S OBP: 0.290, SLG: 0.456 (1, 5)		1-0 2B 1B		1-0 HR	1-2 F7		0-0			4	2	2	1	0	0	2
Kevin McReynolds, R OBP: 0.180, SLG: 0.255 (1, 7)		0-1 L7		1-1 F9	1-1 1B 1-3 2-H					3	0	1	1	0	0	1
Rick Cerone, R OBP: 0.407, SLG: 0.615 (1, 2)		1-1 1-H 2B		2-1 1B 2B		2-2 1B PB E 1B				3	2	3	1	0	0	0
Kevin Elster, R OBP: 0.378, SLG: 0.538 (1, 6)		4-0 IBB		1-1 P3		1-0 P3				2	0	0	0	1	0	2
Dwight Gooden, R OBP: 0.273, SLG: 0.273 (1, 1)		0-0 F7		0-0 1B 2-H		4-2 E 2B BB				2	0	1	1	0	0	2
Mark Carreon, R OBP: 0.400, SLG: 0.548 (6, PH)										0	1	0	0	1	0	0
Pete Schourek, L (7, 1)										0	0	0	0	0	0	0
Alejandro Pena, R (7, 1)										0	0	0	0	0	0	0

Inning Stats	R: 0	H: 1	E: 0	K: 0	S: 8	R: 1	H: 2	E: 0	K: 0	S: 9	R: 0	H: 1	E: 0	K: 0	S: 8	R: 2	H: 3	E: 0	K: 1	S: 11	R: 1	H: 3	E: 0	K: 1	S: 12	R: 2	H: 3	E: 1	K: 1	S: 15	R: 0	H: 0	E: 0	K: 0	S: 0		

PITCHER	IP	WLS	BF	H	R	ER	SO	BB	IBB	HBP	BLK	WP	HR	S	P	ERA	WHIP
Derek Lilliquist, L ERA: 7.2 (1, 1)	5.0	L	24	10	4	4	2	0	0	0	0	0	1	48	74	7.20	2.000
Wes Gardner, R ERA: 9.9 (6, 1)	0.0		1	1	1	1	0	0	0	0	0	0	0	3	5	∞	∞
Rich Rodriguez, L ERA: 3.86 (6, 1)	1.0		7	2	1	1	1	1	0	0	0	0	0	12	19	9.00	3.000

**BOTTOM**

**San Diego Padres @ New York Mets**  
Shea Stadium, Flushing, NY

Tue Apr 30 1991, 7:05 PM EDT  
Att: 17,059 - Cloudy - 57 F

livebaseballscorecards.com

<b>AB</b>	<b>30</b>
<b>R</b>	<b>6</b>
<b>H</b>	<b>13</b>
<b>RBI</b>	<b>5</b>
<b>BB</b>	<b>2</b>
<b>SO</b>	<b>3</b>
<b>LOB</b>	<b>15</b>



WP: 0	PA: 32
PB: 1	
SB: 0	
CS: 1	



Batter	1	2	3	4	5	6	7	8	9	AB R H RBI BB SO LOB	TOP	
<b>Bip Roberts, S</b> (1, 4) <small>OBP: 0.344, SLG: 0.325</small> <b>Paul Faries, R</b> (7, PH) <small>OBP: 0.280, SLG: 0.238</small> (7, 4)	 2B		 G6-3		 K	 G4-3	 F9			4 0 1 0 0 1 4 1 0 0 0 0 0 3		
<b>Tony Fernandez, S</b> (1, 6) <small>OBP: 0.303, SLG: 0.312</small>	 G6-3			 L4		 G6-3	 E 1B	 G5-3		5 1 1 0 0 0 1		
<b>Tony Gwynn, L</b> (1, 9) <small>OBP: 0.379, SLG: 0.460</small>	 P6			 P2		 BB 1B	 E 1B	 G1-3		5 2 2 0 0 0 1		
<b>Benito Santiago, R</b> (1, 2) <small>OBP: 0.300, SLG: 0.386</small>	 K			 K		 SH1-3 BB	 FC	 G6-3		4 2 0 0 1 2 2		
<b>Fred McGriff, L</b> (1, 3) <small>OBP: 0.453, SLG: 0.481</small>		 G3			 HR	 SH1-3 1B	 E SH1-4 1B		 K	5 2 3 3 0 1 0		
<b>Darrin Jackson, R</b> (1, 7) <small>OBP: 0.370, SLG: 0.478</small>		 K			 PB 1B BB	 SH1-3	 SH1-4		 P6	2 1 0 1 1 1 0		
<b>Garry Templeton, S</b> (1, 5) <small>OBP: 0.167, SLG: 0.195</small>		 F8			 F9 1-2	 BB 1B 2-H	 FC 2-3 3-H		 K	5 0 1 1 0 1 2		
<b>Shawn Abner, R</b> (1, 8) <small>OBP: 0.288, SLG: 0.254</small>			 F7		 F8	 BB IBB	 IBB			2 0 0 0 2 0 1		
<b>Bruce Hurst, L</b> (1, 1) <small>OBP: 0.273, SLG: 0.111</small> <b>Larry Andersen, R</b> (8, 1) <b>Craig Lefferts, L</b> (9, 1)			 G5-3		 1B 2-H	 BB 1-2 2-3	 K			3 0 1 1 1 1 3 0 0 0 0 0 0 0 0 0 0 0 0 0 0		
<b>Inning Stats</b>	R: 0 H: 1 E: 0 LOB: 1 K: 1 BB: 0 S: 10 P: 17	R: 0 H: 0 E: 0 LOB: 0 K: 1 BB: 0 S: 8 P: 13	R: 0 H: 0 E: 0 LOB: 0 K: 0 BB: 0 S: 8 P: 13	R: 0 H: 0 E: 0 LOB: 0 K: 1 BB: 0 S: 7 P: 12	R: 2 H: 2 E: 0 LOB: 1 K: 1 BB: 1 S: 13 P: 23	R: 3 H: 3 E: 0 LOB: 3 K: 0 BB: 3 S: 19 P: 39	R: 3 H: 3 E: 3 LOB: 3 K: 1 BB: 1 S: 13 P: 25	R: 0 H: 0 E: 0 LOB: 0 K: 0 BB: 0 S: 6 P: 11	R: 0 H: 0 E: 0 LOB: 0 K: 2 BB: 0 S: 9 P: 14	1B: 7 SF: 0 2B: 1 SAC: 2 3B: 0 DP: 0 HR: 1 HBP: 0	WP: 0 PA: 43 PB: 1 SB: 0 CS: 0	
<b>PITCHER</b>	IP WLS BF H R ER SO BB IBB HBP BLK WP HR S P ERA WHIP <b>Frank Viola, L</b> (1, 1) <small>ERA: 1.93</small> <b>Jeff Innis, R</b> (7, 1) <small>ERA: 6.0</small> <b>Doug Simons, L</b> (7, 1) <small>ERA: 1.88</small> <b>Wally Whitehurst, R</b> (9, 1) <small>ERA: 3.43</small>											<b>PITCHER</b> IP WLS BF H R ER SO BB IBB HBP BLK WP HR S P ERA WHIP

San Diego Padres @ New York Mets  
 Shea Stadium, Flushing, NY  
 Wed May 01 1991, 7:05 PM EDT  
 Att. 19,952 - Cloudy - 64 F

livebaseballscorecards.com

AB	36
R	8
H	9
RBI	6
BB	5
SO	7
LOB	17

















Batter	1	2	3	4	5	6	7	8	9	10	11	12	AB	R	H	RBI	BB	SO	LOB
Vince Coleman, S OBP: 0.373, SLG: 0.326	0-0 G4-3		2-2 E S 1B		4-2 FC3-6 1-2 BB		0-2 E 1B		1-2 G5-3		4-2 CS BB		4	0	2	0	2	0	0
Tom Herr, S OBP: 0.364, SLG: 0.284	2-2 G1-3		2-1 F7		1-2 FC3-6 FC6-4 1-2f 2-3		1-0 L9		4-1 FC6-4 BB		3-0 CS	1-3 K	5	0	0	0	1	1	4
Dave Magadan, L OBP: 0.433, SLG: 0.324	4-2 BB			2-1 1B 2B	3-1 L6		1-0 E7		1-1 F8			4-2 FC3-6 BB	4	1	1	0	2	0	4
Hubie Brooks, R OBP: 0.321, SLG: 0.414	2-2 F8			0-1 1B SF7 1B	1-2 FC6-4			1-3 K	3-1 FC6-4			0-1 FC3-6 1-2f HR	5	1	1	0	0	1	4
John Franco, L Rick Cerone, R OBP: 0.417, SLG: 0.618				2-3 1B	1-2f			SAFE	SAFE			1-2f HR	0	0	0	0	0	0	0
Howard Johnson, S OBP: 0.277, SLG: 0.443		1-1 G6-3		0-0 1B		0-1 G4-3		1-3 K		3-2 F7		3-1 HR	6	1	2	3	0	1	0
Kevin McReynolds, R OBP: 0.222, SLG: 0.283		0-0 G6-3		0-1 P4		0-2 G6-3			1-2 1B		1-1 CS 1B		5	0	2	0	0	0	2
Kevin Elster, R OBP: 0.357, SLG: 0.510		0-0 G6-3		2-2 SF7		1-2 1B		1-1 L7		1-2 F9			4	0	1	1	0	0	2
Charlie O'Brien, R OBP: 0.267, SLG: 0.175			1-2 G4-3		1-1 F8		0-2 G5-3		1-2 HR		3-2 P6		3	0	0	0	0	0	2
Mackey Sasser, L OBP: 0.308, SLG: 0.500													2	1	1	1	0	0	0
Pete Schourek, L													0	0	0	0	0	0	0
Ron Darling, R OBP: 0.256, SLG: 0.375			0-0 F8			2-1 FC3-6 S 1B		2-0 L9		1-0 HR		1-1 F8	1	0	0	0	0	0	0
Keith Miller, R OBP: 0.333, SLG: 0.268													1	0	1	0	0	0	0
Wally Whitburn, R OBP: 0.400, SLG: 0.500													0	0	0	0	0	0	0
Daryl Boston, L OBP: 0.197, SLG: 0.321													1	0	0	0	0	0	0
Alejandro Peña, R OBP: 0.396, SLG: 0.618													0	0	0	0	0	0	0
Mark Carreon, R OBP: 0.396, SLG: 0.618													2	1	1	1	0	0	0

Inning Stats	R: 0	H: 0	E: 0	K: 13	LOB: 1	BB: 1	P: 21	R: 0	H: 0	E: 0	K: 0	LOB: 0	BB: 0	P: 5	R: 0	H: 1	E: 0	K: 10	LOB: 1	BB: 0	P: 15	R: 2	H: 3	E: 0	K: 15	LOB: 1	BB: 0	P: 19	R: 0	H: 1	E: 0	K: 13	LOB: 1	BB: 0	P: 12	R: 0	H: 1	E: 1	K: 0	LOB: 2	BB: 0	P: 10	R: 0	H: 1	E: 0	K: 2	LOB: 1	BB: 0	P: 17	R: 2	H: 2	E: 0	K: 12	LOB: 1	BB: 1	P: 23	R: 0	H: 1	E: 0	K: 10	LOB: 0	BB: 0	P: 15	R: 0	H: 0	E: 0	K: 10	LOB: 0	BB: 1	P: 19	R: 2	H: 1	E: 0	K: 10	LOB: 0	BB: 1	P: 18	1B: 8	2B: 1	3B: 0	HR: 3	SF: 1	SAC: 0	DP: 0	HBP: 0	WP: 0	PB: 0	SB: 2	CS: 2	PA: 51
--------------	------	------	------	-------	--------	-------	-------	------	------	------	------	--------	-------	------	------	------	------	-------	--------	-------	-------	------	------	------	-------	--------	-------	-------	------	------	------	-------	--------	-------	-------	------	------	------	------	--------	-------	-------	------	------	------	------	--------	-------	-------	------	------	------	-------	--------	-------	-------	------	------	------	-------	--------	-------	-------	------	------	------	-------	--------	-------	-------	------	------	------	-------	--------	-------	-------	-------	-------	-------	-------	-------	--------	-------	--------	-------	-------	-------	-------	--------

PITCHER	IP	WLS	BF	H	R	ER	SO	BB	IBB	HBP	BLK	WP	HR	S	P	ERA	WHIP
John Burkett, R ERA: 3.46	7.0		30	7	2	2	0	2	0	0	0	0	0	73	106	2.57	1.286
Jeff Brantley, R ERA: 4.91	1.0		6	3	2	2	0	0	0	0	0	0	2	17	23	18.00	3.000
Dave Righetti, L ERA: 2.38	2.0		7	1	0	0	0	1	0	0	0	0	0	18	32	0.00	1.000
Michael LaCoss, R ERA: 7.92	1.2	L	7	1	2	2	1	2	0	0	0	0	1	20	37	10.80	1.800

**San Francisco Giants @ New York Mets**  
 Shea Stadium, Flushing, NY  
 Sat May 04 1991, 3:33 AM EDT  
 Att: 38,413 - Sunny - 65 F

livebaseballscorecards.com

AB	44
R	6
H	12
RBI	6
BB	5
SO	3
LOB	19





Batter	1	2	3	4	5	6	7	8	9	AB R H RBI BB SO LOB	TOP											
Mike Felder, S OBP: 0.426, SLG: 0.455 (1, 9)	2-2 P6		1-0 L4			1-2 G5-3		2-2 FC6-4 1B		4 0 1 0 0 0 0	<b>San Francisco Giants @ New York Mets</b> Shea Stadium, Flushing, NY Sun May 05 1991, 3:33 AM EDT Att. 42,576 - Sunny - 70 F <a href="http://livebaseballscorecards.com">livebaseballscorecards.com</a>											
Willie McGee, S OBP: 0.325, SLG: 0.453 (1, 8)	0-1 G4-3 3B		3-3 K			1-1 G1-3		1-2 FC6-4 CS	4 1 1 0 0 1 1													
Will Clark, L OBP: 0.410, SLG: 0.591 (1, 3)	0-1 G4-3			4-0 F9 S BB		3-0 P6		2-1 F7	3 0 0 1 1 0 1													
Kevin Mitchell, R OBP: 0.359, SLG: 0.603 (1, 7)	3-H 3-2 CS 1B			3-3 S K			0-2 HR	0-0 G6-3	4 1 2 1 0 1 1													
Matt Williams, R OBP: 0.255, SLG: 0.354 (1, 5)	0-2 CS 1-2	0-0 G6-3		0-0 F9 2-3			0-1 G6-3	1-0 G5-3	4 0 0 0 0 0 1													
Steve Decker, R OBP: 0.262, SLG: 0.373 (1, 2)		1-0 P6		1-2 P3			2-2 P3	1-1 P5	4 0 0 0 0 0 1													
Robby Thompson, R OBP: 0.320, SLG: 0.425 (1, 4)		0-0 1B			2-3 K		2-0 S 1B		3 0 2 0 0 1 0													
Jose Uribe, S OBP: 0.188, SLG: 0.071 (1, 6)		1-0 G3			3-2 P3		4-0 SAFE 1-2 IBB		2 0 0 0 1 0 1													
Bud Black, L OBP: 0.231, SLG: 0.231 (1, 1)			1-2 G6-3		0-1 F8		1-3 K		3 0 0 0 0 1 2													
<b>Inning Stats</b>	R: 1 E: 0 K: 0 S: 12	H: 2 LOB: 0 BB: 0 P: 17	R: 0 E: 0 K: 0 S: 4	H: 1 LOB: 1 BB: 0 P: 6	R: 0 E: 0 K: 1 S: 7	H: 0 LOB: 0 BB: 0 P: 12	R: 0 E: 0 K: 1 S: 9	H: 0 LOB: 1 BB: 1 P: 17	R: 0 E: 0 K: 1 S: 9	H: 0 LOB: 0 BB: 0 P: 14	R: 0 E: 0 K: 0 S: 6	H: 0 LOB: 0 BB: 0 P: 11	R: 1 E: 0 K: 1 S: 16	H: 2 LOB: 2 BB: 1 P: 24	R: 0 E: 0 K: 0 S: 10	H: 1 LOB: 0 BB: 0 P: 14	R: 0 E: 0 K: 0 S: 4	H: 0 LOB: 0 BB: 0 P: 6	1B: 4 2B: 0 3B: 1 HR: 1	SF: 0 SAC: 0 DP: 0 HBP: 0	WP: 0 PB: 0 SB: 2 CS: 2	PA: 34
<b>PITCHER</b>	IP WLS BF H R ER SO BB IBB HBP BLK WP HR S P ERA WHIP																					
Dwight Gooden, R ERA: 2.4 (1, 1)	8.0 L 30 6 2 2 4 1 1 0 0 0 1 73 115 2.25 0.875																					
Jeff Innis, R ERA: 5.14 (9, 1)	1.0 3 0 0 0 0 0 0 0 0 0 0 4 6 0.00 0.000																					





Los Angeles Dodgers @ New York Mets  
 Shea Stadium, Flushing, NY  
 Tue May 07 1991, 7:05 PM EDT  
 Att. 47,744 - Cloudy - 65 F

AB	38
R	5
H	11
RBI	5
BB	1
SO	7
LOB	11



WP:	0	PA:	39
PB:	0		
SB:	0		
CS:	1		

AB R H RBI BB SO LOB

5	0	2	0	0	1	2
---	---	---	---	---	---	---

5	1	2	1	0	2	1
---	---	---	---	---	---	---

4	1	1	2	1	0	2
---	---	---	---	---	---	---

4	1	2	1	0	0	1
---	---	---	---	---	---	---

4	0	1	0	0	2	2
---	---	---	---	---	---	---

4	1	0	0	0	0	1
---	---	---	---	---	---	---

4	0	0	0	0	1	1
---	---	---	---	---	---	---

3	0	0	0	0	0	0
1	0	0	0	0	0	1

1	0	1	0	0	0	0
0	0	0	0	0	0	0
1	0	0	0	0	1	0
0	0	0	0	0	0	0
1	0	1	0	0	0	0
0	0	0	0	0	0	0
1	1	1	1	0	0	0

1B:	7	SF:	0
2B:	1	SAC:	0
3B:	1	DP:	0
HR:	2	HBP:	0

Batter	1	2	3	4	5	6	7	8	9	
<b>Brett Butler, L</b> (1, 8) OBP: 0.370, SLG: 0.404	1-0 CS 1B		3-2 G4-3			1-0 B5-3	2-3 K		0-0 1B	
<b>Juan Samuel, R</b> (1, 4) OBP: 0.327, SLG: 0.509	0-3 SAFE SAFE K			1-1 F9		3-1 HR 1B		2-3 K	1-1 1B	
<b>Darryl Strawberry, L</b> (1, 9) OBP: 0.324, SLG: 0.375	2-1 F8			1-2 F8		0-0 HR		4-0 BB	0-0 G5-3	
<b>Eddie Murray, S</b> (1, 3) OBP: 0.370, SLG: 0.514		1-0 F8		2-2 1B		0-2 HR		0-1 P2		
<b>Kal Daniels, L</b> (1, 7) OBP: 0.270, SLG: 0.341		2-3 K		1-3 K		3-2 FC5-4 1B		1-2 F8		
<b>Jeff Hamilton, R</b> (1, 5) OBP: 0.267, SLG: 0.295		2-2 G5-3			0-1 G5-3	2-1 FC5-4			2-2 E5 G3-1 2B	
<b>Mike Scioscia, L</b> (1, 2) OBP: 0.364, SLG: 0.390			2-1 L6		3-2 F8		1-2 P4		1-3 K	
<b>Alfredo Griffin, S</b> (1, 6) <b>Mike Sharperson, R</b> (9, PH) OBP: 0.228, SLG: 0.211 OBP: 0.216, SLG: 0.176			0-1 G5-3		0-1 F8		1-2 G5-3		1-2 G3-1	
<b>Tim Belcher, R</b> (1, 1) <b>Tim Crews, R</b> (4, 1) <b>Jose Gonzalez, R</b> (6, PH) <b>Kevin Gross, R</b> (6, 1) <b>Stan Javier, S</b> (7, PH) <b>Jim Gott, R</b> (7, 1) <b>Gary Carter, R</b> (9, PH) OBP: 0.250, SLG: 0.467			0-1 1B			0-3 K	1-0 3B		0-0 1B 2B	
<b>Inning Stats</b>	R: 0 E: 0 K: 1 S: 6 H: 1 LOB: 0 BB: 0 P: 9	R: 0 E: 0 K: 1 S: 8 H: 0 LOB: 0 BB: 0 P: 13	R: 0 E: 0 K: 0 S: 9 H: 1 LOB: 1 BB: 0 P: 14	R: 0 E: 0 K: 1 S: 12 H: 1 LOB: 1 BB: 0 P: 17	R: 0 E: 0 K: 0 S: 7 H: 0 LOB: 0 BB: 0 P: 10	R: 3 E: 0 K: 1 S: 16 H: 4 LOB: 1 BB: 0 P: 25	R: 0 E: 0 K: 1 S: 10 H: 1 LOB: 1 BB: 0 P: 15	R: 0 E: 0 K: 1 S: 9 H: 0 LOB: 1 BB: 1 P: 16	R: 2 E: 1 K: 1 S: 15 H: 3 LOB: 2 BB: 0 P: 20	1B: 7 2B: 1 3B: 1 HR: 2 SF: 0 SAC: 0 DP: 0 HBP: 0
<b>PITCHER</b>	IP WLS BF H R ER SO BB IBB HBP BLK WP HR S P ERA WHIP	IP WLS BF H R ER SO BB IBB HBP BLK WP HR S P ERA WHIP	IP WLS BF H R ER SO BB IBB HBP BLK WP HR S P ERA WHIP	IP WLS BF H R ER SO BB IBB HBP BLK WP HR S P ERA WHIP	IP WLS BF H R ER SO BB IBB HBP BLK WP HR S P ERA WHIP	IP WLS BF H R ER SO BB IBB HBP BLK WP HR S P ERA WHIP	IP WLS BF H R ER SO BB IBB HBP BLK WP HR S P ERA WHIP	IP WLS BF H R ER SO BB IBB HBP BLK WP HR S P ERA WHIP	IP WLS BF H R ER SO BB IBB HBP BLK WP HR S P ERA WHIP	
<b>Frank Viola, L</b> (1, 1) ERA: 2.28	6.0 W 24 7 3 3 4 0 0 0 0 0 2 58 88 4.50 1.167									
<b>Pete Schourek, L</b> (7, 1) ERA: 3.77	2.0 S 8 1 0 0 2 1 0 0 0 0 0 19 31 0.00 1.000									
<b>John Franco, L</b> (9, 1) ERA: 0.9	1.0 S 7 3 2 0 1 0 0 0 0 0 0 15 20 0.00 3.000									

livebaseballscorecards.com

BOTTOM

Los Angeles Dodgers @ New York Mets  
Shea Stadium, Flushing, NY  
Tue May 07 1991, 7:05 PM EDT  
Att: 47,744 - Cloudy - 65 F

livebaseballscorecards.com

AB	33
R	6
H	8
RBI	4
BB	6
SO	4
LOB	22



WP:	0	PA:	39
PB:	0		
SB:	4		
CS:	0		

AB	R	H	RBI	BB	SO	LOB
4	0	1	0	1	0	1
3	2	2	0	2	0	1
4	1	0	0	1	0	5
4	0	0	0	0	3	7
0	0	0	0	0	0	0
3	2	2	2	1	0	2
4	1	1	0	0	0	2
3	0	1	1	1	0	0
4	0	0	0	0	1	4
3	0	1	1	0	0	0
0	0	0	0	0	0	0
1	0	0	0	0	0	0

1B:	6	SF:	0
2B:	1	SAC:	0
3B:	0	DP:	1
HR:	1	HBP:	0

WP	HR	S	P	ERA	WHIP
0	0	0	0	0.00	0.000
0	0	0	0	0.00	2.000
0	0	0	0	0.00	0.500

Batter	1	2	3	4	5	6	7	8	9
Vince Coleman, S OBP: 0.378, SLG: 0.323 (1, 8)	3-2 P5 BB	4-0 S BB BB	1-2 FC4-6 1-2f			1-2 G4-3 BB		0-0 E S 1B	
Tom Herr, S OBP: 0.387, SLG: 0.300 (1, 4)	0-1 G6-3 E 1B	4-2 S BB SAFE SAFE SAFE SAFE 1-2		4-1 S BB 2B		0-2 BB 1B		2-1 G4-3 1-3	
Dave Magadan, L OBP: 0.406, SLG: 0.293 (1, 3)	2-2 E4 G6-3 1-2 E	1-1 L7		1-1 P6		4-1 BB		2-2 G3	
Hubie Brooks, R OBP: 0.292, SLG: 0.372 John Franco, L (9, 1)	3-2 G6-3 1-2	0-3 K 1-2		3-3 K SAFE 1-2		0-3 K 2			
Howard Johnson, S OBP: 0.286, SLG: 0.481 (1, 6)	4-0 E BB 1B		1-1 HR	2-H 2B		2-0 F7 3			
Kevin McReynolds, R OBP: 0.221, SLG: 0.277 (1, 7)	1-0 E7 1B 1-3 2-H 3-H		0-0 G5-4-3 BB 1B	2-1 P3 3		3-1 F7 1			
Chris Donnels, L OBP: 0.500, SLG: 0.333 (1, 5)	1-1 1-3 3-H 1B		4-0 G5-4-3 BB 1-2		1-2 G4-3 1		2-2 F7 2		
Rick Cerone, R OBP: 0.372, SLG: 0.561 (1, 2)	0-1 P2 3		1-1 G5-4-3 1-2f 2-3		3-3 K 2		3-1 L5 3		
Frank Viola, L OBP: 0.125, SLG: 0.188 Pete Schourek, L (7, 1)		0-1 G4-3 1	1-1 FC4-6 1B 3-H		0-0 G3 3			1-1 L4 1	
Daryl Boston, L OBP: 0.258, SLG: 0.310 (8, PH) (9, 9)									
Inning Stats	R: 3 H: 2 E: 2 LOB: 2 K: 0 BB: 1 S: 19 P: 33	R: 0 H: 0 E: 0 LOB: 2 K: 1 BB: 2 S: 9 P: 18	R: 2 H: 3 E: 0 LOB: 1 K: 0 BB: 1 S: 10 P: 18	R: 1 H: 1 E: 0 LOB: 1 K: 1 BB: 1 S: 9 P: 19	R: 0 H: 0 E: 0 LOB: 0 K: 1 BB: 0 S: 8 P: 12	R: 0 H: 1 E: 0 LOB: 2 K: 1 BB: 1 S: 12 P: 19	R: 0 H: 0 E: 0 LOB: 0 K: 0 BB: 0 S: 8 P: 16	R: 0 H: 1 E: 0 LOB: 1 K: 0 BB: 0 S: 8 P: 13	

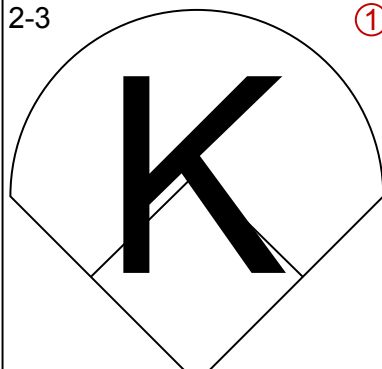
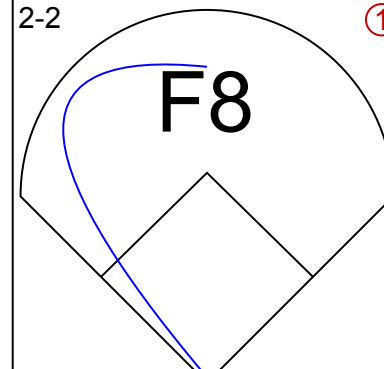
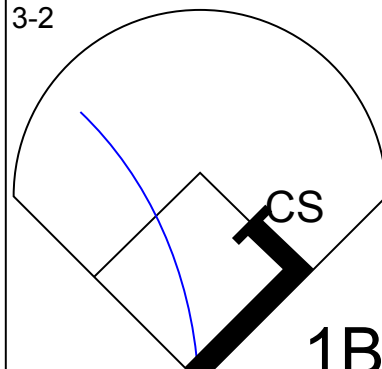
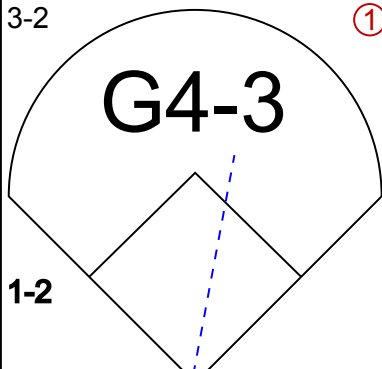
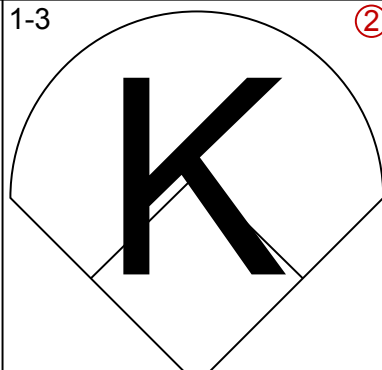
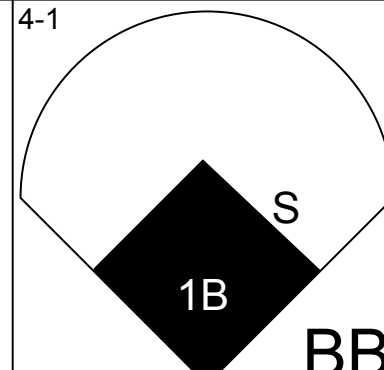
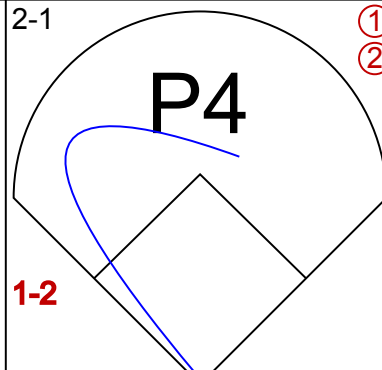
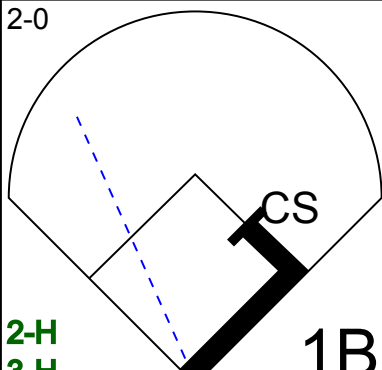
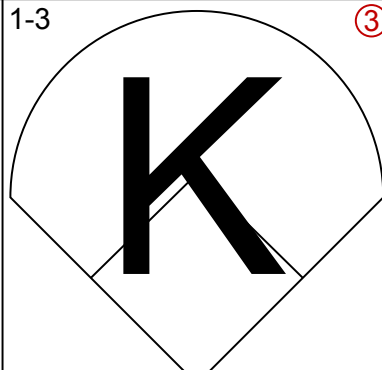
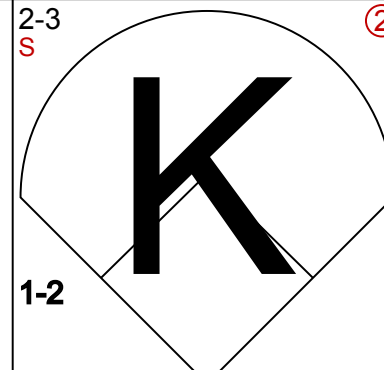
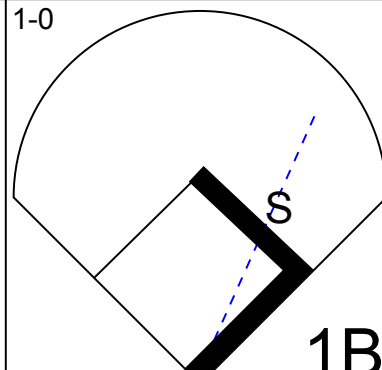
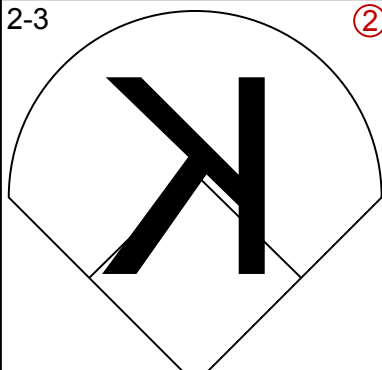
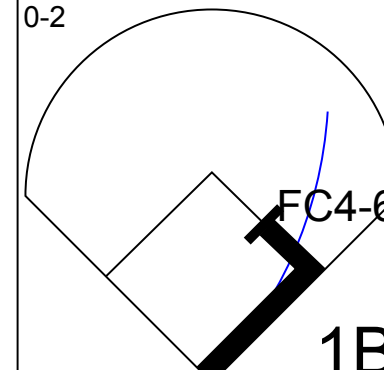
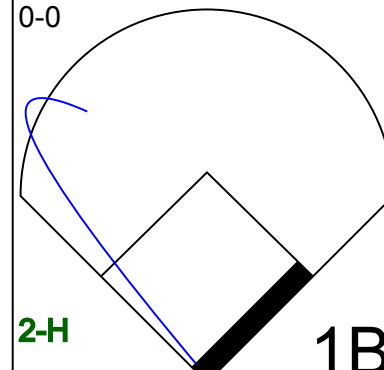
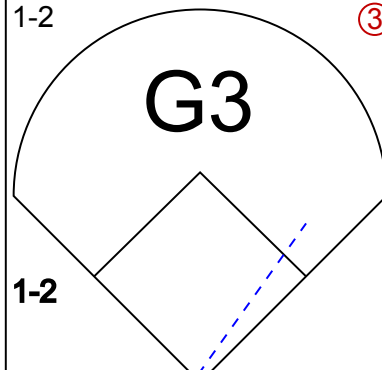
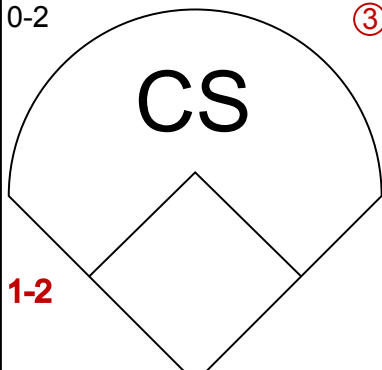
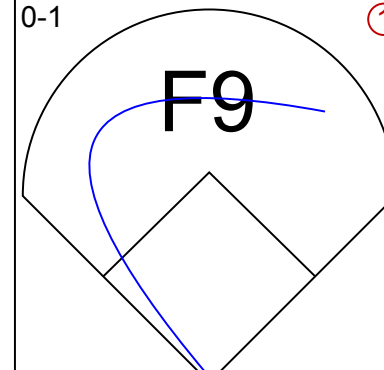
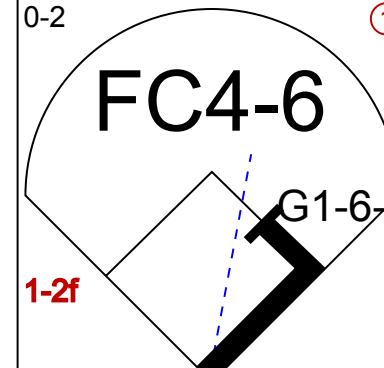
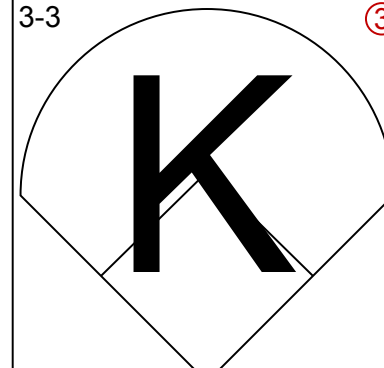
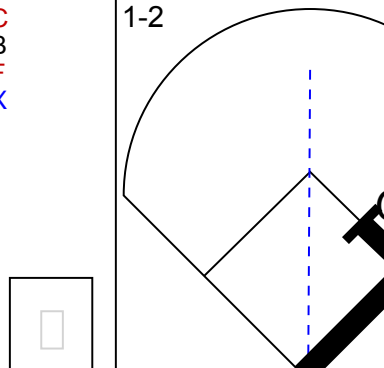
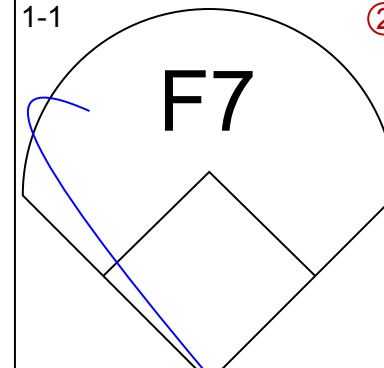
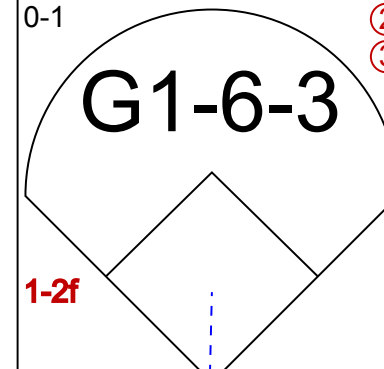
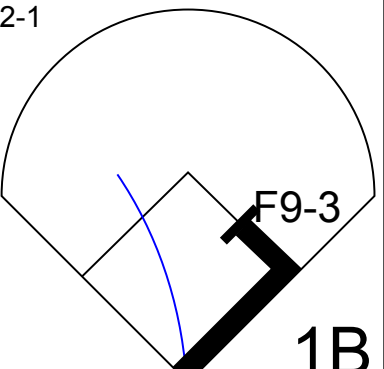
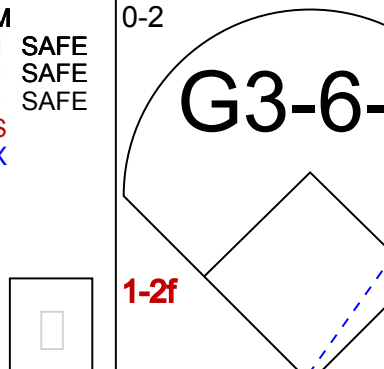
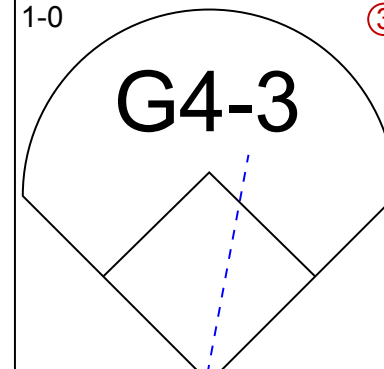
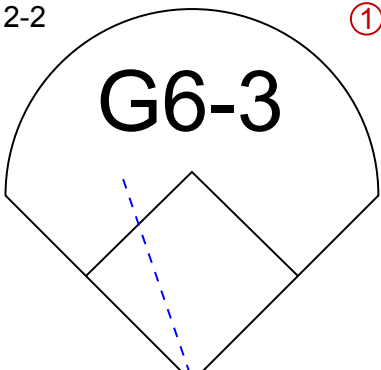
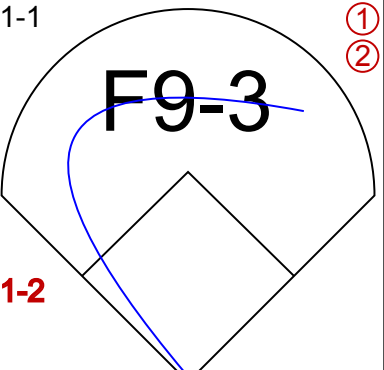
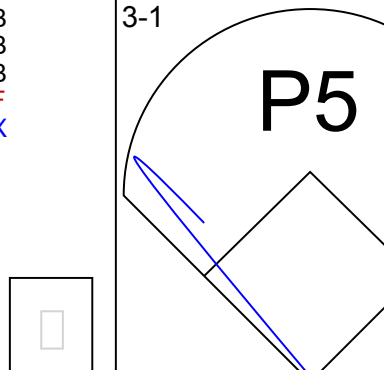
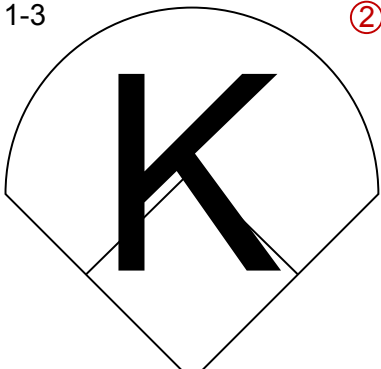
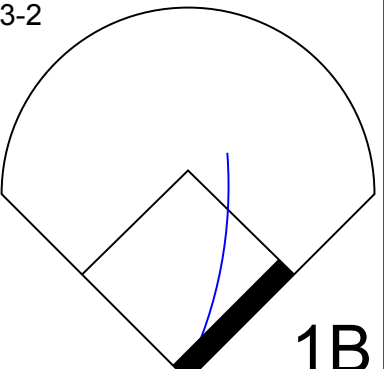
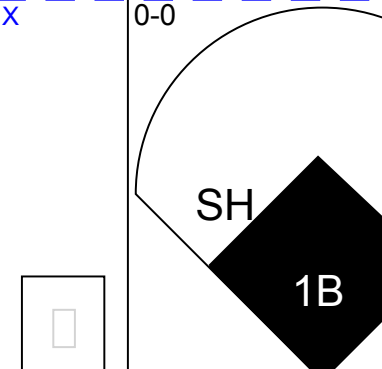
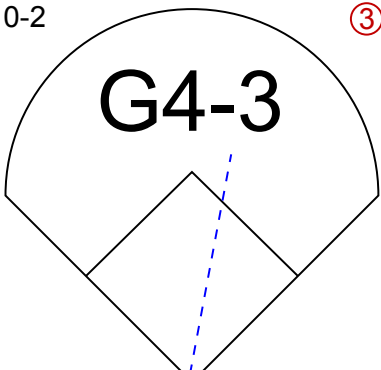
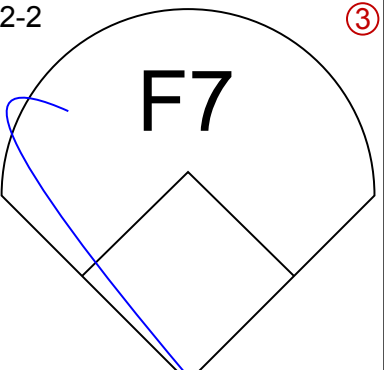
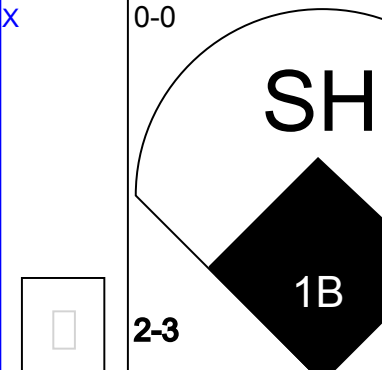
PITCHER	IP	WLS	BF	H	R	ER	SO	BB	IBB	HBP	BLK	WP	HR	S	P	ERA	WHIP
Tim Belcher, R ERA: 2.23 (1, 1)	3.2	L	23	6	6	3	2	5	0	0	0	0	1	45	84	7.36	3.000
Tim Crews, R ERA: 5.28 (4, 1)	1.1		4	0	0	0	1	0	0	0	0	0	0	10	16	0.00	0.000
Kevin Gross, R ERA: 7.79 Jim Gott, R ERA: 1.98 (6, 1)	1.0		5	1	0	0	1	1	0	0	0	0	0	12	19	0.00	2.000
(7, 1)	2.0		7	1	0	0	0	0	0	0	0	0	0	16	29	0.00	0.500



**Los Angeles Dodgers @ New York Mets**  
 Shea Stadium, Flushing, NY  
 Wed May 08 1991, 7:05 PM EDT  
 Att. 40,924 - Sunny - 70 F

AB	31
R	3
H	9
RBI	3
BB	1
SO	7
LOB	12



Batter	1	2	3	4	5	6	7	8	9	AB	R	H	RBI	BB	SO	LOB
<b>Brett Butler, L</b> (1, 8) OBP: 0.366, SLG: 0.398										4	0	1	0	0	1	2
<b>Juan Samuel, R</b> (1, 4) OBP: 0.333, SLG: 0.505 <b>Jay Howell, R</b> (8, 1)										3	1	1	2	1	1	1
<b>Darryl Strawberry, L</b> (1, 9) OBP: 0.321, SLG: 0.370										0	0	0	0	0	0	0
<b>Eddie Murray, S</b> (1, 3) OBP: 0.376, SLG: 0.513										4	0	2	1	0	0	1
<b>Kal Daniels, L</b> (1, 7) OBP: 0.269, SLG: 0.337 <b>Jose Gonzalez, R</b> (9, 7)										4	0	1	0	0	1	2
<b>Lenny Harris, L</b> (1, 5) OBP: 0.368, SLG: 0.308										4	0	1	0	0	0	2
<b>Mike Scioscia, L</b> (1, 2) OBP: 0.352, SLG: 0.375										3	0	0	0	0	0	1
<b>Alfredo Griffin, S</b> (1, 6) OBP: 0.244, SLG: 0.241										3	1	2	0	0	1	0
<b>Ramon Martinez, R</b> (1, 1) OBP: 0.294, SLG: 0.250 <b>Stan Javier, S</b> (8, PH) OBP: 0.259, SLG: 0.308 <b>Jeff Hamilton, R</b> (8, 5) OBP: 0.267, SLG: 0.295										2	0	0	0	0	0	1

Inning Stats	R: 0	H: 0	E: 0	K: 3	S: 10	R: 0	H: 1	E: 0	K: 0	S: 8	R: 0	H: 0	E: 0	K: 1	S: 10	R: 1	H: 1	E: 0	K: 2	S: 12	R: 0	H: 2	E: 0	K: 0	S: 11	R: 0	H: 2	E: 0	K: 0	S: 10	R: 0	H: 1	E: 0	K: 0	S: 8	R: 2	H: 2	E: 0	K: 1	S: 12	R: 0	H: 0	E: 0	K: 0	S: 5	1B: 8	SF: 0	2B: 2	SAC: 1	3B: 0	DP: 3	HR: 0	HBP: 0	WP: 0	PA: 34
--------------	------	------	------	------	-------	------	------	------	------	------	------	------	------	------	-------	------	------	------	------	-------	------	------	------	------	-------	------	------	------	------	-------	------	------	------	------	------	------	------	------	------	-------	------	------	------	------	------	-------	-------	-------	--------	-------	-------	-------	--------	-------	--------

PITCHER	IP	WLS	BF	H	R	ER	SO	BB	IBB	HBP	BLK	WP	HR	S	P	ERA	WHIP
<b>David Cone, R</b> (1, 1) ERA: 3.46	7.0		25	7	1	1	6	1	0	0	0	0	0	69	106	1.29	1.143
<b>Doug Simons, L</b> (8, 1) ERA: 2.76	2.0	L	8	2	2	2	1	0	0	0	0	0	0	17	26	9.00	1.000

WP: 0	PA: 34
PB: 0	
SB: 3	
CS: 2	





Batter	1	2	3	4	5	6	7	8	9	AB R H RBI BB SO LOB	TOP	
Vince Coleman, S (1, 8) OBP: 0.361, SLG: 0.300 Jeff Innis, R (8, 1)	1-2 G6-3		1-1 G1-5-3		3-2 L9			1-1 L8		4 0 0 0 0 0 0 0 0 0 0 0 0 0		
Tom Herr, S (1, 4) OBP: 0.356, SLG: 0.269	2-1 F9		1-2 L4			2-3 K			0-0 F9	4 0 0 0 0 1 0		
Dave Magadan, L (1, 3) OBP: 0.386, SLG: 0.278	0-0 F8			3-2 G3-1		1-0 L7			0-1 G4-3	4 0 0 0 0 0 0		
Hubie Brooks, R (1, 9) OBP: 0.312, SLG: 0.390		0-1 1B		0-0 G5-3		0-2 G4-3			1-2 1B	4 0 3 0 0 0 0		
Howard Johnson, S (1, 6) OBP: 0.283, SLG: 0.482		0-0 P4		1-0 G5-3			0-1 P3		1-3 K	4 0 0 0 0 1 3		
Kevin McReynolds, R (1, 7) OBP: 0.213, SLG: 0.254		2-1 F7		4-0 IBB			2-2 G5-3			2 0 0 0 1 0 1		
Tim Teufel, R (1, 5) OBP: 0.167, SLG: 0.118 Pete Schourek, L (7, 1) Alejandro Pena, R (7, 1) Mark Carreon, R (8, 8) OBP: 0.372, SLG: 0.564		1-1 1B		2-1 F8			3-3 K			3 0 1 0 0 1 2 0		
Rick Cerone, R (1, 2) OBP: 0.348, SLG: 0.523		1-2 G4-3			0-0 F9			2-2 F9		3 0 0 0 0 0 2		
Dwight Gooden, R (1, 1) OBP: 0.200, SLG: 0.200 Keith Miller, R (7, 5) OBP: 0.346, SLG: 0.348			0-0 G5-3		0-0 G6-3			1-3 K		2 0 0 0 0 0 0 1 0 0 0 0 1 0		
<b>Inning Stats</b>	R: 0 H: 0 E: 0 LOB: 0 K: 0 BB: 0 S: 6 P: 9	R: 0 H: 2 E: 0 LOB: 2 K: 0 BB: 0 S: 11 P: 15	R: 0 H: 0 E: 0 LOB: 0 K: 0 BB: 0 S: 6 P: 8	R: 0 H: 1 E: 0 LOB: 2 K: 0 BB: 1 S: 9 P: 19	R: 0 H: 0 E: 0 LOB: 0 K: 0 BB: 0 S: 5 P: 8	R: 0 H: 0 E: 0 LOB: 0 K: 1 BB: 0 S: 7 P: 10	R: 0 H: 0 E: 0 LOB: 0 K: 1 BB: 0 S: 10 P: 15	R: 0 H: 0 E: 0 LOB: 0 K: 1 BB: 0 S: 8 P: 12	R: 0 H: 1 E: 0 LOB: 1 K: 1 BB: 0 S: 10 P: 12	1B: 4 SF: 0 2B: 0 SAC: 0 3B: 0 DP: 0 HR: 0 HBP: 0	WP: 0 PA: 32 PB: 0 SB: 0 CS: 0	
<b>PITCHER</b> Bud Black, L (1, 1) ERA: 3.38	IP WLS BF H R ER SO BB IBB HBP BLK WP HR S P ERA WHIP	9.0 W 32 4 0 0 4 0 1 0 0 0 0 0 72 108 0.00 0.444										

**New York Mets @ San Francisco Giants**  
Candlestick Park, San Francisco, CA

Fri May 10 1991, 10:05 PM EDT  
Att. 21,791 - Sunny - 55 F

[livebaseballscorecards.com](http://livebaseballscorecards.com)

**AB 31**  
**R 0**  
**H 4**  
**RBI 0**  
**BB 1**  
**SO 4**  
**LOB 8**



Batter	1	2	3	4	5	6	7	8	9
Mike Felder, S OBP: 0.403, SLG: 0.475 (1, 9)	1-0 G2-3		0-2 F7		0-2 2B		2-0 E1	0-1 1B	
Willie McGee, S OBP: 0.379, SLG: 0.522 (1, 8)	1-2 G1-3		0-0 G1-6-3		4-2 BB		0-0 E6	2-2 P4	
Will Clark, L OBP: 0.395, SLG: 0.577 Jose Uribe, S OBP: 0.220, SLG: 0.086 (1, 3) (8, 6)	3-1 BB 1B			1-3 K	2-3 K		0-1 HR		
Kevin Mitchell, R OBP: 0.387, SLG: 0.622 (1, 7)	4-2 FC6-4 BB			0-1 F9	0-0 F9		3-2 G4-3		
Matt Williams, R OBP: 0.239, SLG: 0.327 (1, 5)	0-2 FC6-4			0-1 L6-3		0-0 F9	4-2 BB		
Terry Kennedy, L OBP: 0.308, SLG: 0.385 (1, 2)		1-2 F4			0-0 BB 2B	1-3 K	2-2 F8		
Robby Thompson, R OBP: 0.321, SLG: 0.449 (1, 4)		3-2 G4-6-3 1B			4-1 1B BB	2-0 G6-3		2-2 HR	
Dave Anderson, R OBP: 0.409, SLG: 0.450 Greg Litton, R OBP: 0.250, SLG: 0.190 (1, 6) (8, 3)		0-0 G4-6-3			2-0 1B 2B 1B		0-1 E SH5-4 1B	0-0 G6-3	
Bud Black, L OBP: 0.313, SLG: 0.313 (1, 1)			1-1 G1-6-3 1B		0-0 2B 1B		0-0 SH5-4	2-0 G6-3	

Inning Stats	R: 0	H: 1	E: 0	LOB: 2	K: 0	BB: 1	S: 12	R: 0	H: 1	E: 0	LOB: 0	K: 0	BB: 0	S: 7	R: 0	H: 1	E: 0	LOB: 0	K: 0	BB: 0	S: 6	R: 0	H: 0	E: 0	LOB: 0	K: 1	BB: 0	S: 7	R: 2	H: 4	E: 0	LOB: 3	K: 1	BB: 2	S: 15	R: 0	H: 0	E: 0	LOB: 0	K: 1	BB: 0	S: 5	R: 4	H: 3	E: 2	LOB: 1	K: 0	BB: 1	S: 22	R: 1	H: 2	E: 0	LOB: 1	K: 0	BB: 0	S: 10	1B: 7	2B: 3	3B: 0	HR: 2	SF: 0	SAC: 1	DP: 2	HBP: 0
--------------	------	------	------	--------	------	-------	-------	------	------	------	--------	------	-------	------	------	------	------	--------	------	-------	------	------	------	------	--------	------	-------	------	------	------	------	--------	------	-------	-------	------	------	------	--------	------	-------	------	------	------	------	--------	------	-------	-------	------	------	------	--------	------	-------	-------	-------	-------	-------	-------	-------	--------	-------	--------

PITCHER	IP	WLS	BF	H	R	ER	SO	BB	IBB	HBP	BLK	WP	HR	S	P	ERA	WHIP
Dwight Gooden, R ERA: 2.81 (1, 1)	6.1	L	29	9	5	5	3	3	0	0	0	0	0	57	89	7.11	1.895
Pete Schourek, L ERA: 4.4 (7, 1)	0.0		1	1	1	0	0	0	0	0	0	0	1	2	2	∞	∞
Alejandro Pena, R ERA: 1.54 (7, 1)	0.2		3	0	0	0	0	1	0	0	0	0	0	15	24	0.00	1.500
Jeff Innis, R ERA: 5.63 (8, 1)	1.0		5	2	1	1	0	0	0	0	0	0	1	10	16	9.00	2.000

**BOTTOM**

**New York Mets @ San Francisco Giants**  
Candlestick Park, San Francisco, CA

Fri May 10 1991, 10:05 PM EDT  
Att: 21,791 - Sunny - 55 F

AB	33
R	7
H	12
RBI	7
BB	4
SO	3
LOB	14

WP: 0	PA: 38
PB: 0	
SB: 0	
CS: 0	





Batter	1	2	3	4	5	6	7	8	9	AB	R	H	RBI	BB	SO	LOB
Mike Felder, S OBP: 0.394, SLG: 0.460 (1, 9)	0-1 S 1B		1-2 G3-1			0-0 P6		1-1 F8		4	0	1	0	0	0	0
Willie McGee, S OBP: 0.384, SLG: 0.521 (1, 8)	2-0 G6-3 1-2		1-0 L9			2-2 1B 1B		0-2 1B 1B		4	0	2	0	0	0	1
Will Clark, L OBP: 0.398, SLG: 0.600 (1, 3)	0-1 P5			1-2 HR		2-2 FC5-4 1B		2-3 K		4	1	2	1	0	1	2
Kevin Mitchell, R OBP: 0.383, SLG: 0.606 (1, 7)	0-1 G5-3			2-2 G4-3		0-0 P4		3-1 1B		4	0	1	0	0	0	3
Matt Williams, R OBP: 0.231, SLG: 0.316 (1, 5)		1-1 G6-3		3-3 K		1-0 FC5-4		0-3 K		4	0	0	0	0	2	4
Terry Kennedy, L OBP: 0.267, SLG: 0.333 (1, 2)		2-1 G6-3		2-0 F9			1-3 K		0-1 G3	4	0	0	0	0	1	0
Robby Thompson, R OBP: 0.336, SLG: 0.480 (1, 4)		4-2 FC5-4 BB			1-1 G5-3				4-0 G4-3 BB	2	1	1	1	2	0	0
Dave Anderson, R OBP: 0.375, SLG: 0.409 (1, 6)		1-0 FC5-4			0-0 G5-3		2-1 L8		0-1 G4-3	4	0	0	0	0	0	2
Don Robinson, R Rod Beck, R Mark Leonard, L Francisco Oliveras, R Dave Righetti, L			1-1 G4-3		1-1 P7		2-3 K			2	0	0	0	0	0	0

Inning Stats	R: 0	H: 1	E: 0	K: 0	S: 7	LOB: 1	BB: 0	P: 9	R: 0	H: 0	E: 0	K: 0	S: 8	LOB: 1	BB: 1	P: 16	R: 0	H: 0	E: 0	K: 0	S: 6	LOB: 0	BB: 0	P: 9	R: 1	H: 1	E: 0	K: 1	S: 13	LOB: 0	BB: 0	P: 21	R: 0	H: 0	E: 0	K: 0	S: 5	LOB: 0	BB: 0	P: 7	R: 0	H: 2	E: 0	K: 0	S: 10	LOB: 2	BB: 0	P: 15	R: 1	H: 1	E: 0	K: 2	S: 10	LOB: 0	BB: 0	P: 16	R: 0	H: 2	E: 0	K: 2	S: 15	LOB: 2	BB: 0	P: 21	R: 0	H: 0	E: 0	K: 0	S: 4	LOB: 0	BB: 1	P: 8	1B: 5	2B: 0	3B: 0	HR: 2	SF: 0	SAC: 0	DP: 1	HBP: 0	WP: 0	PB: 0	SB: 1	CS: 0	PA: 35
PITCHER	IP	WLS	BF	H	R	ER	SO	BB	IBB	HBP	BLK	WP	HR	S	P	ERA	WHIP																																																																				
Ron Darling, R ERA: 4.09	(1, 1)	7.0	W	27	5	2	2	3	1	0	0	0	0	59	93	2.57	0.857																																																																				
Alejandro Pena, R ERA: 1.32	(8, 1)	2.0	S	8	2	0	0	2	1	0	0	0	0	19	29	0.00	1.500																																																																				

BOTTOM

New York Mets @ San Francisco Giants  
Candlestick Park, San Francisco, CA

Sat May 11 1991, 6:33 AM EDT  
Att. 29,006 - Cloudy - 63 F

livebaseballscorecards.com

AB	33
R	2
H	7
RBI	2
BB	2
SO	5
LOB	12





Batter	1	2	3	4	5	6	7	8	9	10	11	AB R H RBI BB SO LOB	TOP																		
Vince Coleman, S (1, 8) Mark Carreon, R (3, 7) John Franco, L (10, 1)	G4-3		K		L9		1B		G1-6-3	G6-4-3		2 0 0 0 0 1 1 4 0 2 0 0 0 2 0 0 0 0 0 0 0	<p><b>New York Mets @ San Francisco Giants</b> Candlestick Park, San Francisco, CA</p> <p>Sun May 12 1991, 6:33 AM EDT Att: 38,046 - Cloudy - 62 F</p>																		
Tom Herr, S (1, 4) OBP: 0.375, SLG: 0.322	L8		G1-3 BB		G4-3		K		G1-6-3		4-1	4 1 0 0 2 1 2																			
Hubie Brooks, R (1, 9) OBP: 0.311, SLG: 0.424	1B 2B		G1-3		F9		K		BB BB	1B	1-3	6 1 2 0 0 2 4																			
Howard Johnson, S (1, 6) OBP: 0.312, SLG: 0.522	2-H 1B		K				HR		SH1-4 BB	BB	1-2	4 1 2 2 2 1 3																			
Kevin McReynolds, R (1, 7) OBP: 0.269, SLG: 0.282	K2-3								1 SAFE L SAFE	SH1-4 1B	1-2 2-3	4 1 3 0 2 1 1																			
Dave Magadan, L (1, 3)		G6-3			G6-3				1 SAFE L SAFE	SH1-4 1B	2-1	5 0 1 1 0 0 5																			
Tim Teufel, R (1, 5) Chris Donnels, L (8, PH)		K			K				1 SAFE L SAFE	SH1-4 1B	1-2 2-3	3 0 0 0 0 3 2 1 0 1 1 2 0 0																			
Rick Cerone, R (1, 2) Mackey Sasser, L (8, PH)		G6-3			K				1 SAFE L SAFE	P6	1-1	2 0 0 0 1 1 1 3 0 0 0 0 2 6																			
Frank Viola, L (1, 1) Daryl Boston, L (8, PH) Doug Simmons, L (8, 1) Jeff Innis, R (8, 1) Keith Miller, R (10, PH)			G1-3 BB		G4-3		F7		1 SAFE L SAFE	G6-4-3	1-2	2 0 0 0 1 0 2 1 0 0 0 0 1 3 0 0 0 0 0 0 0 0 0 0 0 0 0 0 1 0 1 0 0 0 0																			
									1 SAFE L SAFE																						
<b>Inning Stats</b>	R: 1 E: 0 K: 1 S: 13	H: 2 LOB: 1 BB: 0 P: 23	R: 0 E: 0 K: 1 S: 7	H: 0 LOB: 0 BB: 0 P: 10	R: 0 E: 0 K: 2 S: 16	H: 0 LOB: 2 BB: 2 P: 30	R: 0 E: 0 K: 1 S: 10	H: 1 LOB: 2 BB: 1 P: 15	R: 0 E: 0 K: 0 S: 6	H: 0 LOB: 0 BB: 0 P: 8	R: 1 E: 0 K: 2 S: 12	H: 2 LOB: 1 BB: 0 P: 17		R: 0 E: 0 K: 2 S: 8	H: 1 LOB: 1 BB: 0 P: 11	R: 0 E: 0 K: 1 S: 14	H: 1 LOB: 3 BB: 2 P: 26	R: 0 E: 0 K: 0 S: 9	H: 2 LOB: 3 BB: 2 P: 23	R: 0 E: 0 K: 1 S: 9	H: 1 LOB: 1 BB: 1 P: 16	R: 2 E: 0 K: 2 S: 13	H: 2 LOB: 2 BB: 2 P: 26	1B: 9 2B: 2 3B: 0 HR: 1	SF: 0 SAC: 1 DP: 2 HBP: 0	WP: 0 PB: 0 SB: 1 CS: 0	PA: 53				
<b>PITCHER</b>	IP WLS BF H R ER SO BB IBB HBP BLK WP HR S P ERA WHIP																														
Trevor Wilson, L (1, 1) ERA: 4.21	5.0	21	3	1	1	5	2	1	0	0	0	0	0	0	52	86	1.80	1.000													
Michael LaCoss, R (6, 1) ERA: 7.53	2.0	9	3	1	1	4	0	0	0	0	0	0	0	1	20	28	4.50	1.500													
Jeff Brantley, R (8, 1) ERA: 4.11	1.2	11	3	0	0	1	3	1	0	0	0	0	0	0	21	45	0.00	3.600													
Dave Righetti, L (9, 1) ERA: 3.78	2.1	L 12	3	2	2	3	2	1	0	0	0	0	0	0	24	46	7.71	2.143													

livebaseballscorecards.com

AB	42
R	4
H	12
RBI	4
BB	10
SO	13
LOB	32



BOTTOM

New York Mets @ San Francisco Giants  
Candlestick Park, San Francisco, CA  
Sun May 12 1991, 6:33 AM EDT  
Att: 38,046 - Cloudy - 62 F

livebaseballscores.com

AB 39  
R 2  
H 10  
RBI 2  
BB 3  
SO 7  
LOB 11



WP: 0 PA: 43  
PB: 0  
SB: 0  
CS: 2

AB	R	H	RBI	BB	SO	LOB
4	0	1	0	1	1	1
5	0	1	0	0	0	3
5	0	0	0	0	2	2
5	0	1	0	0	1	1
5	0	1	0	0	0	1
3	2	1	0	1	1	1
0	0	0	0	0	0	0
1	0	0	0	0	0	0
4	0	2	2	0	0	0
3	0	1	0	1	0	0
2	0	1	0	0	1	2
0	0	0	0	0	0	0
1	0	1	0	0	0	0
0	0	0	0	0	0	0
1	0	0	0	0	1	0

Batter	1	2	3	4	5	6	7	8	9	10	11
Mike Felder, S OBP: 0.394, SLG: 0.448 (1, 9)	F9		G6-4-3 BB		FC5-4 1B		G4-3			K	
Willie McGee, S OBP: 0.375, SLG: 0.505 (1, 8)	CS 1B		G6-4-3 1-2f		FC5-4 1-2f		G6-3			G3	
Will Clark, L OBP: 0.383, SLG: 0.575 (1, 3)	K		G4-3		K					G3	
Kevin Mitchell, R OBP: 0.375, SLG: 0.586 (1, 7)	CS 1-2	K		CS 1B	FC5-4 1-2f			F9		F9	
Matt Williams, R OBP: 0.230, SLG: 0.319 (1, 5)		G6-3		F9		F6		2B		F7	
Greg Litton, R OBP: 0.286, SLG: 0.250 (1, 4)							F7			F9	
Dave Righetti, L (9, 1)					2B BB						
Kevin Bass, S OBP: 0.278, SLG: 0.281 (11, PH)											
Steve Decker, R OBP: 0.271, SLG: 0.360 (1, 2)											
Dave Anderson, R OBP: 0.385, SLG: 0.404 (9, 4)											
Trevor Wilson, L OBP: 0.250, SLG: 0.250 (1, 1)											
Michael LaCoss, R OBP: 0.333, SLG: 0.250 (6, 1)											
Darnell Coles, R OBP: 0.167, SLG: 0.167 (7, PH)											
Jeff Brantley, R (8, 1)											
Jose Uribe, S OBP: 0.214, SLG: 0.083 (9, 6)											

Batter	1	2	3	4	5	6	7	8	9	10	11
Frank Viola, L ERA: 2.32 (1, 1)											
Doug Simons, L ERA: 2.65 (8, 1)											
Jeff Innis, R ERA: 4.82 (8, 1)											
John Franco, L ERA: 0.75 (10, 1)											

Batter	1	2	3	4	5	6	7	8	9	10	11
Frank Viola, L ERA: 2.32 (1, 1)											
Doug Simons, L ERA: 2.65 (8, 1)											
Jeff Innis, R ERA: 4.82 (8, 1)											
John Franco, L ERA: 0.75 (10, 1)											

Batter	1	2	3	4	5	6	7	8	9	10	11
Frank Viola, L ERA: 2.32 (1, 1)											
Doug Simons, L ERA: 2.65 (8, 1)											
Jeff Innis, R ERA: 4.82 (8, 1)											
John Franco, L ERA: 0.75 (10, 1)											

Batter	1	2	3	4	5	6	7	8	9	10	11
Frank Viola, L ERA: 2.32 (1, 1)											
Doug Simons, L ERA: 2.65 (8, 1)											
Jeff Innis, R ERA: 4.82 (8, 1)											
John Franco, L ERA: 0.75 (10, 1)											

Batter	1	2	3	4	5	6	7	8	9	10	11
Frank Viola, L ERA: 2.32 (1, 1)											
Doug Simons, L ERA: 2.65 (8, 1)											
Jeff Innis, R ERA: 4.82 (8, 1)											
John Franco, L ERA: 0.75 (10, 1)											

Inning	1	2	3	4	5	6	7	8	9	10	11
R:	0	1	1	0	1	0	0	1	0	0	0
H:	1	3	0	3	1	0	1	1	0	0	0
E:	0	0	0	0	0	0	0	0	0	0	0
K:	1	0	2	0	1	1	0	0	1	0	0
S:	10	17	5	10	6	10	14	15	7	10	16
WLS:											
BF:	29	27	10	21	10	14	17	15	10	16	
H:	9	3	0	3	0	0	1	1	0	0	0
R:	2	0	0	0	0	0	0	0	0	0	0
ER:	2	0	0	0	0	0	0	0	0	0	0
SO:	4	0	0	2	0	0	0	0	0	0	0
BB:	2	0	0	0	0	0	0	0	0	0	0
IBB:	1	0	0	0	0	0	0	0	0	0	0
HBP:	0	0	0	0	0	0	0	0	0	0	0
BLK:	0	0	0	0	0	0	0	0	0	0	0
WP:	0	0	0	0	0	0	0	0	0	0	0
HR:	0	0	0	0	0	0	0	0	0	0	0
S:	64	5	12	15	64	5	12	15	64	5	12
P:	117	7	18	26	117	7	18	26	117	7	18
ERA:	2.57	0.00	0.00	0.00	2.57	0.00	0.00	0.00	2.57	0.00	0.00
WHIP:	1.571	0.000	0.000	0.000	1.571	0.000	0.000	0.000	1.571	0.000	0.000



Batter	1	2	3	4	5	6	7	8	9	AB R H RBI BB SO LOB	TOP			
Vince Coleman, S OBP: 0.338, SLG: 0.279 (1, 8) X	0-0 F8 ①		0-0 B1-3 ③			2-3 K2-3 ②		0-1 F9 ①		4 0 0 0 0 1 0				
Gregg Jefferies, S OBP: 0.328, SLG: 0.268 (1, 5) B S S	1-3 K ②			2-0 F8 ①		1-0 P6 ③		2-2 FC3-6 1B		4 0 1 0 0 1 0				
Dave Magadan, L OBP: 0.359, SLG: 0.269 Keith Miller, R OBP: 0.370, SLG: 0.375 (1, 3) C C C S (8, PR) S (8, 9)	1-3 K ③			2-0 L8 ②			1-3 K ① C B C X	1-2 FC3-6 1B 1-2f		4 0 0 0 0 2 1 0 0 0 0 0 0 0				
Hubie Brooks, R OBP: 0.318, SLG: 0.421 Doug Simons, L (1, 9) (8, 1)		0-2 G6-3 ①		0-0 L4 ③			4-2 HR BB	2-2 1B 1-2		3 1 1 0 1 0 0 0 0 0 0 0 0 0				
Howard Johnson, S OBP: 0.319, SLG: 0.552 (1, 6)		0-1 G1-3 ②			1-0 1B		3-1 HR 1-H	1-3 K ③		4 1 2 2 0 1 2				
Kevin McReynolds, R OBP: 0.270, SLG: 0.305 (1, 7)		2-2 2B			0-1 P4 ①		3-2 1B 1B	1-1 F9 ①		4 0 2 0 0 0 1				
Mackey Sasser, L OBP: 0.280, SLG: 0.500 Jeff Innis, R OBP: 0.136, SLG: 0.095 (1, 2) (7, 1) (8, 3)		3-1 P6 ③			0-1 F8 ②		0-0 P6 ②	0-0 L7 ②		3 0 0 0 0 0 3 0 0 0 0 0 0 0 0 0 0 0 0 0 0				
Tom Herr, S OBP: 0.371, SLG: 0.319 (1, 4)			1-0 G3 ①		2-0 F7 ③		1 SAFE 3-1 FC4-6 1B 1-2	3-2 F7 ③		4 0 1 0 0 0 1				
David Cone, L OBP: 0.270, SLG: 0.294 Daryl Boston, L OBP: 0.375, SLG: 0.545 Mark Carreon, R OBP: 0.261, SLG: 0.171 Charlie O'Brien, R OBP: 0.261, SLG: 0.171 (1, 1) (7, PH) (7, PH) (7, 2)			1-2 L9 ②			0-1 G4-3 ①	1-2 FC4-6 ③ 1-2f			2 0 0 0 0 0 0 0 0 0 0 0 0 0 1 0 0 0 0 0 2 0 0 0 0 0 0 0				
<b>Inning Stats</b>	R: 0 E: 0 K: 2 S: 7 H: 0 LOB: 0 BB: 0 P: 9	R: 0 E: 0 K: 0 S: 10 H: 1 LOB: 1 BB: 0 P: 15	R: 0 E: 0 K: 0 S: 5 H: 0 LOB: 0 BB: 0 P: 7	R: 0 E: 0 K: 0 S: 3 H: 0 LOB: 0 BB: 0 P: 7	R: 0 E: 0 K: 0 S: 6 H: 1 LOB: 1 BB: 0 P: 9	R: 0 E: 0 K: 1 S: 6 H: 0 LOB: 0 BB: 0 P: 9	R: 2 E: 0 K: 1 S: 22 H: 3 LOB: 2 BB: 1 P: 37	R: 0 E: 0 K: 1 S: 15 H: 2 LOB: 2 BB: 0 P: 21	R: 0 E: 0 K: 0 S: 6 H: 0 LOB: 0 BB: 0 P: 10	1B: 5 2B: 1 3B: 0 HR: 1 SF: 0 SAC: 0 DP: 0 HBP: 0	WP: 0 PB: 0 SB: 0 CS: 0 PA: 35			
<b>PITCHER</b>	IP WLS BF H R ER SO BB IBB HBP BLK WP HR S P ERA WHIP												<b>PITCHER</b>	IP WLS BF H R ER SO BB IBB HBP BLK WP HR S P ERA WHIP
Andy Benes, R ERA: 4.19 (1, 1)	6.2 W 26 5 2 2 4 1 0 0 0 0 0 1 54 87 2.70 0.900													
Steve Rosenberg, L ERA: 2.08 (7, 1)	0.1 1 0 0 0 0 0 0 0 0 0 0 0 5 6 0.00 0.000													
Craig Lefferts, L ERA: 3.44 (8, 1)	2.0 S 8 2 0 0 1 0 0 0 0 0 0 0 21 31 0.00 1.000													

**New York Mets @ San Diego Padres**  
**Jack Murphy Stadium, San Diego, CA**  
 Mon May 13 1991, 10:05 PM EDT  
 Att. 14,158 - Cloudy - 64 F

livebaseballscorecards.com

<b>AB</b>	<b>33</b>
<b>R</b>	<b>2</b>
<b>H</b>	<b>7</b>
<b>RBI</b>	<b>2</b>
<b>BB</b>	<b>1</b>
<b>SO</b>	<b>5</b>
<b>LOB</b>	<b>10</b>







Batter	1	2	3	4	5	6	7	8	9	AB R H RBI BB SO LOB	TOP																															
Vince Coleman, S OBP: 0.341, SLG: 0.284 (1, 8)	1-2 L9 S 1B		0-1 1B HR 1B	1-3 K			3-3 K		2-3 K	5 2 2 0 0 3 1																																
Tom Herr, S OBP: 0.372, SLG: 0.323 (1, 4)	2-2 L9 1-3		3-2 BB HR 1B	1-1 FC6-5 2-3			1-1 FC6-4 1B		0-0 G4-1	5 1 2 0 0 0 2																																
Gregg Jefferies, S OBP: 0.352, SLG: 0.288 (1, 5)	1-0 CS 1B		4-1 HR BB		2-2 L5-3 1B		2-1 F7			3 1 2 1 1 0 1																																
Hubie Brooks, R OBP: 0.315, SLG: 0.444 (1, 9)	3-2 G6-3 1-2		2-2 HR		3-2 L5-3 1-2		2-1 FC6-4 1-2f			4 1 1 4 0 0 3																																
Howard Johnson, S OBP: 0.325, SLG: 0.541 (1, 6)			4-1 S 1B BB		1-1 F8			4-0 FC5-4 BB		2 1 0 0 2 0 0																																
Kevin McReynolds, R OBP: 0.269, SLG: 0.302 (1, 7)			1-2 1B		0-0 G1-3			2-2 FC5-4 1-2f		4 0 1 1 0 1 1																																
Tim Teufel, R OBP: 0.115, SLG: 0.080 (1, 3)			1-1 L7		1-1 G6-3			0-0 L7		0 0 0 0 0 0 0																																
Rick Cerone, R OBP: 0.358, SLG: 0.500 (1, 2)			1-0 F7	1-0 FC6-5 SH1-4 1B		0-0 1B		0-0 G4-3		4 0 2 0 0 0 1																																
Wally Whitehurst, R OBP: 0.333, SLG: 0.400 Mackey Sasser, L OBP: 0.269, SLG: 0.480 Pete Schourek, L (6, 1)			1-3 K	0-2 SH1-4 1-2		1-0 G4-3			1-1 F8	1 0 0 0 0 1 0 1 0 0 0 0 0 1 1 0 0 0 0 0 0																																
<b>Inning Stats</b>	R: 1 E: 0 K: 0 S: 12	H: 2 LOB: 0 BB: 0 P: 19	R: 0 E: 0 K: 1 S: 7	H: 0 LOB: 0 BB: 0 P: 10	R: 5 E: 0 K: 1 S: 21	H: 4 LOB: 1 BB: 2 P: 38	R: 0 E: 0 K: 1 S: 9	H: 1 LOB: 1 BB: 0 P: 12	R: 0 E: 0 K: 0 S: 9	H: 1 LOB: 0 BB: 0 P: 15	R: 0 E: 0 K: 0 S: 5	H: 1 LOB: 1 BB: 0 P: 7	R: 0 E: 0 K: 1 S: 10	H: 1 LOB: 1 BB: 0 P: 18	R: 0 E: 0 K: 0 S: 6	H: 0 LOB: 1 BB: 1 P: 12	R: 0 E: 0 K: 1 S: 6	H: 0 LOB: 0 BB: 0 P: 9	1B: 9 2B: 1 3B: 0 HR: 1	SF: 0 SAC: 1 DP: 1 HBP: 0	WP: 0 PB: 0 SB: 2 CS: 1	PA: 38																				
<b>PITCHER</b>	IP WLS BF H R ER SO	WLS L	BF 15	H 6 R 6 ER 6 SO 2	BF 8 H 2 R 0 ER 0 SO 1	BF 12 H 2 R 0 ER 0 SO 1	BF 3 H 0 R 0 ER 0 SO 1	IP WLS BF H R ER SO	WLS L	BF 15	H 6 R 6 ER 6 SO 2	BF 8 H 2 R 0 ER 0 SO 1	BF 12 H 2 R 0 ER 0 SO 1	BF 3 H 0 R 0 ER 0 SO 1	IP WLS BF H R ER SO	WLS L	BF 15	H 6 R 6 ER 6 SO 2	BF 8 H 2 R 0 ER 0 SO 1	BF 12 H 2 R 0 ER 0 SO 1	BF 3 H 0 R 0 ER 0 SO 1	IP WLS BF H R ER SO	WLS L	BF 15	H 6 R 6 ER 6 SO 2	BF 8 H 2 R 0 ER 0 SO 1	BF 12 H 2 R 0 ER 0 SO 1	BF 3 H 0 R 0 ER 0 SO 1	ERA 11.05	ERA 3.2	ERA 6.5	ERA 3.47	ERA 20.25	WHIP 3.000	ERA 0.00	WHIP 0.857	ERA 0.00	WHIP 1.000	ERA 0.00	WHIP 0.000	ERA 0.00	WHIP 0.000

**New York Mets @ San Diego Padres**  
**Jack Murphy Stadium, San Diego, CA**

Tue May 14 1991, 10:05 PM EDT  
 Att. 24,389 - Sunny - 66 F

[livebaseballscorecards.com](http://livebaseballscorecards.com)

<b>AB</b>	<b>30</b>
<b>R</b>	<b>6</b>
<b>H</b>	<b>10</b>
<b>RBI</b>	<b>6</b>
<b>BB</b>	<b>3</b>
<b>SO</b>	<b>5</b>
<b>LOB</b>	<b>10</b>



Batter	1	2	3	4	5	6	7	8	9	AB	R	H	RBI	BB	SO	LOB
<b>Bip Roberts, S</b> OBP: 0.350, SLG: 0.315 (1, 8)	0-1 G6-3		1-3 K		3-2 G6-3			2-1 P4		4	0	0	0	0	1	0
<b>Tony Fernandez, S</b> OBP: 0.288, SLG: 0.316 (1, 6)	1-3 K		1-2 G4-3			1-2 G5-3		4-2 BB		3	0	0	0	1	1	0
<b>Tony Gwynn, L</b> OBP: 0.366, SLG: 0.454 (1, 9)	1-1 G6-3		3-1 1B			1-2 G3-1		1-0 L6		4	0	1	0	0	0	1
<b>Fred McGriff, L</b> OBP: 0.451, SLG: 0.632 (1, 3)		1-0 G4-1	0-3 K			3-2 F9			2-2 P5	4	0	0	0	0	1	1
<b>Benito Santiago, R</b> OBP: 0.271, SLG: 0.369 (1, 2)		1-3 K		0-1 G3			2-0 P6		2-1 G5-3	4	0	0	0	0	1	0
<b>Thomas Howard, S</b> OBP: 0.214, SLG: 0.214 (1, 7)		0-1 1B		2-2 G3			1-1 G5-3		0-1 L8	4	1	1	0	0	0	0
<b>Scott Coolbaugh, R</b> OBP: 0.385, SLG: 0.462 (1, 5)		3-2 1B		2-0 G4-3			1-2 2B			3	0	2	1	0	0	0
<b>Paul Faries, R</b> OBP: 0.343, SLG: 0.250 (1, 4)		4-2 1B			0-2 G5-3		0-0 P4			2	0	0	0	1	0	1
<b>Eric Nolte, L</b> OBP: 0.111, SLG: 0.111 (3, 1)		2-3 K2-3			2-2 G1-3			1-3 K		1	0	0	0	0	1	2
<b>Rich Rodriguez, L</b> OBP: 0.182, SLG: 0.273 (5, PH)										0	0	0	0	0	0	0
<b>Kevin Ward, R</b> OBP: 0.321, SLG: 0.318 (8, PH)										0	0	0	0	0	0	0
<b>Wes Gardner, R</b> OBP: 0.321, SLG: 0.318 (9, 1)										0	0	0	0	0	0	0

Inning Stats	R: 0	H: 0	E: 0	K: 1	S: 8	R: 1	H: 2	E: 0	K: 2	S: 15	R: 0	H: 1	E: 0	K: 2	S: 11	R: 0	H: 0	E: 0	K: 0	S: 7	R: 0	H: 0	E: 0	K: 0	S: 14	R: 0	H: 0	E: 0	K: 0	S: 9	R: 0	H: 1	E: 0	K: 0	S: 7	R: 0	H: 0	E: 0	K: 1	S: 11	R: 0	H: 0	E: 0	K: 0	S: 7	R: 0	H: 0	E: 0	K: 0	S: 11				
<b>IP</b>	5.0	4.0																																																				
<b>WLS</b>	W	S																																																				
<b>BF</b>	19	14																																																				
<b>H</b>	3	1																																																				
<b>R</b>	1	0																																																				
<b>ER</b>	1	0																																																				
<b>SO</b>	5	1																																																				
<b>BB</b>	0	0																																																				
<b>LOB</b>	0	0																																																				
<b>S</b>	10	10																																																				
<b>P</b>																																																						
<b>ERA</b>	2.89	3.44																																																				
<b>WHIP</b>	0.800	0.500																																																				


**BOTTOM**

**New York Mets @ San Diego Padres**  
**Jack Murphy Stadium, San Diego, CA**  
 Tue May 14 1991, 10:05 PM EDT  
 Att. 24,389 - Sunny - 66 F

<b>AB</b>	<b>31</b>
<b>R</b>	<b>1</b>
<b>H</b>	<b>4</b>
<b>RBI</b>	<b>1</b>
<b>BB</b>	<b>2</b>
<b>SO</b>	<b>6</b>
<b>LOB</b>	<b>5</b>

livebaseballscorecards.com

**WP: 1** **PA: 33**  
**PB: 0**  
**SB: 1**  
**CS: 0**







Batter	1	2	3	4	5	6	7	8	9	AB	R	H	RBI	BB	SO	LOB
<b>Bip Roberts, S</b> OBP: 0.347, SLG: 0.313 (1, 8)	1-2 G6-3			1-1 G4-3 S 1B		0-3 K		2-2 G5-3		4	0	1	0	0	1	1
<b>Tony Fernandez, S</b> OBP: 0.293, SLG: 0.317 (1, 6)	3-3 K			4-1 G4-3 1-2 BB		0-0 FC6-4 1B 1-2f		0-0 FC6 1B		3	1	1	0	1	1	1
<b>Tony Gwynn, L</b> OBP: 0.363, SLG: 0.448 (1, 9)	1-0 G4-3			2-0 G4-3 1-2 2-3		3-2 E8 1-1 1B		1-1 FC6 1-2f		4	0	1	0	0	0	3
<b>Fred McGriff, L</b> OBP: 0.438, SLG: 0.612 (1, 3)		2-2 G4-3		2-3 K		2-1 G3			3-1 G4-3	4	0	0	0	0	1	3
<b>Thomas Howard, S</b> OBP: 0.167, SLG: 0.167 (1, 7)		1-0 G1-3		2-3 K			2-3 K		0-0 G6-3	4	0	0	0	0	2	2
<b>Scott Coolbaugh, R</b> OBP: 0.412, SLG: 0.471 (1, 5)		3-2 G4-3			1-3 K		1-0 1B		0-1 FC6-4 1B	4	0	2	0	0	1	0
<b>Tom Lampkin, L</b> OBP: 0.286, SLG: 0.286 (1, 2)			0-0 P6	3-1 G4-3 1B		1-3 K		0-0 FC6-4 1B		4	0	1	0	0	1	2
<b>Paul Faries, R</b> OBP: 0.316, SLG: 0.226 (1, 4)		2-1 G3-1		1-2 G4-3 1-2f		1-0 G4-3				3	0	0	0	0	0	2
<b>Ed Whitson, R</b> OBP: 0.105, SLG: 0.105 (1, 1)			1-3 K			0-1 FC6-4 1B		0-0 F8		2	0	1	0	0	1	0
<b>Steve Rosenberg, L</b> (7, 1)										0	0	0	0	0	0	0
<b>Garry Templeton, S</b> OBP: 0.196, SLG: 0.240 (8, PH)										1	0	0	0	0	0	0
<b>Rich Rodriguez, L</b> (9, 1)										0	0	0	0	0	0	0

Inning Stats	R: 0	H: 0	E: 0	K: 1	S: 10	R: 0	H: 0	E: 0	K: 0	S: 7	R: 0	H: 0	E: 0	K: 1	S: 6	R: 0	H: 1	E: 0	K: 2	S: 11	R: 0	H: 1	E: 0	K: 1	S: 8	R: 1	H: 2	E: 1	K: 1	S: 11	R: 0	H: 1	E: 0	K: 2	S: 8	R: 0	H: 1	E: 0	K: 0	S: 10	R: 0	H: 1	E: 0	K: 0	S: 6	1B: 7	2B: 0	3B: 0	HR: 0	SF: 0	SAC: 0	DP: 1	HBP: 0	WP: 0	PB: 0	SB: 1	CS: 0	PA: 34
<b>Dwight Gooden, R</b> ERA: 2.39 (1, 1)	IP	WLS	BF	H	R	ER	SO	BB	IBB	HBP	BLK	WP	HR	S	P	ERA	WHIP																			IP	WLS	BF	H	R	ER	SO	BB	IBB	HBP	BLK	WP	HR	S	P	ERA	WHIP						
	9.0	W	34	7	1	0	8	1	0	0	0	0	0	77	122	0.00	0.889																			9.0	W	34	7	1	0	8	1	0	0	0	0	77	122	0.00	0.889							

**BOTTOM**

**New York Mets @ San Diego Padres**  
**Jack Murphy Stadium, San Diego, CA**

Wed May 15 1991, 6:33 AM EDT  
 Att. 24,858 - Sunny - 78 F

<b>AB</b>	<b>33</b>
<b>R</b>	<b>1</b>
<b>H</b>	<b>7</b>
<b>RBI</b>	<b>0</b>
<b>BB</b>	<b>1</b>
<b>SO</b>	<b>8</b>
<b>LOB</b>	<b>14</b>



<b>WP: 0</b>	<b>PA: 34</b>
<b>PB: 0</b>	
<b>SB: 1</b>	
<b>CS: 0</b>	

livebaseballscorecards.com



Batter	1	2	3	4	5	6	7	8	9	AB R H RBI BB SO LOB	TOP											
Vince Coleman, S OBP: 0.354, SLG: 0.301 (1, 8)	2-0 B2-3			4-0 CS BB	2-2 G4-3			0-0 2-H 1B 2B		3 1 1 1 1 0 2												
Gregg Jefferies, S OBP: 0.363, SLG: 0.309 (1, 5)	2-2 G3-1		1 SAFE 2-2 SAFE	2-2 1-2 G3		0-0 G3		1-0 2-H G4-3 1B		4 0 1 1 0 0 1												
Dave Magadan, L OBP: 0.365, SLG: 0.297 (1, 3)	1-1 1B			2-2 L8		1-3 K		1-2 2-3 G4-3		4 0 1 0 0 1 1												
Hubie Brooks, R Daryl Boston, L OBP: 0.313, SLG: 0.437 OBP: 0.244, SLG: 0.263 (1, 9) (8, 9)			0-3 K		0-1 BB 2B 1B	2-0 P3		1-3 K		4 1 1 0 0 2 1 0 0 0 0 0 0 0												
Howard Johnson, S OBP: 0.317, SLG: 0.519 (1, 6)			3-2 F9		4-1 2B BB		2-2 F7		0-1 G4-3	3 1 0 0 1 0 0												
Kevin McReynolds, R OBP: 0.284, SLG: 0.351 (1, 7)			0-1 G6-3		1-0 G4-3 1-H 2-H 2B		0-1 G4-3		4-0 G5-3 BB	3 0 1 2 1 0 0												
Rick Cerone, R OBP: 0.351, SLG: 0.472 (1, 2)			0-1 P3		4-0 G4-3 BB		1-1 G5-3		1 SAFE 1-0 G5-3	3 0 0 0 1 0 1												
Tom Herr, S OBP: 0.375, SLG: 0.317 (1, 4)			2-0 G1-3		1-0 G4-3			2-1 SH1-4 2B 1B	4-0 FC5 IBB	3 1 1 0 1 0 2												
Frank Viola, L OBP: 0.136, SLG: 0.143 (1, 1)			0-3 K		1-2 G3			1-1 SH1-4	0-0 FC5	3 0 0 0 0 1 4												
<b>Inning Stats</b>	R: 0 E: 0 K: 0 S: 7	H: 1 LOB: 1 BB: 0 P: 12	R: 0 E: 0 K: 1 S: 8	H: 0 LOB: 0 BB: 0 P: 11	R: 0 E: 0 K: 1 S: 6	H: 0 LOB: 0 BB: 1 P: 8	R: 0 E: 0 K: 0 S: 7	H: 0 LOB: 0 BB: 1 P: 14	R: 2 E: 0 K: 0 S: 14	H: 2 LOB: 2 BB: 2 P: 27	R: 0 E: 0 K: 1 S: 6	H: 0 LOB: 0 BB: 0 P: 9	R: 0 E: 0 K: 0 S: 7	H: 0 LOB: 0 BB: 0 P: 10	R: 2 E: 0 K: 1 S: 12	H: 3 LOB: 1 BB: 0 P: 18	R: 0 E: 0 K: 0 S: 4	H: 0 LOB: 2 BB: 2 P: 13	1B: 4 2B: 2 3B: 0 HR: 0	SF: 0 SAC: 1 DP: 0 HBP: 0	WP: 0 PB: 0 SB: 0 CS: 1	PA: 36
<b>PITCHER</b>	IP WLS BF H R ER SO BB IBB HBP BLK WP HR S P ERA WHIP																					
Mike Morgan, R ERA: 1.87 (1, 1)	7.1 L 29 6 4 4 3 3 0 0 0 0 0 0 61 101 4.91 1.227																					
John Candelaria, L ERA: 2.7 (8, 1)	0.1 1 0 0 0 0 0 0 0 0 0 0 0 3 4 0.00 0.000																					
Tim Crews, R ERA: 4.66 (8, 1)	0.1 1 0 0 0 1 0 0 0 0 0 0 0 3 4 0.00 0.000																					
Mike Hartley, R ERA: 2.66 (9, 1)	1.0 5 0 0 0 0 1 1 0 0 0 0 0 4 13 0.00 1.000																					

New York Mets @ Los Angeles Dodgers  
Dodger Stadium, Los Angeles, CA

Fri May 17 1991, 7:05 PM PDT  
Att. 47,974 - Cloudy - 68 F

livebaseballscorecards.com

AB	30
R	4
H	6
RBI	4
BB	5
SO	4
LOB	12



Batter	1	2	3	4	5	6	7	8	9	AB	R	H	RBI	BB	SO	LOB																		
<b>Brett Butler, L</b> (1, 8) OBP: 0.375, SLG: 0.367	2-2 G1-3		0-2 G5-3		2-3 K			2-2 FC6-4 1B		4	0	1	0	0	1	2																		
<b>Juan Samuel, R</b> (1, 4) OBP: 0.343, SLG: 0.474	2-3 K		2-2 G6-3			1-0 WP 1B		0-0 FC6-4 1-2f		4	0	1	0	0	1	1																		
<b>Darryl Strawberry, L</b> (1, 9) OBP: 0.355, SLG: 0.357	1-0 F8			4-1 CS BB		1-0 F7		2-2 G3		3	0	0	0	1	0	2																		
<b>Eddie Murray, S</b> (1, 3) OBP: 0.372, SLG: 0.500		2-2 G6-3		1-2 G5-3		1-0 L7		0-1 P5		4	0	0	0	0	0	2																		
<b>Kal Daniels, L</b> (1, 7) OBP: 0.257, SLG: 0.351		2-3 K		2-3 K		0-1 L7		1-3 K		4	0	0	0	0	3	1																		
<b>Gary Carter, R</b> (1, 2) OBP: 0.300, SLG: 0.500		2-1 E6 2B			0-0 SH1-4 1B		0-0 F6		0-0 HR	4	2	2	1	0	0	0																		
<b>Jeff Hamilton, R</b> (1, 5) OBP: 0.267, SLG: 0.293		3-2 1-H 2B		2-1 F9		0-1 G6-3		0-0 F8		4	0	1	1	0	0	1																		
<b>Jose Offerman, S</b> (1, 6) OBP: 0.429, SLG: 0.353		1-2 G3		0-2 SH1-4 1B		2-1 G4-3				3	0	1	0	0	0	1																		
<b>Mike Morgan, R</b> (1, 1) OBP: 0.111, SLG: 0.111			0-1 G6-3		1-2 SH1-4		0-0 K		1-3 K	1	0	0	0	0	0	0																		
<b>John Candelaria, L</b> (8, 1)										0	0	0	0	0	0	0																		
<b>Tim Crews, R</b> (8, 1)										0	0	0	0	0	0	0																		
<b>Stan Javier, S</b> (8, PH) OBP: 0.294, SLG: 0.333										1	0	0	0	0	1	0																		
<b>Mike Hartley, R</b> (9, 1)										0	0	0	0	0	0	0																		
<b>Inning Stats</b>	R: 0 E: 0 K: 1 S: 9	H: 0 LOB: 0 BB: 0 P: 14	R: 1 E: 1 K: 1 S: 14	H: 1 LOB: 1 BB: 0 P: 24	R: 0 E: 0 K: 0 S: 8	H: 0 LOB: 0 BB: 0 P: 10	R: 0 E: 0 K: 1 S: 8	H: 0 LOB: 0 BB: 1 P: 15	R: 0 E: 0 K: 1 S: 10	H: 2 LOB: 2 BB: 0 P: 14	R: 0 E: 0 K: 0 S: 7	H: 1 LOB: 1 BB: 0 P: 8	R: 0 E: 0 K: 0 S: 5	H: 0 LOB: 0 BB: 0 P: 7	R: 0 E: 0 K: 1 S: 13	H: 1 LOB: 1 BB: 0 P: 18	R: 1 E: 0 K: 1 S: 7	H: 1 LOB: 0 BB: 0 P: 8	1B: 4 2B: 1 3B: 0 HR: 1	SF: 0 SAC: 1 DP: 0 HBP: 0	WP: 1 PB: 0 SB: 0 CS: 1	PA: 34												
<b>PITCHER</b> <b>Frank Viola, L</b> (1, 1) ERA: 2.12	IP 9.0	WLS W	BF 34	H 6	R 2	ER 1	SO 6	BB 1	IBB 0	HBP 0	BLK 0	WP 1	HR 1	S 81	P 118	ERA 1.00	WHIP 0.778																	
																	<b>PITCHER</b>	IP	WLS	BF	H	R	ER	SO	BB	IBB	HBP	BLK	WP	HR	S	P	ERA	WHIP

**BOTTOM**

**New York Mets @ Los Angeles Dodgers**  
**Dodger Stadium, Los Angeles, CA**  
 Fri May 17 1991, 7:05 PM PDT  
 Att: 47,974 - Cloudy - 68 F

[livebaseballscorecards.com](http://livebaseballscorecards.com)

<b>AB</b>	<b>32</b>
<b>R</b>	<b>2</b>
<b>H</b>	<b>6</b>
<b>RBI</b>	<b>2</b>
<b>BB</b>	<b>1</b>
<b>SO</b>	<b>6</b>
<b>LOB</b>	<b>10</b>





**TOP**

**New York Mets @ Los Angeles Dodgers**  
**Dodger Stadium, Los Angeles, CA**

Sat May 18 1991, 3:33 AM PDT  
 Att. 38,657 - Sunny - 74 F



WP: 0 PA: 40  
 PB: 0  
 SB: 2  
 CS: 1

AB R H RBI BB SO LOB

3	2	2	0	2	0	0
5	0	1	0	0	0	5
5	0	3	1	0	0	3
3	0	2	1	1	0	1
1	0	0	0	0	0	1
4	0	0	0	0	0	5
3	1	1	1	1	0	2
3	0	1	0	1	0	1
4	0	0	0	0	1	4
3	0	1	0	0	2	2
0	0	0	0	0	0	0
0	0	0	0	0	0	0
0	0	0	0	0	0	0
1	0	0	0	0	1	0

1B: 8	SF: 0
2B: 3	SAC: 0
3B: 0	DP: 2
HR: 1	HBP: 0

Batter	1	2	3	4	5	6	7	8	9																										
Vince Coleman, S OBP: 0.369, SLG: 0.310 (1, 8)	4-1 1B BB		1-1 G5-3 G3 1B		0-0 P4		4-1 FC4-6 BB		3-2 G3 S 1B																										
Gregg Jefferies, S OBP: 0.353, SLG: 0.301 (1, 5)	2-0 F7		3-1 G3		2-0 CS 1B		0-1 FC4-6 G6-4-3		2-1 G3																										
Dave Magadan, L OBP: 0.373, SLG: 0.319 (1, 3)	3-2 1B F8-2 1B		2-2 G5-3		2-0 2B		2-2 G6-4-3		1-1 FC5-4 1B																										
Hubie Brooks, R OBP: 0.328, SLG: 0.443 Daryl Boston, L OBP: 0.238, SLG: 0.256 (1, 9) (8, PR) (8, 9)	0-0 F8-2 1B		0-2 G6-3		4-0 BB		0-0 G3 1B		2-2 FC5-4																										
Howard Johnson, S OBP: 0.308, SLG: 0.500 (1, 6)	1-0 F8-2			0-2 F9	0-2 F7		2-0 G3																												
Kevin McReynolds, R OBP: 0.292, SLG: 0.361 (1, 7)		4-2 G3-1 S BB		2-2 HR		1-1 G6-3		2-2 F8																											
Tom Herr, S OBP: 0.379, SLG: 0.317 (1, 4)		2-2 G3-1		0-1 1B		1-0 G4-3		4-0 IBB																											
Charlie O'Brien, R OBP: 0.278, SLG: 0.224 (1, 2)		2-3 K		1-2 F8		2-2 G6-3		3-2 G5-3																											
Ron Darling, R OBP: 0.214, SLG: 0.357 Pete Schourek, L (7, 1) John Franco, L (8, 1) Keith Miller, R OBP: 0.370, SLG: 0.375 Chris Donnels, L OBP: 0.400, SLG: 0.333 (9, PH)		0-3 K		2-3 K			1-1 FC4-6 2B		2-3 K																										
<b>Inning Stats</b>	R: 1 H: 2 E: 0 LOB: 1 K: 0 BB: 1 S: 7 P: 17	R: 0 H: 0 E: 0 LOB: 1 K: 2 BB: 1 S: 13 P: 21	R: 0 H: 1 E: 0 LOB: 1 K: 0 BB: 0 S: 11 P: 17	R: 1 H: 2 E: 0 LOB: 1 K: 1 BB: 0 S: 17 P: 22	R: 0 H: 2 E: 0 LOB: 2 K: 0 BB: 1 S: 7 P: 15	R: 0 H: 0 E: 0 LOB: 0 K: 0 BB: 0 S: 6 P: 10	R: 0 H: 1 E: 0 LOB: 1 K: 0 BB: 1 S: 8 P: 15	R: 0 H: 1 E: 0 LOB: 2 K: 0 BB: 1 S: 8 P: 19	R: 1 H: 2 E: 0 LOB: 1 K: 1 BB: 0 S: 16 P: 26																										
<b>PITCHER</b>	IP WLS BF H R ER SO BB IBB HBP BLK WP HR S P ERA WHIP																																		
Tim Belcher, R ERA: 3.32 (1, 1)	6.1	29	8	2	2	3	4	0	0	0	0	0	1	66	112	2.84	1.895																		
John Candelaria, L ERA: 2.45 (7, 1)	0.2	1	0	0	0	0	0	0	0	0	0	0	0	3	5	0.00	0.000																		
Tim Crews, R ERA: 4.43 (8, 1)	1.0	W	5	1	0	0	0	1	0	0	0	0	0	8	19	0.00	1.000																		
Jay Howell, R ERA: 2.37 (9, 1)	1.0	S	5	2	1	1	1	0	0	0	0	0	0	16	26	9.00	2.000																		

AB 35  
 R 3  
 H 11  
 RBI 3  
 BB 5  
 SO 4  
 LOB 24

livebaseballscorecards.com





Batter	1	2	3	4	5	6	7	8	9	AB	R	H	RBI	BB	SO	LOB	TOP				
Vince Coleman, S (1, 8) OBP: 0.364, SLG: 0.305 Alejandro Pena, R (8, 1)	1-3 K		3-2 L4		2-1 1B		1-2 P6	1-2 FC6-4		5	0	1	2	0	1	4					
Gregg Jefferies, S (1, 4) OBP: 0.344, SLG: 0.295	0-2 L6			1-2 G4-3	3-3 K		1-2 BB	2-2 F8		5	0	1	0	0	1	4					
Dave Magadan, L (1, 3) OBP: 0.367, SLG: 0.308	3-2 F8			1-2 G3		1-1 E1	4-1 BB		0-1 G3	4	0	0	0	1	0	0					
Hubie Brooks, R (1, 9) OBP: 0.323, SLG: 0.427		2-3 K		2-3 K		3-2 P4	4-0 BB		1-3 K	4	0	0	1	1	3	1					
Howard Johnson, S (1, 6) OBP: 0.319, SLG: 0.535		3-1 G3-1			1-1 1B	4-2 G4-3	1-2 BB		0-0 HR	4	2	2	1	1	1	3					
Kevin McReynolds, R (1, 7) OBP: 0.306, SLG: 0.360		1-1 F8			0-0 1B	0-1 G4-3		4-2 1B	4-2 1B	3	2	1	0	2	0	2					
Rick Cerone, R (1, 2) OBP: 0.361, SLG: 0.464 Mark Carreon, R (9, PH) OBP: 0.388, SLG: 0.556			2-2 F7		1 SAFE BB	4-0 FC5-4	3-2 F7		1-1 FC6-4	3	0	1	0	1	0	2					
Chris Donnels, L (1, 5) OBP: 0.400, SLG: 0.313			4-2 SH1		2-3 K			0-2 1B	1-3 K	4	1	1	0	1	2	7					
David Cone, L (1, 1) Mackey Sasser, L (7, PH) OBP: 0.259, SLG: 0.462 Doug Simons, L (7, 1) Daryl Boston, L (8, PH) OBP: 0.256, SLG: 0.275		0-2 SH1			0-0 FC5-4			0-1 P2	1-1 FC6-4	1	0	0	1	0	0	2					
<b>Inning Stats</b>	R: 0 E: 0 K: 1 S: 11	H: 0 LOB: 0 BB: 0 P: 15	R: 0 E: 0 K: 1 S: 10	H: 0 LOB: 0 BB: 1 P: 16	R: 0 E: 0 K: 0 S: 18	H: 0 LOB: 0 BB: 0 P: 27	R: 2 E: 0 K: 2 S: 13	H: 3 LOB: 2 BB: 1 P: 25	R: 0 E: 1 K: 0 S: 14	H: 0 LOB: 2 BB: 1 P: 25	R: 1 E: 0 K: 1 S: 17	H: 2 LOB: 3 BB: 2 P: 28	R: 1 E: 0 K: 1 S: 16	H: 2 LOB: 2 BB: 1 P: 26	R: 1 E: 0 K: 1 S: 11	H: 2 LOB: 2 BB: 1 P: 17	1B: 7 2B: 1 3B: 0 HR: 1	SF: 0 SAC: 1 DP: 0 HBP: 0	WP: 0 PB: 0 SB: 1 CS: 0	PA: 44	
<b>PITCHER</b>	IP	WLS	BF	H	R	ER	SO	BB	IBB	HBP	BLK	WP	HR	S	P	ERA	WHIP				
Ramon Martinez, R (1, 1) ERA: 1.85	6.0	W	25	3	2	2	5	3	0	0	0	0	0	77	123	3.00	1.000				
Mike Hartley, R (7, 1) ERA: 3.0	0.2		4	2	1	1	0	0	0	0	0	0	0	13	15	13.50	3.000				
John Candelaria, L (7, 1) ERA: 2.45	0.0		1	0	0	0	0	1	0	0	0	0	0	5	∞	∞					
Jim Gott, R (7, 1) ERA: 2.41	0.2		6	2	1	1	2	2	0	0	0	0	0	13	25	13.50	6.000				
Tim Crews, R (8, 1) ERA: 4.5	1.2	S	8	2	1	1	1	1	0	0	0	0	1	17	26	5.40	1.800				

**New York Mets @ Los Angeles Dodgers**  
**Dodger Stadium, Los Angeles, CA**  
 Sun May 19 1991, 3:33 AM PDT  
 Att. 46,714 - Cloudy - 71 F

AB	36
R	5
H	9
RBI	5
BB	7
SO	8
LOB	26



WP: 0	PA: 44
-------	--------

Batter	1	2	3	4	5	6	7	8	9	AB	R	H	RBI	BB	SO	LOB
<b>Brett Butler, L</b> OBP: 0.370, SLG: 0.353 (1, 8)	1-1 G6-3		4-0 G3 1B SF9 BB		4-2 1B SF7 BB		2-1 WP S SF8 1B	1-0 F7		3	3	1	0	2	0	0
<b>Juan Samuel, R</b> OBP: 0.355, SLG: 0.468 (1, 4)	2-3 K		1-1 G3 1-2 1B		0-0 P2 1-3 HR 1B		4-2 G4-3 E 1-2 BB BB	3-2 G5-3		4	2	2	0	1	1	0
<b>Stan Javier, S</b> OBP: 0.256, SLG: 0.297 (1, 9)	1-3 K		0-0 G3 1-2 2-3		0-0 SF7		2-0 E6 BB G4-3 1-2 2-3			3	0	0	1	0	1	4
<b>Eddie Murray, S</b> OBP: 0.372, SLG: 0.500 (1, 3)		1-3 K	4-2 BB BB BB BB		0-1 P2 1-2		2-2 SF8			2	0	0	1	1	1	1
<b>Kal Daniels, L</b> OBP: 0.266, SLG: 0.380 (1, 7)		4-1 1B E BB	3-2 SF9		0-0 HR		0-0 G4-3 1-2 2-3			2	2	1	3	1	0	2
<b>Lenny Harris, L</b> OBP: 0.363, SLG: 0.324 (1, 5)		0-0 G4-3 E 1-2 1B	1-3 K		3-0 L1		4-0 BB IBB			3	0	1	0	0	1	2
<b>Gary Carter, R</b> OBP: 0.344, SLG: 0.500 (7, PH)										0	0	0	0	1	0	0
<b>Jeff Hamilton, R</b> OBP: 0.262, SLG: 0.288 (7, PR)										0	0	0	0	0	0	0
<b>Mike Scioscia, L</b> OBP: 0.363, SLG: 0.344 (1, 2)		0-0 E3 G4-3 1-2 2-H		1-0 F9		3-2 P5	4-2 BB 1-2 2-3 3-H			3	0	0	1	1	0	1
<b>Tim Crews, R</b> (8, 1)										0	0	0	0	0	0	0
<b>Jose Offerman, S</b> OBP: 0.345, SLG: 0.280 (1, 6)		1-2 G4-3 1-2 2-3	1-0 B2-3		0-0 G4-3		1-3 K			4	0	0	0	0	1	5
<b>Ramon Martinez, R</b> OBP: 0.227, SLG: 0.190 (1, 1)		0-3 K	1-1 G6-3		0-0 P5		0-0 G5-3			2	0	0	0	0	1	2
<b>Greg Smith, S</b> (6, PH)										1	0	0	0	0	0	0
<b>Mike Hartley, R</b> (7, 1)										0	0	0	0	0	0	0
<b>John Candelaria, L</b> (7, 1)										0	0	0	0	0	0	0
<b>Jim Gott, R</b> (7, 1)										0	0	0	0	0	0	0
<b>Barry Lyons, R</b> (8, 2)										1	0	0	0	0	0	0

Inning Stats	R: 0	H: 0	E: 0	K: 2	S: 9	R: 1	H: 1	E: 1	K: 2	S: 13	R: 1	H: 1	E: 0	K: 1	S: 13	R: 0	H: 0	E: 0	K: 0	S: 4	R: 3	H: 2	E: 0	K: 0	S: 10	R: 0	H: 0	E: 0	K: 0	S: 7	R: 2	H: 1	E: 1	K: 1	S: 20	R: 0	H: 0	E: 0	K: 0	S: 7	R: 0	H: 0	E: 0	K: 0	S: 7	1B: 4	2B: 0	3B: 0	HR: 1	SF: 3	SAC: 0	DP: 0	HBP: 0	WP: 1	PB: 0	SB: 1	CS: 0	PA: 38
--------------	------	------	------	------	------	------	------	------	------	-------	------	------	------	------	-------	------	------	------	------	------	------	------	------	------	-------	------	------	------	------	------	------	------	------	------	-------	------	------	------	------	------	------	------	------	------	------	-------	-------	-------	-------	-------	--------	-------	--------	-------	-------	-------	-------	--------

PITCHER	IP	WLS	BF	H	R	ER	SO	BB	IBB	HBP	BLK	WP	HR	S	P	ERA	WHIP
<b>David Cone, R</b> ERA: 3.88 (1, 1)	6.0	L	27	4	5	4	5	4	0	0	0	0	1	56	92	6.00	1.333
<b>Doug Simons, L</b> ERA: 3.79 (7, 1)	1.0		8	1	2	1	1	2	1	0	0	1	0	20	38	9.00	3.000
<b>Alejandro Pena, R</b> ERA: 1.23 (8, 1)	1.0		3	0	0	0	0	0	0	0	0	0	0	7	11	0.00	0.000

**BOTTOM**

**New York Mets @ Los Angeles Dodgers**  
**Dodger Stadium, Los Angeles, CA**  
 Sun May 19 1991, 3:33 AM PDT  
 Att: 46,714 - Cloudy - 71 F

<b>AB</b>	<b>28</b>
<b>R</b>	<b>7</b>
<b>H</b>	<b>5</b>
<b>RBI</b>	<b>6</b>
<b>BB</b>	<b>7</b>
<b>SO</b>	<b>6</b>
<b>LOB</b>	<b>17</b>





Batter	1	2	3	4	5	6	7	8	9	AB R H RBI BB SO LOB	TOP											
Doug Dasenczo, S OBP: 0.382, SLG: 0.426 (1, 8)	0-1 23 1B 2B		1-1 3B 2B	2-2 HBP		1-1 G3			0-0 G6-3 1B	4 2 3 0 0 0 0												
23 Ryne Sandberg, R OBP: 0.341, SLG: 0.440 Chico Walker, S OBP: 0.385, SLG: 0.382 (1, 4) (3, 4)	2-2 E S HR 1B		1-3 K	1-2 G4-3			0-0 F7		2-2 F7	2 1 1 1 0 1 1 3 0 0 0 0 0 4												
Mark Grace, L OBP: 0.375, SLG: 0.409 (1, 3)	1-2 F7		4-2 3B BB		1-1 F9 2B		1-1 G6-4-3 1B		0-0 G6-3	4 1 2 0 1 0 3												
George Bell, R OBP: 0.266, SLG: 0.458 (1, 7)	1-2 HR		0-3 K		0-3 K		2-2 G6-4-3		2-1 G6-3	5 1 1 2 0 2 7												
Andre Dawson, R OBP: 0.342, SLG: 0.557 (1, 9)	1-2 L3		0-0 3B		0-1 F9			1-2 G3		4 0 1 2 0 0 1												
Luis Salazar, R OBP: 0.275, SLG: 0.395 (1, 5)	1-1 P4		0-1 L7		1-3 K			1-2 G4-3		4 0 0 0 0 1 2												
Jose Vizcaino, S OBP: 0.364, SLG: 0.367 (1, 6)		1-0 G1-3		0-0 S 1B		0-0 L8		2-1 2B		4 0 2 0 0 0 0												
Damon Berryhill, S OBP: 0.202, SLG: 0.315 (1, 2)		1-0 F9		1-0 P4 HR		3-2 HR		3-2 G6-3		4 1 1 1 0 0 2												
Rick Sutcliffe, L OBP: 0.167, SLG: 0.182 Les Lancaster, R OBP: 0.333, SLG: 0.333 Dwight Smith, L OBP: 0.250, SLG: 0.385 Chuck McElroy, L Jerome Walton, R OBP: 0.248, SLG: 0.323 Mike Sulecki, R OBP: 0.200, SLG: 0.200 Hector Villanueva, R OBP: 0.279, SLG: 0.487 Shawn Boskie, R OBP: 0.250, SLG: 0.444 (1, 1) (2, 1) (4, PH) (4, 1) (6, PH) (6, 1) (9, PH) (9, PH)		1-3 K		3-3 K		1-3 K		2-1 E6 G6-3 1B		1 0 0 0 0 0 1 0 0 0 0 0 0 0 0 0 1 0 0 0 0 0 1 1 0 0 0 0 0 0 0 0 1 0 0 0 0 0 1 0 0 0 0 0 0 0 0 0 1 0 0 0 0 0 0 0 0 0 0 0 0 0 0 0												
<b>Inning Stats</b>	R: 3 E: 0 K: 0 S: 17	H: 3 LOB: 0 BB: 0 P: 23	R: 0 E: 0 K: 1 S: 5	H: 0 LOB: 0 BB: 0 P: 8	R: 2 E: 0 K: 2 S: 15	H: 2 LOB: 1 BB: 1 P: 21	R: 0 E: 0 K: 1 S: 10	H: 1 LOB: 2 BB: 0 P: 17	R: 0 E: 0 K: 2 S: 11	H: 1 LOB: 1 BB: 0 P: 13	R: 1 E: 0 K: 1 S: 10	H: 1 LOB: 0 BB: 0 P: 15	R: 0 E: 0 K: 0 S: 7	H: 1 LOB: 0 BB: 0 P: 10	R: 0 E: 0 K: 0 S: 13	H: 1 LOB: 1 BB: 0 P: 20	R: 0 E: 1 K: 0 S: 10	H: 1 LOB: 3 BB: 0 P: 16	1B: 4 2B: 4 3B: 1 HR: 2	SF: 0 SAC: 0 DP: 1 HBP: 1	WP: 0 PB: 0 SB: 2 CS: 0	PA: 40
<b>PITCHER</b>	IP WLS BF H R ER SO BB IBB HBP BLK WP HR S P ERA WHIP	IP WLS BF H R ER SO BB IBB HBP BLK WP HR S P ERA WHIP											IP WLS BF H R ER SO BB IBB HBP BLK WP HR S P ERA WHIP									
Dwight Gooden, R ERA: 2.97 (1, 1)	6.1 W 30 9 6 6 7 1 0 1 0 0 2 71 101 8.53 1.579																					
Wally Whitehurst, R ERA: 2.76 (7, 1)	1.1 S 6 1 0 0 0 0 0 0 0 0 0 13 19 0.00 0.750																					
John Franco, L ERA: 0.63 (8, 1)	1.1 S 6 1 0 0 0 0 0 0 0 0 0 14 23 0.00 0.750																					

Chicago Cubs @ New York Mets  
Shea Stadium, Flushing, NY  
Tue May 21 1991, 7:05 PM EDT  
Att. 29,129 - Sunny - 80 F

livebaseballscorecards.com

AB	38
R	6
H	11
RBI	6
BB	1
SO	7
LOB	21



Batter	1	2	3	4	5	6	7	8	9
Vince Coleman, S OBP: 0.371, SLG: 0.306 (1, 8)	2-1 BLK 1B	4-0 2B 2B	4-2 S 1B		1-2 F9			2-3 K	
Gregg Jefferies, S OBP: 0.362, SLG: 0.329 (1, 4)	2-1 1B S 1B	0-2 SAFE SAFE SAFE SAFE 1-3 2B 2B	3-2 S 1B			1-0 F9			
Dave Magadan, L OBP: 0.364, SLG: 0.315 (1, 3)	1-3 K	2-1 G4-3 2B 2B	3-2 G4-3			2-2 G3-1			
Hubie Brooks, R OBP: 0.320, SLG: 0.421 John Franco, L (8, 1)	3-1 1B 2B 1B	1-3 K		1-1 F9 G5-3		0-2 G6-3			
Howard Johnson, S OBP: 0.317, SLG: 0.525 (1, 5)	1-1 2B SF7 1B	0-1 G4-3		1-1 G2-3		2-0 G4-1			
Kevin McReynolds, R OBP: 0.322, SLG: 0.413 (1, 7)	SAFE SAFE SAFE 1-3 2B	2-0 2B		1-1 1B		1-1 P4			
Kevin Elster, R OBP: 0.355, SLG: 0.481 (1, 6)	4-0 IBB	1-1 G4-3		3-3 K		2-0 F9			
Charlie O'Brien, R OBP: 0.259, SLG: 0.212 (1, 2)	0-2 SF7		3-2 G6-3		3-1 P2		3-1 G6-3		
Dwight Gooden, R OBP: 0.143, SLG: 0.143 Wally Whitehurst, R OBP: 0.333, SLG: 0.400 Daryl Boston, L OBP: 0.250, SLG: 0.268 (1, 1) (7, 1) (8, 9)	1-0 G4-3		0-1 F9		2-3 K		2-2 G3		

Inning Stats	R: 4	H: 5	E: 0	LOB: 2	K: 1	S: 20	R: 3	H: 3	E: 0	LOB: 1	K: 1	S: 13	R: 1	H: 1	E: 0	LOB: 1	K: 0	S: 16	R: 0	H: 1	E: 0	LOB: 1	K: 1	S: 9	R: 0	H: 0	E: 0	LOB: 0	K: 1	S: 8	R: 0	H: 0	E: 0	LOB: 0	K: 0	S: 7	R: 0	H: 0	E: 0	LOB: 0	K: 0	S: 4	R: 0	H: 0	E: 0	LOB: 0	K: 1	S: 10	R: 0	H: 0	E: 0	LOB: 0	K: 1	S: 17
--------------	------	------	------	--------	------	-------	------	------	------	--------	------	-------	------	------	------	--------	------	-------	------	------	------	--------	------	------	------	------	------	--------	------	------	------	------	------	--------	------	------	------	------	------	--------	------	------	------	------	------	--------	------	-------	------	------	------	--------	------	-------


PITCHER	IP	WLS	BF	H	R	ER	SO	BB	IBB	HBP	BLK	WP	HR	S	P	ERA	WHIP
Rick Sutcliffe, R ERA: 5.77 (1, 1)	1.0	L	11	6	6	6	1	1	1	0	1	0	0	23	42	54.00	7.000
Les Lancaster, R ERA: 4.15 (2, 1)	2.0		10	3	2	2	1	1	0	0	0	0	0	26	45	9.00	2.000
Chuck McElroy, L ERA: 1.76 (4, 1)	2.0		7	1	0	0	2	0	0	0	0	0	0	17	29	0.00	0.500
Mike Bielecki, R ERA: 3.73 (6, 1)	3.0		9	0	0	0	1	0	0	0	0	0	0	21	36	0.00	0.000

**BOTTOM**

AB R H RBI BB SO LOB

3	3	1	0	2	1	0
4	2	3	2	0	0	0
4	1	1	2	0	1	2
4	1	1	0	0	1	1
0	0	0	0	0	0	0
4	1	1	1	0	0	1
4	0	3	2	0	0	0
3	0	0	0	1	1	2
3	0	0	1	0	0	0
3	0	0	0	0	1	2
0	0	0	0	0	0	0
1	0	0	0	0	0	0

AB 33  
R 8  
H 10  
RBI 8  
BB 3  
SO 5  
LOB 8



WP: 0 PA: 37  
PB: 0  
SB: 3  
CS: 0

**Chicago Cubs @ New York Mets**  
Shea Stadium, Flushing, NY  
Tue May 21 1991, 7:05 PM EDT  
Att. 29,129 - Sunny - 80 F

livebaseballscorecards.com



Batter	1	2	3	4	5	6	7	8	9	AB R H RBI BB SO LOB	TOP											
Shawon Dunston, R (1, 6) OBP: 0.243, SLG: 0.326	2-3 K		0-0 F7		2-2 CS 23 S 1B		1-0 BB 1B		1-3 K	5 0 2 0 0 2 1												
23 Ryne Sandberg, R (1, 4) OBP: 0.337, SLG: 0.442	2-2 G5-3		2-1 2B		3-1 SF7		2-0 F8		0-1 G6-3	4 1 1 2 0 0 2												
Mark Grace, L (1, 3) OBP: 0.376, SLG: 0.411	3-3 K		1-0 2B		2-1 G6-3		4-0 BB		0-0 G4-3	4 0 1 1 1 1 1												
George Bell, R (1, 7) OBP: 0.259, SLG: 0.446		0-0 F7	2-1 L6			2-1 F8	1-0 F8			4 0 0 0 0 0 4												
Andre Dawson, R (1, 9) OBP: 0.333, SLG: 0.542		3-2 G4-3		0-1 G1-3		1-2 P4		1-1 P7		4 0 0 0 0 0 0												
Hector Villanueva, R (1, 2) OBP: 0.298, SLG: 0.548		0-0 F9		2-1 G1-3		4-2 BB		0-0 HR		3 1 1 1 1 0 0												
Luis Salazar, R (1, 5) OBP: 0.302, SLG: 0.488			2-1 HR	2-2 FC6-4 1B		0-0 F7		3-2 1B		3 1 2 1 0 0 1												
Jose Vizcaino, S (6, 5) OBP: 0.382, SLG: 0.387										1 0 1 0 0 0 0												
Jerome Walton, R (1, 8) OBP: 0.248, SLG: 0.320		2-0 SH2-4 23 2B 1B	0-0 FC6-4 1-2f				1-3 K	1-2 F7		4 1 1 0 0 1 2												
Greg Maddux, R (1, 1) OBP: 0.308, SLG: 0.360			1-1 SH2-4		0-1 1B 23 SF7 2B		0-0 BB 1B	0-3 K		3 1 2 0 0 1 1												
<b>Inning Stats</b>	R: 0 E: 0 K: 2 S: 10	H: 0 LOB: 0 BB: 0 P: 17	R: 0 E: 0 K: 0 S: 5	H: 0 LOB: 0 BB: 0 P: 8	R: 3 E: 0 K: 0 S: 11	H: 4 LOB: 1 BB: 0 P: 21	R: 0 E: 0 K: 0 S: 9	H: 1 LOB: 1 BB: 0 P: 13	R: 1 E: 0 K: 0 S: 9	H: 2 LOB: 0 BB: 0 P: 16	R: 0 E: 0 K: 0 S: 8	H: 0 LOB: 1 BB: 1 P: 15	R: 0 E: 0 K: 1 S: 7	H: 2 LOB: 3 BB: 1 P: 16	R: 1 E: 0 K: 1 S: 17	H: 2 LOB: 1 BB: 0 P: 22	R: 0 E: 0 K: 1 S: 7	H: 0 LOB: 0 BB: 0 P: 8	1B: 6 2B: 3 3B: 0 HR: 2	SF: 1 SAC: 1 DP: 0 HBP: 0	WP: 0 PB: 0 SB: 1 CS: 1	PA: 39
<b>PITCHER</b>	IP WLS BF H R ER SO BB IBB HBP BLK WP HR S P ERA WHIP																					
Frank Viola, L (1, 1) ERA: 2.47	6.1 L 28 9 4 4 3 1 0 0 0 0 0 1 57 97 5.68 1.579																					
Alejandro Pena, R (7, 1) ERA: 1.65	1.2 8 2 1 1 1 1 0 0 0 0 0 1 19 31 5.40 1.800																					
Jeff Innis, R (9, 1) ERA: 3.97	1.0 3 0 0 0 1 0 0 0 0 0 0 0 7 8 0.00 0.000																					

Chicago Cubs @ New York Mets  
Shea Stadium, Flushing, NY  
Wed May 22 1991, 7:05 PM EDT  
Att. 28,749 - Sunny - 86 F

livebaseballscorecards.com

AB	35
R	5
H	11
RBI	5
BB	2
SO	5
LOB	12







Batter	1	2	3	4	5	6	7	8	9	AB R H RBI BB SO LOB	TOP																
<b>Doug Dasenczo, S</b> (1, 8) OBP: 0.361, SLG: 0.400	2-1 G6-3		3-1 G4-3		1-3 K		1-3 K		3-2 SH5-3	4 0 0 1 0 2 2																	
<b>23 Ryne Sandberg, R</b> (1, 4) OBP: 0.333, SLG: 0.430	2-3 K		3-2 P6			1-0 G6-3		0-1 F9	4-0 IBB	4 0 0 0 1 1 0																	
<b>Mark Grace, L</b> (1, 3) OBP: 0.371, SLG: 0.404	1-1 G6-3			1-2 F7		0-1 G3-1		0-0 1B	1-0 F8	5 0 1 0 0 0 2																	
<b>George Bell, R</b> (1, 7) OBP: 0.265, SLG: 0.447		1-0 1B		2-1 G5-3		3-1 1B		0-2 P4		4 0 2 0 0 0 1																	
<b>Andre Dawson, R</b> (1, 9) OBP: 0.338, SLG: 0.541		2-1 P4		1-0 2B		2-2 CS	1-2 L7	0-1 1B		4 1 2 0 0 0 1																	
<b>Damon Berryhill, S</b> (1, 2) OBP: 0.204, SLG: 0.323		0-3 K		2-1 2B		1-1 F7		1-3 K		4 0 1 1 0 2 3																	
<b>Luis Salazar, R</b> (1, 5) OBP: 0.319, SLG: 0.477		3-1 G6-3		1-2 G5-3		4-1 3B			0-2 1B	3 1 1 0 1 0 2																	
<b>Shawon Dunston, R</b> (1, 6) OBP: 0.250, SLG: 0.367			1-1 HR		0-1 B4-3		2-2 3B		2-2 FC1-6	4 2 2 2 0 0 1																	
<b>Shawn Boskie, R</b> (1, 1) OBP: 0.227, SLG: 0.400			2-3 K			0-0 G5-3		4-2 BB	3-1 E6	2 0 0 0 0 1 0																	
<b>Chico Walker, S</b> (7, PH) OBP: 0.400, SLG: 0.382										0 0 0 0 1 0 0																	
<b>Les Lancaster, R</b> (7, 1) OBP: 0.333, SLG: 0.333										0 0 0 0 0 0 0																	
<b>Hector Villanueva, R</b> (9, PH) OBP: 0.282, SLG: 0.535										1 0 0 0 0 0 1																	
<b>Paul Assenmacher, L</b> (9, 1) OBP: 0.667, SLG: 0.500										0 0 0 0 0 0 0																	
<b>Inning Stats</b>	R: 0 E: 0 K: 1 S: 8	H: 0 LOB: 0 BB: 0 P: 13	R: 0 E: 0 K: 1 S: 8	H: 1 LOB: 1 BB: 0 P: 14	R: 1 E: 0 K: 1 S: 10	H: 1 LOB: 0 BB: 0 P: 19	R: 1 E: 0 K: 0 S: 11	H: 2 LOB: 1 BB: 0 P: 18	R: 0 E: 0 K: 1 S: 6	H: 0 LOB: 0 BB: 0 P: 7	R: 0 E: 0 K: 0 S: 7	H: 1 LOB: 0 BB: 0 P: 13	R: 1 E: 0 K: 1 S: 14	H: 1 LOB: 2 BB: 2 P: 27	R: 0 E: 0 K: 1 S: 12	H: 2 LOB: 2 BB: 0 P: 13	R: 1 E: 1 K: 0 S: 14	H: 1 LOB: 2 BB: 1 P: 26	1B: 6 2B: 1 3B: 1 HR: 1	SF: 0 SAC: 1 DP: 0 HBP: 0	WP: 1 PB: 0 SB: 1 CS: 1	PA: 40					
<b>PITCHER</b>	IP WLS BF H R ER SO BB IBB HBP BLK WP HR S P ERA WHIP																										
<b>Ron Darling, R</b> (1, 1) ERA: 3.52	6.2		26	6	3	3	4	1	0	0	0	1	1	59	101	4.05	1.050										
<b>Alejandro Pena, R</b> (7, 1) ERA: 1.53	1.1		7	2	0	0	2	1	0	0	0	0	0	17	23	0.00	2.250										
<b>John Franco, L</b> (9, 1) ERA: 0.59	1.0	L	6	1	1	0	0	0	1	0	0	0	0	14	26	0.00	1.000										

Chicago Cubs @ New York Mets  
Shea Stadium, Flushing, NY  
Thu May 23 1991, 7:05 PM EDT  
Att. 29,763 - Sunny - 70 F

livebaseballscorecards.com

AB	35
R	4
H	9
RBI	4
BB	3
SO	6
LOB	13



Batter	1	2	3	4	5	6	7	8	9	AB	R	H	RBI	BB	SO	LOB
Vince Coleman, S OBP: 0.365, SLG: 0.303 (1, 8)	3-3 K		0-0 F8		1-0 G4-3		2-2 CS	3-3 K		4	0	0	0	0	2	1
Keith Miller, R OBP: 0.406, SLG: 0.448 (1, 4)	1-2 1B		1-1 G6-3 1B			3-2 E 2B		1-2 L5		4	2	3	0	0	0	0
Hubie Brooks, R OBP: 0.316, SLG: 0.410 John Franco, L (9, 1)	2-1 1B		1-2 G6-3 1-2f			2-2 E7 PB 2-H 1B		2-3 K		4	1	2	1	0	1	1
Howard Johnson, S OBP: 0.327, SLG: 0.524 (1, 5)	1-2 E S 1-3 2-H 1B			1-2 CS 1B		2-1 P5		0-3 K		4	0	2	1	0	1	1
Kevin McReynolds, R OBP: 0.309, SLG: 0.387 (1, 7)	2-0 F9			0-2 F8		0-2 G6-3		0-1 F9		4	0	0	0	0	0	4
Tim Teufel, R OBP: 0.147, SLG: 0.212 Alejandro Pena, R (7, 1) Daryl Boston, L OBP: 0.244, SLG: 0.262 Mark Carreon, R OBP: 0.380, SLG: 0.543 (9, PH)	3-2 F7			3-3 K		2-3 K		1-3 K		3	0	0	0	0	2	3
Rick Cerone, R OBP: 0.348, SLG: 0.443 (1, 2)		1-0 G5-3			0-0 F9		2-2 CS 1B			3	0	1	0	0	0	0
Kevin Elster, R OBP: 0.358, SLG: 0.456 (1, 6)		0-1 G6-3			4-0 SH1-4 BB		2-3 K			2	0	0	0	1	1	1
Ron Darling, R OBP: 0.200, SLG: 0.333 Dave Magadan, L OBP: 0.362, SLG: 0.312 (7, 3)		2-3 K			1-1 SH1-4		2-3 K			1	0	0	0	0	1	0

Inning Stats	R: 2	H: 3	E: 0	K: 1	S: 19	LOB: 1	BB: 0	P: 31	R: 0	H: 0	E: 0	K: 1	S: 6	LOB: 0	BB: 0	P: 9	R: 0	H: 1	E: 0	K: 0	S: 6	LOB: 0	BB: 0	P: 8	R: 0	H: 1	E: 0	K: 1	S: 12	LOB: 0	BB: 0	P: 15	R: 0	H: 0	E: 0	K: 0	S: 5	LOB: 1	BB: 1	P: 10	R: 1	H: 2	E: 1	K: 1	S: 14	LOB: 1	BB: 0	P: 23	R: 0	H: 1	E: 0	K: 2	S: 12	LOB: 0	BB: 0	P: 20	R: 0	H: 0	E: 0	K: 2	S: 14	LOB: 0	BB: 0	P: 20	R: 0	H: 0	E: 0	K: 2	S: 9	LOB: 0	BB: 0	P: 10	1B: 7	SF: 0	2B: 1	SAC: 1	3B: 0	DP: 1	HR: 0	HBP: 0	WP: 0	PA: 34
PITCHER	IP	WLS	BF	H	R	ER	SO	BB	IBB	HBP	BLK	WP	HR	S	P	ERA	WHIP																																																																	
Shawn Boskie, R ERA: 3.53 (1, 1)	6.0		24	7	3	3	4	1	0	0	0	0	0	62	96	4.50	1.333																																																																	
Les Lancaster, R ERA: 3.86 (7, 1)	2.0	W	6	1	0	0	4	0	0	0	0	0	0	26	40	0.00	0.500																																																																	
Paul Assenmacher, L ERA: 3.18 (9, 1)	1.0	S	3	0	0	0	2	0	0	0	0	0	0	9	10	0.00	0.000																																																																	

BOTTOM

Chicago Cubs @ New York Mets  
Shea Stadium, Flushing, NY  
Thu May 23 1991, 7:05 PM EDT  
Att: 29,763 - Sunny - 70 F

livebaseballscores.com

AB	31
R	3
H	8
RBI	2
BB	1
SO	10
LOB	12





Batter	1	2	3	4	5	6	7	8	9	AB R H RBI BB SO LOB	TOP													
Milt Thompson, L (1, 7) OBP: 0.508, SLG: 0.538	2-3 K		2-1 G3-4 1B		2-3 K			1-1 1B		4 1 2 0 0 2 0														
Ozzie Smith, S (1, 6) OBP: 0.413, SLG: 0.348	4-2 FC6-4 BB		1-0 G3-4 1-2		1-2 G6-3			0-0 P6		3 0 0 0 1 0 2														
Ray Lankford, L (1, 8) OBP: 0.281, SLG: 0.317	1-2 FC6-4 1-2f		0-2 1B 2-H		2-2 F7			2-1 F7		4 1 1 1 0 0 2														
Pedro Guerrero, R (1, 3) OBP: 0.348, SLG: 0.387	1-1 P4		2-1 1B 1-1-H		0-0 F8			3-2 L4		4 0 1 1 0 0 2														
Felix Jose, S (1, 9) OBP: 0.435, SLG: 0.524		1-2 PB 1B	1-1 1B 1-H		0-3 K			3-3 K		4 0 2 0 0 2 0														
Todd Zeile, R (1, 5) OBP: 0.385, SLG: 0.439		1-3 K 1-2		2-3 K		1-3 K		1-2 1B		4 0 1 0 0 3 1														
Geronimo Pena, S (1, 4) OBP: 0.358, SLG: 0.413		1-0 F7		0-0 3B		1-3 K		1-3 K		4 0 1 0 0 2 2														
Tom Pagnozzi, R (1, 2) OBP: 0.301, SLG: 0.308		0-0 F9		1-3 K		1-3 K		3-2 G1-3		4 0 0 0 0 2 3														
Bryn Smith, R (1, 1) OBP: 0.227, SLG: 0.200			1-3 K		1-0 F8		0-0 F7			2 0 0 0 0 1 1														
Rex Hudler, R (7, PH) OBP: 0.344, SLG: 0.439										1 0 0 0 0 0 0														
Tim Sherrill, L (7, 1)										0 0 0 0 0 0 0														
<b>Inning Stats</b>	R: 0 E: 0 K: 1 S: 11	H: 0 LOB: 1 BB: 1 P: 19	R: 0 E: 0 K: 1 S: 8	H: 1 LOB: 1 BB: 0 P: 11	R: 2 E: 0 K: 1 S: 13	H: 4 LOB: 2 BB: 0 P: 20	R: 0 E: 0 K: 2 S: 8	H: 1 LOB: 1 BB: 0 P: 12	R: 0 E: 0 K: 1 S: 10	H: 0 LOB: 0 BB: 0 P: 15	R: 0 E: 0 K: 2 S: 7	H: 0 LOB: 0 BB: 0 P: 8	R: 0 E: 0 K: 2 S: 7	H: 0 LOB: 0 BB: 0 P: 9	R: 0 E: 0 K: 0 S: 8	H: 1 LOB: 1 BB: 0 P: 14	R: 0 E: 0 K: 2 S: 13	H: 1 LOB: 1 BB: 0 P: 21	1B: 7 2B: 0 3B: 1 HR: 0	SF: 0 SAC: 0 DP: 0 HBP: 0	WP: 0 PB: 1 SB: 1 CS: 0	PA: 35		
<b>PITCHER</b> David Cone, R (1, 1) ERA: 3.6	IP 9.0 WLS W BF 35 H 8 R 2 ER 2 SO 12 BB 1 IBB 0 HBP 0 BLK 0 WP 0 HR 0 S 85 P 129 ERA 2.00 WHIP 1.000																							

St. Louis Cardinals @ New York Mets  
Shea Stadium, Flushing, NY  
Fri May 24 1991, 7:05 PM EDT  
Att. 30,795 - Sunny - 81 F

livebaseballscorecards.com

AB	34
R	2
H	8
RBI	2
BB	1
SO	12
LOB	13













Batter	1	2	3	4	5	6	7	8	9	AB R H RBI BB SO LOB	TOP
Bernard Gilkey, R (1, 7) OBP: 0.361, SLG: 0.358 Cris Carpenter, R (6, 1) OBP: 0.500, SLG: 0.500 Juan Agosto, L (8, 1) Craig Wilson, R (9, PH) OBP: 0.296, SLG: 0.261 (9, 3)	1-1  1B		3-2 G1-3  1B		1-3 K  1B	2-2 G6-3  1B	1-0  1B		2-1 G5-3  1B	4 0 1 0 0 1 3 1 0 1 1 0 0 0 0 0 0 0 0 0 0 1 0 0 0 0 0 0	
Ozzie Smith, S (1, 6) OBP: 0.428, SLG: 0.363 Tim Jones, L (9, 6) OBP: 0.250, SLG: 0.100	1-0  1B		1-1  1B		0-2 L6  1B				3-2  1B	5 3 4 0 1 0 1 0 0 0 0 0 0 0	
Ray Lankford, L (1, 8) OBP: 0.295, SLG: 0.338	1-2 FC1-5-2  1B		0-1  1B			2-2 G6-3  1B			1-1  1B	6 2 3 1 0 0 5	
Pedro Guerrero, R (1, 3) OBP: 0.359, SLG: 0.406 Lee Smith, R (9, 1)	0-1 G6-3  1B		0-3  1B			0-2  1B	1-0  1B	3-2  1B	4-2  1B	5 4 3 2 1 1 3 0 0 0 0 0 0 0	
Felix Jose, S (1, 9) OBP: 0.436, SLG: 0.522 Rex Hudler, R (9, 9) OBP: 0.355, SLG: 0.448	3-2 G3  1B			1-3 K  1B		2-1  1B	1-2  1B	0-3  1B	0-0  1B	6 2 2 2 0 2 3 0 0 0 0 0 0 0	
Todd Zeile, R (1, 5) OBP: 0.390, SLG: 0.451		1-1 G1-3  1B		2-0 G4-3  1B		2-2  1B	1-1  1B	4-1  1B	1-3  1B	5 2 2 0 1 1 2	
Tom Pagnozzi, R (1, 2) OBP: 0.319, SLG: 0.346		3-1  1B		1-1 G6-3  1B		1-2  1B	1-1  1B	0-0  1B	3-2  1B	6 0 4 6 0 0 2	
José Oquendo, S (1, 4) OBP: 0.301, SLG: 0.281 Gerald Perry, L (6, PH) OBP: 0.300, SLG: 0.375 Geronimo Pena, S (6, 4) OBP: 0.344, SLG: 0.389		1-0 G4-6-3  1B			0-0 G4-3  1B	1-0  1B	0-0  1B	3-2  1B	2-0  1B	2 0 0 0 0 0 1 1 0 1 1 0 0 0 3 1 2 1 0 0 1	
Omar Olivares, R (1, 1) Milt Thompson, L (6, PH) OBP: 0.500, SLG: 0.519 (6, 7)			1-3  1B		0-0  1B	2-3  1B	4-0  1B	0-0  1B		2 0 0 0 0 1 0 2 0 0 0 1 1 4	
<b>Inning Stats</b>	R: 1 H: 2 E: 0 LOB: 1 K: 0 BB: 0 S: 11 P: 17	R: 0 H: 1 E: 0 LOB: 0 K: 0 BB: 0 S: 5 P: 10	R: 0 H: 2 E: 0 LOB: 2 K: 2 BB: 0 S: 13 P: 18	R: 0 H: 0 E: 0 LOB: 0 K: 1 BB: 0 S: 6 P: 10	R: 0 H: 0 E: 1 LOB: 1 K: 1 BB: 0 S: 8 P: 9	R: 3 H: 5 E: 1 LOB: 2 K: 1 BB: 0 S: 25 P: 37	R: 5 H: 6 E: 0 LOB: 3 K: 0 BB: 2 S: 19 P: 37	R: 1 H: 2 E: 0 LOB: 2 K: 1 BB: 1 S: 13 P: 23	R: 4 H: 5 E: 0 LOB: 1 K: 1 BB: 1 S: 23 P: 39	1B: 17 SF: 0 2B: 4 SAC: 0 3B: 2 DP: 1 HR: 0 HBP: 0	WP: 0 PA: 53 PB: 0 SB: 1 CS: 0
<b>PITCHER</b>	IP WLS BF H R ER SO BB IBB HBP BLK WP HR S P ERA WHIP Dwight Gooden, R (1, 1) ERA: 3.34 Alejandro Pena, R (7, 1) ERA: 3.44 Pete Schourek, L (7, 1) ERA: 5.4					IP WLS BF H R ER SO BB IBB HBP BLK WP HR S P ERA WHIP (Pitcher stats for innings 6-9)					

St. Louis Cardinals @ New York Mets  
 Shea Stadium, Flushing, NY  
 Sun May 26 1991, 3:33 AM EDT  
 Att. 36,254 - Sunny - 79 F

livebaseballscorecards.com

AB	49
R	14
H	23
RBI	14
BB	4
SO	7
LOB	25



BOTTOM

St. Louis Cardinals @ New York Mets  
Shea Stadium, Flushing, NY  
Sun May 26 1991, 3:33 AM EDT  
Att. 36,254 - Sunny - 79 F

livebaseballscorecards.com

AB 33  
R 4  
H 8  
RBI 4  
BB 2  
SO 5  
LOB 13



WP: 0 PA: 36  
PB: 0  
SB: 0  
CS: 0

4 1 2 0 0 1 1  
0 0 0 0 0 0 0

2 1 1 0 2 0 1

4 1 1 2 0 0 3

3 0 0 1 0 1 2

4 0 1 0 0 0 2

3 0 0 0 0 0 1  
0 0 0 0 0 0 0  
1 0 0 0 0 1 0

4 1 1 1 0 1 1

2 0 0 0 0 0 0  
2 0 2 0 0 0 0

2 0 0 0 0 0 0  
0 0 0 0 0 0 0  
2 0 0 0 0 1 2

1B: 4 SF: 1  
2B: 1 SAC: 0  
3B: 2 DP: 1  
HR: 1 HBP: 0

Batter	1	2	3	4	5	6	7	8	9
Keith Miller, R OBP: 0.409, SLG: 0.537 (1, 4) Tom Herr, S OBP: 0.376, SLG: 0.314 (7, 8) (8, 8)	2-1 BB 3B 1B	2-3 K			1-2 G6-4-3 1B		1-1 F9		
Dave Magadan, L OBP: 0.370, SLG: 0.316 (1, 3)	4-2 1 SAFE BB 1-2 3B BB		4-1 G3 G6-3 BB		0-2 F7		0-1 1B		
Hubie Brooks, R OBP: 0.319, SLG: 0.423 (1, 9)	0-1 SF9 3B		3-2 G6-3		2-0 G6-4-3		0-1 F7		
Howard Johnson, S OBP: 0.321, SLG: 0.526 (1, 5)	0-0 SF9		2-2 G3		2-2 F9		2-3 K		
Mark Carreon, R OBP: 0.356, SLG: 0.509 (1, 7)	1-1 2B		0-2 G3-1		0-1 G4-3		1-2 G6-3		
Daryl Boston, L OBP: 0.220, SLG: 0.234 Pete Schourek, L (7, 1) Tim Teufel, R OBP: 0.143, SLG: 0.206 (9, PH)	2-1 F9		2-1 P6		1-2 F7		3-3 K		
Kevin Elster, R OBP: 0.367, SLG: 0.478 (1, 6)	3-3 K		0-0 HR		0-1 G4-3		1-1 1B		
Charlie O'Brien, R OBP: 0.250, SLG: 0.204 Mackey Sasser, L OBP: 0.314, SLG: 0.545 (7, PH) (8, 2)		3-2 F8	0-1 G4-3		0-0 G5-3		0-0 P3		
Dwight Gooden, R OBP: 0.130, SLG: 0.130 Alejandro Pena, R (7, 1) Gregg Jefferies, S OBP: 0.343, SLG: 0.322 (7, 4)		2-0 G4-3							

Inning Stats	R: 3	H: 3	E: 0	K: 1	S: 19	LOB: 1	BB: 1	P: 30	R: 0	H: 0	E: 0	K: 1	S: 11	LOB: 0	BB: 0	P: 18	R: 0	H: 0	E: 0	K: 0	S: 10	LOB: 1	BB: 1	P: 19	R: 1	H: 1	E: 0	K: 0	S: 8	LOB: 0	BB: 0	P: 12	R: 0	H: 1	E: 0	K: 0	S: 7	LOB: 0	BB: 0	P: 10	R: 0	H: 0	E: 0	K: 0	S: 10	LOB: 0	BB: 0	P: 13	R: 0	H: 1	E: 0	K: 0	S: 9	LOB: 1	BB: 0	P: 14	R: 0	H: 1	E: 0	K: 1	S: 12	LOB: 1	BB: 0	P: 15	R: 0	H: 1	E: 0	K: 2	S: 10	LOB: 1	BB: 0	P: 15	1B: 4	SF: 1	2B: 1	SAC: 0	3B: 2	DP: 1	HR: 1	HBP: 0	WP: 0	PA: 36	PB: 0	SB: 0	CS: 0
--------------	------	------	------	------	-------	--------	-------	-------	------	------	------	------	-------	--------	-------	-------	------	------	------	------	-------	--------	-------	-------	------	------	------	------	------	--------	-------	-------	------	------	------	------	------	--------	-------	-------	------	------	------	------	-------	--------	-------	-------	------	------	------	------	------	--------	-------	-------	------	------	------	------	-------	--------	-------	-------	------	------	------	------	-------	--------	-------	-------	-------	-------	-------	--------	-------	-------	-------	--------	-------	--------	-------	-------	-------

PITCHER	IP	WLS	BF	H	R	ER	SO	BB	IBB	HBP	BLK	WP	HR	S	P	ERA	WHIP
Omar Olivares, R ERA: 6.0 (1, 1)	5.0		21	5	4	4	2	2	0	0	0	0	1	55	89	7.20	1.400
Cris Carpenter, R ERA: 2.63 (6, 1)	2.0	W	7	1	0	0	0	0	0	0	0	0	0	19	27	0.00	0.500
Juan Agosto, L ERA: 4.8 (8, 1)	1.0		4	1	0	0	1	0	0	0	0	0	0	12	15	0.00	1.000
Lee Smith, R ERA: 2.79 (9, 1)	1.0		4	1	0	0	2	0	0	0	0	0	0	10	15	0.00	1.000



Batter	1	2	3	4	5	6	7	8	9	AB R H RBI BB SO LOB	TOP									
Vince Coleman, S (1, 8) OBP: 0.365, SLG: 0.299	1-3 K		2-1 F8			4-1 G3-1 BB		0-1 SH5-4 SF8 1B	1-0 G4-6-3 1-2f	4 1 1 0 1 1 3										
Gregg Jefferies, S (1, 4) OBP: 0.340, SLG: 0.319	1-3 K		3-2 F9			0-0 F7		3-1 SH5-4 1B		4 0 1 0 0 1 2										
Tom Herr, S (8, 4) OBP: 0.376, SLG: 0.314										0 0 0 0 0 0 0										
Dave Magadan, L (1, 3) OBP: 0.369, SLG: 0.312	1-2 G4-3				4-2 G4-6-3 BB	2-2 G3-1 1-2		1-1 SH5-4		2 0 0 0 1 0 1										
Hubie Brooks, R (1, 9) OBP: 0.324, SLG: 0.444		0-0 HR			0-1 G4-6-3 1-2f		0-0 P5	4-0 IBB		3 1 1 1 1 0 1										
Daryl Boston, L (8, PR) OBP: 0.220, SLG: 0.234										0 0 0 0 0 0 0										
Howard Johnson, S (1, 5) OBP: 0.325, SLG: 0.564		1-3 K			0-0 3B		1-1 HR	0-0 SF8		3 1 2 2 0 1 0										
Kevin McReynolds, R (1, 7) OBP: 0.296, SLG: 0.374		2-0 G5-3			2-0 L6		3-3 K	3-H P3		4 0 0 0 0 1 3										
Rick Cerone, R (1, 2) OBP: 0.356, SLG: 0.448		0-0 F7				2-2 G5-3		3-2 2B		3 0 1 0 1 0 0										
Kevin Elster, R (1, 6) OBP: 0.373, SLG: 0.471			3-1 G1-3			0-0 P9		4-0 FC4 IBB		3 0 1 0 1 0 0										
Frank Viola, L (1, 1) OBP: 0.154, SLG: 0.160			1-0 1B			1-0 F7		1-0 FC4 1-2f		3 0 1 0 0 0 2										
John Franco, L (8, 1)									1-3 K	1 0 0 0 0 1 2										
<b>Inning Stats</b>	R: 0 E: 0 K: 2 S: 9	H: 0 LOB: 0 BB: 0 P: 12	R: 1 E: 0 K: 1 S: 6	H: 1 LOB: 0 BB: 0 P: 9	R: 0 E: 0 K: 0 S: 8	H: 1 LOB: 1 BB: 0 P: 17	R: 0 E: 0 K: 0 S: 5	H: 0 LOB: 0 BB: 0 P: 8	R: 0 E: 0 K: 0 S: 7	H: 0 LOB: 0 BB: 1 P: 12	R: 1 E: 0 K: 1 S: 11	H: 2 LOB: 2 BB: 1 P: 23	R: 1 E: 0 K: 0 S: 9	H: 2 LOB: 2 BB: 1 P: 19	R: 0 E: 0 K: 1 S: 9	H: 1 LOB: 1 BB: 1 P: 15	1B: 4 2B: 1 3B: 1 HR: 2	SF: 1 SAC: 1 DP: 2 HBP: 0	WP: 0 PB: 0 SB: 0 CS: 0	PA: 37
<b>PITCHER</b>	IP WLS BF H R ER SO BB IBB HBP BLK WP HR S P ERA WHIP																			
Greg Maddux, R (1, 1) ERA: 3.27	7.1 L 31 7 3 3 4 2 2 0 0 0 2 58 107 3.68 1.227																			
Chuck McElroy, L (8, 1) ERA: 1.83	0.1 1 0 0 0 0 0 0 0 0 0 0 1 1 0.00 0.000																			
Heathcliff Slocumb, R (8, 1) ERA: 3.13	1.1 5 1 0 0 1 1 0 0 0 0 0 11 19 0.00 1.500																			

**New York Mets @ Chicago Cubs**  
**Wrigley Field, Chicago, IL**  
 Mon May 27 1991, 3:33 AM CDT  
 Att. 33,897 - Sunny - 78 F

[livebaseballscorecards.com](http://livebaseballscorecards.com)

<b>AB</b>	<b>30</b>
<b>R</b>	<b>3</b>
<b>H</b>	<b>8</b>
<b>RBI</b>	<b>3</b>
<b>BB</b>	<b>5</b>
<b>SO</b>	<b>5</b>
<b>LOB</b>	<b>14</b>



Batter	1	2	3	4	5	6	7	8	9	AB	R	H	RBI	BB	SO	LOB
Shawon Dunston, R OBP: 0.252, SLG: 0.380 (1, 6)	1-2 L5		1-1 G5-3 23 WP 1B		0-1 F7			0-1 F8		4	0	1	1	0	0	1
23 Ryne Sandberg, R OBP: 0.340, SLG: 0.457 (1, 4)	1-0 P3		1 SAFE 1 SAFE 2-2 G5-3 1-3			1-0 1B		4-1 G6-4-3 1-2 BB		3	0	1	0	1	0	1
Mark Grace, L OBP: 0.366, SLG: 0.401 (1, 3)	0-0 1B		2-2 G3-1			1 SAFE 1 SAFE 1 SAFE 1 SAFE 1 SAFE 1 SAFE 1 SAFE 1 SAFE 1 SAFE 1 SAFE	1-3 SAFE SAFE SAFE SAFE SAFE SAFE SAFE SAFE SAFE SAFE	0-0 G6-4-3 1-2f		4	0	1	0	0	1	4
George Bell, R OBP: 0.280, SLG: 0.463 (1, 7)	2-1 G6-3			2-2 F8		1 SAFE 1 SAFE 1 SAFE 1 SAFE 1 SAFE 1 SAFE 1 SAFE 1 SAFE	2-2 SAFE SAFE SAFE SAFE SAFE SAFE SAFE SAFE	0-0 F8		4	0	0	0	0	0	2
Andre Dawson, R OBP: 0.325, SLG: 0.506 (1, 9)		0-2 G5-3		2-1 P6		C SAFE 1 SAFE 1 SAFE 1 SAFE 1 SAFE 1 SAFE 1 SAFE 1 SAFE	0-2 L9		1-1 G5-3	4	0	0	0	0	0	1
Hector Villanueva, R OBP: 0.300, SLG: 0.491 (1, 2)		3-2 F9		1-0 WP 1B				3-3 K	1-0 FC5-4 1B	4	0	2	0	0	1	0
Luis Salazar, R OBP: 0.333, SLG: 0.520 Chuck McElroy, L Heathcliff Slocumb, R Damon Berryhill, S OBP: 0.204, SLG: 0.347 (1, 5) (8, 1) (8, 1) (9, PH)		3-1 G6-3		1-2 L4				0-1 F8	0-0 FC5-4 1-2f	3	0	0	0	0	0	1
Jerome Walton, R OBP: 0.257, SLG: 0.343 (1, 8)			2-2 SH5-4 1B 2B		3-2 G6-3			1-0 F8		3	1	1	0	0	0	0
Greg Maddux, R OBP: 0.296, SLG: 0.346 Chico Walker, S OBP: 0.417, SLG: 0.405 (1, 1) (8, 5)			0-0 SH5-4		0-0 G4-3			1-0 23 BB 1B		1	0	0	0	0	0	0

Inning Stats	R: 0	H: 1	E: 0	LOB: 1	K: 0	S: 7	P: 11	R: 0	H: 0	E: 0	LOB: 0	K: 0	S: 8	P: 14	R: 1	H: 2	E: 0	LOB: 1	K: 0	S: 15	P: 22	R: 0	H: 1	E: 0	LOB: 1	K: 0	S: 9	P: 15	R: 0	H: 0	E: 0	LOB: 0	K: 0	S: 6	P: 9	R: 0	H: 1	E: 0	LOB: 1	K: 1	S: 12	P: 16	R: 0	H: 0	E: 0	LOB: 0	K: 1	S: 6	P: 10	R: 0	H: 1	E: 0	LOB: 1	K: 0	S: 5	P: 10	R: 0	H: 1	E: 0	LOB: 1	K: 0	S: 5	P: 7	1B: 6	SF: 0	2B: 1	SAC: 1	3B: 0	DP: 1	HR: 0	HBP: 0	WP: 2	PA: 34
--------------	------	------	------	--------	------	------	-------	------	------	------	--------	------	------	-------	------	------	------	--------	------	-------	-------	------	------	------	--------	------	------	-------	------	------	------	--------	------	------	------	------	------	------	--------	------	-------	-------	------	------	------	--------	------	------	-------	------	------	------	--------	------	------	-------	------	------	------	--------	------	------	------	-------	-------	-------	--------	-------	-------	-------	--------	-------	--------


PITCHER	IP	WLS	BF	H	R	ER	SO	BB	IBB	HBP	BLK	WP	HR	S	P	ERA	WHIP
Frank Viola, L ERA: 2.34 (1, 1)	7.1	W	29	6	1	1	2	1	0	0	0	2	0	67	106	1.23	0.955
John Franco, L ERA: 0.53 (8, 1)	1.2	S	5	1	0	0	0	0	0	0	0	0	0	6	8	0.00	0.600

**BOTTOM**

**New York Mets @ Chicago Cubs**  
**Wrigley Field, Chicago, IL**  
 Mon May 27 1991, 3:33 AM CDT  
 Att. 33,897 - Sunny - 78 F

livebaseballscorecards.com

<b>AB</b>	<b>32</b>
<b>R</b>	<b>1</b>
<b>H</b>	<b>7</b>
<b>RBI</b>	<b>1</b>
<b>BB</b>	<b>1</b>
<b>SO</b>	<b>2</b>
<b>LOB</b>	<b>11</b>





Batter	1	2	3	4	5	6	7	8	9	AB R H RBI BB SO LOB	TOP																
Vince Coleman, S OBP: 0.366, SLG: 0.293 (1, 8) BB BB	4-0 1B BB		4-0 2B 1B BB	0-2 G4-3		1-0 B5-3		1-3 K 1-2		3 2 0 0 2 1 1																	
Dave Magadan, L OBP: 0.376, SLG: 0.336 (1, 3) SAFE SAFE SAFE SAFE	1-1 1B 1-2 1B		1-1 1B 1-3 2B	2-2 E6 2B		0-1 E3 G4-3		0-2 2B 2-H		5 2 3 1 0 0 0																	
Gregg Jefferies, S OBP: 0.351, SLG: 0.343 Rick Cerone, R OBP: 0.356, SLG: 0.448 (1, 4) (8, 2) SAFE SAFE	2-2 1B 1-2 2-H 1B		1-1 FC4-6 1B 1B 2-3 3-H	0-2 S SF9 2B 1-H		1-1 G4-3 1-2		3-2 F7		5 2 3 3 0 0 2 0 0 0 0 0 0 0																	
Kevin McReynolds, R OBP: 0.293, SLG: 0.370 (1, 7) F X	0-1 F8		0-0 FC4-6 1B 1-2 3-H	2-0 SF9		1-1 F9		1-1 G5-3		4 0 1 2 0 0 3																	
Howard Johnson, S OBP: 0.315, SLG: 0.545 (1, 5) B X	1-0 L9		1-0 FC4-6 1B 1-2 2-3	1-1 F7		1-2 G3-1		0-3 K		5 1 0 0 0 1 4																	
Hubie Brooks, R Wally Whitehurst, R Pete Schourek, L Alejandro Pena, R Mackey Sasser, L John Franco, L (1, 9) (7, 1) (7, 1) (7, 1) (9, PH) (9, 1)	1-3 K		1-2 1B 1-2 3-H 1B	2-2 HR		3-3 K		3-1 F8		4 1 2 2 0 2 2 0 1 0 0 0 0 0 0 0 0 0 0 0 0 0																	
Kevin Elster, R OBP: 0.368, SLG: 0.459 (1, 6)		0-0 G5-3	0-0 1B 1-2 2-H	2-1 G4-3		1-0 F9		0-3 K2-3		4 0 1 1 0 0 0																	
Charlie O'Brien, R Mark Carreon, R (1, 2) (8, PH) (8, 9)		3-1 G5-3	2-0 P2	1-1 G6-3				4-2 K 2B BB		3 0 0 0 0 0 2 1 0 0 0 0 1 0																	
Ron Darling, R Daryl Boston, L Tim Teufel, R Tom Herr, S (1, 1) (7, 9) (8, PH) (8, 4)		0-3 K	1-3 K	3-3 K						3 0 0 0 0 3 2 0 0 0 0 0 0 0 0 1 0 0 1 0 0 0 0 0 0 0 0 0																	
<b>Inning Stats</b>	R: 1 E: 0 K: 1 S: 12	H: 2 LOB: 2 BB: 1 P: 21	R: 0 E: 0 K: 1 S: 6	H: 0 LOB: 0 BB: 0 P: 9	R: 4 E: 0 K: 1 S: 15	H: 5 LOB: 2 BB: 1 P: 26	R: 2 E: 1 K: 0 S: 12	H: 1 LOB: 0 BB: 0 P: 17	R: 1 E: 0 K: 1 S: 11	H: 1 LOB: 0 BB: 0 P: 19	R: 0 E: 1 K: 0 S: 7	H: 0 LOB: 1 BB: 0 P: 10	R: 0 E: 0 K: 1 S: 7	H: 0 LOB: 0 BB: 0 P: 12	R: 1 E: 0 K: 2 S: 17	H: 1 LOB: 1 BB: 1 P: 25	R: 0 E: 0 K: 1 S: 7	H: 0 LOB: 0 BB: 0 P: 11	1B: 6 2B: 3 3B: 0 HR: 1	SF: 1 SAC: 0 DP: 0 HBP: 0	WP: 0 PB: 0 SB: 2 CS: 0	PA: 42					
<b>PITCHER</b>	IP WLS BF H R ER SO BB IBB HBP BLK WP HR S P ERA WHIP																										
Shawn Boskie, R ERA: 4.13 (1, 1)	2.1	15	6	5	5	2	2	0	0	0	0	0	0	27	47	19.29	3.429										
Les Lancaster, R ERA: 3.48 (3, 1)	3.2	16	3	3	1	2	0	0	0	0	0	1	36	55	2.46	0.818											
Heathcliff Slocumb, R ERA: 3.0 (7, 1)	1.0	3	0	0	0	1	0	0	0	0	0	0	7	12	0.00	0.000											
Paul Assenmacher, L ERA: 3.69 (8, 1)	2.0	L	8	1	1	1	3	1	0	0	0	0	24	36	4.50	1.000											

**New York Mets @ Chicago Cubs**  
**Wrigley Field, Chicago, IL**  
 Tue May 28 1991, 7:05 PM CDT  
 Att. 32,811 - Sunny - 93 F

AB	38
R	9
H	10
RBI	9
BB	3
SO	8
LOB	16



WP	0	PA	42
ERA		WHIP	

1B	6	SF	1
2B	3	SAC	0
3B	0	DP	0
HR	1	HBP	0


Batter	1	2	3	4	5	6	7	8	9	AB	R	H	RBI	BB	SO	LOB
Doug Dascenzo, S OBP: 0.360, SLG: 0.368 Paul Assemacher, L OBP: 0.667, SLG: 0.500	4-0 23 BLK 23 1B BB	2-2 G5-3		0-1 L7		1-0 G4-3	0-0 F8			4	1	0	0	1	0	5
23 Ryne Sandberg, R OBP: 0.342, SLG: 0.461	1-1 WP 1B 1B		0-0 WP FC5 2B	1-2 L6		1-3 K		1-2 P6		5	2	2	1	0	1	1
Mark Grace, L OBP: 0.356, SLG: 0.389	1-0 F8		1-0 F7		0-0 G6-3		1-2 F8	0-0 P6		5	0	0	0	0	0	2
George Bell, R OBP: 0.294, SLG: 0.488 Jerome Walton, R OBP: 0.257, SLG: 0.343	0-1 F7		4-2 FC5 HBP BB		1-1 HR		1-1 HR 1B	1-1 1B		4	2	3	1	1	0	1
Andre Dawson, R OBP: 0.333, SLG: 0.525	2-1 1B		3-2 FC5 HBP		0-0 G1-3		2-1 HR	0-1 F9		4	1	2	3	0	0	1
Luis Salazar, R OBP: 0.345, SLG: 0.537 Ced Landrum, L OBP: 1.000, SLG: 1.000	1-0 G6-3		2-2 FC5		1-1 WP 2B		3-2 S HBP 1B		0-1 G4-3 S 1B	4	0	2	1	0	0	3
Damon Berryhill, S OBP: 0.208, SLG: 0.347 Hector Villanueva, R OBP: 0.290, SLG: 0.473		0-1 SH2-4 1B		0-0 P6		1-2 G6-3		0-3 K		3	0	1	0	0	0	3
Shawon Dunston, R OBP: 0.257, SLG: 0.375 Jose Vizcaino, S OBP: 0.342, SLG: 0.343		0-0 P4		1-0 F9		1-1 S HBP		1-2 E HBP		2	1	0	0	0	0	1
Shawn Boskie, R OBP: 0.227, SLG: 0.400 Les Lancaster, R OBP: 0.500, SLG: 0.750 Dwight Smith, L OBP: 0.270, SLG: 0.429 Heathcliff Slocumb, R Chico Walker, S OBP: 0.420, SLG: 0.409		0-1 SH2-4		1-0 2B		2-2 G3-1		1-2 E9 1B		0	0	0	0	0	0	0

Inning Stats	R: 2	H: 2	E: 1	LOB: 1	K: 0	BB: 1	S: 8	R: 0	H: 1	E: 0	LOB: 1	K: 0	BB: 0	S: 9	R: 1	H: 1	E: 0	LOB: 2	K: 0	BB: 1	S: 15	R: 0	H: 1	E: 0	LOB: 1	K: 0	BB: 0	S: 8	R: 1	H: 2	E: 0	LOB: 1	K: 0	BB: 0	S: 9	R: 1	H: 0	E: 1	LOB: 0	K: 1	BB: 0	S: 8	R: 3	H: 4	E: 1	LOB: 3	K: 1	BB: 0	S: 20	R: 0	H: 1	E: 0	LOB: 1	K: 0	BB: 0	S: 8	R: 0	H: 1	E: 0	LOB: 1	K: 2	BB: 0	S: 13	R: 0	H: 1	E: 0	LOB: 1	K: 1	BB: 0	S: 13	1B: 8	SF: 0	2B: 3	SAC: 1	3B: 0	DP: 0	HR: 2	HBP: 3	WP: 3	PA: 45
--------------	------	------	------	--------	------	-------	------	------	------	------	--------	------	-------	------	------	------	------	--------	------	-------	-------	------	------	------	--------	------	-------	------	------	------	------	--------	------	-------	------	------	------	------	--------	------	-------	------	------	------	------	--------	------	-------	-------	------	------	------	--------	------	-------	------	------	------	------	--------	------	-------	-------	------	------	------	--------	------	-------	-------	-------	-------	-------	--------	-------	-------	-------	--------	-------	--------

PITCHER	IP	WLS	BF	H	R	ER	SO	BB	IBB	HBP	BLK	WP	HR	S	P	ERA	WHIP
Ron Darling, R ERA: 3.98	(1, 1)	6.0	29	7	5	5	1	2	0	2	1	3	1	57	89	7.50	1.500
Wally Whitehurst, R ERA: 3.71	(7, 1)	0.1	4	3	3	3	0	0	0	0	0	0	1	13	20	81.00	9.000
Pete Schourek, L ERA: 5.32	(7, 1)	0.1	3	1	0	0	1	0	0	1	0	0	0	6	8	0.00	3.000
Alejandro Pena, R ERA: 3.2	(7, 1)	1.1	5	1	0	0	0	0	0	0	0	0	0	9	11	0.00	0.750
John Franco, L ERA: 0.5	(9, 1)	1.0	4	1	0	0	2	0	0	0	0	0	0	13	20	0.00	1.000

**NEW YORK METS @ CHICAGO CUBS**  
**Wrigley Field, Chicago, IL**  
 Tue May 28 1991, 7:05 PM CDT  
 Att. 32,811 - Sunny - 93 F

AB	39
R	8
H	13
RBI	7
BB	2
SO	4
LOB	21





Batter	1	2	3	4	5	6	7	8	9	AB R H RBI BB SO LOB	TOP											
Vince Coleman, S OBP: 0.372, SLG: 0.311 (1, 8)	2-1 G3		1-0 1B	2-2 1B		4-2 G3-6-1 BB			1-0 F8	4 2 2 1 1 0 0												
Dave Magadan, L OBP: 0.382, SLG: 0.340 (1, 3)	4-2 BB		1-2 1B	3-1 2B		1-0 G3-6-1			2-2 G3	4 2 2 3 1 0 1												
Gregg Jefferies, S OBP: 0.345, SLG: 0.337 (1, 4)	1-2 P3		1-1 1B	1-3 K					0-1 G6-3	5 0 1 1 0 1 2												
Kevin McReynolds, R OBP: 0.306, SLG: 0.385 (1, 7)	0-3 K		0-0 1B	3-1 2B					4-0 FC6-4 BB	3 1 2 2 1 1 1												
Howard Johnson, S OBP: 0.314, SLG: 0.537 (1, 5)		1-2 G4-3	0-2 1B	3-2 P8					1-3 K	4 0 1 1 0 1 2												
Hubie Brooks, R OBP: 0.321, SLG: 0.454 Daryl Boston, L OBP: 0.220, SLG: 0.234 (1, 9) (7, 9)		2-3 K	1 SAFE 2-2 L9		2-2 G6-3				2-1 FC6-4	4 0 0 0 0 1 2 0 0 0 0 0 0 0												
Rick Cerone, R OBP: 0.351, SLG: 0.429 (1, 2)		2-0 G5-3	1-2 G6-3		2-2 G4-3				4-1 B2-3 BB	3 0 0 0 1 0 1												
Kevin Elster, R OBP: 0.363, SLG: 0.449 (1, 6)			3-2 E1 1B HBP	0-0 SH3 3B		0-2 F8			0-1 F8	4 2 1 0 0 0 1												
David Cone, L OBP: 0.182, SLG: 0.100 (1, 1)			2-2 1B HBP	0-1 SH3		0-0 F9			0-0 B2-3	2 1 0 0 0 0 1												
<b>Inning Stats</b>	R: 0 E: 0 K: 1 S: 13	H: 0 LOB: 1 BB: 1 P: 20	R: 0 E: 0 K: 1 S: 7	H: 0 LOB: 0 BB: 0 P: 12	R: 5 E: 1 K: 0 S: 22	H: 5 LOB: 1 BB: 0 P: 33	R: 3 E: 0 K: 1 S: 18	H: 4 LOB: 1 BB: 0 P: 30	R: 0 E: 0 K: 0 S: 11	H: 0 LOB: 0 BB: 0 P: 15	R: 0 E: 0 K: 0 S: 4	H: 0 LOB: 0 BB: 1 P: 9	R: 0 E: 0 K: 1 S: 7	H: 0 LOB: 1 BB: 1 P: 14	R: 0 E: 0 K: 0 S: 4	H: 0 LOB: 0 BB: 1 P: 8	R: 0 E: 0 K: 0 S: 7	H: 0 LOB: 0 BB: 0 P: 10	1B: 7 2B: 2 3B: 1 HR: 0	SF: 0 SAC: 1 DP: 2 HBP: 1	WP: 0 PB: 0 SB: 1 CS: 0	PA: 39
<b>PITCHER</b>	IP WLS BF H R ER SO BB IBB HBP BLK WP HR S P ERA WHIP																					
Bob Scanlan, R ERA: 3.13 (1, 1)	3.1 L 19 7 7 6 2 1 0 1 0 0 0 0 48 73 16.20 2.400																					
Rick Sutcliffe, R ERA: 6.75 (4, 1)	0.2 4 2 1 1 1 0 0 0 0 0 0 0 12 22 13.50 3.000																					
Chuck McElroy, L ERA: 1.52 (5, 1)	4.0 13 0 0 0 1 3 0 0 0 0 0 0 26 46 0.00 0.750																					
Heathcliff Slocumb, R ERA: 2.88 (9, 1)	1.0 3 0 0 0 0 0 0 0 0 0 0 0 7 10 0.00 0.000																					

**New York Mets @ Chicago Cubs**  
**Wrigley Field, Chicago, IL**  
 Wed May 29 1991, 3:33 AM CDT  
 Att. 31,359 - Cloudy - 84 F

[livebaseballscorecards.com](http://livebaseballscorecards.com)

<b>AB</b>	<b>33</b>
<b>R</b>	<b>8</b>
<b>H</b>	<b>9</b>
<b>RBI</b>	<b>8</b>
<b>BB</b>	<b>4</b>
<b>SO</b>	<b>4</b>
<b>LOB</b>	<b>11</b>







Batter	1	2	3	4	5	6	7	8	9	AB R H RBI BB SO LOB	TOP																									
Vince Coleman, S (1, 8) OBP: 0.378, SLG: 0.319	2-3 K		1-3 K		2-1 HR 1B		1-1 G6-4-3 1B		1-2 WP SH1-4 1B	5 2 3 0 0 2 0																										
Dave Magadan, L (1, 3) OBP: 0.379, SLG: 0.358	0-0 F8		1-3 K		3-2 HR 1-H 2-H		1-1 G6-4-3 1-2f		1-0 SH1-4	4 1 1 3 0 1 1																										
Gregg Jefferies, S (1, 4) OBP: 0.355, SLG: 0.349	0-2 L9			0-1 G4-3 1B	1-2 1B			2-1 G6-3	1-2 1B S SF8 1B	5 1 3 1 0 0 0																										
Kevin McReynolds, R (1, 7) OBP: 0.322, SLG: 0.407		0-0 WP G5-3 1B		2-1 F8	0-0 1B			0-0 1B	2-2 1B	5 2 4 0 0 0 1																										
Howard Johnson, S (1, 5) OBP: 0.311, SLG: 0.529		1-1 F9		1-2 G4-3	2-3 K			1-0 HR S 1B	2-2 SF8	4 1 1 2 0 1 4																										
Hubie Brooks, R (1, 9) OBP: 0.319, SLG: 0.444		2-2 G5-3		3-2 G3		0-1 G4-3		4-0 HR 1B	2-2 F9	3 1 0 0 1 0 2																										
Daryl Boston, L (8, 9) OBP: 0.216, SLG: 0.229		1-2						1-2 HR IBB		1 0 0 0 0 0 1																										
Kevin Elster, R (1, 6) OBP: 0.358, SLG: 0.432		4-2 BB			1-0 P2	0-0 G6-3		0-3 K		3 0 0 0 1 1 2																										
Charlie O'Brien, R (1, 2) OBP: 0.227, SLG: 0.183		1-0 F7			2-1 G5-3	3-3 K		3-2 HR 1-H 2-H		3 0 0 0 0 1 1																										
Mackey Sasser, L (8, PH) OBP: 0.324, SLG: 0.629										1 1 1 3 0 0 0																										
Dwight Gooden, R (1, 1) OBP: 0.160, SLG: 0.160			0-1 G5-3		0-0 HR 1B					2 1 1 0 0 0 0																										
Tom Herr, S (7, PH) OBP: 0.373, SLG: 0.311										1 0 0 0 0 0 0																										
Wally Whitehurst, R (7, 1) OBP: 0.250, SLG: 0.286										1 0 0 0 0 0 0																										
<b>Inning Stats</b>	R: 0 E: 0 K: 1 S: 7	H: 0 LOB: 0 BB: 0 P: 9	R: 1 E: 0 K: 0 S: 9	H: 1 LOB: 1 BB: 1 P: 17	R: 0 E: 0 K: 2 S: 8	H: 0 LOB: 0 BB: 0 P: 10	R: 0 E: 0 K: 0 S: 10	H: 1 LOB: 1 BB: 0 P: 16	R: 3 E: 0 K: 1 S: 17	H: 5 LOB: 2 BB: 0 P: 28	R: 0 E: 0 K: 1 S: 7	H: 0 LOB: 0 BB: 0 P: 10	R: 0 E: 0 K: 0 S: 6	H: 1 LOB: 0 BB: 0 P: 9	R: 4 E: 0 K: 1 S: 16	H: 3 LOB: 0 BB: 1 P: 27	R: 2 E: 0 K: 0 S: 21	H: 3 LOB: 1 BB: 0 P: 30	1B: 11 2B: 1 3B: 0 HR: 2	SF: 1 SAC: 1 DP: 1 HBP: 0	WP: 3 PB: 0 SB: 2 CS: 0	PA: 42														
<b>PITCHER</b>	IP WLS BF H R ER SO BB IBB HBP BLK WP HR S P ERA WHIP																																			
Ken Hill, R (1, 1) ERA: 3.38	6.1		28	8	4	4	5	1	0	0	0	2	1	62	96	5.68	1.421																			
Juan Agosto, L (7, 1) ERA: 6.73	1.0	L	4	2	2	2	0	0	0	0	0	0	0	6	10	18.00	2.000																			
Scott Terry, R (8, 1) ERA: 1.52	0.2		4	1	2	2	1	0	1	0	0	0	1	12	20	27.00	1.500																			
Tim Sherrill, L (9, 1) ERA: 6.23	1.0		6	3	2	2	0	0	0	0	0	1	0	21	30	18.00	3.000																			

**New York Mets @ St. Louis Cardinals**  
 Busch Stadium, St. Louis, MO  
 Fri May 31 1991, 7:05 PM CDT  
 Att. 38,473 - Sunny - 88 F

livebaseballscorecards.com

AB	38
R	10
H	14
RBI	9
BB	2
SO	6
LOB	12



BOTTOM

New York Mets @ St. Louis Cardinals  
Busch Stadium, St. Louis, MO  
Fri May 31 1991, 7:05 PM CDT  
Att. 38,473 - Sunny - 88 F

livebaseballscores.com

AB	37
R	5
H	12
RBI	5
BB	4
SO	3
LOB	19



WP:	0	PA:	42
PB:	0	SB:	2
CS:	0		

AB R H RBI BB SO LOB

4 0 0 1 1 0 1

5 1 3 0 0 0 4

5 0 2 1 0 0 2

5 1 1 0 0 1 2

3 1 1 0 2 0 0

5 2 3 2 0 0 0

3 0 1 1 0 1 5

4 0 0 0 0 0 4

0 0 0 0 0 0 0

0 0 0 0 0 0 0

2 0 1 0 1 0 1

0 0 0 0 0 0 0

1 0 0 0 0 1 0

1B: 8 SF: 0

2B: 3 SAC: 0

3B: 1 DP: 1

HR: 0 HBP: 1

R: 0 H: 0

E: 0 LOB: 0

K: 0 BB: 0

S: 5 P: 7

R: 0 H: 1

E: 0 LOB: 1

K: 1 BB: 0

S: 8 P: 11

R: 0 H: 0

E: 0 LOB: 1

K: 0 BB: 0

S: 8 P: 12

R: 0 H: 1

E: 0 LOB: 1

K: 1 BB: 0

S: 5 P: 7

R: 0 H: 0

E: 0 LOB: 0

K: 0 BB: 0

S: 5 P: 7

R: 0 H: 0

E: 0 LOB: 0

K: 0 BB: 0

S: 5 P: 7

R: 0 H: 0

E: 0 LOB: 0

K: 0 BB: 0

S: 5 P: 7

R: 0 H: 0

E: 0 LOB: 0

K: 0 BB: 0

S: 5 P: 7

R: 0 H: 0

E: 0 LOB: 0

K: 0 BB: 0

S: 5 P: 7

R: 0 H: 0

E: 0 LOB: 0

K: 0 BB: 0

S: 5 P: 7

R: 0 H: 0

E: 0 LOB: 0

K: 0 BB: 0

S: 5 P: 7

R: 0 H: 0

E: 0 LOB: 0

K: 0 BB: 0

S: 5 P: 7

R: 0 H: 0

E: 0 LOB: 0

K: 0 BB: 0

S: 5 P: 7

R: 0 H: 0

E: 0 LOB: 0

K: 0 BB: 0

S: 5 P: 7

R: 0 H: 0

E: 0 LOB: 0

K: 0 BB: 0

S: 5 P: 7

R: 0 H: 0

E: 0 LOB: 0

K: 0 BB: 0

S: 5 P: 7

R: 0 H: 0

E: 0 LOB: 0

K: 0 BB: 0

S: 5 P: 7

R: 0 H: 0

E: 0 LOB: 0

K: 0 BB: 0

S: 5 P: 7

R: 0 H: 0

E: 0 LOB: 0

K: 0 BB: 0

S: 5 P: 7

R: 0 H: 0

E: 0 LOB: 0

K: 0 BB: 0

S: 5 P: 7

R: 0 H: 0

E: 0 LOB: 0

K: 0 BB: 0

S: 5 P: 7

R: 0 H: 0

E: 0 LOB: 0

K: 0 BB: 0

S: 5 P: 7

R: 0 H: 0

E: 0 LOB: 0

K: 0 BB: 0

S: 5 P: 7

R: 0 H: 0

E: 0 LOB: 0

K: 0 BB: 0

S: 5 P: 7

R: 0 H: 0

E: 0 LOB: 0

K: 0 BB: 0

S: 5 P: 7

R: 0 H: 0

E: 0 LOB: 0

K: 0 BB: 0

S: 5 P: 7

R: 0 H: 0

E: 0 LOB: 0

K: 0 BB: 0

S: 5 P: 7

R: 0 H: 0

E: 0 LOB: 0

K: 0 BB: 0

S: 5 P: 7

R: 0 H: 0

E: 0 LOB: 0

K: 0 BB: 0

S: 5 P: 7

R: 0 H: 0

E: 0 LOB: 0

K: 0 BB: 0

S: 5 P: 7

R: 0 H: 0

E: 0 LOB: 0

K: 0 BB: 0

S: 5 P: 7

R: 0 H: 0

E: 0 LOB: 0

K: 0 BB: 0

S: 5 P: 7

R: 0 H: 0

E: 0 LOB: 0

K: 0 BB: 0

S: 5 P: 7

R: 0 H: 0

E: 0 LOB: 0

K: 0 BB: 0

S: 5 P: 7

R: 0 H: 0

E: 0 LOB: 0

K: 0 BB: 0

S: 5 P: 7

R: 0 H: 0

E: 0 LOB: 0

K: 0 BB: 0

S: 5 P: 7

R: 0 H: 0

E: 0 LOB: 0

K: 0 BB: 0

S: 5 P: 7

R: 0 H: 0

E: 0 LOB: 0

K: 0 BB: 0

S: 5 P: 7

R: 0 H: 0

E: 0 LOB: 0

K: 0 BB: 0

S: 5 P: 7

R: 0 H: 0

E: 0 LOB: 0

K: 0 BB: 0

S: 5 P: 7

R: 0 H: 0

E: 0 LOB: 0

K: 0 BB: 0

S: 5 P: 7

R: 0 H: 0

E: 0 LOB: 0

K: 0 BB: 0

S: 5 P: 7

R: 0 H: 0

E: 0 LOB: 0

K: 0 BB: 0

S: 5 P: 7

R: 0 H: 0

E: 0 LOB: 0

K: 0 BB: 0

S: 5 P: 7

R: 0 H: 0

E: 0 LOB: 0

K: 0 BB: 0

S: 5 P: 7

R: 0 H: 0

E: 0 LOB: 0

K: 0 BB: 0

S: 5 P: 7

R: 0 H: 0

E: 0 LOB: 0

K: 0 BB: 0

S: 5 P: 7

R: 0 H: 0

E: 0 LOB: 0

K: 0 BB: 0

S: 5 P: 7

R: 0 H: 0

E: 0 LOB: 0

K: 0 BB: 0

S: 5 P: 7

R: 0 H: 0

E: 0 LOB: 0

K: 0 BB: 0

S: 5 P: 7

R: 0 H: 0

E: 0 LOB: 0

K: 0 BB: 0

S: 5 P: 7

R: 0 H: 0

E: 0 LOB: 0

K: 0 BB: 0

S: 5 P: 7

R: 0 H: 0

E: 0 LOB: 0

K: 0 BB: 0

S: 5 P: 7

R: 0 H: 0

E: 0 LOB: 0

K: 0 BB: 0

S: 5 P: 7

R: 0 H: 0

E: 0 LOB: 0

K: 0 BB: 0

S: 5 P: 7

R: 0 H: 0

E: 0 LOB: 0

K: 0 BB: 0

S: 5 P: 7

R: 0 H: 0

E: 0 LOB: 0

K: 0 BB: 0

S: 5 P: 7

R: 0 H: 0

E: 0 LOB: 0

K: 0 BB: 0

S: 5 P: 7

R: 0 H: 0

E: 0 LOB: 0

K: 0 BB: 0

S: 5 P: 7

R: 0 H: 0

E: 0 LOB: 0

K: 0 BB: 0

S: 5 P: 7

R: 0 H: 0

E: 0 LOB: 0

K: 0 BB: 0

S: 5 P: 7

R: 0 H: 0

E: 0 LOB: 0

K: 0 BB: 0

S: 5 P: 7

R: 0 H: 0

E: 0 LOB: 0

K: 0 BB: 0

S: 5 P: 7

R: 0 H: 0

E: 0 LOB: 0

K: 0 BB: 0



Batter	1	2	3	4	5	6	7	8	9	10	AB R H RBI BB SO LOB	TOP										
Vince Coleman, S OBP: 0.383, SLG: 0.339	1-2 SF8 3B		1-2 G1-3	0-0 1B 1B			0-1 F9			1-1 G4-3 1B 1B	5 2 3 2 0 0 0											
Dave Magadan, L OBP: 0.380, SLG: 0.361	1-1 SF8		2-1 F7	3-2 1B			2-2 G1-6-3 1B			1-2 G4-3	4 0 2 2 0 0 1											
Gregg Jefferies, S OBP: 0.352, SLG: 0.339	2-0 G6-3		4-2 BB BB	2-3 K			1-2 G1-6-3			2-2 1B 1B	3 0 0 0 1 1 2											
Alejandro Pena, R Mark Carreon, R John Franco, L											0 0 0 0 0 0 0											
Kevin McReynolds, R OBP: 0.331, SLG: 0.406	2-1 CS 1B		4-1 SAFE 1B SAFE 1B			0-1 G5-3		0-2 P4		4-0 1B IBB	3 0 1 0 2 0 0											
Howard Johnson, S OBP: 0.308, SLG: 0.519	2-0 CS 1-2	1-0 F8	0-2 F8			2-1 G3		2-3 K		1-0 1B	5 0 1 0 0 1 2											
Hubie Brooks, R OBP: 0.323, SLG: 0.473		2-0 HR		1-2 SH1-4 1B 2B		1-1 G6-3		0-3 K			4 2 2 1 0 1 0											
Rick Cerone, R Mackey Sasser, L	1-2 L5		4-2 SH1-4 1B BB			0-1 P4			0-0 F7		2 1 0 0 1 0 0	AB 34										
Kevin Elster, R Garry Templeton, S	4-1 BB		1-2 L7			0-0 G3			2-2 P5		1 0 0 0 0 0 0	R 5										
Frank Viola, L Tom Herr, S	0-2 F8		0-0 SH1-4			0-0 G6-3			2-2 G4-3		2 0 0 0 1 0 2	H 10										
											1 0 0 0 0 0 0	RBI 5										
												SO 3										
												LOB 8										
<b>Inning Stats</b>	R: 1 E: 0 K: 0 S: 9	H: 2 LOB: 0 BB: 0 P: 17	R: 1 E: 0 K: 0 S: 7	H: 1 LOB: 1 BB: 1 P: 16	R: 0 E: 0 K: 0 S: 11	H: 0 LOB: 2 BB: 2 P: 22	R: 3 E: 0 K: 1 S: 24	H: 3 LOB: 1 BB: 1 P: 35	R: 0 E: 0 K: 0 S: 6	H: 0 LOB: 0 BB: 0 P: 9	R: 0 E: 0 K: 0 S: 4	H: 1 LOB: 0 BB: 0 P: 12	R: 0 E: 0 K: 2 S: 9	H: 0 LOB: 0 BB: 0 P: 11	R: 0 E: 0 K: 0 S: 8	H: 0 LOB: 0 BB: 0 P: 12	R: 0 E: 0 K: 0 S: 10	H: 3 LOB: 2 BB: 1 P: 19	1B: 7 2B: 1 3B: 1 HR: 1	SF: 1 SAC: 1 DP: 1 HBP: 0	WP: 0 PB: 0 SB: 1 CS: 1	PA: 42
<b>PITCHER</b>	IP WLS BF H R ER SO BB IBB HBP BLK WP HR S P ERA WHIP																					
Omar Olivares, R ERA: 7.47	(1, 1) 3.2																					
Cris Carpenter, R ERA: 2.49	(4, 1) 0.1																					
Scott Terry, R ERA: 1.38	(5, 1) 3.0																					
Lee Smith, R ERA: 2.82	(8, 1) 2.0																					
Juan Agosto, L ERA: 5.56	(10, 1) 1.0																					

**New York Mets @ St. Louis Cardinals**  
 Busch Stadium, St. Louis, MO  
 Sat Jun 01 1991, 7:05 PM CDT  
 Att: 40,839 - Cloudy - 83 F

livebaseballscorecards.com



New York Mets @ St. Louis Cardinals  
 Busch Stadium, St. Louis, MO

Sat Jun 01 1991, 7:05 PM CDT  
 Att. 40,839 - Cloudy - 83 F

livebaseballscorecards.com

AB	42
R	6
H	16
RBI	5
BB	1
SO	4
LOB	20



WP	1	PA	44
PB	0		
SB	3		
CS	1		

Batter	1	2	3	4	5	6	7	8	9	10	AB	R	H	RBI	BB	SO	LOB
Bernard Gilkey, R OBP: 0.350, SLG: 0.329 (1, 7)			G4-6-3		P6			P8			4	0	1	0	1	0	2
Ozzie Smith, S OBP: 0.426, SLG: 0.383 (1, 6)	G6-3			BLK 1B	E 2B	F8			K		5	2	2	0	0	1	4
Felix Jose, S OBP: 0.428, SLG: 0.503 Ray Lankford, L OBP: 0.274, SLG: 0.311 (7, PR) (8, 8)				BLK 1B	G6-3			SF8 1B	B3		4	1	3	0	0	0	1
Pedro Guerrero, R OBP: 0.335, SLG: 0.385 Juan Agosto, L (10, 1)	F9			F8	E6			F9	P3		5	0	0	0	0	0	4
Todd Zeile, R OBP: 0.389, SLG: 0.450 (1, 5)				1B 1B	P9			SF8			4	1	2	3	0	1	1
Rex Hudler, R OBP: 0.353, SLG: 0.438 Lee Smith, R OBP: 0.302, SLG: 0.371 (8, 1) (10, 3)	F8			FC6-4 1B		F8			FC5-6 1B		4	0	2	0	0	0	0
Tom Pagnozzi, R OBP: 0.325, SLG: 0.347 (1, 2)	G1-3			FC6-4 1B		G6-3					5	0	2	1	0	1	1
José Oquendo, S OBP: 0.289, SLG: 0.275 Craig Wilson, R OBP: 0.276, SLG: 0.240 Scott Terry, R OBP: 0.250, SLG: 0.250 Milt Thompson, L OBP: 0.507, SLG: 0.525 (4, PH) (5, 1) (8, 9)	F7			FC6-4 1B	FC5-4	2B 1B		F8			1	0	0	0	0	0	0
Omar Olivares, R OBP: 0.250, SLG: 0.250 Cris Carpenter, R OBP: 0.500, SLG: 0.500 Geronimo Pena, S OBP: 0.333, SLG: 0.390 (4, PH) (5, 4)	G4-6-3 1B			FC5-4				K			1	0	1	0	0	0	0

1B:	14	SF:	1
2B:	2	SAC:	0
3B:	0	DP:	1
HR:	0	HBP:	0

PITCHER	IP	WLS	BF	H	R	ER	SO	BB	IBB	HBP	BLK	WP	HR	S	P	ERA	WHIP
Frank Viola, L ERA: 2.51 (1, 1)	6.0		29	11	4	3	1	1	0	0	1	0	0	61	99	4.50	2.000
Alejandro Pena, R ERA: 3.18 (7, 1)	3.0		11	3	1	1	2	0	0	0	0	0	0	24	31	3.00	1.000
John Franco, L ERA: 0.96 (10, 1)	0.2	L	4	2	1	1	1	0	0	0	0	1	0	9	14	13.50	3.000

WP:	1	PA:	44
PB:	0		
SB:	3		
CS:	1		



Batter	1	2	3	4	5	6	7	8	9	AB R H RBI BB SO LOB	TOP											
Vince Coleman, S OBP: 0.376, SLG: 0.331 (1, 8) B X	1-0 G4-3 ①		0-2 P5 ②			1-2 G4-3 ①		0-0 F7 ③		4 0 0 0 0 0 0												
Dave Magadan, L OBP: 0.387, SLG: 0.373 (1, 3) C X	0-2 BB 1B		4-0 BB			2-2 G4-3 ②		0-0 1B 2B		3 1 2 0 1 0 0												
Gregg Jefferies, S OBP: 0.349, SLG: 0.336 (1, 4) B X	1-0 F8 ②		0-1 F9 ③			2-2 G4-3 ③		1-1 S 1B 2-H		4 0 1 1 0 0 2												
Kevin McReynolds, R OBP: 0.335, SLG: 0.404 (1, 7) C B B B	4-1 BB 1-2				0-1 P6 ①		0-0 1B		1-1 F9 ①	3 0 1 0 1 0 1												
Howard Johnson, S OBP: 0.301, SLG: 0.506 (1, 5) B X	1-0 G4-3 ③				0-0 F7 ②		1-1 P5 ①		1-3 K ②	4 0 0 0 0 1 4												
Daryl Boston, L OBP: 0.236, SLG: 0.250 (1, 9) C B X		1-1 G4-3 1B			0-0 CS 1B		1-2 P7 ②		3-2 F9 ③	4 0 2 0 0 0 2												
Garry Templeton, S OBP: 0.190, SLG: 0.279 (1, 6) C X		0-1 F9 ①			1 SAFE 0-1 CS ③	1-2 G4-3 ①		1-1 G3 ③		3 0 0 0 0 0 2												
Charlie O'Brien, R OBP: 0.221, SLG: 0.177 (1, 2) Tom Herr, S OBP: 0.375, SLG: 0.308 (8, PH) Jeff Innis, R (8, 1)		1-1 G4-3 ② ③				0-0 G5-3 ②		4-1 G6-4-3 BB		2 0 0 0 0 0 1 0 0 0 0 1 0 0 0 0 0 0 0 0 0												
Ron Darling, R OBP: 0.150, SLG: 0.250 (1, 1) Mackey Sasser, L OBP: 0.308, SLG: 0.595 (8, PH) (8, 2)			0-1 P9 ①			0-0 G6-3 ③		0-1 G6-4-3 ① ②		2 0 0 0 0 0 0 1 0 0 0 0 0 1												
<b>Inning Stats</b>	R: 0 E: 0 K: 0 S: 7	H: 1 LOB: 2 BB: 1 P: 14	R: 0 E: 0 K: 0 S: 6	H: 1 LOB: 0 BB: 0 P: 8	R: 0 E: 0 K: 0 S: 8	H: 0 LOB: 1 BB: 1 P: 12	R: 0 E: 0 K: 0 S: 5	H: 1 LOB: 0 BB: 0 P: 5	R: 0 E: 0 K: 0 S: 5	H: 0 LOB: 0 BB: 0 P: 6	R: 0 E: 0 K: 0 S: 12	H: 0 LOB: 0 BB: 0 P: 17	R: 0 E: 0 K: 0 S: 8	H: 1 LOB: 1 BB: 0 P: 11	R: 0 E: 0 K: 0 S: 4	H: 0 LOB: 0 BB: 1 P: 8	R: 1 E: 0 K: 1 S: 12	H: 2 LOB: 1 BB: 0 P: 18	1B: 5 2B: 1 3B: 0 HR: 0	SF: 0 SAC: 0 DP: 2 HBP: 0	WP: 0 PB: 0 SB: 1 CS: 1	PA: 34
<b>PITCHER</b> Bob Tewksbury, R ERA: 3.33 Lee Smith, R ERA: 2.7	IP 8.0 WLS W BF 29 H 5 R 1 ER 1 SO 0 BB 3 IBB 0 HBP 0 BLK 0 WP 0 HR 0 S 56 P 82 ERA 1.12 WHIP 1.000	IP 1.0 WLS S BF 4 H 1 R 0 ER 0 SO 1 BB 0 IBB 0 HBP 0 BLK 0 WP 0 HR 0 S 11 P 17 ERA 0.00 WHIP 1.000											<b>PITCHER</b> IP WLS BF H R ER SO BB IBB HBP BLK WP HR S P ERA WHIP									

**New York Mets @ St. Louis Cardinals**  
 Busch Stadium, St. Louis, MO  
 Sun Jun 02 1991, 3:33 AM CDT  
 Att. 33,241 - Cloudy - 93 F

AB	30
R	1
H	6
RBI	1
BB	3
SO	1
LOB	13



WP: 0	PA: 34
PB: 0	
SB: 1	
CS: 1	

Batter	1	2	3	4	5	6	7	8	9	AB	R	H	RBI	BB	SO	LOB
<b>Bernard Gilkey, R</b> OBP: 0.342, SLG: 0.321 (1, 7)	2-1 G1-3		3-2 G5-3	1-2 G1-3			1-2 F9			4	0	0	0	0	0	3
<b>Geronimo Pena, S</b> OBP: 0.314, SLG: 0.365 (1, 4)	1-3 K			3-3 K	2-1 G4-3		0-1 G4-3			4	0	0	0	0	2	0
<b>Ray Lankford, L</b> OBP: 0.267, SLG: 0.303 (1, 8)	1-0 P5			1-2 P9	0-2 F8		0-3 K			4	0	0	0	0	1	0
<b>Pedro Guerrero, R</b> OBP: 0.349, SLG: 0.392 (1, 3)		3-2 FC1-4 1B		1-2 1B 3B 1B	4-1 BB		4-2 G6-4-3 BB			2	1	2	0	2	0	0
<b>Todd Zeile, R</b> OBP: 0.386, SLG: 0.445 (1, 5)		1-0 L7		0-1 3B 1B	3-1 F8		0-0 G6-4-3 1-2f			4	1	1	0	0	0	3
<b>Milt Thompson, L</b> OBP: 0.493, SLG: 0.540 (1, 9)		1-0 FC1-4 FC5-4 1-2f		1-0 WP 3B		1-2 G6-3		3-2 G3-1		4	1	1	2	0	0	1
<b>Tom Pagnozzi, R</b> OBP: 0.325, SLG: 0.353 (1, 2)		0-0 FC5-4 1-2f		3-2 1B 2B		0-0 G5-3				3	0	1	0	0	0	1
<b>José Oquendo, S</b> OBP: 0.298, SLG: 0.279 (1, 6)			3-2 G3	4-0 1B IBB		2-1 FC5-4 1B				2	0	1	0	1	0	0
<b>Bob Tewksbury, R</b> OBP: 0.158, SLG: 0.158 <b>Lee Smith, R</b> (9, 1)			1-0 G4-3	1-0 1B		1-2 FC5-4 1-2f				3	0	1	0	0	0	1
				1-2 2-3 1B						0	0	0	0	0	0	0


Inning Stats	R: 0	H: 0	E: 0	K: 1	S: 6	LOB: 0	BB: 0	P: 10	R: 0	H: 1	E: 0	K: 0	S: 8	LOB: 1	BB: 0	P: 13	R: 0	H: 0	E: 0	K: 0	S: 7	LOB: 0	BB: 0	P: 14	R: 3	H: 5	E: 0	K: 1	S: 21	LOB: 3	BB: 1	P: 36	R: 0	H: 0	E: 0	K: 0	S: 8	LOB: 1	BB: 1	P: 17	R: 0	H: 1	E: 0	K: 0	S: 10	LOB: 1	BB: 0	P: 14	R: 0	H: 0	E: 0	K: 1	S: 8	LOB: 0	BB: 0	P: 9	R: 0	H: 0	E: 0	K: 0	S: 6	LOB: 0	BB: 1	P: 13
<b>PITCHER</b>	IP	WLS	BF	H	R	ER	SO	BB	IBB	HBP	BLK	WP	HR	S	P	ERA	WHIP																																															
<b>Ron Darling, R</b> ERA: 3.97 <b>Jeff Innis, R</b> ERA: 3.07	(1, 1)	7.0	L	30	7	3	3	3	1	1	0	0	0	68	113	3.86	1.143																																															
	(8, 1)	1.0		3	0	0	0	0	1	0	0	0	0	6	13	0.00	1.000																																															

**BOTTOM**

**New York Mets @ St. Louis Cardinals**  
 Busch Stadium, St. Louis, MO  
 Sun Jun 02 1991, 3:33 AM CDT  
 Att. 33,241 - Cloudy - 93 F

<b>AB</b>	<b>30</b>
<b>R</b>	<b>3</b>
<b>H</b>	<b>7</b>
<b>RBI</b>	<b>2</b>
<b>BB</b>	<b>3</b>
<b>SO</b>	<b>3</b>
<b>LOB</b>	<b>9</b>

WP: 1 PA: 33  
 PB: 0  
 SB: 0  
 CS: 0





**New York Mets @ Cincinnati Reds**  
 Riverfront Stadium, Cincinnati, OH

Tue Jun 04 1991, 7:05 PM EDT  
 Att. 24,670 - Cloudy - 74 F

livebaseballscorecards.com



WP: 0 PA: 43  
 PB: 0  
 SB: 1  
 CS: 0

Batter	1	2	3	4	5	6	7	8	9	AB	R	H	RBI	BB	SO	LOB	TOP				
Vince Coleman, S OBP: 0.371, SLG: 0.328 (1, 8)	G5-3	3-2 S 1B		K		F7		G4-3		5	0	1	1	0	1	2					
Dave Magadan, L OBP: 0.398, SLG: 0.371 (1, 3)	G5-3	4-2 SAFE BB		BB		BB		BB	4-1 BB BB BB	1	0	0	0	4	0	0					
Gregg Jefferies, S OBP: 0.351, SLG: 0.333 (1, 4)	4-0 BB	3-2 F8		G4-3		2-2 1B		F6	1-0 BB	4	0	1	1	1	0	6					
Tom Herr, S OBP: 0.375, SLG: 0.308 (9, 4)										0	0	0	0	0	0	0					
Kevin McReynolds, R OBP: 0.331, SLG: 0.397 (1, 7)	2-2 F7		G5-3		2-3 K	2-2 F7			3-2 SAFE BB 1B	5	0	1	0	0	1	3					
Howard Johnson, S OBP: 0.304, SLG: 0.497 (1, 5)		4-1 1B BB BB	1-0 P8		1-1 F7		G4-3		4-2 BB BB	3	1	0	0	2	0	0					
Hubie Brooks, R OBP: 0.327, SLG: 0.470 (1, 9)		1 SAFE BB	4-2 BB 1B	2-1 L9		1-1	P2		1-3 BB	3	0	1	0	1	0	0					
Daryl Boston, L OBP: 0.236, SLG: 0.250 (7, 9)		1 SAFE BB	BB 1B							0	0	0	0	0	0	0					
Mark Carreon, R OBP: 0.355, SLG: 0.500 (9, PH)		1 SAFE BB	BB 1B							1	0	0	0	0	1	3					
John Franco, L OBP: 0.355, SLG: 0.500 (9, 1)		1-2 BB	G3-2 BB			1B				0	0	0	0	0	0	0					
Kevin Elster, R OBP: 0.359, SLG: 0.414 (1, 6)		1-2 BB	G3-2 BB 1B		4-0 E 1B SF8 BB	3-1 F9		G6-3		4	2	1	0	1	1	4					
Charlie O'Brien, R OBP: 0.250, SLG: 0.200 (1, 2)		1-2 BB	1B G3-2 BB		0-0 SF8 E 1B		2-2 SH1-4 1B		2-2 P6	3	1	2	1	1	0	0					
David Cone, L OBP: 0.160, SLG: 0.091 (1, 1)		0-1 G3-2			1 SAFE SF8		0-2 SH1-4		1-0 L5	2	0	0	1	0	0	3					
Garry Templeton, S OBP: 0.190, SLG: 0.279 (9, 9)		1-2 BB								0	0	0	0	0	0	0					
<b>Inning Stats</b>	R: 0 E: 0 K: 0 S: 9	H: 0 LOB: 1 BB: 1 P: 18	R: 2 E: 0 K: 0 S: 19	H: 2 LOB: 3 BB: 4 P: 42	R: 0 E: 0 K: 0 S: 6	H: 0 LOB: 0 BB: 0 P: 12	R: 1 E: 1 K: 1 S: 13	H: 1 LOB: 2 BB: 2 P: 25	R: 0 E: 0 K: 1 S: 10	H: 1 LOB: 1 BB: 0 P: 17	R: 1 E: 0 K: 0 S: 15	H: 2 LOB: 2 BB: 1 P: 26	R: 0 E: 0 K: 0 S: 10	H: 0 LOB: 0 BB: 0 P: 13	R: 0 E: 0 K: 0 S: 8	H: 0 LOB: 0 BB: 0 P: 13	R: 0 E: 0 K: 2 S: 18	H: 1 LOB: 3 BB: 2 P: 33	1B: 7 2B: 0 3B: 0 HR: 0	SF: 1 SAC: 1 DP: 1 HBP: 0	WP: 0 PA: 43
<b>PITCHER</b>	IP	WLS	BF	H	R	ER	SO	BB	IBB	HBP	BLK	WP	HR	S	P	ERA	WHIP				
Chris Hammond, L ERA: 4.23 (1, 1)	1.2	L	11	2	2	2	0	5	0	0	0	0	0	24	53	10.80	4.200				
Kip Gross, R ERA: 3.0 (2, 1)	4.1		20	4	2	1	2	3	0	0	0	0	0	48	87	2.08	1.615				
Ted Power, R ERA: 3.27 (7, 1)	2.1		10	1	0	0	0	2	0	0	0	0	0	29	49	0.00	1.286				
Randy Myers, L ERA: 2.93 (9, 1)	0.2		2	0	0	0	2	0	0	0	0	0	0	7	10	0.00	0.000				

**BOTTOM**

**New York Mets @ Cincinnati Reds**  
 Riverfront Stadium, Cincinnati, OH

Tue Jun 04 1991, 7:05 PM EDT  
 Att. 24,670 - Cloudy - 74 F

[livebaseballscorecards.com](http://livebaseballscorecards.com)

<b>AB</b>	<b>33</b>
<b>R</b>	<b>2</b>
<b>H</b>	<b>4</b>
<b>RBI</b>	<b>2</b>
<b>BB</b>	<b>5</b>
<b>SO</b>	<b>15</b>
<b>LOB</b>	<b>16</b>



WP:	1	PA:	38
PB:	0		
SB:	3		
CS:	0		

AB R H RBI BB SO LOB

4	0	0	0	1	0	2
5	1	0	0	0	3	1
2	1	0	0	2	1	0
3	0	1	1	1	2	4
3	0	1	1	1	2	2
3	0	0	0	0	2	5
1	0	0	0	0	0	0
4	0	0	0	0	2	2
4	0	1	0	0	0	0
0	0	0	0	0	0	0
0	0	0	0	0	0	0
1	0	0	0	0	1	0
2	0	1	0	0	1	0
1	0	0	0	0	1	0
0	0	0	0	0	0	0
1	0	0	0	0	1	0

Batter	1	2	3	4	5	6	7	8	9
<b>Bill Doran, S</b> OBP: 0.359, SLG: 0.303 (1, 4)	4-1 BB BB BB		0-0 P5	3-2 G3		1-0 G4-3			2-1 G6-3
<b>Hal Morris, L</b> OBP: 0.337, SLG: 0.475 (1, 3)	2-3 K		0-0 F7		0-1 E7 1B				1-3 K
<b>Barry Larkin, R</b> OBP: 0.318, SLG: 0.490 (1, 6)	4-0 BB BB		1-1 E3 1B		4-2 G6-3 1B BB				1-3 K
<b>Eric Davis, R</b> OBP: 0.385, SLG: 0.444 (1, 8)	1-3 K		2-1 1B		1-3 K				4-2 S BB
<b>Paul O'Neill, L</b> OBP: 0.358, SLG: 0.513 (1, 9)	4-2 BB		2-3 K		1-2 G6-3 1B				3-3 K
<b>Chris Sabo, R</b> OBP: 0.317, SLG: 0.374 (1, 5)	0-3 K			2-3 K	3-1 G6-3			1-0 F8	
<b>Luis Quinones, S</b> OBP: 0.208, SLG: 0.257 (6, 5)						1-2 2-3			
<b>Jeff Reed, L</b> OBP: 0.352, SLG: 0.344 (1, 2)		2-3 K		2-2 P5		0-3 K		3-1 P6	
<b>Billy Hatcher, R</b> OBP: 0.268, SLG: 0.303 (1, 7)			1-1 F9				3-1 F9		
<b>Randy Myers, L</b> (9, 1)				1-2 WP 1B				0-2 G3-1	
<b>Chris Hammond, L</b> OBP: 0.313, SLG: 0.375 (1, 1)					0-0 WP				1-3 K
<b>Kip Gross, R</b> OBP: 0.500, SLG: 0.500 (2, 1)									
<b>Herm Winningham, L</b> OBP: 0.283, SLG: 0.309 (6, PH)									
<b>Ted Power, R</b> (7, 1)									
<b>Glenn Braggs, R</b> OBP: 0.309, SLG: 0.390 (9, 7)									

Inning Stats	R: 0	H: 0	E: 0	K: 3	S: 12	R: 0	H: 0	E: 0	K: 2	S: 8	R: 1	H: 1	E: 1	K: 1	S: 10	R: 0	H: 2	E: 0	K: 1	S: 16	R: 1	H: 1	E: 1	K: 2	S: 18	R: 0	H: 0	E: 0	K: 1	S: 6	R: 0	H: 0	E: 0	K: 3	S: 11	R: 0	H: 0	E: 0	K: 0	S: 6	R: 0	H: 0	E: 0	K: 2	S: 9	1B: 4	2B: 0	3B: 0	HR: 0	SF: 0	SAC: 0	DP: 0	HBP: 0	WP: 1	PB: 0	SB: 3	CS: 0
--------------	------	------	------	------	-------	------	------	------	------	------	------	------	------	------	-------	------	------	------	------	-------	------	------	------	------	-------	------	------	------	------	------	------	------	------	------	-------	------	------	------	------	------	------	------	------	------	------	-------	-------	-------	-------	-------	--------	-------	--------	-------	-------	-------	-------

PITCHER	IP	WLS	BF	H	R	ER	SO	BB	IBB	HBP	BLK	WP	HR	S	P	ERA	WHIP
<b>David Cone, R</b> ERA: 2.92 (1, 1)	8.0	W	35	4	2	0	13	5	0	0	0	1	0	87	147	0.00	1.125
<b>John Franco, L</b> ERA: 0.92 (9, 1)	1.0	S	3	0	0	0	2	0	0	0	0	0	0	9	13	0.00	0.000

1B:	4	SF:	0
2B:	0	SAC:	0
3B:	0	DP:	0
HR:	0	HBP:	0

WP:	1	PA:	38
PB:	0		
SB:	3		
CS:	0		



# New York Mets @ Cincinnati Reds

## Riverfront Stadium, Cincinnati, OH

Wed Jun 05 1991, 7:05 PM EDT  
Att. 22,859 - Cloudy - 72 F

livebaseballscorecards.com

AB	37
R	10
H	11
RBI	10
BB	6
SO	4
LOB	15



WP:	0	PA:	43
PB:	0		
SB:	2		
CS:	0		

AB R H RBI BB SO LOB

5	1	2	1	0	0	1
3	2	1	0	2	0	1
4	1	1	1	0	0	2
0	0	0	0	0	0	0
1	0	0	0	0	0	1
5	3	4	2	0	1	1
4	1	0	0	1	2	4
4	2	2	4	1	0	0
0	0	0	0	0	0	0
4	0	1	2	1	0	1
2	0	0	0	0	0	1
0	0	0	0	1	0	0
0	0	0	0	0	0	0
0	0	0	0	0	0	0
1	0	0	0	0	0	1
2	0	0	0	0	1	0
0	0	0	0	0	0	0
2	0	0	0	0	0	2

Batter	1	2	3	4	5	6	7	8	9
Vince Coleman, S (1, 8) OBP: 0.372, SLG: 0.346	1-1 1B		2-2 HR		3-2 P2		1-1 F9	0-0 G4-3	
Dave Magadan, L (1, 3) OBP: 0.403, SLG: 0.377	0-2 L4		3-2 F7		1-0 2B		4-2 F8-3 BB	4-1 2B E BB	
Gregg Jefferies, S (1, 4) OBP: 0.348, SLG: 0.339	2-2 L9			3-2 F9	0-1 1B		1-2 F8-3	1-2 P3	
Wally Whitehurst, R (7, 1) OBP: 0.250, SLG: 0.286	1-2				2B				
Daryl Boston, L (9, PH) OBP: 0.232, SLG: 0.245									
Kevin McReynolds, R (1, 7) OBP: 0.345, SLG: 0.437	2-3 K			1-2 BB 2B	3-2 2B			2-2 HR	2-2 E 2B
Howard Johnson, S (1, 5) OBP: 0.301, SLG: 0.485		0-0 P5		2-3 K	0-1 P4			4-1 HR BB	0-3 K
Hubie Brooks, R (1, 9) OBP: 0.335, SLG: 0.490		1-1 F8		4-1 2B BB		1-2 G1-3		0-1 HR	0-1 E8 1B
Garry Templeton, S (9, PR) OBP: 0.190, SLG: 0.279								1-H	2-H 3-H
Kevin Elster, R (1, 6) OBP: 0.361, SLG: 0.418		3-2 F9		2-1 2B		1-0 F8		4-2 G3 G6-3 BB	1-1 F9
Charlie O'Brien, R (1, 2) OBP: 0.243, SLG: 0.194			1-2 G5-3		2-2 F7		4-1 BB	3-2 G6-3	
Chris Donnels, L (6, PH) OBP: 0.429, SLG: 0.313									
Jeff Innis, R (6, 1)									
Doug Simons, L (7, 1)									
Tom Herr, S (7, 4) OBP: 0.372, SLG: 0.306									
Dwight Gooden, R (1, 1) OBP: 0.148, SLG: 0.148			1-2 F8			1-3 K	2-2 F9	0-1 G3	
Rich Sauveur, L (5, 1)									
Mackey Sasser, L (6, PH) OBP: 0.293, SLG: 0.564								2-3	

Inning Stats	R: 0	H: 1	R: 0	H: 0	R: 1	H: 1	R: 2	H: 2	R: 2	H: 3	R: 0	H: 0	R: 3	H: 2	R: 2	H: 2	
E: 0	LOB: 1	E: 0	LOB: 0	E: 0	LOB: 0	E: 0	LOB: 1	E: 0	LOB: 1	E: 0	LOB: 0	E: 0	LOB: 1	E: 0	LOB: 1	E: 1	LOB: 1
K: 1	BB: 0	K: 0	BB: 0	K: 0	BB: 0	K: 1	BB: 1	K: 0	BB: 1	K: 1	BB: 0	K: 0	BB: 2	K: 0	BB: 1	K: 1	BB: 1
S: 12	P: 17	S: 6	P: 10	S: 14	P: 21	S: 18	P: 32	S: 15	P: 23	S: 8	P: 16	S: 8	P: 14	S: 15	P: 28	S: 15	P: 23

PITCHER	IP	WLS	BF	H	R	ER	SO	BB	IBB	HBP	BLK	WP	HR	S	P	ERA	WHIP
Tom Browning, L (1, 1) ERA: 3.7	5.0	W	23	7	5	5	3	1	0	0	0	0	1	65	103	9.00	1.600
Ted Power, R (6, 1) ERA: 3.13	1.0		4	0	0	0	0	1	0	0	0	0	0	8	16	0.00	1.000
Randy Myers, L (7, 1) ERA: 2.83	1.0		3	0	0	0	0	1	0	0	0	0	0	8	14	0.00	1.000
Don Carman, L (8, 1) ERA: 5.12	0.0		3	2	3	3	0	1	0	0	0	0	2	7	13	∞	∞
Rob Dibble, R (8, 1) ERA: 1.65	2.0	S	10	2	2	2	1	2	0	0	0	0	0	23	38	9.00	2.000

1B:	4	SF:	0
2B:	5	SAC:	0
3B:	0	DP:	1
HR:	3	HBP:	0

BOTTOM

New York Mets @ Cincinnati Reds  
Riverfront Stadium, Cincinnati, OH  
Wed Jun 05 1991, 7:05 PM EDT  
Att. 22,859 - Cloudy - 72 F

livebaseballscorecards.com

AB 40  
R 11  
H 17  
RBI 11  
BB 5  
SO 8  
LOB 28



WP: 0 PA: 45  
PB: 0  
SB: 3  
CS: 0

AB R H RBI BB SO LOB

3 3 1 1 2 0 3

3 2 3 2 2 0 0

4 1 2 3 1 0 5

5 0 2 2 0 2 4

5 0 2 1 0 1 3

5 1 1 0 0 1 4

5 0 2 1 0 1 4

5 3 3 1 0 0 2

1B: 11 SF: 0  
2B: 5 SAC: 0  
3B: 1 DP: 1  
HR: 1 HBP: 0

Batter	1	2	3	4	5	6	7	8	9
Bill Doran, S OBP: 0.373, SLG: 0.304 (1, 4)	4-1 2B 1B BB	0-1 F7		4-2 BB 2B BB	1-0 SAFE P6		3-2 F8 1B 1B 1-2 2-H		
Barry Larkin, R OBP: 0.348, SLG: 0.515 (1, 6)	1-0 1B 2B 1-3	0-1 S 2B 1B 2-H		4-1 2B BB 1-2	4-2 SAFE SAFE BB		1-0 1B 1B 1-2 2-H		
Paul O'Neill, L OBP: 0.365, SLG: 0.526 (1, 9)	4-2 1B BB	3-2 1-H 2B		1-0 1B 2B 1-H 2-H	2-1 L8		1-0 F8 2-3		
Eric Davis, R OBP: 0.385, SLG: 0.443 (1, 8)	1-3 K	2-3 K		0-0 E3 L6-5 1B 2-H		2-0 G5-3	2-1 1B 1-3 3-H		
Chris Sabo, R OBP: 0.319, SLG: 0.385 (1, 5)	0-1 1-2 2-3 3-H 1B		2-1 3B	0-1 L6-5		0-2 F8	3-3 K		
Todd Benzinger, S OBP: 0.197, SLG: 0.227 (1, 3)	0-3 K		1-2 G1-3		1-0 2B 1B	1-0 G4-3		0-0 L4	
Jeff Reed, L OBP: 0.354, SLG: 0.356 (1, 2)	2-2 L7		1-3 K		0-0 1B 2B 1-H		0-2 FC1-6 1B	2-1 G4-3	
Billy Hatcher, R OBP: 0.280, SLG: 0.339 (1, 7)		0-2 S 1B	1-2 G6-3		0-0 BB 1B 2-3		0-2 FC1-6 1B 1-2f	2-0 HR	
Tom Browning, L OBP: 0.280, SLG: 0.333 (1, 1)		1-3 K		0-0 P5	0-3 K		1-2 1B 1B	0-3 K	

Inning Stats	R: 1	H: 2	E: 0	K: 2	S: 15	LOB: 3	BB: 2	P: 27
	R: 2	H: 3	E: 0	K: 2	S: 16	LOB: 1	BB: 0	P: 22
	R: 0	H: 1	E: 0	K: 1	S: 11	LOB: 1	BB: 0	P: 16
	R: 3	H: 2	E: 1	K: 0	S: 8	LOB: 0	BB: 2	P: 17
	R: 1	H: 3	E: 0	K: 1	S: 11	LOB: 3	BB: 1	P: 19
	R: 0	H: 0	E: 0	K: 0	S: 5	LOB: 0	BB: 0	P: 8
	R: 3	H: 5	E: 0	K: 1	S: 22	LOB: 2	BB: 0	P: 33
	R: 1	H: 1	E: 0	K: 1	S: 7	LOB: 0	BB: 0	P: 11

PITCHER	IP	WLS	BF	H	R	ER	SO	BB	IBB	HBP	BLK	WP	HR	S	P	ERA	WHIP
Dwight Gooden, R ERA: 4.25 (1, 1)	4.0	L	26	11	7	7	5	4	0	0	0	0	0	53	86	15.75	3.750
Rich Sauveur, L ERA: (5, 1)	1.0		4	0	0	0	1	1	0	0	0	0	0	8	15	0.00	1.000
Jeff Innis, R ERA: 4.5 (6, 1)	1.1		8	4	3	3	0	0	0	0	0	0	0	21	29	20.25	3.000
Doug Simons, L ERA: 4.84 (7, 1)	0.1		1	0	0	0	0	0	0	0	0	0	0	1	2	0.00	0.000
Wally Whitehurst, R ERA: 3.52 (7, 1)	1.1		6	2	1	1	2	0	0	0	0	0	1	12	21	6.75	1.500



# New York Mets @ Cincinnati Reds

## Riverfront Stadium, Cincinnati, OH

Thu Jun 06 1991, 7:05 PM EDT  
Att. 27,667 - Cloudy - 78 F

[livebaseballscorecards.com](http://livebaseballscorecards.com)



AB	31
R	3
H	7
RBI	3
BB	4
SO	5
LOB	9

WP	1	PA	37
PB	0		
SB	1		
CS	2		

Batter	1	2	3	4	5	6	7	8	9	AB	R	H	RBI	BB	SO	LOB
Vince Coleman, S OBP: 0.379, SLG: 0.362 (1, 8)	G1-3 1B BB		K		CS BB 1B					3	1	2	0	1	1	0
Dave Magadan, L OBP: 0.400, SLG: 0.370 (1, 3)	G1-3 1-3		HR BB		L6					3	1	0	0	1	0	3
Gregg Jefferies, S OBP: 0.359, SLG: 0.370 (1, 4)	1-0 1B		HR		BB					3	1	2	3	1	0	0
Kevin McReynolds, R OBP: 0.337, SLG: 0.426 (1, 7)	P4 3-H		F8		CS					4	0	0	0	0	0	1
Howard Johnson, S OBP: 0.300, SLG: 0.480 (1, 5)	P5				P6					4	0	1	0	0	0	1
Hubie Brooks, R OBP: 0.339, SLG: 0.487 (1, 9)		P3			G4-3 BB					3	0	1	0	1	0	0
Garry Templeton, S OBP: 0.194, SLG: 0.277 (1, 6)		G6-4-3 1B			G4-3					4	0	1	0	0	2	2
Charlie O'Brien, R OBP: 0.234, SLG: 0.186 (1, 2)		G6-4-3			F7					3	0	0	0	0	0	2
Kevin Elster, R OBP: 0.358, SLG: 0.413 (9, PH)										1	0	0	0	0	1	0
Frank Viola, L OBP: 0.129, SLG: 0.133 (1, 1)					G4-3					3	0	0	0	0	1	0

Batter	1	2	3	4	5	6	7	8	9
Vince Coleman, S OBP: 0.379, SLG: 0.362 (1, 8)	4-1 G1-3 1B BB		1-3 K		1-1 CS BB 1B		0-0 K		
Dave Magadan, L OBP: 0.400, SLG: 0.370 (1, 3)	1-1 G1-3 1-3		4-1 HR BB		0-0 L6		2-2 G4-3		
Gregg Jefferies, S OBP: 0.359, SLG: 0.370 (1, 4)	1-0 1B		1-1 HR		4-1 BB		2-2 F9		
Kevin McReynolds, R OBP: 0.337, SLG: 0.426 (1, 7)	1-2 P4		3-1 F8		1-1 CS		0-0 P4		
Howard Johnson, S OBP: 0.300, SLG: 0.480 (1, 5)	1-2 P5				0-1 P6		0-0 G4-3		
Hubie Brooks, R OBP: 0.339, SLG: 0.487 (1, 9)		3-2 P3			4-2 G4-3 BB		0-2 WP 1B		
Garry Templeton, S OBP: 0.194, SLG: 0.277 (1, 6)		1-2 G6-4-3 1B			0-2 G4-3		3-3 K		
Charlie O'Brien, R OBP: 0.234, SLG: 0.186 (1, 2)		1-2 G6-4-3			3-2 F7		1-1 P4		
Kevin Elster, R OBP: 0.358, SLG: 0.413 (9, PH)							1-3 K		
Frank Viola, L OBP: 0.129, SLG: 0.133 (1, 1)					0-0 G4-3		1-2 G3-1		

Inning	1	2	3	4	5	6	7	8	9
R	1	0	2	0	0	0	0	0	0
H	1	1	1	0	1	1	1	1	0
E	0	0	0	0	0	0	0	0	0
K	0	0	1	0	0	1	1	0	2
S	10	11	9	11	9	9	9	13	11
P	18	16	18	18	16	12	13	22	13

PITCHER	IP	WLS	BF	H	R	ER	SO	BB	IBB	HBP	BLK	WP	HR	S	P	ERA	WHIP
Jose Rijo, R ERA: 3.23 (1, 1)	7.0		29	6	3	3	3	4	0	0	0	1	1	68	111	3.86	1.429
Ted Power, R ERA: 3.0 (8, 1)	1.0	W	3	1	0	0	0	0	0	0	0	0	0	13	22	0.00	1.000
Randy Myers, L ERA: 2.73 (9, 1)	1.0	S	3	0	0	0	2	0	0	0	0	0	0	11	13	0.00	0.000

1B	2B	3B	HR	SF	SAC	DP	HBP
5	0	1	1	0	0	1	0

WP	HR	S	P	ERA	WHIP
1	1	68	111	3.86	1.429

BOTTOM

New York Mets @ Cincinnati Reds  
Riverfront Stadium, Cincinnati, OH

Thu Jun 06 1991, 7:05 PM EDT  
Att. 27,667 - Cloudy - 78 F

livebaseballscorecards.com

AB	32
R	5
H	9
RBI	5
BB	4
SO	4
LOB	10



WP:	0	PA:	36
PB:	0	SB:	0
CS:	0		

AB	R	H	RBI	BB	SO	LOB
4	0	1	1	0	1	1
4	0	0	0	0	0	2
3	0	0	0	1	0	0
4	0	1	0	0	1	1
3	2	2	1	1	1	0
4	1	1	2	0	0	1
4	1	2	1	0	0	1
2	0	1	0	1	0	0
0	1	0	0	0	0	0
0	0	0	0	0	0	0
0	0	0	0	1	0	0
0	0	0	0	0	0	0
2	0	1	0	0	0	2
1	0	0	0	0	0	1
1	0	0	0	0	1	1
1B:	5	SF:	0			
2B:	1	SAC:	0			
3B:	0	DP:	0			
HR:	3	HBP:	0			

Batter	1	2	3	4	5	6	7	8	9
<b>Billy Hatcher, R</b> OBP: 0.279, SLG: 0.336 (1, 7)	2-3 K2-3		2-1 P3		0-1 L6		2-2 2-H 1B		
<b>Mariano Duncan, R</b> OBP: 0.236, SLG: 0.292 (1, 4)	0-1 G5-3		3-2 G6-3		3-2 P9		0-0 1 SAFE G4-3		
<b>Barry Larkin, R</b> OBP: 0.345, SLG: 0.500 (1, 6)	4-2 BB		2-1 G5-3			3-2 P9		2-2 G6-3	
<b>Eric Davis, R</b> OBP: 0.382, SLG: 0.437 (1, 8)	3-2 1 SAFE G4-3			1-2 G3		3-3 K		1-0 1B	
<b>Chris Sabo, R</b> OBP: 0.327, SLG: 0.411 (1, 5)		2-3 K		2-2 2B		2-0 HR		4-2 HR BB	
<b>Paul O'Neill, L</b> OBP: 0.362, SLG: 0.538 (1, 9)		3-1 F8		2-1 P6		0-0 G4-3		1-1 1-H HR	
<b>Todd Benzinger, S</b> OBP: 0.213, SLG: 0.286 (1, 3)		0-0 1B 1B		2-1 P4			0-0 L3	0-0 HR	
<b>Joe Oliver, R</b> OBP: 0.243, SLG: 0.231 (1, 2)		2-0 1B			2-1 G6-3		4-0 G4-3 1B BB	4-1 BB	
<b>Herm Winningham, L</b> OBP: 0.279, SLG: 0.304 (7, PR)									
<b>Ted Power, R</b> (8, 1)									
<b>Luis Quinones, S</b> OBP: 0.216, SLG: 0.254 (8, PH)		1-2 1B							
<b>Randy Myers, L</b> OBP: 0.500, SLG: 0.500 (9, 1)									
<b>Jose Rijo, R</b> OBP: 0.259, SLG: 0.259 (1, 1)		1-1 F9				1-0 1B		2-3 K	
<b>Glenn Braggs, R</b> OBP: 0.305, SLG: 0.385 (7, PH)									
<b>Glenn Sutko, R</b> OBP: 0.429, SLG: 0.200 (8, 2)									

Inning	R	H	E	K	S	P	R	H	E	K	S	P	R	H	E	K	S	P	R	H	E	K	S	P	R	H	E	K	S	P
1	0	0	0	1	0	0	0	0	0	0	0	0	0	0	0	0	0	0	0	0	0	0	0	0	0	0	0	0	0	0
2	0	2	0	0	0	0	0	2	0	0	0	0	0	2	0	0	0	0	0	3	3	0	0	0	0	0	0	0	0	0
3	0	0	0	0	0	0	0	0	0	0	0	0	0	0	0	0	0	0	0	0	0	0	0	0	0	0	0	0	0	0
4	0	1	0	0	0	0	0	1	0	0	0	0	0	1	0	0	0	0	0	0	0	0	0	0	0	0	0	0	0	0
5	0	0	0	0	0	0	0	0	0	0	0	0	0	0	0	0	0	0	0	0	0	0	0	0	0	0	0	0	0	0
6	1	1	0	0	0	0	0	1	0	0	0	0	0	1	0	0	0	0	0	0	0	0	0	0	0	0	0	0	0	0
7	1	1	0	0	0	0	0	1	0	0	0	0	0	1	0	0	0	0	0	0	0	0	0	0	0	0	0	0	0	0
8	3	3	0	0	0	0	0	3	0	0	0	0	0	3	0	0	0	0	0	0	0	0	0	0	0	0	0	0	0	0
9	0	0	0	0	0	0	0	0	0	0	0	0	0	0	0	0	0	0	0	0	0	0	0	0	0	0	0	0	0	0

PITCHER	IP	WLS	BF	H	R	ER	SO	BB	IBB	HBP	BLK	WP	HR	S	P	ERA	WHIP
<b>Frank Viola, L</b> ERA: 2.79 (1, 1)	8.0	L	36	9	5	5	4	4	0	0	0	0	3	78	146	5.62	1.625





BOTTOM

New York Mets @ Houston Astros  
Astrodome, Houston, TX  
Fri Jun 07 1991, 8:05 PM EDT  
Att. 15,527 - Dome - 70 F

livebaseballscores.com

AB 30  
R 3  
H 8  
RBI 3  
BB 3  
SO 4  
LOB 13



WP: 0 PA: 37  
PB: 0  
SB: 0  
CS: 0

AB R H RBI BB SO LOB

4 0 2 0 0 0 0

3 0 0 0 0 0 1

4 0 1 0 0 0 1

3 0 0 0 1 1 1

0 0 0 0 0 0 0

3 1 1 0 1 1 3

4 2 2 1 0 1 4

3 0 1 1 1 0 1

3 0 1 1 0 1 1

2 0 0 0 0 0 0  
0 0 0 0 0 0 0  
0 0 0 0 0 0 0  
0 0 0 0 0 0 0  
0 0 0 0 0 0 0  
0 0 0 0 0 0 0  
1 0 0 0 0 0 1

Batter	1	2	3	4	5	6	7	8	9
Steve Finley, L OBP: 0.333, SLG: 0.444 (1, 8) C S B B X (9, 9)	2-2 FC1-6 1B	1-1 SAFE PO 2-3	1-0 G3		1-1 G3		2-2 G4-3		
Craig Biggio, R OBP: 0.371, SLG: 0.384 (1, 2) X	0-0 FC1-6 BB 1B 1-2f		1-1 BLK HBP		0-2 F8			0-1 P3	
Luis Gonzalez, L OBP: 0.273, SLG: 0.454 (1, 7) 1 SAFE B B 1 SAFE B X	3-1 BB 1B 1-2		2-2 SAFE P5		2-2 G4-3			0-2 G4-3	
Eric Anthony, L OBP: 0.235, SLG: 0.200 Gerald Young, S OBP: 0.290, SLG: 0.296 (1, 9) B B B (9, 8)	4-0 1-2 2-3 BB		1-1 G3		0-2 P5			1-3 K	
5 Jeff Bagwell, R OBP: 0.366, SLG: 0.414 (1, 3) S S S	0-3 K			2-0 BB X 1B 1B		4-2 BB		2-2 F9	
Ken Caminiti, S OBP: 0.303, SLG: 0.338 (1, 5) B B C X	2-1 G4-3		2-1 SAFE SAFE 1B 1-2 SF9 1B		1-3 SAFE SAFE 1B SAFE S		1-3 K	0-0 HR	
Eric Yelding, R OBP: 0.285, SLG: 0.341 (1, 6)		4-1 PO SH5-4 BB		0-1 1-3 2-H 1B		1-2 SAFE SAFE 1B SAFE X		1-2 L1	
Casey Candaele, S OBP: 0.312, SLG: 0.383 (1, 4)		2-2 SAFE SAFE 1B SAFE SAFE F		0-0 SF9		0-3 K		3-1 2B	
Jim Deshaies, L OBP: 0.235, SLG: 0.133 Curt Schilling, R OBP: 1.000, SLG: 1.000 Al Osuna, R Dwayne Henry, R Mike Capel, R Ken Oberkell, L OBP: 0.419, SLG: 0.324 (1, 1) (9, 1) (9, 1) (9, 1) (9, 1) (9, PH)		0-0 SH5-4		3-2 3-H F7		0-0 G1-3		1-2 F7	

Inning Stats	R: 0	H: 2	E: 0	LOB: 3	K: 1	S: 11	R: 0	H: 0	E: 0	LOB: 0	K: 0	S: 9	R: 0	H: 0	E: 0	LOB: 1	K: 0	S: 8	R: 2	H: 3	E: 0	LOB: 0	K: 0	S: 9	R: 0	H: 1	E: 0	LOB: 0	K: 1	S: 13	R: 0	H: 0	E: 0	LOB: 0	K: 1	S: 7	R: 0	H: 0	E: 0	LOB: 0	K: 1	S: 9	R: 1	H: 2	E: 0	LOB: 1	K: 0	S: 13	1B: 6	SF: 1	2B: 1	SAC: 1	3B: 0	DP: 0	HR: 1	HBP: 1	WP: 0	PA: 37
--------------	------	------	------	--------	------	-------	------	------	------	--------	------	------	------	------	------	--------	------	------	------	------	------	--------	------	------	------	------	------	--------	------	-------	------	------	------	--------	------	------	------	------	------	--------	------	------	------	------	------	--------	------	-------	-------	-------	-------	--------	-------	-------	-------	--------	-------	--------

PITCHER	IP	WLS	BF	H	R	ER	SO	BB	IBB	HBP	BLK	WP	HR	S	P	ERA	WHIP
Ron Darling, R ERA: 3.82 (1, 1)	7.0		28	6	2	2	3	3	0	1	1	0	0	65	106	2.57	1.286
Doug Simons, L ERA: 4.43 (8, 1)	1.0	W	3	0	0	0	1	0	0	0	0	0	0	8	9	0.00	0.000
Alejandro Pena, R ERA: 3.42 (9, 1)	1.0		5	2	1	1	0	0	0	0	0	0	1	13	20	9.00	2.000



Batter	1	2	3	4	5	6	7	8	9	10	11	AB R H RBI BB SO LOB	TOP														
Vince Coleman, S OBP: 0.371, SLG: 0.359 (1, 8)	3-2 F8 2B	3-1 F7		1-1 G4-3			2-2 G5-3			1-1 G6-3		5 1 1 0 0 0 1															
Dave Magadan, L OBP: 0.388, SLG: 0.353 (1, 3)	0-0 G1-3	0-1 L9			2-3 K			1-2 G4-3		3-3 K		5 0 0 0 0 2 2															
Gregg Jefferies, S OBP: 0.355, SLG: 0.360 (1, 4)	2-1 F8 2-3	1-0 G4-3			2-0 F8			0-2 1B		3-2 1B		5 0 2 0 0 0 2															
Kevin McReynolds, R OBP: 0.337, SLG: 0.439 (1, 7)	3-1 1B 2B				3-2 F8			2-0 P2		3-2 G6-3		5 1 1 1 0 0 2															
Howard Johnson, S OBP: 0.311, SLG: 0.503 (1, 5)	4-1 1B BB			1-0 2B			2-0 F9		1-1 G3		1-1 HR	4 1 2 1 1 0 1															
Hubie Brooks, R OBP: 0.351, SLG: 0.488 Garry Templeton, S OBP: 0.222, SLG: 0.290 (1, 9) (9, PR) (9, 9)	2-1 BB 1-3 2-H 1B			4-1 FC6-4 BB			0-0 G6-3 1B		1-1 1B 1B		1-3 K	3 0 3 1 1 0 0 1 1 0 0 0 1 0															
Rick Cerone, R OBP: 0.353, SLG: 0.400 Darryl Boston, L OBP: 0.246, SLG: 0.259 Alejandro Pena, R Chris Donnels, L OBP: 0.409, SLG: 0.294 John Franco, L (1, 2) (9, PH) (9, 1) (11, PH) (11, 1)	4-0 BB 1B			1-1 FC6-4			1-2 G6-3		1-1 G6-3 1B		0-3 K	2 0 0 0 1 0 2 1 0 1 1 0 0 0 0 0 0 0 0 0 0 1 0 0 0 0 1 0 0 0 0 0 0 0 0															
Kevin Elster, R OBP: 0.347, SLG: 0.390 (1, 6)	1-0 G5-3			1-1 F8			0-3 K		0-1 P3		2-3 K	5 0 0 0 0 2 4															
Wally Whitehurst, R OBP: 0.300, SLG: 0.333 Rich Sauveur, L Mackey Sasser, L OBP: 0.286, SLG: 0.550 Doug Simons, L Mark Carreon, R OBP: 0.389, SLG: 0.500 Charlie O'Brien, R OBP: 0.228, SLG: 0.181 (1, 1) (6, 1) (7, PH) (7, 1) (9, PH) (9, 2)		3-2 1B		1-1 G4-3			1-1 F9		1-2 G6-3			2 0 1 0 0 0 0 0 0 0 0 0 0 0 1 0 0 0 0 0 0 0 0 0 0 0 0 0 1 0 0 0 0 0 1 0 0 0 0 0 0 0															
Inning Stats	R: 2 E: 0 K: 0 S: 13	H: 3 LOB: 3 BB: 2 P: 32	R: 0 E: 0 K: 0 S: 8	H: 1 LOB: 1 BB: 0 P: 15	R: 0 E: 0 K: 0 S: 8	H: 1 LOB: 1 BB: 1 P: 17	R: 0 E: 0 K: 0 S: 6	H: 0 LOB: 0 BB: 0 P: 9	R: 0 E: 0 K: 1 S: 10	H: 0 LOB: 0 BB: 0 P: 17	R: 0 E: 0 K: 0 S: 5	H: 1 LOB: 0 BB: 0 P: 8	R: 0 E: 0 K: 1 S: 9	H: 0 LOB: 0 BB: 0 P: 12	R: 0 E: 0 K: 0 S: 10	H: 1 LOB: 1 BB: 0 P: 14	R: 1 E: 0 K: 0 S: 9	H: 2 LOB: 1 BB: 0 P: 12	R: 0 E: 0 K: 1 S: 11	H: 1 LOB: 1 BB: 0 P: 21	R: 1 E: 0 K: 3 S: 13	H: 1 LOB: 0 BB: 0 P: 17	1B: 7 2B: 3 3B: 0 HR: 1	SF: 0 SAC: 0 DP: 2 HBP: 0	WP: 0 PB: 0 SB: 1 CS: 0	PA: 44	
PITCHER	IP	WLS	BF	H	R	ER	SO	BB	IBB	HBP	BLK	WP	HR	S	P	ERA	WHIP										
Darryl Kile, R ERA: 4.89 (1, 1)	6.0		25	6	2	2	1	3	0	0	0	0	0	50	98	3.00	1.500										
Jim Corsi, R ERA: 4.0 (7, 1)	3.0		11	3	1	1	1	0	0	0	0	0	0	28	38	3.00	1.000										
Mike Capel, R ERA: 3.86 (10, 1)	2.0	L	8	2	1	1	4	0	0	0	0	0	1	24	38	4.50	1.000										

New York Mets @ Houston Astros  
Astrodome, Houston, TX  
Sat Jun 08 1991, 8:05 PM EDT  
Att. 19,462 - Dome - 70 F

livebaseballscores.com

AB 41  
R 4  
H 11  
RBI 4  
BB 3  
SO 6  
LOB 15







Batter	1	2	3	4	5	6	7	8	9	AB R H RBI BB SO LOB	TOP											
Vince Coleman, S (1, 8) OBP: 0.365, SLG: 0.351	1-3 K		0-3 K			2-0 F7		1-2 F8		4 0 0 0 0 2 1												
Dave Magadan, L (1, 3) OBP: 0.385, SLG: 0.356	0-2 P6			3-2 G3 2B		1-3 K		0-0 G3		4 0 1 0 0 1 1												
Gregg Jefferies, S (1, 4) OBP: 0.359, SLG: 0.360	1-2 1B			3-1 G3 2-3		2-3 K			4-1 CS BB	3 0 1 0 0 1 2												
Kevin McReynolds, R (1, 7) OBP: 0.330, SLG: 0.429	0-0 F8			2-3 K			0-1 G4-3		0-3 K	4 0 0 0 0 2 3												
Howard Johnson, S (1, 5) OBP: 0.310, SLG: 0.494		2-0 G1-3		0-0 P4			4-2 FC1-6 BB		3-3 K	3 0 0 0 1 1 2												
Mark Carreon, R (1, 9) OBP: 0.343, SLG: 0.476		1-3 K			3-3 K		1-1 FC1-6 BB 1-2f			3 0 0 0 0 2 1												
Rick Cerone, R (1, 2) OBP: 0.352, SLG: 0.390		1-1 F9			2-2 P3		4-1 SAFE SAFE BB 1-2			2 0 0 0 1 0 0												
Kevin Elster, R (1, 6) OBP: 0.339, SLG: 0.379			1-3 K		0-1 G1-3		3-2 P2			3 0 0 0 0 1 2												
David Cone, L (1, 1) OBP: 0.185, SLG: 0.125			1-3 K			0-0 1B		1-2 F9		2 0 1 0 0 1 0												
Garry Templeton, S (8, PH) OBP: 0.219, SLG: 0.286										1 0 0 0 0 0 0												
Doug Simons, L (8, 1)										0 0 0 0 0 0 0												
Jeff Innis, R (8, 1)										0 0 0 0 0 0 0												
<b>Inning Stats</b>	R: 0 E: 0 K: 1 S: 11	H: 1 LOB: 1 BB: 0 P: 13	R: 0 E: 0 K: 1 S: 6	H: 0 LOB: 0 BB: 0 P: 10	R: 0 E: 0 K: 3 S: 10	H: 0 LOB: 0 BB: 0 P: 12	R: 0 E: 0 K: 1 S: 12	H: 1 LOB: 1 BB: 0 P: 20	R: 0 E: 0 K: 1 S: 8	H: 0 LOB: 0 BB: 0 P: 13	R: 0 E: 0 K: 2 S: 9	H: 1 LOB: 1 BB: 0 P: 14	R: 0 E: 0 K: 0 S: 11	H: 0 LOB: 2 BB: 2 P: 23	R: 0 E: 0 K: 0 S: 9	H: 0 LOB: 0 BB: 0 P: 11	R: 0 E: 0 K: 2 S: 9	H: 0 LOB: 1 BB: 1 P: 16	1B: 2 2B: 2 3B: 0 HR: 0	SF: 0 SAC: 0 DP: 1 HBP: 0	WP: 0 PB: 0 SB: 0 CS: 1	PA: 32
<b>PITCHER</b> Pete Harnisch, R (1, 1) ERA: 2.2	IP: 9.0 WLS: W BF: 32 H: 3 R: 0 ER: 0 SO: 11 BB: 3 IBB: 0 HBP: 0 BLK: 0 WP: 0 HR: 0 S: 85 P: 132 ERA: 0.00 WHIP: 0.667											<b>PITCHER</b>	IP: 9.0 WLS: W BF: 32 H: 3 R: 0 ER: 0 SO: 11 BB: 3 IBB: 0 HBP: 0 BLK: 0 WP: 0 HR: 0 S: 85 P: 132 ERA: 0.00 WHIP: 0.667									

**New York Mets @ Houston Astros**  
Astrodome, Houston, TX  
Sun Jun 09 1991, 4:33 AM EDT  
Att: 21,073 - Dome - 70 F

[livebaseballscorecards.com](http://livebaseballscorecards.com)

AB	29
R	0
H	3
RBI	0
BB	3
SO	11
LOB	12









Batter	1	2	3	4	5	6	7	8	9	AB R H RBI BB SO LOB
Steve Finley, L (1, 8) OBP: 0.329, SLG: 0.429	1-1 G1-3		3-2 G3		0-1 FC4-6			0-0		4 1 1 0 0 0 1
Craig Biggio, R (1, 2) OBP: 0.377, SLG: 0.401	1-2 P2			0-0 G6-3		2-1		2-2		4 2 2 0 0 0 0
Luis Gonzalez, L (1, 7) OBP: 0.276, SLG: 0.449 Mark Davidson, R (8, PH) (9, 9) OBP: 0.355, SLG: 0.288	3-3 K			3-2 FC6-5		2-1		4-1		3 0 2 0 0 1 0 0 1 0 0 1 0 0
Eric Anthony, L (1, 9) OBP: 0.185, SLG: 0.208 Ken Caminiti, S (8, PH) (9, 5) OBP: 0.300, SLG: 0.353		0-0		0-0 FC6-5		1-1		2-3		2 0 1 1 0 0 1 1 0 0 0 0 1 3
5 Jeff Bagwell, R (1, 3) OBP: 0.369, SLG: 0.418		2-3		1 SAFE 3-3		1 SAFE 1-2		1-1		4 1 1 2 0 2 3
Rafael Ramirez, R (1, 4) OBP: 0.286, SLG: 0.269		0-1			1-0	1-0		1-2		4 0 3 2 0 0 2
Eric Yelding, R (1, 6) OBP: 0.281, SLG: 0.330		1-2			1-0			2-2		4 1 0 0 0 0 2
Casey Candaele, S (1, 5) (9, 7) OBP: 0.315, SLG: 0.377			1-1		3-1					3 0 0 0 0 0 1
Jimmy Jones, R (1, 1) OBP: 0.330, SLG: 0.227 Ken Oberkell, L (5, PH) (6, 1) OBP: 0.417, SLG: 0.316 Jim Clancy, R (7, PH) (8, 1) OBP: 0.273, SLG: 0.276 Curt Schilling, R (9, 1) OBP: 1.000, SLG: 1.000 Al Osuna, R (9, 1) Mike Capel, R (9, 1)			2-3		0-2					1 0 0 0 0 0 1 0 1 0 1 1 0 0 0 0 0 0 0 0 0 0 0 0 1 0 0 0 0 0 1 0

Inning Stats	R: 0	H: 0	E: 0	K: 1	S: 8	R: 0	H: 2	E: 0	K: 1	S: 9	R: 0	H: 0	E: 0	K: 1	S: 9	R: 0	H: 1	E: 0	K: 1	S: 9	R: 1	H: 2	E: 1	K: 0	S: 11	R: 0	H: 0	E: 0	K: 1	S: 7	R: 4	H: 4	E: 0	K: 1	S: 16
	LOB: 0	BB: 0	P: 13			LOB: 1	BB: 0	P: 12			LOB: 1	BB: 0	P: 15			LOB: 1	BB: 0	P: 15			LOB: 1	BB: 0	P: 18			LOB: 0	BB: 1	P: 28			SAC: 0	DP: 0	HBP: 0		
PITCHER	IP	WLS	BF	H	R	ER	SO	BB	IBB	HBP	BLK	WP	HR	S	P	ERA	WHIP																		
Dwight Gooden, R (1, 1) ERA: 4.12	7.0		27	7	2	2	5	0	0	0	0	0	0	62	97	2.57	1.000																		
John Franco, L (8, 1) ERA: 2.49	1.0	L	7	4	4	4	1	1	0	0	0	0	0	16	28	36.00	5.000																		


**BOTTOM**

**New York Mets @ Houston Astros**  
Astrodome, Houston, TX

Mon Jun 10 1991, 8:05 PM EDT  
Att. 11,809 - Dome - 70 F

livebaseballscores.com

AB	32
R	6
H	11
RBI	6
BB	1
SO	6
LOB	13



1B: 7	SF: 1	WP: 0	PA: 34
2B: 4	SAC: 0	PB: 0	
3B: 0	DP: 0	SB: 4	
HR: 0	HBP: 0	CS: 1	



Batter	1	2	3	4	5	6	7	8	9	AB R H RBI BB SO LOB	TOP							
Ron Gant, R (1, 8) OBP: 0.288, SLG: 0.469	1-0 P3			2-2 F7		0-0 CS 2-H 1B		0-2 F8		4 0 1 1 0 0 2								
Mark Lemke, S (1, 4) OBP: 0.348, SLG: 0.327	1-3 K			2-0 G6-3		0-0 CS	0-1 F9	0-0 FC6-4		3 0 0 0 0 1 0								
Terry Pendleton, S (8, PH) OBP: 0.374, SLG: 0.503										1 0 0 0 0 0 2								
Mike Stanton, L (8, 1)										0 0 0 0 0 0 0								
Lonnie Smith, R (1, 7) OBP: 0.432, SLG: 0.416	0-0 G2-3			1-2 G5-3			2-0 G6-3		2-1 F9	4 0 0 0 0 0 0								
David Justice, L (1, 9) OBP: 0.391, SLG: 0.544			1-1 F7		0-1 G1		4-2 1B BB		1-2 G4-3	3 0 0 0 1 0 0								
Jeff Blauser, R (1, 5) OBP: 0.381, SLG: 0.492			2-3 K		2-1 B2		1-0 1B		0-2 G1-3	4 0 1 0 0 1 0								
Brian Hunter, R (1, 3) OBP: 0.304, SLG: 0.500			3-3 K		3-2 G5-3		0-0 F7			3 0 0 0 0 1 2								
Mike Heath, R (1, 2) OBP: 0.262, SLG: 0.282				0-0 G3		1-0 F9		1-1 P2		3 0 0 0 0 0 0								
Rafael Belliard, R (1, 6) OBP: 0.285, SLG: 0.278				3-2 G4-3		2-3 K SH1-4 1B		0-1 1B 1B		3 1 1 0 0 1 0								
Charlie Leibrandt, R (1, 1)				0-0 G6-3		1-0 SH1-4		0-0 FC6-4 1B		1 0 0 0 0 0 0								
Otis Nixon, S (8, PH) OBP: 0.445, SLG: 0.407										1 0 1 0 0 0 0								
Jeff Treadway, L (8, 4) OBP: 0.377, SLG: 0.448										0 0 0 0 0 0 0								
<b>Inning Stats</b>	R: 0 E: 0 K: 1 S: 5	H: 0 LOB: 0 BB: 0 P: 7	R: 0 E: 0 K: 2 S: 8	H: 0 LOB: 0 BB: 0 P: 14	R: 0 E: 0 K: 0 S: 5	H: 0 LOB: 0 BB: 0 P: 8	R: 0 E: 0 K: 0 S: 7	H: 0 LOB: 0 BB: 0 P: 12	R: 0 E: 0 K: 0 S: 7	H: 1 LOB: 2 BB: 1 P: 14	R: 0 E: 0 K: 0 S: 9	H: 2 LOB: 2 BB: 0 P: 10	R: 0 E: 0 K: 0 S: 8	H: 0 LOB: 0 BB: 0 P: 11	1B: 4 2B: 0 3B: 0 HR: 0	SF: 0 SAC: 1 DP: 0 HBP: 0	WP: 1 PB: 0 SB: 0 CS: 1	PA: 33
<b>PITCHER</b>	IP WLS BF H R ER SO BB IBB HBP BLK WP HR S P ERA WHIP																	
Frank Viola, L (1, 1) ERA: 2.64	8.1 W 30 4 1 1 4 1 0 0 0 1 0 56 91 1.08 0.600																	
John Franco, L (9, 1) ERA: 2.42	0.2 S 2 0 0 0 0 0 0 0 0 0 0 6 7 0.00 0.000																	

Atlanta Braves @ New York Mets  
Shea Stadium, Flushing, NY  
Tue Jun 11 1991, 7:05 PM EDT  
Att. 23,395 - Cloudy - 77 F

livebaseballscorecards.com

AB	30
R	1
H	4
RBI	1
BB	1
SO	4
LOB	6



Batter	1	2	3	4	5	6	7	8	9	AB	R	H	RBI	BB	SO	LOB
Vince Coleman, S OBP: 0.360, SLG: 0.343 (1, 8)	1-0 L5			1-2 P3	4-1 BB			0-1 P6		3	0	0	0	1	0	0
Dave Magadan, L OBP: 0.383, SLG: 0.348 (1, 3)	1-1 F7			1-1 G3-1	0-0 L9			1-0 G3-1		4	0	0	0	0	0	2
Gregg Jefferies, S OBP: 0.356, SLG: 0.356 John Franco, L (9, 1)	1-2 G4-3			2-0 HR 1B				1-0 G1-3		3	1	1	0	0	0	0
Kevin McReynolds, R OBP: 0.332, SLG: 0.439 (1, 7)				0-1 HR				2-1 G3		3	1	1	2	0	0	0
Howard Johnson, S OBP: 0.318, SLG: 0.505 (1, 5)				1-1 1B				1-0 G5-3		3	0	1	0	0	0	0
Mark Carreon, R OBP: 0.324, SLG: 0.448 Daryl Boston, L OBP: 0.246, SLG: 0.259 (8, 9)				1-0 F7				3-2 G4-3		3	0	0	0	0	0	1
Rick Cerone, R OBP: 0.352, SLG: 0.388 (1, 2)				2-2 L7				1-2 G1-3		3	0	1	0	0	0	0
Kevin Elster, R OBP: 0.331, SLG: 0.368 (1, 6)				1-1 G3-1				3-2 G4-3		3	0	0	0	0	0	1
Frank Viola, L OBP: 0.118, SLG: 0.121 Tom Herr, S OBP: 0.377, SLG: 0.306 (9, 4)				0-1 G3				0-2 G5-3		3	0	0	0	0	0	1


Inning Stats		R: 0	H: 0	R: 0	H: 0	R: 0	H: 0	R: 2	H: 3	R: 0	H: 1	R: 0	H: 0	R: 0	H: 0	R: 0	H: 0		
E: 0		LOB: 0		E: 0		LOB: 0		E: 0		LOB: 1		E: 0		LOB: 0		E: 0		LOB: 0	
K: 0		BB: 0		K: 0		BB: 0		K: 0		BB: 0		K: 0		BB: 0		K: 0		BB: 0	
S: 7		P: 10		S: 5		P: 8		S: 11		P: 17		S: 5		P: 9		S: 9		P: 16	
S: 7		P: 10		S: 5		P: 8		S: 11		P: 17		S: 5		P: 9		S: 9		P: 16	

**BOTTOM**

**Atlanta Braves @ New York Mets**  
Shea Stadium, Flushing, NY

Tue Jun 11 1991, 7:05 PM EDT  
Att. 23,395 - Cloudy - 77 F

AB	28
R	2
H	4
RBI	2
BB	1
SO	0
LOB	5



1B:	3	SF:	0	WP:	0	PA:	29
2B:	0	SAC:	0	PB:	0		
3B:	0	DP:	0	SB:	0		
HR:	1	HBP:	0	CS:	0		

livebaseballscores.com



Batter	1	2	3	4	5	6	7	8	9	AB R H RBI BB SO LOB	TOP												
<b>Otis Nixon, S</b> (1, 7) OBP: 0.444, SLG: 0.407 B C C S X	1-3 		0-0 PO WP 1-2 1B		2-0 FC1-5 1-2 3B 1B	1-2 G4-3		1-1 FC3-6 2B 1-2f WP		5 2 2 0 0 1 2													
<b>Jeff Blauser, R</b> (1, 5) OBP: 0.382, SLG: 0.496 C F B B B X	4-2 		2-1 F9 1-2 1B		0-0 FC1-5 1-2 3B 1B	1-0 SF7 3-H		0-1 WP 1-3 2B		3 1 1 1 1 0 4													
<b>Ron Gant, R</b> (1, 8) OBP: 0.286, SLG: 0.473 X	0-0 F7 1-2 2-3		3-2 L5 1-2 2-3		3-1 2B 3B 1-H 2-H	0-1 G4-3		1-0 G6-3 2-3 3-H		5 1 1 2 0 0 4													
<b>David Justice, L</b> (1, 9) OBP: 0.391, SLG: 0.543 1 SAFE X	0-0 L2		4-1 		2-1 1B 2B 3-H		0-1 G3-1		2-3 K	4 1 1 1 1 1 1													
<b>Sid Bream, L</b> (1, 3) OBP: 0.333, SLG: 0.484 X		0-0 L4 1 SAFE	1-1 PO 2-3	0-0 SH1-3 FC1-2 2B	4-0 1B BB		1-3 K		3-2 L6	4 0 1 0 1 1 0													
<b>Greg Olson, R</b> (1, 2) OBP: 0.348, SLG: 0.398 C F B B X		2-2 G4-3 2B		0-0 SH1-3 2-3	0-3 K		0-0 FC6-4 1B		2-1 G5-3	4 0 2 0 0 1 2													
<b>Mark Lemke, S</b> (1, 4) OBP: 0.343, SLG: 0.322 B X		1-0 G4-3		2-0 FC1-2 3-H	0-0 1B		0-0 FC6-4 1-2f			4 0 1 1 0 0 3													
<b>Rafael Belliard, R</b> (1, 6) OBP: 0.279, SLG: 0.272 C X		0-1 G5-3		1-1 L6 1 SAFE 1 SAFE	0-0 L3			0-0 G3		4 0 0 0 0 0 4													
<b>Steve Avery, L</b> (1, 1) OBP: 0.321, SLG: 0.320 C B S X			1-2 WP 1B 1B		1-2 FC1-5 1B 1B	1-1 SF7 3B		0-0 FC3-6 1B		4 1 4 0 0 0 0													
<b>Inning Stats</b>	R: 0 E: 0 K: 1 S: 7	H: 0 LOB: 1 BB: 1 P: 12	R: 0 E: 0 K: 0 S: 7	H: 1 LOB: 1 BB: 0 P: 10	R: 0 E: 0 K: 0 S: 12	H: 2 LOB: 2 BB: 1 P: 23	R: 0 E: 0 K: 0 S: 5	H: 1 LOB: 1 BB: 0 P: 8	R: 4 E: 0 K: 1 S: 15	H: 5 LOB: 2 BB: 1 P: 27	R: 1 E: 0 K: 0 S: 8	H: 1 LOB: 0 BB: 0 P: 11	R: 0 E: 0 K: 1 S: 7	H: 1 LOB: 1 BB: 0 P: 8	R: 1 E: 0 K: 0 S: 7	H: 2 LOB: 1 BB: 0 P: 9	R: 0 E: 0 K: 1 S: 8	H: 0 LOB: 0 BB: 0 P: 15	1B: 7 2B: 4 3B: 2 HR: 0	SF: 1 SAC: 1 DP: 0 HBP: 0	WP: 2 PB: 0 SB: 0 CS: 0	PA: 43	
<b>PITCHER</b> <b>Ron Darling, R</b> (1, 1) ERA: 4.06 <b>Doug Simons, L</b> (6, 1) ERA: 4.0 <b>Jeff Innis, R</b> (8, 1) ERA: 4.42	IP WLS BF H R ER SO BB IBB HBP BLK WP HR S P ERA WHIP	IP WLS BF H R ER SO BB IBB HBP BLK WP HR S P ERA WHIP																					

Atlanta Braves @ New York Mets  
 Shea Stadium, Flushing, NY  
 Wed Jun 12 1991, 7:05 PM EDT  
 Att. 20,815 - Cloudy - 64 F

livebaseballscorecards.com

AB	37
R	6
H	13
RBI	5
BB	3
SO	4
LOB	20







**Atlanta Braves @ New York Mets**  
 Shea Stadium, Flushing, NY  
 Thu Jun 13 1991, 7:05 PM EDT  
 Att. 26,211 - Sunny - 73 F

[livebaseballscorecards.com](http://livebaseballscorecards.com)

<b>AB</b>	<b>31</b>
<b>R</b>	<b>3</b>
<b>H</b>	<b>6</b>
<b>RBI</b>	<b>3</b>
<b>BB</b>	<b>3</b>
<b>SO</b>	<b>6</b>
<b>LOB</b>	<b>8</b>



Batter	1	2	3	4	5	6	7	8	9	AB	R	H	RBI	BB	SO	LOB
Otis Nixon, S OBP: 0.438, SLG: 0.402 (1, 7)	B1-3		G1-3		G1-3			K		4	0	1	1	0	1	0
Jeff Blauser, R OBP: 0.372, SLG: 0.481 (1, 5)	G3-1		G5-3					G5-3		4	0	0	0	0	1	1
Ron Gant, R OBP: 0.285, SLG: 0.468 (1, 8)	CS							P3		4	0	1	0	0	0	0
David Justice, L OBP: 0.393, SLG: 0.540 (1, 9)	CS	K		HR				G3-1	SH1-4	3	1	1	0	1	1	0
Sid Bream, L OBP: 0.333, SLG: 0.500 (1, 3)		F7		HR				F7	SH1-4	3	1	1	2	0	0	0
Greg Olson, R OBP: 0.336, SLG: 0.383 (1, 2)		L7		F7				P3	G6-3	4	0	0	0	0	0	1
Mark Lemke, S OBP: 0.365, SLG: 0.361 (1, 4)			1B					G5-3	IBB	2	1	1	0	2	0	0
Rafael Belliard, R OBP: 0.278, SLG: 0.272 (1, 6)			K	K					G6-3	4	0	1	0	0	2	4
Pete Smith, R OBP: 0.273, SLG: 0.200 (1, 1)			K					F7		2	0	0	0	0	1	1
Tommy Gregg, L OBP: 0.357, SLG: 0.333 (7, PH)										1	0	0	0	0	0	1
Juan Berenguer, R OBP: 0.357, SLG: 0.333 (7, 1)										0	0	0	0	0	0	0

Inning Stats	R: 0	H: 1	R: 0	H: 0	R: 1	H: 2	R: 2	H: 1	R: 0	H: 0	R: 0	H: 1	R: 0	H: 0	R: 0	H: 1	R: 0	H: 1	1B: 4	SF: 0	WP: 0	PA: 36
	E: 0	LOB: 0	E: 0	LOB: 0	E: 0	LOB: 1	E: 0	LOB: 1	E: 0	LOB: 0	E: 0	LOB: 1	E: 0	LOB: 0	E: 0	LOB: 2	E: 0	LOB: 2	2B: 0	SAC: 1	PB: 0	
	K: 0	BB: 0	K: 1	BB: 0	K: 2	BB: 0	K: 1	BB: 2	K: 1	BB: 0	K: 0	BB: 0	K: 1	BB: 0	K: 0	BB: 1	K: 0	BB: 1	3B: 1	DP: 0	SB: 0	
	S: 8	P: 12	S: 7	P: 11	S: 10	P: 12	S: 10	P: 24	S: 8	P: 14	S: 5	P: 6	S: 8	P: 15	S: 6	P: 10	S: 6	P: 10	HR: 1	HBP: 0	CS: 1	

PITCHER	IP	WLS	BF	H	R	ER	SO	BB	IBB	HBP	BLK	WP	HR	S	P	ERA	WHIP
Wally Whitehurst, R ERA: 3.4 (1, 1)	7.0	L	27	5	3	3	5	2	0	0	0	0	1	56	94	3.86	1.000
Jeff Innis, R ERA: 4.19 (8, 1)	1.0		3	0	0	0	1	0	0	0	0	0	0	6	10	0.00	0.000
Rich Sauveur, L ERA: 7.71 (9, 1)	0.1		2	1	0	0	0	0	0	0	0	0	0	2	2	0.00	3.000
Julio Valera, R ERA: (9, 1)	0.2		3	0	0	0	0	0	1	0	0	0	0	4	8	0.00	0.000





Houston Astros @ New York Mets  
 Shea Stadium, Flushing, NY  
 Fri Jun 14 1991, 7:05 PM EDT  
 Att. 35,497 - Sunny - 77 F

livebaseballscorecards.com

AB	36
R	4
H	11
RBI	3
BB	5
SO	9
LOB	16



WP	2	PA	42
PB	0		
SB	2		
CS	0		

Batter	1	2	3	4	5	6	7	8	9	AB R H RBI BB SO LOB	TOP																
Steve Finley, L (1, 8) OBP: 0.339, SLG: 0.429	1-2 S 1B	4-0 BB			2-1 S 1B		1-2 G3-1		0-0 2B 1B	4 1 3 0 1 0 0																	
Eric Yelding, R (1, 6) OBP: 0.286, SLG: 0.328	1-1 P1	0-0 G5-3			3-2 F8		0-3 K		2-2 1B 2B	5 1 1 1 0 1 4																	
Craig Biggio, R (1, 2) OBP: 0.372, SLG: 0.395	1-1 P4				1-2 G5-3			2-2 P3	4-0 5 BB 1B IBB	4 0 0 0 1 0 2																	
Luis Gonzalez, L (1, 7) Mark Davidson, R (9, PH) OBP: 0.283, SLG: 0.443 OBP: 0.353, SLG: 0.293	4-2 BB				4-0 IBB			2-1 F7	1-2 5 BB 1B	2 0 0 0 2 1 0 1 0 1 2 0 0 0																	
5 Jeff Bagwell, R (1, 3) OBP: 0.376, SLG: 0.417	2-2 F9				3-3 K			1-2 1B 1B	4-2 G4-6-3 BB	4 0 1 0 1 1 4																	
Ken Caminiti, S (1, 5) OBP: 0.303, SLG: 0.353		2-2 P2			1-1 FC6-4 1B		3-3 K	1-2 1B 1B	0-2 G4-6-3	5 0 2 0 0 1 3																	
Eric Anthony, L (1, 9) OBP: 0.154, SLG: 0.167		2-3 K SH1-4 1B WP			1-3 K		2-3 K	1-1 1B		4 1 1 0 0 3 1																	
Casey Candaele, S (1, 4) OBP: 0.319, SLG: 0.377		0-0 WP SH1-4 1B			1-1 FC6-4		3-3 K		3-2 F8	4 0 1 0 0 1 1																	
Pete Harnisch, S (1, 1) Gerald Young, S (7, PH) Mike Capel, R (7, 1) Rafael Ramirez, R (9, PH) Jim Clancy, R (9, 1) OBP: 0.074, SLG: 0.074 OBP: 0.237, SLG: 0.235		1-1 SH1-4			1-3 K		1-0 F8		2-0 1B 2B	1 0 0 0 0 1 1 1 0 0 0 0 0 0 0 0 0 0 0 0 0 1 1 1 0 0 0 0 0 0 0 0 0 0 0																	
Inning Stats	R: 0 E: 0 K: 0 S: 13	H: 1 LOB: 2 BB: 1 P: 22	R: 1 E: 0 K: 1 S: 10	H: 1 LOB: 2 BB: 1 P: 19	R: 0 E: 0 K: 1 S: 8	H: 0 LOB: 0 BB: 0 P: 11	R: 0 E: 0 K: 2 S: 10	H: 1 LOB: 1 BB: 0 P: 14	R: 0 E: 0 K: 1 S: 14	H: 1 LOB: 2 BB: 1 P: 26	R: 0 E: 0 K: 3 S: 12	H: 0 LOB: 0 BB: 0 P: 20	R: 0 E: 0 K: 1 S: 7	H: 0 LOB: 0 BB: 0 P: 9	R: 0 E: 0 K: 0 S: 13	H: 3 LOB: 2 BB: 0 P: 20	R: 3 E: 0 K: 0 S: 18	H: 4 LOB: 2 BB: 2 P: 34	1B: 9 2B: 2 3B: 0 HR: 0	SF: 0 SAC: 1 DP: 1 HBP: 0	WP: 2 PA: 42						
PITCHER	IP WLS BF H R ER SO BB IBB HBP BLK WP HR S P ERA WHIP																										
David Cone, R (1, 1) ERA: 2.64	8.0		34	7	1	1	9	2	1	0	0	2	0	87	141	1.12	1.125										
John Franco, L (9, 1) ERA: 3.57	0.1	L	7	4	3	3	0	1	1	0	0	0	0	14	30	81.00	15.000										
Jeff Innis, R (9, 1) ERA: 4.05	0.2		1	0	0	0	0	0	0	0	0	0	0	4	4	0.00	0.000										

**BOTTOM**

**Houston Astros @ New York Mets**  
 Shea Stadium, Flushing, NY  
 Fri Jun 14 1991, 7:05 PM EDT  
 Att: 35,497 - Sunny - 77 F

livebaseballscorecards.com

<b>AB</b>	<b>29</b>
<b>R</b>	<b>1</b>
<b>H</b>	<b>4</b>
<b>RBI</b>	<b>1</b>
<b>BB</b>	<b>6</b>
<b>SO</b>	<b>1</b>
<b>LOB</b>	<b>17</b>



WP: 1	PA: 35
PB: 0	
SB: 1	
CS: 1	

AB R H RBI BB SO LOB

4	0	1	0	0	0	2
0	0	0	0	0	0	0
3	0	0	0	1	0	2
3	0	0	0	1	0	1
0	0	0	0	0	0	0
0	0	0	0	0	0	0
4	0	1	0	0	0	2
3	0	0	0	1	0	3
3	1	1	0	1	1	0
2	0	0	0	1	0	3
1	0	0	0	0	0	0
4	0	1	1	0	0	3
2	0	0	0	1	0	1
0	0	0	0	0	0	0

Batter	1	2	3	4	5	6	7	8	9
Vince Coleman, S OBP: 0.360, SLG: 0.343 Daryl Boston, L OBP: 0.246, SLG: 0.259 (1, 8) (7, PR) (8, 8)	3-2 G6-3	0-1 G4-3			1-0 L9 2B		0-0 FC4-6 CS 1-2f		
Dave Magadan, L OBP: 0.381, SLG: 0.345 (1, 3)	4-2 BB BB		2-1 F9		1-2 L9 2-3		1 SAFE 3-1 F9 1 SAFE SAFE 1-2		
Gregg Jefferies, S OBP: 0.343, SLG: 0.344 John Franco, L Jeff Innis, R (1, 4) (9, 1) (9, 1)	4-1 BB 1-2 BB		2-1 F8		2-1 F9		2-1 G4-3		
Kevin McReynolds, R OBP: 0.322, SLG: 0.422 (1, 7)	0-0 F9		2-0 1B		0-0 L8		0-0 F9		
Howard Johnson, S OBP: 0.314, SLG: 0.503 (1, 5)	3-2 P5		0-0 P5		4-2 S BB		1-0 F8		
Hubie Brooks, R OBP: 0.358, SLG: 0.497 (1, 9)		1-1 WP G5-3 2B 1B		1-3 K	1 SAFE 4-0 1 SAFE 1-2 BB		0-1 G5-3		
Rick Cerone, R OBP: 0.347, SLG: 0.364 Mackey Sasser, L OBP: 0.273, SLG: 0.524 (1, 2) (9, PH)		3-2 G5-3		4-2 G6-4-3 BB	0-0 F7		1-0 G3		
Kevin Elster, R OBP: 0.326, SLG: 0.385 (1, 6)		3-2 2-H 2B		0-1 G6-4-3 1-2f	2-0 P4		2-1 G5-3		
David Cone, L OBP: 0.200, SLG: 0.115 Tom Herr, S OBP: 0.374, SLG: 0.303 (1, 1) (9, 4)		0-2 F7		1-1 P6		4-1 FC4-6 BB			

Inning Stats	R: 0	H: 0	E: 0	K: 0	S: 13	R: 1	H: 2	E: 0	K: 0	S: 17	R: 0	H: 1	E: 0	K: 0	S: 6	R: 0	H: 0	E: 0	K: 1	S: 13	R: 0	H: 1	E: 0	K: 0	S: 9	R: 0	H: 0	E: 0	K: 0	S: 5	R: 0	H: 0	E: 0	K: 0	S: 5	R: 0	H: 0	E: 0	K: 0	S: 4	R: 0	H: 0	E: 0	K: 0	S: 5	R: 0	H: 0	E: 0	K: 0	S: 5	R: 0	H: 0	E: 0	K: 0	S: 5	1B: 2	SF: 0	2B: 2	SAC: 0	3B: 0	DP: 1	HR: 0	HBP: 0	WP: 1	PA: 35
--------------	------	------	------	------	-------	------	------	------	------	-------	------	------	------	------	------	------	------	------	------	-------	------	------	------	------	------	------	------	------	------	------	------	------	------	------	------	------	------	------	------	------	------	------	------	------	------	------	------	------	------	------	------	------	------	------	------	-------	-------	-------	--------	-------	-------	-------	--------	-------	--------

PITCHER	IP	WLS	BF	H	R	ER	SO	BB	IBB	HBP	BLK	WP	HR	S	P	ERA	WHIP
Pete Harnisch, R ERA: 2.15 (1, 1)	6.0		26	4	1	1	1	5	0	0	0	1	0	63	110	1.50	1.500
Mike Capel, R ERA: 1.93 (7, 1)	2.0	W	6	0	0	0	0	1	0	0	0	0	0	9	18	0.00	0.500
Jim Clancy, R ERA: 2.23 (9, 1)	1.0	S	3	0	0	0	0	0	0	0	0	0	0	5	8	0.00	0.000



Batter	1	2	3	4	5	6	7	8	9	AB R H RBI BB SO LOB	TOP									
Steve Finley, L (1, 8) OBP: 0.338, SLG: 0.426	1-2 G6-3 1B		1-0 E3			2-2 G1-3			0-2 F9	4 0 1 0 0 0 0										
Eric Yelding, R (1, 6) OBP: 0.280, SLG: 0.322	2-0 G6-3 1-2f		1-0 CS	3-3 K			0-0 F8		1-1 G5-3	4 0 0 0 0 1 1										
Craig Biggio, R (1, 2) OBP: 0.367, SLG: 0.389	1-2 P3			1-1 G5-3			3-2 G5-3			3 0 0 0 0 0 0										
Luis Gonzalez, L (1, 7) OBP: 0.288, SLG: 0.452		1-2 G4-3 1B		0-0 G3			0-1 2B			3 0 2 0 0 0 0										
Ken Oberkfell, L (1, 3) OBP: 0.415, SLG: 0.293		2-1 G4-3 1-2			2-2 G1-3		0-0 F7			3 0 0 0 0 0 2										
Rafael Ramirez, R (1, 4) OBP: 0.286, SLG: 0.274		1-0 G6-3			0-2 G6-3			0-0 F9		3 0 0 0 0 0 1										
Eric Anthony, L (1, 9) OBP: 0.143, SLG: 0.154		0-3 K			2-0 G6-3			2-1 F7		3 0 0 0 0 1 1										
Casey Candaele, S (1, 5) OBP: 0.314, SLG: 0.371			1-3 K			0-0 F9		0-1 F8		3 0 0 0 0 1 0										
Jimmy Jones, R (1, 1) OBP: 0.296, SLG: 0.208			0-3 K			2-3 K			0-0 G6-3	2 0 0 0 0 2 0										
Dwayne Henry, R (7, 1)										0 0 0 0 0 0 0										
5 Jeff Bagwell, R (7, 3) OBP: 0.374, SLG: 0.415										1 0 0 0 0 0 0										
<b>Inning Stats</b>	R: 0 E: 0 K: 0 S: 7	H: 1 LOB: 0 BB: 0 P: 11	R: 0 E: 0 K: 1 S: 9	H: 1 LOB: 1 BB: 0 P: 13	R: 0 E: 1 K: 2 S: 7	H: 0 LOB: 0 BB: 0 P: 10	R: 0 E: 0 K: 1 S: 6	H: 0 LOB: 0 BB: 0 P: 10	R: 0 E: 0 K: 0 S: 7	H: 0 LOB: 0 BB: 0 P: 11	R: 0 E: 0 K: 1 S: 8	H: 1 LOB: 1 BB: 0 P: 11	R: 0 E: 0 K: 0 S: 5	H: 0 LOB: 0 BB: 0 P: 7	R: 0 E: 0 K: 0 S: 7	H: 0 LOB: 0 BB: 0 P: 8	1B: 2 2B: 1 3B: 0 HR: 0	SF: 0 SAC: 0 DP: 1 HBP: 0	WP: 0 PB: 0 SB: 0 CS: 1	PA: 30
<b>PITCHER</b> Dwight Gooden, R (1, 1) ERA: 3.74	IP: 9.0 WLS: W BF: 29 H: 3 R: 0 ER: 0 SO: 5 BB: 0 IBB: 0 HBP: 0 BLK: 0 WP: 0 HR: 0 S: 63 P: 92 ERA: 0.00 WHIP: 0.333											<b>PITCHER</b>	IP: 9.0 WLS: W BF: 29 H: 3 R: 0 ER: 0 SO: 5 BB: 0 IBB: 0 HBP: 0 BLK: 0 WP: 0 HR: 0 S: 63 P: 92 ERA: 0.00 WHIP: 0.333							

Houston Astros @ New York Mets  
Shea Stadium, Flushing, NY  
Sat Jun 15 1991, 7:05 PM EDT  
Att. 41,709 - Cloudy - 89 F

livebaseballscorecards.com

AB	29
R	0
H	3
RBI	0
BB	0
SO	5
LOB	5



Batter	1	2	3	4	5	6	7	8	9	AB	R	H	RBI	BB	SO	LOB
Daryl Boston, L OBP: 0.262, SLG: 0.310 (1, 8)	0-0 F8-5 2B	0-3 K			2-2 P5		2-2 2-H 2B			4	0	2	1	0	1	0
Dave Magadan, L OBP: 0.374, SLG: 0.338 (1, 3)	3-1 F8-5 2-3		0-2 G4-3		0-0 F8		0-0 F9			4	0	0	0	0	0	2
Gregg Jefferies, S OBP: 0.341, SLG: 0.342 (1, 4)	2-1 HBP 1B		0-1 G5-3		2-3 K		2-2 P6			4	0	1	0	0	1	1
Kevin McReynolds, R OBP: 0.324, SLG: 0.419 Mark Carreon, R OBP: 0.299, SLG: 0.411 (1, 7) (5, 7)	1-0 1-2 HBP		1-2 L4		3-1 E6 3B		2-2 G4-3			1	0	0	0	0	0	0
Howard Johnson, S OBP: 0.318, SLG: 0.510 (1, 5)	3-0 L3		4-1 1B BB FC5-4 BB		0-0 1-H 1B 3B		2-1 F7			3	2	1	1	1	0	2
Hubie Brooks, R OBP: 0.356, SLG: 0.489 (1, 9)		2-0 L8	4-1 FC5-4 1B 1-2 BB		0-2 G6-3		0-3 K			3	0	0	0	1	1	1
Mackey Sasser, L OBP: 0.313, SLG: 0.543 (1, 2)		0-0 HR 1B	0-0 FC5-4 1B 1-2 2-3 1B		0-0 G4-3 1B		1-1 G3-1			4	1	3	1	0	0	0
Garry Templeton, S OBP: 0.210, SLG: 0.308 (1, 6)		2-2 1-H HR	0-2 FC5-4 G1-6-3		0-2 1-2f 2-3 3-H G4-3		0-0 1-2f G4-3			3	1	1	3	0	0	3
Dwight Gooden, R OBP: 0.156, SLG: 0.188 (1, 1)		2-0 G5-3	0-0 1-2f G1-6-3		1-0 2B 2B					3	1	1	0	0	0	2

Inning Stats	R: 0	H: 2	E: 0	LOB: 2	K: 0	BB: 0	S: 6	P: 15	R: 2	H: 2	E: 0	LOB: 0	K: 1	BB: 0	S: 10	P: 16	R: 0	H: 0	E: 0	LOB: 0	K: 0	BB: 0	S: 8	P: 9	R: 1	H: 1	E: 0	LOB: 1	K: 0	BB: 2	S: 9	P: 16	R: 0	H: 0	E: 0	LOB: 0	K: 1	BB: 0	S: 7	P: 11	R: 2	H: 2	E: 1	LOB: 0	K: 0	BB: 0	S: 8	P: 11	R: 1	H: 2	E: 0	LOB: 1	K: 0	BB: 0	S: 11	P: 18	R: 0	H: 0	E: 0	LOB: 0	K: 1	BB: 0	S: 8	P: 11
--------------	------	------	------	--------	------	-------	------	-------	------	------	------	--------	------	-------	-------	-------	------	------	------	--------	------	-------	------	------	------	------	------	--------	------	-------	------	-------	------	------	------	--------	------	-------	------	-------	------	------	------	--------	------	-------	------	-------	------	------	------	--------	------	-------	-------	-------	------	------	------	--------	------	-------	------	-------

PITCHER	IP	WLS	BF	H	R	ER	SO	BB	IBB	HBP	BLK	WP	HR	S	P	ERA	WHIP
Jimmy Jones, R ERA: 3.62 (1, 1)	6.0	L	27	8	6	5	2	2	0	1	0	0	1	49	80	7.50	1.667
Dwayne Henry, R ERA: 2.96 (7, 1)	2.0		7	1	0	0	1	0	0	0	0	0	0	18	27	0.00	0.500

**BOTTOM**

**Houston Astros @ New York Mets**  
Shea Stadium, Flushing, NY

Sat Jun 15 1991, 7:05 PM EDT  
Att: 41,709 - Cloudy - 89 F

AB	31
R	6
H	9
RBI	6
BB	2
SO	3
LOB	12



1B: 4	SF: 0	WP: 0	PA: 34
2B: 4	SAC: 0	PB: 0	
3B: 1	DP: 3	SB: 0	
HR: 1	HBP: 1	CS: 0	

PITCHER	IP	WLS	BF	H	R	ER	SO	BB	IBB	HBP	BLK	WP	HR	S	P	ERA	WHIP
---------	----	-----	----	---	---	----	----	----	-----	-----	-----	----	----	---	---	-----	------



Houston Astros @ New York Mets  
Shea Stadium, Flushing, NY

Sun Jun 16 1991, 3:33 AM EDT  
Att. 37,550 - Cloudy - 90 F

livebaseballscorecards.com



Batter	1	2	3	4	5	6	7	8	9	AB	R	H	RBI	BB	SO	LOB	TOP								
Steve Finley, L OBP: 0.335, SLG: 0.423 (1, 8) (7, 9)	F7		G4-3			1B 5 1B	SF9		B3	4	1	1	1	0	0	1									
Eric Yelding, R OBP: 0.288, SLG: 0.325 (1, 6)	5 CS BB		G4-3			1B	1B		G6-3	4	0	2	1	1	0	1									
5 Jeff Bagwell, R OBP: 0.374, SLG: 0.424 (1, 3)	G4-3				G6-3	1B	E4		3B	5	0	2	1	0	0	2									
Ken Caminiti, S OBP: 0.297, SLG: 0.345 (1, 5)		F8			K	L4-3	G5-3		G3-1	5	0	0	0	0	1	6									
Luis Gonzalez, L OBP: 0.292, SLG: 0.450 (1, 7)					K	F7			BB 1B	3	0	1	0	1	1	1									
Casey Candaele, S OBP: 0.312, SLG: 0.368 (1, 4)						F9			F9	4	1	1	0	0	1	2									
Eric Anthony, L OBP: 0.156, SLG: 0.167 Jim Corsi, R Javier Ortiz, R Craig Biggio, R OBP: 0.367, SLG: 0.389 (8, 2)						G4-3			BB	3	1	1	0	0	0	1	AB 35								
Carl Nichols, R OBP: 0.310, SLG: 0.316 Ken Oberkfell, L Al Osuna, R OBP: 0.407, SLG: 0.286 (8, 1)						K			K	0	0	0	0	1	0	0	R 5								
Mark Portugal, R OBP: 0.360, SLG: 0.300 Rafael Ramirez, R Gerald Young, S OBP: 0.231, SLG: 0.229 (7, 8)						SH3 1B			BB	0	0	0	0	0	0	0	H 11								
						SH3			K	3	0	2	0	0	1	0	RBI 4								
						1B			K	1	0	0	0	0	1	2	BB 3								
						1B			K	0	0	0	0	0	0	0	SO 5								
						1B			L8	1	1	1	0	0	0	0	LOB 20								
						1B			L8	1	0	0	1	0	0	2									
						1B			L8	1	1	0	0	0	0	2									
Inning Stats	R: 0 E: 0 K: 0 S: 7	H: 0 LOB: 0 BB: 1 P: 13	R: 0 E: 0 K: 1 S: 15	H: 0 LOB: 1 BB: 1 P: 26	R: 0 E: 0 K: 0 S: 12	H: 1 LOB: 1 BB: 0 P: 16	R: 0 E: 0 K: 2 S: 8	H: 0 LOB: 0 BB: 0 P: 12	R: 0 E: 0 K: 1 S: 8	H: 0 LOB: 0 BB: 0 P: 11	R: 2 E: 0 K: 0 S: 13	H: 4 LOB: 1 BB: 0 P: 23	R: 3 E: 1 K: 0 S: 21	H: 4 LOB: 3 BB: 0 P: 31	R: 0 E: 0 K: 1 S: 11	H: 1 LOB: 2 BB: 1 P: 22	R: 0 E: 0 K: 0 S: 6	H: 1 LOB: 1 BB: 0 P: 11	1B: 10 2B: 1 3B: 1 HR: 0	SF: 1 SAC: 1 DP: 1 HBP: 0	WP: 0 PB: 0 SB: 0 CS: 1	PA: 40			
PITCHER	IP	WLS	BF	H	R	ER	SO	BB	IBB	HBP	BLK	WP	HR	S	P	ERA	WHIP								
Frank Viola, L ERA: 2.81 Doug Simons, L ERA: 3.95 Jeff Innis, R ERA: 3.74	(1, 1) (8, 1) (8, 1)	7.0 0.1 1.2	L 3 6	31 1 1	9 0 0	5 0 0	4 0 1	4 0 0	2 1 0	0 0 0	0 0 0	0 0 0	0 0 0	0 4 13	132 11 22	5.14 0.00 0.00	1.571 6.000 0.600								

**BOTTOM**

**Houston Astros @ New York Mets**  
 Shea Stadium, Flushing, NY  
 Sun Jun 16 1991, 3:33 AM EDT  
 Att. 37,550 - Cloudy - 90 F

livebaseballscorecards.com

<b>AB</b>	<b>33</b>
<b>R</b>	<b>4</b>
<b>H</b>	<b>9</b>
<b>RBI</b>	<b>3</b>
<b>BB</b>	<b>3</b>
<b>SO</b>	<b>5</b>
<b>LOB</b>	<b>15</b>



WP: 0	PA: 37
PB: 1	SB: 0
CS: 0	

AB R H RBI BB SO LOB

4	0	0	0	1	2	3
4	2	2	0	0	0	1
0	0	0	0	0	0	0
0	0	0	0	0	0	0
3	0	0	0	1	0	2
4	0	1	1	0	1	1
4	0	1	0	0	0	2
3	1	2	1	0	0	0
1	0	0	0	0	0	0
3	0	1	0	1	1	2
0	0	0	0	0	0	0
3	1	2	1	0	0	0
2	0	0	0	0	1	1
2	0	0	0	0	0	3

Batter	1	2	3	4	5	6	7	8	9
Daryl Boston, L OBP: 0.258, SLG: 0.290 (1, 8)	1-2 G3		3-3 K		1 SAFE 0-0 F8		4-2 G6-3 BLK 2-3 BB		2-3 K
Gregg Jefferies, S OBP: 0.344, SLG: 0.345 Doug Simons, L (8, 1) Jeff Innis, R (8, 1)	1-1 E 1B		2-2 F9			2-2 1B 1B	1-2 G6-3		
Hubie Brooks, R OBP: 0.354, SLG: 0.481 (1, 9)	4-1 1B 1-3 BB			0-0 F8		1-0 F9	1-0 F9		
Howard Johnson, S OBP: 0.316, SLG: 0.505 (1, 5)	0-1 G4-6-3 1B		1-3 K		1-2 P5		0-2 F8		
Mark Carreon, R OBP: 0.296, SLG: 0.403 (1, 7)	0-0 G4-6-3 1-2f		2-0 L8		3-2 1B 1B		3-1 F9		
Mackey Sasser, L OBP: 0.333, SLG: 0.592 Dave Magadan, L OBP: 0.373, SLG: 0.337 (6, PR) (7, 3)		3-2 G3-1			1-0 1B 3B	3-2 1B	3-1 G4-3		
Rick Cerone, R OBP: 0.352, SLG: 0.363 Keith Miller, R OBP: 0.409, SLG: 0.537 (9, PR)		2-0 G6-3			4-1 1B BB	2-3 K		1-1 SH1-4 1B	
Garry Templeton, S OBP: 0.226, SLG: 0.333 (1, 6)		0-1 P4			0-0 1B		1-2 PB BLK 2B	1-0 SH1-4	
Frank Viola, L OBP: 0.111, SLG: 0.114 Tom Herr, S OBP: 0.369, SLG: 0.297 (7, PH) (8, 4)			0-0 G1-3		0-3 K		0-0 F7	1-0 F7	

Inning Stats	R: 1	H: 2	E: 1	K: 0	S: 9	R: 0	H: 0	E: 0	K: 0	S: 7	R: 0	H: 0	E: 0	K: 1	S: 8	R: 0	H: 0	E: 0	K: 1	S: 5	R: 1	H: 2	E: 0	K: 1	S: 7	R: 1	H: 3	E: 0	K: 1	S: 19	R: 1	H: 1	E: 0	K: 0	S: 11	R: 0	H: 0	E: 0	K: 0	S: 7	R: 0	H: 1	E: 0	K: 1	S: 7	1B: 7	2B: 1	3B: 1	HR: 0	SF: 0	SAC: 1	DP: 1	HBP: 0	WP: 0	PB: 1	SB: 0	CS: 0	PA: 37
--------------	------	------	------	------	------	------	------	------	------	------	------	------	------	------	------	------	------	------	------	------	------	------	------	------	------	------	------	------	------	-------	------	------	------	------	-------	------	------	------	------	------	------	------	------	------	------	-------	-------	-------	-------	-------	--------	-------	--------	-------	-------	-------	-------	--------

PITCHER	IP	WLS	BF	H	R	ER	SO	BB	IBB	HBP	BLK	WP	HR	S	P	ERA	WHIP
Mark Portugal, R ERA: 4.04 (1, 1)	6.0	W	25	7	3	3	4	2	0	0	0	0	0	55	91	4.50	1.500
Jim Corsi, R ERA: 3.6 (7, 1)	1.0		5	1	1	0	0	1	0	0	1	0	0	11	18	0.00	2.000
Al Osuna, L ERA: 2.76 (8, 1)	2.0	S	7	1	0	0	1	0	0	0	0	0	0	14	25	0.00	0.500



Batter	1	2	3	4	5	6	7	8	9	AB R H RBI BB SO LOB	TOP											
Bill Doran, S OBP: 0.412, SLG: 0.394 (1, 4) (8, 3)	2-1 G3		1-0 P2		1-3 K		3-2 HR	1-1 1B		5 1 2 1 0 1 1												
Herm Winningham, L OBP: 0.310, SLG: 0.323 Chris Jones, R OBP: 0.615, SLG: 0.615 (1, 8) (7, PH) (7, 7) (7, 8)	2-2 F7		4-2 FC6-4 BB		3-2 G4-3		1-2 2B 1B	1-3 K		2 0 0 0 1 0 0 2 1 1 0 0 1 2												
Barry Larkin, R OBP: 0.406, SLG: 0.552 Luis Quinones, S OBP: 0.241, SLG: 0.278 (1, 6) (5, 6) (8, 4)	2-1 F8		1-0 FC6-4 1-2f		2-2 G6-3		1-0 F9 1-H FC4-6 2B	3-3 K		3 0 0 0 0 0 2 2 1 1 1 0 1 2												
Paul O'Neill, L OBP: 0.352, SLG: 0.525 (1, 9)		1-3 K		2-1 F8		1-0 2B 1B	2-2 F9	4-1 BB		4 1 1 0 1 1 1												
Hal Morris, L OBP: 0.332, SLG: 0.452 Mariano Duncan, R OBP: 0.244, SLG: 0.279 (1, 3) (8, PH) (8, 6)		4-2 S BB		2-1 1B 2B		0-0 1B 1-H FC1-5-2 2B	2-2 E5 FC4-6	0-3 K		3 1 2 1 1 0 1 1 0 0 0 0 1 3												
Chris Sabo, R OBP: 0.348, SLG: 0.445 (1, 5)		2-3 SAFE SAFE K		0-2 1B FC5-2 1B		1-0 FC1-5-2 SF8 1B	0-0 FC4-6 PB S 1-2f 3-H		4-1 FC6-4 BB	4 1 2 1 1 1 2												
Jeff Reed, L OBP: 0.345, SLG: 0.355 (1, 2)		2-2 G5-3		1-0 FC5-2 1B		3-1 FC1-5-2 SF8 1-3 3-H	4-2 BB		2-2 FC6-4 G5-3 1-2f	4 0 1 1 1 0 4												
Billy Hatcher, R OBP: 0.291, SLG: 0.341 (1, 7) (7, 8)			2-0 SH5-4 2B		0-0 FC5-2		2-0 SF8		1-2 G5-3	3 0 1 1 0 1 4 0 0 0 0 0 0 0 1 0 0 0 0 0 1												
Ted Power, R (7, 1)				1-2 3-H																		
Joe Oliver, R OBP: 0.270, SLG: 0.259 (9, PH)				3-3 K																		
Scott Scudder, R OBP: 0.143, SLG: 0.143 Kip Gross, R OBP: 0.500, SLG: 0.500 Todd Benzinger, S OBP: 0.226, SLG: 0.232 Jack Armstrong, R OBP: 0.100, SLG: 0.100 Don Carman, L Glenn Braggs, R OBP: 0.342, SLG: 0.411 (1, 1) (3, 1) (4, PH) (4, 1) (7, 1) (7, 7)			0-0 SH5-4		3-3 K		1-3 K	4-2 BB 1B BB	2-3 K	0 0 0 0 0 0 0 0 0 0 0 0 0 0 1 0 0 0 0 1 2 1 0 0 0 0 0 1 1 0 0 0 0 0 0 0 0 1 0 0 0 0 1 1 1												
<b>Inning Stats</b>	R: 0 E: 0 K: 0 S: 7	H: 0 LOB: 0 BB: 0 P: 13	R: 0 E: 0 K: 2 S: 12	H: 0 LOB: 1 BB: 1 P: 21	R: 0 E: 0 K: 0 S: 7	H: 1 LOB: 2 BB: 1 P: 15	R: 1 E: 0 K: 1 S: 12	H: 3 LOB: 2 BB: 0 P: 20	R: 0 E: 0 K: 1 S: 9	H: 0 LOB: 0 BB: 0 P: 15	R: 2 E: 0 K: 1 S: 11	H: 3 LOB: 1 BB: 0 P: 19	R: 3 E: 1 K: 1 S: 22	H: 3 LOB: 2 BB: 1 P: 38	R: 0 E: 0 K: 3 S: 14	H: 1 LOB: 3 BB: 2 P: 27	R: 0 E: 0 K: 1 S: 11	H: 0 LOB: 1 BB: 1 P: 20	1B: 6 2B: 4 3B: 0 HR: 1	SF: 1 SAC: 1 DP: 0 HBP: 0	WP: 0 PB: 1 SB: 2 CS: 0	PA: 45
<b>PITCHER</b>	IP WLS BF H R ER SO BB IBB HBP BLK WP HR S P ERA WHIP																				<b>PITCHER</b>	IP WLS BF H R ER SO BB IBB HBP BLK WP HR S P ERA WHIP
Ron Darling, R ERA: 4.09 (1, 1)	6.0 W 27 7 3 3 5 2 0 0 0 0 0 58 103 4.50 1.500																					
Doug Simons, L ERA: 4.55 (7, 1)	0.1 5 3 3 2 0 0 0 0 0 0 0 1 15 24 54.00 9.000																					
Julio Valera, R ERA: (7, 1)	1.1 8 1 0 0 3 3 0 0 0 0 0 0 18 38 0.00 3.000																					
Rich Sauveteur, L ERA: 6.75 (8, 1)	0.1 1 0 0 0 1 0 0 0 0 0 0 0 3 3 0.00 0.000																					
Jeff Innis, R ERA: 3.57 (9, 1)	1.0 4 0 0 0 1 1 0 0 0 0 0 0 11 20 0.00 1.000																					

Cincinnati Reds @ New York Mets  
Shea Stadium, Flushing, NY  
Mon Jun 17 1991, 7:05 PM EDT  
Att. 29,892 - Cloudy - 76 F

livebaseballscorecards.com

AB	37
R	6
H	11
RBI	6
BB	6
SO	10
LOB	27







Batter	1	2	3	4	5	6	7	8	9	AB R H RBI BB SO LOB	TOP																									
Bill Doran, S (1, 4) OBP: 0.419, SLG: 0.404	1-1 1B 1B	3-1 FC6-4 1B			0-0 G3-1		0-0 WP G6-3 2-H 1B		0-0 L4	5 1 3 1 0 0 1																										
Billy Hatcher, R (1, 8) OBP: 0.299, SLG: 0.355	0-1 1B 1B	0-0 FC6-4 1-2f			2-1 S 1B 2B		0-0 G6-3 1-2		1-2 1B	5 2 3 0 0 0 2																										
Barry Larkin, R (1, 6) OBP: 0.406, SLG: 0.547	1-0 1B 1-3 2-H 1B				3-1 G6-3 2-H 1B		3-3 K 2-3		2-3 K	5 0 2 2 0 2 3																										
Paul O'Neill, L (1, 9) OBP: 0.354, SLG: 0.529 Chris Jones, R (8, PR) OBP: 0.615, SLG: 0.615	3-2 S 1B 1-3 3-H 1B				3-1 G3-1 1-2 L8				3-1 SH1-4 SF9 2B	4 0 2 1 0 0 1 0 1 0 0 0 0 0																										
Hal Morris, L (1, 3) OBP: 0.332, SLG: 0.450	1-3 K				0-0 G6-3		1-0 G6-4-3 1B		0-0 SH1-4 2-3	3 0 1 0 0 1 2																										
Chris Sabo, R (1, 5) OBP: 0.342, SLG: 0.440	2-3 K 1-2				0-0 F9		1-1 G6-4-3 1-2f		0-2 SF9 3-H	3 0 0 1 0 1 3																										
Glenn Braggs, R (1, 7) OBP: 0.331, SLG: 0.394 Randy Myers, L (8, 1) OBP: 0.500, SLG: 0.500 Rob Dibble, L (8, 1)	1-1 G6-3				2-3 K		2-1 F9		1-1 G1-3	4 0 0 0 0 1 3 0 0 0 0 0 0 0 0 0 0 0 0 0 0																										
Jeff Reed, L (1, 2) OBP: 0.343, SLG: 0.352		2-1 G6-3			2-2 G3-1		1-1 G1-3 1B 1B		0-2 F7	4 1 1 0 0 0 0																										
Tom Browning, L (1, 1) OBP: 0.212, SLG: 0.273 Herm Winningham, L (7, PH) OBP: 0.306, SLG: 0.318 Ted Power, R (7, 1) Todd Benzinger, S (8, 7) OBP: 0.234, SLG: 0.240		1-3 K			1-3 K		1-1 G1-3 1-2		2-2 1B 1B	2 0 0 0 0 2 0 1 0 0 0 0 0 1 0 0 0 0 0 0 0 1 0 1 0 0 0 0																										
<b>Inning Stats</b>	R: 2 E: 0 K: 2 S: 18	H: 4 LOB: 2 BB: 0 P: 27	R: 0 E: 0 K: 1 S: 8	H: 1 LOB: 1 BB: 0 P: 14	R: 0 E: 0 K: 0 S: 6	H: 0 LOB: 0 BB: 0 P: 10	R: 0 E: 0 K: 1 S: 9	H: 0 LOB: 0 BB: 0 P: 13	R: 1 E: 0 K: 1 S: 11	H: 2 LOB: 1 BB: 0 P: 18	R: 0 E: 0 K: 0 S: 5	H: 1 LOB: 0 BB: 0 P: 9	R: 1 E: 0 K: 1 S: 12	H: 2 LOB: 1 BB: 0 P: 17	R: 1 E: 0 K: 0 S: 8	H: 1 LOB: 1 BB: 0 P: 12	R: 0 E: 0 K: 1 S: 22	H: 2 LOB: 2 BB: 0 P: 27	1B: 11 2B: 2 3B: 0 HR: 0	SF: 1 SAC: 1 DP: 1 HBP: 0	WP: 1 PB: 0 SB: 2 CS: 0	PA: 39														
<b>PITCHER</b>	IP WLS BF H R ER SO BB IBB HBP BLK WP HR S P ERA WHIP																																			
Wally Whitehurst, R (1, 1) ERA: 3.65	6.1		28	10	4	4	5	0	0	0	0	0	0	62	98	5.68	1.579																			
Jeff Innis, R (7, 1) ERA: 3.47	0.2		2	0	0	0	1	0	0	0	0	1	0	7	10	0.00	0.000																			
Rich Sauveur, L (8, 1) ERA: 9.0	0.1		2	1	1	1	0	0	0	0	0	0	0	3	6	27.00	3.000																			
Alejandro Pena, R (8, 1) ERA: 2.96	1.2	W	7	2	0	0	1	0	0	0	0	0	0	27	33	0.00	1.200																			

Cincinnati Reds @ New York Mets  
Shea Stadium, Flushing, NY  
Tue Jun 18 1991, 7:05 PM EDT  
Att. 21,058 - Cloudy - 65 F

livebaseballscorecards.com

AB	37
R	5
H	13
RBI	5
BB	0
SO	7
LOB	16



BOTTOM

Cincinnati Reds @ New York Mets  
Shea Stadium, Flushing, NY  
Tue Jun 18 1991, 7:05 PM EDT  
Att. 21,058 - Cloudy - 65 F

livebaseballscorecards.com

AB 34  
R 7  
H 9  
RBI 6  
BB 4  
SO 4  
LOB 12



WP: 0 PA: 38  
PB: 0  
SB: 0  
CS: 0

AB	R	H	RBI	BB	SO	LOB	
5	1	2	0	0	1	2	
5	0	0	0	0	2	5	
4	1	1	0	0	0	1	
0	0	0	0	0	0	0	
3	1	0	0	1	0	1	
0	0	0	0	0	0	0	
0	0	0	0	0	0	0	
3	2	1	4	1	0	0	
4	1	1	0	0	0	1	
4	1	2	1	0	1	0	
3	0	1	0	1	0	1	
2	0	0	0	1	0	1	
0	0	0	0	0	0	0	
0	0	0	0	0	0	0	
1	0	1	1	0	0	0	
1B: 5	SF: 0	2B: 3	SAC: 0	3B: 0	DP: 0	HR: 1	HBP: 0

Batter	1	2	3	4	5	6	7	8	9					
Keith Miller, R OBP: 0.408, SLG: 0.522 (1, 7) (9, 9)	0-0 G6-3 ①		0-2 HR 1B	0-0 1-2 1B			2-3 K ①	2-2 F9 ② 1-2 2-3 3-H						
Tom Herr, S OBP: 0.356, SLG: 0.284 (1, 4) C B F X	2-3 K ②		1-2 F9 ②	0-0 P2 ③			0-3 K ②	0-2 G3 ③						
Mark Carreon, R OBP: 0.300, SLG: 0.388 Chuck Carr, S (7, PR) (8, 8)	1-0 G5-3 ③		1-0 E5 BB HR 1-3		1-1 G6-3 ①		1-0 E8 1B							
Hubie Brooks, R OBP: 0.358, SLG: 0.492 Rich Sauveur, L Alejandro Pena, R (1, 9) (8, 1) (8, 1)		2-2 L8 ①	4-1 HR BB 1-2		1-1 F9 ②		0-2 G6-3 ③							
Howard Johnson, S OBP: 0.325, SLG: 0.529 (1, 5)		0-0 P2 ②	0-0 HR 1-H 2-H 3-H		1-2 G1-3 ③			4-1 2B 1B BB						
Garry Templeton, S OBP: 0.226, SLG: 0.333 (1, 3)		3-1 1B 2B	0-1 G6-3 ③			1-2 G6-3 ①		1-0 P2 ①						
Rick Cerone, R OBP: 0.377, SLG: 0.394 (1, 2)		1-0 FC6-4 1B 2-H		2-1 F8 ①		0-3 K ②		1-1 1B E 2B 1-3						
Kevin Elster, R OBP: 0.331, SLG: 0.390 (1, 6)		1-0 FC6-4 ③ 1-2f		2-1 F9 ②		0-0 2B		4-0 E 1B IBB						
Wally Whitehurst, R OBP: 0.267, SLG: 0.231 Jeff Innis, R Daryl Boston, L Kevin McReynolds, R (1, 1) (7, 1) (8, 9) (8, PH) (9, 7)			2-0 F7 ①	4-0 1B BB		0-0 F8 ③		1-1 E 1B 1-2 2-3 3-H						
Inning Stats	R: 0 E: 0 K: 1 S: 5	H: 0 LOB: 0 BB: 0 P: 8	R: 1 E: 0 K: 0 S: 9	H: 2 LOB: 1 BB: 0 P: 16	R: 4 E: 1 K: 0 S: 12	H: 2 LOB: 0 BB: 1 P: 20	R: 0 E: 0 K: 0 S: 6	H: 1 LOB: 2 BB: 0 P: 14	R: 0 E: 0 K: 1 S: 10	H: 1 LOB: 1 BB: 0 P: 11	R: 0 E: 1 K: 2 S: 12	H: 1 LOB: 1 BB: 0 P: 15	R: 2 E: 1 K: 0 S: 12	H: 2 LOB: 2 BB: 2 P: 25

PITCHER	IP	WLS	BF	H	R	ER	SO	BB	IBB	HBP	BLK	WP	HR	S	P	ERA	WHIP
Tom Browning, L ERA: 3.32 (1, 1)	6.0		27	6	5	1	2	2	0	0	0	0	1	49	79	1.50	1.333
Ted Power, R ERA: 2.9 (7, 1)	1.0		4	1	0	0	2	0	0	0	0	0	0	12	15	0.00	1.000
Randy Myers, L ERA: 3.15 (8, 1)	0.1	L	4	1	2	1	0	1	1	0	0	0	0	4	14	27.00	6.000
Rob Dibble, R ERA: 1.35 (8, 1)	0.2		3	1	0	0	0	0	0	0	0	0	0	8	11	0.00	1.500

PITCHER

PITCHER





**BOTTOM**

**Cincinnati Reds @ New York Mets**  
 Shea Stadium, Flushing, NY  
 Wed Jun 19 1991, 7:05 PM EDT  
 Att. 22,206 - Cloudy - 66 F

livebaseballscorecards.com

<b>AB</b>	<b>36</b>
<b>R</b>	<b>6</b>
<b>H</b>	<b>12</b>
<b>RBI</b>	<b>5</b>
<b>BB</b>	<b>5</b>
<b>SO</b>	<b>6</b>
<b>LOB</b>	<b>17</b>



WP: 1	PA: 41
PB: 1	
SB: 3	
CS: 0	

AB R H RBI BB SO LOB

5	0	1	0	0	2	1
5	1	3	0	0	2	1
5	1	1	2	0	0	2
4	1	3	0	1	0	0
3	1	0	0	2	1	3
3	1	2	1	1	0	0
2	0	0	0	1	0	5
1	0	0	0	0	0	0
0	0	0	0	0	0	0
4	1	1	2	0	0	2
2	0	0	0	0	0	3
0	0	0	0	0	0	0
1	0	0	0	0	0	0
0	0	0	0	0	0	0
0	0	0	0	0	0	0
0	0	0	0	0	0	0
0	0	0	0	0	0	0

Batter	1	2	3	4	5	6	7	8	9
<b>Mark Carreon, R</b> OBP: 0.295, SLG: 0.378 (1, 8) B C C C C F B B F F B B F X	3-2 G4-3 ①		3-3 K ① C B F F F F B B S	2-2 S 1B ① F C C B B F B B X		1-2 G6-3 ③ C B C X		3-3 K ③ C B B B B F C	
<b>Garry Templeton, S</b> OBP: 0.245, SLG: 0.347 (1, 3) C X	0-1 FC5-4 1B		0-1 G5-4-3 1B ① C X	2-3 K ③ S F F B B S F F B B S			1-2 HR 1B ① B C F C X		0-3 K ① F F S
<b>Gregg Jefferies, S</b> OBP: 0.337, SLG: 0.354 (1, 4) C B F F X	1-2 FC5-4 1B ② 1-2f		3-1 G5-4-3 ② ③ B B C C C X		1-2 F8 ① B F F B B X		2-1 HR ① 1-H B F F B B X		2-2 P6 ② B F F F F B B X
<b>Kevin McReynolds, R</b> OBP: 0.338, SLG: 0.429 (1, 7) B C B F 1 X SAFE	2-2 FC6-4 1B			1-2 BB 1B ① C C B C X	4-1 WP BB BB ① B B B C B		2-0 L7 ① B B B X		0-2 1B ① S S S X
<b>Howard Johnson, S</b> OBP: 0.327, SLG: 0.521 (1, 5) C S B B F X	2-2 FC6-4 ③ 1-2f			4-2 BB 1B ① S 1 SAFE 1 SAFE S B B 1 SAFE B	4-0 WP BB ② B B B B		1-1 F8 ② C B B X		2-3 K ③ S S B B B C
<b>Hubie Brooks, R</b> OBP: 0.365, SLG: 0.495 (1, 9) C B F F B X		0-2 FC6-5 BB 1B ① C B F F B X		3-1 G3 1B ① B B B B X	4-0 G6-4-3 IBB ③ B B B B I		0-1 F9 ③ C X		
<b>Rick Cerone, R</b> OBP: 0.376, SLG: 0.386 (1, 2)				1-1 G3 ① F F B X	0-1 G6-4-3 ② ③ 1-2f			2-2 G6-3 ① C B C B X	
<b>Tom Herr, S</b> OBP: 0.354, SLG: 0.282 (8, PH)				1-2 2-3 ① F F B X					
<b>Jeff Innis, R</b> (9, 1)									
<b>Kevin Elster, R</b> OBP: 0.329, SLG: 0.386 (1, 6) X		0-0 FC6-5 G4-6-3 1B ① B B B X		0-1 1B PB S 1B ② C C X		1-2 F8 ① B S F C X		1-2 F8 ② S B F C X	
<b>David Cone, L</b> OBP: 0.188, SLG: 0.107 (6, 1)				2-H 3-H ② M B C X					
<b>Rich Sauveur, L</b> (6, PH)				1-2 2-3f ③ B X					
<b>Daryl Boston, L</b> OBP: 0.278, SLG: 0.299 (7, 1)									
<b>Doug Simmons, L</b> (7, 1)									
<b>Mackey Sasser, L</b> OBP: 0.346, SLG: 0.600 (8, PH)									
<b>Chuck Carr, S</b> (8, PR)									
<b>Charlie O'Brien, R</b> OBP: 0.241, SLG: 0.176 (9, 2)									

Inning Stats	R: 0	H: 2	E: 0	LOB: 2	K: 0	BB: 0	S: 17	R: 0	H: 1	E: 0	LOB: 1	K: 0	BB: 1	S: 6	R: 0	H: 1	E: 0	LOB: 0	K: 1	BB: 0	S: 8	R: 4	H: 4	E: 0	LOB: 1	K: 1	BB: 1	S: 23	R: 0	H: 0	E: 0	LOB: 2	K: 0	BB: 3	S: 6	R: 0	H: 0	E: 0	LOB: 0	K: 1	BB: 0	S: 10	R: 2	H: 2	E: 0	LOB: 0	K: 0	BB: 0	S: 10	R: 0	H: 1	E: 0	LOB: 2	K: 1	BB: 0	S: 12	R: 0	H: 1	E: 0	LOB: 1	K: 2	BB: 0	S: 15	1B: 11	SF: 0	2B: 0	SAC: 0	3B: 0	DP: 3	HR: 1	HBP: 0	WP: 1	PA: 41
--------------	------	------	------	--------	------	-------	-------	------	------	------	--------	------	-------	------	------	------	------	--------	------	-------	------	------	------	------	--------	------	-------	-------	------	------	------	--------	------	-------	------	------	------	------	--------	------	-------	-------	------	------	------	--------	------	-------	-------	------	------	------	--------	------	-------	-------	------	------	------	--------	------	-------	-------	--------	-------	-------	--------	-------	-------	-------	--------	-------	--------

PITCHER	IP	WLS	BF	H	R	ER	SO	BB	IBB	HBP	BLK	WP	HR	S	P	ERA	WHIP
<b>Chris Hammond, L</b> ERA: 4.53 (1, 1)	3.0		15	6	3	3	1	2	0	0	0	0	0	38	65	9.00	2.667
<b>Kip Gross, R</b> ERA: 1.84 (4, 1)	2.0	W	10	2	1	0	1	2	1	0	0	1	0	22	41	0.00	2.000
<b>Ted Power, R</b> ERA: 3.21 (6, 1)	2.2		11	3	2	2	1	0	0	0	0	0	1	29	42	6.75	1.125
<b>Rob Dibble, R</b> ERA: 1.3 (8, 1)	1.1	S	5	1	0	0	3	0	0	0	0	0	0	18	25	0.00	0.750



Batter	1	2	3	4	5	6	7	8	9	AB R H RBI BB SO LOB	TOP											
Daryl Boston, L (1, 8) OBP: 0.260, SLG: 0.278	1-3 K		0-0 P5		2-0 F8	3-2 G4-3		1-3 K		5 0 0 0 0 2 0												
Dave Magadan, L (1, 3) OBP: 0.378, SLG: 0.335	2-1 G1-4-3		4-0 BB		4-2 G5-3 2B BB		0-0 F7		3-2 F9	3 1 0 0 2 0 0												
Gregg Jefferies, S (1, 4) OBP: 0.333, SLG: 0.367	1-2 F8		1-1 F9		1-1 G5-3		1-3 K		1-1 HR	5 1 1 1 0 1 2												
Kevin McReynolds, R (1, 7) OBP: 0.353, SLG: 0.441		0-0 FC6-4 1B SF9		1-0 WP 2B 1B	4-0 2B BB		3-2 1B		2-2 1B 1B	4 3 4 0 1 0 0												
Howard Johnson, S (1, 5) OBP: 0.332, SLG: 0.528		3-1 FC6-4 1B		3-3 K	0-0 HR 2B		1-1 G4-3		3-0 G6-4-3 1B	5 1 3 2 0 1 2												
Hubie Brooks, R (1, 9) OBP: 0.372, SLG: 0.536		0-1 FC6-4		2-0 2B	1-2 HR			0-0 HR	2-1 G6-4-3	4 2 3 4 0 0 2												
Keith Miller, R (8, 9) OBP: 0.400, SLG: 0.511		1-2f 2-3		2-H 2B	3-H HR				1-2f	1 0 0 0 0 0 2												
Mackey Sasser, L (1, 2) OBP: 0.339, SLG: 0.577		0-1 SF9		1-2 HBP	0-0 G6-3			1-1 F8		2 0 0 1 0 0 0												
Pete Schourek, L (9, 1)										0 0 0 0 0 0 0												
Alejandro Pena, R (9, 1)										0 0 0 0 0 0 0												
Mark Carreon, R (9, 9) OBP: 0.295, SLG: 0.378										0 0 0 0 0 0 0												
Garry Templeton, S (1, 6) OBP: 0.235, SLG: 0.333		2-0 G3		0-2 F9		0-1 G4-3		0-2 G1-3		4 0 0 0 0 0 3												
Dwight Gooden, R (1, 1) OBP: 0.167, SLG: 0.278			1-3 K		1-2 G2-3		0-1 G6-3		1-1 HR	4 1 1 1 0 1 2												
Charlie O'Brien, R (9, 2) OBP: 0.241, SLG: 0.176										0 0 0 0 0 0 0												
<b>Inning Stats</b>	R: 0 E: 0 K: 1 S: 8	H: 0 LOB: 0 BB: 0 P: 12	R: 1 E: 0 K: 0 S: 8	H: 2 LOB: 1 BB: 0 P: 13	R: 0 E: 0 K: 1 S: 6	H: 0 LOB: 1 BB: 1 P: 12	R: 1 E: 0 K: 1 S: 13	H: 2 LOB: 2 BB: 0 P: 21	R: 4 E: 0 K: 0 S: 10	H: 2 LOB: 0 BB: 2 P: 22	R: 0 E: 0 K: 0 S: 7	H: 0 LOB: 0 BB: 0 P: 10	R: 0 E: 0 K: 1 S: 9	H: 1 LOB: 1 BB: 0 P: 14	R: 2 E: 0 K: 1 S: 11	H: 2 LOB: 0 BB: 0 P: 14	R: 1 E: 0 K: 0 S: 11	H: 3 LOB: 1 BB: 0 P: 22	1B: 6 2B: 2 3B: 0 HR: 4	SF: 1 SAC: 0 DP: 1 HBP: 1	WP: 1 PB: 0 SB: 0 CS: 0	PA: 42
<b>PITCHER</b>	IP WLS BF H R ER SO BB IBB HBP BLK WP HR S P ERA WHIP																					
29 John Smoltz, R (1, 1) ERA: 4.73	4.2 L 24 6 6 6 3 3 0 1 0 1 1 44 79 11.57 1.929																					
Marvin Freeman, R (5, 1) ERA: 3.6	0.1 1 0 0 0 0 0 0 0 0 0 0 1 1 0.00 0.000																					
Rick Mahler, R (6, 1) ERA: 3.5	2.0 7 1 0 0 1 0 0 0 0 0 0 16 24 0.00 0.500																					
Randy St. Claire, R (8, 1) ERA: 5.4	1.1 8 4 3 3 1 0 0 0 0 0 3 19 28 20.25 3.000																					
Mike Stanton, L (9, 1) ERA: 4.07	0.2 2 1 0 0 0 0 0 0 0 0 0 3 8 0.00 1.500																					

**New York Mets @ Atlanta Braves**  
Atlanta-Fulton County Stadium, Atlanta, GA

Thu Jun 20 1991, 7:05 PM EDT  
Att. 29,438 - Cloudy - 82 F

livebaseballscorecards.com

**AB 37**  
**R 9**  
**H 12**  
**RBI 9**  
**BB 3**  
**SO 5**  
**LOB 13**



BOTTOM

New York Mets @ Atlanta Braves  
Atlanta-Fulton County Stadium, Atlanta, GA

Thu Jun 20 1991, 7:05 PM EDT  
Att. 29,438 - Cloudy - 82 F

livebaseballscorecards.com

AB	36
R	7
H	11
RBI	7
BB	1
SO	3
LOB	10



WP:	0	PA:	37
PB:	0		
SB:	1		
CS:	0		

AB R H RBI BB SO LOB

5	1	2	0	0	0	2
4	2	2	3	0	1	2
4	0	1	0	0	0	1
4	0	0	0	0	1	2
3	1	1	0	1	0	0
3	0	0	0	0	0	1
1	1	1	2	0	0	0
4	1	2	1	0	0	0
2	1	1	0	0	0	0
2	0	0	0	0	0	1
1	0	0	0	0	0	0
0	0	0	0	0	0	0
1	0	0	0	0	0	0
0	0	0	0	0	0	0
0	0	0	0	0	0	0
1	0	0	0	0	0	1

Batter	1	2	3	4	5	6	7	8	9
Ron Gant, R OBP: 0.301, SLG: 0.477 (1, 8)	0-2 1B S 1B		3-2 HR 2B		2-1 P6			0-0 F8	2-2 G6-3
Terry Pendleton, S OBP: 0.364, SLG: 0.511 (1, 5)	2-3 K2-3 1-2		3-1 HR 2-H		0-0 G1-3 2-3			1-0 HR	
Lonnie Smith, R OBP: 0.398, SLG: 0.396 (1, 7)	1-0 G1-6-3 1B 2-3		1-0 F9		2-1 G6-3			1-1 G6-3	
David Justice, L OBP: 0.383, SLG: 0.521 (1, 9)	2-0 G1-6-3 1-2f			0-0 G5-3		2-1 F9		3-3 K	
Jeff Treadway, L OBP: 0.388, SLG: 0.464 (1, 4)		1-0 F9		4-2 G3-6-3 BB		0-0 G4-3		0-0 HR 1B	
Tommy Gregg, L OBP: 0.360, SLG: 0.318 (1, 3)		1-0 G1-3		0-0 G3-6-3 1-2f		3-1 G6-3		2-1 HR	
Brian Hunter, R OBP: 0.343, SLG: 0.581 (9, PH)									
Greg Olson, R OBP: 0.348, SLG: 0.406 (1, 2)		0-0 F8			1-0 HR			3-2 1B	
Rafael Belliard, R OBP: 0.273, SLG: 0.266 (1, 6)			1-0 L4		0-0 2B 1B		1-0 G6-3	1-2 P4	
Jeff Blauser, R OBP: 0.367, SLG: 0.470 (7, PH) (8, 6)									
29 John Smoltz, R OBP: 0.179, SLG: 0.154 (1, 1)			1-3 K		1-2 G1-3 1-H 2B		0-0 G1-3	1-2 P6	
Marvin Freeman, R OBP: 0.354, SLG: 0.364 (5, PH)									
Mark Lemke, S OBP: 0.100, SLG: 0.100 (6, 1)									
Rick Nahler, R OBP: 0.100, SLG: 0.100 (7, PH)									
Otis Nixon, S OBP: 0.432, SLG: 0.373 (8, 1)									
Randy St. Claire, R OBP: 0.260, SLG: 0.279 (9, PH)									

Inning Stats	R: 0	H: 2	E: 0	K: 1	S: 9	R: 0	H: 0	E: 0	K: 0	S: 3	R: 0	H: 2	E: 0	K: 1	S: 10	R: 0	H: 0	E: 0	K: 0	S: 4	R: 2	H: 3	E: 0	K: 0	S: 10	R: 0	H: 0	E: 0	K: 0	S: 5	R: 0	H: 0	E: 0	K: 0	S: 3	R: 1	H: 1	E: 0	K: 1	S: 7	R: 2	H: 3	E: 0	K: 0	S: 19	1B: 5	SF: 0	2B: 2	SAC: 0	3B: 0	DP: 2	HR: 4	HBP: 0
	LOB: 1	BB: 0	P: 14	LOB: 0	BB: 0	P: 5	LOB: 0	BB: 1	P: 8	LOB: 1	BB: 0	P: 16	LOB: 0	BB: 0	P: 10	LOB: 0	BB: 0	P: 12	LOB: 1	BB: 0	P: 28	LOB: 0	BB: 0	P: 28	LOB: 0	BB: 0	P: 28	LOB: 0	BB: 0	P: 28	LOB: 0	BB: 0	P: 28	LOB: 0	BB: 0	P: 28	LOB: 0	BB: 0	P: 28														

PITCHER	IP	WLS	BF	H	R	ER	SO	BB	IBB	HBP	BLK	WP	HR	S	P	ERA	WHIP
Dwight Gooden, R ERA: 3.88 (1, 1)	8.0	W	31	8	5	5	3	1	0	0	0	0	3	51	89	5.62	1.125
Pete Schourek, L ERA: 6.14 (9, 1)	0.0		2	2	2	2	0	0	0	0	0	0	1	3	5	∞	∞
Alejandro Pena, R ERA: 2.86 (9, 1)	1.0	S	4	1	0	0	0	0	0	0	0	0	0	16	23	0.00	1.000



Batter	1	2	3	4	5	6	7	8	9	AB R H RBI BB SO LOB	TOP											
<b>Mark Carreon, R</b> (1, 8) <small>OBP: 0.286, SLG: 0.366</small> <b>Daryl Boston, L</b> (8, PH) <small>OBP: 0.256, SLG: 0.274</small> (8, 8)	0-1 G6-3	2-0 G6-3			1-2 F8			1-2 G4-6-3 <small>1-2f</small>		3 0 0 0 0 0 1 1 0 0 0 0 0 1												
<b>Dave Magadan, L</b> (1, 3) <small>OBP: 0.373, SLG: 0.329</small>	1-3 K		1-2 F9			3-2 G4-3		0-0 G1-4-3		4 0 0 0 0 1 0												
<b>Gregg Jefferies, S</b> (1, 4) <small>OBP: 0.332, SLG: 0.364</small>	0-0 S 1B		2-1 F8			0-0 P9			1-2 P4	4 0 1 0 0 0 0												
<b>Kevin McReynolds, R</b> (1, 7) <small>OBP: 0.347, SLG: 0.432</small>	2-2 F9 1-2		0-1 P4			1-2 F7			1-0 P6	4 0 0 0 0 0 1												
<b>Hubie Brooks, R</b> (1, 9) <small>OBP: 0.370, SLG: 0.530</small>		2-2 G4-3		0-1 P3		1-1 G4-3 1B			2-1 L4	4 0 1 0 0 0 0												
<b>Howard Johnson, S</b> (1, 5) <small>OBP: 0.332, SLG: 0.529</small>		2-1 S 2B		0-1 F8		3-2 F7				3 1 1 0 0 0 1												
<b>Rick Cerone, R</b> (1, 2) <small>OBP: 0.375, SLG: 0.379</small>		4-1 2B BB		2-2 F9		3-1 G4-3 1-2				2 1 0 0 1 0 1												
<b>Kevin Elster, R</b> (1, 6) <small>OBP: 0.329, SLG: 0.392</small>		2-0 G6-3 1-H 2-H 2B		3-1 F8		1-0 G6-3				3 0 1 2 0 0 1												
<b>Frank Viola, L</b> (1, 1) <small>OBP: 0.105, SLG: 0.108</small> <b>Mackey Sasser, L</b> (8, PH) <small>OBP: 0.351, SLG: 0.585</small> <b>Jeff Innis, R</b> (8, 1)		2-2 G6-3 2-3		0-1 G4-3				2-2 G4-6-3 1B		2 0 0 0 0 0 1 1 0 1 0 0 0 0 0 0 0 0 0 0 0												
<b>Inning Stats</b>	R: 0 E: 0 K: 1 S: 9	H: 1 LOB: 1 BB: 0 P: 12	R: 2 E: 0 K: 0 S: 11	H: 2 LOB: 1 BB: 1 P: 25	R: 0 E: 0 K: 0 S: 7	H: 0 LOB: 0 BB: 0 P: 10	R: 0 E: 0 K: 0 S: 7	H: 0 LOB: 0 BB: 0 P: 9	R: 0 E: 0 K: 0 S: 7	H: 0 LOB: 0 BB: 0 P: 11	R: 0 E: 0 K: 0 S: 7	H: 0 LOB: 0 BB: 0 P: 11	R: 0 E: 0 K: 0 S: 9	H: 1 LOB: 1 BB: 0 P: 17	R: 0 E: 0 K: 0 S: 8	H: 1 LOB: 0 BB: 0 P: 11	R: 0 E: 0 K: 0 S: 8	H: 0 LOB: 0 BB: 0 P: 12	1B: 3 2B: 2 3B: 0 HR: 0	SF: 0 SAC: 0 DP: 1 HBP: 0	WP: 0 PB: 0 SB: 2 CS: 0	PA: 32
<b>PITCHER</b>	IP WLS BF H R ER SO BB IBB HBP BLK WP HR S P ERA WHIP																					
<b>Charlie Leibrandt, L</b> (1, 1) <small>ERA: 3.01</small> <b>Juan Berenguer, R</b> (8, 1) <small>ERA: 2.41</small>	7.0 W 26 4 2 2 1 1 0 0 0 0 0 0 57 95 2.57 0.714																					
	2.0 S 6 1 0 0 0 0 0 0 0 0 0 0 16 23 0.00 0.500																					

**New York Mets @ Atlanta Braves**  
 Atlanta-Fulton County Stadium, Atlanta, GA

Fri Jun 21 1991, 7:05 PM EDT  
 Att. 43,229 - Cloudy - 87 F

[livebaseballscorecards.com](http://livebaseballscorecards.com)

**AB 31**  
**R 2**  
**H 5**  
**RBI 2**  
**BB 1**  
**SO 1**  
**LOB 7**



**BOTTOM**

**New York Mets @ Atlanta Braves**  
 Atlanta-Fulton County Stadium, Atlanta, GA

Fri Jun 21 1991, 7:05 PM EDT  
 Att: 43,229 - Cloudy - 87 F

livebaseballscorecards.com

<b>AB</b>	<b>29</b>
<b>R</b>	<b>4</b>
<b>H</b>	<b>6</b>
<b>RBI</b>	<b>4</b>
<b>BB</b>	<b>3</b>
<b>SO</b>	<b>3</b>
<b>LOB</b>	<b>10</b>



WP: 0	PA: 33
PB: 1	SB: 0
CS: 1	

AB	R	H	RBI	BB	SO	LOB
3	0	1	0	1	0	0
3	0	1	0	1	1	2
4	1	1	0	0	0	3
4	1	1	0	0	0	2
2	1	0	0	1	1	0
4	1	2	4	0	0	0
3	0	0	0	0	1	1
3	0	0	0	0	0	2
2	0	0	0	0	0	0
1	0	0	0	0	0	0
0	0	0	0	0	0	0
1B: 3	SF: 0	WP: 0	PA: 33			
2B: 2	SAC: 1	PB: 1	SB: 0			
3B: 0	DP: 0	CS: 1				
HR: 1	HBP: 0					

Batter	1	2	3	4	5	6	7	8	9								
<b>Otis Nixon, S</b> OBP: 0.414, SLG: 0.373 (1, 9)	2-1 G6-3		0-0 CS 1B		4-1 BB		1-1 B3										
<b>Terry Pendleton, S</b> OBP: 0.366, SLG: 0.508 (1, 5)	4-1 BB		3-2 G6-3 1-2		1-3 SAFE K		0-0 1B										
<b>Ron Gant, R</b> OBP: 0.300, SLG: 0.477 (1, 8)	3-2 F7			0-0 HR 2B	2-2 G6-3		0-0 P4										
<b>Lonnie Smith, R</b> OBP: 0.394, SLG: 0.391 (1, 7)	1-0 F9			2-0 F7		1-1 SH1-3 2B 1B		2-2 G6-3									
<b>Jeff Blausler, R</b> OBP: 0.367, SLG: 0.464 (1, 4)		2-3 K		4-2 HR BB		1-1 SH1-3		1-2 G5-3									
<b>Brian Hunter, R</b> OBP: 0.359, SLG: 0.686 (1, 3)		0-2 P3		1-0 HR 1-H 2-H		1-0 PB 2B 2-H		1-2 P3									
<b>Mike Heath, R</b> OBP: 0.254, SLG: 0.272 (1, 2)		3-2 E6		1-0 G4-3		3-3 K											
<b>Rafael Belliard, R</b> OBP: 0.269, SLG: 0.262 (1, 6)		0-0 F7		0-0 G5-3		0-1 G5-3											
<b>Charlie Leibrandt, R</b> OBP: 0.033, SLG: 0.100 (1, 1)			2-1 F8		0-0 G6-3		0-0 F9										
<b>Mark Lemke, S</b> OBP: 0.350, SLG: 0.358 (7, PH)																	
<b>Juan Berenguer, R</b> (8, 1)																	
<b>Inning Stats</b>	R: 0 E: 0 K: 0 S: 8	H: 0 LOB: 1 BB: 1 P: 18	R: 0 E: 1 K: 1 S: 10	H: 0 LOB: 1 BB: 0 P: 15	R: 0 E: 0 K: 0 S: 7	H: 1 LOB: 0 BB: 0 P: 11	R: 3 E: 0 K: 0 S: 7	H: 2 LOB: 0 BB: 1 P: 15	R: 0 E: 0 K: 1 S: 10	H: 0 LOB: 1 BB: 1 P: 17	R: 1 E: 0 K: 1 S: 11	H: 2 LOB: 1 BB: 0 P: 17	R: 0 E: 0 K: 0 S: 5	H: 1 LOB: 1 BB: 0 P: 6	R: 0 E: 0 K: 0 S: 9	H: 0 LOB: 0 BB: 0 P: 13	
<b>PITCHER</b>	IP WLS L	WLS L	BF L	H R	R ER	ER SO	BB IBB	HBP BLK	WP HR	S P	ERA WHIP						
<b>Frank Viola, L</b> ERA: 2.96 (1, 1)	7.0		30	6	4	4	3	3	0	58	5.14	1.286					
<b>Jeff Innis, R</b> ERA: 3.2 (8, 1)	1.0		3	0	0	0	0	0	0	9	0.00	0.000					



Batter	1	2	3	4	5	6	7	8	9	AB R H RBI BB SO LOB	TOP											
<b>Garry Templeton, S</b> (1, 3) OBP: 0.234, SLG: 0.337	2-1 1B 2B	1-0 F9		3-1 G6-3	3-2 G3			0-0 G6-3		5 0 1 0 0 0 4												
<b>Kevin Elster, R</b> (1, 6) OBP: 0.331, SLG: 0.393	1-1 BB 1B	1-2 E4 1B		1-1 P3		1-1 G5-3		3-3 K		5 0 2 1 0 1 1												
<b>Gregg Jefferies, S</b> (1, 4) OBP: 0.333, SLG: 0.367	4-0 1-2 BB	2-0 SAFE P5			1-1 1B 2B	0-0 G1		2-2 F9		4 1 1 0 1 0 1												
<b>Kevin McReynolds, R</b> (1, 7) OBP: 0.348, SLG: 0.436	0-0 F7		2-0 WP SF8 2B		3-0 E 1B	3-3 K		0-1 G5-3		5 2 2 1 0 1 3												
<b>Howard Johnson, S</b> (1, 5) OBP: 0.333, SLG: 0.527	1-2 P4		2-0 SF8		3-0 E6 1B 1B		1-1 P6	4-2 BB		3 1 1 2 1 0 3												
<b>Hubie Brooks, R</b> (1, 9) OBP: 0.363, SLG: 0.520	1-1 F8		1-1 P4		1-2 FC 1B G6-3		0-2 F7	1-0 G3		4 1 0 0 0 0 4 1 0 0 0 0 0 1												
<b>Daryl Boston, L</b> (7, 8) OBP: 0.253, SLG: 0.270																						
<b>Mark Carreon, R</b> (1, 8) OBP: 0.304, SLG: 0.381																						
<b>Rick Cerone, R</b> (1, 2) OBP: 0.371, SLG: 0.374																						
<b>Ron Darling, R</b> (1, 1) OBP: 0.138, SLG: 0.241																						
<b>Jeff Innis, R</b> (9, 1)																						
<b>Inning Stats</b>	R: 0 E: 0 K: 0 S: 10	H: 2 LOB: 3 BB: 1 P: 19	R: 2 E: 1 K: 0 S: 8	H: 3 LOB: 1 BB: 0 P: 14	R: 1 E: 0 K: 0 S: 5	H: 1 LOB: 0 BB: 0 P: 12	R: 0 E: 0 K: 0 S: 7	H: 1 LOB: 1 BB: 0 P: 13	R: 4 E: 1 K: 0 S: 16	H: 4 LOB: 1 BB: 0 P: 30	R: 0 E: 0 K: 1 S: 6	H: 0 LOB: 0 BB: 0 P: 10	R: 0 E: 0 K: 0 S: 10	H: 1 LOB: 1 BB: 0 P: 12	R: 0 E: 0 K: 2 S: 9	H: 0 LOB: 0 BB: 0 P: 12	R: 0 E: 0 K: 0 S: 11	H: 0 LOB: 1 BB: 1 P: 18	1B: 8 2B: 4 3B: 0 HR: 0	SF: 1 SAC: 1 DP: 0 HBP: 0	WP: 1 PB: 0 SB: 0 CS: 0	PA: 42
<b>PITCHER</b>	IP WLS BF H R ER SO BB IBB HBP BLK WP HR S P ERA WHIP																					
<b>Steve Avery, L</b> (1, 1) ERA: 3.96	3.1 L 18 7 3 2 0 1 0 0 0 0 1 0 26 50 5.40 2.400																					
<b>Rick Mahler, R</b> (4, 1) ERA: 3.97	1.2 10 4 4 3 0 0 0 0 0 0 0 0 20 38 16.20 2.400																					
<b>Mike Stanton, L</b> (6, 1) ERA: 3.91	1.0 3 0 0 0 1 0 0 0 0 0 0 0 6 10 0.00 0.000																					
<b>Marvin Freeman, R</b> (7, 1) ERA: 3.27	2.0 7 1 0 0 2 0 0 0 0 0 0 0 19 24 0.00 0.500																					
<b>Kent Mercker, L</b> (9, 1) ERA: 2.1	1.0 4 0 0 0 0 1 0 0 0 0 0 0 11 18 0.00 1.000																					

**New York Mets @ Atlanta Braves**  
Atlanta-Fulton County Stadium, Atlanta, GA

Sat Jun 22 1991, 7:05 PM EDT  
Att. 43,349 - Cloudy - 72 F

<b>AB</b>	<b>38</b>
<b>R</b>	<b>7</b>
<b>H</b>	<b>12</b>
<b>RBI</b>	<b>6</b>
<b>BB</b>	<b>2</b>
<b>SO</b>	<b>3</b>
<b>LOB</b>	<b>21</b>



WP: 1	PA: 42
PB: 0	
SB: 0	
CS: 0	

PITCHER	IP	WLS	BF	H	R	ER	SO	BB	IBB	HBP	BLK	WP	HR	S	P	ERA	WHIP
Steve Avery, L	3.1	L	18	7	3	2	0	1	0	0	0	1	0	26	50	5.40	2.400
Rick Mahler, R	1.2		10	4	4	3	0	0	0	0	0	0	0	20	38	16.20	2.400
Mike Stanton, L	1.0		3	0	0	0	1	0	0	0	0	0	0	6	10	0.00	0.000
Marvin Freeman, R	2.0		7	1	0	0	2	0	0	0	0	0	0	19	24	0.00	0.500
Kent Mercker, L	1.0		4	0	0	0	0	1	0	0	0	0	0	11	18	0.00	1.000

BOTTOM

New York Mets @ Atlanta Braves  
Atlanta-Fulton County Stadium, Atlanta, GA

Sat Jun 22 1991, 7:05 PM EDT  
Att. 43,349 - Cloudy - 72 F

livebaseballscorecards.com

AB	32
R	2
H	5
RBI	2
BB	0
SO	5
LOB	11



WP:	0	PA:	33
PB:	0	SB:	1
CS:	0		

AB R H RBI BB SO LOB

4 0 1 0 0 1 2  
4 0 0 0 0 2 3  
0 0 0 0 0 0 0

4 1 1 0 0 0 1

3 0 0 0 0 0 2  
1 0 1 0 0 0 0

4 1 1 2 0 0 1

4 0 0 0 0 0 1

3 0 1 0 0 0 0

2 0 0 0 0 1 0  
0 0 0 0 0 0 0  
1 0 0 0 0 0 1

1 0 0 0 0 1 0  
0 0 0 0 0 0 0  
0 0 0 0 0 0 0  
1 0 0 0 0 0 0

1B: 2 SF: 0  
2B: 2 SAC: 0  
3B: 0 DP: 0  
HR: 1 HBP: 1

Batter	1	2	3	4	5	6	7	8	9
Otis Nixon, S OBP: 0.410, SLG: 0.369 (1, 9) B C B B X (8, 8)	3-1 G6-3 ①			0-0 F9 S 1B		2-2 G6-3 ③		0-3 K ②	
Terry Pendleton, S OBP: 0.359, SLG: 0.497 Kent Mercker, L (1, 5) B S X (9, 1)	1-1 G3-1 ②			2-3 K ① 1-2			0-3 K ① X	0-0 G1-3 ③	
Jeff Treadway, L OBP: 0.384, SLG: 0.465 (1, 4) X (8, 8)	0-0 F8 ③			1-0 F9 ② 2-3			1-1 HR 2B	1-1 G4-3 ①	
Ron Gant, R OBP: 0.296, SLG: 0.471 Brian Hunter, R OBP: 0.375, SLG: 0.694 (1, 8) (8, 3)			2-0 P3 ①	2-2 F7 ③			2-1 P2 ②	2-2 1B	
Lonnie Smith, R OBP: 0.390, SLG: 0.412 (1, 7)			2-0 F7 ②		2-2 G5-3 ①		0-0 HR	1-1 F9 ②	
Tommy Gregg, L OBP: 0.310, SLG: 0.269 (1, 3) (8, 9)			2-0 G3 ③		0-2 F9 ②		0-0 F7 ③	1-1 G3 ③	
Greg Olson, R OBP: 0.347, SLG: 0.412 (1, 2)			1-0 F8 ①		1-0 G5-3 ③			1-0 G3 2B	
Rafael Belliard, R OBP: 0.266, SLG: 0.260 Marvin Freeman, R (1, 6) (7, 1)			0-3 K ②			0-0 G5-3 ①		2-2 G3 ①	
Mark Lemke, S OBP: 0.346, SLG: 0.353 (8, PH) (9, 5)								2-3	
Steve Avery, L OBP: 0.290, SLG: 0.286 Rick Mahler, R OBP: 0.100, SLG: 0.100 Mike Stanton, L (1, 1) (4, 1) (6, 1)			1-3 K ③			2-2 F9 ②		1-0 HBP	
Jeff Blauser, R OBP: 0.368, SLG: 0.461 (6, PH) (7, 6)									

Inning Stats	R: 0	H: 0	R: 0	H: 0	R: 0	H: 0	R: 0	H: 0	R: 0	H: 0	R: 2	H: 2	R: 0	H: 1	R: 0	H: 1	R: 0	H: 1	1B: 2	SF: 0	WP: 0	PA: 33
	E: 0	LOB: 0	E: 0	LOB: 0	E: 0	LOB: 0	E: 0	LOB: 0	E: 0	LOB: 0	E: 0	LOB: 0	E: 0	LOB: 1	E: 0	LOB: 1	E: 0	LOB: 1	2B: 2 <td>SAC: 0 <td>PB: 0 <td></td> </td></td>	SAC: 0 <td>PB: 0 <td></td> </td>	PB: 0 <td></td>	
	K: 0	BB: 0	K: 0	BB: 0	K: 2	BB: 0	K: 1	BB: 0	K: 0	BB: 0	K: 1	BB: 0	K: 0	BB: 0	K: 0	BB: 0	K: 0	BB: 0	3B: 0	DP: 0 <td>SB: 1 <td></td> </td>	SB: 1 <td></td>	
	S: 5	P: 9	S: 3	P: 9	S: 7	P: 9	S: 8	P: 13	S: 7	P: 10	S: 11	P: 14	S: 8	P: 12	S: 10	P: 15	S: 10	P: 15	HR: 1	HBP: 1	CS: 0	

PITCHER	IP	WLS	BF	H	R	ER	SO	BB	IBB	HBP	BLK	WP	HR	S	P	ERA	WHIP
Ron Darling, R ERA: 3.92 (1, 1)	8.0	W	29	4	2	2	5	0	0	1	0	0	1	57	88	2.25	0.500
Jeff Innis, R ERA: 3.08 (9, 1)	1.0		4	1	0	0	0	0	0	0	0	0	0	10	15	0.00	1.000



Batter	1	2	3	4	5	6	7	8	9	AB R H RBI BB SO LOB	TOP																
Daryl Boston, L (1, 8) OBP: 0.265, SLG: 0.308	0-0 E9 SF8 2B		0-0 G3-1			2-1 SH1-3 SF7 2B	1-0 P6			4 2 2 0 0 0 1																	
Dave Magadan, L (1, 3) OBP: 0.372, SLG: 0.327	2-2 SF8		2-2 G3			0-0 SH1-3		4-0 G5-4-3 BB		1 0 0 1 1 0 0																	
Gregg Jefferies, S (1, 4) OBP: 0.332, SLG: 0.382	3-H 3-2 F7			1-0 HR		1-2 SF7		1-1 G5-4-3 1-2f		3 1 1 2 0 0 1																	
Kevin McReynolds, R (1, 9) OBP: 0.351, SLG: 0.447	1-3 K			1-2 F7		0-0 2B		0-1 2B		4 0 2 0 0 1 0																	
Howard Johnson, S (1, 5) OBP: 0.340, SLG: 0.524		4-1 G4-6-3 BB		1-2 F8		4-2 BB		4-0 IBB		1 0 0 0 3 0 0																	
Mackey Sasser, L (1, 2) OBP: 0.328, SLG: 0.544		1 SAFE 1 SAFE G4-6-3 1-2f		0-2 G1-3		0-0 G1-3		2-3 K		4 0 0 0 0 1 5																	
Mark Carreon, R (1, 7) OBP: 0.302, SLG: 0.370		4-2 BB			2-3 K		3-2 L1-6		0-0 G4-3	3 0 0 0 1 1 0	AB 27 R 3 H 6 RBI 3 BB 5 SO 4 LOB 8																
Garry Templeton, S (1, 6) OBP: 0.234, SLG: 0.333		1 SAFE 1 SAFE G5-3		1-1 F7		0-1 F7		0-1 SH3-4 1B	1-1 F8	4 0 1 0 0 0 1																	
Wally Whitehurst, R (1, 1) OBP: 0.235, SLG: 0.200			0-0 G4-3		2-2 F9		0-0 SH3-4		1-3 K	2 0 0 0 0 0 0																	
Jeff Innis, R (8, 1)										0 0 0 0 0 0 0																	
Rick Cerone, R (8, 2) OBP: 0.371, SLG: 0.374										0 0 0 0 0 0 0																	
Hubie Brooks, R (9, PH) OBP: 0.362, SLG: 0.517										1 0 0 0 0 1 0																	
<b>Inning Stats</b>	R: 1 E: 1 K: 1 S: 12	H: 1 LOB: 0 BB: 0 P: 18	R: 0 E: 0 K: 0 S: 6	H: 0 LOB: 1 BB: 2 P: 15	R: 0 E: 0 K: 0 S: 5	H: 0 LOB: 0 BB: 0 P: 7	R: 1 E: 0 K: 0 S: 10	H: 1 LOB: 0 BB: 0 P: 13	R: 0 E: 0 K: 1 S: 9	H: 0 LOB: 0 BB: 0 P: 13	R: 1 E: 0 K: 0 S: 10	H: 2 LOB: 2 BB: 1 P: 17	R: 0 E: 0 K: 0 S: 7	H: 1 LOB: 1 BB: 0 P: 11	R: 0 E: 0 K: 1 S: 7	H: 1 LOB: 2 BB: 2 P: 18	R: 0 E: 0 K: 1 S: 7	H: 0 LOB: 0 BB: 0 P: 9	1B: 1 2B: 4 3B: 0 HR: 1	SF: 2 SAC: 2 DP: 2 HBP: 0	WP: 0 PB: 0 SB: 0 CS: 0	PA: 36					
<b>PITCHER</b>	IP WLS BF H R ER SO BB IBB HBP BLK WP HR S P ERA WHIP																										
Pete Smith, R (1, 1) ERA: 4.08	6.2		27	5	3	2	2	3	0	0	0	0	1	58	92	2.70	1.200										
Mike Stanton, L (7, 1) ERA: 3.86	0.1		1	0	0	0	0	0	0	0	0	0	1	2	0.00	0.000											
Kent Mercker, L (8, 1) ERA: 2.03	1.0	W	5	1	0	0	1	1	1	0	0	0	7	18	0.00	2.000											
Juan Berenguer, R (9, 1) ERA: 2.36	1.0	S	3	0	0	0	1	0	0	0	0	0	7	9	0.00	0.000											

New York Mets @ Atlanta Braves  
Atlanta-Fulton County Stadium, Atlanta, GA

Sun Jun 23 1991, 3:33 AM EDT  
Att. 27,561 - Cloudy - 84 F

livebaseballscorecards.com







Batter	1	2	3	4	5	6	7	8	9	AB R H RBI BB SO LOB	TOP
<b>Marquis Grissom, R</b> (1, 8) OBP: 0.326, SLG: 0.388	3-2 		2-1 		0-0 	4-0 			2-2 	4 1 1 0 1 0 0	
<b>Delino DeShields, L</b> (1, 4) OBP: 0.382, SLG: 0.376	1-3 		3-2 		3-2 	0-2 	2-1 			4 1 1 1 0 1 0	
<b>Ivan Calderon, R</b> (1, 7) OBP: 0.367, SLG: 0.465	4-1 			1-0 	0-2 		0-0 			3 1 1 1 1 0 0	
<b>Tim Wallach, R</b> (1, 5) OBP: 0.316, SLG: 0.360	1-2 	3-1 		3-3 	1-0 		0-1 			4 0 1 0 0 1 2	
<b>Dave Martinez, L</b> (1, 9) OBP: 0.262, SLG: 0.368			1-0 	3-1 	2-2 		0-0 			4 1 2 1 0 0 1	
<b>Ron Hassey, L</b> (1, 2) OBP: 0.360, SLG: 0.377		1-2 		0-1 	1-0 		1-1 			4 0 2 1 0 0 1	
<b>Larry Walker, L</b> (1, 3) OBP: 0.320, SLG: 0.365		4-2 		3-1 	0-2 		2-3 			3 0 0 0 1 1 3	
<b>Tom Foley, L</b> (1, 6) OBP: 0.304, SLG: 0.356		0-0 			1-2 	0-1 		0-1 		4 1 1 0 0 0 2	
<b>Dennis Martinez, R</b> (1, 1) OBP: 0.128, SLG: 0.179 <b>Tim Burke, R</b> (7, 1) <b>Eric Bullock, L</b> (9, PH) OBP: 0.292, SLG: 0.286 <b>Barry Jones, R</b> (9, 1) <b>Scott Ruskin, R</b> (9, 1)			0-2 		0-0 	0-0 		2-2 		2 0 0 0 0 0 0 0 0 0 0 0 0 0 1 0	
<b>Inning Stats</b>	R: 0 H: 0 E: 0 LOB: 0 K: 1 BB: 1 S: 12 P: 21	R: 0 H: 1 E: 0 LOB: 2 K: 0 BB: 1 S: 10 P: 19	R: 0 H: 0 E: 0 LOB: 0 K: 0 BB: 0 S: 8 P: 13	R: 0 H: 2 E: 0 LOB: 2 K: 1 BB: 0 S: 10 P: 20	R: 5 H: 6 E: 0 LOB: 1 K: 0 BB: 0 S: 22 P: 30	R: 0 H: 0 E: 0 LOB: 0 K: 0 BB: 1 S: 5 P: 9	R: 0 H: 0 E: 0 LOB: 0 K: 0 BB: 0 S: 5 P: 7	R: 0 H: 0 E: 0 LOB: 0 K: 1 BB: 0 S: 6 P: 9	R: 0 H: 0 E: 0 LOB: 0 K: 0 BB: 0 S: 13 P: 17	1B: 7 SF: 0 2B: 2 SAC: 1 3B: 0 DP: 0 HR: 0 HBP: 0	WP: 1 PA: 39 PB: 0 SB: 1 CS: 2
<b>PITCHER</b> <b>Dwight Gooden, R</b> (1, 1) ERA: 4.0 <b>Alejandro Pena, R</b> (9, 1) ERA: 2.76	IP WLS BF H R ER SO BB IBB HBP BLK WP HR S P ERA WHIP 8.0 34 9 5 5 3 3 0 0 0 1 0 78 128 5.62 1.500 1.0 W 3 0 0 0 0 0 0 0 0 0 0 0 13 17 0.00 0.000										

**Montreal Expos @ New York Mets**  
 Shea Stadium, Flushing, NY  
 Tue Jun 25 1991, 7:05 PM EDT  
 Att. 28,809 - Sunny - 77 F

[livebaseballscorecards.com](http://livebaseballscorecards.com)

<b>AB</b>	<b>33</b>
<b>R</b>	<b>5</b>
<b>H</b>	<b>9</b>
<b>RBI</b>	<b>4</b>
<b>BB</b>	<b>3</b>
<b>SO</b>	<b>3</b>
<b>LOB</b>	<b>9</b>



**BOTTOM**

**Montreal Expos @ New York Mets**  
 Shea Stadium, Flushing, NY  
 Tue Jun 25 1991, 7:05 PM EDT  
 Att. 28,809 - Sunny - 77 F

livebaseballscorecards.com

<b>AB</b>	<b>34</b>
<b>R</b>	<b>8</b>
<b>H</b>	<b>9</b>
<b>RBI</b>	<b>8</b>
<b>BB</b>	<b>6</b>
<b>SO</b>	<b>2</b>
<b>LOB</b>	<b>17</b>



WP: 0	PA: 40
PB: 0	
SB: 4	
CS: 1	

AB	R	H	RBI	BB	SO	LOB
4	1	0	0	1	0	0
3	2	2	1	2	0	0
4	1	2	0	1	0	4
4	2	1	4	1	0	4
3	1	0	0	1	1	1
4	0	1	2	0	0	2
4	0	2	1	0	0	0
4	0	1	0	0	0	3
0	1	0	0	0	0	0
3	0	0	0	0	0	2
0	0	0	0	0	0	0
1	0	0	0	0	1	1

1B	SF	2B	SAC	3B	DP	HR	HBP
7	0	0	0	0	0	0	0
0	0	0	0	0	0	0	0
0	0	0	0	0	0	0	0
2	0	0	0	0	1	0	0

IP	WLS	BF	H	R	ER	SO	BB	IBB	HBP	BLK	WP	HR	S	P	ERA	WHIP
6.1		30	7	4	4	1	4	4	0	0	0	1	71	122	5.68	1.737
1.2		4	0	0	0	0	0	0	0	0	0	0	7	10	0.00	0.000
0.1	L	3	1	2	2	1	1	0	0	0	0	0	6	14	54.00	6.000
0.1		3	1	2	2	0	1	0	0	0	0	1	7	14	54.00	6.000

IP	WLS	BF	H	R	ER	SO	BB	IBB	HBP	BLK	WP	HR	S	P	ERA	WHIP
0.0		0	0	0	0	0	0	0	0	0	0	0	0	0	0.00	0.000
0.0		0	0	0	0	0	0	0	0	0	0	0	0	0	0.00	0.000
0.0		0	0	0	0	0	0	0	0	0	0	0	0	0	0.00	0.000
0.0		0	0	0	0	0	0	0	0	0	0	0	0	0	0.00	0.000

IP	WLS	BF	H	R	ER	SO	BB	IBB	HBP	BLK	WP	HR	S	P	ERA	WHIP
0.0		0	0	0	0	0	0	0	0	0	0	0	0	0	0.00	0.000
0.0		0	0	0	0	0	0	0	0	0	0	0	0	0	0.00	0.000
0.0		0	0	0	0	0	0	0	0	0	0	0	0	0	0.00	0.000
0.0		0	0	0	0	0	0	0	0	0	0	0	0	0	0.00	0.000

IP	WLS	BF	H	R	ER	SO	BB	IBB	HBP	BLK	WP	HR	S	P	ERA	WHIP
0.0		0	0	0	0	0	0	0	0	0	0	0	0	0	0.00	0.000
0.0		0	0	0	0	0	0	0	0	0	0	0	0	0	0.00	0.000
0.0		0	0	0	0	0	0	0	0	0	0	0	0	0	0.00	0.000
0.0		0	0	0	0	0	0	0	0	0	0	0	0	0	0.00	0.000

IP	WLS	BF	H	R	ER	SO	BB	IBB	HBP	BLK	WP	HR	S	P	ERA	WHIP
0.0		0	0	0	0	0	0	0	0	0	0	0	0	0	0.00	0.000
0.0		0	0	0	0	0	0	0	0	0	0	0	0	0	0.00	0.000
0.0		0	0	0	0	0	0	0	0	0	0	0	0	0	0.00	0.000
0.0		0	0	0	0	0	0	0	0	0	0	0	0	0	0.00	0.000

IP	WLS	BF	H	R	ER	SO	BB	IBB	HBP	BLK	WP	HR	S	P	ERA	WHIP
0.0		0	0	0	0	0	0	0	0	0	0	0	0	0	0.00	0.000
0.0		0	0	0	0	0	0	0	0	0	0	0	0	0	0.00	0.000
0.0		0	0	0	0	0	0	0	0	0	0	0	0	0	0.00	0.000
0.0		0	0	0	0	0	0	0	0	0	0	0	0	0	0.00	0.000

IP	WLS	BF	H	R	ER	SO	BB	IBB	HBP	BLK	WP	HR	S	P	ERA	WHIP
0.0		0	0	0	0	0	0	0	0	0	0	0	0	0	0.00	0.000
0.0		0	0	0	0	0	0	0	0	0	0	0	0	0	0.00	0.000
0.0		0	0	0	0	0	0	0	0	0	0	0	0	0	0.00	0.000
0.0		0	0	0	0	0	0	0	0	0	0	0	0	0	0.00	0.000

IP	WLS	BF	H	R	ER	SO	BB	IBB	HBP	BLK	WP	HR	S	P	ERA	WHIP
0.0		0	0	0	0	0	0	0	0	0	0	0	0	0	0.00	0.000
0.0		0	0	0	0	0	0	0	0	0	0	0	0	0	0.00	0.000
0.0		0	0	0	0	0	0	0	0	0	0	0	0	0	0.00	0.000
0.0		0	0	0	0	0	0	0	0	0	0	0	0	0	0.00	0.000

**Batter**

Daryl Boston, L OBP: 0.261, SLG: 0.293 (1, 8)	Dave Magadan, L OBP: 0.380, SLG: 0.346 (1, 3)	Gregg Jefferies, S OBP: 0.338, SLG: 0.385 (1, 4)	Kevin McReynolds, R OBP: 0.352, SLG: 0.458 (1, 7)	Howard Johnson, S OBP: 0.338, SLG: 0.518 (1, 5)	Hubie Brooks, R OBP: 0.360, SLG: 0.512 (1, 9)	Mackey Sasser, L OBP: 0.338, SLG: 0.541 (1, 2)	Garry Templeton, S OBP: 0.235, SLG: 0.330 Keith Miller, R OBP: 0.400, SLG: 0.511 (9, PR)	Dwight Gooden, R OBP: 0.154, SLG: 0.256 Alejandro Pena, R (9, 1)	Tom Herr, S OBP: 0.351, SLG: 0.280 (9, PH)
---	---	--	---	---	---	--	--	---	--

**Inning Stats**


PITCHER	IP	WLS	BF	H	R	ER	SO	BB	IBB	HBP	BLK	WP	HR	S	P	ERA	WHIP
Dennis Martinez, R ERA: 2.08 (1, 1)	6.1		30	7	4	4	1	4	4	0	0	0	1	71	122	5.68	1.737
Tim Burke, R ERA: 4.5 (7, 1)	1.2		4	0	0	0	0	0	0	0	0	0	0	7	10	0.00	0.000
Barry Jones, R ERA: 3.86 (9, 1)	0.1	L	3	1	2	2	1	1	0	0	0	0	0	6	14	54.00	6.000
Scott Ruskin, L ERA: 2.32 (9, 1)	0.1		3	1	2	2	0	1	0	0	0	0	1	7	14	54.00	6.000









Batter	1	2	3	4	5	6	7	8	9	AB R H RBI BB SO LOB	TOP	
Marquis Grissom, R (1, 8) OBP: 0.333, SLG: 0.398	0-0 P6		1-1 P2		3-2 P3		0-0 FC5			4 0 0 0 0 0 3		
Delino DeShields, L (1, 4) OBP: 0.378, SLG: 0.371	0-1 P6		3-2 F8		3-1 L4		1-0 F7			4 0 0 0 0 0 3		
Ivan Calderon, R (1, 7) OBP: 0.366, SLG: 0.462	1-3 K			1-0 2B HBP	2-1 2B		1-2 FC6-4			3 1 1 0 0 1 2		
Tim Wallach, R (1, 5) OBP: 0.316, SLG: 0.360		1-0 F8		0-2 1B 2B	3-2 P6			1-3 K		4 1 1 1 0 1 1		
Dave Martinez, L (1, 9) OBP: 0.279, SLG: 0.361		0-0 G4-3		3-2 2B 1B		2-2 G4-3		0-0 G1-3		4 1 1 1 0 0 0		
Tom Foley, L (1, 3) Spike Owen, S (4, PH)		3-1 1B		2-2 F7		1-2 F8		2-1 G6-3		1 0 1 0 0 0 0 3 0 0 0 0 0 1		
Gilberto Reyes, R (1, 2) Larry Walker, L (9, PH) Junior Noboa, R (9, PH)		2-3 K		1-0 P4		3-2 F8			1-3 K	3 0 0 0 0 1 2 0 0 0 0 0 0 0 1 0 0 0 0 1 0	AB 34 R 3 H 8 RBI 3 BB 0 SO 6 LOB 13	
Bret Barberie, S (1, 6) (4, 3)			3-1 SH3-4 1B	2-2 1B 2B			0-0 FC5 1B		2-3 K	4 0 3 1 0 1 0		
Oil Can Boyd, R (1, 1) Jeff Fassero, L (6, 1) Eric Bullock, L (7, PH) Tim Burke, R (7, 1) Mike Fitzgerald, R (9, PH)			0-1 SH3-4	2-3 K			0-1 FC5		0-0 F9	1 0 0 0 0 1 1 0 0 0 0 0 0 0 1 0 1 0 0 0 0 0 0 0 0 0 0 0 1 0 0 0 0 0 0		
<b>Inning Stats</b>	R: 0 H: 0 E: 0 LOB: 0 K: 1 BB: 0 S: 6 P: 7	R: 0 H: 1 E: 0 LOB: 1 K: 1 BB: 0 S: 7 P: 13	R: 0 H: 1 E: 0 LOB: 1 K: 0 BB: 0 S: 9 P: 16	R: 3 H: 3 E: 0 LOB: 1 K: 1 BB: 0 S: 25 P: 35	R: 0 H: 1 E: 0 LOB: 1 K: 0 BB: 0 S: 10 P: 21	R: 0 H: 0 E: 0 LOB: 0 K: 0 BB: 0 S: 9 P: 15	R: 0 H: 2 E: 0 LOB: 2 K: 0 BB: 0 S: 8 P: 10	R: 0 H: 0 E: 0 LOB: 0 K: 1 BB: 0 S: 6 P: 9	R: 0 H: 0 E: 0 LOB: 0 K: 2 BB: 0 S: 7 P: 10	1B: 5 SF: 0 2B: 3 SAC: 1 3B: 0 DP: 0 HR: 0 HBP: 1	WP: 0 PA: 36 PB: 0 SB: 0 CS: 0	
<b>PITCHER</b>	IP WLS BF H R ER SO BB IBB HBP BLK WP HR S P ERA WHIP											
David Cone, R (1, 1) ERA: 3.01	7.0 W 30 8 3 3 3 0 0 1 0 0 0 0 74 117 3.86 1.143											
Jeff Innis, R (8, 1) ERA: 2.86	1.0 3 0 0 0 1 0 0 0 0 0 0 0 6 9 0.00 0.000											
John Franco, L (9, 1) ERA: 3.38	1.0 S 3 0 0 0 2 0 0 0 0 0 0 0 7 10 0.00 0.000											

**Montreal Expos @ New York Mets**  
Shea Stadium, Flushing, NY  
Thu Jun 27 1991, 3:33 AM EDT  
Att. 29,302 - Sunny - 83 F

[livebaseballscorecards.com](http://livebaseballscorecards.com)

Batter	1	2	3	4	5	6	7	8	9
Daryl Boston, L (1, 8) OBP: 0.271, SLG: 0.322	0-0 G6-3		0-0 FC5-4 PB S 1-2f		2-2 P2 1-2	2-3 K			
Dave Magadan, L (1, 3) OBP: 0.380, SLG: 0.344	3-3 K		3-2 G1-3 1-3		0-2 1B 2-H 1B	3-1 FC6-4 1-2f			
Gregg Jefferies, S (1, 4) OBP: 0.335, SLG: 0.384 Jeff Innis, R (8, 1) John Franco, L (9, 1)	3-1 F8			1-2 F8	1-2 1B 1B		0-0 F8		
Kevin McReynolds, R (1, 9) OBP: 0.352, SLG: 0.455		1-1 G5-3		0-0 1B 1B	1-1 1B PB 1B		0-0 F8		
Howard Johnson, S (1, 5) OBP: 0.343, SLG: 0.526		0-2 F8		0-3 K	4-0 1B IBB		2-1 F9		
Mark Carreon, R (1, 7) OBP: 0.315, SLG: 0.381		1-2 1B		1-2 1B	2-2 1B		2-2 F8		
Rick Cerone, R (1, 2) OBP: 0.348, SLG: 0.348		1-2 G3		2-1 F9	0-0 F8		2-2 F8		
Kevin Elster, R (1, 6) OBP: 0.323, SLG: 0.381			0-3 K		2-3 K	2-2 G1-3		2-3 K	
David Cone, L (1, 1) OBP: 0.257, SLG: 0.194 Tom Herr, S (8, 4) OBP: 0.351, SLG: 0.280			0-0 FC5-4 1B		1-1 1B E 1B	2-1 FC6-4 1B			

Inning Stats	R: 0	H: 0	E: 0	K: 1	S: 7	LOB: 0	BB: 0	P: 13	R: 0	H: 1	E: 0	K: 0	S: 12	LOB: 1	BB: 0	P: 15	R: 0	H: 1	E: 0	K: 1	S: 10	LOB: 1	BB: 0	P: 13	R: 0	H: 2	E: 0	K: 1	S: 15	LOB: 2	BB: 0	P: 19	R: 4	H: 5	E: 1	K: 1	S: 24	LOB: 2	BB: 1	P: 37	R: 0	H: 1	E: 0	K: 1	S: 11	LOB: 1	BB: 0	P: 20	R: 0	H: 0	E: 0	K: 0	S: 4	LOB: 0	BB: 0	P: 6	R: 0	H: 0	E: 0	K: 1	S: 9	LOB: 0	BB: 0	P: 15
--------------	------	------	------	------	------	--------	-------	-------	------	------	------	------	-------	--------	-------	-------	------	------	------	------	-------	--------	-------	-------	------	------	------	------	-------	--------	-------	-------	------	------	------	------	-------	--------	-------	-------	------	------	------	------	-------	--------	-------	-------	------	------	------	------	------	--------	-------	------	------	------	------	------	------	--------	-------	-------

PITCHER										PITCHER																								
IP	WLS	BF	H	R	ER	SO	BB	IBB	HBP	BLK	WP	HR	S	P	ERA	WHIP	IP	WLS	BF	H	R	ER	SO	BB	IBB	HBP	BLK	WP	HR	S	P	ERA	WHIP	
Oil Can Boyd, R (1, 1) ERA: 4.01	5.0	L	25	9	4	4	4	0	0	0	0	0	68	97	7.20	1.800	Oil Can Boyd, R (1, 1) ERA: 4.01	5.0	L	25	9	4	4	4	0	0	0	0	0	0	68	97	7.20	1.800
Jeff Fassero, L (6, 1) ERA: 1.8	1.0		4	1	0	1	0	0	0	0	0	0	11	20	0.00	1.000	Jeff Fassero, L (6, 1) ERA: 1.8	1.0		4	1	0	1	0	0	0	0	0	11	20	0.00	1.000		
Tim Burke, R (7, 1) ERA: 4.29	2.0		6	0	0	1	0	0	0	0	0	0	13	21	0.00	0.000	Tim Burke, R (7, 1) ERA: 4.29	2.0		6	0	0	1	0	0	0	0	13	21	0.00	0.000			

AB R H RBI BB SO LOB

4	0	0	0	0	1	3
4	1	1	1	0	1	2
4	1	1	0	0	0	0
0	0	0	0	0	0	0
0	0	0	0	0	0	0
4	1	2	1	0	0	0
3	0	0	0	1	1	1
4	0	3	2	0	0	0
4	0	0	0	0	0	5
4	0	0	0	0	3	0
3	1	3	0	0	0	0
0	0	0	0	0	0	0

1B: 10	SF: 0	WP: 0	PA: 35
2B: 0	SAC: 0	PB: 2	
3B: 0	DP: 0	SB: 1	
HR: 0	HBP: 0	CS: 0	


**Montreal Expos @ New York Mets**  
 Shea Stadium, Flushing, NY  
 Thu Jun 27 1991, 3:33 AM EDT  
 Att. 29,302 - Sunny - 83 F

livebaseballscorecards.com

AB	34
R	4
H	10
RBI	4
BB	1
SO	6
LOB	11





Batter	1	2	3	4	5	6	7	8	9	AB R H RBI BB SO LOB	TOP											
Mickey Morandini, L (1, 4) OBP: 0.323, SLG: 0.303	1-0 L6		2-2 HR 2B	2-2 G5-3			1-1 F7			4 1 1 0 0 0 0												
Charlie Hayes, R (1, 5) OBP: 0.226, SLG: 0.329	1-2 G5-3		1-1 HR		2-3 K		1-0 G6-3			4 1 1 3 0 1 0												
Wes Chamberlain, R (1, 7) OBP: 0.350, SLG: 0.439	1-0 G6-3		1-2 G5-3		0-1 P4			0-2 1B		4 0 1 0 0 0 0												
John Kruk, L (1, 3) OBP: 0.354, SLG: 0.484		4-1 3B BB	1-1 1B 3B		0-0 G3			1-1 F9		3 2 1 0 1 0 1												
Dale Murphy, R (1, 9) OBP: 0.313, SLG: 0.447		0-0 SF8 3B	0-0 FC6-4 1B			0-0 F8		3-3 K		4 1 2 2 0 1 1												
Darren Daulton, L (1, 2) OBP: 0.270, SLG: 0.276		1-1 SF8	1-0 P2			2-1 1B		1-1 F8		3 0 1 1 0 0 2												
Dickie Thon, R (1, 6) OBP: 0.289, SLG: 0.333		1-0 F7	0-0 FC6-4			0-0 F9			1-0 F7	4 0 0 0 0 0 2	AB 34 R 6 H 8 RBI 6 BB 1 SO 4 LOB 7											
John Morris, L (1, 8) OBP: 0.298, SLG: 0.286		0-1 G3		1-2 G3-1		2-1 G1-3			1-2 G4-3	4 0 0 0 0 0 1												
Jose De Jesus, R (1, 1) OBP: 0.200, SLG: 0.172			2-2 HR 1B	1-3 K			0-3 K		1-0 G6-3	4 1 1 0 0 2 0												
<b>Inning Stats</b>	R: 0 E: 0 K: 0 S: 7	H: 0 LOB: 0 BB: 0 P: 10	R: 2 E: 0 K: 0 S: 7	H: 1 LOB: 0 BB: 1 P: 13	R: 4 E: 0 K: 0 S: 20	H: 5 LOB: 1 BB: 0 P: 28	R: 0 E: 0 K: 1 S: 12	H: 0 LOB: 0 BB: 0 P: 16	R: 0 E: 0 K: 1 S: 6	H: 0 LOB: 0 BB: 0 P: 8	R: 0 E: 0 K: 1 S: 6	H: 1 LOB: 1 BB: 0 P: 10	R: 0 E: 0 K: 1 S: 6	H: 0 LOB: 0 BB: 0 P: 8	R: 0 E: 0 K: 1 S: 13	H: 1 LOB: 1 BB: 0 P: 18	R: 0 E: 0 K: 0 S: 5	H: 0 LOB: 0 BB: 0 P: 8	1B: 4 2B: 1 3B: 2 HR: 1	SF: 1 SAC: 0 DP: 0 HBP: 0	WP: 0 PB: 0 SB: 1 CS: 0	PA: 36
<b>PITCHER</b>	IP WLS BF H R ER SO BB IBB HBP BLK WP HR S P ERA WHIP																					
Ron Darling, R (1, 1) ERA: 4.43	2.1 L 13 5 6 6 0 1 0 0 0 0 0 1 31 47 23.14 2.571																					
Pete Schourek, L (3, 1) ERA: 4.88	5.2 20 3 0 0 4 0 0 0 0 0 0 0 46 64 0.00 0.529																					
Doug Simons, L (9, 1) ERA: 4.4	1.0 3 0 0 0 0 0 0 0 0 0 0 0 5 8 0.00 0.000																					

Philadelphia Phillies @ New York Mets  
Shea Stadium, Flushing, NY  
Fri Jun 28 1991, 7:05 PM EDT  
Att. 33,511 - Sunny - 89 F

livebaseballscorecards.com

Batter	1	2	3	4	5	6	7	8	9	AB R H RBI BB SO LOB
--------	---	---	---	---	---	---	---	---	---	----------------------

Daryl Boston, L OBP: 0.280, SLG: 0.333 (1, 8)	2-1 2B		4-1 BB		1-3 K			2-1 G3-1		3 0 1 0 1 1 1
Dave Magadan, L OBP: 0.378, SLG: 0.342 (1, 3)	0-0 F9		0-2 F8			1-2 L6			0-1 HR	4 1 1 0 0 0 2
Gregg Jefferies, S OBP: 0.342, SLG: 0.400 (1, 4)	4-1 BB		3-1 F7			4-1 G6-3			0-1 HR	2 1 1 2 2 0 0
Kevin McReynolds, R OBP: 0.347, SLG: 0.446 (1, 7)	1-1 F9			2-1 G5-3		2-1 G6-3			0-0 G3	4 0 0 0 0 0 3
Howard Johnson, S OBP: 0.338, SLG: 0.517 (1, 5)	1-2 P4			0-2 F8			0-0 F9		0-0 F8	4 0 0 0 0 0 2
Hubie Brooks, R OBP: 0.352, SLG: 0.495 (1, 9)		0-0 P6		2-0 F8			1-3 K		0-1 F9	4 0 0 0 0 1 0
Mackey Sasser, L OBP: 0.353, SLG: 0.540 (1, 2)			4-1 FC6-4		3-1 FC5-4		1-1 F9			2 0 1 0 1 0 0
Kevin Elster, R OBP: 0.317, SLG: 0.373 (1, 6)			1-2 F9		3-2 FC5-4			0-0 G6-3		3 0 0 0 0 0 2
Ron Darling, R OBP: 0.133, SLG: 0.233 (1, 1)			2-2 FC6-4		3-3 K			0-2 G3		1 0 0 0 0 0 1
Pete Schourek, L (3, 1)										1 0 0 0 0 1 1
Kelvin Torve, L (8, PH)										1 0 0 0 0 0 0
Doug Simons, L (9, 1)										0 0 0 0 0 0 0

Inning Stats	R: 0	H: 1	E: 0	K: 0	S: 10	R: 0	H: 0	E: 0	K: 0	S: 9	R: 0	H: 0	E: 0	K: 0	S: 6	R: 0	H: 0	E: 0	K: 0	S: 6	R: 0	H: 1	E: 0	K: 2	S: 12	R: 0	H: 0	E: 0	K: 1	S: 6	R: 0	H: 0	E: 0	K: 0	S: 6	R: 2	H: 2	E: 0	K: 0	S: 8	1B: 2	SF: 0	2B: 1	SAC: 0	3B: 0	DP: 1	HR: 1	HBP: 0	WP: 0	PA: 33
--------------	------	------	------	------	-------	------	------	------	------	------	------	------	------	------	------	------	------	------	------	------	------	------	------	------	-------	------	------	------	------	------	------	------	------	------	------	------	------	------	------	------	-------	-------	-------	--------	-------	-------	-------	--------	-------	--------

PITCHER	IP	WLS	BF	H	R	ER	SO	BB	IBB	HBP	BLK	WP	HR	S	P	ERA	WHIP	PITCHER	IP	WLS	BF	H	R	ER	SO	BB	IBB	HBP	BLK	WP	HR	S	P	ERA	WHIP														
Jose De Jesus, R ERA: 3.86 (1, 1)	9.0	W	33	4	2	2	3	4	0	0	0	0	1	70	117	2.00	0.889																																

**BOTTOM**

**Philadelphia Phillies @ New York Mets**  
**Shea Stadium, Flushing, NY**  
 Fri Jun 28 1991, 7:05 PM EDT  
 Att: 33,511 - Sunny - 89 F

livebaseballscores.com

<b>AB</b>	<b>29</b>
<b>R</b>	<b>2</b>
<b>H</b>	<b>4</b>
<b>RBI</b>	<b>2</b>
<b>BB</b>	<b>4</b>
<b>SO</b>	<b>3</b>
<b>LOB</b>	<b>12</b>





Batter	1	2	3	4	5	6	7	8	9	AB R H RBI BB SO LOB	TOP									
Mickey Morandini, L (1, 4) OBP: 0.321, SLG: 0.301	1-0 G5-3		1-3 K		1-1 G3			1-1 G6-3 1B		4 0 1 0 0 1 1										
Charlie Hayes, R (1, 5) OBP: 0.226, SLG: 0.328	3-2 G5-3		2-0 G5-4-3 1B		2-1 P2			0-0 G6-3		4 0 1 0 0 0 2										
Wes Chamberlain, R (1, 7) OBP: 0.344, SLG: 0.426	2-2 1B		1-2 G5-4-3 1-2f			1-1 F8		0-0 L7		4 0 1 0 0 0 2										
John Kruk, L (1, 3) OBP: 0.353, SLG: 0.482 Ricky Jordan, R (1, 3) OBP: 0.319, SLG: 0.460	1-3 K			2-2 G5-3		2-2 F7		0-3 K		1 0 0 0 0 1 1 3 0 0 0 0 1 1										
Dale Murphy, R (1, 9) OBP: 0.313, SLG: 0.448		2-2 2B		2-2 F7		2-1 G5-3		1-1 F7		4 0 1 0 0 0 0										
Darren Daulton, L (1, 2) OBP: 0.278, SLG: 0.278		1-3 K		1-1 1B		1-1 G6-3		4-2 DI BB		3 0 1 0 1 1 1										
Dickie Thon, R (1, 6) OBP: 0.288, SLG: 0.332		3-3 K		0-0 F9		3-1 G2-3 1B		2-1 F8		4 0 1 0 0 1 3										
John Morris, L (1, 8) OBP: 0.307, SLG: 0.288		4-0 IBB			1-1 G3 SH1-4 1B		0-1 G2-3		3-3 K	3 0 1 0 1 1 2										
Terry Mulholland, R (1, 1) OBP: 0.111, SLG: 0.059 Joe Boever, R (5, 1) OBP: 0.500, SLG: 0.500 Ron Jones, L (7, PH) OBP: 0.417, SLG: 0.400 Darrel Akerfelds, R (7, 1)		0-0 G5-3			0-0 SH1-4		3-2 G4-3			1 0 0 0 0 0 2 0 0 0 0 0 0 0 1 0 0 0 0 0 1 0 0 0 0 0 0 0										
<b>Inning Stats</b>	R: 0 E: 0 K: 1 S: 10	H: 1 LOB: 1 BB: 0 P: 17	R: 0 E: 0 K: 2 S: 10	H: 1 LOB: 2 BB: 1 P: 20	R: 0 E: 0 K: 1 S: 8	H: 1 LOB: 0 BB: 0 P: 12	R: 0 E: 0 K: 0 S: 14	H: 1 LOB: 1 BB: 0 P: 19	R: 0 E: 0 K: 0 S: 7	H: 0 LOB: 0 BB: 0 P: 12	R: 0 E: 0 K: 0 S: 9	H: 1 LOB: 1 BB: 0 P: 16	R: 0 E: 0 K: 1 S: 7	H: 1 LOB: 1 BB: 0 P: 8	R: 0 E: 0 K: 1 S: 9	H: 0 LOB: 1 BB: 1 P: 19	1B: 6 2B: 1 3B: 0 HR: 0	SF: 0 SAC: 1 DP: 1 HBP: 0	WP: 0 PB: 0 SB: 0 CS: 0	PA: 35
<b>PITCHER</b>	IP WLS BF H R ER SO BB IBB HBP BLK WP HR S P ERA WHIP																			
Wally Whitehurst, R (1, 1) ERA: 3.41	5.0 W 20 5 0 0 4 0 1 0 0 0 0 49 79 0.00 1.000																			
Jeff Innis, R (6, 1) ERA: 2.59	3.0 11 2 0 0 1 0 0 0 0 0 0 23 36 0.00 0.667																			
Alejandro Pena, R (9, 1) ERA: 2.81	1.0 4 0 0 0 1 1 0 0 0 0 0 9 19 0.00 1.000																			

Philadelphia Phillies @ New York Mets  
Shea Stadium, Flushing, NY

livebaseballscorecards.com

AB	32
R	0
H	7
RBI	0
BB	2
SO	6
LOB	16



Sat Jun 29 1991, 7:05 PM EDT  
Att. 46,244 - Cloudy - 93 F

BOTTOM

Philadelphia Phillies @ New York Mets  
Shea Stadium, Flushing, NY

livebaseballscores.com

AB	31
R	5
H	7
RBI	4
BB	3
SO	6
LOB	10




WP:	0	PA:	35
PB:	0	SB:	0
CS:	0		

Sat Jun 29 1991, 7:05 PM EDT  
Att. 46,244 - Cloudy - 93 F

Batter	1	2	3	4	5	6	7	8	9	AB	R	H	RBI	BB	SO	LOB							
Garry Templeton, S OBP: 0.252, SLG: 0.336 (1, 5)	K		G6-3		SF7		G4-3			4	1	1	1	0	1	0							
Dave Magadan, L OBP: 0.380, SLG: 0.350 (1, 3)	F7			FC6-4	E3		2B			4	0	2	0	0	0	1							
Hubie Brooks, R OBP: 0.351, SLG: 0.491 Daryl Boston, L OBP: 0.280, SLG: 0.333 (1, 9) (8, 8)	BB			F8	SF7		L8			2	0	0	1	1	0	2							
Kevin McReynolds, R OBP: 0.349, SLG: 0.458 (1, 7)	F9			K	IBB			HR		3	1	1	1	1	1	2							
Mark Carreon, R OBP: 0.304, SLG: 0.367 (1, 8) (8, 9)		F9		FC6-4	K			K		4	0	0	0	0	2	3							
Tom Herr, S OBP: 0.349, SLG: 0.279 (1, 4)		G5-3			K		F7		G6-3	4	1	1	0	0	0	0							
Rick Cerone, R OBP: 0.353, SLG: 0.347 (1, 2)		K			G6-3		G6-3		BB	3	1	1	0	1	1	0							
Kevin Elster, R OBP: 0.315, SLG: 0.370 (1, 6)			G6-3		E1		G6-3		F9	4	1	1	0	0	0	1							
Wally Whitehurst, R OBP: 0.222, SLG: 0.188 Gregg Jefferies, S OBP: 0.341, SLG: 0.398 Jeff Innis, R Alejandro Pena, R			G4-3		G6-3		K			1	0	0	0	0	0	0							
										1	0	0	1	0	0	1							
										1	0	0	0	0	1	0							
										0	0	0	0	0	0	0							
Inning Stats	R: 0 E: 0 K: 1 S: 7	H: 0 LOB: 1 BB: 1 P: 15	R: 0 E: 0 K: 1 S: 7	H: 0 LOB: 0 BB: 0 P: 12	R: 0 E: 0 K: 0 S: 5	H: 0 LOB: 0 BB: 0 P: 8	R: 0 E: 0 K: 1 S: 12	H: 1 LOB: 1 BB: 0 P: 17	R: 4 E: 2 K: 1 S: 18	H: 4 LOB: 2 BB: 1 P: 29	R: 0 E: 0 K: 0 S: 8	H: 0 LOB: 0 BB: 0 P: 14	R: 0 E: 0 K: 1 S: 8	H: 1 LOB: 1 BB: 0 P: 13	R: 1 E: 0 K: 1 S: 12	H: 1 LOB: 1 BB: 1 P: 21	1B: 5 2B: 1 3B: 0 HR: 1	SF: 1 SAC: 0 DP: 0 HBP: 0	WP: 0 PB: 0 SB: 0 CS: 0	PA: 35			
PITCHER	IP	WLS	BF	H	R	ER	SO	BB	IBB	HBP	BLK	WP	HR	S	P	ERA	WHIP					ERA	WHIP
Terry Mulholland, L ERA: 4.15	(1, 1)	4.1	L	20	5	4	3	3	1	0	0	0	0	43	68	6.23	1.385						
Joe Boever, R ERA: 4.24	(5, 1)	1.2		6	0	0	0	1	0	1	0	0	0	14	27	0.00	0.000						
Darrel Akerfelds, R ERA: 4.99	(7, 1)	2.0		9	2	1	2	1	0	0	0	0	1	20	34	4.50	1.500						



Batter	1	2	3	4	5	6	7	8	9	AB R H RBI BB SO LOB	TOP											
<b>Wally Backman, S</b> (1, 5) OBP: 0.338, SLG: 0.336 <b>Charlie Hayes, R</b> (5, PH) OBP: 0.232, SLG: 0.326 (5, 5)	4-0 1B BB	1-0 FC6-4 1B		2-1 FC6-4 1B 2-H	4-0 1B IBB		0-3 K		4-2 S 1B 1-2 BB	2 1 2 1 1 0 0 1 0 0 0 2 1 0												
<b>Mickey Morandini, L</b> (1, 4) OBP: 0.321, SLG: 0.303 1 SAFE 1 C 1 X	0-1 G5-3	3-1 FC6-4 FC6-4		0-0 FC6-4 1-2f	1-2 1B 1-3 2-H 3-H			1-3 K	0-1 S 1B 1-2 2-H	6 0 2 3 0 1 4												
<b>Wes Chamberlain, R</b> (1, 7) OBP: 0.348, SLG: 0.429 <b>Sil Campusano, R</b> (5, PH) OBP: 0.167, SLG: 0.241 (5, 8)	1-2 S 1B 2-H	1-0 FC6-4 1-2f			HR F7			0-3 K	1-3 K 1-2 2-3	2 0 1 1 0 0 2 4 1 1 1 0 2 4												
<b>John Kruk, L</b> (1, 9) OBP: 0.350, SLG: 0.477 (9, 3)	1-3 K 1-2		2-3 K		0-0 L4	2-0 F9		1-1 2B 1B		5 0 1 0 0 2 1												
<b>Ricky Jordan, R</b> (1, 3) OBP: 0.321, SLG: 0.461 <b>Jim Lindeman, R</b> (9, 7) OBP: 0.424, SLG: 0.434	1-0 G3		0-0 G5-3		1-1 HR HBP	1-0 F7		1-1 SAFE 1-3 2B		4 1 1 0 0 0 1 0 0 0 0 0 0 0												
<b>Dickie Thon, R</b> (1, 6) OBP: 0.291, SLG: 0.346		0-2 G5-3	0-1 F9		0-0 HR 1-H			2-3 K 1B		5 1 2 2 0 1 2												
<b>John Morris, L</b> (1, 8) OBP: 0.323, SLG: 0.306 (5, 7) (9, 9)		1-0 HR 1B		2-0 2B 1B	0-1 SH5-4 1B 1B	1-3 SAFE 1-2 K			0-3 K	5 2 3 0 0 2 1	<b>AB</b> 42 <b>R</b> 10 <b>H</b> 17 <b>RBI</b> 10 <b>BB</b> 4 <b>SO</b> 12 <b>LOB</b> 17											
<b>Steve Lake, R</b> (1, 2) OBP: 0.205, SLG: 0.241		0-1 HR		0-2 1B 2B	0-0 SH5-4 1B 1B		1-1 G4-3		1-2 BB 1B 1B	5 4 4 2 0 0 0												
<b>Danny Cox, R</b> (1, 1) OBP: 0.188, SLG: 0.071 <b>Roger McDowell, R</b> (6, 1) <b>Wally Ritchie, L</b> (6, 1) <b>Joe Boever, R</b> (7, 1) OBP: 0.500, SLG: 0.500 <b>Ron Jones, L</b> (9, PH) OBP: 0.385, SLG: 0.364 <b>Mitch Williams, L</b> (9, 1)		4-0 FC6-4 1B BB		2-3 K	1-0 SH5-4		2-3 K		2-3 K	1 0 0 0 1 1 1 0 0 0 0 0 0 0 1 0 0 0 0 1 0 0 0 0 0 0 0 0 1 0 0 0 0 1 1 0 0 0 0 0 0 0												
<b>Inning Stats</b>	R: 1 E: 0 K: 1 S: 9	H: 1 LOB: 1 BB: 1 P: 16	R: 2 E: 0 K: 0 S: 11	H: 3 LOB: 2 BB: 1 P: 21	R: 0 E: 0 K: 1 S: 7	H: 0 LOB: 0 BB: 0 P: 9	R: 1 E: 0 K: 1 S: 12	H: 3 LOB: 1 BB: 0 P: 18	R: 5 E: 0 K: 0 S: 13	H: 5 LOB: 2 BB: 1 P: 21	R: 0 E: 0 K: 1 S: 7	H: 1 LOB: 1 BB: 0 P: 12	R: 0 E: 0 K: 2 S: 8	H: 0 LOB: 0 BB: 0 P: 11	R: 0 E: 0 K: 3 S: 15	H: 2 LOB: 2 BB: 0 P: 20	R: 1 E: 0 K: 3 S: 22	H: 2 LOB: 2 BB: 1 P: 30	1B: 12 2B: 2 3B: 0 HR: 3	SF: 0 SAC: 1 DP: 0 HBP: 1	WP: 0 PB: 0 SB: 4 CS: 0	PA: 48
<b>PITCHER</b>	IP WLS BF H R ER SO BB IBB HBP BLK WP HR S P ERA WHIP																					
<b>Dwight Gooden, R</b> (1, 1) ERA: 4.39	4.1 L 24 9 7 7 3 2 0 1 0 0 0 3 43 69 14.54 2.538																					
<b>Doug Simons, L</b> (5, 1) ERA: 4.59	2.2 13 4 2 2 3 0 1 0 0 0 0 24 39 6.75 1.500																					
<b>Alejandro Pena, R</b> (8, 1) ERA: 2.91	2.0 11 4 1 1 6 1 0 0 0 0 0 0 37 50 4.50 2.500																					

Philadelphia Phillies @ New York Mets  
 Shea Stadium, Flushing, NY  
 Sun Jun 30 1991, 3:33 AM EDT  
 Att. 44,310 - Cloudy - 86 F

livebaseballscorecards.com

BOTTOM

Philadelphia Phillies @ New York Mets  
Shea Stadium, Flushing, NY  
Sun Jun 30 1991, 3:33 AM EDT  
Att. 44,310 - Cloudy - 86 F

livebaseballscorecards.com

AB 35  
R 9  
H 10  
RBI 8  
BB 6  
SO 6  
LOB 15



WP: 1 PA: 44  
PB: 0  
SB: 0  
CS: 0

AB R H RBI BB SO LOB

4 1 1 2 1 1 1

5 0 0 0 0 0 4

4 0 0 1 0 2 0

5 2 3 1 0 0 0

4 2 1 2 1 0 2

2 2 2 0 2 0 0  
0 0 0 0 0 0 0

2 1 1 2 1 0 1  
1 0 0 0 1 0 1

2 0 0 0 0 0 1  
0 0 0 0 0 0 0

1 0 0 0 0 1 2  
0 0 0 0 0 0 0

1 0 0 0 0 1 1

1B: 5 SF: 1  
2B: 4 SAC: 1  
3B: 0 DP: 0  
HR: 1 HBP: 1

1B: 5 SF: 1  
2B: 4 SAC: 1  
3B: 0 DP: 0  
HR: 1 HBP: 1

Batter	1	2	3	4	5	6	7	8	9
Daryl Boston, L (1, 8) OBP: 0.286, SLG: 0.340	1-0 P4		0-1 F7		4-0 SF8 G6-3 2B	2-2		1-3	
Tom Herr, S (1, 4) OBP: 0.338, SLG: 0.268	1-2 F7		1-0 F7		1-1 G6-3	0-1 F8		2-2 G4-3	
Dave Magadan, L (1, 3) OBP: 0.373, SLG: 0.343	1-3 K				1-2 G3				1-2 G6-3
Kevin McReynolds, R (1, 7) OBP: 0.354, SLG: 0.470		0-1 F9			0-1 HBP 2B 1B			3-2 G1-6-3	1-2 HR 2B
Howard Johnson, S (1, 5) OBP: 0.339, SLG: 0.525		2-2 G3-1			1 SAFE 0-0 F8	0-0 P2		4-2 1B WP BB	2-2 HR
Hubie Brooks, R (1, 9) OBP: 0.363, SLG: 0.495 Keith Miller, R (9, PR) OBP: 0.400, SLG: 0.511		4-1 FC6 BB			2-2 HBP 2B			3-2 SH1-4 BB 1B	4-1 BB
Mackey Sasser, L (1, 2) OBP: 0.366, SLG: 0.554 Rick Cerone, R (7, PH) OBP: 0.355, SLG: 0.345 (8, 2)		1-1 FC6			1-2 HBP 2B			4-2 SH1-4 BB 2B	1-1 L5
Kevin Elster, R (1, 6) OBP: 0.311, SLG: 0.365 Doug Simons, L (5, 1) Kelvin Torve, L (7, PH) Alejandro Pena, R (8, 1) Mark Carreon, R (9, PH) OBP: 0.302, SLG: 0.364			2-2 F9		3-1 P6			0-1 SH1-4	1-3 K
Dwight Gooden, R (1, 1) OBP: 0.175, SLG: 0.275 Garry Templeton, S (5, 6) OBP: 0.254, SLG: 0.336			0-2			2-2 G6-3 BB SF8 1B		3-3 K	0-1 G4-3

Inning Stats	R: 0	H: 0	E: 0	K: 1	S: 7	H: 0	LOB: 0	BB: 0	P: 10	R: 0	H: 0	E: 0	K: 0	S: 8	R: 0	H: 1	E: 0	K: 0	S: 9	R: 2	H: 2	E: 0	K: 0	S: 14	R: 2	H: 2	E: 0	K: 0	S: 13	R: 2	H: 2	E: 0	K: 1	S: 14	R: 1	H: 1	E: 0	K: 2	S: 25	R: 0	H: 0	E: 0	K: 1	S: 9	R: 2	H: 2	E: 0	K: 1	S: 18	1B: 5	SF: 1	2B: 4	SAC: 1	3B: 0	DP: 0	HR: 1	HBP: 1
--------------	------	------	------	------	------	------	--------	-------	-------	------	------	------	------	------	------	------	------	------	------	------	------	------	------	-------	------	------	------	------	-------	------	------	------	------	-------	------	------	------	------	-------	------	------	------	------	------	------	------	------	------	-------	-------	-------	-------	--------	-------	-------	-------	--------

PITCHER	IP	WLS	BF	H	R	ER	SO	BB	IBB	HBP	BLK	WP	HR	S	P	ERA	WHIP
Danny Cox, R (1, 1) ERA: 4.29	5.0		23	5	4	4	1	2	0	1	0	0	0	51	79	7.20	1.400
Roger McDowell, R (6, 1) ERA: 3.0	0.2		5	2	2	2	1	1	0	0	0	0	0	12	22	27.00	4.500
Wally Ritchie, L (6, 1) ERA: 4.22	1.0		5	1	1	1	1	1	0	0	0	0	0	22	34	9.00	2.000
Joe Boever, R (7, 1) ERA: 4.14	1.1		5	0	0	0	2	1	0	0	0	1	0	14	21	0.00	0.750
Mitch Williams, L (9, 1) ERA: 3.12	1.0	S	6	2	2	2	1	1	0	0	0	0	1	18	27	18.00	3.000





**BOTTOM**

**New York Mets @ Montreal Expos**  
 Olympic Stadium, Montreal, QB  
 Mon Jul 01 1991, 3:33 AM EDT  
 Att. 21,463 - Cloudy - 74 F

livebaseballscorecards.com

<b>AB</b>	<b>34</b>
<b>R</b>	<b>2</b>
<b>H</b>	<b>10</b>
<b>RBI</b>	<b>2</b>
<b>BB</b>	<b>1</b>
<b>SO</b>	<b>8</b>
<b>LOB</b>	<b>14</b>



WP: 0	PA: 36
PB: 0	
SB: 0	
CS: 2	

AB R H RBI BB SO LOB

3 0 0 0 1 1 1

4 0 1 0 0 2 1

4 1 2 0 0 0 2

4 0 2 1 0 2 2

4 0 1 0 0 1 1

3 0 0 0 0 0 2  
 1 0 0 0 0 0 0  
 0 0 0 0 0 0 0  
 0 0 0 0 0 0 0

3 0 1 0 0 0 3  
 0 0 0 0 0 0 0  
 0 0 0 0 0 0 0  
 1 0 0 0 0 1 0

4 1 3 1 0 0 0

1 0 0 0 0 1 2  
 2 0 0 0 0 0 0

1B: 8	SF: 0
2B: 1	SAC: 1
3B: 0	DP: 1
HR: 1	HBP: 0

Batter	1	2	3	4	5	6	7	8	9
<b>Marquis Grissom, R</b> OBP: 0.329, SLG: 0.384 (1, 8)	4-2 1B BB		1-3 K		1-1 G1-3		2-2 F8		
<b>Delino DeShields, L</b> OBP: 0.373, SLG: 0.363 (1, 4)	1-3 CS 1B		1-2 F9		3-3 K		2-3 K		
<b>Ivan Calderon, R</b> OBP: 0.376, SLG: 0.471 (1, 3)	1-1 P3		3-2 1B			3-1 F8		1-1 E6 1B	
<b>Tim Wallach, R</b> OBP: 0.319, SLG: 0.357 (1, 5)	3-3 K		1-3 K			1-2 2B 1B		1-1 CS 1B	
<b>Dave Martinez, L</b> OBP: 0.277, SLG: 0.356 (1, 7) (9, 9)		0-0 F8		1-1 G3		1-1 2B		1-3 K	
<b>Junior Noboa, R</b> OBP: 0.262, SLG: 0.344 (1, 9)		2-1 G6-3		1-0 E5		2-1 P4		1-0 F7	
<b>Bret Barberie, S</b> OBP: 0.357, SLG: 0.500 (8, PH)									
<b>Steve Frey, R</b> (9, 1)									
<b>Tim Burke, R</b> (9, 1)									
<b>Gilberto Reyes, R</b> OBP: 0.310, SLG: 0.286 (1, 2)		0-1 1B		0-1 G4-6-3		1-2 L5		1-3 K	
<b>Doug Platt, L</b> (7, 1)									
<b>Eric Bullock, L</b> OBP: 0.308, SLG: 0.304 (9, 7)									
<b>Kenny Williams, R</b> OBP: 0.339, SLG: 0.509 (9, PH)									
<b>Spike Owen, S</b> OBP: 0.307, SLG: 0.318 (1, 6)		3-0 1B		2-1 SH2-4 1B		3-2 HR		1-1 L5	
<b>Mark Gardner, R</b> OBP: 0.053, SLG: 0.053 (1, 1)					0-0 SH2-4		3-2 G5-3		0-0 G1-3
<b>Mike Fitzgerald, R</b> OBP: 0.253, SLG: 0.238 (7, 2)									

Inning Stats	R: 0 E: 0 K: 1 S: 10	H: 1 LOB: 1 BB: 1 P: 18	R: 0 E: 0 K: 1 S: 10	H: 2 LOB: 2 BB: 0 P: 18	R: 0 E: 0 K: 2 S: 12	H: 1 LOB: 1 BB: 0 P: 18	R: 0 E: 1 K: 0 S: 5	H: 0 LOB: 0 BB: 0 P: 7	R: 0 E: 0 K: 1 S: 8	H: 1 LOB: 1 BB: 0 P: 14	R: 0 E: 0 K: 0 S: 12	H: 2 LOB: 2 BB: 0 P: 20	R: 1 E: 0 K: 1 S: 16	H: 1 LOB: 0 BB: 0 P: 26	R: 1 E: 1 K: 1 S: 8	H: 2 LOB: 0 BB: 0 P: 12	R: 0 E: 0 K: 1 S: 6	H: 0 LOB: 0 BB: 0 P: 8	1B: 8 2B: 1 3B: 0 HR: 1	SF: 0 SAC: 1 DP: 1 HBP: 0	WP: 0 PA: 36 PB: 0 SB: 0 CS: 2
--------------	-------------------------------	----------------------------------	-------------------------------	----------------------------------	-------------------------------	----------------------------------	------------------------------	---------------------------------	------------------------------	----------------------------------	-------------------------------	----------------------------------	-------------------------------	----------------------------------	------------------------------	----------------------------------	------------------------------	---------------------------------	----------------------------------	------------------------------------	--

PITCHER	IP	WLS	BF	H	R	ER	SO	BB	IBB	HBP	BLK	WP	HR	S	P	ERA	WHIP
<b>Frank Viola, L</b> ERA: 2.92 (1, 1)	7.0	W	29	8	1	1	6	1	0	0	0	0	1	73	121	1.29	1.286
<b>Jeff Innis, R</b> ERA: 2.51 (8, 1)	1.0		4	2	1	0	1	0	0	0	0	0	0	8	12	0.00	2.000
<b>John Franco, L</b> ERA: 3.24 (9, 1)	1.0	S	3	0	0	0	1	0	0	0	0	0	0	6	8	0.00	0.000











**BOTTOM**

**New York Mets @ Montreal Expos**  
**Olympic Stadium, Montreal, QB**

Wed Jul 03 1991, 7:05 PM EDT  
 Att. 13,830 - Cloudy - 69 F

[livebaseballscorecards.com](http://livebaseballscorecards.com)

<b>AB</b>	<b>27</b>
<b>R</b>	<b>0</b>
<b>H</b>	<b>2</b>
<b>RBI</b>	<b>0</b>
<b>BB</b>	<b>3</b>
<b>SO</b>	<b>6</b>
<b>LOB</b>	<b>7</b>



WP: 0	PA: 31
PB: 0	
SB: 0	
CS: 1	


AB	R	H	RBI	BB	SO	LOB
4	0	0	0	0	1	0
4	0	0	0	0	3	0
3	0	0	0	1	0	0
3	0	0	0	0	0	1
2	0	1	0	1	0	0
3	0	0	0	0	0	2
2	0	0	0	1	0	2
3	0	1	0	0	1	0
1	0	0	0	0	1	0
1	0	0	0	0	0	0
0	0	0	0	0	0	0
1	0	0	0	0	0	2
0	0	0	0	0	0	0

Batter	1	2	3	4	5	6	7	8	9
<b>Marquis Grissom, R</b> OBP: 0.320, SLG: 0.373 (1, 8)	0-1 P4 ①		3-1 L6 ③			0-0 G5-3 ③			2-3 K ①
<b>Delino DeShields, L</b> OBP: 0.373, SLG: 0.361 (1, 4)	2-3 K ②			2-3 K ①			3-2 G4-3 ①		2-3 K ②
<b>Ivan Calderon, R</b> OBP: 0.376, SLG: 0.467 (1, 7)	0-0 F9 ③			4-2 CS BB			1-0 L4 ②		0-0 G5-3 ③
<b>Tim Wallach, R</b> OBP: 0.318, SLG: 0.363 (1, 5)				1-1 F9 ②			1-2 P4 ③		
<b>Dave Martinez, L</b> OBP: 0.282, SLG: 0.355 (1, 9)				2-1 CS ③	4-1 F8-3 BB			1-1 F7 ①	
<b>Tom Foley, L</b> OBP: 0.291, SLG: 0.337 (1, 3)				1-2 FC G5-4-3	2-1 F8-3 ① ②			0-0 G4-3 ②	
<b>Mike Fitzgerald, R</b> OBP: 0.253, SLG: 0.229 (1, 2)				0-0 G5-4-3 ② ③	1-0 G5-3 ③			4-1 1B BB	
<b>Spike Owen, S</b> OBP: 0.306, SLG: 0.317 (1, 6)				0-1 F7 ①				3-1 1B ②	
<b>Chris Haney, L</b> (1, 1)				0-3 K ②				0-0 F7 ③	
<b>Bret Barberie, S</b> OBP: 0.333, SLG: 0.462 (6, PH)									
<b>Doug Piatt, L</b> (7, 1)									
<b>Eric Bullock, L</b> OBP: 0.296, SLG: 0.292 (8, PH)									
<b>Barry Jones, R</b> (9, 1)									

Inning Stats	R: 0	H: 0	E: 0	K: 1	S: 6	H: 0	LOB: 0	BB: 0	P: 8	R: 0	H: 1	E: 1	K: 0	S: 11	H: 0	LOB: 1	BB: 0	P: 14	R: 0	H: 0	E: 0	K: 1	S: 8	H: 0	LOB: 0	BB: 0	P: 11	R: 0	H: 0	E: 0	K: 1	S: 8	R: 0	H: 0	E: 0	K: 1	S: 4	R: 0	H: 0	E: 0	K: 1	S: 6	R: 0	H: 1	E: 0	K: 0	S: 7	R: 0	H: 0	E: 0	K: 2	S: 8	H: 0	LOB: 0	BB: 0	P: 12	1B: 2	SF: 0	2B: 1	SAC: 0	3B: 0	DP: 2	HR: 0	HBP: 0	WP: 0	PA: 31
--------------	------	------	------	------	------	------	--------	-------	------	------	------	------	------	-------	------	--------	-------	-------	------	------	------	------	------	------	--------	-------	-------	------	------	------	------	------	------	------	------	------	------	------	------	------	------	------	------	------	------	------	------	------	------	------	------	------	------	--------	-------	-------	-------	-------	-------	--------	-------	-------	-------	--------	-------	--------

PITCHER	IP	WLS	BF	H	R	ER	SO	BB	IBB	HBP	BLK	WP	HR	S	P	ERA	WHIP
<b>Ron Darling, R</b> ERA: 4.06 (1, 1)	8.0	W	27	2	0	0	4	3	0	0	0	0	0	58	98	0.00	0.625
<b>Alejandro Pena, R</b> ERA: 2.75 (9, 1)	1.0		3	0	0	0	2	0	0	0	0	0	0	8	12	0.00	0.000



Batter	1	2	3	4	5	6	7	8	9	AB R H RBI BB SO LOB	TOP																										
Garry Templeton, S OBP: 0.255, SLG: 0.336 (1, 3)	3-1 F9		1-0 F8		0-1 G6-3			0-1 E4	1-1 S E 1B	5 1 1 0 0 0 0																											
Kevin Elster, R OBP: 0.304, SLG: 0.366 (1, 6)	0-0 HR		2-0 BB 1B		3-3 K			0-0 FC3-6 E 2B 1-2f	3-2 G5-3	5 2 2 1 0 1 2																											
Kevin McReynolds, R OBP: 0.356, SLG: 0.462 (1, 7)	3-2 2B		1-2 F7		4-1 S BB			1-0 FC 2B G5-2-3	1-2 E1 1B 2-H	4 0 2 0 1 0 2																											
Howard Johnson, S OBP: 0.355, SLG: 0.553 (1, 5)	1-1 F7		4-0 BB		3-2 F8			1-1 2B	0-0 P5	4 0 1 1 1 0 3																											
Hubie Brooks, R OBP: 0.355, SLG: 0.470 Daryl Boston, L OBP: 0.292, SLG: 0.362 (1, 9) (8, PR) (8, 8)	4-0 BB		2-3 K		0-3 K			4-0 IBB		2 0 0 0 2 2 3 0 0 0 0 0 0 0																											
Mark Carreon, R OBP: 0.288, SLG: 0.345 (1, 8) (8, 9)	1-0 F8		2-0 F8		3-3 K			1-0 G5-2-3		4 0 0 0 0 1 6																											
Rick Cerone, R OBP: 0.353, SLG: 0.338 (1, 2)		1-0 F8		0-1 P5			2-3 K		4-2 SH1-4 HR BB	3 1 0 0 1 1 0	AB 34 R 5 H 7 RBI 4 BB 5 SO 6 LOB 16																										
Tom Herr, S OBP: 0.345, SLG: 0.275 (1, 4)		3-1 F8		1-3 K			0-0 G1-3		0-0 SH1-4	3 0 0 0 0 1 0																											
Wally Whitehurst, R OBP: 0.190, SLG: 0.158 Gregg Jefferies, S OBP: 0.343, SLG: 0.415 Jeff Innis, R (9, 1)		0-0 G1-3		1-0 G6-3			1-2 G1-3		0-1 HR 2-H	3 0 0 0 0 0 0 1 1 1 2 0 0 0 0 0 0 0 0 0 0																											
<b>Inning Stats</b>	R: 1 E: 0 K: 0 S: 10	H: 2 LOB: 2 BB: 1 P: 22	R: 0 E: 0 K: 0 S: 4	H: 0 LOB: 0 BB: 0 P: 8	R: 0 E: 0 K: 1 S: 9	H: 1 LOB: 2 BB: 1 P: 19	R: 0 E: 0 K: 1 S: 7	H: 0 LOB: 0 BB: 0 P: 10	R: 0 E: 0 K: 1 S: 7	H: 0 LOB: 0 BB: 0 P: 11	R: 0 E: 0 K: 2 S: 11	H: 0 LOB: 1 BB: 1 P: 21	R: 0 E: 0 K: 1 S: 8	H: 0 LOB: 0 BB: 0 P: 11	R: 1 E: 2 K: 0 S: 7	H: 1 LOB: 2 BB: 1 P: 14	R: 3 E: 1 K: 0 S: 15	H: 3 LOB: 1 BB: 1 P: 24	1B: 3 2B: 2 3B: 0 HR: 2	SF: 0 SAC: 1 DP: 1 HBP: 0	WP: 0 PB: 0 SB: 2 CS: 0	PA: 40															
<b>PITCHER</b>	IP WLS BF H R ER SO BB IBB HBP BLK WP HR S P ERA WHIP																																				
Brian Barnes, L ERA: 4.91 (1, 1)	6.0		24	3	1	1	5	3	0	0	0	0	0	1	48	91	1.50	1.000																			
Tim Burke, R ERA: 4.0 (7, 1)	0.0	L	0	0	0	0	0	0	0	0	0	0	0	0	0	0	∞	∞																			
Barry Jones, R ERA: 4.09 (9, 1)	0.2		6	3	3	2	0	1	0	0	0	0	1	14	23	27.00	6.000																				
Jeff Fassero, L ERA: 1.53 (9, 1)	0.1		1	0	0	0	0	0	0	0	0	0	0	1	1	0.00	0.000																				

**New York Mets @ Montreal Expos**  
**Olympic Stadium, Montreal, QB**  
Thu Jul 04 1991, 7:05 PM EDT  
Att. 12,763 - Cloudy - 70 F

livebaseballscorecards.com

**BOTTOM**

**New York Mets @ Montreal Expos**  
 Olympic Stadium, Montreal, QB

Thu Jul 04 1991, 7:05 PM EDT  
 Att: 12,763 - Cloudy - 70 F

livebaseballscorecards.com

<b>AB</b>	<b>28</b>
<b>R</b>	<b>1</b>
<b>H</b>	<b>4</b>
<b>RBI</b>	<b>0</b>
<b>BB</b>	<b>1</b>
<b>SO</b>	<b>8</b>
<b>LOB</b>	<b>8</b>



WP: 0	PA: 31
PB: 0	
SB: 1	
CS: 1	

AB	R	H	RBI	BB	SO	LOB
3	0	0	0	0	2	1
4	0	0	0	0	0	1
4	1	1	0	0	1	0
3	0	0	0	0	1	1
3	0	1	0	0	2	1
3	0	0	0	0	0	1
3	0	0	0	0	1	1
2	0	0	0	0	1	1
1	0	1	0	0	0	0
0	0	0	0	0	1	0
1	0	1	0	0	0	0
0	0	0	0	0	0	0
1	0	0	0	0	0	1
0	0	0	0	0	0	0
0	0	0	0	0	0	0

Batter	1	2	3	4	5	6	7	8	9
<b>Delino DeShields, L</b> (1, 4) OBP: 0.370, SLG: 0.357	0-0 G3		2-3 K			1 SAFE X 0-0 SH1-3			1-3 K
<b>Marquis Grissom, R</b> (1, 8) OBP: 0.316, SLG: 0.368	1-1 G6-3			3-2 G6-3		X 0-0 FC6-5			2-2 P4
<b>Ivan Calderon, R</b> (1, 7) OBP: 0.375, SLG: 0.467	2-3 K			1-2 G5-3		1 SAFE P 1-0 CS	1-1 G4-1 BLK 2B		2-2 G3
<b>Tim Wallach, R</b> (1, 5) OBP: 0.316, SLG: 0.359		3-1 F8		1-3 K		X 0-0 G4-1			
<b>Dave Martinez, L</b> (1, 9) OBP: 0.283, SLG: 0.360		3-3 K			X 0-0 S 2B				3-3 K
<b>Andres Galarraga, R</b> (1, 3) OBP: 0.299, SLG: 0.368		0-0 G4-3			X 0-1 L3				0-1 G6-3
<b>Mike Fitzgerald, R</b> (1, 2) OBP: 0.245, SLG: 0.221			3-2 G6-3		B C T S 2-3 K				3-2 F8
<b>Spike Owen, S</b> (1, 6) OBP: 0.304, SLG: 0.314			0-0 G4-3		X 0-0 K				0-2 G4-6-3 1B
<b>Tom Foley, L</b> (8, PH) OBP: 0.297, SLG: 0.343 (9, 6)					S C C B S 2-3 K				1-1 G4-6-3 1-2f
<b>Brian Barnes, L</b> (1, 1) OBP: 0.360, SLG: 0.125 (6, PH) <b>Eric Bullock, L</b> (6, PH) OBP: 0.309, SLG: 0.306 (7, 1) <b>Tim Burke, R</b> (7, 1) <b>Bret Barberie, S</b> (8, PH) OBP: 0.313, SLG: 0.429 (8, PH) <b>Barry Jones, R</b> (9, 1) <b>Jeff Fassero, L</b> (9, 1)			4-2 BB		B X 1-0 FC6-5 SH1-3 1B				

Batter	1	2	3	4	5	6	7	8	9
<b>Delino DeShields, L</b> (1, 4) OBP: 0.370, SLG: 0.357	0-0 G3		2-3 K			1 SAFE X 0-0 SH1-3			1-3 K
<b>Marquis Grissom, R</b> (1, 8) OBP: 0.316, SLG: 0.368	1-1 G6-3			3-2 G6-3		X 0-0 FC6-5			2-2 P4
<b>Ivan Calderon, R</b> (1, 7) OBP: 0.375, SLG: 0.467	2-3 K			1-2 G5-3		1 SAFE P 1-0 CS	1-1 G4-1 BLK 2B		2-2 G3
<b>Tim Wallach, R</b> (1, 5) OBP: 0.316, SLG: 0.359		3-1 F8		1-3 K		X 0-0 G4-1			
<b>Dave Martinez, L</b> (1, 9) OBP: 0.283, SLG: 0.360		3-3 K			X 0-0 S 2B				3-3 K
<b>Andres Galarraga, R</b> (1, 3) OBP: 0.299, SLG: 0.368		0-0 G4-3			X 0-1 L3				0-1 G6-3
<b>Mike Fitzgerald, R</b> (1, 2) OBP: 0.245, SLG: 0.221			3-2 G6-3		B C T S 2-3 K				3-2 F8
<b>Spike Owen, S</b> (1, 6) OBP: 0.304, SLG: 0.314			0-0 G4-3		X 0-0 K				0-2 G4-6-3 1B
<b>Tom Foley, L</b> (8, PH) OBP: 0.297, SLG: 0.343 (9, 6)					S C C B S 2-3 K				1-1 G4-6-3 1-2f
<b>Brian Barnes, L</b> (1, 1) OBP: 0.360, SLG: 0.125 (6, PH) <b>Eric Bullock, L</b> (6, PH) OBP: 0.309, SLG: 0.306 (7, 1) <b>Tim Burke, R</b> (7, 1) <b>Bret Barberie, S</b> (8, PH) OBP: 0.313, SLG: 0.429 (8, PH) <b>Barry Jones, R</b> (9, 1) <b>Jeff Fassero, L</b> (9, 1)			4-2 BB		B X 1-0 FC6-5 SH1-3 1B				

Inning	R	H	E	K	S	P	IP	WLS	BF	H	R	ER	SO	BB	IBB	HBP	BLK	WP	HR	S	P	ERA	WHIP
1	0	0	0	1	9	7	8.0	0	27	4	1	1	7	1	0	0	1	0	0	61	97	1.12	0.625
2	0	0	0	1	6	7	1.0	3	0	0	0	0	1	0	0	0	0	0	12	17	0.00	0.000	

PITCHER	IP	WLS	BF	H	R	ER	SO	BB	IBB	HBP	BLK	WP	HR	S	P	ERA	WHIP
<b>Wally Whitehurst, R</b> (1, 1) ERA: 3.17	8.0	0	27	4	1	1	7	1	0	0	1	0	0	61	97	1.12	0.625
<b>Jeff Innis, R</b> (9, 1) ERA: 2.43	1.0	0	3	0	0	0	1	0	0	0	0	0	0	12	17	0.00	0.000



Batter	1	2	3	4	5	6	7	8	9	AB R H RBI BB SO LOB	TOP
Daryl Boston, L (1, 8) OBP: 0.308, SLG: 0.374	4-0 1B WP SF9 BB		1-0 G3		4-2 S BB		1-1 SF8 1-3 2B			2 1 1 0 2 0 0	
Garry Templeton, S (1, 6) OBP: 0.255, SLG: 0.336	2-2 SF9 1-3 1B		2-2 G4-3		2-2 F8 1-2		0-0 SF8 2-3 3-H			3 0 1 1 0 0 1	
Kevin McReynolds, R (1, 7) OBP: 0.362, SLG: 0.462	4-1 FC5-4 1-2 BB		1-1 2B 1B		4-2 BB		1-1 G5-3			2 1 1 0 2 0 1	
Howard Johnson, S (1, 5) OBP: 0.357, SLG: 0.558	2-1 SF9 2-3 3-H		3-0 1-H 2B		1-0 G4-3		1-1 FC5-4 1B			3 0 2 2 0 0 2	
Hubie Brooks, R (1, 9) OBP: 0.350, SLG: 0.462	2-3 K		1-3 K		0-0 G5-3		1-1 FC5-4 G5-4-3 1-2f			4 0 0 0 0 2 4	
Dave Magadan, L (1, 3) OBP: 0.374, SLG: 0.338	2-2 FC5-4 1-2f		2-1 G1-3		1-0 G4-3		0-2 G5-4-3 1-2f			4 0 0 0 0 0 3	
Tom Herr, S (1, 4) OBP: 0.337, SLG: 0.268		1-0 F8		0-2 G3-1		3-2 L7		1-1 F8		4 0 0 0 0 0 0	
Charlie O'Brien, R (1, 2) OBP: 0.230, SLG: 0.167		3-1 F7		0-2 P5		2-3 K		1-0 F8		4 0 0 0 0 1 0	
Dwight Gooden, R (1, 1) OBP: 0.186, SLG: 0.279 Mark Carreon, R (9, PH) OBP: 0.286, SLG: 0.342 John Franco, L (9, 1)		2-1 G6-3		0-0 G6-3		1-0 2B SF8 1B		1-1 L7		3 1 1 0 0 0 0 1 0 0 0 0 0 0 0 0 0 0 0 0 0	
<b>Inning Stats</b>	R: 1 H: 1 E: 0 LOB: 2 K: 1 BB: 2 S: 12 P: 28	R: 0 H: 0 E: 0 LOB: 0 K: 0 BB: 0 S: 5 P: 11	R: 1 H: 2 E: 0 LOB: 1 K: 1 BB: 0 S: 11 P: 19	R: 0 H: 0 E: 0 LOB: 0 K: 0 BB: 0 S: 8 P: 10	R: 0 H: 0 E: 0 LOB: 2 K: 0 BB: 2 S: 11 P: 22	R: 0 H: 0 E: 0 LOB: 0 K: 0 BB: 0 S: 6 P: 10	R: 1 H: 2 E: 0 LOB: 1 K: 1 BB: 0 S: 9 P: 14	R: 0 H: 1 E: 0 LOB: 0 K: 0 BB: 0 S: 7 P: 9	R: 0 H: 0 E: 0 LOB: 0 K: 0 BB: 0 S: 5 P: 8	1B: 4 SF: 2 2B: 2 SAC: 0 3B: 0 DP: 1 HR: 0 HBP: 0	WP: 1 PA: 36 PB: 0 SB: 1 CS: 0
<b>PITCHER</b> Danny Cox, R (1, 1) ERA: 4.22 Wally Ritchie, L (8, 1) ERA: 3.07	IP WLS BF H R ER SO BB IBB HBP BLK WP HR S P ERA WHIP	7.0 L 30 5 3 3 3 4 0 0 0 1 0 62 114 3.86 1.286	2.0 6 1 0 0 0 0 0 0 0 0 0 0 12 17 0.00 0.500	<b>PITCHER</b> IP WLS BF H R ER SO BB IBB HBP BLK WP HR S P ERA WHIP							

**New York Mets @ Philadelphia Phillies**  
**Veterans Stadium, Philadelphia, PA**  
 Fri Jul 05 1991, 7:05 PM EDT  
 Att. 51,314 - Cloudy - 72 F

[livebaseballscorecards.com](http://livebaseballscorecards.com)

<b>AB</b>	<b>30</b>
<b>R</b>	<b>3</b>
<b>H</b>	<b>6</b>
<b>RBI</b>	<b>3</b>
<b>BB</b>	<b>4</b>
<b>SO</b>	<b>3</b>
<b>LOB</b>	<b>11</b>







Batter	1	2	3	4	5	6	7	8	9	AB R H RBI BB SO LOB	TOP											
<b>Keith Miller, R</b> (1, 7) OBP: 0.375, SLG: 0.491 <b>Daryl Boston, L</b> (9, 8) OBP: 0.308, SLG: 0.374										5 0 1 0 0 2 3 0 0 0 0 0 0 0												
<b>Kevin Elster, R</b> (1, 6) OBP: 0.296, SLG: 0.355										5 0 0 0 0 2 4												
<b>Kevin McReynolds, R</b> (1, 8) OBP: 0.359, SLG: 0.457										5 0 1 0 0 0 2												
<b>Howard Johnson, S</b> (1, 5) OBP: 0.356, SLG: 0.553										4 1 1 0 0 2 2												
<b>Hubie Brooks, R</b> (1, 9) OBP: 0.352, SLG: 0.473										3 1 1 1 1 0 1												
<b>Dave Magadan, L</b> (1, 3) OBP: 0.372, SLG: 0.336										4 0 1 0 0 0 2												
<b>Rick Cerone, R</b> (1, 2) OBP: 0.357, SLG: 0.338										3 0 1 0 1 1 2												
<b>Tom Herr, S</b> (1, 4) OBP: 0.335, SLG: 0.262										3 0 0 1 1 1 1												
<b>Frank Viola, L</b> (1, 1) OBP: 0.152, SLG: 0.178 <b>John Franco, L</b> (9, 1)										4 0 2 0 0 0 3 0 0 0 0 0 0 0												
<b>Inning Stats</b>	R: 0 E: 0 K: 2 S: 14	H: 1 LOB: 1 BB: 0 P: 22	R: 0 E: 0 K: 1 S: 11	H: 1 LOB: 1 BB: 0 P: 15	R: 0 E: 1 K: 0 S: 11	H: 0 LOB: 1 BB: 0 P: 18	R: 1 E: 0 K: 1 S: 10	H: 1 LOB: 0 BB: 0 P: 18	R: 0 E: 0 K: 1 S: 14	H: 1 LOB: 1 BB: 0 P: 17	R: 0 E: 1 K: 1 S: 16	H: 2 LOB: 2 BB: 0 P: 27	R: 0 E: 0 K: 2 S: 13	H: 1 LOB: 1 BB: 0 P: 17	R: 1 E: 0 K: 0 S: 15	H: 1 LOB: 3 BB: 3 P: 32	R: 0 E: 0 K: 0 S: 6	H: 0 LOB: 0 BB: 0 P: 9	1B: 5 2B: 2 3B: 0 HR: 1	SF: 0 SAC: 0 DP: 0 HBP: 0	WP: 1 PB: 0 SB: 1 CS: 0	PA: 39
<b>PITCHER</b>	IP WLS BF H R ER SO BB IBB HBP BLK WP HR S P ERA WHIP																					
<b>Bruce Ruffin, L</b> (1, 1) ERA: 2.21 <b>Joe Boever, R</b> (7, 1) ERA: 4.13 <b>Mitch Williams, L</b> (8, 1) ERA: 2.97	6.0 L 25 6 1 1 6 0 0 0 0 0 1 76 117 1.50 1.000																					

**New York Mets @ Philadelphia Phillies**  
 Veterans Stadium, Philadelphia, PA  
 Sat Jul 06 1991, 7:05 PM EDT  
 Att. 35,067 - Sunny - 89 F

[livebaseballscorecards.com](http://livebaseballscorecards.com)

<b>AB</b>	36
<b>R</b>	2
<b>H</b>	8
<b>RBI</b>	2
<b>BB</b>	3
<b>SO</b>	8
<b>LOB</b>	20







Batter	1	2	3	4	5	6	7	8	9	AB R H RBI BB SO LOB	TOP			
Keith Miller, R (1, 4) OBP: 0.377, SLG: 0.483	1-0 P2		2-0 F9 E 1B 2-H	1-1 2B 1B		1-1 G5-3		0-0 L8		5 2 2 2 0 0 0				
Dave Magadan, L (1, 3) OBP: 0.373, SLG: 0.332	0-3 K		3-2 F9 1-3	4-0 2B BB		4-1 BB		3-2 F7		3 1 0 0 2 1 1				
Kevin McReynolds, R (1, 7) OBP: 0.360, SLG: 0.459	3-2 F9		0-0 1B 1B 3-H	0-0 2B 1-H 2-H		1-2 G6-3		2-3 K		5 1 2 3 0 1 1				
Howard Johnson, S (1, 5) OBP: 0.353, SLG: 0.547		1-1 P2	0-0 1B 1B 1-3	1-1 P6			1-1 F8		1-2 G6-3	5 0 1 0 0 0 1				
Hubie Brooks, R (1, 9) OBP: 0.354, SLG: 0.471		2-2 F7	0-1 1B 1-3 3-H		2-0 G3 HBP		1-0 G6-3			3 0 1 1 0 0 0				
Mackey Sasser, L (1, 2) OBP: 0.333, SLG: 0.500		2-1 G5-3	0-0 L7		0-1 G3		1-0 P4			4 0 0 0 0 0 3				
Daryl Boston, L (1, 8) OBP: 0.322, SLG: 0.404			4-2 2B BB	4-2 G4-3 S 1B BB	3-2 P4			1-2 HR		2 3 1 1 2 0 1				
Garry Templeton, S (1, 6) OBP: 0.255, SLG: 0.340			0-0 1B 2B 1-H	1-2 F8	1-1 G3			1-1 G4-3		4 1 1 1 0 0 2				
David Cone, L (1, 1) OBP: 0.220, SLG: 0.162			1-3 K	3-2 G4-3		1-1 G4-3		0-0 G5-3		4 0 0 0 0 1 2				
Jeff Innis, R (9, 1)										0 0 0 0 0 0 0				
<b>Inning Stats</b>	R: 0 E: 0 K: 1 S: 7 H: 0 LOB: 0 BB: 0 P: 11	R: 0 E: 0 K: 0 S: 8 H: 0 LOB: 0 BB: 0 P: 13	R: 4 E: 1 K: 1 S: 17 H: 5 LOB: 2 BB: 1 P: 27	R: 3 E: 0 K: 0 S: 18 H: 2 LOB: 1 BB: 2 P: 31	R: 0 E: 0 K: 0 S: 7 H: 0 LOB: 1 BB: 0 P: 13	R: 0 E: 0 K: 0 S: 8 H: 0 LOB: 1 BB: 1 P: 15	R: 0 E: 0 K: 0 S: 4 H: 0 LOB: 0 BB: 0 P: 7	R: 1 E: 0 K: 0 S: 7 H: 1 LOB: 0 BB: 0 P: 9	R: 0 E: 0 K: 1 S: 11 H: 0 LOB: 0 BB: 0 P: 17	1B: 5 2B: 2 3B: 0 HR: 1 SF: 0 SAC: 0 DP: 0 HBP: 1	WP: 0 PB: 0 SB: 1 CS: 0 PA: 40			
<b>PITCHER</b>	IP WLS BF H R ER SO BB IBB HBP BLK WP HR S P ERA WHIP												<b>PITCHER</b>	IP WLS BF H R ER SO BB IBB HBP BLK WP HR S P ERA WHIP
Tommy Greene, R (1, 1) ERA: 3.01	2.2 L 14 5 4 4 2 1 0 0 0 0 0 0 31 50 13.50 2.250													
Amalio Carreno, R (3, 1) ERA: 11.57	2.1 12 2 3 3 0 2 0 1 0 0 0 0 26 45 11.57 1.714													
Tim Mauser, R (6, 1) ERA: 3.0	3.0 11 1 1 1 0 1 0 0 0 0 0 1 19 31 3.00 0.667													
Mitch Williams, L (9, 1) ERA: 2.89	1.0 3 0 0 0 0 1 0 0 0 0 0 0 0 11 17 0.00 0.000													

**New York Mets @ Philadelphia Phillies**  
**Veterans Stadium, Philadelphia, PA**  
 Sun Jul 07 1991, 3:33 AM EDT  
 Att. 35,444 - Cloudy - 71 F

[livebaseballscorecards.com](http://livebaseballscorecards.com)

<b>AB</b>	<b>35</b>
<b>R</b>	<b>8</b>
<b>H</b>	<b>8</b>
<b>RBI</b>	<b>8</b>
<b>BB</b>	<b>4</b>
<b>SO</b>	<b>3</b>
<b>LOB</b>	<b>11</b>



BOTTOM

New York Mets @ Philadelphia Phillies  
Veterans Stadium, Philadelphia, PA  
Sun Jul 07 1991, 3:33 AM EDT  
Att. 35,444 - Cloudy - 71 F

livebaseballscorecards.com

AB 32  
R 2  
H 5  
RBI 2  
BB 3  
SO 8  
LOB 11



WP: 0 PA: 35  
PB: 0  
SB: 0  
CS: 0

AB R H RBI BB SO LOB

4	0	1	0	0	2	1
4	0	1	0	0	1	2
4	1	1	1	0	1	2
3	0	0	0	0	1	1
1	0	0	0	0	1	0
3	0	0	0	1	1	1
2	1	0	0	2	0	1
4	0	1	1	0	0	2
2	0	0	0	0	0	0
0	0	0	0	0	0	0
1	0	0	0	0	0	0
0	0	0	0	0	0	0
1	0	0	0	0	0	1
0	0	0	0	0	0	0
1	0	0	0	0	1	0
2	0	1	0	0	0	0

Batter	1	2	3	4	5	6	7	8	9
Wally Backman, S OBP: 0.338, SLG: 0.326 (1, 4) B F F F S (6, 5)	2-3 K ①		3-2 G4-3 ③			0-0 G4-1 1B ②		1-3 K ②	
John Morris, L OBP: 0.327, SLG: 0.294 (1, 8) C B F C (6, 5)	2-3 K ②			0-1 1B ①		1-0 G4-1 1-2 ②		2-1 G3-1 ③	
Ricky Jordan, R OBP: 0.312, SLG: 0.475 (1, 3) C S F S (6, 5)	0-3 K ③			0-0 F9 ①		2-1 F9 ③			0-0 HR ①
John Kruk, L OBP: 0.340, SLG: 0.455 Jim Lindeman, R OBP: 0.400, SLG: 0.407 (8, 7)		2-0 G4-3 ①		1-3 K ②		0-0 F7 ①		2-3 K ①	
Dale Murphy, R OBP: 0.317, SLG: 0.447 (1, 9) X		0-0 G6-3 ②		0-3 K ③		4-2 BB ②		0-0 G1-3 ②	
Darren Daulton, L OBP: 0.293, SLG: 0.310 (1, 2) B B B B		4-0 BB ②		2-0 L9 ①		3-2 F8 ②		4-2 2B BB ②	
Charlie Hayes, R OBP: 0.234, SLG: 0.326 (6, 6) S 1 SAFE C 1 SAFE B F X		1-2 P3 ③		0-0 F7 ②		1-1 P4 ③		3-2 2B ③	
Rod Booker, L OBP: 0.224, SLG: 0.250 Tim Mauser, R (6, 1)			1-1 P6 ①		0-1 G6-3 ③		0-0 L8 ①	0-2 P4 ③	
Ron Jones, L OBP: 0.278, SLG: 0.250 Mitch Williams, L (8, PH) (9, 1)									
Wes Chamberlain, R OBP: 0.333, SLG: 0.409 (8, PH)									
Tommy Greene, R OBP: 0.265, SLG: 0.333 Amalio Carreno, R (3, 1)			0-3 K ②			1-2 F7 ①			
Mickey Morandini, L OBP: 0.314, SLG: 0.295 (6, 4) C S S								2-1 2B ②	

Inning Stats	R: 0 H: 0 E: 0 K: 3 S: 11	R: 0 H: 0 E: 0 K: 0 S: 6	R: 0 H: 0 E: 0 K: 1 S: 9	R: 0 H: 1 E: 0 K: 2 S: 9	R: 0 H: 0 E: 0 K: 0 S: 4	R: 0 H: 1 E: 0 K: 0 S: 8	R: 0 H: 0 E: 0 K: 0 S: 9	R: 0 H: 1 E: 0 K: 1 S: 8	R: 0 H: 0 E: 0 K: 1 S: 8	R: 0 H: 1 E: 0 K: 1 S: 17	R: 2 H: 2 E: 0 K: 1 S: 17	1B: 2 2B: 2 3B: 0 HR: 1	SF: 0 SAC: 0 DP: 0 HBP: 0
--------------	---------------------------	--------------------------	--------------------------	--------------------------	--------------------------	--------------------------	--------------------------	--------------------------	--------------------------	---------------------------	---------------------------	-------------------------	---------------------------

PITCHER	IP	WLS	BF	H	R	ER	SO	BB	IBB	HBP	BLK	WP	HR	S	P	ERA	WHIP
David Cone, R ERA: 2.84 (1, 1)	8.2	W	34	5	2	2	8	3	0	0	0	0	1	78	122	2.08	0.923
Jeff Innis, R ERA: 2.41 (9, 1)	0.1		1	0	0	0	0	0	0	0	0	0	0	3	3	0.00	0.000



Batter	1	2	3	4	5	6	7	8	9	AB R H RBI BB SO LOB	TOP																		
Thomas Howard, S OBP: 0.312, SLG: 0.329 (1, 8)	1-0 G6-3		1-3 K2-3		1-2 CS 1B			0-1 G6-3	3-3 K	5 0 1 0 0 2 0																			
Tony Fernandez, S OBP: 0.352, SLG: 0.368 (1, 6)	1-3 K		0-2 G6-3		2-1 G3			1-0 L4	0-1 CS 1B	5 0 1 0 0 1 1																			
Tony Gwynn, L OBP: 0.389, SLG: 0.485 (1, 9)	1-1 E6 1B		1-0 1B		1-1 G4-3			0-0 BB 1B	2-0 CS	4 1 2 0 0 0 0																			
Fred McGriff, L OBP: 0.404, SLG: 0.495 (1, 3)	1-0 1B		1-3 K		1-1 G6-3			4-2 1B BB		3 1 1 0 1 1 1																			
Jerald Clark, R OBP: 0.369, SLG: 0.460 (1, 7)	1-3 K			1-1 G4-1		4-2 FC6-4 BB		0-0 2B 1B		3 0 1 1 1 1 2																			
Benito Santiago, R OBP: 0.275, SLG: 0.397 (1, 2)		3-1 CS 2B		3-2 E 2B		1-2 FC6-4		2-0 2B		4 1 3 1 0 0 1																			
Tim Teufel, R OBP: 0.363, SLG: 0.358 (1, 5) (8, 4)		0-3 K		0-0 E8			1-3 K	4-0 IBB		0 0 0 0 0 0 0																			
Paul Faries, R OBP: 0.277, SLG: 0.220 (1, 4) Phil Stephenson, L (8, PH)		4-0 BB		2-3 K			1-2 G4-3	0-0 P4		2 0 0 0 1 1 1 0 0 0 0 0 0 0 1 0 0 0 0 0 3 0 0 0 0 0 0 0																			
Darrin Jackson, R OBP: 0.313, SLG: 0.482 (8, PH) Larry Andersen, R (8, 1)		2-3 BB		3-H																									
Bruce Hurst, L OBP: 0.186, SLG: 0.103 (1, 1) Shawn Abner, R OBP: 0.223, SLG: 0.250 (7, PH) Jose Melendez, R OBP: 0.143, SLG: 0.077 (7, 1) Scott Coolbaugh, R OBP: 0.299, SLG: 0.305 (8, 5)	1-1 G6-3			2-3 K			1-3 K		3-3 K	2 0 0 0 0 1 1 1 0 0 0 0 1 0 0 0 0 0 0 0 0 1 0 0 0 0 1 0																			
<b>Inning Stats</b>	R: 0 E: 1 K: 2 S: 12	H: 1 LOB: 2 BB: 0 P: 17	R: 0 E: 0 K: 1 S: 7	H: 1 LOB: 1 BB: 1 P: 15	R: 0 E: 0 K: 2 S: 10	H: 1 LOB: 1 BB: 0 P: 13	R: 1 E: 1 K: 1 S: 16	H: 1 LOB: 1 BB: 0 P: 22	R: 0 E: 0 K: 1 S: 10	H: 0 LOB: 1 BB: 1 P: 16	R: 0 E: 0 K: 2 S: 10	H: 0 LOB: 0 BB: 0 P: 13	R: 2 E: 0 K: 0 S: 10	H: 3 LOB: 3 BB: 2 P: 21	R: 0 E: 0 K: 2 S: 10	H: 1 LOB: 0 BB: 0 P: 18	1B: 6 2B: 4 3B: 0 HR: 0	SF: 0 SAC: 0 DP: 1 HBP: 0	WP: 0 PB: 0 SB: 0 CS: 4	PA: 39									
<b>PITCHER</b>	IP WLS BF H R ER SO BB IBB HBP BLK WP HR S P ERA WHIP																												
Dwight Gooden, R ERA: 4.08 (1, 1)	7.2		32	7	3	2	9	3	0	0	0	0	0	0	82	124	2.35	1.304											
Alejandro Pena, R ERA: 2.75 (8, 1)	0.0		2	1	0	0	0	0	1	0	0	0	0	1	7	∞	∞												
John Franco, L ERA: 2.83 (8, 1)	1.1	W	4	1	0	0	2	0	0	0	0	0	0	11	19	0.00	0.750												

San Diego Padres @ New York Mets  
Shea Stadium, Flushing, NY  
Thu Jul 11 1991, 7:05 PM EDT  
Att. 32,208 - Cloudy - 85 F

livebaseballscorecards.com

AB	31
R	3
H	9
RBI	2
BB	3
SO	9
LOB	10







Batter	1	2	3	4	5	6	7	8	9	AB R H RBI BB SO LOB	TOP	
Tony Fernandez, S (1, 6) OBP: 0.351, SLG: 0.366	2-2 G6-3			0-0 F7		0-0 E G3 1B		0-0 B6-3		4 1 1 0 0 0 0		
Tim Teufel, R (1, 4) OBP: 0.353, SLG: 0.346	3-2 F8			3-2 F8		1-2 SAFE E6		3-2 F8		0 0 0 0 0 0 0		
Tony Gwynn, L (1, 9) OBP: 0.387, SLG: 0.481	0-0 G3-1			4-2 BB		0-0 G3		0-1 F7		3 0 0 1 1 0 1		
Fred McGriff, L (1, 3) OBP: 0.399, SLG: 0.488		2-2 F7		0-0 G4-3		2-2 G6-3			2-2 F8	4 0 0 0 0 0 2		
Jerald Clark, R (1, 7) OBP: 0.362, SLG: 0.451		1-2 G5-3			0-3 K		2-1 G5-3		0-3 K	4 0 0 0 0 2 0		
Benito Santiago, R (1, 2) OBP: 0.274, SLG: 0.404		0-0 P5			2-2 F9		0-1 HR		2-3 K	4 1 1 1 0 1 0		
Darrin Jackson, R (1, 8) OBP: 0.313, SLG: 0.504			3-2 F8		2-1 HR		0-0 F7			3 1 1 1 0 0 0		
Scott Coolbaugh, R (1, 5) OBP: 0.300, SLG: 0.302			1-0 P6		1-3 K		4-2 BB			2 0 0 0 1 1 0		
Adam Peterson, R (1, 1) Rich Rodriguez, L (4, 1) Shawn Abner, R (6, PH) Mike Maddux, L (6, 1) Bip Roberts, S (7, PH) John Costello, R (7, 1)			1-3 K			1-3 K		1-1 F9		1 0 0 0 0 1 0 0 0 0 0 0 0 0 1 0 0 0 0 1 0 0 0 0 0 0 0 0 1 0 0 0 0 0 1 0 0 0 0 0 0 0		
<b>Inning Stats</b>	R: 0 H: 0 E: 0 LOB: 0 K: 0 BB: 0 S: 10 P: 15	R: 0 H: 0 E: 0 LOB: 0 K: 0 BB: 0 S: 8 P: 11	R: 0 H: 0 E: 0 LOB: 0 K: 1 BB: 0 S: 7 P: 12	R: 0 H: 0 E: 0 LOB: 1 K: 0 BB: 1 S: 10 P: 17	R: 1 H: 1 E: 0 LOB: 0 K: 2 BB: 0 S: 12 P: 17	R: 1 H: 1 E: 1 LOB: 1 K: 1 BB: 0 S: 11 P: 15	R: 1 H: 1 E: 0 LOB: 1 K: 0 BB: 1 S: 9 P: 16	R: 0 H: 0 E: 0 LOB: 0 K: 2 BB: 0 S: 6 P: 9	R: 0 H: 0 E: 0 LOB: 0 K: 2 BB: 0 S: 16 P: 20	1B: 1 SF: 0 2B: 0 SAC: 0 3B: 0 DP: 0 HR: 2 HBP: 0	WP: 0 PA: 33 PB: 0 SB: 0 CS: 0	
<b>PITCHER</b>	IP WLS BF H R ER SO BB IBB HBP BLK WP HR S P ERA WHIP											
Frank Viola, L (1, 1) ERA: 2.78	7.0 W 27 3 3 2 4 2 0 0 0 0 0 2 67 103 2.57 0.714											
Alejandro Pena, R (8, 1) ERA: 2.61	2.0 S 6 0 0 0 2 0 0 0 0 0 0 0 22 29 0.00 0.000											

San Diego Padres @ New York Mets  
Shea Stadium, Flushing, NY  
Fri Jul 12 1991, 7:05 PM EDT  
Att. 30,706 - Cloudy - 77 F

livebaseballscorecards.com

AB	27
R	3
H	3
RBI	3
BB	2
SO	6
LOB	4



BOTTOM

San Diego Padres @ New York Mets  
Shea Stadium, Flushing, NY  
Fri Jul 12 1991, 7:05 PM EDT  
Att: 30,706 - Cloudy - 77 F

livebaseballscorecards.com

AB 33  
R 6  
H 9  
RBI 6  
BB 2  
SO 4  
LOB 14



WP: 1 PA: 35  
PB: 0  
SB: 2  
CS: 0

AB	R	H	RBI	BB	SO	LOB
4	0	0	0	0	1	3
4	1	2	0	0	1	3
4	1	2	3	0	0	1
0	0	0	0	0	0	0
4	0	0	0	0	1	1
3	2	2	1	1	0	0
4	1	1	0	0	0	1
3	0	0	1	1	0	1
4	0	1	1	0	0	2
2	0	0	0	0	1	2
1	0	1	0	0	0	0
0	1	0	0	0	0	0
1B: 6	SF: 0	WP: 1	PA: 35			
2B: 1	SAC: 0	PB: 0				
3B: 0	DP: 1	SB: 2				
HR: 2	HBP: 0	CS: 0				

Batter	1	2	3	4	5	6	7	8	9
Daryl Boston, L OBP: 0.317, SLG: 0.395 (1, 8)	3-2 F8 1-2 2-3	0-0 G6-3 1-2 2-3			2-3 K 1-2 2-3		1-1 SAFE 2-0 L7 1-2		
Dave Magadan, L OBP: 0.373, SLG: 0.337 (1, 3)	1-1 WP G4-3 2B	3-2 P6			3-1 G5-4-3 1B		1-3 K 1-2		
Gregg Jefferies, S OBP: 0.349, SLG: 0.431 Alejandro Pena, R (8, 1)	3-2 G4-3 2-H		2-2 HR		2-1 G5-4-3 1-2f		2-1 S 1B 2-H		
Kevin McReynolds, R OBP: 0.359, SLG: 0.455 (1, 7)	0-0 G5-3		2-2 F8			2-2 L8 1-2	1-1 SAFE 2-3 K 1-2		
Howard Johnson, S OBP: 0.357, SLG: 0.558 (1, 5)		4-1 1B E BB	1-2 F8			0-0 FC4-6 1B		0-0 HR	
Hubie Brooks, R OBP: 0.355, SLG: 0.480 (1, 9)		1-2 E 1B 1B	0-2 G5-3			0-0 FC4-6 1-2f BB		1-0 F9	
Garry Templeton, S OBP: 0.260, SLG: 0.333 (1, 6)		0-2 E4 G6-3 1B 1-2 3-H		0-0 P6		4-1 BB 1-2		0-0 G4-3	
Rick Cerone, R OBP: 0.354, SLG: 0.336 (1, 2)		0-1 G6-3 1B 1-2 2-H		2-1 G1-3		0-0 G3		0-1 G6-3	
Frank Viola, L OBP: 0.146, SLG: 0.170 Mackey Sasser, L OBP: 0.338, SLG: 0.500 Keith Miller, R OBP: 0.369, SLG: 0.468 (8, 4)		2-3 K		0-1 G3			1-1 S 1B 1B		

Inning	R	H	E	K	S	R	H	E	K	S	R	H	E	K	S	R	H	E	K	S	R	H	E	K	S
1	1	1	0	9	16	2	2	1	1	20	1	1	0	14	19	0	0	0	5	7	0	0	0	0	7
2	0	0	0	0	0	1	1	0	0	0	0	0	0	0	0	0	0	0	0	0	0	0	0	0	0
3	0	0	0	0	0	0	0	0	0	0	0	0	0	0	0	0	0	0	0	0	0	0	0	0	0
4	0	0	0	0	0	0	0	0	0	0	0	0	0	0	0	0	0	0	0	0	0	0	0	0	0
5	0	0	0	0	0	0	0	0	0	0	0	0	0	0	0	0	0	0	0	0	0	0	0	0	0
6	0	0	0	0	0	0	0	0	0	0	0	0	0	0	0	0	0	0	0	0	0	0	0	0	0
7	0	0	0	0	0	0	0	0	0	0	0	0	0	0	0	0	0	0	0	0	0	0	0	0	0
8	0	0	0	0	0	0	0	0	0	0	0	0	0	0	0	0	0	0	0	0	0	0	0	0	0
9	0	0	0	0	0	0	0	0	0	0	0	0	0	0	0	0	0	0	0	0	0	0	0	0	0

PITCHER	IP	WLS	BF	H	R	ER	SO	BB	IBB	HBP	BLK	WP	HR	S	P	ERA	WHIP
Adam Peterson, R ERA: 3.02 (1, 1)	3.1	L	16	4	4	4	1	1	0	0	0	1	1	44	66	10.80	1.500
Rich Rodriguez, L ERA: 3.28 (4, 1)	1.2		5	1	0	0	1	0	0	0	0	0	0	11	20	0.00	0.600
Mike Maddux, R ERA: 2.47 (6, 1)	1.0		5	1	0	0	0	1	0	0	0	0	0	7	13	0.00	2.000
John Costello, R ERA: 3.26 (7, 1)	2.0		9	3	2	2	2	0	0	0	0	0	1	17	25	9.00	1.500



Batter	1	2	3	4	5	6	7	8	9	AB R H RBI BB SO LOB	TOP
<b>Bip Roberts, S</b> (1, 4) OBP: 0.330, SLG: 0.313	0-3 K		2-2 G4-3		0-3 K			1-3 K		4 0 0 0 0 3 2	
<b>Tony Fernandez, S</b> (1, 6) OBP: 0.350, SLG: 0.365	2-3 K		3-2 G6-3			1-2 S 1B		0-0 G4-3		4 0 1 0 0 1 0	
<b>Tony Gwynn, L</b> (1, 9) OBP: 0.383, SLG: 0.475	1-0 F7			3-2 G4-3		2-2 F8			2-1 G4-3	4 0 0 0 0 0 1	
<b>Fred McGriff, L</b> (1, 3) OBP: 0.400, SLG: 0.491		2-2 G3		0-1 WP 2B		3-3 K			3-2 FC6-4 1B	4 0 2 0 0 1 1	
<b>Jerald Clark, R</b> (1, 7) OBP: 0.360, SLG: 0.447		0-2 WP 1B		1-3 K		2-3 K			2-3 K	4 0 1 0 0 3 3	
<b>Benito Santiago, R</b> (1, 2) OBP: 0.271, SLG: 0.399		1-3 K		3-3 K			0-3 K		0-0 FC6-4	4 0 0 0 0 3 3	
<b>Tim Teufel, R</b> (1, 5) OBP: 0.346, SLG: 0.338		2-3 K		2-3 K		2-3 K		1-1 P5		0 0 0 0 0 0 0	
<b>Thomas Howard, S</b> (1, 8) OBP: 0.313, SLG: 0.336			0-3 K		2-1 G4-3 2B		1-0 G3			3 0 1 0 0 1 0	
<b>Dennis Rasmussen, L</b> (1, 1) OBP: 0.250, SLG: 0.227			3-2 G4-3 PB WP 1B		0-0 G4-3			1-1 G3-1		3 1 1 0 0 0 1	
<b>Craig Lefferts, L</b> (8, 1)										0 0 0 0 0 0 0	
<b>Inning Stats</b>	R: 0 E: 0 K: 2 S: 7 H: 0 LOB: 0 BB: 0 P: 10	R: 0 E: 0 K: 2 S: 12 H: 1 LOB: 1 BB: 0 P: 17	R: 1 E: 0 K: 1 S: 14 H: 1 LOB: 0 BB: 0 P: 22	R: 0 E: 0 K: 2 S: 12 H: 1 LOB: 1 BB: 0 P: 19	R: 0 E: 0 K: 2 S: 14 H: 1 LOB: 1 BB: 0 P: 18	R: 0 E: 0 K: 2 S: 14 H: 1 LOB: 1 BB: 0 P: 22	R: 0 E: 0 K: 1 S: 6 H: 0 LOB: 0 BB: 0 P: 8	R: 0 E: 0 K: 1 S: 6 H: 0 LOB: 0 BB: 0 P: 8	R: 0 E: 0 K: 1 S: 14 H: 1 LOB: 1 BB: 0 P: 21	1B: 4 2B: 2 3B: 0 HR: 0 SF: 0 SAC: 0 DP: 0 HBP: 0	WP: 3 PB: 1 SB: 1 CS: 0 PA: 33
<b>PITCHER</b>	IP WLS BF H R ER SO BB IBB HBP BLK WP HR S P ERA WHIP										
<b>David Cone, R</b> (1, 1) ERA: 2.66	8.0 W 29 5 1 0 13 0 0 0 0 3 0 85 124 0.00 0.625										
<b>John Franco, L</b> (9, 1) ERA: 2.73	1.0 S 4 1 0 0 1 0 0 0 0 0 0 0 14 21 0.00 1.000										

San Diego Padres @ New York Mets  
 Shea Stadium, Flushing, NY  
 Sat Jul 13 1991, 7:05 PM EDT  
 Att. 33,149 - Cloudy - 74 F

AB	30
R	1
H	6
RBI	0
BB	0
SO	12
LOB	11







Batter	1	2	3	4	5	6	7	8	9	AB R H RBI BB SO LOB	TOP		
<b>Bip Roberts, S</b> (1, 4) OBP: 0.329, SLG: 0.311	4-0 FC9-6 BLK BB		3-3 SAFE K		0-0 SF8		2-1 G4-3			2 0 0 1 1 1 2			
<b>Tony Fernandez, S</b> (1, 6) OBP: 0.346, SLG: 0.360	2-2 FC9-6 1-3		3-2 P6		2-1 G4-3			1-1 F9		4 0 0 0 0 0 4			
<b>Tony Gwynn, L</b> (1, 9) OBP: 0.379, SLG: 0.470	1-2 F9			0-1 L4-3		2-1 L7		1-1 F7		4 0 0 0 0 0 0			
<b>Fred McGriff, L</b> (1, 3) OBP: 0.401, SLG: 0.502		2-3 K		1-3 K		2-2 HR		3-1 1B		4 1 2 1 0 2 0			
<b>Jerald Clark, R</b> (1, 7) OBP: 0.358, SLG: 0.440		4-1 FC1-4 BB		2-2 G6-3		0-0 P6		1-3 K		3 0 0 0 1 1 1			
<b>Benito Santiago, R</b> (1, 2) OBP: 0.272, SLG: 0.400 <b>Dann Bilardello, R</b> (5, 2)		1-1 FC1-4 1-2f		0-0 1B E SF8 1B		2-2 G6-3		0-3 K		2 1 1 0 0 0 1 2 0 0 0 0 1 0			
<b>Tim Teufel, R</b> (1, 5) OBP: 0.338, SLG: 0.328		0-1 P3		0-2 E1			2-0 E8		2-2 F8	0 0 0 0 0 0 0			
<b>Thomas Howard, S</b> (1, 8) OBP: 0.317, SLG: 0.340			0-0 SH3-4 1B		1-2 SF8 1B		3-3 K		1-2 G3-1	4 0 2 0 0 1 1			
<b>Greg Harris, R</b> (1, 1) OBP: 0.125, SLG: 0.125 <b>Craig Lefferts, L</b> (9, 1)			0-1 SH3-4		0-2 F8		3-2 G6-3			2 0 0 0 0 0 4 0 0 0 0 0 0 0			
<b>Inning Stats</b>	R: 0 E: 0 K: 0 S: 6 H: 0 LOB: 0 BB: 1 P: 13	R: 0 E: 0 K: 1 S: 8 H: 0 LOB: 1 BB: 1 P: 15	R: 0 E: 0 K: 1 S: 14 H: 1 LOB: 1 BB: 0 P: 20	R: 0 E: 0 K: 1 S: 8 H: 0 LOB: 0 BB: 0 P: 11	R: 1 E: 1 K: 0 S: 13 H: 2 LOB: 2 BB: 0 P: 16	R: 1 E: 0 K: 0 S: 9 H: 1 LOB: 0 BB: 0 P: 15	R: 0 E: 1 K: 1 S: 11 H: 0 LOB: 1 BB: 0 P: 21	R: 0 E: 0 K: 1 S: 10 H: 1 LOB: 1 BB: 0 P: 16	R: 0 E: 0 K: 1 S: 10 H: 0 LOB: 0 BB: 0 P: 13	1B: 4 2B: 1 3B: 0 HR: 1 SF: 1 SAC: 1 DP: 1 HBP: 0	WP: 0 PB: 0 SB: 0 CS: 0 PA: 35		
<b>PITCHER</b>	IP WLS BF H R ER SO BB IBB HBP BLK WP HR S P ERA WHIP											<b>PITCHER</b>	IP WLS BF H R ER SO BB IBB HBP BLK WP HR S P ERA WHIP
<b>Ron Darling, R</b> (1, 1) ERA: 3.87	7.0 L 28 4 2 1 4 2 0 0 0 1 0 1 69 111 1.29 0.857												
<b>Pete Schourek, L</b> (8, 1) ERA: 4.71	1.0 4 1 0 0 1 0 0 0 0 0 0 0 10 16 0.00 1.000												
<b>Jeff Innis, R</b> (9, 1) ERA: 2.34	1.0 3 0 0 0 1 0 0 0 0 0 0 0 10 13 0.00 0.000												

**San Diego Padres @ New York Mets**  
 Shea Stadium, Flushing, NY  
 Sun Jul 14 1991, 3:33 AM EDT  
 Att. 46,836 - Cloudy - 83 F

[livebaseballscorecards.com](http://livebaseballscorecards.com)

<b>AB</b>	27
<b>R</b>	2
<b>H</b>	5
<b>RBI</b>	2
<b>BB</b>	2
<b>SO</b>	6
<b>LOB</b>	13



Batter	1	2	3	4	5	6	7	8	9	AB R H RBI BB SO LOB
Daryl Boston, L (1, 8) OBP: 0.315, SLG: 0.385	3-1 G3			4-2 SF8 BB		0-1 F8			1-0 G3	3 1 0 0 1 0 0
Dave Magadan, L (1, 3) Mark Carreon, R (9, PR) OBP: 0.371, SLG: 0.333 OBP: 0.301, SLG: 0.349	1-3 K			0-0 L7			1-3 K		4-1 BB	3 0 0 0 1 2 1 0 0 0 0 0 0 0
Gregg Jefferies, S (1, 4) OBP: 0.350, SLG: 0.426	2-1 L9			3-2 SF8 1-H			4-2 FC6-4 BB		1-0 F8	2 0 0 1 1 0 1
Kevin McReynolds, R (1, 7) OBP: 0.353, SLG: 0.446			1-1 P3	2-1 P3			2-0 FC6-4 1-2f		0-1 F9	4 0 0 0 0 0 2
Howard Johnson, S (1, 5) OBP: 0.361, SLG: 0.557			3-3 K		2-3 K		2-2 G4-3			3 0 0 0 0 2 1
Mackey Sasser, L (1, 9) Keith Miller, R (8, PR) OBP: 0.337, SLG: 0.506 OBP: 0.369, SLG: 0.468			0-0 F8		1-0 G3			2-2 G6-3 2B		3 0 1 0 0 0 0 0 0 0 0 0 0 0
Kevin Elster, R (1, 6) Garry Templeton, S (8, PH) OBP: 0.296, SLG: 0.349 OBP: 0.263, SLG: 0.329			2-2 G5-3		4-2 CS BB			0-1 G6-3		1 0 0 0 1 0 0 1 0 0 0 0 0 1
Charlie O'Brien, R (1, 2) Tom Herr, S (8, PH) Jeff Innis, R OBP: 0.228, SLG: 0.159 OBP: 0.331, SLG: 0.259			2-3 K		1-0 CS 1-2		0-0 G5-3		1-3 K	2 0 0 0 0 1 0 1 0 0 0 0 1 2 0 0 0 0 0 0 0
Ron Darling, R (1, 1) Pete Schourek, L (8, 1) Kelvin Torve, L (8, PH) Rick Cerone, R (9, 2) OBP: 0.118, SLG: 0.206 OBP: 0.358, SLG: 0.331			0-0 P4			1-0 F7		3-1 G6-3		2 0 0 0 0 0 0 0 0 0 0 0 0 0 1 0 0 0 0 0 2 0 0 0 0 0 0 0

Inning Stats	R: 0	H: 0	E: 0	K: 1	S: 7	LOB: 0	BB: 0	P: 13	R: 0	H: 0	E: 0	K: 1	S: 7	LOB: 0	BB: 0	P: 11	R: 0	H: 0	E: 0	K: 1	S: 7	LOB: 0	BB: 0	P: 11	R: 1	H: 0	E: 0	K: 0	S: 13	LOB: 0	BB: 1	P: 22	R: 0	H: 0	E: 0	K: 1	S: 6	LOB: 0	BB: 1	P: 14	R: 0	H: 0	E: 0	K: 0	S: 4	LOB: 0	BB: 0	P: 5	R: 0	H: 0	E: 0	K: 1	S: 10	LOB: 1	BB: 1	P: 19	R: 0	H: 1	E: 0	K: 1	S: 14	LOB: 2	BB: 0	P: 20	R: 0	H: 0	E: 0	K: 0	S: 5	LOB: 1	BB: 1	P: 11	1B: 0	2B: 1	3B: 0	HR: 0	SF: 1	SAC: 0	DP: 0	HBP: 0	WP: 0	PB: 0	SB: 1	CS: 1	PA: 32
--------------	------	------	------	------	------	--------	-------	-------	------	------	------	------	------	--------	-------	-------	------	------	------	------	------	--------	-------	-------	------	------	------	------	-------	--------	-------	-------	------	------	------	------	------	--------	-------	-------	------	------	------	------	------	--------	-------	------	------	------	------	------	-------	--------	-------	-------	------	------	------	------	-------	--------	-------	-------	------	------	------	------	------	--------	-------	-------	-------	-------	-------	-------	-------	--------	-------	--------	-------	-------	-------	-------	--------

PITCHER	IP	WLS	BF	H	R	ER	SO	BB	IBB	HBP	BLK	WP	HR	S	P	ERA	WHIP
Greg Harris, R (1, 1) ERA: 2.08	8.1	W	29	1	1	0	6	4	0	0	0	0	0	70	122	0.00	0.600
Craig Lefferts, L (9, 1) ERA: 4.29	0.2	S	2	0	0	0	0	4	0	0	0	0	0	3	4	0.00	0.000

**BOTTOM**

**San Diego Padres @ New York Mets**  
 Shea Stadium, Flushing, NY  
 Sun Jul 14 1991, 3:33 AM EDT  
 Att: 46,836 - Cloudy - 83 F

livebaseballscorecards.com

<b>AB</b>	<b>26</b>
<b>R</b>	<b>1</b>
<b>H</b>	<b>1</b>
<b>RBI</b>	<b>1</b>
<b>BB</b>	<b>4</b>
<b>SO</b>	<b>6</b>
<b>LOB</b>	<b>10</b>





Batter	1	2	3	4	5	6	7	8	9	AB R H RBI BB SO LOB	TOP											
<b>Darren Lewis, R</b> (1, 8) OBP: 0.467, SLG: 0.417	2-1 G4-3		1-0 F8 1B 1B	1-0 G6-3			2-3 K			4 1 1 0 0 1 0	<b>San Francisco Giants @ New York Mets</b> Shea Stadium, Flushing, NY Mon Jul 15 1991, 7:05 PM EDT Att. 28,531 - Sunny - 81 F											
<b>Mike Felder, S</b> (1, 9) OBP: 0.330, SLG: 0.349	0-0 B3		2-2 1B SF9 1B		0-0 G4-3		1-0 G4-3			4 1 1 0 0 0 0												
<b>Will Clark, L</b> (1, 3) OBP: 0.361, SLG: 0.533	2-2 1B		0-1 F8		2-0 F8		1-1 G3			4 0 1 0 0 0 2												
<b>Kevin Mitchell, R</b> (1, 7) OBP: 0.363, SLG: 0.560	3-2 F9		2-2 BB 1B		0-0 G5-3		1-3 K			4 0 1 1 0 1 1												
<b>Matt Williams, R</b> (1, 5) OBP: 0.284, SLG: 0.450		0-0 E6 FC6-4	3-1 SF9		2-2 HR		1-3 K			3 1 1 2 0 1 0												
<b>Robby Thompson, R</b> (1, 4) OBP: 0.343, SLG: 0.434		1-0 FC6-4 FC5-4	4-2 BB		2-2 L6		2-2 G6-3			3 0 0 0 1 0 1												
<b>Kirt Manwaring, R</b> (1, 2) OBP: 0.278, SLG: 0.235		0-1 FC5-4 3B	0-0 G4-3		2-1 G6-3		1-0 G5-3			4 1 0 0 0 0 3												
<b>Tony Perezchica, R</b> (1, 6) OBP: 0.279, SLG: 0.405		0-0 3B		0-1 G4-3		1-3 K		1-1 F7		3 0 1 1 0 1 0												
<b>Mike Benjamin, R</b> (6, 6) OBP: 0.143, SLG: 0.176										1 0 0 0 0 0 0												
<b>Don Robinson, R</b> (1, 1) OBP: 0.172, SLG: 0.179		0-3 K		1-3 K			2-1 G5-3			3 0 0 0 0 2 1												
<b>Francisco Oliveras, R</b> (8, 1) OBP: 0.286, SLG: 0.286										0 0 0 0 0 0 0												
<b>Jeff Brantley, R</b> (8, 1)										0 0 0 0 0 0 0												
<b>Inning Stats</b>	R: 0 E: 0 K: 0 S: 9	H: 1 LOB: 1 BB: 0 P: 16	R: 1 E: 1 K: 1 S: 8	H: 1 LOB: 1 BB: 0 P: 9	R: 2 E: 0 K: 0 S: 17	H: 3 LOB: 2 BB: 1 P: 29	R: 0 E: 0 K: 1 S: 6	H: 0 LOB: 0 BB: 0 P: 8	R: 0 E: 0 K: 0 S: 3	H: 0 LOB: 0 BB: 0 P: 5	R: 1 E: 0 K: 1 S: 15	H: 1 LOB: 0 BB: 0 P: 22	R: 0 E: 0 K: 1 S: 6	H: 0 LOB: 0 BB: 0 P: 11	R: 0 E: 0 K: 2 S: 10	H: 0 LOB: 0 BB: 0 P: 13	R: 0 E: 0 K: 0 S: 6	H: 0 LOB: 0 BB: 0 P: 10	1B: 4 2B: 0 3B: 1 HR: 1	SF: 1 SAC: 0 DP: 0 HBP: 0	WP: 0 PB: 0 SB: 1 CS: 0	PA: 35
<b>PITCHER</b>	IP WLS BF H R ER SO BB IBB HBP BLK WP HR S P ERA WHIP																					
<b>Wally Whitehurst, R</b> (1, 1) ERA: 3.23	7.0 L 29 6 4 3 4 1 0 0 0 0 0 1 64 100 3.86 1.000																					
<b>Jeff Innis, R</b> (8, 1) ERA: 2.21	2.0 6 0 0 0 2 0 0 0 0 0 0 0 16 23 0.00 0.000																					

livebaseballscorecards.com

<b>AB</b>	<b>33</b>
<b>R</b>	<b>4</b>
<b>H</b>	<b>6</b>
<b>RBI</b>	<b>4</b>
<b>BB</b>	<b>1</b>
<b>SO</b>	<b>6</b>
<b>LOB</b>	<b>8</b>







Batter	1	2	3	4	5	6	7	8	9	AB R H RBI BB SO LOB	TOP																
Darren Lewis, R (1, 8) OBP: 0.450, SLG: 0.412	1-0 E S 1B		2-1 FC1-6 1B		1-2 E5		1-2 P4	1-3 K		5 0 2 0 0 1 3																	
Mike Felder, S (1, 9) OBP: 0.327, SLG: 0.344	3-2 E6 CS		0-0 FC1-6		0-2 L6		4-1 WP DI BB		2-2 G4-3	4 0 0 0 1 0 4																	
Will Clark, L (1, 3) OBP: 0.359, SLG: 0.531	1-1 L6 1-2		0-1 L8		1-1 F7		1-3 K		1-0 HR 2B	5 1 1 0 0 1 6																	
Kevin Mitchell, R (1, 7) OBP: 0.364, SLG: 0.572	0-0 G1-3		2-2 F9			0-0 HR		0-0 1B SF8 1B	2-2 F9	5 2 2 1 0 0 4																	
Matt Williams, R (1, 5) OBP: 0.292, SLG: 0.466		1-0 G3 HBP		0-0 F9		3-2 2B		0-0 BB 1B	2-1 HR	4 1 3 2 0 0 0																	
Robby Thompson, R (1, 4) OBP: 0.341, SLG: 0.430		2-0 F8		1-3 K		0-0 P4		1-2 BB 1B	1-2 G6-3	5 0 1 0 0 1 2																	
Terry Kennedy, L (1, 2) OBP: 0.273, SLG: 0.370		1-1 G3		2-1 FC6-4 1B		1-3 K		0-3 K		4 0 1 0 0 2 5																	
Steve Decker, R (8, 2) OBP: 0.278, SLG: 0.341		1-2 K		1-0 FC6-4		1-3 K		1-2 SF8		0 0 0 0 0 0 0																	
Dave Anderson, R (1, 6) OBP: 0.299, SLG: 0.329		3-3 K		1-0 FC6-4		1-3 K		1-2 SF8		2 0 0 0 0 1 2																	
Francisco Oliveras, R (6, 1) OBP: 0.286, SLG: 0.286										0 0 0 0 0 0 0																	
Mark Leonard, L (8, PH) OBP: 0.290, SLG: 0.366										0 0 0 1 0 0 0																	
Mike Remlinger, L (8, 1) OBP: 0.290, SLG: 0.366										0 0 0 0 0 0 0																	
Trevor Wilson, L (1, 1) OBP: 0.391, SLG: 0.300			1-1 FC1-6 1B		1-2 F9		3-3 K	4-2 BB		1 0 1 0 0 0 0																	
Rod Beck, R (4, 1)										0 0 0 0 0 0 0																	
Tony Perezchica, R (4, 6) OBP: 0.283, SLG: 0.386										2 0 0 0 1 1 0																	
Mike Kingery, L (6, PH) OBP: 0.311, SLG: 0.260										1 0 0 0 0 1 1																	
Inning Stats	R: 0 E: 1 K: 0 S: 7	H: 1 LOB: 1 BB: 0 P: 12	R: 0 E: 0 K: 1 S: 7	H: 0 LOB: 1 BB: 0 P: 14	R: 0 E: 0 K: 0 S: 10	H: 2 LOB: 2 BB: 0 P: 15	R: 0 E: 0 K: 1 S: 7	H: 1 LOB: 1 BB: 0 P: 11	R: 0 E: 1 K: 0 S: 11	H: 0 LOB: 1 BB: 0 P: 14	R: 1 E: 0 K: 2 S: 11	H: 2 LOB: 1 BB: 0 P: 16	R: 0 E: 0 K: 2 S: 11	H: 0 LOB: 1 BB: 1 P: 20	R: 1 E: 0 K: 2 S: 17	H: 3 LOB: 3 BB: 1 P: 24	R: 2 E: 0 K: 0 S: 14	H: 2 LOB: 0 BB: 0 P: 22	1B: 7 2B: 2 3B: 0 HR: 2	SF: 1 SAC: 0 DP: 0 HBP: 1	WP: 1 PB: 0 SB: 1 CS: 1	PA: 42					
PITCHER	IP	WLS	BF	H	R	ER	SO	BB	IBB	HBP	BLK	WP	HR	S	P	ERA	WHIP										
Dwight Gooden, R (1, 1) ERA: 4.0	7.0	W	32	8	2	2	6	1	0	1	0	1	1	66	104	2.57	1.286										
Alejandro Pena, R (8, 1) ERA: 2.95	1.2		9	3	2	2	2	1	0	0	0	0	1	26	40	10.80	2.400										
John Franco, L (9, 1) ERA: 2.7	0.1	S	1	0	0	0	0	0	0	0	0	0	0	3	4	0.00	0.000										

San Francisco Giants @ New York Mets  
Shea Stadium, Flushing, NY  
Tue Jul 16 1991, 7:05 PM EDT  
Att. 33,250 - Sunny - 84 F

livebaseballscorecards.com

AB	38
R	4
H	11
RBI	4
BB	2
SO	8
LOB	27









BOTTOM

San Francisco Giants @ New York Mets  
Shea Stadium, Flushing, NY  
Wed Jul 17 1991, 3:33 AM EDT  
Att. 35,731 - Sunny - 92 F

livebaseballscores.com

AB 32  
R 6  
H 12  
RBI 5  
BB 6  
SO 4  
LOB 22



WP: 0 PA: 43  
PB: 0  
SB: 1  
CS: 2

AB	R	H	RBI	BB	SO	LOB
4	1	3	0	0	0	0
0	0	0	0	0	0	0
3	2	1	0	2	0	3
4	1	2	1	1	0	3
4	0	1	0	1	1	5
2	1	0	1	2	1	3
3	0	1	0	0	1	1
0	0	0	2	0	0	0
3	0	0	0	0	0	2
1	0	0	0	0	0	2
4	0	3	0	0	0	0
3	0	0	0	0	1	3
0	0	0	0	0	0	0
1	1	1	1	0	0	0

Batter	1	2	3	4	5	6	7	8	9
Keith Miller, R OBP: 0.400, SLG: 0.500 (1, 7) (8, 8) Alejandro Pena, R (9, 1)	0-1 1B 1B	1-2 2B		2-2 BB HBP		2-2 G5-3		2-2 CS 1B	
Dave Magadan, L OBP: 0.383, SLG: 0.346 (1, 3)	2-2 F9 1B SF7 1B	0-1 G3		4-2 1 SAFE BB 1-2 BB			4-2 BB SF9 BB	0-0 F7	
Gregg Jefferies, S OBP: 0.354, SLG: 0.421 (1, 4)	2-1 1B 3-H		2-2 G4-3	1-0 F7			4-0 SF9 BB 1-2 BB	1-0 CS 1-2	1-0 2B SF9 1B
Hubie Brooks, R OBP: 0.352, SLG: 0.468 (1, 9)	1-1 F9		1-1 G3	2-3 K			4-0 1-2 2-3 BB		1-2 SAFE 1-3 2B
Howard Johnson, S OBP: 0.353, SLG: 0.542 (1, 5)	1-0 SF7 3-H		4-2 E S E BB		2-1 F7		2-3 K		4-0 IBB
Mark Carreon, R OBP: 0.305, SLG: 0.341 Mackey Sasser, L (7, PH) OBP: 0.326, SLG: 0.500 (8, 7)	1-3 K		3-2 E5 1-H		2-1 CS 1B		0-0 SF9 2-3 3-H		0-0 SF9 3-H
Kevin Elster, R OBP: 0.296, SLG: 0.343 Garry Templeton, S OBP: 0.255, SLG: 0.318 (8, 6)		3-2 P3	2-1 F7		1-1 G5-3 1-2		1-2 F9		
Rick Cerone, R OBP: 0.373, SLG: 0.352 (1, 2)		0-0 2B 1B		2-2 G6-3 2B		0-1 P5-4 1B		1-0 G5-3	
Frank Viola, L OBP: 0.137, SLG: 0.160 Jeff Innis, R Kevin McReynolds, R OBP: 0.356, SLG: 0.463 (9, 8)		0-3 K		0-1 G6-3 2-3		0-1 P5-4 1-2f		1-0 HR	

Inning	R	H	E	K	S	R	H	E	K	S	R	H	E	K	S	R	H	E	K	S	R	H	E	K	S	R	H	E	K	S	R	H	E	K	S	
1	2	3	0	14	20	0	0	0	1	2	0	0	0	14	20	0	0	0	1	2	0	0	0	14	20	0	0	0	1	2	0	0	0	14	20	
2	0	0	0	14	0	0	0	0	1	2	0	0	0	14	0	0	0	0	1	2	0	0	0	14	0	0	0	1	2	0	0	0	14	0		
3	1	0	1	12	0	1	0	1	0	24	0	0	1	12	0	0	0	1	0	24	0	0	1	12	0	0	0	1	0	24	0	0	0	1	12	
4	0	1	0	17	3	0	0	0	1	27	0	0	0	17	3	0	0	0	1	27	0	0	0	17	3	0	0	0	1	27	0	0	0	17	3	
5	0	1	0	6	0	0	0	0	1	11	0	0	0	6	0	0	0	0	1	11	0	0	0	6	0	0	0	0	0	0	0	0	0	0	6	0
6	0	1	0	7	0	0	0	0	1	9	0	0	0	7	0	0	0	0	1	9	0	0	0	7	0	0	0	0	0	0	0	0	0	7	0	
7	1	0	1	12	2	0	0	1	1	27	0	0	0	12	2	0	0	1	1	27	0	0	0	12	2	0	0	1	1	27	0	0	0	12	2	
8	1	2	0	6	0	0	0	0	1	11	0	0	0	6	0	0	0	0	1	11	0	0	0	6	0	0	0	0	0	0	0	0	0	6	0	
9	0	2	0	8	2	0	0	0	1	14	0	0	0	8	2	0	0	0	1	14	0	0	0	8	2	0	0	0	0	0	0	0	0	8	2	

PITCHER	IP	WLS	BF	H	R	ER	SO	BB	IBB	HBP	BLK	WP	HR	S	P	ERA	WHIP
Bud Black, L ERA: 3.69 (1, 1)	3.1		20	6	3	2	2	2	0	0	0	0	0	53	83	5.40	2.400
Kelly Downs, R ERA: 3.38 (4, 1)	2.2		8	2	0	0	1	0	0	0	0	0	0	17	27	0.00	0.750
Jeff Brantley, R ERA: 3.06 (7, 1)	0.0		2	0	1	1	0	2	0	0	0	0	0	3	11	∞	∞
John Burkett, R ERA: 3.3 (7, 1)	1.0		4	0	0	0	1	1	0	0	0	0	0	9	16	0.00	1.000
Dave Righetti, L ERA: 4.15 (8, 1)	1.1	L	8	4	2	2	0	0	1	0	0	0	1	14	25	13.50	3.000

PITCHER	IP	WLS	BF	H	R	ER	SO	BB	IBB	HBP	BLK	WP	HR	S	P	ERA	WHIP
Bud Black, L ERA: 3.69 (1, 1)	3.1		20	6	3	2	2	2	0	0	0	0	0	53	83	5.40	2.400
Kelly Downs, R ERA: 3.38 (4, 1)	2.2		8	2	0	0	1	0	0	0	0	0	0	17	27	0.00	0.750
Jeff Brantley, R ERA: 3.06 (7, 1)	0.0		2	0	1	1	0	2	0	0	0	0	0	3	11	∞	∞
John Burkett, R ERA: 3.3 (7, 1)	1.0		4	0	0	0	1	1	0	0	0	0	0	9	16	0.00	1.000
Dave Righetti, L ERA: 4.15 (8, 1)	1.1	L	8	4	2	2	0	0	1	0	0	0	1	14	25	13.50	3.000



Los Angeles Dodgers @ New York Mets  
 Shea Stadium, Flushing, NY  
 Thu Jul 18 1991, 7:05 PM EDT  
 Att. 48,475 - Cloudy - 93 F

AB	37
R	10
H	11
RBI	10
BB	3
SO	5
LOB	12



Batter	1	2	3	4	5	6	7	8	9	AB	R	H	RBI	BB	SO	LOB
Brett Butler, L OBP: 0.401, SLG: 0.328 (1, 8)	4-2 1B HR BB	0-0 G3-1		0-1 FC3-2		1-1 G4-3		0-2 G6-3		4	1	0	0	1	0	3
Juan Samuel, R OBP: 0.351, SLG: 0.440 (1, 4)	1-0 P3	1-2 P3		0-3 K			0-3 K	2-0 F9		5	0	0	0	0	2	3
Chris Gwynn, L OBP: 0.309, SLG: 0.447 (1, 7)	0-0 F8		0-1 P6		2-3 K		0-0 HR	2-2 G4-3		5	1	1	1	0	1	1
Eddie Murray, S OBP: 0.326, SLG: 0.392 (1, 3)	0-1 HR 1B		1-1 F8		2-2 G6-3		1-1 HBP 3B 1B		0-0 G6-3	5	2	2	0	0	0	0
Darryl Strawberry, L OBP: 0.356, SLG: 0.416 (1, 9)	2-0 HR		2-1 F9		4-2 BB		4-2 HBP 3B BB	1-2 G4-3	1-0 G4-3	3	2	1	3	2	0	0
Lenny Harris, L OBP: 0.360, SLG: 0.336 (1, 5)	0-0 WP HR 2B		1-2 G1-3		3-1 F7		0-0 L7		0-0 1B	5	1	2	0	0	0	3
Gary Carter, R OBP: 0.329, SLG: 0.415 (1, 2)	3-2 HR		2-2 1B HBP		2-1 F8		3-2 3B HBP		0-0 P4	3	3	1	2	0	0	1
Alfredo Griffin, S OBP: 0.287, SLG: 0.283 (1, 6)	0-0 F9		0-0 1B FC3-2 1B		1-2 SH1-4 1B		2-1 1-H 2-H 3-H 3B			4	0	3	3	0	0	0
Tim Belcher, R OBP: 0.179, SLG: 0.205 Kevin Gross, R OBP: 0.267, SLG: 0.286 John Candelaria, L (9, 1)		1-3 K		2-2 FC3-2 1B		0-0 SH1-4		0-3 K		1	0	0	0	0	1	0
										2	0	1	1	0	1	1
										0	0	0	0	0	0	0

Inning Stats	R: 5	H: 4	E: 0	K: 0	S: 15	P: 25	R: 0	H: 0	E: 0	K: 1	S: 7	P: 9	R: 0	H: 0	E: 0	K: 0	S: 6	P: 9	R: 1	H: 2	E: 0	K: 1	S: 15	P: 20	R: 0	H: 0	E: 0	K: 1	S: 11	P: 22	R: 0	H: 1	E: 0	K: 0	S: 8	P: 12	R: 4	H: 3	E: 0	K: 2	S: 16	P: 26	R: 0	H: 0	E: 0	K: 0	S: 7	P: 11	R: 0	H: 1	E: 0	K: 0	S: 4	P: 5	1B: 6	2B: 1	3B: 1	HR: 3	SF: 0	SAC: 1	DP: 0	HBP: 2	WP: 1	PA: 43
--------------	------	------	------	------	-------	-------	------	------	------	------	------	------	------	------	------	------	------	------	------	------	------	------	-------	-------	------	------	------	------	-------	-------	------	------	------	------	------	-------	------	------	------	------	-------	-------	------	------	------	------	------	-------	------	------	------	------	------	------	-------	-------	-------	-------	-------	--------	-------	--------	-------	--------

PITCHER	IP	WLS	BF	H	R	ER	SO	BB	IBB	HBP	BLK	WP	HR	S	P	ERA	WHIP
David Cone, R ERA: 3.07 (1, 1)	6.1	L	31	9	8	8	4	2	0	1	0	1	3	68	104	11.37	1.737
Doug Simons, L ERA: 5.08 (7, 1)	0.1		3	0	0	0	0	1	0	1	0	0	0	5	12	0.00	3.000
Jeff Innis, R ERA: 2.25 (7, 1)	1.1		5	1	2	2	1	0	0	0	0	0	0	12	18	13.50	0.750
Tim Burke, R ERA: 4.02 (9, 1)	1.0		4	1	0	0	0	0	0	0	0	0	0	4	5	0.00	1.000

PITCHER	IP	WLS	BF	H	R	ER	SO	BB	IBB	HBP	BLK	WP	HR	S	P	ERA	WHIP
---------	----	-----	----	---	---	----	----	----	-----	-----	-----	----	----	---	---	-----	------

BOTTOM

Los Angeles Dodgers @ New York Mets  
Shea Stadium, Flushing, NY  
Thu Jul 18 1991, 7:05 PM EDT  
Att. 48,475 - Cloudy - 93 F

livebaseballscorecards.com

AB 35  
R 5  
H 7  
RBI 5  
BB 3  
SO 2  
LOB 13



WP: 0 PA: 38  
PB: 0  
SB: 0  
CS: 0

AB R H RBI BB SO LOB  
3 1 0 0 1 1 0  
1 0 0 0 0 0 2

4 1 1 1 1 0 2

4 0 2 3 0 0 0

4 0 0 0 0 0 3

3 1 1 1 1 0 2

4 0 0 0 0 1 1

4 0 1 0 0 0 0

3 1 1 0 0 0 0  
0 0 0 0 0 0 0  
0 0 0 0 0 0 0  
0 0 0 0 0 0 0  
0 0 0 0 0 0 0  
1 0 0 0 0 0 1

2 1 1 0 0 0 0  
2 0 0 0 0 0 2

1B: 5 SF: 0  
2B: 0 SAC: 0  
3B: 1 DP: 0  
HR: 1 HBP: 0

Batter	1	2	3	4	5	6	7	8	9
Daryl Boston, L (1, 8) OBP: 0.307, SLG: 0.360 Mark Carreon, R (9, PH) OBP: 0.303, SLG: 0.338	3-2 G6-3	4-1 1B 3B BB		1-3 K			2-1 G4-3		1-1 L8
Dave Magadan, L (1, 3) OBP: 0.383, SLG: 0.344	4-1 1B BB	2-1 3B 1B			1-1 F7		2-2 F9		1-1 G5-3
Gregg Jefferies, S (1, 4) OBP: 0.356, SLG: 0.431	0-1 1B	1-2 3B			2-2 G3		1-1 F9		
Kevin McReynolds, R (1, 7) OBP: 0.351, SLG: 0.457	0-1 P3	2-2 G5-3			0-1 G6-3		0-1 F8		
Howard Johnson, S (1, 5) OBP: 0.355, SLG: 0.550	1-0 P6			2-2 G1-4-3		3-1 HR		4-2 BB	
Hubie Brooks, R (1, 9) OBP: 0.347, SLG: 0.461		0-1 F9		2-3 K		1-0 G6-3		0-1 G1-3	
Garry Templeton, S (1, 6) OBP: 0.254, SLG: 0.317		0-2 F9		2-1 G5-3		0-0 B5-3			1-1 1B
Rick Cerone, R (1, 2) OBP: 0.372, SLG: 0.351 Doug Simons, L (7, 1) Jeff Innis, R (7, 1) Tim Burke, R (9, 1) Kelvin Torve, L (9, PH) Keith Miller, R (9, PH) OBP: 0.394, SLG: 0.493		1-1 BB 1B 1B		1-1 P3		0-2 G4-3			3-2 E5
David Cone, L (1, 1) OBP: 0.217, SLG: 0.167 Mackey Sasser, L (7, 2) OBP: 0.318, SLG: 0.488		1-1 1B BB 3B 1B		1-1 E3			1-1 F9		0-0 P6

Inning Stats	R: 0	H: 1	E: 0	K: 0	S: 10	H: 1	LOB: 2	BB: 1	P: 18	R: 4	H: 4	E: 0	K: 0	S: 18	H: 0	LOB: 0	BB: 0	P: 15	R: 0	H: 0	E: 1	K: 1	S: 8	H: 0	LOB: 0	BB: 0	P: 11	R: 0	H: 0	E: 0	K: 0	S: 7	R: 1	H: 1	E: 0	K: 0	S: 8	R: 0	H: 0	E: 0	K: 0	S: 7	R: 0	H: 0	E: 0	K: 0	S: 8	R: 0	H: 1	E: 1	K: 0	S: 10	1B: 5	2B: 0	3B: 1	HR: 1	SF: 0	SAC: 0	DP: 0	HBP: 0	WP: 0	PA: 38
--------------	------	------	------	------	-------	------	--------	-------	-------	------	------	------	------	-------	------	--------	-------	-------	------	------	------	------	------	------	--------	-------	-------	------	------	------	------	------	------	------	------	------	------	------	------	------	------	------	------	------	------	------	------	------	------	------	------	-------	-------	-------	-------	-------	-------	--------	-------	--------	-------	--------

PITCHER	IP	WLS	BF	H	R	ER	SO	BB	IBB	HBP	BLK	WP	HR	S	P	ERA	WHIP
Tim Belcher, R (1, 1) ERA: 2.97	1.2		12	5	4	4	0	2	0	0	0	0	0	25	42	21.60	4.200
Kevin Gross, R (2, 1) ERA: 4.11	6.1	W	22	2	1	1	2	1	0	0	0	0	1	52	81	1.42	0.474
John Candelaria, L (9, 1) ERA: 2.7	1.0		4	0	0	0	0	0	0	0	0	0	0	8	13	0.00	0.000



Los Angeles Dodgers @ New York Mets  
 Shea Stadium, Flushing, NY  
 Fri Jul 19 1991, 7:05 PM EDT  
 Att. 46,711 - Cloudy - 87 F

AB	32
R	2
H	5
RBI	1
BB	2
SO	7
LOB	10



AB R H RBI BB SO LOB

4	0	1	0	0	1	0
2	0	1	0	1	1	0
1	0	0	0	0	0	0
4	0	1	0	0	0	3
4	0	0	0	0	1	3
4	1	1	1	0	1	0
3	1	1	0	1	0	0
4	0	0	0	0	1	2
3	0	0	0	0	0	1
3	0	0	0	0	2	1
0	0	0	0	0	0	0
0	0	0	0	0	0	0

1B: 3 SF: 0  
 2B: 1 SAC: 0  
 3B: 0 DP: 0  
 HR: 1 HBP: 0

WP: 0 PA: 34  
 PB: 0  
 SB: 1  
 CS: 1

Batter	1	2	3	4	5	6	7	8	9
<b>Brett Butler, L</b> (1, 8) OBP: 0.400, SLG: 0.328	2-1 P2		2-3 K			0-2 FC6-4 S 1B		2-1 F8	
<b>Mike Sharperson, R</b> (1, 5) OBP: 0.385, SLG: 0.405	2-3 K			3-2 CS 1B		4-1 FC6-4 BB		1-0 P6	
<b>Lenny Harris, L</b> (8, PH) OBP: 0.359, SLG: 0.335				1 SAFE 3-2 P3		0-2 FC6-4 1-2f 2-3		0-1 1B	
<b>Juan Samuel, R</b> (1, 4) OBP: 0.350, SLG: 0.438	1-0 F9			0-2 F8		1-0 L7		1-3 K	
<b>Eddie Murray, S</b> (1, 3) OBP: 0.322, SLG: 0.387		1-0 P4							
<b>Darryl Strawberry, L</b> (1, 9) OBP: 0.355, SLG: 0.426		1-2 HR			3-3 K		0-0 G4-3		0-0 P4
<b>Gary Carter, R</b> (1, 2) OBP: 0.333, SLG: 0.420		2-0 F7			4-2 BB		1-2 G4-3 E 2B		2-1 F8
<b>Stan Javier, S</b> (1, 7) OBP: 0.263, SLG: 0.309		2-3 K			2-2 F9		0-0 G4-3 2-3		0-0 P2
<b>Alfredo Griffin, S</b> (1, 6) OBP: 0.283, SLG: 0.280			2-2 G3-1				0-0 P4		
<b>Ramon Martinez, R</b> (1, 1) OBP: 0.130, SLG: 0.111			0-3 K				1-3 K		
<b>Tim Crews, R</b> (8, 1)									
<b>Dennis Cook, L</b> (8, 1)									

Inning Stats	R: 0	H: 0	E: 0	K: 1	S: 6	P: 11	R: 1	H: 1	E: 0	K: 1	S: 11	P: 17	R: 0	H: 0	E: 0	K: 2	S: 11	P: 15	R: 0	H: 1	E: 0	K: 0	S: 10	P: 16	R: 0	H: 0	E: 0	K: 1	S: 11	P: 20	R: 0	H: 1	E: 0	K: 1	S: 11	P: 17	R: 1	H: 1	E: 1	K: 0	S: 7	P: 8	R: 0	H: 1	E: 0	K: 1	S: 8	P: 12	R: 0	H: 0	E: 0	K: 0	S: 4	P: 6
--------------	------	------	------	------	------	-------	------	------	------	------	-------	-------	------	------	------	------	-------	-------	------	------	------	------	-------	-------	------	------	------	------	-------	-------	------	------	------	------	-------	-------	------	------	------	------	------	------	------	------	------	------	------	-------	------	------	------	------	------	------

PITCHER	IP	WLS	BF	H	R	ER	SO	BB	IBB	HBP	BLK	WP	HR	S	P	ERA	WHIP
<b>Sid Fernandez, L</b> (1, 1) ERA: 1.5	6.0		22	3	1	1	6	2	0	0	0	0	1	60	96	1.50	0.833
<b>Tim Burke, R</b> (7, 1) ERA: 3.86	2.0	W	9	2	1	0	1	0	0	0	0	0	0	15	20	0.00	1.000
<b>Alejandro Pena, R</b> (9, 1) ERA: 2.81	1.0		3	0	0	0	0	0	0	0	0	0	0	4	6	0.00	0.000

BOTTOM

Los Angeles Dodgers @ New York Mets  
Shea Stadium, Flushing, NY  
Fri Jul 19 1991, 7:05 PM EDT  
Att: 46,711 - Cloudy - 87 F

livebaseballscorecards.com

AB 33  
R 6  
H 10  
RBI 5  
BB 3  
SO 0  
LOB 12



WP: 0 PA: 37  
PB: 0  
SB: 1  
CS: 0

AB R H RBI BB SO LOB

5	0	2	0	0	0	1
2	1	0	1	1	0	1
4	1	1	0	0	0	2
0	0	0	0	0	0	0
4	1	2	3	0	0	1
4	1	1	0	0	0	1
4	0	2	0	0	0	1
0	0	0	0	0	0	0
3	0	1	0	0	0	1
0	0	0	0	0	0	0
0	1	0	0	1	0	0
3	0	0	1	1	0	0
2	1	1	0	0	0	3
2	0	0	0	0	0	1
1B: 7	SF: 1	WP: 0	PA: 37			
2B: 2	SAC: 0	PB: 0				
3B: 0	DP: 0	SB: 1				
HR: 1	HBP: 0	CS: 0				

Batter	1	2	3	4	5	6	7	8	9
Keith Miller, R OBP: 0.395, SLG: 0.486 (1, 7) (9, 4)	1-2 L6		2-2 SF8 1B		1-0 SF8 1B		0-2 G6-3	2-1 L4	
Dave Magadan, L OBP: 0.381, SLG: 0.342 (1, 3) (9, 4)	0-2 F9		1-0 F8		3-2 SF8		1-3 3-H	4-1 1B HR BB	
Gregg Jefferies, S OBP: 0.355, SLG: 0.428 Daryl Boston, L OBP: 0.307, SLG: 0.360 (1, 4) (9, 8)	2-2 G5-3		2-2 F8		0-1 G1-3		0-1	2-2 1B HR	
Kevin McReynolds, R OBP: 0.353, SLG: 0.468 (1, 8) (9, 7)		3-1 1B 1B	0-2 G6-3		2-2 F9		1-0 1-H 2-H	1-0 HR	
Howard Johnson, S OBP: 0.354, SLG: 0.549 (1, 5)		3-1 F8		1-1 F8	1-1 F9		2-2 F8 E 2B	2-2 F8	
Hubie Brooks, R OBP: 0.349, SLG: 0.462 Alejandro Pena, R (1, 9) (9, 1)		0-0 1B 1B		0-2 F8	1-1 F9		2-1 F8	2-3 F8	
Garry Templeton, S OBP: 0.256, SLG: 0.317 Tim Burke, R Kelvin Torve, L Mark Carreon, R OBP: 0.308, SLG: 0.338 (1, 6) (7, 1) (8, PH) (9, 9)		0-0 1B		0-1 G3-1	0-0 F9		4-0 E IBB	4-0 E IBB	
Rick Cerone, R OBP: 0.369, SLG: 0.344 (1, 2)		4-0 IBB		2-2 F8	2-2 F8		3-2 P3	0-1 E5	
Sid Fernandez, L OBP: 0.500, SLG: 1.000 Kevin Elster, R OBP: 0.293, SLG: 0.339 (1, 1) (7, 6)		0-1 G4-3		0-2 1B SF8 2B	0-2 F9		3-1 F9	2-1 F7	

Inning Stats	R: 0 H: 0 E: 0 K: 12 S: 15	R: 0 H: 3 E: 0 K: 8 S: 18	R: 0 H: 1 E: 0 K: 10 S: 15	R: 0 H: 0 E: 0 K: 7 S: 8	R: 1 H: 2 E: 0 K: 13 S: 19	R: 0 H: 1 E: 0 K: 8 S: 12	R: 0 H: 0 E: 0 K: 9 S: 15	R: 5 H: 3 E: 1 K: 16 S: 35	R: 0 H: 0 E: 0 K: 9 S: 15
--------------	----------------------------	---------------------------	----------------------------	--------------------------	----------------------------	---------------------------	---------------------------	----------------------------	---------------------------

PITCHER	IP	WLS	BF	H	R	ER	SO	BB	IBB	HBP	BLK	WP	HR	S	P	ERA	WHIP
Ramon Martinez, R ERA: 2.49 (1, 1)	7.0	L	30	8	3	3	0	1	1	0	0	0	0	71	112	3.86	1.286
Tim Crews, R ERA: 3.65 (8, 1)	0.1		3	2	1	1	0	0	0	0	0	0	1	6	11	27.00	6.000
Dennis Cook, L ERA: 1.59 (8, 1)	0.2		4	0	2	1	0	0	1	0	0	0	0	6	14	13.50	0.000





BOTTOM

Los Angeles Dodgers @ New York Mets  
Shea Stadium, Flushing, NY  
Sat Jul 20 1991, 3:33 AM EDT  
Att. 41,608 - Cloudy - 96 F

livebaseballscorecards.com

AB	37
R	7
H	12
RBI	7
BB	5
SO	2
LOB	17



WP:	0	PA:	44
PB:	0		
SB:	1		
CS:	0		

AB	R	H	RBI	BB	SO	LOB
5	0	1	0	0	0	3
4	2	2	1	1	0	1
0	0	0	0	0	0	0
5	1	2	0	0	1	1
3	1	0	0	2	0	2
4	2	2	0	1	0	2
5	1	4	5	0	0	1
2	0	1	1	0	0	0
2	0	0	0	1	0	1
2	0	0	0	0	0	3
0	0	0	0	0	0	0
1	0	0	0	0	0	0
2	0	0	0	0	1	3
0	0	0	0	0	0	0
2	0	0	0	0	0	0

Batter	1	2	3	4	5	6	7	8	9
Keith Miller, R OBP: 0.383, SLG: 0.468 (1, 9) B C B F B X (6, 7)	3-2 G4-3 ①			G1-3 FC4-6		0-0 G6-3 ②		0-0 1B	
Dave Magadan, L OBP: 0.384, SLG: 0.355 Alejandro Pena, R (1, 3) B C B F B X (9, 1)	2-2 G6-3 ②			2-2 HR	4-2 FC3-6 BB 1B BB	1-1 1B 1B		3-1 F7 ③	
Gregg Jefferies, S OBP: 0.356, SLG: 0.427 (1, 4) C B B F B S	2-3 K ③			0-0 BB BB 1B	0-1 P4 ①	2-2 1B		2-2 G6-3 ①	
Kevin McReynolds, R OBP: 0.354, SLG: 0.463 (1, 7) B C B B B X (6, 8)			3-1 F9 ①	4-2 BB 1B BB	4-0 FC3-6 1B BB	2-2 G1-3 ③		0-0 F8 ②	
Howard Johnson, S OBP: 0.357, SLG: 0.548 (1, 5) B X			1-0 PO 1B	4-0 1B BB	2-2 FC3-6 S 1B		3-2 G1-3 ①	1-0 HR 1B	
Mackey Sasser, L OBP: 0.344, SLG: 0.541 (1, 2) F B B 1 SAFE 1 SAFE X			1-1 P4 ②	0-0 1B	0-0 BB 1B		0-0 G4-6-3 1B	1-1 HR	
Daryl Boston, L OBP: 0.310, SLG: 0.362 Hubie Brooks, R OBP: 0.349, SLG: 0.458 (1, 8) B 1 SAFE 1 SAFE 1 SAFE (5, PH) (6, 9)			1-0 PO ③	1-0 G4-3 ①	1-0 HBP 1B	4-2 BB 1B	0-0 G4-6-3 ② ③	1-2 F9 ③	
Kevin Elster, R OBP: 0.293, SLG: 0.335 Jeff Innis, R Kelvin Torve, L (8, PH) (1, 6) (6, 1) (9, 3)			2-2 P4 ②	3-1 FC4-6 HBP	2-1 F8 ③		0-1 G3-1 ①		
Wally Whitehurst, R OBP: 0.167, SLG: 0.136 Doug Simons, L Garry Templeton, S OBP: 0.253, SLG: 0.313 (1, 1) (5, 1) (6, 6)			1-2 P4 ③	0-3 K ②		3-2 F7 ①		2-2 F7 ②	

Inning	R	H	E	K	S	H	LOB	BB	P
1	0	0	0	10	17	1	0	0	11
2	0	0	0	5	11	0	0	0	11
3	0	0	0	7	11	0	0	0	11
4	4	4	0	19	33	4	3	2	33
5	1	1	0	17	33	1	3	3	33
6	0	2	0	13	21	2	0	0	21
7	0	1	0	7	10	0	0	0	10
8	0	1	0	8	13	0	1	0	13
9	2	2	0	10	15	2	0	0	15

PITCHER	IP	WLS	BF	H	R	ER	SO	BB	IBB	HBP	BLK	WP	HR	S	P	ERA	WHIP
Orel Hershiser, R ERA: 4.47 (1, 1)	4.0		19	5	4	4	2	2	0	1	0	0	1	41	72	9.00	1.750
Mike Hartley, R ERA: 4.64 (5, 1)	0.2		5	1	1	1	0	2	0	0	0	0	0	9	19	13.50	4.500
Dennis Cook, L ERA: 1.59 (5, 1)	0.0		1	0	0	0	0	1	0	0	0	0	0	6	10	∞	∞
Tim Crews, R ERA: 3.58 (5, 1)	1.0		5	2	0	0	0	0	0	0	0	0	0	12	20	0.00	2.000
Jim Gott, R ERA: 3.29 (6, 1)	3.1	W	13	4	2	2	0	0	0	0	0	0	1	28	43	5.40	1.200









Batter	1	2	3	4	5	6	7	8	9	AB R H RBI BB SO LOB	TOP											
<b>Keith Miller, R</b> (1, 7) <small>OBP: 0.371, SLG: 0.471</small> <b>Garry Templeton, S</b> (8, PH) <small>OBP: 0.251, SLG: 0.311</small> (8, 6)	0-1 G6-3		1-1 G5-3			0-0 B2		2-2 FC6-4		3 0 0 0 0 0 1 1 0 0 0 0 0 2												
<b>Dave Magadan, L</b> (1, 3) <small>OBP: 0.377, SLG: 0.345</small>	2-2 G3			1-0 G3			0-2 G1-3		4-1 1B BB	3 1 0 0 1 0 0												
<b>Gregg Jefferies, S</b> (1, 4) <small>OBP: 0.358, SLG: 0.423</small>	2-2 G6-3			0-2 G6-3			0-1 P4		0-2 1B 1B	4 0 1 0 0 0 0												
<b>Kevin McReynolds, R</b> (1, 8) <small>OBP: 0.356, SLG: 0.461</small> (8, 7)		2-3 K		0-2 F9			0-0 F9		0-1 G1-4-3 1B	4 0 1 1 0 1 0												
<b>Howard Johnson, S</b> (1, 5) <small>OBP: 0.362, SLG: 0.559</small>		0-2 G3-1			0-1 G5-3			3-2 HR	1-0 P4	4 1 1 1 0 0 2												
<b>Hubie Brooks, R</b> (1, 9) <small>OBP: 0.348, SLG: 0.451</small>		2-1 P4			2-3 K			1-2 1B 1B	2-2 G1-4-3	4 0 1 0 0 1 2												
<b>Rick Cerone, R</b> (1, 2) <small>OBP: 0.374, SLG: 0.346</small>			4-0 B5-6-4 1B BB		1-1 G5-3			2-2 FC6-4 1B		2 0 1 0 1 0 0												
<b>Kevin Elster, R</b> (1, 6) <small>OBP: 0.295, SLG: 0.337</small> <b>Mackey Sasser, L</b> (8, PH) <small>OBP: 0.340, SLG: 0.535</small> <b>Tim Burke, R</b> (8, 1)			1-0 B5-6-4 1B			0-0 F8		0-0 P2		2 0 1 0 0 0 0 1 0 0 0 0 0 2 0 0 0 0 0 0 0												
<b>Frank Viola, L</b> (1, 1) <small>OBP: 0.135, SLG: 0.157</small> <b>Tom Herr, S</b> (6, PH) <small>OBP: 0.326, SLG: 0.253</small> <b>Jeff Innis, R</b> (6, 1) <b>Daryl Boston, L</b> (8, PH) <small>OBP: 0.308, SLG: 0.359</small> (8, 8)		1 SAFE 0-1 B5-6-4			0-3 K			2-2 P6		1 0 0 0 0 0 2 1 0 0 0 0 1 0 0 0 0 0 0 0 0 1 0 0 0 0 0 2												
<b>Inning Stats</b>	R: 0 E: 0 K: 0 S: 8	H: 0 LOB: 0 BB: 0 P: 12	R: 0 E: 0 K: 1 S: 8	H: 0 LOB: 0 BB: 0 P: 12	R: 0 E: 0 K: 0 S: 5	H: 1 LOB: 1 BB: 1 P: 11	R: 0 E: 0 K: 0 S: 8	H: 0 LOB: 0 BB: 0 P: 9	R: 0 E: 0 K: 1 S: 8	H: 0 LOB: 0 BB: 0 P: 11	R: 0 E: 0 K: 1 S: 5	H: 0 LOB: 0 BB: 0 P: 5	R: 0 E: 0 K: 0 S: 6	H: 0 LOB: 0 BB: 0 P: 6	R: 1 E: 0 K: 0 S: 20	H: 3 LOB: 2 BB: 0 P: 30	R: 1 E: 0 K: 0 S: 10	H: 2 LOB: 1 BB: 1 P: 17	1B: 5 2B: 0 3B: 0 HR: 1	SF: 0 SAC: 0 DP: 2 HBP: 0	WP: 0 PB: 0 SB: 0 CS: 0	PA: 33
<b>PITCHER</b>	IP WLS BF H R ER SO BB IBB HBP BLK WP HR S P ERA WHIP																					
<b>Bud Black, L</b> (1, 1) <small>ERA: 3.57</small> <b>Jeff Brantley, R</b> (8, 1) <small>ERA: 3.2</small> <b>Dave Righetti, L</b> (9, 1) <small>ERA: 4.0</small>	7.0 W 25 4 1 1 3 1 0 0 0 0 1 59 83 1.29 0.714																					
	1.0 6 2 1 1 0 1 0 0 0 0 0 15 23 9.00 3.000																					
	1.0 S 2 0 0 0 0 0 0 0 0 0 0 4 7 0.00 0.000																					

New York Mets @ San Francisco Giants  
 Candlestick Park, San Francisco, CA  
 Tue Jul 23 1991, 10:05 PM EDT  
 Att. 18,346 - Cloudy - 60 F

AB	31
R	2
H	6
RBI	2
BB	2
SO	3
LOB	13



Batter	1	2	3	4	5	6	7	8	9
<b>Darren Lewis, R</b> OBP: 0.429, SLG: 0.429 (1, 8)	3-2 P3		2-1 G6-3		1-2 HR HBP		2-0 G1-3		
<b>Robby Thompson, R</b> OBP: 0.345, SLG: 0.451 (1, 4)	2-1 G5-3			3-1 G1-3	3-1 HR			0-1 L4	
<b>Will Clark, L</b> OBP: 0.348, SLG: 0.509 (1, 3)	2-1 G6-3			2-2 F8	0-0 F7			0-1 G4-3	
<b>Kevin Mitchell, R</b> OBP: 0.348, SLG: 0.533 (1, 7)		2-1 F9		2-1 E5		1-0 G6-3		0-3 K	
<b>Matt Williams, R</b> OBP: 0.290, SLG: 0.459 (1, 5)		1-3 K		2-0 FC5-4		0-2 F8			
<b>Kevin Bass, S</b> OBP: 0.300, SLG: 0.348 (1, 9)		2-1 HR		1-1 FC5-4		1-0 G6-3			
<b>Mike Felder, S</b> OBP: 0.321, SLG: 0.339 (7, 9)									
<b>Kirt Manwaring, R</b> OBP: 0.345, SLG: 0.308 (1, 2)		3-2 G5-3			0-0 G6-3		2-1 L9		
<b>Jose Uribe, S</b> OBP: 0.257, SLG: 0.247 (1, 6)			1-1 G5-3		1-2 G6-3		2-1 G4-3		
<b>Bud Black, L</b> OBP: 0.208, SLG: 0.250 (1, 1)			2-3 K		2-1 G6-3		0-0		
<b>Jeff Brantley, R</b> (8, 1)									
<b>Dave Righetti, L</b> (9, 1)									

Inning Stats	R: 0	H: 0	E: 0	K: 0	S: 7	R: 1	H: 1	E: 0	K: 1	S: 10	R: 0	H: 0	E: 0	K: 1	S: 7	R: 0	H: 1	E: 1	K: 0	S: 11	R: 3	H: 2	E: 0	K: 0	S: 11	R: 0	H: 0	E: 0	K: 0	S: 5	R: 0	H: 1	E: 0	K: 0	S: 6	R: 0	H: 0	E: 0	K: 1	S: 7
	LOB: 0	BB: 0	P: 14	LOB: 0	BB: 0	P: 18	LOB: 0	BB: 0	P: 12	LOB: 2	BB: 0	P: 21	LOB: 0	BB: 0	P: 18	LOB: 0	BB: 0	LOB: 0	BB: 0	P: 7	LOB: 1	BB: 0	P: 12	LOB: 0	BB: 0	P: 7	LOB: 0	BB: 0	P: 7	LOB: 0	BB: 0	P: 7	LOB: 0	BB: 0	P: 7	LOB: 0	BB: 0	P: 7		

PITCHER	IP	WLS	BF	H	R	ER	SO	BB	IBB	HBP	BLK	WP	HR	S	P	ERA	WHIP
<b>Frank Viola, L</b> ERA: 3.06 (1, 1)	5.0	L	21	4	4	4	2	0	0	1	0	0	2	46	83	7.20	0.800
<b>Jeff Innis, R</b> ERA: 2.22 (6, 1)	2.0		7	1	0	0	0	0	0	0	0	0	0	11	19	0.00	0.500
<b>Tim Burke, R</b> ERA: 3.63 (8, 1)	1.0		3	0	0	0	1	0	0	0	0	0	0	7	7	0.00	0.000


**BOTTOM**

**New York Mets @ San Francisco Giants**  
Candlestick Park, San Francisco, CA

Tue Jul 23 1991, 10:05 PM EDT  
Att: 18,346 - Cloudy - 60 F

AB	30
R	4
H	5
RBI	4
BB	0
SO	3
LOB	5

livebaseballscorecards.com



1B:	1	SF:	0	WP:	0	PA:	31
2B:	2	SAC:	0	PB:	0		
3B:	0	DP:	0	SB:	0		
HR:	2	HBP:	1	CS:	0		



Batter	1	2	3	4	5	6	7	8	9	AB R H RBI BB SO LOB	TOP												
Keith Miller, R OBP: 0.376, SLG: 0.483 (1, 7) (7, 4)	1-0 G4-3		2-3 K		1-1 BB 1B		1-1 G4-3 2B			4 0 2 2 0 1 0	<b>New York Mets @ San Francisco Giants</b> Candlestick Park, San Francisco, CA Wed Jul 24 1991, 10:05 PM EDT Att. 18,809 - Cloudy - 58 F												
Dave Magadan, L OBP: 0.376, SLG: 0.341 (1, 3)	1-1 G6-3		1-0 F7		4-1 BB SAFE		0-0 G4-3			3 0 0 1 1 0 1													
Gregg Jefferies, S OBP: 0.353, SLG: 0.417 Alejandro Pena, R (7, 1)	2-2 L5				1-2 G4-3		1-1 G6-3			4 0 0 0 0 0 3 0 0 0 0 0 0 0													
Kevin McReynolds, R OBP: 0.355, SLG: 0.458 (7, 7)		0-1 G4-3			0-1 F8		1-0 FC3-6 1B		0-0 F7	4 0 1 0 0 0 0													
Howard Johnson, S OBP: 0.364, SLG: 0.561 (1, 5)		1-0 1B 2B			3-2 F8		0-0 P5		2-2 G6-4-3 1B	4 1 2 0 0 0 1													
Hubie Brooks, R OBP: 0.347, SLG: 0.448 (1, 9)		0-0 2-H 1B			1-1 E3 2B 1B		1-2 FC3-6 1-2f		0-0 G6-4-3 1-2f	4 1 1 1 0 0 2													
Mackey Sasser, L OBP: 0.337, SLG: 0.533 (1, 2)		0-0 F7			0-0 1B 2B		1-0 G3		2-0 P3	4 1 1 0 0 0 2													
Garry Templeton, S OBP: 0.246, SLG: 0.304 (1, 6)		0-0 F8			0-3 K		0-1 G1-3		3-2 P8	4 0 0 0 0 1 3													
David Cone, L OBP: 0.213, SLG: 0.163 Kelvin Torve, L (5, PH) Jeff Innis, R (5, 1) Daryl Boston, L OBP: 0.310, SLG: 0.362 (7, 8)			0-3 K2-3		3-2 G1-3		1-2 2B G4-3 1B		2-1 G4-3	1 0 0 0 0 1 0 1 0 0 0 0 0 2 0 0 0 0 0 0 0 2 1 1 0 0 0 0													
<b>Inning Stats</b>	R: 0 E: 0 K: 0 S: 6	H: 0 LOB: 0 BB: 0 P: 10	R: 1 E: 0 K: 0 S: 6	H: 2 LOB: 1 BB: 0 P: 7	R: 0 E: 0 K: 2 S: 7	H: 0 LOB: 0 BB: 0 P: 10	R: 0 E: 0 K: 0 S: 7	H: 0 LOB: 0 BB: 0 P: 11	R: 2 E: 1 K: 1 S: 16	H: 2 LOB: 2 BB: 1 P: 26	R: 0 E: 0 K: 0 S: 6	H: 1 LOB: 1 BB: 0 P: 9	R: 1 E: 0 K: 0 S: 11	H: 2 LOB: 1 BB: 0 P: 14	R: 0 E: 0 K: 0 S: 5	H: 1 LOB: 0 BB: 0 P: 7	R: 0 E: 0 K: 0 S: 7	H: 0 LOB: 0 BB: 0 P: 14	1B: 5 2B: 3 3B: 0 HR: 0	SF: 0 SAC: 0 DP: 1 HBP: 0	WP: 0 PB: 0 SB: 0 CS: 0	PA: 36	
<b>PITCHER</b> John Burkett, R ERA: 3.29 (1, 1)	IP 9.0	WLS W	BF 36	H 8	R 4	ER 2	SO 3	BB 1	IBB 0	HBP 0	BLK 0	WP 0	HR 0	S 71	P 108	ERA 2.00	WHIP 1.000						<b>PITCHER</b> IP WLS BF H R ER SO BB IBB HBP BLK WP HR S P ERA WHIP

livebaseballscores.com

<b>AB</b>	35
<b>R</b>	4
<b>H</b>	8
<b>RBI</b>	4
<b>BB</b>	1
<b>SO</b>	3
<b>LOB</b>	14







Batter	1	2	3	4	5	6	7	8	9	AB R H RBI BB SO LOB	TOP																								
Keith Miller, R OBP: 0.361, SLG: 0.462 (1, 9) (7, 7)	1-1 P3		0-0 FC5-4		0-1 P3			0-3 K		4 0 0 0 0 1 3	<p><b>New York Mets @ San Francisco Giants</b> Candlestick Park, San Francisco, CA</p> <p>Thu Jul 25 1991, 6:33 AM EDT Att. 28,992 - Cloudy - 71 F</p>																								
Garry Templeton, S OBP: 0.246, SLG: 0.303 (1, 3)	1-2 G6-3		0-1 F7		1-0 F9			2-1 1B		4 0 1 0 0 0 3																									
Gregg Jefferies, S OBP: 0.348, SLG: 0.410 (1, 4)	0-2 G6-3		1-1 P3		1-1 G5-3			1-0 F9		4 0 0 0 0 0 2																									
Kevin McReynolds, R OBP: 0.354, SLG: 0.458 (1, 8)		3-2 F8 1B 2B		2-1 F3		3-2 P3		1-3 K		4 1 1 0 0 1 0																									
Howard Johnson, S OBP: 0.360, SLG: 0.554 (1, 5)		2-2 F8 2-3		1-3 K		1-3 K		1-3 K2-3		4 0 0 0 0 3 1																									
Mark Carreon, R OBP: 0.305, SLG: 0.340 Doug Simons, L (7, 1) John Franco, L (8, 1) Vince Coleman, S OBP: 0.359, SLG: 0.341 (9, PH)		0-0 FC4-6 1B		3-2 G3		1-2 G5-3		1-0 G6-3		3 0 1 1 0 0 0 0 0 0 0 0 0 0 0 0 0 0 0 0 0 1 0 0 0 0 0 0																									
Rick Cerone, R OBP: 0.374, SLG: 0.346 (1, 2)		1-2 FC4-6 1-2f		1-1 2B 1B		2-2 F8				3 0 1 0 0 0 1																									
Kevin Elster, R OBP: 0.296, SLG: 0.342 (1, 6)		1-2 F8		0-1 2B		1-1 F8				3 0 1 0 0 0 1																									
Wally Whitehurst, R OBP: 0.192, SLG: 0.167 Tim Burke, R (5, 1) Hubie Brooks, R OBP: 0.346, SLG: 0.446 (7, 9)			0-0 FC5-4 1B		1-2 G3		0-0 G3-1			2 0 1 0 0 0 2 0 0 0 0 0 0 0 1 0 0 0 0 0 0																									
<b>Inning Stats</b>	R: 0 E: 0 K: 0 S: 9	H: 0 LOB: 0 BB: 0 P: 11	R: 1 E: 0 K: 0 S: 18	H: 2 LOB: 1 BB: 0 P: 25	R: 0 E: 0 K: 0 S: 6	H: 1 LOB: 1 BB: 0 P: 7	R: 0 E: 0 K: 1 S: 8	H: 0 LOB: 0 BB: 0 P: 14	R: 0 E: 0 K: 0 S: 10	H: 2 LOB: 2 BB: 0 P: 13	R: 0 E: 0 K: 1 S: 12	H: 0 LOB: 0 BB: 0 P: 17	R: 0 E: 0 K: 0 S: 15	H: 0 LOB: 0 BB: 0 P: 19	R: 0 E: 0 K: 1 S: 7	H: 1 LOB: 1 BB: 0 P: 10	R: 0 E: 0 K: 2 S: 9	H: 0 LOB: 0 BB: 0 P: 12	1B: 4 2B: 2 3B: 0 HR: 0	SF: 0 SAC: 0 DP: 0 HBP: 0	WP: 0 PB: 0 SB: 0 CS: 0	PA: 33													
<b>PITCHER</b>	IP WLS BF H R ER SO BB IBB HBP BLK WP HR S P ERA WHIP																																		
Trevor Wilson, L ERA: 3.86 Bryan Hickerson, L ERA:	(1, 1) (9, 1)	8.0 3	30 3	6 0	1 0	1 0	3 2	0 0	0 0	0 0	0 0	0 0	85 9	116 12	1.12 0.00	0.750 0.000																			

AB	33
R	1
H	6
RBI	1
BB	0
SO	5
LOB	13



BOTTOM

New York Mets @ San Francisco Giants  
Candlestick Park, San Francisco, CA  
Thu Jul 25 1991, 6:33 AM EDT  
Att. 28,992 - Cloudy - 71 F

livebaseballscorecards.com

AB	37
R	8
H	14
RBI	8
BB	3
SO	8
LOB	22



WP:	0	PA:	41
PB:	0	SB:	0
CS:	1		

AB R H RBI BB SO LOB

4 3 2 0 1 0 1

4 1 2 1 1 0 2

5 2 2 2 0 0 2

4 0 2 2 0 2 2

1 0 0 0 0 0 2

5 0 2 2 0 3 2

4 0 2 0 0 1 0

3 0 0 0 1 0 5

2 0 0 0 0 0 3

1 0 0 0 0 1 3

1 0 0 0 0 1 0

3 2 2 1 0 0 0

0 0 0 0 0 0 0

1B:	12	SF:	0
2B:	1	SAC:	0
3B:	0	DP:	0
HR:	1	HBP:	1

WP:	0	PA:	41
PB:	0	SB:	0
CS:	1		

1B:	12	SF:	0
2B:	1	SAC:	0
3B:	0	DP:	0
HR:	1	HBP:	1

1B:	12	SF:	0
2B:	1	SAC:	0
3B:	0	DP:	0
HR:	1	HBP:	1

1B:	12	SF:	0
2B:	1	SAC:	0
3B:	0	DP:	0
HR:	1	HBP:	1

1B:	12	SF:	0
2B:	1	SAC:	0
3B:	0	DP:	0
HR:	1	HBP:	1

1B:	12	SF:	0
2B:	1	SAC:	0
3B:	0	DP:	0
HR:	1	HBP:	1

1B:	12	SF:	0
2B:	1	SAC:	0
3B:	0	DP:	0
HR:	1	HBP:	1

1B:	12	SF:	0
2B:	1	SAC:	0
3B:	0	DP:	0
HR:	1	HBP:	1

1B:	12	SF:	0
2B:	1	SAC:	0
3B:	0	DP:	0
HR:	1	HBP:	1

1B:	12	SF:	0
2B:	1	SAC:	0
3B:	0	DP:	0
HR:	1	HBP:	1

1B:	12	SF:	0
2B:	1	SAC:	0
3B:	0	DP:	0
HR:	1	HBP:	1

1B:	12	SF:	0
2B:	1	SAC:	0
3B:	0	DP:	0
HR:	1	HBP:	1

1B:	12	SF:	0
2B:	1	SAC:	0
3B:	0	DP:	0
HR:	1	HBP:	1

1B:	12	SF:	0
2B:	1	SAC:	0
3B:	0	DP:	0
HR:	1	HBP:	1

1B:	12	SF:	0
2B:	1	SAC:	0
3B:	0	DP:	0
HR:	1	HBP:	1

1B:	12	SF:	0
2B:	1	SAC:	0
3B:	0	DP:	0
HR:	1	HBP:	1

1B:	12	SF:	0
2B:	1	SAC:	0
3B:	0	DP:	0
HR:	1	HBP:	1

1B:	12	SF:	0
2B:	1	SAC:	0
3B:	0	DP:	0
HR:	1	HBP:	1

1B:	12	SF:	0
2B:	1	SAC:	0
3B:	0	DP:	0
HR:	1	HBP:	1

1B:	12	SF:	0
2B:	1	SAC:	0
3B:	0	DP:	0
HR:	1	HBP:	1

1B:	12	SF:	0
2B:	1	SAC:	0
3B:	0	DP:	0
HR:	1	HBP:	1

1B:	12	SF:	0
2B:	1	SAC:	0
3B:	0	DP:	0
HR:	1	HBP:	1

1B:	12	SF:	0
2B:	1	SAC:	0
3B:	0	DP:	0
HR:	1	HBP:	1

1B:	12	SF:	0
2B:	1	SAC:	0
3B:	0	DP:	0
HR:	1	HBP:	1

1B:	12	SF:	0
2B:	1	SAC:	0
3B:	0	DP:	0
HR:	1	HBP:	1

1B:	12	SF:	0
2B:	1	SAC:	0
3B:	0	DP:	0
HR:	1	HBP:	1

1B:	12	SF:	0
2B:	1	SAC:	0
3B:	0	DP:	0
HR:	1	HBP:	1

1B:	12	SF:	0
2B:	1	SAC:	0
3B:	0	DP:	0
HR:	1	HBP:	1

1B:	12	SF:	0
2B:	1	SAC:	0
3B:	0	DP:	0
HR:	1	HBP:	1

1B:	12	SF:	0
2B:	1	SAC:	0
3B:	0	DP:	0
HR:	1	HBP:	1

1B:	12	SF:	0
2B:	1	SAC:	0
3B:	0	DP:	0
HR:	1	HBP:	1

1B:	12	SF:	0
2B:	1	SAC:	0
3B:	0	DP:	0
HR:	1	HBP:	1

1B:	12	SF:	0
2B:	1	SAC:	0
3B:	0	DP:	0
HR:	1	HBP:	1

1B:	12	SF:	0
2B:	1	SAC:	0
3B:	0	DP:	0
HR:	1	HBP:	1

1B:	12	SF:	0
2B:	1	SAC:	0
3B:	0	DP:	0
HR:	1	HBP:	1

1B:	12	SF:	0
2B:	1	SAC:	0
3B:	0	DP:	0
HR:	1	HBP:	1

1B:	12	SF:	0
2B:	1	SAC:	0
3B:	0	DP:	0
HR:	1	HBP:	1

1B:	12	SF:	0
2B:	1	SAC:	0
3B:	0	DP:	0
HR:	1	HBP:	1

1B:	12	SF:	0
2B:	1	SAC:	0
3B:	0	DP:	0
HR:	1	HBP:	1

1B:	12	SF:	0
2B:	1	SAC:	0
3B:	0	DP:	0
HR:	1	HBP:	1

1B:	12	SF:	0
2B:	1	SAC:	0
3B:	0	DP:	0
HR:	1	HBP:	1

1B:	12	SF:	0
2B:	1	SAC:	0
3B:	0	DP:	0
HR:	1	HBP:	1

1B:	12	SF:	0
2B:	1	SAC:	0
3B:	0	DP:	0
HR:	1	HBP:	1

1B:	12	SF:	0
2B:	1	SAC:	0
3B:	0	DP:	0
HR:	1	HBP:	1

1B:	12	SF:	0
2B:	1	SAC:	0
3B:	0	DP:	0
HR:	1	HBP:	1

1B:	12	SF:	0
2B:	1	SAC:	0
3B:	0	DP:	0
HR:	1	HBP:	1

1B:	12	SF:	0
2B:	1	SAC:	0
3B:	0	DP:	0
HR:	1	HBP:	1

1B:	12	SF:	0
2B:	1	SAC:	0
3B:	0	DP:	0
HR:	1	HBP:	1

1B:	12	SF:	0
2B:	1	SAC:	0
3B:	0	DP:	0
HR:	1	HBP:	1

1B:	12	SF:	0
2B:	1	SAC:	0
3B:	0	DP:	0
HR:	1	HBP:	1

1B:	12	SF:	0
2B:	1	SAC:	0
3B:	0	DP:	0
HR:	1	HBP:	1

1B:	12	SF:	0
2B:	1	SAC:	0
3B:	0	DP:	0
HR:	1	HBP:	1

1B:	12	SF:	0
2B:	1	SAC:	0
3B:	0	DP:	0
HR:	1	HBP:	1

1B:	12	SF:	0
2B:	1	SAC:	0
3B:	0	DP:	0
HR:	1	HBP:	1

1B:	12	SF:	0
2B:	1	SAC:	0
3B:	0	DP:	0
HR:	1	HBP:	1

1B:	12	SF:	0
2B:	1	SAC:	0
3B:	0	DP:	0
HR:	1	HBP:	1

1B:	12	SF:	0
2B:	1	SAC:	0
3B:	0	DP:	0
HR:	1	HBP:	1

1B:	12	SF:	0
2B:	1	SAC:	0
3B:	0	DP:	0
HR:	1	HBP:	1

1B:	12	SF:	0
2B:	1	SAC:	0
3B:	0	DP:	0
HR:	1	HBP:	1

1B:	12	SF:	0
2B:	1	SAC:	0
3B:	0	DP:	0
HR:	1	HBP:	1

1B:	12	SF:	0
2B:	1	SAC:	0
3B:	0	DP:	0
HR:	1	HBP:	1

1B:	12	SF:	0
2B:	1	SAC:	0
3B:	0	DP:	0
HR:	1	HBP:	1

1B:	12	SF:	0
2B:	1	SAC:	0
3B:	0	DP:	0
HR:	1	HBP:	1

1B:	12	SF:	0
2B:	1	SAC:	0
3B:	0	DP:	0
HR:	1	HBP:	1

1B:	12	SF:	0
2B:	1	SAC:	0
3B:	0	DP:	0
HR:	1	HBP:	1

1B:	12	SF:	0
2B:	1	SAC:	0
3B:	0	DP:	0
HR:	1	HBP:	1

1B:	12	SF:	0
2B:	1	SAC:	0
3B:	0	DP:	0
HR:	1	HBP:	1

1B:	12	SF:	0
2B:	1	SAC:	0
3B:	0	DP:	0
HR:	1	HBP:	1



Batter	1	2	3	4	5	6	7	8	9	AB R H RBI BB SO LOB	TOP											
Vince Coleman, S (1, 8) OBP: 0.353, SLG: 0.335	0-3 K		2-3 K		3-3 K		0-0 G6-3			4 0 0 0 0 3 3												
Keith Miller, R (1, 4) OBP: 0.347, SLG: 0.443	1-3 K		2-3 K		0-2 G6-3			0-1 F8		4 0 0 0 0 2 1												
Kevin McReynolds, R (1, 7) OBP: 0.352, SLG: 0.456	1-3 K			0-1 G4-3 1B		0-1 G5-3		0-0 F8		4 0 1 0 0 1 0												
Howard Johnson, S (1, 5) OBP: 0.359, SLG: 0.550		0-0 1B FC4-6 1B		2-2 G4-3 1-2		1-3 K		1-0 P3		4 1 1 0 0 1 1												
Hubie Brooks, R (1, 9) OBP: 0.345, SLG: 0.444		1-2 P2		1-0 G6-3		1-0 F7		0-2 BB 1B		4 0 1 0 0 0 2												
Rick Cerone, R (1, 2) OBP: 0.371, SLG: 0.344		1-2 FC4-6 1B		2-3 K		1-0 E6 G4-3 BB		1-3 K		4 0 1 0 0 2 2												
Dave Magadan, L (1, 3) OBP: 0.377, SLG: 0.339		2-2 FC4-6 1-2 2B BB		4-2 2B BB		3-1 F8		4-1 BB BB		2 1 0 1 2 0 2												
Kevin Elster, R (1, 6) OBP: 0.300, SLG: 0.347		1-2 F7		1-0 2B		4-2 G4-3 BB		0-0 P4		3 0 1 1 1 0 3												
Sid Fernandez, L (1, 1) OBP: 0.250, SLG: 0.500			0-3 K		0-3 K		2-1 G4-3		0-1 P5	2 0 0 0 0 2 1												
Mark Carreon, R (7, PH) OBP: 0.303, SLG: 0.338										1 0 0 0 0 0 2												
Jeff Innis, R (7, 1)										0 0 0 0 0 0 0												
Gregg Jefferies, S (9, PH) OBP: 0.347, SLG: 0.409							1-2 2-3			1 0 0 0 0 0 2												
<b>Inning Stats</b>	R: 0 E: 0 K: 3 S: 9	H: 0 LOB: 0 BB: 0 P: 11	R: 1 E: 0 K: 0 S: 14	H: 2 LOB: 1 BB: 0 P: 19	R: 0 E: 0 K: 3 S: 11	H: 0 LOB: 0 BB: 0 P: 15	R: 0 E: 0 K: 1 S: 9	H: 1 LOB: 1 BB: 0 P: 14	R: 1 E: 0 K: 2 S: 14	H: 1 LOB: 1 BB: 1 P: 22	R: 0 E: 0 K: 1 S: 6	H: 0 LOB: 0 BB: 0 P: 8	R: 0 E: 1 K: 0 S: 10	H: 0 LOB: 2 BB: 1 P: 20	R: 0 E: 0 K: 0 S: 4	H: 0 LOB: 0 BB: 0 P: 5	R: 0 E: 0 K: 1 S: 10	H: 1 LOB: 2 BB: 1 P: 15	1B: 4 2B: 1 3B: 0 HR: 0	SF: 0 SAC: 0 DP: 0 HBP: 0	WP: 0 PB: 0 SB: 0 CS: 0	PA: 36
<b>PITCHER</b>	IP WLS BF H R ER SO BB IBB HBP BLK WP HR S P ERA WHIP																					
Bruce Hurst, L (1, 1) ERA: 3.15	8.0 W 31 4 2 2 10 2 0 0 0 0 0 0 77 114 2.25 0.750																					
Craig Leferts, L (9, 1) ERA: 4.6	1.0 5 1 0 0 1 1 0 0 0 0 0 0 10 15 0.00 2.000																					

New York Mets @ San Diego Padres  
Jack Murphy Stadium, San Diego, CA

Fri Jul 26 1991, 10:05 PM EDT  
Att. 21,880 - Sunny - 74 F

livebaseballscorecards.com

AB	33
R	2
H	5
RBI	2
BB	3
SO	11
LOB	19



Batter	1	2	3	4	5	6	7	8	9
<b>Bip Roberts, S</b> OBP: 0.344, SLG: 0.337 (1, 4)	1-1 L9		3-1 1B		4-0 BB		0-0 WP SH1-4 1B	2-0 1B	
<b>Tim Teufel, R</b> OBP: 0.333, SLG: 0.317 (1, 5)	3-3 K		0-2 1B		3-2 L9		0-1 SH1-4	1-3 K	
<b>Tony Gwynn, L</b> OBP: 0.370, SLG: 0.456 (1, 9)	3-1 G1-3		2-1 FC4-6			2-2 G1-3 SF9 1B	4-0 WP 1B IBB	2-2 1B	
<b>Fred McGriff, L</b> OBP: 0.402, SLG: 0.497 (1, 3)		3-2 F7		3-0 G3		1-1 SF9 G1-3 HR 1B	4-1 1B 1B IBB	1-1 L7	
<b>Jerald Clark, R</b> OBP: 0.341, SLG: 0.427 (1, 7)		0-1 L8		0-2 F8		2-2 G1-3	0-1 1B 1B		
<b>Benito Santiago, R</b> OBP: 0.266, SLG: 0.379 (1, 2)		2-0 F7		0-0 G6-3		0-0 SF9	SAFE K		
<b>Darrin Jackson, R</b> OBP: 0.311, SLG: 0.489 (1, 8)			1-2 SH1-4 1B		3-2 P4	0-0 HR	0-1 1B		
<b>Craig Shipley, R</b> OBP: 0.500, SLG: 0.750 (1, 6)			1-0 F8		0-0 2B	2-0 1B	0-1 G1-3		
<b>Bruce Hurst, L</b> OBP: 0.163, SLG: 0.089 (1, 1)			1-0 SH1-4		3-2 G6-3	3-2 P6		0-3 K	
<b>Scott Coolbaugh, R</b> OBP: 0.298, SLG: 0.311 (8, PH)									
<b>Craig Lefferts, L</b> (9, 1)									

AB	R	H	RBI	BB	SO	LOB
4	2	3	1	1	0	0
4	0	1	1	0	2	3
4	2	2	0	1	0	1
4	2	1	0	1	0	2
4	0	1	2	0	0	2
3	0	0	1	0	1	2
4	2	3	3	0	0	0
4	0	2	0	0	0	3
2	0	0	0	0	0	2
1	0	0	0	0	1	0
0	0	0	0	0	0	0

AB	R	H	RBI	BB	SO	LOB
34	8	13	8	3	4	15

Inning Stats		R: 0	H: 0	E: 0	LOB: 0	K: 1	BB: 0	S: 8	P: 15									
PITCHER		IP	WLS	BF	H	R	ER	SO	BB	IBB	HBP	BLK	WP	HR	S	P	ERA	WHIP
<b>Sid Fernandez, L</b> ERA: 4.5 (1, 1)		6.0	L	27	8	5	5	1	1	0	0	0	0	1	63	109	7.50	1.500
<b>Jeff Innis, R</b> ERA: 2.59 (7, 1)		2.0		13	5	3	3	3	0	2	0	0	1	0	26	42	13.50	2.500

**New York Mets @ San Diego Padres**  
Jack Murphy Stadium, San Diego, CA

Fri Jul 26 1991, 10:05 PM EDT  
Att. 21,880 - Sunny - 74 F

[livebaseballscorecards.com](http://livebaseballscorecards.com)

**AB** 34  
**R** 8  
**H** 13  
**RBI** 8  
**BB** 3  
**SO** 4  
**LOB** 15











Batter	1	2	3	4	5	6	7	8	9	AB R H RBI BB SO LOB	TOP	
Vince Coleman, S OBP: 0.356, SLG: 0.336 (1, 8)	2-3 K		0-0 G3			3-2 FC5-4 1B		2-2 S 1B		4 0 2 0 0 1 0		
Gregg Jefferies, S OBP: 0.342, SLG: 0.402 Tom Herr, S OBP: 0.326, SLG: 0.255 (1, 4) (5, 4)	2-1 G4-3			3-2 P5		0-0 FC5-4 1B		2-1 F9		2 0 0 0 0 0 0 2 0 1 0 0 0 1		
Kevin McReynolds, R OBP: 0.345, SLG: 0.444 (1, 7)	2-1 G6-3			1-2 F9		0-0 FC5-4 1-2f 2-3		2-3 K		4 0 0 0 0 1 3		
Howard Johnson, S OBP: 0.356, SLG: 0.540 (1, 5)		2-1 F8		0-1 G1-3		3-1 G1-3			1-1 F8	4 0 0 0 0 0 2		
Hubie Brooks, R OBP: 0.340, SLG: 0.433 (1, 9)		0-2 G5-3			1-0 G5-3		1-3 K		0-2 L3	4 0 0 0 0 1 0		
Dave Magadan, L OBP: 0.377, SLG: 0.340 (1, 3)		1-2 1B			3-2 F7		0-0 L8		1-1 G3-1	4 0 1 0 0 0 0		
Rick Cerone, R OBP: 0.370, SLG: 0.344 (1, 2)		2-2 L9			1-1 E6		1-1 1B			3 0 1 0 0 0 1		
Garry Templeton, S OBP: 0.243, SLG: 0.315 (1, 6)			1-2 F7		1-3 K		1-0 G4-3			3 0 0 0 0 1 2		
Frank Viola, L OBP: 0.130, SLG: 0.151 Daryl Boston, L OBP: 0.308, SLG: 0.359 Tim Burke, R (8, PH) (8, 1)			0-1 P6			0-2 G6-3		2-2 F8		2 0 0 0 0 0 0 1 0 0 0 0 0 0 0 0 0 0 0 0 0		
<b>Inning Stats</b>	R: 0 E: 0 K: 1 S: 7 H: 0 LOB: 0 BB: 0 P: 13	R: 0 E: 0 K: 0 S: 14 H: 1 LOB: 1 BB: 0 P: 19	R: 0 E: 0 K: 0 S: 6 H: 0 LOB: 0 BB: 0 P: 7	R: 0 E: 0 K: 0 S: 11 H: 0 LOB: 0 BB: 0 P: 15	R: 0 E: 1 K: 1 S: 9 H: 0 LOB: 1 BB: 0 P: 15	R: 0 E: 0 K: 0 S: 12 H: 2 LOB: 2 BB: 0 P: 18	R: 0 E: 0 K: 1 S: 7 H: 1 LOB: 1 BB: 0 P: 10	R: 0 E: 0 K: 1 S: 13 H: 1 LOB: 1 BB: 0 P: 21	R: 0 E: 0 K: 0 S: 7 H: 0 LOB: 0 BB: 0 P: 9	1B: 5 2B: 0 3B: 0 HR: 0 SF: 0 SAC: 0 DP: 0 HBP: 0	WP: 0 PB: 0 SB: 1 CS: 0 PA: 33	
<b>PITCHER</b> Andy Benes, R ERA: 3.74 Craig Lefferts, L ERA: 4.5	IP WLS BF H R ER SO BB IBB HBP BLK WP HR S P ERA WHIP	8.0 W 30 5 0 0 4 0 0 0 0 0 0 0 79 118 0.00 0.625	1.0 S 3 0 0 0 0 0 0 0 0 0 0 0 7 9 0.00 0.000									<b>PITCHER</b> IP WLS BF H R ER SO BB IBB HBP BLK WP HR S P ERA WHIP

**New York Mets @ San Diego Padres**  
Jack Murphy Stadium, San Diego, CA

Sun Jul 28 1991, 6:33 AM EDT  
Att. 25,090 - Sunny - 78 F

livebaseballscorecards.com

AB	33
R	0
H	5
RBI	0
BB	0
SO	4
LOB	9



Batter	1	2	3	4	5	6	7	8	9
<b>Bip Roberts, S</b> OBP: 0.339, SLG: 0.331 (1, 4) C S X	0-2 G6-3 ①		1-3 K ②			1-2 G5-3 ②		0-0 L9 ①	
<b>Darrin Jackson, R</b> OBP: 0.316, SLG: 0.489 (1, 8) F S F X	0-2 G3 1B		2-0 F8 ③			2-1 E5 1B 2B		3-1 G6-3 1B	
<b>Tony Gwynn, L</b> OBP: 0.365, SLG: 0.449 (1, 9) B 1 SAFE X	1-0 G3 ② 1-2			2-3 K ①		1-1 2B 1B		2-1 G6-3 ② 1-2	
<b>Fred McGriff, L</b> OBP: 0.403, SLG: 0.495 (1, 3) B B F F X	3-2 G6-3 ③			1-2 F8 ②		0-0 2B 1-H 2-H		4-0 IBB	
<b>Jerald Clark, R</b> OBP: 0.335, SLG: 0.415 (1, 7) B X		1-0 G5-3 ①		0-1 F7 ③		2-3 K ③		2-3 K ③	
<b>Benito Santiago, R</b> OBP: 0.267, SLG: 0.378 (1, 2) B X		1-0 G1-3 ②			0-3 K ①		0-1 FC3-6 1B		
<b>Scott Coolbaugh, R</b> OBP: 0.294, SLG: 0.306 (1, 5) B B C C B C		3-3 K ③			0-2 F8 ②		0-1 FC3-6 1-2f		
<b>Craig Shipley, R</b> OBP: 0.200, SLG: 0.300 (1, 6) B X			1-0 G6-3 ①		0-0 F9 ③		0-1 P4 ②		
<b>Andy Benes, R</b> OBP: 0.140, SLG: 0.128 (1, 1) <b>Craig Lefferts, L</b> (9, 1) B B B B			4-1 BB ①			2-3 K ①	3-3 K ③		

AB	R	H	RBI	BB	SO	LOB
4	0	0	0	0	1	1
4	1	2	0	0	0	1
4	1	1	0	0	1	2
3	0	1	2	1	0	1
4	0	0	0	0	2	3
3	0	1	0	0	1	0
3	0	0	0	0	1	1
3	0	0	0	0	0	1
2	0	0	0	1	2	1
0	0	0	0	0	0	0


**BOTTOM**

**New York Mets @ San Diego Padres**  
Jack Murphy Stadium, San Diego, CA

Sun Jul 28 1991, 6:33 AM EDT  
Att: 25,090 - Sunny - 78 F

livebaseballscorecards.com

<b>AB</b>	<b>30</b>
<b>R</b>	<b>2</b>
<b>H</b>	<b>5</b>
<b>RBI</b>	<b>2</b>
<b>BB</b>	<b>2</b>
<b>SO</b>	<b>8</b>
<b>LOB</b>	<b>11</b>



Inning Stats	R: 0	H: 1	E: 0	K: 0	S: 11	LOB: 1	BB: 0	P: 15
<b>R: 0</b>	<b>H: 0</b>	<b>E: 0</b>	<b>K: 1</b>	<b>S: 5</b>	<b>LOB: 0</b>	<b>BB: 0</b>	<b>P: 10</b>	
<b>R: 0</b>	<b>H: 0</b>	<b>E: 0</b>	<b>K: 1</b>	<b>S: 9</b>	<b>LOB: 1</b>	<b>BB: 1</b>	<b>P: 17</b>	
<b>R: 0</b>	<b>H: 0</b>	<b>E: 0</b>	<b>K: 1</b>	<b>S: 9</b>	<b>LOB: 0</b>	<b>BB: 0</b>	<b>P: 12</b>	
<b>R: 0</b>	<b>H: 0</b>	<b>E: 0</b>	<b>K: 1</b>	<b>S: 7</b>	<b>LOB: 0</b>	<b>BB: 0</b>	<b>P: 7</b>	
<b>R: 2</b>	<b>H: 2</b>	<b>E: 1</b>	<b>K: 2</b>	<b>S: 16</b>	<b>LOB: 1</b>	<b>BB: 0</b>	<b>P: 24</b>	
<b>R: 0</b>	<b>H: 1</b>	<b>E: 0</b>	<b>K: 1</b>	<b>S: 9</b>	<b>LOB: 1</b>	<b>BB: 0</b>	<b>P: 12</b>	
<b>R: 0</b>	<b>H: 1</b>	<b>E: 0</b>	<b>K: 1</b>	<b>S: 8</b>	<b>LOB: 2</b>	<b>BB: 1</b>	<b>P: 19</b>	

1B:	2B:	3B:	HR:	SF:	SAC:	DP:	HBP:
4	1	0	0	0	0	0	0

WP:	PB:	SB:	CS:
0	0	0	0

WP:	HR:	S:	P:	ERA:	WHIP:
0	0	8	19	0.00	1.000

PITCHER	IP	WLS	BF	H	R	ER	SO	BB	IBB	HBP	BLK	WP	HR	S	P	ERA	WHIP
<b>Frank Viola, L</b> ERA: 2.92 (1, 1)	7.0	L	27	4	2	0	7	1	0	0	0	0	0	66	97	0.00	0.714
<b>Tim Burke, R</b> ERA: 3.62 (8, 1)	1.0		5	1	0	0	1	0	1	0	0	0	0	8	19	0.00	1.000

WP:	PA:
0	32



Batter	1	2	3	4	5	6	7	8	9	AB R H RBI BB SO LOB	TOP	
Vince Coleman, S OBP: 0.364, SLG: 0.346 (1, 8)	1-0 FC6-4 1B		2-3 1B		0-0 CS 1B			2-2 SH1-4 2B 1B	0-0 1B	5 2 4 0 0 1 0		
Dave Magadan, L OBP: 0.379, SLG: 0.342 (1, 3)	2-2 FC6-4 1B		3-2 1B		3-1 F9 1-2			1-1 SH1-4 1-2	1-2 L8	4 0 2 0 0 0 2		
Gregg Jefferies, S OBP: 0.344, SLG: 0.407 Daryl Boston, L OBP: 0.308, SLG: 0.359 (1, 4) (8, 9)	2-1 FC6-4 WP 1-2f 3-H		2-1 1B		1-1 F6			3-2 HR 2B		4 1 2 2 0 0 1 0 0 0 0 0 0 0		
Howard Johnson, S OBP: 0.355, SLG: 0.535 (1, 5)	2-0 P6 1-2		2-0 P6		2-0 L3			4-0 HR IBB		3 1 0 0 1 0 3		
Kevin McReynolds, R OBP: 0.343, SLG: 0.451 (1, 7)	2-2 F7		3-2 F7		0-0 G6-3			0-0 HR		4 1 1 3 0 0 3		
Hubie Brooks, R OBP: 0.339, SLG: 0.431 Tom Herr, S OBP: 0.326, SLG: 0.255 (1, 9) (8, 4)			F9		1-1 FC3-6 1B			1-0 G4-3		4 0 1 0 0 0 0 0 0 0 0 0 0 0		
Mackey Sasser, L OBP: 0.324, SLG: 0.511 (1, 2)			F8		0-0 FC3-6 1-2f			2-2 P3	2-2 F3	4 0 0 0 0 0 1		
Kevin Elster, R OBP: 0.299, SLG: 0.342 (1, 6)			4-2 BB		1-1 F9			1-2 F9	2-0 F8	3 0 0 0 1 0 1		
David Cone, L OBP: 0.196, SLG: 0.149 (1, 1)			3-1 G2-3		1-2 F7			1-2 G3	0-1 F9	4 0 0 0 0 0 2		
<b>Inning Stats</b>	R: 1 H: 2 E: 0 LOB: 1 K: 0 BB: 0 S: 11 P: 20	R: 0 H: 0 E: 0 LOB: 1 K: 0 BB: 1 S: 15 P: 25	R: 0 H: 2 E: 0 LOB: 2 K: 1 BB: 0 S: 14 P: 26	R: 0 H: 1 E: 0 LOB: 1 K: 0 BB: 0 S: 8 P: 11	R: 0 H: 1 E: 0 LOB: 0 K: 0 BB: 0 S: 6 P: 9	R: 0 H: 0 E: 0 LOB: 0 K: 0 BB: 0 S: 5 P: 8	R: 0 H: 0 E: 0 LOB: 0 K: 0 BB: 0 S: 10 P: 14	R: 4 H: 3 E: 0 LOB: 0 K: 0 BB: 1 S: 13 P: 26	R: 0 H: 1 E: 0 LOB: 1 K: 0 BB: 0 S: 7 P: 10	1B: 8 SF: 0 2B: 1 SAC: 1 3B: 0 DP: 0 HR: 1 HBP: 0	WP: 1 PA: 38 PB: 0 SB: 0 CS: 1	
<b>PITCHER</b>	IP WLS BF H R ER SO BB IBB HBP BLK WP HR S P ERA WHIP											
Tim Belcher, R ERA: 3.04 (1, 1)	8.0 L 34 9 5 5 1 1 1 0 0 0 1 1 82 139 5.62 1.250											
Tim Crews, R ERA: 3.51 (9, 1)	1.0 4 1 0 0 0 0 0 0 0 0 0 0 7 10 0.00 1.000											

New York Mets @ Los Angeles Dodgers  
Dodger Stadium, Los Angeles, CA

Mon Jul 29 1991, 7:05 PM PDT  
Att. 43,093 - Overcast - 77 F

livebaseballscorecards.com

AB 35  
R 5  
H 10  
RBI 5  
BB 2  
SO 1  
LOB 13







Batter	1	2	3	4	5	6	7	8	9	AB R H RBI BB SO LOB	TOP																						
Vince Coleman, S OBP: 0.359, SLG: 0.340 (1, 8)	1-3 K	0-0 G3			1-3 K			1-1 L7		4 0 0 0 0 2 2	<b>New York Mets @ Los Angeles Dodgers</b> <b>Dodger Stadium, Los Angeles, CA</b> Tue Jul 30 1991, 7:05 PM PDT Att. 44,559 - Cloudy - 78 F																						
Dave Magadan, L OBP: 0.377, SLG: 0.341 (1, 3)	1-3 K		0-0 1B		2-1 L7			2-1 F7		4 0 1 0 0 1 1																							
Gregg Jefferies, S OBP: 0.347, SLG: 0.412 (1, 4)	2-2 2B		1-1 1B		3-1 G4-3			2-2 P5		4 0 2 0 0 0 1																							
Howard Johnson, S OBP: 0.354, SLG: 0.530 (1, 5)	4-0 BB		2-3 K		3-1 F8			3-2 F7		3 0 0 0 1 1 2																							
Kevin McReynolds, R OBP: 0.340, SLG: 0.446 (1, 7)	2-2 F9		2-2 G5-4-3		0-0 P2			1-0 G6-3		4 0 0 0 0 0 4																							
Hubie Brooks, R OBP: 0.338, SLG: 0.429 (1, 9)		0-1 G4-3 1B		2-2 P2			0-1 G5-3	2-2 F9		4 1 1 0 0 0 0																							
Garry Templeton, S OBP: 0.240, SLG: 0.310 (1, 6)		0-0 G4-3		1-1 G6-3			1-3 K			3 0 0 0 0 1 1																							
Rick Cerone, R OBP: 0.366, SLG: 0.339 Daryl Boston, L OBP: 0.306, SLG: 0.356 Alejandro Pena, R (7, 1)		2-3 K		1-2 G4-3			1-2 F7			2 0 0 0 0 1 1 1 0 0 0 0 0 0 0 0 0 0 0 0 0																							
Pete Schourek, L OBP: 0.286, SLG: 0.167 Mackey Sasser, L OBP: 0.330, SLG: 0.516 (7, 2)		3-2 1B		0-1 G4-3			1-0 1B			2 0 1 1 0 0 0 1 0 1 0 0 0 0																							
<b>Inning Stats</b>	R: 0 E: 0 K: 2 S: 14	H: 1 LOB: 2 BB: 1 P: 24	R: 1 E: 0 K: 1 S: 18	H: 2 LOB: 1 BB: 0 P: 23	R: 0 E: 0 K: 1 S: 9	H: 2 LOB: 1 BB: 0 P: 14	R: 0 E: 0 K: 0 S: 8	H: 0 LOB: 0 BB: 0 P: 12	R: 0 E: 0 K: 1 S: 7	H: 0 LOB: 0 BB: 0 P: 10	R: 0 E: 0 K: 0 S: 5	H: 0 LOB: 0 BB: 0 P: 11	R: 0 E: 0 K: 1 S: 8	H: 0 LOB: 0 BB: 0 P: 10	R: 0 E: 0 K: 0 S: 8	H: 1 LOB: 1 BB: 0 P: 14	R: 0 E: 0 K: 0 S: 7	H: 0 LOB: 0 BB: 0 P: 13	1B: 5 2B: 1 3B: 0 HR: 0	SF: 0 SAC: 0 DP: 1 HBP: 0	WP: 0 PB: 0 SB: 0 CS: 0	PA: 33											
<b>PITCHER</b> Ramon Martinez, R ERA: 2.25 (1, 1)	IP 9.0	WLS W	BF 33	H 6	R 1	ER 1	SO 6	BB 1	IBB 0	HBP 0	BLK 0	WP 0	HR 0	S 84	P 131	ERA 1.00	WHIP 0.778																
											<b>PITCHER</b>	IP	WLS	BF	H	R	ER	SO	BB	IBB	HBP	BLK	WP	HR	S	P	ERA	WHIP					

AB	32
R	1
H	6
RBI	1
BB	1
SO	6
LOB	12



livebaseballscorecards.com

Batter	1	2	3	4	5	6	7	8	9
<b>Brett Butler, L</b> OBP: 0.402, SLG: 0.338 (1, 8)	4-2 HR BB	3-2 G5-3			1-0 S 1B		2-0 CS 1B		
<b>Juan Samuel, R</b> OBP: 0.337, SLG: 0.418 (1, 4)	2-3 K		0-1 P4		1-3 K		1-1 CS	3-2 S 1B	
<b>Eddie Murray, S</b> OBP: 0.312, SLG: 0.374 (1, 3)	1-0 E5 HR		1-1 P6		1-3 K			2-3 K	
<b>Darryl Strawberry, L</b> OBP: 0.351, SLG: 0.434 (1, 9)	2-2 F7		2-3 K			2-2 G5-3 1B		0-1 P6	
<b>Kal Daniels, L</b> OBP: 0.338, SLG: 0.435 (1, 7)	3-2 HR			0-0 P5		1-3 K		4-0 IBB	
<b>Mitch Webster, S</b> OBP: 0.268, SLG: 0.313 (8, PR) (9, 7)									
<b>Mike Sharperson, R</b> OBP: 0.385, SLG: 0.389 (1, 5)	4-2 BB			1-0 F9		0-0 G5-3		2-1 P6	
<b>Lenny Harris, L</b> OBP: 0.351, SLG: 0.332 (8, PH) (9, 5)									
<b>Mike Scioscia, L</b> OBP: 0.369, SLG: 0.393 (1, 2)	1-0 F9			1-1 1B		1-1 F7			
<b>Alfredo Griffin, S</b> OBP: 0.290, SLG: 0.283 (1, 6)		2-3 K		1-1 F8			4-0 CS BB		
<b>Ramon Martinez, R</b> OBP: 0.132, SLG: 0.115 (1, 1)		1-3 K			1-3 K		1-1 G5-3		


AB	R	H	RBI	BB	SO	LOB
3	1	2	0	1	0	0
4	0	1	0	0	2	2
4	1	0	0	0	2	3
4	0	1	0	0	1	3
3	1	1	3	1	1	1
0	0	0	0	0	0	0
2	0	0	0	1	0	1
1	0	0	0	0	0	2
3	0	1	0	0	0	2
2	0	0	0	1	1	1
3	0	0	0	0	2	1

AB	29
R	3
H	6
RBI	3
BB	4
SO	9
LOB	16

Inning Stats	R: 3	H: 1	E: 1	LOB: 1	K: 1	S: 19	R: 0	H: 0	E: 0	LOB: 0	K: 2	S: 12	R: 0	H: 0	E: 0	LOB: 0	K: 1	S: 7	R: 0	H: 1	E: 0	LOB: 1	K: 0	S: 6	R: 0	H: 1	E: 0	LOB: 1	K: 3	S: 12	R: 0	H: 1	E: 0	LOB: 1	K: 1	S: 10	R: 0	H: 1	E: 0	LOB: 0	K: 0	S: 4	R: 0	H: 1	E: 0	LOB: 2	K: 1	S: 12
<b>PITCHER</b>	IP	WLS	BF	H	R	ER	SO	BB	IBB	HBP	BLK	WP	HR	S	P	ERA	WHIP																															
<b>Pete Schourek, L</b> ERA: 3.89 (1, 1)	6.0	L	25	4	3	0	8	2	0	0	0	0	0	1	66	102	0.00	1.000																														
<b>Alejandro Pena, R</b> ERA: 2.7 (7, 1)	2.0		8	2	0	0	1	1	1	0	0	0	0	16	35	0.00	1.500																															

**NEW YORK METS @ LOS ANGELES DODGERS**  
**DODGER STADIUM, LOS ANGELES, CA**  
 Tue Jul 30 1991, 7:05 PM PDT  
 Att. 44,559 - Cloudy - 78 F

WP: 0 PA: 34  
 PB: 0  
 SB: 3  
 CS: 2





Batter	1	2	3	4	5	6	7	8	9	AB R H RBI BB SO LOB	TOP												
Daryl Boston, L OBP: 0.316, SLG: 0.360 (1, 8) X	0-0 G3-1	1-0 1B		4-2 2B BB		0-0 FC3-6 BB 1B		3-2 F7		4 1 2 0 1 0 0													
Dave Magadan, L OBP: 0.385, SLG: 0.356 (1, 3) C X	0-1 BB FC4-6 2B	0-0 FC6-4 1B		0-1 1-H 2-H 2B		4-1 SAFE FC3-6 BB		2-1 1B		4 1 4 2 1 0 0													
Gregg Jefferies, S OBP: 0.344, SLG: 0.406 (1, 4) B B B	4-0 FC4-6 BB BB	0-1 FC6-4 1-2f		0-0 F9		1-1 FC3-6 1-2f 2-3		0-3 K		4 0 0 0 1 1 7													
Kevin McReynolds, R OBP: 0.338, SLG: 0.440 (1, 7) B B B	4-0 FC4-6 1-2 2-3 BB		2-1 G6-3		2-3 K	1-3 K		2-2 F8		4 0 0 0 1 2 2													
Howard Johnson, S OBP: 0.352, SLG: 0.525 (1, 5) F F B B B X	3-2 FC4-6 1-2f 2-3 3-H		1-0 G3		2-3 K		2-1 WP S 1B	1-3 K		5 0 1 1 0 2 2													
Hubie Brooks, R OBP: 0.339, SLG: 0.428 (1, 9) X	0-0 G6-3		2-2 G6-3		0-0 1B 1B		1-3 K2-3 1-2	0-0 FC6-4 1B		5 0 2 0 0 1 3													
Mackey Sasser, L OBP: 0.333, SLG: 0.510 (1, 2) X		0-0 FC1-6 1B		0-0 P6	2-2 1-2 1B		0-0 P5 2-3	1-2 FC6-4 1-2f		5 0 2 0 0 0 2													
Kevin Elster, R OBP: 0.299, SLG: 0.342 Doug Simons, L (5, 1) Jeff Innis, R (5, 1) Tom Herr, S OBP: 0.324, SLG: 0.253 (7, PH) Alejandro Pena, R (7, 1)		0-3 K		1-2 SH2-4 2B 1B	1-3 K		0-3 K			3 1 1 0 0 2 3 0 0 0 0 0 0 0 0 0 0 0 0 0 0 1 0 0 0 0 1 1 0 0 0 0 0 0 0													
Sid Fernandez, L OBP: 0.200, SLG: 0.400 Tim Burke, R (4, 1) Garry Templeton, S OBP: 0.237, SLG: 0.306 (5, 6)		0-0 FC1-6 1B 1B 1-2f		1-1 SH2-4 1-2		1-3 K		2-2 F7		1 0 0 0 0 0 1 0 0 0 0 0 0 0 2 0 0 0 0 1 0													
<b>Inning Stats</b>	R: 1 E: 0 K: 0 S: 9	H: 1 LOB: 2 BB: 2 P: 20	R: 0 E: 0 K: 1 S: 9	H: 3 LOB: 3 BB: 0 P: 10	R: 0 E: 0 K: 0 S: 6	H: 0 LOB: 0 BB: 0 P: 11	R: 2 E: 0 K: 0 S: 11	H: 2 LOB: 1 BB: 1 P: 17	R: 0 E: 0 K: 3 S: 13	H: 2 LOB: 2 BB: 0 P: 20	R: 0 E: 0 K: 2 S: 11	H: 1 LOB: 2 BB: 1 P: 18	R: 0 E: 0 K: 2 S: 9	H: 1 LOB: 1 BB: 0 P: 12	R: 0 E: 0 K: 1 S: 12	H: 1 LOB: 1 BB: 0 P: 19	R: 0 E: 0 K: 1 S: 13	H: 1 LOB: 1 BB: 0 P: 17	1B: 10 2B: 2 3B: 0 HR: 0	SF: 0 SAC: 1 DP: 0 HBP: 0	WP: 1 PB: 0 SB: 1 CS: 0	PA: 43	
<b>PITCHER</b> Orel Hershiser, R ERA: 4.19 Kevin Gross, R ERA: 3.59	IP 4.0	WLS 21	BF 6	H 3	R 3	ER 3	SO 1	BB 3	IBB 0	HBP 0	BLK 0	WP 0	HR 0	S 35	P 58	ERA 6.75	WHIP 2.250						
	IP 5.0	WLS W	BF 22	H 6	R 0	ER 0	SO 9	BB 1	IBB 0	HBP 0	BLK 0	WP 1	HR 0	S 58	P 86	ERA 0.00	WHIP 1.400						

**New York Mets @ Los Angeles Dodgers**  
 Dodger Stadium, Los Angeles, CA  
 Wed Jul 31 1991, 7:05 PM PDT  
 Att. 47,204 - Cloudy - 74 F

AB	38
R	3
H	12
RBI	3
BB	4
SO	10
LOB	21



WP: 1	PA: 43
PB: 0	
SB: 1	
CS: 0	





Batter	1	2	3	4	5	6	7	8	9	10	AB	R	H	RBI	BB	SO	LOB	TOP					
Chico Walker, S OBP: 0.358, SLG: 0.371 (1, 5) B F X (10, 7)	2-1 G6-3		1-0 SAFE SAFE SAFE 1B		1-2 G4-3		1-0 G5-3		2-0 P6		5	0	1	0	0	0	2						
Mark Grace, L OBP: 0.349, SLG: 0.388 (1, 3) C B X (10, PR)	2-1 G3-1		0-0 F8			2-2 FC6-4 23 1B SF8		0-0 G4-3		0-0 23 HR 1B	5	1	2	0	0	0	2						
Ced Landrum, L OBP: 0.257, SLG: 0.235 (10, 3)											0	1	0	0	0	0	0						
Luis Salazar, R OBP: 0.326, SLG: 0.472 (10, 3)											0	0	0	0	0	0	0						
23 Ryne Sandberg, R OBP: 0.392, SLG: 0.503 (1, 4) C X	0-1 F8			3-3 K		1-2 FC6-4 1B		0-1 F9		2-1 HR	5	1	2	2	0	1	0						
Andre Dawson, R OBP: 0.315, SLG: 0.499 (1, 9)		1-2 F8		1-2 G6-3 1B		2-2 FC6-4 SF8		1-2 1B		1-1 G6-3	5	1	2	0	0	0	3						
George Bell, R OBP: 0.319, SLG: 0.482 (1, 7) Shawon Dunston, R OBP: 0.263, SLG: 0.364 (10, PR) (10, 6)		2-3 K		1-1 G6-3		1-2 SF8		0-1 P4		2-2 L6 E 1B	4	0	1	1	0	1	2						
Rick Wilkins, L OBP: 0.324, SLG: 0.419 (1, 2)		3-2 G5-3		0-1 2-H 1B		4-0 FC6-4 IBB			2-2 E 1B	1-2 FC	4	0	2	1	1	0	1						
Doug Dascenzo, S OBP: 0.315, SLG: 0.306 (1, 8)			2-1 G3		0-0 G4-3		1-2 FC6-4		1-0 P2	0-0 L6	5	0	0	0	0	0	6						
Jose Vizcaino, S OBP: 0.308, SLG: 0.337 (10, 5)			0-2 1B 1B		1-0 G5-3			2-2 L7	1-2 E6		4	0	1	0	0	0	1						
Mike Bielecki, R OBP: 0.125, SLG: 0.067 (1, 1) Dwight Smith, L OBP: 0.267, SLG: 0.370 (7, PH) Chuck McElroy, L OBP: 0.333, SLG: 0.500 Damon Berryhill, S OBP: 0.231, SLG: 0.309 Paul Assenmacher, L OBP: 0.400, SLG: 0.250 (9, PH) (9, 1)			0-0 P5		2-2 B1-3			3-2 F7	2-3 K		2	0	0	0	0	0	1						
											1	0	0	0	0	0	0						
											0	0	0	0	0	0	0						
											1	0	0	0	0	1	2						
											0	0	0	0	0	0	0						
<b>Inning Stats</b>	R: 0 E: 0 K: 0 S: 6	H: 0 LOB: 0 BB: 0 P: 10	R: 0 E: 0 K: 1 S: 11	H: 0 LOB: 0 BB: 0 P: 17	R: 0 E: 0 K: 0 S: 8	H: 2 LOB: 2 BB: 0 P: 11	R: 1 E: 0 K: 1 S: 11	H: 2 LOB: 1 BB: 0 P: 16	R: 0 E: 0 K: 0 S: 7	H: 0 LOB: 0 BB: 0 P: 11	R: 1 E: 0 K: 0 S: 18	H: 2 LOB: 2 BB: 1 P: 29	R: 0 E: 0 K: 0 S: 11	H: 0 LOB: 0 BB: 0 P: 17	R: 0 E: 1 K: 1 S: 14	H: 1 LOB: 1 BB: 0 P: 22	R: 2 E: 1 K: 0 S: 12	H: 3 LOB: 1 BB: 0 P: 19	1B: 10 2B: 1 3B: 0 HR: 1	SF: 1 DP: 1 HBP: 0	WP: 0 PB: 0 SB: 1 CS: 0	PA: 43	
<b>PITCHER</b>	IP	WLS	BF	H	R	ER	SO	BB	IBB	HBP	BLK	WP	HR	S	P	ERA	WHIP						
Dwight Gooden, R ERA: 3.79 (1, 1)	7.0		28	6	2	2	2	0	1	0	0	0	0	72	111	2.57	0.857						
Tim Burke, R ERA: 3.88 (8, 1)	2.0		9	2	0	0	1	0	0	0	0	0	0	22	31	0.00	1.000						
Alejandro Pena, R ERA: 3.12 (10, 1)	0.1	L	4	3	2	2	0	0	0	0	0	0	1	8	13	54.00	9.000						
Jeff Innis, R ERA: 2.49 (10, 1)	0.2		2	0	0	0	0	0	0	0	0	0	0	4	6	0.00	0.000						

Chicago Cubs @ New York Mets  
Shea Stadium, Flushing, NY  
Fri Aug 02 1991, 7:05 PM EDT  
Att: 35,361 - Cloudy - 89 F

livebaseballscores.com

AB 41  
R 4  
H 11  
RBI 4  
BB 1  
SO 3  
LOB 20



BOTTOM

Chicago Cubs @ New York Mets  
Shea Stadium, Flushing, NY

Fri Aug 02 1991, 7:05 PM EDT  
Att. 35,361 - Cloudy - 89 F

livebaseballscorecards.com

AB	34
R	2
H	8
RBI	2
BB	5
SO	7
LOB	19



WP:	0	PA:	43
PB:	0		
SB:	1		
CS:	2		

AB	4	R	0	H	1	RBI	0	BB	1	SO	0	LOB	0
	0	0	0	0	0	0	0	0	0	0	0	0	0
	0	0	0	0	0	0	0	0	0	0	0	0	0

AB	3	R	0	H	0	RBI	0	BB	1	SO	1	LOB	2
----	---	---	---	---	---	-----	---	----	---	----	---	-----	---

AB	5	R	0	H	0	RBI	0	BB	0	SO	0	LOB	4
----	---	---	---	---	---	-----	---	----	---	----	---	-----	---

AB	4	R	1	H	3	RBI	0	BB	1	SO	0	LOB	0
----	---	---	---	---	---	-----	---	----	---	----	---	-----	---

AB	4	R	1	H	1	RBI	0	BB	1	SO	1	LOB	3
----	---	---	---	---	---	-----	---	----	---	----	---	-----	---

AB	4	R	0	H	1	RBI	1	BB	0	SO	1	LOB	3
----	---	---	---	---	---	-----	---	----	---	----	---	-----	---

AB	4	R	0	H	1	RBI	1	BB	0	SO	3	LOB	3
----	---	---	---	---	---	-----	---	----	---	----	---	-----	---

AB	2	R	0	H	1	RBI	0	BB	1	SO	0	LOB	1
	1	0	0	0	0	0	0	0	0	0	0	0	0
	0	0	0	0	0	0	0	0	0	0	0	0	0

AB	2	R	0	H	0	RBI	0	BB	0	SO	1	LOB	3
	0	0	0	0	0	0	0	0	0	0	0	0	0
	1	0	0	0	0	0	0	0	0	0	0	0	0

1B:	4	SF:	0
2B:	3	SAC:	2
3B:	1	DP:	1
HR:	0	HBP:	0

Batter	1	2	3	4	5	6	7	8	9	10	AB	R	H	RBI	BB	SO	LOB								
Vince Coleman, S OBP: 0.360, SLG: 0.339 Alejandro Pena, R Jeff Innis, R	1-1 G5-3		2-1 S 1B		1-1 P3		4-1 CS SH1-3 BB		2-0 F8		4	0	1	0	1	0	0								
Dave Magadan, L OBP: 0.384, SLG: 0.352	4-0 G4-6-3 BB		2-1 SAFE L4		1-1 F8		0-1 SH1-3			2-3 K	3	0	0	0	1	1	2								
Gregg Jefferies, S OBP: 0.339, SLG: 0.399	1 SAFE G4-6-3		2-2 P6			3-2 L3	1-2 P4			2-2 F7	5	0	0	0	0	0	4								
Kevin McReynolds, R OBP: 0.344, SLG: 0.450		0-1 2B		3-2 G6-3		1-1 E 2B	4-0 IBB			2-1 1B	4	1	3	0	1	0	0								
Howard Johnson, S OBP: 0.353, SLG: 0.528		2-3 K		1-0 1B 3B		0-0 G1-3	0-1 CS	4-2 CS BB		2-2 P3	4	1	1	0	1	1	3								
Hubie Brooks, R OBP: 0.338, SLG: 0.426		2-0 F9		2-1 1B		0-1 E5 2B		0-3 K			4	0	1	1	0	1	3								
Garry Templeton, S OBP: 0.237, SLG: 0.311		2-3 K		1-3 SAFE SAFE SAFE K		0-0 2B		1-3 SAFE SAFE SAFE K			4	0	1	1	0	3	3								
Charlie O'Brien, R OBP: 0.280, SLG: 0.207 Mark Carreon, R Rick Cerone, R			2-1 1B SH1-3 1B		0-2 G5-3		4-0 IBB		0-1 SAFE CS	1-2 G4-3	2	0	1	0	1	0	1								
Dwight Gooden, R OBP: 0.236, SLG: 0.345 Tim Burke, R Keith Miller, R			0-1 SH1-3		1-0 G6-3		3-3 K		3-1 F8		2	0	0	0	0	1	3								
Inning Stats	R: 0 E: 0 K: 0 S: 4	H: 0 LOB: 0 BB: 1 P: 9	R: 0 E: 0 K: 2 S: 9	H: 1 LOB: 1 BB: 0 P: 15	R: 0 E: 0 K: 0 S: 11	H: 2 LOB: 2 BB: 0 P: 19	R: 1 E: 0 K: 1 S: 14	H: 2 LOB: 1 BB: 0 P: 21	R: 0 E: 0 K: 0 S: 5	H: 0 LOB: 0 BB: 0 P: 8	R: 1 E: 1 K: 1 S: 14	H: 2 LOB: 3 BB: 1 P: 25	R: 0 E: 0 K: 0 S: 7	H: 0 LOB: 1 BB: 2 P: 16	R: 0 E: 0 K: 2 S: 11	H: 0 LOB: 0 BB: 1 P: 16	R: 0 E: 0 K: 0 S: 6	H: 0 LOB: 0 BB: 0 P: 12	R: 0 E: 0 K: 1 S: 13	H: 1 LOB: 1 BB: 0 P: 21	1B: 4 2B: 3 3B: 1 HR: 0	SF: 0 SAC: 2 DP: 1 HBP: 0	WP: 0 PB: 0 SB: 1 CS: 2	PA: 43	
PITCHER	IP	WLS	BF	H	R	ER	SO	BB	IBB	HBP	BLK	WP	HR	S	P	ERA	WHIP								
Mike Bielecki, R ERA: 4.02	(1, 1)		6.0	27	7	2	1	4	1	1	0	0	0	0	57	97	1.50	1.333							
Chuck McElroy, L ERA: 1.7	(7, 1)		2.0	7	0	0	2	2	1	0	0	0	0	0	18	32	0.00	1.000							
Paul Assenmacher, L ERA: 3.43	(9, 1)	W	2.0	7	1	0	1	0	0	0	0	0	0	19	33	0.00	0.500								



Batter	1	2	3	4	5	6	7	8	9	AB R H RBI BB SO LOB	TOP	
Chico Walker, S OBP: 0.363, SLG: 0.391 (1, 8) (7, 7)	F9		HR	1B			1B	K		5 2 3 3 0 1 1		
Mark Grace, L OBP: 0.348, SLG: 0.385 (1, 3)	K		F7	G1-3			1B	K		5 0 1 1 0 2 1		
23 Ryne Sandberg, R OBP: 0.392, SLG: 0.509 (1, 4)	L6		HR				FC5-4	1B		5 1 2 1 0 1 1		
Andre Dawson, R OBP: 0.314, SLG: 0.494 (1, 9)			G5-3				G5-3	G5-4-3		5 1 1 0 0 0 2		
George Bell, R OBP: 0.320, SLG: 0.480 Jerome Walton, R OBP: 0.284, SLG: 0.345 (1, 7) (7, 8)				1B			L4			3 1 1 0 1 0 1 0 0 0 0 0 0 0		
Luis Salazar, R OBP: 0.330, SLG: 0.484 Jose Vizcaino, S OBP: 0.308, SLG: 0.337 (1, 5) (8, 5)			F8				SF8	K		4 1 2 0 0 1 2 0 0 0 0 0 0 0		
Shawon Dunston, R OBP: 0.263, SLG: 0.367 (1, 6)			SF7				SF8	1B		2 2 1 2 0 0 2		
Rick Wilkins, L OBP: 0.322, SLG: 0.414 (1, 2)			F8				G4-3	1B		4 0 1 1 0 1 3		
Danny Jackson, R OBP: 0.143, SLG: 0.143 Bob Scanlan, R (4, 1)			G4-3				K	SH1-3		2 1 1 1 0 0 0 1 0 0 0 0 1 0		
<b>Inning Stats</b>	R: 0 H: 0 E: 0 LOB: 0 K: 1 BB: 0 S: 9 P: 15	R: 1 H: 2 E: 0 LOB: 1 K: 0 BB: 0 S: 12 P: 19	R: 2 H: 2 E: 0 LOB: 0 K: 0 BB: 0 S: 11 P: 16	R: 3 H: 3 E: 0 LOB: 1 K: 1 BB: 1 S: 18 P: 29	R: 0 H: 0 E: 0 LOB: 0 K: 1 BB: 0 S: 9 P: 12	R: 1 H: 1 E: 0 LOB: 0 K: 1 BB: 0 S: 9 P: 10	R: 1 H: 2 E: 0 LOB: 1 K: 0 BB: 0 S: 11 P: 13	R: 1 H: 2 E: 0 LOB: 1 K: 2 BB: 0 S: 10 P: 14	R: 0 H: 1 E: 0 LOB: 0 K: 1 BB: 0 S: 7 P: 11	1B: 9 SF: 2 2B: 1 SAC: 1 3B: 1 DP: 1 HR: 2 HBP: 0	WP: 0 PA: 40 PB: 0 SB: 1 CS: 0	
<b>PITCHER</b>	IP WLS BF H R ER SO BB IBB HBP BLK WP HR S P ERA WHIP											
Frank Viola, L ERA: 3.19 (1, 1)	4.0 L 20 7 6 6 2 1 0 0 0 0 0 2 50 79 13.50 2.000											
Jeff Innis, R ERA: 2.68 (5, 1)	3.0 12 3 2 2 2 0 0 0 0 0 0 0 29 35 6.00 1.000											
Doug Simons, L ERA: 5.45 (8, 1)	2.0 8 3 1 1 3 0 0 0 0 0 0 0 17 25 4.50 1.500											

Chicago Cubs @ New York Mets  
Shea Stadium, Flushing, NY  
Sat Aug 03 1991, 7:05 PM EDT  
Att. 39,804 - Cloudy - 78 F

livebaseballscorecards.com

AB	36
R	9
H	13
RBI	9
BB	1
SO	7
LOB	13



**BOTTOM**

**Chicago Cubs @ New York Mets**  
 Shea Stadium, Flushing, NY  
 Sat Aug 03 1991, 7:05 PM EDT  
 Att: 39,804 - Cloudy - 78 F

livebaseballscores.com

<b>AB</b>	<b>33</b>
<b>R</b>	<b>2</b>
<b>H</b>	<b>6</b>
<b>RBI</b>	<b>2</b>
<b>BB</b>	<b>4</b>
<b>SO</b>	<b>4</b>
<b>LOB</b>	<b>23</b>



AB	R	H	RBI	BB	SO	LOB
3	0	0	0	1	2	5
1	0	1	0	0	0	0
5	1	0	0	0	0	8
4	0	1	0	0	0	1
3	1	0	0	1	0	1
3	0	1	2	1	0	0
4	0	0	0	0	0	4
4	0	2	0	0	0	0
3	0	1	0	1	1	1
1	0	0	0	0	0	2
0	0	0	0	0	0	0
0	0	0	0	0	0	0
1	0	0	0	0	1	0
0	0	0	0	0	0	0
1	0	0	0	0	0	1

1B: 4	SF: 0
2B: 2	SAC: 0
3B: 0	DP: 2
HR: 0	HBP: 0

WP: 0	PA: 38
PB: 0	
SB: 0	
CS: 0	

WP	HR	S	P	ERA	WHIP
0	0	0	0	0.00	0.333

Batter	1	2	3	4	5	6	7	8	9
Keith Miller, R (1, 4) OBP: 0.340, SLG: 0.426 Dave Magadan, L (9, PH) OBP: 0.386, SLG: 0.354	4-0 FC6 BB	1-2 F8		1-3 K			1-3 K		2-1 1B
Garry Templeton, S (1, 3) OBP: 0.232, SLG: 0.303	2-2 FC6 G6-3 2B 1-2f	0-0 P3		0-0 G4-6-3 1-2f			1-1 G4-3		2-2 F7
Gregg Jefferies, S (1, 5) OBP: 0.338, SLG: 0.396	1-1 G6-3 1-2		3-1 G4-3 1B			2-0 G4-3		1-0 F8	
Kevin McReynolds, R (1, 8) OBP: 0.343, SLG: 0.446	4-0 2B BB		0-1 G4-3 1-2			2-2 F9		2-0 F8	
Hubie Brooks, R (1, 9) OBP: 0.340, SLG: 0.428	0-1 2B		4-0 G4-6-3 BB			0-1 G4-3		3-2 E6 FC6-4	
Mark Carreon, R (1, 7) OBP: 0.293, SLG: 0.327	2-0 G3-1		1-2 G4-6-3 1-2f			2-2 G3-1		2-0 FC6-4 1-2f	
Rick Cerone, R (1, 2) OBP: 0.369, SLG: 0.343		1-0 2B 1B		1-0 E6 CI BB		0-0 G6-3		3-2 1B 1B	
Kevin Elster, R (1, 6) OBP: 0.303, SLG: 0.347		2-1 2B		4-1 CI BB		2-3 K		3-1 L6	
Frank Viola, L (1, 1) OBP: 0.127, SLG: 0.148 Tom Herr, S (4, PH) OBP: 0.324, SLG: 0.253 Jeff Innis, R (5, 1) Daryl Boston, L (7, PH) OBP: 0.314, SLG: 0.358 Doug Simons, L (8, 1) Mackey Sasser, L (9, PH) OBP: 0.330, SLG: 0.505		2-1 G6-3		1-0 CI G4-6-3 1-2 2-3			3-3 K		0-0 F8

Inning	R	H	E	K	S	R	H	E	K	S	R	H	E	K	S	R	H	E	K	S	R	H	E	K	S
1	2	1	0	10	23	0	0	0	0	9	0	0	0	0	8	0	0	0	0	7	0	0	0	0	0
2	0	2	0	0	15	0	1	0	0	15	0	0	0	0	16	0	0	0	0	0	0	0	0	0	0
3	0	1	0	0	16	0	0	0	0	16	0	0	0	0	10	0	0	0	0	0	0	0	0	0	0
4	0	0	0	0	14	0	0	0	0	14	0	0	0	0	10	0	0	0	0	0	0	0	0	0	0
5	0	0	0	0	10	0	0	0	0	10	0	0	0	0	10	0	0	0	0	0	0	0	0	0	0
6	0	0	0	0	11	0	0	0	0	11	0	0	0	0	11	0	0	0	0	0	0	0	0	0	0
7	0	0	0	0	14	0	0	0	0	14	0	0	0	0	14	0	0	0	0	0	0	0	0	0	0
8	0	0	1	0	15	1	0	0	0	15	0	0	0	0	15	0	0	0	0	0	0	0	0	0	0
9	0	2	0	0	21	0	2	0	0	21	0	0	0	0	21	0	0	0	0	0	0	0	0	0	0

PITCHER	IP	WLS	BF	H	R	ER	SO	BB	IBB	HBP	BLK	WP	HR	S	P	ERA	WHIP
Danny Jackson, L (1, 1) ERA: 5.7	3.0		17	4	2	2	0	4	0	0	0	0	0	29	61	6.00	2.667
Bob Scanlan, R (4, 1) ERA: 4.12	6.0	W	21	2	0	0	4	0	0	0	0	0	0	45	78	0.00	0.333





BOTTOM

Chicago Cubs @ New York Mets  
Shea Stadium, Flushing, NY  
Sun Aug 04 1991, 3:33 AM EDT  
Att: 36,080 - Cloudy - 85 F

livebaseballscorecards.com

AB 32  
R 3  
H 7  
RBI 3  
BB 3  
SO 4  
LOB 11



WP: 0 PA: 35  
PB: 0  
SB: 0  
CS: 0

AB	R	H	RBI	BB	SO	LOB
2	0	0	0	1	0	1
1	0	0	0	0	0	0
0	0	0	0	0	0	0
0	0	0	0	0	0	0
0	0	0	0	0	0	0

3	0	0	0	1	1	2
---	---	---	---	---	---	---

4	1	3	1	0	0	0
---	---	---	---	---	---	---

3	1	0	0	1	0	3
---	---	---	---	---	---	---

4	1	2	2	0	0	0
---	---	---	---	---	---	---

4	0	0	0	0	1	2
---	---	---	---	---	---	---

2	0	0	0	0	1	2
2	0	1	0	0	0	0

4	0	0	0	0	0	1
---	---	---	---	---	---	---

0	0	0	0	0	0	0
1	0	0	0	0	1	0
1	0	1	0	0	0	0
0	0	0	0	0	0	0
0	0	0	0	0	0	0
1	0	0	0	0	0	0

1B	5	SF	0
2B	0	SAC	0
3B	0	DP	2
HR	2	HBP	0

WP	HR	S	P	ERA	WHIP
0	0	0	0	0.00	0.000

Batter	1	2	3	4	5	6	7	8	9
Daryl Boston, L (1, 8) OBP: 0.314, SLG: 0.353	0-0 G4-3		4-2 BB		3-1 P5		0-0 P3		
Mark Carreon, R (7, PH) OBP: 0.291, SLG: 0.324									
Doug Simons, L (8, 1)									
Jeff Innis, R (8, 1)									
John Franco, L (9, 1)									
Dave Magadan, L (1, 3) OBP: 0.384, SLG: 0.351	4-1 1B BB		1-2 G3		0-0 F8		1-3 K		
Gregg Jefferies, S (1, 4) OBP: 0.343, SLG: 0.412	1-0 G6-4-3 1B			0-1 G4-3 1B		1-1 HR		0-0 F8	
Kevin McReynolds, R (1, 7) OBP: 0.342, SLG: 0.442	0-0 G6-4-3			1-2 F9		4-1 HR BB		2-1 F7	
Howard Johnson, S (1, 5) OBP: 0.354, SLG: 0.536		1-1 G3-1		0-1 G4-3 1B		1-1 HR		1-0 L4	
Hubie Brooks, R (1, 9) OBP: 0.336, SLG: 0.423		1-2 F7		1-0 G4-3		1-0 F8		2-3 K	
Mackey Sasser, L (1, 2) OBP: 0.324, SLG: 0.495		3-2 G3		2-3 K		0-0 G6-4-3 1B		2-2 G4-3	
Rick Cerone, R (6, PH) OBP: 0.371, SLG: 0.345									
Garry Templeton, S (1, 6) OBP: 0.227, SLG: 0.296			0-1 G4-3		2-1 G6-3		1-1 G6-4-3		2-1 G4-3
David Cone, L (1, 1) OBP: 0.196, SLG: 0.149			2-3 K		2-1 1B		2-1 P2		
Tim Burke, R (3, 1)									
Tom Herr, S (5, PH) OBP: 0.328, SLG: 0.258									
Alejandro Pena, R (6, 1)									
Keith Miller, R (7, PH) OBP: 0.336, SLG: 0.422									

Inning Stats	R: 0	H: 1	E: 0	LOB: 1	K: 0	BB: 1	S: 4	P: 9	R: 0	H: 0	E: 0	LOB: 0	K: 0	BB: 0	S: 10	P: 15	R: 0	H: 0	E: 0	LOB: 1	K: 1	BB: 1	S: 10	P: 17	R: 0	H: 2	E: 0	LOB: 2	K: 1	BB: 0	S: 11	P: 15	R: 0	H: 1	E: 0	LOB: 1	K: 0	BB: 0	S: 7	P: 14	R: 3	H: 3	E: 0	LOB: 0	K: 0	BB: 1	S: 9	P: 17	R: 0	H: 0	E: 0	LOB: 0	K: 1	BB: 0	S: 7	P: 10	R: 0	H: 0	E: 0	LOB: 0	K: 0	BB: 0	S: 4	P: 7	R: 0	H: 0	E: 0	LOB: 0	K: 1	BB: 0	S: 9	P: 15	1B: 5	SF: 0	2B: 0	SAC: 0	3B: 0	DP: 2	HR: 2	HBP: 0	WP: 0	PA: 35
--------------	------	------	------	--------	------	-------	------	------	------	------	------	--------	------	-------	-------	-------	------	------	------	--------	------	-------	-------	-------	------	------	------	--------	------	-------	-------	-------	------	------	------	--------	------	-------	------	-------	------	------	------	--------	------	-------	------	-------	------	------	------	--------	------	-------	------	-------	------	------	------	--------	------	-------	------	------	------	------	------	--------	------	-------	------	-------	-------	-------	-------	--------	-------	-------	-------	--------	-------	--------

PITCHER	IP	WLS	BF	H	R	ER	SO	BB	IBB	HBP	BLK	WP	HR	S	P	ERA	WHIP
Greg Maddux, R (1, 1) ERA: 3.69	5.1	W	24	6	3	3	2	3	0	0	0	0	2	48	83	5.06	1.688
Chuck McElroy, L (6, 1) ERA: 1.65	1.2		5	1	0	0	1	0	0	0	0	0	0	10	14	0.00	0.600
Les Lancaster, R (8, 1) ERA: 3.85	2.0		6	0	0	0	1	0	0	0	0	0	0	13	22	0.00	0.000



Chicago Cubs @ New York Mets  
 Shea Stadium, Flushing, NY  
 Mon Aug 05 1991, 7:05 PM EDT  
 Att. 27,508 - Sunny - 79 F

livebaseballscorecards.com

AB	37
R	7
H	11
RBI	7
BB	4
SO	7
LOB	19



WP:	0	PA:	43
PB:	0		
SB:	0		
CS:	0		

Batter		1	2	3	4	5	6	7	8	9	AB	R	H	RBI	BB	SO	LOB
Chico Walker, S OBP: 0.361, SLG: 0.387	(1, 8) (9, 7)	2-1 23 BB 1B SF3 1B	1-3 K		0-1 G1-3		0-2 F7		1-0 FC6-4 1-2f		5	1	1	0	0	1	2
Mark Grace, L OBP: 0.349, SLG: 0.386	(1, 3)	0-0 SF3 23 BB 1B 1B	0-3 K			0-1 B1-3		0-0 F9	2-1 F7		5	1	1	0	0	1	1
23 Ryne Sandberg, R OBP: 0.399, SLG: 0.508	(1, 4)	4-2 SF3 1B BB 2-3		1-3 K		0-2 F7		4-2 E 1B BB		4-0 2B BB	2	3	0	0	3	1	0
Andre Dawson, R OBP: 0.316, SLG: 0.499	(1, 9)	0-0 SF3		1-1 1B 1B		1-0 HR		1-1 F8		1-3 K	4	1	2	2	0	1	2
Doug Dascenzo, S OBP: 0.315, SLG: 0.306	(9, 9)	1-2 2-3 3-H						1-1 SAFE SAFE SAFE SAFE		0-0 0	0	0	0	0	0	0	0
George Bell, R OBP: 0.327, SLG: 0.483	(1, 7)	4-0 1B IBB		0-0 1B 1B		2-1 G5-3		0-2 E5 1B		1-1 G6-3 1-H 2B	4	0	2	1	1	0	1
Jerome Walton, R OBP: 0.284, SLG: 0.345	(9, PR) (9, 8)							1-3 1B			0	0	0	0	0	0	0
Luis Salazar, R OBP: 0.332, SLG: 0.481	(1, 5)	0-1 1B		0-3 K			0-2 F7	2-1 FC6-4 1B		2-2 G6-3	5	0	2	3	0	1	3
Jose Vizcaino, S OBP: 0.295, SLG: 0.321	(9, 5)	1-2 2-H 3-H						1-2 3-H		2-3	0	0	0	0	0	0	0
Shawon Dunston, R OBP: 0.262, SLG: 0.365	(1, 6)	0-2 F8		1-1 F7			0-1 1B SH2-4 1B	0-2 FC6-4		1-0 G5-3	5	1	1	0	0	0	8
Rick Wilkins, L OBP: 0.316, SLG: 0.401	(1, 2)	2-2 F7			1-0 P6		1-3 SH2-4 1B		1-3 K		4	0	1	0	0	1	2
Frank Castillo, R OBP: 0.190, SLG: 0.105	(1, 1)		0-0 B1-3		0-3 K		1-2 3-H SH2-4		1-0 FC6-4 1B		3	0	1	1	0	1	0

Inning Stats		1		2		3		4		5		6		7		8		9																	
R:	3	H:	3	R:	0	H:	0	R:	0	H:	2	R:	0	H:	0	R:	1	H:	1	R:	0	H:	1	R:	1	H:	1	R:	0	H:	1	R:	1	H:	1
E:	0	LOB:	2	E:	0	LOB:	0	E:	0	LOB:	2	E:	0	LOB:	0	E:	0	LOB:	0	E:	0	LOB:	2	E:	1	LOB:	2	E:	0	LOB:	1	E:	0	LOB:	2
K:	0	BB:	2	K:	2	BB:	0	K:	2	BB:	0	K:	1	BB:	0	K:	0	BB:	1	K:	1	BB:	1	K:	0	BB:	0	K:	1	BB:	1	K:	0	BB:	1
S:	17	P:	29	S:	7	P:	8	S:	11	P:	14	S:	7	P:	8	S:	12	P:	12	S:	13	P:	20	S:	7	P:	12	S:	11	P:	20	S:	11	P:	20

PITCHER		IP	WLS	BF	H	R	ER	SO	BB	IBB	HBP	BLK	WP	HR	S	P	ERA	WHIP
Pete Schourek, L ERA: 4.35	(1, 1)	6.2	L	33	9	6	5	5	2	1	0	0	0	1	72	99	6.75	1.650
Anthony Young, R ERA: 3.86	(7, 1)	2.1		10	2	1	1	2	1	0	0	0	0	0	21	35	3.86	1.286

Batter	1	2	3	4	5	6	7	8	9	AB	R	H	RBI	BB	SO	LOB
Gregg Jefferies, S OBP: 0.338, SLG: 0.406 (1, 4)	1-0 F7		1-0 F8		0-0 G4-3			2-2 G4-3		4	0	0	0	0	0	0
Daryl Boston, L OBP: 0.319, SLG: 0.371 (1, 8)	1-1 1B		0-2 CS 1B		0-0 G3-1			0-3 K		4	1	2	0	0	1	0
Dave Magadan, L OBP: 0.365, SLG: 0.351 (1, 3)	4-0 1B BB		3-3 K					2-1 G4-3		3	0	1	0	1	1	1
Howard Johnson, S OBP: 0.358, SLG: 0.542 (1, 5)	1-0 1-2 3-H 1B			2-1 FC1-4-6 1B 1B				1-1 G4-6-3 1-2f 1B		4	1	3	1	0	0	1
Kevin McReynolds, R OBP: 0.342, SLG: 0.441 Anthony Young, R (7, 1) Garry Templeton, S OBP: 0.226, SLG: 0.295 (9, PH)	2-1 P3			0-1 FC1-4-6 1-2 1B				0-1 P2		3	0	1	0	0	0	2
Mackey Sasser, L OBP: 0.313, SLG: 0.477 (1, 9)	1-1 G6-3			0-0 FC1-4-6 1-2f 2-3 1B				1-3 K		4	0	0	0	0	1	5
Rick Cerone, R OBP: 0.368, SLG: 0.343 (1, 2)		0-0 G6-3		0-1 SAFE F9				1-1 G5-3		4	0	1	1	0	0	2
Kevin Elster, R OBP: 0.302, SLG: 0.350 (1, 6)		1-0 P3		0-0 F8				1-1 2B		4	0	1	0	0	1	3
Pete Schourek, L OBP: 0.222, SLG: 0.125 Mark Carreon, R OBP: 0.289, SLG: 0.322 (7, 7)		3-3 K			3-2 G6-3			2-1 G5-3		2	0	0	0	0	1	0
										1	0	0	0	0	0	1

Inning Stats	R: 1	H: 2	E: 0	LOB: 2	K: 0	BB: 1	S: 8	R: 0	H: 0	E: 0	LOB: 0	K: 1	BB: 0	S: 5	R: 0	H: 1	E: 0	LOB: 0	K: 0	BB: 0	S: 8	R: 0	H: 2	E: 0	LOB: 2	K: 0	BB: 0	S: 7	R: 0	H: 1	E: 0	LOB: 0	K: 0	BB: 0	S: 6	R: 0	H: 1	E: 0	LOB: 1	K: 1	BB: 0	S: 9	R: 0	H: 0	E: 0	LOB: 0	K: 1	BB: 0	S: 10	R: 1	H: 2	E: 0	LOB: 1	K: 1	BB: 0	S: 11	1B: 6	SF: 0	2B: 2	SAC: 0	3B: 1	DP: 1	HR: 0	HBP: 0	WP: 0	PA: 35
PITCHER Frank Castillo, R ERA: 3.5 (1, 1)	IP	WLS	BF	H	R	ER	SO	BB	IBB	HBP	BLK	WP	HR	S	P	ERA	WHIP	IP	WLS	BF	H	R	ER	SO	BB	IBB	HBP	BLK	WP	HR	S	P	ERA	WHIP	IP	WLS	BF	H	R	ER	SO	BB	IBB	HBP	BLK	WP	HR	S	P	ERA	WHIP															

BOTTOM

Chicago Cubs @ New York Mets  
Shea Stadium, Flushing, NY  
Mon Aug 05 1991, 7:05 PM EDT  
Att: 27,508 - Sunny - 79 F

livebaseballscores.com

AB	34
R	2
H	9
RBI	2
BB	1
SO	5
LOB	16





Batter	1	2	3	4	5	6	7	8	9	AB R H RBI BB SO LOB	TOP											
<b>Gary Redus, R</b> (1, 3) <small>OBP: 0.326, SLG: 0.383</small> <b>Orlando Merced, S</b> (8, PH) <small>OBP: 0.388, SLG: 0.422</small> (8, 3)	0-2 P4		2-3 K		1-3 K			0-3 K		3 0 0 0 0 2 1 1 0 0 0 0 1 0	<b>Pittsburgh Pirates @ New York Mets</b> Shea Stadium, Flushing, NY Tue Aug 06 1991, 7:05 PM EDT Att. 38,658 - Cloudy - 79 F											
<b>Jay Bell, R</b> (1, 6) <small>OBP: 0.323, SLG: 0.429</small>	0-0 F9		2-2 P4		1-0 P4			1-3 K		4 0 0 0 0 1 1												
<b>John Wehner, R</b> (1, 5) <small>OBP: 0.422, SLG: 0.424</small>	0-3 K		1-3 K		0-2 G6-3			1-2 1B		4 0 1 0 0 2 0												
<b>Bobby Bonilla, S</b> (1, 9) <small>OBP: 0.376, SLG: 0.488</small>		0-1 F7		3-2 F9		1-2 G5-3		2-3 K		4 0 0 0 0 1 1												
<b>Barry Bonds, L</b> (1, 8) <small>OBP: 0.400, SLG: 0.513</small> (7, 7)		0-2 HR 1B		1-1 S 1B		0-2 F7		0-1 1B SF8 2B		4 2 3 0 0 0 0												
<b>Lloyd McClendon, R</b> (1, 7) <small>OBP: 0.379, SLG: 0.529</small> <b>Andy Van Slyke, L</b> (7, PH) <small>OBP: 0.358, SLG: 0.438</small> (7, 8)		0-0 HR		2-3 K 1-2		1-2 G3		0-0 2-3 1B		2 1 1 2 0 1 1 2 0 1 0 0 0 0												
<b>Jose Lind, R</b> (1, 4) <small>OBP: 0.297, SLG: 0.331</small>		0-0 F9		1-2 F9		0-0 G6-3		0-1 SF8		3 0 0 1 0 0 1												
<b>Tom Prince, R</b> (1, 2) <small>OBP: 0.400, SLG: 0.333</small>		1-2 2B		2-2 SH1-4 1B		4-2 BB		2-2 F7		3 0 2 0 1 0 1												
<b>Randy Tomlin, L</b> (1, 1) <small>OBP: 0.189, SLG: 0.189</small>		2-3 K		0-0 SH1-4		2-3 K		1-1 G1-3		3 0 0 0 0 2 3												
<b>Inning Stats</b>	R: 0 E: 0 K: 1 S: 8	H: 0 LOB: 0 BB: 0 P: 8	R: 2 E: 0 K: 1 S: 14	H: 3 LOB: 1 BB: 0 P: 17	R: 0 E: 0 K: 2 S: 11	H: 0 LOB: 0 BB: 0 P: 16	R: 0 E: 0 K: 1 S: 11	H: 1 LOB: 1 BB: 0 P: 18	R: 0 E: 0 K: 1 S: 8	H: 1 LOB: 1 BB: 0 P: 12	R: 0 E: 0 K: 0 S: 10	H: 0 LOB: 0 BB: 0 P: 11	R: 0 E: 0 K: 1 S: 11	H: 0 LOB: 1 BB: 1 P: 18	R: 0 E: 0 K: 3 S: 13	H: 1 LOB: 1 BB: 0 P: 17	R: 1 E: 0 K: 0 S: 10	H: 2 LOB: 1 BB: 0 P: 13	1B: 5 2B: 2 3B: 0 HR: 1	SF: 1 SAC: 1 DP: 0 HBP: 0	WP: 0 PB: 0 SB: 1 CS: 0	PA: 36
<b>PITCHER</b>	IP WLS BF H R ER SO BB IBB HBP BLK WP HR S P ERA WHIP																					
<b>Sid Fernandez, L</b> (1, 1) <small>ERA: 3.86</small>	6.0 L 23 5 2 2 6 0 0 0 0 0 0 1 62 82 3.00 0.833																					
<b>Alejandro Pena, R</b> (7, 1) <small>ERA: 2.89</small>	2.0 8 1 0 0 4 1 0 0 0 0 0 0 24 35 0.00 1.000																					
<b>Tim Burke, R</b> (9, 1) <small>ERA: 3.77</small>	1.0 5 2 1 1 0 0 0 0 0 0 0 0 10 13 9.00 2.000																					

livebaseballscorecards.com

<b>AB</b>	33
<b>R</b>	3
<b>H</b>	8
<b>RBI</b>	3
<b>BB</b>	1
<b>SO</b>	10
<b>LOB</b>	9



Batter	1	2	3	4	5	6	7	8	9	AB	R	H	RBI	BB	SO	LOB
Vince Coleman, S OBP: 0.355, SLG: 0.333 (1, 8)	2-2 G5-3 ①		0-1 G6-3 ③			0-1 G6-3 ① ② 1-2f			0-1 F9 ①	4	0	0	0	0	0	1
Dave Magadan, L OBP: 0.384, SLG: 0.350 (1, 3)	2-2 G6-3 1B			3-2 G3 ①		1-0 F8 ③			0-1 G4-3 ②	4	0	1	0	0	0	0
Gregg Jefferies, S OBP: 0.337, SLG: 0.407 (1, 4)	1-1 G6-3 ② ③ 1-2f			1-1 2B			2-3 K ①		0-1 G6-3 ③	4	0	1	0	0	1	1
Kevin McReynolds, R OBP: 0.342, SLG: 0.446 (1, 7)		1-1 F8 3B		2-2 P5 ②			1-1 G5-3 ②			3	1	1	0	0	0	1
Howard Johnson, S OBP: 0.356, SLG: 0.537 (1, 5)		0-0 P4 ①		0-1 F8 ③			3-3 K ③			3	0	0	0	0	1	2
Hubie Brooks, R OBP: 0.336, SLG: 0.420 (1, 9)		4-1 CS BB			3-2 F7 ①			2-3 K ①		2	0	0	0	1	1	0
Rick Cerone, R OBP: 0.363, SLG: 0.337 (1, 2)		1-2 F8 ② 3-H			3-3 K ②			1-0 F7 ②		3	0	0	0	0	1	1
Kevin Elster, R OBP: 0.302, SLG: 0.349 (1, 6)		1-1 CS ③ 1-2	0-0 G4-3 ①		2-1 G6-3 ③			1-1 1B		3	0	1	0	0	0	0
Sid Fernandez, L OBP: 0.167, SLG: 0.333 (1, 1)			1-0 G4-3 ②			4-2 G6-3 BB		3-2 F7 ③		1	0	0	0	0	0	0
Keith Miller, R OBP: 0.343, SLG: 0.422 (6, PH)										0	0	0	0	1	0	0
Alejandro Pena, R (7, 1)										0	0	0	0	0	0	0
Mark Carreon, R OBP: 0.288, SLG: 0.320 (8, PH)										1	0	0	0	0	0	1
Tim Burke, R (9, 1)										0	0	0	0	0	0	0

Inning Stats	R: 0	H: 1	E: 0	LOB: 0	K: 0	BB: 0	S: 10	P: 15	R: 1	H: 1	E: 0	LOB: 0	K: 0	BB: 1	S: 8	P: 15	R: 0	H: 0	E: 0	LOB: 0	K: 0	BB: 0	S: 4	P: 5	R: 0	H: 1	E: 0	LOB: 1	K: 0	BB: 0	S: 12	P: 18	R: 0	H: 0	E: 0	LOB: 0	K: 1	BB: 0	S: 9	P: 17	R: 0	H: 0	E: 0	LOB: 0	K: 0	BB: 1	S: 5	P: 10	R: 0	H: 0	E: 0	LOB: 0	K: 2	BB: 0	S: 8	P: 14	R: 0	H: 1	E: 0	LOB: 1	K: 1	BB: 0	S: 11	P: 18	R: 0	H: 0	E: 0	LOB: 0	K: 0	BB: 0	S: 6	P: 6	1B: 2	SF: 0	2B: 1	SAC: 0	3B: 1	DP: 2	HR: 0	HBP: 0	WP: 0	PA: 31
--------------	------	------	------	--------	------	-------	-------	-------	------	------	------	--------	------	-------	------	-------	------	------	------	--------	------	-------	------	------	------	------	------	--------	------	-------	-------	-------	------	------	------	--------	------	-------	------	-------	------	------	------	--------	------	-------	------	-------	------	------	------	--------	------	-------	------	-------	------	------	------	--------	------	-------	-------	-------	------	------	------	--------	------	-------	------	------	-------	-------	-------	--------	-------	-------	-------	--------	-------	--------


PITCHER	IP	WLS	BF	H	R	ER	SO	BB	IBB	HBP	BLK	WP	HR	S	P	ERA	WHIP
Randy Tomlin, L ERA: 2.37 (1, 1)	9.0	W	30	4	1	1	4	2	0	0	0	0	0	73	118	1.00	0.667

**BOTTOM**

**Pittsburgh Pirates @ New York Mets**  
 Shea Stadium, Flushing, NY  
 Tue Aug 06 1991, 7:05 PM EDT  
 Att: 38,658 - Cloudy - 79 F

livebaseballscorecards.com

AB	28
R	1
H	4
RBI	0
BB	2
SO	4
LOB	7





Batter	1	2	3	4	5	6	7	8	9	AB R H RBI BB SO LOB	TOP	
Orlando Merced, S (1, 3) OBP: 0.386, SLG: 0.419	3-2 G4-3		0-1 E S 1B		2-2 G4-3			1-2 FC5-4 BB 1B		4 1 1 0 0 0 1		
Jay Bell, R (1, 6) OBP: 0.322, SLG: 0.426	0-0 F8		1-1 G5-3			4-2 G4-3 BB		2-0 F9		3 0 0 0 1 0 2		
Jose Gonzalez, R (8, 8) OBP: 0.078, SLG: 0.104			1-3							0 0 0 0 0 0 0		
Andy Van Slyke, L (1, 8) OBP: 0.359, SLG: 0.437	1-0 S 1B		0-3 K			2-1 G4-3		4-2 1B BB		3 0 1 0 1 1 2		
John Wehner, R (8, 5) OBP: 0.422, SLG: 0.424						1-2		1-2		0 0 0 0 0 0 0		
Bobby Bonilla, S (1, 5) OBP: 0.375, SLG: 0.486	2-2 G5-3				1-0 F7		1-2 G4-3	1-0 1B		4 0 1 1 0 0 2		
Stan Belinda, R (8, 1) OBP: 0.246, SLG: 0.273	1-2				2-3		2-3 K	1-2 2-H 1B		0 0 0 0 0 0 0		
Barry Bonds, L (1, 7) OBP: 0.400, SLG: 0.510		2-2 G5-3		4-1 G3 S BB		2-3		1-0 G4-3		2 0 0 0 1 1 1		
Bill Landrum, R (7, 1)										0 0 0 0 0 0 0		
Curtis Wilkerson, S (8, PH) OBP: 0.246, SLG: 0.273										1 0 0 0 0 0 2		
Gary Varsho, L (1, 9) OBP: 0.338, SLG: 0.417		0-3 K		0-2 G3		0-2 P6		0-1 G1-3		4 0 0 0 0 1 1		
Michael LaValiere, L (1, 2) OBP: 0.358, SLG: 0.376			4-1 BB		1-3							
Tom Prince, R (8, 2) OBP: 0.381, SLG: 0.313				1-0 G4-3		0-2 G3-1		1-0 G6-3		2 0 0 0 1 0 1		
Jose Lind, R (1, 4) OBP: 0.294, SLG: 0.327			1-3 K		1-0 G4-3					1 0 0 0 0 0 0		
Zane Smith, L (1, 1) OBP: 0.245, SLG: 0.267					0-1 G6-3		0-0 G6-3		0-0 G5-3	4 0 0 0 0 1 1		
Vicente Palacios, R (6, 1) OBP: 0.071, SLG: 0.071			2-2 G5-3									
Neal Heaton, L (6, 1) OBP: 0.400, SLG: 0.444					0-2 G4-3					2 0 0 0 0 0 0		
Cecil Espy, S (7, 7) OBP: 0.200, SLG: 0.200								1-2 FC5-4 1B		0 0 0 0 0 0 0		
										0 0 0 0 0 0 0		
										0 0 0 0 0 0 0		
										1 0 1 0 0 0 0		
<b>Inning Stats</b>	R: 0 H: 1 E: 0 LOB: 1 K: 0 BB: 0 S: 10 P: 16	R: 0 H: 0 E: 0 LOB: 1 K: 2 BB: 1 S: 10 P: 17	R: 0 H: 1 E: 0 LOB: 1 K: 1 BB: 0 S: 10 P: 13	R: 0 H: 0 E: 0 LOB: 1 K: 0 BB: 1 S: 6 P: 12	R: 0 H: 0 E: 0 LOB: 0 K: 0 BB: 0 S: 9 P: 11	R: 0 H: 0 E: 0 LOB: 1 K: 1 BB: 1 S: 11 P: 20	R: 0 H: 0 E: 0 LOB: 0 K: 0 BB: 0 S: 7 P: 7	R: 1 H: 2 E: 0 LOB: 2 K: 0 BB: 1 S: 15 P: 25	R: 0 H: 0 E: 0 LOB: 0 K: 0 BB: 0 S: 4 P: 5	1B: 4 SF: 0 2B: 0 SAC: 0 3B: 0 DP: 0 HR: 0 HBP: 0	WP: 0 PA: 35 PB: 0 SB: 3 CS: 0	
<b>PITCHER</b>	IP WLS BF H R ER SO BB IBB HBP BLK WP HR S P ERA WHIP											
Dwight Gooden, R (1, 1) ERA: 3.67	8.0 W 32 4 1 1 4 4 0 0 0 0 0 0 78 121 1.12 1.000											
John Franco, L (9, 1) ERA: 2.38	1.0 3 0 0 0 0 0 0 0 0 0 0 0 4 5 0.00 0.000											

Pittsburgh Pirates @ New York Mets  
 Shea Stadium, Flushing, NY  
 Wed Aug 07 1991, 7:05 PM EDT  
 Att. 41,542 - Sunny - 78 F

livebaseballscorecards.com

AB	31
R	1
H	4
RBI	1
BB	4
SO	4
LOB	13



BOTTOM

Pittsburgh Pirates @ New York Mets  
Shea Stadium, Flushing, NY  
Wed Aug 07 1991, 7:05 PM EDT  
Att. 41,542 - Sunny - 78 F

livebaseballscorecards.com

AB	33
R	7
H	11
RBI	7
BB	1
SO	7
LOB	9



WP:	0	PA:	36
PB:	0		
SB:	0		
CS:	0		

AB	R	H	RBI	BB	SO	LOB
4	1	2	1	0	0	2
3	1	1	2	0	0	1
4	0	1	1	0	0	1
3	0	0	1	0	1	0
4	0	1	0	0	2	1
3	1	2	0	0	0	1
1	0	0	0	0	0	0
4	2	2	0	0	1	1
3	2	1	0	1	2	0
3	0	1	2	0	1	2
1	0	0	0	0	0	0
0	0	0	0	0	0	0
1B:	11	SF:	2			
2B:	0	SAC:	0			
3B:	0	DP:	0			
HR:	0	HBP:	0			

Batter	1	2	3	4	5	6	7	8	9	AB	R	H	RBI	BB	SO	LOB				
Vince Coleman, S OBP: 0.357, SLG: 0.336 (1, 8)	G5-3 2-2		0-0 1B			2-1 1B														
Dave Magadan, L OBP: 0.383, SLG: 0.350 (1, 3)	G4-3 3-2		1-2 G3-1			3-1 1B														
Gregg Jefferies, S OBP: 0.336, SLG: 0.405 (1, 4)	G5-3 0-0					1-2 1B														
Kevin McReynolds, R OBP: 0.338, SLG: 0.442 (1, 7)			0-1 G6-3			0-2 F9														
Howard Johnson, S OBP: 0.355, SLG: 0.534 (1, 5)			1-1 G4-3			0-1 E5														
Hubie Brooks, R OBP: 0.339, SLG: 0.422 Daryl Boston, L OBP: 0.317, SLG: 0.368 (7, PH) (8, 9)			1-1			2-2 G4-3														
Kevin Elster, R OBP: 0.305, SLG: 0.352 (1, 6)			0-0 L5																	
Charlie O'Brien, R OBP: 0.288, SLG: 0.211 (1, 2)			1-3 K			0-0 1B														
Dwight Gooden, R OBP: 0.241, SLG: 0.345 Mackey Sasser, L OBP: 0.310, SLG: 0.472 John Franco, L (8, PH) (9, 1)			2-1 G5-3			1-3 K														
Inning Stats	R: 0 E: 0 K: 0 S: 12	H: 0 LOB: 0 BB: 0 P: 17	R: 0 E: 0 K: 0 S: 7	H: 1 LOB: 1 BB: 0 P: 9	R: 0 E: 0 K: 1 S: 10	H: 1 LOB: 1 BB: 0 P: 14	R: 0 E: 1 K: 0 S: 10	H: 1 LOB: 1 BB: 0 P: 14	R: 4 E: 0 K: 2 S: 22	H: 5 LOB: 1 BB: 0 P: 35	R: 3 E: 0 K: 0 S: 19	H: 3 LOB: 1 BB: 1 P: 33	R: 0 E: 0 K: 2 S: 9	H: 0 LOB: 0 BB: 0 P: 12	R: 0 E: 0 K: 2 S: 9	H: 0 LOB: 0 BB: 0 P: 14	1B: 11 2B: 0 3B: 0 HR: 0	SF: 2 SAC: 0 DP: 0 HBP: 0	WP: 0 PB: 0 SB: 0 CS: 0	PA: 36

PITCHER	IP	WLS	BF	H	R	ER	SO	BB	IBB	HBP	BLK	WP	HR	S	P	ERA	WHIP
Zane Smith, L ERA: 3.45 (1, 1)	5.0	L	23	8	4	4	3	0	0	0	0	0	0	61	89	7.20	1.600
Vicente Palacios, R ERA: 3.8 (6, 1)	0.0		4	3	3	3	0	1	0	0	0	0	0	12	22	∞	∞
Neal Heaton, L ERA: 3.52 (6, 1)	1.0		3	0	0	0	0	0	0	0	0	0	0	7	11	0.00	0.000
Bill Landrum, R ERA: 3.0 (7, 1)	1.0		3	0	0	0	2	0	0	0	0	0	0	9	12	0.00	0.000
Stan Belinda, R ERA: 4.32 (8, 1)	1.0		3	0	0	0	2	0	0	0	0	0	0	9	14	0.00	0.000



Batter	1	2	3	4	5	6	7	8	9	AB R H RBI BB SO LOB	TOP	
<b>Gary Redus, R</b> (1, 3) OBP: 0.325, SLG: 0.376	4-2 E L5 BB		0-1 G1-3		0-0 F8			3-3 K		3 0 0 0 1 1 1		
<b>Jay Bell, R</b> (1, 6) OBP: 0.324, SLG: 0.429	3-3 K			2-1 1B SF7 1B		3-2 G6-3			0-1 G4-3 HR 2B	4 2 2 0 0 1 1		
<b>Andy Van Slyke, L</b> (1, 8) OBP: 0.358, SLG: 0.435	2-2 L5			0-0 1B		2-3 K			0-1 G4-3	4 0 1 0 0 1 2		
<b>Bobby Bonilla, S</b> (1, 9) OBP: 0.376, SLG: 0.495 (7, 5)		2-1 1B		1-0 SF7		2-2 P6			0-0 HR	3 1 2 3 0 0 0		
<b>Barry Bonds, L</b> (1, 7) OBP: 0.399, SLG: 0.507		1-3 K		1-0 F7			0-0 P6		3-2 CS 1B	4 0 1 0 0 1 2		
<b>John Wehner, R</b> (1, 5) OBP: 0.418, SLG: 0.419		2-1 F7		0-1 G6-3		2-1 G4-6-3 1B			1-3 K	3 0 1 0 0 0 2		
<b>Michael LaValliere, L</b> (1, 2) OBP: 0.354, SLG: 0.371		1-3 K			1-1 F7		3-1 G4-6-3			3 0 0 0 0 1 2		
<b>Jose Lind, R</b> (1, 4) OBP: 0.294, SLG: 0.327			1-1 G5-3		1-2 SH1-4 1B			0-1 G6-3		3 0 1 0 0 0 0		
<b>Doug Drabek, R</b> (1, 1) OBP: 0.182, SLG: 0.200 <b>Bob Kipper, R</b> (3, 1) <b>Roger Mason, R</b> (7, 1) <b>Bob Patterson, R</b> (7, 1) <b>Orlando Merced, S</b> (7, 9) <b>Lloyd McClendon, R</b> (9, PH) OBP: 0.376, SLG: 0.524		1-3 K			2-2 SH1-4			2-2 F8		1 0 0 0 0 1 0 1 0 0 0 0 0 0 1 0 0 0 0 1 1		
<b>Inning Stats</b>	R: 0 H: 0 E: 1 LOB: 0 K: 1 BB: 1 S: 10 P: 19	R: 0 H: 1 E: 0 LOB: 1 K: 2 BB: 0 S: 10 P: 16	R: 0 H: 0 E: 0 LOB: 0 K: 1 BB: 0 S: 7 P: 9	R: 1 H: 2 E: 0 LOB: 1 K: 0 BB: 0 S: 7 P: 11	R: 0 H: 1 E: 0 LOB: 1 K: 0 BB: 0 S: 10 P: 14	R: 0 H: 0 E: 0 LOB: 0 K: 1 BB: 0 S: 11 P: 18	R: 0 H: 1 E: 0 LOB: 0 K: 0 BB: 0 S: 5 P: 10	R: 0 H: 0 E: 0 LOB: 0 K: 1 BB: 0 S: 8 P: 13	R: 2 H: 3 E: 0 LOB: 0 K: 1 BB: 0 S: 15 P: 19	1B: 6 SF: 1 2B: 2 SAC: 1 3B: 0 DP: 2 HR: 1 HBP: 0	WP: 0 PA: 33 PB: 0 SB: 0 CS: 1	
<b>PITCHER</b>	IP WLS BF H R ER SO BB IBB HBP BLK WP HR S P ERA WHIP											
<b>Frank Viola, L</b> (1, 1) ERA: 3.14	8.0 W 29 6 2 2 6 1 0 0 0 0 0 0 70 112 2.25 0.875											
<b>John Franco, L</b> (9, 1) ERA: 2.57	1.0 S 4 2 1 1 1 0 0 0 0 0 0 1 13 17 9.00 2.000											

**Pittsburgh Pirates @ New York Mets**  
Shea Stadium, Flushing, NY  
Thu Aug 08 1991, 3:33 AM EDT  
Att. 41,672 - Sunny - 87 F

[livebaseballscorecards.com](http://livebaseballscorecards.com)

AB	30
R	3
H	8
RBI	3
BB	1
SO	7
LOB	11



BOTTOM

Pittsburgh Pirates @ New York Mets  
Shea Stadium, Flushing, NY  
Thu Aug 08 1991, 3:33 AM EDT  
Att: 41,672 - Sunny - 87 F

livebaseballscores.com

AB 33  
R 4  
H 10  
RBI 4  
BB 2  
SO 3  
LOB 10



WP: 0 PA: 35  
PB: 0  
SB: 1  
CS: 0

AB R H RBI BB SO LOB

4 1 1 0 0 1 2

3 1 1 0 1 0 1

4 0 2 1 0 0 0  
0 0 0 0 0 0 0

3 1 2 2 1 0 0

4 0 1 1 0 0 5

3 0 1 0 0 0 1  
1 0 0 0 0 0 0

4 0 0 0 0 2 0

4 0 1 0 0 0 0

3 1 1 0 0 0 1  
0 0 0 0 0 0 0

1B: 9 SF: 0  
2B: 1 SAC: 0  
3B: 0 DP: 0  
HR: 0 HBP: 0

Batter	1	2	3	4	5	6	7	8	9
Vince Coleman, S OBP: 0.355, SLG: 0.335 (1, 8)	1-1 G4-3 S G6-3 1B		3-3 K	2-2 F7			1-2 L8		
Kevin Elster, R OBP: 0.309, SLG: 0.352 (1, 6)	0-1 G4-3 1-3		4-1 1B 1B BB		2-2 G4-3		1-0 BB 1B 1-2 1B		
Gregg Jefferies, S OBP: 0.338, SLG: 0.407 Kevin McReynolds, R OBP: 0.338, SLG: 0.442 (1, 4) (8, 7)	3-1 G6-3 3-H		2-1 1B 1B 1B		2-1 F8		2-1 BB 1B 1-2 2-3 1B		
Howard Johnson, S OBP: 0.358, SLG: 0.538 (1, 5)	1-1 1B 2B		1-1 1B 1-2 1B		0-1 F8		4-2 FC6-4 BB 1-2 2-3 3-H BB		
Dave Magadan, L OBP: 0.381, SLG: 0.348 (1, 3)	1-1 1B 2-H		2-2 F7		0-0 F7		2-2 FC6-4 1-2f		
Mackey Sasser, L OBP: 0.311, SLG: 0.468 Keith Miller, R OBP: 0.339, SLG: 0.417 (1, 9) (8, 4)	0-0 F7		1-0 1B 1-2 2-H		0-0 F9		0-0 B4-3		
Daryl Boston, L OBP: 0.309, SLG: 0.358 (1, 7) (8, 9)		0-1 G4-3		2-3 K		2-2 F8		0-3 K	
Rick Cerone, R OBP: 0.361, SLG: 0.335 (1, 2)		0-1 P3		0-2 F9			2-0 FC4-6 1B	0-0 F9	
Frank Viola, L OBP: 0.138, SLG: 0.158 John Franco, L (9, 1)		0-0 G4-3		0-2 1B			1-1 FC4-6 1B BB 1-2f		

Inning Stats	R: 2	H: 3	E: 0	K: 0	S: 11	LOB: 1	BB: 0	P: 17	R: 0	H: 0	E: 0	K: 0	S: 5	LOB: 0	BB: 0	P: 5	R: 1	H: 3	E: 0	K: 1	S: 13	LOB: 2	BB: 1	P: 26	R: 0	H: 1	E: 0	K: 1	S: 14	LOB: 1	BB: 0	P: 18	R: 0	H: 0	E: 0	K: 0	S: 7	LOB: 0	BB: 0	P: 11	R: 0	H: 0	E: 0	K: 0	S: 5	LOB: 0	BB: 0	P: 7	R: 1	H: 3	E: 0	K: 0	S: 14	LOB: 3	BB: 1	P: 27	R: 0	H: 0	E: 0	K: 1	S: 5	LOB: 0	BB: 0	P: 5
--------------	------	------	------	------	-------	--------	-------	-------	------	------	------	------	------	--------	-------	------	------	------	------	------	-------	--------	-------	-------	------	------	------	------	-------	--------	-------	-------	------	------	------	------	------	--------	-------	-------	------	------	------	------	------	--------	-------	------	------	------	------	------	-------	--------	-------	-------	------	------	------	------	------	--------	-------	------

PITCHER	IP	WLS	BF	H	R	ER	SO	BB	IBB	HBP	BLK	WP	HR	S	P	ERA	WHIP
Doug Drabek, R ERA: 3.36 (1, 1)	2.1	L	13	5	3	3	1	1	0	0	0	0	0	25	41	11.57	2.571
Bob Kipper, L ERA: 4.34 (3, 1)	4.1		15	3	1	1	1	0	0	0	0	0	0	36	53	2.08	0.692
Roger Mason, R ERA: (7, 1)	0.0		1	1	0	0	0	0	0	0	0	0	0	1	2	∞	∞
Bob Patterson, L ERA: 4.12 (7, 1)	1.1		6	1	0	0	1	1	0	0	0	0	0	12	20	0.00	1.500



Batter	1	2	3	4	5	6	7	8	9	AB R H RBI BB SO LOB	TOP
Vince Coleman, S (1, 8) OBP: 0.357, SLG: 0.332 Anthony Young, R (7, 1) Mark Carreon, R (9, PH) OBP: 0.286, SLG: 0.318	4-2 F9-3 BB		4-2 S 1B BB		0-0 G4-3		2-3 K		0-2 G4-6-3 1-2f	2 1 0 0 2 1 0 0 0 0 0 0 0 0 1 0 0 0 0 0 1	
Dave Magadan, L (1, 3) OBP: 0.380, SLG: 0.345	2-2 F9-3 1-2		4-1 1B 1B BB		0-3 K			0-0 L6		3 0 0 0 1 1 1	
Gregg Jefferies, S (1, 4) OBP: 0.337, SLG: 0.405	2-2 E3		0-2 1B 1B		3-2 F7			0-1 L6		4 0 1 1 0 0 0	
Kevin McReynolds, R (1, 7) OBP: 0.340, SLG: 0.443	1-0 P3		0-2 1B					1-2 1B		4 0 2 0 0 0 1	
Howard Johnson, S (1, 5) OBP: 0.360, SLG: 0.544		2-1 HR	3-2 F9					4-1 FC6-4 BB		3 1 1 1 1 1 4	
Hubie Brooks, R (1, 9) OBP: 0.338, SLG: 0.423		1-0 G3	0-3 K					0-3 K		4 1 1 0 0 2 4	
Mackey Sasser, L (1, 2) OBP: 0.309, SLG: 0.470		1-1 G6-3			0-1 F8			1-0 FC6-4 1-2f		4 1 1 1 0 0 1	
Garry Templeton, S (1, 6) OBP: 0.222, SLG: 0.289		0-0 G4-3			2-1 G4-3			0-2 G5-3		4 0 0 0 0 0 1	
David Cone, L (1, 1) OBP: 0.189, SLG: 0.143 Jeff Innis, R (5, 1) Daryl Boston, L (7, PH) OBP: 0.311, SLG: 0.360 (7, 8)			0-0 G6-3		2-1 G6-3			2-0 F7		2 0 0 0 0 0 0 0 0 0 0 0 0 0 2 0 1 1 0 0 0	
<b>Inning Stats</b>	R: 0 H: 0 E: 1 LOB: 1 K: 0 BB: 1 S: 11 P: 19	R: 1 H: 1 E: 0 LOB: 0 K: 0 BB: 0 S: 6 P: 10	R: 1 H: 2 E: 0 LOB: 3 K: 1 BB: 2 S: 17 P: 27	R: 0 H: 0 E: 0 LOB: 0 K: 0 BB: 0 S: 6 P: 10	R: 0 H: 0 E: 0 LOB: 0 K: 1 BB: 0 S: 8 P: 11	R: 0 H: 0 E: 0 LOB: 1 K: 1 BB: 1 S: 8 P: 13	R: 0 H: 0 E: 0 LOB: 0 K: 1 BB: 0 S: 8 P: 12	R: 0 H: 1 E: 0 LOB: 1 K: 1 BB: 0 S: 9 P: 11	R: 2 H: 3 E: 0 LOB: 0 K: 0 BB: 0 S: 11 P: 11	1B: 4 SF: 0 2B: 3 SAC: 0 3B: 0 DP: 2 HR: 1 HBP: 0	WP: 0 PA: 37 PB: 0 SB: 1 CS: 0
<b>PITCHER</b> Greg Maddux, R (1, 1) ERA: 3.71	IP WLS BF H R ER SO BB IBB HBP BLK WP HR S P ERA WHIP										
	9.0 W 37 7 4 4 5 4 0 0 0 0 0 1 84 124 4.00 1.222										

**New York Mets @ Chicago Cubs**  
**Wrigley Field, Chicago, IL**  
 Fri Aug 09 1991, 3:33 AM CDT  
 Att. 36,110 - Cloudy - 72 F

[livebaseballscorecards.com](http://livebaseballscorecards.com)

**AB 33**  
**R 4**  
**H 7**  
**RBI 4**  
**BB 4**  
**SO 5**  
**LOB 13**



Batter	1	2	3	4	5	6	7	8	9
<b>Chico Walker, S</b> OBP: 0.345, SLG: 0.362 (1, 8) (9, 7)	0-1 G4-3		1-1 G1-3 1B	2-3 K			1-1 G3		
<b>Mark Grace, L</b> OBP: 0.362, SLG: 0.401 (1, 3)	1-1 1B		2-1 G1-3 1B		2-2 G4-6-3 1B		4-1 FC6-4 BB		
<b>23 Ryne Sandberg, R</b> OBP: 0.395, SLG: 0.505 (1, 4)	1-2 F9		2-2 G1-3		2-1 G4-6-3 1B		0-1 FC6-4		
<b>Andre Dawson, R</b> OBP: 0.314, SLG: 0.489 (1, 9)	3-1 P4		0-2 1B		0-1 G4-6-3		0-1 L7		
<b>George Bell, R</b> OBP: 0.326, SLG: 0.474 <b>Jerome Walton, R</b> OBP: 0.281, SLG: 0.340 (1, 7) (9, 8)		1-1 G6-3	3-3 K		0-1 G6-3		0-0 F7		
<b>Luis Salazar, R</b> OBP: 0.333, SLG: 0.502 <b>Shawon Dunston, R</b> OBP: 0.263, SLG: 0.361 (1, 5) (9, 6)		1-1 B5-3		2-2 2B		2-1 G6-3	2-1 G2-3		
<b>Rick Wilkins, L</b> OBP: 0.311, SLG: 0.388 (1, 2)		1-3 K		1-0 2B		1-3 K			
<b>Jose Vizcaino, S</b> OBP: 0.292, SLG: 0.310 (1, 6) (9, 5)			1-1 G4-3		2-2 G1-3		0-3 K		
<b>Greg Maddux, R</b> OBP: 0.246, SLG: 0.317 (1, 1)			0-0 1B		1-3 K		0-2 G4-3		

Inning Stats	R: 0	H: 1	E: 0	K: 10	S: 15	R: 0	H: 0	E: 0	K: 7	S: 10	R: 3	H: 4	E: 0	K: 19	S: 28	R: 1	H: 2	E: 0	K: 16	S: 24	R: 1	H: 2	E: 0	K: 11	S: 15	R: 0	H: 0	E: 0	K: 9	S: 14	R: 0	H: 0	E: 0	K: 5	S: 7	
	LOB: 1	BB: 0	BB: 0	BB: 0	LOB: 0	LOB: 0	LOB: 1	LOB: 0	LOB: 1	LOB: 0	LOB: 0	LOB: 1	LOB: 0	LOB: 0	LOB: 0	LOB: 0	LOB: 0	LOB: 0	LOB: 0	LOB: 0	LOB: 0	LOB: 0	LOB: 0	LOB: 1	LOB: 0	LOB: 0	LOB: 0	LOB: 0	LOB: 0	LOB: 0	LOB: 0	LOB: 0	LOB: 0	LOB: 0	LOB: 0	LOB: 0

PITCHER	IP	WLS	BF	H	R	ER	SO	BB	IBB	HBP	BLK	WP	HR	S	P	ERA	WHIP
<b>David Cone, R</b> ERA: 3.57 (1, 1)	4.0	L	21	9	5	5	4	0	0	0	0	0	0	59	88	11.25	2.250
<b>Jeff Innis, R</b> ERA: 2.57 (5, 1)	2.0		5	0	0	0	2	0	0	0	0	0	0	13	16	0.00	0.000
<b>Anthony Young, R</b> ERA: 2.08 (7, 1)	2.0		7	0	0	0	0	1	0	0	0	0	0	14	21	0.00	0.500

**BOTTOM**

**New York Mets @ Chicago Cubs**  
Wrigley Field, Chicago, IL  
Fri Aug 09 1991, 3:33 AM CDT  
Att: 36,110 - Cloudy - 72 F

AB	R	H	RBI	BB	SO	LOB
4	1	1	0	0	1	1
3	2	3	1	1	0	0
4	0	1	0	0	0	4
4	0	1	2	0	0	2
4	0	0	0	0	1	1
0	0	0	0	0	0	0
4	1	1	0	0	0	0
0	0	0	0	0	0	0
3	0	1	1	0	2	0
3	0	0	0	0	1	1
3	1	1	0	0	1	1

<b>AB</b>	<b>32</b>
<b>R</b>	<b>5</b>
<b>H</b>	<b>9</b>
<b>RBI</b>	<b>4</b>
<b>BB</b>	<b>1</b>
<b>SO</b>	<b>6</b>
<b>LOB</b>	<b>10</b>

WP: 0 PA: 33  
PB: 0  
SB: 1  
CS: 0



PITCHER	IP	WLS	BF	H	R	ER	SO	BB	IBB	HBP	BLK	WP	HR	S	P	ERA	WHIP
<b>David Cone, R</b> ERA: 3.57 (1, 1)	4.0	L	21	9	5	5	4	0	0	0	0	0	0	59	88	11.25	2.250
<b>Jeff Innis, R</b> ERA: 2.57 (5, 1)	2.0		5	0	0	0	2	0	0	0	0	0	0	13	16	0.00	0.000
<b>Anthony Young, R</b> ERA: 2.08 (7, 1)	2.0		7	0	0	0	0	1	0	0	0	0	0	14	21	0.00	0.500





**BOTTOM**

**New York Mets @ Chicago Cubs**  
 Wrigley Field, Chicago, IL  
 Sat Aug 10 1991, 3:33 AM CDT  
 Att: 35,639 - Cloudy - 72 F

[livebaseballscorecards.com](http://livebaseballscorecards.com)

<b>AB</b>	<b>33</b>
<b>R</b>	<b>6</b>
<b>H</b>	<b>9</b>
<b>RBI</b>	<b>5</b>
<b>BB</b>	<b>2</b>
<b>SO</b>	<b>6</b>
<b>LOB</b>	<b>12</b>



WP: 0	PA: 35
PB: 0	
SB: 1	
CS: 0	

AB	R	H	RBI	BB	SO	LOB
3	2	1	0	1	1	0
4	1	3	1	0	0	0
4	1	1	3	0	0	2
4	0	0	0	0	2	3
4	0	1	0	0	1	0
0	0	0	0	0	0	0
3	1	1	0	1	1	1
4	0	1	0	0	1	2
4	0	0	0	0	0	4
0	0	0	0	0	0	0
1	0	0	0	0	0	0
1	0	0	0	0	0	0
1	1	1	1	0	0	0
0	0	0	0	0	0	0

Batter	1	2	3	4	5	6	7	8	9
<b>Chico Walker, S</b> OBP: 0.348, SLG: 0.362 (1, 5) (9, 7)	2-2 G3		1-3 K			3-2 1B 23 HR	4-1 1B 23 E		
<b>Mark Grace, L</b> OBP: 0.365, SLG: 0.407 (1, 3)	2-2 23 G6-3 2B		0-0 G5-3			2-1 23 HR 1B	1-1 23 E 1B		
<b>23 Ryne Sandberg, R</b> OBP: 0.394, SLG: 0.510 (1, 4)	1-1 G6-3			2-2 F7		1-1 HR	1-0 E5		
<b>Andre Dawson, R</b> OBP: 0.311, SLG: 0.484 (1, 9)	1-3 K			1-2 G6-3		2-2 G6-3	1-3 K		
<b>George Bell, R</b> OBP: 0.325, SLG: 0.474 <b>Shawon Dunston, R</b> OBP: 0.263, SLG: 0.361 (1, 7) (9, 6)		0-1 2B		2-2 G4-3		1-3 K		2-2 F7	
<b>Rick Wilkins, L</b> OBP: 0.316, SLG: 0.394 (1, 2)		2-3 K			1-2 G4-3		1-0 1B 2B	4-2 G1-4-3 BB	
<b>Jerome Walton, R</b> OBP: 0.280, SLG: 0.338 (1, 8)		1-0 F7			1-3 K		0-0 1B 1B	1-0 G1-4-3	
<b>Jose Vizcaino, S</b> OBP: 0.282, SLG: 0.299 (1, 6) (9, 5)		1-2 G1-3			1-0 P6		0-0 G4-3	2-1 F7	
<b>Frank Castillo, R</b> OBP: 0.190, SLG: 0.105 <b>Bob Scanlan, R</b> (1, 1) (1, 1)			1-2 G6-3			1-0 G6-3	0-1 1B 1B		

Inning Stats	R: 0	H: 1	E: 0	K: 1	S: 16	LOB: 1	BB: 0	P: 22
	R: 0	H: 1	E: 0	K: 1	S: 11	LOB: 1	BB: 0	P: 15
	R: 0	H: 0	E: 0	K: 1	S: 7	LOB: 0	BB: 0	P: 9
	R: 0	H: 0	E: 0	K: 0	S: 11	LOB: 0	BB: 0	P: 16
	R: 0	H: 0	E: 0	K: 1	S: 8	LOB: 0	BB: 0	P: 11
	R: 3	H: 3	E: 0	K: 1	S: 15	LOB: 0	BB: 0	P: 25
	R: 3	H: 4	E: 1	K: 1	S: 12	LOB: 2	BB: 1	P: 20
	R: 0	H: 0	E: 0	K: 0	S: 10	LOB: 1	BB: 1	P: 19

PITCHER	IP	WLS	BF	H	R	ER	SO	BB	IBB	HBP	BLK	WP	HR	S	P	ERA	WHIP
<b>Wally Whitehurst, R</b> ERA: 3.61 (1, 1)	5.0		17	2	0	0	4	0	0	0	0	0	0	53	73	0.00	0.400
<b>Tim Burke, R</b> ERA: 4.38 (6, 1)	1.2	L	10	6	5	5	1	0	0	0	0	0	1	20	31	27.00	3.600
<b>Pete Schourek, L</b> ERA: 4.35 (7, 1)	0.0		2	1	0	0	0	1	0	0	0	0	0	3	8	∞	∞
<b>Jeff Innis, R</b> ERA: 2.51 (7, 1)	1.1		6	0	1	0	1	1	0	0	0	0	0	14	25	0.00	0.750

1B: 5	SF: 0
2B: 3	SAC: 0
3B: 0	DP: 0
HR: 1	HBP: 0







Batter	1	2	3	4	5	6	7	8	9	10	11	12	13	14
Jerome Walton, R OBP: 0.278, SLG: 0.332 Les Lancaster, R OBP: 0.192, SLG: 0.269 Chico Walker, S OBP: 0.346, SLG: 0.361 Chuck McElroy, L OBP: 0.429, SLG: 0.571 Shawn Boskie, R OBP: 0.278, SLG: 0.364	4-0 FC1-4 1B BB		0-3 K		1-0 L4		1-1 P3			3-3 K		3-2 L3		
Mark Grace, L OBP: 0.367, SLG: 0.408	2-0 FC1-4 1B		2-1 23 BB 1B		1-0 23 G5-4-3 1B		2-1 F8			1-2 G4-3			0-0 G6-3	
23 Ryne Sandberg, R OBP: 0.393, SLG: 0.506	2-1 P3		4-2 1-2 BB		1-0 G5-4-3 1-2f		0-1 G4-3			0-2 WP 1B			2-1 P3	
Andre Dawson, R OBP: 0.306, SLG: 0.476	1-1 FC1-4 1-2f 2-3		1-0 G4-3				0-0 F7			0-0 G3		1-2 P4	1-1 G6-3	
George Bell, R OBP: 0.325, SLG: 0.480	1-0 L4			1-2 3B 1B		2-2 F7		0-2 F7		1-2 K				1-0 HR
Luis Salazar, R OBP: 0.326, SLG: 0.490		2-1 G5-3		0-1 F7		1-1 F8		1-1 F8		0-1 G4-3				
Shawon Dunston, R OBP: 0.265, SLG: 0.368		1-1 P4		1-2 G6-3 3B			0-1 G6-3		2-3 K			0-1 SH1-4 1B		
Joe Girardi, R OBP: 0.211, SLG: 0.176 Ced Landrum, L OBP: 0.273, SLG: 0.256 Rick Wilkins, L OBP: 0.316, SLG: 0.394		1-2 F9		0-2 G6-3			1-3 K			0-1 E5 SH2-4		0-0 SH1-4		
Rick Sutcliffe, L OBP: 0.125, SLG: 0.133 Dwight Smith, L OBP: 0.286, SLG: 0.367 Paul Assenmacher, L OBP: 0.400, SLG: 0.250 Doug Dasenczo, S OBP: 0.307, SLG: 0.297			2-1 P6	1-2 F9			3-2 E1 1B			0-0 SH2-4		0-0 L1		


AB	R	H	RBI	BB	SO	LOB
4	0	0	0	1	2	3
0	0	0	0	0	0	0
1	0	0	0	0	0	1
0	0	0	0	0	0	0
0	0	0	0	0	0	0
6	0	3	0	0	0	2
5	0	1	0	1	0	3
6	0	0	0	0	0	5
6	2	2	1	0	1	3
5	0	0	0	0	0	2
5	1	2	1	0	1	0
4	0	0	1	0	1	0
0	0	0	0	0	0	0
0	0	0	0	0	0	0
2	0	0	0	0	0	0
1	0	1	0	0	0	0
0	0	0	0	0	0	0
1	0	0	0	0	0	1

AB	R	H	RBI	BB	SO	LOB
46	3	9	3	2	5	20

Inning Stats	R	H	E	K	S	H	LOB	BB	P
1	0	1	0	1	6	1	2	1	16
2	0	0	0	0	7	0	0	0	11
3	0	1	1	1	11	2	2	1	20
4	2	2	0	0	14	2	0	0	17
5	0	1	0	0	3	0	0	0	6
6	0	0	0	0	6	0	0	0	9
7	0	1	1	1	11	1	1	0	16
8	0	0	0	0	5	0	0	0	7
9	0	0	0	1	10	0	0	0	13
10	0	0	1	1	9	0	2	0	13
11	0	1	0	1	13	0	1	0	14
12	0	1	0	0	8	1	1	0	11
13	0	0	0	0	5	0	0	0	8
14	1	1	0	0	1	1	0	0	2

PITCHER	IP	WLS	BF	H	R	ER	SO	BB	IBB	HBP	BLK	WP	HR	S	P	ERA	WHIP
Sid Fernandez, L ERA: 3.67	6.0		24	5	2	2	1	2	0	0	0	0	0	26	36	0.00	0.333
Alejandro Pena, R ERA: 2.73	3.0		10	1	0	0	2	0	0	0	0	0	0	26	36	0.00	0.333
John Franco, L ERA: 2.43	2.0		8	1	0	0	2	0	0	0	0	1	0	22	27	0.00	0.500
Jeff Innis, R ERA: 2.51	0.0		1	1	0	0	0	0	0	0	0	0	0	2	2	∞	∞
Pete Schourek, L ERA: 4.36	2.0	L	7	1	1	1	0	0	0	0	0	0	1	12	19	4.50	0.500

WP: 1 PA: 50  
PB: 0  
SB: 0  
CS: 0



New York Mets @ Chicago Cubs  
Wrigley Field, Chicago, IL  
Sun Aug 11 1991, 7:05 PM CDT  
Att. 33,128 - Sunny - 72 F

livebaseballscores.com









Batter	1	2	3	4	5	6	7	8	9	AB R H RBI BB SO LOB	TOP											
Vince Coleman, S (1, 8) OBP: 0.349, SLG: 0.326	1-1 G6-3		1-1 G4-3		0-0 G3-1 E 1B		0-0 F7		2-2 G5-3	5 0 1 0 0 0 0												
Keith Miller, R (1, 4) OBP: 0.345, SLG: 0.407	2-1 S HBP		0-1 FC6 1B		3-1 G3-1 1-3		1-2 G6-3		1-0 F7	4 0 1 0 0 0 1												
Dave Magadan, L (1, 3) OBP: 0.375, SLG: 0.339	3-3 1 SAFE S 1-2 K		0-0 FC6 1-2f		3-1 G4-3			0-0 HR 1B		4 1 1 0 0 1 3												
Howard Johnson, S (1, 5) OBP: 0.356, SLG: 0.541	1-2 G3-1			2-0 G4-3 2B		1-3 K		1-2 HR 1-H		4 2 2 2 0 1 1												
Hubie Brooks, R (1, 9) OBP: 0.335, SLG: 0.427		1-3 K		0-0 G4-3 2-3		0-0 HR		1-0 P5		4 1 1 1 0 1 1												
Daryl Boston, L (1, 7) OBP: 0.318, SLG: 0.363		3-2 1B		0-1 G4-3 3-H		0-1 G4-3 1B		2-1 G3-1		4 0 2 1 0 0 0												
Rick Cerone, R (1, 2) OBP: 0.370, SLG: 0.349		2-3 K		4-2 BB		0-0 G4-3 1-2		1-0 1B		3 0 1 0 1 1 2												
Alejandro Pena, R (8, 1)										0 0 0 0 0 0 0												
Kevin Elster, R (1, 6) OBP: 0.301, SLG: 0.335		0-0 F7		2-2 P4		0-3 K		3-2 P3		4 0 0 0 0 1 4												
Frank Viola, L (1, 1) OBP: 0.133, SLG: 0.153			1-1 F8		0-0 F8		0-1 F8		2-2 G5-3	2 0 0 0 0 0 0												
Garry Templeton, S (7, PH) OBP: 0.215, SLG: 0.281										1 0 0 0 0 0 0												
Tim Burke, R (7, 1)										0 0 0 0 0 0 0												
Mackey Sasser, L (8, 2) OBP: 0.308, SLG: 0.456										1 0 0 0 0 0 0												
<b>Inning Stats</b>	R: 0 E: 0 K: 1 S: 11	H: 0 LOB: 1 BB: 0 P: 17	R: 0 E: 0 K: 2 S: 10	H: 1 LOB: 1 BB: 0 P: 16	R: 0 E: 0 K: 0 S: 7	H: 1 LOB: 1 BB: 0 P: 9	R: 1 E: 0 K: 0 S: 10	H: 1 LOB: 1 BB: 1 P: 18	R: 0 E: 1 K: 0 S: 6	H: 1 LOB: 1 BB: 0 P: 12	R: 1 E: 0 K: 2 S: 10	H: 2 LOB: 1 BB: 0 P: 11	R: 0 E: 0 K: 0 S: 6	H: 0 LOB: 0 BB: 0 P: 7	R: 2 E: 0 K: 0 S: 12	H: 3 LOB: 1 BB: 0 P: 20	R: 0 E: 0 K: 0 S: 8	H: 0 LOB: 0 BB: 0 P: 13	1B: 6 2B: 1 3B: 0 HR: 2	SF: 0 SAC: 0 DP: 0 HBP: 1	WP: 0 PB: 0 SB: 1 CS: 0	PA: 38
<b>PITCHER</b>	IP WLS BF H R ER SO BB IBB HBP BLK WP HR S P ERA WHIP																					
Omar Olivares, R (1, 1) ERA: 4.78	8.0 W 35 9 4 4 5 1 0 1 0 0 2 72 110 4.50 1.250																					
Lee Smith, R (9, 1) ERA: 2.68	1.0 S 3 0 0 0 0 0 0 0 0 0 0 8 13 0.00 0.000																					

**New York Mets @ St. Louis Cardinals**  
 Busch Stadium, St. Louis, MO  
 Tue Aug 13 1991, 7:05 PM CDT  
 Att. 33,487 - Cloudy - 77 F

livebaseballscorecards.com

<b>AB</b>	<b>36</b>
<b>R</b>	<b>4</b>
<b>H</b>	<b>9</b>
<b>RBI</b>	<b>4</b>
<b>BB</b>	<b>1</b>
<b>SO</b>	<b>5</b>
<b>LOB</b>	<b>12</b>



Batter	1	2	3	4	5	6	7	8	9	AB	R	H	RBI	BB	SO	LOB
Ray Lankford, L OBP: 0.292, SLG: 0.358 (1, 8)	1-3 K		0-0 2B		0-0 G3	3-1 G4-3		2-3 K		5	0	1	2	0	2	4
Ozzie Smith, S OBP: 0.394, SLG: 0.363 (1, 6)	1-1 F7		2-3 K		4-2 2B 1B BB		1-0 1B 3B		3 2 1 0 0 1 1 1							
Gerald Perry, L OBP: 0.337, SLG: 0.437 (1, 3)	3-2 G6-3		4-2 BB		1-0 1B 2B		3-2 1B 1B		3 1 2 2 1 0 0							
Todd Zeile, R OBP: 0.357, SLG: 0.428 (1, 5)		0-1 G6-3	2-3 K		0-1 1B		2-2 1B		4 0 2 2 0 1 2							
Felix Jose, S OBP: 0.390, SLG: 0.456 (1, 9)		2-3 K		1-0 1B		0-0 BB FC6-4 1B		2-3 K	4 1 2 0 0 2 2							
Bernard Gilkey, R OBP: 0.310, SLG: 0.284 (1, 7)	1-1 F8			0-0 G4-6-3 1B		0-0 F8		0-0 G6-4-3	4 0 0 0 0 0 4							
Tom Pagnozzi, R OBP: 0.294, SLG: 0.323 (1, 2)			2-1 2B 3B		1-0 F9		1-1 FC6-4 BB 1B		2-2 G4-3	4 1 2 0 0 0 0						
José Oquendo, S OBP: 0.389, SLG: 0.341 (1, 4)			4-2 2B BB		0-0 G3 2B 1B		4-0 FC6-4 BB		1-3 K	2 2 1 0 2 1 0						
Omar Olivares, R OBP: 0.250, SLG: 0.258 (1, 1)			2-3 K		1-3 K		0-1 FC6-4		0-2 1B	3 0 0 1 0 2 5						
Luis Alicea, S OBP: 0.294, SLG: 0.267 (8, PH)										1 0 1 0 0 0 0						
Lee Smith, R (9, 1)										0 0 0 0 0 0 0						

Inning Stats		R: 0	H: 0	R: 0	H: 0	R: 2	H: 2	R: 0	H: 1	R: 3	H: 3	R: 1	H: 3	R: 0	H: 1	1B: 8	SF: 0	WP: 0	PA: 37
		E: 0	LOB: 0	E: 0	LOB: 0	E: 0	LOB: 2	E: 0	LOB: 0	E: 0	LOB: 1	E: 0	LOB: 2	E: 0	LOB: 1	2B: 2	SAC: 0	PB: 0	
		K: 1	BB: 0	K: 1	BB: 0	K: 3	BB: 2	K: 0	BB: 0	K: 1	BB: 1	K: 1	BB: 0	K: 2	BB: 0	3B: 2	DP: 2	SB: 0	
		S: 8	P: 13	S: 7	P: 10	S: 18	P: 34	S: 3	P: 5	S: 10	P: 16	S: 8	P: 16	S: 11	P: 17	HR: 0	HBP: 0	CS: 0	
PITCHER	IP	WLS	BF	H	R	ER	SO	BB	IBB	HBP	BLK	WP	HR	S	P	ERA	WHIP		
Frank Viola, L (1, 1)	6.0	L	28	8	6	6	6	4	0	0	0	0	0	54	94	9.00	2.000		
Tim Burke, R (7, 1)	1.0		5	3	1	1	1	0	0	0	0	0	0	11	19	9.00	3.000		
Alejandro Pena, R (8, 1)	1.0		4	1	0	0	2	0	0	0	0	0	0	12	17	0.00	1.000		

**BOTTOM**

**New York Mets @ St. Louis Cardinals**  
 Busch Stadium, St. Louis, MO

Tue Aug 13 1991, 7:05 PM CDT  
 Att: 33,487 - Cloudy - 77 F

<b>AB</b>	<b>33</b>
<b>R</b>	<b>7</b>
<b>H</b>	<b>12</b>
<b>RBI</b>	<b>7</b>
<b>BB</b>	<b>4</b>
<b>SO</b>	<b>9</b>
<b>LOB</b>	<b>18</b>



Batter	1	2	3	4	5	6	7	8	9	AB R H RBI BB SO LOB	TOP												
Keith Miller, R OBP: 0.339, SLG: 0.398 (1, 5) (8, 4)	0-0 F8		1-3 K	2-2 P6 1-2 2-3 3-H			2-3 K		0-1 G3 1-2 1B	5 0 1 0 0 2 2													
Dave Magadan, L OBP: 0.376, SLG: 0.340 (1, 3) (8, 4)	1-1 G1-3 HR 1B		3-1 G3		0-0 G4-3			3-1 1B 1B 1B	0-0 G3 1-2 2-3	5 1 2 0 0 0 2													
Gregg Jefferies, S OBP: 0.326, SLG: 0.390 Mark Carreon, R OBP: 0.279, SLG: 0.310 (1, 4) (8, 9)	1-0 G1-3 1-2		0-1 P3		0-1 P4			3-1 1B 1-2 1B	1-3 K	4 0 1 0 0 0 1 1 0 0 0 0 1 2													
Kevin McReynolds, R OBP: 0.340, SLG: 0.444 (1, 7) (8, 5)	2-2 HR 2-H			1-2 G6-3 1B	0-1 G5-3			0-0 1B 1-2 2-3 1B		4 2 3 2 0 0 0													
Howard Johnson, S OBP: 0.353, SLG: 0.535 (1, 6) (8, 5)	1-1 G3			1-0 P2		1-2 F9		3-2 P6		4 0 0 0 0 0 4													
Hubie Brooks, R OBP: 0.332, SLG: 0.422 Kevin Elster, R OBP: 0.301, SLG: 0.335 (1, 9) (8, 6)			0-1 F9	1-1 G6-3 1-2		0-0 G5-3		2-3 K		4 0 0 0 0 1 4 0 0 0 0 0 0 0													
Daryl Boston, L OBP: 0.322, SLG: 0.366 (1, 8)			1-2 S 1B	0-0 E2 BLK 1B 2-H		1-0 G3		2-1 F7		4 1 2 1 0 0 3													
Mackey Sasser, L OBP: 0.307, SLG: 0.445 (1, 2)			1 SAFE 1 SAFE 1 SAFE K 1B	2-3 K 1-2	4-0 BLK HBP IBB		1-1 F7		3-2 F9	3 0 0 0 1 1 1													
David Cone, L OBP: 0.196, SLG: 0.137 John Franco, L Garry Templeton, S OBP: 0.214, SLG: 0.280 (1, 1) (8, 1) (8, 6)			1-0 G5-3	1-2 BLK HBP		0-1 G3		2-3 K G3 1B		2 0 0 0 0 0 1 0 0 0 0 0 0 0 1 0 0 0 0 1 0													
<b>Inning Stats</b>	R: 2 E: 0 K: 0 S: 9	H: 2 LOB: 0 BB: 0 P: 14	R: 0 E: 0 K: 1 S: 9	H: 1 LOB: 1 BB: 0 P: 13	R: 0 E: 0 K: 1 S: 9	H: 0 LOB: 0 BB: 0 P: 13	R: 2 E: 1 K: 0 S: 12	H: 2 LOB: 2 BB: 1 P: 22	R: 0 E: 0 K: 0 S: 5	H: 0 LOB: 0 BB: 0 P: 5	R: 0 E: 0 K: 0 S: 5	H: 0 LOB: 0 BB: 0 P: 7	R: 0 E: 0 K: 1 S: 7	H: 0 LOB: 0 BB: 0 P: 10	R: 0 E: 0 K: 1 S: 13	H: 3 LOB: 3 BB: 0 P: 26	R: 0 E: 0 K: 2 S: 12	H: 1 LOB: 2 BB: 0 P: 18	1B: 8 2B: 0 3B: 0 HR: 1	SF: 0 SAC: 0 DP: 0 HBP: 1	WP: 0 PB: 1 SB: 1 CS: 0	PA: 39	
<b>PITCHER</b>	IP WLS BF H R ER SO BB IBB HBP BLK WP HR S P ERA WHIP																						
Bryn Smith, R ERA: 3.73 Juan Agosto, L ERA: 5.27 Cris Carpenter, R ERA: 4.5 Lee Smith, R ERA: 2.63	(1, 1) (7, 1) (8, 1) (9, 1)	6.0 1.0 1.0 1.0	25 5 4 5	5 2 1 1	4 0 0 0	4 0 0 0	2 1 1 2	0 0 0 0	1 0 0 0	1 0 0 0	1 0 0 0	0 0 0 0	0 0 0 0	11 9 12	20 16 18	0.00 0.00 0.00	2.000 1.000 1.000					ERA WHIP	

**New York Mets @ St. Louis Cardinals**  
 Busch Stadium, St. Louis, MO  
 Wed Aug 14 1991, 7:05 PM CDT  
 Att. 31,399 - Cloudy - 85 F

[livebaseballscorecards.com](http://livebaseballscorecards.com)

<b>AB</b>	37
<b>R</b>	4
<b>H</b>	9
<b>RBI</b>	3
<b>BB</b>	1
<b>SO</b>	6
<b>LOB</b>	20



Batter	1	2	3	4	5	6	7	8	9	AB	R	H	RBI	BB	SO	LOB
Ray Lankford, L OBP: 0.293, SLG: 0.364 (1, 8)	1-0 CS 1B	1-0 FC3-6		1-1 FC3-6		1-3 K		1-0 FC5-2 3B		5	0	2	2	0	1	5
Ozzie Smith, S OBP: 0.394, SLG: 0.361 (1, 6)	4-1 S BB		1-3 K		2-2 S 1B	1-1 G6-3		3-2 FC5-2		4	0	1	0	1	1	5
Gerald Perry, L OBP: 0.328, SLG: 0.425 (1, 3)	3-2 F8		1-1 G6-3		1-0 P5		0-0 B5-3	2-1 G4-3		5	0	0	0	0	0	4
Todd Zeile, R OBP: 0.356, SLG: 0.425 (1, 5)	0-0 F9		4-0 1B BB		1-0 P2		1-2 G6-3			3	0	0	0	1	0	2
Felix Jose, S OBP: 0.389, SLG: 0.454 (1, 9)		3-2 G6-3	2-2 1B		2-2 F9		1-0 G3			4	0	1	0	0	0	1
Milt Thompson, L OBP: 0.394, SLG: 0.473 (1, 7)		4-0 1B E BB	1-2 G3		0-0 2B 1B		4-2 1B BB			2	3	1	0	2	0	2
Tom Pagnozzi, R OBP: 0.299, SLG: 0.330 (1, 2)		0-1 E 1B		2-3 K		0-1 1B FC5 2B		0-0 1B 3B 1B		4	0	3	1	0	1	0
Geronimo Pena, S OBP: 0.290, SLG: 0.410 (8, PR) (9, 4)		1-2 1B				1-4 1B FC5 2B		1-3 3B 1B		0	1	0	0	0	0	0
José Oquendo, S OBP: 0.393, SLG: 0.346 (1, 4)		0-0 E8		1-2 G4-3		2-2 WP FC5 1B		0-1 3B 1B		4	0	3	1	0	0	0
Bernard Gilkey, R OBP: 0.310, SLG: 0.284 (8, PR)		1-2 FC3-6 1B				2-3 1B		1-3 3B 1B		0	1	0	0	0	0	0
Rich Gedman, L OBP: 0.148, SLG: 0.268 (9, 2)		1-2 2-H				1-0 FC5 WP		0-3 K		0	0	0	0	0	0	0
Bryn Smith, R OBP: 0.283, SLG: 0.294 (1, 1)		1-3 K		0-0 FC3-6 1B		1-2 1B				2	0	1	0	0	1	2
Luis Alicia, S OBP: 0.286, SLG: 0.258 (6, PH)										1	0	0	0	0	0	2
Juan Agosto, L OBP: 0.286, SLG: 0.258 (7, 1)										0	0	0	0	0	0	0
Cris Carpenter, R OBP: 0.333, SLG: 0.333 (8, 1)										0	0	0	0	0	0	0
Craig Wilson, R OBP: 0.290, SLG: 0.213 (8, PH)										1	0	0	0	0	1	3
Lee Smith, R OBP: 0.290, SLG: 0.213 (9, 1)										0	0	0	0	0	0	0

Inning Stats	R: 0	H: 1	E: 0	LOB: 1	K: 0	BB: 1	S: 6	P: 14	R: 1	H: 2	E: 1	LOB: 2	K: 1	BB: 1	S: 10	P: 19	R: 0	H: 1	E: 0	LOB: 2	K: 1	BB: 1	S: 11	P: 20	R: 0	H: 1	E: 0	LOB: 1	K: 1	BB: 0	S: 10	P: 14	R: 0	H: 1	E: 0	LOB: 1	K: 0	BB: 0	S: 8	P: 14	R: 1	H: 3	E: 0	LOB: 2	K: 1	BB: 0	S: 13	P: 18	R: 0	H: 0	E: 0	LOB: 0	K: 0	BB: 0	S: 5	P: 7	R: 3	H: 3	E: 0	LOB: 2	K: 1	BB: 1	S: 16	P: 26	1B: 10	SF: 0	2B: 1	SAC: 0	3B: 1	DP: 0	HR: 0	HBP: 0	WP: 1	PA: 39
--------------	------	------	------	--------	------	-------	------	-------	------	------	------	--------	------	-------	-------	-------	------	------	------	--------	------	-------	-------	-------	------	------	------	--------	------	-------	-------	-------	------	------	------	--------	------	-------	------	-------	------	------	------	--------	------	-------	-------	-------	------	------	------	--------	------	-------	------	------	------	------	------	--------	------	-------	-------	-------	--------	-------	-------	--------	-------	-------	-------	--------	-------	--------


PITCHER	IP	WLS	BF	H	R	ER	SO	BB	IBB	HBP	BLK	WP	HR	S	P	ERA	WHIP
David Cone, R ERA: 3.59 (1, 1)	7.0		34	10	4	3	4	4	0	0	0	1	0	68	115	3.86	2.000
John Franco, L ERA: 2.61 (8, 1)	1.0	L	5	2	1	1	1	0	0	0	0	0	0	11	17	9.00	2.000

**BOTTOM**

**New York Mets @ St. Louis Cardinals**  
**Busch Stadium, St. Louis, MO**

Wed Aug 14 1991, 7:05 PM CDT  
 Att: 31,399 - Cloudy - 85 F

AB	35
R	5
H	12
RBI	4
BB	4
SO	5
LOB	26



PITCHER	IP	WLS	BF	H	R	ER	SO	BB	IBB	HBP	BLK	WP	HR	S	P	ERA	WHIP
---------	----	-----	----	---	---	----	----	----	-----	-----	-----	----	----	---	---	-----	------





**BOTTOM**

**New York Mets @ St. Louis Cardinals**  
 Busch Stadium, St. Louis, MO  
 Thu Aug 15 1991, 7:05 PM CDT  
 Att. 32,096 - Sunny - 87 F

[livebaseballscorecards.com](http://livebaseballscorecards.com)

<b>AB</b>	<b>33</b>
<b>R</b>	<b>4</b>
<b>H</b>	<b>10</b>
<b>RBI</b>	<b>4</b>
<b>BB</b>	<b>4</b>
<b>SO</b>	<b>7</b>
<b>LOB</b>	<b>16</b>



WP:	0	PA:	37
PB:	0	CS:	0
SB:	1		

AB	R	H	RBI	BB	SO	LOB
5	1	1	0	0	2	2
4	1	3	0	0	0	0
4	0	1	2	0	0	2
4	0	0	0	0	0	2
3	0	0	0	1	2	1
2	1	1	0	2	1	1
3	1	2	1	1	1	3
4	0	2	1	0	0	2
2	0	0	0	0	0	1
0	0	0	0	0	0	0
1	0	0	0	0	0	0
1	0	0	0	0	0	0
0	0	0	0	0	0	0

Batter	1	2	3	4	5	6	7	8	9									
<b>Ray Lankford, L</b> OBP: 0.292, SLG: 0.362 (1, 8)	1-3 <b>K</b>		3-3 <b>K</b>		1-2 <b>3B</b> <b>1B</b>	3-2 <b>L1-3</b>		2-1 <b>G3</b>										
<b>Ozzie Smith, S</b> OBP: 0.397, SLG: 0.366 (1, 6)	3-1 <b>G6-3</b>		1-0 <b>FC6-4</b> <b>1B</b>		1-0 <b>3B</b> <b>1B</b>		0-2 <b>BB</b> <b>G6-4-3</b> <b>1B</b>											
<b>Gerald Perry, L</b> OBP: 0.327, SLG: 0.432 (1, 3)	2-2 <b>G6-3</b>		0-0 <b>FC6-4</b>		1-0 <b>3B</b>		2-1 <b>G6-4-3</b>											
<b>Todd Zeile, R</b> OBP: 0.353, SLG: 0.421 (1, 5)		3-2 <b>F7</b>		2-0 <b>F7</b>	3-2 <b>G6-3</b>		1-1 <b>F8</b>											
<b>Felix Jose, S</b> OBP: 0.388, SLG: 0.450 (1, 9)		0-3 <b>K</b>		1-0 <b>G6-3</b>	1-3 <b>K</b>		4-0 <b>BB</b> <b>IBB</b>											
<b>Milt Thompson, L</b> OBP: 0.400, SLG: 0.473 (1, 7)		4-0 <b>S</b> <b>BB</b>		0-0 <b>2B</b> <b>1B</b>	3-3 <b>K</b>		4-0 <b>1-2</b> <b>2-3</b> <b>BB</b>											
<b>Tom Pagnozzi, R</b> OBP: 0.304, SLG: 0.339 (1, 2)		1 SAFE 4-0 <b>BB</b>		1 SAFE 0-0 <b>1B</b> <b>2B</b>		0-0 <b>1B</b> <b>2B</b>	0-3 <b>K</b>											
<b>José Oquendo, S</b> OBP: 0.394, SLG: 0.348 (1, 4)		2-1 <b>G1-3</b>		0-0 <b>FC4-6</b> <b>1B</b>		1-2 <b>L1-3</b> <b>1B</b>	2-2 <b>G6-3</b>											
<b>Rheal Cormier, L</b> (1, 1)			2-2 <b>L7</b>		0-0 <b>FC4-6</b>		0-3 <b>K</b>											
<b>Luis Alicea, S</b> OBP: 0.286, SLG: 0.258 (6, PH)								2-2 <b>G6-3</b>										
<b>Craig Wilson, R</b> OBP: 0.246, SLG: 0.210 (6, PH)																		
<b>Scott Terry, R</b> OBP: 0.143, SLG: 0.143 (7, 1)																		
<b>Bernard Gilkey, R</b> OBP: 0.309, SLG: 0.282 (8, PH)																		
<b>Lee Smith, R</b> (9, 1)																		
<b>Inning Stats</b>	R: 0 E: 0 K: 1 S: 8	H: 0 LOB: 0 BB: 0 P: 14	R: 0 E: 0 K: 1 S: 9	H: 0 LOB: 2 BB: 2 P: 21	R: 0 E: 0 K: 1 S: 8	H: 1 LOB: 1 BB: 0 P: 14	R: 2 E: 0 K: 0 S: 6	H: 3 LOB: 1 BB: 0 P: 24	R: 0 E: 0 K: 1 S: 11	H: 2 LOB: 1 BB: 0 P: 15	R: 0 E: 0 K: 1 S: 10	H: 1 LOB: 3 BB: 2 P: 21	R: 0 E: 0 K: 0 S: 6	H: 0 LOB: 0 BB: 0 P: 10	1B: 7 2B: 3 3B: 1 HR: 0	SF: 0 SAC: 0 DP: 1 HBP: 0	WP: 0 PB: 0 SB: 1 CS: 0	PA: 37
<b>PITCHER</b>	IP WLS BF H R ER SO	IP WLS BF H R ER SO	IP WLS BF H R ER SO	IP WLS BF H R ER SO	IP WLS BF H R ER SO	IP WLS BF H R ER SO	IP WLS BF H R ER SO	IP WLS BF H R ER SO	IP WLS BF H R ER SO	IP WLS BF H R ER SO	IP WLS BF H R ER SO	IP WLS BF H R ER SO	IP WLS BF H R ER SO	IP WLS BF H R ER SO	ERA WHIP	ERA WHIP		
<b>Wally Whitehurst, R</b> ERA: 3.78 (1, 1)	5.0 L	26	9	4	4	5	2	0	0	0	0	0	0	0	7.20	2.200		
<b>Pete Schourek, L</b> ERA: 4.2 (6, 1)	1.2	7	1	0	0	1	1	1	0	0	0	0	0	0	0.00	1.200		
<b>Jeff Innis, R</b> ERA: 2.45 (7, 1)	1.1	4	0	0	0	1	0	0	0	0	0	0	0	0.00	0.000			





Batter	1	2	3	4	5	6	7	8	9	AB	R	H	RBI	BB	SO	LOB
<b>Gary Redus, R</b> OBP: 0.320, SLG: 0.369 (1, 8)	2-1 F7	3-0 G6-3		0-1 P3	0-0 BB 1B		1-1 G5-3			4	0	1	1	0	0	2
<b>Cecil Espy, S</b> OBP: 0.250, SLG: 0.296 (6, 8)										1	0	0	0	0	0	0
<b>Jay Bell, R</b> OBP: 0.326, SLG: 0.420 (1, 6)	1-2 P4	4-2 BB		2-1 G4-3	4-0 BB		1-1 G5-3			3	0	0	0	2	0	1
<b>John Wehner, R</b> OBP: 0.422, SLG: 0.429 (1, 5)	4-2 BB BB	3-3 K			1-2 1B		2-0 F8			4	1	1	0	1	1	5
<b>Bobby Bonilla, S</b> OBP: 0.386, SLG: 0.502 (1, 9)	4-2 BB		0-0 G5-3 2B		1-2 E 1B	1-1 F8 BB PB 1B		4-1 FC5-4 BB		3	2	3	0	2	0	0
<b>Barry Bonds, L</b> OBP: 0.401, SLG: 0.527 (1, 7)	1-3 K		0-1 P6		0-0 E SF9 1B	4-2 PB 2B BB		1-1 F7		4	2	1	1	1	1	4
<b>Lloyd McClendon, R</b> OBP: 0.363, SLG: 0.509 (1, 3)		2-0 E 1B	0-0 G5-3		0-1 FC SF9 E	1-0 F8		3-1 FC5-4 FC5-4		5	2	0	0	0	0	5
<b>Don Slaught, R</b> OBP: 0.291, SLG: 0.312 (1, 2)		1-0 E 1B G6-3	1-2 G1-3		0-1 SF9	2-2 G4-3 2B		0-0 FC5-4		4	1	1	2	0	0	3
<b>Jose Lind, R</b> OBP: 0.297, SLG: 0.337 (1, 4)		0-0 SH1-3 1B		0-1 SH5-3 1B	0-2 G5-3	2-2 G4-3				4	0	2	1	0	0	2
<b>Randy Tomlin, L</b> OBP: 0.171, SLG: 0.171 <b>Bob Kipper, R</b> (8, 1)		0-0 SH1-3		0-0 SH5-3	1-0 E BB 1B	1-0 F7				2	0	0	0	0	0	1
										0	0	0	0	0	0	0

Inning Stats	R: 0	H: 0	E: 0	K: 12	S: 12	R: 2	H: 1	E: 2	K: 15	S: 15	R: 0	H: 1	E: 0	K: 0	S: 7	R: 0	H: 1	E: 0	K: 0	S: 7	R: 4	H: 4	E: 3	K: 0	S: 18	R: 2	H: 2	E: 0	K: 0	S: 13	R: 0	H: 0	E: 0	K: 0	S: 5	R: 0	H: 0	E: 0	K: 0	S: 6	R: 0	H: 0	E: 0	K: 0	S: 6					
	LOB: 2	BB: 2				LOB: 2	BB: 1				LOB: 1	BB: 0				LOB: 1	BB: 0				LOB: 3	BB: 1				LOB: 1	BB: 1				LOB: 0	BB: 0				LOB: 1	BB: 1													


PITCHER	IP	WLS	BF	H	R	ER	SO	BB	IBB	HBP	BLK	WP	HR	S	P	ERA	WHIP
<b>Sid Fernandez, L</b> ERA: 3.48 (1, 1)	4.0	L	23	6	5	1	2	3	0	0	0	0	0	47	78	2.25	2.250
<b>Jeff Innis, R</b> ERA: 2.41 (5, 1)	1.0		7	1	1	0	0	1	0	0	0	0	0	12	19	0.00	2.000
<b>Doug Simons, L</b> ERA: 5.93 (6, 1)	2.0		9	2	2	2	0	1	0	0	0	0	0	18	33	9.00	1.500
<b>Tim Burke, R</b> ERA: 4.39 (8, 1)	1.0		4	0	0	0	0	1	0	0	0	0	0	6	14	0.00	1.000

**BOTTOM**

**New York Mets @ Pittsburgh Pirates**  
Three Rivers Stadium, Pittsburgh, PA

Fri Aug 16 1991, 7:05 PM EDT  
Att: 39,275 - Sunny - 85 F

AB	34
R	8
H	9
RBI	5
BB	6
SO	2
LOB	23



WP	PA	ERA	WHIP
0	43		



Batter	1	2	3	4	5	6	7	8	9	AB R H RBI BB SO LOB	TOP	
Keith Miller, R (1, 4) OBP: 0.306, SLG: 0.357 Alejandro Pena, R (8, 1)	2-0 P4		1-1 P4			1-0 F9		2-1 G4-3		4 0 0 0 0 0 0 0 0 0 0 0 0 0		
Kevin Elster, R (1, 6) OBP: 0.298, SLG: 0.330 Mackey Sasser, L (9, PH) OBP: 0.302, SLG: 0.438	0-0 F7		2-1 G6-3			1-2 F9			2-0 F8	3 0 1 0 0 0 0 1 0 0 0 0 0 0		
Kevin McReynolds, R (1, 8) OBP: 0.343, SLG: 0.444	2-2 CS 1B				1-1 G6-3	1-2 F8			1-2 DI 1B	4 0 2 0 0 0 1		
Howard Johnson, S (1, 5) OBP: 0.354, SLG: 0.542	3-2 CS 1-2	0-0 HR		2-3 K			0-0 1B S 1B		2-3 K	4 1 2 1 0 2 1		
Hubie Brooks, R (1, 9) OBP: 0.325, SLG: 0.410			1-0 G5-3		3-1 G6-3		1-3 K		1-2 G5-3	4 0 0 0 0 1 2		
Dave Magadan, L (1, 3) OBP: 0.375, SLG: 0.338			3-2 G4-3		1-0 G4-3		1-1 G6-4-3 1B			3 0 1 0 0 0 0		
Mark Carreon, R (1, 7) OBP: 0.291, SLG: 0.317			2-2 1B		1-1 F7		2-2 G6-4-3 1-2f			3 0 1 0 0 0 2		
Charlie O'Brien, R (1, 2) OBP: 0.282, SLG: 0.218 Gregg Jefferies, S (8, PH) OBP: 0.329, SLG: 0.397 (8, 4)		1 SAFE 0-1 F9			1-1 P3			0-2 G4-6-3 1B		2 0 0 0 0 0 1 1 0 1 0 0 0 0		
Dwight Gooden, R (1, 1) OBP: 0.242, SLG: 0.339 Pete Schourek, L (7, 1) OBP: 0.200, SLG: 0.111 Rick Cerone, R (8, PH) OBP: 0.366, SLG: 0.345 (8, 2)			1-2 G4-3			0-0 G4-3		0-1 G4-6-3 1-2f		2 0 0 0 0 0 0 0 0 0 0 0 0 0 1 0 0 0 0 0 1		
<b>Inning Stats</b>	R: 0 H: 1 E: 0 LOB: 0 K: 0 BB: 0 S: 7 P: 14	R: 1 H: 2 E: 0 LOB: 1 K: 0 BB: 0 S: 14 P: 20	R: 0 H: 0 E: 0 LOB: 0 K: 0 BB: 0 S: 7 P: 11	R: 0 H: 0 E: 0 LOB: 0 K: 1 BB: 0 S: 8 P: 14	R: 0 H: 0 E: 0 LOB: 0 K: 0 BB: 0 S: 5 P: 8	R: 0 H: 1 E: 0 LOB: 1 K: 0 BB: 0 S: 8 P: 11	R: 0 H: 2 E: 0 LOB: 1 K: 1 BB: 0 S: 10 P: 14	R: 0 H: 1 E: 0 LOB: 0 K: 0 BB: 0 S: 7 P: 9	R: 0 H: 1 E: 0 LOB: 1 K: 1 BB: 0 S: 13 P: 19	1B: 7 SF: 0 2B: 0 SAC: 0 3B: 0 DP: 2 HR: 1 HBP: 0	WP: 0 PA: 33 PB: 0 SB: 1 CS: 1	
<b>PITCHER</b>	IP WLS BF H R ER SO BB IBB HBP BLK WP HR S P ERA WHIP											
Zane Smith, L (1, 1) ERA: 3.28	8.0 W 28 7 1 1 2 0 0 0 0 0 0 1 66 101 1.12 0.875											
Stan Belinda, R (9, 1) ERA: 3.88	1.0 S 4 1 0 0 1 0 0 0 0 0 0 0 13 19 0.00 1.000											

**New York Mets @ Pittsburgh Pirates**  
Three Rivers Stadium, Pittsburgh, PA

Sat Aug 17 1991, 7:05 PM EDT  
Att. 44,707 - Overcast - 82 F

livebaseballscorecards.com

AB	32
R	1
H	8
RBI	1
BB	0
SO	3
LOB	8



Batter	1	2	3	4	5	6	7	8	9	AB	R	H	RBI	BB	SO	LOB
Orlando Merced, S OBP: 0.392, SLG: 0.421 (1, 3)	3-1 G4-3 ①		3-2 SH1-4 1B 2B		4-1 F8 SH1-4 1B BB		2-1 G6-4-3 2B 1B			3	3	2	0	1	0	0
Jay Bell, R OBP: 0.325, SLG: 0.418 (1, 6)	0-0 F9 ②		1-1 SH1-4 ① 2-3		0-1 SH1-4 ① 1-2		3-2 G6-4-3 ① 1-2			2	0	0	0	0	0	1
Andy Van Slyke, L OBP: 0.353, SLG: 0.438 (1, 8)	2-3 K ③		3-0 1B ③-H		1-1 F8 ② 2-3		1-1 2B ②-H			4	0	2	2	0	1	1
Bobby Bonilla, S OBP: 0.387, SLG: 0.505 (1, 9)		0-2 G4-3 1B 2B ①	3-2 P4 ②		0-0 1B ③-H		1-2 P8 ②			4	1	2	1	0	0	2
Barry Bonds, L OBP: 0.397, SLG: 0.521 (1, 7)		2-0 G4-3 ① 2-3	3-3 K ③		2-2 G4-3 ③		0-0 F7 ③			4	0	0	0	0	1	4
John Wehner, R OBP: 0.402, SLG: 0.407 (1, 5)		1-3 K ②		3-1 G5-3 ①		0-0 P9 ①		2-2 G6-3 ①		4	0	0	0	0	1	1
Don Slaught, R OBP: 0.297, SLG: 0.317 (1, 2)		1-2 1B ① ③-H		0-1 F9 ②		0-1 1B ②		2-1 F8 ②		4	0	2	1	0	0	0
Jose Lind, R OBP: 0.299, SLG: 0.339 (1, 4)		0-1 1B ① 1-2		1-0 1B ②		1-0 F9 ②		0-1 F7 ③		4	0	2	0	0	0	1
Zane Smith, L OBP: 0.222, SLG: 0.240 Stan Belinda, R (9, 1)		1-3 K ③		1-1 L1 ③		1-2 G4-3 ③				3	0	0	0	0	1	4
										0	0	0	0	0	0	0

Inning Stats	R: 0	H: 0	E: 0	K: 1	S: 7	H: 0	LOB: 0	BB: 0	P: 12	R: 1	H: 3	E: 0	K: 2	S: 16	H: 0	LOB: 2	BB: 0	P: 21	R: 1	H: 2	E: 0	K: 1	S: 13	H: 1	LOB: 1	BB: 0	P: 26	R: 0	H: 1	E: 0	K: 0	S: 7	H: 1	LOB: 1	BB: 1	P: 17	R: 0	H: 1	E: 0	K: 0	S: 7	H: 1	LOB: 1	BB: 0	P: 9	R: 1	H: 2	E: 0	K: 0	S: 11	H: 0	LOB: 0	BB: 0	P: 11
--------------	------	------	------	------	------	------	--------	-------	-------	------	------	------	------	-------	------	--------	-------	-------	------	------	------	------	-------	------	--------	-------	-------	------	------	------	------	------	------	--------	-------	-------	------	------	------	------	------	------	--------	-------	------	------	------	------	------	-------	------	--------	-------	-------

PITCHER	IP	WLS	BF	H	R	ER	SO	BB	IBB	HBP	BLK	WP	HR	S	P	ERA	WHIP
Dwight Gooden, R ERA: 3.7 (1, 1)	6.1	L	30	10	4	4	4	1	0	0	0	0	0	67	110	5.68	1.737
Pete Schourek, L ERA: 4.14 (7, 1)	0.2		2	0	0	0	0	0	0	0	0	0	0	4	5	0.00	0.000
Alejandro Pena, R ERA: 2.64 (8, 1)	1.0		3	0	0	0	0	0	0	0	0	0	0	7	11	0.00	0.000

**BOTTOM**

**New York Mets @ Pittsburgh Pirates**  
 Three Rivers Stadium, Pittsburgh, PA

Sat Aug 17 1991, 7:05 PM EDT  
 Att. 44,707 - Overcast - 82 F

livebaseballscorecards.com

<b>AB</b>	<b>32</b>
<b>R</b>	<b>4</b>
<b>H</b>	<b>10</b>
<b>RBI</b>	<b>4</b>
<b>BB</b>	<b>1</b>
<b>SO</b>	<b>4</b>
<b>LOB</b>	<b>14</b>

**P**

WP: 0	PA: 35
PB: 0	
SB: 0	
CS: 0	



Batter	1	2	3	4	5	6	7	8	9	AB R H RBI BB SO LOB	TOP	
<b>Gregg Jefferies, S</b> (1, 4) <small>OBP: 0.325, SLG: 0.392</small>	2-2 		0-1 			2-1 		2-1 		4 0 0 0 0 0 0		
<b>Kevin Elster, R</b> (1, 6) <small>OBP: 0.297, SLG: 0.342</small>	3-2 			1-2 		0-3 		0-0 	4 1 1 1 0 1 0			
<b>Dave Magadan, L</b> (1, 3) <small>OBP: 0.376, SLG: 0.340</small>	3-2 			0-0 		2-1 		1-1 	4 0 2 0 0 0 0			
<b>Kevin McReynolds, R</b> (1, 7) <b>Chuck Carr, S</b> (7, 8) <small>OBP: 0.500, SLG: 0.500</small>	3-2 			1-3 		0-0 		0-0 	3 0 0 0 0 1 1 1 0 0 0 0 0 1			
<b>Howard Johnson, S</b> (1, 5) <small>OBP: 0.351, SLG: 0.537</small>		1-1 		0-0 		1-1 		3-2 	4 0 0 0 0 0 2			
<b>Mackey Sasser, L</b> (1, 9) <small>OBP: 0.310, SLG: 0.466</small>		0-0 			2-1 		2-2 		3 1 2 1 0 0 0			
<b>Daryl Boston, L</b> (1, 8) <small>OBP: 0.317, SLG: 0.359</small>		2-3 			0-0 		1-2 		3 0 0 0 0 1 1			
<b>Rick Cerone, R</b> (1, 2) <small>OBP: 0.366, SLG: 0.350</small>			2-1 		0-2 		3-1 		3 0 1 0 0 0 0			
<b>Frank Viola, L</b> (1, 1) <small>OBP: 0.131, SLG: 0.150</small> <b>Jeff Innis, R</b> (4, 1) <b>Hubie Brooks, R</b> (5, PH) <small>OBP: 0.324, SLG: 0.409</small> <b>Doug Simons, L</b> (5, 1) <b>Keith Miller, R</b> (8, PH) <small>OBP: 0.304, SLG: 0.354</small> <b>Tim Burke, R</b> (8, 1)			0-0 		0-3 		0-1 		1 0 0 0 0 0 0 0 0 0 0 0 0 0 1 0 0 0 0 1 1 0 0 0 0 0 0 0 1 0 0 0 0 0 0 0 0 0 0 0 0 0			
<b>Inning Stats</b>	R: 1 H: 1 E: 0 LOB: 0 K: 0 BB: 0 S: 15 P: 26	R: 0 H: 1 E: 0 LOB: 0 K: 1 BB: 0 S: 6 P: 9	R: 0 H: 0 E: 0 LOB: 0 K: 0 BB: 0 S: 5 P: 7	R: 0 H: 1 E: 0 LOB: 1 K: 1 BB: 0 S: 8 P: 10	R: 0 H: 1 E: 0 LOB: 1 K: 1 BB: 0 S: 11 P: 13	R: 0 H: 0 E: 0 LOB: 0 K: 1 BB: 0 S: 7 P: 11	R: 1 H: 1 E: 0 LOB: 0 K: 0 BB: 0 S: 10 P: 14	R: 0 H: 0 E: 0 LOB: 0 K: 0 BB: 0 S: 6 P: 11	R: 0 H: 1 E: 0 LOB: 1 K: 0 BB: 0 S: 7 P: 11	1B: 3 SF: 0 2B: 1 SAC: 0 3B: 0 DP: 0 HR: 2 HBP: 0	WP: 0 PA: 32 PB: 0 SB: 0 CS: 1	
<b>PITCHER</b> <b>Doug Drabek, R</b> (1, 1) <small>ERA: 3.25</small> <b>Bill Landrum, R</b> (8, 1) <small>ERA: 2.64</small>	IP WLS BF H R ER SO BB IBB HBP BLK WP HR S P ERA WHIP 7.0 W 25 5 2 2 4 0 0 0 0 0 2 62 90 2.57 0.714 2.0 7 1 0 0 0 0 0 0 0 0 0 0 13 22 0.00 0.500											<b>PITCHER</b> IP WLS BF H R ER SO BB IBB HBP BLK WP HR S P ERA WHIP

**New York Mets @ Pittsburgh Pirates**  
 Three Rivers Stadium, Pittsburgh, PA

Sun Aug 18 1991, 3:33 AM EDT  
 Att. 36,014 - Cloudy - 73 F

[livebaseballscorecards.com](http://livebaseballscorecards.com)

AB	32
R	2
H	6
RBI	2
BB	0
SO	4
LOB	6



Batter	1	2	3	4	5	6	7	8	9
Gary Redus, R (1, 7) Cecil Espy, S (6, 7) OBP: 0.319, SLG: 0.383 OBP: 0.241, SLG: 0.286	3-3 K		1-0 HR	2-3 K	1-0 P3			2-3 K	
Jay Bell, R (1, 6) OBP: 0.328, SLG: 0.424	3-1 2B		0-0 HR 1B	0-0 HR 2B	1-1 P2			0-1 G5-3	
Andy Van Slyke, L (1, 8) Gary Varsho, L (9, 7) OBP: 0.356, SLG: 0.445 OBP: 0.321, SLG: 0.395	4-0 BB		1-1 HR 1-H	4-1 HR BB	1-3 K			3-2 P8	
Bobby Bonilla, S (1, 9) Bill Landrum, R (8, 1)	2-3 K		0-0 1B 2B	0-2 HR 1-H 2-H		1-1 P5			
Lloyd McClendon, R (1, 3)	0-0 P9		0-3 K	4-1 2B BB		0-0 G6-3			
John Wehner, R (1, 5)		1-3 K	1-1 P4	1-2 2B 2B 1-H		0-0 P3			
Don Slaught, R (1, 2)		1-1 S 1B	1-0 2-H 1B	1-1 2-H 2B		2-1 G5-3			
Jose Lind, R (1, 4)		1-2 F7	1-3 K	4-0 IBB		0-0 L4			
Doug Drabek, R (1, 1) Orlando Merced, S (7, PH)		3-3 K			G6-3 K		2-2 G6-3		


Inning Stats	R: 0 E: 0 K: 2 S: 9	H: 1 LOB: 2 BB: 1 P: 21	R: 0 E: 0 K: 2 S: 13	H: 1 LOB: 1 BB: 0 P: 19	R: 4 E: 0 K: 2 S: 15	H: 5 LOB: 1 BB: 0 P: 20	R: 5 E: 0 K: 2 S: 20	H: 4 LOB: 2 BB: 3 P: 37	R: 0 E: 0 K: 1 S: 6	H: 0 LOB: 0 BB: 0 P: 9	R: 0 E: 0 K: 0 S: 4	H: 0 LOB: 0 BB: 0 P: 5	R: 0 E: 0 K: 0 S: 6	H: 0 LOB: 0 BB: 0 P: 10	R: 0 E: 0 K: 1 S: 10	H: 0 LOB: 0 BB: 0 P: 15
--------------	------------------------------	----------------------------------	-------------------------------	----------------------------------	-------------------------------	----------------------------------	-------------------------------	----------------------------------	------------------------------	---------------------------------	------------------------------	---------------------------------	------------------------------	----------------------------------	-------------------------------	----------------------------------

PITCHER	IP	WLS	BF	H	R	ER	SO	BB	IBB	HBP	BLK	WP	HR	S	P	ERA	WHIP
Frank Viola, L (1, 1) ERA: 3.68	3.2	L	23	9	8	8	7	3	0	0	0	0	3	49	82	19.64	3.273
Jeff Innis, R (4, 1) ERA: 2.55	0.1		4	2	1	1	1	0	1	0	0	0	0	8	15	27.00	6.000
Doug Simons, L (5, 1) ERA: 5.52	3.0		9	0	0	0	1	0	0	0	0	0	0	16	24	0.00	0.000
Tim Burke, R (8, 1) ERA: 4.33	1.0		3	0	0	0	1	0	0	0	0	0	0	10	15	0.00	0.000

**BOTTOM**

AB	R	H	RBI	BB	SO	LOB
4	1	1	1	0	2	0
1	0	0	0	0	1	0
5	2	3	0	0	0	0
3	2	1	2	2	1	0
0	0	0	0	0	0	0
4	2	2	3	0	1	2
0	0	0	0	0	0	0
3	1	0	0	1	1	3
4	1	1	1	0	1	1
4	0	3	2	0	0	0
3	0	0	0	1	1	2
3	0	0	0	0	2	3
1	0	0	0	0	0	0

**AB 35**  
**R 9**  
**H 11**  
**RBI 9**  
**BB 4**  
**SO 10**  
**LOB 11**



WP	PA	ERA	WHIP
0	39		
0			
1			
0			

**New York Mets @ Pittsburgh Pirates**  
**Three Rivers Stadium, Pittsburgh, PA**  
 Sun Aug 18 1991, 3:33 AM EDT  
 Att: 36,014 - Cloudy - 73 F

livebaseballscorecards.com



Batter	1	2	3	4	5	6	7	8	9	AB R H RBI BB SO LOB	TOP											
Ray Lankford, L (1, 8) OBP: 0.291, SLG: 0.367	2-3 K		2-3 K			3-2 P7	1-0 3B	2-2 G4-3		5 0 1 3 0 2 4												
Ozzie Smith, S (1, 6) OBP: 0.398, SLG: 0.368	3-3 K		1-2 G4-3			1-2 E6 FC SF7	4-1 FC5-4 BB	2-2 F8		4 1 0 0 1 1 4												
Todd Zeile, R (1, 5) OBP: 0.347, SLG: 0.412	2-0 F8				2-1 F8	2-1 FC	0-1 FC5-4		1-2 FC4 1B	5 1 1 0 0 0 3												
Pedro Guerrero, R (1, 3) OBP: 0.346, SLG: 0.396 Rex Hudler, R (9, 3) OBP: 0.267, SLG: 0.322		3-3 K		1-1 CS 1B		0-0 SF7		0-0 FC4-8 1B	0-0 FC4 1B	4 0 3 1 0 1 0 0 0 0 0 0 0 0												
Felix Jose, S (1, 9) OBP: 0.382, SLG: 0.444	2-2 G4-3		3-3 K		3-3 K			2-1 FC4-6 1B	0-0 FC4 1B	5 1 0 0 0 2 5												
Milt Thompson, L (1, 7) OBP: 0.395, SLG: 0.461	3-1 G6-3				1-2 CS 1B		3-2 G3	0-1 BB E 1B	0-1 FC5-4 1B	5 1 3 1 0 0 0												
Rich Gedman, L (1, 2) OBP: 0.152, SLG: 0.262			3-2 SH1 BB 1B		3-2 P5		1-0 L8	1-1 E6 1B BB G4-3	1-3 K	5 1 1 0 0 1 5												
José Oquendo, S (1, 4) OBP: 0.385, SLG: 0.348			4-0 SH1 BB		0-0 2B		2-2 1B 3B 1B	4-2 G4-3 1B BB	2-2 FC5-4	3 1 2 1 2 0 2												
Bryn Smith, R (1, 1) OBP: 0.291, SLG: 0.302 Craig Wilson, R (8, PH) OBP: 0.257, SLG: 0.222 Scott Terry, R (8, 1) OBP: 0.143, SLG: 0.143			0-1 SH1		3-2 G6-3		3-2 3B 1B	3-2 G4-3 1B		2 1 1 0 0 0 1 1 0 1 1 0 0 0 0 0 0 0 0 0 0												
<b>Inning Stats</b>	R: 0 E: 0 K: 2 S: 8	H: 0 LOB: 0 BB: 0 P: 15	R: 0 E: 0 K: 1 S: 8	H: 0 LOB: 0 BB: 0 P: 16	R: 0 E: 0 K: 1 S: 14	H: 1 LOB: 2 BB: 1 P: 24	R: 0 E: 0 K: 1 S: 8	H: 1 LOB: 1 BB: 0 P: 14	R: 0 E: 0 K: 0 S: 11	H: 2 LOB: 1 BB: 0 P: 18	R: 1 E: 2 K: 1 S: 14	H: 0 LOB: 1 BB: 0 P: 22	R: 2 E: 0 K: 0 S: 15	H: 3 LOB: 2 BB: 1 P: 29	R: 3 E: 1 K: 0 S: 23	H: 3 LOB: 2 BB: 1 P: 37	R: 1 E: 0 K: 1 S: 13	H: 3 LOB: 2 BB: 0 P: 17	1B: 11 2B: 2 3B: 1 HR: 0	SF: 1 SAC: 1 DP: 1 HBP: 0	WP: 0 PB: 0 SB: 0 CS: 2	PA: 44
<b>PITCHER</b>	IP WLS BF H R ER SO BB IBB HBP BLK WP HR S P ERA WHIP											<b>PITCHER</b>	IP WLS BF H R ER SO BB IBB HBP BLK WP HR S P ERA WHIP									
David Cone, R (1, 1) ERA: 3.54	7.0 L 30 7 3 2 6 2 0 0 0 0 0 78 138 2.57 1.286																					
Tim Burke, R (8, 1) ERA: 4.43	0.1 2 1 1 1 0 0 0 0 0 0 0 0 3 5 27.00 3.000																					
Pete Schourek, L (8, 1) ERA: 4.08	0.2 6 2 2 0 0 0 1 0 0 0 0 0 20 32 0.00 4.500																					
Jeff Innis, R (9, 1) ERA: 2.69	0.1 4 3 1 1 0 0 0 0 0 0 0 0 7 8 27.00 9.000																					
Doug Simons, L (9, 1) ERA: 5.44	0.2 2 0 0 0 0 1 0 0 0 0 0 0 6 9 0.00 0.000																					

St. Louis Cardinals @ New York Mets  
 Shea Stadium, Flushing, NY  
 Wed Aug 21 1991, 7:05 PM EDT  
 Cloudy - 81 F

livebaseballscorecards.com

AB	39
R	7
H	13
RBI	7
BB	3
SO	7
LOB	24



**BOTTOM**

**St. Louis Cardinals @ New York Mets**  
 Shea Stadium, Flushing, NY  
 Wed Aug 21 1991, 7:05 PM EDT  
 Cloudy - 81 F

livebaseballscorecards.com

<b>AB</b>	<b>31</b>
<b>R</b>	<b>3</b>
<b>H</b>	<b>6</b>
<b>RBI</b>	<b>2</b>
<b>BB</b>	<b>1</b>
<b>SO</b>	<b>5</b>
<b>LOB</b>	<b>5</b>



AB R H RBI BB SO LOB

3	2	3	0	1	0	0
4	0	2	1	0	1	1
4	0	0	1	0	1	2
4	0	0	0	0	0	1
4	0	0	0	0	0	1
3	0	0	0	0	1	0
3	0	0	0	0	1	0
2	0	0	0	0	0	0
1	0	0	0	0	0	0
0	0	0	0	0	0	0
0	0	0	0	0	0	0
1	1	1	0	0	0	0

Batter	1	2	3	4	5	6	7	8	9
<b>Daryl Boston, L</b> OBP: 0.332, SLG: 0.371 (1, 8)	1-0 1B G6-3 1B		0-2 CS 1B			4-2 BB			0-0 1B FC4-6 1B
<b>Dave Magadan, L</b> OBP: 0.377, SLG: 0.341 (1, 3)	1-0 1B G6-3 1B		1-0 CS 1-2	2-3 K		0-0 F9			1-0 1B FC4-6 1B
<b>Gregg Jefferies, S</b> OBP: 0.322, SLG: 0.388 (1, 4)	1-1 G6-3 1-2f 3-H			0-3 K			0-1 G6-3		0-0 FC4-6 1-2f 3-H
<b>Kevin McReynolds, R</b> OBP: 0.337, SLG: 0.437 (1, 7)	2-2 P4			0-0 L5			0-1 F7		2-2 F9
<b>Howard Johnson, S</b> OBP: 0.348, SLG: 0.531 (1, 6)					1-0 F7			0-0 F9	2-1 P3
<b>Mackey Sasser, L</b> OBP: 0.303, SLG: 0.456 (1, 9) (9, 2)		0-2 G4-3			0-0 G6-3			1-3 K	
<b>Chris Donnels, L</b> OBP: 0.360, SLG: 0.250 (1, 5)		0-0 P4			3-2 F7			1-3 K	
<b>Charlie O'Brien, R</b> OBP: 0.277, SLG: 0.214 <b>Garry Templeton, S</b> OBP: 0.217, SLG: 0.281 <b>Jeff Innis, R</b> <b>Doug Simons, L</b> (1, 2) (8, PH) (9, 1) (9, 1)			0-2 L5			3-2 L4		1-0 F8	
<b>David Cone, L</b> OBP: 0.190, SLG: 0.132 <b>Tim Burke, R</b> <b>Pete Schourek, L</b> OBP: 0.200, SLG: 0.111 <b>Mark Carreon, R</b> OBP: 0.295, SLG: 0.321 (1, 1) (8, 1) (8, 1) (9, 9)			0-3 K			1-2 L5			1-0 1B 1B 1B

Inning Stats	R: 1	H: 2	E: 0	K: 10	S: 10	LOB: 0	BB: 0	P: 15	R: 0	H: 0	E: 0	K: 0	S: 6	LOB: 0	BB: 0	P: 6	R: 0	H: 1	E: 0	K: 1	S: 11	LOB: 0	BB: 0	P: 12	R: 0	H: 0	E: 0	K: 2	S: 7	LOB: 0	BB: 0	P: 9	R: 0	H: 0	E: 0	K: 0	S: 6	LOB: 0	BB: 0	P: 10	R: 0	H: 0	E: 0	K: 0	S: 11	LOB: 1	BB: 1	R: 0	H: 0	E: 0	K: 0	S: 5	LOB: 0	BB: 0	P: 5	R: 0	H: 0	E: 0	K: 2	S: 7	LOB: 0	BB: 0	P: 10	R: 2	H: 3	E: 0	K: 0	S: 9	LOB: 1	BB: 1	P: 15	1B: 6	2B: 0	3B: 0	HR: 0	SF: 0	SAC: 0	DP: 1	HBP: 0	WP: 0	PB: 0	SB: 0	CS: 1	PA: 33
--------------	------	------	------	-------	-------	--------	-------	-------	------	------	------	------	------	--------	-------	------	------	------	------	------	-------	--------	-------	-------	------	------	------	------	------	--------	-------	------	------	------	------	------	------	--------	-------	-------	------	------	------	------	-------	--------	-------	------	------	------	------	------	--------	-------	------	------	------	------	------	------	--------	-------	-------	------	------	------	------	------	--------	-------	-------	-------	-------	-------	-------	-------	--------	-------	--------	-------	-------	-------	-------	--------

PITCHER	IP	WLS	BF	H	R	ER	SO	BB	IBB	HBP	BLK	WP	HR	S	P	ERA	WHIP
<b>Bryn Smith, R</b> ERA: 3.62 (1, 1)	7.0	W	23	3	1	1	3	1	0	0	0	0	0	56	76	1.29	0.571
<b>Scott Terry, R</b> ERA: 2.04 (8, 1)	2.0		9	3	2	2	2	0	0	0	0	0	0	16	25	9.00	1.500



Batter	1	2	3	4	5	6	7	8	9	AB R H RBI BB SO LOB	TOP	
Ray Lankford, L (1, 8) OBP: 0.291, SLG: 0.365	0-3 K		1-3 K			2-2 P5		1-2 G3 1B		4 0 1 0 0 2 1		
Ozzie Smith, S (1, 6) OBP: 0.394, SLG: 0.365 Cris Carpenter, R (8, 1) OBP: 0.333, SLG: 0.333	1-1 P4			0-1 F9		0-3 K		0-1 G3		4 0 0 0 0 1 3 0 0 0 0 0 0 0		
Todd Zeile, R (1, 5) OBP: 0.344, SLG: 0.408	1-3 K			0-1 F8		2-2 FC6-4 1-2f		3-2 F8		4 0 0 0 0 1 3		
Pedro Guerrero, R (1, 3) OBP: 0.347, SLG: 0.397		2-2 F9		0-2 1B			1-2 1B		1-3 K	4 0 2 0 0 1 0		
Felix Jose, S (1, 9) OBP: 0.379, SLG: 0.440		2-3 K		1-3 K			1-2 F9		1-2 F8	4 0 0 0 0 2 2		
Geronimo Pena, S (1, 7) OBP: 0.289, SLG: 0.405		0-0 FC5-4 1B			1-3 K		2-0 P4		2-3 K	4 0 1 0 0 2 1		
Tom Pagnozzi, R (1, 2) OBP: 0.305, SLG: 0.341		1-2 FC5-4 1-2f			1-0 F9		1-3 K			3 0 0 0 0 1 2		
José Oquendo, S (1, 4) OBP: 0.392, SLG: 0.344 (8, 6)			3-2 P4		2-2 P4			2-3 K		3 0 0 0 0 1 0		
Rheal Cormier, L (1, 1) OBP: 0.250, SLG: 0.250 Willie Fraser, R (7, 1) Juan Agosto, L (7, 1) Luis Alicea, S (8, PH) OBP: 0.293, SLG: 0.250 (8, 4)			1-3 K			2-2 FC6-4 1B		4-1 G3 1B BB		2 0 1 0 0 1 0 0 0 0 0 0 0 0 0 0 0 0 0 0 0 0 0 0 0 1 0 0		
<b>Inning Stats</b>	R: 0 H: 0 E: 0 LOB: 0 K: 2 BB: 0 S: 9 P: 11	R: 0 H: 1 E: 0 LOB: 1 K: 1 BB: 0 S: 12 P: 17	R: 0 H: 0 E: 0 LOB: 0 K: 2 BB: 0 S: 12 P: 17	R: 0 H: 1 E: 0 LOB: 1 K: 1 BB: 0 S: 11 P: 12	R: 0 H: 0 E: 0 LOB: 0 K: 1 BB: 0 S: 7 P: 11	R: 0 H: 1 E: 0 LOB: 1 K: 1 BB: 0 S: 18 P: 24	R: 0 H: 1 E: 0 LOB: 1 K: 1 BB: 0 S: 13 P: 18	R: 0 H: 1 E: 0 LOB: 2 K: 1 BB: 1 S: 13 P: 23	R: 0 H: 0 E: 0 LOB: 0 K: 2 BB: 0 S: 10 P: 14	1B: 5 SF: 0 2B: 0 SAC: 0 3B: 0 DP: 0 HR: 0 HBP: 0	WP: 0 PA: 33 PB: 0 SB: 0 CS: 0	
<b>PITCHER</b>	IP WLS BF H R ER SO BB IBB HBP BLK WP HR S P ERA WHIP											
Sid Fernandez, L (1, 1) ERA: 2.84 Alejandro Pena, R (8, 1) ERA: 2.55	7.0 W 25 4 0 0 9 0 0 0 0 0 0 0 82 110 0.00 0.571											
	2.0 8 1 0 0 3 1 0 0 0 0 0 0 23 37 0.00 1.000											

St. Louis Cardinals @ New York Mets  
 Shea Stadium, Flushing, NY  
 Wed Aug 21 1991, 7:05 PM EDT  
 Att. 26,169 - Cloudy - 65 F

livebaseballscorecards.com

AB	32
R	0
H	5
RBI	0
BB	1
SO	12
LOB	12



**BOTTOM**

**St. Louis Cardinals @ New York Mets**  
 Shea Stadium, Flushing, NY  
 Wed Aug 21 1991, 7:05 PM EDT  
 Att. 26,169 - Cloudy - 65 F

livebaseballscorecards.com

<b>AB</b>	<b>32</b>
<b>R</b>	<b>8</b>
<b>H</b>	<b>10</b>
<b>RBI</b>	<b>8</b>
<b>BB</b>	<b>1</b>
<b>SO</b>	<b>8</b>
<b>LOB</b>	<b>10</b>



1B: 6	SF: 1	WP: 0	PA: 36
2B: 1	SAC: 0	PB: 0	
3B: 0	DP: 1	SB: 0	
HR: 3	HBP: 2	CS: 0	

AB	R	H	RBI	BB	SO	LOB
4	2	2	1	0	0	1
4	1	2	3	0	1	0
3	1	1	2	0	0	0
3	0	0	0	0	1	1
3	1	1	1	0	0	1
0	0	0	0	0	0	0
4	1	2	0	0	1	1
0	0	0	0	0	0	0
3	1	1	1	0	1	1
1	0	0	0	0	1	1
3	0	1	0	0	1	1
1	0	0	0	0	1	1
2	0	0	0	0	1	1
1	1	0	0	1	0	1
1B: 6	SF: 1	WP: 0	PA: 36			
2B: 1	SAC: 0	PB: 0				
3B: 0	DP: 1	SB: 0				
HR: 3	HBP: 2	CS: 0				

Batter	1	2	3	4	5	6	7	8	9							
<b>Keith Miller, R</b> OBP: 0.309, SLG: 0.359 (1, 9) C B B X (9, 4)	2-1 F9 ①		2-1 F B 1 SAFE G6-4-3 1-2f ②			X 0-0 1B SF7 1B	B B B C X 3-1 HR 1B 1-3 2-H									
<b>Kevin Elster, R</b> OBP: 0.300, SLG: 0.357 (1, 6) B F X	1-1 G6-3 ②			1-3 K ①		P S S 1 SAFE SAFE SAFE X 1-2 1-3 1B	B X 1-0 HR 2-H 3-H									
<b>Kevin McReynolds, R</b> OBP: 0.336, SLG: 0.443 (1, 8) B X (8, 7)	1-0 F9 ③			0-1 F7 ②		B C C S X 1-2 SF7 3-H	B X 1-0 HR									
<b>Howard Johnson, S</b> OBP: 0.347, SLG: 0.528 (1, 5) B X		1-0 G3 ①		0-0 G5-3 ③		C B B B S 3-3 K ③	H 1-0 FC5-4 HBP									
<b>Mark Carreon, R</b> OBP: 0.300, SLG: 0.339 <b>Alejandro Pena, R</b> (8, 1)		1-2 FC5-4 HBP			X 0-0 HR		F B B X F8 FC5-4 1-2									
<b>Gregg Jefferies, S</b> OBP: 0.324, SLG: 0.389 <b>Daryl Boston, L</b> OBP: 0.332, SLG: 0.371 (1, 4) (9, 9)		0-1 F8 ②			F B F S 1-3 K ①	X 0-0 2B 1B	C X 0-1 1B									
<b>Garry Templeton, S</b> OBP: 0.218, SLG: 0.286 <b>Chuck Carr, S</b> OBP: 0.333, SLG: 0.333 (1, 3) (8, 8)		1-0 FC5-4 1-2f ③			B S S B S F S 3-3 K ②	B B B X 2-0 1B 2B 1-H	F C F S C 0-3 K ①									
<b>Rick Cerone, R</b> OBP: 0.365, SLG: 0.350 <b>Charlie O'Brien, R</b> OBP: 0.275, SLG: 0.212 (1, 2) (8, 2)			X 0-0 G6-4-3 1B		B S B X 1-1 F7 ③	B B B C B B 3-3 K ②	S F C B F C 1-3 K ②									
<b>Sid Fernandez, L</b> OBP: 0.182, SLG: 0.273 <b>Dave Magadan, L</b> OBP: 0.377, SLG: 0.340 (1, 1) (7, PH) (8, 3)			1 SAFE L F C M 0-3 K ①		X 0-0 P6 ①	X 0-0 1B HR IBB	B 4-0 HR IBB X	2-2 G3-1 ③								
<b>Inning Stats</b>	R: 0 E: 0 K: 0 S: 5	H: 0 LOB: 0 BB: 0 P: 9	R: 0 E: 0 K: 0 S: 6	H: 0 LOB: 1 BB: 0 P: 9	R: 0 E: 0 K: 1 S: 7	H: 1 LOB: 0 BB: 0 P: 9	R: 0 E: 0 K: 1 S: 6	H: 0 LOB: 0 BB: 0 P: 7	R: 1 E: 0 K: 2 S: 10	H: 1 LOB: 0 BB: 0 P: 15	R: 1 E: 0 K: 1 S: 14	H: 2 LOB: 1 BB: 0 P: 18	R: 6 E: 0 K: 1 S: 13	H: 5 LOB: 1 BB: 1 P: 28	R: 0 E: 0 K: 2 S: 13	H: 1 LOB: 1 BB: 0 P: 16

PITCHER	IP	WLS	BF	H	R	ER	SO	BB	IBB	HBP	BLK	WP	HR	S	P	ERA	WHIP
<b>Rheal Cormier, L</b> ERA: 3.65 (1, 1)	6.1	L	25	6	4	4	5	0	0	1	0	0	1	53	74	5.68	0.947
<b>Willie Fraser, R</b> ERA: 6.3 (7, 1)	0.1		6	3	4	4	1	0	1	1	0	0	2	7	20	108.00	9.000
<b>Juan Agosto, L</b> ERA: 5.24 (7, 1)	0.1		1	0	0	0	0	0	0	0	0	0	0	1	1	0.00	0.000
<b>Cris Carpenter, R</b> ERA: 4.42 (8, 1)	1.0		4	1	0	0	2	0	0	0	0	0	0	13	16	0.00	1.000

WP	HR	S	P	ERA	WHIP
0	1	1	1	0.00	0.000
0	0	0	0	0.00	1.000



Batter	1	2	3	4	5	6	7	8	9	AB R H RBI BB SO LOB	TOP									
Ray Lankford, L (1, 8) OBP: 0.290, SLG: 0.363	1-3 		1-1 		2-3 	3-2 G1-3			0-0 F8	5 0 1 0 0 2 3										
Ozzie Smith, S (1, 6) OBP: 0.397, SLG: 0.363	4-1 		4-2 1B BB		4-0 WP S BB			1-2 G6-3	1-1 G4-3	2 0 0 0 3 0 0										
Todd Zeile, R (1, 5) OBP: 0.343, SLG: 0.406	2-2 P9		1-2 1B		3-2 F9			3-3 K		4 0 1 0 0 1 2										
Pedro Guerrero, R (1, 3) OBP: 0.343, SLG: 0.392	1-3 K		0-3 K		2-2 G3-1			2-0 F8		4 0 0 0 0 2 4										
Felix Jose, S (1, 9) OBP: 0.376, SLG: 0.436		1-0 G4-3	3-1 G4-3			0-1 F7		1-1 G4-3		4 0 0 0 0 0 2										
Milt Thompson, L (1, 7) OBP: 0.401, SLG: 0.466		2-3 K		4-2 G4-3 S BB		4-0 1B BB		0-0 F9 2B		2 0 1 0 2 1 0										
Tom Pagnozzi, R (1, 2) OBP: 0.307, SLG: 0.345		2-1 		3-1 G5-3		0-1 BB 1B		2-1 F9		4 0 2 0 0 0 2										
José Oquendo, S (1, 4) OBP: 0.390, SLG: 0.341		4-2 		1-0 G4-3		1-1 L6		2-0 G4-3		3 0 0 0 1 0 4										
Bob Tewksbury, R (1, 1) OBP: 0.182, SLG: 0.163		0-0 G6-3		2-2 L3		4-2 			3-2 G4-3	2 0 0 0 1 0 3										
Juan Agosto, L (7, 1)										0 0 0 0 0 0 0										
Cris Carpenter, R (7, 1) OBP: 0.333, SLG: 0.333										0 0 0 0 0 0 0										
Gerald Perry, L (9, PH) OBP: 0.321, SLG: 0.415										1 0 0 0 0 0 0										
<b>Inning Stats</b>	R: 0 E: 0 K: 2 S: 10	H: 0 LOB: 1 BB: 1 P: 18	R: 0 E: 0 K: 1 S: 11	H: 1 LOB: 2 BB: 1 P: 20	R: 0 E: 0 K: 1 S: 12	H: 2 LOB: 2 BB: 1 P: 21	R: 0 E: 0 K: 0 S: 8	H: 0 LOB: 1 BB: 1 P: 18	R: 0 E: 0 K: 1 S: 9	H: 0 LOB: 1 BB: 1 P: 20	R: 0 E: 0 K: 1 S: 8	H: 0 LOB: 0 BB: 0 P: 14	R: 0 E: 0 K: 1 S: 6	H: 1 LOB: 1 BB: 0 P: 11	R: 0 E: 0 K: 0 S: 6	H: 0 LOB: 0 BB: 0 P: 10	1B: 3 2B: 2 3B: 0 HR: 0	SF: 0 SAC: 0 DP: 0 HBP: 0	WP: 1 PB: 0 SB: 2 CS: 1	PA: 38
<b>PITCHER</b>	IP WLS BF H R ER SO BB IBB HBP BLK WP HR S P ERA WHIP																			
Dwight Gooden, R (1, 1) ERA: 3.6	5.0 W 22 3 0 0 5 5 0 0 0 1 0 50 97 0.00 1.600																			
Pete Schourek, L (6, 1) ERA: 3.99	1.0 6 1 0 0 0 2 0 0 0 0 0 0 12 24 0.00 3.000																			
Tim Burke, R (7, 1) ERA: 4.25	3.0 S 10 1 0 0 1 0 0 0 0 0 0 0 20 35 0.00 0.333																			

St. Louis Cardinals @ New York Mets  
 Shea Stadium, Flushing, NY  
 Thu Aug 22 1991, 7:05 PM EDT  
 Att. 25,439 - Sunny - 78 F

AB	31
R	0
H	5
RBI	0
BB	7
SO	6
LOB	20



WP: 1	PA: 38
PB: 0	
SB: 2	
CS: 1	

**BOTTOM**

**St. Louis Cardinals @ New York Mets**  
 Shea Stadium, Flushing, NY  
 Thu Aug 22 1991, 7:05 PM EDT  
 Att. 25,439 - Sunny - 78 F

[livebaseballscorecards.com](http://livebaseballscorecards.com)

<b>AB</b>	<b>34</b>
<b>R</b>	<b>6</b>
<b>H</b>	<b>13</b>
<b>RBI</b>	<b>6</b>
<b>BB</b>	<b>1</b>
<b>SO</b>	<b>2</b>
<b>LOB</b>	<b>19</b>



WP: 0	PA: 38
PB: 0	
SB: 0	
CS: 0	

AB	R	H	RBI	BB	SO	LOB
5	0	1	0	0	0	4
3	0	0	1	1	1	1
4	1	1	0	0	0	5
4	1	2	2	0	1	0
4	0	1	0	0	0	3
3	1	2	0	0	0	0
0	0	0	0	0	0	0
4	1	2	1	0	0	2
4	2	3	2	0	0	2
1	0	0	0	0	0	2
0	0	0	0	0	0	0
1	0	1	0	0	0	0
1	0	0	0	0	0	0
1B: 11	SF: 1	WP: 0	PA: 38			
2B: 1	SAC: 2	PB: 0				
3B: 0	DP: 1	SB: 0				
HR: 1	HBP: 0	CS: 0				

Batter	1	2	3	4	5	6	7	8	9
<b>Daryl Boston, L</b> OBP: 0.328, SLG: 0.366 (1, 8) (8, 9)	1-1 B1-3		0-2 F8		1-0 1B BB	1-0 F8		0-1 G6-3	
<b>Dave Magadan, L</b> OBP: 0.376, SLG: 0.338 (1, 3)	1-3 K		0-0 SF9		4-0 1B BB	2-1 FC6		2-0 G4-3	
<b>Gregg Jefferies, S</b> OBP: 0.323, SLG: 0.390 (1, 4)	1-2 F7		0-0 F7		0-0 P4		1-0 1B 2B		
<b>Kevin McReynolds, R</b> OBP: 0.338, SLG: 0.444 (1, 7)		2-3 K		1-1 G4-3	1-2 1B		0-1 SH1-4 1B 1B		
<b>Howard Johnson, S</b> OBP: 0.346, SLG: 0.525 (1, 5)		1-0 P6		0-1 G3	0-0 P5		0-0 1B SH1-4 1B		
<b>Mackey Sasser, L</b> OBP: 0.311, SLG: 0.460 <b>Chuck Carr, S</b> OBP: 0.333, SLG: 0.333 (1, 9) (8, 8)		1-2 G4-3		2-2 FC6-4 1B		1-0 HR 1B	0-1 SH1-4		
<b>Kevin Elster, R</b> OBP: 0.303, SLG: 0.359 (1, 6)			2-2 E 1B SF9 1B	0-1 FC6-4		1-2 P3	1-1 G5-4-3 1B		
<b>Charlie O'Brien, R</b> OBP: 0.290, SLG: 0.259 (1, 2)			0-0 SF9 E 1B		1-2 1B SH3 1B	0-0 HR	0-0 G5-4-3		
<b>Dwight Gooden, R</b> OBP: 0.238, SLG: 0.333 <b>Pete Schourek, L</b> OBP: 0.200, SLG: 0.111 <b>Chris Donnels, L</b> OBP: 0.385, SLG: 0.286 <b>Tim Burke, R</b> (1, 1) (6, 1) (6, PH) (7, 1)			0-0 FC		0-1 SH3	2-0 FC6 1B		0-1 G1-3	

Inning Stats	R: 0	H: 0	E: 0	LOB: 0	K: 1	BB: 0	S: 9	P: 12
	R: 0	H: 0	E: 0	LOB: 0	K: 1	BB: 0	S: 7	P: 11
	R: 1	H: 2	E: 1	LOB: 2	K: 0	BB: 0	S: 10	P: 12
	R: 0	H: 1	E: 0	LOB: 1	K: 0	BB: 0	S: 9	P: 12
	R: 1	H: 3	E: 0	LOB: 3	K: 0	BB: 1	S: 11	P: 18
	R: 2	H: 3	E: 0	LOB: 1	K: 0	BB: 0	S: 11	P: 18
	R: 2	H: 4	E: 0	LOB: 1	K: 0	BB: 0	S: 9	P: 11
	R: 0	H: 0	E: 0	LOB: 0	K: 0	BB: 0	S: 5	P: 7

PITCHER	IP	WLS	BF	H	R	ER	SO	BB	IBB	HBP	BLK	WP	HR	S	P	ERA	WHIP
<b>Bob Tewksbury, R</b> ERA: 3.16 (1, 1)	6.0	L	31	11	6	5	2	1	0	0	0	0	1	60	87	7.50	2.000
<b>Juan Agosto, L</b> ERA: 5.21 (7, 1)	0.1		3	2	0	0	0	0	0	0	0	0	0	5	6	0.00	6.000
<b>Cris Carpenter, R</b> ERA: 4.3 (7, 1)	1.2		4	0	0	0	0	0	0	0	0	0	0	6	8	0.00	0.000



Cincinnati Reds @ New York Mets  
 Shea Stadium, Flushing, NY  
 Fri Aug 23 1991, 7:05 PM EDT  
 Att. 28,967 - Cloudy - 81 F

livebaseballscorecards.com

AB	40
R	6
H	16
RBI	5
BB	0
SO	5
LOB	9



Batter	1	2	3	4	5	6	7	8	9	AB	R	H	RBI	BB	SO	LOB											
Reggie Sanders, R (1, 8) OBP: 0.222, SLG: 0.222	F9	F7		1B		K		1B		5	1	2	0	0	1	2											
Barry Larkin, R (1, 6) OBP: 0.373, SLG: 0.504	G6-3	G5-3		1B				CS		5	0	3	0	0	0	2											
Chris Sabo, R (1, 5) OBP: 0.361, SLG: 0.499	E		1B	1B		F7		CS	K	5	2	3	1	0	1	1											
Carmelo Martinez, R (1, 3) OBP: 0.328, SLG: 0.362	E8		1B	1B		FC6-4			K	5	0	1	0	0	1	2											
Glenn Braggs, R (1, 7) OBP: 0.321, SLG: 0.430	F7		CS			G6-3		F7	G5-3	5	0	1	1	0	0	1											
Mariano Duncan, R (1, 4) OBP: 0.258, SLG: 0.337		2B	1B	HR		G5-3		1B		4	2	3	1	0	0	0											
Paul O'Neill, L (1, 9) OBP: 0.342, SLG: 0.486		1B	G4-3			HR		K		4	1	2	1	0	1	1											
Joe Oliver, R (1, 2) OBP: 0.268, SLG: 0.380		SH1-4				G5-3		G5-3	F8	4	0	1	1	0	0	0											
Tom Browning, L (1, 1) OBP: 0.186, SLG: 0.224		SH1-4				G3			K	3	0	0	0	0	1	0											
Ted Power, R (8, 1)										0	0	0	0	0	0	0											
Rob Dibble, L (9, 1)										0	0	0	0	0	0	0											
<b>Inning Stats</b>	R: 1 E: 1 K: 0 S: 10	H: 1 LOB: 1 BB: 0 P: 15	R: 1 E: 0 K: 0 S: 16	H: 3 LOB: 2 BB: 0 P: 25	R: 2 E: 0 K: 0 S: 10	H: 4 LOB: 0 BB: 0 P: 16	R: 1 E: 0 K: 0 S: 13	H: 3 LOB: 2 BB: 0 P: 16	R: 0 E: 0 K: 1 S: 15	H: 1 LOB: 1 BB: 0 P: 24	R: 0 E: 0 K: 1 S: 9	H: 1 LOB: 1 BB: 0 P: 14	R: 0 E: 0 K: 1 S: 10	H: 2 LOB: 1 BB: 0 P: 17	R: 0 E: 0 K: 2 S: 12	H: 0 LOB: 0 BB: 0 P: 19	1B: 13 2B: 1 3B: 0 HR: 2	SF: 0 SAC: 1 DP: 0 HBP: 0	WP: 0 PB: 0 SB: 0 CS: 3	PA: 42							
<b>PITCHER</b>	IP	WLS	BF	H	R	ER	SO	BB	IBB	HBP	BLK	WP	HR	S	P	ERA	WHIP										
Frank Viola, L (1, 1) ERA: 3.8	3.2	L	21	11	5	4	0	0	0	0	0	0	1	44	66	9.82	3.000										
Jeff Innis, R (4, 1) ERA: 2.77	1.1		5	1	1	1	0	0	0	0	0	0	1	13	14	6.75	0.750										
Doug Simons, L (6, 1) ERA: 5.21	2.0		8	2	0	0	2	0	0	0	0	0	0	24	38	0.00	1.000										
Alejandro Pena, R (8, 1) ERA: 2.51	1.0		4	2	0	0	1	0	0	0	0	0	0	10	17	0.00	2.000										
John Franco, L (9, 1) ERA: 2.54	1.0		3	0	0	0	2	0	0	0	0	0	0	12	19	0.00	0.000										

Batter	1	2	3	4	5	6	7	8	9	AB	R	H	RBI	BB	SO	LOB
Keith Miller, R (1, 9) OBP: 0.315, SLG: 0.363 Mackey Sasser, L (9, PH) OBP: 0.309, SLG: 0.457	1-0 F7			1-1 1B	2-3 K			1-2 E7	2-3 K	4	0	2	0	0	1	1
Kevin Elster, R (1, 6) OBP: 0.306, SLG: 0.359	2-3 K			0-3 K		1-0 1B		4-2 BB		3	0	1	0	0	1	2
Kevin McReynolds, R (1, 7) OBP: 0.335, SLG: 0.440	0-1 F7			1-1 F8		1-2 F8		1-1 F7		4	0	0	0	0	0	4
Howard Johnson, S (1, 5) OBP: 0.345, SLG: 0.522			3-2 P6	1-2 1B		1-3 K		3-3 K		4	0	1	0	0	2	3
Mark Carreon, R (1, 8) OBP: 0.299, SLG: 0.337 John Franco, L (9, 1)			3-1 P2	0-0 F7		1-0 1B		0-0 F8		4	0	1	0	0	0	4
Gregg Jefferies, S (1, 4) OBP: 0.325, SLG: 0.392			0-3 K		2-2 PB 1B		0-1 F7		3-1 1B	4	1	2	0	0	1	2
Rick Cerone, R (1, 2) OBP: 0.365, SLG: 0.346 Dave Magadan, L (9, PH) OBP: 0.377, SLG: 0.340			1-0 G6-3		4-0 G5-4-3 1B		0-1 F9		2-2 1B	2	0	0	0	0	1	0
Garry Templeton, S (1, 3) OBP: 0.219, SLG: 0.286			0-0 F7		0-2 G5-4-3 1B		1-1 P3		1-1 F9	4	0	1	1	0	0	2
Frank Viola, L (1, 1) OBP: 0.129, SLG: 0.148 Jeff Innis, R (4, 1) Charlie O'Brien, R (5, PH) OBP: 0.288, SLG: 0.257 Doug Simons, L (6, 1) Chuck Carr, S (7, PH) OBP: 0.250, SLG: 0.250 Alejandro Pena, R (8, 1) Daryl Boston, L (9, 8) OBP: 0.327, SLG: 0.364			0-2 G6-3		0-0 G5-4-3 1B		0-0 F9		2-3 K	1	0	0	0	0	0	0

Inning Stats	R: 0	H: 0	E: 0	K: 1	S: 7	R: 0	H: 0	E: 0	K: 1	S: 10	R: 0	H: 0	E: 0	K: 0	S: 5	R: 0	H: 2	E: 0	K: 1	S: 11	R: 1	H: 2	E: 0	K: 1	S: 11	R: 0	H: 2	E: 0	K: 1	S: 10	R: 0	H: 0	E: 1	K: 1	S: 12	R: 0	H: 1	E: 0	K: 2	S: 17	R: 0	H: 2	E: 0	K: 2	S: 17	1B: 9	SF: 0	2B: 0	SAC: 0	3B: 0	DP: 1	HR: 0	HBP: 0	WP: 0	PA: 37
--------------	------	------	------	------	------	------	------	------	------	-------	------	------	------	------	------	------	------	------	------	-------	------	------	------	------	-------	------	------	------	------	-------	------	------	------	------	-------	------	------	------	------	-------	------	------	------	------	-------	-------	-------	-------	--------	-------	-------	-------	--------	-------	--------

PITCHER	IP	WLS	BF	H	R	ER	SO	BB	IBB	HBP	BLK	WP	HR	S	P	ERA	WHIP
Tom Browning, L (1, 1) ERA: 3.94	7.0		28	7	1	1	5	1	0	0	0	0	0	62	89	1.29	1.143
Ted Power, R (8, 1) ERA: 3.21	1.0		6	2	0	0	1	1	0	0	0	0	0	15	28	0.00	3.000
Rob Dibble, R (9, 1) ERA: 2.35	1.0		3	0	0	0	2	0	0	0	0	0	0	11	16	0.00	0.000

**BOTTOM**

**Cincinnati Reds @ New York Mets**  
**Shea Stadium, Flushing, NY**  
 Fri Aug 23 1991, 7:05 PM EDT  
 Att: 28,967 - Cloudy - 81 F

livebaseballscorecards.com

<b>AB</b>	<b>35</b>
<b>R</b>	<b>1</b>
<b>H</b>	<b>9</b>
<b>RBI</b>	<b>1</b>
<b>BB</b>	<b>2</b>
<b>SO</b>	<b>8</b>
<b>LOB</b>	<b>23</b>





Cincinnati Reds @ New York Mets  
 Shea Stadium, Flushing, NY  
 Sat Aug 24 1991, 3:33 AM EDT  
 Att. 39,986 - Cloudy - 73 F

livebaseballscorecards.com

AB	37
R	7
H	14
RBI	7
BB	3
SO	5
LOB	18



WP:	1	PA:	43
PB:	1		
SB:	2		
CS:	0		

Batter	1	2	3	4	5	6	7	8	9	AB	R	H	RBI	BB	SO	LOB	TOP										
Herm Winningham, L (1, 8) OBP: 0.278, SLG: 0.303	1-0 FC3-6 1B	0-1 1B 1B	0-0 PB 1B		1-0 G4-3			1-0 P3		5	1	3	0	0	0	1											
Hal Morris, L (1, 3) OBP: 0.367, SLG: 0.478	1-2 FC3-6 HR	2-1 1B 1B	2-2 SF9			0-0 SF8 2B		0-1 WP 2B		4	2	3	2	0	0	1											
Barry Larkin, R (1, 6) OBP: 0.376, SLG: 0.512	0-0 HR	2-0 1B	2-2 F8			4-1 BB		2-3 K		4	1	2	3	1	1	3											
Paul O'Neill, L (1, 9) OBP: 0.345, SLG: 0.487	3-1 E6 2B	4-0 IBB		4-2 F9-3 BB		1-3 K		3-2 P2		3	0	1	0	2	1	3											
Chris Sabo, R (1, 5) OBP: 0.357, SLG: 0.494	0-1 E6	1-0 P6		1-0 F9-3		2-1 SF8			0-1 F9	4	0	0	1	0	0	5											
Glenn Braggs, R (1, 7) OBP: 0.319, SLG: 0.425	2-3 K		0-2 1B 1B		0-1 F7		0-3 K		2-1 G4-3	5	1	1	0	0	2	2											
Jeff Reed, L (1, 2) OBP: 0.339, SLG: 0.361		2-2 F7	1-0 1B 1B SF9 1B		0-0 SH5-4 1B			0-0 F8		5	1	2	0	0	0	0											
Mariano Duncan, R (1, 4) OBP: 0.258, SLG: 0.335		0-0 G5-3	1-0 PB 1B 1B		1-0 F7			1-1 G5-3		4	0	1	1	0	0	1											
Jose Rijo, R (1, 1) OBP: 0.255, SLG: 0.240		0-2 1B 1B	0-3 K		1-0 SH5-4			0-0 F8		3	1	1	0	0	1	2											
<b>Inning Stats</b>	R: 2 E: 1 K: 1 S: 14	H: 3 LOB: 1 BB: 0 P: 21	R: 2 E: 0 K: 0 S: 13	H: 4 LOB: 3 BB: 1 P: 24	R: 2 E: 0 K: 1 S: 17	H: 4 LOB: 2 BB: 0 P: 23	R: 0 E: 0 K: 0 S: 5	H: 0 LOB: 0 BB: 1 P: 10	R: 0 E: 0 K: 0 S: 4	H: 1 LOB: 1 BB: 0 P: 7	R: 1 E: 0 K: 2 S: 11	H: 1 LOB: 1 BB: 1 P: 18	R: 0 E: 0 K: 0 S: 4	H: 0 LOB: 0 BB: 0 P: 5	R: 0 E: 0 K: 1 S: 12	H: 1 LOB: 1 BB: 0 P: 18	R: 0 E: 0 K: 0 S: 7	H: 0 LOB: 0 BB: 0 P: 10	1B: 10 2B: 4 3B: 0 HR: 1	SF: 2 SAC: 1 DP: 1 HBP: 0	WP: 1 PA: 43						
<b>PITCHER</b>	IP	WLS	BF	H	R	ER	SO	BB	IBB	HBP	BLK	WP	HR	S	P	ERA	WHIP										
Wally Whitehurst, R (1, 1) ERA: 4.23	2.0	L	17	10	6	6	1	0	1	0	0	0	1	32	52	27.00	5.000										
Pete Schourek, L (3, 1) ERA: 3.91	3.1		14	3	1	1	2	2	0	0	0	0	0	27	44	2.70	1.500										
Jeff Innis, R (6, 1) ERA: 2.74	0.2		2	0	0	0	1	0	0	0	0	0	0	5	7	0.00	0.000										
Doug Simons, L (7, 1) ERA: 4.99	2.0		7	1	0	0	1	0	0	0	0	1	0	16	23	0.00	0.500										
Tim Burke, R (9, 1) ERA: 4.19	1.0		3	0	0	0	0	0	0	0	0	0	0	7	10	0.00	0.000										

Batter	1	2	3	4	5	6	7	8	9	AB R H RBI BB SO LOB
Keith Miller, R (1, 9) OBP: 0.308, SLG: 0.355 Doug Simons, L (7, 1) Tim Burke, R (9, 1) Chris Donnels, L (9, PH) OBP: 0.370, SLG: 0.273	0-1 G5-3			2-2 F9		1-3 K			0-3 K	3 0 0 0 0 1 0 0 0 0 0 0 0 0 0 0 0 0 0 0 0 1 0 0 0 0 1 1
Dave Magadan, L (1, 3) OBP: 0.376, SLG: 0.337	3-3 K			1-2 P4			0-2 F7		4-2 BB	3 0 0 0 1 1 0
Kevin McReynolds, R (1, 7) OBP: 0.332, SLG: 0.435	2-1 G6-3			0-1 P3			2-2 F9		0-1 F9	4 0 0 0 0 0 2
Howard Johnson, S (1, 5) OBP: 0.343, SLG: 0.518		1-3 K			1-0 G6-3		2-2 P6			3 0 0 0 0 1 0
Mackey Sasser, L (1, 2) OBP: 0.303, SLG: 0.448		1-2 P5			3-2 F8			2-1 G4-3		3 0 0 0 0 0 0
Gregg Jefferies, S (1, 4) OBP: 0.325, SLG: 0.391		1-2 G3			1-0 FC6-4 1B			2-3 K		3 0 1 0 0 1 0
Daryl Boston, L (1, 8) OBP: 0.322, SLG: 0.358 (7, 9)			3-3 K		0-0 FC6-4 1-2f			3-3 K		3 0 0 0 0 2 1
Kevin Elster, R (1, 6) OBP: 0.306, SLG: 0.359			1-3 K			0-0 B1-3			0-1 BB 1B	3 0 1 0 0 1 0
Wally Whitehurst, R (1, 1) OBP: 0.172, SLG: 0.148 Pete Schourek, L (3, 1) OBP: 0.182, SLG: 0.100 Jeff Innis, R (6, 1) Chuck Carr, S (6, PH) OBP: 0.167, SLG: 0.167 (7, 8)			2-3 K			3-2 F9			2-2 F7	0 0 0 0 0 0 0 1 0 0 0 0 1 0 0 0 0 0 0 0 0 2 0 0 0 0 0 1

Inning Stats	R: 0 E: 0 K: 1 S: 8	H: 0 LOB: 0 BB: 0 P: 13	R: 0 E: 0 K: 1 S: 9	H: 0 LOB: 0 BB: 0 P: 12	R: 0 E: 0 K: 3 S: 10	H: 0 LOB: 0 BB: 0 P: 16	R: 0 E: 0 K: 0 S: 8	H: 0 LOB: 0 BB: 0 P: 11	R: 0 E: 0 K: 0 S: 8	H: 1 LOB: 1 BB: 0 P: 13	R: 0 E: 0 K: 1 S: 9	H: 0 LOB: 0 BB: 0 P: 13	R: 0 E: 0 K: 2 S: 8	H: 0 LOB: 0 BB: 0 P: 15	R: 0 E: 0 K: 1 S: 14	H: 1 LOB: 2 BB: 1 P: 20	1B: 2 2B: 0 3B: 0 HR: 0	SF: 0 SAC: 0 DP: 0 HBP: 0
--------------	------------------------------	----------------------------------	------------------------------	----------------------------------	-------------------------------	----------------------------------	------------------------------	----------------------------------	------------------------------	----------------------------------	------------------------------	----------------------------------	------------------------------	----------------------------------	-------------------------------	----------------------------------	----------------------------------	------------------------------------

PITCHER	IP	WLS	BF	H	R	ER	SO	BB	IBB	HBP	BLK	WP	HR	S	P	ERA	WHIP
Jose Rijo, R (1, 1) ERA: 2.5	9.0	W	30	2	0	0	9	1	0	0	0	0	0	83	126	0.00	0.333


**BOTTOM**

**Cincinnati Reds @ New York Mets**  
Shea Stadium, Flushing, NY

Sat Aug 24 1991, 3:33 AM EDT  
Att: 39,986 - Cloudy - 73 F


livebaseballscorecards.com

AB	29
R	0
H	2
RBI	0
BB	1
SO	9
LOB	5



WP: 0	PA: 30
PB: 0	SB: 0
CS: 0	



Batter	1	2	3	4	5	6	7	8	9	AB R H RBI BB SO LOB	TOP	
Herm Winningham, L (1, 8) OBP: 0.277, SLG: 0.297 Joe Oliver, R (9, PH) OBP: 0.267, SLG: 0.379	4-1 1B BB	0-0 G4-3			2-1 P2		0-0 G1		1-1 P6	3 0 0 0 1 0 1 1 0 0 0 0 0 1		
Hal Morris, L (1, 3) OBP: 0.371, SLG: 0.481	3-2 1B BB		1-1 G4-3 1B		1-1 1B		0-2 F7			4 0 3 0 0 0 0		
Barry Larkin, R (1, 6) OBP: 0.374, SLG: 0.510	2-2 F9		1-1 F8		1-0 F8			1-1 G4-3 1B		4 0 1 0 0 0 4		
Paul O'Neill, L (1, 9) OBP: 0.344, SLG: 0.484	2-3 K		1-0 G4-3		4-2 G4-6-3 BB			0-0 G4-3		3 0 0 0 1 1 4		
Bill Doran, S (1, 4) OBP: 0.353, SLG: 0.369	1-2 G4-3		0-0 G3		0-0 G4-6-3			1-3 K		4 0 0 0 0 1 5		
Glenn Braggs, R (1, 7) OBP: 0.323, SLG: 0.432 Billy Hatcher, R (6, PR) OBP: 0.310, SLG: 0.361 (6, 7)		0-0 F8 1B 2B		1-3 K		1-1 BB 1B		0-2 F7		3 1 2 0 0 1 0 1 0 0 0 0 0 1		
Jeff Reed, L (1, 2) OBP: 0.339, SLG: 0.357 Mariano Duncan, R (9, PH) OBP: 0.261, SLG: 0.338		2-1 F8		3-3 K		4-1 BB		2-2 1B 1B		2 0 0 0 1 1 1 1 0 1 0 0 0 0	AB 34 R 1 H 9 RBI 1 BB 3 SO 7 LOB 21	
Luis Quinones, S (1, 5) OBP: 0.308, SLG: 0.298		1-0 1B		1-0 P6		0-1 F9		1-0 F8		4 0 1 1 0 0 3		
Randy Myers, L (1, 1) OBP: 0.222, SLG: 0.278 Carmelo Martinez, R (7, PH) OBP: 0.327, SLG: 0.361 Norm Charlton, S (7, 1) OBP: 0.043, SLG: 0.087 Chris Sabo, R (9, PH) OBP: 0.359, SLG: 0.495		1-3 K		2-3 K			2-3 K		1-0 1B	2 0 0 0 0 2 1 1 0 0 0 0 1 0 0 0 0 0 0 0 0 1 0 1 0 0 0 0		
Inning Stats	R: 0 H: 1 E: 0 LOB: 2 K: 1 BB: 1 S: 14 P: 26	R: 1 H: 2 E: 0 LOB: 1 K: 1 BB: 0 S: 8 P: 12	R: 0 H: 1 E: 0 LOB: 1 K: 0 BB: 0 S: 6 P: 9	R: 0 H: 0 E: 0 LOB: 0 K: 2 BB: 0 S: 8 P: 13	R: 0 H: 1 E: 0 LOB: 1 K: 1 BB: 0 S: 9 P: 15	R: 0 H: 1 E: 0 LOB: 2 K: 0 BB: 2 S: 8 P: 17	R: 0 H: 0 E: 0 LOB: 0 K: 1 BB: 0 S: 8 P: 10	R: 0 H: 1 E: 0 LOB: 1 K: 1 BB: 0 S: 10 P: 12	R: 0 H: 2 E: 0 LOB: 1 K: 0 BB: 0 S: 7 P: 12	1B: 8 SF: 0 2B: 1 SAC: 0 3B: 0 DP: 1 HR: 0 HBP: 0	WP: 0 PA: 37 PB: 0 SB: 0 CS: 0	
PITCHER	IP WLS BF H R ER SO BB IBB HBP BLK WP HR S P ERA WHIP											
David Cone, R (1, 1) ERA: 3.43	8.0 W 33 7 1 1 7 3 0 0 0 0 0 0 71 114 1.12 1.250											
John Franco, L (9, 1) ERA: 2.48	1.0 S 4 2 0 0 0 0 0 0 0 0 0 0 7 12 0.00 2.000											

Cincinnati Reds @ New York Mets  
Shea Stadium, Flushing, NY  
Sun Aug 25 1991, 7:05 PM EDT  
Att. 26,399 - Sunny - 68 F

livebaseballscorecards.com





**New York Mets @ Houston Astros**  
 Astrodome, Houston, TX  
 Mon Aug 26 1991, 8:05 PM EDT  
 Att. 7,720 - Dome - 70 F

livebaseballscorecards.com

AB	39
R	6
H	11
RBI	6
BB	5
SO	5
LOB	18



WP	1	PA	45
PB	1		
SB	0		
CS	0		

Batter	1	2	3	4	5	6	7	8	9	10	AB	R	H	RBI	BB	SO	LOB
Daryl Boston, L OBP: 0.319, SLG: 0.353 John Franco, L (9, 1)	P2		K				F9		P6		5	1	1	0	0	1	1
Dave Magadan, L OBP: 0.377, SLG: 0.344 Kevin McReynolds, R OBP: 0.332, SLG: 0.432 Mark Carreon, R OBP: 0.295, SLG: 0.328 Alejandro Pena, R OBP: 0.305, SLG: 0.345 Keith Miller, R OBP: 0.305, SLG: 0.345	F8			WP G3-1			G4-3			F7	5	1	3	2	0	0	0
Howard Johnson, S OBP: 0.341, SLG: 0.512				G3-1			G4-3		P4		1	1	1	0	1	0	0
Mackey Sasser, L OBP: 0.312, SLG: 0.469											2	0	0	0	0	0	2
Gregg Jefferies, S OBP: 0.328, SLG: 0.396											0	0	0	0	0	0	0
Rick Cerone, R OBP: 0.366, SLG: 0.344											0	1	0	0	1	0	0
Garry Templeton, S OBP: 0.228, SLG: 0.302											5	1	1	0	0	1	5
Sid Fernandez, L OBP: 0.154, SLG: 0.231 Chris Donnels, L OBP: 0.357, SLG: 0.261 Chuck Carr, S OBP: 0.125, SLG: 0.125											2	0	0	0	0	2	0
											1	0	0	0	0	0	1
											2	0	0	0	0	0	3

Batter	1	2	3	4	5	6	7	8	9	10
Daryl Boston, L OBP: 0.319, SLG: 0.353 John Franco, L (9, 1)	P2		K				F9		P6	
Dave Magadan, L OBP: 0.377, SLG: 0.344 Kevin McReynolds, R OBP: 0.332, SLG: 0.432 Mark Carreon, R OBP: 0.295, SLG: 0.328 Alejandro Pena, R OBP: 0.305, SLG: 0.345 Keith Miller, R OBP: 0.305, SLG: 0.345	F8			WP G3-1			G4-3			F7
Howard Johnson, S OBP: 0.341, SLG: 0.512				G3-1			G4-3		P4	
Mackey Sasser, L OBP: 0.312, SLG: 0.469										
Gregg Jefferies, S OBP: 0.328, SLG: 0.396										
Rick Cerone, R OBP: 0.366, SLG: 0.344										
Garry Templeton, S OBP: 0.228, SLG: 0.302										
Sid Fernandez, L OBP: 0.154, SLG: 0.231 Chris Donnels, L OBP: 0.357, SLG: 0.261 Chuck Carr, S OBP: 0.125, SLG: 0.125										

Inning Stats	R: 0	H: 1	R: 0	H: 0	R: 0	H: 0	R: 2	H: 1	R: 1	H: 2	R: 0	H: 1	R: 0	H: 1	R: 0	H: 0	R: 2	H: 3
	E: 0	LOB: 1	E: 0	LOB: 0	E: 0	LOB: 0	E: 1	LOB: 2	E: 0	LOB: 1	E: 0	LOB: 0	E: 0	LOB: 1	E: 0	LOB: 0	E: 0	LOB: 3
	K: 1	BB: 0	K: 0	BB: 0	K: 2	BB: 0	K: 0	BB: 3	K: 1	BB: 0	K: 0	BB: 0	K: 0	BB: 1	K: 1	BB: 0	K: 0	BB: 2
	S: 10	P: 14	S: 7	P: 12	S: 7	P: 9	S: 15	P: 34	S: 14	P: 23	S: 5	P: 9	S: 14	P: 20	S: 10	P: 12	S: 7	P: 11

PITCHER	IP	WLS	BF	H	R	ER	SO	BB	IBB	HBP	BLK	WP	HR	S	P	ERA	WHIP
Pete Harnisch, R ERA: 2.52	7.0		30	7	4	3	4	3	0	0	0	1	0	72	121	3.86	1.429
Al Osuna, L ERA: 2.2	1.0		4	1	0	0	0	0	0	0	0	0	0	10	12	0.00	1.000
Dwayne Henry, R ERA: 3.19	2.0	L	11	3	2	2	1	1	1	0	0	0	0	21	42	9.00	2.000

Batter	1	2	3	4	5	6	7	8	9	10	AB	R	H	RBI	BB	SO	LOB
Gerald Young, S OBP: 0.289, SLG: 0.257 (1, 8)	P3			G6-3		G6-3		K		G5-3	5	0	1	0	0	1	1
Craig Biggio, R OBP: 0.361, SLG: 0.367 (1, 2)	K			G6-3		L6		5 1B		G5-3	5	0	1	0	0	1	2
5 Jeff Bagwell, R Dwayne Henry, R (9, 1)	F8			IHR		K		1B			4	1	2	0	0	1	1
Ken Caminiti, S OBP: 0.305, SLG: 0.378 (1, 5)	F8			IHR				1B			4	1	2	2	0	0	0
Javier Ortiz, R Steve Finley, L (7, PH)	K			F8						G4-3	2	0	0	0	0	1	0
Mike Simms, R Luis Gonzalez, L (7, PH)	K									K	2	0	0	0	0	2	0
Rafael Ramirez, R OBP: 0.276, SLG: 0.297 (1, 4)				F8		F8		K		K	4	0	0	0	0	3	0
Andujar Cedeno, R OBP: 0.258, SLG: 0.405 (1, 6)				P3		P3		HR		G5-3	4	1	1	0	0	0	0
Pete Harnisch, S Al Osuna, R (8, 1)				L9				HR			2	0	0	0	0	0	0
Jose Tolentino, L OBP: 0.308, SLG: 0.542 (8, PH)						B5-3		HR		WP	2	1	2	2	0	0	0

Inning Stats	R: 0	H: 0	E: 0	K: 1	S: 9	R: 0	H: 0	E: 0	K: 2	S: 8	R: 0	H: 0	E: 0	K: 1	S: 11	R: 2	H: 2	E: 0	K: 0	S: 12	R: 0	H: 0	E: 0	K: 1	S: 6	R: 0	H: 1	E: 0	K: 0	S: 13	R: 0	H: 0	E: 0	K: 0	S: 7	R: 2	H: 5	E: 0	K: 2	S: 16	R: 0	H: 0	E: 0	K: 2	S: 11	R: 0	H: 1	E: 0	K: 0	S: 8	1B: 5	SF: 0	2B: 2	3B: 0	HR: 2	WP: 1	PA: 38
--------------	------	------	------	------	------	------	------	------	------	------	------	------	------	------	-------	------	------	------	------	-------	------	------	------	------	------	------	------	------	------	-------	------	------	------	------	------	------	------	------	------	-------	------	------	------	------	-------	------	------	------	------	------	-------	-------	-------	-------	-------	-------	--------

PITCHER	IP	WLS	BF	H	R	ER	SO	BB	IBB	HBP	BLK	WP	HR	S	P	ERA	WHIP
Sid Fernandez, L ERA: 2.86 (1, 1)	6.0		21	3	2	2	6	0	0	0	0	0	0	59	87	3.00	0.500
Alejandro Pena, R ERA: 2.71 (7, 1)	2.0		10	5	2	2	2	0	0	0	0	0	1	23	30	9.00	2.500
John Franco, L ERA: 2.36 (9, 1)	2.0	W	7	1	0	0	2	0	0	0	0	1	0	19	27	0.00	0.500


**BOTTOM**

**New York Mets @ Houston Astros**  
Astrodome, Houston, TX

Mon Aug 26 1991, 8:05 PM EDT  
Att. 7,720 - Dome - 70 F

livebaseballscorecards.com

AB	38
R	4
H	9
RBI	4
BB	0
SO	10
LOB	4





Batter	1	2	3	4	5	6	7	8	9	AB R H RBI BB SO LOB	TOP											
Daryl Boston, L (1, 8) OBP: 0.316, SLG: 0.349 Doug Simons, L (8, 1)	0-1 G4-3		2-1 F7		0-3 K		1-1 G5-3 2B	2-0 F8		5 1 1 0 0 1 4 0 0 0 0 0 0 0												
Dave Magadan, L (1, 3) OBP: 0.379, SLG: 0.349	1-2 G6-3		4-0 1-2 BB		1-0 1-3 2-H 1B		1-1 1-3 2B		1-2 G3	4 0 2 1 1 0 0												
Mark Carreon, R (1, 7) OBP: 0.287, SLG: 0.319 (8, 8)	0-0 L7		1-0 L7		2-1 P2		2-1 G5-3		1-1 G5-3	5 0 0 1 0 0 5												
Howard Johnson, S (1, 5) OBP: 0.339, SLG: 0.507		1-2 P6		1-3 K		2-3 K	1-1 L9		4-0 BB	4 0 0 0 1 2 1												
Mackey Sasser, L (1, 9) OBP: 0.315, SLG: 0.470		4-1 BB		0-0 F9		1-0 BB 2B	3-3 K		0-0 L6	4 0 1 0 1 1 2												
Gregg Jefferies, S (1, 4) OBP: 0.327, SLG: 0.392		0-3 K		1-1 G1-3		4-1 BB BB		1-1 G6-3		3 0 0 0 1 1 1												
Kevin Elster, R (1, 6) OBP: 0.312, SLG: 0.362		1-0 F9			0-0 1B HBP 1B	4-1 1-2 2-3 BB		3-1 2B 1B		3 2 2 0 1 0 1												
Charlie O'Brien, R (1, 2) OBP: 0.303, SLG: 0.265			2-0 P2		3-1 1B HBP SAFE	1-3 K		1-1 2B		3 0 1 1 0 1 3												
Wally Whitehurst, R (1, 1) OBP: 0.200, SLG: 0.179 Chris Donnels, L (5, PH) OBP: 0.345, SLG: 0.250 Pete Schourek, L (5, 1) OBP: 0.157, SLG: 0.100 Garry Templeton, S (6, PH) OBP: 0.227, SLG: 0.300 Jeff Innis, R (6, 1) Keith Miller, R (8, PH) OBP: 0.303, SLG: 0.343 (8, 7)			2-2 BB 1B		2-2 L7	1-0 G4-3		2-3 K		1 0 1 0 0 0 0 1 0 0 0 0 0 2 0 0 0 0 0 0 0 1 0 0 0 0 0 3 0 0 0 0 0 0 0 1 0 0 0 0 1 1												
<b>Inning Stats</b>	R: 0 E: 0 K: 0 S: 6	H: 0 LOB: 0 BB: 0 P: 7	R: 0 E: 0 K: 1 S: 9	H: 0 LOB: 1 BB: 1 P: 15	R: 0 E: 0 K: 0 S: 7	H: 1 LOB: 2 BB: 1 P: 18	R: 0 E: 0 K: 1 S: 6	H: 0 LOB: 0 BB: 0 P: 8	R: 1 E: 0 K: 1 S: 11	H: 2 LOB: 2 BB: 0 P: 19	R: 0 E: 0 K: 2 S: 13	H: 1 LOB: 3 BB: 2 P: 26	R: 1 E: 0 K: 1 S: 15	H: 2 LOB: 1 BB: 0 P: 23	R: 1 E: 0 K: 1 S: 11	H: 2 LOB: 1 BB: 0 P: 20	R: 0 E: 0 K: 0 S: 6	H: 0 LOB: 1 BB: 1 P: 12	1B: 5 2B: 3 3B: 0 HR: 0	SF: 0 SAC: 0 DP: 0 HBP: 1	WP: 0 PB: 0 SB: 0 CS: 0	PA: 41
<b>PITCHER</b>	IP WLS BF H R ER SO BB IBB HBP BLK WP HR S P ERA WHIP												<b>PITCHER</b>	IP WLS BF H R ER SO BB IBB HBP BLK WP HR S P ERA WHIP								
Darryl Kile, R (1, 1) ERA: 3.69	6.0 W 29 6 2 2 5 4 0 1 0 0 0 56 99 3.00 1.667																					
Curt Schilling, R (7, 1) ERA: 4.1	3.0 S 12 2 1 1 2 1 0 0 0 0 0 28 49 3.00 1.000																					

**New York Mets @ Houston Astros**  
Astrodome, Houston, TX  
Tue Aug 27 1991, 8:05 PM EDT  
Att. 9,175 - Dome - 70 F

[livebaseballscorecards.com](http://livebaseballscorecards.com)

<b>AB</b>	<b>35</b>
<b>R</b>	<b>3</b>
<b>H</b>	<b>8</b>
<b>RBI</b>	<b>3</b>
<b>BB</b>	<b>5</b>
<b>SO</b>	<b>7</b>
<b>LOB</b>	<b>23</b>



**BOTTOM**

**New York Mets @ Houston Astros**  
 Astrodome, Houston, TX  
 Tue Aug 27 1991, 8:05 PM EDT  
 Att. 9,175 - Dome - 70 F

livebaseballscorecards.com

<b>AB</b>	<b>32</b>
<b>R</b>	<b>8</b>
<b>H</b>	<b>10</b>
<b>RBI</b>	<b>7</b>
<b>BB</b>	<b>3</b>
<b>SO</b>	<b>3</b>
<b>LOB</b>	<b>10</b>



WP: 0	PA: 37
PB: 0	
SB: 0	
CS: 0	

AB	R	H	RBI	BB	SO	LOB
5	1	2	1	0	0	1
3	2	3	0	1	0	0
4	0	0	1	0	0	5
4	2	2	1	0	1	0
3	1	1	3	0	1	0
2	1	1	0	2	1	0
0	0	0	0	0	0	0
4	1	1	0	0	0	2
4	0	0	1	0	0	2
2	0	0	0	0	0	0
0	0	0	0	0	0	0
1	0	0	0	0	0	0

Batter	1	2	3	4	5	6	7	8	9
<b>Steve Finley, L</b> OBP: 0.341, SLG: 0.430 (1, 8) (8, 9)	1-1 1B E 1B	0-0 G3		1-2 G3-1		0-0 1B		0-1 L4	
<b>Craig Biggio, R</b> OBP: 0.367, SLG: 0.374 (1, 2)	0-1 E9 5 G6-3 1B	4-0 BB			3-2 5 F9 1B 2B	0-1 5 G6-4-3 1B			
<b>5 Jeff Bagwell, R</b> OBP: 0.364, SLG: 0.435 (1, 3)	0-0 G6-3	2-2 L9			0-0 F9	0-1 G6-4-3			
<b>Luis Gonzalez, L</b> OBP: 0.310, SLG: 0.435 (1, 7)	1-3 K		0-0 E SF8 2B		1-2 HR 1B		1-2 G3-1		
<b>Ken Caminiti, S</b> OBP: 0.305, SLG: 0.384 (1, 5)	2-2 G3		3-2 SAFE SF8		0-0 HR		1-3 K		
<b>Mike Simms, R</b> OBP: 0.333, SLG: 0.316 <b>Gerald Young, S</b> OBP: 0.289, SLG: 0.257 (7, PR) (8, 8)		1-0 1B FC 1B	1-3 K		4-1 FC5-4 BB		4-2 BB		
<b>Rafael Ramirez, R</b> OBP: 0.276, SLG: 0.296 (1, 4)		3-2 SH5-4 G3 1B	2-2 G5-3		1-0 P4		0-0 G3		
<b>Andujar Cedeno, R</b> OBP: 0.250, SLG: 0.392 (1, 6)		2-2 FC G3 SH5-4		3-1 G6-3	2-0 FC5-4		2-2 L5		
<b>Darryl Kile, R</b> <b>Curt Schilling, R</b> OBP: 1.000, SLG: 1.000 <b>Jose Tolentino, L</b> OBP: 0.296, SLG: 0.520 (7, 1) (7, 3)		0-1 SH5-4		1-2 G5-3		0-1 G6-3		0-0 G3	

Inning Stats	R: 2	H: 2	E: 1	LOB: 0	K: 1	BB: 0	S: 11	R: 2	H: 2	E: 0	LOB: 2	K: 0	BB: 1	S: 15	R: 1	H: 1	E: 1	LOB: 0	K: 1	BB: 0	S: 11	R: 0	H: 0	E: 0	LOB: 0	K: 0	BB: 0	S: 8	R: 3	H: 3	E: 0	LOB: 1	K: 0	BB: 1	S: 11	R: 0	H: 2	E: 0	LOB: 1	K: 0	BB: 0	S: 7	R: 0	H: 0	E: 0	LOB: 1	K: 1	BB: 1	S: 9	R: 0	H: 0	E: 0	LOB: 0	K: 0	BB: 0	S: 7
--------------	------	------	------	--------	------	-------	-------	------	------	------	--------	------	-------	-------	------	------	------	--------	------	-------	-------	------	------	------	--------	------	-------	------	------	------	------	--------	------	-------	-------	------	------	------	--------	------	-------	------	------	------	------	--------	------	-------	------	------	------	------	--------	------	-------	------

PITCHER	IP	WLS	BF	H	R	ER	SO	BB	IBB	HBP	BLK	WP	HR	S	P	ERA	WHIP
<b>Wally Whitehurst, R</b> ERA: 4.32 (1, 1)	4.0	L	19	5	5	3	2	1	0	0	0	0	0	45	72	6.75	1.500
<b>Pete Schourek, L</b> ERA: 4.35 (5, 1)	1.0		7	3	3	3	0	1	0	0	0	0	1	11	22	27.00	4.000
<b>Jeff Innis, R</b> ERA: 2.66 (6, 1)	2.0		8	2	0	0	1	1	0	0	0	0	0	16	22	0.00	1.500
<b>Doug Simons, L</b> ERA: 4.89 (8, 1)	1.0		3	0	0	0	0	0	0	0	0	0	0	7	9	0.00	0.000

WP	HR	S	P	ERA	WHIP
0	0	0	0	0	0



Batter	1	2	3	4	5	6	7	8	9	AB R H RBI BB SO LOB	TOP											
Keith Miller, R (1, 9) OBP: 0.301, SLG: 0.336	0-0 F9		4-2 E 1B BB			1-3 K			0-1 G4-1	3 0 0 0 1 1 0												
Chuck Carr, S (1, 8) Daryl Boston, L (5, 8) Rick Cerone, R (9, PH) OBP: 0.200, SLG: 0.200 OBP: 0.314, SLG: 0.347 OBP: 0.364, SLG: 0.343	1-0 G1-3		3-1 E7 1B 1-3 2-H			1-2 G4-3			1-0 L4	2 0 1 1 0 0 0 1 0 0 0 0 0 0 1 0 0 0 0 0 0												
Gregg Jefferies, S (1, 4) OBP: 0.324, SLG: 0.388	2-3 K								0-0 F9	4 0 0 0 0 2 0												
Howard Johnson, S (1, 5) OBP: 0.339, SLG: 0.506		3-2 P6							0-0 F9	3 0 1 0 0 0 0												
Mark Carreon, R (1, 7) Tim Burke, R (7, 1) OBP: 0.283, SLG: 0.314 OBP: 0.283, SLG: 0.314		1-0 F9							0-0 F8	3 0 0 0 0 0 1 0 0 0 0 0 0 0												
Garry Templeton, S (1, 3) OBP: 0.224, SLG: 0.297		2-3 K							1-1 F7	3 0 0 0 0 1 0												
Kevin Elster, R (1, 6) OBP: 0.313, SLG: 0.362			2-2 SH2-4 1B 1B						0-0 G4-3	3 1 1 0 0 0 0												
Charlie O'Brien, R (1, 2) OBP: 0.304, SLG: 0.276			1-1 P4						0-1 2B	3 0 1 0 0 0 1												
Frank Viola, L (1, 1) Kevin McReynolds, R (7, 7) OBP: 0.127, SLG: 0.145 OBP: 0.331, SLG: 0.431			0-0 SH2-4						0-1 L6	1 0 0 0 0 0 0 1 0 0 0 0 0 1												
<b>Inning Stats</b>	R: 0 E: 0 K: 1 S: 5	H: 0 LOB: 0 BB: 0 P: 8	R: 0 E: 0 K: 1 S: 7	H: 0 LOB: 0 BB: 0 P: 13	R: 1 E: 1 K: 0 S: 10	H: 2 LOB: 2 BB: 1 P: 20	R: 0 E: 0 K: 0 S: 5	H: 1 LOB: 0 BB: 0 P: 7	R: 0 E: 0 K: 0 S: 8	H: 0 LOB: 0 BB: 0 P: 12	R: 0 E: 0 K: 1 S: 7	H: 0 LOB: 0 BB: 0 P: 10	R: 0 E: 0 K: 1 S: 6	H: 0 LOB: 0 BB: 0 P: 8	R: 0 E: 0 K: 0 S: 7	H: 1 LOB: 1 BB: 0 P: 8	R: 0 E: 0 K: 0 S: 4	H: 0 LOB: 0 BB: 0 P: 5	1B: 3 2B: 1 3B: 0 HR: 0	SF: 0 SAC: 1 DP: 0 HBP: 0	WP: 0 PB: 0 SB: 0 CS: 1	PA: 30
<b>PITCHER</b> Tom Glavine, L (1, 1) ERA: 2.14	IP: 9.0 WLS: W BF: 30 H: 4 R: 1 ER: 1 SO: 4 BB: 1 IBB: 0 HBP: 0 BLK: 0 WP: 0 HR: 0 S: 59 P: 91 ERA: 1.00 WHIP: 0.556											<b>PITCHER</b>	IP: 9.0 WLS: W BF: 30 H: 4 R: 1 ER: 1 SO: 4 BB: 1 IBB: 0 HBP: 0 BLK: 0 WP: 0 HR: 0 S: 59 P: 91 ERA: 1.00 WHIP: 0.556									

**New York Mets @ Atlanta Braves**  
Atlanta-Fulton County Stadium, Atlanta, GA

Wed Aug 28 1991, 7:05 PM EDT  
Att. 25,060 - Sunny - 87 F

[livebaseballscorecards.com](http://livebaseballscorecards.com)

<b>AB</b>	28
<b>R</b>	1
<b>H</b>	4
<b>RBI</b>	1
<b>BB</b>	1
<b>SO</b>	4
<b>LOB</b>	3



Batter	1	2	3	4	5	6	7	8	9
<b>Lonnie Smith, R</b> (1, 7) <small>OBP: 0.389, SLG: 0.406</small> <b>Otis Nixon, S</b> (6, 7) <small>OBP: 0.373, SLG: 0.326</small>	2-2 		3-2 		0-3 			1-2 	
<b>Terry Pendleton, S</b> (1, 5) <small>OBP: 0.359, SLG: 0.506</small>	1-3 		0-0 		2-2 	0-0 		1-2 	
<b>Ron Gant, R</b> (1, 8) <small>OBP: 0.324, SLG: 0.508</small>	1-1 			3-2 		0-1 		2-2 	
<b>David Justice, L</b> (1, 9) <small>OBP: 0.370, SLG: 0.505</small>		1-0 		0-1 		2-0 			
<b>Brian Hunter, R</b> (1, 3) <small>OBP: 0.297, SLG: 0.442</small>		0-1 		0-3 		3-1 			
<b>Jeff Blausen, R</b> (1, 6) <small>OBP: 0.359, SLG: 0.419</small> <b>Rafael Belliard, R</b> (7, 6) <small>OBP: 0.278, SLG: 0.274</small>		2-2 			4-2 	0-3 			
<b>Greg Olson, R</b> (1, 2) <small>OBP: 0.331, SLG: 0.383</small>		3-2 			0-1 		2-1 		
<b>Mark Lemke, S</b> (1, 4) <small>OBP: 0.328, SLG: 0.343</small>			0-0 		1-1 		3-3 		
<b>Tom Glavine, L</b> (1, 1) <small>OBP: 0.318, SLG: 0.290</small>			1-2 		0-0 		2-2 		

Inning Stats	R: 0	H: 0	E: 0	K: 1	S: 9	R: 0	H: 1	E: 0	K: 0	S: 12	R: 0	H: 1	E: 0	K: 0	S: 9	R: 0	H: 0	E: 0	K: 1	S: 8	R: 2	H: 2	E: 0	K: 1	S: 13	R: 1	H: 3	E: 0	K: 1	S: 9	R: 0	H: 0	E: 0	K: 1	S: 8	R: 0	H: 0	E: 0	K: 0	S: 10
	0	0	0	1	9	0	1	0	0	12	0	1	0	0	9	2	0	0	1	8	1	2	0	1	13	1	3	0	1	9	0	0	0	1	8	0	0	0	10	

PITCHER	IP	WLS	BF	H	R	ER	SO	BB	IBB	HBP	BLK	WP	HR	S	P	ERA	WHIP
<b>Frank Viola, L</b> (1, 1) <small>ERA: 3.82</small>	6.0	L	24	7	3	3	4	1	0	0	0	0	0	60	89	4.50	1.333
<b>Tim Burke, R</b> (7, 1) <small>ERA: 4.08</small>	2.0		6	0	0	0	1	0	0	0	0	0	0	18	29	0.00	0.000

**BOTTOM**

AB R H RBI BB SO LOB

3	0	1	0	0	1	1
1	0	0	0	0	0	0
4	1	1	0	0	1	1
4	0	1	0	0	0	0
3	0	0	0	0	0	2
3	0	2	1	0	1	0
2	1	0	0	1	1	2
0	0	0	0	0	0	0
3	1	1	1	0	0	1
2	0	0	0	0	1	0
3	0	1	1	0	0	0

**AB 28**  
**R 3**  
**H 7**  
**RBI 3**  
**BB 1**  
**SO 5**  
**LOB 7**

WP: 0 PA: 31  
 PB: 0  
 SB: 0  
 CS: 0

**Braves**

**New York Mets @ Atlanta Braves**  
 Atlanta-Fulton County Stadium, Atlanta, GA  
 Wed Aug 28 1991, 7:05 PM EDT  
 Att: 25,060 - Sunny - 87 F





BOTTOM

New York Mets @ Atlanta Braves  
Atlanta-Fulton County Stadium, Atlanta, GA

Thu Aug 29 1991, 7:05 PM EDT  
Att. 27,435 - Cloudy - 76 F

livebaseballscorecards.com

AB	30
R	2
H	7
RBI	2
BB	6
SO	4
LOB	17



WP:	0	PA:	37
PB:	1	SB:	0
CS:	1		

AB	R	H	RBI	BB	SO	LOB
5	0	2	0	0	0	2
3	0	0	0	0	0	1
1	0	0	0	0	0	1
4	0	1	0	0	1	1
1	1	0	0	2	0	0
3	1	1	1	1	1	2
3	0	2	0	1	0	3
0	0	0	0	0	0	0
3	0	0	0	1	0	2
4	0	1	1	0	2	2
3	0	0	0	0	0	3
0	0	0	0	1	0	0
1B:	6	SF:	0			
2B:	1	SAC:	0			
3B:	0	DP:	0			
HR:	0	HBP:	1			

Batter	1	2	3	4	5	6	7	8	9
<b>Otis Nixon, S</b> (1, 7) OBP: 0.373, SLG: 0.327	0-1 CS 1B		1-0 G6-3		2-1 F8		0-0 FC5-6 1B	0-1 B1-3	
<b>Jeff Treadway, L</b> (1, 4) OBP: 0.371, SLG: 0.417 <b>Mark Lemke, S</b> (7, 4) OBP: 0.326, SLG: 0.341	2-1 F9		3-1 F9			2-1 P6	0-1 FC5-6 G6-3		
<b>Terry Pendleton, S</b> (1, 5) OBP: 0.358, SLG: 0.503	2-0 BB 1-2 1B		0-0 P6			2-3 K	1-0 G6-3		
<b>Ron Gant, R</b> (1, 8) OBP: 0.328, SLG: 0.507	4-2 BB 1-2 BB		1-1 G6-3			1-0 1B HBP	4-0 IBB		
<b>David Justice, L</b> (1, 9) OBP: 0.372, SLG: 0.504	4-2 BB 1-2 2-3 BB		2-3 K			3-2 BB 1B	3-0 F7		
<b>Sid Bream, L</b> (1, 3) OBP: 0.340, SLG: 0.505 <b>Brian Hunter, R</b> (8, PR) (9, 3) OBP: 0.297, SLG: 0.442	0-0 F7		0-1 2B			4-0 1B IBB	0-1 PB G1-3 1B		
<b>Greg Olson, R</b> (1, 2) OBP: 0.330, SLG: 0.379		0-1 G6-3		2-2 G6-3		4-2 1B BB	0-0 G1-3		
<b>Rafael Belliard, R</b> (1, 6) OBP: 0.277, SLG: 0.274		0-3 K			0-1 G6-3	0-0 FC6-5 1B	0-3 K		
<b>29 John Smoltz, R</b> (1, 1) OBP: 0.200, SLG: 0.196 <b>Mike Stanton, L</b> (8, 1) OBP: 0.571, SLG: 0.667		0-0 G4-3			1-1 G6-3	0-0 FC6-5	4-2 BB		

Inning Stats	R: 0	H: 2	E: 0	K: 0	S: 12	LOB: 3	BB: 2	P: 24	R: 0	H: 0	E: 0	K: 1	S: 6	LOB: 0	BB: 0	P: 6	R: 0	H: 0	E: 0	K: 0	S: 4	LOB: 0	BB: 0	P: 8	R: 0	H: 1	E: 0	K: 1	S: 10	LOB: 1	BB: 1	P: 15	R: 0	H: 0	E: 0	K: 0	S: 6	LOB: 0	BB: 0	P: 9	R: 2	H: 2	E: 0	K: 1	S: 14	LOB: 3	BB: 2	P: 30	R: 0	H: 1	E: 0	K: 0	S: 5	LOB: 2	BB: 1	P: 13	R: 0	H: 1	E: 0	K: 1	S: 10	LOB: 2	BB: 1	P: 14
--------------	------	------	------	------	-------	--------	-------	-------	------	------	------	------	------	--------	-------	------	------	------	------	------	------	--------	-------	------	------	------	------	------	-------	--------	-------	-------	------	------	------	------	------	--------	-------	------	------	------	------	------	-------	--------	-------	-------	------	------	------	------	------	--------	-------	-------	------	------	------	------	-------	--------	-------	-------

PITCHER	IP	WLS	BF	H	R	ER	SO	BB	IBB	HBP	BLK	WP	HR	S	P	ERA	WHIP
<b>Anthony Young, R</b> ERA: 2.45	(1, 1)	6.2	L	30	6	2	2	3	3	1	0	0	0	56	97	2.70	1.350
<b>Tony Castillo, L</b> ERA: 7.0	(7, 1)	0.1		2	0	0	0	0	0	1	0	0	0	1	8	0.00	0.000
<b>Jeff Innis, R</b> ERA: 2.62	(8, 1)	1.0		5	1	0	1	1	0	0	0	0	0	10	14	0.00	2.000

PITCHER	IP	WLS	BF	H	R	ER	SO	BB	IBB	HBP	BLK	WP	HR	S	P	ERA	WHIP
---------	----	-----	----	---	---	----	----	----	-----	-----	-----	----	----	---	---	-----	------









New York Mets @ Cincinnati Reds  
Riverfront Stadium, Cincinnati, OH

Sat Aug 31 1991, 7:05 PM EDT  
Att: 39,006 - Cloudy - 78 F

livebaseballscorecards.com

AB	40
R	8
H	10
RBI	8
BB	7
SO	10
LOB	20



WP	2	PA	48
PB	0		
SB	0		
CS	0		

Batter	1	2	3	4	5	6	7	8	9	10	AB	R	H	RBI	BB	SO	LOB
Keith Miller, R OBP: 0.313, SLG: 0.368 (1, 9) (4, 4)	1-3 K		1-2 WP 2B		0-0 2-H 1B	0-2 G6-3		4-0 FC4-6 BB		0-0 HR	5	1	3	2	1	1	2
Dave Magadan, L OBP: 0.365, SLG: 0.351 (1, 3) (4, 4)	4-2 WP BB		1-1 G4-3		4-2 1-2 BB		0-0 HR 1B	3-1 F8		3-3 HR	4	1	1	0	2	1	2
Howard Johnson, S OBP: 0.336, SLG: 0.510 (1, 6) (7, 5)	1-3 K			0-1 HR	0-0 F9		2-2 1-H HR	1-2 FC4-6		1-3 K	6	2	2	3	0	2	4
Kevin McReynolds, R OBP: 0.326, SLG: 0.420 (1, 7) (7, 8)	2-3 K			0-1 P4		4-0 1B 1B BB	1-3 K	3-1 F7			4	1	0	0	1	2	2
Mackey Sasser, L OBP: 0.308, SLG: 0.450 (1, 2) (7, 9)		1-1 F8		1-1 L3		0-2 L7	2-2 E3 1B		4-2 SH1-4 BB		4	1	0	0	1	0	1
Gregg Jefferies, S OBP: 0.319, SLG: 0.380 Tony Castillo, L (4, 1)	1-2 F8		3-2 P6		3-2 1B 2B 1B	2-0 G5-3		0-0 SH1-4			2	0	0	0	0	0	0
Mark Carreon, R OBP: 0.284, SLG: 0.314 (6, PH) (6, 9) (7, 7)		3-3 K		4-2 G3 1B BB	1-1 G3	2-2 F7	2-2 1B		0-0 P3		2	1	1	1	1	1	0
Daryl Boston, L OBP: 0.324, SLG: 0.354 Rick Cerone, R OBP: 0.365, SLG: 0.346 (7, PH) (7, 2) John Franco, L (9, 1)			3-3 K		1-1 G3	2-2 F7	2-2 1B		3-1 P3		3	0	0	0	0	0	3
Chris Donnels, L OBP: 0.303, SLG: 0.214 Kevin Elster, R OBP: 0.313, SLG: 0.361 (7, PH) (7, 6)			3-2 G4-3		1-1 G3	2-2 F7	2-2 1B		3-1 P3		2	0	1	1	0	0	1
Pete Schourek, L OBP: 0.182, SLG: 0.100 Jeff Innis, R (2, 1)			2-1 F8		0-3 K	1-2 2B	3-3 K			1-3 K	0	0	0	0	0	0	0
Terry McDaniel, S OBP: 0.333, SLG: 0.667 Tim Burke, R (6, 1)											1	0	0	0	0	0	0
Charlie O'Brien, R OBP: 0.307, SLG: 0.300 (9, 2)											2	0	1	1	0	1	1
											1	0	0	0	0	1	2
											1	0	0	0	0	1	0

Inning Stats	R: 0	H: 0	LOB: 1	R: 0	H: 0	LOB: 0	R: 0	H: 1	LOB: 1	R: 1	H: 1	LOB: 0	R: 1	H: 3	LOB: 2	R: 2	H: 3	LOB: 2	R: 0	H: 0	LOB: 1	R: 0	H: 0	LOB: 0	R: 1	H: 1	LOB: 0	1B: 5	SF: 0	2B: 2	SAC: 1	3B: 0	DP: 0	HR: 3	HBP: 0	WP: 2	PA: 48
	E: 0	K: 3	S: 13	E: 0	K: 1	S: 8	E: 0	K: 0	S: 10	E: 0	K: 1	S: 13	E: 0	K: 0	S: 25	E: 1	K: 2	S: 18	E: 0	K: 0	S: 9	E: 0	K: 0	S: 8	E: 0	K: 3	S: 11										

PITCHER	IP	WLS	BF	H	R	ER	SO	BB	IBB	HBP	BLK	WP	HR	S	P	ERA	WHIP
Mo Sanford, R ERA: 3.86	5.0		21	3	2	2	5	3	0	0	0	2	1	53	86	3.60	1.200
Ted Power, R ERA: 3.33	1.0		7	3	2	2	0	1	0	0	0	0	0	25	37	18.00	4.000
Norm Charlton, L ERA: 3.47	1.0		8	3	3	2	2	1	0	0	0	0	1	18	34	18.00	4.000
Milt Hill, R ERA: 1.96	2.0		8	0	0	0	0	2	0	0	0	0	0	17	35	0.00	1.000
Rob Dibble, R ERA: 2.56	1.0	L	4	1	1	1	3	0	0	0	0	0	1	11	16	9.00	1.000

# New York Mets @ Cincinnati Reds

Riverfront Stadium, Cincinnati, OH

Sat Aug 31 1991, 7:05 PM EDT  
Att. 39,006 - Cloudy - 78 F

[livebaseballscorecards.com](http://livebaseballscorecards.com)



WP: 1 PA: 47  
PB: 0  
SB: 1  
CS: 0

Batter	1	2	3	4	5	6	7	8	9	10	AB	R	H	RBI	BB	SO	LOB
Mariano Duncan, R OBP: 0.286, SLG: 0.392 (1, 4)	G1-3	BB BB 2-3 3-H 1B	G6-3		1-1 1B			E4 G4-3 1B		K	6	0	3	1	0	1	2
Hal Morris, L OBP: 0.367, SLG: 0.475 (1, 3)	K	FC6-4 BB 1-2		G3-1	G4-3			G4-3		F9	5	0	0	0	1	1	2
Barry Larkin, R OBP: 0.378, SLG: 0.516 (1, 6)	G6-3			FC5-4 1B				G1-6-3			4	0	1	1	1	0	1
Chris Sabo, R OBP: 0.361, SLG: 0.515 (1, 5)				FC5-4 1B				G5-3		G5-3	5	2	1	0	0	1	4
Eric Davis, R OBP: 0.377, SLG: 0.420 (1, 8)				1B 2B BB	1B 1B			G4-3		K	3	2	1	0	2	1	0
Carmelo Martinez, R OBP: 0.325, SLG: 0.361 (1, 7)				1B 2B BB	SH1-4 1B			K		1B WP 1B	4	1	3	1	0	1	0
Milt Hill, R (8, 1)				1B 2B 1B	1B 1B						0	0	0	0	0	0	0
Bill Doran, S (9, PH)				1B 2B 1B	1B 1B						1	0	1	0	0	0	0
Herm Winningham, L (9, PR)				1B 2B 1B	1B 1B						0	1	0	0	0	0	0
Rob Dibble, L (10, 1)				1B 2B 1B	1B 1B						0	0	0	0	0	0	0
Paul O'Neill, L OBP: 0.351, SLG: 0.487 (1, 9)				1B BB 2B	K			G4-3 BB		WP 1B	4	1	2	2	1	1	4
Joe Oliver, R OBP: 0.258, SLG: 0.359 (1, 2)				1B 2B 1B	SH1-4 1B			G6-3		G6-3	5	0	1	1	0	1	4
Mo Sanford, R (1, 1)				1B 2B 1B	SH1-4 1B			G4-3		G6-3	1	0	0	0	0	0	2
Chris Jones, R (5, PH)				L3	SH1-4			G1-3		L5	1	0	0	0	0	0	0
Ted Power, R (6, 1)											0	0	0	0	0	0	0
Norm Charlton, S (7, 1)											0	0	0	0	0	0	0
Stan Jefferson, S (8, 7)											2	0	0	0	0	0	0

Inning Stats	R: 0	H: 0	E: 0	K: 1	S: 11	H: 0	LOB: 0	BB: 0	P: 16	R: 4	H: 4	E: 0	K: 1	S: 14	H: 3	LOB: 2	BB: 0	P: 17	R: 1	H: 2	E: 0	K: 0	S: 10	H: 1	LOB: 1	BB: 0	P: 15	R: 0	H: 0	E: 0	K: 1	S: 8	H: 0	LOB: 0	BB: 0	P: 11	R: 0	H: 0	E: 0	K: 1	S: 7	H: 0	LOB: 0	BB: 1	P: 14	R: 0	H: 1	E: 1	K: 0	S: 7	H: 1	LOB: 1	BB: 0	P: 10	R: 1	H: 2	E: 0	K: 1	S: 13	H: 2	LOB: 2	BB: 0	P: 18	R: 0	H: 0	E: 0	K: 1	S: 10	H: 0	LOB: 0	BB: 0	P: 13	1B: 11	SF: 0	2B: 2	SAC: 1	3B: 0	DP: 1	HR: 0	HBP: 0
--------------	------	------	------	------	-------	------	--------	-------	-------	------	------	------	------	-------	------	--------	-------	-------	------	------	------	------	-------	------	--------	-------	-------	------	------	------	------	------	------	--------	-------	-------	------	------	------	------	------	------	--------	-------	-------	------	------	------	------	------	------	--------	-------	-------	------	------	------	------	-------	------	--------	-------	-------	------	------	------	------	-------	------	--------	-------	-------	--------	-------	-------	--------	-------	-------	-------	--------

PITCHER	IP	WLS	BF	H	R	ER	SO	BB	IBB	HBP	BLK	WP	HR	S	P	ERA	WHIP
Pete Schourek, L (1, 1) ERA: 4.89	1.2		11	4	4	4	2	2	0	0	0	0	0	23	41	21.60	3.600
Jeff Innis, R (2, 1) ERA: 2.79	2.0		13	5	2	2	1	2	0	0	0	0	0	23	44	9.00	3.500
Tony Castillo, L (4, 1) ERA: 6.1	1.1		5	1	0	0	0	0	0	0	0	0	0	10	16	0.00	0.750
Tim Burke, R (6, 1) ERA: 3.86	3.0		10	1	0	0	2	1	0	0	0	0	0	22	35	0.00	0.667
John Franco, L (9, 1) ERA: 2.38	2.0	W	8	2	1	1	2	0	0	0	0	1	0	23	31	4.50	1.000

AB 41  
R 7  
H 13  
RBI 6  
BB 5  
SO 7  
LOB 19





BOTTOM

New York Mets @ Cincinnati Reds  
Riverfront Stadium, Cincinnati, OH

Sun Sep 01 1991, 3:33 AM EDT  
Att: 30,641 - Sunny - 78 F

livebaseballscorecards.com

AB	33
R	4
H	10
RBI	4
BB	1
SO	4
LOB	12



WP:	1	PA:	35
PB:	0		
SB:	0		
CS:	1		

AB R H RBI BB SO LOB

4	0	0	0	0	0	1
4	1	2	0	0	0	0
4	1	2	0	0	0	1
3	1	2	1	1	0	1
2	0	0	1	0	1	3
0	0	0	0	0	0	0
1	0	0	0	0	0	0
0	0	0	0	0	0	0
4	0	0	0	0	0	2
4	1	3	1	0	1	0
2	0	1	1	0	0	1
1	0	0	0	0	0	1
1	0	0	0	0	0	0
2	0	0	0	0	1	2
0	0	0	0	0	0	0
1	0	0	0	0	1	0

Batter	1	2	3	4	5	6	7	8	9
Stan Jefferson, S (1, 8) B C B X	2-1 G4-3 1	0-0 G4-3 3			1-1 L8 1		2-2 G5-3 2		
Hal Morris, L (1, 3) OBP: 0.369, SLG: 0.478 X	0-0 G1-3 2B		2-1 1B 1B		1-0 G6-3 2		0-1 G5-3 3		
Barry Larkin, R (1, 6) OBP: 0.379, SLG: 0.515 B X	1-0 G1-3 2		2-2 1B SF8 1B		1-0 G1-3 3		3-2 G4-6-3 1B		
Paul O'Neill, L (1, 9) OBP: 0.354, SLG: 0.490 B B B	2-3 BB		1-0 L7-4 1B		0-1 1B 2B		0-2 G4-6-3 1-2f		
Carmelo Martinez, R (1, 7) OBP: 0.321, SLG: 0.358 Chris Hammond, L (7, 1) OBP: 0.389, SLG: 0.441 Billy Hatcher, R (8, PH) OBP: 0.306, SLG: 0.356 Milt Hill, R (9, 1) C X	0-1 G1-6-3 3		2-2 SF8 1		1-3 K		0-2 F9 3		
Mariano Duncan, R (1, 4) OBP: 0.281, SLG: 0.386 B B X		2-0 G5-3 1	0-0 L7-4 3 2-3		0-1 P9 2			0-1 L5 1	
Luis Quinones, S (1, 5) OBP: 0.315, SLG: 0.313 B B C X		2-1 2B 1B		2-1 WP CS 2B		1-0 2B 1B		2-3 K	
Jeff Reed, L (1, 2) OBP: 0.331, SLG: 0.352 Chris Sabo, R (6, PH) OBP: 0.361, SLG: 0.514 Donnie Scott, S (7, 2) B SAFE B C B X		3-1 FC6-5 1-H 2B		1-1 L5 1		2-2 F7 3		1-0 F7 3	
Scott Scudder, R (1, 1) OBP: 0.100, SLG: 0.250 Kip Gross, R (6, 1) OBP: 0.095, SLG: 0.095 Chris Jones, R (7, 7) S X		0-1 FC6-5 2		1-3 K 3-H			1-3 K 1		

Inning Stats	R: 0	H: 1	E: 0	K: 0	S: 6	R: 1	H: 2	E: 0	K: 0	S: 8	R: 2	H: 3	E: 0	K: 0	S: 10	R: 0	H: 0	E: 0	K: 0	S: 4	R: 1	H: 2	E: 0	K: 1	S: 12	R: 0	H: 0	E: 0	K: 1	S: 8	R: 0	H: 1	E: 0	K: 0	S: 10	R: 0	H: 0	E: 0	K: 1	S: 7	1B: 6	2B: 6	3B: 0	HR: 0	SF: 1	SAC: 0	DP: 3	HBP: 0	WP: 1	PB: 0	SB: 0	CS: 1
--------------	------	------	------	------	------	------	------	------	------	------	------	------	------	------	-------	------	------	------	------	------	------	------	------	------	-------	------	------	------	------	------	------	------	------	------	-------	------	------	------	------	------	-------	-------	-------	-------	-------	--------	-------	--------	-------	-------	-------	-------

PITCHER	IP	WLS	BF	H	R	ER	SO	BB	IBB	HBP	BLK	WP	HR	S	P	ERA	WHIP
Wally Whitehurst, R (1, 1) ERA: 4.37	5.0	W	21	7	3	3	1	1	0	0	0	1	0	35	63	5.40	1.600
Doug Simons, L (6, 1) ERA: 4.7	4.0	S	14	3	1	1	3	0	0	0	0	0	0	37	50	2.25	0.750

PITCHER	IP	WLS	BF	H	R	ER	SO	BB	IBB	HBP	BLK	WP	HR	S	P	ERA	WHIP
Wally Whitehurst, R (1, 1) ERA: 4.37	5.0	W	21	7	3	3	1	1	0	0	0	1	0	35	63	5.40	1.600
Doug Simons, L (6, 1) ERA: 4.7	4.0	S	14	3	1	1	3	0	0	0	0	0	0	37	50	2.25	0.750





BOTTOM

Houston Astros @ New York Mets  
Shea Stadium, Flushing, NY  
Mon Sep 02 1991, 3:33 AM EDT  
Att. 16,870 - Sunny - 74 F

livebaseballscorecards.com

AB	30
R	0
H	6
RBI	0
BB	4
SO	2
LOB	15



WP:	0	PA:	37
PB:	1	ERA:	
SB:	1	WHIP:	
CS:	0		

AB R H RBI BB SO LOB

3	0	1	0	1	0	0
4	0	0	0	0	0	5
3	0	0	0	1	0	3
3	0	0	0	1	0	1
4	0	1	0	0	0	1
2	0	1	0	1	0	0
0	0	0	0	0	0	0
4	0	1	0	0	0	4
3	0	1	0	0	0	1
1	0	0	0	0	1	0
2	0	1	0	0	0	0
0	0	0	0	0	0	0
1	0	0	0	0	1	0

Batter	1	2	3	4	5	6	7	8	9
Keith Miller, R OBP: 0.330, SLG: 0.387 (1, 4)	1-0 P5		1-0 F8 PB 1B		3-1 1-2 HBP		4-1 G6-3 BB		1-1 F9
Dave Magadan, L OBP: 0.382, SLG: 0.345 (1, 3)	1-0 G3-1		3-2 F8 1-3		0-0 F7		2-0 G6-3 1-2f		
Howard Johnson, S OBP: 0.338, SLG: 0.516 (1, 5)	4-2 E BB		0-1 F8		0-0 L8			1-2 F7	
Kevin McReynolds, R OBP: 0.328, SLG: 0.419 (1, 7) (9, 8)	3-2 P5 1-3			4-0 G4-6-3 BB		1-1 P4		1-1 G5-3	
Mackey Sasser, L OBP: 0.304, SLG: 0.450 (1, 9) (8, 2)		1-0 G4-3		0-0 G4-6-3 1-2f		1-0 F9		1-0 2B	
Daryl Boston, L OBP: 0.330, SLG: 0.350 Mark Carreon, R OBP: 0.288, SLG: 0.314 (1, 8) (8, PH) (9, 7)		0-0 F9		4-0 E S BB		3-1 FC4-6 1B		1-0 HBP	
Kevin Elster, R OBP: 0.310, SLG: 0.354 (1, 6)		3-2 1B		2-2 P4 1-3		2-2 FC4-6 1-2f		3-2 P4	
Charlie O'Brien, R OBP: 0.299, SLG: 0.291 Terry McDaniel, S OBP: 0.250, SLG: 0.500 (1, 2) (7, PR) (8, 9)		1-1 P6			1-1 F7		1-2 SH1-4 1B		1-3 K
Frank Viola, L OBP: 0.138, SLG: 0.156 Tony Castillo, L Gregg Jefferies, S OBP: 0.320, SLG: 0.379 (1, 1) (9, 1) (9, PH)			2-1 G4-3		0-0 HBP 1B				2-3 K

Inning Stats	R: 0	H: 0	E: 1	K: 0	S: 7	R: 0	H: 1	E: 0	K: 0	S: 7	R: 0	H: 1	E: 0	K: 0	S: 8	R: 0	H: 0	E: 0	K: 0	S: 4	R: 0	H: 1	E: 0	K: 0	S: 6	R: 0	H: 1	E: 0	K: 0	S: 8	R: 0	H: 1	E: 0	K: 0	S: 6	R: 0	H: 1	E: 0	K: 0	S: 10	R: 0	H: 0	E: 0	K: 2	S: 8	1B: 5	2B: 1	3B: 0	HR: 0	SF: 0	SAC: 1	DP: 2	HBP: 2	WP: 0	PB: 1	SB: 1	CS: 0	PA: 37
--------------	------	------	------	------	------	------	------	------	------	------	------	------	------	------	------	------	------	------	------	------	------	------	------	------	------	------	------	------	------	------	------	------	------	------	------	------	------	------	------	-------	------	------	------	------	------	-------	-------	-------	-------	-------	--------	-------	--------	-------	-------	-------	-------	--------

PITCHER	IP	WLS	BF	H	R	ER	SO	BB	IBB	HBP	BLK	WP	HR	S	P	ERA	WHIP
Ryan Bowen, R ERA: 4.98 (1, 1)	6.1	W	28	5	0	0	0	4	0	1	0	0	0	45	91	0.00	1.421
Rob Mallicoat, L ERA: 3.12 (7, 1)	0.2		1	0	0	0	0	0	0	0	0	0	0	1	3	0.00	0.000
Al Osuna, L ERA: 2.45 (8, 1)	2.0	S	8	1	0	0	2	0	0	1	0	0	0	18	29	0.00	0.500



Batter	1	2	3	4	5	6	7	8	9	AB R H RBI BB SO LOB	TOP											
Steve Finley, L (1, 8) OBP: 0.341, SLG: 0.427	2-2 G3		1-3 K			0-2 G6-3 5 G5-3 2B		3-2 G4-3		4 1 1 0 0 1 0	<p>Houston Astros @ New York Mets</p> <p>Shea Stadium, Flushing, NY</p> <p>Tue Sep 03 1991, 7:05 PM EDT</p> <p>Att. 12,974 - Cloudy - 72 F</p>											
Craig Biggio, R (1, 2) OBP: 0.366, SLG: 0.369	1-3 K		1-3 K			1-1 G6-3		0-0 P5		4 0 0 0 0 2 1												
5 Jeff Bagwell, R (1, 3) OBP: 0.382, SLG: 0.430	1-3 K				2-3 K	2-0 G5-3		1-3 K		4 0 0 1 0 3 0												
Jose Tolentino, L (1, 7)		2-1 1B 1B			0-0 G3-1	0-0 2B 1B		1-0 G4-6-3 1B		4 0 3 0 0 0 0												
Ken Caminiti, S (1, 5) OBP: 0.311, SLG: 0.389		1-0 P5			2-2 G4-3	2-2 1-3 2B		2-2 F8		4 0 1 0 0 0 2												
Casey Candaele, S (1, 9) OBP: 0.321, SLG: 0.374		1-1 1-2 1B			0-1 G4-3	0-2 G6-3		0-0 G4-6-3 1-2f		4 0 1 0 0 0 3												
Andujar Cedeno, R (1, 6) OBP: 0.270, SLG: 0.401		1-3 K			0-1 FC3-6 1B		0-1 G5-3			3 0 1 0 0 1 2												
Andy Mota, R (1, 4) OBP: 0.214, SLG: 0.154		1-1 F9			1-0 FC3-6 1-2f 1B		0-1 L6-3 1B			3 0 1 0 0 0 3												
Mark Portugal, R (1, 1) OBP: 0.311, SLG: 0.256			0-1 G6-3		2-2 G5-3		0-0 L6-3 1-2			2 0 0 0 0 0 1												
Mark Davidson, R (7, PH) OBP: 0.297, SLG: 0.315										1 0 0 0 0 0 1												
Curt Schilling, R (7, 1) OBP: 1.000, SLG: 1.000										0 0 0 0 0 0 0												
<b>Inning Stats</b>	R: 0 E: 0 K: 2 S: 12	H: 0 LOB: 0 BB: 0 P: 16	R: 0 E: 0 K: 1 S: 10	H: 2 LOB: 2 BB: 0 P: 16	R: 0 E: 0 K: 2 S: 8	H: 0 LOB: 0 BB: 0 P: 10	R: 0 E: 0 K: 1 S: 8	H: 0 LOB: 0 BB: 0 P: 12	R: 0 E: 0 K: 0 S: 9	H: 1 LOB: 1 BB: 0 P: 12	R: 1 E: 0 K: 0 S: 16	H: 3 LOB: 2 BB: 0 P: 21	R: 0 E: 0 K: 0 S: 5	H: 1 LOB: 0 BB: 0 P: 5	R: 0 E: 0 K: 1 S: 7	H: 0 LOB: 0 BB: 0 P: 11	R: 0 E: 0 K: 0 S: 6	H: 1 LOB: 0 BB: 0 P: 9	1B: 6 2B: 3 3B: 0 HR: 0	SF: 0 SAC: 0 DP: 2 HBP: 0	WP: 0 PB: 0 SB: 0 CS: 0	PA: 33
<b>PITCHER</b>	IP WLS BF H R ER SO BB IBB HBP BLK WP HR S P ERA WHIP																					
Anthony Young, R (1, 1) ERA: 2.0	7.0 W 27 7 1 1 6 0 0 0 0 0 0 0 68 92 1.29 1.000																					
Tim Burke, R (8, 1) ERA: 3.76	2.0 6 1 0 0 1 0 0 0 0 0 0 0 13 20 0.00 0.500																					

AB	33
R	1
H	8
RBI	1
BB	0
SO	7
LOB	13



WP: 0	PA: 33
PB: 0	
SB: 0	
CS: 0	

Batter	1	2	3	4	5	6	7	8	9
Keith Miller, R OBP: 0.337, SLG: 0.386 (1, 4)	4-1 FC 2B BB	2-0 F8			0-2 S 1B	4-1 S BB		1-2 G6-3	
Dave Magadan, L OBP: 0.379, SLG: 0.341 (1, 3)	0-0 FC 2B 2B	3-1 F7			1 SAFE 3-3 F S K 1-2	1-1 F8			
Howard Johnson, S OBP: 0.339, SLG: 0.518 (1, 9)	0-1 2B 2B		3-3 K		0-0 BB 1B	3-3 K			
Kevin McReynolds, R OBP: 0.332, SLG: 0.423 (1, 8) (8, 7)	0-2 2B		1-0 CS 1B		1 SAFE 4-1 P C B B 1 B SAFE 1-2 SF8 BB		2-1 L6		
Mackey Sasser, L OBP: 0.303, SLG: 0.445 (1, 7) Tim Burke, R (8, 1)	0-0 F7		1-3 K		1-0 1B		0-0 F7		
Gregg Jefferies, S OBP: 0.322, SLG: 0.379 (1, 5)	0-3 K			0-2 G3-1			0-0 2B 1B		
Kevin Elster, R OBP: 0.309, SLG: 0.358 (1, 6)	0-0 F9		3-1 F9		1-0 SF8		0-2 2B		
Charlie O'Brien, R OBP: 0.298, SLG: 0.298 (1, 2)		0-1 L5		3-1 2B		0-0 G5-3		1-1 F7	
Anthony Young, R OBP: 0.200, SLG: 0.400 (1, 1) Daryl Boston, L (8, 8)		0-0 F8 2B		1-1 G5-3		0-0 F8		2-0 P5	

Inning Stats	R: 3	H: 2	E: 1	K: 1	S: 13	LOB: 1	BB: 1	P: 17	R: 0	H: 1	E: 0	K: 0	S: 6	LOB: 1	BB: 0	P: 11	R: 0	H: 1	E: 0	K: 2	S: 8	LOB: 0	BB: 0	P: 13	R: 0	H: 1	E: 0	K: 0	S: 10	LOB: 1	BB: 0	P: 17	R: 3	H: 3	E: 0	K: 1	S: 14	LOB: 2	BB: 2	P: 26	R: 0	H: 0	E: 0	K: 1	S: 9	LOB: 1	BB: 1	P: 17	R: 0	H: 2	E: 0	K: 0	S: 8	LOB: 2	BB: 0	P: 10	R: 0	H: 0	E: 0	K: 0	S: 6	LOB: 0	BB: 0	P: 10	R: 0	H: 0	E: 0	K: 0	S: 6	LOB: 0	BB: 0	P: 10
--------------	------	------	------	------	-------	--------	-------	-------	------	------	------	------	------	--------	-------	-------	------	------	------	------	------	--------	-------	-------	------	------	------	------	-------	--------	-------	-------	------	------	------	------	-------	--------	-------	-------	------	------	------	------	------	--------	-------	-------	------	------	------	------	------	--------	-------	-------	------	------	------	------	------	--------	-------	-------	------	------	------	------	------	--------	-------	-------

PITCHER	IP	WLS	BF	H	R	ER	SO	BB	IBB	HBP	BLK	WP	HR	S	P	ERA	WHIP
Mark Portugal, R ERA: 4.29 (1, 1)	6.0	L	30	8	6	5	5	3	1	0	0	0	0	60	101	7.50	1.833
Curt Schilling, R ERA: 4.04 (7, 1)	2.0		7	2	0	0	0	0	0	0	0	0	0	14	20	0.00	1.000

AB R H RBI BB SO LOB

3	2	1	0	2	0	1
4	1	0	0	0	1	4
4	2	2	2	0	2	1
3	1	2	2	1	0	0
4	0	1	1	0	1	2
0	0	0	0	0	0	0
3	0	1	0	1	1	1
3	0	1	1	0	0	1
4	0	1	0	0	0	2
3	0	1	0	0	0	1
1	0	0	0	0	0	0

1B: 5	SF: 1	WP: 0	PA: 37
2B: 5	SAC: 0	PB: 0	
3B: 0	DP: 0	SB: 2	
HR: 0	HBP: 0	CS: 1	

PITCHER	IP	WLS	BF	H	R	ER	SO	BB	IBB	HBP	BLK	WP	HR	S	P	ERA	WHIP
---------	----	-----	----	---	---	----	----	----	-----	-----	-----	----	----	---	---	-----	------

**Houston Astros @ New York Mets**  
 Shea Stadium, Flushing, NY  
 Tue Sep 03 1991, 7:05 PM EDT  
 Att. 12,974 - Cloudy - 72 F

livebaseballscorecards.com

AB	32
R	6
H	10
RBI	6
BB	4
SO	5
LOB	13





Batter	1	2	3	4	5	6	7	8	9	AB R H RBI BB SO LOB	TOP											
Steve Finley, L (1, 9) OBP: 0.343, SLG: 0.429	0-0 5 HR 1B	2-2 SH1-3 1B		1-2 F7		0-1 HR 1B		3-2 F7		5 2 3 0 0 0 0												
Craig Biggio, R (1, 2) OBP: 0.369, SLG: 0.377	4-2 5 HR BB	0-1 SH1-3		4-2 BB		0-0 HR		0-1 F7		2 2 1 2 2 0 0												
5 Jeff Bagwell, R (1, 3) OBP: 0.384, SLG: 0.438	3-2 HR	1-0 L6		1-0 F8		4-2 G1-3 BB		1-1 1B		4 1 2 3 1 0 2												
Ken Caminiti, S (1, 5) OBP: 0.310, SLG: 0.386	4-1 BB	1-1 G6-3			1-3 K	1-0 G1-3		1-1 G4-3		4 0 0 0 1 1 3												
Javier Ortiz, R (1, 7) Xavier Hernandez, L (6, 1) Rob Mallicoat, L (7, 1) Jose Tolentino, L (9, PH) Curt Schilling, R (9, 1)	1-0 FC		4-1 BB		2-3 K	0-2 F7		0-0 F7		3 0 0 0 1 1 2												
Andujar Cedeno, R (1, 6) OBP: 0.268, SLG: 0.395	1-3 K		1-3 K		2-1 S 1B	2-2 L3		2-0 G6-3		5 1 1 0 0 2 4												
Gerald Young, S (1, 8) OBP: 0.296, SLG: 0.259	2-2 FC		1-0 F8		4-1 1B BB		0-3 K	3-2 HR 1B		4 1 1 0 1 1 3												
Andy Mota, R (1, 4) OBP: 0.263, SLG: 0.389	0-1 F8		0-0 F7		3-2 1B		1-1 G6-3	1-0 HR		5 1 2 3 0 0 4												
Jim Deshaies, L (1, 1) Mark Davidson, R (6, 7) OBP: 0.178, SLG: 0.098 OBP: 0.293, SLG: 0.310	1-3 K		2-3 K		0-3 K		3-2 F9	1-1 G5-3		3 0 0 0 0 3 5 2 0 0 0 0 0 0												
<b>Inning Stats</b>	R: 3 E: 2 K: 2 S: 22	H: 2 LOB: 3 BB: 2 P: 38	R: 0 E: 0 K: 0 S: 10	H: 1 LOB: 1 BB: 0 P: 14	R: 0 E: 0 K: 1 S: 6	H: 0 LOB: 1 BB: 1 P: 12	R: 0 E: 0 K: 1 S: 12	H: 0 LOB: 1 BB: 1 P: 20	R: 1 E: 0 K: 3 S: 15	H: 2 LOB: 2 BB: 1 P: 27	R: 2 E: 0 K: 0 S: 13	H: 2 LOB: 1 BB: 1 P: 20	R: 0 E: 0 K: 1 S: 8	H: 0 LOB: 0 BB: 0 P: 12	R: 0 E: 0 K: 0 S: 9	H: 1 LOB: 1 BB: 0 P: 14	R: 2 E: 0 K: 0 S: 9	H: 2 LOB: 0 BB: 0 P: 16	1B: 7 2B: 0 3B: 0 HR: 3	SF: 0 SAC: 1 DP: 0 HBP: 0	WP: 0 PB: 0 SB: 2 CS: 0	PA: 45
<b>PITCHER</b>	IP WLS BF H R ER SO BB IBB HBP BLK WP HR S P ERA WHIP												<b>PITCHER</b>	IP WLS BF H R ER SO BB IBB HBP BLK WP HR S P ERA WHIP								
David Cone, R (1, 1) ERA: 3.62	5.0 L 30 7 6 6 7 6 0 0 0 0 0 2 70 120 10.80 2.600																					
Jeff Innis, R (6, 1) ERA: 2.71	2.0 6 0 0 0 1 0 0 0 0 0 0 0 16 23 0.00 0.000																					
Terry Bross, R (8, 1) ERA: 9.0	2.0 9 3 2 2 0 0 0 0 0 0 0 1 18 30 9.00 1.500																					

Houston Astros @ New York Mets  
Shea Stadium, Flushing, NY  
Wed Sep 04 1991, 7:05 PM EDT  
Att. 12,512 - Cloudy - 77 F

livebaseballscorecards.com

AB 38  
R 8  
H 10  
RBI 8  
BB 6  
SO 8  
LOB 23







# Atlanta Braves @ New York Mets

## Shea Stadium, Flushing, NY

Fri Sep 06 1991, 7:05 PM EDT  
Att. 21,960 - Sunny - 74 F

[livebaseballscorecards.com](http://livebaseballscorecards.com)

<b>AB</b>	<b>36</b>
<b>R</b>	<b>4</b>
<b>H</b>	<b>11</b>
<b>RBI</b>	<b>4</b>
<b>BB</b>	<b>2</b>
<b>SO</b>	<b>4</b>
<b>LOB</b>	<b>16</b>



Batter		1	2	3	4	5	6	7	8	9	AB	R	H	RBI	BB	SO	LOB
Otis Nixon, S (1, 7)	B C B B B B	4-2 2B 1B BB	0-0 FC6-4 1B 1-2f 3-H			2-1 G6-3		0-0 E S FC4-6 1B		3-2 G5-3	4	2	1	1	1	0	1
Jeff Treadway, L (1, 4)	B SAFE SAFE	1-0 1B 2B	2-1 1B			2-1 G4-3 2B		1-1 E3 FC4-6 1-3		1-1 G4-3	3	0	3	0	0	0	0
Mark Lemke, S (6, 4)	B SAFE SAFE	1-3 1B 2B	1-H 1B			1-1 G4-3 2B		0-2 FC4-6 FC6-4 1-2f 3-H		1-0 F7	5	0	1	2	0	0	2
Terry Pendleton, S (1, 5)	B SAFE SAFE	1-2 E S 1B 2-3 3-H				1-1 F7		2-2 FC6-4 2B 1-2f			4	0	1	0	0	1	3
David Justice, L (1, 9)	B SAFE SAFE	1-3 K				0-1 F7		1-1 FC6-4 2B 1-2f			4	0	1	0	0	1	3
Ron Gant, R (1, 8)	B SAFE SAFE	3-2 P6 1-3				1-2 FC5-4 1B 1-2f		2-2 P4		3-1 2B 1-H	4	0	1	0	0	0	2
Sid Bream, L (1, 3)	B SAFE SAFE					2-0 G4-3		1-0 G3-1		1-2 P7	4	1	1	0	0	0	1
Greg Olson, R (1, 2)	B SAFE SAFE					2-1 G5-3		4-2 1B BB		1-0 FC6-4 1B	2	1	1	0	1	0	0
Rafael Belliard, R (1, 6)	B SAFE SAFE					2-1 G6-3		1-2 1B		1-0 FC6-4 1-2f	4	0	2	1	0	0	1
Kent Mercker, L (1, 1)	B SAFE SAFE					0-1 G6-3		0-3 K		2-3 K	2	0	0	0	0	1	2
Alejandro Pena, R (5, 1)	B SAFE SAFE										1	0	0	0	0	1	2
Brian Hunter, R (8, PH)	B SAFE SAFE										1	0	0	0	0	1	1
Jim Clancy, R (8, 1)	B SAFE SAFE										0	0	0	0	0	0	0
Mike Stanton, L (9, 1)	B SAFE SAFE										0	0	0	0	0	0	0

Inning Stats		R: 1	H: 2	E: 0	LOB: 1	K: 1	BB: 1	S: 15	P: 25	R: 2	H: 3	E: 0	LOB: 1	K: 1	BB: 0	S: 11	P: 20	R: 0	H: 1	E: 0	LOB: 1	K: 0	BB: 0	S: 9	P: 14	R: 0	H: 0	E: 0	LOB: 0	K: 0	BB: 0	S: 6	P: 10	R: 0	H: 1	E: 0	LOB: 1	K: 0	BB: 0	S: 8	P: 13	R: 0	H: 1	E: 0	LOB: 2	K: 1	BB: 1	S: 16	P: 24	R: 1	H: 2	E: 1	LOB: 2	K: 0	BB: 0	S: 12	P: 18	R: 0	H: 1	E: 0	LOB: 1	K: 1	BB: 0	S: 11	P: 16	R: 0	H: 0	E: 0	LOB: 0	K: 0	BB: 0	S: 8	P: 13	1B: 8	SF: 0	2B: 3	SAC: 0	3B: 0	DP: 0	HR: 0	HBP: 1	WP: 0	PA: 39
--------------	--	------	------	------	--------	------	-------	-------	-------	------	------	------	--------	------	-------	-------	-------	------	------	------	--------	------	-------	------	-------	------	------	------	--------	------	-------	------	-------	------	------	------	--------	------	-------	------	-------	------	------	------	--------	------	-------	-------	-------	------	------	------	--------	------	-------	-------	-------	------	------	------	--------	------	-------	-------	-------	------	------	------	--------	------	-------	------	-------	-------	-------	-------	--------	-------	-------	-------	--------	-------	--------

PITCHER		IP	WLS	BF	H	R	ER	SO	BB	IBB	HBP	BLK	WP	HR	S	P	ERA	WHIP
Wally Whitehurst, R (1, 1)	ERA: 4.41	5.0	L	22	7	3	3	2	1	0	1	0	0	0	49	82	5.40	1.600
Tony Castillo, L (6, 1)	ERA: 5.93	2.1		12	4	1	1	1	1	0	0	0	0	0	34	50	3.86	2.143
Jeff Innis, R (8, 1)	ERA: 2.65	1.2		5	0	0	0	1	0	0	0	0	0	0	13	21	0.00	0.000

**BOTTOM**

**Atlanta Braves @ New York Mets**  
 Shea Stadium, Flushing, NY  
 Fri Sep 06 1991, 7:05 PM EDT  
 Att. 21,960 - Sunny - 74 F

livebaseballscores.com

<b>AB</b>	<b>32</b>
<b>R</b>	<b>2</b>
<b>H</b>	<b>7</b>
<b>RBI</b>	<b>2</b>
<b>BB</b>	<b>1</b>
<b>SO</b>	<b>6</b>
<b>LOB</b>	<b>13</b>



WP: 0	PA: 34
PB: 1	
SB: 0	
CS: 0	

AB	R	H	RBI	BB	SO	LOB
4	0	0	0	0	2	2
4	0	0	0	0	0	2
4	1	2	1	0	2	1
4	1	1	0	0	1	1
4	0	1	0	0	0	1
3	0	1	1	0	0	1
3	0	0	0	1	0	2
3	0	1	0	0	0	2
0	0	0	0	0	0	0
1	0	1	0	0	0	0
1	0	0	0	0	1	1
0	0	0	0	0	0	0
1	0	0	0	0	0	0

Batter	1	2	3	4	5	6	7	8	9
<b>Keith Miller, R</b> (1, 4) OBP: 0.337, SLG: 0.383	1-3 <b>K</b> ①		0-3 <b>K</b> ①		2-0 <b>G5-3</b> ②			1-0 <b>F7</b> ②	
<b>Kevin Elster, R</b> (1, 6) OBP: 0.307, SLG: 0.353	2-2 <b>P3</b> ②		2-2 <b>F7</b> ②		0-1 <b>G5-3</b> ③			3-2 <b>G5-3</b> ③	
<b>Howard Johnson, S</b> (1, 9) OBP: 0.341, SLG: 0.541	3-2 <b>3B</b>		1-3 <b>K</b> ③				3-3 <b>K</b> ①		3-1 <b>HR</b>
<b>Kevin McReynolds, R</b> (1, 8) OBP: 0.333, SLG: 0.423	1-2 <b>G1-3</b> ③			0-1 <b>G5-3</b> ①		1-3 <b>K</b> ②			1-2 <b>G3-1</b> ② <b>SF9</b> <b>2B</b>
<b>Gregg Jefferies, S</b> (1, 5) OBP: 0.323, SLG: 0.379		1-0 <b>F8</b> ①		1-0 <b>2B</b>		0-1 <b>L6</b> ③			1-0 <b>G3-1</b> ①
<b>Mark Carreon, R</b> (1, 7) OBP: 0.283, SLG: 0.310		3-2 <b>P3</b> ②		3-2 <b>P4</b> ②			3-2 <b>G3-6-1</b> <b>1B</b>		1-1 <b>SF9</b> ②
<b>Dave Magadan, L</b> (1, 3) OBP: 0.378, SLG: 0.339		4-2 <b>BB</b>		0-0 <b>F7</b> ③			0-0 <b>F7</b> ①		3-2 <b>F8</b> ③
<b>Rick Cerone, R</b> (1, 2) OBP: 0.364, SLG: 0.350		1-0 <b>F8</b> ③			1-1 <b>PB</b> <b>2B</b>		1-2 <b>G3-6-1</b> ② ③		
<b>Jeff Innis, R</b> (8, 1)									
<b>Wally Whitehurst, R</b> (1, 1) OBP: 0.242, SLG: 0.226					0-3 <b>K</b> ①			1-1 <b>F8</b> ①	
<b>Gary Templeton, S</b> (5, PH) OBP: 0.225, SLG: 0.295									
<b>Tony Castillo, L</b> (6, 1)									
<b>Todd Hundley, S</b> (8, 2)									

Inning Stats	R: 0	H: 1	E: 0	K: 1	S: 13	LOB: 1	BB: 0	P: 20
	R: 0	H: 0	E: 0	K: 0	S: 9	LOB: 1	BB: 1	P: 18
	R: 0	H: 1	E: 0	K: 2	S: 11	LOB: 1	BB: 0	P: 14
	R: 0	H: 1	E: 0	K: 0	S: 8	LOB: 1	BB: 0	P: 12
	R: 0	H: 1	E: 0	K: 1	S: 9	LOB: 1	BB: 0	P: 12
	R: 0	H: 0	E: 0	K: 2	S: 9	LOB: 0	BB: 0	P: 13
	R: 0	H: 1	E: 0	K: 0	S: 8	LOB: 0	BB: 0	P: 12
	R: 0	H: 0	E: 0	K: 0	S: 6	LOB: 0	BB: 0	P: 11
	R: 2	H: 2	E: 0	K: 0	S: 14	LOB: 0	BB: 0	P: 23

PITCHER	IP	WLS	BF	H	R	ER	SO	BB	IBB	HBP	BLK	WP	HR	S	P	ERA	WHIP
<b>Kent Mercker, L</b> (1, 1) ERA: 2.45	4.0		17	4	0	0	3	1	0	0	0	0	0	43	67	0.00	1.250
<b>Alejandro Pena, R</b> (5, 1) ERA: 2.71	3.0	W	9	1	0	0	3	0	0	0	0	0	0	24	34	0.00	0.333
<b>Jim Clancy, R</b> (8, 1) ERA: 3.55	1.2		7	2	2	2	0	0	0	0	0	0	1	15	26	10.80	1.200
<b>Mike Stanton, L</b> (9, 1) ERA: 2.66	0.1	S	1	0	0	0	0	0	0	0	0	0	0	5	8	0.00	0.000

1B: 2	SF: 1
2B: 3	SAC: 0
3B: 1	DP: 1
HR: 1	HBP: 0



**Atlanta Braves @ New York Mets**  
 Shea Stadium, Flushing, NY

Sat Sep 07 1991, 3:33 AM EDT  
 Att. 25,772 - Sunny - 81 F

[livebaseballscorecards.com](http://livebaseballscorecards.com)

<b>AB</b>	<b>35</b>
<b>R</b>	<b>6</b>
<b>H</b>	<b>9</b>
<b>RBI</b>	<b>6</b>
<b>BB</b>	<b>2</b>
<b>SO</b>	<b>5</b>
<b>LOB</b>	<b>10</b>



TOP

AB	R	H	RBI	BB	SO	LOB
4	0	1	1	0	1	1
1	0	0	0	0	1	1
5	1	2	2	0	0	2
3	0	0	0	1	2	1
4	1	1	1	0	0	2
4	1	2	1	0	1	0
4	0	0	0	0	0	1
4	0	0	0	0	0	1
3	2	2	0	1	0	0
2	1	1	1	0	0	0
1	0	0	0	0	0	1
0	0	0	0	0	0	0

1B: 3	SF: 0
2B: 3	SAC: 1
3B: 0	DP: 0
HR: 3	HBP: 0

WP: 0	PA: 38
PB: 0	
SB: 0	
CS: 0	

Batter	1	2	3	4	5	6	7	8	9
<b>Lonnie Smith, R</b> (1, 7) OBP: 0.386, SLG: 0.407 <b>Keith Mitchell, R</b> (7, 7) OBP: 0.407, SLG: 0.463	1-3 		1-1 F8 		3-2 G4-3 		0-1 G1-3 		1-3 
<b>Terry Pendleton, S</b> (1, 5) OBP: 0.354, SLG: 0.499	1-1 G4-3 		2-2 		2-1 G4-3 		0-2 		2-2 P5 
<b>Ron Gant, R</b> (1, 8) OBP: 0.328, SLG: 0.498	1-0 G1-3 		3-3 		4-1 		1-3 		
<b>David Justice, L</b> (1, 9) OBP: 0.367, SLG: 0.505		3-2 		0-0 G3-1 	1-1 F8 			3-1 F9 	
<b>Brian Hunter, R</b> (1, 3) OBP: 0.308, SLG: 0.463		2-3 		2-2 P2 		1-0 		2-0 G5-3 	
<b>Greg Olson, R</b> (1, 2) OBP: 0.329, SLG: 0.364		0-0 G6-3 		3-2 L7 		0-1 G6-3 		1-0 G5-3 	
<b>Mark Lemke, S</b> (1, 4) OBP: 0.303, SLG: 0.319		3-2 L9 			0-1 G6-3 	2-0 G6-3 		0-1 F7 	
<b>Rafael Belliard, R</b> (1, 6) OBP: 0.290, SLG: 0.281			0-0 F8 		0-0 	1-0 F9 		4-1 	
<b>Charlie Leibrandt, R</b> (1, 1) OBP: 0.095, SLG: 0.117 <b>Jeff Treadway, L</b> (9, PH) OBP: 0.379, SLG: 0.440 <b>Jim Clancy, R</b> (9, 1)			0-1 SH1-4 		0-0 		0-0 G6-3 		1-0 F7 

Inning Stats	R: 0	H: 0	E: 0	K: 1	S: 6	P: 9	R: 1	H: 1	E: 0	K: 1	S: 11	P: 19	R: 2	H: 2	E: 0	K: 1	S: 11	P: 17	R: 0	H: 0	E: 0	K: 0	S: 7	P: 12	R: 2	H: 3	E: 0	K: 0	S: 12	P: 22	R: 1	H: 1	E: 0	K: 0	S: 5	P: 9	R: 0	H: 1	E: 0	K: 1	S: 9	P: 10	R: 0	H: 1	E: 0	K: 0	S: 6	P: 12	R: 0	H: 0	E: 0	K: 1	S: 9	P: 17	1B: 3	SF: 0	2B: 3	SAC: 1	3B: 0	DP: 0	HR: 3	HBP: 0	WP: 0	PA: 38
--------------	------	------	------	------	------	------	------	------	------	------	-------	-------	------	------	------	------	-------	-------	------	------	------	------	------	-------	------	------	------	------	-------	-------	------	------	------	------	------	------	------	------	------	------	------	-------	------	------	------	------	------	-------	------	------	------	------	------	-------	-------	-------	-------	--------	-------	-------	-------	--------	-------	--------

PITCHER	IP	WLS	BF	H	R	ER	SO	BB	IBB	HBP	BLK	WP	HR	S	P	ERA	WHIP
<b>Frank Viola, L</b> (1, 1) ERA: 3.84	5.0	L	22	6	5	5	3	1	0	0	0	0	2	47	79	9.00	1.400
<b>Tim Burke, R</b> (6, 1) ERA: 3.78	2.0		8	2	1	1	1	0	0	0	0	0	1	14	19	4.50	1.000
<b>Terry Bross, R</b> (8, 1) ERA: 4.5	2.0		8	1	0	0	1	1	0	0	0	0	0	15	29	0.00	1.000

PITCHER	IP	WLS	BF	H	R	ER	SO	BB	IBB	HBP	BLK	WP	HR	S	P	ERA	WHIP
---------	----	-----	----	---	---	----	----	----	-----	-----	-----	----	----	---	---	-----	------

BOTTOM

Atlanta Braves @ New York Mets  
Shea Stadium, Flushing, NY  
Sat Sep 07 1991, 3:33 AM EDT  
Att. 25,772 - Sunny - 81 F

livebaseballscores.com

AB	34
R	1
H	6
RBI	1
BB	0
SO	5
LOB	15



AB R H RBI BB SO LOB

4	0	1	0	0	0	1
4	0	1	0	0	0	2
4	1	1	0	0	2	2
4	0	0	0	0	1	2
4	0	1	0	0	0	2
4	0	1	1	0	1	1
2	0	0	0	0	0	0
0	0	0	0	0	0	0
1	0	0	0	0	0	1
1	0	0	0	0	0	1
3	0	0	0	0	0	2
1	0	0	0	0	0	0
2	0	1	0	0	0	0

1B:	3	SF:	0
2B:	3	SAC:	0
3B:	0	DP:	0
HR:	0	HBP:	0

WP:	0	PA:	34
PB:	0		
SB:	3		
CS:	0		

WP	HR	S	P	ERA	WHIP
----	----	---	---	-----	------

Batter	1	2	3	4	5	6	7	8	9
Keith Miller, R OBP: 0.335, SLG: 0.385 (1, 4)	0-1 G6-3 2B		1-1 P4			1-0 L7		2-0 G4-3	
Kevin Elster, R OBP: 0.306, SLG: 0.352 (1, 6)	0-2 G6-3 2-3			3-2 P3		2-1 P8		1-2 1B	
Howard Johnson, S OBP: 0.341, SLG: 0.539 (1, 9)	2-3 K			2-2 G5-3			1-2 2B 1B	0-3 K	
Kevin McReynolds, R OBP: 0.330, SLG: 0.420 (1, 8)	2-3 K			0-0 P3			1-2 E6 2B 1B		0-2 F9
Gregg Jefferies, S OBP: 0.322, SLG: 0.378 (1, 5)		1-1 F9			0-1 G6-3		0-0 P4		0-0 G5-3 1B
Mark Carreon, R OBP: 0.282, SLG: 0.313 (1, 7)		2-3 K			1-1 G5-3		1-1 2B		3-2 G5-3 1-2
Garry Templeton, S OBP: 0.224, SLG: 0.293 (1, 3)			1-1 F9		2-2 P3		0-3 K		0-0 G4-3
Tim Burke, R (6, 1)									
Rick Cerone, R OBP: 0.363, SLG: 0.349 (7, PH)									
Terry Boss, R (8, 1)									
Mackey Sasser, L OBP: 0.299, SLG: 0.440 (9, PH)									
Charlie O'Brien, R OBP: 0.291, SLG: 0.285 (1, 2)			0-0 F9			1-1 G5-3	3-2 F8		
Frank Viola, L OBP: 0.136, SLG: 0.154 (1, 1)								1-2 G4-3	
Dave Magadan, L OBP: 0.378, SLG: 0.342 (6, 3)			0-0 G3-1						

Inning Stats	R: 0	H: 1	E: 0	K: 2	S: 14	R: 0	H: 0	E: 0	K: 1	S: 7	R: 0	H: 0	E: 0	K: 0	S: 4	R: 0	H: 0	E: 0	K: 0	S: 8	R: 0	H: 0	E: 0	K: 0	S: 8	R: 0	H: 1	E: 0	K: 0	S: 8	R: 1	H: 2	E: 1	K: 1	S: 19	R: 0	H: 1	E: 0	K: 1	S: 11	R: 0	H: 1	E: 0	K: 0	S: 8
--------------	------	------	------	------	-------	------	------	------	------	------	------	------	------	------	------	------	------	------	------	------	------	------	------	------	------	------	------	------	------	------	------	------	------	------	-------	------	------	------	------	-------	------	------	------	------	------

PITCHER	IP	WLS	BF	H	R	ER	SO	BB	IBB	HBP	BLK	WP	HR	S	P	ERA	WHIP
Charlie Leibrandt, L ERA: 3.41 (1, 1)	8.0	W	30	5	1	1	5	0	0	0	0	0	0	79	111	1.12	0.625
Jim Clancy, R ERA: 3.51 (9, 1)	1.0		4	1	0	0	0	0	0	0	0	0	0	8	11	0.00	1.000

PITCHER	IP	WLS	BF	H	R	ER	SO	BB	IBB	HBP	BLK	WP	HR	S	P	ERA	WHIP
---------	----	-----	----	---	---	----	----	----	-----	-----	-----	----	----	---	---	-----	------



Batter	1	2	3	4	5	6	7	8	9	AB R H RBI BB SO LOB	TOP																									
Otis Nixon, S OBP: 0.375, SLG: 0.331 (1, 7)	2-2 FC6 1B		1-0 SF7		1 SAFE 2-2 G4-3			0-0 SH1-3 1B	4-2 1B	3 2 2 1 1 0 1																										
Jeff Treadway, L OBP: 0.378, SLG: 0.439 Mark Lemke, S OBP: 0.307, SLG: 0.323 (8, PH)	2-1 FC6 1-2f		0-1 G3			0-0 G2-3 HR 1B		0-0 SH1-3	2-2 1B	3 1 1 0 0 0 2 1 0 1 1 0 0 0																										
Terry Pendleton, S OBP: 0.354, SLG: 0.498 (1, 5)	0-1 G6-4-3 1-2f			2-0 F7		1-2 G2-3		2-2 1B	0-1 1B	5 0 2 2 0 0 2																										
David Justice, L OBP: 0.323, SLG: 0.510 (1, 9)		2-1 G3		3-3 K		0-0 HR		3-2 F8	0-1 G1-3	5 1 1 2 0 1 3																										
Ron Gant, R OBP: 0.329, SLG: 0.496 (1, 8)		2-3 K		4-1 S BB		4-0 CS BB		0-1 L7		2 0 0 0 2 1 1																										
Sid Bream, L OBP: 0.323, SLG: 0.465 Brian Hunter, R OBP: 0.310, SLG: 0.476 (6, PH)		1-1 F9		4-0 BB		0-1 F7			2-0 HR	1 0 0 0 1 0 0 2 1 1 1 0 0 1																										
Greg Olson, R OBP: 0.331, SLG: 0.364 (1, 2)			2-2 SH1-4 SF7 1B		0-0 F9		1 SAFE 1-0 CS	0-0 F8	4-2 S 1B BB	3 2 1 0 1 0 2																										
Rafael Belliard, R OBP: 0.293, SLG: 0.284 (1, 6)			2-2 SH1-4 1B		0-2 G4-3 1B		2-1 G6-3		0-3 K	4 0 2 0 0 1 1																										
Tom Glavine, L OBP: 0.300, SLG: 0.273 Lonnie Smith, R OBP: 0.385, SLG: 0.406 Mike Stanton, L OBP: 0.571, SLG: 0.667 Alejandro Pena, R (9, 1)			0-1 SH1-4		1-3 K		1-2 G3-1		0-1 P4	2 0 0 0 0 1 1 1 0 0 0 0 0 1 0 0 0 0 0 0 0 0 0 0 0 0 0 0																										
<b>Inning Stats</b>	R: 0 E: 0 K: 0 S: 9	H: 1 LOB: 0 BB: 0 P: 13	R: 0 E: 0 K: 1 S: 7	H: 0 LOB: 0 BB: 0 P: 12	R: 1 E: 0 K: 0 S: 11	H: 2 LOB: 1 BB: 0 P: 16	R: 0 E: 0 K: 1 S: 6	H: 0 LOB: 2 BB: 2 P: 19	R: 0 E: 0 K: 1 S: 10	H: 1 LOB: 1 BB: 0 P: 13	R: 2 E: 0 K: 0 S: 8	H: 2 LOB: 0 BB: 1 P: 14	R: 0 E: 0 K: 0 S: 6	H: 0 LOB: 0 BB: 0 P: 9	R: 1 E: 0 K: 0 S: 11	H: 2 LOB: 1 BB: 0 P: 16	R: 3 E: 0 K: 1 S: 20	H: 3 LOB: 2 BB: 2 P: 32	1B: 8 2B: 1 3B: 0 HR: 2	SF: 1 SAC: 2 DP: 1 HBP: 0	WP: 0 PB: 0 SB: 2 CS: 1	PA: 41														
<b>PITCHER</b>	IP WLS BF H R ER SO BB IBB HBP BLK WP HR S P ERA WHIP																																			
Anthony Young, R ERA: 2.7 (1, 1)	5.1		23	6	3	3	3	3	0	0	0	0	1	49	84	5.06	1.688																			
Doug Simons, L ERA: 4.69 (6, 1)	2.0		6	1	1	1	0	0	0	0	0	0	0	10	14	4.50	0.500																			
Tim Burke, R ERA: 3.78 (8, 1)	0.0		1	1	0	0	0	0	0	0	0	0	0	4	6	∞	∞																			
John Franco, L ERA: 2.87 (8, 1)	1.2	L	10	3	3	3	1	2	0	0	0	0	1	25	40	16.20	3.000																			

Atlanta Braves @ New York Mets  
Shea Stadium, Flushing, NY  
Sun Sep 08 1991, 3:33 AM EDT  
Att. 22,449 - Sunny - 83 F

livebaseballscorecards.com

AB	32
R	7
H	11
RBI	7
BB	5
SO	4
LOB	15



**BOTTOM**

**Atlanta Braves @ New York Mets**  
 Shea Stadium, Flushing, NY  
 Sun Sep 08 1991, 3:33 AM EDT  
 Att. 22,449 - Sunny - 83 F

livebaseballscorecards.com

<b>AB</b>	<b>34</b>
<b>R</b>	<b>5</b>
<b>H</b>	<b>7</b>
<b>RBI</b>	<b>5</b>
<b>BB</b>	<b>6</b>
<b>SO</b>	<b>6</b>
<b>LOB</b>	<b>16</b>



WP: 0	PA: 40
PB: 0	
SB: 1	
CS: 0	

AB	R	H	RBI	BB	SO	LOB
4	1	1	0	1	0	0
4	1	1	1	0	1	0
1	0	0	0	0	0	2
4	1	0	1	1	2	1
5	1	1	1	0	1	1
4	0	2	1	0	0	0
4	0	1	0	0	0	3
2	0	0	0	2	0	2
2	0	1	1	1	1	0
1	0	0	0	0	0	2
2	0	0	0	0	1	5
1	0	0	0	0	0	0
0	0	0	0	0	0	0
0	0	0	0	0	0	0
0	1	0	0	1	0	0

1B	2B	3B	SF	2B	SAC	3B	DP	HBP
6	1	0	0	0	0	0	0	0
1	0	0	0	0	0	0	0	0
0	0	0	0	0	0	0	0	0
0	0	0	0	0	0	0	0	0
0	1	0	0	0	0	0	0	0

R	H	ER	SO	BB	IBB	HBP	BLK	WP	HR	S	P	ERA	WHIP
0	1	0	2	1	0	0	0	0	0	12	8	0.00	0.000
0	0	0	0	0	0	0	0	0	0	74	121	4.50	1.250
0	0	0	0	0	0	0	0	0	0	1	9	∞	∞
0	0	0	0	0	0	0	0	0	0	8	12	0.00	0.000

R	H	ER	SO	BB	IBB	HBP	BLK	WP	HR	S	P	ERA	WHIP
0	0	0	0	0	0	0	0	0	0	13	8	0.00	0.000
0	0	0	0	0	0	0	0	0	0	74	121	4.50	1.250
0	0	0	0	0	0	0	0	0	0	1	9	∞	∞
0	0	0	0	0	0	0	0	0	0	8	12	0.00	0.000

R	H	ER	SO	BB	IBB	HBP	BLK	WP	HR	S	P	ERA	WHIP
0	0	0	0	0	0	0	0	0	0	11	7	0.00	0.000
0	0	0	0	0	0	0	0	0	0	74	121	4.50	1.250
0	0	0	0	0	0	0	0	0	0	1	9	∞	∞
0	0	0	0	0	0	0	0	0	0	8	12	0.00	0.000

R	H	ER	SO	BB	IBB	HBP	BLK	WP	HR	S	P	ERA	WHIP
0	0	0	0	0	0	0	0	0	0	9	6	0.00	0.000
0	0	0	0	0	0	0	0	0	0	74	121	4.50	1.250
0	0	0	0	0	0	0	0	0	0	1	9	∞	∞
0	0	0	0	0	0	0	0	0	0	8	12	0.00	0.000

R	H	ER	SO	BB	IBB	HBP	BLK	WP	HR	S	P	ERA	WHIP
0	0	0	0	0	0	0	0	0	0	20	10	0.00	0.000
0	0	0	0	0	0	0	0	0	0	74	121	4.50	1.250
0	0	0	0	0	0	0	0	0	0	1	9	∞	∞
0	0	0	0	0	0	0	0	0	0	8	12	0.00	0.000

R	H	ER	SO	BB	IBB	HBP	BLK	WP	HR	S	P	ERA	WHIP
0	0	0	0	0	0	0	0	0	0	11	5	0.00	0.000
0	0	0	0	0	0	0	0	0	0	74	121	4.50	1.250
0	0	0	0	0	0	0	0	0	0	1	9	∞	∞
0	0	0	0	0	0	0	0	0	0	8	12	0.00	0.000

R	H	ER	SO	BB	IBB	HBP	BLK	WP	HR	S	P	ERA	WHIP
4	5	0	2	1	0	0	0	0	0	28	4	0.00	0.000
0	0	0	0	0	0	0	0	0	0	11	5	0.00	0.000
0	0	0	0	0	0	0	0	0	0	74	121	4.50	1.250
0	0	0	0	0	0	0	0	0	0	1	9	∞	∞
0	0	0	0	0	0	0	0	0	0	8	12	0.00	0.000

Batter	1	2	3	4	5	6	7	8	9
<b>Keith Miller, R</b> OBP: 0.337, SLG: 0.388 (1, 4)	1-2 1B 2B	0-2 F9		1-2 F9			0-1 F8		4-1 G4-3 G3 BB
<b>Garry Templeton, S</b> OBP: 0.224, SLG: 0.292 <b>Mackey Sasser, L</b> OBP: 0.298, SLG: 0.438 (9, PH)	0-0 BB 1B 2-H	1-2 G4-3		1-1 F9			0-3 K		2-2 G3
<b>Howard Johnson, S</b> OBP: 0.339, SLG: 0.534 (1, 9)	4-0 1B 1B BB	0-3 K		1-0 P4			3-3 K		1-0 G4-3
<b>Kevin McReynolds, R</b> OBP: 0.323, SLG: 0.417 (1, 8)	0-0 FC6-4 1B 1B 1-2 2-H		0-0 G6-3		0-1 P6			2-0 F8	1-3 K
<b>Gregg Jefferies, S</b> OBP: 0.323, SLG: 0.379 (1, 5)	1-1 FC6-4 1B 1-2 2-H		0-2 G3-1		1-1 G6-3			1-1 S 1B	
<b>Mark Carreon, R</b> OBP: 0.282, SLG: 0.312 (1, 7)	1-0 L7		1-1 BB BB 1B		3-2 G5-3			0-1 F8	
<b>Kevin Elster, R</b> OBP: 0.309, SLG: 0.349 (1, 6)	2-2 FC6-4 1B 1-2 2-3		4-0 BB BB		1-1 G6-3			4-0 IBB	
<b>Todd Hundley, S</b> OBP: 0.500, SLG: 0.333 <b>Rick Cerone, R</b> OBP: 0.361, SLG: 0.347 (8, PH) (9, 2)	3-2 1B 1-2 3-H		4-1 BB BB		2-3 K			2-2 F8	
<b>Anthony Young, R</b> OBP: 0.143, SLG: 0.286 <b>Doug Simons, L</b> (6, 1) <b>Tim Burke, R</b> (8, 1) <b>John Franco, L</b> (8, 1) <b>Terry McDaniel, S</b> OBP: 0.286, SLG: 0.333 (9, PH)	0-0 F9		1-3 K		2-2 G4-3			4-0 G3 BB BB BB BB G4-3 BB	

<b>Inning Stats</b>	R: 4 E: 0 K: 0 S: 16	H: 5 LOB: 2 BB: 1 P: 28	R: 0 E: 0 K: 1 S: 10	H: 0 LOB: 0 BB: 0 P: 11	R: 0 E: 0 K: 1 S: 10	H: 1 LOB: 3 BB: 2 P: 20	R: 0 E: 0 K: 0 S: 6	H: 0 LOB: 0 BB: 0 P: 9	R: 0 E: 0 K: 0 S: 7	H: 0 LOB: 0 BB: 0 P: 11	R: 0 E: 0 K: 1 S: 8	H: 0 LOB: 0 BB: 0 P: 13	R: 0 E: 0 K: 2 S: 9	H: 0 LOB: 0 BB: 0 P: 12	R: 0 E: 0 K: 0 S: 8	H: 1 LOB: 2 BB: 1 P: 17	R: 1 E: 0 K: 1 S: 9	H: 0 LOB: 1 BB: 2 P: 21	1B: 6 2B: 1 3B: 0 HR: 0	SF: 0 SAC: 0 DP: 0 HBP: 0
---------------------	-------------------------------	----------------------------------	-------------------------------	----------------------------------	-------------------------------	----------------------------------	------------------------------	---------------------------------	------------------------------	----------------------------------	------------------------------	----------------------------------	------------------------------	----------------------------------	------------------------------	----------------------------------	------------------------------	----------------------------------	----------------------------------	------------------------------------

PITCHER	IP	WLS	BF	H	R	ER	SO	BB	IBB	HBP	BLK	WP	HR	S	P	ERA	WHIP
<b>Tom Glavine, L</b> ERA: 2.32 (1, 1)	8.0		35	7	4	4	5	3	1	0	0	0	0	74	121	4.50	1.250
<b>Mike Stanton, L</b> ERA: 2.8 (9, 1)	0.0		2	0	1	1	0	2	0	0	0	0	0	1	9	∞	∞
<b>Alejandro Pena, R</b> ERA: 2.67 (9, 1)	1.0	S	3	0	0	0	1	0	0	0	0	0	0	8	12	0.00	0.000



Batter	1	2	3	4	5	6	7	8	9	AB R H RBI BB SO LOB	TOP											
<b>Delino DeShields, L</b> (1, 4) OBP: 0.370, SLG: 0.353	2-3 K		0-1 FC4-6 1B		3-1 G4-3		1-0 SF9 3B		4-1 BB	4 1 2 0 1 1 0												
<b>Spike Owen, S</b> (1, 6) OBP: 0.321, SLG: 0.347	0-0 F7		1-2 FC4-6 1-2f		2-2 FC3-2 3B		0-0 SF9		3-1 P3	4 0 1 1 0 0 3												
<b>Dave Martinez, L</b> (1, 7) OBP: 0.327, SLG: 0.407	2-2 E4				0-0 SF8 3B		2-2 F8		0-0 G6-3	5 1 1 0 0 0 3												
<b>Tim Wallach, R</b> (1, 5) OBP: 0.293, SLG: 0.335		1-3 K		4-0 1B BLK 1B BB		2-0 L4		1-2 G3		3 1 0 0 1 1 1												
<b>Larry Walker, L</b> (1, 9) OBP: 0.349, SLG: 0.461		1-3 K		1-0 SF8		2-1 FC4-6 1B		1-2 F9		3 0 1 1 0 1 0												
<b>Marquis Grissom, R</b> (1, 8) OBP: 0.312, SLG: 0.371		2-2 E 1B		2-2 3-H S 1B 1B		1-2 FC4-6 1-2f S		1-0 G4-3		4 1 2 0 0 0 1												
<b>Andres Galarraga, R</b> (1, 3) OBP: 0.262, SLG: 0.313		2-3 K		1-3 K		2-3 K		3-2 G3-1		4 0 0 0 0 3 4												
<b>Mike Fitzgerald, R</b> (1, 2) OBP: 0.266, SLG: 0.287			1-0 P3		3-2 IBB		4-0 IBB		2-2 SH3-4 1B	2 0 1 2 1 0 0 1 0 1 0 0 0 0												
<b>Gilberto Reyes, R</b> (8, 2) OBP: 0.289, SLG: 0.257					2-3 2-H 3-H 1B																	
<b>Brian Barnes, L</b> (1, 1) OBP: 0.209, SLG: 0.081			2-3 K		0-1 B1-3		0-1 F9		0-0 SH3-4	2 0 0 0 0 1 1 1 0 0 0 0 0 2 0 0 0 0 0 0 0 0 0 0 0 0 0 0												
<b>John Vander Wal, L</b> (6, PH) OBP: 0.400, SLG: 0.800																						
<b>Bill Sampen, R</b> (6, 1) OBP: 0.429, SLG: 0.429																						
<b>Jeff Fassero, L</b> (8, 1)																						
<b>Inning Stats</b>	R: 0 E: 1 K: 1 S: 8	H: 0 LOB: 1 BB: 0 P: 12	R: 0 E: 1 K: 3 S: 15	H: 1 LOB: 1 BB: 0 P: 21	R: 0 E: 0 K: 1 S: 10	H: 1 LOB: 1 BB: 0 P: 14	R: 3 E: 0 K: 1 S: 13	H: 3 LOB: 1 BB: 1 P: 24	R: 0 E: 0 K: 0 S: 8	H: 1 LOB: 1 BB: 0 P: 15	R: 0 E: 0 K: 0 S: 11	H: 1 LOB: 2 BB: 1 P: 20	R: 1 E: 0 K: 0 S: 8	H: 1 LOB: 0 BB: 0 P: 12	R: 0 E: 0 K: 0 S: 7	H: 0 LOB: 0 BB: 0 P: 12	R: 0 E: 0 K: 0 S: 9	H: 1 LOB: 2 BB: 1 P: 18	1B: 6 2B: 0 3B: 3 HR: 0	SF: 2 SAC: 1 DP: 0 HBP: 0	WP: 0 PB: 0 SB: 2 CS: 0	PA: 39
<b>PITCHER</b>	IP WLS BF H R ER SO BB IBB HBP BLK WP HR S P ERA WHIP																					
<b>David Cone, R</b> (1, 1) ERA: 3.67	7.0 L 31 8 4 4 7 1 1 0 1 0 0 73 118 5.14 1.286																					
<b>Jeff Innis, R</b> (8, 1) ERA: 2.6	1.1 5 1 0 0 0 0 0 0 0 0 0 12 19 0.00 0.750																					
<b>Doug Simons, L</b> (9, 1) ERA: 4.63	0.2 3 0 0 0 0 1 0 0 0 0 0 4 11 0.00 1.500																					

**Montreal Expos @ New York Mets**

Shea Stadium, Flushing, NY

Mon Sep 09 1991, 7:05 PM EDT  
Att. 12,950 - Cloudy - 75 F

[livebaseballscorecards.com](http://livebaseballscorecards.com)

AB	33
R	4
H	9
RBI	4
BB	3
SO	7
LOB	15







Batter	1	2	3	4	5	6	7	8	9	AB R H RBI BB SO LOB	TOP	
<b>Delino DeShields, L</b> (1, 4) <small>OBP: 0.370, SLG: 0.352</small> <b>Scott Ruskin, R</b> (6, 1) <b>Nelson Santovenia, R</b> (7, 3) <small>OBP: 0.270, SLG: 0.414</small>	2-3 			0-0 		4-2 			3-1 	2 0 0 0 1 1 0 0 0 0 0 0 0 0 1 0 0 0 0 0 0	<b>Montreal Expos @ New York Mets</b> Shea Stadium, Flushing, NY Tue Sep 10 1991, 3:33 AM EDT Att: 9,882 - Cloudy - 80 F	
<b>Spike Owen, S</b> (1, 6) <small>OBP: 0.318, SLG: 0.343</small>	2-2 			2-0 		1-2 			1-3 	4 0 0 0 0 1 1		
<b>Marquis Grissom, R</b> (1, 8) <small>OBP: 0.309, SLG: 0.367</small>	1-3 			2-0 		0-1 			1-2 	4 0 0 0 0 1 1		
<b>Tim Wallach, R</b> (1, 5) <small>OBP: 0.292, SLG: 0.333</small>									0-2 	3 0 0 0 0 0 0		
<b>Larry Walker, L</b> (1, 9) <small>OBP: 0.347, SLG: 0.458</small>									0-3 	3 0 0 0 0 1 0		
<b>Andres Galarraga, R</b> (1, 3) <small>OBP: 0.262, SLG: 0.312</small> <b>Doug Piatt, L</b> (7, 1)									1-0 	2 0 0 0 1 1 0 0 0 0 0 0 0 0		
<b>Kenny Williams, R</b> (1, 7) <small>OBP: 0.299, SLG: 0.423</small>				2-3 		1-2 			3-2 	3 0 1 0 0 1 0		
<b>Gilberto Reyes, R</b> (1, 2) <small>OBP: 0.284, SLG: 0.253</small>				3-3 		0-1 			1-2 	3 0 0 0 0 1 2		
<b>Mark Gardner, R</b> (1, 1) <small>OBP: 0.106, SLG: 0.087</small> <b>Steve Frey, R</b> (5, 1) <b>Junior Noboa, R</b> (6, PH) <small>OBP: 0.241, SLG: 0.302</small>				0-0 		0-1 			0-0 	1 0 0 0 0 0 0 0 0 0 0 0 0 0 2 0 0 0 0 0 0		
<b>Inning Stats</b>	R: 0 H: 0 E: 0 LOB: 0 K: 2 BB: 0 S: 9 P: 14	R: 0 H: 0 E: 0 LOB: 0 K: 1 BB: 0 S: 7 P: 8	R: 0 H: 0 E: 0 LOB: 0 K: 2 BB: 0 S: 9 P: 14	R: 0 H: 0 E: 0 LOB: 0 K: 0 BB: 0 S: 3 P: 7	R: 0 H: 1 E: 0 LOB: 2 K: 0 BB: 1 S: 8 P: 13	R: 0 H: 0 E: 0 LOB: 1 K: 0 BB: 1 S: 10 P: 15	R: 0 H: 0 E: 0 LOB: 0 K: 1 BB: 0 S: 11 P: 18	R: 0 H: 0 E: 0 LOB: 0 K: 0 BB: 0 S: 6 P: 9	R: 0 H: 0 E: 0 LOB: 0 K: 1 BB: 0 S: 9 P: 14	1B: 1 SF: 0 2B: 0 SAC: 0 3B: 0 DP: 0 HR: 0 HBP: 0	WP: 1 PA: 30 PB: 0 SB: 0 CS: 0	
<b>PITCHER</b> <b>Pete Schourek, L</b> (1, 1) <small>ERA: 4.19</small>	IP WLS BF H R ER SO BB IBB HBP BLK WP HR S P ERA WHIP 9.0 W 30 1 0 0 7 2 0 0 0 1 0 72 112 0.00 0.333											<b>PITCHER</b> IP WLS BF H R ER SO BB IBB HBP BLK WP HR S P ERA WHIP

livebaseballscorecards.com

AB	28
R	0
H	1
RBI	0
BB	2
SO	7
LOB	4







Batter	1	2	3	4	5	6	7	8	9	AB R H RBI BB SO LOB	TOP											
Keith Miller, R (1, 4) OBP: 0.329, SLG: 0.374	2-1 1B G4-6-3 2B		3-1 P6			1-1 G6-3	4-0 BB			3 1 1 0 1 0 0												
Jeff Gardner, L (1, 6) OBP: 0.625, SLG: 0.400	0-2 G4-6-3 1B		1-1 F8			4-2 BB	2-2 SF8			2 0 1 0 1 0 0												
Kevin Elster, R (7, PH) OBP: 0.316, SLG: 0.357	2-3 1B						2-3 3-H			0 0 0 1 0 0 0												
Howard Johnson, S (1, 9) OBP: 0.340, SLG: 0.535	0-2 G4-6-3 1-2f 3-H			0-0 F8		1 SAFE 3-2 F8	1-1 P4			4 0 0 0 0 0 4												
Kevin McReynolds, R (1, 8) OBP: 0.323, SLG: 0.410	1-2 F8			0-3 K		1 SAFE 2-0 L6	1-1 L8			4 0 0 0 0 1 1												
Mackey Sasser, L (1, 7) OBP: 0.308, SLG: 0.457		3-2 G4-3 1B		0-0 1B			0-0 L9	1-1 G5-3		3 0 2 0 0 0 0												
Daryl Boston, L (7, 8) OBP: 0.332, SLG: 0.350										1 0 0 0 0 0 0												
Gregg Jefferies, S (1, 5) OBP: 0.330, SLG: 0.385		1 SAFE 2-1 P5		1-0 F7			1-1 1B 1B	3-2 CS 1B		4 1 2 0 0 0 2												
Chris Donnels, L (1, 3) OBP: 0.318, SLG: 0.216			2-2 G4-3 1-2		2-3 K		1 SAFE 1-1 1B 1B	2-0 CS	0-1 G1-3	4 1 1 0 0 1 1	AB 33 R 4 H 9 RBI 3 BB 2 SO 3 LOB 9											
Todd Hundley, S (1, 2) OBP: 0.385, SLG: 0.200		3-2 L3			1-1 F8		1-1 BB SF8 1B		2-2 G3-1	4 1 1 1 0 0 1												
Tony Castillo, L (1, 1)			0-2 G5-3		0-1 G4-3		1-1 SF8 BB 1B		0-3 K	2 0 0 0 0 0 0												
Terry McDaniel, S (7, PH) OBP: 0.375, SLG: 0.429										1 0 1 1 0 0 0												
Tim Burke, R (7, 1)										1 0 0 0 0 1 0												
John Franco, L (9, 1)										0 0 0 0 0 0 0												
Inning Stats	R: 1 E: 0 K: 0 S: 11	H: 2 LOB: 0 BB: 0 P: 14	R: 0 E: 0 K: 0 S: 17	H: 1 LOB: 1 BB: 0 P: 27	R: 0 E: 0 K: 0 S: 8	H: 0 LOB: 0 BB: 0 P: 12	R: 0 E: 0 K: 1 S: 6	H: 1 LOB: 1 BB: 0 P: 7	R: 0 E: 0 K: 1 S: 7	H: 0 LOB: 0 BB: 0 P: 10	R: 0 E: 0 K: 0 S: 10	H: 0 LOB: 1 BB: 1 P: 20	R: 3 E: 0 K: 0 S: 15	H: 4 LOB: 2 BB: 1 P: 26	R: 0 E: 0 K: 0 S: 9	H: 1 LOB: 0 BB: 0 P: 14	R: 0 E: 0 K: 1 S: 8	H: 0 LOB: 0 BB: 0 P: 10	1B: 8 2B: 1 3B: 0 HR: 0	SF: 1 SAC: 0 DP: 1 HBP: 0	WP: 0 PB: 0 SB: 0 CS: 1	PA: 37
PITCHER	IP WLS BF H R ER SO BB IBB HBP BLK WP HR S P ERA WHIP																					
Frank Castillo, R (1, 1) ERA: 3.64	6.1 L 28 8 4 4 2 2 0 0 0 0 0 0 68 107 5.68 1.579																					
Chuck McElroy, L (7, 1) ERA: 1.88	0.2 2 0 0 0 0 0 0 0 0 0 0 0 6 9 0.00 0.000																					
Les Lancaster, R (8, 1) ERA: 3.77	2.0 6 1 0 0 1 0 0 0 0 0 0 0 17 24 0.00 0.500																					

New York Mets @ Chicago Cubs  
Wrigley Field, Chicago, IL  
Wed Sep 11 1991, 3:33 AM CDT  
Att. 15,795 - Cloudy - 66 F

livebaseballscorecards.com



Batter	1	2	3	4	5	6	7	8	9	AB	R	H	RBI	BB	SO	LOB
Chico Walker, S OBP: 0.324, SLG: 0.334 (1, 5)	1-1 CS 1B			2-2 E6 G4-6-3		1-0 23 F9 1B		1-1 FC1-8 1B		4	0	3	0	0	0	0
Mark Grace, L OBP: 0.356, SLG: 0.380 (1, 3)	2-1 G3-1 1-2			1-1 G4-6-3 1-2f		1-2 1B		2-2 FC1-6 1-2f		4	0	1	0	0	0	3
23 Ryne Sandberg, R OBP: 0.377, SLG: 0.488 (1, 4)	0-1 F7			2-1 G1-4-3		2-2 F9		0-3 K		4	0	0	0	0	1	3
George Bell, R OBP: 0.330, SLG: 0.478 (1, 7)			0-1 F9		0-0 F8	2-0 F9		2-2 F8		4	0	0	0	0	0	3
Shawon Dunston, R OBP: 0.296, SLG: 0.418 (1, 6)			0-1 F9		3-1 G5-3		1-3 K		0-2 G5-4-3 2B	4	0	1	0	0	1	0
Jerome Walton, R OBP: 0.268, SLG: 0.329 (1, 8)			1-1 F9		0-1 E6 BB		1-3 K		2-2 E5 G5-4-3	4	0	0	0	0	1	1
Hector Villanueva, R OBP: 0.360, SLG: 0.537 (1, 2)			1-0 G6-3		4-1 FC6-4 BB		2-2 HR		1-0 G5-4-3 1-2f 2-3	3	1	1	1	1	0	2
Doug Dascenzo, S OBP: 0.314, SLG: 0.306 (1, 9)			0-0 G1-3		1-0 FC6-4		4-2 BB		0-0 G4-3	2	0	0	0	0	0	2
Derrick May, L (7, PH)										0	0	0	0	1	0	0
Les Lancaster, R OBP: 0.185, SLG: 0.259 (8, 1)										0	0	0	0	0	0	0
Andre Dawson, R OBP: 0.300, SLG: 0.476 (9, PH)										1	0	0	0	0	0	1
Frank Castillo, R OBP: 0.207, SLG: 0.148 (1, 1)			0-2 G4-3			1-0 P8		3-2 G4-3		2	0	0	0	0	0	0
Chuck McElroy, L OBP: 0.333, SLG: 0.444 (7, 1)										0	0	0	0	0	0	0
Dwight Smith, L OBP: 0.285, SLG: 0.389 (7, PH)										1	0	0	0	0	0	1
Dwight Smith, L OBP: 0.285, SLG: 0.389 (8, 9)																

Inning Stats	R: 0	H: 1	E: 0	LOB: 0	K: 0	BB: 0	S: 6	P: 9	R: 0	H: 0	E: 0	LOB: 0	K: 0	BB: 0	S: 6	P: 7	R: 0	H: 0	E: 0	LOB: 0	K: 0	BB: 0	S: 5	R: 0	H: 0	E: 1	LOB: 0	K: 0	BB: 0	S: 8	R: 0	H: 0	E: 1	LOB: 2	K: 0	BB: 1	S: 7	R: 0	H: 2	E: 0	LOB: 2	K: 0	BB: 0	S: 9	R: 1	H: 1	E: 0	LOB: 1	K: 2	BB: 1	S: 14	R: 0	H: 1	E: 0	LOB: 1	K: 1	BB: 0	S: 11	R: 0	H: 1	E: 1	LOB: 1	K: 0	BB: 0	S: 9	R: 0	H: 1	E: 1	LOB: 1	K: 0	BB: 0	S: 9	1B: 4	SF: 0	2B: 1	SAC: 0	3B: 0	DP: 2	HR: 1	HBP: 0	WP: 0	PA: 35
PITCHER	IP	WLS	BF	H	R	ER	SO	BB	IBB	HBP	BLK	WP	HR	S	P	ERA	WHIP																																																																	
Tony Castillo, L ERA: 4.12 (1, 1)	6.0	W	22	3	0	0	0	1	0	0	0	0	0	41	66	0.00	0.667																																																																	
Tim Burke, R ERA: 3.8 (7, 1)	2.0		11	3	1	1	3	1	0	0	0	0	1	32	50	4.50	2.000																																																																	
John Franco, L ERA: 2.81 (9, 1)	1.0	S	2	0	0	0	0	0	0	0	0	0	0	2	3	0.00	0.000																																																																	

BOTTOM

New York Mets @ Chicago Cubs  
Wrigley Field, Chicago, IL  
Wed Sep 11 1991, 3:33 AM CDT  
At: 15,795 - Cloudy - 66 F

livebaseballscorecards.com

AB	33
R	1
H	6
RBI	1
BB	2
SO	3
LOB	16





Batter	1	2	3	4	5	6	7	8	9	AB R H RBI BB SO LOB	TOP		
Keith Miller, R (1, 4) OBP: 0.335, SLG: 0.374	4-1 CS BB		1-0 F7		0-0 FC6-4 2-H 1B		4-0 1B 2B BB		0-0 F8	3 1 1 1 2 0 0			
Kevin Elster, R (1, 6) OBP: 0.317, SLG: 0.365	2-1 G3-1 1-2 3B			1-1 G6-3	0-0 FC6-4 1-2f		1-0 2B 1B		0-3 K	5 2 2 0 0 1 1			
Howard Johnson, S (1, 9) OBP: 0.343, SLG: 0.538	1-0 G3-1 3-H			4-1 CS BB		0-1 E S 1B 1B	2-1 2B			3 1 2 3 1 0 0			
Kevin McReynolds, R (1, 8) (8, 7)	2-1 F9			3-1 1B 2B		2-0 P2 1-3	0-0 F7			4 1 1 0 0 0 2			
Mackey Sasser, L (1, 7) Daryl Boston, L (8, 8)			0-0 P6		1-0 2-H 1B	3-1 P5		1-1 G3		4 0 1 1 0 0 1 0 0 0 0 0 0 0			
Gregg Jefferies, S (1, 5)			0-1 G4-1		2-2 L3	2-1 3-H 1B		2-2 G6-3		4 0 1 1 0 0 1			
Chris Donnels, L (1, 3)			3-1 P6			3-2 FC6-4 1B		2-1 E S 1B		4 0 2 0 0 0 1			
Todd Hundley, S (1, 2)			2-2 G4-3		0-2 FC6-4 1B SH3		1-0 P6	0-3 K		4 1 0 0 0 1 2			
Anthony Young, R (1, 1) Terry McDaniel, S (7, PH) Wally Whitehurst, R (7, 1)			0-3 K		0-0 SH3		2-3 K		1-2 G4-3	1 0 0 0 0 1 0 1 0 0 0 0 1 0 1 0 0 0 0 0 0			
<b>Inning Stats</b>	R: 1 E: 0 K: 0 S: 6 H: 1 LOB: 0 BB: 1 P: 15	R: 0 E: 0 K: 0 S: 5 H: 0 LOB: 0 BB: 0 P: 8	R: 0 E: 0 K: 1 S: 7 H: 0 LOB: 0 BB: 0 P: 10	R: 1 E: 0 K: 0 S: 10 H: 2 LOB: 1 BB: 1 P: 20	R: 1 E: 0 K: 0 S: 13 H: 2 LOB: 1 BB: 0 P: 16	R: 1 E: 0 K: 1 S: 8 H: 2 LOB: 1 BB: 0 P: 16	R: 2 E: 0 K: 1 S: 8 H: 2 LOB: 1 BB: 1 P: 18	R: 0 E: 0 K: 1 S: 10 H: 1 LOB: 1 BB: 0 P: 15	R: 0 E: 0 K: 1 S: 7 H: 0 LOB: 0 BB: 0 P: 8	1B: 7 2B: 2 3B: 1 HR: 0 SF: 0 SAC: 1 DP: 0 HBP: 0	WP: 0 PB: 0 SB: 2 CS: 2 PA: 38		
<b>PITCHER</b>	IP WLS BF H R ER SO BB IBB HBP BLK WP HR S P ERA WHIP											<b>PITCHER</b>	IP WLS BF H R ER SO BB IBB HBP BLK WP HR S P ERA WHIP
Mike Bielecki, R (1, 1) ERA: 4.31	6.2 L 29 8 6 5 2 3 0 0 0 0 0 0 54 98 6.75 1.650												
Les Lancaster, R (7, 1) ERA: 3.77	0.1 2 1 0 0 0 0 0 0 0 0 0 0 3 5 0.00 3.000												
Chuck McElroy, L (8, 1) ERA: 1.86	1.0 4 1 0 0 1 0 0 0 0 0 0 0 10 15 0.00 1.000												
Heathcliff Slocumb, R (9, 1) ERA: 3.65	1.0 3 0 0 0 1 0 0 0 0 0 0 0 7 8 0.00 0.000												

**New York Mets @ Chicago Cubs**  
**Wrigley Field, Chicago, IL**  
 Thu Sep 12 1991, 3:33 AM CDT  
 Att. 14,324 - Overcast - 69 F

livebaseballscorecards.com

<b>AB</b>	<b>34</b>
<b>R</b>	<b>6</b>
<b>H</b>	<b>10</b>
<b>RBI</b>	<b>6</b>
<b>BB</b>	<b>3</b>
<b>SO</b>	<b>4</b>
<b>LOB</b>	<b>8</b>



Batter	1	2	3	4	5	6	7	8	9	AB	R	H	RBI	BB	SO	LOB
Chico Walker, S OBP: 0.320, SLG: 0.330 (1, 5)	0-1 G3		2-0 FC3-6 2B		0-0 G4-3			2-1 P6		4	1	0	0	0	0	1
Ced Landrum, L OBP: 0.302, SLG: 0.280 (1, 8)	4-0 23 S BB		0-0 2B		0-0 P3			0-1 F9		3	0	1	1	1	0	0
Mark Grace, L OBP: 0.354, SLG: 0.377 (1, 3)	1-2 F8		0-0 F7				1-2 E1 23 FC6-4	3-2 P6		4	0	0	0	0	0	2
23 Ryne Sandberg, R OBP: 0.376, SLG: 0.487 (1, 4)	2-1 G6-3			3-1 HR 1B		1-1 FC6-4 G4-3			1-3 K	4	1	1	0	0	1	2
Andre Dawson, R OBP: 0.302, SLG: 0.482 (1, 9)		0-0 F7		1-0 HR		2-1 G4-3		3-2 BLK 1B		4	1	2	2	0	0	1
Dwight Smith, L OBP: 0.277, SLG: 0.378 (1, 7)	1-2 G3		0-1 G3		1-0 G6-3			1-0 F7		4	0	0	0	0	0	2
Shawon Dunston, R OBP: 0.294, SLG: 0.414 (1, 6)	1-2 P4		0-2 F9				1-1 G6-3	0-0 F8		4	0	0	0	0	0	1
Damon Berryhill, S OBP: 0.232, SLG: 0.326 (1, 2)			1-1 FC3-6 1B		1-2 G3-1		3-3 K			3	0	1	0	0	1	0
Mike Bielecki, R OBP: 0.106, SLG: 0.067 (1, 1)			1-3 K			3-2 G5-3		1-0 F7		2	0	0	0	0	1	1
Les Lancaster, R OBP: 0.185, SLG: 0.259 (7, PH)										0	0	0	0	0	0	0
Chuck McElroy, L OBP: 0.333, SLG: 0.444 (8, 1)										1	0	0	0	0	0	0
Heathcliff Slocumb, R (9, 1)										0	0	0	0	0	0	0


Inning Stats		R: 0	H: 0	R: 0	H: 0	R: 0	H: 2	R: 0	H: 0	R: 0	H: 0	R: 0	H: 0	R: 0	H: 1	R: 0	H: 1	1B: 3	SF: 0	WP: 0	PA: 34		
		E: 0	LOB: 1	E: 0	LOB: 0	E: 0	LOB: 0	E: 2	LOB: 1	E: 0	LOB: 0	E: 2	LOB: 1	E: 0	LOB: 0	E: 0	LOB: 1	2B: 1	SAC: 0	PB: 0			
		K: 0	BB: 1	K: 0	BB: 0	K: 0	BB: 0	K: 0	BB: 0	K: 1	BB: 0	K: 1	BB: 0	K: 0	BB: 0	K: 1	BB: 0	3B: 0	DP: 0	SB: 1			
		S: 7	P: 14	S: 7	P: 9	S: 12	P: 17	S: 6	P: 9	S: 6	P: 11	S: 6	P: 16	S: 6	P: 11	S: 8	P: 13	HR: 1	HBP: 0	CS: 0			
PITCHER	IP	WLS	BF	H	R	ER	SO	BB	IBB	HBP	BLK	WP	HR	S	P	ERA	WHIP					ERA	WHIP
Anthony Young, R ERA: 2.76 (1, 1)	6.0	W	24	4	3	2	1	1	0	0	0	0	1	51	77	3.00	0.833						
Wally Whitehurst, R ERA: 4.3 (7, 1)	3.0	S	10	1	0	0	2	0	0	0	1	0	0	22	37	0.00	0.333						

**BOTTOM**

**New York Mets @ Chicago Cubs**  
 Wrigley Field, Chicago, IL  
 Thu Sep 12 1991, 3:33 AM CDT  
 Att. 14,324 - Overcast - 69 F

livebaseballscorecards.com

AB	33
R	3
H	5
RBI	3
BB	1
SO	3
LOB	10







**New York Mets @ St. Louis Cardinals**  
 Busch Stadium, St. Louis, MO  
 Fri Sep 13 1991, 7:05 PM CDT  
 Att. 26,680 - Sunny - 92 F

livebaseballscorecards.com

AB	36
R	2
H	9
RBI	2
BB	0
SO	6
LOB	12



WP:	0	PA:	38
PB:	0		
SB:	1		
CS:	1		

Batter	1	2	3	4	5	6	7	8	9	10	AB	R	H	RBI	BB	SO	LOB
Ray Lankford, L OBP: 0.285, SLG: 0.369 (1, 8)	3-2 S 1B		1-0 L7	2-0 PO 1-2	1-0 G4-3			0-0 F8			4	0	1	0	0	0	0
Ozzie Smith, S OBP: 0.390, SLG: 0.370 (1, 6)	3-2 SAFE SAFE L7		2-1 G4-3		0-0 L9			1-2 G4-3			4	0	0	0	0	0	1
Gerald Perry, L OBP: 0.316, SLG: 0.409 (1, 3)	1-3 SAFE SAFE K		3-3 K		1-1 P2			1-1 F8			4	0	0	0	0	2	1
Todd Zeile, R OBP: 0.342, SLG: 0.398 (1, 5)	2-1 G5-3			3-1 HR 1B				3-1 CS 1B			4	1	3	0	0	0	1
Felix Jose, S OBP: 0.370, SLG: 0.439 (1, 9)		0-0 L6		0-0 HR				0-0 P4			4	1	1	2	0	0	2
Rex Hudler, R OBP: 0.278, SLG: 0.316 (1, 7)		0-3 K		1-0 1B FC3-2 1B				1-0 SAFE SAFE F9			0	0	0	0	0	0	0
Craig Wilson, R OBP: 0.241, SLG: 0.211 (2, 7)									2-1 P3		4	0	1	0	0	1	1
Gerónimo Pena, S OBP: 0.297, SLG: 0.413 (1, 4)		1-0 1B 1B		2-0 SAFE SAFE FC3-2 1B				1-2 SAFE SAFE CS			4	0	2	0	0	0	0
Ray Stephens, R OBP: 0.333, SLG: 0.333 (1, 2)		1-0 1B		0-3 K				0-0 F8									
Milt Thompson, L OBP: 0.388, SLG: 0.473 (10, PH)		1-2 1B		1-2 K				3-3 K			3	0	1	0	0	2	2
Mark Clark, R OBP: 0.143, SLG: 0.143 (7, 1)		0-1 L9		0-0 FC3-2 PO				1-2 G4-3			2	0	0	0	0	0	4
Scott Terry, R OBP: 0.500, SLG: 0.500 (7, PH)											0	0	0	0	0	0	0
Stan Royer, R OBP: 0.500, SLG: 0.500 (8, 1)											1	0	0	0	0	0	0
Willie Fraser, R OBP: 0.309, SLG: 0.265 (10, PH)											0	0	0	0	0	0	0
Luis Alcega, S											1	0	0	0	0	0	0

Inning Stats	R: 0	H: 1	E: 0	LOB: 1	K: 1	S: 11	P: 20	R: 0	H: 2	E: 0	LOB: 2	K: 1	S: 8	P: 10	R: 0	H: 0	E: 0	LOB: 0	K: 1	S: 6	P: 12	R: 2	H: 4	E: 0	LOB: 1	K: 1	S: 9	P: 17	R: 0	H: 0	E: 0	LOB: 0	K: 0	S: 4	P: 6	R: 0	H: 1	E: 0	LOB: 0	K: 0	S: 6	P: 11	R: 0	H: 0	E: 0	LOB: 0	K: 1	S: 8	P: 12	R: 0	H: 0	E: 0	LOB: 0	K: 0	S: 6	P: 8	R: 0	H: 1	E: 0	LOB: 0	K: 0	S: 5	P: 7	R: 0	H: 0	E: 0	LOB: 0	K: 1	S: 7	P: 11	1B: 8	SF: 0	2B: 0	SAC: 0	3B: 0	DP: 1	HR: 1	HBP: 0	WP: 0	PA: 38
--------------	------	------	------	--------	------	-------	-------	------	------	------	--------	------	------	-------	------	------	------	--------	------	------	-------	------	------	------	--------	------	------	-------	------	------	------	--------	------	------	------	------	------	------	--------	------	------	-------	------	------	------	--------	------	------	-------	------	------	------	--------	------	------	------	------	------	------	--------	------	------	------	------	------	------	--------	------	------	-------	-------	-------	-------	--------	-------	-------	-------	--------	-------	--------

PITCHER	IP	WLS	BF	H	R	ER	SO	BB	IBB	HBP	BLK	WP	HR	S	P	ERA	WHIP
Frank Viola, L ERA: 3.78 (1, 1)	8.0		30	8	2	2	5	0	0	0	0	0	1	58	96	2.25	1.000
Tim Burke, R ERA: 3.71 (9, 1)	2.0	W	6	1	0	0	1	0	0	0	0	0	0	12	18	0.00	0.500



Batter	1	2	3	4	5	6	7	8	9	AB R H RBI BB SO LOB	TOP											
Daryl Boston, L (1, 8) OBP: 0.342, SLG: 0.369	3-2 G4-3		0-1 1B			0-1 1B		3-2 3B		4 0 3 0 0 0 0												
Kevin Elster, R (1, 6) OBP: 0.318, SLG: 0.365	1-3 K		1-0 F8			1-3 K		2-2 L8		4 0 0 0 0 2 3												
Howard Johnson, S (1, 9) OBP: 0.343, SLG: 0.539	2-2 G4-3			1-0 P6		0-0 L5			4-0 E S G6-3 BB	3 1 0 0 1 0 1												
Kevin McReynolds, R (1, 7) OBP: 0.321, SLG: 0.416		0-0 2B		0-0 G5-3					0-2 G6-3	4 0 1 1 0 0 0												
Mackey Sasser, L (1, 3) OBP: 0.300, SLG: 0.441		0-1 G5-3		0-0 G6-3					2-2 F8	4 0 0 0 0 0 1												
Gregg Jefferies, S (1, 5) OBP: 0.327, SLG: 0.378		4-1 G1-6-3 BB			1-0 F8		1-1 FC4-6 HBP		1-1 E5 1B	2 0 0 0 1 0 0												
Todd Hundley, S (1, 2) OBP: 0.261, SLG: 0.150		0-0 G1-6-3 1-2f			0-0 F9		2-2 FC4-6 1-2f		3-2 1B	4 0 1 0 0 0 3												
Jeff Gardner, L (1, 4) OBP: 0.545, SLG: 0.375			0-1 SH1-4 1B		0-2 F9			3-1 P6		3 0 1 0 0 0 0												
David Cone, L (1, 1) OBP: 0.179, SLG: 0.129			0-0 SH1-4			2-3 K		0-0 G1-3		1 0 0 0 0 1 0												
Terry McDaniel, S (8, PH) OBP: 0.300, SLG: 0.333										1 0 0 0 0 0 0												
Jeff Innis, R (8, 1)										0 0 0 0 0 0 0												
<b>Inning Stats</b>	R: 0 E: 0 K: 1 S: 9	H: 0 LOB: 0 BB: 0 P: 15	R: 0 E: 0 K: 0 S: 5	H: 1 LOB: 1 BB: 1 P: 9	R: 0 E: 0 K: 0 S: 6	H: 2 LOB: 1 BB: 0 P: 7	R: 0 E: 0 K: 0 S: 3	H: 0 LOB: 0 BB: 0 P: 4	R: 0 E: 0 K: 0 S: 5	H: 0 LOB: 0 BB: 0 P: 6	R: 0 E: 0 K: 2 S: 9	H: 1 LOB: 1 BB: 0 P: 12	R: 0 E: 0 K: 0 S: 8	H: 0 LOB: 1 BB: 0 P: 16	R: 0 E: 0 K: 0 S: 9	H: 1 LOB: 1 BB: 0 P: 17	R: 1 E: 1 K: 0 S: 14	H: 1 LOB: 1 BB: 1 P: 24	1B: 4 2B: 1 3B: 1 HR: 0	SF: 0 SAC: 1 DP: 1 HBP: 1	WP: 0 PB: 0 SB: 2 CS: 0	PA: 34
<b>PITCHER</b>	IP WLS BF H R ER SO BB IBB HBP BLK WP HR S P ERA WHIP																					
Omar Olivares, R (1, 1) ERA: 3.8	8.0 W 30 5 1 0 3 2 0 1 0 0 0 0 54 90 0.00 0.875																					
Lee Smith, R (9, 1) ERA: 2.35	1.0 S 4 1 0 0 0 0 0 0 0 0 0 0 14 20 0.00 1.000																					

New York Mets @ St. Louis Cardinals  
 Busch Stadium, St. Louis, MO  
 Sat Sep 14 1991, 7:05 PM CDT  
 Att. 31,583 - Cloudy - 93 F

livebaseballscorecards.com

AB	30
R	1
H	6
RBI	1
BB	2
SO	3
LOB	8













Batter	1	2	3	4	5	6	7	8	9	AB R H RBI BB SO LOB	TOP											
<b>Delino DeShields, L</b> (1, 4) OBP: 0.362, SLG: 0.347	1-2 G4-3		0-1 E4		1-2 2B 1B		1-0 CS 1B		1-3 K	5 1 2 0 0 1 1												
<b>Spike Owen, S</b> (1, 6) OBP: 0.316, SLG: 0.342	2-3 K		2-1 FC5-4		1-2 2B 1B		2-1 P4		1-0 G5-3	5 0 1 0 0 1 3												
<b>Bret Barberie, S</b> (1, 5) OBP: 0.398, SLG: 0.467	1-2 1B		3-2 1B		3-2 SF7 2B		4-0 IBB			3 1 3 3 1 0 0												
<b>John Vander Wal, L</b> (1, 7) OBP: 0.278, SLG: 0.625		0-2 G4-3		0-3 K		2-0 SF7		0-0 L8		2 0 0 1 0 1 2												
<b>Ivan Calderon, R</b> (7, PH) OBP: 0.366, SLG: 0.481										1 0 0 0 0 0 2												
<b>Kenny Williams, R</b> (7, 7) OBP: 0.293, SLG: 0.408										0 0 0 0 0 0 0												
<b>Larry Walker, L</b> (1, 9) OBP: 0.353, SLG: 0.478		0-0 G4-3		3-2 HR		3-3 K		0-0 FC4-6 1B		4 1 2 1 0 1 0												
<b>Marquis Grissom, R</b> (1, 8) OBP: 0.310, SLG: 0.366		3-2 S 1B		1-2 G5-3		0-3 K		1-3 K		4 0 1 0 0 2 1												
<b>Tom Foley, L</b> (1, 3) OBP: 0.276, SLG: 0.305		1 SAFE 2-1 G3-1		0-0 G3		3-2 G4-3		0-3 K		4 0 0 0 0 1 2												
<b>Gilberto Reyes, R</b> (1, 2) OBP: 0.293, SLG: 0.266			0-2 G5-3		2-0 P3		0-0 B1-3		0-1 FC4-6	3 0 0 0 0 0 0												
<b>Bill Sampen, R</b> (6, 1) OBP: 0.429, SLG: 0.429										0 0 0 0 0 0 0												
<b>Scott Ruskin, R</b> (7, 1)										0 0 0 0 0 0 0												
<b>Junior Noboa, R</b> (8, PH) OBP: 0.247, SLG: 0.307										1 0 0 0 0 0 1												
<b>Mel Rojas, R</b> (8, 1)										0 0 0 0 0 0 0												
<b>Chris Nabholz, L</b> (1, 1) OBP: 0.191, SLG: 0.136			1-0 FC5-4 E 1B 1B		0-0 1B 2B 1B		1-3 K		0-1 F7	2 2 2 0 0 0 0												
<b>Nelson Santovenia, R</b> (6, 2) OBP: 0.247, SLG: 0.375										2 0 0 0 0 1 0												
<b>Inning Stats</b>	R: 0 E: 0 K: 1 S: 11	H: 1 LOB: 1 BB: 0 P: 15	R: 0 E: 0 K: 0 S: 10	H: 1 LOB: 1 BB: 0 P: 15	R: 1 E: 1 K: 1 S: 16	H: 2 LOB: 2 BB: 0 P: 22	R: 1 E: 0 K: 0 S: 8	H: 1 LOB: 0 BB: 0 P: 14	R: 3 E: 0 K: 1 S: 22	H: 4 LOB: 0 BB: 0 P: 31	R: 0 E: 0 K: 1 S: 7	H: 0 LOB: 0 BB: 0 P: 10	R: 0 E: 0 K: 1 S: 7	H: 1 LOB: 2 BB: 1 P: 15	R: 0 E: 0 K: 2 S: 9	H: 1 LOB: 1 BB: 0 P: 10	R: 0 E: 0 K: 1 S: 6	H: 0 LOB: 0 BB: 0 P: 8	1B: 9 2B: 1 3B: 0 HR: 1	SF: 1 SAC: 0 DP: 0 HBP: 0	WP: 0 PB: 0 SB: 1 CS: 1	PA: 38
<b>PITCHER</b>	IP WLS BF H R ER SO BB IBB HBP BLK WP HR S P ERA WHIP																					
<b>Anthony Young, R</b> (1, 1) ERA: 3.48	4.1 L 21 9 5 4 2 0 0 0 0 0 0 1 63 88 8.31 2.077																					
<b>Doug Simons, L</b> (5, 1) ERA: 4.5	1.2 5 0 0 0 2 0 0 0 0 0 0 0 11 19 0.00 0.000																					
<b>Blaine Beatty, L</b> (7, 1) ERA:	3.0 12 2 0 0 4 0 1 0 0 0 0 0 22 33 0.00 0.667																					

**Montreal Expos @ New York Mets**  
**Shea Stadium, Flushing, NY**  
 Tue Sep 17 1991, 7:05 PM EDT  
 Cloudy - 91 F

[livebaseballscorecards.com](http://livebaseballscorecards.com)

AB	36
R	5
H	11
RBI	5
BB	1
SO	8
LOB	12



**BOTTOM**

**Montreal Expos @ New York Mets**  
 Shea Stadium, Flushing, NY  
 Tue Sep 17 1991, 7:05 PM EDT  
 Cloudy - 91 F

livebaseballscorecards.com

<b>AB</b>	<b>34</b>
<b>R</b>	<b>4</b>
<b>H</b>	<b>11</b>
<b>RBI</b>	<b>3</b>
<b>BB</b>	<b>2</b>
<b>SO</b>	<b>6</b>
<b>LOB</b>	<b>14</b>



WP: 0	PA: 37
PB: 1	
SB: 0	
CS: 0	

AB R H RBI BB SO LOB

5	1	2	0	0	1	2
2	0	1	0	2	0	1
3	0	0	1	0	2	4
4	1	1	1	0	0	1
4	2	2	0	0	0	0
4	0	3	0	0	0	0
2	0	0	1	0	0	2
0	0	0	0	0	0	0
1	0	0	0	0	0	0
1	0	0	0	0	2	2
0	0	0	0	0	0	0
1	0	0	0	0	1	0
3	0	2	0	0	0	1

Batter	1	2	3	4	5	6	7	8	9
<b>Keith Miller, R</b> OBP: 0.328, SLG: 0.368 (1, 4)	1-1 G1-6-3		3-2 PB BB SF7 1B		0-0 F8		1-2 2-H 1B		1-3 K
<b>Kevin Elster, R</b> OBP: 0.323, SLG: 0.366 (1, 6)	1-0 K2-3-2 1B		4-1 1 SAFE 1 SAFE 1 SAFE PB 1-2 BB		0-1 F9		4-1 BB		
<b>Howard Johnson, S</b> OBP: 0.345, SLG: 0.540 (1, 9)	1-3 K2-3-2 1-1		1-0 SF7 1-2 2-H		1-0 P5		0-3 K		
<b>Kevin McReynolds, R</b> OBP: 0.318, SLG: 0.417 (1, 8)		0-2 F8	1-2 F8		0-1 HR		1-2 P5		
<b>Gregg Jefferies, S</b> OBP: 0.330, SLG: 0.382 (1, 5)		0-1 2B G4-3 1B		0-1 1B G4-6-3 1B		1-0 G6-3		2-2 F9	
<b>Mark Carreon, R</b> OBP: 0.289, SLG: 0.323 (1, 7)		3-1 G4-3 1-3 2B		1-0 G4-6-3 1-3 1B		1-2 G4-6-3 1B		2-2 L7	
<b>Mackey Sasser, L</b> OBP: 0.291, SLG: 0.428 (1, 3)		2-0 G4-3		0-0 G4-6-3		2-2 G4-6-3		2-1 E4 FC3-6	
<b>Daryl Boston, L</b> OBP: 0.340, SLG: 0.367 (6, PH)				1-2f 3-H		1-2f		0-0 FC3-6	
<b>Blaine Beatty, L</b> OBP: 0.321, SLG: 0.222 (9, PH)				0-3 K		0-3 K		1-2f F7	
<b>Todd Hundley, S</b> OBP: 0.222, SLG: 0.125 (1, 2)								0-0 F7	
<b>Terry McDaniel, S</b> OBP: 0.300, SLG: 0.333 (9, PR)								1-2f F7	
<b>Anthony Young, R</b> OBP: 0.111, SLG: 0.222 (1, 1)			1-3 K		0-0 1B		1-1 1B 2B		0-1 F7
<b>Garry Templeton, S</b> OBP: 0.236, SLG: 0.298 (5, 3)									

Inning Stats	R: 0	H: 1	E: 0	K: 1	S: 7	R: 1	H: 2	E: 0	K: 1	S: 12	R: 1	H: 1	E: 0	K: 1	S: 15	R: 1	H: 2	E: 0	K: 1	S: 7	R: 0	H: 1	E: 0	K: 0	S: 5	R: 1	H: 2	E: 0	K: 1	S: 9	R: 0	H: 2	E: 0	K: 1	S: 12	R: 0	H: 0	E: 1	K: 1	S: 8	R: 0	H: 0	E: 1	K: 1	S: 8	R: 1	H: 2	E: 0	K: 1	S: 10	R: 0	H: 0	E: 0	K: 0	S: 10	R: 0	H: 0	E: 0	K: 1	S: 8	R: 0	H: 0	E: 0	K: 1	S: 8	R: 0	H: 0	E: 0	K: 1	S: 8	R: 0	H: 0	E: 0	K: 1	S: 8
--------------	------	------	------	------	------	------	------	------	------	-------	------	------	------	------	-------	------	------	------	------	------	------	------	------	------	------	------	------	------	------	------	------	------	------	------	-------	------	------	------	------	------	------	------	------	------	------	------	------	------	------	-------	------	------	------	------	-------	------	------	------	------	------	------	------	------	------	------	------	------	------	------	------	------	------	------	------	------

PITCHER	IP	WLS	BF	H	R	ER	SO	BB	IBB	HBP	BLK	WP	HR	S	P	ERA	WHIP
<b>Chris Nabholz, L</b> ERA: 4.05 (1, 1)	5.1	W	23	8	4	3	4	1	0	0	0	0	0	15	25	5.06	1.688
<b>Bill Sampen, R</b> ERA: 3.89 (6, 1)	1.1		6	3	0	0	0	1	0	0	0	0	0	3	3	0.00	0.000
<b>Scott Ruskin, L</b> ERA: 4.55 (7, 1)	0.1		1	0	0	0	1	0	0	0	0	0	0	18	26	0.00	0.000
<b>Mel Rojas, R</b> ERA: 4.29 (8, 1)	2.0	S	7	0	0	0	1	0	0	0	0	0	0	18	26	0.00	0.000

PITCHER	IP	WLS	BF	H	R	ER	SO	BB	IBB	HBP	BLK	WP	HR	S	P	ERA	WHIP
<b>Chris Nabholz, L</b> ERA: 4.05 (1, 1)	5.1	W	23	8	4	3	4	1	0	0	0	0	0	15	25	5.06	1.688
<b>Bill Sampen, R</b> ERA: 3.89 (6, 1)	1.1		6	3	0	0	0	1	0	0	0	0	0	3	3	0.00	0.000
<b>Scott Ruskin, L</b> ERA: 4.55 (7, 1)	0.1		1	0	0	0	1	0	0	0	0	0	0	18	26	0.00	0.000
<b>Mel Rojas, R</b> ERA: 4.29 (8, 1)	2.0	S	7	0	0	0	1	0	0	0	0	0	0	18	26	0.00	0.000





Batter	1	2	3	4	5	6	7	8	9	AB	R	H	RBI	BB	SO	LOB
Keith Miller, R OBP: 0.331, SLG: 0.381 (1, 4)	1-1 G6-3	4-1 BB			1-1 HR		2-2 F8			3	1	1	1	1	0	0
Kevin Elster, R OBP: 0.322, SLG: 0.364 (1, 6)	2-0 HR	2-1 F9			2-2 G1-3		0-2 F8			4	1	1	0	0	0	2
Howard Johnson, S OBP: 0.348, SLG: 0.547 (1, 9)	2-2 HR				2-2 CS		3-2 F7			3	1	2	2	1	0	0
Kevin McReynolds, R OBP: 0.318, SLG: 0.414 (1, 8)	1-3 K				2-1 F9			4-2 1B		3	0	0	0	0	1	1
Gregg Jefferies, S OBP: 0.333, SLG: 0.386 (1, 5)	1-0 FC5-4				0-1 F9			0-1 G5-2-3		4	0	3	0	0	0	0
Mark Carreon, R OBP: 0.288, SLG: 0.321 (1, 7)	3-1 FC5-4				2-0 F8			0-1 G5-2-3		4	0	1	0	0	0	2
John Franco, L (9, 1)	1-2f				0-2 FC6-4			1-2 1B		0	0	0	0	0	0	0
Garry Templeton, S OBP: 0.240, SLG: 0.301 (1, 3)		0-3 K			0-2 FC6-4			0-0 G5-2-3		4	0	2	0	0	1	3
Charlie O'Brien, R OBP: 0.290, SLG: 0.274 (1, 2)		4-0 FC2-6			2-1 F8			0-0 F8		3	0	0	0	1	0	5
Tony Castillo, L (1, 1)		1-2 FC2-6			1-0 FC6-4			3-2 G3		2	0	0	0	0	0	2
Wally Whitehurst, R OBP: 0.235, SLG: 0.219 (5, 1)										0	0	0	0	0	0	0
Daryl Boston, L OBP: 0.339, SLG: 0.366 (6, PH)										1	0	0	0	0	0	2
Tim Burke, R (7, 1)										0	0	0	0	0	0	0
Terry McDaniel, S OBP: 0.300, SLG: 0.333 (9, 7)										0	0	0	0	0	0	0


Inning Stats	R: 2	H: 3	E: 0	K: 1	S: 12	L: 22	R: 0	H: 0	E: 0	K: 1	S: 9	R: 0	H: 0	E: 0	K: 0	S: 5	R: 1	H: 2	E: 0	K: 0	S: 10	R: 0	H: 2	E: 0	K: 0	S: 14	R: 0	H: 2	E: 0	K: 0	S: 8	

PITCHER	IP	WLS	BF	H	R	ER	SO	BB	IBB	HBP	BLK	WP	HR	S	P	ERA	WHIP
Chris Haney, L ERA: 3.69 (1, 1)	5.0	L	22	6	3	3	2	3	0	0	0	0	2	43	81	5.40	1.800
Doug Platt, R ERA: 1.93 (6, 1)	2.0		10	3	0	0	0	1	0	0	0	0	0	32	46	0.00	2.000
Barry Jones, R ERA: 3.5 (8, 1)	1.0		3	1	0	0	0	0	0	0	0	0	0	4	4	0.00	1.000

**BOTTOM**

**Montreal Expos @ New York Mets**  
 Shea Stadium, Flushing, NY  
 Tue Sep 17 1991, 7:05 PM EDT  
 Att. 4,355 - Cloudy - 86 F

AB	31
R	3
H	10
RBI	3
BB	4
SO	2
LOB	18



WP	HR	S	P	ERA	WHIP
0	0	1	0	0.00	1.000



Batter	1	2	3	4	5	6	7	8	9	AB R H RBI BB SO LOB	TOP											
<b>Doug Dascenzo, S</b> OBP: 0.333, SLG: 0.325 (1, 8)	1-2 FC5 1B	1-0 1B			3-2 3B 1B		1-1 CS 1B			4 2 4 0 0 0 0												
<b>Mark Grace, L</b> OBP: 0.349, SLG: 0.373 (1, 3)	0-0 FC5 1B	2-2 F9 1B			2-0 1B 3B		3-1 G3 1-2			4 1 2 1 0 0 2												
<b>23 Ryne Sandberg, R</b> OBP: 0.379, SLG: 0.487 (1, 4)	4-0 FC5 1B BB			4-1 G6-4-3 BB	1-2 P3		0-1 G6-3			2 1 0 0 2 0 1												
<b>Andre Dawson, R</b> OBP: 0.301, SLG: 0.489 (1, 9)	2-0 FC5 F8 1B			1-1 F8	2-0 1B		0-2 G4-3			4 0 1 2 0 0 3												
<b>George Bell, R</b> OBP: 0.327, SLG: 0.476 <b>Jerome Walton, R</b> OBP: 0.264, SLG: 0.324 (8, 8)	2-2 1B			2-2 G6-4-3	2-2 G4-3		0-0 G6-3			4 0 1 1 0 0 2 0 0 0 0 0 0 0												
<b>Hector Villanueva, R</b> OBP: 0.335, SLG: 0.526 (1, 2)	2-2 F8			3-3 K	2-3 K		2-2 G6-3			4 0 0 0 0 2 2												
<b>Luis Salazar, R</b> OBP: 0.294, SLG: 0.432 (1, 5)	2-0 F7			0-0 P4	2-2 G5-3		2-1 P3			4 0 0 0 0 0 2												
<b>Shawon Dunston, R</b> OBP: 0.295, SLG: 0.410 (1, 6)		2-3 K		1-1 G6-3	0-1 FC6 1B		1-1 P3			4 0 1 0 0 1 0												
<b>Greg Maddux, R</b> OBP: 0.210, SLG: 0.263 (1, 1)		1-1 G1-3			0-0 P4	0-1 FC6	0-1 F9			4 0 0 0 0 0 1												
<b>Inning Stats</b>	R: 2 E: 0 K: 0 S: 15	H: 3 LOB: 2 BB: 1 P: 28	R: 0 E: 0 K: 1 S: 9	H: 1 LOB: 1 BB: 0 P: 15	R: 0 E: 0 K: 0 S: 7	H: 0 LOB: 0 BB: 1 P: 14	R: 0 E: 0 K: 1 S: 6	H: 0 LOB: 0 BB: 0 P: 10	R: 2 E: 0 K: 0 S: 12	H: 3 LOB: 1 BB: 0 P: 22	R: 0 E: 0 K: 1 S: 12	H: 1 LOB: 1 BB: 0 P: 16	R: 0 E: 0 K: 0 S: 6	H: 1 LOB: 0 BB: 0 P: 10	R: 0 E: 0 K: 0 S: 7	H: 0 LOB: 0 BB: 0 P: 9	R: 0 E: 0 K: 0 S: 6	H: 0 LOB: 0 BB: 0 P: 9	1B: 8 2B: 0 3B: 1 HR: 0	SF: 0 SAC: 0 DP: 1 HBP: 0	WP: 0 PB: 0 SB: 0 CS: 1	PA: 36
<b>PITCHER</b>	IP WLS BF H R ER SO BB IBB HBP BLK WP HR S P ERA WHIP																					
<b>Frank Viola, L</b> ERA: 3.85 (1, 1)	6.0 L 27 8 4 4 3 2 0 0 0 0 0 0 61 105 6.00 1.667																					
<b>Jeff Innis, R</b> ERA: 2.49 (7, 1)	2.0 6 1 0 0 0 0 0 0 0 0 0 0 13 19 0.00 0.500																					
<b>Wally Whitehurst, R</b> ERA: 4.21 (9, 1)	1.0 3 0 0 0 0 0 0 0 0 0 0 0 6 9 0.00 0.000																					

**Chicago Cubs @ New York Mets**  
Shea Stadium, Flushing, NY  
Wed Sep 18 1991, 7:05 PM EDT  
Att. 11,980 - Cloudy - 75 F

[livebaseballscorecards.com](http://livebaseballscorecards.com)

<b>AB</b>	34
<b>R</b>	4
<b>H</b>	9
<b>RBI</b>	4
<b>BB</b>	2
<b>SO</b>	3
<b>LOB</b>	13



Batter	1	2	3	4	5	6	7	8	9	AB	R	H	RBI	BB	SO	LOB
Keith Miller, R OBP: 0.325, SLG: 0.374 (1, 4)	2-2 F8		0-1 G6-3			0-1 G1-3		2-2 G5-3		4	0	0	0	0	0	2
Daryl Boston, L OBP: 0.333, SLG: 0.359 (1, 8)	0-0 G4-3			1-2 P2		1-1 G3		1-2 G3-1		4	0	0	0	0	0	1
Howard Johnson, S OBP: 0.347, SLG: 0.545 (1, 9)	0-3 K			1-1 F9			1-2 G4-3 1B		2-3 K2-3	4	1	1	0	0	2	0
Kevin McReynolds, R OBP: 0.315, SLG: 0.411 (1, 7)		1-0 G6-3		2-2 G6-3			1-2 G4-3		0-2 F7	4	0	0	0	0	0	1
Mackey Sasser, L OBP: 0.290, SLG: 0.424 (1, 3)		1-0 G3-1			0-2 F9		1-0 1B		1-1 P5	4	0	1	1	0	0	0
Gregg Jefferies, S OBP: 0.333, SLG: 0.385 (1, 5)		1-2 G4-3			0-0 F8		1-0 1B			3	0	1	0	0	0	0
Kevin Elster, R OBP: 0.319, SLG: 0.361 (1, 6)			1-1 G3-1		0-2 F9		0-0 F9			3	0	0	0	0	0	2
Todd Hundley, S OBP: 0.233, SLG: 0.148 (1, 2)			1-0 SH1 1B			1-1 G3		1-0 F7		3	0	1	0	0	0	2
Frank Viola, L OBP: 0.159, SLG: 0.164 (1, 1)			0-0 SH1			1-2 G1-3 1B			0-1 G5-3	0	0	0	0	0	0	0
Jeff Gardner, L OBP: 0.563, SLG: 0.444 (6, PH)										1	0	1	0	0	0	0
Jeff Innis, R (7, 1)										0	0	0	0	0	0	0
Chris Donnels, L OBP: 0.315, SLG: 0.217 (8, PH)										1	0	0	0	0	0	0
Wally Whitehurst, R OBP: 0.235, SLG: 0.219 (9, 1)										0	0	0	0	0	0	0

Inning Stats	R: 0	H: 0	E: 0	K: 1	S: 9	LOB: 0	BB: 0	P: 11	R: 0	H: 0	E: 0	K: 0	S: 5	LOB: 0	BB: 0	P: 8	R: 0	H: 1	E: 0	K: 0	S: 6	LOB: 1	BB: 0	P: 8	R: 0	H: 0	E: 0	K: 0	S: 9	LOB: 0	BB: 0	P: 13	R: 0	H: 0	E: 0	K: 0	S: 7	LOB: 0	BB: 0	P: 7	R: 1	H: 3	E: 0	K: 0	S: 11	LOB: 2	BB: 0	P: 16	R: 0	H: 0	E: 0	K: 0	S: 11	LOB: 0	BB: 0	P: 14	R: 0	H: 0	E: 0	K: 1	S: 10	LOB: 0	BB: 0	P: 13	1B: 5	SF: 0	2B: 0	SAC: 1	3B: 0	DP: 0	HR: 0	HBP: 0	WP: 0	PA: 32
PITCHER Greg Maddux, R ERA: 3.58 (1, 1)	IP	WLS	BF	H	R	ER	SO	BB	IBB	HBP	BLK	WP	HR	S	P	ERA	WHIP	IP	WLS	BF	H	R	ER	SO	BB	IBB	HBP	BLK	WP	HR	S	P	ERA	WHIP																																								

BOTTOM

Chicago Cubs @ New York Mets  
Shea Stadium, Flushing, NY  
Wed Sep 18 1991, 7:05 PM EDT  
Att: 11,980 - Cloudy - 75 F

livebaseballscorecards.com

AB	31
R	1
H	5
RBI	1
BB	0
SO	2
LOB	8





Batter	1	2	3	4	5	6	7	8	9	AB R H RBI BB SO LOB	TOP											
Ray Lankford, L (1, 8) OBP: 0.288, SLG: 0.378	2-3 K			3-2 G3		2-3 K			2-3 K	4 0 0 0 0 3 0												
Ozzie Smith, S (1, 6) OBP: 0.381, SLG: 0.362	1-1 F8			2-2 G4-3			0-0 B5-3		1-0 F8	4 0 0 0 0 0 0												
Todd Zeile, R (1, 5) OBP: 0.347, SLG: 0.412	2-2 F8			1-2 G6-3			2-3 K			3 0 0 0 0 1 0												
Pedro Guerrero, R (1, 3) OBP: 0.314, SLG: 0.341		0-2 F8			1-1 G5-3		3-3 K			3 0 0 0 0 1 0												
Felix Jose, S (1, 9) OBP: 0.365, SLG: 0.435		2-2 L4			1-2 F8			1-0 2B		3 0 1 0 0 0 0												
Milt Thompson, L (1, 7) OBP: 0.383, SLG: 0.466		3-2 G4-3			4-2 BB			2-3 K		2 0 0 0 1 1 1												
Rich Gedman, L (1, 2) OBP: 0.145, SLG: 0.244			3-3 K		1-3 K			3-1 F7		2 0 0 0 0 2 1												
Gerald Perry, L (8, PH) OBP: 0.309, SLG: 0.400										1 0 0 0 0 0 1												
Tom Pagnozzi, R (8, 2) OBP: 0.309, SLG: 0.349										0 0 0 0 0 0 0												
José Oquendo, S (1, 4) OBP: 0.358, SLG: 0.304			3-2 G5-3			2-3 K		1-2 G3		3 0 0 0 0 1 1												
Rheal Cormier, L (1, 1) OBP: 0.188, SLG: 0.188			1-3 K			0-0 F8			1-3 K	2 0 0 0 0 1 0												
Rod Brewer, L (9, PH) OBP: 0.200, SLG: 0.200										1 0 0 0 0 1 0												
<b>Inning Stats</b>	R: 0 E: 0 K: 1 S: 8	H: 0 LOB: 0 BB: 0 P: 13	R: 0 E: 0 K: 0 S: 10	H: 0 LOB: 0 BB: 0 P: 15	R: 0 E: 0 K: 2 S: 10	H: 0 LOB: 0 BB: 0 P: 17	R: 0 E: 0 K: 0 S: 9	H: 0 LOB: 0 BB: 0 P: 15	R: 0 E: 0 K: 1 S: 10	H: 0 LOB: 1 BB: 1 P: 17	R: 0 E: 0 K: 2 S: 7	H: 0 LOB: 0 BB: 0 P: 11	R: 0 E: 0 K: 2 S: 7	H: 0 LOB: 0 BB: 0 P: 12	R: 0 E: 0 K: 1 S: 12	H: 1 LOB: 1 BB: 0 P: 19	R: 0 E: 0 K: 2 S: 8	H: 0 LOB: 0 BB: 0 P: 12	1B: 0 2B: 1 3B: 0 HR: 0	SF: 0 SAC: 0 DP: 0 HBP: 0	WP: 0 PB: 0 SB: 0 CS: 0	PA: 29
<b>PITCHER</b> David Cone, R (1, 1) ERA: 3.48	IP: 9.0 WLS: W BF: 29 H: 1 R: 0 ER: 0 SO: 11 BB: 1 IBB: 0 HBP: 0 BLK: 0 WP: 0 HR: 0 S: 81 P: 131 ERA: 0.00 WHIP: 0.222											<b>PITCHER</b> IP: WLS: BF: H: R: ER: SO: BB: IBB: HBP: BLK: WP: HR: S: P: ERA: WHIP:										

St. Louis Cardinals @ New York Mets  
Shea Stadium, Flushing, NY  
Fri Sep 20 1991, 7:05 PM EDT  
Att. 15,683 - Sunny - 60 F

livebaseballscorecards.com

AB 28  
R 0  
H 1  
RBI 0  
BB 1  
SO 11  
LOB 4







Batter	1	2	3	4	5	6	7	8	9	AB R H RBI BB SO LOB	TOP											
Ray Lankford, L (1, 8) OBP: 0.289, SLG: 0.380	1-3 K	0-2 FC3-6 F8 S 1-2f		1-0 G4-3			1-2 K 2B		1-1 K 1B 3-H	5 0 2 1 0 1 1												
Ozzie Smith, S (1, 6) OBP: 0.381, SLG: 0.363	0-1 E 1B	1-2 F8 1-3		2-1 G5-3		3-2 G5-3		1-1 K 1B 1-2	5 1 2 0 0 0 2													
Todd Zeile, R (1, 5) OBP: 0.346, SLG: 0.410	0-2 E7 1B 1-H	2-1 P4		3-1 F8		0-3 K		3-3 K	5 1 1 0 0 2 4													
Pedro Guerrero, R (1, 3) OBP: 0.315, SLG: 0.339	3-2 F8		4-1 K BB		4-2 K BB		0-2 G6-3			2 0 0 0 2 0 1												
Felix Jose, S (1, 9) OBP: 0.364, SLG: 0.433	0-0 HBP 2-H 1B		2-1 L5		2-2 L6		0-3 K			4 0 1 1 0 1 2												
Rex Hudler, R (1, 7) OBP: 0.275, SLG: 0.322	4-0 HBP 1-2 BB		0-2 F8		1-2 G4-3		2-3 K			3 0 0 0 1 1 1												
Tom Pagnozzi, R (1, 2) OBP: 0.311, SLG: 0.347	3-2 HBP 1-2 2-3		1-0 G5-3 1-2		0-1 L4		4-2 K BB G3 G4-3			2 1 0 0 1 0 1												
José Oquendo, S (1, 4) OBP: 0.355, SLG: 0.301	1-2 F8		1-0 F7		0-0 G5-3		3-2 K BB G4-3 1-2			4 0 0 0 0 0 4												
Bob Tewksbury, R (1, 1) OBP: 0.217, SLG: 0.179		4-1 K BB		2-3 K		1-3 K		1-2 K BB G3 2-3		1 0 0 0 1 1 0												
Juan Agosto, L (6, 1) OBP: 0.333, SLG: 0.333										0 0 0 0 0 0 0												
Luis Alicia, S (7, PH) OBP: 0.298, SLG: 0.255										1 0 0 0 0 1 0												
Willie Fraser, R (7, 1) OBP: 0.298, SLG: 0.255										0 0 0 0 0 0 0												
Milt Thompson, L (9, PH) OBP: 0.382, SLG: 0.465										1 0 0 0 0 0 1												
<b>Inning Stats</b>	R: 2 E: 1 K: 1 S: 19	H: 3 LOB: 3 BB: 1 P: 31	R: 0 E: 0 K: 0 S: 9	H: 0 LOB: 1 BB: 1 P: 16	R: 0 E: 0 K: 0 S: 7	H: 0 LOB: 1 BB: 1 P: 14	R: 0 E: 0 K: 1 S: 5	H: 0 LOB: 0 BB: 0 P: 9	R: 0 E: 0 K: 0 S: 13	H: 0 LOB: 1 BB: 1 P: 24	R: 0 E: 0 K: 2 S: 6	H: 1 LOB: 1 BB: 0 P: 7	R: 0 E: 0 K: 2 S: 14	H: 1 LOB: 1 BB: 0 P: 19	R: 0 E: 0 K: 2 S: 11	H: 0 LOB: 0 BB: 0 P: 13	R: 1 E: 0 K: 1 S: 17	H: 2 LOB: 2 BB: 1 P: 30	1B: 5 2B: 1 3B: 0 HR: 0	SF: 0 SAC: 0 DP: 0 HBP: 1	WP: 0 PB: 0 SB: 4 CS: 0	PA: 39
<b>PITCHER</b>	IP WLS BF H R ER SO BB IBB HBP BLK WP HR S P ERA WHIP																					
Pete Schourek, L (1, 1) ERA: 4.56	6.0 W 26 3 2 2 2 4 0 1 0 0 0 59 101 3.00 1.167																					
Tim Burke, R (7, 1) ERA: 3.55	2.0 7 1 0 0 4 0 0 0 0 0 0 25 32 0.00 0.500																					
John Franco, L (9, 1) ERA: 2.88	1.0 S 6 2 1 1 1 1 0 0 0 0 0 0 17 30 9.00 3.000																					

St. Louis Cardinals @ New York Mets  
 Shea Stadium, Flushing, NY  
 Sat Sep 21 1991, 3:33 AM EDT  
 Att. 20,887 - Sunny - 63 F

livebaseballscorecards.com

AB	33
R	3
H	6
RBI	2
BB	5
SO	7
LOB	17



BOTTOM

St. Louis Cardinals @ New York Mets  
Shea Stadium, Flushing, NY  
Sat Sep 21 1991, 3:33 AM EDT  
Att. 20,887 - Sunny - 63 F

livebaseballscorecards.com

AB 31  
R 5  
H 8  
RBI 5  
BB 4  
SO 3  
LOB 17



WP: 0 PA: 37  
PB: 0  
SB: 2  
CS: 0

AB R H RBI BB SO LOB

5 1 1 0 0 0 4  
3 0 1 0 0 0 1  
1 0 0 0 0 1 0

3 2 2 2 0 0 1

4 1 1 1 0 0 1

4 1 1 1 0 1 2

3 0 1 0 1 0 0

2 0 1 0 2 0 0

3 0 0 1 0 1 3

1 0 0 0 1 0 1  
1 0 0 0 0 0 2  
0 0 0 0 0 0 0  
1 0 0 0 0 0 2  
0 0 0 0 0 0 0

1B: 5 SF: 2  
2B: 2 SAC: 0  
3B: 0 DP: 0  
HR: 1 HBP: 0

Batter	1	2	3	4	5	6	7	8	9				
Keith Miller, R OBP: 0.317, SLG: 0.364 (1, 4)	2-2 1B SF9 1B		0-2 F7		0-2 P6		1-2 G6-3	1-2 F7					
Jeff Gardner, L OBP: 0.533, SLG: 0.417 (1, 6) Kevin Elster, R OBP: 0.320, SLG: 0.359 (7, 6)	0-2 1-3 1B		0-0 FC6-4 1-2f			3-2 F7	2-3 K						
Howard Johnson, S OBP: 0.346, SLG: 0.547 (1, 9)	2-2 SF9		2-0 P4			2-2 S 2B 1B	1-2 HR						
Kevin McReynolds, R OBP: 0.314, SLG: 0.410 (1, 7)	1-0 P3			1-1 P3		1-2 2B 2B	2-0 E5 E3						
Mackey Sasser, L OBP: 0.290, SLG: 0.426 (1, 3)	1-3 K			0-0 G4-3		1-0 1B SF8 2B	1-2 E3						
Gregg Jefferies, S OBP: 0.334, SLG: 0.384 (1, 5)			1-1 G5-3		2-2 G4-3			1-1 S 1B					
Daryl Boston, L OBP: 0.340, SLG: 0.360 (1, 8)			1-2 G4-3			4-2 G6-3 BB	0-1 1-2 2-3 1B	4-2 1-2 BB					
Todd Hundley, S OBP: 0.206, SLG: 0.133 (1, 2)			1-0 G3			0-0 F7	1-1 SF8	3-3 K					
Pete Schourek, L OBP: 0.222, SLG: 0.188 (1, 1) Garry Templeton, S OBP: 0.239, SLG: 0.300 (6, PH) Tim Burke, R (7, 1) Chris Donnels, L OBP: 0.310, SLG: 0.204 (8, PH) John Franco, L (9, 1)			4-2 FC6-4 BB			1-2 G6-3	0-1 G1-3	0-0 F8					
Inning Stats	R: 1 H: 2 E: 0 LOB: 1 K: 1 BB: 0 S: 14 P: 20	R: 0 H: 0 E: 0 LOB: 0 K: 0 BB: 0 S: 7 P: 10	R: 0 H: 0 E: 0 LOB: 1 K: 0 BB: 1 S: 8 P: 14	R: 0 H: 0 E: 0 LOB: 0 K: 0 BB: 0 S: 6 P: 9	R: 0 H: 0 E: 0 LOB: 1 K: 0 BB: 1 S: 10 P: 15	R: 3 H: 4 E: 0 LOB: 2 K: 0 BB: 1 S: 20 P: 32	R: 1 H: 1 E: 2 LOB: 1 K: 1 BB: 0 S: 14 P: 21	R: 0 H: 1 E: 0 LOB: 2 K: 1 BB: 1 S: 15 P: 23					
PITCHER	IP WLS BF H R ER SO BB IBB HBP BLK WP HR S P ERA WHIP											PITCHER	IP WLS BF H R ER SO BB IBB HBP BLK WP HR S P ERA WHIP
Bob Tewksbury, R ERA: 3.2 (1, 1)	5.1 L 25 6 4 4 1 3 0 0 0 0 0 61 95 6.75 1.688												
Juan Agosto, L ERA: 4.56 (6, 1)	0.2 2 0 0 0 0 0 0 0 0 0 4 5 0.00 0.000												
Willie Fraser, R ERA: 5.61 (7, 1)	2.0 10 2 1 1 2 1 0 0 0 0 1 29 44 4.50 1.500												



St. Louis Cardinals @ New York Mets  
 Shea Stadium, Flushing, NY  
 Sun Sep 22 1991, 3:33 AM EDT  
 Att. 21,113 - Sunny - 68 F

livebaseballscorecards.com

AB	34
R	2
H	7
RBI	2
BB	0
SO	3
LOB	8



WP:	0	PA:	34
PB:	0		
SB:	0		
CS:	0		

AB	R	H	RBI	BB	SO	LOB
4	0	1	0	0	0	1
4	0	1	1	0	0	1
4	0	0	0	0	1	1
0	0	0	0	0	0	0
4	0	0	0	0	0	1
0	0	0	0	0	0	0
4	1	2	1	0	0	0
4	0	1	0	0	1	1
4	0	1	0	0	0	1
2	0	0	0	0	0	0
1	0	0	0	0	0	2
0	0	0	0	0	0	0
3	1	1	0	0	1	0
0	0	0	0	0	0	0

Batter	1	2	3	4	5	6	7	8	9
Ray Lankford, L (1, 8) OBP: 0.288, SLG: 0.381	3-2 X G4-3			1-1 G4-3		2-1 2B		1-1 F7	
Ozzie Smith, S (1, 6) OBP: 0.380, SLG: 0.364	0-0 G4-3			2-2 G3		0-0 F9		0-0 2B	
Luis Alicea, S (1, 4) OBP: 0.279, SLG: 0.236	0-0 F7			0-2 F9			3-1 F9	3-3 K	
José Oquendo, S (8, 4) OBP: 0.355, SLG: 0.301									
Gerald Perry, L (1, 3) OBP: 0.304, SLG: 0.393		2-2 F8			0-0 F8		1-0 G1-4-3	1-2 G6-3	
Rod Brewer, L (8, 3) OBP: 0.200, SLG: 0.200									
Felix Jose, S (1, 9) OBP: 0.365, SLG: 0.443		0-0 F8			0-2 3B		3-1 HR	2-2 G5-3	
Milt Thompson, L (1, 7) OBP: 0.380, SLG: 0.462		1-0 G4-3			1-0 G4-3		2-1 1B	2-3 K	
Stan Royer, R (1, 5) OBP: 0.333, SLG: 0.333					1-0 F8		0-2 SAFE	1-1 L6	
Rich Gedman, L (1, 2) OBP: 0.141, SLG: 0.238									
Craig Wilson, R (7, PH) OBP: 0.233, SLG: 0.203									
Tom Pagnozzi, R (7, 2) OBP: 0.311, SLG: 0.347									
Ken Hill, R (1, 1) OBP: 0.160, SLG: 0.106									
Lee Smith, R (9, 1) ERA: 2.48									

Inning Stats
--------------

PITCHER	IP	WLS	BF	H	R	ER	SO	BB	IBB	HBP	BLK	WP	HR	S	P	ERA	WHIP
Anthony Young, R (1, 1) ERA: 3.12	6.2	L	25	5	1	1	1	0	0	0	0	0	1	58	89	1.35	0.750
Tony Castillo, L (7, 1) ERA: 3.46	2.0		8	2	1	1	2	0	0	0	0	0	0	22	35	4.50	1.000
Jeff Innis, R (9, 1) ERA: 2.48	0.1		1	0	0	0	0	0	0	0	0	0	0	2	3	0.00	0.000

R: 0 H: 0	R: 0 H: 0	R: 0 H: 0	R: 0 H: 1	R: 0 H: 1	R: 1 H: 3	R: 1 H: 2	R: 0 H: 0
E: 0 LOB: 0	E: 0 LOB: 0	E: 0 LOB: 0	E: 0 LOB: 1	E: 0 LOB: 1	E: 0 LOB: 2	E: 0 LOB: 1	E: 0 LOB: 0
K: 0 BB: 0	K: 0 BB: 0	K: 0 BB: 0	K: 0 BB: 0	K: 0 BB: 0	K: 0 BB: 0	K: 1 BB: 0	K: 1 BB: 0
S: 9 P: 12	S: 8 P: 11	S: 6 P: 9	S: 6 P: 8	S: 9 P: 17	S: 12 P: 22	S: 13 P: 21	S: 9 P: 14

1B: 3 SF: 0	2B: 2 SAC: 0	3B: 1 DP: 0	HR: 1 HBP: 0	WP: 0 HR: 1	S: 3 P: 3	ERA: 0.00 WHIP: 0.000
-------------	--------------	-------------	--------------	-------------	-----------	-----------------------

Batter	1	2	3	4	5	6	7	8	9	AB R H RBI BB SO LOB
Daryl Boston, L OBP: 0.346, SLG: 0.382 (1, 8)	4-0 G4-3 S BB		3-3 K			3-2 2B			0-0 HR	3 1 2 1 1 1 0
Jeff Gardner, L OBP: 0.421, SLG: 0.313 (1, 4)	2-2 G4-3 1-3			2-2 G4-3		1-1 G1-3			1-3 K	4 0 0 0 0 1 2
Howard Johnson, S OBP: 0.343, SLG: 0.543 (1, 9)	2-1 P5			3-2 G3			2-1 P4		1-2 P4	4 0 0 0 0 0 1
Kevin McReynolds, R OBP: 0.313, SLG: 0.408 (1, 7)	3-3 K			3-3 K			1-3 K			3 0 0 0 0 3 1
Mackey Sasser, L OBP: 0.286, SLG: 0.420 (1, 3)		0-0 F9			3-2 F8		1-1 G3			3 0 0 0 0 0 0
Gregg Jefferies, S OBP: 0.332, SLG: 0.381 (1, 5)		1-1 P6			1-1 G4-3			1-0 F7		3 0 0 0 0 0 0
Kevin Elster, R OBP: 0.318, SLG: 0.356 (1, 6)		3-2 P4			0-1 G6-3			1-2 F8		3 0 0 0 0 0 0
Todd Hundley, S OBP: 0.189, SLG: 0.121 (1, 2)			1-2 G4-3			2-1 P6		1-0 F8		3 0 0 0 0 0 0
Anthony Young, R OBP: 0.091, SLG: 0.182 (1, 1)			3-2 L7			0-0 F7			1-3 K	2 0 0 0 0 0 0
Tony Castillo, L (7, 1)										0 0 0 0 0 0 0
Jeff Innis, R (9, 1)										0 0 0 0 0 0 0
Chris Donnels, L OBP: 0.305, SLG: 0.200 (9, PH)										1 0 0 0 0 1 0

Inning Stats	R: 0	H: 0	E: 0	K: 1	S: 8	R: 0	H: 0	E: 0	K: 0	S: 6	R: 0	H: 0	E: 0	K: 1	S: 11	R: 0	H: 0	E: 0	K: 0	S: 7	R: 0	H: 1	E: 0	K: 0	S: 8	R: 0	H: 0	E: 0	K: 1	S: 7	R: 0	H: 0	E: 0	K: 0	S: 5	R: 1	H: 1	E: 0	K: 2	S: 11	1B: 0	2B: 1	3B: 0	HR: 1	SF: 0	SAC: 0	DP: 0	HBP: 0	WP: 0	PB: 0	SB: 1	CS: 0	PA: 30					
PITCHER	IP	WLS	BF	H	R	ER	SO	BB	IBB	HBP	BLK	WP	HR	S	P	ERA	WHIP															PITCHER	IP	WLS	BF	H	R	ER	SO	BB	IBB	HBP	BLK	WP	HR	S	P	ERA	WHIP									
Ken Hill, R ERA: 3.65 (1, 1)	8.1	W	28	2	1	1	5	1	0	0	0	0	1	66	114	1.08	0.360																																									
Lee Smith, R ERA: 2.55 (9, 1)	0.2	S	2	0	0	0	1	0	0	0	0	0	0	7	9	0.00	0.000																																									

BOTTOM


St. Louis Cardinals @ New York Mets  
Shea Stadium, Flushing, NY  
Sun Sep 22 1991, 3:33 AM EDT  
Att: 21,113 - Sunny - 68 F

livebaseballscorecards.com

AB	29
R	1
H	2
RBI	1
BB	1
SO	6
LOB	4





Batter	1	2	3	4	5	6	7	8	9	AB R H RBI BB SO LOB	TOP																			
Gary Redus, R (1, 7) OBP: 0.324, SLG: 0.401	0-0 F9		0-0 E5 2B	1-1 SF7	1-2 L5		1-2 G1-6-3		1-1 E6 1B	5 0 0 2 0 0 3																				
Jay Bell, R (1, 6) OBP: 0.327, SLG: 0.424 Carlos Garcia, R (7, PR) OBP: 0.182, SLG: 0.100 (7, 6)	1-1 G4-3		2-0 F7	2-0 G5-4-3 1-2f		4-2 BB FC6-4 BB	4-1 FC5-4 BB		2-2 G4-3 1B 1-3 1B	3 1 0 0 2 0 3 1 0 1 0 0 0 0																				
Andy Van Slyke, L (1, 8) OBP: 0.361, SLG: 0.458 Cecil Espy, S (6, 8) OBP: 0.294, SLG: 0.371	0-1 G3		1-1 SAFE 1-1 SAFE 2B		2-2 2B 1B	3-2 SAFE SAFE FC6-4 BB 1-2 1B	0-1 SAFE SAFE FC5-4 1B 1B 1-2f 3-H		0-0 G4-3 1-2 1B	4 1 3 0 0 0 0 2 1 0 1 0 0 3																				
Bobby Bonilla, S (1, 9) OBP: 0.391, SLG: 0.500 Gary Varsho, L (6, 9) OBP: 0.330, SLG: 0.409		4-1 BB G5-3 BB	3-2 F8 2B		2-1 1B 1B 1-H 2B	4-1 SAFE SAFE FC6-4 BB 1-2 2-3 BB	1-3 SAFE SAFE WP 1B 1-3 1B		4-0 1B IBB	2 1 1 1 2 0 1 1 0 1 0 1 0 0																				
Lloyd McClendon, R (1, 3) OBP: 0.380, SLG: 0.483		3-2 G5-3 1-2		0-0 1B 2B	3-2 1B HBP 1B	1-1 SAFE SAFE FC6-4 G1-3 1-2f 2-3 3-H	0-1 SAFE SAFE WP 1B 1-2 2-3 1B		2-3 K 2	6 2 3 2 0 1 6																				
Steve Buechele, R (1, 5) OBP: 0.332, SLG: 0.441		2-3 K		3-1 1B 2B 1B	1-0 1B HBP 1B	1-1 SAFE SAFE G1-3 1-2	1-1 SAFE SAFE G6-3 1-2 2-3 1B		1-2 F8 3	5 1 1 0 0 1 8																				
Don Slaught, R (1, 2) OBP: 0.355, SLG: 0.378 Tom Prince, R (9, 2) OBP: 0.387, SLG: 0.462		4-2 BB BB		0-0 1B 1B SF7 1B	2-1 1B 1B 1-2 2-H 3-H 1B	2-1 SAFE SAFE G6-3 3		1-2 P4 1		4 1 2 3 1 0 2 0 0 0 0 0 0 0	AB 42 R 10 H 17 RBI 10 BB 7 SO 3 LOB 31																			
Jose Lind, R (1, 4) OBP: 0.306, SLG: 0.339		4-1 1-2 2-3 BB		1-2 1B 1B 3-H 1B	1-2 L6 1B		0-0 SAFE SAFE E G1-6-3 1B	1-1 G6-3 2		4 1 2 1 1 0 2																				
Bob Walk, R (1, 1) OBP: 0.216, SLG: 0.306 Bob Patterson, R (5, 1) OBP: 0.250, SLG: 0.250 Orlando Merced, S (7, PH) OBP: 0.372, SLG: 0.398 Bill Landrum, R (7, 1) Scott Bullett, L (8, PH) Vicente Palacios, R (8, 1) OBP: 0.071, SLG: 0.071 Rosario Rodriguez, R (8, 1)		0-1 G1-3 3		0-1 SAFE SAFE G5-4-3 1B 1-2 2-3 1B	0-2 SAFE SAFE 1B 1-2 2-3 1B		1-0 SAFE SAFE G1-6-3 FC5-4 1B	0-3 K 3		3 0 2 0 0 0 3 0 0 0 0 0 0 0 1 1 1 0 0 0 0 0 0 0 0 0 0 0 1 0 0 0 0 1 0 0 0 0 0 0 0 0 0 0 0 0 0 0 0																				
Inning Stats	R: 0 E: 0 K: 0 S: 5 H: 0 LOB: 0 BB: 0 P: 6	R: 0 E: 0 K: 1 S: 13 H: 0 LOB: 3 BB: 3 P: 30	R: 0 E: 1 K: 0 S: 7 H: 1 LOB: 1 BB: 0 P: 13	R: 3 E: 0 K: 0 S: 12 H: 5 LOB: 1 BB: 0 P: 19	R: 3 E: 0 K: 0 S: 21 H: 5 LOB: 2 BB: 0 P: 33	R: 1 E: 0 K: 0 S: 12 H: 1 LOB: 2 BB: 2 P: 27	R: 3 E: 1 K: 0 S: 17 H: 4 LOB: 3 BB: 1 P: 27	R: 0 E: 0 K: 1 S: 8 H: 0 LOB: 0 BB: 0 P: 10	R: 0 E: 1 K: 1 S: 12 H: 1 LOB: 3 BB: 1 P: 22	1B: 14 2B: 3 3B: 0 HR: 0 SF: 1 SAC: 0 DP: 1 HBP: 1	WP: 1 PB: 0 SB: 0 CS: 1 PA: 51																			
PITCHER	IP WLS BF H R ER SO BB IBB HBP BLK WP HR S P ERA WHIP											PITCHER	IP WLS BF H R ER SO BB IBB HBP BLK WP HR S P ERA WHIP																	
Frank Viola, L (1, 1) ERA: 4.02	4.0	23	9	6	6	1	3	0	0	0	0	0	47	85	13.50	3.000	Tim Burke, R (8, 1) ERA: 3.47	2.0	9	1	0	0	2	0	0	20	32	0.00	0.500	
Wally Whitehurst, R (5, 1) ERA: 4.18	1.0	5	2	0	0	0	0	0	1	0	0	0	11	16	0.00	2.000														
Jeff Innis, R (6, 1) ERA: 2.9	1.1	L	10	3	4	4	0	3	0	0	0	0	18	39	27.00	4.500														
Blaine Beatty, L (7, 1) ERA:	0.1	3	2	0	0	0	0	0	0	0	0	0	7	9	0.00	6.000														
Terry Bross, R (7, 1) ERA: 3.38	0.1	1	0	0	0	0	0	0	0	0	0	1	4	6	0.00	0.000														

Pittsburgh Pirates @ New York Mets  
Shea Stadium, Flushing, NY  
Tue Sep 24 1991, 7:05 PM EDT  
Att. 12,336 - Cloudy - 64 F

livebaseballscorecards.com

BOTTOM

Pittsburgh Pirates @ New York Mets  
Shea Stadium, Flushing, NY  
Tue Sep 24 1991, 7:05 PM EDT  
Att. 12,336 - Cloudy - 64 F

livebaseballscorecards.com

AB	37
R	8
H	11
RBI	8
BB	3
SO	5
LOB	15



WP:	1	PA:	42
PB:	0		
SB:	0		
CS:	1		

AB R H RBI BB SO LOB

4 2 2 0 0 0 0  
4 2 3 5 0 0 0  
1 0 0 0 0 1 1

3 1 0 0 2 0 1

5 1 3 3 0 1 1

4 0 2 0 0 0 0  
1 0 0 0 0 0 0

4 0 0 0 0 1 6

2 0 0 0 0 0 1  
0 0 0 0 0 0 0  
0 0 0 0 0 0 0  
0 0 0 0 0 0 0  
1 0 0 0 0 0 2  
0 0 0 0 0 0 0

3 1 0 0 1 1 0

1 0 0 0 0 1 0  
0 0 0 0 0 0 0  
3 1 1 0 0 0 0  
1 0 0 0 0 0 3

1B: 7 SF: 0  
2B: 2 SAC: 0  
3B: 0 DP: 2  
HR: 2 HBP: 1

Batter	1	2	3	4	5	6	7	8	9
Keith Miller, R OBP: 0.323, SLG: 0.371 (1, 4)	F7		BLK 1B HBP		HR 1B	P2		WP 2B	
Daryl Boston, L OBP: 0.353, SLG: 0.406 Terry McDaniel, S OBP: 0.273, SLG: 0.300 (8, PH) (9, 8)	G3-1		CS 1B		HR		1B 2B	K	
Kevin McReynolds, R OBP: 0.313, SLG: 0.406 (1, 7)	BB		CS	HR BB	E6 1B 1B		F8	F8	
Howard Johnson, S OBP: 0.345, SLG: 0.549 (1, 9)	K			HR	G5-3 1B 1B		1B 1B	G5-3	
Mackey Sasser, L OBP: 0.289, SLG: 0.421 Kevin Elster, R OBP: 0.317, SLG: 0.355 (9, PH) (1, 3)		F9		E3 G4-3	1B 1B		1B	G6-3	
Gregg Jefferies, S OBP: 0.329, SLG: 0.378 (1, 5)		L8		F8	P4		K		
Todd Hundley, S OBP: 0.179, SLG: 0.114 Jeff Innis, R Blaine Beatty, L Terry Bross, R Chris Donnels, L OBP: 0.309, SLG: 0.196 Tim Burke, R (8, 1)		P6		G4-3	G5-3		G3		
Jeff Gardner, L OBP: 0.391, SLG: 0.263 (1, 6)			F9		HR BB		K	F7	
Frank Viola, L OBP: 0.157, SLG: 0.162 Wally Whitehurst, R OBP: 0.235, SLG: 0.219 Charlie O'Brien, R OBP: 0.291, SLG: 0.276 Mark Carreon, R OBP: 0.288, SLG: 0.320 (5, PH) (1, 1) (5, 1) (5, 2) (5, PH)			K2-3		HR 1B		P1	F7	

Inning Stats	R: 0	H: 0	E: 0	LOB: 1	K: 11	S: 20	R: 0	H: 0	E: 0	LOB: 0	K: 0	S: 8	R: 1	H: 1	E: 0	LOB: 0	K: 10	S: 16	R: 2	H: 1	E: 1	LOB: 0	K: 0	S: 11	R: 4	H: 5	E: 1	LOB: 2	K: 0	S: 14	R: 0	H: 0	E: 0	LOB: 0	K: 1	S: 8	R: 1	H: 3	E: 0	LOB: 2	K: 1	S: 14	R: 0	H: 1	E: 0	LOB: 1	K: 1	S: 25	R: 0	H: 0	E: 0	LOB: 0	K: 0	S: 12	1B: 7	SF: 0	2B: 2	SAC: 0	3B: 0	DP: 2	HR: 2	HBP: 1	WP: 1	PA: 42
--------------	------	------	------	--------	-------	-------	------	------	------	--------	------	------	------	------	------	--------	-------	-------	------	------	------	--------	------	-------	------	------	------	--------	------	-------	------	------	------	--------	------	------	------	------	------	--------	------	-------	------	------	------	--------	------	-------	------	------	------	--------	------	-------	-------	-------	-------	--------	-------	-------	-------	--------	-------	--------

PITCHER	IP	WLS	BF	H	R	ER	SO	BB	IBB	HBP	BLK	WP	HR	S	P	ERA	WHIP
Bob Walk, R ERA: 3.81 (1, 1)	4.0		21	5	7	7	2	3	0	0	1	0	2	50	85	15.75	2.000
Bob Patterson, L ERA: 3.63 (5, 1)	2.0	W	7	2	0	0	1	0	0	0	0	0	0	11	14	0.00	1.000
Bill Landrum, R ERA: 3.25 (7, 1)	1.0		6	3	1	1	1	0	0	0	0	0	0	14	22	9.00	3.000
Vicente Palacios, R ERA: 3.94 (8, 1)	0.2		3	1	0	0	0	0	0	0	0	0	0	13	19	0.00	1.500
Rosario Rodriguez, L ERA: 0.73 (8, 1)	1.1	S	4	0	0	0	1	0	0	0	0	1	0	16	22	0.00	0.000







Batter	1	2	3	4	5	6	7	8	9	10	11	12	13	14	15	AB	R	H	RBI	BB	SO	LOB	BOTTOM
Keith Miller, R Mackey Sasser, L Doug Simons, L Jeff Innis, R Chuck Carr, S Blaine Beatty, L Todd Hundley, S Wally Whitehurst, R	(1, 4) 1-0 F9 G4-3 1B		(1, 1) 1-1 G6-3		(1, 2) 0-0 1B			(1, 2) 3-2 L1	(1, 2) 2-2 G4-3			(1, 2) 3-3 K		(1, 2) 3-2 HR		4	0	2	0	0	0	0	
Kevin Elster, R	(1, 6) 1-0 G4-3		(1, 2) 2-0 G6-3		(1, 3) 1-1 L9			(1, 2) 1-2 FC5 1B		(1, 2) 0-3 K		(1, 2) 3-2 L7		(1, 2) 1-3 K		7	0	1	0	0	2	3	
Grego Jefferies, S	(1, 5) 4-0 S BB		(1, 3) 3-2 G5-3			(1, 2) 3-2 G6-3		(1, 2) 1-0 1B		(1, 2) 4-0 S BB		(1, 2) 4-1 BB		(1, 2) 2-2 F8		4	0	1	0	3	0	0	
Howard Johnson, S	(1, 9) 2-1 F9			(1, 3) 3-3 K		(1, 2) 4-1 G4-6-3 BB		(1, 2) 1-2 FC5		(1, 2) 4-0 FC5		(1, 3) 1-3 K			(1, 2) 2-3 K	5	0	0	0	2	3	5	
Mark Carreon, R	(1, 7) 2-1 F7			(1, 2) 2-0 G5-3		(1, 2) 1-0 G4-6-3		(1, 2) 1-2 FC5		(1, 2) 0-1 F7			(1, 2) 0-0 G5-3		(1, 2) 2-0 G4-3	7	1	1	0	0	0	5	
Terry McDaniel, S	(1, 8) 0-2 F8			(1, 3) 1-1 G1-3			(1, 2) 1-0 L3		(1, 2) 1-1 2B 1B WP		(1, 2) 0-1 FC5		(1, 2) 0-0 1B		(1, 3) 3-2 G4-3	7	1	2	0	0	0	2	
Chris Donnels, L	(1, 3) 2-0 FC6 1B				(1, 2) 1-0 G4-3		(1, 2) 1-1 F8		(1, 2) 0-0 P5			(1, 2) 0-3 K		(1, 2) 2-3 K		6	0	1	0	0	2	3	
Charlie O'Brien, R	(1, 2) 1-0 L5				(1, 2) 2-2 1B 1B		(1, 3) 0-0 F7		(1, 2) 1-2 P3		(1, 2) 1-1 P3		(1, 3) 0-0 F7			6	0	1	0	0	0	4	
David Cone, L Rick Campione, R Terry Stronach, R Garry Templeton, S Daryl Eckstein, L Jeff Garlin, L	(1, 1) 0-0 FC6			(1, 2) 0-3 K			(1, 2) 2-3 K		(1, 2) 0-0 WP 2B		(1, 2) 2-1 F7			(1, 2) 3-2 G5-3		2	0	0	0	0	1	2	
<b>Inning Stats</b>	R: 0 H: 1 E: 0 LOB: 2 K: 0 BB: 1 S: 6 P: 16	R: 0 H: 1 E: 0 LOB: 1 K: 0 BB: 0 S: 6 P: 9	R: 0 H: 0 E: 0 LOB: 0 K: 0 BB: 0 S: 6 P: 12	R: 0 H: 0 E: 0 LOB: 0 K: 1 BB: 0 S: 6 P: 12	R: 0 H: 2 E: 0 LOB: 2 K: 1 BB: 0 S: 10 P: 14	R: 0 H: 0 E: 0 LOB: 0 K: 0 BB: 1 S: 5 P: 13	R: 0 H: 0 E: 0 LOB: 0 K: 0 BB: 0 S: 4 P: 6	R: 0 H: 2 E: 0 LOB: 2 K: 1 BB: 0 S: 17 P: 25	R: 2 H: 3 E: 0 LOB: 2 K: 0 BB: 0 S: 18 P: 23	R: 0 H: 0 E: 0 LOB: 2 K: 1 BB: 2 S: 8 P: 16	R: 0 H: 0 E: 0 LOB: 0 K: 1 BB: 0 S: 7 P: 10	R: 0 H: 0 E: 0 LOB: 1 K: 2 BB: 1 S: 10 P: 21	R: 0 H: 1 E: 0 LOB: 1 K: 1 BB: 0 S: 6 P: 8	R: 1 H: 1 E: 0 LOB: 0 K: 1 BB: 0 S: 15 P: 24	R: 0 H: 0 E: 0 LOB: 0 K: 1 BB: 0 S: 7 P: 14	1B: 9 SF: 0 2B: 1 SAC: 0 3B: 0 DP: 1 HR: 1 HBP: 0	WP: 1 PA: 60 PB: 0 SB: 2 CS: 0						
<b>PITCHER</b>	IP WLS BF H R ER SO BB IBB HBP BLK WP HR S P ERA WHIP																						
Randy Tomlin, L	(1, 1) 8.2 36 9 2 2 3 2 0 0 0 0 0 69 119 2.08 1.269																						
Stan Belinda, R	(9, 1) 1.1 6 0 0 0 1 1 0 0 0 0 0 17 27 0.00 0.750																						
Bob Kipper, L	(11, 1) 2.0 7 0 0 0 3 1 0 0 0 0 0 17 31 0.00 0.500																						
Neal Heaton, L	(13, 1) 1.0 4 1 0 0 1 0 0 0 0 0 0 6 8 0.00 1.000																						
Bill Landrum, R	(14, 1) 2.0 W 7 1 1 1 2 0 0 0 0 0 1 22 38 4.50 0.500																						

Pittsburgh Pirates @ New York Mets  
 Shea Stadium, Flushing, NY  
 Thu Sep 26 1991, 7:05 PM EDT  
 Cloudy - 69 F

AB	55
R	3
H	11
RBI	2
BB	5
SO	10
LOB	25







Batter	1	2	3	4	5	6	7	8	9	AB	R	H	RBI	BB	SO	LOB
Keith Miller, R (1, 4) OBP: 0.328, SLG: 0.372	2-3 K		1-1 P5		0-0 1B			4-1 1B SH5-3 SF9 BB		3	1	1	1	1	1	1
Garry Templeton, S (1, 6) OBP: 0.239, SLG: 0.303	1-2 F9		0-0 G5-3		0-2 F9			1-0 SH5-3		3	0	0	0	0	0	2
Gregg Jefferies, S (1, 5) OBP: 0.336, SLG: 0.380	2-2 F9			0-2 CS BB 1B		1-1 L1-3 1B		3-2 SF9 1B		4	0	3	0	0	0	0
Howard Johnson, S (1, 9) OBP: 0.344, SLG: 0.542		0-0 F7		4-1 CS BB		1-3 K		3-2 SF9		2	0	0	1	1	1	1
Mark Carreon, R (1, 7) OBP: 0.284, SLG: 0.315		1-1		1-1 F8		1-2 L1-3		3-H BB		3	0	1	0	0	0	3
Daryl Boston, L (8, PH) OBP: 0.355, SLG: 0.406										0	0	0	0	1	0	0
Terry McDaniel, S (1, 8) OBP: 0.227, SLG: 0.238		0-1 F8		1-0 P3				0-0 L8		4	0	0	0	0	1	5
Todd Hundley, S (1, 2) OBP: 0.209, SLG: 0.211		3-3 SAFE K			3-2 G5-3			4-1 BB		2	0	0	0	1	1	1
Chris Donnels, L (1, 3) OBP: 0.304, SLG: 0.203			1-1 SH5-4 1B		4-1 SH1-4 1B BB			1-3 SAFE K		2	1	1	0	1	1	1
Tony Castillo, L (1, 1)			2-1 SH5-4		0-0 SH1-4			3-1 SAFE P4		0	0	0	0	0	0	0
Terry Bross, R (6, 1)										0	0	0	0	0	0	0
Rick Cerone, R (7, PH) OBP: 0.360, SLG: 0.345										1	0	0	0	0	0	1
Tim Burke, R (8, 1)										0	0	0	0	0	0	0
John Franco, L (9, 1)										0	0	0	0	0	0	0


Inning Stats	R: 0	H: 0	E: 0	K: 1	S: 14	R: 0	H: 1	E: 0	K: 1	S: 8	R: 0	H: 1	E: 0	K: 0	S: 7	R: 0	H: 1	E: 0	K: 0	S: 8	R: 1	H: 1	E: 0	K: 0	S: 10	R: 0	H: 1	E: 0	K: 1	S: 8	R: 0	H: 0	E: 0	K: 2	S: 9	R: 1	H: 1	E: 0	K: 0	S: 12
	LOB: 0	BB: 0	P: 19	LOB: 1	BB: 0	P: 12	LOB: 1	BB: 0	P: 11	LOB: 1	BB: 1	P: 13	LOB: 1	BB: 1	P: 17	LOB: 0	BB: 0	LOB: 1	BB: 1	P: 17	LOB: 1	BB: 1	P: 17	LOB: 0	BB: 0	LOB: 1	BB: 1	P: 17	LOB: 0	BB: 1	P: 17	LOB: 2	BB: 2	P: 27	LOB: 2	BB: 2	P: 27			

PITCHER	IP	WLS	BF	H	R	ER	SO	BB	IBB	HBP	BLK	WP	HR	S	P	ERA	WHIP
John Smiley, L (1, 1) ERA: 3.25	5.0		20	4	1	1	2	2	0	0	0	0	0	47	72	1.80	1.200
Bob Patterson, L (6, 1) ERA: 3.52	2.0		7	1	0	0	3	1	0	0	0	0	0	17	28	0.00	1.000
Roger Mason, R (8, 1) ERA: 2.45	1.0	L	6	1	1	1	0	2	0	0	0	0	0	12	27	9.00	3.000

**BOTTOM**

**Pittsburgh Pirates @ New York Mets**  
**Shea Stadium, Flushing, NY**  
 Thu Sep 26 1991, 7:05 PM EDT  
 Att. 14,451 - Cloudy - 63 F

AB	24
R	2
H	6
RBI	2
BB	5
SO	5
LOB	15



WP	PA	ERA	WHIP
0	33		



Batter	1	2	3	4	5	6	7	8	9	AB R H RBI BB SO LOB	TOP		
Randy Ready, R (1, 4) OBP: 0.391, SLG: 0.323 Steve Searcy, L (7, 1) Joe Boever, R (8, 1) OBP: 0.333, SLG: 0.333 Ricky Jordan, R (9, PH) OBP: 0.300, SLG: 0.449	1-3 		0-1 P6 		2-0 		3-1 P4 		1-3 K 	4 0 1 0 0 1 2 0 0 0 0 0 0 0 0 0 0 0 0 0 0 1 0 0 0 0 1 2			
Von Hayes, L (1, 8) OBP: 0.298, SLG: 0.288	2-1 G4-3 			1-1 G4-3 	2-0 G3 			2-3 K 	1-2 G1-3 	5 0 0 0 0 1 3			
Wes Chamberlain, R (1, 7) OBP: 0.308, SLG: 0.398	3-3 K 			4-2 F8 1B 1B BB 		0-0 L7 		2-3 K 		3 1 0 0 1 2 0			
John Kruk, L (1, 3) OBP: 0.368, SLG: 0.485		4-2 		1-2 S 1B 		2-3 K 		1-0 G6-3 		3 1 1 0 1 1 0			
Dave Hollins, S (1, 5) OBP: 0.382, SLG: 0.524		3-2 L8 		0-0 F8 		2-3 K 		4-2 E 1B E BB 		3 1 0 0 1 1 3			
Dale Murphy, R (1, 9) OBP: 0.308, SLG: 0.417		1-1 P3 		2-1 1-H 3-H 1B 		3-2 BB 1B 		3-2 E E 1B 		4 1 3 2 0 0 1			
Dickie Thon, R (1, 6) OBP: 0.282, SLG: 0.354		2-3 K 		0-3 K 		2-1 F7 		1-2 E E 1B 		4 0 0 0 0 2 4			
Steve Lake, R (1, 2) OBP: 0.230, SLG: 0.273 Jim Lindeman, R (7, PH) OBP: 0.408, SLG: 0.382 Wally Backman, S (7, PH) (7, 4)			1-3 K 		0-3 K 		4-0 		1-0 FC FC6-4 		2 0 0 0 0 2 0 0 0 0 0 0 0 0 1 0 0 0 1 0 2		
Jose De Jesus, R (1, 1) OBP: 0.159, SLG: 0.131 Bruce Ruffin, S (3, 1) Ron Jones, L (7, PH) OBP: 0.240, SLG: 0.261 Darrin Fletcher, L (7, 2) OBP: 0.260, SLG: 0.311 Charlie Hayes, R (9, PH) OBP: 0.256, SLG: 0.366			2-3 K 		2-3 K 		1-2 F7 		2-2 FC6-4 		1 0 0 0 0 1 0 1 0 0 0 0 1 0 1 0 0 0 0 0 2 0 0 0 0 0 0 0 1 0 0 0 0 0 2		
<b>Inning Stats</b>	R: 0 H: 0 E: 0 LOB: 0 K: 2 BB: 0 S: 8 P: 14	R: 0 H: 0 E: 0 LOB: 1 K: 1 BB: 1 S: 11 P: 21	R: 0 H: 0 E: 0 LOB: 0 K: 2 BB: 0 S: 9 P: 12	R: 2 H: 2 E: 0 LOB: 1 K: 1 BB: 1 S: 15 P: 23	R: 0 H: 1 E: 0 LOB: 1 K: 2 BB: 0 S: 9 P: 15	R: 0 H: 0 E: 0 LOB: 0 K: 2 BB: 0 S: 9 P: 13	R: 0 H: 1 E: 0 LOB: 2 K: 0 BB: 1 S: 11 P: 24	R: 0 H: 0 E: 0 LOB: 0 K: 2 BB: 0 S: 10 P: 15	R: 2 H: 1 E: 2 LOB: 2 K: 1 BB: 1 S: 19 P: 32	1B: 4 SF: 0 2B: 1 SAC: 0 3B: 0 DP: 0 HR: 0 HBP: 0	WP: 0 PA: 38 PB: 0 SB: 1 CS: 0		
<b>PITCHER</b>	IP WLS BF H R ER SO BB IBB HBP BLK WP HR S P ERA WHIP											<b>PITCHER</b>	IP WLS BF H R ER SO BB IBB HBP BLK WP HR S P ERA WHIP
Pete Schourek, L (1, 1) ERA: 4.42	6.1 W 25 4 2 2 10 2 0 0 0 0 0 0 66 108 2.84 0.947												
Tim Burke, R (7, 1) ERA: 3.38	1.2 8 1 2 0 2 2 0 0 0 0 0 0 22 42 0.00 1.800												
John Franco, L (9, 1) ERA: 2.77	1.0 S 5 0 0 0 1 0 0 0 0 0 0 0 13 19 0.00 0.000												

Philadelphia Phillies @ New York Mets  
Shea Stadium, Flushing, NY  
Fri Sep 27 1991, 7:05 PM EDT  
Att. 13,680 - Cloudy - 58 F

livebaseballscorecards.com

AB	34
R	4
H	5
RBI	2
BB	4
SO	13
LOB	21



Batter	1	2	3	4	5	6	7	8	9
Daryl Boston, L OBP: 0.356, SLG: 0.410 (1, 8)	2-3 K	1-0 F8			1-0 WP 1B	3-1 1B		3-3 K	
Keith Miller, R OBP: 0.331, SLG: 0.372 (1, 4)	1-3 K		1-0 F8		4-0 1B BB	2-2 FC6-4 1B			
Gregg Jefferies, S OBP: 0.335, SLG: 0.377 (1, 5)	3-2 G5-3		4-1 BB BB		0-1 F7	0-0 FC6-4			
Howard Johnson, S OBP: 0.345, SLG: 0.540 (1, 9)		4-1 CS 1B BB	2-3 K		4-0 1B IBB		2-3 K		
Mackey Sasser, L OBP: 0.292, SLG: 0.418 (1, 7) (6, 3)		3-2 SAFE SAFE SAFE 1-H 3B 1B	4-1 SAFE BB		1-0 P6		3-3 K		
Chris Donnels, L OBP: 0.310, SLG: 0.200 Mark Carreon, R OBP: 0.290, SLG: 0.321 (5, PH) (6, 7) Terry McDaniel, S OBP: 0.227, SLG: 0.238 (7, PR) (8, 7)		4-0 3B BB	0-3 K		1-1 1B		0-1 S 1B		
Todd Hundley, S OBP: 0.213, SLG: 0.262 (1, 2)		2-2 1-H 2-H SF9 3B		1-2 G5-3	2-3 K		2-2 G4-3		
Jeff Gardner, L OBP: 0.310, SLG: 0.208 (1, 6)		2-2 SF9		3-2 G6-3		1-3 K	3-3 K		
Pete Schourek, L OBP: 0.190, SLG: 0.158 Tim Burke, R John Franco, L (1, 1) (7, 1) (9, 1)		2-2 G1-3		1-3 K		2-3 K	1-3 K		

AB	R	H	RBI	BB	SO	LOB
5	1	2	0	0	2	0
3	1	1	0	1	1	0
3	0	0	0	1	0	4
2	1	0	0	2	2	1
3	1	1	1	1	1	3
1	1	0	0	1	1	2
2	0	2	2	0	0	0
0	0	0	0	0	0	0
4	1	1	2	0	1	3
3	0	0	1	0	2	0
3	0	0	0	0	2	0
1	0	0	0	0	1	0
0	0	0	0	0	0	0

AB	30
R	6
H	7
RBI	6
BB	6
SO	13
LOB	13

1B	SF	WP	PA
5	1	1	37
2B	1	PB	0
3B	1	SB	1
HR	0	CS	1

Inning Stats	R	H	E	K	S	P	IP	WLS	BF	H	R	ER	SO	BB	IBB	HBP	BLK	WP	HR	S	P	ERA	WHIP
Jose De Jesus, R ERA: 3.54 Bruce Ruffin, L ERA: 3.74 Steve Searcy, L ERA: 6.59 Joe Boeyer, R ERA: 3.97	0	0	0	2	11	2.2	2.2	L	14	2	4	3	3	4	0	0	0	0	0	0	0	10.12	2.250
	0	0	0	2	17	2.2	2.2		16	4	2	5	1	1	0	0	0	1	0	0	0	5.40	1.500
	0	0	0	2	17	1.0	1.0		4	1	0	2	0	0	0	0	0	0	0	0	0	0.00	1.000
	0	0	0	2	17	1.0	1.0		3	0	0	3	0	0	0	0	0	0	0	0	0	0.00	0.000

Philadelphia Phillies @ New York Mets  
Shea Stadium, Flushing, NY  
Fri Sep 27 1991, 7:05 PM EDT  
Att. 13,680 - Cloudy - 58 F





Batter	1	2	3	4	5	6	7	8	9	AB R H RBI BB SO LOB	TOP		
Mickey Morandini, L OBP: 0.319, SLG: 0.322 (1, 4)	1-2 FC6-4 1B	1-3 K		1-1 G4-3		3-1 G6-3			2-3 K	5 1 1 0 0 2 2			
Von Hayes, L OBP: 0.303, SLG: 0.292 (1, 8) (8, 9)	2-0 FC6-4 1B		4-0 FC6-5 BB		2-0 2B SF7 1B		1-1 F8		3-3 K	4 1 2 0 1 1 0			
Wes Chamberlain, R OBP: 0.307, SLG: 0.399 (1, 7)	2-1 FC6-4 1B		1-2 E6 FC6-5 1B		0-0 SF7 G1-4-3 2B		1-3 K2-3			4 3 1 1 0 1 2			
John Kruk, L OBP: 0.369, SLG: 0.492 (1, 3)	1-0 WP 1B		3-1 FC6-5 1B		2-1 SF7		1-1 HR			3 1 2 2 0 0 2			
Dave Hollins, S OBP: 0.378, SLG: 0.515 Charlie Hayes, R OBP: 0.258, SLG: 0.366 (1, 5) (7, 5)	0-1 F8		1-0 G5-4-3 1B		0-0 G1-4-3		0-3 K			4 0 1 2 0 1 2 0 0 0 0 0 0 0			
Dale Murphy, R OBP: 0.308, SLG: 0.415 Braulio Castillo, R OBP: 0.167, SLG: 0.195 (1, 9) (8, 8)	1-2 WP 1B		1-0 G5-4-3		1-2 F7			3-2 G4-3		4 0 1 1 0 0 2 0 0 0 0 0 0 0			
Darrin Fletcher, L OBP: 0.260, SLG: 0.317 (1, 2)	1-0 G3-1		1-0 2B		2-0 G3-1			0-0 P7		4 0 1 0 0 0 2			
Dickie Thon, R OBP: 0.282, SLG: 0.353 (1, 6)		1-0 P6		1-0 P4		0-1 FC1-6 1B		1-3 K		4 0 1 0 0 1 1			
Cliff Brantley, R Wally Ritchie, L (1, 1) (8, 1)		2-1 P4		0-3 K		0-1 FC1-6		2-3 K		3 0 0 0 0 1 2 1 0 0 0 0 1 0			
<b>Inning Stats</b>	R: 2 H: 4 E: 0 LOB: 2 K: 0 BB: 0 S: 13 P: 21	R: 0 H: 0 E: 0 LOB: 0 K: 1 BB: 0 S: 6 P: 10	R: 1 H: 1 E: 0 LOB: 1 K: 0 BB: 1 S: 8 P: 18	R: 0 H: 1 E: 0 LOB: 1 K: 1 BB: 0 S: 7 P: 10	R: 2 H: 2 E: 0 LOB: 0 K: 0 BB: 0 S: 8 P: 13	R: 0 H: 1 E: 0 LOB: 1 K: 2 BB: 0 S: 7 P: 12	R: 1 H: 1 E: 0 LOB: 0 K: 2 BB: 0 S: 10 P: 13	R: 0 H: 0 E: 0 LOB: 0 K: 1 BB: 0 S: 7 P: 11	R: 0 H: 0 E: 0 LOB: 0 K: 3 BB: 0 S: 10 P: 17	1B: 7 SF: 1 2B: 2 SAC: 0 3B: 0 DP: 1 HR: 1 HBP: 0	WP: 1 PA: 38 PB: 0 SB: 0 CS: 0		
<b>PITCHER</b>	IP WLS BF H R ER SO BB IBB HBP BLK WP HR S P ERA WHIP											<b>PITCHER</b>	IP WLS BF H R ER SO BB IBB HBP BLK WP HR S P ERA WHIP
Anthony Young, R ERA: 3.32 (1, 1)	3.0 L 15 5 3 2 1 1 0 0 0 0 1 0 27 49 6.00 2.000												
Blaine Beatty, L ERA: 4.05 (4, 1)	1.1 7 3 2 2 1 0 0 0 0 0 0 0 11 18 13.50 2.250												
Jeff Innis, R ERA: 2.76 (5, 1)	1.2 6 1 0 0 0 0 0 0 0 0 0 0 11 17 0.00 0.600												
Wally Whitehurst, R ERA: 4.22 (7, 1)	2.0 7 1 1 1 3 0 0 0 0 0 0 1 17 24 4.50 0.500												
Terry Bros, R ERA: 2.0 (9, 1)	1.0 3 0 0 0 0 3 0 0 0 0 0 0 10 17 0.00 0.000												

Philadelphia Phillies @ New York Mets  
Shea Stadium, Flushing, NY  
Sat Sep 28 1991, 3:33 AM EDT  
Att. 16,967 - Sunny - 62 F

livebaseballscorecards.com

AB	36
R	6
H	10
RBI	6
BB	1
SO	8
LOB	15







Batter	1	2	3	4	5	6	7	8	9	AB R H RBI BB SO LOB	TOP											
<b>Randy Ready, R</b> (1, 4) OBP: 0.387, SLG: 0.325	0-1 1B 2B	1-3 K			2-1 L6		1-1 P4		1-0 G6-4-3 1-2f	5 1 1 0 0 1 6												
<b>Von Hayes, L</b> (1, 8) OBP: 0.302, SLG: 0.291	2-1 CS 1B 2-H		2-2 G4-3		0-0 G4-3 1-2			2-2 G6-3		4 0 1 1 0 0 1												
<b>Wes Chamberlain, R</b> (1, 7) OBP: 0.307, SLG: 0.406	3-3 K 1-2		2-1 G4-3		1-1 G4-3			0-0 HR		4 1 1 1 0 1 2												
<b>John Kruk, L</b> (1, 3) OBP: 0.367, SLG: 0.488	2-2 F7		1-2 G3			1-2 G3		2-1 G4-3		4 0 0 0 0 0 0												
<b>Dale Murphy, R</b> (1, 9) OBP: 0.311, SLG: 0.424					0-0 G4-3 2B		2-0 G5-3		4-1 BB	3 1 2 1 1 0 0												
<b>Braulio Castillo, R</b> (8, PR) OBP: 0.167, SLG: 0.195										0 0 0 0 0 0 0												
<b>Charlie Hayes, R</b> (1, 5) OBP: 0.256, SLG: 0.362		2-2 P3			2-0 G4-3 2-3		2-3 K		1-0 F8	4 0 0 0 0 1 2												
<b>Dickie Thon, R</b> (1, 6) OBP: 0.282, SLG: 0.353		2-2 FC4-6 1B			3-1 P9			0-0 G5-3		4 0 1 0 0 0 1												
<b>Steve Lake, R</b> (1, 2) OBP: 0.232, SLG: 0.275		0-0 FC4-6 E WP 1-2f			0-0 F9			1-1 SH5-4 1B		3 0 1 0 0 0 2												
<b>Jim Lindeman, R</b> (9, PH) OBP: 0.413, SLG: 0.389									1-0 1B	1 0 1 0 0 0 0												
<b>Terry Mulholland, R</b> (1, 1) OBP: 0.101, SLG: 0.078		2-1 E6				3-2 G4-3 1B		1-2 SH5-4		2 0 1 0 0 0 1												
<b>Ricky Jordan, R</b> (9, PH) OBP: 0.302, SLG: 0.451									1-1 G6-4-3 1B	1 0 1 0 0 0 0												
<b>Kim Batiste, R</b> (9, PR) OBP: 0.304, SLG: 0.273									1-2 1B	0 0 0 0 0 0 0												
<b>Inning Stats</b>	R: 1 E: 0 K: 1 S: 10	H: 2 LOB: 0 BB: 0 P: 17	R: 1 E: 1 K: 1 S: 14	H: 2 LOB: 2 BB: 0 P: 23	R: 0 E: 0 K: 0 S: 8	H: 0 LOB: 0 BB: 0 P: 13	R: 0 E: 0 K: 0 S: 5	H: 1 LOB: 1 BB: 0 P: 10	R: 0 E: 0 K: 0 S: 8	H: 1 LOB: 1 BB: 0 P: 14	R: 0 E: 0 K: 1 S: 8	H: 0 LOB: 0 BB: 0 P: 13	R: 0 E: 0 K: 0 S: 8	H: 1 LOB: 1 BB: 0 P: 11	R: 1 E: 0 K: 0 S: 8	H: 1 LOB: 1 BB: 1 P: 17	R: 0 E: 0 K: 0 S: 7	H: 2 LOB: 2 BB: 0 P: 11	1B: 6 2B: 3 3B: 0 HR: 2	SF: 0 SAC: 1 DP: 2 HBP: 0	WP: 1 PB: 0 SB: 0 CS: 1	PA: 37
<b>PITCHER</b>	IP WLS BF H R ER SO BB IBB HBP BLK WP HR S P ERA WHIP																					
<b>Frank Viola, L</b> (1, 1) ERA: 3.98	7.0 W 28 7 2 2 3 0 0 0 0 1 1 61 101 2.57 1.000																					
<b>Tim Burke, R</b> (8, 1) ERA: 3.43	1.0 5 1 1 1 0 1 0 0 0 0 1 8 17 9.00 2.000																					
<b>John Franco, L</b> (9, 1) ERA: 2.72	1.0 S 4 2 0 0 0 0 0 0 0 0 0 0 7 11 0.00 2.000																					

Philadelphia Phillies @ New York Mets  
Shea Stadium, Flushing, NY  
Sun Sep 29 1991, 7:05 PM EDT  
Att. 16,573 - Cloudy - 67 F

livebaseballscorecards.com

AB	35
R	3
H	10
RBI	3
BB	1
SO	3
LOB	15



Batter	1	2	3	4	5	6	7	8	9	AB	R	H	RBI	BB	SO	LOB
Keith Miller, R OBP: 0.328, SLG: 0.378 (1, 4)	2-1 P6		2-1 G5-3		1-2 SF8		0-0			3	0	1	3	0	0	0
Kevin Elster, R OBP: 0.315, SLG: 0.354 (1, 6)	1-2 G6-3		1-2 G6-3		2-2 F8		0-0			4	0	1	0	0	0	2
Gregg Jefferies, S OBP: 0.336, SLG: 0.376 (1, 5)	4-1		2-0 G6-3		0-0 F8		2-1			3	0	1	0	1	0	1
Howard Johnson, S OBP: 0.344, SLG: 0.536 (1, 9)	1-3 K				2-3 K		1-0 F9		2-1 P6	4	0	0	0	0	2	2
Mark Carreon, R OBP: 0.284, SLG: 0.314 (1, 7)					1-0 G6-3		1-0 G5-3		0-0 F9	4	0	0	0	0	0	0
John Franco, L (9, 1)										0	0	0	0	0	0	0
Chris Donnels, L OBP: 0.325, SLG: 0.227 (1, 3)					0-0				2-2 SH1-4	3	1	2	0	0	0	0
Todd Hundley, S OBP: 0.189, SLG: 0.229 (1, 2)					2-2 CS				0-0 SH1-4	2	1	0	0	0	1	0
Terry McDaniel, S OBP: 0.241, SLG: 0.250 (1, 8)					0-1 E7				2-2 G5-3	3	1	2	0	0	0	1
Frank Viola, L OBP: 0.155, SLG: 0.159 (1, 1)					SH5-4				0-3	1	0	0	0	0	1	2
Garry Templeton, S (7, PH)										0	1	0	0	1	0	0
Tim Burke, R (8, 1)										0	0	0	0	0	0	0
Daryl Boston, L OBP: 0.353, SLG: 0.406 (9, 8)										0	0	0	0	0	0	0

Inning Stats	R: 0	H: 0	R: 0	H: 0	R: 1	H: 2	R: 0	H: 1	R: 1	H: 1	R: 0	H: 0	R: 2	H: 2	R: 0	H: 1
	E: 0	LOB: 1	E: 0	LOB: 0	E: 1	LOB: 1	E: 0	LOB: 0	E: 1	LOB: 1	E: 0	LOB: 0	E: 0	LOB: 1	E: 0	LOB: 0
	K: 1	BB: 1	K: 0	BB: 0	K: 0	BB: 0	K: 1	BB: 0	K: 2	BB: 0	K: 0	BB: 0	K: 0	BB: 1	K: 0	BB: 0
	S: 9	P: 17	S: 7	P: 11	S: 9	P: 14	S: 11	P: 16	S: 17	P: 25	S: 3	P: 5	S: 15	P: 23	S: 5	P: 9

PITCHER	IP	WLS	BF	H	R	ER	SO	BB	IBB	HBP	BLK	WP	HR	S	P	ERA	WHIP
Terry Mulholland, L (1, 1)	8.0	L	32	7	4	3	4	2	0	0	0	1	0	76	120	3.38	1.125

**BOTTOM**

3	0	1	3	0	0	0
4	0	1	0	0	0	2
3	0	1	0	1	0	1
4	0	0	0	0	2	2
4	0	0	0	0	0	0
0	0	0	0	0	0	0
3	1	2	0	0	0	0
2	1	0	0	0	1	0
3	1	2	0	0	0	1
1	0	0	0	0	1	2
0	1	0	0	1	0	0
0	0	0	0	0	0	0
0	0	0	0	0	0	0

<b>AB</b>	<b>27</b>
<b>R</b>	<b>4</b>
<b>H</b>	<b>7</b>
<b>RBI</b>	<b>3</b>
<b>BB</b>	<b>2</b>
<b>SO</b>	<b>4</b>
<b>LOB</b>	<b>8</b>



1B: 5	SF: 1	WP: 1	PA: 33
2B: 2	SAC: 2	PB: 1	
3B: 0	DP: 0	SB: 0	
HR: 0	HBP: 0	CS: 1	

**Philadelphia Phillies @ New York Mets**  
**Shea Stadium, Flushing, NY**  
 Sun Sep 29 1991, 7:05 PM EDT  
 Att. 16,573 - Cloudy - 67 F

livebaseballscorecards.com



Batter	1	2	3	4	5	6	7	8	9	AB R H RBI BB SO LOB	TOP													
Daryl Boston, L (1, 8) OBP: 0.350, SLG: 0.399	1-2 G4-3		4-1 1B BB	1-3 K		0-2 F8		0-1 F9		4 0 0 0 1 1 2														
Keith Miller, R (1, 4) OBP: 0.330, SLG: 0.375	2-3 K		1-2 1B BB		1-2 G4-6-3 HBP	1-1 F7		0-1 F8		4 0 1 0 0 1 0														
Mackey Sasser, L (1, 7) OBP: 0.292, SLG: 0.412 Kevin McReynolds, R (9, PH) OBP: 0.313, SLG: 0.405	2-2 F8		0-0 G1-4-3		0-0 G4-6-3	2-1 F7		1-3 K		4 0 0 0 0 0 4 1 0 0 0 0 1 0														
Howard Johnson, S (1, 9) OBP: 0.346, SLG: 0.544		0-3 K		1-1 HR	4-0 S 1B BB		2-1 P6		1-1 2B	4 2 2 1 1 1 0														
Gregg Jefferies, S (1, 5) OBP: 0.337, SLG: 0.377		1-1 F8		2-1 1B 2B	4-0 1B BB		0-3 K		2-1 F9	4 2 1 0 1 1 1														
Chris Donnels, L (1, 3) OBP: 0.333, SLG: 0.221		2-1 F8		0-3 K	4-0 1B BB		4-0 BLK BB			2 0 0 0 2 1 1														
Kevin Elster, R (1, 6) OBP: 0.317, SLG: 0.356			0-0 G4-3	0-0 1B 2B	3-2 1B		1-3 K			4 0 2 2 0 1 1														
Todd Hundley, S (1, 2) OBP: 0.196, SLG: 0.235 Jeff Innis, R (8, 1)			1-2 1B BB 1B	3-2 L4	1-3 K			0-1 L9		3 0 1 0 0 1 4 0 0 0 0 0 0 0														
Doug Simons, L (1, 1) Jeff Gardner, L (3, PH) Wally Whitehurst, R (3, 1) Mark Carreon, R (4, PH) Terry Bross, R (4, 1) Blaine Beatty, L (5, 1) Rick Cerone, R (5, 2) Terry McDaniel, S (8, PH)			1-0 L9	2-1 1B	0-2 HR			1-2 P5		0 0 0 0 0 0 0 1 0 0 0 0 0 1 0 0 0 0 0 0 0 1 0 1 1 0 0 0 0 0 0 0 0 0 0 0 0 0 0 0 0 0 2 1 1 1 0 0 0 1 0 0 0 0 0 0														
<b>Inning Stats</b>	R: 0 E: 0 K: 1 S: 10	H: 0 LOB: 0 BB: 0 P: 15	R: 0 E: 0 K: 1 S: 7	H: 0 LOB: 0 BB: 0 P: 10	R: 0 E: 0 K: 0 S: 10	H: 2 LOB: 3 BB: 1 P: 17	R: 2 E: 0 K: 2 S: 17	H: 4 LOB: 2 BB: 0 P: 26	R: 2 E: 0 K: 1 S: 10	H: 1 LOB: 2 BB: 3 P: 27	R: 1 E: 0 K: 0 S: 11	H: 1 LOB: 0 BB: 0 P: 14	R: 0 E: 0 K: 2 S: 8	H: 0 LOB: 1 BB: 1 P: 15	R: 0 E: 0 K: 0 S: 7	H: 0 LOB: 0 BB: 0 P: 8	R: 0 E: 0 K: 1 S: 9	H: 1 LOB: 1 BB: 0 P: 13	1B: 5 2B: 2 3B: 0 HR: 2	SF: 0 SAC: 0 DP: 1 HBP: 1	WP: 0 PB: 0 SB: 2 CS: 0	PA: 41		
<b>PITCHER</b>	IP Vicente Palacios, R (1, 1) ERA: 3.75	WLS Neal Heaton, L (4, 1) ERA: 4.26	BF Roger Mason, R (5, 1) ERA: 2.6	H Bill Landrum, R (7, 1) ERA: 3.19	R Rosario Rodriguez, L (9, 1) ERA: 4.4	ER SO BB IBB HBP BLK WP HR S P ERA WHIP	ER SO BB IBB HBP BLK WP HR S P ERA WHIP	ER SO BB IBB HBP BLK WP HR S P ERA WHIP	ER SO BB IBB HBP BLK WP HR S P ERA WHIP	ER SO BB IBB HBP BLK WP HR S P ERA WHIP	ER SO BB IBB HBP BLK WP HR S P ERA WHIP	ER SO BB IBB HBP BLK WP HR S P ERA WHIP	ER SO BB IBB HBP BLK WP HR S P ERA WHIP	ER SO BB IBB HBP BLK WP HR S P ERA WHIP	ER SO BB IBB HBP BLK WP HR S P ERA WHIP	ER SO BB IBB HBP BLK WP HR S P ERA WHIP	ER SO BB IBB HBP BLK WP HR S P ERA WHIP	ER SO BB IBB HBP BLK WP HR S P ERA WHIP	ER SO BB IBB HBP BLK WP HR S P ERA WHIP	ER SO BB IBB HBP BLK WP HR S P ERA WHIP	ER SO BB IBB HBP BLK WP HR S P ERA WHIP	ER SO BB IBB HBP BLK WP HR S P ERA WHIP	ER SO BB IBB HBP BLK WP HR S P ERA WHIP	ER SO BB IBB HBP BLK WP HR S P ERA WHIP

**New York Mets @ Pittsburgh Pirates**  
**Three Rivers Stadium, Pittsburgh, PA**  
 Mon Sep 30 1991, 7:05 PM EDT  
 Att. 16,170 - Sunny - 73 F

[livebaseballscorecards.com](http://livebaseballscorecards.com)

**AB 35**  
**R 5**  
**H 9**  
**RBI 5**  
**BB 5**  
**SO 8**  
**LOB 14**







**New York Mets @ Pittsburgh Pirates**  
**Three Rivers Stadium, Pittsburgh, PA**

Tue Oct 01 1991, 7:05 PM EDT  
 Att. 14,697 - Cloudy - 75 F

livebaseballscorecards.com

<b>AB</b>	<b>32</b>
<b>R</b>	<b>1</b>
<b>H</b>	<b>8</b>
<b>RBI</b>	<b>1</b>
<b>BB</b>	<b>2</b>
<b>SO</b>	<b>3</b>
<b>LOB</b>	<b>14</b>



Batter	1	2	3	4	5	6	7	8	9	AB R H RBI BB SO LOB	TOP																
Vince Coleman, S (1, 8) OBP: 0.348, SLG: 0.329	0-0 2B		0-0 G4-3		2-2 F9			1-0 G6-3		4 0 1 0 0 0 0																	
Keith Miller, R (1, 4) OBP: 0.336, SLG: 0.379	1-3 K		0-0 S 2B 1B		2-2			4-2 2B G5-3-2 BB		3 1 2 0 1 1 1																	
Howard Johnson, S (1, 9) OBP: 0.347, SLG: 0.547	1-0 G5-3		3-1 S 1-H 2B		0-1 P3			1-0 1-3 2B		4 0 2 1 0 0 2																	
Kevin McReynolds, R (1, 7) OBP: 0.312, SLG: 0.402	3-2 F8		1-0 FC5-4 HBP		0-2 F9			2-2 G5-3-2 3-HF		3 0 0 0 0 0 3																	
Garry Templeton, S (1, 3) OBP: 0.241, SLG: 0.301		1-2 FC6-4 1B	1-2 FC5-4		1-3 K			0-2 P5		3 0 1 0 0 1 2																	
Daryl Boston, L (9, PH) OBP: 0.349, SLG: 0.398			1-2 1-2f 2-3						1 0 0 0 0 0 0																		
Chris Donnels, L (1, 5) OBP: 0.329, SLG: 0.222		1-2 FC6-4 1B		2-1 F8		1-2 G6-3		0-0 F8		4 0 1 0 0 0 0																	
Kevin Elster, R (1, 6) OBP: 0.314, SLG: 0.353		1-1 FC6-4		1-0 P4		2-2 P2		0-2 1B		3 0 0 0 0 0 2																	
Mackey Sasser, L (9, PH) OBP: 0.295, SLG: 0.414		1-1 G4-6-3		1-3 K		4-2 G5-4-3 BB		2-0 P5		1 0 1 0 0 0 0																	
Terry McDaniel, S (9, PR) OBP: 0.233, SLG: 0.241		1-1 1-2f 2-3		1-3 K					0 0 0 0 0 0 0																		
Todd Hundley, S (1, 2) OBP: 0.200, SLG: 0.222		3-1 G4-6-3		1-3 K					3 0 0 0 1 1 3																		
David Cone, L (1, 1) OBP: 0.176, SLG: 0.130			1-1 G6-3		1-2 L3					2 0 0 0 0 0 0																	
Mark Carreon, R (7, PH) OBP: 0.286, SLG: 0.316										1 0 0 0 0 0 1																	
Tim Burke, R (7, 1)										0 0 0 0 0 0 0																	
<b>Inning Stats</b>	R: 0 E: 0 K: 1 S: 9	H: 1 LOB: 1 BB: 0 P: 14	R: 0 E: 0 K: 0 S: 11	H: 2 LOB: 1 BB: 0 P: 17	R: 1 E: 0 K: 0 S: 9	H: 2 LOB: 2 BB: 0 P: 15	R: 0 E: 0 K: 1 S: 6	H: 0 LOB: 0 BB: 0 P: 10	R: 0 E: 0 K: 0 S: 15	H: 1 LOB: 1 BB: 0 P: 20	R: 0 E: 0 K: 1 S: 10	H: 0 LOB: 0 BB: 0 P: 12	R: 0 E: 0 K: 0 S: 7	H: 0 LOB: 0 BB: 1 P: 14	R: 0 E: 0 K: 0 S: 9	H: 1 LOB: 1 BB: 1 P: 17	R: 0 E: 0 K: 0 S: 9	H: 1 LOB: 1 BB: 0 P: 11	1B: 5 2B: 4 3B: 0 HR: 0	SF: 0 SAC: 0 DP: 3 HBP: 1	WP: 0 PB: 0 SB: 2 CS: 0	PA: 35					
<b>PITCHER</b>	IP WLS BF H R ER SO BB IBB HBP BLK WP HR S P ERA WHIP																										
Zane Smith, L (1, 1) ERA: 3.15	3.0		14	5	1	1	1	0	0	1	0	0	0	29	46	3.00	1.667										
John Smiley, L (4, 1) ERA: 3.18	4.1	W	16	2	0	0	2	2	0	0	0	0	0	43	67	0.00	0.923										
Stan Belinda, R (8, 1) ERA: 3.49	1.2	S	5	1	0	0	0	0	0	0	0	0	0	13	17	0.00	0.600										









BOTTOM

New York Mets @ Pittsburgh Pirates  
Three Rivers Stadium, Pittsburgh, PA

Wed Oct 02 1991, 7:05 PM EDT  
Att. 13,328 - Sunny - 74 F

AB 43  
R 6  
H 12  
RBI 6  
BB 2  
SO 8  
LOB 27



WP: 0 PA: 48  
PB: 0  
SB: 1  
CS: 0

AB R H RBI BB SO LOB

6	1	3	1	0	0	3
5	1	1	1	1	1	4
4	0	1	0	0	0	3
2	1	1	0	0	0	2
4	0	1	1	0	1	2
0	0	0	0	0	0	0
0	0	0	0	0	0	0
0	0	0	0	0	1	2
0	0	0	0	0	0	0
2	0	0	0	1	1	2
2	0	0	0	0	0	3

livebaseballscores.com

5	2	2	0	0	1	1
3	0	0	0	0	1	2
2	1	2	1	0	0	0
1	0	0	0	0	0	0
0	0	0	0	0	1	0
0	0	0	0	0	0	0
0	0	0	0	0	0	0
2	0	0	0	0	1	3

1B: 7 SF: 1  
2B: 4 SAC: 1  
3B: 2 DP: 2  
HR: 0 HBP: 1

1-0	F9	2
2-2	2B	1-3 2-H
1-2	P4	3
2-0	HBP	1
1-3	L5	2 3
0-0	L5	2 3
1-0	1B	1
1-0	2B	1
0-0	1B	1-2
0-3	K	1

1-2	G1-4-3	2 3
3-2	G1-4-3	2 3
3-2	E L5	1
2-0	HBP	1
1-3	K	1
0-0	L5	2 3
0-2	E6	3B
0-2	1B	1-H 3B
1-0	G6-3	1

1-1	F8	2
0-1	F9	3
2-2	SF7	2B
1-1	G3	1
0-1	SF7	2
1-2	F7	3
0-2	E6	3B
0-2	1B	1-H 3B
1-0	G6-3	1

1-1	F8	2
0-1	F9	3
2-2	SF7	2B
1-1	G3	1
0-1	SF7	2
1-2	F7	3
0-2	E6	3B
0-2	1B	1-H 3B
1-0	G6-3	1

2-2	FC	2-3
1-1	F8	3
1-0	P2	1
2-3	K	2
0-0	F8	3
0-1	F8	2
0-1	F7	1
0-1	F8	2
3-2	F9	3
2-3	K	1
1-0	SH1-4	2

1-0	1B	3B
4-0	1B	BB
1-0	P4	2
3-2	1B	1B
2-0	1B	3-H
1-2	1B	3-H
0-3	K	3
2-3	K	2
0-1	F8	3
0-1	F8	2
3-2	F9	3
1-0	SH1-4	2

3-2	2B	1
2-3	K	1
0-0	F7	2
2-2	G3	1
1-2	1B	3-H
0-3	K	3
0-3	K	3
3-1	FC SH1-4	1B
0-3	K	1
3-2	F9	3
1-0	SH1-4	2

1-0	1B	3B
4-0	1B	BB
1-0	P4	2
3-2	1B	1B
2-0	1B	3-H
1-2	1B	3-H
0-3	K	3
2-3	K	2
0-1	F8	3
0-1	F8	2
3-2	F9	3
1-0	SH1-4	2

3-2	2B	1
2-3	K	1
0-0	F7	2
2-2	G3	1
1-2	1B	3-H
0-3	K	3
0-3	K	3
3-1	FC SH1-4	1B
0-3	K	1
3-2	F9	3
1-0	SH1-4	2

3-2	2B	1
2-3	K	1
0-0	F7	2
2-2	G3	1
1-2	1B	3-H
0-3	K	3
0-3	K	3
3-1	FC SH1-4	1B
0-3	K	1
3-2	F9	3
1-0	SH1-4	2

1-0	1B	3B
4-0	1B	BB
1-0	P4	2
3-2	1B	1B
2-0	1B	3-H
1-2	1B	3-H
0-3	K	3
2-3	K	2
0-1	F8	3
0-1	F8	2
3-2	F9	3
1-0	SH1-4	2

1-3	F8	2
1-6	K	1
1-8	F7	2
8, PR	F7	2
9, 8	F7	2
1-9	F8	3
9, 9	F8	3
1-7	G3	1
9, 1	G3	1
10, 1	G3	1
10, PH	G3	1
11, 1	G3	1
1-5	BB	1
7, 4	BB	1
1-2	K	2
1-4	F7	3
7, 5	F7	3
1-1	G3-1	1
7, 1	G3-1	1
7, PH	G3-1	1
8, 1	G3-1	1
9, 7	G3-1	1

Inning Stats

R: 0	H: 1	R: 0	H: 0	R: 2	H: 3	R: 0	H: 1	R: 0	H: 0	R: 0	H: 0	R: 1	H: 1	R: 2	H: 2	R: 0	H: 1	R: 1	H: 3
E: 0	LOB: 1	E: 0	LOB: 1	E: 0	LOB: 2	E: 0	LOB: 2	E: 0	LOB: 0	E: 0	LOB: 0	E: 0	LOB: 1	E: 1	LOB: 0	E: 0	LOB: 1	E: 0	LOB: 1
K: 1	BB: 0	K: 1	BB: 1	K: 1	BB: 1	K: 1	BB: 0	K: 1	BB: 0	K: 0	BB: 0	K: 0	BB: 0	K: 0	BB: 0	K: 1	BB: 0	K: 1	BB: 0
S: 8	P: 13	S: 10	P: 19	S: 10	P: 21	S: 11	P: 18	S: 5	P: 8	S: 6	P: 9	S: 7	P: 10	S: 11	P: 15	S: 14	P: 19	S: 8	P: 14

PITCHER	IP	WLS	BF	H	R	ER	SO	BB	IBB	HBP	BLK	WP	HR	S	P	ERA	WHIP		
Pete Schourek, L	(1, 1)		7.0	5	2	2	6	2	0	0	0	0	0	57	98	2.57	1.000		
Tony Castillo, L	(8, 1)		1.0	4	1	1	0	0	0	0	0	0	0	11	15	9.00	1.000		
John Franco, L	(9, 1)	W	2.0	9	3	2	1	0	0	1	0	0	0	22	33	4.50	1.500		
Tim Burke, R	(11, 1)		1.0	6	3	1	1	0	0	0	0	0	0	12	17	9.00	3.000		





BOTTOM

New York Mets @ Philadelphia Phillies  
Veterans Stadium, Philadelphia, PA

Fri Oct 04 1991, 7:05 PM EDT  
Att. 20,720 - Sunny - 78 F

livebaseballscorecards.com



AB R H RBI BB SO LOB

5	0	2	1	0	0	2
5	1	2	1	0	1	2
5	0	0	0	0	0	4
4	1	1	0	1	0	1
3	1	3	0	2	0	0
4	0	0	2	0	0	5
4	1	1	0	0	0	1
0	0	0	0	0	0	0
3	0	1	0	0	1	1
1	0	0	0	0	0	0
0	0	0	0	0	0	0
0	0	0	0	0	0	0
1	0	0	0	0	0	0
0	0	0	0	0	0	0
0	0	0	0	1	0	0

AB	36
R	5
H	11
RBI	4
BB	4
SO	2
LOB	16

WP:	1	PA:	42
PB:	0		
SB:	1		
CS:	0		

1B:	9	SF:	1
2B:	1	SAC:	1
3B:	1	DP:	3
HR:	0	HBP:	0

IP	WLS	BF	H	R	ER	SO	BB	IBB	HBP	BLK	WP	HR	S	P	ERA	WHIP
5.0		21	8	2	2	1	0	0	0	0	0	0	53	74	3.60	1.600
2.1		10	2	1	1	0	1	0	0	0	0	0	24	39	3.86	1.286
1.2		6	1	1	0	0	1	0	0	0	0	0	6	14	0.00	1.200
0.1	L	5	0	1	1	1	1	1	0	0	1	0	5	15	27.00	3.000

Batter	1	2	3	4	5	6	7	8	9	10	AB	R	H	RBI	BB	SO	LOB
Randy Ready, R OBP: 0.385, SLG: 0.322 (1, 4)	P5		F7		1B		1B		G5-4-3		5	0	2	1	0	0	2
Dickie Thon, R OBP: 0.285, SLG: 0.353 (1, 6)	S		F9		1B		F7			K	5	1	2	1	0	1	2
Wes Chamberlain, R OBP: 0.303, SLG: 0.402 (1, 7)	F9		F9		G6-4-3		F7			FC	5	0	0	0	0	0	4
John Kruk, L OBP: 0.369, SLG: 0.486 (1, 3)	F7		F7		G6-4-3		G6-4-3		L3	F9	5	0	0	0	0	0	4
Dave Hollins, S OBP: 0.380, SLG: 0.510 (1, 5)			F7		1-2f		P5		2B	SF8	4	1	1	0	1	0	1
Dale Murphy, R OBP: 0.311, SLG: 0.420 (1, 9)			F8		1-2f		F8		1B	FC	4	1	1	0	1	0	1
Steve Lake, R OBP: 0.238, SLG: 0.285 (1, 2)			G1-4-3		3B		P5		2B	SF8	3	1	3	0	2	0	0
Mitch Williams, L (9, 1)			G1-4-3		G6-3		FC5-4		E	BB	3	1	3	0	2	0	0
Braulio Castillo, R OBP: 0.191, SLG: 0.217 (1, 8)			F9		G6-3		FC5-4		SF8	FC	4	0	0	2	0	0	5
Ron Jones, L (9, PH)			F9		G4-3		G4-3		G1-3	FC	4	0	0	2	0	0	5
John Morris, L (10, 8)			F9		G4-3		G4-3		G1-3	FC	4	0	0	2	0	0	5
Cliff Brantley, R (1, 1)			SH1-4		1B		P3		G4-3	SH1-4	0	0	0	0	0	0	0
Jim Lindeman, R (5, PH)			SH1-4		1B		G3		G4-3	SH1-4	1	1	1	0	0	0	0
Bruce Ruffin, S (6, 1)			SH1-4		1B		G3		G4-3	SH1-4	0	0	0	0	0	0	0
Mike Hartley, R (6, 1)			SH1-4		1B		G3		G4-3	SH1-4	0	0	0	0	0	0	0
Wally Backman, S (7, PH)			SH1-4		1B		G3		G4-3	SH1-4	0	0	0	0	0	0	0
Joe Boever, R (8, 1)			SH1-4		1B		G3		G4-3	SH1-4	1	0	0	0	0	0	0
Darrin Fletcher, L (9, 2)			SH1-4		1B		G3		G4-3	SH1-4	0	0	0	0	0	0	0

Inning Stats	R	H	E	K	S	H	LOB	BB	IBB	HBP	BLK	WP	HR	S	P	ERA	WHIP
	0	1	0	0	5	1	1	0	0	0	0	0	0	12	21		
	0	1	0	0	5	1	1	0	0	0	0	0	0	12	21		
	0	1	0	0	5	1	1	0	0	0	0	0	0	12	21		
	0	1	0	0	5	1	1	0	0	0	0	0	0	12	21		
	0	1	0	0	5	1	1	0	0	0	0	0	0	12	21		
	0	1	0	0	5	1	1	0	0	0	0	0	0	12	21		
	0	1	0	0	5	1	1	0	0	0	0	0	0	12	21		
	0	1	0	0	5	1	1	0	0	0	0	0	0	12	21		
	0	1	0	0	5	1	1	0	0	0	0	0	0	12	21		

PITCHER	IP	WLS	BF	H	R	ER	SO	BB	IBB	HBP	BLK	WP	HR	S	P	ERA	WHIP
Frank Viola, L (1, 1)	5.0		21	8	2	2	1	0	0	0	0	0	0	53	74	3.60	1.600
Wally Whitehurst, R (6, 1)	2.1		10	2	1	1	0	1	0	0	0	0	0	24	39	3.86	1.286
Tim Burke, R (8, 1)	1.2		6	1	1	0	0	1	0	0	0	0	0	6	14	0.00	1.200
John Franco, L (10, 1)	0.1	L	5	0	1	1	1	1	1	0	0	1	0	5	15	27.00	3.000



Batter	1	2	3	4	5	6	7	8	9	AB R H RBI BB SO LOB	TOP											
Keith Miller, R (1, 4) OBP: 0.338, SLG: 0.385	2-1 P3			0-0 P3		0-2 F7		0-0 B3		4 0 0 0 0 0 1												
Garry Templeton, S (1, 6) OBP: 0.246, SLG: 0.304	0-0 P4			1-2 G6-3		2-2 FC6-4 1B		0-1 1B		4 0 2 0 0 0 0												
Howard Johnson, S (1, 9) OBP: 0.343, SLG: 0.538	3-3 K			0-2 2B		3-3 K		1-3 K		4 0 1 0 0 3 3												
Kevin McReynolds, R (1, 8) OBP: 0.319, SLG: 0.414		2-2 G4-3		1-2 L5		1-2 FC6-4		0-0 G4-3		4 0 0 0 0 0 4												
Mark Carreon, R (1, 7) OBP: 0.297, SLG: 0.331		1-2 G1-3			0-0 F9 E 1B		1-1 SH1-3 1B		1-1 FC6-4 1B	4 0 3 0 0 0 0												
Gregg Jefferies, S (1, 5) OBP: 0.335, SLG: 0.373		2-2 G4-3			1 SAFE 3-1 F9		0-2 SH1-3 1B		1-2 FC6-4 FC4	4 0 1 0 0 0 2												
Chris Donnels, L (1, 3) OBP: 0.333, SLG: 0.247			0-1 L7		2-2 G3		0-0 SH1-3		0-0 FC4	3 0 0 0 0 0 2												
Charlie O'Brien, R (1, 2) OBP: 0.278, SLG: 0.262			2-1 F8		2-3 K		0-2 F7		0-2 G6-3	3 0 0 0 0 1 3												
Rick Cerone, R (9, PH) OBP: 0.360, SLG: 0.357										1 0 0 0 0 0 1												
Anthony Young, R (1, 1) OBP: 0.143, SLG: 0.214			2-1 B1-3			0-1 1B		0-0 G4-3		2 0 1 0 0 0 0												
Kevin Elster, R (7, PH) OBP: 0.318, SLG: 0.351										1 0 0 0 0 0 2												
Jeff Innis, R (7, 1)										0 0 0 0 0 0 0												
<b>Inning Stats</b>	R: 0 E: 0 K: 1 S: 6	H: 0 LOB: 0 BB: 0 P: 11	R: 0 E: 0 K: 0 S: 13	H: 0 LOB: 0 BB: 0 P: 18	R: 0 E: 0 K: 0 S: 6	H: 0 LOB: 0 BB: 0 P: 10	R: 0 E: 0 K: 0 S: 11	H: 1 LOB: 1 BB: 0 P: 13	R: 0 E: 1 K: 1 S: 10	H: 1 LOB: 1 BB: 0 P: 17	R: 0 E: 0 K: 1 S: 16	H: 2 LOB: 2 BB: 0 P: 22	R: 0 E: 0 K: 0 S: 10	H: 2 LOB: 2 BB: 0 P: 11	R: 0 E: 0 K: 1 S: 7	H: 1 LOB: 1 BB: 0 P: 8	R: 0 E: 0 K: 0 S: 9	H: 1 LOB: 1 BB: 0 P: 11	1B: 7 2B: 1 3B: 0 HR: 0	SF: 0 SAC: 1 DP: 0 HBP: 0	WP: 0 PB: 0 SB: 0 CS: 0	PA: 35
<b>PITCHER</b> Terry Mulholland, L (1, 1) ERA: 3.61	IP: 9.0 WLS: W BF: 35 H: 8 R: 0 ER: 0 SO: 4 BB: 0 IBB: 0 HBP: 0 BLK: 0 WP: 0 HR: 0 S: 88 P: 121 ERA: 0.00 WHIP: 0.889																					
<b>PITCHER</b>	IP	WLS	BF	H	R	ER	SO	BB	IBB	HBP	BLK	WP	HR	S	P	ERA	WHIP					

**New York Mets @ Philadelphia Phillies**  
**Veterans Stadium, Philadelphia, PA**  
 Sat Oct 05 1991, 3:33 AM EDT  
 Att. 22,281 - Cloudy - 81 F

[livebaseballscorecards.com](http://livebaseballscorecards.com)

<b>AB</b>	34
<b>R</b>	0
<b>H</b>	8
<b>RBI</b>	0
<b>BB</b>	0
<b>SO</b>	4
<b>LOB</b>	18



Batter	1	2	3	4	5	6	7	8	9
Mickey Morandini, L (1, 4) OBP: 0.311, SLG: 0.317	1-1 G3			1-1 G3		1-0 G3-6			
Dickie Thon, R (1, 6) OBP: 0.283, SLG: 0.351	1-1 G1-3			0-0 F9		1-0 F9			
Wes Chamberlain, R (1, 7) OBP: 0.301, SLG: 0.398	2-2 G1-3			0-0 G4-3			1-3 K		
John Kruk, L (1, 3) OBP: 0.367, SLG: 0.483		1-3 K			2-1 G6-3		2-1 G3-1		
Dave Hollins, S (1, 5) OBP: 0.379, SLG: 0.507		3-2 G6-4-3			1-0 P9		1-2 P5		
Charlie Hayes, R (8, 5) OBP: 0.257, SLG: 0.363		1B							
Dale Murphy, R (1, 9) OBP: 0.311, SLG: 0.419		0-0 G6-4-3			4-1 1B 2B BB			0-1 G4-1	
Darrin Fletcher, L (1, 2) OBP: 0.255, SLG: 0.309			0-0 F9		2-2 2B 1B			2-0	
Braulio Castillo, R (1, 8) OBP: 0.200, SLG: 0.245			2-1 G5-3		2-0 2B			1-2 F7	
Terry Mulholland, R (1, 1) OBP: 0.110, SLG: 0.088			3-2 G5-3		1-1 G3-6 1B			0-0 G5-3	

Inning Stats	R: 0	H: 0	E: 0	K: 0	S: 7	R: 0	H: 1	E: 0	K: 1	S: 7	R: 0	H: 0	E: 0	K: 0	S: 6	R: 1	H: 2	E: 0	K: 0	S: 9	R: 0	H: 1	E: 0	K: 1	S: 4	R: 0	H: 0	E: 0	K: 0	S: 8	R: 0	H: 1	E: 0	K: 0	S: 7	1B: 3	2B: 2	3B: 0	HR: 0	SF: 0	SAC: 0	DP: 2	HBP: 0	WP: 0	PA: 27
	0	0	0	0	11	0	1	0	1	11	0	0	0	0	11	1	2	0	0	20	0	1	0	0	12	0	0	0	0	0	0	1	0	10	3	2	0	0	0	0	0	27			

PITCHER	IP	WLS	BF	H	R	ER	SO	BB	IBB	HBP	BLK	WP	HR	S	P	ERA	WHIP
Anthony Young, R (1, 1) ERA: 3.1	6.0	L	20	4	1	1	1	1	0	0	0	0	0	37	65	1.50	0.833
Jeff Innis, R (7, 1) ERA: 2.66	2.0		7	1	0	0	1	0	0	0	0	0	0	15	22	0.00	0.500

**BOTTOM**

**New York Mets @ Philadelphia Phillies**  
**Veterans Stadium, Philadelphia, PA**  
 Sat Oct 05 1991, 3:33 AM EDT  
 Att. 22,281 - Cloudy - 81 F

AB	26
R	1
H	5
RBI	1
BB	1
SO	2
LOB	4



WP	PA	ERA	WHIP
0	27		



Batter	1	2	3	4	5	6	7	8	9	AB R H RBI BB SO LOB	TOP											
Daryl Boston, L OBP: 0.350, SLG: 0.416 (1, 8) X	0-0 2B 3B	2-0 L9			2-3 K		2-2 G6-3		1-1 HR	5 2 2 1 0 1 1												
Keith Miller, R OBP: 0.345, SLG: 0.411 (1, 4) C B X	1-1 F8 1B 2B		3-2 G4-3		2-2 HR		1-1 1B 2B		2-2 L6-3 1B	5 3 4 2 0 0 0												
Howard Johnson, S OBP: 0.342, SLG: 0.535 (1, 9) C B S F B X	2-3 K		1-0 P7		1-2 G3-1		1-1 1B 1B		0-0 L6-3	5 0 1 1 0 1 2												
Kevin McReynolds, R OBP: 0.322, SLG: 0.416 (1, 7) C F X	0-2 F8 2-3		1-1 WP 1B		4-2 PB BB		0-0 1-3 1B			3 1 2 0 1 0 1												
Gregg Jefferies, S OBP: 0.336, SLG: 0.374 (1, 5) B B X	2-0 WP 1B		1-2 1B		3-2 F8		1-0 P6			4 1 2 2 0 0 3												
Chris Donnels, L OBP: 0.330, SLG: 0.247 (1, 3) B B S X	2-1 1-H 1B		0-1 G4-3			1-3 K		2-1 F8		4 0 1 1 0 1 1												
Jeff Gardner, L OBP: 0.238, SLG: 0.162 (1, 6) C S B F S	2-3 K			0-0 G3		1-0 F7		1-3 K		4 0 0 0 0 2 1												
Charlie O'Brien, R OBP: 0.272, SLG: 0.256 (1, 2) S B C C B X		3-3 K		0-0 G5-3		2-3 K		0-0 G5-3		4 0 0 0 0 2 0												
David Cone, L OBP: 0.179, SLG: 0.125 (1, 1) S B S X		1-2 G6-3		0-0 F7			4-0 WP 2B BB		2-2 G6-3	3 0 0 0 1 0 0												
<b>Inning Stats</b>	R: 3 E: 0 K: 2 S: 17	H: 4 LOB: 1 BB: 0 P: 26	R: 0 E: 0 K: 1 S: 7	H: 0 LOB: 0 BB: 0 P: 13	R: 1 E: 0 K: 0 S: 11	H: 2 LOB: 1 BB: 0 P: 17	R: 0 E: 0 K: 0 S: 3	H: 0 LOB: 0 BB: 0 P: 3	R: 1 E: 0 K: 1 S: 18	H: 1 LOB: 1 BB: 1 P: 30	R: 0 E: 0 K: 2 S: 7	H: 0 LOB: 0 BB: 0 P: 11	R: 1 E: 0 K: 0 S: 10	H: 3 LOB: 2 BB: 1 P: 19	R: 0 E: 0 K: 1 S: 6	H: 0 LOB: 0 BB: 0 P: 9	R: 1 E: 0 K: 0 S: 9	H: 2 LOB: 0 BB: 0 P: 14	1B: 7 2B: 3 3B: 1 HR: 2	SF: 0 SAC: 0 DP: 1 HBP: 0	WP: 3 PB: 1 SB: 0 CS: 0	PA: 39
<b>PITCHER</b>	IP WLS BF H R ER SO BB IBB HBP BLK WP HR S P ERA WHIP																					
Andy Ashby, R ERA: 6.0 (1, 1)	5.0 L 23 7 5 5 4 1 0 0 0 2 1 56 89 9.00 1.600																					
Bruce Ruffin, L ERA: 3.78 (6, 1)	2.0 9 3 1 1 2 1 0 0 0 1 0 17 30 4.50 2.000																					
Wally Ritchie, L ERA: 2.5 (8, 1)	2.0 7 2 1 1 1 0 0 0 0 0 1 15 23 4.50 1.000																					

**New York Mets @ Philadelphia Phillies**  
**Veterans Stadium, Philadelphia, PA**  
 Sun Oct 06 1991, 3:33 AM EDT  
 Att. 29,676 - Cloudy - 59 F

[livebaseballscorecards.com](http://livebaseballscorecards.com)

<b>AB</b>	<b>37</b>
<b>R</b>	<b>7</b>
<b>H</b>	<b>12</b>
<b>RBI</b>	<b>7</b>
<b>BB</b>	<b>2</b>
<b>SO</b>	<b>7</b>
<b>LOB</b>	<b>9</b>



Batter	1	2	3	4	5	6	7	8	9	AB R H RBI BB SO LOB
Kim Batiste, R (1, 6) OBP: 0.250, SLG: 0.222	1-3 K ①		0-3 K ②			1-3 K ②			0-3 K ①	4 0 0 0 0 4 0
Mickey Morandini, L (1, 4) OBP: 0.313, SLG: 0.317	4-2 S BB		3-2 P4 ③			1-0 1B			3-3 K2-3 ②	3 0 1 0 1 1 0
Wes Chamberlain, R (1, 7) OBP: 0.300, SLG: 0.399	3-3 K ②				1-3 K ①	2-3 K ③			0-1 2B	4 0 1 0 0 3 2
Dale Murphy, R (1, 9) OBP: 0.309, SLG: 0.415	3-3 K ③				2-3 K ②		0-1 P3 ①		2-1 G6-3 ③	4 0 0 0 0 2 2
Dave Hollins, S (1, 5) OBP: 0.378, SLG: 0.510		0-1 2B			3-3 K ③		2-0 F9 ②			3 0 1 0 0 1 0
Ricky Jordan, R (1, 3) OBP: 0.304, SLG: 0.452		2-3 K ①			2-3 K ①		1-1 F9 ③			2 0 0 0 0 2 1
Bruce Ruffin, S (6, 1)										0 0 0 0 0 0 0
Ron Jones, L (7, PH) OBP: 0.214, SLG: 0.231										1 0 0 0 0 0 0
Wally Ritchie, L (8, 1)										0 0 0 0 0 0 0
Braulio Castillo, R (1, 8) OBP: 0.189, SLG: 0.231		0-3 K ②			0-2 G6-3 ②			2-3 K ①		3 0 0 0 0 2 1
Doug Lindsey, R (1, 2)		1-3 K ③			1-3 K ③			2-3 K ②		3 0 0 0 0 3 1
Andy Ashby, R (1, 1) OBP: 0.083, SLG: 0.083			1-2 P5 ①			2-3 K ①		2-0 F9 ③		1 0 0 0 0 0 0
Jim Lindeman, R (6, 3) OBP: 0.413, SLG: 0.389										2 0 0 0 0 1 0

Inning Stats	R: 0	H: 0	E: 0	K: 3	S: 16	H: 0	LOB: 1	BB: 1	P: 27	R: 0	H: 1	E: 0	K: 3	S: 12	H: 1	LOB: 1	BB: 0	P: 15	R: 0	H: 0	E: 0	K: 1	S: 13	H: 0	LOB: 0	BB: 0	P: 17	R: 0	H: 0	E: 0	K: 3	S: 11	H: 0	LOB: 0	BB: 0	P: 17	R: 0	H: 1	E: 0	K: 3	S: 11	H: 1	LOB: 1	BB: 0	P: 17	R: 0	H: 0	E: 0	K: 0	S: 5	H: 0	LOB: 0	BB: 0	P: 8	R: 0	H: 0	E: 0	K: 2	S: 7	H: 0	LOB: 0	BB: 0	P: 13	R: 0	H: 1	E: 0	K: 2	S: 10	H: 1	LOB: 1	BB: 0	P: 15	1B: 1	SF: 0	2B: 2	SAC: 0	3B: 0	DP: 0	HR: 0	HBP: 0
--------------	------	------	------	------	-------	------	--------	-------	-------	------	------	------	------	-------	------	--------	-------	-------	------	------	------	------	-------	------	--------	-------	-------	------	------	------	------	-------	------	--------	-------	-------	------	------	------	------	-------	------	--------	-------	-------	------	------	------	------	------	------	--------	-------	------	------	------	------	------	------	------	--------	-------	-------	------	------	------	------	-------	------	--------	-------	-------	-------	-------	-------	--------	-------	-------	-------	--------


PITCHER	IP	WLS	BF	H	R	ER	SO	BB	IBB	HBP	BLK	WP	HR	S	P	ERA	WHIP
David Cone, R (1, 1) ERA: 3.29	9.0	W	31	3	0	0	19	1	0	0	0	0	0	94	141	0.00	0.444

**BOTTOM**

**New York Mets @ Philadelphia Phillies**  
Veterans Stadium, Philadelphia, PA

Sun Oct 06 1991, 3:33 AM EDT  
Att. 29,676 - Cloudy - 59 F

AB	30
R	0
H	3
RBI	0
BB	1
SO	19
LOB	7



WP: 0	PA: 31
PB: 0	SB: 1
CS: 0	

livebaseballscorecards.com