

New York Mets - 1991

Batter	1	2	3	4	5	6	7	8	9	AB	R	H	RBI	BB	SO	LOB	TOP										
Lenny Dykstra, L (1.8)	F8		P4			F7		G4-6-3		4	0	0	0	0	0	2	Philadelphia Phillies @ New York Mets Shea Stadium, Flushing, NY Mon Apr 08 1991, 3:33 AM EDT Att: 49,276 - Cloudy - 89 F										
Darren Daulton, L (1.2) OBP: 0.250, SLG: 0.250	K			P4		1B		F8		4	0	1	0	0	1	0											
Von Hayes, L (1.7) OBP: 0.250, SLG: 0.250	K			CS		F9			G4-3	4	0	1	0	0	1	1											
Dale Murphy, R (1.9) OBP: 0.250, SLG: 0.250		K		1B					K	4	0	1	0	0	3	1											
John Kruk, L (1.3) OBP: 0.250, SLG: 1.000		G4-3				HR			G6-3	4	1	1	1	0	0	2											
Charlie Hayes, R (1.5)		F8				E5				3	0	0	0	0	0	0											
Dickie Thon, R (1.6)			K			G4-6-3				2	0	0	0	1	1	0											
Wally Backman, S (1.4) OBP: 0.333, SLG: 0.333						G4-6-3				3	0	1	0	0	1	2											
Terry Mulholland, R (1.1) John Morris, L (8. PH) Joe Boeever, R (8.1) Mitch Williams, L (8.1)			FC3-6			K				2	0	0	0	0	1	2											
										1	0	1	0	0	0	0											
										0	0	0	0	0	0	0											
										0	0	0	0	0	0	0											
Inning Stats	R: 0 E: 0 K: 2 S: 9	H: 0 LOB: 0 BB: 0 P: 13	R: 0 E: 0 K: 1 S: 6	H: 0 LOB: 0 BB: 0 P: 8	R: 0 E: 0 K: 1 S: 12	H: 1 LOB: 1 BB: 0 P: 18	R: 0 E: 0 K: 1 S: 5	H: 1 LOB: 0 BB: 0 P: 6	R: 1 E: 1 K: 1 S: 10	H: 1 LOB: 1 BB: 1 P: 18	R: 0 E: 0 K: 0 S: 7	H: 0 LOB: 2 BB: 0 P: 12	R: 0 E: 0 K: 1 S: 7	H: 0 LOB: 0 BB: 0 P: 10	R: 0 E: 0 K: 0 S: 10	H: 1 LOB: 0 BB: 0 P: 12	R: 0 E: 0 K: 1 S: 7	H: 0 LOB: 0 BB: 0 P: 9	1B: 5 2B: 0 3B: 0 HR: 1	SF: 0 SAC: 0 DP: 2 HBP: 0	WP: 0 PB: 0 SB: 1 CS: 1	PA: 32					
PITCHER	IP	WLS	BF	H	R	ER	SO	BB	IBB	HBP	BLK	WP	HR	S	P	ERA	WHIP										
Dwight Gooden, R (1.1) ERA: 1.13	8.0	W	29	6	1	1	7	1	0	0	0	0	1	66	97	1.12	0.875										
John Franco, L (9.1) ERA:	1.0	S	3	0	0	0	1	0	0	0	0	0	0	7	9	0.00	0.000										

Batter	1	2	3	4	5	6	7	8	9	AB	R	H	RBI	BB	SO	LOB	BOTTOM										
Vince Coleman, S (1.8) OBP: 0.500, SLG: 0.750	2B		P3			P3				4	1	2	0	0	0	1	Philadelphia Phillies @ New York Mets Shea Stadium, Flushing, NY Mon Apr 08 1991, 3:33 AM EDT Att: 49,276 - Cloudy - 89 F										
Gregg Jefferies, S (1.5) OBP: 0.250, SLG: 0.500	G3-1		K			G6-3				4	0	1	1	0	1	3											
Dave Magadan, L (1.3)	F7		FC4-6			F7				4	0	0	0	0	0	3											
Hubie Brooks, R (1.9) OBP: 0.333, SLG: 0.667	G3-1					F9				3	1	1	0	0	0	1											
Howard Johnson, S (1.6)	K					F9				3	0	0	0	0	1	2											
Kevin McReynolds, R (1.7) Mark Carreon, R (6.7)	P2					G5-3				2	0	0	0	0	0	1											
Tom Herr, S (1.4)	K									2	0	0	0	1	1	0											
Charlie O'Brien, R (1.2)	F8					F7				3	0	0	0	0	0	1											
Dwight Gooden, R (1.1) Daryl Boston, L (8. PH) John Franco, L (9.1)						F8				2	0	1	0	0	0	0											
										1	0	1	0	0	0	0											
										0	0	0	0	0	0	0											
Inning Stats	R: 1 E: 0 K: 1 S: 18	H: 2 LOB: 1 BB: 0 P: 24	R: 0 E: 0 K: 1 S: 8	H: 0 LOB: 0 BB: 0 P: 15	R: 0 E: 0 K: 1 S: 9	H: 1 LOB: 1 BB: 0 P: 12	R: 1 E: 0 K: 0 S: 10	H: 1 LOB: 1 BB: 1 P: 17	R: 0 E: 0 K: 0 S: 4	H: 0 LOB: 0 BB: 0 P: 5	R: 0 E: 0 K: 0 S: 6	H: 0 LOB: 0 BB: 0 P: 6	R: 0 E: 0 K: 0 S: 9	H: 0 LOB: 0 BB: 0 P: 11	R: 0 E: 0 K: 0 S: 7	H: 2 LOB: 1 BB: 0 P: 10	1B: 3 2B: 4 3B: 0 HR: 0	SF: 0 SAC: 0 DP: 1 HBP: 0	WP: 0 PB: 0 SB: 2 CS: 0	PA: 30							
PITCHER	IP	WLS	BF	H	R	ER	SO	BB	IBB	HBP	BLK	WP	HR	S	P	ERA	WHIP										
Terry Mulholland, L (1.1) ERA: 2.97	7.0	L	26	4	2	2	3	1	0	0	0	0	0	64	90	2.57	0.714										
Joe Boeever, R (8.1) ERA:	0.2		3	2	0	0	0	0	0	0	0	0	0	6	8	0.00	3.000										
Mitch Williams, L (8.1) ERA:	0.1		1	0	0	0	0	0	0	0	0	0	0	1	2	0.00	0.000										

Batter	1	2	3	4	5	6	7	8	9	10	AB	R	H	RBI	BB	SO	LOB	TOP								
Lenny Dykstra, L OBP: 0.467, SLG: 0.300	(1, 8) WP G3 BB			F8 2B	PB 2B BB	G1-3				BB SH3-4 FC4-6 BB	2	3	1	0	4	0	2	Philadelphia Phillies @ New York Mets Shea Stadium, Flushing, NY Wed Apr 10 1991, 7:05 PM EDT Att. 22,841 - Sunny - 67 F								
Darren Daulton, L OBP: 0.357, SLG: 0.333	(1, 2) K			BB HBP	BB 2B					SH3-4	3	1	1	3	1	2	1									
Von Hayes, L OBP: 0.400, SLG: 0.462	(1, 7) G3			F8	BB 2B					FC4-6 BB	5	0	1	3	1	0	4									
Dale Murphy, R Wes Chamberlain, R	(1, 9) G4-3			BB	G5-3					FC4-6 BB	4	0	1	0	1	0	2									
Roger McDowell, R Randy Ready, R Mitch Williams, L				BB						FC4-6 BB	0	0	0	0	0	0	0									
John Kruk, L OBP: 0.297, SLG: 0.467				P6						FC4-6 BB	6	0	1	1	0	0	7									
Charlie Hayes, R OBP: 0.154, SLG: 0.154				K	K					FC6-4	6	0	0	0	0	2	7									
Dickie Thon, R OBP: 0.417, SLG: 0.400				1B							4	3	3	0	1	1	0									
Wally Backman, S OBP: 0.222, SLG: 0.222				F7	K					G1-3	5	1	1	1	0	1	4									
Jose De Jesus, R Tommy Greene, R Darrel Akerfelds, R Ricky Jordan, R Joe Boever, R John Morris, L				K	SH5-4					K	1	0	0	0	0	1	2									
Inning Stats	R: 0 E: 0 K: 1 S: 11	H: 0 LOB: 1 BB: 1 P: 20	R: 0 E: 0 K: 2 S: 12	H: 2 LOB: 2 BB: 2 P: 22	R: 0 E: 0 K: 1 S: 11	H: 1 LOB: 3 BB: 1 P: 21	R: 3 E: 0 K: 1 S: 14	H: 1 LOB: 1 BB: 3 P: 31	R: 1 E: 0 K: 0 S: 10	H: 3 LOB: 2 BB: 0 P: 13	R: 0 E: 0 K: 1 S: 9	H: 1 LOB: 1 BB: 0 P: 16	R: 3 E: 1 K: 1 S: 21	H: 2 LOB: 1 BB: 1 P: 33	R: 0 E: 1 K: 0 S: 8	H: 0 LOB: 1 BB: 0 P: 13	R: 0 E: 0 K: 2 S: 11	H: 0 LOB: 0 BB: 0 P: 14	R: 1 E: 0 K: 0 S: 13	H: 0 LOB: 2 BB: 3 P: 26	1B: 6 2B: 5 3B: 0 HR: 0	SF: 0 SAC: 2 DP: 1 HBP: 1	WP: 1 PB: 1 SB: 0 CS: 0	PA: 51		
PITCHER	IP WLS BF H R ER SO BB IBB HBP BLK WP HR S P ERA WHIP	IP WLS BF H R ER SO BB IBB HBP BLK WP HR S P ERA WHIP	IP WLS BF H R ER SO BB IBB HBP BLK WP HR S P ERA WHIP	IP WLS BF H R ER SO BB IBB HBP BLK WP HR S P ERA WHIP	IP WLS BF H R ER SO BB IBB HBP BLK WP HR S P ERA WHIP	IP WLS BF H R ER SO BB IBB HBP BLK WP HR S P ERA WHIP	IP WLS BF H R ER SO BB IBB HBP BLK WP HR S P ERA WHIP	IP WLS BF H R ER SO BB IBB HBP BLK WP HR S P ERA WHIP	IP WLS BF H R ER SO BB IBB HBP BLK WP HR S P ERA WHIP	IP WLS BF H R ER SO BB IBB HBP BLK WP HR S P ERA WHIP	IP WLS BF H R ER SO BB IBB HBP BLK WP HR S P ERA WHIP	IP WLS BF H R ER SO BB IBB HBP BLK WP HR S P ERA WHIP	IP WLS BF H R ER SO BB IBB HBP BLK WP HR S P ERA WHIP	IP WLS BF H R ER SO BB IBB HBP BLK WP HR S P ERA WHIP	IP WLS BF H R ER SO BB IBB HBP BLK WP HR S P ERA WHIP	IP WLS BF H R ER SO BB IBB HBP BLK WP HR S P ERA WHIP	IP WLS BF H R ER SO BB IBB HBP BLK WP HR S P ERA WHIP	IP WLS BF H R ER SO BB IBB HBP BLK WP HR S P ERA WHIP	IP WLS BF H R ER SO BB IBB HBP BLK WP HR S P ERA WHIP	IP WLS BF H R ER SO BB IBB HBP BLK WP HR S P ERA WHIP	IP WLS BF H R ER SO BB IBB HBP BLK WP HR S P ERA WHIP	IP WLS BF H R ER SO BB IBB HBP BLK WP HR S P ERA WHIP	IP WLS BF H R ER SO BB IBB HBP BLK WP HR S P ERA WHIP	IP WLS BF H R ER SO BB IBB HBP BLK WP HR S P ERA WHIP	IP WLS BF H R ER SO BB IBB HBP BLK WP HR S P ERA WHIP	IP WLS BF H R ER SO BB IBB HBP BLK WP HR S P ERA WHIP

AB	39
R	8
H	10
RBI	8
BB	9
SO	9
LOB	31



Batter	1	2	3	4	5	6	7	8	9	10	AB	R	H	RBI	BB	SO	LOB	BOTTOM								
Vince Coleman, S OBP: 0.375, SLG: 0.308	(1, 8) S S BB			G3	1B					F8	4	0	1	1	3	0	2	Philadelphia Phillies @ New York Mets Shea Stadium, Flushing, NY Wed Apr 10 1991, 7:05 PM EDT Att. 22,841 - Sunny - 67 F								
Gregg Jefferies, S OBP: 0.267, SLG: 0.286	(1, 5) F7			WP S	BB					FC1-5	5	0	2	3	1	0	6									
John Franco, L	(10, 1) K			BB	1B					F8	0	0	0	0	0	0	0									
Dave Magadan, L	(1, 3) K			SF9	P5						3	0	0	1	2	2	3									
Hubie Brooks, R Daryl Boston, L	(1, 9) BB			P3						FC5 S	5	0	1	0	1	3	7									
Howard Johnson, S OBP: 0.154, SLG: 0.167	(1, 6) F9			P6	S					F8	5	1	1	0	1	1	5									
Mark Carmon, R OBP: 0.400, SLG: 0.333				F8	G6-3					F9	5	1	2	0	1	0	3									
Tom Hien, S Alejandro Pena, R Kevin Elster, R Tim Lincecum, R				BB	F7					FC5	2	2	0	0	2	0	1									
Charlie O'Brien, R OBP: 0.333, SLG: 0.200				BB	1B					F9	5	2	1	0	1	2	5									
David Cone, L	(1, 1) K			G3	SH2-4					K	1	0	0	0	1	3										
Mackey Sasser, L Doug Simons, L Keith Miller, R				SH2-4	1B					K	0	1	0	0	1	0	0									
Inning Stats	R: 0 E: 0 K: 1 S: 12	H: 0 LOB: 2 BB: 2 P: 26	R: 3 E: 0 K: 2 S: 13	H: 1 LOB: 2 BB: 4 P: 35	R: 0 E: 0 K: 0 S: 5	H: 0 LOB: 0 BB: 0 P: 8	R: 1 E: 0 K: 0 S: 12	H: 1 LOB: 2 BB: 2 P: 25	R: 3 E: 0 K: 1 S: 16	H: 3 LOB: 2 BB: 2 P: 36	R: 0 E: 1 K: 1 S: 13	H: 1 LOB: 2 BB: 0 P: 20	R: 0 E: 1 K: 1 S: 13	H: 0 LOB: 3 BB: 2 P: 26	R: 0 E: 0 K: 1 S: 12	H: 1 LOB: 3 BB: 2 P: 22	R: 0 E: 0 K: 1 S: 12	H: 1 LOB: 2 BB: 1 P: 20	R: 0 E: 0 K: 1 S: 10	H: 0 LOB: 0 BB: 0 P: 13	1B: 7 2B: 1 3B: 0 HR: 0	SF: 1 SAC: 1 DP: 0 HBP: 0	WP: 2 PB: 0 SB: 6 CS: 0	PA: 55		
PITCHER	IP WLS BF H R ER SO BB IBB HBP BLK WP HR S P ERA WHIP	IP WLS BF H R ER SO BB IBB HBP BLK WP HR S P ERA WHIP	IP WLS BF H R ER SO BB IBB HBP BLK WP HR S P ERA WHIP	IP WLS BF H R ER SO BB IBB HBP BLK WP HR S P ERA WHIP	IP WLS BF H R ER SO BB IBB HBP BLK WP HR S P ERA WHIP	IP WLS BF H R ER SO BB IBB HBP BLK WP HR S P ERA WHIP	IP WLS BF H R ER SO BB IBB HBP BLK WP HR S P ERA WHIP	IP WLS BF H R ER SO BB IBB HBP BLK WP HR S P ERA WHIP	IP WLS BF H R ER SO BB IBB HBP BLK WP HR S P ERA WHIP	IP WLS BF H R ER SO BB IBB HBP BLK WP HR S P ERA WHIP	IP WLS BF H R ER SO BB IBB HBP BLK WP HR S P ERA WHIP	IP WLS BF H R ER SO BB IBB HBP BLK WP HR S P ERA WHIP	IP WLS BF H R ER SO BB IBB HBP BLK WP HR S P ERA WHIP	IP WLS BF H R ER SO BB IBB HBP BLK WP HR S P ERA WHIP	IP WLS BF H R ER SO BB IBB HBP BLK WP HR S P ERA WHIP	IP WLS BF H R ER SO BB IBB HBP BLK WP HR S P ERA WHIP	IP WLS BF H R ER SO BB IBB HBP BLK WP HR S P ERA WHIP	IP WLS BF H R ER SO BB IBB HBP BLK WP HR S P ERA WHIP	IP WLS BF H R ER SO BB IBB HBP BLK WP HR S P ERA WHIP	IP WLS BF H R ER SO BB IBB HBP BLK WP HR S P ERA WHIP	IP WLS BF H R ER SO BB IBB HBP BLK WP HR S P ERA WHIP	IP WLS BF H R ER SO BB IBB HBP BLK WP HR S P ERA WHIP	IP WLS BF H R ER SO BB IBB HBP BLK WP HR S P ERA WHIP	IP WLS BF H R ER SO BB IBB HBP BLK WP HR S P ERA WHIP	IP WLS BF H R ER SO BB IBB HBP BLK WP HR S P ERA WHIP	IP WLS BF H R ER SO BB IBB HBP BLK WP HR S P ERA WHIP

AB	38
R	7
H	8
RBI	5
BB	15
SO	11
LOB	38



Batter	1	2	3	4	5	6	7	8	9	AB	R	H	RBI	BB	SO	LOB	TOP								
Delino DeShields, L OBP: 0.353, SLG: 0.600 (1, 4)	G5-3		1B			K		K		4	1	1	1	0	2	2	Montreal Expos @ New York Mets Shea Stadium, Flushing, NY Thu Apr 11 1991, 7:05 PM EDT Att: 17,271 - Sunny - 52 F								
Dave Martinez, L OBP: 0.294, SLG: 0.353 (1, 8)	G3		CS			G3		F7		4	0	1	1	0	0	2									
Ivan Calderon, R OBP: 0.412, SLG: 0.688 (1, 7)	G4-3		CS		L6			L9		4	0	0	0	0	0	0									
Tim Wallach, R OBP: 0.176, SLG: 0.125 (1, 5)		F9			K			G5-3		4	1	1	0	0	1	0									
Larry Walker, L OBP: 0.385, SLG: 0.500 (1, 9)		F7			G4-3			G6-3		4	0	0	0	0	0	1									
Andres Galarraga, R OBP: 0.186, SLG: 0.250 (1, 3)		G6-3				E6		K		4	0	1	0	0	1	0									
Nelson Santovenia, R OBP: 0.417, SLG: 0.500 (1, 2)			G6-3			L6			FC1-6	4	0	2	1	0	0	1									
Spike Owen, S OBP: 0.231, SLG: 0.167 (1, 6)																									
Ron Hassey, L OBP: 0.400, SLG: 0.400 (9, PH)																									
Marquis Grissom, R OBP: 0.400, SLG: 0.500 (9, PH)			SH1-4			CS			P4	2	1	2	0	1	0	0									
Rick Mahler, R (1, 1)																									
Mel Rojas, R (5, 1)																									
Eric Bullock, L OBP: 0.333, SLG: 0.333 (8, PH)			SH1-4			G6-3																			
Bill Long, R (8, 1)								FC1-6																	
Inning Stats	R: 0 E: 0 K: 0 S: 11	H: 0 LOB: 0 BB: 0 P: 16	R: 0 E: 0 K: 0 S: 10	H: 0 LOB: 0 BB: 0 P: 14	R: 2 E: 0 K: 0 S: 8	H: 3 LOB: 0 BB: 0 P: 11	R: 0 E: 0 K: 1 S: 10	H: 0 LOB: 0 BB: 0 P: 14	R: 0 E: 1 K: 0 S: 7	H: 1 LOB: 1 BB: 0 P: 14	R: 0 E: 0 K: 1 S: 7	H: 0 LOB: 0 BB: 0 P: 13	R: 0 E: 0 K: 1 S: 8	H: 0 LOB: 0 BB: 0 P: 10	R: 0 E: 0 K: 1 S: 12	H: 1 LOB: 2 BB: 1 P: 23	R: 1 E: 0 K: 0 S: 14	H: 3 LOB: 2 BB: 0 P: 17	1B: 6 2B: 1 3B: 1 HR: 0	SF: 0 SAC: 1 DP: 0 HBP: 0	WP: 0 PB: 0 SB: 0 CS: 3	PA: 36			
PITCHER	IP	WLS	BF	H	R	ER	SO	BB	IBB	HBP	BLK	WP	HR	S	P	ERA	WHIP								
Wally Whitehurst, R ERA: 2.57 (1, 1)	7.0	W	26	5	2	2	3	1	0	0	0	0	0	68	102	2.57	0.857								
Alejandro Pena, R ERA: 5.4 (8, 1)	1.2		8	3	1	1	1	0	0	0	0	0	0	21	27	5.40	1.800								
John Franco, L ERA: (9, 1)	0.1	S	1	0	0	0	0	0	0	0	0	0	0	2	3	0.00	0.000								

AB	33
R	3
H	8
RBI	3
BB	1
SO	4
LOB	12



Batter	1	2	3	4	5	6	7	8	9	AB	R	H	RBI	BB	SO	LOB	BOTTOM								
Vince Coleman, S OBP: 0.429, SLG: 0.375 (1, 8)	PB			B5-3		K		FC4-6		3	1	1	2	2	1	2	Montreal Expos @ New York Mets Shea Stadium, Flushing, NY Thu Apr 11 1991, 7:05 PM EDT Att: 17,271 - Sunny - 52 F								
Gregg Jefferies, S OBP: 0.350, SLG: 0.250 (1, 5)	PB	F8						FC4-6		2	1	0	0	3	0	2									
Dave Magadan, L OBP: 0.316, SLG: 0.154 (1, 3)	G1-3					F5				4	1	1	1	0	0	6									
Hubie Brooks, R OBP: 0.444, SLG: 0.733 (1, 9)			G3-1			G4-3		1B		3	1	1	0	1	0	1									
Howard Johnson, S OBP: 0.176, SLG: 0.214 (1, 6)	SF7		G3			SF9		CS		2	0	1	2	0	0	0									
Daryl Boston, L OBP: 0.426, SLG: 0.333 (1, 7)	G4-3					G3		F7		4	0	1	0	0	0	4									
Tom Herr, S OBP: 0.400, SLG: 0.300 (9, 1)			SH5-4			K		SF9		3	1	2	1	0	1	1									
Rick Cerone, R OBP: 0.400, SLG: 1.000 (1, 2)		SH5-4				G4-3		FC6-5		4	1	1	0	0	0	1									
Wally Whitehurst, R (1, 1)																									
Alejandro Pena, R (8, 1)																									
Keith Miller, R (8, 4)																									
Inning Stats	R: 1 E: 0 K: 0 S: 8	H: 0 LOB: 2 BB: 3 P: 22	R: 2 E: 0 K: 0 S: 10	H: 3 LOB: 1 BB: 0 P: 19	R: 0 E: 0 K: 1 S: 10	H: 1 LOB: 1 BB: 0 P: 15	R: 0 E: 0 K: 0 S: 6	H: 0 LOB: 0 BB: 0 P: 10	R: 2 E: 0 K: 0 S: 9	H: 1 LOB: 3 BB: 1 P: 21	R: 0 E: 0 K: 1 S: 13	H: 1 LOB: 0 BB: 2 P: 28	R: 1 E: 0 K: 0 S: 9	H: 2 LOB: 0 BB: 0 P: 13	R: 0 E: 0 K: 0 S: 6	H: 0 LOB: 1 BB: 1 P: 10	1B: 4 2B: 4 3B: 0 HR: 0	SF: 3 SAC: 1 DP: 0 HBP: 0	WP: 0 PB: 1 SB: 1 CS: 1	PA: 39					
PITCHER	IP	WLS	BF	H	R	ER	SO	BB	IBB	HBP	BLK	WP	HR	S	P	ERA	WHIP								
Rick Mahler, R ERA: 10.38 (1, 1)	4.1	L	22	5	5	5	1	4	0	0	0	0	0	39	78	10.38	2.077								
Mel Rojas, R ERA: 2.45 (5, 1)	2.2		12	3	1	1	1	2	0	0	0	0	0	26	50	3.38	1.875								
Bill Long, R ERA: 10.8 (8, 1)	1.0		4	0	0	0	0	1	0	0	0	0	0	6	10	0.00	1.000								


AB	27
R	6
H	8
RBI	6
BB	7
SO	2
LOB	17



Batter	1	2	3	4	5	6	7	8	9	AB	R	H	RBI	BB	SO	LOB	TOP			
Delino DeShields, L (1.4) OBP: 0.346, SLG: 0.478	4-2 G4-3 S 1B BB	1-0 F7			3-2 F7			3-3 K		3	1	0	0	1	1	2				
Dave Martinez, L (1.8) OBP: 0.231, SLG: 0.240	2-0 G4-3		3-2 F8		2-0 G3			2-0 E6		4	0	0	0	0	0	1				
Ivan Calderon, R (1.7) OBP: 0.385, SLG: 0.600	1-3 K		1-0 2B		1-0 CS 1B			2-3 K		4	0	2	0	0	2	2				
Tim Wallach, R (1.5) OBP: 0.154, SLG: 0.120	1-0 PO 1B		2-3 K		1-3 K 1-2			1-3 K		4	0	1	1	0	3	3				
Larry Walker, L (1.9) OBP: 0.333, SLG: 0.400	0-2 PO 1-2	0-0 BB SF7 1B	1-0 G3-1		0-1 G6-3			1-2 DI 1B		4	2	2	0	0	0	1				
Andres Galarraga, R (1.3) OBP: 0.260, SLG: 0.250		4-2 G4-3 BB 1-2		2-3 K			2-3 K	0-3 K		3	0	0	0	1	3	1				
Ron Hassey, L (1.2) OBP: 0.333, SLG: 0.250		4-2 G4-3 BB 1-2 2-3		1-3 K			1-2 G3	3-3 K		3	0	0	0	1	2	1				
Tom Foley, L (1.6) OBP: 0.500, SLG: 1.000		2-0 SF7		2-3 K			0-0 K 2B	0-0 WP 1B 1-H		3	0	2	2	0	1	0				
Dennis Martinez, R (1.1) Mel Rojas, R (6.1) Eric Bullock, L (7. PH) Scott Ruskin, R (7.1) Marquis Grissom, R (9. PH)		0-0 G4-3		1-3 K			0-2 G5-3	2-3 K 1-2		2	0	0	0	0	1	2				
Inning Stats	R: 1 E: 0 K: 1 S: 9	H: 1 LOB: 0 BB: 1 P: 17	R: 1 E: 0 K: 0 S: 14	H: 1 LOB: 2 BB: 2 P: 25	R: 0 E: 0 K: 1 S: 9	H: 1 LOB: 1 BB: 0 P: 16	R: 0 E: 0 K: 3 S: 10	H: 0 LOB: 0 BB: 0 P: 15	R: 0 E: 0 K: 1 S: 6	H: 1 LOB: 1 BB: 0 P: 8	R: 0 E: 0 K: 1 S: 10	H: 1 LOB: 1 BB: 0 P: 13	R: 0 E: 1 K: 3 S: 13	H: 0 LOB: 1 BB: 0 P: 21	R: 1 E: 0 K: 3 S: 13	H: 2 LOB: 1 BB: 0 P: 19	1B: 5 2B: 2 3B: 0 HR: 0	SF: 1 SAC: 0 DP: 0 HBP: 0	WP: 1 PB: 0 SB: 2 CS: 1	PA: 37
PITCHER Dwight Gooden, R (1.1) ERA: 2.12	IP: 9.0 WLS: W BF: 36 H: 7 R: 3 ER: 3 SO: 14 BB: 3 IBB: 0 HBP: 0 BLK: 0 WP: 1 HR: 0 S: 93 P: 149 ERA: 3.00 WHIP: 1.111															PITCHER				

Montreal Expos @ New York Mets
Shea Stadium, Flushing, NY
Sat Apr 13 1991, 3:33 AM EDT
Att: 26,046 - Cloudy - 51 F


AB 32
R 3
H 7
RBI 3
BB 3
SO 14
LOB 15



Batter	1	2	3	4	5	6	7	8	9	AB	R	H	RBI	BB	SO	LOB	BOTTOM			
Vince Coleman, S (1.8) OBP: 0.375, SLG: 0.250	1-3 K FC3-6 SF8	4-1 BB	1-3 K		2-2 G6-3			0-0 P3		4	1	0	0	1	2	5				
Gregg Jefferies, S (1.5) OBP: 0.355, SLG: 0.250	4-2 FC3-6 BB 1-2	3-2 L5		2-0 2B		2-2 G3-1		2-2 G5-3		4	0	1	0	1	0	2				
Dave Magadan, L (1.3) OBP: 0.333, SLG: 0.227	2-0 FC3-6 BB 1-2 2-3		2-1 G3-1 1B 2B	1-1 L7		2-1 G1-3 HR 1B		1-2 G5-3		5	2	2	0	0	0	3				
Hubie Brooks, R (1.9) OBP: 0.429, SLG: 0.696	4-2 BB 1-2		2-2 G3-1	0-3 K		0-1 G1-3		1-2 K		3	0	0	0	1	1	3				
Howard Johnson, S (1.6) OBP: 0.269, SLG: 0.368	1-0 SF8		4-2 BB HBP BB	2-3 K		3-0 HR				2	2	1	3	1	1	1				
Daryl Boston, L (1.7) OBP: 0.313, SLG: 0.400	3-H G3		0-0 HBP BB 1-2 3-H 1B		2-2 G1-3		1-0 L9			4	0	1	1	0	0	2				
Tom Herr, S (1.4) OBP: 0.417, SLG: 0.200		1-1 G4-3		4-1 1B BB 1-2 2-3		4-1 P3				2	0	0	0	2	0	0				
Charlie O'Brien, R (1.2) OBP: 0.368, SLG: 0.200		2-2 L5		3-2 HBP BB 1-2 2-3 3-H 1B		3-2 SAFE SAFE SAFE SAFE 1-3 1B		1-3 K		3	0	1	1	0	1	0				
Dwight Gooden, R (1.1) OBP: 0.333, SLG: 0.333		1-2 S 1B		1-2 K		3-3 K		1-0 G5-3		4	0	1	0	0	2	5				
Inning Stats	R: 1 E: 0 K: 1 S: 14	H: 0 LOB: 2 BB: 2 P: 28	R: 0 E: 0 K: 0 S: 14	H: 1 LOB: 1 BB: 1 P: 25	R: 2 E: 0 K: 2 S: 22	H: 2 LOB: 3 BB: 2 P: 38	R: 0 E: 0 K: 2 S: 9	H: 1 LOB: 1 BB: 0 P: 14	R: 0 E: 0 K: 1 S: 19	H: 1 LOB: 2 BB: 1 P: 31	R: 2 E: 0 K: 0 S: 9	H: 2 LOB: 0 BB: 0 P: 17	R: 0 E: 0 K: 1 S: 5	H: 0 LOB: 0 BB: 0 P: 8	R: 0 E: 0 K: 0 S: 7	H: 0 LOB: 0 BB: 0 P: 10	1B: 4 2B: 2 3B: 0 HR: 1	SF: 1 SAC: 0 DP: 0 HBP: 1	WP: 0 PB: 1 SB: 2 CS: 0	PA: 39
PITCHER Dennis Martinez, R (1.1) ERA: 1.5 Mel Rojas, R (6.1) ERA: 5.79 Scott Ruskin, L (7.1)	IP: 5.0 WLS: L BF: 28 H: 5 R: 2 ER: 2 SO: 6 BB: 6 IBB: 0 HBP: 1 BLK: 0 WP: 0 HR: 0 S: 78 P: 136 ERA: 3.60 WHIP: 2.200															PITCHER				

Montreal Expos @ New York Mets
Shea Stadium, Flushing, NY
Sat Apr 13 1991, 3:33 AM EDT
Att: 26,046 - Cloudy - 51 F

AB 31
R 5
H 7
RBI 5
BB 6
SO 7
LOB 21



Batter	1	2	3	4	5	6	7	8	9	AB	R	H	RBI	BB	SO	LOB	TOP			
Marquis Grissom, R OBP: 0.167, SLG: 0.182										4	0	0	0	0	1	0	Montreal Expos @ New York Mets Shea Stadium, Flushing, NY Sun Apr 14 1991, 3:33 AM EDT Att: 25,944 - Cloudy - 53 F			
Junior Noboa, R OBP: 0.500, SLG: 0.600 Barry Jones, R (8, 1)										4	0	1	0	0	0	0				
Ivan Calderon, R OBP: 0.400, SLG: 0.571										3	0	1	0	1	0	1				
Tim Wallach, R OBP: 0.200, SLG: 0.310										4	1	2	1	0	0	1				
Andres Galarraga, R OBP: 0.207, SLG: 0.214										4	0	0	0	0	0	3				
Larry Walker, L OBP: 0.280, SLG: 0.333										4	0	0	0	0	1	0				
Spike Owen, S OBP: 0.238, SLG: 0.200										3	0	0	0	0	0	0				
Gilberto Reyes, R OBP: 0.500, SLG: 0.625										3	0	1	0	0	0	0				
Chris Nabholz, L Bill Long, R Steve Frey, R Delino DeShields, L OBP: 0.333, SLG: 0.458										2	0	0	0	0	1	1				
Inning Stats	R: 0 E: 0 K: 1 S: 10	H: 0 LOB: 0 BB: 0 P: 15	R: 1 E: 0 K: 0 S: 10	H: 1 LOB: 0 BB: 0 P: 17	R: 0 E: 0 K: 1 S: 8	H: 0 LOB: 0 BB: 1 P: 9	R: 0 E: 0 K: 0 S: 9	H: 0 LOB: 1 BB: 0 P: 15	R: 0 E: 0 K: 1 S: 12	H: 1 LOB: 1 BB: 0 P: 17	R: 0 E: 0 K: 0 S: 6	H: 0 LOB: 0 BB: 0 P: 13	R: 0 E: 0 K: 0 S: 8	H: 1 LOB: 1 BB: 0 P: 13	R: 0 E: 0 K: 0 S: 12	H: 0 LOB: 0 BB: 0 P: 16		1B: 2 2B: 2 3B: 0 HR: 1	SF: 0 SAC: 0 DP: 0 HBP: 0	WP: 0 PB: 0 SB: 0 CS: 0
PITCHER Frank Viola, L ERA: 1.2	IP: 9.0 WLS: W BF: 33 H: 5 R: 1 ER: 1 SO: 3 BB: 1 IBB: 0 HBP: 0 BLK: 0 WP: 0 HR: 1 S: 87 P: 132 ERA: 1.00 WHIP: 0.667																			

AB	32
R	1
H	5
RBI	1
BB	1
SO	3
LOB	6



Batter	1	2	3	4	5	6	7	8	9	AB	R	H	RBI	BB	SO	LOB	BOTTOM			
Vince Coleman, S OBP: 0.417, SLG: 0.269 Daryl Boston, L OBP: 0.294, SLG: 0.375										2	2	1	0	2	0	0	Montreal Expos @ New York Mets Shea Stadium, Flushing, NY Sun Apr 14 1991, 3:33 AM EDT Att: 25,944 - Cloudy - 53 F			
Keith Miller, R OBP: 0.444, SLG: 0.571										5	2	2	0	0	1	0				
Gregg Jefferies, S OBP: 0.371, SLG: 0.231										2	1	0	0	2	1	0				
Hubie Brooks, R OBP: 0.469, SLG: 0.680										2	1	1	3	2	1	0				
Tim Teufel, R Dave Magadan, L OBP: 0.355, SLG: 0.227										3	0	0	0	0	3	0				
Mark Carreon, R OBP: 0.400, SLG: 0.357										4	0	1	0	0	1	5				
Rick Cerone, R OBP: 0.333, SLG: 0.667										4	0	1	2	0	0	5				
Kevin Elster, R OBP: 0.600, SLG: 1.400										4	1	3	1	0	0	2				
Frank Viola, L										4	0	0	0	0	3	0				
Inning Stats	R: 4 E: 0 K: 0 S: 18	H: 4 LOB: 2 BB: 2 P: 36	R: 0 E: 0 K: 1 S: 8	H: 1 LOB: 0 BB: 0 P: 11	R: 0 E: 0 K: 0 S: 7	H: 1 LOB: 2 BB: 1 P: 12	R: 0 E: 0 K: 0 S: 5	H: 0 LOB: 0 BB: 0 P: 8	R: 0 E: 0 K: 1 S: 5	H: 0 LOB: 0 BB: 0 P: 5	R: 0 E: 0 K: 1 S: 12	H: 1 LOB: 1 BB: 0 P: 16	R: 2 E: 0 K: 0 S: 12	H: 1 LOB: 2 BB: 4 P: 30	R: 1 E: 0 K: 0 S: 9	H: 1 LOB: 0 BB: 0 P: 11		1B: 5 2B: 3 3B: 0 HR: 1	SF: 0 SAC: 0 DP: 1 HBP: 0	WP: 0 PB: 0 SB: 0 CS: 1
PITCHER Chris Nabholz, L ERA: 4.91 Bill Long, R ERA: 10.8 Steve Frey, L ERA: 3.6 Barry Jones, R ERA: 7.36	IP: 6.0 WLS: L BF: 29 H: 8 R: 6 ER: 6 SO: 3 BB: 4 IBB: 0 HBP: 0 BLK: 0 WP: 0 HR: 0 S: 63 P: 101 ERA: 9.00 WHIP: 2.000																			



Batter	1	2	3	4	5	6	7	8	9	AB	R	H	RBI	BB	SO	LOB	TOP							
Vince Coleman, S (1, 8) OBP: 0.463, SLG: 0.333										4	1	3	0	1	1	0	New York Mets @ Pittsburgh Pirates Three Rivers Stadium, Pittsburgh, PA Mon Apr 15 1991, 7:05 PM EDT Att: 6,785 - Sunny -61 F							
Keith Miller, R (1, 9) OBP: 0.429, SLG: 0.500										5	2	2	0	0	0	4								
Dave Magadan, L (1, 3) OBP: 0.317, SLG: 0.308										4	2	3	1	1	1	1								
Mark Carreon, R (1, 7) Daryl Boston, L (9, 7) OBP: 0.350, SLG: 0.316 OBP: 0.294, SLG: 0.375										5	0	1	0	0	1	6								
Howard Johnson, S (1, 5)										5	2	3	4	0	2	2								
Tom Herr, S (1, 4) OBP: 0.379, SLG: 0.200										5	1	1	1	0	0	3								
Rick Cerone, R (1, 2) OBP: 0.286, SLG: 0.500										5	0	1	0	0	2	4								
Kevin Elster, R (1, 6) OBP: 0.504, SLG: 1.100										5	0	2	2	0	1	1								
David Cone, L (1, 1) Gregg Jefferies, S (9, PH) Alejandro Pena, R (9, 1) OBP: 0.378, SLG: 0.222										2	0	0	0	1	1	2								
Inning Stats	R: 0 E: 0 K: 2 S: 11	H: 1 LOB: 1 BB: 0 P: 16	R: 1 E: 0 K: 2 S: 18	H: 2 LOB: 1 BB: 0 P: 25	R: 2 E: 0 K: 1 S: 12	H: 3 LOB: 1 BB: 1 P: 20	R: 0 E: 0 K: 1 S: 12	H: 1 LOB: 2 BB: 0 P: 22	R: 0 E: 0 K: 1 S: 14	H: 2 LOB: 2 BB: 0 P: 21	R: 0 E: 1 K: 0 S: 7	H: 2 LOB: 1 BB: 1 P: 10	R: 0 E: 0 K: 1 S: 6	H: 0 LOB: 0 BB: 1 P: 13	R: 0 E: 0 K: 0 S: 10	H: 0 LOB: 0 BB: 0 P: 14		R: 6 E: 1 K: 2 S: 17	H: 5 LOB: 1 BB: 2 P: 30	1B: 14 2B: 0 3B: 1 HR: 1	SF: 0 SAC: 0 DP: 2 HBP: 0	WP: 0 PB: 0 SB: 1 CS: 0	PA: 45	
PITCHER	IP WLS BF H R ER SO BB IBB HBP BLK WP HR S P ERA WHIP																							
Zane Smith, L (1, 1) ERA: 3.95	6.0	29	11	3	3	7	1	0	0	0	0	0	0	1	74	114	4.50	2.000						
Bob Patterson, L (7, 1) ERA: 8.75	2.0	6	0	0	0	1	1	0	0	0	0	0	0	0	16	27	0.00	0.500						
Bob Kipper, L (9, 1) ERA: 20.25	0.1	L	7	4	6	6	0	0	0	0	0	0	0	7	16	162.00	18.000							
Bill Landrum, R (9, 1) ERA:	0.2	3	1	0	0	2	0	0	0	0	0	0	0	10	14	0.00	1.500							

AB	41
R	9
H	16
RBI	8
BB	4
SO	10
LOB	24



Batter	1	2	3	4	5	6	7	8	9	AB	R	H	RBI	BB	SO	LOB	BOTTOM						
Gary Redus, R (1, 3) OBP: 0.300, SLG: 0.333										5	1	1	0	0	2	4	New York Mets @ Pittsburgh Pirates Three Rivers Stadium, Pittsburgh, PA Mon Apr 15 1991, 7:05 PM EDT Att: 6,785 - Sunny -61 F						
Jay Bell, R (1, 6) OBP: 0.167, SLG: 0.179										4	0	0	0	0	0	3							
Andy Van Slyke, L (1, 8) OBP: 0.333, SLG: 0.375										3	0	0	0	2	0	0							
Bobby Bonilla, S (1, 9) OBP: 0.500, SLG: 0.583										4	0	1	0	1	0	2							
Gary Varsho, L (1, 7) OBP: 0.429, SLG: 0.364										4	1	2	1	0	0	3							
Jeff King, R (1, 5) OBP: 0.321, SLG: 0.240										4	1	1	0	0	2	3							
Michael LaValliere, L (1, 2) OBP: 0.200, SLG: 0.111										3	0	0	0	1	1	0							
Jose Lind, R (1, 4) OBP: 0.227, SLG: 0.273										4	0	2	2	0	0	0							
Zane Smith, L (1, 1) Orlando Merced, S (6, PH) Bob Patterson, R (7, 1) Carmelo Martinez, R (8, PH) Randy Tomlin, L (8, PH) Bob Kipper, R (9, 1) Bill Landrum, R (9, 1)										2	0	1	0	0	0	1							
Inning Stats	R: 0 E: 0 K: 0 S: 9	H: 0 LOB: 2 BB: 2 P: 22	R: 0 E: 0 K: 2 S: 8	H: 1 LOB: 1 BB: 0 P: 11	R: 0 E: 0 K: 0 S: 5	H: 0 LOB: 0 BB: 0 P: 9	R: 2 E: 0 K: 1 S: 20	H: 4 LOB: 3 BB: 1 P: 32	R: 0 E: 0 K: 0 S: 8	H: 1 LOB: 1 BB: 0 P: 10	R: 0 E: 1 K: 0 S: 10	H: 0 LOB: 0 BB: 0 P: 15	R: 1 E: 0 K: 0 S: 10	H: 2 LOB: 2 BB: 1 P: 17	R: 0 E: 0 K: 1 S: 11	H: 1 LOB: 1 BB: 0 P: 17		R: 0 E: 0 K: 0 S: 6	H: 0 LOB: 0 BB: 0 P: 9	1B: 7 2B: 2 3B: 0 HR: 0	SF: 0 SAC: 1 DP: 0 HBP: 0	WP: 0 PB: 0 SB: 0 CS: 1	PA: 41
PITCHER	IP WLS BF H R ER SO BB IBB HBP BLK WP HR S P ERA WHIP																						
David Cone, R (1, 1) ERA: 4.85	8.0	37	9	3	3	5	4	0	0	0	0	0	0	6	9	0.00	0.000						
Alejandro Pena, R (9, 1) ERA: 4.15	1.0	3	0	0	0	0	0	0	0	0	0	0	0	6	9	0.00	0.000						

AB	35
R	3
H	9
RBI	3
BB	4
SO	5
LOB	17



Batter	1	2	3	4	5	6	7	8	9	AB	R	H	RBI	BB	SO	LOB	TOP
Vince Coleman, S (1, 8) OBP: 0.422, SLG: 0.294			B5-3		F7		P4			4	0	0	0	0	1	0	New York Mets @ Pittsburgh Pirates Three Rivers Stadium, Pittsburgh, PA Tue Apr 16 1991, 7:05 PM EDT Att: 16,963 - Cloudy - 69 F
Gregg Jefferies, S (1, 5) OBP: 0.390, SLG: 0.233			BLK HBP		F7		G1-3			3	0	1	0	0	0	0	
Hubie Brooks, R (1, 9) OBP: 0.472, SLG: 0.750			BB		HR					3	1	1	1	1	1	1	
Howard Johnson, S (1, 6) OBP: 0.314, SLG: 0.536			F7		P4					4	0	1	0	0	1	3	
Kevin McReynolds, R (1, 7)				F9		L6				4	0	0	0	0	0	1	
Dave Magadan, L (1, 3) OBP: 0.325, SLG: 0.286				1B BB		G6-3				2	0	0	0	2	0	1	
Tom Herr, S (1, 4) OBP: 0.364, SLG: 0.208				F9						4	0	1	0	0	1	2	
Charlie O'Brien, R (1, 2) OBP: 0.364, SLG: 0.222										3	0	1	0	0	0	1	
Daryl Boston, L (9, PH) OBP: 0.276, SLG: 0.353										1	0	0	0	0	1	0	
Wally Whitehurst, R (1, 1) OBP: 0.391, SLG: 0.500										2	0	0	0	0	1	2	
Mark Carreon, R (7, PH) OBP: 0.391, SLG: 0.500										1	1	1	1	0	0	0	
Jeff Innis, R (7, 1)										0	0	0	0	0	0	0	
Pete Schourek, L (8, 1)										0	0	0	0	0	0	0	
Mackey Sasser, L (9, PH)										1	0	0	0	0	0	0	
Inning Stats	R: 0 E: 0 K: 2 S: 15	H: 1 LOB: 1 BB: 0 P: 23	R: 0 E: 0 K: 0 S: 8	H: 0 LOB: 1 BB: 1 P: 14	R: 0 E: 0 K: 1 S: 8	H: 0 LOB: 2 BB: 1 P: 16	R: 1 E: 0 K: 0 S: 9	H: 1 LOB: 0 BB: 0 P: 15	R: 1 E: 0 K: 1 S: 9	H: 1 LOB: 0 BB: 0 P: 14	R: 0 E: 0 K: 1 S: 15	H: 1 LOB: 1 BB: 0 P: 22	R: 0 E: 0 K: 1 S: 11	H: 0 LOB: 0 BB: 0 P: 16	1B: 3 2B: 1 3B: 0 HR: 2	SF: 0 SAC: 0 DP: 0 HBP: 1	WP: 0 PA: 37 PB: 0 SB: 1 CS: 1
PITCHER	IP WLS BF H R ER SO BB IBB HBP BLK WP HR S P ERA WHIP																
Randy Tomlin, L (1, 1) ERA: 2.57	7.0 W 29 5 2 2 3 3 0 1 1 0 2 73 117 2.57 1.143																
Stan Belinda, R (8, 1) ERA: 3.0	2.0 S 7 1 0 0 3 0 0 0 0 0 0 26 38 0.00 0.500																

AB 32
R 2
H 6
RBI 2
BB 3
SO 6
LOB 11



Batter	1	2	3	4	5	6	7	8	9	AB	R	H	RBI	BB	SO	LOB	BOTTOM		
Gary Redus, R (1, 3) OBP: 0.292, SLG: 0.318			G1-3		G6-3					4	1	1	0	0	0	1	New York Mets @ Pittsburgh Pirates Three Rivers Stadium, Pittsburgh, PA Tue Apr 16 1991, 7:05 PM EDT Att: 16,963 - Cloudy - 69 F		
Jay Bell, R (1, 6) OBP: 0.212, SLG: 0.226			G5-3							3	1	2	0	0	0	1			
Andy Van Slyke, L (1, 8) OBP: 0.324, SLG: 0.481										3	1	1	3	0	0	1			
Bobby Bonilla, S (1, 9) OBP: 0.471, SLG: 0.536										4	0	1	0	0	0	1			
Gary Varsho, L (1, 7) OBP: 0.412, SLG: 0.429										3	1	1	0	0	1	1			
Jeff King, R (1, 5) OBP: 0.323, SLG: 0.321										3	0	1	1	0	0	1			
Michael LaValliere, L (1, 2) OBP: 0.174, SLG: 0.095										3	0	0	0	0	0	1			
Jose Lind, R (1, 4) OBP: 0.280, SLG: 0.320										3	0	2	0	0	0	0			
Randy Tomlin, L (1, 1) Orlando Merced, S (7, PH) Stan Belinda, R (8, 1)										1	0	0	0	0	0	1			
										1	0	0	0	0	0	0			
										0	0	0	0	0	0	0			
Inning Stats	R: 0 E: 0 K: 0 S: 11	H: 1 LOB: 1 BB: 0 P: 18	R: 0 E: 0 K: 1 S: 8	H: 0 LOB: 0 BB: 0 P: 11	R: 0 E: 0 K: 0 S: 7	H: 1 LOB: 1 BB: 0 P: 11	R: 1 E: 0 K: 0 S: 12	H: 2 LOB: 1 BB: 0 P: 21	R: 0 E: 0 K: 0 S: 5	H: 1 LOB: 0 BB: 0 P: 6	R: 2 E: 0 K: 0 S: 8	H: 3 LOB: 0 BB: 0 P: 12	R: 0 E: 0 K: 0 S: 6	H: 0 LOB: 0 BB: 0 P: 10	R: 1 E: 0 K: 0 S: 7	H: 1 LOB: 0 BB: 0 P: 9	1B: 6 2B: 1 3B: 1 HR: 1	SF: 1 SAC: 2 DP: 2 HBP: 0	WP: 0 PA: 31 PB: 0 SB: 1 CS: 0
PITCHER	IP WLS BF H R ER SO BB IBB HBP BLK WP HR S P ERA WHIP																		
Wally Whitehurst, R (1, 1) ERA: 3.45	6.0 L 24 8 3 3 1 0 0 0 0 0 0 51 79 4.50 1.333																		
Jeff Innis, R (7, 1) ERA: 4.5	1.1 5 1 1 1 0 0 0 0 0 0 9 14 6.75 0.750																		
Pete Schourek, L (8, 1) ERA:	0.2 2 0 0 0 0 0 0 0 0 0 4 5 0.00 0.000																		



Batter	1	2	3	4	5	6	7	8	9	AB	R	H	RBI	BB	SO	LOB	TOP			
Howard Johnson, S (1, 6) OBP: 0.282, SLG: 0.469	G5-3		G5-3			K			F7	4	0	0	0	0	1	0				
Gregg Jefferies, S (1, 5) OBP: 0.364, SLG: 0.212	P4				G6-3				F7	3	0	0	0	0	0	0				
Dave Magadan, L (1, 3) OBP: 0.395, SLG: 0.258	F7				F7				K	3	0	0	0	0	1	0				
Hubie Brooks, R (1, 9) OBP: 0.436, SLG: 0.677		G6-3			G6-3				P4	3	0	0	0	0	0	0				
Kevin McReynolds, R (1, 8) OBP: 0.111, SLG: 0.222						P4			G6-3	3	0	1	0	0	0	0				
Mark Carreon, R (1, 7) OBP: 0.333, SLG: 0.435		G5-3			G5-3				L4	3	0	0	0	0	0	1				
Tom Herr, S (1, 4) OBP: 0.333, SLG: 0.185		F9			P4				G5-3	3	0	0	0	0	0	1				
Charlie O'Brien, R (1, 2) OBP: 0.333, SLG: 0.200				F8						2	0	0	0	0	1	0				
Kevin Elster, R (9, PH) OBP: 0.455, SLG: 1.000						K			G5-3	1	0	0	0	0	0	0				
Ron Darling, R (1, 1) OBP: 0.200, SLG: 0.200										2	0	0	0	0	1	0				
Doug Simons, L (8, 1)										0	0	0	0	0	0	0				
Tim Teufel, R (9, PH)									P6	1	0	0	0	0	0	0				
Inning Stats	R: 0 E: 0 K: 0 S: 5	H: 0 LOB: 0 BB: 0 P: 8	R: 0 E: 0 K: 0 S: 8	H: 1 LOB: 1 BB: 0 P: 14	R: 0 E: 0 K: 1 S: 11	H: 0 LOB: 0 BB: 0 P: 15	R: 0 E: 0 K: 0 S: 10	H: 0 LOB: 0 BB: 0 P: 12	R: 0 E: 0 K: 0 S: 6	H: 0 LOB: 0 BB: 0 P: 8	R: 0 E: 0 K: 1 S: 10	H: 0 LOB: 0 BB: 0 P: 13	R: 0 E: 0 K: 0 S: 9	H: 0 LOB: 0 BB: 0 P: 15	R: 0 E: 0 K: 0 S: 9	H: 0 LOB: 0 BB: 0 P: 12	1B: 0 2B: 1 3B: 0 HR: 0	SF: 0 SAC: 0 DP: 0 HBP: 0	WP: 0 PB: 0 SB: 0 CS: 0	PA: 28
PITCHER John Smiley, L (1, 1) ERA: 0.53	IP: 9.0 WLS: W BF: 28 H: 1 R: 0 ER: 0 SO: 4 BB: 0 IBB: 0 HBP: 0 BLK: 0 WP: 0 HR: 0 S: 77 P: 112 ERA: 0.00 WHIP: 0.111															PITCHER				

New York Mets @ Pittsburgh Pirates
Three Rivers Stadium, Pittsburgh, PA
Wed Apr 17 1991, 7:05 PM EDT
Att. 14,792 - Sunny - 61 F

AB 28
R 0
H 1
RBI 0
BB 0
SO 4
LOB 2



Batter	1	2	3	4	5	6	7	8	9	AB	R	H	RBI	BB	SO	LOB	BOTTOM			
Gary Varsho, L (1, 7) OBP: 0.381, SLG: 0.353	K			SH3-4 E HBP		F7		K		3	1	0	0	0	2	0				
Jay Bell, R (1, 6) OBP: 0.194, SLG: 0.206	G6-3			SH3-4		F8		F7		3	0	0	0	0	0	0				
Andy Van Slyke, L (1, 8) OBP: 0.316, SLG: 0.452	G4-3			F9				G1-3		4	1	1	0	0	0	1				
Bobby Bonilla, S (1, 9) OBP: 0.432, SLG: 0.484		F9		K				F9		3	0	0	0	0	1	1				
Jeff King, R (1, 5) OBP: 0.353, SLG: 0.452				G6-4-3 1B		G1-3				3	1	2	2	0	0	0				
Carmelo Martinez, R (1, 3) OBP: 0.200, SLG: 0.200		G6-4-3 1-2				F8		E6 1B WP		3	1	0	0	0	0	1				
Michael LaValliere, L (1, 2) OBP: 0.231, SLG: 0.167				F8				WP 1B		3	0	2	0	0	0	0				
Jose Lind, R (1, 4) OBP: 0.250, SLG: 0.286				G6-3		K		K		3	0	0	0	0	2	2				
John Smiley, L (1, 1) OBP: 0.167, SLG: 0.167				G4-3		G4-3		K		3	0	0	0	0	1	1				
Inning Stats	R: 0 E: 0 K: 1 S: 7	H: 0 LOB: 0 BB: 0 P: 9	R: 0 E: 0 K: 0 S: 4	H: 1 LOB: 0 BB: 0 P: 7	R: 0 E: 0 K: 0 S: 5	H: 0 LOB: 0 BB: 0 P: 9	R: 1 E: 1 K: 1 S: 11	H: 0 LOB: 0 BB: 0 P: 17	R: 0 E: 0 K: 1 S: 10	H: 1 LOB: 1 BB: 0 P: 14	R: 0 E: 0 K: 0 S: 6	H: 0 LOB: 0 BB: 0 P: 9	R: 3 E: 1 K: 2 S: 17	H: 3 LOB: 1 BB: 0 P: 25	R: 0 E: 0 K: 1 S: 11	H: 0 LOB: 0 BB: 0 P: 15	1B: 4 2B: 0 3B: 0 HR: 1	SF: 0 SAC: 1 DP: 1 HBP: 1	WP: 2 PB: 0 SB: 0 CS: 0	PA: 30
PITCHER Ron Darling, R (1, 1) ERA: 3.38 Doug Simons, L (8, 1) ERA:	IP: 7.0 WLS: L BF: 27 H: 5 R: 4 ER: 2 SO: 5 BB: 0 IBB: 4 HBP: 2 BLK: 0 WP: 2 HR: 1 S: 60 P: 90 ERA: 2.57 WHIP: 0.714															PITCHER				

New York Mets @ Pittsburgh Pirates
Three Rivers Stadium, Pittsburgh, PA
Wed Apr 17 1991, 7:05 PM EDT
Att. 14,792 - Sunny - 61 F

AB 28
R 4
H 5
RBI 2
BB 0
SO 6
LOB 6



Batter	1	2	3	4	5	6	7	8	9	AB	R	H	RBI	BB	SO	LOB	TOP										
Vince Coleman, S (1, 8) OBP: 0.408, SLG: 0.289	G5-3		G1-3			L8		E S 1B		4	0	1	1	0	0	1											
Gregg Jefferies, S (1, 5) OBP: 0.354, SLG: 0.216	F9		F7			G6-3 1B		F9		4	0	1	0	0	0	2											
Dave Magadan, L (1, 3) OBP: 0.383, SLG: 0.257	K					G6-3		G4-3		4	0	1	0	0	1	1											
Howard Johnson, S (1, 6) Kevin Elster, R (3, 6) OBP: 0.275, SLG: 0.455 OBP: 0.357, SLG: 0.786		G3-1		F9		L9		P6		1	0	0	0	0	0	0											
Kevin McReynolds, R (1, 7) OBP: 0.077, SLG: 0.154		E3 G4-3		P3		F8		L9		3	0	0	0	0	0	1											
Daryl Boston, L (1, 9) OBP: 0.238, SLG: 0.300		G4-3		K		G4-3		G4-3		3	0	0	0	0	1	2											
Mackey Sasser, L (1, 2)		G3-1				G4-3		G6-3		3	0	0	0	0	0	1											
Tom Herr, S (1, 4) OBP: 0.333, SLG: 0.233						F7		G4-1		3	0	1	0	0	0	0											
Dwight Gooden, R (1, 1) OBP: 0.286, SLG: 0.286				SH5-4 2B		G6-3		G6-3 2B		1	0	0	0	0	0	0											
Mark Carreon, R (8, PH) OBP: 0.360, SLG: 0.500				SH5-4						1	1	1	0	0	0	0											
Pete Schourek, L (8, 1)										0	0	0	0	0	0	0											
Inning Stats	R: 0 E: 0 K: 1 S: 6	H: 0 LOB: 0 BB: 0 P: 9	R: 0 E: 1 K: 0 S: 12	H: 0 LOB: 1 BB: 0 P: 20	R: 0 E: 0 K: 0 S: 7	H: 1 LOB: 1 BB: 0 P: 10	R: 0 E: 0 K: 1 S: 8	H: 1 LOB: 1 BB: 0 P: 10	R: 0 E: 0 K: 0 S: 8	H: 0 LOB: 0 BB: 0 P: 11	R: 0 E: 0 K: 0 S: 6	H: 0 LOB: 0 BB: 0 P: 9	R: 1 E: 0 K: 0 S: 14	H: 2 LOB: 1 BB: 0 P: 24	R: 0 E: 0 K: 0 S: 5	H: 0 LOB: 0 BB: 0 P: 5	1B: 3 2B: 2 3B: 0 HR: 0	SF: 0 SAC: 1 DP: 0 HBP: 0	WP: 0 PB: 0 SB: 1 CS: 0	PA: 32							
PITCHER	IP	WLS	BF	H	R	ER	SO	BB	IBB	HBP	BLK	WP	HR	S	P	ERA	WHIP										
Dennis Martinez, R (1, 1) ERA: 1.37	7.2	W	28	5	1	1	2	0	0	0	0	0	0	67	101	1.17	0.652										
Steve Frey, L (8, 1) ERA: 2.54	0.1		1	0	0	0	0	0	0	0	0	0	0	2	4	0.00	0.000										
Tim Burke, R (9, 1) ERA: 3.24	0.0	S	0	0	0	0	0	0	0	0	0	0	0	0	0	∞	∞										

New York Mets @ Montreal Expos
Olympic Stadium, Montreal, QB
Fri Apr 19 1991, 7:05 PM EDT
Att: 13,986 - Dome - 70 F

AB 31
R 1
H 5
RBI 1
BB 0
SO 2
LOB 9



Batter	1	2	3	4	5	6	7	8	9	AB	R	H	RBI	BB	SO	LOB	BOTTOM										
Delino DeShields, L (1, 4) OBP: 0.364, SLG: 0.447	E 3B		K			F7		G1-3		4	1	1	0	0	1	1											
Dave Martinez, L (1, 8) OBP: 0.189, SLG: 0.171	K		G4-3			L3		G1-3		3	0	0	0	0	1	1											
Junior Noboa, R (8, PH) OBP: 0.333, SLG: 0.375										1	0	0	0	0	0	0											
Tim Burke, R (9, 1)										0	0	0	0	0	0	0											
Ivan Calderon, R (1, 7) OBP: 0.378, SLG: 0.537	E6 1B		G3-1			K		K		3	1	0	1	0	1	0											
Tim Wallach, R (1, 5) OBP: 0.244, SLG: 0.341	3H 1B					G6-3		1B		3	0	2	1	0	0	0											
Larry Walker, L (1, 9) OBP: 0.225, SLG: 0.243	K					K		G1-3		3	0	0	0	0	2	2											
Andres Galarraga, R (1, 3) OBP: 0.250, SLG: 0.317	G4-3					F9		FC3-6 1B		3	0	1	0	0	0	1											
Ron Hassey, L (1, 2) OBP: 0.333, SLG: 0.200			G4-1			FC1-6 BB		FC3-6 G1-6-3		2	0	0	0	1	0	1											
Gilberto Reyes, R (8, 2) OBP: 0.444, SLG: 0.471										0	0	0	0	0	0	0											
Spike Owen, S (1, 6) OBP: 0.265, SLG: 0.281		G3				F8		G1-6-3		3	0	0	0	0	0	2											
Dennis Martinez, R (1, 1) Steve Frey, R (8, 1)										2	0	0	0	0	1	1											
Marquis Grissom, R (8, PH) OBP: 0.250, SLG: 0.267			K			FC1-6		K		0	0	0	0	0	0	0											
										1	0	0	0	0	1	0											
Inning Stats	R: 2 E: 1 K: 2 S: 12	H: 2 LOB: 1 BB: 0 P: 18	R: 0 E: 0 K: 1 S: 9	H: 0 LOB: 0 BB: 0 P: 12	R: 0 E: 0 K: 1 S: 6	H: 0 LOB: 0 BB: 0 P: 7	R: 0 E: 0 K: 1 S: 8	H: 0 LOB: 0 BB: 0 P: 13	R: 0 E: 0 K: 0 S: 6	H: 0 LOB: 1 BB: 1 P: 12	R: 0 E: 0 K: 1 S: 8	H: 1 LOB: 1 BB: 0 P: 10	R: 0 E: 0 K: 0 S: 5	H: 1 LOB: 0 BB: 0 P: 8	R: 0 E: 0 K: 1 S: 6	H: 0 LOB: 0 BB: 0 P: 10	1B: 3 2B: 0 3B: 1 HR: 0	SF: 0 SAC: 0 DP: 1 HBP: 0	WP: 0 PB: 0 SB: 1 CS: 0	PA: 29							
PITCHER	IP	WLS	BF	H	R	ER	SO	BB	IBB	HBP	BLK	WP	HR	S	P	ERA	WHIP										
Dwight Gooden, R (1, 1) ERA: 1.88	7.0	L	26	4	2	1	6	1	0	0	0	0	0	54	80	1.29	0.714										
Pete Schourek, L (8, 1) ERA:	1.0		3	0	0	0	1	0	0	0	0	0	0	6	10	0.00	0.000										

New York Mets @ Montreal Expos
Olympic Stadium, Montreal, QB
Fri Apr 19 1991, 7:05 PM EDT
Att: 13,986 - Dome - 70 F

AB 28
R 2
H 4
RBI 2
BB 1
SO 7
LOB 9



Batter	1	2	3	4	5	6	7	8	9	AB	R	H	RBI	BB	SO	LOB	TOP					
Vince Coleman, S (1, 8) OBP: 0.377, SLG: 0.262	0-1 P4		1-2 P3			2-2 G5-3		0-1 F7		4	0	0	0	0	0	2						
Tom Herr, S (1, 4) OBP: 0.372, SLG: 0.281	4-2 BB			2-1 G5-3		0-1 2H 2B		4-2 2B BB		2	1	1	1	2	0	0						
Gregg Jefferies, S (1, 5) OBP: 0.346, SLG: 0.244	0-0 F7			2-1 F8		1-1 P5		0-0 1H 2H 2B		4	0	1	2	0	0	2						
Kevin McReynolds, R (1, 7) OBP: 0.118, SLG: 0.125	2-0 P2			0-1 L1		1-0 G1-3		4-0 IBB		3	0	0	0	1	0	2						
Mark Carreon, R (1, 9) OBP: 0.321, SLG: 0.444		2-0 F7			0-1 F8			1-0 P6		3	0	0	0	0	0	0						
Daryl Boston, L (7, 9) OBP: 0.227, SLG: 0.286										1	0	0	0	0	0	2						
Tim Tausel, R (1, 3) OBP: 0.100, SLG: 0.100		1-0 P3			0-1 G6-3			1-0 CS 1B		3	0	1	0	0	0	0						
Dave Magadan, L (9, PH) OBP: 0.375, SLG: 0.250										1	0	0	0	0	0	0						
Rick Cerone, R (1, 2) OBP: 0.278, SLG: 0.444		0-1 P4			1-0 FC6 1B		2-1 G6-3 1-2		0-0 G5-3	4	0	1	0	0	0	1						
Kevin Elster, R (1, 6) OBP: 0.389, SLG: 0.688			1-0 F8		2-0 FC6 1-2			4-2 SH1-4 2B BB		2	1	0	0	2	0	1						
Frank Viola, L (1, 1) OBP: 0.125, SLG: 0.250			1-2 G6-3			1-0 2B 2B				2	1	1	0	0	0	0						
Mackey Sasser, L (9, PH) OBP: 0.250, SLG: 0.143								0-0 SH1-4		1	0	1	0	0	0	0						
John Franco, L (9, 1)								1-2 1B		0	0	0	0	0	0	0						
Inning Stats	R: 0 E: 0 K: 0 S: 6	H: 0 LOB: 1 BB: 1 P: 12	R: 0 E: 0 K: 0 S: 4	H: 0 LOB: 0 BB: 0 P: 7	R: 0 E: 0 K: 0 S: 9	H: 0 LOB: 0 BB: 0 P: 12	R: 0 E: 0 K: 0 S: 6	H: 0 LOB: 0 BB: 0 P: 10	R: 0 E: 0 K: 0 S: 6	H: 1 LOB: 1 BB: 0 P: 9	R: 1 E: 0 K: 0 S: 9	H: 2 LOB: 1 BB: 0 P: 14	R: 0 E: 0 K: 0 S: 4	H: 1 LOB: 0 BB: 0 P: 7	R: 2 E: 0 K: 0 S: 10	H: 1 LOB: 2 BB: 3 P: 23	R: 0 E: 1 K: 0 S: 7	H: 1 LOB: 1 BB: 1 P: 13	1B: 3 2B: 3 3B: 0 HR: 0	SF: 0 SAC: 1 DP: 0 HBP: 0	WP: 0 PB: 0 SB: 0 CS: 1	PA: 36
PITCHER	IP WLS BF H R ER SO BB IBB HBP BLK WP HR S P ERA WHIP																					
Chris Nabholz, L (1, 1) ERA: 4.26	8.0 L 32 5 3 3 0 3 1 0 0 0 0 0 54 94 3.38 1.000																					
Barry Jones, R (9, 1) ERA: 3.52	1.0 4 1 0 0 0 1 0 0 0 0 0 0 7 13 0.00 2.000																					

New York Mets @ Montreal Expos
 Olympic Stadium, Montreal, QB
 Sat Apr 20 1991, 3:33 AM EDT
 Att: 19,444 - Dome - 70 F


AB 30
 R 3
 H 6
 RBI 3
 BB 5
 SO 0
 LOB 10





Batter	1	2	3	4	5	6	7	8	9	AB	R	H	RBI	BB	SO	LOB	BOTTOM					
Delino DeShields, L (1, 4) OBP: 0.375, SLG: 0.452	0-0 B2-3		1 SAFE 1-1 CS	2-2 G4-3		1-1 1B		1-0 1B		4	0	2	0	0	0	0						
Marquis Grissom, R (1, 8) OBP: 0.200, SLG: 0.211	2-3 K			3-3 K		0-3 K		0-0 P6		4	0	0	0	0	3	3						
Ivan Calderon, R (1, 7) OBP: 0.347, SLG: 0.489	2-2 G1-3			0-0 G6-3		1-1 G4-3		0-0 F9		4	0	0	0	0	0	3						
Tim Wallach, R (1, 5) OBP: 0.245, SLG: 0.333		0-2 L8			2-3 K			0-2 1B 1B		4	1	1	0	0	2	0						
Andres Galarraga, R (1, 3) OBP: 0.250, SLG: 0.311		3-1 G6-3			1-2 1B 1B			1-1 P3		4	0	1	0	0	1	1						
Nikoo Riesgo, R (1, 9) OBP: 0.500, SLG: 0.333		0-1 G5-3			0-0 P6-3 1B			2-3 K		3	0	1	0	1	1	1						
Gilberto Reyes, R (1, 2) OBP: 0.409, SLG: 0.429			3-2 G5-3		0-0 P6-3 1-2			1-2 1B 1B		4	0	1	0	0	0	3						
Spike Owen, S (1, 6) OBP: 0.297, SLG: 0.314			2-1 CS 1B			2-2 G6-3		0-0 1B		3	0	2	1	0	0	0						
Chris Nabholz, L (1, 1) OBP: 0.167, SLG: 0.167			0-3 K			0-0 1B 1B				2	0	1	0	0	1	1						
Junior Noboa, R (8, PH) OBP: 0.300, SLG: 0.333										1	0	0	0	0	0	0						
Barry Jones, R (9, 1) ERA: 2.09										0	0	0	0	0	0	0						
Inning Stats	R: 0 E: 0 K: 1 S: 7	H: 0 LOB: 0 BB: 0 P: 11	R: 0 E: 0 K: 0 S: 7	H: 0 LOB: 0 BB: 0 P: 10	R: 0 E: 0 K: 1 S: 9	H: 1 LOB: 0 BB: 0 P: 15	R: 0 E: 0 K: 1 S: 7	H: 0 LOB: 0 BB: 0 P: 12	R: 0 E: 0 K: 1 S: 8	H: 2 LOB: 1 BB: 0 P: 11	R: 0 E: 0 K: 1 S: 11	H: 2 LOB: 2 BB: 0 P: 15	R: 1 E: 0 K: 0 S: 12	H: 3 LOB: 2 BB: 0 P: 16	R: 0 E: 0 K: 0 S: 4	H: 1 LOB: 1 BB: 0 P: 6	R: 0 E: 0 K: 2 S: 9	H: 0 LOB: 1 BB: 1 P: 14	1B: 9 2B: 1 3B: 0 HR: 0	SF: 0 SAC: 0 DP: 1 HBP: 0	WP: 0 PB: 0 SB: 0 CS: 1	PA: 35
PITCHER	IP WLS BF H R ER SO BB IBB HBP BLK WP HR S P ERA WHIP																					
Frank Viola, L (1, 1) ERA: 1.17	8.0 W 30 9 1 1 6 0 0 0 0 0 0 0 65 96 1.12 1.125																					
John Franco, L (9, 1) ERA: 2.09	1.0 S 4 0 0 0 2 1 0 0 0 0 0 0 9 14 0.00 1.000																					

New York Mets @ Montreal Expos
 Olympic Stadium, Montreal, QB
 Sat Apr 20 1991, 3:33 AM EDT
 Att: 19,444 - Dome - 70 F

AB 33
 R 1
 H 9
 RBI 1
 BB 1
 SO 8
 LOB 12



Batter	1	2	3	4	5	6	7	8	9	AB	R	H	RBI	BB	SO	LOB	TOP	
Vince Coleman, S (1, 8) OBP: 0.397, SLG: 0.333	G5-3	K					G6-3			4	1	1	0	1	1	1	New York Mets @ Philadelphia Phillies Veterans Stadium, Philadelphia, PA Tue Apr 23 1991, 7:05 PM EDT Att: 20,187 - Cloudy - 64 F AB 28 R 2 H 3 RBI 2 BB 8 SO 3 LOB 14 	
Tom Herr, S (1, 4) OBP: 0.377, SLG: 0.289	FC6-4 BB		G4-3		G4-3		F7		L7	4	0	0	0	1	0	4		
Dave Magadan, L (1, 3) OBP: 0.368, SLG: 0.233	FC6-4 BB		G4-3		G3			K		3	0	0	1	1	1	0		
Hubie Brooks, R (1, 9) Daryl Boston, L (8, 9) OBP: 0.419, SLG: 0.618 OBP: 0.259, SLG: 0.280	FC6-4 BB				F8			K		3	0	0	0	0	1	2		
Howard Johnson, S (1, 5) OBP: 0.311, SLG: 0.429			G1-6-3							1	1	0	0	3	0	1		
Kevin McReynolds, R (1, 7) OBP: 0.077, SLG: 0.080	F7				P2					4	0	0	0	0	0	4		
Kevin Elster, R (1, 6) OBP: 0.370, SLG: 0.696		G1-3								2	0	0	1	1	0	0		
Charlie O'Brien, R (1, 2) OBP: 0.300, SLG: 0.192		F8			F7		G5-3		1B BB	4	0	1	0	0	0	1		
Ron Darling, R (1, 1) Gregg Jefferies, S (7, PH) Doug Simons, L (7, 1) Mark Carreon, R (9, PH) John Franco, L (9, 1) OBP: 0.286, SLG: 0.429 OBP: 0.345, SLG: 0.277 OBP: 0.345, SLG: 0.444					F7					2	0	1	0	0	0	1		
							F8			1	0	0	0	0	0	0		
									1B	0	0	0	0	0	0	0		
									BB	0	0	0	0	1	0	0		
										0	0	0	0	0	0	0		
										0	0	0	0	0	0	0		
										0	0	0	0	0	0	0		
Inning Stats	R: 0 E: 0 K: 0 S: 10	H: 0 LOB: 3 BB: 3 P: 29	R: 0 E: 0 K: 1 S: 8	H: 1 LOB: 1 BB: 0 P: 13	R: 0 E: 0 K: 0 S: 9	H: 0 LOB: 1 BB: 0 P: 13	R: 1 E: 0 K: 0 S: 8	H: 0 LOB: 0 BB: 1 P: 15	R: 1 E: 0 K: 0 S: 8	H: 0 LOB: 0 BB: 1 P: 17	R: 0 E: 0 K: 2 S: 7	H: 0 LOB: 0 BB: 1 P: 15	R: 0 E: 0 K: 0 S: 16	H: 2 LOB: 3 BB: 1 P: 28	1B: 2 2B: 1 3B: 0 HR: 0	SF: 1 SAC: 0 DP: 0 HBP: 1	WP: 1 PB: 1 SB: 1 CS: 1	PA: 39
PITCHER	IP WLS BF H R ER SO BB IBB HBP BLK WP HR S P ERA WHIP																	
Jason Grimsley, R (1, 1) ERA: 4.91	6.0 L 26 1 2 1 1 6 0 1 0 1 0 47 100 1.50 1.167																	
Joe Boever, R (7, 1) ERA: 4.53	2.0 6 0 0 0 2 1 0 0 0 0 0 15 28 0.00 0.500																	
Roger McDowell, R (9, 1) ERA: 0.68	1.0 6 2 0 0 0 1 0 0 0 0 0 16 28 0.00 3.000																	

Batter	1	2	3	4	5	6	7	8	9	AB	R	H	RBI	BB	SO	LOB	BOTTOM			
Lenny Dykstra, L (1, 8) OBP: 0.439, SLG: 0.509	G4-6-3		L6-3					G3-1		4	0	2	0	0	0	2	New York Mets @ Philadelphia Phillies Veterans Stadium, Philadelphia, PA Tue Apr 23 1991, 7:05 PM EDT Att: 20,187 - Cloudy - 64 F AB 30 R 1 H 6 RBI 1 BB 3 SO 4 LOB 11 			
Rod Boeker, L (1, 6) Randy Ready, R (9, PH) OBP: 0.250, SLG: 0.333 OBP: 0.370, SLG: 0.292	G4-6-3				P6		G3		G6-3	3	0	0	0	0	0	2				
John Kruk, L (1, 3) OBP: 0.333, SLG: 0.491	G1-3				G4-3					4	0	1	0	0	0	0				
Dale Murphy, R (1, 9) OBP: 0.259, SLG: 0.360		G5-3			F9					4	0	0	0	0	1	1				
Von Hayes, L (1, 7) OBP: 0.361, SLG: 0.283		L4-3 BB			K					1	1	0	0	3	1	0				
Charlie Hayes, R (1, 5) OBP: 0.160, SLG: 0.240		L4-3			F9					4	0	1	1	0	0	3				
Mickey Morandini, L (1, 4) OBP: 0.333, SLG: 0.333			E8		L7					3	0	1	0	0	1	1				
Steve Lake, R (1, 2) OBP: 0.167, SLG: 0.167										3	0	1	0	0	0	0				
Jason Grimsley, R (1, 1)										1	0	0	0	0	1	2				
Jim Lindeman, R (6, PH)										1	0	0	0	0	0	0				
Joe Boever, R (7, 1)										0	0	0	0	0	0	0				
Ricky Jordan, R (8, PH) Roger McDowell, R (9, 1) OBP: 0.421, SLG: 0.588										1	0	0	0	0	0	0				
										0	0	0	0	0	0	0				
										0	0	0	0	0	0	0				
										0	0	0	0	0	0	0				
Inning Stats	R: 0 E: 0 K: 0 S: 7	H: 1 LOB: 0 BB: 0 P: 13	R: 0 E: 0 K: 1 S: 10	H: 0 LOB: 0 BB: 1 P: 9	R: 0 E: 1 K: 1 S: 10	H: 2 LOB: 1 BB: 0 P: 18	R: 0 E: 0 K: 0 S: 6	H: 0 LOB: 0 BB: 0 P: 10	R: 0 E: 0 K: 0 S: 11	H: 1 LOB: 1 BB: 0 P: 7	R: 1 E: 0 K: 1 S: 11	H: 1 LOB: 1 BB: 1 P: 20	R: 0 E: 0 K: 0 S: 7	H: 0 LOB: 0 BB: 0 P: 10	R: 0 E: 0 K: 1 S: 12	H: 1 LOB: 2 BB: 1 P: 25	1B: 4 2B: 4 3B: 0 HR: 0	SF: 0 SAC: 0 DP: 3 HBP: 0	WP: 0 PB: 0 SB: 0 CS: 0	PA: 33
PITCHER	IP WLS BF H R ER SO BB IBB HBP BLK WP HR S P ERA WHIP																			
Ron Darling, R (1, 1) ERA: 2.33	6.0 W 20 4 0 0 2 1 0 0 0 0 0 43 77 0.00 0.833																			
Doug Simons, L (7, 1) ERA: 1.08	2.0 8 1 1 1 1 1 0 0 0 0 0 18 30 4.50 1.000																			
John Franco, L (9, 1) ERA: 1.69	1.0 S 5 1 0 0 1 1 0 0 0 0 0 12 25 0.00 2.000																			

Batter	1	2	3	4	5	6	7	8	9	AB	R	H	RBI	BB	SO	LOB	TOP					
Vince Coleman, S OBP: 0.394, SLG: 0.339	4-0 BB WP BB BB	4-2 E S BB		3-1 G3-1			2-3 K		2-2 FC6-4 1-2	3	1	0	0	2	1	4						
Tom Herr, S OBP: 0.387, SLG: 0.273	4-1 WP BB SF7 BB	1 SAFE 2-2 F7			2-3 K			1-0 F8		3	1	0	0	1	1	1						
Dave Magadan, L OBP: 0.394, SLG: 0.275	4-0 WP 2B BB		0-2 P6		1-0 G4-3			0-0 FC6-4 1B		3	1	1	0	1	0	0						
Hubie Brooks, R OBP: 0.353, SLG: 0.500	3-2 G5-3		2-1 F7		1-0 F8			1-2 FC6-4 1B		4	0	0	0	0	0	3						
Doug Simons, L Jeff Innis, R	1-2 3-H SF7		1-2 F9				1-0 F7	1-0 L6		3	0	0	1	0	0	1						
Kevin McReynolds, R OBP: 0.171, SLG: 0.303	0-1 2B			0-0 F7		1-3 K			3-3 K	4	0	1	1	0	2	0						
Kevin Elster, R OBP: 0.361, SLG: 0.581	1-2 G6-3		2-2 SH5-4 1B		2-3 K				4-2 BB BB	3	0	1	0	1	1	1						
Charlie O'Brien, R OBP: 0.324, SLG: 0.219		0-0 F8		4-2 SH5-4 1B			0-0 F8		4-1 FC6-4 BB	2	0	0	0	1	0	0						
Tim Teufel, R OBP: 0.182, SLG: 0.100				1-2 BB					1-2 BB	0	0	0	0	1	0	0						
Keith Miller, R OBP: 0.429, SLG: 0.500				1-2 SH5-4			0-1 L9		2-3 K	2	0	0	0	0	0	0						
Dwight Gooden, R OBP: 0.222, SLG: 0.222		3-2 G5-3		1-2 SH5-4						1	0	0	0	0	0	1						
Daryl Boston, L OBP: 0.250, SLG: 0.269										0	0	0	0	0	0	0						
Mark Carreon, R OBP: 0.333, SLG: 0.429										1	0	0	0	0	1	2						
Inning Stats	R: 3 E: 0 K: 0 S: 18	H: 1 LOB: 1 BB: 3 P: 34	R: 0 E: 0 K: 0 S: 12	H: 0 LOB: 1 BB: 1 P: 20	R: 0 E: 0 K: 0 S: 8	H: 0 LOB: 0 BB: 0 P: 11	R: 0 E: 0 K: 0 S: 10	H: 1 LOB: 2 BB: 1 P: 20	R: 0 E: 0 K: 2 S: 5	H: 0 LOB: 0 BB: 0 P: 9	R: 0 E: 0 K: 1 S: 7	H: 0 LOB: 0 BB: 0 P: 11	R: 0 E: 0 K: 1 S: 7	H: 0 LOB: 0 BB: 0 P: 9	R: 0 E: 0 K: 2 S: 6	H: 1 LOB: 1 BB: 2 P: 9	R: 0 E: 0 K: 2 S: 13	H: 0 LOB: 2 BB: 2 P: 28	1B: 2 2B: 1 3B: 0 HR: 0	SF: 1 SAC: 1 DP: 0 HBP: 0	WP: 1 PB: 0 SB: 1 CS: 0	PA: 37
PITCHER	IP WLS BF H R ER SO BB IBB HBP BLK WP HR S P ERA WHIP																					
Pat Combs, L ERA: 6.1	(1, 1) 0.0 3 0 3 3 0 3 0 0 0 0 0 0 1 13 ∞ ∞																					
Tommy Greene, R ERA: 5.3	(1, 1) 4.0 16 2 0 0 0 2 0 0 0 0 1 0 47 72 0.00 1.000																					
Joe Boever, R ERA: 3.68	(5, 1) 3.0 9 0 0 0 4 0 0 0 0 0 0 0 19 29 0.00 0.000																					
Roger McDowell, R ERA: 0.63	(8, 1) 1.0 W 4 1 0 0 0 0 0 0 0 0 0 0 6 9 0.00 1.000																					
Mitch Williams, L ERA: 3.0	(9, 1) 1.0 S 5 0 0 0 2 2 0 0 0 0 0 0 13 28 0.00 2.000																					

New York Mets @ Philadelphia Phillies
Veterans Stadium, Philadelphia, PA
Thu Apr 25 1991, 7:05 PM EDT
Att: 22,099 - Cloudy - 69 F

AB 28
R 3
H 3
RBI 2
BB 7
SO 6
LOB 12



Batter	1	2	3	4	5	6	7	8	9	AB	R	H	RBI	BB	SO	LOB	BOTTOM			
Lenny Dykstra, L OBP: 0.427, SLG: 0.531	1-3 K		0-0 E6 BLK		1-2 F7		2-2 E 1B 1B	3-1 F8		5	0	1	0	0	1	2				
Mickey Morandini, L OBP: 0.273, SLG: 0.200	2-2 G6-3		1 SAFE 1-3 K		4-1 BB		3-3 K	0-0 FC6-4 1B		3	0	0	0	1	2	3				
Roger McDowell, R	(8, 1) (9, 9)							1-2 FC6-4 1B		1	0	1	1	0	0	0				
Dale Murphy, R OBP: 0.288, SLG: 0.370			1-2 K				3-2 E 1B	0-1 FC6-4		4	1	1	1	1	0	3				
John Kruk, L OBP: 0.333, SLG: 0.460	0-1 G6-3			4-2 1B 1B BB		1-1 F7		1-2 2-H 1B	1-2 FC6-4	4	1	1	1	1	0	3				
Mitch Williams, L	(9, 1)									0	0	0	0	0	0	0				
Ricky Jordan, R OBP: 0.391, SLG: 0.524		2-3 K		0-0 1B 1B		1 SAFE 1-3 K		0-0 E5		4	1	1	0	0	2	3				
Von Hayes, L OBP: 0.333, SLG: 0.245		3-2 F8		1-2 1B 1B		1 SAFE 1-2 2-3 K		1-2 2-3 K		4	0	0	0	0	0	5				
Darren Daulton, L OBP: 0.283, SLG: 0.278				0-0 P3			1-0 G3	2-1 L8		4	0	0	0	0	0	5				
Charlie Hayes, R OBP: 0.224, SLG: 0.310				1-2 FC4-6 1B			0-1 F9		4-2 1B BB	3	1	2	0	1	0	0				
Rod Booker, L OBP: 0.158, SLG: 0.211				1-2 2-H 3-H 1B			3-1 CS 1B		0-1 F8 1B 1B	4	1	3	2	0	0	1				
Pat Combs, L OBP: 0.276, SLG: 0.667				0-0 L4			1-0 CS		1-1 1B 1B	4	0	0	0	0	0	0				
Tommy Greene, R OBP: 0.333, SLG: 0.333										1	0	0	0	0	0	0				
John Morris, R OBP: 0.271, SLG: 0.300										0	1	0	0	0	1	2				
Joe Boever, R Wally Backman, S OBP: 0.294, SLG: 0.143										0	0	0	0	0	0	0				
Randy Ready, R OBP: 0.144, SLG: 0.320										1	0	1	1	0	0	0				
Inning Stats	R: 0 E: 0 K: 1 S: 9	H: 0 LOB: 0 BB: 0 P: 12	R: 0 E: 0 K: 1 S: 9	H: 1 LOB: 1 BB: 0 P: 16	R: 0 E: 1 K: 2 S: 10	H: 0 LOB: 1 BB: 0 P: 11	R: 2 E: 0 K: 1 S: 15	H: 3 LOB: 2 BB: 1 P: 23	R: 0 E: 0 K: 0 S: 10	H: 0 LOB: 1 BB: 1 P: 17	R: 0 E: 0 K: 0 S: 5	H: 1 LOB: 0 BB: 0 P: 10	R: 1 E: 1 K: 1 S: 19	H: 2 LOB: 3 BB: 1 P: 33	R: 2 E: 0 K: 1 S: 17	H: 3 LOB: 2 BB: 1 P: 27	1B: 9 2B: 1 3B: 0 HR: 0	SF: 0 SAC: 0 DP: 0 HBP: 0	WP: 0 PB: 0 SB: 0 CS: 1	PA: 40
PITCHER	IP WLS BF H R ER SO BB IBB HBP BLK WP HR S P ERA WHIP																			
Dwight Gooden, R ERA: 2.32	(1, 1) 7.0 32 7 3 3 7 3 0 0 1 0 0 0 14 22 3.86 1.429																			
Doug Simons, L ERA: 3.0	(8, 1) 0.2 L 5 2 2 2 1 1 0 0 0 0 0 0 14 24 27.00 4.500																			
Jeff Innis, R ERA: 4.15	(8, 1) 0.1 2 1 0 0 0 0 0 0 0 0 0 0 3 3 0.00 3.000																			

New York Mets @ Philadelphia Phillies
Veterans Stadium, Philadelphia, PA
Thu Apr 25 1991, 7:05 PM EDT
Att: 22,099 - Cloudy - 69 F

AB 35
R 5
H 10
RBI 5
BB 4
SO 8
LOB 23



Batter	1	2	3	4	5	6	7	8	9	AB	R	H	RBI	BB	SO	LOB	TOP			
Gary Redus, R OBP: 0.341, SLG: 0.306 (1, 3)	2-2 G3 SH1-4 1B	3-2 F8			1-1 F9			0-1 F7		4	0	1	0	0	0	3				
Jay Bell, R OBP: 0.217, SLG: 0.250 (1, 6)	0-1 SH1-4 1-2		0-1 G6-3		0-1 P3			1-1 F8		3	0	0	0	0	0	0				
Andy Van Slyke, L OBP: 0.328, SLG: 0.491 (1, 8)	2-2 G3 2-3		0-1 1B		0-2 G3			1-0 P4		4	0	1	0	0	0	1				
Bobby Bonilla, S OBP: 0.411, SLG: 0.532 (1, 9)	3-1 G5-3		2-1 1B		1-0 G5-3			0-0 F7		4	0	1	0	0	0	1				
Barry Bonds, L OBP: 0.222, SLG: 0.320 (1, 7)		0-3 K	3-3 K		0-1 G3			1-1 1B		4	0	1	0	0	2	2				
Jeff King, R OBP: 0.348, SLG: 0.355 (1, 5)		4-1 FC3-6 BB	1-2 F7		2-2 F7			2-1 F7		3	0	0	0	1	0	3				
Michael LaValliere, L OBP: 0.190, SLG: 0.250 Lloyd McClellon, R OBP: 0.545, SLG: 0.875 (9, PH)	0-2 FC3-6 BB 1B 1-2		3-1 F8		2-2 G4-3			4-1 1B		3	0	0	0	0	0	1	AB 31			
Jose Lind, R OBP: 0.286, SLG: 0.302 (1, 4)	1-0 BB 1-2 1B		1-2 G4-3		0-0 G6-4-3 1B			1-2 BB		4	0	2	0	0	0	2	R 0			
Zane Smith, L OBP: 0.444, SLG: 0.429 Carmelo Martinez, R OBP: 0.294, SLG: 0.250 Bob Kipper, R OBP: 0.387, SLG: 0.273 Stan Belinda, R OBP: 0.250, SLG: 0.269 (8, 1)	4-1 BB 1-2 2-3 BB		0-2 G3		1-1 G6-4-3 1-2					1	0	0	0	1	0	0	H 6			
Inning Stats	R: 0 E: 0 K: 0 S: 10	H: 1 LOB: 1 BB: 0 P: 17	R: 0 E: 0 K: 1 S: 14	H: 1 LOB: 3 BB: 2 P: 26	R: 0 E: 0 K: 1 S: 14	H: 2 LOB: 2 BB: 0 P: 21	R: 0 E: 0 K: 0 S: 8	H: 0 LOB: 0 BB: 0 P: 12	R: 0 E: 0 K: 0 S: 7	H: 0 LOB: 0 BB: 0 P: 8	R: 0 E: 0 K: 0 S: 6	H: 1 LOB: 0 BB: 0 P: 9	R: 0 E: 0 K: 0 S: 5	H: 0 LOB: 0 BB: 0 P: 7	R: 0 E: 0 K: 0 S: 9	H: 1 LOB: 2 BB: 1 P: 16	1B: 6 2B: 0 3B: 0 HR: 0	SF: 0 SAC: 1 DP: 1 HBP: 0	WP: 0 PB: 0 SB: 0 CS: 0	PA: 35
PITCHER	IP WLS BF H R ER SO BB IBB HBP BLK WP HR S P ERA WHIP	8.1 W 32 6 0 0 2 2 0 0 0 0 0 0 73 113 0.00 0.960	0.2 S 3 0 0 0 0 1 0 0 0 0 0 0 6 12 0.00 1.500																	

Pittsburgh Pirates @ New York Mets
Shea Stadium, Flushing, NY
Fri Apr 26 1991, 7:05 PM EDT
Att: 30,702 - Cloudy - 66 F


AB 31
R 0
H 6
RBI 0
BB 3
SO 2
LOB 14



Batter	1	2	3	4	5	6	7	8	9	AB	R	H	RBI	BB	SO	LOB	BOTTOM			
Vince Coleman, S OBP: 0.364, SLG: 0.317 (1, 8)	2-2 G6-3		1-0 G6-3	0-1 FC6-4 S 1B			0-0 E1 S 1B			4	1	0	0	0	0	2				
Gregg Jefferies, S OBP: 0.333, SLG: 0.269 Tom Herr, S OBP: 0.387, SLG: 0.273 (8, 4)	0-2 G4-3		2-2 F9 BB 1B	1-1 G6-3			3-2 P3			4	1	1	0	0	0	3				
Dave Magadan, L OBP: 0.429, SLG: 0.302 (1, 3)	4-2 1B BB		4-2 1B F9 BB	1-2 BB	1-0 G6-4-3 1B		2-0 FC4-6 1B			2	0	2	1	2	0	0				
Hubie Brooks, R OBP: 0.345, SLG: 0.478 Daryl Boston, L OBP: 0.250, SLG: 0.269 (8, 9)	0-2 1B		1-0 F9	1-1 G6-4-3			0-1 FC4-6			4	0	1	0	0	0	4				
Howard Johnson, S OBP: 0.276, SLG: 0.348 (1, 5)	1-3 K		2-1 1B	1-2 2-3	2-0 F8			1-3 K		4	0	1	1	0	2	2				
Kevin McReynolds, R OBP: 0.179, SLG: 0.297 (1, 7)		1-0 F8	1-1 G6-3			1-0 G4-6-3 1B		1-3 K		4	0	1	0	0	1	2				
Rick Cerone, R OBP: 0.333, SLG: 0.478 (1, 2)	1-2 G5-3			2-0 FC6-4 2B		2-0 G4-6-3		0-2 G3-1		4	0	1	0	0	0	1	AB 32			
Kevin Elster, R OBP: 0.385, SLG: 0.588 (1, 6)	2-2 1B			1-0 FC6-4 1B		1-2 L6				3	0	2	0	0	0	0	R 2			
Frank Viola, L OBP: 0.091, SLG: 0.182 John Franco, L OBP: 0.250, SLG: 0.269 (9, 1)	0-1 G3-1			1-3 K			1-3 K			3	0	0	0	0	2	3	H 9			
Inning Stats	R: 0 E: 0 K: 1 S: 16	H: 1 LOB: 1 BB: 1 P: 23	R: 0 E: 0 K: 0 S: 10	H: 1 LOB: 1 BB: 0 P: 14	R: 1 E: 0 K: 0 S: 11	H: 2 LOB: 1 BB: 1 P: 22	R: 0 E: 0 K: 1 S: 9	H: 2 LOB: 0 BB: 0 P: 14	R: 0 E: 0 K: 0 S: 4	H: 1 LOB: 0 BB: 0 P: 8	R: 0 E: 0 K: 0 S: 6	H: 1 LOB: 0 BB: 0 P: 9	R: 1 E: 1 K: 1 S: 12	H: 1 LOB: 1 BB: 0 P: 17	R: 0 E: 0 K: 2 S: 12	H: 0 LOB: 0 BB: 0 P: 14	1B: 8 2B: 1 3B: 0 HR: 0	SF: 0 SAC: 0 DP: 2 HBP: 0	WP: 0 PB: 0 SB: 3 CS: 0	PA: 34
PITCHER	IP WLS BF H R ER SO BB IBB HBP BLK WP HR S P ERA WHIP	6.0 L 26 8 1 1 2 2 0 0 0 0 0 0 56 90 1.50 1.667	1.1 6 1 1 0 2 0 0 0 0 0 0 0 0 17 23 0.00 0.750	0.2 2 0 0 0 1 0 0 0 0 0 0 0 0 7 8 0.00 0.000																

Pittsburgh Pirates @ New York Mets
Shea Stadium, Flushing, NY
Fri Apr 26 1991, 7:05 PM EDT
Att: 30,702 - Cloudy - 66 F

AB 32
R 2
H 9
RBI 2
BB 2
SO 5
LOB 17



Batter	1	2	3	4	5	6	7	8	9	AB	R	H	RBI	BB	SO	LOB	TOP					
Orlando Merced, S OBP: 0.545, SLG: 0.500 (1, 3)	F7	E9				G4-3		SF8		4	2	2	1	1	0	1						
Curtis Wilkerson, S OBP: 0.509, SLG: 0.500 (1, 6)	1B	1B					BB	1B		4	3	3	0	1	0	1						
Andy Van Slyke, L OBP: 0.333, SLG: 0.483 Gary Redus, R OBP: 0.341, SLG: 0.306 (1, 8)	K	1B					1B	SF8		3	1	1	2	1	1	2						
Bobby Bonilla, S OBP: 0.423, SLG: 0.545 Lloyd McClendon, R OBP: 0.545, SLG: 0.875 (1, 9)	1B	1B				F8	1B	SF8		4	1	3	4	0	0	0						
Barry Bonds, L OBP: 0.203, SLG: 0.291 (1, 7)	F8	P6				F7	K	K		5	0	0	0	0	2	6						
Jeff King, R OBP: 0.365, SLG: 0.354 (1, 5)		SH1-4	G6-3			K	1B			3	1	1	0	2	1	0						
Michael LaValliere, L OBP: 0.234, SLG: 0.289 (1, 2)		SH1-4	CS			G4-3	G5-4-3			5	1	3	2	0	0	1						
Jose Lind, R OBP: 0.295, SLG: 0.310 (1, 4)		F9	P4			FC1-6	G5-4-3			5	0	2	0	0	0	5						
Randy Tomlin, L Gary Varsho, L Bob Patterson, R (1, 1)	SH1-4					FC1-6		SF8		2	0	0	0	0	0	1						
Inning Stats	R: 1 E: 0 K: 1 S: 14	H: 2 LOB: 1 BB: 0 P: 20	R: 4 E: 1 K: 0 S: 18	H: 6 LOB: 2 BB: 0 P: 28	R: 0 E: 0 K: 0 S: 7	H: 1 LOB: 0 BB: 0 P: 11	R: 0 E: 0 K: 0 S: 9	H: 0 LOB: 1 BB: 1 P: 15	R: 0 E: 0 K: 1 S: 5	H: 0 LOB: 0 BB: 0 P: 10	R: 0 E: 0 K: 0 S: 6	H: 1 LOB: 1 BB: 0 P: 8	R: 3 E: 0 K: 1 S: 9	H: 3 LOB: 1 BB: 2 P: 21	R: 2 E: 0 K: 1 S: 14	H: 2 LOB: 1 BB: 1 P: 23	R: 0 E: 0 K: 1 S: 7	H: 1 LOB: 1 BB: 1 P: 12	1B: 15 2B: 1 3B: 0 HR: 0	SF: 2 SAC: 1 DP: 2 HBP: 0	WP: 0 PB: 0 SB: 0 CS: 1	PA: 45
PITCHER	IP	WLS	BF	H	R	ER	SO	BB	IBB	HBP	BLK	WP	HR	S	P	ERA	WHIP					
David Cone, R ERA: 5.25 (1, 1)	5.0	L	24	9	5	5	2	1	0	0	0	0	0	53	84	9.00	2.000					
Pete Schourek, L ERA: 4.91 (6, 1)	1.1	10	4	3	3	1	1	1	1	0	0	0	0	14	27	20.25	3.750					
Jeff Innis, R ERA: 6.0 (7, 1)	1.2	7	2	2	2	1	1	1	0	0	0	0	0	15	25	10.80	1.800					
Alejandro Pena, R ERA: 2.84 (9, 1)	1.0	4	1	0	0	0	1	1	0	0	0	0	0	7	12	0.00	2.000					

Pittsburgh Pirates @ New York Mets
Shea Stadium, Flushing, NY
Sat Apr 27 1991, 3:33 AM EDT
Att: 32,062 - Cloudy - 71 F

AB	37
R	10
H	16
RBI	9
BB	5
SO	5
LOB	18



Batter	1	2	3	4	5	6	7	8	9	AB	R	H	RBI	BB	SO	LOB	BOTTOM					
Vince Coleman, S OBP: 0.363, SLG: 0.318 Mark Carreon, R OBP: 0.355, SLG: 0.429 (1, 8)	CS		P4					FC6-4		3	0	1	0	0	0	0						
Tom Herr, S OBP: 0.379, SLG: 0.255 Alejandro Pena, R (1, 4)	1B		G4-3			E4		FC6-4		3	0	0	0	1	0	1						
Dave Magadan, L OBP: 0.305, SLG: 0.281 (1, 3)	BB		G4-3			F9		K		4	0	0	0	0	1	3						
Hubie Brooks, R OBP: 0.339, SLG: 0.460 (1, 9)	P4					F7				4	0	1	0	0	0	2						
Howard Johnson, S OBP: 0.274, SLG: 0.400 (1, 5)		HR				F9		G6-3		4	1	1	1	0	0	2						
Kevin McReynolds, R OBP: 0.183, SLG: 0.288 (1, 7)	F7					F8		F9		4	0	0	0	0	0	1						
Kevin Elster, R OBP: 0.381, SLG: 0.568 (1, 6)		1B				L9		G5-3		3	0	1	0	0	0	1						
Charlie O'Brien, R OBP: 0.300, SLG: 0.200 (1, 2)		P4				F7		P4		3	0	0	0	0	0	1						
David Cone, L Tim Lincecum, R Pete Schourek, L Jeff Innis, R Keith Miller, R (1, 1)	G4-3					L7		F8		1	0	0	0	0	0	1						
Inning Stats	R: 0 E: 0 K: 0 S: 8	H: 1 LOB: 1 BB: 1 P: 16	R: 1 E: 0 K: 0 S: 10	H: 2 LOB: 1 BB: 0 P: 16	R: 0 E: 0 K: 0 S: 4	H: 0 LOB: 0 BB: 0 P: 7	R: 0 E: 0 K: 0 S: 7	H: 1 LOB: 1 BB: 0 P: 12	R: 0 E: 0 K: 0 S: 7	H: 0 LOB: 0 BB: 0 P: 11	R: 0 E: 0 K: 0 S: 6	H: 0 LOB: 1 BB: 0 P: 9	R: 0 E: 0 K: 0 S: 6	H: 0 LOB: 0 BB: 0 P: 9	R: 0 E: 0 K: 1 S: 9	H: 0 LOB: 1 BB: 1 P: 16	R: 0 E: 0 K: 0 S: 5	H: 0 LOB: 0 BB: 0 P: 6	1B: 3 2B: 0 3B: 0 HR: 1	SF: 0 SAC: 0 DP: 0 HBP: 0	WP: 0 PB: 1 SB: 0 CS: 1	PA: 33
PITCHER	IP	WLS	BF	H	R	ER	SO	BB	IBB	HBP	BLK	WP	HR	S	P	ERA	WHIP					
Randy Tomlin, L ERA: 2.7 (1, 1)	7.0	W	26	4	1	1	0	1	0	0	0	0	0	14	22	0.00	0.500					
Bob Patterson, L ERA: 6.75 (8, 1)	2.0	7	0	0	0	0	1	1	0	0	0	0	0	14	22	0.00	0.500					

Pittsburgh Pirates @ New York Mets
Shea Stadium, Flushing, NY
Sat Apr 27 1991, 3:33 AM EDT
Att: 32,062 - Cloudy - 71 F

AB	31
R	1
H	4
RBI	1
BB	2
SO	1
LOB	12



Batter	1	2	3	4	5	6	7	8	9	AB	R	H	RBI	BB	SO	LOB	TOP					
Orlando Merced, S OBP: 0.491, SLG: 0.429	G3-1	K	1B			G4-3		G6-3		5	0	1	0	0	1	2						
Jay Bell, R OBP: 0.243, SLG: 0.265	HBP	1B	G4-3			1B			F9	4	1	2	0	0	0	1						
Andy Van Slyke, L OBP: 0.325, SLG: 0.460	1B	K				F8			G4-3	5	1	1	0	0	2	3						
Bobby Bonilla, S OBP: 0.422, SLG: 0.543	1B	1B			F9				G4-3	4	2	1	1	1	0	0						
Barry Bonds, L OBP: 0.222, SLG: 0.305	1B	1B			F9				F8	4	1	2	3	0	0	0						
Jeff King, R OBP: 0.385, SLG: 0.358	1B	1B				G6-4-3			K	2	1	1	1	2	1	0						
Michael LaValliere, L OBP: 0.235, SLG: 0.296	1B	G4-3			G6-4-3			F8		4	0	1	1	0	0	3						
Jose Lind, R OBP: 0.292, SLG: 0.295	F9				G5-3				SH1-4	3	0	0	0	1	0	1						
John Smiley, L OBP: 0.182, SLG: 0.182						G4-3				3	1	0	0	0	0	0						
Bill Landrum, R		E6				G4-3			SH1-4	0	0	0	0	0	0	0						
Neal Heaton, L OBP: 1.000, SLG: 2.000		2B							1-2	0	0	0	0	0	0	0						
Inning Stats	R: 4 H: 4 E: 0 K: 0 S: 16	H: 4 R: 1 LOB: 1 BB: 1 P: 24	R: 3 H: 3 E: 1 K: 2 S: 21	H: 3 R: 1 LOB: 2 BB: 1 P: 35	R: 0 H: 1 E: 0 K: 0 S: 11	H: 1 R: 0 LOB: 1 BB: 0 P: 12	R: 0 H: 0 E: 0 K: 1 S: 9	H: 0 R: 0 LOB: 0 BB: 0 P: 16	R: 0 H: 0 E: 0 K: 0 S: 7	H: 0 R: 0 LOB: 0 BB: 0 P: 13	R: 0 H: 1 E: 0 K: 0 S: 12	H: 1 R: 0 LOB: 1 BB: 0 P: 17	R: 0 H: 0 E: 0 K: 1 S: 9	H: 0 R: 0 LOB: 0 BB: 0 P: 14	R: 0 H: 0 E: 0 K: 0 S: 6	H: 0 R: 0 LOB: 1 BB: 1 P: 11	R: 0 H: 0 E: 0 K: 0 S: 6	H: 0 R: 0 LOB: 0 BB: 0 P: 11	1B: 8 2B: 1 3B: 0 HR: 0	SF: 0 SAC: 1 DP: 1 HBP: 1	WP: 1 PB: 0 SB: 3 CS: 0	PA: 40
PITCHER	IP	WLS	BF	H	R	ER	SO	BB	IBB	HBP	BLK	WP	HR	S	P	ERA	WHIP					
Ron Darling, R ERA: 3.98	1.2	L	15	7	7	4	2	2	0	1	0	1	0	34	54	21.60	5.400					
Doug Simons, L ERA: 2.19	3.1		11	1	0	0	1	1	0	0	0	0	0	30	46	0.00	0.600					
Wally Whitehurst, R ERA: 3.9	2.0		7	1	0	0	1	0	0	0	0	0	0	21	31	0.00	0.500					
Alejandro Pena, R ERA: 2.16	2.0		7	0	0	0	0	1	0	0	0	0	0	12	22	0.00	0.500					

Pittsburgh Pirates @ New York Mets
Shea Stadium, Flushing, NY
Sun Apr 28 1991, 3:33 AM EDT
Att: 34,141 - Cloudy - 63 F

AB	34
R	7
H	9
RBI	6
BB	4
SO	4
LOB	10



Batter	1	2	3	4	5	6	7	8	9	AB	R	H	RBI	BB	SO	LOB	BOTTOM					
Vince Coleman, S OBP: 0.349, SLG: 0.304	G5-3		G3			G1-3			F8	3	0	0	0	0	0	0						
Wally Whitehurst, R OBP: 0.400, SLG: 0.900										0	0	0	0	0	0	0						
Tim Teufel, R OBP: 0.143, SLG: 0.077										2	0	0	0	0	0	1						
Tom Herr, S OBP: 0.371, SLG: 0.275	G4-3		1B			G6-3				4	0	1	0	0	0	1						
Alejandro Pena, R			2B							0	0	0	0	0	0	0						
Dave Magadan, L OBP: 0.423, SLG: 0.288	G4-3									2	1	1	0	2	0	0						
Hubie Brooks, R OBP: 0.349, SLG: 0.481			1B							4	1	2	1	0	0	4						
Howard Johnson, S OBP: 0.273, SLG: 0.389						F7			P5	4	0	1	1	0	0	1						
Kevin McReynolds, R OBP: 0.170, SLG: 0.250						L5			P3	3	0	0	0	1	0	1						
Kevin Elster, R OBP: 0.286, SLG: 0.568										0	0	0	0	0	0	0						
Keith Miller, R OBP: 0.316, SLG: 0.353			K			L7			P4	4	0	0	0	0	1	3						
Charlie O'Brien, R OBP: 0.286, SLG: 0.189										2	0	0	0	0	0	2						
Mackey Casser, L OBP: 0.273, SLG: 0.200										2	0	0	0	0	1	1						
Ron Darling, R OBP: 0.286, SLG: 0.429										0	0	0	0	0	0	0						
Doug Simons, L										1	0	0	0	0	0	0						
Mark Carreon, R OBP: 0.382, SLG: 0.548										3	1	2	1	0	0	0						
Inning Stats	R: 0 H: 0 E: 0 K: 0 S: 9	H: 0 R: 0 LOB: 0 BB: 0 P: 11	R: 0 H: 1 E: 0 K: 1 S: 10	H: 1 R: 0 LOB: 2 BB: 1 P: 16	R: 0 H: 2 E: 0 K: 0 S: 7	H: 2 R: 0 LOB: 0 BB: 0 P: 10	R: 0 H: 0 E: 0 K: 0 S: 9	H: 0 R: 0 LOB: 0 BB: 0 P: 15	R: 1 H: 1 E: 0 K: 0 S: 8	H: 1 R: 0 LOB: 0 BB: 0 P: 14	R: 2 H: 2 E: 0 K: 1 S: 14	H: 2 R: 0 LOB: 1 BB: 1 P: 25	R: 0 H: 1 E: 0 K: 0 S: 8	H: 1 R: 0 LOB: 2 BB: 1 P: 17	R: 0 H: 0 E: 0 K: 0 S: 6	H: 0 R: 0 LOB: 0 BB: 0 P: 7	R: 0 H: 0 E: 0 K: 0 S: 7	H: 0 R: 0 LOB: 0 BB: 0 P: 11	1B: 4 2B: 2 3B: 0 HR: 1	SF: 0 SAC: 0 DP: 0 HBP: 0	WP: 0 PB: 0 SB: 1 CS: 0	PA: 37
PITCHER	IP	WLS	BF	H	R	ER	SO	BB	IBB	HBP	BLK	WP	HR	S	P	ERA	WHIP					
John Smiley, L ERA: 2.28	5.0	W	23	6	3	3	1	2	0	0	0	0	0	50	78	5.40	1.600					
Bill Landrum, R	3.0		11	1	0	0	1	1	0	0	0	0	0	21	37	0.00	0.667					
Neal Heaton, L ERA: 2.7	1.0		3	0	0	0	0	0	0	0	0	0	0	7	11	0.00	0.000					

Pittsburgh Pirates @ New York Mets
Shea Stadium, Flushing, NY
Sun Apr 28 1991, 3:33 AM EDT
Att: 34,141 - Cloudy - 63 F

AB	34
R	3
H	7
RBI	3
BB	3
SO	2
LOB	14



Batter	1	2	3	4	5	6	7	8	9	AB	R	H	RBI	BB	SO	LOB	TOP																				
Bip Roberts, S (1,4) OBP: 0.349, SLG: 0.316	F7			K		P4				3	0	0	0	0	1	0																					
Tony Fernandez, S (1,6) OBP: 0.309, SLG: 0.318	G3-1			G4-3		K				3	0	0	0	0	1	0																					
Tony Gwynn, L (1,9) OBP: 0.378, SLG: 0.463	G4-3			G5-3						2	1	0	0	1	0	0																					
Fred McGriff, L (1,3)										3	1	2	0	0	0	1																					
Benito Santiago, R (1,2) OBP: 0.306, SLG: 0.405										3	1	2	2	0	0	1																					
Jerald Clark, R (1,7) OBP: 0.396, SLG: 0.452										1	0	0	0	0	0	0																					
Mike Aldrete, L (2,7)										1	0	0	0	0	0	0																					
Darin Jackson, R (7, PH) OBP: 0.376, SLG: 0.524										1	0	0	0	0	0	2																					
Jim Presley, R (1,5) OBP: 0.156, SLG: 0.071										2	0	0	1	0	0	0																					
Shawn Abner, R (1,8) OBP: 0.274, SLG: 0.263										3	0	0	0	0	2	2																					
Derek Lilliquist, L (1,1)										1	0	0	0	0	0	0																					
Gary Templeton, S (6, PH) OBP: 0.162, SLG: 0.194										1	0	0	0	0	1	0																					
Wes Gardner, R (6,1)										0	0	0	0	0	0	0																					
Rich Rodriguez, L (6,1)										0	0	0	0	0	0	0																					
Inning Stats	R: 0 E: 0 K: 0 S: 5	H: 0 LOB: 0 BB: 0 P: 10	R: 0 E: 0 K: 0 S: 5	H: 1 LOB: 0 BB: 0 P: 8	R: 0 E: 0 K: 1 S: 7	H: 0 LOB: 0 BB: 0 P: 9	R: 0 E: 0 K: 1 S: 10	H: 0 LOB: 0 BB: 0 P: 16	R: 2 E: 0 K: 1 S: 13	H: 2 LOB: 0 BB: 0 P: 22	R: 0 E: 0 K: 2 S: 8	H: 0 LOB: 0 BB: 0 P: 10	R: 1 E: 1 K: 0 S: 16	H: 1 LOB: 2 BB: 1 P: 26				1B: 3 2B: 0 3B: 0 HR: 1	SF: 1 SAC: 0 DP: 1 HBP: 0	WP: 0 PB: 0 SB: 0 CS: 0	PA: 26																
PITCHER	IP	WLS	BF	H	R	ER	SO	BB	IBB	HBP	BLK	WP	HR	S	P	ERA	WHIP	PITCHER			IP	WLS	BF	H	R	ER	SO	BB	IBB	HBP	BLK	WP	HR	S	P	ERA	WHIP
Dwight Gooden, R (1,1) ERA: 2.43	6.0	W	20	3	2	2	5	0	0	0	1	0	1	48	75	3.00	0.500																				
Pete Schourek, L (7,1) ERA: 4.75	0.1		4	1	1	0	0	1	0	0	0	0	0	9	18	0.00	6.000																				
Alejandro Pena, R (7,1) ERA: 2.0	0.2	S	2	0	0	0	0	0	0	0	0	0	0	7	8	0.00	0.000																				

San Diego Padres @ New York Mets
Shea Stadium, Flushing, NY
Tue Apr 30 1991, 7:05 PM EDT
Att: 17,059 - Cloudy - 57 F

AB 24
R 3
H 4
RBI 3
BB 1
SO 5
LOB 6



Batter	1	2	3	4	5	6	7	8	9	AB	R	H	RBI	BB	SO	LOB	BOTTOM																				
Vince Coleman, S (1,8) OBP: 0.345, SLG: 0.301										4	0	1	0	0	2	3																					
Tom Herr, S (1,4) OBP: 0.378, SLG: 0.309										4	0	2	0	0	1	1																					
Dave Magadan, L (1,3) OBP: 0.427, SLG: 0.317										4	1	2	1	0	0	1																					
Hubie Brooks, R (1,9) OBP: 0.343, SLG: 0.466										4	0	1	0	0	0	3																					
Howard Johnson, S (1,5) OBP: 0.290, SLG: 0.456										4	2	2	1	0	0	2																					
Kevin McReynolds, R (1,7) OBP: 0.186, SLG: 0.255										3	0	1	1	0	0	1																					
Rick Cerone, R (1,2) OBP: 0.407, SLG: 0.615										3	2	3	1	0	0	0																					
Kevin Elster, R (1,6) OBP: 0.378, SLG: 0.538										2	0	0	0	1	0	2																					
Dwight Gooden, R (1,1) ERA: 7.2	5.0	L	24	10	4	4	2	0	1	0	0	0	0	74	7.20	2.000																					
Mark Carreon, R (6, PH) OBP: 0.400, SLG: 0.548	0.0		1	1	1	1	0	0	0	0	3	5																									
Pete Schourek, L (7,1) ERA: 9.9	1.0		7	2	1	1	1	1	0	0	12	19	9.00	3.000																							
Alejandro Pena, R (7,1) ERA: 3.86	1.0		7	2	1	1	1	1	0	0	12	19	9.00	3.000																							
Inning Stats	R: 0 E: 0 K: 0 S: 8	H: 1 LOB: 0 BB: 0 P: 11	R: 1 E: 0 K: 0 S: 9	H: 2 LOB: 2 BB: 1 P: 16	R: 0 E: 0 K: 0 S: 8	H: 1 LOB: 1 BB: 0 P: 12	R: 2 E: 0 K: 1 S: 11	H: 3 LOB: 1 BB: 0 P: 18	R: 1 E: 0 K: 1 S: 12	H: 3 LOB: 2 BB: 0 P: 17	R: 2 E: 1 K: 1 S: 15	H: 3 LOB: 2 BB: 1 P: 24	R: 0 E: 0 K: 0 S: 0	H: 0 LOB: 0 BB: 0 P: 0				1B: 8 2B: 4 3B: 0 HR: 1	SF: 0 SAC: 0 DP: 0 HBP: 0	WP: 0 PB: 1 SB: 0 CS: 1	PA: 32																
PITCHER	IP	WLS	BF	H	R	ER	SO	BB	IBB	HBP	BLK	WP	HR	S	P	ERA	WHIP	PITCHER			IP	WLS	BF	H	R	ER	SO	BB	IBB	HBP	BLK	WP	HR	S	P	ERA	WHIP
Derek Lilliquist, L (1,1) ERA: 7.2	5.0	L	24	10	4	4	2	0	1	0	0	0	0	74	7.20	2.000																					
Wes Gardner, R (6,1) ERA: 9.9	0.0		1	1	1	1	0	0	0	0	3	5																									
Rich Rodriguez, L (6,1) ERA: 3.86	1.0		7	2	1	1	1	1	0	0	12	19	9.00	3.000																							

San Diego Padres @ New York Mets
Shea Stadium, Flushing, NY
Tue Apr 30 1991, 7:05 PM EDT
Att: 17,059 - Cloudy - 57 F

AB 30
R 6
H 13
RBI 5
BB 2
SO 3
LOB 15



Batter	1	2	3	4	5	6	7	8	9	AB	R	H	RBI	BB	SO	LOB	TOP							
Bip Roberts, S (1,4) OBP: 0.344, SLG: 0.325 Paul Faries, R (7,PH) OBP: 0.280, SLG: 0.238										4	0	1	0	0	1	4								
Tony Fernandez, S (1,6) OBP: 0.303, SLG: 0.312										5	1	1	0	0	0	1								
Tony Gwynn, L (1,9) OBP: 0.379, SLG: 0.460										5	2	2	0	0	0	1								
Benito Santiago, R (1,2) OBP: 0.300, SLG: 0.386										4	2	0	0	1	2	2								
Fred McGriff, L (1,3) OBP: 0.453, SLG: 0.481											5	2	3	3	0	1	0							
Darin Jackson, R (1,7) OBP: 0.370, SLG: 0.478											2	1	0	1	1	1	0							
Garry Templeton, S (1,5) OBP: 0.167, SLG: 0.195											5	0	1	1	0	1	2							
Shawn Abner, R (1,8) OBP: 0.288, SLG: 0.254											2	0	0	0	2	0	1							
Bruce Hurst, L (1,1) OBP: 0.273, SLG: 0.111 Larry Andersen, R (8,1) Craig Lefferts, L (9,1)											3	0	1	1	1	1	3							
Inning Stats	R: 0 E: 0 K: 1 S: 10	H: 1 LOB: 1 BB: 0 P: 17	R: 0 E: 0 K: 1 S: 8	H: 0 LOB: 0 BB: 0 P: 13	R: 0 E: 0 K: 0 S: 8	H: 0 LOB: 0 BB: 0 P: 13	R: 0 E: 0 K: 1 S: 7	H: 0 LOB: 0 BB: 0 P: 12	R: 2 E: 0 K: 1 S: 13	H: 2 LOB: 1 BB: 1 P: 23	R: 3 E: 0 K: 0 S: 19	H: 3 LOB: 3 BB: 3 P: 39	R: 3 E: 3 K: 1 S: 13	H: 3 LOB: 3 BB: 1 P: 25	R: 0 E: 0 K: 0 S: 6	H: 0 LOB: 0 BB: 0 P: 11	R: 0 E: 0 K: 2 S: 9	H: 0 LOB: 0 BB: 0 P: 14	1B: 7 2B: 1 3B: 0 HR: 1	SF: 0 SAC: 2 DP: 0 HBP: 0	WP: 0 PB: 1 SB: 0 CS: 0	PA: 43		
PITCHER	IP	WLS	BF	H	R	ER	SO	BB	IBB	HBP	BLK	WP	HR	S	P	ERA	WHIP							
Frank Viola, L (1,1) ERA: 1.93	6.0	L	30	8	7	5	4	3	1	0	0	0	1	67	121	7.50	1.833							
Jeff Innis, R (7,1) ERA: 6.0	0.0		1	0	0	0	0	0	0	0	0	0	0	1	1	∞	∞							
Doug Simons, L (7,1) ERA: 1.88	2.0		9	1	1	0	1	0	1	0	0	0	0	16	31	0.00	0.500							
Wally Whitehurst, R (9,1) ERA: 3.43	1.0		3	0	0	0	2	0	0	0	0	0	0	9	14	0.00	0.000							

San Diego Padres @ New York Mets
Shea Stadium, Flushing, NY
Wed May 01 1991, 7:05 PM EDT
Att: 19,952 - Cloudy - 64 F

AB	36
R	8
H	9
RBI	6
BB	5
SO	7
LOB	17

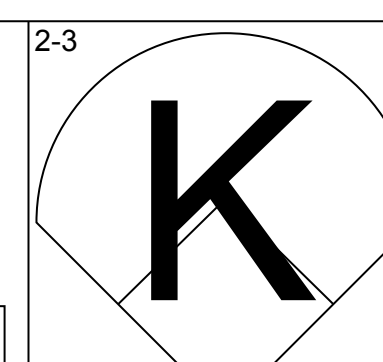
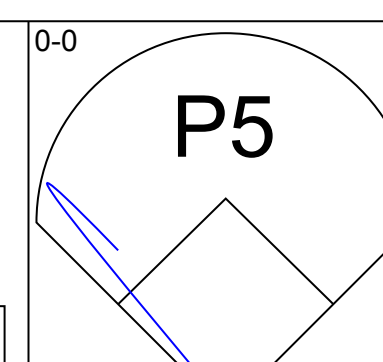
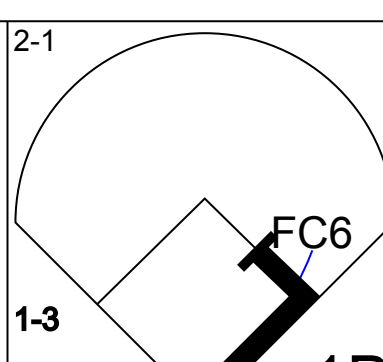
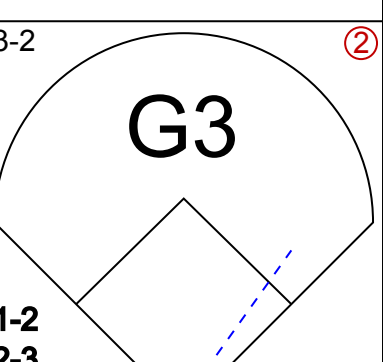
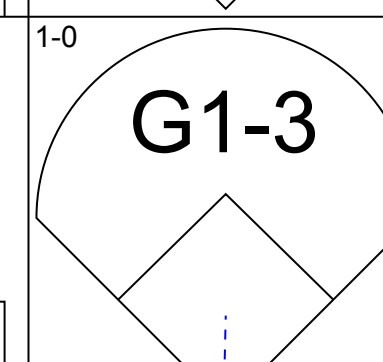
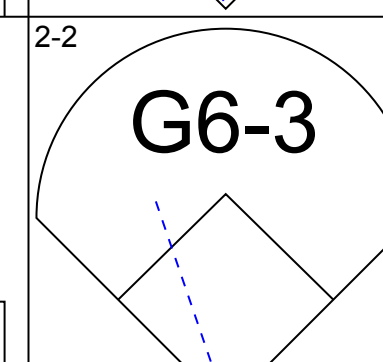
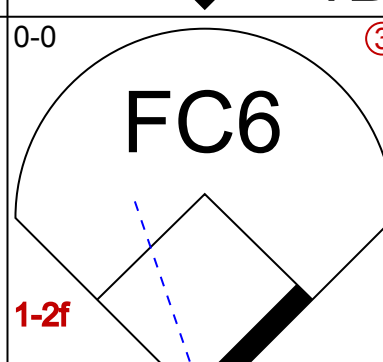
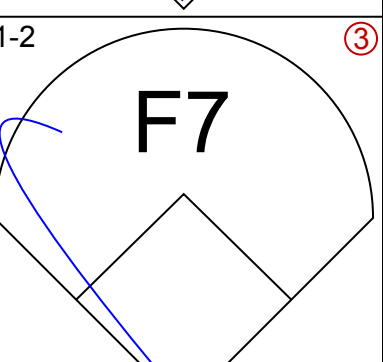
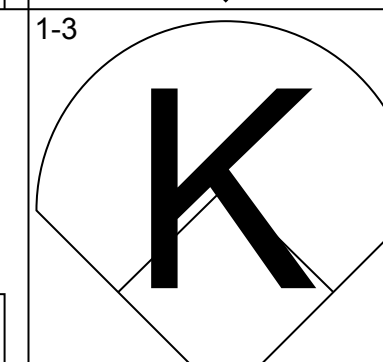
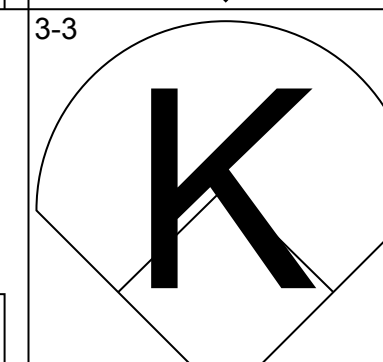
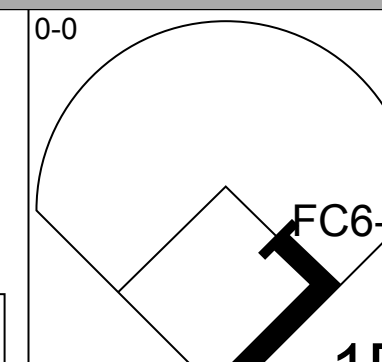
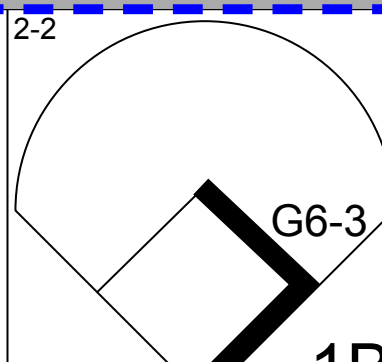
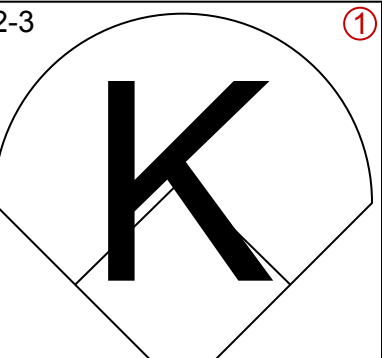
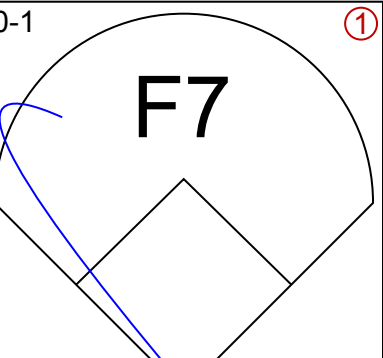
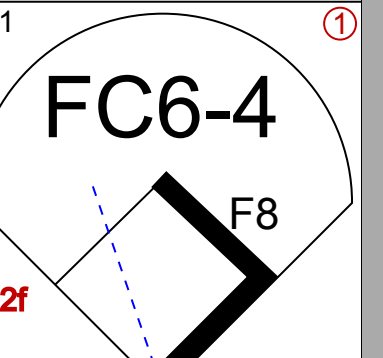
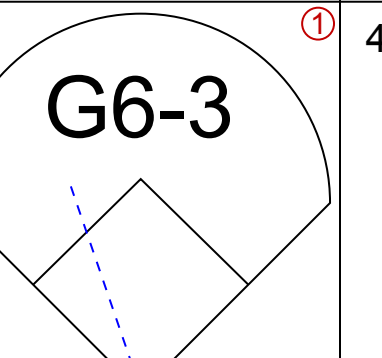
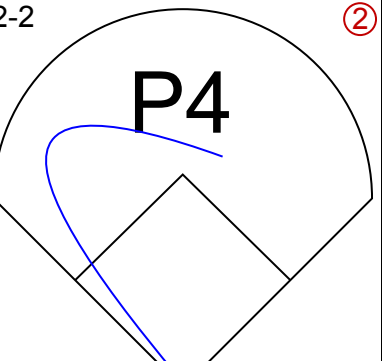
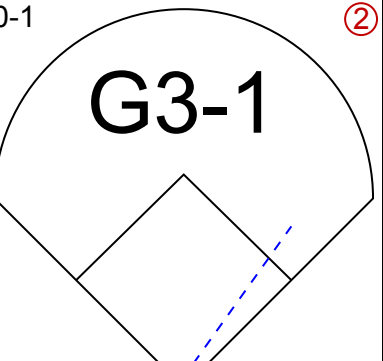
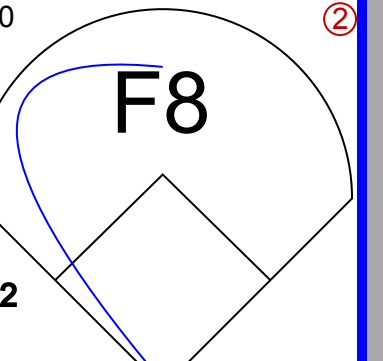
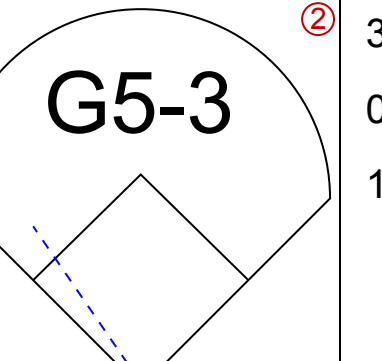
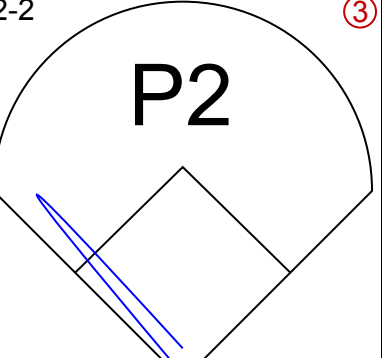
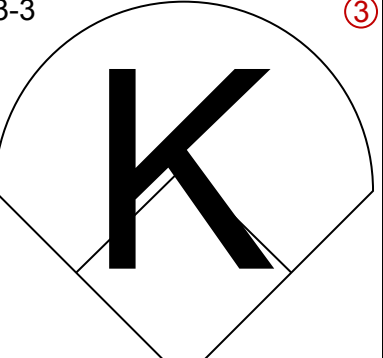
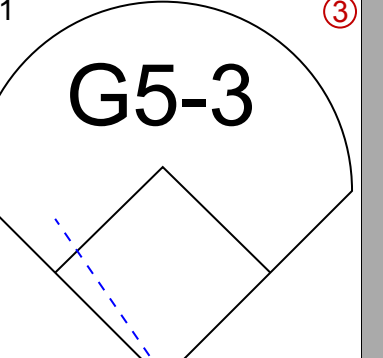
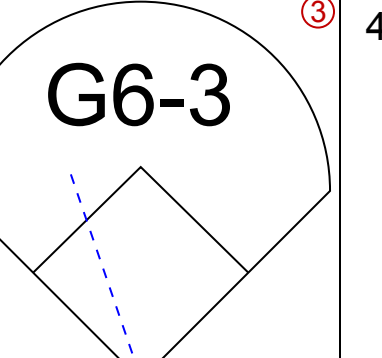
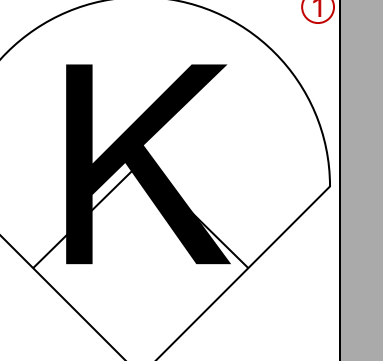
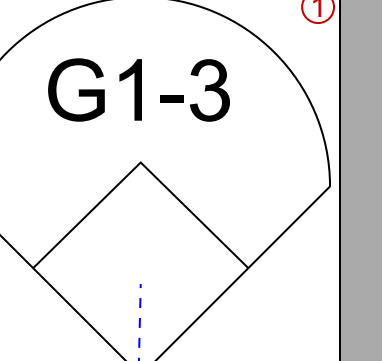
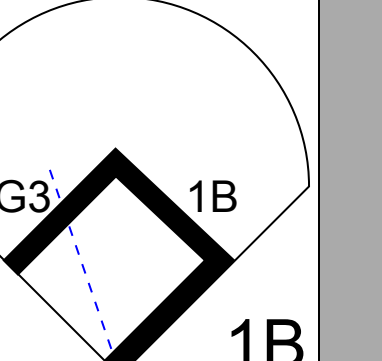
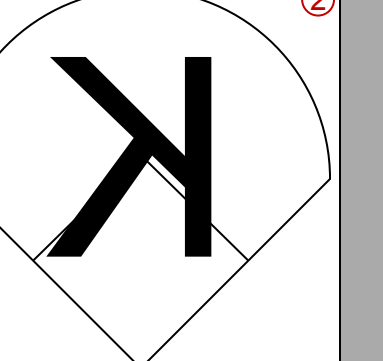
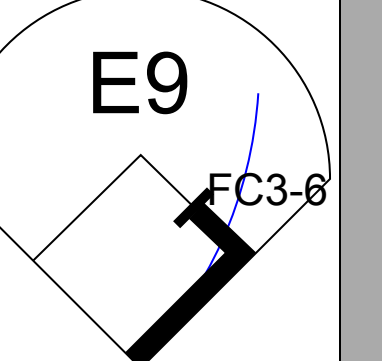
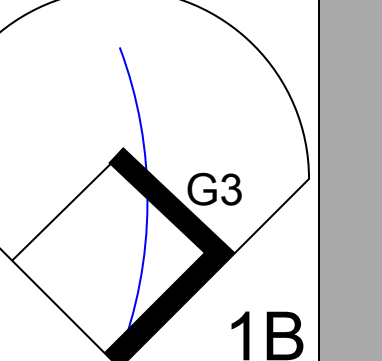
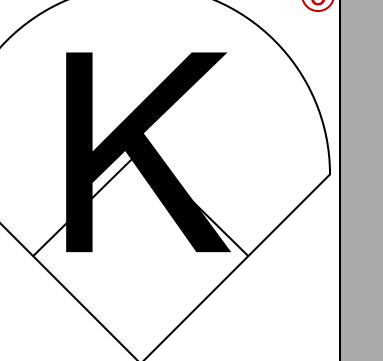
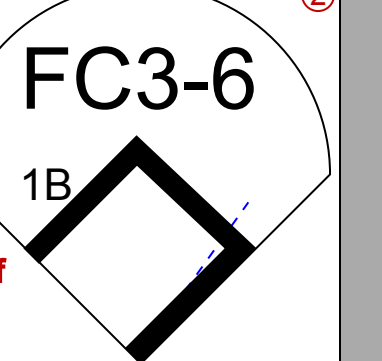



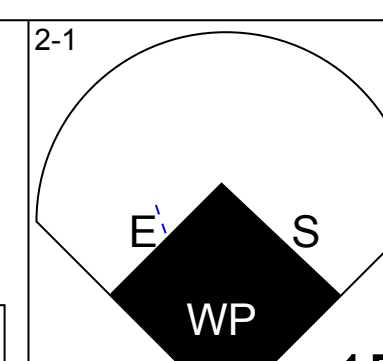
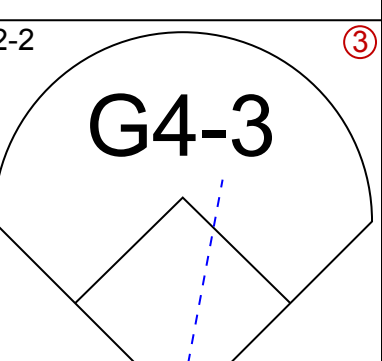
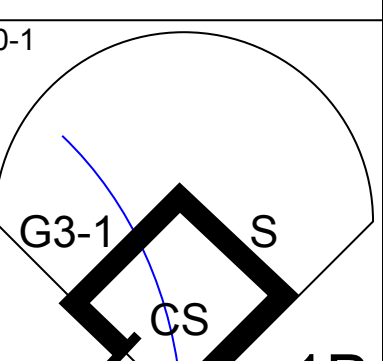
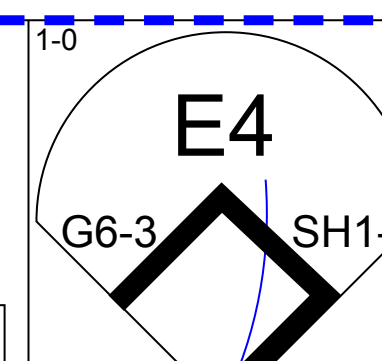
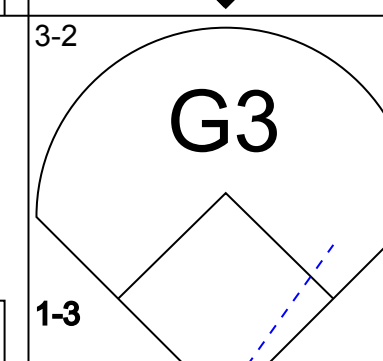
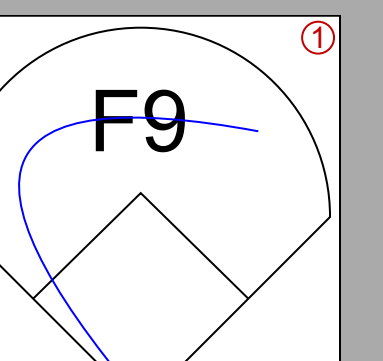
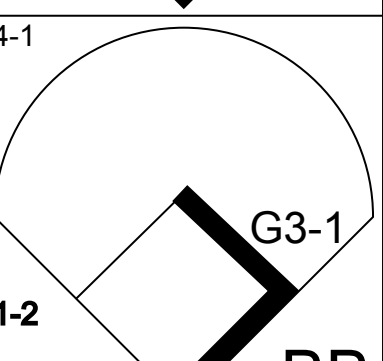
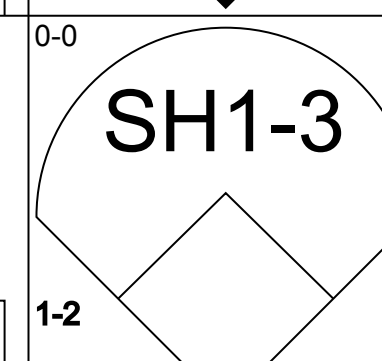
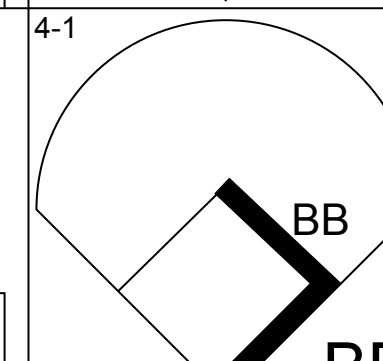
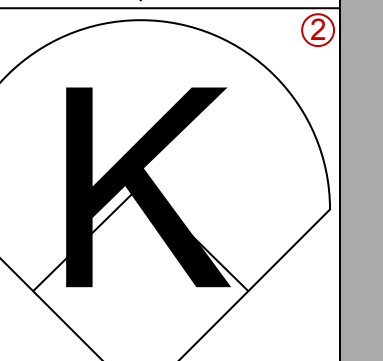
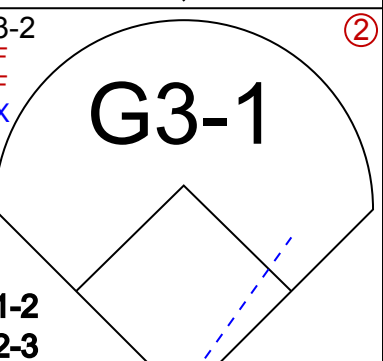
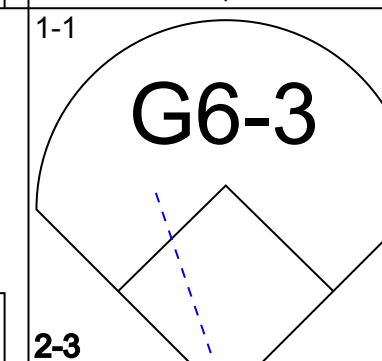
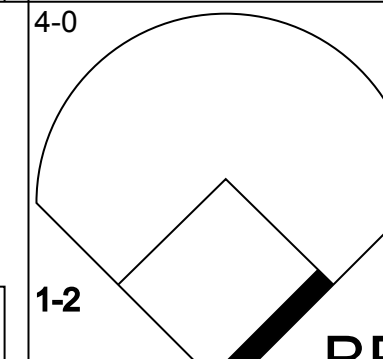
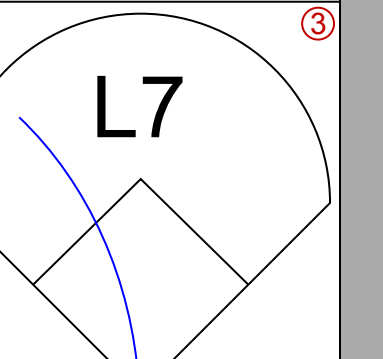
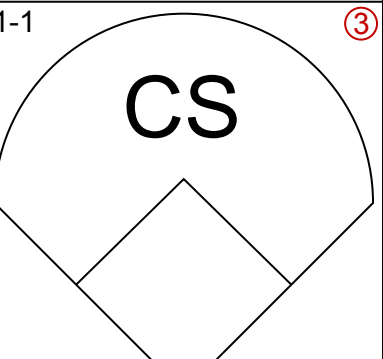
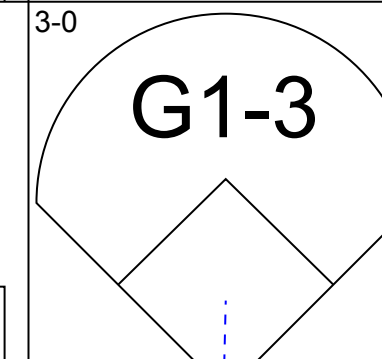
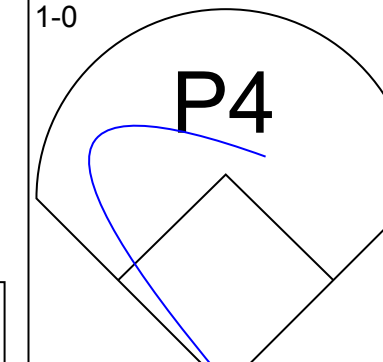
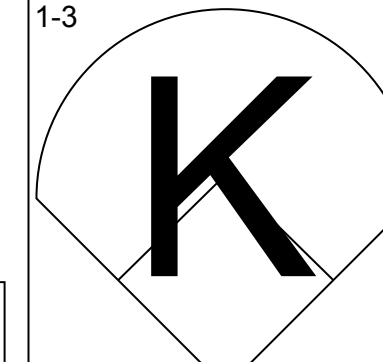
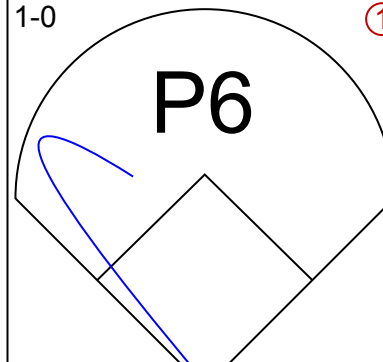
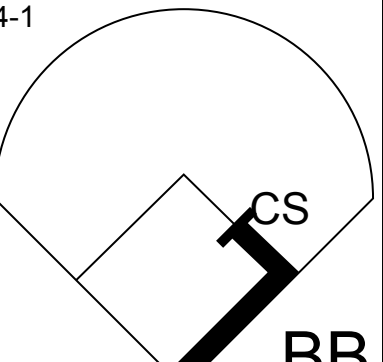
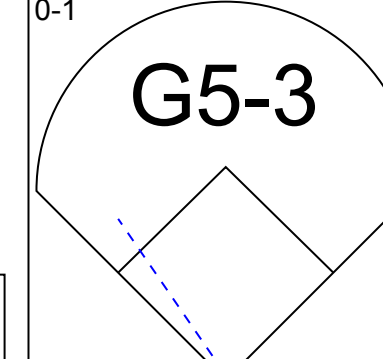
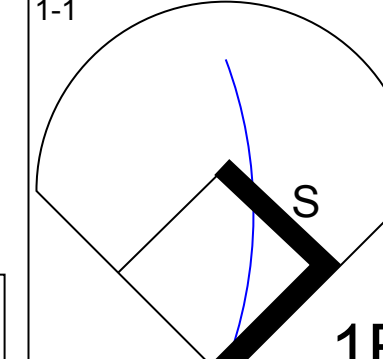
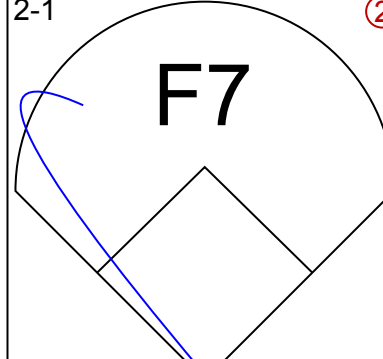
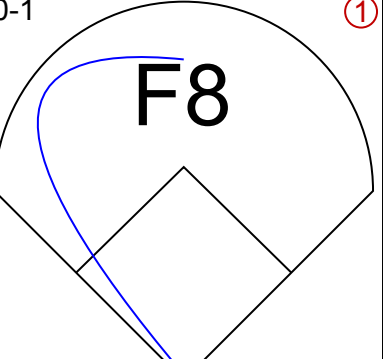
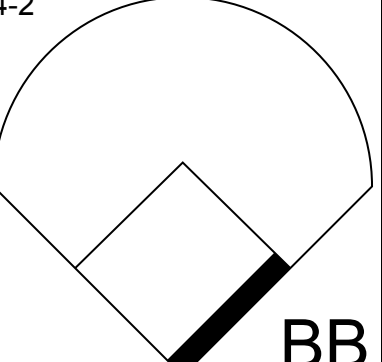
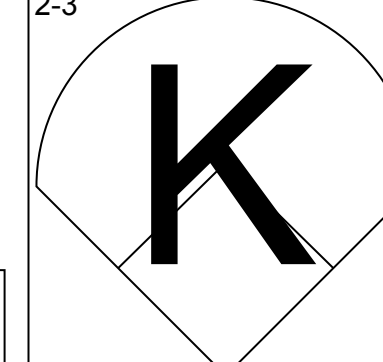
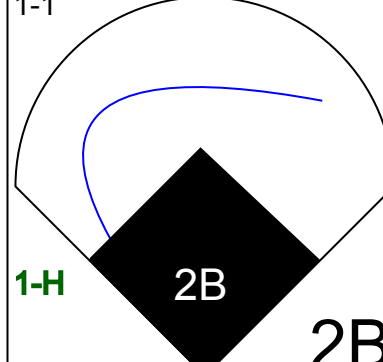
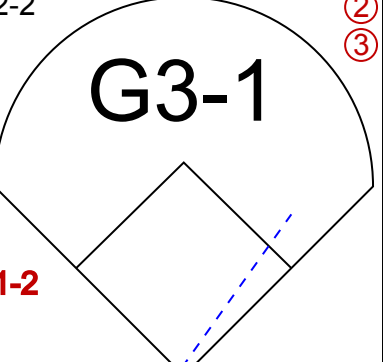
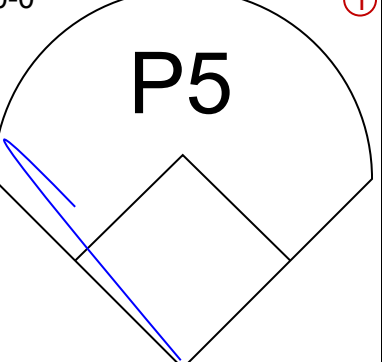
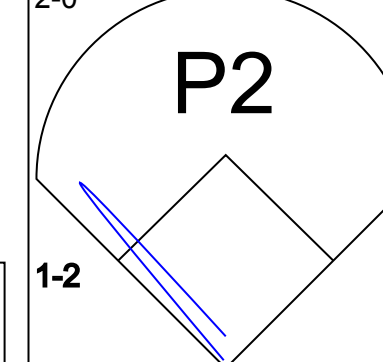
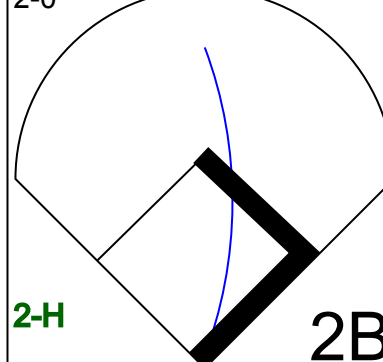


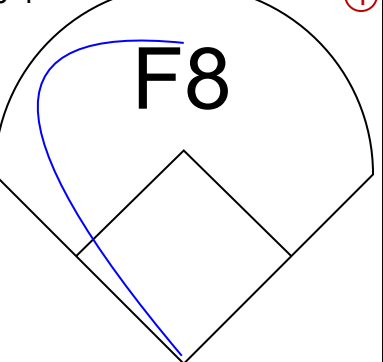

Batter	1	2	3	4	5	6	7	8	9	AB	R	H	RBI	BB	SO	LOB	BOTTOM							
Vince Coleman, S (1,8) OBP: 0.348, SLG: 0.308										5	2	2	1	0	0	0								
Tom Herr, S (1,4) OBP: 0.380, SLG: 0.317										5	0	2	2	0	0	2								
Dave Magadan, L (1,3) OBP: 0.437, SLG: 0.328										4	0	2	1	1	0	0								
Hubie Brooks, R (1,9) OBP: 0.319, SLG: 0.435										4	0	0	1	0	0	3								
Howard Johnson, S (1,5) OBP: 0.274, SLG: 0.426										4	1	0	0	0	1	3								
Kevin McReynolds, R (1,7) OBP: 0.294, SLG: 0.275										4	1	2	0	0	0	0								
Rick Cerone, R (1,2) OBP: 0.419, SLG: 0.633										4	1	2	2	0	0	1								
Kevin Elster, R (1,6) OBP: 0.375, SLG: 0.624 Wally Whitehurst, R (9,1) OBP: 0.400, SLG: 0.500										3	1	1	0	0	1	1								
Frank Viola, L (1,1) ERA: 0.07, SLG: 0.154 Jeff Innis, R (7,1) Doug Simons, L (7,1) Keith Miller, R (7,6) Mark Carreon, R (8,PH) Dary Boston, L (9,PH) OBP: 0.276, SLG: 0.333										2	0	0	0	0	0	2								
Inning Stats	R: 0 E: 1 K: 0 S: 8	H: 0 LOB: 0 BB: 0 P: 12	R: 0 E: 0 K: 1 S: 7	H: 0 LOB: 0 BB: 0 P: 12	R: 3 E: 1 K: 0 S: 13	H: 4 LOB: 2 BB: 1 P: 22	R: 0 E: 0 K: 0 S: 7	H: 0 LOB: 0 BB: 0 P: 11	R: 0 E: 0 K: 1 S: 7	H: 1 LOB: 1 BB: 0 P: 9	R: 0 E: 0 K: 0 S: 5	H: 0 LOB: 0 BB: 0 P: 10	R: 0 E: 0 K: 0 S: 13	H: 3 LOB: 1 BB: 0 P: 21	R: 2 E: 0 K: 0 S: 9	H: 2 LOB: 0 BB: 0 P: 13	1B: 10 2B: 2 3B: 0 HR: 0	SF: 1 SAC: 0 DP: 0 HBP: 0	WP: 1 PB: 0 SB: 1 CS: 0	PA: 40				
PITCHER	IP	WLS	BF	H	R	ER	SO	BB	IBB	HBP	BLK	WP	HR	S	P	ERA	WHIP							
Bruce Hurst, L (1,1) ERA: 2.95	7.2	W	34	10	5	5	2	0	1	0	0	0	0	67	106	5.87	1.304							
Larry Andersen, R (8,1) ERA: 1.23	0.1		2	1	1	1	0	0	0	0	0	0	0	5	8	27.00	3.000							
Craig Lefferts, L (9,1) ERA: 4.82	1.0	S	4	1	1	1	0	0	0	0	0	1	0	6	8	9.00	1.000							

San Diego Padres @ New York Mets
Shea Stadium, Flushing, NY
Wed May 01 1991, 7:05 PM EDT
Att: 19,952 - Cloudy - 64 F

AB	38
R	7
H	12
RBI	7
BB	1
SO	2
LOB	13



Batter	1	2	3	4	5	6	7	8	9	AB	R	H	RBI	BB	SO	LOB	TOP					
Mike Felder, S (1, 7) OBP: 0.459, SLG: 0.441										4	0	1	0	0	1	2	San Francisco Giants @ New York Mets Shea Stadium, Flushing, NY Fri May 03 1991, 7:05 PM EDT Att: 28,055 - Sunny - 58 F					
Willie McGee, S (1, 8) OBP: 0.328, SLG: 0.446										4	0	0	0	0	0	4						
Will Clark, L (1, 3) OBP: 0.400, SLG: 0.565										4	0	2	0	0	2	0						
Matt Williams, R (1, 5) OBP: 0.283, SLG: 0.395										4	0	0	0	0	1	2						
Kevin Bass, S (1, 9) OBP: 0.287, SLG: 0.309 Trevor Wilson, L (7, 1)										3	0	0	0	0	0	1						
Greg Litton, R (9, PH) OBP: 0.294, SLG: 0.267										4	0	0	0	0	1	2						
Steve Decker, R (1, 2) OBP: 0.300, SLG: 0.400																						
Robby Thompson, R (1, 4) OBP: 0.315, SLG: 0.430										3	0	1	0	0	1	0						
Dave Anderson, R (1, 6) OBP: 0.448, SLG: 0.538										3	0	1	0	0	1	0						
Kelly Downs, R (1, 1) Mike Kingery, L (7, 9) OBP: 0.375, SLG: 0.333										2	0	0	0	0	1	1						
Inning Stats	R: 0 E: 0 K: 2 S: 9	H: 0 LOB: 0 BB: 0 P: 13	R: 0 E: 0 K: 1 S: 10	H: 0 LOB: 0 BB: 0 P: 16	R: 0 E: 0 K: 3 S: 13	H: 0 LOB: 0 BB: 0 P: 18	R: 0 E: 0 K: 1 S: 8	H: 0 LOB: 0 BB: 0 P: 13	R: 0 E: 0 K: 1 S: 7	H: 0 LOB: 0 BB: 0 P: 10	R: 0 E: 1 K: 0 S: 8	H: 1 LOB: 2 BB: 0 P: 12	R: 0 E: 0 K: 0 S: 6	H: 1 LOB: 1 BB: 0 P: 10	R: 0 E: 0 K: 1 S: 13	H: 2 LOB: 2 BB: 0 P: 20	R: 0 E: 0 K: 0 S: 9	H: 1 LOB: 1 BB: 0 P: 14	1B: 5 2B: 0 3B: 0 HR: 0	SF: 0 SAC: 0 DP: 0 HBP: 0	WP: 0 PB: 0 SB: 0 CS: 0	PA: 33
PITCHER	IP WLS BF H R ER SO BB IBB HBP BLK WP HR S P ERA WHIP																					
David Cone, R (1, 1) ERA: 3.94	8.0 W 29 4 0 0 9 0 0 0 0 0 0 74 112 0.00 0.500																					
John Franco, L (9, 1) ERA: 1.29	1.0 S 4 1 0 0 0 0 0 0 0 0 0 0 9 14 0.00 1.000																					

Batter	1	2	3	4	5	6	7	8	9	AB	R	H	RBI	BB	SO	LOB	BOTTOM					
Vince Coleman, S (1, 8) OBP: 0.354, SLG: 0.317										4	1	2	0	0	0	1	San Francisco Giants @ New York Mets Shea Stadium, Flushing, NY Fri May 03 1991, 7:05 PM EDT Att: 28,055 - Sunny - 58 F					
Tom Herr, S (1, 4) OBP: 0.378, SLG: 0.306										2	0	0	0	1	0	1						
Dave Magadan, L (1, 3) OBP: 0.429, SLG: 0.314										3	0	0	0	1	1	3						
Hubie Brooks, R (1, 9) OBP: 0.329, SLG: 0.431 Daryl Boston, L (8, 9) OBP: 0.276, SLG: 0.333										3	1	1	0	1	0	1						
Howard Johnson, S (1, 5) OBP: 0.273, SLG: 0.406										3	0	0	0	1	1	3						
Kevin McReynolds, R (1, 7) OBP: 0.297, SLG: 0.273										4	0	1	0	0	0	4						
Rick Cerone, R (1, 2) OBP: 0.429, SLG: 0.636										3	1	1	1	1	1	2						
Kevin Elster, R (1, 6) OBP: 0.373, SLG: 0.533										3	0	1	1	0	0	2						
David Cone, L (1, 1) John Franco, L (9, 1)										3	0	0	0	0	0	2						
Inning Stats	R: 1 E: 0 K: 0 S: 9	H: 1 LOB: 2 BB: 2 P: 23	R: 0 E: 0 K: 0 S: 12	H: 0 LOB: 1 BB: 1 P: 19	R: 0 E: 0 K: 1 S: 9	H: 0 LOB: 0 BB: 0 P: 17	R: 0 E: 0 K: 2 S: 11	H: 1 LOB: 1 BB: 0 P: 16	R: 0 E: 0 K: 0 S: 14	H: 1 LOB: 1 BB: 1 P: 21	R: 2 E: 0 K: 0 S: 9	H: 3 LOB: 1 BB: 0 P: 17	R: 0 E: 1 K: 0 S: 5	H: 0 LOB: 1 BB: 0 P: 10	R: 0 E: 0 K: 0 S: 6	H: 0 LOB: 0 BB: 1 P: 12		R: 0 E: 0 K: 0 S: 9	H: 0 LOB: 0 BB: 0 P: 14	1B: 4 2B: 2 3B: 0 HR: 0	SF: 0 SAC: 1 DP: 0 HBP: 0	WP: 1 PB: 0 SB: 3 CS: 2
PITCHER	IP WLS BF H R ER SO BB IBB HBP BLK WP HR S P ERA WHIP																					
Kelly Downs, R (1, 1) ERA: 3.27	6.0 L 27 6 3 3 3 4 0 0 0 0 0 0 64 113 4.50 1.667																					
Trevor Wilson, L (7, 1) ERA: 5.29	2.0 7 0 0 0 0 1 0 0 0 0 0 0 11 22 0.00 0.500																					

Batter	1	2	3	4	5	6	7	8	9	10	11	12	AB	R	H	RBI	BB	SO	LOB	TOP							
Mike Felder, S OBP: 0.442, SLG: 0.475 (1.9)													6	3	2	0	0	2	1								
Willie McGee, S OBP: 0.329, SLG: 0.437 (1.8)													6	0	2	0	0	2	2								
Will Clark, L OBP: 0.416, SLG: 0.611 (1.3)													5	1	3	3	1	1	1								
Kevin Mitchell, R OBP: 0.352, SLG: 0.568 (1.7)													3	0	1	1	3	1	2								
Matt Williams, R OBP: 0.265, SLG: 0.370 (1.5)													6	0	0	0	0	1	9								
Terry Kennedy, L OBP: 0.333, SLG: 0.400 (1.2)													4	0	2	0	0	1	0								
Kevin Bass, S OBP: 0.284, SLG: 0.305 (11, PH)													1	0	0	0	0	0	0								
Michael LaCoss, R OBP: 0.333, SLG: 0.250 (11, 1)													0	0	0	0	0	0	0								
Robby Thompson, R OBP: 0.309, SLG: 0.417 (1.4)													5	0	1	0	0	0	2								
Jose Uribe, S OBP: 0.172, SLG: 0.077 (1.8)													4	0	0	0	0	1	0								
John Burkett, R OBP: 0.250, SLG: 0.250 (1.1)													3	0	1	0	0	1	0								
John Brantley, R OBP: 0.300, SLG: 0.300 (8, 1)													0	0	0	0	0	0	0								
Dave Righetti, L OBP: 0.250, SLG: 0.300 (8, 1)													0	0	0	0	0	0	0								
Dave Anderson, R OBP: 0.250, SLG: 0.300 (8, 1)													2	0	0	0	0	2	1								
Steve Decker, R OBP: 0.250, SLG: 0.300 (11, PH)													1	0	0	0	0	0	1								
Inning Stats	R: 1 E: 0 K: 2 S: 16	H: 2 LOB: 1 BB: 0 P: 20	R: 0 E: 0 K: 1 S: 5	H: 0 LOB: 0 BB: 0 P: 8	R: 1 E: 0 K: 0 S: 10	H: 3 LOB: 2 BB: 0 P: 11	R: 0 E: 0 K: 0 S: 5	H: 1 LOB: 0 BB: 0 P: 7	R: 2 E: 0 K: 0 S: 14	H: 2 LOB: 1 BB: 1 P: 25	R: 0 E: 0 K: 1 S: 7	H: 1 LOB: 0 BB: 0 P: 10	R: 0 E: 0 K: 2 S: 8	H: 0 LOB: 0 BB: 0 P: 14	R: 0 E: 0 K: 1 S: 8	H: 0 LOB: 0 BB: 0 P: 11	R: 0 E: 0 K: 0 S: 8	H: 0 LOB: 0 BB: 0 P: 10	R: 0 E: 0 K: 2 S: 14	H: 2 LOB: 3 BB: 1 P: 26	R: 0 E: 0 K: 1 S: 11	H: 1 LOB: 1 BB: 0 P: 19	R: 0 E: 0 K: 2 S: 17	H: 0 LOB: 2 BB: 2 P: 30	1B: 9 2B: 1 3B: 1 HR: 1	SF: 0 SAC: 0 DP: 2 HBP: 0	PA: 50
PITCHER	IP	WLS	BF	H	R	ER	SO	BB	IBB	HBP	BLK	WP	HR	S	P	ERA	WHIP										
Ron Darling, R ERA: 4.57 (1.1)	5.0	23	8	4	4	3	1	0	0	0	0	0	0	15	24	0.00	0.500										
Wally Whitehurst, R ERA: 3.13 (6, 1)	2.0	6	1	0	0	3	0	0	0	0	0	0	0	16	21	0.00	0.000										
Alejandro Pena, R ERA: 1.84 (8, 1)	2.0	6	0	0	0	1	0	0	0	0	0	0	0	16	21	0.00	0.000										
John Franco, L ERA: 1.0 (10, 1)	2.0	10	3	0	0	3	0	1	0	0	0	1	0	25	45	0.00	1.500										
Pete Schourek, L ERA: 4.38 (12, 1)	1.0	W	5	0	0	0	2	2	0	0	0	0	0	17	30	0.00	2.000										

San Francisco Giants @ New York Mets
Shea Stadium, Flushing, NY
Sat May 04 1991, 3:33 AM EDT
Att. 38,413 - Sunny - 65 F

AB 46
R 4
H 12
RBI 4
BB 4
SO 12
LOB 19



Batter	1	2	3	4	5	6	7	8	9	10	11	12	AB	R	H	RBI	BB	SO	LOB	BOTTOM								
Vince Coleman, S OBP: 0.373, SLG: 0.326 (1.8)													4	0	2	0	2	0	0									
Tom Herr, S OBP: 0.364, SLG: 0.284 (1.4)													5	0	0	0	1	1	4									
Dave Magadan, L OBP: 0.433, SLG: 0.324 (1.3)													4	1	1	0	2	0	4									
Hubie Brooks, R OBP: 0.321, SLG: 0.414 (1.9)													5	1	1	0	0	1	4									
John Franco, L OBP: 0.417, SLG: 0.618 (12, 2)													0	0	0	0	0	0	0									
Howard Johnson, S OBP: 0.277, SLG: 0.443 (1.5)													6	1	2	3	0	1	0									
Kevin Reynolds, R OBP: 0.222, SLG: 0.283 (1.7)													5	0	2	0	0	0	2									
Kevin Elster, R OBP: 0.357, SLG: 0.510 (1.6)													4	0	1	1	0	0	2									
Charlie O'Brien, R OBP: 0.267, SLG: 0.175 (1.2)													3	0	0	0	0	0	2									
Mackey Sasser, L OBP: 0.306, SLG: 1.500 (10, 2)													2	1	1	1	0	0	0									
Pete Schourek, L (12, 1)													0	0	0	0	0	0	0									
Ron Darling, R ERA: 4.48 (5, PH)	7.0	30	7	2	2	0	2	0	0	0	0	0	0	17	23	18.00	3.000											
Jeff Brantley, R ERA: 4.91 (8, 1)	1.0	6	3	2	2	2	0	0	0	0	0	0	0	18	32	0.00	1.000											
Dave Righetti, L ERA: 2.36 (9, PH)	2.0	7	1	0	0	0	1	0	0	0	0	0	0	18	32	0.00	1.000											
Michael LaCoss, R ERA: 7.92 (11, 1)	1.2	L	7	1	2	2	1	2	0	0	0	0	0	1	20	37	10.80	1.800										
Inning Stats	R: 0 E: 0 K: 0 S: 13	H: 0 LOB: 1 BB: 1 P: 21	R: 0 E: 0 K: 0 S: 4	H: 0 LOB: 0 BB: 0 P: 5	R: 0 E: 0 K: 0 S: 10	H: 1 LOB: 1 BB: 0 P: 15	R: 2 E: 0 K: 0 S: 15	H: 3 LOB: 1 BB: 0 P: 19	R: 0 E: 0 K: 0 S: 13	H: 1 LOB: 2 BB: 0 P: 12	R: 0 E: 1 K: 0 S: 7	H: 1 LOB: 0 BB: 0 P: 10	R: 0 E: 0 K: 2 S: 13	H: 1 LOB: 1 BB: 1 P: 17	R: 2 E: 0 K: 0 S: 12	H: 2 LOB: 1 BB: 1 P: 23	R: 0 E: 0 K: 0 S: 10	H: 1 LOB: 0 BB: 0 P: 15	R: 0 E: 0 K: 0 S: 10	H: 0 LOB: 0 BB: 0 P: 19	R: 2 E: 0 K: 1 S: 10	H: 1 LOB: 0 BB: 1 P: 18	1B: 8 2B: 1 3B: 0 HR: 3	SF: 1 SAC: 0 DP: 0 HBP: 0	WP: 0 PB: 0 SB: 2 CS: 2	PA: 51		
PITCHER	IP	WLS	BF	H	R	ER	SO	BB	IBB	HBP	BLK	WP	HR	S	P	ERA	WHIP											
John Burkett, R ERA: 3.48 (1.1)	7.0	30	7	2	2	0	2	0	0	0	0	0	0	17	23	18.00	3.000											
Jeff Brantley, R ERA: 4.91 (8, 1)	1.0	6	3	2	2	2	0	0	0	0	0	0	0	18	32	0.00	1.000											
Dave Righetti, L ERA: 2.36 (9, PH)	2.0	7	1	0	0	0	1	0	0	0	0	0	0	18	32	0.00	1.000											
Michael LaCoss, R ERA: 7.92 (11, 1)	1.2	L	7	1	2	2	1	2	0	0	0	0	0	1	20	37	10.80	1.800										

San Francisco Giants @ New York Mets
Shea Stadium, Flushing, NY
Sat May 04 1991, 3:33 AM EDT
Att. 38,413 - Sunny - 65 F

AB 44
R 6
H 12
RBI 6
BB 5
SO 3
LOB 19



Batter	1	2	3	4	5	6	7	8	9	AB	R	H	RBI	BB	SO	LOB	TOP										
Mike Felder, S OBP: 0.426, SLG: 0.455 (1, 9)										4	0	1	0	0	0	0	San Francisco Giants @ New York Mets Shea Stadium, Flushing, NY Sun May 05 1991, 3:33 AM EDT Att: 42,576 - Sunny - 70 F										
Willie McGee, S OBP: 0.325, SLG: 0.453 (1, 8)										4	1	1	0	0	1	1											
Will Clark, L OBP: 0.410, SLG: 0.591 (1, 3)										3	0	0	1	1	0	1											
Kevin Mitchell, R OBP: 0.359, SLG: 0.603 (1, 7)										4	1	2	1	0	1	1											
Matt Williams, R OBP: 0.255, SLG: 0.354 (1, 5)										4	0	0	0	0	0	1											
Steve Decker, R OBP: 0.282, SLG: 0.373 (1, 2)										4	0	0	0	0	0	1											
Robby Thompson, R OBP: 0.320, SLG: 0.425 (1, 4)										3	0	2	0	0	1	0											
Jose Uribe, S OBP: 0.188, SLG: 0.071 (1, 6)										2	0	0	0	1	0	1											
Bud Black, L OBP: 0.231, SLG: 0.231 (1, 1)										3	0	0	0	0	1	2											
Inning Stats	R: 1 E: 0 K: 0 S: 12	H: 2 LOB: 0 BB: 0 P: 17	R: 0 E: 0 K: 0 S: 4	H: 1 LOB: 1 BB: 0 P: 6	R: 0 E: 0 K: 1 S: 7	H: 0 LOB: 0 BB: 0 P: 12	R: 0 E: 0 K: 1 S: 9	H: 0 LOB: 1 BB: 1 P: 17	R: 0 E: 0 K: 1 S: 9	H: 0 LOB: 0 BB: 0 P: 14	R: 0 E: 0 K: 0 S: 6	H: 0 LOB: 0 BB: 0 P: 11	R: 1 E: 0 K: 1 S: 16	H: 2 LOB: 2 BB: 1 P: 24	R: 0 E: 0 K: 0 S: 10	H: 1 LOB: 0 BB: 0 P: 14	R: 0 E: 0 K: 0 S: 4	H: 0 LOB: 0 BB: 0 P: 6	1B: 4 2B: 0 3B: 1 HR: 1	SF: 0 SAC: 0 DP: 0 HBP: 0	WP: 0 PB: 0 SB: 2 CS: 2	PA: 34					
PITCHER	IP	WLS	BF	H	R	ER	SO	BB	IBB	HBP	BLK	WP	HR	S	P	ERA	WHIP										
Dwight Gooden, R ERA: 2.4 (1, 1)	8.0	L	30	6	2	2	4	1	1	0	0	0	1	73	115	2.25	0.875										
Jeff Innis, R ERA: 5.14 (9, 1)	1.0		3	0	0	0	0	0	0	0	0	0	0	4	6	0.00	0.000										

AB	31
R	2
H	6
RBI	2
BB	2
SO	4
LOB	8



Batter	1	2	3	4	5	6	7	8	9	AB	R	H	RBI	BB	SO	LOB	BOTTOM										
Vince Coleman, S OBP: 0.377, SLG: 0.326 (1, 8)										3	0	1	0	1	1	1	San Francisco Giants @ New York Mets Shea Stadium, Flushing, NY Sun May 05 1991, 3:33 AM EDT Att: 42,576 - Sunny - 70 F										
Keith Miller, R OBP: 0.360, SLG: 0.364 (1, 4)										3	0	1	0	1	2	1											
Dave Magadan, L OBP: 0.316, SLG: 0.308 (1, 3)										4	0	0	0	0	0	4											
Hubie Brooks, R OBP: 0.306, SLG: 0.392 (1, 9)										4	0	0	0	0	2	1											
Howard Johnson, S OBP: 0.264, SLG: 0.419 (6, 6)										4	0	0	0	0	0	0											
Mark Carreon, R OBP: 0.381, SLG: 0.579 (1, 7)										4	0	1	0	0	0	0											
Rick Cerone, R OBP: 0.410, SLG: 0.622 (1, 2)										3	0	1	0	0	0	1											
Kevin Elster, R OBP: 0.362, SLG: 0.510 Tim Teufel, R OBP: 0.133, SLG: 0.071 (1, 6) (6, 5)										2	0	1	0	0	0	1											
Dwight Gooden, R OBP: 0.231, SLG: 0.231 Kevin McReynolds, R OBP: 0.231, SLG: 0.279 Jeff Innis, R (1, 1) (8, Ph) (9, 1)										2	0	0	0	0	0	1											
Inning Stats	R: 0 E: 0 K: 2 S: 11	H: 1 LOB: 1 BB: 0 P: 15	R: 0 E: 0 K: 0 S: 10	H: 1 LOB: 1 BB: 0 P: 17	R: 0 E: 0 K: 1 S: 15	H: 1 LOB: 1 BB: 0 P: 22	R: 0 E: 0 K: 0 S: 6	H: 1 LOB: 1 BB: 0 P: 9	R: 0 E: 0 K: 2 S: 11	H: 0 LOB: 0 BB: 0 P: 16	R: 0 E: 0 K: 0 S: 6	H: 0 LOB: 0 BB: 0 P: 10	R: 0 E: 0 K: 1 S: 11	H: 0 LOB: 2 BB: 2 P: 24	R: 0 E: 0 K: 0 S: 9	H: 0 LOB: 0 BB: 0 P: 14	1B: 4 2B: 1 3B: 0 HR: 0	SF: 0 SAC: 0 DP: 0 HBP: 0	WP: 1 PB: 0 SB: 1 CS: 1	PA: 33							
PITCHER	IP	WLS	BF	H	R	ER	SO	BB	IBB	HBP	BLK	WP	HR	S	P	ERA	WHIP										
Bud Black, L ERA: 4.06 (1, 1)	9.0	W	33	5	0	0	6	2	0	0	0	1	0	84	136	0.00	0.778										

AB	31
R	0
H	5
RBI	0
BB	2
SO	6
LOB	10

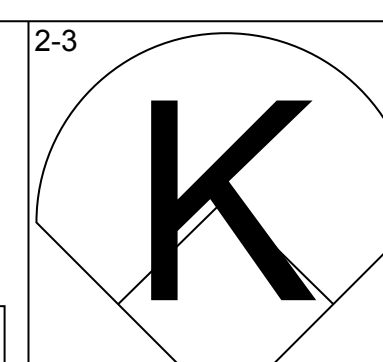
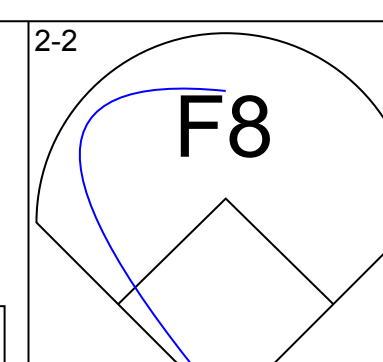
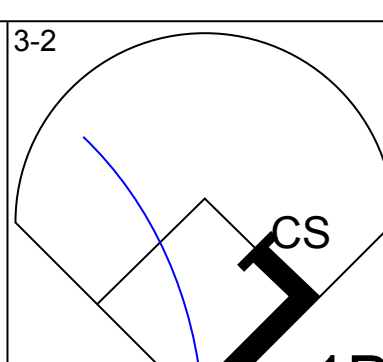
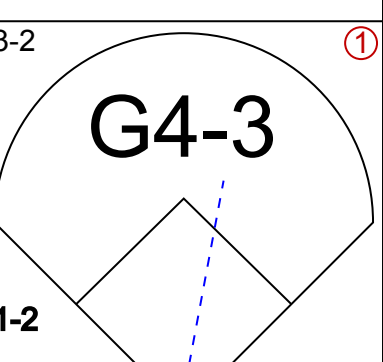
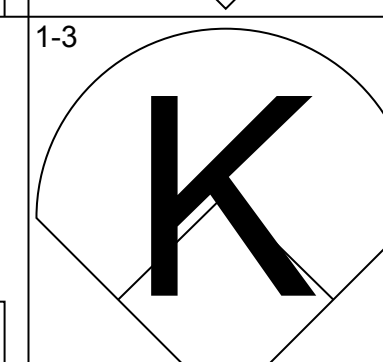
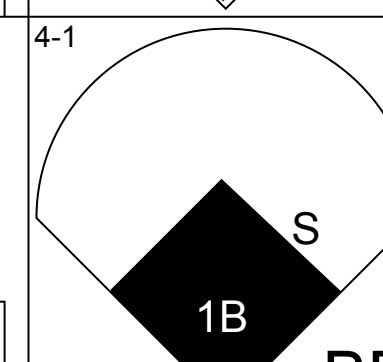
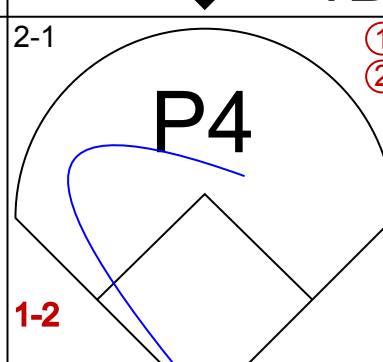
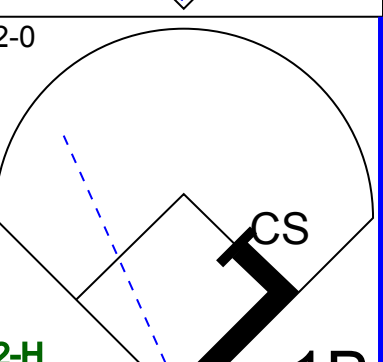
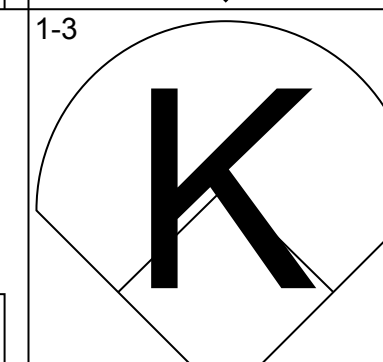
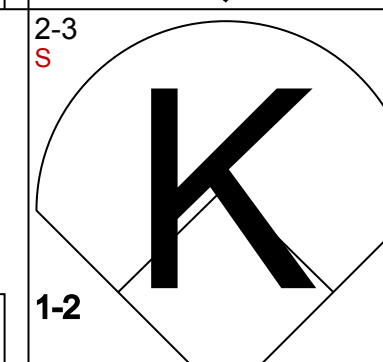
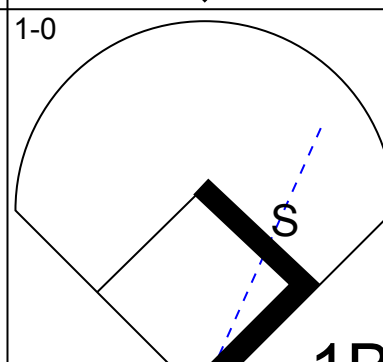
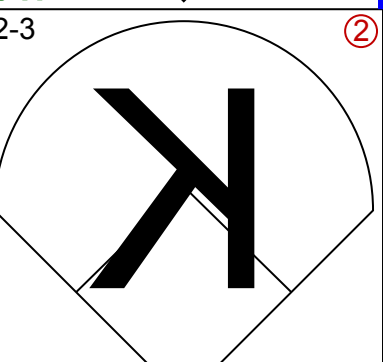
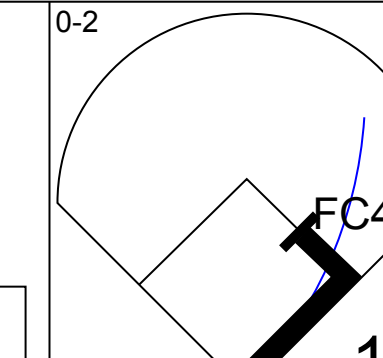
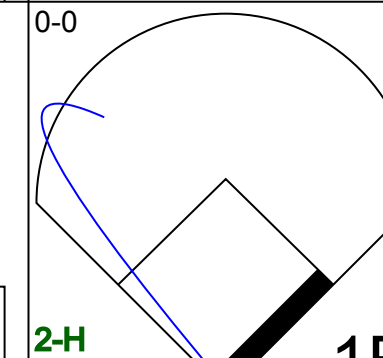
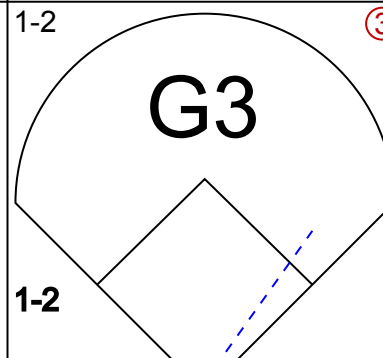
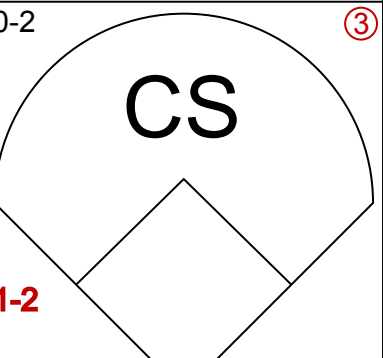
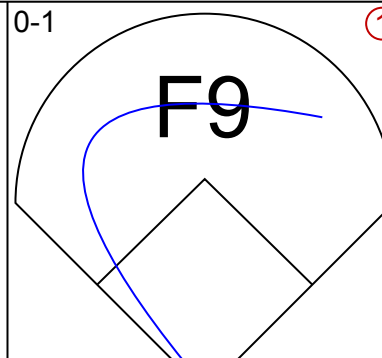
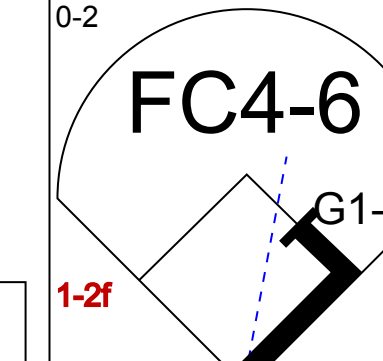

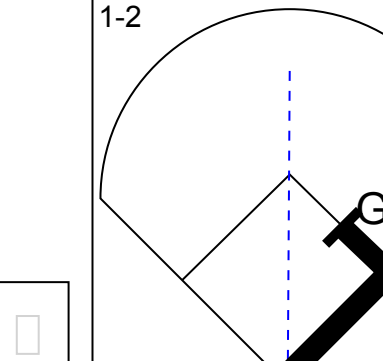

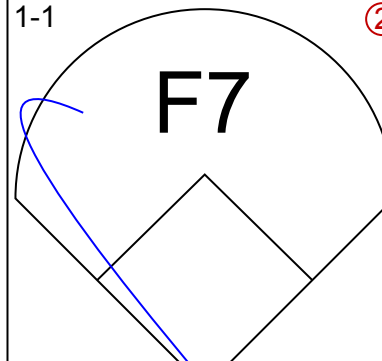
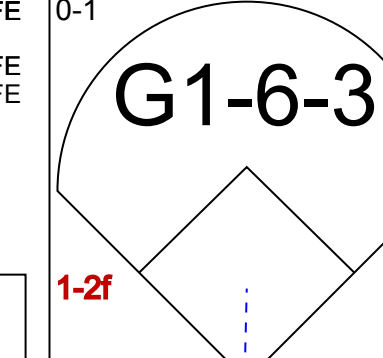
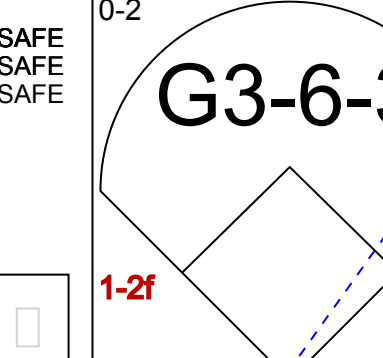

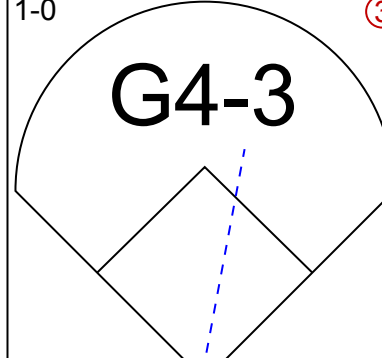
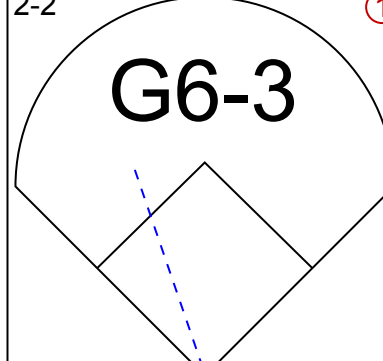
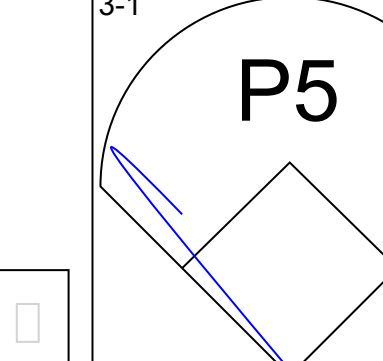

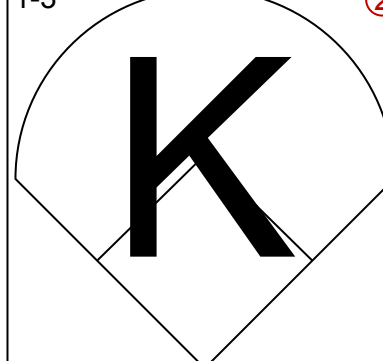
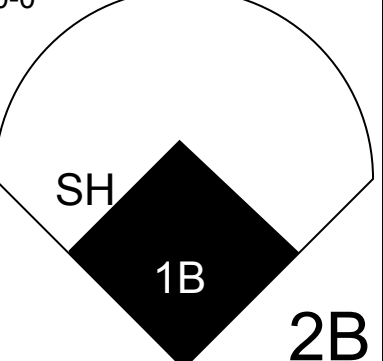
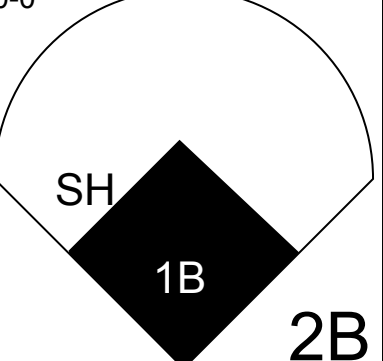
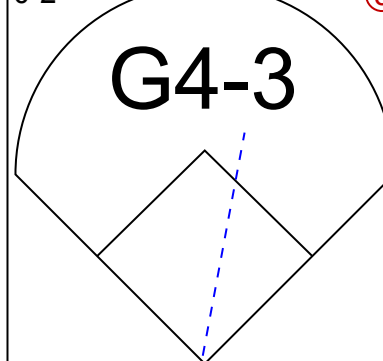
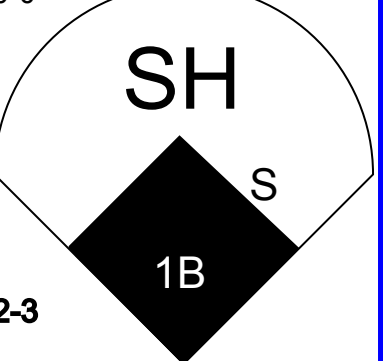
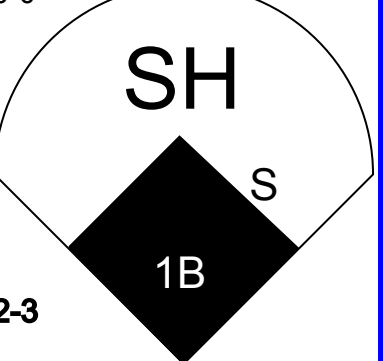


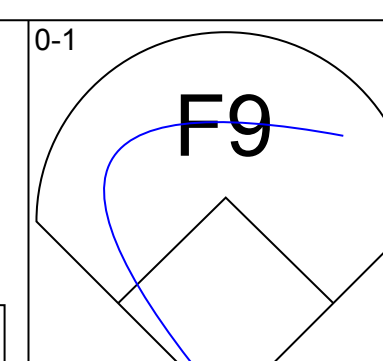
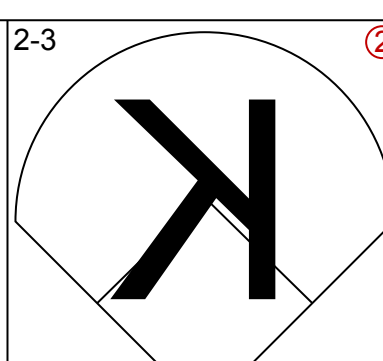
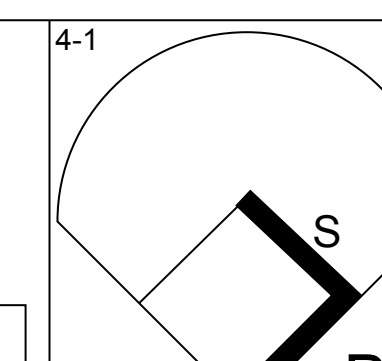
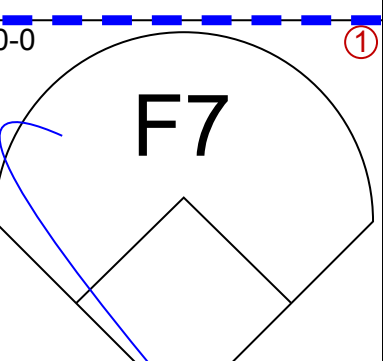
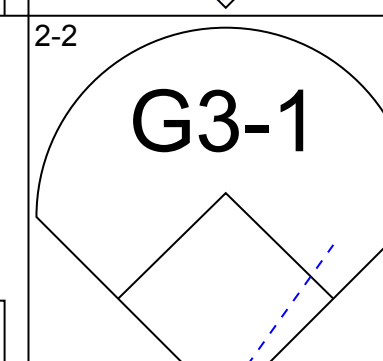
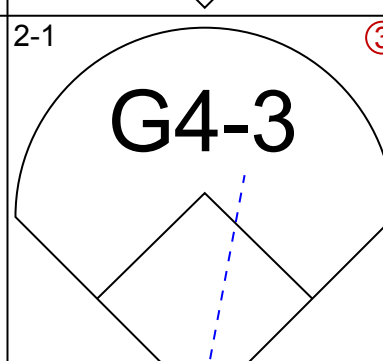
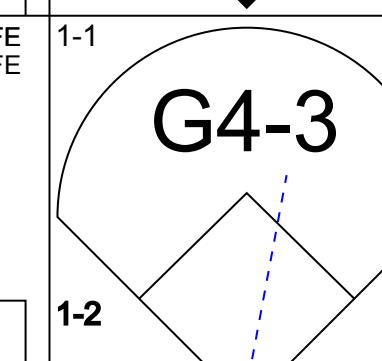
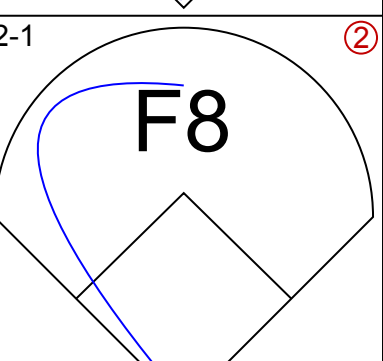
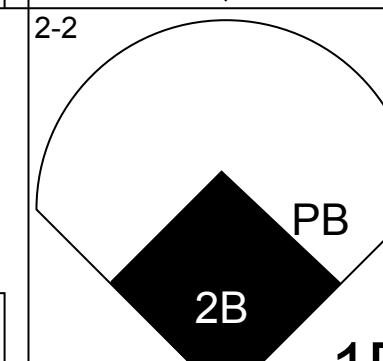
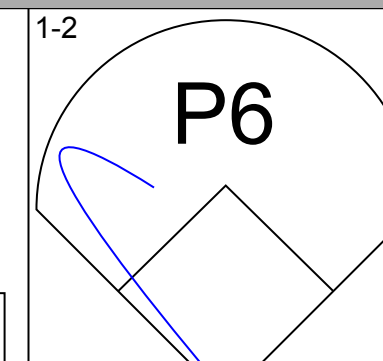
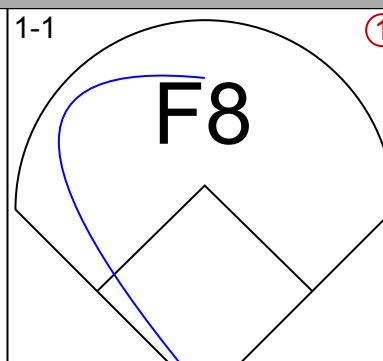
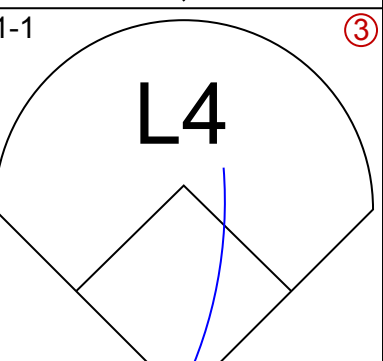
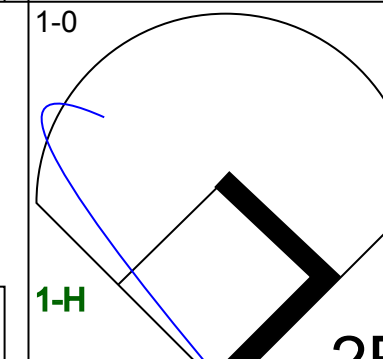
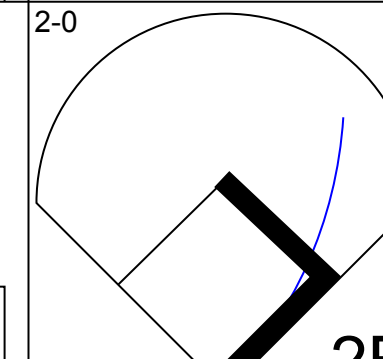
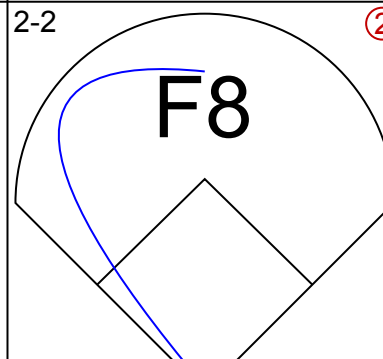
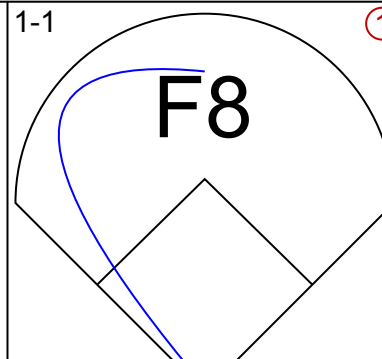
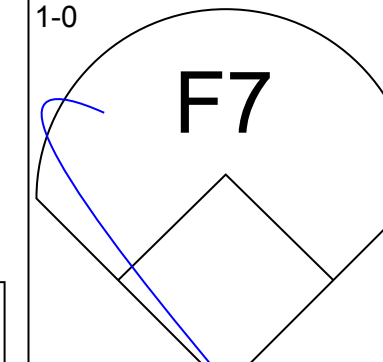
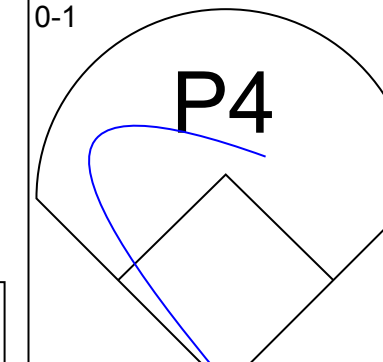
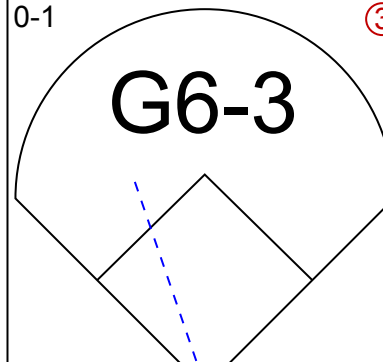
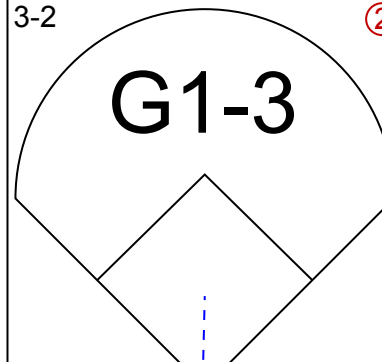
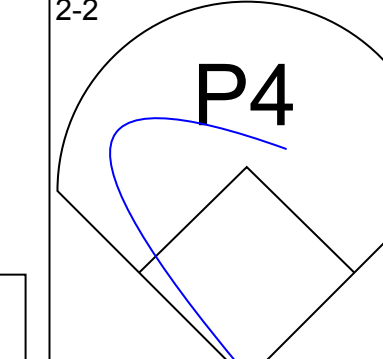
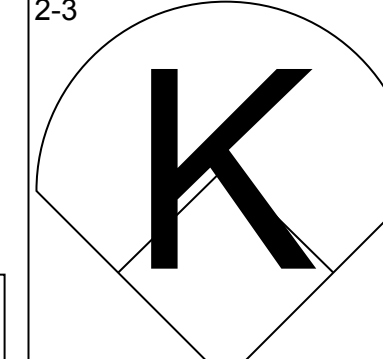

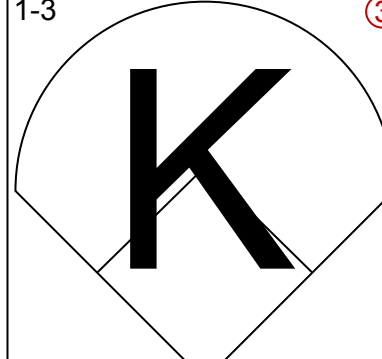
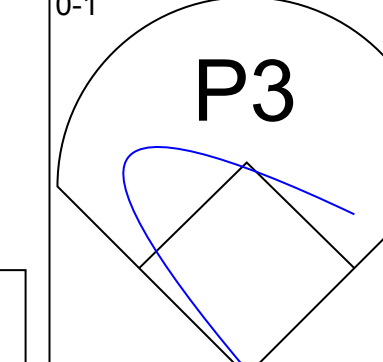
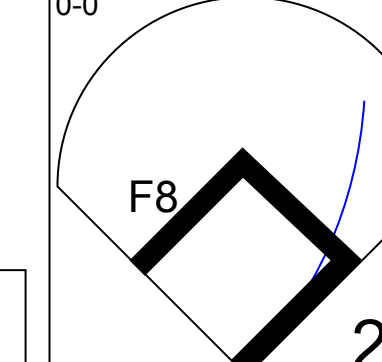

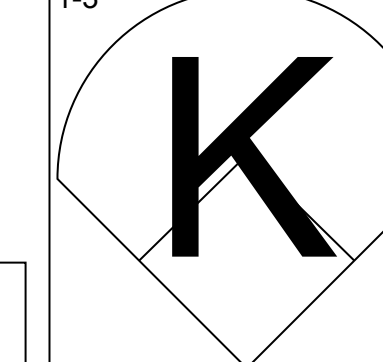
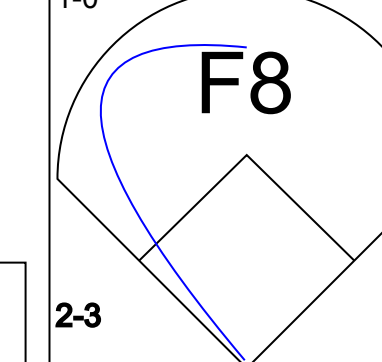


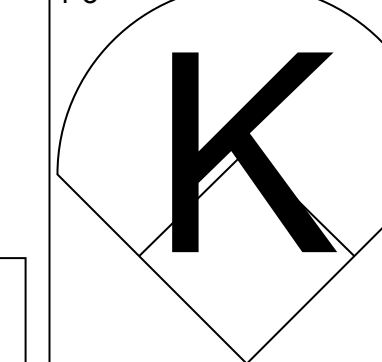

Batter	1	2	3	4	5	6	7	8	9	AB	R	H	RBI	BB	SO	LOB	TOP					
Brett Butler, L OBP: 0.370, SLG: 0.404 (1, 8)										5	0	2	0	0	1	2	Los Angeles Dodgers @ New York Mets Shea Stadium, Flushing, NY Tue May 07 1991, 7:05 PM EDT Att: 47,744 - Cloudy - 65 F					
Juan Samuel, R OBP: 0.327, SLG: 0.509 (1, 4)										5	1	2	1	0	2	1						
Daryl Strawberry, L OBP: 0.324, SLG: 0.375 (1, 9)										4	1	1	2	1	0	2						
Eddie Murray, S OBP: 0.370, SLG: 0.514 (1, 3)										4	1	2	1	0	0	1						
Kal Daniels, L OBP: 0.270, SLG: 0.341 (1, 7)										4	0	1	0	0	2	2						
Jeff Hamilton, R OBP: 0.297, SLG: 0.295 (1, 5)										4	1	0	0	0	0	1						
Mike Scioscia, L OBP: 0.364, SLG: 0.390 (1, 2)										4	0	0	0	0	1	1						
Alfredo Griffin, S OBP: 0.228, SLG: 0.211 Mike Sharperson, R OBP: 0.216, SLG: 0.176 (9, PH)										3	0	0	0	0	0	0						
Tim Belcher, R OBP: 0.182, SLG: 0.273 (4, 1)										1	0	1	0	0	0	0						
Inning Stats	R: 0 E: 0 K: 1 S: 6	H: 1 LOB: 0 BB: 0 P: 9	R: 0 E: 0 K: 1 S: 8	H: 0 LOB: 0 BB: 0 P: 13	R: 0 E: 0 K: 0 S: 9	H: 1 LOB: 1 BB: 0 P: 14	R: 0 E: 0 K: 1 S: 12	H: 1 LOB: 1 BB: 0 P: 17	R: 0 E: 0 K: 0 S: 7	H: 0 LOB: 0 BB: 0 P: 10	R: 3 E: 0 K: 1 S: 16	H: 4 LOB: 1 BB: 0 P: 25	R: 0 E: 0 K: 1 S: 10	H: 1 LOB: 1 BB: 0 P: 15	R: 0 E: 0 K: 1 S: 9	H: 0 LOB: 1 BB: 1 P: 16		R: 2 E: 1 K: 1 S: 15	H: 3 LOB: 2 BB: 0 P: 20	1B: 7 2B: 1 3B: 1 HR: 2	SF: 0 SAC: 0 DP: 0 HBP: 0	WP: 0 PB: 0 SB: 0 CS: 1
PITCHER	IP WLS BF H R ER SO BB IBB HBP BLK WP HR S P ERA WHIP																					
Frank Viola, L ERA: 2.28 Pete Schourek, L ERA: 3.77 John Franco, L ERA: 0.9	(1, 1) (7, 1) (9, 1)	6.0 2.0 1.0	W 8 S	24 1 7	7 0 3	3 0 2	4 2 1	0 1 0	0 0 0	0 0 0	0 0 0	0 0 0	2 19 15	58 31 20	88 31 20	4.50 0.00 0.00	1.167 1.000 3.000					

Batter	1	2	3	4	5	6	7	8	9	AB	R	H	RBI	BB	SO	LOB	BOTTOM			
Vince Coleman, S OBP: 0.378, SLG: 0.323 (1, 8)										4	0	1	0	1	0	1	Los Angeles Dodgers @ New York Mets Shea Stadium, Flushing, NY Tue May 07 1991, 7:05 PM EDT Att: 47,744 - Cloudy - 65 F			
Tom Herr, S OBP: 0.387, SLG: 0.300 (1, 4)										3	2	2	0	2	0	1				
Dave Magadan, L OBP: 0.306, SLG: 0.293 (1, 3)										4	1	0	0	1	0	5				
Hubie Brooks, R OBP: 0.292, SLG: 0.372 John Franco, L										4	0	0	0	0	3	7				
Howard Johnson, S OBP: 0.286, SLG: 0.481 (1, 6)										3	2	2	2	1	0	2				
Kevin McReynolds, R OBP: 0.221, SLG: 0.277 (1, 7)										4	1	1	0	0	0	2				
Chris Donnels, L OBP: 0.500, SLG: 0.333 (1, 5)										3	0	1	1	1	0	0				
Rick Cerone, R OBP: 0.372, SLG: 0.561 (1, 2)										4	0	0	0	0	1	4				
Frank Viola, L OBP: 0.125, SLG: 0.188 Pete Schourek, L Daryl Boston, L OBP: 0.258, SLG: 0.310 (8, PH) (9, 9)										3	0	1	1	0	0	0				
Inning Stats	R: 3 E: 2 K: 0 S: 19	H: 2 LOB: 2 BB: 1 P: 33	R: 0 E: 0 K: 1 S: 9	H: 0 LOB: 2 BB: 2 P: 18	R: 2 E: 0 K: 0 S: 10	H: 3 LOB: 1 BB: 1 P: 18	R: 1 E: 0 K: 1 S: 9	H: 1 LOB: 1 BB: 1 P: 19	R: 0 E: 0 K: 1 S: 12	H: 1 LOB: 2 BB: 1 P: 19	R: 0 E: 0 K: 0 S: 8	H: 0 LOB: 0 BB: 0 P: 16	R: 0 E: 0 K: 0 S: 8	H: 1 LOB: 1 BB: 0 P: 13	R: 0 E: 0 K: 0 S: 8	H: 1 LOB: 1 BB: 0 P: 13		1B: 6 2B: 1 3B: 0 HR: 1	SF: 0 SAC: 0 DP: 1 HBP: 0	WP: 0 PB: 0 SB: 4 CS: 0
PITCHER	IP WLS BF H R ER SO BB IBB HBP BLK WP HR S P ERA WHIP																			
Tim Belcher, R ERA: 2.23 Tim Crews, R ERA: 5.29 Kevin Gross, R ERA: 7.79 Jim Gott, R ERA: 1.98	(1, 1) (4, 1) (6, 1) (7, 1)	3.2 1.1 1.0 2.0	L 4 5 7	23 0 1 1	6 0 0 0	3 0 0 0	2 1 1 0	0 0 0 0	0 0 0 0	0 0 0 0	0 0 0 0	0 0 0 0	10 12 16 29	16 19 19 29	0.00 0.00 0.00 0.00	0.000 2.000 0.500				

AB	38
R	5
H	11
RBI	5
BB	1
SO	7
LOB	11



Batter	1	2	3	4	5	6	7	8	9	AB	R	H	RBI	BB	SO	LOB	TOP					
Brett Butler, L (1, 8) OBP: 0.366, SLG: 0.398										4	0	1	0	0	1	2	Los Angeles Dodgers @ New York Mets Shea Stadium, Flushing, NY Wed May 08 1991, 7:05 PM EDT Att: 40,924 - Sunny - 70 F					
Juan Samuel, R (1, 4) OBP: 0.333, SLG: 0.505 Jay Howell, R (8, 1)										3	1	1	2	1	1	1						
Daryl Strawberry, L (1, 9) OBP: 0.321, SLG: 0.370										4	0	1	0	0	3	2						
Eddie Murray, S (1, 3) OBP: 0.376, SLG: 0.513										4	0	2	1	0	0	1						
Kal Daniels, L (1, 7) OBP: 0.269, SLG: 0.337 Jose Gonzalez, R (9, 7)										4	0	1	0	0	1	2						
Lenny Harris, L (1, 5) OBP: 0.388, SLG: 0.308										4	0	1	0	0	0	2						
Mike Scioscia, L (1, 2) OBP: 0.352, SLG: 0.375										3	0	0	0	0	0	1						
Alfredo Griffin, S (1, 6) OBP: 0.244, SLG: 0.241										3	1	2	0	0	1	0						
Ramon Martinez, R (1, 1) OBP: 0.294, SLG: 0.250 Stan Javier, S (8, PH) OBP: 0.259, SLG: 0.308 Jeff Hamilton, R (8, 5) OBP: 0.267, SLG: 0.295										2	0	0	0	0	0	1						
Inning Stats	R: 0 E: 0 K: 3 S: 10	H: 0 LOB: 0 BB: 0 P: 14	R: 0 E: 0 K: 0 S: 8	H: 1 LOB: 0 BB: 0 P: 8	R: 0 E: 0 K: 1 S: 10	H: 0 LOB: 0 BB: 0 P: 13	R: 1 E: 0 K: 2 S: 12	H: 1 LOB: 1 BB: 1 P: 23	R: 0 E: 0 K: 0 S: 11	H: 2 LOB: 1 BB: 0 P: 19	R: 0 E: 0 K: 0 S: 10	H: 2 LOB: 1 BB: 0 P: 17	R: 0 E: 0 K: 0 S: 8	H: 1 LOB: 0 BB: 0 P: 12	R: 2 E: 0 K: 1 S: 12	H: 2 LOB: 0 BB: 0 P: 19	R: 0 E: 0 K: 0 S: 5	H: 0 LOB: 0 BB: 0 P: 7	1B: 8 2B: 2 3B: 0 HR: 0	SF: 0 SAC: 1 DP: 3 HBP: 0	WP: 0 PB: 0 SB: 3 CS: 2	PA: 34
PITCHER	IP	WLS	BF	H	R	ER	SO	BB	IBB	HBP	BLK	WP	HR	S	P	ERA	WHIP					
David Cone, R (1, 1) ERA: 3.46	7.0		25	7	1	1	6	1	0	0	0	0	0	69	106	1.29	1.143					
Doug Simons, L (8, 1) ERA: 2.76	2.0	L	8	2	2	2	1	0	0	0	0	0	0	17	26	9.00	1.000					

Batter	1	2	3	4	5	6	7	8	9	AB	R	H	RBI	BB	SO	LOB	BOTTOM				
Vince Coleman, S (1, 8) OBP: 0.374, SLG: 0.313										3	0	0	0	1	1	0	Los Angeles Dodgers @ New York Mets Shea Stadium, Flushing, NY Wed May 08 1991, 7:05 PM EDT Att: 40,924 - Sunny - 70 F				
Tom Herr, S (1, 4) OBP: 0.371, SLG: 0.284										4	0	0	0	0	2						
Dave Magadan, L (1, 3) OBP: 0.300, SLG: 0.291										4	1	1	0	0	0						
Howard Johnson, S (1, 6) OBP: 0.295, SLG: 0.506										4	0	2	1	0	0						
Kevin McReynolds, R (1, 7) OBP: 0.208, SLG: 0.261										4	0	0	0	0	2						
Daryl Boston, L (1, 9) OBP: 0.257, SLG: 0.281										3	0	0	0	1	2	1					
Mackey Sasser, L (1, 2) OBP: 0.313, SLG: 0.533 Keith Miller, R (7, PR) OBP: 0.360, SLG: 0.364 Charlie O'Brien, R (8, 2) OBP: 0.267, SLG: 0.175										3	0	1	0	0	0	1					
Chris Donnels, L (1, 5) OBP: 0.286, SLG: 0.167										3	0	0	0	0	1	2					
David Cone, L (1, 1) Mark Carreon, R (7, PH) OBP: 0.372, SLG: 0.564 Doug Simons, L (8, 1)										2	0	0	0	0	2	1					
Inning Stats	R: 1 E: 0 K: 0 S: 10	H: 2 LOB: 1 BB: 0 P: 16	R: 0 E: 0 K: 1 S: 9	H: 0 LOB: 0 BB: 0 P: 12	R: 0 E: 0 K: 2 S: 8	H: 0 LOB: 0 BB: 0 P: 14	R: 0 E: 0 K: 1 S: 9	H: 1 LOB: 1 BB: 0 P: 14	R: 0 E: 0 K: 0 S: 7	H: 0 LOB: 0 BB: 0 P: 10	R: 0 E: 0 K: 1 S: 7	H: 0 LOB: 2 BB: 1 P: 15	R: 0 E: 0 K: 0 S: 5	H: 0 LOB: 0 BB: 0 P: 8	R: 0 E: 0 K: 1 S: 10	H: 0 LOB: 0 BB: 0 P: 15	1B: 1 2B: 3 3B: 0 HR: 0	SF: 0 SAC: 0 DP: 0 HBP: 0	WP: 0 PB: 1 SB: 2 CS: 0	PA: 33	
PITCHER	IP	WLS	BF	H	R	ER	SO	BB	IBB	HBP	BLK	WP	HR	S	P	ERA	WHIP				
Ramon Martinez, R (1, 1) ERA: 1.6	7.0		27	4	1	0	6	2	0	0	0	0	0	58	96	0.00	0.857				
Jay Howell, R (8, 1) ERA: 2.25	2.0	S	6	0	0	0	1	0	0	0	0	0	0	15	23	0.00	0.000				

AB	31
R	3
H	9
RBI	3
BB	1
SO	7
LOB	12



AB	31
R	1
H	4
RBI	1
BB	2
SO	7
LOB	11



Batter	1	2	3	4	5	6	7	8	9	AB	R	H	RBI	BB	SO	LOB	TOP					
Vince Coleman, S OBP: 0.361, SLG: 0.300 Jeff Innis, R (8, 1)	G6-3		G1-5-3		L9			L8		4	0	0	0	0	0	0	New York Mets @ San Francisco Giants Candlestick Park, San Francisco, CA Fri May 10 1991, 10:05 PM EDT Att: 21,791 - Sunny - 55 F					
Tom Herr, S OBP: 0.356, SLG: 0.269 (1, 4)	F9		L4			K		F9	4	0	0	0	0	0	1	0						
Dave Magadan, L OBP: 0.386, SLG: 0.278 (1, 3)	F8			G3-1		L7		G4-3	4	0	0	0	0	0	0	0						
Hubie Brooks, R OBP: 0.312, SLG: 0.390 (1, 9)		1B		G5-3		G4-3		1B	4	0	3	0	0	0	0	0						
Howard Johnson, S OBP: 0.283, SLG: 0.482 (1, 6)	P4			G5-3			P3		4	0	0	0	0	0	1	3						
Kevin McReynolds, R OBP: 0.213, SLG: 0.254 (1, 7)	F7			IBB			G5-3		2	0	0	0	0	1	0	1						
Tim Teufel, R Pete Schourek, L Alejandro Pena, R Mark Carreon, R Rick Cerone, R Dwight Gooden, R Keith Miller, R	F8			F8			K		3	0	1	0	0	0	1	2						
	G4-3							F9	3	0	0	0	0	0	0	2						
	G5-3							K	2	0	0	0	0	0	0	0						
	G6-3								1	0	0	0	0	0	1	0						
Inning Stats	R: 0 E: 0 K: 0 S: 6	H: 0 LOB: 0 BB: 0 P: 9	R: 0 E: 0 K: 0 S: 11	H: 2 LOB: 2 BB: 0 P: 15	R: 0 E: 0 K: 0 S: 6	H: 0 LOB: 0 BB: 0 P: 8	R: 0 E: 0 K: 0 S: 9	H: 1 LOB: 2 BB: 1 P: 19	R: 0 E: 0 K: 1 S: 5	H: 0 LOB: 0 BB: 0 P: 8	R: 0 E: 0 K: 1 S: 7	H: 0 LOB: 0 BB: 0 P: 10	R: 0 E: 0 K: 1 S: 10	H: 0 LOB: 0 BB: 0 P: 15	R: 0 E: 0 K: 1 S: 8	H: 0 LOB: 0 BB: 0 P: 12	R: 0 E: 0 K: 1 S: 10	H: 1 LOB: 1 BB: 0 P: 12	1B: 4 2B: 0 3B: 0 HR: 0	SF: 0 SAC: 0 DP: 0 HBP: 0	WP: 0 PB: 0 SB: 0 CS: 0	PA: 32
PITCHER Bud Black, L ERA: 3.38 (1, 1)	IP: 9.0 WLS: W BF: 32 H: 4 R: 0 ER: 0 SO: 4 BB: 0 IBB: 1 HBP: 0 BLK: 0 WP: 0 HR: 0 S: 72 P: 108 ERA: 0.00 WHIP: 0.444															PITCHER						

AB	31
R	0
H	4
RBI	0
BB	1
SO	4
LOB	8



Batter	1	2	3	4	5	6	7	8	9	AB	R	H	RBI	BB	SO	LOB	BOTTOM			
Mike Felder, S OBP: 0.403, SLG: 0.475 (1, 9)	G2-3		F7		2B		E1			5	1	2	1	0	0	2	New York Mets @ San Francisco Giants Candlestick Park, San Francisco, CA Fri May 10 1991, 10:05 PM EDT Att: 21,791 - Sunny - 55 F			
Willie McGee, S OBP: 0.378, SLG: 0.522 (1, 8)	G1-3		G1-6-3		BB		E6	1B		4	1	1	2	1	0	2				
Will Clark, L Jose Uribe, S	BB			K	K		HR			4	1	2	2	0	2	3				
Kevin Mitchell, R	1B			K	K		HR			0	0	0	0	0	0	0				
Matt Williams, R	BB			F9	F9		G4-3			3	0	0	0	1	0	3				
Terry Kennedy, L	BB			L6-3			G4-3			3	0	0	0	1	0	2				
Robby Thompson, R	BB			F9			BB			4	0	1	0	0	1	1				
Dave Anderson, R	F4			BB	2B		K	F8		3	2	2	1	1	0	0				
Greg Litton, R	BB			2B	1B		G6-3			3	2	2	1	1	0	0				
Bud Black, L	BB			1B	BB		G6-3			3	2	2	0	0	0	1				
Inning Stats	R: 0 E: 0 K: 0 S: 12	H: 1 LOB: 2 BB: 1 P: 21	R: 0 E: 0 K: 0 S: 7	H: 1 LOB: 0 BB: 0 P: 11	R: 0 E: 0 K: 0 S: 6	H: 1 LOB: 0 BB: 0 P: 7	R: 0 E: 0 K: 1 S: 7	H: 0 LOB: 0 BB: 0 P: 8	R: 2 E: 0 K: 1 S: 15	H: 4 LOB: 3 BB: 2 P: 27	R: 0 E: 0 K: 1 S: 5	H: 0 LOB: 0 BB: 0 P: 8	R: 4 E: 2 K: 0 S: 22	H: 3 LOB: 1 BB: 1 P: 33	R: 1 E: 0 K: 0 S: 10	H: 2 LOB: 1 BB: 0 P: 16	1B: 7 2B: 3 3B: 0 HR: 2	SF: 0 SAC: 1 DP: 2 HBP: 0	WP: 0 PB: 0 SB: 0 CS: 0	PA: 38
PITCHER Dwight Gooden, R Pete Schourek, L Alejandro Pena, R Jeff Innis, R	IP: 6.1 WLS: L BF: 29 H: 9 R: 5 ER: 5 SO: 3 BB: 3 IBB: 0 HBP: 0 BLK: 0 WP: 0 HR: 0 S: 57 P: 89 ERA: 7.11 WHIP: 1.895															PITCHER				




Batter	1	2	3	4	5	6	7	8	9	10	11	AB	R	H	RBI	BB	SO	LOB	TOP					
Vince Coleman, S OBP: 0.349, SLG: 0.290 Mark Carreon, R OBP: 0.383, SLG: 0.558 John Franco, L (10, 1)	G4-3		K		L9		1B		G1-6-3 1B	G6-4-3 1-2		2	0	0	0	0	1	1						
Tom Herr, S OBP: 0.375, SLG: 0.322 (1, 4)	L8		G1-3 BB		G4-3		K		G1-6-3 1-2		S 1B BB	4	1	0	0	2	1	2						
Hubie Brooks, R OBP: 0.311, SLG: 0.424 (1, 9)	1B 2B		G1-3		F9		K		BB BB 1B		K	6	1	2	0	0	2	4						
Howard Johnson, S OBP: 0.312, SLG: 0.522 (1, 6)	2H 1B		K				HR		SH1-4 BB BB		F8	4	1	2	2	2	1	3						
Kevin McReynolds, R OBP: 0.299, SLG: 0.282 (1, 7) (3, 8)	K2-3						1B		1-2 2-3 BB		1B IBB	4	1	3	0	2	1	1						
Dave Magadan, L OBP: 0.371, SLG: 0.280 (1, 3)			G6-3		G6-3		P5		SH1-4 1B		G1-3	5	0	1	1	0	0	5						
Tim Teufel, R OBP: 0.143, SLG: 0.100 Chris Donnels, L OBP: 0.429, SLG: 0.364 (8, PH) (8, 5)	K				K		K		1-2 2-3 BB		1B BB 1B	3	0	0	0	0	3	2	AB 42 R 4 H 12 RBI 4 BB 10 SO 13 LOB 32					
Rick Cerone, R OBP: 0.347, SLG: 0.500 Mackey Sasser, L OBP: 0.318, SLG: 0.571 (8, 2)	G6-3						K		1-1 P6		K	2	0	0	0	1	1	1						
Frank Viola, L OBP: 0.100, SLG: 0.187 Daryl Boston, R OBP: 0.294, SLG: 0.294 Doug Simons, L OBP: 0.370, SLG: 0.375 (8, PH) (8, 1) (8, 1) (10, PH) (10, 7)	G1-3 BB BB		G4-3		G4-3		F7		3-3 K		G6-4-3 1B	2	0	0	0	1	0	2						
Inning Stats	R: 1 E: 0 K: 1 S: 13	H: 2 LOB: 1 BB: 0 P: 23	R: 0 E: 0 K: 1 S: 7	H: 0 LOB: 0 BB: 0 P: 10	R: 0 E: 0 K: 2 S: 16	H: 0 LOB: 2 BB: 2 P: 30	R: 0 E: 0 K: 1 S: 10	H: 1 LOB: 2 BB: 1 P: 15	R: 0 E: 0 K: 0 S: 6	H: 0 LOB: 0 BB: 0 P: 8	R: 1 E: 0 K: 2 S: 12	H: 2 LOB: 1 BB: 0 P: 17	R: 0 E: 0 K: 1 S: 14	H: 1 LOB: 3 BB: 2 P: 26	R: 0 E: 0 K: 0 S: 9	H: 2 LOB: 3 BB: 2 P: 23	R: 0 E: 0 K: 1 S: 9	H: 1 LOB: 1 BB: 1 P: 16	R: 2 E: 0 K: 2 S: 13	H: 2 LOB: 2 BB: 2 P: 26	1B: 9 2B: 2 3B: 0 HR: 1	SF: 0 SAC: 1 DP: 2 HBP: 0	WP: 0 PB: 0 SB: 1 CS: 0	PA: 53
PITCHER	IP ERA WLS BF H R ER SO BB IBB HBP BLK WP HR S P ERA WHIP	5.0 4.21 2.0 9 3 1 1 4 0 0 0 0 0 1 20 28 4.50 1.500	1.1 7.53 1.2 11 3 0 0 1 3 1 0 0 0 0 0 21 45 0.00 3.600	0.1 3.78 2.1 L 12 3 2 2 3 2 1 0 0 0 0 0 24 46 7.71 2.143	PITCHER										IP ERA WLS BF H R ER SO BB IBB HBP BLK WP HR S P ERA WHIP	7.0 2.32 0.2 3 1 0 0 0 0 0 0 0 0 0 5 7 0.00 1.500								

New York Mets @ San Francisco Giants
Candlestick Park, San Francisco, CA
Sun May 12 1991, 6:33 AM EDT
Att: 38,046 - Cloudy - 62 F

livebaseballscores.com

AB 42
R 4
H 12
RBI 4
BB 10
SO 13
LOB 32




Batter	1	2	3	4	5	6	7	8	9	10	11	AB	R	H	RBI	BB	SO	LOB	BOTTOM					
Mike Felder, S OBP: 0.394, SLG: 0.448 (1, 9)	F9		G6-4-3 BB		FC5-4 1B		G4-3			K		4	0	1	0	1	1	1						
Willie McCree, S OBP: 0.375, SLG: 0.505 (1, 8)	CS 1B		G6-4-3 1-2f		FC5-4 1-2f		G6-3			G3		5	0	1	0	0	0	3						
Will Clark, L OBP: 0.383, SLG: 0.575 (1, 3)	K		G4-3		K		B5-3			G3		5	0	0	0	0	2	2						
Kevin Mitchell, R OBP: 0.375, SLG: 0.586 (1, 7)	CS 1-2		K		FC5-4 1-2f		F9			F9		5	0	1	0	0	1	1						
Matt Williams, R OBP: 0.230, SLG: 0.319 (1, 5)			G6-3		F9		F6			F7		5	0	1	0	0	0	1						
Greg Litton, R OBP: 0.286, SLG: 0.250 Dave Righetti, L (9, 1)							F7			2B		3	2	1	0	1	1	1						
Kevin Bass, S OBP: 0.278, SLG: 0.281 (11, PH)			1B 2B		2B BB		F7			K		0	0	0	0	0	0	0						
Steve Decker, R OBP: 0.271, SLG: 0.360 (1, 2)			1B 2B		1B 2B		F7			G6-3		4	0	2	2	0	0	0						
Dave Anderson, R OBP: 0.385, SLG: 0.404 (9, 4)			1B		1B IBB					G1-4-3		3	0	1	0	1	0	0						
Trevor Wilson, L OBP: 0.250, SLG: 0.250 Michael LaCoss, R OBP: 0.333, SLG: 0.250 Darnell Coles, R OBP: 0.167, SLG: 0.167 Jeff Brantley, R (8, 1) Jose Uribe, S OBP: 0.214, SLG: 0.083 (9, 6)	K						G4-3 1B			K		2	0	1	0	0	1	2						
Inning Stats	R: 0 E: 0 K: 1 S: 10	H: 1 LOB: 0 BB: 0 P: 18	R: 1 E: 0 K: 2 S: 17	H: 3 LOB: 2 BB: 0 P: 27	R: 0 E: 0 K: 0 S: 5	H: 0 LOB: 0 BB: 1 P: 10	R: 1 E: 0 K: 0 S: 6	H: 3 LOB: 3 BB: 2 P: 21	R: 0 E: 0 K: 1 S: 6	H: 0 LOB: 0 BB: 0 P: 14	R: 0 E: 1 K: 0 S: 10	H: 1 LOB: 1 BB: 0 P: 17	R: 0 E: 0 K: 1 S: 10	H: 1 LOB: 1 BB: 0 P: 15	R: 0 E: 0 K: 1 S: 7	H: 0 LOB: 0 BB: 0 P: 10	R: 0 E: 0 K: 1 S: 6	H: 0 LOB: 0 BB: 0 P: 10	R: 0 E: 0 K: 0 S: 9	H: 0 LOB: 0 BB: 0 P: 16	1B: 7 2B: 3 3B: 0 HR: 0	SF: 0 SAC: 0 DP: 1 HBP: 0	WP: 0 PB: 0 SB: 0 CS: 2	PA: 43
PITCHER	IP ERA WLS BF H R ER SO BB IBB HBP BLK WP HR S P ERA WHIP	7.0 2.32 0.2 3 1 0 0 0 0 0 0 0 0 0 5 7 0.00 1.500	1.1 2.65 1.1 4 0 0 0 2 0 0 0 0 0 0 12 18 0.00 0.000	10.1 0.75 2.0 W 6 0 0 0 1 0 0 0 0 0 15 26 0.00 0.000	PITCHER										IP ERA WLS BF H R ER SO BB IBB HBP BLK WP HR S P ERA WHIP	7.0 2.32 0.2 3 1 0 0 0 0 0 0 0 0 0 5 7 0.00 1.500								

New York Mets @ San Francisco Giants
Candlestick Park, San Francisco, CA
Sun May 12 1991, 6:33 AM EDT
Att: 38,046 - Cloudy - 62 F

livebaseballscores.com

AB 39
R 2
H 10
RBI 2
BB 3
SO 7
LOB 11



Batter	1	2	3	4	5	6	7	8	9	AB	R	H	RBI	BB	SO	LOB	TOP					
Vince Coleman, S (1, 8) OBP: 0.338, SLG: 0.279	F8		B1-3			K2-3		F9		4	0	0	0	0	1	0						
Gregg Jefferies, S (1, 5) OBP: 0.328, SLG: 0.268	K			F8		P6		FC3-6 1B		4	0	1	0	0	1	0						
Dave Magadan, L (1, 3) OBP: 0.359, SLG: 0.269 Keith Miller, R (8, PR) OBP: 0.370, SLG: 0.375 (8, 9)	K			L8			K	FC3-6 1B 1-2f		4	0	0	0	0	2	1						
Hubie Brooks, R (1, 9) OBP: 0.318, SLG: 0.421 Doug Simons, L (8, 1)		G6-3		L4			HR BB	1-2 1B		3	1	1	0	1	0	0						
Howard Johnson, S (1, 6) OBP: 0.319, SLG: 0.552		G1-3			1B		HR	K		4	1	2	2	0	1	2						
Kevin McReynolds, R (1, 7) OBP: 0.270, SLG: 0.305		2B		P4			1B	F9		4	0	2	0	0	0	1						
Mackey Sasser, L (1, 2) OBP: 0.290, SLG: 0.500 Jeff Innis, R (7, 1) Tim Teufel, R (8, 3) OBP: 0.136, SLG: 0.095		2B		F8			1B	L7		3	0	0	0	0	0	3						
Tom Herr, S (1, 4) OBP: 0.371, SLG: 0.319			G3		F7		1 SAFE 3-1 1 SAFE	FC4-6 1B		4	0	1	0	0	0	1						
David Cone, L (1, 1) Daryl Boston, L (7, PH) OBP: 0.270, SLG: 0.294 Mark Carreon, R (7, PH) OBP: 0.375, SLG: 0.545 Charlie O'Brien, R (7, 2) OBP: 0.261, SLG: 0.171			L9			G4-3		FC4-6 1-2f		2	0	0	0	0	0	0						
Inning Stats	R: 0 E: 0 K: 2 S: 7	H: 0 LOB: 0 BB: 0 P: 9	R: 0 E: 0 K: 0 S: 10	H: 1 LOB: 1 BB: 0 P: 15	R: 0 E: 0 K: 0 S: 5	H: 0 LOB: 0 BB: 0 P: 7	R: 0 E: 0 K: 0 S: 3	H: 0 LOB: 0 BB: 0 P: 7	R: 0 E: 0 K: 1 S: 6	H: 1 LOB: 1 BB: 0 P: 9	R: 0 E: 0 K: 1 S: 6	H: 0 LOB: 0 BB: 0 P: 9	R: 2 E: 0 K: 1 S: 22	H: 3 LOB: 2 BB: 1 P: 37	R: 0 E: 0 K: 1 S: 15	H: 2 LOB: 2 BB: 0 P: 21	R: 0 E: 0 K: 0 S: 6	H: 0 LOB: 0 BB: 0 P: 10	1B: 5 2B: 1 3B: 0 HR: 1	SF: 0 SAC: 0 DP: 0 HBP: 0	WP: 0 PB: 0 SB: 0 CS: 0	PA: 35
PITCHER	IP	WLS	BF	H	R	ER	SO	BB	IBB	HBP	BLK	WP	HR	S	P	ERA	WHIP					
Andy Benes, R (1, 1) ERA: 4.19	6.2	W	26	5	2	2	4	1	0	0	0	0	1	54	87	2.70	0.900					
Steve Rosenberg, L (7, 1) ERA: 2.08	0.1		1	0	0	0	0	0	0	0	0	0	0	5	6	0.00	0.000					
Craig Lefferts, L (8, 1) ERA: 3.44	2.0	S	8	2	0	0	1	0	0	0	0	0	0	21	31	0.00	1.000					

New York Mets @ San Diego Padres
Jack Murphy Stadium, San Diego, CA
 Mon May 13 1991, 10:05 PM EDT
 Att: 14,158 - Cloudy - 64 F

AB 33
R 2
H 7
RBI 2
BB 1
SO 5
LOB 10





Batter	1	2	3	4	5	6	7	8	9	AB	R	H	RBI	BB	SO	LOB	BOTTOM					
Bip Roberts, S (1, 8) OBP: 0.360, SLG: 0.325	HR 2B		G1-3		L7		G4-3			4	1	1	0	0	0	3						
Tony Fernandez, S (1, 6) OBP: 0.285, SLG: 0.323	K2-3		G4-6-3 1B			F8 G4-3 WP 1B		L9		4	1	2	0	0	1	1						
Tony Gwynn, L (1, 9) OBP: 0.370, SLG: 0.460	HR		G4-6-3 1-2f			G4-3 1-2		HR 1B		4	2	2	2	0	0	3						
Fred McGriff, L (1, 3) OBP: 0.464, SLG: 0.655	K			K		F8		K		4	0	0	0	0	3	2						
Benito Santiago, R (1, 2) OBP: 0.279, SLG: 0.381	F8			1B		K		HR		4	1	2	2	0	1	0						
Thomas Howard, S (1, 7) OBP: 0.200, SLG: 0.200		G4-3		1B		G1-3		G1-3		4	0	1	0	0	0	0						
Scott Coolbaugh, R (1, 5) OBP: 0.300, SLG: 0.300		G6-3		P3		G3 BB 1B				3	0	1	0	0	0	2						
Paul Faries, R (1, 4) OBP: 0.344, SLG: 0.269		P6			K		G3 BB			2	0	0	0	1	1	0						
Andy Benes, R (1, 1) OBP: 0.214, SLG: 0.385 Steve Rosenberg, L (7, 1) Garry Templeton, S (7, PH) OBP: 0.200, SLG: 0.245 Craig Lefferts, L (8, 1)			1B G1-3 BB		G5-3		G3			1	0	0	0	1	0	0						
Inning Stats	R: 2 E: 0 K: 2 S: 12	H: 2 LOB: 0 BB: 0 P: 18	R: 0 E: 0 K: 0 S: 8	H: 0 LOB: 0 BB: 0 P: 13	R: 0 E: 0 K: 0 S: 9	H: 1 LOB: 1 BB: 1 P: 15	R: 0 E: 0 K: 1 S: 8	H: 2 LOB: 1 BB: 0 P: 11	R: 0 E: 0 K: 1 S: 9	H: 0 LOB: 0 BB: 0 P: 12	R: 1 E: 0 K: 1 S: 11	H: 1 LOB: 0 BB: 0 P: 18	R: 0 E: 0 K: 0 S: 8	H: 1 LOB: 2 BB: 1 P: 18	R: 2 E: 0 K: 1 S: 13	H: 2 LOB: 0 BB: 0 P: 19	1B: 6 2B: 1 3B: 0 HR: 2	SF: 0 SAC: 0 DP: 1 HBP: 0	WP: 1 PB: 0 SB: 0 CS: 1	PA: 33		
PITCHER	IP	WLS	BF	H	R	ER	SO	BB	IBB	HBP	BLK	WP	HR	S	P	ERA	WHIP					
David Cone, R (1, 1) ERA: 3.6	6.0	L	23	6	3	3	5	1	0	0	0	0	1	57	87	4.50	1.167					
Jeff Innis, R (7, 1) ERA: 4.35	1.0		5	1	0	0	0	1	0	0	0	0	0	8	18	0.00	2.000					
Doug Simons, L (8, 1) ERA: 3.5	1.0		5	2	2	2	1	0	0	0	0	0	1	13	19	18.00	2.000					

New York Mets @ San Diego Padres
Jack Murphy Stadium, San Diego, CA
 Mon May 13 1991, 10:05 PM EDT
 Att: 14,158 - Cloudy - 64 F

AB 31
R 5
H 9
RBI 4
BB 2
SO 6
LOB 13



Batter	1	2	3	4	5	6	7	8	9	AB R H RBI BB SO LOB	TOP									
Vince Coleman, S (1, 8) OBP: 0.341, SLG: 0.284	1-2 L9 1B		0-1 1B HR	1-3 K			3-3 K		2-3 K	5 2 2 0 0 3 1	<p>New York Mets @ San Diego Padres Jack Murphy Stadium, San Diego, CA Tue May 14 1991, 10:05 PM EDT Att: 24,389 - Sunny - 66 F</p> <p>livebaseballscores.com</p> <p>AB 30 R 6 H 10 RBI 6 BB 3 SO 5 LOB 10</p> 									
Tom Herr, S (1, 4) OBP: 0.372, SLG: 0.323	1 SAFE 2-2 L9		3-2 BB HR	1-1 FC6-5			1-1 FC6-4 1B		0-0 G4-1	5 1 2 0 0 0 2										
Gregg Jefferies, S (1, 5) OBP: 0.352, SLG: 0.288	1-0 CS 1B		4-1 HR BB		2-2 L5-3 1B		2-1 F7			3 1 2 1 1 0 1										
Hubie Brooks, R (1, 9) OBP: 0.315, SLG: 0.444	3-2 G6-3		2-2 HR		3-2 L5-3		2-1 FC6-4			4 1 1 4 0 0 3										
Howard Johnson, S (1, 6) OBP: 0.325, SLG: 0.541		1-1 F7	4-1 S 1B BB		1-1 F8			4-0 FC5-4 BB		2 1 0 0 2 0 0										
Kevin McReynolds, R (1, 7) OBP: 0.289, SLG: 0.302		1-3 K	1-2 1B			0-0 G1-3		2-2 FC5-4		4 0 1 1 0 1 1										
Tim Teufel, R (1, 3) OBP: 0.115, SLG: 0.080		1-1 G6-3	1-1 L7			1-1 G6-3		0-0 L7		0 0 0 0 0 0 0										
Rick Cerone, R (1, 2) OBP: 0.358, SLG: 0.500			1-0 F7	1-0 FC6-5 SH1-4 1B		0-0 1B		0-0 G4-3		4 0 2 0 0 0 1										
Wally Whitehurst, R (1, 1) OBP: 0.333, SLG: 0.400			1-3 K	0-2 SH1-4		1-0 G4-3			1-1 F8	1 0 0 0 0 1 0										
Mackey Sasser, L (6, PH) OBP: 0.289, SLG: 0.480										1 0 0 0 0 0 1										
Pete Schourek, L (6, 1)										1 0 0 0 0 0 0										
Inning Stats	R: 1 E: 0 K: 0 S: 12	H: 2 LOB: 0 BB: 0 P: 19	R: 0 E: 0 K: 1 S: 7	H: 0 LOB: 0 BB: 0 P: 10	R: 5 E: 0 K: 1 S: 21	H: 4 LOB: 1 BB: 2 P: 38	R: 0 E: 0 K: 1 S: 9	H: 1 LOB: 1 BB: 0 P: 12	R: 0 E: 0 K: 0 S: 9	H: 1 LOB: 0 BB: 0 P: 15	R: 0 E: 0 K: 0 S: 5	H: 1 LOB: 1 BB: 0 P: 7	R: 0 E: 0 K: 0 S: 6	H: 0 LOB: 1 BB: 1 P: 12	R: 0 E: 0 K: 1 S: 6	H: 0 LOB: 0 BB: 0 P: 9	1B: 9 2B: 1 3B: 0 HR: 1	SF: 0 SAC: 1 DP: 1 HBP: 0	WP: 0 PB: 0 SB: 2 CS: 1	PA: 38
PITCHER	IP WLS BF H R ER SO BB IBB HBP BLK WP HR S P ERA WHIP											IP WLS BF H R ER SO BB IBB HBP BLK WP HR S P ERA WHIP								
Eric Nolte, L (1, 1) ERA: 11.05	2.2 L 15 6 6 6 2 2 0 0 0 0 1 38 64 20.25 3.000																			
Rich Rodriguez, L (3, 1) ERA: 3.2	2.1 8 2 0 0 1 0 0 0 0 0 0 20 30 0.00 0.857																			
Wes Gardner, R (6, 1) ERA: 6.5	3.0 12 2 0 0 1 1 0 0 0 0 0 21 37 0.00 1.000																			
Mike Maddux, R (9, 1) ERA: 3.47	1.0 3 0 0 0 1 0 0 0 0 0 0 6 9 0.00 0.000																			

Batter	1	2	3	4	5	6	7	8	9	AB R H RBI BB SO LOB	BOTTOM											
Bip Roberts, S (1, 8) OBP: 0.350, SLG: 0.315	0-1 G6-3		1-3 K		3-2 G6-3			2-1 P4		4 0 0 0 0 1 0	<p>New York Mets @ San Diego Padres Jack Murphy Stadium, San Diego, CA Tue May 14 1991, 10:05 PM EDT Att: 24,389 - Sunny - 66 F</p> <p>livebaseballscores.com</p> <p>AB 31 R 1 H 4 RBI 1 BB 2 SO 6 LOB 5</p> 											
Tony Fernandez, S (1, 6) OBP: 0.288, SLG: 0.316	1-3 K		1-2 G4-3		1-2 G5-3		4-2 BB			3 0 0 0 1 1 0												
Tony Gwynn, L (1, 9) OBP: 0.366, SLG: 0.454	1-1 G6-3		3-1 1B		1-2 G3-1		1-0 L6			4 0 1 0 0 0 1												
Fred McGriff, L (1, 3) OBP: 0.451, SLG: 0.632		1-0 G4-1	0-3 K		3-2 F9			2-2 P5		4 0 0 0 0 1 1												
Benito Santiago, R (1, 2) OBP: 0.271, SLG: 0.369		1-3 K		0-1 G3		2-0 P6		2-1 G5-3		4 0 0 0 0 1 0												
Thomas Howard, S (1, 7) OBP: 0.214, SLG: 0.214		0-1 S 1B		2-2 G3		1-1 G5-3		0-1 L8		4 1 1 0 0 0 0												
Scott Coolbaugh, R (1, 5) OBP: 0.385, SLG: 0.462	1 SAFE 3-2 WP 1B			2-0 G4-3		1-2 2B				3 0 2 1 0 0 0												
Paul Faries, R (1, 4) OBP: 0.343, SLG: 0.250	4-2 SAFE 1B				0-2 G5-3		0-0 P4			2 0 0 0 1 0 1												
Eric Nolte, L (1, 1) OBP: 0.115, SLG: 0.111		2-3 K2-3			2-2 G1-3			1-3 K		1 0 0 0 0 1 2												
Rich Rodriguez, L (3, 1) ERA: 2.89										0 0 0 0 0 0 0												
Kevin Ward, R (5, PH) OBP: 0.273, SLG: 0.273										1 0 0 0 0 0 0												
Wes Gardner, R (6, 1) ERA: 6.5										0 0 0 0 0 0 0												
Darrin Jackson, R (8, PH) OBP: 0.321, SLG: 0.319										1 0 0 0 0 1 0												
Mike Maddux, L (9, 1) ERA: 3.44										0 0 0 0 0 0 0												
Inning Stats	R: 0 E: 0 K: 1 S: 8	H: 0 LOB: 0 BB: 0 P: 10	R: 1 E: 0 K: 2 S: 15	H: 2 LOB: 1 BB: 1 P: 26	R: 0 E: 0 K: 2 S: 11	H: 1 LOB: 0 BB: 0 P: 16	R: 0 E: 0 K: 0 S: 7	H: 0 LOB: 0 BB: 0 P: 11	R: 0 E: 0 K: 0 S: 14	H: 0 LOB: 0 BB: 0 P: 19	R: 0 E: 0 K: 0 S: 9	H: 0 LOB: 0 BB: 0 P: 14	R: 0 E: 0 K: 1 S: 7	H: 1 LOB: 1 BB: 0 P: 11	R: 0 E: 0 K: 1 S: 11	H: 0 LOB: 1 BB: 1 P: 19	R: 0 E: 0 K: 0 S: 7	H: 0 LOB: 0 BB: 0 P: 11	1B: 3 2B: 1 3B: 0 HR: 0	SF: 0 SAC: 0 DP: 0 HBP: 0	WP: 1 PB: 0 SB: 1 CS: 0	PA: 33
PITCHER	IP WLS BF H R ER SO BB IBB HBP BLK WP HR S P ERA WHIP											IP WLS BF H R ER SO BB IBB HBP BLK WP HR S P ERA WHIP										
Wally Whitehurst, R (1, 1) ERA: 2.89	5.0 W 19 3 1 0 0 1 1 0 0 0 0 55 82 1.80 0.800																					
Pete Schourek, L (6, 1) ERA: 3.44	4.0 S 14 1 0 0 1 1 0 0 0 0 0 34 55 0.00 0.500																					

Batter	1	2	3	4	5	6	7	8	9	AB	R	H	RBI	BB	SO	LOB	TOP					
Vince Coleman, S (1, 8) OBP: 0.350, SLG: 0.292										4	1	2	1	1	0	2	New York Mets @ San Diego Padres Jack Murphy Stadium, San Diego, CA Wed May 15 1991, 6:33 AM EDT Att: 24,868 - Sunny - 78 F AB 35 R 7 H 12 RBI 7 BB 4 SO 6 LOB 16 					
Gregg Jefferies, S (1, 5) OBP: 0.368, SLG: 0.313										5	2	3	1	0	0	2						
Dave Magadan, L (1, 3) OBP: 0.368, SLG: 0.299										3	1	1	2	2	1	2						
Howard Johnson, S (1, 6) OBP: 0.320, SLG: 0.534										5	0	1	0	0	2	3						
Kevin McReynolds, R (1, 7) OBP: 0.276, SLG: 0.341										5	1	2	2	0	0	3						
Daryl Boston, L (1, 9) OBP: 0.244, SLG: 0.263										4	0	0	0	0	0	1						
Tom Herr, S (1, 4) OBP: 0.371, SLG: 0.316										2	1	0	0	1	1	0						
Tim Teufel, R (7, 4) OBP: 0.148, SLG: 0.115										0	0	0	0	0	0	0						
Charlie O'Brien, R (1, 2) OBP: 0.300, SLG: 0.244										4	1	3	1	0	1	0						
Dwight Gooden, R (1, 1) OBP: 0.167, SLG: 0.167										3	0	0	0	0	1	3						
Inning Stats	R: 0 E: 0 K: 0 S: 10	H: 2 LOB: 2 BB: 1 P: 18	R: 1 E: 0 K: 1 S: 14	H: 1 LOB: 1 BB: 1 P: 20	R: 1 E: 0 K: 1 S: 13	H: 2 LOB: 1 BB: 0 P: 20	R: 0 E: 0 K: 1 S: 8	H: 0 LOB: 0 BB: 2 P: 12	R: 0 E: 0 K: 0 S: 10	H: 0 LOB: 1 BB: 0 P: 10	R: 5 E: 0 K: 1 S: 17	H: 5 LOB: 0 BB: 0 P: 22	R: 0 E: 0 K: 0 S: 7	H: 2 LOB: 1 BB: 0 P: 13	R: 0 E: 0 K: 1 S: 9	H: 1 LOB: 1 BB: 0 P: 11	1B: 9 2B: 3 3B: 0 HR: 2	SF: 0 SAC: 1 DP: 2 HBP: 0	WP: 0 PB: 0 SB: 3 CS: 1	PA: 41		
PITCHER	IP WLS BF H R ER SO BB IBB HBP BLK WP HR S P ERA WHIP																					
Ed Whitson, R (1, 1) ERA: 4.55	6.2 L 32 10 7 7 5 4 0 0 0 0 0 2 78 120 9.45 2.100																					
Steve Rosenberg, L (7, 1) ERA: 1.59	1.1 5 2 0 0 0 0 0 0 0 0 0 0 9 15 0.00 1.500																					
Rich Rodriguez, L (9, 1) ERA: 3.05	1.0 4 1 0 0 1 0 0 0 0 0 0 0 9 11 0.00 1.000																					
Batter	1	2	3	4	5	6	7	8	9	AB	R	H	RBI	BB	SO	LOB	BOTTOM					
Bip Roberts, S (1, 8) OBP: 0.347, SLG: 0.313										4	0	1	0	0	1	1	New York Mets @ San Diego Padres Jack Murphy Stadium, San Diego, CA Wed May 15 1991, 6:33 AM EDT Att: 24,868 - Sunny - 78 F AB 33 R 1 H 7 RBI 0 BB 1 SO 8 LOB 14 					
Tony Fernandez, S (1, 6) OBP: 0.293, SLG: 0.317										3	1	1	0	1	1	1						
Tony Gwynn, L (1, 9) OBP: 0.363, SLG: 0.448										4	0	1	0	0	0	3						
Fred McGriff, L (1, 3) OBP: 0.438, SLG: 0.612										4	0	0	0	0	1	3						
Thomas Howard, S (1, 7) OBP: 0.167, SLG: 0.167										4	0	0	0	0	2	2						
Scott Coolbaugh, R (1, 5) OBP: 0.412, SLG: 0.471										4	0	2	0	0	1	0						
Tom Lampkin, L (1, 2) OBP: 0.286, SLG: 0.286										4	0	1	0	0	1	2						
Paul Faries, R (1, 4) OBP: 0.316, SLG: 0.226										3	0	0	0	0	0	2						
Ed Whitson, R (1, 1) OBP: 0.105, SLG: 0.105										2	0	1	0	0	1	0						
Steve Rosenberg, L (7, 1) OBP: 0.196, SLG: 0.240										0	0	0	0	0	0	0						
Garry Templeton, S (6, PH) OBP: 0.196, SLG: 0.240										1	0	0	0	0	0	0						
Rich Rodriguez, L (9, 1) OBP: 0.196, SLG: 0.240										0	0	0	0	0	0	0						
Inning Stats	R: 0 E: 0 K: 1 S: 10	H: 0 LOB: 0 BB: 0 P: 15	R: 0 E: 0 K: 0 S: 7	H: 0 LOB: 0 BB: 0 P: 13	R: 0 E: 0 K: 1 S: 6	H: 0 LOB: 0 BB: 0 P: 9	R: 0 E: 0 K: 2 S: 11	H: 1 LOB: 2 BB: 1 P: 21	R: 0 E: 0 K: 1 S: 8	H: 1 LOB: 0 BB: 0 P: 13	R: 1 E: 1 K: 1 S: 11	H: 2 LOB: 1 BB: 0 P: 16	R: 0 E: 0 K: 2 S: 8	H: 1 LOB: 1 BB: 0 P: 13	R: 0 E: 0 K: 0 S: 10	H: 1 LOB: 1 BB: 0 P: 13	R: 0 E: 0 K: 0 S: 6	H: 1 LOB: 1 BB: 0 P: 9	1B: 7 2B: 0 3B: 0 HR: 0	SF: 0 SAC: 0 DP: 1 HBP: 0	WP: 0 PB: 0 SB: 1 CS: 0	PA: 34
PITCHER	IP WLS BF H R ER SO BB IBB HBP BLK WP HR S P ERA WHIP																					
Dwight Gooden, R (1, 1) ERA: 2.39	9.0 W 34 7 1 0 8 1 0 0 0 0 0 0 77 122 0.00 0.889																					

Batter	1	2	3	4	5	6	7	8	9	AB	R	H	RBI	BB	SO	LOB	TOP				
Vince Coleman, S (1,8) OBP: 0.354, SLG: 0.301	B2-3			CS BB	G4-3			1B 2B		3	1	1	1	1	0	2					
Gregg Jefferies, S (1,5) OBP: 0.363, SLG: 0.309	G3-1			G3	G3			G4-3 1B		4	0	1	1	0	0	1					
Dave Magadan, L (1,3) OBP: 0.365, SLG: 0.297	1B			L8	L8			G4-3		4	0	1	0	0	1	1					
Hubie Brooks, R (1,9) Daryl Boston, L (8,9) OBP: 0.313, SLG: 0.437 OBP: 0.244, SLG: 0.263			K		BB 2B			K		4	1	1	0	0	2	1					
Howard Johnson, S (1,6) OBP: 0.317, SLG: 0.519			F9		BB 2B			G4-3		3	1	0	0	1	0	0					
Kevin McReynolds, R (1,7) OBP: 0.284, SLG: 0.351			G6-3		G4-3 2B			G5-3 BB		3	0	1	2	1	0	0					
Rick Cerone, R (1,2) OBP: 0.351, SLG: 0.472				P3	G4-3 BB			G5-3		3	0	0	0	1	0	1					
Tom Herr, S (1,4) OBP: 0.375, SLG: 0.317			G1-3		G4-3			SH1-4 2B 1B		3	1	1	0	1	0	2					
Frank Viola, L (1,1) OBP: 0.136, SLG: 0.143			K		G3			SH1-4 FC5		3	0	0	0	0	1	4					
Inning Stats	R: 0 E: 0 K: 0 S: 7	H: 1 LOB: 1 BB: 0 P: 12	R: 0 E: 0 K: 1 S: 8	H: 0 LOB: 0 BB: 0 P: 11	R: 0 E: 0 K: 1 S: 6	H: 0 LOB: 0 BB: 0 P: 8	R: 0 E: 0 K: 0 S: 7	H: 0 LOB: 0 BB: 1 P: 14	R: 2 E: 0 K: 0 S: 14	H: 2 LOB: 2 BB: 2 P: 27	R: 0 E: 0 K: 0 S: 6	H: 0 LOB: 0 BB: 0 P: 9	R: 0 E: 0 K: 0 S: 7	H: 0 LOB: 0 BB: 0 P: 10	R: 2 E: 0 K: 1 S: 12	H: 3 LOB: 1 BB: 0 P: 18	R: 0 E: 0 K: 0 S: 4	H: 0 LOB: 2 BB: 2 P: 13	1B: 4 2B: 2 3B: 0 HR: 0	SF: 0 SAC: 1 DP: 0 HBP: 0	WP: 0 PA: 36 PB: 0 SB: 0 CS: 1
PITCHER	IP	WLS	BF	H	R	ER	SO	BB	IBB	HBP	BLK	WP	HR	S	P	ERA	WHIP				
Mike Morgan, R (1,1) ERA: 1.87	7.1	L	29	6	4	4	3	3	0	0	0	0	0	61	101	4.91	1.227				
John Candelaria, L (8,1) ERA: 2.7	0.1		1	0	0	0	0	0	0	0	0	0	0	3	4	0.00	0.000				
Tim Crews, R (8,1) ERA: 4.66	0.1		1	0	0	0	1	0	0	0	0	0	0	3	4	0.00	0.000				
Mike Hartley, R (9,1) ERA: 2.66	1.0		5	0	0	0	0	1	1	0	0	0	0	4	13	0.00	1.000				

New York Mets @ Los Angeles Dodgers
Dodger Stadium, Los Angeles, CA
 Fri May 17 1991, 7:05 PM PDT
 Att: 47,974 - Cloudy - 68 F

AB	30
R	4
H	6
RBI	4
BB	5
SO	4
LOB	12



Batter	1	2	3	4	5	6	7	8	9	AB	R	H	RBI	BB	SO	LOB	BOTTOM				
Brett Butler, L (1,8) OBP: 0.375, SLG: 0.367	G1-3		G5-3		K			FC6-4 1B		4	0	1	0	0	1	2					
Juan Samuel, R (1,4) OBP: 0.343, SLG: 0.474	K		G6-3			WP 1B		FC6-4		4	0	1	0	0	1	1					
Daryl Strawberry, L (1,9) OBP: 0.355, SLG: 0.357	F8			CS BB		F7		G3		3	0	0	0	1	0	2					
Eddie Murray, S (1,3) OBP: 0.372, SLG: 0.500		G6-3		G5-3		L7		P5		4	0	0	0	0	0	2					
Kal Daniels, L (1,7) OBP: 0.257, SLG: 0.351		K		K		L7		K		4	0	0	0	0	3	1					
Gary Carter, R (1,2) OBP: 0.300, SLG: 0.500		E6 2B			SH1-4 1B			F6		4	2	2	1	0	0	0					
Jeff Hamilton, R (1,5) OBP: 0.267, SLG: 0.293			F9		F9			G6-3		4	0	1	1	0	0	1					
Jose Offerman, S (1,6) OBP: 0.429, SLG: 0.353		G3			SH1-4 1B			G4-3		3	0	1	0	0	0	1					
Mike Morgan, R (1,1) John Candelaria, L (8,1) Tim Crews, R (8,1) Stan Javier, S (8,PH) Mike Hartley, R (9,1) OBP: 0.311, SLG: 0.111 OBP: 0.294, SLG: 0.333			G6-3		SH1-4			K		1	0	0	0	0	0	0					
Inning Stats	R: 0 E: 0 K: 1 S: 9	H: 0 LOB: 0 BB: 0 P: 14	R: 1 E: 1 K: 1 S: 14	H: 1 LOB: 1 BB: 0 P: 24	R: 0 E: 0 K: 0 S: 8	H: 0 LOB: 0 BB: 0 P: 10	R: 0 E: 0 K: 1 S: 8	H: 0 LOB: 0 BB: 1 P: 15	R: 0 E: 0 K: 1 S: 10	H: 2 LOB: 2 BB: 0 P: 14	R: 0 E: 0 K: 0 S: 7	H: 1 LOB: 1 BB: 0 P: 8	R: 0 E: 0 K: 0 S: 5	H: 0 LOB: 0 BB: 0 P: 7	R: 0 E: 0 K: 1 S: 13	H: 1 LOB: 1 BB: 0 P: 18	R: 1 E: 0 K: 1 S: 7	H: 1 LOB: 0 BB: 0 P: 8	1B: 4 2B: 1 3B: 0 HR: 1	SF: 0 SAC: 1 DP: 0 HBP: 0	WP: 1 PA: 34 PB: 0 SB: 0 CS: 1
PITCHER	IP	WLS	BF	H	R	ER	SO	BB	IBB	HBP	BLK	WP	HR	S	P	ERA	WHIP				
Frank Viola, L (1,1) ERA: 2.12	9.0	W	34	6	2	1	6	1	0	0	0	1	1	81	118	1.00	0.778				

New York Mets @ Los Angeles Dodgers
Dodger Stadium, Los Angeles, CA
 Fri May 17 1991, 7:05 PM PDT
 Att: 47,974 - Cloudy - 68 F

AB	32
R	2
H	6
RBI	2
BB	1
SO	6
LOB	10



Batter	1	2	3	4	5	6	7	8	9	AB	R	H	RBI	BB	SO	LOB	TOP			
Vince Coleman, S (1, 8) OBP: 0.369, SLG: 0.310	4-1 1B BB		1-1 G5-3 G3 1B		0-0 P4		4-1 FC4-6 BB		3-2 G3 1B	3	2	2	0	2	0	0				
Gregg Jefferies, S (1, 5) OBP: 0.353, SLG: 0.301	2-0 F7		3-1 G3		2-0 CS 1B		0-1 FC4-6 G6-4-3		2-1 G3	5	0	1	0	0	0	5				
Dave Magadan, L (1, 3) OBP: 0.373, SLG: 0.319	3-2 1B F8-2 1B		2-2 G5-3		2-0 1-2 2B		2-2 G6-4-3		1-1 FC5-4 1B	5	0	3	1	0	0	3				
Hubie Brooks, R (1, 9) Daryl Boston, L (8, PR) OBP: 0.328, SLG: 0.443 OBP: 0.236, SLG: 0.256	0-0 F8-2 1B		0-2 G6-3		4-0 BB		0-0 G3 1B		3-H 2-2 FC5-4 1B	3	0	2	1	1	0	1				
Howard Johnson, S (1, 6) OBP: 0.308, SLG: 0.500	1-0 F8-2			0-2 F9		0-2 F7		2-0 G3		4	0	0	0	0	0	5				
Kevin McReynolds, R (1, 7) OBP: 0.252, SLG: 0.381		4-2 G3-1 S BB		2-2 HR		1-1 G6-3		2-2 F8		3	1	1	1	1	0	2				
Tom Herr, S (1, 4) OBP: 0.379, SLG: 0.317	1 SAFE G3-1		0-1 1B		1-0 G4-3		4-0 IBB			3	0	1	0	1	0	1				
Charlie O'Brien, R (1, 2) OBP: 0.278, SLG: 0.224	2-3 K		1-2 F8		2-2 G6-3		3-2 G5-3			4	0	0	0	0	1	4				
Ron Darling, R (1, 1) Pete Schourek, L (7, 1) John Franco, L (8, 1) Keith Miller, R (8, 4) Chris Domels, L (9, PH)	0-3 K		2-3 K		1-1 FC4-6 2B		2-3 K			3	0	1	0	0	2	2				
Inning Stats	R: 1 E: 0 K: 0 S: 7	H: 2 LOB: 1 BB: 1 P: 17	R: 0 E: 0 K: 2 S: 13	H: 0 LOB: 1 BB: 1 P: 21	R: 0 E: 0 K: 1 S: 11	H: 1 LOB: 1 BB: 0 P: 17	R: 1 E: 0 K: 1 S: 17	H: 2 LOB: 1 BB: 0 P: 22	R: 0 E: 0 K: 0 S: 6	H: 0 LOB: 0 BB: 0 P: 10	R: 0 E: 0 K: 0 S: 8	H: 1 LOB: 1 BB: 1 P: 15	R: 0 E: 0 K: 0 S: 8	H: 1 LOB: 2 BB: 1 P: 19	R: 1 E: 0 K: 1 S: 16	H: 2 LOB: 1 BB: 0 P: 26	1B: 8 2B: 3 3B: 0 HR: 1	SF: 0 SAC: 0 DP: 2 HBP: 0	WP: 0 PB: 0 SB: 2 CS: 1	PA: 40
PITCHER	IP WLS BF H R ER SO BB IBB HBP BLK WP HR S P ERA WHIP																			
Tim Belcher, R (1, 1) ERA: 3.32	6.1	29	8	2	2	3	4	0	0	0	0	0	0	0	0	3	5	2.84	1.895	
John Candelaria, L (7, 1) ERA: 2.45	0.2	1	0	0	0	0	0	0	0	0	0	0	0	0	0	8	19	0.00	0.000	
Tim Crews, R (8, 1) ERA: 4.43	1.0	W	5	1	0	0	0	1	0	0	0	0	0	0	3	19	0.00	1.000		
Jay Howell, R (9, 1) ERA: 2.37	1.0	S	5	2	1	1	0	0	0	0	0	0	0	16	26	9.00	2.000			

New York Mets @ Los Angeles Dodgers
Dodger Stadium, Los Angeles, CA
 Sat May 18 1991, 3:33 AM PDT
 Att: 38,657 - Sunny - 74 F

AB	35
R	3
H	11
RBI	3
BB	5
SO	4
LOB	24



Batter	1	2	3	4	5	6	7	8	9	AB	R	H	RBI	BB	SO	LOB	BOTTOM	
Brett Butler, L (1, 8) OBP: 0.362, SLG: 0.353	3-1 P2		0-1 G4-3		0-0 L6		2-1 L5		2-0 FC6-4	5	0	0	0	0	0	4		
Juan Samuel, R (1, 4) OBP: 0.347, SLG: 0.467	4-1 1B BB		3-1 E6		1-3 K		4-2 2B BB			2	1	0	0	2	1	0		
Chris Gwynn, L (1, 9) Stan Javier, S (8, PH) OBP: 0.387, SLG: 0.423 OBP: 0.286, SLG: 0.324	2-3 K		2-3 K		4-0 K2-6-2 BB		0-0 E4 2B G4-3			2	0	0	0	1	2	2		
Eddie Murray, S (1, 3) OBP: 0.376, SLG: 0.509	0-0 1B		2-3 K		2-3 K		2-0 G4-3 FC5 2B			4	0	2	1	0	2	1		
Kal Daniels, L (1, 7) OBP: 0.257, SLG: 0.347	1-2 G4-1		0-0 BB 1B		0-3 K2-6-2		3-1 G4-3			4	0	1	1	0	1	4		
Lenny Harris, L (1, 5) Gary Carter, R (8, PH) Greg Smith, S (8, PR) Jay Howell, R (9, 1)		1-1 G5-3		1-3 K		3-2 G4-3		4-1 E FC5 BB		3	0	0	0	0	1	1		
Mike Scioscia, L (1, 2) OBP: 0.367, SLG: 0.355		3-2 G4-3		4-1 BB		1-0 S 1B 1B		3-1 FC5 E		3	1	1	0	1	0	2		
Jose Offerman, S (1, 6) OBP: 0.400, SLG: 0.333		1-2 G6-3		0-3 K		1-2 S 1B		2-1 E5		4	0	1	0	0	1	4		
Tim Belcher, R (1, 1) John Candelaria, L (7, 1) Daryl Strawberry, L (7, PH) Tim Crews, R (8, 1) Jeff Hamilton, R (8, PH)			0-0 F9		1-3 K		3-2 L7		0-0 E5 FC6-4	2	0	0	0	0	1	0		
Inning Stats	R: 0 E: 0 K: 1 S: 11	H: 1 LOB: 2 BB: 1 P: 20	R: 0 E: 0 K: 0 S: 10	H: 0 LOB: 0 BB: 0 P: 15	R: 0 E: 1 K: 1 S: 8	H: 0 LOB: 1 BB: 0 P: 13	R: 0 E: 0 K: 3 S: 11	H: 1 LOB: 2 BB: 1 P: 18	R: 0 E: 0 K: 2 S: 7	H: 0 LOB: 1 BB: 1 P: 13	R: 0 E: 0 K: 0 S: 13	H: 2 LOB: 2 BB: 0 P: 23	R: 4 E: 3 K: 0 S: 14	H: 1 LOB: 2 BB: 2 P: 33	1B: 4 2B: 2 3B: 0 HR: 0	SF: 0 SAC: 0 DP: 1 HBP: 0	WP: 0 PB: 0 SB: 2 CS: 0	PA: 37
PITCHER	IP WLS BF H R ER SO BB IBB HBP BLK WP HR S P ERA WHIP																	
Ron Darling, R (1, 1) ERA: 3.43	6.1	26	4	0	0	0	3	0	0	0	0	0	0	8	17	13.50	1.500	
Pete Schourek, L (7, 1) ERA: 3.79	0.2	3	0	1	1	0	1	0	0	0	0	0	0	8	17	13.50	1.500	
John Franco, L (8, 1) ERA: 0.69	1.0	L	8	1	3	0	0	0	0	0	0	0	0	12	27	0.00	2.000	

New York Mets @ Los Angeles Dodgers
Dodger Stadium, Los Angeles, CA
 Sat May 18 1991, 3:33 AM PDT
 Att: 38,657 - Sunny - 74 F

AB	32
R	4
H	5
RBI	2
BB	5
SO	9
LOB	22



Batter	1	2	3	4	5	6	7	8	9	AB	R	H	RBI	BB	SO	LOB	TOP					
Vince Coleman, S (1, 8) Alejandro Pena, R (8, 1)	K		L4				P6	FC6-4		5	0	1	2	0	1	4	<p>New York Mets @ Los Angeles Dodgers Dodger Stadium, Los Angeles, CA Sun May 19 1991, 3:33 AM PDT Att: 46,714 - Cloudy - 71 F</p>					
Gregg Jefferies, S (1, 4) OBP: 0.344, SLG: 0.295	L6			G4-3	K		BB BB	F8		5	0	1	0	0	1	4						
Dave Magadan, L (1, 3) OBP: 0.367, SLG: 0.308	F8			G3		E1	BB		G3	4	0	0	0	1	0	0						
Hubie Brooks, R (1, 9) OBP: 0.323, SLG: 0.427		K		K		P4			K	4	0	0	1	1	3	1						
Howard Johnson, S (1, 6) OBP: 0.319, SLG: 0.535		G3-1			1B	G4-3			HR	4	2	2	1	1	1	3						
Kevin McReynolds, R (1, 7) OBP: 0.336, SLG: 0.380		F8			FC5-4	G4-3		1B	1B	3	2	1	0	2	0	2						
Rick Cerone, R (1, 2) Mark Carreon, R (9, PH) OBP: 0.388, SLG: 0.556			F7		FC5-4	F7		FC6-4	1B	3	0	1	0	1	0	2						
Chris Donnels, L (1, 5) OBP: 0.400, SLG: 0.313			SH1		K		1B	BB	G3-1	4	1	1	0	1	2	7						
David Cone, L (1, 1)			SH1		FC5-4		P2			1	0	0	1	0	0	2						
Mackey Sasser, L (7, PH) Doug Simons, L (7, 1) Daryl Boston, L (8, PH) OBP: 0.256, SLG: 0.275					1-2			FC6-4	1B	1	0	0	0	0	0	0						
Inning Stats	R: 0 E: 0 K: 1 S: 11	H: 0 LOB: 0 BB: 0 P: 15	R: 0 E: 0 K: 1 S: 10	H: 0 LOB: 0 BB: 0 P: 16	R: 0 E: 0 K: 0 S: 18	H: 0 LOB: 1 BB: 1 P: 27	R: 0 E: 0 K: 1 S: 11	H: 0 LOB: 0 BB: 0 P: 15	R: 2 E: 1 K: 2 S: 13	H: 3 LOB: 2 BB: 1 P: 25	R: 0 E: 1 K: 0 S: 14	H: 0 LOB: 2 BB: 1 P: 25	R: 1 E: 0 K: 1 S: 17	H: 2 LOB: 3 BB: 2 P: 28	R: 1 E: 0 K: 1 S: 16	H: 2 LOB: 2 BB: 1 P: 26	R: 1 E: 0 K: 1 S: 11	H: 2 LOB: 2 BB: 1 P: 17	1B: 7 2B: 1 3B: 0 HR: 1	SF: 0 SAC: 1 DP: 0 HBP: 0	WP: 0 PB: 0 SB: 1 CS: 1	PA: 44
PITCHER	IP WLS BF H R ER SO BB IBB HBP BLK WP HR S P ERA WHIP																					
Ramon Martinez, R (1, 1) ERA: 1.85	6.0 W 25 3 2 2 5 3 0 0 0 0 0 0 77 123 3.00 1.000																					
Mike Hartley, R (7, 1) ERA: 3.0	0.2 4 2 1 1 0 0 0 0 0 0 0 0 13 15 13.50 3.000																					
John Candelaria, L (7, 1) ERA: 2.45	0.0 1 0 0 0 0 1 0 0 0 0 0 0 1 5 ∞ ∞																					
Jim Gott, R (7, 1) ERA: 2.41	0.2 6 2 1 1 2 2 0 0 0 0 0 0 13 25 13.50 6.000																					
Tim Crews, R (8, 1) ERA: 4.5	1.2 S 8 2 1 1 1 1 0 0 0 0 0 1 17 26 5.40 1.800																					

AB	36
R	5
H	9
RBI	5
BB	7
SO	8
LOB	26



Batter	1	2	3	4	5	6	7	8	9	AB	R	H	RBI	BB	SO	LOB	BOTTOM			
Brett Butler, L (1, 8) OBP: 0.370, SLG: 0.353	G6-3		G3		1B		WP	F7		3	3	1	0	2	0	0	<p>New York Mets @ Los Angeles Dodgers Dodger Stadium, Los Angeles, CA Sun May 19 1991, 3:33 AM PDT Att: 46,714 - Cloudy - 71 F</p>			
Juan Samuel, R (1, 4) OBP: 0.355, SLG: 0.468	K		G3		P2		G4-3	G5-3		4	2	2	0	1	1	0				
Stan Javier, S (1, 9) OBP: 0.256, SLG: 0.297	K		G3		SF7		E6			3	0	0	1	0	1	4				
Eddie Murray, S (1, 3) OBP: 0.372, SLG: 0.500		K			P2		SF8			2	0	0	1	1	1	1				
Kal Daniels, L (1, 7) OBP: 0.266, SLG: 0.380		1B		SF9			G4-3			2	2	1	3	1	0	2				
Lenny Harris, L (1, 5) Gary Carter, R (7, PH) Jeff Hamilton, R (7, PR) OBP: 0.292, SLG: 0.288		1B		SF9		HR		G4-3		3	0	1	0	0	1	2				
Lenny Harris, L (1, 5) Gary Carter, R (7, PH) Jeff Hamilton, R (7, PR) OBP: 0.292, SLG: 0.288		1B		SF9		HR		G4-3		0	0	0	0	1	0	0				
Lenny Harris, L (1, 5) Gary Carter, R (7, PH) Jeff Hamilton, R (7, PR) OBP: 0.292, SLG: 0.288		1B		SF9		HR		G4-3		0	0	0	0	0	0	0				
Mike Scioscia, L (1, 2) Greg Smith, S (5, PH) Mike Hartley, R (7, 1) John Candelaria, L (7, 1) Jim Gott, R (7, 1) Barry Lyons, R (8, 2)	E3				L1			IBB		3	0	0	1	1	0	1				
Jose Offerman, S (1, 6) OBP: 0.345, SLG: 0.280	G4-3				F9		P5			4	0	0	0	0	1	5				
Ramon Martinez, R (1, 1) Greg Smith, S (5, PH) Mike Hartley, R (7, 1) John Candelaria, L (7, 1) Jim Gott, R (7, 1) Barry Lyons, R (8, 2)	K				G6-3		P5		G5-3	2	0	0	0	0	1	2				
Inning Stats	R: 0 E: 0 K: 2 S: 9	H: 1 LOB: 2 BB: 1 P: 13	R: 1 E: 1 K: 2 S: 13	H: 1 LOB: 2 BB: 1 P: 19	R: 1 E: 0 K: 1 S: 13	H: 1 LOB: 2 BB: 2 P: 26	R: 0 E: 0 K: 0 S: 4	H: 0 LOB: 0 BB: 0 P: 7	R: 3 E: 0 K: 0 S: 10	H: 2 LOB: 0 BB: 1 P: 17	R: 0 E: 0 K: 0 S: 7	H: 0 LOB: 0 BB: 0 P: 10	R: 2 E: 1 K: 1 S: 20	H: 1 LOB: 3 BB: 3 P: 38	R: 0 E: 0 K: 0 S: 7	H: 0 LOB: 0 BB: 0 P: 11	1B: 4 2B: 0 3B: 0 HR: 1	SF: 3 SAC: 0 DP: 0 HBP: 0	WP: 1 PB: 0 SB: 1 CS: 0	PA: 38
PITCHER	IP WLS BF H R ER SO BB IBB HBP BLK WP HR S P ERA WHIP																			
David Cone, R (1, 1) ERA: 3.88	6.0 L 27 4 5 4 0 0 4 0 0 0 0 0 1 56 92 6.00 1.333																			
Doug Simons, L (7, 1) ERA: 3.79	1.0 8 1 2 1 1 2 1 0 0 0 1 0 20 38 9.00 3.000																			
Alejandro Pena, R (8, 1) ERA: 1.23	1.0 3 0 0 0 0 0 0 0 0 0 0 0 7 11 0.00 0.000																			

AB	28
R	7
H	5
RBI	6
BB	7
SO	6
LOB	17



Batter	1	2	3	4	5	6	7	8	9	AB	R	H	RBI	BB	SO	LOB	TOP					
Doug Dascenzo, S OBP: 0.382, SLG: 0.426										4	2	3	0	0	0	0	Chicago Cubs @ New York Mets Shea Stadium, Flushing, NY Tue May 21 1991, 7:05 PM EDT Att: 29,129 - Sunny - 80 F					
23 Ryne Sandberg, R Chico Walker, S OBP: 0.341, SLG: 0.440 OBP: 0.385, SLG: 0.382										2	1	1	1	0	1	1						
Mark Grace, L OBP: 0.375, SLG: 0.409										4	1	2	0	1	0	3						
George Bell, R OBP: 0.266, SLG: 0.458										5	1	1	2	0	2	7						
Andre Dawson, R OBP: 0.342, SLG: 0.557										4	0	1	2	0	0	1						
Luis Salazar, R OBP: 0.275, SLG: 0.395										4	0	0	0	0	1	2						
Jose Vizcaino, S OBP: 0.364, SLG: 0.367										4	0	2	0	0	0	0						
Damon Berryhill, S OBP: 0.202, SLG: 0.315										4	1	1	1	0	0	2						
Rick Sutcliffe, L Les Lancaster, R Dwight Gooden, R Chuck McElroy, L Jerome Walton, R Mike Bielecki, R Hector Villanueva, R Shawn Boskie, R OBP: 0.167, SLG: 0.182 OBP: 0.333, SLG: 0.333 OBP: 0.292, SLG: 0.385 OBP: 0.292, SLG: 0.385 OBP: 0.292, SLG: 0.385 OBP: 0.292, SLG: 0.385 OBP: 0.292, SLG: 0.385 OBP: 0.292, SLG: 0.385 OBP: 0.292, SLG: 0.385										1	0	0	0	0	1	0						
Inning Stats	R: 3 E: 0 K: 0 S: 17	H: 3 LOB: 0 BB: 0 P: 23	R: 0 E: 0 K: 1 S: 5	H: 0 LOB: 0 BB: 0 P: 8	R: 2 E: 0 K: 2 S: 15	H: 2 LOB: 1 BB: 1 P: 21	R: 0 E: 0 K: 1 S: 10	H: 1 LOB: 2 BB: 0 P: 17	R: 0 E: 0 K: 2 S: 11	H: 1 LOB: 1 BB: 0 P: 13	R: 1 E: 0 K: 1 S: 10	H: 1 LOB: 0 BB: 0 P: 15	R: 0 E: 0 K: 0 S: 7	H: 1 LOB: 0 BB: 0 P: 10	R: 0 E: 0 K: 0 S: 13	H: 1 LOB: 1 BB: 0 P: 20		R: 0 E: 1 K: 0 S: 10	H: 1 LOB: 3 BB: 0 P: 16	1B: 4 2B: 4 3B: 1 HR: 2	SF: 0 SAC: 0 DP: 1 HBP: 1	WP: 0 PB: 0 SB: 2 CS: 0
PITCHER	IP WLS BF H R ER SO BB IBB HBP BLK WP HR S P ERA WHIP																					
Dwight Gooden, R ERA: 2.97	(1, 1)	6.1	W	30	9	6	6	7	1	0	1	0	0	0	2	71	101	8.53	1.579			
Wally Whitehurst, R ERA: 2.76	(7, 1)	1.1		4	1	0	0	0	0	0	0	0	0	0	0	13	19	0.00	0.750			
John Franco, L ERA: 0.63	(8, 1)	1.1	S	6	1	0	0	0	0	0	0	0	0	0	0	14	23	0.00	0.750			

AB	38
R	6
H	11
RBI	6
BB	1
SO	7
LOB	21



Batter	1	2	3	4	5	6	7	8	9	AB	R	H	RBI	BB	SO	LOB	BOTTOM			
Vince Coleman, S OBP: 0.371, SLG: 0.306										3	3	1	0	2	1	0	Chicago Cubs @ New York Mets Shea Stadium, Flushing, NY Tue May 21 1991, 7:05 PM EDT Att: 29,129 - Sunny - 80 F			
Gregg Jefferies, S OBP: 0.382, SLG: 0.329										4	2	3	2	0	0	0				
Dave Magadan, L OBP: 0.364, SLG: 0.315										4	1	1	2	0	1	2				
Hubie Brooks, R John Franco, L OBP: 0.320, SLG: 0.421										4	1	1	0	0	1	1				
Howard Johnson, S OBP: 0.317, SLG: 0.525										4	1	1	1	0	0	1				
Kevin McReynolds, R OBP: 0.322, SLG: 0.413										4	0	3	2	0	0	0				
Kevin Elster, R OBP: 0.355, SLG: 0.481										3	0	0	0	1	1	2				
Charlie O'Brien, R OBP: 0.259, SLG: 0.212										3	0	0	1	0	0	0				
Dwight Gooden, R Wally Whitehurst, R Daryl Boston, L OBP: 0.143, SLG: 0.143 OBP: 0.333, SLG: 0.400 OBP: 0.250, SLG: 0.288										3	0	0	0	0	1	2				
Inning Stats	R: 4 E: 0 K: 1 S: 20	H: 5 LOB: 2 BB: 1 P: 35	R: 3 E: 0 K: 1 S: 13	H: 3 LOB: 1 BB: 1 P: 23	R: 1 E: 0 K: 0 S: 16	H: 1 LOB: 1 BB: 1 P: 29	R: 0 E: 0 K: 1 S: 9	H: 1 LOB: 1 BB: 0 P: 15	R: 0 E: 0 K: 1 S: 8	H: 0 LOB: 0 BB: 0 P: 14	R: 0 E: 0 K: 0 S: 7	H: 0 LOB: 0 BB: 0 P: 10	R: 0 E: 0 K: 0 S: 4	H: 0 LOB: 0 BB: 0 P: 9	R: 0 E: 0 K: 1 S: 10	H: 0 LOB: 0 BB: 0 P: 17		1B: 6 2B: 4 3B: 0 HR: 0	SF: 1 SAC: 0 DP: 0 HBP: 0	WP: 0 PB: 0 SB: 3 CS: 0
PITCHER	IP WLS BF H R ER SO BB IBB HBP BLK WP HR S P ERA WHIP																			
Rick Sutcliffe, R ERA: 5.77	(1, 1)	1.0	L	11	6	6	6	1	1	0	0	0	0	0	23	42	54.00	7.000		
Les Lancaster, R ERA: 4.15	(2, 1)	2.0		10	3	2	2	1	1	0	0	0	0	0	26	45	9.00	2.000		
Chuck McElroy, L ERA: 1.76	(4, 1)	2.0		7	1	0	0	2	0	0	0	0	0	0	17	29	0.00	0.500		
Mike Bielecki, R ERA: 3.73	(6, 1)	3.0		9	0	0	0	1	0	0	0	0	0	0	21	36	0.00	0.000		



Batter	1	2	3	4	5	6	7	8	9	AB	R	H	RBI	BB	SO	LOB	TOP			
Doug Dasenczo, S OBP: 0.361, SLG: 0.400	(1, 8) G6-3		(2) G4-3		(3) K		(3) K		(2) SH5-3	4	0	0	1	0	2	2	Chicago Cubs @ New York Mets Shea Stadium, Flushing, NY Thu May 23 1991, 7:05 PM EDT Att: 29,763 - Sunny - 70 F			
23 Ryne Sandberg, R OBP: 0.333, SLG: 0.430	(1, 4) K		(3) P6			(1) G6-3		(1) F9	(3) IBB	4	0	0	0	1	1	0				
Mark Grace, L OBP: 0.371, SLG: 0.404	(1, 3) G6-3			(1) F7		(2) G3-1		(1) 1B	(3) F8	5	0	1	0	0	0	2				
George Bell, R OBP: 0.265, SLG: 0.447		(1) 1B		(2) G5-3		(1) 1B		(2) P4		4	0	2	0	0	0	1				
Andre Dawson, R OBP: 0.338, SLG: 0.541	(1, 9) P4		(1) S	(1) 2B		(3) CS	(1) L7	(1) 1B		4	1	2	0	0	0	1				
Damon Berryhill, S OBP: 0.204, SLG: 0.323	(1, 2) K		(2) 1B	(1) 2B		(2) F7	(2) K			4	0	1	1	0	2	3				
Luis Salazar, R OBP: 0.319, SLG: 0.477	(1, 5) G6-3		(3) G5-3			(1) 3B		(1) FC1-6	(1) 1B	3	1	1	0	1	0	2				
Shawon Dunston, R OBP: 0.250, SLG: 0.367			(1) HR		(1) B4-3	(1) 3B		(1) FC1-6	(1) SH5-3	4	2	2	2	0	0	1				
Shawn Boskie, R OBP: 0.227, SLG: 0.400			(1) K		(2) G5-3			(1) E6		2	0	0	0	0	1	0				
Chico Walker, S OBP: 0.400, SLG: 0.382	(7, PH)									0	0	0	0	1	0	0				
Les Lancaster, R OBP: 0.333, SLG: 0.333	(7, PH)									0	0	0	0	0	0	0				
Hector Villanueva, R OBP: 0.292, SLG: 0.535	(9, PH)									1	0	0	0	0	0	1				
Paul Assenmacher, L OBP: 0.067, SLG: 0.500	(9, PH)									0	0	0	0	0	0	0				
Inning Stats	R: 0 E: 0 K: 1 S: 8	H: 0 LOB: 0 BB: 0 P: 13	R: 0 E: 0 K: 1 S: 8	H: 1 LOB: 1 BB: 0 P: 14	R: 1 E: 0 K: 1 S: 10	H: 1 LOB: 0 BB: 0 P: 19	R: 1 E: 0 K: 0 S: 11	H: 2 LOB: 1 BB: 0 P: 18	R: 0 E: 0 K: 1 S: 6	H: 0 LOB: 0 BB: 0 P: 7	R: 1 E: 0 K: 1 S: 14	H: 1 LOB: 2 BB: 2 P: 27	R: 0 E: 0 K: 1 S: 12	H: 2 LOB: 2 BB: 1 P: 13	R: 1 E: 1 K: 0 S: 14	H: 1 LOB: 2 BB: 1 P: 26	1B: 6 2B: 1 3B: 1 HR: 1	SF: 0 SAC: 1 DP: 0 HBP: 0	WP: 1 PB: 0 SB: 1 CS: 1	PA: 40
PITCHER	IP WLS BF H R ER SO BB IBB HBP BLK WP HR S P ERA WHIP																			
Ron Darling, R ERA: 3.52	(1, 1) 6.2 26 6 3 3 4 1 0 0 0 1 1 59 101 4.05 1.050																			
Alejandro Pena, R ERA: 1.53	(7, 1) 1.1 7 2 0 0 2 1 0 0 0 0 0 17 23 0.00 2.250																			
John Franco, L ERA: 0.59	(9, 1) 1.0 L 6 1 1 0 0 0 1 0 0 0 0 0 14 26 0.00 1.000																			

AB	35
R	4
H	9
RBI	4
BB	3
SO	6
LOB	13



Batter	1	2	3	4	5	6	7	8	9	AB	R	H	RBI	BB	SO	LOB	BOTTOM					
Vince Coleman, S OBP: 0.365, SLG: 0.303	(1, 8) K		(1) F8		(3) G4-3		(3) CS	(1) K		4	0	0	0	0	2	1	Chicago Cubs @ New York Mets Shea Stadium, Flushing, NY Thu May 23 1991, 7:05 PM EDT Att: 29,763 - Sunny - 70 F					
Keith Miller, R OBP: 0.406, SLG: 0.448	(1, 4) 1B		(1) G6-3		(1) E	(2) 2B	(2) L5			4	2	3	0	0	0	0						
Hubie Brooks, R OBP: 0.316, SLG: 0.410	(1, 9) 1B		(1) G6-3		(1) E7	(1) PB	(3) K			4	1	2	1	0	1	1						
John Franco, L ERA: 1.53	(9, 1) 1B		(1) S		(1) 1B	(2) 2H				0	0	0	0	0	0	0						
Howard Johnson, S OBP: 0.327, SLG: 0.524	(1, 5) 1B		(1) 1B		(1) P5			(1) K		4	0	2	1	0	1	1						
Kevin McReynolds, R OBP: 0.309, SLG: 0.387	(1, 7) F9		(1) F8		(2) G6-3			(2) F9		4	0	0	0	0	0	4						
Tim Lincecum, R OBP: 0.147, SLG: 0.212	(1, 3) F7		(3) K		(3) K			(3) K		3	0	0	0	0	2	3						
Alejandro Pena, R ERA: 1.53	(7, 1) F7									0	0	0	0	0	0	0						
Daryl Boston, L OBP: 0.244, SLG: 0.262	(9, 9) K									0	0	0	0	0	0	0						
Mark Carreon, R OBP: 0.380, SLG: 0.543	(9, PH) K									1	0	0	0	0	1	0						
Rick Cerone, R OBP: 0.348, SLG: 0.443	(1, 2) G5-3				(1) F9		(2) CS	(1) 1B		3	0	1	0	0	0	0						
Kevin Elster, R OBP: 0.358, SLG: 0.456	(1, 6) G6-3				(1) SH1-4	(1) BB	(1) K			2	0	0	0	1	1	1						
Ron Darling, R OBP: 0.200, SLG: 0.333	(1, 1) K				(2) SH1-4	(2) K				1	0	0	0	0	1	0						
Dave Magadan, L OBP: 0.362, SLG: 0.312	(7, 3) K				(1) 1-2					1	0	0	0	0	1	1						
Inning Stats	R: 2 E: 0 K: 1 S: 19	H: 3 LOB: 1 BB: 0 P: 31	R: 0 E: 0 K: 1 S: 6	H: 0 LOB: 0 BB: 0 P: 9	R: 0 E: 0 K: 0 S: 6	H: 1 LOB: 0 BB: 0 P: 8	R: 0 E: 0 K: 1 S: 12	H: 1 LOB: 0 BB: 0 P: 15	R: 0 E: 0 K: 0 S: 5	H: 0 LOB: 1 BB: 1 P: 10	R: 1 E: 1 K: 1 S: 14	H: 2 LOB: 1 BB: 0 P: 23	R: 0 E: 0 K: 2 S: 12	H: 1 LOB: 0 BB: 0 P: 20	R: 0 E: 0 K: 2 S: 14	H: 0 LOB: 0 BB: 0 P: 20	R: 0 E: 0 K: 2 S: 9	H: 0 LOB: 0 BB: 0 P: 10	1B: 7 2B: 1 3B: 0 HR: 0	SF: 0 SAC: 1 DP: 1 HBP: 0	WP: 0 PB: 1 SB: 2 CS: 2	PA: 34
PITCHER	IP WLS BF H R ER SO BB IBB HBP BLK WP HR S P ERA WHIP																					
Shawn Boskie, R ERA: 3.55	(1, 1) 6.0 24 7 3 3 4 1 0 0 0 0 0 62 96 4.50 1.333																					
Les Lancaster, R ERA: 3.86	(7, 1) 2.0 W 6 1 0 0 4 0 0 0 0 0 0 26 40 0.00 0.500																					
Paul Assenmacher, L ERA: 3.16	(9, 1) 1.0 S 3 0 0 0 2 0 0 0 0 0 0 9 10 0.00 0.000																					



Batter	1	2	3	4	5	6	7	8	9	AB	R	H	RBI	BB	SO	LOB	TOP			
Milt Thompson, L (1, 7) OBP: 0.508, SLG: 0.538										4	1	2	0	0	2	0	St. Louis Cardinals @ New York Mets Shea Stadium, Flushing, NY Fri May 24 1991, 7:05 PM EDT Att: 30,795 - Sunny - 81 F			
Ozzie Smith, S (1, 6) OBP: 0.413, SLG: 0.348										3	0	0	0	1	0	2				
Ray Lankford, L (1, 8) OBP: 0.281, SLG: 0.317										4	1	1	1	0	0	2				
Pedro Guerrero, R (1, 3) OBP: 0.348, SLG: 0.387										4	0	1	1	0	0	2				
Felix Jose, S (1, 9) OBP: 0.435, SLG: 0.524										4	0	2	0	0	2	0				
Todd Zeile, R (1, 5) OBP: 0.385, SLG: 0.439										4	0	1	0	0	3	1				
Geronimo Pena, S (1, 4) OBP: 0.358, SLG: 0.413										4	0	1	0	0	2	2				
Tom Pagnozzi, R (1, 2) OBP: 0.301, SLG: 0.308										4	0	0	0	0	2	3				
Bryn Smith, R (1, 1) OBP: 0.227, SLG: 0.200										2	0	0	0	0	1	1				
Rex Hudler, R (7, PH) OBP: 0.344, SLG: 0.439										1	0	0	0	0	0	0				
Tim Sherrill, L (7, 1)										0	0	0	0	0	0	0				
Inning Stats	R: 0 E: 0 K: 1 S: 11	H: 0 LOB: 1 BB: 1 P: 19	R: 0 E: 0 K: 1 S: 8	H: 1 LOB: 1 BB: 0 P: 11	R: 2 E: 0 K: 1 S: 13	H: 4 LOB: 2 BB: 0 P: 20	R: 0 E: 0 K: 2 S: 8	H: 1 LOB: 1 BB: 0 P: 12	R: 0 E: 0 K: 1 S: 10	H: 0 LOB: 0 BB: 0 P: 15	R: 0 E: 0 K: 2 S: 7	H: 0 LOB: 0 BB: 0 P: 9	R: 0 E: 0 K: 0 S: 8	H: 1 LOB: 1 BB: 0 P: 14	R: 0 E: 0 K: 2 S: 13	H: 1 LOB: 1 BB: 0 P: 21	1B: 7 2B: 2 3B: 1 HR: 0	SF: 0 SAC: 0 DP: 0 HBP: 0	WP: 0 PB: 1 SB: 1 CS: 0	PA: 35
PITCHER David Cone, R (1, 1) ERA: 3.6	IP: 9.0 WLS: W BF: 35 H: 8 R: 2 ER: 2 SO: 12 BB: 1 IBB: 0 HBP: 0 BLK: 0 WP: 0 HR: 0 S: 85 P: 129 ERA: 2.00 WHIP: 1.000															PITCHER				

AB	34
R	2
H	8
RBI	2
BB	1
SO	12
LOB	13



Batter	1	2	3	4	5	6	7	8	9	AB	R	H	RBI	BB	SO	LOB	BOTTOM			
Vince Coleman, S (1, 8) OBP: 0.366, SLG: 0.306										5	1	2	0	0	0	3	St. Louis Cardinals @ New York Mets Shea Stadium, Flushing, NY Fri May 24 1991, 7:05 PM EDT Att: 30,795 - Sunny - 81 F			
Keith Miller, R (1, 4) OBP: 0.405, SLG: 0.559										5	1	2	2	0	0	3				
Dave Magadan, L (1, 3) OBP: 0.363, SLG: 0.315										5	1	2	0	0	0	3				
Hubie Brooks, R (1, 9) OBP: 0.321, SLG: 0.413										4	0	2	0	0	1	1				
Daryl Boston, L (7, PR) OBP: 0.239, SLG: 0.256										1	1	0	0	0	0	2				
Howard Johnson, S (1, 5) OBP: 0.331, SLG: 0.523										4	1	2	1	0	0	1				
Kevin McReynolds, R (1, 7) OBP: 0.307, SLG: 0.383										4	0	1	1	0	1	2				
Mackey Sasser, L (1, 2) OBP: 0.258, SLG: 0.467										3	1	1	0	0	0	0				
Mark Carreon, R (7, PH) OBP: 0.392, SLG: 0.553										1	0	1	0	0	0	0				
Charlie O'Brien, R (8, 2) OBP: 0.259, SLG: 0.212										0	0	0	0	0	0	0				
Kevin Elster, R (1, 6) OBP: 0.366, SLG: 0.450										3	0	1	0	1	0	3				
David Cone, L (1, 1) OBP: 0.158, SLG: 0.111										4	0	2	2	0	0	1				
Inning Stats	R: 0 E: 0 K: 1 S: 11	H: 2 LOB: 1 BB: 0 P: 14	R: 0 E: 0 K: 1 S: 7	H: 0 LOB: 0 BB: 0 P: 11	R: 1 E: 0 K: 0 S: 8	H: 2 LOB: 1 BB: 0 P: 9	R: 2 E: 0 K: 0 S: 13	H: 3 LOB: 2 BB: 1 P: 20	R: 1 E: 0 K: 0 S: 9	H: 2 LOB: 1 BB: 0 P: 11	R: 0 E: 0 K: 0 S: 6	H: 0 LOB: 0 BB: 0 P: 9	R: 2 E: 0 K: 0 S: 16	H: 5 LOB: 3 BB: 0 P: 25	R: 0 E: 0 K: 0 S: 15	H: 2 LOB: 2 BB: 0 P: 20	1B: 13 2B: 2 3B: 0 HR: 1	SF: 0 SAC: 0 DP: 0 HBP: 0	WP: 0 PB: 0 SB: 0 CS: 1	PA: 40
PITCHER Bryn Smith, R (1, 1) ERA: 4.25	IP: 6.0 WLS: L BF: 27 H: 9 R: 4 ER: 4 SO: 2 BB: 1 IBB: 0 HBP: 0 BLK: 0 WP: 0 HR: 1 S: 54 P: 74 ERA: 6.00 WHIP: 1.667															PITCHER				
Tim Sherrill, L (7, 1) ERA: 4.5	IP: 2.0 WLS: L BF: 13 H: 7 R: 2 ER: 2 SO: 0 BB: 0 IBB: 0 HBP: 0 BLK: 0 WP: 0 HR: 0 S: 31 P: 45 ERA: 9.00 WHIP: 3.500															PITCHER				

AB	39
R	6
H	16
RBI	6
BB	1
SO	2
LOB	19



Batter	1	2	3	4	5	6	7	8	9	AB	R	H	RBI	BB	SO	LOB	TOP								
Gerónimo Peña, S (1, 4) OBP: 0.328, SLG: 0.373	F7		K		K		B1-3	CS	G6-3	5	0	0	0	0	2	1									
Bernard Gilkey, R (1, 7) OBP: 0.364, SLG: 0.362	F8		P2		E		G5-3		1B	4	2	1	0	1	0	0									
Ray Lankford, L (1, 8) OBP: 0.286, SLG: 0.315	G3		G4-3		2B		G3-1		FC	4	2	1	0	1	0	0									
Felix Jose, S (1, 9) OBP: 0.440, SLG: 0.530		2B			G3-1			F9	E	4	0	2	2	1	0	0									
Gerald Perry, L (1, 3) OBP: 0.282, SLG: 0.355		2B			G3			K	SF7	4	0	1	1	0	1	1									
Todd Zeile, R (1, 5) OBP: 0.386, SLG: 0.445					K		G5-3		FC	5	1	2	0	0	1	4									
Tom Pagnozzi, R (1, 2) OBP: 0.304, SLG: 0.306					K				F8	4	1	1	1	1	1	4									
Tim Jones, L (1, 6) OBP: 0.250, SLG: 0.100										2	0	0	0	1	1	2									
Craig Wilson, R (8, PH) OBP: 0.308, SLG: 0.273					G1-3					0	0	0	0	1	0	0									
Ozzie Smith, S (8, 6) OBP: 0.413, SLG: 0.348										0	0	0	0	0	0	0									
Ken Hill, R (1, 1)										3	1	0	0	0	0	3									
Cris Carpenter, R (7, 1)										0	0	0	0	0	0	0									
Rex Hudler, R (8, PH) OBP: 0.355, SLG: 0.448										1	0	1	1	0	0	0									
Juan Agosto, L (8, 1)										0	0	0	0	0	0	0									
Inning Stats	R: 0 E: 0 K: 0 S: 7	H: 0 LOB: 0 BB: 0 P: 10	R: 0 E: 0 K: 2 S: 18	H: 2 LOB: 3 BB: 1 P: 29	R: 0 E: 0 K: 1 S: 7	H: 0 LOB: 0 BB: 0 P: 11	R: 0 E: 0 K: 0 S: 10	H: 1 LOB: 2 BB: 1 P: 19	R: 3 E: 2 K: 1 S: 14	H: 2 LOB: 1 BB: 0 P: 24	R: 0 E: 0 K: 1 S: 7	H: 0 LOB: 0 BB: 0 P: 8	R: 0 E: 0 K: 0 S: 7	H: 0 LOB: 0 BB: 0 P: 11	R: 2 E: 0 K: 1 S: 20	H: 3 LOB: 1 BB: 2 P: 32	R: 2 E: 1 K: 0 S: 11	H: 1 LOB: 2 BB: 2 P: 22	1B: 6 2B: 3 3B: 0 HR: 0	SF: 1 SAC: 0 DP: 0 HBP: 0	WP: 1 PB: 0 SB: 2 CS: 1	PA: 44			
PITCHER	IP	WLS	BF	H	R	ER	SO	BB	IBB	HBP	BLK	WP	HR	S	P	ERA	WHIP								
Wally Whitehurst, R (1, 1) ERA: 2.94	4.1	L	22	5	3	2	4	2	1	0	0	0	0	51	84	4.15	1.615								
Pete Schourek, L (5, 1) ERA: 3.72	0.1		1	0	0	0	0	0	0	0	0	0	0	1	2	0.00	0.000								
Jeff Innis, R (5, 1) ERA: 3.29	2.1		7	0	0	0	1	0	0	0	0	0	0	18	26	0.00	0.000								
Doug Simons, L (8, 1) ERA: 4.71	2.0		13	4	4	3	1	2	1	0	0	1	0	31	54	13.50	3.000								

St. Louis Cardinals @ New York Mets
Shea Stadium, Flushing, NY
Sat May 25 1991, 3:33 AM EDT
Att: 39,113 - Cloudy - 91 F

AB 36
R 7
H 9
RBI 5
BB 6
SO 6
LOB 15



Batter	1	2	3	4	5	6	7	8	9	AB	R	H	RBI	BB	SO	LOB	BOTTOM								
Vince Coleman, S (1, 8) OBP: 0.364, SLG: 0.300	F7	G3			G1-3					3	0	0	0	1	0	3									
Keith Miller, R (1, 4) OBP: 0.400, SLG: 0.541	K									3	0	1	0	0	2	0									
Daryl Boston, L (7, PH) OBP: 0.234, SLG: 0.250										1	0	0	0	0	0	2									
Doug Simons, L (8, 1)										0	0	0	0	0	0	0									
Dave Magadan, L (1, 3) OBP: 0.360, SLG: 0.313	F7				1B					4	0	1	0	0	0	1									
Howard Johnson, S (1, 5) OBP: 0.329, SLG: 0.537		HR			P3					4	1	1	1	0	0	1									
Kevin McReynolds, R (1, 7) OBP: 0.305, SLG: 0.387										4	0	1	0	0	0	1									
Mark Carreon, R (1, 9) OBP: 0.384, SLG: 0.510										4	0	0	0	0	1	1									
Mackey Sasser, L (1, 2) OBP: 0.273, SLG: 0.452										1	0	0	0	1	0	0									
Jeff Innis, R (5, 1)										0	0	0	0	0	0	0									
Gregg Jefferies, S (7, PH) OBP: 0.350, SLG: 0.330										2	1	1	0	0	0	0									
Kevin Elster, R (1, 6) OBP: 0.373, SLG: 0.444										3	0	1	1	1	1	0									
Wally Whitehurst, R (1, 1) OBP: 0.286, SLG: 0.333										1	0	0	0	0	1	3									
Pete Schourek, L (5, 1)										0	0	0	0	0	0	0									
Rick Cerone, R (5, 2) OBP: 0.348, SLG: 0.438										3	0	1	0	0	0	1									
Inning Stats	R: 0 E: 0 K: 1 S: 10	H: 0 LOB: 0 BB: 0 P: 15	R: 1 E: 0 K: 2 S: 12	H: 2 LOB: 3 BB: 2 P: 26	R: 0 E: 0 K: 1 S: 11	H: 1 LOB: 1 BB: 0 P: 17	R: 0 E: 0 K: 1 S: 9	H: 0 LOB: 0 BB: 0 P: 11	R: 0 E: 0 K: 0 S: 14	H: 1 LOB: 1 BB: 0 P: 22	R: 0 E: 0 K: 0 S: 5	H: 0 LOB: 0 BB: 0 P: 8	R: 0 E: 0 K: 0 S: 8	H: 1 LOB: 2 BB: 1 P: 20	R: 0 E: 0 K: 0 S: 6	H: 0 LOB: 0 BB: 0 P: 7	R: 1 E: 0 K: 0 S: 7	H: 2 LOB: 0 BB: 0 P: 12	1B: 4 2B: 2 3B: 0 HR: 1	SF: 0 SAC: 0 DP: 1 HBP: 0	WP: 1 PB: 0 SB: 0 CS: 0	PA: 36			
PITCHER	IP	WLS	BF	H	R	ER	SO	BB	IBB	HBP	BLK	WP	HR	S	P	ERA	WHIP								
Ken Hill, R (1, 1) ERA: 3.1	6.2	W	28	5	1	1	5	3	0	0	0	0	0	67	115	1.35	1.200								
Cris Carpenter, R (7, 1) ERA: 2.86	0.1		1	0	0	0	0	0	0	0	0	0	0	2	4	0.00	0.000								
Juan Agosto, L (8, 1) ERA: 4.97	2.0		7	2	1	1	0	0	0	0	0	0	0	13	19	4.50	1.000								

St. Louis Cardinals @ New York Mets
Shea Stadium, Flushing, NY
Sat May 25 1991, 3:33 AM EDT
Att: 39,113 - Cloudy - 91 F

AB 33
R 2
H 7
RBI 2
BB 3
SO 5
LOB 13



Batter	1	2	3	4	5	6	7	8	9	AB	R	H	RBI	BB	SO	LOB	TOP								
Bernard Gilkey, R OBP: 0.361, SLG: 0.358 Cris Carpenter, R OBP: 0.500, SLG: 0.500 Juan Agosto, L (8, PH) Craig Wilson, R OBP: 0.296, SLG: 0.261	1-1 FC1-2 1B		3-2 G1-3		1-3 K	2-2 G6-3	1-0 BB 1B		2-1 G5-3	4	0	1	0	0	1	3									
Ozzie Smith, S OBP: 0.426, SLG: 0.363 Tim Jones, L OBP: 0.250, SLG: 0.100	1-0 FC1-2 G6-3 1B		1-1 1B S 1B		0-2 L6		1-2 BLK 1B		3-2 2B 1B	5	3	4	0	1	0	1									
Ray Lankford, L OBP: 0.295, SLG: 0.338	1-2 FC1-5-2 G6-3 1B		0-1 1B		2-2 G6-3		1-2 BLK 2B		1-1 1B	6	2	3	1	0	0	5									
Pedro Guerrero, R OBP: 0.359, SLG: 0.406 Lee Smith, R	0-1 G6-3		0-3 K		0-2 1B 1B	1-0 2B 3B 1B	3-2 1B		4-2 2B 1B BB	5	4	3	2	1	1	3									
Felix Jose, S OBP: 0.436, SLG: 0.522 Rex Hudler, R OBP: 0.355, SLG: 0.448	3-2 G3		1-3 K		2-1 1B 1B	1-2 F8	0-3 K		0-0 2B 1B	6	2	2	2	0	2	3									
Todd Zelite, R OBP: 0.390, SLG: 0.451		1-1 G1-3		2-0 G4-3		1-1 1B 1B	1-1 3B 2B	4-1 1B BB	1-3 K	5	2	2	0	1	1	2									
Tom Pagnozzi, R OBP: 0.319, SLG: 0.346		3-1 G4-6-3 1B		1-1 G6-3		1-2 1B 1B	1-1 3B 2B	0-0 F9	3-2 1B 2B	6	0	4	6	0	0	2									
José Oquendo, S OBP: 0.301, SLG: 0.281 Gerald Perry, L OBP: 0.300, SLG: 0.375 Geronimo Pena, S OBP: 0.344, SLG: 0.389		1-0 G4-6-3		0-0 G4-3		1-0 E4 1B	0-0 FC1-2 3B	3-2 1B	2-0 1B	2	0	0	0	0	0	1									
Omar Olivares, R Milt Thompson, L OBP: 0.500, SLG: 0.519			1-3 K		0-0 E9	1-3 K	4-0 BB 1B IBB	0-0 G4-3		2	0	0	0	0	1	0									
Inning Stats	R: 1 E: 0 K: 0 S: 11	H: 2 LOB: 1 BB: 0 P: 17	R: 0 E: 0 K: 0 S: 5	H: 1 LOB: 0 BB: 0 P: 10	R: 0 E: 0 K: 2 S: 13	H: 2 LOB: 2 BB: 0 P: 18	R: 0 E: 0 K: 1 S: 6	H: 0 LOB: 0 BB: 0 P: 10	R: 0 E: 1 K: 1 S: 8	H: 0 LOB: 1 BB: 0 P: 9	R: 3 E: 1 K: 1 S: 25	H: 5 LOB: 2 BB: 0 P: 37	R: 5 E: 0 K: 0 S: 19	H: 6 LOB: 3 BB: 2 P: 37	R: 1 E: 0 K: 1 S: 13	H: 2 LOB: 2 BB: 1 P: 23	R: 4 E: 0 K: 1 S: 23	H: 5 LOB: 1 BB: 1 P: 39	1B: 17 2B: 4 3B: 2 HR: 0	SF: 0 SAC: 0 DP: 1 HBP: 0	WP: 0 PB: 0 SB: 1 CS: 0	PA: 53			
PITCHER	IP	WLS	BF	H	R	ER	SO	BB	IBB	HBP	BLK	WP	HR	S	P	ERA	WHIP								
Dwight Gooden, R ERA: 3.34	6.0	L	29	11	5	5	5	0	0	0	0	0	0	71	107	7.50	1.833								
Alejandro Pena, R ERA: 3.44	0.2		8	5	4	4	0	0	1	0	2	0	0	14	24	54.00	7.500								
Pete Schourek, L ERA: 5.4	2.1		16	7	5	5	2	3	0	0	0	0	0	38	69	19.29	4.286								

St. Louis Cardinals @ New York Mets
Shea Stadium, Flushing, NY
Sun May 26 1991, 3:33 AM EDT
Att: 36,254 - Sunny - 79 F

AB 49
R 14
H 23
RBI 14
BB 4
SO 7
LOB 25

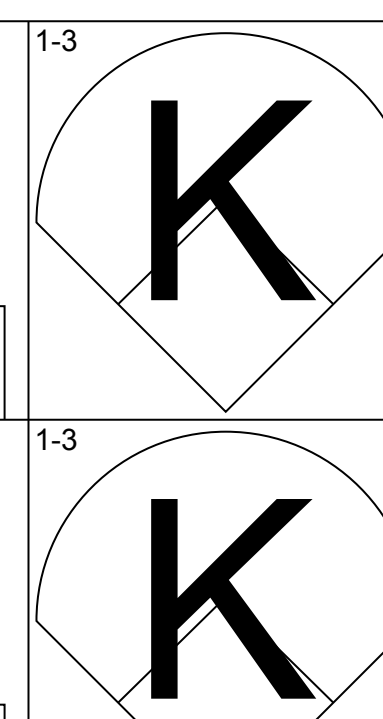
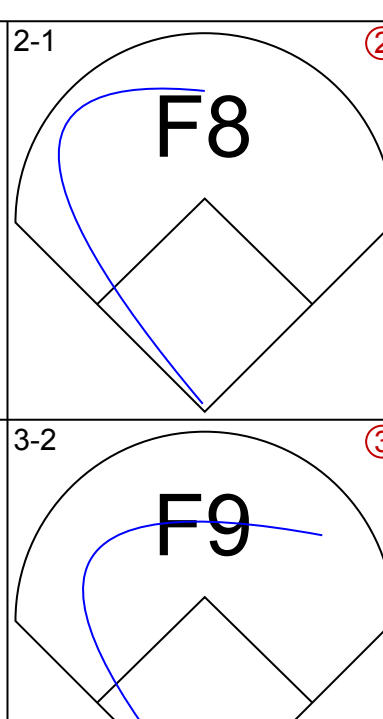
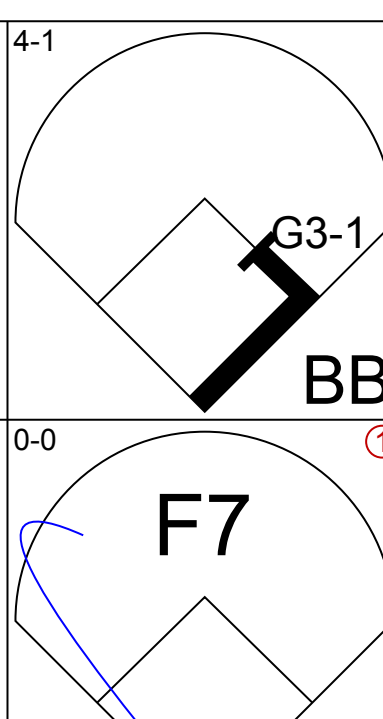
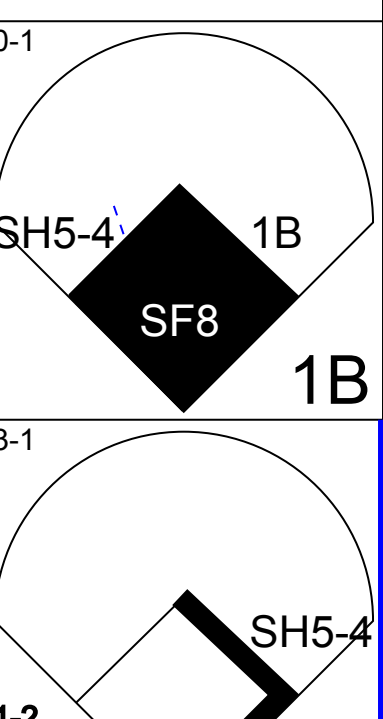
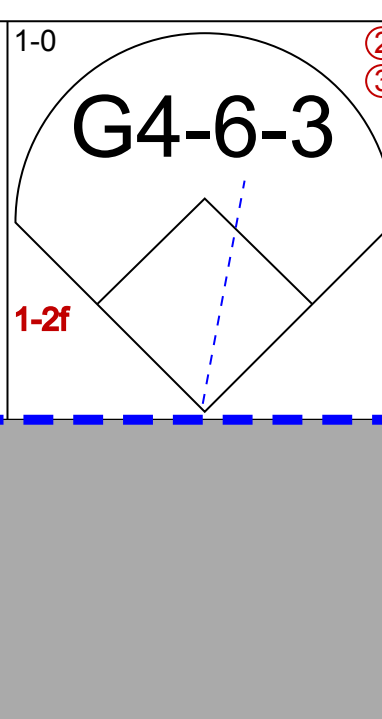
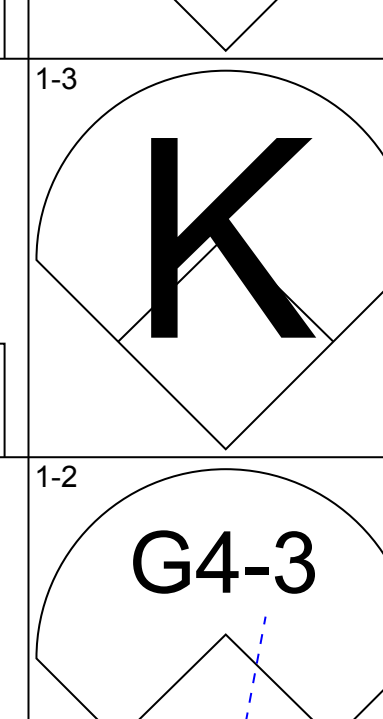
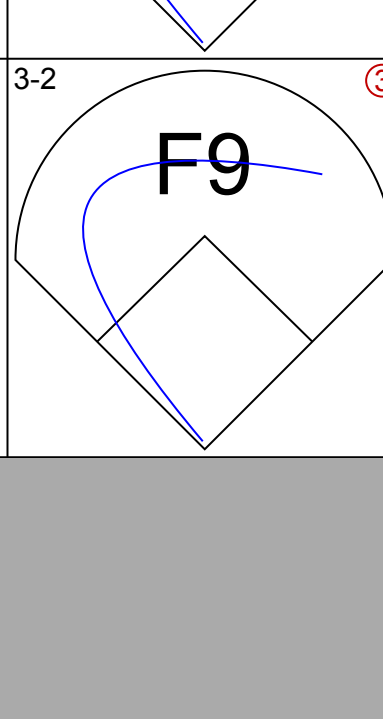
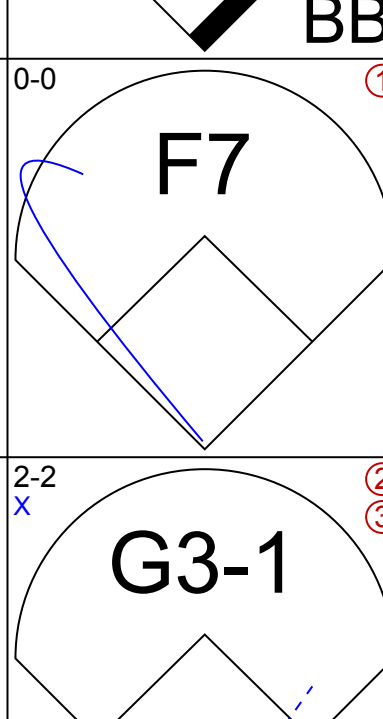
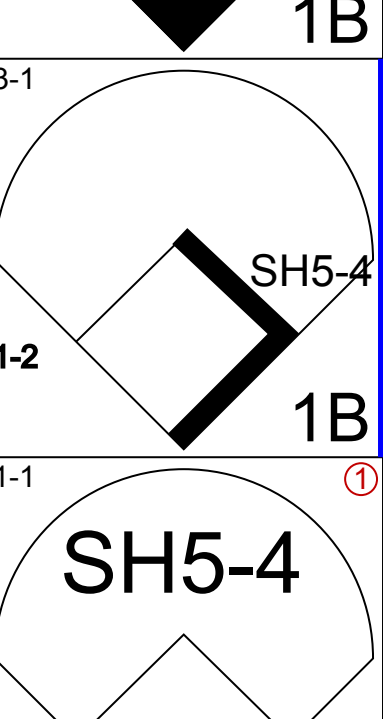
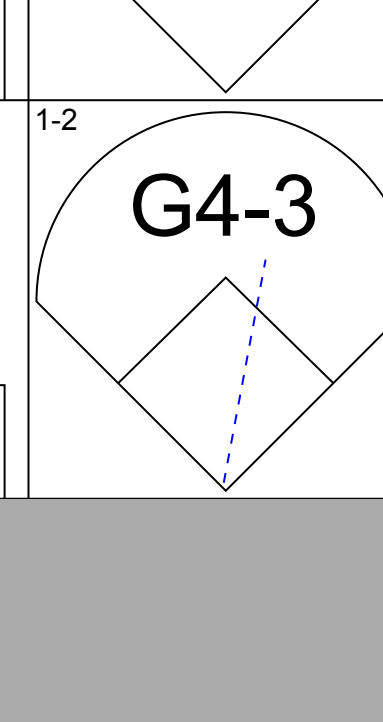
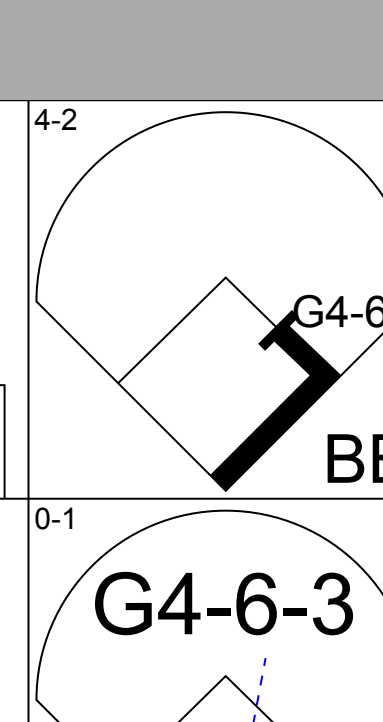
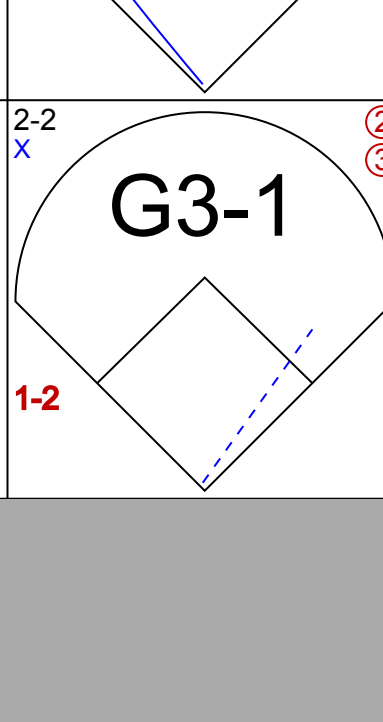
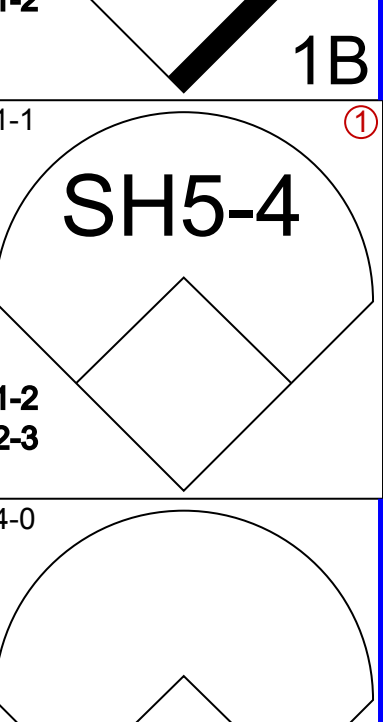
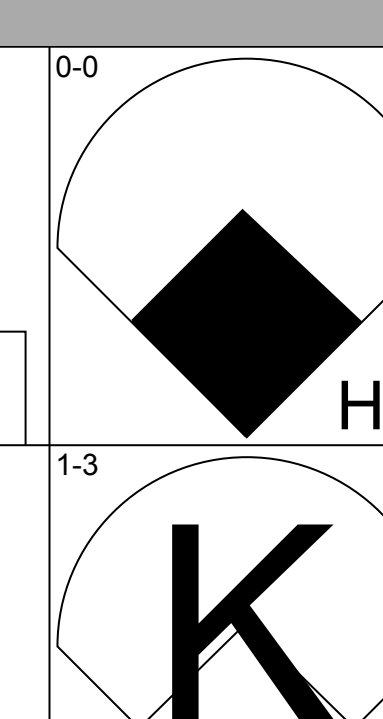
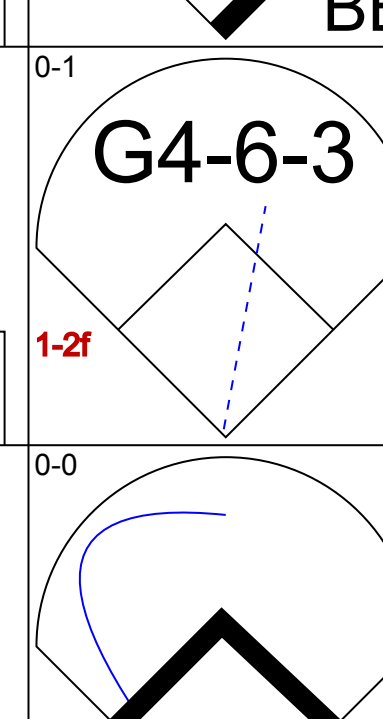
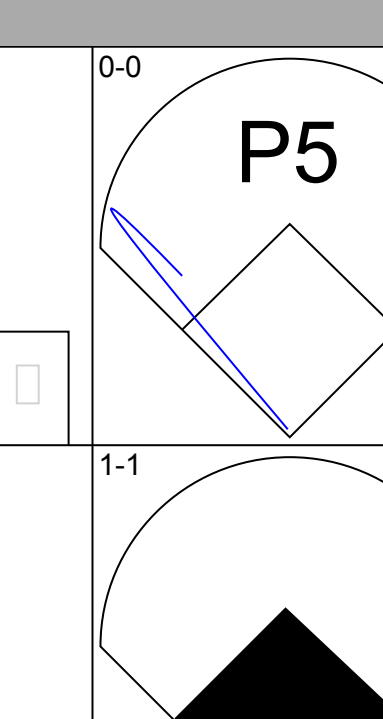
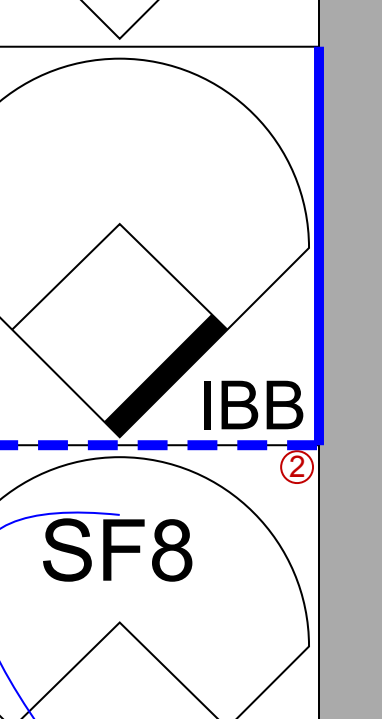
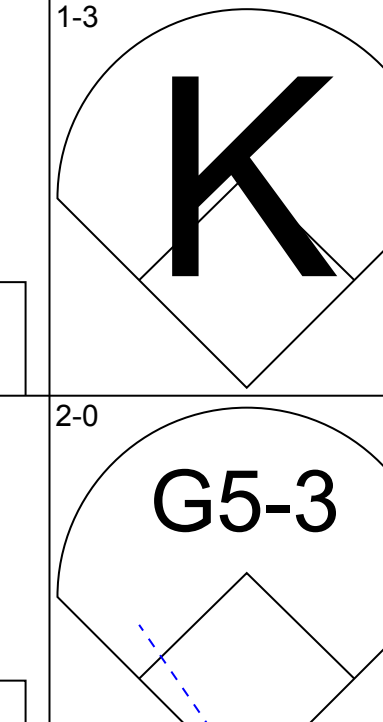
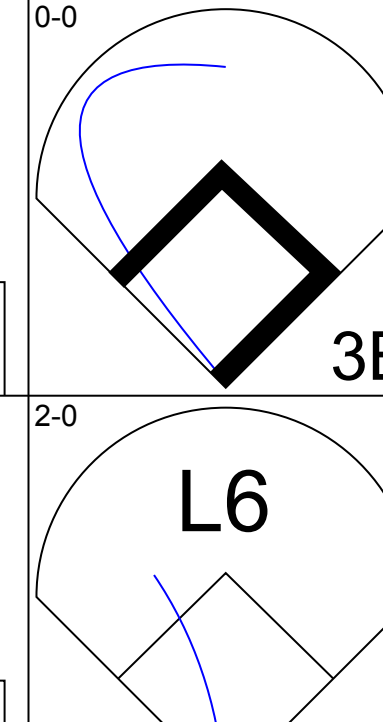
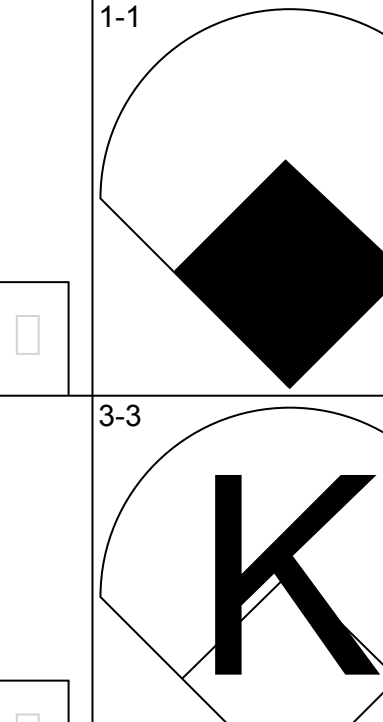
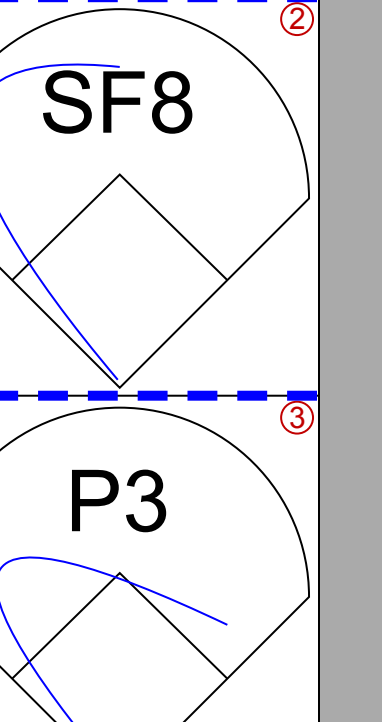
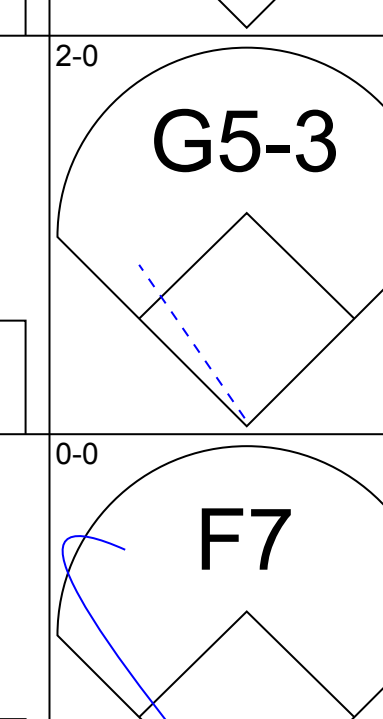
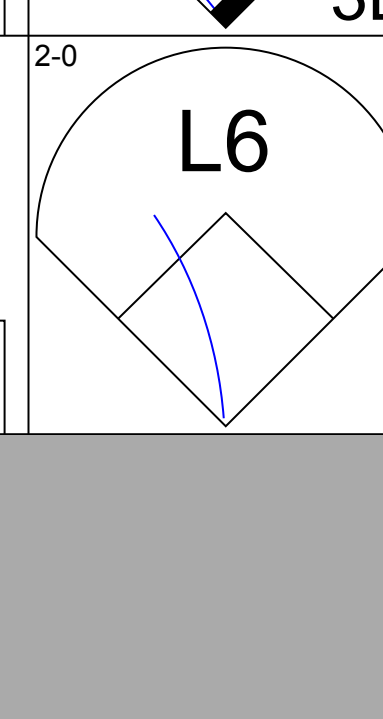
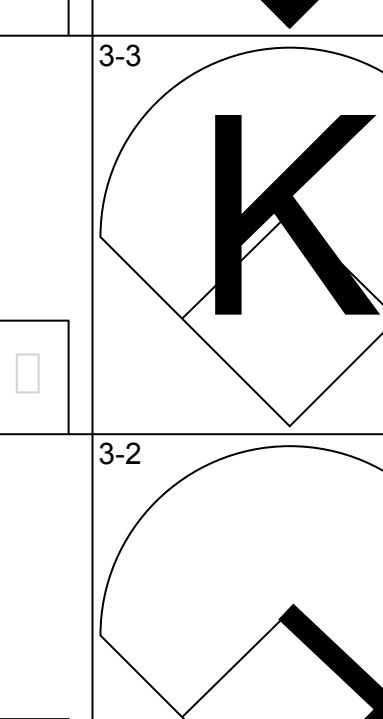
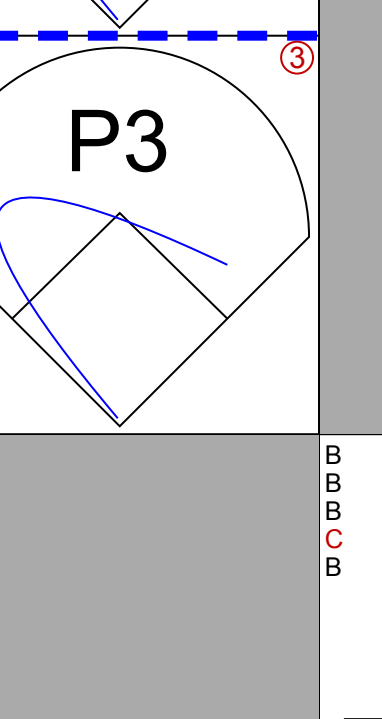
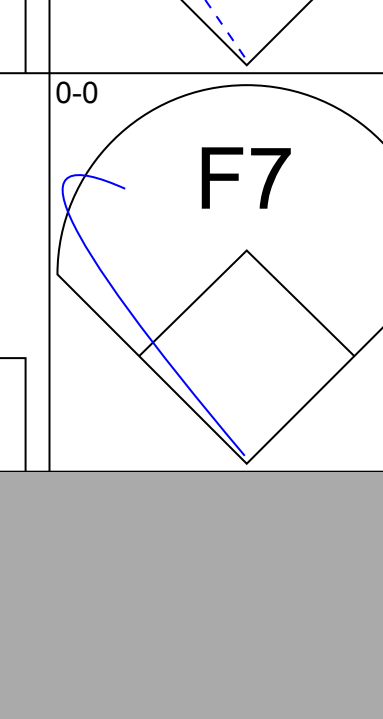
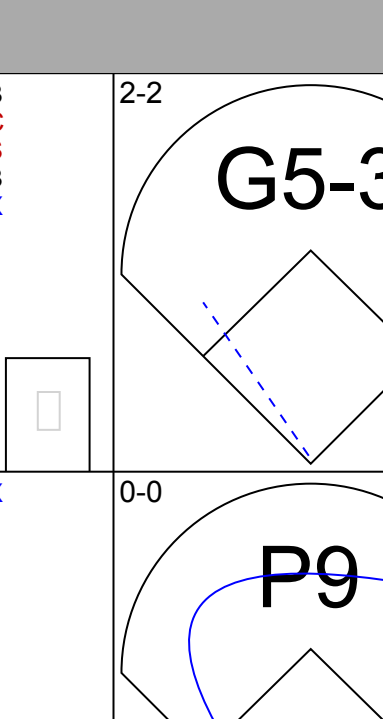
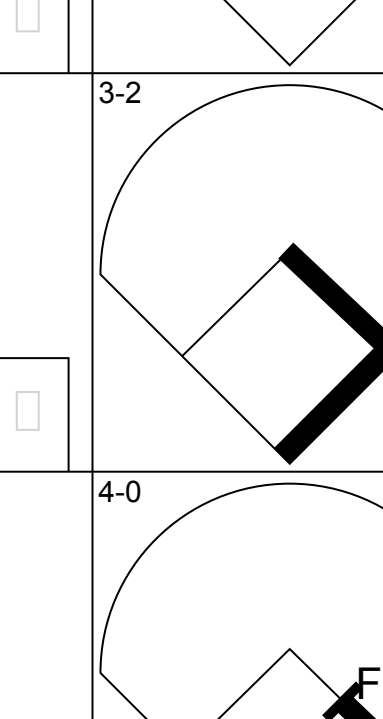
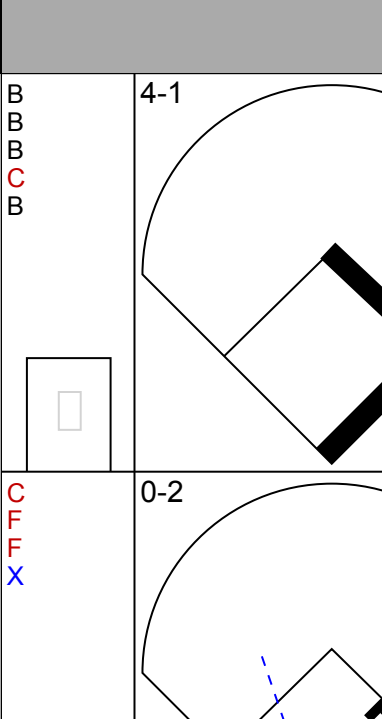
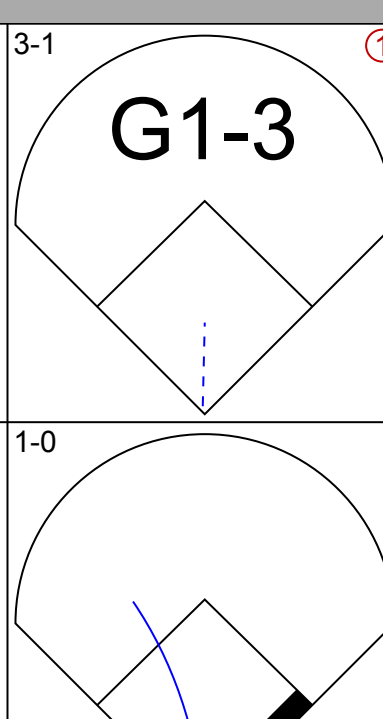
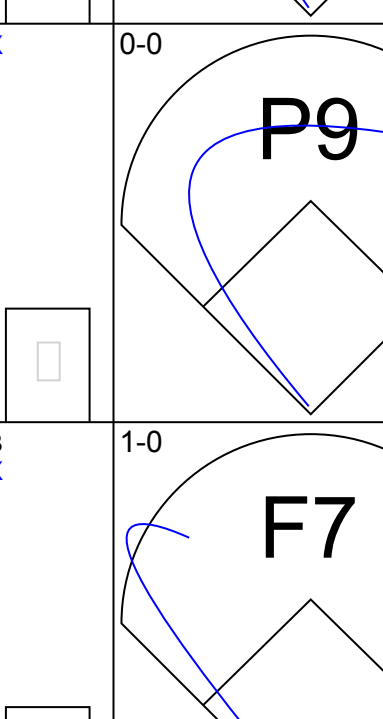
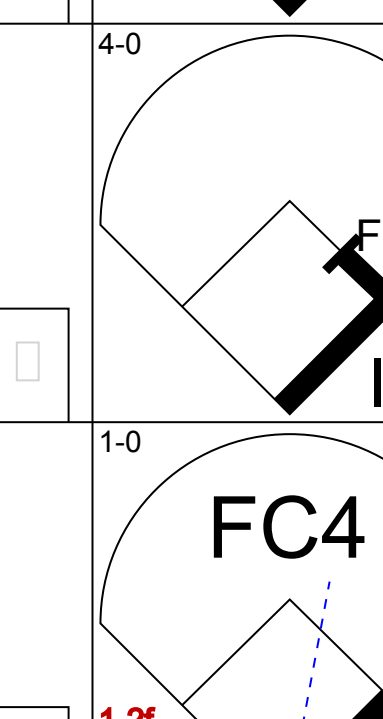
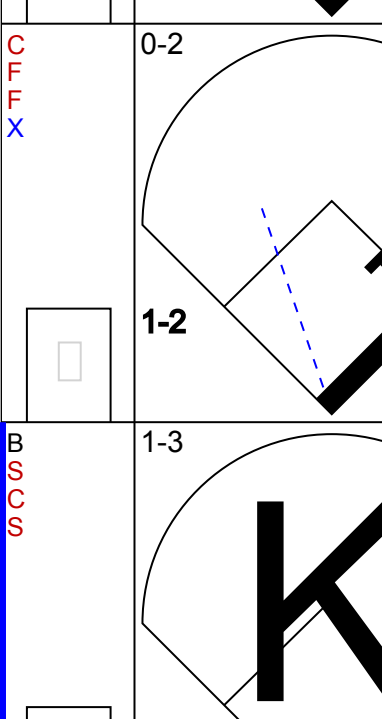
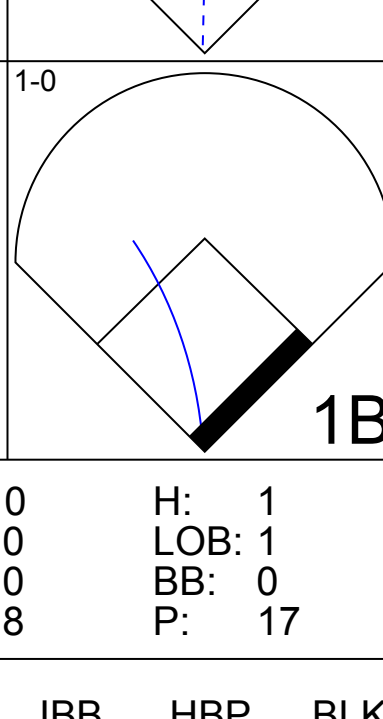
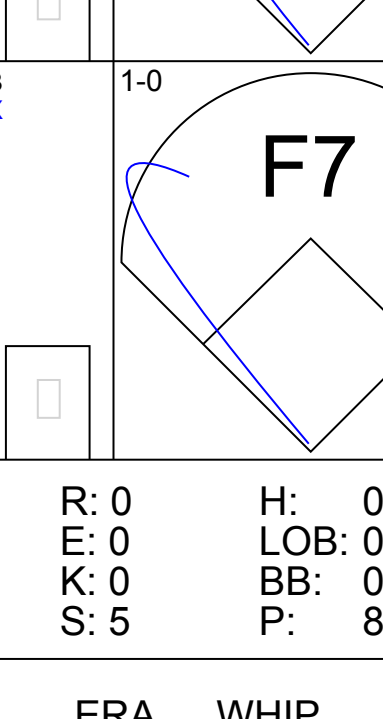
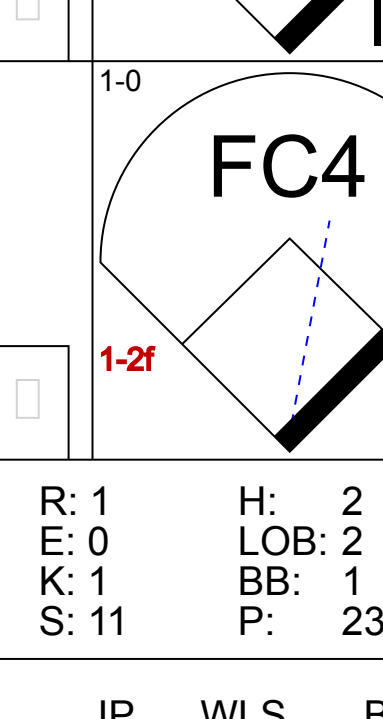
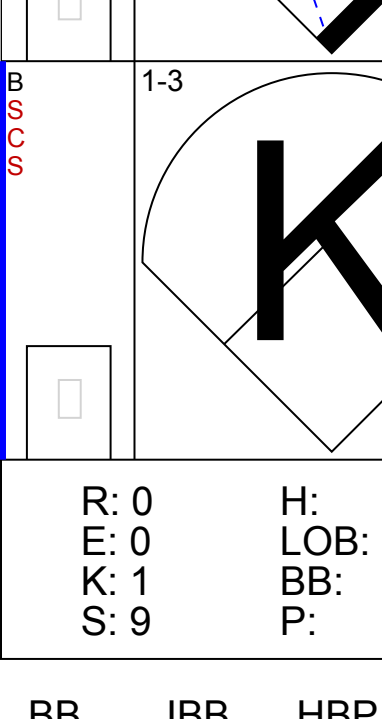


Batter	1	2	3	4	5	6	7	8	9	AB	R	H	RBI	BB	SO	LOB	BOTTOM								
Keith Miller, R OBP: 0.409, SLG: 0.537 Tom Herr, S OBP: 0.376, SLG: 0.314	2-1 BB 3B 1B		2-3 K		1-2 G6-4-3 1B		1-1 F9			4	1	2	0	0	1	1									
Dave Magadan, L OBP: 0.370, SLG: 0.316	4-2 3B BB		4-1 G3 G6-3 BB		0-2 F7		0-1 1B			2	1	1	0	2	0	1									
Hubie Brooks, R OBP: 0.319, SLG: 0.423	0-1 SF9 3B		3-2 G6-3		2-0 G6-4-3		0-1 F7			4	1	1	2	0	0	3									
Howard Johnson, S OBP: 0.321, SLG: 0.526	0-0 SF9		2-2 G3		2-2 F9		2-3 K			3	0	0	1	0	1	2									
Mark Carreon, R OBP: 0.356, SLG: 0.509	1-1 2B		0-2 G3-1		0-1 G4-3		1-2 G6-3			4	0	1	0	0	0	2									
Daryl Boston, L OBP: 0.220, SLG: 0.234 Pete Schourek, L Tim Teufel, R OBP: 0.143, SLG: 0.206	2-1 F9		2-1 P6		1-2 F7				3-3 K	3	0	0	0	0	0	1									
Kevin Elster, R OBP: 0.367, SLG: 0.478	3-3 K		0-0 HR		0-0 F7		3-2 P4		1-0 F9	4	1	1	1	0	1	1									
Charlie O'Brien, R OBP: 0.250, SLG: 0.204 Mackey Sasser, L OBP: 0.314, SLG: 0.545		3-2 F8		0-1 G4-3		1-1 1B		0-1 3B		2	0	0	0	0	0	0									
Dwight Gooden, R OBP: 0.130, SLG: 0.130 Alejandro Pena, R Gregg Jefferies, S OBP: 0.343, SLG: 0.322		2-0 G4-3		2-2 G5-3		0-0 P3		1-3 K		2	0	0	0	0	0	0									
Inning Stats	R: 3 E: 0 K: 1 S: 19	H: 3 LOB: 1 BB: 1 P: 30	R: 0 E: 0 K: 1 S: 11	H: 0 LOB: 0 BB: 0 P: 18	R: 0 E: 0 K: 0 S: 10	H: 0 LOB: 1 BB: 1 P: 19	R: 1 E: 0 K: 0 S: 8	H: 1 LOB: 0 BB: 0 P: 12	R: 0 E: 0 K: 0 S: 7	H: 1 LOB: 0 BB: 0 P: 10	R: 0 E: 0 K: 0 S: 10	H: 0 LOB: 0 BB: 0 P: 13	R: 0 E: 0 K: 0 S: 9	H: 1 LOB: 1 BB: 0 P: 14	R: 0 E: 0 K: 1 S: 12	H: 1 LOB: 1 BB: 0 P: 15	R: 0 E: 0 K: 2 S: 10	H: 1 LOB: 1 BB: 0 P: 15	1B: 4 2B: 1 3B: 2 HR: 1	SF: 1 SAC: 0 DP: 1 HBP: 0	WP: 0 PB: 0 SB: 0 CS: 0	PA: 36			
PITCHER	IP	WLS	BF	H	R	ER	SO	BB	IBB	HBP	BLK	WP	HR	S	P	ERA	WHIP								
Omar Olivares, R ERA: 6.0	5.0		21	5	4	4	2	2	0	0	0	0	0	55	89	7.20	1.400								
Cris Carpenter, R ERA: 2.63	2.0	W	7	1	0	0	0	0	0	0	0	0	0	19	27	0.00	0.500								
Juan Agosto, L ERA: 4.8	1.0		4	1	0	0	1	0	0	0	0	0	0	12	15	0.00	1.000								
Lee Smith, R ERA: 2.79	1.0		4	1	0	0	2	0	0	0	0	0	0	10	15	0.00	1.000								

St. Louis Cardinals @ New York Mets
Shea Stadium, Flushing, NY
Sun May 26 1991, 3:33 AM EDT
Att: 36,254 - Sunny - 79 F

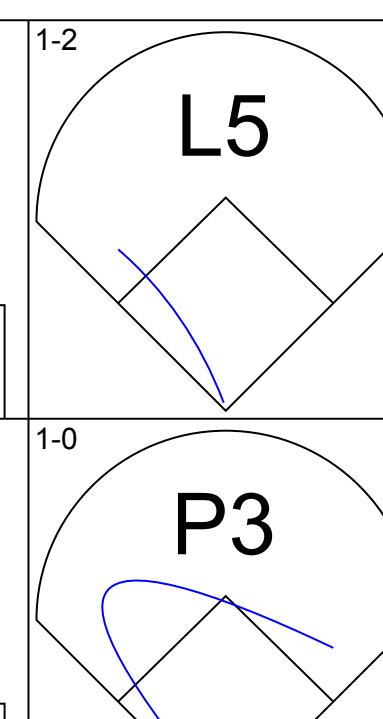
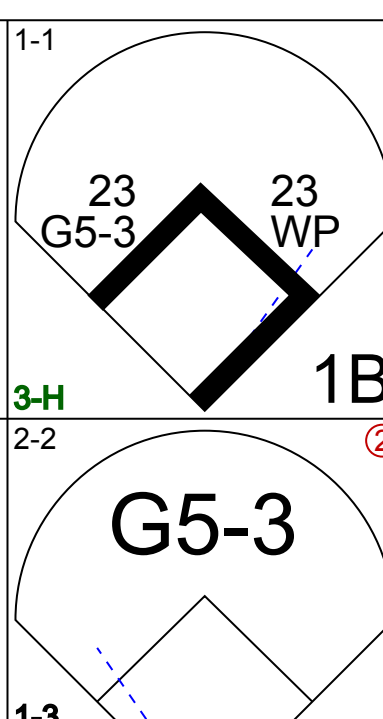
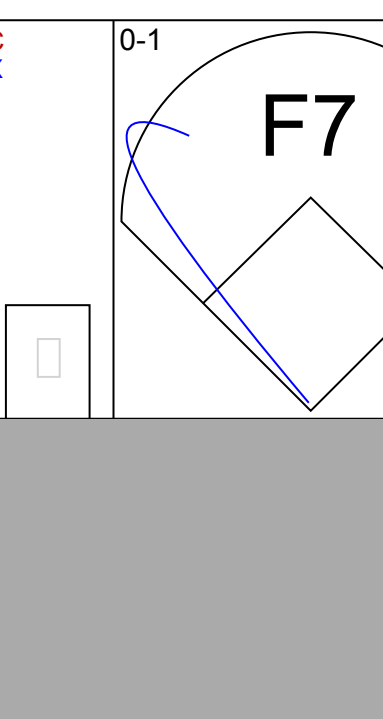
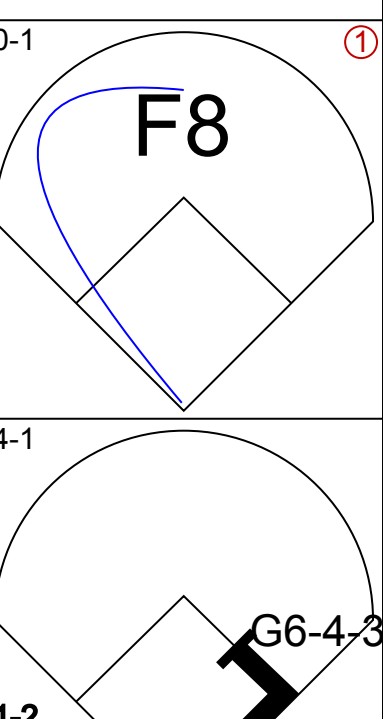
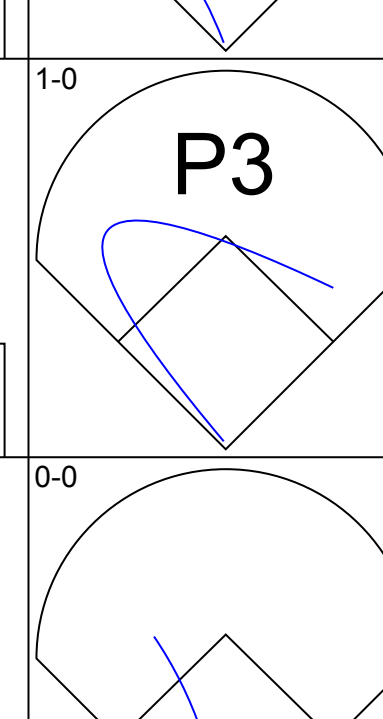
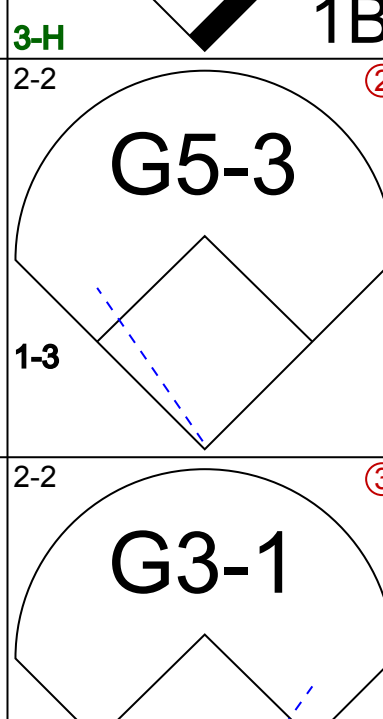
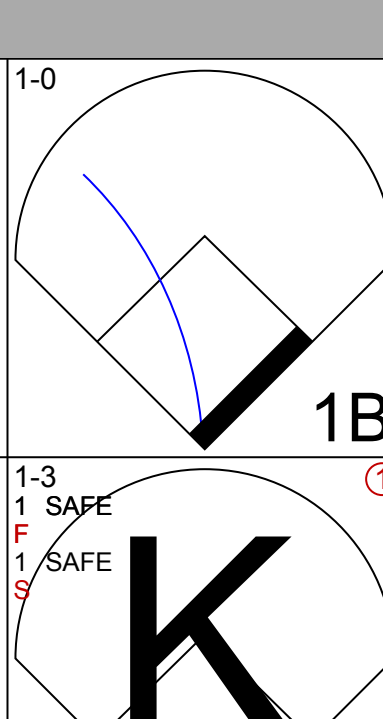
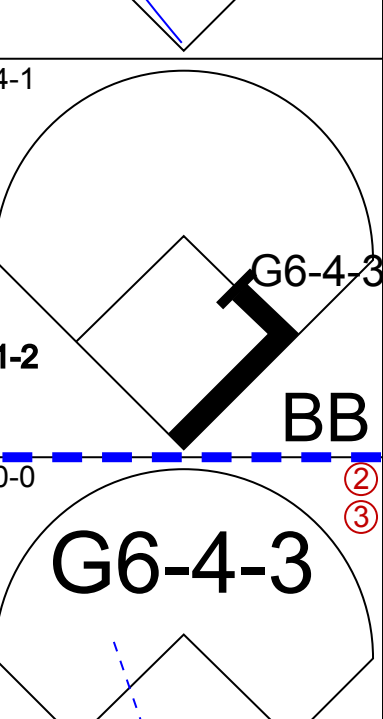
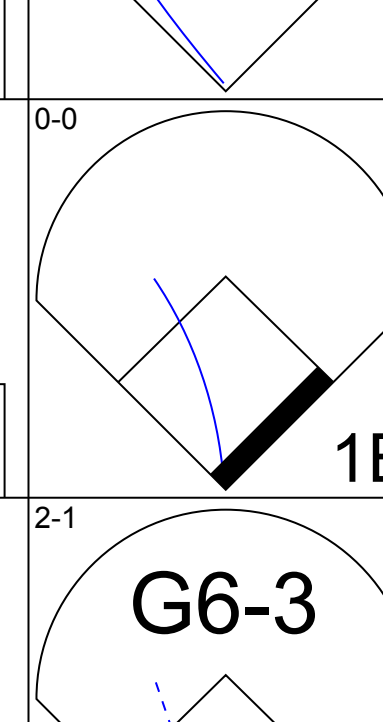
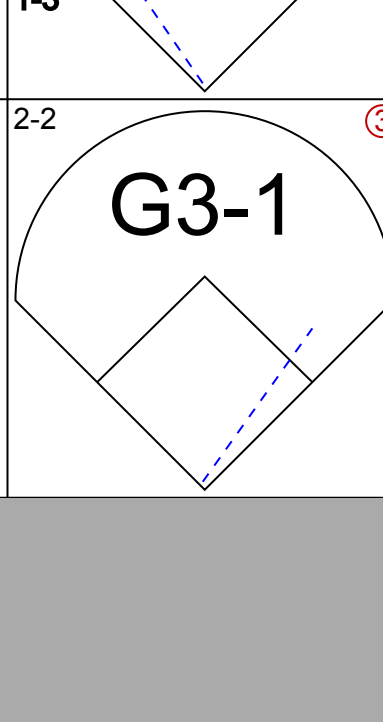
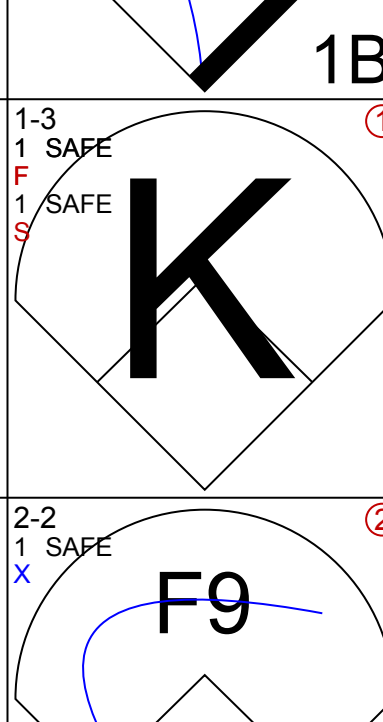
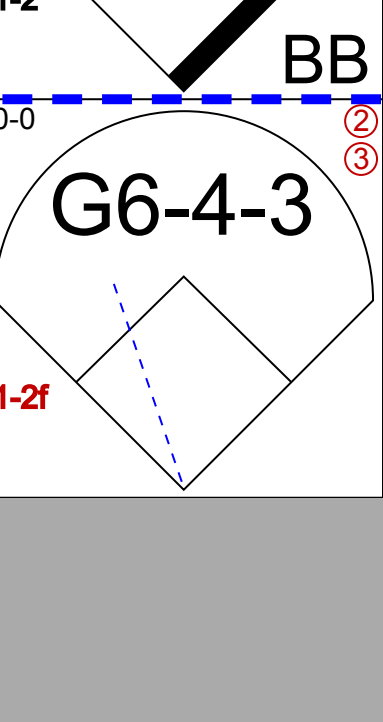
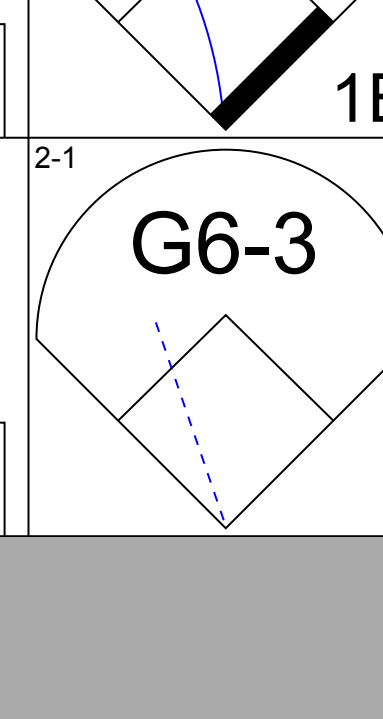
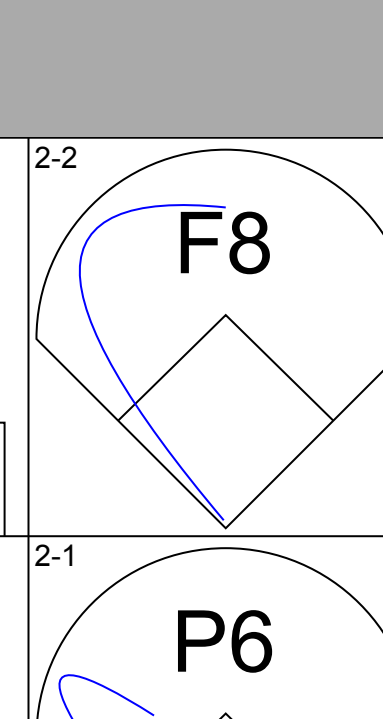
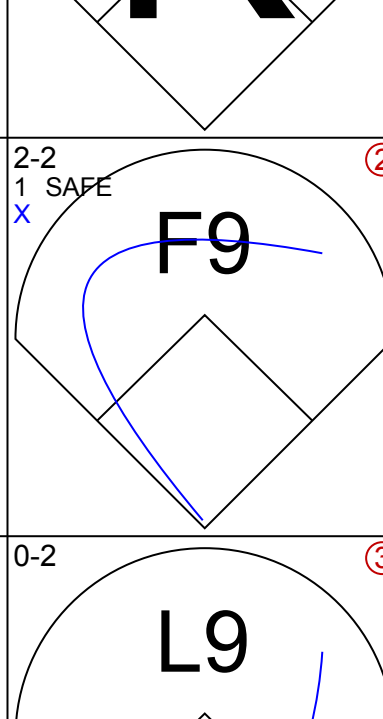
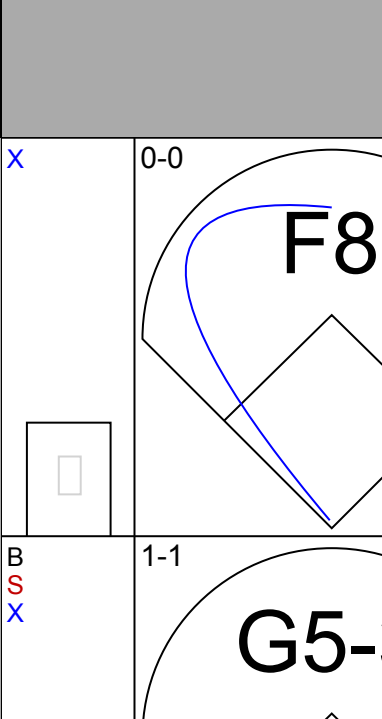
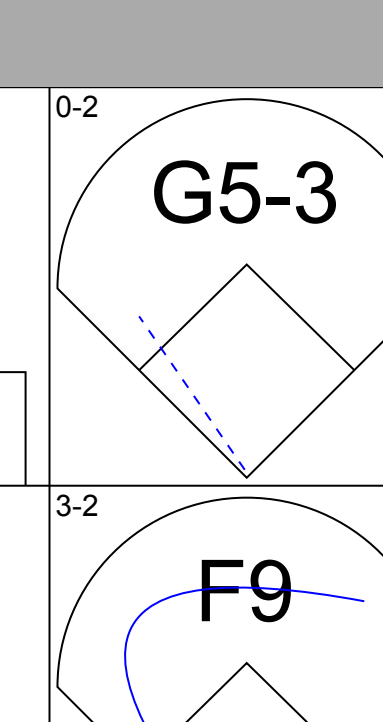
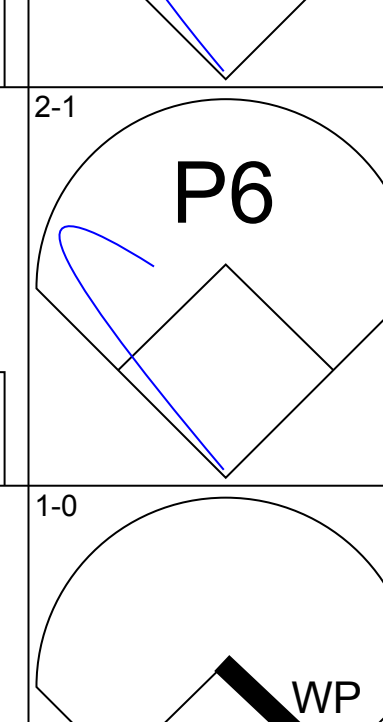
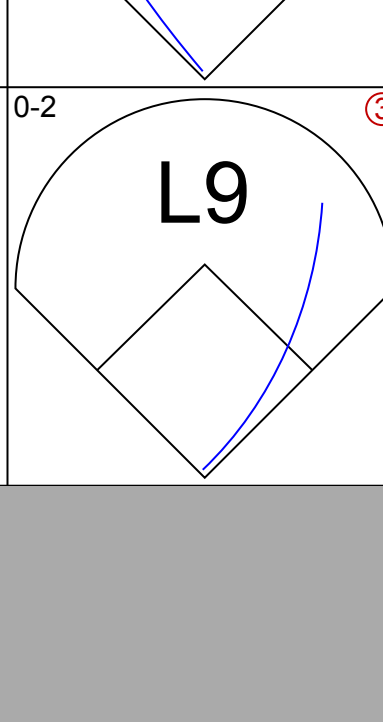
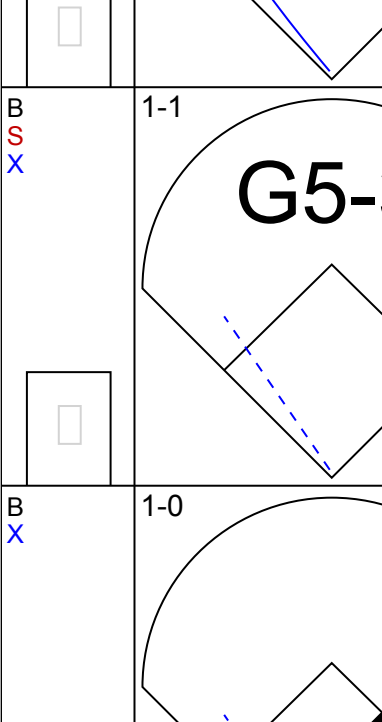
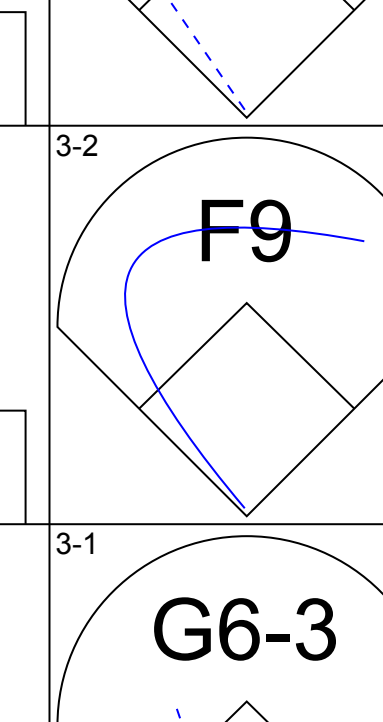
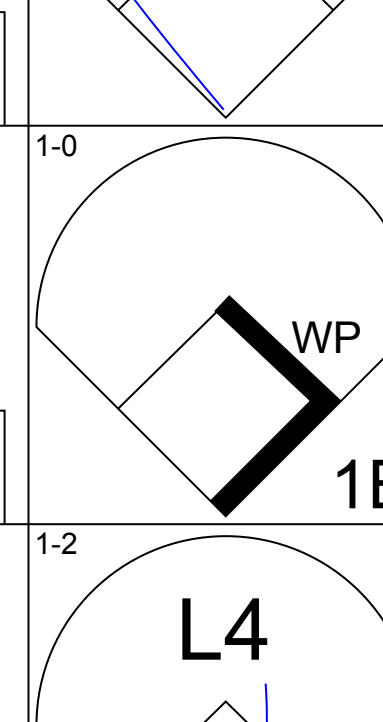
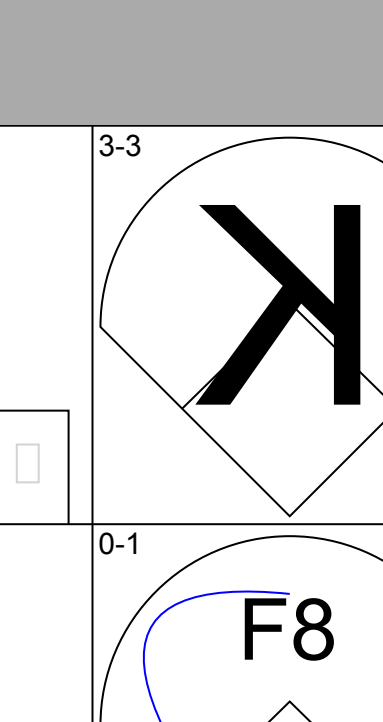
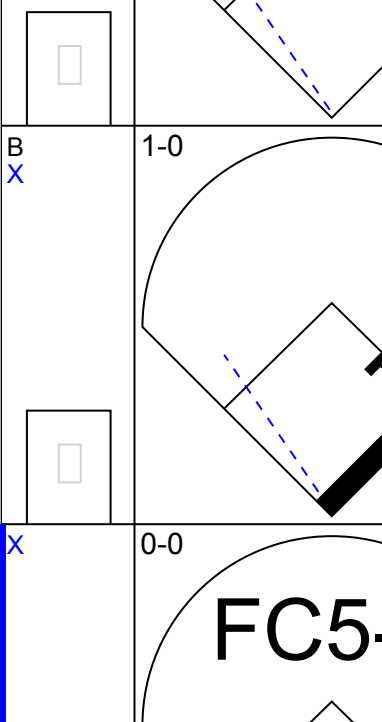
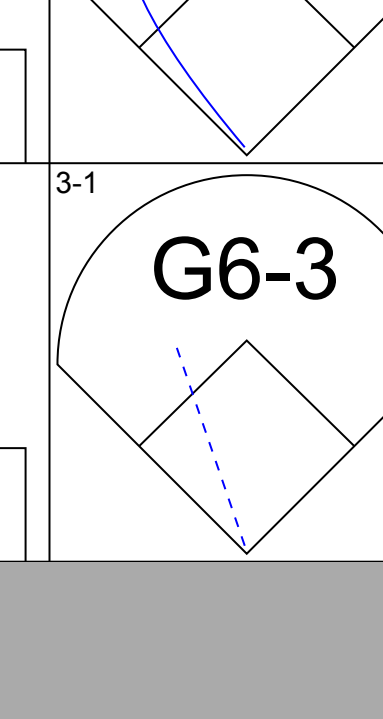

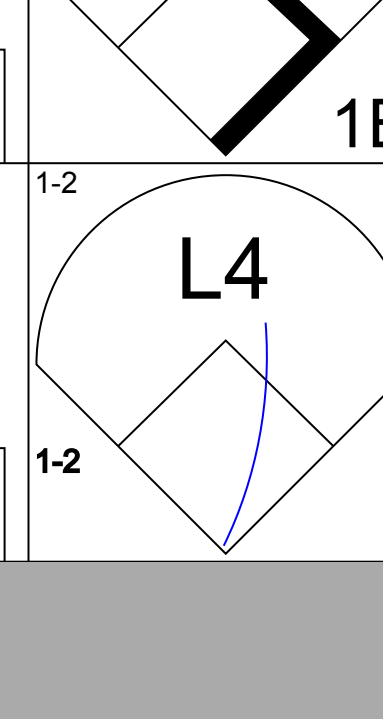
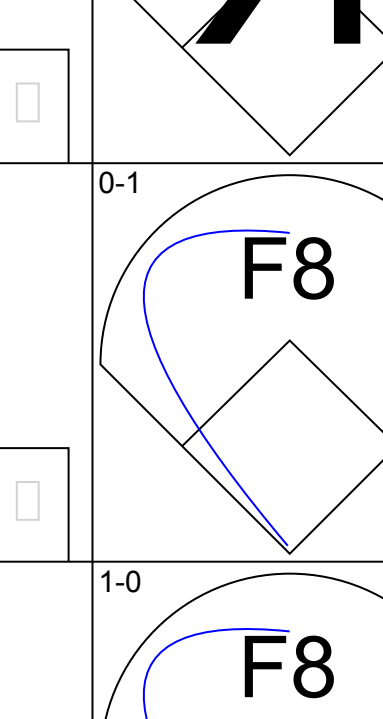
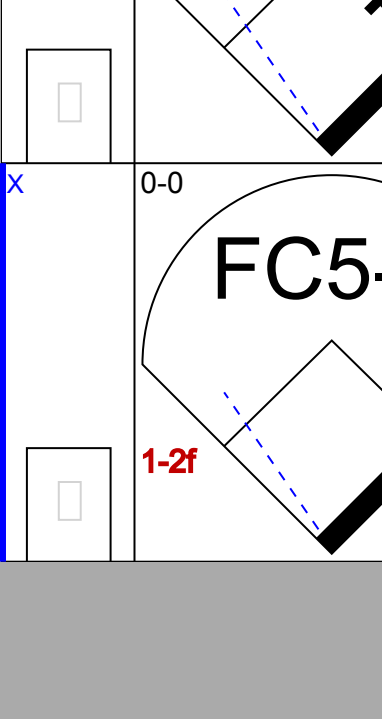
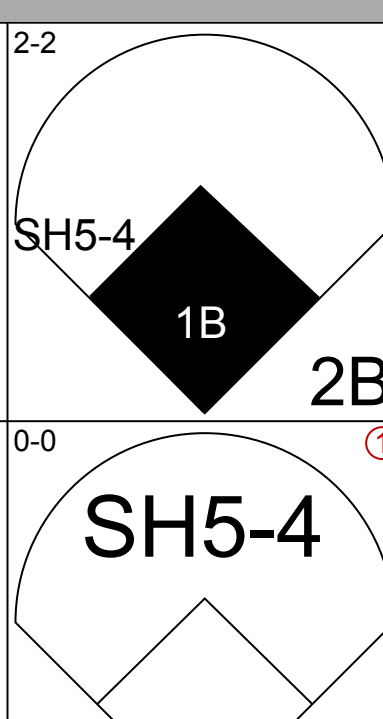
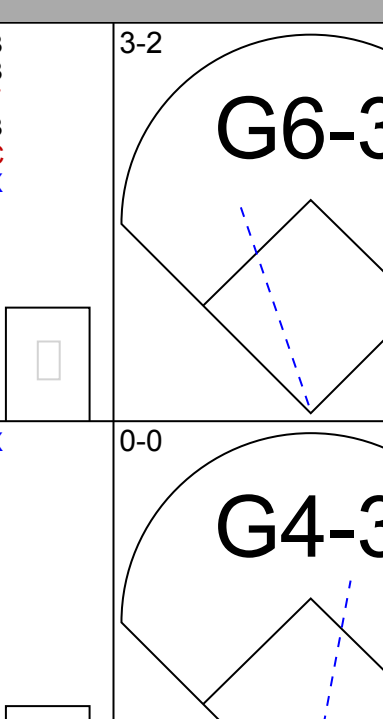
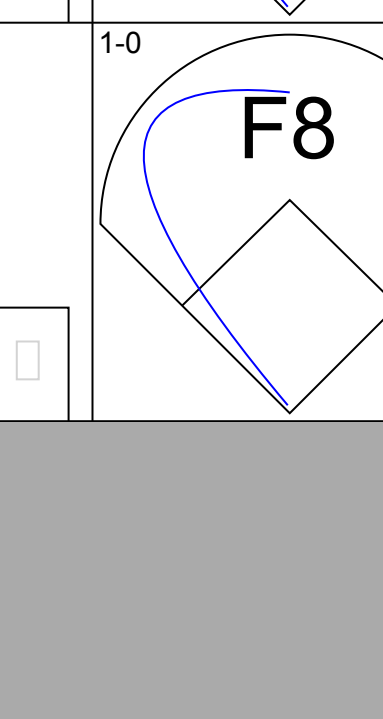
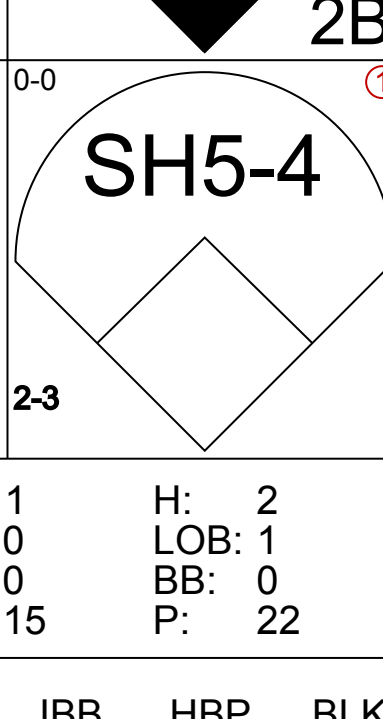
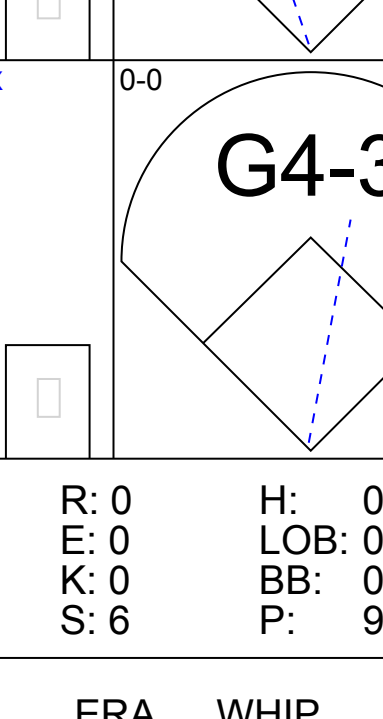
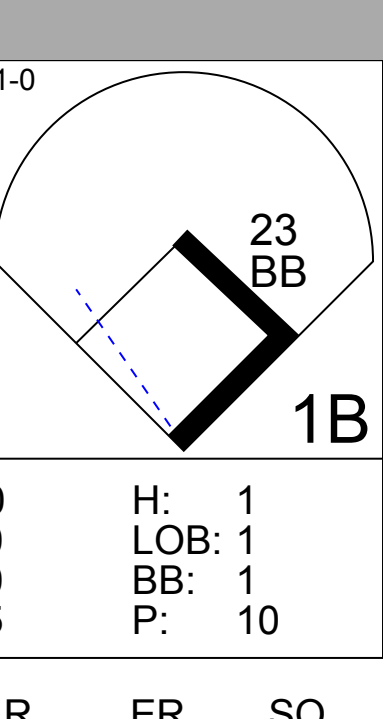
AB 33
R 4
H 8
RBI 4
BB 2
SO 5
LOB 13



Batter	1	2	3	4	5	6	7	8	9	AB	R	H	RBI	BB	SO	LOB	TOP				
Vince Coleman, S OBP: 0.365, SLG: 0.299 (1, 8)										4	1	1	0	1	1	3	New York Mets @ Chicago Cubs Wrigley Field, Chicago, IL Mon May 27 1991, 3:33 AM CDT Att: 33,897 - Sunny - 78 F				
Gregg Jefferies, S OBP: 0.340, SLG: 0.319 Tom Herr, S OBP: 0.376, SLG: 0.314 (1, 4) (8, 4)										4	0	1	0	0	0	2					
Dave Magadan, L OBP: 0.369, SLG: 0.312 (1, 3)										2	0	0	0	1	0	1					
Hubie Brooks, R OBP: 0.324, SLG: 0.444 Daryl Boston, L OBP: 0.220, SLG: 0.234 (8, PR) (8, 9)										3	1	1	1	1	0	1					
Howard Johnson, S OBP: 0.325, SLG: 0.564 (1, 5)										3	1	2	2	0	1	0					
Kevin McReynolds, R OBP: 0.256, SLG: 0.374 (1, 7)										4	0	0	0	0	1	3					
Rick Cerone, R OBP: 0.356, SLG: 0.448 (1, 2)										3	0	1	0	1	0	0					
Kevin Elster, R OBP: 0.373, SLG: 0.471 (1, 6)										3	0	1	0	1	0	0					
Frank Viola, L OBP: 0.154, SLG: 0.160 John Franco, L (8, 1)										3	0	1	0	0	0	2					
Inning Stats	R: 0 E: 0 K: 2 S: 9	H: 0 LOB: 0 BB: 0 P: 12	R: 1 E: 0 K: 1 S: 6	H: 1 LOB: 0 BB: 0 P: 9	R: 0 E: 0 K: 0 S: 8	H: 1 LOB: 1 BB: 0 P: 17	R: 0 E: 0 K: 0 S: 6	H: 1 LOB: 1 BB: 1 P: 12	R: 0 E: 0 K: 0 S: 7	H: 0 LOB: 0 BB: 0 P: 8	R: 1 E: 0 K: 1 S: 11	H: 2 LOB: 2 BB: 1 P: 23	R: 1 E: 0 K: 0 S: 9	H: 2 LOB: 2 BB: 1 P: 19	R: 0 E: 0 K: 1 S: 9	H: 1 LOB: 1 BB: 1 P: 15		1B: 4 2B: 1 3B: 1 HR: 2	SF: 1 SAC: 1 DP: 2 HBP: 0	WP: 0 PB: 0 SB: 0 CS: 0	PA: 37
PITCHER	IP WLS BF H R ER SO BB IBB HBP BLK WP HR S P ERA WHIP	IP WLS BF H R ER SO BB IBB HBP BLK WP HR S P ERA WHIP	IP WLS BF H R ER SO BB IBB HBP BLK WP HR S P ERA WHIP	IP WLS BF H R ER SO BB IBB HBP BLK WP HR S P ERA WHIP	IP WLS BF H R ER SO BB IBB HBP BLK WP HR S P ERA WHIP	IP WLS BF H R ER SO BB IBB HBP BLK WP HR S P ERA WHIP	IP WLS BF H R ER SO BB IBB HBP BLK WP HR S P ERA WHIP	IP WLS BF H R ER SO BB IBB HBP BLK WP HR S P ERA WHIP	IP WLS BF H R ER SO BB IBB HBP BLK WP HR S P ERA WHIP	IP WLS BF H R ER SO BB IBB HBP BLK WP HR S P ERA WHIP	IP WLS BF H R ER SO BB IBB HBP BLK WP HR S P ERA WHIP	IP WLS BF H R ER SO BB IBB HBP BLK WP HR S P ERA WHIP	IP WLS BF H R ER SO BB IBB HBP BLK WP HR S P ERA WHIP	IP WLS BF H R ER SO BB IBB HBP BLK WP HR S P ERA WHIP	IP WLS BF H R ER SO BB IBB HBP BLK WP HR S P ERA WHIP	IP WLS BF H R ER SO BB IBB HBP BLK WP HR S P ERA WHIP	IP WLS BF H R ER SO BB IBB HBP BLK WP HR S P ERA WHIP	IP WLS BF H R ER SO BB IBB HBP BLK WP HR S P ERA WHIP	IP WLS BF H R ER SO BB IBB HBP BLK WP HR S P ERA WHIP	IP WLS BF H R ER SO BB IBB HBP BLK WP HR S P ERA WHIP	IP WLS BF H R ER SO BB IBB HBP BLK WP HR S P ERA WHIP

AB	30
R	3
H	8
RBI	3
BB	5
SO	5
LOB	14



Batter	1	2	3	4	5	6	7	8	9	AB	R	H	RBI	BB	SO	LOB	BOTTOM				
Shawon Dunston, R OBP: 0.252, SLG: 0.380 (1, 6)										4	0	1	1	0	0	1	New York Mets @ Chicago Cubs Wrigley Field, Chicago, IL Mon May 27 1991, 3:33 AM CDT Att: 33,897 - Sunny - 78 F				
23 Ryne Sandberg, R OBP: 0.340, SLG: 0.457 (1, 4)										3	0	1	0	1	0	1					
Mark Grace, L OBP: 0.366, SLG: 0.401 (1, 3)										4	0	1	0	0	1	4					
George Bell, R OBP: 0.280, SLG: 0.463 (1, 7)										4	0	0	0	0	0	2					
Andre Dawson, R OBP: 0.325, SLG: 0.506 (1, 9)										4	0	0	0	0	0	1					
Hector Villanueva, R OBP: 0.300, SLG: 0.491 (1, 2)										4	0	2	0	0	1	0					
Luis Salazar, R OBP: 0.332, SLG: 0.520 Chuck McLeroy, L Heathcliff Slocumb, R Damon Berryhill, S OBP: 0.294, SLG: 0.347 (1, 5) (8, 1) (8, 1) (8, PH)										3	0	0	0	0	0	1					
Jerome Walton, R OBP: 0.257, SLG: 0.343 (1, 8)										3	1	1	0	0	0	0					
Greg Maddux, R OBP: 0.296, SLG: 0.346 Chico Walker, S OBP: 0.417, SLG: 0.405 (1, 1) (8, 5)										1	0	0	0	0	0	0					
Inning Stats	R: 0 E: 0 K: 0 S: 7	H: 1 LOB: 1 BB: 0 P: 11	R: 0 E: 0 K: 0 S: 8	H: 0 LOB: 0 BB: 0 P: 14	R: 1 E: 0 K: 0 S: 15	H: 2 LOB: 1 BB: 0 P: 22	R: 0 E: 0 K: 0 S: 9	H: 1 LOB: 1 BB: 0 P: 15	R: 0 E: 0 K: 1 S: 12	H: 0 LOB: 0 BB: 0 P: 16	R: 0 E: 0 K: 1 S: 6	H: 0 LOB: 0 BB: 0 P: 10	R: 0 E: 0 K: 0 S: 5	H: 1 LOB: 1 BB: 1 P: 10	R: 0 E: 0 K: 0 S: 5	H: 1 LOB: 1 BB: 0 P: 7		1B: 6 2B: 1 3B: 0 HR: 0	SF: 0 SAC: 1 DP: 1 HBP: 0	WP: 2 PB: 0 SB: 0 CS: 0	PA: 34
PITCHER	IP WLS BF H R ER SO BB IBB HBP BLK WP HR S P ERA WHIP	IP WLS BF H R ER SO BB IBB HBP BLK WP HR S P ERA WHIP	IP WLS BF H R ER SO BB IBB HBP BLK WP HR S P ERA WHIP	IP WLS BF H R ER SO BB IBB HBP BLK WP HR S P ERA WHIP	IP WLS BF H R ER SO BB IBB HBP BLK WP HR S P ERA WHIP	IP WLS BF H R ER SO BB IBB HBP BLK WP HR S P ERA WHIP	IP WLS BF H R ER SO BB IBB HBP BLK WP HR S P ERA WHIP	IP WLS BF H R ER SO BB IBB HBP BLK WP HR S P ERA WHIP	IP WLS BF H R ER SO BB IBB HBP BLK WP HR S P ERA WHIP	IP WLS BF H R ER SO BB IBB HBP BLK WP HR S P ERA WHIP	IP WLS BF H R ER SO BB IBB HBP BLK WP HR S P ERA WHIP	IP WLS BF H R ER SO BB IBB HBP BLK WP HR S P ERA WHIP	IP WLS BF H R ER SO BB IBB HBP BLK WP HR S P ERA WHIP	IP WLS BF H R ER SO BB IBB HBP BLK WP HR S P ERA WHIP	IP WLS BF H R ER SO BB IBB HBP BLK WP HR S P ERA WHIP	IP WLS BF H R ER SO BB IBB HBP BLK WP HR S P ERA WHIP	IP WLS BF H R ER SO BB IBB HBP BLK WP HR S P ERA WHIP	IP WLS BF H R ER SO BB IBB HBP BLK WP HR S P ERA WHIP	IP WLS BF H R ER SO BB IBB HBP BLK WP HR S P ERA WHIP	IP WLS BF H R ER SO BB IBB HBP BLK WP HR S P ERA WHIP	IP WLS BF H R ER SO BB IBB HBP BLK WP HR S P ERA WHIP

AB	32
R	1
H	7
RBI	1
BB	1
SO	2
LOB	11



Batter	1	2	3	4	5	6	7	8	9	AB	R	H	RBI	BB	SO	LOB	TOP					
Vince Coleman, S (1, 8) OBP: 0.372, SLG: 0.311	G3		1B	1B		G3-6-1			F8	4	2	2	1	1	0	0						
Dave Magadan, L (1, 3) OBP: 0.382, SLG: 0.340	BB		1B	1B		G3-6-1			G3	4	2	2	3	1	0	1						
Gregg Jefferies, S (1, 4) OBP: 0.345, SLG: 0.337	P3		1B	1B					F5	5	0	1	1	0	0	2						
Kevin McReynolds, R (1, 7) OBP: 0.306, SLG: 0.385	K		1B	1B						3	1	2	2	1	1	1						
Howard Johnson, S (1, 5) OBP: 0.314, SLG: 0.537		G4-3	1B	1B					K	4	0	1	1	0	1	2						
Hubie Brooks, R (1, 9) OBP: 0.321, SLG: 0.454										4	0	0	0	0	1	2						
Daryl Boston, L (7, 9) OBP: 0.220, SLG: 0.234										0	0	0	0	0	0	0						
Rick Cerone, R (1, 2) OBP: 0.351, SLG: 0.429										3	0	0	0	1	0	1						
Kevin Elster, R (1, 6) OBP: 0.363, SLG: 0.449										4	2	1	0	0	0	1						
David Cone, L (1, 1) OBP: 0.182, SLG: 0.100										2	1	0	0	0	0	1						
Inning Stats	R: 0 E: 0 K: 1 S: 13	H: 0 LOB: 1 BB: 1 P: 20	R: 0 E: 0 K: 1 S: 7	H: 0 LOB: 0 BB: 0 P: 12	R: 5 E: 1 K: 0 S: 22	H: 5 LOB: 1 BB: 0 P: 33	R: 3 E: 0 K: 1 S: 18	H: 4 LOB: 1 BB: 0 P: 30	R: 0 E: 0 K: 0 S: 11	H: 0 LOB: 0 BB: 0 P: 15	R: 0 E: 0 K: 0 S: 4	H: 0 LOB: 0 BB: 1 P: 9	R: 0 E: 0 K: 1 S: 7	H: 0 LOB: 1 BB: 1 P: 14	R: 0 E: 0 K: 0 S: 4	H: 0 LOB: 0 BB: 1 P: 8	R: 0 E: 0 K: 0 S: 7	H: 0 LOB: 0 BB: 0 P: 10	1B: 7 2B: 2 3B: 1 HR: 0	SF: 0 SAC: 1 DP: 2 HBP: 1	WP: 0 PB: 0 SB: 1 CS: 0	PA: 39
PITCHER	IP	WLS	BF	H	R	ER	SO	BB	IBB	HBP	BLK	WP	HR	S	P	ERA	WHIP					
Bob Scanlan, R (1, 1) ERA: 3.13	3.1	L	19	7	7	6	2	1	0	1	0	0	0	48	73	16.20	2.400					
Rick Sutcliffe, R (4, 1) ERA: 6.75	0.2		4	2	1	1	1	0	0	0	0	0	0	12	22	13.50	3.000					
Chuck McElroy, L (5, 1) ERA: 1.52	4.0		13	0	0	0	1	3	0	0	0	0	0	26	46	0.00	0.750					
Heathcliff Slocumb, R (9, 1) ERA: 2.88	1.0		3	0	0	0	0	0	0	0	0	0	0	7	10	0.00	0.000					

New York Mets @ Chicago Cubs
Wrigley Field, Chicago, IL
Wed May 29 1991, 3:33 AM CDT
Att: 31,359 - Cloudy - 84 F

AB 33
R 8
H 9
RBI 8
BB 4
SO 4
LOB 11



Batter	1	2	3	4	5	6	7	8	9	AB	R	H	RBI	BB	SO	LOB	BOTTOM					
Ced Landrum, L (1, 8) OBP: 0.200, SLG: 0.200	B1-3		F7			P3			G4-3	4	0	0	0	0	0	1						
23 Ryne Sandberg, R (1, 4) OBP: 0.345, SLG: 0.462	WP 1B		G4-3			G3-6-1			K	4	1	2	0	0	1	0						
Mark Grace, L (1, 3) OBP: 0.354, SLG: 0.386	WP 1B		G1-3			G3-6-1			F8	4	0	1	0	0	0	1						
George Bell, R (1, 7) OBP: 0.299, SLG: 0.485	WP 1B					L3			1B	3	0	1	0	0	1	0						
Andre Dawson, R (1, 9) OBP: 0.331, SLG: 0.518	K		G1-3			F7			FC5-4	4	0	1	0	0	1	2						
Chico Walker, S (1, 5) OBP: 0.389, SLG: 0.375	K					G2			F7	4	0	0	0	0	2	4						
Hector Villanueva, R (1, 2) OBP: 0.289, SLG: 0.458			F9			L7			FC5-4	4	0	1	0	0	0	2						
Jose Vizcaino, S (1, 6) OBP: 0.317, SLG: 0.316			L6			G3-1				3	0	0	0	0	0	1						
Bob Scanlan, R (1, 1) ERA: 3.13										1	0	0	0	0	1	0						
Rick Sutcliffe, L (4, 1) OBP: 0.154, SLG: 0.167										0	0	0	0	0	0	0						
Chuck McElroy, L (5, 1) OBP: 0.333, SLG: 0.333										1	0	1	0	0	0	0						
Doug Dasencho, S (8, PH) OBP: 0.356, SLG: 0.364										1	0	0	0	0	0	0						
Heathcliff Slocumb, R (9, 1) ERA: 2.88										0	0	0	0	0	0	0						
Inning Stats	R: 1 E: 0 K: 2 S: 12	H: 2 LOB: 2 BB: 0 P: 20	R: 0 E: 0 K: 1 S: 7	H: 0 LOB: 0 BB: 0 P: 11	R: 0 E: 0 K: 0 S: 4	H: 0 LOB: 0 BB: 0 P: 7	R: 0 E: 0 K: 2 S: 10	H: 0 LOB: 0 BB: 0 P: 15	R: 0 E: 0 K: 0 S: 13	H: 1 LOB: 1 BB: 0 P: 19	R: 0 E: 0 K: 0 S: 7	H: 1 LOB: 0 BB: 0 P: 9	R: 0 E: 0 K: 0 S: 7	H: 1 LOB: 1 BB: 0 P: 8	R: 0 E: 0 K: 1 S: 6	H: 0 LOB: 0 BB: 0 P: 9	R: 0 E: 0 K: 0 S: 10	H: 2 LOB: 2 BB: 0 P: 12	1B: 7 2B: 0 3B: 0 HR: 0	SF: 0 SAC: 0 DP: 1 HBP: 1	WP: 2 PB: 0 SB: 0 CS: 0	PA: 34
PITCHER	IP	WLS	BF	H	R	ER	SO	BB	IBB	HBP	BLK	WP	HR	S	P	ERA	WHIP					
David Cone, R (1, 1) ERA: 3.26	9.0	W	34	7	1	1	6	0	0	1	0	2	0	76	110	1.00	0.778					

New York Mets @ Chicago Cubs
Wrigley Field, Chicago, IL
Wed May 29 1991, 3:33 AM CDT
Att: 31,359 - Cloudy - 84 F

AB 33
R 1
H 7
RBI 0
BB 0
SO 6
LOB 11



Batter	1	2	3	4	5	6	7	8	9	AB	R	H	RBI	BB	SO	LOB	TOP							
Vince Coleman, S (1, 8) OBP: 0.376, SLG: 0.331	G4-3		P5			G4-3		F7		4	0	0	0	0	0	0								
Dave Magadan, L (1, 3) OBP: 0.397, SLG: 0.373	BB 1B					G4-3			BB 2B	3	1	2	0	1	0	0								
Gregg Jefferies, S (1, 4) OBP: 0.349, SLG: 0.336	F8		F9			G4-3			2H 1B	4	0	1	1	0	0	2								
Kevin McReynolds, R (1, 7) OBP: 0.335, SLG: 0.404	BB 1-2				P6				F9 1B	3	0	1	0	1	0	1								
Howard Johnson, S (1, 5) OBP: 0.301, SLG: 0.506	G4-3				F7				P5 K	4	0	0	0	0	1	4								
Daryl Boston, L (1, 9) OBP: 0.236, SLG: 0.250		G4-3 1B			CS 1B				P7 F9	4	0	2	0	0	0	2								
Garry Templeton, S (1, 6) OBP: 0.190, SLG: 0.279		F9			CS 1-2				G3	3	0	0	0	0	0	2								
Charlie O'Brien, R (1, 2) OBP: 0.221, SLG: 0.177 (8, PH) Tom Herr, S (8, PH) Jeff Innis, R (8, 1)	G4-3					G5-3				2	0	0	0	0	0	1								
Ron Darling, R (1, 1) OBP: 0.150, SLG: 0.250 Mackey Sasser, L (8, PH) OBP: 0.308, SLG: 0.595					P9				G6-4-3 BB	0	0	0	0	1	0	0								
						G6-3				2	0	0	0	0	0	0								
										1	0	0	0	0	0	1								
Inning Stats	R: 0 E: 0 K: 0 S: 7	H: 1 LOB: 2 BB: 1 P: 14	R: 0 E: 0 K: 0 S: 6	H: 1 LOB: 0 BB: 0 P: 8	R: 0 E: 0 K: 0 S: 8	H: 0 LOB: 1 BB: 1 P: 12	R: 0 E: 0 K: 0 S: 5	H: 1 LOB: 3 BB: 0 P: 5	R: 0 E: 0 K: 0 S: 5	H: 0 LOB: 0 BB: 0 P: 6	R: 0 E: 0 K: 0 S: 12	H: 0 LOB: 0 BB: 0 P: 17	R: 0 E: 0 K: 0 S: 8	H: 1 LOB: 1 BB: 0 P: 11	R: 0 E: 0 K: 0 S: 4	H: 0 LOB: 0 BB: 1 P: 8	R: 1 E: 0 K: 1 S: 12	H: 2 LOB: 1 BB: 0 P: 18	1B: 5 2B: 1 3B: 0 HR: 0	SF: 0 SAC: 0 DP: 2 HBP: 0	WP: 0 PB: 0 SB: 1 CS: 1	PA: 34		
PITCHER	IP WLS BF H R ER SO BB IBB HBP BLK WP HR S P ERA WHIP	8.0 W 29 5 1 1 0 3 0 0 0 0 0 56 82 1.12 1.000	1.0 S 4 1 0 0 1 0 0 0 0 0 0 11 17 0.00 1.000																					

New York Mets @ St. Louis Cardinals
 Busch Stadium, St. Louis, MO
 Sun Jun 02 1991, 3:33 AM CDT
 Att: 33,241 - Cloudy - 93 F

AB 30
 R 1
 H 6
 RBI 1
 BB 3
 SO 1
 LOB 13



Batter	1	2	3	4	5	6	7	8	9	AB	R	H	RBI	BB	SO	LOB	BOTTOM							
Bernard Gilkey, R (1, 7) OBP: 0.342, SLG: 0.321	G1-3		G5-3		G1-3			F9		4	0	0	0	0	0	3								
Geronimo Pena, S (1, 4) OBP: 0.314, SLG: 0.365	K				K		G4-3		G4-3	4	0	0	0	0	2	0								
Ray Lankford, L (1, 8) OBP: 0.267, SLG: 0.303	P5				P9		F8		K	4	0	0	0	0	1	0								
Pedro Guerrero, R (1, 3) OBP: 0.349, SLG: 0.392		FC1-4 1B			BB 1B 3B 1B				G6-4-3 BB	2	1	2	0	2	0	0								
Todd Zeile, R (1, 5) OBP: 0.386, SLG: 0.445	L7				BB 1B 3B 1B		F8		G6-4-3	4	1	1	0	0	0	3								
Milt Thompson, L (1, 9) OBP: 0.493, SLG: 0.540	FC1-4 1-2				WP 3B				G3-1	4	1	1	2	0	0	1								
Tom Pagnozzi, R (1, 2) OBP: 0.325, SLG: 0.353	FC5-4 1-2				1H 2H 3B				G5-3	3	0	1	0	0	0	1								
José Oquendo, S (1, 6) OBP: 0.298, SLG: 0.279			G3		1B IBB				FC5-4 1B	2	0	1	0	1	0	0								
Bob Tewksbury, R (1, 1) OBP: 0.158, SLG: 0.158 Lee Smith, R (9, 1)			G4-3		1-2 3B 1B				FC5-4	3	0	1	0	0	0	1								
										0	0	0	0	0	0	0								
Inning Stats	R: 0 E: 0 K: 1 S: 6	H: 0 LOB: 0 BB: 0 P: 10	R: 0 E: 0 K: 0 S: 8	H: 1 LOB: 1 BB: 0 P: 13	R: 0 E: 0 K: 0 S: 7	H: 0 LOB: 0 BB: 0 P: 14	R: 3 E: 0 K: 1 S: 21	H: 5 LOB: 3 BB: 1 P: 36	R: 0 E: 0 K: 0 S: 8	H: 0 LOB: 1 BB: 1 P: 17	R: 0 E: 0 K: 0 S: 10	H: 1 LOB: 0 BB: 0 P: 14	R: 0 E: 0 K: 1 S: 8	H: 0 LOB: 0 BB: 0 P: 9	R: 0 E: 0 K: 0 S: 6	H: 0 LOB: 0 BB: 1 P: 13	R: 0 E: 0 K: 0 S: 6	H: 0 LOB: 0 BB: 1 P: 13	1B: 5 2B: 1 3B: 1 HR: 0	SF: 0 SAC: 0 DP: 1 HBP: 0	WP: 1 PB: 0 SB: 0 CS: 0	PA: 33		
PITCHER	IP WLS BF H R ER SO BB IBB HBP BLK WP HR S P ERA WHIP	7.0 L 30 7 3 3 3 1 0 0 0 1 0 68 113 3.86 1.143	1.0 3 0 0 0 0 1 0 0 0 0 0 0 6 13 0.00 1.000																					

New York Mets @ St. Louis Cardinals
 Busch Stadium, St. Louis, MO
 Sun Jun 02 1991, 3:33 AM CDT
 Att: 33,241 - Cloudy - 93 F

AB 30
 R 3
 H 7
 RBI 2
 BB 3
 SO 3
 LOB 9



Batter	1	2	3	4	5	6	7	8	9	AB	R	H	RBI	BB	SO	LOB	TOP					
Vince Coleman, S (1, 8) OBP: 0.371, SLG: 0.328	G5-3			K		F7		G4-3		5	0	1	1	0	1	2						
Dave Magadan, L (1, 3) OBP: 0.396, SLG: 0.371	G5-3								BB 1B BB	1	0	0	0	4	0	0						
Gregg Jefferies, S (1, 4) OBP: 0.351, SLG: 0.333										4	0	1	1	1	0	6						
Tom Herr, S (9, 4) OBP: 0.375, SLG: 0.308				G4-3					F6	0	0	0	0	0	0	0						
Kevin McReynolds, R (1, 7) OBP: 0.331, SLG: 0.397	F7			G5-3						5	0	1	0	0	1	3						
Howard Johnson, S (1, 5) OBP: 0.304, SLG: 0.497										3	1	0	0	2	0	0						
Hubie Brooks, R (1, 9) OBP: 0.327, SLG: 0.470										3	0	1	0	1	0	0						
Daryl Boston, L (7, 9) OBP: 0.236, SLG: 0.250										0	0	0	0	0	0	0						
Mark Carreon, R (9, PH) OBP: 0.356, SLG: 0.500										1	0	0	0	0	1	3						
John Franco, L (9, 1)										0	0	0	0	0	0	0						
Kevin Elster, R (1, 6) OBP: 0.359, SLG: 0.414										4	2	1	0	1	1	4						
Charlie O'Brien, R (1, 2) OBP: 0.250, SLG: 0.200										3	1	2	1	1	0	0						
David Cone, L (1, 1) OBP: 0.160, SLG: 0.091										2	0	0	1	0	0	3						
Garry Templeton, S (9, 9) OBP: 0.190, SLG: 0.279										0	0	0	0	0	0	0						
Inning Stats	R: 0 E: 0 K: 0 S: 9	H: 0 LOB: 1 BB: 1 P: 18	R: 2 E: 0 K: 0 S: 19	H: 2 LOB: 3 BB: 4 P: 42	R: 0 E: 0 K: 0 S: 6	H: 0 LOB: 0 BB: 0 P: 12	R: 1 E: 1 K: 1 S: 13	H: 1 LOB: 2 BB: 2 P: 25	R: 0 E: 0 K: 1 S: 10	H: 1 LOB: 1 BB: 0 P: 17	R: 1 E: 0 K: 0 S: 15	H: 2 LOB: 2 BB: 1 P: 26	R: 0 E: 0 K: 0 S: 8	H: 0 LOB: 0 BB: 0 P: 13	R: 0 E: 0 K: 0 S: 18	H: 1 LOB: 3 BB: 2 P: 33	1B: 7 2B: 0 3B: 0 HR: 0	SF: 1 SAC: 1 DP: 1 HBP: 0	WP: 0 PB: 0 SB: 1 CS: 0	PA: 43		
PITCHER	IP WLS BF H R ER SO BB IBB HBP BLK WP HR S P ERA WHIP																					
Chris Hammond, L (1, 1) ERA: 4.23	1.2 L 11 2 2 2 0 5 0 0 0 0 0 0 24 53 10.80 4.200																					
Kip Gross, R (2, 1) ERA: 3.0	4.1 20 4 2 1 2 3 0 0 0 0 0 0 48 87 2.08 1.615																					
Ted Power, R (7, 1) ERA: 3.27	2.1 10 1 0 0 0 2 0 0 0 0 0 0 29 49 0.00 1.286																					
Randy Myers, L (9, 1) ERA: 2.93	0.2 2 0 0 0 2 0 0 0 0 0 0 0 7 10 0.00 0.000																					
Batter	1	2	3	4	5	6	7	8	9	AB	R	H	RBI	BB	SO	LOB	BOTTOM					
Bill Doran, S (1, 4) OBP: 0.359, SLG: 0.303	BB BB BB									4	0	0	0	1	0	2						
Hal Morris, L (1, 3) OBP: 0.337, SLG: 0.475	K									5	1	0	0	0	3	1						
Barry Larkin, R (1, 6) OBP: 0.318, SLG: 0.490										2	1	0	0	2	1	0						
Eric Davis, R (1, 8) OBP: 0.385, SLG: 0.444	K									3	0	1	1	1	2	4						
Paul O'Neill, L (1, 9) OBP: 0.358, SLG: 0.513										3	0	1	1	1	2	2						
Chris Sabo, R (1, 5) OBP: 0.317, SLG: 0.374										3	0	0	0	0	2	5						
Luis Quinones, S (6, 5) OBP: 0.208, SLG: 0.257	K									1	0	0	0	0	0	0						
Jeff Reed, L (1, 2) OBP: 0.352, SLG: 0.344										4	0	0	0	0	2	2						
Billy Hatcher, R (1, 7) OBP: 0.268, SLG: 0.303										4	0	1	0	0	0	0						
Randy Myers, L (9, 1)										0	0	0	0	0	0	0						
Chris Hammond, L (1, 1) OBP: 0.313, SLG: 0.375										0	0	0	0	0	0	0						
Kip Gross, R (2, 1) OBP: 0.500, SLG: 0.500										2	0	1	0	0	1	0						
Herm Winningham, L (6, PH) OBP: 0.283, SLG: 0.309										1	0	0	0	0	1	0						
Ted Power, R (7, 1)										0	0	0	0	0	0	0						
Glenn Braggs, R (9, 7) OBP: 0.395, SLG: 0.390										1	0	0	0	0	1	0						
Inning Stats	R: 0 E: 0 K: 3 S: 12	H: 0 LOB: 3 BB: 3 P: 27	R: 0 E: 0 K: 2 S: 8	H: 0 LOB: 0 BB: 0 P: 12	R: 1 E: 1 K: 1 S: 10	H: 1 LOB: 1 BB: 0 P: 14	R: 0 E: 0 K: 1 S: 16	H: 2 LOB: 2 BB: 0 P: 24	R: 1 E: 1 K: 2 S: 18	H: 1 LOB: 2 BB: 1 P: 27	R: 0 E: 0 K: 1 S: 6	H: 0 LOB: 1 BB: 0 P: 13	R: 0 E: 0 K: 0 S: 11	H: 0 LOB: 1 BB: 1 P: 20	R: 0 E: 0 K: 0 S: 6	H: 0 LOB: 0 BB: 0 P: 10	R: 0 E: 0 K: 2 S: 9	H: 0 LOB: 0 BB: 0 P: 13	1B: 4 2B: 0 3B: 0 HR: 0	SF: 0 SAC: 0 DP: 0 HBP: 0	WP: 1 PB: 0 SB: 3 CS: 0	PA: 38
PITCHER	IP WLS BF H R ER SO BB IBB HBP BLK WP HR S P ERA WHIP																					
David Cone, R (1, 1) ERA: 2.92	8.0 W 35 4 2 0 10 5 0 0 0 0 0 0 87 147 0.00 1.125																					
John Franco, L (9, 1) ERA: 0.92	1.0 S 3 0 0 0 2 0 0 0 0 0 0 0 9 13 0.00 0.000																					

New York Mets @ Cincinnati Reds
Riverfront Stadium, Cincinnati, OH
Tue Jun 04 1991, 7:05 PM EDT
Att: 24,670 - Cloudy - 74 F

New York Mets @ Cincinnati Reds
Riverfront Stadium, Cincinnati, OH
Tue Jun 04 1991, 7:05 PM EDT
Att: 24,670 - Cloudy - 74 F

AB	31
R	4
H	7
RBI	4
BB	10
SO	4
LOB	21




WP	0
PA	43

AB	33
R	2
H	4
RBI	2
BB	5
SO	15
LOB	16

Batter	1	2	3	4	5	6	7	8	9	AB	R	H	RBI	BB	SO	LOB	TOP					
Vince Coleman, S (1, 8) OBP: 0.372, SLG: 0.346	1-1 S S 1B		2-2 HR		3-2 P2		1-1 F9	0-0 G4-3		5	1	2	1	0	0	1						
Dave Magadan, L (1, 3) OBP: 0.403, SLG: 0.377	0-2 L4		3-2 F7		1-0 2B		4-2 F8-3 BB	4-1 2B E		3	2	1	0	2	0	1						
Gregg Jefferies, S (1, 4) OBP: 0.349, SLG: 0.339	2-2 L9				0-1 2B		1-2 F8-3	1-2 P3		4	1	1	1	0	0	2						
Wally Whitehurst, R (7, 1) OBP: 0.250, SLG: 0.286					2H					0	0	0	0	0	0	0						
Dary Boston, L (9, PH) OBP: 0.232, SLG: 0.245	1-2				2B					1	0	0	0	0	0	1						
Kevin McReynolds, R (1, 7) OBP: 0.345, SLG: 0.437	2-3 K				1-2 2B 1B		3-2 2H	2-2 E		5	3	4	2	0	1	1						
Howard Johnson, S (1, 5) OBP: 0.301, SLG: 0.485					2-3 K		0-1 P4	4-1 HR	0-3 K	4	1	0	0	1	2	4						
Hubie Brooks, R (1, 9) OBP: 0.335, SLG: 0.490	1-1 F8				4-1 2B BB		1-2 G1-3	0-1 HR	0-1 E8	4	2	2	4	1	0	0						
Garry Templeton, S (9, PR) OBP: 0.190, SLG: 0.279					1-2 2B			1-H	2-H 3-H 1B	0	0	0	0	0	0	0						
Kevin Elster, R (1, 6) OBP: 0.372, SLG: 0.418	3-2 F9				2-1 2B		1-0 F8	4-2 G3 G6-3 BB	1-1 F9	4	0	1	2	1	0	1						
Charlie O'Brien, R (1, 2) OBP: 0.243, SLG: 0.194					1-2 F7		4-1 BB	3-2 G6-3		2	0	0	0	0	0	1						
Chris Donnels, L (6, PH) OBP: 0.429, SLG: 0.313								1-2		0	0	0	0	1	0	0						
Jeff Innis, R (6, PH)										0	0	0	0	0	0	0						
Doug Simons, L (7, 1)										0	0	0	0	0	0	0						
Tom Herr, S (7, 4) OBP: 0.372, SLG: 0.306										1	0	0	0	0	1							
Dwight Gooden, R (1, 1) OBP: 0.148, SLG: 0.148										2	0	0	0	0	1	0						
Rich Sauvour, L (5, 1)										0	0	0	0	0	0	0						
Mackey Sasser, L (6, PH) OBP: 0.293, SLG: 0.564										2	0	0	0	0	0	2						
Inning Stats	R: 0 E: 0 K: 12 S: 17	H: 1 LOB: 1 BB: 0 P: 17	R: 0 E: 0 K: 0 S: 6	H: 0 LOB: 0 BB: 0 P: 10	R: 1 E: 0 K: 0 S: 14	H: 1 LOB: 0 BB: 0 P: 21	R: 2 E: 0 K: 1 S: 18	H: 2 LOB: 1 BB: 1 P: 32	R: 2 E: 0 K: 0 S: 15	H: 3 LOB: 1 BB: 0 P: 23	R: 0 E: 0 K: 0 S: 8	H: 0 LOB: 1 BB: 1 P: 16	R: 0 E: 0 K: 0 S: 8	H: 0 LOB: 0 BB: 1 P: 14	R: 3 E: 0 K: 0 S: 15	H: 2 LOB: 1 BB: 2 P: 28	R: 2 E: 1 K: 1 S: 15	H: 2 LOB: 1 BB: 1 P: 23	1B: 4 2B: 5 3B: 0 HR: 3	SF: 0 SAC: 0 DP: 1 HBP: 0	WP: 0 PB: 0 SB: 2 CS: 0	PA: 43
PITCHER	IP WLS BF H R ER SO BB IBB HBP BLK WP HR S P ERA WHIP	IP WLS BF H R ER SO BB IBB HBP BLK WP HR S P ERA WHIP															IP WLS BF H R ER SO BB IBB HBP BLK WP HR S P ERA WHIP					
Tom Browning, L (1, 1) ERA: 3.7	5.0 W 23 7 5 5 3 1 0 0 0 0 1 65 103 9.00 1.600																					
Ted Power, R (6, 1) ERA: 3.13	1.0 4 0 0 0 0 1 0 0 0 0 0 0 8 16 0.00 1.000																					
Randy Myers, L (7, 1) ERA: 2.83	1.0 3 0 0 0 0 1 0 0 0 0 0 0 8 14 0.00 1.000																					
Don Carman, L (8, 1) ERA: 5.12	0.0 3 2 3 3 0 1 0 0 0 0 2 7 13 ∞ ∞																					
Rob Dibble, R (8, 1) ERA: 1.65	2.0 S 10 2 2 2 1 2 0 0 0 0 0 0 23 38 9.00 2.000																					
Batter	1	2	3	4	5	6	7	8	9	AB	R	H	RBI	BB	SO	LOB	BOTTOM					
Bill Doran, S (1, 4) OBP: 0.373, SLG: 0.304	4-1 2B 1B BB		0-1 F7		4-2 BB BB		1-0 P6		3-2 F8 1B 1B	3	3	1	1	2	0	3						
Barry Larkin, R (1, 6) OBP: 0.348, SLG: 0.515	1-0 1B 2B	0-1 S 2B 1B		1-2 2B BB	4-2 1-2 BB		4-2 1-2 BB		1-0 1B 2H 1B	3	2	3	2	2	0	0						
Paul O'Neill, L (1, 9) OBP: 0.365, SLG: 0.526	4-2 1B BB	3-2 1H 2B		1-0 1H 2H 1B 2B	2-1 L8		1-0 F8		1-0 F8	4	1	2	3	1	0	5						
Eric Davis, R (1, 8) OBP: 0.385, SLG: 0.443	1-3 K	2-3 K		0-0 E3 L6-5 1B	2-0 G5-3		2-1 G5-3		2-1 1-3 3-H 1B	5	0	2	2	0	2	4						
Chris Sabo, R (1, 5) OBP: 0.319, SLG: 0.385	0-1 1-2 2-H 1B		2-1 3B	0-1 L6-5	0-2 F8		0-2 F8		3-3 K	5	0	2	1	0	1	3						
Todd Benzinger, S (1, 3) OBP: 0.197, SLG: 0.227	0-3 K		1-2 G1-3		1-0 2B 1B		1-0 G4-3		0-0 L4	5	1	1	0	0	1	4						
Jeff Reed, L (1, 2) OBP: 0.354, SLG: 0.356	2-2 L7		1-3 K		0-0 1B 2B		0-2 1B 2B		0-2 FC1-6 1B	5	0	2	1	0	1	4						
Billy Hatcher, R (1, 7) OBP: 0.280, SLG: 0.339		0-2 1B 1B		1-2 G6-3	0-0 BB 1B		0-0 2-3 1B		2-0 FC1-6 1B HR	5	3	3	1	0	0	2						
Tom Browning, L (1, 1) ERA: 4.25	1-1 Luis Gupton, S (5, PH) OBP: 0.228, SLG: 0.333	1-3 K		0-0 P5	0-3 K		1-2 1B 1B		0-3 K	2	0	0	0	0	1	1						
Ted Power, R (6, 1) ERA: 3.13	1-1 Randy Myers, L (7, 1) ERA: 2.83									1	0	0	0	0	0	0						
Don Carman, L (8, 1) ERA: 5.12	0.1 Rob Dibble, R (8, 1) ERA: 1.65									0	0	0	0	0	0	0						
Herm Wittingham, L (8, 8) OBP: 0.276, SLG: 0.334	1-2									0	0	0	0	0	0	0						
Inning Stats	R: 1 E: 0 K: 2 S: 15	H: 2 LOB: 3 BB: 2 P: 27	R: 2 E: 0 K: 2 S: 16	H: 3 LOB: 1 BB: 0 P: 22	R: 0 E: 0 K: 1 S: 11	H: 1 LOB: 1 BB: 0 P: 16	R: 3 E: 1 K: 0 S: 8	H: 2 LOB: 0 BB: 2 P: 17	R: 1 E: 0 K: 1 S: 11	H: 3 LOB: 3 BB: 1 P: 19	R: 0 E: 0 K: 0 S: 5	H: 0 LOB: 0 BB: 0 P: 8	R: 3 E: 0 K: 1 S: 22	H: 5 LOB: 2 BB: 0 P: 33	R: 1 E: 0 K: 1 S: 7	H: 1 LOB: 0 BB: 0 P: 11	1B: 11 2B: 5 3B: 1 HR: 1	SF: 0 SAC: 0 DP: 1 HBP: 0	WP: 0 PB: 0 SB: 3 CS: 0	PA: 45		
PITCHER	IP WLS BF H R ER SO BB IBB HBP BLK WP HR S P ERA WHIP	IP WLS BF H R ER SO BB IBB HBP BLK WP HR S P ERA WHIP															IP WLS BF H R ER SO BB IBB HBP BLK WP HR S P ERA WHIP					
Dwight Gooden, R (1, 1) ERA: 4.25	4.0 L 26 11 7 7 5 4 0 0 0 0 0 0 53 86 15.75 3.750																					
Rich Sauvour, L (5, 1) ERA: 4.25	1.0 4 0 0 0 0 1 0 0 0 0 0 0 8 15 0.00 1.000																					
Jeff Innis, R (6, 1) ERA: 4.5	1.1 8 4 3 3 0 0 0 0 0 0 0 0 21 29 20.25 3.000																					
Doug Simons, L (7, 1) ERA: 4.64	0.1 1 0 0 0 0 0 0 0 0 0 0 0 1 2 0.00 0.000																					
Wally Whitehurst, R (7, 1) ERA: 3.52	1.1 6 2 1 1 2 0 0 0 0 0 0 0 1 12 6.75 1.500																					


New York Mets @ Cincinnati Reds
Riverfront Stadium, Cincinnati, OH
Wed Jun 05 1991, 7:05 PM EDT
Att: 22,859 - Cloudy - 72 F

AB 37
R 10
H 11
RBI 10
BB 6
SO 4
LOB 15



New York Mets @ Cincinnati Reds
Riverfront Stadium, Cincinnati, OH
Wed Jun 05 1991, 7:05 PM EDT
Att: 22,859 - Cloudy - 72 F


AB 40
R 11
H 17
RBI 11
BB 5
SO 8
LOB 28



Batter	1	2	3	4	5	6	7	8	9	AB	R	H	RBI	BB	SO	LOB	TOP																	
Vince Coleman, S (1, 8) OBP: 0.379, SLG: 0.362	4-1 G1-3 1B BB		1-3 K							3	1	2	0	1	1	0																		
Dave Magadan, L (1, 3) OBP: 0.300, SLG: 0.370	1-1 G1-3		4-1 HR BB							3	1	0	0	1	0	3																		
Gregg Jefferies, S (1, 4) OBP: 0.359, SLG: 0.370	1-0 1B		1-1 HR							3	1	2	3	1	0	0																		
Kevin McReynolds, R (1, 7) OBP: 0.337, SLG: 0.426	1-2 P4		3-1 F8							4	0	0	0	0	0	1																		
Howard Johnson, S (1, 5) OBP: 0.300, SLG: 0.480	1-2 P5									4	0	1	0	0	0	1																		
Hubie Brooks, R (1, 9) OBP: 0.339, SLG: 0.487		3-2 P3								3	0	1	0	1	0	0																		
Garry Templeton, S (1, 6) OBP: 0.194, SLG: 0.277		1-2 G6-4-3 1B								4	0	1	0	0	2	2																		
Charlie O'Brien, R (1, 2) OBP: 0.234, SLG: 0.186		1-2 G6-4-3								3	0	0	0	0	0	2																		
Kevin Elster, R (9, PH) OBP: 0.356, SLG: 0.413		1-2 G6-4-3								1	0	0	0	0	1	0																		
Frank Viola, L (1, 1) OBP: 0.129, SLG: 0.133										3	0	0	0	0	1	0																		
Inning Stats	R: 1 E: 0 K: 0 S: 10	H: 1 LOB: 1 BB: 1 P: 18	R: 0 E: 0 K: 0 S: 11	H: 1 LOB: 0 BB: 0 P: 16	R: 2 E: 0 K: 1 S: 9	H: 1 LOB: 0 BB: 1 P: 18	R: 0 E: 0 K: 0 S: 11	H: 0 LOB: 1 BB: 1 P: 18	R: 0 E: 0 K: 1 S: 9	H: 1 LOB: 1 BB: 0 P: 16	R: 0 E: 0 K: 1 S: 9	H: 1 LOB: 1 BB: 0 P: 13	R: 0 E: 0 K: 0 S: 13	H: 1 LOB: 0 BB: 0 P: 22	R: 0 E: 0 K: 2 S: 11	H: 0 LOB: 0 BB: 0 P: 13	1B: 5 2B: 0 3B: 1 HR: 1	SF: 0 SAC: 0 DP: 1 HBP: 0	WP: 1 PB: 0 SB: 1 CS: 2	PA: 37														
PITCHER	IP WLS BF H R ER SO BB IBB HBP BLK WP HR S P ERA WHIP																																	
Jose Rijo, R (1, 1) ERA: 3.23	7.0		29	6	3	3	3	4	0	0	0	0	1	1	68	111	3.86	1.429																
Ted Power, R (8, 1) ERA: 3.0	1.0	W	3	1	0	0	0	0	0	0	0	0	0	0	13	22	0.00	1.000																
Randy Myers, L (9, 1) ERA: 2.73	1.0	S	3	0	0	0	2	0	0	0	0	0	0	0	11	13	0.00	0.000																

New York Mets @ Cincinnati Reds
Riverfront Stadium, Cincinnati, OH
Thu Jun 06 1991, 7:05 PM EDT
Att: 27,667 - Cloudy - 78 F


AB 31
R 3
H 7
RBI 3
BB 4
SO 5
LOB 9



Batter	1	2	3	4	5	6	7	8	9	AB	R	H	RBI	BB	SO	LOB	BOTTOM																	
Billy Hatcher, R (1, 7) OBP: 0.279, SLG: 0.336	2-3 K2-3		2-1 P3							4	0	1	1	0	1	1																		
Mariano Duncan, R (1, 4) OBP: 0.236, SLG: 0.292	0-1 G5-3		3-2 G6-3							4	0	0	0	0	0	2																		
Barry Larkin, R (1, 6) OBP: 0.345, SLG: 0.500	4-2 BB		2-1 G5-3							3	0	0	0	1	0	0																		
Eric Davis, R (1, 8) OBP: 0.382, SLG: 0.437	3-2 G4-3									4	0	1	0	0	1	1																		
Chris Sabo, R (1, 5) OBP: 0.327, SLG: 0.411		2-3 K								3	2	2	1	1	1	0																		
Paul O'Neill, L (1, 9) OBP: 0.362, SLG: 0.538		3-1 F8								4	1	1	2	0	0	1																		
Todd Benzinger, S (1, 3) OBP: 0.213, SLG: 0.286		0-0 1B 1B								4	1	2	1	0	0	1																		
Joe Oliver, R (1, 2) OBP: 0.243, SLG: 0.231		2-0 G6-3								2	0	1	0	1	0	0																		
Herm Winningham, L (7, PR) OBP: 0.279, SLG: 0.394										0	1	0	0	0	0	0																		
Ted Power, R (8, 1) OBP: 0.254										0	0	0	0	0	0	0																		
Luis Quiñones, S (8, PH) OBP: 0.500, SLG: 0.500		1-2 1B								0	0	0	0	1	0	0																		
Randy Myers, L (9, 1) OBP: 0.500, SLG: 0.500										0	0	0	0	0	0	0																		
Jose Rijo, R (1, 1) OBP: 0.259, SLG: 0.259		1-1 F9								2	0	1	0	0	0	2																		
Glenn Braggs, R (7, PH) OBP: 0.385										1	0	0	0	0	0	1																		
Glenn Sutko, R (8, 2) OBP: 0.428, SLG: 0.200										1	0	0	0	0	1	1																		
Inning Stats	R: 0 E: 0 K: 1 S: 11	H: 0 LOB: 1 BB: 1 P: 20	R: 0 E: 0 K: 1 S: 11	H: 2 LOB: 2 BB: 0 P: 19	R: 0 E: 0 K: 0 S: 7	H: 0 LOB: 0 BB: 0 P: 14	R: 0 E: 0 K: 0 S: 11	H: 1 LOB: 1 BB: 0 P: 18	R: 0 E: 0 K: 0 S: 8	H: 1 LOB: 0 BB: 0 P: 14	R: 1 E: 0 K: 1 S: 8	H: 1 LOB: 0 BB: 0 P: 16	R: 1 E: 0 K: 0 S: 9	H: 1 LOB: 1 BB: 1 P: 18	R: 3 E: 0 K: 1 S: 13	H: 3 LOB: 1 BB: 2 P: 27	1B: 5 2B: 1 3B: 0 HR: 3	SF: 0 SAC: 0 DP: 0 HBP: 0	WP: 0 PB: 0 SB: 0 CS: 0	PA: 36														
PITCHER	IP WLS BF H R ER SO BB IBB HBP BLK WP HR S P ERA WHIP																																	
Frank Viola, L (1, 1) ERA: 2.79	8.0	L	36	9	5	5	4	4	0	0	0	0	0	3	78	146	5.62	1.625																

New York Mets @ Cincinnati Reds
Riverfront Stadium, Cincinnati, OH
Thu Jun 06 1991, 7:05 PM EDT
Att: 27,667 - Cloudy - 78 F

AB 32
R 5
H 9
RBI 5
BB 4
SO 4
LOB 10



Batter	1	2	3	4	5	6	7	8	9	AB	R	H	RBI	BB	SO	LOB	TOP										
Vince Coleman, S (1, 8) OBP: 0.375, SLG: 0.358	P3			CS 1B		F8			G6-3 FC4-6	5	0	1	1	0	0	2											
Dave Magadan, L (1, 3) OBP: 0.397, SLG: 0.363	F8			F7			G3		BB	3	0	0	0	1	0	1											
Howard Johnson, S (9, PR) OBP: 0.303, SLG: 0.480										0	1	0	0	1	0	0											
Gregg Jefferies, S (1, 4) OBP: 0.354, SLG: 0.359	P5			F8			G5-3		BB	4	1	0	0	1	1	4											
Alejandro Pena, R (9, 1)									K	0	0	0	0	0	0	0											
Kevin McReynolds, R (1, 7) OBP: 0.341, SLG: 0.440		L1		CS 1-2	F9				WP 1B 2B	4	1	2	1	0	0	0											
Hubie Brooks, R (1, 9) OBP: 0.337, SLG: 0.478		L9			F9				1B WP BB IBB	3	0	0	0	1	0	0											
Daryl Boston, L (9, PR) OBP: 0.232, SLG: 0.245										0	1	0	0	0	0	0											
Gary Templeton, S (1, 5) OBP: 0.225, SLG: 0.294	P3				1B				BB 1B IBB	3	1	2	0	1	0	0											
Kevin Elster, R (1, 6) OBP: 0.363, SLG: 0.411				CS BB	K				1-2 2-3 3-H IBB	3	1	1	1	1	1	2											
Charlie O'Brien, R (1, 2) OBP: 0.228, SLG: 0.181									BB FC4-6 1B	2	0	0	0	0	0	1											
Mark Carreon, R (8, PH) OBP: 0.365, SLG: 0.508									1-2 2-3 3-H BB	1	0	1	0	0	0	0											
Doug Simons, L (8, 1)									FC4-6 BB	0	0	0	0	0	0	0											
Tom Herr, S (9, PH) OBP: 0.377, SLG: 0.306									1-2 2-3 3-H BB	0	0	0	1	1	0	0											
Ron Darling, R (1, 1) OBP: 0.136, SLG: 0.227									1-2 2-3 3-H BB	2	0	0	0	0	0	0											
Rick Cerone, R (8, PH) OBP: 0.354, SLG: 0.411									FC4-6 BB	1	0	0	1	1	1	2											
Inning Stats	R: 0 E: 0 K: 0 S: 8	H: 0 LOB: 0 BB: 0 P: 10	R: 0 E: 0 K: 0 S: 7	H: 0 LOB: 0 BB: 0 P: 10	R: 0 E: 0 K: 0 S: 5	H: 0 LOB: 0 BB: 1 P: 11	R: 0 E: 0 K: 0 S: 9	H: 1 LOB: 0 BB: 0 P: 14	R: 0 E: 0 K: 1 S: 9	H: 1 LOB: 1 BB: 0 P: 13	R: 0 E: 0 K: 0 S: 5	H: 0 LOB: 0 BB: 0 P: 10	R: 0 E: 0 K: 0 S: 9	H: 1 LOB: 1 BB: 0 P: 13	R: 0 E: 0 K: 1 S: 15	H: 2 LOB: 2 BB: 0 P: 23	R: 6 E: 0 K: 1 S: 24	H: 2 LOB: 3 BB: 7 P: 62	1B: 5 2B: 2 3B: 0 HR: 0	SF: 0 SAC: 0 DP: 0 HBP: 0	WP: 1 PA: 40						
PITCHER	IP	WLS	BF	H	R	ER	SO	BB	IBB	HBP	BLK	WP	HR	S	P	ERA	WHIP										
Jim Deshaies, L (1, 1) ERA: 6.4	8.1		30	5	2	2	2	3	0	0	0	0	0	76	123	2.16	0.960										
Curt Schilling, R (9, 1) ERA: 5.2	0.0	L	2	1	0	0	0	0	1	0	0	0	0	2	7	∞	∞										
Al Osuna, L (9, 1) ERA: 3.38	0.0		3	1	2	2	0	1	1	0	0	1	0	2	12	∞	∞										
Dwayne Henry, R (9, 1) ERA: 3.2	0.1		3	0	2	2	0	2	0	0	0	0	0	8	19	54.00	6.000										
Mike Capel, R (9, 1) ERA: 4.43	0.1		1	0	0	0	1	0	0	0	0	0	0	3	5	0.00	0.000										

New York Mets @ Houston Astros
Astrodome, Houston, TX
Fri Jun 07 1991, 8:05 PM EDT
Att: 15,527 - Dome - 70 F

AB 31
R 6
H 7
RBI 5
BB 8
SO 3
LOB 12



Batter	1	2	3	4	5	6	7	8	9	AB	R	H	RBI	BB	SO	LOB	BOTTOM										
Steve Finley, L (1, 8) OBP: 0.333, SLG: 0.444	FC1-6 1B	PO	G3		1-1 1B				G4-3	4	0	2	0	0	0	0											
Craig Biggio, R (1, 2) OBP: 0.371, SLG: 0.384	FC1-6 BB 1B			BLK HBP	F8				P3	3	0	0	0	0	0	1											
Luis Gonzalez, L (1, 7) OBP: 0.273, SLG: 0.454	BB 1B			P5	G4-3				G4-3	4	0	1	0	0	0	1											
Eric Anthony, L (1, 9) OBP: 0.235, SLG: 0.200				G3					K	3	0	0	0	1	1	1											
Gerald Young, S (9, 8) OBP: 0.290, SLG: 0.296	1-2 2-3 BB									0	0	0	0	0	0	0											
5 Jeff Bagwell, R (1, 3) OBP: 0.366, SLG: 0.414	K			1B 1B					F9	3	1	1	0	1	1	3											
Ken Caminiti, S (1, 5) OBP: 0.303, SLG: 0.338	G4-3			1B SF9 1B					K HR	4	2	2	1	0	1	4											
Eric Yelding, R (1, 6) OBP: 0.285, SLG: 0.341				PO SH5-4 BB	1-3 2-H 1B				L1	3	0	1	1	1	0	1											
Casey Candaele, S (1, 4) OBP: 0.312, SLG: 0.383				F9	SF9				K 2B	3	0	1	1	0	1	1											
Jim Deshaies, L (1, 1) OBP: 0.225, SLG: 0.133									F7	2	0	0	0	0	0	0											
Curt Schilling, R (9, 1) OBP: 1.000, SLG: 1.000										0	0	0	0	0	0	0											
Al Osuna, R (9, 1)										0	0	0	0	0	0	0											
Dwayne Henry, R (9, 1)										0	0	0	0	0	0	0											
Mike Capel, R (9, 1)										0	0	0	0	0	0	0											
Ken Oberkfell, L (9, PH) OBP: 0.418, SLG: 0.324										1	0	0	0	0	0	1											
Inning Stats	R: 0 E: 0 K: 1 S: 11	H: 2 LOB: 3 BB: 1 P: 22	R: 0 E: 0 K: 0 S: 9	H: 0 LOB: 0 BB: 1 P: 16	R: 0 E: 0 K: 0 S: 8	H: 0 LOB: 1 BB: 0 P: 13	R: 2 E: 0 K: 0 S: 9	H: 3 LOB: 0 BB: 0 P: 16	R: 0 E: 0 K: 1 S: 13	H: 0 LOB: 0 BB: 1 P: 19	R: 0 E: 0 K: 1 S: 7	H: 0 LOB: 0 BB: 0 P: 9	R: 0 E: 0 K: 1 S: 8	H: 0 LOB: 0 BB: 0 P: 9	R: 1 E: 0 K: 0 S: 13	H: 2 LOB: 1 BB: 0 P: 20	1B: 6 2B: 1 3B: 0 HR: 1	SF: 1 SAC: 1 DP: 0 HBP: 1	WP: 0 PA: 37								
PITCHER	IP	WLS	BF	H	R	ER	SO	BB	IBB	HBP	BLK	WP	HR	S	P	ERA	WHIP										
Ron Darling, R (1, 1) ERA: 3.82	7.0		28	6	2	2	3	3	0	1	1	0	0	65	106	2.57	1.286										
Doug Simons, L (8, 1) ERA: 4.43	1.0	W	3	0	0	0	1	0	0	0	0	0	0	8	9	0.00	0.000										
Alejandro Pena, R (9, 1) ERA: 3.42	1.0		5	2	1	1	0	0	0	0	0	0	1	13	20	9.00	2.000										

New York Mets @ Houston Astros
Astrodome, Houston, TX
Fri Jun 07 1991, 8:05 PM EDT
Att: 15,527 - Dome - 70 F

AB 30
R 3
H 8
RBI 3
BB 3
SO 4
LOB 13



Batter	1	2	3	4	5	6	7	8	9	10	11	AB	R	H	RBI	BB	SO	LOB	TOP							
Vince Coleman, S OBP: 0.371, SLG: 0.359	(1, 8) F8 2B	(1, 8) F7		(1, 1) G4-3			(2, 2) G5-3			(1, 1) G6-3		5	1	1	0	0	0	1								
Dave Magadan, L OBP: 0.369, SLG: 0.353	(1, 3) G1-3	(0, 1) L9			(2, 3) K			(1, 2) G4-3		(3, 3) K		5	0	0	0	0	2	2								
Gregg Jefferies, S OBP: 0.355, SLG: 0.360	(1, 4) F8	(2, 1) G4-3			(2, 0) F8			(0, 2) G4-3		(3, 2) G4-3		5	0	2	0	0	0	2								
Kevin McReynolds, R OBP: 0.337, SLG: 0.439	(1, 7) 1B 2B			(3, 2) G6-3			(3, 2) F8		(2, 0) P2	(1, 2) G6-3		5	1	1	1	0	0	2								
Howard Johnson, S OBP: 0.311, SLG: 0.503	(1, 5) 1B BB			(4, 1) 2B			(2, 0) F9		(1, 1) G3			4	1	2	1	1	0	1								
Hobie Brooks, R OBP: 0.351, SLG: 0.488	(1, 9) BB			(4, 1) FC6-4			(0, 0) G6-3		(1, 1) 1B			3	0	3	1	1	0	0								
Garry Templeton, S OBP: 0.222, SLG: 0.290	(9, 9) 1B			(1, 3) BB			(1, 2) G6-3		(1, 1) 1B			1	1	0	0	0	1	0								
Rick Cerone, R OBP: 0.353, SLG: 0.400	(1, 2) 1B			(1, 1) FC6-4			(1, 2) G6-3		(1, 1) 1B			2	0	0	0	1	0	2								
Daryl Boston, L OBP: 0.240, SLG: 0.259	(9, 9) 1B			(1, 2) BB			(1, 2) G6-3		(1, 1) 1B			1	0	1	1	0	0	0								
Alejandro Pena, R OBP: 0.409, SLG: 0.294	(11, PH) BB			(1, 2) BB			(1, 2) G6-3		(1, 1) 1B			1	0	0	0	0	1	0								
Chris Donnels, L OBP: 0.409, SLG: 0.294	(11, PH) BB			(1, 2) BB			(1, 2) G6-3		(1, 1) 1B			0	0	0	0	0	0	0								
John Franco, L OBP: 0.228, SLG: 0.181	(1, 6) G5-3			(1, 1) F8			(0, 3) K		(0, 1) P3			5	0	0	0	0	2	4								
Kevin Elster, R OBP: 0.347, SLG: 0.390	(1, 6) G5-3			(1, 1) F8			(1, 1) K		(1, 2) G6-3			2	0	1	0	0	0	0								
Wally Whitehurst, R ERA: 4.89				(3, 2) G4-3			(1, 1) F9		(1, 2) G6-3			2	0	0	0	0	0	0								
Rich Sauveur, L ERA: 5.0				(3, 2) G4-3			(1, 1) F9		(1, 2) G6-3			0	0	0	0	0	0	0								
Mark Carson, R ERA: 3.86				(3, 2) G4-3			(1, 1) F9		(1, 2) G6-3			0	0	0	0	0	0	0								
Inning Stats	R: 2 E: 0 K: 0 S: 13	H: 3 LOB: 3 BB: 2 P: 32	R: 0 E: 0 K: 0 S: 8	H: 1 LOB: 1 BB: 0 P: 15	R: 0 E: 0 K: 0 S: 8	H: 1 LOB: 1 BB: 1 P: 17	R: 0 E: 0 K: 0 S: 6	H: 0 LOB: 0 BB: 0 P: 9	R: 0 E: 0 K: 1 S: 10	H: 1 LOB: 0 BB: 0 P: 8	R: 0 E: 0 K: 0 S: 5	H: 0 LOB: 0 BB: 0 P: 12	R: 0 E: 0 K: 0 S: 10	H: 1 LOB: 1 BB: 0 P: 14	R: 1 E: 0 K: 0 S: 9	H: 2 LOB: 1 BB: 0 P: 12	R: 0 E: 0 K: 0 S: 11	H: 1 LOB: 1 BB: 0 P: 21	R: 1 E: 0 K: 3 S: 13	H: 1 LOB: 0 BB: 0 P: 17	1B: 7 2B: 3 3B: 0 HR: 1	SF: 0 SAC: 0 DP: 2 HBP: 0	WP: 0 PB: 0 SB: 1 CS: 0	PA: 44		
Darryl Kile, R ERA: 4.89	(1, 1) IP: 6.0	WLS: 3	BF: 25	H: 6	R: 2	ER: 2	SO: 1	BB: 3	IBB: 0	HBP: 0	BLK: 0	WP: 0	HR: 0	S: 30	P: 98	ERA: 3.00	WHIP: 1.500									
Jim Corsi, R ERA: 4.0	(7, 1) IP: 3.0	WLS: 11	BF: 3	H: 3	R: 1	ER: 1	SO: 1	BB: 0	IBB: 0	HBP: 0	BLK: 0	WP: 0	HR: 0	S: 28	P: 38	ERA: 3.00	WHIP: 1.000									
Mike Capel, R ERA: 3.86	(10, 1) IP: 2.0	WLS: 8	BF: 2	H: 2	R: 1	ER: 1	SO: 4	BB: 0	IBB: 0	HBP: 0	BLK: 0	WP: 0	HR: 1	S: 24	P: 38	ERA: 4.50	WHIP: 1.000									

New York Mets @ Houston Astros
Astrodome, Houston, TX
Sat Jun 08 1991, 8:05 PM EDT
Att: 19,462 - Dome - 70 F

livebaseballscores.com

AB 41
R 4
H 11
RBI 4
BB 3
SO 6
LOB 15



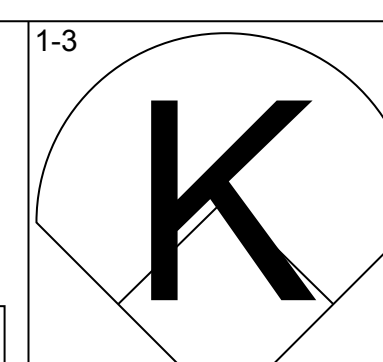
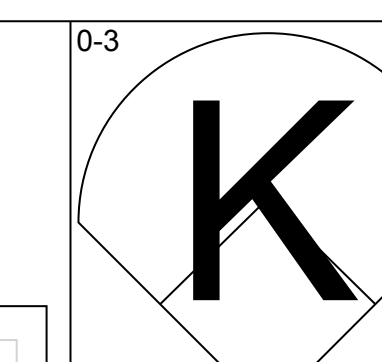
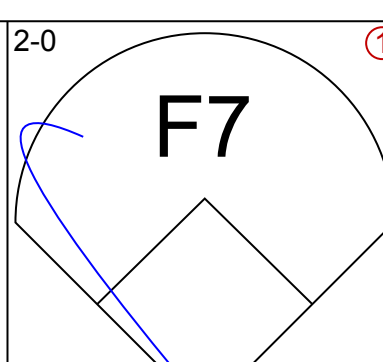
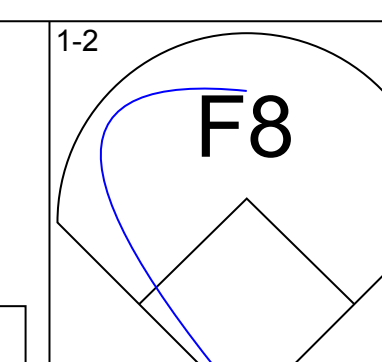
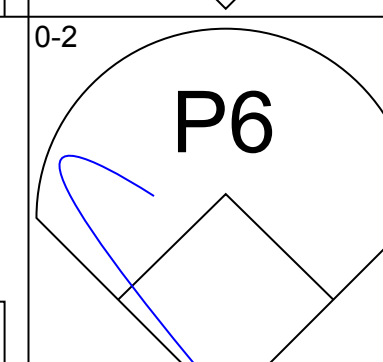
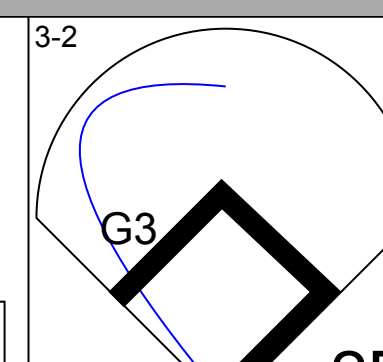
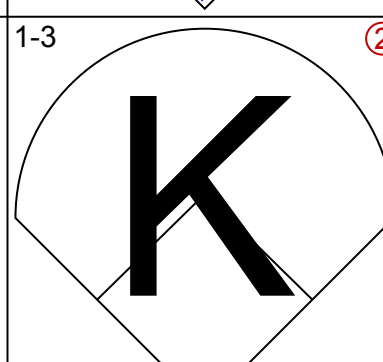
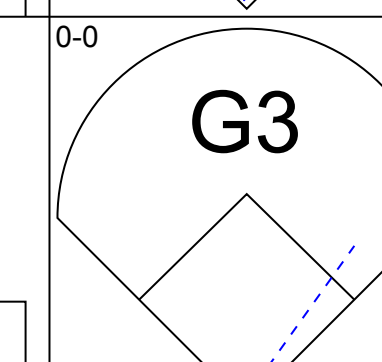
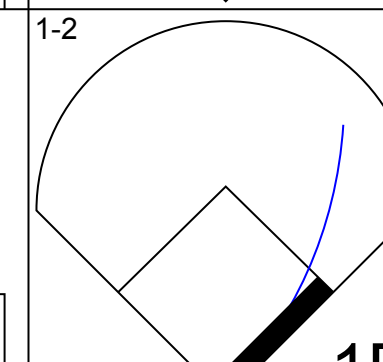
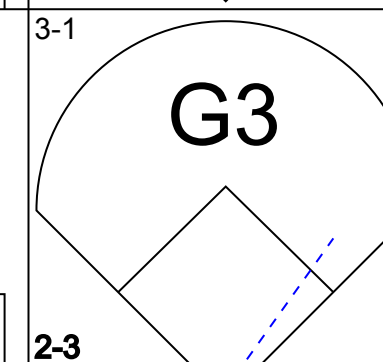
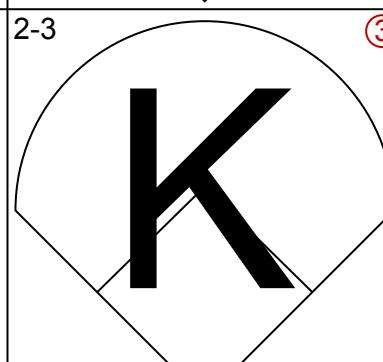
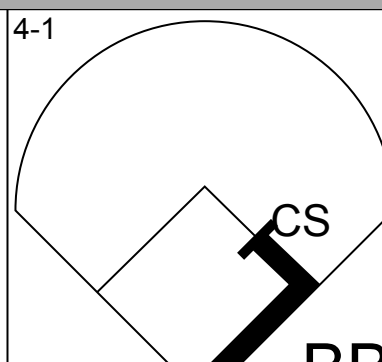
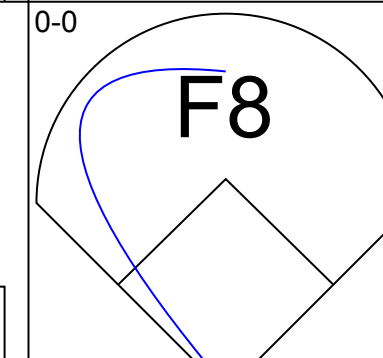
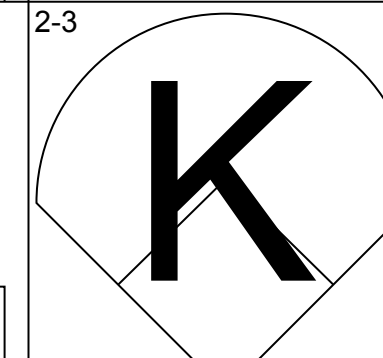
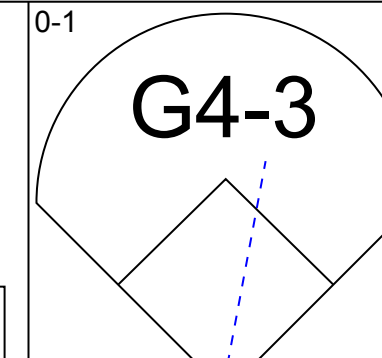
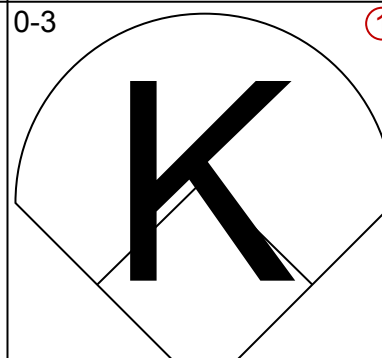
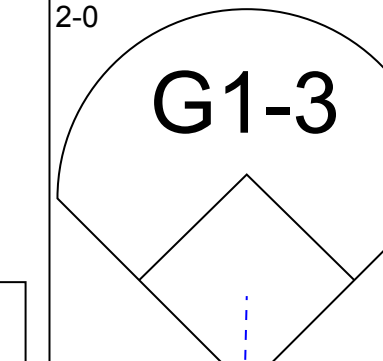
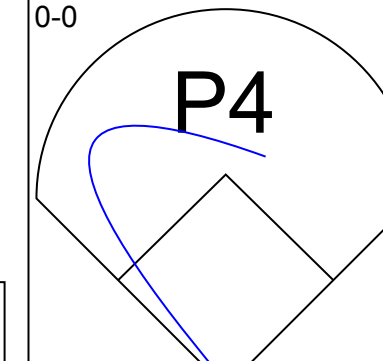
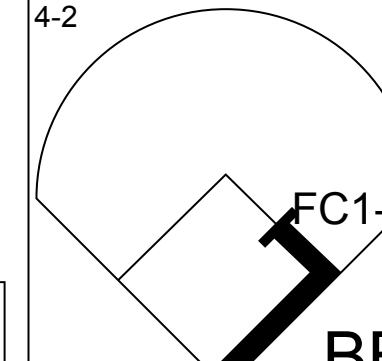
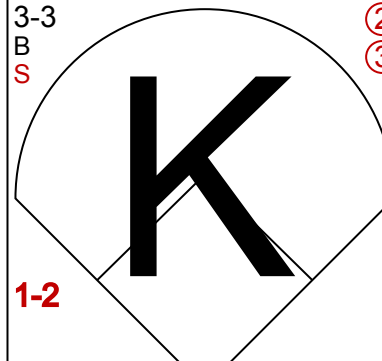
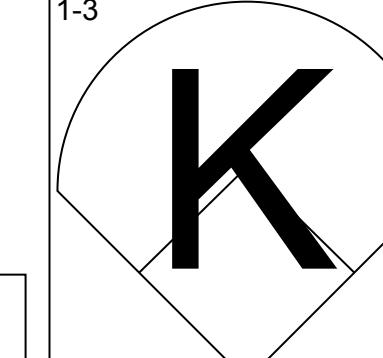
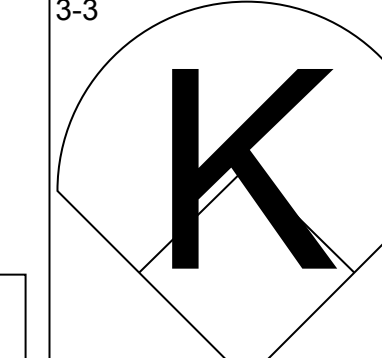
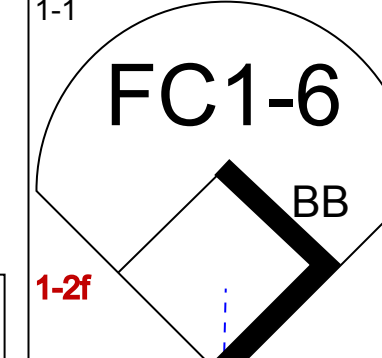
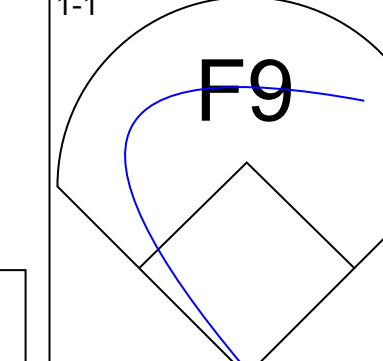
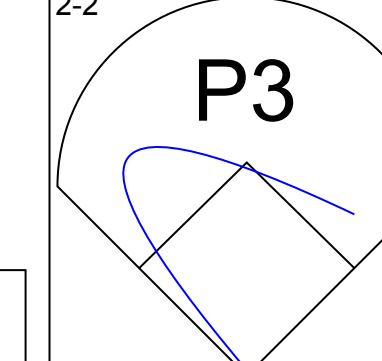
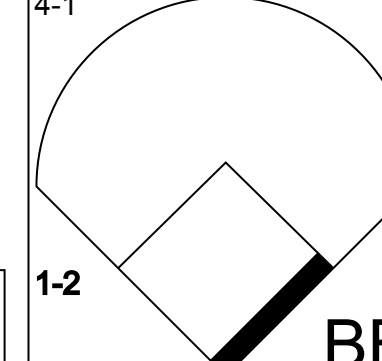
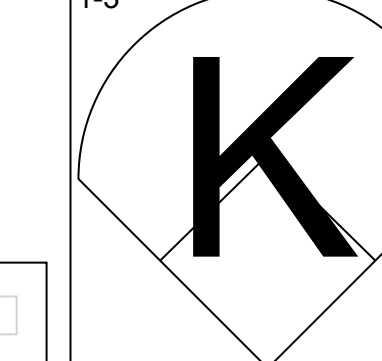
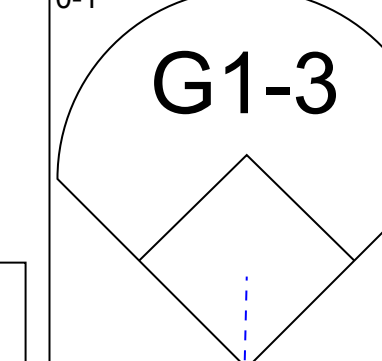
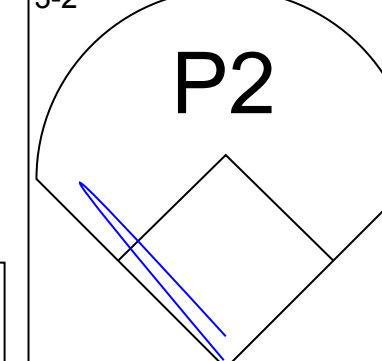
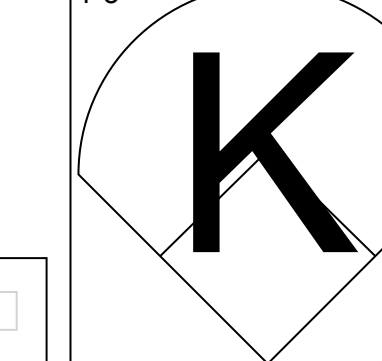
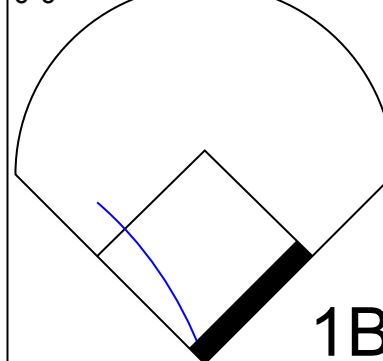
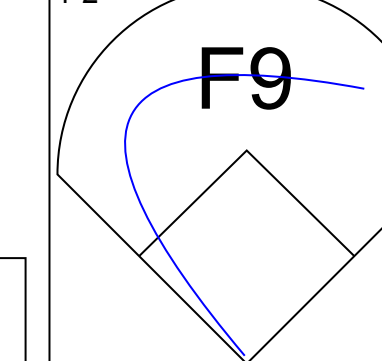
Batter	1	2	3	4	5	6	7	8	9	10	11	AB	R	H	RBI	BB	SO	LOB	BOTTOM							
Steve Finley, L OBP: 0.325, SLG: 0.432	(1, 8) G4-3			(3, 2) G4-3			(1, 3) K			(0, 0) B3		5	0	0	0	0	1	1								
Craig Biggio, R OBP: 0.376, SLG: 0.396	(1, 2) G4-3			(1, 1) G4-3			(2, 1) G5-3			(1, 1) CS		5	0	3	0	0	0	0								
Luis Gonzalez, L OBP: 0.286, SLG: 0.441	(1, 7) G4-3			(1, 0) F7			(0, 0) G4-3			(1, 0) F7		5	0	0	0	0	0	4								
Eric Anthony, L OBP: 0.190, SLG: 0.158	(1, 9) K			(1, 3) G6-3			(3, 3) K			(1, 2) CS		4	0	0	0	0	2	3								
Mark Davidson, R OBP: 0.344, SLG: 0.288	(9, 9) K			(1, 0) G6-3			(0, 0) G4-3			(1, 2) CS		1	0	0	0	0	1	0								
5 Jeff Bagwell, R OBP: 0.372, SLG: 0.416				(0, 3) K			(3, 2) PB			(0, 1) L8		4	2	2	0	1	1	0								
Ken Caminiti, S OBP: 0.300, SLG: 0.350	(1, 5) L8			(1, 0) F7			(0, 1) HR			(1, 2) P4		5	1	1	2	0	0	3								
Eric Yelding, R OBP: 0.288, SLG: 0.343	(1, 6) G1-6-3			(2, 3) K			(1, 0) G6-3			(3, 2) F8		5	0	2	0	0	1	1								
Casey Candaele, S OBP: 0.321, SLG: 0.390	(1, 4) G1-6-3			(1, 0) G1-6-3			(2, 2) K			(1, 3) K		5	0	3	1	0	1	2								
Darryl Kile, R ERA: 3.32	(1, 1) IP: 5.0	WLS: 5	BF: 21	H: 2	R: 1	ER: 1	SO: 3	BB: 1	IBB: 0	HBP: 0	BLK: 0	WP: 1	HR: 0	S: 48	P: 75	ERA: 1.80	WHIP: 1.200									
Rich Sauveur, L ERA: 5.0	(6, 1) IP: 1.0	WLS: 6	BF: 2	H: 2	R: 2	ER: 2	SO: 1	BB: 1	IBB: 0	HBP: 0	BLK: 0	WP: 0	HR: 1	S: 12	P: 24	ERA: 18.00	WHIP: 3.000									
Doug Simons, L ERA: 4.07	(7, 1) IP: 2.0	WLS: 6	BF: 0	H: 0	R: 0	ER: 0	SO: 1	BB: 0	IBB: 0	HBP: 0	BLK: 0	WP: 0	HR: 0	S: 12	P: 17	ERA: 0.00	WHIP: 0.000									
Alejandro Pena, R ERA: 3.16	(9, 1) IP: 2.0	WLS: 6	BF: 1	H: 0	R: 0	ER: 0	SO: 1	BB: 0	IBB: 0	HBP: 0	BLK: 0	WP: 0	HR: 0	S: 18	P: 25	ERA: 0.00	WHIP: 0.500									
John Franco, L ERA: 0.97	(11, 1) IP: 1.0	WLS: 6	BF: 3	H: 0	R: 0	ER: 0	SO: 1	BB: 0	IBB: 0	HBP: 0	BLK: 0	WP: 0	HR: 0	S: 16	P: 23	ERA: 0.00	WHIP: 3.000									
Inning Stats	R: 0 E: 0 K: 1 S: 7	H: 1 LOB: 1 BB: 0 P: 10	R: 0 E: 0 K: 1 S: 7	H: 1 LOB: 1 BB: 0 P: 8	R: 0 E: 0 K: 0 S: 8	H: 1 LOB: 1 BB: 1 P: 17	R: 1 E: 0 K: 1 S: 19	H: 2 LOB: 1 BB: 0 P: 31	R: 0 E: 0 K: 0 S: 7	H: 0 LOB: 0 BB: 0 P: 9	R: 2 E: 0 K: 1 S: 12	H: 2 LOB: 1 BB: 1 P: 24	R: 0 E: 0 K: 1 S: 6	H: 0 LOB: 0 BB: 0 P: 10	R: 0 E: 0 K: 0 S: 6	H: 0 LOB: 0 BB: 0 P: 7	R: 0 E: 0 K: 1 S: 11	H: 0 LOB: 0 BB: 0 P: 16	R: 0 E: 0 K: 0 S: 7	H: 1 LOB: 0 BB: 0 P: 9	R: 0 E: 0 K: 1 S: 16	H: 3 LOB: 3 BB: 0 P: 23	1B: 9 2B: 1 3B: 0 HR: 1	SF: 0 SAC: 0 DP: 1 HBP: 0	WP: 1 PB: 1 SB: 1 CS: 1	PA: 46
Wally Whitehurst, R ERA: 3.32	(1, 1) IP: 5.0	WLS: 5	BF: 21	H: 2	R: 1	ER: 1	SO: 3	BB: 1	IBB: 0	HBP: 0	BLK: 0	WP: 1	HR: 0	S: 48	P: 75	ERA: 1.80	WHIP: 1.200									
Rich Sauveur, L ERA: 5.0	(6, 1) IP: 1.0	WLS: 6	BF: 2	H: 2	R: 2	ER: 2	SO: 1	BB: 1	IBB: 0	HBP: 0	BLK: 0	WP: 0	HR: 1	S: 12	P: 24	ERA: 18.00	WHIP: 3.000									
Doug Simons, L ERA: 4.07	(7, 1) IP: 2.0	WLS: 6	BF: 0	H: 0	R: 0	ER: 0	SO: 1	BB: 0	IBB: 0	HBP: 0	BLK: 0	WP: 0	HR: 0	S: 12	P: 17	ERA: 0.00	WHIP: 0.000									
Alejandro Pena, R ERA: 3.16	(9, 1) IP: 2.0	WLS: 6	BF: 1	H: 0	R: 0	ER: 0	SO: 1	BB: 0	IBB: 0	HBP: 0	BLK: 0	WP: 0	HR: 0	S: 18	P: 25	ERA: 0.00	WHIP: 0.500									
John Franco, L ERA: 0.97	(11, 1) IP: 1.0	WLS: 6	BF: 3	H: 0	R: 0	ER: 0	SO: 1	BB: 0	IBB: 0	HBP: 0	BLK: 0	WP: 0	HR: 0	S: 16	P: 23	ERA: 0.00	WHIP: 3.000									

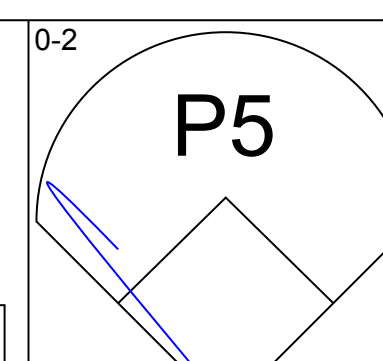
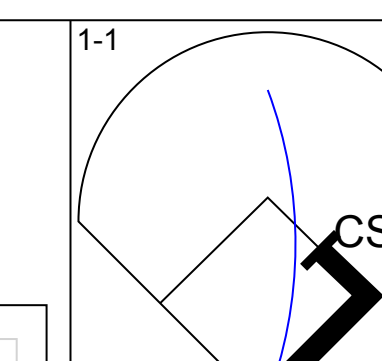
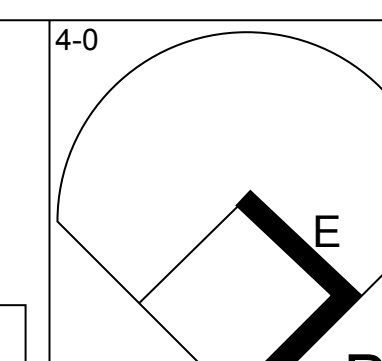
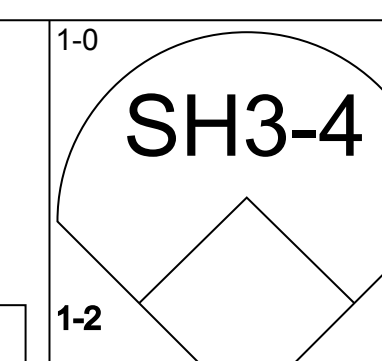
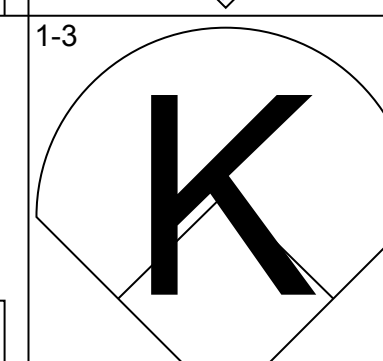
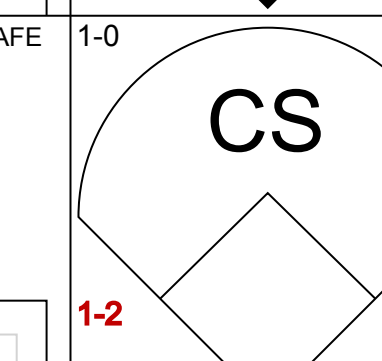
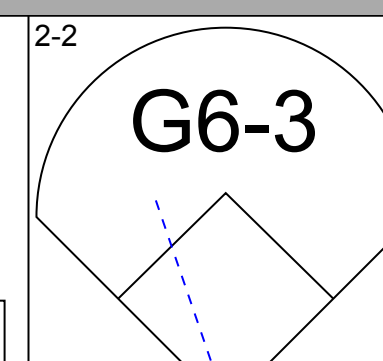
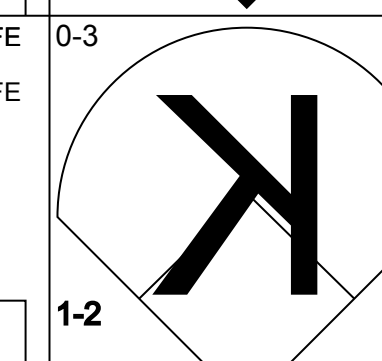
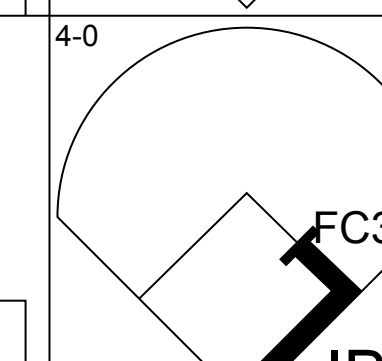
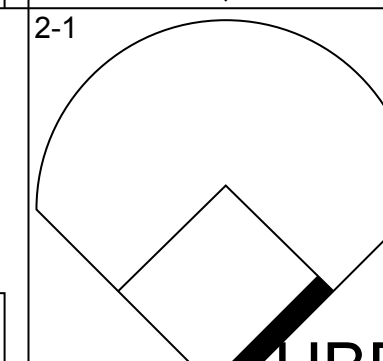
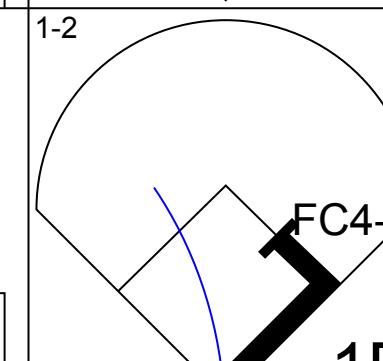
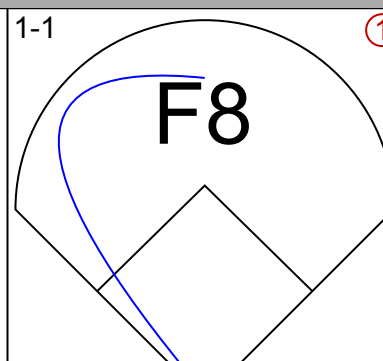
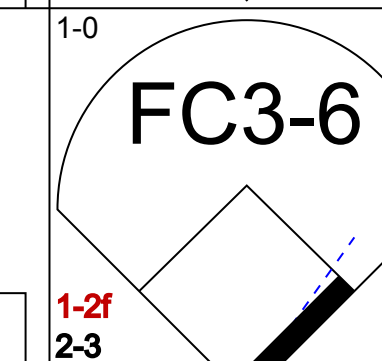
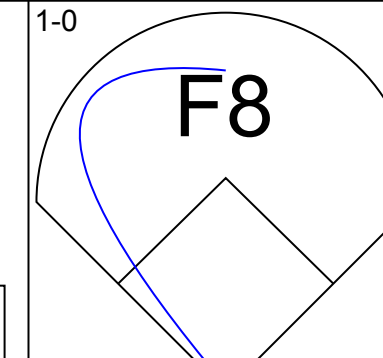
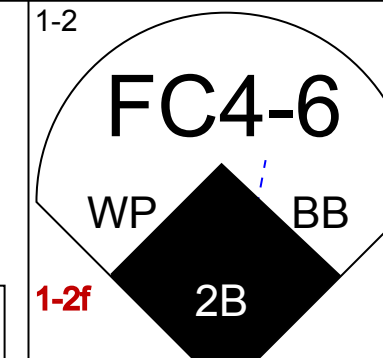
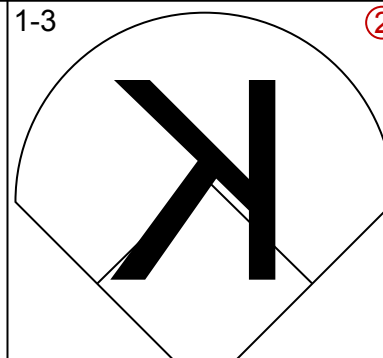
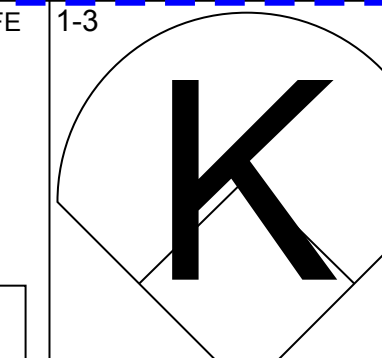
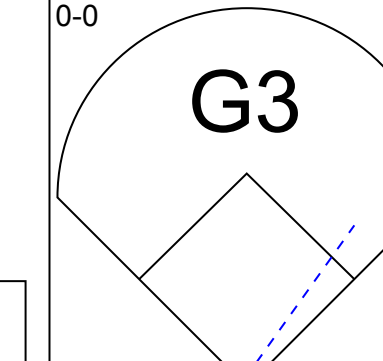
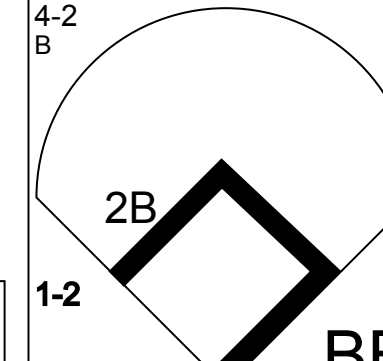
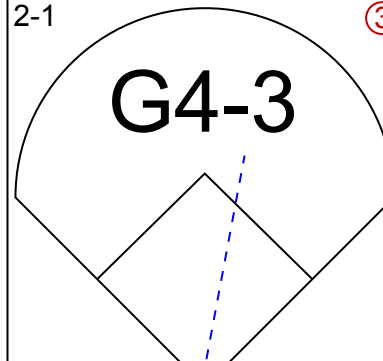
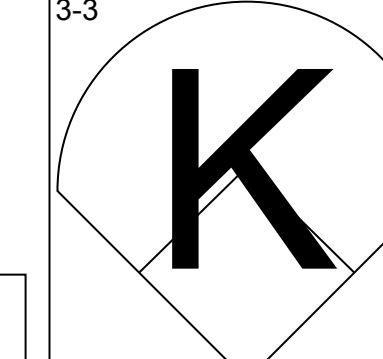
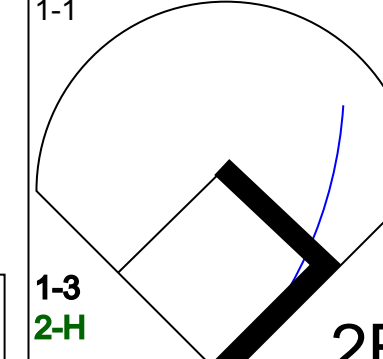
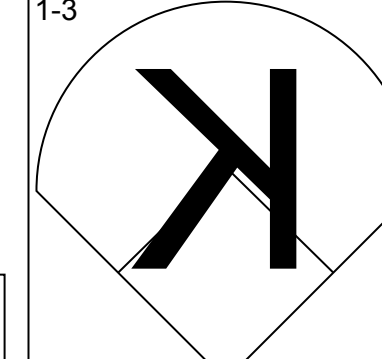
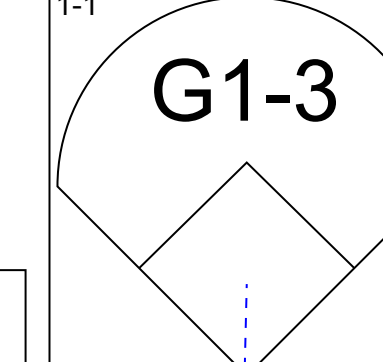
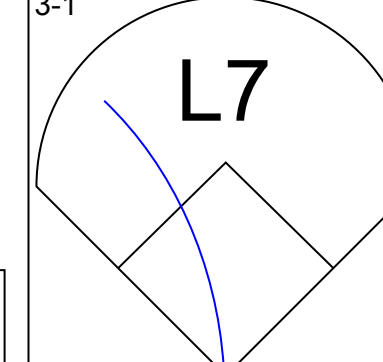
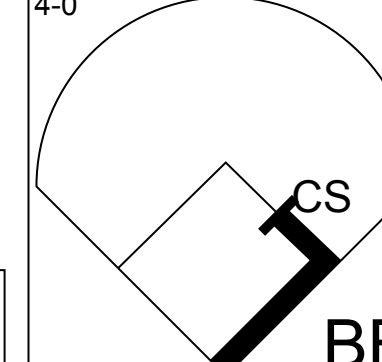
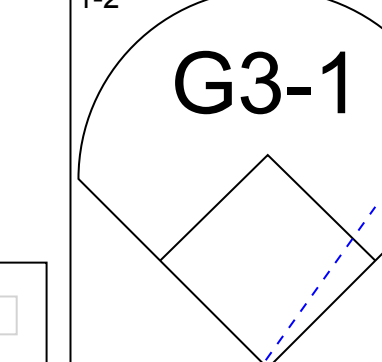
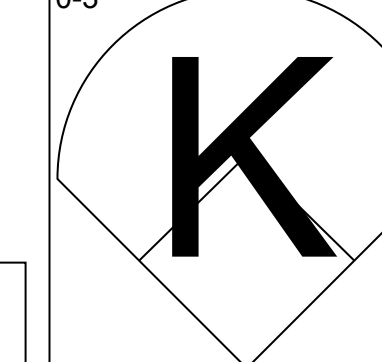
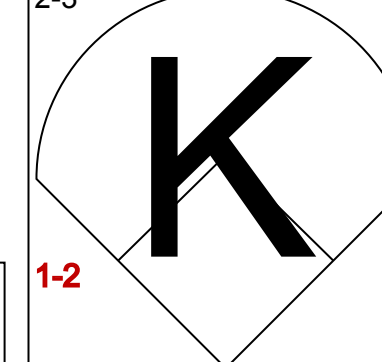
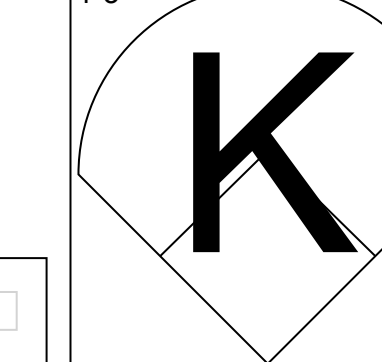
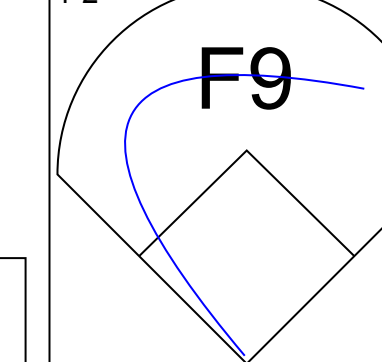
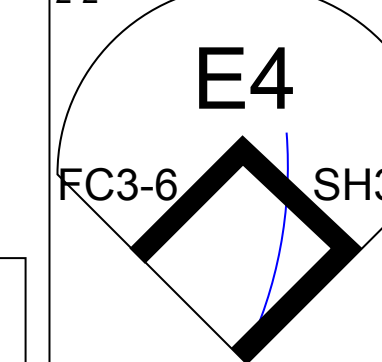
New York Mets @ Houston Astros
Astrodome, Houston, TX
Sat Jun 08 1991, 8:05 PM EDT
Att: 19,462 - Dome - 70 F

livebaseballscores.com

AB 43
R 3
H 11
RBI 3
BB 2
SO 7
LOB 19



Batter	1	2	3	4	5	6	7	8	9	AB	R	H	RBI	BB	SO	LOB	TOP			
Vince Coleman, S (1, 8) OBP: 0.365, SLG: 0.351										4	0	0	0	0	2	1	New York Mets @ Houston Astros Astrodome, Houston, TX Sun Jun 09 1991, 4:33 AM EDT Att: 21,073 - Dome - 70 F			
Dave Magadan, L (1, 3) OBP: 0.385, SLG: 0.356				 2B						4	0	1	0	0	1	1				
Gregg Jefferies, S (1, 4) OBP: 0.359, SLG: 0.360				 2-3					 BB	3	0	1	0	1	1	2				
Kevin McReynolds, R (1, 7) OBP: 0.330, SLG: 0.429				 2-3					 0-3	4	0	0	0	0	2	3				
Howard Johnson, S (1, 5) OBP: 0.310, SLG: 0.494				 0-0			 BB		 1-2	3	0	0	0	1	1	2				
Mark Carreon, R (1, 9) OBP: 0.343, SLG: 0.476					 3-3		 BB			3	0	0	0	0	2	1				
Rick Cerone, R (1, 2) OBP: 0.352, SLG: 0.390					 2-2		 1-2			2	0	0	0	1	0	0				
Kevin Elster, R (1, 6) OBP: 0.339, SLG: 0.379					 0-1		 3-2			3	0	0	0	0	1	2				
David Cone, L (1, 1) OBP: 0.185, SLG: 0.125 Garry Templeton, S (8, PH) OBP: 0.219, SLG: 0.286 Doug Simons, L (8, 1) Jeff Innis, R (8, 1)						 0-0		 1-2		2	0	1	0	0	1	0				
Inning Stats	R: 0 E: 0 K: 1 S: 11	H: 1 LOB: 1 BB: 0 P: 13	R: 0 E: 0 K: 1 S: 6	H: 0 LOB: 0 BB: 0 P: 10	R: 0 E: 0 K: 3 S: 10	H: 0 LOB: 0 BB: 0 P: 12	R: 0 E: 0 K: 1 S: 12	H: 1 LOB: 1 BB: 0 P: 20	R: 0 E: 0 K: 1 S: 8	H: 0 LOB: 0 BB: 0 P: 13	R: 0 E: 0 K: 2 S: 9	H: 1 LOB: 1 BB: 0 P: 14	R: 0 E: 0 K: 0 S: 11	H: 0 LOB: 2 BB: 2 P: 23	R: 0 E: 0 K: 2 S: 9	H: 0 LOB: 1 BB: 1 P: 16	1B: 2 2B: 2 3B: 0 HR: 0	SF: 0 SAC: 0 DP: 1 HBP: 0	WP: 0 PB: 0 SB: 0 CS: 1	PA: 32
PITCHER Pete Harnisch, R (1, 1) ERA: 2.2	IP: 9.0 WLS: W BF: 32 H: 3 R: 0 ER: 0 SO: 11 BB: 3 IBB: 0 HBP: 0 BLK: 0 WP: 0 HR: 0 S: 85 P: 132 ERA: 0.00 WHIP: 0.667																			

Batter	1	2	3	4	5	6	7	8	9	AB	R	H	RBI	BB	SO	LOB	BOTTOM			
Steve Finley, L (1, 8) OBP: 0.330, SLG: 0.433			 1B		 BB			 1-2		2	0	1	0	1	0	0	New York Mets @ Houston Astros Astrodome, Houston, TX Sun Jun 09 1991, 4:33 AM EDT Att: 21,073 - Dome - 70 F			
Eric Yelding, R (1, 6) OBP: 0.287, SLG: 0.337			 1-2	 2-2	 1-2			 IBB		3	0	0	0	1	2	1				
Luis Gonzalez, L (1, 7) OBP: 0.270, SLG: 0.440				 1B		 1-1		 1-2 2-3		3	0	1	0	0	0	2				
Eric Anthony, L (1, 9) OBP: 0.167, SLG: 0.136 Craig Biggio, R (8, PH) OBP: 0.274, SLG: 0.393 Gerald Young, S (9, 8) OBP: 0.281, SLG: 0.286				 WP 2B		 1-3		 1-3		3	1	0	0	0	1	2				
Ken Oberkfell, L (1, 3) OBP: 0.404, SLG: 0.297				 1-2 BB		 2-1				2	0	0	0	1	0	0				
Ken Caminiti, S (1, 5) OBP: 0.301, SLG: 0.354				 1-3 2-H			 1-3			3	0	1	1	0	2	0				
Casey Candaele, S (1, 4) OBP: 0.321, SLG: 0.385				 3-1			 BB			2	0	0	0	1	0	2				
Carl Nichols, R (1, 2) OBP: 0.282, SLG: 0.286					 0-3		 1-2			3	0	0	0	0	2	1				
Pete Harnisch, S (1, 1) OBP: 0.077, SLG: 0.077					 1-2			 FC3-6 SH3-4		3	0	0	0	0	1	0				
Inning Stats	R: 0 E: 0 K: 1 S: 8	H: 0 LOB: 1 BB: 0 P: 12	R: 0 E: 0 K: 1 S: 6	H: 0 LOB: 0 BB: 0 P: 10	R: 0 E: 0 K: 1 S: 9	H: 1 LOB: 0 BB: 0 P: 13	R: 1 E: 0 K: 0 S: 15	H: 2 LOB: 1 BB: 1 P: 27	R: 0 E: 0 K: 2 S: 9	H: 0 LOB: 0 BB: 1 P: 14	R: 0 E: 0 K: 1 S: 7	H: 0 LOB: 0 BB: 0 P: 11	R: 0 E: 0 K: 2 S: 6	H: 0 LOB: 0 BB: 1 P: 13	R: 0 E: 1 K: 1 S: 8	H: 0 LOB: 2 BB: 1 P: 17	1B: 2 2B: 1 3B: 0 HR: 0	SF: 0 SAC: 1 DP: 0 HBP: 1	WP: 1 PB: 0 SB: 0 CS: 2	PA: 32
PITCHER David Cone, R (1, 1) ERA: 2.79 Doug Simons, L (8, 1) ERA: 3.96 Jeff Innis, R (8, 1) ERA: 4.41	IP: 7.0 WLS: L BF: 26 H: 3 R: 1 ER: 1 SO: 8 BB: 3 IBB: 0 HBP: 1 BLK: 0 WP: 1 HR: 0 S: 60 P: 100 ERA: 1.29 WHIP: 0.857																			

AB	29
R	0
H	3
RBI	0
BB	3
SO	11
LOB	12

AB	25
R	1
H	3
RBI	1
BB	4
SO	9
LOB	10



Batter	1	2	3	4	5	6	7	8	9	AB	R	H	RBI	BB	SO	LOB	TOP										
Vince Coleman, S (1, 8) OBP: 0.361, SLG: 0.348	1-1 F7	0-1 F7		1-2 G6-3			2-3 K		1-1 F8 1B	5	0	1	0	0	1	1											
Dave Magadan, L (1, 3) OBP: 0.390, SLG: 0.356	4-2 BB SH1-3		4-1 F SF9		1-0 L7		3-3 K		1-2 1B	3	1	1	0	2	1	0											
Kevin Elster, R (9, FR) OBP: 0.339, SLG: 0.379									1-2 1B	0	0	0	0	0	0	0											
Gregg Jefferies, S (1, 4) OBP: 0.356, SLG: 0.357	1-1 SH1-3		2-0 E9 SF9		2-0 F9		1-1 F7		1-1 F8	4	1	1	0	0	0	2											
Kevin McReynolds, R (1, 7) OBP: 0.332, SLG: 0.424	4-0 BB		1-2 SF9		4-2 BB				2-3 G6-3	2	0	0	1	2	1	2											
Howard Johnson, S (1, 5) OBP: 0.318, SLG: 0.508	4-0 BB		1-0 CS		3-3 K				2-2 2B	3	1	2	1	1	1	1											
Hubie Brooks, R (1, 9) OBP: 0.380, SLG: 0.518	0-3 K		3-H 2B						1-0 2B	4	1	3	2	0	1	3											
Daryl Boston, L (8, FR) OBP: 0.246, SLG: 0.259			0-1 1B						2-H 2B	0	0	0	0	0	0	0											
John Franco, L (8, 1)			2-3 1B							0	0	0	0	0	0	0											
Garry Templeton, S (1, 6) OBP: 0.208, SLG: 0.270		1-2 F7	1-0 F8						1-2 F9	4	0	0	0	0	0	2											
Charlie O'Brien, R (1, 2) OBP: 0.241, SLG: 0.176		4-2 SH3-4 BB		2-2 P6					1-3 K	2	0	0	0	2	1	1											
Dwight Gooden, R (1, 1) OBP: 0.138, SLG: 0.138		0-0 SH3-4		1-0 G4-3					2-2 F9	2	0	0	0	0	0	1											
Mark Carreon, R (8, 9) OBP: 0.338, SLG: 0.469		1-2								1	0	0	0	0	0	0											
Inning Stats	R: 0 E: 0 K: 1 S: 11	H: 0 LOB: 3 BB: 3 P: 25	R: 0 E: 0 K: 0 S: 9	H: 0 LOB: 1 BB: 1 P: 14	R: 2 E: 1 K: 0 S: 9	H: 3 LOB: 1 BB: 1 P: 18	R: 0 E: 0 K: 0 S: 7	H: 0 LOB: 0 BB: 0 P: 11	R: 0 E: 0 K: 1 S: 7	H: 0 LOB: 1 BB: 1 P: 17	R: 1 E: 0 K: 0 S: 12	H: 1 LOB: 0 BB: 1 P: 19	R: 0 E: 0 K: 2 S: 9	H: 0 LOB: 0 BB: 0 P: 15	R: 1 E: 0 K: 1 S: 13	H: 2 LOB: 1 BB: 0 P: 19	R: 0 E: 0 K: 1 S: 12	H: 2 LOB: 2 BB: 0 P: 20	1B: 4 2B: 3 3B: 0 HR: 1	SF: 1 SAC: 2 DP: 0 HBP: 0	WP: 0 PB: 0 SB: 0 CS: 2	PA: 40					
PITCHER	IP	WLS	BF	H	R	ER	SO	BB	IBB	HBP	BLK	WP	HR	S	P	ERA	WHIP										
Jimmy Jones, R (1, 1) ERA: 3.3	5.0		23	3	2	2	2	6	0	0	0	0	0	43	85	3.60	1.800										
Jim Clancy, R (6, 1) ERA: 2.3	2.0	7	1	1	1	1	2	1	0	0	0	0	1	21	34	4.50	1.000										
Curt Schilling, R (8, 1) ERA: 5.34	1.0	W	5	2	1	1	1	0	0	0	0	0	0	13	19	9.00	2.000										
Al Osuna, L (9, 1) ERA: 3.28	0.2	S	4	2	0	0	0	0	0	0	0	0	0	9	15	0.00	3.000										
Mike Capel, R (9, 1) ERA: 3.38	0.1	S	1	0	0	0	1	0	0	0	0	0	0	3	5	0.00	0.000										
Batter	1	2	3	4	5	6	7	8	9	AB	R	H	RBI	BB	SO	LOB	BOTTOM										
Steve Finley, L (1, 8) OBP: 0.326, SLG: 0.429	1-1 G1-3		3-2 G3		0-1 FC4-6				0-0 1B 5 2B 1B	4	1	1	0	0	0	1											
Craig Biggio, R (1, 2) OBP: 0.377, SLG: 0.401	1-2 P2			0-0 G6-3					2-2 1B SF7 2B	4	2	2	0	0	0	0											
Luis Gonzalez, L (1, 7) OBP: 0.276, SLG: 0.449				3-2 FC6-5					4-1 CS 5 2B 1B	3	0	2	0	0	1	0											
Mark Davidson, R (6, PH) OBP: 0.355, SLG: 0.288									1-2 1B BB	0	1	0	0	1	0	0											
Eric Anthony, L (1, 9) OBP: 0.185, SLG: 0.208				0-0 5 K 2B					2-3 1B	2	0	1	1	0	0	1											
Ken Caminiti, S (8, PH) OBP: 0.300, SLG: 0.353				FC6-5 5 S					1-1 SF7	1	0	0	0	0	1	3											
5 Jeff Bagwell, R (1, 3) OBP: 0.369, SLG: 0.418		2-3 K		1 SAFE 3-3 K					3-H 1-2 E4	4	1	1	2	0	2	3											
Rafael Ramirez, R (1, 4) OBP: 0.286, SLG: 0.269		0-1 S 1B		1-2 K					1-1 1-3 2-H 3-H 1B 2B	4	0	3	2	0	0	2											
Eric Yelding, R (1, 6) OBP: 0.281, SLG: 0.330		1-2 G4-3							1-2 2-H 3-H 1B	4	1	0	0	0	0	2											
Casey Candaele, S (1, 5) OBP: 0.315, SLG: 0.377									1-2 G6-3	3	0	0	0	0	0	1											
Jimmy Jones, R (1, 1) OBP: 0.230, SLG: 0.227										1	0	0	0	0	1	0											
Ken Caminiti, L (5, PH) OBP: 0.417, SLG: 0.316										1	0	1	1	0	0	0											
Jim Clancy, R (8, 1) ERA: 2.3										0	0	0	0	0	0	0											
Gerard Young, S (7, PH) OBP: 0.273, SLG: 0.276										1	0	0	0	0	1	0											
Curt Schilling, R (8, 1) OBP: 0.355, SLG: 1.000										0	0	0	0	0	0	0											
Al Osuna, L (9, 1) ERA: 3.28										0	0	0	0	0	0	0											
Mike Capel, R (9, 1) ERA: 3.38										0	0	0	0	0	0	0											
Inning Stats	R: 0 E: 0 K: 1 S: 8	H: 0 LOB: 0 BB: 0 P: 13	R: 0 E: 0 K: 1 S: 9	H: 2 LOB: 1 BB: 0 P: 12	R: 0 E: 0 K: 1 S: 9	H: 0 LOB: 0 BB: 0 P: 15	R: 0 E: 0 K: 1 S: 9	H: 1 LOB: 1 BB: 0 P: 15	R: 1 E: 0 K: 0 S: 11	H: 2 LOB: 1 BB: 0 P: 18	R: 0 E: 0 K: 1 S: 7	H: 0 LOB: 0 BB: 0 P: 10	R: 4 E: 0 K: 1 S: 16	H: 4 LOB: 0 BB: 1 P: 28	1B: 7 2B: 4 3B: 0 HR: 0	SF: 1 SAC: 0 DP: 0 HBP: 0	WP: 0 PB: 0 SB: 4 CS: 1	PA: 34									
PITCHER	IP	WLS	BF	H	R	ER	SO	BB	IBB	HBP	BLK	WP	HR	S	P	ERA	WHIP										
Dwight Gooden, R (1, 1) ERA: 4.12	7.0		27	7	2	2	5	7	2	2	5	0	0	62	97	2.57	1.000										
John Franco, L (8, 1) ERA: 2.49	1.0	L	7	4	4	4	1	1	0	0	0	0	0	16	28	36.00	5.000										

New York Mets @ Houston Astros
Astrodome, Houston, TX
Mon Jun 10 1991, 8:05 PM EDT
Att: 11,809 - Dome - 70 F

AB 30
R 4
H 8
RBI 4
BB 7
SO 6
LOB 13



New York Mets @ Houston Astros
Astrodome, Houston, TX
Mon Jun 10 1991, 8:05 PM EDT
Att: 11,809 - Dome - 70 F

AB 32
R 6
H 11
RBI 6
BB 1
SO 6
LOB 13



Batter	1	2	3	4	5	6	7	8	9	AB	R	H	RBI	BB	SO	LOB	TOP							
Ron Gant, R OBP: 0.288, SLG: 0.469 (1, 8)	P3			F7				F8		4	0	1	1	0	0	2	Atlanta Braves @ New York Mets Shea Stadium, Flushing, NY Tue Jun 11 1991, 7:05 PM EDT Att: 23,395 - Cloudy - 77 F							
Mark Lemke, S OBP: 0.348, SLG: 0.327 (1, 4)	K			G6-3				FC6-4		3	0	0	0	0	1	0								
Terry Pendleton, S OBP: 0.374, SLG: 0.503 (8, PH)										1	0	0	0	0	0	2								
Mike Stanton, L (8, 1)										0	0	0	0	0	0	0								
Lonnie Smith, R OBP: 0.432, SLG: 0.416 (1, 7)	G2-3			G5-3						4	0	0	0	0	0	0								
David Justice, L OBP: 0.391, SLG: 0.544 (1, 9)										3	0	0	0	1	0	0								
Jeff Blauser, R OBP: 0.381, SLG: 0.492 (1, 5)	K			B2				G1-3		4	0	1	0	0	1	0								
Brian Hunter, R OBP: 0.374, SLG: 0.500 (1, 3)	K			G5-3						3	0	0	0	0	1	2								
Mike Heath, R OBP: 0.282, SLG: 0.282 (1, 2)				G3						3	0	0	0	0	0	0	AB 30 R 1 H 4 RBI 1 BB 1 SO 4 LOB 6							
Rafael Belliard, R OBP: 0.285, SLG: 0.278 (1, 6)				G4-3						3	1	1	0	0	1	0								
Charlie Leibrandt, R (1, 1)										1	0	0	0	0	0	0								
Otis Nixon, S OBP: 0.445, SLG: 0.497 (8, PH)										1	0	1	0	0	0	0								
Jeff Treadway, L OBP: 0.377, SLG: 0.448 (8, 4)										0	0	0	0	0	0	0								
Inning Stats	R: 0 E: 0 K: 1 S: 5	H: 0 LOB: 0 BB: 0 P: 7	R: 0 E: 0 K: 2 S: 8	H: 0 LOB: 0 BB: 0 P: 14	R: 0 E: 0 K: 0 S: 5	H: 0 LOB: 0 BB: 0 P: 8	R: 0 E: 0 K: 0 S: 7	H: 0 LOB: 0 BB: 0 P: 12	R: 0 E: 0 K: 0 S: 7	H: 0 LOB: 0 BB: 0 P: 12	R: 1 E: 0 K: 1 S: 6	H: 1 LOB: 0 BB: 0 P: 10	R: 0 E: 0 K: 0 S: 7	H: 1 LOB: 2 BB: 1 P: 14	R: 0 E: 0 K: 0 S: 9	H: 2 LOB: 2 BB: 0 P: 10	R: 0 E: 0 K: 0 S: 8	H: 0 LOB: 0 BB: 0 P: 11	1B: 4 2B: 0 3B: 0 HR: 0	SF: 0 SAC: 1 DP: 0 HBP: 0	WP: 1 PB: 0 CS: 1	PA: 33		
PITCHER	IP WLS BF H R ER SO BB IBB HBP BLK WP HR S P ERA WHIP	8.1 W 30 4 1 1 4 1 0 0 0 1 0 56 91 1.08 0.600	0.2 S 2 0 0 0 0 0 0 0 0 0 0 6 7 0.00 0.000																					

Batter	1	2	3	4	5	6	7	8	9	AB	R	H	RBI	BB	SO	LOB	BOTTOM						
Vince Coleman, S OBP: 0.360, SLG: 0.343 (1, 8)	L5			P3				P6		3	0	0	0	1	0	0	Atlanta Braves @ New York Mets Shea Stadium, Flushing, NY Tue Jun 11 1991, 7:05 PM EDT Att: 23,395 - Cloudy - 77 F						
Dave Magadan, L OBP: 0.383, SLG: 0.348 (1, 3)	F7			G3-1				G3-1		4	0	0	0	0	0	2							
Gregg Jefferies, S OBP: 0.356, SLG: 0.356 (1, 4)										3	1	1	0	0	0	0							
John Franco, L (9, 1)										0	0	0	0	0	0	0							
Kevin McReynolds, R OBP: 0.332, SLG: 0.439 (1, 7)										3	1	1	2	0	0	0							
Howard Johnson, S OBP: 0.318, SLG: 0.505 (1, 5)										3	0	1	0	0	0	0							
Mark Carreon, R OBP: 0.324, SLG: 0.448 (1, 9)										3	0	0	0	0	0	1							
Daryl Boston, L OBP: 0.246, SLG: 0.259 (8, 9)										0	0	0	0	0	0	0							
Rick Cerone, R OBP: 0.352, SLG: 0.388 (1, 2)										3	0	1	0	0	0	0	AB 28 R 2 H 4 RBI 2 BB 1 SO 0 LOB 5						
Kevin Elster, R OBP: 0.331, SLG: 0.368 (1, 6)										3	0	0	0	0	0	1							
Frank Viola, L OBP: 0.118, SLG: 0.121 (1, 1)										3	0	0	0	0	0	1							
Tom Herr, S OBP: 0.377, SLG: 0.306 (9, 4)										0	0	0	0	0	0	0							
Inning Stats	R: 0 E: 0 K: 0 S: 7	H: 0 LOB: 0 BB: 0 P: 10	R: 0 E: 0 K: 0 S: 5	H: 0 LOB: 0 BB: 0 P: 8	R: 0 E: 0 K: 0 S: 7	H: 0 LOB: 0 BB: 0 P: 10	R: 2 E: 0 K: 0 S: 11	H: 3 LOB: 1 BB: 0 P: 17	R: 0 E: 0 K: 0 S: 5	H: 1 LOB: 2 BB: 1 P: 9	R: 0 E: 0 K: 0 S: 4	H: 0 LOB: 0 BB: 0 P: 8	R: 0 E: 0 K: 0 S: 9	H: 0 LOB: 0 BB: 0 P: 16	R: 0 E: 0 K: 0 S: 7	H: 0 LOB: 0 BB: 0 P: 8	1B: 3 2B: 0 3B: 0 HR: 1	SF: 0 SAC: 0 DP: 0 HBP: 0	WP: 0 PB: 0 CS: 0	PA: 29			
PITCHER	IP WLS BF H R ER SO BB IBB HBP BLK WP HR S P ERA WHIP	7.0 L 26 4 2 2 0 1 0 0 0 0 0 7 8 2.57 0.714	1.0 L 3 0 0 0 0 0 0 0 0 0 0 7 8 0.00 0.000																				




Batter	1	2	3	4	5	6	7	8	9	AB	R	H	RBI	BB	SO	LOB	TOP
Otis Nixon, S <small>OBP: 0.444, SLG: 0.407</small> 										5	2	2	0	0	1	2	Atlanta Braves @ New York Mets Shea Stadium, Flushing, NY Wed Jun 12 1991, 7:05 PM EDT Att: 20,815 - Cloudy - 64 F
Jeff Blausler, R <small>OBP: 0.382, SLG: 0.496</small> 										3	1	1	1	1	0	4	
Ron Gant, R <small>OBP: 0.286, SLG: 0.473</small> 										5	1	1	2	0	0	4	
David Justice, L <small>OBP: 0.391, SLG: 0.543</small> 										4	1	1	1	1	1	1	
Sid Bream, L <small>OBP: 0.333, SLG: 0.484</small> 										4	0	1	0	1	1	0	
Greg Olson, R <small>OBP: 0.348, SLG: 0.398</small> 										4	0	2	0	0	1	2	
Mark Lemke, S <small>OBP: 0.343, SLG: 0.322</small> 										4	0	1	1	0	0	3	
Rafael Belliard, R <small>OBP: 0.279, SLG: 0.272</small> 										4	0	0	0	0	0	4	
Steve Avery, L <small>OBP: 0.321, SLG: 0.320</small> 										4	1	4	0	0	0	0	
Inning Stats <small>R: 0 H: 0 E: 0 K: 1 S: 7</small>	<small>R: 0 H: 1 E: 0 K: 0 S: 7</small>	<small>R: 0 H: 1 E: 0 K: 0 S: 7</small>	<small>R: 0 H: 2 E: 0 K: 0 S: 12</small>	<small>R: 0 H: 1 E: 0 K: 0 S: 5</small>	<small>R: 4 H: 5 E: 0 K: 1 S: 15</small>	<small>R: 1 H: 1 E: 0 K: 0 S: 8</small>	<small>R: 0 H: 1 E: 0 K: 1 S: 7</small>	<small>R: 1 H: 2 E: 0 K: 0 S: 7</small>	<small>R: 0 H: 0 E: 0 K: 1 S: 8</small>	<small>1B: 7 SF: 1 2B: 4 3B: 2 HR: 0</small>	<small>WP: 2 PA: 43</small>						
PITCHER <small>ERA: 4.06</small>	<small>IP: 5.0 WLS: L BF: 26 H: 9 R: 4 ER: 4 SO: 2 BB: 3 IBB: 0 HBP: 0 BLK: 0 WP: 1 HR: 0 S: 46 P: 80 ERA: 7.20 WHIP: 2.400</small>				<small>ERA: 4.50 WHIP: 1.000</small>	<small>ERA: 4.50 WHIP: 1.000</small>											

Batter	1	2	3	4	5	6	7	8	9	AB	R	H	RBI	BB	SO	LOB	BOTTOM
Mark Carreon, R <small>OBP: 0.307, SLG: 0.423</small> 										4	0	0	0	0	0	0	Atlanta Braves @ New York Mets Shea Stadium, Flushing, NY Wed Jun 12 1991, 7:05 PM EDT Att: 20,815 - Cloudy - 64 F
Dave Magadan, L <small>OBP: 0.381, SLG: 0.342</small> 										3	0	0	0	1	0	0	
Gregg Jefferies, S <small>OBP: 0.353, SLG: 0.360</small> 										4	0	1	0	0	0	1	
Kevin McReynolds, R <small>OBP: 0.330, SLG: 0.435</small> 										4	0	1	0	0	0	1	
Howard Johnson, S <small>OBP: 0.317, SLG: 0.516</small> 										4	1	1	1	0	2	1	
Hubie Brooks, R <small>OBP: 0.358, SLG: 0.509</small> 										3	0	0	0	1	1	0	
Rick Cerone, R <small>OBP: 0.358, SLG: 0.386</small> 										3	0	1	0	1	0	2	
Kevin Elster, R <small>OBP: 0.328, SLG: 0.373</small> 										4	0	1	0	0	0	4	
Ron Darling, R <small>OBP: 0.130, SLG: 0.217</small> Tom Herr, S <small>OBP: 0.374, SLG: 0.303</small> Doug Simons, L <small>OBP: 0.279, SLG: 0.537</small> Jeff Innis, R <small>OBP: 0.321, SLG: 0.320</small>										1	0	0	0	0	0	0	
Inning Stats <small>R: 0 H: 1 E: 0 K: 0 S: 13</small>	<small>R: 0 H: 0 E: 0 K: 0 S: 7</small>	<small>R: 0 H: 0 E: 0 K: 0 S: 7</small>	<small>R: 0 H: 0 E: 0 K: 0 S: 3</small>	<small>R: 0 H: 1 E: 0 K: 1 S: 12</small>	<small>R: 0 H: 0 E: 0 K: 0 S: 11</small>	<small>R: 0 H: 0 E: 0 K: 1 S: 6</small>	<small>R: 0 H: 1 E: 0 K: 1 S: 8</small>	<small>R: 0 H: 0 E: 0 K: 0 S: 7</small>	<small>R: 1 H: 2 E: 0 K: 0 S: 12</small>	<small>1B: 2 SF: 0 2B: 2 3B: 0 HR: 1</small>	<small>WP: 0 PA: 35</small>						
PITCHER <small>ERA: 3.77</small>	<small>IP: 9.0 WLS: W BF: 35 H: 5 R: 1 ER: 1 SO: 3 BB: 3 IBB: 0 HBP: 0 BLK: 0 WP: 0 HR: 1 S: 79 P: 121 ERA: 1.00 WHIP: 0.889</small>				<small>ERA: 1.00 WHIP: 0.889</small>												



Batter	1	2	3	4	5	6	7	8	9	AB	R	H	RBI	BB	SO	LOB	TOP				
Otis Nixon, S <small>OBP: 0.438, SLG: 0.402</small> 										4	0	1	1	0	1	0	Atlanta Braves @ New York Mets Shea Stadium, Flushing, NY Thu Jun 13 1991, 7:05 PM EDT Att: 26,211 - Sunny - 73 F				
Jeff Blausler, R <small>OBP: 0.372, SLG: 0.481</small> 										4	0	0	0	0	1	1					
Ron Gant, R <small>OBP: 0.285, SLG: 0.468</small> 										4	0	1	0	0	0	0					
David Justice, L <small>OBP: 0.393, SLG: 0.540</small> 										3	1	1	0	1	1	0					
Sid Bream, L <small>OBP: 0.333, SLG: 0.500</small> 										3	1	1	2	0	0	0					
Greg Olson, R <small>OBP: 0.336, SLG: 0.383</small> 										4	0	0	0	0	0	1					
Mark Lemke, S <small>OBP: 0.365, SLG: 0.361</small> 										2	1	1	0	2	0	0					
Rafael Belliard, R <small>OBP: 0.278, SLG: 0.272</small> 										4	0	1	0	0	2	4					
Pete Smith, R <small>OBP: 0.273, SLG: 0.200</small> Tommy Gregg, L <small>OBP: 0.357, SLG: 0.333</small> Juan Berenguer, R <small>OBP: 0.347, SLG: 0.372</small> 									2	0	0	0	0	1	1	1					
Inning Stats	R: 0 H: 1 E: 0 K: 0 S: 8	WLS: 1 BF: 27 LOB: 0 BB: 0 P: 12	R: 0 H: 0 E: 0 K: 1 S: 7	R: 0 H: 0 E: 0 K: 1 S: 7	R: 1 H: 2 E: 0 K: 2 S: 10	R: 0 H: 1 E: 0 K: 1 S: 10	R: 0 H: 0 E: 0 K: 1 S: 8	R: 0 H: 0 E: 0 K: 0 S: 5	R: 0 H: 1 E: 0 K: 0 S: 8	R: 0 H: 0 E: 0 K: 1 S: 6	R: 0 H: 0 E: 0 K: 0 S: 6	R: 0 H: 1 E: 0 K: 0 S: 6	R: 0 H: 1 E: 0 K: 0 S: 6	R: 0 H: 0 E: 0 K: 0 S: 6	R: 0 H: 1 E: 0 K: 0 S: 6	R: 0 H: 0 E: 0 K: 0 S: 6		1B: 4 2B: 0 3B: 1 HR: 1	SF: 0 SAC: 1 DP: 0 HBP: 0	WP: 0 PA: 36 CS: 1	
PITCHER	IP: 7.0 WLS: L BF: 27 H: 5 R: 3 ER: 3 SO: 5	IP: 1.0 WLS: 2 BF: 3 H: 0 R: 0 ER: 0 SO: 1	IP: 0.1 WLS: 3 BF: 1 H: 0 R: 0 ER: 0 SO: 0	IP: 0.2 WLS: 3 BF: 0 H: 0 R: 0 ER: 0 SO: 0	IP: 3.4 WLS: 0 BF: 0 H: 0 R: 0 ER: 0 SO: 0	IP: 4.19 WLS: 2 BF: 12 H: 0 R: 0 ER: 0 SO: 0	IP: 7.71 WLS: 0 BF: 0 H: 0 R: 0 ER: 0 SO: 0	IP: 0.2 WLS: 3 BF: 0 H: 0 R: 0 ER: 0 SO: 0	IP: 0.0 WLS: 0 BF: 0 H: 0 R: 0 ER: 0 SO: 0	IP: 0.0 WLS: 0 BF: 0 H: 0 R: 0 ER: 0 SO: 0	IP: 0.0 WLS: 0 BF: 0 H: 0 R: 0 ER: 0 SO: 0	IP: 0.0 WLS: 0 BF: 0 H: 0 R: 0 ER: 0 SO: 0	IP: 0.0 WLS: 0 BF: 0 H: 0 R: 0 ER: 0 SO: 0	IP: 0.0 WLS: 0 BF: 0 H: 0 R: 0 ER: 0 SO: 0	IP: 0.0 WLS: 0 BF: 0 H: 0 R: 0 ER: 0 SO: 0	IP: 0.0 WLS: 0 BF: 0 H: 0 R: 0 ER: 0 SO: 0	IP: 0.0 WLS: 0 BF: 0 H: 0 R: 0 ER: 0 SO: 0	ERA: 3.86 WHIP: 1.000	ERA: 0.000 WHIP: 0.000	ERA: 0.000 WHIP: 3.000	ERA: 0.000 WHIP: 0.000

Batter	1	2	3	4	5	6	7	8	9	AB	R	H	RBI	BB	SO	LOB	BOTTOM			
Vince Coleman, S <small>OBP: 0.362, SLG: 0.340</small> 										2	1	0	0	2	1	1	Atlanta Braves @ New York Mets Shea Stadium, Flushing, NY Thu Jun 13 1991, 7:05 PM EDT Att: 26,211 - Sunny - 73 F			
Dave Magadan, L <small>OBP: 0.383, SLG: 0.351</small> 										4	1	2	1	0	0	2				
Gregg Jefferies, S <small>OBP: 0.345, SLG: 0.351</small> 										4	0	0	0	0	1	2				
Kevin McReynolds, R <small>OBP: 0.323, SLG: 0.425</small> 										4	0	0	0	0	0	1				
Howard Johnson, S <small>OBP: 0.316, SLG: 0.510</small> 										4	0	1	1	0	0	0				
Hubie Brooks, R <small>OBP: 0.355, SLG: 0.500</small> 										3	0	0	0	1	1	0				
Rick Cerone, R <small>OBP: 0.347, SLG: 0.372</small> 									3	0	0	0	0	0	2	2				
Kevin Elster, R <small>OBP: 0.328, SLG: 0.381</small> 									3	0	1	0	0	1	0	1				
Wally Whitehurst, R <small>OBP: 0.250, SLG: 0.273</small> Gary Templeton, S <small>OBP: 0.235, SLG: 0.267</small> Jeff Innis, R <small>OBP: 0.357, SLG: 0.333</small> Rich Sauveur, L <small>OBP: 0.347, SLG: 0.372</small> Julio Valera, R <small>OBP: 0.347, SLG: 0.372</small> 									2	0	0	0	0	0	1	1				
Inning Stats	R: 2 H: 2 E: 0 K: 1 S: 19	WLS: 24 BF: 24 LOB: 2 BB: 2 P: 34	R: 0 H: 1 E: 0 K: 1 S: 12	R: 0 H: 0 E: 0 K: 0 S: 7	R: 0 H: 0 E: 0 K: 0 S: 9	R: 0 H: 0 E: 0 K: 0 S: 9	R: 0 H: 0 E: 0 K: 0 S: 10	R: 0 H: 0 E: 0 K: 1 S: 7	R: 0 H: 0 E: 0 K: 0 S: 7	R: 0 H: 0 E: 0 K: 0 S: 4	R: 0 H: 0 E: 0 K: 0 S: 4	R: 0 H: 0 E: 0 K: 0 S: 4	R: 0 H: 0 E: 0 K: 0 S: 4	R: 0 H: 0 E: 0 K: 0 S: 4	R: 0 H: 0 E: 0 K: 0 S: 4	R: 0 H: 0 E: 0 K: 0 S: 4		1B: 2 2B: 2 3B: 0 HR: 0	SF: 0 SAC: 0 DP: 0 HBP: 0	WP: 0 PA: 33 CS: 1
PITCHER	IP: 6.0 WLS: W BF: 24 H: 4 R: 2 ER: 2 SO: 3	IP: 3.0 WLS: S BF: 9 H: 0 R: 0 ER: 0 SO: 1	IP: 1.0 WLS: 1 BF: 1 H: 0 R: 0 ER: 0 SO: 0	IP: 0.0 WLS: 0 BF: 0 H: 0 R: 0 ER: 0 SO: 0	IP: 0.0 WLS: 0 BF: 0 H: 0 R: 0 ER: 0 SO: 0	IP: 0.0 WLS: 0 BF: 0 H: 0 R: 0 ER: 0 SO: 0	IP: 0.0 WLS: 0 BF: 0 H: 0 R: 0 ER: 0 SO: 0	IP: 0.0 WLS: 0 BF: 0 H: 0 R: 0 ER: 0 SO: 0	IP: 0.0 WLS: 0 BF: 0 H: 0 R: 0 ER: 0 SO: 0	IP: 0.0 WLS: 0 BF: 0 H: 0 R: 0 ER: 0 SO: 0	IP: 0.0 WLS: 0 BF: 0 H: 0 R: 0 ER: 0 SO: 0	IP: 0.0 WLS: 0 BF: 0 H: 0 R: 0 ER: 0 SO: 0	IP: 0.0 WLS: 0 BF: 0 H: 0 R: 0 ER: 0 SO: 0	IP: 0.0 WLS: 0 BF: 0 H: 0 R: 0 ER: 0 SO: 0	IP: 0.0 WLS: 0 BF: 0 H: 0 R: 0 ER: 0 SO: 0	IP: 0.0 WLS: 0 BF: 0 H: 0 R: 0 ER: 0 SO: 0	IP: 0.0 WLS: 0 BF: 0 H: 0 R: 0 ER: 0 SO: 0	ERA: 3.00 WHIP: 0.833	ERA: 0.000 WHIP: 0.333	ERA: 0.000 WHIP: 0.333



Batter	1	2	3	4	5	6	7	8	9	AB	R	H	RBI	BB	SO	LOB	TOP			
Steve Finley L (1, 8) OBP: 0.338, SLG: 0.426	1-2 G6-3 1B		1-0 E3			2-2 G1-3			0-2 F9	4	0	1	0	0	0	0				
Eric Yelding R (1, 6) OBP: 0.280, SLG: 0.322	2-0 G6-3		1-0 CS	3-3 K			0-0 F8		1-1 G5-3	4	0	0	0	0	1	1				
Craig Biggio R (1, 2) OBP: 0.367, SLG: 0.389	1-2 P3			1-1 G5-3			3-2 G5-3			3	0	0	0	0	0	0				
Luis Gonzalez L (1, 7) OBP: 0.288, SLG: 0.452		1-2 G4-3 1B		0-0 G3			0-1 2B			3	0	2	0	0	0	0				
Ken Oberkfell L (1, 3) OBP: 0.415, SLG: 0.293	1 SAFE 1 SAFE 1 SAFE G4-3	2-1 1-2		2-2 G1-3			0-0 F7			3	0	0	0	0	0	2				
Rafael Ramirez R (1, 4) OBP: 0.286, SLG: 0.274	1-0 G6-3			0-2 G6-3			0-0 F9			3	0	0	0	0	0	1				
Eric Anthony L (1, 9) OBP: 0.143, SLG: 0.154	0-3 K			2-0 G6-3			2-1 F7			3	0	0	0	0	1	1				
Casey Candaele S (1, 5) OBP: 0.314, SLG: 0.371			1-3 K			0-0 F9		0-1 F8		3	0	0	0	0	1	0				
Jimmy Jones R (1, 1) OBP: 0.296, SLG: 0.208			0-3 K			2-3 K			0-0 G6-3	2	0	0	0	0	2	0				
Dwayne Henry R (7, 1)										0	0	0	0	0	0	0				
5 Jeff Bagwell R (7, 3) OBP: 0.374, SLG: 0.415										1	0	0	0	0	0	0				
Inning Stats	R: 0 E: 0 K: 0 S: 7	H: 1 LOB: 0 BB: 0 P: 11	R: 0 E: 0 K: 1 S: 9	H: 1 LOB: 1 BB: 0 P: 13	R: 0 E: 1 K: 2 S: 7	H: 0 LOB: 0 BB: 0 P: 10	R: 0 E: 0 K: 1 S: 6	H: 0 LOB: 0 BB: 0 P: 10	R: 0 E: 0 K: 0 S: 7	H: 0 LOB: 0 BB: 0 P: 11	R: 0 E: 0 K: 0 S: 8	H: 1 LOB: 1 BB: 0 P: 11	R: 0 E: 0 K: 0 S: 5	H: 0 LOB: 0 BB: 0 P: 7	R: 0 E: 0 K: 0 S: 7	H: 0 LOB: 0 BB: 0 P: 8	1B: 2 2B: 1 3B: 0 HR: 0	SF: 0 SAC: 0 DP: 1 HBP: 0	WP: 0 PB: 0 SB: 0 CS: 1	PA: 30
PITCHER Dwight Gooden R (1, 1) ERA: 3.74	IP: 9.0 WLS: W BF: 29 H: 3 R: 0 ER: 0 SO: 5 BB: 0 IBB: 0 HBP: 0 BLK: 0 WP: 0 HR: 0 S: 63 P: 92 ERA: 0.00 WHIP: 0.333															PITCHER				

Houston Astros @ New York Mets
Shea Stadium, Flushing, NY
Sat Jun 15 1991, 7:05 PM EDT
Att: 41,709 - Cloudy - 89 F

AB	29
R	0
H	3
RBI	0
BB	0
SO	5
LOB	5



Batter	1	2	3	4	5	6	7	8	9	AB	R	H	RBI	BB	SO	LOB	BOTTOM			
Daryl Boston L (1, 8) OBP: 0.262, SLG: 0.310	0-0 F8-5 2B				2-2 P5		2-2 2B			4	0	2	1	0	1	0				
Dave Magadan L (1, 3) OBP: 0.374, SLG: 0.338	3-1 F8-5		0-2 G4-3		0-0 F8		0-0 F9			4	0	0	0	0	0	2				
Gregg Jefferies S (1, 4) OBP: 0.341, SLG: 0.342	2-1 HBP 1B		0-1 G5-3		2-3 K		2-2 P6			4	0	1	0	0	1	1				
Kevin McReynolds R (1, 7) OBP: 0.324, SLG: 0.419	1-0 1B		1-2 L4			3-1 E6 3B		2-2 G4-3		1	0	0	0	0	0	0				
Mark Carreon R (5, 7) OBP: 0.299, SLG: 0.411	1-2 HBP									2	1	0	0	0	0	1				
Howard Johnson S (1, 5) OBP: 0.318, SLG: 0.510	3-0 L3			4-1 1B BB FC5-4 BB		0-0 1B 3B		2-1 F7		3	2	1	1	1	0	2				
Hubie Brooks R (1, 9) OBP: 0.356, SLG: 0.489		2-0 L8		4-1 FC5-4 1B BB		0-2 G6-3		0-3 K		3	0	0	0	1	1	1				
Mackey Sasser L (1, 2) OBP: 0.313, SLG: 0.543		0-0 HR 1B		0-0 FC5-4 1B		0-0 G4-3 1B		1-1 G3-1		4	1	3	1	0	0	0				
Garry Templeton S (1, 6) OBP: 0.210, SLG: 0.308		2-2 HR		0-2 FC5-4 G1-6-3		0-2 G4-3		0-0 G4-3		3	1	1	3	0	0	3				
Dwight Gooden R (1, 1) OBP: 0.156, SLG: 0.188		2-0 G5-3		2-0 G1-6-3			1-0 2B			3	1	1	0	0	0	2				
Inning Stats	R: 0 E: 0 K: 0 S: 6	H: 2 LOB: 2 BB: 0 P: 15	R: 2 E: 0 K: 1 S: 10	H: 2 LOB: 0 BB: 0 P: 16	R: 0 E: 0 K: 0 S: 8	H: 0 LOB: 0 BB: 0 P: 9	R: 1 E: 0 K: 0 S: 9	H: 1 LOB: 1 BB: 2 P: 16	R: 0 E: 0 K: 1 S: 7	H: 0 LOB: 0 BB: 0 P: 11	R: 2 E: 1 K: 0 S: 8	H: 2 LOB: 0 BB: 0 P: 11	R: 1 E: 0 K: 0 S: 11	H: 2 LOB: 1 BB: 0 P: 18	R: 0 E: 0 K: 1 S: 8	H: 0 LOB: 0 BB: 0 P: 11	1B: 4 2B: 4 3B: 1 HR: 1	SF: 0 SAC: 0 DP: 3 HBP: 1	WP: 0 PB: 0 SB: 0 CS: 0	PA: 34
PITCHER Jimmy Jones R (1, 1) ERA: 3.62	IP: 6.0 WLS: L BF: 27 H: 6 R: 0 ER: 5 SO: 2 BB: 2 IBB: 0 HBP: 1 BLK: 0 WP: 0 HR: 1 S: 49 P: 80 ERA: 7.50 WHIP: 1.667															PITCHER				
PITCHER Dwayne Henry R (7, 1) ERA: 2.96	IP: 2.0 WLS: 7 BF: 1 H: 0 R: 0 ER: 0 SO: 1 BB: 0 IBB: 0 HBP: 0 BLK: 0 WP: 0 HR: 0 S: 18 P: 27 ERA: 0.00 WHIP: 0.500															PITCHER				

Houston Astros @ New York Mets
Shea Stadium, Flushing, NY
Sat Jun 15 1991, 7:05 PM EDT
Att: 41,709 - Cloudy - 89 F

AB	31
R	6
H	9
RBI	6
BB	2
SO	3
LOB	12



Batter	1	2	3	4	5	6	7	8	9	AB	R	H	RBI	BB	SO	LOB	TOP									
Steve Finley, L (1,8) OBP: 0.335, SLG: 0.423	F7		G4-3			1B	SF9		B3	4	1	1	1	0	0	1	Houston Astros @ New York Mets Shea Stadium, Flushing, NY Sun Jun 16 1991, 3:33 AM EDT Att: 37,550 - Cloudy - 90 F									
Eric Yelding, R (1,6) OBP: 0.288, SLG: 0.325	5 CS BB		G4-3			1B	1B		G6-3	4	0	2	1	1	0	1										
5 Jeff Bagwell, R (1,3) OBP: 0.374, SLG: 0.424	G4-3				G6-3				E4	5	0	2	1	0	0	2										
Ken Caminiti, S (1,5)		F8			K				G3-1	5	0	0	0	0	1	6										
Luis Gonzalez, L (1,7) OBP: 0.292, SLG: 0.450					K					3	0	1	0	1	1	1										
Casey Candaele, S (1,4) OBP: 0.312, SLG: 0.368										4	1	1	0	0	1	2										
Eric Anthony, L (1,9) Jim Corsi, R (7,1) Javier Ortiz, R (8,PH) Craig Biggio, R (8,PR)										3	1	1	0	0	0	1										
Carl Nichols, R (1,2) Ken Oberkell, L (8,PH) Al Osuna, R (8,1)										3	0	2	0	0	1	0										
Mark Portugal, R (1,1) Rafael Ramirez, R (7,PH) Gerald Young, S (7,PR)										1	0	0	1	0	0	2										
										1	1	1	0	0	0	0										
										1	0	0	1	0	0	2										
										1	1	0	0	0	0	2										
Inning Stats	R: 0 E: 0 K: 0 S: 7	H: 0 LOB: 0 BB: 1 P: 13	R: 0 E: 0 K: 1 S: 15	H: 0 LOB: 1 BB: 1 P: 26	R: 0 E: 0 K: 0 S: 12	H: 1 LOB: 0 BB: 0 P: 16	R: 0 E: 0 K: 2 S: 8	H: 0 LOB: 0 BB: 0 P: 12	R: 0 E: 0 K: 1 S: 8	H: 0 LOB: 0 BB: 0 P: 11	R: 2 E: 0 K: 0 S: 13	H: 4 LOB: 1 BB: 0 P: 23	R: 3 E: 1 K: 0 S: 21	H: 4 LOB: 3 BB: 0 P: 31	R: 0 E: 0 K: 1 S: 11	H: 1 LOB: 2 BB: 1 P: 22		R: 0 E: 0 K: 0 S: 6	H: 1 LOB: 1 BB: 0 P: 11	1B: 10 2B: 1 3B: 1 HR: 0	SF: 1 SAC: 1 DP: 1 HBP: 0	WP: 0 PB: 0 SB: 0 CS: 1	PA: 40			
PITCHER	IP WLS BF H R ER SO BB IBB HBP BLK WP HR S P ERA WHIP	IP WLS BF H R ER SO BB IBB HBP BLK WP HR S P ERA WHIP	IP WLS BF H R ER SO BB IBB HBP BLK WP HR S P ERA WHIP	IP WLS BF H R ER SO BB IBB HBP BLK WP HR S P ERA WHIP	IP WLS BF H R ER SO BB IBB HBP BLK WP HR S P ERA WHIP	IP WLS BF H R ER SO BB IBB HBP BLK WP HR S P ERA WHIP	IP WLS BF H R ER SO BB IBB HBP BLK WP HR S P ERA WHIP	IP WLS BF H R ER SO BB IBB HBP BLK WP HR S P ERA WHIP	IP WLS BF H R ER SO BB IBB HBP BLK WP HR S P ERA WHIP	IP WLS BF H R ER SO BB IBB HBP BLK WP HR S P ERA WHIP	IP WLS BF H R ER SO BB IBB HBP BLK WP HR S P ERA WHIP	IP WLS BF H R ER SO BB IBB HBP BLK WP HR S P ERA WHIP	IP WLS BF H R ER SO BB IBB HBP BLK WP HR S P ERA WHIP	IP WLS BF H R ER SO BB IBB HBP BLK WP HR S P ERA WHIP	IP WLS BF H R ER SO BB IBB HBP BLK WP HR S P ERA WHIP	IP WLS BF H R ER SO BB IBB HBP BLK WP HR S P ERA WHIP		IP WLS BF H R ER SO BB IBB HBP BLK WP HR S P ERA WHIP	IP WLS BF H R ER SO BB IBB HBP BLK WP HR S P ERA WHIP	IP WLS BF H R ER SO BB IBB HBP BLK WP HR S P ERA WHIP	IP WLS BF H R ER SO BB IBB HBP BLK WP HR S P ERA WHIP	IP WLS BF H R ER SO BB IBB HBP BLK WP HR S P ERA WHIP	IP WLS BF H R ER SO BB IBB HBP BLK WP HR S P ERA WHIP	IP WLS BF H R ER SO BB IBB HBP BLK WP HR S P ERA WHIP	IP WLS BF H R ER SO BB IBB HBP BLK WP HR S P ERA WHIP	IP WLS BF H R ER SO BB IBB HBP BLK WP HR S P ERA WHIP

AB	35
R	5
H	11
RBI	4
BB	3
SO	5
LOB	20



Batter	1	2	3	4	5	6	7	8	9	AB	R	H	RBI	BB	SO	LOB	BOTTOM								
Daryl Boston, L (1,8) OBP: 0.258, SLG: 0.290	G3		K		F8		G6-3		K	4	0	0	0	1	2	3	Houston Astros @ New York Mets Shea Stadium, Flushing, NY Sun Jun 16 1991, 3:33 AM EDT Att: 37,550 - Cloudy - 90 F								
Gregg Jefferies, S (1,4) Doug Simons, L (8,1) Jeff Innis, R (8,1)	1B		F9			1B	G6-3			4	2	2	0	0	0	1									
Hubie Brooks, R (1,9) OBP: 0.354, SLG: 0.481	1B				F8		F9		F9	3	0	0	0	1	0	2									
Howard Johnson, S (1,5) OBP: 0.316, SLG: 0.505					K		P5		F8	4	0	1	1	0	1	1									
Mark Carreon, R (1,7) OBP: 0.296, SLG: 0.403	G4-6-3				L8		1B		F9	4	0	1	0	0	0	2									
Mackey Sasser, L (1,3) Dave Magadan, L (6,PR)							1B		G4-3	3	1	2	1	0	0	0									
Rick Cerone, R (1,2) Keith Miller, R (8,PR)							1B			1	0	0	0	0	0	0									
Garry Templeton, S (1,6) OBP: 0.226, SLG: 0.333							1B		SH1-4	3	1	2	1	0	0	0									
Frank Viola, L (1,1) Tom Herr, S (7,PH)							1B		SH1-4	3	1	2	1	0	0	0									
							1B			2	0	0	0	0	1	1									
							1B			2	0	0	0	0	0	3									
							1B			2	0	0	0	0	0	3									
							1B			2	0	0	0	0	0	3									
Inning Stats	R: 1 E: 1 K: 0 S: 9	H: 2 LOB: 1 BB: 1 P: 15	R: 0 E: 0 K: 0 S: 7	H: 0 LOB: 0 BB: 0 P: 12	R: 0 E: 0 K: 1 S: 8	H: 0 LOB: 0 BB: 0 P: 13	R: 0 E: 0 K: 1 S: 5	H: 0 LOB: 0 BB: 0 P: 8	R: 1 E: 0 K: 0 S: 7	H: 2 LOB: 1 BB: 1 P: 12	R: 1 E: 0 K: 0 S: 19	H: 3 LOB: 2 BB: 0 P: 31	R: 1 E: 0 K: 0 S: 11	H: 1 LOB: 1 BB: 1 P: 18	R: 0 E: 0 K: 0 S: 7	H: 0 LOB: 0 BB: 0 P: 13		R: 0 E: 0 K: 1 S: 7	H: 1 LOB: 2 BB: 0 P: 12	1B: 7 2B: 1 3B: 1 HR: 0	SF: 0 SAC: 1 DP: 1 HBP: 0	WP: 0 PB: 1 SB: 0 CS: 0	PA: 37		
PITCHER	IP WLS BF H R ER SO BB IBB HBP BLK WP HR S P ERA WHIP	IP WLS BF H R ER SO BB IBB HBP BLK WP HR S P ERA WHIP	IP WLS BF H R ER SO BB IBB HBP BLK WP HR S P ERA WHIP	IP WLS BF H R ER SO BB IBB HBP BLK WP HR S P ERA WHIP	IP WLS BF H R ER SO BB IBB HBP BLK WP HR S P ERA WHIP	IP WLS BF H R ER SO BB IBB HBP BLK WP HR S P ERA WHIP	IP WLS BF H R ER SO BB IBB HBP BLK WP HR S P ERA WHIP	IP WLS BF H R ER SO BB IBB HBP BLK WP HR S P ERA WHIP	IP WLS BF H R ER SO BB IBB HBP BLK WP HR S P ERA WHIP	IP WLS BF H R ER SO BB IBB HBP BLK WP HR S P ERA WHIP	IP WLS BF H R ER SO BB IBB HBP BLK WP HR S P ERA WHIP	IP WLS BF H R ER SO BB IBB HBP BLK WP HR S P ERA WHIP	IP WLS BF H R ER SO BB IBB HBP BLK WP HR S P ERA WHIP	IP WLS BF H R ER SO BB IBB HBP BLK WP HR S P ERA WHIP	IP WLS BF H R ER SO BB IBB HBP BLK WP HR S P ERA WHIP	IP WLS BF H R ER SO BB IBB HBP BLK WP HR S P ERA WHIP		IP WLS BF H R ER SO BB IBB HBP BLK WP HR S P ERA WHIP	IP WLS BF H R ER SO BB IBB HBP BLK WP HR S P ERA WHIP	IP WLS BF H R ER SO BB IBB HBP BLK WP HR S P ERA WHIP	IP WLS BF H R ER SO BB IBB HBP BLK WP HR S P ERA WHIP	IP WLS BF H R ER SO BB IBB HBP BLK WP HR S P ERA WHIP	IP WLS BF H R ER SO BB IBB HBP BLK WP HR S P ERA WHIP	IP WLS BF H R ER SO BB IBB HBP BLK WP HR S P ERA WHIP	IP WLS BF H R ER SO BB IBB HBP BLK WP HR S P ERA WHIP

AB	33
R	4
H	9
RBI	3
BB	3
SO	5
LOB	15



Batter	1	2	3	4	5	6	7	8	9	AB	R	H	RBI	BB	SO	LOB	TOP								
Bill Doran, S OBP: 0.419, SLG: 0.404 (1, 4)	1-1 1B	3-1 FC6-4 1B			0-0 G3-1		0-0 WP G6-3 1B	0-0 L4		5	1	3	1	0	0	1									
Billy Hatcher, R OBP: 0.299, SLG: 0.355 (1, 8)	0-1 1B	0-0 FC6-4			2-1 S 1B 2B		0-0 G6-3	1-2 1B		5	2	3	0	0	0	2									
Barry Larkin, R OBP: 0.406, SLG: 0.547 (1, 6)	1-0 1B		1-2 G6-3		3-1 1B		3-3 K	2-3 K		5	0	2	2	0	2	3									
Paul O'Neill, L OBP: 0.331, SLG: 0.529 (8, PR)	3-2 S 1B		3-1 G3-1		1-2 L8			3-1 SH1-4 SF9 2B		4	0	2	1	0	0	1									
Chris Jones, R OBP: 0.615, SLG: 0.615 (8, 9)	1-3 3-H 1B		0-0 G6-3							0	1	0	0	0	0	0									
Hal Morris, L OBP: 0.332, SLG: 0.450 (1, 3)	1-3 K		1-3 G6-3				1-0 G6-4-3 1B	0-0 SH1-4		3	0	1	0	0	1	2									
Chris Sabo, R OBP: 0.342, SLG: 0.440 (1, 5)	2-3 K				0-0 F9		1-1 G6-4-3	0-2 SF9		3	0	0	1	0	1	3									
Glenn Braggs, R OBP: 0.394, SLG: 0.394 (8, 1)	1-1 G6-3		2-3 K				2-1 F9	3-H G1-3		4	0	0	0	0	1	3									
Randy Myers, L OBP: 0.500, SLG: 0.500 (8, 1)										0	0	0	0	0	0	0									
Rob Dibble, L (8, 1)										0	0	0	0	0	0	0									
Jeff Reed, L OBP: 0.343, SLG: 0.352 (1, 2)		2-1 G6-3			2-2 G3-1		1-1 G1-3 1B	0-2 F7		4	1	1	0	0	0	0									
Tom Browning, L OBP: 0.212, SLG: 0.273 (7, PH)		1-3 K						2-2 1B		2	0	0	0	0	2	0									
Herm Winningham, L OBP: 0.306, SLG: 0.318 (7, PH)										1	0	0	0	0	0	1									
Ted Power, R (7, 1)										0	0	0	0	0	0	0									
Todd Benzinger, S OBP: 0.234, SLG: 0.240 (8, 7)										1	0	1	0	0	0	0									
Inning Stats	R: 2 E: 0 K: 2 S: 18	H: 4 LOB: 2 BB: 0 P: 27	R: 0 E: 0 K: 1 S: 8	H: 1 LOB: 1 BB: 0 P: 14	R: 0 E: 0 K: 0 S: 6	H: 0 LOB: 0 BB: 0 P: 10	R: 0 E: 0 K: 1 S: 9	H: 0 LOB: 0 BB: 0 P: 13	R: 1 E: 0 K: 1 S: 11	H: 2 LOB: 1 BB: 0 P: 18	R: 0 E: 0 K: 0 S: 5	H: 1 LOB: 0 BB: 0 P: 9	R: 1 E: 0 K: 1 S: 12	H: 2 LOB: 1 BB: 0 P: 17	R: 1 E: 0 K: 0 S: 8	H: 1 LOB: 1 BB: 0 P: 12	R: 0 E: 0 K: 1 S: 22	H: 2 LOB: 2 BB: 0 P: 27	1B: 11 2B: 2 3B: 0 HR: 0	SF: 1 SAC: 1 DP: 1 HBP: 0	WP: 1 PB: 0 SB: 2 CS: 0	PA: 39			
PITCHER	IP WLS BF H R ER SO BB IBB HBP BLK WP HR S P ERA WHIP	IP WLS BF H R ER SO BB IBB HBP BLK WP HR S P ERA WHIP	IP WLS BF H R ER SO BB IBB HBP BLK WP HR S P ERA WHIP	IP WLS BF H R ER SO BB IBB HBP BLK WP HR S P ERA WHIP	IP WLS BF H R ER SO BB IBB HBP BLK WP HR S P ERA WHIP	IP WLS BF H R ER SO BB IBB HBP BLK WP HR S P ERA WHIP	IP WLS BF H R ER SO BB IBB HBP BLK WP HR S P ERA WHIP	IP WLS BF H R ER SO BB IBB HBP BLK WP HR S P ERA WHIP	IP WLS BF H R ER SO BB IBB HBP BLK WP HR S P ERA WHIP	IP WLS BF H R ER SO BB IBB HBP BLK WP HR S P ERA WHIP	IP WLS BF H R ER SO BB IBB HBP BLK WP HR S P ERA WHIP	IP WLS BF H R ER SO BB IBB HBP BLK WP HR S P ERA WHIP	IP WLS BF H R ER SO BB IBB HBP BLK WP HR S P ERA WHIP	IP WLS BF H R ER SO BB IBB HBP BLK WP HR S P ERA WHIP	IP WLS BF H R ER SO BB IBB HBP BLK WP HR S P ERA WHIP	IP WLS BF H R ER SO BB IBB HBP BLK WP HR S P ERA WHIP	IP WLS BF H R ER SO BB IBB HBP BLK WP HR S P ERA WHIP	IP WLS BF H R ER SO BB IBB HBP BLK WP HR S P ERA WHIP	IP WLS BF H R ER SO BB IBB HBP BLK WP HR S P ERA WHIP	IP WLS BF H R ER SO BB IBB HBP BLK WP HR S P ERA WHIP	IP WLS BF H R ER SO BB IBB HBP BLK WP HR S P ERA WHIP	IP WLS BF H R ER SO BB IBB HBP BLK WP HR S P ERA WHIP	IP WLS BF H R ER SO BB IBB HBP BLK WP HR S P ERA WHIP	IP WLS BF H R ER SO BB IBB HBP BLK WP HR S P ERA WHIP	IP WLS BF H R ER SO BB IBB HBP BLK WP HR S P ERA WHIP

Cincinnati Reds @ New York Mets
Shea Stadium, Flushing, NY
Tue Jun 18 1991, 7:05 PM EDT
Att: 21,058 - Cloudy - 65 F

AB	37
R	5
H	13
RBI	5
BB	0
SO	7
LOB	16



Batter	1	2	3	4	5	6	7	8	9	AB	R	H	RBI	BB	SO	LOB	BOTTOM								
Keith Miller, R OBP: 0.408, SLG: 0.522 (1, 7)	0-0 G6-3		0-2 E HR 1B	1-2 1B			2-3 K	2-2 F9		5	1	2	0	0	1	2									
Tom Herr, S OBP: 0.356, SLG: 0.284 (1, 4)	2-3 K		1-2 F9	0-0 P2			0-3 K	0-2 G3		5	0	0	0	0	2	5									
Mark Carreon, R OBP: 0.300, SLG: 0.388 (7, PR)	1-0 G5-3		1-0 E5 BB HR		1-1 G6-3		1-0 E8 1B			4	1	1	0	0	0	1									
Chuck Carr, S (8, 8)			1-3 HR							0	0	0	0	0	0	0									
Hubie Brooks, R OBP: 0.358, SLG: 0.492 (8, 1)		2-2 L8	4-1 HR		1-1 F9		0-2 G6-3			3	1	0	0	1	0	1									
Rich Sauveur, L (8, 1)			1-2 HR BB							0	0	0	0	0	0	0									
Alejandro Pena, R (8, 1)										0	0	0	0	0	0	0									
Howard Johnson, S OBP: 0.325, SLG: 0.529 (1, 5)		0-0 P2	0-0 HR		1-2 G1-3			4-1 2B 1B BB		3	2	1	4	1	0	0									
Gary Templeton, S OBP: 0.226, SLG: 0.333 (1, 3)		3-1 1B 2B	0-1 G6-3				1-2 G6-3	1-0 P2		4	1	1	0	0	0	1									
Rick Cerone, R OBP: 0.377, SLG: 0.394 (1, 2)		1-0 FC6-4 1B			2-1 F8		0-3 K	1-1 1B E 2B		4	1	2	1	0	1	0									
Kevin Elster, R OBP: 0.331, SLG: 0.390 (1, 6)		1-0 FC6-4			2-1 F9		0-0 2B	4-0 E 1B IBB		3	0	1	0	1	0	1									
Wally Whitehurst, R OBP: 0.267, SLG: 0.231 (7, 1)			2-0 F7		4-0 1B		0-0 F8	1-1 E 1B		2	0	0	0	1	0	1									
Jeff Innis, R (7, 1)										0	0	0	0	0	0	0									
Daryl Boston, L OBP: 0.252, SLG: 0.303 (8, 9)										0	0	0	0	0	0	0									
Kevin McReynolds, R OBP: 0.327, SLG: 0.422 (9, 7)								1-2 2-3 3-H 1B		1	0	1	1	0	0	0									
Inning Stats	R: 0 E: 0 K: 1 S: 5	H: 0 LOB: 0 BB: 0 P: 8	R: 1 E: 0 K: 0 S: 9	H: 2 LOB: 1 BB: 0 P: 16	R: 4 E: 1 K: 0 S: 12	H: 2 LOB: 0 BB: 1 P: 20	R: 0 E: 0 K: 0 S: 6	H: 1 LOB: 2 BB: 1 P: 14	R: 0 E: 0 K: 1 S: 7	H: 0 LOB: 0 BB: 0 P: 10	R: 0 E: 0 K: 1 S: 10	H: 1 LOB: 1 BB: 0 P: 11	R: 0 E: 1 K: 2 S: 12	H: 1 LOB: 1 BB: 0 P: 15	R: 2 E: 1 K: 0 S: 12	H: 2 LOB: 2 BB: 2 P: 25	R: 0 E: 0 K: 1 S: 22	H: 2 LOB: 3 BB: 0 HR: 1	SF: 0 SAC: 0 DP: 0 HBP: 0	WP: 0 PB: 0 SB: 0 CS: 0	PA: 38				
PITCHER	IP WLS BF H R ER SO BB IBB HBP BLK WP HR S P ERA WHIP	IP WLS BF H R ER SO BB IBB HBP BLK WP HR S P ERA WHIP	IP WLS BF H R ER SO BB IBB HBP BLK WP HR S P ERA WHIP	IP WLS BF H R ER SO BB IBB HBP BLK WP HR S P ERA WHIP	IP WLS BF H R ER SO BB IBB HBP BLK WP HR S P ERA WHIP	IP WLS BF H R ER SO BB IBB HBP BLK WP HR S P ERA WHIP	IP WLS BF H R ER SO BB IBB HBP BLK WP HR S P ERA WHIP	IP WLS BF H R ER SO BB IBB HBP BLK WP HR S P ERA WHIP	IP WLS BF H R ER SO BB IBB HBP BLK WP HR S P ERA WHIP	IP WLS BF H R ER SO BB IBB HBP BLK WP HR S P ERA WHIP	IP WLS BF H R ER SO BB IBB HBP BLK WP HR S P ERA WHIP	IP WLS BF H R ER SO BB IBB HBP BLK WP HR S P ERA WHIP	IP WLS BF H R ER SO BB IBB HBP BLK WP HR S P ERA WHIP	IP WLS BF H R ER SO BB IBB HBP BLK WP HR S P ERA WHIP	IP WLS BF H R ER SO BB IBB HBP BLK WP HR S P ERA WHIP	IP WLS BF H R ER SO BB IBB HBP BLK WP HR S P ERA WHIP	IP WLS BF H R ER SO BB IBB HBP BLK WP HR S P ERA WHIP	IP WLS BF H R ER SO BB IBB HBP BLK WP HR S P ERA WHIP	IP WLS BF H R ER SO BB IBB HBP BLK WP HR S P ERA WHIP	IP WLS BF H R ER SO BB IBB HBP BLK WP HR S P ERA WHIP	IP WLS BF H R ER SO BB IBB HBP BLK WP HR S P ERA WHIP	IP WLS BF H R ER SO BB IBB HBP BLK WP HR S P ERA WHIP	IP WLS BF H R ER SO BB IBB HBP BLK WP HR S P ERA WHIP	IP WLS BF H R ER SO BB IBB HBP BLK WP HR S P ERA WHIP	IP WLS BF H R ER SO BB IBB HBP BLK WP HR S P ERA WHIP

Cincinnati Reds @ New York Mets
Shea Stadium, Flushing, NY
Tue Jun 18 1991, 7:05 PM EDT
Att: 21,058 - Cloudy - 65 F

AB	34
R	7
H	9
RBI	6
BB	4
SO	4
LOB	12



Batter	1	2	3	4	5	6	7	8	9	AB	R	H	RBI	BB	SO	LOB	TOP							
Bill Doran, S OBP: 0.426, SLG: 0.407 (1, 4)										4	1	2	0	1	0	0	Cincinnati Reds @ New York Mets Shea Stadium, Flushing, NY Wed Jun 19 1991, 7:05 PM EDT Att: 22,206 - Cloudy - 66 F							
Herm Winningham, L OBP: 0.293, SLG: 0.304 Billy Hatcher, R OBP: 0.296, SLG: 0.351 (6, PH) (6, 8)										3	0	0	0	0	1	2								
Barry Larkin, R OBP: 0.400, SLG: 0.542 (1, 6)										5	0	1	0	0	1	2								
Paul O'Neill, L OBP: 0.355, SLG: 0.538 (1, 9)										4	1	1	2	1	2	1								
Hal Morris, L OBP: 0.333, SLG: 0.448 (1, 3)										5	2	2	0	0	0	2								
Todd Benzinger, S OBP: 0.299, SLG: 0.290 (1, 7)										4	1	3	1	1	0	1								
Luis Quiñones, S OBP: 0.250, SLG: 0.277 (1, 5)										4	1	1	0	1	2	5								
Jeff Reed, L OBP: 0.338, SLG: 0.346 Chris Jones, R OBP: 0.643, SLG: 0.786 Joe Oliver, R OBP: 0.267, SLG: 0.256 (6, PH) (6, 2)										2	0	0	1	0	0	2								
Chris Hammond, L OBP: 0.304, SLG: 0.318 Kip Gross, R OBP: 0.500, SLG: 0.500 Glenn Braggs, R OBP: 0.336, SLG: 0.400 Ted Power, R Rob Dibble, L (8, 1)										2	0	0	0	0	1	2								
Inning Stats	R: 0 E: 0 K: 3 S: 12	H: 1 LOB: 1 BB: 0 P: 15	R: 1 E: 0 K: 1 S: 12	H: 1 LOB: 1 BB: 1 P: 22	R: 2 E: 0 K: 0 S: 9	H: 1 LOB: 0 BB: 1 P: 17	R: 0 E: 0 K: 1 S: 7	H: 1 LOB: 1 BB: 0 P: 12	R: 0 E: 0 K: 0 S: 3	H: 0 LOB: 0 BB: 0 P: 3	R: 3 E: 0 K: 1 S: 18	H: 5 LOB: 2 BB: 0 P: 31	R: 1 E: 0 K: 1 S: 17	H: 2 LOB: 1 BB: 0 P: 23	R: 0 E: 0 K: 1 S: 8	H: 0 LOB: 0 BB: 0 P: 11		R: 0 E: 0 K: 2 S: 11	H: 1 LOB: 3 BB: 2 P: 25	1B: 7 2B: 2 3B: 2 HR: 1	SF: 0 SAC: 0 DP: 0 HBP: 0	WP: 1 PB: 0 SB: 2 CS: 0	PA: 43	
PITCHER	IP WLS BF H R ER SO BB IBB HBP BLK WP HR S P ERA WHIP	IP WLS BF H R ER SO BB IBB HBP BLK WP HR S P ERA WHIP	IP WLS BF H R ER SO BB IBB HBP BLK WP HR S P ERA WHIP	IP WLS BF H R ER SO BB IBB HBP BLK WP HR S P ERA WHIP	IP WLS BF H R ER SO BB IBB HBP BLK WP HR S P ERA WHIP	IP WLS BF H R ER SO BB IBB HBP BLK WP HR S P ERA WHIP	IP WLS BF H R ER SO BB IBB HBP BLK WP HR S P ERA WHIP	IP WLS BF H R ER SO BB IBB HBP BLK WP HR S P ERA WHIP	IP WLS BF H R ER SO BB IBB HBP BLK WP HR S P ERA WHIP	IP WLS BF H R ER SO BB IBB HBP BLK WP HR S P ERA WHIP	IP WLS BF H R ER SO BB IBB HBP BLK WP HR S P ERA WHIP	IP WLS BF H R ER SO BB IBB HBP BLK WP HR S P ERA WHIP	IP WLS BF H R ER SO BB IBB HBP BLK WP HR S P ERA WHIP	IP WLS BF H R ER SO BB IBB HBP BLK WP HR S P ERA WHIP	IP WLS BF H R ER SO BB IBB HBP BLK WP HR S P ERA WHIP	IP WLS BF H R ER SO BB IBB HBP BLK WP HR S P ERA WHIP	IP WLS BF H R ER SO BB IBB HBP BLK WP HR S P ERA WHIP	IP WLS BF H R ER SO BB IBB HBP BLK WP HR S P ERA WHIP	IP WLS BF H R ER SO BB IBB HBP BLK WP HR S P ERA WHIP	IP WLS BF H R ER SO BB IBB HBP BLK WP HR S P ERA WHIP	IP WLS BF H R ER SO BB IBB HBP BLK WP HR S P ERA WHIP	IP WLS BF H R ER SO BB IBB HBP BLK WP HR S P ERA WHIP	IP WLS BF H R ER SO BB IBB HBP BLK WP HR S P ERA WHIP	IP WLS BF H R ER SO BB IBB HBP BLK WP HR S P ERA WHIP

Batter	1	2	3	4	5	6	7	8	9	AB	R	H	RBI	BB	SO	LOB	BOTTOM							
Mark Carreon, R OBP: 0.295, SLG: 0.378 (1, 8)										5	0	1	0	0	2	1	Cincinnati Reds @ New York Mets Shea Stadium, Flushing, NY Wed Jun 19 1991, 7:05 PM EDT Att: 22,206 - Cloudy - 66 F							
Gary Templeton, S OBP: 0.245, SLG: 0.347 (1, 3)										5	1	3	0	0	2	1								
Gregg Jefferies, S OBP: 0.337, SLG: 0.354 (1, 4)										5	1	1	2	0	0	2								
Kevin McReynolds, R OBP: 0.338, SLG: 0.429 (1, 7)										4	1	3	0	1	0	0								
Howard Johnson, S OBP: 0.327, SLG: 0.521 (1, 5)										3	1	0	0	2	1	3								
Hubie Brooks, R OBP: 0.385, SLG: 0.495 (1, 9)										3	1	2	1	1	0	0								
Rick Cerone, R OBP: 0.376, SLG: 0.386 Tom Herr, S OBP: 0.354, SLG: 0.282 Jeff Innis, R (9, 1)										2	0	0	0	1	0	5								
Kevin Elster, R OBP: 0.329, SLG: 0.386 (1, 6)										4	1	1	2	0	0	2								
David Cone, L OBP: 0.186, SLG: 0.107 Rich Sauveur, L OBP: 0.276, SLG: 0.299 Daryl Boston, L OBP: 0.276, SLG: 0.299 Doug Simmons, L OBP: 0.276, SLG: 0.299 Mackey Sasser, L OBP: 0.276, SLG: 0.299 Chuck Carr, S OBP: 0.276, SLG: 0.299 Charlie O'Brien, R OBP: 0.276, SLG: 0.299 (1, 1) (6, 1) (6, PH) (7, 1) (8, PH) (8, PH) (9, 2)										2	0	0	0	0	0	3								
Inning Stats	R: 0 E: 0 K: 0 S: 17	H: 2 LOB: 2 BB: 0 P: 25	R: 0 E: 0 K: 0 S: 6	H: 1 LOB: 1 BB: 1 P: 11	R: 0 E: 0 K: 1 S: 8	H: 1 LOB: 0 BB: 0 P: 14	R: 4 E: 0 K: 1 S: 23	H: 4 LOB: 1 BB: 1 P: 37	R: 0 E: 0 K: 0 S: 6	H: 0 LOB: 2 BB: 3 P: 19	R: 0 E: 0 K: 1 S: 10	H: 0 LOB: 0 BB: 0 P: 12	R: 2 E: 0 K: 0 S: 10	H: 2 LOB: 0 BB: 0 P: 16	R: 0 E: 0 K: 1 S: 12	H: 1 LOB: 1 BB: 0 P: 20		R: 0 E: 0 K: 2 S: 15	H: 1 LOB: 1 BB: 0 P: 19	1B: 11 2B: 0 3B: 0 HR: 1	SF: 0 SAC: 0 DP: 3 HBP: 0	WP: 1 PB: 1 SB: 3 CS: 0	PA: 41	
PITCHER	IP WLS BF H R ER SO BB IBB HBP BLK WP HR S P ERA WHIP	IP WLS BF H R ER SO BB IBB HBP BLK WP HR S P ERA WHIP	IP WLS BF H R ER SO BB IBB HBP BLK WP HR S P ERA WHIP	IP WLS BF H R ER SO BB IBB HBP BLK WP HR S P ERA WHIP	IP WLS BF H R ER SO BB IBB HBP BLK WP HR S P ERA WHIP	IP WLS BF H R ER SO BB IBB HBP BLK WP HR S P ERA WHIP	IP WLS BF H R ER SO BB IBB HBP BLK WP HR S P ERA WHIP	IP WLS BF H R ER SO BB IBB HBP BLK WP HR S P ERA WHIP	IP WLS BF H R ER SO BB IBB HBP BLK WP HR S P ERA WHIP	IP WLS BF H R ER SO BB IBB HBP BLK WP HR S P ERA WHIP	IP WLS BF H R ER SO BB IBB HBP BLK WP HR S P ERA WHIP	IP WLS BF H R ER SO BB IBB HBP BLK WP HR S P ERA WHIP	IP WLS BF H R ER SO BB IBB HBP BLK WP HR S P ERA WHIP	IP WLS BF H R ER SO BB IBB HBP BLK WP HR S P ERA WHIP	IP WLS BF H R ER SO BB IBB HBP BLK WP HR S P ERA WHIP	IP WLS BF H R ER SO BB IBB HBP BLK WP HR S P ERA WHIP	IP WLS BF H R ER SO BB IBB HBP BLK WP HR S P ERA WHIP	IP WLS BF H R ER SO BB IBB HBP BLK WP HR S P ERA WHIP	IP WLS BF H R ER SO BB IBB HBP BLK WP HR S P ERA WHIP	IP WLS BF H R ER SO BB IBB HBP BLK WP HR S P ERA WHIP	IP WLS BF H R ER SO BB IBB HBP BLK WP HR S P ERA WHIP	IP WLS BF H R ER SO BB IBB HBP BLK WP HR S P ERA WHIP	IP WLS BF H R ER SO BB IBB HBP BLK WP HR S P ERA WHIP	IP WLS BF H R ER SO BB IBB HBP BLK WP HR S P ERA WHIP



Batter	1	2	3	4	5	6	7	8	9	AB	R	H	RBI	BB	SO	LOB	TOP					
Daryl Boston, L OBP: 0.260, SLG: 0.278 (1, 8)										5	0	0	0	0	2	0						
Dave Magadan, L OBP: 0.376, SLG: 0.335 (1, 3)										3	1	0	0	2	0	0						
Gregg Jefferies, S OBP: 0.333, SLG: 0.367 (1, 4)										5	1	1	1	0	1	2						
Kevin McReynolds, R OBP: 0.353, SLG: 0.441 (1, 7)											4	3	4	0	1	0	0					
Howard Johnson, S OBP: 0.332, SLG: 0.528 (1, 5)											5	1	3	2	0	1	2					
Hubie Brooks, R OBP: 0.372, SLG: 0.536 Keith Miller, R OBP: 0.400, SLG: 0.511 (1, 9) (8, 9)											4	2	3	4	0	0	2					
Mackey Sasser, L OBP: 0.372, SLG: 0.577 Pete Schourek, L (9, 1)											2	0	0	1	0	0	0					
Alejandro Pena, R (9, 1)											0	0	0	0	0	0	0					
Mark Carreon, R OBP: 0.295, SLG: 0.378 (9, 9)											0	0	0	0	0	0	0					
Garry Templeton, S OBP: 0.235, SLG: 0.333 (1, 6)										4	0	0	0	0	0	3						
Dwight Gooden, R OBP: 0.167, SLG: 0.278 Charlie O'Brien, R OBP: 0.241, SLG: 0.176 (1, 1) (9, 2)										4	1	1	1	0	1	2						
										0	0	0	0	0	0	0						
Inning Stats	R: 0 E: 0 K: 1 S: 8	H: 0 LOB: 0 BB: 0 P: 12	R: 1 E: 0 K: 0 S: 8	H: 2 LOB: 1 BB: 0 P: 13	R: 0 E: 0 K: 1 S: 6	H: 0 LOB: 1 BB: 1 P: 12	R: 1 E: 0 K: 1 S: 13	H: 2 LOB: 2 BB: 0 P: 21	R: 4 E: 0 K: 0 S: 10	H: 2 LOB: 0 BB: 0 P: 22	R: 0 E: 0 K: 0 S: 7	H: 0 LOB: 0 BB: 0 P: 10	R: 0 E: 0 K: 1 S: 9	H: 1 LOB: 1 BB: 0 P: 14	R: 2 E: 0 K: 1 S: 11	H: 2 LOB: 0 BB: 0 P: 14	R: 1 E: 0 K: 0 S: 11	H: 3 LOB: 1 BB: 0 P: 22	1B: 6 2B: 2 3B: 0 HR: 4	SF: 1 SAC: 0 DP: 1 HBP: 1	WP: 1 PB: 0 SB: 0 CS: 0	PA: 42
PITCHER	IP WLS BF H R ER SO BB IBB HBP BLK WP HR S P ERA WHIP																					
29 John Smoltz, R ERA: 4.73 Marvin Freeman, R ERA: 3.6 Rick Mahler, R ERA: 3.5 Randy St. Claire, R ERA: 5.4 Mike Stanton, L ERA: 4.07 (1, 1) (5, 1) (6, 1) (8, 1) (9, 1)	4.2 L 24 6 6 6 3 3 0 1 0 0 1 1 44 79 11.57 1.929																					

New York Mets @ Atlanta Braves
Atlanta-Fulton County Stadium, Atlanta, GA
Thu Jun 20 1991, 7:05 PM EDT
Att: 29,438 - Cloudy - 82 F

AB 37
R 9
H 12
RBI 9
BB 3
SO 5
LOB 13



Batter	1	2	3	4	5	6	7	8	9	AB	R	H	RBI	BB	SO	LOB	BOTTOM					
Ron Gant, R OBP: 0.301, SLG: 0.477 (1, 8)										5	1	2	0	0	0	2						
Terry Pendleton, S OBP: 0.394, SLG: 0.511 (1, 5)										4	2	2	3	0	1	2						
Lonnie Smith, R OBP: 0.398, SLG: 0.396 (1, 7)										4	0	1	0	0	0	1						
David Justice, L OBP: 0.383, SLG: 0.521 (1, 9)										4	0	0	0	0	1	2						
Jeff Treadway, L OBP: 0.388, SLG: 0.464 (1, 4)										3	1	1	0	1	0	0						
Tommy Gregg, L OBP: 0.380, SLG: 0.318 Brian Hunter, R OBP: 0.343, SLG: 0.581 (1, 3) (9, PH)										3	0	0	0	0	0	1						
Brian Hunter, R OBP: 0.343, SLG: 0.581 (9, PH)										1	1	1	2	0	0	0						
Greg Olson, R OBP: 0.348, SLG: 0.406 (1, 2)										4	1	2	1	0	0	0						
Rafael Belliard, R OBP: 0.273, SLG: 0.266 Jeff Blauser, R OBP: 0.307, SLG: 0.470 (1, 6) (7, PH) (8, 6)										2	1	1	0	0	0	0						
29 John Smoltz, R ERA: 4.73 Marvin Freeman, R ERA: 3.6 Rick Mahler, R ERA: 3.5 Randy St. Claire, R ERA: 5.4 Mike Stanton, L ERA: 4.07 (1, 1) (5, 1) (6, 1) (8, 1) (9, 1)	8.0 W 31 2 2 2 0 0 0 0 0 0 0 0 1 3 5 5.62 1.125																					
Inning Stats	R: 0 E: 0 K: 1 S: 9	H: 2 LOB: 1 BB: 0 P: 14	R: 0 E: 0 K: 0 S: 3	H: 0 LOB: 0 BB: 0 P: 5	R: 2 E: 0 K: 1 S: 10	H: 2 LOB: 0 BB: 0 P: 19	R: 0 E: 0 K: 0 S: 4	H: 0 LOB: 0 BB: 1 P: 8	R: 2 E: 0 K: 0 S: 10	H: 3 LOB: 1 BB: 0 P: 16	R: 0 E: 0 K: 0 S: 5	H: 0 LOB: 0 BB: 0 P: 10	R: 0 E: 0 K: 0 S: 3	H: 0 LOB: 0 BB: 0 P: 5	R: 1 E: 0 K: 1 S: 7	H: 1 LOB: 0 BB: 0 P: 12	R: 2 E: 0 K: 0 S: 19	H: 3 LOB: 1 BB: 0 P: 28	1B: 5 2B: 2 3B: 0 HR: 4	SF: 0 SAC: 0 DP: 2 HBP: 0	WP: 0 PB: 0 SB: 1 CS: 0	PA: 37
PITCHER	IP WLS BF H R ER SO BB IBB HBP BLK WP HR S P ERA WHIP																					
Dwight Gooden, R ERA: 3.88 Pete Schourek, L ERA: 6.14 Alejandro Pena, R ERA: 2.86 (1, 1) (9, 1) (9, 1)	0.0 2 2 2 2 0 0 0 0 0 0 0 1 3 5 6.14 1.000																					

New York Mets @ Atlanta Braves
Atlanta-Fulton County Stadium, Atlanta, GA
Thu Jun 20 1991, 7:05 PM EDT
Att: 29,438 - Cloudy - 82 F

AB 36
R 7
H 11
RBI 7
BB 1
SO 3
LOB 10



Batter	1	2	3	4	5	6	7	8	9	AB	R	H	RBI	BB	SO	LOB	TOP			
Mark Carreon, R (1, 8) <small>OBP: 0.286, SLG: 0.366</small> Daryl Boston, L (8, PH) <small>OBP: 0.256, SLG: 0.274</small>	G6-3	G6-3			F8			G4-6-3		3	0	0	0	0	0	1				
Dave Magadan, L (1, 3) <small>OBP: 0.373, SLG: 0.329</small>	K		F9			G4-3		G1-4-3		4	0	0	0	0	1	0				
Gregg Jefferies, S (1, 4) <small>OBP: 0.332, SLG: 0.364</small>	1B		F8			P9			P4	4	0	1	0	0	0	0				
Kevin McReynolds, R (1, 7) <small>OBP: 0.347, SLG: 0.432</small>	F9		P4			F7			P6	4	0	0	0	0	1	0				
Hubie Brooks, R (1, 9) <small>OBP: 0.370, SLG: 0.530</small>		G4-3			P3			G4-3	L4	4	0	1	0	0	0	0				
Howard Johnson, S (1, 5) <small>OBP: 0.332, SLG: 0.529</small>		2B	F8		F8		F7			3	1	1	0	0	0	1				
Rick Cerone, R (1, 2) <small>OBP: 0.375, SLG: 0.379</small>		2B	F9			G4-3				2	1	0	0	1	0	1				
Kevin Elster, R (1, 6) <small>OBP: 0.329, SLG: 0.392</small>		2B	F8			G6-3				3	0	1	2	0	0	1				
Frank Viola, L (1, 1) <small>OBP: 0.105, SLG: 0.108</small> Mackey Sasser, L (8, PH) <small>OBP: 0.351, SLG: 0.585</small> Jeff Innis, R (8, 1)	G6-3		G4-3			G4-6-3				2	0	0	0	0	0	1				
Inning Stats	R: 0 E: 0 K: 1 S: 9	H: 1 LOB: 1 BB: 0 P: 12	R: 2 E: 0 K: 0 S: 11	H: 2 LOB: 1 BB: 1 P: 25	R: 0 E: 0 K: 0 S: 7	H: 0 LOB: 0 BB: 0 P: 10	R: 0 E: 0 K: 0 S: 7	H: 0 LOB: 0 BB: 0 P: 9	R: 0 E: 0 K: 0 S: 7	H: 0 LOB: 0 BB: 0 P: 11	R: 0 E: 0 K: 0 S: 9	H: 1 LOB: 1 BB: 0 P: 17	R: 0 E: 0 K: 0 S: 8	H: 1 LOB: 0 BB: 0 P: 11	R: 0 E: 0 K: 0 S: 8	H: 0 LOB: 0 BB: 0 P: 12	1B: 3 2B: 2 3B: 0 HR: 0	SF: 0 SAC: 0 DP: 1 HBP: 0	WP: 0 PB: 0 CS: 0	PA: 32
PITCHER	IP WLS BF H R ER SO BB IBB HBP BLK WP HR S P ERA WHIP																			
Charlie Leibrandt, L (1, 1) <small>ERA: 3.01</small> Juan Berenguer, R (8, 1) <small>ERA: 2.41</small>	7.0 W 26 4 2 2 1 1 0 0 0 0 0 0 0 0 0 0 2.57 0.714																			

New York Mets @ Atlanta Braves
Atlanta-Fulton County Stadium, Atlanta, GA

AB 31
R 2
H 5
RBI 2
BB 1
SO 1
LOB 7




Fri Jun 21 1991, 7:05 PM EDT
Att: 43,229 - Cloudy - 87 F

Batter	1	2	3	4	5	6	7	8	9	AB	R	H	RBI	BB	SO	LOB	BOTTOM			
Otis Nixon, S (1, 9) <small>OBP: 0.414, SLG: 0.373</small>	G6-3		1B				B3			3	0	1	0	1	0	0				
Terry Pendleton, S (1, 5) <small>OBP: 0.396, SLG: 0.508</small>	BB		G6-3		K		1B			3	0	1	0	1	1	2				
Ron Gant, R (1, 8) <small>OBP: 0.300, SLG: 0.477</small>	F7			HR	G6-3		P4			4	1	1	0	0	0	3				
Lonnie Smith, R (1, 7) <small>OBP: 0.394, SLG: 0.391</small>	F9			F7		SH1-3		G6-3		4	1	1	0	0	0	2				
Jeff Blauser, R (1, 4) <small>OBP: 0.367, SLG: 0.464</small>		K		HR		SH1-3		G5-3		2	1	0	0	1	1	0				
Brian Hunter, R (1, 3) <small>OBP: 0.359, SLG: 0.686</small>	P3			HR		PB		P3		4	1	2	4	0	0	0				
Mike Heath, R (1, 2) <small>OBP: 0.254, SLG: 0.272</small>	E6			G4-3		K				3	0	0	0	0	1	1				
Rafael Belliard, R (1, 6) <small>OBP: 0.269, SLG: 0.262</small>	F7			G5-3		G5-3				3	0	0	0	0	2	0				
Charlie Leibrandt, R (1, 1) <small>OBP: 0.033, SLG: 0.100</small> Mark Lemke, S (7, PH) <small>OBP: 0.350, SLG: 0.358</small> Juan Berenguer, R (8, 1)	F8			G6-3				F9		2	0	0	0	0	0	0				
Inning Stats	R: 0 E: 0 K: 0 S: 8	H: 0 LOB: 1 BB: 1 P: 18	R: 0 E: 1 K: 1 S: 10	H: 0 LOB: 0 BB: 0 P: 15	R: 0 E: 0 K: 0 S: 7	H: 1 LOB: 0 BB: 0 P: 11	R: 3 E: 0 K: 0 S: 7	H: 2 LOB: 0 BB: 1 P: 15	R: 0 E: 0 K: 1 S: 10	H: 0 LOB: 1 BB: 1 P: 17	R: 1 E: 0 K: 1 S: 11	H: 2 LOB: 1 BB: 0 P: 17	R: 0 E: 0 K: 0 S: 5	H: 1 LOB: 1 BB: 0 P: 6	R: 0 E: 0 K: 0 S: 9	H: 0 LOB: 0 BB: 0 P: 13	1B: 3 2B: 2 3B: 0 HR: 1	SF: 0 SAC: 1 DP: 0 HBP: 0	WP: 0 PB: 1 CS: 1	PA: 33
PITCHER	IP WLS BF H R ER SO BB IBB HBP BLK WP HR S P ERA WHIP																			
Frank Viola, L (1, 1) <small>ERA: 2.96</small> Jeff Innis, R (8, 1) <small>ERA: 3.2</small>	7.0 L 30 6 4 4 3 3 0 0 0 0 0 0 0 0 0 0 5.14 1.286																			

New York Mets @ Atlanta Braves
Atlanta-Fulton County Stadium, Atlanta, GA

AB 29
R 4
H 6
RBI 4
BB 3
SO 3
LOB 10



Fri Jun 21 1991, 7:05 PM EDT
Att: 43,229 - Cloudy - 87 F

Batter	1	2	3	4	5	6	7	8	9	AB	R	H	RBI	BB	SO	LOB	TOP										
Garry Templeton, S OBP: 0.234, SLG: 0.337 (1, 3)	2-1 1B 2B	1-0 F9		3-1 G6-3	3-2 G3			0-0 G6-3		5	0	1	0	0	0	4											
Kevin Elster, R OBP: 0.331, SLG: 0.393 (1, 6)	1-1 BB 1B	1-2 E4 1B		1-1 P3			1-1 G5-3	3-3 K		5	0	2	1	0	1	1											
Gregg Jefferies, S OBP: 0.333, SLG: 0.367 (1, 4)	4-0 BB	1-2 BB			1-1 1B 2B		0-0 G1		2-2 F9	4	1	1	0	1	0	1											
Kevin McReynolds, R OBP: 0.348, SLG: 0.436 (1, 7)	0-0 F7			2-0 WP SF8 2B	3-0 E 1B		3-3 K		0-1 G5-3	5	2	2	1	0	1	3											
Howard Johnson, S OBP: 0.333, SLG: 0.527 (1, 5)	1-2 P4			2-0 SF8 2H 1B	3-0 E6 1B		1-1 P6		4-2 BB	3	1	1	2	1	0	3											
Hubie Brooks, R OBP: 0.383, SLG: 0.520 Daryl Boston, L OBP: 0.253, SLG: 0.270 (7, 8)	1-1 F8			1-1 P4	1-1 FC 1B G6-3		0-2 F7		1-0 G3	4	1	0	0	0	0	4											
Mark Carreon, R OBP: 0.304, SLG: 0.381 (7, 9)		1-0 SH3-4 1B		2-0 G6-3	1-0 G6-3 1-3 2H 1B		1-2 1B			4	1	3	1	0	0	0											
Rick Cerone, R OBP: 0.371, SLG: 0.374 (1, 2)		0-0 SH3-4 E 1B		2-1 L5	0-1 G6-3		0-1 G4-3			4	1	1	0	0	0	3											
Ron Darling, R OBP: 0.138, SLG: 0.241 Jeff Innis, R (9, 1)		1-0 SH3-4		0-0 G6-3 2B	2-1 G6-3			0-3 K		3	0	1	1	0	1	1											
Inning Stats	R: 0 E: 0 K: 0 S: 10	H: 2 LOB: 3 BB: 1 P: 19	R: 2 E: 1 K: 0 S: 8	H: 3 LOB: 1 BB: 0 P: 14	R: 1 E: 0 K: 0 S: 5	H: 1 LOB: 0 BB: 0 P: 12	R: 0 E: 0 K: 0 S: 7	H: 1 LOB: 1 BB: 0 P: 13	R: 4 E: 0 K: 0 S: 16	H: 4 LOB: 1 BB: 0 P: 30	R: 0 E: 0 K: 0 S: 6	H: 0 LOB: 0 BB: 0 P: 10	R: 0 E: 0 K: 0 S: 10	H: 1 LOB: 1 BB: 0 P: 12	R: 0 E: 0 K: 2 S: 9	H: 0 LOB: 0 BB: 0 P: 12	R: 0 E: 0 K: 0 S: 11	H: 0 LOB: 1 BB: 1 P: 18	1B: 8 2B: 4 3B: 0 HR: 0	SF: 1 SAC: 1 DP: 0 HBP: 0	WP: 1 PB: 0 CS: 0	PA: 42					
PITCHER	IP	WLS	BF	H	R	ER	SO	BB	IBB	HBP	BLK	WP	HR	S	P	ERA	WHIP										
Steve Avery, L ERA: 3.96	3.1	L	18	7	3	2	0	1	0	0	0	1	0	26	50	5.40	2.400										
Rick Mahler, R ERA: 3.97	1.2	10	4	4	3	0	0	0	0	0	0	0	0	20	38	16.20	2.400										
Mike Stanton, L ERA: 3.91	1.0	3	0	0	0	1	0	0	0	0	0	0	0	6	10	0.00	0.000										
Marvin Freeman, R ERA: 3.27	2.0	7	1	0	0	2	0	0	0	0	0	0	0	19	24	0.00	0.500										
Kent Mercker, L ERA: 2.1	1.0	4	0	0	0	0	0	1	0	0	0	0	0	11	18	0.00	1.000										

New York Mets @ Atlanta Braves
Atlanta-Fulton County Stadium, Atlanta, GA
Sat Jun 22 1991, 7:05 PM EDT
Att: 43,349 - Cloudy - 72 F

AB 38
R 7
H 12
RBI 6
BB 2
SO 3
LOB 21



Batter	1	2	3	4	5	6	7	8	9	AB	R	H	RBI	BB	SO	LOB	BOTTOM										
Otis Nixon, S OBP: 0.410, SLG: 0.369 (8, 8)	3-1 G6-3			0-0 F9 S 1B		2-2 G6-3		0-3 K		4	0	1	0	0	1	2											
Terry Pendleton, S OBP: 0.395, SLG: 0.497 Kent Mercker, L (9, 1)	1-1 G3-1			2-3 K			0-3 K	0-0 G1-3		4	0	0	0	0	2	3											
Jeff Treadway, L OBP: 0.384, SLG: 0.465 (1, 4)	0-0 F8			1-0 F9			1-1 HR 2B		1-1 G4-3	4	1	1	0	0	0	1											
Ron Gant, R OBP: 0.296, SLG: 0.471 Brian Hunter, R OBP: 0.375, SLG: 0.694 (8, 3)		2-0 P3		2-2 F7			2-1 P2		2-2 1B	3	0	0	0	0	0	2											
Lonnie Smith, R OBP: 0.390, SLG: 0.412 (1, 7)		2-0 F7			2-2 G5-3		0-0 HR		1-1 F9	4	1	1	2	0	0	1											
Tommy Gregg, L OBP: 0.310, SLG: 0.269 (8, 9)		2-0 G3			0-2 F9		0-0 F7		1-1 G3	4	0	0	0	0	0	1											
Greg Olson, R OBP: 0.347, SLG: 0.412 (1, 2)				1-0 F8		1-0 G5-3		1-0 G3 2B		3	0	1	0	0	0	0											
Rafael Belliard, R OBP: 0.266, SLG: 0.260 Marvin Freeman, R (7, 1)				0-3 K			0-0 G5-3		2-2 G3	2	0	0	0	0	1	0											
Mark Lemke, S OBP: 0.346, SLG: 0.353 (8, PH) (9, 5)								2-3 G3		1	0	0	0	0	0	1											
Steve Avery, L OBP: 0.290, SLG: 0.286 Rick Mahler, R OBP: 0.100, SLG: 0.100 Mike Stanton, L (6, 1)				1-3 K			2-2 F9		1-0 HBP	1	0	0	0	0	0	0											
Jeff Blausler, R OBP: 0.368, SLG: 0.461 (6, PH) (7, 6)										1	0	0	0	0	0	0											
Inning Stats	R: 0 E: 0 K: 0 S: 5	H: 0 LOB: 0 BB: 0 P: 9	R: 0 E: 0 K: 0 S: 3	H: 0 LOB: 0 BB: 0 P: 9	R: 0 E: 0 K: 2 S: 7	H: 0 LOB: 0 BB: 0 P: 9	R: 0 E: 0 K: 1 S: 8	H: 1 LOB: 1 BB: 0 P: 13	R: 0 E: 0 K: 0 S: 7	H: 0 LOB: 0 BB: 0 P: 10	R: 0 E: 0 K: 0 S: 8	H: 0 LOB: 0 BB: 0 P: 12	R: 2 E: 0 K: 1 S: 11	H: 2 LOB: 0 BB: 0 P: 14	R: 0 E: 0 K: 1 S: 8	H: 1 LOB: 2 BB: 0 P: 12	R: 0 E: 0 K: 0 S: 10	H: 1 LOB: 1 BB: 0 P: 15	1B: 2 2B: 2 3B: 0 HR: 1	SF: 0 SAC: 0 DP: 0 HBP: 1	WP: 0 PB: 0 CS: 0	PA: 33					
PITCHER	IP	WLS	BF	H	R	ER	SO	BB	IBB	HBP	BLK	WP	HR	S	P	ERA	WHIP										
Ron Darling, R ERA: 3.92	8.0	W	29	4	2	2	5	0	0	1	0	0	0	57	88	2.25	0.500										
Jeff Innis, R ERA: 3.06	1.0	4	1	0	0	0	0	0	0	0	0	0	0	10	15	0.00	1.000										

New York Mets @ Atlanta Braves
Atlanta-Fulton County Stadium, Atlanta, GA
Sat Jun 22 1991, 7:05 PM EDT
Att: 43,349 - Cloudy - 72 F

AB 32
R 2
H 5
RBI 2
BB 0
SO 5
LOB 11



Batter	1	2	3	4	5	6	7	8	9	AB	R	H	RBI	BB	SO	LOB	TOP								
Daryl Boston, L (1, 8) OBP: 0.265, SLG: 0.308	E9 SF8 2B		G3-1			SH1-3 SF7 2B	P6			4	2	2	0	0	0	1	New York Mets @ Atlanta Braves Atlanta-Fulton County Stadium, Atlanta, GA Sun Jun 23 1991, 3:33 AM EDT Att: 27,561 - Cloudy - 84 F								
Dave Magadan, L (1, 3) OBP: 0.372, SLG: 0.327	SF8		G3			SH1-3		G5-4-3 BB	1	0	0	1	1	0	0										
Gregg Jefferies, S (1, 4) OBP: 0.332, SLG: 0.382	F7					SF7		G5-4-3 1-2f	3	1	1	2	0	0	1										
Kevin McReynolds, R (1, 9) OBP: 0.351, SLG: 0.447	K				HR	F7		2B	4	0	2	0	0	1	0										
Howard Johnson, S (1, 5) OBP: 0.340, SLG: 0.524		G4-6-3 BB			F8			2B	1	0	0	0	3	0	0										
Mackey Sasser, L (1, 2) OBP: 0.328, SLG: 0.544		G4-6-3 1-2f			G1-3			BB	4	0	0	0	0	1	5										
Mark Carreon, R (1, 7) OBP: 0.302, SLG: 0.370						K		L1-6	3	0	0	0	1	1	0										
Garry Templeton, S (1, 6) OBP: 0.234, SLG: 0.333		G5-3				F7		F8	4	0	1	0	0	0	1										
Wally Whitehurst, R (1, 1) OBP: 0.235, SLG: 0.200			G4-3			F9			2	0	0	0	0	0	0										
Jeff Innis, R (8, 1)									0	0	0	0	0	0	0										
Rick Cerone, R (8, 2) OBP: 0.371, SLG: 0.374									0	0	0	0	0	0	0										
Hubie Brooks, R (9, PH) OBP: 0.362, SLG: 0.517									1	0	0	0	0	1	0										
Inning Stats	R: 1 E: 1 K: 1 S: 12	H: 1 LOB: 0 BB: 0 P: 18	R: 0 E: 0 K: 0 S: 6	H: 0 LOB: 1 BB: 2 P: 15	R: 0 E: 0 K: 0 S: 5	H: 0 LOB: 0 BB: 0 P: 7	R: 1 E: 0 K: 0 S: 10	H: 1 LOB: 0 BB: 0 P: 13	R: 0 E: 0 K: 1 S: 9	H: 0 LOB: 0 BB: 0 P: 13	R: 1 E: 0 K: 0 S: 10	H: 2 LOB: 2 BB: 1 P: 17	R: 0 E: 0 K: 0 S: 7	H: 1 LOB: 1 BB: 0 P: 11	R: 0 E: 1 K: 1 S: 7	H: 1 LOB: 2 BB: 2 P: 18	R: 0 E: 0 K: 1 S: 7	H: 0 LOB: 0 BB: 0 P: 9	1B: 1 2B: 4 3B: 0 HR: 1	SF: 2 SAC: 2 DP: 2 HBP: 0	WP: 0 PB: 0 CS: 0	PA: 36			
PITCHER	IP	WLS	BF	H	R	ER	SO	BB	IBB	HBP	BLK	WP	HR	S	P	ERA	WHIP	PITCHER							
Pete Smith, R (1, 1) ERA: 4.08	6.2		27	5	3	2	2	3	0	0	0	0	1	58	92	2.70	1.200								
Mike Stanton, L (7, 1) ERA: 3.95	0.1	1	0	0	0	0	0	0	0	0	0	0	0	1	2	0.00	0.000								
Kent Mercker, L (8, 1) ERA: 2.03	1.0	W	5	1	0	0	1	1	1	0	0	0	0	7	18	0.00	2.000								
Juan Berenguer, R (9, 1) ERA: 2.36	1.0	S	3	0	0	0	1	0	0	0	0	0	0	7	9	0.00	0.000								

Batter	1	2	3	4	5	6	7	8	9	AB	R	H	RBI	BB	SO	LOB	BOTTOM								
Otis Nixon, S (1, 9) OBP: 0.407, SLG: 0.366	G6-3			1B BLK 1B		E6 G4-6-3	G4-6-3 1-2f			4	0	1	0	0	0	2	New York Mets @ Atlanta Braves Atlanta-Fulton County Stadium, Atlanta, GA Sun Jun 23 1991, 3:33 AM EDT Att: 27,561 - Cloudy - 84 F								
Terry Pendleton, S (1, 5) OBP: 0.362, SLG: 0.497	K			F7 1B		G4-6-3 1-2f		E 2B 1B	4	1	2	0	0	1	1										
Jeff Treadway, L (1, 4) OBP: 0.380, SLG: 0.466	G5-3			F7 1-2				E5 2B	4	2	1	0	0	0	3										
Ron Gant, R (1, 8) OBP: 0.300, SLG: 0.489		P5		K		HR 2B		SH1-3 1-2 2B	4	1	2	4	0	1	2										
Lonnie Smith, R (1, 7) OBP: 0.388, SLG: 0.405		G6-3		G5-3				SH1-3	2	0	0	0	1	0	2										
Tommy Gregg, L (1, 3) OBP: 0.303, SLG: 0.241					F8				3	0	0	0	1	0	1										
Juan Berenguer, R (9, 1)						F7		G1-6-3 IBB	0	0	0	0	0	0	0										
Mike Heath, R (1, 2) OBP: 0.250, SLG: 0.268						G4-3			2	0	0	0	0	1	0										
Jeff Blauser, R (7, PH) OBP: 0.364, SLG: 0.455								E6 1B SH1-4 1-2f	2	0	0	0	0	0	2										
Rafael Belliard, R (1, 6) OBP: 0.269, SLG: 0.262									2	0	1	0	0	0	0										
Kent Mercker, L (8, 1)									0	0	0	0	0	0	0										
Brian Hunter, R (9, 3) OBP: 0.375, SLG: 0.694									0	0	0	0	0	0	0										
Pete Smith, R (1, 1) OBP: 0.231, SLG: 0.167									2	0	0	0	0	1	1										
Mike Stanton, L (7, 1) ERA: 3.88									0	0	0	0	0	0	0										
Greg Olson, R (7, PH) OBP: 0.352, SLG: 0.417								G4-6-3 1B	1	0	1	0	0	0	0										
Inning Stats	R: 0 E: 0 K: 1 S: 7	H: 0 LOB: 0 BB: 0 P: 11	R: 0 E: 0 K: 0 S: 5	H: 0 LOB: 0 BB: 0 P: 7	R: 0 E: 0 K: 1 S: 5	H: 0 LOB: 0 BB: 0 P: 7	R: 0 E: 0 K: 1 S: 13	H: 2 LOB: 2 BB: 0 P: 18	R: 0 E: 0 K: 1 S: 10	H: 1 LOB: 1 BB: 0 P: 12	R: 2 E: 1 K: 0 S: 7	H: 2 LOB: 1 BB: 1 P: 13	R: 0 E: 1 K: 0 S: 6	H: 1 LOB: 1 BB: 0 P: 10	R: 2 E: 1 K: 0 S: 9	H: 2 LOB: 1 BB: 1 P: 16	1B: 5 2B: 2 3B: 0 HR: 1	SF: 0 SAC: 2 DP: 3 HBP: 0	WP: 0 PB: 0 CS: 0	PA: 34					
PITCHER	IP	WLS	BF	H	R	ER	SO	BB	IBB	HBP	BLK	WP	HR	S	P	ERA	WHIP	PITCHER							
Wally Whitehurst, R (1, 1) ERA: 3.88	7.0	L	30	7	4	3	4	1	0	0	0	0	0	57	82	3.86	1.143								
Jeff Innis, R (8, 1) ERA: 2.96	1.0		4	1	0	0	0	0	1	0	0	0	0	5	12	0.00	1.000								



Batter	1	2	3	4	5	6	7	8	9	AB	R	H	RBI	BB	SO	LOB	TOP					
Marquis Grissom, R OBP: 0.338, SLG: 0.404										5	1	5	1	0	0	0	Montreal Expos @ New York Mets Shea Stadium, Flushing, NY Wed Jun 26 1991, 7:05 PM EDT Att: 27,662 - Sunny - 77 F					
Delino DeShields, L OBP: 0.383, SLG: 0.376										5	0	2	0	0	1	3						
Ivan Calderon, R OBP: 0.365, SLG: 0.460										5	0	1	1	0	1	4						
Tim Wallach, R OBP: 0.317, SLG: 0.358										4	1	1	0	1	1	3						
Dave Martinez, L OBP: 0.280, SLG: 0.364										5	0	1	1	0	1	4						
Mike Fitzgerald, R OBP: 0.286, SLG: 0.273										4	0	2	0	1	1	3						
Larry Walker, L OBP: 0.318, SLG: 0.362										5	0	1	1	0	2	5						
Spike Owen, S OBP: 0.307, SLG: 0.301										3	2	1	0	1	0	0						
Ron Hassey, L OBP: 0.360, SLG: 0.377										0	0	0	0	0	0	0						
Gilberto Reyes, R OBP: 0.327, SLG: 0.302										1	0	0	0	0	2							
Mark Gardner, R OBP: 0.056, SLG: 0.056										2	0	0	0	0	1	2						
Junior Noboa, R OBP: 0.293, SLG: 0.386										1	0	0	0	0	0	0						
Doug Platt, L OBP: 0.286, SLG: 0.279										0	0	0	0	0	0	0						
Eric Bullock, L OBP: 0.286, SLG: 0.279										1	0	0	0	0	0	0						
Bill Sampen, R OBP: 0.150, SLG: 0.150										0	0	0	0	0	0	0						
Inning Stats	R: 1 E: 0 K: 3 S: 21	H: 4 LOB: 3 BB: 0 P: 33	R: 1 E: 0 K: 0 S: 12	H: 2 LOB: 1 BB: 0 P: 17	R: 0 E: 0 K: 2 S: 9	H: 0 LOB: 1 BB: 1 P: 15	R: 1 E: 0 K: 1 S: 14	H: 2 LOB: 3 BB: 2 P: 26	R: 0 E: 0 K: 0 S: 7	H: 0 LOB: 0 BB: 0 P: 10	R: 0 E: 0 K: 0 S: 8	H: 1 LOB: 1 BB: 0 P: 14	R: 0 E: 0 K: 0 S: 10	H: 1 LOB: 1 BB: 0 P: 14	R: 0 E: 0 K: 1 S: 10	H: 1 LOB: 2 BB: 0 P: 21	R: 1 E: 0 K: 1 S: 17	H: 3 LOB: 2 BB: 0 P: 21	1B: 11 2B: 2 3B: 1 HR: 0	SF: 0 SAC: 0 DP: 0 HBP: 0	WP: 1 PB: 0 SB: 1 CS: 0	PA: 44
PITCHER	IP WLS BF H R ER SO BB IBB HBP BLK WP HR S P ERA WHIP	IP WLS BF H R ER SO BB IBB HBP BLK WP HR S P ERA WHIP																				
Frank Viola, L ERA: 3.02	(1, 1)	7.0	W	34	10	3	3	6	2	1	0	0	0	0	0	0	1	0	81	129	3.86	1.714
Alejandro Pena, R ERA: 2.5	(8, 1)	1.2		9	4	1	1	2	0	0	0	0	0	0	0	0	0	0	24	30	5.40	2.400
John Franco, L ERA: 3.52	(9, 1)	0.1	S	1	0	0	0	0	0	0	0	0	0	0	0	0	0	0	3	5	0.00	0.000

AB	41
R	4
H	14
RBI	4
BB	3
SO	8
LOB	26



Batter	1	2	3	4	5	6	7	8	9	AB	R	H	RBI	BB	SO	LOB	BOTTOM						
Daryl Boston, L OBP: 0.283, SLG: 0.337										4	2	3	1	0	0	1	Montreal Expos @ New York Mets Shea Stadium, Flushing, NY Wed Jun 26 1991, 7:05 PM EDT Att: 27,662 - Sunny - 77 F						
Dave Magadan, L OBP: 0.382, SLG: 0.346										3	1	1	1	1	0	1							
Gregg Jefferies, S OBP: 0.336, SLG: 0.387										4	1	1	0	0	0	4							
Tom Herr, S OBP: 0.351, SLG: 0.280										0	0	0	0	0	0	0							
Kevin McReynolds, R OBP: 0.350, SLG: 0.454										4	1	1	2	0	0	1							
Howard Johnson, S OBP: 0.344, SLG: 0.532										3	1	2	2	1	0	0							
Hubie Brooks, R OBP: 0.358, SLG: 0.505										3	0	0	0	1	1	1							
Alejandro Pena, R ERA: 3.5										0	0	0	0	0	0	0							
John Franco, L ERA: 3.52										0	0	0	0	0	0	0							
Rick Cerone, R OBP: 0.359, SLG: 0.360										4	0	0	1	0	1	2							
Garry Templeton, S OBP: 0.252, SLG: 0.339										3	1	2	0	1	0	0							
Frank Viola, L OBP: 0.103, SLG: 0.105										1	0	0	0	0	0	3							
Mark Carreon, R OBP: 0.299, SLG: 0.366										1	0	0	0	0	0	0							
Inning Stats	R: 3 E: 0 K: 0 S: 16	H: 3 LOB: 3 BB: 3 P: 34	R: 0 E: 0 K: 0 S: 4	H: 1 LOB: 0 BB: 0 P: 8	R: 0 E: 0 K: 0 S: 6	H: 0 LOB: 0 BB: 0 P: 11	R: 2 E: 0 K: 0 S: 17	H: 3 LOB: 1 BB: 0 P: 25	R: 0 E: 0 K: 1 S: 9	H: 0 LOB: 0 BB: 1 P: 16	R: 0 E: 0 K: 1 S: 10	H: 1 LOB: 1 BB: 0 P: 13	R: 2 E: 0 K: 0 S: 12	H: 2 LOB: 0 BB: 0 P: 19	R: 0 E: 0 K: 0 S: 7	H: 0 LOB: 0 BB: 0 P: 11		R: 0 E: 0 K: 0 S: 17	H: 0 LOB: 0 BB: 0 P: 21	1B: 6 2B: 3 3B: 0 HR: 1	SF: 0 SAC: 2 DP: 0 HBP: 0	WP: 0 PB: 0 SB: 0 CS: 2	PA: 37
PITCHER	IP WLS BF H R ER SO BB IBB HBP BLK WP HR S P ERA WHIP	IP WLS BF H R ER SO BB IBB HBP BLK WP HR S P ERA WHIP																					
Mark Gardner, R ERA: 4.25	(1, 1)	5.0	L	24	7	5	5	1	3	1	0	0	0	0	0	0	0	1	22	32	9.00	1.500	
Doug Platt, R ERA: 3.5	(6, 1)	2.0		9	3	2	2	1	0	0	0	0	0	0	0	0	0	0	7	11	0.00	0.000	
Bill Sampen, R ERA: 4.1	(8, 1)	1.0		3	0	0	0	0	0	0	0	0	0	0	0	0	0	0	7	11	0.00	0.000	

AB	30
R	7
H	10
RBI	7
BB	4
SO	2
LOB	13



Batter	1	2	3	4	5	6	7	8	9	AB	R	H	RBI	BB	SO	LOB	TOP			
Marquis Grissom, R (1, 8) OBP: 0.333, SLG: 0.398										4	0	0	0	0	0	3	Montreal Expos @ New York Mets Shea Stadium, Flushing, NY Thu Jun 27 1991, 3:33 AM EDT Att: 29,302 - Sunny - 83 F			
Delino DeShields, L (1, 4) OBP: 0.378, SLG: 0.371										4	0	0	0	0	3					
Ivan Calderon, R (1, 7) OBP: 0.366, SLG: 0.462										3	1	1	0	0	12					
Tim Wallach, R (1, 5) OBP: 0.316, SLG: 0.360										4	1	1	1	0	11					
Dave Martinez, L (1, 9) OBP: 0.279, SLG: 0.361										4	1	1	1	0	0					
Tom Foley, L (1, 3) OBP: 0.311, SLG: 0.363										1	0	1	0	0	0					
Spike Owen, S (4, PH) OBP: 0.302, SLG: 0.296										3	0	0	0	0	1					
Gilberto Reyes, R (1, 2) OBP: 0.318, SLG: 0.293										3	0	0	0	0	12					
Larry Walker, L (9, PH) OBP: 0.318, SLG: 0.362										0	0	0	0	0	0					
Junior Noboa, R (9, PH) OBP: 0.288, SLG: 0.379										1	0	0	0	0	10					
Bret Barberie, S (1, 6) OBP: 0.417, SLG: 0.600										4	0	3	1	0	10					
Oil Can Boyd, R (1, 1) OBP: 0.138, SLG: 0.074										1	0	0	0	0	11					
Jeff Fassero, L (6, 1)										0	0	0	0	0	0					
Eric Bullock, L (7, PH) OBP: 0.300, SLG: 0.295										1	0	1	0	0	0					
Tim Burke, R (7, 1)										0	0	0	0	0	0					
Mike Fitzgerald, R (9, PH) OBP: 0.282, SLG: 0.269										1	0	0	0	0	0					
Inning Stats	R: 0 E: 0 K: 1 S: 6	H: 0 LOB: 0 BB: 7	R: 0 E: 0 K: 1 S: 7	H: 1 LOB: 1 BB: 0 P: 13	R: 0 E: 0 K: 0 S: 9	H: 1 LOB: 1 BB: 0 P: 16	R: 3 E: 0 K: 1 S: 25	H: 3 LOB: 1 BB: 0 P: 35	R: 0 E: 0 K: 0 S: 10	H: 0 LOB: 0 BB: 0 P: 21	R: 0 E: 0 K: 0 S: 9	H: 2 LOB: 2 BB: 0 P: 15	R: 0 E: 0 K: 1 S: 8	H: 0 LOB: 0 BB: 9	R: 0 E: 0 K: 2 S: 7	H: 0 LOB: 0 BB: 10	1B: 5 2B: 3 3B: 0 HR: 0	SF: 0 SAC: 1 DP: 0 HBP: 1	WP: 0 PB: 0 SB: 0 CS: 0	PA: 36
PITCHER	IP WLS BF H R ER SO BB IBB HBP BLK WP HR S P ERA WHIP																			
David Cone, R (1, 1) ERA: 3.01	7.0 W 30 8 3 3 3 0 0 0 0 0 0 0 74 117 3.86 1.143																			
Jeff Innis, R (8, 1) ERA: 2.96	1.0 3 0 0 0 1 0 0 0 0 0 0 0 6 9 0.00 0.000																			
John Franco, L (9, 1) ERA: 3.38	1.0 S 3 0 0 0 2 0 0 0 0 0 0 0 7 10 0.00 0.000																			


AB	34
R	3
H	8
RBI	3
BB	0
SO	6
LOB	13




Batter	1	2	3	4	5	6	7	8	9	AB	R	H	RBI	BB	SO	LOB	BOTTOM			
Daryl Boston, L (1, 8) OBP: 0.271, SLG: 0.322										4	0	0	0	0	13	Montreal Expos @ New York Mets Shea Stadium, Flushing, NY Thu Jun 27 1991, 3:33 AM EDT Att: 29,302 - Sunny - 83 F				
Dave Magadan, L (1, 3) OBP: 0.380, SLG: 0.344										4	1	1	1	0	12					
Gregg Jefferies, S (1, 4) OBP: 0.335, SLG: 0.384										4	1	1	0	0	0					
Jeff Innis, R (8, 1) ERA: 2.96										0	0	0	0	0	0					
John Franco, L (9, 1) ERA: 3.38										0	0	0	0	0	0					
Kevin McReynolds, R (1, 9) OBP: 0.352, SLG: 0.455										4	1	2	1	0	0					
Howard Johnson, S (1, 5) OBP: 0.343, SLG: 0.526										3	0	0	0	1	11					
Mark Carreon, R (1, 7) OBP: 0.315, SLG: 0.381										4	0	3	2	0	0					
Rick Cerone, R (1, 2) OBP: 0.348, SLG: 0.348										4	0	0	0	0	5					
Kevin Elster, R (1, 6) OBP: 0.323, SLG: 0.381										4	0	0	0	0	30					
David Cone, L (1, 1) OBP: 0.257, SLG: 0.194										3	1	3	0	0	0					
Tom Herr, S (8, 4) OBP: 0.351, SLG: 0.280										0	0	0	0	0	0					
Inning Stats	R: 0 E: 0 K: 1 S: 7	H: 0 LOB: 0 BB: 0 P: 13	R: 0 E: 0 K: 0 S: 12	H: 1 LOB: 1 BB: 0 P: 15	R: 0 E: 0 K: 1 S: 10	H: 1 LOB: 1 BB: 0 P: 13	R: 0 E: 0 K: 1 S: 15	H: 2 LOB: 2 BB: 0 P: 19	R: 4 E: 1 K: 1 S: 24	H: 5 LOB: 2 BB: 1 P: 37	R: 0 E: 0 K: 1 S: 11	H: 1 LOB: 1 BB: 0 P: 20	R: 0 E: 0 K: 0 S: 4	H: 0 LOB: 0 BB: 6	R: 0 E: 0 K: 1 S: 9	H: 0 LOB: 0 BB: 15	1B: 10 2B: 0 3B: 0 HR: 0	SF: 0 SAC: 0 DP: 0 HBP: 0	WP: 0 PB: 2 SB: 1 CS: 0	PA: 35
PITCHER	IP WLS BF H R ER SO BB IBB HBP BLK WP HR S P ERA WHIP																			
Oil Can Boyd, R (1, 1) ERA: 4.01	5.0 L 25 9 4 4 4 0 0 0 0 0 0 0 11 20 0.00 1.000																			
Jeff Fassero, L (6, 1) ERA: 1.8	1.0 4 1 0 0 1 0 0 0 0 0 0 0 11 20 0.00 1.000																			
Tim Burke, R (7, 1) ERA: 4.29	2.0 6 0 0 0 1 0 0 0 0 0 0 0 13 21 0.00 0.000																			

AB	34
R	4
H	10
RBI	4
BB	1
SO	6
LOB	11



Batter	1	2	3	4	5	6	7	8	9	AB	R	H	RBI	BB	SO	LOB	TOP										
Mickey Morandini, L (1.4) OBP: 0.323, SLG: 0.303	L6		HR	G5-3			F7			4	1	1	0	0	0	0	Philadelphia Phillies @ New York Mets Shea Stadium, Flushing, NY Fri Jun 28 1991, 7:05 PM EDT Att: 33,511 - Sunny - 89 F										
Charlie Hayes, R (1.5) OBP: 0.226, SLG: 0.329	G5-3		HR				G6-3			4	1	1	3	0	1	0											
Wes Chamberlain, R (1.7) OBP: 0.350, SLG: 0.439	G6-3		G5-3							4	0	1	0	0	0	0											
John Kruk, L (1.3) OBP: 0.354, SLG: 0.484		3B	1B	3B			G3			3	2	1	0	1	0	1											
Dale Murphy, R (1.9) OBP: 0.313, SLG: 0.447		SF8	FC6-4	1B			F8			4	1	2	2	0	1	1											
Darren Daulton, L (1.2) OBP: 0.270, SLG: 0.276	SF8	P2					1B			3	0	1	1	0	0	2											
Dickie Thon, R (1.6) OBP: 0.289, SLG: 0.333	F7	FC6-4					F9			4	0	0	0	0	0	2											
John Morris, L (1.8) OBP: 0.298, SLG: 0.286	G3			G3-1			G1-3			4	0	0	0	0	0	1											
Jose De Jesus, R (1.1) OBP: 0.200, SLG: 0.172			HR	1B			K			4	1	1	0	0	2	0											
Inning Stats	R: 0 E: 0 K: 0 S: 7	H: 0 LOB: 0 BB: 0 P: 10	R: 2 E: 0 K: 0 S: 7	H: 1 LOB: 0 BB: 1 P: 13	R: 4 E: 0 K: 0 S: 20	H: 5 LOB: 1 BB: 0 P: 28	R: 0 E: 0 K: 1 S: 12	H: 0 LOB: 0 BB: 0 P: 16	R: 0 E: 0 K: 1 S: 6	H: 1 LOB: 0 BB: 0 P: 10	R: 0 E: 0 K: 1 S: 6	H: 0 LOB: 0 BB: 0 P: 8	R: 0 E: 0 K: 1 S: 13	H: 1 LOB: 1 BB: 0 P: 18	R: 0 E: 0 K: 0 S: 5	H: 0 LOB: 0 BB: 0 P: 8		1B: 4 2B: 1 3B: 2 HR: 1	SF: 1 SAC: 0 DP: 0 HBP: 0	WP: 0 PB: 0 SB: 1 CS: 0	PA: 36						
PITCHER	IP	WLS	BF	H	R	ER	SO	BB	IBB	HBP	BLK	WP	HR	S	P	ERA	WHIP										
Ron Darling, R (1.1) ERA: 4.43	2.1	L	13	5	6	6	0	1	0	0	0	0	1	31	47	23.14	2.571										
Pete Schourek, L (3.1) ERA: 4.88	5.2		20	3	0	0	4	0	0	0	0	0	0	46	64	0.00	0.529										
Doug Simons, L (9.1) ERA: 4.4	1.0		3	0	0	0	0	0	0	0	0	0	0	5	8	0.00	0.000										

Batter	1	2	3	4	5	6	7	8	9	AB	R	H	RBI	BB	SO	LOB	BOTTOM										
Daryl Boston, L (1.8) OBP: 0.280, SLG: 0.333	2B		CS	BB			K			3	0	1	0	1	1	1	Philadelphia Phillies @ New York Mets Shea Stadium, Flushing, NY Fri Jun 28 1991, 7:05 PM EDT Att: 33,511 - Sunny - 89 F										
Dave Magadan, L (1.3) OBP: 0.378, SLG: 0.342	F9		F8				L6			4	1	1	0	0	0	2											
Gregg Jefferies, S (1.4) OBP: 0.342, SLG: 0.400			F7							2	1	1	2	2	0	0											
Kevin McReynolds, R (1.7) OBP: 0.347, SLG: 0.446	F9						G5-3			4	0	0	0	0	0	3											
Howard Johnson, S (1.5) OBP: 0.338, SLG: 0.517	P4						F8			4	0	0	0	0	0	2											
Hubie Brooks, R (1.9) OBP: 0.352, SLG: 0.495			P6				F8			4	0	0	0	0	1	0											
Mackey Sasser, L (1.2) OBP: 0.353, SLG: 0.540			FC6-4	BB			FC5-4	1B		2	0	1	0	1	0	0											
Kevin Elster, R (1.6) OBP: 0.317, SLG: 0.373	F9						FC5-4			3	0	0	0	0	0	2											
Ron Darling, R (1.1) OBP: 0.133, SLG: 0.233			FC6-4				K			1	0	0	0	0	0	0											
Pete Schourek, L (3.1)										1	0	0	0	0	1	1											
Kelvin Torve, L (8, PH)										1	0	0	0	0	0	0											
Doug Simons, L (9.1)										0	0	0	0	0	0	0											
Inning Stats	R: 0 E: 0 K: 0 S: 10	H: 1 LOB: 2 BB: 1 P: 18	R: 0 E: 0 K: 0 S: 9	H: 0 LOB: 1 BB: 1 P: 16	R: 0 E: 0 K: 0 S: 6	H: 0 LOB: 0 BB: 1 P: 13	R: 0 E: 0 K: 0 S: 6	H: 0 LOB: 0 BB: 0 P: 10	R: 0 E: 0 K: 2 S: 12	H: 1 LOB: 1 BB: 0 P: 22	R: 0 E: 0 K: 0 S: 7	H: 0 LOB: 0 BB: 1 P: 14	R: 0 E: 0 K: 1 S: 6	H: 0 LOB: 0 BB: 0 P: 8	R: 0 E: 0 K: 0 S: 6	H: 0 LOB: 0 BB: 0 P: 8	R: 2 E: 0 K: 0 S: 8	H: 2 LOB: 0 BB: 0 P: 8	1B: 2 2B: 1 3B: 0 HR: 1	SF: 0 SAC: 0 DP: 1 HBP: 0	WP: 0 PB: 0 SB: 0 CS: 1	PA: 33					
PITCHER	IP	WLS	BF	H	R	ER	SO	BB	IBB	HBP	BLK	WP	HR	S	P	ERA	WHIP										
Jose De Jesus, R (1.1) ERA: 3.86	9.0	W	33	4	2	2	3	4	0	0	0	0	1	70	117	2.00	0.889										

Batter	1	2	3	4	5	6	7	8	9	AB	R	H	RBI	BB	SO	LOB	TOP			
Mickey Morandini, L (1.4)	G5-3		K		G3			G6-3		4	0	1	0	0	1	1	Philadelphia Phillies @ New York Mets Shea Stadium, Flushing, NY Sat Jun 29 1991, 7:05 PM EDT Att: 46,244 - Cloudy - 93 F			
Charlie Hayes, R (1.5)	G5-3		G5-4-3 1B		P2			G6-3		4	0	1	0	0	0	2				
Wes Chamberlain, R (1.7)		2-2 1B			G5-4-3 1-2		F8	L7		4	0	1	0	0	0	2				
John Kruk, L (1.3)					G5-3		F7	K		1	0	0	0	0	1	1				
Ricky Jordan, R (1.3)	K									3	0	0	0	0	1	1				
Dale Murphy, R (1.9)		2-2 2B			F7		G5-3			4	0	1	0	0	0	0				
Darren Daulton, L (1.2)					1-1 1B			G6-3		3	0	1	0	1	1	1				
Dickie Thon, R (1.6)					0-0 F9			G2-3 1B		4	0	1	0	0	1	3				
John Morris, L (1.8)					1-1 G3 SH1-4 1B			G2-3		3	0	1	0	1	1	2				
Terry Mulholland, R (1.1)					0-0 SH1-4			G4-3		1	0	0	0	0	0	2				
Joe Boever, R (5.1)										0	0	0	0	0	0	0				
Ron Jones, L (7. PH)	G5-3									1	0	0	0	0	0	1				
Darrel Akerfelds, R (7.1)										0	0	0	0	0	0	0				
Inning Stats	R: 0 E: 0 K: 1 S: 10	H: 1 LOB: 1 BB: 0 P: 17	R: 0 E: 0 K: 2 S: 10	H: 1 LOB: 2 BB: 1 P: 20	R: 0 E: 0 K: 1 S: 8	H: 1 LOB: 0 BB: 0 P: 12	R: 0 E: 0 K: 0 S: 14	H: 1 LOB: 1 BB: 0 P: 19	R: 0 E: 0 K: 0 S: 7	H: 0 LOB: 0 BB: 0 P: 12	R: 0 E: 0 K: 0 S: 9	H: 1 LOB: 1 BB: 0 P: 16	R: 0 E: 0 K: 1 S: 7	H: 1 LOB: 1 BB: 0 P: 8	R: 0 E: 0 K: 1 S: 9	H: 0 LOB: 1 BB: 1 P: 19	1B: 6 2B: 1 3B: 0 HR: 0	SF: 0 SAC: 1 DP: 1 HBP: 0	WP: 0 PB: 0 SB: 0 CS: 0	PA: 35
PITCHER	IP WLS BF H R ER SO	IP WLS BF H R ER SO	IP WLS BF H R ER SO	IP WLS BF H R ER SO	IP WLS BF H R ER SO	IP WLS BF H R ER SO	IP WLS BF H R ER SO	IP WLS BF H R ER SO	IP WLS BF H R ER SO	IP WLS BF H R ER SO	IP WLS BF H R ER SO	IP WLS BF H R ER SO	IP WLS BF H R ER SO	IP WLS BF H R ER SO	IP WLS BF H R ER SO	IP WLS BF H R ER SO	ERA WHIP	ERA WHIP	ERA WHIP	
Wally Whitehurst, R (1.1)	5.0	W	20	5	0	0	4	0	0	0	0	0	0	0	0	0	0.00	1.000		
Jeff Innis, R (6.1)	3.0		11	2	0	0	1	0	0	0	0	0	0	0	0	0	0.00	0.667		
Alejandro Pena, R (9.1)	1.0		4	0	0	0	1	1	0	0	0	0	0	0	0	0	0.00	1.000		

Batter	1	2	3	4	5	6	7	8	9	AB	R	H	RBI	BB	SO	LOB	BOTTOM			
Garry Templeton, S (1.5)	K		G6-3		E SF7 1B		G4-3			4	1	1	1	0	1	0	Philadelphia Phillies @ New York Mets Shea Stadium, Flushing, NY Sat Jun 29 1991, 7:05 PM EDT Att: 46,244 - Cloudy - 93 F			
Dave Magadan, L (1.3)	F7				E3					4	0	2	0	0	0	1				
Hubie Brooks, R (1.9)					F8					2	0	0	1	1	0	2				
Daryl Boston, L (8.8)					SF7		L8			0	0	0	0	0	0	0				
Kevin McReynolds, R (1.7)	F9				K					3	1	1	1	1	1	2				
Mark Carreon, R (1.8)					IBB					4	0	0	0	0	2	3				
Tom Herr, S (1.4)					K					4	0	0	0	0	0	0				
Rick Cerone, R (1.2)					FC6-4					3	1	1	0	1	1	0				
Kevin Elster, R (1.6)					K					4	1	1	0	0	0	1				
Wally Whitehurst, R (1.1)					E1					1	0	0	0	0	0	0				
Gregg Jefferies, S (5. PH)					G6-3					1	0	0	1	0	0	1				
Jeff Innis, R (6.1)										1	0	0	0	0	1	0				
Alejandro Pena, R (9.1)										0	0	0	0	0	0	0				
Inning Stats	R: 0 E: 0 K: 1 S: 7	H: 0 LOB: 1 BB: 1 P: 15	R: 0 E: 0 K: 1 S: 7	H: 0 LOB: 0 BB: 0 P: 12	R: 0 E: 0 K: 0 S: 5	H: 0 LOB: 0 BB: 0 P: 8	R: 0 E: 0 K: 1 S: 12	H: 1 LOB: 1 BB: 0 P: 17	R: 4 E: 2 K: 1 S: 18	H: 4 LOB: 2 BB: 1 P: 29	R: 0 E: 0 K: 0 S: 8	H: 0 LOB: 0 BB: 0 P: 14	R: 0 E: 0 K: 1 S: 8	H: 1 LOB: 1 BB: 0 P: 13	R: 1 E: 0 K: 1 S: 12	H: 1 LOB: 1 BB: 1 P: 21	1B: 5 2B: 1 3B: 0 HR: 1	SF: 1 SAC: 0 DP: 0 HBP: 0	WP: 0 PB: 0 SB: 0 CS: 0	PA: 35
PITCHER	IP WLS BF H R ER SO	IP WLS BF H R ER SO	IP WLS BF H R ER SO	IP WLS BF H R ER SO	IP WLS BF H R ER SO	IP WLS BF H R ER SO	IP WLS BF H R ER SO	IP WLS BF H R ER SO	IP WLS BF H R ER SO	IP WLS BF H R ER SO	IP WLS BF H R ER SO	IP WLS BF H R ER SO	IP WLS BF H R ER SO	IP WLS BF H R ER SO	IP WLS BF H R ER SO	IP WLS BF H R ER SO	ERA WHIP	ERA WHIP	ERA WHIP	
Terry Mulholland, L (1.1)	4.1	L	20	5	4	3	3	0	0	0	0	0	0	0	0	0	6.23	1.385		
Joe Boever, R (5.1)	1.2		6	0	0	0	1	0	0	0	0	0	0	0	0	0	0.00	0.000		
Darrel Akerfelds, R (7.1)	2.0		9	2	1	1	2	1	0	0	0	0	0	0	0	0	4.50	1.500		

Batter	1	2	3	4	5	6	7	8	9	AB R H RBI BB SO LOB	TOP																
Daryl Boston, L (1, 8) OBP: 0.292, SLG: 0.362 Mark Carreon, R (8, PH) OBP: 0.299, SLG: 0.360	2-1 2B		1-2 G4-3			0-3 K		1-1 F9		3 0 1 0 0 1 0 1 0 0 0 0 0 1	<p>New York Mets @ Montreal Expos Olympic Stadium, Montreal, QB Tue Jul 02 1991, 7:05 PM EDT Att: 12,468 - Dome - 70 F</p> <p>livebaseballscores.com</p>																
Kevin Elster, R (1, 6) OBP: 0.310, SLG: 0.358	0-3 K		3-2 G6-3			2-3 K			4-1 SH1-3 1B BB	3 1 0 0 1 2 1																	
Kevin McReynolds, R (1, 7) OBP: 0.351, SLG: 0.456	3-2 F9			1-2 G6-3		3-2 G6-3			0-0 SH1-3	3 0 0 0 0 0 1																	
Howard Johnson, S (1, 5) OBP: 0.349, SLG: 0.540	1-0 P4			2-1 HR			2-2 G6-3 2B		4-0 1B 1B IBB	3 1 2 1 1 0 1																	
Hubie Brooks, R (1, 9) OBP: 0.351, SLG: 0.476		2-1 G4-3		2-2 P3		0-0 G6-3			0-1 L7	4 0 0 0 0 0 3																	
Dave Magadan, L (1, 3) OBP: 0.379, SLG: 0.343		4-2 BB		1-1 G4-3		0-0 G1-3			3-2 1B	3 0 1 1 1 0 1																	
Mackey Sasser, L (1, 2) OBP: 0.352, SLG: 0.529 Rick Cerone, R (9, 2) OBP: 0.352, SLG: 0.341	1-0 P4				0-0 F8		0-2 G6-3			3 0 0 0 0 0 2 0 0 0 0 0 0 0																	
Tom Herr, S (1, 4) OBP: 0.341, SLG: 0.278		2-2 F8			2-1 G4-3			0-1 P4		3 0 0 0 0 0 1																	
David Cone, L (1, 1) OBP: 0.243, SLG: 0.182 Keith Miller, R (8, PH) OBP: 0.392, SLG: 0.500 Alejandro Pena, R (8, 1) John Franco, L (9, 1)			1-3 K			0-0 F9		1-0 E4		2 0 0 0 0 1 0 1 0																	
Inning Stats	R: 0 E: 0 K: 1 S: 9	H: 1 LOB: 1 BB: 0 P: 15	R: 0 E: 0 K: 0 S: 8	H: 0 LOB: 1 BB: 1 P: 17	R: 0 E: 0 K: 1 S: 11	H: 0 LOB: 0 BB: 0 P: 16	R: 1 E: 0 K: 0 S: 10	H: 1 LOB: 0 BB: 0 P: 16	R: 0 E: 0 K: 0 S: 4	H: 0 LOB: 0 BB: 0 P: 6		R: 0 E: 0 K: 2 S: 9	H: 1 LOB: 1 BB: 0 P: 14	R: 0 E: 0 K: 0 S: 8	H: 1 LOB: 1 BB: 0 P: 10	R: 0 E: 1 K: 0 S: 5	H: 0 LOB: 0 BB: 0 P: 7	R: 1 E: 0 K: 0 S: 7	H: 1 LOB: 2 BB: 2 P: 18	1B: 1 2B: 2 3B: 0 HR: 1	SF: 0 SAC: 1 DP: 0 HBP: 0	WP: 0 PA: 33 PB: 0 SB: 0 CS: 1					
PITCHER	IP WLS BF H R ER SO BB IBB HBP BLK WP HR S P ERA WHIP											IP WLS BF H R ER SO BB IBB HBP BLK WP HR S P ERA WHIP															
Oil Can Boyd, R (1, 1) ERA: 3.82	7.0	25	3	1	1	4	1	0	0	0	0	0	1	59	94	1.29	0.571										
Jeff Fassero, L (8, 1) ERA: 1.55	0.1	2	0	0	0	0	0	0	0	0	0	0	0	3	4	0.00	0.000										
Barry Jones, R (8, 1) ERA: 3.86	1.1	L 5	0	1	1	0	1	1	0	0	0	0	0	6	15	6.75	0.750										
Scott Ruskin, L (9, 1) ERA: 2.48	0.1	1	1	0	0	0	0	0	0	0	0	0	0	3	6	0.00	3.000										

Batter	1	2	3	4	5	6	7	8	9	AB R H RBI BB SO LOB	BOTTOM																
Marquis Grissom, R (1, 8) OBP: 0.324, SLG: 0.379	1-1 F8		2-2 P3			2-2 F8		0-1 F9		4 0 0 0 0 0 0	<p>New York Mets @ Montreal Expos Olympic Stadium, Montreal, QB Tue Jul 02 1991, 7:05 PM EDT Att: 12,468 - Dome - 70 F</p> <p>livebaseballscores.com</p>																
Delino DeShields, L (1, 4) OBP: 0.377, SLG: 0.306	1-2 S		1-2 1B			1-2 G4-3		4-2 1B S BB		3 0 2 0 1 0 0																	
Ivan Calderon, R (1, 7) OBP: 0.378, SLG: 0.472	3-0 F8		1-2 FC6-4 1B			3-3 K		3-2 G5-4-3 1B		4 0 2 0 0 1 1																	
Tim Wallach, R (1, 5) OBP: 0.321, SLG: 0.367	4-1 BB		1-1 FC6-4			3-1 HR		2-2 G5-4-3		3 1 1 1 1 0 4																	
Dave Martinez, L (1, 9) OBP: 0.277, SLG: 0.354	2-3 K		1-0 F8			1-0 F7			0-0 FC5-4 1B	4 0 1 0 0 1 2																	
Ron Hassey, L (1, 2) OBP: 0.351, SLG: 0.366 Kenny Williams, R (7, FR) OBP: 0.339, SLG: 0.509 Gilberto Reyes, R (8, 2) OBP: 0.307, SLG: 0.283		0-0 G4-3		0-0 G1-3			3-2 WP 1B		1-3 K	3 0 1 0 0 0 0 0 0 0 0 0 0 0 1 0 0 0 0 1 1																	
Tom Foley, L (1, 3) OBP: 0.299, SLG: 0.347 Mike Fitzgerald, R (9, PH) OBP: 0.250, SLG: 0.235		1-2 G4-3		1-3 K			1-1 F9		1-1 FC5-4 1B	3 0 0 0 0 1 1 1 0 0 0 0 0 1																	
Spike Owen, S (1, 6) OBP: 0.306, SLG: 0.317		1-0 L5					2-3 K		1-1 1B	4 0 1 0 0 1 2																	
Oil Can Boyd, R (1, 1) Eric Burdick, L (7, PH) Jeff Fassero, L (8, 1) Barry Jones, R (8, 1) Scott Ruskin, R (9, 1) Junior Noboa, R (9, PH) OBP: 0.258, SLG: 0.338			2-3 K			2-3 K		0-0 G4-1		2 0 0 0 0 2 0 1 0 0 0 0 0 2 0 1 0 0 0 0 1 2																	
Inning Stats	R: 0 E: 0 K: 1 S: 12	H: 1 LOB: 2 BB: 1 P: 23	R: 0 E: 0 K: 0 S: 5	H: 0 LOB: 0 BB: 0 P: 7	R: 0 E: 0 K: 1 S: 15	H: 2 LOB: 0 BB: 0 P: 22	R: 0 E: 0 K: 1 S: 6	H: 0 LOB: 0 BB: 0 P: 8	R: 0 E: 0 K: 1 S: 10	H: 0 LOB: 0 BB: 0 P: 14		R: 1 E: 0 K: 1 S: 10	H: 1 LOB: 0 BB: 0 P: 18	R: 0 E: 0 K: 1 S: 10	H: 1 LOB: 2 BB: 0 P: 16	R: 0 E: 0 K: 0 S: 14	H: 1 LOB: 1 BB: 1 P: 23	R: 0 E: 0 K: 2 S: 11	H: 2 LOB: 2 BB: 0 P: 15	1B: 7 2B: 0 3B: 0 HR: 1	SF: 0 SAC: 0 DP: 1 HBP: 0	WP: 1 PA: 36 PB: 0 SB: 2 CS: 0					
PITCHER	IP WLS BF H R ER SO BB IBB HBP BLK WP HR S P ERA WHIP											IP WLS BF H R ER SO BB IBB HBP BLK WP HR S P ERA WHIP															
David Cone, R (1, 1) ERA: 2.9	7.0	27	5	1	1	6	1	0	0	0	0	0	1	68	108	1.29	0.857										
Alejandro Pena, R (8, 1) ERA: 2.83	1.0	W 4	1	0	0	0	1	0	0	0	0	0	0	14	23	0.00	2.000										
John Franco, L (9, 1) ERA: 3.12	1.0	S 5	2	0	0	2	0	0	0	0	0	0	0	11	15	0.00	2.000										



Batter	1	2	3	4	5	6	7	8	9	AB	R	H	RBI	BB	SO	LOB	TOP					
Garry Templeton, S OBP: 0.257, SLG: 0.341 (1, 3)										5	0	1	0	0	1	1						
Kevin Elster, R OBP: 0.301, SLG: 0.346 (1, 6)										5	0	0	0	0	1	2						
Kevin McReynolds, R OBP: 0.352, SLG: 0.457 (1, 7)										5	2	2	0	0	0	2						
Howard Johnson, S OBP: 0.354, SLG: 0.554 (1, 5)										3	1	2	2	1	0	0						
Hubie Brooks, R OBP: 0.353, SLG: 0.474 Daryl Boston, L OBP: 0.292, SLG: 0.362 (1, 9) (8, 8)										3	0	1	1	1	0	0						
Mark Carreon, R OBP: 0.298, SLG: 0.357 (1, 8) (8, 9)										4	0	1	0	0	1	1						
Rick Cerone, R OBP: 0.356, SLG: 0.346 (1, 2)										4	1	2	0	0	0	3						
Tom Herr, S OBP: 0.351, SLG: 0.281 (1, 4)										2	0	1	1	2	0	0						
Ron Darling, R OBP: 0.125, SLG: 0.219 Alejandro Pena, R (9, 1)										2	0	0	0	0	0	1						
Inning Stats	R: 2 E: 0 K: 2 S: 15	H: 2 LOB: 1 BB: 1 P: 30	R: 0 E: 0 K: 0 S: 8	H: 0 LOB: 0 BB: 0 P: 13	R: 1 E: 0 K: 0 S: 14	H: 4 LOB: 3 BB: 0 P: 21	R: 0 E: 0 K: 0 S: 10	H: 1 LOB: 2 BB: 1 P: 19	R: 0 E: 0 K: 0 S: 4	H: 0 LOB: 0 BB: 0 P: 8	R: 0 E: 0 K: 0 S: 6	H: 1 LOB: 1 BB: 1 P: 14	R: 0 E: 0 K: 0 S: 9	H: 0 LOB: 0 BB: 1 P: 17	R: 1 E: 0 K: 0 S: 16	H: 2 LOB: 1 BB: 0 P: 23	R: 0 E: 0 K: 1 S: 5	H: 0 LOB: 0 BB: 0 P: 9	1B: 9 2B: 0 3B: 0 HR: 1	SF: 0 SAC: 2 DP: 0 HBP: 0	WP: 0 PB: 0 SB: 1 CS: 1	PA: 40
PITCHER	IP	WLS	BF	H	R	ER	SO	BB	IBB	HBP	BLK	WP	HR	S	P	ERA	WHIP					
Chris Haney, L ERA: 5.06 Doug Platt, R ERA: 3.14 Barry Jones, R ERA: 3.78	(1, 1) (7, 1) (9, 1)	6.0 2.0 1.0	L 8 3	28 2 0	8 1 0	3 1 0	2 0 1	3 1 0	0 0 0	0 0 0	0 0 0	0 0 0	1 0 0	57 25 5	105 40 9	4.50 4.50 0.00	1.833 1.500 0.000					

New York Mets @ Montreal Expos
Olympic Stadium, Montreal, QB
Wed Jul 03 1991, 7:05 PM EDT
Att: 13,830 - Cloudy - 69 F

AB	33
R	4
H	10
RBI	4
BB	4
SO	3
LOB	10



Batter	1	2	3	4	5	6	7	8	9	AB	R	H	RBI	BB	SO	LOB	BOTTOM				
Marquis Grissom, R OBP: 0.320, SLG: 0.373 (1, 8)										4	0	0	0	0	1	0					
Delino DeShields, L OBP: 0.373, SLG: 0.361 (1, 4)										4	0	0	0	0	3	0					
Ivan Calderon, R OBP: 0.376, SLG: 0.467 (1, 7)										3	0	0	0	1	0	0					
Tim Wallach, R OBP: 0.318, SLG: 0.363 (1, 5)										3	0	0	0	0	1						
Dave Martinez, L OBP: 0.282, SLG: 0.355 (1, 9)										2	0	1	0	1	0	0					
Tom Foley, L OBP: 0.291, SLG: 0.337 (1, 3)										3	0	0	0	0	2						
Mike Fitzgerald, R OBP: 0.253, SLG: 0.229 (1, 2)										2	0	0	0	1	0	2					
Spike Owen, S OBP: 0.306, SLG: 0.317 (1, 6)										3	0	1	0	0	1	0					
Chris Haney, L Bret Barberie, S Doug Platt, L Eric Bullock, L Barry Jones, R (1, 1) (6, PH) (7, 1) (8, PH) (9, 1)	(1, 1) (6, PH) (7, 1) (8, PH) (9, 1)	8.0 W 3	27 L 3	27 0 0	2 0 0	4 0 2	0 0 2	1 0 1	15 15 12	R: 0 E: 0 K: 2 S: 8	H: 1 LOB: 2 BB: 1 P: 15	R: 0 E: 0 K: 2 S: 8	H: 0 LOB: 0 BB: 0 P: 12	1B: 2 2B: 1 3B: 0 HR: 0	SF: 0 SAC: 0 DP: 2 HBP: 0	WP: 0 PB: 0 SB: 0 CS: 1	PA: 31				
PITCHER	IP	WLS	BF	H	R	ER	SO	BB	IBB	HBP	BLK	WP	HR	S	P	ERA	WHIP				
Ron Darling, R ERA: 4.06 Alejandro Pena, R ERA: 2.75	(1, 1) (9, 1)	1.0 3	0 3	0 0	0 0	0 0	2 2	0 0	0 0	0 0	0 0	0 0	0 0	8 12	0.00 0.000	0.000 0.625					

New York Mets @ Montreal Expos
Olympic Stadium, Montreal, QB
Wed Jul 03 1991, 7:05 PM EDT
Att: 13,830 - Cloudy - 69 F

AB	27
R	0
H	2
RBI	0
BB	3
SO	6
LOB	7



Batter	1	2	3	4	5	6	7	8	9	AB	R	H	RBI	BB	SO	LOB	TOP										
Garry Templeton, S OBP: 0.255, SLG: 0.336 (1, 3)	F9		F8		G6-3			E4	E	5	1	1	0	0	0	0	New York Mets @ Montreal Expos Olympic Stadium, Montreal, QB Thu Jul 04 1991, 7:05 PM EDT Att: 12,763 - Cloudy - 70 F										
Kevin Elster, R OBP: 0.304, SLG: 0.366 (1, 6)	HR		1B		K			FC3-6	G5-3	5	2	2	1	0	1	2											
Kevin McReynolds, R OBP: 0.356, SLG: 0.462 (1, 7)	2B		F7					FC	E1	4	0	2	0	1	0	2											
Howard Johnson, S OBP: 0.355, SLG: 0.553 (1, 5)	F7							G5-2-3	P5	4	0	1	1	1	0	3											
Hubie Brooks, R OBP: 0.355, SLG: 0.470 Daryl Boston, L OBP: 0.292, SLG: 0.362 (8, PR)	BB							2B		2	0	0	0	0	2	2											
Mark Carreon, R OBP: 0.288, SLG: 0.345 (1, 8)	F8							IBB		0	0	0	0	0	0	0											
Mark Carreon, R OBP: 0.288, SLG: 0.345 (8, 9)	F8							G5-2-3		4	0	0	0	0	1	6											
Rick Cerone, R OBP: 0.353, SLG: 0.338 (1, 2)		F8							SH1-4	3	1	0	0	1	1	0	AB 34 R 5 H 7 RBI 4 BB 5 SO 6 LOB 16										
Tom Herr, S OBP: 0.345, SLG: 0.275 (1, 4)		F8						G1-3	SH1-4	3	0	0	0	0	1	0											
Wally Whitehurst, R OBP: 0.190, SLG: 0.158 Gregg Jefferies, S OBP: 0.343, SLG: 0.415 Jeff Innis, R (9, 1)		G1-3						G1-3		3	0	0	0	0	0	0											
Wally Whitehurst, R OBP: 0.190, SLG: 0.158 Gregg Jefferies, S OBP: 0.343, SLG: 0.415 Jeff Innis, R (9, 1)		G1-3						G1-3		1	1	1	2	0	0	0											
Wally Whitehurst, R OBP: 0.190, SLG: 0.158 Gregg Jefferies, S OBP: 0.343, SLG: 0.415 Jeff Innis, R (9, 1)		G1-3						G1-3		0	0	0	0	0	0	0											
Wally Whitehurst, R OBP: 0.190, SLG: 0.158 Gregg Jefferies, S OBP: 0.343, SLG: 0.415 Jeff Innis, R (9, 1)		G1-3						G1-3		0	0	0	0	0	0	0											
Wally Whitehurst, R OBP: 0.190, SLG: 0.158 Gregg Jefferies, S OBP: 0.343, SLG: 0.415 Jeff Innis, R (9, 1)		G1-3						G1-3		0	0	0	0	0	0	0											
Inning Stats	R: 1 E: 0 K: 0 S: 10	H: 2 LOB: 2 BB: 1 P: 22	R: 0 E: 0 K: 0 S: 4	H: 0 LOB: 0 BB: 0 P: 8	R: 0 E: 0 K: 1 S: 9	H: 1 LOB: 2 BB: 1 P: 19	R: 0 E: 0 K: 1 S: 7	H: 0 LOB: 0 BB: 0 P: 10	R: 0 E: 0 K: 2 S: 11	H: 0 LOB: 1 BB: 1 P: 21	R: 0 E: 0 K: 1 S: 8	H: 0 LOB: 0 BB: 0 P: 11	R: 1 E: 2 K: 0 S: 7	H: 1 LOB: 2 BB: 1 P: 14	R: 3 E: 1 K: 0 S: 15	H: 3 LOB: 1 BB: 1 P: 24	1B: 3 2B: 2 3B: 0 HR: 2	SF: 0 SAC: 1 DP: 1 HBP: 0	WP: 0 PB: 0 SB: 2 CS: 0	PA: 40							
PITCHER	IP	WLS	BF	H	R	ER	SO	BB	IBB	HBP	BLK	WP	HR	S	P	ERA	WHIP										
Brian Barnes, L ERA: 4.91 (1, 1)	6.0		24	3	1	1	5	3	0	0	0	0	1	48	91	1.50	1.000										
Tim Burke, R ERA: 4.0 (7, 1)	0.0	L	0	0	0	0	0	0	0	0	0	0	0	0	0	∞	∞										
Barry Jones, R ERA: 4.09 (9, 1)	0.2		6	3	3	2	0	1	0	0	0	0	1	14	23	27.00	6.000										
Jeff Fassero, L ERA: 1.53 (9, 1)	0.1		1	0	0	0	0	0	0	0	0	0	0	1	1	0.00	0.000										
Batter	1	2	3	4	5	6	7	8	9	AB	R	H	RBI	BB	SO	LOB	BOTTOM										
Delino DeShields, L OBP: 0.370, SLG: 0.357 (1, 4)	G3		K						K	3	0	0	0	0	2	1	New York Mets @ Montreal Expos Olympic Stadium, Montreal, QB Thu Jul 04 1991, 7:05 PM EDT Att: 12,763 - Cloudy - 70 F										
Marquis Grissom, R OBP: 0.316, SLG: 0.368 (1, 8)	G6-3								P4	4	0	0	0	0	0	1											
Ivan Calderon, R OBP: 0.375, SLG: 0.467 (1, 7)	K								G3	4	1	1	0	0	1	0											
Tim Wallach, R OBP: 0.316, SLG: 0.359 (1, 5)		F8							G4-1	3	0	0	0	0	1	1											
Dave Martinez, L OBP: 0.283, SLG: 0.360 (1, 9)		K							K	3	0	1	0	0	2	1											
Andres Galarraga, R OBP: 0.289, SLG: 0.368 (1, 3)		G4-3							G6-3	3	0	0	0	0	0	1											
Mike Fitzgerald, R OBP: 0.245, SLG: 0.221 (1, 2)			G6-3						F8	3	0	0	0	0	1	1											
Spike Owen, S OBP: 0.304, SLG: 0.314 Tom Foley, L OBP: 0.237, SLG: 0.343 (8, PH)			G4-3						G4-6-3	2	0	0	0	0	1	1											
Spike Owen, S OBP: 0.304, SLG: 0.314 Tom Foley, L OBP: 0.237, SLG: 0.343 (9, 6)			G4-3						1B	1	0	1	0	0	0	0											
Brian Barnes, L ERA: 4.91 (1, 1)									G4-6-3	0	0	0	0	1	0	0											
Eric Burdick, L ERA: 3.17 (5, PH)									G4-6-3	1	0	1	0	0	0	0											
Tim Burke, R ERA: 4.0 (7, 1)									G4-6-3	0	0	0	0	0	0	0											
Bret Barberie, S OBP: 0.313, SLG: 0.429 (8, PH)									G4-6-3	1	0	0	0	0	0	1											
Barry Jones, R ERA: 4.09 (9, 1)									G4-6-3	0	0	0	0	0	0	0											
Jeff Fassero, L ERA: 1.53 (9, 1)									G4-6-3	0	0	0	0	0	0	0											
Inning Stats	R: 0 E: 0 K: 1 S: 6	H: 0 LOB: 0 BB: 0 P: 9	R: 0 E: 0 K: 1 S: 6	H: 0 LOB: 0 BB: 0 P: 12	R: 0 E: 0 K: 1 S: 9	H: 0 LOB: 1 BB: 1 P: 18	R: 0 E: 0 K: 1 S: 9	H: 0 LOB: 0 BB: 0 P: 14	R: 0 E: 0 K: 0 S: 4	H: 1 LOB: 1 BB: 0 P: 5	R: 1 E: 0 K: 1 S: 9	H: 1 LOB: 0 BB: 0 P: 13	R: 0 E: 0 K: 0 S: 9	H: 1 LOB: 0 BB: 0 P: 13	R: 0 E: 0 K: 1 S: 12	H: 0 LOB: 0 BB: 0 P: 17	1B: 2 2B: 2 3B: 0 HR: 0	SF: 0 SAC: 1 DP: 1 HBP: 0	WP: 0 PB: 0 SB: 1 CS: 1	PA: 31							
PITCHER	IP	WLS	BF	H	R	ER	SO	BB	IBB	HBP	BLK	WP	HR	S	P	ERA	WHIP										
Wally Whitehurst, R ERA: 3.17 (1, 1)	8.0	W	27	4	1	1	7	1	0	0	0	0	0	61	97	1.12	0.625										
Jeff Innis, R ERA: 2.43 (9, 1)	1.0		3	0	0	0	1	0	0	0	0	0	0	12	17	0.00	0.000										

Batter	1	2	3	4	5	6	7	8	9	AB	R	H	RBI	BB	SO	LOB	TOP				
Keith Miller, R OBP: 0.377, SLG: 0.483	P2		F9 1B	BB 2B		G5-3		L8		5	2	2	2	0	0	0					
Dave Magadan, L OBP: 0.373, SLG: 0.332	K		F9 1B	BB 2B					F7	3	1	0	0	2	1	1					
Kevin McReynolds, R OBP: 0.360, SLG: 0.459	F9		1B	BB 2B		G6-3			K	5	1	2	3	0	1	1					
Howard Johnson, S OBP: 0.353, SLG: 0.547		P2	1B		P6				G6-3	5	0	1	0	0	0	1					
Hubie Brooks, R OBP: 0.354, SLG: 0.471	F7		1B			G3 HBP			G6-3	3	0	1	1	0	0	0					
Mackey Sasser, L OBP: 0.333, SLG: 0.500	G5-3		L7		G3				P4	4	0	0	0	0	0	3					
Daryl Boston, L OBP: 0.322, SLG: 0.404			2B	BB	G4-3 S 1B				HR	2	3	1	1	2	0	1					
Garry Templeton, S OBP: 0.255, SLG: 0.340			1B	2B	F8	G3		G4-3		4	1	1	1	0	0	2					
David Cone, L OBP: 0.220, SLG: 0.162			K		G4-3			G5-3		4	0	0	0	0	1	2					
Jeff Innis, R (9, 1)						G4-3				0	0	0	0	0	0	0					
Inning Stats	R: 0 E: 0 K: 1 S: 7	H: 0 LOB: 0 BB: 0 P: 11	R: 0 E: 0 K: 0 S: 8	H: 0 LOB: 0 BB: 0 P: 13	R: 4 E: 1 K: 1 S: 17	H: 5 LOB: 2 BB: 1 P: 27	R: 3 E: 0 K: 0 S: 18	H: 2 LOB: 1 BB: 2 P: 31	R: 0 E: 0 K: 0 S: 7	H: 0 LOB: 1 BB: 0 P: 13	R: 0 E: 0 K: 0 S: 4	H: 0 LOB: 0 BB: 0 P: 7	R: 1 E: 0 K: 0 S: 7	H: 1 LOB: 0 BB: 0 P: 9	R: 0 E: 0 K: 1 S: 11	H: 0 LOB: 0 BB: 0 P: 17	1B: 5 2B: 2 3B: 0 HR: 1	SF: 0 SAC: 0 DP: 0 HBP: 1	WP: 0 PB: 0 SB: 1 CS: 0	PA: 40	
PITCHER	IP WLS BF H R ER SO BB IBB HBP BLK WP HR S P ERA WHIP	IP WLS BF H R ER SO BB IBB HBP BLK WP HR S P ERA WHIP	IP WLS BF H R ER SO BB IBB HBP BLK WP HR S P ERA WHIP	IP WLS BF H R ER SO BB IBB HBP BLK WP HR S P ERA WHIP	IP WLS BF H R ER SO BB IBB HBP BLK WP HR S P ERA WHIP	IP WLS BF H R ER SO BB IBB HBP BLK WP HR S P ERA WHIP	IP WLS BF H R ER SO BB IBB HBP BLK WP HR S P ERA WHIP	IP WLS BF H R ER SO BB IBB HBP BLK WP HR S P ERA WHIP	IP WLS BF H R ER SO BB IBB HBP BLK WP HR S P ERA WHIP	IP WLS BF H R ER SO BB IBB HBP BLK WP HR S P ERA WHIP	IP WLS BF H R ER SO BB IBB HBP BLK WP HR S P ERA WHIP	IP WLS BF H R ER SO BB IBB HBP BLK WP HR S P ERA WHIP	IP WLS BF H R ER SO BB IBB HBP BLK WP HR S P ERA WHIP	IP WLS BF H R ER SO BB IBB HBP BLK WP HR S P ERA WHIP	IP WLS BF H R ER SO BB IBB HBP BLK WP HR S P ERA WHIP	IP WLS BF H R ER SO BB IBB HBP BLK WP HR S P ERA WHIP	IP WLS BF H R ER SO BB IBB HBP BLK WP HR S P ERA WHIP	IP WLS BF H R ER SO BB IBB HBP BLK WP HR S P ERA WHIP	IP WLS BF H R ER SO BB IBB HBP BLK WP HR S P ERA WHIP	IP WLS BF H R ER SO BB IBB HBP BLK WP HR S P ERA WHIP	IP WLS BF H R ER SO BB IBB HBP BLK WP HR S P ERA WHIP
Tommy Greene, R ERA: 3.01	2.2	L	14	5	4	4	2	1	0	0	0	0	0	0	0	0	13.50	2.250			
Amalio Carreno, R ERA: 11.57	2.1		12	2	3	3	0	2	0	1	0	0	0	0	0	26	45	11.57	1.714		
Tim Mauser, R ERA: 3.0	3.0		11	1	1	1	0	1	0	0	0	0	1	19	31	3.00	0.667				
Mitch Williams, L ERA: 2.89	1.0		3	0	0	0	1	0	0	0	0	0	0	0	11	17	0.00	0.000			

New York Mets @ Philadelphia Phillies
Veterans Stadium, Philadelphia, PA
Sun Jul 07 1991, 3:33 AM EDT
Att: 35,444 - Cloudy - 71 F

AB 35
R 8
H 8
RBI 8
BB 4
SO 3
LOB 11



Batter	1	2	3	4	5	6	7	8	9	AB	R	H	RBI	BB	SO	LOB	BOTTOM					
Wally Backman, S OBP: 0.338, SLG: 0.326	K		G4-3			G4-1 1B		K		4	0	1	0	0	2	1						
John Morris, L OBP: 0.327, SLG: 0.294	K			1B		G4-1		G3-1		4	0	1	0	0	1	2						
Ricky Jordan, R OBP: 0.312, SLG: 0.475	K			F9		F9			HR	4	1	1	1	0	1	2						
John Kruk, L OBP: 0.340, SLG: 0.455		G4-3					F7		K	3	0	0	0	0	1	1						
Jim Lindeman, R OBP: 0.400, SLG: 0.407				K					K	1	0	0	0	0	1	0						
Dale Murphy, R OBP: 0.317, SLG: 0.447		G6-3		K					G1-3	3	0	0	0	1	1	1						
Darren Daulton, L OBP: 0.293, SLG: 0.310					L9		F8		2B	2	1	0	0	2	0	1						
Charlie Hayes, R OBP: 0.234, SLG: 0.326		P3			F7		P4		2B	4	0	1	1	0	0	2						
Rod Booker, L OBP: 0.224, SLG: 0.250										2	0	0	0	0	0	0						
Tim Mauser, R (6, 1)			P6			G6-3			P4	0	0	0	0	0	0	0						
Ron Jones, L OBP: 0.278, SLG: 0.250								L8		1	0	0	0	0	0	0						
Mitch Williams, L (9, 1)										0	0	0	0	0	0	0						
Wes Chamberlain, R OBP: 0.333, SLG: 0.409										1	0	0	0	0	0	1						
Tommy Greene, R OBP: 0.285, SLG: 0.333										0	0	0	0	0	0	0						
Amalio Carreno, R (3, 1)			K							1	0	0	0	0	1	0						
Mickey Morandini, L OBP: 0.314, SLG: 0.295							F7		2B	2	0	1	0	0	0	0						
Inning Stats	R: 0 E: 0 K: 3 S: 11	H: 0 LOB: 0 BB: 0 P: 15	R: 0 E: 0 K: 0 S: 6	H: 0 LOB: 1 BB: 1 P: 13	R: 0 E: 0 K: 1 S: 9	H: 0 LOB: 0 BB: 0 P: 13	R: 0 E: 0 K: 2 S: 9	H: 1 LOB: 1 BB: 0 P: 10	R: 0 E: 0 K: 0 S: 4	H: 0 LOB: 0 BB: 0 P: 6	R: 0 E: 0 K: 0 S: 8	H: 1 LOB: 1 BB: 0 P: 12	R: 0 E: 0 K: 0 S: 9	H: 0 LOB: 1 BB: 1 P: 17	R: 0 E: 0 K: 1 S: 8	H: 1 LOB: 1 BB: 0 P: 13	R: 2 E: 0 K: 1 S: 17	H: 2 LOB: 1 BB: 1 P: 26	1B: 2 2B: 2 3B: 0 HR: 1	SF: 0 SAC: 0 DP: 0 HBP: 0	WP: 0 PB: 0 SB: 0 CS: 0	PA: 35
PITCHER	IP WLS BF H R ER SO BB IBB HBP BLK WP HR S P ERA WHIP	IP WLS BF H R ER SO BB IBB HBP BLK WP HR S P ERA WHIP	IP WLS BF H R ER SO BB IBB HBP BLK WP HR S P ERA WHIP	IP WLS BF H R ER SO BB IBB HBP BLK WP HR S P ERA WHIP	IP WLS BF H R ER SO BB IBB HBP BLK WP HR S P ERA WHIP	IP WLS BF H R ER SO BB IBB HBP BLK WP HR S P ERA WHIP	IP WLS BF H R ER SO BB IBB HBP BLK WP HR S P ERA WHIP	IP WLS BF H R ER SO BB IBB HBP BLK WP HR S P ERA WHIP	IP WLS BF H R ER SO BB IBB HBP BLK WP HR S P ERA WHIP	IP WLS BF H R ER SO BB IBB HBP BLK WP HR S P ERA WHIP	IP WLS BF H R ER SO BB IBB HBP BLK WP HR S P ERA WHIP	IP WLS BF H R ER SO BB IBB HBP BLK WP HR S P ERA WHIP	IP WLS BF H R ER SO BB IBB HBP BLK WP HR S P ERA WHIP	IP WLS BF H R ER SO BB IBB HBP BLK WP HR S P ERA WHIP	IP WLS BF H R ER SO BB IBB HBP BLK WP HR S P ERA WHIP	IP WLS BF H R ER SO BB IBB HBP BLK WP HR S P ERA WHIP	IP WLS BF H R ER SO BB IBB HBP BLK WP HR S P ERA WHIP	IP WLS BF H R ER SO BB IBB HBP BLK WP HR S P ERA WHIP	IP WLS BF H R ER SO BB IBB HBP BLK WP HR S P ERA WHIP	IP WLS BF H R ER SO BB IBB HBP BLK WP HR S P ERA WHIP	IP WLS BF H R ER SO BB IBB HBP BLK WP HR S P ERA WHIP	
David Cone, R ERA: 2.84	8.2	W	34	5	2	2	8	3	0	0	0	0	0	0	0	0	2.08	0.923				
Jeff Innis, R ERA: 2.41	0.1		1	0	0	0	0	0	0	0	0	0	0	3	3	0.00	0.000					

New York Mets @ Philadelphia Phillies
Veterans Stadium, Philadelphia, PA
Sun Jul 07 1991, 3:33 AM EDT
Att: 35,444 - Cloudy - 71 F

AB 32
R 2
H 5
RBI 2
BB 3
SO 8
LOB 11



Batter	1	2	3	4	5	6	7	8	9	AB	R	H	RBI	BB	SO	LOB	TOP								
Thomas Howard, S OBP: 0.312, SLG: 0.329	G6-3		K2-3					G6-3	K	5	0	1	0	0	2	0	San Diego Padres @ New York Mets Shea Stadium, Flushing, NY Thu Jul 11 1991, 7:05 PM EDT Att: 32,208 - Cloudy - 85 F								
Tony Fernandez, S OBP: 0.352, SLG: 0.368	K		G6-3			G3		L4		5	0	1	0	0	1	1									
Tony Gwynn, L OBP: 0.389, SLG: 0.485	E6					G4-3			CS	4	1	2	0	0	0	0									
Fred McGriff, L OBP: 0.404, SLG: 0.495						G6-3				3	1	1	0	1	1	1									
Jerald Clark, R OBP: 0.369, SLG: 0.460	K				G4-1					3	0	1	1	1	1	2									
Benito Santiago, R OBP: 0.275, SLG: 0.397										4	1	3	1	0	0	1									
Tim Lincecum, R OBP: 0.363, SLG: 0.358										0	0	0	0	0	0	0									
Paul Faries, R OBP: 0.277, SLG: 0.220										2	0	0	0	1	1	1									
Phil Stephenson, L OBP: 0.313, SLG: 0.482										0	0	0	0	0	0	0									
Darrin Jackson, R OBP: 0.313, SLG: 0.482										1	0	0	0	0	0	3									
Larry Andersen, R OBP: 0.299, SLG: 0.305										0	0	0	0	0	0	0									
Bruce Hurst, L OBP: 0.186, SLG: 0.103										2	0	0	0	0	1	1									
Shawn Abner, R OBP: 0.223, SLG: 0.250										1	0	0	0	0	1	0									
Jose Melendez, R OBP: 0.143, SLG: 0.077										0	0	0	0	0	0	0									
Scott Coolbaugh, R OBP: 0.299, SLG: 0.305										1	0	0	0	0	1	0									
Inning Stats	R: 0 E: 1 K: 2 S: 12	H: 1 LOB: 2 BB: 0 P: 17	R: 0 E: 0 K: 1 S: 7	H: 1 LOB: 1 BB: 1 P: 15	R: 0 E: 0 K: 2 S: 10	H: 1 LOB: 1 BB: 0 P: 13	R: 1 E: 1 K: 1 S: 16	H: 1 LOB: 1 BB: 0 P: 22	R: 0 E: 0 K: 1 S: 10	H: 0 LOB: 0 BB: 1 P: 15	R: 0 E: 0 K: 0 S: 9	H: 0 LOB: 1 BB: 1 P: 16	R: 0 E: 0 K: 2 S: 10	H: 0 LOB: 0 BB: 0 P: 13	R: 2 E: 0 K: 0 S: 10	H: 3 LOB: 3 BB: 2 P: 21	R: 0 E: 0 K: 2 S: 10	H: 1 LOB: 0 BB: 0 P: 18	1B: 6 2B: 4 3B: 0 HR: 0	SF: 0 SAC: 0 DP: 1 HBP: 0	WP: 0 PB: 0 SB: 0 CS: 4	PA: 39			
PITCHER	IP	WLS	BF	H	R	ER	SO	BB	IBB	HBP	BLK	WP	HR	S	P	ERA	WHIP								
Dwight Gooden, R ERA: 4.08	7.2		32	7	3	2	9	3	0	0	0	0	0	82	124	2.35	1.304								
Alejandro Pena, R ERA: 2.75	0.0		2	1	0	0	0	0	1	0	0	0	0	1	7	∞	∞								
John Franco, L ERA: 2.83	1.1	W	4	1	0	0	2	0	0	0	0	0	0	11	19	0.00	0.750								

AB	31
R	3
H	9
RBI	2
BB	3
SO	9
LOB	10



Batter	1	2	3	4	5	6	7	8	9	AB	R	H	RBI	BB	SO	LOB	BOTTOM								
Keith Miller, R OBP: 0.369, SLG: 0.468	F8									4	0	1	0	0	0	1	San Diego Padres @ New York Mets Shea Stadium, Flushing, NY Thu Jul 11 1991, 7:05 PM EDT Att: 32,208 - Cloudy - 85 F								
Kevin Elster, R OBP: 0.295, SLG: 0.353	G5-3									4	0	1	0	0	1	1									
Garry Templeton, S OBP: 0.260, SLG: 0.340										0	0	0	0	1	0	0									
Kevin McReynolds, R OBP: 0.364, SLG: 0.462	G6-3									5	0	3	1	0	0	2									
Howard Johnson, S OBP: 0.352, SLG: 0.546										4	1	1	0	0	0	2									
Hubie Brooks, R OBP: 0.356, SLG: 0.484										4	2	2	1	0	0	1									
Dave Magadan, L OBP: 0.371, SLG: 0.331										4	0	1	1	0	1	1									
Mark Carreon, R OBP: 0.287, SLG: 0.341										3	0	1	1	0	1	1									
Daryl Boston, L OBP: 0.328, SLG: 0.409										1	0	1	0	0	0	0									
Charlie O'Brien, R OBP: 0.233, SLG: 0.163										2	0	0	0	1	0	2									
Mackey Sasser, L OBP: 0.329, SLG: 0.493										1	0	0	0	0	0	0									
Dwight Gooden, R OBP: 0.174, SLG: 0.261										3	0	0	0	0	1	3									
Alejandro Pena, R										0	0	0	0	0	0	0									
John Franco, L										0	0	0	0	0	0	0									
Gregg Jefferies, S OBP: 0.346, SLG: 0.415										0	1	0	0	1	0	0									
Inning Stats	R: 0 E: 0 K: 0 S: 8	H: 0 LOB: 0 BB: 0 P: 14	R: 1 E: 0 K: 0 S: 11	H: 1 LOB: 0 BB: 0 P: 19	R: 0 E: 0 K: 1 S: 15	H: 2 LOB: 2 BB: 0 P: 19	R: 0 E: 0 K: 2 S: 11	H: 1 LOB: 1 BB: 0 P: 14	R: 0 E: 0 K: 1 S: 5	H: 0 LOB: 1 BB: 1 P: 10	R: 2 E: 0 K: 0 S: 14	H: 4 LOB: 2 BB: 0 P: 21	R: 0 E: 0 K: 0 S: 8	H: 1 LOB: 1 BB: 0 P: 13	R: 0 E: 0 K: 0 S: 10	H: 1 LOB: 0 BB: 0 P: 16	R: 1 E: 0 K: 0 S: 11	H: 1 LOB: 2 BB: 2 P: 24	1B: 9 2B: 1 3B: 0 HR: 1	SF: 0 SAC: 0 DP: 0 HBP: 0	WP: 0 PB: 0 SB: 0 CS: 1	PA: 40			
PITCHER	IP	WLS	BF	H	R	ER	SO	BB	IBB	HBP	BLK	WP	HR	S	P	ERA	WHIP								
Bruce Hurst, L ERA: 3.29	6.0		27	8	3	3	4	1	0	0	0	0	0	64	97	4.50	1.500								
Jose Melendez, R ERA: 3.53	1.0		4	1	0	0	0	0	0	0	0	0	0	8	13	0.00	1.000								
Larry Andersen, R ERA: 3.0	1.2	L	8	2	1	1	0	1	1	0	0	0	0	21	40	5.40	1.800								

AB	36
R	4
H	11
RBI	4
BB	3
SO	4
LOB	15



Batter	1	2	3	4	5	6	7	8	9	AB	R	H	RBI	BB	SO	LOB	TOP					
Tony Fernandez, S OBP: 0.351, SLG: 0.366 (1, 6)	G6-3			F7		G3		B6-3		4	1	1	0	0	0	0						
Tim Tauler, R OBP: 0.353, SLG: 0.346 (1, 4)	F8			F8		E6		F8		0	0	0	0	0	0	0						
Tony Gwynn, L OBP: 0.387, SLG: 0.481 (1, 9)	G3-1			BB		G3		F7		3	0	0	1	1	0	1						
Fred McGriff, L OBP: 0.399, SLG: 0.488 (1, 3)		F7		G4-3		G6-3			F8	4	0	0	0	0	0	2						
Jerald Clark, R OBP: 0.362, SLG: 0.451 (1, 7)		G5-3			K		G5-3		K	4	0	0	0	0	2	0						
Benito Santiago, R OBP: 0.274, SLG: 0.404 (1, 2)		P5			F9		HR		K	4	1	1	1	0	1	0						
Darrin Jackson, R OBP: 0.313, SLG: 0.504 (1, 8)			F8		HR		F7			3	1	1	1	0	0	0						
Scott Coolbaugh, R OBP: 0.300, SLG: 0.302 (1, 5)			P6		K					2	0	0	0	1	1	0						
Adam Peterson, R Rich Rodriguez, L Shawn Abner, R Mike Maddux, L Bip Roberts, S John Costello, R (1, 1) (4, 1) (6, PH) (6, 1) (7, PH) (7, 1)			K				F9			1	0	0	0	0	1	0						
Inning Stats	R: 0 H: 0 E: 0 K: 0 S: 10	H: 0 LOB: 0 BB: 0 P: 15	R: 0 H: 0 E: 0 K: 0 S: 8	H: 0 LOB: 0 BB: 0 P: 11	R: 0 H: 0 E: 0 K: 1 S: 7	H: 0 LOB: 0 BB: 0 P: 12	R: 0 H: 0 E: 0 K: 0 S: 10	H: 0 LOB: 1 BB: 0 P: 17	R: 1 H: 1 E: 0 K: 2 S: 12	H: 1 LOB: 1 BB: 0 P: 17	R: 1 H: 1 E: 0 K: 1 S: 11	H: 1 LOB: 1 BB: 0 P: 15	R: 1 H: 1 E: 0 K: 0 S: 9	H: 1 LOB: 1 BB: 1 P: 16	R: 0 H: 0 E: 0 K: 0 S: 6	H: 0 LOB: 0 BB: 0 P: 9	R: 0 H: 0 E: 0 K: 2 S: 16	H: 0 LOB: 0 BB: 0 P: 20	1B: 1 2B: 0 3B: 0 HR: 2	SF: 0 SAC: 0 DP: 0 HBP: 0	WP: 0 PB: 0 SB: 0 CS: 0	PA: 33
PITCHER	IP	WLS	BF	H	R	ER	SO	BB	IBB	HBP	BLK	WP	HR	S	P	ERA	WHIP					
Frank Viola, L ERA: 2.78 (1, 1)	7.0	W	27	3	3	2	4	2	0	0	0	0	2	67	103	2.57	0.714					
Alejandro Pena, R ERA: 2.61 (8, 1)	2.0	S	6	0	0	0	2	0	0	0	0	0	0	22	29	0.00	0.000					

San Diego Padres @ New York Mets
Shea Stadium, Flushing, NY
Fri Jul 12 1991, 7:05 PM EDT
Att: 30,706 - Cloudy - 77 F

AB	27
R	3
H	3
RBI	3
BB	2
SO	6
LOB	4

1	0	0	0	0	1	0
0	0	0	0	0	0	0
1	0	0	0	0	1	0
0	0	0	0	0	0	0
1	0	0	0	0	0	1
0	0	0	0	0	0	0

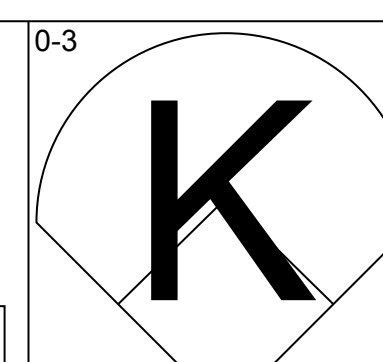
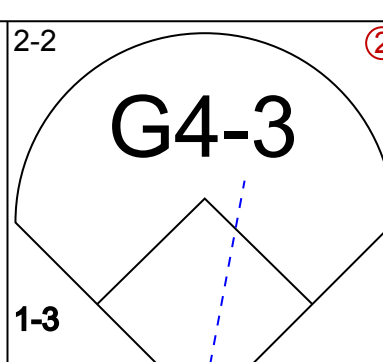
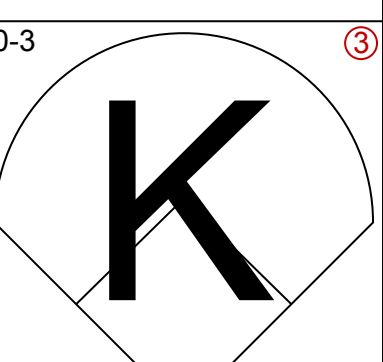
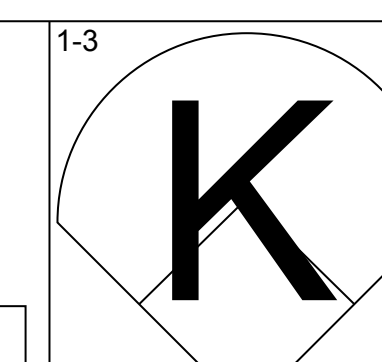
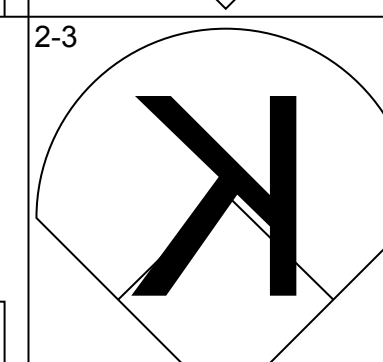
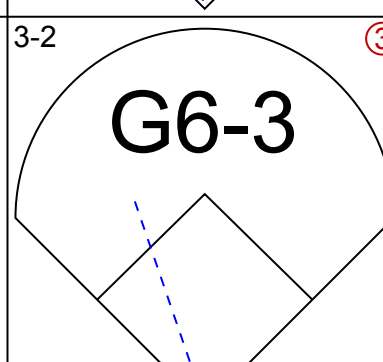
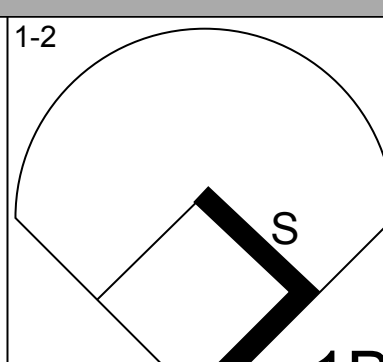
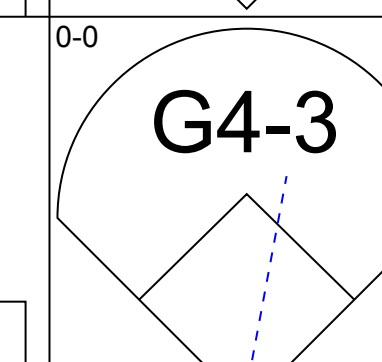
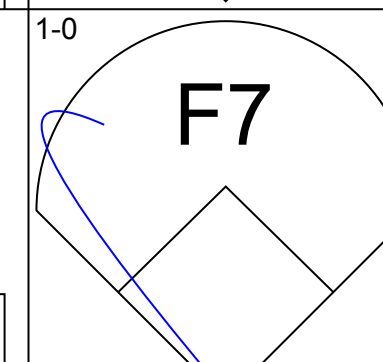
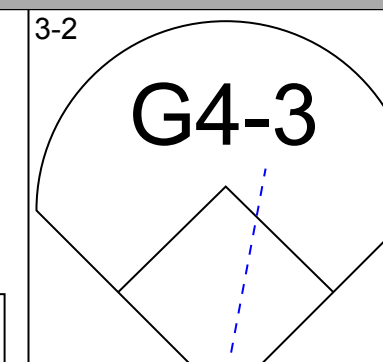
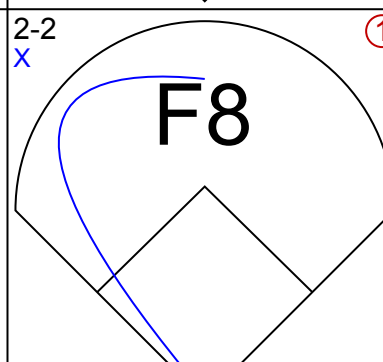
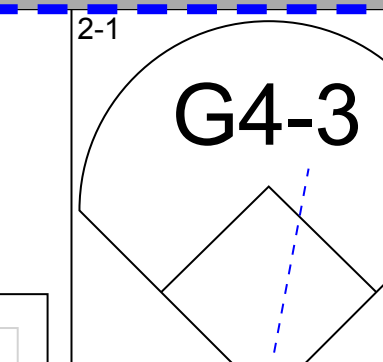
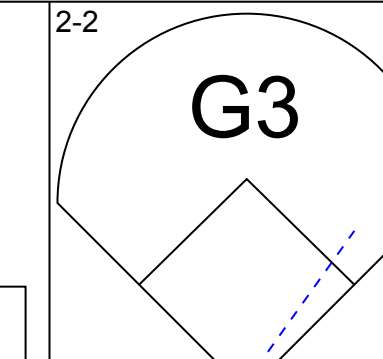
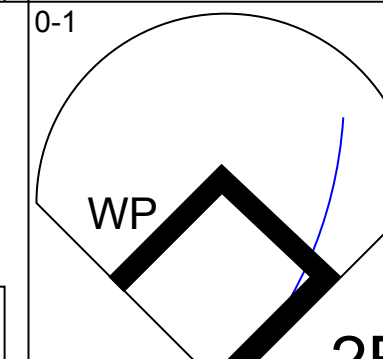
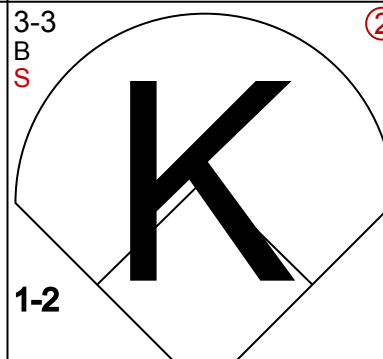
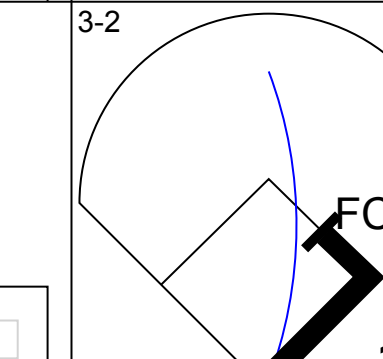
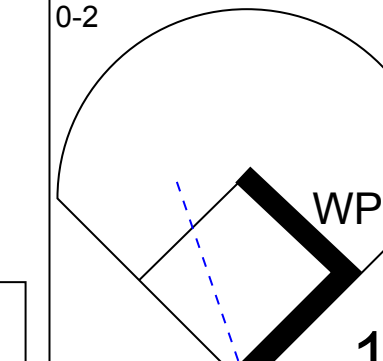
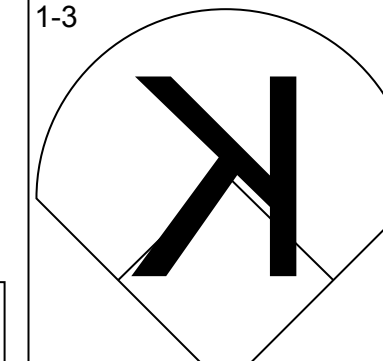
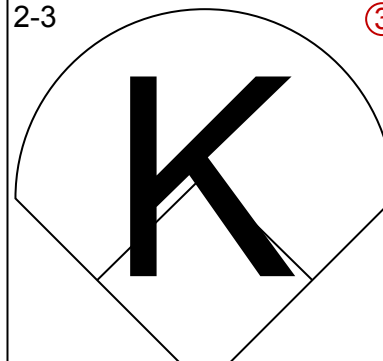
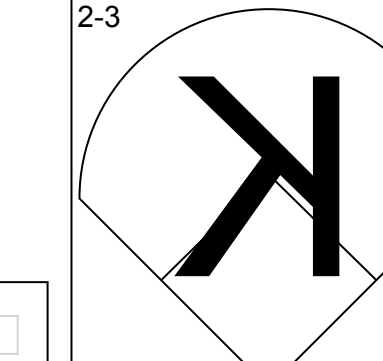
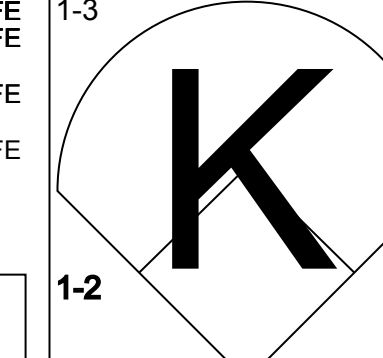
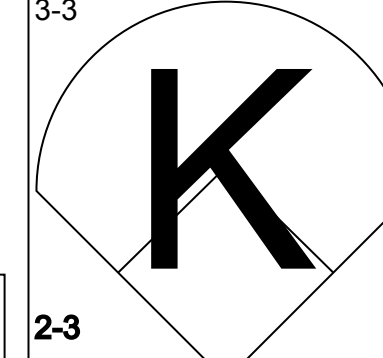
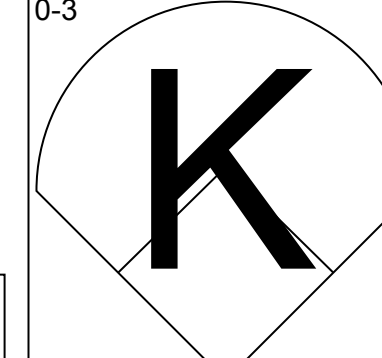
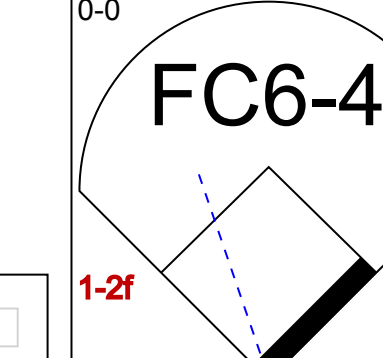
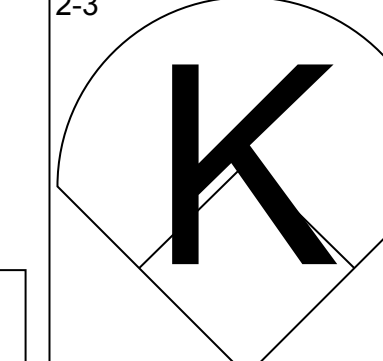
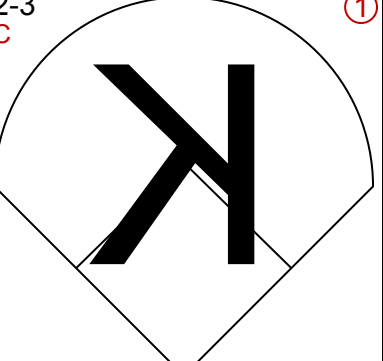
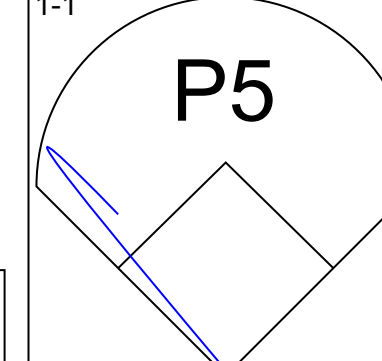
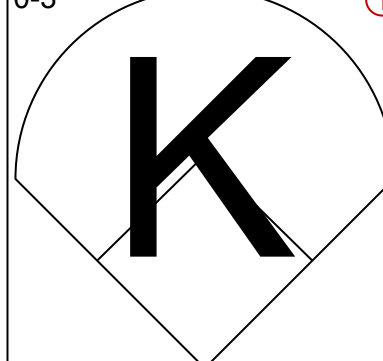
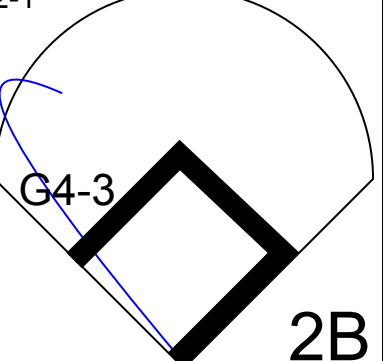
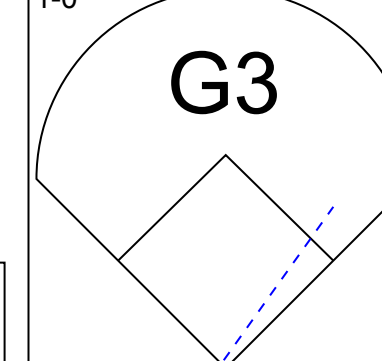
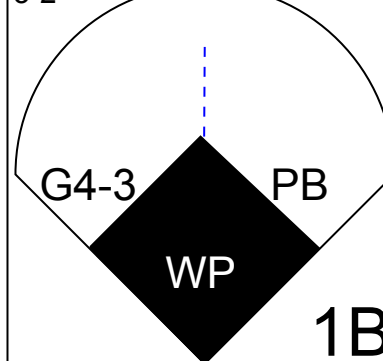
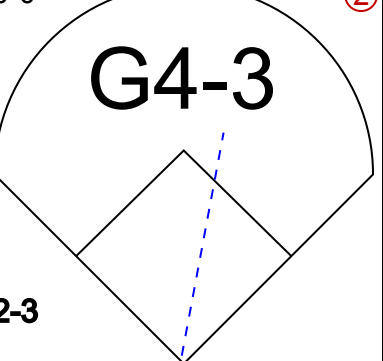
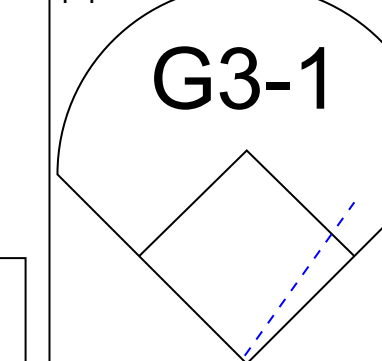
WP	0	PA	33
SB	0		
CS	0		

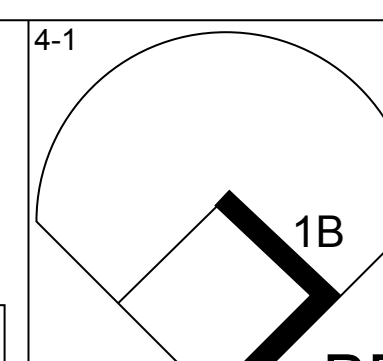
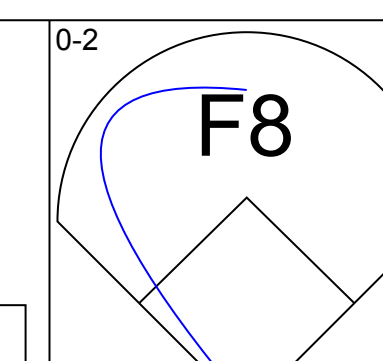
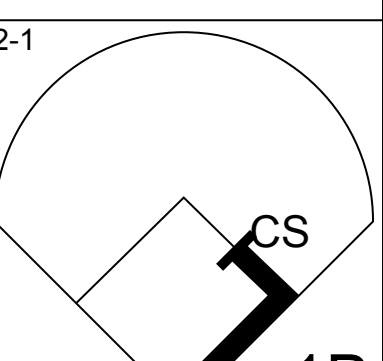
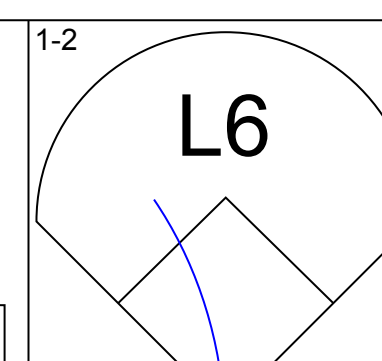
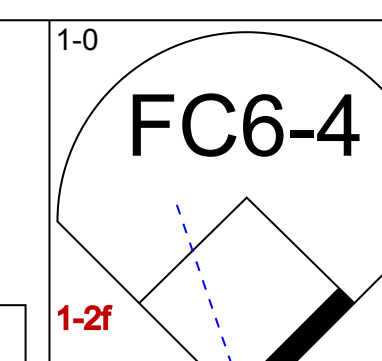
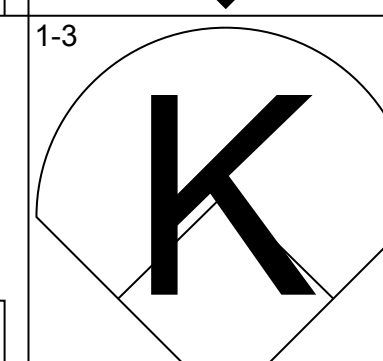
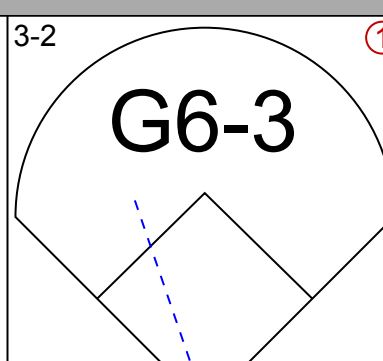
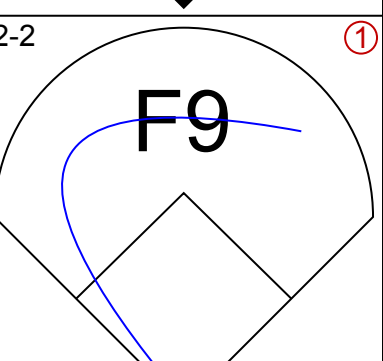
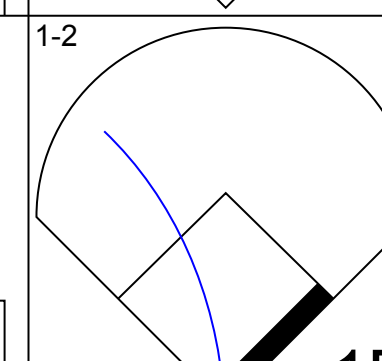
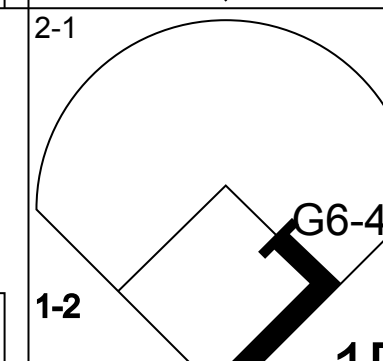
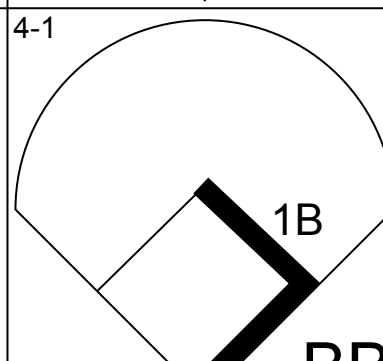
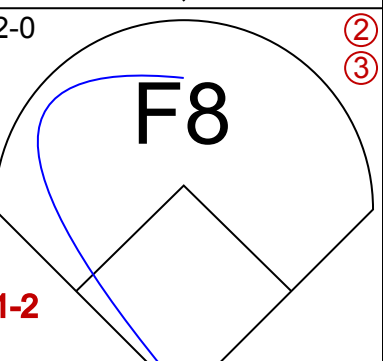
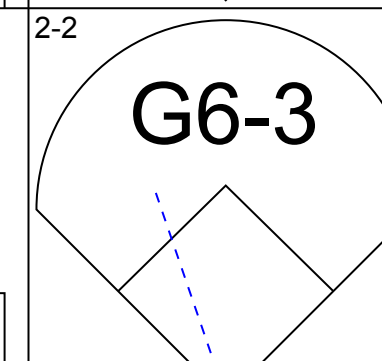
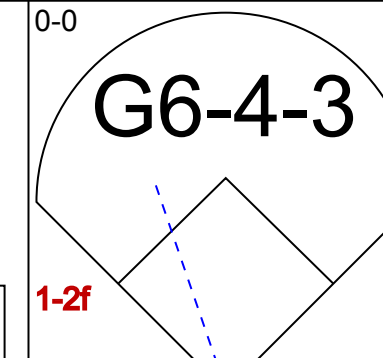
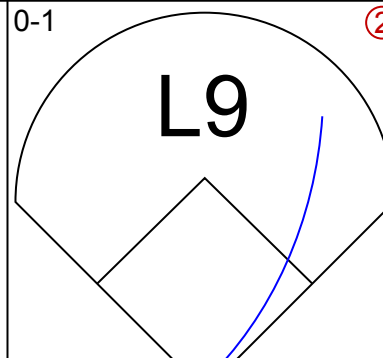
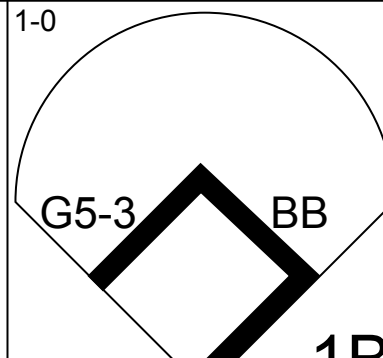
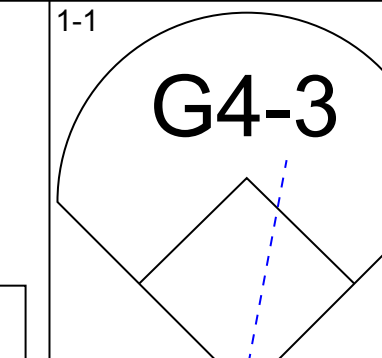
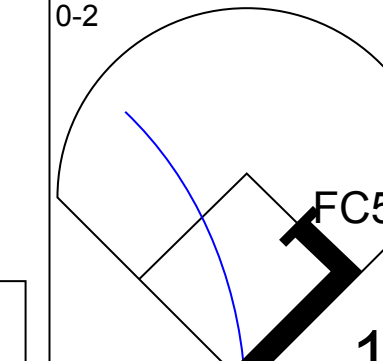
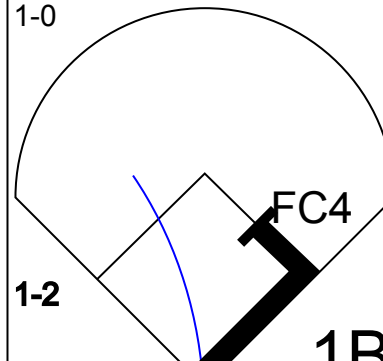
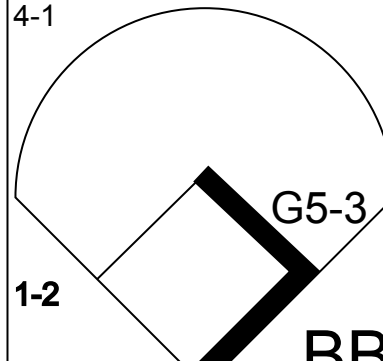

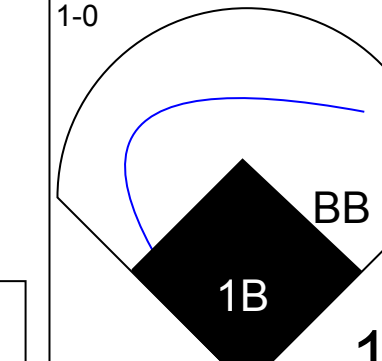
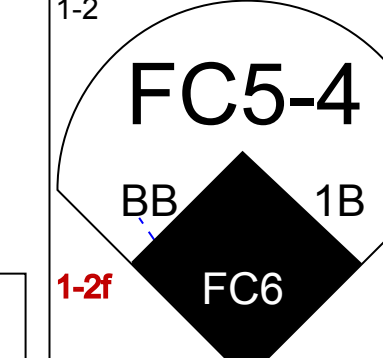
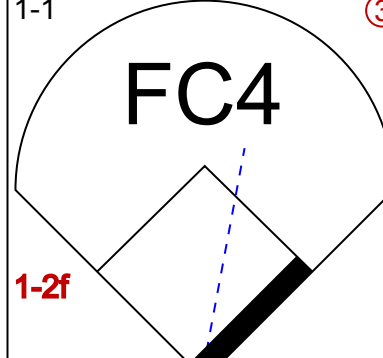
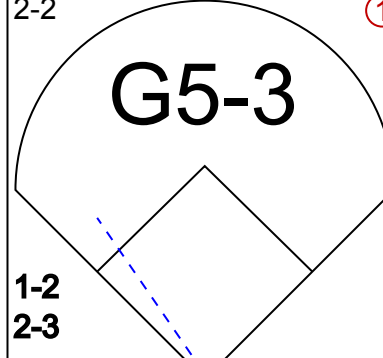

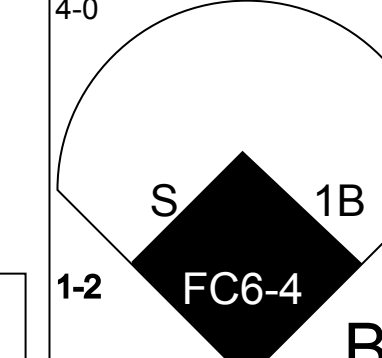
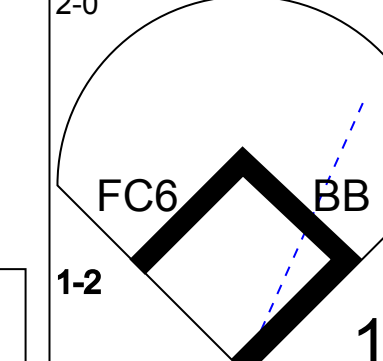
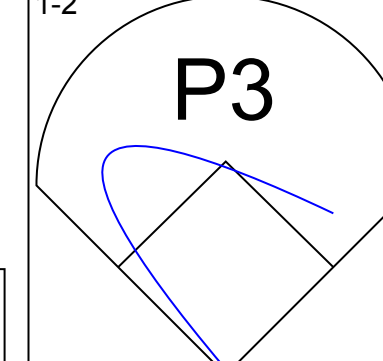
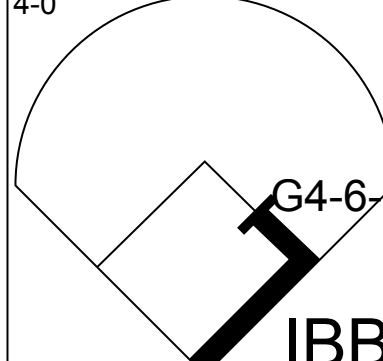
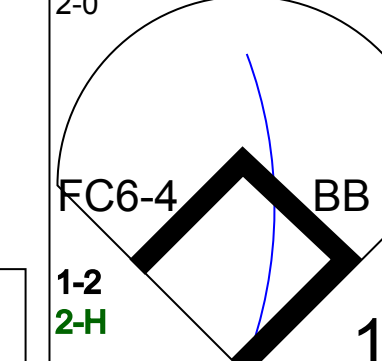
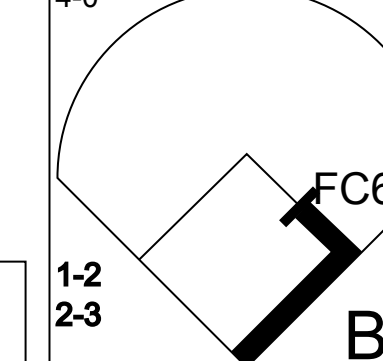
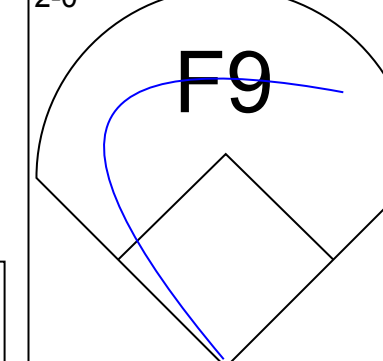
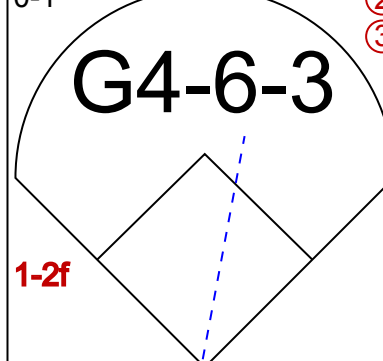
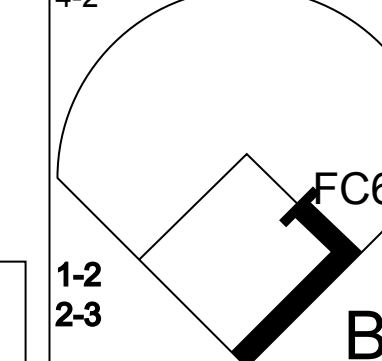
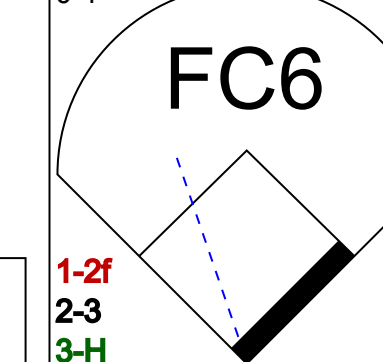
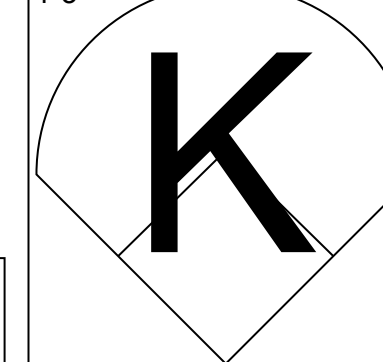
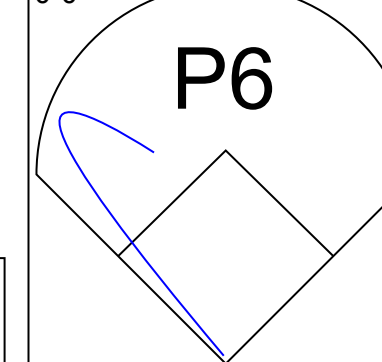
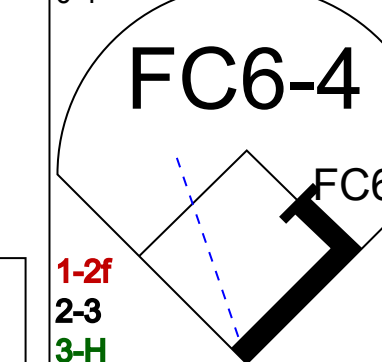
Batter	1	2	3	4	5	6	7	8	9	AB	R	H	RBI	BB	SO	LOB	BOTTOM					
Daryl Boston, L OBP: 0.317, SLG: 0.395 (1, 8)	F8	G6-3			K		L7			4	0	0	0	0	1	3						
Dave Magadan, L OBP: 0.373, SLG: 0.337 (1, 3)	WP G4-3	P6			G5-4-3 1B		K			4	1	2	0	0	1	3						
Gregg Jefferies, S Alejandro Pena, R (1, 4) (8, 1)	G4-3			HR	G5-4-3		S 1B			4	1	2	3	0	0	1						
Kevin McReynolds, R OBP: 0.359, SLG: 0.455 (1, 7)	G5-3		F8			L8	K			4	0	0	0	0	1	1						
Howard Johnson, S OBP: 0.357, SLG: 0.558 (1, 5)		1B E BB	F8			FC4-6 1B		HR		3	2	2	1	1	0	0						
Hubie Brooks, R OBP: 0.355, SLG: 0.480 (1, 9)		1B E 1B	G5-3			FC4-6 BB	F9			4	1	1	0	0	0	1						
Garry Templeton, S OBP: 0.260, SLG: 0.333 (1, 6)		E4 G6-3 1B			P6		G4-3			3	0	0	1	1	0	1						
Rick Cerone, R OBP: 0.354, SLG: 0.336 (1, 2)		G6-3 1B			G1-3		G3			4	0	1	1	0	0	2						
Frank Viola, L Mackey Sasser, L Keith Miller, R (1, 1) (7, PH) (7, PR) (8, 4)		K			G3		S 1B			2	0	0	0	0	1	2						
Inning Stats	R: 1 H: 1 E: 0 K: 0 S: 9	H: 1 LOB: 0 BB: 0 P: 16	R: 2 H: 2 E: 1 K: 1 S: 20	H: 2 LOB: 2 BB: 1 P: 30	R: 1 H: 1 E: 0 K: 0 S: 14	H: 1 LOB: 0 BB: 0 P: 19	R: 0 H: 0 E: 0 K: 0 S: 5	H: 0 LOB: 0 BB: 0 P: 7	R: 0 H: 1 E: 0 K: 0 S: 7	H: 1 LOB: 2 BB: 1 P: 13	R: 1 H: 2 E: 0 K: 2 S: 12	H: 2 LOB: 2 BB: 0 P: 19	R: 1 H: 1 E: 0 K: 0 S: 5	H: 1 LOB: 0 BB: 0 P: 6	R: 1 H: 1 E: 0 K: 0 S: 5	H: 1 LOB: 0 BB: 0 P: 6	1B: 6 2B: 1 3B: 0 HR: 2	SF: 0 SAC: 0 DP: 1 HBP: 0	WP: 1 PB: 0 SB: 2 CS: 0	PA: 35		
PITCHER	IP	WLS	BF	H	R	ER	SO	BB	IBB	HBP	BLK	WP	HR	S	P	ERA	WHIP					
Adam Peterson, R ERA: 3.02 (1, 1)	3.1	L	16	4	4	4	1	1	0	0	0	0	0	11	20	0.00	0.600					
Rich Rodriguez, L ERA: 3.29 (4, 1)	1.2		5	1	0	0	1	0	0	0	0	0	0	7	13	0.00	2.000					
Mike Maddux, R ERA: 2.47 (6, 1)	1.0		5	1	0	0	0	1	0	0	0	0	0	7	13	0.00	2.000					
John Costello, R ERA: 3.26 (7, 1)	2.0		9	3	2	2	2	0	0	0	0	0	1	17	25	9.00	1.500					

San Diego Padres @ New York Mets
Shea Stadium, Flushing, NY
Fri Jul 12 1991, 7:05 PM EDT
Att: 30,706 - Cloudy - 77 F


AB	33
R	6
H	9
RBI	6
BB	2
SO	4
LOB	14

WP	1	PA	35
SB	0		
CS	0		

Batter	1	2	3	4	5	6	7	8	9	AB	R	H	RBI	BB	SO	LOB	TOP			
Bip Roberts, S OBP: 0.330, SLG: 0.313 (1, 4)										4	0	0	0	0	3	2	San Diego Padres @ New York Mets Shea Stadium, Flushing, NY Sat Jul 13 1991, 7:05 PM EDT Att: 33,149 - Cloudy - 74 F			
Tony Fernandez, S OBP: 0.350, SLG: 0.365 (1, 6)										4	0	1	0	0	1	0				
Tony Gwynn, L OBP: 0.383, SLG: 0.475 (1, 9)										4	0	0	0	0	0	1				
Fred McGriff, L OBP: 0.400, SLG: 0.491 (1, 3)										4	0	2	0	0	1	1				
Jerald Clark, R OBP: 0.360, SLG: 0.447 (1, 7)										4	0	1	0	0	3	3				
Benito Santiago, R OBP: 0.271, SLG: 0.399 (1, 2)										4	0	0	0	0	3	3				
Tim Lincecum, R OBP: 0.346, SLG: 0.338 (1, 5)										0	0	0	0	0	0	0				
Thomas Howard, S OBP: 0.313, SLG: 0.336 (1, 8)										3	0	1	0	0	1	0				
Dennis Rasmussen, L OBP: 0.250, SLG: 0.227 Craig Lefferts, L (8, 1)										3	1	1	0	0	0	1				
Inning Stats	R: 0 E: 0 K: 2 S: 7	H: 0 LOB: 0 BB: 0 P: 10	R: 0 E: 0 K: 2 S: 12	H: 1 LOB: 1 BB: 0 P: 17	R: 1 E: 0 K: 1 S: 14	H: 1 LOB: 0 BB: 0 P: 22	R: 0 E: 0 K: 2 S: 12	H: 1 LOB: 1 BB: 0 P: 19	R: 0 E: 0 K: 2 S: 14	H: 1 LOB: 1 BB: 0 P: 18	R: 0 E: 0 K: 1 S: 14	H: 0 LOB: 0 BB: 0 P: 8	R: 0 E: 0 K: 1 S: 6	H: 0 LOB: 0 BB: 0 P: 8	R: 0 E: 0 K: 1 S: 14	H: 1 LOB: 1 BB: 0 P: 21	1B: 4 2B: 2 3B: 0 HR: 0	SF: 0 SAC: 0 DP: 0 HBP: 0	WP: 3 PB: 1 SB: 1 CS: 0	PA: 33
PITCHER	IP	WLS	BF	H	R	ER	SO	BB	IBB	HBP	BLK	WP	HR	S	P	ERA	WHIP			
David Cone, R ERA: 2.66 John Franco, L ERA: 2.73	(1, 1)	8.0	W	29	5	1	0	13	0	0	0	0	0	85	124	0.00	0.625			
	(9, 1)	1.0	S	4	1	0	0	1	0	0	0	0	0	14	21	0.00	1.000			

Batter	1	2	3	4	5	6	7	8	9	AB	R	H	RBI	BB	SO	LOB	BOTTOM			
Garry Templeton, S OBP: 0.264, SLG: 0.331 (1, 3)										4	0	1	0	1	0	4	San Diego Padres @ New York Mets Shea Stadium, Flushing, NY Sat Jul 13 1991, 7:05 PM EDT Att: 33,149 - Cloudy - 74 F			
Kevin Elster, R OBP: 0.294, SLG: 0.351 (1, 6)										4	0	1	0	0	1	2				
Gregg Jefferies, S OBP: 0.351, SLG: 0.430 John Franco, L (9, 1)										3	0	1	0	1	0	2				
Kevin McReynolds, R OBP: 0.358, SLG: 0.452 (1, 7)										4	0	1	0	0	0	3				
Howard Johnson, S OBP: 0.364, SLG: 0.563 (1, 5)										3	1	3	0	1	0	0				
Hubie Brooks, R OBP: 0.354, SLG: 0.475 Daryl Boston, L OBP: 0.317, SLG: 0.395 (8, FR) (9, 8)										3	1	0	0	1	0	5				
Mark Carreon, R OBP: 0.301, SLG: 0.349 (1, 8) (9, 9)										3	0	2	1	1	0	0				
Rick Cerone, R OBP: 0.358, SLG: 0.331 (1, 2)										2	0	0	0	2	0	3				
David Cone, L OBP: 0.205, SLG: 0.150 Tom Herr, S OBP: 0.333, SLG: 0.260 (1, 1) (8, PH) (9, 4)										3	0	0	1	0	1	2				
Inning Stats	R: 0 E: 0 K: 1 S: 7	H: 1 LOB: 1 BB: 1 P: 14	R: 1 E: 0 K: 0 S: 13	H: 2 LOB: 2 BB: 1 P: 20	R: 0 E: 0 K: 0 S: 9	H: 1 LOB: 2 BB: 1 P: 18	R: 0 E: 0 K: 1 S: 7	H: 0 LOB: 0 BB: 0 P: 11	R: 0 E: 0 K: 0 S: 6	H: 1 LOB: 2 BB: 0 P: 12	R: 0 E: 0 K: 0 S: 9	H: 1 LOB: 1 BB: 2 P: 15	R: 2 E: 0 K: 0 S: 9	H: 2 LOB: 2 BB: 2 P: 22	R: 2 E: 0 K: 0 S: 9	H: 2 LOB: 2 BB: 2 P: 22	1B: 9 2B: 0 3B: 0 HR: 0	SF: 0 SAC: 0 DP: 2 HBP: 0	WP: 0 PB: 0 SB: 1 CS: 1	PA: 37
PITCHER	IP	WLS	BF	H	R	ER	SO	BB	IBB	HBP	BLK	WP	HR	S	P	ERA	WHIP			
Dennis Rasmussen, L ERA: 2.27 Craig Lefferts, L ERA: 4.35	(1, 1)	7.1	L	33	8	3	3	2	5	1	0	0	0	65	119	3.68	1.773			
	(8, 1)	0.2		4	1	0	0	0	1	0	0	0	0	6	13	0.00	3.000			

AB	30
R	1
H	6
RBI	0
BB	0
SO	12
LOB	11



Batter	1	2	3	4	5	6	7	8	9	AB	R	H	RBI	BB	SO	LOB	TOP							
Bip Roberts, S OBP: 0.329, SLG: 0.311 (1, 4)	4-0 FC9-6 BLK BB		3-3 SAFE K		0-0 SF8		2-1 G4-3			2	0	0	1	1	1	2								
Tony Fernandez, S OBP: 0.346, SLG: 0.360 (1, 6)	2-2 FC9-6		3-2 P6		2-1 G4-3			1-1 F9		4	0	0	0	0	0	4								
Tony Gwynn, L OBP: 0.379, SLG: 0.470 (1, 9)	1-2 F9			0-1 L4-3		2-1 L7		1-1 F7		4	0	0	0	0	0	0								
Fred McGriff, L OBP: 0.401, SLG: 0.502 (1, 3)		2-3 K		1-3 K		2-2 HR		3-1 1B		4	1	2	1	0	2	0								
Jerald Clark, R OBP: 0.358, SLG: 0.440 (1, 7)		4-1 FC1-4 BB		2-2 G6-3		0-0 P6		1-3 K		3	0	0	0	1	1	1								
Benito Santiago, R OBP: 0.272, SLG: 0.400 Dann Bilardello, R (5, 2)	1-1 FC1-4 BB			0-0 1B E SF8 1B		2-2 G6-3		0-3 K		2	1	1	0	0	0	1								
Tim Teufel, R OBP: 0.338, SLG: 0.328 (1, 5)	0-1 P3			0-2 E1		2-0 E8		2-2 F8		0	0	0	0	0	0	0								
Thomas Howard, S OBP: 0.317, SLG: 0.340 (1, 8)			0-0 SH3-4 1B		1-2 SF8 1B		3-3 K		1-2 G3-1	4	0	2	0	0	1	1								
Greg Harris, R OBP: 0.125, SLG: 0.125 Craig Lefferts, L (9, 1)	0-1 SH3-4			0-2 F8		3-2 G6-3				2	0	0	0	0	0	4								
Inning Stats	R: 0 E: 0 K: 0 S: 6	H: 0 LOB: 0 BB: 1 P: 13	R: 0 E: 0 K: 1 S: 8	H: 0 LOB: 1 BB: 1 P: 15	R: 0 E: 0 K: 1 S: 14	H: 1 LOB: 1 BB: 0 P: 20	R: 0 E: 0 K: 1 S: 8	H: 0 LOB: 0 BB: 0 P: 11	R: 1 E: 1 K: 0 S: 13	H: 2 LOB: 2 BB: 0 P: 16	R: 1 E: 0 K: 0 S: 9	H: 1 LOB: 0 BB: 0 P: 15	R: 0 E: 1 K: 1 S: 11	H: 0 LOB: 1 BB: 0 P: 21	R: 0 E: 0 K: 1 S: 10	H: 1 LOB: 1 BB: 0 P: 16	R: 0 E: 0 K: 1 S: 10	H: 0 LOB: 0 BB: 0 P: 13	1B: 4 2B: 1 3B: 0 HR: 1	SF: 1 SAC: 1 DP: 1 HBP: 0	WP: 0 PB: 0 SB: 0 CS: 0	PA: 35		
PITCHER	IP	WLS	BF	H	R	ER	SO	BB	IBB	HBP	BLK	WP	HR	S	P	ERA	WHIP							
Ron Darling, R ERA: 3.87 (1, 1)	7.0	L	28	4	2	1	4	2	0	0	1	0	1	69	111	1.29	0.857							
Pete Schourek, L ERA: 4.71 (8, 1)	1.0		4	1	0	0	1	0	0	0	0	0	0	10	16	0.00	1.000							
Jeff Innis, R ERA: 2.34 (9, 1)	1.0		3	0	0	0	1	0	0	0	0	0	0	10	13	0.00	0.000							

San Diego Padres @ New York Mets
Shea Stadium, Flushing, NY
Sun Jul 14 1991, 3:33 AM EDT
Att: 46,836 - Cloudy - 83 F

livebaseballscorecards.com

AB 27
R 2
H 5
RBI 2
BB 2
SO 6
LOB 13



Batter	1	2	3	4	5	6	7	8	9	AB	R	H	RBI	BB	SO	LOB	BOTTOM							
Daryl Boston, L OBP: 0.315, SLG: 0.385 (1, 8)	3-1 G3			4-2 E S SF8 BB		0-1 F8			1-0 G3	3	1	0	0	1	0	0								
Dave Magadan, L OBP: 0.371, SLG: 0.333 Mark Carreon, R OBP: 0.301, SLG: 0.349 (9, FR)	1-3 K			0-0 L7			1-3 K		4-1 BB	3	0	0	0	1	2	1								
Gregg Jefferies, S OBP: 0.350, SLG: 0.426 (1, 4)	2-1 L9			3-2 SF8 1-H		4-2 FC6-4 BB		1-0 F8		2	0	0	1	1	0	1								
Kevin McReynolds, R OBP: 0.353, SLG: 0.446 (1, 7)		1-1 P3		2-1 P3		2-0 FC6-4		0-1 F9		4	0	0	0	0	0	2								
Howard Johnson, S OBP: 0.361, SLG: 0.557 (1, 5)		3-3 K		2-3 K		2-2 G4-3				3	0	0	0	0	2	1								
Mackey Sasser, L OBP: 0.337, SLG: 0.506 Keith Miller, R OBP: 0.369, SLG: 0.468 (8, FR)	0-0 F8			1-0 G3		2-2 G6-3 2B				3	0	1	0	0	0	0								
Kevin Elster, R OBP: 0.296, SLG: 0.349 Garry Templeton, S OBP: 0.263, SLG: 0.329 (8, PH)			2-2 G5-3		4-2 CS BB		0-1 G6-3		2-3 K	1	0	0	0	1	0	0								
Charlie O'Brien, R OBP: 0.228, SLG: 0.159 Tom Herr, S OBP: 0.331, SLG: 0.259 Jeff Innis, R (9, 1)			2-3 K		1-0 CS		0-0 G5-3		1-3 K	2	0	0	0	0	1	0								
Ron Darling, R OBP: 0.118, SLG: 0.206 Pete Schourek, L (8, 1)			0-0 P4				1-0 F7		3-1 G6-3	2	0	0	0	0	0	0								
Kelvin Torve, L (8, PH)										1	0	0	0	0	0	2								
Rick Cerone, R OBP: 0.358, SLG: 0.331 (9, 2)										0	0	0	0	0	0	0								
Inning Stats	R: 0 E: 0 K: 1 S: 7	H: 0 LOB: 0 BB: 0 P: 13	R: 0 E: 0 K: 1 S: 7	H: 0 LOB: 0 BB: 0 P: 11	R: 0 E: 0 K: 1 S: 7	H: 0 LOB: 0 BB: 0 P: 11	R: 1 E: 0 K: 0 S: 13	H: 0 LOB: 1 BB: 1 P: 22	R: 0 E: 0 K: 0 S: 6	H: 0 LOB: 0 BB: 0 P: 14	R: 0 E: 0 K: 0 S: 4	H: 0 LOB: 0 BB: 0 P: 5	R: 0 E: 0 K: 1 S: 10	H: 0 LOB: 1 BB: 1 P: 19	R: 0 E: 0 K: 1 S: 14	H: 1 LOB: 2 BB: 0 P: 20	R: 0 E: 0 K: 0 S: 5	H: 0 LOB: 1 BB: 1 P: 11	1B: 0 2B: 1 3B: 0 HR: 0	SF: 1 SAC: 0 DP: 0 HBP: 0	WP: 0 PB: 0 SB: 1 CS: 1	PA: 32		
PITCHER	IP	WLS	BF	H	R	ER	SO	BB	IBB	HBP	BLK	WP	HR	S	P	ERA	WHIP							
Greg Harris, R ERA: 2.08 (1, 1)	8.1	W	29	1	1	0	6	4	0	0	0	0	0	70	122	0.00	0.600							
Craig Lefferts, L ERA: 4.29 (9, 1)	0.2	S	2	0	0	0	0	0	0	0	0	0	0	3	4	0.00	0.000							

San Diego Padres @ New York Mets
Shea Stadium, Flushing, NY
Sun Jul 14 1991, 3:33 AM EDT
Att: 46,836 - Cloudy - 83 F

livebaseballscorecards.com

AB 26
R 1
H 1
RBI 1
BB 4
SO 6
LOB 10



Batter	1	2	3	4	5	6	7	8	9	AB	R	H	RBI	BB	SO	LOB	TOP					
Darren Lewis, R OBP: 0.467, SLG: 0.417 (1, 8)	G4-3		F8 1B	G6-3			K			4	1	1	0	0	1	0	San Francisco Giants @ New York Mets Shea Stadium, Flushing, NY Mon Jul 15 1991, 7:05 PM EDT Att: 28,531 - Sunny - 81 F					
Mike Felder, S OBP: 0.330, SLG: 0.349 (1, 9)	B3		1B SF9		G4-3		G4-3			4	1	1	0	0	0	0						
Will Clark, L OBP: 0.361, SLG: 0.533 (1, 3)			F8		F8			G3		4	0	1	0	0	0	2						
Kevin Mitchell, R OBP: 0.363, SLG: 0.560 (1, 7)	F9				G5-3			K		4	0	1	1	0	1	1						
Matt Williams, R OBP: 0.284, SLG: 0.450 (1, 5)		E6	SF9					K		3	1	1	2	0	1	0						
Robby Thompson, R OBP: 0.343, SLG: 0.434 (1, 4)	FC6-4					L6			G6-3	3	0	0	0	1	0	1						
Kirt Manwaring, R OBP: 0.278, SLG: 0.235 (1, 2)	FC5-4		G4-3			G6-3			G5-3	4	1	0	0	0	0	3						
Tony Perezchica, R OBP: 0.279, SLG: 0.405 Mike Benjamin, R OBP: 0.143, SLG: 0.176 (1, 6) (6, 6)					G4-3		K		F7	3	0	1	1	0	1	0						
Don Robinson, R OBP: 0.172, SLG: 0.179 Francisco Oliveras, R OBP: 0.256, SLG: 0.259 Jeff Brantley, R (8, 1) (8, 1)										0	0	0	0	0	0	0						
Inning Stats	R: 0 E: 0 K: 0 S: 9	H: 1 LOB: 1 BB: 0 P: 16	R: 1 E: 1 K: 1 S: 8	H: 1 LOB: 1 BB: 0 P: 9	R: 2 E: 0 K: 0 S: 17	H: 3 LOB: 2 BB: 1 P: 29	R: 0 E: 0 K: 1 S: 6	H: 0 LOB: 0 BB: 0 P: 8	R: 0 E: 0 K: 0 S: 3	H: 0 LOB: 0 BB: 0 P: 5	R: 1 E: 0 K: 1 S: 15	H: 1 LOB: 0 BB: 0 P: 22	R: 0 E: 0 K: 1 S: 6	H: 0 LOB: 0 BB: 0 P: 11	R: 0 E: 0 K: 2 S: 10	H: 0 LOB: 0 BB: 0 P: 13		R: 0 E: 0 K: 0 S: 6	H: 0 LOB: 0 BB: 0 P: 10	1B: 4 2B: 0 3B: 1 HR: 1	SF: 1 SAC: 0 DP: 0 HBP: 0	WP: 0 PB: 0 SB: 1 CS: 0
PITCHER	IP	WLS	BF	H	R	ER	SO	BB	IBB	HBP	BLK	WP	HR	S	P	ERA	WHIP					
Wally Whitehurst, R ERA: 3.23 Jeff Innis, R ERA: 2.21	(1, 1) (8, 1)	7.0 L	29 29	6 6	4 4	3 3	4 4	1 0	0 0	0 0	0 0	0 0	1 0	64 16	100 23	3.86 0.00	1.000 0.000					

Batter	1	2	3	4	5	6	7	8	9	AB	R	H	RBI	BB	SO	LOB	BOTTOM					
Daryl Boston, L OBP: 0.311, SLG: 0.372 (1, 8)	FC3-6 BB		K				P5		G3	4	0	0	0	1	2	2	San Francisco Giants @ New York Mets Shea Stadium, Flushing, NY Mon Jul 15 1991, 7:05 PM EDT Att: 28,531 - Sunny - 81 F					
Dave Magadan, L OBP: 0.373, SLG: 0.337 (1, 3)	FC3-6				F7			2B		3	1	1	0	1	0	2						
Gregg Jefferies, S OBP: 0.352, SLG: 0.425 (1, 4)	F8		G4-3					2B	SF8	3	2	1	0	1	0	3						
Kevin McReynolds, R OBP: 0.352, SLG: 0.446 (1, 7)	F9				F7		B2-3		SF8	4	0	1	1	0	0	2						
Howard Johnson, S OBP: 0.357, SLG: 0.551 (1, 5)		F8					G1-3		SF8	3	0	0	1	0	1	1						
Hubie Brooks, R OBP: 0.355, SLG: 0.475 (1, 9)		P6							G4-3	4	0	2	1	0	0	1						
Garry Templeton, S OBP: 0.256, SLG: 0.321 (1, 6)					G3		F7		F9	4	0	0	0	0	1	3						
Rick Cerone, R OBP: 0.364, SLG: 0.333 Kevin Torve, L (9, PH)							P5		G6-3	2	0	1	0	1	0	0						
Wally Whitehurst, R OBP: 0.182, SLG: 0.150 Mackey Sasser, L OBP: 0.333, SLG: 0.500 Jeff Innis, R (8, 1) Tom Herr, S OBP: 0.330, SLG: 0.257 (8, PH)					B3-4		SH5-4			1	0	0	0	0	0	1						
Inning Stats	R: 0 E: 0 K: 0 S: 7	H: 0 LOB: 1 BB: 1 P: 14	R: 0 E: 0 K: 1 S: 7	H: 0 LOB: 0 BB: 0 P: 11	R: 0 E: 0 K: 1 S: 8	H: 0 LOB: 2 BB: 2 P: 18	R: 0 E: 0 K: 1 S: 9	H: 1 LOB: 1 BB: 0 P: 11	R: 0 E: 0 K: 1 S: 8	H: 1 LOB: 1 BB: 0 P: 10	R: 1 E: 0 K: 0 S: 8	H: 2 LOB: 1 BB: 0 P: 14	R: 0 E: 0 K: 1 S: 6	H: 0 LOB: 0 BB: 0 P: 11	R: 2 E: 0 K: 0 S: 13	H: 2 LOB: 1 BB: 1 P: 24		R: 0 E: 0 K: 1 S: 8	H: 0 LOB: 0 BB: 0 P: 14	1B: 4 2B: 2 3B: 0 HR: 0	SF: 1 SAC: 1 DP: 0 HBP: 0	WP: 0 PB: 0 SB: 0 CS: 0
PITCHER	IP	WLS	BF	H	R	ER	SO	BB	IBB	HBP	BLK	WP	HR	S	P	ERA	WHIP					
Don Robinson, R ERA: 3.9 Francisco Oliveras, R ERA: 3.12 Jeff Brantley, R ERA: 2.87	(1, 1) (8, 1) (8, 1)	7.0 W	28 28	4 4	1 1	1 1	5 5	3 1	0 0	0 0	0 0	0 0	0 0	7 14	15 23	- 0.00	- 0.000					

AB	33
R	4
H	6
RBI	4
BB	1
SO	6
LOB	8



AB	31
R	3
H	6
RBI	3
BB	4
SO	6
LOB	15



Batter	1	2	3	4	5	6	7	8	9	AB	R	H	RBI	BB	SO	LOB	TOP					
Darren Lewis, R OBP: 0.440, SLG: 0.429 (1, 8)	G4-3		F9						G6-3	4	0	1	0	1	0	1	San Francisco Giants @ New York Mets Shea Stadium, Flushing, NY Wed Jul 17 1991, 3:33 AM EDT Att: 35,731 - Sunny - 92 F					
Mike Felder, S OBP: 0.325, SLG: 0.341 (1, 9)	G5-3		G6-3						F9	5	0	1	2	0	0	3						
Will Clark, L OBP: 0.358, SLG: 0.527 (1, 3)	L9									4	0	1	0	0	0	1						
Kevin Mitchell, R OBP: 0.362, SLG: 0.565 (1, 7)		L7								4	0	1	0	0	1	0						
Matt Williams, R OBP: 0.291, SLG: 0.463 (1, 5)		G5-3								4	1	1	0	0	1	3						
Robby Thompson, R OBP: 0.343, SLG: 0.432 (1, 4)		G5-3								3	1	1	0	1	1	3						
Steve Decker, R OBP: 0.230, SLG: 0.342 (1, 2)										2	0	1	1	0	0	2						
Kelly Downs, R OBP: 0.091, SLG: 0.091 (4, 1)										0	0	0	0	0	0	0						
Gregg Litton, R OBP: 0.225, SLG: 0.261 (7, PH)										1	1	1	1	0	0	0						
Terry Kennedy, L OBP: 0.271, SLG: 0.367 (7, 2)										1	0	0	0	0	0	1						
Dave Anderson, R OBP: 0.306, SLG: 0.336 (1, 6)										3	1	2	0	0	0	1						
Mike Benjamin, R OBP: 0.156, SLG: 0.176 (7, 6)										0	0	0	0	1	0	0						
Bud Black, L OBP: 0.206, SLG: 0.222 (4, 2)										1	0	0	0	0	0	0						
Kirt Mawrey, R OBP: 0.263, SLG: 0.222 (4, 2)										1	0	0	0	0	0	1						
Mike Kinsley, R OBP: 0.147, SLG: 0.269 (7, PH)										0	0	0	0	0	0	0						
Jeff Brantley, R OBP: 0.118, SLG: 0.121 (7, 1)										0	0	0	0	0	0	0						
John Burkett, R OBP: 0.118, SLG: 0.121 (7, 1)										0	0	0	0	0	0	0						
Dave Righetti, L OBP: 0.118, SLG: 0.121 (8, 1)										0	0	0	0	0	0	0						
Inning Stats	R: 0 E: 0 K: 0 S: 7	H: 0 LOB: 0 BB: 0 P: 9	R: 1 E: 0 K: 0 S: 14	H: 2 LOB: 1 BB: 0 P: 22	R: 0 E: 0 K: 0 S: 5	H: 0 LOB: 0 BB: 0 P: 8	R: 0 E: 0 K: 2 S: 13	H: 2 LOB: 2 BB: 0 P: 21	R: 0 E: 0 K: 0 S: 9	H: 2 LOB: 1 BB: 0 P: 15	R: 0 E: 1 K: 0 S: 5	H: 0 LOB: 0 BB: 0 P: 7	R: 4 E: 0 K: 0 S: 13	H: 5 LOB: 0 BB: 1 P: 24	R: 0 E: 0 K: 1 S: 7	H: 0 LOB: 1 BB: 1 P: 15	R: 0 E: 0 K: 0 S: 9	H: 0 LOB: 1 BB: 1 P: 15	1B: 9 2B: 3 3B: 0 HR: 0	SF: 0 SAC: 1 DP: 2 HBP: 0	WP: 0 PB: 0 SB: 0 CS: 1	PA: 39
PITCHER	IP	WLS	BF	H	R	ER	SO	BB	IBB	HBP	BLK	WP	HR	S	P	ERA	WHIP					
Frank Viola, L ERA: 2.92 (1, 1)	6.0		26	9	4	4	2	0	0	0	0	0	0	58	89	6.00	1.500					
Jeff Innis, R ERA: 2.33 (7, 1)	2.0		8	2	1	1	1	2	0	0	0	0	0	15	32	4.50	2.000					
Alejandro Pena, R ERA: 2.88 (9, 1)	1.0	W	4	0	0	0	0	1	0	0	0	0	0	9	15	0.00	1.000					

AB	34
R	5
H	11
RBI	5
BB	3
SO	3
LOB	16



Batter	1	2	3	4	5	6	7	8	9	AB	R	H	RBI	BB	SO	LOB	BOTTOM					
Keith Miller, R OBP: 0.400, SLG: 0.500 (1, 7)										4	1	3	0	0	0	0	San Francisco Giants @ New York Mets Shea Stadium, Flushing, NY Wed Jul 17 1991, 3:33 AM EDT Att: 35,731 - Sunny - 92 F					
Alejandro Pena, R (9, 1)	1B									0	0	0	0	0	0	0						
Dave Magadan, L OBP: 0.383, SLG: 0.346 (1, 3)										3	2	1	0	2	0	3						
Gregg Jefferies, S OBP: 0.354, SLG: 0.421 (1, 4)										4	1	2	1	1	0	3						
Hubie Brooks, R OBP: 0.352, SLG: 0.468 (1, 9)										4	0	1	0	1	1	5						
Howard Johnson, S OBP: 0.353, SLG: 0.542 (1, 5)										2	1	0	1	2	1	3						
Mark Carreon, R OBP: 0.305, SLG: 0.341 (1, 8)										3	0	1	0	0	1	1						
Mackey Sasser, L OBP: 0.326, SLG: 0.500 (7, PH)										0	0	0	2	0	0	0						
Kevin Elster, R OBP: 0.296, SLG: 0.343 (7, PH)										3	0	0	0	0	0	2						
Garry Templeton, S OBP: 0.255, SLG: 0.318 (8, 6)										1	0	0	0	0	0	2						
Rick Cerone, R OBP: 0.373, SLG: 0.352 (1, 2)										4	0	3	0	0	0	0						
Frank Viola, L OBP: 0.137, SLG: 0.160 (7, 1)										3	0	0	0	0	1	3						
Kevin McReynolds, R OBP: 0.350, SLG: 0.463 (8, PH)										1	1	1	1	0	0	0						
Inning Stats	R: 2 E: 0 K: 1 S: 14	H: 3 LOB: 1 BB: 0 P: 21	R: 0 E: 0 K: 1 S: 14	H: 2 LOB: 0 BB: 0 P: 18	R: 1 E: 1 K: 0 S: 12	H: 0 LOB: 1 BB: 1 P: 24	R: 0 E: 0 K: 1 S: 17	H: 1 LOB: 3 BB: 1 P: 27	R: 0 E: 0 K: 0 S: 6	H: 1 LOB: 0 BB: 0 P: 11	R: 0 E: 0 K: 0 S: 7	H: 1 LOB: 0 BB: 0 P: 9	R: 1 E: 0 K: 1 S: 12	H: 0 LOB: 2 BB: 3 P: 27	R: 0 E: 0 K: 0 S: 6	H: 2 LOB: 0 BB: 0 P: 11	R: 1 E: 0 K: 0 S: 8	H: 2 LOB: 2 BB: 1 P: 14	1B: 8 2B: 4 3B: 0 HR: 1	SF: 3 SAC: 0 DP: 1 HBP: 1	WP: 0 PB: 0 SB: 1 CS: 2	PA: 43
PITCHER	IP	WLS	BF	H	R	ER	SO	BB	IBB	HBP	BLK	WP	HR	S	P	ERA	WHIP					
Bud Black, L ERA: 3.69 (1, 1)	3.1		20	6	3	2	2	2	0	1	0	0	0	53	83	5.40	2.400					
Kelly Downs, R ERA: 3.39 (4, 1)	2.2		8	2	0	0	1	0	0	0	0	0	0	17	27	0.00	0.750					
Jeff Brantley, R ERA: 3.06 (7, 1)	0.0		2	0	1	1	0	2	0	0	0	0	0	3	11	∞	∞					
John Burkett, R ERA: 3.06 (7, 1)	1.0		4	0	0	0	1	1	0	0	0	0	0	9	16	0.00	1.000					
Dave Righetti, L ERA: 4.15 (8, 1)	1.1	L	8	4	2	2	0	0	1	0	0	0	1	14	25	13.50	3.000					



Batter	1	2	3	4	5	6	7	8	9	AB	R	H	RBI	BB	SO	LOB	TOP					
Brett Butler, L OBP: 0.401, SLG: 0.328 (1, 8)	4-2 1B HR BB	G3-1		FC3-2		G4-3		G6-3		4	1	0	0	1	0	3	Los Angeles Dodgers @ New York Mets Shea Stadium, Flushing, NY Thu Jul 18 1991, 7:05 PM EDT Att: 48,475 - Cloudy - 93 F					
Juan Samuel, R OBP: 0.351, SLG: 0.440 (1, 4)	1-0 P3	1-2 P3		K			K	F9		5	0	0	0	0	2	3						
Chris Gwynn, L OBP: 0.309, SLG: 0.447 (1, 7)	0-0 F8		0-1 P6			K		G4-3		5	1	1	1	0	1	1						
Eddie Murray, S OBP: 0.326, SLG: 0.392 (1, 3)	0-1 HR 1B		1-1 F8			G6-3		HBP 3B 1B		5	2	2	0	0	0	0						
Darryl Strawberry, L OBP: 0.356, SLG: 0.416 (1, 9)	2-0 HR		2-1 F9				HBP 3B BB	G4-3		3	2	1	3	2	0	0						
Lenny Harris, L OBP: 0.360, SLG: 0.336 (1, 5)	0-0 WP HR 2B			G1-3		F7		L7		5	1	2	0	0	0	3						
Gary Carter, R OBP: 0.329, SLG: 0.415 (1, 2)	3-2 HR			1B HBP		F8		3B HBP		3	3	1	2	0	0	1						
Alfredo Griffin, S OBP: 0.287, SLG: 0.283 (1, 6)	0-0 F9			1B FC3-2 1B		SH1-4 1B		3B		4	0	3	3	0	0	0						
Tim Belcher, R OBP: 0.179, SLG: 0.205 Kevin Cross, R OBP: 0.267, SLG: 0.286 John Candelaria, L (9, 1)		K		1-3 FC3-2 1B		SH1-4 1B		K		1	0	0	0	0	1	0						
Inning Stats	R: 5 E: 0 K: 0 S: 15	H: 4 LOB: 0 BB: 1 P: 25	R: 0 E: 0 K: 1 S: 7	H: 0 LOB: 0 BB: 0 P: 9	R: 0 E: 0 K: 1 S: 6	H: 0 LOB: 0 BB: 0 P: 9	R: 1 E: 0 K: 1 S: 15	H: 2 LOB: 2 BB: 0 P: 20	R: 0 E: 0 K: 0 S: 8	H: 1 LOB: 1 BB: 0 P: 12	R: 4 E: 0 K: 2 S: 16	H: 3 LOB: 1 BB: 1 P: 26	R: 0 E: 0 K: 0 S: 7	H: 0 LOB: 0 BB: 0 P: 11	R: 0 E: 0 K: 0 S: 4	H: 1 LOB: 1 BB: 0 P: 5		1B: 6 2B: 1 3B: 1 HR: 3	SF: 0 SAC: 1 DP: 0 HBP: 2	WP: 1 PB: 0 CS: 0	PA: 43	
PITCHER	IP	WLS	BF	H	R	ER	SO	BB	IBB	HBP	BLK	WP	HR	S	P	ERA	WHIP					
David Cone, R ERA: 3.07	(1, 1)	6.1	L	31	9	8	8	4	2	0	1	0	1	3	68	104	11.37	1.737				
Doug Simons, L ERA: 5.08	(7, 1)	0.1		3	0	0	0	0	1	0	1	0	0	0	5	12	0.00	3.000				
Jeff Innis, R ERA: 2.25	(7, 1)	1.1		5	1	2	2	1	0	0	0	0	0	0	12	18	13.50	0.750				
Tim Burke, R ERA: 4.02	(9, 1)	1.0		4	1	0	0	0	0	0	0	0	0	4	5	0.00	1.000					

Batter	1	2	3	4	5	6	7	8	9	AB	R	H	RBI	BB	SO	LOB	BOTTOM					
Daryl Boston, L OBP: 0.307, SLG: 0.360 Mark Carreon, R OBP: 0.303, SLG: 0.338 (9, FH)	G6-3	1B 3B BB		K			G4-3		L8	3	1	0	0	1	1	0	Los Angeles Dodgers @ New York Mets Shea Stadium, Flushing, NY Thu Jul 18 1991, 7:05 PM EDT Att: 48,475 - Cloudy - 93 F					
Dave Magadan, L OBP: 0.383, SLG: 0.344 (1, 3)	1B BB	1B 3B 1B			F7		F9		G5-3	4	1	1	1	1	0	2						
Gregg Jefferies, S OBP: 0.356, SLG: 0.431 (1, 4)	1B	1B 3B			G3		F9			4	0	2	3	0	0	0						
Kevin McReynolds, R OBP: 0.351, SLG: 0.457 (1, 7)	P3	G5-3			G6-3		F8			4	0	0	0	0	0	3						
Howard Johnson, S OBP: 0.355, SLG: 0.550 (1, 5)	P6			G1-4-3		HR		BB		3	1	1	1	1	0	2						
Hubie Brooks, R OBP: 0.347, SLG: 0.461 (1, 9)		F9		K		G6-3		G1-3		4	0	0	0	0	1	1						
Garry Templeton, S OBP: 0.254, SLG: 0.317 (1, 6)		F9		G5-3		B5-3				4	0	1	0	0	0	0						
Rick Cerone, R OBP: 0.372, SLG: 0.351 Doug Simons, L Jeff Innis, R Tim Burke, L Kelvin Torve, L Keith Miller, R OBP: 0.366, SLG: 0.493 (1, 2)		1B 1B		P3		G4-3				3	1	1	0	0	0	0						
David Cone, L OBP: 0.217, SLG: 0.167 Mackey Sasser, L OBP: 0.318, SLG: 0.488 (7, 2)		1B 3B 1B		E3		F9				2	1	1	0	0	0	0						
Inning Stats	R: 0 E: 0 K: 0 S: 10	H: 1 LOB: 2 BB: 1 P: 18	R: 4 E: 0 K: 0 S: 18	H: 4 LOB: 1 BB: 1 P: 29	R: 0 E: 0 K: 1 S: 9	H: 0 LOB: 0 BB: 0 P: 15	R: 0 E: 1 K: 1 S: 8	H: 0 LOB: 0 BB: 0 P: 11	R: 0 E: 0 K: 0 S: 7	H: 1 LOB: 0 BB: 0 P: 12	R: 0 E: 0 K: 0 S: 7	H: 0 LOB: 0 BB: 0 P: 12	R: 0 E: 0 K: 0 S: 8	H: 0 LOB: 1 BB: 1 P: 13	R: 0 E: 1 K: 0 S: 10	H: 1 LOB: 2 BB: 0 P: 16		1B: 5 2B: 0 3B: 1 HR: 1	SF: 0 SAC: 0 DP: 0 HBP: 0	WP: 0 PB: 0 CS: 0	PA: 38	
PITCHER	IP	WLS	BF	H	R	ER	SO	BB	IBB	HBP	BLK	WP	HR	S	P	ERA	WHIP					
Tim Belcher, R ERA: 2.97	(1, 1)	1.2		5	4	4	4	0	2	0	0	0	0	25	42	21.60	4.200					
Kevin Cross, R ERA: 4.11	(2, 1)	6.1	W	22	2	1	1	2	1	0	0	0	0	1	52	81	1.42	0.474				
John Candelaria, L ERA: 2.7	(9, 1)	1.0		4	0	0	0	0	0	0	0	0	0	8	13	0.00	0.000					

Batter	1	2	3	4	5	6	7	8	9	AB	R	H	RBI	BB	SO	LOB	TOP			
Brett Butler, L (1, 8) OBP: 0.400, SLG: 0.328	2-1 P2		2-3 K			0-2 FC6-4 S 1B		2-1 F8		4	0	1	0	0	1	0	Los Angeles Dodgers @ New York Mets Shea Stadium, Flushing, NY Fri Jul 19 1991, 7:05 PM EDT Att: 46,711 - Cloudy - 87 F			
Mike Sharperson, R (1, 5) OBP: 0.385, SLG: 0.405	2-3 K			3-2 CS 1B		4-1 FC6-4 BB		1-0 P6		2	0	1	0	1	1	0				
Lenny Harris, L (8, PH) OBP: 0.359, SLG: 0.335						1-2 BB				1	0	0	0	0	0	0				
Juan Samuel, R (1, 4) OBP: 0.350, SLG: 0.438	1-0 F9			3-2 P3		0-2 FC6-4		0-1		4	0	1	0	0	0	3				
Eddie Murray, S (1, 3) OBP: 0.322, SLG: 0.387		1-0 P4		0-2 F8		1-0 L7		1-3 K		4	0	0	0	0	1	3				
Darryl Strawberry, L (1, 9) OBP: 0.355, SLG: 0.426	1-2 HR						0-0 G4-3		0-0 P4	4	1	1	1	0	1	0				
Gary Carter, R (1, 2) OBP: 0.333, SLG: 0.420	2-0 F7					4-2 BB		1-2 G4-3 E 2B		3	1	1	0	1	0	0				
Stan Javier, S (1, 7) OBP: 0.283, SLG: 0.309	2-3 K			2-2 F9		2-2 G4-3		0-0 P2		4	0	0	0	0	1	2				
Alfredo Griffin, S (1, 6) OBP: 0.283, SLG: 0.280			2-2 G3-1			0-0 P4		0-0 E4		3	0	0	0	0	0	1				
Ramon Martinez, R (1, 1) OBP: 0.130, SLG: 0.111			0-3 K			1-3 K		0-0 G1-3		3	0	0	0	0	2	1				
Tim Crews, R (8, 1)										0	0	0	0	0	0	0				
Dennis Cook, L (8, 1)										0	0	0	0	0	0	0				
Inning Stats	R: 0 E: 0 K: 1 S: 6	H: 0 LOB: 0 BB: 0 P: 11	R: 1 E: 0 K: 1 S: 11	H: 1 LOB: 0 BB: 0 P: 17	R: 0 E: 0 K: 2 S: 11	H: 0 LOB: 0 BB: 0 P: 15	R: 0 E: 0 K: 0 S: 10	H: 1 LOB: 0 BB: 0 P: 16	R: 0 E: 0 K: 1 S: 11	H: 0 LOB: 2 BB: 1 P: 20	R: 1 E: 1 K: 0 S: 7	H: 1 LOB: 1 BB: 0 P: 8	R: 0 E: 0 K: 1 S: 8	H: 1 LOB: 0 BB: 0 P: 12	R: 0 E: 0 K: 0 S: 4	H: 0 LOB: 0 BB: 0 P: 6	1B: 3 2B: 1 3B: 0 HR: 1	SF: 0 SAC: 0 DP: 0 HBP: 0	WP: 0 PB: 0 SB: 1 CS: 1	PA: 34
PITCHER	IP	WLS	BF	H	R	ER	SO	BB	IBB	HBP	BLK	WP	HR	S	P	ERA	WHIP			
Sid Fernandez, L (1, 1) ERA: 1.5	6.0		22	3	1	1	6	2	0	0	0	0	1	60	96	1.50	0.833			
Tim Burke, R (7, 1) ERA: 3.86	2.0	W	9	2	1	0	1	0	0	0	0	0	0	15	20	0.00	1.000			
Alejandro Pena, R (9, 1) ERA: 2.81	1.0		3	0	0	0	0	0	0	0	0	0	0	4	6	0.00	0.000			

Batter	1	2	3	4	5	6	7	8	9	AB	R	H	RBI	BB	SO	LOB	BOTTOM			
Keith Miller, R (1, 7) OBP: 0.395, SLG: 0.486	1-2 L6		2-2		1-0 SF8 S 1B		0-2 G6-3	2-1 L4		5	0	2	0	0	0	1	Los Angeles Dodgers @ New York Mets Shea Stadium, Flushing, NY Fri Jul 19 1991, 7:05 PM EDT Att: 46,711 - Cloudy - 87 F			
Dave Magadan, L (1, 3) OBP: 0.381, SLG: 0.342	0-2 F9		1-0 F8		3-2 SF8			4-1 HR 1B BB		2	1	0	1	1	0	1				
Gregg Jefferies, S (1, 4) OBP: 0.355, SLG: 0.428	2-2 G5-3		2-2 F8		0-1 G1-3			2-2 HR 1B		4	1	1	0	0	0	2				
Darryl Boston, L (9, 8) OBP: 0.307, SLG: 0.360								1-2 HR 1B		0	0	0	0	0	0	0				
Kevin McReynolds, R (1, 8) OBP: 0.353, SLG: 0.468		3-1 1B 1B	0-2 G6-3			2-2 F9		1-0 HR		4	1	2	3	0	0	1				
Howard Johnson, S (1, 5) OBP: 0.354, SLG: 0.549	3-1 F8			1-1 F8		1-1 F9		2-2 F8 E 2B		4	1	1	0	0	0	1				
Hubie Brooks, R (1, 9) OBP: 0.348, SLG: 0.462		0-0 1B 1B		0-2 F8		1-1 F9		2-1 F8		4	0	2	0	0	0	1				
Alejandro Pena, R (9, 1)		1-2 1B						2-3 F8		0	0	0	0	0	0	0				
Garry Templeton, S (1, 6) OBP: 0.256, SLG: 0.317		0-0 1B		0-1 G3-1		0-0 F9		4-0 E IBB		3	0	1	0	0	0	1				
Tim Burke, R (7, 1) ERA: 3.86										0	0	0	0	0	0	0				
Kelvin Torve, L (8, PH)										0	0	0	0	0	0	0				
Mark Carreon, R (8, PH) OBP: 0.308, SLG: 0.338		1-3 2H 1B								0	1	0	0	1	0	0				
Rick Cerone, R (1, 2) OBP: 0.369, SLG: 0.344		4-0			2-2 F8		3-2 P3	0-1 E5		3	0	0	1	1	0	0				
Sid Fernandez, L (1, 1) OBP: 0.500, SLG: 1.000		0-1 G4-3			0-2 1B SF8 2B		3-1 F9	2-1 F7		2	1	1	0	0	0	3				
Kevin Elster, R (7, 6) OBP: 0.293, SLG: 0.339										2	0	0	0	0	0	1				
Inning Stats	R: 0 E: 0 K: 0 S: 12	H: 3 LOB: 3 BB: 1 P: 18	R: 0 E: 0 K: 0 S: 8	H: 1 LOB: 1 BB: 0 P: 15	R: 0 E: 0 K: 0 S: 7	H: 0 LOB: 0 BB: 0 P: 8	R: 1 E: 0 K: 0 S: 13	H: 2 LOB: 1 BB: 0 P: 19	R: 0 E: 0 K: 0 S: 8	H: 1 LOB: 1 BB: 0 P: 12	R: 0 E: 0 K: 0 S: 9	H: 0 LOB: 0 BB: 0 P: 15	R: 5 E: 1 K: 0 S: 16	H: 3 LOB: 1 BB: 2 P: 35	1B: 7 2B: 2 3B: 0 HR: 1	SF: 1 SAC: 0 DP: 0 HBP: 0	WP: 0 PB: 0 SB: 1 CS: 0	PA: 37		
PITCHER	IP	WLS	BF	H	R	ER	SO	BB	IBB	HBP	BLK	WP	HR	S	P	ERA	WHIP			
Ramon Martinez, R (1, 1) ERA: 2.49	7.0	L	30	8	3	3	0	1	1	0	0	0	1	6	11	27.00	6.000			
Tim Burke, R (8, 1) ERA: 3.86	0.1		3	2	1	1	0	0	0	0	0	0	0	6	11	27.00	6.000			
Dennis Cook, L (8, 1) ERA: 1.59	0.2		4	0	2	1	0	0	1	0	0	0	0	6	14	13.50	0.000			



Batter	1	2	3	4	5	6	7	8	9	AB	R	H	RBI	BB	SO	LOB	TOP				
Keith Miller, R (1,7) OBP: 0.371, SLG: 0.471 Garry Templeton, S (8,PH) OBP: 0.251, SLG: 0.311 (8,6)	0-1 G6-3		1-1 G5-3			0-0 B2		2-2 FC6-4		3	0	0	0	0	0	1					
Dave Magadan, L (1,3) OBP: 0.377, SLG: 0.345	2-2 G3			1-0 G3			0-2 G1-3		4-1 1B 1B BB	3	1	0	0	1	0	0					
Gregg Jefferies, S (1,4) OBP: 0.358, SLG: 0.423	2-2 G6-3			0-2 G6-3			0-1 P4		0-2 1B 1-2 1B	4	0	1	0	0	0	0					
Kevin McReynolds, R (1,8) OBP: 0.356, SLG: 0.461 (8,7)		2-3 K		0-2 F9			0-0 F9		0-1 1B 1-2 2H 1B	4	0	1	1	0	1	0					
Howard Johnson, S (1,5) OBP: 0.362, SLG: 0.559		0-2 G3-1			0-1 G5-3			3-2 HR	1-0 P4	4	1	1	1	0	0	2					
Hubie Brooks, R (1,9) OBP: 0.348, SLG: 0.451 (1,9)		2-1 P4			2-3 K			1-2 1B 1B	2-2 G1-4-3	4	0	1	0	0	1	2					
Rick Cerone, R (1,2) OBP: 0.374, SLG: 0.346			4-0 B5-6-4 1B BB		1-1 G5-3			2-2 1B 1-2 FC6-4 1B		2	0	1	0	1	0	0					
Kevin Elster, R (1,6) OBP: 0.295, SLG: 0.337 Mackey Sasser, L (8,PH) OBP: 0.340, SLG: 0.535 Tim Burke, R (8,1)			1-0 B5-6-4 1B			0-0 F8		0-0 P2		2	0	1	0	0	0	0					
Frank Viola, L (1,1) OBP: 0.135, SLG: 0.157 Tom Herr, S (6,PH) OBP: 0.326, SLG: 0.253 Jeff Innis, R (6,1) Daryl Boston, L (8,PH) OBP: 0.308, SLG: 0.359 (8,8)			0-1 B5-6-4			0-3 K		2-2 P6		1	0	0	0	0	0	2					
Inning Stats	R: 0 E: 0 K: 0 S: 8	H: 0 LOB: 0 BB: 0 P: 12	R: 0 E: 0 K: 1 S: 8	H: 0 LOB: 0 BB: 0 P: 12	R: 0 E: 0 K: 0 S: 5	H: 1 LOB: 1 BB: 1 P: 11	R: 0 E: 0 K: 0 S: 8	H: 0 LOB: 0 BB: 0 P: 9	R: 0 E: 0 K: 1 S: 5	H: 0 LOB: 0 BB: 0 P: 11	R: 0 E: 0 K: 0 S: 6	H: 0 LOB: 0 BB: 0 P: 6	R: 1 E: 0 K: 0 S: 20	H: 3 LOB: 2 BB: 0 P: 30	R: 1 E: 0 K: 0 S: 10	H: 2 LOB: 1 BB: 1 P: 17	1B: 5 2B: 0 3B: 0 HR: 1	SF: 0 SAC: 0 DP: 2 HBP: 0	WP: 0 PB: 0 SB: 0 CS: 0	PA: 33	
PITCHER	IP	WLS	BF	H	R	ER	SO	BB	IBB	HBP	BLK	WP	HR	S	P	ERA	WHIP				
Bud Black, L (1,1) ERA: 3.57	7.0	W	25	4	1	1	3	1	0	0	0	0	1	59	83	1.29	0.714				
Jeff Brantley, R (8,1) ERA: 3.2	1.0		6	2	1	1	0	1	0	0	0	0	0	15	23	9.00	3.000				
Dave Righetti, L (9,1) ERA: 4.0	1.0	S	2	0	0	0	0	0	0	0	0	0	0	4	7	0.00	0.000				

New York Mets @ San Francisco Giants
Candlestick Park, San Francisco, CA
Tue Jul 23, 1991, 10:05 PM EDT
Att: 18,346 - Cloudy - 60 F

AB 31
R 2
H 6
RBI 2
BB 2
SO 3
LOB 13



Batter	1	2	3	4	5	6	7	8	9	AB	R	H	RBI	BB	SO	LOB	BOTTOM				
Darren Lewis, R (1,8) OBP: 0.429, SLG: 0.429	3-2 P3		2-1 G6-3				1-2 HR HBP		2-0 G1-3	3	1	0	0	0	0	1					
Robby Thompson, R (1,4) OBP: 0.345, SLG: 0.451	2-1 G5-3			3-1 G1-3	1 SAFE		3-1 HR	0-1 L4		4	1	1	3	0	0	0					
Will Clark, L (1,3) OBP: 0.348, SLG: 0.509	2-1 G6-3			2-2 F8			0-0 F7	0-1 G4-3		4	0	0	0	0	0	0					
Kevin Mitchell, R (1,7) OBP: 0.348, SLG: 0.533		2-1 F9		2-1 E5 1B			1-0 G6-3	0-3 K		4	0	0	0	0	1	0					
Matt Williams, R (1,5) OBP: 0.290, SLG: 0.459		1-3 K		2-0 FC5-4 1B			0-2 F8			3	0	1	0	0	1	0					
Kevin Bass, S (1,9) OBP: 0.300, SLG: 0.348 Mike Felder, S (7,9) OBP: 0.321, SLG: 0.339		2-1 HR		1-1 FC5-4			1-0 G6-3			3	1	1	1	0	0	2					
Kirt Manwaring, R (1,2) OBP: 0.345, SLG: 0.308		3-2 G5-3			0-0 G6-3 HR 2B			2-1 L9		3	1	1	0	0	0	0					
Jose Uribe, S (1,6) OBP: 0.257, SLG: 0.247			1-1 G5-3		1-2 G6-3			2-1 G4-3		3	0	0	0	0	0	1					
Bud Black, L (1,1) OBP: 0.208, SLG: 0.250 Jeff Brantley, R (8,1) Dave Righetti, L (9,1)			2-3 K		2-1 G6-3			0-0 2B		3	0	1	0	0	1	1					
Inning Stats	R: 0 E: 0 K: 0 S: 7	H: 0 LOB: 0 BB: 0 P: 14	R: 1 E: 0 K: 1 S: 10	H: 1 LOB: 0 BB: 0 P: 18	R: 0 E: 0 K: 1 S: 7	H: 0 LOB: 0 BB: 0 P: 12	R: 0 E: 1 K: 0 S: 11	H: 1 LOB: 2 BB: 0 P: 21	R: 3 E: 0 K: 0 S: 5	H: 2 LOB: 0 BB: 0 P: 18	R: 0 E: 0 K: 0 S: 5	H: 0 LOB: 0 BB: 0 P: 7	R: 0 E: 0 K: 0 S: 6	H: 1 LOB: 1 BB: 0 P: 12	R: 0 E: 0 K: 1 S: 7	H: 0 LOB: 0 BB: 0 P: 7	1B: 1 2B: 2 3B: 0 HR: 2	SF: 0 SAC: 0 DP: 0 HBP: 1	WP: 0 PB: 0 SB: 0 CS: 0	PA: 31	
PITCHER	IP	WLS	BF	H	R	ER	SO	BB	IBB	HBP	BLK	WP	HR	S	P	ERA	WHIP				
Frank Viola, L (1,1) ERA: 3.06	5.0	L	21	4	4	4	2	0	0	1	0	0	2	46	83	7.20	0.800				
Jeff Innis, R (6,1) ERA: 2.22	2.0		7	1	0	0	0	0	0	0	0	0	0	11	19	0.00	0.500				
Tim Burke, R (8,1) ERA: 3.63	1.0		3	0	0	0	1	0	0	0	0	0	0	7	7	0.00	0.000				

New York Mets @ San Francisco Giants
Candlestick Park, San Francisco, CA
Tue Jul 23, 1991, 10:05 PM EDT
Att: 18,346 - Cloudy - 60 F

AB 30
R 4
H 5
RBI 4
BB 0
SO 3
LOB 5



Batter	1	2	3	4	5	6	7	8	9	AB	R	H	RBI	BB	SO	LOB	TOP					
Keith Miller, R OBP: 0.376, SLG: 0.483 (1, 7)	G4-3		K				G4-3			4	0	2	2	0	1	0	New York Mets @ San Francisco Giants Candlestick Park, San Francisco, CA Wed Jul 24 1991, 10:05 PM EDT Att: 18,809 - Cloudy - 58 F					
Dave Magadan, L OBP: 0.376, SLG: 0.341 (1, 3)	G6-3		F7				G4-3			3	0	0	1	1	0	1						
Gregg Jefferies, S OBP: 0.353, SLG: 0.417 Alejandro Pena, R (7, 1)	L5			G4-3	G4-3		G6-3			4	0	0	0	0	0	3						
Kevin McReynolds, R OBP: 0.355, SLG: 0.458 (1, 8)		G4-3		F8				F7		4	0	1	0	0	0	0						
Howard Johnson, S OBP: 0.364, SLG: 0.561 (1, 5)		1B	F8			P5		G6-4-3	1B	4	1	2	0	0	0	1						
Hubie Brooks, R OBP: 0.347, SLG: 0.448 (1, 9)					E3	FC3-6		G6-4-3		4	1	1	1	0	0	2						
Mackey Sasser, L OBP: 0.337, SLG: 0.533 (1, 2)		F7			1B	G3			P3	4	1	1	0	0	0	2						
Garry Templeton, S OBP: 0.246, SLG: 0.304 (1, 6)		F8			K		G1-3		P8	4	0	0	0	0	1	3						
David Cone, L OBP: 0.213, SLG: 0.163 Kelvin Torve, L (5, PH)			K2-3		G1-3			G4-3		1	0	0	0	0	1	0						
Jeff Innis, R (5, 1)										1	0	0	0	0	0	2						
Daryl Boston, L OBP: 0.310, SLG: 0.362 (7, 8)							G4-3			2	1	1	0	0	0	0						
										2	1	1	0	0	0	0						
Inning Stats	R: 0 E: 0 K: 0 S: 6	H: 0 LOB: 0 BB: 0 P: 10	R: 1 E: 0 K: 0 S: 6	H: 2 LOB: 1 BB: 0 P: 7	R: 0 E: 0 K: 2 S: 7	H: 0 LOB: 0 BB: 0 P: 10	R: 0 E: 0 K: 0 S: 7	H: 0 LOB: 0 BB: 0 P: 11	R: 2 E: 1 K: 1 S: 16	H: 2 LOB: 2 BB: 1 P: 26	R: 0 E: 0 K: 0 S: 6	H: 1 LOB: 1 BB: 0 P: 9	R: 1 E: 0 K: 0 S: 11	H: 2 LOB: 1 BB: 0 P: 14	R: 0 E: 0 K: 0 S: 5	H: 1 LOB: 0 BB: 0 P: 7		R: 0 E: 0 K: 0 S: 7	H: 0 LOB: 0 BB: 0 P: 14	1B: 5 2B: 3 HR: 0	SF: 0 SAC: 0 DP: 1 HBP: 0	WP: 0 PB: 0 SB: 0 CS: 0
PITCHER John Burkett, R ERA: 3.29 (1, 1)	IP: 9.0 WLS: W BF: 36 H: 8 R: 4 ER: 2 SO: 3 BB: 1 IBB: 0 HBP: 0 BLK: 0 WP: 0 HR: 0 S: 71 P: 108 ERA: 2.00 WHIP: 1.000															PITCHER						

Batter	1	2	3	4	5	6	7	8	9	AB	R	H	RBI	BB	SO	LOB	BOTTOM						
Darren Lewis, R OBP: 0.457, SLG: 0.432 (1, 8)	E	HR					K			2	2	1	0	2	1	0	New York Mets @ San Francisco Giants Candlestick Park, San Francisco, CA Wed Jul 24 1991, 10:05 PM EDT Att: 18,809 - Cloudy - 58 F						
Kevin Bass, S OBP: 0.299, SLG: 0.360 Mike Felder, S OBP: 0.321, SLG: 0.339 (1, 9)	K	HR					K			4	1	1	3	0	2	1							
Will Clark, L OBP: 0.350, SLG: 0.512 (1, 3)	HR	1B					F8			4	2	2	0	0	0	1							
Kevin Mitchell, R OBP: 0.355, SLG: 0.552 (1, 7)	HR	1B					G4-3			4	2	3	3	0	0	0							
Matt Williams, R OBP: 0.286, SLG: 0.454 (1, 5)	P4	K					K			4	0	0	0	0	2	2							
Robby Thompson, R OBP: 0.340, SLG: 0.445 (1, 4)	K						G4-3			4	0	0	0	0	2	1							
Terry Kennedy, L OBP: 0.269, SLG: 0.360 (1, 2)		G4-3					G4-3			4	0	1	1	0	1	0							
Jose Uribe, S OBP: 0.248, SLG: 0.237 (1, 6)		E4					P6			4	1	0	0	0	1	1							
John Burkett, R OBP: 0.103, SLG: 0.105 (1, 1)		SH1					K			2	0	0	0	0	2	0							
										2	0	0	0	0	2	0							
Inning Stats	R: 3 E: 1 K: 2 S: 15	H: 3 LOB: 0 BB: 0 P: 22	R: 4 E: 1 K: 1 S: 18	H: 3 LOB: 1 BB: 1 P: 34	R: 0 E: 0 K: 3 S: 10	H: 0 LOB: 0 BB: 0 P: 15	R: 0 E: 0 K: 1 S: 8	H: 0 LOB: 1 BB: 1 P: 16	R: 0 E: 0 K: 1 S: 7	H: 0 LOB: 0 BB: 0 P: 10	R: 0 E: 0 K: 1 S: 8	H: 0 LOB: 0 BB: 0 P: 11	R: 0 E: 0 K: 2 S: 9	H: 0 LOB: 0 BB: 0 P: 13	R: 1 E: 0 K: 0 S: 11	H: 2 LOB: 1 BB: 0 P: 15		R: 0 E: 0 K: 0 S: 7	H: 0 LOB: 0 BB: 0 P: 14	1B: 5 2B: 1 3B: 0 HR: 2	SF: 0 SAC: 1 DP: 0 HBP: 0	WP: 2 PB: 0 SB: 0 CS: 0	PA: 35
PITCHER David Cone, R ERA: 3.18 Jeff Innis, R ERA: 2.12 Alejandro Pena, R ERA: 2.82 (1, 1)	IP: 4.0 WLS: L BF: 21 H: 6 R: 7 ER: 3 SO: 7 BB: 2 IBB: 0 HBP: 0 BLK: 0 WP: 1 HR: 2 S: 51 P: 87 ERA: 6.75 WHIP: 2.000															PITCHER							



Batter	1	2	3	4	5	6	7	8	9	AB	R	H	RBI	BB	SO	LOB	TOP										
Keith Miller, R OBP: 0.361, SLG: 0.462 (1, 9)										4	0	0	0	0	1	3	New York Mets @ San Francisco Giants Candlestick Park, San Francisco, CA Thu Jul 25 1991, 6:33 AM EDT Att: 28,992 - Cloudy - 71 F										
Gary Tompkins, S OBP: 0.246, SLG: 0.303 (1, 3)										4	0	1	0	0	0	3											
Gregg Jefferies, S OBP: 0.348, SLG: 0.410 (1, 4)										4	0	0	0	0	0	2											
Kevin McReynolds, R OBP: 0.354, SLG: 0.458 (1, 8)										4	1	1	0	0	1	0											
Howard Johnson, S OBP: 0.360, SLG: 0.554 (1, 5)										4	0	0	0	0	3	1											
Mark Carreon, R OBP: 0.305, SLG: 0.340 Doug Simons, L (7, 1)										3	0	1	1	0	0	0											
John Franco, L (8, 1)										0	0	0	0	0	0	0											
Vince Coleman, S OBP: 0.359, SLG: 0.341 (9, PH)										1	0	0	0	0	0	0											
Rick Cerone, R OBP: 0.374, SLG: 0.346 (1, 2)										3	0	1	0	0	0	1											
Kevin Elster, R OBP: 0.296, SLG: 0.342 (1, 6)										3	0	1	0	0	0	1											
Wally Whitehurst, R OBP: 0.192, SLG: 0.167 Tim Burke, R (5, 1)										2	0	1	0	0	0	2											
Hubie Brooks, R OBP: 0.346, SLG: 0.446 (7, 9)										0	0	0	0	0	0	0											
Inning Stats	R: 0 E: 0 K: 0 S: 9	H: 0 LOB: 0 BB: 0 P: 11	R: 1 E: 0 K: 0 S: 18	H: 2 LOB: 1 BB: 20 P: 25	R: 0 E: 0 K: 0 S: 6	H: 1 LOB: 1 BB: 0 P: 7	R: 0 E: 0 K: 1 S: 8	H: 0 LOB: 0 BB: 0 P: 14	R: 0 E: 0 K: 1 S: 10	H: 2 LOB: 2 BB: 0 P: 13	R: 0 E: 0 K: 1 S: 12	H: 0 LOB: 0 BB: 0 P: 17	R: 0 E: 0 K: 1 S: 15	H: 0 LOB: 0 BB: 0 P: 19	R: 0 E: 0 K: 1 S: 7	H: 1 LOB: 1 BB: 0 P: 10	R: 0 E: 0 K: 2 S: 9	H: 0 LOB: 0 BB: 0 P: 12	1B: 4 2B: 2 3B: 0 HR: 0	SF: 0 SAC: 0 DP: 0 HBP: 0	WP: 0 PB: 0 SB: 0 CS: 0	PA: 33					
PITCHER	IP	WLS	BF	H	R	ER	SO	BB	IBB	HBP	BLK	WP	HR	S	P	ERA	WHIP										
Trevor Wilson, L ERA: 3.86 Bryan Hickerson, L ERA:	8.0	W	30	6	1	1	3	0	0	0	0	0	0	85	116	1.12	0.750										
Bryan Hickerson, L ERA:	1.0		3	0	0	0	2	0	0	0	0	0	0	9	12	0.00	0.000										

Batter	1	2	3	4	5	6	7	8	9	AB	R	H	RBI	BB	SO	LOB	BOTTOM										
Darren Lewis, R OBP: 0.471, SLG: 0.439 (1, 8)										4	3	2	0	1	0	1	New York Mets @ San Francisco Giants Candlestick Park, San Francisco, CA Thu Jul 25 1991, 6:33 AM EDT Att: 28,992 - Cloudy - 71 F										
Kevin Bass, S OBP: 0.305, SLG: 0.363 (1, 9)										4	1	2	1	1	0	2											
Will Clark, L OBP: 0.351, SLG: 0.513 (1, 3)										5	2	2	2	0	0	2											
Kevin Mitchell, R OBP: 0.357, SLG: 0.551 Mike Kingery, L OBP: 0.303, SLG: 0.247 (8, 7)										4	0	2	2	0	2	2											
Matt Williams, R OBP: 0.288, SLG: 0.453 (1, 5)										5	0	2	2	0	3	2											
Robby Thompson, R OBP: 0.342, SLG: 0.446 (1, 4)										4	0	2	0	0	1	0											
Kirt Manwaring, R OBP: 0.333, SLG: 0.276 (1, 2)										3	0	0	0	1	0	5											
Jose Uribe, S OBP: 0.243, SLG: 0.232 Mark Leonard, L OBP: 0.392, SLG: 0.364 Dave Anderson, R OBP: 0.306, SLG: 0.336 (6, 6)										2	0	0	0	0	0	3											
Trevor Wilson, L OBP: 0.464, SLG: 0.478 Bryan Hickerson, L (9, 1)										3	2	2	1	0	0	0											
Inning Stats	R: 3 E: 0 K: 1 S: 11	H: 4 LOB: 2 BB: 1 P: 20	R: 1 E: 0 K: 1 S: 12	H: 1 LOB: 1 BB: 1 P: 21	R: 0 E: 0 K: 1 S: 8	H: 0 LOB: 1 BB: 1 P: 13	R: 0 E: 0 K: 0 S: 6	H: 0 LOB: 0 BB: 0 P: 8	R: 0 E: 0 K: 1 S: 11	H: 3 LOB: 3 BB: 0 P: 16	R: 2 E: 1 K: 2 S: 17	H: 3 LOB: 1 BB: 0 P: 22	R: 0 E: 0 K: 2 S: 7	H: 0 LOB: 0 BB: 0 P: 11	R: 2 E: 1 K: 0 S: 17	H: 3 LOB: 2 BB: 0 P: 27		1B: 12 2B: 1 3B: 0 HR: 1	SF: 0 SAC: 0 DP: 0 HBP: 1	WP: 0 PB: 0 SB: 0 CS: 1	PA: 41						
PITCHER	IP	WLS	BF	H	R	ER	SO	BB	IBB	HBP	BLK	WP	HR	S	P	ERA	WHIP										
Wally Whitehurst, R ERA: 3.8 Tim Burke, R ERA: 3.69 Doug Simons, L ERA: 5.56 John Franco, L ERA: 2.61 (8, 1)	4.1	L	22	5	2	1	3	0	0	0	0	0	0	26	35	5.40	3.000										
John Franco, L ERA: 2.61	1.0		3	0	0	0	2	0	0	0	0	0	0	7	11	0.00	0.000										
John Franco, L ERA: 2.61	1.0		3	2	0	0	0	0	0	0	0	0	0	17	27	0.00	3.000										



Batter	1	2	3	4	5	6	7	8	9	AB	R	H	RBI	BB	SO	LOB	TOP					
Vince Coleman, S (1, 8) OBP: 0.353, SLG: 0.335																	4 0 0 0 0 3 3					
Keith Miller, R (1, 4) OBP: 0.347, SLG: 0.443																	4 0 0 0 0 2 1					
Kevin McReynolds, R (1, 7) OBP: 0.352, SLG: 0.456																	4 0 1 0 0 1 0					
Howard Johnson, S (1, 5) OBP: 0.359, SLG: 0.550																	4 1 1 0 0 1 1					
Hubie Brooks, R (1, 9) OBP: 0.345, SLG: 0.444																	4 0 1 0 0 0 2					
Rick Cerone, R (1, 2) OBP: 0.371, SLG: 0.344																	4 0 1 0 0 2 2					
Dave Magadan, L (1, 3) OBP: 0.377, SLG: 0.339																	2 1 0 1 2 0 2					
Kevin Elster, R (1, 6) OBP: 0.300, SLG: 0.347																	3 0 1 1 1 0 3					
Sid Fernandez, L (1, 1) OBP: 0.250, SLG: 0.500																	2 0 0 0 0 2 1					
Mark Carreon, R (7, PH) OBP: 0.303, SLG: 0.338																	1 0 0 0 0 0 2					
Jeff Innis, R (7, 1) OBP: 0.347, SLG: 0.409																	0 0 0 0 0 0 0					
Gregg Jefferies, S (9, PH) OBP: 0.347, SLG: 0.409																	1 0 0 0 0 0 2					
Inning Stats	R: 0 E: 0 K: 3 S: 9	H: 0 LOB: 0 BB: 0 P: 11	R: 1 E: 0 K: 0 S: 14	H: 2 LOB: 1 BB: 0 P: 19	R: 0 E: 0 K: 3 S: 11	H: 0 LOB: 0 BB: 0 P: 15	R: 0 E: 0 K: 1 S: 9	H: 1 LOB: 1 BB: 0 P: 14	R: 1 E: 0 K: 2 S: 14	H: 1 LOB: 1 BB: 1 P: 22	R: 0 E: 0 K: 1 S: 6	H: 0 LOB: 0 BB: 0 P: 8	R: 0 E: 1 K: 0 S: 10	H: 0 LOB: 2 BB: 1 P: 20	R: 0 E: 0 K: 0 S: 4	H: 0 LOB: 0 BB: 0 P: 5	R: 0 E: 0 K: 1 S: 10	H: 1 LOB: 2 BB: 1 P: 15	1B: 4 2B: 1 3B: 0 HR: 0	SF: 0 SAC: 0 DP: 0 HBP: 0	WP: 0 PB: 0 SB: 0 CS: 0	PA: 36
PITCHER	IP WLS BF H R ER SO BB IBB HBP BLK WP HR S P ERA WHIP																					
Bruce Hurst, L (1, 1) ERA: 3.15	8.0 W 31 4 2 2 10 2 0 0 0 0 0 0 77 114 2.25 0.750																					
Craig Lefferts, L (9, 1) ERA: 4.6	1.0 5 1 0 0 1 1 0 0 0 0 0 0 10 15 0.00 2.000																					

New York Mets @ San Diego Padres
Jack Murphy Stadium, San Diego, CA
Fri Jul 26 1991, 10:05 PM EDT
Att: 21,860 - Sunny - 74 F

AB 33
R 2
H 5
RBI 2
BB 3
SO 11
LOB 19



Batter	1	2	3	4	5	6	7	8	9	AB	R	H	RBI	BB	SO	LOB	BOTTOM			
Bip Roberts, S (1, 4) OBP: 0.344, SLG: 0.337										4 2 3 1 1 0 0										
Tim Lincecum, R (1, 5) OBP: 0.333, SLG: 0.317										4 0 1 1 0 2 3										
Tony Gwynn, L (1, 9) OBP: 0.370, SLG: 0.456										4 2 2 0 1 0 1										
Fred McGriff, L (1, 3) OBP: 0.402, SLG: 0.497										4 2 1 0 1 0 2										
Jerald Clark, R (1, 7) OBP: 0.341, SLG: 0.427										4 0 1 2 0 0 2										
Benito Santiago, R (1, 2) OBP: 0.286, SLG: 0.379										3 0 0 1 0 1 2										
Darrin Jackson, R (1, 8) OBP: 0.311, SLG: 0.489										4 2 3 3 0 0 0										
Craig Shipley, R (1, 6) OBP: 0.500, SLG: 0.750										4 0 2 0 0 0 3										
Bruce Hurst, L (1, 1) OBP: 0.163, SLG: 0.089										2 0 0 0 0 0 2										
Scott Coolbaugh, R (8, PH) OBP: 0.298, SLG: 0.311										1 0 0 0 0 1 0										
Craig Lefferts, L (9, 1) ERA: 2.59										0 0 0 0 0 0 0										
Inning Stats	R: 0 E: 0 K: 1 S: 8	H: 0 LOB: 0 BB: 0 P: 15	R: 0 E: 0 K: 0 S: 8	H: 0 LOB: 0 BB: 0 P: 13	R: 2 E: 0 K: 0 S: 13	H: 3 LOB: 1 BB: 0 P: 21	R: 0 E: 0 K: 0 S: 5	H: 0 LOB: 0 BB: 0 P: 8	R: 0 E: 0 K: 0 S: 12	H: 1 LOB: 2 BB: 1 P: 25	R: 3 E: 0 K: 0 S: 17	H: 4 LOB: 1 BB: 0 P: 27	R: 3 E: 0 K: 1 S: 13	H: 3 LOB: 2 BB: 2 P: 23	R: 0 E: 0 K: 2 S: 13	H: 2 LOB: 2 BB: 0 P: 19	1B: 11 2B: 1 3B: 0 HR: 1	SF: 1 SAC: 2 DP: 0 HBP: 0	WP: 1 PB: 0 SB: 0 CS: 0	PA: 40
PITCHER	IP WLS BF H R ER SO BB IBB HBP BLK WP HR S P ERA WHIP																			
Sid Fernandez, L (1, 1) ERA: 4.5	6.0 L 27 8 5 5 1 8 5 0 0 0 1 0 63 109 7.50 1.500																			
Jeff Innis, R (7, 1) ERA: 2.59	2.0 13 5 3 3 3 0 2 0 0 0 1 0 26 42 13.50 2.500																			

New York Mets @ San Diego Padres
Jack Murphy Stadium, San Diego, CA
Fri Jul 26 1991, 10:05 PM EDT
Att: 21,860 - Sunny - 74 F

AB 34
R 8
H 13
RBI 8
BB 3
SO 4
LOB 15



Batter	1	2	3	4	5	6	7	8	9	AB	R	H	RBI	BB	SO	LOB	TOP								
Vince Coleman, S (1, 8) OBP: 0.354, SLG: 0.333	G4-3		G6-3		L5		G6-4-3 BB			4	0	1	0	1	0	2	New York Mets @ San Diego Padres Jack Murphy Stadium, San Diego, CA Sat Jul 27 1991, 10:05 PM EDT Att: 31,304 - Sunny - 72 F								
Gregg Jefferies, S (1, 4) OBP: 0.345, SLG: 0.405 John Franco, L (9, 1)	G4-3			F9			G6-4-3 1-2		L6	5	0	1	1	0	0	4									
Kevin McReynolds, R (1, 7) OBP: 0.349, SLG: 0.450	K			P4					E5	4	0	0	0	0	1	2									
Howard Johnson, S (1, 5) OBP: 0.360, SLG: 0.547									G3-6-3	2	1	0	0	2	0	3									
Hubie Brooks, R (1, 9) OBP: 0.344, SLG: 0.439 Daryl Boston, L (8, 9) OBP: 0.310, SLG: 0.362	K								F8	3	0	0	0	1	1	1									
Dave Magadan, L (1, 3) OBP: 0.379, SLG: 0.341	G3-1									4	1	2	1	0	0	0									
Garry Templeton, S (1, 6) OBP: 0.247, SLG: 0.320										3	1	1	1	0	1	2									
Charlie O'Brien, R (1, 2) OBP: 0.269, SLG: 0.200										3	1	2	1	1	0	0									
Dwight Gooden, R (1, 1) OBP: 0.245, SLG: 0.358 Tom Herr, S (9, PH) OBP: 0.324, SLG: 0.252										2	0	1	0	0	0	0									
Inning Stats	R: 0 E: 0 K: 1 S: 7	H: 0 LOB: 0 BB: 0 P: 12	R: 0 E: 0 K: 1 S: 7	H: 0 LOB: 0 BB: 1 P: 11	R: 1 E: 0 K: 1 S: 14	H: 1 LOB: 0 BB: 0 P: 17	R: 1 E: 0 K: 1 S: 9	H: 1 LOB: 2 BB: 2 P: 23	R: 1 E: 0 K: 0 S: 15	H: 3 LOB: 2 BB: 0 P: 24	R: 0 E: 0 K: 0 S: 4	H: 0 LOB: 0 BB: 0 P: 5	R: 0 E: 0 K: 0 S: 11	H: 0 LOB: 1 BB: 2 P: 20	R: 0 E: 1 K: 0 S: 7	H: 0 LOB: 0 BB: 0 P: 10	R: 1 E: 0 K: 1 S: 17	H: 3 LOB: 2 BB: 0 P: 28	1B: 7 2B: 1 3B: 0 HR: 1	SF: 0 SAC: 2 DP: 3 HBP: 0	WP: 2 PB: 0 SB: 0 CS: 1	PA: 38			
PITCHER	IP	WLS	BF	H	R	ER	SO	BB	IBB	HBP	BLK	WP	HR	S	P	ERA	WHIP								
Adam Peterson, R (1, 1) ERA: 4.09	5.0	L	22	5	3	3	3	3	0	0	0	0	1	52	87	5.40	1.600								
John Costello, R (6, 1) ERA: 2.45	3.0		10	0	0	0	0	2	0	0	0	0	0	22	35	0.00	0.667								
Rich Rodriguez, L (9, 1) ERA: 3.47	1.0		6	3	1	1	1	0	0	0	0	2	0	17	28	9.00	3.000								

AB	31
R	4
H	8
RBI	4
BB	5
SO	4
LOB	15



Batter	1	2	3	4	5	6	7	8	9	AB	R	H	RBI	BB	SO	LOB	BOTTOM								
Bip Roberts, S (1, 4) OBP: 0.343, SLG: 0.336	G6-3									4	0	1	0	0	1	1	New York Mets @ San Diego Padres Jack Murphy Stadium, San Diego, CA Sat Jul 27 1991, 10:05 PM EDT Att: 31,304 - Sunny - 72 F								
Tim Lincecum, R (1, 5) OBP: 0.327, SLG: 0.310	G6-3									4	0	0	0	0	2										
Tony Gwynn, L (1, 9) OBP: 0.366, SLG: 0.451	G4-3									4	0	0	0	0	0										
Fred McGriff, L (1, 3) OBP: 0.403, SLG: 0.494										2	0	0	0	2	1	0									
Jerald Clark, R (1, 7) OBP: 0.339, SLG: 0.422										3	0	0	0	1	1	2									
Benito Santiago, R (1, 2) OBP: 0.287, SLG: 0.379										3	0	1	0	0	2	1									
Thomas Howard, S (1, 8) OBP: 0.316, SLG: 0.320										2	0	1	0	1	0	2									
Craig Shipley, R (1, 6) OBP: 0.286, SLG: 0.429										3	0	0	0	0	3										
Adam Peterson, R (1, 1) Shawn Abner, R (5, PH) John Costello, R (6, 1) Phil Stephenson, L (8, PH) Rich Rodriguez, L (9, 1)										1	0	0	0	0	1	0									
Inning Stats	R: 0 E: 0 K: 0 S: 6	H: 1 LOB: 1 BB: 1 P: 11	R: 0 E: 0 K: 0 S: 8	H: 1 LOB: 1 BB: 1 P: 15	R: 0 E: 0 K: 1 S: 6	H: 1 LOB: 0 BB: 0 P: 8	R: 0 E: 0 K: 1 S: 5	H: 0 LOB: 0 BB: 0 P: 7	R: 0 E: 0 K: 1 S: 8	H: 0 LOB: 1 BB: 1 P: 13	R: 0 E: 0 K: 1 S: 8	H: 0 LOB: 0 BB: 0 P: 13	R: 0 E: 1 K: 2 S: 16	H: 1 LOB: 2 BB: 1 P: 27	R: 0 E: 0 K: 0 S: 6	H: 1 LOB: 0 BB: 0 P: 9	R: 0 E: 0 K: 0 S: 7	H: 0 LOB: 0 BB: 1 P: 15	1B: 4 2B: 0 3B: 0 HR: 0	SF: 0 SAC: 0 DP: 3 HBP: 0	WP: 0 PB: 0 SB: 1 CS: 0	PA: 32			
PITCHER	IP	WLS	BF	H	R	ER	SO	BB	IBB	HBP	BLK	WP	HR	S	P	ERA	WHIP								
Dwight Gooden, R (1, 1) ERA: 3.85	8.0	W	29	4	0	0	6	3	0	0	0	0	0	63	103	0.00	0.875								
John Franco, L (9, 1) ERA: 2.53	1.0		3	0	0	0	0	1	0	0	0	0	0	7	15	0.00	1.000								



Batter	1	2	3	4	5	6	7	8	9	AB	R	H	RBI	BB	SO	LOB	TOP			
Vince Coleman, S (1, 8) OBP: 0.356, SLG: 0.336	K		G3			FC5-4 1B		S 1B		4	0	2	0	0	1	0	New York Mets @ San Diego Padres Jack Murphy Stadium, San Diego, CA Sun Jul 28 1991, 6:33 AM EDT Att: 25,090 - Sunny - 78 F			
Gregg Jefferies, S (1, 4) OBP: 0.342, SLG: 0.402	G4-3							F9		2	0	0	0	0	0	0				
Tom Herr, S (5, 4) OBP: 0.326, SLG: 0.255										2	0	1	0	0	0	1				
Kevin McReynolds, R (1, 7) OBP: 0.345, SLG: 0.444	G6-3					FC5-4		K		4	0	0	0	0	1	3				
Howard Johnson, S (1, 5) OBP: 0.356, SLG: 0.540										4	0	0	0	0	0	2				
Hubie Brooks, R (1, 9) OBP: 0.340, SLG: 0.433										4	0	0	0	0	1	0				
Dave Magadan, L (1, 3) OBP: 0.377, SLG: 0.340										4	0	1	0	0	0	0				
Rick Cerone, R (1, 2) OBP: 0.370, SLG: 0.344										3	0	1	0	0	0	1				
Garry Templeton, S (1, 6) OBP: 0.243, SLG: 0.315										3	0	0	0	0	1	2				
Frank Viola, L (1, 1) OBP: 0.130, SLG: 0.151										2	0	0	0	0	0	0				
Daryl Boston, L (8, PH) OBP: 0.308, SLG: 0.359										1	0	0	0	0	0	0				
Tim Burke, R (8, 1)										0	0	0	0	0	0	0				
Inning Stats	R: 0 E: 0 K: 1 S: 7	H: 0 LOB: 0 BB: 0 P: 13	R: 0 E: 0 K: 0 S: 14	H: 1 LOB: 1 BB: 0 P: 19	R: 0 E: 0 K: 0 S: 6	H: 0 LOB: 0 BB: 0 P: 7	R: 0 E: 0 K: 0 S: 11	H: 0 LOB: 0 BB: 0 P: 15	R: 0 E: 0 K: 1 S: 12	H: 2 LOB: 2 BB: 0 P: 18	R: 0 E: 0 K: 1 S: 7	H: 1 LOB: 1 BB: 0 P: 10	R: 0 E: 0 K: 1 S: 13	H: 1 LOB: 1 BB: 0 P: 21	R: 0 E: 0 K: 0 S: 7	H: 0 LOB: 0 BB: 0 P: 9	1B: 5 2B: 0 3B: 0 HR: 0	SF: 0 SAC: 0 DP: 0 HBP: 0	WP: 0 PB: 0 SB: 1 CS: 0	PA: 33
PITCHER	IP WLS BF H R ER SO BB IBB HBP BLK WP HR S P ERA WHIP																			
Andy Benes, R (1, 1) ERA: 3.74	8.0 W 30 5 0 0 4 0 0 0 0 0 0 0 79 118 0.00 0.625																			
Craig Lefferts, L (9, 1) ERA: 4.5	1.0 S 3 0 0 0 0 0 0 0 0 0 0 0 7 9 0.00 0.000																			

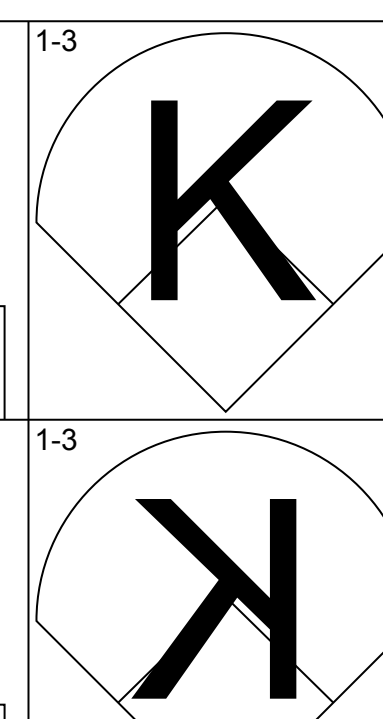
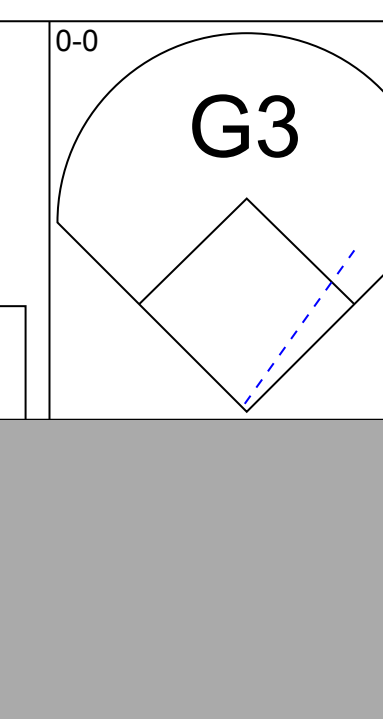
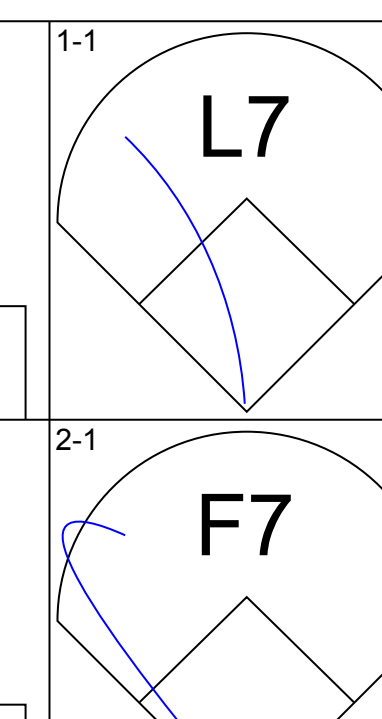
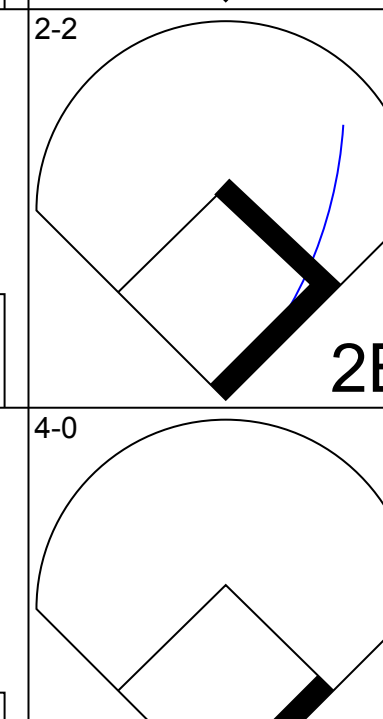
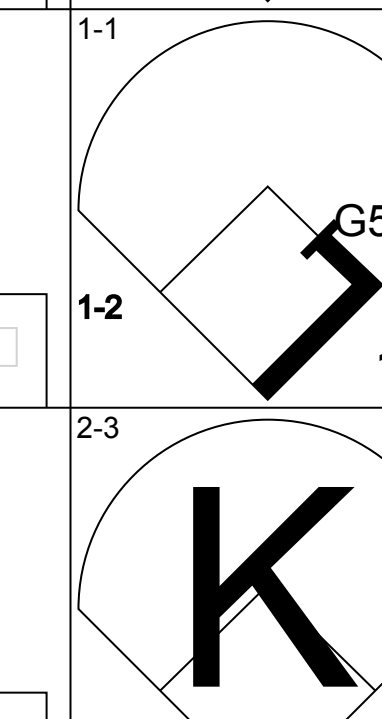
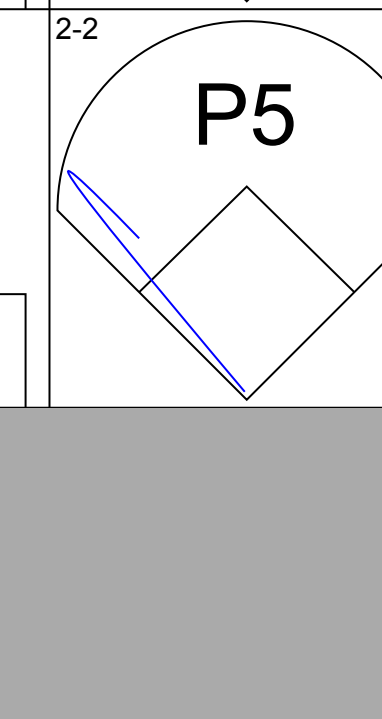
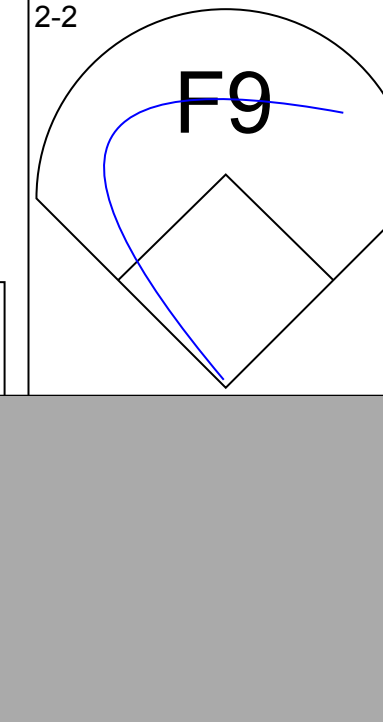
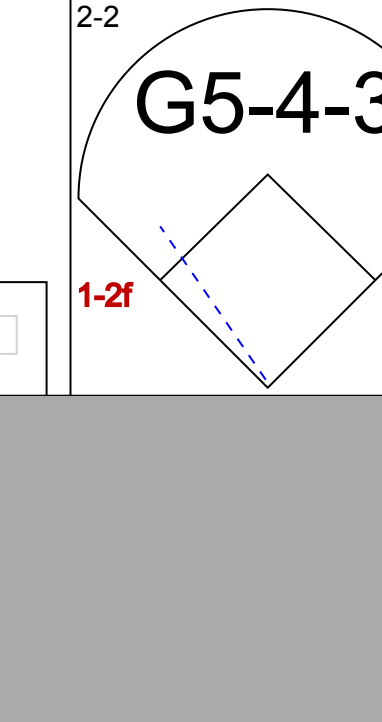





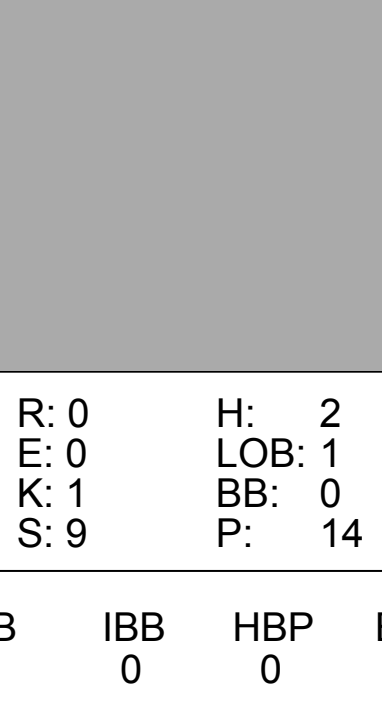
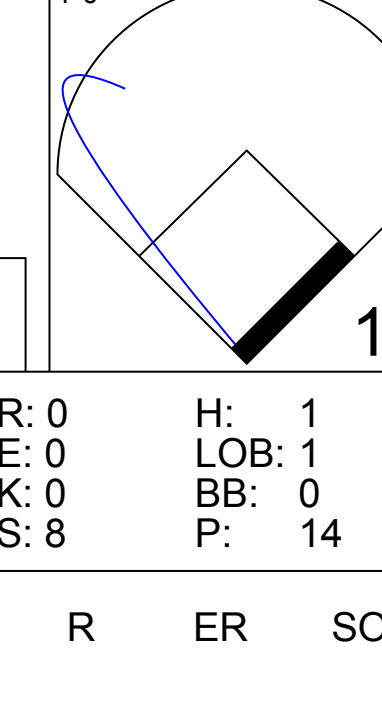
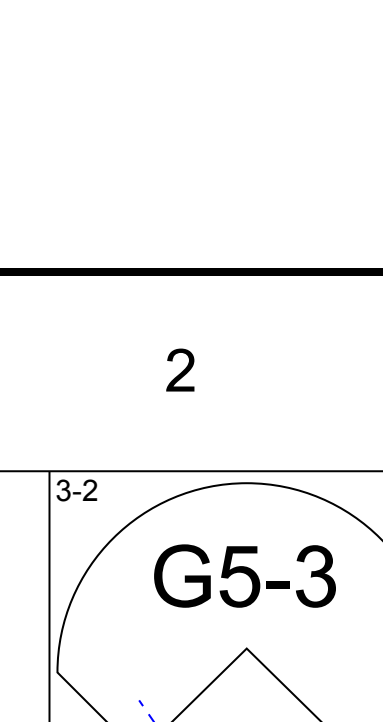
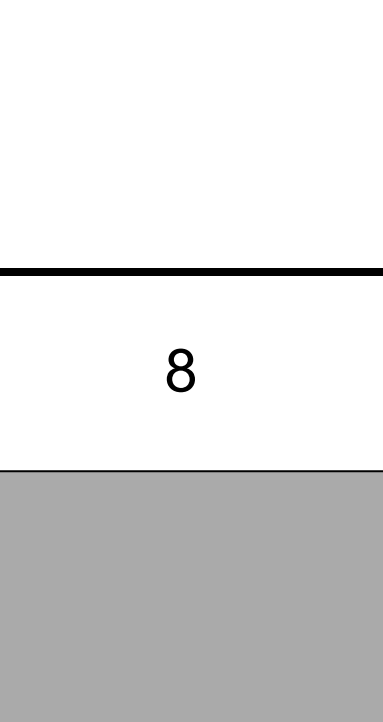



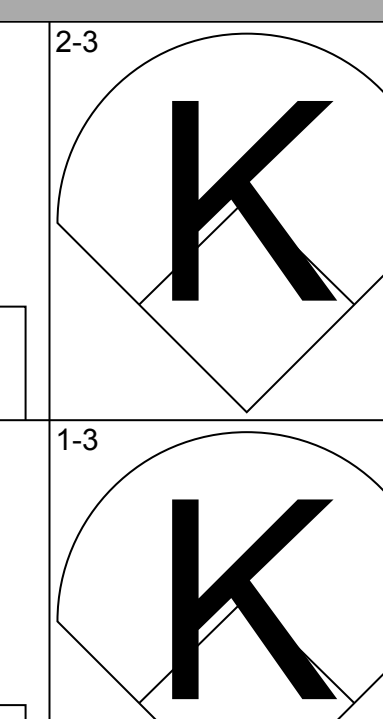

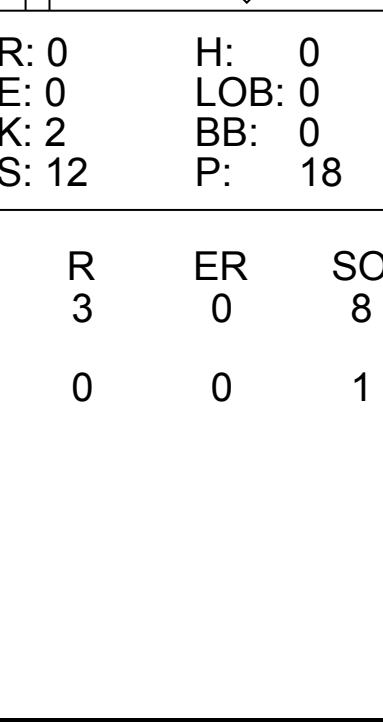
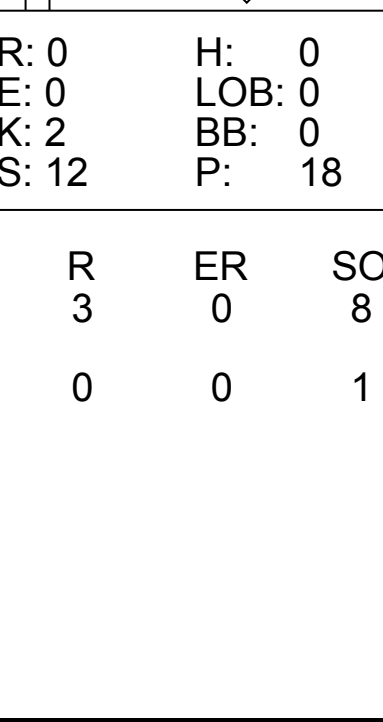
AB	33
R	0
H	5
RBI	0
BB	0
SO	4
LOB	9



Batter	1	2	3	4	5	6	7	8	9	AB	R	H	RBI	BB	SO	LOB	BOTTOM			
Bip Roberts, S (1, 4) OBP: 0.339, SLG: 0.331	G6-3		K			G5-3		L9		4	0	0	0	0	1	1	New York Mets @ San Diego Padres Jack Murphy Stadium, San Diego, CA Sun Jul 28 1991, 6:33 AM EDT Att: 25,090 - Sunny - 78 F			
Darin Jackson, R (1, 8) OBP: 0.316, SLG: 0.489	G3 1B		F8			E5 1B 2B		G6-3 1B		4	1	2	0	0	0	1				
Tony Gwynn, L (1, 9) OBP: 0.365, SLG: 0.449	G3					K		G6-3		4	1	1	0	0	1	2				
Fred McGriff, L (1, 3) OBP: 0.403, SLG: 0.495	G6-3					F8				3	0	1	2	1	0	1				
Jerald Clark, R (1, 7) OBP: 0.335, SLG: 0.415						F7				4	0	0	0	0	2	3				
Benito Santiago, R (1, 2) OBP: 0.287, SLG: 0.378						K				3	0	1	0	0	1	0				
Scott Coolbaugh, R (1, 5) OBP: 0.294, SLG: 0.306						F8		FC3-6 1B		3	0	0	0	0	1	1				
Craig Shipley, R (1, 6) OBP: 0.200, SLG: 0.300						G6-3		F9		3	0	0	0	0	0	1				
Andy Benes, R (1, 1) OBP: 0.140, SLG: 0.128										2	0	0	0	1	2	1				
Craig Lefferts, L (9, 1) ERA: 3.62										0	0	0	0	0	0	0				
Inning Stats	R: 0 E: 0 K: 0 S: 11	H: 1 LOB: 1 BB: 0 P: 15	R: 0 E: 0 K: 1 S: 5	H: 0 LOB: 0 BB: 0 P: 10	R: 0 E: 0 K: 1 S: 9	H: 0 LOB: 1 BB: 1 P: 17	R: 0 E: 0 K: 1 S: 9	H: 0 LOB: 0 BB: 0 P: 12	R: 2 E: 1 K: 2 S: 16	H: 2 LOB: 1 BB: 0 P: 24	R: 0 E: 0 K: 1 S: 9	H: 1 LOB: 1 BB: 0 P: 12	R: 0 E: 0 K: 1 S: 8	H: 1 LOB: 2 BB: 1 P: 19	R: 0 E: 0 K: 1 S: 7	H: 0 LOB: 0 BB: 0 P: 9	1B: 4 2B: 1 3B: 0 HR: 0	SF: 0 SAC: 0 DP: 0 HBP: 0	WP: 0 PB: 0 SB: 0 CS: 0	PA: 32
PITCHER	IP WLS BF H R ER SO BB IBB HBP BLK WP HR S P ERA WHIP																			
Frank Viola, L (1, 1) ERA: 2.92	7.0 L 27 4 2 0 7 1 0 0 0 0 0 0 66 97 0.00 0.714																			
Tim Burke, R (8, 1) ERA: 3.62	1.0 5 1 0 0 1 0 1 0 0 0 0 0 8 19 0.00 1.000																			

AB	30
R	2
H	5
RBI	2
BB	2
SO	8
LOB	11

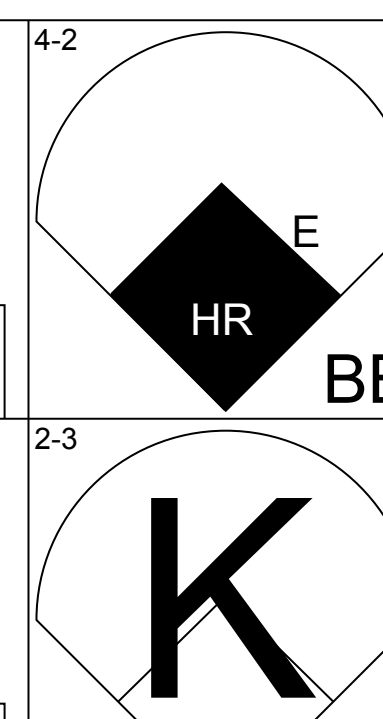
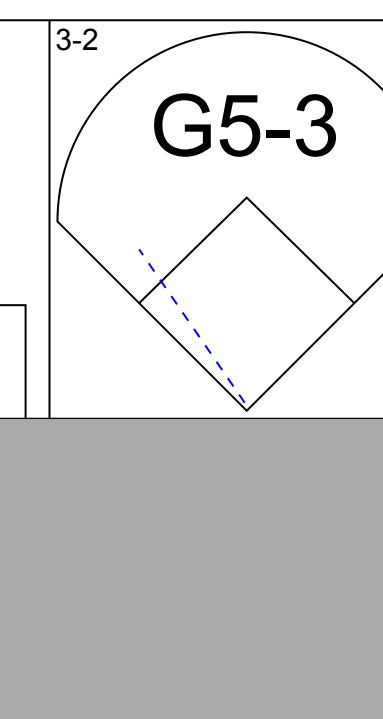
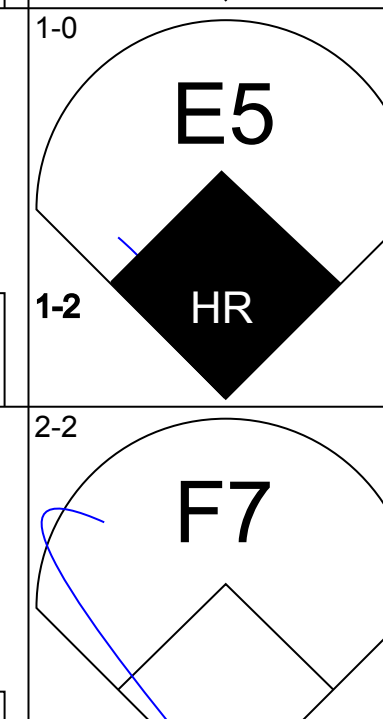
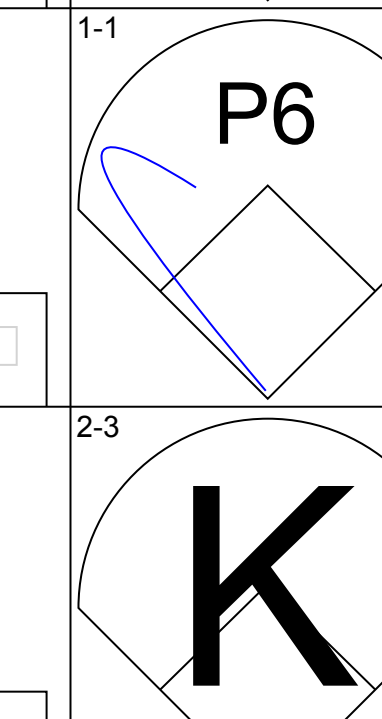
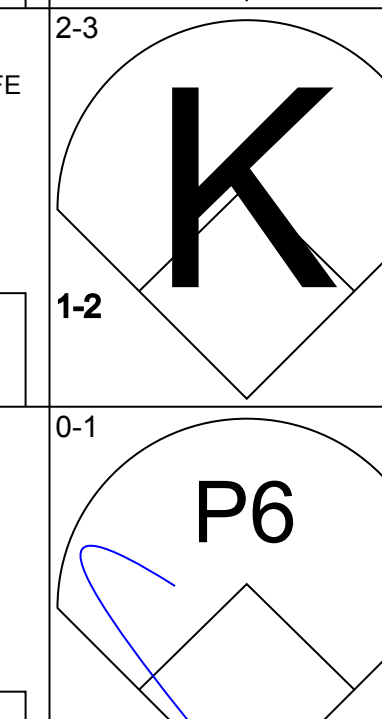
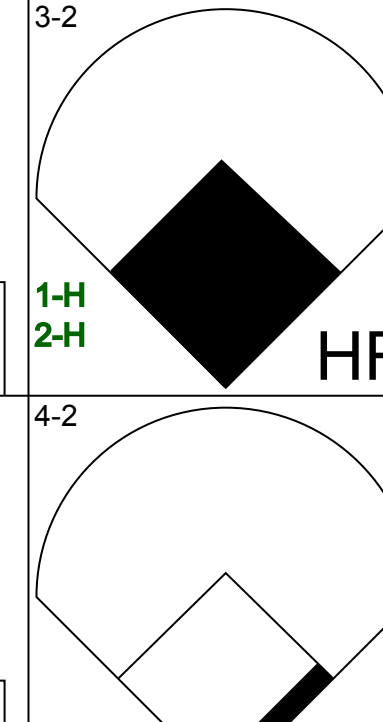
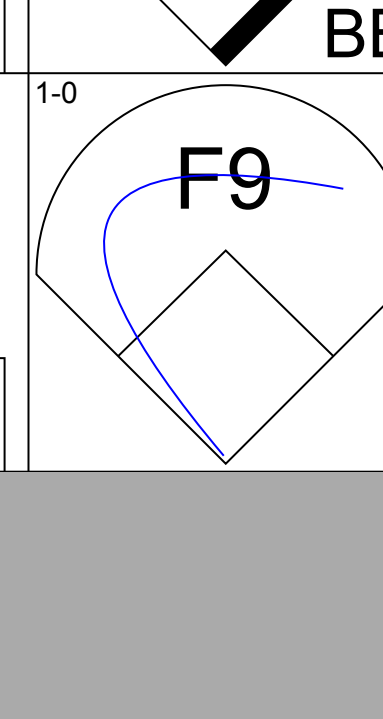

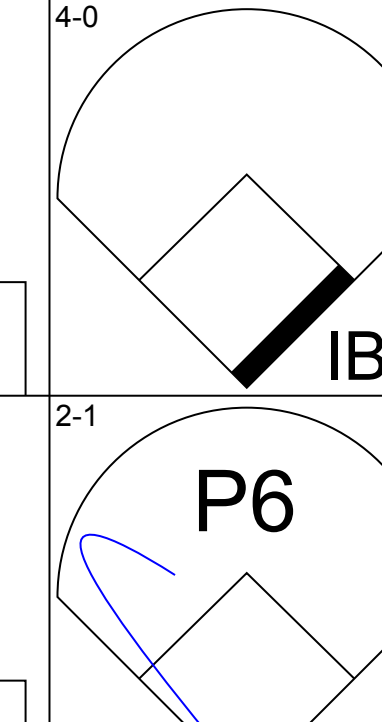

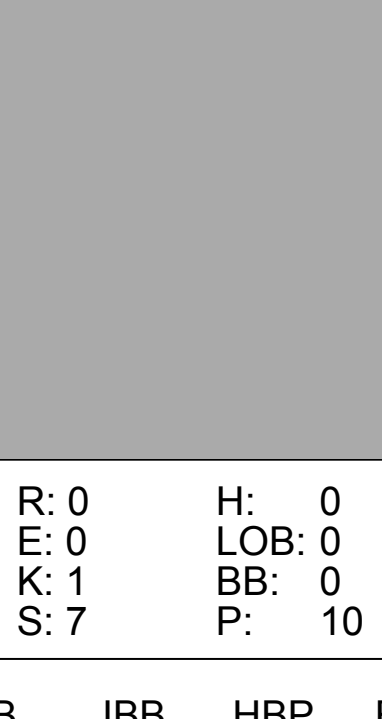
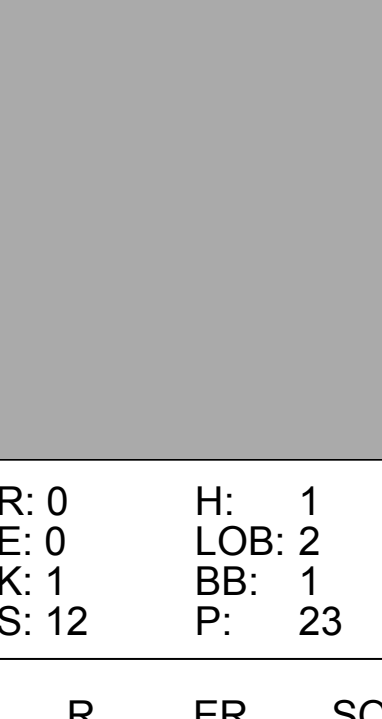
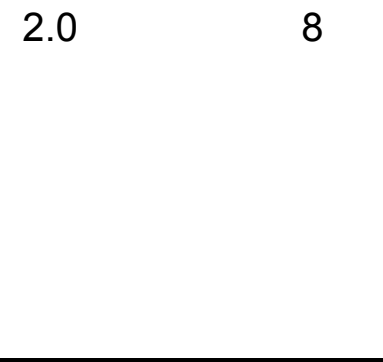




Batter	1	2	3	4	5	6	7	8	9	AB	R	H	RBI	BB	SO	LOB	TOP							
Vince Coleman, S OBP: 0.359, SLG: 0.340										4	0	0	0	0	2	2								
Dave Magadan, L OBP: 0.377, SLG: 0.341										4	0	1	0	0	1	1								
Gregg Jefferies, S OBP: 0.347, SLG: 0.412										4	0	2	0	0	0	1								
Howard Johnson, S OBP: 0.354, SLG: 0.530										3	0	0	0	1	1	2								
Kevin McReynolds, R OBP: 0.340, SLG: 0.446										4	0	0	0	0	0	4								
Hubie Brooks, R OBP: 0.338, SLG: 0.429										4	1	1	0	0	0	0								
Garry Templeton, S OBP: 0.240, SLG: 0.310										3	0	0	0	0	1	1								
Rick Cerone, R OBP: 0.366, SLG: 0.339										2	0	0	0	0	1	1								
Daryl Boston, L OBP: 0.306, SLG: 0.356										1	0	0	0	0	0	0								
Alejandro Pena, R OBP: 0.330, SLG: 0.516										2	0	1	1	0	0	0								
Pete Schourek, L OBP: 0.286, SLG: 0.167										1	0	1	0	0	0	0								
Mackey Sasser, L OBP: 0.330, SLG: 0.516										1	0	1	0	0	0	0								
Inning Stats	R: 0 H: 1 E: 0 K: 2 S: 14	H: 2 LOB: 2 BB: 1 P: 24	R: 1 H: 2 E: 0 K: 1 S: 18	H: 2 LOB: 1 BB: 0 P: 23	R: 0 H: 2 E: 0 K: 1 S: 9	H: 0 LOB: 0 BB: 0 P: 14	R: 0 H: 0 E: 0 K: 0 S: 8	H: 0 LOB: 0 BB: 0 P: 12	R: 0 H: 0 E: 0 K: 1 S: 7	H: 0 LOB: 0 BB: 0 P: 10	R: 0 H: 0 E: 0 K: 0 S: 5	H: 0 LOB: 0 BB: 0 P: 11	R: 0 H: 0 E: 0 K: 1 S: 8	H: 0 LOB: 0 BB: 0 P: 10	R: 0 H: 1 E: 0 K: 0 S: 8	H: 1 LOB: 1 BB: 0 P: 14	R: 0 H: 0 E: 0 K: 0 S: 7	H: 0 LOB: 0 BB: 0 P: 13	1B: 5 2B: 1 3B: 0 HR: 0	SF: 0 SAC: 0 DP: 1 HBP: 0	WP: 0 PB: 0 SB: 0 CS: 0	PA: 33		
PITCHER Ramon Martinez, R ERA: 2.25	IP: 9.0 WLS: W BF: 33 H: 6 R: 1 ER: 1 SO: 6 BB: 1 IBB: 0 HBP: 0 BLK: 0 WP: 0 HR: 0 S: 84 P: 131 ERA: 1.00 WHIP: 0.778																							

New York Mets @ Los Angeles Dodgers
Dodger Stadium, Los Angeles, CA
 Tue Jul 30 1991, 7:05 PM PDT
 Att: 44,559 - Cloudy - 78 F

AB	32
R	1
H	6
RBI	1
BB	1
SO	6
LOB	12



Batter	1	2	3	4	5	6	7	8	9	AB	R	H	RBI	BB	SO	LOB	BOTTOM						
Brett Butler, L OBP: 0.402, SLG: 0.338										3	1	2	0	1	0	0							
Juan Samuel, R OBP: 0.337, SLG: 0.418										4	0	1	0	0	2	2							
Eddie Murray, S OBP: 0.312, SLG: 0.374										4	1	0	0	0	2	3							
Darryl Strawberry, L OBP: 0.351, SLG: 0.434										4	0	1	0	0	1	3							
Kal Daniels, L OBP: 0.338, SLG: 0.435										3	1	1	3	1	1	1							
Mitch Webster, S OBP: 0.258, SLG: 0.313										0	0	0	0	0	0	0							
Mike Sharperson, R OBP: 0.385, SLG: 0.389										2	0	0	0	1	0	1							
Lenny Harris, L OBP: 0.351, SLG: 0.332										1	0	0	0	0	0	2							
Mike Scioscia, L OBP: 0.369, SLG: 0.393										3	0	1	0	0	0	2							
Alfredo Griffin, S OBP: 0.290, SLG: 0.283										2	0	0	0	1	1	1							
Ramon Martinez, R OBP: 0.132, SLG: 0.115										3	0	0	0	0	2	1							
Inning Stats	R: 3 H: 1 E: 1 K: 1 S: 19	H: 1 LOB: 1 BB: 2 P: 35	R: 0 H: 0 E: 0 K: 2 S: 12	H: 0 LOB: 0 BB: 0 P: 18	R: 0 H: 0 E: 0 K: 1 S: 7	H: 0 LOB: 0 BB: 0 P: 10	R: 0 H: 1 E: 0 K: 0 S: 6	H: 1 LOB: 1 BB: 0 P: 9	R: 0 H: 1 E: 0 K: 3 S: 12	H: 1 LOB: 1 BB: 0 P: 16	R: 0 H: 1 E: 0 K: 1 S: 10	H: 1 LOB: 0 BB: 1 P: 14	R: 0 H: 1 E: 0 K: 0 S: 4	H: 1 LOB: 0 BB: 1 P: 12	R: 0 H: 1 E: 0 K: 1 S: 12	H: 1 LOB: 2 BB: 1 P: 23	1B: 5 2B: 0 3B: 0 HR: 1	SF: 0 SAC: 0 DP: 0 HBP: 0	WP: 0 PB: 0 SB: 3 CS: 2	PA: 34			
PITCHER Pete Schourek, L ERA: 3.89	IP: 6.0 WLS: L BF: 25 H: 4 R: 3 ER: 3 SO: 8 BB: 2 IBB: 0 HBP: 0 BLK: 0 WP: 0 HR: 1 S: 66 P: 102 ERA: 0.00 WHIP: 1.000																						
PITCHER Alejandro Pena, R ERA: 2.7	IP: 2.0 WLS: W BF: 8 H: 2 R: 0 ER: 0 SO: 1 BB: 1 IBB: 1 HBP: 0 BLK: 0 WP: 0 HR: 0 S: 16 P: 35 ERA: 0.00 WHIP: 1.500																						

New York Mets @ Los Angeles Dodgers
Dodger Stadium, Los Angeles, CA
 Tue Jul 30 1991, 7:05 PM PDT
 Att: 44,559 - Cloudy - 78 F

AB	29
R	3
H	6
RBI	3
BB	4
SO	9
LOB	16



Batter	1	2	3	4	5	6	7	8	9	AB	R	H	RBI	BB	SO	LOB	TOP				
Daryl Boston, L (1, 8) OBP: 0.316, SLG: 0.360	0-0 G3-1	1-0 1B		4-2 2B BB		0-0 FC3-6 BB 1B		3-2 F7		4	1	2	0	1	0	0	New York Mets @ Los Angeles Dodgers Dodger Stadium, Los Angeles, CA Wed Jul 31 1991, 7:05 PM PDT Att: 47,204 - Cloudy - 74 F				
Dave Magadan, L (1, 3) OBP: 0.365, SLG: 0.356	0-1 BB FC4-6 2B	0-0 1-2 2-3 1B		0-1 1-H 2-H 2B		4-1 FC3-6 1-2 BB		2-1 1B		4	1	4	2	1	0	0					
Gregg Jefferies, S (1, 4) OBP: 0.344, SLG: 0.406	4-0 FC4-6 BB BB	0-1 FC6-4		0-0 F9		1-1 FC3-6 1-2 2-3		0-3 K		4	0	0	0	1	1	7					
Kevin McReynolds, R (1, 7) OBP: 0.338, SLG: 0.440	4-0 FC4-6 1-2 2-3 BB		2-1 G6-3		2-3 K	1-3 K		2-2 F8		4	0	0	0	1	2	2					
Howard Johnson, S (1, 5) OBP: 0.352, SLG: 0.525	3-2 FC4-6 1-2 2-3 3-H		1-0 G3		2-3 K		2-1 WP S 1B	1-3 K		5	0	1	1	0	2	2					
Hubie Brooks, R (1, 9) OBP: 0.339, SLG: 0.428	0-0 G6-3		2-2 G6-3		0-0 1B		1-3 K2-3 1-2 1B	0-0 FC6-4 1B		5	0	2	0	0	1	3					
Mackey Sasser, L (1, 2) OBP: 0.333, SLG: 0.510		0-0 FC1-6 1B		0-0 P6	2-2 1-2 1B		0-0 P5 2-3 1B	1-2 FC6-4 1-2 1B		5	0	2	0	0	0	2					
Kevin Elster, R (1, 6) OBP: 0.299, SLG: 0.342		0-3 K		1-2 SH2-4 2B 1B	1-3 K		0-3 K			3	1	1	0	0	2	3					
Doug Simons, L (5, 1) Jeff Innis, R (5, 1) Tom Herr, S (7, PH) Alejandro Pena, R (7, 1)										0	0	0	0	0	0	0					
Sid Fernandez, L (1, 1) Tim Burke, R (4, 1) Garry Templeton, S (5, 6) OBP: 0.237, SLG: 0.306	0-0 FC1-6 1B 1B		1-1 SH2-4		1-3 K		2-2 F7			1	0	0	0	0	0	1					
										0	0	0	0	0	0	0					
										2	0	0	0	0	1	0					
Inning Stats	R: 1 E: 0 K: 0 S: 9	H: 1 LOB: 2 BB: 2 P: 20	R: 0 E: 0 K: 1 S: 9	H: 3 LOB: 3 BB: 0 P: 10	R: 0 E: 0 K: 0 S: 6	H: 0 LOB: 0 BB: 0 P: 11	R: 2 E: 0 K: 0 S: 11	H: 2 LOB: 1 BB: 1 P: 17	R: 0 E: 0 K: 3 S: 13	H: 1 LOB: 2 BB: 1 P: 20	R: 0 E: 0 K: 2 S: 9	H: 1 LOB: 1 BB: 0 P: 12	R: 0 E: 0 K: 1 S: 12	H: 1 LOB: 1 BB: 0 P: 19	R: 0 E: 0 K: 1 S: 13	H: 1 LOB: 1 BB: 0 P: 17	1B: 10 2B: 2 3B: 0 HR: 0	SF: 0 SAC: 1 DP: 0 HBP: 0	WP: 1 PB: 0 SB: 1 CS: 0	PA: 43	
PITCHER	IP WLS BF H R ER SO BB IBB HBP BLK WP HR S P ERA WHIP	IP WLS BF H R ER SO BB IBB HBP BLK WP HR S P ERA WHIP	IP WLS BF H R ER SO BB IBB HBP BLK WP HR S P ERA WHIP	IP WLS BF H R ER SO BB IBB HBP BLK WP HR S P ERA WHIP	IP WLS BF H R ER SO BB IBB HBP BLK WP HR S P ERA WHIP	IP WLS BF H R ER SO BB IBB HBP BLK WP HR S P ERA WHIP	IP WLS BF H R ER SO BB IBB HBP BLK WP HR S P ERA WHIP	IP WLS BF H R ER SO BB IBB HBP BLK WP HR S P ERA WHIP	IP WLS BF H R ER SO BB IBB HBP BLK WP HR S P ERA WHIP	IP WLS BF H R ER SO BB IBB HBP BLK WP HR S P ERA WHIP	IP WLS BF H R ER SO BB IBB HBP BLK WP HR S P ERA WHIP	IP WLS BF H R ER SO BB IBB HBP BLK WP HR S P ERA WHIP	IP WLS BF H R ER SO BB IBB HBP BLK WP HR S P ERA WHIP	IP WLS BF H R ER SO BB IBB HBP BLK WP HR S P ERA WHIP	IP WLS BF H R ER SO BB IBB HBP BLK WP HR S P ERA WHIP	IP WLS BF H R ER SO BB IBB HBP BLK WP HR S P ERA WHIP	IP WLS BF H R ER SO BB IBB HBP BLK WP HR S P ERA WHIP	IP WLS BF H R ER SO BB IBB HBP BLK WP HR S P ERA WHIP	IP WLS BF H R ER SO BB IBB HBP BLK WP HR S P ERA WHIP	IP WLS BF H R ER SO BB IBB HBP BLK WP HR S P ERA WHIP	IP WLS BF H R ER SO BB IBB HBP BLK WP HR S P ERA WHIP

AB	38
R	3
H	12
RBI	3
BB	4
SO	10
LOB	21



Batter	1	2	3	4	5	6	7	8	9	AB	R	H	RBI	BB	SO	LOB	BOTTOM				
Brett Butler, L (1, 8) OBP: 0.403, SLG: 0.339	0-1 SH1-3 1B		0-0 B1-3		2-2 FC5-4 S 1B	2-2 FC6-4		0-0 G6-3 1B		4	2	2	0	0	0	1	New York Mets @ Los Angeles Dodgers Dodger Stadium, Los Angeles, CA Wed Jul 31 1991, 7:05 PM PDT Att: 47,204 - Cloudy - 74 F				
Chris Gwynn, L (8, PH) OBP: 0.321, SLG: 0.454										1	0	1	0	0	0	0					
Juan Samuel, R (1, 4) OBP: 0.335, SLG: 0.417	1 SAFE SH1-3 1-2		1-1 F9		4-2 FC5-4 BB		0-1 S 1B	1-1 G6-3 1-2 1B		3	1	1	0	1	0	2					
Eddie Murray, S (1, 3) OBP: 0.309, SLG: 0.370	1-0 G5-3		0-2 G1-3		0-1 FC5-6-4 FC4 1-2 2-3 1B		1-3 K			4	0	0	0	0	1	4					
Darryl Strawberry, L (1, 9) OBP: 0.356, SLG: 0.449	2-2 BB 2H 1B			3-1 HR	1-2 FC4 1-2 3-H 1B		1-3 K			4	1	3	3	0	1	1					
Kal Daniels, L (1, 7) OBP: 0.343, SLG: 0.435	4-1 1B			1-2 1B	0-2 FC4 1-2 2-3 1B		4-0 1B			2	2	1	0	2	0	2					
Mitch Webster, S (8, 7) OBP: 0.258, SLG: 0.313	1-2 BB			1-2 FC4-6 1B	1-2 FC6-4 1-2 2-3 1B		1-2 E 1B			0	0	0	0	0	0	0					
Gary Carter, R (1, 2) OBP: 0.321, SLG: 0.399	1-1 L9			1-1 FC4-6 1B	1-1 FC6-4 1-2 1B		0-1 E9			3	0	1	0	0	0	4					
Mike Scioscia, L (7, PH) OBP: 0.371, SLG: 0.396										1	0	1	1	0	0	0					
Mike Sharperson, R (1, 5) OBP: 0.362, SLG: 0.385		1-2 F8		0-0 FC4-6 1-2 3-H 1B		0-1 G6-3		2-3 K		1	0	0	0	0	0	0					
Lenny Harris, L (4, PH) OBP: 0.348, SLG: 0.328										3	0	0	1	0	1	2					
Alfredo Griffin, S (1, 6) OBP: 0.286, SLG: 0.279		0-1 B1-3		2-2 P5		0-0 F7		0-0 P6		4	0	0	0	0	0	1					
Orel Hershiser, R (1, 1) OBP: 0.389, SLG: 0.375		0-1 F9		0-0 F9		0-1 FC6-4 1B		1-1 1B		1	0	0	0	0	0	0					
Dave Hansen, L (4, PH) OBP: 0.259, SLG: 0.500										1	0	0	0	0	0	1					
Kevin Gross, R (5, 1) OBP: 0.353, SLG: 0.375										2	0	2	0	0	0	0					
										1	0	0	0	0	0	0					
										2	0	2	0	0	0	0					
Inning Stats	R: 1 E: 0 K: 0 S: 11	H: 2 LOB: 2 BB: 1 P: 19	R: 0 E: 0 K: 0 S: 7	H: 0 LOB: 0 BB: 0 P: 8	R: 0 E: 0 K: 0 S: 8	H: 0 LOB: 0 BB: 0 P: 9	R: 2 E: 0 K: 0 S: 14	H: 3 LOB: 1 BB: 0 P: 21	R: 1 E: 0 K: 0 S: 18	H: 2 LOB: 2 BB: 1 P: 26	R: 0 E: 0 K: 0 S: 8	H: 1 LOB: 1 BB: 0 P: 10	R: 2 E: 1 K: 3 S: 15	H: 2 LOB: 1 BB: 1 P: 22	R: 0 E: 0 K: 0 S: 6	H: 2 LOB: 1 BB: 0 P: 8	1B: 11 2B: 0 3B: 0 HR: 1	SF: 0 SAC: 1 DP: 1 HBP: 0	WP: 1 PB: 0 SB: 2 CS: 0	PA: 38	
PITCHER	IP WLS BF H R ER SO BB IBB HBP BLK WP HR S P ERA WHIP	IP WLS BF H R ER SO BB IBB HBP BLK WP HR S P ERA WHIP	IP WLS BF H R ER SO BB IBB HBP BLK WP HR S P ERA WHIP	IP WLS BF H R ER SO BB IBB HBP BLK WP HR S P ERA WHIP	IP WLS BF H R ER SO BB IBB HBP BLK WP HR S P ERA WHIP	IP WLS BF H R ER SO BB IBB HBP BLK WP HR S P ERA WHIP	IP WLS BF H R ER SO BB IBB HBP BLK WP HR S P ERA WHIP	IP WLS BF H R ER SO BB IBB HBP BLK WP HR S P ERA WHIP	IP WLS BF H R ER SO BB IBB HBP BLK WP HR S P ERA WHIP	IP WLS BF H R ER SO BB IBB HBP BLK WP HR S P ERA WHIP	IP WLS BF H R ER SO BB IBB HBP BLK WP HR S P ERA WHIP	IP WLS BF H R ER SO BB IBB HBP BLK WP HR S P ERA WHIP	IP WLS BF H R ER SO BB IBB HBP BLK WP HR S P ERA WHIP	IP WLS BF H R ER SO BB IBB HBP BLK WP HR S P ERA WHIP	IP WLS BF H R ER SO BB IBB HBP BLK WP HR S P ERA WHIP	IP WLS BF H R ER SO BB IBB HBP BLK WP HR S P ERA WHIP	IP WLS BF H R ER SO BB IBB HBP BLK WP HR S P ERA WHIP	IP WLS BF H R ER SO BB IBB HBP BLK WP HR S P ERA WHIP	IP WLS BF H R ER SO BB IBB HBP BLK WP HR S P ERA WHIP	IP WLS BF H R ER SO BB IBB HBP BLK WP HR S P ERA WHIP	IP WLS BF H R ER SO BB IBB HBP BLK WP HR S P ERA WHIP


AB	34
R	6
H	12
RBI	5
BB	3
SO	3
LOB	18



Batter	1	2	3	4	5	6	7	8	9	10	AB	R	H	RBI	BB	SO	LOB	TOP							
Chico Walker, S OBP: 0.358, SLG: 0.371 (1.5)	G6-3		1B		G4-3		G5-3		P6		5	0	1	0	0	0	2								
Mark Grace, L OBP: 0.349, SLG: 0.388 (1.3)	G3-1		F8			FC6-4 23 1B SF8		G4-3		23 HR 1B	5	1	2	0	0	0	2								
Ced Landrum, L OBP: 0.257, SLG: 0.235 (10, PR)											0	1	0	0	0	0	0								
Luis Salazar, R OBP: 0.326, SLG: 0.472 (10, 3)											0	0	0	0	0	0	0								
23 Ryne Sandberg, R OBP: 0.392, SLG: 0.503 (1.4)	F8										5	1	2	2	0	1	0								
Andre Dawson, R OBP: 0.315, SLG: 0.499 (1.9)		F8									5	1	2	0	0	0	3								
George Bell, R OBP: 0.319, SLG: 0.482 (1.7)											4	0	1	1	0	1	2								
Shawon Dunston, R OBP: 0.263, SLG: 0.364 (10, 6)	K										0	0	0	0	0	0	0								
Rick Wilkins, L OBP: 0.324, SLG: 0.419 (1.2)											4	0	2	1	1	0	1								
Doug Dascenzo, S OBP: 0.315, SLG: 0.306 (1.8)	G5-3										4	0	2	1	1	0	1								
Jose Vizcaino, S OBP: 0.308, SLG: 0.337 (10, 5)											5	0	0	0	0	0	6								
Mike Bielecki, R OBP: 0.125, SLG: 0.067 (7, PH)											2	0	0	0	0	0	1								
Dwight Gooden, L OBP: 0.267, SLG: 0.370 (7, 1)											1	0	0	0	0	0	0								
Chuck McElroy, L OBP: 0.333, SLG: 0.500 (9, PH)											0	0	0	0	0	0	0								
Damon Berryhill, S OBP: 0.231, SLG: 0.309 (8, 1)											1	0	0	0	0	1	2								
Paul Assenmacher, L OBP: 0.400, SLG: 0.250 (8, 1)											0	0	0	0	0	0	0								
Inning Stats	R: 0 E: 0 K: 0 S: 6	H: 0 LOB: 0 BB: 0 P: 10	R: 0 E: 0 K: 1 S: 11	H: 0 LOB: 0 BB: 0 P: 17	R: 0 E: 0 K: 0 S: 8	H: 2 LOB: 2 BB: 0 P: 11	R: 1 E: 0 K: 0 S: 11	H: 2 LOB: 1 BB: 0 P: 16	R: 0 E: 0 K: 0 S: 7	H: 0 LOB: 0 BB: 0 P: 11	R: 1 E: 0 K: 0 S: 18	H: 2 LOB: 2 BB: 1 P: 29	R: 0 E: 0 K: 0 S: 11	H: 0 LOB: 1 BB: 0 P: 9	R: 0 E: 1 K: 1 S: 14	H: 1 LOB: 2 BB: 0 P: 22	R: 2 E: 1 K: 0 S: 12	H: 3 LOB: 1 BB: 0 P: 19	1B: 10 2B: 1 3B: 0 HR: 1	SF: 1 SAC: 0 DP: 1 HBP: 0	WP: 0 PB: 0 SB: 1 CS: 0	PA: 43			
PITCHER	IP 7.0	WLS 28	H 6	R 2	ER 2	SO 2	BB 0	IBB 0	HBP 0	BLK 0	WP 0	HR 0	S 72	P 111	ERA 2.57	WHIP 0.857									
Dwight Gooden, R ERA: 3.79																									
Tim Burke, R ERA: 3.80																									
Alejandro Pena, R ERA: 3.12																									
Jeff Innis, R ERA: 2.49																									

Chicago Cubs @ New York Mets
Shea Stadium, Flushing, NY
Fri Aug 02 1991, 7:05 PM EDT
Att: 35,361 - Cloudy - 89 F


AB	41
R	4
H	11
RBI	4
BB	1
SO	3
LOB	20



Batter	1	2	3	4	5	6	7	8	9	10	AB	R	H	RBI	BB	SO	LOB	BOTTOM							
Vince Coleman, S OBP: 0.360, SLG: 0.339 (1.8)	G5-3										4	0	1	0	1	0	0								
Alejandro Pena, R (10, 1)											0	0	0	0	0	0	0								
Jeff Innis, R (10, 1)											0	0	0	0	0	0	0								
Dave Magadan, L OBP: 0.384, SLG: 0.392 (1.3)	G4-6-3 BB										3	0	0	0	1	1	2								
Gregg Jefferies, S OBP: 0.339, SLG: 0.399 (1.4)	G4-6-3										5	0	0	0	0	0	4								
Kevin McReynolds, R OBP: 0.344, SLG: 0.450 (1.7)											4	1	3	0	1	0	0								
Howard Johnson, S OBP: 0.353, SLG: 0.528 (1.5)											4	1	1	0	1	1	3								
Hobie Brooks, R OBP: 0.338, SLG: 0.426 (1.9)											4	0	1	1	0	1	3								
Garry Templeton, S OBP: 0.237, SLG: 0.311 (1.6)											4	0	1	1	0	3	3								
Charlie O'Brien, R OBP: 0.280, SLG: 0.207 (1.2)											2	0	1	0	1	0	1								
Mark Carreon, R OBP: 0.301, SLG: 0.336 (9, PH)											1	0	0	0	0	0	0								
Rick Cerone, R OBP: 0.366, SLG: 0.339 (10, 2)											0	0	0	0	0	0	0								
Dwight Gooden, R OBP: 0.236, SLG: 0.345 (1.1)											2	0	0	0	0	1	3								
Tim Burke, R (8, 1)											0	0	0	0	0	0	0								
Keith Miller, R OBP: 0.343, SLG: 0.439 (10, 7)											1	0	0	0	0	0	0								
Inning Stats	R: 0 E: 0 K: 0 S: 4	H: 0 LOB: 0 BB: 1 P: 9	R: 0 E: 0 K: 2 S: 9	H: 1 LOB: 1 BB: 0 P: 15	R: 0 E: 0 K: 0 S: 11	H: 2 LOB: 2 BB: 0 P: 19	R: 1 E: 0 K: 1 S: 14	H: 2 LOB: 1 BB: 0 P: 21	R: 0 E: 0 K: 0 S: 5	H: 0 LOB: 0 BB: 0 P: 8	R: 1 E: 1 K: 1 S: 14	H: 2 LOB: 3 BB: 1 P: 25	R: 0 E: 0 K: 0 S: 7	H: 0 LOB: 1 BB: 2 P: 16	R: 0 E: 0 K: 2 S: 11	H: 0 LOB: 0 BB: 1 P: 16	R: 0 E: 0 K: 0 S: 6	H: 0 LOB: 0 BB: 0 P: 12	R: 0 E: 0 K: 1 S: 13	H: 1 LOB: 1 BB: 0 P: 21	1B: 4 2B: 3 3B: 1 HR: 0	SF: 0 SAC: 2 DP: 1 HBP: 0	WP: 0 PB: 0 SB: 1 CS: 2	PA: 43	
PITCHER	IP 6.0	WLS 27	H 7	R 2	ER 1	SO 4	BB 1	IBB 1	HBP 0	BLK 0	WP 0	HR 0	S 57	P 97	ERA 1.50	WHIP 1.333									
Mike Bielecki, R ERA: 4.02																									
Chuck McElroy, L ERA: 1.7																									
Paul Assenmacher, L ERA: 3.43																									

Chicago Cubs @ New York Mets
Shea Stadium, Flushing, NY
Fri Aug 02 1991, 7:05 PM EDT
Att: 35,361 - Cloudy - 89 F

AB	34
R	2
H	8
RBI	2
BB	5
SO	7
LOB	19



Batter	1	2	3	4	5	6	7	8	9	AB	R	H	RBI	BB	SO	LOB	TOP								
Chico Walker, S OBP: 0.393, SLG: 0.391 (1, 8)	F9		HR				E S 1B	K		5	2	3	3	0	1	1									
Mark Grace, L OBP: 0.348, SLG: 0.385 (1, 3)	K		F7	G1-3			23 FC5-4 1B		K	5	0	1	1	1	0	2	1								
23 Ryne Sandberg, R OBP: 0.392, SLG: 0.509 (1, 4)	L6		HR				FC5-4 G5-3 1-2			5	1	2	1	0	1	1									
Andre Dawson, R OBP: 0.314, SLG: 0.494 (1, 9)		F8 1B SF7 1B	G5-3		F6		G5-3	G5-3	G5-3	5	1	1	0	0	0	2									
George Bell, R OBP: 0.320, SLG: 0.480 Jerome Walton, R OBP: 0.284, SLG: 0.345 (7, 8)		1-2 1B		FC5-4 1B BB	L4		G6-3			3	1	1	0	1	0	1									
Luis Salazar, R OBP: 0.330, SLG: 0.484 Jose Vizcaino, S OBP: 0.308, SLG: 0.337 (8, 5)	F8			FC5-4 1B		SF8 3B		K		4	1	2	0	0	1	2									
Shawon Dunston, R OBP: 0.293, SLG: 0.367 (1, 6)	SF7			FC5-4 1B		SF8		1B		2	2	1	2	0	0	2									
Rick Wilkins, L OBP: 0.322, SLG: 0.414 (1, 2)	F8			K		G4-3		SH1-3 1B		4	0	1	1	0	1	3									
Danny Jackson, R OBP: 0.143, SLG: 0.143 Bob Scanlan, R (4, 1)			G4-3	1B		K		SH1-3		2	1	1	1	0	0	0									
Inning Stats	R: 0 E: 0 K: 1 S: 9	H: 0 LOB: 0 BB: 0 P: 15	R: 1 E: 0 K: 0 S: 12	H: 2 LOB: 1 BB: 0 P: 19	R: 2 E: 0 K: 0 S: 11	H: 2 LOB: 0 BB: 0 P: 16	R: 3 E: 0 K: 1 S: 18	H: 3 LOB: 1 BB: 1 P: 29	R: 0 E: 0 K: 1 S: 9	H: 0 LOB: 0 BB: 0 P: 12	R: 1 E: 0 K: 1 S: 9	H: 1 LOB: 0 BB: 0 P: 10	R: 1 E: 0 K: 0 S: 11	H: 2 LOB: 1 BB: 0 P: 13	R: 1 E: 0 K: 2 S: 10	H: 2 LOB: 1 BB: 0 P: 14	R: 0 E: 0 K: 1 S: 7	H: 1 LOB: 0 BB: 0 P: 11	1B: 9 2B: 1 3B: 1 HR: 2	SF: 2 SAC: 1 DP: 1 HBP: 0	WP: 0 PB: 0 SB: 1 CS: 0	PA: 40			
PITCHER	IP	WLS	BF	H	R	ER	SO	BB	IBB	HBP	BLK	WP	HR	S	P	ERA	WHIP								
Frank Viola, L ERA: 3.19 Jeff Innis, R ERA: 2.99 Doug Simons, L ERA: 5.45	(1, 1) (5, 1) (8, 1)	4.0 3.0 2.0	L 12 8	20 3 3	7 2 1	6 2 1	2 2 3	0 0 0	0 0 0	0 0 0	0 0 0	0 0 0	2 0 0	50 29 17	79 35 25	13.50 6.00 4.50	2.000 1.000 1.500								

Chicago Cubs @ New York Mets
Shea Stadium, Flushing, NY
Sat Aug 03 1991, 7:05 PM EDT
Att: 39,804 - Cloudy - 78 F

livebaseballscores.com

AB 36
R 9
H 13
RBI 9
BB 1
SO 7
LOB 13




Batter	1	2	3	4	5	6	7	8	9	AB	R	H	RBI	BB	SO	LOB	BOTTOM								
Keith Miller, R OBP: 0.340, SLG: 0.426 Dave Magadan, L OBP: 0.386, SLG: 0.354 (9, FH)	FC6 BB	F8		K			K			3	0	0	0	1	2	5									
Garry Templeton, S OBP: 0.232, SLG: 0.303 (1, 3)	FC6 G6-3 2B	P3		G4-6-3			G4-3			5	1	0	0	0	0	8									
Gregg Jefferies, S OBP: 0.338, SLG: 0.396 (1, 5)	G6-3			G4-3 1B			G4-3			4	0	1	0	0	0	1									
Kevin McReynolds, R OBP: 0.343, SLG: 0.446 (1, 8)	2B			G4-3			F9			3	1	0	0	1	0	1									
Hubie Brooks, R OBP: 0.340, SLG: 0.428 (1, 9)	2B			G4-3			G4-3			3	0	1	2	1	0	0									
Mark Carreon, R OBP: 0.293, SLG: 0.327 (1, 7)	G3-1			G4-6-3			G3-1			4	0	0	0	0	0	4									
Rick Cerone, R OBP: 0.369, SLG: 0.343 (1, 2)				E6			G6-3			4	0	2	0	0	0	0									
Kevin Elster, R OBP: 0.303, SLG: 0.347 (1, 6)				CI			K			3	0	1	0	1	1	1									
Frank Viola, L OBP: 0.327, SLG: 0.148 Tommy Sisk, S OBP: 0.324, SLG: 0.253 Jeff Innis, R OBP: 0.314, SLG: 0.338 Daryl Boston, L OBP: 0.330, SLG: 0.359 Doug Simons, L OBP: 0.330, SLG: 0.355 (8, 1) (9, PH)	G6-3			CI			K			1	0	0	0	0	0	2									
Inning Stats	R: 2 E: 0 K: 0 S: 10	H: 1 LOB: 1 BB: 2 P: 23	R: 0 E: 0 K: 0 S: 9	H: 2 LOB: 2 BB: 0 P: 15	R: 0 E: 0 K: 0 S: 8	H: 1 LOB: 1 BB: 1 P: 16	R: 0 E: 2 K: 1 S: 7	H: 0 LOB: 2 BB: 1 P: 14	R: 0 E: 0 K: 1 S: 6	H: 0 LOB: 0 BB: 0 P: 10	R: 0 E: 0 K: 2 S: 9	H: 0 LOB: 0 BB: 0 P: 14	R: 0 E: 1 K: 0 S: 7	H: 0 LOB: 1 BB: 0 P: 15	R: 0 E: 0 K: 0 S: 11	H: 2 LOB: 2 BB: 0 P: 21	1B: 4 2B: 2 3B: 0 HR: 0	SF: 0 SAC: 0 DP: 2 HBP: 0	WP: 0 PB: 0 SB: 0 CS: 0	PA: 38					
PITCHER	IP	WLS	BF	H	R	ER	SO	BB	IBB	HBP	BLK	WP	HR	S	P	ERA	WHIP								
Danny Jackson, L ERA: 5.7 Bob Scanlan, R ERA: 4.12	(1, 1) (4, 1)	3.0 6.0	L W	17 21	4 2	0 0	2 0	0 4	0 0	0 0	0 0	0 0	0 45	29 78	6 0.00	2.667 0.333									

Chicago Cubs @ New York Mets
Shea Stadium, Flushing, NY
Sat Aug 03 1991, 7:05 PM EDT
Att: 39,804 - Cloudy - 78 F

livebaseballscores.com

AB 33
R 2
H 6
RBI 2
BB 4
SO 4
LOB 23



Batter	1	2	3	4	5	6	7	8	9	AB	R	H	RBI	BB	SO	LOB	TOP							
Chico Walker, S OBP: 0.364, SLG: 0.391 (1, 5)										5	2	2	0	0	1	2								
Mark Grace, L OBP: 0.350, SLG: 0.388 (1, 3)										5	2	3	0	0	0	2								
23 Ryne Sandberg, R OBP: 0.396, SLG: 0.510 (1, 4)										3	1	2	1	2	0	1								
Andre Dawson, R OBP: 0.315, SLG: 0.490 (1, 9)										3	1	0	1	2	1	4								
George Bell, R OBP: 0.324, SLG: 0.481 Les Lancaster, R OBP: 0.192, SLG: 0.269 (1, 7) (8, 1)										4	1	2	2	1	0	2								
Rick Wilkins, L OBP: 0.318, SLG: 0.406 (1, 2)										5	0	1	1	0	2	4								
Ced Landrum, L OBP: 0.275, SLG: 0.256 (8, 7)										5	0	2	1	0	0	0								
Jose Vizcaino, S OBP: 0.295, SLG: 0.321 (1, 6)										5	0	0	0	0	2	4								
Greg Maddux, R OBP: 0.241, SLG: 0.316 Chuck McElroy, L OBP: 0.333, SLG: 0.500 Hector Villanueva, R OBP: 0.333, SLG: 0.450 Jerome Walton, R OBP: 0.284, SLG: 0.345 (1, 1) (6, 1) (8, PH) (8, 8)										3	0	0	0	0	1	2								
Inning Stats	R: 1 E: 0 K: 3 S: 13	H: 2 LOB: 2 BB: 1 P: 25	R: 0 E: 0 K: 0 S: 6	H: 0 LOB: 0 BB: 0 P: 10	R: 5 E: 0 K: 1 S: 22	H: 6 LOB: 2 BB: 1 P: 36	R: 0 E: 0 K: 0 S: 17	H: 1 LOB: 2 BB: 1 P: 27	R: 0 E: 0 K: 0 S: 7	H: 0 LOB: 0 BB: 0 P: 9	R: 0 E: 0 K: 0 S: 10	H: 1 LOB: 1 BB: 0 P: 13	R: 0 E: 0 K: 0 S: 9	H: 0 LOB: 0 BB: 0 P: 15	R: 2 E: 0 K: 0 S: 9	H: 1 LOB: 2 BB: 3 P: 24	R: 0 E: 0 K: 1 S: 6	H: 1 LOB: 0 BB: 0 P: 7	1B: 12 2B: 0 3B: 0 HR: 0	SF: 0 SAC: 0 DP: 1 HBP: 0	WP: 2 PB: 0 SB: 0 CS: 0	PA: 44		
PITCHER	IP	WLS	BF	H	R	ER	SO	BB	IBB	HBP	BLK	WP	HR	S	P	ERA	WHIP							
David Cone, R ERA: 3.37 Tim Burke, R ERA: 3.69 Alejandro Pena, R ERA: 3.0 Doug Simons, L ERA: 5.82 Jeff Innis, R ERA: 2.67 (1, 1) (3, 1) (6, 1) (8, 1) (8, 1)	2.0	L	14	6	6	6	3	2	0	0	0	0	0	29	52	27.00	4.000							
John Franco, L ERA: 2.45 (9, 1)	1.0		3	1	0	0	1	0	0	0	0	0	0	19	28	0.00	1.333							
PITCHER	IP	WLS	BF	H	R	ER	SO	BB	IBB	HBP	BLK	WP	HR	S	P	ERA	WHIP							
John Franco, L ERA: 2.45 (9, 1)	1.0		3	1	0	0	1	0	0	0	0	0	0	19	28	0.00	1.333							
Daryl Boston, L OBP: 0.314, SLG: 0.353 Mark Carreon, R OBP: 0.291, SLG: 0.324 Doug Simons, L Jeff Innis, R John Franco, L (1, 8) (7, PH) (8, 1) (8, 1) (9, 1)																		2	0	0	0	1	0	1
Dave Magadan, L OBP: 0.384, SLG: 0.351 (1, 3)																		3	0	0	0	1	1	2
Gregg Jefferies, S OBP: 0.343, SLG: 0.412 (1, 4)																		4	1	3	1	0	0	0
Kevin McReynolds, R OBP: 0.342, SLG: 0.442 (1, 7) (8, 8)																		3	1	0	0	1	0	3
Howard Johnson, S OBP: 0.354, SLG: 0.536 (1, 5)																		4	1	2	2	0	0	0
Hubie Brooks, R OBP: 0.336, SLG: 0.423 (1, 9)																		4	0	0	0	0	1	2
Mackey Sasser, L OBP: 0.324, SLG: 0.495 Rick Cerone, R OBP: 0.371, SLG: 0.345 (1, 2) (6, PH) (7, 2)																		2	0	0	0	0	1	2
Garry Templeton, S OBP: 0.227, SLG: 0.296 (1, 6)																		4	0	0	0	0	0	1
David Cone, L OBP: 0.196, SLG: 0.149 Tim Burke, R Tom Herr, S OBP: 0.326, SLG: 0.326 Alejandro Pena, R Keith Miller, R OBP: 0.336, SLG: 0.422 (1, 1) (3, 1) (5, PH) (8, 1) (7, PH) (8, 7)																		0	0	0	0	0	0	0
Inning Stats	R: 0 E: 0 K: 0 S: 4	H: 1 LOB: 1 BB: 1 P: 9	R: 0 E: 0 K: 0 S: 10	H: 0 LOB: 0 BB: 0 P: 15	R: 0 E: 0 K: 1 S: 10	H: 0 LOB: 1 BB: 1 P: 17	R: 0 E: 0 K: 1 S: 11	H: 2 LOB: 2 BB: 0 P: 15	R: 0 E: 0 K: 0 S: 7	H: 1 LOB: 1 BB: 0 P: 14	R: 3 E: 0 K: 0 S: 9	H: 3 LOB: 0 BB: 1 P: 17	R: 0 E: 0 K: 1 S: 7	H: 0 LOB: 0 BB: 0 P: 10	R: 0 E: 0 K: 0 S: 4	H: 0 LOB: 0 BB: 0 P: 7	R: 0 E: 0 K: 1 S: 9	H: 0 LOB: 0 BB: 0 P: 15	1B: 5 2B: 0 3B: 0 HR: 2	SF: 0 SAC: 0 DP: 2 HBP: 0	WP: 0 PB: 0 SB: 0 CS: 0	PA: 35		
PITCHER	IP	WLS	BF	H	R	ER	SO	BB	IBB	HBP	BLK	WP	HR	S	P	ERA	WHIP							
Greg Maddux, R ERA: 3.69 Chuck McElroy, L ERA: 1.65 Les Lancaster, R ERA: 3.85 (1, 1) (6, 1) (8, 1)	5.1	W	24	6	3	3	2	3	0	0	0	0	0	10	14	0.00	0.600							
PITCHER	IP	WLS	BF	H	R	ER	SO	BB	IBB	HBP	BLK	WP	HR	S	P	ERA	WHIP							
John Franco, L ERA: 2.45 (9, 1)	1.0		3	1	0	0	1	0	0	0	0	0	0	19	28	0.00	1.333							

Chicago Cubs @ New York Mets
Shea Stadium, Flushing, NY
Sun Aug 04 1991, 3:33 AM EDT
Att: 36,080 - Cloudy - 85 F

AB	38
R	8
H	12
RBI	6
BB	6
SO	7
LOB	21



Chicago Cubs @ New York Mets
Shea Stadium, Flushing, NY
Sun Aug 04 1991, 3:33 AM EDT
Att: 36,080 - Cloudy - 85 F

AB	32
R	3
H	7
RBI	3
BB	3
SO	4
LOB	11



Batter	1	2	3	4	5	6	7	8	9	AB	R	H	RBI	BB	SO	LOB	TOP		
Gary Redus, R OBP: 0.326, SLG: 0.383 Orlando Merced, S OBP: 0.388, SLG: 0.422 (8, PH)	0-2 P4		2-3 K		1-3 K			0-3 K		3	0	0	0	0	2	1			
Jay Bell, R OBP: 0.323, SLG: 0.429	0-0 F9		2-2 P4		1-0 P4			1-3 K		4	0	0	0	0	1	1			
John Wehner, R OBP: 0.422, SLG: 0.424	0-3 K		1-3 K			0-2 G6-3		1-2		4	0	1	0	0	2	0			
Bobby Bonilla, S OBP: 0.376, SLG: 0.488		0-1 F7		3-2 F9		1-2 G5-3		2-3 K		4	0	0	0	0	1	1			
Barry Bonds, L OBP: 0.400, SLG: 0.513 (7, PH)		0-2 HR		1-1 S		0-2 F7			0-1 1B	4	2	3	0	0	0	0			
Lloyd McClendon, R OBP: 0.379, SLG: 0.529 Andy Van Slyke, L OBP: 0.358, SLG: 0.438 (7, PH)		0-0 HR		2-3 K			1-2 G3		0-0 2B	2	1	1	2	0	1	1			
Jose Lind, R OBP: 0.297, SLG: 0.331		0-0 F9		1-2 K			0-0 G6-3		0-1 SF8	3	0	0	1	0	0	1			
Tom Prince, R OBP: 0.400, SLG: 0.333		1-2		2-2 SH1-4			4-2 BB		2-2 F7	3	0	2	0	1	0	1			
Randy Tomlin, L OBP: 0.189, SLG: 0.189		2-3 K		0-0 SH1-4			2-3 K		1-1 G1-3	3	0	0	0	0	2	3			
Inning Stats	R: 0 E: 0 K: 1 S: 8	H: 0 LOB: 0 BB: 0 P: 8	R: 2 E: 0 K: 1 S: 14	H: 3 LOB: 1 BB: 0 P: 17	R: 0 E: 0 K: 2 S: 11	H: 0 LOB: 0 BB: 0 P: 16	R: 0 E: 0 K: 1 S: 11	H: 1 LOB: 1 BB: 0 P: 18	R: 0 E: 0 K: 0 S: 10	H: 0 LOB: 1 BB: 0 P: 11	R: 0 E: 0 K: 1 S: 13	H: 0 LOB: 1 BB: 0 P: 17	R: 1 E: 0 K: 0 S: 10	H: 2 LOB: 1 BB: 0 P: 13	1B: 5 2B: 2 HR: 1	SF: 1 SAC: 1 DP: 0 HBP: 0	WP: 0 PB: 0 SB: 1 CS: 1	PA: 36	
PITCHER	IP	WLS	BF	H	R	ER	SO	BB	IBB	HBP	BLK	WP	HR	S	P	ERA	WHIP		
Sid Fernandez, L ERA: 3.86	6.0	L	23	5	2	2	6	0	0	0	0	0	1	62	82	3.00	0.833		
Alejandro Pena, R ERA: 2.59	2.0		8	1	0	0	4	1	0	0	0	0	0	24	35	0.00	1.000		
Tim Burke, R ERA: 3.77	1.0		5	2	1	1	0	0	0	0	0	0	0	10	13	9.00	2.000		

Pittsburgh Pirates @ New York Mets
Shea Stadium, Flushing, NY
Tue Aug 06 1991, 7:05 PM EDT
Att: 38,658 - Cloudy - 79 F

AB 33
R 3
H 8
RBI 3
BB 1
SO 10
LOB 9



Batter	1	2	3	4	5	6	7	8	9	AB	R	H	RBI	BB	SO	LOB	BOTTOM					
Vince Coleman, S OBP: 0.355, SLG: 0.333	2-2 G5-3		0-1 G6-3			0-1 G6-3			0-1 F9	4	0	0	0	0	0	1						
Dave Magadan, L OBP: 0.384, SLG: 0.350	2-2 G6-3			3-2 G3		1-0 F8			0-1 G4-3	4	0	1	0	0	0	0						
Gregg Jefferies, S OBP: 0.337, SLG: 0.407	1-1 G6-3			1-1 2B			2-3 K		0-1 G6-3	4	0	1	0	0	1	1						
Kevin McReynolds, R OBP: 0.342, SLG: 0.446		1-1 F8		2-2 P5			1-1 G5-3			3	1	1	0	0	0	1						
Howard Johnson, S OBP: 0.356, SLG: 0.537		0-0 P4		0-1 F8			3-3 K			3	0	0	0	0	1	2						
Hubie Brooks, R OBP: 0.336, SLG: 0.420		4-1 CS			3-2 F7			2-3 K		2	0	0	0	1	1	0						
Rick Cerone, R OBP: 0.363, SLG: 0.337		1-2 F8			3-3 K			1-0 F7		3	0	0	0	0	1	1						
Kevin Elster, R OBP: 0.302, SLG: 0.349		1-1 CS		0-0 G4-3		2-1 G6-3			1-1	3	0	1	0	0	0	0						
Sid Fernandez, L OBP: 0.167, SLG: 0.333 Keith Miller, R OBP: 0.343, SLG: 0.422 Alejandro Pena, R OBP: 0.343, SLG: 0.422 Mark Carreon, R OBP: 0.288, SLG: 0.320 Tim Burke, R OBP: 0.343, SLG: 0.422		1-2 F8		1-0 G4-3		4-2 BB		3-2 F7		1	0	0	0	0	0	0						
Inning Stats	R: 0 E: 0 K: 0 S: 10	H: 1 LOB: 0 BB: 0 P: 15	R: 1 E: 0 K: 0 S: 8	H: 1 LOB: 0 BB: 1 P: 15	R: 0 E: 0 K: 0 S: 4	H: 0 LOB: 0 BB: 0 P: 5	R: 0 E: 0 K: 0 S: 12	H: 1 LOB: 1 BB: 0 P: 18	R: 0 E: 0 K: 1 S: 9	H: 0 LOB: 0 BB: 0 P: 17	R: 0 E: 0 K: 0 S: 5	H: 0 LOB: 0 BB: 1 P: 10	R: 0 E: 0 K: 2 S: 8	H: 0 LOB: 0 BB: 0 P: 14	R: 0 E: 0 K: 1 S: 11	H: 1 LOB: 0 BB: 0 P: 18	R: 0 E: 0 K: 0 S: 6	H: 0 LOB: 0 BB: 0 P: 6	1B: 2 2B: 1 3B: 0 HR: 0	SF: 0 SAC: 0 DP: 2 HBP: 0	WP: 0 PB: 0 SB: 0 CS: 1	PA: 31
PITCHER	IP	WLS	BF	H	R	ER	SO	BB	IBB	HBP	BLK	WP	HR	S	P	ERA	WHIP					
Randy Tomlin, L ERA: 2.37	9.0	W	30	4	1	1	4	2	0	0	0	0	0	73	118	1.00	0.667					

Pittsburgh Pirates @ New York Mets
Shea Stadium, Flushing, NY
Tue Aug 06 1991, 7:05 PM EDT
Att: 38,658 - Cloudy - 79 F

AB 28
R 1
H 4
RBI 0
BB 2
SO 4
LOB 7



Batter	1	2	3	4	5	6	7	8	9	AB	R	H	RBI	BB	SO	LOB	TOP					
Orlando Merced, S OBP: 0.386, SLG: 0.419	G4-3		E S 1B		G4-3			FC5-4 BB 1B		4	1	1	0	0	0	1						
Jay Bell, R OBP: 0.322, SLG: 0.426 Jose Gonzalez, R OBP: 0.078, SLG: 0.104	F8		G5-3		G4-3	G4-3 BB		F9		3	0	0	0	1	0	2						
Andy Van Slyke, L OBP: 0.359, SLG: 0.437 John Wehner, R OBP: 0.422, SLG: 0.424	S 1B		K		G4-3			1B BB		3	0	1	0	1	1	2						
Bobby Bonilla, S OBP: 0.375, SLG: 0.486 Stan Belinda, R	G5-3				F7			1B BB		4	0	1	1	0	0	2						
Barry Bonds, L OBP: 0.400, SLG: 0.510 Bill Landrum, R OBP: 0.246, SLG: 0.273 Curtis Wilkerson, S OBP: 0.246, SLG: 0.273	G5-3		G3 S BB		G4-3			G4-3		2	0	0	0	1	1	1						
Gary Varsho, L OBP: 0.338, SLG: 0.417	K		G3					P6		4	0	0	0	0	1	1						
Michael LaValliere, L OBP: 0.359, SLG: 0.376 Tom Prince, R OBP: 0.381, SLG: 0.313			G4-3		G4-3			G3-1		2	0	0	0	1	0	1						
Jose Lind, R OBP: 0.294, SLG: 0.327			K		G6-3			G6-3		4	0	0	0	0	1	1						
Zane Smith, L OBP: 0.245, SLG: 0.267 Vicente Palacios, R OBP: 0.071, SLG: 0.071 Neal Heaton, L OBP: 0.400, SLG: 0.444 Cecil Espy, S OBP: 0.200, SLG: 0.200	G5-3		G5-3		G4-3			FC5-4 1B		2	0	0	0	0	0	0						
Inning Stats	R: 0 E: 0 K: 0 S: 10	H: 1 LOB: 1 BB: 0 P: 16	R: 0 E: 0 K: 2 S: 10	H: 0 LOB: 1 BB: 1 P: 17	R: 0 E: 0 K: 1 S: 10	H: 1 LOB: 1 BB: 0 P: 13	R: 0 E: 0 K: 0 S: 6	H: 0 LOB: 1 BB: 1 P: 12	R: 0 E: 0 K: 1 S: 9	H: 0 LOB: 0 BB: 0 P: 11	R: 0 E: 0 K: 0 S: 11	H: 0 LOB: 0 BB: 1 P: 20	R: 0 E: 0 K: 0 S: 7	H: 0 LOB: 0 BB: 0 P: 7	R: 1 E: 0 K: 0 S: 15	H: 2 LOB: 2 BB: 1 P: 25	R: 0 E: 0 K: 0 S: 4	H: 0 LOB: 0 BB: 0 P: 5	1B: 4 2B: 0 3B: 0 HR: 0	SF: 0 SAC: 0 DP: 0 HBP: 0	WP: 0 PB: 0 SB: 3 CS: 0	PA: 35
PITCHER	IP	WLS	BF	H	R	ER	SO	BB	IBB	HBP	BLK	WP	HR	S	P	ERA	WHIP					
Dwight Gooden, R ERA: 3.67 John Franco, L ERA: 2.39	8.0	W	32	4	1	1	4	4	0	0	0	0	0	78	121	1.12	1.000					

Pittsburgh Pirates @ New York Mets
Shea Stadium, Flushing, NY
Wed Aug 07 1991, 7:05 PM EDT
Att: 41,542 - Sunny - 78 F

AB 31
R 1
H 4
RBI 1
BB 4
SO 4
LOB 13



Batter	1	2	3	4	5	6	7	8	9	AB	R	H	RBI	BB	SO	LOB	BOTTOM				
Vince Coleman, S OBP: 0.397, SLG: 0.336	G5-3					FC5-4 FC6-4				4	1	2	1	0	0	2					
Dave Magadan, L OBP: 0.383, SLG: 0.350	G4-3		G3-1			SF7				3	1	1	2	0	0	1					
Gregg Jefferies, S OBP: 0.336, SLG: 0.405	G5-3				P3	FC6-4				4	0	1	1	0	0	1					
Kevin McReynolds, R OBP: 0.338, SLG: 0.442			G6-3		F9	SF8				3	0	0	1	0	1	0					
Howard Johnson, S OBP: 0.355, SLG: 0.534			G4-3		E5	K				4	0	1	0	0	2	1					
Hubie Brooks, R OBP: 0.338, SLG: 0.422 Daryl Boston, L OBP: 0.317, SLG: 0.368					G4-3					3	1	2	0	0	0	1					
Kevin Elster, R OBP: 0.305, SLG: 0.352			L5			1B BB				4	2	2	0	0	1	1					
Charlie O'Brien, R OBP: 0.288, SLG: 0.211			K			1B BB				3	2	1	0	1	2	0					
Dwight Gooden, R OBP: 0.241, SLG: 0.345 Mackey Sasser, L OBP: 0.310, SLG: 0.472 John Franco, L	G5-3				K	FC5-4 1B				3	0	1	2	0	1	2					
Inning Stats	R: 0 E: 0 K: 0 S: 12	H: 0 LOB: 0 BB: 0 P: 17	R: 0 E: 0 K: 0 S: 7	H: 1 LOB: 1 BB: 0 P: 9	R: 0 E: 0 K: 1 S: 10	H: 1 LOB: 1 BB: 0 P: 14	R: 0 E: 1 K: 0 S: 10	H: 1 LOB: 1 BB: 0 P: 14	R: 4 E: 0 K: 2 S: 22	H: 5 LOB: 1 BB: 0 P: 35	R: 3 E: 0 K: 0 S: 19	H: 3 LOB: 1 BB: 1 P: 33	R: 0 E: 0 K: 2 S: 9	H: 0 LOB: 0 BB: 0 P: 12	R: 0 E: 0 K: 2 S: 9	H: 0 LOB: 0 BB: 0 P: 14	1B: 11 2B: 0 3B: 0 HR: 0	SF: 2 SAC: 0 DP: 0 HBP: 0	WP: 0 PB: 0 SB: 0 CS: 0	PA: 36	
PITCHER	IP	WLS	BF	H	R	ER	SO	BB	IBB	HBP	BLK	WP	HR	S	P	ERA	WHIP				
Zane Smith, L ERA: 3.45 Vicente Palacios, R ERA: 3.8 Neal Heaton, L ERA: 0.59 Bill Landrum, R ERA: 3.0 Stan Belinda, R ERA: 4.32	5.0	L	23	8	4	4	3	0	0	0	0	0	0	12	22	∞	∞				
	0.0		4	3	3	3	0	1	0	0	0	0	0	7	11	0.00	0.000				
	1.0		3	0	0	0	0	0	0	0	0	0	0	9	12	0.00	0.000				
	1.0		3	0	0	0	2	0	0	0	0	0	0	9	14	0.00	0.000				

Pittsburgh Pirates @ New York Mets
Shea Stadium, Flushing, NY
Wed Aug 07 1991, 7:05 PM EDT
Att: 41,542 - Sunny - 78 F

AB 33
R 7
H 11
RBI 7
BB 1
SO 7
LOB 9



Batter	1	2	3	4	5	6	7	8	9	AB	R	H	RBI	BB	SO	LOB	TOP					
Gary Redus, R OBP: 0.325, SLG: 0.376 (1, 3)										3	0	0	0	1	1	1						
Jay Bell, R OBP: 0.324, SLG: 0.429 (1, 6)										4	2	2	0	0	1	1						
Andy Van Slyke, L OBP: 0.358, SLG: 0.435 (1, 8)										4	0	1	0	0	1	2						
Bobby Bonilla, S OBP: 0.376, SLG: 0.495 (7, 5)										3	1	2	3	0	0	0						
Barry Bonds, L OBP: 0.399, SLG: 0.507 (1, 7)										4	0	1	0	0	1	2						
John Wehner, R OBP: 0.418, SLG: 0.419 (1, 5)										3	0	1	0	0	0	2						
Michael LaValliere, L OBP: 0.354, SLG: 0.371 (1, 2)										3	0	0	0	0	1	2						
Jose Lind, R OBP: 0.294, SLG: 0.327 (1, 4)										3	0	1	0	0	0	0						
Doug Drabek, R OBP: 0.182, SLG: 0.200 (3, 1)										1	0	0	0	0	1	0						
Bob Kipper, R OBP: 0.285, SLG: 0.324 (3, 1)										0	0	0	0	0	0	0						
Roger Mason, R OBP: 0.285, SLG: 0.324 (7, 1)										0	0	0	0	0	0	0						
Bob Patterson, R OBP: 0.285, SLG: 0.324 (7, 1)										0	0	0	0	0	0	0						
Orlando Merced, S OBP: 0.285, SLG: 0.324 (7, 9)										1	0	0	0	0	0	0						
Lloyd McClendon, R OBP: 0.285, SLG: 0.324 (8, 9)										1	0	0	0	0	1	1						
Inning Stats	R: 0 E: 1 K: 1 S: 10	H: 0 LOB: 0 BB: 1 P: 19	R: 0 E: 0 K: 2 S: 10	H: 1 LOB: 1 BB: 0 P: 16	R: 0 E: 0 K: 1 S: 7	H: 0 LOB: 0 BB: 0 P: 9	R: 1 E: 0 K: 0 S: 7	H: 2 LOB: 1 BB: 0 P: 11	R: 0 E: 0 K: 0 S: 10	H: 1 LOB: 1 BB: 0 P: 14	R: 0 E: 0 K: 1 S: 11	H: 0 LOB: 0 BB: 0 P: 18	R: 0 E: 0 K: 0 S: 5	H: 1 LOB: 3 BB: 0 P: 10	R: 0 E: 0 K: 1 S: 8	H: 0 LOB: 0 BB: 0 P: 13	R: 2 E: 0 K: 1 S: 15	H: 3 LOB: 0 BB: 0 P: 19	1B: 6 2B: 2 3B: 0 HR: 1	SF: 1 SAC: 1 DP: 2 HBP: 0	WP: 0 PB: 0 SB: 0 CS: 1	PA: 33
PITCHER	IP	WLS	BF	H	R	ER	SO	BB	IBB	HBP	BLK	WP	HR	S	P	ERA	WHIP					
Frank Viola, L ERA: 3.14 (1, 1)	8.0	W	29	6	2	2	6	1	0	0	0	0	0	70	112	2.25	0.875					
John Franco, L ERA: 2.57 (9, 1)	1.0	S	4	2	1	1	1	0	0	0	0	0	1	13	17	9.00	2.000					

Pittsburgh Pirates @ New York Mets
Shea Stadium, Flushing, NY
Thu Aug 08 1991, 3:33 AM EDT
Att: 41,672 - Sunny - 87 F

AB	30
R	3
H	8
RBI	3
BB	1
SO	7
LOB	11



Batter	1	2	3	4	5	6	7	8	9	AB	R	H	RBI	BB	SO	LOB	BOTTOM					
Vince Coleman, S OBP: 0.355, SLG: 0.335 (1, 8)										4	1	1	0	0	1	2						
Kevin Elster, R OBP: 0.305, SLG: 0.352 (1, 6)										3	1	1	0	1	0	1						
Gregg Jefferies, S OBP: 0.339, SLG: 0.407 (1, 4)										4	0	2	1	0	0	0						
Kevin McReynolds, R OBP: 0.338, SLG: 0.442 (8, 7)										0	0	0	0	0	0	0						
Howard Johnson, S OBP: 0.358, SLG: 0.538 (1, 5)										3	1	2	2	1	0	0						
Dave Magadan, L OBP: 0.381, SLG: 0.348 (1, 3)										4	0	1	1	0	0	5						
Mackey Sasser, L OBP: 0.311, SLG: 0.468 (1, 9)										3	0	1	0	0	0	1						
Keith Miller, R OBP: 0.339, SLG: 0.417 (8, 4)										1	0	0	0	0	0	0						
Daryll Boston, L OBP: 0.309, SLG: 0.358 (8, 9)										4	0	0	0	0	2	0						
Rick Cerone, R OBP: 0.361, SLG: 0.335 (1, 2)										4	0	1	0	0	0	0						
Frank Viola, L OBP: 0.138, SLG: 0.158 (1, 1)										3	1	1	0	0	0	1						
John Franco, L (9, 1)										0	0	0	0	0	0	0						
Inning Stats	R: 2 E: 0 K: 0 S: 11	H: 3 LOB: 1 BB: 0 P: 17	R: 0 E: 0 K: 0 S: 5	H: 0 LOB: 0 BB: 0 P: 5	R: 1 E: 0 K: 1 S: 13	H: 3 LOB: 2 BB: 1 P: 26	R: 0 E: 0 K: 1 S: 14	H: 1 LOB: 0 BB: 0 P: 18	R: 0 E: 0 K: 0 S: 7	H: 0 LOB: 0 BB: 0 P: 11	R: 0 E: 0 K: 0 S: 5	H: 0 LOB: 0 BB: 0 P: 7	R: 1 E: 0 K: 0 S: 14	H: 3 LOB: 3 BB: 1 P: 27	R: 0 E: 0 K: 1 S: 5	H: 0 LOB: 0 BB: 0 P: 5	R: 0 E: 0 K: 1 S: 5	H: 0 LOB: 0 BB: 0 P: 5	1B: 9 2B: 1 3B: 0 HR: 0	SF: 0 SAC: 0 DP: 0 HBP: 0	WP: 0 PB: 0 SB: 1 CS: 0	PA: 35
PITCHER	IP	WLS	BF	H	R	ER	SO	BB	IBB	HBP	BLK	WP	HR	S	P	ERA	WHIP					
Doug Drabek, R ERA: 3.36 (1, 1)	2.1	L	13	3	3	3	1	0	0	0	0	0	0	36	53	2.08	0.692					
Bob Kipper, L ERA: 4.34 (3, 1)	4.1		15	3	1	1	1	0	0	0	0	0	0	1	2	∞	∞					
Roger Mason, R ERA: (7, 1)	0.0		1	1	0	0	0	0	0	0	0	0	0	1	2	∞	∞					
Bob Patterson, L ERA: 4.12 (7, 1)	1.1		6	1	0	0	1	1	0	0	0	0	0	12	20	0.00	1.500					

Pittsburgh Pirates @ New York Mets
Shea Stadium, Flushing, NY
Thu Aug 08 1991, 3:33 AM EDT
Att: 41,672 - Sunny - 87 F

AB	33
R	4
H	10
RBI	4
BB	2
SO	3
LOB	10



Batter	1	2	3	4	5	6	7	8	9	AB	R	H	RBI	BB	SO	LOB	TOP			
Vince Coleman, S (1, 8) OBP: 0.357, SLG: 0.332 Anthony Young, R (7, 1)	4-2 F9-3 BB		4-2 S 1B BB		0-0 G4-3		2-3 K		0-2 G4-6-3	2	1	0	0	2	1	0				
Mark Carreon, R (9, PH) OBP: 0.286, SLG: 0.318																				
Dave Magadan, L (1, 3) OBP: 0.380, SLG: 0.345	2-2 F9-3 1-2		4-1 1B 1B BB		0-3 K			0-0 L6		3	0	0	0	1	1	1				
Gregg Jefferies, S (1, 4) OBP: 0.337, SLG: 0.495	2-2 E3		0-2 1B		3-2 F7			0-1 L6		4	0	1	1	0	0	0				
Kevin McReynolds, R (1, 7) OBP: 0.340, SLG: 0.443	1-0 P3		0-2 1B					1-2 1B		4	0	2	0	0	0	1				
Howard Johnson, S (1, 5)		2-1 HR	3-2 F9					1-3 K		3	1	1	1	1	1	4				
Hubie Brooks, R (1, 9) OBP: 0.338, SLG: 0.423	1-0 G3		0-3 K					0-2 2B		4	1	1	0	0	2	4				
Mackey Sasser, L (1, 2) OBP: 0.309, SLG: 0.470	1-1 G6-3				0-1 F8			0-0 FC6-4 1-2		4	1	1	1	0	0	1				
Garry Templeton, S (1, 6) OBP: 0.222, SLG: 0.289	0-0 G4-3				2-1 G4-3			0-2 G5-3		4	0	0	0	0	0	1				
David Cone, L (1, 1) OBP: 0.189, SLG: 0.143 Jeff Innis, R (5, 1)					0-0 G6-3			2-0 F7		2	0	0	0	0	0	0				
Daryl Boston, L (7, PH) OBP: 0.311, SLG: 0.360 (7, 8)								0-0 G4-6-3 3-H		2	0	1	1	0	0	0				
Inning Stats	R: 0 E: 1 K: 0 S: 11	H: 0 LOB: 1 BB: 1 P: 19	R: 1 E: 0 K: 0 S: 6	H: 1 LOB: 0 BB: 0 P: 10	R: 1 E: 0 K: 1 S: 17	H: 2 LOB: 3 BB: 2 P: 27	R: 0 E: 0 K: 0 S: 6	H: 0 LOB: 0 BB: 0 P: 10	R: 0 E: 0 K: 1 S: 8	H: 0 LOB: 1 BB: 1 P: 13	R: 0 E: 0 K: 1 S: 8	H: 0 LOB: 0 BB: 0 P: 12	R: 0 E: 0 K: 1 S: 9	H: 1 LOB: 1 BB: 0 P: 11	R: 2 E: 0 K: 0 S: 11	H: 3 LOB: 0 BB: 0 P: 11	1B: 4 2B: 3 3B: 0 HR: 1	SF: 0 SAC: 0 DP: 2 HBP: 0	WP: 0 PB: 0 SB: 1 CS: 0	PA: 37
PITCHER Greg Maddux, R (1, 1) ERA: 3.71	IP: 9.0 WLS: W BF: 37 H: 7 R: 4 ER: 4 SO: 5 BB: 4 IBB: 0 HBP: 0 BLK: 0 WP: 0 HR: 1 S: 84 P: 124 ERA: 4.00 WHIP: 1.222																			

New York Mets @ Chicago Cubs
Wrigley Field, Chicago, IL
Fri Aug 09 1991, 3:33 AM CDT
Att: 36,110 - Cloudy - 72 F

AB 33
R 4
H 7
RBI 4
BB 4
SO 5
LOB 13



Batter	1	2	3	4	5	6	7	8	9	AB	R	H	RBI	BB	SO	LOB	BOTTOM	
Chico Walker, S (1, 8) OBP: 0.345, SLG: 0.362 (9, 7)	0-1 G4-3		1-1 23 G1-3 1B 1B		2-3 K				1-1 G3	4	1	1	0	0	1	1		
Mark Grace, L (1, 3) OBP: 0.362, SLG: 0.401	1-1 1B		2-1 23 G1-3 1B 1-2 3-H		2-2 23 1B G4-6-3 1B		4-1 23 FC6-4 BB			3	2	3	1	1	0	0		
23 Ryne Sandberg, R (1, 4) OBP: 0.395, SLG: 0.505	1-2 F9		2-2 G1-3		2-1 G4-6-3 1B		0-1 FC6-4 1-2			4	0	1	0	0	0	4		
Andre Dawson, R (1, 9) OBP: 0.314, SLG: 0.489	3-1 P4		0-2 1B		0-1 G4-6-3			0-1 L7		4	0	1	2	0	0	2		
George Bell, R (1, 7) OBP: 0.326, SLG: 0.474 Jerome Walton, R (9, 8) OBP: 0.281, SLG: 0.340		1-1 G6-3	3-3 K		0-1 G6-3			0-0 F7		4	0	0	0	0	1	1		
Luis Salazar, R (1, 5) OBP: 0.333, SLG: 0.502 Shawon Dunston, R (9, 6) OBP: 0.263, SLG: 0.361		1-1 B5-3			2-2 2B 2B			2-1 G2-3		4	1	1	0	0	0	0		
Rick Wilkins, L (1, 2) OBP: 0.311, SLG: 0.388	1-3 K				1-0 2B			1-3 K		3	0	1	1	0	2	0		
Jose Vizcaino, S (1, 6) OBP: 0.292, SLG: 0.310 (9, 5)			1-1 G4-3		2-2 G1-3			0-3 K		3	0	0	0	0	1	1		
Greg Maddux, R (1, 1) OBP: 0.246, SLG: 0.317			0-0 1B 1B		1-3 K			0-2 G4-3		3	1	1	0	0	1	1		
Inning Stats	R: 0 E: 0 K: 0 S: 10	H: 1 LOB: 1 BB: 0 P: 15	R: 0 E: 0 K: 1 S: 7	H: 0 LOB: 0 BB: 0 P: 10	R: 3 E: 0 K: 1 S: 19	H: 4 LOB: 1 BB: 0 P: 28	R: 1 E: 0 K: 2 S: 16	H: 2 LOB: 1 BB: 0 P: 24	R: 1 E: 0 K: 0 S: 11	H: 2 LOB: 0 BB: 0 P: 15	R: 0 E: 0 K: 2 S: 9	H: 0 LOB: 1 BB: 1 P: 14	R: 0 E: 0 K: 0 S: 5	H: 0 LOB: 0 BB: 0 P: 7	1B: 7 2B: 2 3B: 0 HR: 0	SF: 0 SAC: 0 DP: 1 HBP: 0	WP: 0 PB: 0 SB: 1 CS: 0	PA: 33
PITCHER David Cone, R (1, 1) ERA: 3.57 Jeff Innis, R (5, 1) ERA: 2.57 Anthony Young, R (7, 1) ERA: 2.08	IP: 4.0 WLS: L BF: 21 H: 9 R: 5 ER: 5 SO: 4 BB: 0 IBB: 0 HBP: 0 BLK: 0 WP: 0 HR: 0 S: 59 P: 88 ERA: 11.25 WHIP: 2.250																	

New York Mets @ Chicago Cubs
Wrigley Field, Chicago, IL
Fri Aug 09 1991, 3:33 AM CDT
Att: 36,110 - Cloudy - 72 F

AB 32
R 5
H 9
RBI 4
BB 1
SO 6
LOB 10



Batter	1	2	3	4	5	6	7	8	9	10	11	12	13	14	AB	R	H	RBI	BB	SO	LOB	TOP					
Vince Coleman, S OBP: 0.356, SLG: 0.333	L5		FC3-6 E 1B SF7		G3		G4-3			F7			SH5-4 2B		6	1	1	0	0	0	2						
Dave Magadan, L OBP: 0.378, SLG: 0.341	F7		E8 1B		F7			CS BB		G4-3			SH5-4		4	0	1	0	1	0	0						
Gregg Jefferies, S OBP: 0.330, SLG: 0.396			SF7		F8			F8			G6-3		P6		5	0	1	1	0	0	2						
Kevin McReynolds, R OBP: 0.337, SLG: 0.430	L9		K		F7			P4					P5		6	0	1	0	0	1	4						
Howard Johnson, S OBP: 0.356, SLG: 0.534		1B SF9 BB		G1-2-3 1B	K			CS	K		P4			G6-3	5	1	1	0	1	2	1						
Mackey Sasser, L OBP: 0.313, SLG: 0.467					G6-3				F8		F9		G5-3		3	0	2	0	0	0	0						
Mark Carreon, R OBP: 0.280, SLG: 0.312															3	0	0	0	0	0	1						
Daryl Boston, L OBP: 0.316, SLG: 0.362															1	0	1	1	1	0	0						
Rick Cerone, R OBP: 0.368, SLG: 0.349															3	0	2	0	0	0	0						
Kevin Elster, R OBP: 0.308, SLG: 0.341															4	0	0	0	1	0	5						
Sid Fernandez, L ERA: 3.67															2	0	1	0	0	1	2						
Hubie Brooks, R ERA: 3.23															1	0	0	0	0	1	1						
Alejandro Pena, R ERA: 2.73															1	0	0	0	0	0	0						
Keith Miller, R ERA: 3.46															1	0	0	0	0	0	0						
John Franco, L ERA: 2.43															0	0	0	0	0	0	0						
Garry Templeton, S ERA: 2.51															1	0	0	0	0	0	0						
Jeff Irvin, R ERA: 2.51															0	0	0	0	0	0	0						
Pete Schourek, L ERA: 4.36															1	0	0	0	0	0	2						
Inning Stats	R: 0 E: 0 K: 0 S: 9	H: 1 LOB: 1 BB: 0 P: 14	R: 1 E: 0 K: 0 S: 8	H: 1 LOB: 1 BB: 1 P: 17	R: 1 E: 1 K: 1 S: 12	H: 2 LOB: 2 BB: 0 P: 16	R: 0 E: 0 K: 1 S: 7	H: 0 LOB: 0 BB: 0 P: 13	R: 0 E: 0 K: 1 S: 6	H: 0 LOB: 1 BB: 1 P: 11	R: 0 E: 0 K: 1 S: 7	H: 0 LOB: 0 BB: 0 P: 15	R: 0 E: 0 K: 1 S: 8	H: 1 LOB: 1 BB: 0 P: 9	R: 0 E: 0 K: 0 S: 5	H: 0 LOB: 0 BB: 0 P: 8	R: 0 E: 0 K: 0 S: 5	H: 1 LOB: 1 BB: 0 P: 8	R: 0 E: 0 K: 0 S: 6	H: 1 LOB: 2 BB: 1 P: 13	R: 0 E: 0 K: 0 S: 6	H: 1 LOB: 2 BB: 1 P: 13	1B: 9 2B: 2 3B: 0 HR: 0	SF: 2 SAC: 2 DP: 2 HBP: 0	WP: 0 PB: 0 SB: 0 CS: 1	PA: 55	
PITCHER	IP	WLS	BF	H	R	ER	SO	BB	IBB	HBP	BLK	WP	HR	S	P	ERA	WHIP										
Rick Sutcliffe, R ERA: 5.85	(11.1)	7.0	28	7	2	1	4	2	0	0	0	0	0	59	98	1.29	1.286										
Paul Assenmacher, L ERA: 3.31	(8.1)	3.0	10	1	0	0	2	1	0	0	0	0	0	26	42	0.00	0.667										
Les Lancaster, R ERA: 4.08	(11.1)	2.0	7	1	0	0	0	0	0	0	0	0	0	14	18	0.00	0.500										
Chuck McElroy, L ERA: 3.07	(13.1)	1.1	5	1	0	0	0	0	0	0	0	0	0	7	11	0.00	0.750										
Shawn Boskie, R ERA: 5.27	(14.1)	0.2	W	4	1	0	0	0	1	0	0	0	0	4	10	0.00	1.500										

New York Mets @ Chicago Cubs
Wrigley Field, Chicago, IL
Sun Aug 11 1991, 7:05 PM CDT
Att. 33,128 - Sunny - 72 F

AB 46
R 2
H 11
RBI 2
BB 4
SO 6
LOB 20



Batter	1	2	3	4	5	6	7	8	9	10	11	12	13	14	AB	R	H	RBI	BB	SO	LOB	BOTTOM								
Jerome Walton, R OBP: 0.278, SLG: 0.332	FC1-4 1B BB		K		L4		P3			K		L3			4	0	0	0	1	2	3									
Les Lancaster, R OBP: 0.192, SLG: 0.269															0	0	0	0	0	0	0									
Chico Walker, S OBP: 0.346, SLG: 0.361															1	0	0	0	0	0	1									
Chuck McElroy, L OBP: 0.429, SLG: 0.571															0	0	0	0	0	0	0									
Shawn Boskie, R OBP: 0.278, SLG: 0.364															0	0	0	0	0	0	0									
Mark Grace, L OBP: 0.367, SLG: 0.408	FC1-4 1B														6	0	3	0	0	0	2									
23 Ryne Sandberg, R OBP: 0.393, SLG: 0.506	P3				G5-4-3					G4-3					5	0	1	0	1	0	3									
Andre Dawson, R OBP: 0.306, SLG: 0.476	FC1-4														6	0	0	0	0	0	5									
George Bell, R OBP: 0.325, SLG: 0.480	L4														6	2	2	1	0	1	3									
Luis Salazar, R OBP: 0.326, SLG: 0.490															5	0	0	0	0	0	2									
Shawon Dunston, R OBP: 0.265, SLG: 0.368															5	1	2	1	0	1	0									
Joe Girardi, R OBP: 0.211, SLG: 0.176															4	0	0	1	0	1	0									
Ced Landrum, L OBP: 0.273, SLG: 0.256															0	0	0	0	0	0	0									
Rick Wilkins, L OBP: 0.316, SLG: 0.394															0	0	0	0	0	0	0									
Rick Sutcliffe, L OBP: 0.126, SLG: 0.133															2	0	0	0	0	0	0									
Dwight Smith, L OBP: 0.306, SLG: 0.387															1	0	1	0	0	0	0									
Paul Assenmacher, L OBP: 0.406, SLG: 0.550															0	0	0	0	0	0	0									
Doug Dasencenzo, S OBP: 0.307, SLG: 0.297															1	0	0	0	0	0	1									
Inning Stats	R: 0 E: 0 K: 0 S: 6	H: 1 LOB: 2 BB: 1 P: 16	R: 0 E: 0 K: 0 S: 7	H: 0 LOB: 0 BB: 0 P: 11	R: 0 E: 0 K: 1 S: 11	H: 1 LOB: 2 BB: 1 P: 20	R: 2 E: 0 K: 0 S: 14	H: 2 LOB: 0 BB: 0 P: 17	R: 0 E: 0 K: 0 S: 6	H: 0 LOB: 0 BB: 0 P: 9	R: 0 E: 1 K: 1 S: 11	H: 1 LOB: 1 BB: 0 P: 16	R: 0 E: 0 K: 0 S: 5	H: 0 LOB: 0 BB: 0 P: 7	R: 0 E: 0 K: 1 S: 10	H: 0 LOB: 2 BB: 0 P: 13	R: 0 E: 0 K: 1 S: 9	H: 0 LOB: 1 BB: 0 P: 13	R: 0 E: 0 K: 0 S: 13	H: 1 LOB: 1 BB: 0 P: 14	R: 0 E: 0 K: 0 S: 8	H: 1 LOB: 1 BB: 0 P: 11	R: 0 E: 0 K: 0 S: 5	H: 0 LOB: 0 BB: 0 P: 8	R: 1 E: 0 K: 0 S: 1	H: 1 LOB: 0 BB: 0 P: 2	1B: 7 2B: 0 3B: 1 HR: 1	SF: 0 SAC: 2 DP: 1 HBP: 0	WP: 1 PB: 0 SB: 0 CS: 0	PA: 50
PITCHER	IP	WLS	BF	H	R	ER	SO	BB	IBB	HBP	BLK	WP	HR	S	P	ERA	WHIP													
Sid Fernandez, L ERA: 3.67	(11.1)	6.0	24	5	2	1	1	2	0	0	0	0	0	47	79	3.00	1.167													
Alejandro Pena, R ERA: 2.73	(7.1)	3.0	10	1	0	0	2	0	0	0	0	0	0	26	36	0.00	0.333													
John Franco, L ERA: 2.43	(10.1)	2.0	8	1	0	0	2	0	0	0	0	0	0	22	27	0.00	0.500													
Jeff Irvin, R ERA: 2.51	(12.1)	0.0	1	1	0	0	0	0	0	0	0	0	0	2	2	"	"													
Pete Schourek, L ERA: 4.36	(12.1)	2.0	L	7	1	1	0	0	0	0	0	0	0	1	12	4.50	0.500													

New York Mets @ Chicago Cubs
Wrigley Field, Chicago, IL
Sun Aug 11 1991, 7:05 PM CDT
Att. 33,128 - Sunny - 72 F

AB 46
R 3
H 9
RBI 3
BB 2
SO 5
LOB 20



Batter	1	2	3	4	5	6	7	8	9	AB	R	H	RBI	BB	SO	LOB	TOP								
Vince Coleman, S (1, 8) OBP: 0.349, SLG: 0.326	1-1 G6-3		1-1 G4-3		0-0 G3-1 1B		0-0 F7		2-2 G5-3	5	0	1	0	0	0	0	New York Mets @ St. Louis Cardinals Busch Stadium, St. Louis, MO Tue Aug 13 1991, 7:05 PM CDT Att: 33,487 - Cloudy - 77 F								
Keith Miller, R (1, 4) OBP: 0.345, SLG: 0.407	2-1 HBP		0-1 FC6 1B		3-1 G3-1 1-3 1B		1-2 G6-3		1-0 F7	4	0	1	0	0	0	1									
Dave Magadan, L (1, 3) OBP: 0.375, SLG: 0.339	3-3 K		0-0 FC6 1-2		3-1 G4-3			0-0 HR 1B		4	1	1	0	0	1	3									
Howard Johnson, S (1, 5) OBP: 0.356, SLG: 0.541	1-2 G3-1			2-0 G4-3 2B		1-3 K		1-2 HR 1B		4	2	2	2	0	1	1									
Hubie Brooks, R (1, 9)		1-3 K		0-0 G4-3		0-0 HR		1-0 P5		4	1	1	1	0	1	1									
Daryl Boston, L (1, 7) OBP: 0.318, SLG: 0.363		3-2 1B		0-1 G4-3		0-1 G4-3 1B		2-1 G3-1		4	0	2	1	0	0	0									
Rick Cerone, R (1, 2) Alejandro Pena, R (8, 1)		2-3 K		3-H 4-2 BB		0-0 G4-3		1-0 1B		3	0	1	0	1	1	2									
Kevin Elster, R (1, 6) OBP: 0.301, SLG: 0.335		0-0 F7		2-2 P4		1-2 K		3-2 P3		0	0	0	0	0	1	4									
Frank Viola, L (1, 1) Garry Templeton, S (7, PH) Tim Burke, R (7, 1) Mackey Sasser, L (8, 2) OBP: 0.308, SLG: 0.456			1-1 F8		0-0 F8		0-1 F8		2-2 G5-3	2	0	0	0	0	0	0									
Inning Stats	R: 0 E: 0 K: 1 S: 11	H: 0 LOB: 1 BB: 0 P: 17	R: 0 E: 0 K: 2 S: 10	H: 1 LOB: 1 BB: 0 P: 16	R: 0 E: 0 K: 0 S: 7	H: 1 LOB: 1 BB: 0 P: 9	R: 1 E: 0 K: 0 S: 10	H: 1 LOB: 1 BB: 1 P: 18	R: 0 E: 1 K: 2 S: 6	H: 1 LOB: 1 BB: 0 P: 12	R: 1 E: 0 K: 2 S: 10	H: 2 LOB: 1 BB: 0 P: 11	R: 0 E: 0 K: 0 S: 6	H: 0 LOB: 0 BB: 0 P: 7	R: 2 E: 0 K: 0 S: 12	H: 3 LOB: 1 BB: 0 P: 20		R: 0 E: 0 K: 0 S: 8	H: 0 LOB: 0 BB: 0 P: 13	1B: 6 2B: 1 3B: 0 HR: 2	SF: 0 SAC: 0 DP: 0 HBP: 1	WP: 0 PB: 0 SB: 1 CS: 0	PA: 38		
PITCHER	IP WLS BF H R ER SO BB IBB HBP BLK WP HR S P ERA WHIP	8.0 W 35 9 4 4 5 1 0 1 0 0 2 72 110 4.50 1.250	1.0 S 3 0 0 0 0 0 0 0 0 0 0 8 13 0.00 0.000																						

AB	36
R	4
H	9
RBI	4
BB	1
SO	5
LOB	12



Batter	1	2	3	4	5	6	7	8	9	AB	R	H	RBI	BB	SO	LOB	BOTTOM							
Ray Lankford, L (1, 8) OBP: 0.292, SLG: 0.358	1-3 K		0-0 1-H 3-H 2B		0-0 G3 1-2	3-1 G4-3		2-3 K		5	0	1	2	0	2	4	New York Mets @ St. Louis Cardinals Busch Stadium, St. Louis, MO Tue Aug 13 1991, 7:05 PM CDT Att: 33,487 - Cloudy - 77 F							
Ozzie Smith, S (1, 6) OBP: 0.394, SLG: 0.363	1-1 F7		2-3 K		4-2 2B 1B BB		1-0 1B 3B		3	2	1	0	1	1	1									
Gerald Perry, L (1, 3) OBP: 0.337, SLG: 0.437	3-2 G6-3		4-2 BB		1-0 1B 2B		3-2 1B		3	1	2	2	1	0	0									
Todd Zeile, R (1, 5) OBP: 0.357, SLG: 0.428		0-1 G6-3	2-3 K		0-1 1B		3-H 2-2 1B		4	0	2	2	0	1	2									
Felix Jose, S (1, 9) OBP: 0.390, SLG: 0.456		2-3 K		1-0 G4-6-3 1B		0-0 BB FC6-4 1B		2-3 K		4	1	2	0	0	2									
Bernard Gilkey, R (1, 7) OBP: 0.310, SLG: 0.284		1-1 F8		0-0 G4-6-3 1-2		0-0 F8		0-0 G6-4-3		4	0	0	0	0	4									
Tom Pagnozzi, R (1, 2) OBP: 0.294, SLG: 0.323			2-1 2B 3B		1-0 F9		1-1 FC6-4 1B		2-2 G4-3	4	1	2	0	0	0									
José Oquendo, S (1, 4) OBP: 0.389, SLG: 0.341			4-2 2B BB		0-0 G3 2B 1B		4-0 FC6-4 BB		1-3 K	2	2	1	0	2	1									
Omar Olivares, R (1, 1) Luis Alicea, S (8, PH) Lee Smith, R (9, 1) OBP: 0.250, SLG: 0.258 OBP: 0.294, SLG: 0.267 ERA: 2.68			2-3 K		1-3 K		0-1 FC6-4		0-2 1B	3	0	0	1	0	2	5								
Inning Stats	R: 0 E: 0 K: 1 S: 8	H: 0 LOB: 0 BB: 0 P: 13	R: 0 E: 0 K: 1 S: 7	H: 0 LOB: 0 BB: 0 P: 10	R: 2 E: 0 K: 3 S: 18	H: 2 LOB: 2 BB: 2 P: 34	R: 0 E: 0 K: 0 S: 3	H: 1 LOB: 0 BB: 0 P: 5	R: 3 E: 0 K: 1 S: 10	H: 3 LOB: 1 BB: 1 P: 16	R: 1 E: 0 K: 0 S: 8	H: 2 LOB: 2 BB: 1 P: 16	R: 1 E: 0 K: 1 S: 11	H: 3 LOB: 1 BB: 0 P: 19	R: 0 E: 0 K: 2 S: 12	H: 1 LOB: 1 BB: 0 P: 17		1B: 8 2B: 2 3B: 2 HR: 0	SF: 0 SAC: 0 DP: 2 HBP: 0	WP: 0 PB: 0 SB: 0 CS: 0	PA: 37			
PITCHER	IP WLS BF H R ER SO BB IBB HBP BLK WP HR S P ERA WHIP	6.0 L 28 8 6 6 6 4 0 0 0 0 0 11 19 9.00 3.000	1.0 5 3 1 1 1 0 0 0 0 0 0 0 12 17 0.00 1.000																					



Batter	1	2	3	4	5	6	7	8	9	AB	R	H	RBI	BB	SO	LOB	TOP																					
Keith Miller, R OBP: 0.339, SLG: 0.398 (1, 5)	F8		K	P6			K		G3	5	0	1	0	0	2	2	New York Mets @ St. Louis Cardinals Busch Stadium, St. Louis, MO Wed Aug 14 1991, 7:05 PM CDT Att: 31,399 - Cloudy - 85 F																					
Dave Magadan, L OBP: 0.376, SLG: 0.340 (1, 3)	G1-3 HR		G3		G4-3			1B	G3	5	1	2	0	0	0	2																						
Gregg Jefferies, S OBP: 0.326, SLG: 0.390 Mark Carreon, R OBP: 0.279, SLG: 0.310 (1, 4) (8, 9)	G1-3		P3		P4			1B	K	4	0	1	0	0	0	1																						
Kevin McReynolds, R OBP: 0.340, SLG: 0.444 (1, 7)	HR			G6-3 1B	G5-3			1B		4	2	3	2	0	0	0																						
Howard Johnson, S OBP: 0.353, SLG: 0.535 (1, 6) (8, 5)	G3			P2		F9		P6		4	0	0	0	0	0	4																						
Hubie Brooks, R OBP: 0.332, SLG: 0.422 Kevin Elster, R OBP: 0.301, SLG: 0.335 (1, 9) (8, 6)		F9		G6-3		G5-3		K		4	0	0	0	0	1	4																						
Daryl Boston, L OBP: 0.322, SLG: 0.366 (1, 8)		S		E2 BLK		G3		F7		0	0	0	0	0	0	0																						
Mackey Sasser, L OBP: 0.307, SLG: 0.445 (1, 2)		K		BLK	HBP			F7		3	0	0	0	1	1	1																						
David Cone, L OBP: 0.196, SLG: 0.137 John Franco, L (8, 1) Garry Templeton, S OBP: 0.214, SLG: 0.280 (8, 6)		G5-3					G3		K	2	0	0	0	0	0	1																						
Inning Stats	R: 2 E: 0 K: 0 S: 9	H: 2 LOB: 0 BB: 0 P: 14	R: 0 E: 0 K: 1 S: 9	H: 1 LOB: 1 BB: 0 P: 13	R: 0 E: 0 K: 1 S: 9	H: 0 LOB: 0 BB: 0 P: 13	R: 2 E: 1 K: 0 S: 12	H: 2 LOB: 2 BB: 1 P: 22	R: 0 E: 0 K: 0 S: 5	H: 0 LOB: 0 BB: 0 P: 7	R: 0 E: 0 K: 1 S: 7	H: 0 LOB: 0 BB: 0 P: 10	R: 0 E: 0 K: 1 S: 13	H: 3 LOB: 3 BB: 0 P: 26	R: 0 E: 0 K: 2 S: 12	H: 1 LOB: 2 BB: 0 P: 18		1B: 8 2B: 0 3B: 0 HR: 1	SF: 0 SAC: 0 DP: 0 HBP: 1	WP: 0 PB: 1 SB: 1 CS: 0	PA: 39																	
PITCHER	IP	WLS	BF	H	R	ER	SO	BB	IBB	HBP	BLK	WP	HR	S	P	ERA	WHIP	PITCHER		IP	WLS	BF	H	R	ER	SO	BB	IBB	HBP	BLK	WP	HR	S	P	ERA	WHIP		
Bryn Smith, R ERA: 3.73 Juan Agosto, L ERA: 5.27 Cris Carpenter, R ERA: 4.5 Lee Smith, R ERA: 2.63	(1, 1)	6.0	25	5	4	4	2	0	1	1	1	0	1	49	74	6.00	0.833			(7, 1)	1.0	5	2	0	0	1	0	0	0	0	0	11	20	0.00	2.000			
Ray Lankford, L OBP: 0.293, SLG: 0.364 (1, 8)	CS		FC3-6		FC3-6																																	
Ozzie Smith, S OBP: 0.394, SLG: 0.361 (1, 6)	S		K																																			
Gerald Perry, L OBP: 0.326, SLG: 0.425 (1, 3)	F8		G6-3		P5																																	
Todd Zeile, R OBP: 0.356, SLG: 0.425 (1, 5)	F9				P2																																	
Felix Jose, S OBP: 0.389, SLG: 0.454 (1, 9)		G6-3			F9																																	
Milt Thompson, L OBP: 0.394, SLG: 0.473 (1, 7)		1B		G3																																		
Tom Pagnozzi, R OBP: 0.296, SLG: 0.330 Gerónimo Pena, S OBP: 0.290, SLG: 0.410 (1, 2) (8, PR) (9, 4)		E		K																																		
José Oquendo, S OBP: 0.393, SLG: 0.346 Bernard Gilkey, R OBP: 0.310, SLG: 0.284 Rich Gedman, L OBP: 0.148, SLG: 0.268 (1, 4) (8, PR) (9, 2)		E8		G4-3																																		
Bryn Smith, R OBP: 0.283, SLG: 0.294 Luis Alarcón, S OBP: 0.296, SLG: 0.259 Juan Agosto, L (7, 1) Cris Carpenter, R OBP: 0.303, SLG: 0.333 Craig Wilson, R OBP: 0.290, SLG: 0.213 Lee Smith, R (9, 1)	(1, 1) (8, PR) (7, 1) (8, 1) (8, PR) (9, 1)	7.0 1.0	34 5	10 2	4 1	3 1	4 1	4 0	0 0	0 0	0 0	0 0	0 0	0 0	0 11	15 17	3.86 9.00	2.000 2.000	PITCHER		IP	WLS	BF	H	R	ER	SO	BB	IBB	HBP	BLK	WP	HR	S	P	ERA	WHIP	
David Cone, R ERA: 3.59 John Franco, L ERA: 2.61	(1, 1) (8, 1)	7.0 1.0	34 5	10 2	4 1	3 1	4 1	4 0	0 0	0 0	0 0	0 0	0 0	0 11	15 17	3.86 9.00	2.000 2.000			(7, 1)	1.0	5	2	1	1	1	0	0	0	0	0	0	11	17	9.00	2.000		
Inning Stats	R: 0 E: 0 K: 0 S: 6	H: 1 LOB: 1 BB: 1 P: 14	R: 1 E: 1 K: 1 S: 10	H: 2 LOB: 2 BB: 1 P: 19	R: 0 E: 0 K: 1 S: 11	H: 1 LOB: 1 BB: 1 P: 20	R: 0 E: 0 K: 1 S: 10	H: 1 LOB: 1 BB: 0 P: 14	R: 0 E: 0 K: 0 S: 8	H: 3 LOB: 2 BB: 0 P: 18	R: 0 E: 0 K: 0 S: 5	H: 0 LOB: 0 BB: 0 P: 7	R: 3 E: 0 K: 1 S: 16	H: 3 LOB: 2 BB: 1 P: 26	R: 0 E: 0 K: 1 S: 13	H: 0 LOB: 0 BB: 0 P: 18	1B: 10 2B: 1 3B: 1 HR: 0	SF: 0 SAC: 0 DP: 0 HBP: 0	WP: 1 PB: 0 SB: 2 CS: 1	PA: 39																		
PITCHER	IP	WLS	BF	H	R	ER	SO	BB	IBB	HBP	BLK	WP	HR	S	P	ERA	WHIP	PITCHER		IP	WLS	BF	H	R	ER	SO	BB	IBB	HBP	BLK	WP	HR	S	P	ERA	WHIP		
David Cone, R ERA: 3.59 John Franco, L ERA: 2.61	(1, 1) (8, 1)	7.0 1.0	34 5	10 2	4 1	3 1	4 1	4 0	0 0	0 0	0 0	0 0	0 11	15 17	3.86 9.00	2.000 2.000			(7, 1)	1.0	5	2	1	1	1	0	0	0	0	0	0	11	17	9.00	2.000			

AB	37
R	4
H	9
RBI	3
BB	1
SO	6
LOB	20



AB	35
R	5
H	12
RBI	4
BB	4
SO	5
LOB	26



Batter	1	2	3	4	5	6	7	8	9	AB	R	H	RBI	BB	SO	LOB	TOP			
Keith Miller, R OBP: 0.325, SLG: 0.381 (1, 4)	G3-1		G6-3		G5-3		G1-3		F8	5	0	0	0	0	0	1				
Dave Magadan, L OBP: 0.374, SLG: 0.337 (1, 3)	K		G3-1		G4-3		BB			3	0	0	0	1	1	0				
Gregg Jefferies, S OBP: 0.328, SLG: 0.397 (1, 5)	3B				P3		G4-3			4	1	2	0	0	0	1				
Kevin McReynolds, R OBP: 0.339, SLG: 0.442 (1, 7)	P6				F7				F7	4	0	1	0	0	0	2				
Howard Johnson, S OBP: 0.352, SLG: 0.535 (1, 6)			K		FC5-4		FC5-4		K	4	0	1	1	0	2	1				
Hubie Brooks, R OBP: 0.331, SLG: 0.418 (1, 9)	G5-3				1B		F8		K	3	0	0	0	1	1	1				
Mark Carreon, R OBP: 0.286, SLG: 0.316 (7, 1)					P4				P6	3	0	2	0	0	0	2	AB 35			
Garry Templeton, S OBP: 0.213, SLG: 0.278 (9, PH)	1B				FC5					0	0	0	0	0	0	0	R 1			
Rick Cerone, R OBP: 0.370, SLG: 0.349 (9, PH)	G5-3				FC5				F8	3	0	1	0	0	0	3	H 8			
Mackey Sasser, L OBP: 0.304, SLG: 0.442 (6, 8)					1B					1	0	0	0	0	0	0	RBI 1			
Wally Whitehurst, R OBP: 0.172, SLG: 0.148 (6, 1)			L7		F8					2	0	0	0	0	0	3	BB 2			
Pete Schourek, L OBP: 0.200, SLG: 0.111 (6, 8)							G3-1			0	0	0	0	0	0	0	SO 4			
Daryl Boston, L OBP: 0.324, SLG: 0.368 (6, 8)									1B	2	0	1	0	0	0	0	LOB 14			
Inning Stats	R: 0 E: 0 K: 1 S: 11	H: 1 LOB: 1 BB: 0 P: 18	R: 0 E: 0 K: 1 S: 11	H: 1 LOB: 1 BB: 0 P: 16	R: 0 E: 0 K: 0 S: 4	H: 0 LOB: 0 BB: 0 P: 6	R: 1 E: 0 K: 0 S: 15	H: 3 LOB: 3 BB: 1 P: 28	R: 0 E: 0 K: 0 S: 9	H: 2 LOB: 2 BB: 0 P: 14	R: 0 E: 0 K: 0 S: 8	H: 0 LOB: 1 BB: 1 P: 18	R: 0 E: 0 K: 2 S: 8	H: 0 LOB: 0 BB: 0 P: 8	R: 0 E: 0 K: 0 S: 10	H: 1 LOB: 1 BB: 0 P: 15	1B: 6 2B: 1 3B: 1 HR: 0	SF: 0 SAC: 0 DP: 0 HBP: 0	WP: 0 PB: 0 SB: 1 CS: 0	PA: 37
PITCHER	IP WLS BF H R ER SO BB IBB HBP BLK WP HR S P ERA WHIP																			
Rheal Cormier, L ERA: 1.5 (1, 1)	6.0 W 26 7 1 1 2 1 0 0 0 0 0 0 0 59 96 1.50 1.333																			
Scott Terry, R ERA: 1.55 (7, 1)	2.0 7 0 0 0 2 1 0 0 0 0 0 0 0 16 26 0.00 0.500																			
Lee Smith, R ERA: 2.59 (9, 1)	1.0 S 4 1 0 0 0 0 0 0 0 0 0 0 0 10 15 0.00 1.000																			

New York Mets @ St. Louis Cardinals
 Busch Stadium, St. Louis, MO
 Thu Aug 15 1991, 7:05 PM CDT
 Att: 32,096 - Sunny - 87 F

AB	35
R	1
H	8
RBI	1
BB	2
SO	4
LOB	14



Batter	1	2	3	4	5	6	7	8	9	AB	R	H	RBI	BB	SO	LOB	BOTTOM			
Ray Lankford, L OBP: 0.292, SLG: 0.362 (1, 8)	K		K		1B		L1-3		G3	5	1	1	0	0	2	2				
Ozzie Smith, S OBP: 0.397, SLG: 0.366 (1, 6)	G6-3				FC6-4		BB		G6-4-3	4	1	3	0	0	0	0				
Gerald Perry, L OBP: 0.327, SLG: 0.432 (1, 3)	G6-3		FC6-4		1B		G6-4-3			4	0	1	2	0	0	2				
Todd Zeile, R OBP: 0.353, SLG: 0.421 (1, 5)			F7		F7		G6-3		F8	4	0	0	0	0	0	2				
Felix Jose, S OBP: 0.388, SLG: 0.450 (1, 9)			K		G6-3		K		BB	3	0	0	0	1	2	1				
Milt Thompson, L OBP: 0.400, SLG: 0.473 (1, 7)			S		2B		K		BB	2	1	1	0	2	1	1				
Tom Pagnozzi, R OBP: 0.304, SLG: 0.339 (1, 2)			BB		1B		K			3	1	2	1	1	1	3	AB 33			
José Oquendo, S OBP: 0.394, SLG: 0.348 (1, 4)	G1-3				1B		K		G6-3	4	0	2	1	0	0	2	R 4			
Rheal Cormier, L ERA: 1.5 (5, PH)			L7		FC4-6		K		G6-3	2	0	0	0	0	0	1	H 10			
Luis Alicea, S ERA: 3.78 (5, PH)										0	0	0	0	0	0	0	RBI 4			
Craig Wilson, R OBP: 0.296, SLG: 0.226 (5, PH)										0	0	0	0	0	0	0	BB 4			
Scott Terry, R ERA: 1.55 (7, 1)										0	0	0	0	0	0	0	SO 7			
Bernard Gilkey, R OBP: 0.309, SLG: 0.242 (8, PH)										0	0	0	0	0	0	0	LOB 16			
Lee Smith, R ERA: 2.59 (9, 1)										0	0	0	0	0	0	0				
Inning Stats	R: 0 E: 0 K: 1 S: 8	H: 0 LOB: 0 BB: 0 P: 14	R: 0 E: 0 K: 1 S: 9	H: 0 LOB: 2 BB: 2 P: 21	R: 0 E: 0 K: 1 S: 8	H: 1 LOB: 1 BB: 0 P: 14	R: 2 E: 0 K: 0 S: 6	H: 3 LOB: 1 BB: 0 P: 9	R: 2 E: 0 K: 2 S: 14	H: 3 LOB: 1 BB: 0 P: 24	R: 0 E: 0 K: 1 S: 11	H: 2 LOB: 1 BB: 0 P: 15	R: 0 E: 0 K: 1 S: 10	H: 1 LOB: 3 BB: 2 P: 21	R: 0 E: 0 K: 0 S: 6	H: 0 LOB: 0 BB: 0 P: 10	1B: 7 2B: 3 3B: 1 HR: 0	SF: 0 SAC: 0 DP: 1 HBP: 0	WP: 0 PB: 0 SB: 1 CS: 0	PA: 37
PITCHER	IP WLS BF H R ER SO BB IBB HBP BLK WP HR S P ERA WHIP																			
Wally Whitehurst, R ERA: 3.78 (1, 1)	5.0 L 26 7 4 4 5 2 0 0 0 0 0 0 0 49 87 7.20 2.200																			
Pete Schourek, L ERA: 4.2 (6, 1)	1.2 7 1 0 0 1 1 1 0 0 0 0 0 0 14 28 0.00 1.200																			
Jeff Innis, R ERA: 2.45 (7, 1)	1.1 4 0 0 0 1 0 0 0 0 0 0 0 0 9 13 0.00 0.000																			

New York Mets @ St. Louis Cardinals
 Busch Stadium, St. Louis, MO
 Thu Aug 15 1991, 7:05 PM CDT
 Att: 32,096 - Sunny - 87 F

AB	33
R	4
H	10
RBI	4
BB	4
SO	7
LOB	16



Batter	1	2	3	4	5	6	7	8	9	AB	R	H	RBI	BB	SO	LOB	TOP			
Keith Miller, R OBP: 0.315, SLG: 0.369 (1, 4)	G6-3		G1-3			FC1-4 G5-4-3		F8		4	0	0	0	0	0	2	New York Mets @ Pittsburgh Pirates Three Rivers Stadium, Pittsburgh, PA Fri Aug 16 1991, 7:05 PM EDT Att: 39,275 - Sunny - 85 F			
Kevin Elster, R OBP: 0.297, SLG: 0.330 Doug Simons, L (6, 1)	G6-3			G6-3		G5-4-3		K		3	0	0	0	0	0	2				
Charlie O'Brien, R OBP: 0.287, SLG: 0.222 Tim Burke, R (6, 1)	G6-3									0	0	0	0	0	0	0				
Gregg Jefferies, S OBP: 0.327, SLG: 0.395 (1, 5)	G6-3			P5				F8		4	1	1	0	0	0	0				
Kevin McReynolds, R OBP: 0.341, SLG: 0.444 Daryl Boston, L OBP: 0.322, SLG: 0.366 (7, 9)		FC5-4 1B		G6-3				P5		3	0	2	0	0	0	0				
Hubie Brooks, R OBP: 0.328, SLG: 0.415 Chuck Carr, S OBP: 1.000, SLG: 1.000 (7, 8)		K						1B		1	0	0	0	0	0	0				
Mark Carreon, R OBP: 0.291, SLG: 0.317 (7, 7)								1B		3	0	1	0	1	0	1				
Rick Cerone, R OBP: 0.368, SLG: 0.347 (1, 2)								1B		4	0	1	1	0	2	4				
Garry Templeton, S OBP: 0.218, SLG: 0.282 (6, 6)								1B		4	0	2	1	0	0	2				
Sid Fernandez, L OBP: 0.222, SLG: 0.333 Jeff Innis, R (5, 1)								1B		1	0	0	0	0	1	0				
Dave Magadan, L OBP: 0.375, SLG: 0.338 (6, 3)								1B		2	0	1	0	0	0	3				
Inning Stats	R: 0 E: 0 K: 0 S: 6	H: 0 LOB: 0 BB: 0 P: 8	R: 0 E: 0 K: 2 S: 14	H: 1 LOB: 1 BB: 0 P: 18	R: 0 E: 0 K: 1 S: 6	H: 0 LOB: 0 BB: 0 P: 10	R: 0 E: 0 K: 0 S: 6	H: 0 LOB: 0 BB: 0 P: 10	R: 0 E: 0 K: 0 S: 8	H: 2 LOB: 1 BB: 0 P: 8	R: 1 E: 0 K: 1 S: 11	H: 3 LOB: 3 BB: 1 P: 20	R: 0 E: 0 K: 1 S: 12	H: 0 LOB: 0 BB: 0 P: 17	R: 1 E: 0 K: 0 S: 7	H: 3 LOB: 1 BB: 0 P: 11	1B: 9 2B: 0 3B: 0 HR: 0	SF: 0 SAC: 0 DP: 2 HBP: 0	WP: 0 PB: 0 SB: 0 CS: 0	PA: 35
PITCHER	IP WLS BF H R ER SO BB IBB HBP BLK WP HR S P ERA WHIP																			
Randy Tomlin, L ERA: 2.35 Bob Kipper, L ERA: 4.17	(1, 1) (8, 1)	7.0 2.0	W 8	27 3	6 1	1 1	4 1	1 1	1 1	0 0	0 0	0 0	0 0	0 0	0 19	55 28	80 28	1.29 4.50	1.000 1.500	

Batter	1	2	3	4	5	6	7	8	9	AB	R	H	RBI	BB	SO	LOB	BOTTOM			
Gary Redus, R OBP: 0.320, SLG: 0.369 Cecil Espy, S OBP: 0.250, SLG: 0.296 (6, 8)	F7	G6-3		P3	BB			G5-3		4	0	1	1	0	0	2	New York Mets @ Pittsburgh Pirates Three Rivers Stadium, Pittsburgh, PA Fri Aug 16 1991, 7:05 PM EDT Att: 39,275 - Sunny - 85 F			
Jay Bell, R OBP: 0.326, SLG: 0.420 (1, 6)	P4			G4-3				G5-3		3	0	0	0	2	0	1				
John Wehner, R OBP: 0.422, SLG: 0.429 (1, 5)	BB							F8		4	1	1	0	1	1	5				
Bobby Bonilla, S OBP: 0.386, SLG: 0.502 (1, 9)	BB			G5-3				FC5-4		3	2	3	0	2	0	0				
Barry Bonds, L OBP: 0.401, SLG: 0.527 (1, 7)	K			P6				F7		4	2	1	1	1	1	4				
Lloyd McClendon, R OBP: 0.363, SLG: 0.509 (1, 3)		E5		G5-3				FC5-4		5	2	0	0	0	0	5				
Don Slaught, R OBP: 0.291, SLG: 0.312 (1, 2)		E8		G1-3				FC5-4		4	1	1	2	0	0	3				
Jose Lind, R OBP: 0.297, SLG: 0.337 (1, 4)		SH1-3						FC5-4		4	0	2	1	0	0	2				
Randy Tomlin, L OBP: 0.171, SLG: 0.171 Bob Kipper, R (8, 1)		SH1-3		SH5-3				F7		2	0	0	0	0	0	1				
Inning Stats	R: 0 E: 0 K: 1 S: 12	H: 0 LOB: 2 BB: 2 P: 24	R: 2 E: 2 K: 1 S: 15	H: 1 LOB: 2 BB: 1 P: 28	R: 0 E: 0 K: 0 S: 7	H: 1 LOB: 1 BB: 0 P: 8	R: 0 E: 0 K: 0 S: 7	H: 1 LOB: 1 BB: 0 P: 9	R: 4 E: 3 K: 0 S: 18	H: 4 LOB: 3 BB: 1 P: 28	R: 2 E: 0 K: 0 S: 13	H: 2 LOB: 1 BB: 1 P: 24	R: 0 E: 0 K: 0 S: 5	H: 0 LOB: 0 BB: 0 P: 9	R: 0 E: 0 K: 0 S: 6	H: 0 LOB: 1 BB: 1 P: 14		1B: 7 2B: 2 3B: 0 HR: 0	SF: 1 SAC: 2 DP: 0 HBP: 0	WP: 0 PB: 1 SB: 0 CS: 0
PITCHER	IP WLS BF H R ER SO BB IBB HBP BLK WP HR S P ERA WHIP																			
Sid Fernandez, L ERA: 3.48 Jeff Innis, R ERA: 2.51 Doug Simons, L ERA: 5.93 Tim Burke, R ERA: 4.39	(1, 1) (5, 1) (6, 1) (8, 1)	4.0 1.0 2.0 1.0	L 7	23 1	6 1	5 0	1 0	2 0	0 0	0 0	0 0	0 0	0 0	0 0	0 6	12 14	19 14	0.00 9.00 0.00	2.000 1.500 1.000	

AB	34
R	2
H	9
RBI	2
BB	1
SO	5
LOB	17



Batter	1	2	3	4	5	6	7	8	9	AB	R	H	RBI	BB	SO	LOB	TOP				
Keith Miller, R OBP: 0.306, SLG: 0.357 Alejandro Pena, R (8, 1)	P4		P4			F9		G4-3		4	0	0	0	0	0	0					
Kevin Elster, R OBP: 0.298, SLG: 0.330 Mackey Sasser, L OBP: 0.302, SLG: 0.438 (8, PH)	F7		G6-3			1B		F8		3	0	1	0	0	0	0					
Kevin McReynolds, R OBP: 0.343, SLG: 0.444 (1, 8)	CS		1B		G6-3	F8		1B		4	0	2	0	0	0	1					
Howard Johnson, S OBP: 0.354, SLG: 0.542 (1, 5)	CS	HR			K			K		4	1	2	1	0	2	1					
Hubie Brooks, R OBP: 0.325, SLG: 0.410 (1, 9)		G5-3			G6-3			K		4	0	0	0	0	1	2					
Dave Magadan, L OBP: 0.375, SLG: 0.338 (1, 3)		G4-3			G4-3			G6-4-3		3	0	1	0	0	0	0					
Mark Carreon, R OBP: 0.291, SLG: 0.317 (1, 7)		1B			F7			G6-4-3		3	0	1	0	0	0	2					
Charlie O'Brien, R OBP: 0.282, SLG: 0.218 Gregg Jeffenes, S OBP: 0.329, SLG: 0.397 (8, PH)	F9				P3			G4-6-3		2	0	0	0	0	0	1					
Dwight Gooden, R OBP: 0.242, SLG: 0.339 Pete Schourek, L OBP: 0.200, SLG: 0.111 Rick Cerone, R OBP: 0.366, SLG: 0.345 (8, 2)	G4-3				G4-3			G4-6-3		0	0	0	0	0	0	0					
Inning Stats	R: 0 E: 0 K: 0 S: 7	H: 1 LOB: 0 BB: 0 P: 14	R: 1 E: 0 K: 0 S: 14	H: 2 LOB: 1 BB: 0 P: 20	R: 0 E: 0 K: 0 S: 7	H: 0 LOB: 0 BB: 0 P: 11	R: 0 E: 0 K: 1 S: 8	H: 0 LOB: 0 BB: 0 P: 14	R: 0 E: 0 K: 0 S: 5	H: 1 LOB: 1 BB: 0 P: 11	R: 0 E: 0 K: 1 S: 10	H: 2 LOB: 1 BB: 0 P: 14	R: 0 E: 0 K: 0 S: 7	H: 1 LOB: 0 BB: 0 P: 9	R: 0 E: 0 K: 1 S: 13	H: 1 LOB: 1 BB: 0 P: 19	1B: 7 2B: 0 3B: 0 HR: 1	SF: 0 SAC: 0 DP: 2 HBP: 0	WP: 0 PB: 0 SB: 1 CS: 1	PA: 33	
PITCHER	IP	WLS	BF	H	R	ER	SO	BB	IBB	HBP	BLK	WP	HR	S	P	ERA	WHIP				
Zane Smith, L ERA: 3.28 Stan Belinda, R ERA: 3.88	8.0	W	28	7	1	1	2	0	0	0	0	0	1	66	101	1.12	0.875				
	1.0	S	4	1	0	0	1	0	0	0	0	0	0	13	19	0.00	1.000				

New York Mets @ Pittsburgh Pirates
Three Rivers Stadium, Pittsburgh, PA
Sat Aug 17 1991, 7:05 PM EDT
Att: 44,707 - Overcast - 82 F

AB 32
R 1
H 8
RBI 1
BB 0
SO 3
LOB 8



Batter	1	2	3	4	5	6	7	8	9	AB	R	H	RBI	BB	SO	LOB	BOTTOM				
Orlando Merced, S OBP: 0.392, SLG: 0.421 (1, 3)	G4-3		SH1-4		F8		G6-4-3			3	3	2	0	1	0	0					
Jay Bell, R OBP: 0.325, SLG: 0.418 (1, 6)	F9		SH1-4		SH1-4		G6-4-3			2	0	0	0	0	0	1					
Andy Van Slyke, L OBP: 0.353, SLG: 0.438 (1, 8)	K		1B		F8		2B			4	0	2	2	0	1	1					
Bobby Bonilla, S OBP: 0.387, SLG: 0.505 (1, 9)		G4-3	P4		1B		P8			4	1	2	1	0	0	2					
Barry Bonds, L OBP: 0.397, SLG: 0.521 (1, 7)	G4-3		K		G4-3		F7			4	0	0	0	0	1	4					
John Wehner, R OBP: 0.402, SLG: 0.407 (1, 5)	K		G5-3		P9		G6-3			4	0	0	0	0	1	1					
Don Slaught, R OBP: 0.297, SLG: 0.317 (1, 2)	1B		F9		1B		F8			4	0	2	1	0	0	0					
Jose Lind, R OBP: 0.299, SLG: 0.339 (1, 4)	1B		1B		F9		F7			4	0	2	0	0	0	1					
Zane Smith, L OBP: 0.222, SLG: 0.240 Stan Belinda, R (9, 1)	K		L1		G4-3					3	0	0	0	0	1	4					
Inning Stats	R: 0 E: 0 K: 1 S: 7	H: 0 LOB: 0 BB: 0 P: 12	R: 1 E: 0 K: 2 S: 16	H: 3 LOB: 2 BB: 0 P: 21	R: 1 E: 0 K: 1 S: 13	H: 2 LOB: 1 BB: 0 P: 26	R: 0 E: 0 K: 0 S: 7	H: 1 LOB: 1 BB: 0 P: 12	R: 1 E: 0 K: 0 S: 10	H: 1 LOB: 1 BB: 1 P: 17	R: 0 E: 0 K: 0 S: 7	H: 1 LOB: 1 BB: 0 P: 9	R: 1 E: 0 K: 0 S: 11	H: 2 LOB: 1 BB: 0 P: 18	R: 0 E: 0 K: 0 S: 7	H: 0 LOB: 0 BB: 0 P: 11	1B: 7 2B: 3 3B: 0 HR: 0	SF: 0 SAC: 2 DP: 0 HBP: 0	WP: 0 PB: 0 SB: 0 CS: 0	PA: 35	
PITCHER	IP	WLS	BF	H	R	ER	SO	BB	IBB	HBP	BLK	WP	HR	S	P	ERA	WHIP				
Dwight Gooden, R ERA: 3.7 Pete Schourek, L ERA: 4.14 Alejandro Pena, R ERA: 2.64	6.1	L	30	10	4	4	4	1	0	0	0	0	0	4	5	0.00	0.000				
	1.0		3	0	0	0	0	0	0	0	0	0	0	7	11	0.00	0.000				

New York Mets @ Pittsburgh Pirates
Three Rivers Stadium, Pittsburgh, PA
Sat Aug 17 1991, 7:05 PM EDT
Att: 44,707 - Overcast - 82 F

AB 32
R 4
H 10
RBI 4
BB 1
SO 4
LOB 14



Batter	1	2	3	4	5	6	7	8	9	AB	R	H	RBI	BB	SO	LOB	TOP											
Gregg Jefferies, S OBP: 0.325, SLG: 0.392 (1, 4)	G6-3		L3			L6		G4-3		4	0	0	0	0	0	0												
Kevin Elster, R OBP: 0.297, SLG: 0.342 (1, 6)	HR				G5-3	K		F8		4	1	1	1	0	1	0												
Dave Magadan, L OBP: 0.376, SLG: 0.340 (1, 3)	G1-4-3				1B	F7		FC4-6 1B		4	0	2	0	0	0	0												
Kevin McReynolds, R OBP: 0.340, SLG: 0.441 Chuck Carr, S OBP: 0.500, SLG: 0.500 (1, 7) (7, 8)	P3				K			F8		3	0	0	0	0	1	1												
Howard Johnson, S OBP: 0.351, SLG: 0.537 (1, 5)		P2			G6-3			G6-3		4	0	0	0	0	0	2												
Mackey Sasser, L OBP: 0.310, SLG: 0.466 (1, 9)						F7				3	1	2	1	0	0	0												
Daryl Boston, L OBP: 0.317, SLG: 0.359 (1, 8) (7, 7)						G3-1		G3		3	0	0	0	0	1	1												
Rick Cerone, R OBP: 0.366, SLG: 0.350 (1, 2)						F8		G6-3		3	0	1	0	0	0	0												
Frank Viola, L OBP: 0.331, SLG: 0.150 Jeff Innis, R OBP: 0.234, SLG: 0.420 Hubie Brooks, R OBP: 0.350, SLG: 0.354 Doug Simons, L OBP: 0.350, SLG: 0.354 Keith Miller, R OBP: 0.350, SLG: 0.354 Tim Burke, R OBP: 0.350, SLG: 0.354 (1, 1) (4, 1) (5, PH) (5, 1) (8, PH) (8, 1)						G3		G4-3		1	0	0	0	0	0	0												
Inning Stats	R: 1 E: 0 K: 0 S: 15	H: 1 LOB: 0 BB: 0 P: 26	R: 0 E: 0 K: 1 S: 6	H: 1 LOB: 0 BB: 0 P: 9	R: 0 E: 0 K: 0 S: 5	H: 0 LOB: 0 BB: 0 P: 7	R: 0 E: 0 K: 1 S: 8	H: 1 LOB: 1 BB: 0 P: 10	R: 0 E: 0 K: 1 S: 11	H: 0 LOB: 0 BB: 0 P: 13	R: 0 E: 0 K: 0 S: 7	H: 0 LOB: 0 BB: 0 P: 11	R: 1 E: 0 K: 0 S: 10	H: 1 LOB: 0 BB: 0 P: 14	R: 0 E: 0 K: 0 S: 6	H: 0 LOB: 0 BB: 0 P: 11	R: 0 E: 0 K: 0 S: 7	H: 1 LOB: 1 BB: 0 P: 11	1B: 3 2B: 1 3B: 0 HR: 2	SF: 0 SAC: 0 DP: 0 HBP: 0	WP: 0 PB: 0 SB: 0 CS: 1	PA: 32						
PITCHER	IP	WLS	BF	H	R	ER	SO	BB	IBB	HBP	BLK	WP	HR	S	P	ERA	WHIP											
Doug Drabek, R ERA: 3.25 Bill Landrum, R ERA: 2.64	(1, 1)	7.0	W	25	5	2	2	4	0	0	0	0	0	2	62	90	2.57	0.714										
PITCHER	IP	WLS	BF	H	R	ER	SO	BB	IBB	HBP	BLK	WP	HR	S	P	ERA	WHIP											

New York Mets @ Pittsburgh Pirates
Three Rivers Stadium, Pittsburgh, PA
Sun Aug 18 1991, 3:33 AM EDT
Att: 36,014 - Cloudy - 73 F

AB	32
R	2
H	6
RBI	2
BB	0
SO	4
LOB	6



Batter	1	2	3	4	5	6	7	8	9	AB	R	H	RBI	BB	SO	LOB	BOTTOM											
Gary Redus, R OBP: 0.319, SLG: 0.383 Cecil Espy, S OBP: 0.241, SLG: 0.286 (1, 7) (6, 7) (9, 8)	K		HR		P3			K		4	1	1	1	0	2	0												
Jay Bell, R OBP: 0.328, SLG: 0.424 (1, 6)	2B		HR		P2			G5-3		5	2	3	0	0	0	0												
Andy Van Slyke, L OBP: 0.365, SLG: 0.445 Gary Varsho, L OBP: 0.321, SLG: 0.395 (1, 8) (9, 7)	BB		HR		K			P8		3	2	1	2	2	1	0												
Bobby Bonilla, S OBP: 0.388, SLG: 0.514 Bill Landrum, R ERA: 2.64 (1, 9) (8, 1)	K		1B		HR			P5		4	2	2	3	0	1	2												
Lloyd McClendon, R OBP: 0.359, SLG: 0.496 (1, 3)	P9		HR		HR			G6-3		3	1	0	0	1	1	3												
John Wehner, R OBP: 0.396, SLG: 0.412 (1, 5)			HR		HR			P3		4	1	1	1	0	1	1												
Don Slaught, R OBP: 0.308, SLG: 0.336 (1, 2)			1B		1B			G5-3		4	0	3	2	0	0	0												
Jose Lind, R OBP: 0.299, SLG: 0.336 (1, 4)			F7		K			L4		3	0	0	0	1	1	2												
Doug Drabek, R OBP: 0.180, SLG: 0.197 Orlando Merced, S OBP: 0.391, SLG: 0.419 (1, 1) (7, PH) (8, 9)			K		G6-3			G6-3		3	0	0	0	0	2	3												
Inning Stats	R: 0 E: 0 K: 2 S: 9	H: 1 LOB: 2 BB: 1 P: 21	R: 0 E: 0 K: 2 S: 13	H: 1 LOB: 1 BB: 0 P: 19	R: 4 E: 0 K: 2 S: 15	H: 5 LOB: 1 BB: 0 P: 20	R: 5 E: 0 K: 2 S: 20	H: 4 LOB: 2 BB: 3 P: 37	R: 0 E: 0 K: 0 S: 4	H: 0 LOB: 0 BB: 0 P: 5	R: 0 E: 0 K: 0 S: 6	H: 0 LOB: 0 BB: 0 P: 10	R: 0 E: 0 K: 1 S: 10	H: 0 LOB: 0 BB: 0 P: 15	R: 0 E: 0 K: 0 S: 7	H: 0 LOB: 0 BB: 0 P: 11	1B: 3 2B: 5 3B: 0 HR: 3	SF: 0 SAC: 0 DP: 0 HBP: 0	WP: 0 PB: 0 SB: 1 CS: 0	PA: 39								
PITCHER	IP	WLS	BF	H	R	ER	SO	BB	IBB	HBP	BLK	WP	HR	S	P	ERA	WHIP											
Frank Viola, L ERA: 3.88 Jeff Innis, R ERA: 2.55 Doug Simons, L ERA: 5.52 Tim Burke, R ERA: 4.33	(1, 1)	3.2	L	23	9	8	8	7	3	0	0	0	0	3	49	82	19.64	3.273										
PITCHER	IP	WLS	BF	H	R	ER	SO	BB	IBB	HBP	BLK	WP	HR	S	P	ERA	WHIP											

New York Mets @ Pittsburgh Pirates
Three Rivers Stadium, Pittsburgh, PA
Sun Aug 18 1991, 3:33 AM EDT
Att: 36,014 - Cloudy - 73 F

AB	35
R	9
H	11
RBI	9
BB	4
SO	10
LOB	11



Batter	1	2	3	4	5	6	7	8	9	AB	R	H	RBI	BB	SO	LOB	TOP									
Ray Lankford, L (1.8) OBP: 0.291, SLG: 0.367										5	0	1	3	0	2	4	St. Louis Cardinals @ New York Mets Shea Stadium, Flushing, NY Wed Aug 21 1991, 7:05 PM EDT Cloudy - 81 F									
Ozzie Smith, S (1.6) OBP: 0.395, SLG: 0.368										4	1	0	0	1	1	4										
Todd Zeile, R (1.5) OBP: 0.347, SLG: 0.412										5	1	1	0	0	0	3										
Pedro Guerrero, R (1.3) OBP: 0.346, SLG: 0.396										4	0	3	1	0	1	0										
Rex Hudler, R (9.3) OBP: 0.297, SLG: 0.322										0	0	0	0	0	0	0										
Felix Jose, S (1.9) OBP: 0.382, SLG: 0.444										5	1	0	0	0	2	5										
Milt Thompson, L (1.7) OBP: 0.395, SLG: 0.461										5	1	3	1	0	0	0										
Rich Gedman, L (1.2) OBP: 0.152, SLG: 0.262										5	1	1	0	0	1	5										
José Oquendo, S (1.4) OBP: 0.395, SLG: 0.348										3	1	2	1	2	0	2										
Bryn Smith, R (1.1) OBP: 0.291, SLG: 0.302										2	1	1	0	0	0	1										
Craig Wilson, R (8, PH) OBP: 0.257, SLG: 0.222										1	0	1	1	0	0	0										
Scott Terry, R (8.1) OBP: 0.143, SLG: 0.143										0	0	0	0	0	0	0										
Inning Stats	R: 0 E: 0 K: 2 S: 8	H: 0 LOB: 0 BB: 0 P: 15	R: 0 E: 0 K: 1 S: 8	H: 0 LOB: 0 BB: 0 P: 16	R: 0 E: 0 K: 1 S: 14	H: 1 LOB: 2 BB: 1 P: 24	R: 0 E: 0 K: 1 S: 8	H: 1 LOB: 1 BB: 0 P: 14	R: 0 E: 0 K: 0 S: 11	H: 2 LOB: 1 BB: 0 P: 18	R: 1 E: 2 K: 1 S: 14	H: 0 LOB: 1 BB: 0 P: 22	R: 2 E: 0 K: 0 S: 15	H: 3 LOB: 2 BB: 1 P: 29	R: 3 E: 1 K: 0 S: 23	H: 3 LOB: 2 BB: 1 P: 37	R: 1 E: 0 K: 1 S: 13	H: 3 LOB: 2 BB: 0 P: 17	1B: 11 2B: 2 3B: 1 HR: 0	SF: 1 SAC: 1 DP: 1 HBP: 0	WP: 0 PB: 0 SB: 0 CS: 2	PA: 44				
PITCHER	IP WLS BF H R ER SO BB IBB HBP BLK WP HR S P ERA WHIP	IP WLS BF H R ER SO BB IBB HBP BLK WP HR S P ERA WHIP	IP WLS BF H R ER SO BB IBB HBP BLK WP HR S P ERA WHIP	IP WLS BF H R ER SO BB IBB HBP BLK WP HR S P ERA WHIP	IP WLS BF H R ER SO BB IBB HBP BLK WP HR S P ERA WHIP	IP WLS BF H R ER SO BB IBB HBP BLK WP HR S P ERA WHIP	IP WLS BF H R ER SO BB IBB HBP BLK WP HR S P ERA WHIP	IP WLS BF H R ER SO BB IBB HBP BLK WP HR S P ERA WHIP	IP WLS BF H R ER SO BB IBB HBP BLK WP HR S P ERA WHIP	IP WLS BF H R ER SO BB IBB HBP BLK WP HR S P ERA WHIP	IP WLS BF H R ER SO BB IBB HBP BLK WP HR S P ERA WHIP	IP WLS BF H R ER SO BB IBB HBP BLK WP HR S P ERA WHIP	IP WLS BF H R ER SO BB IBB HBP BLK WP HR S P ERA WHIP	IP WLS BF H R ER SO BB IBB HBP BLK WP HR S P ERA WHIP	IP WLS BF H R ER SO BB IBB HBP BLK WP HR S P ERA WHIP	IP WLS BF H R ER SO BB IBB HBP BLK WP HR S P ERA WHIP	IP WLS BF H R ER SO BB IBB HBP BLK WP HR S P ERA WHIP	IP WLS BF H R ER SO BB IBB HBP BLK WP HR S P ERA WHIP	IP WLS BF H R ER SO BB IBB HBP BLK WP HR S P ERA WHIP	IP WLS BF H R ER SO BB IBB HBP BLK WP HR S P ERA WHIP	IP WLS BF H R ER SO BB IBB HBP BLK WP HR S P ERA WHIP	IP WLS BF H R ER SO BB IBB HBP BLK WP HR S P ERA WHIP	IP WLS BF H R ER SO BB IBB HBP BLK WP HR S P ERA WHIP	IP WLS BF H R ER SO BB IBB HBP BLK WP HR S P ERA WHIP	IP WLS BF H R ER SO BB IBB HBP BLK WP HR S P ERA WHIP	IP WLS BF H R ER SO BB IBB HBP BLK WP HR S P ERA WHIP

AB 39
R 7
H 13
RBI 7
BB 3
SO 7
LOB 24



Batter	1	2	3	4	5	6	7	8	9	AB	R	H	RBI	BB	SO	LOB	BOTTOM									
Daryl Boston, L (1.8) OBP: 0.332, SLG: 0.371										3	2	3	0	1	0	0	St. Louis Cardinals @ New York Mets Shea Stadium, Flushing, NY Wed Aug 21 1991, 7:05 PM EDT Cloudy - 81 F									
Dave Magadan, L (1.3) OBP: 0.377, SLG: 0.341										4	0	2	1	0	1	1										
Gregg Jefferies, S (1.4) OBP: 0.322, SLG: 0.388										4	0	0	1	0	1	2										
Kevin McReynolds, R (1.7) OBP: 0.337, SLG: 0.437										4	0	0	0	0	0	1										
Howard Johnson, S (1.6) OBP: 0.348, SLG: 0.531										4	0	0	0	0	0	1										
Mackey Sasser, L (1.9) OBP: 0.303, SLG: 0.456										3	0	0	0	0	1	0										
Chris Donnels, L (1.5) OBP: 0.360, SLG: 0.250										3	0	0	0	0	1	0										
Charlie O'Brien, R (1.2) OBP: 0.277, SLG: 0.214										2	0	0	0	0	0	0										
Garry Templeton, S (8, PH) OBP: 0.217, SLG: 0.281										1	0	0	0	0	0	0										
Jeff Innis, R (9.1)										0	0	0	0	0	0	0										
Doug Simons, L (9.1)										0	0	0	0	0	0	0										
David Cone, L (1.1) OBP: 0.190, SLG: 0.132										2	0	0	0	0	1	0										
Tim Burke, R (8.1)										0	0	0	0	0	0	0										
Pete Schourek, L (8.1) OBP: 0.200, SLG: 0.111										0	0	0	0	0	0	0										
Mark Carreon, R (9.9) OBP: 0.295, SLG: 0.321										1	1	1	0	0	0	0										
Inning Stats	R: 1 E: 0 K: 0 S: 10	H: 2 LOB: 0 BB: 0 P: 15	R: 0 E: 0 K: 0 S: 6	H: 0 LOB: 0 BB: 0 P: 6	R: 0 E: 0 K: 1 S: 11	H: 1 LOB: 0 BB: 0 P: 12	R: 0 E: 0 K: 2 S: 7	H: 0 LOB: 0 BB: 0 P: 9	R: 0 E: 0 K: 0 S: 6	H: 0 LOB: 0 BB: 0 P: 10	R: 0 E: 0 K: 0 S: 11	H: 0 LOB: 1 BB: 1 P: 19	R: 0 E: 0 K: 0 S: 5	H: 0 LOB: 0 BB: 0 P: 5	R: 0 E: 0 K: 2 S: 7	H: 0 LOB: 0 BB: 0 P: 10	R: 2 E: 0 K: 0 S: 9	H: 3 LOB: 1 BB: 0 P: 15	1B: 6 2B: 0 3B: 0 HR: 0	SF: 0 SAC: 0 DP: 1 HBP: 0	WP: 0 PB: 0 SB: 0 CS: 1	PA: 33				
PITCHER	IP WLS BF H R ER SO BB IBB HBP BLK WP HR S P ERA WHIP	IP WLS BF H R ER SO BB IBB HBP BLK WP HR S P ERA WHIP	IP WLS BF H R ER SO BB IBB HBP BLK WP HR S P ERA WHIP	IP WLS BF H R ER SO BB IBB HBP BLK WP HR S P ERA WHIP	IP WLS BF H R ER SO BB IBB HBP BLK WP HR S P ERA WHIP	IP WLS BF H R ER SO BB IBB HBP BLK WP HR S P ERA WHIP	IP WLS BF H R ER SO BB IBB HBP BLK WP HR S P ERA WHIP	IP WLS BF H R ER SO BB IBB HBP BLK WP HR S P ERA WHIP	IP WLS BF H R ER SO BB IBB HBP BLK WP HR S P ERA WHIP	IP WLS BF H R ER SO BB IBB HBP BLK WP HR S P ERA WHIP	IP WLS BF H R ER SO BB IBB HBP BLK WP HR S P ERA WHIP	IP WLS BF H R ER SO BB IBB HBP BLK WP HR S P ERA WHIP	IP WLS BF H R ER SO BB IBB HBP BLK WP HR S P ERA WHIP	IP WLS BF H R ER SO BB IBB HBP BLK WP HR S P ERA WHIP	IP WLS BF H R ER SO BB IBB HBP BLK WP HR S P ERA WHIP	IP WLS BF H R ER SO BB IBB HBP BLK WP HR S P ERA WHIP	IP WLS BF H R ER SO BB IBB HBP BLK WP HR S P ERA WHIP	IP WLS BF H R ER SO BB IBB HBP BLK WP HR S P ERA WHIP	IP WLS BF H R ER SO BB IBB HBP BLK WP HR S P ERA WHIP	IP WLS BF H R ER SO BB IBB HBP BLK WP HR S P ERA WHIP	IP WLS BF H R ER SO BB IBB HBP BLK WP HR S P ERA WHIP	IP WLS BF H R ER SO BB IBB HBP BLK WP HR S P ERA WHIP	IP WLS BF H R ER SO BB IBB HBP BLK WP HR S P ERA WHIP	IP WLS BF H R ER SO BB IBB HBP BLK WP HR S P ERA WHIP	IP WLS BF H R ER SO BB IBB HBP BLK WP HR S P ERA WHIP	IP WLS BF H R ER SO BB IBB HBP BLK WP HR S P ERA WHIP

AB 31
R 3
H 6
RBI 2
BB 1
SO 5
LOB 5



Batter	1	2	3	4	5	6	7	8	9	AB	R	H	RBI	BB	SO	LOB	TOP										
Ray Lankford, L (1, 8) OBP: 0.291, SLG: 0.365										4	0	1	0	0	2	1											
Ozzie Smith, S (1, 6) Cris Carpenter, R (8, 1) OBP: 0.394, SLG: 0.365 OBP: 0.333, SLG: 0.333										4	0	0	0	0	1	3											
Todd Zeile, R (1, 5) OBP: 0.344, SLG: 0.408										4	0	0	0	0	1	3											
Pedro Guerrero, R (1, 3) OBP: 0.347, SLG: 0.397										4	0	2	0	0	1	0											
Felix Jose, S (1, 9) OBP: 0.379, SLG: 0.440										4	0	0	0	0	2	2											
Gerónimo Peña, S (1, 7) OBP: 0.289, SLG: 0.405										4	0	1	0	0	2	1											
Tom Pagnozzi, R (1, 2) OBP: 0.305, SLG: 0.341										3	0	0	0	0	1	2											
José Oquendo, S (1, 4) (8, 6) OBP: 0.392, SLG: 0.344										3	0	0	0	0	1	0											
Rheal Cormier, L (1, 1) Willie Fraser, R (7, 1) Juan Agosto, L (7, 1) Luis Alicea, S (8, PH) OBP: 0.293, SLG: 0.250										2	0	1	0	0	1	0											
Inning Stats	R: 0 E: 0 K: 2 S: 9	H: 0 LOB: 0 BB: 0 P: 11	R: 0 E: 0 K: 1 S: 12	H: 1 LOB: 1 BB: 0 P: 17	R: 0 E: 0 K: 2 S: 12	H: 0 LOB: 0 BB: 0 P: 17	R: 0 E: 0 K: 1 S: 11	H: 1 LOB: 1 BB: 0 P: 12	R: 0 E: 0 K: 1 S: 7	H: 0 LOB: 0 BB: 0 P: 11	R: 0 E: 0 K: 1 S: 18	H: 1 LOB: 1 BB: 0 P: 24	R: 0 E: 0 K: 1 S: 13	H: 1 LOB: 1 BB: 0 P: 18	R: 0 E: 0 K: 1 S: 13	H: 1 LOB: 2 BB: 1 P: 23	R: 0 E: 0 K: 2 S: 10	H: 0 LOB: 0 BB: 0 P: 14	1B: 5 2B: 0 3B: 0 HR: 0	SF: 0 SAC: 0 DP: 0 HBP: 0	WP: 0 PB: 0 SB: 0 CS: 0	PA: 33					
PITCHER	IP	WLS	BF	H	R	ER	SO	BB	IBB	HBP	BLK	WP	HR	S	P	ERA	WHIP										
Sid Fernandez, L (1, 1) ERA: 2.84	7.0	W	25	4	0	0	9	0	0	0	0	0	0	82	110	0.00	0.571										
Alejandro Peña, R (8, 1) ERA: 2.55	2.0		8	1	0	0	3	1	0	0	0	0	0	23	37	0.00	1.000										

St. Louis Cardinals @ New York Mets
Shea Stadium, Flushing, NY
Wed Aug 21 1991, 7:05 PM EDT
Att: 26,169 - Cloudy - 65 F

AB	32
R	0
H	5
RBI	0
BB	1
SO	12
LOB	12



Batter	1	2	3	4	5	6	7	8	9	AB	R	H	RBI	BB	SO	LOB	BOTTOM										
Keith Miller, R (1, 9) OBP: 0.309, SLG: 0.359										4	2	2	1	0	0	1											
Kevin Elster, R (1, 6) OBP: 0.300, SLG: 0.357										4	1	2	3	0	1	0											
Kevin McReynolds, R (1, 8) (8, 7) OBP: 0.336, SLG: 0.443										3	1	1	2	0	0	0											
Howard Johnson, S (1, 5) OBP: 0.347, SLG: 0.528										3	0	0	0	0	1	1											
Mark Carreon, R (1, 7) Alejandro Peña, R (8, 1) OBP: 0.300, SLG: 0.339										3	1	1	1	0	0	1											
Gregg Jefferies, S (1, 4) Daryl Boston, L (9, 9) OBP: 0.324, SLG: 0.389 OBP: 0.332, SLG: 0.371										4	1	2	0	0	1	1											
Garry Templeton, S (1, 3) Chuck Carr, S (8, 8) OBP: 0.324, SLG: 0.286 OBP: 0.333, SLG: 0.333										3	1	1	1	0	1	1											
Rick Cerone, R (1, 2) Charlie O'Brien, R (8, 2) OBP: 0.365, SLG: 0.350 OBP: 0.275, SLG: 0.212										3	0	1	0	0	1	1											
Sid Fernandez, L (1, 1) Dave Magadan, L (7, PH) OBP: 0.182, SLG: 0.273 OBP: 0.377, SLG: 0.340										2	0	0	0	0	1	1											
Inning Stats	R: 0 E: 0 K: 0 S: 5	H: 0 LOB: 0 BB: 0 P: 9	R: 0 E: 0 K: 0 S: 6	H: 0 LOB: 1 BB: 0 P: 9	R: 0 E: 0 K: 1 S: 7	H: 1 LOB: 0 BB: 0 P: 9	R: 0 E: 0 K: 1 S: 6	H: 0 LOB: 0 BB: 0 P: 7	R: 1 E: 0 K: 2 S: 10	H: 1 LOB: 0 BB: 0 P: 15	R: 1 E: 0 K: 1 S: 14	H: 2 LOB: 1 BB: 0 P: 18	R: 6 E: 0 K: 1 S: 13	H: 5 LOB: 1 BB: 1 P: 28	R: 0 E: 0 K: 2 S: 13	H: 1 LOB: 1 BB: 0 P: 16	1B: 6 2B: 1 3B: 0 HR: 3	SF: 1 SAC: 0 DP: 1 HBP: 2	WP: 0 PB: 0 SB: 0 CS: 0	PA: 36							
PITCHER	IP	WLS	BF	H	R	ER	SO	BB	IBB	HBP	BLK	WP	HR	S	P	ERA	WHIP										
Rheal Cormier, L (1, 1) ERA: 3.65	6.1	L	25	6	4	4	5	0	1	1	0	0	2	7	20	108.00	9.000										
Willie Fraser, R (7, 1) ERA: 6.3	0.1		6	3	4	4	1	0	0	0	0	0	0	1	1	0.00	0.000										
Juan Agosto, L (7, 1) ERA: 5.24	0.1		1	0	0	0	0	0	0	0	0	0	0	1	1	0.00	0.000										
Cris Carpenter, R (8, 1) ERA: 4.42	1.0		4	1	0	0	2	0	0	0	0	0	0	13	16	0.00	1.000										

St. Louis Cardinals @ New York Mets
Shea Stadium, Flushing, NY
Wed Aug 21 1991, 7:05 PM EDT
Att: 26,169 - Cloudy - 65 F

AB	32
R	8
H	10
RBI	8
BB	1
SO	8
LOB	10



Batter	1	2	3	4	5	6	7	8	9	AB	R	H	RBI	BB	SO	LOB	TOP					
Ray Lankford, L (1, 8) OBP: 0.290, SLG: 0.363										5	0	1	0	0	2	3						
Ozzie Smith, S (1, 6) OBP: 0.397, SLG: 0.363										2	0	0	0	3	0	0						
Todd Zeile, R (1, 5) OBP: 0.343, SLG: 0.406										4	0	1	0	0	1	2						
Pedro Guerrero, R (1, 3) OBP: 0.343, SLG: 0.392										4	0	0	0	0	2	4						
Felix Jose, S (1, 9) OBP: 0.376, SLG: 0.436										4	0	0	0	0	0	2						
Milt Thompson, L (1, 7) OBP: 0.401, SLG: 0.466										2	0	1	0	2	1	0						
Tom Pagnozzi, R (1, 2) OBP: 0.307, SLG: 0.345										4	0	2	0	0	0	2						
José Oquendo, S (1, 4) OBP: 0.390, SLG: 0.341										3	0	0	0	1	0	4						
Bob Tewksbury, R (1, 1) OBP: 0.182, SLG: 0.163										2	0	0	0	1	0	3						
Juan Agosto, L (7, 1) OBP: 0.333, SLG: 0.333										0	0	0	0	0	0	0						
Gerald Perry, L (9, PH) OBP: 0.321, SLG: 0.415										1	0	0	0	0	0	0						
Inning Stats	R: 0 E: 0 K: 2 S: 10	H: 0 LOB: 1 BB: 1 P: 18	R: 0 E: 0 K: 1 S: 11	H: 1 LOB: 2 BB: 1 P: 20	R: 0 E: 0 K: 1 S: 12	H: 2 LOB: 2 BB: 1 P: 21	R: 0 E: 0 K: 0 S: 8	H: 0 LOB: 1 BB: 1 P: 18	R: 0 E: 0 K: 1 S: 9	H: 0 LOB: 3 BB: 2 P: 20	R: 0 E: 0 K: 0 S: 12	H: 1 LOB: 0 BB: 0 P: 24	R: 0 E: 0 K: 1 S: 8	H: 0 LOB: 0 BB: 0 P: 14	R: 0 E: 0 K: 0 S: 6	H: 1 LOB: 1 BB: 0 P: 11	R: 0 E: 0 K: 0 S: 6	H: 0 LOB: 0 BB: 0 P: 10	1B: 3 2B: 2 3B: 0 HR: 0	SF: 0 SAC: 0 DP: 0 HBP: 0	WP: 1 PB: 0 SB: 2 CS: 1	PA: 38
PITCHER	IP WLS BF H R ER SO BB IBB HBP BLK WP HR S P ERA WHIP																					
Dwight Gooden, R (1, 1) ERA: 3.6	5.0 W 22 3 0 0 5 5 0 0 0 1 0 50 97 0.00 1.600																					
Pete Schourek, L (6, 1) ERA: 3.99	1.0 6 1 0 0 0 2 0 0 0 0 0 0 12 24 0.00 3.000																					
Tim Burke, R (7, 1) ERA: 4.25	3.0 S 10 1 0 0 1 0 0 0 0 0 0 0 20 35 0.00 0.333																					

St. Louis Cardinals @ New York Mets
Shea Stadium, Flushing, NY
Thu Aug 22 1991, 7:05 PM EDT
Att: 25,439 - Sunny - 78 F

AB 31
R 0
H 5
RBI 0
BB 7
SO 6
LOB 20



Batter	1	2	3	4	5	6	7	8	9	AB	R	H	RBI	BB	SO	LOB	BOTTOM			
Daryl Boston, L (1, 8) OBP: 0.328, SLG: 0.366										5	0	1	0	0	0	4				
Dave Magadan, L (1, 3) OBP: 0.376, SLG: 0.338										3	0	0	1	1	1	1				
Gregg Jefferies, S (1, 4) OBP: 0.323, SLG: 0.390										4	1	1	0	0	0	5				
Kevin McReynolds, R (1, 7) OBP: 0.338, SLG: 0.444										4	1	2	2	0	1	0				
Howard Johnson, S (1, 5) OBP: 0.346, SLG: 0.525										4	0	1	0	0	0	3				
Mackey Sasser, L (1, 9) OBP: 0.311, SLG: 0.460										3	1	2	0	0	0	0				
Chuck Carr, S (8, 8) OBP: 0.333, SLG: 0.333										0	0	0	0	0	0	0				
Kevin Elster, R (1, 6) OBP: 0.303, SLG: 0.359										4	1	2	1	0	0	2				
Charlie O'Brien, R (1, 2) OBP: 0.290, SLG: 0.259										4	2	3	2	0	0	2				
Dwight Gooden, R (1, 1) OBP: 0.238, SLG: 0.333										1	0	0	0	0	0	2				
Pete Schourek, L (6, 1) OBP: 0.200, SLG: 0.111										0	0	0	0	0	0	0				
Chris Donnels, L (6, PH) OBP: 0.385, SLG: 0.286										1	0	1	0	0	0	0				
Tim Burke, R (7, 1) ERA: 4.3										1	0	0	0	0	0	0				
Inning Stats	R: 0 E: 0 K: 1 S: 9	H: 0 LOB: 0 BB: 0 P: 12	R: 0 E: 0 K: 1 S: 7	H: 0 LOB: 0 BB: 0 P: 11	R: 1 E: 1 K: 0 S: 10	H: 2 LOB: 2 BB: 0 P: 12	R: 0 E: 0 K: 0 S: 9	H: 1 LOB: 1 BB: 0 P: 12	R: 1 E: 0 K: 0 S: 11	H: 3 LOB: 3 BB: 1 P: 18	R: 2 E: 0 K: 0 S: 9	H: 3 LOB: 1 BB: 0 P: 18	R: 2 E: 0 K: 0 S: 9	H: 4 LOB: 1 BB: 0 P: 11	R: 0 E: 0 K: 0 S: 5	H: 0 LOB: 0 BB: 0 P: 7	1B: 11 2B: 1 3B: 0 HR: 1	SF: 1 SAC: 2 DP: 1 HBP: 0	WP: 0 PB: 0 SB: 0 CS: 0	PA: 38
PITCHER	IP WLS BF H R ER SO BB IBB HBP BLK WP HR S P ERA WHIP																			
Bob Tewksbury, R (1, 1) ERA: 3.16	6.0 L 31 11 6 5 2 1 0 0 0 0 0 0 60 87 7.50 2.000																			
Juan Agosto, L (7, 1) ERA: 5.21	0.1 3 2 0 0 0 0 0 0 0 0 0 0 5 6 0.00 6.000																			
Cris Carpenter, R (7, 1) ERA: 4.3	1.2 4 0 0 0 0 0 0 0 0 0 0 0 6 8 0.00 0.000																			

St. Louis Cardinals @ New York Mets
Shea Stadium, Flushing, NY
Thu Aug 22 1991, 7:05 PM EDT
Att: 25,439 - Sunny - 78 F

AB 34
R 6
H 13
RBI 6
BB 1
SO 2
LOB 19



Batter	1	2	3	4	5	6	7	8	9	AB	R	H	RBI	BB	SO	LOB	TOP										
Reggie Sanders, R OBP: 0.222, SLG: 0.222 (1, 8)	F9	F7		1B		K		1B		5	1	2	0	0	1	2	Cincinnati Reds @ New York Mets Shea Stadium, Flushing, NY Fri Aug 23 1991, 7:05 PM EDT Att: 28,967 - Cloudy - 81 F										
Barry Larkin, R OBP: 0.373, SLG: 0.504 (1, 6)	G6-3	G5-3		1B				CS		5	0	3	0	0	0	2											
Chris Sabo, R OBP: 0.361, SLG: 0.499 (1, 5)	E		1B	1B	FC6-4			CS	K	5	2	3	1	0	1	1											
Carmelo Martinez, R OBP: 0.328, SLG: 0.362 (1, 3)	E8		1B	FC6-4			G1-3		K	5	0	1	0	0	1	2											
Glenn Braggs, R OBP: 0.321, SLG: 0.430 (1, 7)	F7		1B				F7		G5-3	5	0	1	1	0	0	1											
Mariano Duncan, R OBP: 0.258, SLG: 0.337 (1, 4)		2B	1B	HR			G5-3			4	2	3	1	0	0	0											
Paul O'Neill, L OBP: 0.342, SLG: 0.486 (1, 9)		1B	G4-3				K			4	1	2	1	0	1	1											
Joe Oliver, R OBP: 0.268, SLG: 0.380 (1, 2)		SH1-4	1B		G5-3	G5-3		F8		4	0	1	1	0	0	0											
Tom Browning, L OBP: 0.186, SLG: 0.224 (1, 1)		SH1-4		G3			G3-1			3	0	0	0	0	1	0											
Ted Power, R (8, 1)										0	0	0	0	0	0	0											
Rob Dibble, L (9, 1)										0	0	0	0	0	0	0											
Inning Stats	R: 1 E: 1 K: 0 S: 10	H: 1 LOB: 1 BB: 0 P: 15	R: 1 E: 0 K: 0 S: 16	H: 3 LOB: 2 BB: 0 P: 25	R: 2 E: 0 K: 0 S: 10	H: 4 LOB: 0 BB: 0 P: 16	R: 1 E: 0 K: 0 S: 13	H: 3 LOB: 2 BB: 0 P: 16	R: 1 E: 0 K: 1 S: 15	H: 1 LOB: 1 BB: 0 P: 24	R: 0 E: 0 K: 1 S: 9	H: 1 LOB: 1 BB: 0 P: 14	R: 0 E: 0 K: 1 S: 10	H: 2 LOB: 1 BB: 0 P: 17	R: 0 E: 0 K: 2 S: 12	H: 0 LOB: 0 BB: 0 P: 19	1B: 13 2B: 1 3B: 0 HR: 2	SF: 0 SAC: 1 DP: 0 HBP: 0	WP: 0 PB: 0 SB: 0 CS: 3	PA: 42							
PITCHER	IP	WLS	BF	H	R	ER	SO	BB	IBB	HBP	BLK	WP	HR	S	P	ERA	WHIP										
Frank Viola, L ERA: 3.8	3.2	L	21	11	5	4	0	0	0	0	0	0	1	44	66	9.82	3.000										
Jeff Innis, R ERA: 2.77	1.1		5	1	1	1	0	0	0	0	0	0	1	13	14	6.75	0.750										
Doug Simons, L ERA: 5.21	2.0		8	2	0	0	2	0	0	0	0	0	0	24	38	0.00	1.000										
Alejandro Pena, R ERA: 2.51	1.0		4	2	0	0	1	0	0	0	0	0	0	10	17	0.00	2.000										
John Franco, L ERA: 2.54	1.0		3	0	0	0	2	0	0	0	0	0	0	12	19	0.00	0.000										

AB	40
R	6
H	16
RBI	5
BB	0
SO	5
LOB	9



Batter	1	2	3	4	5	6	7	8	9	AB	R	H	RBI	BB	SO	LOB	BOTTOM										
Keith Miller, R OBP: 0.315, SLG: 0.363 (1, 9)	F7			1B		K		E7	K	4	0	2	0	0	1	1	Cincinnati Reds @ New York Mets Shea Stadium, Flushing, NY Fri Aug 23 1991, 7:05 PM EDT Att: 28,967 - Cloudy - 81 F										
Mackey Sasser, L OBP: 0.309, SLG: 0.457 (9, FH)										1	0	0	0	0	1	2											
Kevin Elster, R OBP: 0.306, SLG: 0.359 (1, 6)	K			K						3	0	1	0	1	2	1											
Kevin McReynolds, R OBP: 0.335, SLG: 0.440 (1, 7)	F7			F8		F8		F7		4	0	0	0	0	0	4											
Howard Johnson, S OBP: 0.345, SLG: 0.522 (1, 5)		P6		1B		K		K		4	0	1	0	0	2	3											
Mark Carreon, R OBP: 0.299, SLG: 0.337 (1, 8)		P2		F7				F8		4	0	1	0	0	0	4											
John Franco, L (9, 1)										0	0	0	0	0	0	0											
Gregg Jefferies, S OBP: 0.325, SLG: 0.392 (1, 4)		K			PB		F7		1B	4	1	2	0	0	1	2											
Rick Cerone, R OBP: 0.365, SLG: 0.346 (1, 2)				G6-3					1B	2	0	0	0	1	0	0											
Dave Magadan, L OBP: 0.377, SLG: 0.340 (9, FH)					G5-4-3		F9		1B	1	0	1	0	0	0	0											
Garry Templeton, S OBP: 0.219, SLG: 0.286 (1, 3)				F7		G5-4-3	P3		F9	4	0	1	1	0	0	2											
Frank Viola, L OBP: 0.329, SLG: 0.148 (4, 1)										1	0	0	0	0	0	0											
Jeff Innis, R OBP: 0.288, SLG: 0.257 (5, PH)				G6-3			F9			0	0	0	0	0	0	0											
Charlie O'Brien, R OBP: 0.268, SLG: 0.257 (8, 1)					G5-4-3					1	0	0	0	0	0	2											
Doug Simons, L (8, 1)										0	0	0	0	0	0	0											
Chuck Carr, S OBP: 0.350, SLG: 0.250 (7, PH)										1	0	0	0	0	0	0											
Alejandro Pena, R OBP: 0.307, SLG: 0.354 (8, 1)										0	0	0	0	0	1	2											
Daryl Boston, L (8, 1)										1	0	0	0	0	0	0											
Inning Stats	R: 0 E: 0 K: 1 S: 7	H: 0 LOB: 0 BB: 0 P: 10	R: 0 E: 0 K: 1 S: 10	H: 0 LOB: 0 BB: 0 P: 16	R: 0 E: 0 K: 0 S: 5	H: 0 LOB: 0 BB: 0 P: 6	R: 0 E: 0 K: 1 S: 11	H: 2 LOB: 2 BB: 0 P: 14	R: 1 E: 0 K: 1 S: 11	H: 2 LOB: 1 BB: 1 P: 19	R: 0 E: 0 K: 1 S: 10	H: 2 LOB: 2 BB: 0 P: 14	R: 0 E: 0 K: 1 S: 12	H: 1 LOB: 2 BB: 1 P: 21	R: 0 E: 0 K: 2 S: 17	H: 2 LOB: 2 BB: 0 P: 27	1B: 9 2B: 0 3B: 0 HR: 0	SF: 0 SAC: 0 DP: 1 HBP: 0	WP: 0 PB: 1 SB: 0 CS: 0	PA: 37							
PITCHER	IP	WLS	BF	H	R	ER	SO	BB	IBB	HBP	BLK	WP	HR	S	P	ERA	WHIP										
Tom Browning, L ERA: 3.94	7.0	W	28	7	1	1	5	1	0	0	0	0	0	62	89	1.29	1.143										
Ted Power, R ERA: 3.21	1.0		6	2	0	0	1	1	0	0	0	0	0	15	28	0.00	3.000										
Rob Dibble, R ERA: 2.35	1.0		3	0	0	0	2	0	0	0	0	0	0	11	16	0.00	0.000										

AB	35
R	1
H	9
RBI	1
BB	2
SO	8
LOB	23



Batter	1	2	3	4	5	6	7	8	9	AB	R	H	RBI	BB	SO	LOB	TOP					
Herm Winningham, L OBP: 0.278, SLG: 0.303	1-0 FC3-6 1B	0-1 1B	0-0 PB 1B		1-0 G4-3			1-0 P3		5	1	3	0	0	0	1						
Hal Morris, L OBP: 0.367, SLG: 0.478	1-2 FC3-6 HR	2-1 1B	2-2 SF9			0-0 SF8 2B		0-1 WP 2B		4	2	3	2	0	0	1						
Barry Larkin, R OBP: 0.376, SLG: 0.512	0-0 HR	2-0 1B	3-H F8			4-1 BB		2-3 K		4	1	2	3	1	1	3						
Paul O'Neill, L OBP: 0.345, SLG: 0.487	3-1 E6 2B	4-0 IBB		4-2 F9-3 BB		1-3 K		3-2 P2		3	0	1	0	2	1	3						
Chris Sabo, R OBP: 0.357, SLG: 0.494	0-1 E6	1-0 P6		1-0 F9-3		2-1 SF8		0-1 F9		4	0	0	1	0	0	5						
Glenn Braggs, R OBP: 0.319, SLG: 0.425	2-3 K		0-2 1B		0-1 F7		0-3 K		2-1 G4-3		5	1	1	0	0	2						
Jeff Reed, L OBP: 0.339, SLG: 0.361		2-2 F7	1-0 1B		0-0 SH5-4 1B		0-0 F8		1-2 F9		5	1	2	0	0	0						
Mariano Duncan, R OBP: 0.258, SLG: 0.335		0-0 G5-3	1-0 PB 1B		1-0 F7		1-1 G5-3				4	0	1	1	0	0						
Jose Rijo, R OBP: 0.255, SLG: 0.240		0-2 1B	0-3 K		1-0 SH5-4		0-0 F8				3	1	1	0	0	1						
Inning Stats	R: 2 E: 1 K: 1 S: 14	H: 3 LOB: 1 BB: 0 P: 21	R: 2 E: 0 K: 0 S: 13	H: 4 LOB: 3 BB: 1 P: 24	R: 2 E: 0 K: 1 S: 17	H: 4 LOB: 2 BB: 0 P: 23	R: 0 E: 0 K: 0 S: 5	H: 0 LOB: 0 BB: 1 P: 10	R: 0 E: 0 K: 2 S: 11	H: 1 LOB: 1 BB: 1 P: 18	R: 0 E: 0 K: 0 S: 4	H: 0 LOB: 0 BB: 0 P: 5	R: 0 E: 0 K: 1 S: 12	H: 1 LOB: 1 BB: 0 P: 18	R: 0 E: 0 K: 0 S: 7	H: 0 LOB: 0 BB: 0 P: 10	1B: 10 2B: 4 3B: 0 HR: 1	SF: 2 SAC: 1 DP: 1 HBP: 0	WP: 1 PB: 1 CS: 0	PA: 43		
PITCHER	IP	WLS	BF	H	R	ER	SO	BB	IBB	HBP	BLK	WP	HR	S	P	ERA	WHIP					
Wally Whitehurst, R ERA: 4.23	(1, 1)	2.0	L	17	10	6	6	1	0	1	0	0	0	1	32	52	27.00	5.000				
Pete Schourek, L ERA: 3.91	(3, 1)	3.1		14	3	1	1	2	2	0	0	0	0	0	27	44	2.70	1.500				
Jeff Innis, R ERA: 2.74	(6, 1)	0.2		2	0	0	0	1	0	0	0	0	0	5	7	0.00	0.000					
Doug Simons, L ERA: 4.99	(7, 1)	2.0		7	1	0	0	1	0	0	0	1	0	16	23	0.00	0.500					
Tim Burke, R ERA: 4.15	(9, 1)	1.0		3	0	0	0	0	0	0	0	0	0	7	10	0.00	0.000					

Cincinnati Reds @ New York Mets
Shea Stadium, Flushing, NY
Sat Aug 24 1991, 3:33 AM EDT
Att: 39,986 - Cloudy - 73 F

AB	37
R	7
H	14
RBI	7
BB	3
SO	5
LOB	18



Batter	1	2	3	4	5	6	7	8	9	AB	R	H	RBI	BB	SO	LOB	BOTTOM				
Keith Miller, R OBP: 0.308, SLG: 0.355	0-1 G5-3			2-2 F9		1-3 K			0-3 K	3	0	0	0	0	1	0					
Doug Simons, L										0	0	0	0	0	0	0					
Tim Burke, R										0	0	0	0	0	0	0					
Chris Donnels, L OBP: 0.370, SLG: 0.273										1	0	0	0	0	1	1					
Dave Magadan, L OBP: 0.376, SLG: 0.337	3-3 K			1-2 P4			0-2 F7		4-2 BB	3	0	0	0	1	1	0					
Kevin McReynolds, R OBP: 0.332, SLG: 0.435	2-1 G6-3			0-1 P3			2-2 F9		0-1 F9	4	0	0	0	0	0	2					
Howard Johnson, S OBP: 0.343, SLG: 0.518			1-3 K		1-0 G6-3			2-2 P6		3	0	0	0	0	1	0					
Mackey Sasser, L OBP: 0.303, SLG: 0.448		1-2 P5		3-2 F8				2-1 G4-3		3	0	0	0	0	0	0					
Gregg Jefferies, S OBP: 0.325, SLG: 0.391		1-2 G3			1-0 FC6-4 1B			2-3 K		3	0	1	0	0	1	0					
Daryl Boston, L OBP: 0.322, SLG: 0.358					0-0 FC6-4			3-3 K		3	0	0	0	0	2	1					
Kevin Elster, R OBP: 0.306, SLG: 0.359									0-1 BB	3	0	1	0	0	1	0					
Wally Whitehurst, R OBP: 0.172, SLG: 0.148									2-2 BB	0	0	0	0	0	0	0					
Pete Schourek, L OBP: 0.152, SLG: 0.100									1-2 F7	1	0	0	0	0	1	0					
Jeff Innis, R										0	0	0	0	0	0	0					
Chuck Carr, S OBP: 0.167, SLG: 0.167									2-0 F7	2	0	0	0	0	0	1					
Inning Stats	R: 0 E: 0 K: 1 S: 8	H: 0 LOB: 0 BB: 0 P: 13	R: 0 E: 0 K: 1 S: 9	H: 0 LOB: 0 BB: 0 P: 12	R: 0 E: 0 K: 3 S: 10	H: 0 LOB: 0 BB: 0 P: 16	R: 0 E: 0 K: 0 S: 8	H: 0 LOB: 0 BB: 0 P: 11	R: 0 E: 0 K: 1 S: 9	H: 1 LOB: 1 BB: 0 P: 13	R: 0 E: 0 K: 0 S: 9	H: 0 LOB: 0 BB: 0 P: 13	R: 0 E: 0 K: 2 S: 8	H: 0 LOB: 0 BB: 0 P: 15	R: 0 E: 0 K: 1 S: 14	H: 1 LOB: 2 BB: 1 P: 20	1B: 2 2B: 0 3B: 0 HR: 0	SF: 0 SAC: 0 DP: 0 HBP: 0	WP: 0 PB: 0 CS: 0	PA: 30	
PITCHER	IP	WLS	BF	H	R	ER	SO	BB	IBB	HBP	BLK	WP	HR	S	P	ERA	WHIP				
Jose Rijo, R ERA: 2.5	(1, 1)	9.0	W	30	2	0	0	9	1	0	0	0	0	83	126	0.00	0.333				

Cincinnati Reds @ New York Mets
Shea Stadium, Flushing, NY
Sat Aug 24 1991, 3:33 AM EDT
Att: 39,986 - Cloudy - 73 F

AB	29
R	0
H	2
RBI	0
BB	1
SO	9
LOB	5



Batter	1	2	3	4	5	6	7	8	9	AB	R	H	RBI	BB	SO	LOB	TOP			
Herm Winningham, L (1, 8) OBP: 0.277, SLG: 0.297 Joe Oliver, R (9, PH) OBP: 0.267, SLG: 0.379	4-1 1B BB	0-0 G4-3			2-1 P2		0-0 G1		1-1 SAFE SAFE P6	3	0	0	0	1	0	1				
Hal Morris, L (1, 3) OBP: 0.371, SLG: 0.481	3-2 SAFE SAFE SAFE SAFE 1B		1-1 G4-3		1-1 1B		0-2 F7			4	0	3	0	0	0	0				
Barry Larkin, R (1, 6) OBP: 0.374, SLG: 0.510	2-2 SAFE SAFE SAFE SAFE F9		1-1 F8		1-0 F8			1-1 SAFE SAFE G4-3 1B		4	0	1	0	0	0	4				
Paul O'Neill, L (1, 9) OBP: 0.344, SLG: 0.484	2-3 SAFE SAFE SAFE SAFE K		1-0 G4-3		4-2 SAFE SAFE SAFE SAFE G4-6-3 BB			0-0 SAFE SAFE G4-3		3	0	0	0	1	1	4				
Bill Doran, S (1, 4) OBP: 0.353, SLG: 0.369	1-2 SAFE SAFE SAFE SAFE G4-3		0-0 G3		0-0 SAFE SAFE SAFE SAFE G4-6-3			1-3 SAFE SAFE SAFE SAFE K		4	0	0	0	0	1	5				
Glenn Braggs, R (1, 7) OBP: 0.323, SLG: 0.432 Billy Hatcher, R (6, PR) OBP: 0.310, SLG: 0.361		0-0 F8 1B		1-3 SAFE SAFE SAFE SAFE K			1-1 SAFE SAFE SAFE SAFE BB 1B		0-2 SAFE SAFE SAFE SAFE F7	3	1	2	0	0	1	0				
Jeff Reed, L (1, 2) Mariano Duncan, R (9, PH) OBP: 0.261, SLG: 0.338		2-1 F8		3-3 SAFE SAFE SAFE SAFE K			4-1 SAFE SAFE SAFE SAFE BB 1B		2-2 SAFE SAFE SAFE SAFE 1B 1B	2	0	0	0	1	1	1				
Luis Quinones, S (1, 5) OBP: 0.308, SLG: 0.298		1-0 1B		1-0 P6			0-1 F9		1-0 SAFE SAFE SAFE SAFE F8	4	0	1	1	0	0	3				
Randy Myers, L (1, 1) OBP: 0.222, SLG: 0.278 Carmelo Martinez, R (7, PH) Norm Charlton, S (7, 1) OBP: 0.343, SLG: 0.087 Chris Sabo, R (9, PH) OBP: 0.359, SLG: 0.495		1-3 K			2-3 SAFE SAFE SAFE SAFE K			2-3 SAFE SAFE SAFE SAFE K		1-0 SAFE SAFE SAFE SAFE 1B	2	0	0	0	0	2	1			
Inning Stats	R: 0 E: 0 K: 1 S: 14	H: 1 LOB: 2 BB: 1 P: 26	R: 1 E: 0 K: 1 S: 8	H: 2 LOB: 1 BB: 0 P: 12	R: 0 E: 0 K: 0 S: 6	H: 1 LOB: 0 BB: 0 P: 9	R: 0 E: 0 K: 2 S: 8	H: 0 LOB: 0 BB: 0 P: 13	R: 0 E: 0 K: 1 S: 9	H: 1 LOB: 2 BB: 2 P: 15	R: 0 E: 0 K: 0 S: 8	H: 0 LOB: 0 BB: 0 P: 10	R: 0 E: 0 K: 1 S: 10	H: 1 LOB: 1 BB: 0 P: 12	R: 0 E: 0 K: 0 S: 7	H: 2 LOB: 1 BB: 0 P: 12	1B: 8 2B: 1 3B: 0 HR: 0	SF: 0 SAC: 0 DP: 1 HBP: 0	WP: 0 PB: 0 SB: 0 CS: 0	PA: 37
PITCHER	IP WLS BF H R ER SO BB IBB HBP BLK WP HR S P ERA WHIP	IP WLS BF H R ER SO BB IBB HBP BLK WP HR S P ERA WHIP																		
David Cone, R (1, 1) ERA: 3.43	8.0 W 33 7 1 1 7 3 0 0 0 0 0 71 114 1.12 1.250	1.0 S 4 2 0 0 0 0 0 0 0 0 0 7 12 0.00 2.000																		
John Franco, L (9, 1) ERA: 2.49																				

Cincinnati Reds @ New York Mets
Shea Stadium, Flushing, NY
Sun Aug 25 1991, 7:05 PM EDT
Att: 26,399 - Sunny - 68 F

AB	34
R	1
H	9
RBI	1
BB	3
SO	7
LOB	21



Batter	1	2	3	4	5	6	7	8	9	AB	R	H	RBI	BB	SO	LOB	BOTTOM			
Keith Miller, R (1, 9) OBP: 0.300, SLG: 0.345	1-2 P3		1-2 G1-3		1-0 F7		1-1 G6-3			4	0	0	0	0	0	3				
Dave Magadan, L (1, 3) OBP: 0.375, SLG: 0.336	0-0 G3-1		1-0 G4-6-3 1B				3-2 G3			4	0	1	0	0	1	3				
Kevin McReynolds, R (1, 8) OBP: 0.329, SLG: 0.431	2-1 P6		1-1 G4-6-3		2-1 F8			1-1 F9		4	0	0	0	0	0	2				
Howard Johnson, S (1, 5) OBP: 0.342, SLG: 0.516		3-2 1B		1-0 P5		1-2 G5-3		3-3 K		4	0	1	0	0	1	0				
Mark Carreon, R (1, 7) OBP: 0.298, SLG: 0.331 Chuck Carr, S (8, PR) OBP: 0.167, SLG: 0.167		0-3 K		2-0 F9		3-2 G6-3		4-2 BB		3	0	0	0	1	1	0				
Gregg Jefferies, S (1, 4) OBP: 0.327, SLG: 0.399 John Franco, L (9, 1)		0-1 HR		4-2 3B BB		1-0 G6-3		0-3 K		3	2	1	1	1	1	1				
Garry Templeton, S (1, 6) OBP: 0.229, SLG: 0.304		1-0 BB 1B		1-0 1-H 3B			3-2 SH3-4 HBP 1B			3	0	3	1	0	0	0				
Charlie O'Brien, R (1, 2) OBP: 0.297, SLG: 0.255		4-1 1B BB		1-2 G1-3			1-0 SH3-4 HBP			1	0	0	0	1	0	1				
David Cone, L (1, 1) OBP: 0.200, SLG: 0.145 Daryl Boston, L (9, 9) OBP: 0.322, SLG: 0.358		3-2 G4-3			3-1 1B		1-2 SH3-4			2	0	1	0	0	0	2				
Inning Stats	R: 0 E: 0 K: 0 S: 6	H: 0 LOB: 0 BB: 0 P: 9	R: 1 E: 0 K: 1 S: 15	H: 3 LOB: 2 BB: 1 P: 26	R: 0 E: 0 K: 0 S: 6	H: 1 LOB: 0 BB: 0 P: 9	R: 1 E: 0 K: 0 S: 11	H: 1 LOB: 1 BB: 1 P: 20	R: 0 E: 0 K: 1 S: 8	H: 1 LOB: 1 BB: 0 P: 16	R: 0 E: 0 K: 0 S: 7	H: 0 LOB: 0 BB: 0 P: 12	R: 0 E: 0 K: 0 S: 12	H: 1 LOB: 2 BB: 0 P: 21	R: 0 E: 0 K: 2 S: 13	H: 0 LOB: 1 BB: 1 P: 21	1B: 5 2B: 0 3B: 1 HR: 1	SF: 0 SAC: 1 DP: 1 HBP: 1	WP: 0 PB: 0 SB: 0 CS: 0	PA: 33
PITCHER	IP WLS BF H R ER SO BB IBB HBP BLK WP HR S P ERA WHIP	IP WLS BF H R ER SO BB IBB HBP BLK WP HR S P ERA WHIP																		
Randy Myers, L (1, 1) ERA: 3.54	2.0 L 9 1 0 0 2 1 0 1 0 0 0 25 42 0.00 1.000																			
Norm Charlton, L (7, 1) ERA: 3.43																				

Cincinnati Reds @ New York Mets
Shea Stadium, Flushing, NY
Sun Aug 25 1991, 7:05 PM EDT
Att: 26,399 - Sunny - 68 F

AB	28
R	2
H	7
RBI	2
BB	3
SO	4
LOB	12



Batter	1	2	3	4	5	6	7	8	9	10	AB	R	H	RBI	BB	SO	LOB	TOP								
Daryl Boston, L OBP: 0.319, SLG: 0.353	(1,8) P2																	5	1	1	0	0	1	1		
John Franco, L OBP: 0.319, SLG: 0.353	(7,7)																	0	0	0	0	0	0	0	0	
Dave Magadan, L OBP: 0.377, SLG: 0.344	(1,3) F8																	5	1	3	2	0	0	0	0	
Kevin McReynolds, R OBP: 0.332, SLG: 0.432	(1,7) 1B																	1	1	1	0	1	0	0	0	
Mark Carreon, R OBP: 0.295, SLG: 0.328	(4,7) 1B																	2	0	0	0	0	0	0	2	
Alejandro Pena, R OBP: 0.395, SLG: 0.345	(7,1) 1B																	0	0	0	0	0	0	0	0	
Keith Miller, R OBP: 0.395, SLG: 0.345	(9,7) 1B																	0	1	0	0	1	0	0	0	
Howard Johnson, S OBP: 0.341, SLG: 0.512	(1,5) K																	5	1	1	1	0	1	3		
Mackey Sasser, L OBP: 0.312, SLG: 0.469	(1,9) F7																	4	0	3	2	0	0	0	0	
Gregg Jefferies, S OBP: 0.328, SLG: 0.396	(1,4) F9																	3	0	0	0	2	0	2		
Rick Cerone, R OBP: 0.366, SLG: 0.344	(1,2) G4-3																	4	0	1	1	1	0	1		
Garry Templeton, S OBP: 0.228, SLG: 0.302	(1,6) F8																	5	1	1	0	0	1	5		
Sid Fernandez, L OBP: 0.154, SLG: 0.231	(1,1) K																	2	0	0	0	0	2	0		
Chris Donnels, L OBP: 0.357, SLG: 0.261	(7,PH) K																	1	0	0	0	0	0	1		
Chuck Carr, S OBP: 0.125, SLG: 0.125	(7,8) K																	2	0	0	0	0	0	3		
Inning Stats	R: 0 E: 0 K: 1 S: 10	H: 1 LOB: 1 BB: 0 P: 14	R: 0 E: 0 K: 0 S: 7	H: 0 LOB: 0 BB: 0 P: 12	R: 0 E: 0 K: 2 S: 7	H: 0 LOB: 0 BB: 0 P: 9	R: 2 E: 1 K: 0 S: 15	H: 1 LOB: 2 BB: 3 P: 34	R: 1 E: 0 K: 1 S: 14	H: 2 LOB: 1 BB: 0 P: 23	R: 0 E: 0 K: 0 S: 5	H: 1 LOB: 0 BB: 0 P: 9	R: 1 E: 0 K: 0 S: 14	H: 2 LOB: 1 BB: 0 P: 20	R: 0 E: 0 K: 0 S: 10	H: 1 LOB: 1 BB: 0 P: 12	R: 0 E: 0 K: 1 S: 7	H: 0 LOB: 0 BB: 0 P: 11	R: 2 E: 0 K: 0 S: 14	H: 3 LOB: 3 BB: 2 P: 31	1B: 7 2B: 5 3B: 0 HR: 0	SF: 1 SAC: 0 DP: 1 HBP: 0	WP: 1 PB: 1 SB: 0 CS: 0	PA: 45		
PITCHER	IP 7.0	WLS 30	H 7	R 4	ER 3	SO 4	BB 3	IBB 0	HBP 0	BLK 0	WP 1	HR 0	S 72	P 121	ERA 3.86	WHIP 1.429										
Pete Harnisch, R ERA: 2.52	(1,1)	7.0	30	7	4	3	4	3	0	0	1	0	72	121	3.86	1.429										
Al Osuna, L ERA: 2.2	(8,1)	1.0	4	1	0	0	0	0	0	0	0	0	10	12	0.00	1.000										
Dwayne Henry, R ERA: 3.19	(9,1)	2.0	11	3	2	2	1	1	1	0	0	0	21	42	9.00	2.000										

New York Mets @ Houston Astros
Astrodome, Houston, TX
Mon Aug 26 1991, 8:05 PM EDT
Att: 7,720 - Dome - 70 F

AB	39
R	6
H	11
RBI	6
BB	5
SO	5
LOB	18



Batter	1	2	3	4	5	6	7	8	9	10	AB	R	H	RBI	BB	SO	LOB	BOTTOM									
Gerald Young, S OBP: 0.289, SLG: 0.257	(1,8) P3																	5	0	1	0	0	1	1			
Craig Biggio, R OBP: 0.361, SLG: 0.367	(1,2) K																	5	0	1	0	0	1	2			
5 Jeff Bagwell, R OBP: 0.367, SLG: 0.439	(1,3) F8																	4	1	2	0	0	1	1			
Dwayne Henry, R OBP: 0.308, SLG: 0.431	(9,1) F8																	0	0	0	0	0	0	0			
Ken Caminiti, S OBP: 0.305, SLG: 0.378	(1,5) F8																	4	1	2	2	0	0	0			
Javier Ortiz, R OBP: 0.404, SLG: 0.440	(1,7) K																	2	0	0	0	0	1	0			
Steve Finley, L OBP: 0.341, SLG: 0.430	(7,PH) K																	2	0	0	0	0	0	0			
Mike Simms, R OBP: 0.318, SLG: 0.312	(1,9) K																	2	0	0	0	0	2	0			
Luis Gonzalez, L OBP: 0.308, SLG: 0.431	(8,7) K																	2	0	0	0	0	1	0			
Rafael Ramirez, R OBP: 0.276, SLG: 0.297	(1,4) K																	4	0	0	0	0	3	0			
Andujar Cedeno, R OBP: 0.258, SLG: 0.405	(1,6) P3																	4	1	1	0	0	0	0			
Pete Harnisch, S OBP: 0.148, SLG: 0.100	(1,1) L9																	2	0	0	0	0	0	0			
Al Osuna, R ERA: 2.71	(8,1) K																	0	0	0	0	0	0	0			
Jose Tolentino, L OBP: 0.308, SLG: 0.542	(8,PH) L9																	2	1	2	2	0	0	0			
Inning Stats	R: 0 E: 0 K: 1 S: 9	H: 0 LOB: 0 BB: 0 P: 15	R: 0 E: 0 K: 2 S: 8	H: 0 LOB: 0 BB: 0 P: 11	R: 0 E: 0 K: 1 S: 11	H: 0 LOB: 0 BB: 0 P: 15	R: 2 E: 0 K: 0 S: 12	H: 2 LOB: 0 BB: 0 P: 19	R: 0 E: 0 K: 1 S: 6	H: 0 LOB: 0 BB: 0 P: 11	R: 0 E: 0 K: 0 S: 7	H: 1 LOB: 1 BB: 0 P: 16	R: 0 E: 0 K: 0 S: 7	H: 0 LOB: 0 BB: 0 P: 9	R: 2 E: 0 K: 2 S: 16	H: 5 LOB: 2 BB: 0 P: 21	R: 0 E: 0 K: 2 S: 11	H: 0 LOB: 0 BB: 0 P: 15	R: 0 E: 0 K: 0 S: 8	H: 1 LOB: 1 BB: 0 P: 12	1B: 5 2B: 2 3B: 0 HR: 2	SF: 0 SAC: 0 DP: 0 HBP: 0	WP: 1 PB: 0 SB: 1 CS: 0	PA: 38			
PITCHER	IP 6.0	WLS 21	H 3	R 2	ER 2	SO 6	BB 0	IBB 0	HBP 0	BLK 0	WP 0	HR 0	S 59	P 87	ERA 3.00	WHIP 0.500											
Sid Fernandez, L ERA: 2.86	(1,1)	6.0	21	3	2	2	6	0	0	0	0	0	59	87	3.00	0.500											
Alejandro Pena, R ERA: 2.71	(7,1)	2.0	10	5	2	2	2	0	0	0	0	0	1	23	30	9.00	2.500										
John Franco, L ERA: 2.36	(9,1)	2.0	7	1	0	0	2	0	0	0	0	0	1	19	27	0.00	0.500										

New York Mets @ Houston Astros
Astrodome, Houston, TX
Mon Aug 26 1991, 8:05 PM EDT
Att: 7,720 - Dome - 70 F

AB	38
R	4
H	9
RBI	4
BB	0
SO	10
LOB	4



Batter	1	2	3	4	5	6	7	8	9	AB	R	H	RBI	BB	SO	LOB	TOP					
Daryl Boston, L OBP: 0.316, SLG: 0.349 Doug Simons, L (8, 1)	G4-3		F7		K		G5-3	F8		5	1	1	0	0	1	4						
Dave Magadan, L OBP: 0.379, SLG: 0.349	G6-3								G3	4	0	2	1	1	0	0						
Mark Carreon, R OBP: 0.287, SLG: 0.319 (8, 8)	L7		L7		P2		G5-3		G5-3	5	0	0	1	0	0	5						
Howard Johnson, S OBP: 0.339, SLG: 0.507 (1, 5)		P6		K		K		L9		4	0	0	0	1	2	1						
Mackey Sasser, L OBP: 0.315, SLG: 0.470 (1, 9)				F9		BB			L6	4	0	1	0	1	1	2						
Gregg Jefferies, S OBP: 0.327, SLG: 0.392 (1, 4)		BB			G1-3		BB		G6-3	3	0	0	0	1	1	1						
Kevin Elster, R OBP: 0.312, SLG: 0.362 (1, 6)						HBP				3	2	2	0	1	0	1						
Charlie O'Brien, R OBP: 0.303, SLG: 0.265 (1, 2)			P2							3	0	1	1	0	1	3						
Wally Whitehurst, R OBP: 0.266, SLG: 0.179 Chris Donnels, L OBP: 0.345, SLG: 0.280 Pete Schourek, L OBP: 0.142, SLG: 0.100 Gary Ferrarini, S OBP: 0.142, SLG: 0.100 Jeff Innis, R OBP: 0.266, SLG: 0.343 Keith Miller, R OBP: 0.266, SLG: 0.343 (8, 7)					L7		G4-3			1	0	1	0	0	0	0						
Inning Stats	R: 0 E: 0 K: 0 S: 6	H: 0 LOB: 0 BB: 0 P: 7	R: 0 E: 0 K: 1 S: 9	H: 0 LOB: 1 BB: 1 P: 15	R: 0 E: 0 K: 0 S: 7	H: 1 LOB: 2 BB: 1 P: 18	R: 0 E: 0 K: 1 S: 6	H: 0 LOB: 0 BB: 0 P: 8	R: 1 E: 0 K: 1 S: 11	H: 2 LOB: 2 BB: 0 P: 19	R: 0 E: 0 K: 2 S: 13	H: 1 LOB: 3 BB: 2 P: 26	R: 1 E: 0 K: 1 S: 15	H: 2 LOB: 1 BB: 0 P: 23	R: 1 E: 0 K: 1 S: 11	H: 2 LOB: 1 BB: 0 P: 20	R: 0 E: 0 K: 0 S: 6	H: 0 LOB: 1 BB: 1 P: 12	1B: 5 2B: 3 3B: 0 HR: 0	SF: 0 SAC: 0 DP: 0 HBP: 1	WP: 0 PB: 0 SB: 0 CS: 0	PA: 41
PITCHER	IP	WLS	BF	H	R	ER	SO	BB	IBB	HBP	BLK	WP	HR	S	P	ERA	WHIP					
Darryl Kile, R ERA: 3.89	6.0	W	29	6	2	2	5	4	0	1	0	0	0	56	99	3.00	1.667					
Curt Schilling, R ERA: 4.1	3.0	S	12	2	1	1	2	1	0	0	0	0	0	28	49	3.00	1.000					

New York Mets @ Houston Astros
Astrodome, Houston, TX
Tue Aug 27 1991, 8:05 PM EDT
Att. 9,175 - Dome - 70 F

AB	35
R	3
H	8
RBI	3
BB	5
SO	7
LOB	23



Batter	1	2	3	4	5	6	7	8	9	AB	R	H	RBI	BB	SO	LOB	BOTTOM				
Steve Finley, L OBP: 0.341, SLG: 0.430 (8, 9)		G3		G3-1				L4		5	1	2	1	0	0	1					
Craig Biggio, R OBP: 0.367, SLG: 0.374 (1, 2)	E9				F9					3	2	3	0	1	0	0					
5 Jeff Bagwell, R OBP: 0.384, SLG: 0.435 (1, 3)	G6-3		L9		F9		G6-4-3			4	0	0	1	0	0	5					
Luis Gonzalez, L OBP: 0.310, SLG: 0.435 (1, 7)								G3-1		4	2	2	1	0	1	0					
Ken Caminiti, S OBP: 0.305, SLG: 0.384 (1, 5)	G3		SF8							3	1	1	3	0	1	0					
Mike Simms, R OBP: 0.333, SLG: 0.316 Gerald Young, S OBP: 0.289, SLG: 0.257 (8, 8)										2	1	1	0	2	1	0					
Rafael Ramirez, R OBP: 0.276, SLG: 0.296 (1, 4)					G5-3					4	1	1	0	0	0	2					
Andujar Cedeno, R OBP: 0.250, SLG: 0.392 (1, 6)										4	0	0	1	0	0	2					
Darryl Kile, R Curt Schilling, R Jose Tolentino, L OBP: 0.296, SLG: 0.520 (7, 3)										2	0	0	0	0	0	0					
Inning Stats	R: 2 E: 1 K: 1 S: 11	H: 2 LOB: 0 BB: 0 P: 15	R: 2 E: 0 K: 0 S: 15	H: 2 LOB: 2 BB: 1 P: 27	R: 1 E: 1 K: 1 S: 11	H: 1 LOB: 0 BB: 0 P: 17	R: 0 E: 0 K: 0 S: 8	H: 0 LOB: 0 BB: 0 P: 13	R: 3 E: 0 K: 0 S: 11	H: 3 LOB: 1 BB: 1 P: 22	R: 0 E: 0 K: 0 S: 7	H: 2 LOB: 1 BB: 0 P: 7	R: 0 E: 0 K: 1 S: 9	H: 0 LOB: 1 BB: 1 P: 15	R: 0 E: 0 K: 0 S: 7	H: 0 LOB: 0 BB: 0 P: 9	1B: 7 2B: 2 3B: 0 HR: 1	SF: 1 SAC: 1 DP: 1 HBP: 0	WP: 0 PB: 0 SB: 0 CS: 0	PA: 37	
PITCHER	IP	WLS	BF	H	R	ER	SO	BB	IBB	HBP	BLK	WP	HR	S	P	ERA	WHIP				
Wally Whitehurst, R ERA: 4.35	4.0	L	19	5	3	2	1	0	0	0	0	0	1	11	22	27.00	4.000				
Pete Schourek, L ERA: 4.35	1.0		7	3	3	3	0	1	0	0	0	0	1	11	22	27.00	4.000				
Jeff Innis, R ERA: 2.66	2.0		8	2	0	0	1	1	0	0	0	0	0	16	22	0.00	1.500				
Doug Simons, L ERA: 4.89	1.0		3	0	0	0	0	0	0	0	0	0	0	7	9	0.00	0.000				

New York Mets @ Houston Astros
Astrodome, Houston, TX
Tue Aug 27 1991, 8:05 PM EDT
Att. 9,175 - Dome - 70 F

AB	32
R	8
H	10
RBI	7
BB	3
SO	3
LOB	10



Batter	1	2	3	4	5	6	7	8	9	AB	R	H	RBI	BB	SO	LOB	TOP					
Keith Miller, R OBP: 0.301, SLG: 0.336 (1, 9)	F9		E 1B BB			K			G4-1	3	0	0	0	1	1	0						
Chuck Carr, S OBP: 0.200, SLG: 0.200 (1, 8)	G1-3		E7			G4-3			L4	2	0	1	1	0	0	0						
Daryl Boston, L OBP: 0.314, SLG: 0.347 (5, 8)			1-3 2-H 1B							1	0	0	0	0	0	0						
Rick Cerone, R OBP: 0.364, SLG: 0.343 (9, PH)										1	0	0	0	0	0	0						
Gregg Jefferies, S OBP: 0.324, SLG: 0.388 (1, 4)	K				G3-1				F9	4	0	0	0	0	2	0						
Howard Johnson, S OBP: 0.339, SLG: 0.506 (1, 5)		P6			F9					3	0	1	0	0	0	0						
Mark Carreon, R OBP: 0.283, SLG: 0.314 (1, 7)		F9			P3				F8	3	0	0	0	0	0	1						
Tim Burke, R (7, 1)										0	0	0	0	0	0	0						
Gary Templeton, S OBP: 0.224, SLG: 0.297 (1, 3)		K				G5-3			F7	3	0	0	0	0	1	0						
Kevin Elster, R OBP: 0.313, SLG: 0.362 (1, 6)			SH2-4 1B			P5			G4-3	3	1	1	0	0	0	0						
Charlie O'Brien, R OBP: 0.304, SLG: 0.276 (1, 2)			P4			P3				3	0	1	0	0	0	1						
Frank Viola, L OBP: 0.127, SLG: 0.145 (1, 1)			SH2-4						L6	1	0	0	0	0	0	0						
Kevin McReynolds, R OBP: 0.331, SLG: 0.431 (7, 7)						P6				1	0	0	0	0	0	1						
Inning Stats	R: 0 E: 0 K: 1 S: 5	H: 0 LOB: 0 BB: 0 P: 8	R: 0 E: 0 K: 1 S: 7	H: 0 LOB: 0 BB: 0 P: 13	R: 1 E: 1 K: 0 S: 10	H: 2 LOB: 2 BB: 1 P: 20	R: 0 E: 0 K: 0 S: 5	H: 1 LOB: 0 BB: 0 P: 7	R: 0 E: 0 K: 1 S: 8	H: 0 LOB: 0 BB: 0 P: 12	R: 0 E: 0 K: 1 S: 7	H: 0 LOB: 0 BB: 0 P: 10	R: 0 E: 0 K: 1 S: 6	H: 0 LOB: 0 BB: 0 P: 8	R: 0 E: 0 K: 0 S: 7	H: 1 LOB: 1 BB: 0 P: 8	R: 0 E: 0 K: 0 S: 4	H: 0 LOB: 0 BB: 0 P: 5	1B: 3 2B: 1 3B: 0 HR: 0	SF: 0 SAC: 1 DP: 0 HBP: 0	WP: 0 PB: 0 SB: 0 CS: 1	PA: 30
PITCHER Tom Glavine, L ERA: 2.14 (1, 1)	IP: 9.0 WLS: W BF: 30 H: 4 R: 1 ER: 1 SO: 4 BB: 1 IBB: 0 HBP: 0 BLK: 0 WP: 0 HR: 0 S: 59 P: 91 ERA: 1.00 WHIP: 0.556																					

New York Mets @ Atlanta Braves
Atlanta-Fulton County Stadium, Atlanta, GA
Wed Aug 28 1991, 7:05 PM EDT
Att: 25,060 - Sunny - 87 F

AB 28
R 1
H 4
RBI 1
BB 1
SO 4
LOB 3



Batter	1	2	3	4	5	6	7	8	9	AB	R	H	RBI	BB	SO	LOB	BOTTOM			
Lonnie Smith, R OBP: 0.389, SLG: 0.406 (1, 7)	G6-3					K			G4-3	3	0	1	0	0	1	1				
Otis Nixon, S OBP: 0.373, SLG: 0.326 (6, 7)			1B							1	0	0	0	0	0	0				
Terry Pendleton, S OBP: 0.395, SLG: 0.506 (1, 5)	K		P3		PO				F9	4	1	1	0	0	1	1				
Ron Gant, R OBP: 0.324, SLG: 0.508 (1, 8)	F9				G5-3				G5-3	4	0	1	0	0	0	0				
David Justice, L OBP: 0.370, SLG: 0.505 (1, 9)		F8			P6				G6-3	3	0	0	0	0	2					
Brian Hunter, R OBP: 0.297, SLG: 0.442 (1, 3)			FC4-6 1B		K					3	0	2	1	0	1	0				
Jeff Blausler, R OBP: 0.359, SLG: 0.419 (1, 6)			FC4-6							2	1	0	0	1	1	2				
Rafael Belliard, R OBP: 0.278, SLG: 0.274 (7, 6)			1-2		2B BB				K	0	0	0	0	0	0	0				
Greg Olson, R OBP: 0.331, SLG: 0.383 (1, 2)		G6-3			SH1-3 1B				F9	3	1	1	1	0	0	1				
Mark Lemke, S OBP: 0.328, SLG: 0.343 (1, 4)					F9				K	2	0	0	0	0	1	0				
Tom Glavine, L OBP: 0.318, SLG: 0.290 (1, 1)			G1-3		G1-3				G1-3	3	0	1	1	0	0	0				
Inning Stats	R: 0 E: 0 K: 1 S: 9	H: 0 LOB: 0 BB: 0 P: 13	R: 0 E: 0 K: 0 S: 12	H: 1 LOB: 1 BB: 0 P: 18	R: 0 E: 0 K: 0 S: 9	H: 1 LOB: 1 BB: 0 P: 13	R: 0 E: 0 K: 1 S: 8	H: 0 LOB: 0 BB: 0 P: 11	R: 2 E: 0 K: 1 S: 13	H: 2 LOB: 0 BB: 1 P: 20	R: 1 E: 0 K: 1 S: 9	H: 3 LOB: 1 BB: 0 P: 14	R: 0 E: 0 K: 1 S: 8	H: 0 LOB: 0 BB: 0 P: 15	R: 0 E: 0 K: 0 S: 10	H: 0 LOB: 0 BB: 0 P: 14	1B: 6 2B: 1 3B: 0 HR: 0	SF: 0 SAC: 1 DP: 1 HBP: 0	WP: 0 PB: 0 SB: 0 CS: 0	PA: 31
PITCHER Frank Viola, L ERA: 3.82 (1, 1)	IP: 6.0 WLS: L BF: 24 H: 7 R: 3 ER: 3 SO: 4 BB: 1 IBB: 0 HBP: 0 BLK: 0 WP: 0 HR: 0 S: 60 P: 89 ERA: 4.50 WHIP: 1.333																			
Tim Burke, R ERA: 4.09 (7, 1)	IP: 2.0 WLS: L BF: 6 H: 0 R: 0 ER: 0 SO: 1 BB: 0 IBB: 0 HBP: 0 BLK: 0 WP: 0 HR: 0 S: 18 P: 29 ERA: 0.00 WHIP: 0.000																			

New York Mets @ Atlanta Braves
Atlanta-Fulton County Stadium, Atlanta, GA
Wed Aug 28 1991, 7:05 PM EDT
Att: 25,060 - Sunny - 87 F

AB 28
R 3
H 7
RBI 3
BB 1
SO 5
LOB 7



Batter	1	2	3	4	5	6	7	8	9	AB	R	H	RBI	BB	SO	LOB	TOP							
Daryl Boston, L (1, 8) OBP: 0.319, SLG: 0.352 Mark Carreon, R (8, PH) OBP: 0.281, SLG: 0.312 (8, 8)	2-2 G1-3 1B		3-2 G3			2-0 WP 1B		1-0 P3		3	0	2	0	0	0	0								
Dave Magadan, L (1, 3) OBP: 0.380, SLG: 0.351	0-0 G1-3 1-2		2-1 2B			4-1 G5-4-3 BB		1-2 G4-3		3	0	1	0	1	0	3								
Howard Johnson, S (1, 5) OBP: 0.337, SLG: 0.501	0-0 P4		3-2 G5-3			3-2 P5			1-2 F7	4	0	0	0	0	0	4								
Kevin McReynolds, R (1, 7) OBP: 0.328, SLG: 0.427	3-2 G3			1-3 K		0-1 G5-4-3 1-2			0-0 F7	4	0	0	0	0	1	3								
Mackey Sasser, L (1, 9) OBP: 0.313, SLG: 0.465 (8, 2)		2-1 F8		1-1 G4-6-3 1B		2-3 K			2-2 P6	4	0	1	0	0	1	0								
Gregg Jefferies, S (1, 4) OBP: 0.321, SLG: 0.385		2-2 F7		1-1 G4-6-3 1-2		1-2 F8				3	0	0	0	0	0	1								
Kevin Elster, R (1, 6) OBP: 0.313, SLG: 0.362		2-2 1B			1-3 K				0-1 P3	3	0	1	0	0	1	0								
Rick Cerone, R (1, 2) OBP: 0.364, SLG: 0.347 Keith Miller, R (8, PR) OBP: 0.301, SLG: 0.336 (8, 9)		1-0 F7			1-3 K			1-2 G1-5-3 2B		3	0	1	0	0	1	1								
Anthony Young, R (1, 1) Tony Castillo, L (7, 1) Chris Donnels, L (8, PH) Jeff Innis, R (8, 1)			0-3 K			0-2 F8		3-1 G1-5-3 2-3		2	0	0	0	0	1	0								
Inning Stats	R: 0 E: 0 K: 0 S: 9	H: 1 LOB: 1 BB: 0 P: 14	R: 0 E: 0 K: 0 S: 10	H: 1 LOB: 1 BB: 0 P: 17	R: 0 E: 0 K: 1 S: 11	H: 1 LOB: 0 BB: 0 P: 19	R: 0 E: 0 K: 1 S: 7	H: 1 LOB: 0 BB: 0 P: 10	R: 0 E: 0 K: 2 S: 9	H: 0 LOB: 0 BB: 0 P: 11	R: 0 E: 0 K: 0 S: 8	H: 1 LOB: 1 BB: 1 P: 17	R: 0 E: 0 K: 1 S: 8	H: 0 LOB: 0 BB: 0 P: 11	R: 0 E: 0 K: 0 S: 10	H: 1 LOB: 2 BB: 0 P: 16	R: 0 E: 0 K: 0 S: 8	H: 0 LOB: 0 BB: 0 P: 11	1B: 4 2B: 2 3B: 0 HR: 0	SF: 0 SAC: 0 DP: 2 HBP: 0	WP: 1 PB: 0 CS: 0	PA: 32		
PITCHER	IP WLS BF H R ER SO BB IBB HBP BLK WP HR S P ERA WHIP	7.0 W 26 6 0 0 5 1 0 0 0 1 0 65 103 0.00 1.000	2.0 S 6 0 0 0 0 0 0 0 0 0 0 15 23 0.00 0.000											2.0 S 6 0 0 0 0 0 0 0 0 0 0 15 23 0.00 0.000										

New York Mets @ Atlanta Braves
Atlanta-Fulton County Stadium, Atlanta, GA
Thu Aug 29 1991, 7:05 PM EDT
Att: 27,435 - Cloudy - 76 F

AB 31
R 0
H 6
RBI 0
BB 1
SO 5
LOB 15



Batter	1	2	3	4	5	6	7	8	9	AB	R	H	RBI	BB	SO	LOB	BOTTOM							
Otis Nixon, S (1, 7) OBP: 0.373, SLG: 0.327	0-1 CS 1B		1-0 G6-3			2-1 F8		0-0 FC5-6 1B	0-1 B1-3	5	0	2	0	0	0	2								
Jeff Treadway, L (1, 4) OBP: 0.371, SLG: 0.417 Mark Lemke, S (7, 4) OBP: 0.326, SLG: 0.341	1 SAFE F9		3-1 F9			2-1 P6		0-1 FC5-6 G6-3 1-2		3	0	0	0	0	0	1								
Terry Pendleton, S (1, 5) OBP: 0.358, SLG: 0.503	2-0 BB BB 1-2 1B		0-0 P6			2-3 K		1-0 G6-3 1-2		4	0	1	0	0	1	1								
Ron Gant, R (1, 8) OBP: 0.328, SLG: 0.507	4-2 BB BB 1-2 BB			1-1 G6-3		1-0 1B HBP		4-0 IBB		1	1	0	0	2	0	0								
David Justice, L (1, 9) OBP: 0.372, SLG: 0.504	4-2 BB 1-2 2-3 BB			2-3 K		3-2 BB 1B 1-H		3-0 F7		3	1	1	1	1	1	2								
Sid Bream, L (1, 3) OBP: 0.340, SLG: 0.505 Brian Hunter, R (8, PR) OBP: 0.297, SLG: 0.442 (9, 3)	0-0 F7			0-1 2B		4-0 1B BB IBB		0-1 PB G1-3 1B		3	0	2	0	1	0	3								
Greg Olson, R (1, 2) OBP: 0.330, SLG: 0.379		0-1 G6-3		2-2 G6-3		4-2 1B BB		0-0 G1-3 1-2		3	0	0	0	1	0	2								
Rafael Belliard, R (1, 6) OBP: 0.277, SLG: 0.274		0-3 K			0-1 G6-3		0-0 FC6-5 1B 1-2 2-3 3-H	0-3 K		4	0	1	1	0	2	2								
29 John Smoltz, R (1, 1) OBP: 0.200, SLG: 0.196 Mike Stanton, L (8, 1) OBP: 0.571, SLG: 0.667		0-0 G4-3			1-1 G6-3		4-2 FC6-5 1B 1-2 2-3	4-2 BB		3	0	0	0	0	0	3								
Inning Stats	R: 0 E: 0 K: 0 S: 12	H: 2 LOB: 3 BB: 2 P: 24	R: 0 E: 0 K: 1 S: 6	H: 0 LOB: 0 BB: 0 P: 6	R: 0 E: 0 K: 0 S: 4	H: 0 LOB: 0 BB: 0 P: 8	R: 0 E: 0 K: 1 S: 10	H: 1 LOB: 1 BB: 0 P: 15	R: 0 E: 0 K: 0 S: 6	H: 0 LOB: 0 BB: 0 P: 9	R: 2 E: 0 K: 1 S: 14	H: 2 LOB: 3 BB: 2 P: 30	R: 0 E: 0 K: 0 S: 5	H: 1 LOB: 2 BB: 1 P: 13	R: 0 E: 0 K: 1 S: 10	H: 1 LOB: 2 BB: 1 P: 14	1B: 6 2B: 1 3B: 0 HR: 0	SF: 0 SAC: 0 DP: 0 HBP: 1	WP: 0 PB: 1 CS: 1	PA: 37				
PITCHER	IP WLS BF H R ER SO BB IBB HBP BLK WP HR S P ERA WHIP	6.2 L 30 6 2 2 3 3 1 0 0 0 0 1 8 0.00 0.000	1.0 5 1 0 0 1 1 0 0 0 0 0 0 10 14 0.00 2.000											1.0 5 1 0 0 1 1 0 0 0 0 0 10 14 0.00 2.000										

New York Mets @ Atlanta Braves
Atlanta-Fulton County Stadium, Atlanta, GA
Thu Aug 29 1991, 7:05 PM EDT
Att: 27,435 - Cloudy - 76 F

AB 30
R 2
H 7
RBI 2
BB 6
SO 4
LOB 17



Batter	1	2	3	4	5	6	7	8	9	AB	R	H	RBI	BB	SO	LOB	TOP					
Keith Miller, R OBP: 0.300, SLG: 0.333 (1, 9) 										4	0	1	1	0	3	1	New York Mets @ Cincinnati Reds Riverfront Stadium, Cincinnati, OH Fri Aug 30 1991, 7:05 PM EDT Att: 33,194 - Cloudy - 83 F					
Dave Magadan, L OBP: 0.384, SLG: 0.352 (1, 3) 										2	1	1	0	2	1	0						
Mark Carreon, R OBP: 0.282, SLG: 0.312 Mackey Sasser, L (7, PH) OBP: 0.311, SLG: 0.462 (7, 9) 										3	0	1	0	0	0	1						
Kevin McReynolds, R OBP: 0.328, SLG: 0.424 (1, 8) 										3	0	0	0	1	1	2						
Howard Johnson, S OBP: 0.336, SLG: 0.499 (1, 5) 										4	0	1	1	0	1	1						
Gregg Jefferies, S OBP: 0.320, SLG: 0.382 Daryl Boston, L OBP: 0.319, SLG: 0.352 John Franco, L (8, 1) 										3	1	0	0	1	0	0						
Garry Templeton, S OBP: 0.226, SLG: 0.297 (1, 6) 										3	0	1	0	0	1	0						
Charlie O'Brien, R OBP: 0.309, SLG: 0.303 (1, 2) 										3	1	1	1	1	0	1						
David Cone, L OBP: 0.194, SLG: 0.140 Kevin Elster, R OBP: 0.317, SLG: 0.360 Tim Burke, R (7, 1) Tony Castillo, L (8, 1) Jeff Innis, R (8, 1) Terry McDaniel, S (8, 8) 										2	0	0	0	0	0	1						
Inning Stats	R: 0 E: 0 K: 2 S: 8	H: 0 LOB: 0 BB: 0 P: 10	R: 0 E: 0 K: 1 S: 8	H: 0 LOB: 0 BB: 0 P: 16	R: 0 E: 0 K: 1 S: 10	H: 1 LOB: 1 BB: 0 P: 14	R: 0 E: 0 K: 0 S: 9	H: 0 LOB: 1 BB: 2 P: 19	R: 1 E: 0 K: 0 S: 14	H: 1 LOB: 0 BB: 0 P: 23	R: 1 E: 0 K: 2 S: 17	H: 3 LOB: 2 BB: 0 P: 23	R: 1 E: 0 K: 0 S: 15	H: 1 LOB: 3 BB: 3 P: 33	R: 0 E: 0 K: 0 S: 8	H: 0 LOB: 0 BB: 0 P: 12		R: 0 E: 0 K: 1 S: 8	H: 0 LOB: 0 BB: 0 P: 11	1B: 5 2B: 0 3B: 0 HR: 1	SF: 0 SAC: 1 DP: 1 HBP: 0	WP: 0 PB: 0 SB: 0 CS: 0
PITCHER	IP WLS BF H R ER SO BB IBB HBP BLK WP HR S P ERA WHIP	IP WLS BF H R ER SO BB IBB HBP BLK WP HR S P ERA WHIP																				
Randy Myers, L ERA: 3.58 (1, 1)	6.2 L 29 6 3 3 6 5 0 0 0 0 1 78 134 4.05 1.650																					
Ted Power, R ERA: 3.12 (7, 1)	1.1 4 0 0 0 0 0 0 0 0 0 0 0 11 16 0.00 0.000																					
Norm Charlton, L ERA: 3.31 (9, 1)	1.0 3 0 0 0 1 0 0 0 0 0 0 0 8 11 0.00 0.000																					

Batter	1	2	3	4	5	6	7	8	9	AB	R	H	RBI	BB	SO	LOB	BOTTOM					
Mariano Duncan, R OBP: 0.280, SLG: 0.389 (1, 4) 										4	0	0	0	0	4	1	New York Mets @ Cincinnati Reds Riverfront Stadium, Cincinnati, OH Fri Aug 30 1991, 7:05 PM EDT Att: 33,194 - Cloudy - 83 F					
Hal Morris, L OBP: 0.370, SLG: 0.481 (1, 3) 										4	0	2	0	0	0	0						
Barry Larkin, R OBP: 0.378, SLG: 0.518 (1, 6) 										4	1	1	0	0	1	2						
Paul O'Neill, L OBP: 0.348, SLG: 0.484 Eric Davis, R (8, PH) OBP: 0.373, SLG: 0.421 (9, 8) 										2	1	2	1	1	0	0						
Chris Sabo, R OBP: 0.363, SLG: 0.516 (1, 5) 										4	0	1	0	0	1	5						
Carmelo Martinez, R OBP: 0.318, SLG: 0.354 Ted Power, R (7, 1) Bill Doran, S OBP: 0.351, SLG: 0.365 Norm Charlton, S OBP: 0.443, SLG: 0.087 (9, 1) 										2	0	0	1	0	1	1						
Jeff Reed, L OBP: 0.329, SLG: 0.346 Billy Hatcher, R (9, PH) OBP: 0.306, SLG: 0.357 (9, 1) 										3	0	0	0	0	1	1						
Herm Winningham, L OBP: 0.283, SLG: 0.297 (1, 8) Chris Jones, R OBP: 0.432, SLG: 0.452 (9, PH) 										3	0	2	0	0	1	0						
Randy Myers, L OBP: 0.200, SLG: 0.250 Stan Jefferson, S (7, 7) 										2	0	0	0	0	2	1						
Inning Stats	R: 0 E: 0 K: 1 S: 12	H: 1 LOB: 2 BB: 1 P: 22	R: 0 E: 0 K: 2 S: 11	H: 1 LOB: 1 BB: 0 P: 14	R: 0 E: 0 K: 2 S: 9	H: 0 LOB: 0 BB: 0 P: 13	R: 1 E: 0 K: 1 S: 12	H: 2 LOB: 0 BB: 0 P: 20	R: 0 E: 0 K: 3 S: 9	H: 0 LOB: 0 BB: 0 P: 9	R: 1 E: 0 K: 0 S: 11	H: 2 LOB: 1 BB: 0 P: 18	R: 0 E: 0 K: 1 S: 9	H: 1 LOB: 1 BB: 0 P: 13	R: 0 E: 0 K: 1 S: 9	H: 2 LOB: 2 BB: 0 P: 14		R: 0 E: 0 K: 1 S: 7	H: 0 LOB: 0 BB: 0 P: 12	1B: 7 2B: 2 3B: 0 HR: 0	SF: 1 SAC: 0 DP: 0 HBP: 0	WP: 0 PB: 0 SB: 0 CS: 1
PITCHER	IP WLS BF H R ER SO BB IBB HBP BLK WP HR S P ERA WHIP	IP WLS BF H R ER SO BB IBB HBP BLK WP HR S P ERA WHIP																				
David Cone, R ERA: 3.42 (1, 1)	6.0 W 24 6 2 2 9 1 0 0 0 0 0 11 96 3.00 1.167																					
Tim Burke, R ERA: 4.01 (7, 1)	1.1 6 2 0 0 1 0 0 0 0 0 0 0 11 16 0.00 1.500																					
Tony Castillo, L ERA: 7.0 (8, 1)	0.0 1 1 0 0 0 0 0 0 0 0 0 0 2 5 ∞ ∞																					
Jeff Innis, R ERA: 2.8 (8, 1)	0.1 1 0 0 0 1 0 0 0 0 0 0 0 3 4 0.00 0.000																					
John Franco, L ERA: 2.28 (8, 1)	1.1 S 4 0 0 0 1 0 0 0 0 0 0 9 14 0.00 0.000																					



Batter	1	2	3	4	5	6	7	8	9	10	AB	R	H	RBI	BB	SO	LOB	TOP							
Keith Miller, R OBP: 0.313, SLG: 0.368 (1, 9) (4, 4)	K		WP 2B		2H 1B	G6-3		FC4-6 BB		HR	5	1	3	2	1	1	2	New York Mets @ Cincinnati Reds Riverfront Stadium, Cincinnati, OH Sat Aug 31 1991, 7:05 PM EDT Att: 39,006 - Cloudy - 78 F							
Dave Magadan, L OBP: 0.385, SLG: 0.351 (1, 3) (7, 8)	WP BB		G4-3		1-2 BB		HR 1B	F8		K	4	1	1	0	2	1	2								
Howard Johnson, S OBP: 0.336, SLG: 0.510 (1, 6) (7, 5)	K				F9		HR	FC4-6		K	6	2	2	3	0	2	4								
Kevin McReynolds, R OBP: 0.326, SLG: 0.428 (1, 7) (7, 8)	K				P4		K	F7		K	4	1	0	0	1	2	2								
Mackey Sasser, L OBP: 0.318, SLG: 0.450 (1, 2) (7, 9)		F8		L3		L7		E3 1B		SH1-4 BB	4	1	0	0	1	0	1								
Gregg Jefferies, S OBP: 0.319, SLG: 0.380 Tony Castillo, L (4, 1)		F8		P6		G5-3		SH1-4		SH1-4	2	0	0	0	0	0	0								
Mark Carson, R OBP: 0.284, SLG: 0.314 (6, PH) (7, 7)		F8				G5-3		SH1-4		SH1-4	0	0	0	0	0	0	0								
Daryl Boston, L OBP: 0.324, SLG: 0.354 Rick Cerone, R OBP: 0.365, SLG: 0.346 (7, PH) (7, 2)		K			G3 1B	2B 1B		1B		P3	2	1	1	1	1	1	0								
John Franco, L (9, 1)					G3 BB	2B 1B		BB		P3	0	0	0	0	0	0	0								
Chris Donnels, L OBP: 0.303, SLG: 0.214 Kevin Elster, R OBP: 0.313, SLG: 0.361 (1, 5) (7, 6)			G4-3		G3	F7		1B		P3	3	0	0	0	0	0	3								
Pete Schourek, L OBP: 0.182, SLG: 0.100 Jeff Innis, R (2, 1)			F8		K			K		K	0	0	0	0	0	0	0								
Terry McDaniel, S OBP: 0.333, SLG: 0.667 Tim Burke, R (6, 1) Charlie O'Brien, R OBP: 0.307, SLG: 0.300 (9, 2)					K			K		K	2	0	1	1	0	1	1								
Inning Stats	R: 0 E: 0 K: 3 S: 13	H: 0 LOB: 1 BB: 1 P: 21	R: 0 E: 0 K: 1 S: 8	H: 0 LOB: 0 BB: 0 P: 13	R: 0 E: 0 K: 0 S: 10	H: 1 LOB: 1 BB: 0 P: 17	R: 1 E: 0 K: 0 S: 9	H: 1 LOB: 0 BB: 0 P: 13	R: 1 E: 0 K: 1 S: 13	H: 1 LOB: 2 BB: 2 P: 22	R: 2 E: 0 K: 0 S: 25	H: 3 LOB: 2 BB: 1 P: 37	R: 3 E: 1 K: 2 S: 18	H: 3 LOB: 2 BB: 1 P: 34	R: 0 E: 0 K: 0 S: 9	H: 0 LOB: 1 BB: 1 P: 20	R: 0 E: 0 K: 0 S: 8	H: 0 LOB: 1 BB: 1 P: 15	R: 1 E: 0 K: 3 S: 11	H: 1 LOB: 0 BB: 0 P: 16	1B: 5 2B: 2 3B: 0 HR: 3	SF: 0 SAC: 1 DP: 0 HBP: 0	WP: 2 PB: 0 SB: 0 CS: 0	PA: 48	
PITCHER	IP	WLS	BF	H	R	ER	SO	BB	IBB	HBP	BLK	WP	HR	S	P	ERA	WHIP								
Mo Sanford, R ERA: 3.88 (1, 1)	5.0		21	3	2	2	5	3	0	0	0	0	0	1	53	86	3.60	1.200							
Ted Power, R ERA: 3.33 (6, 1)	1.0		7	3	2	2	0	1	0	0	0	0	0	25	37	18.00	4.000								
Norm Charlton, L ERA: 3.47 (7, 1)	1.0		8	3	3	2	2	1	0	0	0	0	1	18	34	18.00	4.000								
Mitt Hill, R ERA: 1.96 (8, 1)	2.0		8	0	0	0	2	0	0	0	0	0	0	17	35	0.00	1.000								
Rob Dibble, R ERA: 2.56 (10, 1)	1.0	L	4	1	1	1	3	0	0	0	0	0	1	11	16	9.00	1.000								

Batter	1	2	3	4	5	6	7	8	9	10	AB	R	H	RBI	BB	SO	LOB	BOTTOM						
Mariano Duncan, R OBP: 0.286, SLG: 0.392 (1, 4)	G1-3		G6-3					E4 1B		K	6	0	3	1	0	1	2	New York Mets @ Cincinnati Reds Riverfront Stadium, Cincinnati, OH Sat Aug 31 1991, 7:05 PM EDT Att: 39,006 - Cloudy - 78 F						
Hal Morris, L OBP: 0.367, SLG: 0.475 (1, 3)	K		G3-1		G4-3			G4-3		F9	5	0	0	0	1	1	2							
Barry Larkin, R OBP: 0.378, SLG: 0.516 (1, 6)	G6-3				FC5-4 1B			G1-6-3			4	0	1	1	1	0	1							
Chris Sabo, R OBP: 0.361, SLG: 0.515 (1, 5)					FC5-4 1B			K		G5-3	5	2	1	0	0	1	4							
Eric Davis, R OBP: 0.377, SLG: 0.420 (1, 8)					G4-3			G4-3		K	3	2	1	0	2	1	0							
Carmelo Martinez, R OBP: 0.325, SLG: 0.361 Mitt Hill, R (8, 1)					1B BB			K		K	4	1	3	1	0	1	0							
Bill Doran, S OBP: 0.351, SLG: 0.367 Herm Winingham, L OBP: 0.283, SLG: 0.297 Rob Dibble, L (10, 1)					1B BB			K		1B WP	0	0	0	0	0	0	0							
Paul O'Neill, L OBP: 0.351, SLG: 0.487 (1, 9)					F7			G4-3		WP	4	1	2	2	1	1	4							
Joe Oliver, R OBP: 0.258, SLG: 0.359 (1, 2)					G6-3			G4-3		G6-3	5	0	1	1	0	1	4							
Mo Sanford, R (1, 1)					G6-3			G1-3		L5	1	0	0	0	0	0	2							
Chris Jones, R ERA: 4.89 Jeff Innis, R ERA: 2.79 Tony Castillo, L ERA: 6.1 Tim Burke, R ERA: 3.86 John Franco, L ERA: 2.39 (9, 1)					L3			G4-3			1	0	0	0	0	0	0							
Inning Stats	R: 0 E: 0 K: 1 S: 11	H: 0 LOB: 0 BB: 0 P: 16	R: 4 E: 0 K: 1 S: 14	H: 4 LOB: 3 BB: 3 P: 31	R: 1 E: 0 K: 1 S: 12	H: 3 LOB: 2 BB: 0 P: 17	R: 1 E: 0 K: 0 S: 10	H: 2 LOB: 2 BB: 1 P: 22	R: 0 E: 0 K: 0 S: 9	H: 0 LOB: 0 BB: 0 P: 15	R: 0 E: 0 K: 1 S: 7	H: 0 LOB: 0 BB: 1 P: 14	R: 0 E: 1 K: 0 S: 7	H: 1 LOB: 1 BB: 0 P: 10	R: 1 E: 0 K: 1 S: 13	H: 2 LOB: 2 BB: 0 P: 18	R: 0 E: 0 K: 1 S: 10	H: 0 LOB: 0 BB: 0 P: 13	1B: 11 2B: 2 3B: 0 HR: 0	SF: 0 SAC: 1 DP: 0 HBP: 0	WP: 1 PB: 0 SB: 1 CS: 0	PA: 47		
PITCHER	IP	WLS	BF	H	R	ER	SO	BB	IBB	HBP	BLK	WP	HR	S	P	ERA	WHIP							
Pete Schourek, L ERA: 4.89 (1, 1)	1.1		11	4	4	4	2	2	0	0	0	0	0	23	41	21.60	3.600							
Jeff Innis, R ERA: 2.79 (2, 1)	2.0		13	5	2	2	1	2	0	0	0	0	0	23	44	9.00	3.500							
Tony Castillo, L ERA: 6.1 (4, 1)	1.1		5	1	0	0	0	0	0	0	0	0	0	10	16	0.00	0.750							
Tim Burke, R ERA: 3.86 (6, 1)	3.0		10	1	0	0	2	1	0	0	0	0	0	22	35	0.00	0.667							
John Franco, L ERA: 2.39 (9, 1)	2.0	W	8	2	1	1	2	0	0	0	0	1	0	23	31	4.50	1.000							

AB	40
R	8
H	10
RBI	8
BB	7
SO	10
LOB	20



AB	41
R	7
H	13
RBI	6
BB	5
SO	7
LOB	19



Batter	1	2	3	4	5	6	7	8	9	AB	R	H	RBI	BB	SO	LOB	TOP								
Keith Miller, R OBP: 0.322, SLG: 0.388 (1, 4)	P6		WP G3 2B		F7				F8 2B 1B	5	2	3	2	0	0	0									
Dave Magadan, L OBP: 0.385, SLG: 0.348 (1, 3)	G1-3		WP BB		G4-3				F8	3	0	0	0	2	0	1									
Howard Johnson, S OBP: 0.338, SLG: 0.519 (1, 5)	WP 1B BB		G3						1B FC6-4 2B	4	3	2	3	1	0	4									
Kevin McReynolds, R OBP: 0.329, SLG: 0.422 (1, 7)	1-H CS 1B		P2						2B FC6-4 1B	5	1	3	1	0	0	1									
Mackey Sasser, L OBP: 0.305, SLG: 0.448 Terry McDaniel, S OBP: 0.333, SLG: 0.667 (9, PR) (9, 9)	CS	G6-3		K					FC6-4 S	5	0	1	1	0	1	1									
Daryl Boston, L OBP: 0.326, SLG: 0.348 (1, 8)		P5		P6					FC6-4 2B BB	0	0	0	0	0	0	0									
Kevin Elster, R OBP: 0.311, SLG: 0.356 (1, 6)		P6							FC6-4 BB	3	1	0	0	2	1	0									
Charlie O'Brien, R OBP: 0.299, SLG: 0.290 (1, 2)			G6-3	F7					FC6-4	4	0	0	0	1	1	5									
Wally Whitehurst, R OBP: 0.219, SLG: 0.200 Gregg Jefferies, S OBP: 0.351, SLG: 0.390 Doug Simons, L (6, PH) (6, 1)			2B WP 1B						G1-3	2	1	1	0	0	1	0									
Inning Stats	R: 1 E: 0 K: 0 S: 9	H: 1 LOB: 0 BB: 1 P: 19	R: 0 E: 0 K: 0 S: 9	H: 0 LOB: 0 BB: 0 P: 10	R: 2 E: 0 K: 0 S: 10	H: 2 LOB: 1 BB: 1 P: 20	R: 0 E: 0 K: 1 S: 8	H: 0 LOB: 1 BB: 1 P: 13	R: 0 E: 0 K: 1 S: 9	H: 0 LOB: 0 BB: 0 P: 11	R: 4 E: 0 K: 1 S: 17	H: 4 LOB: 3 BB: 3 P: 38	R: 0 E: 0 K: 1 S: 10	H: 0 LOB: 0 BB: 0 P: 13	R: 0 E: 0 K: 0 S: 6	H: 0 LOB: 0 BB: 0 P: 12	R: 2 E: 0 K: 0 S: 14	H: 3 LOB: 2 BB: 1 P: 23	1B: 5 2B: 4 3B: 0 HR: 1	SF: 0 SAC: 0 DP: 0 HBP: 0	WP: 2 PB: 0 SB: 3 CS: 1	PA: 44			
PITCHER	IP	WLS	BF	H	R	ER	SO	BB	IBB	HBP	BLK	WP	HR	S	P	ERA	WHIP								
Scott Scudder, R ERA: 4.28 (1, 1)	5.0	L	24	6	7	7	2	4	0	0	0	2	1	54	90	12.60	2.000								
Kip Gross, R ERA: 3.71 (6, 1)	1.0		6	1	0	0	1	2	0	0	0	0	0	8	21	0.00	3.000								
Chris Hammond, L ERA: 4.06 (7, 1)	2.0		6	0	0	0	1	0	0	0	0	0	0	16	25	0.00	0.000								
Mitt Hill, R ERA: 2.79 (9, 1)	1.0		7	3	2	2	0	1	0	0	0	0	0	14	23	18.00	4.000								

New York Mets @ Cincinnati Reds
Riverfront Stadium, Cincinnati, OH
Sun Sep 01 1991, 3:33 AM EDT
Att: 30,641 - Sunny - 78 F

AB	36
R	9
H	10
RBI	8
BB	7
SO	4
LOB	15



Batter	1	2	3	4	5	6	7	8	9	AB	R	H	RBI	BB	SO	LOB	BOTTOM								
Stan Jefferson, S (1, 8)	G4-3	G4-3			L8				G5-3	4	0	0	0	0	0	1									
Hal Morris, L OBP: 0.369, SLG: 0.478 (1, 3)	G1-3 2B		1B 1B		G6-3				G5-3	4	1	2	0	0	0	0									
Barry Larkin, R OBP: 0.379, SLG: 0.515 (1, 6)	G1-3		1B SF8 1B		G1-3				G4-6-3 1B	4	1	2	0	0	0	1									
Paul O'Neill, L OBP: 0.354, SLG: 0.490 (1, 9)			L7-4 2H 1B						G4-6-3 1B	3	1	2	1	1	0	1									
Carmelo Martinez, R OBP: 0.321, SLG: 0.358 Chris Hammond, L OBP: 0.359, SLG: 0.441 Billy Hatcher, R OBP: 0.396, SLG: 0.356 Mitt Hill, R (9, 1)	G1-6-3		SF8						F9	2	0	0	1	0	1	3									
Mariano Duncan, R OBP: 0.281, SLG: 0.386 (1, 4)		G5-3	L7-4 2-3		P9				L5	4	0	0	0	0	0	2									
Luis Quiñones, S OBP: 0.315, SLG: 0.313 (1, 5)		2B 1B			WP CS 2B				K	4	1	3	1	0	1	0									
Jeff Reed, L OBP: 0.331, SLG: 0.352 Chris Sabo, R OBP: 0.361, SLG: 0.514 Donnie Scott, S (7, 2)		FC6-5 1-H 2B			L5				F7	2	0	1	1	0	0	1									
Scott Scudder, R OBP: 0.100, SLG: 0.250 Kip Gross, R OBP: 0.095, SLG: 0.095 Chris Jones, R OBP: 0.413, SLG: 0.432 (6, 1) (7, 7)	FC6-5				K				K	1	0	0	0	0	0	0									
Inning Stats	R: 0 E: 0 K: 0 S: 6	H: 1 LOB: 2 BB: 1 P: 13	R: 1 E: 0 K: 0 S: 8	H: 2 LOB: 0 BB: 0 P: 15	R: 2 E: 0 K: 0 S: 10	H: 3 LOB: 0 BB: 0 P: 17	R: 0 E: 0 K: 1 S: 7	H: 1 LOB: 1 BB: 0 P: 11	R: 0 E: 0 K: 1 S: 4	H: 0 LOB: 0 BB: 0 P: 7	R: 1 E: 0 K: 0 S: 12	H: 2 LOB: 1 BB: 0 P: 16	R: 0 E: 0 K: 1 S: 8	H: 0 LOB: 0 BB: 0 P: 11	R: 0 E: 0 K: 0 S: 10	H: 1 LOB: 0 BB: 0 P: 13	R: 0 E: 0 K: 1 S: 7	H: 0 LOB: 0 BB: 0 P: 10	1B: 6 2B: 6 3B: 0 HR: 0	SF: 1 SAC: 0 DP: 3 HBP: 0	WP: 1 PB: 0 SB: 0 CS: 1	PA: 35			
PITCHER	IP	WLS	BF	H	R	ER	SO	BB	IBB	HBP	BLK	WP	HR	S	P	ERA	WHIP								
Wally Whitehurst, R ERA: 4.97 (1, 1)	5.0	W	21	7	3	3	1	1	0	0	0	0	0	35	63	5.40	1.600								
Doug Simons, L ERA: 4.7 (6, 1)	4.0	S	14	3	1	1	3	0	0	0	0	0	0	37	50	2.25	0.750								

New York Mets @ Cincinnati Reds
Riverfront Stadium, Cincinnati, OH
Sun Sep 01 1991, 3:33 AM EDT
Att: 30,641 - Sunny - 78 F

AB	33
R	4
H	10
RBI	4
BB	1
SO	4
LOB	12



Batter	1	2	3	4	5	6	7	8	9	AB	R	H	RBI	BB	SO	LOB	TOP
Otis Nixon, S <small>OBP: 0.372, SLG: 0.325</small> 		FC6-4 			G6-3 				G5-3 	4	2	1	1	1	0	1	Atlanta Braves @ New York Mets Shea Stadium, Flushing, NY Fri Sep 06 1991, 7:05 PM EDT Att: 21,960 - Sunny - 74 F
Jeff Treadway, L <small>OBP: 0.380, SLG: 0.442</small> Mark Lemke, S <small>OBP: 0.309, SLG: 0.326</small> 					G4-3 		E3 		G4-3 	3	0	3	0	0	0	0	
Terry Pendleton, S <small>OBP: 0.353, SLG: 0.494</small> 			F7 		G4-3 		FC4-6 		F7 	5	0	1	2	0	0	2	
David Justice, L <small>OBP: 0.369, SLG: 0.498</small> 			FC5-4 		F7 		FC6-4 		FC6-4 	4	0	1	0	0	1	3	
Ron Gant, R <small>OBP: 0.328, SLG: 0.501</small> 			FC5-4 			P4 				4	0	1	0	0	0	2	
Sid Dream, L <small>OBP: 0.321, SLG: 0.467</small> 		HBP 	G4-3 			G3-1 			P7 	4	1	1	0	0	0	1	
Greg Olson, R <small>OBP: 0.332, SLG: 0.369</small> 		HBP 		G5-3 					FC6-4 	2	1	1	0	1	0	0	
Rafael Belliard, R <small>OBP: 0.284, SLG: 0.274</small> 				G6-3 					FC6-4 	4	0	2	1	0	0	1	
Kent Mercker, L <small>OBP: 0.333, SLG: 0.200</small> Alejandro Pena, R <small>OBP: 0.305, SLG: 0.445</small> Jim Clancy, R <small>OBP: 0.571, SLG: 0.667</small> 				G6-3 					K 	2	0	0	0	0	1	2	
Inning Stats R: 1 H: 2 E: 0 LOB: 1 K: 1 BB: 1 S: 15 P: 25	R: 2 H: 3 E: 0 LOB: 1 K: 1 BB: 0 S: 11 P: 20	R: 0 H: 1 E: 0 LOB: 1 K: 0 BB: 0 S: 9 P: 14	R: 0 H: 0 E: 0 LOB: 0 K: 0 BB: 0 S: 6 P: 10	R: 0 H: 1 E: 0 LOB: 1 K: 0 BB: 0 S: 8 P: 13	R: 0 H: 1 E: 0 LOB: 2 K: 1 BB: 1 S: 16 P: 24	R: 1 H: 2 E: 1 LOB: 2 K: 0 BB: 0 S: 12 P: 18	R: 0 H: 1 E: 0 LOB: 1 K: 1 BB: 0 S: 11 P: 16	R: 0 H: 0 E: 0 LOB: 0 K: 0 BB: 0 S: 8 P: 13	R: 0 H: 0 E: 0 LOB: 0 K: 0 BB: 0 S: 8 P: 13	1B: 8 SF: 0 2B: 3 SAC: 0 3B: 0 DP: 0 HR: 0 HBP: 1	WP: 0 PA: 39 FB: 0 SB: 2 CS: 0	AB 36 R 4 H 11 RBI 4 BB 2 SO 4 LOB 16					
PITCHER Wally Whitehurst, R <small>ERA: 4.41</small> Tony Castillo, L <small>ERA: 5.93</small> Jeff Innis, R <small>ERA: 2.65</small>	IP: 5.0 WLS: 1 BF: 22 H: 7 R: 3 ER: 3 SO: 2 BB: 1 IBB: 0 HBP: 1 BLK: 0 WP: 0 HR: 0 S: 49 P: 82 ERA: 5.40 WHIP: 1.600	IP: 2.1 WLS: 1 BF: 12 H: 4 R: 1 ER: 1 SO: 1 BB: 0 IBB: 0 HBP: 0 BLK: 0 WP: 0 HR: 0 S: 34 P: 50 ERA: 3.86 WHIP: 2.143	IP: 1.2 WLS: 0 BF: 5 H: 0 R: 0 ER: 0 SO: 1 BB: 0 IBB: 0 HBP: 0 BLK: 0 WP: 0 HR: 0 S: 13 P: 21 ERA: 0.00 WHIP: 0.000	PITCHER IP: 5.0 WLS: 1 BF: 22 H: 7 R: 3 ER: 3 SO: 2 BB: 1 IBB: 0 HBP: 1 BLK: 0 WP: 0 HR: 0 S: 49 P: 82 ERA: 5.40 WHIP: 1.600	IP: 2.1 WLS: 1 BF: 12 H: 4 R: 1 ER: 1 SO: 1 BB: 0 IBB: 0 HBP: 0 BLK: 0 WP: 0 HR: 0 S: 34 P: 50 ERA: 3.86 WHIP: 2.143	IP: 1.2 WLS: 0 BF: 5 H: 0 R: 0 ER: 0 SO: 1 BB: 0 IBB: 0 HBP: 0 BLK: 0 WP: 0 HR: 0 S: 13 P: 21 ERA: 0.00 WHIP: 0.000	PITCHER IP: 5.0 WLS: 1 BF: 22 H: 7 R: 3 ER: 3 SO: 2 BB: 1 IBB: 0 HBP: 1 BLK: 0 WP: 0 HR: 0 S: 49 P: 82 ERA: 5.40 WHIP: 1.600	IP: 2.1 WLS: 1 BF: 12 H: 4 R: 1 ER: 1 SO: 1 BB: 0 IBB: 0 HBP: 0 BLK: 0 WP: 0 HR: 0 S: 34 P: 50 ERA: 3.86 WHIP: 2.143	IP: 1.2 WLS: 0 BF: 5 H: 0 R: 0 ER: 0 SO: 1 BB: 0 IBB: 0 HBP: 0 BLK: 0 WP: 0 HR: 0 S: 13 P: 21 ERA: 0.00 WHIP: 0.000	1B: 8 SF: 0 2B: 3 SAC: 0 3B: 0 DP: 0 HR: 0 HBP: 1	WP: 0 PA: 39 FB: 0 SB: 2 CS: 0						

Batter	1	2	3	4	5	6	7	8	9	AB	R	H	RBI	BB	SO	LOB	BOTTOM
Keith Miller, R <small>OBP: 0.337, SLG: 0.383</small> 					G5-3 			F7 		4	0	0	0	0	2	2	Atlanta Braves @ New York Mets Shea Stadium, Flushing, NY Fri Sep 06 1991, 7:05 PM EDT Att: 21,960 - Sunny - 74 F
Kevin Elster, R <small>OBP: 0.307, SLG: 0.353</small> 	P3 		F7 		G5-3 			G5-3 		4	0	0	0	0	2		
Howard Johnson, S <small>OBP: 0.341, SLG: 0.541</small> 						K 				4	1	2	1	0	2	1	
Kevin McReynolds, R <small>OBP: 0.333, SLG: 0.423</small> 	G1-3 			G5-3 					K 	4	1	1	0	0	1	1	
Gregg Jefferies, S <small>OBP: 0.323, SLG: 0.379</small> 		F8 				L6 				4	0	1	0	0	0	1	
Mark Carreon, R <small>OBP: 0.283, SLG: 0.310</small> 		P3 		P4 					SF9 	3	0	1	1	0	0	1	
Dave Magadan, L <small>OBP: 0.378, SLG: 0.339</small> 						F7 				3	0	0	0	1	0	2	
Rick Cerone, R <small>OBP: 0.364, SLG: 0.350</small> Jeff Innis, R <small>OBP: 0.571, SLG: 0.667</small> 		F8 							G3-6-1 	3	0	1	0	0	0	2	
Wally Whitehurst, R <small>OBP: 0.242, SLG: 0.226</small> Gary Templeton, S <small>OBP: 0.225, SLG: 0.295</small> Tony Castillo, L <small>OBP: 0.305, SLG: 0.445</small> Todd Hundley, S <small>OBP: 0.571, SLG: 0.667</small> 									F8 	1	0	1	0	0	0	0	
Inning Stats R: 0 H: 1 E: 0 LOB: 1 K: 1 BB: 0 S: 13 P: 20	R: 0 H: 0 E: 0 LOB: 1 K: 0 BB: 1 S: 9 P: 18	R: 0 H: 1 E: 0 LOB: 1 K: 2 BB: 0 S: 11 P: 14	R: 0 H: 1 E: 0 LOB: 1 K: 0 BB: 0 S: 8 P: 12	R: 0 H: 1 E: 0 LOB: 1 K: 1 BB: 0 S: 9 P: 12	R: 0 H: 0 E: 0 LOB: 0 K: 2 BB: 0 S: 9 P: 13	R: 0 H: 1 E: 0 LOB: 0 K: 0 BB: 0 S: 8 P: 12	R: 0 H: 0 E: 0 LOB: 0 K: 0 BB: 0 S: 6 P: 11	R: 2 H: 2 E: 0 LOB: 0 K: 0 BB: 0 S: 14 P: 23	1B: 2 SF: 1 2B: 3 SAC: 0 3B: 1 DP: 1 HR: 1 HBP: 0	WP: 0 PA: 34 FB: 1 SB: 0 CS: 0	AB 32 R 2 H 7 RBI 2 BB 1 SO 6 LOB 13						
PITCHER Kent Mercker, L <small>ERA: 2.45</small> Alejandro Pena, R <small>ERA: 2.71</small> Jim Clancy, R <small>ERA: 3.55</small> Mike Stanton, L <small>ERA: 2.66</small>	IP: 4.0 WLS: 17 BF: 17 H: 4 R: 0 ER: 0 SO: 3 BB: 1 IBB: 0 HBP: 0 BLK: 0 WP: 0 HR: 0 S: 43 P: 67 ERA: 0.00 WHIP: 1.250	IP: 3.0 WLS: 9 BF: 9 H: 1 R: 0 ER: 0 SO: 3 BB: 0 IBB: 0 HBP: 0 BLK: 0 WP: 0 HR: 0 S: 24 P: 34 ERA: 0.00 WHIP: 0.333	IP: 1.2 WLS: 7 BF: 2 H: 2 R: 2 ER: 2 SO: 0 BB: 0 IBB: 0 HBP: 0 BLK: 0 WP: 1 HR: 15 S: 26 ERA: 10.80 WHIP: 1.200	IP: 0.1 WLS: 1 BF: 1 H: 0 R: 0 ER: 0 SO: 0 BB: 0 IBB: 0 HBP: 0 BLK: 0 WP: 0 HR: 0 S: 5 P: 8 ERA: 0.00 WHIP: 0.000	PITCHER IP: 5.0 WLS: 1 BF: 22 H: 7 R: 3 ER: 3 SO: 2 BB: 1 IBB: 0 HBP: 1 BLK: 0 WP: 0 HR: 0 S: 49 P: 82 ERA: 5.40 WHIP: 1.600	IP: 2.1 WLS: 1 BF: 12 H: 4 R: 1 ER: 1 SO: 1 BB: 0 IBB: 0 HBP: 0 BLK: 0 WP: 0 HR: 0 S: 34 P: 50 ERA: 3.86 WHIP: 2.143	IP: 1.2 WLS: 0 BF: 5 H: 0 R: 0 ER: 0 SO: 1 BB: 0 IBB: 0 HBP: 0 BLK: 0 WP: 0 HR: 0 S: 13 P: 21 ERA: 0.00 WHIP: 0.000	PITCHER IP: 5.0 WLS: 1 BF: 22 H: 7 R: 3 ER: 3 SO: 2 BB: 1 IBB: 0 HBP: 1 BLK: 0 WP: 0 HR: 0 S: 49 P: 82 ERA: 5.40 WHIP: 1.600	IP: 2.1 WLS: 1 BF: 12 H: 4 R: 1 ER: 1 SO: 1 BB: 0 IBB: 0 HBP: 0 BLK: 0 WP: 0 HR: 0 S: 34 P: 50 ERA: 3.86 WHIP: 2.143	IP: 1.2 WLS: 0 BF: 5 H: 0 R: 0 ER: 0 SO: 1 BB: 0 IBB: 0 HBP: 0 BLK: 0 WP: 0 HR: 0 S: 13 P: 21 ERA: 0.00 WHIP: 0.000	1B: 2 SF: 1 2B: 3 SAC: 0 3B: 1 DP: 1 HR: 1 HBP: 0	WP: 0 PA: 34 FB: 1 SB: 0 CS: 0					

Batter	1	2	3	4	5	6	7	8	9	AB	R	H	RBI	BB	SO	LOB	TOP								
Lonnie Smith, R (1, 7) OBP: 0.386, SLG: 0.407 Keith Mitchell, R (7, 7) OBP: 0.407, SLG: 0.463	1-3 K		1-1 F8		3-2 G4-3		0-1 G1-3		1-3 K	4	0	1	1	0	1	1									
Terry Pendleton, S (1, 5) OBP: 0.354, SLG: 0.499	1-1 G4-3		2-2 HR		2-1 G4-3		0-2 1B		2-2 P5	5	1	2	2	0	0	2									
Ron Gant, R (1, 8) OBP: 0.328, SLG: 0.498	1-0 G1-3		3-3 K		4-1 BB		1-3 K			3	0	0	0	1	2	1									
David Justice, L (1, 9) OBP: 0.367, SLG: 0.505		3-2 HR		0-0 G3-1		1-1 F8		3-1 F9		4	1	1	1	0	0	2									
Brian Hunter, R (1, 3) OBP: 0.308, SLG: 0.463		2-3 K		2-2 P2		1-0 HR		2-0 G5-3		4	1	2	1	0	1	0									
Greg Olson, R (1, 2) OBP: 0.325, SLG: 0.364		0-0 G6-3		3-2 L7		0-1 G6-3		1-0 G5-3		4	0	0	0	0	0	1									
Mark Lemke, S (1, 4) OBP: 0.303, SLG: 0.319		3-2 L9			0-1 G6-3		2-0 G6-3		0-1 F7	4	0	0	0	0	0	1									
Rafael Belliard, R (1, 6) OBP: 0.290, SLG: 0.281			0-0 F8 SH1-4 HR 1B		0-0 2B		1-0 F9		4-1 BB	3	2	2	0	1	0	0									
Charlie Leibrandt, R (1, 1) OBP: 0.095, SLG: 0.117 Jeff Treadway, L (9, PH) OBP: 0.379, SLG: 0.440 Jim Clancy, R (9, 1)			0-1 SH1-4		0-0 1B 2B		0-0 G6-3		1-0 F7	2	1	1	1	0	0	0									
Inning Stats	R: 0 E: 0 K: 1 S: 6	H: 0 LOB: 0 BB: 0 P: 9	R: 1 E: 0 K: 1 S: 11	H: 1 LOB: 0 BB: 0 P: 19	R: 2 E: 0 K: 1 S: 11	H: 2 LOB: 0 BB: 0 P: 17	R: 0 E: 0 K: 0 S: 7	H: 0 LOB: 0 BB: 0 P: 12	R: 2 E: 0 K: 0 S: 12	H: 3 LOB: 2 BB: 1 P: 22	R: 1 E: 0 K: 0 S: 5	H: 1 LOB: 1 BB: 0 P: 9	R: 0 E: 0 K: 1 S: 9	H: 1 LOB: 1 BB: 0 P: 10	R: 0 E: 0 K: 0 S: 6	H: 1 LOB: 1 BB: 1 P: 12	R: 0 E: 0 K: 1 S: 9	H: 0 LOB: 1 BB: 1 P: 17	1B: 3 2B: 3 3B: 0 HR: 3	SF: 0 SAC: 1 DP: 0 HBP: 0	WP: 0 PB: 0 SB: 0 CS: 0	PA: 38			
PITCHER	IP	WLS	BF	H	R	ER	SO	BB	IBB	HBP	BLK	WP	HR	S	P	ERA	WHIP								
Frank Viola, L (1, 1) ERA: 3.84	5.0	L	22	6	5	5	3	1	0	0	0	0	2	47	79	9.00	1.400								
Tim Burke, R (6, 1) ERA: 3.79	2.0		8	2	1	1	1	0	0	0	0	0	1	14	19	4.50	1.000								
Terry Bross, R (8, 1) ERA: 4.5	2.0		8	1	0	0	1	1	0	0	0	0	0	15	29	0.00	1.000								

Atlanta Braves @ New York Mets
Shea Stadium, Flushing, NY
Sat Sep 07 1991, 3:33 AM EDT
Att: 25,772 - Sunny - 81 F

AB 35
R 6
H 9
RBI 6
BB 2
SO 5
LOB 10



Batter	1	2	3	4	5	6	7	8	9	AB	R	H	RBI	BB	SO	LOB	BOTTOM								
Keith Miller, R (1, 4) OBP: 0.335, SLG: 0.385	0-1 G6-3 2B		1-1 P4			1-0 L7		2-0 G4-3		4	0	1	0	0	0	1									
Kevin Elster, R (1, 6) OBP: 0.306, SLG: 0.352	0-2 G6-3			3-2 P3		2-1 P8		1-2 1B		4	0	1	0	0	0	2									
Howard Johnson, S (1, 9) OBP: 0.341, SLG: 0.539	2-3 K			2-2 G5-3		1-2 2B 1B		0-3 K		4	1	1	0	0	2	2									
Kevin Reynolds, R (1, 8) OBP: 0.330, SLG: 0.420	2-3 K			0-0 P3		1-2 E6 2B 1B		0-2 F9		4	0	0	0	0	1	2									
Gregg Jefferies, S (1, 5) OBP: 0.322, SLG: 0.378		1-1 F9			0-1 G6-3		0-0 P4		0-0 G5-3 1B	4	0	1	0	0	0	2									
Mark Carreon, R (1, 7) OBP: 0.282, SLG: 0.313		2-3 K			1-1 G5-3		1-1 2B		3-2 G5-3	4	0	1	1	0	1	1									
Garry Templeton, S (1, 3) OBP: 0.224, SLG: 0.293 Tim Burke, R (6, 1) OBP: 0.363, SLG: 0.349 Rick Cerone, R (7, PH) OBP: 0.363, SLG: 0.349 Terry Bross, R (8, 1) OBP: 0.299, SLG: 0.440 Mackey Sasser, L (9, PH) OBP: 0.291, SLG: 0.285		1-1 F9			2-2 P3		0-3 K		0-0 G4-3	2	0	0	0	0	0	0									
Charlie O'Brien, R (1, 2) OBP: 0.291, SLG: 0.285			0-0 F9			1-1 G5-3		3-2 F8		3	0	0	0	0	0	2									
Frank Viola, L (1, 1) OBP: 0.136, SLG: 0.154 Dave Magadan, L (6, 3) OBP: 0.378, SLG: 0.342			0-0 G3-1			1-2 2B		1-2 G4-3		1	0	0	0	0	0	0									
Inning Stats	R: 0 E: 0 K: 2 S: 14	H: 1 LOB: 1 BB: 0 P: 18	R: 0 E: 0 K: 1 S: 7	H: 0 LOB: 0 BB: 0 P: 11	R: 0 E: 0 K: 0 S: 4	H: 0 LOB: 0 BB: 0 P: 5	R: 0 E: 0 K: 0 S: 8	H: 0 LOB: 0 BB: 0 P: 13	R: 0 E: 0 K: 0 S: 8	H: 1 LOB: 1 BB: 0 P: 13	R: 1 E: 1 K: 1 S: 19	H: 2 LOB: 2 BB: 0 P: 25	R: 0 E: 0 K: 1 S: 11	H: 1 LOB: 1 BB: 0 P: 15	R: 0 E: 0 K: 0 S: 8	H: 1 LOB: 1 BB: 0 P: 11	1B: 3 2B: 3 3B: 0 HR: 0	SF: 0 SAC: 0 DP: 0 HBP: 0	WP: 0 PB: 0 SB: 3 CS: 0	PA: 34					
PITCHER	IP	WLS	BF	H	R	ER	SO	BB	IBB	HBP	BLK	WP	HR	S	P	ERA	WHIP								
Charlie Leibrandt, L (1, 1) ERA: 3.41	8.0	W	30	5	1	1	5	0	0	0	0	0	0	8	11	1.12	0.625								
Jim Clancy, R (9, 1) ERA: 3.51	1.0		4	1	0	0	0	0	0	0	0	0	0	8	11	0.00	1.000								

Atlanta Braves @ New York Mets
Shea Stadium, Flushing, NY
Sat Sep 07 1991, 3:33 AM EDT
Att: 25,772 - Sunny - 81 F

AB 34
R 1
H 6
RBI 1
BB 0
SO 5
LOB 15



Batter	1	2	3	4	5	6	7	8	9	AB	R	H	RBI	BB	SO	LOB	TOP								
Otis Nixon, S <small>OBP: 0.375, SLG: 0.331</small> (1, 7)																									
Jeff Treadway, L <small>OBP: 0.378, SLG: 0.439</small> Mark Lemke, S <small>OBP: 0.307, SLG: 0.323</small> (8, 4)																									
Terry Pendleton, S <small>OBP: 0.354, SLG: 0.498</small> (1, 5)																									
David Justice, L <small>OBP: 0.365, SLG: 0.510</small> (1, 9)																									
Ron Gant, R <small>OBP: 0.329, SLG: 0.496</small> (1, 8)																									
Sid Bream, L <small>OBP: 0.323, SLG: 0.465</small> Brian Hunter, R <small>OBP: 0.310, SLG: 0.476</small> (6, 3)																									
Greg Olson, R <small>OBP: 0.331, SLG: 0.364</small> (1, 2)																									
Rafael Belliard, R <small>OBP: 0.293, SLG: 0.284</small> (1, 6)																									
Tom Glavine, L <small>OBP: 0.300, SLG: 0.273</small> Lonnie Smith, R <small>OBP: 0.385, SLG: 0.406</small> Mike Stanton, L <small>OBP: 0.571, SLG: 0.667</small> Alejandro Pena, R <small>OBP: 0.310, SLG: 0.476</small> (9, 1)																									
Inning Stats	R: 0 E: 0 K: 0 S: 9	H: 1 LOB: 0 BB: 0 P: 13	R: 0 E: 0 K: 1 S: 7	H: 0 LOB: 0 BB: 0 P: 12	R: 1 E: 0 K: 0 S: 11	H: 2 LOB: 1 BB: 0 P: 16	R: 0 E: 0 K: 1 S: 6	H: 0 LOB: 2 BB: 2 P: 19	R: 0 E: 0 K: 0 S: 8	H: 1 LOB: 1 BB: 0 P: 13	R: 2 E: 0 K: 0 S: 8	H: 2 LOB: 0 BB: 1 P: 14	R: 0 E: 0 K: 0 S: 6	H: 0 LOB: 0 BB: 0 P: 9	R: 1 E: 0 K: 0 S: 11	H: 2 LOB: 1 BB: 0 P: 16	R: 3 E: 0 K: 1 S: 20	H: 3 LOB: 2 BB: 2 P: 32	1B: 8 2B: 1 3B: 0 HR: 2	SF: 1 SAC: 2 DP: 1 HBP: 0	WP: 0 PB: 0 CS: 1	PA: 41			
PITCHER	IP	WLS	BF	H	R	ER	SO	BB	IBB	HBP	BLK	WP	HR	S	P	ERA	WHIP								
Anthony Young, R <small>ERA: 2.7</small> (1, 1)	5.1		23	6	3	3	3	3	0	0	0	0	1	49	84	5.06	1.688								
Doug Simons, L <small>ERA: 4.59</small> (6, 1)	2.0		6	1	1	1	0	0	0	0	0	0	0	10	14	4.50	0.500								
Tim Burke, R <small>ERA: 3.78</small> (8, 1)	0.0		1	1	0	0	0	0	0	0	0	0	0	4	6	∞	∞								
John Franco, L <small>ERA: 2.87</small> (8, 1)	1.2	L	10	3	3	3	1	2	0	0	0	0	1	25	40	16.20	3.000								

Atlanta Braves @ New York Mets
 Shea Stadium, Flushing, NY
 Sun Sep 08 1991, 3:33 AM EDT
 Att: 22,449 - Sunny - 83 F

AB	32
R	7
H	11
RBI	7
BB	5
SO	4
LOB	15

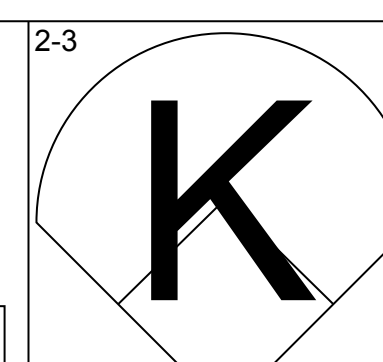
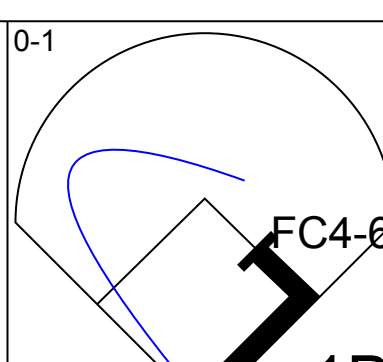
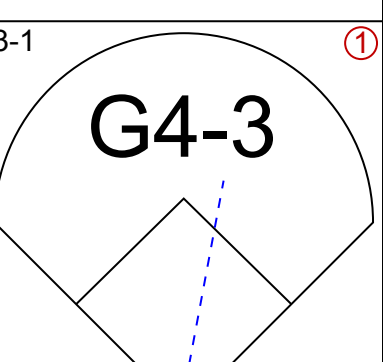
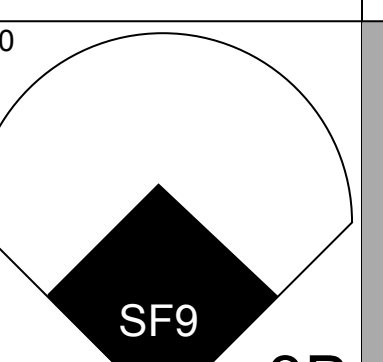
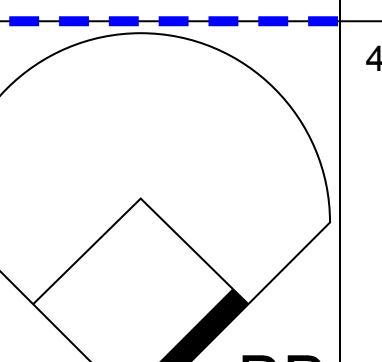
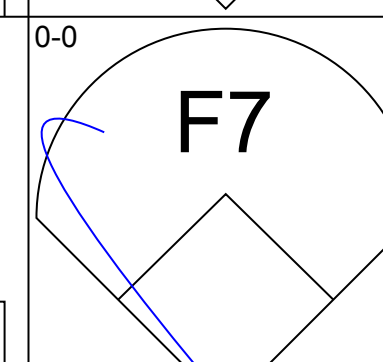
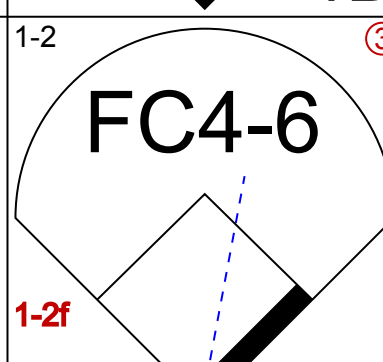
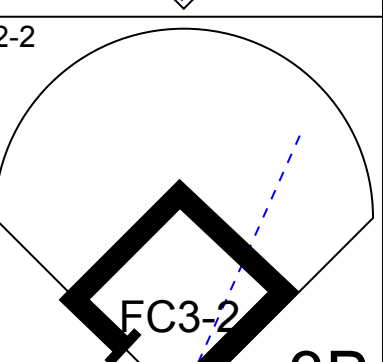
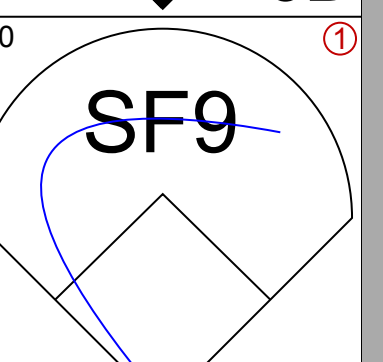
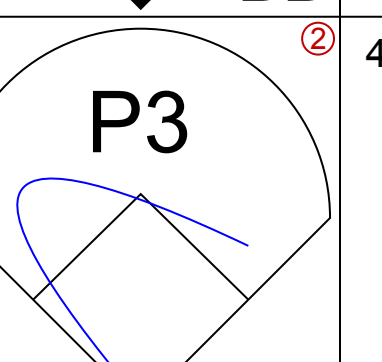
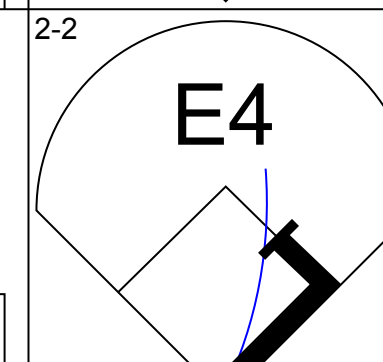
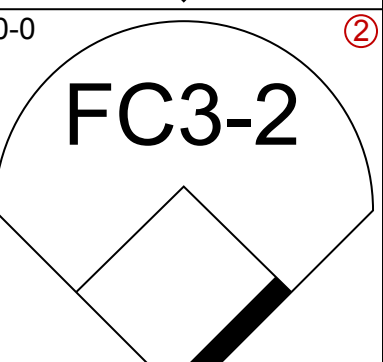
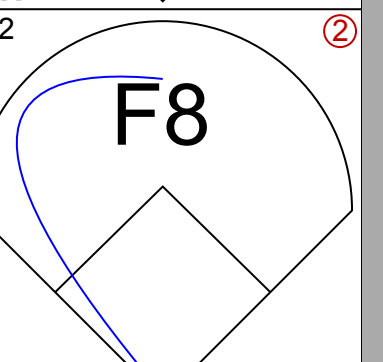
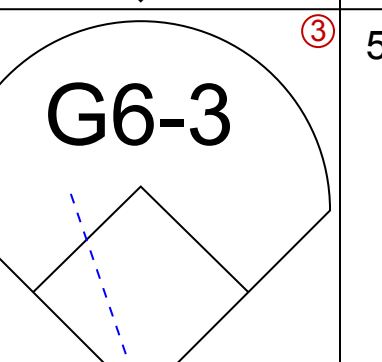
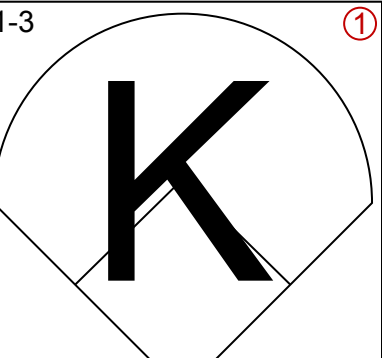
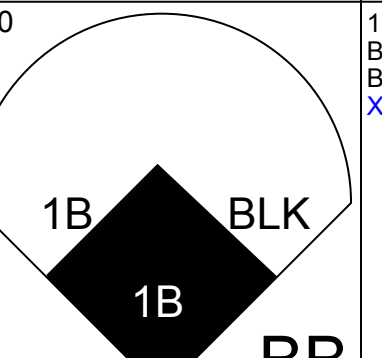
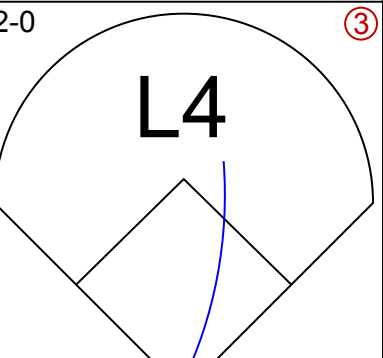
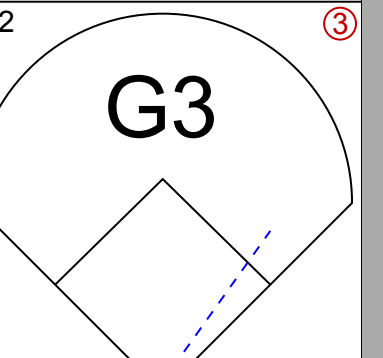
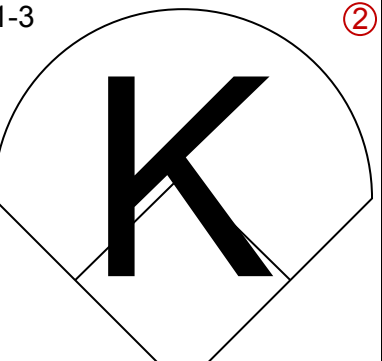
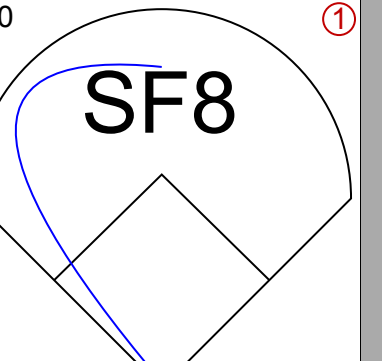
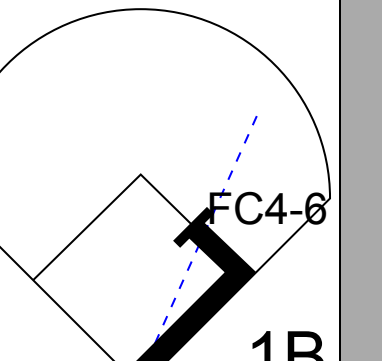
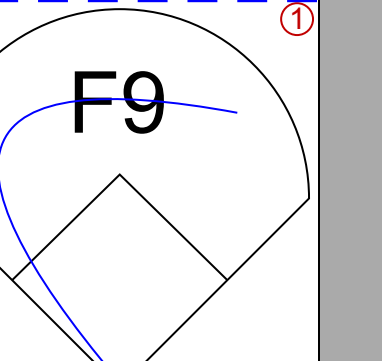
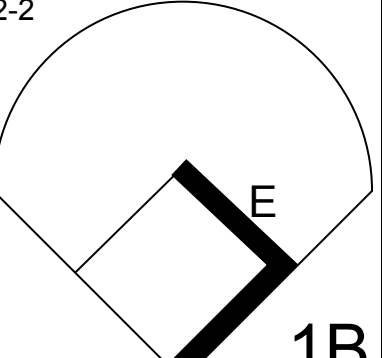
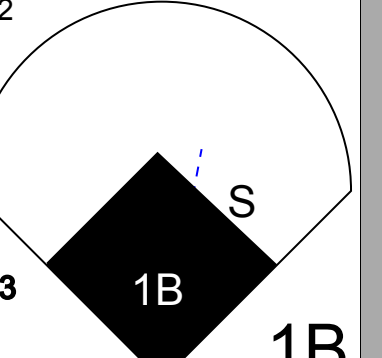
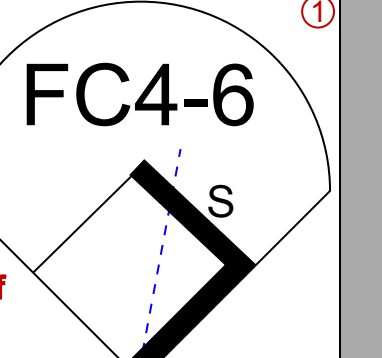
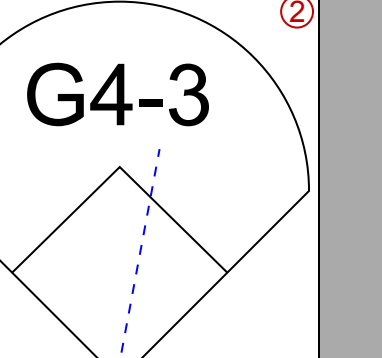
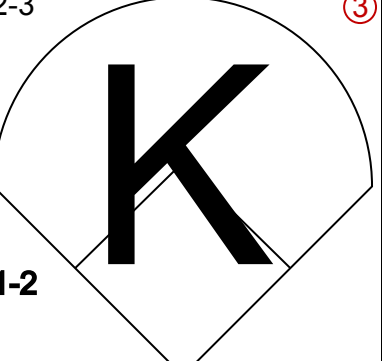
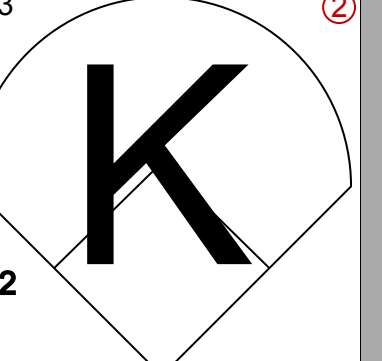
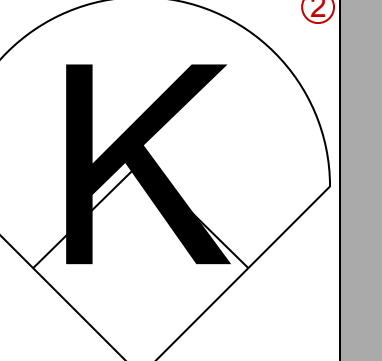
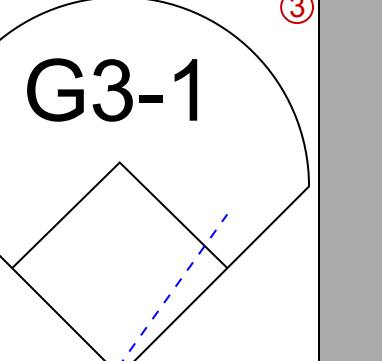
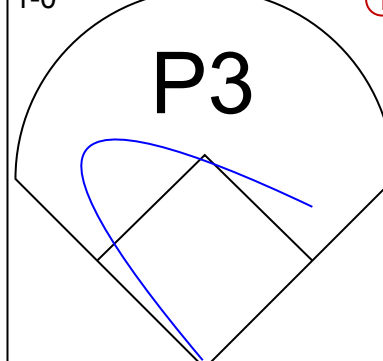

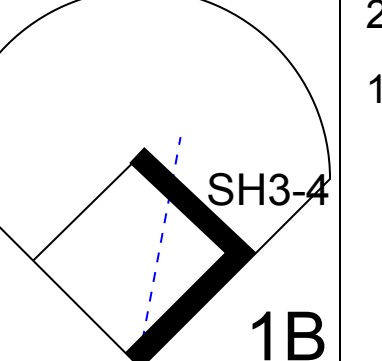

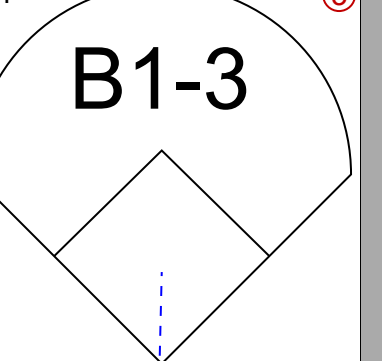
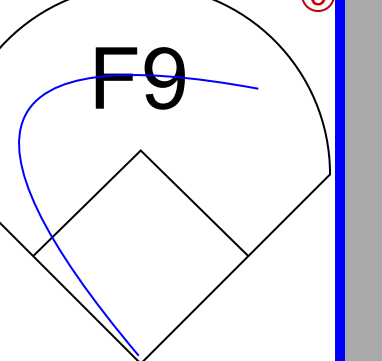
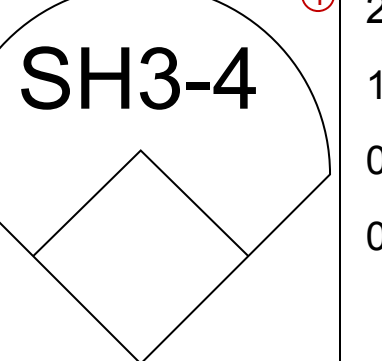


Batter	1	2	3	4	5	6	7	8	9	AB	R	H	RBI	BB	SO	LOB	BOTTOM								
Keith Miller, R <small>OBP: 0.337, SLG: 0.388</small> (1, 4)																									
Gary Templeton, S <small>OBP: 0.224, SLG: 0.292</small> Mackey Sasser, L <small>OBP: 0.298, SLG: 0.438</small> (9, PH)																									
Howard Johnson, S <small>OBP: 0.339, SLG: 0.534</small> (1, 9)																									
Kevin McReynolds, R <small>OBP: 0.329, SLG: 0.417</small> (1, 8)																									
Gregg Jefferies, S <small>OBP: 0.323, SLG: 0.379</small> (1, 5)																									
Mark Carreon, R <small>OBP: 0.282, SLG: 0.312</small> (1, 7)																									
Kevin Elster, R <small>OBP: 0.309, SLG: 0.349</small> (1, 6)																									
Todd Hundley, S <small>OBP: 0.500, SLG: 0.333</small> Rick Cerone, R <small>OBP: 0.381, SLG: 0.347</small> (9, 2)																									
Anthony Young, R <small>OBP: 0.143, SLG: 0.286</small> Doug Simons, L <small>OBP: 0.381, SLG: 0.347</small> (9, 2)																									
Tim Burke, R (8, 1)																									
John Franco, L (8, 1)																									
Terry McDaniel, S <small>OBP: 0.286, SLG: 0.333</small> (9, PH)																									
Inning Stats	R: 4 E: 0 K: 0 S: 16	H: 5 LOB: 2 BB: 1 P: 28	R: 0 E: 0 K: 1 S: 10	H: 0 LOB: 0 BB: 0 P: 11	R: 0 E: 0 K: 1 S: 10	H: 1 LOB: 3 BB: 2 P: 20	R: 0 E: 0 K: 0 S: 6	H: 0 LOB: 0 BB: 0 P: 9	R: 0 E: 0 K: 0 S: 7	H: 0 LOB: 0 BB: 0 P: 11	R: 0 E: 0 K: 1 S: 8	H: 0 LOB: 0 BB: 0 P: 13	R: 0 E: 0 K: 2 S: 9	H: 0 LOB: 0 BB: 0 P: 12	R: 0 E: 0 K: 0 S: 8	H: 1 LOB: 2 BB: 1 P: 17	R: 1 E: 0 K: 1 S: 9	H: 0 LOB: 1 BB: 2 P: 21	1B: 6 2B: 1 3B: 0 HR: 0	SF: 0 SAC: 0 DP: 0 HBP: 0	WP: 0 PB: 0 CS: 0	PA: 40			
PITCHER	IP	WLS	BF	H	R	ER	SO	BB	IBB	HBP	BLK	WP	HR	S	P	ERA	WHIP								
Tom Glavine, L <small>ERA: 2.32</small> (1, 1)	8.0	W	35	7	4	4	5	3	0	0	0	0	0	74	121	4.50	1.250								
Mike Stanton, L <small>ERA: 2.5</small> (9, 1)	0.0		2	0	1	1	0	2	0	0	0	0	0	1	9	∞	∞								
Alejandro Pena, R <small>ERA: 2.67</small> (9, 1)	1.0	S	3	0	0	0	1	0	0	0	0	0	0	8	12	0.00	0.000								

Atlanta Braves @ New York Mets
 Shea Stadium, Flushing, NY
 Sun Sep 08 1991, 3:33 AM EDT
 Att: 22,449 - Sunny - 83 F

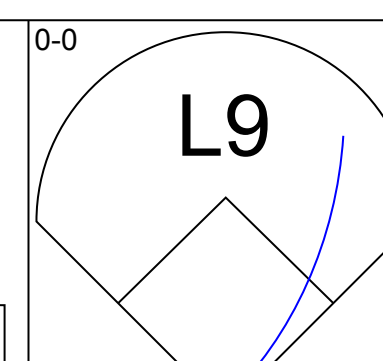
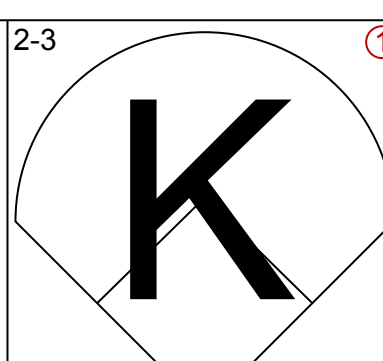
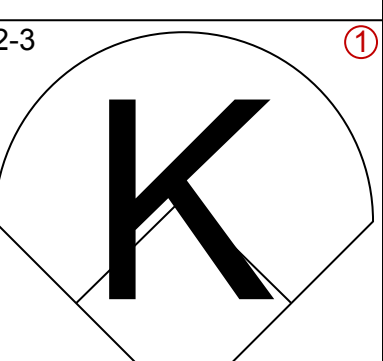
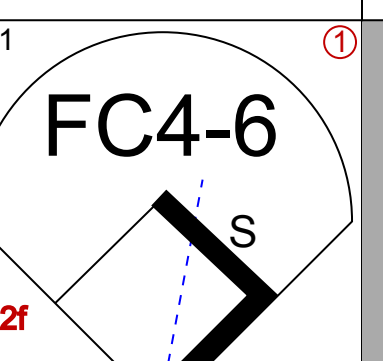
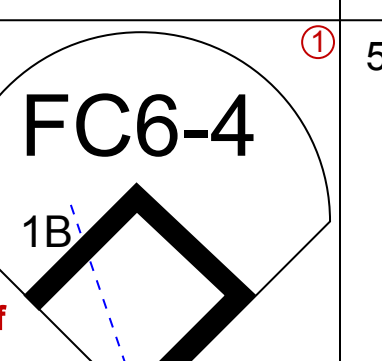
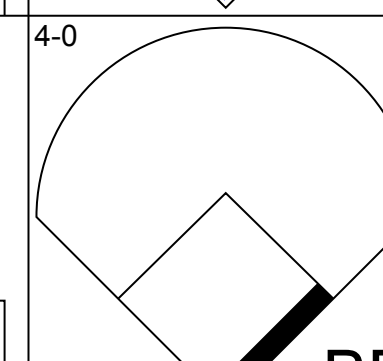
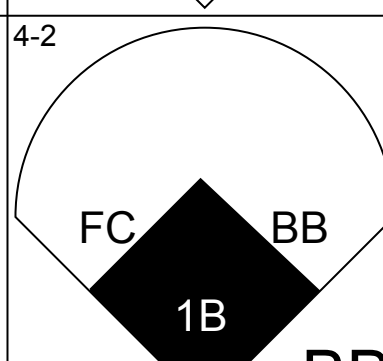
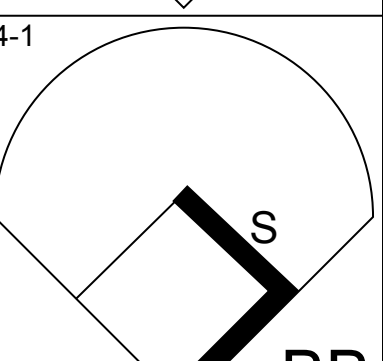
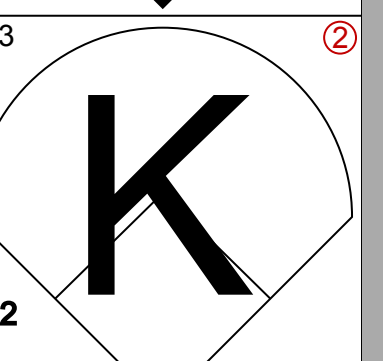
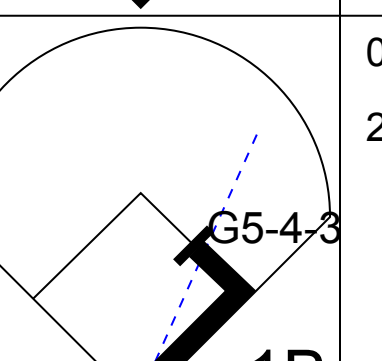
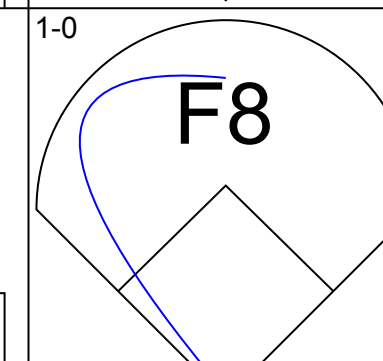
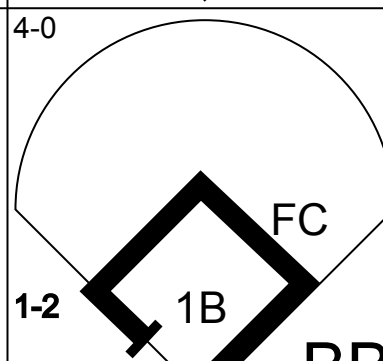
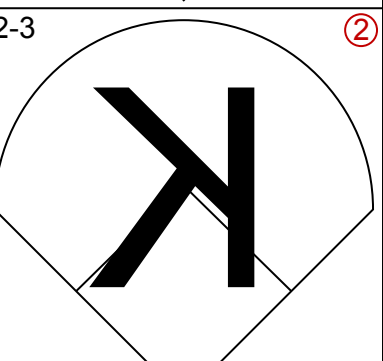
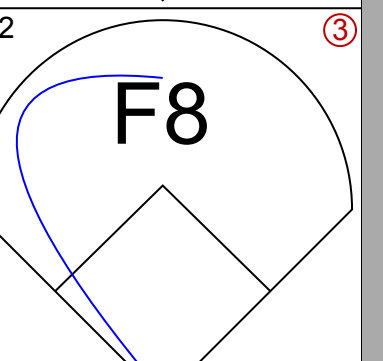
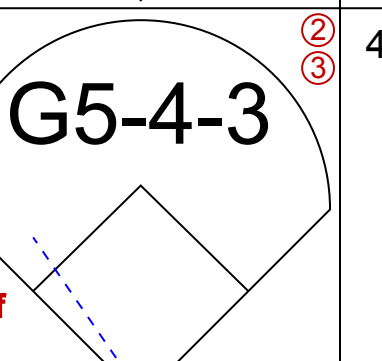
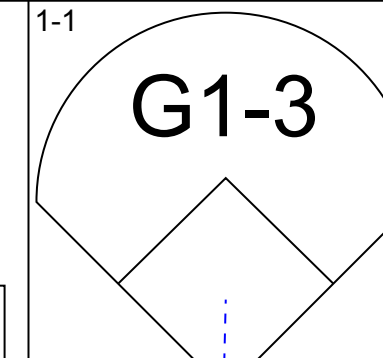
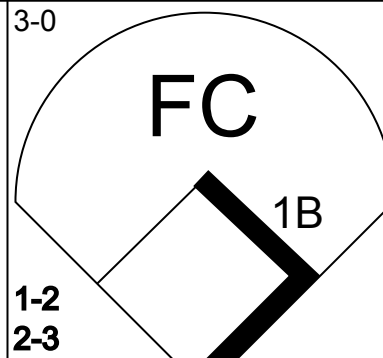
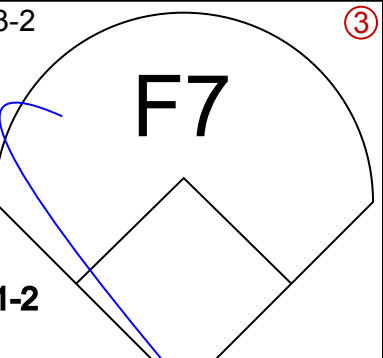
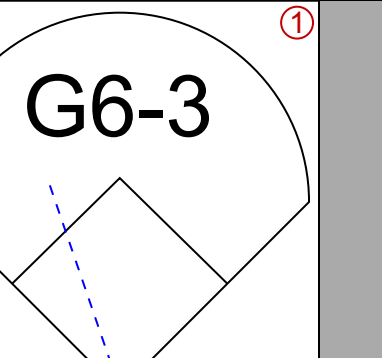
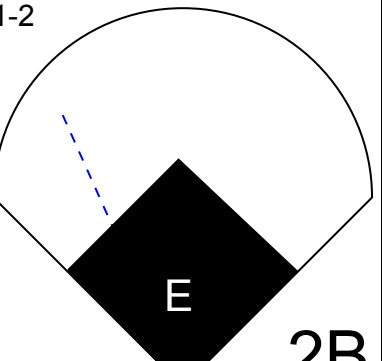
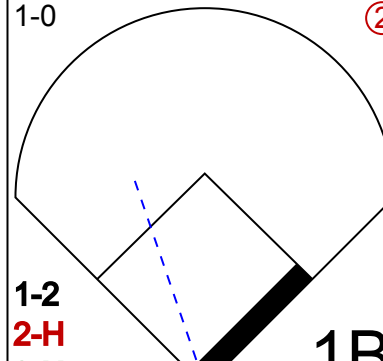
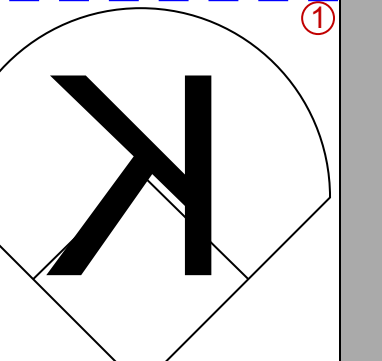
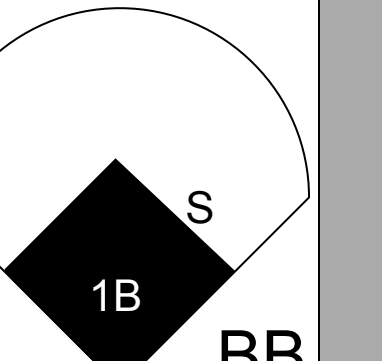

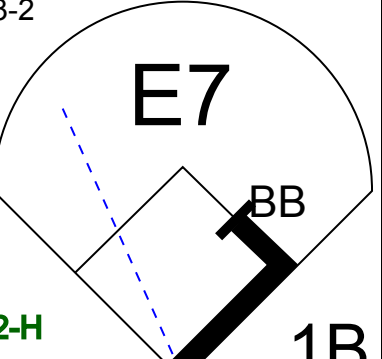
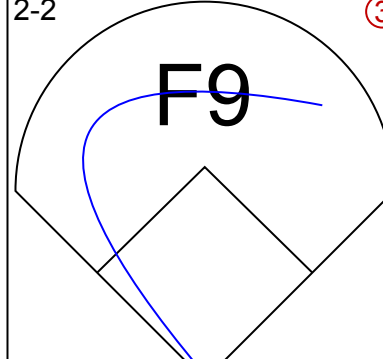
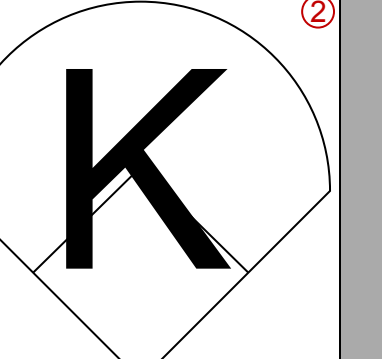
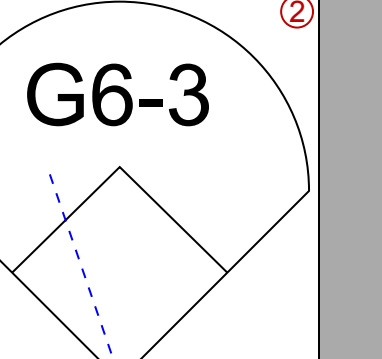

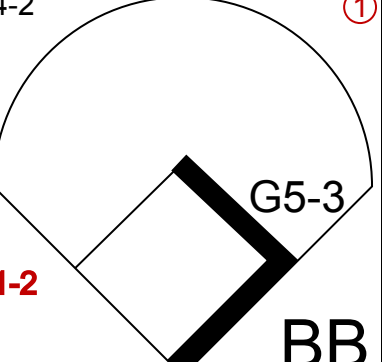
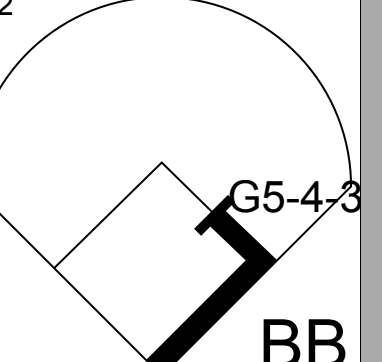
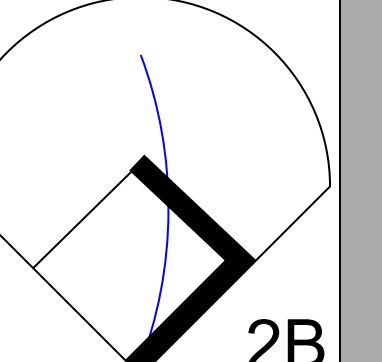
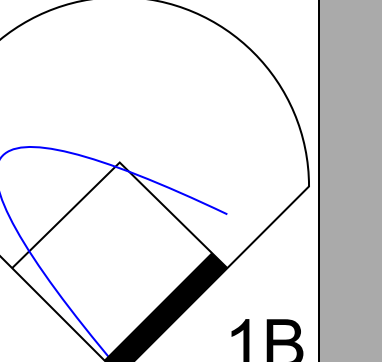

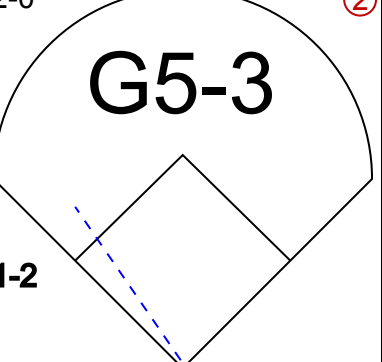
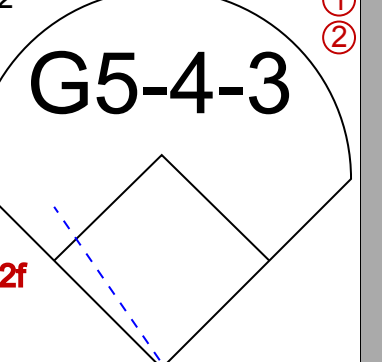
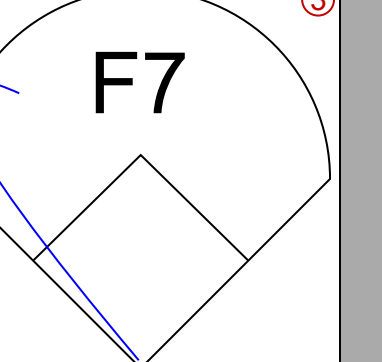
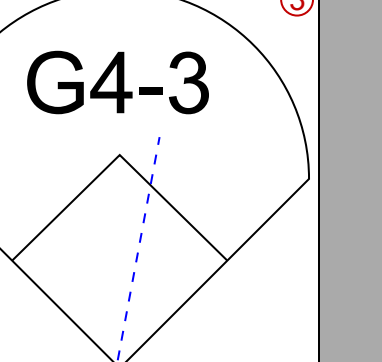

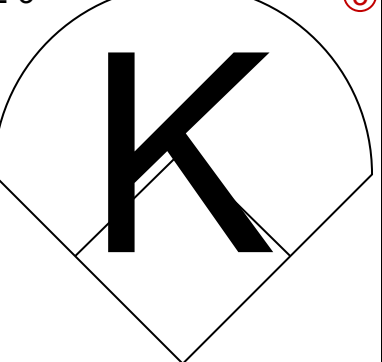


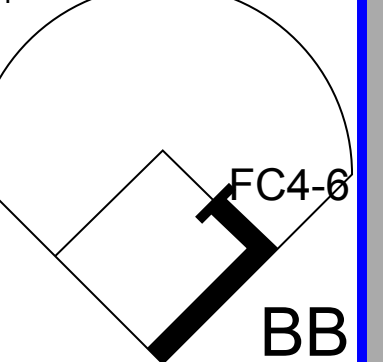
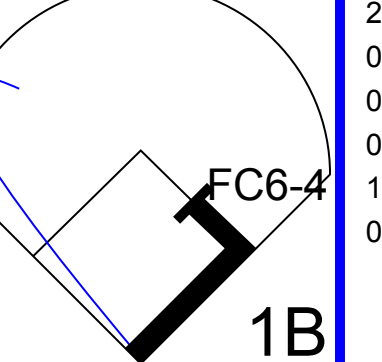
AB	34
R	5
H	7
RBI	5
BB	6
SO	6
LOB	16



Batter	1	2	3	4	5	6	7	8	9	AB	R	H	RBI	BB	SO	LOB	TOP			
Delino DeShields, L OBP: 0.370, SLG: 0.353 (1, 4)			 1B				 3B			4	1	2	0	1	1	0	Montreal Expos @ New York Mets Shea Stadium, Flushing, NY Mon Sep 09 1991, 7:05 PM EDT Att: 12,950 - Cloudy - 75 F			
Spike Owen, S OBP: 0.261, SLG: 0.347 (1, 6)			 1-2		 3B					4	0	1	1	0	0	3				
Dave Martinez, L OBP: 0.327, SLG: 0.407 (1, 7)					 3B					5	1	1	0	0	0	3				
Tim Wallach, R OBP: 0.293, SLG: 0.335 (1, 5)				 1B						3	1	0	0	1	1	1				
Larry Walker, L OBP: 0.349, SLG: 0.461 (1, 9)						 1B				3	0	1	1	0	1	0				
Marquis Grissom, R OBP: 0.312, SLG: 0.371 (1, 8)	 1B			 1B		 1-2				4	1	2	0	0	0	1				
Andres Galarraga, R OBP: 0.262, SLG: 0.313 (1, 3)										4	0	0	0	0	3	4				
Mike Fitzgerald, R OBP: 0.266, SLG: 0.287 Gilberto Reyes, R OBP: 0.260, SLG: 0.257 (1, 2) (8, 2)									 1B	2	0	1	2	1	0	0				
Brian Barnes, L OBP: 0.209, SLG: 0.081 John Vander Wal, L OBP: 0.400, SLG: 0.800 Bill Sampen, R OBP: 0.429, SLG: 0.429 Jeff Fassero, L (8, 1) (8, 1)								 1-2	2	0	0	0	0	1	1	0				
Inning Stats	R: 0 E: 1 K: 1 S: 8	H: 0 LOB: 1 BB: 0 P: 12	R: 0 E: 1 K: 3 S: 15	H: 1 LOB: 1 BB: 0 P: 21	R: 0 E: 0 K: 1 S: 10	H: 1 LOB: 1 BB: 1 P: 14	R: 3 E: 0 K: 1 S: 13	H: 3 LOB: 1 BB: 1 P: 24	R: 0 E: 0 K: 1 S: 11	H: 1 LOB: 2 BB: 1 P: 20	R: 1 E: 0 K: 0 S: 8	H: 1 LOB: 0 BB: 0 P: 12	R: 0 E: 0 K: 0 S: 7	H: 0 LOB: 0 BB: 0 P: 12	R: 0 E: 0 K: 0 S: 9	H: 1 LOB: 2 BB: 1 P: 18		1B: 6 2B: 0 3B: 3 HR: 0	SF: 2 SAC: 1 DP: 0 HBP: 0	WP: 0 PB: 0 SB: 2 CS: 0
PITCHER	IP	WLS	BF	H	R	ER	SO	BB	IBB	HBP	BLK	WP	HR	S	P	ERA	WHIP			
David Cone, R ERA: 3.67 Jeff Innis, R ERA: 2.5 Doug Simons, L ERA: 4.63	(1, 1) (8, 1) (9, 1)	7.0 1.1 0.2	L 5 3	31 1 0	8 0 0	4 0 0	7 0 0	1 0 1	1 0 0	0 0 0	1 0 0	0 0 0	0 12 4	0 19 11	5.14 0.00 0.00	1.286 0.750 1.500				

AB	33
R	4
H	9
RBI	4
BB	3
SO	7
LOB	15



Batter	1	2	3	4	5	6	7	8	9	AB	R	H	RBI	BB	SO	LOB	BOTTOM			
Keith Miller, R OBP: 0.328, SLG: 0.378 (1, 4)							 1-2		 1B	5	0	0	0	0	2	2	Montreal Expos @ New York Mets Shea Stadium, Flushing, NY Mon Sep 09 1991, 7:05 PM EDT Att: 12,950 - Cloudy - 75 F			
Gary Templeton, S OBP: 0.233, SLG: 0.292 Chris Donnels, L OBP: 0.314, SLG: 0.233 (1, 3) (7, PH) (8, 3)			 1B		 BB				 1B	0	1	0	0	3	0	0				
Howard Johnson, S OBP: 0.338, SLG: 0.530 (1, 9)			 1B						 1-2	4	0	0	0	1	1	5				
Kevin McReynolds, R OBP: 0.326, SLG: 0.414 (1, 8)			 1B							4	0	0	0	0	0	4				
Gregg Jefferies, S OBP: 0.327, SLG: 0.384 (1, 5)		 2B	 1-2				 1B			3	2	2	1	1	1	0				
Mark Carreon, R OBP: 0.281, SLG: 0.311 (1, 7)	 1B									4	0	1	0	0	1	3				
Kevin Elster, R OBP: 0.317, SLG: 0.357 (1, 6)	 1-2		 BB				 2-H			2	0	2	1	2	0	0				
Charlie O'Brien, R OBP: 0.288, SLG: 0.281 Mackey Casser, L OBP: 0.295, SLG: 0.433 (1, 2) (6, PH) (7, 2)										2	0	0	0	0	0	2				
David Cone, L OBP: 0.182, SLG: 0.131 Darv Boston, L OBP: 0.332, SLG: 0.348 Jeff Innis, R Doug Simons, L Rick Carone, R Terry McDaniel, S OBP: 0.296, SLG: 0.333 (1, 1) (7, PH) (8, 1) (9, 1) (9, PH) (9, PH)					 BB		 1B			2	0	0	0	0	1	1				
Inning Stats	R: 0 E: 0 K: 0 S: 4	H: 0 LOB: 1 BB: 1 P: 10	R: 1 E: 1 K: 1 S: 13	H: 2 LOB: 1 BB: 1 P: 25	R: 1 E: 0 K: 1 S: 10	H: 1 LOB: 2 BB: 2 P: 26	R: 0 E: 0 K: 0 S: 6	H: 0 LOB: 0 BB: 1 P: 10	R: 0 E: 0 K: 2 S: 11	H: 1 LOB: 1 BB: 0 P: 13	R: 0 E: 0 K: 1 S: 11	H: 0 LOB: 1 BB: 1 P: 19	R: 1 E: 0 K: 0 S: 10	H: 1 LOB: 1 BB: 1 P: 20	R: 0 E: 0 K: 0 S: 11	H: 2 LOB: 2 BB: 0 P: 15		1B: 5 2B: 2 3B: 0 HR: 0	SF: 0 SAC: 0 DP: 2 HBP: 0	WP: 0 PB: 0 SB: 3 CS: 0
PITCHER	IP	WLS	BF	H	R	ER	SO	BB	IBB	HBP	BLK	WP	HR	S	P	ERA	WHIP			
Brian Barnes, L ERA: 4.04 Bill Sampen, R ERA: 4.08 Jeff Fassero, L ERA: 1.86	(1, 1) (6, 1) (8, 1)	5.0 2.2 1.1	W 12 S	22 2 5	3 1 2	1 1 0	4 3 0	6 2 0	0 0 0	0 0 0	0 0 0	0 0 0	0 29 14	0 47 20	1.80 3.38 0.00	1.800 1.500 1.500				

AB	31
R	3
H	7
RBI	2
BB	8
SO	7
LOB	20



Batter	1	2	3	4	5	6	7	8	9	AB	R	H	RBI	BB	SO	LOB	TOP						
Delino DeShields, L OBP: 0.370, SLG: 0.352 Scott Ruskin, R (6, 1) Nelson Santovenia, R OBP: 0.270, SLG: 0.414 (7, 3)	K			F7		WP BB			P3	2	0	0	0	1	1	0							
Spike Owen, S OBP: 0.318, SLG: 0.343 (1, 6)	G4-3			F8					K2-3	4	0	0	0	0	1	1							
Marquis Grissom, R OBP: 0.309, SLG: 0.367 (1, 8)	K			F8					F9	4	0	0	0	0	1	1							
Tim Wallach, R OBP: 0.292, SLG: 0.333 (1, 5)				F9					P3	3	0	0	0	0	0	0							
Larry Walker, L OBP: 0.347, SLG: 0.458 (1, 9)	K			L9					P2	3	0	0	0	0	1	0							
Andres Galaraga, R OBP: 0.262, SLG: 0.312 Doug Platt, L (7, 1)	F7			1B BB					K	2	0	0	0	1	1	0							
Kenny Williams, R OBP: 0.299, SLG: 0.423 (1, 7)				1B BB					P3	3	0	1	0	0	1	0							
Gilberto Reyes, R OBP: 0.284, SLG: 0.253 (1, 2)				F8					F7	3	0	0	0	0	1	2							
Mark Gardner, R OBP: 0.106, SLG: 0.087 Steve Frey, R (5, 1) Junior Noboa, R OBP: 0.241, SLG: 0.302 (6, 4)	P8			P4					P3	1	0	0	0	0	0	0							
										0	0	0	0	0	0	0							
										2	0	0	0	0	0	0							
Inning Stats	R: 0 E: 0 K: 2 S: 9	H: 0 LOB: 0 BB: 0 P: 14	R: 0 E: 0 K: 1 S: 7	H: 0 LOB: 0 BB: 0 P: 8	R: 0 E: 0 K: 2 S: 9	H: 0 LOB: 0 BB: 0 P: 14	R: 0 E: 0 K: 0 S: 3	H: 0 LOB: 0 BB: 0 P: 7	R: 0 E: 0 K: 0 S: 8	H: 1 LOB: 2 BB: 1 P: 13	R: 0 E: 0 K: 0 S: 10	H: 0 LOB: 1 BB: 1 P: 15	R: 0 E: 0 K: 1 S: 11	H: 0 LOB: 0 BB: 0 P: 18	R: 0 E: 0 K: 0 S: 6	H: 0 LOB: 0 BB: 0 P: 9	R: 0 E: 0 K: 1 S: 9	H: 0 LOB: 0 BB: 0 P: 14	1B: 1 2B: 0 3B: 0 HR: 0	SF: 0 SAC: 0 DP: 0 HBP: 0	WP: 1 PB: 0 SB: 0 CS: 0	PA: 30	
PITCHER Pete Schourek, L ERA: 4.19 (1, 1)	IP: 9.0 WLS: W BF: 30 H: 1 R: 0 ER: 0 SO: 7 BB: 2 IBB: 0 HBP: 0 BLK: 0 WP: 1 HR: 0 S: 72 P: 112 ERA: 0.00 WHIP: 0.333											PITCHER	IP: 9.0 WLS: W BF: 30 H: 1 R: 0 ER: 0 SO: 7 BB: 2 IBB: 0 HBP: 0 BLK: 0 WP: 1 HR: 0 S: 72 P: 112 ERA: 0.00 WHIP: 0.333										

Montreal Expos @ New York Mets
Shea Stadium, Flushing, NY
Tue Sep 10 1991, 3:33 AM EDT
Att: 9,882 - Cloudy - 80 F

AB	28
R	0
H	1
RBI	0
BB	2
SO	7
LOB	4



Batter	1	2	3	4	5	6	7	8	9	AB	R	H	RBI	BB	SO	LOB	BOTTOM						
Keith Miller, R OBP: 0.325, SLG: 0.370 (1, 4)	F8		P9	F9		1B S BB	K			4	0	0	0	1	1	3							
Jeff Gardner, L OBP: 0.600, SLG: 0.333 (1, 6)	G6-3		1B HR	1B		G6-3 HR BB	F7			3	2	1	0	2	0	1							
Gregg Jefferies, S OBP: 0.328, SLG: 0.384 (1, 5)	F8		1B HR	1B		G6-3	G3-1			5	1	2	0	0	0	4							
Howard Johnson, S OBP: 0.342, SLG: 0.540 Terry McDaniel, S OBP: 0.286, SLG: 0.333 (9, 9)			2B HR	HR		F7				4	3	3	3	1	0	2							
Mackey Sasser, L OBP: 0.303, SLG: 0.454 (1, 7)	K		1B HR	HR		HR				0	0	0	0	0	0	0							
Chris Donnels, L OBP: 0.325, SLG: 0.212 (1, 3)			P6			HR				5	2	3	3	0	1	1							
Daryl Boston, L OBP: 0.333, SLG: 0.351 (1, 8)			L6			HR				3	0	0	0	2	1	2							
Todd Hundley, S OBP: 0.444, SLG: 0.167 (1, 2)			BB			BB				4	1	1	0	1	1	4							
Pete Schourek, L OBP: 0.200, SLG: 0.214 (1, 1)			F7			F7				3	0	0	0	1	2	3							
			BB			F9				4	0	1	2	0	2	4							
			K			K				4	0	1	2	0	2	4							
Inning Stats	R: 0 E: 0 K: 0 S: 5	H: 1 LOB: 3 BB: 2 P: 23	R: 3 E: 0 K: 2 S: 11	H: 3 LOB: 0 BB: 0 P: 15	R: 0 E: 0 K: 2 S: 13	H: 0 LOB: 1 BB: 1 P: 23	R: 3 E: 0 K: 0 S: 11	H: 1 LOB: 1 BB: 3 P: 25	R: 0 E: 0 K: 0 S: 12	H: 1 LOB: 2 BB: 1 P: 26	R: 2 E: 1 K: 1 S: 19	H: 3 LOB: 3 BB: 1 P: 31	R: 1 E: 1 K: 3 S: 16	H: 2 LOB: 1 BB: 0 P: 22	1B: 6 2B: 3 3B: 0 HR: 2	SF: 0 SAC: 0 DP: 0 HBP: 1	WP: 0 PB: 0 SB: 0 CS: 0	PA: 44					
PITCHER Mark Gardner, R ERA: 3.32 Steve Frey, L ERA: 4.24 Scott Ruskin, L ERA: 4.64 Doug Platt, R ERA: 2.45 (7, 1)	IP: 4.1 WLS: L BF: 23 H: 5 R: 6 ER: 6 SO: 4 BB: 1 IBB: 0 HBP: 0 BLK: 0 WP: 0 HR: 2 S: 45 P: 83 ERA: 12.46 WHIP: 2.308											PITCHER	IP: 4.1 WLS: L BF: 23 H: 5 R: 6 ER: 6 SO: 4 BB: 1 IBB: 0 HBP: 0 BLK: 0 WP: 0 HR: 2 S: 45 P: 83 ERA: 12.46 WHIP: 2.308										

Montreal Expos @ New York Mets
Shea Stadium, Flushing, NY
Tue Sep 10 1991, 3:33 AM EDT
Att: 9,882 - Cloudy - 80 F

AB	35
R	9
H	11
RBI	8
BB	8
SO	8
LOB	24



Batter	1	2	3	4	5	6	7	8	9	AB	R	H	RBI	BB	SO	LOB	TOP							
Keith Miller, R (1,4) OBP: 0.329, SLG: 0.374	2-1 1B G4-6-3 2B		3-1 P6			1-1 G6-3	4-0 BB			3	1	1	0	1	0	0								
Jeff Gardner, L (1,6) OBP: 0.625, SLG: 0.400	0-2 1B		1-1 F8			4-2 BB	2-2 SF8			2	0	1	0	1	0	0								
Kevin Elster, R (7,PH) OBP: 0.316, SLG: 0.357	2-3 1B						2-3 3-H			0	0	0	1	0	0	0								
Howard Johnson, S (1,9) OBP: 0.340, SLG: 0.535	0-2 G4-6-3			0-0 F8		1 SAFE 2-2 F7	1-1 P4			4	0	0	0	0	0	4								
Kevin McReynolds, R (1,8) OBP: 0.323, SLG: 0.410	1-2 F8			0-3 K		2-0 L6	1-1 L8			4	0	0	0	0	1	1								
Mackey Sasser, L (1,7) OBP: 0.308, SLG: 0.457		3-2 1B G4-3		0-0 1B			0-0 L9	1-1 G5-3		3	0	2	0	0	0	0								
Daryl Boston, L (7,8) OBP: 0.332, SLG: 0.350										1	0	0	0	0	0	0								
Gregg Jefferies, S (1,5) OBP: 0.330, SLG: 0.385	1 SAFE 2-1 P5			1-0 F7			1-1 1B	3-2 1B		4	1	2	0	0	0	2								
Chris Donnels, L (1,3) OBP: 0.318, SLG: 0.216	2-2 G4-3			2-3 K		1-1 1B	1-1 1B	2-0 CS	0-1 G1-3	4	1	1	0	0	1	1								
Todd Hundley, S (1,2) OBP: 0.385, SLG: 0.200	3-2 L3			1-1 F8		1-1 BB SF8	1B		2-2 G3-1	4	1	1	1	0	0	1								
Tony Castillo, L (1,1)			0-2 G5-3		0-1 G4-3		1-1 SF8 BB	1B	0-3 K	2	0	0	0	0	0	0								
Terry McDaniel, S (7,PH) OBP: 0.375, SLG: 0.429										1	0	1	1	0	0	0								
Tim Burke, R (7,1)										1	0	0	0	1	0	0								
John Franco, L (9,1)										0	0	0	0	0	0	0								
Inning Stats	R: 1 E: 0 K: 0 S: 11	H: 2 LOB: 0 BB: 0 P: 14	R: 0 E: 0 K: 0 S: 17	H: 1 LOB: 1 BB: 0 P: 27	R: 0 E: 0 K: 0 S: 8	H: 0 LOB: 0 BB: 0 P: 12	R: 0 E: 0 K: 1 S: 6	H: 1 LOB: 1 BB: 0 P: 7	R: 0 E: 0 K: 1 S: 7	H: 0 LOB: 0 BB: 0 P: 10	R: 0 E: 0 K: 0 S: 10	H: 0 LOB: 2 BB: 1 P: 20	R: 3 E: 0 K: 0 S: 15	H: 4 LOB: 2 BB: 1 P: 26	R: 0 E: 0 K: 0 S: 9	H: 1 LOB: 0 BB: 0 P: 14	R: 0 E: 0 K: 1 S: 8	H: 0 LOB: 0 BB: 0 P: 10	1B: 8 2B: 1 3B: 0 HR: 0	SF: 1 SAC: 0 DP: 1 HBP: 0	WP: 0 PB: 0 SB: 0 CS: 1	PA: 37		
PITCHER	IP WLS BF H R ER SO BB IBB HBP BLK WP HR S P ERA WHIP	IP WLS BF H R ER SO BB IBB HBP BLK WP HR S P ERA WHIP	IP WLS BF H R ER SO BB IBB HBP BLK WP HR S P ERA WHIP	IP WLS BF H R ER SO BB IBB HBP BLK WP HR S P ERA WHIP	IP WLS BF H R ER SO BB IBB HBP BLK WP HR S P ERA WHIP	IP WLS BF H R ER SO BB IBB HBP BLK WP HR S P ERA WHIP	IP WLS BF H R ER SO BB IBB HBP BLK WP HR S P ERA WHIP	IP WLS BF H R ER SO BB IBB HBP BLK WP HR S P ERA WHIP	IP WLS BF H R ER SO BB IBB HBP BLK WP HR S P ERA WHIP	IP WLS BF H R ER SO BB IBB HBP BLK WP HR S P ERA WHIP	IP WLS BF H R ER SO BB IBB HBP BLK WP HR S P ERA WHIP	IP WLS BF H R ER SO BB IBB HBP BLK WP HR S P ERA WHIP	IP WLS BF H R ER SO BB IBB HBP BLK WP HR S P ERA WHIP	IP WLS BF H R ER SO BB IBB HBP BLK WP HR S P ERA WHIP	IP WLS BF H R ER SO BB IBB HBP BLK WP HR S P ERA WHIP	IP WLS BF H R ER SO BB IBB HBP BLK WP HR S P ERA WHIP	IP WLS BF H R ER SO BB IBB HBP BLK WP HR S P ERA WHIP	IP WLS BF H R ER SO BB IBB HBP BLK WP HR S P ERA WHIP	IP WLS BF H R ER SO BB IBB HBP BLK WP HR S P ERA WHIP	IP WLS BF H R ER SO BB IBB HBP BLK WP HR S P ERA WHIP	IP WLS BF H R ER SO BB IBB HBP BLK WP HR S P ERA WHIP	IP WLS BF H R ER SO BB IBB HBP BLK WP HR S P ERA WHIP	IP WLS BF H R ER SO BB IBB HBP BLK WP HR S P ERA WHIP	IP WLS BF H R ER SO BB IBB HBP BLK WP HR S P ERA WHIP

New York Mets @ Chicago Cubs
Wrigley Field, Chicago, IL
Wed Sep 11, 1991, 3:33 AM CDT
Att: 15,795 - Cloudy - 66 F

AB 33
R 4
H 9
RBI 3
BB 2
SO 3
LOB 9



Batter	1	2	3	4	5	6	7	8	9	AB	R	H	RBI	BB	SO	LOB	BOTTOM							
Chico Walker, S (1,5) OBP: 0.324, SLG: 0.334	1-1 CS 1B			2-2 E6 G4-6-3		1-0 23 F9 1B		1-1 FC1-6 1B		4	0	3	0	0	0	0								
Mark Grace, L (1,3) OBP: 0.356, SLG: 0.380	2-1 G3-1			1-1 G4-6-3		1-2 1B		2-2 FC1-6		4	0	1	0	0	0	3								
23 Ryne Sandberg, R (1,4) OBP: 0.377, SLG: 0.488	0-1 F7			2-1 G1-4-3		2-2 F9		0-3 K		4	0	0	0	0	1	3								
George Bell, R (1,7) OBP: 0.330, SLG: 0.478		0-1 F9			0-0 F8	2-0 F9		2-2 F8		4	0	0	0	0	0	3								
Shawon Dunston, R (1,6) OBP: 0.296, SLG: 0.418		0-1 F9			3-1 G5-3		1-3 K		0-2 G5-4-3 2B	4	0	1	0	0	1	0								
Jerome Walton, R (1,8) OBP: 0.288, SLG: 0.329		1-1 F9			0-1 E6 BB		1-3 K		2-2 E5 G5-4-3	4	0	0	0	0	1	1								
Hector Villanueva, R (1,2) OBP: 0.360, SLG: 0.537			1-0 G6-3		4-1 FC6-4 BB		2-2 HR		1 SAFE 1-0 G5-4-3	3	1	1	1	1	0	2								
Doug Dascenzo, S (1,9) OBP: 0.314, SLG: 0.306			0-0 G1-3		1-0 FC6-4		4-2 BB		0-0 G4-3	2	0	0	0	0	0	2								
Derrick May, L (7,PH)										0	0	0	0	1	0	0								
Les Lancaster, R (8,1) OBP: 0.185, SLG: 0.259										0	0	0	0	0	0	0								
Andre Dawson, R (9,PH) OBP: 0.300, SLG: 0.476										1	0	0	0	0	0	1								
Frank Castillo, R (1,1) OBP: 0.207, SLG: 0.148			0-2 G4-3			1-0 P8		3-2 G4-3		2	0	0	0	0	0	0								
Chuck McElroy, L (7,1) OBP: 0.333, SLG: 0.444										0	0	0	0	0	0	0								
Dwight Smith, L (7,PH) OBP: 0.285, SLG: 0.389										1	0	0	0	0	0	1								
Inning Stats	R: 0 E: 0 K: 0 S: 6	H: 1 LOB: 0 BB: 0 P: 9	R: 0 E: 0 K: 0 S: 6	H: 0 LOB: 0 BB: 0 P: 7	R: 0 E: 0 K: 0 S: 5	H: 0 LOB: 0 BB: 0 P: 6	R: 0 E: 1 K: 0 S: 8	H: 0 LOB: 0 BB: 0 P: 13	R: 0 E: 1 K: 0 S: 7	H: 0 LOB: 2 BB: 1 P: 15	R: 0 E: 0 K: 0 S: 9	H: 2 LOB: 2 BB: 0 P: 16	R: 1 E: 0 K: 2 S: 14	H: 1 LOB: 1 BB: 1 P: 25	R: 0 E: 0 K: 1 S: 11	H: 1 LOB: 1 BB: 0 P: 16	R: 0 E: 1 K: 0 S: 9	H: 1 LOB: 1 BB: 0 P: 12	1B: 4 2B: 1 3B: 0 HR: 1	SF: 0 SAC: 0 DP: 2 HBP: 0	WP: 0 PB: 0 SB: 0 CS: 1	PA: 35		
PITCHER	IP WLS BF H R ER SO BB IBB HBP BLK WP HR S P ERA WHIP	IP WLS BF H R ER SO BB IBB HBP BLK WP HR S P ERA WHIP	IP WLS BF H R ER SO BB IBB HBP BLK WP HR S P ERA WHIP	IP WLS BF H R ER SO BB IBB HBP BLK WP HR S P ERA WHIP	IP WLS BF H R ER SO BB IBB HBP BLK WP HR S P ERA WHIP	IP WLS BF H R ER SO BB IBB HBP BLK WP HR S P ERA WHIP	IP WLS BF H R ER SO BB IBB HBP BLK WP HR S P ERA WHIP	IP WLS BF H R ER SO BB IBB HBP BLK WP HR S P ERA WHIP	IP WLS BF H R ER SO BB IBB HBP BLK WP HR S P ERA WHIP	IP WLS BF H R ER SO BB IBB HBP BLK WP HR S P ERA WHIP	IP WLS BF H R ER SO BB IBB HBP BLK WP HR S P ERA WHIP	IP WLS BF H R ER SO BB IBB HBP BLK WP HR S P ERA WHIP	IP WLS BF H R ER SO BB IBB HBP BLK WP HR S P ERA WHIP	IP WLS BF H R ER SO BB IBB HBP BLK WP HR S P ERA WHIP	IP WLS BF H R ER SO BB IBB HBP BLK WP HR S P ERA WHIP	IP WLS BF H R ER SO BB IBB HBP BLK WP HR S P ERA WHIP	IP WLS BF H R ER SO BB IBB HBP BLK WP HR S P ERA WHIP	IP WLS BF H R ER SO BB IBB HBP BLK WP HR S P ERA WHIP	IP WLS BF H R ER SO BB IBB HBP BLK WP HR S P ERA WHIP	IP WLS BF H R ER SO BB IBB HBP BLK WP HR S P ERA WHIP	IP WLS BF H R ER SO BB IBB HBP BLK WP HR S P ERA WHIP	IP WLS BF H R ER SO BB IBB HBP BLK WP HR S P ERA WHIP	IP WLS BF H R ER SO BB IBB HBP BLK WP HR S P ERA WHIP	IP WLS BF H R ER SO BB IBB HBP BLK WP HR S P ERA WHIP

New York Mets @ Chicago Cubs
Wrigley Field, Chicago, IL
Wed Sep 11, 1991, 3:33 AM CDT
Att: 15,795 - Cloudy - 66 F

AB 33
R 1
H 6
RBI 1
BB 2
SO 3
LOB 16



Batter	1	2	3	4	5	6	7	8	9	AB	R	H	RBI	BB	SO	LOB	TOP										
Keith Miller, R OBP: 0.335, SLG: 0.374 (1, 4)	4-1 CS BB		1-0 F7		0-0 FC6-4 1B		4-0 1B 2B BB		0-0 F8	3	1	1	1	2	0	0											
Kevin Elster, R OBP: 0.317, SLG: 0.365 (1, 6)	2-1 G3-1 3B			1-1 G6-3	0-0 FC6-4		1-0 2B 1B		0-3 K	5	2	2	0	0	1	1											
Howard Johnson, S OBP: 0.343, SLG: 0.538 (1, 9)	1-0 G3-1			4-1 CS BB		0-1 E S 1B	2-1 1H 2H 2B			3	1	2	3	1	0	0											
Kevin McReynolds, R OBP: 0.323, SLG: 0.411 (1, 8) (8, 7)	2-1 F9			3-1 1 SAFE 1 SAFE BB	1-2 1B 2B		2-0 P2	0-0 F7		4	1	1	0	0	0	2											
Mackey Sasser, L OBP: 0.307, SLG: 0.453 Daryl Boston, L OBP: 0.332, SLG: 0.350 (8, 8)		0-0 P6		1-0 2H 1B		3-1 P5		1-1 G3		4	0	1	1	0	0	1											
Gregg Jefferies, S OBP: 0.329, SLG: 0.384 (1, 5)		0-1 G4-1		2-2 L3		2-1 1B		2-2 G6-3		4	0	1	1	0	0	1											
Chris Donnels, L OBP: 0.333, SLG: 0.244 (1, 3)		3-1 P6		3-2 FC6-4 1B		1-0 L9		2-1 E S 1B		4	0	2	0	0	0	1											
Todd Hundley, S OBP: 0.294, SLG: 0.143 (1, 2)			2-2 G4-3		0-2 FC6-4 SH3 1B		1-0 P6	0-3 K		4	1	0	0	0	1	2											
Anthony Young, R OBP: 0.125, SLG: 0.250 Terry McDaniel, S OBP: 0.333, SLG: 0.375 Wally Whitehurst, R OBP: 0.235, SLG: 0.219 (7, PH) (7, 1)			0-3 K		0-0 SH3		2-3 K	1-2 G4-3		1	0	0	0	0	1	0											
Inning Stats	R: 1 E: 0 K: 0 S: 6	H: 1 LOB: 0 BB: 1 P: 15	R: 0 E: 0 K: 0 S: 5	H: 0 LOB: 0 BB: 0 P: 8	R: 0 E: 0 K: 1 S: 7	H: 0 LOB: 0 BB: 0 P: 10	R: 1 E: 0 K: 0 S: 10	H: 2 LOB: 1 BB: 0 P: 20	R: 1 E: 0 K: 0 S: 13	H: 2 LOB: 1 BB: 0 P: 16	R: 1 E: 0 K: 1 S: 8	H: 2 LOB: 1 BB: 1 P: 18	R: 0 E: 0 K: 1 S: 10	H: 1 LOB: 1 BB: 0 P: 15	R: 0 E: 0 K: 1 S: 7	H: 0 LOB: 0 BB: 0 P: 8	1B: 7 2B: 2 3B: 1 HR: 0	SF: 0 SAC: 1 DP: 0 HBP: 0	WP: 0 PB: 0 SB: 2 CS: 2	PA: 38							
PITCHER	IP	WLS	BF	H	R	ER	SO	BB	IBB	HBP	BLK	WP	HR	S	P	ERA	WHIP										
Mike Bielecki, R ERA: 4.31 Les Lancaster, R ERA: 3.77 Chuck McElroy, L ERA: 1.86 Heathcliff Slocumb, R ERA: 3.65	6.2	L	29	8	6	5	2	3	0	0	0	0	0	54	98	6.75	1.650										
	0.1		2	1	0	0	0	0	0	0	0	0	0	3	5	0.00	3.000										
	1.0		4	1	0	0	1	0	0	0	0	0	0	10	15	0.00	1.000										
	1.0		3	0	0	0	1	0	0	0	0	0	0	7	8	0.00	0.000										

New York Mets @ Chicago Cubs
Wrigley Field, Chicago, IL
Thu Sep 12 1991, 3:33 AM CDT
Att: 14,324 - Overcast - 69 F

AB	34
R	6
H	10
RBI	6
BB	3
SO	4
LOB	8



Batter	1	2	3	4	5	6	7	8	9	AB	R	H	RBI	BB	SO	LOB	BOTTOM										
Chico Walker, S OBP: 0.320, SLG: 0.330 (1, 5)	0-1 G3		2-0 FC3-6 2B		0-0 G4-3			2-1 P6		4	1	0	0	0	0	1											
Ced Landrum, L OBP: 0.302, SLG: 0.280 (1, 8)	4-0 23 S BB		0-0 2H 2B		0-0 P3			0-1 F9		3	0	1	1	1	0	0											
Mark Grace, L OBP: 0.354, SLG: 0.377 (1, 3)	1-2 F8		0-0 F7			1-2 E1 23 FC6-4		3-2 P6		4	0	0	0	0	0	2											
23 Ryne Sandberg, R OBP: 0.376, SLG: 0.487 (1, 4)	2-1 G6-3			3-1 HR 1B		1-1 FC6-4		1-3 K		4	1	1	0	0	1	2											
Andre Dawson, R OBP: 0.302, SLG: 0.482 (1, 9)		0-0 F7		1-0 1H HR		2-1 G4-3		3-2 BLK 1B		4	1	2	2	0	0	1											
Dwight Smith, L OBP: 0.277, SLG: 0.378 (1, 7)		1-2 G3		0-1 G3		1-0 G6-3		1-0 F7		4	0	0	0	0	0	2											
Shawon Dunston, R OBP: 0.294, SLG: 0.414 (1, 6)		1-2 P4		0-2 F9			1-1 G6-3		0-0 F8	4	0	0	0	0	0	1											
Damon Berryhill, S OBP: 0.232, SLG: 0.326 (1, 2)			1-1 FC3-6 1B		1-2 G3-1		3-3 K			3	0	1	0	0	1	0											
Mike Bielecki, R OBP: 0.106, SLG: 0.067 Les Lancaster, R OBP: 0.156, SLG: 0.259 Derrick May, L (7, PH) Chuck McElroy, L OBP: 0.333, SLG: 0.444 Heathcliff Slocumb, R ERA: 3.65 (9, 1)			1-3 K		3-2 G5-3		1-0 F7			2	0	0	0	0	1	1											
Inning Stats	R: 0 E: 0 K: 0 S: 7	H: 0 LOB: 1 BB: 1 P: 14	R: 0 E: 0 K: 0 S: 7	H: 0 LOB: 0 BB: 0 P: 9	R: 1 E: 1 K: 1 S: 8	H: 2 LOB: 1 BB: 0 P: 12	R: 2 E: 0 K: 0 S: 12	H: 2 LOB: 0 BB: 0 P: 17	R: 0 E: 2 K: 0 S: 11	H: 0 LOB: 1 BB: 0 P: 16	R: 0 E: 0 K: 1 S: 6	H: 0 LOB: 0 BB: 0 P: 11	R: 0 E: 0 K: 0 S: 8	H: 0 LOB: 0 BB: 0 P: 13	R: 0 E: 0 K: 1 S: 8	H: 1 LOB: 1 BB: 0 P: 13	1B: 3 2B: 1 3B: 0 HR: 1	SF: 0 SAC: 0 DP: 0 HBP: 0	WP: 0 PB: 0 SB: 1 CS: 0	PA: 34							
PITCHER	IP	WLS	BF	H	R	ER	SO	BB	IBB	HBP	BLK	WP	HR	S	P	ERA	WHIP										
Anthony Young, R ERA: 2.76 Wally Whitehurst, R ERA: 4.3	6.0	W	24	4	3	2	1	1	0	0	0	0	0	51	77	3.00	0.833										
	3.0	S	10	1	0	0	2	0	0	0	1	0	0	22	37	0.00	0.333										

New York Mets @ Chicago Cubs
Wrigley Field, Chicago, IL
Thu Sep 12 1991, 3:33 AM CDT
Att: 14,324 - Overcast - 69 F

AB	33
R	3
H	5
RBI	3
BB	1
SO	3
LOB	10



Batter	1	2	3	4	5	6	7	8	9	10	AB	R	H	RBI	BB	SO	LOB	TOP	
Keith Miller, R OBP: 0.327, SLG: 0.365	L7	FC5-4			F7		F7			K	5	0	0	0	0	1	3	New York Mets @ St. Louis Cardinals Busch Stadium, St. Louis, MO Fri Sep 13 1991, 7:05 PM CDT Att. 26,680 - Sunny - 92 F	
Kevin Elster, R OBP: 0.322, SLG: 0.370	HR			G6-3	L1		BB			G6-3	4	1	2	0	1	0	0		
Howard Johnson, S OBP: 0.343, SLG: 0.542	HR			K	F9		P4			HR	4	2	1	2	1	1	3		
Kevin Reynolds, R OBP: 0.322, SLG: 0.415	F8			G6-3			P5			G3	5	1	1	2	0	0	1		
Gregg Jefferies, S OBP: 0.325, SLG: 0.379	G4-3			P2			F7			G4-3	5	0	0	0	0	0	1		
Chris Donnels, L OBP: 0.327, SLG: 0.227		F7			F8					F8	3	0	0	0	1	0	0		
Daryl Boston, L OBP: 0.335, SLG: 0.352		S			F9		F9			G6-3	4	0	2	0	0	0	1		
Charlie O'Brien, R OBP: 0.290, SLG: 0.279		G6-3								P3	1	0	0	0	1	0	1		
Todd Hundley, S OBP: 0.263, SLG: 0.125		G6-3					F8				2	0	0	0	0	0	1		
Frank Viola, L OBP: 0.159, SLG: 0.184										G6-3	2	0	1	0	1	0	1		
Mackey Sasser, L OBP: 0.305, SLG: 0.450					G1-3						1	0	0	0	0	0	1		
Tim Burke, R OBP: 0.309, SLG: 0.265											0	0	0	0	0	0	0		
Inning Stats	R: 2 E: 0 K: 0 S: 11	H: 2 LOB: 0 BB: 0 P: 18	R: 0 E: 0 K: 0 S: 11	H: 1 LOB: 2 BB: 1 P: 25	R: 0 E: 0 K: 1 S: 9	H: 1 LOB: 1 BB: 0 P: 12	R: 0 E: 0 K: 0 S: 5	H: 0 LOB: 1 BB: 1 P: 13	R: 0 E: 0 K: 0 S: 7	H: 1 LOB: 2 BB: 1 P: 11	R: 0 E: 0 K: 0 S: 6	H: 0 LOB: 0 BB: 0 P: 8	R: 0 E: 0 K: 0 S: 6	H: 1 LOB: 0 BB: 0 P: 11	R: 2 E: 0 K: 1 S: 13	H: 1 LOB: 0 BB: 1 P: 21	1B: 4 2B: 1 3B: 0 HR: 2	SF: 0 SAC: 0 DP: 1 HBP: 0	WP: 1 PA: 41
PITCHER	IP WLS BF H R ER SO BB IBB HBP BLK WP HR S P ERA WHIP	IP WLS BF H R ER SO BB IBB HBP BLK WP HR S P ERA WHIP	IP WLS BF H R ER SO BB IBB HBP BLK WP HR S P ERA WHIP	IP WLS BF H R ER SO BB IBB HBP BLK WP HR S P ERA WHIP	IP WLS BF H R ER SO BB IBB HBP BLK WP HR S P ERA WHIP	IP WLS BF H R ER SO BB IBB HBP BLK WP HR S P ERA WHIP	IP WLS BF H R ER SO BB IBB HBP BLK WP HR S P ERA WHIP	IP WLS BF H R ER SO BB IBB HBP BLK WP HR S P ERA WHIP	IP WLS BF H R ER SO BB IBB HBP BLK WP HR S P ERA WHIP	IP WLS BF H R ER SO BB IBB HBP BLK WP HR S P ERA WHIP	IP WLS BF H R ER SO BB IBB HBP BLK WP HR S P ERA WHIP	IP WLS BF H R ER SO BB IBB HBP BLK WP HR S P ERA WHIP	IP WLS BF H R ER SO BB IBB HBP BLK WP HR S P ERA WHIP	IP WLS BF H R ER SO BB IBB HBP BLK WP HR S P ERA WHIP	IP WLS BF H R ER SO BB IBB HBP BLK WP HR S P ERA WHIP	IP WLS BF H R ER SO BB IBB HBP BLK WP HR S P ERA WHIP	IP WLS BF H R ER SO BB IBB HBP BLK WP HR S P ERA WHIP	IP WLS BF H R ER SO BB IBB HBP BLK WP HR S P ERA WHIP	
Mark Clark, R ERA: 3.52	6.2	0.1	3.0	L	11	2	2	2	1	1	0	0	0	0	0	0	0	0	
Scott Terry, R ERA: 2.8	7.1	0.1	8.1	0	1	0	0	0	0	0	0	0	0	0	0	0	0	0	
Willie Fraser, R ERA: 5.65	8.1	3.0	L	11	2	2	2	1	1	0	0	0	0	0	0	0	0	0	

New York Mets @ St. Louis Cardinals
 Busch Stadium, St. Louis, MO
 Fri Sep 13 1991, 7:05 PM CDT
 Att. 26,680 - Sunny - 92 F

AB	36
R	4
H	7
RBI	4
BB	5
SO	2
LOB	13



Batter	1	2	3	4	5	6	7	8	9	10	AB	R	H	RBI	BB	SO	LOB	BOTTOM			
Ray Lankford, L OBP: 0.285, SLG: 0.369	S		L7	PO	G4-3			F8			4	0	1	0	0	0	0	New York Mets @ St. Louis Cardinals Busch Stadium, St. Louis, MO Fri Sep 13 1991, 7:05 PM CDT Att. 26,680 - Sunny - 92 F			
Ozzie Smith, S OBP: 0.390, SLG: 0.370	L7		G4-3		L9			G4-3			4	0	0	0	0	0	1				
Gerald Perry, L OBP: 0.316, SLG: 0.409	K		K		P2			F8			4	0	0	0	0	2	1				
Todd Zeile, R OBP: 0.342, SLG: 0.398	G5-3			HR				CS			4	1	3	0	0	0	1				
Felix Jose, S OBP: 0.370, SLG: 0.439		L6						P4			4	1	1	2	0	0	2				
Rex Hudler, R OBP: 0.278, SLG: 0.316				HR				F9			0	0	0	0	0	0	0				
Craig Wilson, R OBP: 0.241, SLG: 0.211				FC3-2							4	0	1	0	0	1	1				
Geronimo Pena, S OBP: 0.297, SLG: 0.413				1B				CS			4	0	2	0	0	0	0				
Ray Stephens, R OBP: 0.333, SLG: 0.333				1B				F8			3	0	1	0	0	2	2				
Milt Thompson, L OBP: 0.388, SLG: 0.473					K			K			1	0	0	0	0	1	0				
Mark Clark, R ERA: 3.78	8.0	2.0	6.1	0	0	0	0	0	0	0	0	0	0	0	0	0	0	0			
Scott Terry, R ERA: 3.71	7.1	0.1	8.1	0	0	0	0	0	0	0	0	0	0	0	0	0	0	0			
Stan Royer, R OBP: 0.500, SLG: 0.500	7.1	0.1	8.1	0	0	0	0	0	0	0	0	0	0	0	0	0	0	0			
Willie Fraser, R OBP: 0.309, SLG: 0.265	8.1	3.0	L	11	2	2	2	1	1	0	0	0	0	0	0	0	0	0			
Luis Alicaia, S OBP: 0.309, SLG: 0.265	10.1	2.0	6.1	0	0	0	0	0	0	0	0	0	0	0	0	0	0	0			
Inning Stats	R: 0 E: 0 K: 1 S: 11	H: 1 LOB: 1 BB: 0 P: 20	R: 0 E: 0 K: 1 S: 8	H: 2 LOB: 2 BB: 0 P: 10	R: 0 E: 0 K: 1 S: 6	H: 0 LOB: 0 BB: 0 P: 12	R: 2 E: 0 K: 1 S: 9	H: 4 LOB: 1 BB: 0 P: 17	R: 0 E: 0 K: 0 S: 4	H: 0 LOB: 0 BB: 0 P: 6	R: 0 E: 0 K: 1 S: 6	H: 1 LOB: 0 BB: 0 P: 11	R: 0 E: 0 K: 0 S: 6	H: 0 LOB: 0 BB: 0 P: 8	R: 0 E: 0 K: 0 S: 5	H: 1 LOB: 0 BB: 0 P: 7	R: 0 E: 0 K: 1 S: 7	H: 0 LOB: 0 BB: 0 P: 11	1B: 8 2B: 0 3B: 0 HR: 1	SF: 0 SAC: 0 DP: 1 HBP: 0	WP: 0 PA: 38
PITCHER	IP WLS BF H R ER SO BB IBB HBP BLK WP HR S P ERA WHIP	IP WLS BF H R ER SO BB IBB HBP BLK WP HR S P ERA WHIP	IP WLS BF H R ER SO BB IBB HBP BLK WP HR S P ERA WHIP	IP WLS BF H R ER SO BB IBB HBP BLK WP HR S P ERA WHIP	IP WLS BF H R ER SO BB IBB HBP BLK WP HR S P ERA WHIP	IP WLS BF H R ER SO BB IBB HBP BLK WP HR S P ERA WHIP	IP WLS BF H R ER SO BB IBB HBP BLK WP HR S P ERA WHIP	IP WLS BF H R ER SO BB IBB HBP BLK WP HR S P ERA WHIP	IP WLS BF H R ER SO BB IBB HBP BLK WP HR S P ERA WHIP	IP WLS BF H R ER SO BB IBB HBP BLK WP HR S P ERA WHIP	IP WLS BF H R ER SO BB IBB HBP BLK WP HR S P ERA WHIP	IP WLS BF H R ER SO BB IBB HBP BLK WP HR S P ERA WHIP	IP WLS BF H R ER SO BB IBB HBP BLK WP HR S P ERA WHIP	IP WLS BF H R ER SO BB IBB HBP BLK WP HR S P ERA WHIP	IP WLS BF H R ER SO BB IBB HBP BLK WP HR S P ERA WHIP	IP WLS BF H R ER SO BB IBB HBP BLK WP HR S P ERA WHIP	IP WLS BF H R ER SO BB IBB HBP BLK WP HR S P ERA WHIP	IP WLS BF H R ER SO BB IBB HBP BLK WP HR S P ERA WHIP			
Frank Viola, L ERA: 3.78	8.0	2.0	6.1	0	0	0	0	0	0	0	0	0	0	0	0	0	0	0			
Tim Burke, R ERA: 3.71	9.1	0.1	8.1	0	0	0	0	0	0	0	0	0	0	0	0	0	0	0			

New York Mets @ St. Louis Cardinals
 Busch Stadium, St. Louis, MO
 Fri Sep 13 1991, 7:05 PM CDT
 Att. 26,680 - Sunny - 92 F

AB	36
R	2
H	9
RBI	2
BB	0
SO	6
LOB	12



Batter	1	2	3	4	5	6	7	8	9	AB	R	H	RBI	BB	SO	LOB	TOP				
Daryl Boston, L (1, 8) OBP: 0.342, SLG: 0.369	G4-3		0-1 1B			0-1 1B		3-2 3B		4	0	3	0	0	0	0	New York Mets @ St. Louis Cardinals Busch Stadium, St. Louis, MO Sat Sep 14 1991, 7:05 PM CDT Att: 31,583 - Cloudy - 93 F				
Kevin Elster, R (1, 6) OBP: 0.318, SLG: 0.365	K		1-0 F8			1-3 K		2-2 L8		4	0	0	0	0	2	3					
Howard Johnson, S (1, 9) OBP: 0.343, SLG: 0.539	G4-3			1-0 P6		0-0 L5			4-0 E S G6-3 BB	3	1	0	0	1	0	1					
Kevin McReynolds, R (1, 7) OBP: 0.321, SLG: 0.416		0-0 2B		0-0 G5-3				0-2 G6-3	0-2 1-H G6-3	4	0	1	1	0	0	0					
Mackey Sasser, L (1, 3) OBP: 0.300, SLG: 0.441		0-1 G5-3		0-0 G6-3			3-2 P4	2-2 F8		4	0	0	0	0	0	1					
Gregg Jefferies, S (1, 5) OBP: 0.327, SLG: 0.378		4-1 G1-6-3 BB		1-0 F8		1-1 FC4-6 HBP		1-1 E5 1B		2	0	0	0	1	0	0					
Todd Hundley, S (1, 2) OBP: 0.261, SLG: 0.150		0-0 G1-6-3 1-2		0-0 F9		2-2 FC4-6 1-2		3-2 1-H 1B		4	0	1	0	0	0	3					
Jeff Gardner, L (1, 4) OBP: 0.545, SLG: 0.375			0-1 SH1-4 1B		0-2 F9			3-1 P6		3	0	1	0	0	0	0					
David Cone, L (1, 1) OBP: 0.179, SLG: 0.129			0-0 SH1-4			2-3 K		0-0 G1-3		1	0	0	0	0	1	0					
Terry McDaniel, S (8, PH) OBP: 0.300, SLG: 0.333										1	0	0	0	0	0	0					
Jeff Innis, R (8, 1)										0	0	0	0	0	0	0					
Inning Stats	R: 0 E: 0 K: 1 S: 9	H: 0 LOB: 0 BB: 0 P: 15	R: 0 E: 0 K: 0 S: 5	H: 1 LOB: 1 BB: 1 P: 9	R: 0 E: 0 K: 0 S: 6	H: 2 LOB: 1 BB: 0 P: 7	R: 0 E: 0 K: 0 S: 3	H: 0 LOB: 0 BB: 0 P: 4	R: 0 E: 0 K: 2 S: 5	H: 1 LOB: 1 BB: 0 P: 12	R: 0 E: 0 K: 0 S: 8	H: 0 LOB: 1 BB: 0 P: 16	R: 0 E: 0 K: 0 S: 9	H: 1 LOB: 1 BB: 1 P: 17	R: 1 E: 1 K: 0 S: 14	H: 1 LOB: 1 BB: 1 P: 24	1B: 4 2B: 1 3B: 1 HR: 0	SF: 0 SAC: 1 DP: 1 HBP: 1	WP: 0 PB: 0 SB: 2 CS: 0	PA: 34	
PITCHER	IP WLS BF H R ER SO BB IBB HBP BLK WP HR S P ERA WHIP	IP WLS BF H R ER SO BB IBB HBP BLK WP HR S P ERA WHIP	IP WLS BF H R ER SO BB IBB HBP BLK WP HR S P ERA WHIP	IP WLS BF H R ER SO BB IBB HBP BLK WP HR S P ERA WHIP	IP WLS BF H R ER SO BB IBB HBP BLK WP HR S P ERA WHIP	IP WLS BF H R ER SO BB IBB HBP BLK WP HR S P ERA WHIP	IP WLS BF H R ER SO BB IBB HBP BLK WP HR S P ERA WHIP	IP WLS BF H R ER SO BB IBB HBP BLK WP HR S P ERA WHIP	IP WLS BF H R ER SO BB IBB HBP BLK WP HR S P ERA WHIP	IP WLS BF H R ER SO BB IBB HBP BLK WP HR S P ERA WHIP	IP WLS BF H R ER SO BB IBB HBP BLK WP HR S P ERA WHIP	IP WLS BF H R ER SO BB IBB HBP BLK WP HR S P ERA WHIP	IP WLS BF H R ER SO BB IBB HBP BLK WP HR S P ERA WHIP	IP WLS BF H R ER SO BB IBB HBP BLK WP HR S P ERA WHIP	IP WLS BF H R ER SO BB IBB HBP BLK WP HR S P ERA WHIP	IP WLS BF H R ER SO BB IBB HBP BLK WP HR S P ERA WHIP	IP WLS BF H R ER SO BB IBB HBP BLK WP HR S P ERA WHIP	IP WLS BF H R ER SO BB IBB HBP BLK WP HR S P ERA WHIP	IP WLS BF H R ER SO BB IBB HBP BLK WP HR S P ERA WHIP	IP WLS BF H R ER SO BB IBB HBP BLK WP HR S P ERA WHIP	IP WLS BF H R ER SO BB IBB HBP BLK WP HR S P ERA WHIP
Omar Olivares, R (1, 1) ERA: 3.8	8.0	W	30	5	1	0	3	2	0	0	1	0	0	0	0	0	0.00	0.875			
Lee Smith, R (9, 1) ERA: 2.35	1.0	S	4	1	0	0	0	0	0	0	0	0	0	0	0	0	0.00	1.000			

AB	30
R	1
H	6
RBI	1
BB	2
SO	3
LOB	8



Batter	1	2	3	4	5	6	7	8	9	AB	R	H	RBI	BB	SO	LOB	BOTTOM				
Ray Lankford, L (1, 8) OBP: 0.285, SLG: 0.368	K		1-2 P6		2-2 1B			1-0 G1-3		4	0	1	2	0	1	0	New York Mets @ St. Louis Cardinals Busch Stadium, St. Louis, MO Sat Sep 14 1991, 7:05 PM CDT Att: 31,583 - Cloudy - 93 F				
Ozzie Smith, S (1, 6) OBP: 0.389, SLG: 0.368		4-2 BB		2-0 F7	2-1 F9			1-0 G4-3		3	0	0	0	1	0	1					
Gerald Perry, L (1, 3) OBP: 0.312, SLG: 0.404		1-3 K		3-2 F7		0-2 G6-3				3	0	0	0	0	1	1					
Rod Brewer, L (9, 3) OBP: 0.250, SLG: 0.250		1-3 K		3-2 F7		0-2 G6-3				0	0	0	0	0	0	0					
Todd Zeile, R (1, 5) OBP: 0.342, SLG: 0.397		3-0 F8		4-2 BB		2-1 G6-3				2	0	0	0	1	0	1					
Felix Jose, S (1, 9) OBP: 0.368, SLG: 0.436		0-0 P5		1-3 K		2-0 F8				3	0	0	0	0	1	1					
Milt Thompson, L (1, 7) OBP: 0.387, SLG: 0.470		1-2 F8			4-0 WP S 1B BB		3-1 F7			2	1	0	0	1	0	0					
Geronimo Pena, S (1, 4) OBP: 0.298, SLG: 0.408		1-2 G3-1			4-0 WP 1B BB		0-0 P4			2	1	0	0	1	0	0					
Rich Gedman, L (1, 2) OBP: 0.148, SLG: 0.250			0-3 K		2-3 K		2-1 G6-3			3	0	0	0	0	2	2					
Omar Olivares, R (1, 1) ERA: 3.83	7.0	L	26	1	2	2	7	4	0	0	0	0	0	0	0	0		2.57	0.714		
Lee Smith, R (9, 1) ERA: 2.57	1.0		3	0	0	0	0	0	0	0	0	0	0	0	0	0	0.00	0.000			
Inning Stats	R: 0 E: 0 K: 2 S: 10	H: 0 LOB: 1 BB: 1 P: 19	R: 0 E: 0 K: 0 S: 7	H: 0 LOB: 0 BB: 0 P: 9	R: 0 E: 0 K: 2 S: 9	H: 0 LOB: 0 BB: 0 P: 12	R: 0 E: 0 K: 1 S: 9	H: 0 LOB: 1 BB: 1 P: 19	R: 2 E: 0 K: 2 S: 11	H: 1 LOB: 1 BB: 2 P: 27	R: 0 E: 0 K: 0 S: 6	H: 0 LOB: 0 BB: 0 P: 10	R: 0 E: 0 K: 0 S: 5	H: 0 LOB: 0 BB: 0 P: 10	R: 0 E: 0 K: 0 S: 4	H: 0 LOB: 0 BB: 0 P: 6	1B: 1 2B: 0 3B: 0 HR: 0	SF: 0 SAC: 0 DP: 0 HBP: 0	WP: 1 PB: 0 SB: 1 CS: 0	PA: 29	
PITCHER	IP WLS BF H R ER SO BB IBB HBP BLK WP HR S P ERA WHIP	IP WLS BF H R ER SO BB IBB HBP BLK WP HR S P ERA WHIP	IP WLS BF H R ER SO BB IBB HBP BLK WP HR S P ERA WHIP	IP WLS BF H R ER SO BB IBB HBP BLK WP HR S P ERA WHIP	IP WLS BF H R ER SO BB IBB HBP BLK WP HR S P ERA WHIP	IP WLS BF H R ER SO BB IBB HBP BLK WP HR S P ERA WHIP	IP WLS BF H R ER SO BB IBB HBP BLK WP HR S P ERA WHIP	IP WLS BF H R ER SO BB IBB HBP BLK WP HR S P ERA WHIP	IP WLS BF H R ER SO BB IBB HBP BLK WP HR S P ERA WHIP	IP WLS BF H R ER SO BB IBB HBP BLK WP HR S P ERA WHIP	IP WLS BF H R ER SO BB IBB HBP BLK WP HR S P ERA WHIP	IP WLS BF H R ER SO BB IBB HBP BLK WP HR S P ERA WHIP	IP WLS BF H R ER SO BB IBB HBP BLK WP HR S P ERA WHIP	IP WLS BF H R ER SO BB IBB HBP BLK WP HR S P ERA WHIP	IP WLS BF H R ER SO BB IBB HBP BLK WP HR S P ERA WHIP	IP WLS BF H R ER SO BB IBB HBP BLK WP HR S P ERA WHIP	IP WLS BF H R ER SO BB IBB HBP BLK WP HR S P ERA WHIP	IP WLS BF H R ER SO BB IBB HBP BLK WP HR S P ERA WHIP	IP WLS BF H R ER SO BB IBB HBP BLK WP HR S P ERA WHIP	IP WLS BF H R ER SO BB IBB HBP BLK WP HR S P ERA WHIP	IP WLS BF H R ER SO BB IBB HBP BLK WP HR S P ERA WHIP
David Cone, R (1, 1) ERA: 3.83	1.0		3	0	0	0	0	0	0	0	0	0	0	0	0	0	0.00	0.000			
Lee Smith, R (9, 1) ERA: 2.57	1.0		3	0	0	0	0	0	0	0	0	0	0	0	0	0	0.00	0.000			

AB	25
R	2
H	1
RBI	2
BB	4
SO	7
LOB	8



Batter	1	2	3	4	5	6	7	8	9	AB	R	H	RBI	BB	SO	LOB	TOP										
Keith Miller, R OBP: 0.326, SLG: 0.367 (1, 4)										4	0	1	0	0	1	0	New York Mets @ St. Louis Cardinals Busch Stadium, St. Louis, MO Sun Sep 15 1991, 3:33 AM CDT Att: 26,379 - Cloudy - 93 F										
Kevin Elster, R OBP: 0.319, SLG: 0.365 (1, 6)										2	0	1	0	0	1	0											
Terry McDaniel, S OBP: 0.300, SLG: 0.333 (6, PH)										1	0	0	0	0	1	0											
Wally Whitehurst, R OBP: 0.235, SLG: 0.219 (6, 1)										0	0	0	0	0	0	0											
Rick Cerone, R OBP: 0.363, SLG: 0.348 (8, PH)										1	0	0	0	0	0	1											
Terry Bros, R (8, 1)										0	0	0	0	0	0	0											
Howard Johnson, S OBP: 0.347, SLG: 0.544 (1, 9)										3	2	3	0	1	0	0											
Kevin McReynolds, R OBP: 0.319, SLG: 0.412 (1, 8)										4	0	0	0	0	0	4											
Gregg Jefferies, S OBP: 0.328, SLG: 0.381 (1, 5)										4	0	2	1	0	0	3											
Mark Carreon, R OBP: 0.281, SLG: 0.310 (1, 7)										4	0	1	1	0	0	2											
Mackey Sasser, L OBP: 0.294, SLG: 0.432 (1, 3)										4	0	0	0	0	1	2											
Charlie O'Brien, R OBP: 0.291, SLG: 0.280 (1, 2)										3	0	1	0	0	0	0											
Pete Schourek, L OBP: 0.188, SLG: 0.200 (1, 1)										1	0	0	0	0	0	0											
Jeff Innis, R (5, 1)										0	0	0	0	0	0	0											
Garry Templeton, S OBP: 0.231, SLG: 0.290 (6, PH)										2	0	0	0	0	0	1											
Jeff Innis, R (6, 6)										0	0	0	0	0	0	0											
Inning Stats	R: 0 E: 0 K: 2 S: 8	H: 1 LOB: 0 BB: 0 P: 11	R: 0 E: 0 K: 0 S: 6	H: 1 LOB: 0 BB: 0 P: 9	R: 0 E: 0 K: 1 S: 10	H: 0 LOB: 0 BB: 0 P: 14	R: 0 E: 0 K: 0 S: 14	H: 1 LOB: 2 BB: 1 P: 21	R: 0 E: 0 K: 1 S: 5	H: 0 LOB: 0 BB: 0 P: 6	R: 1 E: 0 K: 0 S: 8	H: 2 LOB: 1 BB: 0 P: 12	R: 0 E: 0 K: 0 S: 6	H: 2 LOB: 1 BB: 0 P: 8	R: 1 E: 0 K: 0 S: 15	H: 2 LOB: 1 BB: 0 P: 22	1B: 6 2B: 3 3B: 0 HR: 0	SF: 0 SAC: 0 DP: 2 HBP: 0	WP: 0 PB: 0 SB: 0 CS: 0	PA: 34							
PITCHER	IP	WLS	BF	H	R	ER	SO	BB	IBB	HBP	BLK	WP	HR	S	P	ERA	WHIP										
Rheal Cormier, L ERA: 3.94 (1, 1)	9.0	W	34	9	2	2	4	1	0	0	0	0	0	75	108	2.00	1.111										

AB	33
R	2
H	9
RBI	2
BB	1
SO	4
LOB	13



Batter	1	2	3	4	5	6	7	8	9	AB	R	H	RBI	BB	SO	LOB	BOTTOM										
Ray Lankford, L OBP: 0.290, SLG: 0.385 (1, 8)										4	4	4	1	0	0	0	New York Mets @ St. Louis Cardinals Busch Stadium, St. Louis, MO Sun Sep 15 1991, 3:33 AM CDT Att: 26,379 - Cloudy - 93 F										
Ozzie Smith, S OBP: 0.390, SLG: 0.373 (1, 6)										4	1	2	1	0	0	1											
Tim Jones, L OBP: 0.188, SLG: 0.071 (8, 6)										0	0	0	0	0	0	0											
Geronimo Pena, S OBP: 0.297, SLG: 0.404 (1, 4)										4	0	1	0	0	2	4											
Todd Zeile, R OBP: 0.343, SLG: 0.400 (1, 5)										3	1	2	3	0	0	1											
Felix Jose, S OBP: 0.367, SLG: 0.438 (1, 9)										4	0	1	1	0	0	2											
Rex Hudler, R OBP: 0.277, SLG: 0.331 (1, 3)										4	1	1	1	0	0	1											
Bernard Gilkey, R ERA: 4.7 (1, 7)										1	0	0	0	0	0	0											
Pedro Guerrero, R OBP: 0.314, SLG: 0.345 (4, 3)										3	0	0	0	0	0	0											
Rod Brewer, L OBP: 0.250, SLG: 0.250 (9, 3)										0	0	0	0	0	0	0											
Tom Pagnozzi, R OBP: 0.305, SLG: 0.340 (1, 2)										3	0	0	0	0	0	0											
Rheal Cormier, L OBP: 0.214, SLG: 0.214 (1, 1)										3	0	0	0	0	2	0											
Inning Stats	R: 1 E: 0 K: 1 S: 17	H: 2 LOB: 1 BB: 0 P: 21	R: 1 E: 0 K: 1 S: 9	H: 1 LOB: 0 BB: 0 P: 13	R: 1 E: 0 K: 0 S: 8	H: 2 LOB: 1 BB: 0 P: 13	R: 0 E: 0 K: 0 S: 8	H: 0 LOB: 0 BB: 0 P: 12	R: 3 E: 1 K: 1 S: 19	H: 4 LOB: 1 BB: 0 P: 26	R: 0 E: 0 K: 1 S: 8	H: 0 LOB: 0 BB: 0 P: 11	R: 1 E: 0 K: 0 S: 10	H: 2 LOB: 0 BB: 0 P: 17	R: 0 E: 0 K: 0 S: 11	H: 0 LOB: 0 BB: 0 P: 16	1B: 3 2B: 4 3B: 2 HR: 2	SF: 1 SAC: 0 DP: 1 HBP: 0	WP: 0 PB: 0 SB: 1 CS: 0	PA: 34							
PITCHER	IP	WLS	BF	H	R	ER	SO	BB	IBB	HBP	BLK	WP	HR	S	P	ERA	WHIP										
Pete Schourek, L ERA: 4.7 (1, 1)	4.2	L	23	9	6	6	3	0	0	0	0	0	0	56	79	11.57	1.929										
Jeff Innis, R ERA: 2.55 (5, 1)	0.1		1	0	0	0	0	0	0	0	0	0	0	5	6	0.00	0.000										
Wally Whitehurst, R ERA: 4.31 (6, 1)	2.0		7	2	1	1	1	0	0	0	0	0	1	18	28	4.50	1.000										
Terry Bros, R ERA: 3.6 (8, 1)	1.0		3	0	0	0	0	0	0	0	0	0	0	11	16	0.00	0.000										

AB	33
R	7
H	11
RBI	7
BB	0
SO	4
LOB	9



Batter	1	2	3	4	5	6	7	8	9	AB	R	H	RBI	BB	SO	LOB	TOP					
Delino DeShields, L (1.4) OBP: 0.362, SLG: 0.347	G4-3		E4 FC5-4		1B 2B		CS 1B		K	5	1	2	0	0	1	1						
Spike Owen, S (1.6) OBP: 0.316, SLG: 0.342	K		FC5-4 1B		2B 1B		P4 1B		G5-3	5	0	1	0	0	1	3						
Bret Barberie, S (1.5) OBP: 0.398, SLG: 0.467	1B		1B		SF7 2B		IBB			3	1	3	3	1	0	0						
John Vander Wal, L (1.7) OBP: 0.278, SLG: 0.625		G4-3								2	0	0	1	0	1	2						
Ivan Calderon, R (7, PH) OBP: 0.366, SLG: 0.481			K							1	0	0	0	0	0	2						
Kenny Williams, R (7.7) OBP: 0.293, SLG: 0.408										0	0	0	0	0	0	0						
Larry Walker, L (1.9) OBP: 0.353, SLG: 0.478	G4-3			HR					FC4-6 1B	4	1	2	1	0	1	0						
Marquis Grissom, R (1.8) OBP: 0.310, SLG: 0.366	S 1B			G5-3					K	4	0	1	0	0	2	1						
Tom Foley, L (1.3) OBP: 0.276, SLG: 0.305	G3-1			G3					K	4	0	0	0	0	1	2						
Gilberto Reyes, R (1.2) OBP: 0.293, SLG: 0.266			G5-3						FC4-6 1-2	3	0	0	0	0	0	0						
Bill Sampen, R (6.1) OBP: 0.429, SLG: 0.429				P3						0	0	0	0	0	0	0						
Scott Ruskin, R (7.1) OBP: 0.307, SLG: 0.307										1	0	0	0	0	0	1						
Junior Noboa, R (8, PH) OBP: 0.247, SLG: 0.307										0	0	0	0	0	0	0						
Mel Rojas, R (8.1) OBP: 0.247, SLG: 0.315										0	0	0	0	0	0	0						
Chris Nabholz, L (1.1) OBP: 0.191, SLG: 0.136			FC5-4 1B		1B 2B					2	2	2	0	0	0	0						
Nelson Santovenia, R (6.2) OBP: 0.247, SLG: 0.315									F7	2	0	0	0	0	1	0						
Inning Stats	R: 0 E: 0 K: 1 S: 11	H: 1 LOB: 1 BB: 0 P: 15	R: 0 E: 0 K: 0 S: 10	H: 1 LOB: 1 BB: 0 P: 15	R: 1 E: 1 K: 1 S: 16	H: 2 LOB: 2 BB: 0 P: 22	R: 1 E: 0 K: 0 S: 8	H: 1 LOB: 0 BB: 0 P: 14	R: 3 E: 0 K: 1 S: 22	H: 4 LOB: 0 BB: 0 P: 31	R: 0 E: 0 K: 1 S: 7	H: 0 LOB: 0 BB: 0 P: 10	R: 0 E: 0 K: 1 S: 7	H: 1 LOB: 2 BB: 1 P: 15	R: 0 E: 0 K: 2 S: 9	H: 1 LOB: 1 BB: 0 P: 10	R: 0 E: 0 K: 1 S: 6	H: 0 LOB: 0 BB: 0 P: 8	1B: 9 2B: 1 3B: 0 HR: 1	SF: 1 SAC: 0 DP: 0 HBP: 0	WP: 0 PB: 0 SB: 1 CS: 1	PA: 38
PITCHER	IP	WLS	BF	H	R	ER	SO	BB	IBB	HBP	BLK	WP	HR	S	P	ERA	WHIP					
Anthony Young, R (1.1) ERA: 3.48	4.1	L	21	9	5	4	2	0	0	0	0	0	1	63	88	8.31	2.077					
Doug Simons, L (5.1) ERA: 4.5	1.2		5	0	0	0	2	0	0	0	0	0	0	11	19	0.00	0.000					
Blaine Beatty, L (7.1) ERA:	3.0		12	2	0	0	4	0	1	0	0	0	0	22	33	0.00	0.667					

Montreal Expos @ New York Mets
 Shea Stadium, Flushing, NY
 Tue Sep 17 1991, 7:05 PM EDT
 Cloudy - 91 F

AB	36
R	5
H	11
RBI	5
BB	1
SO	8
LOB	12



Batter	1	2	3	4	5	6	7	8	9	AB	R	H	RBI	BB	SO	LOB	BOTTOM					
Keith Miller, R (1.4) OBP: 0.328, SLG: 0.368	G1-6-3		PB BB SF7 1B		F8		1B		K	5	1	2	0	0	1	2						
Kevin Elster, R (1.6) OBP: 0.323, SLG: 0.366	K2-3-2 1B		PB BB		F9		BB			2	0	1	0	2	0	1						
Howard Johnson, S (1.9) OBP: 0.345, SLG: 0.540	K2-3-2 1-1		SF7		P5					3	0	0	1	0	2	4						
Kevin McReynolds, R (1.8) OBP: 0.318, SLG: 0.417		F8	F8			HR			P5	4	1	1	1	0	0	1						
Gregg Jefferies, S (1.5) OBP: 0.330, SLG: 0.382		2B G4-3 1B		1B G4-6-3 1B		G6-3			F9	4	2	2	0	0	0	0						
Mark Carreon, R (1.7) OBP: 0.289, SLG: 0.323		G4-3 2B		G4-6-3 1B		G4-6-3 1B			L7	4	0	3	0	0	0	0						
Mackey Sasser, L (1.3) OBP: 0.291, SLG: 0.428		G4-3		G4-6-3		G4-6-3			E4 FC3-6	2	0	0	1	0	0	2						
Daryl Boston, L (6, PH) OBP: 0.340, SLG: 0.367										0	0	0	0	0	0	0						
Blaine Beatty, L (7.1) ERA: 3.89										0	0	0	0	0	0	0						
Chris Donnels, L (9, PH) OBP: 0.321, SLG: 0.222		2-3 3-H								1	0	0	0	0	0	0						
Todd Hundley, S (1.2) OBP: 0.222, SLG: 0.125										4	0	0	0	0	2	2						
Terry McDaniel, S (9, PR) OBP: 0.300, SLG: 0.333									FC3-6	0	0	0	0	0	0	0						
Anthony Young, R (1.1) OBP: 0.111, SLG: 0.222										1	0	0	0	0	1	0						
Garry Templeton, S (5.3) OBP: 0.236, SLG: 0.298									F7	3	0	2	0	0	0	1						
Inning Stats	R: 0 E: 0 K: 1 S: 7	H: 1 LOB: 1 BB: 0 P: 10	R: 1 E: 0 K: 1 S: 12	H: 2 LOB: 1 BB: 0 P: 18	R: 1 E: 0 K: 1 S: 15	H: 1 LOB: 1 BB: 1 P: 25	R: 1 E: 0 K: 1 S: 7	H: 2 LOB: 0 BB: 0 P: 8	R: 1 E: 0 K: 0 S: 5	H: 2 LOB: 0 BB: 0 P: 6	R: 1 E: 0 K: 0 S: 9	H: 2 LOB: 0 BB: 0 P: 13	R: 0 E: 0 K: 1 S: 12	H: 2 LOB: 2 BB: 1 P: 19	R: 0 E: 0 K: 0 S: 10	H: 0 LOB: 0 BB: 0 P: 15	R: 0 E: 1 K: 1 S: 8	H: 0 LOB: 1 BB: 0 P: 11	1B: 8 2B: 3 3B: 0 HR: 1	SF: 1 SAC: 0 DP: 3 HBP: 0	WP: 0 PB: 1 SB: 0 CS: 0	PA: 37
PITCHER	IP	WLS	BF	H	R	ER	SO	BB	IBB	HBP	BLK	WP	HR	S	P	ERA	WHIP					
Chris Nabholz, L (1.1) ERA: 4.05	5.1	W	23	8	4	3	4	1	0	0	0	0	0	15	25	0.00	3.000					
Bill Sampen, R (6.1) ERA: 3.89	1.1		6	3	0	0	0	1	0	0	0	0	0	3	3	0.00	0.000					
Scott Ruskin, L (7.1) ERA: 4.55	0.1		1	0	0	0	1	0	0	0	0	0	0	3	3	0.00	0.000					
Mel Rojas, R (8.1) ERA: 4.29	2.0	S	7	0	0	0	1	0	0	0	0	0	0	18	26	0.00	0.000					

Montreal Expos @ New York Mets
 Shea Stadium, Flushing, NY
 Tue Sep 17 1991, 7:05 PM EDT
 Cloudy - 91 F

AB	34
R	4
H	11
RBI	3
BB	2
SO	6
LOB	14



Batter	1	2	3	4	5	6	7	8	9	AB	R	H	RBI	BB	SO	LOB	TOP								
Delino DeShields, L OBP: 0.359, SLG: 0.344	(1,4) K		(2) K		(1) K	(3) K			(2) K	5	0	0	0	0	5	5	Montreal Expos @ New York Mets Shea Stadium, Flushing, NY Tue Sep 17 1991, 7:05 PM EDT Att: 4,355 - Cloudy - 86 F								
Spike Owen, S OBP: 0.317, SLG: 0.342	(1,6) 1B		(3) P5		(1) FC5-1B		(1) G4-3		(3) P4	5	0	2	1	0	0	1									
Junior Noboa, R OBP: 0.258, SLG: 0.315	(1,9) P4			(1) FC5-4-1B	(2) FC5-1B		(2) F9			4	0	2	0	0	0	1									
Tim Wallach, R OBP: 0.287, SLG: 0.326	(1,5) G4-3			(1) FC5-4-1B	(2) FC5		(3) P5			4	0	0	1	0	0	4									
Larry Walker, L OBP: 0.352, SLG: 0.475		(1) G6-3		(1) 1B	(3) K			(1) G1-3		4	0	1	0	0	1	2									
Marquis Grissom, R OBP: 0.310, SLG: 0.365		1B		(2) K		(1) F8		(2) G6-3		4	0	1	0	0	1	2									
Nelson Santovenia, R OBP: 0.293, SLG: 0.373			(2) F9					(3) F9		3	0	1	0	0	0	3									
Dave Martinez, L OBP: 0.322, SLG: 0.395										0	0	0	0	0	0	0									
Gilberto Reyes, R OBP: 0.292, SLG: 0.285										1	0	0	0	0	0	0									
Kenny Williams, R OBP: 0.302, SLG: 0.405		(3) F8			(1) SH-1B	(1) 1B			(1) K	3	1	1	0	1	1	1									
Chris Haney, L OBP: 0.091, SLG: 0.091			(1) F8		(2) SH-1B				(2) 1B	1	1	0	0	0	0	0									
Bret Barberie, S OBP: 0.394, SLG: 0.462										1	0	0	0	0	1	2									
Doug Platt, L OBP: 0.367, SLG: 0.482										0	0	0	0	0	0	0									
Barry Jones, R										0	0	0	0	0	0	0									
Ivan Calderon, R OBP: 0.297, SLG: 0.482										1	0	1	0	0	0	0									
Inning Stats	R: 0 E: 0 K: 1 S: 13	H: 1 LOB: 1 BB: 0 P: 18	R: 0 E: 0 K: 0 S: 6	H: 1 LOB: 1 BB: 0 P: 9	R: 0 E: 0 K: 1 S: 9	H: 0 LOB: 0 BB: 0 P: 13	R: 0 E: 0 K: 1 S: 14	H: 2 LOB: 2 BB: 0 P: 20	R: 2 E: 1 K: 2 S: 15	H: 3 LOB: 2 BB: 1 P: 20	R: 0 E: 0 K: 0 S: 10	H: 1 LOB: 2 BB: 1 P: 18	R: 0 E: 0 K: 0 S: 5	H: 0 LOB: 0 BB: 0 P: 7	R: 0 E: 0 K: 0 S: 5	H: 0 LOB: 0 BB: 0 P: 7	R: 0 E: 0 K: 2 S: 12	H: 1 LOB: 1 BB: 0 P: 15	1B: 9 2B: 0 3B: 0 HR: 0	SF: 0 SAC: 1 DP: 0 HBP: 0	WP: 0 PB: 0 SB: 0 CS: 0	PA: 38			
PITCHER	IP	WLS	BF	H	R	ER	SO	BB	IBB	HBP	BLK	WP	HR	S	P	ERA	WHIP								
Tony Castillo, L ERA: 3.38	4.1		21	7	2	0	4	0	0	0	0	0	0	51	73	0.00	1.615								
Wally Whitehurst, R ERA: 4.25	1.2	W	7	1	0	0	3	1	0	0	0	0	0	16	25	0.00	1.200								
Tim Burke, R ERA: 3.63	0.0		0	0	0	0	0	0	0	0	0	0	0	0	0	∞	∞								
John Franco, L ERA: 2.76	1.0	S	4	1	0	0	2	0	0	0	0	0	0	12	15	0.00	1.000								

Batter	1	2	3	4	5	6	7	8	9	AB	R	H	RBI	BB	SO	LOB	BOTTOM								
Keith Miller, R OBP: 0.331, SLG: 0.381	(1,4) G6-3									3	1	1	1	1	0	0	Montreal Expos @ New York Mets Shea Stadium, Flushing, NY Tue Sep 17 1991, 7:05 PM EDT Att: 4,355 - Cloudy - 86 F								
Kevin Elster, R OBP: 0.322, SLG: 0.364	(1,6) HR				(1) HR		(2) F8		(2) F8	4	1	1	0	0	2										
Howard Johnson, S OBP: 0.348, SLG: 0.547	(1,9) HR				(2) CS		(3) F7			3	1	2	2	1	0	0									
Kevin Reynolds, R OBP: 0.318, SLG: 0.414	(1,8) K				(2) G6-3		(3) F9			3	0	0	0	1	1	2									
Gregg Jefferies, S OBP: 0.333, SLG: 0.386	(1,5) 1B				(3) F9					4	0	3	0	0	0	0									
Mark Carreon, R OBP: 0.288, SLG: 0.321	(1,7) FC5-4				(1) F8		(1) FC4-6			4	0	1	0	0	0	2									
John Franco, L ERA: 2.76										0	0	0	0	0	0	0									
Garry Templeton, S OBP: 0.240, SLG: 0.301										4	0	2	0	0	1	3									
Charlie O'Brien, R OBP: 0.290, SLG: 0.274										3	0	0	0	1	0	5									
Tony Castillo, L ERA: 3.69										2	0	0	0	0	0	2									
Wally Whitehurst, R OBP: 0.235, SLG: 0.219										0	0	0	0	0	0	0									
Daryl Boston, L OBP: 0.339, SLG: 0.386										1	0	0	0	0	0	2									
Tim Burke, R ERA: 1.93										0	0	0	0	0	0	0									
Terry McDaniel, S OBP: 0.300, SLG: 0.333										0	0	0	0	0	0	0									
Inning Stats	R: 2 E: 0 K: 1 S: 12	H: 3 LOB: 1 BB: 0 P: 22	R: 0 E: 0 K: 1 S: 9	H: 0 LOB: 2 BB: 2 P: 20	R: 0 E: 0 K: 0 S: 5	H: 0 LOB: 0 BB: 1 P: 10	R: 0 E: 0 K: 0 S: 7	H: 1 LOB: 1 BB: 0 P: 12	R: 1 E: 0 K: 0 S: 10	H: 2 LOB: 0 BB: 0 P: 17	R: 0 E: 0 K: 0 S: 14	H: 2 LOB: 2 BB: 0 P: 19	R: 0 E: 0 K: 0 S: 14	H: 0 LOB: 0 BB: 0 P: 19	R: 0 E: 0 K: 0 S: 8	H: 2 LOB: 2 BB: 1 P: 12	1B: 8 2B: 0 3B: 0 HR: 2	SF: 0 SAC: 0 DP: 1 HBP: 0	WP: 0 PB: 0 SB: 0 CS: 2	PA: 35					
PITCHER	IP	WLS	BF	H	R	ER	SO	BB	IBB	HBP	BLK	WP	HR	S	P	ERA	WHIP								
Chris Haney, L ERA: 3.69	5.0	L	22	6	3	3	2	3	0	0	0	0	0	43	81	5.40	1.800								
Doug Platt, R ERA: 1.93	2.0		10	3	0	0	0	1	0	0	0	0	0	32	46	0.00	2.000								
Barry Jones, R ERA: 3.5	1.0		3	1	0	0	0	0	0	0	0	0	0	4	4	0.00	1.000								

AB	36
R	2
H	9
RBI	2
BB	1
SO	9
LOB	21



Batter	1	2	3	4	5	6	7	8	9	AB	R	H	RBI	BB	SO	LOB	TOP			
Ray Lankford, L (1, 8) OBP: 0.288, SLG: 0.378	2-3 K			3-2 G3		2-3 K			2-3 K	4	0	0	0	0	3	0	St. Louis Cardinals @ New York Mets Shea Stadium, Flushing, NY Fri Sep 20 1991, 7:05 PM EDT Att: 15,683 - Sunny - 60 F			
Ozzie Smith, S (1, 6) OBP: 0.381, SLG: 0.362	1-1 F8			2-2 G4-3			0-0 B5-3		1-0 F8	4	0	0	0	0	0	0				
Todd Zeile, R (1, 5) OBP: 0.347, SLG: 0.412	2-2 F8			1-2 G6-3			2-3 K			3	0	0	0	0	1	0				
Pedro Guerrero, R (1, 3) OBP: 0.314, SLG: 0.341		0-2 F8			1-1 G5-3				3-3 K	3	0	0	0	0	1	0				
Felix Jose, S (1, 9) OBP: 0.365, SLG: 0.435		2-2 L4			1-2 F8				1-0 2B	3	0	1	0	0	0	0				
Milt Thompson, L (1, 7) OBP: 0.383, SLG: 0.466		3-2 G4-3			4-2 BB				2-3 K	2	0	0	0	1	1	1				
Rich Gedman, L (1, 2) OBP: 0.145, SLG: 0.244 Gerald Perry, L (8, PH) OBP: 0.309, SLG: 0.400 Tom Pagnozzi, R (8, 2) OBP: 0.309, SLG: 0.349			3-3 K		1-3 K				3-1 F7	2	0	0	0	0	2	1				
José Oquendo, S (1, 4) OBP: 0.356, SLG: 0.304			3-2 G5-3			2-3 K			1-2 G3	3	0	0	0	0	1	1				
Rheal Cormier, L (1, 1) OBP: 0.188, SLG: 0.188 Rod Brewer, L (9, PH) OBP: 0.200, SLG: 0.200			1-3 K			0-0 F8			1-3 K	1	0	0	0	0	1	0				
Inning Stats	R: 0 E: 0 K: 1 S: 8	H: 0 LOB: 0 BB: 0 P: 13	R: 0 E: 0 K: 0 S: 10	H: 0 LOB: 0 BB: 0 P: 15	R: 0 E: 0 K: 2 S: 10	H: 0 LOB: 0 BB: 0 P: 17	R: 0 E: 0 K: 0 S: 9	H: 0 LOB: 1 BB: 1 P: 15	R: 0 E: 0 K: 1 S: 10	H: 0 LOB: 0 BB: 0 P: 11	R: 0 E: 0 K: 2 S: 7	H: 0 LOB: 0 BB: 0 P: 12	R: 0 E: 0 K: 1 S: 12	H: 1 LOB: 1 BB: 0 P: 19	R: 0 E: 0 K: 2 S: 8	H: 0 LOB: 0 BB: 0 P: 12		1B: 0 2B: 1 3B: 0 HR: 0	SF: 0 SAC: 0 DP: 0 HBP: 0	WP: 0 PB: 0 SB: 0 CS: 0
PITCHER David Cone, R (1, 1) ERA: 3.48	IP: 9.0 WLS: W BF: 29 H: 1 R: 0 ER: 0 SO: 11 BB: 1 IBB: 0 HBP: 0 BLK: 0 WP: 0 HR: 0 S: 81 P: 131 ERA: 0.00 WHIP: 0.222																			

Batter	1	2	3	4	5	6	7	8	9	AB	R	H	RBI	BB	SO	LOB	BOTTOM			
Keith Miller, R (1, 4) OBP: 0.320, SLG: 0.368	2-3 K		0-1 F8		2-3 K		0-0 F7			4	0	0	0	0	2	3	St. Louis Cardinals @ New York Mets Shea Stadium, Flushing, NY Fri Sep 20 1991, 7:05 PM EDT Att: 15,683 - Sunny - 60 F			
Kevin Elster, R (1, 6) OBP: 0.321, SLG: 0.361	0-0 CS 1B			2-1 P3		4-2 E BLK 1B BB	0-1 F9			3	1	1	0	1	0	1				
Howard Johnson, S (1, 9) OBP: 0.345, SLG: 0.540	3-3 K			1-2 F7		2-3 K		1-2 G5-3		4	0	0	0	0	2	2				
Kevin McReynolds, R (1, 8) OBP: 0.315, SLG: 0.410		2-1 F8		2-2 1B		1-2 F8		0-1 F9		4	0	1	0	0	0	1				
Gregg Jefferies, S (1, 5) OBP: 0.333, SLG: 0.384		0-0 B2		2-1 SAFE 1B		2-1 E6 1B		0-0 F8		4	0	1	0	0	0	1				
Mark Carreon, R (1, 7) OBP: 0.289, SLG: 0.321 Daryl Boston, L (9, 8) OBP: 0.333, SLG: 0.359		2-1 F7		0-0 F8		1-0 FC3-6 1B				3	0	1	1	0	0	2				
Chris Donnels, L (1, 3) OBP: 0.316, SLG: 0.208			4-0 FC5-6 BB		2-0 F7		3-H 1-0 FC3-6			2	0	0	0	1	0	2				
Charlie O'Brien, R (1, 2) OBP: 0.291, SLG: 0.275			0-0 F7		2-1 FC1-6 1B		0-3 K			3	0	1	0	0	1	1				
David Cone, L (1, 1) OBP: 0.186, SLG: 0.138			0-0 FC5-6		0-1 FC1-6		0-1 1B			3	0	1	0	0	0	2				
Inning Stats	R: 0 E: 0 K: 2 S: 8	H: 1 LOB: 1 BB: 0 P: 13	R: 0 E: 0 K: 0 S: 5	H: 0 LOB: 0 BB: 0 P: 9	R: 0 E: 0 K: 0 S: 4	H: 0 LOB: 1 BB: 1 P: 8	R: 0 E: 0 K: 0 S: 11	H: 2 LOB: 2 BB: 0 P: 18	R: 0 E: 0 K: 1 S: 8	H: 1 LOB: 1 BB: 0 P: 14	R: 1 E: 1 K: 1 S: 12	H: 1 LOB: 2 BB: 1 P: 23	R: 0 E: 0 K: 1 S: 8	H: 1 LOB: 1 BB: 0 P: 8	R: 0 E: 0 K: 0 S: 6	H: 0 LOB: 0 BB: 0 P: 7		1B: 6 2B: 1 3B: 0 HR: 0	SF: 0 SAC: 0 DP: 1 HBP: 0	WP: 0 PB: 0 SB: 0 CS: 1
PITCHER Rheal Cormier, L (1, 1) ERA: 3.35	IP: 8.0 WLS: L BF: 32 H: 6 R: 1 ER: 0 SO: 5 BB: 2 IBB: 0 HBP: 0 BLK: 1 WP: 0 HR: 0 S: 62 P: 100 ERA: 0.00 WHIP: 1.000																			

AB	28
R	0
H	1
RBI	0
BB	1
SO	11
LOB	4



AB	30
R	1
H	6
RBI	1
BB	2
SO	5
LOB	15



Batter	1	2	3	4	5	6	7	8	9	AB	R	H	RBI	BB	SO	LOB	TOP				
Ray Lankford, L (1, 8) OBP: 0.289, SLG: 0.380	1-3 K	0-2 FC3-6 F8 S 1-2		1-0 G4-3			1-2 2B		1-1 1B 3-H	5	0	2	1	0	1	1					
Ozzie Smith, S (1, 6) OBP: 0.381, SLG: 0.363	0-1 E 1B	1-2 F8 1-3			2-1 G5-3		3-2 G5-3		1-1 1B 1-2	5	1	2	0	0	0	2					
Todd Zeile, R (1, 5) OBP: 0.346, SLG: 0.410	0-2 E7 1-H 1B	2-1 P4			3-1 F8		0-3 K		3-3 K	5	1	1	0	0	2	4					
Pedro Guerrero, R (1, 3) OBP: 0.315, SLG: 0.339	3-2 F8			4-1 S BB		4-2 BB		0-2 G6-3		2	0	0	0	2	0	1					
Felix Jose, S (1, 9) OBP: 0.364, SLG: 0.433	0-0 HBP 2-H 1B		2-1 L5		2-2 L6			0-3 K		4	0	1	1	0	1	2					
Rex Hudler, R (1, 7) OBP: 0.275, SLG: 0.322	4-0 HBP 1-2 BB		0-2 F8			1-2 G4-3		2-3 K		3	0	0	0	1	1	1					
Tom Pagnozzi, R (1, 2) OBP: 0.311, SLG: 0.347	3-2 HBP 1-2 2-3		1-0 G5-3 1-2		0-1 L4			4-2 G3 G4-3 1B BB		2	1	0	0	1	0	1					
José Oquendo, S (1, 4) OBP: 0.355, SLG: 0.301	1-2 F8		1-0 F7		0-0 G5-3			3-2 G4-3 1-2		4	0	0	0	0	0	4					
Bob Tewksbury, R (1, 1) OBP: 0.217, SLG: 0.179		4-1		2-3 K			1-3 K		1-2 G3	1	0	0	0	1	1	0					
Juan Agosto, L (6, 1) OBP: 0.333, SLG: 0.333										0	0	0	0	0	0	0					
Luis Alicea, S (7, PH) OBP: 0.298, SLG: 0.255										1	0	0	0	0	1	0					
Willie Fraser, R (7, 1) OBP: 0.298, SLG: 0.255										0	0	0	0	0	0	0					
Milt Thompson, L (9, PH) OBP: 0.382, SLG: 0.465										1	0	0	0	0	0	1					
Inning Stats	R: 2 E: 1 K: 1 S: 19	H: 3 LOB: 3 BB: 1 P: 31	R: 0 E: 0 K: 0 S: 9	H: 0 LOB: 1 BB: 1 P: 16	R: 0 E: 0 K: 0 S: 7	H: 0 LOB: 1 BB: 1 P: 14	R: 0 E: 0 K: 1 S: 5	H: 0 LOB: 0 BB: 0 P: 9	R: 0 E: 0 K: 0 S: 13	H: 0 LOB: 1 BB: 1 P: 24	R: 0 E: 0 K: 0 S: 6	H: 1 LOB: 1 BB: 0 P: 7	R: 0 E: 0 K: 2 S: 14	H: 0 LOB: 0 BB: 0 P: 19	R: 0 E: 0 K: 2 S: 11	H: 0 LOB: 0 BB: 0 P: 13	R: 1 E: 0 K: 1 S: 17	H: 2 LOB: 2 BB: 1 P: 30	1B: 5 2B: 1 3B: 0 HR: 0	SF: 0 SAC: 0 DP: 0 HBP: 1	WP: 0 PA: 39 PB: 0 SB: 4 CS: 0
PITCHER	IP WLS BF H R ER SO BB IBB HBP BLK WP HR S P ERA WHIP	IP WLS BF H R ER SO BB IBB HBP BLK WP HR S P ERA WHIP																			
Pete Schourek, L (1, 1) ERA: 4.56	6.0 W 26 3 2 2 2 4 0 1 0 0 0 59 101 3.00 1.167																				
Tim Burke, R (7, 1) ERA: 3.55	2.0 7 1 0 0 4 0 0 0 0 0 0 25 32 0.00 0.500																				
John Franco, L (9, 1) ERA: 2.88	1.0 S 6 2 1 1 1 1 0 0 0 0 0 0 17 30 9.00 3.000																				

St. Louis Cardinals @ New York Mets
Shea Stadium, Flushing, NY
Sat Sep 21 1991, 3:33 AM EDT
Att: 20,887 - Sunny - 63 F

AB 33
R 3
H 6
RBI 2
BB 5
SO 7
LOB 17



Batter	1	2	3	4	5	6	7	8	9	AB	R	H	RBI	BB	SO	LOB	BOTTOM				
Keith Miller, R (1, 4) OBP: 0.317, SLG: 0.364	2-2 1B SF9 1B		0-2 F7		0-2 P6		1-2 G6-3	1-2 F7		5	1	1	0	0	0	4					
Jeff Gardner, L (1, 6) OBP: 0.533, SLG: 0.417	0-2		0-0 FC6-4 1-2			3-2 F7	2-3 K			3	0	1	0	0	0	1					
Kevin Elster, R (7, 6) OBP: 0.320, SLG: 0.359	1-3 1B		2-0 P4			2-2 S 2B	1-2 HR			1	0	0	0	1	0						
Howard Johnson, S (1, 9) OBP: 0.346, SLG: 0.547	2-2 SF9					1-2 2B	2-0 E5 E3			4	1	1	1	0	0	1					
Kevin McReynolds, R (1, 7) OBP: 0.314, SLG: 0.410	1-0 P3			1-1 P3		1-2 2B	2-0 E5 E3			4	1	1	1	0	0	1					
Mackey Sasser, L (1, 3) OBP: 0.290, SLG: 0.426	1-3 K			0-0 G4-3		1-0 1B SF8 2B	1-2 E3			4	1	1	1	0	1	2					
Gregg Jefferies, S (1, 5) OBP: 0.334, SLG: 0.384		1-1 G5-3		2-2 G4-3		4-0 SF8 1B BB		1-1 S 1B		3	0	1	0	1	0	0					
Daryl Boston, L (1, 8) OBP: 0.340, SLG: 0.360		1-2 G4-3			4-2 G6-3 BB	0-1 1B 2-3		4-2 BB		2	0	1	0	2	0	0					
Todd Hundley, S (1, 2) OBP: 0.206, SLG: 0.133		1-0 G3			0-0 F7	1-1 SF8		3-3 K		3	0	0	1	0	1	3					
Pete Schourek, L (1, 1) OBP: 0.222, SLG: 0.188			4-2		1-2 G6-3	0-1 G1-3		0-0 F8		1	0	0	0	1	0	1					
Garry Templeton, S (6, PH) OBP: 0.239, SLG: 0.300										1	0	0	0	0	0	2					
Tim Burke, R (7, 1) ERA: 4.56										0	0	0	0	0	0	0					
Chris Donnels, L (8, PH) OBP: 0.310, SLG: 0.204										1	0	0	0	0	2						
John Franco, L (9, 1) ERA: 5.61										0	0	0	0	0	0	0					
Inning Stats	R: 1 E: 0 K: 1 S: 14	H: 2 LOB: 0 BB: 0 P: 20	R: 0 E: 0 K: 0 S: 7	H: 0 LOB: 0 BB: 0 P: 10	R: 0 E: 0 K: 0 S: 8	H: 0 LOB: 1 BB: 1 P: 14	R: 0 E: 0 K: 0 S: 6	H: 0 LOB: 0 BB: 0 P: 9	R: 0 E: 0 K: 0 S: 10	H: 0 LOB: 1 BB: 1 P: 15	R: 3 E: 0 K: 0 S: 20	H: 4 LOB: 2 BB: 1 P: 32	R: 1 E: 2 K: 1 S: 14	H: 1 LOB: 1 BB: 0 P: 21	R: 0 E: 0 K: 1 S: 15	H: 1 LOB: 2 BB: 1 P: 23	1B: 5 2B: 2 3B: 0 HR: 1	SF: 2 SAC: 0 DP: 0 HBP: 0	WP: 0 PA: 37 PB: 0 SB: 2 CS: 0		
PITCHER	IP WLS BF H R ER SO BB IBB HBP BLK WP HR S P ERA WHIP	IP WLS BF H R ER SO BB IBB HBP BLK WP HR S P ERA WHIP																			
Bob Tewksbury, R (1, 1) ERA: 3.2	5.1 L 25 6 4 4 1 3 0 0 0 0 0 61 95 6.75 1.688																				
Juan Agosto, L (6, 1) ERA: 4.56	0.2 2 0 0 0 0 0 0 0 0 0 0 4 5 0.00 0.000																				
Willie Fraser, R (7, 1) ERA: 5.61	2.0 10 2 1 1 2 1 0 0 0 0 0 29 44 4.50 1.500																				

St. Louis Cardinals @ New York Mets
Shea Stadium, Flushing, NY
Sat Sep 21 1991, 3:33 AM EDT
Att: 20,887 - Sunny - 63 F

AB 31
R 5
H 8
RBI 5
BB 4
SO 3
LOB 17



Batter	1	2	3	4	5	6	7	8	9	AB	R	H	RBI	BB	SO	LOB	TOP		
Ray Lankford, L (1, 8) OBP: 0.288, SLG: 0.381	G4-3			G4-3		2B		F7		4	0	1	0	0	0	1			
Ozzie Smith, S (1, 6) OBP: 0.380, SLG: 0.364	G4-3			G3		F9		2B		4	0	1	1	0	0	1			
Luis Alica, S (1, 4) José Oquendo, S (8, 4) OBP: 0.355, SLG: 0.301	F7			F9			F9	K		4	0	0	0	0	1	1			
Gerald Perry, L (1, 3) Rod Brewer, L (8, 3) OBP: 0.279, SLG: 0.393		F8			F8		G1-4-3	G6-3		4	0	0	0	0	0	1			
Felix Jose, S (1, 9) OBP: 0.365, SLG: 0.443		F8			3B		HR		G5-3	4	1	2	1	0	0	0			
Milt Thompson, L (1, 7) OBP: 0.380, SLG: 0.462		G4-3			G4-3		1B	K		4	0	1	0	0	1	1			
Stan Royer, R (1, 5) OBP: 0.333, SLG: 0.333			F7		F8		1B	L6		4	0	1	0	0	0	1			
Rich Gedman, L (1, 2) Craig Wilson, R (7, PH) Tom Pagnozzi, R (7, 2) OBP: 0.311, SLG: 0.347			F9			G3	G5-3			2	0	0	0	0	0	0			
Ken Hill, R (1, 1) Lee Smith, R (9, 1) OBP: 0.160, SLG: 0.106			K			G6-3		2B		3	1	1	0	0	1	0			
Inning Stats	R: 0 H: 0 E: 0 K: 0 S: 9	H: 0 LOB: 0 BB: 0 P: 12	R: 0 H: 0 E: 0 K: 0 S: 8	H: 0 LOB: 0 BB: 0 P: 11	R: 0 H: 0 E: 0 K: 1 S: 6	H: 0 LOB: 0 BB: 0 P: 9	R: 0 H: 0 E: 0 K: 0 S: 10	H: 0 LOB: 0 BB: 0 P: 13	R: 0 H: 1 E: 0 K: 0 S: 6	H: 1 LOB: 1 BB: 0 P: 17	R: 1 H: 3 E: 0 K: 0 S: 12	H: 3 LOB: 2 BB: 0 P: 22	R: 1 H: 2 E: 0 K: 1 S: 13	H: 2 LOB: 1 BB: 0 P: 21	R: 0 H: 0 E: 0 K: 1 S: 9	H: 0 LOB: 0 BB: 0 P: 14	1B: 3 2B: 2 3B: 1 HR: 1	SF: 0 SAC: 0 DP: 0 HBP: 0	WP: 0 PA: 34 PB: 0 SB: 0 CS: 0
PITCHER	IP	WLS	BF	H	R	ER	SO	BB	IBB	HBP	BLK	WP	HR	S	P	ERA	WHIP		
Anthony Young, R (1, 1) ERA: 3.12	6.2	L	25	5	1	1	1	0	0	0	0	0	1	58	89	1.35	0.750		
Tony Castillo, L (7, 1) ERA: 3.46	2.0		8	2	1	1	2	0	0	0	0	0	0	22	35	4.50	1.000		
Jeff Innis, R (9, 1) ERA: 2.48	0.1		1	0	0	0	0	0	0	0	0	0	0	2	3	0.00	0.000		

St. Louis Cardinals @ New York Mets
Shea Stadium, Flushing, NY
Sun Sep 22 1991, 3:33 AM EDT
Att: 21,113 - Sunny - 68 F

AB 34
R 2
H 7
RBI 2
BB 0
SO 3
LOB 8



Batter	1	2	3	4	5	6	7	8	9	AB	R	H	RBI	BB	SO	LOB	BOTTOM		
Daryl Boston, L (1, 8) OBP: 0.346, SLG: 0.382	G4-3 BB		K			2B			HR	3	1	2	1	1	1	0			
Jeff Gardner, L (1, 4) OBP: 0.421, SLG: 0.313	G4-3			G4-3		G1-3		K		4	0	0	0	0	1	2			
Howard Johnson, S (1, 9) OBP: 0.343, SLG: 0.543	P5			G3		P4		P4		4	0	0	0	0	0	1			
Kevin McReynolds, R (1, 7) OBP: 0.313, SLG: 0.408	K			K		K		K		3	0	0	0	0	3	1			
Mackey Sasser, L (1, 3) OBP: 0.286, SLG: 0.420		F9			F8		G3			3	0	0	0	0	0	0			
Gregg Jefferies, S (1, 5) OBP: 0.332, SLG: 0.381		P6			G4-3			F7		3	0	0	0	0	0	0			
Kevin Elster, R (1, 6) OBP: 0.318, SLG: 0.356		P4			G6-3			F8		3	0	0	0	0	0	0			
Todd Hundley, S (1, 2) OBP: 0.189, SLG: 0.121			G4-3			P6		F8		3	0	0	0	0	0	0			
Anthony Young, R (1, 1) Tony Castillo, L (7, 1) Jeff Innis, R (9, 1) Chris Donnels, L (9, PH) OBP: 0.305, SLG: 0.200			L7			F7		K		2	0	0	0	0	0	0			
Inning Stats	R: 0 H: 0 E: 0 K: 1 S: 8	H: 0 LOB: 0 BB: 1 P: 19	R: 0 H: 0 E: 0 K: 0 S: 6	H: 0 LOB: 0 BB: 0 P: 10	R: 0 H: 0 E: 0 K: 1 S: 11	H: 0 LOB: 0 BB: 0 P: 18	R: 0 H: 0 E: 0 K: 1 S: 10	H: 0 LOB: 0 BB: 0 P: 18	R: 0 H: 1 E: 0 K: 0 S: 8	H: 1 LOB: 1 BB: 0 P: 14	R: 0 H: 0 E: 0 K: 1 S: 7	H: 0 LOB: 0 BB: 0 P: 11	R: 0 H: 0 E: 0 K: 0 S: 5	H: 0 LOB: 0 BB: 0 P: 8	R: 1 H: 1 E: 0 K: 2 S: 11	H: 1 LOB: 0 BB: 0 P: 14	1B: 0 2B: 1 3B: 0 HR: 1	SF: 0 SAC: 0 DP: 0 HBP: 0	WP: 0 PA: 30 PB: 0 SB: 1 CS: 0
PITCHER	IP	WLS	BF	H	R	ER	SO	BB	IBB	HBP	BLK	WP	HR	S	P	ERA	WHIP		
Ken Hill, R (1, 1) ERA: 3.65	8.1	W	28	2	1	1	5	1	0	0	0	0	0	66	114	1.08	0.360		
Lee Smith, R (9, 1) ERA: 2.55	0.2	S	2	0	0	0	1	0	0	0	0	0	0	7	9	0.00	0.000		

St. Louis Cardinals @ New York Mets
Shea Stadium, Flushing, NY
Sun Sep 22 1991, 3:33 AM EDT
Att: 21,113 - Sunny - 68 F

AB 29
R 1
H 2
RBI 1
BB 1
SO 6
LOB 4



Batter	1	2	3	4	5	6	7	8	9	10	11	12	13	14	15	AB	R	H	RBI	BB	SO	LOB	TOP												
Orlando Merced, S OBP: 0.370, SLG: 0.397 (1, 3)	G4-3		K	G6-3			SH3-4 1B		G4-3			F9 2B			K	8	0	2	0	0	2	6													
Jay Bell, R OBP: 0.329, SLG: 0.424 (1, 6)	1B		1B BB				SH1-4 1B		F9			L5			G6-3	5	1	2	0	1	0	3													
Cecil Espy, S OBP: 0.266, SLG: 0.358 Loyd McClendon, R (14, PH) OBP: 0.383, SLG: 0.486 Bill Landrum, R (14, 1)	K		BB 1B				SH1-4				P4					5	0	1	1	0	2	4													
Bobby Bonilla, S OBP: 0.386, SLG: 0.495 (1, 9)	K		BB 1B				K				G1-3				L4	6	0	0	0	1	4	6													
Barry Bonds, L OBP: 0.454, SLG: 0.501 (14, 8)			CS BB				G3		F7						SH1-4 BB	4	1	2	1	3	0	1													
Michael LaValliere, L OBP: 0.361, SLG: 0.364 Don Slaught, R OBP: 0.356, SLG: 0.384 (10, PH)	K		P5				F8		G6-3						SH1-4	4	0	0	0	0	1	4													
Curtis Wilkerson, S OBP: 0.232, SLG: 0.254 (1, 4)	F7						G4-3		F7						F9	7	0	0	0	0	1	2													
Carlos Garcia, R OBP: 0.222, SLG: 0.176 (1, 5)			SH1-4 1B				L9								F9	7	1	2	0	0	1	2													
Randy Tomlin, L OBP: 0.226, SLG: 0.274 Stan Belinda, R OBP: 0.362, SLG: 0.419 Gary Varsho, L OBP: 0.447 Bob Kipper, R OBP: 0.385, SLG: 0.388 Neal Heaton, L OBP: 0.325, SLG: 0.339 (14, 7)	SH1-4 1B								SH3-4 1B						G6-3 S 1B BB	1	0	1	0	1	0	0													
Inning Stats	R: 0 E: 0 K: 2 S: 12	H: 1 LOB: 1 BB: 0 P: 17	R: 0 E: 0 K: 1 S: 8	H: 0 LOB: 0 BB: 1 P: 12	R: 2 E: 0 K: 1 S: 17	H: 2 LOB: 3 BB: 3 P: 33	R: 0 E: 0 K: 1 S: 6	H: 1 LOB: 1 BB: 0 P: 11	R: 0 E: 0 K: 2 S: 7	H: 0 LOB: 0 BB: 0 P: 10	R: 0 E: 0 K: 2 S: 16	H: 2 LOB: 2 BB: 0 P: 24	R: 0 E: 0 K: 0 S: 5	H: 0 LOB: 0 BB: 0 P: 10	R: 0 E: 0 K: 0 S: 9	H: 1 LOB: 1 BB: 0 P: 12	R: 0 E: 0 K: 0 S: 8	H: 1 LOB: 1 BB: 0 P: 15	R: 0 E: 0 K: 0 S: 4	H: 0 LOB: 0 BB: 0 P: 6	R: 0 E: 0 K: 1 S: 9	H: 0 LOB: 1 BB: 1 P: 8	R: 1 E: 0 K: 0 S: 9	H: 1 LOB: 1 BB: 1 P: 18	R: 1 E: 1 K: 2 S: 14	H: 1 LOB: 2 BB: 0 P: 21	1B: 9 2B: 4 3B: 0 HR: 0	SF: 0 SAC: 5 DP: 1 HBP: 0	WP: 0 PB: 0 SB: 1 CS: 1	PA: 64					
PITCHER	IP ERA WLS BF H R ER SO BB IBB HBP BLK WP HR S P ERA WHIP	8.0 3.43 1.0 4 1 0 0 0 0 0 0 0 0 0 0 9 12 0.00 1.000	9.1 2.54 0.2 3 1 0 0 0 0 0 0 0 0 0 0 6 11 0.00 1.500	10.1 4.45 2.1 8 1 0 0 1 0 0 0 0 0 0 0 15 25 0.00 0.429	13.1 1.69 2.0 9 1 1 1 0 2 0 0 0 0 0 0 12 26 4.50 1.500	PITCHER	IP ERA WLS BF H R ER SO BB IBB HBP BLK WP HR S P ERA WHIP	15.1 4.22 1.0 L 6 2 1 1 2 0 0 0 0 0 0 0 0 14 21 9.00 2.000																											

Pittsburgh Pirates @ New York Mets
Shea Stadium, Flushing, NY
Thu Sep 26 1991, 7:05 PM EDT
Cloudy - 69 F


AB 52
R 4
H 12
RBI 4
BB 7
SO 12
LOB 31



Batter	1	2	3	4	5	6	7	8	9	10	11	12	13	14	15	AB	R	H	RBI	BB	SO	LOB	BOTTOM										
Keith Miller, R OBP: 0.336, SLG: 0.373 Marty Barrett, L OBP: 0.328, SLG: 0.419 Doug Simons, L (10, 1)	F9 G4-3 1B		G6-3					L1	G4-3			K				4	0	2	0	0	0	0											
Kevin Elster, R OBP: 0.314, SLG: 0.350 (1, 6)	G4-3		G6-3		L9			FC5 1B				L7			HR K	7	0	1	0	0	2	3											
Gregg Jefferies, S OBP: 0.333, SLG: 0.377 (1, 5)	BB		G5-3					1B							F8	4	0	1	0	3	0	0											
Howard Johnson, S OBP: 0.345, SLG: 0.544 (1, 9)	F9							FC5 1B							K	5	0	0	0	2	3	5											
Mark Carreon, R OBP: 0.283, SLG: 0.315 (1, 7)	F7							G4-6-3 BB							K	7	1	1	0	0	0	5											
Terry McDaniel, S OBP: 0.278, SLG: 0.294 (1, 8)	F8							1B							G4-3	7	1	2	0	0	0	2											
Chris Donnels, L OBP: 0.288, SLG: 0.193 (1, 3)	FC6 1B							1B							K	6	0	1	0	0	2	3											
Charlie O'Brien, R OBP: 0.287, SLG: 0.272 (1, 2)	L5							F7							F7	6	0	1	0	0	0	4											
David Cone, L OBP: 0.111, SLG: 0.134 Rick Aguirre, R OBP: 0.322, SLG: 0.347 Terry Brosius, R (9, PH) Bob Kipper, L OBP: 0.478 Neal Heaton, L OBP: 0.382 Jeff Kubiak, R OBP: 0.312, SLG: 0.436 Bill Landrum, R OBP: 0.390, SLG: 0.328 (14, 1)	FC6							K							G5-3	2	0	0	0	0	1	2											
Inning Stats	R: 0 E: 0 K: 0 S: 6	H: 1 LOB: 2 BB: 1 P: 16	R: 0 E: 0 K: 1 S: 8	H: 1 LOB: 1 BB: 0 P: 9	R: 0 E: 0 K: 1 S: 6	H: 0 LOB: 0 BB: 0 P: 12	R: 0 E: 0 K: 1 S: 5	H: 0 LOB: 0 BB: 0 P: 13	R: 0 E: 0 K: 1 S: 4	H: 0 LOB: 0 BB: 0 P: 6	R: 0 E: 0 K: 1 S: 17	H: 2 LOB: 2 BB: 0 P: 25	R: 0 E: 0 K: 0 S: 8	H: 0 LOB: 0 BB: 2 P: 16	R: 0 E: 0 K: 1 S: 7	H: 0 LOB: 1 BB: 1 P: 8	R: 1 E: 0 K: 1 S: 15	H: 1 LOB: 0 BB: 0 P: 24	R: 0 E: 0 K: 1 S: 7	H: 0 LOB: 0 BB: 0 P: 14	1B: 9 2B: 1 3B: 0 HR: 1	SF: 0 SAC: 0 DP: 1 HBP: 0	WP: 1 PB: 0 SB: 0 CS: 0	PA: 60									
PITCHER	IP ERA WLS BF H R ER SO BB IBB HBP BLK WP HR S P ERA WHIP	8.2 3.0 1.1 6 0 0 0 1 1 1 0 0 1 0 17 27 0.00 0.750	9.1 3.62 2.0 7 0 0 0 3 1 0 0 0 0 0 17 31 0.00 0.500	10.1 4.78 1.0 4 1 0 0 1 0 0 0 0 0 0 6 8 0.00 1.000	13.1 3.82 2.0 W 7 1 1 1 2 0 0 0 0 0 1 22 38 4.50 0.500	PITCHER	IP ERA WLS BF H R ER SO BB IBB HBP BLK WP HR S P ERA WHIP	15.1 2.69 1.0 L 6 2 1 1 2 0 0 0 0 0 0 0 0 14 21 9.00 2.000																									

Pittsburgh Pirates @ New York Mets
Shea Stadium, Flushing, NY
Thu Sep 26 1991, 7:05 PM EDT
Cloudy - 69 F

AB 55
R 3
H 11
RBI 2
BB 5
SO 10
LOB 25



Batter	1	2	3	4	5	6	7	8	9	AB	R	H	RBI	BB	SO	LOB	TOP										
Randy Ready, R OBP: 0.387, SLG: 0.325 (1, 4)										5	1	1	0	0	1	6	Philadelphia Phillies @ New York Mets Shea Stadium, Flushing, NY Sun Sep.29 1991, 7:05 PM EDT Att: 16,573 - Cloudy - 67 F										
Von Hayes, L OBP: 0.302, SLG: 0.291 (1, 8) (8, 9)										4	0	1	1	0	0	1											
Wes Chamberlain, R OBP: 0.307, SLG: 0.406 (1, 7)										4	1	1	1	0	1	2											
John Kruk, L OBP: 0.367, SLG: 0.488 (1, 3)										4	0	0	0	0	0	0											
Dale Murphy, R OBP: 0.511, SLG: 0.424 Braulio Castillo, R OBP: 0.167, SLG: 0.195 (8, PR) (8, 8)										3	1	2	1	1	0	0											
Charlie Hayes, R OBP: 0.256, SLG: 0.362 (1, 5)										4	0	0	0	0	1	2											
Dickie Thon, R OBP: 0.282, SLG: 0.353 (1, 6)										4	0	1	0	0	0	1											
Steve Lake, R OBP: 0.232, SLG: 0.275 Jim Lindeman, R OBP: 0.413, SLG: 0.389 (9, PH)										3	0	1	0	0	0	2											
Terry Mulholland, R OBP: 0.101, SLG: 0.078 Ricky Jordan, R OBP: 0.302, SLG: 0.451 Kim Batiste, R OBP: 0.304, SLG: 0.273 (9, PH) (9, PH)									2	0	1	0	0	0	0	1											
Inning Stats	R: 1 E: 0 K: 1 S: 10	H: 2 LOB: 0 BB: 0 P: 17	R: 1 E: 1 K: 1 S: 14	H: 2 LOB: 2 BB: 0 P: 23	R: 0 E: 0 K: 0 S: 8	H: 0 LOB: 0 BB: 0 P: 13	R: 0 E: 0 K: 0 S: 5	H: 1 LOB: 1 BB: 0 P: 10	R: 0 E: 0 K: 0 S: 8	H: 0 LOB: 0 BB: 0 P: 13	R: 0 E: 0 K: 0 S: 8	H: 1 LOB: 1 BB: 0 P: 11	R: 1 E: 0 K: 0 S: 8	H: 1 LOB: 1 BB: 1 P: 17	R: 0 E: 0 K: 0 S: 7	H: 2 LOB: 2 BB: 0 P: 11		1B: 6 2B: 3 3B: 0 HR: 2	SF: 0 SAC: 1 DP: 2 HBP: 0	WP: 1 PB: 0 SB: 0 CS: 1	PA: 37						
PITCHER	IP	WLS	BF	H	R	ER	SO	BB	IBB	HBP	BLK	WP	HR	S	P	ERA	WHIP										
Frank Viola, L ERA: 3.98 (1, 1)	7.0	W	28	7	2	2	3	0	0	0	0	1	1	61	101	2.57	1.000										
Tim Burke, R ERA: 3.43 (8, 1)	1.0		5	1	1	1	0	1	0	0	0	0	1	8	17	9.00	2.000										
John Franco, L ERA: 2.72 (9, 1)	1.0	S	4	2	0	0	0	0	0	0	0	0	0	7	11	0.00	2.000										

Batter	1	2	3	4	5	6	7	8	9	AB	R	H	RBI	BB	SO	LOB	BOTTOM										
Keith Miller, R OBP: 0.328, SLG: 0.378 (1, 4)										3	0	1	3	0	0	0	Philadelphia Phillies @ New York Mets Shea Stadium, Flushing, NY Sun Sep.29 1991, 7:05 PM EDT Att: 16,573 - Cloudy - 67 F										
Kevin Elster, R OBP: 0.315, SLG: 0.354 (1, 6)										4	0	1	0	0	0	2											
Gregg Jefferies, S OBP: 0.336, SLG: 0.376 (1, 5)										3	0	1	0	1	0	1											
Howard Johnson, S OBP: 0.344, SLG: 0.536 (1, 9)										4	0	0	0	0	2	2											
Mark Carreon, R OBP: 0.284, SLG: 0.314 John Franco, L (9, 1)										4	0	0	0	0	0	0											
Chris Donnels, L OBP: 0.325, SLG: 0.227 (1, 3)										3	1	2	0	0	0	0											
Todd Hundley, S OBP: 0.189, SLG: 0.229 (1, 2)										2	1	0	0	0	1	0											
Terry McDaniel, S OBP: 0.241, SLG: 0.250 (9, 7)										3	1	2	0	0	0	1											
Frank Viola, L OBP: 0.155, SLG: 0.159 Garry Templeton, S OBP: 0.240, SLG: 0.301 Tim Burke, R Daryl Boston, L OBP: 0.353, SLG: 0.406 (1, 1) (7, PH) (8, 1) (8, 8)										1	0	0	0	0	1	2											
Inning Stats	R: 0 E: 0 K: 1 S: 9	H: 0 LOB: 1 BB: 1 P: 17	R: 0 E: 0 K: 0 S: 7	H: 0 LOB: 0 BB: 0 P: 11	R: 1 E: 1 K: 0 S: 9	H: 2 LOB: 1 BB: 0 P: 14	R: 0 E: 0 K: 1 S: 11	H: 1 LOB: 0 BB: 0 P: 16	R: 1 E: 1 K: 2 S: 17	H: 1 LOB: 1 BB: 0 P: 25	R: 0 E: 0 K: 0 S: 3	H: 0 LOB: 0 BB: 0 P: 5	R: 2 E: 0 K: 0 S: 15	H: 2 LOB: 1 BB: 1 P: 23	R: 0 E: 0 K: 0 S: 5	H: 1 LOB: 0 BB: 0 P: 9		1B: 5 2B: 2 3B: 0 HR: 0	SF: 1 SAC: 2 DP: 0 HBP: 0	WP: 1 PB: 1 SB: 0 CS: 1	PA: 33						
PITCHER	IP	WLS	BF	H	R	ER	SO	BB	IBB	HBP	BLK	WP	HR	S	P	ERA	WHIP										
Terry Mulholland, L ERA: 3.75 (1, 1)	8.0	L	32	7	4	3	4	2	0	0	0	1	0	76	120	3.38	1.125										

AB	35
R	3
H	10
RBI	3
BB	1
SO	3
LOB	15

AB	27
R	4
H	7
RBI	3
BB	2
SO	4
LOB	8

Batter	1	2	3	4	5	6	7	8	9	10	11	AB	R	H	RBI	BB	SO	LOB	TOP					
Keith Miller, R OBP: 0.336, SLG: 0.378 (1, 4)	0-1 F8		1-2 G5-3		3-1 G4-3	1-1 1B		3-2 1B		0-3 K		6	0	2	1	0	1	1						
Kevin Elster, R OBP: 0.317, SLG: 0.352 (1, 6)	4-2 FC6-4 BB		0-0 G6-3		1-2 1B	1-2 E 1B	3-2 G6-3	1-1 F7		4-1 1B HR		4	2	1	0	2	0	2						
Howard Johnson, S OBP: 0.345, SLG: 0.543 (1, 9)	0-3 K		1-2 G4-3		0-0 G5-3	1-3 K	0-1 L6		0-0 F7		1-2 1B HR		6	1	1	0	0	2	2					
Kevin McReynolds, R OBP: 0.316, SLG: 0.410 (1, 8) (7, 7)	2-1 FC6-4 1-2			0-2 G5-3		0-0 1B	3-2 1B		4-2 S BB		2-2 1B HR		5	2	3	3	1	0	1					
Mark Carreon, R OBP: 0.290, SLG: 0.320 Daryl Boston, L OBP: 0.345, SLG: 0.393 (7, PH) (7, 8)	0-1 E 1B			2-1 FC1-6 1B		1-2 E6 1B	0-1 G4-3		0-3 K		2-3 K		3	1	2	0	0	0	2					
Gregg Jefferies, S OBP: 0.335, SLG: 0.376 John Franco, L (9, 1)	0-1 F9		0-0 FC1-6		0-0 FC1-6 S	0-0 1B		0-0 G3	0-2 G4-3		0-0 G4-3		5	1	1	2	0	0	3					
Vince Coleman, S OBP: 0.347, SLG: 0.327 Tim Burke, R (11, PH) (11, 1)			1-2 S		1-3 2H 3H	1-2 1B			1-2 1B				0	0	0	0	0	0	0					
Chris Donnels, L OBP: 0.341, SLG: 0.256 (1, 3) (9, 5)	1-3 K		2-0 G6-3		1-2 G6-3	1-2 1B		2-2 G3 1B		1-2 F9		6	2	3	1	0	1	2						
Charlie O'Brien, R OBP: 0.283, SLG: 0.267 Todd Hundley, S OBP: 0.222, SLG: 0.232 (8, PH) (8, 2)	2-0 E5		1-2 K		1-2 P6	0-0 F9		1-2 G3		4-0 FC4-6 BB	0-0 1B	3	0	0	0	0	0	3						
Pete Schourek, L OBP: 0.298, SLG: 0.417 Mackey Sasser, L OBP: 0.298, SLG: 0.417 Tony Castillo, L (8, 1) Garry Templeton, S OBP: 0.239, SLG: 0.299 (9, 3)	0-3 K			1-3 K	1-2 K	1-1 1B		0-1 1B		2-2 FC4-6 1-2	1-1 G3	3	0	1	0	0	2	2						
Inning Stats	R: 0 E: 0 K: 1 S: 9	H: 0 LOB: 1 BB: 1 P: 15	R: 0 E: 1 K: 2 S: 11	H: 1 LOB: 2 BB: 0 P: 14	R: 0 E: 0 K: 1 S: 7	H: 0 LOB: 0 BB: 0 P: 9	R: 0 E: 0 K: 1 S: 7	H: 1 LOB: 1 BB: 0 P: 11	R: 0 E: 0 K: 1 S: 8	H: 6 LOB: 2 BB: 0 P: 28	R: 0 E: 0 K: 0 S: 10	H: 1 LOB: 1 BB: 0 P: 16	R: 1 E: 0 K: 0 S: 14	H: 3 LOB: 2 BB: 0 P: 21	R: 0 E: 0 K: 1 S: 11	H: 0 LOB: 1 BB: 1 P: 15	R: 0 E: 0 K: 1 S: 11	H: 0 LOB: 1 BB: 1 P: 17	R: 4 E: 0 K: 1 S: 19	H: 4 LOB: 1 BB: 1 P: 31	1B: 14 2B: 1 3B: 0 HR: 1	SF: 0 SAC: 0 DP: 0 HBP: 0	WP: 0 PB: 0 SB: 2 CS: 0	PA: 54
PITCHER	IP ERA: 3.0	WLS BF H R ER SO	BF H R ER SO	BF H R ER SO	BF H R ER SO	BF H R ER SO	BF H R ER SO	BF H R ER SO	BF H R ER SO	BF H R ER SO	BF H R ER SO	BF H R ER SO	BF H R ER SO	BF H R ER SO	BF H R ER SO	BF H R ER SO	BF H R ER SO	BF H R ER SO	BF H R ER SO	BF H R ER SO	BF H R ER SO	ERA WHIP	ERA WHIP	
Randy Tomlin, L ERA: 3.0 Bob Walk, R ERA: 3.7 Bill Landrum, R ERA: 3.27 Bob Kipper, L ERA: 4.65 Roger Mason, R ERA: 2.51	6.0	1.0 4 1 0 0 0	28 8 4 0 0 1	28 8 4 0 0 1	28 8 4 0 0 1	28 8 4 0 0 1	28 8 4 0 0 1	28 8 4 0 0 1	28 8 4 0 0 1	28 8 4 0 0 1	28 8 4 0 0 1	28 8 4 0 0 1	28 8 4 0 0 1	28 8 4 0 0 1	28 8 4 0 0 1	28 8 4 0 0 1	28 8 4 0 0 1	28 8 4 0 0 1	28 8 4 0 0 1	28 8 4 0 0 1	28 8 4 0 0 1	3.00 1.500	36.00 5.000	

New York Mets @ Pittsburgh Pirates
Three Rivers Stadium, Pittsburgh, PA
Wed Oct 02 1991, 7:05 PM EDT
Att: 13,328 - Sunny - 74 F

AB 50
R 9
H 16
RBI 9
BB 4
SO 8
LOB 23



Batter	1	2	3	4	5	6	7	8	9	10	11	AB	R	H	RBI	BB	SO	LOB	BOTTOM					
Gary Redus, R OBP: 0.325, SLG: 0.399 (1, 3)	3-2 2B		1-0 1B	2-2 FC								6	1	3	1	0	0	3						
Jay Bell, R OBP: 0.329, SLG: 0.426 (1, 6)	2-3 K		4-0 1B	1-1 F8								5	1	1	1	1	1	4						
Andy Van Slyke, L OBP: 0.356, SLG: 0.450 Cecil Espy, S OBP: 0.287, SLG: 0.338 (8, PR) (8, 8)	0-0 F7		1-0 P4		1-0 P2							4	0	1	0	0	0	3						
Bobby Bonilla, S OBP: 0.386, SLG: 0.493 Gary Varsho, L OBP: 0.351, SLG: 0.426 (9, 9)	0-0 F8		3-2 1B		2-3 K							4	0	1	1	0	1	2						
Barry Bonds, L OBP: 0.497, SLG: 0.514 Bob Kipper, R Roger Mason, R (10, 1)		2-2 G3	2-0 1B		0-0 F8							3	0	1	2	0	0	0						
Michael Lavalliere, L OBP: 0.355, SLG: 0.363 Bob Patterson, R OBP: 0.290, SLG: 0.250 (11, 1)		4-1 BB	0-3 K		1-2 1B							0	0	0	0	0	0	0						
Steve Buchholz, R OBP: 0.350, SLG: 0.443 Curtis Wilkerson, S OBP: 0.243, SLG: 0.273 (7, 4)						0-0 F7						2	0	0	0	1	1	2						
Don Slaught, R OBP: 0.363, SLG: 0.399 (1, 2)												5	2	2	0	0	1	1						
Jose Lind, R OBP: 0.304, SLG: 0.337 Carlos Garcia, R OBP: 0.280, SLG: 0.417 (7, 5)												3	0	0	0	0	1	2						
Randy Tomlin, L OBP: 0.222, SLG: 0.212 Bob Walk, R OBP: 0.225, SLG: 0.308 Tom Prince, R OBP: 0.415, SLG: 0.455 Bill Landrum, R (8, 1) Lloyd McClendon, R OBP: 0.363, SLG: 0.460 (9, 7)												1	0	0	0	0	0	0						
Inning Stats	R: 0 E: 0 K: 1 S: 8	H: 1 LOB: 1 BB: 0 P: 13	R: 0 E: 0 K: 1 S: 10	H: 0 LOB: 1 BB: 1 P: 19	R: 2 E: 0 K: 1 S: 10	H: 3 LOB: 2 BB: 1 P: 21	R: 0 E: 0 K: 1 S: 11	H: 1 LOB: 2 BB: 0 P: 18	R: 0 E: 0 K: 0 S: 6	R: 0 E: 0 K: 1 S: 7	H: 0 LOB: 0 BB: 0 P: 9	R: 0 E: 0 K: 0 S: 11	H: 1 LOB: 1 BB: 0 P: 15	R: 2 E: 1 K: 0 S: 14	H: 2 LOB: 0 BB: 0 P: 19	R: 0 E: 0 K: 1 S: 8	H: 1 LOB: 1 BB: 0 P: 14	R: 1 E: 0 K: 1 S: 12	H: 3 LOB: 2 BB: 0 P: 17	1B: 7 2B: 4 3B: 2 HR: 0	SF: 1 SAC: 1 DP: 2 HBP: 1	WP: 0 PB: 0 SB: 1 CS: 0	PA: 48	
PITCHER	IP ERA: 4.27	WLS BF H R ER SO	BF H R ER SO	BF H R ER SO	BF H R ER SO	BF H R ER SO	BF H R ER SO	BF H R ER SO	BF H R ER SO	BF H R ER SO	BF H R ER SO	BF H R ER SO	BF H R ER SO	BF H R ER SO	BF H R ER SO	BF H R ER SO	BF H R ER SO	BF H R ER SO	BF H R ER SO	BF H R ER SO	BF H R ER SO	ERA WHIP	ERA WHIP	
Pete Schourek, L ERA: 4.27 Tony Castillo, L ERA: 3.34 John Franco, L ERA: 2.75 Tim Burke, R ERA: 3.42	7.0	1.0 4 1 1 1 0	29 5 1 1 1 0	29 5 1 1 1 0	29 5 1 1 1 0	29 5 1 1 1 0	29 5 1 1 1 0	29 5 1 1 1 0	29 5 1 1 1 0	29 5 1 1 1 0	29 5 1 1 1 0	29 5 1 1 1 0	29 5 1 1 1 0	29 5 1 1 1 0	29 5 1 1 1 0	29 5 1 1 1 0	29 5 1 1 1 0	29 5 1 1 1 0	29 5 1 1 1 0	29 5 1 1 1 0	29 5 1 1 1 0	2.57 1.000	4.50 1.500	9.00 3.000

New York Mets @ Pittsburgh Pirates
Three Rivers Stadium, Pittsburgh, PA
Wed Oct 02 1991, 7:05 PM EDT
Att: 13,328 - Sunny - 74 F


AB 43
R 6
H 12
RBI 6
BB 2
SO 8
LOB 27



Batter	1	2	3	4	5	6	7	8	9	10	AB	R	H	RBI	BB	SO	LOB	TOP	
Daryl Boston, L OBP: 0.349, SLG: 0.396 Mark Carreon, R OBP: 0.291, SLG: 0.324 Terry McDaniel, S OBP: 0.233, SLG: 0.241 Keith Miller, R OBP: 0.342, SLG: 0.391 Howard Johnson, S OBP: 0.344, SLG: 0.539 Kevin McReynolds, R OBP: 0.322, SLG: 0.417 Gregg Jefferies, S OBP: 0.339, SLG: 0.374 Tim Burke, R OBP: 0.362, SLG: 0.358 Rick Cerone, R OBP: 0.344, SLG: 0.256 Chris Donnels, L OBP: 0.221, SLG: 0.217 Jeff Gardner, L OBP: 0.263, SLG: 0.182 Frank Viola, L OBP: 0.151, SLG: 0.155 Kevin Elster, R OBP: 0.319, SLG: 0.352 Wally Whitehurst, R OBP: 0.229, SLG: 0.212 Garry Templeton, S OBP: 0.242, SLG: 0.301	P3 1B	BB 1B	FC4-6 1B	BB 1B	L9 1B	L6 1B	L9 1B	K 1B	P5 1B	P3 1B	3 3 0	0 0 0	2 1 0	0 0 0	0 0 0	0 0 0	0 1 4		
Inning Stats	R: 1 E: 0 K: 0 S: 10	H: 3 LOB: 2 P: 14	R: 0 E: 1 K: 1 S: 15	H: 1 LOB: 3 P: 25	R: 0 E: 0 K: 2 S: 13	H: 1 LOB: 1 P: 18	R: 0 E: 0 K: 0 S: 9	H: 0 LOB: 2 P: 24	R: 3 E: 0 K: 1 S: 18	H: 3 LOB: 2 P: 34	R: 0 E: 0 K: 2 S: 7	H: 0 LOB: 0 P: 11	R: 0 E: 0 K: 1 S: 11	H: 0 LOB: 0 P: 17	R: 0 E: 0 K: 2 S: 17	H: 2 LOB: 3 P: 29	1B: 7 2B: 2 3B: 1 HR: 1	SF: 0 SAC: 0 DP: 1 HBP: 0	WP: 0 PA: 50 PB: 0 SB: 1 CS: 0
PITCHER	IP 5.0	WLS 0.2	BF 4	H 1	R 2	ER 1	SO 3	BB 5	IBB 0	HBP 0	BLK 0	WP 0	HR 0	S 54	P 97	ERA 1.80	WHIP 2.200		
Cliff Brantley, R ERA: 3.41 Bruce Ruffin, L ERA: 3.77 Mike Hartley, R ERA: 4.21 Joe Boever, R ERA: 3.84 Mitch Williams, L ERA: 2.34	(1, 1) (6, 1) (6, 1) (8, 1) (9, 1)																		

New York Mets @ Philadelphia Phillies
Veterans Stadium, Philadelphia, PA
Fri Oct.04 1991, 7:05 PM EDT
Att. 20,720 - Sunny - 78 F


AB 41
R 4
H 11
RBI 4
BB 9
SO 11
LOB 27



Batter	1	2	3	4	5	6	7	8	9	10	AB	R	H	RBI	BB	SO	LOB	BOTTOM					
Randy Ready, R OBP: 0.385, SLG: 0.322 Dickie Thon, R OBP: 0.285, SLG: 0.353 Wes Chamberlain, R OBP: 0.303, SLG: 0.402 John Kruk, L OBP: 0.369, SLG: 0.486 Dave Hollins, S OBP: 0.380, SLG: 0.510 Date Murphy, R OBP: 0.311, SLG: 0.420 Steve Lake, R OBP: 0.238, SLG: 0.285 Mitch Williams, L ERA: 2.93 Braulio Castillo, R OBP: 0.191, SLG: 0.217 Ron Jones, L OBP: 0.222, SLG: 0.240 John Morris, L OBP: 0.293, SLG: 0.276 Cliff Brantley, R ERA: 3.97 Jim Lindeman, R OBP: 0.241, SLG: 0.388 Bruce Ruffin, L ERA: 3.36 Wally Whitehurst, R OBP: 0.244, SLG: 0.293	P5 1B	F7 1B	F9 1B	F7 1B	F8 1B	P5 1B	F7 1B	L3 1B	G5-4-3 1B	K FC F9	5 5 0	0 1 0	2 2 0	1 1 0	0 0 0	0 0 4	0 1 1						
Inning Stats	R: 0 E: 0 K: 0 S: 11	H: 1 LOB: 1 P: 14	R: 0 E: 0 K: 0 S: 5	H: 1 LOB: 0 P: 5	R: 0 E: 0 K: 0 S: 9	H: 1 LOB: 1 P: 12	R: 0 E: 0 K: 0 S: 12	H: 1 LOB: 1 P: 22	R: 0 E: 0 K: 1 S: 16	H: 4 LOB: 1 P: 21	R: 0 E: 0 K: 0 S: 9	H: 0 LOB: 1 P: 16	R: 0 E: 0 K: 0 S: 8	H: 1 LOB: 1 P: 11	R: 2 E: 1 K: 0 S: 10	H: 2 LOB: 0 P: 16	R: 0 E: 0 K: 0 S: 3	H: 0 LOB: 0 P: 10	R: 1 E: 1 K: 1 S: 5	H: 0 LOB: 3 P: 15	1B: 9 2B: 1 3B: 1 HR: 0	SF: 1 SAC: 1 DP: 3 HBP: 0	WP: 1 PA: 42 PB: 0 SB: 1 CS: 0
PITCHER	IP 5.0	WLS 2.1	BF 10	H 2	R 2	ER 1	SO 0	BB 1	IBB 0	HBP 0	BLK 0	WP 0	HR 0	S 53	P 74	ERA 3.60	WHIP 1.600						
Frank Viola, L ERA: 3.97 Wally Whitehurst, R ERA: 4.19 Tim Burke, R ERA: 3.36 John Franco, L ERA: 2.93	(1, 1) (6, 1) (8, 1) (10, 1)																						


New York Mets @ Philadelphia Phillies
Veterans Stadium, Philadelphia, PA
Fri Oct.04 1991, 7:05 PM EDT
Att. 20,720 - Sunny - 78 F

AB 36
R 5
H 11
RBI 4
BB 4
SO 2
LOB 16




Batter	1	2	3	4	5	6	7	8	9	AB	R	H	RBI	BB	SO	LOB	TOP					
Keith Miller, R (1,4) OBP: 0.338, SLG: 0.385	2-1 P3			0-0 P3		0-2 F7		0-0 B3		4	0	0	0	0	0	1	New York Mets @ Philadelphia Phillies Veterans Stadium, Philadelphia, PA Sat Oct 05 1991, 3:33 AM EDT Att: 22,281 - Cloudy - 81 F					
Gary Templeton, S (1,6) OBP: 0.246, SLG: 0.304	0-0 P4			1-2 G6-3		2-2 FC6-4 1B		0-1 1B		4	0	2	0	0	0	0						
Howard Johnson, S (1,9) OBP: 0.343, SLG: 0.538	3-3 K			0-2 2B		3-3 K		1-3 K		4	0	1	0	0	3	3						
Kevin McReynolds, R (1,8) OBP: 0.319, SLG: 0.414		2-2 G4-3		1-2 L5		1-2 FC6-4 1-2		0-0 G4-3		4	0	0	0	0	0	4						
Mark Carreon, R (1,7) OBP: 0.297, SLG: 0.331		1-2 G1-3			0-0 F9 E 1B		1-1 SH1-3 1B		1-1 FC6-4 1B	4	0	3	0	0	0	0						
Gregg Jefferies, S (1,5) OBP: 0.335, SLG: 0.373		2-2 G4-3			3-1 F9 1-3		0-2 SH1-3 1B		1-2 FC6-4 FC4 1-2	4	0	1	0	0	0	2						
Chris Donnels, L (1,3) OBP: 0.333, SLG: 0.247			0-1 L7		2-2 G3		0-0 SH1-3		0-0 FC4 1-2	3	0	0	0	0	0	2						
Charlie O'Brien, R (1,2) OBP: 0.278, SLG: 0.262			2-1 F8		2-3 K		0-2 F7		0-2 G6-3	3	0	0	0	0	1	3						
Rick Cerone, R (9, PH) OBP: 0.350, SLG: 0.357										1	0	0	0	0	0	1						
Anthony Young, R (1,1) OBP: 0.143, SLG: 0.214			2-1 B1-3			0-1 1B		0-0 G4-3		2	0	1	0	0	0	0						
Kevin Elster, R (7, PH) OBP: 0.318, SLG: 0.351										1	0	0	0	0	0	2						
Jeff Innis, R (7,1)										0	0	0	0	0	0	0						
Inning Stats	R: 0 E: 0 K: 1 S: 6	H: 0 LOB: 0 BB: 0 P: 11	R: 0 E: 0 K: 0 S: 13	H: 0 LOB: 0 BB: 0 P: 18	R: 0 E: 0 K: 0 S: 6	H: 0 LOB: 0 BB: 0 P: 10	R: 0 E: 0 K: 0 S: 11	H: 1 LOB: 1 BB: 0 P: 13	R: 0 E: 1 K: 1 S: 10	H: 1 LOB: 1 BB: 0 P: 17	R: 0 E: 0 K: 1 S: 16	H: 2 LOB: 2 BB: 0 P: 22	R: 0 E: 0 K: 0 S: 10	H: 2 LOB: 2 BB: 0 P: 11	R: 0 E: 0 K: 1 S: 7	H: 1 LOB: 1 BB: 0 P: 8	R: 0 E: 0 K: 0 S: 9	H: 1 LOB: 1 BB: 0 P: 11	1B: 7 2B: 1 3B: 0 HR: 0	SF: 0 SAC: 1 DP: 0 HBP: 0	WP: 0 PB: 0 SB: 0 CS: 0	PA: 35
PITCHER Terry Mulholland, L (1,1) ERA: 3.61	IP: 9.0 WLS: W BF: 35 H: 8 R: 0 ER: 0 SO: 4 BB: 0 IBB: 0 HBP: 0 BLK: 0 WP: 0 HR: 0 S: 88 P: 121 ERA: 0.00 WHIP: 0.889															PITCHER						

AB	34
R	0
H	8
RBI	0
BB	0
SO	4
LOB	18



Batter	1	2	3	4	5	6	7	8	9	AB	R	H	RBI	BB	SO	LOB	BOTTOM					
Mickey Morandini, L (1,4) OBP: 0.311, SLG: 0.317	1-1 G3			1-1 G3		1-0 G3-6 1-2				3	0	0	0	0	0	1	New York Mets @ Philadelphia Phillies Veterans Stadium, Philadelphia, PA Sat Oct 05 1991, 3:33 AM EDT Att: 22,281 - Cloudy - 81 F					
Dickie Thon, R (1,6) OBP: 0.283, SLG: 0.351	1-1 G1-3			0-0 F9		1-0 F9				3	0	0	0	0	0	0						
Wes Chamberlain, R (1,7) OBP: 0.301, SLG: 0.398	2-2 G1-3			0-0 G4-3			1-3 K			3	0	0	0	0	1	0						
John Kruk, L (1,3) OBP: 0.367, SLG: 0.483		1-3 K			2-1 G6-3		2-1 G3-1			3	0	0	0	0	1	0						
Dave Hollins, S (1,5) OBP: 0.379, SLG: 0.507		3-2 G6-4-3 1B			1-0 P9		1-2 P5			3	0	1	0	0	0	0						
Charlie Hayes, R (8,5) OBP: 0.257, SLG: 0.363										0	0	0	0	0	0	0						
Dale Murphy, R (1,9) OBP: 0.311, SLG: 0.419		0-0 G6-4-3 1-2			4-1 1B 2B BB			0-1 G4-1		2	1	0	0	1	0	1						
Darrin Fletcher, L (1,2) OBP: 0.255, SLG: 0.309					2-2 F9		2-2 2B 1B		2-0 2B	3	0	2	0	0	0	0						
Braulio Castillo, R (1,8) OBP: 0.200, SLG: 0.245					2-1 G5-3		2-0 1-1 2B		1-2 F7	3	0	1	1	0	0	1						
Terry Mulholland, R (1,1) OBP: 0.110, SLG: 0.058					3-2 G5-3		1-1 G3-6 1B		0-0 G5-3	3	0	1	0	0	0	1						
Inning Stats	R: 0 E: 0 K: 0 S: 7	H: 0 LOB: 0 BB: 0 P: 11	R: 0 E: 0 K: 1 S: 7	H: 1 LOB: 0 BB: 0 P: 11	R: 0 E: 0 K: 0 S: 6	H: 0 LOB: 0 BB: 0 P: 11	R: 0 E: 0 K: 0 S: 4	H: 0 LOB: 0 BB: 0 P: 5	R: 1 E: 0 K: 0 S: 9	H: 2 LOB: 2 BB: 1 P: 20	R: 0 E: 0 K: 0 S: 4	H: 1 LOB: 0 BB: 0 P: 7	R: 0 E: 0 K: 1 S: 8	H: 0 LOB: 0 BB: 0 P: 12	R: 0 E: 0 K: 0 S: 7	H: 1 LOB: 1 BB: 0 P: 10	R: 0 E: 0 K: 0 S: 7	H: 1 LOB: 1 BB: 0 P: 10	1B: 3 2B: 2 3B: 0 HR: 0	SF: 0 SAC: 0 DP: 2 HBP: 0	WP: 0 PB: 0 SB: 0 CS: 0	PA: 27
PITCHER Anthony Young, R (1,1) ERA: 3.1	IP: 6.0 WLS: L BF: 20 H: 4 R: 1 ER: 1 SO: 1 BB: 1 IBB: 0 HBP: 0 BLK: 0 WP: 0 HR: 0 S: 37 P: 65 ERA: 1.50 WHIP: 0.833															PITCHER						
Jeff Innis, R (7,1) ERA: 2.66	IP: 2.0 WLS: 7 BF: 7 H: 1 R: 0 ER: 0 SO: 1 BB: 0 IBB: 0 HBP: 0 BLK: 0 WP: 0 HR: 0 S: 15 P: 22 ERA: 0.00 WHIP: 0.500															PITCHER						

AB	26
R	1
H	5
RBI	1
BB	1
SO	2
LOB	4



Batter	1	2	3	4	5	6	7	8	9	AB R H RBI BB SO LOB	TOP											
Daryl Boston, L (1, 8) OBP: 0.350, SLG: 0.416										5 2 2 1 0 1 1	New York Mets @ Philadelphia Phillies Veterans Stadium, Philadelphia, PA Sun Oct 06 1991, 3:33 AM EDT Att: 29,676 - Cloudy - 59 F											
Keith Miller, R (1, 4) OBP: 0.345, SLG: 0.411										5 3 4 2 0 0 0												
Howard Johnson, S (1, 9) OBP: 0.342, SLG: 0.535										5 0 1 1 0 1 2												
Kevin McReynolds, R (1, 7) OBP: 0.322, SLG: 0.416										3 1 2 0 1 0 1												
Gregg Jefferies, S (1, 5) OBP: 0.336, SLG: 0.374										4 1 2 2 0 0 3												
Chris Donnels, L (1, 3) OBP: 0.330, SLG: 0.247										4 0 1 1 0 1 1												
Jeff Gardner, L (1, 6) OBP: 0.238, SLG: 0.162										4 0 0 0 0 2 1												
Charlie O'Brien, R (1, 2) OBP: 0.272, SLG: 0.256										4 0 0 0 0 2 0												
David Cone, L (1, 1) OBP: 0.179, SLG: 0.125										3 0 0 0 1 0 0												
Inning Stats	R: 3 H: 4 E: 0 K: 2 S: 17	L: 23 BB: 0 P: 26	R: 0 H: 0 E: 0 K: 1 S: 7	LOB: 0 BB: 0 P: 13	R: 1 H: 2 E: 0 K: 0 S: 11	H: 2 LOB: 1 BB: 0 P: 17	R: 0 H: 0 E: 0 K: 0 S: 3	H: 0 LOB: 0 BB: 0 P: 3	R: 1 H: 1 E: 0 K: 1 S: 18	H: 1 LOB: 1 BB: 1 P: 30		R: 0 H: 0 E: 0 K: 2 S: 7	H: 0 LOB: 0 BB: 0 P: 11	R: 1 H: 3 E: 0 K: 0 S: 10	H: 3 LOB: 2 BB: 1 P: 19	R: 0 H: 0 E: 0 K: 1 S: 6	H: 0 LOB: 0 BB: 0 P: 9	R: 1 H: 2 E: 0 K: 0 S: 9	H: 2 LOB: 0 BB: 0 P: 14	1B: 7 2B: 3 3B: 1 HR: 2	SF: 0 SAC: 0 DP: 1 HBP: 0	WP: 3 PB: 1 CS: 0
PITCHER	IP WLS BF H R ER SO BB IBB HBP BLK WP HR S P ERA WHIP	IP WLS BF H R ER SO BB IBB HBP BLK WP HR S P ERA WHIP											IP WLS BF H R ER SO BB IBB HBP BLK WP HR S P ERA WHIP									
Andy Ashby, R (1, 1) ERA: 6.0	5.0 L 23 7 5 5 4 1 0 0 0 2 1 56 89 9.00 1.600																					
Bruce Ruffin, L (6, 1) ERA: 3.73	2.0 9 3 1 1 2 1 0 0 0 1 0 17 30 4.50 2.000																					
Wally Ritchie, L (8, 1) ERA: 2.5	2.0 7 2 1 1 1 0 0 0 0 0 1 15 23 4.50 1.000																					

Batter	1	2	3	4	5	6	7	8	9	AB R H RBI BB SO LOB	BOTTOM									
Kim Batiste, R (1, 6) OBP: 0.250, SLG: 0.222										4 0 0 0 0 4 0	New York Mets @ Philadelphia Phillies Veterans Stadium, Philadelphia, PA Sun Oct 06 1991, 3:33 AM EDT Att: 29,676 - Cloudy - 59 F									
Mickey Morandini, L (1, 4) OBP: 0.313, SLG: 0.317										3 0 1 0 1 1 0										
Wes Chamberlain, R (1, 7) OBP: 0.300, SLG: 0.399										4 0 1 0 0 3 2										
Dale Murphy, R (1, 9) OBP: 0.309, SLG: 0.415										4 0 0 0 0 2 2										
Dave Hollins, S (1, 5) OBP: 0.378, SLG: 0.510										3 0 1 0 0 1 0										
Ricky Jordan, R (1, 3) OBP: 0.304, SLG: 0.452										2 0 0 0 0 2 1										
Bruce Ruffin, S (6, 1)										0 0 0 0 0 0 0										
Ron Jones, L (7, PH) OBP: 0.214, SLG: 0.231										1 0 0 0 0 0 0										
Wally Ritchie, L (8, 1)										0 0 0 0 0 0 0										
Braulio Castillo, R (1, 8) OBP: 0.189, SLG: 0.231										3 0 0 0 0 2 1										
Doug Lindsey, R (1, 2)										3 0 0 0 0 3 1										
Andy Ashby, R (1, 1) OBP: 0.083, SLG: 0.083										1 0 0 0 0 0 0										
Jim Lindeman, R (6, 3) OBP: 0.413, SLG: 0.389										2 0 0 0 0 1 0										
Inning Stats	R: 0 H: 0 E: 0 K: 3 S: 16	H: 1 LOB: 1 BB: 0 P: 27	R: 0 H: 1 E: 0 K: 3 S: 12	H: 1 LOB: 0 BB: 0 P: 15	R: 0 H: 0 E: 0 K: 1 S: 13	H: 0 LOB: 0 BB: 0 P: 17	R: 0 H: 0 E: 0 K: 3 S: 11	H: 0 LOB: 0 BB: 0 P: 17	R: 0 H: 1 E: 0 K: 3 S: 11	H: 1 LOB: 1 BB: 0 P: 17	R: 0 H: 0 E: 0 K: 0 S: 5	H: 0 LOB: 0 BB: 0 P: 8	R: 0 H: 0 E: 0 K: 2 S: 7	H: 0 LOB: 0 BB: 0 P: 13	R: 0 H: 1 E: 0 K: 2 S: 10	H: 1 LOB: 1 BB: 0 P: 15	1B: 1 2B: 2 3B: 0 HR: 0	SF: 0 SAC: 0 DP: 0 HBP: 0	WP: 0 PB: 0 CS: 0	PA: 31
PITCHER	IP WLS BF H R ER SO BB IBB HBP BLK WP HR S P ERA WHIP	IP WLS BF H R ER SO BB IBB HBP BLK WP HR S P ERA WHIP											IP WLS BF H R ER SO BB IBB HBP BLK WP HR S P ERA WHIP							
David Cone, R (1, 1) ERA: 3.29	9.0 W 31 3 0 0 19 1 0 0 0 0 0 94 141 0.00 0.444																			

AB	37
R	7
H	12
RBI	7
BB	2
SO	7
LOB	9

