New York Mets - 1992

Batter	1	2	3	4	5	6	7	8	9	10	AB	R	H	RBI	BB	SO	LOB
Vince Coleman, S (1, 7) OBP: 0.400, SLG: 0.250	C L B S 1-3 K ①		B B B B 4-0 CS S BB	X 0-0 G4-3 ③	B B C X 2-1 G4-3 ①			X 0-0 SH1-3 HR 1B	4	1	1	0	1	1	0
Willie Randolph, R (1, 4)	X 0-0 P5 ②		B B 1 SAFE B B 4-0 1-3 BB ③		B F B B B C X 3-2 G5-3 ①		B C F B F C 2-3 K ②	1 SAFE 1 SAFE B 1 SAFE C 1 SAFE X 1-1 1-2 SH1-3 ①	3	0	0	0	1	1	0
Bobby Bonilla, S (1, 9) OBP: 0.600, SLG: 1.800	C B S C 1-3 K ③			B B X 2-0 HR	S B B X 2-1 1B			C B B S S 2-3 K ③		C S B B X 2-2 2-H HR	5	2	3	3	0	2	0
Howard Johnson, S (1, 8) OBP: 0.400, SLG: 0.400		F B B X 2-1 S 1B		C B S F F B S 2-3 K ①	C X 0-1 F9 ②			F X 0-1 1B FC6-4 1B	F X 0-1 P4 ②		5	1	2	0	0	1	1
Eddie Murray, S (1, 3) OBP: 0.250, SLG: 0.250 Dave Gallagher, R (9, PR) Junior Noboa, R (9, 6)		B C F S 1-3 1-2 K ①		B X 1-0 F7 ②	X 0-0 F9 ③			1 SAFE 1 SAFE 1 SAFE B S 1 SAFE F 1 SAFE B	C B B F S S 2-2 1 SAFE X 1-3 FC6-4 1B 3-3 K ③		4 0 1	0 0 0	1 0 0	0 0 0	0 0 0	1 0 1	2 0 0
Bill Pecota, R (1, 5) OBP: 0.333, SLG: 0.667 Daryl Boston, L (9, PH) Jeff Innis, R (9, 1) John Franco, L (10, 1)		C X 0-1 G5-3 ②		B B X 2-0 2B			B X 1-0 P6 ①		B F C F F B S 2-3 K ①		3 1 0 0	0 0 0 0	1 0 0 0	0 0 0 0	0 0 0 0	0 1 0 0	1 2 0 0
Kevin Elster, R (1, 6) Mackey Sasser, L (9, PH) (9, 3)		C S F S 0-3 K ③		F S S 0-3 K ③			B B F F F F X 2-2 P2 ②		F B X 1-1 1-2f 3-H FC6-4 1B ②		3 1	0 0	0 0	0 1	0 0	2 0	2 1
Todd Hundley, S (1, 2) OBP: 0.500, SLG: 0.333			X 0-0 G3-1 ①		B B C X 2-1 F8 ①		C H 1-1 HBP		1 SAFE B B X 2-0 1-3 1B		3	0	1	0	0	0	0
David Cone, L (1, 1) Dave Magadan, L (9, PH) (9, 5)			C X 0-1 F9 ②		X 0-0 F8 ②		X 0-0 F7 ③		X 0-0 P6 ③		3 1	0 0	0 0	0 0	0 0	0 0	1 2
Inning Stats	R: 0 E: 0 K: 2 S: 7 / H: 0 LOB: 0 BB: 0 P: 9	R: 0 E: 0 K: 2 S: 11 / H: 1 LOB: 1 BB: 0 P: 14	R: 0 E: 0 K: 0 S: 3 / H: 0 LOB: 1 BB: 2 P: 11	R: 1 E: 0 K: 2 S: 11 / H: 2 LOB: 1 BB: 0 P: 18	R: 0 E: 0 K: 0 S: 4 / H: 0 LOB: 0 BB: 0 P: 6	R: 0 E: 0 K: 0 S: 8 / H: 1 LOB: 1 BB: 0 P: 13	R: 0 E: 0 K: 0 S: 7 / H: 0 LOB: 1 BB: 0 P: 11	R: 0 E: 0 K: 2 S: 9 / H: 0 LOB: 0 BB: 0 P: 15	R: 1 E: 0 K: 1 S: 14 / H: 3 LOB: 2 BB: 0 P: 21	R: 2 E: 0 K: 1 S: 11 / H: 2 LOB: 0 BB: 0 P: 17	1B: 6 2B: 1 3B: 0 HR: 2 / SF: 0 SAC: 1 DP: 0 HBP: 1						

PITCHER		IP	WLS	BF	H	R	ER	SO	BB	IBB	HBP	BLK	WP	HR	S	P	ERA	WHIP
Jose DeLeon, R ERA: 1.29	(1, 1)	7.0		27	4	1	1	6	2	0	1	0	0	1	51	82	1.29	0.857
Todd Worrell, R ERA:	(8, 1)	1.0		3	0	0	0	2	0	0	0	0	0	0	9	15	0.00	0.000
Lee Smith, R ERA: 20.25	(9, 1)	1.1	L	9	5	3	3	1	0	0	0	0	0	1	20	30	20.25	3.750
Bob McClure, L ERA:	(10, 1)	0.2		2	0	0	0	1	0	0	0	0	0	0	5	8	0.00	0.000

PITCHER	IP	WLS	BF	H	R	ER	SO	BB	IBB	HBP	BLK	WP	HR	S	P	ERA	WHIP

TOP

New York Mets @ St. Louis Cardinals

Busch Stadium, St. Louis, MO

Mon Apr 06 1992, 7:05 PM CDT

Att. 45,174 - Cloudy - 64 F

livebaseballscorecards.com

AB	37
R	4
H	9
RBI	4
BB	2
SO	10
LOB	12

Batter	1	2	3	4	5	6	7	8	9	10	AB	R	H	RBI	BB	SO	LOB
Ray Lankford, L (1, 8) OBP: 0.250, SLG: 0.250	B X 1-0 ① 1B			C B B C S 2-3 ① K		C B X 1-1 ① G3		1 SAFE B 1 SAFE C 1 SAFE 1 SAFE X 1-1 ③ F9			4	0	1	0	0	1	1
Ozzie Smith, S (1, 6)	F F B F B B F F X 3-2 ② G4-3			B F B F B B 4-2 1B G4-3 BB		C B B F X 2-2 ② G4-3			B C F B F X 2-2 ① G6-3		3	1	0	0	1	0	0
Todd Zeile, R (1, 5) OBP: 0.250, SLG: 0.250	X 0-0 ③ F8			B 1 SAFE C 1 SAFE 1 SAFE B 1 SAFE X 2-1 G4-3 1-3 1B 1B		C F B B B B C 3-3 ③ K			B B B C F X 3-2 ② P6		4	1	1	0	0	1	0
Andres Galarraga, R (1, 3) OBP: 0.250, SLG: 0.250		S B F B B C 3-3 ① K		F 1 SAFE F B X 1-2 ② G4-3 1-2 3-H			X 0-0 ① F7		S B X 1-1 1B		4	0	1	1	0	1	1
Pedro Guerrero, R (1, 7) OBP: 0.667, SLG: 0.667 Rex Hudler, R (7, PR) (8, 7)		B S F B S 2-3 ② K		S X 0-1 2-H 1B			C B X 1-1 CS 1B		1 SAFE C 1 SAFE B F S 1-3 ③ K		3 1	0 0	2 0	1 0	0 0	1 1	0 1
Milt Thompson, L (1, 9)	X 0-0 ③ G3-1			C B B F B F S 2-3 ③ K			F 1 SAFE B B S F F F X 2-2 ② ③ G1-3 1-2			S F X 0-2 ① G1-3	4	0	0	0	0	1	2
Tom Pagnozzi, R (1, 2)			B S F C 1-3 ① K		X 0-0 ① G6-3			B B C B X 3-1 ① F9		B F S S 1-3 ② K2-3	4	0	0	0	0	2	0
José Oquendo, S (1, 4) Tim Jones, L (2, 4) Bernard Gilkey, R (10, PH)			X 0-0 ② F9		C C B S 1-3 ② K			X 0-0 ② F9		X 0-0 ③ P3	0 3 1	0 0 0	0 0 0	0 0 0	0 1 0	0 0 0	0 0 0
Jose DeLeon, R (1, 1) Todd Worrell, R (8, 1) Gerald Perry, L (8, PH) OBP: 1.000, SLG: 1.000 Lee Smith, R (9, 1) Bob McClure, R (10, 1)			C F S 0-3 ③ K		S B C B S 2-3 ③ K			C B B B X 3-1 1B			2 0 1 0 0	0 0 0 0 0	0 0 1 0 0	0 0 0 0 0	2 0 0 0 0	0 0 0 0 0	0 0 0 0 0
Inning Stats	R: 0 H: 1 E: 0 LOB: 0 K: 0 BB: 0 S: 8 P: 12	R: 0 H: 0 E: 0 LOB: 0 K: 2 BB: 0 S: 7 P: 12	R: 0 H: 0 E: 0 LOB: 0 K: 2 BB: 0 S: 7 P: 8	R: 2 H: 2 E: 0 LOB: 1 K: 2 BB: 1 S: 17 P: 28	R: 0 H: 0 E: 0 LOB: 0 K: 2 BB: 0 S: 7 P: 10	R: 0 H: 0 E: 0 LOB: 0 K: 1 BB: 0 S: 8 P: 14	R: 0 H: 1 E: 0 LOB: 1 K: 0 BB: 0 S: 9 P: 12	R: 0 H: 1 E: 0 LOB: 1 K: 0 BB: 0 S: 7 P: 14	R: 0 H: 1 E: 0 LOB: 1 K: 1 BB: 0 S: 12 P: 19	R: 0 H: 0 E: 0 LOB: 0 K: 1 BB: 0 S: 7 P: 8	1B: 6 2B: 0 3B: 0 HR: 0	SF: 0 SAC: 0 DP: 0 HBP: 0						

PITCHER	IP	WLS	BF	H	R	ER	SO	BB	IBB	HBP	BLK	WP	HR	S	P	ERA	WHIP
David Cone, R (1, 1) ERA: 2.25	8.0		28	5	2	2	9	1	0	0	0	0	0	70	110	2.25	0.750
Jeff Innis, R (9, 1) ERA:	1.0	W	4	1	0	0	1	0	0	0	0	0	0	12	19	0.00	1.000
John Franco, L (10, 1) ERA:	1.0	S	3	0	0	0	1	0	0	0	0	0	0	7	8	0.00	0.000

PITCHER	IP	WLS	BF	H	R	ER	SO	BB	IBB	HBP	BLK	WP	HR	S	P	ERA	WHIP

BOTTOM

New York Mets @ St. Louis Cardinals

Busch Stadium, St. Louis, MO

Mon Apr 06 1992, 7:05 PM CDT
Att. 45,174 - Cloudy - 64 F

livebaseballscorecards.com

AB	34
R	2
H	6
RBI	2
BB	1
SO	11
LOB	5

WP: 0 PA: 35
PB: 0
SB: 0
CS: 1

Batter	1	2	3	4	5	6	7	8	9	AB	R	H	RBI	BB	SO	LOB
Vince Coleman, S (1, 7) OBP: 0.333, SLG: 0.250	C B B X 2-1 P1		C B F F B F X 2-2 G6-3 BB 1B		C X 0-1 G6-3		X 0-0 F7			4	0	1	0	0	0	1
Willie Randolph, R (1, 4) Tim Burke, R (7, 1)	B F X 1-1 G1-3		B 1 SAFE B B 1 SAFE 1 SAFE B 4-0 G6-3 1-2 BB		B X 1-0 L8		B B F X 2-1 G4-3			3 0 0 0 1 0 1 0 0 0 0 0 0 0						
Bobby Bonilla, S (1, 9) OBP: 0.444, SLG: 1.111	X 0-0 F7		C B C B F B X 3-2 G6-3 1-2 2-3			X 0-0 P5		B S X 1-1 FC4-6 1B		4	0	1	0	0	0	2
Howard Johnson, S (1, 8) OBP: 0.333, SLG: 0.333		C B X 1-1 1B G6-4-3 1B	X 0-0 G1			B X 1-0 G3		C B B X 2-1 FC4-6 G4-3 S 1-2f		4	1	1	0	0	0	3
Eddie Murray, S (1, 3) OBP: 0.500, SLG: 0.429		B 1 SAFE 1 SAFE C B 1 SAFE 1 SAFE X 2-1 G6-4-3 1-3 1B		X 0-0 B2-3 1B		B B B B 4-0 FC1-4-6 BB		C B S B F B F X 3-2 G4-3 1-3		3	0	2	0	1	0	1
Dave Magadan, L (1, 5)		B B X 2-0 G6-4-3 1-2f 3-H		X 0-0 B2-3 1-2		C B B X 2-1 FC1-4-6 1-2f		B B C B X 3-1 L4		4	0	0	0	0	0	4
Bill Pecota, R (1, 6) OBP: 0.429, SLG: 0.571		C C F F X 0-2 1B		C B X 1-1 G5-3			C B X 1-1 2B 1B		B B C S X 2-2 G6-3	4	1	2	0	0	0	1
Todd Hundley, S (1, 2) OBP: 0.333, SLG: 0.200 Mark Dewey, R (5, 1) Daryl Boston, L (7, PH) Junior Noboa, R (7, 4)		C 1 SAFE F X 0-2 L3		B B C F F B S 3-3 K			C B X 1-2 F7		X 0-0 F8	2 0 0 0 0 1 2 0 0 0 0 0 0 0 1 0 0 0 0 0 1 1 0 0 0 0 0 0						
Bret Saberhagen, R (1, 1) Wally Whitehurst, R (3, 1) Mackey Sasser, L (5, PH) OBP: 0.250, SLG: 0.500 (5, 2)			C X 0-1 G1-3	B X 1-0 G4-3			B X 1-0 1-H 2B		X 0-0 P6	1 0 0 0 0 0 0 0 0 0 0 0 0 0 3 0 1 1 0 0 0						
Inning Stats	R: 0 E: 0 K: 0 S: 5 H: 0 LOB: 0 BB: 0 P: 8	R: 1 E: 0 K: 0 S: 13 H: 3 LOB: 1 BB: 0 P: 18	R: 0 E: 0 K: 0 S: 12 H: 1 LOB: 2 BB: 1 P: 21	R: 0 E: 0 K: 1 S: 8 H: 1 LOB: 1 BB: 0 P: 12	R: 0 E: 0 K: 0 S: 4 H: 0 LOB: 0 BB: 0 P: 6	R: 0 E: 0 K: 0 S: 4 H: 0 LOB: 1 BB: 1 P: 11	R: 1 E: 0 K: 0 S: 9 H: 2 LOB: 1 BB: 0 P: 14	R: 0 E: 0 K: 0 S: 11 H: 1 LOB: 1 BB: 0 P: 20	R: 0 E: 0 K: 0 S: 5 H: 0 LOB: 0 BB: 0 P: 7	1B: 7 2B: 1 3B: 0 HR: 0	SF: 0 SAC: 0 DP: 1 HBP: 0						

PITCHER	IP	WLS	BF	H	R	ER	SO	BB	IBB	HBP	BLK	WP	HR	S	P	ERA	WHIP
Omar Olivares, R (1, 1) ERA: 2.57	7.0	W	29	7	2	2	1	2	0	0	0	0	0	55	90	2.57	1.286
Cris Carpenter, R (8, 1) ERA:	1.0		4	1	0	0	0	0	0	0	0	0	0	11	20	0.00	1.000
Juan Agosto, L (9, 1) ERA:	1.0		3	0	0	0	0	0	0	0	0	0	0	5	7	0.00	0.000

PITCHER	IP	WLS	BF	H	R	ER	SO	BB	IBB	HBP	BLK	WP	HR	S	P	ERA	WHIP

TOP

New York Mets @ St. Louis Cardinals

Busch Stadium, St. Louis, MO

Tue Apr 07 1992, 7:05 PM CDT

Att. 20,832 - Cloudy - 69 F

livebaseballscorecards.com

AB	34
R	2
H	8
RBI	1
BB	2
SO	1
LOB	16

1B: 7	SF: 0	WP: 0	PA: 36
2B: 1	SAC: 0	PB: 0	
3B: 0	DP: 1	SB: 1	
HR: 0	HBP: 0	CS: 0	

BOTTOM

New York Mets @ St. Louis Cardinals

Busch Stadium, St. Louis, MO

Tue Apr 07 1992, 7:05 PM CDT

Att. 20,832 - Cloudy - 69 F

livebaseballscorecards.com

Batter	1	2	3	4	5	6	7	8	9	AB	R	H	RBI	BB	SO	LOB
Ray Lankford, L (1, 8) OBP: 0.444, SLG: 0.375	3-2 1B 2B 1B	1-0 BB 1-3 3B 1B	4-2 G4-6-3 1-2 BB			1-1 ② G6-3		1-2 ① G3		4	2	2	0	1	0	0
Ozzie Smith, S (1, 6) OBP: 0.222, SLG: 0.125	1 SAFE 0-0 1-2 2B 1B	0-1 ① L7	2-1 ② ③ G4-6-3 1-2f			1-1 ③ G6-3		3-2 ② G3		5	1	1	0	0	0	4
Todd Zeile, R (1, 5) OBP: 0.444, SLG: 0.875	1-1 G5-3 1-H 2-H 1B 2B	4-0 BB 3B BB		2-3 ① K			X 0-0 HR	X 0-0 ③ P6		4	3	2	3	1	1	0
Andres Galarraga, R (1, 3) OBP: 0.286, SLG: 0.167 Gerald Perry, L (6, 3) OBP: 1.000, SLG: 1.500	0-0 ① G5-3	0-0 ② L8		3-2 G5-4-3 HBP			1-2 G1 1B 2B			2 1	0 1	0 1	0 1	0 0	0 0	4 0
Pedro Guerrero, R (1, 7) OBP: 0.429, SLG: 0.333 Bernard Gilkey, R (8, 7)	2-2 ② G5-3 2-3	4-2 1-2 2-3 3-H 3B BB		X 0-0 ② ③ G5-4-3 1-2f			X 0-0 ① G1 2-3			3 0	1 0	0 0	1 0	1 0	0 0	3 0
Milt Thompson, L (1, 9) OBP: 0.375, SLG: 0.625	2-2 1B 3-H 1B	0-1 1-H 2-H 3-H 3B			B X 1-0 ① G1-3		X 0-0 FC1-6 1B 3-H 1B			4	0	3	5	0	0	0
Tom Pagnozzi, R (1, 2) OBP: 0.250, SLG: 0.250	1 SAFE C 1 SAFE F B 1 SAFE F P X 2-2 1-3 1B	B X 1-0 ③ G4-3			X 0-0 ② G1-3		B X 1-0 FC1-6 1-2 1B			4	0	2	0	0	0	1
Tim Jones, L (1, 4)	C B B 1 SAFE X 2-1 ③ G5-3		F B C X 1-2 ① G3-1		B X 1-0 ③ G5-3		C F X 0-2 ② FC1-6 1-2f 2-3			4	0	0	0	0	0	4
Omar Olivares, R (1, 1) OBP: 0.667, SLG: 0.667 Luis Alicea, S (7, PH) Cris Carpenter, R (8, 1) Juan Agosto, L (9, 1)		X 0-0 1B BB 1B	X 0-0 BB 1B			X 0-0 ① G3-1	C F X 0-2 ③ P6			3 1 0 0	1 0 0 0	2 0 0 0	0 0 0 0	0 0 0 0	0 2 0 0	0 0 0 0
Inning Stats	R: 3 E: 0 K: 0 S: 21 H: 5 LOB: 2 BB: 0 P: 32	R: 4 E: 0 K: 0 S: 12 H: 3 LOB: 1 BB: 2 P: 22	R: 0 E: 0 K: 0 S: 9 H: 1 LOB: 1 BB: 1 P: 16	R: 0 E: 0 K: 1 S: 7 H: 0 LOB: 0 BB: 0 P: 12	R: 0 E: 0 K: 0 S: 3 H: 0 LOB: 0 BB: 0 P: 5	R: 0 E: 0 K: 0 S: 5 H: 0 LOB: 0 BB: 0 P: 7	R: 2 E: 0 K: 0 S: 14 H: 4 LOB: 2 BB: 0 P: 16	R: 0 E: 0 K: 0 S: 8 H: 0 LOB: 0 BB: 0 P: 12		1B: 9 2B: 2 3B: 1 HR: 1	SF: 0 SAC: 0 DP: 2 HBP: 1					

	AB	35
	R	9
	H	13
	RBI	9
	BB	3
	SO	1
	LOB	18

WP: 0 PB: 0 SB: 0 CS: 0 PA: 39

PITCHER		IP	WLS	BF	H	R	ER	SO	BB	IBB	HBP	BLK	WP	HR	S	P	ERA	WHIP
Bret Saberhagen, R ERA: 27.0	(1, 1)	2.1	L	19	9	7	7	0	3	0	0	0	0	0	40	66	27.00	5.143
Wally Whitehurst, R ERA:	(3, 1)	1.2		4	0	0	0	1	0	0	1	0	0	0	9	16	0.00	0.000
Mark Dewey, R ERA:	(5, 1)	2.0		6	0	0	0	0	0	0	0	0	0	0	8	12	0.00	0.000
Tim Burke, R ERA: 9.0	(7, 1)	2.0		10	4	2	2	0	0	0	0	0	0	1	22	28	9.00	2.000

PITCHER	IP	WLS	BF	H	R	ER	SO	BB	IBB	HBP	BLK	WP	HR	S	P	ERA	WHIP

Batter	1	2	3	4	5	6	7	8	9	AB	R	H	RBI	BB	SO	LOB
Vince Coleman, S (1, 7) OBP: 0.429, SLG: 0.500	BBBCB 4-1 S BB		BCBX 2-1 S 1B 2B		CFFBX 1-2 ① P5		BCBX 2-1 ② L7		X 0-0 1-3 2-H 3-H 2B 2B	4	2	2	2	1	0	0
Willie Randolph, R (1, 4) OBP: 0.308, SLG: 0.200	CBCBS 2-3 ① K 1-2		CBBCBB 4-2 WP 1B 2-3 BB		BCX 1-1 ② G1-4-3		BBCCX 2-1 ③ G1-3		BX 1-0 2-H 3-H 2B	4	1	1	2	1	1	1
Bobby Bonilla, S (1, 9) OBP: 0.500, SLG: 0.917	BBBBX 3-0 ② P7		BCBX 2-1 E 1-H 3-H 1B		CBFBBB 4-2 BB			BFSBBB 4-2 G6-4-3 BB	BFX 1-1 ② F8	3	0	1	2	2	0	2
Howard Johnson, S (1, 8) OBP: 0.214, SLG: 0.214	SBX 1-1 ③ F7		BBX 2-0 E4 S 2-3		CBCX 1-2 ③ G3			SBX 1-1 ① F7	BSX 1-1 ③ G5-3	5	0	0	0	0	0	5
Eddie Murray, S (1, 3)		FBX 1-1 ① G3	BSSBFBX 3-2 ② P6 1-2			FBX 1-1 1B G1-6-3 1B		CBBBX 3-1 ②③ G6-4-3 1-2f		4	1	1	0	0	0	3
Bill Pecota, R (1, 5) (6, 6)		CBFX 1-2 ② G6-3	BCX 1-1 ③ G4-3			X 0-0 G1-6-3 1-3 1B			BX 1-0 E4 HBP BB 2B	4	1	1	0	0	0	2
Kevin Elster, R (1, 6) OBP: 0.200, SLG: 0.200		BX 1-0 1B		X 0-0 ① G5-3		F 1 SAFE BCX 1-2 ①② G1-6-3 1-2f 3-H			BCBBB 4-1 HBP 1-2 2B BB	2	0	1	0	0	0	0
Dave Magadan, L (6, PH) (6, 5)										1	1	0	0	1	0	1
Todd Hundley, S (1, 2) OBP: 0.222, SLG: 0.125		CFX 0-2 ③ F7		CBBFFFFFF 2-2 F X ② G4-3		BX 1-0 ③ F7			X 0-0 ① F8	3	0	0	0	0	0	1
Mark Dewey, R (6, 1)										0	0	0	0	0	0	0
Dave Gallagher, R (9, PH)										1	0	0	0	0	0	2
Sid Fernandez, L (1, 1)			SCBX 1-2 ① G4-3	X 0-0 ③ P4			CFBFBX 2-2 ① F7		CH 1-1 2B 1-2 2-3 2B HBP	1	0	0	0	0	0	0
Paul Gibson, R (3, 1)										1	0	0	0	0	0	0
Mackey Sasser, L (6, 2) OBP: 0.200, SLG: 0.400										1	0	0	0	0	0	0
Junior Noboa, R (9, PH)										0	1	0	0	0	0	0
Inning Stats	R: 0 E: 0 K: 1 S: 7 H: 0 LOB: 1 BB: 1 P: 17	R: 0 E: 0 K: 0 S: 9 H: 1 LOB: 1 BB: 0 P: 12	R: 2 E: 1 K: 0 S: 16 H: 2 LOB: 2 BB: 1 P: 31	R: 0 E: 0 K: 0 S: 11 H: 0 LOB: 0 BB: 0 P: 13	R: 0 E: 0 K: 0 S: 11 H: 0 LOB: 1 BB: 1 P: 18	R: 1 E: 0 K: 0 S: 7 H: 2 LOB: 0 BB: 0 P: 10	R: 0 E: 0 K: 0 S: 8 H: 0 LOB: 0 BB: 0 P: 14	R: 0 E: 0 K: 0 S: 6 H: 0 LOB: 0 BB: 1 P: 14	R: 4 E: 1 K: 0 S: 10 H: 2 LOB: 1 BB: 1 P: 19	1B: 4 2B: 3 3B: 0 HR: 0 SF: 0 SAC: 0 DP: 2 HBP: 1						

PITCHER		IP	WLS	BF	H	R	ER	SO	BB	IBB	HBP	BLK	WP	HR	S	P	ERA	WHIP
Bryn Smith, R ERA: 6.75	(1, 1)	2.2		14	3	2	2	1	2	0	0	0	1	0	30	57	6.75	1.875
Mike Perez, R ERA: 2.7	(3, 1)	3.1	W	12	2	1	1	0	1	0	0	0	0	0	31	44	2.70	0.900
Cris Carpenter, R ERA:	(7, 1)	1.0		3	0	0	0	0	0	0	0	0	0	0	8	14	0.00	0.000
Juan Agosto, L ERA:	(8, 1)	1.0		3	0	0	0	0	1	0	0	0	0	0	6	14	0.00	1.000
Bob McClure, L ERA: 16.2	(9, 1)	1.0		8	2	4	3	0	1	0	1	0	0	0	10	19	27.00	3.000

PITCHER	IP	WLS	BF	H	R	ER	SO	BB	IBB	HBP	BLK	WP	HR	S	P	ERA	WHIP

TOP

New York Mets @ St. Louis Cardinals

Busch Stadium, St. Louis, MO

Wed Apr 08 1992, 7:05 PM CDT

Att. 23,632 - Cloudy - 72 F

livebaseballscorecards.com

AB	34
R	7
H	7
RBI	6
BB	5
SO	1
LOB	17

WP: 1 PA: 40
PB: 0
SB: 3
CS: 0

Batter	1	2	3	4	5	6	7	8	9	AB	R	H	RBI	BB	SO	LOB
Ray Lankford, L (1, 8) OBP: 0.500, SLG: 0.364	C B B B B 4-1 S SH1-3 1B BB		X 0-0 ① G3		C B C F S 1-3 ① K	B B C F 1 SAFE F B F B 4-2 1B 1-2 PB BB		X 0-0 1B 1B		3	3	1	0	2	1	0
Ozzie Smith, S (1, 6) OBP: 0.333, SLG: 0.273 Tim Jones, L (8, 6) OBP: 0.125, SLG: 0.125	X 0-0 ① SH1-3 1-2		B C X 1-1 G5-3 BB 1B 1B		X 0-0 ② G6-3	C B B B S F X 3-2 PB 1B 1-3 2-H 3-H 1B		X 0-0 1B G5-3 1-2 1B		3 1	2 1	2 1	2 1	0 0	0 0	0 0
Todd Zeile, R (1, 5) OBP: 0.571, SLG: 1.091	C B X 1-1 CS 2-H 1B		1 SAFE B B B S B B 4-1 G5-3 1B 1-2 BB		B C S X 1-2 HR	C B 1 SAFE F B B B 4-2 1B 2B 1-2 3-H BB		C F C 0-3 ① K		3	3	2	2	2	1	2
Pedro Guerrero, R (1, 3) OBP: 0.583, SLG: 0.800 Rex Hudler, R (8, PR) (9, 3)	B 1 SAFE 1 SAFE B B B 4-0 ② 1-2 BB		B C B F X 2-2 ② G5-3 1-2 2-3		B B X 2-0 HR	S B X 1-1 2B 1-2 2-H 1B		F B C B B X 3-2 1B G5-3 2B 1-3 2-H 1B		4 0	1 1	3 0	3 0	1 0	0 0	2 0
Brian Jordan, R (1, 9) OBP: 0.400, SLG: 0.600	F B 1 SAFE F B S 2-3 ③ K		B S X 1-1 S 2-H 3-H 1B		B F F B S 2-3 ③ K	F F B F B X 2-2 1-3 2-H 2B		S B X 1-1 ② G5-3 1-2 3-H		5	0	2	4	0	2	2
Bernard Gilkey, R (1, 7) OBP: 0.500, SLG: 0.833		B C C B X 2-2 G6-3 SF8 2B	1 SAFE C 1 SAFE P C F F X 1-2 ③ F9 1-2			C 0-1 SH1-3 1B 2B B B X 3-1 ③ G5-3		C B B X 2-1 2B 2-3 2B 1B		5	3	3	0	0	0	3
Tom Pagnozzi, R (1, 2) OBP: 0.250, SLG: 0.333	B F F B B X 3-2 ① G6-3 2-3		F X 0-1 ① G6-3		B L B X 2-1 ① SH1-3 2-3	C B X 1-1 ① L9		X 0-0 1-H 2B 3-H		4	0	1	2	0	0	1
Luis Alicea, S (1, 4)		X 0-0 ② SF8 3-H	B C B B B X 3-1 ② F8		C C B B B F B C 3-3 ② K	C B B X 2-1 ② F8		B X 1-0 ③ G6-3		4	0	0	1	0	1	3
Bryn Smith, R (1, 1) Mike Perez, R (3, 1) Craig Wilson, R (6, PH) Cris Carpenter, R (7, 1) Gerald Perry, L (7, PH) OBP: 0.667, SLG: 1.000 Juan Agosto, L (8, 1) Bob McClure, R (9, 1)	C B F X 1-2 ③ F8		B F S B X 2-2 ③ G3-1		B B B 4-0 S 1B BB	B C B F F X 2-2 ③ G5-3				1 1 0 0 1 0 0	0 0 1 0 0 0 0	0 0 0 0 0 0 0	0 0 0 0 1 0 0	0 0 0 0 0 0 0	0 0 0 0 0 0 0	0 0 0 0 0 0 0
Inning Stats	R: 1 H: 1 E: 0 LOB: 1 K: 1 BB: 2 S: 7 P: 18	R: 1 H: 1 E: 0 LOB: 0 K: 0 BB: 0 S: 10 P: 16	R: 2 H: 2 E: 0 LOB: 1 K: 0 BB: 1 S: 15 P: 23	R: 0 H: 0 E: 0 LOB: 0 K: 0 BB: 0 S: 7 P: 12	R: 2 H: 2 E: 0 LOB: 0 K: 2 BB: 0 S: 12 P: 18	R: 5 H: 4 E: 0 LOB: 2 K: 1 BB: 3 S: 26 P: 52	R: 0 H: 0 E: 0 LOB: 0 K: 0 BB: 0 S: 8 P: 13	R: 4 H: 5 E: 0 LOB: 2 K: 1 BB: 0 S: 14 P: 21		1B: 9 SF: 1 2B: 4 SAC: 2 3B: 0 DP: 0 HR: 2 HBP: 0						

PITCHER		IP	WLS	BF	H	R	ER	SO	BB	IBB	HBP	BLK	WP	HR	S	P	ERA	WHIP
Sid Fernandez, L ERA: 15.43	(1, 1)	2.1	L	12	3	4	4	1	3	0	0	0	0	0	21	43	15.43	2.571
Paul Gibson, L ERA: 16.2	(3, 1)	3.1		17	5	6	6	3	2	0	0	0	0	2	46	76	16.20	2.100
Mark Dewey, R ERA: 10.38	(6, 1)	2.1		15	7	5	5	1	1	0	0	0	0	0	32	54	19.29	3.429

PITCHER	IP	WLS	BF	H	R	ER	SO	BB	IBB	HBP	BLK	WP	HR	S	P	ERA	WHIP

BOTTOM

New York Mets @ St. Louis Cardinals

Busch Stadium, St. Louis, MO

Wed Apr 08 1992, 7:05 PM CDT
Att. 23,632 - Cloudy - 72 F

livebaseballscorecards.com

AB	35
R	15
H	15
RBI	14
BB	6
SO	5
LOB	13

WP: 0 PA: 44
PB: 1
SB: 3
CS: 1

Batter	1	2	3	4	5	6	7	8	9	AB	R	H	RBI	BB	SO	LOB
Vince Coleman, S (1, 7) OBP: 0.467, SLG: 0.538	C X 0-1 FC5-4 1B 1B		B X 1-0 1B 1-2 1B	B B B B 4-0 G6-4-3 BB		C C X 0-2 ② G5-3			B B F X 2-1 ① L5	1	0	1	0	0	0	0
Dave Gallagher, R (1, PR) OBP: 0.400, SLG: 0.250 (1, 7) (9, 9)										3	1	1	0	1	0	0
Junior Noboa, R (1, 4) OBP: 0.375, SLG: 0.286	X 0-0 FC5-4 1-2 1B		B F X 1-1 1B 2B 1-2 2-3 1B	C B X 1-1 ② ③ G6-4-3 1-2f		B X 1-0 ③ G6-3			X 0-0 ② P4	5	1	2	0	0	0	3
Bobby Bonilla, S (1, 9) OBP: 0.474, SLG: 0.765	C F X 0-2 ① FC5-4 G6-4-3 1-2f 2-3		X 0-0 2B 1-3 2-H 3-H 1B		B X 1-0 HR 1B		X 0-0 ① F8		F B C F S 1-3 ③ K	5	2	2	2	0	1	2
Daryl Boston, L (9, 7)										0	0	0	0	0	0	0
Howard Johnson, S (1, 8) OBP: 0.278, SLG: 0.500	B S X 1-1 ② ③ G6-4-3 1-2f		B F B F F B X 3-2 S G4-3 2-H 3-H 2B		B F B B S X 3-2 1-H HR		C B C B X 2-2 ② G3			4	2	2	4	0	0	2
Eddie Murray, S (1, 3) OBP: 0.375, SLG: 0.286		F B B B B 4-1 G5-4-3 BB	2 SAFE B B B X 2-0 ② G4-3 2-H		C F B F F X 1-2 ① G5-3		C B B S F F F B 3-2 ③ X P6			3	0	0	1	1	0	0
Bill Pecota, R (1, 5) OBP: 0.333, SLG: 0.400		B C X 1-1 ① F7	C B S B X 2-2 ③ L7		B X 1-0 1B			B X 1-0 ① F7		4	0	1	0	0	0	1
Kevin Elster, R (1, 6) OBP: 0.222, SLG: 0.222	C X 0-1 ② ③ G5-4-3 1-2f			B X 1-0 2B 1B	X 0-0 ② P6			B C F X 1-2 ② P9		4	0	1	0	0	0	2
Charlie O'Brien, R (1, 2) OBP: 0.500, SLG: 1.000			B X 1-0 ① G5-3	F B F X 1-2 1-3 2B	X 0-0 ③ F8			C F F X 0-2 2B		4	0	2	0	0	0	1
Anthony Young, R (1, 1) OBP: 0.250, SLG: 0.250			B S X 1-1 1B 1B 1B 1B	X 0-0 ① F7	S X 0-1 ① L5			C S S 0-3 ③ K		4	1	1	0	0	1	3
Inning Stats	R: 0 E: 0 K: 0 S: 8 H: 2 LOB: 2 BB: 0 P: 9	R: 0 E: 0 K: 0 S: 5 H: 0 LOB: 0 BB: 1 P: 10	R: 5 E: 0 K: 0 S: 15 H: 5 LOB: 0 BB: 0 P: 26	R: 0 E: 0 K: 0 S: 7 H: 2 LOB: 2 BB: 1 P: 14	R: 2 E: 0 K: 0 S: 12 H: 3 LOB: 1 BB: 0 P: 18	R: 0 E: 0 K: 0 S: 6 H: 0 LOB: 0 BB: 0 P: 7	R: 0 E: 0 K: 0 S: 11 H: 0 LOB: 0 BB: 0 P: 16	R: 0 E: 0 K: 1 S: 11 H: 1 LOB: 1 BB: 0 P: 13	R: 0 E: 0 K: 1 S: 7 H: 0 LOB: 0 BB: 0 P: 10	1B: 9 2B: 3 3B: 0 HR: 1 SF: 0 SAC: 0 DP: 3 HBP: 0						

TOP

New York Mets @ St. Louis Cardinals

Busch Stadium, St. Louis, MO

Thu Apr 09 1992, 3:33 AM CDT
Att. 27,116 - Cloudy - 78 F

livebaseballscorecards.com

AB	37
R	7
H	13
RBI	7
BB	2
SO	2
LOB	14

PITCHER		IP	WLS	BF	H	R	ER	SO	BB	IBB	HBP	BLK	WP	HR	S	P	ERA	WHIP
Donovan Osborne, L ERA:	(1, 1)	2.0		7	2	0	0	0	1	0	0	0	0	0	13	19	0.00	1.500
Juan Agosto, L ERA: 14.54	(3, 1)	2.1	L	17	10	7	7	0	1	0	0	0	0	1	32	56	27.00	4.714
Mike Perez, R ERA: 1.5	(5, 1)	2.2		8	0	0	0	0	0	0	0	0	0	0	19	25	0.00	0.000
Bob McClure, L ERA: 10.13	(8, 1)	1.0		4	1	0	0	1	0	0	0	0	0	0	11	13	0.00	1.000
Todd Worrell, R ERA:	(9, 1)	1.0		3	0	0	0	1	0	0	0	0	0	0	7	10	0.00	0.000

PITCHER	IP	WLS	BF	H	R	ER	SO	BB	IBB	HBP	BLK	WP	HR	S	P	ERA	WHIP

WP: 0 PB: 0 SB: 1 CS: 0 PA: 39

New York Mets @ St. Louis Cardinals

Busch Stadium, St. Louis, MO

Thu Apr 09 1992, 3:33 AM CDT
Att. 27,116 - Cloudy - 78 F

livebaseballscorecards.com

BOTTOM

Batter	1	2	3	4	5	6	7	8	9	AB	R	H	RBI	BB	SO	LOB
Ray Lankford, L (1, 8) OBP: 0.444, SLG: 0.333	G6-4-3 1B			K		G4-3			G4-3	4	0	1	0	0	1	1
Luis Alicea, S (1, 4) OBP: 0.100, SLG: 0.222	F7			F7		E3 FC6-4			G4-3 2B	4	0	1	0	0	0	1
Todd Zeile, R (1, 5) OBP: 0.444, SLG: 0.800	G6-4-3			K		FC6-4			G4-3	4	0	0	0	0	1	3
Pedro Guerrero, R (1, 3) OBP: 0.533, SLG: 0.692 Rich Gedman, L (8, 2)		FC6-4 1B			G5-3		F9			3 1	0 0	1 0	0 0	0 0	0 0	0 1
Brian Jordan, R (1, 9) OBP: 0.250, SLG: 0.375		FC6-4 G4-3			G1-3		G5-3			3	0	0	0	0	0	1
Milt Thompson, L (1, 7) OBP: 0.364, SLG: 0.545		G4-3			S 1B		G4-3			3	0	1	0	0	0	1
Tom Pagnozzi, R (1, 2) OBP: 0.286, SLG: 0.357 Rex Hudler, R (8, 3)			G4-6-3 1B		G6-3			P6		2 1	0 0	1 0	0 0	0 0	0 0	1 0
Tim Jones, L (1, 6) OBP: 0.182, SLG: 0.182			G4-6-3			G4-3 SH1-3 E 1B		K2-3		3	1	1	0	0	1	1
Donovan Osborne, S (1, 1) Juan Agosto, L (3, 1) Mike Perez, R (5, 1) Bob McClure, R (8, 1) Gerald Perry, L (8, PH) OBP: 0.500, SLG: 0.750 Todd Worrell, R (9, 1)			G5-3			SH1-3		G3-1		0 1 0 0 1 0	0 0 0 0 0 0	0 0 0 0 0 0	0 0 0 0 0 0	0 0 0 0 0 0	0 0 0 0 0 0	0 0 0 0 0 0
Inning Stats	R: 0 E: 0 K: 0 S: 7 H: 1 LOB: 0 BB: 0 P: 8	R: 0 E: 0 K: 0 S: 6 H: 1 LOB: 0 BB: 0 P: 8	R: 0 E: 0 K: 0 S: 6 H: 1 LOB: 0 BB: 0 P: 8	R: 0 E: 0 K: 2 S: 11 H: 0 LOB: 0 BB: 0 P: 14	R: 0 E: 0 K: 0 S: 11 H: 1 LOB: 1 BB: 0 P: 17	R: 1 E: 1 K: 0 S: 9 H: 1 LOB: 1 BB: 0 P: 12	R: 0 E: 0 K: 0 S: 8 H: 0 LOB: 0 BB: 0 P: 12	R: 0 E: 0 K: 1 S: 9 H: 0 LOB: 0 BB: 0 P: 15	R: 0 E: 0 K: 0 S: 7 H: 1 LOB: 1 BB: 0 P: 8	1B: 5 2B: 1 3B: 0 HR: 0 SF: 0 SAC: 1 DP: 3 HBP: 0						

	AB	30
	R	1
	H	6
	RBI	0
	BB	0
	SO	3
	LOB	10

WP: 0 PA: 31
PB: 0
SB: 1
CS: 0

PITCHER	IP	WLS	BF	H	R	ER	SO	BB	IBB	HBP	BLK	WP	HR	S	P	ERA	WHIP
Anthony Young, R (1, 1) ERA:	9.0	W	31	6	1	0	3	0	0	0	0	0	0	74	102	0.00	0.667

PITCHER	IP	WLS	BF	H	R	ER	SO	BB	IBB	HBP	BLK	WP	HR	S	P	ERA	WHIP

Batter	1	2	3	4	5	6	7	8	9	AB	R	H	RBI	BB	SO	LOB
Delino DeShields, L (1, 4) OBP: 0.353, SLG: 0.529	C B F F X 1-2 ① F7		B X 1-0 ③ G3-1			X 0-0 ① F8		B F F X 1-2 ① G5-3		4	0	0	0	0	0	0
Bret Barberie, S (1, 5) OBP: 0.400, SLG: 0.538	B B C S B F S 3-3 ② K			B X 1-0 ① F8		C C F F B X 1-2 ② F8		B C B B X 3-1 1B 2B		4	1	1	0	0	1	0
Ivan Calderon, R (1, 7) OBP: 0.235, SLG: 0.313	S X 0-1 ③ F9			B F B F B B 4-2 BLK 2B BB		X 0-0 ③ F7		X 0-0 2-H 1B		3	1	1	1	1	0	0
Larry Walker, L (1, 9) OBP: 0.294, SLG: 0.353		S B B X 2-1 ① G1-3		1 SAFE B X 1-0 1-H 2B			B B C F X 2-2 G4-3 1B 1B	1 SAFE B 1 SAFE B S F 1 SAFE 1 SAFE S 2-3 ② K		4	1	2	1	0	1	1
Tim Wallach, R (1, 3) OBP: 0.235, SLG: 0.133		B F B X 2-1 ② G5-3		F S F F H 1-2 G6-4-3 HBP			1 SAFE 1 SAFE B X 1-0 ① G4-3 1-2	1 SAFE X 0-0 ③ F8		3	0	0	0	0	0	2
Marquis Grissom, R (1, 8) OBP: 0.294, SLG: 0.438		C B F F B F B B 4-2 E S BB		F S F X 0-2 ② ③ G6-4-3 1-2f			B B B C X 3-1 ② P4		X 0-0 HR	3	1	1	1	1	0	3
Darrin Fletcher, L (1, 2) OBP: 0.500, SLG: 0.500		1 SAFE 1 SAFE B X 1-0 ③ F8 1-3			X 0-0 ① L4		I I I I 4-0 1B IBB		X 0-0 ① F8	3	0	0	0	1	0	1
Spike Owen, S (1, 6) OBP: 0.200, SLG: 0.200			B X 1-0 ① F8		C B F S 1-3 ② K		B B X 2-0 1-2 2-H 1B		B X 1-0 ② G3	4	0	1	1	0	1	0
Ken Hill, R (1, 1)			F C S 0-3 ② K		C F B B X 2-2 ③ G3-1		F X 0-1 ③ G1-3		C C F B C 1-3 ③ K	4	0	0	0	0	2	2
Inning Stats	R: 0 E: 0 K: 1 S: 10 H: 0 LOB: 0 BB: 0 P: 14	R: 0 E: 0 K: 0 S: 9 H: 0 LOB: 1 BB: 1 P: 18	R: 0 E: 0 K: 1 S: 5 H: 0 LOB: 0 BB: 0 P: 7	R: 1 E: 0 K: 0 S: 11 H: 1 LOB: 1 BB: 1 P: 18	R: 0 E: 0 K: 1 S: 7 H: 0 LOB: 0 BB: 0 P: 10	R: 0 E: 0 K: 0 S: 7 H: 0 LOB: 0 BB: 0 P: 8	R: 1 E: 0 K: 0 S: 9 H: 2 LOB: 2 BB: 1 P: 21	R: 1 E: 0 K: 1 S: 10 H: 2 LOB: 1 BB: 0 P: 16	R: 1 E: 0 K: 1 S: 7 H: 1 LOB: 0 BB: 0 P: 9	1B: 3 2B: 2 3B: 0 HR: 1 SF: 0 SAC: 0 DP: 1 HBP: 1						

TOP

Montreal Expos @ New York Mets

Shea Stadium, Flushing, NY

Fri Apr 10 1992, 3:33 AM EDT

Att. 47,218 - Sunny - 65 F

livebaseballscorecards.com

AB	32
R	4
H	6
RBI	4
BB	3
SO	5
LOB	9

WP: 0 PA: 36
PB: 0
SB: 1
CS: 0

PITCHER		IP	WLS	BF	H	R	ER	SO	BB	IBB	HBP	BLK	WP	HR	S	P	ERA	WHIP
Dwight Gooden, R ERA: 2.7	(1, 1)	6.2	L	26	3	2	2	3	2	1	1	1	0	0	56	94	2.70	0.750
Wally Whitehurst, R ERA: 3.0	(7, 1)	1.1		6	2	1	1	1	0	0	0	0	0	0	12	18	6.75	1.500
Jeff Innis, R ERA: 4.5	(9, 1)	1.0		4	1	1	1	1	0	0	0	0	0	1	7	9	9.00	1.000

PITCHER		IP	WLS	BF	H	R	ER	SO	BB	IBB	HBP	BLK	WP	HR	S	P	ERA	WHIP

Montreal Expos @ New York Mets

Shea Stadium, Flushing, NY

Fri Apr 10 1992, 3:33 AM EDT

Att. 47,218 - Sunny - 65 F

BOTTOM

livebaseballscorecards.com

Batter	1	2	3	4	5	6	7	8	9	AB	R	H	RBI	BB	SO	LOB
Daryl Boston, L (1, 7) OBP: 0.167, SLG: 0.500	F8		3B		F7			F8		4	0	1	0	0	0	1
Willie Randolph, R (1, 4) OBP: 0.294, SLG: 0.214	G6-3		G4-3			G5-3		FC4-6 1B		4	0	1	0	0	0	1
Bobby Bonilla, S (1, 9) OBP: 0.391, SLG: 0.619	F8		F7			F9		FC4-6 1-2f		4	0	0	0	0	0	2
Howard Johnson, S (1, 8) OBP: 0.227, SLG: 0.409		K		G4-3		G3			E4 S	4	0	0	0	0	1	0
Eddie Murray, S (1, 3) OBP: 0.350, SLG: 0.235		1B BB		P6			K		K 1-2	3	0	0	0	1	2	1
Dave Magadan, L (1, 5)		F8		G3-4-1			B1-3 BB		F8	2	0	0	0	1	0	1
Bill Pecota, R (7, PR) OBP: 0.313, SLG: 0.375 (8, 5)										1	0	0	0	0	0	1
Kevin Elster, R (1, 6) OBP: 0.231, SLG: 0.231		1-2 1B			F8		B1-3 1-2		F9	4	0	1	0	0	0	2
Charlie O'Brien, R (1, 2) OBP: 0.333, SLG: 0.667		P4			F7		F8			2	0	0	0	0	0	2
Mackey Sasser, L (7, PH) OBP: 0.167, SLG: 0.333 (8, 2)										1	0	0	0	0	0	2
Dwight Gooden, R (1, 1) OBP: 0.500, SLG: 0.500			P4		1B			F8		2	0	1	0	0	0	0
Wally Whitehurst, R (7, 1)										0	0	0	0	0	0	0
Junior Noboa, R (8, PH) OBP: 0.333, SLG: 0.250										1	0	0	0	0	0	0
Jeff Innis, R (9, 1)										0	0	0	0	0	0	0
Inning Stats	R: 0 E: 0 K: 0 S: 5 H: 0 LOB: 0 BB: 0 P: 8	R: 0 E: 0 K: 1 S: 13 H: 1 LOB: 2 BB: 1 P: 24	R: 0 E: 0 K: 0 S: 7 H: 1 LOB: 1 BB: 0 P: 10	R: 0 E: 0 K: 0 S: 4 H: 0 LOB: 0 BB: 0 P: 5	R: 0 E: 0 K: 0 S: 6 H: 1 LOB: 1 BB: 0 P: 10	R: 0 E: 0 K: 0 S: 4 H: 0 LOB: 0 BB: 0 P: 7	R: 0 E: 0 K: 1 S: 10 H: 0 LOB: 2 BB: 1 P: 16	R: 0 E: 0 K: 0 S: 6 H: 1 LOB: 1 BB: 0 P: 8	R: 0 E: 1 K: 1 S: 7 H: 0 LOB: 1 BB: 0 P: 14	1B: 3 2B: 0 3B: 1 HR: 0	SF: 0 SAC: 0 DP: 0 HBP: 0						

	AB	32
	R	0
	H	4
	RBI	0
	BB	2
	SO	3
	LOB	13

PITCHER	IP	WLS	BF	H	R	ER	SO	BB	IBB	HBP	BLK	WP	HR	S	P	ERA	WHIP
Ken Hill, R (1, 1) ERA:	9.0	W	34	4	0	0	3	2	0	0	0	0	0	62	102	0.00	0.667

PITCHER	IP	WLS	BF	H	R	ER	SO	BB	IBB	HBP	BLK	WP	HR	S	P	ERA	WHIP

Batter	1	2	3	4	5	6	7	8	9	AB	R	H	RBI	BB	SO	LOB
Delino DeShields, L (1, 4) OBP: 0.318, SLG: 0.455	F F S 0-3 K ①		B S L B F F L 2-3 K ③		B B F B X 3-1 CS 1B		C S B S 1-3 K ①	B S F S 1-3 K ③		5	0	1	0	0	4	1
Bret Barberie, S (1, 5) OBP: 0.400, SLG: 0.471	C B B B F S 3-3 K ②			X 0-0 1B 2B 1B	1 SAFE B B B B 4-0 S 1-2 BB ①		C F S 0-3 K ②		C B F F S 1-3 K ①	4	1	1	0	1	3	0
John Vander Wal, L (1, 7) OBP: 0.429, SLG: 0.200	C S B X 1-2 G6-3 ③			B 1 SAFE 1 SAFE C C 1 SAFE X 1-2 2B G6-3 1B	1 SAFE F 1 SAFE S S 0-3 K ②		S B F X 1-2 G3 ③	B X 1-0 G6-3 ②		5	1	1	0	0	1	1
Larry Walker, L (1, 9) OBP: 0.273, SLG: 0.364		B C X 1-1 P6 ①		B C X 1-1 G6-3 1B 2B 1-3 2-H	1 SAFE B S 1 SAFE S B S 2-3 K ③ 1-2			L B X 1-1 G4-3 ① B S B F F B X	3-2 E6 2B	5	2	1	1	0	1	1
Tim Wallach, R (1, 3) OBP: 0.364, SLG: 0.368		X 0-0 1B		B B C X 2-1 G6-3 ① 2-3 3-H		X 0-0 S 2B		B B B B 4-0 E 1B BB C F B F B X	2-2 1B 2B 1-H	4	1	3	2	1	0	1
Marquis Grissom, R (1, 8) OBP: 0.364, SLG: 0.450		B C 1 SAFE F B S 2-3 K ②		B B S F X 2-2 S S WP 1B 3-H		B B B B C S B 4-2 BB		X 0-0 E1 1B 1B 1B 1-2	F B X 1-1 FC6-4 1B 3-H	4	2	2	2	1	1	2
Gary Carter, R (1, 2) OBP: 0.143, SLG: 0.143 Rick Cerone, R (8, 2)	X 0-0 G4-3 ③			1 SAFE 1 SAFE P 1 SAFE X 1-0 F9 ②		S C S 0-3 K ① 2-3		X 0-0 1B 1B 1-2 2-H ②	X 0-0 FC6-4 ③ 1-2f	4 1	1 0	1 0	0 0	0 0	1 0	4 1
Spike Owen, S (1, 6) OBP: 0.286, SLG: 0.231			C B S X 1-2 P6 ①	1 SAFE P B B I 4-0 WP S IBB 1-2		1 SAFE C B F X 1-2 P4 ②		X 0-0 1B 1B 1B 1-2 2-3		3	1	1	0	1	0	2
Dennis Martinez, R (1, 1) Archi Cianfrocco, R (8, PH) OBP: 0.333, SLG: 0.333 Jeff Fassero, L (8, 1)			S S B F S 1-3 K ② S C B C	1-3 2-H ③		X 0-0 F9 ③		B B S F F F B F F 3-2 X 1-H 2-H 3-H 1B		3 1 0	0 0 0	0 1 0	0 3 0	0 0 0	2 0 0	3 0 0

TOP

Montreal Expos @ New York Mets
Shea Stadium, Flushing, NY
Sat Apr 11 1992, 3:33 AM EDT
Att. 22,967 - Cloudy - 40 F

livebaseballscorecards.com

AB	39
R	9
H	12
RBI	8
BB	4
SO	13
LOB	16

Inning Stats	1	2	3	4	5	6	7	8	9	1B: 9	SF: 0	WP: 1	PA: 43
	R: 0 E: 0 K: 2 S: 9 H: 0 LOB: 0 BB: 0 P: 13	R: 0 E: 0 K: 1 S: 7 H: 1 LOB: 1 BB: 0 P: 10	R: 0 E: 0 K: 2 S: 12 H: 0 LOB: 0 BB: 0 P: 16	R: 4 E: 0 K: 1 S: 17 H: 4 LOB: 1 BB: 1 P: 27	R: 0 E: 0 K: 2 S: 8 H: 1 LOB: 1 BB: 1 P: 17	R: 0 E: 0 K: 1 S: 10 H: 1 LOB: 2 BB: 1 P: 15	R: 0 E: 0 K: 2 S: 9 H: 0 LOB: 0 BB: 0 P: 11	R: 3 E: 1 K: 1 S: 15 H: 3 LOB: 1 BB: 1 P: 24	R: 2 E: 1 K: 1 S: 16 H: 2 LOB: 1 BB: 0 P: 24	2B: 3 3B: 0 HR: 0	SAC: 0 DP: 0 HBP: 0	PB: 0 SB: 5 CS: 1	

PITCHER		IP	WLS	BF	H	R	ER	SO	BB	IBB	HBP	BLK	WP	HR	S	P	ERA	WHIP
David Cone, R ERA: 3.6	(1, 1)	7.0	L	30	7	4	4	11	2	1	0	0	1	0	72	109	5.14	1.286
Tim Burke, R ERA: 4.5	(8, 1)	2.0		13	5	5	0	2	1	0	0	0	0	0	31	48	0.00	3.000

PITCHER	IP	WLS	BF	H	R	ER	SO	BB	IBB	HBP	BLK	WP	HR	S	P	ERA	WHIP

Montreal Expos @ New York Mets

Shea Stadium, Flushing, NY

Sat Apr 11 1992, 3:33 AM EDT
Att. 22,967 - Cloudy - 40 F

livebaseballscorecards.com

BOTTOM

Batter	1	2	3	4	5	6	7	8	9	AB	R	H	RBI	BB	SO	LOB
Daryl Boston, L (1, 7) OBP: 0.222, SLG: 0.375	S X 0-1 ① F9		B S S B B B 4-2 CS BB		B X 1-0 ③ F9			B B C S F B X 3-2 G6-3 1B 1B		2	0	0	0	1	0	1
Dave Gallagher, R (8, PH) OBP: 0.500, SLG: 0.400 (9, 7)										1	0	1	0	0	0	0
Willie Randolph, R (1, 4) OBP: 0.381, SLG: 0.389	B C B F C 2-3 ② K		1 SAFE 1 SAFE P 1-0 ③ CS 1-2	B C C X 1-2 BB 1B	X 0-0 G4-3 SF9 2B			B C B C F X 2-2 G6-3 1-2 1B		4	1	3	0	0	1	0
Bobby Bonilla, S (1, 9) OBP: 0.370, SLG: 0.542	B B C B B 4-1 BB			L B 1 SAFE F B 1 SAFE B S 3-3 ① K	C B B X 2-1 ① G4-3 2-3			X 0-0 ① ② G6-3 1-2f 2-3		3	0	0	0	1	1	4
Howard Johnson, S (1, 8) OBP: 0.192, SLG: 0.360	B B X 2-0 ③ F8			F 1 SAFE B F B X 2-2 ② F7	X 0-0 ② SF9 3-H			B B F X 2-1 ③ P4		3	0	0	1	0	0	3
Eddie Murray, S (1, 3) OBP: 0.417, SLG: 0.350		F B B X 2-1 ① G4-3		B B B B 4-0 1-2 BB	C B F B F X 2-2 1B				B S S X 1-2 G4-3 G5-3 2B	3	1	2	0	1	0	0
Dave Magadan, L (1, 5)		B B C F S 2-3 ② K		C C B B F F F B F 3-3 ③ S K	B F 1 SAFE 1 SAFE X 1-1 ③ G3				C X 0-1 ① G4-3 2-3	4	0	0	0	0	2	4
Bill Pecota, R (1, 6) OBP: 0.250, SLG: 0.300		C B X 1-1 ③ G5-3			B B X 2-0 ① P3		C X 0-1 ① F7		B S F F B B X 3-2 ② G5-3 3-H	4	0	0	1	0	0	0
Todd Hundley, S (1, 2) OBP: 0.273, SLG: 0.111			C X 0-1 ① G3-1		B B B B 4-0 BB		F X 0-1 ② P3		B F B B C F X 2-2 ③ G1-3	1	0	0	0	1	0	0
Junior Noboa, R (7, PH) OBP: 0.300, SLG: 0.222										1	0	0	0	0	0	0
Tim Burke, R (8, 1)										0	0	0	0	0	0	0
Kevin Elster, R (9, PH) OBP: 0.214, SLG: 0.214										1	0	0	0	0	0	0
David Cone, L (1, 1)			X 0-0 ② G1-3		1 SAFE F C L 0-3 ② K		C B F X 1-2 ③ G5-3			2	0	0	0	0	1	1
Mackey Sasser, L (7, PH) OBP: 0.143, SLG: 0.286										1	0	0	0	0	0	0
(8, 2)																

Inning Stats									
	R: 0 H: 0 E: 0 LOB: 1 K: 1 BB: 1 S: 7 P: 15	R: 0 H: 0 E: 0 LOB: 0 K: 1 BB: 0 S: 7 P: 12	R: 0 H: 0 E: 0 LOB: 0 K: 0 BB: 1 S: 6 P: 10	R: 0 H: 1 E: 0 LOB: 2 K: 2 BB: 1 S: 16 P: 29	R: 0 H: 0 E: 0 LOB: 1 K: 1 BB: 1 S: 5 P: 12	R: 1 H: 2 E: 0 LOB: 1 K: 0 BB: 0 S: 10 P: 15	R: 0 H: 0 E: 0 LOB: 0 K: 0 BB: 0 S: 7 P: 8	R: 0 H: 2 E: 0 LOB: 1 K: 0 BB: 0 S: 11 P: 18	R: 1 H: 1 E: 0 LOB: 0 K: 0 BB: 0 S: 13 P: 19

| | | | | | | | | | | | | | | | |

Batter	1	2	3	4	5	6	7	8	9	AB	R	H	RBI	BB	SO	LOB
Delino DeShields, L (1, 4) OBP: 0.407, SLG: 0.458	B B F B B 4-1 HR BB		B B B 4-0 BB		S B X 1-1 BB 1-3 1B 1B	B B B C B 4-1 CS BB			C B F C 1-3 ② K	2	2	1	0	3	1	0
Bret Barberie, S (1, 5) OBP: 0.360, SLG: 0.381	C 1 SAFE B 1 SAFE 1 SAFE F F 1 SAFE S 1-3 ① K		1 SAFE S B B X 1-1 ② L8		1 SAFE S B B B B S B 4-2 1B E 1-2 BB	1 SAFE 1 SAFE B P 2-0 ③ CS 1-2	B B X 2-0 ① F8		C B B S B S 3-3 ③ K	4	1	0	0	1	2	2
Ivan Calderon, R (1, 7) OBP: 0.286, SLG: 0.500	C B 1 SAFE 1 SAFE X 1-1 1-H HR		F F 1 SAFE B S 1-3 ③ K		B B B C X 3-1 E8 2B 1-H 2-H 3-H 1B		C B B X 2-1 ② P6			4	2	2	4	0	1	1
Larry Walker, L (1, 9) OBP: 0.269, SLG: 0.385	C B X 1-1 ② G1-3			S S C 0-3 ① K	C B F X 1-2 1B 2-H 2B		S B B F X 2-2 ③ P6			4	1	1	1	0	1	0
Tim Wallach, R (1, 3) OBP: 0.346, SLG: 0.318	B C C S 1-3 ③ K			C X 0-1 ② G5-3	B B C B F F B 4-2 1B BB			B S S F S 1-3 ① K		3	0	0	0	1	2	0
Marquis Grissom, R (1, 8) OBP: 0.385, SLG: 0.458		C B F B S 2-3 ① K		B S B B B X 3-1 ③ P4	B X 1-0 1-2 2-H 1B			C X 0-1 G3 S PB 1B		4	1	2	1	0	1	0
Darrin Fletcher, L (1, 2) OBP: 0.500, SLG: 0.462 Bill Landrum, R (8, 1) John Wetteland, R (9, 1)		C B B F F B F F F 4-2 H L7-3 HBP			P1 FC1-3 1B 2-2 G3-1			1 SAFE B B 1 SAFE B X 3-0 ② G3 1-3		3	0	1	0	0	0	3
										0	0	0	0	0	0	0
										0	0	0	0	0	0	0
Spike Owen, S (1, 6) OBP: 0.222, SLG: 0.176		B S B X 2-1 ② ③ L7-3 1-2			B C F C 1-3 ① K	B B B C X 3-1 ① E3		B B B C X 3-1 ③ G1-3 3-H		4	0	0	0	0	1	2
Chris Haney, L (1, 1) Eric Bullock, L (6, PH) Bill Sampen, R (6, 1) Rick Cerone, R (8, 2)			S C S 0-3 ① K		X 0-0 ② FC1-6 1B 1-2f 1B	C F B B B X 3-2 ② G4-3			C F B X 1-2 ① G1-3	2	1	0	0	0	1	1
										1	0	0	0	0	0	0
										0	0	0	0	0	0	0
										1	0	0	0	0	0	0

Montreal Expos @ New York Mets

Shea Stadium, Flushing, NY

Sun Apr 12 1992, 3:33 AM EDT

Att. 21,636 - Cloudy - 51 F

TOP

livebaseballscorecards.com

AB	32
R	8
H	7
RBI	6
BB	5
SO	10
LOB	9

Inning Stats	1	2	3	4	5	6	7	8	9
	R: 2 E: 0 K: 2 S: 12	H: 1 LOB: 0 BB: 1 P: 20	R: 0 E: 0 K: 1 S: 11	H: 0 LOB: 0 BB: 0 P: 19	R: 0 E: 0 K: 2 S: 8	H: 0 LOB: 1 BB: 1 P: 14	R: 0 E: 0 K: 1 S: 7	H: 0 LOB: 0 BB: 0 P: 10	R: 5 E: 1 K: 1 S: 23	H: 5 LOB: 2 BB: 2 P: 41
	R: 0 E: 1 K: 0 S: 7	H: 0 LOB: 0 BB: 1 P: 18	R: 0 E: 0 K: 0 S: 6	H: 0 LOB: 0 BB: 0 P: 12	R: 1 E: 0 K: 1 S: 9	H: 1 LOB: 0 BB: 0 P: 16	R: 0 E: 0 K: 2 S: 9	H: 0 LOB: 0 BB: 0 P: 14		

| | | | | | | | | | |

Montreal Expos @ New York Mets

Shea Stadium, Flushing, NY

Sun Apr 12 1992, 3:33 AM EDT

Att. 21,636 - Cloudy - 51 F

livebaseballscorecards.com

BOTTOM

Batter	1	2	3	4	5	6	7	8	9	AB	R	H	RBI	BB	SO	LOB
Dave Gallagher, R (1, 7) OBP: 0.300, SLG: 0.250	2-1 G6-3		3-1 SF9 3-H		0-0 G6-3 1-2f			2-2 F8		3	0	0	1	0	0	1
Willie Randolph, R (1, 4) OBP: 0.400, SLG: 0.545	3-3 K		1-1 BB 1B		3-2 HR			1-1 G5-3		4	1	2	1	0	1	0
Bobby Bonilla, S (1, 9) OBP: 0.387, SLG: 0.519	0-1 FC6-4 1B		1 SAFE 1 SAFE 4-1 FC5-4 1-2 BB		1-2 F7			0-0 E5		3	0	1	0	1	0	0
Howard Johnson, S (1, 8) OBP: 0.167, SLG: 0.310	0-0 FC6-4 1-2f		0-0 FC5-4 1-2f			1-1 G6-3		2-1 F8		4	0	0	0	0	0	4
Eddie Murray, S (1, 3) OBP: 0.357, SLG: 0.292		0-0 P4		2-0 F8		0-0 F7			3-3 K	4	0	0	0	0	1	0
Bill Pecota, R (1, 5) OBP: 0.250, SLG: 0.261		2-1 G5-3		2-0 E6 G4-3 WP		1-0 G5-3			4-1 1B BB	3	0	0	0	1	0	0
Kevin Elster, R (1, 6) OBP: 0.222, SLG: 0.222		3-1 F8		3-1 G4-3 1-3				1-0 P6	1-1 1-3 1B	4	0	1	0	0	0	1
Todd Hundley, S (1, 2) OBP: 0.308, SLG: 0.182 Mark Dewey, R (5, 1) Daryl Boston, L (7, PH) OBP: 0.300, SLG: 0.444 Jeff Innis, R (8, 1) John Franco, L (9, 1) Dave Magadan, L (9, PH)			0-1 E5 WP SF9 1B	1-0 F8				2-2 G4-6-3 1B	3-3 K	2 0 1 0 0 1	1 0 0 0 0 0	1 0 1 0 0 0	0 0 0 0 0 0	0 0 0 0 0 0	0 0 0 0 0 1	1 0 0 0 0 2
Bret Saberhagen, R (1, 1) Charlie O'Brien, R (5, 2) OBP: 0.429, SLG: 0.667 Mackey Sasser, L (7, PH) OBP: 0.111, SLG: 0.222 (8, 2)			1-3 K 2-3		4-2 G6-3 BB			0-1 G4-6-3 1-2f	0-2 G3-1	1 0 2	0 0 0	0 0 0	0 0 0	1 1 0	1 0 0	1 0 3
Inning Stats	R: 0 E: 0 K: 1 S: 8 H: 1 LOB: 1 BB: 0 P: 13	R: 0 E: 0 K: 0 S: 5 H: 0 LOB: 0 BB: 0 P: 10	R: 1 E: 1 K: 1 S: 11 H: 2 LOB: 2 BB: 1 P: 20	R: 0 E: 1 K: 0 S: 5 H: 0 LOB: 1 BB: 0 P: 13	R: 1 E: 0 K: 0 S: 11 H: 1 LOB: 0 BB: 1 P: 19	R: 0 E: 0 K: 0 S: 4 H: 0 LOB: 0 BB: 0 P: 6	R: 0 E: 0 K: 0 S: 7 H: 1 LOB: 0 BB: 0 P: 10	R: 0 E: 1 K: 0 S: 9 H: 0 LOB: 1 BB: 0 P: 14	R: 0 E: 0 K: 2 S: 13 H: 1 LOB: 2 BB: 1 P: 24	1B: 5 2B: 0 3B: 0 HR: 1	SF: 1 SAC: 0 DP: 2 HBP: 0						

	AB	R	H	RBI	BB	SO	LOB
	32	2	6	2	3	4	13

WP: 2 PB: 0 SB: 0 CS: 0 PA: 36

PITCHER		IP	WLS	BF	H	R	ER	SO	BB	IBB	HBP	BLK	WP	HR	S	P	ERA	WHIP
Chris Haney, L ERA: 3.6	(1, 1)	5.0	W	21	4	2	2	2	2	0	0	0	2	1	40	75	3.60	1.200
Bill Sampen, R ERA: 3.86	(6, 1)	2.0		6	1	0	0	0	0	0	0	0	0	0	11	16	0.00	0.500
Bill Landrum, R ERA:	(8, 1)	1.0		4	0	0	0	0	0	0	0	0	0	0	9	14	0.00	0.000
John Wetteland, R ERA: 4.5	(9, 1)	1.0		5	1	0	0	2	1	0	0	0	0	0	13	24	0.00	2.000

PITCHER	IP	WLS	BF	H	R	ER	SO	BB	IBB	HBP	BLK	WP	HR	S	P	ERA	WHIP

Batter	1	2	3	4	5	6	7	8	9	AB	R	H	RBI	BB	SO	LOB
Ruben Amaro Jr, S (1, 8) (7, 9) OBP: 0.448, SLG: 0.826	C B S B B F F F F 4-2 F B S 2B BB	C B C F F F X 1-2 ② P5		B S B M X 2-2 1B SF7 1B		C B B X 2-1 2B		F 1 SAFE F P 1 SAFE S 1-3 ③ K		4	2	2	0	1	1	2
Mariano Duncan, R (1, 4) OBP: 0.258, SLG: 0.214	B X 1-0 1-H 1B 2B	F H 1-1 1-2 HBP		1 SAFE C X 0-1 ① F8		S X 0-1 ② G6-3			C C F X 0-2 ① G4-3	4	1	1	1	0	0	2
Dave Hollins, S (1, 5) OBP: 0.433, SLG: 0.500	C S F S 0-3 ① K	C B B F S 2-3 ③ K		1 SAFE 1 SAFE X 0-0 SF7 1-3 1B		C S B B B X 2-2 ③ L5			X 0-0 ② G6-3	5	0	1	0	0	2	4
John Kruk, L (1, 3) OBP: 0.433, SLG: 0.429	F B C B B B 4-2 1B BB	F F B F C 1-3 ① K	F B F B X 2-2 SF7 1-2 3-H				C X 0-1 G6-4-3 1B		B C B X 2-1 1B	3	0	2	1	1	1	0
Dale Murphy, R (1, 9) OBP: 0.222, SLG: 0.308 Barry Jones, R (7, 1) Wally Backman, S (9, PH) OBP: 0.333, SLG: 0.333 Mitch Williams, L (9, 1)	C X 0-1 1-2 2-H 1B	C S X 0-2 E1 1B BB	B S C B B X 3-2 ③ G6-3			B X 1-0 ①② G6-4-3 1-2f			1 SAFE B 1 SAFE S C F B F X 2-2 ③ G3	4 0 1 0	0 0 0 0	1 0 0 0	1 0 0 0	0 0 0 0	0 0 0 0	2 0 1 0
Wes Chamberlain, R (1, 7) OBP: 0.259, SLG: 0.481	S C X 0-2 ② P3	1 SAFE F F S 0-3 ② K			F F B X 1-2 ① L4		C F X 0-2 ③ G6-3			4	0	0	0	0	1	3
Darren Daulton, L (1, 2) OBP: 0.250, SLG: 0.158	B S S X 1-2 ③ G3	B S S F B B B 4-2 1B 1-2 BB			B C S X 1-2 ② G6-3			F B F B B F X 3-2 ① F8		3	0	0	0	1	0	2
Kim Batiste, R (1, 6) OBP: 0.273, SLG: 0.273		L B C S S 1-3 ① K	C F B F F F F E X 1-2 FC6-4 1-2 2-3 1B		B B F F S 2-3 ③ K			C X 0-1 1B		4	0	2	0	0	2	0
Tommy Greene, R (1, 1) OBP: 0.200, SLG: 0.200 Curt Schilling, R (4, 1) Julio Peguero, S (7, 8)		B S C B B B X 3-2 HBP 1B	B X 1-0 ③ FC6-4 1-2f			X 0-0 ① G4-3		1 SAFE 1 SAFE B 1 SAFE F 1 SAFE X 1-1 ② P2		2 1 1	0 0 0	1 0 0	0 0 0	0 0 0	0 0 0	3 0 1
Inning Stats	R: 2 E: 0 K: 1 S: 22 H: 2 LOB: 2 BB: 2 P: 32	R: 0 E: 0 K: 2 S: 16 H: 1 LOB: 2 BB: 0 P: 24	R: 0 E: 1 K: 2 S: 21 H: 1 LOB: 3 BB: 1 P: 28	R: 1 E: 0 K: 0 S: 12 H: 2 LOB: 1 BB: 0 P: 19	R: 0 E: 0 K: 1 S: 9 H: 0 LOB: 0 BB: 0 P: 13	R: 0 E: 0 K: 0 S: 8 H: 1 LOB: 1 BB: 0 P: 12	R: 0 E: 0 K: 0 S: 6 H: 1 LOB: 0 BB: 0 P: 7	R: 0 E: 0 K: 1 S: 12 H: 1 LOB: 1 BB: 0 P: 16	R: 0 E: 0 K: 0 S: 12 H: 1 LOB: 1 BB: 0 P: 16	1B: 8 2B: 2 3B: 0 HR: 0	SF: 1 SAC: 0 DP: 1 HBP: 1					

PITCHER		IP	WLS	BF	H	R	ER	SO	BB	IBB	HBP	BLK	WP	HR	S	P	ERA	WHIP
Sid Fernandez, L ERA: 10.5	(1, 1)	3.2	L	22	6	3	3	5	3	0	1	0	0	0	68	97	7.36	2.455
Wally Whitehurst, R ERA: 1.69	(4, 1)	2.1		8	1	0	0	1	0	0	0	0	0	0	20	31	0.00	0.429
Paul Gibson, L ERA: 10.13	(7, 1)	2.0		7	2	0	0	1	0	0	0	0	0	0	18	23	0.00	1.000
Jeff Innis, R ERA: 2.25	(9, 1)	1.0		4	1	0	0	0	0	0	0	0	0	0	12	16	0.00	1.000

PITCHER	IP	WLS	BF	H	R	ER	SO	BB	IBB	HBP	BLK	WP	HR	S	P	ERA	WHIP

TOP

Philadelphia Phillies @ New York Mets

Shea Stadium, Flushing, NY

Mon Apr 13 1992, 7:05 PM EDT

Att. 14,810 - Sunny - 47 F

livebaseballscorecards.com

AB	36
R	3
H	10
RBI	3
BB	3
SO	7
LOB	20

WP: 0 PB: 0 SB: 1 CS: 0 PA: 41

BOTTOM

Philadelphia Phillies @ New York Mets

Shea Stadium, Flushing, NY

Mon Apr 13 1992, 7:05 PM EDT
Att. 14,810 - Sunny - 47 F

livebaseballscorecards.com

Batter	1	2	3	4	5	6	7	8	9	AB	R	H	RBI	BB	SO	LOB
Daryl Boston, L (1, 7) OBP: 0.286, SLG: 0.385 Dave Gallagher, R (9, PH) OBP: 0.273, SLG: 0.222	X 0-0 ① B1-3		B B B C F X 3-2 1B S 1B 1B	C C B F S 1-3 ② K		F F F F B F B 3-2 F X ③ F9			B B C B C X 3-2 ① F7	4 1	1 0	1 0	0 0	0 0	1 0	2 0
Willie Randolph, R (1, 4) OBP: 0.333, SLG: 0.444	B C S X 1-2 ② G4-3		C B C C B X 2-2 ① F8	B F X 1-1 ③ G3			B C F B F X 2-2 ① F8		C B S B B X 3-2 ② F8	5	0	0	0	0	0	2
Bobby Bonilla, S (1, 9) OBP: 0.417, SLG: 0.533	B B F B B B 4-1 BB BB		1 SAFE 1 SAFE B B B B B B 4-0 1B 1B 1-2 BB		C B X 1-1 ① P6		F X 0-1 ② F7		F B B X 2-1 2B	3	1	1	0	2	0	0
Howard Johnson, S (1, 8) OBP: 0.229, SLG: 0.333	B B B C B 4-1 1-2 BB		B X 1-0 S 1B 1-2 2-3 1B		B C C B F S 2-3 ② K		X 0-0 PO 1B		S 2 SAFE S F F X 0-2 ③ F7	4	0	2	0	1	1	1
Eddie Murray, S (1, 3) OBP: 0.344, SLG: 0.259	B B C F X 2-2 ③ P4		C F S 0-3 ② K		S B C B B F B 4-2 BB		1 SAFE 0-0 ③ PO 1-2	B B F X 2-1 ① F8		3	0	0	0	1	1	5
Bill Pecota, R (1, 5) OBP: 0.250, SLG: 0.259		C X 0-1 ① F8	X 0-0 S 1-2 2-H 3-H 1B		C C B F S 1-3 ③ K			L B C S 1-3 ② K		4	0	1	2	0	2	1
Dick Schofield, R (1, 6) OBP: 0.375, SLG: 0.286		B B F F X 2-2 ② G5-3	B F F B S 2-3 ③ K 1-2 2-3			C S S 0-3 ① K		X 0-0 BB 1B		4	0	1	0	0	2	2
Todd Hundley, S (1, 2) OBP: 0.250, SLG: 0.143 Dave Magadan, L (8, PH) Charlie O'Brien, R (9, 2) OBP: 0.429, SLG: 0.667		B F C C B X 2-2 E4		B C C B F F B S 3-3 ① K		B B B F B B X 3-1 ② G3		F 1 SAFE B F F B F B 4-2 1-2 BB		3 0 0	0 0 0	0 0 0	0 0 0	0 1 0	1 0 0	0 0 0
Sid Fernandez, L (1, 1) Wally Whitehurst, R (4, 1) Mackey Sasser, L (6, PH) OBP: 0.200, SLG: 0.300 Paul Gibson, R (7, 1) Junior Noboa, R (8, PH) OBP: 0.273, SLG: 0.200 Jeff Innis, R (9, 1)		B B S S B F F C 3-3 ③ K		B B B B 4-0 BB		F C F X 0-2 1B		X 0-0 ③ P3		1 0 1 0 1 0	0 0 0 0 0 0	0 0 1 0 0 0	0 0 0 0 0 0	1 1 0 0 0 0	1 0 0 0 0 2	1 0 0 0 2 0
Inning Stats	R: 0 E: 0 K: 0 S: 9 H: 0 LOB: 2 BB: 2 P: 20	R: 0 E: 1 K: 1 S: 13 H: 0 LOB: 1 BB: 0 P: 20	R: 2 E: 0 K: 2 S: 14 H: 3 LOB: 2 BB: 1 P: 26	R: 0 E: 0 K: 2 S: 11 H: 0 LOB: 1 BB: 1 P: 20	R: 0 E: 0 K: 2 S: 13 H: 0 LOB: 1 BB: 1 P: 21	R: 0 E: 0 K: 1 S: 17 H: 1 LOB: 1 BB: 0 P: 23	R: 0 E: 0 K: 0 S: 7 H: 1 LOB: 0 BB: 0 P: 9	R: 0 E: 0 K: 1 S: 11 H: 1 LOB: 2 BB: 1 P: 18	R: 0 E: 0 K: 0 S: 13 H: 1 LOB: 1 BB: 0 P: 21	1B: 6 2B: 1 3B: 0 HR: 0	SF: 0 SAC: 0 DP: 0 HBP: 0					

	AB	34
	R	2
	H	7
	RBI	2
	BB	6
	SO	9
	LOB	16

PITCHER		IP	WLS	BF	H	R	ER	SO	BB	IBB	HBP	BLK	WP	HR	S	P	ERA	WHIP
Tommy Greene, R ERA: 4.5	(1, 1)	3.0		16	3	2	2	3	3	0	0	0	0	0	36	66	6.00	2.000
Curt Schilling, R ERA:	(4, 1)	3.0	W	12	1	0	0	5	2	0	0	0	0	0	41	64	0.00	1.000
Barry Jones, R ERA:	(7, 1)	2.0		8	2	0	0	1	1	0	0	0	0	0	18	27	0.00	1.500
Mitch Williams, L ERA: 9.0	(9, 1)	1.0	S	4	1	0	0	0	0	0	0	0	0	0	13	21	0.00	1.000

PITCHER	IP	WLS	BF	H	R	ER	SO	BB	IBB	HBP	BLK	WP	HR	S	P	ERA	WHIP

WP: 0 PB: 0 SB: 3 CS: 0 PA: 41

Batter	1	2	3	4	5	6	7	8	9	AB	R	H	RBI	BB	SO	LOB
Ruben Amaro Jr, S (1, 8) OBP: 0.412, SLG: 0.704	F8		F9	G4-3		L3		1B BB		4	0	0	0	1	0	2
Mickey Morandini, L (1, 4) (7, 6) OBP: 0.471, SLG: 0.563	G6-3		FC4-6 1B		1B 3B		HBP HBP 1B	1B 1B		5	2	4	0	0	0	0
Dave Hollins, S (1, 5) OBP: 0.400, SLG: 0.444	K		FC4-6 BB 1-2f		1B 1B 3-H		F7	L4		5	0	1	1	0	1	4
John Kruk, L (1, 3) OBP: 0.457, SLG: 0.469		1B SF8 2B	BB 1-2		F8		HBP HBP BB 1B 1-2	G4-3		4	2	2	0	1	0	3
Dale Murphy, R (1, 9) OBP: 0.250, SLG: 0.333	1B 1B 2-3	K			G5-4-3 1B 1-3		BB HBP HBP 1-2 2-3		G4-3	1	0	1	0	0	0	0
Mariano Duncan, R (2, 7) OBP: 0.286, SLG: 0.226										3	0	1	0	0	1	2
Wes Chamberlain, R (1, 7) (2, 9) OBP: 0.281, SLG: 0.452	K		G6-3 1B 1B		G5-4-3 1-2f		BB HBP 1-2 2-3 3-H		F9	4	1	1	1	0	1	4
Darren Daulton, L (1, 2) OBP: 0.276, SLG: 0.182	SF8 3-H		G6-3 1-2			G3-1	G4-6-3 BB 1-2 2-3 3-H		K	3	0	1	2	1	1	0
Kim Batiste, R (1, 6) OBP: 0.333, SLG: 0.333	1B 1-2		G6-3 1-2f 2-3			SH2-4 1B	G4-6-3 1-2f			4	0	2	0	0	0	5
Wally Ritchie, L (7, 1)										0	0	0	0	0	0	0
Danny Cox, R (1, 1)		G1-3								1	0	0	0	0	0	2
Jeff Grotewold, L (4, PH) OBP: 0.500, SLG: 0.500										1	0	1	1	0	0	0
Cliff Brantley, R (4, 1)										0	0	0	0	0	0	0
Wally Backman, S (7, 4) OBP: 0.250, SLG: 0.250						SH2-4		G3		1	0	0	0	0	0	0
Inning Stats	R: 0 E: 0 K: 1 S: 12 H: 0 LOB: 0 BB: 0 P: 17	R: 1 E: 0 K: 1 S: 15 H: 3 LOB: 2 BB: 0 P: 22	R: 0 E: 0 K: 1 S: 8 H: 1 LOB: 2 BB: 1 P: 13	R: 1 E: 0 K: 0 S: 12 H: 3 LOB: 1 BB: 0 P: 18	R: 1 E: 0 K: 0 S: 10 H: 3 LOB: 1 BB: 0 P: 14	R: 0 E: 0 K: 0 S: 7 H: 1 LOB: 1 BB: 0 P: 9	R: 2 E: 0 K: 0 S: 18 H: 2 LOB: 2 BB: 1 P: 31	R: 0 E: 0 K: 0 S: 9 H: 1 LOB: 2 BB: 1 P: 19	R: 0 E: 0 K: 1 S: 6 H: 0 LOB: 0 BB: 0 P: 10	1B: 12 2B: 1 3B: 1 HR: 0	SF: 1 SAC: 1 DP: 3 HBP: 2						

TOP

Philadelphia Phillies @ New York Mets

Shea Stadium, Flushing, NY

Tue Apr 14 1992, 7:05 PM EDT

Att. 15,274 - Sunny - 48 F

livebaseballscorecards.com

AB	36
R	5
H	14
RBI	5
BB	3
SO	4
LOB	22

WP: 0 PB: 0 SB: 0 CS: 0 PA: 43

PITCHER		IP	WLS	BF	H	R	ER	SO	BB	IBB	HBP	BLK	WP	HR	S	P	ERA	WHIP
Anthony Young, R ERA: 1.8	(1, 1)	6.0		28	11	3	3	3	1	0	0	0	0	0	64	93	4.50	2.000
Paul Gibson, L ERA: 12.71	(7, 1)	0.1		3	2	2	2	0	0	0	0	0	0	0	13	18	54.00	6.000
Jeff Innis, R ERA: 1.8	(7, 1)	1.0		7	1	0	0	0	2	0	2	0	0	0	10	24	0.00	3.000
John Franco, L ERA:	(8, 1)	1.2	W	5	0	0	0	1	0	0	0	0	0	0	10	18	0.00	0.000

Batter	1	2	3	4	5	6	7	8	9	AB	R	H	RBI	BB	SO	LOB
Willie Randolph, R (1, 4) OBP: 0.314, SLG: 0.438	C B X 2-1 F9 ①	B B B C X 3-1 G6-3 ②		B X 1-0 G6-3 ①			B S B X 2-1 SH1-4 2B 2B	C B X 1-1 G6-3 ③		5	1	1	0	0	0	0
Dick Schofield, R (1, 6) OBP: 0.455, SLG: 0.500	X 0-0 BB 2B 2B	F X 0-1 1B 1B		B F F B F S 2-3 K ②			F 2 SAFE X 0-1 SH1-4 ① 2-3			3	1	2	0	0	1	0
Bobby Bonilla, S (1, 9) OBP: 0.450, SLG: 0.531	B B B B 4-0 BB 2B BB	B X 1-0 1B 1-3		F B C F B B X 3-2 F8 ③			I I I I 4-0 2B IBB			2	2	1	0	2	0	0
Howard Johnson, S (1, 8) OBP: 0.237, SLG: 0.314 Dave Gallagher, R (6, 8) OBP: 0.333, SLG: 0.400	B C B F B F B 4-2 2B FC4-6 BB 1-2 2-3	F B B X 2-1 F8 ③			C X 0-1 G4-3 ①		B C B F X 2-2 2B 1-H 3-H 2B			2 1	1 1	0 1	0 1	1 2	0 0	2 0
Eddie Murray, S (1, 3) OBP: 0.361, SLG: 0.355	X 0-0 E 2B 1-3 2-H 3-H		B F F B X 2-2 F8 ①		B B F B X 3-1 G4-3 ②		B X 1-0 G4-3 2B 3-H			4	1	2	3	0	0	0
Daryl Boston, L (1, 7) OBP: 0.278, SLG: 0.313	B S B B C B 4-2 FC4-6 BB	F B B B F S 2-3 K2-3 ②			B F X 1-1 G4-3 ③		X 0-0 G4-3 ② 2-3			3	0	0	0	1	1	1
Bill Pecota, R (1, 5) OBP: 0.250, SLG: 0.233	S S X 0-2 FC4-6 S ② 1-2f 2-H 3-H	C B B F B B 4-2 2B BB			C F X 0-2 G5-3 ①	X 0-0 L5 ③				3	1	0	1	1	0	2
Charlie O'Brien, R (1, 2) OBP: 0.364, SLG: 0.600	B C B X 2-1 F7 ③ 1-2	B 1 SAFE X 1-0 2B 1-H			C B B C X 2-2 G4-3 ②			C C B F X 1-2 G4-3 ①		4	0	1	1	0	0	1
Anthony Young, R (1, 1) OBP: 0.167, SLG: 0.167 Dave Magadan, L (6, PH) Paul Gibson, R (7, 1) Jeff Innis, R (7, 1) John Franco, L (8, 1)		S F S 0-3 K ①	X 0-0 F7 ③			C B F B F F S 2-3 K ③		C F S 0-3 K2-3 ②		2 1 0 0 1	0 0 0 0 0	0 0 0 0 0	0 0 0 0 0	1 1 0 0 1	1 0 0 0 0	1 0 0 0 0
Inning Stats	R: 4 H: 2 E: 1 LOB: 1 K: 0 BB: 3 S: 14 P: 30	R: 0 H: 2 E: 0 LOB: 2 K: 1 BB: 0 S: 10 P: 16	R: 1 H: 1 E: 0 LOB: 1 K: 1 BB: 1 S: 10 P: 19	R: 0 H: 0 E: 0 LOB: 0 K: 1 BB: 0 S: 9 P: 15	R: 0 H: 0 E: 0 LOB: 0 K: 0 BB: 0 S: 6 P: 10	R: 0 H: 0 E: 0 LOB: 0 K: 0 BB: 0 S: 11 P: 15	R: 3 H: 3 E: 0 LOB: 1 K: 0 BB: 1 S: 10 P: 19	R: 0 H: 0 E: 0 LOB: 0 K: 1 BB: 0 S: 9 P: 11		1B: 2 SF: 0 2B: 6 SAC: 1 3B: 0 DP: 0 HR: 0 HBP: 0						

PITCHER		IP	WLS	BF	H	R	ER	SO	BB	IBB	HBP	BLK	WP	HR	S	P	ERA	WHIP
Danny Cox, R ERA: 5.0	(1, 1)	3.0		18	5	5	4	2	4	0	0	0	0	0	34	65	12.00	3.000
Cliff Brantley, R ERA: 5.06	(4, 1)	3.1	L	14	3	3	3	2	0	1	0	0	0	0	34	57	8.10	0.900
Wally Ritchie, L ERA:	(7, 1)	1.2		5	0	0	0	1	0	0	0	0	0	0	11	13	0.00	0.000

PITCHER	IP	WLS	BF	H	R	ER	SO	BB	IBB	HBP	BLK	WP	HR	S	P	ERA	WHIP

BOTTOM

Philadelphia Phillies @ New York Mets

Shea Stadium, Flushing, NY

Tue Apr 14 1992, 7:05 PM EDT
Att. 15,274 - Sunny - 48 F

livebaseballscorecards.com

AB	31
R	8
H	8
RBI	7
BB	5
SO	5
LOB	7

WP: 0 PA: 37
PB: 0
SB: 1
CS: 0

Philadelphia Phillies @ New York Mets

Shea Stadium, Flushing, NY

Wed Apr 15 1992, 7:05 PM EDT

Att. 17,448 - Cloudy - 50 F

livebaseballscorecards.com

TOP

Batter	1	2	3	4	5	6	7	8	9	AB	R	H	RBI	BB	SO	LOB
Ruben Amaro Jr, S (1, 8) OBP: 0.395, SLG: 0.633	F X 0-1 G4-3		C B C F B B B 4-2 BB BB		B C C X 1-2 P7		B B C B C X 3-2 G6-4-3 1-2f 2-3			3	0	0	0	1	0	2
Mickey Morandini, L (1, 4) OBP: 0.429, SLG: 0.474 Curt Schilling, R (7, 1) Steve Searcy, L (8, 1)	C X 0-1 G4-3		B C S 1 SAFE F 1 SAFE F B B 4-2 B 1-2 BB		B C B F B X 3-2 G6-3		B C C S 1-3 K			3 0 0	0 0 0	0 0 0	0 0 0	1 0 0	1 0 0	1 0 0
Dave Hollins, S (1, 5) OBP: 0.359, SLG: 0.387	C B F S 1-3 K		C X 0-1 G3		B X 1-0 F7			C B B F X 2-2 G3-1		4	0	0	0	0	1	2
John Kruk, L (1, 3) OBP: 0.410, SLG: 0.417		C B B F S 2-3 K		B F B F X 2-2 G4-3		B F B F F S 2-3 K		B B C C F B X 3-2 G6-3		4	0	0	0	0	2	0
Darren Daulton, L (1, 2) OBP: 0.303, SLG: 0.240		B B B B 4-0 BB		C C F X 0-2 2B 2B		B C B F F B F X 3-2 L8		C B B C S 2-3 K		3	1	1	0	1	1	0
Wes Chamberlain, R (1, 9) OBP: 0.278, SLG: 0.429		B C B S S 2-3 K		S S F F S 0-3 K		C B F B B X 3-2 F8			S X 0-1 1B	4	0	1	0	0	2	2
Mariano Duncan, R (1, 7) OBP: 0.308, SLG: 0.314		B F B F X 2-2 G5-3		S X 0-1 2-H 2B			X 0-0 1B 1B 2B		L S F B X 1-2 L6	4	1	2	1	0	0	2
Kim Batiste, R (1, 6) OBP: 0.368, SLG: 0.333			X 0-0 G5-3	4-0 IBB			B X 1-0 G6-4-3 1B 2-3 1B		B X 1-0 F9	3	0	1	0	1	0	1
Kyle Abbott, L (1, 1) Wally Backman, S (7, PH) (7, 4) OBP: 0.333, SLG: 0.333			C S F C 0-3 K	X 0-0 G1-3			B B C B C X 3-2 G6-4-3 1-2 3-H 1B		X 0-0 G3	2 2	0 0	0 1	0 1	0 0	1 0	2 1
Inning Stats	R: 0 E: 0 K: 1 S: 7 H: 0 LOB: 0 BB: 0 P: 8	R: 0 E: 0 K: 2 S: 9 H: 0 LOB: 1 BB: 1 P: 19	R: 0 E: 0 K: 1 S: 14 H: 0 LOB: 2 BB: 2 P: 22	R: 1 E: 0 K: 1 S: 15 H: 2 LOB: 2 BB: 1 P: 21	R: 0 E: 0 K: 0 S: 7 H: 0 LOB: 0 BB: 0 P: 12	R: 0 E: 0 K: 1 S: 12 H: 0 LOB: 0 BB: 0 P: 20	R: 1 E: 0 K: 1 S: 11 H: 3 LOB: 1 BB: 0 P: 19	R: 0 E: 0 K: 1 S: 10 H: 0 LOB: 0 BB: 0 P: 17	R: 0 E: 0 K: 0 S: 8 H: 1 LOB: 1 BB: 0 P: 10	1B: 3 2B: 3 3B: 0 HR: 0 SF: 0 SAC: 0 DP: 1 HBP: 0							

PITCHER		IP	WLS	BF	H	R	ER	SO	BB	IBB	HBP	BLK	WP	HR	S	P	ERA	WHIP
Dwight Gooden, R ERA: 2.84	(1, 1)	6.0	W	26	4	2	2	6	3	1	0	0	0	0	66	105	3.00	1.167
Wally Whitehurst, R ERA: 1.23	(7, 1)	2.0		6	1	0	0	2	0	0	0	0	0	0	19	33	0.00	0.500
Tim Burke, R ERA: 3.6	(9, 1)	1.0		4	1	0	0	0	0	0	0	0	0	0	8	10	0.00	1.000

PITCHER	IP	WLS	BF	H	R	ER	SO	BB	IBB	HBP	BLK	WP	HR	S	P	ERA	WHIP

AB	32
R	2
H	6
RBI	2
BB	4
SO	8
LOB	13

WP: 0 PB: 0 SB: 0 CS: 0 PA: 36

BOTTOM

Philadelphia Phillies @ New York Mets

Shea Stadium, Flushing, NY

Wed Apr 15 1992, 7:05 PM EDT

Att. 17,448 - Cloudy - 50 F

livebaseballscorecards.com

Batter	1	2	3	4	5	6	7	8	9	AB	R	H	RBI	BB	SO	LOB
Willie Randolph, R (1, 4) OBP: 0.359, SLG: 0.441	C B B F X 2-2 FC5-4 1B	B C B B B 4-1 1B BB			B B B 4-0 G4-3 BB		C S B F S 1-3 K ②			2	0	1	0	2	1	0
Dick Schofield, R (1, 6) OBP: 0.400, SLG: 0.429	B F 1 SAFE F X 1-2 ① FC5-4 WP 1B 2B 1-2f	B X 1-0 G4-3 1-3 1B			C 1 SAFE F F B B 1 SAFE B X 3-2 ① F7		C X 0-1 ③ F8			4	1	1	0	0	0	2
Dave Magadan, L (1, 5) OBP: 0.238, SLG: 0.111 Rodney McCray, R (8, PR) (9, 9)	X 0-0 WP 1-2 2B 1B	B C S F X 1-2 ② ③ G4-3 1-2f			C B X 1-1 ② G4-3 1-2			C B B X 2-1 BB BB SF8 1B		4 0	1 1	2 0	0 0	0 0	0 0	3 0
Bobby Bonilla, S (1, 9) OBP: 0.432, SLG: 0.486 Junior Noboa, R (8, PR) OBP: 0.273, SLG: 0.200 (9, 5)	C B B B X 3-1 ② P8 1-2 2-3	X 0-0 ① P3			C C B X 1-2 ③ G5-3			S 1 SAFE F 1 SAFE B B 1 SAFE 1 SAFE B 4-2 F F B SF8 BB BB 1-2		3 0	0 1	0 0	0 0	1 0	0 0	3 0
Eddie Murray, S (1, 3) OBP: 0.375, SLG: 0.382	B C X 1-1 1B 2B 2-H 3-H	F X 0-1 ② F9				X 0-0 ① L7		B B B B 4-0 BB SF8 BB 1-2 2-3		3	1	1	2	1	0	0
Dave Gallagher, R (1, 8) OBP: 0.438, SLG: 0.455	X 0-0 HR 1B 2-H	B C B F B B 4-2 CS BB				B F B B B 4-1 FC4-6 BB		X 0-0 ① SF8 1-2 2-3 3-H		1	1	1	2	2	0	0
Daryl Boston, L (1, 7) OBP: 0.318, SLG: 0.474	C B X 1-1 HR 2-H	B C 1 SAFE 1-1 ③ CS 1-2	C S X 0-2 ① G6-3			C F X 0-2 ② FC4-6 1-2f		I I I I 4-0 BB IBB		3	1	1	2	1	0	1
Charlie O'Brien, R (1, 2) OBP: 0.333, SLG: 0.462	C B F X 1-2 ③ G5-3		B C X 1-1 ② G6-3			1 SAFE 1 SAFE F 1 SAFE 1 SAFE P B X 2-1 ③ F7		B B B C T F B 4-2 G6-4-3 1-2 2-3 3-H BB		3	0	0	1	1	0	1
Dwight Gooden, R (1, 1) OBP: 0.250, SLG: 0.250 Wally Whitehurst, R (7, 1) Howard Johnson, S (8, PH) OBP: 0.231, SLG: 0.306 Tim Burke, R (9, 1)		L B B F F S 2-3 ① K	X 0-0 G4-3				X 0-0 ① F8	F F X 0-2 ② ③ G6-4-3 1-2f		2 1 1 0	0 0 0 0	0 0 0 0	0 0 0 0	0 0 0 0	1 0 0 0	0 0 3 0
Inning Stats	R: 5 H: 5 E: 0 LOB: 0 K: 0 BB: 0 S: 17 P: 26	R: 0 H: 1 E: 0 LOB: 1 K: 1 BB: 1 S: 10 P: 18	R: 0 H: 0 E: 0 LOB: 0 K: 0 BB: 1 S: 6 P: 11	R: 0 H: 0 E: 0 LOB: 0 K: 0 BB: 0 S: 6 P: 7	R: 0 H: 0 E: 0 LOB: 1 K: 0 BB: 1 S: 9 P: 18	R: 0 H: 0 E: 0 LOB: 1 K: 0 BB: 1 S: 8 P: 13	R: 0 H: 0 E: 0 LOB: 0 K: 1 BB: 0 S: 7 P: 8	R: 2 H: 1 E: 0 LOB: 3 K: 0 BB: 4 S: 13 P: 31		1B: 5 SF: 1 2B: 1 SAC: 0 3B: 0 DP: 2 HR: 1 HBP: 0				WP: 1 PA: 37 PB: 0 SB: 0 CS: 1		

	AB	27
	R	7
	H	7
	RBI	7
	BB	8
	SO	2
	LOB	13

PITCHER		IP	WLS	BF	H	R	ER	SO	BB	IBB	HBP	BLK	WP	HR	S	P	ERA	WHIP
Kyle Abbott, L ERA: 5.54	(1, 1)	6.0	L	26	6	5	5	1	4	0	0	0	1	1	56	93	7.50	1.667
Curt Schilling, R ERA: 2.7	(7, 1)	1.1		9	1	2	2	1	3	1	0	0	0	0	17	36	13.50	3.000
Steve Searcy, L ERA:	(8, 1)	0.2		1	0	0	0	0	0	0	0	0	0	0	3	3	0.00	0.000

PITCHER	IP	WLS	BF	H	R	ER	SO	BB	IBB	HBP	BLK	WP	HR	S	P	ERA	WHIP

Batter	1	2	3	4	5	6	7	8	9	AB	R	H	RBI	BB	SO	LOB
Willie Randolph, R (1, 4) OBP: 0.341, SLG: 0.395	C S B S 1-3 K ①		B C B F B B 4-2 BB 1B 2B BB 2-3	C C B X 1-2 G5-3 ③		B L B B X 3-1 L8 ① 2-3		B B C F F X 2-2 G4-3 ①		4	1	0	0	1	1	2
Dick Schofield, R (1, 6) OBP: 0.500, SLG: 0.529	C S T F H 1-2 S HBP		1 SAFE C 1 SAFE 1 SAFE B 1 SAFE B X 2-1 BB 2B 1B 1-2 3-H	F F X 0-2 G5-3 ①		S B B F B B 4-2 2B BB		C B S X 1-2 WP SF9 2B		3	3	2	1	1	0	0
Bobby Bonilla, S (1, 9) OBP: 0.458, SLG: 0.526 Dave Gallagher, R (7, 9) OBP: 0.412, SLG: 0.455	S B B S S S 2-3 K ② 1-2		S B F B B B B 4-2 2B BB 1-2 2-3		B B X 2-0 G4-3 S 1B	X 0-0 2B 1-H 3-H		C F F B X 1-2 SF9 ② 2-H		3	1	2	2	1	1	1
										0	0	0	1	0	0	0
Howard Johnson, S (1, 8) OBP: 0.250, SLG: 0.282 Rodney McCray, R (8, PR) (8, 8)	B B S B B C X 3-2 P6 ③		C B X 1-1 P6 ②		S B B B B C X 3-2 G4-3 ② 1-3	B B B B 4-0 G4-6-3 BB		B B B B 4-0 1B BB		3	0	0	0	2	0	5
										0	0	0	0	0	0	0
Eddie Murray, S (1, 3) OBP: 0.364, SLG: 0.395 Mackey Sasser, L (8, PH) OBP: 0.273, SLG: 0.364 (8, 3)		X 0-0 G4-3 ①	C B B B X 3-1 2B 1-H 2-H 3-H		S B B B C S 2-3 K ③	B F B F F X 2-2 G4-6-3 ② ③ 1-2f		B X 1-0 1B 1-3		4	0	1	3	0	1	3
										1	0	1	0	0	0	0
Dave Magadan, L (1, 5) OBP: 0.280, SLG: 0.182 Chris Donnels, L (7, 5)		B B C X 2-1 G4-6-3 1B	C B C X 1-2 G3 ③			B F B X 2-1 HBP 2B 1B	B B C F F F C 2-3 K ①	B C B F F C 2-3 K ③		4	1	2	0	0	1	1
										1	0	0	0	0	1	2
Daryl Boston, L (1, 7) OBP: 0.370, SLG: 0.455		C 1 SAFE B X 1-1 G4-6-3 ② ③ 1-2f		S C B X 1-2 F7 ①		L 1 SAFE C B 1 SAFE 1 SAFE H 2-2 2B HBP 1-2	B B B B 4-0 BB		F B B X 2-1 G6-4-3 1B	3	1	1	0	1	0	1
Charlie O'Brien, R (1, 2) OBP: 0.350, SLG: 0.556			B B B C F F X 3-2 WP 1B 2B	F X 0-1 E3		L X 0-1 2B 1-H 2-H	B C B C F B X 3-2 F9 ②		X 0-0 G6-4-3 ① ② 1-2f	5	2	2	2	0	0	2
David Cone, L (1, 1)			L C S 0-3 K ①	B L C L 1-3 K ②		L X 0-1 SH L8 2B 2-H	B B S X 2-1 G1-3 ③		F C S 0-3 K ③	4	1	0	0	0	3	3
Inning Stats	R: 0 H: 0 E: 0 LOB: 1 K: 2 BB: 0 S: 13 P: 20	R: 0 H: 1 E: 0 LOB: 0 K: 0 BB: 0 S: 5 P: 8	R: 4 H: 3 E: 0 LOB: 1 K: 1 BB: 2 S: 20 P: 38	R: 0 H: 0 E: 1 LOB: 1 K: 1 BB: 0 S: 11 P: 14	R: 0 H: 1 E: 0 LOB: 1 K: 1 BB: 0 S: 10 P: 17	R: 5 H: 3 E: 1 LOB: 1 K: 0 BB: 2 S: 18 P: 35	R: 0 H: 0 E: 0 LOB: 1 K: 1 BB: 1 S: 11 P: 22	R: 1 H: 2 E: 0 LOB: 2 K: 1 BB: 1 S: 16 P: 27	R: 0 H: 1 E: 0 LOB: 0 K: 1 BB: 0 S: 6 P: 8	1B: 6 SF: 1 2B: 5 SAC: 1 3B: 0 DP: 3 HR: 0 HBP: 2						

TOP

New York Mets @ Montreal Expos

Olympic Stadium, Montreal, QB

Fri Apr 17 1992, 7:05 PM EDT
Att. 22,406 - Dome - 70 F

livebaseballscorecards.com

AB	35
R	10
H	11
RBI	9
BB	6
SO	8
LOB	20

PITCHER		IP	WLS	BF	H	R	ER	SO	BB	IBB	HBP	BLK	WP	HR	S	P	ERA	WHIP
Dennis Martinez, R ERA: 3.32	(1, 1)	5.0	L	23	5	4	4	5	2	0	1	0	1	0	59	97	7.20	1.400
Doug Simons, L ERA: 108.0	(6, 1)	0.1		5	2	4	4	0	0	0	1	0	0	0	10	17	108.00	6.000
Bill Sampen, R ERA: 4.15	(6, 1)	1.2		8	1	1	1	1	3	0	0	0	0	0	19	40	5.40	2.400
Chris Haney, L ERA: 3.86	(8, 1)	2.0		9	3	1	1	2	1	0	0	0	1	0	22	35	4.50	2.000

PITCHER	IP	WLS	BF	H	R	ER	SO	BB	IBB	HBP	BLK	WP	HR	S	P	ERA	WHIP

1B: 6	SF: 1	WP: 2	PA: 45
2B: 5	SAC: 1	PB: 0	
3B: 0	DP: 3	SB: 2	
HR: 0	HBP: 2	CS: 0	

New York Mets @ Montreal Expos

Olympic Stadium, Montreal, QB

Fri Apr 17 1992, 7:05 PM EDT

Att. 22,406 - Dome - 70 F

BOTTOM

livebaseballscorecards.com

Batter	1	2	3	4	5	6	7	8	9	AB	R	H	RBI	BB	SO	LOB
Delino DeShields, L (1, 4) OBP: 0.386, SLG: 0.512	C B X 1-1 PB BB 1B		C B X 1-1 WP G4-3 2B		B C B B C F F X 3-2 ② G6-3		X 0-0 ③ G3		B F B F S 2-3 ③ K	5	1	2	0	0	1	1
Bret Barberie, S (1, 5) OBP: 0.417, SLG: 0.379	B 1 SAFE B 1 SAFE B B C 1 SAFE B 4-1 PB 1-2 BB		B B C B F B 4-2 G4-3 2-3 BB		C B B B F B 4-2 BB			B X 1-0 ① F8		1	0	0	0	3	0	0
Ivan Calderon, R (1, 7) OBP: 0.216, SLG: 0.361 Rick Cerone, R (9, 2) OBP: 0.333, SLG: 0.333	S B X 1-1 ① F8 1-2 2-3		S 1 SAFE F B X 1-2 ② G4-3 1-2 3-H		1 SAFE C B B S X 2-2 ③ F9			B B C X 2-1 G1-3 1B 1B		4 0	1 0	1 0	1 0	0 0	0 0	4 0
Larry Walker, L (1, 9) OBP: 0.310, SLG: 0.487	B S B B B 4-1 G6-4-3 BB		B B X 2-0 ③ G4-3			F B X 1-1 ① G4-3		X 0-0 ② G1-3 1-2		3	0	0	0	1	0	2
Tim Wallach, R (1, 3) OBP: 0.357, SLG: 0.432	B C B F X 2-2 ②③ G6-4-3 1-2f			B F X 1-1 2B		X 0-0 ② G1-3		B S X 1-1 2-H 1B		4	0	2	1	0	0	3
Marquis Grissom, R (1, 8) OBP: 0.317, SLG: 0.351		B B C X 2-1 ① F8		C B S B B B 4-2 G1-4-3 BB		X 0-0 2B		B B F B F F X 3-2 ③ F8		3	0	1	0	1	0	1
Darrin Fletcher, L (1, 2) OBP: 0.409, SLG: 0.389 John Vander Wal, L (9, 7) OBP: 0.444, SLG: 0.286		C C B X 1-2 ② F7	C X 0-1 ① F8			X 0-0 ③ G6-3			F B S B X 2-2 1B	3 1	0 0	0 1	0 0	0 0	0 0	3 0
Spike Owen, S (1, 6) OBP: 0.212, SLG: 0.194		B B C F B F X 3-2 ③ F7		B B C B X 3-1 ②③ G1-4-3 1-2f			B X 1-0 ① F9		C B C F F S 1-3 ① K	4	0	0	0	0	1	3
Dennis Martinez, R (1, 1) Eric Bullock, L (5, PH) Doug Simons, L (6, 1) Bill Sampen, R (6, 1) Tom Foley, L (7, PH) OBP: 0.143, SLG: 0.143 Chris Haney, L (8, 1) Archi Cianfrocco, R (9, PH) OBP: 0.333, SLG: 0.333			B S F S 1-3 ① K		S B S B B F F X 2-2 ① F8		X 0-0 ② F9		S B B B X 2-1 ② F9	1 1 0 0 1 0 1	0 0 0 0 0 0 0	0 0 0 0 0 0 0	0 0 0 0 0 0 0	1 0 0 0 0 0 0	0 0 0 0 0 0 0	0 0 0 0 0 0 1
Inning Stats	R: 0 H: 1 E: 0 LOB: 2 K: 0 BB: 2 S: 9 P: 21	R: 0 H: 0 E: 0 LOB: 0 K: 0 BB: 0 S: 9 P: 15	R: 1 H: 1 E: 0 LOB: 1 K: 1 BB: 1 S: 11 P: 20	R: 0 H: 1 E: 0 LOB: 1 K: 0 BB: 1 S: 8 P: 16	R: 0 H: 0 E: 0 LOB: 1 K: 0 BB: 1 S: 15 P: 26	R: 0 H: 1 E: 0 LOB: 1 K: 0 BB: 0 S: 5 P: 6	R: 0 H: 0 E: 0 LOB: 0 K: 0 BB: 0 S: 3 P: 4	R: 1 H: 2 E: 0 LOB: 1 K: 0 BB: 0 S: 10 P: 17	R: 0 H: 1 E: 0 LOB: 1 K: 2 BB: 0 S: 13 P: 20	1B: 4 SF: 0 2B: 3 SAC: 0 3B: 0 DP: 2 HR: 0 HBP: 0						

	AB	32
	R	2
	H	7
	RBI	2
	BB	5
	SO	3
	LOB	18

WP: 1 PA: 37
PB: 1
SB: 0
CS: 0

PITCHER		IP	WLS	BF	H	R	ER	SO	BB	IBB	HBP	BLK	WP	HR	S	P	ERA	WHIP
David Cone, R ERA: 3.0	(1, 1)	9.0	W	37	7	2	2	3	5	0	0	0	1	0	83	145	2.00	1.333

PITCHER	IP	WLS	BF	H	R	ER	SO	BB	IBB	HBP	BLK	WP	HR	S	P	ERA	WHIP

New York Mets @ Montreal Expos

Olympic Stadium, Montreal, QB

Sat Apr 18 1992, 3:33 AM EDT

Att. 14,847 - Dome - 70 F

TOP

livebaseballscorecards.com

Batter	1	2	3	4	5	6	7	8	9	AB	R	H	RBI	BB	SO	LOB
Junior Noboa, R (1, 4) OBP: 0.200, SLG: 0.143	X 0-0 ① F9		C B B F S 2-3 ③ K		C X 0-1 ③ F8		C S B X 1-2 ② G3		B B B C B 4-1 1B BB	4	0	0	0	0	1	1
(6, 5)										0	0	0	0	0	0	0
Paul Gibson, R (7, 1)										0	0	0	0	0	0	0
Jeff Innis, R (7, 1)										0	0	0	0	0	0	0
Chris Donnels, L (8, 5)										0	0	0	0	1	0	0
Dick Schofield, R (1, 6) OBP: 0.440, SLG: 0.500	C X 0-1 ② P5			C B F S 1-3 ① K		C B B X 2-1 BB 1B 2B	S B B S B X 3-2 P4		C S S 0-3 ② K	5	1	1	0	0	2	2
Bobby Bonilla, S (1, 9) OBP: 0.472, SLG: 0.548	F C B B B X 3-2 2B			X 0-0 ② G6-3		B B B C F B 4-2 BB 1B BB		C F B S 1-3 ① K	B S B F X 2-2 1-2 2-H 1B	4	1	2	1	1	1	0
Rodney McCray, R (9, PR)										0	0	0	0	0	0	0
Howard Johnson, S (1, 8) OBP: 0.245, SLG: 0.256	C F B B X 2-2 ③ F7			C B F B F S 2-3 ③ K		B B B B 4-0 1B 1-2 2-3 FC5-4 BB		X 0-0 ② L9	S F C 0-3 ③ K	4	1	0	0	1	2	3
Eddie Murray, S (1, 3) OBP: 0.396, SLG: 0.415		B B X 2-0 ① P4			B C B B B 4-1 PB BB G3 BB	B X 1-0 1-3 2-H 3-H FC5-4 1B		C F B X 1-2 1B 1B		3	1	2	2	1	0	0
Daryl Boston, L (1, 7) OBP: 0.379, SLG: 0.435		B C C F S 1-3 ② K			B B B B 4-0 G3 PB 1-2 SF7 BB	S X 0-1 ① 1-2f 3-H FC5-4 BB 1B		F X 0-1 1-2 1B		1	1	0	0	1	1	0
Dave Gallagher, R (6, PH) OBP: 0.421, SLG: 0.462										2	0	1	1	0	0	1
(6, 7)																
Dave Magadan, L (1, 5) OBP: 0.259, SLG: 0.167		C C B X 1-2 ③ F7			C B B F X 2-2 ① 1-3 2-H G3	1 SAFE 1 SAFE S 1 SAFE B B B 1 SAFE F 1 SAFE 4-2 B B 1-2 1B BB		X 0-0 ③ G3		2	0	0	1	0	0	1
Willie Randolph, R (6, PH) OBP: 0.348, SLG: 0.385										1	0	0	0	1	0	2
(6, 4)										0	0	0	0	0	0	0
Wally Whitehurst, R (8, 1)																
Charlie O'Brien, R (1, 2) OBP: 0.333, SLG: 0.526			B B F C B F C 3-3 ① K		B B F B X 3-1 ② SF7 3-H	X 0-0 ② ③ 1-H 2-H 1B			B B B C C C X 3-2 G3-1 1B	1	0	0	0	0	1	0
Mackey Sasser, L (5, PH) OBP: 0.357, SLG: 0.462										2	1	2	1	0	0	0
(5, 2)																
Bret Saberhagen, R (1, 1) OBP: 0.250, SLG: 0.250			B C C S 1-3 ② K		F B X 1-1 1B		B X 1-0 ① G6-3		B C X 1-1 ① 1-2 G3-1	2	0	1	0	0	1	0
Bill Pecota, R (7, PH) OBP: 0.235, SLG: 0.219										2	0	0	0	0	0	1
(7, 5)																
(8, 4)																
Inning Stats	R: 0 E: 0 K: 0 S: 9 H: 1 LOB: 1 BB: 0 P: 14	R: 0 E: 0 K: 1 S: 8 H: 0 LOB: 0 BB: 0 P: 12	R: 0 E: 0 K: 3 S: 10 H: 0 LOB: 0 BB: 0 P: 16	R: 0 E: 0 K: 2 S: 8 H: 0 LOB: 0 BB: 0 P: 11	R: 2 E: 0 K: 0 S: 10 H: 1 LOB: 1 BB: 2 P: 24	R: 3 E: 0 K: 0 S: 10 H: 3 LOB: 3 BB: 3 P: 25	R: 0 E: 0 K: 0 S: 7 H: 0 LOB: 0 BB: 0 P: 12	R: 0 E: 0 K: 1 S: 12 H: 2 LOB: 2 BB: 0 P: 14	R: 1 E: 0 K: 2 S: 15 H: 2 LOB: 2 BB: 1 P: 25	1B: 7 2B: 2 3B: 0 HR: 0	SF: 1 SAC: 0 DP: 0 HBP: 0						

	AB	33
	R	6
	H	9
	RBI	6
	BB	6
	SO	9
	LOB	11

WP: 0 PB: 1 SB: 0 CS: 0 PA: 40

PITCHER		IP	WLS	BF	H	R	ER	SO	BB	IBB	HBP	BLK	WP	HR	S	P	ERA	WHIP
Mark Gardner, R ERA: 4.5	(1, 1)	5.0		21	3	4	4	6	3	0	0	0	0	0	49	87	7.20	1.200
Jeff Fassero, L ERA: 2.45	(6, 1)	2.0		8	2	1	1	0	2	0	0	0	0	0	13	27	4.50	2.000
Bill Landrum, R ERA:	(8, 1)	1.0	W	5	2	0	0	1	0	0	0	0	0	0	12	14	0.00	2.000
John Wetteland, R ERA: 3.86	(9, 1)	1.0	S	6	2	1	1	2	1	0	0	0	0	0	15	25	9.00	3.000

PITCHER	IP	WLS	BF	H	R	ER	SO	BB	IBB	HBP	BLK	WP	HR	S	P	ERA	WHIP

BOTTOM

New York Mets @ Montreal Expos

Olympic Stadium, Montreal, QB

Sat Apr 18 1992, 3:33 AM EDT

Att. 14,847 - Dome - 70 F

Batter	1	2	3	4	5	6	7	8	9	AB	R	H	RBI	BB	SO	LOB
Delino DeShields, L (1, 4) OBP: 0.375, SLG: 0.489	C X 0-1 1B 1B		X 0-0 ① P5	F B B F F S 2-3 ③ K			S B F S 1-3 ② K			4	0	1	0	0	2	2
Bret Barberie, S (1, 5) OBP: 0.400, SLG: 0.364	1 SAFE B B F 1 SAFE 1 SAFE 1 SAFE X 2-1 L4-3 1-3 1B		S S B S 1-3 ② K		X 0-0 ① F7		B C B C X 2-2 ③ F8			4	0	1	0	0	1	2
Ivan Calderon, R (1, 7) OBP: 0.220, SLG: 0.375	B X 1-0 ① ② L4-3 1-2		B B B C X 3-1 1-H 1B 2B		B C F F F F X 1-2 ② G6-3			C X 0-1 ① F8		4	1	1	1	0	0	2
Larry Walker, L (1, 9) OBP: 0.326, SLG: 0.488	S C S 0-3 ③ K		S C B X 1-2 2-H BLK 1B 1B		S B F B S 2-3 ③ K			B B B C X 3-1 2B 1B		4	2	2	1	0	2	1
Tim Wallach, R (1, 3) OBP: 0.391, SLG: 0.475		B C F F B F B B 4-2 BB	1 SAFE 1 C S X 0-2 1-H HR 1B	F F C 0-3 ① K				P 1 X SAFE 1-0 1B 1-H FC4-6 2B		3	2	2	2	1	1	0
Marquis Grissom, R (1, 8) OBP: 0.333, SLG: 0.439		B C B X 2-1 ① F9	B X 1-0 2-H HR	C F X 0-2 E5 G1-6-3				L B X 1-1 2-3 FC4-6 1B		4	1	2	2	0	0	1
Darrin Fletcher, L (1, 2) OBP: 0.360, SLG: 0.333 Rick Cerone, R (7, 2) OBP: 0.250, SLG: 0.250	S C F B S 1-3 ② K	B B B C F X 3-2 ③ G6-3		1 SAFE 1 SAFE 1 SAFE B 1 SAFE X 1-0 ② ③ G1-6-3 1-2f				C B B X 2-1 ② FC4-6 FC E 1-2f 3-H		3 1	0 1	0 1	0 0	0 1	1 0	2 1
Tom Foley, L (1, 6) OBP: 0.111, SLG: 0.111 Moises Alou, R (7, PH) OBP: 0.500, SLG: 1.000 Bill Landrum, R (8, 1) John Vander Wal, L (8, PH) OBP: 0.400, SLG: 0.250 John Wetteland, R (9, 1)	F B B S F F S 2-3 ③ K		X 0-0 ① F7			B C B X 2-1 SH3 2B	F F F X 0-2 FC 1-H			2 1 0 1 0	0 0 0 0 0	0 1 0 0 0	0 0 0 0 0	1 0 0 0 0	1 0 0 0 0	1 0 0 0 0
Mark Gardner, R (1, 1) OBP: 0.200, SLG: 0.200 Jeff Fassero, L (6, 1) Spike Owen, S (7, PH) OBP: 0.206, SLG: 0.188 (8, 6)			F B X 1-1 2B 1B	B S C B F F S 2-3 ② K		X 0-0 ① SH3 2-3	B X 1-0 ③ G4-3			2 0 1	1 0 0	1 0 0	0 0 0	1 0 0	0 0 1	0 0 1
Inning Stats	R: 0 H: 2 E: 0 LOB: 1 K: 1 BB: 0 S: 8 P: 11	R: 0 H: 0 E: 0 LOB: 1 K: 2 BB: 1 S: 15 P: 24	R: 5 H: 5 E: 0 LOB: 0 K: 1 BB: 0 S: 19 P: 29	R: 0 H: 0 E: 0 LOB: 0 K: 2 BB: 0 S: 10 P: 14	R: 0 H: 0 E: 0 LOB: 0 K: 1 BB: 0 S: 10 P: 13	R: 0 H: 0 E: 1 LOB: 0 K: 1 BB: 0 S: 7 P: 8	R: 0 H: 1 E: 0 LOB: 1 K: 1 BB: 0 S: 9 P: 14	R: 3 H: 3 E: 1 LOB: 1 K: 0 BB: 0 S: 15 P: 22		1B: 7 SF: 0 2B: 4 SAC: 1 3B: 0 DP: 2 HR: 1 HBP: 0				WP: 0 PA: 36 PB: 0 SB: 0 CS: 0		

livebaseballscorecards.com

AB	34
R	8
H	11
RBI	7
BB	1
SO	9
LOB	13

PITCHER	IP	WLS	BF	H	R	ER	SO	BB	IBB	HBP	BLK	WP	HR	S	P	ERA	WHIP
Bret Saberhagen, R (1, 1) ERA: 13.15	6.0		25	7	5	5	8	1	0	0	1	0	1	69	99	7.50	1.333
Paul Gibson, L (7, 1) ERA: 12.71	0.0		1	1	0	0	0	0	0	0	0	0	0	2	4	∞	∞
Jeff Innis, R (7, 1) ERA: 4.26	1.1	L	7	3	3	2	1	0	0	0	0	0	0	15	22	13.50	2.250
Wally Whitehurst, R (8, 1) ERA: 1.13	0.2		3	0	0	0	0	0	0	0	0	0	0	7	10	0.00	0.000

PITCHER	IP	WLS	BF	H	R	ER	SO	BB	IBB	HBP	BLK	WP	HR	S	P	ERA	WHIP

Batter	1	2	3	4	5	6	7	8	9	AB	R	H	RBI	BB	SO	LOB
Willie Randolph, R (1, 4) OBP: 0.385, SLG: 0.381	B B B B 4-0 FC2-6 BB		1 SAFE C 1 SAFE B B B C F F B 4-2 B BB BB 1-2	X 0-0 E1 1-3 2-H			1 SAFE C B 1 SAFE 1 SAFE L F F F 4-2 B 1 SAFE B B B FC5-2 HBP E BB 1-2	B S F B F F B F X 3-2 BB 1B 1B	C B X 1-1 ③ F8	3	2	1	0	3	0	1
Dick Schofield, R (1, 6) OBP: 0.467, SLG: 0.458	C 1 SAFE 1 SAFE X 0-1 ① FC2-6 G6-4-3 1-2f		B B B B 4-0 BB 1-2 2-3	F F 1 SAFE P B 1 SAFE S 2-3 ③ K			B L H 2-1 FC5-2 E HBP 1-2 2-3	F B B B 1 B SAFE 4-1 1B 2B BB 1-2		2	2	0	0	2	1	3
Bobby Bonilla, S (1, 9) OBP: 0.448, SLG: 0.511 Rodney McCray, R (9, 9)	C X 0-1 ② ③ G6-4-3 1-2f		B B X 2-0 ③ F8		S B X 1-1 ① G6-3		B X 1-0 ① FC5-2 E 1-2 2-3 3-Hf	X 0-0 1B 2B 1-2 2-H		5	2	1	1	0	0	7
										0	0	0	0	0	0	0
Howard Johnson, S (1, 8) OBP: 0.278, SLG: 0.333		B S C B S 2-3 ① K		C X 0-1 1B 2B 1B	X 0-0 ② G6-3		X 0-0 E7 1-H 2-H 3-H 2B	X 0-0 G5-4-3 1-H 2-H 2B		5	2	3	5	0	1	0
Eddie Murray, S (1, 3) OBP: 0.396, SLG: 0.400		C S B B F X 2-2 ② G5-3		F F F X 0-2 2B 1-3 1B	X 0-0 ③ G6-3		B B B C F X 3-2 ② F9	F B B B 4-1 G5-4-3 BB		4	0	1	0	1	0	0
Dave Gallagher, R (1, 7) OBP: 0.417, SLG: 0.556		C B B F X 2-2 ③ F8		1 SAFE B C C F B F X 2-2 ① 1-2 3-H 2B		C B L B X 3-2 ① F8	B C X 1-1 2B	X 0-0 ① ② G5-4-3 1-2f 2-3		5	1	2	1	0	0	2
Dave Magadan, L (1, 5) OBP: 0.281, SLG: 0.179			C B F B B C 3-3 ① K	C C F X 0-2 E E 2-H 1B		C B F F C 1-3 ② K	I I I 4-0 IBB	F F S 0-3 ③ K		4	1	1	1	1	3	1
Charlie O'Brien, R (1, 2) OBP: 0.333, SLG: 0.476 Anthony Young, R (6, 1) OBP: 0.125, SLG: 0.125			B B C B B 4-1 BB WP BB	1 SAFE 1 SAFE B X 1-0 FC E 1-2		B F C B X 2-2 ③ G4-3	X 0-0 ③ F8		S B S B X 2-2 ① F9	2	0	0	0	1	0	1
										2	0	0	0	0	0	2
Sid Fernandez, L (1, 1) Todd Hundley, S (6, 2) OBP: 0.316, SLG: 0.412			B X 1-0 ② P1	B L M S 1-3 ② K			S C B X 1-2 HBP BB FC5-2 1B	F S B B B F F F X 3-2 HR	C B C S 1-3 ② K	2	0	0	0	0	1	3
										3	1	2	1	0	1	0
Inning Stats	R: 0 E: 0 K: 0 S: 4 H: 0 LOB: 0 BB: 1 P: 8	R: 0 E: 0 K: 1 S: 10 H: 0 LOB: 0 BB: 0 P: 16	R: 0 E: 0 K: 1 S: 10 H: 0 LOB: 3 BB: 3 P: 28	R: 3 E: 2 K: 2 S: 24 H: 4 LOB: 2 BB: 0 P: 29	R: 0 E: 0 K: 0 S: 4 H: 0 LOB: 0 BB: 0 P: 5	R: 0 E: 0 K: 1 S: 10 H: 0 LOB: 0 BB: 0 P: 16	R: 4 E: 1 K: 0 S: 17 H: 3 LOB: 2 BB: 2 P: 33	R: 4 E: 0 K: 1 S: 20 H: 4 LOB: 1 BB: 2 P: 34	R: 0 E: 0 K: 1 S: 8 H: 0 LOB: 0 BB: 0 P: 12	1B: 6 2B: 4 3B: 0 HR: 1 SF: 0 SAC: 0 DP: 2 HBP: 1						

TOP

New York Mets @ Montreal Expos

Olympic Stadium, Montreal, QB

Sun Apr 19 1992, 3:33 AM EDT

Att. 13,739 - Dome - 70 F

livebaseballscorecards.com

AB	37
R	11
H	11
RBI	9
BB	8
SO	7
LOB	20

WP: 1 PA: 46
PB: 0
SB: 0
CS: 0

PITCHER		IP	WLS	BF	H	R	ER	SO	BB	IBB	HBP	BLK	WP	HR	S	P	ERA	WHIP
Chris Nabholz, L ERA: 2.45	(1, 1)	6.0		26	4	3	2	5	4	0	0	0	1	0	62	102	3.00	1.333
Jeff Fassero, L ERA: 6.75	(7, 1)	0.2	L	7	3	4	4	0	1	0	1	0	0	0	16	28	54.00	6.000
Bill Landrum, R ERA:	(7, 1)	0.1		2	0	0	0	0	0	1	0	0	0	0	1	5	0.00	0.000
Doug Simons, L ERA: 216.0	(8, 1)	0.0		4	3	4	4	0	1	0	0	0	0	1	14	24	∞	∞
Bill Sampen, R ERA: 3.38	(8, 1)	2.0		7	1	0	0	2	1	0	0	0	0	0	14	22	0.00	1.000

PITCHER	IP	WLS	BF	H	R	ER	SO	BB	IBB	HBP	BLK	WP	HR	S	P	ERA	WHIP

BOTTOM

New York Mets @ Montreal Expos

Olympic Stadium, Montreal, QB

Sun Apr 19 1992, 3:33 AM EDT

Att. 13,739 - Dome - 70 F

livebaseballscorecards.com

Batter	1	2	3	4	5	6	7	8	9	AB	R	H	RBI	BB	SO	LOB
Delino DeShields, L (1, 4) OBP: 0.358, SLG: 0.500	K		K		F9		F9		SF9 3B 1-H	5	1	1	1	0	2	0
Spike Owen, S (1, 6) OBP: 0.205, SLG: 0.171	S BB		K		F8		F7		SF9 3-H	3	0	0	1	1	1	0
Ivan Calderon, R (1, 7) OBP: 0.217, SLG: 0.378	K 1-2			1B 2B		K	F8		G5-3	5	1	1	0	0	2	1
Larry Walker, L (1, 9) OBP: 0.340, SLG: 0.478	BB			E2 SF7 1B 2-H		K		G3		3	1	1	1	1	1	0
Tim Wallach, R (1, 3) OBP: 0.380, SLG: 0.452	F8			SF7 3-H		HR BB		L6		2	1	0	1	1	0	2
Marquis Grissom, R (1, 8) OBP: 0.327, SLG: 0.489		K		P5		HR 1-H		E5		4	1	1	2	0	1	0
Gary Carter, R (1, 2) OBP: 0.353, SLG: 0.375 Eric Bullock, L (6, PR) Rick Cerone, R (7, 2) OBP: 0.200, SLG: 0.200		CS BB		1B		2B		F7		2 0 1	0 0 0	2 0 0	0 0 0	1 0 0	0 0 0	0 0 1
Archi Cianfrocco, R (1, 5) OBP: 0.273, SLG: 0.273 Bret Barberie, S (6, PH) OBP: 0.429, SLG: 0.364 (7, 5)		K 1-2		K		IBB			3B BB	2 0	0 1	0 0	0 0	0 2	2 0	2 0
Chris Nabholz, L (1, 1) John Vander Wal, L (6, PH) OBP: 0.364, SLG: 0.222 Jeff Fassero, L (7, 1) Bill Landrum, R (7, 1) Doug Simons, L (8, 1) Bill Sampen, R (8, 1) Tom Foley, L (9, PH) OBP: 0.100, SLG: 0.100			K		F7	G3-1			L8	2 1 0 0 0 0 1	0 0 0 0 0 0 0	0 0 0 0 0 0 0	0 0 0 0 0 0 0	0 0 0 0 0 0 0	1 0 0 0 0 0 0	0 2 0 0 0 0 1
Inning Stats	R: 0 E: 0 K: 2 S: 15 H: 0 LOB: 2 BB: 2 P: 29	R: 0 E: 0 K: 2 S: 10 H: 0 LOB: 0 BB: 1 P: 18	R: 0 E: 0 K: 3 S: 11 H: 0 LOB: 0 BB: 0 P: 15	R: 2 E: 1 K: 1 S: 12 H: 3 LOB: 1 BB: 0 P: 16	R: 0 E: 0 K: 0 S: 7 H: 0 LOB: 0 BB: 0 P: 10	R: 2 E: 0 K: 2 S: 12 H: 2 LOB: 2 BB: 2 P: 24	R: 0 E: 0 K: 0 S: 6 H: 0 LOB: 0 BB: 0 P: 8	R: 0 E: 1 K: 0 S: 9 H: 0 LOB: 1 BB: 0 P: 12	R: 2 E: 0 K: 0 S: 9 H: 1 LOB: 0 BB: 1 P: 20	1B: 2 2B: 2 3B: 1 HR: 1	SF: 2 SAC: 0 DP: 0 HBP: 0						

AB	31
R	6
H	6
RBI	6
BB	6
SO	10
LOB	9

PITCHER		IP	WLS	BF	H	R	ER	SO	BB	IBB	HBP	BLK	WP	HR	S	P	ERA	WHIP
Sid Fernandez, L ERA: 8.49	(1, 1)	5.2		25	5	4	4	10	4	0	0	0	0	1	66	106	6.35	1.588
Anthony Young, R ERA: 2.45	(6, 1)	3.1	W	14	1	2	2	0	1	1	0	0	0	0	25	46	5.40	0.600

PITCHER	IP	WLS	BF	H	R	ER	SO	BB	IBB	HBP	BLK	WP	HR	S	P	ERA	WHIP

Batter	1	2	3	4	5	6	7	8	9	AB	R	H	RBI	BB	SO	LOB
Ray Lankford, L (1, 8) OBP: 0.458, SLG: 0.378	F B B B S B 4-2 G5-3 BB		C B X 1-1 ① G1-3		B S B F B B 4-2 CS BB			B C B B F S 3-3 ② K		2	0	0	0	2	1	0
Ozzie Smith, S (1, 6) OBP: 0.333, SLG: 0.300	1 SAFE 1 SAFE C C B X 1-2 ①② G5-3 1-2		F F B B F X 2-2 ② L6		1 SAFE 1 SAFE B P 2-0 ③ CS 1-2	B X 1-0 ① L9		C B F S 1-3 ③ K		4	0	0	0	0	1	1
Todd Zeile, R (1, 5) OBP: 0.377, SLG: 0.548	B B S C X 2-2 ③ G6-3		B C S B F B X 3-2 ③ P3			B C B F X 2-2 2B			F B B B F X 3-2 FC1-6 1B	4	0	2	0	0	0	0
Pedro Guerrero, R (1, 3) OBP: 0.286, SLG: 0.370		C C X 0-2 ① G5-3		X 0-0 1B 2B		S C B B S 2-3 ② K			F B X 1-1 ① L7	4	1	1	0	0	1	2
Brian Jordan, R (1, 9) OBP: 0.267, SLG: 0.386		C C B F B F B B 4-2 1B 2B BB		X 0-0 G5-4-3 2-H 1B		F B S S 1-3 ③ K			X 0-0 ② FC1-6 1-2f	3	1	1	1	1	1	2
Bernard Gilkey, R (1, 7) OBP: 0.500, SLG: 0.550		1 SAFE 1 SAFE F 1 SAFE X 0-1 CS 1-3 1B		1 SAFE B 1 SAFE 1 SAFE X 1-0 ① L8			X 0-0 ① F8		B B 1 SAFE C S S 2-3 ③ K	4	0	1	0	0	1	2
Tom Pagnozzi, R (1, 2) OBP: 0.311, SLG: 0.467		F P F X 1-2 ② 1-2 3-H 2B		P 1 SAFE 1 SAFE X 1-0 ②③ G5-4-3 1-2f			B F C X 1-2 ② P6			3	0	1	1	0	0	1
Luis Alicea, S (1, 4) OBP: 0.179, SLG: 0.147		I I I I 4-0 IBB			X 0-0 ① P6		B C X 1-1 ③ F9			2	0	0	0	1	0	0
Rheal Cormier, L (1, 1) Mike Perez, R (6, 1) Milt Thompson, L (8, PH) OBP: 0.242, SLG: 0.375 Juan Agosto, L (8, 1)		F S T S 0-3 ③ K			C X 0-1 ② G4-3			X 0-0 ① F8		2 0 1 0	0 0 0 0	0 0 0 0	0 0 0 0	0 0 0 0	1 0 0 0	2 0 0 0
Inning Stats	R: 0 H: 0 E: 0 LOB: 0 K: 0 BB: 1 S: 8 P: 15	R: 1 H: 2 E: 0 LOB: 2 K: 1 BB: 2 S: 17 P: 25	R: 0 H: 0 E: 0 LOB: 0 K: 0 BB: 0 S: 10 P: 16	R: 1 H: 2 E: 0 LOB: 0 K: 0 BB: 0 S: 5 P: 6	R: 0 H: 0 E: 0 LOB: 0 K: 0 BB: 1 S: 6 P: 11	R: 0 H: 1 E: 0 LOB: 1 K: 2 BB: 0 S: 10 P: 16	R: 0 H: 0 E: 0 LOB: 0 K: 0 BB: 0 S: 6 P: 8	R: 0 H: 0 E: 0 LOB: 0 K: 2 BB: 0 S: 7 P: 11	R: 0 H: 1 E: 0 LOB: 1 K: 1 BB: 0 S: 9 P: 15	1B: 3 SF: 0 2B: 3 SAC: 0 3B: 0 DP: 1 HR: 0 HBP: 0						

TOP

St. Louis Cardinals @ New York Mets

Shea Stadium, Flushing, NY

Tue Apr 21 1992, 7:05 PM EDT

Att. 21,230 - Cloudy - 64 F

livebaseballscorecards.com

AB	29
R	2
H	6
RBI	2
BB	4
SO	6
LOB	10

WP: 0 PB: 0 SB: 0 CS: 2 PA: 34

PITCHER		IP	WLS	BF	H	R	ER	SO	BB	IBB	HBP	BLK	WP	HR	S	P	ERA	WHIP
Dwight Gooden, R ERA: 2.75	(1, 1)	7.0	W	26	5	2	2	3	3	1	0	0	0	0	62	97	2.57	1.143
Paul Gibson, L ERA: 10.8	(8, 1)	1.0		3	0	0	0	2	0	0	0	0	0	0	7	11	0.00	0.000
John Franco, L ERA:	(9, 1)	1.0	S	4	1	0	0	1	0	0	0	0	0	0	9	15	0.00	1.000

Batter	1	2	3	4	5	6	7	8	9	AB	R	H	RBI	BB	SO	LOB
Willie Randolph, R (1, 4) OBP: 0.393, SLG: 0.413	G1-3		BB, 1-2, 1B		P5	SAFE, 1-H, 2-H, 2B				4	0	2	2	0	0	2
Dick Schofield, R (1, 6) OBP: 0.441, SLG: 0.429	K		K		WP, G6-3, 1-2, 2-3, 1B	F8				4	0	1	0	0	2	3
Bobby Bonilla, S (1, 9) OBP: 0.435, SLG: 0.480	G6-3		BB, 1-2, 2-3		G6-3, 1-2, 2-3, 3-H		G3-1			3	0	0	1	1	0	2
Howard Johnson, S (1, 8) OBP: 0.276, SLG: 0.314		K	P6		BB, 2-3, 3-H		E3, WP			3	0	0	0	1	1	3
Eddie Murray, S (1, 3) OBP: 0.386, SLG: 0.375		F8		F7	F7		G6-4-3, 1-2, IBB			3	0	0	0	1	0	2
Dave Gallagher, R (1, 7) OBP: 0.393, SLG: 0.476		BB		F7		F8	G6-4-3, 1-2f			3	0	0	0	1	0	2
Dave Magadan, L (1, 5) OBP: 0.278, SLG: 0.188		G3		G4-3		1B, 2B, 1B	K			4	1	1	0	0	1	1
Charlie O'Brien, R (1, 2) OBP: 0.357, SLG: 0.458			F7		1B, 1B, G6-3, BB	1-2, 2B, 1B	F9			3	2	1	0	1	0	0
Dwight Gooden, R (1, 1) OBP: 0.429, SLG: 0.429			BB, 1B, 1B		G6-3, 1B, 1-2, WP, 1B	P2	G4-3			3	1	2	0	0	0	2
Paul Gibson, R (8, 1)										0	0	0	0	0	0	0
Junior Noboa, R (8, PH) OBP: 0.188, SLG: 0.133										1	0	0	0	0	0	0
John Franco, L (9, 1)										0	0	0	0	0	0	0
Inning Stats	R: 0 E: 0 K: 1 S: 8 H: 0 LOB: 0 BB: 0 P: 11	R: 0 E: 0 K: 1 S: 14 H: 0 LOB: 1 BB: 1 P: 20	R: 0 E: 0 K: 1 S: 11 H: 2 LOB: 3 BB: 1 P: 18	R: 0 E: 0 K: 0 S: 4 H: 0 LOB: 0 BB: 0 P: 6	R: 2 E: 0 K: 0 S: 6 H: 2 LOB: 2 BB: 2 P: 15	R: 2 E: 0 K: 0 S: 12 H: 3 LOB: 1 BB: 0 P: 18	R: 0 E: 1 K: 0 S: 6 H: 0 LOB: 1 BB: 1 P: 15	R: 0 E: 0 K: 1 S: 6 H: 0 LOB: 0 BB: 0 P: 8		1B: 6 2B: 1 3B: 0 HR: 0 SF: 0 SAC: 0 DP: 1 HBP: 0						

PITCHER		IP	WLS	BF	H	R	ER	SO	BB	IBB	HBP	BLK	WP	HR	S	P	ERA	WHIP
Rheal Cormier, L ERA: 4.22	(1, 1)	5.2	L	28	7	4	4	3	4	0	0	0	1	0	53	86	6.35	1.941
Mike Perez, R ERA: 2.19	(6, 1)	1.1		5	0	0	0	0	0	1	0	0	1	0	8	17	0.00	0.000
Juan Agosto, L ERA: 11.81	(8, 1)	1.0		3	0	0	0	1	0	0	0	0	0	0	6	8	0.00	0.000

PITCHER	IP	WLS	BF	H	R	ER	SO	BB	IBB	HBP	BLK	WP	HR	S	P	ERA	WHIP

BOTTOM

St. Louis Cardinals @ New York Mets

Shea Stadium, Flushing, NY

Tue Apr 21 1992, 7:05 PM EDT
Att. 21,230 - Cloudy - 64 F

livebaseballscorecards.com

AB	31
R	4
H	7
RBI	3
BB	5
SO	4
LOB	17

WP: 2 PA: 36
PB: 0
SB: 0
CS: 0

Batter	1	2	3	4	5	6	7	8	9	AB	R	H	RBI	BB	SO	LOB
Ray Lankford, L (1, 8) OBP: 0.444, SLG: 0.408	B S F B S 2-3 ① K			C F B B F X 2-2 ① P8		B B X 2-0 SF9 3B		B B B C X 3-1 ① P2		4	1	1	0	0	1	0
Ozzie Smith, S (1, 6) OBP: 0.351, SLG: 0.303	B B X 2-0 ② G4-3			B X 1-0 ② G6-3		F B F B B F B 4-2 BB		S X 0-1 1B SF9 1B		3	1	1	0	1	0	0
Todd Zeile, R (1, 5) OBP: 0.386, SLG: 0.545	C B B F B S 3-3 ③ K			B B F B B 4-1 S BB		B 1 SAFE C 1 SAFE 1 SAFE 1 SAFE C 1 SAFE B 3-2 B 1 SAFE 1 SAFE X ① SF9 3-H		1 SAFE B 1 SAFE B B C 1 SAFE F 1 SAFE 3-2 F 1 SAFE X S 1-3 1B		2	0	1	1	1	1	0
Pedro Guerrero, R (1, 3) OBP: 0.264, SLG: 0.347		B C F X 1-2 ① F9		1 SAFE C 1 SAFE F B B 1 SAFE B C 3-3 ③ K 1-2		1 SAFE X 0-0 ② F7		X 0-0 ② SF9 3-H		3	0	0	1	0	1	2
Brian Jordan, R (1, 9) OBP: 0.265, SLG: 0.396		C S B F B S 2-3 ② K			X 0-0 F8 2B	1 SAFE B 1 SAFE F 1 SAFE F 1 SAFE X 1-2 ③ G5-3		C B F F B X 2-2 ③ G4-3 1-2		4	0	1	0	0	1	2
Bernard Gilkey, R (1, 7) OBP: 0.462, SLG: 0.478		B B X 2-0 ③ G6-3			B B F C B B 4-2 BB		X 0-0 ① P4		B C S S 1-3 ① K	3	0	0	0	1	1	0
Tom Pagnozzi, R (1, 2) OBP: 0.306, SLG: 0.449			F B C X 1-2 ① P5		B X 1-0 ① F8 2-3		B B C X 2-1 G4-1 1B		F B F F S 1-3 ② K	4	0	1	0	0	1	2
Luis Alicea, S (1, 4) OBP: 0.171, SLG: 0.139 Milt Thompson, L (7, PH) OBP: 0.235, SLG: 0.364 Bob McClure, R (7, 1) Todd Worrell, R (8, 1) Rex Hudler, R (9, PH) OBP: 0.231, SLG: 0.615 Cris Carpenter, R (9, 1)			F C S 0-3 ② K		1 SAFE C S B 1 SAFE B 1 SAFE 1 SAFE S 2-3 ② K		C B F B X 2-2 ② G4-1 1-2		B C S B B F F B S 3-3 ③ K	2 1 0 0 1 0	0 0 0 0 0 0	0 0 0 0 0 0	0 0 0 0 0 0	0 0 0 0 1 0	2 1 0 0 0 0	2 1 0 0 0 0
Bob Tewksbury, R (1, 1) Gerald Perry, L (7, PH) OBP: 0.231, SLG: 0.333 Tim Jones, L (7, 4) OBP: 0.214, SLG: 0.214			S S C 0-3 ③ K		X 0-0 ③ B3		C B X 1-1 ③ P5			2 1 0	0 0 0	0 0 0	0 0 0	0 0 0	1 0 0	2 1 0
Inning Stats	R: 0 E: 0 K: 2 S: 7 H: 0 LOB: 0 BB: 0 P: 14	R: 0 E: 0 K: 1 S: 8 H: 0 LOB: 0 BB: 0 P: 13	R: 0 E: 0 K: 2 S: 9 H: 0 LOB: 0 BB: 0 P: 10	R: 0 E: 0 K: 1 S: 9 H: 0 LOB: 1 BB: 1 P: 19	R: 0 E: 0 K: 1 S: 8 H: 1 LOB: 2 BB: 1 P: 15	R: 1 E: 0 K: 0 S: 11 H: 1 LOB: 1 BB: 1 P: 21	R: 0 E: 0 K: 0 S: 8 H: 1 LOB: 1 BB: 0 P: 13	R: 1 E: 0 K: 0 S: 13 H: 2 LOB: 1 BB: 0 P: 21	R: 0 E: 0 K: 3 S: 12 H: 0 LOB: 0 BB: 0 P: 17	1B: 3 2B: 1 3B: 1 HR: 0 SF: 2 SAC: 0 DP: 0 HBP: 0						

TOP

St. Louis Cardinals @ New York Mets

Shea Stadium, Flushing, NY

Wed Apr 22 1992, 7:05 PM EDT

Att. 19,324 - Cloudy - 58 F

livebaseballscorecards.com

AB	30
R	2
H	5
RBI	2
BB	3
SO	10
LOB	12

WP: 0 PB: 0 SB: 2 CS: 0 PA: 35

PITCHER		IP	WLS	BF	H	R	ER	SO	BB	IBB	HBP	BLK	WP	HR	S	P	ERA	WHIP
David Cone, R ERA: 2.87	(1, 1)	7.1		30	5	2	2	7	3	0	0	0	0	0	68	119	2.46	1.091
Wally Whitehurst, R ERA: 1.04	(8, 1)	0.2		2	0	0	0	0	0	0	0	0	0	0	5	7	0.00	0.000
Jeff Innis, R ERA: 3.68	(9, 1)	1.0	W	3	0	0	0	3	0	0	0	0	0	0	12	17	0.00	0.000

PITCHER		IP	WLS	BF	H	R	ER	SO	BB	IBB	HBP	BLK	WP	HR	S	P	ERA	WHIP

Batter	1	2	3	4	5	6	7	8	9	AB	R	H	RBI	BB	SO	LOB
Willie Randolph, R (1, 4) OBP: 0.400, SLG: 0.408	X 0-0 ① G1-3		B X 1-0 ① G5-3		B C X 1-1 G6-4-3 1B			F B B C B B 4-2 BB BB		3	0	1	0	1	0	0
Dick Schofield, R (1, 6) OBP: 0.447, SLG: 0.419	C X 0-1 ② G1-3		S C B X 1-2 1B		F F 1 SAFE X 0-2 ② ③ G6-4-3 1-2f			B 1 SAFE F B B B 4-1 G4-6-3 1-2 BB		3	0	1	0	1	0	1
Bobby Bonilla, S (1, 9) OBP: 0.424, SLG: 0.463	X 0-0 2B 1B		1 SAFE F B 1 SAFE C C C 1-3 ② K			B F B F B C 3-3 ① K		B B 1 SAFE F B B S X 3-2 ② ③ G4-6-3 1-2f		4	1	1	0	0	2	3
Howard Johnson, S (1, 8) OBP: 0.274, SLG: 0.327	B X 1-0 ③ 1-H 2B		1 SAFE B 1 SAFE X 1-0 ③ L4			B X 1-0 ② F7			B B B F F S 3-3 ① K	4	0	1	1	0	1	1
Eddie Murray, S (1, 3)		C F B B B S 3-3 ① K		C S B F B B X 3-2 ① F8		X 0-0 ③ F8			S F B F F X 1-2 HR	4	1	1	1	0	1	0
Daryl Boston, L (1, 7) OBP: 0.355, SLG: 0.400 Dave Gallagher, R (7, PH) OBP: 0.379, SLG: 0.455 (8, 7)		B F B F X 2-2 ② P6		B B F C F S 2-3 ② K			C C B X 1-2 ① G6-3			2 1	0 0	0 0	0 0	0 0	1 0	0 0
Dave Magadan, L (1, 5) OBP: 0.308, SLG: 0.229		B F B C B X 3-2 1B 1B		B F F C 1-3 ③ K			C X 0-1 G5-4-3 1B			3	0	2	0	0	1	0
Todd Hundley, S (1, 2) OBP: 0.364, SLG: 0.600		C B X 1-1 FC4 1-2 1B			B C B F X 2-2 HR		B B X 2-0 ② ③ G5-4-3 1-2f			3	1	2	1	0	0	1
David Cone, L (1, 1) Wally Whitehurst, R (8, 1) Junior Noboa, R (8, PH) OBP: 0.188, SLG: 0.133 Mackey Sasser, L (8, PH) OBP: 0.333, SLG: 0.429 Jeff Innis, R (9, 1)		F B S F X 1-2 ③ FC4 1-2f			F F X 0-2 ① G5-3			X 0-0 ① P3		2 0 0 1 0	0 0 0 0 0	0 0 0 0 0	0 0 0 0 0	0 0 0 0 0	0 0 0 0 0	2 0 0 0 0
Inning Stats	R: 1 E: 0 K: 0 S: 5 H: 2 LOB: 1 BB: 0 P: 6	R: 0 E: 0 K: 1 S: 16 H: 2 LOB: 2 BB: 0 P: 26	R: 0 E: 0 K: 1 S: 8 H: 1 LOB: 1 BB: 0 P: 12	R: 0 E: 0 K: 2 S: 11 H: 0 LOB: 0 BB: 0 P: 17	R: 1 E: 0 K: 0 S: 11 H: 2 LOB: 0 BB: 0 P: 14	R: 0 E: 0 K: 1 S: 5 H: 0 LOB: 0 BB: 0 P: 9	R: 0 E: 0 K: 0 S: 6 H: 1 LOB: 0 BB: 0 P: 9	R: 0 E: 0 K: 0 S: 7 H: 0 LOB: 1 BB: 2 P: 18	R: 1 E: 0 K: 1 S: 8 H: 1 LOB: 0 BB: 0 P: 12	1B: 6 2B: 1 3B: 0 HR: 2 SF: 0 SAC: 0 DP: 3 HBP: 0						

PITCHER		IP	WLS	BF	H	R	ER	SO	BB	IBB	HBP	BLK	WP	HR	S	P	ERA	WHIP
Bob Tewksbury, R ERA: 1.8	(1, 1)	6.0		23	7	2	2	5	0	0	0	0	0	1	56	84	3.00	1.167
Bob McClure, L ERA: 5.79	(7, 1)	1.0		3	1	0	0	0	0	0	0	0	0	0	6	9	0.00	1.000
Todd Worrell, R ERA:	(8, 1)	1.0		4	0	0	0	0	2	0	0	0	0	0	7	18	0.00	2.000
Cris Carpenter, R ERA: 3.38	(9, 1)	0.1	L	2	1	1	1	1	0	0	0	0	0	1	8	12	27.00	3.000

PITCHER	IP	WLS	BF	H	R	ER	SO	BB	IBB	HBP	BLK	WP	HR	S	P	ERA	WHIP

BOTTOM

St. Louis Cardinals @ New York Mets

Shea Stadium, Flushing, NY

Wed Apr 22 1992, 7:05 PM EDT
Att. 19,324 - Cloudy - 58 F

livebaseballscorecards.com

AB	30
R	3
H	9
RBI	3
BB	2
SO	6
LOB	8

Batter	1	2	3	4	5	6	7	8	9	10	11	12	13	AB	R	H	RBI	BB	SO	LOB
Ray Lankford, L (1, 8) OBP: 0.435, SLG: 0.400	K		F8			F7		CS 1B			FC5-2 BB 1-2 1B		F7	6	0	2	0	0	1	0
Tim Jones, L (1, 6) (10, 4) OBP: 0.206, SLG: 0.182	F7			F9		L8		CS 1-2	G4-3		FC5-2 1-2 2-3 BB		G6-3	5	0	0	0	1	0	0
Todd Zeile, R (1, 5) OBP: 0.371, SLG: 0.551	3B			G1-3		G6-3			P7		FC5-2 1-2 2-3 3-Hr			5	0	1	0	0	0	3
Pedro Guerrero, R (1, 3) OBP: 0.259, SLG: 0.333	G6-3			1B			L6		P6		K			5	0	1	0	0	1	4
Brian Jordan, R (1, 9) OBP: 0.259, SLG: 0.377		G5-3		1B			K			F8	G5-3			5	0	1	0	0	1	3
Milt Thompson, L (1, 7) OBP: 0.256, SLG: 0.421		F9		K			2B			2B		E4 FC1-6		5	0	2	0	0	1	2
Luis Alicea, S (1, 4) OBP: 0.159, SLG: 0.128 Craig Wilson, R (10, PH) OBP: 0.500, SLG: 0.200 Todd Worrell, R (10, 1) Cris Carpenter, R (11, 1) Rex Hudler, R (12, PH) OBP: 0.214, SLG: 0.571 Juan Agosto, L (12, 1)	G1-3		G4-3			F7				K		FC1-6 CS 1-2f		3 0 0 0 0 0 1 1 0 0 0 0 1 1 0 0 0 0 0 0 0 0 0 0 0 0 0 0 1 0 0 0 0 0 1 0 0 0 0 0 0 0						
Rich Gedman, L (1, 2) OBP: 0.143, SLG: 0.286 Tom Pagnozzi, R (10, PH) OBP: 0.294, SLG: 0.431 (10, 2)	K		K				G3			K		L4		3 0 0 0 0 2 0 2 0 0 0 0 1 2						
Donovan Osborne, S (1, 1) Bernard Gilkey, R (8, PH) OBP: 0.444, SLG: 0.458 Mike Perez, R (8, 1) Ozzie Smith, S (10, 6) OBP: 0.359, SLG: 0.314	K		G4-3				K				BB 1B FC5-2 1B		G5-3	2 0 0 0 0 1 0 1 0 0 0 0 1 0 0 0 0 0 0 0 0 2 0 1 0 0 0 0						
Inning Stats	R: 0 E: 0 K: 1 S: 11 H: 1 LOB: 1 BB: 0 P: 18	R: 0 E: 0 K: 0 S: 7 H: 0 LOB: 0 BB: 0 P: 12	R: 0 E: 0 K: 2 S: 8 H: 0 LOB: 0 BB: 0 P: 13	R: 0 E: 0 K: 1 S: 11 H: 2 LOB: 2 BB: 0 P: 15	R: 0 E: 0 K: 1 S: 13 H: 0 LOB: 0 BB: 0 P: 16	R: 0 E: 0 K: 0 S: 4 H: 0 LOB: 0 BB: 0 P: 6	R: 0 E: 0 K: 1 S: 7 H: 1 LOB: 1 BB: 0 P: 11	R: 0 E: 0 K: 1 S: 11 H: 1 LOB: 0 BB: 0 P: 15	R: 0 E: 0 K: 0 S: 8 H: 0 LOB: 0 BB: 0 P: 11	R: 0 E: 0 K: 2 S: 9 H: 1 LOB: 1 BB: 0 P: 14	R: 0 E: 0 K: 1 S: 19 H: 2 LOB: 3 BB: 1 P: 31	R: 0 E: 1 K: 0 S: 6 H: 0 LOB: 0 BB: 0 P: 9	R: 0 E: 0 K: 0 S: 7 H: 0 LOB: 0 BB: 0 P: 14	1B: 5 2B: 2 3B: 1 HR: 0 SF: 0 SAC: 0 DP: 0 HBP: 0		PA: 48				

PITCHER		IP	WLS	BF	H	R	ER	SO	BB	IBB	HBP	BLK	WP	HR	S	P	ERA	WHIP
Bret Saberhagen, R ERA: 7.77	(1, 1)	9.0		31	5	0	0	7	0	0	0	0	0	0	80	117	0.00	0.556
Paul Gibson, L ERA: 9.82	(10, 1)	0.2		3	1	0	0	1	0	0	0	0	0	0	6	9	0.00	1.500
Jeff Innis, R ERA: 3.12	(10, 1)	1.1		7	2	0	0	2	1	0	0	0	0	0	22	36	0.00	2.250
John Franco, L ERA:	(12, 1)	2.0	W	6	0	0	0	0	0	0	0	0	0	0	13	23	0.00	0.000

PITCHER	IP	WLS	BF	H	R	ER	SO	BB	IBB	HBP	BLK	WP	HR	S	P	ERA	WHIP

TOP

St. Louis Cardinals @ New York Mets

Shea Stadium, Flushing, NY

Thu Apr 23 1992, 3:33 AM EDT

Att. 26,721 - Sunny - 73 F

livebaseballscorecards.com

AB	46
R	0
H	8
RBI	0
BB	1
SO	10
LOB	17

Batter	1	2	3	4	5	6	7	8	9	10	11	12	13	AB	R	H	RBI	BB	SO	LOB
Dave Gallagher, R (1, 7) OBP: 0.364, SLG: 0.423	L3		BB 1B			F9		P4			G3		HBP	4	0	1	0	0	0	0
Daryl Boston, L (11, PH) OBP: 0.364, SLG: 0.385														1	0	0	1	0	0	1
(12, 7)																				
Dick Schofield, R (1, 6) OBP: 0.419, SLG: 0.371	G5-3		BB 1B			G6-3			P2		P6			4	0	0	0	1	0	1
Bobby Bonilla, S (1, 9) OBP: 0.394, SLG: 0.424	F8		P2			G5-3			K			G6-3		5	0	0	0	0	1	3
Howard Johnson, S (1, 8) OBP: 0.269, SLG: 0.333		K		F7			2B		K			K		5	0	1	0	0	3	0
Eddie Murray, S (1, 3) OBP: 0.364, SLG: 0.404		K		1B			F9			F8		G6-3		5	0	1	0	0	1	1
Todd Hundley, S (1, 2) OBP: 0.296, SLG: 0.480		B1-3		L6-3			K			K			G4-3	5	0	0	0	0	2	2
Dave Magadan, L (1, 5) OBP: 0.295, SLG: 0.225			G6-3				F7							5	0	1	0	0	1	1
Rodney McCray, R (13, PR)							K			F9				0	1	0	0	0	0	0
Junior Noboa, R (1, 4) OBP: 0.286, SLG: 0.211			1B SH1-4 1B				F8		P9					4	0	2	0	1	0	0
Bret Saberhagen, R (1, 1) OBP: 0.167, SLG: 0.167			SH1-4				L9		K		G3 SH1-4 BB									
Paul Gibson, R (10, 1)																				
Jeff Innis, R (10, 1)																				
Willie Randolph, R (11, PH) OBP: 0.400, SLG: 0.408																				
John Franco, L (12, 1)																				
Charlie O'Brien, R (13, PH) OBP: 0.379, SLG: 0.458											SH1-4									
Inning Stats	R: 0 E: 0 K: 0 S: 7	H: 0 LOB: 0 BB: 0 P: 9	R: 0 E: 0 K: 2 S: 7	H: 0 LOB: 0 BB: 0 P: 12	R: 0 E: 0 K: 0 S: 13	H: 2 LOB: 3 BB: 1 P: 20	R: 0 E: 0 K: 0 S: 8	H: 1 LOB: 0 BB: 0 P: 13	R: 0 E: 0 K: 0 S: 8	H: 0 LOB: 0 BB: 0 P: 13	R: 0 E: 0 K: 0 S: 4	H: 0 LOB: 0 BB: 0 P: 5	R: 0 E: 0 K: 2 S: 12	H: 1 LOB: 1 BB: 0 P: 19	R: 0 E: 0 K: 1 S: 7	H: 0 LOB: 0 BB: 0 P: 9	R: 0 E: 0 K: 2 S: 10	H: 0 LOB: 0 BB: 0 P: 16	R: 0 E: 0 K: 1 S: 13	H: 0 LOB: 0 BB: 0 P: 18	R: 0 E: 0 K: 0 S: 11	H: 0 LOB: 1 BB: 1 P: 20	R: 0 E: 0 K: 1 S: 8	H: 0 LOB: 0 BB: 0 P: 9	R: 1 E: 0 K: 0 S: 10	H: 2 LOB: 3 BB: 1 P: 19	1B: 5 2B: 2 3B: 0 HR: 0	SF: 0 SAC: 2 DP: 1 HBP: 1	WP: 0 PB: 0 SB: 1 CS: 0	PA: 46

PITCHER		IP	WLS	BF	H	R	ER	SO	BB	IBB	HBP	BLK	WP	HR	S	P	ERA	WHIP
Donovan Osborne, L ERA: 0.56	(1, 1)	7.0		25	4	0	0	4	1	0	0	0	0	0	59	91	0.00	0.714
Mike Perez, R ERA: 1.88	(8, 1)	2.0		6	0	0	0	3	0	0	0	0	0	0	17	25	0.00	0.000
Todd Worrell, R ERA:	(10, 1)	1.0		3	0	0	0	1	0	0	0	0	0	0	13	18	0.00	0.000
Cris Carpenter, R ERA: 3.0	(11, 1)	1.0		4	0	0	0	0	1	0	0	0	0	0	11	20	0.00	1.000
Juan Agosto, L ERA: 10.8	(12, 1)	1.1	L	8	2	1	1	1	0	1	1	0	0	0	18	28	6.75	1.500

PITCHER		IP	WLS	BF	H	R	ER	SO	BB	IBB	HBP	BLK	WP	HR	S	P	ERA	WHIP

BOTTOM

St. Louis Cardinals @ New York Mets

Shea Stadium, Flushing, NY

Thu Apr 23 1992, 3:33 AM EDT

Att. 26,721 - Sunny - 73 F

livebaseballscorecards.com

AB	40
R	1
H	6
RBI	1
BB	3
SO	9
LOB	9

Batter	1	2	3	4	5	6	7	8	9	AB	R	H	RBI	BB	SO	LOB
Willie Randolph, R (1, 4) OBP: 0.400, SLG: 0.407	L9		G2-3		1B		1B		G6-3	5	0	2	0	0	0	1
Dick Schofield, R (1, 6) OBP: 0.396, SLG: 0.375	K			FC5-2 2B	SAFE SAFE		G5-3		B1-3	5	0	1	0	0	2	2
Bobby Bonilla, S (1, 9) OBP: 0.408, SLG: 0.429 (8, 3)	K			BB FC5-2 1B 2-3		F8		E 2B BB	1B CS 1B	4	1	2	0	1	1	0
Howard Johnson, S (1, 8) OBP: 0.292, SLG: 0.391		F8		FC5-2 BB 1-2 3-H		HR		1 SAFE S 2B BB 1-3	1B 1-3	4	2	2	1	1	0	2
Eddie Murray, S (1, 3) OBP: 0.386, SLG: 0.424		G3-1		BB 1-2 2-3		BB		FC6-5 1-H 3-H 2B	CS 3-H	2	0	1	2	2	0	0
Rodney McCray, R (8, PR) (8, 9)										0	0	0	0	0	0	0
Mackey Sasser, L (1, 2) OBP: 0.294, SLG: 0.375		G1-3		K		F8		FC6-5 S BB 2-3		2	0	0	0	0	1	3
Dave Gallagher, R (6, PH) OBP: 0.343, SLG: 0.393 (6, 7)										2	0	0	0	0	0	2
Daryl Boston, L (1, 7) OBP: 0.343, SLG: 0.357			F8	P6		F7		S BB 1-2		2	0	0	0	0	0	3
Todd Hundley, S (6, PH) OBP: 0.310, SLG: 0.462 (6, 2)										1	0	0	0	1	0	1
Dave Magadan, L (1, 5) OBP: 0.292, SLG: 0.250			2B		G3		K K	K		4	0	1	0	0	2	2
Anthony Young, R (1, 1) OBP: 0.100, SLG: 0.100			K		K		K K	G4-3 1-2 2-3		2	0	0	0	0	2	1
Junior Noboa, R (7, PH) OBP: 0.273, SLG: 0.200										1	0	0	0	0	1	0
Paul Gibson, R (7, 1)										0	0	0	0	0	0	0
Charlie O'Brien, R (8, PH) OBP: 0.367, SLG: 0.440										1	0	0	0	0	0	2
Wally Whitehurst, R (8, 1)										0	0	0	0	0	0	0
Inning Stats	R: 0 E: 0 K: 2 S: 7 H: 0 LOB: 0 BB: 0 P: 12	R: 0 E: 0 K: 0 S: 7 H: 0 LOB: 0 BB: 0 P: 10	R: 0 E: 0 K: 1 S: 9 H: 1 LOB: 1 BB: 0 P: 11	R: 0 E: 0 K: 1 S: 10 H: 2 LOB: 3 BB: 1 P: 17	R: 0 E: 0 K: 2 S: 13 H: 1 LOB: 1 BB: 0 P: 18	R: 1 E: 0 K: 0 S: 16 H: 1 LOB: 1 BB: 1 P: 29	R: 0 E: 0 K: 2 S: 11 H: 1 LOB: 1 BB: 0 P: 13	R: 2 E: 1 K: 1 S: 22 H: 1 LOB: 2 BB: 3 P: 38	R: 0 E: 0 K: 0 S: 8 H: 2 LOB: 1 BB: 0 P: 14	1B: 5 2B: 3 3B: 0 HR: 1 SF: 0 SAC: 0 DP: 0 HBP: 0	WP: 0 PB: 0 SB: 3 CS: 1 PA: 41					

PITCHER		IP	WLS	BF	H	R	ER	SO	BB	IBB	HBP	BLK	WP	HR	S	P	ERA	WHIP
Danny Cox, R ERA: 5.4	(1, 1)	5.1		23	5	1	1	6	2	0	0	0	0	1	55	86	1.69	1.312
Wally Ritchie, L ERA: 1.59	(6, 1)	1.0		3	0	0	0	1	0	0	0	0	0	0	11	16	0.00	0.000
Barry Jones, R ERA: 4.85	(7, 1)	0.2		4	1	1	1	1	1	0	0	0	0	0	11	16	13.50	3.000
Mitch Williams, L ERA: 5.63	(8, 1)	2.0	W	10	3	1	1	1	2	0	0	0	0	0	26	44	4.50	2.500

PITCHER	IP	WLS	BF	H	R	ER	SO	BB	IBB	HBP	BLK	WP	HR	S	P	ERA	WHIP

TOP

New York Mets @ Philadelphia Phillies

Veterans Stadium, Philadelphia, PA

Fri Apr 24 1992, 7:05 PM EDT

Att. 25,482 - Cloudy - 65 F

livebaseballscorecards.com

AB	35
R	3
H	9
RBI	3
BB	5
SO	9
LOB	19

BOTTOM

New York Mets @ Philadelphia Phillies

Veterans Stadium, Philadelphia, PA

Fri Apr 24 1992, 7:05 PM EDT

Att. 25,482 - Cloudy - 65 F

livebaseballscorecards.com

Batter	1	2	3	4	5	6	7	8	9	AB	R	H	RBI	BB	SO	LOB
Lenny Dykstra, L (1, 8) OBP: 0.556, SLG: 0.500	G4-3		G4-3	FC5-4 BB 1-2			G6-3 2B		1B 1B BB 1-2	3	0	1	0	2	0	0
Mariano Duncan, R (1, 6) (8, 7) OBP: 0.338, SLG: 0.397	K		F8	FC5-4 1-2f			G6-3 2-3		1B 1-2 2-3	5	0	1	0	0	1	3
Dave Hollins, S (1, 5) OBP: 0.365, SLG: 0.305	K		S 1B 1B		K		BB		1B 1-2 2-3 3-H	4	1	2	1	1	2	0
John Kruk, L (1, 9) OBP: 0.479, SLG: 0.492		FC3-6 1B	1 SAFE 1-H 1B		G1-3		P4			2	0	2	1	0	0	0
Ruben Amaro Jr, S (4, 9) OBP: 0.299, SLG: 0.364										2	0	0	0	0	0	2
Dale Sveum, S (1, 3) OBP: 0.222, SLG: 0.143		FC3-6 1-2f 3B	K		K			K		4	1	0	0	0	3	2
Darren Daulton, L (1, 2) OBP: 0.302, SLG: 0.380		1 SAFE 1-H FC5-2 3B		F9 1B 2B		F7		F7		4	1	2	1	0	0	0
Wes Chamberlain, R (1, 7) OBP: 0.231, SLG: 0.375		FC5-2 1B 3-H		F9 2-3		F7		G6-3		3	0	0	0	0	0	2
Barry Jones, R (7, 1)										0	0	0	0	0	0	0
Mitch Williams, L (8, 1) OBP: 1.000, SLG: 1.000										0	0	0	0	0	0	0
Kim Batiste, R (8, 6) OBP: 0.282, SLG: 0.342										1	0	0	0	0	0	0
Mickey Morandini, L (1, 4) OBP: 0.362, SLG: 0.400		1-3 1B		K		F7			K	4	0	1	0	0	2	1
Danny Cox, R (1, 1) OBP: 0.167, SLG: 0.167		G6-3		BB 3-H 1B		K			1B BB 1B BB	2	0	1	1	0	0	2
Wally Ritchie, L (6, 1)										0	0	0	0	0	0	0
Jim Lindeman, R (7, 7) OBP: 0.357, SLG: 0.500										1	1	0	0	1	1	0
(8, 9)																

	AB	35
	R	4
	H	10
	RBI	4
	BB	4
	SO	9
	LOB	12

Inning Stats	1	2	3	4	5	6	7	8	9
	R: 0 H: 0 E: 0 LOB: 0 K: 2 BB: 0 S: 9 P: 13	R: 1 H: 3 E: 0 LOB: 2 K: 0 BB: 0 S: 9 P: 13	R: 1 H: 2 E: 0 LOB: 1 K: 1 BB: 0 S: 10 P: 15	R: 1 H: 2 E: 0 LOB: 2 K: 1 BB: 1 S: 8 P: 14	R: 0 H: 0 E: 0 LOB: 0 K: 2 BB: 0 S: 9 P: 13	R: 0 H: 0 E: 0 LOB: 0 K: 0 BB: 0 S: 7 P: 11	R: 0 H: 1 E: 0 LOB: 2 K: 1 BB: 1 S: 11 P: 19	R: 0 H: 0 E: 0 LOB: 0 K: 1 BB: 0 S: 5 P: 9	R: 1 H: 2 E: 0 LOB: 3 K: 1 BB: 2 S: 12 P: 22

	1B: 7	SF: 0	WP: 0	PA: 39
	2B: 2	SAC: 0	PB: 0	
	3B: 1	DP: 0	SB: 1	
	HR: 0	HBP: 0	CS: 0	

PITCHER		IP	WLS	BF	H	R	ER	SO	BB	IBB	HBP	BLK	WP	HR	S	P	ERA	WHIP
Anthony Young, R ERA: 2.96	(1, 1)	6.0		26	7	3	3	6	1	0	0	0	0	0	52	79	4.50	1.333
Paul Gibson, L ERA: 8.64	(7, 1)	1.0		5	1	0	0	1	1	0	0	0	0	0	11	19	0.00	2.000
Wally Whitehurst, R ERA: 1.8	(8, 1)	1.1	L	8	2	1	1	2	2	0	0	0	0	0	17	31	6.75	3.000

PITCHER	IP	WLS	BF	H	R	ER	SO	BB	IBB	HBP	BLK	WP	HR	S	P	ERA	WHIP

Batter	1	2	3	4	5	6	7	8	9	AB	R	H	RBI	BB	SO	LOB
Willie Randolph, R (1, 4) OBP: 0.406, SLG: 0.404	F B X 1-1 ① G4-3		B B B 4-0 1B 1B BB		B F C B X 2-2 BLK 1B 1B		X 0-0 ③ F8			3	2	1	0	1	0	0
Dave Magadan, L (1, 5) OBP: 0.327, SLG: 0.313	C B B X 2-1 2B 2B		B X 1-0 1B 1-2 1B		B B F X 2-1 F7-4 1B 1-H 1B			B B B C F F X 3-2 ① L8		4	1	3	1	0	0	0
Bobby Bonilla, S (1, 9) OBP: 0.413, SLG: 0.433 Rodney McCray, R (8, 9)	F S F F B X 1-2 ② P2		S B B X 2-1 1-2 2-H 1B		C B X 1-1 1-2 1B			B F F S 1-3 ② K		4 0	0 0	2 0	1 0	0 0	1 0	1 0
Howard Johnson, S (1, 8) OBP: 0.289, SLG: 0.397	S C B B B X 3-2 2-H 2B		S S S 0-3 ② K		F B B X 2-1 ② ③ F7-4 2-3			X 0-0 ③ L1		4	0	1	1	0	1	4
Eddie Murray, S (1, 3) OBP: 0.365, SLG: 0.397	B S C X 1-2 ③ G3		X 0-0 ③ P3			C B C X 1-2 ① G4-3			S S B B S 2-3 ① K	4	0	0	0	0	1	3
Daryl Boston, L (1, 7) OBP: 0.308, SLG: 0.313		C X 0-1 ① L7		F B F S 1-3 ① K		B C C B S 2-3 ② K			C S S 0-3 ② K	4	0	0	0	0	3	0
Todd Hundley, S (1, 2) OBP: 0.273, SLG: 0.400		B C B S S 2-3 ② K		B B C S F F X 2-2 ② G6-3		X 0-0 ③ F8			C F B S 1-3 ③ K	4	0	0	0	0	2	0
Kevin Baez, R (1, 6) Dick Schofield, R (9, 6) OBP: 0.396, SLG: 0.375		C S B X 1-2 ③ F9		B S F B X 2-2 ③ P4			B X 1-0 ① G5-3			3 0	0 0	0 0	0 0	0 0	0 0	0 0
Sid Fernandez, L (1, 1) Jeff Innis, R (7, 1) John Franco, L (9, 1)			F C F X 0-2 ① F8		C S C 0-3 ① K		F X 0-1 ② F7			3 0 0	0 0 0	0 0 0	0 0 0	0 0 0	1 0 0	0 0 0
Inning Stats	R: 1 E: 0 K: 0 S: 15 H: 2 LOB: 1 BB: 0 P: 23	R: 0 E: 0 K: 1 S: 8 H: 0 LOB: 0 BB: 0 P: 11	R: 1 E: 0 K: 1 S: 11 H: 2 LOB: 2 BB: 1 P: 18	R: 0 E: 0 K: 1 S: 11 H: 0 LOB: 0 BB: 0 P: 16	R: 1 E: 0 K: 1 S: 12 H: 3 LOB: 1 BB: 0 P: 19	R: 0 E: 0 K: 1 S: 7 H: 0 LOB: 0 BB: 0 P: 10	R: 0 E: 0 K: 0 S: 4 H: 0 LOB: 0 BB: 0 P: 5	R: 0 E: 0 K: 1 S: 8 H: 0 LOB: 0 BB: 0 P: 12	R: 0 E: 0 K: 3 S: 9 H: 0 LOB: 0 BB: 0 P: 12	1B: 5 2B: 3 3B: 0 HR: 0	SF: 0 SAC: 0 DP: 1 HBP: 0					

PITCHER		IP	WLS	BF	H	R	ER	SO	BB	IBB	HBP	BLK	WP	HR	S	P	ERA	WHIP
Kyle Abbott, L ERA: 5.76	(1, 1)	7.0	L	28	7	3	3	5	1	0	0	1	0	0	68	102	3.86	1.143
Curt Schilling, R ERA: 2.45	(8, 1)	2.0		6	0	0	0	4	0	0	0	0	0	0	17	24	0.00	0.000

PITCHER	IP	WLS	BF	H	R	ER	SO	BB	IBB	HBP	BLK	WP	HR	S	P	ERA	WHIP

TOP

New York Mets @ Philadelphia Phillies

Veterans Stadium, Philadelphia, PA

Sat Apr 25 1992, 7:05 PM EDT
Att. 29,374 - Cloudy - 56 F

livebaseballscorecards.com

AB	33
R	3
H	7
RBI	3
BB	1
SO	9
LOB	8



WP: 0 PB: 0 SB: 0 CS: 0	PA: 34																	

Batter	1	2	3	4	5	6	7	8	9	AB	R	H	RBI	BB	SO	LOB
Lenny Dykstra, L (1, 8) OBP: 0.538, SLG: 0.444	BBBCCB 4-2 S 1B BB		FBCX 1-2 ① P5		BX 1-0 ③ P4			BBCX 2-1 SH2-4 1B		3	1	1	0	1	0	0
Mariano Duncan, R (1, 4) OBP: 0.338, SLG: 0.394	BCB1 SAFE1 SSX 2-2 S 1-H 1B		BFBFBS 3-3 ② K			CX 0-1 ① P2		1 SAFEP1 SAFELX 1-1 ① SH2-4 1-2		3	0	1	1	0	1	0
Dave Hollins, S (1, 5) OBP: 0.359, SLG: 0.290	CFBBS 2-3 ① K 1-2		X 0-0 ③ F8			CX 0-1 ② F9		BBFH 3-1 G1-6-3 HBP		3	0	0	0	0	1	1
John Kruk, L (1, 3) OBP: 0.453, SLG: 0.462	X 0-0 ② P3			CFC 0-3 ① K		FX 0-1 ③ F7		X 0-0 ②③ G1-6-3 1-2f		4	0	0	0	0	1	3
Wes Chamberlain, R (1, 7) OBP: 0.232, SLG: 0.358	BBBBB 4-0 BB			CSBSS 1-3 ② K			BCFS 1-3 ① K		BFSX 1-2 ① G4-3	3	0	0	0	1	2	0
Jim Lindeman, R (1, 9) OBP: 0.278, SLG: 0.375	CSC 0-3 ③ K			FFFX 0-2 ③ G1-3			FSBX 1-2 ② G5-3		BFFBS 2-3 ② K	4	0	0	0	0	2	2
Steve Lake, R (1, 2) OBP: 0.300, SLG: 0.600		BSSS 1-3 ① K			FBFFX 1-2 HR		FX 0-1 BB 1B		FBX 1-1 ③ F7	3	1	2	1	0	1	0
Darren Daulton, L (7, PR) OBP: 0.297, SLG: 0.373 (8, 2)										1	0	0	0	0	0	0
Kim Batiste, R (1, 6) OBP: 0.286, SLG: 0.325		CSS 0-3 ② K			BFBSBS 3-3 ① K		BBBB 4-0 1-2 BB			2	0	0	0	1	2	0
Kyle Abbott, L (1, 1)		CCBTFC 1-3 ③ K			BCSFS 1-3 ② K		X 0-0 ③ F8			2	0	0	0	0	2	0
Dale Sveum, S (7, PH) OBP: 0.200, SLG: 0.125										1	0	0	0	0	0	2
Curt Schilling, R (8, 1)										0	0	0	0	0	0	0
Inning Stats	R: 1 H: 1 E: 0 LOB: 2 K: 2 BB: 2 S: 12 P: 24	R: 0 H: 0 E: 0 LOB: 0 K: 3 BB: 0 S: 11 P: 13	R: 0 H: 0 E: 0 LOB: 0 K: 1 BB: 0 S: 7 P: 11	R: 0 H: 0 E: 0 LOB: 0 K: 2 BB: 0 S: 10 P: 11	R: 1 H: 1 E: 0 LOB: 0 K: 2 BB: 0 S: 12 P: 18	R: 0 H: 0 E: 0 LOB: 0 K: 0 BB: 0 S: 6 P: 6	R: 0 H: 1 E: 0 LOB: 2 K: 1 BB: 1 S: 9 P: 15	R: 0 H: 1 E: 0 LOB: 1 K: 0 BB: 0 S: 7 P: 12	R: 0 H: 0 E: 0 LOB: 0 K: 1 BB: 0 S: 8 P: 12	1B: 3 SF: 0 2B: 0 SAC: 1 3B: 0 DP: 1 HR: 1 HBP: 1						

PITCHER		IP	WLS	BF	H	R	ER	SO	BB	IBB	HBP	BLK	WP	HR	S	P	ERA	WHIP
Sid Fernandez, L ERA: 6.38	(1, 1)	6.2	W	26	3	2	2	11	3	0	0	0	0	1	66	97	2.70	0.900
Jeff Innis, R ERA: 2.7	(7, 1)	1.1		5	1	0	0	0	0	0	1	0	0	0	8	13	0.00	0.750
John Franco, L ERA:	(9, 1)	1.0	S	3	0	0	0	1	0	0	0	0	0	0	8	12	0.00	0.000

PITCHER	IP	WLS	BF	H	R	ER	SO	BB	IBB	HBP	BLK	WP	HR	S	P	ERA	WHIP

BOTTOM

New York Mets @ Philadelphia Phillies

Veterans Stadium, Philadelphia, PA

Sat Apr 25 1992, 7:05 PM EDT

Att. 29,374 - Cloudy - 56 F

livebaseballscorecards.com

AB	29
R	2
H	4
RBI	2
BB	3
SO	12
LOB	8

WP: 0 PA: 34
PB: 0
SB: 2
CS: 0

Batter	1	2	3	4	5	6	7	8	9	AB	R	H	RBI	BB	SO	LOB
Junior Noboa, R (1, 6) OBP: 0.296, SLG: 0.174 Rodney McCray, R (9, PR)	C B X 1-1 ① G4-3		X 0-0 ② FC4-6 1-2f	B B B C B 4-1 1-2 2-3 3-H BB		B X 1-0 ③ FC5 2-3f			B B B B 4-0 1B BB	3 0 0 1 2 0 3 0 0 0 0 0 0 0						
Dave Magadan, L (1, 5) OBP: 0.316, SLG: 0.302 Kevin Baez, R (9, PR)	B X 1-0 ② G4-3		C B B X 2-1 ③ L4	B F B B X 2-1 ③ G3			C F F B X 1-2 ① G3-1		X 0-0 1-3 K 1B	5 0 1 0 0 0 4 0 0 0 0 0 0 0						
Bobby Bonilla, S (1, 9) OBP: 0.388, SLG: 0.403	F B B B X 3-1 ③ F7			B X 1-0 ① G4-3	C C B B F X 2-2 ① G4-3		S B X 1-1 ② F9		B 1 SAFE B F F F S 2-3 ② ③ K 1-2	5 0 0 0 0 1 2						
Howard Johnson, S (1, 8) OBP: 0.313, SLG: 0.443		B F B X 2-1 HR		C H 1-1 BB 1B BB HBP	B X 1-0 ② P4		C H 1-1 HBP			2 2 1 1 0 0 0						
Eddie Murray, S (1, 3) OBP: 0.359, SLG: 0.388		X 0-0 G4-6-3 1B		B 1 SAFE B S B F X 2-1 ② P4	B S B F X 2-2 ③ G6-3		X 0-0 ③ F9			4 0 1 0 0 0 2						
Mackey Sasser, L (1, 7) OBP: 0.300, SLG: 0.368 Daryl Boston, L (6, 7) OBP: 0.300, SLG: 0.303		B X 1-0 ① ② G4-6-3 1-2f		1 SAFE 1 SAFE X 0-0 BB BB 1-2 1B 1B		B X 1-0 ① G3		F X 0-1 ① G4-3		3 1 1 0 0 0 1 1 0 0 0 0 0 0						
Chris Donnels, L (1, 4)		B C F B B F X 3-2 ③ G4-3		B C F B B B 4-2 1B BB BB 1-2 2-3 BB		C X 0-1 ② G4-3		C B B B X 3-1 ② F8		3 1 0 0 1 0 0						
Charlie O'Brien, R (1, 2) OBP: 0.412, SLG: 0.423			C B B B B 4-1 FC3-6 BB	B B B C B 4-1 BB 1B 1-2 2-3 3-H BB		F B B B B F B 4-2 FC5 1B BB		B C B S F F F S 2-3 ③ K		1 0 0 1 3 1 0						
Dwight Gooden, R (1, 1) OBP: 0.500, SLG: 0.500 Wally Whitehurst, R (7, 1) Paul Gibson, R (7, 1) Willie Randolph, R (9, PH) OBP: 0.400, SLG: 0.397			B X 1-0 ① FC3-6 FC4-6 1-2f	C B X 1-1 BB 1-2 2-3 3-H 1B		B B X 2-0 1-2 1B			B C B X 2-1 ① G4-3	3 0 2 1 0 0 1 0 0 0 0 0 0 0 0 0 0 0 0 0 0 1 0 0 0 0 0 0						
Inning Stats	R: 0 E: 0 K: 0 S: 5 H: 0 LOB: 0 BB: 0 P: 10	R: 1 E: 0 K: 0 S: 8 H: 2 LOB: 0 BB: 0 P: 14	R: 0 E: 0 K: 0 S: 5 H: 0 LOB: 1 BB: 1 P: 12	R: 3 E: 0 K: 0 S: 13 H: 2 LOB: 3 BB: 3 P: 32	R: 0 E: 0 K: 0 S: 8 H: 0 LOB: 0 BB: 0 P: 13	R: 0 E: 0 K: 0 S: 7 H: 1 LOB: 2 BB: 1 P: 15	R: 0 E: 0 K: 0 S: 8 H: 0 LOB: 1 BB: 0 P: 11	R: 0 E: 0 K: 1 S: 10 H: 0 LOB: 0 BB: 0 P: 15	R: 0 E: 0 K: 1 S: 7 H: 1 LOB: 2 BB: 1 P: 15	1B: 5 2B: 0 3B: 0 HR: 1 SF: 0 SAC: 0 DP: 1 HBP: 2						

TOP

New York Mets @ Philadelphia Phillies

Veterans Stadium, Philadelphia, PA

Sun Apr 26 1992, 3:33 AM EDT

Att. 44,194 - Cloudy - 54 F

livebaseballscorecards.com

AB	31
R	4
H	6
RBI	4
BB	6
SO	2
LOB	13

PITCHER		IP	WLS	BF	H	R	ER	SO	BB	IBB	HBP	BLK	WP	HR	S	P	ERA	WHIP
Andy Ashby, R ERA: 4.02	(1, 1)	3.2		15	3	3	3	0	1	0	1	0	0	1	23	45	7.36	1.091
Steve Searcy, L ERA: 9.0	(4, 1)	0.0		4	1	1	1	0	3	0	0	0	0	0	6	19	∞	∞
Cliff Brantley, R ERA: 5.23	(4, 1)	2.1		9	1	0	0	0	1	0	0	0	0	0	17	32	0.00	0.857
Barry Jones, R ERA: 4.2	(7, 1)	2.0	W	7	0	0	0	1	0	0	1	0	0	0	18	26	0.00	0.000
Mitch Williams, L ERA: 5.0	(9, 1)	1.0	S	4	1	0	0	1	1	0	0	0	0	0	7	15	0.00	2.000

PITCHER	IP	WLS	BF	H	R	ER	SO	BB	IBB	HBP	BLK	WP	HR	S	P	ERA	WHIP

BOTTOM

New York Mets @ Philadelphia Phillies

Veterans Stadium, Philadelphia, PA

Sun Apr 26 1992, 3:33 AM EDT

Att. 44,194 - Cloudy - 54 F

livebaseballscorecards.com

Batter	1	2	3	4	5	6	7	8	9	AB	R	H	RBI	BB	SO	LOB
Lenny Dykstra, L (1, 8) OBP: 0.389, SLG: 0.286	C C X 0-2 ① G3	C B X 1-1 E6 S 2-3		C B B B X 3-2 ② G6-3 3-H		B F B B C X 3-2 ③ G4-3		B X 1-0 ③ G3		5	0	0	1	0	0	4
Mariano Duncan, R (1, 7) OBP: 0.346, SLG: 0.413	B F B S X 2-2 1B 1B 2B	B 1 SAFE B F F S 2-3 ② K 1-2		X 0-0 ③ F9			B F B F X 2-2 2B 1B			4	2	2	0	0	1	2
Dave Hollins, S (1, 5) OBP: 0.366, SLG: 0.318	B C X 1-1 1B 1B 2-3 1B	B X 1-0 ③ F7			C B S S 1-3 ① K		B X 1-0 1B 1-H 2B			4	2	2	1	0	1	2
John Kruk, L (1, 3) OBP: 0.456, SLG: 0.464	C B 1 SAFE X 1-1 1B 1-3 1B 3-H	B C F B X 2-2 ① G1-3			B C F S 1-3 ② K		B X 1-0 FC4-6 2-H 1B			4	0	2	2	0	1	0
Dale Sveum, S (1, 6) OBP: 0.143, SLG: 0.083	B S F B S 2-3 ② K	C B X 1-2 ② G1			C B X 1-1 ③ F8		S C S 0-3 ① K			4	0	0	0	0	2	3
Darren Daulton, L (1, 2) OBP: 0.309, SLG: 0.370	B B X 2-0 1-2 3-H 1B	B B B B 4-0 BB				B F B F X 2-2 ① F8	C B S X 1-2 ② FC4-6 CS 1-2f			3	0	1	1	1	0	1
Ruben Amaro Jr, S (1, 9) OBP: 0.282, SLG: 0.339	C B B C B S 3-3 ③ K	P 1 SAFE B S X 2-1 ③ L6				F B X 1-1 ② G4-3	1 SAFE 0-0 ③ CS 1-2	C B X 1-1 ① P4		4	0	0	0	0	1	3
Mickey Morandini, L (1, 4) OBP: 0.387, SLG: 0.441		B B C T B F X 3-2 E SH2-4 1B		X 0-0 SH3 G6-3 2B		C B B B X 3-1 1B 1B		B X 1-0 ② G4-3		4	1	3	0	0	0	0
Andy Ashby, R (1, 1) Steve Searcy, L (4, 1) Cliff Brantley, R (4, 1) Jeff Grotewold, L (6, PH) OBP: 0.444, SLG: 0.375 Barry Jones, R (7, 1) Wes Chamberlain, R (8, PH) OBP: 0.243, SLG: 0.368 Mitch Williams, L (9, 1) OBP: 1.000, SLG: 1.000		X 0-0 ① SH2-4 1-2		L X 0-1 ① SH3 2-3		B B X 2-0 1-3 1B		C X 0-1 1B		0 0 0 0 0 0 0 0 0 0 0 0 0 0 0 0 0 0 0 0 0 1 0 1 0 0 0 0 0 0 0 0 0 0 0 1 0 1 0 0 0 0 0 0 0 0 0 0 0						
Inning Stats	R: 2 H: 4 E: 0 LOB: 2 K: 2 BB: 0 S: 17 P: 28	R: 0 H: 1 E: 1 LOB: 2 K: 1 BB: 0 S: 11 P: 18	R: 0 H: 0 E: 0 LOB: 1 K: 0 BB: 1 S: 9 P: 17	R: 1 H: 1 E: 0 LOB: 0 K: 0 BB: 0 S: 7 P: 10	R: 0 H: 0 E: 0 LOB: 0 K: 2 BB: 0 S: 8 P: 11	R: 0 H: 2 E: 0 LOB: 2 K: 0 BB: 0 S: 11 P: 22	R: 2 H: 3 E: 0 LOB: 0 K: 1 BB: 0 S: 11 P: 16	R: 0 H: 1 E: 0 LOB: 1 K: 0 BB: 0 S: 6 P: 9		1B: 9 SF: 0 2B: 3 SAC: 2 3B: 0 DP: 0 HR: 0 HBP: 0						

	AB	34
	R	5
	H	12
	RBI	5
	BB	1
	SO	6
	LOB	15

WP: 0 PA: 38
PB: 0
SB: 1
CS: 1

PITCHER		IP	WLS	BF	H	R	ER	SO	BB	IBB	HBP	BLK	WP	HR	S	P	ERA	WHIP
Dwight Gooden, R ERA: 3.16	(1, 1)	6.0		28	8	3	3	5	1	0	0	0	0	0	63	106	4.50	1.500
Wally Whitehurst, R ERA: 3.6	(7, 1)	0.0	L	2	2	2	2	0	0	0	0	0	0	0	4	7	∞	∞
Paul Gibson, L ERA: 6.97	(7, 1)	2.0		7	2	0	0	1	0	0	0	0	0	0	13	18	0.00	1.000

PITCHER		IP	WLS	BF	H	R	ER	SO	BB	IBB	HBP	BLK	WP	HR	S	P	ERA	WHIP

Batter	1	2	3	4	5	6	7	8	9	AB	R	H	RBI	BB	SO	LOB
Craig Biggio, R (1, 4) OBP: 0.417, SLG: 0.480	F B B C C 2-3 ① K		B C B X 2-1 ③ G6-3			B C 1 SAFE B 1 SAFE X 2-1 ① FC3-6 G6-3 1-2f		C B S S 1-3 ② K		4	0	0	0	0	2	4
Steve Finley, L (1, 8) OBP: 0.329, SLG: 0.443	B C B X 2-1 ② G5-3			M X 0-1 ① G4-3		B 1 SAFE B B C X 3-1 ②③ G6-3 1-2f		S F C 0-3 ③ K		4	0	0	0	0	1	4
Ryan Bowen, R (8, 1) OBP: 0.500, SLG: 0.500										0	0	0	0	0	0	0
5 Jeff Bagwell, R (1, 3) OBP: 0.393, SLG: 0.443	B C B B B 4-1 BB			B C C C 1-3 ② K			C B X 1-1 ① P8		F C B X 1-2 G4-6-3 1B	3	0	1	0	1	1	0
Luis Gonzalez, L (1, 7) OBP: 0.212, SLG: 0.239	1 SAFE F 1 SAFE F B X 1-2 ③ L5			H 1-0 ② HBP			B X 1-0 ② L9		B S S B F X 2-2 ①② G4-6-3 1-2f	3	0	0	0	0	0	2
Pete Incaviglia, R (1, 9) OBP: 0.268, SLG: 0.333		C B B S B F F S 3-3 ① K		B 1 SAFE F 1 SAFE C S 1-3 ③ K			C B C S 1-3 ③ K		B C X 1-1 ③ F8	4	0	0	0	0	3	1
Casey Candaele, S (1, 5) OBP: 0.196, SLG: 0.240 (8, 6)		F F C 0-3 ② K			C B S B F F S 2-3 ① K			X 0-0 ① G3		3	0	0	0	0	2	0
Eddie Taubensee, L (1, 2) OBP: 0.300, SLG: 0.267		B B B C F C 3-3 ③ K			X 0-0 ② P4			B S S B B B 4-2 BB 1B BB		2	0	0	0	1	1	0
Andujar Cedeno, R (1, 6) OBP: 0.220, SLG: 0.263			B S B C X 2-2 ① G5-3		X 0-0 ③ G4-3			B X 1-0 BB 1-2 1B		2	0	0	0	0	0	0
Rob Murphy, L (5, 1)										0	0	0	0	0	0	0
Benny Distefano, L (8, PH) OBP: 0.500, SLG: 0.500										1	0	1	0	0	0	0
Juan Guerrero, R (8, 5) OBP: 0.182, SLG: 0.200										0	0	0	0	0	0	0
Butch Henry, L (1, 1)			F F F S 0-3 ② K			C B B B S B 4-2 FC3-6 BB		B C B B B 4-1 1-2 2-3 BB		1	0	0	0	0	1	0
Rafael Ramirez, R (5, 6) OBP: 0.276, SLG: 0.231										0	0	0	0	1	0	0
Eric Anthony, L (8, PH) OBP: 0.167, SLG: 0.091										0	0	0	0	1	0	0
(8, 8)																
Inning Stats	R: 0 E: 0 K: 1 S: 9 H: 0 LOB: 1 BB: 1 P: 18	R: 0 E: 0 K: 3 S: 11 H: 0 LOB: 0 BB: 0 P: 17	R: 0 E: 0 K: 1 S: 9 H: 0 LOB: 0 BB: 0 P: 13	R: 0 E: 0 K: 2 S: 8 H: 0 LOB: 1 BB: 0 P: 11	R: 0 E: 0 K: 1 S: 8 H: 0 LOB: 0 BB: 0 P: 10	R: 0 E: 0 K: 0 S: 6 H: 0 LOB: 0 BB: 1 P: 15	R: 0 E: 0 K: 1 S: 6 H: 0 LOB: 0 BB: 0 P: 9	R: 0 E: 0 K: 2 S: 11 H: 1 LOB: 3 BB: 2 P: 21	R: 0 E: 0 K: 0 S: 9 H: 1 LOB: 0 BB: 0 P: 13	1B: 2 2B: 0 3B: 0 HR: 0 SF: 0 SAC: 0 DP: 2 HBP: 1						

PITCHER		IP	WLS	BF	H	R	ER	SO	BB	IBB	HBP	BLK	WP	HR	S	P	ERA	WHIP
David Cone, R ERA: 2.23	(1, 1)	9.0	W	32	2	0	0	11	4	0	1	0	0	0	77	127	0.00	0.667

PITCHER	IP	WLS	BF	H	R	ER	SO	BB	IBB	HBP	BLK	WP	HR	S	P	ERA	WHIP

TOP

Houston Astros @ New York Mets

Shea Stadium, Flushing, NY

Tue Apr 28 1992, 7:05 PM EDT
Att. 16,190 - Cloudy - 52 F

livebaseballscorecards.com

AB	27
R	0
H	2
RBI	0
BB	4
SO	11
LOB	11

Houston Astros @ New York Mets

Shea Stadium, Flushing, NY

Tue Apr 28 1992, 7:05 PM EDT

Att. 16,190 - Cloudy - 52 F

livebaseballscorecards.com

BOTTOM

Batter	1	2	3	4	5	6	7	8	9	AB	R	H	RBI	BB	SO	LOB
Willie Randolph, R (1, 4) OBP: 0.405, SLG: 0.393	B C B X 2-1 1B 2B 1B	B C C X 1-2 G1-3 ③			X 0-0 G1-3 ①	B S B F B F B 4-2 CS BB				3	1	1	0	1	0	1
Dave Magadan, L (1, 5) OBP: 0.344, SLG: 0.339	B 1 SAFE 1 SAFE F B 1 SAFE X 2-1 1-3 2B 1B	B C X 1-1 G4-3 ①			B C F B F B X 3-2 BB 1B 2B	B C 1-1 CS ③ 1-2	B B B B 4-0 BB			3	2	2	0	1	0	0
Bobby Bonilla, S (1, 9) OBP: 0.382, SLG: 0.387 Rodney McCray, R (8, 9)	X 0-0 L6 ①	B B X 2-0 G1-3 ②			S B B 2 B B SAFE 4-1 BB 1B BB		X 0-0 P4 ①			3 0	1 0	0 0	0 0	1 0	0 0	3 0
Howard Johnson, S (1, 8) OBP: 0.310, SLG: 0.425	B B F C F C 2-3 K ②	F S S 0-3 K ③			B B B B 4-0 1B 1-2 2-3 BB		S S S 0-3 K ②			3	0	0	0	1	3	3
Eddie Murray, S (1, 3) OBP: 0.366, SLG: 0.408	B B F X 2-1 1-H 3-H 2B			X 0-0 G6-3 ①	F B X 1-1 1-2 2-H 3-H 1B		C 1 SAFE S F B B F X 2-2 G5-3 ③			4	0	2	4	0	0	1
Todd Hundley, S (1, 2) OBP: 0.243, SLG: 0.353	B C C B S 2-3 K ③			B B X 2-0 G4-3 ②	X 0-0 F8 ②			B X 1-0 G4-3 ①		4	0	0	0	0	1	3
Daryl Boston, L (1, 7) OBP: 0.341, SLG: 0.378		X 0-0 SH1-4 1B		F B B B X 3-1 2B	S B X 1-1 G1-3 ③			C B B X 2-1 FC6-4 1B		4	0	3	0	0	0	2
Dick Schofield, R (1, 6) OBP: 0.385, SLG: 0.349		C B 1 SAFE 1 SAFE F X 1-2 F9 ①		I I I 4-0 FC6-4 IBB		C C B S 1-3 K ①		1 SAFE C B F 1 SAFE X 1-2 P2 ②		3	0	0	0	1	1	2
David Cone, L (1, 1)		X 0-0 SH1-4 ② 1-2		B X 1-0 FC6-4 ③ 1-2f		B C X 1-1 G5-3 ②		B X 1-0 FC6-4 ③ 1-2f		3	0	0	0	0	0	3
Inning Stats	R: 2 E: 0 K: 2 S: 14 H: 3 LOB: 1 BB: 0 P: 24	R: 0 E: 0 K: 0 S: 8 H: 1 LOB: 1 BB: 0 P: 10	R: 0 E: 0 K: 1 S: 6 H: 0 LOB: 0 BB: 0 P: 9	R: 0 E: 0 K: 0 S: 5 H: 1 LOB: 2 BB: 1 P: 15	R: 2 E: 0 K: 0 S: 11 H: 2 LOB: 2 BB: 2 P: 24	R: 0 E: 0 K: 1 S: 9 H: 0 LOB: 0 BB: 1 P: 16	R: 0 E: 0 K: 1 S: 9 H: 0 LOB: 1 BB: 1 P: 15	R: 0 E: 0 K: 0 S: 7 H: 1 LOB: 1 BB: 0 P: 12		1B: 5 2B: 3 3B: 0 HR: 0 SF: 0 SAC: 1 DP: 0 HBP: 0						

	AB	30
	R	4
	H	8
	RBI	4
	BB	5
	SO	5
	LOB	18

WP: 0 PB: 0 SB: 0 CS: 1 PA: 37

PITCHER		IP	WLS	BF	H	R	ER	SO	BB	IBB	HBP	BLK	WP	HR	S	P	ERA	WHIP
Butch Henry, L ERA: 4.37	(1, 1)	4.1	L	23	7	4	4	3	2	1	0	0	0	0	41	78	8.31	2.077
Rob Murphy, L ERA: 5.0	(5, 1)	2.2		9	0	0	0	2	2	0	0	0	0	0	21	35	0.00	0.750
Ryan Bowen, R ERA: 11.45	(8, 1)	1.0		4	1	0	0	0	0	0	0	0	0	0	7	12	0.00	1.000

PITCHER		IP	WLS	BF	H	R	ER	SO	BB	IBB	HBP	BLK	WP	HR	S	P	ERA	WHIP

Batter	1	2	3	4	5	6	7	8	9	AB	R	H	RBI	BB	SO	LOB
Craig Biggio, R (1, 4) OBP: 0.398, SLG: 0.456	C B C B C 2-3 ① K		S B F F F X 1-2 ③ G4-3			B X 1-0 ② P3			L B L B X 2-2 ① L4	4	0	0	0	0	1	2
Steve Finley, L (1, 8) OBP: 0.314, SLG: 0.422	C X 0-1 ② G4-3			X 0-0 ① P2		B C S X 1-2 ③ G4-3			1 SAFE 1 SAFE S X 0-1 ② F8	4	0	0	0	0	0	1
5 Jeff Bagwell, R (1, 3) OBP: 0.386, SLG: 0.432	C X 0-1 ③ G1-3			C F F B F B F X 2-2 ② G1-3			X 0-0 ① G1-3		B X 1-0 1-2 1B	4	0	1	0	0	0	0
Luis Gonzalez, L (1, 7) OBP: 0.196, SLG: 0.220		C F B B F C 2-3 ① K		C B B C B X 3-2 ③ P6			F X 0-1 ② G4-3		F C F C 0-3 ③ K	4	0	0	0	0	2	2
Benny Distefano, L (1, 9) OBP: 0.200, SLG: 0.200		B F C X 1-2 ② P5			X 0-0 ① B1-3		C F F F X 0-2 ③ G1-3			3	0	0	0	0	0	0
Casey Candaele, S (1, 5) OBP: 0.204, SLG: 0.245		C C S 0-3 ③ K			C S B B B F B F X 3-2 FC1-6 1B			B S X 1-1 ① G1-3		3	0	1	0	0	1	0
Eddie Taubensee, L (1, 2) OBP: 0.302, SLG: 0.255			B B F F F B F B 4-2 BB		S F B 1 SAFE B F F X 2-2 ② FC1-6 1-2f			S B S S 1-3 ② K		2	0	0	0	1	1	1
Andujar Cedeno, R (1, 6) OBP: 0.205, SLG: 0.244			F S S 0-3 ① K		C X 0-1 ③ G3			S C S 0-3 ③ K		3	0	0	0	0	2	2
Darryl Kile, R (1, 1) OBP: 0.222, SLG: 0.125 Eric Anthony, L (9, PH) OBP: 0.231, SLG: 0.167 Eric Yelding, R (9, PR) OBP: 0.333, SLG: 0.333			C L B L 1-3 ② K			S S S 0-3 ① K			S B S S F X 1-2 5 1B	2	0	0	0	0	2	1
										1	0	1	0	0	0	0
										0	0	0	0	0	0	0

Inning Stats																																
	R: 0 E: 0 K: 1 S: 7	H: 0 LOB: 0 BB: 0 P: 9	R: 0 E: 0 K: 2 S: 10	H: 0 LOB: 0 BB: 0 P: 13	R: 0 E: 0 K: 2 S: 14	H: 0 LOB: 1 BB: 1 P: 20	R: 0 E: 0 K: 0 S: 11	H: 0 LOB: 0 BB: 0 P: 16	R: 0 E: 0 K: 0 S: 13	H: 1 LOB: 1 BB: 0 P: 18	R: 0 E: 0 K: 1 S: 7	H: 0 LOB: 0 BB: 0 P: 9	R: 0 E: 0 K: 0 S: 8	H: 0 LOB: 0 BB: 0 P: 8	R: 0 E: 0 K: 2 S: 8	H: 0 LOB: 0 BB: 0 P: 10	R: 0 E: 0 K: 1 S: 14	H: 2 LOB: 2 BB: 0 P: 18	1B: 3 2B: 0 3B: 0 HR: 0	SF: 0 SAC: 0 DP: 0 HBP: 0	WP: 0 PB: 0 SB: 0 CS: 0	PA: 31

PITCHER	IP	WLS	BF	H	R	ER	SO	BB	IBB	HBP	BLK	WP	HR	S	P	ERA	WHIP
Bret Saberhagen, R (1, 1) ERA: 5.52	9.0	W	31	3	0	0	9	1	0	0	0	0	0	92	121	0.00	0.444

PITCHER	IP	WLS	BF	H	R	ER	SO	BB	IBB	HBP	BLK	WP	HR	S	P	ERA	WHIP

TOP

Houston Astros @ New York Mets

Shea Stadium, Flushing, NY

Wed Apr 29 1992, 7:05 PM EDT

Att. 16,400 - Sunny - 50 F

livebaseballscorecards.com

AB	30
R	0
H	3
RBI	0
BB	1
SO	9
LOB	9

Batter	1	2	3	4	5	6	7	8	9	AB	R	H	RBI	BB	SO	LOB
Willie Randolph, R (1, 4) OBP: 0.397, SLG: 0.385	B C S 1-3 K ①		B F C C 1-3 K ①			X 0-0 G3-6-3 1B		B C B F F B S 3-3 K ③		4	0	1	0	0	3	1
Dave Magadan, L (1, 5) OBP: 0.344, SLG: 0.339	C X 0-1 1B		C X 0-1 G1-3 ②			1 SAFE 1 SAFE B F P 1 SAFE 1 SAFE X 2-1 G3-6-3 ①② 1-2f				3	0	1	0	0	0	1
Bobby Bonilla, S (1, 9) OBP: 0.370, SLG: 0.372 Rodney McCray, R (8, 9)	C F C 0-3 K ②		F B X 1-1 P7 ③			B B F S B C 3-3 K ③				3 0	0 0	0 0	0 0	0 0	2 0	1 0
Howard Johnson, S (1, 8) OBP: 0.299, SLG: 0.408	B C C F B X 2-2 P4 ③			C B B S F S 2-3 K ①			C S B C 1-3 K ①			3	0	0	0	0	2	1
Eddie Murray, S (1, 3) OBP: 0.365, SLG: 0.419		B B C F F F X 2-2 WP 1B 2B		X 0-0 F8 ②			C S B B S 2-3 K2-3 ②			3	1	1	0	0	1	0
Todd Hundley, S (1, 2) OBP: 0.225, SLG: 0.324		B F F B C 2-3 K ①		X 0-0 P5 ③			B X 1-0 F8 ③			3	0	0	0	0	1	1
Daryl Boston, L (1, 7) OBP: 0.362, SLG: 0.385		B B S C B X 3-2 FC5-4 1B 2-H			B L S B S 2-3 K ①			C B B C B F B 4-2 1B BB		2	0	1	1	1	1	0
Dick Schofield, R (1, 6) OBP: 0.382, SLG: 0.348		S X 0-1 P5 ②			C B S C 1-3 K ②			1 SAFE X 0-0 1-3 1B ①		3	0	1	0	0	1	1
Bret Saberhagen, R (1, 1) OBP: 0.111, SLG: 0.111		C 1 SAFE S B X 1-2 FC5-4 1-2f ③			B B B C X 3-1 G1-3 ③			X 0-0 L9 ②		3	0	0	0	0	0	2
Inning Stats	R: 0 E: 0 K: 2 S: 12 H: 1 LOB: 1 BB: 0 P: 15	R: 1 E: 0 K: 1 S: 16 H: 2 LOB: 1 BB: 0 P: 24	R: 0 E: 0 K: 1 S: 7 H: 0 LOB: 0 BB: 0 P: 9	R: 0 E: 0 K: 1 S: 6 H: 0 LOB: 0 BB: 0 P: 8	R: 0 E: 0 K: 2 S: 8 H: 0 LOB: 0 BB: 0 P: 14	R: 0 E: 0 K: 1 S: 7 H: 1 LOB: 0 BB: 0 P: 11	R: 0 E: 0 K: 2 S: 7 H: 0 LOB: 0 BB: 0 P: 11	R: 0 E: 0 K: 1 S: 9 H: 1 LOB: 1 BB: 1 P: 16		1B: 4 2B: 1 3B: 0 HR: 0	SF: 0 SAC: 0 DP: 1 HBP: 0					

PITCHER	IP	WLS	BF	H	R	ER	SO	BB	IBB	HBP	BLK	WP	HR	S	P	ERA	WHIP
Darryl Kile, R (1, 1) ERA: 1.89	8.0	L	28	5	1	1	11	1	0	0	0	1	0	72	108	1.12	0.750

PITCHER	IP	WLS	BF	H	R	ER	SO	BB	IBB	HBP	BLK	WP	HR	S	P	ERA	WHIP

BOTTOM

Houston Astros @ New York Mets

Shea Stadium, Flushing, NY

Wed Apr 29 1992, 7:05 PM EDT

Att. 16,400 - Sunny - 50 F

livebaseballscorecards.com

AB	27
R	1
H	5
RBI	1
BB	1
SO	11
LOB	8

1B: 4 2B: 1 3B: 0 HR: 0 SF: 0 SAC: 0 DP: 1 HBP: 0

WP: 1 PB: 0 SB: 0 CS: 0 PA: 28

Batter	1	2	3	4	5	6	7	8	9	AB	R	H	RBI	BB	SO	LOB
Craig Biggio, R (1, 4) OBP: 0.380, SLG: 0.434	L S B C 1-3 ① K			B F F F F F B X 2-2 ① P8		X 0-0 ③ F9			B F F B F X 2-2 ① P4	4	0	0	0	0	1	0
Steve Finley, L (1, 8) OBP: 0.311, SLG: 0.407	B C B F S 2-3 ② K			B X 1-0 ② G4-3			F X 0-1 ① P7		B F B B B 4-1 5 G6-4-3 BB	3	0	0	0	1	1	0
5 Jeff Bagwell, R (1, 3) OBP: 0.370, SLG: 0.410	C F X 0-2 ③ F9			B C F F F C 1-3 ③ K			B X 1-0 ② F9		F 1 SAFE B 1 SAFE 1 SAFE 1 SAFE B 1 SAFE X 2-1 ②③ G6-4-3 1-2f	4	0	0	0	0	1	1
Pete Incaviglia, R (1, 9) OBP: 0.270, SLG: 0.347		S S S 0-3 ① K			B S B S B X 3-2 G4-3 SF9 2B		S F F S 0-3 ③ K			3	1	1	0	0	2	0
Chris Jones, R (1, 7) OBP: 0.273, SLG: 0.316		C B B S S 2-3 ② K			F F X 0-2 ① G4-3 2-3			B C C S 1-3 ① K		3	0	0	0	0	2	1
Casey Candaele, S (1, 5) OBP: 0.211, SLG: 0.255		F F C 0-3 ③ K			B X 1-0 ② SF9 3-H			B C X 1-1 HR 1B		2	1	1	1	0	1	0
Scott Servais, R (1, 2) OBP: 0.120, SLG: 0.120			F S F B C 1-3 ① K		F F X 0-2 ③ G6-3			B C B X 2-1 ② F9		3	0	0	0	0	1	1
Rafael Ramirez, R (1, 6) OBP: 0.281, SLG: 0.345			S S F S S 0-3 ② K			B S X 1-1 ① P3		B C X 1-1 1-H HR		3	1	1	2	0	1	0
Mark Portugal, R (1, 1)			S B S S S 1-3 ③ K			C F S 0-3 ② K		B C C S 1-3 ③ K		2	0	0	0	0	2	0
Al Osuna, R (6, 1)										0	0	0	0	0	0	0
Eric Yelding, R (8, PH) OBP: 0.250, SLG: 0.250										1	0	0	0	0	1	0
Doug Jones, R (8, 1)										0	0	0	0	0	0	0
Inning Stats	R: 0 E: 0 K: 2 S: 9 H: 0 LOB: 0 BB: 0 P: 12	R: 0 E: 0 K: 3 S: 9 H: 0 LOB: 0 BB: 0 P: 11	R: 0 E: 0 K: 3 S: 11 H: 0 LOB: 0 BB: 0 P: 13	R: 0 E: 0 K: 1 S: 12 H: 0 LOB: 0 BB: 0 P: 16	R: 1 E: 0 K: 0 S: 10 H: 1 LOB: 0 BB: 0 P: 14	R: 0 E: 0 K: 1 S: 6 H: 0 LOB: 0 BB: 0 P: 7	R: 0 E: 0 K: 1 S: 7 H: 0 LOB: 0 BB: 0 P: 8	R: 2 E: 0 K: 2 S: 12 H: 2 LOB: 0 BB: 0 P: 18	R: 0 E: 0 K: 0 S: 7 H: 0 LOB: 0 BB: 1 P: 15	1B: 1 2B: 1 3B: 0 HR: 1 SF: 1 SAC: 0 DP: 1 HBP: 0						

PITCHER		IP	WLS	BF	H	R	ER	SO	BB	IBB	HBP	BLK	WP	HR	S	P	ERA	WHIP
Sid Fernandez, L ERA: 5.54	(1, 1)	7.2		26	3	3	3	12	0	0	0	0	0	1	73	95	3.52	0.391
Jeff Innis, R ERA: 2.61	(8, 1)	0.1	W	1	0	0	0	1	0	0	0	0	0	0	3	4	0.00	0.000
John Franco, L ERA:	(9, 1)	1.0	S	3	0	0	0	0	1	0	0	0	0	0	7	15	0.00	1.000

PITCHER	IP	WLS	BF	H	R	ER	SO	BB	IBB	HBP	BLK	WP	HR	S	P	ERA	WHIP

TOP

Houston Astros @ New York Mets

Shea Stadium, Flushing, NY

Thu Apr 30 1992, 7:05 PM EDT

Att. 14,803 - Cloudy - 52 F

livebaseballscorecards.com

AB	28
R	3
H	3
RBI	3
BB	1
SO	13
LOB	3

WP: 0	PA: 30		
PB: 0			
SB: 0			
CS: 0			

Houston Astros @ New York Mets

Shea Stadium, Flushing, NY

Thu Apr 30 1992, 7:05 PM EDT

Att. 14,803 - Cloudy - 52 F

livebaseballscorecards.com

BOTTOM

Batter	1	2	3	4	5	6	7	8	9	AB	R	H	RBI	BB	SO	LOB
Willie Randolph, R (1, 4) OBP: 0.390, SLG: 0.368	B B X 2-0 F9 ①		B B B B 4-0 1B BB		X 0-0 F7 ③		C B S S 1-3 K ③			3	0	0	0	1	1	2
Dave Magadan, L (1, 5) OBP: 0.368, SLG: 0.381 Rodney McCray, R (8, PR) (9, 9)	B C B F B X 3-2 F8 ②		F B B X 2-1 G6-3 1-2 2-H 3-H 1B			B B C B X 3-1 1B 2B		C F B X 1-2 1B 1B		4	1	3	2	0	0	0
										0	1	0	0	0	0	0
Bobby Bonilla, S (1, 9) OBP: 0.375, SLG: 0.378 Chris Donnels, L (9, 5)	C B S C 1-3 K ③		B X 1-0 G6-3 ② ③ 1-2f			F 2 SAFE F B B F B X 3-2 G6-3 2-H 1B		C B X 1-1 1B 1-2 1B		4	0	2	1	0	1	2
										0	0	0	0	0	0	0
Howard Johnson, S (1, 8) OBP: 0.297, SLG: 0.392		C C T F B S 1-3 K ①		F B B B F B 4-2 G3-6-3 BB		B C S B B 1 SAFE F 1 SAFE X 3-2 G6-3 1-3		F F B B S 2-3 K ①		3	0	0	0	1	2	3
Eddie Murray, S (1, 3) OBP: 0.360, SLG: 0.410		C C F B X 1-2 G3 ②		1 SAFE X 0-0 G3-6-3 ① ② 1-2f		B S S F B B S 3-3 K ②		C X 0-1 1B 1-3 2-H 1B ②		4	0	1	1	0	1	2
Mackey Sasser, L (1, 7) OBP: 0.304, SLG: 0.333 Daryl Boston, L (7, 7) OBP: 0.375, SLG: 0.400		B B B C S B 4-2 PO BB		X 0-0 G4-3 ③		X 0-0 G3-1 ③		C B C X 1-2 1-2 1B		2	0	0	0	1	0	1
										1	0	1	0	0	0	0
Todd Hundley, S (1, 2) OBP: 0.227, SLG: 0.300	C B B 1 SAFE S 2-2 PO 1-2 ③		B C B B B 4-1 PB E 1B BB		C C B S 1-3 K ①		B X 1-0 F7 ①	C X 0-1 G4-3 ③		3	1	0	0	1	1	2
Dick Schofield, R (1, 6) OBP: 0.414, SLG: 0.383			F S B 1 SAFE F B B B 4-2 PB 1B 1-2 BB		B B B C C X 3-2 2B		B B B B 4-0 FC3-6 BB			1	1	1	0	2	0	0
Sid Fernandez, L (1, 1) Jeff Innis, R (8, 1) John Franco, L (9, 1)			C S S 0-3 K ① 1-2 2-3		F F S 0-3 K ②		B B X 2-0 FC3-6 1-2f ②			3	0	0	0	0	2	4
										0	0	0	0	0	0	0
										0	0	0	0	0	0	0
Inning Stats	R: 0 E: 0 K: 1 S: 7 H: 0 LOB: 0 BB: 0 P: 13	R: 0 E: 0 K: 1 S: 13 H: 0 LOB: 0 BB: 1 P: 21	R: 2 E: 1 K: 1 S: 10 H: 1 LOB: 1 BB: 3 P: 25	R: 0 E: 0 K: 0 S: 4 H: 0 LOB: 0 BB: 1 P: 8	R: 0 E: 0 K: 2 S: 10 H: 1 LOB: 1 BB: 0 P: 14	R: 1 E: 0 K: 1 S: 15 H: 2 LOB: 1 BB: 0 P: 27	R: 0 E: 0 K: 1 S: 5 H: 0 LOB: 1 BB: 1 P: 13	R: 1 E: 0 K: 1 S: 15 H: 4 LOB: 2 BB: 0 P: 20		1B: 6 2B: 2 3B: 0 HR: 0	SF: 0 SAC: 0 DP: 2 HBP: 0					

AB	28
R	4
H	8
RBI	4
BB	6
SO	8
LOB	16

WP: 0 PB: 1 SB: 0 CS: 0 PA: 35

PITCHER		IP	WLS	BF	H	R	ER	SO	BB	IBB	HBP	BLK	WP	HR	S	P	ERA	WHIP
Mark Portugal, R ERA: 3.19	(1, 1)	5.0		21	4	3	3	5	5	0	0	0	0	0	50	93	5.40	1.800
Al Osuna, L ERA:	(6, 1)	2.0		7	0	0	0	2	1	0	0	0	0	0	14	28	0.00	0.500
Doug Jones, R ERA: 1.62	(8, 1)	1.0	L	6	4	1	1	1	0	0	0	0	0	0	15	20	9.00	4.000

PITCHER	IP	WLS	BF	H	R	ER	SO	BB	IBB	HBP	BLK	WP	HR	S	P	ERA	WHIP

Batter	1	2	3	4	5	6	7	8	9	AB	R	H	RBI	BB	SO	LOB
Vince Coleman, S (1, 7) OBP: 0.438, SLG: 0.500	C S 0-3 ① K		X 0-0 ① G3	B X 1-0 CS 2-3 1B		F B X 1-1 ② G4-3		C X 0-1 HR		1	0	0	0	0	1	0
Daryl Boston, L (2, 7) OBP: 0.385, SLG: 0.477										4	1	2	1	0	0	0
Willie Randolph, R (1, 4) OBP: 0.391, SLG: 0.370	B X 1-0 G3-1 1B		F X 0-1 ② G6-3	B S 1 SAFE B X 2-1 ② 1-2 3-H 1B		B C C B X 2-2 ③ G1-3		B C B F X 2-2 ③ F9		5	0	2	1	0	0	0
Bobby Bonilla, S (1, 9) OBP: 0.376, SLG: 0.372	F C B B B 1 SAFE 1 SAFE X 3-2 ② G3-1 1-2		X 0-0 ③ L6	X 0-0 ③ F8			X 0-0 FC4-6 1B		C B B B F F B 4-2 P5 BB	4	0	1	0	1	0	2
Rodney McCray, R (9, PR) (9, 9)										0	0	0	0	0	0	0
Howard Johnson, S (1, 8) OBP: 0.302, SLG: 0.398	B B B B 4-0 BB			B F B S C 2-3 ① K	C S X 0-2 WP HR 2B		C B C S 1-3 ① K		B 1 SAFE F B B X 3-1 ① ② P5 1-2	4	1	1	0	1	2	2
Eddie Murray, S (1, 3) OBP: 0.362, SLG: 0.402	B S B B B X 3-1 ③ F8			X 0-0 1B 1B FC 1B	B C B X 2-1 ① G4-3 2-3		C X 0-1 ② FC4-6 1B 1-2f		B B F B F B 4-2 BB	4	1	1	0	1	0	4
Dave Magadan, L (1, 5) OBP: 0.384, SLG: 0.388		B C C C F B F F F B 4-2 B WP BB		B 1 SAFE B C C C X 2-2 FC 1B E 1B 1-2	F F F F C 0-3 ② K		S X 0-1 1B 1-2		B X 1-0 ③ F9	4	1	2	0	1	1	2
Charlie O'Brien, R (1, 2) OBP: 0.421, SLG: 0.533		B C C C B S 2-3 ① K 1-2		F B B X 2-1 E E 1B 1-2 2-3	B B X 2-0 HR 3-H		B C C C 1-3 ③ K			4	2	2	2	0	2	3
Dick Schofield, R (1, 6) OBP: 0.387, SLG: 0.353	S F B C 1-3 ② K			F B B X 2-1 FC E E 1-3 2-H 3-H	X 0-0 ③ G6-3			B C C X 1-2 ① F9		4	1	0	1	0	1	2
Anthony Young, R (1, 1) OBP: 0.154, SLG: 0.154										3	1	1	0	0	0	1
Paul Gibson, R (7, 1)										0	0	0	0	0	0	0
Jeff Innis, R (7, 1)										0	0	0	0	0	0	0
Mackey Sasser, L (8, PH) OBP: 0.292, SLG: 0.318										1	0	0	0	0	0	0
Tim Burke, R (8, 1)										0	0	0	0	0	0	0
John Franco, L (9, 1)		B X 1-0 ③ F8		X 0-0 E1 1B 1-H 1B 3-H		B B X 2-0 ① G1-3		C B C C B X 2-2 ② P5		0	0	0	0	0	0	0
Inning Stats	R: 0 E: 0 K: 1 S: 9 H: 1 LOB: 2 BB: 1 P: 20	R: 0 E: 0 K: 2 S: 13 H: 0 LOB: 1 BB: 1 P: 21	R: 0 E: 0 K: 0 S: 4 H: 0 LOB: 0 BB: 0 P: 4	R: 5 E: 2 K: 1 S: 16 H: 6 LOB: 1 BB: 0 P: 27	R: 2 E: 0 K: 1 S: 12 H: 2 LOB: 0 BB: 0 P: 16	R: 0 E: 0 K: 0 S: 6 H: 0 LOB: 0 BB: 0 P: 11	R: 0 E: 0 K: 2 S: 11 H: 2 LOB: 2 BB: 0 P: 13	R: 1 E: 0 K: 0 S: 11 H: 1 LOB: 0 BB: 0 P: 16	R: 0 E: 0 K: 0 S: 8 H: 0 LOB: 1 BB: 2 P: 20	1B: 9 2B: 1 3B: 0 HR: 2	SF: 0 SAC: 0 DP: 0 HBP: 0						

PITCHER		IP	WLS	BF	H	R	ER	SO	BB	IBB	HBP	BLK	WP	HR	S	P	ERA	WHIP
Steve Avery, L ERA: 3.3	(1, 1)	3.2		20	7	5	2	4	2	0	0	0	1	0	41	71	4.91	2.455
Kent Mercker, L ERA: 6.3	(4, 1)	1.1		6	2	2	2	1	0	0	0	0	1	1	13	17	13.50	1.500
Ben Rivera, R ERA: 3.86	(6, 1)	2.0		8	2	0	0	2	0	0	0	0	0	0	17	24	0.00	1.000
Juan Berenguer, R ERA: 2.45	(8, 1)	2.0	L	8	1	1	1	0	2	0	0	0	0	1	19	36	4.50	1.500

PITCHER	IP	WLS	BF	H	R	ER	SO	BB	IBB	HBP	BLK	WP	HR	S	P	ERA	WHIP

TOP

New York Mets @ Atlanta Braves

Atlanta-Fulton County Stadium, Atlanta, GA

Fri May 01 1992, 7:05 PM EDT
Att. 31,637 - Cloudy - 81 F

livebaseballscorecards.com

AB	38
R	8
H	12
RBI	5
BB	4
SO	7
LOB	16

WP: 2 PB: 0 SB: 0 CS: 1 PA: 42

New York Mets @ Atlanta Braves

Atlanta-Fulton County Stadium, Atlanta, GA

Fri May 01 1992, 7:05 PM EDT

Att. 31,637 - Cloudy - 81 F

livebaseballscorecards.com

BOTTOM

Batter	1	2	3	4	5	6	7	8	9	AB	R	H	RBI	BB	SO	LOB
Deion Sanders, L (1, 8) OBP: 0.383, SLG: 0.581	G4-3 1B		K			F7	G4-6-3 BB		G1-3	4	0	1	0	1	1	1
Terry Pendleton, S (1, 5) OBP: 0.319, SLG: 0.478	G4-3 1-2			FC5-4 1B		HR	G4-6-3 1-2f 2-3		F8	5	1	2	1	0	0	3
Ron Gant, R (1, 7) OBP: 0.362, SLG: 0.506	F9			FC5-4 FC3-6 1-2f		G6-3	HR 3-H 2B			4	1	1	1	0	0	1
David Justice, L (1, 9) OBP: 0.222, SLG: 0.194		B1-3		FC3-6 1B 1-2f		1B	HR 2-H			4	1	2	2	0	0	1
Sid Bream, L (1, 3) OBP: 0.313, SLG: 0.241 Otis Nixon, S (7, PR) OBP: 0.444, SLG: 0.438 Juan Berenguer, R (8, 1)		F8		1B 1-3		F8	CS BB			3 0 0	0 0 0	1 0 0	0 0 0	1 0 0	0 0 0	1 0 0
Damon Berryhill, S (1, 2) OBP: 0.295, SLG: 0.512		L4		F7		1B CS	K			4	1	1	0	0	1	2
Mark Lemke, S (1, 4) OBP: 0.269, SLG: 0.245			SH5-3 1B		F7	E1 1-2	G4-3			4	1	1	0	0	0	1
Rafael Belliard, R (1, 6) OBP: 0.311, SLG: 0.268 Jeff Blauser, R (7, PH) OBP: 0.222, SLG: 0.327 (8, 6)			SH5-3 1-2		F7	2B 1-H 2-H	G2-3			1 2	0 1	0 1	0 2	0 0	0 0	0 0
Steve Avery, L (1, 1) OBP: 0.222, SLG: 0.556 Kent Mercker, L (4, 1) Lonnie Smith, R (5, PH) OBP: 0.120, SLG: 0.087 Ben Rivera, R (6, 1) Jerry Willard, L (7, PH) OBP: 0.300, SLG: 0.700 Brian Hunter, R (7, PH) OBP: 0.111, SLG: 0.279 (8, 3)			F7		K	G4-6-3 2-H 2B			K	1 0 1 0 0 2	0 0 0 0 0 1	0 0 0 0 0 1	0 0 0 0 0 0	0 0 0 0 0 1	0 0 0 0 0 0	1 0 0 0 0 0
Inning Stats	R: 0 E: 0 K: 0 S: 9 H: 1 LOB: 0 BB: 0 P: 12	R: 0 E: 0 K: 0 S: 6 H: 0 LOB: 0 BB: 0 P: 6	R: 0 E: 0 K: 1 S: 10 H: 1 LOB: 1 BB: 0 P: 15	R: 0 E: 0 K: 0 S: 11 H: 2 LOB: 2 BB: 0 P: 15	R: 0 E: 0 K: 1 S: 7 H: 0 LOB: 0 BB: 0 P: 10	R: 1 E: 0 K: 0 S: 9 H: 2 LOB: 1 BB: 0 P: 17	R: 6 E: 1 K: 0 S: 26 H: 5 LOB: 1 BB: 2 P: 40	R: 0 E: 0 K: 1 S: 7 H: 0 LOB: 0 BB: 0 P: 11	R: 0 E: 0 K: 1 S: 6 H: 0 LOB: 0 BB: 0 P: 10	1B: 6 2B: 3 3B: 0 HR: 2	SF: 0 SAC: 1 DP: 1 HBP: 0		WP: 0 PB: 0 SB: 0 CS: 1	PA: 39			

	AB	35
	R	7
	H	11
	RBI	7
	BB	2
	SO	4
	LOB	11

PITCHER		IP	WLS	BF	H	R	ER	SO	BB	IBB	HBP	BLK	WP	HR	S	P	ERA	WHIP
Anthony Young, R ERA: 3.26	(1, 1)	6.0		26	8	4	3	2	0	0	0	0	0	1	58	83	4.50	1.333
Paul Gibson, L ERA: 7.84	(7, 1)	0.0		2	1	0	0	0	1	0	0	0	0	0	7	12	∞	∞
Jeff Innis, R ERA: 3.97	(7, 1)	1.0		4	2	3	3	0	1	0	0	0	0	1	13	20	27.00	3.000
Tim Burke, R ERA: 3.0	(8, 1)	1.0	W	3	0	0	0	1	0	0	0	0	0	0	7	11	0.00	0.000
John Franco, L ERA:	(9, 1)	1.0	S	3	0	0	0	1	0	0	0	0	0	0	6	10	0.00	0.000

PITCHER	IP	WLS	BF	H	R	ER	SO	BB	IBB	HBP	BLK	WP	HR	S	P	ERA	WHIP

Batter	1	2	3	4	5	6	7	8	9	AB	R	H	RBI	BB	SO	LOB
Junior Noboa, R (1, 4) OBP: 0.290, SLG: 0.185	X 0-0 ① G6-3		B B F F X 2-2 ③ G1-3			B X 1-0 ① P3		B X 1-0 1B 1B		4	0	1	0	0	0	1
Dave Magadan, L (1, 5) OBP: 0.390, SLG: 0.394	B F C F X 1-2 ② G3-1			B B C C S 2-3 ① K		B C F B X 2-2 1-2 1B		B B F X 2-1 1-2 1B		4	0	2	0	0	1	0
Bobby Bonilla, S (1, 9) OBP: 0.362, SLG: 0.356	C B X 1-1 ③ G6-3			X 0-0 ② P8		B X 1-0 ② F8 2-3		B X 1-0 ③ G4-3		4	0	0	0	0	0	4
Howard Johnson, S (1, 8) OBP: 0.300, SLG: 0.391		F C B F B B S 3-3 ① K		F F B B F X 2-2 ③ P3		B S F B B S 3-3 ③ K			B C L X 1-2 DI BB 1B	4	0	1	0	0	2	2
Eddie Murray, S (1, 3) OBP: 0.357, SLG: 0.407		X 0-0 1B 2B			S C B S 1-3 ① K		S B C X 1-2 ① G6-3		S B S X 1-2 ① L9	4	0	1	0	0	1	1
Charlie O'Brien, R (1, 2) OBP: 0.429, SLG: 0.515 Rodney McCray, R (9, PR)	B B B 2 SAFE C F X 3-2 ② 2-3 1B				C B X 1-1 ② F7		C F X 0-2 ② G1-5-3		B S B B B 4-1 1-2 1B BB	3 0	0 0	1 0	0 0	1 0	0 0	0 0
Daryl Boston, L (1, 7) OBP: 0.393, SLG: 0.479	C F X 0-2 ③ G4-3				C X 0-1 1B		C C F X 0-2 ③ F8		X 0-0 ② 1-2 DI 1B	4	0	2	0	0	0	1
Dick Schofield, R (1, 6) OBP: 0.379, SLG: 0.333		B C B F B B 4-2 G3-6-4 BB			F 1 SAFE 1 SAFE X 0-1 ③ L5			F F B B X 2-2 ① F8	S C B B X 2-2 ③ 1-2 2-3 F9	3	0	0	0	1	0	3
Dwight Gooden, R (1, 1) OBP: 0.500, SLG: 0.500 Willie Randolph, R (8, PH) OBP: 0.386, SLG: 0.365 Wally Whitehurst, R (8, 1)		L 1 SAFE X 0-1 ① ② G3-6-4 1-2f				X 0-0 F8 1B 1B		B F X 1-1 ② G6-3		2 1 0	0 0 0	1 0 0	0 0 0	0 0 0	0 0 0	1 0 0
Inning Stats	R: 0 E: 0 K: 0 S: 7 H: 0 LOB: 0 BB: 0 P: 9	R: 0 E: 0 K: 1 S: 11 H: 2 LOB: 1 BB: 0 P: 17	R: 0 E: 0 K: 0 S: 7 H: 0 LOB: 0 BB: 1 P: 13	R: 0 E: 0 K: 1 S: 8 H: 0 LOB: 0 BB: 0 P: 12	R: 0 E: 0 K: 1 S: 9 H: 1 LOB: 1 BB: 0 P: 11	R: 0 E: 0 K: 1 S: 9 H: 2 LOB: 2 BB: 0 P: 16	R: 0 E: 0 K: 0 S: 10 H: 0 LOB: 0 BB: 0 P: 11	R: 0 E: 0 K: 0 S: 9 H: 2 LOB: 2 BB: 0 P: 16	R: 0 E: 0 K: 0 S: 11 H: 2 LOB: 3 BB: 1 P: 19	1B: 8 2B: 1 3B: 0 HR: 0 SF: 0 SAC: 0 DP: 1 HBP: 0						

TOP

New York Mets @ Atlanta Braves

Atlanta-Fulton County Stadium, Atlanta, GA

Sat May 02 1992, 3:33 AM EDT

Att. 38,115 - Cloudy - 82 F

livebaseballscorecards.com

AB	33
R	0
H	9
RBI	0
BB	2
SO	4
LOB	13

PITCHER		IP	WLS	BF	H	R	ER	SO	BB	IBB	HBP	BLK	WP	HR	S	P	ERA	WHIP
Tom Glavine, L ERA: 1.99	(1, 1)	9.0	W	35	9	0	0	4	2	0	0	0	0	0	81	124	0.00	1.222

PITCHER	IP	WLS	BF	H	R	ER	SO	BB	IBB	HBP	BLK	WP	HR	S	P	ERA	WHIP

Batter	1	2	3	4	5	6	7	8	9	AB	R	H	RBI	BB	SO	LOB
Otis Nixon, S (1, 8) OBP: 0.409, SLG: 0.400	L B B B C X 3-2 G3-1 S 1B	B C B X 2-1 ③ G1-3		F B F X 1-2 ② FC5-4 1-2f		B X 1-0 ③ G1-3				4	0	1	0	0	0	4
Terry Pendleton, S (1, 5) OBP: 0.316, SLG: 0.468	1 SAFE 1 SAFE B C X 1-1 ① G3-1 1-3	S F B B F F X 2-2 3B 1B	1 SAFE 1 SAFE F P 1 SAFE 1 SAFE 1 SAFE X 1-1 ③ G5-3			S S S 0-3 ① K				4	1	1	0	0	1	2
Ron Gant, R (1, 7) OBP: 0.367, SLG: 0.529	S F B X 1-2 ② P3	C 1 SAFE B 1 SAFE B 1 SAFE X 2-2 1-H 3B			B B F F B X 3-2 FC3-6 1B		C S B F C 1-3 ② K			4	0	2	1	0	1	1
David Justice, L (1, 9) OBP: 0.225, SLG: 0.200	C B B C C 2-3 ③ K	S X 0-1 ① G5-3			C 1 SAFE X 0-1 ① FC3-6 1B 1-2f 1B		X 0-0 BB 1B 1B			4	2	1	0	0	1	3
Sid Bream, L (1, 3) OBP: 0.338, SLG: 0.250		X 0-0 ① L4	B F B B C B F B 4-2 BB		X 0-0 1B 1-3 1B		B 1 SAFE B F B F F B 4-2 1B 1-2 BB			2	0	1	0	2	0	0
Greg Olson, R (1, 2) OBP: 0.352, SLG: 0.319		B X 1-0 E1 BB G4-3	C 1 SAFE B C B S 2-3 ② K		B B F X 2-1 G1-6-3 1-2 3-H 1B		B X 1-0 ③ 1-3 2-H 1B			4	0	2	2	0	1	2
Mark Lemke, S (1, 4) OBP: 0.250, SLG: 0.226		C C B X 1-2 ② G4-3 1-2	C B S B X 2-2 ③ G1-3		C B X 1-1 ② ③ G1-6-3 1-2f			C B B F F X 2-2 ① G4-3		4	0	0	0	0	0	5
Rafael Belliard, R (1, 6) OBP: 0.308, SLG: 0.254		I I I I 4-0 BB IBB		C S F X 0-2 ① G1-3		C X 0-1 ① G6-3		C B B F X 2-2 ② G5-3		3	0	0	0	1	0	0
Tom Glavine, L (1, 1) OBP: 0.412, SLG: 0.375		B F B B B 4-1 1-2 2-3 BB		X 0-0 FC5-4 1B		B B F F X 2-2 ② G5-3		F B B X 2-1 ③ G4-3		3	0	1	0	1	0	0
Inning Stats	R: 0 E: 0 K: 1 S: 11 H: 1 LOB: 1 BB: 0 P: 18	R: 0 E: 1 K: 0 S: 8 H: 0 LOB: 3 BB: 2 P: 20	R: 1 E: 0 K: 1 S: 19 H: 2 LOB: 2 BB: 1 P: 31	R: 0 E: 0 K: 0 S: 11 H: 1 LOB: 1 BB: 0 P: 12	R: 1 E: 0 K: 0 S: 10 H: 3 LOB: 1 BB: 0 P: 16	R: 0 E: 0 K: 0 S: 6 H: 0 LOB: 0 BB: 0 P: 9	R: 1 E: 0 K: 2 S: 12 H: 2 LOB: 2 BB: 1 P: 18	R: 0 E: 0 K: 0 S: 9 H: 0 LOB: 0 BB: 0 P: 15		1B: 8 2B: 0 3B: 1 HR: 0	SF: 0 SAC: 0 DP: 1 HBP: 0			WP: 0 PB: 0 SB: 1 CS: 0	PA: 36	

PITCHER	IP	WLS	BF	H	R	ER	SO	BB	IBB	HBP	BLK	WP	HR	S	P	ERA	WHIP
Dwight Gooden, R (1, 1) ERA: 3.31	7.0	L	33	9	3	3	4	3	1	0	0	0	0	77	124	3.86	1.714
Wally Whitehurst, R (8, 1) ERA: 3.27	1.0		3	0	0	0	0	0	0	0	0	0	0	9	15	0.00	0.000

PITCHER	IP	WLS	BF	H	R	ER	SO	BB	IBB	HBP	BLK	WP	HR	S	P	ERA	WHIP

BOTTOM

New York Mets @ Atlanta Braves

Atlanta-Fulton County Stadium, Atlanta, GA

Sat May 02 1992, 3:33 AM EDT
Att. 38,115 - Cloudy - 82 F

livebaseballscorecards.com

AB	32
R	3
H	9
RBI	3
BB	4
SO	4
LOB	17

New York Mets @ Atlanta Braves

Atlanta-Fulton County Stadium, Atlanta, GA

Sun May 03 1992, 3:33 AM EDT

Att. 41,282 - Cloudy - 80 F

livebaseballscorecards.com

Batter	1	2	3	4	5	6	7	8	9	AB	R	H	RBI	BB	SO	LOB
Willie Randolph, R (1, 4) OBP: 0.376, SLG: 0.354	G6-3			G1-3	FC6-4		1B		K	5	0	1	1	0	1	1
Dick Schofield, R (1, 6) OBP: 0.380, SLG: 0.328	G6-3			K	HBP		CS 1B		K	4	0	1	0	0	2	0
Dave Magadan, L (1, 5) OBP: 0.370, SLG: 0.373	L7			F7	G2-3		K			4	0	0	0	0	1	4
Bobby Bonilla, S (1, 9) OBP: 0.358, SLG: 0.351		F9			2B 1B; G4-3		F8			4	1	1	0	0	0	3
Eddie Murray, S (1, 3) OBP: 0.363, SLG: 0.456		L6			2B	G5-3		HR		4	2	2	1	0	0	0
Howard Johnson, S (1, 8) OBP: 0.308, SLG: 0.400		K			1B 2B	1B BB		F8		3	2	1	2	1	1	0
Todd Hundley, S (1, 2) OBP: 0.229, SLG: 0.279			P4	FC 1B BB		K		G4-3		3	1	0	0	1	1	1
Daryl Boston, L (1, 7) OBP: 0.383, SLG: 0.462			G4-3	FC 1B FC6-4		1B		K		4	1	1	1	0	1	2
David Cone, L (1, 1) OBP: 0.056, SLG: 0.056			G6-3	FC6-4 1B		G6-3			F8	4	0	1	2	0	0	1
Inning Stats	R: 0 E: 0 K: 0 S: 4 H: 0 LOB: 0 BB: 0 P: 5	R: 0 E: 0 K: 1 S: 6 H: 0 LOB: 0 BB: 0 P: 10	R: 0 E: 0 K: 0 S: 5 H: 0 LOB: 0 BB: 0 P: 8	R: 0 E: 0 K: 1 S: 7 H: 0 LOB: 0 BB: 0 P: 10	R: 5 E: 0 K: 0 S: 18 H: 4 LOB: 2 BB: 1 P: 34	R: 1 E: 0 K: 1 S: 17 H: 1 LOB: 1 BB: 1 P: 24	R: 0 E: 0 K: 1 S: 10 H: 2 LOB: 1 BB: 0 P: 16	R: 1 E: 0 K: 1 S: 11 H: 1 LOB: 0 BB: 0 P: 15	R: 0 E: 0 K: 2 S: 9 H: 0 LOB: 0 BB: 0 P: 14	1B: 5 2B: 3 3B: 0 HR: 1	SF: 0 SAC: 0 DP: 1 HBP: 1						

	AB	35
	R	7
	H	8
	RBI	7
	BB	2
	SO	7
	LOB	12

WP: 0 PB: 0 SB: 4 CS: 1 PA: 38

PITCHER		IP	WLS	BF	H	R	ER	SO	BB	IBB	HBP	BLK	WP	HR	S	P	ERA	WHIP
Charlie Leibrandt, L ERA: 4.21	(1, 1)	5.0	L	22	4	5	5	2	1	0	1	0	0	0	40	67	9.00	1.000
Kent Mercker, L ERA: 6.0	(6, 1)	2.0		9	3	1	1	2	1	0	0	0	0	0	27	40	4.50	2.000
Marvin Freeman, R ERA: 2.19	(8, 1)	1.0		4	1	1	1	1	0	0	0	0	0	1	11	15	9.00	1.000
Alejandro Pena, R ERA: 3.68	(9, 1)	1.0		3	0	0	0	2	0	0	0	0	0	0	9	14	0.00	0.000

PITCHER		IP	WLS	BF	H	R	ER	SO	BB	IBB	HBP	BLK	WP	HR	S	P	ERA	WHIP

New York Mets @ Atlanta Braves

Atlanta-Fulton County Stadium, Atlanta, GA

Sun May 03 1992, 3:33 AM EDT

Att. 41,282 - Cloudy - 80 F

BOTTOM

Batter	1	2	3	4	5	6	7	8	9	AB	R	H	RBI	BB	SO	LOB
Deion Sanders, L (1, 8) OBP: 0.398, SLG: 0.584	X 0-0 S 1B		B B C B B 4-1 S BB			S B B X 2-1 ① F7		X 0-0 1B 1B		3	0	2	0	1	0	0
Terry Pendleton, S (1, 5) OBP: 0.304, SLG: 0.449	S B 1 SAFE 1 SAFE 1 SAFE 1 S F X 1-2 F7 ①		F 1 SAFE S 1 SAFE F B 1 SAFE 1 SAFE 1 SAFE 2-2 B F X L7 ② 1-2			X 0-0 F7 ②		F B S B S 2-3 K ①		4	0	0	0	0	1	3
Ron Gant, R (1, 7) OBP: 0.373, SLG: 0.528	C 2 SAFE C B B 2 SAFE C 2-3 K ②		B B B C T X 3-2 P5 ③			S F B X 1-2 WP BB 1B		B C B B X 3-1 FC5 1-2 1B		4	0	2	0	0	1	2
David Justice, L (1, 9) OBP: 0.227, SLG: 0.184	C S B S 1-3 K ③			S S S 1-3 K ①		B B B B 4-0 WP 1-2 BB		S X 0-1 P2 ②		3	0	0	0	1	2	3
Sid Bream, L (1, 3) OBP: 0.347, SLG: 0.254		B S C X 1-2 1B		B X 1-0 F8 ②		F B B B S B F B 4-2 1-2 2-3 BB		S X 0-1 FC5 1-2f ③		3	0	1	0	1	0	2
Jeff Blauser, R (1, 4) OBP: 0.207, SLG: 0.304		B F C C 1-3 K ①		B X 1-0 G5-3 ③		B X 1-0 P3 ③			C X 0-1 G1-3 ①	4	0	0	0	0	1	4
Greg Olson, R (1, 2) OBP: 0.345, SLG: 0.300		B X 1-0 F9 ②		B B B B 4-0 FC6 BB			X 0-0 F8 ①		B B X 2-0 F8 ②	3	0	0	0	1	0	1
Rafael Belliard, R (1, 6) OBP: 0.294, SLG: 0.242 Mark Lemke, S (9, PH) OBP: 0.246, SLG: 0.222		B F X 1-1 F9 ③		C S X 0-2 ① FC6 G4-6-3 1-2f			B B C S X 2-1 F9 ②		B F S S 1-3 K ③	3 1	0 0	0 0	0 0	0 0	0 1	2 0
Charlie Leibrandt, R (1, 1) OBP: 0.250, SLG: 0.286 Jerry Willard, L (5, PH) OBP: 0.273, SLG: 0.636 Kent Mercker, L (6, 1) Lonnie Smith, R (7, PH) OBP: 0.115, SLG: 0.083 Marvin Freeman, R (8, 1) OBP: 1.000, SLG: 1.000 Alejandro Pena, R (9, 1)			F S B F B S 2-3 K ①		B X 1-0 ② ③ G4-6-3 1-2f		C F B B B S 3-3 K ③			1 1 0 1 0 0	0 0 0 0 0 0	0 0 0 0 0 0	0 0 0 0 0 0	1 0 0 0 0 0	0 1 0 0 0 0	0 0 0 0 0 0
Inning Stats	R: 0 E: 0 K: 2 S: 11 H: 1 LOB: 1 BB: 0 P: 15	R: 0 E: 0 K: 1 S: 9 H: 1 LOB: 1 BB: 0 P: 13	R: 0 E: 0 K: 1 S: 13 H: 0 LOB: 1 BB: 1 P: 24	R: 0 E: 0 K: 1 S: 5 H: 0 LOB: 0 BB: 0 P: 8	R: 0 E: 0 K: 0 S: 4 H: 0 LOB: 0 BB: 1 P: 9	R: 0 E: 0 K: 0 S: 10 H: 1 LOB: 3 BB: 2 P: 22	R: 0 E: 0 K: 1 S: 6 H: 0 LOB: 0 BB: 0 P: 11	R: 0 E: 0 K: 1 S: 10 H: 2 LOB: 2 BB: 0 P: 15	R: 0 E: 0 K: 1 S: 6 H: 0 LOB: 0 BB: 0 P: 9	1B: 5 2B: 0 3B: 0 HR: 0	SF: 0 SAC: 0 DP: 1 HBP: 0		WP: 1 PB: 0 SB: 2 CS: 0	PA: 35			

PITCHER	IP	WLS	BF	H	R	ER	SO	BB	IBB	HBP	BLK	WP	HR	S	P	ERA	WHIP
David Cone, R (1, 1) ERA: 1.82	9.0	W	35	5	0	0	8	4	0	0	0	1	0	74	126	0.00	1.000

PITCHER	IP	WLS	BF	H	R	ER	SO	BB	IBB	HBP	BLK	WP	HR	S	P	ERA	WHIP

livebaseballscorecards.com

AB	31
R	0
H	5
RBI	0
BB	4
SO	8
LOB	18

Batter	1	2	3	4	5	6	7	8	9	AB	R	H	RBI	BB	SO	LOB
Willie Randolph, R (1, 4) OBP: 0.357, SLG: 0.333	F F X 0-2 ① F8	B F B B B F F X 3-2 ③ F8		B X 1-0 ② G6-3		S F B F B F X 2-2 ② G6-3		B C C X 1-2 ② G6-3		5	0	0	0	0	0	2
Dick Schofield, R (1, 6) OBP: 0.382, SLG: 0.333	F B F X 1-2 ② G6-3		B C S B B X 3-2 PB 1B G3 1B	B C X 1-1 ③ P3		B F B B B F X 3-2 1B 1B 1B		F F X 0-2 ③ P3		5	2	2	0	0	0	0
Dave Magadan, L (1, 5) OBP: 0.372, SLG: 0.375	B C B X 2-1 ③ G3		X 0-0 G3 PB 1-2 1B		C S B X 1-2 ① G4-3	B X 1-0 1B 1-3 1B			B X 1-0 ① F7	5	0	2	0	0	0	0
Bobby Bonilla, S (1, 9) OBP: 0.377, SLG: 0.354 Rodney McCray, R (9, PR) (9, 9)		B B F F B B 4-2 FC3-6 BB 1B BB	F B C F F F X 1-2 ① G3 1-3 2-H		B B B 4-0 1B SF7 BB	B F B C X 2-2 1-2 3-H 1B			F S F F B B F F B 4-2 B 1B BB	2 0	2 0	1 0	2 0	3 0	0 0	1 0
Eddie Murray, S (1, 3) OBP: 0.383, SLG: 0.462		F B B B B B 4-1 FC3-6 1-2 BB	B S B B B 4-2 IBB BB		X 0-0 SF7 1-3 1B	B F S F B 1 SAFE S 2-3 ③ K2-3			B B F X 2-1 1-2 1B	3	0	2	0	2	1	2
Howard Johnson, S (1, 8) OBP: 0.294, SLG: 0.383		B B X 2-0 ① FC3-6 1B 1B 1-2f 2-3	F B S B X 2-2 ② P5		X 0-0 ② SF7 1-2 3-H		F X 0-1 ① F7		X 0-0 ② P3	4	1	0	1	0	0	6
Daryl Boston, L (1, 7) OBP: 0.400, SLG: 0.455		C B C 1 SAFE X 1-2 1B 1-2 3-H 1B	B B B I 4-0 1-2 IBB		I I I 4-0 IBB		B B X 2-0 ② G3		B F F X 1-2 ③ G4-3	3	0	1	1	2	0	2
Todd Hundley, S (1, 2) OBP: 0.231, SLG: 0.277		X 0-0 1-2 2-H 1B	B X 1-0 ③ G4-3		X 0-0 ③ L9		C B C B X 2-2 ③ G3-1			4	0	1	1	0	0	5
Bret Saberhagen, R (1, 1) OBP: 0.077, SLG: 0.077 Paul Gibson, R (9, 1) Jeff Innis, R (9, 1)	1 SAFE F F S 0-3 ② K			C X 0-1 ① G1-3		S B X 1-1 ① G5-3		X 0-0 ① F8		4 0 0	0 0 0	0 0 0	0 0 0	0 0 0	1 0 0	2 0 0
Inning Stats	R: 0 H: 0 E: 0 LOB: 0 K: 0 BB: 0 S: 8 P: 11	R: 2 H: 2 E: 0 LOB: 2 K: 1 BB: 2 S: 15 P: 29	R: 1 H: 2 E: 0 LOB: 3 K: 0 BB: 2 S: 16 P: 31	R: 0 H: 0 E: 0 LOB: 0 K: 0 BB: 0 S: 5 P: 7	R: 1 H: 1 E: 0 LOB: 2 K: 0 BB: 2 S: 6 P: 15	R: 1 H: 3 E: 0 LOB: 2 K: 1 BB: 0 S: 18 P: 29	R: 0 H: 0 E: 0 LOB: 0 K: 0 BB: 0 S: 6 P: 10	R: 0 H: 0 E: 0 LOB: 0 K: 0 BB: 0 S: 7 P: 8	R: 0 H: 1 E: 0 LOB: 2 K: 0 BB: 1 S: 13 P: 21	1B: 9 SF: 1 2B: 0 SAC: 0 3B: 0 DP: 0 HR: 0 HBP: 0						

TOP

New York Mets @ Houston Astros

Astrodome, Houston, TX

Mon May 04 1992, 8:05 PM EDT

Att. 13,546 - Dome - 70 F

livebaseballscorecards.com

AB	35
R	5
H	9
RBI	5
BB	7
SO	2
LOB	20

WP: 0 PA: 43
PB: 1
SB: 0
CS: 0

PITCHER		IP	WLS	BF	H	R	ER	SO	BB	IBB	HBP	BLK	WP	HR	S	P	ERA	WHIP
Darryl Kile, R ERA: 2.58	(1, 1)	5.0	L	26	5	4	4	1	4	2	0	0	0	0	50	93	7.20	1.800
Xavier Hernandez, R ERA: 1.96	(6, 1)	2.0		9	3	1	1	1	0	0	0	0	0	0	24	39	4.50	1.500
Joe Boever, R ERA:	(8, 1)	1.0		3	0	0	0	0	0	0	0	0	0	0	7	8	0.00	0.000
Al Osuna, L ERA:	(9, 1)	1.0		5	1	0	0	0	1	0	0	0	0	0	13	21	0.00	2.000

PITCHER	IP	WLS	BF	H	R	ER	SO	BB	IBB	HBP	BLK	WP	HR	S	P	ERA	WHIP

BOTTOM

New York Mets @ Houston Astros

Astrodome, Houston, TX

Mon May 04 1992, 8:05 PM EDT

Att. 13,546 - Dome - 70 F

Batter	1	2	3	4	5	6	7	8	9	AB	R	H	RBI	BB	SO	LOB
Craig Biggio, R (1, 4) OBP: 0.373, SLG: 0.414	G3-1		K			2B		K		4	1	1	0	0	2	1
Steve Finley, L (1, 8) OBP: 0.308, SLG: 0.427	5 G4-3 2B		K 2-3			P5		G1		4	0	1	0	0	1	2
5 Jeff Bagwell, R (1, 3) OBP: 0.339, SLG: 0.362	G4-3 2-3			K		F9		F9		4	0	0	0	0	1	2
Eric Anthony, L (1, 9) OBP: 0.235, SLG: 0.250 Eric Yelding, R (9, PH) OBP: 0.167, SLG: 0.167	K			G5-3		1-H 2B			F8	3 1	0 0	1 0	1 0	0 0	1 0	1 0
Luis Gonzalez, L (1, 7) OBP: 0.172, SLG: 0.190 Juan Guerrero, R (9, PH) OBP: 0.214, SLG: 0.167		G3		K		F7			BB	3 0	0 0	0 0	0 0	0 1	1 0	1 0
Casey Candaele, S (1, 5) OBP: 0.194, SLG: 0.217		K			G4-3		F9		F7	4	0	0	0	0	1	1
Eddie Taubensee, L (1, 2) OBP: 0.290, SLG: 0.268		P5			F9		G6-3 2B		G3	4	0	1	0	0	0	1
Andujar Cedeno, R (1, 6) OBP: 0.298, SLG: 0.365			WP SH3-4 1B		2B		G6-3 2-3			3	0	2	0	0	0	1
Darryl Kile, R (1, 1) OBP: 0.222, SLG: 0.125 Chris Jones, R (5, PH) OBP: 0.333, SLG: 0.292 Xavier Hernandez, L (6, 1) Benny Distefano, L (7, PH) OBP: 0.250, SLG: 0.143 Joe Boever, R (8, 1) Al Osuna, R (9, 1)			SH3-4 1-2		K		K			0 1 0 1 0 0	0 0 0 0 0 0	0 0 0 0 0 0	0 0 0 0 0 0	0 1 0 1 0 0	0 1 0 1 0 0	0 1 0 1 0 0

Inning Stats	1	2	3	4	5	6	7	8	9
	R: 0 H: 1 E: 0 LOB: 1 K: 1 BB: 0 S: 10 P: 13	R: 0 H: 0 E: 0 LOB: 0 K: 1 BB: 0 S: 8 P: 13	R: 0 H: 1 E: 0 LOB: 1 K: 2 BB: 0 S: 13 P: 20	R: 0 H: 0 E: 0 LOB: 0 K: 2 BB: 0 S: 10 P: 14	R: 0 H: 1 E: 0 LOB: 1 K: 1 BB: 0 S: 13 P: 16	R: 1 H: 2 E: 0 LOB: 1 K: 0 BB: 0 S: 8 P: 10	R: 0 H: 1 E: 0 LOB: 1 K: 1 BB: 0 S: 9 P: 14	R: 0 H: 0 E: 0 LOB: 0 K: 1 BB: 0 S: 13 P: 16	R: 0 H: 0 E: 0 LOB: 1 K: 0 BB: 1 S: 13 P: 20

PITCHER		IP	WLS	BF	H	R	ER	SO	BB	IBB	HBP	BLK	WP	HR	S	P	ERA	WHIP
Bret Saberhagen, R ERA: 4.62	(1, 1)	8.0	W	30	6	1	1	9	0	0	0	0	1	0	84	116	1.12	0.750
Paul Gibson, L ERA: 7.59	(9, 1)	0.1		2	0	0	0	0	1	0	0	0	0	0	6	10	0.00	3.000
Jeff Innis, R ERA: 3.75	(9, 1)	0.2		2	0	0	0	0	0	0	0	0	0	0	7	10	0.00	0.000

PITCHER	IP	WLS	BF	H	R	ER	SO	BB	IBB	HBP	BLK	WP	HR	S	P	ERA	WHIP

AB	32
R	1
H	6
RBI	1
BB	1
SO	9
LOB	12

1B: 2	SF: 0	WP: 1	PA: 34
2B: 4	SAC: 1	PB: 0	
3B: 0	DP: 0	SB: 0	
HR: 0	HBP: 0	CS: 0	

livebaseballscorecards.com

Batter	1	2	3	4	5	6	7	8	9	AB	R	H	RBI	BB	SO	LOB
Willie Randolph, R (1, 4) OBP: 0.350, SLG: 0.326	B B C B X 3-1 G5-3 ①		C B B X 2-1 F9 ②		C B B X 2-1 G6-3 ③			F X 0-1 E6 BB BB SF7	B X 1-0 1B	5	1	1	0	0	0	1
Rodney McCray, R (9, PR)										0	0	0	0	0	0	0
Dick Schofield, R (1, 6) OBP: 0.370, SLG: 0.313	F X 0-1 P2 ②		C S S 0-3 K ③			B X 1-0 P6 ①		B B C 1 SAFE F B B 4-2 SF7 BB HR 1-2 BB	C X 0-1 G4-3 ③	4	1	0	0	1	1	2
Dave Magadan, L (1, 5) OBP: 0.378, SLG: 0.366	B X 1-0 G1-3 ③			C B B B B 4-1 BB BB		B C C S 1-3 K ②		B B B B 4-0 HR 1-2 2-3 BB		2	1	0	0	2	1	0
Bobby Bonilla, S (1, 9) OBP: 0.381, SLG: 0.364		B F F B B F B 4-2 BB		X 0-0 P5 ①		B S B F X 2-2 2B		X 0-0 P4 ①		3	0	1	0	1	0	4
Eddie Murray, S (1, 3) OBP: 0.378, SLG: 0.453		X 0-0 F7 ①		B C F B F B B 4-2 1-2 BB		B C B X 2-1 F8 ③		S X 0-1 SF7 2-3 3-H ②		2	0	0	1	1	0	2
Howard Johnson, S (1, 8) OBP: 0.292, SLG: 0.408		B B F C 1 SAFE S 2-3 K ②		S B S B F S 2-3 K ②			C B B C F S 2-3 K ①	B C X 1-1 1-H 3-H HR		4	1	1	3	0	3	3
Mackey Sasser, L (1, 2) OBP: 0.259, SLG: 0.280		1 SAFE X 0-0 F9 ③		B X 1-0 G4-3 ③			S F S 0-3 K2-3 ②	C S B B F F F X 2-2 G5-3 ③		3	0	0	0	0	1	3
Bill Pecota, R (8, PH) OBP: 0.229, SLG: 0.212										1	0	0	0	0	0	0
Todd Hundley, S (8, 2) OBP: 0.231, SLG: 0.277										0	0	0	0	0	0	0
Daryl Boston, L (1, 7) OBP: 0.391, SLG: 0.431			C X 0-1 G4-3 ①		C B B X 2-1 G4-3 ①		B B B F B B 4-1 BB		C C B X 1-2 F9 ①	3	0	0	0	1	0	0
Sid Fernandez, L (1, 1) OBP: 0.083, SLG: 0.083			B X 1-0 1B		S B S S 1-3 K ②		B B B C 1 SAFE C X 3-2 G3 ③		C S S 0-3 K ②	2	0	1	0	0	1	0
Chris Donnels, L (7, PH)										1	0	0	0	0	0	1
Wally Whitehurst, R (7, 1)										0	0	0	0	0	0	0
Jeff Innis, R (7, 1)										0	0	0	0	0	0	0
Junior Noboa, R (9, PH) OBP: 0.281, SLG: 0.179										1	0	0	0	0	1	0
Inning Stats	R: 0 E: 0 K: 0 S: 5 H: 0 LOB: 0 BB: 0 P: 9	R: 0 E: 0 K: 1 S: 8 H: 0 LOB: 1 BB: 1 P: 14	R: 0 E: 0 K: 1 S: 8 H: 1 LOB: 1 BB: 0 P: 11	R: 0 E: 0 K: 1 S: 10 H: 0 LOB: 2 BB: 2 P: 21	R: 0 E: 0 K: 1 S: 7 H: 0 LOB: 0 BB: 0 P: 12	R: 0 E: 0 K: 1 S: 9 H: 1 LOB: 1 BB: 0 P: 15	R: 0 E: 0 K: 2 S: 11 H: 0 LOB: 1 BB: 1 P: 20	R: 4 E: 1 K: 0 S: 15 H: 1 LOB: 0 BB: 2 P: 26	R: 0 E: 0 K: 1 S: 9 H: 1 LOB: 1 BB: 0 P: 11	1B: 2 2B: 1 3B: 0 HR: 1 SF: 1 SAC: 0 DP: 0 HBP: 0						

PITCHER		IP	WLS	BF	H	R	ER	SO	BB	IBB	HBP	BLK	WP	HR	S	P	ERA	WHIP
Mark Portugal, R ERA: 2.61	(1, 1)	7.0	W	27	2	0	0	7	4	0	0	0	0	0	58	102	0.00	0.857
Joe Boever, R ERA:	(8, 1)	0.0		3	0	3	1	0	2	0	0	0	0	0	4	12	∞	∞
Al Osuna, L ERA: 0.77	(8, 1)	0.2		3	1	1	0	0	0	0	0	0	0	1	5	6	0.00	1.500
Doug Jones, R ERA: 1.35	(8, 1)	1.1	S	5	1	0	0	1	0	0	0	0	0	0	15	19	0.00	0.750

PITCHER	IP	WLS	BF	H	R	ER	SO	BB	IBB	HBP	BLK	WP	HR	S	P	ERA	WHIP

TOP

New York Mets @ Houston Astros

Astrodome, Houston, TX

Tue May 05 1992, 4:33 AM EDT

Att. 8,997 - Dome - 70 F

livebaseballscorecards.com

AB	31
R	4
H	4
RBI	4
BB	6
SO	8
LOB	16

WP: 0 PA: 38
PB: 0
SB: 0
CS: 0

BOTTOM

New York Mets @ Houston Astros

Astrodome, Houston, TX

Tue May 05 1992, 4:33 AM EDT

Att. 8,997 - Dome - 70 F

livebaseballscorecards.com

Batter	1	2	3	4	5	6	7	8	9	AB	R	H	RBI	BB	SO	LOB
Craig Biggio, R (1, 4) OBP: 0.368, SLG: 0.437	HR		L5			P4 · E4 1B 1-H 3-H				4	1	1	1	0	0	0
Steve Finley, L (1, 8) OBP: 0.315, SLG: 0.430	S 1B		F8			F9 · 1B 1-2				4	0	2	0	0	0	0
5 Jeff Bagwell, R (1, 3) OBP: 0.327, SLG: 0.347	P1			F8		P4	F9			4	0	0	0	0	0	3
Joe Boever, R (8, 1)										0	0	0	0	0	0	0
Al Osuna, R (8, 1)										0	0	0	0	0	0	0
Doug Jones, R (8, 1)										0	0	0	0	0	0	0
Pete Incaviglia, R (1, 9) OBP: 0.300, SLG: 0.368	K			K			E FC · 1B FC1-4-2	G4-6-3 1B		4	0	2	0	0	2	1
Chris Jones, R (1, 7) OBP: 0.294, SLG: 0.250	K 1-2			K			FC · 1B 1B FC1-4-2 1B 1-3	G4-6-3 1-2f		4	1	0	0	0	2	3
Casey Candaele, S (1, 5) OBP: 0.197, SLG: 0.233		F7			F8		FC1-4-2 1B 1-2 3-H	2B		4	1	1	0	0	0	2
Scott Servais, R (1, 2) OBP: 0.188, SLG: 0.219		P4			1B		K	FC4-6 IBB		2	0	1	0	0	0	0
Benny Distefano, L (7, PH) OBP: 0.300, SLG: 0.125										1	0	0	0	1	1	2
(8, 3)																
Rafael Ramirez, R (1, 6) OBP: 0.278, SLG: 0.333		P3			F7		E · 1B 1-2 2-3	FC4-6 1-2f		4	1	1	0	0	0	3
Mark Portugal, R (1, 1)			B3		P2		S E · 1B 1-3 2-H 3-H			2	0	0	0	0	0	1
Eric Anthony, L (7, PH) OBP: 0.278, SLG: 0.294										1	1	1	2	0	0	0
Eddie Taubensee, L (8, 2) OBP: 0.290, SLG: 0.268										0	0	0	0	0	0	0
Inning Stats	R: 1 E: 0 K: 2 S: 12 · H: 2 LOB: 1 BB: 0 P: 17	R: 0 E: 0 K: 0 S: 6 · H: 0 LOB: 0 BB: 0 P: 8	R: 0 E: 0 K: 0 S: 6 · H: 0 LOB: 0 BB: 0 P: 8	R: 0 E: 0 K: 2 S: 10 · H: 0 LOB: 0 BB: 0 P: 11	R: 0 E: 0 K: 0 S: 10 · H: 1 LOB: 1 BB: 0 P: 11	R: 0 E: 0 K: 0 S: 7 · H: 0 LOB: 0 BB: 0 P: 11	R: 4 E: 2 K: 1 S: 24 · H: 4 LOB: 2 BB: 0 P: 34	R: 0 E: 0 K: 0 S: 15 · H: 2 LOB: 2 BB: 1 P: 23		1B: 7 2B: 1 3B: 0 HR: 1 · SF: 0 SAC: 0 DP: 1 HBP: 0						

AB 34 · R 5 · H 9 · RBI 3 · BB 1 · SO 5 · LOB 15

WP: 0 PB: 0 SB: 2 CS: 0 · PA: 35

PITCHER		IP	WLS	BF	H	R	ER	SO	BB	IBB	HBP	BLK	WP	HR	S	P	ERA	WHIP
Sid Fernandez, L ERA: 4.78	(1, 1)	6.0	L	21	3	1	1	4	0	0	0	0	0	1	51	66	1.50	0.500
Wally Whitehurst, R ERA: 3.09	(7, 1)	0.2		6	3	4	0	1	0	0	0	0	0	0	15	22	0.00	4.500
Jeff Innis, R ERA: 3.38	(7, 1)	1.1		8	3	0	0	0	0	1	0	0	0	0	24	35	0.00	2.250

PITCHER	IP	WLS	BF	H	R	ER	SO	BB	IBB	HBP	BLK	WP	HR	S	P	ERA	WHIP

Batter	1	2	3	4	5	6	7	8	9	AB	R	H	RBI	BB	SO	LOB
Bill Pecota, R (1, 4) OBP: 0.250, SLG: 0.216	F9		BB		G6-3		1B		G6-3	4	0	1	0	1	0	0
Dick Schofield, R (1, 6) OBP: 0.372, SLG: 0.357	P2		BB			HR	SF8		L7	3	1	1	2	1	0	0
Dave Magadan, L (1, 5) OBP: 0.368, SLG: 0.356	G4-3		K			G4-3	1B		G4-3	5	0	1	1	0	1	2
Bobby Bonilla, S (1, 9) OBP: 0.377, SLG: 0.359		K	1B			G5-3	K			4	0	1	0	0	2	2
Eddie Murray, S (1, 3) OBP: 0.374, SLG: 0.444		G5-3	L9			1B		K		4	0	1	0	0	1	1
Howard Johnson, S (1, 8) OBP: 0.291, SLG: 0.396		BB	K			P4		G5-3		3	0	0	0	1	1	2
Charlie O'Brien, R (1, 2) OBP: 0.413, SLG: 0.486		F7	K				F8	E 1B		4	0	1	0	0	1	2
Todd Hundley, S (8, PR) OBP: 0.231, SLG: 0.277 (8, 2)										0	0	0	0	0	0	0
Daryl Boston, L (1, 7) OBP: 0.384, SLG: 0.435			G3-1		F8		E SF8 2B		E3	4	1	1	0	0	0	1
Anthony Young, R (1, 1) OBP: 0.133, SLG: 0.133			F7		K		E6 1B 1B		K2-3	2	0	0	0	0	1	0
D.J. Dozier, R (7, PH)										1	1	0	0	0	0	1
Tim Burke, R (7, 1)										0	0	0	0	0	0	0
Junior Noboa, R (8, PH) OBP: 0.273, SLG: 0.172										1	0	0	0	0	1	2
Paul Gibson, R (8, 1)										0	0	0	0	0	0	0
Inning Stats	R: 0 E: 0 K: 0 S: 8 H: 0 LOB: 0 BB: 0 P: 14	R: 0 E: 0 K: 1 S: 13 H: 0 LOB: 1 BB: 1 P: 19	R: 0 E: 0 K: 1 S: 14 H: 0 LOB: 2 BB: 2 P: 25	R: 0 E: 0 K: 2 S: 10 H: 1 LOB: 1 BB: 0 P: 17	R: 0 E: 0 K: 1 S: 8 H: 0 LOB: 0 BB: 0 P: 11	R: 1 E: 0 K: 0 S: 8 H: 2 LOB: 1 BB: 0 P: 8	R: 2 E: 1 K: 1 S: 15 H: 3 LOB: 2 BB: 0 P: 20	R: 0 E: 1 K: 2 S: 12 H: 1 LOB: 2 BB: 0 P: 19	R: 0 E: 0 K: 0 S: 5 H: 0 LOB: 0 BB: 0 P: 7	1B: 5 2B: 1 3B: 0 HR: 1 SF: 1 SAC: 0 DP: 0 HBP: 0	WP: 0 PB: 0 SB: 0 CS: 0 PA: 39					

PITCHER		IP	WLS	BF	H	R	ER	SO	BB	IBB	HBP	BLK	WP	HR	S	P	ERA	WHIP
Greg Swindell, L ERA: 3.27	(1, 1)	6.2	W	30	6	3	1	5	3	0	0	0	0	1	73	108	1.35	1.350
Norm Charlton, L ERA: 2.16	(7, 1)	2.1	S	9	1	0	0	3	0	0	0	0	0	0	20	32	0.00	0.429

PITCHER	IP	WLS	BF	H	R	ER	SO	BB	IBB	HBP	BLK	WP	HR	S	P	ERA	WHIP

TOP

New York Mets @ Cincinnati Reds

Riverfront Stadium, Cincinnati, OH

Wed May 06 1992, 7:05 PM EDT
Att. 24,107 - Cloudy - 58 F

livebaseballscorecards.com

AB	35
R	3
H	7
RBI	3
BB	3
SO	8
LOB	13

Batter	1	2	3	4	5	6	7	8	9	AB	R	H	RBI	BB	SO	LOB
Bip Roberts, S (1, 4) OBP: 0.372, SLG: 0.359	B B B C X 3-1 G4-3 ①		X 0-0 F7 ③			B B C F X 2-2 G4-3 ①		S X 0-1 G4-3 ①		4	0	0	0	0	0	0
Dave Martinez, L (1, 8) (7, 3) OBP: 0.346, SLG: 0.294	C X 0-1 L9 ②			C B S C 1-3 K ①		X 0-0 HR G1-3 1B		B B C B X 3-1 G4-3 ②		4	1	1	0	0	1	0
Reggie Sanders, R (1, 7) OBP: 0.404, SLG: 0.532	B B F S X 2-2 P2 ③			X 0-0 1B		C B 1 SAFE 1 SAFE C X 1-2 G1-3 ②		C F F S 0-3 K ③		4	0	1	0	0	1	1
Paul O'Neill, L (1, 9) OBP: 0.473, SLG: 0.551		C F B X 1-2 G3-1 ①		C 1 SAFE P C X 1-2 F7 ②		I I I I 4-0 HR IBB				2	1	0	0	1	0	1
Chris Sabo, R (1, 5) OBP: 0.250, SLG: 0.356		B S X 1-1 G5-3 ②		1 SAFE C 1 SAFE S 1 SAFE 1 SAFE X 0-2 F9 ③		F X 0-1 1-H 2-H HR				3	1	1	3	0	0	1
Bill Doran, S (1, 3) OBP: 0.320, SLG: 0.372 Norm Charlton, S (7, 1)		B C F B S 2-3 K ③			B F F X 1-2 1B G6-4-3 1B	B B F S X 2-2 P4 ③				3 0	1 0	1 0	0 0	0 0	1 0	0 0
Joe Oliver, R (1, 2) OBP: 0.310, SLG: 0.405			C F X 0-2 HR		X 0-0 1-3 G6-4-3 1B		C X 0-1 L4 ①			3	1	2	1	0	0	0
Freddie Benavides, R (1, 6) OBP: 0.243, SLG: 0.313			X 0-0 G5-3 ①		X 0-0 G6-4-3 ①② 1-2f 3-H		B X 1-0 P3 ②			3	0	0	0	0	0	1
Greg Swindell, L (1, 1) Jacob Brumfield, R (7, 8) OBP: 0.294, SLG: 0.250			C C B F X 1-2 F7 ②		B B C F S 2-3 K ③		C B F F X 1-2 G1-3 ③			2 1	0 0	0 0	0 0	0 0	1 0	0 0
Inning Stats	R: 0 E: 0 K: 0 S: 7 H: 0 LOB: 0 BB: 0 P: 12	R: 0 E: 0 K: 1 S: 8 H: 0 LOB: 0 BB: 0 P: 12	R: 1 E: 0 K: 0 S: 9 H: 1 LOB: 0 BB: 0 P: 10	R: 0 E: 0 K: 1 S: 11 H: 1 LOB: 1 BB: 0 P: 12	R: 1 E: 0 K: 1 S: 8 H: 2 LOB: 0 BB: 0 P: 11	R: 3 E: 0 K: 0 S: 12 H: 2 LOB: 0 BB: 1 P: 21	R: 0 E: 0 K: 0 S: 7 H: 0 LOB: 0 BB: 0 P: 9	R: 0 E: 0 K: 1 S: 8 H: 0 LOB: 0 BB: 0 P: 11		1B: 4 2B: 0 3B: 0 HR: 2 SF: 0 SAC: 0 DP: 1 HBP: 0						

PITCHER		IP	WLS	BF	H	R	ER	SO	BB	IBB	HBP	BLK	WP	HR	S	P	ERA	WHIP
Anthony Young, R ERA: 3.96	(1, 1)	6.0	L	24	6	5	5	3	0	1	0	0	0	2	55	78	7.50	1.000
Tim Burke, R ERA: 2.57	(7, 1)	1.0		3	0	0	0	0	0	0	0	0	0	0	7	9	0.00	0.000
Paul Gibson, L ERA: 6.94	(8, 1)	1.0		3	0	0	0	1	0	0	0	0	0	0	8	11	0.00	0.000

PITCHER	IP	WLS	BF	H	R	ER	SO	BB	IBB	HBP	BLK	WP	HR	S	P	ERA	WHIP

New York Mets @ Cincinnati Reds

Riverfront Stadium, Cincinnati, OH

Wed May 06 1992, 7:05 PM EDT

Att. 24,107 - Cloudy - 58 F

BOTTOM

livebaseballscorecards.com

AB	29
R	5
H	6
RBI	4
BB	1
SO	4
LOB	4

WP: 0 PA: 30
PB: 0
SB: 0
CS: 0

New York Mets @ Cincinnati Reds

Riverfront Stadium, Cincinnati, OH

Thu May 07 1992, 3:33 AM EDT

Att. 24,630 - Sunny - 59 F

livebaseballscorecards.com

TOP

Batter	1	2	3	4	5	6	7	8	9	AB	R	H	RBI	BB	SO	LOB
Dave Magadan, L (1, 5) OBP: 0.384, SLG: 0.371	F B S B B X 3-2 ① G6-3		C B C B F B B 4-2 SH5-3 1B BB		X 0-0 F9-5 1-H 2B		F B B B F B 4-2 BB 1-2 BB			2	1	1	1	2	0	0
Dick Schofield, R (1, 6) OBP: 0.371, SLG: 0.347	S B C X 1-2 ② G1-3		X 0-0 ① SH5-3 1-2		B B X 2-0 ① ② F9-5 2-3		B B B C B 4-1 1-2 2-3 BB			2	0	0	0	1	0	1
Bobby Bonilla, S (1, 9) OBP: 0.373, SLG: 0.349	B F B F F B B 4-2 BB		B B F X 2-1 ② F9		X 0-0 ③ G5-3		B S B S B C 3-3 ③ K			3	0	0	0	1	1	4
Eddie Murray, S (1, 3) OBP: 0.370, SLG: 0.437	B C X 1-1 ③ F8		B F F X 1-2 2-H 1B			X 0-0 ① F7		B X 1-0 ① F7		4	0	1	1	0	0	1
Howard Johnson, S (1, 8) OBP: 0.281, SLG: 0.381		B C S C 1-3 ① K	X 0-0 ③ F8			B C C B B X 3-2 ② F7		B C B C X 2-2 ② G3		4	0	0	0	0	1	1
D.J. Dozier, R (1, 7) Daryl Boston, L (6, PH) OBP: 0.373, SLG: 0.422 (6, 7)		C S B B B B 4-2 S BB		X 0-0 ① G5-3		X 0-0 ③ P6		B S B S B F C 3-3 ③ K		1 2	0 0	0 0	0 0	1 0	0 1	0 0
Charlie O'Brien, R (1, 2) OBP: 0.396, SLG: 0.462 Mackey Sasser, L (7, PH) OBP: 0.250, SLG: 0.269 Todd Hundley, S (7, 2) OBP: 0.226, SLG: 0.271		B 1 SAFE B B F F F B S 3-3 ② K 1-2		C B B S X 2-2 ② P4			B F X 1-1 ① F9		B F C S 1-3 ① K	2 1 1	0 0 0	0 0 0	0 0 0	1 0 1	1 0 0	1 0 0
Bill Pecota, R (1, 4) OBP: 0.273, SLG: 0.205		B S B C B B 4-2 FC6-4 BB		B X 1-0 ③ G5-3			C B C H 2-2 BB PB HBP		C C B F S 1-3 ② K	2	0	0	0	1	1	0
Dwight Gooden, R (1, 1) OBP: 0.500, SLG: 0.500 Wally Whitehurst, R (6, 1) Chris Donnels, L (7, PH) Paul Gibson, R (7, 1) Willie Randolph, R (9, PH) OBP: 0.346, SLG: 0.322		B X 1-0 ③ FC6-4 1-2f			L B X 1-1 2B 1B	X 0-0 ② P8			B B C S S S 2-3 ③ K	2 0 1 0 1	1 0 0 0 0	1 0 0 0 0	0 0 0 0 0	0 0 0 0 1	0 0 0 0 0	2 0 1 0 0
Inning Stats	R: 0 H: 0 E: 0 LOB: 1 K: 0 BB: 1 S: 11 P: 20	R: 0 H: 0 E: 0 LOB: 2 K: 2 BB: 2 S: 12 P: 25	R: 1 H: 1 E: 0 LOB: 1 K: 0 BB: 1 S: 10 P: 17	R: 0 H: 0 E: 0 LOB: 0 K: 0 BB: 0 S: 5 P: 8	R: 1 H: 2 E: 0 LOB: 0 K: 0 BB: 0 S: 5 P: 8	R: 0 H: 0 E: 0 LOB: 0 K: 0 BB: 0 S: 5 P: 8	R: 0 H: 0 E: 0 LOB: 3 K: 1 BB: 2 S: 11 P: 25	R: 0 H: 0 E: 0 LOB: 0 K: 1 BB: 0 S: 8 P: 14	R: 0 H: 0 E: 0 LOB: 0 K: 3 BB: 0 S: 10 P: 14	1B: 2 SF: 0 2B: 2 SAC: 1 3B: 0 DP: 1 HR: 0 HBP: 1						WP: 0 PA: 36 PB: 1 SB: 1 CS: 0

	AB	28
	R	2
	H	3
	RBI	2
	BB	6
	SO	7
	LOB	11

PITCHER	IP	WLS	BF	H	R	ER	SO	BB	IBB	HBP	BLK	WP	HR	S	P	ERA	WHIP
Chris Hammond, L (1, 1) ERA: 3.41	5.2	W	23	3	2	2	2	4	0	0	0	0	0	47	85	3.18	1.235
Scott Bankhead, R (6, 1) ERA: 1.38	1.0		6	0	0	0	0	2	0	1	0	0	0	9	20	0.00	2.000
Rob Dibble, R (7, 1) ERA: 0.93	2.1	S	7	0	0	0	5	0	0	0	0	0	0	21	34	0.00	0.000

PITCHER	IP	WLS	BF	H	R	ER	SO	BB	IBB	HBP	BLK	WP	HR	S	P	ERA	WHIP

New York Mets @ Cincinnati Reds

Riverfront Stadium, Cincinnati, OH

Thu May 07 1992, 3:33 AM EDT

Att. 24,630 - Sunny - 59 F

BOTTOM

Batter	1	2	3	4	5	6	7	8	9	AB	R	H	RBI	BB	SO	LOB
Bip Roberts, S (1, 4) OBP: 0.376, SLG: 0.374	P2		E 1B 2B	L6			WP SH5-3 1B			4	1	2	0	0	0	1
Dave Martinez, L (1, 8) OBP: 0.346, SLG: 0.296	CS S SF7 1B		E3 E 1B G1-6-3		F8		SH5-3			3	2	1	0	0	0	1
Reggie Sanders, R (1, 7) OBP: 0.407, SLG: 0.531	SF7		G1-6-3 E 1B		S BB		K2-3			2	0	1	2	1	1	1
Paul O'Neill, L (1, 9) OBP: 0.474, SLG: 0.538	BB		G1-6-3		K		BB			2	0	0	1	2	1	2
Chris Sabo, R (1, 5) OBP: 0.231, SLG: 0.327	G4-3		K		F7		F9			4	0	0	0	0	1	5
Bill Doran, S (1, 3) OBP: 0.317, SLG: 0.367		K	K			WP 1B		G5-3		4	0	1	0	0	2	1
Troy Afenir, R (1, 2) OBP: 0.500, SLG: 1.000		K2-5 3B	FC5-4 BB			K		K		3	0	1	0	1	2	1
Freddie Benavides, R (1, 6) OBP: 0.230, SLG: 0.296		K2-5	FC5-4			G5-3		K		4	0	0	0	0	2	3
Chris Hammond, L (1, 1) OBP: 0.385, SLG: 0.300			2B E BB			K				1	1	0	0	1	1	1
Scott Bankhead, R (6, 1) OBP: 0.400, SLG: 0.400										1	0	0	0	0	1	1
Rob Dibble, L (7, 1) OBP: 1.000, SLG: 1.000										0	0	0	0	0	0	0
Inning Stats	R: 1 E: 0 K: 0 S: 16 H: 1 LOB: 1 BB: 1 P: 22	R: 0 E: 0 K: 2 S: 8 H: 1 LOB: 1 BB: 0 P: 10	R: 3 E: 2 K: 2 S: 24 H: 2 LOB: 1 BB: 1 P: 40	R: 0 E: 0 K: 1 S: 10 H: 0 LOB: 1 BB: 1 P: 16	R: 0 E: 0 K: 1 S: 12 H: 0 LOB: 1 BB: 1 P: 19	R: 0 E: 0 K: 2 S: 12 H: 1 LOB: 1 BB: 0 P: 14	R: 0 E: 0 K: 1 S: 13 H: 1 LOB: 2 BB: 1 P: 22	R: 0 E: 0 K: 2 S: 10 H: 0 LOB: 0 BB: 0 P: 13		1B: 4 2B: 2 3B: 1 HR: 0	SF: 1 SAC: 1 DP: 1 HBP: 0					

livebaseballscorecards.com

AB	28
R	4
H	6
RBI	3
BB	5
SO	11
LOB	17

WP: 2 PB: 0 SB: 2 CS: 1 PA: 35

PITCHER		IP	WLS	BF	H	R	ER	SO	BB	IBB	HBP	BLK	WP	HR	S	P	ERA	WHIP
Dwight Gooden, R ERA: 3.35	(1, 1)	5.0	L	23	4	4	2	6	4	0	0	0	0	0	70	107	3.60	1.600
Wally Whitehurst, R ERA: 2.84	(6, 1)	1.0		4	1	0	0	2	0	0	0	0	1	0	12	14	0.00	1.000
Paul Gibson, L ERA: 5.93	(7, 1)	2.0		8	1	0	0	3	1	0	0	0	1	0	23	35	0.00	1.000

Los Angeles Dodgers @ New York Mets

Shea Stadium, Flushing, NY

Fri May 08 1992, 7:05 PM EDT

Att. 19,237 - Cloudy - 53 F

livebaseballscorecards.com

TOP

Batter	1	2	3	4	5	6	7	8	9	AB	R	H	RBI	BB	SO	LOB
Brett Butler, L (1, 8) OBP: 0.391, SLG: 0.431	C B F X 1-2 G1-3 ①		B F L B B F F X 3-2 F8 ②			C B B B X 3-1 B5-3 ①	C B C X 1-2 FC4-6 1B 1-2 2-3		B B X 2-0 CS 1B	5	0	2	0	0	0	0
Lenny Harris, L (1, 4) OBP: 0.375, SLG: 0.333 Mike Sharperson, R (7, PH) OBP: 0.426, SLG: 0.341 (7, 4)	X 0-0 G4-3 ②		F X 0-1 G4-3 ③			X 0-0 3B 1B	X 0-0 FC4-6 ② 1-2f 2-3 3-H		1 SAFE 1 SAFE B 1-0 CS ③ 1-2	3 1	1 0	1 0	0 1	0 0	0 0	0 2
Mitch Webster, S (1, 9) OBP: 0.333, SLG: 0.429 Dave Anderson, R (8, 5)	S B B S C 2-3 K ③			S S C 0-3 K ①		1 SAFE B 1 SAFE B F 1 B X 3-1 3B 1-H	C S S 0-3 K ③			4 0	0 0	1 0	1 0	0 0	3 0	2 0
Eric Davis, R (1, 7) OBP: 0.375, SLG: 0.470		B S B B X 3-1 S 1B 1B		B B C B F S 3-3 K ②		B B B C F F B 4-2 BB		B S C S 1-3 K ①		3	1	1	0	1	2	0
Eric Karros, R (1, 3) OBP: 0.306, SLG: 0.511 Kevin Gross, R (6, 1) OBP: 0.250, SLG: 0.143 Steve Wilson, L (7, 1) Stan Javier, S (7, 9) OBP: 0.308, SLG: 0.217 Jim Gott, R (7, 1) John Candelaria, L (8, 1)		B 1 SAFE C B 1 SAFE S 1 SAFE F S 2-3 K ① 1-2		C C B C 1-3 K ③		1 SAFE C C P S B S 2-3 K ②		S X 0-1 G1-3 ②		3 0 0 1 0 0	0 0 0 0 0 0	0 0 0 0 0 0	0 0 0 0 0 0	0 0 0 0 0 0	3 0 0 0 0 0	3 0 0 0 0 0
Dave Hansen, L (1, 5) OBP: 0.227, SLG: 0.231 Roger McDowell, R (8, 1) Tim Crews, R (9, 1)		X 0-0 G1-3 ②			B B F F F B S 3-3 K2-3 ①	F B B B F F X 2-2 G1-3 ③		B B B B C C B 4-2 BB		3 0 0	0 0 0	0 0 0	0 0 0	1 0 0	1 0 0	3 0 0
Carlos Hernandez, R (1, 2) OBP: 0.400, SLG: 0.353		C B B X 2-1 2-H 1B			F B F F H 2-2 FC3-6 HBP		C B F X 1-2 1B BB FC4-6 1B	1 SAFE X 0-0 G1-3 ③		3	1	2	1	0	0	1
Jose Offerman, S (1, 6) OBP: 0.301, SLG: 0.329		X 0-0 F8 ③			L B B B 1 SAFE B X 3-1 FC3-6 ② 1-2f		B B B C M L 3-3 K ①		B B C F B X 3-2 G6-3 ①	4	0	0	0	0	1	3
Orel Hershiser, R (1, 1) OBP: 0.286, SLG: 0.462 Todd Benzinger, S (6, 3) OBP: 0.244, SLG: 0.302			B C B X 2-1 P2 ①		S C S 0-3 K ③		B B B B 4-0 FC4-6 1B BB 1-2		X 0-0 G4-3 ②	2 1	0 0	0 0	0 0	0 1	1 0	1 0
Inning Stats	R: 0 E: 0 K: 1 S: 7 H: 0 LOB: 0 BB: 0 P: 10	R: 1 E: 0 K: 1 S: 10 H: 2 LOB: 1 BB: 0 P: 17	R: 0 E: 0 K: 0 S: 9 H: 0 LOB: 0 BB: 0 P: 14	R: 0 E: 0 K: 3 S: 9 H: 0 LOB: 0 BB: 0 P: 13	R: 0 E: 0 K: 2 S: 11 H: 0 LOB: 1 BB: 0 P: 19	R: 1 E: 0 K: 1 S: 16 H: 2 LOB: 2 BB: 1 P: 29	R: 1 E: 0 K: 2 S: 13 H: 2 LOB: 2 BB: 1 P: 22	R: 0 E: 0 K: 1 S: 8 H: 0 LOB: 1 BB: 1 P: 13	R: 0 E: 0 K: 0 S: 5 H: 1 LOB: 0 BB: 0 P: 11	1B: 6 2B: 0 3B: 1 HR: 0	SF: 0 SAC: 0 DP: 0 HBP: 1					

AB	33
R	3
H	7
RBI	3
BB	3
SO	11
LOB	15

WP: 0 PB: 0 SB: 1 CS: 1 PA: 38

PITCHER		IP	WLS	BF	H	R	ER	SO	BB	IBB	HBP	BLK	WP	HR	S	P	ERA	WHIP
David Cone, R ERA: 2.1	(1, 1)	6.1		28	6	3	3	9	2	0	1	0	0	0	71	120	4.26	1.263
Paul Gibson, L ERA: 5.65	(7, 1)	0.2		2	0	0	0	1	0	0	0	0	0	0	4	4	0.00	0.000
Jeff Innis, R ERA: 2.93	(8, 1)	2.0	W	7	1	0	0	1	1	0	0	0	0	0	13	24	0.00	1.000

PITCHER	IP	WLS	BF	H	R	ER	SO	BB	IBB	HBP	BLK	WP	HR	S	P	ERA	WHIP

BOTTOM

Batter	1	2	3	4	5	6	7	8	9	AB	R	H	RBI	BB	SO	LOB
Daryl Boston, L (1, 7) OBP: 0.372, SLG: 0.418	B F B F C 2-3 ① K		C C F S 0-3 ③ K			X 0-0 G1-3 S 1B	B B C B C S 3-3 ① K		B B C X 2-1 BB SH5-4 1B 1B	3	0	1	0	0	2	0
Willie Randolph, R (7, PH) OBP: 0.343, SLG: 0.319										1	0	0	0	0	1	3
Jeff Innis, R (8, 1)										0	0	0	0	0	0	0
Junior Noboa, R (9, PH) OBP: 0.294, SLG: 0.200										1	1	1	0	0	0	0
Dick Schofield, R (1, 6) OBP: 0.355, SLG: 0.329	X 0-0 ② P4			C B B X 2-1 ① P2		B B C F B C 3-3 ① K 1-2	B X 1-0 ② ③ G5-4-3 1-2f		B B L B X 3-1 ① SH5-4 1-2	4	0	0	0	0	1	4
Dave Magadan, L (1, 5) OBP: 0.385, SLG: 0.359	C B X 1-1 ③ G4-3			B B C F S 2-3 ② K		X 0-0 ② G1-3 2-3		B B C S B B 4-2 BB SF7 BB	I I I I 4-0 1B BB IBB	3	1	0	0	2	1	1
Bobby Bonilla, S (1, 9) OBP: 0.389, SLG: 0.346		B B B B 4-0 G5-3 WP BB		B B F B X 3-1 ③ L8		B B B C S B 4-2 BB		S B B B B 4-1 1B BB 1-2 BB BB	B B B B 4-0 1B 1-2 2-3 BB	1	1	0	0	4	0	0
(9, 3)																
Eddie Murray, S (1, 3) OBP: 0.366, SLG: 0.425		C B C B B S 3-3 ① K 1-2			F B X 1-1 ① F9	C F S 0-3 ③ K		C B B B B B 4-1 BB 1B 1-2 G1-2-3 2-3 BB	B C X 1-1 1-2 2-3 3-H 1B	3	0	0	0	1	2	3
Rodney McCray, R (8, PR) OBP: 1.000, SLG: 1.000										1	0	1	1	0	0	0
(9, 9)																
Howard Johnson, S (1, 8) OBP: 0.296, SLG: 0.396		B B I I 4-0 IBB			B B X 2-0 2B		B B B C F F F B 4-2 HBP 1B BB BB	B C C B X 2-2 ① SF7 3-H		1	1	1	1	2	0	0
Bill Pecota, R (1, 4) OBP: 0.261, SLG: 0.195		B C S F B B X 3-2 ② ③ G5-3 2-3f			B C S F B X 2-2 ② G5-3		B X 1-0 BB HBP 1-2 1B	B B F X 2-1 BB 1-2 2-3 1B		2	0	0	0	0	0	3
Mackey Sasser, L (7, PH) OBP: 0.276, SLG: 0.296										1	0	1	0	0	0	0
D.J. Dozier, R (7, PR) OBP: 0.500, SLG: 0.333										1	0	1	0	0	0	0
(8, 7)																
Todd Hundley, S (1, 2) OBP: 0.263, SLG: 0.265			X 0-0 ① G3		I I I I 4-0 IBB		B F 1 SAFE C H 2-2 BB 1-2 2-3 HBP	B B B B 4-0 1-2 2-3 3-H BB		1	0	0	1	2	0	0
David Cone, L (1, 1) OBP: 0.050, SLG: 0.050			C S B S 1-3 ② K		S F F F S 0-3 ③ K		B B B B 4-0 G5-4-3 1-2 2-3 3-H BB	C X 0-1 ② ③ G1-2-3 3-Hf		2	0	0	0	0	2	2
Paul Gibson, R (7, 1)										0	0	0	0	0	0	0
Chico Walker, S (7, PH) OBP: 0.219, SLG: 0.111										1	0	0	1	1	0	3
(8, 4)																
Inning Stats	R: 0 E: 0 K: 1 S: 6 H: 0 LOB: 0 BB: 0 P: 9	R: 0 E: 0 K: 1 S: 7 H: 0 LOB: 1 BB: 2 P: 21	R: 0 E: 0 K: 2 S: 8 H: 0 LOB: 0 BB: 0 P: 9	R: 0 E: 0 K: 1 S: 7 H: 0 LOB: 0 BB: 0 P: 14	R: 0 E: 0 K: 1 S: 12 H: 1 LOB: 2 BB: 1 P: 21	R: 0 E: 0 K: 2 S: 10 H: 1 LOB: 2 BB: 1 P: 17	R: 1 E: 0 K: 1 S: 11 H: 1 LOB: 3 BB: 2 P: 26	R: 2 E: 0 K: 0 S: 11 H: 1 LOB: 2 BB: 4 P: 31	R: 1 E: 0 K: 0 S: 6 H: 2 LOB: 3 BB: 2 P: 20	1B: 5 2B: 1 3B: 0 HR: 0	SF: 1 SAC: 1 DP: 3 HBP: 1						

PITCHER		IP	WLS	BF	H	R	ER	SO	BB	IBB	HBP	BLK	WP	HR	S	P	ERA	WHIP
Orel Hershiser, R ERA: 3.58	(1, 1)	5.0		18	1	0	0	6	1	2	0	0	1	0	40	74	0.00	0.400
Kevin Gross, R ERA: 4.15	(6, 1)	1.0		7	2	1	1	2	2	0	0	0	0	0	15	27	9.00	4.000
Steve Wilson, L ERA: 2.13	(7, 1)	0.0		2	0	0	0	0	1	0	1	0	0	0	2	8	∞	∞
Jim Gott, R ERA: 2.87	(7, 1)	1.0		4	0	2	2	1	2	0	0	0	0	0	7	19	18.00	2.000
John Candelaria, L ERA: 1.13	(8, 1)	0.1		2	0	0	0	0	1	0	0	0	0	0	4	10	0.00	3.000

PITCHER		IP	WLS	BF	H	R	ER	SO	BB	IBB	HBP	BLK	WP	HR	S	P	ERA	WHIP
Roger McDowell, R ERA: 1.93	(8, 1)	1.0	L	7	2	1	1	0	2	1	0	0	0	0	8	27	9.00	4.000
Tim Crews, R ERA: 6.6	(9, 1)	0.0		1	1	0	0	0	0	0	0	0	0	0	2	3	∞	∞

Los Angeles Dodgers @ New York Mets

Shea Stadium, Flushing, NY

Fri May 08 1992, 7:05 PM EDT

Att. 19,237 - Cloudy - 53 F

livebaseballscorecards.com

AB	26
R	4
H	6
RBI	4
BB	12
SO	9
LOB	19

WP: 1 PB: 0 SB: 1 CS: 0 PA: 41

Batter	1	2	3	4	5	6	7	8	9	AB	R	H	RBI	BB	SO	LOB
Brett Butler, L (1, 8) OBP: 0.378, SLG: 0.415	B C C B X 2-2 ① G6-3		B C F F B F B X 3-2 ③ G4-3			B C B F F F X 2-2 E8 G3 SF7		X 0-0 ① G4-3		4	1	0	0	0	0	1
Lenny Harris, L (1, 4) OBP: 0.368, SLG: 0.328	F X 0-1 CS 1B			C B B F X 2-2 E5 CS BB		X 0-0 ① G3 2-3		B X 1-0 ② G3-1		4	0	1	0	0	0	1
Mitch Webster, S (1, 9) OBP: 0.364, SLG: 0.625	B 1 SAFE C 1 SAFE B F F C 2-3 ② ③ K 1-2			B F B B B 1 SAFE B 4-1 CS 1-2 BB		F B S B B F X 3-2 ② SF7 3-H		B C B F B X 3-2 HR		2	1	1	2	1	1	1
Eric Davis, R (1, 7) OBP: 0.360, SLG: 0.448		X 0-0 ① G6-3		B C F B B F S 3-3 ① ② K 1-2 2-3		B C F F S 1-3 ③ K		C B B X 2-1 ③ G6-3		4	0	0	0	0	2	2
Eric Karros, R (1, 3) OBP: 0.308, SLG: 0.500 Todd Benzinger, S (9, PH) OBP: 0.261, SLG: 0.302 (9, 3)		F F B B F F F X 2-2 ② P3		C B S C 1-3 ③ K			B X 1-0 G3 1B		B B B C B 4-1 FC1-6 BB	3 0	0 0	1 0	0 0	0 1	1 0	1 0
Dave Hansen, L (1, 5) OBP: 0.208, SLG: 0.209 Roger McDowell, R (9, 1)		X 0-0 ③ G3	C B B S F F F F F 2-2 F X F9 ①				F C X 0-2 ① G3 1-2		B B C 1 SAFE X 2-1 ① FC1-6 G4-6-3 1-2f	4 0	0 0	0 0	0 0	0 0	0 0	2 0
Carlos Hernandez, R (1, 2) OBP: 0.375, SLG: 0.333			C B X 1-1 ① G6-3		X 0-0 1B		B S X 1-1 ② L9		1 SAFE S 1 SAFE B X 1-1 ② ③ G4-6-3 1-2f	4	0	1	0	0	0	2
Jose Offerman, S (1, 6) OBP: 0.313, SLG: 0.333			B S X 1-1 G4-3 1B		B S S S B S 2-3 ② K		I I I I 4-0 IBB			2	0	1	0	1	1	1
Bob Ojeda, L (1, 1) Stan Javier, S (7, PH) OBP: 0.296, SLG: 0.208 Kevin Gross, R (7, 1) OBP: 0.250, SLG: 0.143 John Candelaria, L (8, 1) Mike Sharperson, R (9, 5) OBP: 0.426, SLG: 0.341			1 SAFE 1 SAFE B F F F X 1-2 ② G4-3 1-2		C S C 0-3 ③ K		B S S S X 1-2 ③ F8			2 1 0 0 0	0 0 0 0 0	0 0 0 0 0	0 0 0 0 0	1 0 0 0 0	2 2 0 0 0	2 2 0 0 0
Inning Stats	R: 0 E: 0 K: 1 S: 9 H: 1 LOB: 0 BB: 0 P: 13	R: 0 E: 0 K: 0 S: 7 H: 0 LOB: 0 BB: 0 P: 9	R: 0 E: 0 K: 0 S: 13 H: 1 LOB: 0 BB: 0 P: 19	R: 0 E: 1 K: 2 S: 11 H: 0 LOB: 1 BB: 1 P: 21	R: 0 E: 0 K: 2 S: 16 H: 1 LOB: 1 BB: 0 P: 20	R: 1 E: 1 K: 1 S: 13 H: 0 LOB: 0 BB: 0 P: 19	R: 0 E: 0 K: 0 S: 9 H: 1 LOB: 2 BB: 1 P: 16	R: 1 E: 0 K: 0 S: 7 H: 1 LOB: 0 BB: 0 P: 13	R: 0 E: 0 K: 0 S: 5 H: 0 LOB: 0 BB: 1 P: 12	1B: 4 2B: 1 3B: 0 HR: 1	SF: 1 SAC: 0 DP: 2 HBP: 0			WP: 0 PB: 0 SB: 0 CS: 3	PA: 34	

TOP

Los Angeles Dodgers @ New York Mets

Shea Stadium, Flushing, NY

Sat May 09 1992, 3:33 AM EDT

Att. 39,330 - Sunny - 68 F

livebaseballscorecards.com

AB	30
R	2
H	5
RBI	2
BB	3
SO	6
LOB	15

PITCHER		IP	WLS	BF	H	R	ER	SO	BB	IBB	HBP	BLK	WP	HR	S	P	ERA	WHIP
Bret Saberhagen, R ERA: 4.02	(1, 1)	8.0		31	5	2	1	6	1	1	0	0	0	1	85	130	1.12	0.750
Jeff Innis, R ERA: 2.93	(9, 1)	0.0		1	0	0	0	0	1	0	0	0	0	0	1	5	∞	∞
John Franco, L ERA:	(9, 1)	1.0	W	2	0	0	0	0	0	0	0	0	0	0	4	7	0.00	0.000

PITCHER	IP	WLS	BF	H	R	ER	SO	BB	IBB	HBP	BLK	WP	HR	S	P	ERA	WHIP

BOTTOM

Los Angeles Dodgers @ New York Mets

Shea Stadium, Flushing, NY

Sat May 09 1992, 3:33 AM EDT

Att. 39,330 - Sunny - 68 F

livebaseballscorecards.com

Batter	1	2	3	4	5	6	7	8	9	AB	R	H	RBI	BB	SO	LOB
Willie Randolph, R (1, 4) OBP: 0.345, SLG: 0.316	E6 BB FC5-4	G5-3 ②			1B F8 SH2-3		FC6-4 BB		K ②	4	1	1	0	1	1	1
Dick Schofield, R (1, 6) OBP: 0.361, SLG: 0.329	FC5-4 BB BB BB	F9 ③			SH2-3 ① 1-2		FC6-4 ② FC1-4 1-2f 2-3		HR 2-3 1B	3	2	1	0	1	0	2
Dave Magadan, L (1, 3) OBP: 0.385, SLG: 0.385	FC5-4 1-2 2-3 BB		K ① SSS		F8 ② 2-3		FC1-4 ③ 1-2f		1-H 3-H HR	4	1	1	3	1	1	3
Bobby Bonilla, S (1, 9) OBP: 0.385, SLG: 0.336 Rodney McCray, R (8, PR) OBP: 1.000, SLG: 1.000 (9, 9)	FC5-4 ① BB BB 1-2f 2-3 3-H		F8 ② 0-0		L4 ③ 0-0			S BB		3 0	0 0	0 0	1 0	1 0	0 0	3 0
Howard Johnson, S (1, 8) OBP: 0.295, SLG: 0.391	K ② 3-3	FC5-4 1B 2-2				K ① 2-3		F8 ① 0-0		4	0	1	0	0	2	3
D.J. Dozier, R (1, 7) OBP: 0.429, SLG: 0.200 Daryl Boston, L (8, PH) OBP: 0.372, SLG: 0.418 Chico Walker, S (8, PH) OBP: 0.212, SLG: 0.107 (9, 7)	BB 1-2 BB	FC5-4 ③ 1 SAFE F 1 SAFE 1 SAFE B 1 SAFE 1-2f				P6 ② 2-0		F9 ② 1 SAFE B 1-1		2 0 1	0 0 0	0 0 0	0 0 0	1 0 0	0 0 0	1 0 1
Charlie O'Brien, R (1, 2) OBP: 0.385, SLG: 0.429	FC5-4 1-2 2-3 3-H BB		F8 ① 0-0			G5-3 ③ 0-0		G5-3 1-2 2-0		3	0	0	1	1	0	1
Bill Pecota, R (1, 5) OBP: 0.280, SLG: 0.222	FC5-4 ③ 0-2 1-2f		P3 ② 3-2				FC6-4 SH3-4 1B 0-0		1B SH3 HR 1B 0-1	4	1	2	0	0	0	3
Bret Saberhagen, R (1, 1) OBP: 0.067, SLG: 0.067 Jeff Innis, R (9, 1) John Franco, L (9, 1) Todd Hundley, S (9, 2) OBP: 0.263, SLG: 0.265		K ① SSS 1-3	B1-3 ③ FB 1-1				SH3-4 ① 0-0 1-2		SH3 ① 0-0 1-2	2 0 0 0	0 0 0 0	0 0 0 0	0 0 0 0	0 0 0 0	1 0 0 0	0 0 0 0
Inning Stats	R: 2 E: 1 K: 1 S: 15 H: 0 LOB: 3 BB: 4 P: 38	R: 0 E: 0 K: 1 S: 7 H: 0 LOB: 0 BB: 0 P: 12	R: 0 E: 0 K: 1 S: 9 H: 1 LOB: 1 BB: 0 P: 16		R: 0 E: 0 K: 0 S: 8 H: 1 LOB: 1 BB: 0 P: 11	R: 0 E: 0 K: 1 S: 7 H: 0 LOB: 0 BB: 0 P: 11	R: 0 E: 0 K: 0 S: 8 H: 1 LOB: 2 BB: 1 P: 15	R: 0 E: 0 K: 0 S: 5 H: 0 LOB: 2 BB: 1 P: 11	R: 3 E: 0 K: 1 S: 10 H: 3 LOB: 0 BB: 0 P: 16	1B: 5 2B: 0 3B: 0 HR: 1 SF: 0 SAC: 3 DP: 0 HBP: 0						

	AB	30
	R	5
	H	6
	RBI	5
	BB	6
	SO	5
	LOB	18

WP: 0 PB: 0 SB: 1 CS: 0 PA: 39

PITCHER		IP	WLS	BF	H	R	ER	SO	BB	IBB	HBP	BLK	WP	HR	S	P	ERA	WHIP
Bob Ojeda, L ERA: 3.23	(1, 1)	6.0		25	2	2	0	4	4	0	0	0	0	0	53	99	0.00	1.000
Kevin Gross, R ERA: 3.95	(7, 1)	1.1		7	1	0	0	0	2	0	0	0	0	0	9	20	0.00	2.250
John Candelaria, L ERA: 1.04	(8, 1)	0.2		2	0	0	0	0	0	0	0	0	0	0	4	6	0.00	0.000
Roger McDowell, R ERA: 3.68	(9, 1)	0.2	L	5	3	3	3	1	0	0	0	0	0	1	10	16	40.50	4.500

PITCHER	IP	WLS	BF	H	R	ER	SO	BB	IBB	HBP	BLK	WP	HR	S	P	ERA	WHIP

Los Angeles Dodgers @ New York Mets

Shea Stadium, Flushing, NY

Sun May 10 1992, 3:33 AM EDT

Att. 25,186 - Cloudy - 59 F

TOP

livebaseballscorecards.com

Batter	1	2	3	4	5	6	7	8	9	AB	R	H	RBI	BB	SO	LOB
Brett Butler, L (1, 8) OBP: 0.374, SLG: 0.404	C B L C 1-3 ① K			B B B C C F F B 4-2 ③ SH1-3 1B BB	B F B X 2-1 ③ F7			B C C X 1-2 ① G6-3		3	0	0	0	1	1	2
Mike Sharperson, R (1, 4) OBP: 0.431, SLG: 0.375	C B F B F B S 3-3 ② K			F F F F B X 1-2 SH1-3 **1-2** 1B		F X 0-1 ① F8		B C B F B F X 3-2 2B		4	0	2	0	0	1	0
Mitch Webster, S (1, 9) OBP: 0.320, SLG: 0.526	B S C X 1-2 ③ F8			B C X 1-1 ① SH1-3 **1-2** **2-3**		C B F C 1-3 ② K		F L B F S 1-3 ② K		3	0	0	0	0	2	1
Eric Davis, R (1, 7) OBP: 0.346, SLG: 0.429		C S X 0-2 ① G6-3		F B B C B S 3-3 ② K		C B B S F S 2-3 ③ K		C F B B X 2-2 ③ G6-3		4	0	0	0	0	2	3
Eric Karros, R (1, 3) OBP: 0.286, SLG: 0.462		C F B F B F B C 3-3 ② K		B B C B C X 3-2 ③ F9			C X 0-1 ① F8		B X 1-0 ① G6-3	4	0	0	0	0	1	2
Dave Anderson, R (1, 5) OBP: 0.111, SLG: 0.111		X 0-0 ③ G5-3			B B C F B X 3-2 FC2-5 F7 1B		B S F B B F S 2-3 ② K		S B X 1-1 ② G6-3	4	0	1	0	0	1	0
Carlos Hernandez, R (1, 2) OBP: 0.357, SLG: 0.320			C X 0-1 ① G4	B X 1-0 ① F7 **1-2**			C C F X 0-2 1B 1B		B F S F B S 2-3 ③ K	4	0	1	0	0	1	1
Jose Offerman, S (1, 6) OBP: 0.323, SLG: 0.337			C X 0-1 ② F7	C F B B B B 4-2 FC2-5 BB			F B B B S B X 3-2 **1-3** 1B			2	0	1	0	1	0	0
Tom Candiotti, R (1, 1) OBP: 0.067, SLG: 0.067 Todd Benzinger, S (7, PH) OBP: 0.255, SLG: 0.295 Kip Gross, R (7, 1)			B S S X 1-2 ③ F8	C X 0-1 ② FC2-5 **1-2** **2-3f**			B F B B F X 3-2 ③ F8			2 1 0	0 0 0	0 0 0	0 0 0	0 0 0	0 0 0	2 2 0
Inning Stats	R: 0 H: 0 E: 0 LOB: 0 K: 2 BB: 0 S: 10 P: 15	R: 0 H: 0 E: 0 LOB: 0 K: 1 BB: 0 S: 9 P: 12	R: 0 H: 0 E: 0 LOB: 0 K: 0 BB: 0 S: 7 P: 8	R: 0 H: 1 E: 0 LOB: 2 K: 1 BB: 1 S: 17 P: 29	R: 0 H: 1 E: 0 LOB: 2 K: 0 BB: 1 S: 10 P: 20	R: 0 H: 0 E: 0 LOB: 0 K: 2 BB: 0 S: 9 P: 12	R: 0 H: 2 E: 0 LOB: 2 K: 1 BB: 0 S: 16 P: 24	R: 0 H: 1 E: 0 LOB: 1 K: 1 BB: 0 S: 14 P: 21	R: 0 H: 0 E: 0 LOB: 0 K: 1 BB: 0 S: 7 P: 11	1B: 4 SF: 0 2B: 1 SAC: 1 3B: 0 DP: 0 HR: 0 HBP: 0						

	AB	31
	R	0
	H	5
	RBI	0
	BB	2
	SO	9
	LOB	13

WP: 0 PA: 34
PB: 0
SB: 0
CS: 0

PITCHER		IP	WLS	BF	H	R	ER	SO	BB	IBB	HBP	BLK	WP	HR	S	P	ERA	WHIP
Sid Fernandez, L ERA: 3.92	(1, 1)	7.0	W	27	4	0	0	7	2	0	0	0	0	0	78	120	0.00	0.857
Paul Gibson, L ERA: 5.52	(8, 1)	0.1		2	1	0	0	0	0	0	0	0	0	0	7	11	0.00	3.000
Tim Burke, R ERA: 2.35	(8, 1)	0.2		2	0	0	0	1	0	0	0	0	0	0	7	10	0.00	0.000
John Franco, L ERA:	(9, 1)	1.0	S	3	0	0	0	1	0	0	0	0	0	0	7	11	0.00	0.000

PITCHER		IP	WLS	BF	H	R	ER	SO	BB	IBB	HBP	BLK	WP	HR	S	P	ERA	WHIP

Batter	1	2	3	4	5	6	7	8	9	AB	R	H	RBI	BB	SO	LOB
Willie Randolph, R (1, 4) OBP: 0.342, SLG: 0.313	B C X 1-1 P4 ①		F B B C X 2-2 G1-3 ①		B B X 2-0 F7 ③		F B B X 2-1 BB 1B			4	0	1	0	0	0	0
Dave Magadan, L (1, 5) OBP: 0.407, SLG: 0.418	B X 1-0 G3-1 3B		C B B B B 4-1 S BB			B C X 1-1 2B G1-2-3 1B	B B B B 4-0 1-2 BB			2	1	2	0	2	0	0
Bobby Bonilla, S (1, 9) OBP: 0.381, SLG: 0.342	B C B B C X 3-2 G3-1 ② 3-H		S B C B B 1 SAFE S 3-3 K ② 1-2			1 SAFE B B X 2-0 1-3 2B	X 0-0 G4-3 ③			4	0	1	1	0	1	3
Eddie Murray, S (1, 3) OBP: 0.354, SLG: 0.409	B X 1-0 P4 ③		S S C 0-3 K ③			B X 1-0 P6 ①		X 0-0 G1-3 ①		4	0	0	0	0	1	3
Howard Johnson, S (1, 8) OBP: 0.308, SLG: 0.398		C X 0-1 1B SF 1B		C B S B X 2-2 G3 ①		I I I I 4-0 IBB		B C C X 1-2 CS 1B		3	1	2	0	1	0	0
Daryl Boston, L (1, 7) OBP: 0.366, SLG: 0.423		1 SAFE X 0-0 F7 ①		C B X 1-1 G4-3 ②		F X 0-1 G1-2-3 ②③ 3-Hf		B B 1 SAFE S C X 2-2 1-2 2B ②		4	0	1	0	0	0	4
Todd Hundley, S (1, 2) OBP: 0.262, SLG: 0.264		1 SAFE B B B 1 SAFE 1 SAFE B C F X 3-2 B1-5-3 SF 1B 1-3		C X 0-1 P5 ③			C C B F B S 2-3 K ① C B F C 1-3 K ③			4	0	1	0	0	2	1
Dick Schofield, R (1, 6) OBP: 0.360, SLG: 0.370		X 0-0 SF 1-2 3-H			B C B X 2-1 G5-3 ①		X 0-0 HR			2	1	1	2	0	0	0
Sid Fernandez, L (1, 1) OBP: 0.071, SLG: 0.071 D.J. Dozier, R (7, PH) OBP: 0.375, SLG: 0.167 Paul Gibson, R (8, 1) Tim Burke, R (8, 1) John Franco, L (9, 1)		X 0-0 B1-5-3 ②③ 2-3f			F X 0-1 P8 ②		C F S 0-3 K ②			2 1 0 0 0	0 0 0 0 0	0 0 0 0 0	0 0 0 0 0	0 0 0 0 0	0 1 0 0 0	2 0 0 0 0
Inning Stats	R: 1 H: 1 E: 0 LOB: 0 K: 0 BB: 0 S: 7 P: 13	R: 1 H: 2 E: 1 LOB: 1 K: 0 BB: 0 S: 8 P: 11	R: 0 H: 0 E: 0 LOB: 1 K: 2 BB: 1 S: 10 P: 19	R: 0 H: 0 E: 0 LOB: 0 K: 0 BB: 0 S: 7 P: 10	R: 0 H: 0 E: 0 LOB: 0 K: 0 BB: 0 S: 5 P: 9	R: 0 H: 2 E: 0 LOB: 2 K: 0 BB: 1 S: 6 P: 14	R: 1 H: 2 E: 0 LOB: 2 K: 2 BB: 1 S: 11 P: 19	R: 0 H: 2 E: 0 LOB: 1 K: 1 BB: 0 S: 10 P: 14		1B: 5 SF: 1 2B: 2 SAC: 0 3B: 1 DP: 2 HR: 1 HBP: 0						

PITCHER		IP	WLS	BF	H	R	ER	SO	BB	IBB	HBP	BLK	WP	HR	S	P	ERA	WHIP
Tom Candiotti, R ERA: 4.24	(1, 1)	6.0	L	24	5	2	2	2	1	1	0	0	0	0	43	76	3.00	1.000
Kip Gross, R ERA: 4.5	(7, 1)	2.0		10	4	1	1	3	1	0	0	0	0	1	21	33	4.50	2.500

PITCHER	IP	WLS	BF	H	R	ER	SO	BB	IBB	HBP	BLK	WP	HR	S	P	ERA	WHIP

BOTTOM

Los Angeles Dodgers @ New York Mets

Shea Stadium, Flushing, NY

Sun May 10 1992, 3:33 AM EDT
Att. 25,186 - Cloudy - 59 F

livebaseballscorecards.com

AB	30
R	3
H	9
RBI	3
BB	3
SO	5
LOB	13

WP: 0	PA: 34					
PB: 0						
SB: 1						
CS: 1						

Batter	1	2	3	4	5	6	7	8	9	AB	R	H	RBI	BB	SO	LOB
Tony Fernandez, S (1, 6) OBP: 0.353, SLG: 0.411	F9		G3-1		F9		1B		L4	5	0	1	1	0	0	0
Tony Gwynn, L (1, 9) OBP: 0.397, SLG: 0.442	G4-3			1B FC5-4 2B		G1-3	FC5-4 1B			4	1	2	0	0	0	0
Gary Sheffield, R (1, 5) OBP: 0.386, SLG: 0.475	G6-3			FC5-4 BB 1B		G1-3	FC5-4			4	0	1	0	0	0	3
Fred McGriff, L (1, 3) OBP: 0.418, SLG: 0.639		1B		FC5-4 BB		K1-3		G3		3	0	1	0	1	1	0
Benito Santiago, R (1, 2) OBP: 0.252, SLG: 0.288		F9		FC5-4 G1-3			2B 1B	F8		4	1	1	1	0	0	3
Darrin Jackson, R (1, 8) OBP: 0.264, SLG: 0.362		F8		G1-3			F7		1B	4	0	1	0	0	0	4
Jerald Clark, R (1, 7) OBP: 0.238, SLG: 0.311		K		P6			1B 1B 2B	P4		4	1	1	0	0	1	4
Kurt Stillwell, S (1, 4) OBP: 0.320, SLG: 0.391		G1-3		K			1B 1B		G6-4-3	4	0	2	1	0	1	0
Jose Melendez, R (1, 1)		K		G6-3			P4		G6-4-3	1	0	0	0	0	1	0
Gary Pettis, S (5, PH) OBP: 0.182, SLG: 0.200										1	0	0	0	0	0	0
Rich Rodriguez, L (5, 1)										0	0	0	0	0	0	0
Oscar Azocar, L (7, PH) OBP: 0.235, SLG: 0.188										0	0	0	0	0	0	0
Tim Teufel, R (7, PH) OBP: 0.340, SLG: 0.295										1	0	0	0	0	0	2
Tim Scott, R (7, 1)										0	0	0	0	0	0	0
Pat Clements, R (8, 1)										0	0	0	0	0	0	0
Kevin Ward, R (9, PH) OBP: 0.250, SLG: 0.353										1	0	0	0	0	0	1
Inning Stats	R: 0 E: 0 K: 0 S: 5 H: 0 LOB: 0 BB: 0 P: 7	R: 0 E: 0 K: 1 S: 9 H: 1 LOB: 1 BB: 0 P: 13	R: 0 E: 0 K: 1 S: 9 H: 0 LOB: 0 BB: 0 P: 12	R: 1 E: 0 K: 0 S: 14 H: 2 LOB: 2 BB: 1 P: 19	R: 0 E: 0 K: 1 S: 7 H: 0 LOB: 0 BB: 0 P: 10	R: 0 E: 0 K: 1 S: 9 H: 0 LOB: 0 BB: 0 P: 11	R: 2 E: 0 K: 0 S: 14 H: 5 LOB: 3 BB: 0 P: 20	R: 0 E: 0 K: 0 S: 8 H: 1 LOB: 1 BB: 0 P: 13	R: 0 E: 0 K: 0 S: 8 H: 1 LOB: 0 BB: 0 P: 10	1B: 8 2B: 2 3B: 0 HR: 0	SF: 0 SAC: 0 DP: 1 HBP: 0						

TOP

San Diego Padres @ New York Mets

Shea Stadium, Flushing, NY

Tue May 12 1992, 7:05 PM EDT

Att. 18,439 - Cloudy - 66 F

livebaseballscorecards.com

AB	36
R	3
H	10
RBI	3
BB	1
SO	4
LOB	17

WP: 0 PB: 0 SB: 0 CS: 0 PA: 37

PITCHER		IP	WLS	BF	H	R	ER	SO	BB	IBB	HBP	BLK	WP	HR	S	P	ERA	WHIP
Dwight Gooden, R ERA: 3.48	(1, 1)	6.1	W	26	6	3	3	4	1	0	0	0	0	0	59	81	4.26	1.105
Paul Gibson, L ERA: 5.4	(7, 1)	0.1		3	2	0	0	0	0	0	0	0	0	0	6	9	0.00	6.000
Jeff Innis, R ERA: 2.55	(7, 1)	1.1		5	1	0	0	0	0	0	0	0	0	0	10	15	0.00	0.750
Tim Burke, R ERA: 2.08	(9, 1)	1.0		3	1	0	0	0	0	0	0	0	0	0	8	10	0.00	1.000

PITCHER		IP	WLS	BF	H	R	ER	SO	BB	IBB	HBP	BLK	WP	HR	S	P	ERA	WHIP

BOTTOM

San Diego Padres @ New York Mets

Shea Stadium, Flushing, NY

Tue May 12 1992, 7:05 PM EDT

Att. 18,439 - Cloudy - 66 F

livebaseballscorecards.com

Batter	1	2	3	4	5	6	7	8	9	AB	R	H	RBI	BB	SO	LOB
Willie Randolph, R (1, 4) OBP: 0.336, SLG: 0.302	HR 1B		F9	G6-4-3 1-2f			BB			3	1	1	0	1	0	3
Dave Magadan, L (1, 5) OBP: 0.397, SLG: 0.400	F8		L7		F8		G6-3			4	0	0	0	0	0	2
Bobby Bonilla, S (1, 9) OBP: 0.367, SLG: 0.328	K			1B BB 1B	K			G6-3		4	1	1	0	0	2	1
Eddie Murray, S (1, 3) OBP: 0.370, SLG: 0.440	1-H HR			1B 1B 1B 1-2 BB	P6			F9		3	2	1	2	1	0	0
Howard Johnson, S (1, 8) OBP: 0.319, SLG: 0.395	K			1B 1B FC 1-2 2-3 1B		G5-3		S 1B 2B BB		3	2	1	0	1	1	0
Daryl Boston, L (1, 7) OBP: 0.352, SLG: 0.403		K		E 1B 1-2 2-3 3-H 1B		G5-3		S 1-2 2B	1B	3	0	1	1	0	1	0
Chico Walker, S (8, PH) OBP: 0.222, SLG: 0.129 (9, 7)										1	1	1	0	0	0	0
Mackey Sasser, L (1, 2) OBP: 0.281, SLG: 0.300		F8		E 1-2 2-3 3-H 1B		F8		1-H 2-H 2B		3	0	1	1	0	0	0
Jeff Innis, R (7, 1)										0	0	0	0	0	0	0
Bill Pecota, R (8, PH) OBP: 0.288, SLG: 0.255										1	0	1	2	0	0	0
Tim Burke, R (9, 1)										0	0	0	0	0	0	0
Dick Schofield, R (1, 6) OBP: 0.343, SLG: 0.341		G1-3		P2			G5-3	IBB		3	0	0	0	1	0	3
Dwight Gooden, R (1, 1) OBP: 0.438, SLG: 0.438			G5-3	FC G6-4-3 1-2 2-3 3-H			K	K		2	0	0	1	0	0	2
Paul Gibson, R (7, 1)										0	0	0	0	0	0	0
Todd Hundley, S (7, 2) OBP: 0.258, SLG: 0.259										2	0	0	0	0	2	2
Inning Stats	R: 2 E: 0 K: 2 S: 13 H: 2 LOB: 0 BB: 0 P: 18	R: 0 E: 0 K: 1 S: 8 H: 0 LOB: 0 BB: 0 P: 10	R: 0 E: 0 K: 0 S: 8 H: 0 LOB: 0 BB: 0 P: 14	R: 3 E: 1 K: 0 S: 19 H: 4 LOB: 2 BB: 1 P: 31	R: 0 E: 0 K: 1 S: 5 H: 0 LOB: 0 BB: 0 P: 7	R: 0 E: 0 K: 0 S: 6 H: 0 LOB: 0 BB: 0 P: 9	R: 0 E: 0 K: 1 S: 11 H: 0 LOB: 1 BB: 1 P: 18	R: 2 E: 0 K: 1 S: 14 H: 2 LOB: 2 BB: 2 P: 27		1B: 6 2B: 1 3B: 0 HR: 1	SF: 0 SAC: 0 DP: 1 HBP: 0					

	AB	32
	R	7
	H	8
	RBI	7
	BB	4
	SO	6
	LOB	13

WP: 0 PB: 0 SB: 2 CS: 0 PA: 36

PITCHER		IP	WLS	BF	H	R	ER	SO	BB	IBB	HBP	BLK	WP	HR	S	P	ERA	WHIP
Jose Melendez, R ERA: 2.67	(1, 1)	4.0	L	19	6	5	5	3	1	0	0	0	0	1	48	73	11.25	1.750
Rich Rodriguez, L ERA: 1.88	(5, 1)	2.0		6	0	0	0	1	0	0	0	0	0	0	11	16	0.00	0.000
Tim Scott, R ERA: 5.4	(7, 1)	1.2		7	0	1	1	1	2	0	0	0	0	0	18	31	5.40	1.200
Pat Clements, L ERA: 3.55	(8, 1)	0.1		4	2	1	1	1	0	1	0	0	0	0	7	14	27.00	6.000

PITCHER	IP	WLS	BF	H	R	ER	SO	BB	IBB	HBP	BLK	WP	HR	S	P	ERA	WHIP

San Diego Padres @ New York Mets

Shea Stadium, Flushing, NY

Wed May 13 1992, 7:05 PM EDT

Att. 19,451 - Cloudy - 73 F

livebaseballscorecards.com

Batter	1	2	3	4	5	6	7	8	9	AB	R	H	RBI	BB	SO	LOB
Tony Fernandez, S (1, 6) OBP: 0.362, SLG: 0.421	X 0-0 P5 ①		B B F B B 4-1 1B HR BB		F 1 SAFE X 0-2 FC1-6 1-2f HR ②		B F X 1-1 G4-3 2-H 2B		X 0-0 1B 1B 1B	4	3	2	1	1	0	1
Tony Gwynn, L (1, 9) OBP: 0.404, SLG: 0.469	C X 0-1 G4-3 ②		P F 1 SAFE X 1-1 1-3 HR 1B		1 SAFE C 1 SAFE B 1 SAFE 1 SAFE B F B 3-2 X 1-H HR		C B B X 2-1 G4-3 2-3 ②		B C X 1-1 1-3 1B 1B	5	2	3	2	0	0	1
Gary Sheffield, R (1, 5) OBP: 0.400, SLG: 0.504	B B B C B 4-1 BB		F B 1 SAFE C X 1-2 1-H 3-H HR		C F B S 1-3 K ③		B C B F F F B B 4-2 BB		B S B X 2-1 1-2 3-H FC4 1B	3	1	2	4	2	1	0
Fred McGriff, L (1, 3) OBP: 0.411, SLG: 0.621	C 1 SAFE S F S 0-3 K ③		C X 0-1 G3 ③			X 0-0 G5-4-3 1B	B C B S B S 3-3 K ③		B B F X 2-1 FC4 1-2f ③	5	0	1	0	0	2	5
Benito Santiago, R (1, 2) OBP: 0.244, SLG: 0.279		S F B S 1-3 K ①		C C B S 1-3 K ①		F F X 0-2 G5-4-3 1-2f ① ②		B X 1-0 G6-3 ①		4	0	0	0	0	2	1
Darrin Jackson, R (1, 7) OBP: 0.264, SLG: 0.367		B B X 2-0 G5-3 ②		F X 0-1 P4 ②		C X 0-1 2B		S F B X 1-2 G5-3 ②		4	0	1	0	0	0	0
Gary Pettis, S (1, 8) OBP: 0.133, SLG: 0.143		B X 1-0 F7 ③		B B X 2-0 G6-3 ③		S S B C 1-3 K ③		B C S S 1-3 K ③		4	0	0	0	0	2	1
Tim Teufel, R (1, 4) OBP: 0.370, SLG: 0.333			X 0-0 P2 ①		B B B C X 3-1 FC1-6 1B		F X 0-1 SH2-3 2B 1B		B F B X 2-1 1B ①	4	1	3	0	0	0	0
Bruce Hurst, L (1, 1) OBP: 0.167, SLG: 0.176			S C C 0-3 K ②		L F B L 1-3 K ①		L B L B X 2-2 SH2-3 1-2 ①		X 0-0 G5-3 ②	3	0	0	0	0	2	1

Inning Stats	1	2	3	4	5	6	7	8	9	1B	SF	WP	PA
	R: 0 H: 0 E: 0 LOB: 1 K: 1 BB: 1 S: 8 P: 12	R: 0 H: 0 E: 0 LOB: 0 K: 1 BB: 0 S: 5 P: 9	R: 3 H: 2 E: 0 LOB: 0 K: 1 BB: 1 S: 13 P: 18	R: 0 H: 0 E: 0 LOB: 0 K: 1 BB: 0 S: 6 P: 9	R: 2 H: 2 E: 0 LOB: 0 K: 2 BB: 0 S: 14 P: 22	R: 0 H: 2 E: 0 LOB: 1 K: 1 BB: 0 S: 9 P: 10	R: 1 H: 2 E: 0 LOB: 2 K: 1 BB: 1 S: 16 P: 28	R: 0 H: 0 E: 0 LOB: 0 K: 1 BB: 0 S: 7 P: 10	R: 1 H: 4 E: 0 LOB: 2 K: 0 BB: 0 S: 10 P: 17	1B: 8 2B: 2 3B: 0 HR: 2	SF: 0 SAC: 1 DP: 1 HBP: 0	WP: 0 PB: 0 SB: 0 CS: 0	PA: 40

PITCHER		IP	WLS	BF	H	R	ER	SO	BB	IBB	HBP	BLK	WP	HR	S	P	ERA	WHIP
David Cone, R ERA: 2.67	(1, 1)	5.0	L	21	4	5	5	6	2	0	0	0	0	2	46	70	9.00	1.200
Wally Whitehurst, R ERA: 2.76	(6, 1)	1.2		9	4	1	1	1	1	0	0	0	0	0	22	32	5.40	3.000
Paul Gibson, L ERA: 4.96	(7, 1)	1.1		4	0	0	0	2	0	0	0	0	0	0	10	16	0.00	0.000
Tim Burke, R ERA: 2.79	(9, 1)	1.0		6	4	1	1	0	0	0	0	0	0	0	10	17	9.00	4.000

PITCHER	IP	WLS	BF	H	R	ER	SO	BB	IBB	HBP	BLK	WP	HR	S	P	ERA	WHIP

BOTTOM

San Diego Padres @ New York Mets

Shea Stadium, Flushing, NY

Wed May 13 1992, 7:05 PM EDT

Att. 19,451 - Cloudy - 73 F

livebaseballscorecards.com

Batter	1	2	3	4	5	6	7	8	9	AB	R	H	RBI	BB	SO	LOB
Willie Randolph, R (1, 4) OBP: 0.333, SLG: 0.300	3-2 F9 ①		0-0 F9 ①		1-0 1B		3-1 L4 ③			4	0	1	0	0	0	0
Dave Magadan, L (1, 5) OBP: 0.384, SLG: 0.385	1-0 F8 ②		1-2 G3-1 ②		1-2 G6-3 ③			0-0 F7 ①		4	0	0	0	0	0	1
Bobby Bonilla, S (1, 9) OBP: 0.371, SLG: 0.328	4-2 BB		1-1 G5-3 ③			0-0 F7 ①		0-0 1B		3	0	1	0	1	0	0
Eddie Murray, S (1, 3) OBP: 0.367, SLG: 0.433	1-2 F7 ③			2-2 G5-3 ①		1-0 FC6-4 BB 1B		2-2 P4 ②		4	0	1	0	0	0	2
Howard Johnson, S (1, 8) OBP: 0.317, SLG: 0.385		1-2 G5-3 ①		2-1 F7 ②		4-2 FC6-4 1-2 BB		1-3 K ③		3	0	0	0	1	1	1
Chico Walker, S (1, 7) OBP: 0.250, SLG: 0.171		0-2 FC5-4 1B 1B		0-0 1B		0-1 FC6-4 ② 1-2f 2-3			0-3 K ①	4	0	2	0	0	1	2
Charlie O'Brien, R (1, 2) OBP: 0.382, SLG: 0.422		1-1 FC5-4 1-2 1B		1-2 G5-3 ③		3-1 F7 ③			3-2 P9 ②	3	0	1	0	0	0	3
Paul Gibson, R (7, 1)										0	0	0	0	0	0	0
Tim Burke, R (9, 1)										0	0	0	0	0	0	0
Bill Pecota, R (9, PH) OBP: 0.283, SLG: 0.250										1	0	0	0	0	0	0
Dick Schofield, R (1, 6) OBP: 0.330, SLG: 0.326		0-2 FC5-4 ② 1-2f 2-3			3-2 L7 ①		3-2 P4 ①		1-0 F9 ③	4	0	0	0	0	0	2
David Cone, L (1, 1) OBP: 0.048, SLG: 0.048		1-2 G4-3 ③			1-3 K ②		0-3 K ②			1	0	0	0	0	0	2
D.J. Dozier, R (5, PH) OBP: 0.333, SLG: 0.143										1	0	0	0	0	1	0
Wally Whitehurst, R (6, 1)										0	0	0	0	0	0	0
Todd Hundley, S (7, 2) OBP: 0.254, SLG: 0.254										1	0	0	0	0	1	0
Inning Stats	R: 0 E: 0 K: 0 S: 13 H: 0 LOB: 1 BB: 1 P: 22	R: 0 E: 0 K: 0 S: 14 H: 2 LOB: 2 BB: 0 P: 17	R: 0 E: 0 K: 0 S: 6 H: 0 LOB: 0 BB: 0 P: 8	R: 0 E: 0 K: 0 S: 10 H: 1 LOB: 1 BB: 0 P: 15	R: 0 E: 0 K: 1 S: 15 H: 1 LOB: 1 BB: 0 P: 21	R: 0 E: 0 K: 0 S: 8 H: 1 LOB: 2 BB: 1 P: 16	R: 0 E: 0 K: 1 S: 8 H: 0 LOB: 0 BB: 0 P: 14	R: 0 E: 0 K: 1 S: 9 H: 1 LOB: 1 BB: 0 P: 12	R: 0 E: 0 K: 1 S: 8 H: 0 LOB: 0 BB: 0 P: 12	1B: 6 2B: 0 3B: 0 HR: 0	SF: 0 SAC: 0 DP: 0 HBP: 0						

PITCHER	IP	WLS	BF	H	R	ER	SO	BB	IBB	HBP	BLK	WP	HR	S	P	ERA	WHIP
Bruce Hurst, L (1, 1) ERA: 3.98	9.0	W	35	6	0	0	4	2	0	0	0	0	0	91	137	0.00	0.889

PITCHER	IP	WLS	BF	H	R	ER	SO	BB	IBB	HBP	BLK	WP	HR	S	P	ERA	WHIP

AB	33
R	0
H	6
RBI	0
BB	2
SO	4
LOB	13

WP: 0 PB: 0 SB: 0 CS: 0 PA: 35

Batter	1	2	3	4	5	6	7	8	9	AB	R	H	RBI	BB	SO	LOB
Willie Randolph, R (1, 4) OBP: 0.344, SLG: 0.301	G6-3		BB			G6-4-3, BB, 2B, BB	G4-3 1-2f		1B 1-H	3	1	1	1	2	0	1
Dick Schofield, R (1, 6) OBP: 0.342, SLG: 0.326	G3		F7			G6-4-3 1-2 BB		S S BB	1B 1-3	3	0	1	0	2	0	1
Howard Johnson, S (1, 8) OBP: 0.320, SLG: 0.381	BB			G5-4-3, 1B		G6-4-3 1-2f 2-3		G6-3 1-2	K	4	0	1	0	1	1	5
Eddie Murray, S (1, 3) OBP: 0.371, SLG: 0.426	G6-3			G5-4-3 1-2f		BB, 2B, BB		FC5-4 2-3 IBB		2	1	0	0	2	0	2
Bobby Bonilla, S (1, 9) OBP: 0.368, SLG: 0.320		P4		F8		1-2 BB, 2B, BB		FC5-4 1-2f		3	1	0	0	1	0	2
Bill Pecota, R (1, 5) OBP: 0.281, SLG: 0.269		F8			G5-3	1-H 2-H 3-H 2B		G4-3		4	0	1	3	0	0	2
D.J. Dozier, R (1, 7) OBP: 0.250, SLG: 0.100 Daryl Boston, L (9, PH) OBP: 0.348, SLG: 0.397 (9, 7)		G4-3			G4-3	F9			F8	3 1	0 0	0 0	0 0	0 0	1 0	1 0
Todd Hundley, S (1, 2) OBP: 0.268, SLG: 0.258			G5-3		FC6-4 HBP		G4-3 1B		F7	3	0	1	0	0	0	0
Bret Saberhagen, R (1, 1) OBP: 0.059, SLG: 0.059 Wally Whitehurst, R (6, 1) Chico Walker, S (9, PH) OBP: 0.268, SLG: 0.194 John Franco, L (9, 1)			L8		FC6-4 1-2f		K		S 1B	2 1 1 0	0 0 1 0	0 0 1 0	0 0 1 0	0 1 0 0	0 1 0 0	1 1 0 0
Inning Stats	R: 0 E: 0 K: 0 S: 5 H: 0 LOB: 1 BB: 1 P: 13	R: 0 E: 0 K: 0 S: 5 H: 0 LOB: 0 BB: 0 P: 10	R: 0 E: 0 K: 0 S: 6 H: 0 LOB: 1 BB: 1 P: 14	R: 0 E: 0 K: 0 S: 4 H: 1 LOB: 0 BB: 0 P: 7	R: 0 E: 0 K: 0 S: 7 H: 0 LOB: 1 BB: 0 P: 11	R: 3 E: 0 K: 0 S: 11 H: 1 LOB: 1 BB: 4 P: 29	R: 0 E: 0 K: 1 S: 5 H: 1 LOB: 0 BB: 0 P: 6	R: 0 E: 0 K: 0 S: 9 H: 0 LOB: 2 BB: 2 P: 22	R: 1 E: 0 K: 1 S: 16 H: 3 LOB: 2 BB: 0 P: 24	1B: 5 2B: 1 3B: 0 HR: 0 SF: 0 SAC: 0 DP: 3 HBP: 1						

PITCHER		IP	WLS	BF	H	R	ER	SO	BB	IBB	HBP	BLK	WP	HR	S	P	ERA	WHIP
Bob Ojeda, L ERA: 3.26	(1, 1)	8.0	L	33	3	3	3	1	7	1	1	0	0	0	52	112	3.38	1.250
Tim Crews, R ERA: 7.56	(9, 1)	0.2		5	3	1	1	0	0	0	0	0	0	0	12	20	13.50	4.500
Steve Wilson, L ERA: 2.63	(1, 1)	0.1		1	0	0	0	1	0	0	0	0	0	0	4	4	0.00	0.000

PITCHER	IP	WLS	BF	H	R	ER	SO	BB	IBB	HBP	BLK	WP	HR	S	P	ERA	WHIP

TOP

New York Mets @ Los Angeles Dodgers

Dodger Stadium, Los Angeles, CA

Fri May 15 1992, 7:05 PM PDT

Att. 41,222 - Sunny - 70 F

livebaseballscorecards.com

AB	30
R	4
H	6
RBI	4
BB	8
SO	2
LOB	16

WP: 0 PB: 0 SB: 3 CS: 0 PA: 39

New York Mets @ Los Angeles Dodgers

Dodger Stadium, Los Angeles, CA

Fri May 15 1992, 7:05 PM PDT

Att. 41,222 - Sunny - 70 F

livebaseballscorecards.com

BOTTOM

Batter	1	2	3	4	5	6	7	8	9	AB	R	H	RBI	BB	SO	LOB
Brett Butler, L (1, 8) OBP: 0.357, SLG: 0.366	C F F B F F B F S 2-3 ① K		F B B B B 4-1 PO BB		B B F C F F B X 3-2 ③ F7			B M F F X 1-2 ③ F8		3	0	0	0	1	1	1
Lenny Harris, L (1, 4) OBP: 0.354, SLG: 0.333 Mike Sharperson, R (9, PH) OBP: 0.446, SLG: 0.407	B C C F S 1-3 ② K		1 SAFE 1 SAFE 0-0 ③ PO 1-2	B C X 1-1 1B		C B B X 2-1 ① G4-3			C B X 1-1 2B	3	0	1	0	0	1	0
										1	0	1	0	0	0	0
Mitch Webster, S (1, 9) OBP: 0.333, SLG: 0.647	B B F X 2-1 ③ G1-3			C 1 SAFE L B F F C 1-3 ① K		B B C L B F X 3-2 ② G6-3			C L B S 1-3 ① K	4	0	0	0	0	2	2
Eric Davis, R (1, 7) OBP: 0.339, SLG: 0.411		C B B S S 2-3 ① K		C B F B S 2-3 ② K		B F C B S 2-3 ③ K			B X 1-0 E5	4	0	0	0	0	3	2
Todd Benzinger, S (1, 3) OBP: 0.255, SLG: 0.275		X 0-0 ② G3		1 SAFE 1 SAFE 1 SAFE C P 1 SAFE P F S 2-3 ③ K			X 0-0 ① L6		C B X 1-1 ② P8	4	0	0	0	0	1	3
Dave Hansen, L (1, 5) OBP: 0.228, SLG: 0.216 Eric Karros, R (9, PH) OBP: 0.254, SLG: 0.397		B C X 1-1 1B			C B B B B 4-1 3B BB		B B X 2-0 ② G4-3		B F F B S 2-3 ③ K	2	1	1	0	1	0	0
										1	0	0	0	0	1	2
Mike Scioscia, L (1, 2) OBP: 0.287, SLG: 0.259		B F X 1-1 ③ G1-3			C X 0-1 ① F9		C B B B X 3-1 ③ G3			3	0	0	0	0	0	2
Jose Offerman, S (1, 6) OBP: 0.292, SLG: 0.294			B C C C 1-3 ① K		X 0-0 ② F7			B C B F B C 3-3 ① K		3	0	0	0	0	2	1
Bob Ojeda, L (1, 1) OBP: 0.083, SLG: 0.250 Stan Javier, S (8, PH) OBP: 0.313, SLG: 0.214 Tim Crews, R (9, 1) Steve Wilson, L (9, 1)			F F B C 1-3 ② K		S S B B B X 2-2 1-H 3B			S B B F B X 3-2 ② F7		2	0	1	1	0	1	0
										1	0	0	0	0	0	0
										0	0	0	0	0	0	0
										0	0	0	0	0	0	0
Inning Stats	R: 0 E: 0 K: 2 S: 13 H: 0 LOB: 0 BB: 0 P: 18	R: 0 E: 0 K: 1 S: 8 H: 1 LOB: 1 BB: 0 P: 12	R: 0 E: 0 K: 2 S: 7 H: 0 LOB: 0 BB: 1 P: 13	R: 0 E: 0 K: 3 S: 15 H: 1 LOB: 1 BB: 0 P: 19	R: 1 E: 0 K: 0 S: 12 H: 1 LOB: 1 BB: 1 P: 21	R: 0 E: 0 K: 1 S: 9 H: 0 LOB: 0 BB: 0 P: 16	R: 0 E: 0 K: 0 S: 4 H: 0 LOB: 0 BB: 0 P: 9	R: 0 E: 0 K: 1 S: 10 H: 0 LOB: 0 BB: 0 P: 17	R: 0 E: 1 K: 2 S: 11 H: 1 LOB: 2 BB: 0 P: 17							

	AB	31
	R	1
	H	4
	RBI	1
	BB	2
	SO	12
	LOB	13

1B: 2 SF: 0 WP: 0 PA: 34
2B: 1 SAC: 0 PB: 0
3B: 1 DP: 0 SB: 0
HR: 0 HBP: 0 CS: 0

PITCHER		IP	WLS	BF	H	R	ER	SO	BB	IBB	HBP	BLK	WP	HR	S	P	ERA	WHIP
Bret Saberhagen, R ERA: 3.81	(1, 1)	5.0	W	19	3	1	1	8	2	0	0	0	0	0	55	83	1.80	1.000
Wally Whitehurst, R ERA: 2.33	(6, 1)	3.0		9	0	0	0	2	0	0	0	0	0	0	23	42	0.00	0.000
John Franco, L ERA:	(9, 1)	1.0	S	5	1	0	0	2	0	0	0	0	0	0	11	17	0.00	1.000

PITCHER	IP	WLS	BF	H	R	ER	SO	BB	IBB	HBP	BLK	WP	HR	S	P	ERA	WHIP

Batter	1	2	3	4	5	6	7	8	9	AB	R	H	RBI	BB	SO	LOB
Willie Randolph, R (1, 4) OBP: 0.333, SLG: 0.291	B X 1-0 ① L9		C B C F B S 2-3 ② K		B C B S X 2-2 ③ L4			C X 0-1 ② G3		4	0	0	0	0	1	4
Dave Magadan, L (1, 5) OBP: 0.380, SLG: 0.375	B B C X 2-1 ② G4-3		B B C F B X 3-2 ③ G3			X 0-0 ① G4-3		B B B B 4-0 1B BB		3	0	0	0	1	0	2
Howard Johnson, S (1, 8) OBP: 0.318, SLG: 0.377	B C B X 2-1 ③ F9			C X 0-1 ① F9		B C B S B X 3-2 ② L4		B C B C X 2-2 1-2 1B		4	0	1	0	0	0	0
Eddie Murray, S (1, 3)		B X 1-0 ① F8		X 0-0 ② P4		C F F B B X 2-2 ③ P6		C B C F X 1-2 ③ G3		4	0	0	0	0	0	2
Bobby Bonilla, S (1, 9) OBP: 0.358, SLG: 0.311		B F B X 2-1 ② F7		B B X 2-0 ③ F7			S F B B X 2-2 ① F8		B X 1-0 ① G4-3	4	0	0	0	0	0	0
Daryl Boston, L (1, 7) OBP: 0.359, SLG: 0.407 Jeff Innis, R (7, 1) Mackey Sasser, L (9, PH) OBP: 0.273, SLG: 0.290		C S F B F B X 2-2 ③ G3			S X 0-1 1B SH1-3 1B		C B X 1-1 1B 1B		S F B S 1-3 ② K	3 0 1	0 0 0	2 0 0	0 0 0	0 0 0	0 0 1	0 0 0
Todd Hundley, S (1, 2) OBP: 0.270, SLG: 0.262			X 0-0 ① F9		X 0-0 ① SH1-3 1-2		1 SAFE 1 SAFE B 1 SAFE B F 1 SAFE B F 3-2 1 SAFE 1 SAFE F 1 SAFE X 1-2 G5-3 1B		B C X 1-1 ③ G3-1	3	0	1	0	0	0	0
Dick Schofield, R (1, 6) OBP: 0.350, SLG: 0.337			C X 0-1 SH 1B		C X 0-1 2-3 SH3-4 1B		B C C B X 2-2 ②③ G5-3 1-2			3	0	2	0	0	0	2
Sid Fernandez, L (1, 1) OBP: 0.071, SLG: 0.071 Chico Walker, S (7, 7) OBP: 0.262, SLG: 0.189			B L M X 1-2 SH 1-2		X 0-0 ② SH3-4 1-2			C B C F B S 2-3 ① K		0 1	0 0	0 0	0 0	0 0	0 1	0 0
Inning Stats	R: 0 H: 0 E: 0 LOB: 0 K: 0 BB: 0 S: 5 P: 10	R: 0 H: 0 E: 0 LOB: 0 K: 0 BB: 0 S: 8 P: 13	R: 0 H: 1 E: 0 LOB: 2 K: 1 BB: 0 S: 13 P: 19	R: 0 H: 0 E: 0 LOB: 0 K: 0 BB: 0 S: 4 P: 6	R: 0 H: 2 E: 0 LOB: 2 K: 0 BB: 0 S: 9 P: 11	R: 0 H: 0 E: 0 LOB: 0 K: 0 BB: 0 S: 8 P: 13	R: 0 H: 2 E: 0 LOB: 1 K: 0 BB: 0 S: 12 P: 20	R: 0 H: 1 E: 0 LOB: 2 K: 1 BB: 1 S: 13 P: 22	R: 0 H: 0 E: 0 LOB: 0 K: 1 BB: 0 S: 6 P: 9	1B: 6 SF: 0 2B: 0 SAC: 3 3B: 0 DP: 0 HR: 0 HBP: 0						

PITCHER	IP	WLS	BF	H	R	ER	SO	BB	IBB	HBP	BLK	WP	HR	S	P	ERA	WHIP
Tom Candiotti, R (1, 1) ERA: 3.47	9.0	W	34	6	0	0	3	1	0	0	0	0	0	78	123	0.00	0.778

PITCHER	IP	WLS	BF	H	R	ER	SO	BB	IBB	HBP	BLK	WP	HR	S	P	ERA	WHIP

TOP

New York Mets @ Los Angeles Dodgers

Dodger Stadium, Los Angeles, CA

Sat May 16 1992, 7:05 PM PDT

Att. 44,873 - Sunny - 72 F

livebaseballscorecards.com

AB	30
R	0
H	6
RBI	0
BB	1
SO	3
LOB	10

Batter	1	2	3	4	5	6	7	8	9	AB	R	H	RBI	BB	SO	LOB
Brett Butler, L (1, 8) OBP: 0.347, SLG: 0.354	C F B S 1-3 ① K	F B B S F X 2-2 ③ G4-3			F C B F B B F C 3-3 ③ K			C B F F B X 2-2 ① G6-3		4	0	0	0	0	2	2
Mike Sharperson, R (1, 4) OBP: 0.435, SLG: 0.386	B X 1-0 ② F8		C B F F X 1-2 ① P4			F F B X 1-2 ① F7		C F F B B B 4-2 G4-3 BB		3	0	0	0	1	0	0
Mitch Webster, S (1, 9) OBP: 0.326, SLG: 0.605	F B X 1-1 2B 1B		B F B S B F X 3-2 ② F8			C X 0-1 ② G6-3		1 SAFE B 1 SAFE X 1-0 ② G4-3 1-2		4	1	1	0	0	0	1
Eric Davis, R (1, 7) OBP: 0.336, SLG: 0.414	B X 1-0 1-H 2B		S F B B X 2-2 ③ P5			C B X 1-1 ③ G6-3		B X 1-0 ③ G6-3		4	0	1	1	0	0	1
Todd Benzinger, S (1, 3) OBP: 0.241, SLG: 0.259	C X 0-1 ③ P3			B X 1-0 ① G5-3			X 0-0 ① F8			3	0	0	0	0	0	1
Dave Anderson, R (1, 5) OBP: 0.333, SLG: 0.357		B C F B X 2-2 ① F9		F B B B F B 4-2 CS BB			S X 0-1 1B 1B 1B			2	1	1	0	1	0	0
Carlos Hernandez, R (1, 2) OBP: 0.387, SLG: 0.357		X 0-0 SH1-4 BB 1B		B X 1-0 ② P4			B X 1-0 A2-6-2 1B 1-2 1B			3	0	2	0	0	0	1
Jose Offerman, S (1, 6) OBP: 0.302, SLG: 0.298		B F B B S T F B 4-2 SH1-4 1-2 BB		C C B 1-2 ③ CS 1-2	M C B F F X 1-2 ① F9		C X 0-1 1-2 2-H 1B			2	0	1	1	1	0	0
Tom Candiotti, R (1, 1) OBP: 0.059, SLG: 0.059		B X 1-0 ② SH1-4 1-2 2-3			X 0-0 ② G4-3		B C F C 1-3 ②③ K2-6-2 2-2			2	0	0	0	0	1	2
Inning Stats	R: 1 E: 0 K: 1 S: 9 H: 2 LOB: 1 BB: 0 P: 13	R: 0 E: 0 K: 0 S: 13 H: 1 LOB: 2 BB: 1 P: 22	R: 0 E: 0 K: 0 S: 10 H: 0 LOB: 0 BB: 0 P: 16	R: 0 E: 0 K: 0 S: 6 H: 0 LOB: 0 BB: 1 P: 13	R: 0 E: 0 K: 1 S: 11 H: 0 LOB: 0 BB: 0 P: 15	R: 0 E: 0 K: 0 S: 7 H: 0 LOB: 0 BB: 0 P: 9	R: 1 E: 0 K: 1 S: 9 H: 3 LOB: 2 BB: 0 P: 11	R: 0 E: 0 K: 0 S: 9 H: 0 LOB: 1 BB: 1 P: 17		1B: 5 2B: 2 3B: 0 HR: 0 SF: 0 SAC: 1 DP: 1 HBP: 0						

PITCHER		IP	WLS	BF	H	R	ER	SO	BB	IBB	HBP	BLK	WP	HR	S	P	ERA	WHIP
Sid Fernandez, L ERA: 3.77	(1, 1)	6.1	L	25	5	2	2	2	2	0	0	0	0	0	60	93	2.84	1.105
Jeff Innis, R ERA: 2.33	(7, 1)	1.2		6	1	0	0	1	1	0	0	0	0	0	14	23	0.00	1.200

PITCHER	IP	WLS	BF	H	R	ER	SO	BB	IBB	HBP	BLK	WP	HR	S	P	ERA	WHIP

BOTTOM

New York Mets @ Los Angeles Dodgers

Dodger Stadium, Los Angeles, CA

Sat May 16 1992, 7:05 PM PDT

Att. 44,873 - Sunny - 72 F

livebaseballscorecards.com

AB	27
R	2
H	6
RBI	2
BB	3
SO	3
LOB	8

WP: 0 PA: 32
PB: 0
SB: 0
CS: 1

Batter	1	2	3	4	5	6	7	8	9	AB	R	H	RBI	BB	SO	LOB
Chico Walker, S (1, 9) OBP: 0.277, SLG: 0.286	B B X 2-0 HR		B B F B F X 3-2 ① P5		C X 0-1 ③ F8		S B B F X 2-2 ③ P5		F B C F B X 2-2 1B	5	1	2	1	0	0	3
Daryl Boston, L (1, 7) OBP: 0.351, SLG: 0.388	B S T F X 1-2 ① G3		C S X 0-2 ② F8			F B X 1-1 ① F9		S B B F F B B 4-2 2B SF8 BB	B F C C 1-3 ③ K	4	1	0	0	1	1	2
Howard Johnson, S (1, 8) OBP: 0.316, SLG: 0.381	C X 0-1 ② F9		S B B B X 3-1 ③ P6			B B F F B X 3-2 ② G3		C X 0-1 FC5 1-3 2B		4	0	1	0	0	0	1
Eddie Murray, S (1, 3) OBP: 0.364, SLG: 0.442	C X 0-1 1B			F B F F F F S 1-3 ① K		X 0-0 HR		B B X 2-0 ① SF8 3-H		3	1	2	2	0	1	0
Dave Magadan, L (1, 5) OBP: 0.376, SLG: 0.371	B B B C X 3-1 ③ G3			F B B X 2-1 1B		C C B X 1-2 ③ G1-3		C B X 1-1 E6 FC5		4	0	1	0	0	0	2
Mackey Sasser, L (1, 2) OBP: 0.306, SLG: 0.324 Willie Randolph, R (8, PH) OBP: 0.331, SLG: 0.288 Charlie O'Brien, R (8, 2) OBP: 0.382, SLG: 0.422		X 0-0 G6-4-3 1B		B S S S 1-3 ② K			X 0-0 1B 1B	X 0-0 ② FC5 FC4-6 1-2 2-3f		3 1 0	0 0 0	2 0 0	0 0 0	0 0 0	1 0 0	1 2 0
Bill Pecota, R (1, 4) OBP: 0.262, SLG: 0.250		C B 1 X SAFE 1-1 ① ② G6-4-3 1-2f		B B F 1 F F S SAFE 2-3 ③ K			B S S X 1-2 ① P6	B C F X 1-2 ③ FC4-6 1-2f		4	0	0	0	0	1	5
Dick Schofield, R (1, 6) OBP: 0.347, SLG: 0.333		C F S 0-3 ③ K			S B B F S 2-3 ① K		C X 0-1 1-2 1B		S C B C 1-3 ① K	4	0	1	0	0	3	0
Anthony Young, R (1, 1) OBP: 0.158, SLG: 0.111 Paul Gibson, R (6, 1) Bobby Bonilla, S (7, PH) OBP: 0.356, SLG: 0.308 Tim Burke, R (7, 1) Junior Noboa, R (9, PH) OBP: 0.278, SLG: 0.188			S B B F B F B 4-2 BB		S X 0-1 ② P2		B F X 1-1 ② F8		S X 0-1 ② G4-3	1 0 1 0 1	0 0 0 0 0	0 0 0 0 0	0 0 0 0 0	1 0 0 0 0	0 0 0 0 0	0 0 2 0 0
Inning Stats	R: 1 H: 2 E: 0 LOB: 1 K: 0 BB: 0 S: 11 P: 17	R: 0 H: 1 E: 0 LOB: 0 K: 1 BB: 0 S: 6 P: 7	R: 0 H: 0 E: 0 LOB: 1 K: 0 BB: 1 S: 11 P: 21	R: 0 H: 1 E: 0 LOB: 1 K: 3 BB: 0 S: 14 P: 20	R: 0 H: 0 E: 0 LOB: 0 K: 1 BB: 0 S: 7 P: 9	R: 1 H: 1 E: 0 LOB: 0 K: 0 BB: 0 S: 9 P: 14	R: 0 H: 2 E: 0 LOB: 2 K: 0 BB: 0 S: 11 P: 15	R: 1 H: 1 E: 1 LOB: 2 K: 0 BB: 1 S: 12 P: 20	R: 0 H: 1 E: 0 LOB: 1 K: 2 BB: 0 S: 12 P: 16	1B: 6 SF: 1 2B: 1 SAC: 0 3B: 0 DP: 1 HR: 2 HBP: 0						

PITCHER		IP	WLS	BF	H	R	ER	SO	BB	IBB	HBP	BLK	WP	HR	S	P	ERA	WHIP
Ramon Martinez, R ERA: 3.67	(1, 1)	7.0	W	30	8	3	3	5	2	0	0	0	0	2	74	112	3.86	1.429
Steve Wilson, L ERA: 2.57	(8, 1)	0.1		2	0	0	0	0	0	0	0	0	0	0	3	6	0.00	0.000
Roger McDowell, R ERA: 3.44	(8, 1)	1.2	S	6	1	0	0	2	0	0	0	0	0	0	16	21	0.00	0.600

PITCHER	IP	WLS	BF	H	R	ER	SO	BB	IBB	HBP	BLK	WP	HR	S	P	ERA	WHIP

TOP

New York Mets @ Los Angeles Dodgers

Dodger Stadium, Los Angeles, CA

Sun May 17 1992, 3:33 AM PDT

Att. 37,187 - Sunny - 76 F

livebaseballscorecards.com

AB	35
R	3
H	9
RBI	3
BB	2
SO	7
LOB	18

Batter	1	2	3	4	5	6	7	8	9	AB	R	H	RBI	BB	SO	LOB
Brett Butler, L (1, 8) OBP: 0.338, SLG: 0.344	C C F F B B F S 2-3 ① K		B B C C B F S 3-3 ① K		B B F C F B C 3-3 ③ K		X 0-0 ① F8			4	0	0	0	0	3	0
Lenny Harris, L (1, 4) OBP: 0.372, SLG: 0.338	B C F B B F F F B 4-2 BLK 2B BB		C B F B B B 4-2 SH5-3 BB			B C B X 2-1 CS 1B	B F X 1-1 E3			2	1	1	0	2	0	0
Mitch Webster, S (1, 9) OBP: 0.306, SLG: 0.561 Roger McDowell, R (8, 1)	F C 1 SAFE C 0-3 ② K		B 1 SAFE 1 SAFE X 1-0 ② SH5-3 1-2			L L 1 SAFE B S 1-3 ①② K 1-2	S X 0-1 ② P6			3 0	0 0	0 0	0 0	0 0	2 0	3 0
Eric Davis, R (1, 7) OBP: 0.342, SLG: 0.437	B S 1 SAFE X 1-1 1-H 2B		B F F B B X 3-2 ③ F8			B X 1-0 2B 2B	B C 1 SAFE F 1 SAFE S 1-3 ③ K			4	1	2	1	0	1	2
Todd Benzinger, S (1, 3) OBP: 0.258, SLG: 0.293	B B X 2-0 ③ G4-3			F B X 1-1 ① F7		C C X 0-2 1B 2-H 2B		S X 0-1 SH1-4 CI 1B		4	1	2	1	0	0	1
Dave Hansen, L (1, 5) OBP: 0.233, SLG: 0.222		B F X 1-1 ① G4-3		B B X 2-0 ② G4-3		X 0-0 2-H HR 1B		L F X 0-2 CI 1-2 SH1-4		3	1	1	1	0	0	0
Mike Scioscia, L (1, 2) OBP: 0.299, SLG: 0.310	X 0-0 3B 1B			B B B C X 3-1 ③ G4-3		B F X 1-1 1-H HR		X 0-0 ① SH1-4 1-2 2-3		3	2	2	2	0	0	0
Jose Offerman, S (1, 6) OBP: 0.308, SLG: 0.318	X 0-0 1-H CS 3B				C B F C 1-3 ① K	B C S B B B F B 4-2 BB		B F F F F F B X 2-2 ② G4-3		3	0	1	1	1	1	2
Ramon Martinez, R (1, 1) OBP: 0.176, SLG: 0.176 Steve Wilson, L (8, 1) Stan Javier, S (8, 9) OBP: 0.303, SLG: 0.207	S F C 0-3 ②③ K 3-H				S M S 0-3 ② K	S F C 0-3 ③ K		B F S S 1-3 ③ K		3 0 1	0 0 0	0 0 0	0 0 0	0 0 0	3 0 1	2 0 2
Inning Stats	R: 1 H: 1 E: 0 LOB: 1 K: 2 BB: 1 S: 17 P: 26	R: 1 H: 2 E: 0 LOB: 0 K: 1 BB: 0 S: 7 P: 8	R: 0 H: 0 E: 0 LOB: 1 K: 1 BB: 1 S: 11 P: 22	R: 0 H: 0 E: 0 LOB: 0 K: 0 BB: 0 S: 5 P: 11	R: 0 H: 0 E: 0 LOB: 0 K: 3 BB: 0 S: 10 P: 14	R: 4 H: 5 E: 0 LOB: 1 K: 2 BB: 1 S: 18 P: 27	R: 0 H: 0 E: 1 LOB: 1 K: 1 BB: 0 S: 8 P: 10	R: 0 H: 1 E: 1 LOB: 2 K: 1 BB: 0 S: 15 P: 18		1B: 4 SF: 0 2B: 3 SAC: 2 3B: 1 DP: 0 HR: 1 HBP: 0					WP: 0 PA: 36 PB: 0 SB: 0 CS: 2	

PITCHER		IP	WLS	BF	H	R	ER	SO	BB	IBB	HBP	BLK	WP	HR	S	P	ERA	WHIP
Anthony Young, R ERA: 4.69	(1, 1)	5.2	L	24	7	5	5	8	2	0	0	1	0	0	60	95	7.94	1.588
Paul Gibson, L ERA: 5.4	(6, 1)	0.1		3	1	1	1	1	1	0	0	0	0	1	8	13	27.00	6.000
Tim Burke, R ERA: 2.31	(7, 1)	2.0		9	1	0	0	2	0	0	0	0	0	0	23	28	0.00	0.500

PITCHER	IP	WLS	BF	H	R	ER	SO	BB	IBB	HBP	BLK	WP	HR	S	P	ERA	WHIP

BOTTOM

New York Mets @ Los Angeles Dodgers

Dodger Stadium, Los Angeles, CA

Sun May 17 1992, 3:33 AM PDT

Att. 37,187 - Sunny - 76 F

livebaseballscorecards.com

AB	30
R	6
H	9
RBI	6
BB	3
SO	11
LOB	12

New York Mets @ San Diego Padres

Jack Murphy Stadium, San Diego, CA

Mon May 18 1992, 10:05 PM EDT

Att. 16,348 - Cloudy - 71 F

livebaseballscorecards.com

Batter	1	2	3	4	5	6	7	8	9	AB	R	H	RBI	BB	SO	LOB
Chico Walker, S (1, 7) OBP: 0.275, SLG: 0.283	C S X 0-2 G5-3 ①		S S B X 1-2 G5-3 ③			B X 1-0 1B ②			B C C X 1-2 G5-3 ②	4	0	1	0	0	0	0
Willie Randolph, R (1, 4) OBP: 0.321, SLG: 0.279	X 0-0 P4 ②			B X 1-0 G6-3 ①		X 0-0 G5-3 ③			B B B C X 3-1 L4 ③	4	0	0	0	0	0	0
Howard Johnson, S (1, 8) OBP: 0.311, SLG: 0.372	B B S B S X 3-2 G1-3 ③			B C X 1-1 F9 ②			C F B B S 2-3 K ①			3	0	0	0	0	1	0
Eddie Murray, S (1, 3) OBP: 0.357, SLG: 0.432		B C C F S 1-3 K ①		B B C B C F F S 3-3 K ③			S X 0-1 G6-3 ②			3	0	0	0	0	2	0
Bobby Bonilla, S (1, 9) OBP: 0.356, SLG: 0.304		B F C B B B 4-2 FC6-4 BB			C F B B F B X 3-2 G6-3 ①		B X 1-0 L9 ③			2	0	0	0	1	0	0
Bill Pecota, R (1, 5) OBP: 0.266, SLG: 0.241		1 SAFE 1 SAFE S S B 1 SAFE F X 1-2 F7 ②			B B B B 4-0 BB			C B C C 1-3 K ①		2	0	0	0	1	1	1
Charlie O'Brien, R (1, 2) OBP: 0.362, SLG: 0.396		B C 1 SAFE F X 1-2 FC6-4 1-2f ③			1 SAFE M 1 SAFE C X 0-2 F9 ②			X 0-0 P3 ②		3	0	0	0	0	0	2
Dick Schofield, R (1, 6) OBP: 0.339, SLG: 0.324			C B S X 1-2 G6-3 ①		B F B F S 2-3 K ③			X 0-0 G6-3 ③		3	0	0	0	0	1	1
Dwight Gooden, R (1, 1) OBP: 0.389, SLG: 0.389			S S B S 1-3 K ②			S C X 0-2 G5-3 ①			S B C F S 1-3 K ①	2	0	0	0	0	1	0
Eric Hillman, L (8, 1)										0	0	0	0	0	0	0
Junior Noboa, R (9, PH) OBP: 0.270, SLG: 0.182										1	0	0	0	0	1	0

Inning Stats	1	2	3	4	5	6	7	8	9		
	R: 0 H: 0 E: 0 LOB: 0 K: 0 BB: 0 S: 7 P: 10	R: 0 H: 0 E: 0 LOB: 1 K: 1 BB: 1 S: 13 P: 20	R: 0 H: 0 E: 0 LOB: 0 K: 1 BB: 0 S: 9 P: 12	R: 0 H: 0 E: 0 LOB: 0 K: 1 BB: 0 S: 8 P: 13	R: 0 H: 0 E: 0 LOB: 1 K: 1 BB: 1 S: 10 P: 19	R: 0 H: 1 E: 0 LOB: 0 K: 0 BB: 0 S: 5 P: 6	R: 0 H: 0 E: 0 LOB: 0 K: 1 BB: 0 S: 6 P: 9	R: 0 H: 0 E: 0 LOB: 0 K: 1 BB: 0 S: 5 P: 6	R: 0 H: 0 E: 0 LOB: 0 K: 1 BB: 0 S: 9 P: 14	1B: 1 SF: 0 2B: 0 SAC: 0 3B: 0 DP: 0 HR: 0 HBP: 0	WP: 0 PA: 29 PB: 0 SB: 0 CS: 0

PITCHER	IP	WLS	BF	H	R	ER	SO	BB	IBB	HBP	BLK	WP	HR	S	P	ERA	WHIP
Bruce Hurst, L (1, 1) ERA: 3.39	9.0	W	29	1	0	0	7	2	0	0	0	0	0	72	109	0.00	0.333

PITCHER	IP	WLS	BF	H	R	ER	SO	BB	IBB	HBP	BLK	WP	HR	S	P	ERA	WHIP

AB	27
R	0
H	1
RBI	0
BB	2
SO	7
LOB	4

BOTTOM

New York Mets @ San Diego Padres

Jack Murphy Stadium, San Diego, CA

Mon May 18 1992, 10:05 PM EDT

Att. 16,348 - Cloudy - 71 F

livebaseballscorecards.com

Batter	1	2	3	4	5	6	7	8	9	AB	R	H	RBI	BB	SO	LOB
Tony Fernandez, S (1, 6) OBP: 0.381, SLG: 0.427	B B F F B C 3-3 ① K	X 0-0 E 1B		B X 1-0 ② G3 1-2 2-3			B C B B X 3-1 ① G4-3			4	0	1	0	0	1	2
Tony Gwynn, L (1, 9) OBP: 0.420, SLG: 0.481	C X 0-1 1B 1B 1B	1 SAFE 1 B B F F F X 2-2 ③ G6-3 1-2		F B X 1-1 ③ G6-3			X 0-0 ② G1-3			4	1	1	0	0	0	3
Gary Sheffield, R (1, 5) OBP: 0.402, SLG: 0.514	F 1 SAFE X 0-1 1B 1B 1-2 1B		B B X 2-0 G6-4-3 1B		B F B S B S 3-3 ① K		X 0-0 ③ F8			4	1	2	0	0	1	0
Fred McGriff, L (1, 3) OBP: 0.409, SLG: 0.614	S C B F B B S 3-3 ② K		B X 1-0 ① ② G6-4-3 1-2f		S B X 1-1 1B			B C X 1-1 CS 1B		4	0	2	0	0	1	3
Benito Santiago, R (1, 2) OBP: 0.268, SLG: 0.317	B F X 1-1 1B 1-3 2-H 1B		C B F X 1-2 ③ G1-3		1 SAFE B C X 1-1 ② F8			B C S B X 2-2 ① 1B 1-2 1B		4	0	2	1	0	0	1
Tim Teufel, R (1, 4) OBP: 0.375, SLG: 0.397	B F B X 2-1 FC6-4 1-2 3-H 1B			X 0-0 E7 WP 1B 1B	B B C C B X 3-2 ③ G5-3			X 0-0 ② L9		4	1	2	1	0	0	2
Darrin Jackson, R (1, 8) OBP: 0.271, SLG: 0.358	C F B X 1-2 ③ FC6-4 1-2f			B B B B 4-0 FC5-6 1B 2-3 BB	S S B S 1-3 ① K			F 1 SAFE X 0-1 1-3 1B		3	0	1	0	1	1	2
Jerald Clark, R (1, 7) OBP: 0.236, SLG: 0.308		S F B X 1-2 ① G5-3		X 0-0 G3 FC5-6 1-2 3-H 1B	S F B C 1-3 ② K			B X 1-0 ③ G5-3		4	0	1	1	0	1	2
Bruce Hurst, L (1, 1) OBP: 0.143, SLG: 0.150		C B X 1-1 ② G3		X 0-0 ① FC5-6 G3 1-2 2-3f	F B X 1-1 ③ G1-3					3	0	0	0	0	0	2

	AB	34
	R	3
	H	12
	RBI	3
	BB	1
	SO	5
	LOB	17

Inning Stats																				
	R: 2	H: 4	R: 0	H: 1	R: 0	H: 1	R: 1	H: 2	R: 0	H: 1	R: 0	H: 0	R: 0	H: 0	R: 0	H: 3	1B: 12	SF: 0	WP: 1	PA: 35
	E: 0	LOB: 2	E: 1	LOB: 1	E: 0	LOB: 0	E: 1	LOB: 2	E: 0	LOB: 1	E: 0	LOB: 0	E: 0	LOB: 0	E: 0	LOB: 2	2B: 0	SAC: 0	PB: 0	
	K: 2	BB: 0	K: 0	BB: 0	K: 0	BB: 1	K: 0	BB: 1	K: 1	BB: 0	K: 2	BB: 0	K: 0	BB: 0	K: 0	BB: 0	3B: 0	DP: 1	SB: 0	
	S: 18	P: 28	S: 10	P: 14	S: 5	P: 9	S: 6	P: 12	S: 10	P: 18	S: 8	P: 11	S: 4	P: 7	S: 9	P: 13	HR: 0	HBP: 0	CS: 1	

PITCHER		IP	WLS	BF	H	R	ER	SO	BB	IBB	HBP	BLK	WP	HR	S	P	ERA	WHIP
Dwight Gooden, R ERA: 3.53	(1, 1)	7.0	L	30	9	3	3	5	1	0	0	0	1	0	61	99	3.86	1.429
Eric Hillman, L ERA:	(8, 1)	1.0		5	3	0	0	0	0	0	0	0	0	0	9	13	0.00	3.000

PITCHER	IP	WLS	BF	H	R	ER	SO	BB	IBB	HBP	BLK	WP	HR	S	P	ERA	WHIP

New York Mets @ San Diego Padres

Jack Murphy Stadium, San Diego, CA

Tue May 19 1992, 10:05 PM EDT

Att. 15,842 - Cloudy - 71 F

TOP

livebaseballscorecards.com

Batter	1	2	3	4	5	6	7	8	9	AB	R	H	RBI	BB	SO	LOB
Daryl Boston, L (1, 7) OBP: 0.353, SLG: 0.444	K		HR		F7		1B 1-H 2-H 3B	G4-3		5	2	2	3	0	1	0
Willie Randolph, R (1, 4) OBP: 0.331, SLG: 0.299	1B		1B 2B			G6-3	FC4-6 3-H 1B		G3	5	1	3	1	0	0	0
Dave Magadan, L (1, 5) OBP: 0.370, SLG: 0.364	F7		2-H 1B			L9	FC4-6 E 1B 1-2f		G4-3	5	0	1	1	0	0	2
Eddie Murray, S (1, 3) OBP: 0.352, SLG: 0.423	SAFE G4-3		K			HR 1B	F9		G5-3	5	1	1	0	0	1	2
Bobby Bonilla, S (1, 9) OBP: 0.365, SLG: 0.338		G3 1B		G6-3		1-H HR	E1 BB 1-3 1B			4	1	3	2	0	0	0
Howard Johnson, S (1, 8) OBP: 0.315, SLG: 0.367		F9		L9		CS BB	BB 1-2			2	0	0	0	2	0	1
Todd Hundley, S (1, 2) OBP: 0.269, SLG: 0.261		G3 1-2		P4		CS 1-2	1B FC 1B F7			4	1	1	0	0	0	4
Dick Schofield, R (1, 6) OBP: 0.336, SLG: 0.321		K			K		FC 1-3 3B 1B	G1-3		4	1	1	0	0	2	1
David Cone, L (1, 1) OBP: 0.040, SLG: 0.040			F8		G1-3		FC 1-2 3-H 3B	G5-3		4	1	0	1	0	0	1

	AB	38
	R	8
	H	12
	RBI	8
	BB	2
	SO	4
	LOB	11

Inning Stats	1	2	3	4	5	6	7	8	9
	R: 0 E: 0 K: 1 S: 9	R: 0 E: 0 K: 1 S: 7	R: 2 E: 0 K: 1 S: 16	R: 0 E: 0 K: 0 S: 6	R: 0 E: 0 K: 1 S: 6	R: 2 E: 0 K: 0 S: 9	R: 4 E: 1 K: 0 S: 21	R: 0 E: 0 K: 0 S: 11	R: 0 E: 0 K: 0 S: 6
	H: 1 LOB: 1 BB: 0 P: 15	H: 1 LOB: 1 BB: 0 P: 8	H: 3 LOB: 0 BB: 0 P: 25	H: 0 LOB: 0 BB: 0 P: 11	H: 0 LOB: 0 BB: 0 P: 8	H: 2 LOB: 0 BB: 1 P: 18	H: 5 LOB: 3 BB: 1 P: 32	H: 0 LOB: 0 BB: 0 P: 14	H: 0 LOB: 0 BB: 0 P: 8

	1B: 8	SF: 0
	2B: 1	SAC: 0
	3B: 1	DP: 0
	HR: 2	HBP: 0

	WP: 0	PA: 41
	PB: 0	
	SB: 0	
	CS: 1	

PITCHER		IP	WLS	BF	H	R	ER	SO	BB	IBB	HBP	BLK	WP	HR	S	P	ERA	WHIP
Jose Melendez, R ERA: 3.25	(1, 1)	5.2	L	24	7	4	4	4	1	0	0	0	0	2	53	84	6.35	1.412
Pat Clements, L ERA: 3.38	(6, 1)	0.1		0	0	0	0	0	0	0	0	0	0	0	0	1	0.00	0.000
Tim Scott, R ERA: 15.0	(7, 1)	0.0		5	4	4	4	0	0	0	0	0	0	0	10	12	∞	∞
Rich Rodriguez, L ERA: 1.93	(7, 1)	1.0		5	1	0	0	0	1	0	0	0	0	0	11	20	0.00	2.000
Jeremy Hernandez, R ERA: 5.52	(8, 1)	2.0		6	0	0	0	0	0	0	0	0	0	0	17	22	0.00	0.000

PITCHER		IP	WLS	BF	H	R	ER	SO	BB	IBB	HBP	BLK	WP	HR	S	P	ERA	WHIP

BOTTOM

New York Mets @ San Diego Padres

Jack Murphy Stadium, San Diego, CA

Tue May 19 1992, 10:05 PM EDT

Att. 15,842 - Cloudy - 71 F

livebaseballscorecards.com

Batter	1	2	3	4	5	6	7	8	9	AB	R	H	RBI	BB	SO	LOB
Tony Fernandez, S (1, 6) OBP: 0.384, SLG: 0.421 Tim Teufel, R (8, 4) OBP: 0.384, SLG: 0.406	F B S H 2-2 G6-4-3 HBP		B C B F X 2-2 L8 ①	B I I I 4-0 IBB		C B C S 1-3 K ②			X 0-0 1B	2 1	0 0	0 1	0 0	1 0	1 0	1 0
Craig Shipley, R (1, 4) OBP: 0.167, SLG: 0.130 (8, 6)	F 1 SAFE X 0-1 G6-4-3 ① ② 1-2f		C B F B B F B 4-2 BB BB	C S B B X 2-2 P4 ③		C C B X 1-2 F8 ③			S S F B X 1-2 L6 ①	4	0	0	0	1	0	6
Gary Sheffield, R (1, 5) OBP: 0.402, SLG: 0.507	C F X 0-2 BB 1B		B 1 SAFE B 1 SAFE B C B 4-1 BB 1-2		B B C X 2-1 G6-3 ①		C X 0-1 F9 ①		X 0-0 P3 ②	4	0	1	0	1	0	1
Fred McGriff, L (1, 3) OBP: 0.411, SLG: 0.606 Kevin Ward, R (8, 7) OBP: 0.240, SLG: 0.455	B B B F B 4-1 FC6-4 BB 1-2		C 1 SAFE S B X 1-2 P7 ②		F B B B B 4-1 1B BB		F B B X 2-1 F7 ②		B B X 2-0 P4 ③	2 1	0 0	0 0	0 0	2 0	0 0	2 1
Benito Santiago, R (1, 2) OBP: 0.268, SLG: 0.315 Jeremy Hernandez, R (8, 1)	F S B B X 2-2 FC6-4 ③ 1-2f		S B X 1-1 G5-3 ③		X 0-0 1B 1-2		X 0-0 L8 ③			4 0	0 0	1 0	0 0	0 0	0 0	4 0
Darrin Jackson, R (1, 8) OBP: 0.270, SLG: 0.355		B F C F X 1-2 G1-3 ①		C B F B X 2-2 1B 1B	F B S B C 2-3 K ②			X 0-0 G6-3 ①		4	0	1	0	0	1	2
Jerald Clark, R (1, 7) OBP: 0.236, SLG: 0.307 (8, 3)		X 0-0 F8 ②	C 1 SAFE B 1 SAFE F 1 SAFE S 1-3 K ①	B F C X 1-2 G5-3 ③				F C X 0-2 1B		4	0	1	0	0	1	3
Gary Pettis, S (1, 9) OBP: 0.200, SLG: 0.211		B B C S X 2-2 1B	1 SAFE C 1 SAFE B B B X 3-1 SH1 1B 1-3			B B C C X 2-2 P5 ①		B S C C 1-3 K ②		4	0	2	0	0	1	1
Jose Melendez, R (1, 1) Pat Clements, R (6, 1) Oscar Azocar, L (6, PH) OBP: 0.381, SLG: 0.278 Tim Scott, R (7, 1) Rich Rodriguez, L (7, 1) Dann Bilardello, R (8, 2) OBP: 0.333, SLG: 0.143		X 0-0 P4 ③		X 0-0 SH1 ② 1-2		B B B B 4-0 BB		B B F F F S 2-3 K ③		1 0 0 0 0 0 1	0 0 0 0 0 0 0	0 0 0 0 0 0 0	0 0 1 0 0 0 0	0 0 0 0 0 0 0	0 0 0 0 0 0 0	1 0 0 0 0 0 1
Inning Stats	R: 0 H: 1 E: 0 LOB: 2 K: 0 BB: 1 S: 11 P: 19	R: 0 H: 1 E: 0 LOB: 1 K: 0 BB: 0 S: 9 P: 12	R: 0 H: 0 E: 0 LOB: 2 K: 0 BB: 2 S: 12 P: 24	R: 0 H: 2 E: 0 LOB: 3 K: 1 BB: 1 S: 12 P: 24	R: 0 H: 1 E: 0 LOB: 2 K: 1 BB: 1 S: 10 P: 19	R: 0 H: 0 E: 0 LOB: 1 K: 1 BB: 1 S: 9 P: 17	R: 0 H: 0 E: 0 LOB: 0 K: 0 BB: 0 S: 5 P: 7	R: 0 H: 1 E: 0 LOB: 1 K: 2 BB: 0 S: 11 P: 14	R: 0 H: 1 E: 0 LOB: 1 K: 0 BB: 0 S: 7 P: 10	1B: 7 SF: 0 2B: 0 SAC: 1 3B: 0 DP: 1 HR: 0 HBP: 1						WP: 0 PA: 40 PB: 0 SB: 0 CS: 0

PITCHER	IP	WLS	BF	H	R	ER	SO	BB	IBB	HBP	BLK	WP	HR	S	P	ERA	WHIP
David Cone, R (1, 1) ERA: 2.33	9.0	W	40	7	0	0	5	5	1	1	0	0	0	86	146	0.00	1.333

PITCHER	IP	WLS	BF	H	R	ER	SO	BB	IBB	HBP	BLK	WP	HR	S	P	ERA	WHIP

Batter	1	2	3	4	5	6	7	8	9	AB	R	H	RBI	BB	SO	LOB
Willie Randolph, R (1, 4) OBP: 0.329, SLG: 0.298	F X	0-1 SH5-4 SH FC1-5 1B	F B C B X	2-2 ① G4-3		B B X	2-0 ① G5-3	B X	1-0 ③ G5-3		4	0	1	0	0	0	2
Junior Noboa, R (8, 4) OBP: 0.270, SLG: 0.182											0	0	0	0	0	0	0
Dick Schofield, R (1, 6) OBP: 0.336, SLG: 0.321	1 SAFE B X	1-0 SH FC1-5 SH5-4 1-2 1B	B F F X	1-2 ② P3		F X	0-1 ② F7			B B C B X	3-1 1B SF8 1B	3	2	1	0	0	0	1
D.J. Dozier, R (1, 7) OBP: 0.267, SLG: 0.154	X	0-0 ① SH5-4 1-2 2-3	C X	0-1 ③ F8		X	0-0 ③ G5-3			C X	0-1 WP S SF8 1-3 1B	3	1	1	0	0	0	1
Eddie Murray, S (1, 3) OBP: 0.344, SLG: 0.414	S T F B X	1-2 ② FC1-5 1B 2-3 3-H	F B B F X	2-2 ① F8		X	0-0 ① F7			C F B X	1-2 ① SF8 3-H	3	1	0	1	0	0	2
Bobby Bonilla, S (1, 9) OBP: 0.363, SLG: 0.338	X	0-0 1B 2-H 3-H	C F C	0-3 ② K		X	0-0 ② F8			C C B B X	2-2 ② SF8 1-H	3	0	1	3	0	1	0
Howard Johnson, S (1, 8) OBP: 0.308, SLG: 0.357	C S F B F X	1-2 ③ F7	B X	1-0 ③ P2		B C B X	2-1 ③ P5			B F X	1-1 ③ F8	4	0	0	0	0	0	1
Bill Pecota, R (1, 5) OBP: 0.265, SLG: 0.242		C F B B B X	3-2 2B 2B 1B		B X	1-0 ① L8		B C B X	2-1 E5		C B B X	2-1 ① G5-3	4	1	1	0	0	0	0
Todd Hundley, S (1, 2) OBP: 0.268, SLG: 0.274		X	0-0 2B 1-3 2B		L F B X	1-2 ② F7		C X	0-1 ① F8		B B B C F X	3-2 ② G5-3	4	1	1	0	0	0	1
Wally Whitehurst, R (1, 1) OBP: 0.400, SLG: 0.500 Tim Burke, R (6, 1) Paul Gibson, R (6, 1) Mackey Sasser, L (7, PH) OBP: 0.297, SLG: 0.314 Eric Hillman, L (7, 1) Chico Walker, S (9, PH) OBP: 0.269, SLG: 0.277		C X	0-1 2-H 3-H 2B		X	0-0 ③ P4		1 SAFE F X	0-1 ② F8		S B X	1-1 ③ L9	2 0 0 0 1 0 0 1	0 0 0 0 0 0 0 0	1 0 0 0 0 0 0 0	2 0 0 0 0 0 0 0	0 0 0 0 0 0 0 0	0 0 0 0 1 0 0 0	0 0 0 0 1 0 0 0
Inning Stats	R: 2 E: 1 K: 0 S: 14 H: 2 LOB: 1 BB: 0 P: 17	R: 2 E: 0 K: 0 S: 14 H: 3 LOB: 1 BB: 0 P: 20	R: 0 E: 0 K: 1 S: 7 H: 0 LOB: 0 BB: 0 P: 10	R: 0 E: 0 K: 0 S: 5 H: 0 LOB: 0 BB: 0 P: 7	R: 0 E: 0 K: 0 S: 4 H: 0 LOB: 0 BB: 0 P: 6	R: 0 E: 0 K: 0 S: 4 H: 0 LOB: 0 BB: 0 P: 6	R: 0 E: 1 K: 0 S: 7 H: 0 LOB: 1 BB: 0 P: 10	R: 2 E: 0 K: 0 S: 12 H: 2 LOB: 0 BB: 0 P: 19	R: 0 E: 0 K: 0 S: 7 H: 0 LOB: 0 BB: 0 P: 13	1B: 5 2B: 2 3B: 0 HR: 0 SF: 2 SAC: 2 DP: 0 HBP: 0						

PITCHER		IP	WLS	BF	H	R	ER	SO	BB	IBB	HBP	BLK	WP	HR	S	P	ERA	WHIP
Craig Lefferts, L ERA: 4.25	(1, 1)	6.0	W	24	5	4	2	1	0	0	0	0	0	0	48	66	3.00	0.833
Mike Maddux, R ERA: 1.46	(7, 1)	2.0		9	2	2	2	0	0	0	0	0	1	0	19	29	9.00	1.000
Pat Clements, L ERA: 3.14	(9, 1)	1.0		3	0	0	0	0	0	0	0	0	0	0	7	13	0.00	0.000

PITCHER	IP	WLS	BF	H	R	ER	SO	BB	IBB	HBP	BLK	WP	HR	S	P	ERA	WHIP

New York Mets @ San Diego Padres

Jack Murphy Stadium, San Diego, CA

Wed May 20 1992, 10:05 PM EDT

Att. 18,244 - Cloudy - 71 F

TOP

livebaseballscorecards.com

AB	32
R	6
H	7
RBI	6
BB	0
SO	1
LOB	9

WP: 1 PA: 36
PB: 0
SB: 1
CS: 0

BOTTOM

Batter	1	2	3	4	5	6	7	8	9	AB	R	H	RBI	BB	SO	LOB
Tony Fernandez, S (1, 6) OBP: 0.385, SLG: 0.439	B C X 1-1 ① G5-3		B F C F C 1-3 ① K		C B B X 2-1 ② SF7 3-H	B B F F F F X 2-2 1-H 3-H HR		B B C B B 4-1 SH1-3 1B BB		3	2	1	4	1	1	0
Oscar Azocar, L (1, 7) OBP: 0.360, SLG: 0.273 Mike Maddux, L (7, 1) Pat Clements, R (9, 1)	C F X 0-2 1B 2B 1B		B X 1-0 ② F7		F F S 0-3 ③ K	B B F S S X 2-2 F8		B X 1-0 ② SH1-3 1-2		4 0 0	1 0 0	1 0 0	0 0 0	0 0 0	1 0 0	1 0 0
Gary Sheffield, R (1, 5) OBP: 0.414, SLG: 0.537	B 1 SAFE C B F B 1 X SAFE 3-2 1-3 2B 1B		X 0-0 ③ G4-3			S X 0-1 1B 1B 1B	B X 1-0 HR	F B F B X 2-2 2-H 1B		5	3	4	2	0	0	0
Fred McGriff, L (1, 3) OBP: 0.416, SLG: 0.612	C X 0-1 1-H 3-H 2B			C B F F S 1-3 ① K		F B B X 2-1 1B 1-3 1B 1B	B B B X 3-0 1B BB G6-4-3 1B	C F F B B S 2-3 ③ K		5	2	3	2	0	2	1
Benito Santiago, R (1, 2) OBP: 0.273, SLG: 0.316	B X 1-0 ② G5-3			B B X 2-0 ② F9		X 0-0 1B FC6-5 2-3 3-H 1B	B F B S B B 4-2 G6-4-3 1B 1-2 BB			3	1	1	1	1	0	1
Tim Teufel, R (1, 4) OBP: 0.378, SLG: 0.400 Craig Shipley, R (2, 4) OBP: 0.222, SLG: 0.192	C B B C B C 3-3 ③ K			B C S F C 1-3 ③ K		S X 0-1 FC6-5 1-3 3-H 1B	B B X 2-0 G6-4-3 1-2 2-3 1B			1 3	0 0	0 2	0 1	0 0	1 1	1 0
Darrin Jackson, R (1, 8) OBP: 0.270, SLG: 0.352 (7, 9)			F S B S 1-3 ① K		B X 1-0 BLK 1B SF7 1B	C X 0-1 ① G5-3	S X 0-1 ① ② G6-4-3 1-2f 2-3 3-H			4	1	1	0	0	1	4
Jerald Clark, R (1, 9) OBP: 0.237, SLG: 0.305 (7, 7)			C S B S 1-3 ② K		B F 1 SAFE X 1-1 BLK 1-2 1B	B X 1-0 ② FC6-5 1B HR 2-3 3-H	C X 0-1 ③ G6-3			4	1	1	1	0	1	2
Craig Lefferts, L (1, 1) OBP: 0.067, SLG: 0.067 Kevin Ward, R (6, PH) OBP: 0.269, SLG: 0.478 Gary Pettis, S (7, 8) OBP: 0.190, SLG: 0.200			S S B S 1-3 ③ K		1 SAFE F M S 0-3 ① K 1-2 2-3	F B 1 B F B X SAFE 3-2 1-3 HR 1B		B X 1-0 ① P3		2 1 1	0 1 0	0 1 0	0 0 0	0 0 0	2 0 0	2 0 0
Inning Stats	R: 2 E: 0 K: 1 S: 14 H: 3 LOB: 1 BB: 0 P: 22		R: 0 E: 0 K: 3 S: 9 H: 0 LOB: 0 BB: 0 P: 12	R: 0 E: 0 K: 1 S: 6 H: 0 LOB: 0 BB: 0 P: 8	R: 0 E: 0 K: 2 S: 9 H: 0 LOB: 0 BB: 0 P: 13	R: 1 E: 0 K: 2 S: 11 H: 2 LOB: 1 BB: 0 P: 15	R: 6 E: 0 K: 0 S: 21 H: 6 LOB: 0 BB: 0 P: 31	R: 2 E: 0 K: 0 S: 9 H: 3 LOB: 1 BB: 1 P: 19	R: 1 E: 0 K: 1 S: 10 H: 1 LOB: 1 BB: 1 P: 20								

PITCHER		IP	WLS	BF	H	R	ER	SO	BB	IBB	HBP	BLK	WP	HR	S	P	ERA	WHIP
Wally Whitehurst, R ERA: 2.96	(1, 1)	5.0		20	5	3	3	9	0	0	0	1	0	0	49	70	5.40	1.000
Tim Burke, R ERA: 5.4	(6, 1)	0.0	L	4	4	4	4	0	0	0	0	0	0	0	7	9	∞	∞
Paul Gibson, L ERA: 6.11	(6, 1)	1.0		5	2	2	2	0	0	0	0	0	0	1	14	22	18.00	2.000
Eric Hillman, L ERA: 9.0	(7, 1)	2.0		11	4	3	3	1	2	0	0	0	0	1	19	39	13.50	3.000

PITCHER	IP	WLS	BF	H	R	ER	SO	BB	IBB	HBP	BLK	WP	HR	S	P	ERA	WHIP

New York Mets @ San Diego Padres

Jack Murphy Stadium, San Diego, CA

Wed May 20 1992, 10:05 PM EDT

Att. 18,244 - Cloudy - 71 F

livebaseballscorecards.com

AB	36
R	12
H	15
RBI	11
BB	2
SO	10
LOB	12

1B: 12	SF: 1	WP: 0	PA: 40
2B: 1	SAC: 1	PB: 0	
3B: 0	DP: 1	SB: 0	
HR: 2	HBP: 0	CS: 0	

Batter	1	2	3	4	5	6	7	8	9	AB	R	H	RBI	BB	SO	LOB
Daryl Boston, L (1, 7) OBP: 0.346, SLG: 0.432	B B B C F F X 3-2 ① F8	X 0-0 ② 2-H 3-H 1B		B C F X 1-2 ① F8	C F F S 0-3 ② K		X 0-0 ② F8			5	0	1	2	0	1	1
Dick Schofield, R (1, 6) OBP: 0.345, SLG: 0.328	X 0-0 E BB 1B	B F B B B 4-1 BB		B B C X 2-1 S HR 1B	X 0-0 ③ F9		C F B F F S 1-3 ③ K			4	1	2	0	1	1	1
Dave Magadan, L (1, 5) OBP: 0.378, SLG: 0.363	C 1 SAFE 1 SAFE P B C F 1 SAFE B 4-2 B E 1-2 BB	B F B F B F C 3-3 ③ K		B B B 4-0 1-2 HR BB	C F F X 0-2 BB 1B SF7 1B			C B F B B X 3-2 G1-4-3 ①		3	2	1	0	2	1	2
Eddie Murray, S (1, 3) OBP: 0.357, SLG: 0.448	B S B X 2-1 E5 1-2 2-3		B B X 2-0 HR 1B	X 0-0 1-H 2-H HR		B F F X 1-2 E BB 1-2 1B		X 0-0 G5-3 1B 1B		5	2	4	3	0	0	2
Bobby Bonilla, S (1, 9) OBP: 0.364, SLG: 0.361	B C B F B F C 3-3 ② K		B X 1-0 1-H HR	C X 0-1 ② F7		S B X 1-1 ① F7		F X 0-1 1-2 1B		5	1	2	2	0	1	5
Howard Johnson, S (1, 8) OBP: 0.310, SLG: 0.354	C B B X 2-1 ③ G1-6-3		B B F B F C 3-3 ① K	C B S B B X 3-2 1B		F B B B F F F B 4-2 E 1-2 2-3 BB		C B B X 2-1 ② ③ G5-3 2-3f		4	0	1	0	1	1	5
Chico Walker, S (1, 4) OBP: 0.263, SLG: 0.275		B X 1-0 SH5-4 S 1B 1B	C S B B B S 2-3 ② K	F B B X 2-1 ③ F8		B X 1-0 ② SF7 1-2 2-3 3-H			B X 1-0 ① F7	4	1	1	1	0	1	1
Todd Hundley, S (1, 2) OBP: 0.276, SLG: 0.273		B C B B 2 SAFE B 4-1 SH5-4 1-2 1B BB	S F B X 1-2 1B	X 0-0 ① P4	F C S 0-3 ③ K				C X 0-1 ② F9	4	1	1	0	1	1	2
Sid Fernandez, L (1, 1) OBP: 0.118, SLG: 0.118 Jeff Innis, R (8, 1)	X 0-0 ① SH5-4 1-2 2-3	X 0-0 ③ G4-3		B F S F B B F X 3-2 1B			B X 1-0 ① G4-3		C X 0-1 ③ G4-3	3 1	0 0	1 0	0 0	0 0	0 0	1 0
Inning Stats	R: 0 E: 1 K: 1 S: 17 H: 1 LOB: 3 BB: 1 P: 30	R: 2 E: 0 K: 1 S: 9 H: 2 LOB: 2 BB: 2 P: 21	R: 2 E: 0 K: 2 S: 12 H: 3 LOB: 1 BB: 0 P: 21	R: 3 E: 0 K: 0 S: 13 H: 3 LOB: 1 BB: 1 P: 25	R: 0 E: 0 K: 1 S: 11 H: 1 LOB: 1 BB: 0 P: 14	R: 1 E: 1 K: 1 S: 18 H: 2 LOB: 2 BB: 1 P: 25	R: 0 E: 0 K: 1 S: 7 H: 0 LOB: 0 BB: 0 P: 9	R: 0 E: 0 K: 0 S: 8 H: 2 LOB: 1 BB: 0 P: 13	R: 0 E: 0 K: 0 S: 5 H: 0 LOB: 0 BB: 0 P: 6	1B: 12 2B: 0 3B: 0 HR: 2 SF: 1 SAC: 1 DP: 1 HBP: 0						

PITCHER		IP	WLS	BF	H	R	ER	SO	BB	IBB	HBP	BLK	WP	HR	S	P	ERA	WHIP
Greg Harris, R ERA: 5.03	(1, 1)	3.2	L	24	9	7	7	4	4	0	0	0	0	2	49	93	17.18	3.545
Rich Rodriguez, L ERA: 1.85	(4, 1)	1.1		5	1	0	0	1	0	0	0	0	0	0	13	18	0.00	0.750
Jeremy Hernandez, R ERA: 5.4	(6, 1)	2.0		9	2	1	1	2	1	0	0	0	0	0	25	34	4.50	1.500
Pat Clements, L ERA: 2.93	(8, 1)	1.0		4	2	0	0	0	0	0	0	0	0	0	8	13	0.00	2.000
Randy Myers, L ERA: 5.24	(9, 1)	1.0		3	0	0	0	0	0	0	0	0	0	0	5	6	0.00	0.000

PITCHER	IP	WLS	BF	H	R	ER	SO	BB	IBB	HBP	BLK	WP	HR	S	P	ERA	WHIP

TOP

New York Mets @ San Diego Padres

Jack Murphy Stadium, San Diego, CA

Thu May 21 1992, 6:33 AM EDT

Att. 27,541 - Cloudy - 74 F

livebaseballscorecards.com

AB	38
R	8
H	14
RBI	8
BB	5
SO	7
LOB	20

WP: 0	PB: 0	SB: 2	CS: 0	PA: 45		

BOTTOM

New York Mets @ San Diego Padres

Jack Murphy Stadium, San Diego, CA

Thu May 21 1992, 6:33 AM EDT

Att. 27,541 - Cloudy - 74 F

livebaseballscorecards.com

Batter	1	2	3	4	5	6	7	8	9	AB	R	H	RBI	BB	SO	LOB
Tony Fernandez, S (1, 6) OBP: 0.382, SLG: 0.440	F S B X 1-2 F8 ①		S B F S 1-3 K ②		F S B F X 1-2 P6 ③		X 0-0 2B			4	0	1	0	0	1	2
Tim Teufel, R (1, 4) OBP: 0.359, SLG: 0.377	B S S T F B S 2-3 K ②		C X 0-1 P9 ③			B X 1-0 F7 ①	B B X 2-0 P3 ③			4	0	0	0	0	1	1
Gary Sheffield, R (1, 5) OBP: 0.410, SLG: 0.549	B C S S F T F B S 2-3 K ③			C F S 0-3 K ①		B X 1-0 HR		X 0-0 G6-3 ①		4	1	1	1	0	2	0
Fred McGriff, L (1, 3) OBP: 0.409, SLG: 0.600 Pat Clements, R (8, 1) Craig Shipley, R (8, PH) OBP: 0.214, SLG: 0.185 Dann Bilardello, R (9, 2) OBP: 0.333, SLG: 0.143		S S C 0-3 K ①		C S B B S 2-3 K ②		S B S B F S 2-3 K ②		F C B X 1-2 P3 ②		3 0 1 0	0 0 0 0	0 0 0 0	0 0 0 0	0 0 0 0	3 0 0 0	0 0 0 0
Benito Santiago, R (1, 2) OBP: 0.279, SLG: 0.340 Randy Myers, L (9, 1)		C F F X 0-2 HR		B B B C F F X 3-2 F8 ③		B B F F B X 3-2 1B		F B C B B X 3-2 G5-3 ③		4 0	1 0	2 0	1 0	0 0	0 0	0 0
Kevin Ward, R (1, 7) OBP: 0.267, SLG: 0.423 (8, 9)		B B F B B B 4-1 BB			B F C B S 2-3 K ①	X 0-0 G5-3 ③			C C X 0-2 P7 ①	3	0	0	0	1	1	1
Darrin Jackson, R (1, 8) OBP: 0.269, SLG: 0.370		C B X 1-1 F8 ②			C X 0-1 G5-3 ②		B B X 2-0 HR		S T X 0-2 P3 ②	4	1	1	1	0	0	1
Jerald Clark, R (1, 9) OBP: 0.237, SLG: 0.303 (8, 3)		C B C T S 1-3 K ③			X 0-0 BB 1B		S S F X 0-2 L8 ①		C X 0-1 L9 ③	4	0	1	0	0	1	1
Greg Harris, R (1, 1) OBP: 0.250, SLG: 0.267 Rich Rodriguez, L (4, 1) Gary Pettis, S (5, PH) OBP: 0.227, SLG: 0.200 Jeremy Hernandez, R (6, 1) Kurt Stillwell, S (7, PH) OBP: 0.316, SLG: 0.387 Oscar Azocar, L (8, 7) OBP: 0.360, SLG: 0.273			S S B S 1-3 K ①		S B F B F B B 4-2 1-2 BB		F B C X 1-2 P9 ②			1 0 0 0 0 1 0	0 0 0 0 0 0 0	0 0 0 0 0 0 0	0 0 0 0 0 0 0	0 0 0 1 0 0 0	1 0 0 0 0 0 0	0 0 0 0 0 0 0
Inning Stats	R: 0 H: 0 E: 0 LOB: 0 K: 2 BB: 0 S: 12 P: 17	R: 1 H: 1 E: 0 LOB: 1 K: 2 BB: 1 S: 14 P: 20	R: 0 H: 0 E: 0 LOB: 0 K: 2 BB: 0 S: 8 P: 10	R: 0 H: 0 E: 0 LOB: 0 K: 2 BB: 0 S: 9 P: 14	R: 0 H: 1 E: 0 LOB: 2 K: 1 BB: 1 S: 13 P: 20	R: 1 H: 2 E: 0 LOB: 1 K: 1 BB: 0 S: 10 P: 17	R: 1 H: 2 E: 0 LOB: 1 K: 0 BB: 0 S: 10 P: 15	R: 0 H: 0 E: 0 LOB: 0 K: 0 BB: 0 S: 7 P: 11	R: 0 H: 0 E: 0 LOB: 0 K: 0 BB: 0 S: 8 P: 8	1B: 2 2B: 1 3B: 0 HR: 3	SF: 0 SAC: 0 DP: 0 HBP: 0			WP: 0 PB: 0 SB: 0 CS: 0	PA: 35		

PITCHER		IP	WLS	BF	H	R	ER	SO	BB	IBB	HBP	BLK	WP	HR	S	P	ERA	WHIP
Sid Fernandez, L ERA: 3.78	(1, 1)	7.0	W	29	6	3	3	10	2	0	0	0	0	3	76	113	3.86	1.143
Jeff Innis, R ERA: 2.11	(8, 1)	2.0		6	0	0	0	0	0	0	0	0	0	0	15	19	0.00	0.000

PITCHER	IP	WLS	BF	H	R	ER	SO	BB	IBB	HBP	BLK	WP	HR	S	P	ERA	WHIP

AB	33
R	3
H	6
RBI	3
BB	2
SO	10
LOB	6

Batter	1	2	3	4	5	6	7	8	9	AB	R	H	RBI	BB	SO	LOB
Daryl Boston, L (1, 7) OBP: 0.342, SLG: 0.424	X 0-0 ① G4-3	X 0-0 ②③ G6-4-3 1-2f		C X 0-1 2-H 1B		B C F X 1-2 ③ F8			F B X 1-1 E5 2B	4	0	1	1	0	0	2
Chico Walker, S (9, PH) OBP: 0.259, SLG: 0.269										1	1	0	0	0	0	0
Dick Schofield, R (1, 6) OBP: 0.340, SLG: 0.331	B X 1-0 ② G5-3		B B B C C X 3-2 ① G4-3	F X 0-1 ③ F9			F B F X 1-2 ① F9		C M B X 1-2 1-H 2B	5	0	1	1	0	0	1
Dave Magadan, L (1, 5) OBP: 0.392, SLG: 0.370	C F B B F X 2-2 BB BB 1B 1B		C B F B B B B 4-2 F8-6-3 BB		X 0-0 G4-3 1B		B B B B 4-0 G6-4-3 BB		C F B X 1-2 ③ G3	3	1	2	0	2	0	1
Eddie Murray, S (1, 3) OBP: 0.355, SLG: 0.439	B B B B 4-0 BB 1-2 1B BB		X 0-0 ②③ F8-6-3 1-2		B B F X 2-1 ① G4-3 1-2		C B X 1-1 ②③ G6-4-3 1-2f			3	1	0	0	1	0	3
Bobby Bonilla, S (1, 9) OBP: 0.367, SLG: 0.360	C B F F B B B 4-2 1B 1-2 1B 2-3 BB			B F C B X 2-2 BB 2B 1B	B F F F C 1-3 ② K			C S X 0-2 ① G5-3		3	1	1	0	1	1	1
Howard Johnson, S (1, 8) OBP: 0.320, SLG: 0.356	B B X 2-0 ③ 1-H 2-H 3-H 1B			B C 1 SAFE C C B B B 4-2 1-2 2B BB	I I I 4-0 IBB			B C X 1-1 ② F9		2	1	1	2	2	0	0
Bill Pecota, R (1, 4) OBP: 0.250, SLG: 0.227		B C X 1-1 ① G5-3		F F C 0-3 ① K	C B B S S 2-3 ③ K			B X 1-0 ③ F8		4	0	0	0	0	2	4
Todd Hundley, S (1, 2) OBP: 0.286, SLG: 0.296		C B X 1-1 SH 1B		X 0-0 1-H 2-H 1B 2B		S B B X 2-1 ① P7			C S B F F S 1-3 ① K	4	1	2	2	0	1	0
Anthony Young, R (1, 1) OBP: 0.143, SLG: 0.100	M X 0-1 SH G6-4-3 1-3			S C S 0-3 ② K		S M X 0-2 ② P4			B B C F X 2-2 ② G6-3	2	0	0	0	0	1	1
Tim Burke, R (6, 1)										0	0	0	0	0	0	0
Paul Gibson, R (6, 1)										0	0	0	0	0	0	0
Junior Noboa, R (9, PH) OBP: 0.263, SLG: 0.176										1	0	0	0	0	0	0
Inning Stats	R: 2 E: 0 K: 0 S: 10 / H: 2 LOB: 2 BB: 2 P: 23	R: 0 E: 1 K: 0 S: 7 / H: 1 LOB: 1 BB: 0 P: 9	R: 0 E: 0 K: 0 S: 6 / H: 0 LOB: 0 BB: 1 P: 13	R: 3 E: 0 K: 2 S: 16 / H: 3 LOB: 1 BB: 1 P: 22	R: 0 E: 0 K: 2 S: 10 / H: 1 LOB: 2 BB: 1 P: 19	R: 0 E: 0 K: 0 S: 8 / H: 0 LOB: 0 BB: 0 P: 11	R: 0 E: 0 K: 0 S: 5 / H: 0 LOB: 0 BB: 1 P: 11	R: 0 E: 0 K: 0 S: 6 / H: 0 LOB: 0 BB: 0 P: 8	R: 1 E: 1 K: 1 S: 17 / H: 1 LOB: 1 BB: 0 P: 23	1B: 6 2B: 3 3B: 0 HR: 0 / SF: 0 SAC: 1 DP: 3 HBP: 0						

TOP

New York Mets @ San Francisco Giants

Candlestick Park, San Francisco, CA

Fri May 22 1992, 10:05 PM EDT

Att. 17,962 - Cloudy - 58 F

livebaseballscorecards.com

AB	32
R	6
H	8
RBI	6
BB	6
SO	5
LOB	13

PITCHER		IP	WLS	BF	H	R	ER	SO	BB	IBB	HBP	BLK	WP	HR	S	P	ERA	WHIP
Bill Swift, R ERA: 2.33	(1, 1)	5.0		25	7	5	5	4	4	1	0	0	0	0	49	86	9.00	2.200
Kelly Downs, R ERA: 3.57	(6, 1)	1.0	W	3	0	0	0	0	0	0	0	0	0	0	8	11	0.00	0.000
Bryan Hickerson, L ERA: 1.35	(7, 1)	2.0		6	0	0	0	0	1	0	0	0	0	0	11	19	0.00	0.500
Dave Righetti, L ERA: 3.63	(9, 1)	1.0	S	5	1	1	0	1	0	0	0	0	0	0	17	23	0.00	1.000

PITCHER	IP	WLS	BF	H	R	ER	SO	BB	IBB	HBP	BLK	WP	HR	S	P	ERA	WHIP

BOTTOM

New York Mets @ San Francisco Giants

Candlestick Park, San Francisco, CA

Fri May 22 1992, 10:05 PM EDT

Att. 17,962 - Cloudy - 58 F

livebaseballscorecards.com

Batter	1	2	3	4	5	6	7	8	9	AB	R	H	RBI	BB	SO	LOB
Darren Lewis, R (1, 8) OBP: 0.333, SLG: 0.287	C C C 0-3 K ①		B S X 1-1 1B 1B 1B		X 0-0 G3-1 1-2 1B	X 0-0 SF7 ② 1-2 3-H		C F B X 1-2 P2 ①		4	1	2	1	0	1	0
Willie McGee, S (1, 9) OBP: 0.338, SLG: 0.323	S X 0-1 G4-3 ②		1 SAFE 1 SAFE 1 SAFE B X 1-0 1B 1-2 1B		B 1 SAFE X 1-0 G3-1 ② 1-2 2-3	B S X 1-1 WP 2-H 3B		C C F B X 1-2 F9 ②		3	0	1	0	0	0	2
Kelly Downs, R (6, 1)										0	0	0	0	0	0	0
Mike Felder, S (6, PH) OBP: 0.299, SLG: 0.355 (7, 7)										2	1	1	1	0	0	0
Will Clark, L (1, 3) OBP: 0.422, SLG: 0.493	X 0-0 F8 ③		X 0-0 1-3 2-H 1B		F X 0-1 L5 ③	B B X 2-0 E3 3-H		B B B C C B 4-2 BB		4	0	1	1	1	0	2
Kevin Bass, S (1, 7) OBP: 0.282, SLG: 0.400		S F S 0-3 K ①	B C X 1-1 G5-3 ③			1-2 HR 2B 1-2 F9		F B S 1 SAFE X 1-2 F9 ③		4	1	1	0	0	1	3
Bryan Hickerson, L (7, 1)										0	0	0	0	0	0	0
Chris James, R (8, PH) OBP: 0.260, SLG: 0.190										1	0	0	0	0	0	1
Dave Righetti, L (9, 1)										0	0	0	0	0	0	0
Matt Williams, R (1, 5) OBP: 0.299, SLG: 0.510		B S X 1-1 G6-3 ②		B B B C F S 3-3 K ①		B F C F X 1-2 2-H HR	F B F F B B B 4-2 FC5-4 S BB			3	1	1	2	1	1	0
Greg Litton, R (1, 4) OBP: 0.296, SLG: 0.420	F B B B B 4-1 FC6-4 BB			C C F C 0-3 K ②		B C X 1-1 G5-3 ①	B L L B S 2-3 K ① 1-2			3	0	0	0	1	2	1
Kirt Manwaring, R (1, 2) OBP: 0.368, SLG: 0.355	B X 1-0 FC6-4 ③ 1-2f			C B X 1-1 G4-3 ③		S B B B X 2-1 2B 2B	F X 0-1 FC5-4 1B			4	1	2	0	0	0	1
Royce Clayton, R (1, 6) OBP: 0.293, SLG: 0.345			B X 1-0 P6 ①		C C B B B B 4-2 FC6-4 BB	S B X 1-1 S SF7 2-H 2B	B C F X 1-2 FC5-4 ② 1-2f FC6-4 2-3			3	1	1	1	1	0	2
Bill Swift, R (1, 1) OBP: 0.217, SLG: 0.304			B X 1-0 G6-3 ②		B C X 1-1 FC6-4 ① G3-1 1B 1-2f	C B F B F B B B 4-2 SF7 2-3 3B BB	B X 1-0 FC6-4 ③ 1-2f			1	0	0	0	0	0	0
Robby Thompson, R (5, PH) OBP: 0.427, SLG: 0.551										1	0	0	0	0	0	1
Cory Snyder, R (6, 9) OBP: 0.291, SLG: 0.423										1	1	0	0	1	0	2
Inning Stats	R: 0 E: 0 K: 1 S: 6 H: 0 LOB: 0 BB: 0 P: 6	R: 0 E: 0 K: 1 S: 7 H: 0 LOB: 1 BB: 1 P: 13	R: 1 E: 0 K: 0 S: 8 H: 3 LOB: 2 BB: 0 P: 13	R: 0 E: 0 K: 2 S: 9 H: 0 LOB: 0 BB: 0 P: 13	R: 0 E: 0 K: 0 S: 8 H: 1 LOB: 2 BB: 1 P: 14	R: 6 E: 1 K: 0 S: 23 H: 5 LOB: 1 BB: 1 P: 38	R: 0 E: 0 K: 1 S: 12 H: 1 LOB: 2 BB: 1 P: 20	R: 0 E: 0 K: 0 S: 12 H: 0 LOB: 1 BB: 1 P: 19		1B: 5 2B: 3 3B: 1 HR: 1 SF: 1 SAC: 0 DP: 0 HBP: 0						

AB	34
R	7
H	10
RBI	6
BB	5
SO	5
LOB	15

WP: 1 PA: 40
PB: 0
SB: 2
CS: 0

PITCHER		IP	WLS	BF	H	R	ER	SO	BB	IBB	HBP	BLK	WP	HR	S	P	ERA	WHIP
Anthony Young, R ERA: 4.89	(1, 1)	5.1		25	7	4	4	4	2	0	0	0	0	1	49	75	6.75	1.688
Tim Burke, R ERA: 7.5	(6, 1)	0.1	L	5	2	3	3	0	1	0	0	0	1	0	9	17	81.00	9.000
Paul Gibson, L ERA: 5.4	(6, 1)	2.1		10	1	0	0	1	2	0	0	0	0	0	27	44	0.00	1.286

PITCHER	IP	WLS	BF	H	R	ER	SO	BB	IBB	HBP	BLK	WP	HR	S	P	ERA	WHIP

Batter	1	2	3	4	5	6	7	8	9	AB	R	H	RBI	BB	SO	LOB
Daryl Boston, L (1, 7) OBP: 0.336, SLG: 0.413	B X 1-0 F7		C B B X 2-1 FC1-5 1B 1B	B X 1-0 F8		C S F B X 1-2 G3		B B B C F F X 3-2 G3		5	0	1	0	0	0	0
Willie Randolph, R (1, 4) OBP: 0.331, SLG: 0.301	C B X 1-1 P6		1 SAFE B X 1-0 FC1-5 1-2 1B 1B	F F B X 1-2 G4-3 1B		B B B C X 3-1 G6-3		B B C B C X 3-2 G6-3		5	1	2	0	0	0	0
Dave Magadan, L (1, 5) OBP: 0.379, SLG: 0.356	X 0-0 G4-3		X 0-0 FC1-5 1B 1-2 2-3f HR	B 1 SAFE S X 1-1 G4-3 1-2			B X 1-0 F8	C X 0-1 G6-3		5	1	0	0	0	0	3
Eddie Murray, S (1, 3) OBP: 0.356, SLG: 0.438		C F S 0-3 K	F B F X 1-2 1-3 2-H HR 1B	F B B B C X 3-2 F7			S F X 0-2 2B 1B 1B		B B X 2-0 L4	5	2	2	1	0	1	1
Bobby Bonilla, S (1, 9) OBP: 0.378, SLG: 0.400		X 0-0 PB WP 1B	F B B B X 2-1 1-H 3-H HR		B B B C F X 3-2 FC4-6 1B		X 0-0 1-3 1B 2B		F B F S 1-3 K	5	2	4	3	0	1	0
Howard Johnson, S (1, 8) OBP: 0.328, SLG: 0.355		C B 1 SAFE B X 2-1 P4	C B F F F X 1-2 BB 1B		B B S S S 2-3 K		I I I 4-0 1B IBB		C B B F F B B 4-2 S BB	3	0	1	0	2	1	2
Dick Schofield, R (1, 6) OBP: 0.349, SLG: 0.331		B F B B F B 4-2 PB 1-2 BB	1 SAFE B 1 SAFE P X 2-0 F8		B S C X 1-2 FC4-6 1-2f		C B X 1-1 1-2 2-H 3-H 1B		B B F B C F B 4-2 FC6-4 1-2 BB	3	0	1	2	2	0	2
Todd Hundley, S (1, 2) OBP: 0.292, SLG: 0.286		C F B F B B B 4-2 FC6-4 1-2 2-3 BB	B B F B B F B 4-2 1-2 BB		X 0-0 B1-3		X 0-0 P1		S B F B X 2-2 FC6-4 1-2f	3	0	0	0	2	0	5
Dwight Gooden, R (1, 1) OBP: 0.318, SLG: 0.318 Jeff Innis, R (9, 1) John Franco, L (9, 1)		F X 0-1 FC6-4 1-2f	B B C B F F S 3-3 K			L B F C 1-3 K	F X 0-1 G4-3			4 0 0	0 0 0	0 0 0	0 0 0	2 0 0	7 0 0	
Inning Stats	R: 0 E: 0 K: 0 S: 4 H: 0 LOB: 0 BB: 0 P: 6	R: 0 E: 0 K: 1 S: 13 H: 1 LOB: 3 BB: 2 P: 23	R: 4 E: 0 K: 1 S: 22 H: 5 LOB: 2 BB: 1 P: 37	R: 0 E: 0 K: 0 S: 9 H: 1 LOB: 1 BB: 0 P: 15	R: 0 E: 0 K: 1 S: 10 H: 1 LOB: 1 BB: 0 P: 16	R: 0 E: 0 K: 1 S: 9 H: 0 LOB: 0 BB: 0 P: 14	R: 2 E: 0 K: 0 S: 10 H: 3 LOB: 2 BB: 1 P: 16	R: 0 E: 0 K: 0 S: 10 H: 0 LOB: 0 BB: 0 P: 16	R: 0 E: 0 K: 1 S: 13 H: 0 LOB: 2 BB: 2 P: 26	1B: 9 2B: 1 3B: 0 HR: 1	SF: 0 SAC: 0 DP: 0 HBP: 0						

PITCHER	IP	WLS	BF	H	R	ER	SO	BB	IBB	HBP	BLK	WP	HR	S	P	ERA	WHIP
Dave Burba, R (1, 1) ERA: 4.11	2.2	L	17	6	4	4	1	3	0	0	0	1	1	35	59	13.50	3.375
Kelly Downs, R (3, 1) ERA: 3.46	1.1		6	2	0	0	1	0	0	0	0	0	0	16	28	0.00	1.500
Rod Beck, R (5, 1) ERA: 1.47	2.0		6	0	0	0	2	0	0	0	0	0	0	16	24	0.00	0.000
Michael Jackson, R (7, 1) ERA: 2.84	2.0		10	3	2	2	0	0	1	0	0	0	0	20	32	9.00	1.500
Jeff Brantley, R (9, 1) ERA: 2.5	1.0		5	0	0	0	1	2	0	0	0	0	0	13	26	0.00	2.000

PITCHER	IP	WLS	BF	H	R	ER	SO	BB	IBB	HBP	BLK	WP	HR	S	P	ERA	WHIP

TOP

New York Mets @ San Francisco Giants

Candlestick Park, San Francisco, CA

Sat May 23 1992, 6:33 AM EDT
Att. 25,233 - Sunny - 78 F

livebaseballscorecards.com

AB	38
R	6
H	11
RBI	6
BB	6
SO	5
LOB	20

Batter	1	2	3	4	5	6	7	8	9	AB	R	H	RBI	BB	SO	LOB
Darren Lewis, R (1, 8) OBP: 0.326, SLG: 0.280	C X 0-1 G4-3 ①		B C X 1-1 F9 ③			C C B F B C 2-3 K ②		X 0-0 G4-3 ①		4	0	0	0	0	1	0
Willie McGee, S (1, 9) OBP: 0.336, SLG: 0.321	B S B B F S 3-3 K ②			B B C B X 3-1 F7 ①		C X 0-1 BB 1B		B X 1-0 G4-3 ②		4	0	1	0	0	1	0
Will Clark, L (1, 3) OBP: 0.435, SLG: 0.500	C C X 0-2 1B			B S B B C F F F F 4-2 B 1B BB		B B B B 4-0 FC5-4 1-2 BB		X 0-0 1B		2	0	2	0	2	0	0
Kevin Bass, S (1, 7) OBP: 0.286, SLG: 0.402 Michael Jackson, R (7, 1) Mike Felder, S (8, PH) OBP: 0.294, SLG: 0.349 Jeff Brantley, R (9, 1)	F 1 SAFE B F 1 F B X SAFE 2-2 G4-3 ③			F F X 0-2 G6-4-3 1-3 1B		C X 0-1 FC5-4 ③ 1-2f		B S B F F X 2-2 G1-3 ③		2 0 1 0	0 0 0 0	1 0 0 0	0 0 0 0	0 0 0 0	0 0 0 0	1 0 1 0
Matt Williams, R (1, 5) OBP: 0.298, SLG: 0.500		S B F S 1-3 K ①		X 0-0 G6-4-3 ② ③ 1-2f			S B B F S 2-3 K ①		B B C B B 4-1 1B 1B BB	3	1	0	0	1	2	2
Robby Thompson, R (1, 4) OBP: 0.419, SLG: 0.534		B C S X 1-2 G4-3 ②			B B C S S 2-3 K ①		X 0-0 F9 ②		B B C C X 2-2 1B G6-4-3 1-2 1B	4	1	1	0	0	1	0
Jim McNamara, L (1, 2) OBP: 0.347, SLG: 0.370		X 0-0 G3 ③			C B B X 2-1 P6 ②		B C F S 1-3 K FC6-4		F C F F B X 1-2 G6-4-3 1-3 2-H 1B	4	0	1	1	0	1	0
Royce Clayton, R (1, 6) OBP: 0.285, SLG: 0.333			B F X 1-1 G4-3 ①		B C F B X 2-2 G6-3 ③		F S B B X 2-2 FC6-4 ③ 1-2f		F C X 0-2 G6-4-3 ① ② 1-2f 3-H	4	0	0	0	0	0	2
Dave Burba, R (1, 1) Kelly Downs, R (3, 1) Rod Beck, R (5, 1) Cory Snyder, R (5, 7) OBP: 0.293, SLG: 0.473 Chris James, R (6, PH) OBP: 0.255, SLG: 0.186			C S B F B F S 2-3 K ②			X 0-0 F7 ①		B F S X 1-2 HR	X 0-0 G1-3 ③	0 1 0 3 1	0 0 0 1 0	0 0 0 1 0	0 0 0 1 0	0 1 0 0 0	0 0 0 0 0	0 0 0 0 2
Inning Stats	R: 0 E: 0 K: 1 S: 12 H: 1 LOB: 1 BB: 0 P: 17	R: 0 E: 0 K: 1 S: 7 H: 0 LOB: 0 BB: 0 P: 9	R: 0 E: 0 K: 1 S: 9 H: 0 LOB: 0 BB: 0 P: 13	R: 0 E: 0 K: 0 S: 12 H: 1 LOB: 1 BB: 1 P: 19	R: 0 E: 0 K: 1 S: 8 H: 0 LOB: 0 BB: 0 P: 14	R: 0 E: 0 K: 1 S: 9 H: 1 LOB: 2 BB: 1 P: 15	R: 0 E: 1 K: 2 S: 10 H: 0 LOB: 1 BB: 0 P: 15	R: 1 E: 0 K: 0 S: 10 H: 2 LOB: 1 BB: 0 P: 14	R: 2 E: 0 K: 0 S: 13 H: 2 LOB: 0 BB: 1 P: 20	1B: 6 2B: 0 3B: 0 HR: 1	SF: 0 SAC: 0 DP: 2 HBP: 0					

PITCHER		IP	WLS	BF	H	R	ER	SO	BB	IBB	HBP	BLK	WP	HR	S	P	ERA	WHIP
Dwight Gooden, R ERA: 3.2	(1, 1)	8.0	W	31	5	1	1	7	2	0	0	0	0	1	77	116	1.12	0.875
Jeff Innis, R ERA: 2.95	(9, 1)	0.0		3	2	2	2	0	1	0	0	0	0	0	9	16	∞	∞
John Franco, L ERA:	(9, 1)	1.0	S	2	0	0	0	0	0	0	0	0	0	0	4	4	0.00	0.000

PITCHER	IP	WLS	BF	H	R	ER	SO	BB	IBB	HBP	BLK	WP	HR	S	P	ERA	WHIP

BOTTOM

New York Mets @ San Francisco Giants

Candlestick Park, San Francisco, CA

Sat May 23 1992, 6:33 AM EDT
Att. 25,233 - Sunny - 78 F

livebaseballscorecards.com

AB	33
R	3
H	7
RBI	2
BB	3
SO	7
LOB	8

WP: 0	PB: 0	SB: 0	CS: 0
PA: 36			

Batter	1	2	3	4	5	6	7	8	9	AB	R	H	RBI	BB	SO	LOB
Willie Randolph, R (1, 4) OBP: 0.333, SLG: 0.300	BBCBB 4-1 1B 1B BB	CBCBFFX 2-2 ② G4-3 1-2			BX 1-0 FC4-6 1B	CBCBX 2-2 ③ G5-3		X 0-0 ② G3-1		4	1	1	0	1	0	1
Dick Schofield, R (1, 6) OBP: 0.351, SLG: 0.341	CX 0-1 G6-4-3 1B 1-2 1B 1B	BCX 1-1 2-H 2B			1 SAFE B 1 SAFE 1 SAFE C 1 SAFE BX 2-1 ① FC4-6 CS 1-2f			X 0-0 ① F9	BCBBCX 3-2 ③ F8	5	1	2	1	0	0	1
Dave Magadan, L (1, 5) OBP: 0.376, SLG: 0.353	CBBSX 2-2 G6-4-3 1-2 2-H 1B	BCSBX 2-2 ③ G6-3			BBC 1 SAFE B C 1 SAFE S 3-3 ②③ K 1-2			FFBS 1-3 ② K		4	0	1	1	0	2	2
Eddie Murray, S (1, 3) OBP: 0.359, SLG: 0.446	FX 0-1 ①② G6-4-3 1-2f 2-3		FBX 1-1 FC5-4 1B			BFFFBX 2-2 ① G3-1		BX 1-0 1B 2B		4	1	2	0	0	0	2
Bobby Bonilla, S (1, 9) OBP: 0.381, SLG: 0.399	BSBBFB 4-2 1B BB		X 0-0 ① FC5-4 G1-4-3 1-2f			BBX 2-0 ② F9		CCBFFBFX 2-2 1B 1B 2-H 1B		3	1	1	1	1	0	1
Chico Walker, S (1, 8) OBP: 0.274, SLG: 0.286	X 0-0 1-2 3-H 1B		BFCX 1-2 ②③ G1-4-3 1-2f			FBCBFBX 3-2 ③ F8		SX 0-1 1B 1-2 1B		4	0	2	1	0	0	1
D.J. Dozier, R (1, 7) OBP: 0.316, SLG: 0.235	CX 0-1 ③ G4-3			FX 0-1 G6-4-3 1B			CSS 0-3 ① K	X 0-0 1-2 2-H 1B		4	0	2	1	0	1	2
Todd Hundley, S (1, 2) OBP: 0.290, SLG: 0.318		X 0-0 ① F7		1 SAFE CCB 1 SAFE X 1-2 ①② G6-4-3 1-2f			BBFBSFX 3-2 HR	CBX 1-1 ③ F8		4	1	1	1	0	0	3
David Cone, L (1, 1) OBP: 0.069, SLG: 0.036		BBBB 4-0 G4-3 2B BB		X 0-0 ③ G4-3			BFCS 1-3 ② K		CBCFBS 2-3 ① K	3	1	0	0	1	2	0
Inning Stats	R: 2 E: 0 K: 0 S: 13 H: 3 LOB: 2 BB: 2 P: 23	R: 1 E: 0 K: 0 S: 11 H: 1 LOB: 1 BB: 1 P: 20	R: 0 E: 0 K: 0 S: 6 H: 1 LOB: 0 BB: 0 P: 8	R: 0 E: 0 K: 0 S: 6 H: 1 LOB: 0 BB: 0 P: 7	R: 0 E: 0 K: 1 S: 6 H: 1 LOB: 1 BB: 0 P: 12	R: 0 E: 0 K: 0 S: 9 H: 0 LOB: 0 BB: 0 P: 16	R: 1 E: 0 K: 2 S: 13 H: 1 LOB: 0 BB: 0 P: 19	R: 2 E: 0 K: 1 S: 16 H: 4 LOB: 2 BB: 0 P: 21	R: 0 E: 0 K: 1 S: 8 H: 0 LOB: 0 BB: 0 P: 13	1B: 9 2B: 3 3B: 0 HR: 1	SF: 0 SAC: 0 DP: 4 HBP: 0						

PITCHER		IP	WLS	BF	H	R	ER	SO	BB	IBB	HBP	BLK	WP	HR	S	P	ERA	WHIP
Trevor Wilson, L ERA: 4.08	(1, 1)	6.0	L	24	7	3	3	1	3	0	0	0	0	0	51	86	4.50	1.667
Bryan Hickerson, L ERA: 2.45	(7, 1)	2.0		11	5	3	3	3	0	0	0	0	0	1	29	40	13.50	2.500
Dave Righetti, L ERA: 3.44	(9, 1)	1.0		3	0	0	0	1	0	0	0	0	0	0	8	13	0.00	0.000

PITCHER	IP	WLS	BF	H	R	ER	SO	BB	IBB	HBP	BLK	WP	HR	S	P	ERA	WHIP

TOP

New York Mets @ San Francisco Giants

Candlestick Park, San Francisco, CA

Sun May 24 1992, 6:33 AM EDT

Att. 33,902 - Sunny - 73 F

livebaseballscorecards.com

AB	35
R	6
H	12
RBI	6
BB	3
SO	5
LOB	13

Batter	1	2	3	4	5	6	7	8	9	AB	R	H	RBI	BB	SO	LOB
Darren Lewis, R (1, 8) OBP: 0.319, SLG: 0.273	B B C F X 2-2 ① G5-3			X 0-0 ① G6-3		C C C 0-3 ③ K			B X 1-0 ① L3	4	0	0	0	0	1	0
Willie McGee, S (1, 9) OBP: 0.333, SLG: 0.319	C S B X 1-2 ② G4-3			F S B B X 2-2 ② G4-3			C S C 0-3 ① K		X 0-0 ① G3-1 1B	4	0	1	0	0	1	0
Will Clark, L (1, 3) OBP: 0.431, SLG: 0.500	S B X 1-1 ③ F8			B S X 1-1 ③ L3			B B C B X 3-1 2B		B S B F X 2-2 ② G3-1 1-2	4	0	1	0	0	0	1
Kevin Bass, S (1, 7) OBP: 0.275, SLG: 0.386		S S T S 0-3 ① K			B F S C 1-3 ① K		B S B S S 2-3 ② K		X 0-0 ③ G4-3	4	0	0	0	0	3	2
Matt Williams, R (1, 5) OBP: 0.299, SLG: 0.497		F S X 0-2 ② P5			S F B X 1-2 1B		F B S B X 2-2 ③ G6-3			3	0	1	0	0	0	1
Robby Thompson, R (1, 4) OBP: 0.404, SLG: 0.513		B B S C B S 3-3 ③ K			B B S C 1 F F S SAFE 2-3 ② K			B X 1-0 ① F8		3	0	0	0	0	2	1
Kirt Manwaring, R (1, 2) OBP: 0.358, SLG: 0.344		S B B F X 2-2 ① G6-3			B S 1 C X SAFE 1-2 ③ F8			C S B X 1-2 ② G6-3		3	0	0	0	0	0	1
Jose Uribe, S (1, 6) OBP: 0.333, SLG: 0.500		F C B X 1-2 ② G6-3				B S F C 1-3 ① K		X 0-0 1B		3	0	1	0	0	1	0
Trevor Wilson, L (1, 1) OBP: 0.167, SLG: 0.182		C S F F B B S 2-3 ③ K				B F B C B S 3-3 ② K		B B C X 2-1 ③ P5		1	0	0	0	0	1	0
Chris James, R (6, PH) OBP: 0.250, SLG: 0.182										1	0	0	0	0	1	0
Bryan Hickerson, L (7, 1)										0	0	0	0	0	0	0
Mike Felder, S (8, PH) OBP: 0.290, SLG: 0.344										1	0	0	0	0	0	1
Dave Righetti, L (9, 1)										0	0	0	0	0	0	0
Inning Stats	R: 0 E: 0 K: 0 S: 8 H: 0 LOB: 0 BB: 0 P: 12	R: 0 E: 0 K: 2 S: 10 H: 0 LOB: 0 BB: 0 P: 13	R: 0 E: 0 K: 1 S: 11 H: 0 LOB: 0 BB: 0 P: 16	R: 0 E: 0 K: 0 S: 6 H: 0 LOB: 0 BB: 0 P: 9	R: 0 E: 0 K: 2 S: 15 H: 1 LOB: 1 BB: 0 P: 20	R: 0 E: 0 K: 3 S: 9 H: 0 LOB: 0 BB: 0 P: 13	R: 0 E: 0 K: 2 S: 11 H: 1 LOB: 1 BB: 0 P: 18	R: 0 E: 0 K: 0 S: 7 H: 1 LOB: 1 BB: 0 P: 11	R: 0 E: 0 K: 0 S: 6 H: 1 LOB: 1 BB: 0 P: 9	1B: 3 2B: 1 3B: 0 HR: 0	SF: 0 SAC: 0 DP: 0 HBP: 0						

PITCHER	IP	WLS	BF	H	R	ER	SO	BB	IBB	HBP	BLK	WP	HR	S	P	ERA	WHIP
David Cone, R (1, 1) ERA: 2.06	9.0	W	31	4	0	0	10	0	0	0	0	0	0	83	121	0.00	0.444

PITCHER	IP	WLS	BF	H	R	ER	SO	BB	IBB	HBP	BLK	WP	HR	S	P	ERA	WHIP

BOTTOM

New York Mets @ San Francisco Giants

Candlestick Park, San Francisco, CA

Sun May 24 1992, 6:33 AM EDT
Att. 33,902 - Sunny - 73 F

livebaseballscorecards.com

AB	31
R	0
H	4
RBI	0
BB	0
SO	10
LOB	7

WP: 0 PA: 31
PB: 0
SB: 0
CS: 0

Batter	1	2	3	4	5	6	7	8	9	AB	R	H	RBI	BB	SO	LOB
Bip Roberts, S (1, 8) (8, 7) OBP: 0.372, SLG: 0.360	F9		P4		P9		BB 1B 1-2		BB 1-2	4	0	1	0	1	0	3
Hal Morris, L (1, 3) OBP: 0.416, SLG: 0.446	F8		FC6-4 BB 1-2		G4-6-3 1-2f		BB 1-2 2-3		SF7 3-H	2	0	0	1	2	0	2
Barry Larkin, R (1, 6) OBP: 0.328, SLG: 0.330	F9		FC6-4 1-2f			P4	G5-3		G1-3	5	0	0	0	0	0	7
Chris Sabo, R (1, 5) OBP: 0.319, SLG: 0.422		L4		CS 1B		G5-4-3 BB		F8		3	0	1	0	1	0	0
Glenn Braggs, R (1, 7) OBP: 0.266, SLG: 0.211		K		F8		G5-4-3 1-2f		G6-3		4	0	0	0	0	1	2
Norm Charlton, S (8, 1)										0	0	0	0	0	0	0
Paul O'Neill, L (1, 9) OBP: 0.423, SLG: 0.472		1B		K			HR	F8		4	1	2	1	0	1	1
Freddie Benavides, R (1, 4) OBP: 0.253, SLG: 0.325		K		CS 1-2	3B 1B		K		1B SH1-3 SF7 1B	4	2	2	0	0	2	1
Troy Afenir, R (1, 2) OBP: 0.421, SLG: 0.625			G6-3		1 SAFE P 1 SAFE S 1 SAFE 3B 1-H		FC1-6 1B		SH1-3 1-2	3	0	2	1	0	0	0
Chris Hammond, L (1, 1) OBP: 0.444, SLG: 0.357			BB 1B		G4-6-3 BB		FC1-6 BB 1B 1-2f		BB 2-3	2	0	1	0	1	0	1
Scott Bankhead, R (7, 1) OBP: 0.333, SLG: 0.333										0	0	0	0	0	0	0
Dave Martinez, L (8, 8) OBP: 0.339, SLG: 0.298										1	0	1	0	0	0	0
Inning Stats	R: 0 E: 0 K: 0 S: 10 H: 0 LOB: 0 BB: 0 P: 17	R: 0 E: 0 K: 2 S: 10 H: 1 LOB: 1 BB: 0 P: 15	R: 0 E: 0 K: 0 S: 12 H: 1 LOB: 2 BB: 1 P: 20	R: 0 E: 0 K: 1 S: 10 H: 1 LOB: 0 BB: 0 P: 17	R: 1 E: 0 K: 0 S: 12 H: 2 LOB: 1 BB: 1 P: 21	R: 0 E: 0 K: 0 S: 2 H: 0 LOB: 0 BB: 1 P: 8	R: 1 E: 0 K: 1 S: 17 H: 3 LOB: 3 BB: 1 P: 26	R: 0 E: 0 K: 0 S: 8 H: 0 LOB: 0 BB: 0 P: 13	R: 1 E: 0 K: 0 S: 7 H: 2 LOB: 2 BB: 1 P: 15	1B: 8 2B: 0 3B: 1 HR: 1	SF: 1 SAC: 1 DP: 2 HBP: 0					

PITCHER		IP	WLS	BF	H	R	ER	SO	BB	IBB	HBP	BLK	WP	HR	S	P	ERA	WHIP
Pete Schourek, L ERA: 1.5	(1, 1)	6.0	L	23	5	1	1	3	3	0	0	0	0	0	56	98	1.50	1.333
Paul Gibson, L ERA: 5.85	(7, 1)	0.0		1	1	1	1	0	0	0	0	0	0	1	5	8	∞	∞
Jeff Innis, R ERA: 2.96	(7, 1)	3.0		15	4	1	1	1	2	0	0	0	0	0	27	46	3.00	2.000

PITCHER	IP	WLS	BF	H	R	ER	SO	BB	IBB	HBP	BLK	WP	HR	S	P	ERA	WHIP

TOP

Cincinnati Reds @ New York Mets

Shea Stadium, Flushing, NY

Mon May 25 1992, 7:05 PM EDT

Att. 19,881 - Cloudy - 54 F

livebaseballscorecards.com

AB	32
R	3
H	10
RBI	3
BB	5
SO	4
LOB	17

Cincinnati Reds @ New York Mets

Shea Stadium, Flushing, NY

Mon May 25 1992, 7:05 PM EDT

Att. 19,881 - Cloudy - 54 F

BOTTOM

livebaseballscorecards.com

Batter	1	2	3	4	5	6	7	8	9	AB	R	H	RBI	BB	SO	LOB
Willie Randolph, R (1, 4) OBP: 0.335, SLG: 0.303	2-2 1B		0-0 1B		1-0 G6-3 ①		0-1 G4-3 ①		0-0 E5 FC6-4	5	0	2	0	0	0	0
Dick Schofield, R (1, 6) OBP: 0.346, SLG: 0.336	2-2 P2 ①		1-0 F8 ②		1-2 G4-1 1B		2-3 K ②		0-0 FC6-4 ② 1-2f	5	0	1	0	0	1	3
Dave Magadan, L (1, 5) OBP: 0.370, SLG: 0.348	1-2 1B		2-0 F7 ③		3-2 G4-1 ② 1-2		2-1 G6-3 ③		0-0 L6 ③	5	0	1	0	0	0	3
Eddie Murray, S (1, 3) OBP: 0.357, SLG: 0.438	0-1 F7 ②			1-0 F8 ①	4-1 BB			0-1 G3-1 ①		3	0	0	0	1	0	2
Bobby Bonilla, S (1, 9) OBP: 0.383, SLG: 0.398	0-0 G3 ③			1-0 HBP BB 1B	2-2 G5-3 ③			4-2 BB		3	0	1	0	1	0	4
Howard Johnson, S (1, 8) OBP: 0.332, SLG: 0.351		1-1 B1-3 ①		4-0 HBP 1-2 BB		1-1 G5-3 ①		4-1 1-2 BB		2	0	0	0	2	0	0
D.J. Dozier, R (1, 7) OBP: 0.304, SLG: 0.200		1-1 F8 ②		2-2 1-2 2-3 HBP		1-3 K ②		0-3 K ②		3	0	0	0	0	2	2
Todd Hundley, S (1, 2) OBP: 0.288, SLG: 0.308		2-2 F7 ③		0-2 P4 ②		4-2 BB		0-3 K ③		3	0	0	0	1	1	5
Pete Schourek, L (1, 1)			1-0 G4-3 ①	0-0 P6 ③		0-1 F9 ③			1-3 K ①	2	0	0	0	0	0	3
Junior Noboa, R (6, PH) OBP: 0.256, SLG: 0.171										1	0	0	0	0	0	1
Paul Gibson, R (7, 1)										0	0	0	0	0	0	0
Jeff Innis, R (7, 1)										0	0	0	0	0	0	0
Chico Walker, S (9, PH) OBP: 0.270, SLG: 0.281										1	0	0	0	0	1	0
Inning Stats	R: 0 E: 0 K: 0 S: 11 H: 2 LOB: 2 BB: 0 P: 16	R: 0 E: 0 K: 0 S: 7 H: 0 LOB: 0 BB: 0 P: 11	R: 0 E: 0 K: 0 S: 4 H: 1 LOB: 1 BB: 0 P: 8	R: 0 E: 0 K: 0 S: 8 H: 1 LOB: 3 BB: 1 P: 16	R: 0 E: 0 K: 0 S: 11 H: 1 LOB: 2 BB: 1 P: 22	R: 0 E: 0 K: 1 S: 11 H: 0 LOB: 1 BB: 1 P: 17	R: 0 E: 0 K: 1 S: 7 H: 0 LOB: 0 BB: 0 P: 11	R: 0 E: 0 K: 2 S: 12 H: 0 LOB: 2 BB: 2 P: 20	R: 0 E: 1 K: 1 S: 6 H: 0 LOB: 1 BB: 0 P: 7	1B: 5 2B: 0 3B: 0 HR: 0	SF: 0 SAC: 0 DP: 0 HBP: 1						

	AB	33
	R	0
	H	5
	RBI	0
	BB	5
	SO	5
	LOB	23

PITCHER		IP	WLS	BF	H	R	ER	SO	BB	IBB	HBP	BLK	WP	HR	S	P	ERA	WHIP
Chris Hammond, L ERA: 3.02	(1, 1)	6.0	W	27	5	0	0	1	3	0	1	0	0	0	52	90	0.00	1.333
Scott Bankhead, R ERA: 1.27	(7, 1)	1.1		5	0	0	0	1	1	0	0	0	0	0	12	20	0.00	0.750
Norm Charlton, L ERA: 2.63	(8, 1)	1.2	S	7	0	0	0	3	1	0	0	0	0	0	13	18	0.00	0.600

PITCHER		IP	WLS	BF	H	R	ER	SO	BB	IBB	HBP	BLK	WP	HR	S	P	ERA	WHIP

Batter	1	2	3	4	5	6	7	8	9	AB	R	H	RBI	BB	SO	LOB
Bip Roberts, S (1, 8) OBP: 0.369, SLG: 0.357	B X 1-0 G6-3 ①		C B B B X 3-1 F9 ③			C S B S 1-3 K ③		C B S B F B X 3-2 CS 1B		4	0	1	0	0	1	1
Paul O'Neill, L (9, 9) OBP: 0.423, SLG: 0.472										0	0	0	0	0	0	0
Billy Hatcher, R (1, 7) OBP: 0.283, SLG: 0.353	S S C 0-3 K ②			B F C F S 1-3 K ①			B S F F X 1-2 G5-3 ①	1 SAFE B 1 SAFE F 1 SAFE S 1 SAFE P 2-2 CS ③ 1-2	B X 1-0 L6 ①	3	0	0	0	0	2	0
Dave Martinez, L (8, PH) OBP: 0.336, SLG: 0.295										1	0	0	0	0	0	0
Barry Larkin, R (1, 6) OBP: 0.325, SLG: 0.336	X 0-0 L8 ③			B F C X 1-2 F7 ②			C B B S X 2-2 G6-3 1B 2B		C B B F B S 3-3 K ②	4	1	1	0	0	1	0
Chris Sabo, R (1, 5) OBP: 0.316, SLG: 0.415		F C B C 1-3 K ①		B X 1-0 P6 ③			B B C F F X 2-2 G6-3 2-3 ②		X 0-0 1B	4	0	1	0	0	1	1
Darnell Coles, R (1, 3) OBP: 0.353, SLG: 0.606		B F B F F X 2-2 F8 ②			C F B X 1-2 L5 ①		C F B F F F F B B 3-2 F X 1B 1B 3-H		B B F S B S 3-3 K ③	3	0	1	1	0	0	0
Hal Morris, L (9, PH) OBP: 0.410, SLG: 0.439										1	0	0	0	0	1	1
Glenn Braggs, R (1, 9) OBP: 0.268, SLG: 0.216		F B F S 1-3 K ③			F F B X 1-2 P8 ②		F C F F F X 0-2 1-3 1B			3	0	1	0	0	1	0
Bill Doran, S (1, 4) OBP: 0.323, SLG: 0.393			C X 0-1 1B		B B C F X 2-2 G1-3 ③		B B C S F S 2-3 K ③			3	0	1	0	0	1	2
Joe Oliver, R (1, 2) OBP: 0.299, SLG: 0.328			C F S 0-3 K ①			C M C 0-3 K ①		F S B C 1-3 K ①		3	0	0	0	0	3	1
Tim Belcher, R (1, 1) OBP: 0.043, SLG: 0.174			C X 0-1 P2 ②			S C X 0-2 G3 ②		S X 0-1 G6-3 ②		3	0	0	0	0	0	1
Norm Charlton, S (9, 1)										0	0	0	0	0	0	0
Inning Stats	R: 0 E: 0 K: 1 S: 5 H: 0 LOB: 0 BB: 0 P: 6	R: 0 E: 0 K: 2 S: 10 H: 0 LOB: 0 BB: 0 P: 14	R: 0 E: 0 K: 1 S: 9 H: 1 LOB: 1 BB: 0 P: 12	R: 0 E: 0 K: 1 S: 8 H: 0 LOB: 0 BB: 0 P: 11	R: 0 E: 0 K: 0 S: 9 H: 0 LOB: 0 BB: 0 P: 13	R: 0 E: 0 K: 2 S: 9 H: 0 LOB: 0 BB: 0 P: 10	R: 1 E: 0 K: 1 S: 29 H: 3 LOB: 2 BB: 0 P: 39	R: 0 E: 0 K: 1 S: 12 H: 1 LOB: 0 BB: 0 P: 17	R: 0 E: 0 K: 2 S: 8 H: 1 LOB: 1 BB: 0 P: 15	1B: 5 2B: 1 3B: 0 HR: 0 SF: 0 SAC: 0 DP: 0 HBP: 0						

PITCHER		IP	WLS	BF	H	R	ER	SO	BB	IBB	HBP	BLK	WP	HR	S	P	ERA	WHIP
Sid Fernandez, L ERA: 3.49	(1, 1)	7.0	L	25	4	1	1	8	0	0	0	0	0	0	79	105	1.29	0.571
Anthony Young, R ERA: 4.8	(8, 1)	1.0		3	1	0	0	1	0	0	0	0	0	0	12	17	0.00	1.000
Wally Whitehurst, R ERA: 2.84	(9, 1)	1.0		4	1	0	0	2	0	0	0	0	0	0	8	15	0.00	1.000

PITCHER	IP	WLS	BF	H	R	ER	SO	BB	IBB	HBP	BLK	WP	HR	S	P	ERA	WHIP

Cincinnati Reds @ New York Mets

Shea Stadium, Flushing, NY

Wed May 27 1992, 7:05 PM EDT

Att. 19,121 - Cloudy - 61 F

TOP

livebaseballscorecards.com

AB	32
R	1
H	6
RBI	1
BB	0
SO	11
LOB	7

WP: 0	PA: 33
PB: 0	
SB: 0	
CS: 1	

Cincinnati Reds @ New York Mets

Shea Stadium, Flushing, NY

Wed May 27 1992, 7:05 PM EDT

Att. 19,121 - Cloudy - 61 F

livebaseballscorecards.com

BOTTOM

Batter	1	2	3	4	5	6	7	8	9	AB	R	H	RBI	BB	SO	LOB
Daryl Boston, L (1, 7) OBP: 0.325, SLG: 0.398	C B B F S 2-3 ① K			B X 1-0 ① F8		B B C F F S 2-3 ② K			B C C B B F F F X 3-2 ① P5	4	0	0	0	0	2	1
Willie Randolph, R (1, 4) OBP: 0.339, SLG: 0.299	F B C B B B 4-2 CS BB			C B X 1-1 ② G6-3		B B X 2-0 ③ F9			F B S B F F B B 4-2 L3 BB	2	0	0	0	2	0	1
Dave Magadan, L (1, 5) OBP: 0.373, SLG: 0.352	C F B 1 SAFE B B C 3-3 ② ③ K 1-2			B B F C X 2-2 1B			C X 0-1 G6-4-3 BB 1B		B 1 SAFE B B C C X 3-1 ② ③ L3 1-2	4	0	2	0	0	1	2
Eddie Murray, S (1, 3) OBP: 0.356, SLG: 0.432		C B B F F S 2-3 ① K		F B F F B F X 2-2 ③ P5			C B B B B 4-1 G6-4-3 1-2 BB			2	0	0	0	1	1	1
Bobby Bonilla, S (1, 9) OBP: 0.378, SLG: 0.390		C B B F B F S 3-3 ② K			C S B F C 1-3 ① K		C X 0-1 ① ② G6-4-3 1-2f 2-3			3	0	0	0	0	2	2
Howard Johnson, S (1, 8) OBP: 0.326, SLG: 0.344		B B B C S G F X 3-2 ③ P5			B S X 1-1 E1 CS		X 0-0 ③ P5			3	0	0	0	0	0	1
Dick Schofield, R (1, 6) OBP: 0.342, SLG: 0.331 Mackey Sasser, L (8, PH) OBP: 0.289, SLG: 0.306 Bill Pecota, R (9, 6) OBP: 0.250, SLG: 0.227			S C F B X 1-2 ① F9		1 SAFE B B S 1 SAFE B 1 P F C 3-3 ② ③ K 1-2			B X 1-0 ① P6		2 1 0	0 0 0	0 0 0	0 0 0	0 0 0	1 0 0	1 0 0
Todd Hundley, S (1, 2) OBP: 0.280, SLG: 0.298			B C C F B S 2-3 ② K			C B X 1-1 ① L9		F B S X 1-2 ② G4-3		3	0	0	0	0	1	0
Sid Fernandez, L (1, 1) OBP: 0.158, SLG: 0.158 Anthony Young, R (8, 1) OBP: 0.143, SLG: 0.100 Chico Walker, S (8, PH) OBP: 0.266, SLG: 0.276 Wally Whitehurst, R (9, 1) OBP: 0.400, SLG: 0.500			F F S 0-3 ③ K			F X 0-1 1B		C F S 0-3 ③ K		2 0 1 0	0 0 0 0	1 0 0 0	0 0 0 0	0 0 0 0	1 0 1 0	0 0 0 0

Inning Stats	1	2	3	4	5	6	7	8	9
	R: 0 H: 0 E: 0 LOB: 1 K: 2 BB: 1 S: 8 P: 17	R: 0 H: 0 E: 0 LOB: 0 K: 2 BB: 0 S: 12 P: 20	R: 0 H: 0 E: 0 LOB: 0 K: 2 BB: 0 S: 11 P: 14	R: 0 H: 1 E: 0 LOB: 1 K: 0 BB: 0 S: 11 P: 17	R: 0 H: 0 E: 1 LOB: 0 K: 2 BB: 0 S: 10 P: 14	R: 0 H: 1 E: 0 LOB: 1 K: 1 BB: 0 S: 9 P: 14	R: 0 H: 1 E: 0 LOB: 1 K: 0 BB: 1 S: 6 P: 10	R: 0 H: 0 E: 0 LOB: 0 K: 1 BB: 0 S: 7 P: 9	R: 0 H: 0 E: 0 LOB: 0 K: 0 BB: 1 S: 12 P: 22

| | | |

Batter	1	2	3	4	5	6	7	8	9	AB	R	H	RBI	BB	SO	LOB
Deion Sanders, L (1, 8) OBP: 0.365, SLG: 0.522	F8	G4-3 1-2f		1B 3B		E6 S		F8		5	1	1	0	0	0	2
Terry Pendleton, S (1, 5) OBP: 0.336, SLG: 0.503	2B 1B BB		HR	1B 3-H		1 SAFE 1 SAFE 1 SAFE G4-3 1-3			G4-3	4	2	2	2	1	0	1
Ron Gant, R (1, 7) OBP: 0.368, SLG: 0.481	SAFE 1B 2B 1-3		F8	K		G6-3			G3-1	5	0	1	0	0	1	2
David Justice, L (1, 9) OBP: 0.303, SLG: 0.303	1B 2-3 3-H		HR BB	G6-3			FC6-4 1B		G5-3	4	1	2	1	1	0	0
Sid Bream, L (1, 3) OBP: 0.356, SLG: 0.380	K		HR 1-H	P6			FC6-4 1B 1-2f			4	1	1	2	0	1	3
Greg Olson, R (1, 2) OBP: 0.327, SLG: 0.333	K		F8	1B BB			G6-3 1B 1-2			3	0	1	0	1	1	2
Mark Lemke, S (1, 4) OBP: 0.225, SLG: 0.263		G5-3	G4-3	FC4-6 1B 1-2			G6-3 1-2f			4	0	1	0	0	0	2
Rafael Belliard, R (1, 6) OBP: 0.266, SLG: 0.248		29 BB 1B		G4-3	FC4-6 1-2f			G6-3		4	0	1	0	0	0	2
29 John Smoltz, R (1, 1) OBP: 0.286, SLG: 0.320 Mark Wohlers, R (9, 1)		G4-3 1-2 BB		K		K		G6-3		3 0	0 0	0 0	0 0	1 0	2 0	0 0
Inning Stats	R: 1 H: 2 E: 0 LOB: 2 K: 2 BB: 1 S: 13 P: 23	R: 0 H: 1 E: 0 LOB: 1 K: 0 BB: 1 S: 6 P: 13	R: 3 H: 2 E: 0 LOB: 0 K: 0 BB: 1 S: 9 P: 16	R: 1 H: 2 E: 0 LOB: 1 K: 2 BB: 0 S: 15 P: 22	R: 0 H: 1 E: 0 LOB: 2 K: 0 BB: 1 S: 6 P: 12	R: 0 H: 0 E: 1 LOB: 1 K: 1 BB: 0 S: 15 P: 21	R: 0 H: 2 E: 0 LOB: 1 K: 0 BB: 0 S: 9 P: 11	R: 0 H: 0 E: 0 LOB: 0 K: 0 BB: 0 S: 5 P: 5	R: 0 H: 0 E: 0 LOB: 0 K: 0 BB: 0 S: 6 P: 9	1B: 6 SF: 0 2B: 1 SAC: 0 3B: 1 DP: 2 HR: 2 HBP: 0						

TOP

Atlanta Braves @ New York Mets

Shea Stadium, Flushing, NY

Fri May 29 1992, 7:05 PM EDT

Att. 31,866 - Sunny - 67 F

livebaseballscorecards.com

AB	36
R	5
H	10
RBI	5
BB	4
SO	5
LOB	14

| | | | | | |

BOTTOM

Batter	1	2	3	4	5	6	7	8	9	AB	R	H	RBI	BB	SO	LOB
Vince Coleman, S (1, 7) OBP: 0.381, SLG: 0.421	B C F S 1-3 ① K		B B C B X 3-1 ① P6		F X 0-1 ① P8		L B X 1-1 ① L7		X 0-0 2B 1B	5	1	1	0	0	1	0
Willie Randolph, R (1, 4) OBP: 0.347, SLG: 0.311	F X 0-1 1B		B B B B 4-0 BB		B B C C B X 3-2 ② F9		B X 1-0 ② L9		X 0-0 1-H 2B	4	0	2	1	1	0	0
Howard Johnson, S (1, 8) OBP: 0.323, SLG: 0.335	X 0-0 ② L9		B C B F B X 3-2 ② L9		B B B B 4-0 1B BB		B X 1-0 ③ P7		F B X 1-1 ③ F7	4	0	0	0	1	0	3
Eddie Murray, S (1, 3) OBP: 0.359, SLG: 0.430	F 1 SAFE B S B F X 2-2 ③ P6		B B C F S 2-3 ③ K		B X 1-0 1-2 1B			B B C B B 4-1 BB		3	0	1	0	1	1	2
Bobby Bonilla, S (1, 9) OBP: 0.370, SLG: 0.381		X 0-0 ① G3		X 0-0 ① G3-1	B C F B X 2-2 ③ P8			C B F B S 2-3 ① K		4	0	0	0	0	1	3
Dave Magadan, L (1, 5) OBP: 0.382, SLG: 0.369		B B C B X 3-1 BB 1B		C B B C B F F X 3-2 2B		C X 0-1 1B		X 0-0 ② P7		4	0	3	0	0	0	1
Dick Schofield, R (1, 6) OBP: 0.345, SLG: 0.326		B B B B C B 4-1 1-2 BB		B B B B 4-0 BB		B C S S B F X 2-2 ① F8		X 0-0 ③ F7		2	0	0	0	2	0	2
Todd Hundley, S (1, 2) OBP: 0.275, SLG: 0.292 Anthony Young, R (5, 1) OBP: 0.143, SLG: 0.100 Daryl Boston, L (6, PH) OBP: 0.322, SLG: 0.394 Mark Dewey, R (7, 1) Tim Burke, R (9, 1) Chico Walker, S (9, PH) OBP: 0.262, SLG: 0.271		C S X 0-2 ② F8		B C C C X 1-2 ② P5		B S X 1-1 ② F7			C B F X 1-2 ① G3	2 0 1 0 0 1	0 0 0 0 0 0	0 0 0 0 0 0	0 0 0 0 0 0	0 0 0 0 0 0	0 0 0 0 0 0	4 0 1 0 0 0
Dwight Gooden, R (1, 1) OBP: 0.304, SLG: 0.304 Mackey Sasser, L (4, PH) OBP: 0.268, SLG: 0.282 (5, 2)		B F X 1-1 ③ P6		S F F B B F X 2-2 ③ P9		F X 0-1 ③ G4-3			B X 1-0 ② F8	1 3	0 0	0 0	0 0	0 0	0 0	2 3
Inning Stats	R: 0 H: 1 E: 0 LOB: 1 K: 1 BB: 0 S: 10 P: 13	R: 0 H: 1 E: 0 LOB: 2 K: 0 BB: 1 S: 9 P: 17	R: 0 H: 0 E: 0 LOB: 1 K: 1 BB: 1 S: 8 P: 20	R: 0 H: 1 E: 0 LOB: 2 K: 0 BB: 1 S: 15 P: 25	R: 0 H: 1 E: 0 LOB: 2 K: 0 BB: 1 S: 9 P: 19	R: 0 H: 1 E: 0 LOB: 1 K: 0 BB: 0 S: 10 P: 13	R: 0 H: 0 E: 0 LOB: 0 K: 0 BB: 0 S: 4 P: 7	R: 0 H: 0 E: 0 LOB: 1 K: 1 BB: 1 S: 6 P: 12	R: 1 H: 2 E: 0 LOB: 1 K: 0 BB: 0 S: 8 P: 11	1B: 5 2B: 2 3B: 0 HR: 0	SF: 0 SAC: 0 DP: 0 HBP: 0			WP: 0 PB: 0 SB: 0 CS: 0	PA: 39		

PITCHER		IP	WLS	BF	H	R	ER	SO	BB	IBB	HBP	BLK	WP	HR	S	P	ERA	WHIP
29 John Smoltz, R ERA: 3.29	(1, 1)	8.2	W	38	7	1	1	3	5	0	0	0	0	0	77	134	1.04	1.385
Mark Wohlers, R ERA:	(9, 1)	0.1		1	0	0	0	0	0	0	0	0	0	0	2	3	0.00	0.000

PITCHER	IP	WLS	BF	H	R	ER	SO	BB	IBB	HBP	BLK	WP	HR	S	P	ERA	WHIP

Atlanta Braves @ New York Mets

Shea Stadium, Flushing, NY

Fri May 29 1992, 7:05 PM EDT

Att. 31,866 - Sunny - 67 F

livebaseballscorecards.com

AB	34
R	1
H	7
RBI	1
BB	5
SO	3
LOB	21

Batter	1	2	3	4	5	6	7	8	9	AB	R	H	RBI	BB	SO	LOB
Deion Sanders, L (1, 8) OBP: 0.379, SLG: 0.531	B F X 1-1 G4-3 S 1B		B F X 1-1 S S 1B 1B	B C C F B F X 2-2 1-3 HR 1B		B B F C S 2-3 ② K		B X 1-0 BB 2-H 1B 1B		5	3	4	1	0	1	0
Terry Pendleton, S (1, 5) OBP: 0.338, SLG: 0.512	B X 1-0 ① G4-3 1-3		1 SAFE 1 SAFE B 1 SAFE C 1 SAFE B F F 2-3 ① F S K 1-2	C 1 SAFE P B X 2-1 1-H HR 3-H		X 0-0 ③ P6		B B B C 1 SAFE B 4-1 1B 1-2 BB		4	1	1	3	1	1	2
Ron Gant, R (1, 7) OBP: 0.369, SLG: 0.476	F B B X 2-1 ② P4		B B C B C X 3-2 ② P3 2-3	B S B B B 4-1 S BB			B B C X 2-1 ① G1-3	C B B X 2-1 1-2 1B 2-H		4	0	1	1	1	0	2
David Justice, L (1, 9) OBP: 0.313, SLG: 0.310	B F X 1-1 ③ G3		B C S F B X 2-2 BB 3-H 1B	F 1 SAFE B B F F B B 4-2 1-2 BB			C B S B X 2-2 E4 G3 1B	C B B X 2-1 ③ P5		4	0	2	1	1	0	3
Sid Bream, L (1, 3) OBP: 0.358, SLG: 0.375		F B S F X 1-2 1B 1B	B B 1 SAFE B C B 4-1 1-2 BB	B X 1-0 ③ F8			C F F B X 1-2 G3 2-3 ②		F B B X 2-1 ① G4-3	4	0	1	0	1	0	3
Damon Berryhill, S (1, 2) OBP: 0.236, SLG: 0.408		C S S 0-3 ① K	C S C 0-3 ③ K		C X 0-1 ① F8		B S C C 1-3 ③ K		S F B S 1-3 ② K	5	0	0	0	0	4	4
Mark Lemke, S (1, 4) OBP: 0.245, SLG: 0.283		B C 1 SAFE X 1-1 1-3 1B		B X 1-0 ① G4-3	C B B S X 2-2 CS 1B			X 0-0 G5-3 1B 1B	B B B C F X 3-2 1B 1B	5	1	4	0	0	0	0
Rafael Belliard, R (1, 6) OBP: 0.263, SLG: 0.246		B L 1 SAFE S 1 SAFE 1 SAFE 1 SAFE S 1-3 ② K		S B S X 1-2 ② B2-3	F B 1 SAFE B S F F S 2-3 ② ③ K 1-2			B 1 SAFE P B C X 3-1 ① G5-3 1-2	X 0-0 FC4-6 1-2 1B	5	0	1	0	0	2	4
Steve Avery, L (1, 1) OBP: 0.148, SLG: 0.231 Mark Wohlers, R (9, 1)		X 0-0 ③ G4-3		B B B B 4-0 1B HR BB		C B C B S 2-3 ① K		B C S S 1-3 ② K	X 0-0 ③ FC4-6 1-2f	4 0	1 0	0 0	0 0	1 0	2 0	5 0
Inning Stats	R: 0 E: 0 K: 0 S: 7 H: 1 LOB: 1 BB: 0 P: 12	R: 0 E: 0 K: 2 S: 13 H: 2 LOB: 2 BB: 0 P: 16	R: 1 E: 0 K: 2 S: 18 H: 2 LOB: 2 BB: 1 P: 30	R: 3 E: 0 K: 0 S: 17 H: 2 LOB: 2 BB: 3 P: 35	R: 0 E: 0 K: 1 S: 10 H: 1 LOB: 0 BB: 0 P: 14	R: 0 E: 0 K: 2 S: 7 H: 0 LOB: 0 BB: 0 P: 11	R: 0 E: 1 K: 1 S: 12 H: 1 LOB: 1 BB: 0 P: 18	R: 2 E: 0 K: 1 S: 13 H: 3 LOB: 2 BB: 1 P: 25	R: 0 E: 0 K: 1 S: 10 H: 2 LOB: 2 BB: 0 P: 16	1B: 13 2B: 0 3B: 0 HR: 1 SF: 0 SAC: 0 DP: 0 HBP: 0						

PITCHER		IP	WLS	BF	H	R	ER	SO	BB	IBB	HBP	BLK	WP	HR	S	P	ERA	WHIP
David Cone, R ERA: 2.4	(1, 1)	4.0	L	23	7	4	4	4	4	0	0	0	0	1	55	93	9.00	2.750
Paul Gibson, L ERA: 5.09	(5, 1)	3.0		10	2	0	0	4	0	0	0	0	0	0	29	43	0.00	0.667
Wally Whitehurst, R ERA: 3.42	(8, 1)	1.0		7	3	2	2	1	1	0	0	0	0	0	13	25	18.00	4.000
Tim Burke, R ERA: 6.43	(9, 1)	1.0		5	2	0	0	1	0	0	0	0	0	0	10	16	0.00	2.000

PITCHER	IP	WLS	BF	H	R	ER	SO	BB	IBB	HBP	BLK	WP	HR	S	P	ERA	WHIP

TOP

Atlanta Braves @ New York Mets

Shea Stadium, Flushing, NY

Sat May 30 1992, 3:33 AM EDT

Att. 46,261 - Cloudy - 68 F

livebaseballscorecards.com

AB	40
R	6
H	14
RBI	6
BB	5
SO	10
LOB	23

WP: 0	PA: 45		
PB: 0			
SB: 4			
CS: 1			

Atlanta Braves @ New York Mets

Shea Stadium, Flushing, NY

Sat May 30 1992, 3:33 AM EDT

Att. 46,261 - Cloudy - 68 F

BOTTOM

Batter	1	2	3	4	5	6	7	8	9	AB	R	H	RBI	BB	SO	LOB
Vince Coleman, S (1, 7) OBP: 0.440, SLG: 0.455	C C X 0-2 CS S 1B	B B B B 4-0 1-2 2-3 3-H BB		X 0-0 ③ G4-1			B F B X 2-1 1B			3	0	2	1	1	0	2
Willie Randolph, R (1, 4) OBP: 0.339, SLG: 0.303 Wally Whitehurst, R (8, 1) OBP: 0.400, SLG: 0.500 Tim Burke, R (9, 1)	B 2 SAFE C B F X 3-2 ① ② G1-4-3 1-3	C C B B B X 3-2 ③ G5-3			X 0-0 ① G6-3		1 SAFE 1 SAFE X 0-0 ③ F8			4 0 0	0 0 0	0 0 0	0 0 0	0 0 0	0 0 0	5 0 0
Howard Johnson, S (1, 8) OBP: 0.327, SLG: 0.335	B S B F B B 4-2 E S BB		B X 1-0 ① F7		B C S S 1-3 ② K			B X 1-0 G6-4-3 1B		3	0	1	0	1	1	0
Eddie Murray, S (1, 3) OBP: 0.352, SLG: 0.420	1 SAFE 1 SAFE B 1 SAFE 1 SAFE 1 B B F F 3-3 ③ S K 1-3		B C F F S 1-3 ② K		X 0-0 ③ F9			C B F 1 SAFE F B X 2-2 ① ② G6-4-3 1-2f		4	0	0	0	0	2	2
Bobby Bonilla, S (1, 9) OBP: 0.363, SLG: 0.372		F B X 1-1 ① L7	F X 0-1 ③ G6-3			F B F B B X 3-2 ① F9		F B S B X 2-2 ③ F9		4	0	0	0	0	0	0
Dave Magadan, L (1, 5) OBP: 0.391, SLG: 0.379	B C B X 2-1 E BB 1B			C B C X 1-2 SH1-3 BB 1B		B C F X 1-2 ② G5-3			B B C C F B X 3-2 FC6-4 1B	4	1	3	0	0	0	0
Dick Schofield, R (1, 6) OBP: 0.343, SLG: 0.319	C F B X 1-2 E7 BB 1-3			B F C F B B 1 SAFE B 4-2 SH1-3 1-2 BB		B X 1-0 ③ F8			B F B B C X 3-2 ① FC6-4 1-2f	3	0	0	0	1	0	2
Todd Hundley, S (1, 2) OBP: 0.273, SLG: 0.289 Paul Gibson, R (5, 1) Junior Noboa, R (7, PH) OBP: 0.250, SLG: 0.167 (8, 4) Daryl Boston, L (9, PH) OBP: 0.320, SLG: 0.391	X 0-0 ② P4		C X 0-1 ① SH1-3 1-2 2-3				B X 1-0 ① G6-3		F S B X 1-2 ② F8	1 0 1 1	0 0 0 0	0 0 0 0	0 0 0 0	0 0 0 1	0 0 0 0	2 0 0 1
David Cone, L (1, 1) OBP: 0.100, SLG: 0.036 Charlie O'Brien, R (4, PH) OBP: 0.350, SLG: 0.380 (5, 2) Chico Walker, S (9, PH) OBP: 0.258, SLG: 0.267	B B B B 4-0 BB BB		C F B F X 2-2 ② G1-3				S B B B S X 3-2 ② P6		B S S S 1-3 ③ K	0 2 1	0 0 0	0 0 0	0 0 0	1 0 1	0 0 1	0 2 1

Inning Stats	1	2	3	4	5	6	7	8	9
	R: 0 H: 1 E: 0 LOB: 1 K: 1 BB: 1 S: 11 P: 21	R: 1 H: 1 E: 1 LOB: 3 K: 0 BB: 2 S: 11 P: 26	R: 0 H: 0 E: 0 LOB: 0 K: 1 BB: 0 S: 7 P: 9	R: 0 H: 1 E: 0 LOB: 2 K: 0 BB: 1 S: 13 P: 20	R: 0 H: 0 E: 0 LOB: 0 K: 1 BB: 0 S: 5 P: 6	R: 0 H: 0 E: 0 LOB: 0 K: 0 BB: 0 S: 7 P: 12	R: 0 H: 1 E: 0 LOB: 1 K: 0 BB: 0 S: 7 P: 13	R: 0 H: 1 E: 0 LOB: 0 K: 0 BB: 0 S: 8 P: 13	R: 0 H: 1 E: 0 LOB: 1 K: 1 BB: 0 S: 13 P: 21

1B: 6 SF: 0 WP: 0 PA: 36
2B: 0 SAC: 1 PB: 0
3B: 0 DP: 1 SB: 2
HR: 0 HBP: 0 CS: 1

	AB	31
	R	1
	H	6
	RBI	1
	BB	4
	SO	4
	LOB	17

livebaseballscorecards.com

PITCHER	IP	WLS	BF	H	R	ER	SO	BB	IBB	HBP	BLK	WP	HR	S	P	ERA	WHIP
Steve Avery, L (1, 1) ERA: 3.17	8.0	W	33	6	1	0	3	4	0	0	0	0	0	73	127	0.00	1.250
Mark Wohlers, R (9, 1) ERA:	1.0		3	0	0	0	1	0	0	0	0	0	0	9	14	0.00	0.000

PITCHER	IP	WLS	BF	H	R	ER	SO	BB	IBB	HBP	BLK	WP	HR	S	P	ERA	WHIP

Batter	1	2	3	4	5	6	7	8	9	AB	R	H	RBI	BB	SO	LOB
Mike Felder, S (1, 8) (5, 9) (6, 4) OBP: 0.357, SLG: 0.433	B B B B 4-0 1B PB BB		B C C F F X 1-2 ① F7		B F B X 2-1 ③ P2			C B X 1-1 L5-3 1B		3	0	1	0	1	0	0
Willie McGee, S (1, 9) OBP: 0.331, SLG: 0.350	B B C X 2-1 1-3 CS 1B		C F B S 2-3 ② K			C B B X 2-1 ① F9		X 0-0 ② ③ L5-3 1-2		2	0	1	0	0	1	0
Darren Lewis, R (5, 8) OBP: 0.313, SLG: 0.267										2	0	0	0	0	0	1
Chris James, R (1, 7) OBP: 0.246, SLG: 0.173	C C F X 0-2 ① P6		C B F F B F R X 2-2 ③ G6-3			B F C F C B X 2-2 FC6-4 1B			B X 1-0 ① L4	4	0	1	0	0	0	2
Matt Williams, R (1, 5) OBP: 0.298, SLG: 0.459	B B F 1 SAFE F F B F 1 SAFE 3-3 ② ③ K 1-2			B B F X 2-1 ① G6-3		B F B X 2-1 ② F8			B C F B X 2-2 1B 1B	2	0	0	0	0	1	2
Greg Litton, R (5, 5) OBP: 0.288, SLG: 0.367										2	0	1	0	0	0	1
Robby Thompson, R (1, 4) OBP: 0.406, SLG: 0.500		B B C B F X 3-2 ① F7		B B F C S 2-3 ② K		X 0-0 ③ FC6-4 1-2f			C C F B F B S 2-3 ② K	2	0	0	0	0	1	0
Kevin Bass, S (6, PH) (6, 9) OBP: 0.267, SLG: 0.366										2	0	0	0	0	1	2
Cory Snyder, R (1, 3) OBP: 0.288, SLG: 0.440		X 0-0 S 1B		B B X 2-0 HR			F C B F F B F F F 2-2 X ① F9		B X 1-0 1-2 1B	4	1	3	1	0	0	0
Kirt Manwaring, R (1, 2) OBP: 0.352, SLG: 0.321		B C B B 1 SAFE 1 SAFE 1 SAFE S 3-3 ② K 1-2		B F B S S 2-3 ③ K			S F F B B F B F X 3-2 ② F9		X 0-0 ③ G5-3	4	0	0	0	0	2	3
Royce Clayton, R (1, 6) OBP: 0.280, SLG: 0.321	I I I I I 4-0 IBB				B S B F S 2-3 ① K		B F X 1-1 ③ P4			2	0	0	0	1	1	0
John Burkett, R (1, 1) OBP: 0.100, SLG: 0.105		B B C F S 2-3 ③ K			C S S 0-3 ② K			S X 0-1 ① P2		1	0	0	0	0	1	2
Dave Burba, R (2, 1)										1	0	0	0	0	1	0
Kelly Downs, R (5, 1)										1	0	0	0	0	0	0
Inning Stats	R: 0 E: 0 K: 1 S: 12 H: 1 LOB: 1 BB: 1 P: 21	R: 0 E: 0 K: 2 S: 10 H: 1 LOB: 2 BB: 1 P: 22	R: 0 E: 0 K: 1 S: 14 H: 0 LOB: 0 BB: 0 P: 19	R: 1 E: 0 K: 2 S: 9 H: 1 LOB: 0 BB: 0 P: 17	R: 0 E: 0 K: 2 S: 9 H: 0 LOB: 0 BB: 0 P: 13	R: 0 E: 0 K: 0 S: 9 H: 1 LOB: 1 BB: 0 P: 15	R: 0 E: 0 K: 0 S: 16 H: 0 LOB: 0 BB: 0 P: 22	R: 0 E: 0 K: 0 S: 5 H: 1 LOB: 0 BB: 0 P: 6	R: 0 E: 0 K: 1 S: 11 H: 2 LOB: 2 BB: 0 P: 17	1B: 6 2B: 1 3B: 0 HR: 1 SF: 0 SAC: 0 DP: 1 HBP: 0							

TOP

San Francisco Giants @ New York Mets

Shea Stadium, Flushing, NY

Mon Jun 01 1992, 7:05 PM EDT

Att. 16,331 - Cloudy - 62 F

livebaseballscorecards.com

AB	32
R	1
H	7
RBI	1
BB	2
SO	9
LOB	13

WP: 0 PB: 1 SB: 1 CS: 1 PA: 34

PITCHER		IP	WLS	BF	H	R	ER	SO	BB	IBB	HBP	BLK	WP	HR	S	P	ERA	WHIP
Sid Fernandez, L ERA: 3.26	(1, 1)	7.0	W	26	4	1	1	8	1	1	0	0	0	1	79	129	1.29	0.714
Tim Burke, R ERA: 6.0	(8, 1)	1.0		3	1	0	0	0	0	0	0	0	0	0	5	6	0.00	1.000
Jeff Innis, R ERA: 2.84	(9, 1)	1.0		5	2	0	0	1	0	0	0	0	0	0	11	17	0.00	2.000

PITCHER	IP	WLS	BF	H	R	ER	SO	BB	IBB	HBP	BLK	WP	HR	S	P	ERA	WHIP

BOTTOM

San Francisco Giants @ New York Mets

Shea Stadium, Flushing, NY

Mon Jun 01 1992, 7:05 PM EDT

Att. 16,331 - Cloudy - 62 F

livebaseballscorecards.com

Batter	1	2	3	4	5	6	7	8	9	AB	R	H	RBI	BB	SO	LOB
Vince Coleman, S (1, 7) OBP: 0.500, SLG: 0.500	4-2 E S 1B BB	1-0 ① SH1-3 2-3	2-2 FC6-4 1B		2-2 2B 1B	3-2 1B		3-1 ② G5-3		4	2	3	0	1	0	0
Willie Randolph, R (1, 4) OBP: 0.343, SLG: 0.310	3-1 FC3-6 HBP 1-3	1-2 E8 2B HR 3-H	1-0 ③ FC6-4 1-2f		2-0 1B G4-3 2B 1-H	3-1 ② F9		3-3 ③ K		3	1	1	1	0	0	1
Bill Pecota, R (5, PR) OBP: 0.243, SLG: 0.221										2	1	0	0	0	1	1
(6, 4)																
(7, 6)																
Howard Johnson, S (1, 8) OBP: 0.328, SLG: 0.343	1-1 ① FC3-6 1B 1-2f	0-2 HR 2B 1-3		0-0 ① P7	3-2 G4-3 2B 1B 2-3	0-0 ③ G6-3				5	3	2	0	0	0	3
Tim Burke, R (8, 1)										0	0	0	0	0	0	0
Jeff Innis, R (9, 1)										0	0	0	0	0	0	0
Eddie Murray, S (1, 3) OBP: 0.350, SLG: 0.413	2-3 ② K	4-0 HR IBB		1-2 ② G5-3	3-1 ② G4-3 2-3 3-H		0-0 G4-3 2B			3	1	0	1	1	1	3
Mackey Sasser, L (6, 3) OBP: 0.286, SLG: 0.325										1	0	1	0	0	0	0
Bobby Bonilla, S (1, 9) OBP: 0.378, SLG: 0.406	1-0 1B 1B 1-2 3-H	2-2 HR 1-H 2-H 3-H		4-2 BB 1B 2B BB	0-0 1B 2B 3-H		4-1 G4-3 BB			3	3	3	6	2	0	0
Dave Magadan, L (1, 5) OBP: 0.397, SLG: 0.386	1-1 1B 1-2 2-H	3-1 ② G1-3		2-2 BB 2B 1B 1-2	0-1 WP 1B 1B 2-H		0-2 ① G4-3 1-2 2-3			5	1	3	2	0	0	2
Dick Schofield, R (1, 6) OBP: 0.347, SLG: 0.319	0-0 ③ F8	1-2 ③ P4		4-1 2B BB 1-2 2-3	0-1 WP 1B 1-2		0-3 ② K			3	0	1	0	1	0	2
Junior Noboa, R (7, 4) OBP: 0.244, SLG: 0.162										1	0	0	0	0	1	2
Todd Hundley, S (1, 2) OBP: 0.278, SLG: 0.314	0-0 2B E	0-3 ① K		0-0 ③ 2B 1-H 2-H 3-H	2-3 ③ K 1-2 2-3		2-1 ③ F8			5	1	2	2	0	2	4
Sid Fernandez, L (1, 1) OBP: 0.130, SLG: 0.130	0-1 FC SH1-3 E 2-H	1-2 ② F8			2-3 ① K	0-0 ① F7		3-3 ① K		4	1	0	0	0	1	0
Daryl Boston, L (8, 8) OBP: 0.317, SLG: 0.387										1	0	0	0	0	1	0
Inning Stats	R: 2 E: 0 K: 1 S: 15 H: 2 LOB: 2 BB: 1 P: 26	R: 6 E: 2 K: 0 S: 21 H: 3 LOB: 0 BB: 1 P: 33	R: 0 E: 0 K: 1 S: 11 H: 1 LOB: 1 BB: 0 P: 15	R: 2 E: 0 K: 0 S: 14 H: 2 LOB: 2 BB: 2 P: 25	R: 4 E: 0 K: 2 S: 24 H: 6 LOB: 2 BB: 0 P: 38	R: 0 E: 0 K: 0 S: 7 H: 1 LOB: 1 BB: 0 P: 13	R: 0 E: 0 K: 1 S: 10 H: 1 LOB: 2 BB: 1 P: 16	R: 0 E: 0 K: 2 S: 8 H: 0 LOB: 0 BB: 0 P: 17		1B: 9 2B: 6 3B: 0 HR: 1 SF: 0 SAC: 1 DP: 0 HBP: 1						

	AB	40
	R	14
	H	16
	RBI	12
	BB	5
	SO	7
	LOB	18

WP: 1 PA: 47
PB: 0
SB: 1
CS: 0

PITCHER		IP	WLS	BF	H	R	ER	SO	BB	IBB	HBP	BLK	WP	HR	S	P	ERA	WHIP
John Burkett, R ERA: 3.82	(1, 1)	1.1	L	14	5	8	2	1	1	1	1	0	0	1	30	49	13.50	4.500
Dave Burba, R ERA: 5.36	(2, 1)	3.1		19	8	6	6	2	2	0	0	0	0	0	48	79	16.20	3.000
Kelly Downs, R ERA: 3.35	(5, 1)	3.1		14	3	0	0	4	1	0	0	0	1	0	32	55	0.00	1.200

PITCHER		IP	WLS	BF	H	R	ER	SO	BB	IBB	HBP	BLK	WP	HR	S	P	ERA	WHIP

Batter	1	2	3	4	5	6	7	8	9	AB	R	H	RBI	BB	SO	LOB
Mike Felder, S (1, 8) OBP: 0.359, SLG: 0.426	P8		1B	F9			K		BB	4	0	1	0	1	1	2
Robby Thompson, R (1, 4) OBP: 0.396, SLG: 0.485	G6-3		1B	FC6-4			F8		G5-3	5	0	1	0	0	0	3
Will Clark, L (1, 3) OBP: 0.423, SLG: 0.463	1B		BB		G6-4-3		F8			2	0	1	0	2	0	0
Matt Williams, R (1, 5) OBP: 0.292, SLG: 0.448	F8		F8		G6-4-3			G5-3		4	0	0	0	0	0	5
Cory Snyder, R (1, 9) OBP: 0.298, SLG: 0.462		K	K	K	FC6-4			SF8	3B	3	1	1	0	1	2	0
Chris James, R (1, 7) OBP: 0.246, SLG: 0.182		G4-3	2B	FC6-4				SF8		3	1	1	1	0	0	1
Dave Righetti, L (8, 1)								3-H		0	0	0	0	0	0	0
Jim McNamara, L (1, 2) OBP: 0.328, SLG: 0.351		G3-1	1B	1B		F7		F9		3	1	1	1	0	0	0
Kirt Manwaring, R (8, PH) OBP: 0.349, SLG: 0.319				1-H						1	0	0	0	0	0	0
(8, 2)				2B												
Royce Clayton, R (1, 6) OBP: 0.279, SLG: 0.319			G6-3	1B		G4-3			F7	4	0	1	0	0	0	0
Trevor Wilson, L (1, 1) OBP: 0.154, SLG: 0.167			G4-3	FC6-4		G6-3			F8	1	0	0	0	0	0	0
Willie McGee, S (4, PH) OBP: 0.335, SLG: 0.354										1	0	1	1	0	0	0
Rod Beck, R (4, 1)										0	0	0	0	0	0	0
Darren Lewis, R (6, PH) OBP: 0.312, SLG: 0.265										1	0	0	0	0	0	0
Bryan Hickerson, L (6, 1)										0	0	0	0	0	0	0
Kevin Bass, S (8, 7) OBP: 0.264, SLG: 0.363				3-H						1	0	0	0	0	0	0

Inning Stats	1	2	3	4	5	6	7	8	9
	R: 0 E: 0 K: 0 S: 11	H: 1 LOB: 1 BB: 0 P: 20	R: 0 E: 0 K: 1 S: 8	H: 0 LOB: 0 BB: 0 P: 11	R: 0 E: 0 K: 0 S: 19	H: 2 LOB: 3 BB: 1 P: 29	R: 2 E: 0 K: 1 S: 13	H: 4 LOB: 2 BB: 0 P: 23	R: 0 E: 0 K: 0 S: 6	H: 0 LOB: 1 BB: 2 P: 15	R: 0 E: 0 K: 0 S: 8	H: 0 LOB: 0 BB: 0 P: 11	R: 0 E: 0 K: 1 S: 8	H: 0 LOB: 0 BB: 0 P: 13	R: 1 E: 0 K: 0 S: 12	H: 1 LOB: 0 BB: 0 P: 18	R: 0 E: 0 K: 0 S: 10	H: 0 LOB: 1 BB: 1 P: 20

PITCHER		IP	WLS	BF	H	R	ER	SO	BB	IBB	HBP	BLK	WP	HR	S	P	ERA	WHIP
Anthony Young, R ERA: 4.68	(1, 1)	3.1		18	7	2	2	2	1	0	0	0	0	0	47	76	5.40	2.400
Wally Whitehurst, R ERA: 3.1	(4, 1)	2.2	W	9	0	0	0	0	2	0	0	0	0	0	18	33	0.00	0.750
Paul Gibson, L ERA: 4.88	(7, 1)	1.0		3	0	0	0	1	0	0	0	0	0	0	8	13	0.00	0.000
Jeff Innis, R ERA: 3.12	(8, 1)	0.2		3	1	1	1	0	0	0	0	0	0	0	9	12	13.50	1.500
John Franco, L ERA:	(8, 1)	1.1	S	5	0	0	0	0	1	0	0	0	0	0	13	26	0.00	0.750

PITCHER	IP	WLS	BF	H	R	ER	SO	BB	IBB	HBP	BLK	WP	HR	S	P	ERA	WHIP

TOP

San Francisco Giants @ New York Mets

Shea Stadium, Flushing, NY

Tue Jun 02 1992, 7:05 PM EDT

Att. 22,887 - Cloudy - 72 F

livebaseballscorecards.com

AB	33
R	3
H	8
RBI	3
BB	4
SO	3
LOB	11

1B: 6	SF: 1	WP: 0	PA: 38
2B: 1	SAC: 0	PB: 0	
3B: 1	DP: 1	SB: 0	
HR: 0	HBP: 0	CS: 0	

Batter	1	2	3	4	5	6	7	8	9	AB	R	H	RBI	BB	SO	LOB
Vince Coleman, S (1, 7) OBP: 0.471, SLG: 0.467	G4-3		BB BLK HR 1B	G1-3			F8			4	1	1	0	0	0	0
Willie Randolph, R (1, 4) OBP: 0.351, SLG: 0.317	1B 1B		1 SAFE 1 SAFE 1 SAFE 1-2 BB HR BB		1B		G6-3			3	1	2	0	1	0	0
Howard Johnson, S (1, 8) OBP: 0.332, SLG: 0.343	1 SAFE FC6-4 1-2 1B		1-2 2-3 HR BB		F8			K		3	1	1	0	1	1	1
Eddie Murray, S (1, 3) OBP: 0.348, SLG: 0.426	P2		1-H 2-H 3-H HR		K			G6-3		4	1	1	4	0	1	3
Bobby Bonilla, S (1, 9) OBP: 0.376, SLG: 0.399	FC6-4 1-2f		K		K			S BB		3	0	0	0	1	2	3
Dave Magadan, L (1, 5) OBP: 0.399, SLG: 0.385		F8	1B			G1-3		1-2 BB		3	0	1	0	1	0	0
Charlie O'Brien, R (1, 2) OBP: 0.328, SLG: 0.352		F7	P4			F9		F7		4	0	0	0	0	0	3
Dick Schofield, R (1, 6) OBP: 0.341, SLG: 0.313		K		F8		F8				3	0	0	0	0	1	0
Anthony Young, R (1, 1) OBP: 0.136, SLG: 0.095			K	K			G6-3			1	0	0	0	0	1	0
Wally Whitehurst, R (4, 1) OBP: 0.333, SLG: 0.400										1	0	0	0	0	1	0
Paul Gibson, R (7, 1)										0	0	0	0	0	0	0
Bill Pecota, R (7, PH) OBP: 0.240, SLG: 0.217										1	0	0	0	0	0	0
Jeff Innis, R (8, 1)										0	0	0	0	0	0	0
John Franco, L (8, 1)										0	0	0	0	0	0	0
Inning Stats	R: 0 E: 0 K: 0 S: 12 H: 2 LOB: 2 BB: 0 P: 20	R: 0 E: 0 K: 1 S: 8 H: 0 LOB: 0 BB: 0 P: 12	R: 4 E: 0 K: 2 S: 21 H: 3 LOB: 1 BB: 2 P: 36	R: 0 E: 0 K: 1 S: 9 H: 0 LOB: 0 BB: 0 P: 14	R: 0 E: 0 K: 2 S: 12 H: 1 LOB: 1 BB: 0 P: 18	R: 0 E: 0 K: 0 S: 7 H: 0 LOB: 0 BB: 0 P: 9	R: 0 E: 0 K: 0 S: 4 H: 0 LOB: 0 BB: 0 P: 6	R: 0 E: 0 K: 1 S: 13 H: 0 LOB: 2 BB: 2 P: 27		1B: 5 2B: 0 3B: 0 HR: 1	SF: 0 SAC: 0 DP: 0 HBP: 0					

PITCHER	IP	WLS	BF	H	R	ER	SO	BB	IBB	HBP	BLK	WP	HR	S	P	ERA	WHIP
Trevor Wilson, L (1, 1) ERA: 4.77	3.0	L	16	5	4	4	3	2	0	0	1	0	1	41	68	12.00	2.333
Rod Beck, R (4, 1) ERA: 2.25	2.0		7	1	0	0	3	0	0	0	0	0	0	21	32	0.00	0.500
Bryan Hickerson, L (6, 1) ERA: 2.3	2.0		6	0	0	0	0	0	0	0	0	0	0	11	15	0.00	0.000
Dave Righetti, L (8, 1) ERA: 4.95	1.0		5	0	0	0	1	2	0	0	0	0	0	13	27	0.00	2.000

PITCHER	IP	WLS	BF	H	R	ER	SO	BB	IBB	HBP	BLK	WP	HR	S	P	ERA	WHIP

BOTTOM

San Francisco Giants @ New York Mets

Shea Stadium, Flushing, NY

Tue Jun 02 1992, 7:05 PM EDT

Att. 22,887 - Cloudy - 72 F

livebaseballscorecards.com

AB	30
R	4
H	6
RBI	4
BB	4
SO	7
LOB	10

PA: 34

WP: 0 PB: 0 SB: 1 CS: 0

Batter	1	2	3	4	5	6	7	8	9	AB	R	H	RBI	BB	SO	LOB
Vince Coleman, S (1, 7) OBP: 0.447, SLG: 0.441	C X 0-1 ① B3		X 0-0 ② G6-3		C S S 0-3 ② K			X 0-0 BB 1B SF7 1B		4	1	1	0	0	1	1
Willie Randolph, R (1, 4) OBP: 0.349, SLG: 0.315	C B X 1-1 E5		C B F B C 2-3 ③ K		F B B X 2-1 ③ F7			B F B X 2-1 WP BB 1-2 1B		4	0	1	0	0	1	1
Howard Johnson, S (1, 8) OBP: 0.335, SLG: 0.343	B C B B F S 3-3 ② K			B C S B F X 2-2 FC3-6 1B 1B 1B		X 0-0 ① L6		F B B S B B 4-2 WP 1-2 2-3 BB		3	1	1	0	1	1	1
Eddie Murray, S (1, 3) OBP: 0.346, SLG: 0.425	S F B C 1-3 ③ K			X 0-0 FC3-6 1-2 1B		B B B C F F C 3-3 ② K		B F X 1-1 ② SF7 3-H		3	0	1	1	0	2	1
Bobby Bonilla, S (1, 9) OBP: 0.369, SLG: 0.390		B C X 1-1 ① G4-3		F X 0-1 ① FC3-6 L3-6 1B 1-2f 2-3		B F C B C 2-3 ③ K		F B X 1-1 ③ G6-3 1-2 2-3		4	0	0	0	0	1	4
Dave Magadan, L (1, 5) OBP: 0.401, SLG: 0.384		B C B B B 4-1 BB		B X 1-0 1-2 3-H 1B			B F C F B S 2-3 ① K		C F F B X 1-2 ① G1-3	3	0	1	1	1	1	0
Mackey Sasser, L (1, 2) OBP: 0.267, SLG: 0.302 Bill Pecota, R (9, PH) OBP: 0.237, SLG: 0.214		B X 1-0 ② F9		F B B X 2-1 ②③ L3-6 2-3			B X 1-0 ② F7		X 0-0 ② F9	3 1	0 0	0 0	0 0	0 0	0 0	3 0
Dick Schofield, R (1, 6) OBP: 0.339, SLG: 0.311		C T S 0-3 ③ K			B B X 2-0 FC2-6 1B		B X 1-0 ③ F8		C X 0-1 ③ G6-3	4	0	1	0	0	1	1
Dwight Gooden, R (1, 1) OBP: 0.280, SLG: 0.280 Paul Gibson, R (6, 1) Daryl Boston, L (8, PH) OBP: 0.315, SLG: 0.384 Mark Dewey, R (8, 1)			B F B E B X 3-2 ① F9		L X 0-1 ① FC2-6 1-2f			B X 1-0 ① L9		2 0 1 0	0 0 0 0	0 0 0 0	0 0 0 0	0 0 0 0	0 0 0 0	1 0 0 0
Inning Stats	R: 0 H: 0 E: 1 LOB: 1 K: 2 BB: 0 S: 10 P: 15	R: 0 H: 0 E: 0 LOB: 1 K: 1 BB: 1 S: 7 P: 13	R: 0 H: 0 E: 0 LOB: 0 K: 1 BB: 0 S: 7 P: 12	R: 1 H: 3 E: 0 LOB: 1 K: 0 BB: 0 S: 10 P: 15	R: 0 H: 1 E: 0 LOB: 1 K: 1 BB: 0 S: 8 P: 12	R: 0 H: 0 E: 0 LOB: 0 K: 2 BB: 0 S: 8 P: 13	R: 0 H: 0 E: 0 LOB: 0 K: 1 BB: 0 S: 6 P: 10	R: 1 H: 2 E: 0 LOB: 2 K: 0 BB: 1 S: 10 P: 19	R: 0 H: 0 E: 0 LOB: 0 K: 0 BB: 0 S: 7 P: 8	1B: 6 2B: 1 3B: 0 HR: 0	SF: 1 SAC: 0 DP: 1 HBP: 0						

PITCHER		IP	WLS	BF	H	R	ER	SO	BB	IBB	HBP	BLK	WP	HR	S	P	ERA	WHIP
Doug Drabek, R ERA: 2.94	(1, 1)	7.1	W	30	6	2	2	8	2	0	0	0	0	0	62	103	2.46	1.091
Bob Patterson, L ERA: 2.95	(8, 1)	1.2	S	5	0	0	0	0	0	0	0	0	1	0	11	14	0.00	0.000

PITCHER	IP	WLS	BF	H	R	ER	SO	BB	IBB	HBP	BLK	WP	HR	S	P	ERA	WHIP

TOP

New York Mets @ Pittsburgh Pirates

Three Rivers Stadium, Pittsburgh, PA

Thu Jun 04 1992, 7:05 PM EDT

Att. 24,907 - Cloudy - 61 F

livebaseballscorecards.com

AB	32
R	2
H	6
RBI	2
BB	2
SO	8
LOB	13

WP: 1	PA: 35					
PB: 0						
SB: 0						
CS: 0						

BOTTOM

Batter	1	2	3	4	5	6	7	8	9	AB	R	H	RBI	BB	SO	LOB
Cecil Espy, S (1, 9) OBP: 0.354, SLG: 0.419	B B F F B X 3-2 ① G6-3		B S B C S 2-3 ① K2-3		S M B B F B F B 4-2 ① L7-4 S 2-3 BB		B C X 1-1 ① G5-3	F B B F F B B 4-2 1-2 BB		3	0	0	0	2	1	1
Jay Bell, R (1, 6) OBP: 0.338, SLG: 0.308	B B X 2-0 ② F9		C F B B B F S 3-3 ② K		1 SAFE 1 P S B F X 2-2 ②③ L7-4 1-3		C B B C B B 4-2 BB	B C C X 1-2 ③ G4-3		4	0	0	0	1	1	3
Andy Van Slyke, L (1, 8) OBP: 0.435, SLG: 0.483	C X 0-1 ③ L3		B B F C S S 2-3 ③ K			X 0-0 ① G3	B B S S X 2-1 ② F8			4	0	0	0	0	1	2
Barry Bonds, L (1, 7) OBP: 0.440, SLG: 0.631		B B B B 4-0 1B 1B BB		X 0-0 G3 1B 2B		B B X 2-0 HR	B B C B S S 3-3 ③ K			3	3	2	1	1	1	2
Orlando Merced, S (1, 3) OBP: 0.374, SLG: 0.364		B 1 SAFE B X 2-0 S 1-3 1B 1B		B B X 2-0 ① G3 2-3		B B C B X 3-1 2B		B F F B X 2-2 HR 1B		4	2	3	0	0	0	1
Steve Buechele, R (1, 5) OBP: 0.359, SLG: 0.459		B C F F C 1-3 ① K		B X 1-0 G5-4-3 3-H 1B		B B B B 4-0 BB		C B 1 SAFE C B X 2-2 1-H HR		3	1	2	3	1	1	2
Michael LaValliere, L (1, 2) OBP: 0.352, SLG: 0.292	F X 0-1 ② P5		C 1 SAFE X 0-1 ②③ G5-4-3 1-2f			C S B B B X 2-2 ② F7		F X 0-1 E4 BB		4	0	0	0	0	0	5
Jose Lind, R (1, 4) OBP: 0.273, SLG: 0.291		F S B X 1-2 1-H 3-H 1B			B B B 4-0 S SH BB	B X 1-0 ③ F8		B B X 2-0 ① L4		3	1	1	2	1	0	3
Doug Drabek, R (1, 1) OBP: 0.074, SLG: 0.111 Bob Patterson, R (8, 1) OBP: 0.500, SLG: 0.600		F F F S 0-3 ③ K			M B M X 1-2 SH BB 1-H		F B X 1-1 2B	L B L 1-3 ② K		2 1	0 0	1 0	0 0	0 0	1 1	1 1
Inning Stats	R: 0 H: 0 E: 0 LOB: 0 K: 0 BB: 0 S: 6 P: 11	R: 2 H: 2 E: 0 LOB: 1 K: 2 BB: 1 S: 14 P: 22	R: 0 H: 0 E: 0 LOB: 0 K: 3 BB: 0 S: 10 P: 17	R: 1 H: 2 E: 0 LOB: 0 K: 0 BB: 0 S: 5 P: 8	R: 1 H: 0 E: 1 LOB: 0 K: 0 BB: 2 S: 11 P: 21	R: 1 H: 2 E: 0 LOB: 2 K: 0 BB: 1 S: 8 P: 20	R: 0 H: 1 E: 0 LOB: 2 K: 1 BB: 1 S: 11 P: 22	R: 2 H: 2 E: 1 LOB: 2 K: 1 BB: 1 S: 18 P: 30		1B: 4 SF: 0 2B: 4 SAC: 1 3B: 0 DP: 2 HR: 2 HBP: 0						

PITCHER	IP	WLS	BF	H	R	ER	SO	BB	IBB	HBP	BLK	WP	HR	S	P	ERA	WHIP
Dwight Gooden, R (1, 1) ERA: 3.95	5.1	L	24	6	5	4	5	4	0	0	0	0	1	50	92	6.75	1.875
Paul Gibson, L (6, 1) ERA: 4.56	1.2		7	1	0	0	1	1	0	0	0	0	0	15	29	0.00	1.200
Mark Dewey, R (8, 1) ERA: 6.52	1.0		7	2	2	2	1	1	0	0	0	0	1	18	30	18.00	3.000

PITCHER	IP	WLS	BF	H	R	ER	SO	BB	IBB	HBP	BLK	WP	HR	S	P	ERA	WHIP

New York Mets @ Pittsburgh Pirates

Three Rivers Stadium, Pittsburgh, PA

Thu Jun 04 1992, 7:05 PM EDT

Att. 24,907 - Cloudy - 61 F

livebaseballscorecards.com

AB	31
R	7
H	9
RBI	6
BB	6
SO	7
LOB	21

Batter	1	2	3	4	5	6	7	8	9	10	AB	R	H	RBI	BB	SO	LOB
Vince Coleman, S (1, 7) OBP: 0.442, SLG: 0.462	C S B B X 2-2 L9 1B 2B 1B	X 0-0 ③ G5-3			B B B C C F X 3-2 ② G5-3		C X 0-1 ② F8	B B X 2-0 SH1-4 2-H 2B			5	1	2	1	0	0	1
Willie Randolph, R (1, 4) OBP: 0.358, SLG: 0.321	C B 1 SAFE 1 SAFE P X 2-1 2B 1-2 1B	F B B X 2-1 ① G4-3			B B B C B 4-1 1B 2B BB		F B B F X 2-2 1B 1B	B B C X 2-1 ① SH1-4 2-3			3	1	2	0	1	0	0
Howard Johnson, S (1, 8) OBP: 0.341, SLG: 0.346	S X 0-1 ① L9 2-3	B B C X 2-1 ② F9			B X 1-0 2B 1-3 1B		B C X 1-1 1-2 1B	F B B F B B 4-2 BB			4	0	2	0	1	0	2
Eddie Murray, S (1, 3) OBP: 0.347, SLG: 0.435	B F X 1-1 1-3 3-H 2B	X 0-0 ③ F9			X 0-0 1-3 3-H 2B		X 0-0 ③ P3	C B X 1-1 ② L6			5	0	2	2	0	0	4
Bobby Bonilla, S (1, 9) OBP: 0.365, SLG: 0.390 Jeff Innis, R (9, 1) John Franco, L (10, 1)	B F F S 1-3 ② K	X 0-0 SH1-3 G6-3 2B			B X 1-0 ③ G4-3		X 0-0 ① G6-3	S B B C C 2-3 ③ K			5 0 0	1 0 0	1 0 0	0 0 0	0 0 0	2 0 0	6 0 0
Dave Magadan, L (1, 5) OBP: 0.400, SLG: 0.383 Junior Noboa, R (8, PR) OBP: 0.244, SLG: 0.162 Charlie O'Brien, R (8, 2) OBP: 0.323, SLG: 0.345	C B X 1-1 ③ G4-3	X 0-0 ① SH1-3 2-3				C B X 1-1 ① G4-3		F B B F X 2-2 FC5-4-5-4 1B 1B		C B B C X 2-2 ① F8	3 0 1	0 0 0	1 0 0	0 0 0	0 0 0	0 0 0	2 0 0
Dick Schofield, R (1, 6) OBP: 0.335, SLG: 0.308	B F C C 1-3 ① K	B B X 2-0 ② G6-3 3-H				B C F F B F B F S 3-3 ② K		F C B F X 1-2 FC5-4-5-4 1-2 1B		X 0-0 ② F8	5	0	1	1	0	2	0
Todd Hundley, S (1, 2) OBP: 0.271, SLG: 0.305 Chico Walker, S (8, PH) OBP: 0.254, SLG: 0.262 (8, 5) Bill Pecota, R (9, 5) OBP: 0.247, SLG: 0.225	B F S C 1-3 ② K	F B F X 1-2 ③ F8				X 0-0 ③ G4-3		F B C X 1-2 ②③ FC5-4-5-4 1-2 2-3		B B X 2-0 1B	3 1 1	0 0 0	0 0 1	0 0 0	1 0 0	0 2 0	0 2 0
David Cone, L (1, 1) OBP: 0.121, SLG: 0.065 Daryl Boston, L (9, PH) OBP: 0.317, SLG: 0.395 (9, 9)	B S X 1-1 1B				S C F C 0-3 ① K		S S F S 0-3 ① K		B F X 1-1 2B 2B	B X 1-0 ③ P5	3 2	0 1	1 1	0 0	0 0	2 0	0 1
Inning Stats	R: 1 H: 3 E: 0 LOB: 2 K: 1 BB: 0 S: 15 P: 21	R: 0 H: 1 E: 0 LOB: 1 K: 2 BB: 0 S: 9 P: 12	R: 0 H: 0 E: 0 LOB: 0 K: 0 BB: 0 S: 5 P: 9	R: 1 H: 1 E: 0 LOB: 0 K: 0 BB: 0 S: 6 P: 9	R: 1 H: 2 E: 0 LOB: 2 K: 1 BB: 1 S: 12 P: 21	R: 0 H: 0 E: 0 LOB: 0 K: 1 BB: 0 S: 9 P: 13	R: 0 H: 2 E: 0 LOB: 2 K: 1 BB: 0 S: 12 P: 15	R: 0 H: 2 E: 0 LOB: 1 K: 0 BB: 0 S: 11 P: 15	R: 1 H: 2 E: 0 LOB: 2 K: 1 BB: 1 S: 12 P: 24	R: 0 H: 1 E: 0 LOB: 1 K: 0 BB: 0 S: 6 P: 11	1B: 9 2B: 5 3B: 0 HR: 0	SF: 0 SAC: 2 DP: 1 HBP: 0						

PITCHER		IP	WLS	BF	H	R	ER	SO	BB	IBB	HBP	BLK	WP	HR	S	P	ERA	WHIP
Zane Smith, L ERA: 3.42	(1, 1)	7.1		34	11	3	3	6	1	0	0	0	0	0	76	111	3.68	1.636
Roger Mason, R ERA: 3.25	(8, 1)	1.0		4	2	1	1	0	0	0	0	0	0	0	8	14	9.00	2.000
Jerry Don Gleaton, L ERA: 5.27	(9, 1)	0.2		3	0	0	0	1	1	0	0	0	0	0	7	14	0.00	1.500
Stan Belinda, R ERA: 4.03	(10, 1)	1.0	W	4	1	0	0	0	0	0	0	0	0	0	6	11	0.00	1.000

PITCHER	IP	WLS	BF	H	R	ER	SO	BB	IBB	HBP	BLK	WP	HR	S	P	ERA	WHIP

TOP

New York Mets @ Pittsburgh Pirates

Three Rivers Stadium, Pittsburgh, PA

Fri Jun 05 1992, 7:05 PM EDT

Att. 23,957 - Cloudy - 68 F

livebaseballscorecards.com

AB	41
R	4
H	14
RBI	4
BB	2
SO	7
LOB	18

1B: 9	SF: 0	WP: 0	PA: 45
2B: 5	SAC: 2	PB: 0	
3B: 0	DP: 1	SB: 0	
HR: 0	HBP: 0	CS: 0	

New York Mets @ Pittsburgh Pirates

Three Rivers Stadium, Pittsburgh, PA

Fri Jun 05 1992, 7:05 PM EDT

Att. 23,957 - Cloudy - 68 F

livebaseballscorecards.com

BOTTOM

Batter	1	2	3	4	5	6	7	8	9	10	AB	R	H	RBI	BB	SO	LOB
Orlando Merced, S (1, 3) OBP: 0.362, SLG: 0.349	K	G4-3			G3-1	P2	G4-6-3			P8	5	0	0	0	0	1	2
Jay Bell, R (1, 6) OBP: 0.343, SLG: 0.322	BB	K			G6-3			G4-6-3 BB		1B 3B	4	1	2	0	1	1	1
Andy Van Slyke, L (1, 8) OBP: 0.444, SLG: 0.503	S 1-3 1B	G6-3			HR			G4-6-3 1-2 BB		1B IBB BB	3	1	2	1	2	0	1
Barry Bonds, L (1, 7) OBP: 0.434, SLG: 0.617	K 1-2		G3-1		K			G4-6-3 1-2f 2-3		1B 1-2 IBB	4	0	0	0	1	2	4
Gary Varsho, L (1, 9) OBP: 0.291, SLG: 0.415	G4-3		P4 WP 1B			P2		K		1B 1-2 2-3 3-H	4	0	1	0	0	1	3
Stan Belinda, R (10, 1)											0	0	0	0	0	0	0
Lloyd McClendon, R (10, PH) OBP: 0.382, SLG: 0.371						K			F8		1	0	1	1	0	0	0
Steve Buechele, R (1, 5) OBP: 0.357, SLG: 0.451		1B 1B BB	P4 1-3			F8					3	1	0	0	1	1	1
Michael LaValliere, L (1, 2) OBP: 0.348, SLG: 0.290		1B 1-3 2B 1B			G6-3						4	1	1	0	0	1	0
Jose Lind, R (1, 4) OBP: 0.279, SLG: 0.297		2B 1-2 3-H 1B			G6-3			G4-6-3 1B		G5-3	4	1	2	1	0	0	0
Zane Smith, L (1, 1) OBP: 0.161, SLG: 0.200											3	0	1	2	0	0	1
Roger Mason, R (8, 1)											0	0	0	0	0	0	0
Jerry Don Gleaton, L (9, 1)											0	0	0	0	0	0	0
Cecil Espy, S (10, 9) OBP: 0.350, SLG: 0.413		G4-3 1-H 2-H 2B			L3		P2			G3	1	0	0	0	0	0	0

Inning Stats	1	2	3	4	5	6	7	8	9	10
	R: 0 H: 1 E: 0 LOB: 2 K: 2 BB: 1 S: 13 P: 26	R: 3 H: 3 E: 0 LOB: 1 K: 1 BB: 1 S: 21 P: 38	R: 0 H: 1 E: 0 LOB: 0 K: 0 BB: 0 S: 6 P: 11	R: 0 H: 0 E: 0 LOB: 0 K: 0 BB: 0 S: 11 P: 15	R: 1 H: 1 E: 0 LOB: 0 K: 1 BB: 0 S: 11 P: 15	R: 0 H: 0 E: 0 LOB: 0 K: 1 BB: 0 S: 5 P: 8	R: 0 H: 1 E: 0 LOB: 0 K: 0 BB: 0 S: 8 P: 11	R: 0 H: 1 E: 0 LOB: 1 K: 1 BB: 1 S: 8 P: 15	R: 0 H: 0 E: 0 LOB: 0 K: 1 BB: 0 S: 10 P: 11	R: 1 H: 2 E: 0 LOB: 3 K: 0 BB: 2 S: 10 P: 26

	1B	2B	3B	HR	SF	SAC	DP	HBP	WP	PB	SB	CS	PA
	7	1	1	1	0	0	2	0	1	0	1	0	41

	AB	R	H	RBI	BB	SO	LOB
	36	5	10	5	5	7	13

PITCHER		IP	WLS	BF	H	R	ER	SO	BB	IBB	HBP	BLK	WP	HR	S	P	ERA	WHIP
David Cone, R ERA: 2.48	(1, 1)	8.0		32	8	4	3	6	3	0	0	0	1	1	83	139	3.38	1.375
Jeff Innis, R ERA: 3.25	(9, 1)	1.2	L	6	1	1	1	1	0	0	0	0	0	0	18	26	5.40	0.600
John Franco, L ERA:	(10, 1)	0.0		3	1	0	0	0	1	1	0	0	0	0	2	11	∞	∞

PITCHER	IP	WLS	BF	H	R	ER	SO	BB	IBB	HBP	BLK	WP	HR	S	P	ERA	WHIP

New York Mets @ Pittsburgh Pirates

Three Rivers Stadium, Pittsburgh, PA

Sat Jun 06 1992, 7:05 PM EDT

Att. 32,138 - Cloudy - 76 F

TOP

livebaseballscorecards.com

Batter	1	2	3	4	5	6	7	8	9	AB	R	H	RBI	BB	SO	LOB
Vince Coleman, S (1, 7) OBP: 0.458, SLG: 0.476	C S X 0-2 1B SF7 2B		C B S F X 1-2 ① F9	B B X 2-0 ② F8		B F B F B B B 4-2 BB 1B 1B BB	B B B C C B 4-2 1-2 BB		S B S F B B F B X 3-2 1-2 HR 1B	3	2	1	0	2	0	0
Daryl Boston, L (9, PH) OBP: 0.323, SLG: 0.400 (9, 7)										1	1	1	0	0	0	0
Willie Randolph, R (1, 4) OBP: 0.360, SLG: 0.326	C B L F 2 X SAFE 1-2 SF7 G3-1 1B 2-3 1B		F B B C F B X 3-2 ② L7	B B C F X 2-2 ③ F8		C X 0-1 1B BB E 1-2 1B 2-3	X 0-0 ② F7		X 0-0 1-H HR 2-H HR	4	2	2	0	0	0	0
Chico Walker, S (7, PH) OBP: 0.261, SLG: 0.317 (7, 4) (8, 5)										2	1	1	3	0	0	2
Howard Johnson, S (1, 8) OBP: 0.345, SLG: 0.348	X 0-0 ① G3-1 1-2		B C X 1-1 1B		B F B F X 2-2 CS 1B	B B B 4-0 E 2B BB 1-2 2-3 3-H	C B F B S 3-3 ③ K		C S F F B B F S 2-3 ② K	5	1	2	1	1	2	4
Eddie Murray, S (1, 3) OBP: 0.350, SLG: 0.435	C B X 1-1 ② SF7 2-3 3-H		B S 1 SAFE 1 SAFE 1 SAFE S B F F 2-2 SAFE ③ F7		B B B 4-0 ① BB 1-2	B B F F B X 3-2 E7 2B 1B 1-2 2-H 3-H		B C F X 1-2 ① G4-3	F C B B X 2-2 ③ G5-3	2	1	1	2	1	0	1
Bill Pecota, R (7, 5) OBP: 0.241, SLG: 0.219 (8, 6)										2	0	0	0	0	0	0
Bobby Bonilla, S (1, 9) OBP: 0.379, SLG: 0.424	X 0-0 1B 3-H			F X 0-1 1B 1B 1B	F B F F B B B 4-2 FC5 BB 1-2	X 0-0 1-H 2-H 2B		X 0-0 HR		4	2	4	4	1	0	0
Dave Magadan, L (1, 5) OBP: 0.402, SLG: 0.382	1 SAFE C F B X 1-2 ③ F9			C B X 1-1 1B HR 1B 1-3	B F X 1-1 ② F8	C S B B B F F F B 4-2 G6-4-3 BB		B X 1-0 ② G3		3	1	1	0	1	0	3
Mackey Sasser, L (7, 3) OBP: 0.261, SLG: 0.295										1	0	0	0	0	0	0
Dick Schofield, R (1, 6) OBP: 0.332, SLG: 0.304		X 0-0 ① F9		B B X 2-0 1-2 HR 1B 3-H	B X 1-0 ③ FC5 1-2f	S X 0-1 ② ③ G6-4-3 1-2f		C B X 1-1 ③ P4		5	1	1	1	0	0	4
Junior Noboa, R (8, 4) OBP: 0.244, SLG: 0.162										0	0	0	0	0	0	0
Todd Hundley, S (1, 2) OBP: 0.268, SLG: 0.327		B C B S T F X 2-2 ② L5		B B B C X 3-1 1-H 2-H HR		X 0-0 ① G3	F X 0-1 ① F8		B F C S 1-3 ① K	5	1	1	3	0	1	0
Sid Fernandez, L (1, 1) OBP: 0.214, SLG: 0.250		F S C 0-3 ③ K		B C S S 1-3 ① K	X 0-0 1B BB 2B	B C B F X 2-2 BB 1B		C B X 1-1 1B HR 1B		5	2	3	0	0	2	0

	AB	42
	R	15
	H	18
	RBI	14
	BB	6
	SO	5
	LOB	14

Inning Stats																				
	R: 2	H: 3	R: 0	H: 0	R: 0	H: 1	R: 4	H: 4	R: 0	H: 1	R: 5	H: 4	R: 0	H: 1	R: 1	H: 1	R: 3	H: 3	1B: 12	SF: 1	WP: 0	PA: 49
	E: 0	LOB: 1	E: 0	LOB: 0	E: 0	LOB: 1	E: 0	LOB: 0	E: 0	LOB: 2	E: 1	LOB: 2	E: 0	LOB: 0	E: 0	LOB: 0	E: 0	LOB: 0	2B: 3	SAC: 0	PB: 0	
	K: 0	BB: 0	K: 1	BB: 0	K: 0	BB: 0	K: 1	BB: 0	K: 0	BB: 2	K: 0	BB: 1	K: 1	BB: 0	K: 0	BB: 0	K: 2	BB: 0	3B: 0	DP: 1	SB: 0	
	S: 14	P: 17	S: 9	P: 11	S: 15	P: 22	S: 14	P: 25	S: 9	P: 21	S: 17	P: 32	S: 11	P: 20	S: 7	P: 10	S: 20	P: 29	HR: 3	HBP: 0	CS: 1	

PITCHER		IP	WLS	BF	H	R	ER	SO	BB	IBB	HBP	BLK	WP	HR	S	P	ERA	WHIP
Denny Neagle, L ERA: 4.54	(1, 1)	4.0	L	20	8	6	6	2	0	0	0	0	0	1	52	75	13.50	2.000
Victor Cole, R ERA: 27.0	(5, 1)	1.1		10	3	4	4	0	4	0	0	0	0	0	15	35	27.00	5.250
Dennis Lamp, R ERA: 5.14	(6, 1)	3.2		19	7	5	5	3	2	0	0	0	0	2	49	77	12.27	2.455

PITCHER	IP	WLS	BF	H	R	ER	SO	BB	IBB	HBP	BLK	WP	HR	S	P	ERA	WHIP

New York Mets @ Pittsburgh Pirates

Three Rivers Stadium, Pittsburgh, PA

Sat Jun 06 1992, 7:05 PM EDT

Att. 32,138 - Cloudy - 76 F

BOTTOM

Batter	1	2	3	4	5	6	7	8	9	AB	R	H	RBI	BB	SO	LOB
Orlando Merced, S (1, 9) OBP: 0.353, SLG: 0.338	G4-3	F8		G5-3			G4-3			4	0	0	0	0	0	2
Jay Bell, R (1, 6) OBP: 0.342, SLG: 0.320	1B		P3		F7		K			4	1	1	0	0	1	0
Lloyd McClendon, R (8, 3) OBP: 0.382, SLG: 0.371										0	0	0	0	0	0	0
Andy Van Slyke, L (1, 8) OBP: 0.442, SLG: 0.500	1B		P7		F7		P4			3	0	1	0	0	0	0
Gary Varsho, L (7, 8) OBP: 0.286, SLG: 0.407										1	0	0	0	0	0	0
Jeff King, R (1, 3) (8, 6) OBP: 0.253, SLG: 0.331	F9		BB		P3			P4		3	0	0	0	1	0	2
Barry Bonds, L (1, 7) OBP: 0.442, SLG: 0.621	1B		FC6-4			1B		K		2	0	2	1	1	0	0
Dave Clark, L (7, 7)			BB							1	0	0	0	0	1	0
Steve Buechele, R (1, 5) OBP: 0.350, SLG: 0.441	G5-3		FC6-4			P6		G5-3		4	0	0	0	0	0	5
Michael LaValliere, L (9, 5) OBP: 0.348, SLG: 0.290			1-2f							0	0	0	0	0	0	0
Don Slaught, R (1, 2) OBP: 0.427, SLG: 0.536		G6-3		1B		K			F9	4	0	1	0	0	1	1
Jose Lind, R (1, 4) OBP: 0.285, SLG: 0.302		SH1-3 1B		K		1B			G4-3	4	0	2	0	0	1	1
Denny Neagle, L (1, 1)		SH1-3		K		F8			F9	0	0	0	0	0	0	0
Carlos Garcia, R (4, PH) OBP: 0.167, SLG: 0.167										1	0	0	0	0	1	1
Victor Cole, S (5, 1)										0	0	0	0	0	0	0
Dennis Lamp, R (6, 1)										1	0	0	0	0	0	2
Cecil Espy, S (9, PH) OBP: 0.346, SLG: 0.408										1	0	0	0	0	0	0
Inning Stats	R: 1 H: 3 E: 0 LOB: 2 K: 0 BB: 0 S: 12 P: 14	R: 0 H: 1 E: 0 LOB: 1 K: 0 BB: 0 S: 6 P: 9	R: 0 H: 0 E: 0 LOB: 2 K: 0 BB: 2 S: 14 P: 25	R: 0 H: 1 E: 0 LOB: 1 K: 2 BB: 0 S: 11 P: 17	R: 0 H: 0 E: 0 LOB: 0 K: 0 BB: 0 S: 9 P: 13	R: 0 H: 2 E: 0 LOB: 2 K: 1 BB: 0 S: 13 P: 20	R: 0 H: 0 E: 0 LOB: 0 K: 1 BB: 0 S: 8 P: 12	R: 0 H: 0 E: 0 LOB: 0 K: 1 BB: 0 S: 8 P: 12	R: 0 H: 0 E: 0 LOB: 0 K: 0 BB: 0 S: 7 P: 10	1B: 7 SF: 0 2B: 0 SAC: 1 3B: 0 DP: 0 HR: 0 HBP: 0						

PITCHER	IP	WLS	BF	H	R	ER	SO	BB	IBB	HBP	BLK	WP	HR	S	P	ERA	WHIP
Sid Fernandez, L (1, 1) ERA: 2.99	9.0	W	36	7	1	1	5	2	0	0	0	0	0	88	132	1.00	1.000

PITCHER	IP	WLS	BF	H	R	ER	SO	BB	IBB	HBP	BLK	WP	HR	S	P	ERA	WHIP

AB	33
R	1
H	7
RBI	1
BB	2
SO	5
LOB	14

WP: 0 PA: 36
PB: 0
SB: 0
CS: 0

livebaseballscorecards.com

New York Mets @ Pittsburgh Pirates

Three Rivers Stadium, Pittsburgh, PA

Sun Jun 07 1992, 3:33 AM EDT

Att. 33,451 - Cloudy - 79 F

TOP

livebaseballscorecards.com

Batter	1	2	3	4	5	6	7	8	9	AB	R	H	RBI	BB	SO	LOB
Vince Coleman, S (1, 7) OBP: 0.431, SLG: 0.444	C S F F B S 1-3 ① K		L F B B F B X 3-2 ② G5-3			B C X 1-1 ① SH1-3 1-2		B C B C F F X 2-2 ③ L9		3	0	0	0	0	1	0
Dick Schofield, R (1, 6) OBP: 0.330, SLG: 0.303	B F X 1-1 ② G3-1		B F F C 1-3 ③ K			F S B B F B X 3-2 2-3 1B			C B B X 2-1 ① L4	4	0	1	0	0	1	0
Howard Johnson, S (1, 8) OBP: 0.344, SLG: 0.346	F B X 1-1 ③ G4-3			F X 0-1 G4-6-3 1B		B F C F 1 SAFE X 1-2 ② P9			C X 0-1 ② F8	4	0	1	0	0	0	2
Eddie Murray, S (1, 3) OBP: 0.348, SLG: 0.432		S B B X 2-1 ① F8		S X 0-1 ① P4		X 0-0 ③ G5-3			B X 1-0 2B 1B	4	0	1	0	0	0	3
Bobby Bonilla, S (1, 9) OBP: 0.381, SLG: 0.431		X 0-0 FC6-4 1B		1 SAFE B B B X 3-0 ② ③ G4-6-3 1-2f			S X 0-1 ① F8		B X 1-0 1-3 2B	4	0	2	0	0	0	1
Dave Magadan, L (1, 5) OBP: 0.399, SLG: 0.376		C B 1 SAFE C X 1-2 ② FC6-4 BB 1-2f			B B B 4-0 G5-4-3 BB		B C B B C C 3-3 ② K		B F X 1-1 ③ G4-3	3	0	0	0	1	1	3
Bill Pecota, R (1, 4) OBP: 0.244, SLG: 0.213		B B B C B 4-1 FC5 1-2 BB			C 1 SAFE F F 1 SAFE C 0-3 ① K		B F F B B X 3-2 ③ G6-3			2	0	0	0	1	1	1
Todd Hundley, S (1, 2) OBP: 0.262, SLG: 0.319		B X 1-0 ③ FC5 1-2f			F 1 SAFE F B X 1-2 ② ③ G5-4-3 1-2f			S B C S 1-3 ① K		3	0	0	0	0	1	3
Pete Schourek, L (1, 1) OBP: 0.250, SLG: 0.250 Wally Whitehurst, R (6, 1) OBP: 0.333, SLG: 0.400 Junior Noboa, R (8, PH) OBP: 0.238, SLG: 0.158 Paul Gibson, R (8, 1) Jeff Innis, R (8, 1)			X 0-0 ① G4-3			X 0-0 1B SH1-3 1B		F F X 0-2 ② G5-3		2 0 1 0 0	0 0 0 0 0	1 0 0 0 0	0 0 0 0 0	0 0 0 0 0	0 0 0 0 0	0 0 0 0 0
Inning Stats	R: 0 E: 0 K: 1 S: 9 H: 0 LOB: 0 BB: 0 P: 12	R: 0 E: 0 K: 0 S: 8 H: 1 LOB: 2 BB: 1 P: 16	R: 0 E: 0 K: 1 S: 8 H: 0 LOB: 0 BB: 0 P: 12	R: 0 E: 0 K: 0 S: 5 H: 1 LOB: 0 BB: 0 P: 8	R: 0 E: 0 K: 1 S: 7 H: 0 LOB: 0 BB: 1 P: 12	R: 0 E: 0 K: 0 S: 12 H: 2 LOB: 2 BB: 0 P: 17	R: 0 E: 0 K: 1 S: 8 H: 0 LOB: 0 BB: 0 P: 14	R: 0 E: 0 K: 1 S: 11 H: 0 LOB: 0 BB: 0 P: 14	R: 0 E: 0 K: 0 S: 8 H: 2 LOB: 2 BB: 0 P: 13	1B: 5 2B: 1 3B: 0 HR: 0 SF: 0 SAC: 1 DP: 2 HBP: 0						

	AB	30
	R	0
	H	6
	RBI	0
	BB	2
	SO	5
	LOB	13

PITCHER	IP	WLS	BF	H	R	ER	SO	BB	IBB	HBP	BLK	WP	HR	S	P	ERA	WHIP
Randy Tomlin, L (1, 1) ERA: 3.26	9.0	W	33	6	0	0	5	2	0	0	0	0	0	76	118	0.00	0.889

PITCHER	IP	WLS	BF	H	R	ER	SO	BB	IBB	HBP	BLK	WP	HR	S	P	ERA	WHIP

WP: 0 PB: 0 SB: 0 CS: 0 PA: 33

Batter	1	2	3	4	5	6	7	8	9	AB	R	H	RBI	BB	SO	LOB
Jeff King, R (1, 3) OBP: 0.247, SLG: 0.323	B B B C X 3-1 F8 ①		B B X 2-0 G4-3 ② ③ 1-2f		X 0-0 F9 ③		X 0-0 P4 ①			4	0	0	0	0	0	3
Jay Bell, R (1, 6) OBP: 0.345, SLG: 0.329	B X 1-0 G5-3 ②			B C B X 2-1 G4-3 1B		C B F F F X 1-2 F8 1B 2B	B S X 1-1 G4-3 ②			4	1	2	0	0	0	0
Andy Van Slyke, L (1, 8) OBP: 0.439, SLG: 0.500	C C B C 1-3 K ③			1 SAFE B B B F 1 SAFE S F X 2-2 G4-3 ① 1-3		X 0-0 F8 ① 2-3	B B C F X 2-2 2B			4	0	1	0	0	1	2
Lloyd McClendon, R (1, 9) OBP: 0.392, SLG: 0.375 Cecil Espy, S (7, 9) OBP: 0.341, SLG: 0.403		F B C C 1-3 K ①		B B B F B 4-1 FC6-4 BB		F X 0-1 BB WP E 3-H 1B	F C S 0-3 K2-3 ③			2 1	1 0	1 0	1 0	1 0	1 1	0 1
Barry Bonds, L (1, 7) OBP: 0.443, SLG: 0.614		X 0-0 L6 ②		B X 1-0 P5 ②		B B B B 4-0 BB E 1-2 BB		B C B B B 4-1 CS BB		2	1	0	0	2	0	2
Steve Buechele, R (1, 5) OBP: 0.353, SLG: 0.440		B C B B X 2-1 F9 ③		B C B B F X 2-2 FC6-4 ③ 1-2f		B B B B 4-0 E5 E 1-2 2-3 BB		1 SAFE C 1 SAFE 1 SAFE B B B X 2-1 E 1-2 1B		3	0	1	0	1	0	2
Don Slaught, R (1, 2) OBP: 0.405, SLG: 0.507			B F S B F S 2-3 K ①		F X 0-1 F8 ①	B F B X 2-1 E5 ② 1-3 2-H 3-H		F F 1 SAFE C 0-3 K ②		4	0	0	1	0	2	2
Jose Lind, R (1, 4) OBP: 0.296, SLG: 0.316			C X 0-1 1B 2B		B X 1-0 FC5-6 1B	I I I 4-0 IBB		C X 0-1 E5 1-2		3	0	2	0	1	0	1
Randy Tomlin, L (1, 1) OBP: 0.217, SLG: 0.143			B X 1-0 G4-3 2-3 1B		C B B X 2-1 FC5-6 ② 1-2f	L C F S 0-3 K ③		C C B B S 2-3 K ③		4	0	1	0	0	2	5
Inning Stats	R: 0 E: 0 K: 1 S: 6 H: 0 LOB: 0 BB: 0 P: 11	R: 0 E: 0 K: 1 S: 6 H: 0 LOB: 0 BB: 0 P: 9	R: 0 E: 0 K: 1 S: 8 H: 2 LOB: 1 BB: 0 P: 13	R: 0 E: 0 K: 0 S: 11 H: 1 LOB: 2 BB: 1 P: 22	R: 0 E: 0 K: 0 S: 6 H: 1 LOB: 1 BB: 0 P: 9	R: 3 E: 1 K: 1 S: 14 H: 2 LOB: 2 BB: 3 P: 29	R: 0 E: 0 K: 1 S: 9 H: 1 LOB: 1 BB: 0 P: 12	R: 0 E: 1 K: 2 S: 11 H: 1 LOB: 2 BB: 1 P: 19		1B: 5 2B: 3 3B: 0 HR: 0 SF: 0 SAC: 0 DP: 1 HBP: 0						

PITCHER		IP	WLS	BF	H	R	ER	SO	BB	IBB	HBP	BLK	WP	HR	S	P	ERA	WHIP
Pete Schourek, L ERA: 2.38	(1, 1)	5.1	L	23	6	3	2	3	2	0	0	0	1	0	45	77	3.38	1.500
Wally Whitehurst, R ERA: 2.93	(6, 1)	1.2		8	1	0	0	2	1	1	0	0	0	0	15	28	0.00	1.200
Paul Gibson, L ERA: 4.56	(8, 1)	0.0		1	0	0	0	0	1	0	0	0	0	0	1	5	∞	∞
Jeff Innis, R ERA: 3.14	(8, 1)	1.0		4	1	0	0	2	0	0	0	0	0	0	10	14	0.00	1.000

PITCHER	IP	WLS	BF	H	R	ER	SO	BB	IBB	HBP	BLK	WP	HR	S	P	ERA	WHIP

BOTTOM

New York Mets @ Pittsburgh Pirates

Three Rivers Stadium, Pittsburgh, PA

Sun Jun 07 1992, 3:33 AM EDT
Att. 33,451 - Cloudy - 79 F

livebaseballscorecards.com

AB	31
R	3
H	8
RBI	2
BB	5
SO	7
LOB	18

Batter	1	2	3	4	5	6	7	8	9	AB	R	H	RBI	BB	SO	LOB
Vince Coleman, S (1, 7) OBP: 0.400, SLG: 0.408	C C F B S 1-3 ① K		S B B S B X 3-2 ② G1-3		B F F X 1-2 ③ G4-3			C F B X 1-2 ② F8		4	0	0	0	0	1	1
Willie Randolph, R (1, 4) OBP: 0.358, SLG: 0.320	B B B B 4-0 FC1-6 BB		B X 1-0 ③ G5-3			C X 0-1 ① F7		C C B B X 2-2 ③ G5-3		3	0	0	0	1	0	0
Howard Johnson, S (1, 8) OBP: 0.338, SLG: 0.339	1 SAFE F B B B C 1 S 3-3 ② K			C S C 0-3 ① K		B B F X 2-1 ② G3			X 0-0 ① F7	4	0	0	0	0	2	1
Eddie Murray, S (1, 3) OBP: 0.347, SLG: 0.425	B 1 SAFE X 1-0 ③ FC1-6 1-2f			C B B X 2-1 ② P5		B B B F B 4-1 BB			B B C S S 2-3 ② K	3	0	0	0	1	1	1
Bobby Bonilla, S (1, 9) OBP: 0.383, SLG: 0.426		B B B C S F B 4-2 BB		B S B F B B 4-2 FC4-6 BB		C F B C 1-3 ③ K			X 0-0 ③ L7	2	0	0	0	2	1	1
Dave Magadan, L (1, 5) OBP: 0.397, SLG: 0.374 Chico Walker, S (4, PH) (4, 5) OBP: 0.254, SLG: 0.308		F F F B F 1 SAFE B F B 3-2 ① F7		X 0-0 ③ FC4-6 1-2f			B S C F B X 2-2 ① F7			1 2	0 0	0 0	0 0	0 0	0 0	1 1
Dick Schofield, R (1, 6) OBP: 0.325, SLG: 0.298	C B 1 SAFE C B X 2-2 ② P4				C S S 0-3 ① K		X 0-0 ② G6-3			3	0	0	0	0	1	1
Todd Hundley, S (1, 2) OBP: 0.256, SLG: 0.310 Paul Gibson, R (8, 1) Tim Burke, R (8, 1)	B S X 1-1 ③ F7				S F B B B F C 3-3 ② K		X 0-0 ③ G4-3			3 0 0	0 0 0	0 0 0	0 0 0	0 0 0	1 0 0	1 0 0
Anthony Young, R (1, 1) OBP: 0.167, SLG: 0.130 Wally Whitehurst, R (7, 1) OBP: 0.333, SLG: 0.400 Mackey Sasser, L (7, 2) OBP: 0.255, SLG: 0.289			F B C S 1-3 ① K		X 0-0 1B			X 0-0 ① P2		2 0 1	0 0 0	1 0 0	0 0 0	0 0 0	1 0 0	0 0 0
Inning Stats	R: 0 E: 0 K: 2 S: 8 H: 0 LOB: 1 BB: 1 P: 17	R: 0 E: 0 K: 0 S: 16 H: 0 LOB: 1 BB: 1 P: 26	R: 0 E: 0 K: 1 S: 7 H: 0 LOB: 0 BB: 0 P: 12	R: 0 E: 0 K: 1 S: 8 H: 0 LOB: 1 BB: 1 P: 14	R: 0 E: 0 K: 2 S: 11 H: 1 LOB: 1 BB: 0 P: 15	R: 0 E: 0 K: 1 S: 8 H: 0 LOB: 1 BB: 1 P: 15	R: 0 E: 0 K: 0 S: 6 H: 0 LOB: 0 BB: 0 P: 8	R: 0 E: 0 K: 0 S: 7 H: 0 LOB: 0 BB: 0 P: 10	R: 0 E: 0 K: 1 S: 5 H: 0 LOB: 0 BB: 0 P: 7	1B: 1 2B: 0 3B: 0 HR: 0 SF: 0 SAC: 0 DP: 0 HBP: 0						

TOP

New York Mets @ Montreal Expos

Olympic Stadium, Montreal, QB

Mon Jun 08 1992, 7:05 PM EDT

Att. 11,132 - Dome - 70 F

livebaseballscorecards.com

AB	28
R	0
H	1
RBI	0
BB	4
SO	8
LOB	8

PITCHER		IP	WLS	BF	H	R	ER	SO	BB	IBB	HBP	BLK	WP	HR	S	P	ERA	WHIP
Ken Hill, R ERA: 2.48	(1, 1)	9.0	W	32	1	0	0	8	4	0	0	0	0	0	76	124	0.00	0.556

PITCHER	IP	WLS	BF	H	R	ER	SO	BB	IBB	HBP	BLK	WP	HR	S	P	ERA	WHIP

BOTTOM

New York Mets @ Montreal Expos

Olympic Stadium, Montreal, QB

Mon Jun 08 1992, 7:05 PM EDT

Att. 11,132 - Dome - 70 F

livebaseballscorecards.com

Batter	1	2	3	4	5	6	7	8	9	AB	R	H	RBI	BB	SO	LOB
Marquis Grissom, R (1, 8) OBP: 0.317, SLG: 0.392	B B C C X 2-2 G4-3 ①		B X 1-0 FC6-4 ① G6-4-3 1-2f		C X 0-1 F9 ②		B C X 1-1 G3 ③			4	0	0	0	0	0	1
Delino DeShields, L (1, 4) OBP: 0.339, SLG: 0.347	B S S C 1-3 K ②		C C 1 SAFE 1 SAFE F F F X 0-2 G6-4-3 ② ③ 1-2f		B X 1-0 G4-1 ③			B C C B B F X 3-2 1B S FC3-2 1B		4	0	1	0	0	1	1
Moises Alou, R (1, 7) OBP: 0.384, SLG: 0.557	B X 1-0 1B 1B			F B B X 2-1 G6-3 ①	X 0-0 F9 ①			B B X 2-0 FC3-2 S 1-3 1B 1B		4	1	2	0	0	0	0
Larry Walker, L (1, 9) OBP: 0.366, SLG: 0.541	F B 1 SAFE B X 2-1 1-2 1B			C X 0-1 1B 2B	F B X 1-1 FC6-4 1B			C S B B B B 4-2 1B FC3-2 1-2 1B BB		3	2	3	0	1	0	0
Tim Wallach, R (1, 5) OBP: 0.333, SLG: 0.366	B F X 1-1 F9 ③			X 0-0 F7 ②	1 SAFE C X 0-1 P4 ②			B S X 1-1 FC3-2 ① 1B 1-2 2-3 3-Hf 1B		4	0	0	0	0	0	7
Archi Cianfrocco, R (1, 3) OBP: 0.291, SLG: 0.455		B X 1-0 P6 ①	B C B B X 3-1 2B 2-H 1B		C 1 SAFE F P B 1 SAFE X 2-2 FC6-4 ③ 1-2f			B C S X 1-2 BB 1B WP 1-2 2-3 3-H 1B		4	2	2	2	0	0	1
Rick Cerone, R (1, 2) OBP: 0.395, SLG: 0.537		C B B X 2-1 G6-3 ②	X 0-0 2B 2-H 2B				B F B C X 2-2 F8 G4-3 2B	B X 1-0 WP BB 1-2 2-H 3-H 1B ②		4	1	3	2	0	0	0
Tom Foley, L (1, 6) OBP: 0.203, SLG: 0.182		X 0-0 G3 ③	X 0-0 G1-3 ③				X 0-0 F8 ① 2-3	B C S B B F B 4-2 WP 1-2 2-3 BB		3	0	0	0	1	0	2
Ken Hill, R (1, 1) OBP: 0.250, SLG: 0.304			B B C C X 2-1 E3 FC6-4		B B C C X 2-2 G4-3 ①		X 0-0 G4-3 ② 3-H	B X 1-0 F9 ③ 1-2 2-3 3-H		4	0	0	1	0	0	2
Inning Stats	R: 0 E: 0 K: 1 S: 11 H: 2 LOB: 2 BB: 0 P: 18	R: 0 E: 0 K: 0 S: 4 H: 0 LOB: 0 BB: 0 P: 7	R: 0 E: 1 K: 0 S: 9 H: 0 LOB: 0 BB: 0 P: 12	R: 2 E: 0 K: 0 S: 9 H: 3 LOB: 1 BB: 0 P: 14	R: 0 E: 0 K: 0 S: 6 H: 0 LOB: 0 BB: 0 P: 9	R: 0 E: 0 K: 0 S: 9 H: 1 LOB: 1 BB: 0 P: 11	R: 1 E: 0 K: 0 S: 7 H: 1 LOB: 0 BB: 0 P: 10	R: 3 E: 0 K: 0 S: 17 H: 4 LOB: 2 BB: 2 P: 34		1B: 8 2B: 3 3B: 0 HR: 0 SF: 0 SAC: 0 DP: 1 HBP: 0						

	AB	34
	R	6
	H	11
	RBI	5
	BB	2
	SO	1
	LOB	14

WP: 1 PB: 0 SB: 2 CS: 0 PA: 36

PITCHER		IP	WLS	BF	H	R	ER	SO	BB	IBB	HBP	BLK	WP	HR	S	P	ERA	WHIP
Anthony Young, R ERA: 4.66	(1, 1)	6.0	L	25	7	3	3	1	0	0	0	0	0	0	51	76	4.50	1.167
Wally Whitehurst, R ERA: 2.84	(7, 1)	1.0		3	0	0	0	0	0	0	0	0	0	0	4	5	0.00	0.000
Paul Gibson, L ERA: 5.54	(8, 1)	0.1		5	3	3	3	0	1	0	0	0	0	0	12	23	81.00	12.000
Tim Burke, R ERA: 5.74	(8, 1)	0.2		3	1	0	0	0	1	0	0	0	1	0	5	11	0.00	3.000

PITCHER	IP	WLS	BF	H	R	ER	SO	BB	IBB	HBP	BLK	WP	HR	S	P	ERA	WHIP

Batter	1	2	3	4	5	6	7	8	9	AB	R	H	RBI	BB	SO	LOB
Vince Coleman, S (1, 7) OBP: 0.417, SLG: 0.444	C B F B B X 3-2 G6-3 2B		B F B X 2-1 CS 1B 3-H		B C F F B X 2-2 HBP 2B 1B 1-2 2-3	X 0-0 ③ F7		B S X 1-1 ③ F7		5	1	3	1	0	0	2
Willie Randolph, R (1, 4) OBP: 0.361, SLG: 0.320 Dave Gallagher, R (9, PH) OBP: 0.333, SLG: 0.379 Dave Magadan, L (9, 5) OBP: 0.397, SLG: 0.374	L B 2 SAFE X 1-1 ① G6-3 2-3		1 SAFE 1 SAFE P C X 1-1 ② WP 1B 1-2		C C F B H 2-2 2B SF8 HBP 1-2 2-3 3-H		C B S B X 2-2 ① G3-1		F B X 1-1 ① F9	3 1 0	1 0 0	1 0 0	1 0 0	1 0 0	0 0 0	1 0 0
Howard Johnson, S (1, 8) OBP: 0.343, SLG: 0.352	B B F F B S 3-3 ② K		B S F X 1-2 ③ F8 1-2		B B X 2-0 1-3 2-H 3-H 2B		F B B C B F B 4-2 1B BB		S B F B X 2-2 2B 1B 2B	4	1	2	2	1	1	2
Eddie Murray, S (1, 3) OBP: 0.348, SLG: 0.431	X 0-0 ③ F8			B B B F X 3-1 ① L9	C B B X 2-1 ② SF8 3-H		B 1 SAFE X 1-0 ② 1B 1-3 1B		C C F B X 1-2 1B 2-3 2B	4	0	2	1	0	0	1
Bobby Bonilla, S (1, 9) OBP: 0.388, SLG: 0.425		B F F F C 1-3 ① K		X 0-0 ② L7	I I I I 4-0 IBB		S X 0-1 1-3 1B		I I I I 4-0 1B IBB	3	0	1	0	2	1	0
Bill Pecota, R (1, 5) OBP: 0.244, SLG: 0.215 Chico Walker, S (9, PH) OBP: 0.264, SLG: 0.318 (9, 4)		B C F F X 1-2 ② 1B		C B X 1-1 ③ L4	B B C C S 2-3 ③ K		F C S 0-3 ③ K		B B X 2-0 1-2 2-3 3-H 1B	4 1	0 0	1 1	0 1	0 0	2 0	4 0
Charlie O'Brien, R (1, 2) OBP: 0.319, SLG: 0.339 Mackey Sasser, L (9, PH) OBP: 0.250, SLG: 0.283 Todd Hundley, S (9, 2) OBP: 0.256, SLG: 0.310		B B C C X 2-2 ③ G5-3			B F B X 2-1 ① G5-3	B B B C F F S 3-3 ① K		C C B F B B X 3-2 CS 1B	B B X 2-0 ② F8	4 1 0	0 0 0	1 0 0	0 0 0	0 0 0	1 0 0	0 3 0
Dick Schofield, R (1, 6) OBP: 0.332, SLG: 0.308			B X 1-0 G2-3 1B 2B		B X 1-0 1B 1B HBP 1B	C C B X 1-2 ② G6-3		1 SAFE F B 1 SAFE 1 SAFE P B B 4-1 ① S BB 1-2	X 0-0 ③ G3	4	2	2	0	1	0	3
Dwight Gooden, R (1, 1) OBP: 0.310, SLG: 0.310 John Franco, L (8, 1)			C B L X 1-2 ① G2-3 2-3		1 SAFE L 1 SAFE F X 0-2 HBP 1B 1-2 2B 1B	B C B F B B X 3-2 1B		S S X 0-2 ② G5-3 1-2		4 0	1 0	2 0	0 0	0 0	0 0	2 0
Inning Stats	R: 0 H: 1 E: 0 LOB: 1 K: 1 BB: 0 S: 9 P: 16	R: 0 H: 1 E: 0 LOB: 0 K: 1 BB: 0 S: 11 P: 15	R: 1 H: 3 E: 0 LOB: 1 K: 0 BB: 0 S: 12 P: 17	R: 0 H: 0 E: 0 LOB: 0 K: 0 BB: 0 S: 5 P: 9	R: 4 H: 4 E: 0 LOB: 2 K: 1 BB: 1 S: 19 P: 36	R: 0 H: 1 E: 0 LOB: 1 K: 1 BB: 0 S: 11 P: 18	R: 0 H: 2 E: 0 LOB: 2 K: 1 BB: 1 S: 12 P: 19	R: 0 H: 1 E: 0 LOB: 1 K: 0 BB: 1 S: 11 P: 18	R: 1 H: 3 E: 0 LOB: 3 K: 0 BB: 1 S: 12 P: 24	1B: 11 SF: 1 2B: 5 SAC: 0 3B: 0 DP: 0 HR: 0 HBP: 1						

PITCHER		IP	WLS	BF	H	R	ER	SO	BB	IBB	HBP	BLK	WP	HR	S	P	ERA	WHIP
Jonathan Hurst, R ERA: 10.38	(1, 1)	4.1		20	8	5	5	2	0	0	1	0	1	0	50	77	10.38	1.846
Pete Young, R ERA:	(5, 1)	0.2		4	1	0	0	1	0	1	0	0	0	0	6	16	0.00	1.500
Bill Sampen, R ERA: 3.71	(6, 1)	2.0		9	3	0	0	2	1	0	0	0	0	0	23	37	0.00	2.000
Mel Rojas, R ERA: 1.52	(8, 1)	1.0		4	1	0	0	0	1	0	0	0	0	0	11	18	0.00	2.000
Jeff Fassero, L ERA: 3.53	(9, 1)	0.1	L	4	2	1	1	0	0	1	0	0	0	0	9	17	27.00	6.000

PITCHER		IP	WLS	BF	H	R	ER	SO	BB	IBB	HBP	BLK	WP	HR	S	P	ERA	WHIP
John Wetteland, R ERA: 4.91	(9, 1)	0.2		3	1	0	0	0	0	0	0	0	0	0	3	7	0.00	1.500

TOP

New York Mets @ Montreal Expos

Olympic Stadium, Montreal, QB

Tue Jun 09 1992, 7:05 PM EDT

Att. 12,581 - Dome - 70 F

livebaseballscorecards.com

AB	38
R	6
H	16
RBI	6
BB	4
SO	5
LOB	18

1B: 11	SF: 1	WP: 1	PA:	44
2B: 5	SAC: 0	PB: 0		
3B: 0	DP: 0	SB: 1		
HR: 0	HBP: 1	CS: 2		

BOTTOM

Batter	1	2	3	4	5	6	7	8	9	AB	R	H	RBI	BB	SO	LOB
Marquis Grissom, R (1, 8) OBP: 0.323, SLG: 0.403	2-0 S 2B		1-2 FC G4-6-3 1-2		3-2 ③ G5-3			1-1 G4-3 SF8 2B 1-H	4-0 G1-6-3 BB	4	1	2	1	1	0	1
Delino DeShields, L (1, 4) OBP: 0.336, SLG: 0.343	1-0 ① G1-3		0-1 ②③ G4-6-3 1-2f			3-1 1B		1-1 ① G4-3 2-3	0-1 ②③ G1-6-3 1-2f	5	0	1	0	0	0	6
Moises Alou, R (1, 7) OBP: 0.378, SLG: 0.549	2-3 ② K2-1-3 2-3			0-0 E 1B		0-1 ① F9		0-0 ② SF8 3-H		3	1	1	1	0	1	2
Larry Walker, L (1, 9) OBP: 0.364, SLG: 0.532	0-0 ③ G6-3			0-3 ① K		0-3 ② K		4-0 2B BB		3	1	0	0	1	2	3
Tim Wallach, R (1, 5) OBP: 0.332, SLG: 0.369		0-3 ① K		1-1 E6 1-H		1-1 ③ G5-3		1-2 1B 2B 1-H		4	1	1	2	0	1	1
Gary Carter, R (1, 2) OBP: 0.316, SLG: 0.380 Jeff Fassero, L (9, 1) John Wetteland, R (9, 1)		2-1 ② F8		2-0 ② L4			2-0 ① F7	0-0 1B 2-H		4 0 0	0 0 0	1 0 0	1 0 0	0 0 0	0 0 0	1 0 0
Archi Cianfrocco, R (1, 3) OBP: 0.281, SLG: 0.439		2-3 ③ K		0-2 ③ F9			1-3 ② K	3-1 ③ F8		4	0	0	0	0	2	2
Spike Owen, S (1, 6) OBP: 0.311, SLG: 0.415 Mel Rojas, R (8, 1) OBP: 0.333, SLG: 0.333 Rick Cerone, R (9, 2) OBP: 0.386, SLG: 0.524			4-1 FC5-6 BB		1-2 ① L7		0-1 ③ P3		0-0 ① G4-3	2 0 1	0 0 0	0 0 0	0 0 0	1 0 0	0 0 0	0 0 0
Jonathan Hurst, R (1, 1) Pete Young, R (5, 1) Matt Stairs, L (5, PH) OBP: 0.333, SLG: 0.222 Bill Sampen, R (6, 1) Tom Foley, L (8, 6) OBP: 0.217, SLG: 0.196 Darren Reed, R (9, PH) OBP: 0.231, SLG: 0.480 Bret Barberie, S (9, PR) OBP: 0.374, SLG: 0.267			0-0 ① FC5-6 E 1-2f		0-3 ② K			2-2 2B 1B	3-1 2B	1 0 1 0 1 1 0	0 0 0 0 1 0 0	0 0 0 0 1 0 0	0 0 0 0 0 0 0	0 0 0 0 0 0 0	0 0 0 0 0 0 0	1 0 0 0 0 0 0
Inning Stats	R: 0 E: 0 K: 1 S: 6 H: 1 LOB: 1 BB: 0 P: 11	R: 0 E: 0 K: 2 S: 8 H: 0 LOB: 0 BB: 0 P: 12	R: 0 E: 1 K: 0 S: 7 H: 0 LOB: 1 BB: 1 P: 12	R: 1 E: 2 K: 1 S: 11 H: 1 LOB: 1 BB: 0 P: 14	R: 0 E: 0 K: 1 S: 11 H: 0 LOB: 0 BB: 0 P: 15	R: 0 E: 0 K: 1 S: 9 H: 1 LOB: 1 BB: 0 P: 13	R: 0 E: 0 K: 1 S: 8 H: 0 LOB: 0 BB: 0 P: 11	R: 4 E: 0 K: 0 S: 16 H: 4 LOB: 1 BB: 1 P: 28	R: 0 E: 0 K: 0 S: 5 H: 1 LOB: 1 BB: 1 P: 12	1B: 4 2B: 4 3B: 0 HR: 0	SF: 1 SAC: 0 DP: 2 HBP: 0					

PITCHER		IP	WLS	BF	H	R	ER	SO	BB	IBB	HBP	BLK	WP	HR	S	P	ERA	WHIP
Dwight Gooden, R ERA: 3.91	(1, 1)	7.2		31	5	4	3	7	2	0	0	0	0	0	70	106	3.52	0.913
John Franco, L ERA: 0.55	(8, 1)	1.1	W	7	3	1	1	0	1	0	0	0	0	0	11	22	6.75	3.000

PITCHER	IP	WLS	BF	H	R	ER	SO	BB	IBB	HBP	BLK	WP	HR	S	P	ERA	WHIP

New York Mets @ Montreal Expos

Olympic Stadium, Montreal, QB

Tue Jun 09 1992, 7:05 PM EDT

Att. 12,581 - Dome - 70 F

livebaseballscorecards.com

AB	34
R	5
H	8
RBI	5
BB	3
SO	7
LOB	17

WP: 0 PB: 0 SB: 1 CS: 0 PA: 38

Batter	1	2	3	4	5	6	7	8	9	AB	R	H	RBI	BB	SO	LOB
Vince Coleman, S (1, 7) OBP: 0.431, SLG: 0.448	C C F H 1-2 F9 S HBP	B B S X 2-1 ③ FC6 1-2f			C C B B X 2-2 S 1B 1B		B B C F S 2-3 ② K		C X 0-1 DI S 1B	4	1	2	0	0	1	3
Dave Magadan, L (1, 5) OBP: 0.402, SLG: 0.382	B C 1 SAFE B B X 3-1 ① F7 1-2		C B X 1-1 ① L9		1 SAFE C B B F F X 2-2 1-H 1B		B C B X 2-1 2B		B S B B B 4-1 1-2 BB	4	0	2	1	1	0	1
Howard Johnson, S (1, 8) OBP: 0.336, SLG: 0.343	B X 1-0 ② F9 2-3		B B C X 2-1 ② L4		F B B B X 3-1 ③ L9		S F F B B C 2-3 ③ K		C S S 0-3 ② K 2-3	5	0	0	0	0	2	5
Eddie Murray, S (1, 3) OBP: 0.340, SLG: 0.421	C B B F F F X 2-2 ③ F9		B B C C B S 3-3 ③ K			F X 0-1 ① G4-3		B B X 2-0 ① F8	B X 1-0 ③ G5-3	5	0	0	0	0	1	3
Bobby Bonilla, S (1, 9) OBP: 0.393, SLG: 0.443 Dave Gallagher, R (8, 9) OBP: 0.333, SLG: 0.379		C B B B C B 4-2 F8 S BB		C B B B C C 3-3 ① K		B X 1-0 1B 1B		S B F X 1-2 HR		3 0	1 0	2 0	1 0	1 0	1 0	0 0
Chico Walker, S (1, 4) OBP: 0.263, SLG: 0.314		B B B C 1 SAFE F C 3-3 ① K 1-2		F B B B F C 3-3 ② K		C C X 0-2 1-2 1B		X 0-0 ② G4-3		4	0	1	0	0	2	1
Dick Schofield, R (1, 6) OBP: 0.335, SLG: 0.314		B B S B C B 4-2 BB BB		F X 0-1 ③ F7		X 0-0 ② L8		B X 1-0 2B		3	0	1	0	1	0	2
Todd Hundley, S (1, 2) OBP: 0.252, SLG: 0.305 Paul Gibson, R (5, 1) Wally Whitehurst, R (5, 1) OBP: 0.333, SLG: 0.400 Daryl Boston, L (6, PH) OBP: 0.320, SLG: 0.397 Jeff Innis, R (6, 1) Bill Pecota, R (8, PH) OBP: 0.241, SLG: 0.213 Lee Guetterman, L (8, 1)		C X 0-1 ② F8 2-3			C B X 1-1 ① G4-3	S B S X 1-2 ③ P5		X 0-0 ③ G4-3		2 0 0 1 0 1 0	0 0 0 0 0 0 0	0 0 0 0 0 0 0	0 0 0 0 0 0 0	0 0 0 0 0 0 0	0 0 0 2 0 0 1	2 0 0 0 0 1 0
David Cone, L (1, 1) OBP: 0.147, SLG: 0.065 Mackey Sasser, L (5, PH) OBP: 0.235, SLG: 0.265 (5, 2)		B 1 SAFE B B B 4-0 FC6 1-2 BB			B C B C X 2-2 ② G4-3		F F X 0-2 ① G3		X 0-0 ① G3	0 3	0 0	0 0	0 0	1 0	0 0	0 0
Inning Stats	R: 0 E: 0 K: 0 S: 11 H: 0 LOB: 1 BB: 0 P: 18	R: 0 E: 0 K: 1 S: 11 H: 0 LOB: 3 BB: 3 P: 28	R: 0 E: 0 K: 1 S: 7 H: 0 LOB: 0 BB: 0 P: 13	R: 0 E: 0 K: 2 S: 8 H: 0 LOB: 0 BB: 0 P: 14	R: 1 E: 0 K: 0 S: 14 H: 2 LOB: 1 BB: 0 P: 24	R: 0 E: 0 K: 0 S: 10 H: 2 LOB: 2 BB: 0 P: 12	R: 0 E: 0 K: 2 S: 12 H: 1 LOB: 1 BB: 0 P: 18	R: 1 E: 0 K: 0 S: 7 H: 2 LOB: 1 BB: 0 P: 11	R: 0 E: 0 K: 1 S: 8 H: 1 LOB: 2 BB: 1 P: 13	1B: 5 2B: 2 3B: 0 HR: 1 SF: 0 SAC: 0 DP: 0 HBP: 1						

PITCHER		IP	W/L/S	BF	H	R	ER	SO	BB	IBB	HBP	BLK	WP	HR	S	P	ERA	WHIP
Mark Gardner, R ERA: 3.73	(1, 1)	5.0	W	21	2	1	1	4	3	0	1	0	0	0	51	97	1.80	1.000
Mel Rojas, R ERA: 1.67	(6, 1)	2.2		13	5	1	1	2	0	0	0	0	0	1	28	40	3.38	1.875
Jeff Fassero, L ERA: 3.41	(8, 1)	1.1		6	1	0	0	1	1	0	0	0	0	0	9	14	0.00	1.500

PITCHER	IP	W/L/S	BF	H	R	ER	SO	BB	IBB	HBP	BLK	WP	HR	S	P	ERA	WHIP

TOP

New York Mets @ Montreal Expos

Olympic Stadium, Montreal, QB

Wed Jun 10 1992, 7:05 PM EDT
Att. 11,839 - Dome - 70 F

livebaseballscorecards.com

AB	35
R	2
H	8
RBI	2
BB	4
SO	7
LOB	20

1B: 5	SF: 0	WP: 0	PA: 40
2B: 2	SAC: 0	PB: 0	
3B: 0	DP: 0	SB: 4	
HR: 1	HBP: 1	CS: 0	

BOTTOM

Batter	1	2	3	4	5	6	7	8	9	AB	R	H	RBI	BB	SO	LOB
Marquis Grissom, R (1, 8) OBP: 0.325, SLG: 0.407	1-2 E5 BLK S 1B	3-3 ② K 1-2		X 0-0 1B E 2B	1 SAFE B 1 SAFE X 2-0 ③ P3 1-2		C B F X 1-2 E5 1B			5	2	2	0	0	1	2
Delino DeShields, L (1, 4) OBP: 0.342, SLG: 0.346	B 1 SAFE 4-0 E 1B FC1-4-6 1-3 BB	C B F S 2-3 ③ K		X 0-0 F8 S 2-3 1B		C C B X 1-2 S 1B 1B	B C B X 2-1 ② F7			4	2	2	0	1	1	2
Moises Alou, R (1, 7) OBP: 0.379, SLG: 0.535	B 1 SAFE X 1-1 FC1-4-6 1-2 3-H 1B	B S C B B S 3-3 ① K	B 1 SAFE 1 SAFE 1 SAFE C 2 SAFE B B B 2 SAFE 3-3 F S ① K 1-2 3-H			1 SAFE B B B B 4-0 1B 1-2 BB	X 0-0 ③ G6-3			4	1	1	1	1	2	2
Larry Walker, L (1, 9) OBP: 0.365, SLG: 0.528	X 0-0 ① F7	B X 1-0 1B HBP 1B	C F B F B B X 3-2 F8 2-3			X 0-0 1B 1B 1-2 2-H 1B		C X 0-1 ① F9		5	2	2	1	0	0	3
Tim Wallach, R (1, 3) OBP: 0.338, SLG: 0.375	F 1 SAFE F X 0-2 ② FC1-4-6 HBP 1-2f 2-H	F 1 SAFE B 1 SAFE X 1-1 HBP BB 1-3 1B	B S X 1-1 ③ G5-3			B F X 1-1 1B 1-3 2-H 1B		B B X 2-0 1B		5	0	3	2	0	0	2
Gary Carter, R (1, 2) OBP: 0.333, SLG: 0.382	F S B H 2-2 1-2 HBP	B B B 4-0 HBP 1-2 BB			F S B B F F B B 4-2 E BB	B 1 SAFE F B B F X 3-2 G4-6-3 1-2 3-H 1B		B B X 2-0 ② F7		2	1	1	1	2	0	1
Bret Barberie, S (1, 5) OBP: 0.368, SLG: 0.257	B S X 1-1 ③ G3-1	B F S F H 2-2 1-2 2-3 3-H HBP			B 1 SAFE B C F B X 3-2 ① F7	F F C 0-3 ① K		B F X 1-1 ③ G6-3		4	0	0	1	0	1	6
Spike Owen, S (1, 6) OBP: 0.315, SLG: 0.424		X 0-0 S 1B	B B B C X 3-1 ② P2		C B P X 2-1 E8 1-H FC6-2 2B	C B X 1-1 ② ③ G4-6-3 1-2f				4	0	2	1	0	0	5
Mark Gardner, R (1, 1) OBP: 0.136, SLG: 0.136 Darren Reed, R (5, PH) OBP: 0.231, SLG: 0.480 Steve Lyons, L (5, PH) OBP: 0.200, SLG: 0.250 Mel Rojas, R (6, 1) OBP: 0.250, SLG: 0.250 Jeff Fassero, L (8, 1)		M L B 1 SAFE B B C 3-3 ① K	B S F S 1-3 ③ K		F S B B F X 2-2 ② FC6-2 CS 3-H		X 0-0 ① G6-3			2 0 1 1 0	0 0 0 0 0	0 0 0 0 0	0 0 0 0 0	0 0 0 0 0	2 0 0 0 0	4 0 1 0 0
Inning Stats	R: 2 E: 2 K: 0 S: 14 H: 1 LOB: 2 BB: 1 P: 23	R: 0 E: 0 K: 3 S: 10 H: 1 LOB: 1 BB: 0 P: 18	R: 1 E: 0 K: 2 S: 14 H: 2 LOB: 3 BB: 1 P: 29	R: 1 E: 0 K: 1 S: 11 H: 2 LOB: 1 BB: 0 P: 18	R: 1 E: 1 K: 0 S: 15 H: 1 LOB: 1 BB: 1 P: 27	R: 3 E: 0 K: 1 S: 14 H: 4 LOB: 1 BB: 1 P: 24	R: 0 E: 1 K: 0 S: 7 H: 1 LOB: 1 BB: 0 P: 10	R: 0 E: 0 K: 0 S: 6 H: 1 LOB: 1 BB: 0 P: 11		1B: 11 2B: 2 3B: 0 HR: 0	SF: 0 SAC: 0 DP: 1 HBP: 2			WP: 0 PB: 0 SB: 4 CS: 1	PA: 43	

PITCHER		IP	WLS	BF	H	R	ER	SO	BB	IBB	HBP	BLK	WP	HR	S	P	ERA	WHIP
David Cone, R ERA: 2.57	(1, 1)	4.0	L	23	6	4	2	6	2	0	2	1	0	0	49	88	4.50	2.000
Paul Gibson, L ERA: 5.81	(5, 1)	0.1		3	1	1	1	0	1	0	0	0	0	0	10	18	27.00	6.000
Wally Whitehurst, R ERA: 2.78	(5, 1)	0.2		2	0	0	0	0	0	0	0	0	0	0	5	9	0.00	0.000
Jeff Innis, R ERA: 3.82	(6, 1)	2.0		11	5	3	3	1	1	0	0	0	0	0	21	34	13.50	3.000
Lee Guetterman, L ERA: 9.13	(8, 1)	1.0		4	1	0	0	0	0	0	0	0	0	0	6	11	0.00	1.000

PITCHER	IP	WLS	BF	H	R	ER	SO	BB	IBB	HBP	BLK	WP	HR	S	P	ERA	WHIP

New York Mets @ Montreal Expos

Olympic Stadium, Montreal, QB

Wed Jun 10 1992, 7:05 PM EDT

Att. 11,839 - Dome - 70 F

livebaseballscorecards.com

AB	37
R	8
H	13
RBI	7
BB	4
SO	7
LOB	28

Batter	1	2	3	4	5	6	7	8	9	AB	R	H	RBI	BB	SO	LOB
Jeff King, R (1, 3) OBP: 0.240, SLG: 0.322	B L X 1-1 ① P6		C F X 0-2 ② G6-3		B X 1-0 HR		B X 1-0 ③ F9			4	1	1	1	0	0	0
Jay Bell, R (1, 6) OBP: 0.340, SLG: 0.326	B X 1-0 ② P4		B C B B X 3-1 ③ P4		C B F B B X 3-2 ① P2			B C C F X 1-2 ① G6-3		4	0	0	0	0	0	0
Andy Van Slyke, L (1, 8) OBP: 0.427, SLG: 0.498	C B X 1-1 3B			B B B B 4-0 1B 2B BB	F F B B F C 2-3 ② K			F B B F F F B X 3-2 ② F9		3	1	1	0	1	1	0
Lloyd McClendon, R (1, 9) OBP: 0.364, SLG: 0.342 Cecil Espy, S (8, 9) OBP: 0.333, SLG: 0.392	B B X 2-0 ③ P3			B F C 1 SAFE X 1-2 **1-2** 2B 1B	X 0-0 ③ G5-3			B X 1-0 ③ F8		4 0	1 0	1 0	0 0	0 0	0 0	1 0
Barry Bonds, L (1, 7) OBP: 0.431, SLG: 0.574		B X 1-0 ① F9		X 0-0 ① F9		B X 1-0 ① L9			B B X 2-0 ① L3	4	0	0	0	0	0	2
Steve Buechele, R (1, 5) OBP: 0.357, SLG: 0.433		C L B B X 2-2 ② G6-3		B C X 1-1 1B 1-H 2-H FC5-2 2B		B C F X 1-2 ② L5			B C C F S 1-3 ② K	4	0	1	2	0	1	0
Don Slaught, R (1, 2) OBP: 0.414, SLG: 0.500		X 0-0 1B		C B F X 1-2 FC5-2 **2-3** 1B		B F B X 2-1 ③ F9			X 0-0 1B 1B	4	0	3	0	0	0	0
Jose Lind, R (1, 4) OBP: 0.294, SLG: 0.311		B F C S S 1-3 ③ K		F F X 0-2 ② FC5-2 **1-2** 3-H			X 0-0 ① F7		C B X 1-1 **1-2** 1B	4	0	1	0	0	1	3
Randy Tomlin, L (1, 1) OBP: 0.192, SLG: 0.125 Roger Mason, R (8, 1) Gary Redus, R (9, PH) OBP: 0.310, SLG: 0.260 Gary Varsho, L (9, PH) OBP: 0.288, SLG: 0.393 Bob Patterson, R (9, 1) OBP: 0.500, SLG: 0.600			X 0-0 ① P1	B F S S 1-3 ③ K			F F B B F C 2-3 ② K		B F B X 2-1 ③ G4-3	3 0 0 1 0	0 0 0 0 0	0 0 0 0 0	0 0 0 0 0	0 0 0 0 0	2 0 0 0 0	2 0 0 2 0
Inning Stats	R: 0 H: 1 E: 0 LOB: 1 K: 0 BB: 0 S: 6 P: 11	R: 0 H: 1 E: 0 LOB: 1 K: 1 BB: 0 S: 8 P: 12	R: 0 H: 0 E: 0 LOB: 0 K: 0 BB: 0 S: 6 P: 9	R: 2 H: 3 E: 0 LOB: 2 K: 1 BB: 1 S: 15 P: 23	R: 1 H: 1 E: 0 LOB: 0 K: 1 BB: 0 S: 9 P: 15	R: 0 H: 0 E: 0 LOB: 0 K: 0 BB: 0 S: 7 P: 11	R: 0 H: 0 E: 0 LOB: 0 K: 1 BB: 0 S: 6 P: 9	R: 0 H: 0 E: 0 LOB: 0 K: 0 BB: 0 S: 10 P: 15	R: 0 H: 2 E: 0 LOB: 2 K: 1 BB: 0 S: 11 P: 17	1B: 5 SF: 0 2B: 1 SAC: 0 3B: 1 DP: 0 HR: 1 HBP: 0						WP: 0 PA: 36 PB: 0 SB: 0 CS: 0

PITCHER		IP	WLS	BF	H	R	ER	SO	BB	IBB	HBP	BLK	WP	HR	S	P	ERA	WHIP
Sid Fernandez, L ERA: 3.02	(1, 1)	8.0	L	31	6	3	3	4	1	0	0	0	0	1	67	105	3.38	0.875
Lee Guetterman, L ERA: 8.88	(9, 1)	0.2		4	2	0	0	1	0	0	0	0	0	0	9	13	0.00	3.000
Jeff Innis, R ERA: 3.77	(9, 1)	0.1		1	0	0	0	0	0	0	0	0	0	0	2	4	0.00	0.000

PITCHER	IP	WLS	BF	H	R	ER	SO	BB	IBB	HBP	BLK	WP	HR	S	P	ERA	WHIP

TOP

Pittsburgh Pirates @ New York Mets

Shea Stadium, Flushing, NY

Fri Jun 12 1992, 7:05 PM EDT

Att. 38,976 - Sunny - 75 F

livebaseballscorecards.com

AB	35
R	3
H	8
RBI	3
BB	1
SO	5
LOB	10

Pittsburgh Pirates @ New York Mets

Shea Stadium, Flushing, NY

Fri Jun 12 1992, 7:05 PM EDT

Att. 38,976 - Sunny - 75 F

livebaseballscorecards.com

BOTTOM

Batter	1	2	3	4	5	6	7	8	9	AB	R	H	RBI	BB	SO	LOB
Vince Coleman, S (1, 7) OBP: 0.406, SLG: 0.419	G6-3		K			F9		G4-3 2-3 3-H		4	0	0	1	0	1	2
Willie Randolph, R (1, 4) OBP: 0.354, SLG: 0.313	F8		F7			K		K		4	0	0	0	0	2	2
Eddie Murray, S (1, 3) OBP: 0.335, SLG: 0.413	G4-3		P2			G6-3			P2	4	0	0	0	0	0	0
Bobby Bonilla, S (1, 9) OBP: 0.391, SLG: 0.440		G5-4-3 1B	L9			G6-3			P4	4	0	1	0	0	0	0
Howard Johnson, S (1, 8) OBP: 0.335, SLG: 0.356		G5-4-3 1-2f			G6-3	HR			G5-3	4	1	1	1	0	0	1
Dave Magadan, L (1, 5) OBP: 0.401, SLG: 0.378		BB			G6-3	F7				2	0	0	0	1	0	0
Dick Schofield, R (1, 6) OBP: 0.335, SLG: 0.315		L8			G4-3			SH1-4 G4-3		3	1	1	0	0	0	1
Todd Hundley, S (1, 2) OBP: 0.261, SLG: 0.322			G3			2B		G4-3 1-2		3	0	2	0	0	0	0
Sid Fernandez, L (1, 1) OBP: 0.200, SLG: 0.233			G6-3			K		SH1-4 1-2 2-3		2	0	0	0	0	1	1
Dave Gallagher, R (8, PH) OBP: 0.333, SLG: 0.379										0	0	0	0	0	0	0
Lee Guetterman, L (9, 1)										0	0	0	0	0	0	0
Jeff Innis, R (9, 1)										0	0	0	0	0	0	0
Inning Stats	R: 0 E: 0 K: 0 S: 4 H: 0 LOB: 0 BB: 0 P: 8	R: 0 E: 0 K: 0 S: 6 H: 1 LOB: 1 BB: 1 P: 12	R: 0 E: 0 K: 1 S: 9 H: 0 LOB: 0 BB: 0 P: 12	R: 0 E: 0 K: 0 S: 10 H: 0 LOB: 0 BB: 0 P: 17	R: 0 E: 0 K: 0 S: 12 H: 0 LOB: 0 BB: 0 P: 19	R: 0 E: 0 K: 2 S: 12 H: 1 LOB: 1 BB: 0 P: 19	R: 1 E: 0 K: 0 S: 10 H: 1 LOB: 0 BB: 0 P: 18	R: 1 E: 0 K: 1 S: 11 H: 2 LOB: 1 BB: 0 P: 21	R: 0 E: 0 K: 0 S: 7 H: 0 LOB: 0 BB: 0 P: 11	1B: 3 2B: 1 3B: 0 HR: 1 SF: 0 SAC: 1 DP: 1 HBP: 0						

AB	30
R	2
H	5
RBI	2
BB	1
SO	4
LOB	7

PITCHER		IP	WLS	BF	H	R	ER	SO	BB	IBB	HBP	BLK	WP	HR	S	P	ERA	WHIP
Randy Tomlin, L ERA: 3.18	(1, 1)	7.1	W	27	5	2	2	3	1	0	0	0	0	1	70	119	2.46	0.818
Roger Mason, R ERA: 3.05	(8, 1)	0.2		2	0	0	0	1	0	0	0	0	0	0	4	7	0.00	0.000
Bob Patterson, L ERA: 2.52	(9, 1)	1.0	S	3	0	0	0	0	0	0	0	0	0	0	7	11	0.00	0.000

PITCHER	IP	WLS	BF	H	R	ER	SO	BB	IBB	HBP	BLK	WP	HR	S	P	ERA	WHIP

Pittsburgh Pirates @ New York Mets

Shea Stadium, Flushing, NY

Sat Jun 13 1992, 7:05 PM EDT

Att. 39,009 - Sunny - 79 F

TOP

livebaseballscorecards.com

Batter	1	2	3	4	5	6	7	8	9	AB	R	H	RBI	BB	SO	LOB
Jeff King, R (1, 3) OBP: 0.240, SLG: 0.321 Orlando Merced, S (8, PH) OBP: 0.352, SLG: 0.348 Denny Neagle, L (8, 1) Roger Mason, R (9, 1) Bob Patterson, R (9, 1) OBP: 0.500, SLG: 0.600 Stan Belinda, R (9, 1)	F8	G4-3			FC3-6, BB 1B	G6-3		1 SAFE 1 SAFE 3-0 1-3 3-H 2B		4 1 0 0 0 0	0 0 0 0 0 0	1 1 0 0 0 0	0 1 0 0 0 0	0 0 0 0 0 0	4 0 0 0 0 0
Jay Bell, R (1, 6) OBP: 0.345, SLG: 0.333	1-2 1B 1B 2B		G6-3		4-2 FC3-6 1-2 BB		G4-6-3 1B	F8		4	1	2	0	1	0	3
Andy Van Slyke, L (1, 8) OBP: 0.430, SLG: 0.505	0-0 F9 1B 2-3 1B		1-2 1B		3-1 FC3-6 1-2f 2-3	G4-6-3 1-2f			2-2 1B FC6-2-5 2B	5	0	3	0	0	0	3
Lloyd McClendon, R (1, 9) OBP: 0.366, SLG: 0.346 (8, 3)	3-1 SAFE 1-2 3-H 1B		0-0 L9		F8	1-3 K			1-2 BB FC6-2-5 2-3 1B	5	0	2	1	0	1	3
Barry Bonds, L (1, 7) OBP: 0.430, SLG: 0.582	2-2 F9 2-3		1-0 F7			4-1 BB 1B BB		1-1 HR	1 SAFE 1 SAFE 1 SAFE 0-2 FC6-2-5 BB 1-2 3-H	4	1	1	1	1	0	5
Steve Buechele, R (1, 5) OBP: 0.350, SLG: 0.423	1-2 F8			1-2 L3		1 SAFE 0-3 K		1-2 G1-3	1-3 K	5	0	0	0	0	2	5
Don Slaught, R (1, 2) OBP: 0.440, SLG: 0.536 Gary Varsho, L (8, PR) OBP: 0.288, SLG: 0.393 Michael LaValliere, L (8, 2) OBP: 0.352, SLG: 0.290		1-0 G4-3 2B		1-0 G4-3 1B		1 SAFE 0-0 BB 1-2 1B		1-0 FC4-6 2B 1B	4-0 1-2 2-3 BB	4 0 0	0 1 0	4 0 0	0 0 0	0 0 1	0 0 0	0 0 0
Jose Lind, R (1, 4) OBP: 0.291, SLG: 0.308	1-3 K			0-2 G4-3 1-2f		0-0 P3		1 SAFE 1 SAFE 1 SAFE 1 SAFE 1-1 FC4-6 1-2 1B	0-0 G5-3	5	0	1	0	0	1	7
Vicente Palacios, R (1, 1) OBP: 0.071, SLG: 0.071 Gary Redus, R (6, PH) OBP: 0.322, SLG: 0.260 Jerry Don Gleaton, L (6, 1) Jeff Robinson, R (6, 1) Cecil Espy, S (8, PH) OBP: 0.329, SLG: 0.388 (8, 9)	0-0 G4-3 2-3				0-0 F9	4-1 1-2 2-3 BB		0-0 FC4-6 2B 1-2f 2-3		2 0 0 0 1	0 0 0 0 0	0 0 0 0 0	0 1 0 0 0	0 0 0 0 0	0 0 0 0 0	1 0 0 0 2

AB	40
R	3
H	15
RBI	3
BB	4
SO	4
LOB	33

Inning Stats	1	2	3	4	5	6	7	8	9
	R: 1 E: 0 K: 0 S: 14	R: 0 E: 0 K: 1 S: 10	R: 0 E: 0 K: 0 S: 8	R: 0 E: 0 K: 0 S: 7	R: 0 E: 0 K: 0 S: 9	R: 0 E: 0 K: 1 S: 10	R: 0 E: 0 K: 1 S: 6	R: 2 E: 0 K: 0 S: 13	R: 0 E: 0 K: 1 S: 15
	H: 3 LOB: 2 BB: 0 P: 22	H: 1 LOB: 1 BB: 0 P: 14	H: 1 LOB: 1 BB: 0 P: 13	H: 1 LOB: 0 BB: 0 P: 9	H: 1 LOB: 2 BB: 1 P: 19	H: 1 LOB: 3 BB: 2 P: 21	H: 1 LOB: 0 BB: 0 P: 7	H: 4 LOB: 3 BB: 0 P: 22	H: 2 LOB: 3 BB: 1 P: 23

1B: 10	SF: 0	WP: 0
2B: 4	SAC: 0	PB: 0
3B: 0	DP: 2	SB: 0
HR: 1	HBP: 0	CS: 0

PA: 44

PITCHER		IP	WLS	BF	H	R	ER	SO	BB	IBB	HBP	BLK	WP	HR	S	P	ERA	WHIP
Pete Schourek, L ERA: 2.12	(1, 1)	5.2		27	8	1	1	2	3	0	0	0	0	0	55	92	1.59	1.941
Wally Whitehurst, R ERA: 3.18	(6, 1)	1.2	L	8	4	2	2	1	0	0	0	0	0	1	17	25	10.80	2.400
Lee Guetterman, L ERA: 8.76	(8, 1)	0.1		1	0	0	0	0	0	0	0	0	0	0	1	1	0.00	0.000
Jeff Innis, R ERA: 3.62	(8, 1)	1.1		8	3	0	0	1	1	0	0	0	0	0	19	32	0.00	3.000

PITCHER	IP	WLS	BF	H	R	ER	SO	BB	IBB	HBP	BLK	WP	HR	S	P	ERA	WHIP

BOTTOM

Pittsburgh Pirates @ New York Mets

Shea Stadium, Flushing, NY

Sat Jun 13 1992, 7:05 PM EDT

Att. 39,009 - Sunny - 79 F

livebaseballscorecards.com

Batter	1	2	3	4	5	6	7	8	9	AB	R	H	RBI	BB	SO	LOB
Vince Coleman, S (1, 7) OBP: 0.405, SLG: 0.418	CLBX 1-2 CS 1B		CBCX 1-2 G5-3 ②		MBBBCX 3-2 G4-3 ③		X 0-0 G3 ②		X 0-0 1-2 1B	5	0	2	0	0	0	0
Willie Randolph, R (1, 4) OBP: 0.346, SLG: 0.305	LBX 1 SAFE 1-1 F9 ①		BBX 2-0 F9 ③			BCBX 2-1 G6-3 ①	SFX 0-2 F9 ③		BSSSBS 2-3 K ③ 2-3	5	0	0	0	0	1	3
Eddie Murray, S (1, 3) OBP: 0.337, SLG: 0.411 Daryl Boston, L (8, PR) OBP: 0.320, SLG: 0.397 (9, 9)	SBCX 1-2 F8 ②③ 1-2			FFX 0-2 G4-3 ①		BX 1-0 2B 2B 1B		CBBFFFBB 4-2 S BB		3 0	1 0	1 0	0 0	1 0	0 0	1 0
Bobby Bonilla, S (1, 9) OBP: 0.393, SLG: 0.450 (9, 3)		X 0-0 F8 ①		BSFFFX 1-2 2B		BBX 2-0 1-3 2B 2B		FBBFFS 2-3 K ①		4	1	2	0	0	1	1
Howard Johnson, S (1, 8) OBP: 0.341, SLG: 0.370		BBFX 2-1 2B		FBBBBB 4-1 1B BB		BBX 2-0 1B FC3-2 2-H 3-H 2B		CFB 1 SAFE BS 2-3 K ②		3	0	2	2	1	1	1
Dave Magadan, L (1, 5) OBP: 0.408, SLG: 0.383		BBBB 4-0 BB		X 0-0 1-2 1B		BFCFBX 2-2 FC3-2 2-3 1B		C 1 SAFE 1 SAFE 1 SAFE 1 SAFE C 1 SAFE BB 2-3 S K ③ 1-2		3	0	2	0	1	1	1
Dick Schofield, R (1, 6) OBP: 0.330, SLG: 0.309 Chico Walker, S (9, PH) OBP: 0.260, SLG: 0.310		BBCCCX 2-2 F8 ②		BBCSFBC 3-3 K ③		X 0-0 FC3-2 1-2 3-H ②			CBSSBX 2-2 F7 ①	3 1	0 0	0 0	0 0	0 0	1 0	6 0
Todd Hundley, S (1, 2) OBP: 0.255, SLG: 0.315 Dave Gallagher, R (9, PH) OBP: 0.351, SLG: 0.400		CBFX 1-2 G4-3 ③			FBSBC 2-3 K ①	SFBBX 2-2 F7 ③			BCX 1-1 S 1B 1B	3 1	0 0	0 1	0 0	0 0	1 0	4 0
Pete Schourek, L (1, 1) OBP: 0.167, SLG: 0.167 Wally Whitehurst, R (6, 1) OBP: 0.286, SLG: 0.333 Lee Guetterman, L (8, 1) Jeff Innis, R (8, 1) Mackey Sasser, L (9, PH) OBP: 0.231, SLG: 0.260			X 0-0 F9 ①		CSS 0-3 K ②		FBFFFBFS 2-3 K ①		CB 1 SAFE BBSC 3-3 K ②	2 1 0 0 1	0 0 0 0 0	0 0 0 0 1	0 0 0 0 0	0 1 0 0 1	1 0 0 0 1	0 0 0 0 1
Inning Stats	R: 0 H: 1 E: 0 LOB: 0 K: 0 BB: 0 S: 8 P: 11	R: 0 H: 1 E: 0 LOB: 2 K: 0 BB: 1 S: 9 P: 18	R: 0 H: 0 E: 0 LOB: 0 K: 0 BB: 0 S: 5 P: 8	R: 0 H: 2 E: 0 LOB: 2 K: 1 BB: 1 S: 14 P: 22	R: 0 H: 0 E: 0 LOB: 0 K: 2 BB: 0 S: 9 P: 14	R: 2 H: 4 E: 0 LOB: 2 K: 0 BB: 0 S: 13 P: 24	R: 0 H: 0 E: 0 LOB: 0 K: 1 BB: 0 S: 9 P: 11	R: 0 H: 0 E: 0 LOB: 2 K: 3 BB: 1 S: 14 P: 24	R: 0 H: 2 E: 0 LOB: 2 K: 2 BB: 0 S: 12 P: 20	1B: 6 2B: 4 3B: 0 HR: 0	SF: 0 SAC: 0 DP: 0 HBP: 0			WP: 0 PB: 0 SB: 2 CS: 1	PA: 38	

	AB	35
	R	2
	H	10
	RBI	2
	BB	3
	SO	9
	LOB	18

PITCHER		IP	WLS	BF	H	R	ER	SO	BB	IBB	HBP	BLK	WP	HR	S	P	ERA	WHIP
Vicente Palacios, R ERA: 3.66	(1, 1)	5.0		19	4	0	0	3	2	0	0	0	0	0	45	73	0.00	1.200
Jerry Don Gleaton, L ERA: 5.21	(6, 1)	0.1		5	4	2	2	0	0	0	0	0	0	0	9	18	54.00	12.000
Jeff Robinson, R ERA: 5.51	(6, 1)	1.2	W	5	0	0	0	1	0	0	0	0	0	0	13	17	0.00	0.000
Denny Neagle, L ERA: 4.39	(8, 1)	1.0		4	0	0	0	3	1	0	0	0	0	0	14	24	0.00	1.000
Roger Mason, R ERA: 3.03	(9, 1)	0.1		2	1	0	0	0	0	0	0	0	0	0	5	8	0.00	3.000

PITCHER		IP	WLS	BF	H	R	ER	SO	BB	IBB	HBP	BLK	WP	HR	S	P	ERA	WHIP
Bob Patterson, L ERA: 2.49	(9, 1)	0.1		2	1	0	0	1	0	0	0	0	0	0	4	7	0.00	3.000
Stan Belinda, R ERA: 3.75	(9, 1)	0.1	S	1	0	0	0	1	0	0	0	0	0	0	3	5	0.00	0.000

Batter	1	2	3	4	5	6	7	8	9	AB	R	H	RBI	BB	SO	LOB
Gary Varsho, L (1, 9) OBP: 0.297, SLG: 0.383	C B B B C B 4-2 BB BB		X 0-0 ② P1		C B B B X 3-1 ② G1-3	C C X 0-2 ③ G4-3			F X 0-1 E SF9 1B 1B	4	1	1	0	1	0	2
Jay Bell, R (1, 6) OBP: 0.342, SLG: 0.330	X 0-0 ① F7		C C B B B X 2-2 ③ F9		C B B F F B F S 3-3 ③ K		B C X 1-1 ① P2		1 SAFE 1 SAFE B 1 SAFE X 1-0 E4 SF9 1-3 1B	5	0	1	0	0	1	1
Andy Van Slyke, L (1, 8) OBP: 0.434, SLG: 0.507	C B 1 SAFE 1 SAFE F B B 1 SAFE F 3-2 ② F7			C B X 1-1 FC4-6 1B 1B 1B		S B B F F B B 4-2 1B 1B BB	X 0-0 1B		X 0-0 ② SF9 2-3 3-H	3	2	2	1	1	0	1
Barry Bonds, L (1, 7) OBP: 0.434, SLG: 0.580 Jerry Don Gleaton, L (9, 1) Stan Belinda, R (9, 1)	B B C B B 4-1 1-2 BB			1 SAFE C C X 0-2 FC4-6 1-2 1B		X 0-0 1B 2B 1-2 1B	X 0-0 ② F7		S F B B X 2-2 ③ G4-3	4 0 0	1 0 0	2 0 0	0 0 0	1 0 0	0 0 0	2 0 0
Orlando Merced, S (1, 3) OBP: 0.349, SLG: 0.345	B F X 1-1 ③ G3			B F X 1-1 ① FC4-6 1B 1-2f 2-3		1 SAFE B B C C B X 3-2 2B FC6-4 1-3 2-H 1B	1 SAFE B X 1-0 ③ F8			4	1	1	1	0	0	5
Jeff King, R (1, 5) OBP: 0.240, SLG: 0.319		C B X 1-1 ① F7		B X 1-0 1-2 3-H 1B		C B F S 1-3 ① K		C B B X 2-1 ① F9		4	0	1	1	0	1	2
Michael LaValliere, L (1, 2) OBP: 0.349, SLG: 0.298		X 0-0 ② F8		B B S X 2-1 ② F8		C B B B X 3-1 FC6-4 1-3 3-H 2B		C B B B X 3-1 ② F8		4	0	1	1	0	0	2
Jose Lind, R (1, 4) OBP: 0.290, SLG: 0.303		B X 1-0 ③ F8		B S X 1-1 ③ P6		I I I I 4-0 FC6-4 IBB		C X 0-1 ③ G5-3		3	0	0	0	1	0	2
Doug Drabek, R (1, 1) OBP: 0.091, SLG: 0.121 Denny Neagle, L (8, 1) Cecil Espy, S (9, PH) OBP: 0.326, SLG: 0.383 (9, 7)			X 0-0 ① F9		F F S 0-3 ① K	X 0-0 ② FC6-4 1-2f 2-3 3-H			B B B C C C O 3-3 ① K	3 0 1	0 0 0	0 0 0	1 0 0	0 0 0	1 0 0	2 0 0
Inning Stats	R: 0 E: 0 K: 0 S: 13 H: 0 LOB: 2 BB: 2 P: 25	R: 0 E: 0 K: 0 S: 4 H: 0 LOB: 0 BB: 0 P: 6	R: 0 E: 0 K: 0 S: 5 H: 0 LOB: 0 BB: 0 P: 7	R: 1 E: 0 K: 0 S: 12 H: 3 LOB: 2 BB: 0 P: 18	R: 0 E: 0 K: 2 S: 10 H: 0 LOB: 0 BB: 0 P: 16	R: 3 E: 0 K: 1 S: 16 H: 3 LOB: 2 BB: 2 P: 31	R: 0 E: 0 K: 0 S: 5 H: 1 LOB: 1 BB: 0 P: 7	R: 0 E: 0 K: 0 S: 6 H: 0 LOB: 0 BB: 0 P: 11	R: 1 E: 1 K: 1 S: 10 H: 2 LOB: 1 BB: 0 P: 16	1B: 8 2B: 1 3B: 0 HR: 0 SF: 1 SAC: 0 DP: 0 HBP: 0						

TOP

Pittsburgh Pirates @ New York Mets

Shea Stadium, Flushing, NY

Sun Jun 14 1992, 3:33 AM EDT

Att. 43,527 - Cloudy - 82 F

livebaseballscorecards.com

AB	35
R	5
H	9
RBI	5
BB	4
SO	4
LOB	19

PITCHER		IP	WLS	BF	H	R	ER	SO	BB	IBB	HBP	BLK	WP	HR	S	P	ERA	WHIP
Dwight Gooden, R ERA: 4.01	(1, 1)	7.0		32	7	4	4	3	3	1	0	0	0	0	65	110	5.14	1.429
Jeff Innis, R ERA: 3.48	(8, 1)	1.1	L	6	2	1	0	1	0	0	0	0	0	0	12	21	0.00	1.500
John Franco, L ERA: 0.53	(9, 1)	0.2		2	0	0	0	0	0	0	0	0	0	0	4	6	0.00	0.000

PITCHER	IP	WLS	BF	H	R	ER	SO	BB	IBB	HBP	BLK	WP	HR	S	P	ERA	WHIP

BOTTOM

Pittsburgh Pirates @ New York Mets

Shea Stadium, Flushing, NY

Sun Jun 14 1992, 3:33 AM EDT

Att. 43,527 - Cloudy - 82 F

livebaseballscorecards.com

Batter	1	2	3	4	5	6	7	8	9	AB	R	H	RBI	BB	SO	LOB
Vince Coleman, S (1, 7) OBP: 0.397, SLG: 0.408	B1-3		G4-3			1B				4	1	1	0	0	1	0
Chico Walker, S (1, 4) OBP: 0.259, SLG: 0.307	G3		G4-3			HR		F7		4	1	1	1	0	0	0
Willie Randolph, R (9, 4) OBP: 0.346, SLG: 0.305										0	0	0	0	0	0	0
Eddie Murray, S (1, 3) OBP: 0.340, SLG: 0.427	F7			F8		HR		1B		4	1	2	2	0	0	0
Bobby Bonilla, S (1, 9) OBP: 0.391, SLG: 0.444		BB		G6-3		G6-3		P4		3	1	0	0	1	0	1
Howard Johnson, S (1, 8) OBP: 0.344, SLG: 0.370		1B		P5		BB		L4		3	0	1	0	1	0	1
Dave Magadan, L (1, 5) OBP: 0.409, SLG: 0.378		F8			G4-3	BB			SH2-4 BB	2	0	0	0	2	0	2
Junior Noboa, R (9, PR) OBP: 0.238, SLG: 0.158										0	0	0	0	0	0	0
Charlie O'Brien, R (1, 2) OBP: 0.319, SLG: 0.328	G5-3				FC4-6 BB	P4		SH2-4		2	0	0	0	1	0	3
Dick Schofield, R (1, 6) OBP: 0.326, SLG: 0.304	F7				FC4-6	F8		L8		3	0	0	0	0	0	2
Dave Gallagher, R (9, PH) OBP: 0.342, SLG: 0.387					WP S					1	0	0	0	0	0	2
Dwight Gooden, R (1, 1) OBP: 0.290, SLG: 0.290			G4-3		G6-3					2	0	0	0	0	0	1
Daryl Boston, L (7, PH) OBP: 0.318, SLG: 0.393										1	0	0	0	0	0	0
Jeff Innis, R (8, 1)										0	0	0	0	0	0	0
John Franco, L (9, 1)										0	0	0	0	0	0	0
Mackey Sasser, L (9, PH) OBP: 0.226, SLG: 0.255							G3		F7	1	0	0	0	0	0	2
Inning Stats	R: 0 E: 0 K: 0 S: 6 H: 0 LOB: 0 BB: 0 P: 10	R: 1 E: 0 K: 0 S: 9 H: 1 LOB: 1 BB: 1 P: 20	R: 0 E: 0 K: 0 S: 3 H: 0 LOB: 0 BB: 0 P: 4	R: 0 E: 0 K: 0 S: 7 H: 0 LOB: 0 BB: 0 P: 10	R: 0 E: 0 K: 0 S: 12 H: 0 LOB: 1 BB: 1 P: 20	R: 3 E: 0 K: 0 S: 14 H: 3 LOB: 1 BB: 2 P: 25	R: 0 E: 0 K: 1 S: 7 H: 0 LOB: 0 BB: 0 P: 9	R: 0 E: 0 K: 0 S: 8 H: 1 LOB: 1 BB: 0 P: 14	R: 0 E: 0 K: 0 S: 4 H: 0 LOB: 2 BB: 1 P: 10	1B: 4 2B: 0 3B: 0 HR: 1 SF: 0 SAC: 1 DP: 0 HBP: 0						

AB	30
R	4
H	5
RBI	3
BB	5
SO	1
LOB	14

PITCHER		IP	WLS	BF	H	R	ER	SO	BB	IBB	HBP	BLK	WP	HR	S	P	ERA	WHIP	PITCHER	IP	WLS	BF	H	R	ER	SO	BB	IBB	HBP	BLK	WP	HR	S	P	ERA	WHIP
Doug Drabek, R ERA: 3.18	(1, 1)	7.1		30	5	4	4	1	4	0	0	0	2	1	60	101	4.91	1.227																	
Denny Neagle, L ERA: 4.32	(8, 1)	0.2	W	2	0	0	0	0	0	0	0	0	0	0	6	11	0.00	0.000																	
Jerry Don Gleaton, L ERA: 5.12	(9, 1)	0.1		2	0	0	0	0	1	0	0	0	0	0	1	5	0.00	3.000																	
Stan Belinda, R ERA: 3.65	(9, 1)	0.2	S	2	0	0	0	0	0	0	0	0	0	0	3	5	0.00	0.000																	

Batter	1	2	3	4	5	6	7	8	9	AB	R	H	RBI	BB	SO	LOB
Marquis Grissom, R (1, 8) OBP: 0.323, SLG: 0.414	C C B X 1-2 G6-3 ①		B B C F X 2-2 F7 ②		F B F B F X 2-2 S 1B SF8 1B		X 0-0 F9 ②		C S X 0-2 WP 2-H 3-H 2B	5	1	2	2	0	0	0
Delino DeShields, L (1, 4) OBP: 0.354, SLG: 0.364	B C B X 2-1 FC5 2B		B B X 2-0 3B		F X 0-1 S 1-2 3-H 1B		C X 0-1 G3-1 ③		C B F B B X 3-2 G3 ③ 2-3	5	0	3	1	0	0	1
Moises Alou, R (1, 7) OBP: 0.369, SLG: 0.522	B 2 F B B S B F F B SAFE 4-2 FC5 BB		X 0-0 P9 ③		1 B S X SAFE 1-1 SF8 ② 1-2 2-H			B S B X 2-1 G6-3 ①		2	0	0	1	1	0	1
Larry Walker, L (1, 9) OBP: 0.352, SLG: 0.515	X 0-0 FC5 ② 1-2 2-3f			B X 1-0 S 1B	S S B X 1-2 G6-3 ③			S S X 0-2 G3-1 ②		4	0	1	0	0	0	3
Tim Wallach, R (1, 5) OBP: 0.319, SLG: 0.351	B B C B X 3-1 F7 ③			C B F B F F F X 2-2 G5-3 ① 1-2		B B F F X 2-2 G6-3 ①		B C X 1-1 G6-3 ③		4	0	0	0	0	0	3
Gary Carter, R (1, 2) OBP: 0.333, SLG: 0.400		B X 1-0 G5-3 ①		X 0-0 P4 ②		B X 1-0 1B			B F C X 1-2 F7 ①	4	0	1	0	0	0	1
Archi Cianfrocco, R (1, 3) OBP: 0.285, SLG: 0.419		S B B F B S 3-3 K ②		C S C 0-3 K ③		X 0-0 P9 ②			S X 0-1 SH1-4 BB 2B 1B	4	1	1	0	0	2	2
Spike Owen, S (1, 6) OBP: 0.328, SLG: 0.416		C X 0-1 P3 ③			B C B B C X 3-2 G3 ①	B B F X 2-1 P5 ③			P 1 B B C B SAFE 4-1 SH1-4 1-2 2B BB	3	1	0	0	1	0	1
Mark Gardner, R (1, 1) OBP: 0.160, SLG: 0.240 John Wetteland, R (8, 1)			F S S 0-3 K ①		S B X 1-1 1B 3B		F X 0-1 G6-3 ①		X 0-0 SH1-4 ② 1-2 2-3	3 0	1 0	1 0	0 0	0 0	1 0	0 0
Inning Stats	R: 0 E: 0 K: 0 S: 12 H: 1 LOB: 2 BB: 1 P: 22	R: 0 E: 0 K: 1 S: 6 H: 0 LOB: 0 BB: 0 P: 10	R: 0 E: 0 K: 1 S: 8 H: 1 LOB: 1 BB: 0 P: 12	R: 0 E: 0 K: 1 S: 11 H: 1 LOB: 1 BB: 0 P: 14	R: 2 E: 0 K: 0 S: 16 H: 3 LOB: 1 BB: 0 P: 24	R: 0 E: 0 K: 0 S: 7 H: 1 LOB: 1 BB: 0 P: 12	R: 0 E: 0 K: 0 S: 5 H: 0 LOB: 0 BB: 0 P: 5	R: 0 E: 0 K: 0 S: 7 H: 0 LOB: 0 BB: 0 P: 10	R: 2 E: 0 K: 0 S: 14 H: 2 LOB: 1 BB: 1 P: 21	1B: 5 2B: 2 3B: 2 HR: 0 SF: 1 SAC: 1 DP: 0 HBP: 0						

PITCHER	IP	WLS	BF	H	R	ER	SO	BB	IBB	HBP	BLK	WP	HR	S	P	ERA	WHIP
Anthony Young, R (1, 1) ERA: 4.46	7.0	L	29	7	2	2	3	1	0	0	0	0	0	65	99	2.57	1.143
Wally Whitehurst, R (8, 1) ERA: 3.5	2.0		9	2	2	2	0	1	0	0	0	1	0	21	31	9.00	1.500

PITCHER	IP	WLS	BF	H	R	ER	SO	BB	IBB	HBP	BLK	WP	HR	S	P	ERA	WHIP

TOP

Montreal Expos @ New York Mets

Shea Stadium, Flushing, NY

Mon Jun 15 1992, 7:05 PM EDT

Att. 18,733 - Sunny - 77 F

livebaseballscorecards.com

AB	34
R	4
H	9
RBI	4
BB	2
SO	3
LOB	12

WP: 1 PB: 0 SB: 3 CS: 0

PA: 38

Montreal Expos @ New York Mets

Shea Stadium, Flushing, NY

Mon Jun 15 1992, 7:05 PM EDT

Att. 18,733 - Sunny - 77 F

livebaseballscorecards.com

BOTTOM

Batter	1	2	3	4	5	6	7	8	9	AB	R	H	RBI	BB	SO	LOB
Vince Coleman, S (1, 7) OBP: 0.390, SLG: 0.392	K		BB	P2			F8			3	1	0	0	1	1	1
Dave Magadan, L (1, 5) OBP: 0.411, SLG: 0.374	FC4-6 BB		F7		F9			CS BB		2	0	0	0	2	0	1
Bill Pecota, R (8, PR) OBP: 0.241, SLG: 0.213 (9, 5)										0	0	0	0	0	0	0
Eddie Murray, S (1, 3) OBP: 0.339, SLG: 0.421	FC4-6 BB 1-2f		1B BB 1-2		G3			K 1-2		3	0	0	0	1	1	2
Bobby Bonilla, S (1, 9) OBP: 0.388, SLG: 0.438	BB 1-2		F7		G3			K		3	0	0	0	1	1	3
Howard Johnson, S (1, 8) OBP: 0.342, SLG: 0.367	F7		1B 1-3 2-H			G3-1			K	4	0	1	1	0	1	2
Mackey Sasser, L (1, 2) OBP: 0.228, SLG: 0.255		F7	F9			F7			G4-6-3 1B	4	0	1	0	0	0	2
Junior Noboa, R (9, PR) OBP: 0.238, SLG: 0.158										0	0	0	0	0	0	0
Willie Randolph, R (1, 4) OBP: 0.344, SLG: 0.309	2B			K		K			G4-6-3 1-2f	4	0	1	0	0	2	1
Dick Schofield, R (1, 6) OBP: 0.326, SLG: 0.301	K			SH1-4 BB			G5-3			2	0	0	0	1	1	1
Anthony Young, R (1, 1) OBP: 0.160, SLG: 0.125	F9			SH1-4 1-2			K			1	0	0	0	0	0	1
Daryl Boston, L (7, PH) OBP: 0.315, SLG: 0.390										1	0	0	0	0	1	0
Wally Whitehurst, R (8, 1) OBP: 0.286, SLG: 0.333										0	0	0	0	0	0	0
Inning Stats	R: 0 E: 0 K: 1 S: 15 H: 0 LOB: 2 BB: 2 P: 31	R: 0 E: 0 K: 1 S: 12 H: 1 LOB: 1 BB: 0 P: 16	R: 1 E: 0 K: 0 S: 15 H: 1 LOB: 2 BB: 2 P: 26	R: 0 E: 0 K: 1 S: 9 H: 0 LOB: 1 BB: 1 P: 17	R: 0 E: 0 K: 0 S: 7 H: 0 LOB: 0 BB: 0 P: 12	R: 0 E: 0 K: 1 S: 6 H: 0 LOB: 0 BB: 0 P: 8	R: 0 E: 0 K: 1 S: 8 H: 0 LOB: 0 BB: 0 P: 11	R: 0 E: 0 K: 2 S: 11 H: 0 LOB: 1 BB: 1 P: 21	R: 0 E: 0 K: 1 S: 6 H: 1 LOB: 1 BB: 0 P: 8	1B: 2 2B: 2 3B: 0 HR: 0	SF: 0 SAC: 1 DP: 2 HBP: 0						

	AB	27
	R	1
	H	3
	RBI	1
	BB	6
	SO	8
	LOB	14

WP: 0 PB: 0 SB: 1 CS: 1 PA: 34

PITCHER		IP	WLS	BF	H	R	ER	SO	BB	IBB	HBP	BLK	WP	HR	S	P	ERA	WHIP
Mark Gardner, R ERA: 3.51	(1, 1)	7.0	W	29	2	1	1	5	6	0	0	0	0	0	75	128	1.29	1.143
John Wetteland, R ERA: 4.4	(8, 1)	2.0	S	5	1	0	0	3	0	0	0	0	0	0	14	22	0.00	0.500

PITCHER	IP	WLS	BF	H	R	ER	SO	BB	IBB	HBP	BLK	WP	HR	S	P	ERA	WHIP

Batter	1	2	3	4	5	6	7	8	9	AB	R	H	RBI	BB	SO	LOB
Marquis Grissom, R (1, 8) OBP: 0.322, SLG: 0.415	C B S S 1-3 ① K		B B C C F X 2-2 ③ G6-3		S F X 0-2 PO 2-H 2B			S B X 1-1 ③ F8		4	0	1	1	0	1	0
Delino DeShields, L (1, 4) OBP: 0.353, SLG: 0.360	C C B B B B 4-2 S BB			C C S 0-3 ① K	B 2 SAFE 1-0 ③ PO 2-3	F B B X 2-1 ① F9			C B B S X 2-2 ① F8	3	0	0	0	1	1	0
John Vander Wal, L (1, 7) OBP: 0.321, SLG: 0.310	1 SAFE C B F B X 2-2 ② L8 1-2			B F B X 2-1 ② L6		X 0-0 ② G4-3			B X 1-0 G3-1 1B	4	0	1	0	0	0	1
Larry Walker, L (1, 9) OBP: 0.350, SLG: 0.508	S S C 0-3 ③ K			B B B C C B 4-2 WP 1B BB		C S B X 1-2 ③ F8			C S F X 0-2 ② G3-1 1-2	3	1	0	0	1	1	2
Darrin Fletcher, L (1, 2) OBP: 0.246, SLG: 0.283		X 0-0 ① F9		1 SAFE 1 SAFE B 1 SAFE B F 1 SAFE B F 3-2 F X 1-H 1B			S B X 1-1 ① G4-3		X 0-0 ③ F7	4	0	1	1	0	0	1
Tim Wallach, R (1, 5) OBP: 0.315, SLG: 0.346		B X 1-0 ② G6-3		S F S 0-3 ③ K			S S B B B X 3-2 ② G6-3			3	0	0	0	0	1	1
Steve Lyons, L (1, 3) OBP: 0.179, SLG: 0.222		B S F C 1-3 ③ K			B S X 1-1 ① F7		S X 0-1 ③ F9			3	0	0	0	0	1	0
Tom Foley, L (1, 6) OBP: 0.222, SLG: 0.190			C B F B S 2-3 ① K		F S B B B F F B B 4-2 SH1-4 2B BB			F F B C 1-3 ① K		2	1	0	0	1	2	0
Jonathan Hurst, R (1, 1) Pete Young, R (5, 1) Spike Owen, S (8, PH) OBP: 0.326, SLG: 0.414 Bill Sampen, R (8, 1)			S C F B S 1-3 ② K		C X 0-1 ② SH1-4 1-2			B B C B C F X 3-2 ② F8		1 0 1 0	0 0 0 0	0 0 0 0	0 0 0 0	1 0 0 0	0 0 0 0	0 0 0 0
Inning Stats	R: 0 H: 0 E: 0 LOB: 1 K: 2 BB: 1 S: 11 P: 18	R: 0 H: 0 E: 0 LOB: 0 K: 1 BB: 0 S: 5 P: 7	R: 0 H: 0 E: 0 LOB: 0 K: 2 BB: 0 S: 11 P: 16	R: 1 H: 1 E: 0 LOB: 1 K: 2 BB: 1 S: 14 P: 23	R: 1 H: 1 E: 0 LOB: 0 K: 0 BB: 1 S: 11 P: 17	R: 0 H: 0 E: 0 LOB: 0 K: 0 BB: 0 S: 6 P: 9	R: 0 H: 0 E: 0 LOB: 0 K: 0 BB: 0 S: 7 P: 11	R: 0 H: 0 E: 0 LOB: 0 K: 1 BB: 0 S: 9 P: 14	R: 0 H: 1 E: 0 LOB: 1 K: 0 BB: 0 S: 9 P: 12	1B: 2 SF: 0 2B: 1 SAC: 1 3B: 0 DP: 0 HR: 0 HBP: 0						

PITCHER	IP	WLS	BF	H	R	ER	SO	BB	IBB	HBP	BLK	WP	HR	S	P	ERA	WHIP
David Cone, R (1, 1) ERA: 2.52	9.0	W	32	3	2	2	8	3	0	0	0	1	0	83	127	2.00	0.667

PITCHER	IP	WLS	BF	H	R	ER	SO	BB	IBB	HBP	BLK	WP	HR	S	P	ERA	WHIP

TOP

Montreal Expos @ New York Mets

Shea Stadium, Flushing, NY

Tue Jun 16 1992, 7:05 PM EDT

Att. 18,880 - Sunny - 71 F

livebaseballscorecards.com

AB	28
R	2
H	3
RBI	2
BB	3
SO	8
LOB	5

WP: 1 PA: 33
PB: 0
SB: 1
CS: 0

Montreal Expos @ New York Mets

Shea Stadium, Flushing, NY

Tue Jun 16 1992, 7:05 PM EDT

Att. 18,880 - Sunny - 71 F

livebaseballscorecards.com

BOTTOM

Batter	1	2	3	4	5	6	7	8	9	AB	R	H	RBI	BB	SO	LOB
Vince Coleman, S (1, 7) OBP: 0.384, SLG: 0.377	C B X 1-1 F7 ①		F B X 1-1 G3-1 ③		B X 1-0 G4-3 ① 2-3	B B B C B 4-1 1-2 BB				3	0	0	0	1	0	1
Dick Schofield, R (1, 6) OBP: 0.324, SLG: 0.296	B C B X 2-1 F9 ②			B F B F B F F B 4-2 3B BB	X 0-0 G5-3 ②	B B F S 2-3 K ②				3	1	0	0	1	1	3
Eddie Murray, S (1, 3) OBP: 0.345, SLG: 0.431	B F B F B B 4-2 CS BB			1 SAFE X 0-0 1-H 3B	B B F C B B 4-2 E 1B 1B BB	C S F B F X 1-2 G3-1 ③				2	1	1	1	2	0	2
Bobby Bonilla, S (1, 9) OBP: 0.390, SLG: 0.436 Daryl Boston, L (8, 9) OBP: 0.315, SLG: 0.390	B S 1 SAFE 1-1 CS ③ 1-2	F X 0-1 F9 ①	F B X 1-1 P5 ①		X 0-0 E9 1-3 3-H 1B 1B		B F C F B B B 4-2 G4-6-3 BB			3	1	1	1	1	0	1
										0	0	0	0	0	0	0
Howard Johnson, S (1, 8) OBP: 0.349, SLG: 0.382		B B X 2-0 HR	B B B B 4-0 BB	B B B B 4-0 1B BB			B 1 SAFE C C S 1-3 K ①			2	1	1	1	2	1	1
Dave Magadan, L (1, 5) OBP: 0.413, SLG: 0.374		C B C X 1-2 F9 ②	1 SAFE B 1 SAFE B B B B 4-0 1-2 BB	F C B F B X 2-2 1-2 2-H 3-H 1B			1 SAFE B 1 SAFE C X 1-1 1-2f G4-6-3 ②③			3	0	1	2	1	0	1
Willie Randolph, R (1, 4) OBP: 0.338, SLG: 0.303	B X 1-0 L7 ③		B B X 2-0 F9 ②	X 0-0 F8 ③				S F B C 1-3 K ①		4	0	0	0	0	1	5
Todd Hundley, S (1, 2) OBP: 0.255, SLG: 0.313			C X 0-1 P5 ①	B F S X 1-2 G4-3 ③		F F B X 1-2 F8 ①		F B B F X 2-2 G6-4-3 1B		4	0	1	0	0	0	3
David Cone, L (1, 1) OBP: 0.184, SLG: 0.143			F F F B F B F F B 3-2 F8 ②		B B B C C F X 3-2 G4-3 1B 2B	F F B X 1-2 BB 1B		L F X 0-2 1-2f G6-4-3 ②③		4	1	2	0	0	0	1

Inning Stats									
	R: 0 H: 0 E: 0 LOB: 0 K: 0 BB: 1 S: 7 P: 15	R: 1 H: 1 E: 0 LOB: 0 K: 0 BB: 0 S: 7 P: 11	R: 0 H: 0 E: 0 LOB: 0 K: 0 BB: 0 S: 11 P: 15	R: 1 H: 1 E: 0 LOB: 3 K: 0 BB: 3 S: 11 P: 27	R: 3 H: 3 E: 1 LOB: 2 K: 0 BB: 2 S: 14 P: 28	R: 0 H: 1 E: 0 LOB: 2 K: 1 BB: 1 S: 15 P: 24	R: 0 H: 0 E: 0 LOB: 0 K: 1 BB: 1 S: 8 P: 14	R: 0 H: 1 E: 0 LOB: 0 K: 1 BB: 0 S: 9 P: 12	1B: 4 SF: 0 2B: 1 SAC: 0 3B: 1 DP: 2 HR: 1 HBP: 0	WP: 0 PA: 37 PB: 0 SB: 0 CS: 1

AB	28
R	5
H	7
RBI	5
BB	8
SO	3
LOB	18

PITCHER		IP	WLS	BF	H	R	ER	SO	BB	IBB	HBP	BLK	WP	HR	S	P	ERA	WHIP
Jonathan Hurst, R ERA: 10.0	(1, 1)	4.2	L	24	5	5	5	0	6	0	0	0	0	1	49	95	9.64	2.357
Pete Young, R ERA:	(5, 1)	2.1		9	1	0	0	2	2	0	0	0	0	0	24	39	0.00	1.286
Bill Sampen, R ERA: 3.32	(8, 1)	1.0		3	1	0	0	1	0	0	0	0	0	0	9	12	0.00	1.000

PITCHER	IP	WLS	BF	H	R	ER	SO	BB	IBB	HBP	BLK	WP	HR	S	P	ERA	WHIP

Batter	1	2	3	4	5	6	7	8	9	AB	R	H	RBI	BB	SO	LOB
Marquis Grissom, R (1, 8) OBP: 0.325, SLG: 0.416	C B F X 1-2 E G5-3 1B		C F B B X 2-2 ② P4			L S X 0-2 3B 1B	C B X 1-1 ② G5-3			4	2	2	0	0	0	0
Delino DeShields, L (1, 4) OBP: 0.359, SLG: 0.377	B B F L X 2-2 ① G5-3 1-H		X 0-0 2B			B 1 SAFE 1 SAFE 1 SAFE X 1-0 1-H HR 3B	C B B B C B 4-2 S BB			3	1	2	1	1	0	0
Moises Alou, R (1, 7) OBP: 0.364, SLG: 0.542	C S C 0-3 ② K		F B B X 2-1 ③ P3			S S B X 1-2 3-H HR	1 SAFE 1 SAFE B P C X 2-1 ③ G6-3 1-2			4	1	1	2	0	1	2
Larry Walker, L (1, 9) OBP: 0.344, SLG: 0.498	C F B B F S 2-3 ③ K			B S F B F S 2-3 ① K		B C B S B F F S 3-3 ① K		C B X 1-1 ① G3-1		4	0	0	0	0	3	0
Tim Wallach, R (1, 5) OBP: 0.314, SLG: 0.344		C X 0-1 ① G5-3		B F S B B X 3-2 ② F7		X 0-0 G5-3 1B		B X 1-0 ② F9		4	0	1	0	0	0	0
Gary Carter, R (1, 2) OBP: 0.325, SLG: 0.388		X 0-0 ② P3		B S B S B S 3-3 ③ K		X 0-0 ② G5-3 1-2		C B S X 1-2 ③ F7		4	0	0	0	0	1	1
Spike Owen, S (1, 6) OBP: 0.330, SLG: 0.430		B X 1-0 HR			B B X 2-0 ① F7	B B C F B F B 4-2 BB			C C X 0-2 ① G6-3	3	1	1	1	1	0	0
Archi Cianfrocco, R (1, 3) OBP: 0.277, SLG: 0.406		B B X 2-0 ③ P3			S B B B S F F X 2-2 ② F9	S S B B F B S 3-3 ③ K			B C B F S 2-3 ② K	4	0	0	0	0	2	2
Dennis Martinez, R (1, 1) OBP: 0.212, SLG: 0.212 Mel Rojas, R (8, 1) OBP: 0.200, SLG: 0.200			F C S 0-3 ① K		F B B S F F C 2-3 ③ K		S B S B F X 2-2 ① F9		S C B S 1-3 ③ K	3 1	0 0	0 0	0 0	0 0	2 1	0 0
Inning Stats	R: 1 E: 1 K: 2 S: 13 H: 1 LOB: 0 BB: 0 P: 18	R: 1 E: 0 K: 0 S: 5 H: 1 LOB: 0 BB: 0 P: 8	R: 0 E: 0 K: 1 S: 9 H: 1 LOB: 1 BB: 0 P: 13	R: 0 E: 0 K: 2 S: 10 H: 0 LOB: 0 BB: 0 P: 18	R: 0 E: 0 K: 1 S: 11 H: 0 LOB: 0 BB: 0 P: 17	R: 3 E: 0 K: 2 S: 21 H: 4 LOB: 2 BB: 1 P: 33	R: 0 E: 0 K: 0 S: 11 H: 0 LOB: 1 BB: 1 P: 19	R: 0 E: 0 K: 0 S: 6 H: 0 LOB: 0 BB: 0 P: 9	R: 0 E: 0 K: 2 S: 9 H: 0 LOB: 0 BB: 0 P: 12	1B: 3 2B: 1 3B: 1 HR: 2	SF: 0 SAC: 0 DP: 0 HBP: 0						

PITCHER		IP	WLS	BF	H	R	ER	SO	BB	IBB	HBP	BLK	WP	HR	S	P	ERA	WHIP
Sid Fernandez, L ERA: 3.25	(1, 1)	5.1	L	23	7	5	4	7	0	0	0	0	0	2	61	92	6.75	1.312
Jeff Innis, R ERA: 3.31	(6, 1)	1.2		7	0	0	0	1	2	0	0	0	0	0	19	34	0.00	1.200
Paul Gibson, L ERA: 5.4	(8, 1)	2.0		6	0	0	0	2	0	0	0	0	0	0	15	21	0.00	0.000

PITCHER	IP	WLS	BF	H	R	ER	SO	BB	IBB	HBP	BLK	WP	HR	S	P	ERA	WHIP

TOP

Montreal Expos @ New York Mets

Shea Stadium, Flushing, NY

Wed Jun 17 1992, 7:05 PM EDT

Att. 20,269 - Sunny - 73 F

livebaseballscorecards.com

AB	34
R	5
H	7
RBI	4
BB	2
SO	10
LOB	5

WP: 0 PB: 0 SB: 1 CS: 0 PA: 36

Montreal Expos @ New York Mets

Shea Stadium, Flushing, NY

Wed Jun 17 1992, 7:05 PM EDT

Att. 20,269 - Sunny - 73 F

BOTTOM

Batter	1	2	3	4	5	6	7	8	9	AB	R	H	RBI	BB	SO	LOB
Vince Coleman, S (1, 7) OBP: 0.400, SLG: 0.388	FC3-6; BB; 1B		G4-3; SH5-4; 1-2; 1B		G5-3			HBP		3	1	2	0	0	0	0
Dick Schofield, R (1, 6) OBP: 0.324, SLG: 0.293	SAFE; SAFE; FC3-6; 1-2; BB		SH5-4; 1-2; 2-3			F7		SAFE; G4-3; 1-2		2	0	0	0	1	0	1
Eddie Murray, S (1, 3) OBP: 0.344, SLG: 0.428	FC3-6; 1-2f; 2-3		G4-3; 2-3; 3-H			G5-3		2-H; 1B		4	0	1	2	0	0	3
Howard Johnson, S (1, 8) OBP: 0.343, SLG: 0.376	SAFE; P4		K			G5-3		K		4	0	0	0	0	2	4
Chico Walker, S (1, 9) OBP: 0.247, SLG: 0.291	K			G3			G1-3	G3		4	0	0	0	0	1	3
Dave Magadan, L (1, 5) OBP: 0.410, SLG: 0.371		F7		G4-3			BB; 1B		K	4	0	1	0	0	1	0
Willie Randolph, R (1, 4) OBP: 0.345, SLG: 0.313		G5-4-3; 1B		2B			BB		K	3	0	2	0	1	1	0
Todd Hundley, S (1, 2) OBP: 0.250, SLG: 0.305		G5-4-3; 1-2f			B5-3		F9		FC5-4; 1B	3	0	0	0	0	0	3
Paul Gibson, R (8, 1)										0	0	0	0	0	0	0
Bobby Bonilla, S (9, PH) OBP: 0.392, SLG: 0.439										1	0	1	0	0	0	0
Junior Noboa, R (9, PR) OBP: 0.238, SLG: 0.158										0	0	0	0	0	0	0
Sid Fernandez, L (1, 1) OBP: 0.219, SLG: 0.250			SH5-4; G4-3; 1B		G6-3		K		FC5-4; 1-2f	2	1	1	0	0	0	0
Jeff Innis, R (6, 1)										0	0	0	0	0	0	0
Mackey Sasser, L (7, PH) OBP: 0.220, SLG: 0.246										2	0	0	0	0	1	3
(8, 2)																
Inning Stats	R: 0 E: 0 K: 1 S: 10 H: 1 LOB: 2 BB: 1 P: 20	R: 0 E: 0 K: 0 S: 7 H: 1 LOB: 0 BB: 0 P: 9	R: 1 E: 0 K: 1 S: 10 H: 2 LOB: 1 BB: 0 P: 14	R: 0 E: 0 K: 0 S: 6 H: 1 LOB: 1 BB: 0 P: 10	R: 0 E: 0 K: 0 S: 5 H: 0 LOB: 0 BB: 0 P: 7	R: 0 E: 0 K: 0 S: 8 H: 0 LOB: 0 BB: 0 P: 13	R: 0 E: 0 K: 1 S: 13 H: 1 LOB: 2 BB: 1 P: 21	R: 1 E: 0 K: 1 S: 11 H: 1 LOB: 1 BB: 0 P: 17	R: 0 E: 0 K: 2 S: 9 H: 1 LOB: 1 BB: 0 P: 13	1B: 7 2B: 1 3B: 0 HR: 0 SF: 0 SAC: 1 DP: 1 HBP: 1							

PITCHER		IP	WLS	BF	H	R	ER	SO	BB	IBB	HBP	BLK	WP	HR	S	P	ERA	WHIP
Dennis Martinez, R ERA: 2.35	(1, 1)	7.1	W	30	7	2	2	3	2	0	1	0	0	0	65	104	2.46	1.227
Mel Rojas, R ERA: 1.57	(8, 1)	1.2	S	6	1	0	0	3	0	0	0	0	0	0	14	20	0.00	0.600

PITCHER	IP	WLS	BF	H	R	ER	SO	BB	IBB	HBP	BLK	WP	HR	S	P	ERA	WHIP

AB	32
R	2
H	8
RBI	2
BB	2
SO	6
LOB	17

WP: 0 PB: 0 SB: 0 CS: 0 PA: 36

livebaseballscorecards.com

Batter	1	2	3	4	5	6	7	8	9	AB	R	H	RBI	BB	SO	LOB
Geronimo Pena, S (1, 4) OBP: 0.414, SLG: 0.576 Bien Figueroa, R (9, 4) OBP: 0.200, SLG: 0.200	S B B B B C X 3-2 CS 1B	B F B X 2-1 ③ L7		B C B B X 3-1 2-H 1B 1B		X 0-0 ① F8		B X 1-0 ① G5-3	B B S X 2-1 ② L1	6 0	1 0	2 0	1 0	0 0	0 0	3 0
Bernard Gilkey, R (1, 7) OBP: 0.390, SLG: 0.422	B F B S B B B 4-2 ① 1-2 G4-6-3 1B BB		X 0-0 ① G6-3	B F X 1-1 BB 2B 2-H 1B		C B X 1-1 ② F8		C B B B F F F B 4-2 F8 S 2B BB	C B X 1-1 ③ FC6-4 1-2f	4	3	1	1	2	0	1
Ray Lankford, L (1, 8) OBP: 0.375, SLG: 0.433	C B B 1 SAFE C F F B X 3-2 ② G4-6-3 1-2	C C B B F B F F F 3-2 X 1B 1B	B 1 SAFE B B C 1 SAFE B 4-1 2B 1-2 BB			B B F C X 2-2 ③ G4-3		C B F X 1-2 ② F8 1-3		4	0	1	0	1	0	2
Felix Jose, S (1, 9) OBP: 0.383, SLG: 0.477	B B F X 2-1 S 2-H 1B	F 1 SAFE F B C 1-3 ② K	F B X 1-1 1-3 2-H 2B				C B B X 2-1 FC6-5-4-6 2B	B B F B B 4-1 2B BB		4	1	3	2	1	1	1
Todd Zeile, R (1, 5) OBP: 0.328, SLG: 0.343	1 SAFE C B B B F S 3-3 ③ K 1-2	B B 1 X 2-0 1-2 1B	C F B X 1-2 ③ G6-3				B B C F B X 3-2 ① FC6-5-4-6 1B 2-3 1B	F 1 SAFE F B F X 1-2 1-H 3-H 2B		5	1	2	2	0	1	4
Andres Galarraga, R (1, 3) OBP: 0.215, SLG: 0.207		X 0-0 ① F8	C F B C 1-3 ③ K		X 0-0 ① L9		X 0-0 1B 1-2 1B	S X 0-1 ③ G6-3		5	0	1	0	0	1	3
Tom Pagnozzi, R (1, 2) OBP: 0.327, SLG: 0.399	C F B X 1-2 2B	B S S B S 2-3 ① K	F F B X 1-2 ② L4			B S B S S 2-3 ② K			X 0-0 G4-3 1B 1B	5	1	2	0	0	2	2
Tim Jones, L (1, 6) OBP: 0.214, SLG: 0.204	C B B B B B 4-1 BB	C B B B X 3-1 ② L9	B F B B X 3-1 1B			X 0-0 1-3 2-H 1B			C X 0-1 ① G4-3 1-2	4	0	2	1	1	0	1
Omar Olivares, R (1, 1) OBP: 0.308, SLG: 0.320 Mike Perez, R (8, 1) Gerald Perry, L (9, PH) OBP: 0.322, SLG: 0.325 Lee Smith, R (9, 1)	B B F L B X 3-2 ② P3	X 0-0 1B 2B	X 0-0 ③ G5-3			S F S 0-3 ③ K			X 0-0 FC6-4 2-H 1B	4 0 1 0	1 0 0 0	1 0 1 0	0 0 1 0	1 0 0 0	0 0 0 0	5 0 0 0

Inning Stats										
	R: 1 E: 0 K: 1 S: 15	H: 2 LOB: 1 BB: 1 P: 30	R: 0 E: 0 K: 0 S: 10	H: 1 LOB: 2 BB: 1 P: 20	R: 0 E: 0 K: 2 S: 15	H: 2 LOB: 2 BB: 0 P: 22	R: 3 E: 0 K: 1 S: 16	H: 4 LOB: 2 BB: 1 P: 31	R: 0 E: 0 K: 0 S: 7	H: 1 LOB: 1 BB: 0 P: 11
	R: 0 E: 0 K: 0 S: 6	H: 0 LOB: 0 BB: 0 P: 9	R: 1 E: 0 K: 2 S: 13	H: 3 LOB: 2 BB: 0 P: 20	R: 2 E: 0 K: 0 S: 15	H: 1 LOB: 1 BB: 2 P: 26	R: 1 E: 0 K: 0 S: 8	H: 2 LOB: 1 BB: 0 P: 11	1B: 11 2B: 5 3B: 0 HR: 0	SF: 0 SAC: 0 DP: 0 HBP: 0

PITCHER		IP	WLS	BF	H	R	ER	SO	BB	IBB	HBP	BLK	WP	HR	S	P	ERA	WHIP
Pete Schourek, L ERA: 3.48	(1, 1)	3.2	L	21	8	4	4	4	3	0	0	0	0	0	51	96	9.82	3.000
Wally Whitehurst, R ERA: 3.38	(4, 1)	1.1		6	2	0	0	0	0	0	0	0	0	0	12	18	0.00	1.500
Lee Guetterman, L ERA: 8.78	(6, 1)	3.0		15	4	3	3	2	2	0	0	0	0	0	34	55	9.00	2.000
Jeff Innis, R ERA: 3.47	(9, 1)	1.0		5	2	1	1	0	0	0	0	0	0	0	8	11	9.00	2.000

PITCHER		IP	WLS	BF	H	R	ER	SO	BB	IBB	HBP	BLK	WP	HR	S	P	ERA	WHIP

TOP

St. Louis Cardinals @ New York Mets

Shea Stadium, Flushing, NY

Thu Jun 18 1992, 7:05 PM EDT

Att. 23,756 - Sunny - 71 F

livebaseballscorecards.com

AB	42
R	8
H	16
RBI	8
BB	5
SO	6
LOB	22

WP: 0	PB: 0	SB: 2	CS: 1	PA:	47

Batter	1	2	3	4	5	6	7	8	9	AB	R	H	RBI	BB	SO	LOB
Vince Coleman, S (1, 7) OBP: 0.394, SLG: 0.381	B C C B F X 2-2 G4-3 1B		M S C 0-3 ② K			F F F X 0-2 ① F7		C B B X 2-1 ③ G4-3		4	0	1	0	0	1	0
Daryl Boston, L (1, 9) OBP: 0.321, SLG: 0.413	B B 1 SAFE F 1 SAFE 1 SAFE F 1 SAFE 1 SAFE 2-2 ① X G4-3 1-2		B B B C S B 4-2 S BB			X 0-0 ② G1-3			B C B X 2-1 HR	3	1	1	1	1	0	1
Eddie Murray, S (1, 3) OBP: 0.342, SLG: 0.422	C B F S 1-3 ② K		B B S B X 3-1 ③ G3 1-2			B F F B X 2-2 ③ G5-3			B B B B 4-0 E 1B 2B BB	3	1	0	0	1	1	2
Howard Johnson, S (1, 8) OBP: 0.346, SLG: 0.375	B X 1-0 ③ G4-3			B B S B S F F S 3-3 ① K			B B B B 4-0 G3-1 BB		B C C F B F B X 3-2 E 1-2 2B 1B	3	1	1	0	1	1	1
Dave Magadan, L (1, 5) OBP: 0.403, SLG: 0.364		B C F B X 2-2 ① F8		C B X 1-1 ② G4-3			B C F F X 1-2 ① G3-1 1-2		C S F X 0-2 ① P5	4	0	0	0	0	0	3
Bill Pecota, R (1, 4) (9, 6) OBP: 0.231, SLG: 0.202	B B X 2-0 ② G6-3			X 0-0 ③ G5-3			C B F F B X 2-2 ② P6		B F B F F X 2-2 FC 2B 1-2 2-3	4	0	0	0	0	0	3
Charlie O'Brien, R (1, 2) OBP: 0.329, SLG: 0.328 Mackey Sasser, L (5, PH) OBP: 0.226, SLG: 0.267 (6, 2)		B C C B F F B B 4-2 BB		B X 1-0 ① G4-3		X 0-0 ③ F8			F B B B F X 2-2 1-3 2-H 3-H 2B	0 3	0 0	0 1	0 2	1 0	0 0	0 1
Dick Schofield, R (1, 6) OBP: 0.326, SLG: 0.295 Chico Walker, S (8, PH) OBP: 0.241, SLG: 0.284 (9, 4)	B X 1-0 ③ P6			B B X 2-0 G4-6-3 1B			F C B B X 2-2 ① G3-1		C S B S 1-3 ② K	2 2	0 0	1 0	0 0	0 1	0 2	1 2
Pete Schourek, L (1, 1) OBP: 0.143, SLG: 0.143 Wally Whitehurst, R (4, 1) OBP: 0.286, SLG: 0.333 Junior Noboa, R (5, PH) OBP: 0.233, SLG: 0.154 Lee Guetterman, L (6, 1) Bobby Bonilla, S (8, PH) OBP: 0.391, SLG: 0.437 Jeff Innis, R (9, 1) Dave Gallagher, R (9, PH) OBP: 0.333, SLG: 0.375			S B X 1-1 ① G3			F B X 1-1 ② ③ G4-6-3 1-2f		B S B F S 2-3 ② K	B X 1-0 ③ P3	1 0 1 0 1 0 1	0 0 0 0 0 0 0	0 0 0 0 0 0 0	0 0 0 0 0 0 0	0 0 0 0 1 0 0	0 0 0 0 0 0 0	0 1 0 0 0 0 2
Inning Stats	R: 0 E: 0 K: 1 S: 11 H: 1 LOB: 1 BB: 0 P: 17	R: 0 E: 0 K: 0 S: 9 H: 0 LOB: 1 BB: 1 P: 18	R: 0 E: 0 K: 1 S: 9 H: 0 LOB: 1 BB: 1 P: 17	R: 0 E: 0 K: 1 S: 9 H: 0 LOB: 0 BB: 0 P: 13		R: 0 E: 0 K: 0 S: 8 H: 0 LOB: 0 BB: 0 P: 10	R: 0 E: 0 K: 0 S: 9 H: 0 LOB: 1 BB: 1 P: 16	R: 0 E: 0 K: 1 S: 8 H: 0 LOB: 0 BB: 0 P: 14	R: 3 E: 1 K: 1 S: 22 H: 3 LOB: 2 BB: 1 P: 37	1B: 3 2B: 1 3B: 0 HR: 1	SF: 0 SAC: 0 DP: 1 HBP: 0			WP: 0 PB: 0 SB: 1 CS: 0	PA: 36		

PITCHER		IP	WLS	BF	H	R	ER	SO	BB	IBB	HBP	BLK	WP	HR	S	P	ERA	WHIP
Omar Olivares, R ERA: 4.08	(1, 1)	7.0	W	25	2	0	0	3	3	0	0	0	0	0	59	99	0.00	0.714
Mike Perez, R ERA: 0.82	(8, 1)	1.0		3	0	0	0	1	0	0	0	0	0	0	8	14	0.00	0.000
Lee Smith, R ERA: 3.41	(9, 1)	1.0		8	3	3	2	1	1	0	0	0	0	1	22	37	18.00	4.000

PITCHER	IP	WLS	BF	H	R	ER	SO	BB	IBB	HBP	BLK	WP	HR	S	P	ERA	WHIP

BOTTOM

St. Louis Cardinals @ New York Mets

Shea Stadium, Flushing, NY

Thu Jun 18 1992, 7:05 PM EDT
Att. 23,756 - Sunny - 71 F

livebaseballscorecards.com

AB	32
R	3
H	5
RBI	3
BB	4
SO	5
LOB	17

Batter	1	2	3	4	5	6	7	8	9	AB	R	H	RBI	BB	SO	LOB
Geronimo Pena, S (1, 4) OBP: 0.400, SLG: 0.547	C B C F X 1-2 ① F8		C C B S 1-3 ② K		B F S S 1-3 ② K		C X 0-1 G5-4-3 1B		1 SAFE 1 SAFE S S B F F F B 2-3 ② ③ F S K 1-2	5	0	1	0	0	3	3
Bernard Gilkey, R (1, 7) OBP: 0.393, SLG: 0.425	B X 1-0 ② G5-3		C B X 1-1 CS 1B		B B F B X 3-1 1B 1-2 2-H 1B		1 SAFE 1 SAFE 1 SAFE B 1 F B X SAFE 2-1 ① ② G5-4-3 1-2f			4	0	2	1	0	0	1
Ray Lankford, L (1, 8) OBP: 0.380, SLG: 0.440	B C B B C F B 4-2 BB		B 1 SAFE 1 SAFE F P 1 SAFE 1 SAFE S 2-2 ③ CS 1-2	B B X 2-0 G4-3 SF9 2B	B B C B C X 3-2 1-2 2-H 1B		C F B C 1-3 ③ K			3	1	2	1	1	1	0
Felix Jose, S (1, 9) OBP: 0.381, SLG: 0.472	1 SAFE X 0-0 ③ G4-3			C B F X 1-2 ① G4-3 2-3	F F B F B F B F X 3-2 ③ G4-3			C F X 0-2 G6-3 S 1B		4	0	1	0	0	0	4
Todd Zeile, R (1, 5) OBP: 0.327, SLG: 0.340		B F B S C 2-3 ① K		F B B S F B X 3-2 ② SF9 3-H		B F B S B B 4-2 FC3-6 1B BB		C F B X 1-2 ① G6-3 1-3		2	0	0	1	1	1	1
Andres Galarraga, R (1, 3) OBP: 0.206, SLG: 0.198		F F B B C 2-3 ② K		S B F S 1-3 ③ K2-3		S B S B S 2-3 ① K		S S S 0-3 ② K		4	0	0	0	0	4	2
Tom Pagnozzi, R (1, 2) OBP: 0.335, SLG: 0.406	F X 0-1 1B				B F S X 1-2 FC1-5 BB 1B	B 1 SAFE X 1-0 FC3-6 1-2 1B		C B X 1-1 ③ G4-3		4	0	3	0	0	0	1
Tim Jones, L (1, 6) OBP: 0.217, SLG: 0.193		B B C C X 2-2 ③ G6-3			C F B B B 1 SAFE B F B 4-2 FC1-5 1B 1-2 BB	X 0-0 ② FC3-6 1-2f 2-3			F X 0-1 ① F7	3	1	0	0	1	0	3
Rheal Cormier, L (1, 1) OBP: 0.211, SLG: 0.316 Gerald Perry, L (6, PH) OBP: 0.319, SLG: 0.321 Cris Carpenter, R (6, 1) OBP: 0.500, SLG: 0.500 Todd Worrell, R (8, 1) Milt Thompson, L (9, PH) OBP: 0.353, SLG: 0.460 Mike Perez, R (9, 1)			S S B C 1-3 ① K		L 1 SAFE C X 0-2 ① FC1-5 1B 1B 1-2 2-3f	C B X 1-1 ③ G4-3			B C X 1-1 CS 1B	2 1 0 0 1	1 0 0 0 0	0 0 0 0 1	0 0 0 0 0	0 0 0 0 0	1 0 0 0 0	2 2 0 0 0
Inning Stats	R: 0 E: 0 K: 0 S: 9 H: 0 LOB: 1 BB: 1 P: 15	R: 0 E: 0 K: 2 S: 11 H: 1 LOB: 1 BB: 0 P: 17	R: 0 E: 0 K: 2 S: 11 H: 1 LOB: 0 BB: 0 P: 15	R: 1 E: 0 K: 1 S: 11 H: 1 LOB: 0 BB: 0 P: 18	R: 2 E: 0 K: 1 S: 23 H: 3 LOB: 2 BB: 1 P: 38	R: 0 E: 0 K: 1 S: 9 H: 1 LOB: 2 BB: 1 P: 17	R: 0 E: 0 K: 1 S: 7 H: 1 LOB: 0 BB: 0 P: 10	R: 0 E: 0 K: 1 S: 11 H: 1 LOB: 1 BB: 0 P: 13	R: 0 E: 0 K: 1 S: 11 H: 1 LOB: 0 BB: 0 P: 14	1B: 9 2B: 1 3B: 0 HR: 0 SF: 1 SAC: 0 DP: 1 HBP: 0						

St. Louis Cardinals @ New York Mets

Shea Stadium, Flushing, NY

Fri Jun 19 1992, 7:05 PM EDT

Att. 12,889 - Cloudy - 66 F

TOP

livebaseballscorecards.com

AB	33
R	3
H	10
RBI	3
BB	3
SO	10
LOB	19

PITCHER		IP	WLS	BF	H	R	ER	SO	BB	IBB	HBP	BLK	WP	HR	S	P	ERA	WHIP
Dwight Gooden, R ERA: 4.04	(1, 1)	6.0		27	7	3	3	7	3	0	0	0	0	0	74	120	4.50	1.667
Jeff Innis, R ERA: 3.38	(7, 1)	1.0		3	1	0	0	1	0	0	0	0	0	0	7	10	0.00	1.000
John Franco, L ERA: 0.47	(8, 1)	2.0	W	7	2	0	0	2	0	0	0	0	0	0	22	27	0.00	1.000

PITCHER	IP	WLS	BF	H	R	ER	SO	BB	IBB	HBP	BLK	WP	HR	S	P	ERA	WHIP

BOTTOM

Batter	1	2	3	4	5	6	7	8	9	AB	R	H	RBI	BB	SO	LOB
Vince Coleman, S (1, 7) OBP: 0.394, SLG: 0.416	B B B C C X 3-2 G6-3 ①		B B X 2-0 F8 ②		B B S B F F F X 3-2 1-H HR		B X 1-0 1-2f FC5-4 ③		B C C B X 2-2 1-2 2-H 1B	5	1	2	3	0	0	3
Willie Randolph, R (1, 4) OBP: 0.343, SLG: 0.312	B B F B C C 3-3 K ②		X 0-0 G5-3 ③		X 0-0 F9 ③			B B B C C X 3-2 2B 1B		4	0	1	0	0	1	1
Dave Gallagher, R (1, 8) OBP: 0.326, SLG: 0.389	C X 0-1 G4-3 ③			C X 0-1 F9 ①		S B C F F X 1-2 P3 ①		L L X 0-2 1-3 2B		4	0	1	0	0	0	0
Eddie Murray, S (1, 3) OBP: 0.341, SLG: 0.419		X 0-0 1B		F B X 1-1 G6-3 ②		S X 0-1 P4 ②		B B F B S F F S 3-3 K ①		4	0	1	0	0	1	2
Bobby Bonilla, S (1, 9) OBP: 0.385, SLG: 0.429		C F B B F B F X 3-2 F9 ①		B S S S F F F F X 1-2 P6 ③		F F B X 1-2 F9 ③		C C B F B X 2-2 G3 ②		4	0	0	0	0	0	3
Charlie O'Brien, R (1, 2) OBP: 0.329, SLG: 0.344 Daryl Boston, L (8, PH) OBP: 0.319, SLG: 0.410 Todd Hundley, S (9, 2) OBP: 0.250, SLG: 0.305		F B 1 B X SAFE 2-1 F8 ②			X 0-0 G4-3 1B 2B		X 0-0 F8 ①	B B C X 2-1 L3 ③		3 1 0	1 0 0	1 0 0	0 0 0	0 0 0	0 0 0	1 2 0
Dick Schofield, R (1, 6) OBP: 0.325, SLG: 0.294	C B B S X 2-2 G4-3 ③				B F L B B F X 3-2 2-3 G4-3 ①		F S X 0-2 G3 ②		B X 1-0 SH1-4 1B 1B	4	1	1	0	0	0	2
Bill Pecota, R (1, 5) OBP: 0.255, SLG: 0.221			B X 1-0 SH1-4 1B		F B B S F X 1-2 WP S HR 3-H 1B		B B B B 4-0 S BB		X 0-0 SH1-4 ① 1-2	2	1	2	1	1	0	0
Dwight Gooden, R (1, 1) OBP: 0.281, SLG: 0.281 Jeff Innis, R (7, 1) Mackey Sasser, L (7, PH) OBP: 0.238, SLG: 0.267 John Franco, L (8, 1) Dave Magadan, L (9, PH) OBP: 0.405, SLG: 0.364			B X 1-0 SH1-4 ① 1-2		B X 1-0 F9 ②		F F P B F B B 4-2 1-2 FC5-4 BB		B B B I 4-0 1B IBB	1 0 0 0 0	0 0 0 0 0	0 0 0 0 0	0 0 1 0 1	0 0 0 0 0	0 0 0 0 0	1 0 0 0 0
Inning Stats	R: 0 H: 0 E: 0 LOB: 0 K: 1 BB: 0 S: 8 P: 14	R: 0 H: 1 E: 0 LOB: 1 K: 0 BB: 0 S: 11 P: 18	R: 0 H: 1 E: 0 LOB: 1 K: 0 BB: 0 S: 4 P: 8	R: 0 H: 0 E: 0 LOB: 0 K: 0 BB: 0 S: 11 P: 13	R: 3 H: 3 E: 0 LOB: 0 K: 0 BB: 0 S: 16 P: 24	R: 0 H: 0 E: 0 LOB: 0 K: 0 BB: 0 S: 10 P: 12	R: 0 H: 0 E: 0 LOB: 2 K: 0 BB: 2 S: 9 P: 17	R: 0 H: 2 E: 0 LOB: 2 K: 1 BB: 0 S: 17 P: 27	R: 1 H: 2 E: 0 LOB: 2 K: 0 BB: 1 S: 5 P: 12							

PITCHER		IP	WLS	BF	H	R	ER	SO	BB	IBB	HBP	BLK	WP	HR	S	P	ERA	WHIP
Rheal Cormier, L ERA: 5.37	(1, 1)	5.0		20	5	3	3	1	0	0	0	0	1	1	50	77	5.40	1.000
Cris Carpenter, R ERA: 2.87	(6, 1)	2.0		8	0	0	0	0	2	0	0	0	0	0	19	29	0.00	1.000
Todd Worrell, R ERA: 3.91	(8, 1)	1.0		5	2	0	0	1	0	0	0	0	0	0	17	27	0.00	2.000
Mike Perez, R ERA: 1.02	(9, 1)	0.1	L	4	2	1	1	0	0	1	0	0	0	0	5	12	27.00	6.000

PITCHER	IP	WLS	BF	H	R	ER	SO	BB	IBB	HBP	BLK	WP	HR	S	P	ERA	WHIP

St. Louis Cardinals @ New York Mets

Shea Stadium, Flushing, NY

Fri Jun 19 1992, 7:05 PM EDT

Att. 12,889 - Cloudy - 66 F

livebaseballscorecards.com

AB	32
R	4
H	9
RBI	4
BB	3
SO	2
LOB	15

1B: 6	SF: 0	WP: 1	PA: 37
2B: 2	SAC: 2	PB: 0	
3B: 0	DP: 0	SB: 2	
HR: 1	HBP: 0	CS: 0	

Batter	1	2	3	4	5	6	7	8	9	AB	R	H	RBI	BB	SO	LOB
Geronimo Pena, S (1, 4) OBP: 0.425, SLG: 0.580	F S B X 1-2 ① P5		B X 1-0 G1-6-3 1B		C C B X 1-2 E7 3B 2-H 1B		B X 1-0 CS 1B		B X 1-0 1B 2B	5	2	4	1	0	0	0
Bernard Gilkey, R (1, 7) OBP: 0.402, SLG: 0.444	B B B B 4-0 BB		B F 1 SAFE 1 SAFE F F F 1 SAFE 1 SAFE 1-2 ① ② X G1-6-3 1-2f		C F F F B X 1-2 3B 3-H		1 SAFE B C S B B F X 3-2 ① ② F9 1-2		B X 1-0 G4-6-3 2-H 1B	4	0	2	2	1	0	2
Ray Lankford, L (1, 8) OBP: 0.377, SLG: 0.435	C S F 1 SAFE B 1 SAFE 1 SAFE C 1-3 ② K		B C F B B S 3-3 ③ K		C B C X 1-2 ③ L4		C B X 1-1 2B 1B		C X 0-1 ① ② G4-6-3 1-2f	5	1	1	0	0	2	3
Felix Jose, S (1, 9) OBP: 0.376, SLG: 0.470	B F 1 SAFE 1 SAFE F S 1-3 ③ K			C X 0-1 ① G3-1		B X 1-0 ① G6-3	B 1 SAFE S F X 1-2 1-H 2B		F S X 0-2 ③ F7	5	0	1	1	0	1	1
Todd Zeile, R (1, 5) OBP: 0.329, SLG: 0.347		C F X 0-2 CS 1B		C B X 1-1 ② F7		B C F X 1-2 1B 2B	B X 1-0 ③ L8			4	1	2	0	0	0	1
Andres Galarraga, R (1, 3) OBP: 0.218, SLG: 0.232		B B S F B S 3-3 ① ② K 1-2		F X 0-1 ③ G5-3		B F X 1-1 2B 2-H 1B		F F X 0-2 3B		4	1	2	1	0	1	1
Tom Pagnozzi, R (1, 2) OBP: 0.342, SLG: 0.418		B X 1-0 2B			B B B C B 4-1 G3 1B BB	B B F B X 3-1 2B 2-H		F X 0-1 ① P9		3	1	2	1	1	0	1
Tim Jones, L (1, 6) OBP: 0.219, SLG: 0.183		I I I I 4-0 IBB			X 0-0 ① G3 1-2	B X 1-0 ② F8		C C C 0-3 ② K		3	0	0	0	1	1	3
Bob Tewksbury, R (1, 1) OBP: 0.091, SLG: 0.063		C B C S 1-3 ③ K			X 0-0 ② G5-3	S L C 0-3 ③ K		F S C 0-3 ③ K		4	0	0	0	0	3	5
Inning Stats	R: 0 E: 0 K: 2 S: 10 H: 0 LOB: 1 BB: 1 P: 17	R: 0 E: 0 K: 2 S: 10 H: 2 LOB: 2 BB: 1 P: 19	R: 0 E: 0 K: 1 S: 9 H: 1 LOB: 0 BB: 0 P: 14	R: 0 E: 0 K: 0 S: 6 H: 0 LOB: 0 BB: 0 P: 7	R: 2 E: 1 K: 0 S: 14 H: 2 LOB: 1 BB: 1 P: 21	R: 2 E: 0 K: 1 S: 12 H: 3 LOB: 1 BB: 0 P: 19	R: 1 E: 0 K: 0 S: 11 H: 3 LOB: 1 BB: 0 P: 18	R: 0 E: 0 K: 2 S: 11 H: 1 LOB: 1 BB: 0 P: 11	R: 1 E: 0 K: 0 S: 7 H: 2 LOB: 0 BB: 0 P: 9	1B: 7 2B: 6 3B: 2 HR: 0 SF: 0 SAC: 0 DP: 3 HBP: 0						

TOP

St. Louis Cardinals @ New York Mets

Shea Stadium, Flushing, NY

Sat Jun 20 1992, 7:05 PM EDT
Att. 30,741 - Cloudy - 75 F

livebaseballscorecards.com

AB	37
R	6
H	14
RBI	6
BB	3
SO	8
LOB	17

WP: 0 PB: 0 SB: 0 CS: 2 PA: 40

PITCHER		IP	WLS	BF	H	R	ER	SO	BB	IBB	HBP	BLK	WP	HR	S	P	ERA	WHIP
Anthony Young, R ERA: 4.42	(1, 1)	4.2	L	20	5	2	2	5	2	1	0	0	0	0	46	74	3.86	1.500
Paul Gibson, L ERA: 5.68	(5, 1)	3.1		16	7	3	3	3	0	0	0	0	0	0	37	52	8.10	2.100
Lee Guetterman, L ERA: 8.79	(9, 1)	1.0		4	2	1	1	0	0	0	0	0	0	0	7	9	9.00	2.000

PITCHER	IP	WLS	BF	H	R	ER	SO	BB	IBB	HBP	BLK	WP	HR	S	P	ERA	WHIP

BOTTOM

St. Louis Cardinals @ New York Mets

Shea Stadium, Flushing, NY

Sat Jun 20 1992, 7:05 PM EDT
Att. 30,741 - Cloudy - 75 F

livebaseballscorecards.com

Batter	1	2	3	4	5	6	7	8	9	AB	R	H	RBI	BB	SO	LOB
Vince Coleman, S (1, 7) OBP: 0.379, SLG: 0.398	B C F B F B S 3-3 K ①		B C B X 2-1 G4-3 ③			C S B X 1-2 G4-3 ②		X 0-0 G1-3 ③		4	0	0	0	0	1	1
Willie Randolph, R (1, 4) OBP: 0.338, SLG: 0.306	C C B B X 2-2 L8 ②			C F X 0-2 G1-3 ①		C X 0-1 G1-3 ③			X 0-0 F9 ①	4	0	0	0	0	0	0
Howard Johnson, S (1, 8) OBP: 0.344, SLG: 0.373	B X 1-0 G4-3 ③			B X 1-0 F8 ②			X 0-0 FC4-6 1B		B B F X 2-1 P6 ②	4	0	1	0	0	0	0
Eddie Murray, S (1, 3) OBP: 0.343, SLG: 0.433		C B B F F B X 3-2 1B 1B		F C B F B X 2-2 HR			X 0-0 FC4-6 1-2f ①		C F S 0-3 K ③	4	1	2	1	0	1	1
Bobby Bonilla, S (1, 9) OBP: 0.385, SLG: 0.428		X 0-0 G6-4-3 1-2 1B		X 0-0 G3-1 ③			F X 0-1 F9 ②			3	0	1	0	0	0	1
Dave Magadan, L (1, 5) OBP: 0.400, SLG: 0.358		L B X 1-1 F8 ①			B B B C X 3-1 G4-3 ①		B C B X 2-1 L7 ③			3	0	0	0	0	0	3
Charlie O'Brien, R (1, 2) OBP: 0.321, SLG: 0.333 Daryl Boston, L (8, PH) OBP: 0.316, SLG: 0.407 Lee Guetterman, L (9, 1)		X 0-0 G6-4-3 ② ③ 1-2f			X 0-0 P2 ②			C B B B F S 3-3 K ①		2 1 0	0 0 0	0 0 0	0 0 0	0 1 0	0 0 0	2 0 0
Dick Schofield, R (1, 6) OBP: 0.325, SLG: 0.295			B X 1-0 P4 ①		C X 0-1 F8 ③			C X 0-1 1B		3	0	1	0	0	0	0
Anthony Young, R (1, 1) OBP: 0.154, SLG: 0.120 Paul Gibson, R (5, 1) Mackey Sasser, L (8, PH) OBP: 0.234, SLG: 0.262 (9, 2)			F C C 0-3 K ②			B B B C C X 3-2 G6-3 ①		X 0-0 F7 ②		1 1 1	0 0 0	0 0 0	0 0 0	0 0 0	1 0 0	0 0 1
Inning Stats	R: 0 H: 0 E: 0 LOB: 0 K: 1 BB: 0 S: 8 P: 14	R: 0 H: 2 E: 0 LOB: 1 K: 0 BB: 0 S: 8 P: 12	R: 0 H: 0 E: 0 LOB: 0 K: 1 BB: 0 S: 6 P: 9	R: 1 H: 1 E: 0 LOB: 0 K: 0 BB: 0 S: 9 P: 12	R: 0 H: 0 E: 0 LOB: 0 K: 0 BB: 0 S: 5 P: 8	R: 0 H: 0 E: 0 LOB: 0 K: 0 BB: 0 S: 8 P: 12	R: 0 H: 1 E: 0 LOB: 1 K: 0 BB: 0 S: 6 P: 8	R: 0 H: 1 E: 0 LOB: 1 K: 1 BB: 0 S: 7 P: 10	R: 0 H: 0 E: 0 LOB: 0 K: 1 BB: 0 S: 6 P: 8	1B: 4 2B: 0 3B: 0 HR: 1	SF: 0 SAC: 0 DP: 1 HBP: 0						

	AB	31
	R	1
	H	5
	RBI	1
	BB	0
	SO	4
	LOB	9

PITCHER	IP	WLS	BF	H	R	ER	SO	BB	IBB	HBP	BLK	WP	HR	S	P	ERA	WHIP
Bob Tewksbury, R (1, 1) ERA: 2.14	9.0	W	31	5	1	1	4	0	0	0	0	0	1	63	93	1.00	0.556

PITCHER	IP	WLS	BF	H	R	ER	SO	BB	IBB	HBP	BLK	WP	HR	S	P	ERA	WHIP

Batter	1	2	3	4	5	6	7	8	9	AB	R	H	RBI	BB	SO	LOB
Geronimo Pena, S (1, 4) OBP: 0.417, SLG: 0.562	F B S F X 1-2 S 1B		S C S 0-3 ② K		C S F X 0-2 ③ G1			X 0-0 ① G6-3		4	0	1	0	0	1	2
Bernard Gilkey, R (1, 7) OBP: 0.397, SLG: 0.438	1 SAFE B 1 SAFE F S 1 B S 2-3 ① K 1-2		S C S 0-3 ③ K			C S B B X 2-2 PB 1B 1B		F B F F X 1-2 ② F9		4	1	1	0	0	2	1
Ray Lankford, L (1, 8) OBP: 0.375, SLG: 0.432	S S B F S 1-3 ② K			C B S F C 1-3 ① K		F 1 SAFE 1 SAFE C X 0-2 F8-3 1-H 1B		C F B F B X 2-2 ③ L9		4	0	1	1	0	2	1
Felix Jose, S (1, 9) OBP: 0.374, SLG: 0.465	F B X 1-1 ③ G3-1			S C B B S 2-3 ② K		1 SAFE X 0-0 ① L6			S F F B B X 2-2 FC6-4 1B 1B	4	0	1	0	0	1	2
Todd Zeile, R (1, 5) OBP: 0.332, SLG: 0.364		X 0-0 HR		C C B S 1-3 ③ K		1 SAFE 1 P X 1-0 ②③ F8-3 1-2			B C C B F F X 2-2 FC6-4 1-2 1B	4	1	2	1	0	1	1
Andres Galarraga, R (1, 3) OBP: 0.210, SLG: 0.222		B C S S F 1-3 ① K			F X 0-1 ① P4		S B B X 2-1 ① F7		F B F F F F X 1-2 ① FC6-4 G1-6-3 1-2f 2-3	4	0	0	0	0	1	2
Tom Pagnozzi, R (1, 2) OBP: 0.340, SLG: 0.415	C S C 0-3 ② K				C B X 1-1 1B 1B		F F B X 1-2 ② G4-3		B S F B X 2-2 ②③ G1-6-3 1-2f	4	0	1	0	0	1	2
Tim Jones, L (1, 6) OBP: 0.224, SLG: 0.206		B B F X 2-1 ③ G3			C 1 SAFE S B F 1 B S 2-3 ② K		B B C X 2-1 2B			3	0	1	0	0	1	1
Mark Clark, R (1, 1) OBP: 0.143, SLG: 0.143			B X 1-0 ① F9		S X 0-1 1-2 1B		S C C 0-3 ③ K			3	0	1	0	0	1	1
Bob McClure, R (7, 1)										0	0	0	0	0	0	0
Mike Perez, R (7, 1)										0	0	0	0	0	0	0
Cris Carpenter, R (7, 1) OBP: 0.500, SLG: 0.500										0	0	0	0	0	0	0
Jose DeLeon, R (8, 1)										0	0	0	0	0	0	0
Inning Stats	R: 0 E: 0 K: 2 S: 13 H: 1 LOB: 1 BB: 0 P: 18	R: 1 E: 0 K: 2 S: 10 H: 1 LOB: 0 BB: 0 P: 13	R: 0 E: 0 K: 2 S: 7 H: 0 LOB: 0 BB: 0 P: 8	R: 0 E: 0 K: 3 S: 10 H: 0 LOB: 0 BB: 0 P: 14	R: 0 E: 0 K: 1 S: 14 H: 2 LOB: 2 BB: 0 P: 17	R: 1 E: 0 K: 0 S: 9 H: 2 LOB: 0 BB: 0 P: 11	R: 0 E: 0 K: 1 S: 10 H: 1 LOB: 1 BB: 0 P: 15	R: 0 E: 0 K: 0 S: 9 H: 0 LOB: 0 BB: 0 P: 12	R: 0 E: 0 K: 0 S: 18 H: 2 LOB: 1 BB: 0 P: 25	1B: 7 2B: 2 3B: 0 HR: 1 SF: 0 SAC: 0 DP: 2 HBP: 0						

PITCHER		IP	WLS	BF	H	R	ER	SO	BB	IBB	HBP	BLK	WP	HR	S	P	ERA	WHIP
David Cone, R ERA: 2.44	(1, 1)	7.0	W	27	7	2	1	11	0	0	0	0	0	1	73	96	1.29	1.000
Jeff Innis, R ERA: 3.29	(8, 1)	1.0		3	0	0	0	0	0	0	0	0	0	0	9	12	0.00	0.000
John Franco, L ERA: 0.45	(9, 1)	1.0		4	2	0	0	0	0	0	0	0	0	0	18	25	0.00	2.000

PITCHER	IP	WLS	BF	H	R	ER	SO	BB	IBB	HBP	BLK	WP	HR	S	P	ERA	WHIP

St. Louis Cardinals @ New York Mets

Shea Stadium, Flushing, NY

Sun Jun 21 1992, 3:33 AM EDT

Att. 33,440 - Cloudy - 68 F

TOP

livebaseballscorecards.com

AB	34
R	2
H	9
RBI	2
BB	0
SO	11
LOB	13

1B: 7	SF: 0	WP: 0	PA: 34
2B: 2	SAC: 0	PB: 1	
3B: 0	DP: 2	SB: 1	
HR: 1	HBP: 0	CS: 0	

BOTTOM

Batter	1	2	3	4	5	6	7	8	9	AB	R	H	RBI	BB	SO	LOB
Vince Coleman, S (1, 7) OBP: 0.383, SLG: 0.433	C B F X 1-2 F9 1B		F S S 0-3 ③ K			B M F X 1-2 ① F7	X 0-0 2-H 3-H HR			4	1	2	3	0	1	1
Dick Schofield, R (1, 6) OBP: 0.328, SLG: 0.296	1 SAFE 1 SAFE C 1 SAFE B 1 SAFE S 1 SAFE B 2-2 ① ② F9 1-2			X 0-0 G6-4-3 1B		C B B X 2-1 ② G6-3	B F B B C B 4-2 CS BB			3	0	1	0	1	0	1
Howard Johnson, S (1, 8) OBP: 0.343, SLG: 0.371 Dave Gallagher, R (3, 8) OBP: 0.326, SLG: 0.462	C B F B F B X 3-2 ③ F9			P B X 2-0 ① ② G6-4-3 1-2f		B X 1-0 ③ F7	1 SAFE B 1-0 ③ CS 1-2	B X 1-0 HR		1 3	0 1	0 1	0 1	0 0	0 0	0 1
Eddie Murray, S (1, 3) OBP: 0.345, SLG: 0.432		C S B B B B B 4-2 G3-6-3 BB		B F X 1-1 BB 1B			X 0-0 ① F9	X 0-0 ① G4-3		3	0	1	0	1	0	0
Bobby Bonilla, S (1, 9) OBP: 0.390, SLG: 0.435		X 0-0 ① ② G3-6-3 1-2f		F B B B B F F B 4-2 1-2 BB			F X 0-1 BB 1B BB 1B	F B B S B F F X 3-2 2B		3	1	2	0	1	0	1
Dave Magadan, L (1, 5) OBP: 0.399, SLG: 0.358 Charlie O'Brien, R (8, 2) OBP: 0.316, SLG: 0.328		X 0-0 ③ L4		B C B F B X 3-2 ③ G3-1			F F X 0-2 BB BB G3 1-2 1B	C F X 0-2 ② P5		3 1	1 0	1 0	0 0	0 0	0 0	2 1
Todd Hundley, S (1, 2) OBP: 0.247, SLG: 0.301 Daryl Boston, L (7, PH) OBP: 0.316, SLG: 0.407 Willie Randolph, R (7, PH) OBP: 0.339, SLG: 0.304 (8, 4)			X 0-0 ① P4		F C F B X 1-2 ① P6		B B B B 4-0 G3 BB HR 1-2 2-3 BB	B X 1-0 ③ G6-3		2 0 1	0 0 1	0 0 1	0 0 1	0 0 0	0 0 1	0 0 1
Bill Pecota, R (1, 4) OBP: 0.268, SLG: 0.227 (8, 5)			C X 0-1 SH2-4 1B		B B C F F B X 3-2 ② F8		B C F B B B 4-2 G3 HR BB 1-2 2-3 3-H			2	1	1	1	1	0	0
David Cone, L (1, 1) OBP: 0.179, SLG: 0.139 Chico Walker, S (7, PH) OBP: 0.239, SLG: 0.280 Jeff Innis, R (8, 1) John Franco, L (9, 1)			L X 0-1 ② SH2-4 1-2		X 0-0 ③ F8		C B B X 2-1 ② G3 1-2 2-3 3-H			1 1 0 0	0 0 0 0	0 0 0 0	0 1 0 0	0 0 0 0	0 0 0 0	0 2 0 0
Inning Stats	R: 0 H: 1 E: 0 LOB: 0 K: 0 BB: 0 S: 10 P: 16	R: 0 H: 0 E: 0 LOB: 0 K: 0 BB: 1 S: 4 P: 8	R: 0 H: 1 E: 0 LOB: 1 K: 1 BB: 0 S: 8 P: 8	R: 0 H: 2 E: 0 LOB: 2 K: 0 BB: 1 S: 11 P: 20	R: 0 H: 0 E: 0 LOB: 0 K: 0 BB: 0 S: 8 P: 12	R: 0 H: 0 E: 0 LOB: 0 K: 0 BB: 0 S: 6 P: 10	R: 5 H: 3 E: 0 LOB: 0 K: 0 BB: 3 S: 13 P: 28	R: 1 H: 2 E: 0 LOB: 1 K: 0 BB: 0 S: 11 P: 16		1B: 6 2B: 1 3B: 0 HR: 2	SF: 0 SAC: 1 DP: 2 HBP: 0					

St. Louis Cardinals @ New York Mets
Shea Stadium, Flushing, NY
Sun Jun 21 1992, 3:33 AM EDT
Att. 33,440 - Cloudy - 68 F

livebaseballscorecards.com

AB	28
R	6
H	9
RBI	6
BB	5
SO	1
LOB	10

PITCHER		IP	WLS	BF	H	R	ER	SO	BB	IBB	HBP	BLK	WP	HR	S	P	ERA	WHIP
Mark Clark, R ERA: 4.38	(1, 1)	6.1		24	6	2	2	1	2	0	0	0	0	0	53	80	2.84	1.263
Bob McClure, L ERA: 3.86	(7, 1)	0.0	L	1	0	0	0	0	1	0	0	0	0	0	0	4	∞	∞
Mike Perez, R ERA: 1.42	(7, 1)	0.1		4	1	3	3	0	2	0	0	0	0	1	7	17	81.00	9.000
Cris Carpenter, R ERA: 3.05	(7, 1)	0.2		3	2	1	1	0	0	0	0	0	0	1	7	12	13.50	3.000
Jose DeLeon, R ERA: 4.5	(8, 1)	0.2		2	0	0	0	0	0	0	0	0	0	0	4	5	0.00	0.000

PITCHER	IP	WLS	BF	H	R	ER	SO	BB	IBB	HBP	BLK	WP	HR	S	P	ERA	WHIP

Batter	1	2	3	4	5	6	7	8	9	AB	R	H	RBI	BB	SO	LOB
Jose Vizcaino, S (1, 5) OBP: 0.232, SLG: 0.267	C C C 0-3 ① K		B F X 1-1 ① P4		X 0-0 ② G6-3		X 0-0 ② G3 2B 1B	B S B X 2-1 ③ G6-3		5	1	1	0	0	1	0
Doug Dascenzo, S (1, 8) OBP: 0.288, SLG: 0.270	B C B X 2-1 ② F9		X 0-0 ② P2		C X 0-1 2B		F B X 1-1 ① G3 1-2		B X 1-0 ① G5-3	5	0	1	0	0	0	1
23 Ryne Sandberg, R (1, 4) OBP: 0.366, SLG: 0.482	B F X 1-1 ③ F7		B B C B F X 3-2 1B 1B		B C B C B F B 4-2 FC3-6 BB		S S B B S 2-3 ② K		C S B X 1-2 ② G5-3	4	0	1	0	1	1	1
Andre Dawson, R (1, 9) OBP: 0.315, SLG: 0.467		C B C B X 2-2 ① G5-3	F F X 0-2 1-3 1B		F S X 0-2 ③ FC3-6 1-2f		X 0-0 BB 2-H 2B		C S F F B X 1-2 ③ G4-3	5	0	2	1	0	0	2
Mark Grace, L (1, 3) OBP: 0.415, SLG: 0.468		B X 1-0 ② F8	X 0-0 ③ P6			B F B F S 2-3 ① K	B B F F F H 3-2 BB HBP			3	0	0	0	0	1	2
Luis Salazar, R (1, 7) OBP: 0.255, SLG: 0.267		F B B B B X 3-1 E5 BB 1B		B C C F B B F F X 3-2 ① G5-3		X 0-0 G3-1 1B 2B	B C B B B 4-1 FC5 1-2 2-3 BB			3	1	1	0	1	0	0
Joe Girardi, R (1, 2) OBP: 0.350, SLG: 0.308		B B F B F X 3-2 BB 1-2 1B		C B B F B F S 3-3 ② K		C C B C B X 2-2 ② G3-1 2-3	F B C X 1-2 ③ FC5 1-2f			4	0	1	0	0	1	4
Rey Sanchez, R (1, 6) OBP: 0.220, SLG: 0.385		S B C F B F B F B 4-2 1-2 2-3 BB		X 0-0 ③ F7		B S X 1-1 3-H 1B		C C B B B X 3-2 ① L1		3	0	1	1	1	0	0
Shawn Boskie, R (1, 1) OBP: 0.105, SLG: 0.105 Jeff Robinson, R (5, 1) OBP: 0.278, SLG: 0.314 Dwight Smith, L (6, PH) OBP: 0.750, SLG: 1.500 Chuck McElroy, L (6, 1) OBP: 0.273, SLG: 0.345 Derrick May, L (8, PH) OBP: 1.000, SLG: 4.000 Dennis Rasmussen, L (8, 1) Jim Bullinger, R (8, 1)		C C B S 1-3 ③ K			S B S B S 2-3 ① K	B C C S 1-3 ③ K		X 0-0 ② F7		2 0 0 1 0 1 0 0	0 0 0 0 0 0 0 0	0 0 0 0 0 0 0 0	0 0 0 0 0 0 0 0	0 0 0 0 0 0 0 0	2 0 1 0 1 0 0 0	3 0 1 0 1 0 0 0
Inning Stats	R: 0 H: 0 E: 0 LOB: 0 K: 1 BB: 0 S: 7 P: 10	R: 0 H: 1 E: 1 LOB: 3 K: 1 BB: 1 S: 17 P: 31	R: 0 H: 2 E: 0 LOB: 2 K: 0 BB: 0 S: 10 P: 14	R: 0 H: 0 E: 0 LOB: 0 K: 1 BB: 0 S: 11 P: 17	R: 0 H: 1 E: 0 LOB: 2 K: 1 BB: 1 S: 12 P: 18	R: 1 H: 2 E: 0 LOB: 1 K: 2 BB: 0 S: 12 P: 18	R: 1 H: 2 E: 0 LOB: 3 K: 1 BB: 1 S: 13 P: 24	R: 0 H: 0 E: 0 LOB: 0 K: 0 BB: 0 S: 6 P: 11	R: 0 H: 0 E: 0 LOB: 0 K: 0 BB: 0 S: 9 P: 12	1B: 5 2B: 3 3B: 0 HR: 0	SF: 0 SAC: 0 DP: 0 HBP: 1			WP: 0 PB: 0 SB: 0 CS: 0	PA: 40	

PITCHER		IP	WLS	BF	H	R	ER	SO	BB	IBB	HBP	BLK	WP	HR	S	P	ERA	WHIP
Sid Fernandez, L ERA: 3.16	(1, 1)	5.1	W	24	5	1	1	5	2	0	0	0	0	0	61	96	1.69	1.312
Wally Whitehurst, R ERA: 3.46	(6, 1)	1.2		10	3	1	1	2	1	0	1	0	0	0	21	36	5.40	2.400
Jeff Innis, R ERA: 3.2	(8, 1)	1.0		3	0	0	0	0	0	0	0	0	0	0	6	11	0.00	0.000
Lee Guetterman, L ERA: 8.49	(9, 1)	1.0		3	0	0	0	0	0	0	0	0	0	0	9	12	0.00	0.000

PITCHER	IP	WLS	BF	H	R	ER	SO	BB	IBB	HBP	BLK	WP	HR	S	P	ERA	WHIP

TOP

Chicago Cubs @ New York Mets

Shea Stadium, Flushing, NY

Mon Jun 22 1992, 7:05 PM EDT

Att. 19,552 - Cloudy - 59 F

livebaseballscorecards.com

AB	36
R	2
H	8
RBI	2
BB	3
SO	7
LOB	14

BOTTOM

Batter	1	2	3	4	5	6	7	8	9	AB	R	H	RBI	BB	SO	LOB
Vince Coleman, S (1, 7) OBP: 0.393, SLG: 0.440	B F B B B 4-1 L5-3 BB		L B S X 1-2 SH1-3 SF7 2B		C B B B C B 4-2 CS BB		C B B B F X 3-2 ③ G5-3	B C B B F X 3-2 ③ G4-3		3	1	1	0	2	0	1
Willie Randolph, R (1, 4) OBP: 0.339, SLG: 0.319	1 SAFE B 1 SAFE B C X 2-1 ①② L5-3 1-2		B C 2 SAFE X 1-1 ① SH1-3 2-3		1 SAFE 1 SAFE B B F F B S 3-3 ②③ K 1-2			B B C B X 3-1 HR		3	1	1	1	0	1	2
Daryl Boston, L (1, 8) OBP: 0.314, SLG: 0.405	B B F X 2-1 ③ P6		B F B S B F F X 3-2 ② SF7 3-H			C B F X 1-2 ① P3		B C C F B B F X 3-2 S 2B 1B		3	1	1	1	0	0	0
Eddie Murray, S (1, 3)		B B C F F X 2-2 ① F9	S B S F S 1-3 ③ K			B B C B F B 4-2 FC8-4 BB		1 SAFE 1 SAFE B 1 SAFE B F X 2-1 G4-3 1-H 1B 2B		3	1	1	1	1	1	0
Bobby Bonilla, S (1, 9) OBP: 0.394, SLG: 0.435 Dave Gallagher, R (4, PR) OBP: 0.313, SLG: 0.439 (5, 9)		B B B C B 4-1 F9 1B 2B BB		F H 1-1 2B HBP		X 0-0 ② FC8-4 1B 1-2f		B C B X 2-1 ① F9		0 2	1 1	0 0	0 0	1 0	0 0	0 2
Bill Pecota, R (1, 5) OBP: 0.287, SLG: 0.261	C X 0-1 2B 1-2 1B		M 1 SAFE F F B B B 1 SAFE X 2-2 ① 1-H 2B			C B B B 1 SAFE B F X 3-2 1-3 1B		C X 0-1 ② G4-3 2-3		4	0	3	1	0	0	1
Dick Schofield, R (1, 6) OBP: 0.326, SLG: 0.291	S B X 1-1 ② F9 2-3			X 0-0 ② G4-3		C S S 0-3 ③ K		B B B B 4-0 1B 2B BB		3	1	0	0	1	1	5
Todd Hundley, S (1, 2) OBP: 0.253, SLG: 0.314		B X 1-0 1-3 3-H 2B		B B F B S F X 3-2 ③ F7			B C F X 1-2 ① F9	X 0-0 1-2 3-H 2B 1B		4	1	2	2	0	0	1
Sid Fernandez, L (1, 1) OBP: 0.206, SLG: 0.235 Wally Whitehurst, R (6, 1) OBP: 0.286, SLG: 0.333 Junior Noboa, R (7, PH) OBP: 0.227, SLG: 0.150 Jeff Innis, R (8, 1) Chico Walker, S (8, PH) OBP: 0.247, SLG: 0.301 Lee Guetterman, L (9, 1)		S B F B S 2-3 ③ K			S B X 1-1 ① G4-3		B F C X 1-2 ② F8	B F F X 1-2 1-H 2-H 2B		2 0 1 0 1 0	0 0 0 0 0 0	0 0 0 0 1 0	0 0 0 0 2 0	1 0 0 0 0 0	0 0 0 0 0 0	2 0 0 0 0 0
Inning Stats	R: 0 E: 0 K: 0 S: 5 H: 0 LOB: 0 BB: 1 P: 13	R: 1 E: 0 K: 1 S: 13 H: 2 LOB: 2 BB: 1 P: 23	R: 1 E: 0 K: 1 S: 14 H: 1 LOB: 0 BB: 0 P: 20	R: 1 E: 0 K: 0 S: 10 H: 1 LOB: 1 BB: 0 P: 16	R: 0 E: 0 K: 1 S: 7 H: 0 LOB: 0 BB: 1 P: 15	R: 0 E: 0 K: 1 S: 12 H: 1 LOB: 2 BB: 1 P: 20	R: 0 E: 0 K: 0 S: 9 H: 0 LOB: 0 BB: 0 P: 14	R: 5 E: 0 K: 0 S: 21 H: 5 LOB: 1 BB: 1 P: 39		1B: 4 2B: 6 3B: 0 HR: 1	SF: 1 SAC: 1 DP: 1 HBP: 1			WP: 0 PB: 0 SB: 1 CS: 1	PA: 37	

Chicago Cubs @ New York Mets

Shea Stadium, Flushing, NY

Mon Jun 22 1992, 7:05 PM EDT

Att. 19,552 - Cloudy - 59 F

livebaseballscorecards.com

AB	29
R	8
H	10
RBI	8
BB	5
SO	4
LOB	14

PITCHER		IP	WLS	BF	H	R	ER	SO	BB	IBB	HBP	BLK	WP	HR	S	P	ERA	WHIP
Shawn Boskie, R ERA: 4.5	(1, 1)	4.0	L	17	4	3	3	2	2	0	1	0	0	0	42	72	6.75	1.500
Jeff Robinson, R ERA: 1.59	(5, 1)	1.0		3	0	0	0	1	1	0	0	0	0	0	7	15	0.00	1.000
Chuck McElroy, L ERA: 2.34	(6, 1)	2.0		8	1	0	0	1	1	0	0	0	0	0	21	34	0.00	1.000
Dennis Rasmussen, L ERA: 27.0	(8, 1)	0.0		3	3	3	3	0	0	0	0	0	0	1	10	18	∞	∞
Jim Bullinger, R ERA: 4.91	(8, 1)	1.0		6	2	2	2	0	1	0	0	0	0	0	11	21	18.00	3.000

PITCHER	IP	WLS	BF	H	R	ER	SO	BB	IBB	HBP	BLK	WP	HR	S	P	ERA	WHIP

Batter	1	2	3	4	5	6	7	8	9	AB	R	H	RBI	BB	SO	LOB
Jose Vizcaino, S (1, 5) OBP: 0.227, SLG: 0.261	P8		F8		FC6-4 1-2f			F9		4	0	0	0	0	0	2
Doug Dascenzo, S (1, 8) OBP: 0.287, SLG: 0.270	G6-3			23 S 1B 1B		G5-3		G3		4	1	1	0	0	0	0
23 Ryne Sandberg, R (1, 4) OBP: 0.361, SLG: 0.475	G4-3			K 1-2		L5		G3-1		4	0	0	0	0	1	1
Andre Dawson, R (1, 9) OBP: 0.318, SLG: 0.472		G5-3		1B 2-H 1B		2B			P6	4	0	2	1	0	0	0
Mark Grace, L (1, 3) OBP: 0.416, SLG: 0.466		G1-3		G5-4-3 1-3 1B		BB			G4-3	3	0	1	0	1	0	0
Luis Salazar, R (1, 7) OBP: 0.250, SLG: 0.261		G6-3		G5-4-3 1-2f		F9			L4	3	0	0	0	0	0	4
Jeff Robinson, R (6, 1)										0	0	0	0	0	0	0
Bob Scanlan, R (8, 1)										0	0	0	0	0	0	0
Gary Scott, R (9, PH) OBP: 0.191, SLG: 0.202										1	0	0	0	0	0	0
Joe Girardi, R (1, 2) OBP: 0.346, SLG: 0.303			P1		G6-3		G5-4-3 1B			2	0	0	0	0	0	0
Rick Wilkins, L (7, PH) OBP: 0.353, SLG: 0.313 (7, 2)										1	0	1	0	0	0	0
Rey Sanchez, R (1, 6) OBP: 0.205, SLG: 0.357			G5-3		G5-3		G5-4-3 1-2f			3	0	0	0	0	0	1
Frank Castillo, R (1, 1) OBP: 0.103, SLG: 0.071										1	0	1	0	1	0	0
Derrick May, L (6, 7) OBP: 0.270, SLG: 0.342			BB		FC6-4 1B					1	0	0	0	0	1	0

TOP

Chicago Cubs @ New York Mets

Shea Stadium, Flushing, NY

Tue Jun 23 1992, 7:05 PM EDT
Att. 24,056 - Cloudy - 72 F

livebaseballscorecards.com

AB	31
R	1
H	6
RBI	1
BB	2
SO	2
LOB	8

Inning Stats	1	2	3	4	5	6	7	8	9
	R: 0 E: 0 K: 0 S: 7	H: 0 LOB: 0 BB: 0 P: 12	R: 0 E: 0 K: 0 S: 5	H: 0 LOB: 0 BB: 0 P: 8	R: 0 E: 0 K: 0 S: 6	H: 0 LOB: 1 BB: 1 P: 11	R: 1 E: 0 K: 1 S: 17	H: 3 LOB: 1 BB: 0 P: 25	R: 0 E: 0 K: 0 S: 11	H: 1 LOB: 1 BB: 0 P: 18	R: 0 E: 0 K: 0 S: 9	H: 1 LOB: 2 BB: 1 P: 14	R: 0 E: 0 K: 1 S: 7	H: 1 LOB: 0 BB: 0 P: 12	R: 0 E: 0 K: 0 S: 7	H: 0 LOB: 0 BB: 0 P: 9	R: 0 E: 0 K: 0 S: 7	H: 0 LOB: 0 BB: 0 P: 11

| | | | | | | | | | |

Chicago Cubs @ New York Mets

Shea Stadium, Flushing, NY

Tue Jun 23 1992, 7:05 PM EDT

Att. 24,056 - Cloudy - 72 F

BOTTOM

Batter	1	2	3	4	5	6	7	8	9	AB	R	H	RBI	BB	SO	LOB
Vince Coleman, S (1, 7) OBP: 0.393, SLG: 0.438	0-1 G1-6-3 1B		1-1 1B 1B	G4-3		2-2 F8		0-0 G4-3		5	0	2	0	0	0	6
Willie Randolph, R (1, 4) OBP: 0.337, SLG: 0.318	1 SAFE 1 SAFE 1-1 G1-6-3 1-2f		1 SAFE 1-1 1B 1-2 1B		2-1 G6-3		2-2 F8			4	0	1	0	0	0	1
Daryl Boston, L (1, 8) OBP: 0.313, SLG: 0.395	4-0 BB		3-1 P5		1-0 F9		1-3 K			3	0	0	0	1	1	2
Eddie Murray, S (1, 3) OBP: 0.343, SLG: 0.428	1 SAFE 1-0 F9		2-2 L5		0-1 F9		1-0 F8			4	0	0	0	0	0	3
Bobby Bonilla, S (1, 9) OBP: 0.399, SLG: 0.449		1-0 F7		2-1 G4-3 HR 2B		1-1 WP S 1B		3-1 1B 2B		4	1	3	0	0	0	0
Dave Gallagher, R (8, PR) OBP: 0.313, SLG: 0.439 (9, 9)										0	0	0	0	0	0	0
Bill Pecota, R (1, 5) OBP: 0.295, SLG: 0.274		0-1 1B 2B		0-0 G4-3 2-3		3-3 K 1-2		4-0 1B BB		3	1	1	0	1	1	2
Dick Schofield, R (1, 6) OBP: 0.337, SLG: 0.298		2-1 1B 2-H		4-2 HR BB		4-1 WP BB		0-2 1-2 1B 2-3		2	1	2	1	2	0	0
Todd Hundley, S (1, 2) OBP: 0.253, SLG: 0.333		1-2 G3-1		1-2 HR 1-H 3-H		2-1 P5		0-0 P5		4	1	1	3	0	0	5
Pete Schourek, L (1, 1) OBP: 0.111, SLG: 0.111			1-0 F7	0-3 K		4-1 1-2 BB 2-3		1-3 K		2	0	0	0	0	1	0
Chico Walker, S (6, PH) OBP: 0.256, SLG: 0.301										0	0	0	0	1	0	0
Jeff Innis, R (7, 1)										0	0	0	0	0	0	0
Howard Johnson, S (8, PH) OBP: 0.342, SLG: 0.370										1	0	0	0	0	1	3
John Franco, L (9, 1)										0	0	0	0	0	0	0
Inning Stats	R: 0 E: 0 K: 0 S: 5 H: 1 LOB: 1 BB: 1 P: 11	R: 1 E: 0 K: 0 S: 8 H: 2 LOB: 0 BB: 0 P: 12	R: 0 E: 0 K: 0 S: 10 H: 2 LOB: 2 BB: 0 P: 18	R: 3 E: 0 K: 1 S: 18 H: 2 LOB: 0 BB: 1 P: 26	R: 0 E: 0 K: 0 S: 5 H: 0 LOB: 0 BB: 0 P: 8	R: 0 E: 0 K: 1 S: 13 H: 1 LOB: 3 BB: 2 P: 29	R: 0 E: 0 K: 1 S: 8 H: 0 LOB: 0 BB: 0 P: 12	R: 0 E: 0 K: 1 S: 11 H: 2 LOB: 3 BB: 1 P: 19		1B: 6 2B: 3 3B: 0 HR: 1 SF: 0 SAC: 0 DP: 1 HBP: 0						

livebaseballscorecards.com

AB	32
R	4
H	10
RBI	4
BB	5
SO	4
LOB	22

WP: 1 PA: 37
PB: 0
SB: 1
CS: 0

PITCHER		IP	WLS	BF	H	R	ER	SO	BB	IBB	HBP	BLK	WP	HR	S	P	ERA	WHIP
Frank Castillo, R ERA: 3.24	(1, 1)	5.2	L	27	8	4	4	2	4	0	0	0	1	1	55	98	6.35	2.118
Jeff Robinson, R ERA: 1.5	(6, 1)	1.1		7	2	0	0	1	1	0	0	0	0	0	17	30	0.00	2.250
Bob Scanlan, R ERA: 2.33	(8, 1)	1.0		3	0	0	0	1	0	0	0	0	0	0	6	7	0.00	0.000

PITCHER	IP	WLS	BF	H	R	ER	SO	BB	IBB	HBP	BLK	WP	HR	S	P	ERA	WHIP

Batter	1	2	3	4	5	6	7	8	9	AB	R	H	RBI	BB	SO	LOB
Jose Vizcaino, S (1, 6) OBP: 0.233, SLG: 0.266	B C F X 1-2 23 G5-4-3 1B		C B F B B X 3-2 ① F7			B B B C X 3-1 23 G4-3 1B		C B X 1-1 ② L4		4	0	2	0	0	0	0
Doug Dascenzo, S (1, 8) OBP: 0.278, SLG: 0.261	1 SAFE C X 0-1 ① L4		B C F X 1-2 ② L9			X 0-0 ① F9		F B X 1-1 ③ G3		4	0	0	0	0	0	2
23 Ryne Sandberg, R (1, 4) OBP: 0.359, SLG: 0.475	B X 1-0 ②③ G5-4-3 1-2f		B X 1-0 ③ G6-3			B C X 1-1 ②③ G4-3 1-2f			X 0-0 1B FC4-6 2B	4	1	1	0	0	0	2
Andre Dawson, R (1, 9) OBP: 0.321, SLG: 0.470		B B F H 3-1 FC4-6 1B SF9 HBP		S X 0-1 G4-6-3 1B			C S S 0-3 ① K		F F B X 1-2 ① G6-3	3	1	1	0	0	1	1
Mark Grace, L (1, 3) OBP: 0.421, SLG: 0.471		1 SAFE B B B F B X 3-1 FC4-6 1-2 1B		B C B B F F F X 3-2 ① P6			B B X 2-0 F7 1B		X 0-0 FC4-6 2-3 1B	4	0	3	0	0	0	1
Derrick May, L (1, 7) OBP: 0.272, SLG: 0.342 Luis Salazar, R (9, PH) OBP: 0.248, SLG: 0.259		B B C F X 2-2 ① FC4-6 SF9 1-2f 2-3		B X 1-0 ②③ G4-6-3 1-2f			B B X 2-0 1-2 1B		B C X 1-1 ② FC4-6 1B 1-2f 3-H	3 1	0 0	1 0	0 1	0 0	0 0	3 1
Rick Wilkins, L (1, 2) OBP: 0.300, SLG: 0.278 Hector Villanueva, R (9, PH) OBP: 0.229, SLG: 0.271		S B C F F B F X 2-2 ② SF9 1-2 3-H			C C B S 1-3 ① K		S B B F X 2-2 ② F7 2-3		B S B X 2-1 FC6 1-2 1B	2 1	0 0	0 1	1 0	0 0	1 0	2 0
Doug Strange, S (1, 5) OBP: 0.263, SLG: 0.225 Joe Girardi, R (9, PH) OBP: 0.344, SLG: 0.301		I I I I 4-0 FC6 IBB			C F B X 1-2 ② G4-3		S F F B X 0-2 ③ G3		B B S B X 3-1 ③ FC6 1-2f	2 1	0 0	0 0	0 0	1 0	0 0	2 2
Danny Jackson, R (1, 1) OBP: 0.067, SLG: 0.067 Dwight Smith, L (8, PH) OBP: 0.275, SLG: 0.310 Bob Scanlan, R (8, 1)		S X 0-1 ③ FC6 1-2f			S C S 0-3 ③ K			C X 0-1 ① G4-3		2 1 0	0 0 0	0 0 0	0 0 0	0 0 0	1 0 0	2 0 0
Inning Stats	R: 0 E: 0 K: 0 S: 6 H: 1 LOB: 0 BB: 0 P: 8	R: 1 E: 0 K: 0 S: 14 H: 1 LOB: 2 BB: 1 P: 28	R: 0 E: 0 K: 0 S: 7 H: 0 LOB: 0 BB: 0 P: 12	R: 0 E: 0 K: 0 S: 8 H: 1 LOB: 0 BB: 0 P: 12	R: 0 E: 0 K: 2 S: 9 H: 0 LOB: 0 BB: 0 P: 11	R: 0 E: 0 K: 0 S: 5 H: 1 LOB: 0 BB: 0 P: 9	R: 0 E: 0 K: 1 S: 12 H: 2 LOB: 2 BB: 0 P: 18	R: 0 E: 0 K: 0 S: 6 H: 0 LOB: 0 BB: 0 P: 8	R: 1 E: 0 K: 0 S: 11 H: 3 LOB: 2 BB: 0 P: 18	1B: 8 2B: 1 3B: 0 HR: 0	SF: 1 SAC: 0 DP: 3 HBP: 1						

TOP

Chicago Cubs @ New York Mets

Shea Stadium, Flushing, NY

Wed Jun 24 1992, 7:05 PM EDT

Att. 20,195 - Cloudy - 68 F

livebaseballscorecards.com

AB	32
R	2
H	9
RBI	2
BB	1
SO	3
LOB	18

WP: 0 PB: 0 SB: 0 CS: 0 PA: 35

PITCHER		IP	WLS	BF	H	R	ER	SO	BB	IBB	HBP	BLK	WP	HR	S	P	ERA	WHIP
Dwight Gooden, R ERA: 3.8	(1, 1)	8.0	W	29	6	1	1	3	0	1	1	0	0	0	67	106	1.12	0.750
John Franco, L ERA: 0.82	(9, 1)	1.0	S	6	3	1	1	0	0	0	0	0	0	0	11	18	9.00	3.000

PITCHER	IP	WLS	BF	H	R	ER	SO	BB	IBB	HBP	BLK	WP	HR	S	P	ERA	WHIP

Batter	1	2	3	4	5	6	7	8	9	AB	R	H	RBI	BB	SO	LOB
Vince Coleman, S (1, 7) OBP: 0.388, SLG: 0.431	B C F X 1-2 G4-3 BB SF8 1B	C B X 1-1 ② G4-3 2-3 3-H			C X 0-1 ① F9		B 1 SAFE X 1-0 ② ③ F8 1-2			4	1	1	1	0	0	2
Willie Randolph, R (1, 4) OBP: 0.340, SLG: 0.327	B 1 SAFE B 1 SAFE C 1 B 4-1 SF8 G4-3 BB 1-2	C B X 2-1 ③ G6-3			B X 1-0 3B			C B F X 1-2 ① G6-3		3	0	1	0	1	0	1
Howard Johnson, S (1, 8) OBP: 0.337, SLG: 0.363	C B B B X 3-1 ① G4-3 1-2 2-3		B F B F B S 3-3 ① K		B X 1-0 ② P2		C B F F S 1-3 K CS	B B X 2-0 ② P6		4	0	0	0	0	1	3
Eddie Murray, S (1, 3) OBP: 0.341, SLG: 0.427	F S X 0-2 ② SF8 2-3 3-H		X 0-0 E5		F B X 1-1 ③ G4-3		1 SAFE L L 1 SAFE S 0-3 ① K	X 0-0 1B		3	0	1	1	0	0	1
Bobby Bonilla, S (1, 9) OBP: 0.394, SLG: 0.442	F F B X 1-2 ③ F8		1 SAFE F X 0-1 ② F8			B X 1-0 ① G6-3		B F F B X 2-2 ③ F9		4	0	0	0	0	0	3
Bill Pecota, R (1, 5) OBP: 0.296, SLG: 0.276		B B B C F X 3-2 S 2B 1B	1 SAFE C X 0-1 ③ P9			C B S B B C 3-3 ② K				3	1	1	0	0	1	1
Charlie O'Brien, R (1, 2) OBP: 0.305, SLG: 0.314		B C F X 1-2 ① F8		C S B F F B F F X 2-2 ① G3-1		C B X 1-1 ③ G6-3				3	0	0	0	0	0	1
Dick Schofield, R (1, 6) OBP: 0.337, SLG: 0.295		1 SAFE B B B B B 4-0 2B G4-3 BB 1-2		B X 1-0 ② L3			C B F F F S 1-3 K CS			2	1	0	0	1	1	0
Dwight Gooden, R (1, 1) OBP: 0.286, SLG: 0.314 John Franco, L (9, 1)		X 0-0 G4-3 2B 1-3 2-H		C C X 0-2 ③ G4-3			1 SAFE L L 1 SAFE S 0-3 ① K			3 0	0 0	1 0	1 0	0 0	1 0	1 0
Inning Stats	R: 1 H: 1 E: 0 LOB: 1 K: 0 BB: 1 S: 12 P: 21	R: 2 H: 2 E: 0 LOB: 1 K: 0 BB: 1 S: 11 P: 22	R: 0 H: 0 E: 1 LOB: 1 K: 1 BB: 0 S: 8 P: 11	R: 0 H: 0 E: 0 LOB: 0 K: 0 BB: 0 S: 11 P: 14	R: 0 H: 1 E: 0 LOB: 1 K: 0 BB: 0 S: 6 P: 9	R: 0 H: 0 E: 0 LOB: 0 K: 1 BB: 0 S: 6 P: 11	R: 0 H: 0 E: 0 LOB: 0 K: 2 BB: 0 S: 9 P: 11	R: 0 H: 1 E: 0 LOB: 1 K: 0 BB: 0 S: 8 P: 13		1B: 3 SF: 1 2B: 1 SAC: 0 3B: 1 DP: 0 HR: 0 HBP: 0						

PITCHER		IP	WLS	BF	H	R	ER	SO	BB	IBB	HBP	BLK	WP	HR	S	P	ERA	WHIP
Danny Jackson, L ERA: 4.56	(1, 1)	7.0	L	28	4	3	3	4	2	0	0	0	0	0	63	99	3.86	0.857
Bob Scanlan, R ERA: 2.27	(8, 1)	1.0		4	1	0	0	0	0	0	0	0	0	0	8	13	0.00	1.000

PITCHER	IP	WLS	BF	H	R	ER	SO	BB	IBB	HBP	BLK	WP	HR	S	P	ERA	WHIP

BOTTOM

Chicago Cubs @ New York Mets

Shea Stadium, Flushing, NY

Wed Jun 24 1992, 7:05 PM EDT

Att. 20,195 - Cloudy - 68 F

livebaseballscorecards.com

AB	29
R	3
H	5
RBI	3
BB	2
SO	4
LOB	13

Batter	1	2	3	4	5	6	7	8	9	AB	R	H	RBI	BB	SO	LOB
Jose Vizcaino, S (1, 5) OBP: 0.232, SLG: 0.264	G5-3 FC4-6 3-H 1B		K			G6-3		G5-3		5	0	1	1	0	1	0
Doug Dascenzo, S (1, 8) OBP: 0.282, SLG: 0.260	23 E 1B BB FC4-6 1-2f			G4-3			23 FC4-6 1B		G6-3	4	1	1	0	1	0	1
23 Ryne Sandberg, R (1, 4) OBP: 0.355, SLG: 0.468 Doug Strange, S (7, PR) (7, 4) OBP: 0.272, SLG: 0.236	E5 1B 1B 1-2 G5-3			G3			FC4-6 BB 1B 1-2f		1B	4 1	1 0	0 1	0 0	0 0	0 0	2 0
Mark Grace, L (1, 3) OBP: 0.421, SLG: 0.470	G3-1 1B HR 1-3 2-H 1B G4-3			L8			BB 1-2 1B		L9	5	1	2	1	0	0	1
Derrick May, L (1, 7) OBP: 0.277, SLG: 0.339	G3-1 HR 1-2 3-H 1B G4-3				L8		BB 1-2 2-3		G4-3	4	1	1	1	1	0	1
Dwight Smith, L (1, 9) OBP: 0.274, SLG: 0.308	G3-1 1-2 2-3		WP 2B 1B		K		P5			4	1	1	0	0	1	5
Rick Wilkins, L (1, 2) OBP: 0.333, SLG: 0.500	HR 2-H 3-H		1 SAFE 2B 1-H 2B		F8		P6			4	2	2	4	0	0	3
Rey Sanchez, R (1, 6) OBP: 0.208, SLG: 0.370	WP E 2B		G6-3			G5-3		G6-3		4	1	1	0	0	0	1
Greg Maddux, R (1, 1) OBP: 0.220, SLG: 0.350 Jim Bullinger, R (9, 1) OBP: 1.000, SLG: 4.000	E9 1B 2-H 2B		2-H 2B			K		G6-3		4 0	1 0	2 0	2 0	0 0	1 0	0 0
Inning Stats	R: 7 E: 2 K: 0 S: 23 H: 6 LOB: 1 BB: 1 P: 35	R: 0 E: 0 K: 0 S: 6 H: 0 LOB: 0 BB: 0 P: 9	R: 2 E: 0 K: 1 S: 17 H: 3 LOB: 0 BB: 0 P: 25	R: 0 E: 0 K: 0 S: 7 H: 0 LOB: 0 BB: 0 P: 13	R: 0 E: 0 K: 1 S: 5 H: 0 LOB: 0 BB: 0 P: 7	R: 0 E: 0 K: 1 S: 7 H: 0 LOB: 0 BB: 0 P: 7	R: 0 E: 0 K: 0 S: 13 H: 2 LOB: 3 BB: 1 P: 21	R: 0 E: 0 K: 0 S: 3 H: 0 LOB: 0 BB: 0 P: 5	R: 0 E: 0 K: 0 S: 7 H: 1 LOB: 1 BB: 0 P: 10	1B: 7 2B: 4 3B: 0 HR: 1 SF: 0 SAC: 0 DP: 0 HBP: 0						

TOP

Chicago Cubs @ New York Mets

Shea Stadium, Flushing, NY

Thu Jun 25 1992, 3:33 AM EDT

Att. 29,055 - Sunny - 73 F

livebaseballscorecards.com

AB	39
R	9
H	12
RBI	9
BB	2
SO	3
LOB	14

WP: 2 PB: 0 SB: 0 CS: 0 PA: 41

PITCHER		IP	WLS	BF	H	R	ER	SO	BB	IBB	HBP	BLK	WP	HR	S	P	ERA	WHIP
Anthony Young, R ERA: 4.65	(1, 1)	2.0	L	16	8	9	3	0	1	0	0	0	2	1	35	55	13.50	4.500
Paul Gibson, L ERA: 4.91	(3, 1)	5.0		18	3	0	0	3	1	0	0	0	0	0	43	62	0.00	0.800
Lee Guetterman, L ERA: 7.96	(8, 1)	2.0		7	1	0	0	0	0	0	0	0	0	0	10	15	0.00	0.500

PITCHER	IP	WLS	BF	H	R	ER	SO	BB	IBB	HBP	BLK	WP	HR	S	P	ERA	WHIP

Chicago Cubs @ New York Mets

Shea Stadium, Flushing, NY

Thu Jun 25 1992, 3:33 AM EDT

Att. 29,055 - Sunny - 73 F

BOTTOM

livebaseballscorecards.com

Batter	1	2	3	4	5	6	7	8	9	AB	R	H	RBI	BB	SO	LOB
Vince Coleman, S (1, 7) OBP: 0.384, SLG: 0.425	C F F B C 1-3 ① K			B X 1-0 ① B1-3		B X 1-0 ② F8		F B X 1-1 1B G6-4-3 1B		4	1	1	0	0	1	0
Chico Walker, S (1, 4) (5, 5) OBP: 0.277, SLG: 0.326	B C S X 1-2 ② G3			B B F F B B 4-2 BB		C X 0-1 2B		B B C 1 SAFE F X 2-2 1-3 1B		3	0	2	0	1	0	0
Bobby Bonilla, S (1, 9) OBP: 0.390, SLG: 0.436 Dave Gallagher, R (7, 9) OBP: 0.306, SLG: 0.429	C B S B C 2-3 ③ K			F F B C 1-3 ② K		F X 0-1 ③ F9		B X 1-0 ① ② G6-4-3 1- 3-H		3 1	0 0	0 0	0 0	0 0	2 0	2 1
Eddie Murray, S (1, 3) OBP: 0.345, SLG: 0.427 Lee Guetterman, L (8, 1)		F B B S X 2-2 ① G4-3		C B B B F B 4-2 1-2 BB			B F X 1-1 1B 1B	C S C 0-3 ③ K		2 1	1 0	1 0	0 0	1 0	0 1	0 0
Howard Johnson, S (1, 8) OBP: 0.332, SLG: 0.357		B X 1-0 ② F8		C B F F S 1-3 ③ K			X 0-0 ① F8		X 0-0 ① P6	4	0	0	0	0	1	3
Bill Pecota, R (1, 5) (5, 6) OBP: 0.295, SLG: 0.275		B F X 1-1 ③ P3			B B F X 2-1 ① P9		C B S B X 2-2 1B 1-3 1B		B S C B C 2-3 ② K	4	0	1	0	0	1	0
Dick Schofield, R (1, 6) OBP: 0.336, SLG: 0.294 Junior Noboa, R (5, 4) OBP: 0.213, SLG: 0.140			B X 1-0 ① L6		B X 1-0 ② G5-3		F X 0-1 ② F8		S B X 1-1 ③ G4-3	1 3	0 0	0 0	0 0	0 0	0 0	0 2
Todd Hundley, S (1, 2) OBP: 0.255, SLG: 0.333			F B B S S 2-3 ② K		C B B F B F X 2-2 ③ G4-3		S S X 0-2 1-3 3-H 1B			3	0	1	1	0	1	0
Anthony Young, R (1, 1) OBP: 0.154, SLG: 0.120 Paul Gibson, R (3, 1) Mackey Sasser, L (7, PH) OBP: 0.231, SLG: 0.258 (8, 3)			B S F B S 2-3 ③ K			X 0-0 ① L3	X 0-0 ③ G4-3			0 2 1	0 0 0	0 0 0	0 0 0	0 0 0	0 1 0	0 0 2
Inning Stats	R: 0 H: 0 E: 0 LOB: 0 K: 2 BB: 0 S: 10 P: 14	R: 0 H: 0 E: 0 LOB: 0 K: 0 BB: 0 S: 6 P: 10	R: 0 H: 0 E: 0 LOB: 0 K: 2 BB: 0 S: 7 P: 12	R: 0 H: 0 E: 0 LOB: 2 K: 2 BB: 2 S: 12 P: 23	R: 0 H: 0 E: 0 LOB: 0 K: 0 BB: 0 S: 7 P: 12	R: 0 H: 1 E: 0 LOB: 1 K: 0 BB: 0 S: 6 P: 7	R: 1 H: 3 E: 0 LOB: 2 K: 0 BB: 0 S: 12 P: 15	R: 1 H: 2 E: 0 LOB: 0 K: 1 BB: 0 S: 9 P: 13	R: 0 H: 0 E: 0 LOB: 0 K: 1 BB: 0 S: 6 P: 9	1B: 5 2B: 1 3B: 0 HR: 0	SF: 0 SAC: 0 DP: 1 HBP: 0			WP: 0 PB: 0 SB: 1 CS: 0	PA: 34		

PITCHER	IP	WLS	BF	H	R	ER	SO	BB	IBB	HBP	BLK	WP	HR	S	P	ERA	WHIP
Greg Maddux, R (1, 1) ERA: 2.66	8.0	W	31	6	2	2	7	2	0	0	0	0	0	69	106	2.25	1.000
Jim Bullinger, R (9, 1) ERA: 4.6	1.0		3	0	0	0	1	0	0	0	0	0	0	6	9	0.00	0.000

PITCHER	IP	WLS	BF	H	R	ER	SO	BB	IBB	HBP	BLK	WP	HR	S	P	ERA	WHIP

AB	32
R	2
H	6
RBI	1
BB	2
SO	8
LOB	10

Batter	1	2	3	4	5	6	7	8	9	AB	R	H	RBI	BB	SO	LOB
Vince Coleman, S (1, 7) OBP: 0.395, SLG: 0.421	C B F B B B 4-2 SH3-4 S BB	B B C B B 4-1 S BB		B B C F F B 1 SAFE C 3-3 ② K			F B B B C F F B 4-2 S CS BB		F X 0-1 2B	1	0	0	0	3	1	2
Dave Gallagher, R (7, 7) OBP: 0.320, SLG: 0.465										1	0	1	0	0	0	0
Willie Randolph, R (1, 4) OBP: 0.341, SLG: 0.323	B L B B B 4-1 SH3-4 1-2 BB	1 SAFE C 1 SAFE 1 SAFE B 1 SAFE C B X 2-2 ③ G6-3 1-2		X 0-0 ③ G3			1 SAFE 1 SAFE B C B F H 3-2 1-3 HBP		B X 1-0 ③ F9	3	0	0	0	1	0	4
Bill Pecota, R (1, 5) OBP: 0.287, SLG: 0.267	X 0-0 ① SH3-4 1-2 2-3	B B F X 2-1 ① G6-3			C F B S 1-3 ① K		M F S 0-3 ②③ K 3-H			3	0	0	0	0	2	2
Eddie Murray, S (1, 3) OBP: 0.340, SLG: 0.421	B C S B B S 3-3 ② K	X 0-0 ② G4-3			B S F F F B S 2-3 ② K			C F B X 1-2 ① G4-3		4	0	0	0	0	2	2
Bobby Bonilla, S (1, 9) OBP: 0.388, SLG: 0.431	B C C F B S 2-3 ③ K	X 0-0 ③ G1-3			S C S 0-3 ③ K			B B B B 4-0 BB		3	0	0	0	1	2	2
Jeff Innis, R (8, 1)										0	0	0	0	0	0	0
Howard Johnson, S (1, 8) OBP: 0.331, SLG: 0.355		C X 0-1 ① L7		C L X 0-2 G4-3 S SH 1B		C F C 0-3 ① K		S B F X 1-2 ② F8		4	1	1	0	0	1	1
Dick Schofield, R (1, 6) OBP: 0.335, SLG: 0.290		C B B B F B 4-2 HR BB		B B B C X 3-1 ① G4-3 1-3		F X 0-1 ② P3		X 0-0 ③ P5		3	1	0	0	1	0	2
Todd Hundley, S (1, 2) OBP: 0.261, SLG: 0.354		1 SAFE B F 1 SAFE F X 1-2 1-H HR		I I I 4-0 SH IBB		C B B X 2-1 ③ P3			C S B X 1-2 ① G4-3	3	1	1	2	1	0	0
David Cone, L (1, 1) OBP: 0.171, SLG: 0.132		B X 1-0 ② G6-3		X 0-0 SH 1-2 3-H			X 0-0 ① G4-3		B C S B S S 2-3 ② K	2	0	0	1	0	0	0
Daryl Boston, L (8, 9) OBP: 0.310, SLG: 0.392										1	0	0	0	0	1	0

Inning Stats	1	2	3	4	5	6	7	8	9
	R: 0 E: 0 K: 2 S: 12	R: 2 E: 0 K: 0 S: 12	R: 0 E: 0 K: 0 S: 4	R: 1 E: 0 K: 1 S: 11	R: 0 E: 0 K: 3 S: 11	R: 0 E: 0 K: 1 S: 7	R: 0 E: 0 K: 1 S: 10	R: 0 E: 0 K: 0 S: 7	R: 0 E: 0 K: 1 S: 9
	H: 0 LOB: 2 BB: 2 P: 25	H: 1 LOB: 1 BB: 2 P: 24	H: 0 LOB: 0 BB: 0 P: 6	H: 1 LOB: 2 BB: 1 P: 21	H: 0 LOB: 0 BB: 0 P: 14	H: 0 LOB: 0 BB: 0 P: 9	H: 0 LOB: 1 BB: 1 P: 17	H: 0 LOB: 1 BB: 1 P: 13	H: 1 LOB: 1 BB: 0 P: 13

1B: 1	SF: 0	WP: 0	PA: 38
2B: 1	SAC: 2	PB: 0	
3B: 0	DP: 0	SB: 5	
HR: 1	HBP: 1	CS: 1	

PITCHER	IP	WLS	BF	H	R	ER	SO	BB	IBB	HBP	BLK	WP	HR	S	P	ERA	WHIP
Mark Clark, R (1, 1) ERA: 4.71	4.0		20	2	3	3	3	4	1	0	0	0	1	39	76	6.75	1.500
Jose DeLeon, R (5, 1) ERA: 4.44	2.0		6	0	0	0	4	0	0	0	0	0	0	18	23	0.00	0.000
Cris Carpenter, R (7, 1) ERA: 2.76	2.0		8	0	0	0	1	2	0	1	0	0	0	17	30	0.00	1.000
Lee Smith, R (9, 1) ERA: 3.48	1.0	W	4	1	0	0	1	0	0	0	0	0	0	9	13	0.00	1.000

PITCHER	IP	WLS	BF	H	R	ER	SO	BB	IBB	HBP	BLK	WP	HR	S	P	ERA	WHIP

TOP

New York Mets @ St. Louis Cardinals

Busch Stadium, St. Louis, MO

Fri Jun 26 1992, 7:05 PM CDT
Att. 41,282 - Sunny - 80 F

livebaseballscorecards.com

AB	28
R	3
H	3
RBI	3
BB	7
SO	9
LOB	15

BOTTOM

New York Mets @ St. Louis Cardinals

Busch Stadium, St. Louis, MO

Fri Jun 26 1992, 7:05 PM CDT

Att. 41,282 - Sunny - 80 F

livebaseballscorecards.com

Batter	1	2	3	4	5	6	7	8	9	AB	R	H	RBI	BB	SO	LOB
Geronimo Pena, S (1, 4) OBP: 0.388, SLG: 0.483	X 0-0 F9 ①	B S S B X 2-2 F9 ③		F B X 1-1 P4 ③		B C F C 1-3 K ③			B X 1-0 BB S 1B 1B	5	1	1	0	0	1	2
Todd Zeile, R (1, 5) OBP: 0.342, SLG: 0.378	B B B B 4-0 2B BB		X 0-0 F9 ①		C B B B X 3-1 HR 1B		B C C X 1-2 SF9 3B		1 SAFE B C B B C F F B 4-2 1B BB 1-2 BB	3	2	2	0	2	0	0
Ray Lankford, L (1, 8) OBP: 0.384, SLG: 0.455	B C S 1 SAFE B X 2-2 1-3 2B		C B B S B S 3-3 K ②		S C 1 SAFE B B S 2-3 K ①		B C B X 2-1 SF9 ① 3-H		B B B B 4-0 1B 1-2 2-3 BB	3	0	1	1	1	2	1
Felix Jose, S (1, 9) OBP: 0.372, SLG: 0.475	F B S S 1-3 K ②		X 0-0 1B 1B		F B B B X 3-1 1-H HR		B F S B X 2-2 F8 ②		X 0-0 1-2 2-3 3-H 1B	5	1	3	3	0	1	2
Gerald Perry, L (1, 3) OBP: 0.323, SLG: 0.318	S H 1-1 FC6-4 HBP		1 SAFE F F P B 1 SAFE X 2-1 1-3 1B		F B F B F F S 2-3 K ②		B B S C S 2-3 K ③			3	0	1	0	0	2	0
Brian Jordan, R (1, 7) OBP: 0.245, SLG: 0.423	B F F B F X 2-2 FC6-4 1-2f ③		F S F F B S 1-3 K ③		B F B S X 2-2 3B			B F X 1-1 G3 ①		4	0	1	0	0	1	5
Tim Jones, L (1, 6) OBP: 0.241, SLG: 0.227		F C C 0-3 K ①		C B F C 1-3 K ①	S X 0-1 F9 ③			B B X 2-0 G3-1 ②		4	0	0	0	0	2	1
Rich Gedman, L (1, 2) OBP: 0.188, SLG: 0.194 Lee Smith, R (9, 1)		F S B F B S 2-3 K ②		F B F B B X 3-2 1B		B B B F B C C X 3-2 P6 ①		C X 0-1 G4-3 ③		4 0	0 0	1 0	0 0	0 0	1 0	0 0
Mark Clark, R (1, 1) OBP: 0.250, SLG: 0.250 Andres Galarraga, R (4, PH) OBP: 0.222, SLG: 0.234 Jose DeLeon, R (5, 1) Bernard Gilkey, R (6, PH) OBP: 0.384, SLG: 0.417 Cris Carpenter, R (7, 1) OBP: 0.500, SLG: 0.500 Tom Pagnozzi, R (9, 2) OBP: 0.340, SLG: 0.419		X 0-0 1B		B F S S 1-3 K ②		B C C B S 3-3 K ②			S B X 1-1 G6-3 ①	1 1 0 1 0 0 1	0 0 0 0 0 0 0	1 0 0 0 0 0 0	0 0 0 0 0 0 0	0 1 0 0 0 0 0	0 1 0 1 0 0 0	0 1 0 0 0 0 0
Inning Stats	R: 0 E: 0 K: 1 S: 12 H: 1 LOB: 3 BB: 1 P: 22	R: 0 E: 0 K: 2 S: 11 H: 1 LOB: 1 BB: 0 P: 15	R: 0 E: 0 K: 2 S: 12 H: 2 LOB: 2 BB: 0 P: 17	R: 0 E: 0 K: 2 S: 11 H: 1 LOB: 1 BB: 0 P: 17	R: 2 E: 0 K: 2 S: 17 H: 3 LOB: 1 BB: 0 P: 29	R: 0 E: 0 K: 2 S: 9 H: 0 LOB: 0 BB: 0 P: 16	R: 1 E: 0 K: 1 S: 11 H: 1 LOB: 0 BB: 0 P: 18	R: 0 E: 0 K: 0 S: 5 H: 0 LOB: 0 BB: 0 P: 8	R: 1 E: 0 K: 0 S: 8 H: 2 LOB: 3 BB: 2 P: 18	1B: 7 2B: 1 3B: 2 HR: 1	SF: 1 SAC: 0 DP: 0 HBP: 1			WP: 0 PB: 0 SB: 1 CS: 0	PA: 40		

	AB	35
	R	4
	H	11
	RBI	4
	BB	3
	SO	12
	LOB	12

PITCHER		IP	WLS	BF	H	R	ER	SO	BB	IBB	HBP	BLK	WP	HR	S	P	ERA	WHIP
David Cone, R ERA: 2.52	(1, 1)	7.0		32	9	3	3	12	1	0	1	0	0	1	83	134	3.86	1.429
Jeff Innis, R ERA: 3.16	(8, 1)	1.1	L	8	2	1	1	0	2	0	0	0	0	0	13	26	6.75	3.000

PITCHER	IP	WLS	BF	H	R	ER	SO	BB	IBB	HBP	BLK	WP	HR	S	P	ERA	WHIP

Batter	1	2	3	4	5	6	7	8	9	10	11	AB	R	H	RBI	BB	SO	LOB
Dave Gallagher, R (1, 7) OBP: 0.309, SLG: 0.426	X 0-0 F9 ①		F B F B F S 2-3 K ③			B S F X 1-2 P4 ①			C F F X 0-2 F8 ①		C B B F B F F B 4-2 S 2B BB	4	1	0	0	1	1	0
Dick Schofield, R (1, 6) OBP: 0.328, SLG: 0.283	B C T F F B F B C 3-3 K ②			B F F F F X 1-2 G6-3 ①		B B B C X 3-1 P4 ②			F B F F X 1-2 G6-3 ②		C B 1 SAFE B F C 2-3 K ②	5	0	0	0	0	2	1
Bill Pecota, R (1, 4) OBP: 0.292, SLG: 0.282 (10, 5)	B B X 2-0 L7 ③			C B C F X 1-2 2B 1B		X 0-0 L5 ③			C C X 0-2 F9 ③		C B B B C X 3-2 1-H 2B	5	0	2	1	0	0	0
Eddie Murray, S (1, 3) OBP: 0.338, SLG: 0.420		C B X 1-1 G4-3 ①		B X 1-0 1-H 2B ②			X 0-0 F7 ①			B C X 1-1 G3 ①	F B B B C S 3-3 K ③	5	0	1	0	0	1	1
Bobby Bonilla, S (1, 9) OBP: 0.383, SLG: 0.424		X 0-0 F9 ②		B S B X 2-1 F8 ③			B F X 1-1 G6-3 ②			C B S B X 2-2 P6 ②		4	0	0	0	0	0	1
Howard Johnson, S (1, 8) OBP: 0.337, SLG: 0.371		B B F B X 3-1 HR			S F B B B X 3-2 WP S 1B		C X 0-1 G5-3 ③			B B C B B 4-1 S BB		3	1	2	1	1	0	0
Dave Magadan, L (1, 5) OBP: 0.397, SLG: 0.353		B B X 2-0 G3-1 ③			1 SAFE C 1 C B S 1-3 K ①			S X 0-1 F8 ①		1 SAFE 1 SAFE P 1 SAFE C C B B B 4-2 1-2 BB		3	0	0	0	1	1	1
John Franco, L (10, 1)												0	0	0	0	0	0	0
Charlie O'Brien, R (1, 2) OBP: 0.294, SLG: 0.301			C C B X 1-2 L7 ①		B F X 1-1 F8 ②					S C S 0-3 K ③		3	0	0	0	0	0	1
Daryl Boston, L (10, PH) OBP: 0.308, SLG: 0.389								X 0-0 P3 ②				1	0	0	0	0	1	2
Todd Hundley, S (10, 2) OBP: 0.261, SLG: 0.354												0	0	0	0	0	0	0
Sid Fernandez, L (1, 1) OBP: 0.194, SLG: 0.222			B S F B F F S 2-3 K ②		1 SAFE F S B S 1-3 K ③			C B F B F X 3-2 F8 ③			B F F X 1-2 P5 ①	2	0	0	0	0	2	1
Junior Noboa, R (8, PH) OBP: 0.208, SLG: 0.136												1	0	0	0	0	0	0
Wally Whitehurst, R (8, 1) OBP: 0.286, SLG: 0.333												0	0	0	0	0	0	0
Chico Walker, S (10, 4) OBP: 0.274, SLG: 0.322												1	0	0	0	0	0	0
Inning Stats	R: 0 E: 0 K: 1 S: 8 H: 0 LOB: 0 BB: 0 P: 13	R: 1 E: 0 K: 0 S: 6 H: 1 LOB: 0 BB: 0 P: 12	R: 0 E: 0 K: 2 S: 12 H: 0 LOB: 0 BB: 0 P: 17	R: 0 E: 0 K: 0 S: 12 H: 2 LOB: 1 BB: 0 P: 17	R: 0 E: 0 K: 2 S: 11 H: 1 LOB: 1 BB: 0 P: 17	R: 0 E: 0 K: 0 S: 6 H: 0 LOB: 0 BB: 0 P: 10	R: 0 E: 0 K: 0 S: 5 H: 0 LOB: 0 BB: 0 P: 6	R: 0 E: 0 K: 0 S: 8 H: 0 LOB: 0 BB: 0 P: 11	R: 0 E: 0 K: 0 S: 11 H: 0 LOB: 0 BB: 0 P: 12	R: 0 E: 0 K: 1 S: 12 H: 0 LOB: 2 BB: 2 P: 22	R: 1 E: 0 K: 2 S: 17 H: 1 LOB: 1 BB: 1 P: 30							

PITCHER		IP	WLS	BF	H	R	ER	SO	BB	IBB	HBP	BLK	WP	HR	S	P	ERA	WHIP
Donovan Osborne, L ERA: 2.92	(1, 1)	9.0		30	4	1	1	5	0	0	0	0	1	1	79	115	1.00	0.444
Lee Smith, R ERA: 3.55	(10, 1)	2.0	L	10	1	1	1	3	3	0	0	0	0	0	29	52	4.50	2.000

PITCHER	IP	WLS	BF	H	R	ER	SO	BB	IBB	HBP	BLK	WP	HR	S	P	ERA	WHIP

TOP

New York Mets @ St. Louis Cardinals

Busch Stadium, St. Louis, MO

Sat Jun 27 1992, 3:33 AM CDT

Att. 45,549 - Sunny - 75 F

livebaseballscorecards.com

AB	37
R	2
H	5
RBI	2
BB	3
SO	8
LOB	8

1B: 2	SF: 0	WP: 1	PA: 40
2B: 2	SAC: 0	PB: 0	
3B: 0	DP: 0	SB: 3	
HR: 1	HBP: 0	CS: 0	

Batter	1	2	3	4	5	6	7	8	9	10	11	AB	R	H	RBI	BB	SO	LOB
Geronimo Pena, S (1, 4) OBP: 0.376, SLG: 0.463	3B 1B	K			F9		P5		L6		G6-3	6	1	1	0	0	1	4
Todd Zeile, R (1, 5) OBP: 0.343, SLG: 0.373	F9	BB			F9			G6-4-3 E BB	G1-3			3	0	0	0	2	0	3
Ray Lankford, L (1, 8) OBP: 0.381, SLG: 0.457	1-H 3B	K			F9			E4 G6-4-3		L6		5	0	1	1	0	1	4
Felix Jose, S (1, 9) OBP: 0.373, SLG: 0.473	K		CS 1B			G4-3		G6-4-3		1B 1B		5	0	2	0	0	1	3
Brian Jordan, R (1, 7) OBP: 0.250, SLG: 0.414	BB		L8			F7		HBP		F8		3	0	0	0	1	0	2
Andres Galarraga, R (1, 3) OBP: 0.230, SLG: 0.241	G5-3		K			1B		K		1B		5	0	2	0	0	2	4
Tom Pagnozzi, R (1, 2) OBP: 0.337, SLG: 0.412		2B BB	K			P4			F9	G4-3		4	0	0	0	1	1	3
Tim Jones, L (1, 6) OBP: 0.250, SLG: 0.250		1-3 2B	P8				P5		S 1B		G4-3	5	0	2	0	0	0	0
Donovan Osborne, S (1, 1) OBP: 0.161, SLG: 0.226 Gerald Perry, L (9, PH) OBP: 0.330, SLG: 0.318 Lee Smith, R (10, 1) Milt Thompson, L (11, PH) OBP: 0.352, SLG: 0.457		K	K				K		1-2 IBB		K	3 0 0 1	0 0 0 0	0 0 0 0	0 1 0 0	0 0 0 0	3 0 0 1	2 0 0 0
Inning Stats	R: 1 H: 2 E: 0 LOB: 2 K: 1 BB: 1 S: 13 P: 21	R: 0 H: 1 E: 0 LOB: 3 K: 3 BB: 2 S: 18 P: 30	R: 0 H: 1 E: 0 LOB: 0 K: 1 BB: 0 S: 10 P: 16	R: 0 H: 0 E: 0 LOB: 0 K: 2 BB: 0 S: 10 P: 15	R: 0 H: 0 E: 0 LOB: 0 K: 0 BB: 0 S: 4 P: 7	R: 0 H: 1 E: 0 LOB: 1 K: 0 BB: 0 S: 8 P: 11	R: 0 H: 0 E: 0 LOB: 0 K: 1 BB: 0 S: 9 P: 12	R: 0 H: 0 E: 1 LOB: 2 K: 1 BB: 1 S: 9 P: 20	R: 0 H: 1 E: 0 LOB: 2 K: 0 BB: 1 S: 7 P: 15	R: 0 H: 2 E: 0 LOB: 2 K: 0 BB: 0 S: 10 P: 13	R: 0 H: 0 E: 0 LOB: 0 K: 1 BB: 0 S: 8 P: 14	1B: 6 SF: 0 2B: 1 SAC: 0 3B: 1 DP: 1 HR: 0 HBP: 1						

PITCHER	IP	WLS	BF	H	R	ER	SO	BB	IBB	HBP	BLK	WP	HR	S	P	ERA	WHIP
Sid Fernandez, L (1, 1) ERA: 3.03	7.0		28	5	1	1	8	3	0	0	0	0	0	72	112	1.29	1.143
Wally Whitehurst, R (8, 1) ERA: 3.24	2.2		14	3	0	0	1	1	1	1	0	0	0	25	46	0.00	1.500
John Franco, L (10, 1) ERA: 0.77	1.1	W	4	0	0	0	1	0	0	0	0	0	0	9	16	0.00	0.000

PITCHER	IP	WLS	BF	H	R	ER	SO	BB	IBB	HBP	BLK	WP	HR	S	P	ERA	WHIP

BOTTOM

New York Mets @ St. Louis Cardinals

Busch Stadium, St. Louis, MO

Sat Jun 27 1992, 3:33 AM CDT
Att. 45,549 - Sunny - 75 F

livebaseballscorecards.com

AB	40
R	1
H	8
RBI	1
BB	5
SO	10
LOB	25

WP: 0 PA: 46
PB: 0
SB: 1
CS: 1

Batter	1	2	3	4	5	6	7	8	9	10	11	AB	R	H	RBI	BB	SO	LOB
Daryl Boston, L (1, 7) OBP: 0.318, SLG: 0.426	B F B X 2-1 HR	C X 0-1 SH1-3 2B	C B B B F S 3-3 ② K	C B B B F F X 3-2 1B	B C X 1-1 ① P3							5	1	3	1	0	1	0
Dave Gallagher, R (1, 9) OBP: 0.288, SLG: 0.392	F S S 1-3 ① K	X 0-0 ① SH1-3 2-3	B X 1-0 ③ E7	B C 1 SAFE X 1-1 ③ G1-3	X 0-0 ② L6							4	0	0	0	0	1	1
Bill Pecota, R (1, 4) (9, 5) OBP: 0.296, SLG: 0.274	C B B S B F B 4-2 BB BB	X 0-0 ② G5-3	C B F B F B X 2-2 ① G5-3	C F B B X 2-2 G6-3	B C B B B 4-1 2B BB							3	1	0	0	2	0	1
Bobby Bonilla, S (1, 3) John Franco, L (10, 1) OBP: 0.383, SLG: 0.425	F B 1 SAFE F 1 SAFE F S 1-3 ② K	X 0-0 ③ F8	B S B B B 4-1 BB BB	S C B F B F B F X 3-2 ② F8	B X 1-0 1-H 2B							4 0	0 0	1 0	1 0	1 0	1 0	2 0
Howard Johnson, S (1, 8) OBP: 0.341, SLG: 0.375	B B B B 4-0 1-2 BB	C B B X 2-1 2B	C X 0-1 ② F8	C B X 1-1 ③ F8	I I I I 4-0 IBB							3	0	1	0	2	0	1
Dave Magadan, L (1, 5) OBP: 0.398, SLG: 0.349 Junior Noboa, R (9, PR) OBP: 0.208, SLG: 0.136 (9, 4) Eddie Murray, S (10, PH) OBP: 0.337, SLG: 0.419 (10, 3)	B C X 1-1 ③ F7	C B F B F S 3-3 ① K	B 1 SAFE B B B C B 4-1 1-2 BB	B B C B C B 4-2 G5-4-3 BB	C B B F F S 2-3 ③ K							2 0 1	0 0 0	0 0 0	0 0 0	2 0 1	1 0 0	3 0 2
Dick Schofield, R (1, 6) OBP: 0.322, SLG: 0.277	S X 0-1 ① F8	C B X 1-1 ② P3	S F B B B B F X 3-2 ③ F7	1 SAFE B B 1 SAFE C L F 1 SAFE X 2-2 ① ② G5-4-3 1-2f	C B B X 2-1 ① F9							5	0	0	0	0	0	4
Todd Hundley, S (1, 2) OBP: 0.259, SLG: 0.355	B X 1-0 ② G3	B X 1-0 ③ F8	X 0-0 ① G3	B B B C F X 3-2 2B	B B S C B F C 3-3 ② K							5	0	1	0	0	1	1
Pete Schourek, L (1, 1) OBP: 0.083, SLG: 0.083 Chico Walker, S (9, PH) OBP: 0.271, SLG: 0.318 Lee Guetterman, L (9, 1) Willie Randolph, R (10, 4) OBP: 0.340, SLG: 0.321	F F B B B X 2-2 ③ G4-3	F B X 1-1 ① G3	X 0-0 ② F8	C X 0-1 ③ P2	B C S F S 1-3 ③ K							3 1 0 1	0 0 0 0	0 0 0 0	0 0 0 0	0 0 0 0	0 2 0 0	0 0 0 0
Inning Stats	R: 1 E: 0 K: 2 S: 14 H: 1 LOB: 2 BB: 2 P: 27	R: 0 E: 0 K: 0 S: 6 H: 0 LOB: 0 BB: 0 P: 9	R: 0 E: 0 K: 0 S: 5 H: 1 LOB: 1 BB: 0 P: 5	R: 0 E: 0 K: 1 S: 9 H: 1 LOB: 1 BB: 0 P: 16	R: 0 E: 1 K: 1 S: 6 H: 0 LOB: 1 BB: 0 P: 11	R: 0 E: 0 K: 0 S: 12 H: 0 LOB: 2 BB: 2 P: 25	R: 0 E: 0 K: 0 S: 9 H: 1 LOB: 1 BB: 0 P: 13	R: 0 E: 0 K: 0 S: 11 H: 0 LOB: 0 BB: 0 P: 17	R: 0 E: 0 K: 0 S: 11 H: 1 LOB: 2 BB: 1 P: 20	R: 1 E: 0 K: 1 S: 9 H: 1 LOB: 2 BB: 2 P: 21	R: 0 E: 0 K: 2 S: 10 H: 0 LOB: 0 BB: 0 P: 16	1B: 1 2B: 4 3B: 0 HR: 1	SF: 0 SAC: 1 DP: 1 HBP: 0		WP: 0 PB: 0 SB: 0 CS: 0		PA: 45		

PITCHER		IP	WLS	BF	H	R	ER	SO	BB	IBB	HBP	BLK	WP	HR	S	P	ERA	WHIP
Omar Olivares, R ERA: 3.93	(1, 1)	9.0		36	5	1	1	4	5	0	0	0	0	1	83	143	1.00	1.111
Bob McClure, L ERA: 3.6	(10, 1)	0.1		1	0	0	0	0	0	0	0	0	0	0	2	3	0.00	0.000
Mike Perez, R ERA: 1.52	(10, 1)	1.2	W	8	1	1	1	3	1	1	0	0	0	0	17	34	5.40	1.200

PITCHER	IP	WLS	BF	H	R	ER	SO	BB	IBB	HBP	BLK	WP	HR	S	P	ERA	WHIP

TOP

New York Mets @ St. Louis Cardinals

Busch Stadium, St. Louis, MO

Sun Jun 28 1992, 3:33 AM CDT

Att. 43,826 - Cloudy - 80 F

livebaseballscorecards.com

AB	37
R	2
H	6
RBI	2
BB	7
SO	7
LOB	17

Batter	1	2	3	4	5	6	7	8	9	10	11	AB	R	H	RBI	BB	SO	LOB
Brian Jordan, R (1, 7) OBP: 0.261, SLG: 0.417 (11, 8)	B X 1-0 G3 ①		B B B B 4-0 G6-3 BB		B F X 1-1 1-2 1B			B X 1-0 P3 ①		C 1 SAFE B 1 SAFE S 1 SAFE 1 SAFE X 1-2 1-3 S 1B		4	0	2	0	1	0	0
Tim Jones, L (1, 6) OBP: 0.250, SLG: 0.250 Bernard Gilkey, R (10, PH) OBP: 0.381, SLG: 0.417 (11, 7)	B F B X 2-1 S 1B		B P X 2-0 G6-3 1-2 ②		B B C F F C 2-3 K ②			B X 1-0 F8 ②		1 SAFE B B S B 1 SAFE C X 3-2 SF8 3-H ②		4	0	1	0	0	1	3
												0	0	0	1	0	0	0
Ray Lankford, L (1, 8) OBP: 0.375, SLG: 0.449 Bien Figueroa, R (11, 6) OBP: 0.167, SLG: 0.167	B B C 1 SAFE S S 2-3 K2-3 1-2 ②		X 0-0 F7 ③		C B X 1-1 G1-3 ③			S B B S X 2-2 F7 ③		P C B C B F C 3-3 K 1-2 ③		5	0	0	0	0	2	5
												0	0	0	0	0	0	0
Felix Jose, S (1, 9) OBP: 0.369, SLG: 0.467	B X 1-0 F8 ③			B F S F C 1-3 K ①		S B X 1-1 G6-3 ①			C S B B F X 1-2 F9 S 1B		S S S 0-3 K ①	5	0	1	0	0	2	1
Todd Zeile, R (1, 5) OBP: 0.340, SLG: 0.369		F B B X 2-1 BLK 1B		B B F B X 3-1 E5 G1-6-3 ②		C B B B X 3-1 L7 ②			1 SAFE B 1 C B C X 2-2 F9 1-3 ①		C F B S 1-3 K ②	5	0	1	0	0	1	1
Craig Wilson, R (1, 4) OBP: 0.400, SLG: 0.396		B 1 SAFE F B F S 2-3 K 1-2 ①		C B 1 SAFE 1 SAFE X 1-1 G1-6-3 1-2f ② ③		B S B B B X 3-1 G6-3 ③			I I I I 4-0 G6-4-3 IBB		B X 1-0 BB 1B 2B	4	1	1	0	1	1	2
Andres Galarraga, R (1, 3) OBP: 0.230, SLG: 0.235 Mike Perez, R (10, 1) Milt Thompson, L (11, PH) OBP: 0.358, SLG: 0.457		B C C S 1-3 K ②			C B S F H 2-2 WP S 1B HBP		B B F X 2-1 G4-3 ①		F B F F X 1-2 1-2f G6-4-3 ② ③		I I I 4-0 1B BB IBB	3	1	0	0	0	1	3
												0	0	0	0	0	0	0
												0	0	0	0	1	0	0
Rich Gedman, L (1, 2) OBP: 0.189, SLG: 0.171		C B C B X 2-2 G6-3 ③			B X 1-0 P6 ①		F B X 1-1 L3 ②			F B B X 2-1 G3-1 ①	B B B B 4-0 1B BB 1-2 2-3	4	0	0	0	1	0	2
Omar Olivares, R (1, 1) OBP: 0.300, SLG: 0.310 Bob McClure, R (10, 1) Gerald Perry, L (10, 3) OBP: 0.343, SLG: 0.333			F S C 0-3 K ①		B F B F X 2-2 1B 1-H 1B		X 0-0 P3 ③			B X 1-0 1B SF8 1B	C B B F X 2-2 1-2 2-3 3-H 1B	3	0	1	1	0	1	0
												0	0	0	0	0	0	0
												2	1	2	1	0	0	0
Inning Stats	R: 0 E: 0 K: 1 S: 7 H: 1 LOB: 1 BB: 0 P: 13	R: 0 E: 0 K: 2 S: 11 H: 1 LOB: 1 BB: 0 P: 18	R: 0 E: 0 K: 1 S: 6 H: 0 LOB: 1 BB: 1 P: 11	R: 0 E: 1 K: 1 S: 8 H: 0 LOB: 0 BB: 0 P: 13	R: 1 E: 0 K: 1 S: 15 H: 2 LOB: 2 BB: 0 P: 24	R: 0 E: 0 K: 0 S: 6 H: 0 LOB: 0 BB: 0 P: 13	R: 0 E: 0 K: 0 S: 5 H: 0 LOB: 0 BB: 0 P: 8	R: 0 E: 0 K: 0 S: 5 H: 0 LOB: 0 BB: 0 P: 9	R: 0 E: 0 K: 0 S: 11 H: 1 LOB: 1 BB: 1 P: 19	R: 1 E: 0 K: 1 S: 14 H: 2 LOB: 1 BB: 0 P: 23	R: 1 E: 0 K: 2 S: 10 H: 2 LOB: 3 BB: 2 P: 22	1B: 8 2B: 1 3B: 0 HR: 0 SF: 1 SAC: 0 DP: 2 HBP: 1						

PITCHER		IP	WLS	BF	H	R	ER	SO	BB	IBB	HBP	BLK	WP	HR	S	P	ERA	WHIP
Pete Schourek, L ERA: 2.6	(1, 1)	8.0		30	4	1	1	6	1	0	1	1	1	0	63	109	1.12	0.625
Lee Guetterman, L ERA: 7.71	(9, 1)	1.0		4	1	0	0	0	0	1	0	0	0	0	11	19	0.00	1.000
John Franco, L ERA: 1.44	(10, 1)	1.2	L	11	4	2	2	3	1	1	0	0	0	0	24	45	10.80	3.000

PITCHER	IP	WLS	BF	H	R	ER	SO	BB	IBB	HBP	BLK	WP	HR	S	P	ERA	WHIP

BOTTOM

New York Mets @ St. Louis Cardinals

Busch Stadium, St. Louis, MO

Sun Jun 28 1992, 3:33 AM CDT
Att. 43,826 - Cloudy - 80 F

livebaseballscorecards.com

AB	39
R	3
H	9
RBI	3
BB	4
SO	9
LOB	17

WP: 1	PA: 45		
PB: 0			
SB: 4			
CS: 0			

Batter	1	2	3	4	5	6	7	8	9	AB	R	H	RBI	BB	SO	LOB
Dave Gallagher, R (1, 7) OBP: 0.297, SLG: 0.382	B F F B B X 3-2 F9 CS 1B		B C B B B 4-1 FC3-6 BB	C B X 1-1 ③ G5-3			X 0-0 ③ G6-3		C S B F S 1-3 ③ K	4	0	1	0	1	1	2
Willie Randolph, R (1, 4) OBP: 0.335, SLG: 0.316	F X 0-1 ① F9		C B 1 SAFE 1 SAFE F F B B X 3-2 ① F9		B B B C X 3-1 ① G5-3			B C F X 1-2 ① G6-3		4	0	0	0	0	0	2
Howard Johnson, S (1, 8) OBP: 0.337, SLG: 0.369	1 SAFE B F 1 SAFE 1 SAFE F B X 2-2 ② F9 1-3		1 SAFE B 1 SAFE B X 2-0 ② FC3-6 1B 2B 1-2f		B X 1-0 ② G5-3			B F X 1-1 ② G5-3		4	1	0	0	0	0	2
Eddie Murray, S (1, 3) OBP: 0.336, SLG: 0.416	X 0-0 ③ G5-3		X 0-0 2B 1-2 1B		F B B F B X 3-2 ③ F9			X 0-0 ③ G5-3		4	0	1	0	0	0	1
Bobby Bonilla, S (1, 9) OBP: 0.384, SLG: 0.428		S B B F B B 4-2 1B BB	X 0-0 1-3 2-H 2B			S X 0-1 ① F9			B X 1-0 ① P6	3	0	1	1	1	0	0
Bill Pecota, R (1, 5) OBP: 0.302, SLG: 0.276		1 SAFE S C 1 SAFE C 0-3 ① K	B B B B 4-0 BB			F B X 1-1 ② G6-3			C F B B X 2-2 BB 1B FC5-4 1B	3	1	1	0	1	1	1
Charlie O'Brien, R (1, 2) OBP: 0.303, SLG: 0.312	X 0-0 FC5-4 1-2 1B	C B F S 1-3 ③ K				B B C B X 3-1 ③ G5-3			X 0-0 FC5-4 BB 1-2 1B	4	0	2	0	0	1	3
Dick Schofield, R (1, 6) OBP: 0.318, SLG: 0.273 Chico Walker, S (9, PH) OBP: 0.278, SLG: 0.318	B S X 1-1 ② L4		X 0-0 ① B1-3				B S X 1-1 ① G6-3		S C B B B B 4-2 1-2 2-3 BB	3 0	0 0	0 0	0 0	0 0	0 0	2 0
Dwight Gooden, R (1, 1) OBP: 0.263, SLG: 0.289 Paul Gibson, R (8, 1) Mackey Sasser, L (9, PH) OBP: 0.231, SLG: 0.258 Junior Noboa, R (9, PH) OBP: 0.204, SLG: 0.133	F B F X 1-2 ③ FC5-4 1-2f		X 0-0 ② F9				B F B F F X 2-2 ② G3		B S F B X 2-2 ② FC5-4 1-2f 2-3 3-H	3 0 0 1	0 0 0 0	0 0 0 1	0 0 0 0	0 0 0 0	0 0 0 0	2 0 0 2
Inning Stats	R: 0 H: 1 E: 0 LOB: 1 K: 0 BB: 0 S: 9 P: 14	R: 0 H: 1 E: 0 LOB: 2 K: 1 BB: 1 S: 11 P: 17	R: 1 H: 2 E: 0 LOB: 3 K: 1 BB: 2 S: 11 P: 25	R: 0 H: 0 E: 0 LOB: 0 K: 0 BB: 0 S: 4 P: 5	R: 0 H: 0 E: 0 LOB: 0 K: 0 BB: 0 S: 6 P: 13	R: 0 H: 0 E: 0 LOB: 0 K: 0 BB: 0 S: 6 P: 10	R: 0 H: 0 E: 0 LOB: 0 K: 0 BB: 0 S: 7 P: 10	R: 0 H: 0 E: 0 LOB: 0 K: 0 BB: 0 S: 6 P: 8	R: 1 H: 2 E: 0 LOB: 2 K: 1 BB: 1 S: 14 P: 24	1B: 5 SF: 0 2B: 1 SAC: 0 3B: 0 DP: 0 HR: 0 HBP: 0						

PITCHER		IP	WLS	BF	H	R	ER	SO	BB	IBB	HBP	BLK	WP	HR	S	P	ERA	WHIP
Danny Jackson, L ERA: 4.37	(1, 1)	8.1	W	34	6	2	2	2	3	0	0	0	0	0	65	110	2.16	1.080
Jim Bullinger, R ERA: 4.41	(9, 1)	0.0		1	0	0	0	0	1	0	0	0	0	0	2	6	∞	∞
Paul Assenmacher, L ERA: 1.76	(9, 1)	0.2	S	2	0	0	0	1	0	0	0	0	0	0	7	10	0.00	0.000

PITCHER	IP	WLS	BF	H	R	ER	SO	BB	IBB	HBP	BLK	WP	HR	S	P	ERA	WHIP

TOP

New York Mets @ Chicago Cubs

Wrigley Field, Chicago, IL

Mon Jun 29 1992, 3:33 AM CDT

Att. 34,039 - Sunny - 80 F

livebaseballscorecards.com

AB	33
R	2
H	6
RBI	2
BB	3
SO	3
LOB	17

WP: 0 PA: 37
PB: 0
SB: 0
CS: 1

New York Mets @ Chicago Cubs

Wrigley Field, Chicago, IL

Mon Jun 29 1992, 3:33 AM CDT

Att. 34,039 - Sunny - 80 F

livebaseballscorecards.com

BOTTOM

Batter	1	2	3	4	5	6	7	8	9	AB	R	H	RBI	BB	SO	LOB
Jose Vizcaino, S (1, 5) OBP: 0.245, SLG: 0.273	E4 (G4-3, E; 23 SF9)		P6		1B, BB		SH1-4 (1-2)			2	1	0	0	1	0	0
Doug Dascenzo, S (1, 8) OBP: 0.277, SLG: 0.279	G4-3 (1-3)			G4-3	1B (1-3, 3-H)		FC1-5-6 (2-3)			4	0	1	1	0	0	2
23 Ryne Sandberg, R (1, 4) OBP: 0.349, SLG: 0.464	SF9 (3-H)			K	F9		F7			3	0	0	1	0	1	3
Andre Dawson, R (1, 9) OBP: 0.307, SLG: 0.450 Dwight Smith, L (8, 9) OBP: 0.281, SLG: 0.348	G5-3			G5-3		G6-3		HR		3 1	0 1	0 1	0 1	0 0	0 0	0 0
Mark Grace, L (1, 3) OBP: 0.418, SLG: 0.466		G4-3			1B, 2B	G5-3, 1B		G6-3		4	1	2	0	0	0	0
Derrick May, L (1, 7) OBP: 0.284, SLG: 0.343		K			1B, 2B (2-3)	G5-3 (1-2)		1B, BB		3	1	1	0	1	1	1
Rick Wilkins, L (1, 2) OBP: 0.344, SLG: 0.448		G3			K	FC6-4, BB		G6-4-3 (1-2)		3	0	1	0	1	1	2
Rey Sanchez, R (1, 6) OBP: 0.226, SLG: 0.367			L6		G4-3, 1B, 2B (1-H, 3-H)	FC6-4 (1-2f)		G6-4-3 (1-2f)		4	1	1	2	0	0	4
Danny Jackson, R (1, 1) OBP: 0.061, SLG: 0.061 Jim Bullinger, R (9, 1) OBP: 1.000, SLG: 4.000 Paul Assenmacher, L (9, 1)			G5-3		G4-3 (2-3)		E3, SH1-4 (FC1-5-6)			3 0 0	0 0 0	0 0 0	0 0 0	0 0 0	0 0 0	1 0 0
Inning Stats	R: 1 E: 2 K: 0 S: 11 H: 0 LOB: 0 BB: 0 P: 17	R: 0 E: 0 K: 1 S: 6 H: 0 LOB: 0 BB: 0 P: 8	R: 0 E: 0 K: 0 S: 6 H: 0 LOB: 0 BB: 0 P: 7	R: 0 E: 0 K: 1 S: 11 H: 0 LOB: 0 BB: 0 P: 17	R: 3 E: 0 K: 1 S: 18 H: 4 LOB: 2 BB: 1 P: 31	R: 0 E: 0 K: 0 S: 11 H: 1 LOB: 2 BB: 1 P: 17	R: 0 E: 1 K: 0 S: 5 H: 0 LOB: 1 BB: 0 P: 7	R: 1 E: 0 K: 0 S: 10 H: 2 LOB: 1 BB: 1 P: 15		1B: 4 2B: 2 3B: 0 HR: 1 SF: 1 SAC: 1 DP: 1 HBP: 0						

	AB	30
	R	5
	H	7
	RBI	5
	BB	3
	SO	3
	LOB	13

WP: 0 PA: 35
PB: 0
SB: 0
CS: 0

PITCHER		IP	WLS	BF	H	R	ER	SO	BB	IBB	HBP	BLK	WP	HR	S	P	ERA	WHIP
Dwight Gooden, R ERA: 3.81	(1, 1)	7.0	L	30	5	4	3	3	2	0	0	0	0	0	68	104	3.86	1.000
Paul Gibson, L ERA: 5.02	(8, 1)	1.0		5	2	1	1	0	1	0	0	0	0	1	10	15	9.00	3.000

PITCHER	IP	WLS	BF	H	R	ER	SO	BB	IBB	HBP	BLK	WP	HR	S	P	ERA	WHIP

Batter	1	2	3	4	5	6	7	8	9	AB	R	H	RBI	BB	SO	LOB
Daryl Boston, L (1, 7) OBP: 0.323, SLG: 0.420	B B B C B 4-1 1B 1B FC4-6 BB	C B B X 2-1 ③ G6-3			C B F S 1-3 ① K		C B B B B 4-1 WP BB			2	1	0	0	2	1	0
Willie Randolph, R (1, 4) OBP: 0.337, SLG: 0.323	1 SAFE B X 1-0 FC4-6 1B 1-2 1B	C B B X 2-1 ① L4			B X 1-0 2B		1 SAFE B 1 SAFE C B X 2-1 ③ G4-3 1-2			4	0	2	0	0	0	1
Howard Johnson, S (1, 8) OBP: 0.336, SLG: 0.367	F X 0-1 FC4-6 1-2 2-3 1B	C B X 1-1 ② G1-3			B 2 SAFE S S F S 1-3 ② K2-3			S B S B B S 3-3 ① K		4	0	1	0	0	2	1
Eddie Murray, S (1, 3) OBP: 0.331, SLG: 0.410	F F B X 1-2 ① FC4-6 BB 1-2f 2-3 3-H		B B S B F S 3-3 ③ K		B F S B B X 3-2 ③ G6-3			B F X 1-1 ② G6-3		4	0	0	1	0	1	3
Bobby Bonilla, S (1, 9) OBP: 0.379, SLG: 0.421	B C B 1 SAFE S S 2-3 ② K			X 0-0 ① G1-3		S F S 0-3 ① K		B S X 1-1 ③ G3		4	0	0	0	0	2	2
Dave Magadan, L (1, 5) OBP: 0.396, SLG: 0.344	B B B B 4-0 1-2 BB			B C X 1-1 E5 2B		C X 0-1 ② G6-3			B C F S 1-3 ① K	3	0	0	0	1	1	0
Todd Hundley, S (1, 2) OBP: 0.253, SLG: 0.346	C B X 1-1 ③ G3			B 1 SAFE B 1 SAFE S X 2-1 ② F8		C B F F S 1-3 ③ K			B S S X 1-2 ② G3-1	4	0	0	0	0	1	4
Dick Schofield, R (1, 6) OBP: 0.319, SLG: 0.278 Chico Walker, S (9, PH) OBP: 0.276, SLG: 0.315		X 0-0 ① G6-3		C B X 1-1 1-3 2B			B B C X 2-1 ① G4-3		B C S C 1-3 ③ K	3 0	0 0	1 0	0 0	0 0	0 0	0 0
Wally Whitehurst, R (1, 1) OBP: 0.222, SLG: 0.250 Anthony Young, R (6, 1) OBP: 0.148, SLG: 0.115 Lee Guetterman, L (8, 1) Jeff Innis, R (8, 1)		X 0-0 ② G4-3		X 0-0 ③ G4-3			S C S 0-3 ② K			2 1 0 0	0 0 0 0	0 0 0 0	0 0 0 0	0 0 0 0	0 1 0 0	2 0 0 0
Inning Stats	R: 1 E: 0 K: 1 S: 12 H: 2 LOB: 3 BB: 2 P: 25	R: 0 E: 0 K: 0 S: 4 H: 0 LOB: 0 BB: 0 P: 6	R: 0 E: 0 K: 1 S: 7 H: 0 LOB: 0 BB: 0 P: 13	R: 0 E: 1 K: 0 S: 8 H: 1 LOB: 2 BB: 0 P: 12	R: 0 E: 0 K: 2 S: 11 H: 1 LOB: 1 BB: 0 P: 17	R: 0 E: 0 K: 2 S: 9 H: 0 LOB: 0 BB: 0 P: 10	R: 0 E: 0 K: 1 S: 8 H: 0 LOB: 1 BB: 1 P: 16	R: 0 E: 0 K: 1 S: 7 H: 0 LOB: 0 BB: 0 P: 12	R: 0 E: 0 K: 2 S: 9 H: 0 LOB: 0 BB: 0 P: 12	1B: 2 2B: 2 3B: 0 HR: 0 SF: 0 SAC: 0 DP: 0 HBP: 0						WP: 1 PB: 0 SB: 0 CS: 0 PA: 35	

PITCHER		IP	WLS	BF	H	R	ER	SO	BB	IBB	HBP	BLK	WP	HR	S	P	ERA	WHIP
Greg Maddux, R ERA: 2.54	(1, 1)	9.0	W	35	4	1	1	10	3	0	0	0	1	0	75	123	1.00	0.778

PITCHER	IP	WLS	BF	H	R	ER	SO	BB	IBB	HBP	BLK	WP	HR	S	P	ERA	WHIP

TOP

New York Mets @ Chicago Cubs

Wrigley Field, Chicago, IL

Tue Jun 30 1992, 7:05 PM CDT

Att. 33,665 - Sunny - 66 F

livebaseballscorecards.com

AB	31
R	1
H	4
RBI	1
BB	3
SO	9
LOB	13

Batter	1	2	3	4	5	6	7	8	9	AB	R	H	RBI	BB	SO	LOB
Jose Vizcaino, S (1, 5) OBP: 0.244, SLG: 0.267	BCLFBBFFB 4-2 G4-6-3 BB	X 0-0 ③ G1-3		CSS 0-3 ③ K2-3			CCBX 1-2 ① F9	X 0-0 ③ G1-3		4	0	0	0	1	1	5
Doug Dascenzo, S (1, 8) OBP: 0.270, SLG: 0.271	BX 1-0 ①② G4-6-3 1-2f		LBFBX 2-2 ① G1-3		BCCX 1-2 ① G6-3		BBCFFX 2-2 ② L7			4	0	0	0	0	0	1
23 Ryne Sandberg, R (1, 4) OBP: 0.348, SLG: 0.465	CSBFX 1-2 2B		CBX 1-1 ② G4-3		BBX 2-0 ② F9		BBCBFX 3-2 ③ F9			4	0	1	0	0	0	0
Andre Dawson, R (1, 9) OBP: 0.314, SLG: 0.463	CBBBB 4-1 BB		BFFX 1-2 HR		CBBFFX 2-2 ③ G4-3			BCBBB 4-1 1B SF8 1B BB		2	2	1	1	2	0	0
Mark Grace, L (1, 3) OBP: 0.419, SLG: 0.466	CBFX 1-2 ③ G4-3		FBBFFX 2-2 1B			BBX 2-0 ① G4-3		B1FBX SAFE 2-1 SF8 1B 1B 1-2 1B		4	1	2	0	0	0	2
Derrick May, L (1, 7) OBP: 0.297, SLG: 0.355		BBX 2-0 2B 1B	BBX 2-0 ③ F7			BX 1-0 1B 1B		X 0-0 1B 1-2 2-3 1B		4	0	3	0	0	0	1
Rick Wilkins, L (1, 2) OBP: 0.371, SLG: 0.500 Luis Salazar, R (8, PH) OBP: 0.255, SLG: 0.289 Joe Girardi, R (9, 2) OBP: 0.353, SLG: 0.314		X 0-0 1-3 2B		X 0-0 G5-3 1B		FX 0-1 ② L7		BX 1-0 ① SF8 2-3 3-H		3 0 0	0 0 0	2 0 0	0 1 0	0 0 0	0 0 0	1 0 0
Rey Sanchez, R (1, 6) OBP: 0.242, SLG: 0.375		BBBCX 3-1 ① G1-3		X 0-0 ① G5-3 1-2		1 SAFE BFF 1 SAFE 1 SAFE F 1 SAFE B 2-2 FX 1-3 1B		P C 1 SAFE B 1 SAFE X 2-1 1-2 3-H 1B		4	0	2	1	0	0	3
Greg Maddux, R (1, 1) OBP: 0.200, SLG: 0.318		CBSS 1-3 ② K		X 0-0 ② G5-3		BX 1-0 ③ L9		LBSBL 2-3 ② K		4	0	0	0	0	2	7
Inning Stats	R: 0 E: 0 K: 0 S: 14 H: 1 LOB: 2 BB: 2 P: 25	R: 0 E: 0 K: 1 S: 8 H: 2 LOB: 2 BB: 0 P: 14	R: 1 E: 0 K: 0 S: 12 H: 2 LOB: 1 BB: 0 P: 20	R: 0 E: 0 K: 1 S: 6 H: 1 LOB: 1 BB: 0 P: 6	R: 0 E: 0 K: 0 S: 8 H: 0 LOB: 0 BB: 0 P: 13	R: 0 E: 0 K: 0 S: 10 H: 2 LOB: 2 BB: 0 P: 16	R: 0 E: 0 K: 0 S: 10 H: 0 LOB: 0 BB: 0 P: 16	R: 2 E: 0 K: 1 S: 12 H: 3 LOB: 2 BB: 1 P: 22		1B: 8 2B: 2 3B: 0 HR: 1		SF: 1 SAC: 0 DP: 1 HBP: 0		WP: 0 PB: 0 SB: 0 CS: 0		PA: 37

PITCHER		IP	WLS	BF	H	R	ER	SO	BB	IBB	HBP	BLK	WP	HR	S	P	ERA	WHIP
Wally Whitehurst, R ERA: 3.09	(1, 1)	5.0		22	6	1	1	2	2	0	0	0	0	1	48	78	1.80	1.600
Anthony Young, R ERA: 4.65	(6, 1)	2.0	L	9	2	1	1	0	1	0	0	0	0	0	21	37	4.50	1.500
Lee Guetterman, L ERA: 7.91	(8, 1)	0.1		3	2	0	0	0	0	0	0	0	0	0	4	7	0.00	6.000
Jeff Innis, R ERA: 3.12	(8, 1)	0.2		3	1	1	1	1	0	0	0	0	0	0	7	10	13.50	1.500

PITCHER	IP	WLS	BF	H	R	ER	SO	BB	IBB	HBP	BLK	WP	HR	S	P	ERA	WHIP

BOTTOM

New York Mets @ Chicago Cubs

Wrigley Field, Chicago, IL

Tue Jun 30 1992, 7:05 PM CDT

Att. 33,665 - Sunny - 66 F

livebaseballscorecards.com

AB	33
R	3
H	11
RBI	3
BB	3
SO	3
LOB	20

Batter	1	2	3	4	5	6	7	8	9	10	11	12	AB	R	H	RBI	BB	SO	LOB
Howard Johnson, S (1, 8) OBP: 0.335, SLG: 0.366	G4-3		P4		G6-4-3, 1B			K	K			SF8, S, 1B 1-3 2-H	6	0	2	1	0	2	1
Bill Pecota, R (1, 4) (8, 5) OBP: 0.311, SLG: 0.275	K			HR, BB	G6-4-3 1-2f			1B, 2B, 1B	P3			SF8, BB 1-2	4	2	1	0	2	1	1
Bobby Bonilla, S (1, 9) OBP: 0.375, SLG: 0.427	K			1-H, HR		K		K	F7			K	6	1	1	2	0	4	4
Dave Magadan, L (1, 5) OBP: 0.398, SLG: 0.347		1B, 1B		G4-3		G4-3		1-3, 2B, 1B	G5-3			1-2 2-3 3-H, SF8	4	0	2	0	0	0	0
Junior Noboa, R (8, PR) OBP: 0.196, SLG: 0.130 (8, 4)													1	1	0	1	0	0	0
Eddie Murray, S (1, 3) OBP: 0.338, SLG: 0.417		1-2, G5-4-3, 1B		1B		L7		1-H 3-H, 2B			L5	IBB	5	0	3	2	1	0	0
Daryl Boston, L (1, 7) OBP: 0.316, SLG: 0.411		K		K			G3-1	F8			G6-3	P6	3	0	0	0	0	2	3
Dave Gallagher, R (8, PH) OBP: 0.284, SLG: 0.362 (8, 7)													3	0	0	0	0	0	5
Dick Schofield, R (1, 6) OBP: 0.320, SLG: 0.281		G5-4-3 1-2f		1-2, FC6-4, 1B			K		1-2, SH1-4, 1B		K		5	0	2	0	0	2	2
Todd Hundley, S (1, 2) OBP: 0.259, SLG: 0.356			G1-3	1-2f, FC6-4			2B	SH1-4 1-2				1B, 1B	4	1	2	0	0	0	2
David Cone, L (1, 1) OBP: 0.159, SLG: 0.122			G1-3		L8		K		G6-3			1-2, SF8, 1B	3	0	0	0	0	1	1
Chico Walker, S (9, PH) OBP: 0.273, SLG: 0.311													0	0	0	0	0	0	0
Jeff Innis, R (9, 1)													0	0	0	0	0	0	0
Lee Guetterman, L (10, 1)													0	0	0	0	0	0	0
Willie Randolph, R (12, PH) OBP: 0.340, SLG: 0.326													1	1	1	0	0	0	0
Anthony Young, R (12, 1) OBP: 0.148, SLG: 0.115													0	0	0	0	0	0	0
Inning Stats	R: 0 E: 0 K: 2 S: 8 H: 0 LOB: 0 BB: 0 P: 10	R: 0 E: 0 K: 1 S: 9 H: 2 LOB: 1 BB: 0 P: 16	R: 0 E: 0 K: 0 S: 8 H: 0 LOB: 0 BB: 0 P: 12	R: 2 E: 0 K: 1 S: 10 H: 3 LOB: 2 BB: 1 P: 23	R: 0 E: 0 K: 0 S: 3 H: 1 LOB: 0 BB: 0 P: 6	R: 0 E: 0 K: 1 S: 9 H: 0 LOB: 0 BB: 0 P: 16	R: 0 E: 0 K: 2 S: 8 H: 1 LOB: 1 BB: 0 P: 11	R: 2 E: 0 K: 2 S: 20 H: 3 LOB: 2 BB: 0 P: 28	R: 0 E: 0 K: 1 S: 11 H: 1 LOB: 1 BB: 0 P: 16	R: 0 E: 0 K: 0 S: 5 H: 0 LOB: 0 BB: 0 P: 11	R: 0 E: 0 K: 1 S: 10 H: 0 LOB: 0 BB: 0 P: 12	R: 2 E: 0 K: 1 S: 12 H: 3 LOB: 3 BB: 2 P: 27	1B: 11 2B: 2 3B: 0 HR: 1 SF: 1 SAC: 1 DP: 2 HBP: 0	WP: 0 PB: 0 SB: 1 CS: 0 PA: 51					

PITCHER		IP	WLS	BF	H	R	ER	SO	BB	IBB	HBP	BLK	WP	HR	S	P	ERA	WHIP
Mike Morgan, R ERA: 2.92	(1, 1)	7.0		27	7	2	2	7	1	0	0	0	0	1	55	94	2.57	1.143
Jeff Robinson, R ERA: 1.95	(8, 1)	0.2		5	3	2	2	2	0	0	0	0	0	0	16	22	27.00	4.500
Paul Assenmacher, L ERA: 1.69	(8, 1)	1.1		5	1	0	0	1	0	0	0	0	0	0	15	22	0.00	0.750
Bob Scanlan, R ERA: 2.34	(10, 1)	2.0		6	0	0	0	1	0	0	0	0	0	0	15	23	0.00	0.000
Jim Bullinger, R ERA: 5.51	(12, 1)	0.0	L	4	3	2	2	0	1	0	0	0	0	0	6	13	∞	∞

PITCHER		IP	WLS	BF	H	R	ER	SO	BB	IBB	HBP	BLK	WP	HR	S	P	ERA	WHIP
Chuck McElroy, L ERA: 2.43	(12, 1)	1.0		4	0	0	0	1	0	1	0	0	0	0	6	14	0.00	0.000

TOP

New York Mets @ Chicago Cubs

Wrigley Field, Chicago, IL

Wed Jul 01 1992, 3:33 AM CDT

Att. 34,112 - Cloudy - 75 F

livebaseballscorecards.com

AB	45
R	6
H	14
RBI	6
BB	3
SO	12
LOB	19

Batter	1	2	3	4	5	6	7	8	9	10	11	12	AB	R	H	RBI	BB	SO	LOB
Jose Vizcaino, S (1, 5) OBP: 0.251, SLG: 0.279	F9			BB 2B 1B	1-2 1B		K		1-H 2B		F9		6	1	3	0	0	1	3
Doug Dascenzo, S (1, 8) OBP: 0.266, SLG: 0.262	G6-3			1-2 2B BB	K		G4-3		G4-3			G6-3	5	1	0	0	1	1	5
23 Ryne Sandberg, R (1, 4) OBP: 0.351, SLG: 0.463	K			F9		K		G4-3 WP SF9 BB		PB 1B		FC6-4 1B	5	1	2	0	1	2	2
Andre Dawson, R (1, 9) OBP: 0.311, SLG: 0.468		K		K		HR	G4-3 1-3			K 1-2		FC6-4 1-2f BB	6	1	1	1	0	3	5
Mark Grace, L (1, 3) OBP: 0.424, SLG: 0.468		G3-1		1-H 2-H 2B		G4-1		S BB		G4-6-3 IBB		FC4-6 1-2 BB	3	0	1	2	3	0	0
Derrick May, L (1, 7) OBP: 0.289, SLG: 0.348		G1-3		K		L3		SF9 3-H		0-2 G4-6-3 1-2f		FC4-6 1-2f	3	0	0	1	0	1	1
Luis Salazar, R (10, PH) (11, 7) OBP: 0.252, SLG: 0.285													2	0	0	0	0	0	4
Rick Wilkins, L (1, 2) OBP: 0.385, SLG: 0.486		K			1B 1B		4-2 1B G4-3 BB				G4-3		3	0	1	0	1	2	1
Joe Girardi, R (11, PH) (12, 2) OBP: 0.351, SLG: 0.312								K 1-2					1	0	0	0	0	0	0
Rey Sanchez, R (1, 6) OBP: 0.239, SLG: 0.353		G5-3			F7		0-0 G4-3 1-2		1-2 G6-3		BB		4	0	0	0	1	0	2
		G6-3			K		2-3 1B		2-2 2B 1B		K		2	0	0	0	0	1	1
Mike Morgan, R (1, 1) OBP: 0.000, SLG: 0.118													1	0	1	0	0	0	0
Dwight Smith, LL (7, PH) OBP: 0.000, SLG: 0.000													0	0	0	0	0	0	0
Jeff Robinson, R (8, 1) OBP: 0.000, SLG: 0.000													0	0	0	0	0	0	0
Paul Assenmacher, L (8, 1) OBP: 0.000, SLG: 0.000													0	0	0	0	0	0	0
Kal Daniels, L (9, PH) OBP: 0.000, SLG: 0.000													0	0	0	0	0	0	0
Bob Scanlan, R (10, 1) OBP: 0.000, SLG: 0.000													0	0	0	0	0	0	0
Hector Villanueva, R (11, PH) OBP: 0.000, SLG: 0.000													1	0	0	0	0	1	1
Jim Bullinger, R (12, 1) OBP: 0.000, SLG: 0.000													0	0	0	0	0	0	0
Chuck McElroy, L (12, 1) OBP: 0.750, SLG: 1.500													0	0	0	0	0	0	0

BOTTOM

New York Mets @ Chicago Cubs

Wrigley Field, Chicago, IL

Wed Jul 01 1992, 3:33 AM CDT

Att: 34,112 - Cloudy - 75 F

livebaseballscorecards.com

AB	43
R	4
H	10
RBI	4
BB	7
SO	12
LOB	25

Inning Stats	1	2	3	4	5	6	7	8	9	10	11	12
	R: 0 E: 0 K: 1 S: 6	H: 0 LOB: 0 BB: 0 P: 10	R: 0 E: 0 K: 1 S: 8	H: 0 LOB: 0 BB: 0 P: 12	R: 0 E: 0 K: 1 S: 12	H: 0 LOB: 0 BB: 0 P: 15	R: 2 E: 0 K: 2 S: 14	H: 2 LOB: 1 BB: 1 P: 25	R: 0 E: 0 K: 2 S: 13	H: 2 LOB: 2 BB: 0 P: 17	R: 1 E: 0 K: 1 S: 9	H: 1 LOB: 0 BB: 0 P: 15
	R: 0 E: 0 K: 1 S: 10	H: 1 LOB: 2 BB: 1 P: 17	R: 1 E: 0 K: 1 S: 10	H: 0 LOB: 1 BB: 2 P: 25	R: 0 E: 0 K: 0 S: 13	H: 2 LOB: 1 BB: 0 P: 21	R: 0 E: 0 K: 1 S: 8	H: 1 LOB: 1 BB: 1 P: 16	R: 0 E: 0 K: 1 S: 8	H: 0 LOB: 1 BB: 1 P: 16	R: 0 E: 0 K: 0 S: 13	H: 1 LOB: 2 BB: 1 P: 21

1B: 7	SF: 1
2B: 2	SAC: 0
3B: 0	DP: 1
HR: 1	HBP: 0

WP: 1	PA: 51
PB: 1	
SB: 1	
CS: 0	

PITCHER	IP	WLS	BF	H	R	ER	SO	BB	IBB	HBP	BLK	WP	HR	S	P	ERA	WHIP
David Cone, R (1, 1) ERA: 2.65	8.0		34	6	4	4	10	4	0	0	0	1	1	82	136	4.50	1.250
Jeff Innis, R (9, 1) ERA: 3.02	1.1		7	3	0	0	1	0	1	0	0	0	0	18	34	0.00	2.250
Lee Guetterman, L (10, 1) ERA: 7.53	1.2	W	5	0	0	0	1	1	0	0	0	0	0	11	19	0.00	0.600
Anthony Young, R (12, 1) ERA: 4.59	1.0	S	5	1	0	0	0	1	0	0	0	0	0	13	21	0.00	2.000

PITCHER	IP	WLS	BF	H	R	ER	SO	BB	IBB	HBP	BLK	WP	HR	S	P	ERA	WHIP

Batter	1	2	3	4	5	6	7	8	9	AB	R	H	RBI	BB	SO	LOB
Craig Biggio, R (1, 4) OBP: 0.382, SLG: 0.411	B C B F B X 3-2 G4-6-3 1B			B B B C C C 3-3 ① K	B B C S F B X 3-2 ③ F7		B 1 SAFE L 1 SAFE F F B 1 SAFE F 2-2 F X ② F8			4	0	1	0	0	1	1
Steve Finley, L (1, 8) OBP: 0.330, SLG: 0.421	1 SAFE C X 0-1 ①② G4-6-3 1-2f			B C C C B B X 3-2 5 S 5 SF9 2B			C S B X 1-2 ① F9	C X 0-1 ③ G3-1		4	1	1	0	0	0	2
5 Jeff Bagwell, R (1, 3) OBP: 0.351, SLG: 0.409	B B S B X 3-1 ③ L9			B B C X 2-1 ② SF9 2-H			B B F C X 2-2 HR 3B		C B F B C 2-3 ① K	3	1	1	1	0	1	0
Eric Anthony, L (1, 9) OBP: 0.313, SLG: 0.448		B C B C X 2-2 ① G6-3		B C B B X 3-1 ③ P2			B B F F X 2-2 HR 3-H		C X 0-1 ② G3-1	4	1	1	2	0	0	0
Ken Caminiti, S (1, 5) OBP: 0.380, SLG: 0.466		X 0-0 CS 1B			X 0-0 ① F8		B X 1-0 ② L6		X 0-0 ③ G4-3	4	0	1	0	0	0	0
Luis Gonzalez, L (1, 7) OBP: 0.275, SLG: 0.375		C B 1 SAFE X 1-1 ② P5			C X 0-1 ② F8		B F B B B 4-1 BB			2	0	0	0	1	0	1
Casey Candaele, S (1, 6) OBP: 0.244, SLG: 0.235		1 SAFE 1 SAFE P B 2-0 ③ CS 1-2	B B C C S 2-3 ① K		C F B X 1-2 ③ F9		P B X 2-0 ③ F7			3	0	0	0	0	1	1
Scooter Tucker, R (1, 2) OBP: 0.250, SLG: 0.129			B B S F F F S 2-3 ② K			B X 1-0 ① F9		B X 1-0 ① G4-3		2	0	0	0	0	1	0
Gerald Young, S (8, PH)										1	0	0	0	0	0	0
Al Osuna, R (8, 1)										0	0	0	0	0	0	0
Willie Blair, R (1, 1)			B S S C 1-3 ③ K			B C S C 1-3 ② K		C X 0-1 1B		2	0	0	0	0	2	0
Rob Murphy, L (6, 1)										0	0	0	0	0	0	0
Joe Boever, R (6, 1)										0	0	0	0	0	0	0
Benny Distefano, L (8, PH) OBP: 0.327, SLG: 0.354										1	0	1	0	0	0	0
Brian Williams, R (8, PR) OBP: 0.143, SLG: 0.286										0	0	0	0	0	0	0
Scott Servais, R (8, 2) OBP: 0.269, SLG: 0.267										0	0	0	0	0	0	0
Inning Stats	R: 0 E: 0 K: 0 S: 8 H: 1 LOB: 0 BB: 0 P: 14	R: 0 E: 0 K: 0 S: 7 H: 1 LOB: 0 BB: 0 P: 11	R: 0 E: 0 K: 3 S: 11 H: 0 LOB: 0 BB: 0 P: 16	R: 1 E: 0 K: 1 S: 10 H: 1 LOB: 0 BB: 0 P: 21	R: 0 E: 0 K: 0 S: 6 H: 0 LOB: 0 BB: 0 P: 7	R: 0 E: 0 K: 1 S: 8 H: 0 LOB: 0 BB: 0 P: 13	R: 2 E: 0 K: 0 S: 13 H: 2 LOB: 1 BB: 1 P: 24	R: 0 E: 0 K: 0 S: 11 H: 1 LOB: 1 BB: 0 P: 14	R: 0 E: 0 K: 1 S: 6 H: 0 LOB: 0 BB: 0 P: 8	1B: 3 2B: 1 3B: 1 HR: 1	SF: 1 SAC: 0 DP: 1 HBP: 0						

PITCHER		IP	WLS	BF	H	R	ER	SO	BB	IBB	HBP	BLK	WP	HR	S	P	ERA	WHIP
Dwight Gooden, R ERA: 3.81	(1, 1)	7.0	W	25	5	3	3	5	1	0	0	0	0	1	63	106	3.86	0.857
Jeff Innis, R ERA: 2.89	(8, 1)	2.0	S	7	1	0	0	1	0	0	0	0	0	0	17	22	0.00	0.500

Houston Astros @ New York Mets

Shea Stadium, Flushing, NY

Sat Jul 04 1992, 7:05 PM EDT

Cloudy - 79 F

TOP

livebaseballscorecards.com

AB	30
R	3
H	6
RBI	3
BB	1
SO	6
LOB	5

PITCHER		IP	WLS	BF	H	R	ER	SO	BB	IBB	HBP	BLK	WP	HR	S	P	ERA	WHIP

BOTTOM

Batter	1	2	3	4	5	6	7	8	9	AB	R	H	RBI	BB	SO	LOB
Howard Johnson, S (1, 8) OBP: 0.334, SLG: 0.365	P6		2B 1B		K		G6-4-3 1-2f			4	1	1	0	0	1	1
Bill Pecota, R (1, 4) OBP: 0.309, SLG: 0.282	F7		1-H 1B 2B		F8		G3-1			4	1	1	1	0	0	0
Bobby Bonilla, S (1, 9) OBP: 0.380, SLG: 0.444	BB		K			1B 2B		HR		3	2	2	1	1	1	1
Dave Magadan, L (1, 5) OBP: 0.403, SLG: 0.352	G4-3		2-H 1B			E SF7 1B BB		1B		3	1	2	1	1	0	1
Eddie Murray, S (1, 3) OBP: 0.336, SLG: 0.415		P2	G3			E2 1-3 2-H 1B		F8		4	0	1	1	0	0	2
Daryl Boston, L (1, 7) OBP: 0.313, SLG: 0.406 Dave Gallagher, R (6, PH) OBP: 0.275, SLG: 0.356 (7, 7)	K		P4			SF7 3-H		F9		2 1	0 0	0 0	0 1	0 0	1 0	0 1
Charlie O'Brien, R (1, 2) OBP: 0.301, SLG: 0.321	2B		G5-3			G5-3		G6-3		4	0	1	0	0	0	2
Dick Schofield, R (1, 6) OBP: 0.317, SLG: 0.277	F7		K			P2				3	0	0	0	0	1	2
Dwight Gooden, R (1, 1) OBP: 0.250, SLG: 0.275 Chico Walker, S (7, PH) OBP: 0.280, SLG: 0.319 Jeff Innis, R (8, 1)			F8		E4		G6-4-3 1B			2 1 0	0 0 0	0 1 0	0 0 0	0 0 0	0 0 0	0 0 0
Inning Stats	R: 0 E: 0 K: 0 S: 6 H: 0 LOB: 1 BB: 1 P: 14	R: 0 E: 0 K: 1 S: 16 H: 1 LOB: 1 BB: 0 P: 22	R: 2 E: 0 K: 1 S: 10 H: 3 LOB: 1 BB: 0 P: 15	R: 0 E: 0 K: 1 S: 9 H: 0 LOB: 0 BB: 0 P: 15	R: 0 E: 1 K: 1 S: 10 H: 0 LOB: 0 BB: 0 P: 15	R: 2 E: 1 K: 0 S: 9 H: 2 LOB: 1 BB: 1 P: 16	R: 0 E: 0 K: 0 S: 7 H: 1 LOB: 0 BB: 0 P: 10	R: 1 E: 0 K: 0 S: 10 H: 2 LOB: 1 BB: 0 P: 16		1B: 5 2B: 3 3B: 0 HR: 1	SF: 1 SAC: 0 DP: 1 HBP: 0			WP: 0 PB: 0 SB: 0 CS: 0	PA: 34		

PITCHER	IP	WLS	BF	H	R	ER	SO	BB	IBB	HBP	BLK	WP	HR	S	P	ERA	WHIP
Willie Blair, R (1, 1) ERA: 5.59	5.0	L	23	6	4	3	4	2	0	0	0	0	0	56	93	5.40	1.600
Rob Murphy, L (6, 1) ERA: 3.2	0.1		1	0	0	0	0	0	0	0	0	0	0	1	1	0.00	0.000
Joe Boever, R (6, 1) ERA: 2.69	1.2		5	1	0	0	0	0	0	0	0	0	0	10	13	0.00	0.600
Al Osuna, L (8, 1) ERA: 3.9	1.0		5	2	1	1	0	0	0	0	0	0	1	10	16	9.00	2.000

PITCHER	IP	WLS	BF	H	R	ER	SO	BB	IBB	HBP	BLK	WP	HR	S	P	ERA	WHIP

Houston Astros @ New York Mets
Shea Stadium, Flushing, NY
Sat Jul 04 1992, 7:05 PM EDT
Cloudy - 79 F

livebaseballscorecards.com

AB	31
R	5
H	9
RBI	5
BB	2
SO	4
LOB	10

Batter	1	2	3	4	5	6	7	8	9	AB	R	H	RBI	BB	SO	LOB
Craig Biggio, R (1, 4) OBP: 0.386, SLG: 0.419	X 0-0 FC6-4 1B		C F S 0-3 ② K		B C X 1-1 2B			B C B S X 2-2 SH2-4 1B		4	1	3	0	0	1	1
Steve Finley, L (1, 8) OBP: 0.328, SLG: 0.417	C 1 SAFE X 0-1 ① FC6-4 5 CS 1-2f		X 0-0 ③ G4-3		B B C X 2-1 ③ G4-3			B B B C X 3-1 ① SH2-4 1-2		3	0	0	0	0	0	3
5 Jeff Bagwell, R (1, 3) OBP: 0.353, SLG: 0.406	1 SAFE B 1 SAFE S B C B B 4-2 ② 1-2 BB			B B B C B 4-1 FC1-6 BB		C B B X 2-1 ① F8		X 0-0 ② G6-3		2	0	0	0	2	0	1
Eric Anthony, L (1, 9) OBP: 0.311, SLG: 0.444 Doug Jones, R (8, 1)	C X 0-1 ③ F7			S X 0-1 ① FC1-6 E S 1-2f 1B		X 0-0 ② G1-3		X 0-0 ③ 2-H 1B		4 0	1 0	1 0	1 0	0 0	0 0	2 0
Ken Caminiti, S (1, 5) OBP: 0.377, SLG: 0.462		B S B B F X 3-2 ① G4-3		C F B 1 SAFE B F B X 3-2 G3-4-1 1-H 1B		F X 0-1 ③ G1-3			F X 0-1 ① G6-3	4	0	1	1	0	0	0
Luis Gonzalez, L (1, 7) OBP: 0.274, SLG: 0.384		C X 0-1 ② G4-3		C B 1 SAFE 1 SAFE X 1-1 ② G3-4-1 1-2			F B F C 1-3 ① K		X 0-0 SH4-3 3B	4	1	1	0	0	1	1
Juan Guerrero, R (1, 6) OBP: 0.240, SLG: 0.200 Casey Candaele, S (9, 6) OBP: 0.244, SLG: 0.235		C B X 1-1 ③ F7		B B S X 2-1 ③ F8			S F B F X 1-2 1B		P B C X 2-1 ② SH4-3 3-H	3 0	0 0	1 0	1 0	0 0	0 0	1 0
Scott Servais, R (1, 2) OBP: 0.268, SLG: 0.260			C B X 1-1 ① F9		C B B X 2-1 ① G6-3		1 SAFE C 1 SAFE F B S 1-3 ② K		S H 1-1 HBP	3	0	0	0	0	1	1
Mark Portugal, R (1, 1) OBP: 0.120, SLG: 0.120 Benny Distefano, L (7, PH) OBP: 0.321, SLG: 0.347 Rob Murphy, L (7, 1) Xavier Hernandez, L (7, 1) Al Osuna, R (7, 1) Gerald Young, S (8, 9)			C L X 0-2 1B		B C B S S 2-3 ② K		X 0-0 ③ F8		S C F F B B B X 3-2 ③ F8	2 1 0 0 0 0 1	0 0 0 0 0 0 0	1 0 0 0 0 0 0	0 0 0 0 0 0 0	0 0 0 0 0 0 0	1 0 0 0 0 0 0	0 1 0 0 0 0 1
Inning Stats	R: 0 E: 0 K: 0 S: 7 H: 1 LOB: 1 BB: 1 P: 11	R: 0 E: 0 K: 0 S: 7 H: 0 LOB: 0 BB: 0 P: 11	R: 0 E: 0 K: 1 S: 9 H: 1 LOB: 1 BB: 0 P: 10	R: 1 E: 0 K: 0 S: 11 H: 1 LOB: 1 BB: 1 P: 21	R: 0 E: 0 K: 1 S: 9 H: 1 LOB: 1 BB: 0 P: 16	R: 0 E: 0 K: 0 S: 5 H: 0 LOB: 0 BB: 0 P: 7	R: 0 E: 0 K: 2 S: 11 H: 1 LOB: 1 BB: 0 P: 14	R: 1 E: 0 K: 0 S: 7 H: 2 LOB: 1 BB: 0 P: 12	R: 1 E: 0 K: 0 S: 12 H: 1 LOB: 1 BB: 0 P: 17	1B: 6 2B: 1 3B: 1 HR: 0 SF: 0 SAC: 2 DP: 0 HBP: 1						

PITCHER		IP	WLS	BF	H	R	ER	SO	BB	IBB	HBP	BLK	WP	HR	S	P	ERA	WHIP
Tom Filer, R ERA: 1.29	(1, 1)	7.0		27	5	1	1	4	2	0	0	0	0	0	59	90	1.29	1.000
Anthony Young, R ERA: 4.7	(8, 1)	2.0	L	9	3	2	2	0	0	0	1	0	0	0	19	29	9.00	1.500

PITCHER	IP	WLS	BF	H	R	ER	SO	BB	IBB	HBP	BLK	WP	HR	S	P	ERA	WHIP

TOP

Houston Astros @ New York Mets

Shea Stadium, Flushing, NY

Sat Jul 04 1992, 7:05 PM EDT

Att. 38,049 - Cloudy - 75 F

livebaseballscorecards.com

AB	31
R	3
H	8
RBI	3
BB	2
SO	4
LOB	12

Houston Astros @ New York Mets

Shea Stadium, Flushing, NY

Sat Jul 04 1992, 7:05 PM EDT

Att. 38,049 - Cloudy - 75 F

livebaseballscorecards.com

BOTTOM

Batter	1	2	3	4	5	6	7	8	9	AB	R	H	RBI	BB	SO	LOB
Howard Johnson, S (1, 8) OBP: 0.333, SLG: 0.363	3-2 G6-4-3 1B		3-3 K			0-1 G3-1	3-2 G1-3			4	0	1	0	0	1	2
Bill Pecota, R (1, 4) OBP: 0.308, SLG: 0.289	1 SAFE 1 SAFE 1 SAFE 1 SAFE 2-2 G6-4-3 1-2f		2-3 K			1-1 BLK 2B		2-1 F9		4	0	1	0	0	1	1
Bobby Bonilla, S (1, 9) OBP: 0.378, SLG: 0.453	3-1 F7			2-1 HR		2-3 K 2-3		3-2 G4-3		4	1	1	1	0	1	1
Dave Magadan, L (1, 5) OBP: 0.401, SLG: 0.347		0-3 K		2-2 G3-1		4-2 BB		1-2 F8		3	0	0	0	1	1	0
Eddie Murray, S (1, 3) OBP: 0.332, SLG: 0.409		1-0 G3		1-0 G1		0-0 F9			1-3 K	4	0	0	0	0	1	2
Mackey Sasser, L (1, 2) OBP: 0.239, SLG: 0.281 Chico Walker, S (7, PH) OBP: 0.287, SLG: 0.337 Charlie O'Brien, R (8, 2) OBP: 0.301, SLG: 0.321 Todd Hundley, S (9, PH) OBP: 0.263, SLG: 0.366		1-0 1B 2B		0-1 F8			2-0 2B		1-2 F9 2B	2 1 0 1	0 0 0 0	1 1 0 1	0 0 0 0	0 0 0 0	0 0 0 0	0 0 0 0
Dave Gallagher, R (1, 7) OBP: 0.274, SLG: 0.349	3-1 2-3 1B				0-1 G6-3		3-2 G6-3		0-1 F9 2-3	4	0	1	0	0	0	2
Dick Schofield, R (1, 6) OBP: 0.316, SLG: 0.274	2-2 G4-3				4-2 P3-4 BB		0-2 F9		3-2 G5-3	3	0	0	0	1	0	4
Tom Filer, R (1, 1) Daryl Boston, L (7, PH) OBP: 0.313, SLG: 0.406 Willie Randolph, R (7, PH) OBP: 0.342, SLG: 0.326 Anthony Young, R (8, 1) OBP: 0.148, SLG: 0.115			0-0 G5-3		1 SAFE 0-0 P3-4 1-2f		4-1 BB			2 0 0 0	0 0 0 0	0 0 0 0	0 0 0 0	0 0 1 0	0 0 0 0	1 0 0 0
Inning Stats	R: 0 E: 0 K: 0 S: 8 H: 1 LOB: 0 BB: 0 P: 16	R: 0 E: 0 K: 1 S: 13 H: 2 LOB: 2 BB: 0 P: 20	R: 0 E: 0 K: 2 S: 8 H: 0 LOB: 0 BB: 0 P: 13	R: 1 E: 0 K: 0 S: 10 H: 1 LOB: 0 BB: 0 P: 15	R: 0 E: 0 K: 0 S: 6 H: 0 LOB: 0 BB: 1 P: 10	R: 0 E: 0 K: 1 S: 11 H: 1 LOB: 2 BB: 1 P: 18	R: 0 E: 0 K: 0 S: 11 H: 1 LOB: 2 BB: 1 P: 23	R: 0 E: 0 K: 0 S: 9 H: 0 LOB: 0 BB: 0 P: 15	R: 0 E: 0 K: 1 S: 14 H: 1 LOB: 1 BB: 0 P: 19	1B: 2 2B: 5 3B: 0 HR: 1 SF: 0 SAC: 0 DP: 2 HBP: 0							

	AB	32
	R	1
	H	7
	RBI	1
	BB	3
	SO	5
	LOB	13

WP: 0 PB: 0 SB: 0 CS: 0 PA: 35

PITCHER		IP	WLS	BF	H	R	ER	SO	BB	IBB	HBP	BLK	WP	HR	S	P	ERA	WHIP
Mark Portugal, R ERA: 2.69	(1, 1)	6.0		23	5	1	1	4	2	0	0	1	0	1	56	92	1.50	1.167
Rob Murphy, L ERA: 3.2	(7, 1)	0.0		1	1	0	0	0	0	0	0	0	0	0	1	3	∞	∞
Xavier Hernandez, R ERA: 2.26	(7, 1)	0.2		2	0	0	0	0	0	0	0	0	0	0	6	9	0.00	0.000
Al Osuna, L ERA: 3.86	(7, 1)	0.1	W	2	0	0	0	0	1	0	0	0	0	0	4	11	0.00	3.000
Doug Jones, R ERA: 1.94	(8, 1)	2.0	S	7	1	0	0	1	0	0	0	0	0	0	23	34	0.00	0.500

PITCHER	IP	WLS	BF	H	R	ER	SO	BB	IBB	HBP	BLK	WP	HR	S	P	ERA	WHIP

Houston Astros @ New York Mets

Shea Stadium, Flushing, NY

Sun Jul 05 1992, 3:33 AM EDT

Att. 25,900 - Cloudy - 76 F

TOP

livebaseballscorecards.com

Batter	1	2	3	4	5	6	7	8	9	10	AB	R	H	RBI	BB	SO	LOB
Craig Biggio, R (1, 4) OBP: 0.382, SLG: 0.414	L6		CS 1-2	K		G4-3			G5-3		4	0	0	0	0	1	0
Steve Finley, L (1, 8) OBP: 0.327, SLG: 0.415	F8			G6-4-3 1B			G4-3		G3-1		4	0	1	0	0	0	0
Ken Caminiti, S (1, 5) OBP: 0.371, SLG: 0.453	L5-3			G6-4-3 1-2f			F8		G3		4	0	0	0	0	0	1
5 Jeff Bagwell, R (1, 3) OBP: 0.352, SLG: 0.404		K			F8		G5-3			HR 1B	4	1	1	0	0	1	0
Eric Anthony, L (1, 9) OBP: 0.315, SLG: 0.459 Gerald Young, S (10, 9)		G4-3			BB			F9		HR 1-H	3 0	1 0	1 0	2 0	1 0	0 0	0 0
Casey Candaele, S (1, 6) OBP: 0.239, SLG: 0.230		G4-3			F9			F9		F8	4	0	0	0	0	0	1
Luis Gonzalez, L (1, 7) OBP: 0.284, SLG: 0.398			CS 1B		G1-3			0-0 2B		1B	4	0	3	0	0	0	1
Scott Servais, R (1, 2) OBP: 0.267, SLG: 0.252			F9			F9		IBB		L9	3	0	0	0	1	0	2
Pete Harnisch, S (1, 1) OBP: 0.135, SLG: 0.216 Juan Guerrero, R (8, PH) OBP: 0.235, SLG: 0.196 Xavier Hernandez, L (8, 1) Rob Murphy, L (9, 1) Chris Jones, R (10, PH) OBP: 0.286, SLG: 0.321 Doug Jones, R (10, 1)			F4			F9		G1-3		G5-3	2 1 0 0 1 0	0 0 0 0 0 0	0 0 0 0 0 0	0 0 0 0 0 0	0 0 0 0 0 0	0 0 0 0 0 0	1 2 0 0 1 0
Inning Stats	R: 0 E: 0 K: 0 S: 4 H: 0 LOB: 0 BB: 0 P: 5	R: 0 E: 0 K: 1 S: 10 H: 0 LOB: 0 BB: 0 P: 16	R: 0 E: 0 K: 0 S: 6 H: 1 LOB: 0 BB: 0 P: 7	R: 0 E: 0 K: 1 S: 7 H: 1 LOB: 0 BB: 0 P: 10	R: 0 E: 0 K: 0 S: 10 H: 0 LOB: 1 BB: 1 P: 18	R: 0 E: 0 K: 0 S: 5 H: 0 LOB: 0 BB: 0 P: 7	R: 0 E: 0 K: 0 S: 8 H: 0 LOB: 0 BB: 0 P: 15	R: 0 E: 0 K: 0 S: 6 H: 1 LOB: 2 BB: 1 P: 12	R: 0 E: 0 K: 0 S: 5 H: 0 LOB: 0 BB: 0 P: 8	R: 2 E: 0 K: 0 S: 14 H: 3 LOB: 1 BB: 0 P: 21	1B: 4 2B: 1 3B: 0 HR: 1 SF: 0 SAC: 0 DP: 1 HBP: 0						

PITCHER		IP	WLS	BF	H	R	ER	SO	BB	IBB	HBP	BLK	WP	HR	S	P	ERA	WHIP
Pete Schourek, L ERA: 2.11	(1, 1)	8.0		27	3	0	0	2	1	1	0	0	0	0	56	90	0.00	0.500
Jeff Innis, R ERA: 3.19	(9, 1)	1.1	L	6	2	2	2	0	0	0	0	0	0	1	13	19	13.50	1.500
Lee Guetterman, L ERA: 7.39	(10, 1)	0.2		3	1	0	0	0	0	0	0	0	0	0	6	10	0.00	1.500

PITCHER	IP	WLS	BF	H	R	ER	SO	BB	IBB	HBP	BLK	WP	HR	S	P	ERA	WHIP

AB	34
R	2
H	6
RBI	2
BB	2
SO	2
LOB	9

WP: 0 PA: 37
PB: 0
SB: 0
CS: 1

Houston Astros @ New York Mets

Shea Stadium, Flushing, NY

Sun Jul 05 1992, 3:33 AM EDT

Att. 25,900 - Cloudy - 76 F

livebaseballscorecards.com

Batter	1	2	3	4	5	6	7	8	9	10	AB	R	H	RBI	BB	SO	LOB
Daryl Boston, L (1, 7) OBP: 0.305, SLG: 0.395	B F B F F F B S 3-3 ① K		C F B F B X 2-2 ① P6			X 0-0 ① F9		B B X 2-0 ② F8			4	0	0	0	0	1	0
Bill Pecota, R (1, 4) (10, 5) OBP: 0.306, SLG: 0.288	C B F B B F B S 3-3 ② K		C F X 0-2 ② G5-3			C C B F B B F S 3-3 ② K		B F F X 1-2 1B			4	0	1	0	0	2	0
Bobby Bonilla, S (1, 9) OBP: 0.378, SLG: 0.449 Howard Johnson, S (8, 8) OBP: 0.332, SLG: 0.362	B X 1-0 ③ F7		B F S B B S 2-3 ③ K			F B F B B B 4-2 CS BB		1 SAFE B B X 2-0 ③ F8			2 1	0 0	0 0	0 0	1 0	1 0	0 1
Dave Magadan, L (1, 5) OBP: 0.402, SLG: 0.347 Junior Noboa, R (9, PR) OBP: 0.196, SLG: 0.130 (10, 4)		C X 0-1 2B 1B		B F B B B F X 3-2 ① G3-1		1 SAFE F F F 1 SAFE P 1-2 ③ CS 1-2	F F X 0-2 ① L6		B B B B 4-0 G6-3 BB		3 0	0 0	1 0	0 0	1 0	0 0	0 0
Eddie Murray, S (1, 3) OBP: 0.334, SLG: 0.413		X 0-0 1-3 2B		X 0-0 ② G5-3			B S B X 2-1 BB 1B		1 SAFE 1 SAFE C 1 SAFE S F S 0-3 ① K		4	0	2	0	0	1	1
Dave Gallagher, R (1, 8) OBP: 0.260, SLG: 0.328 (8, 9)		B S S F B X 2-2 ① L4		C B B F F F B F S 3-3 ③ K			B 1 SAFE C 1 SAFE F B B X 3-2 ② F7		C 1 SAFE 1 SAFE S X 0-2 ②③ G6-3 1-2f		4	0	0	0	0	1	4
Todd Hundley, S (1, 2) OBP: 0.263, SLG: 0.360		B X 1-0 ② F7		F B S F F F X 1-2 ① G4-3			B B B C 1 SAFE 1 SAFE B 4-1 1-2 BB			C F S 0-3 ① K	3	0	0	0	1	1	2
Dick Schofield, R (1, 6) OBP: 0.315, SLG: 0.270	I I I I I 4-0 IBB			F S S 0-3 ② K			C S S 0-3 ③ K			F B X 1-1 ② F7	3	0	0	0	1	2	2
Pete Schourek, L (1, 1) OBP: 0.071, SLG: 0.071 Chico Walker, S (8, PH) OBP: 0.284, SLG: 0.333 Jeff Innis, R (9, 1) Lee Guetterman, L (10, 1) Mackey Sasser, L (10, PH) OBP: 0.235, SLG: 0.277		F B S S 1-3 ③ K		S S S 0-3 ③ K				F C C 0-3 ① K		S X 0-1 ③ G3	2 1 0 0 1	0 0 0 0 0	0 0 0 0 0	0 0 0 0 0	0 0 0 0 0	2 1 0 0 0	3 0 0 0 0
Inning Stats	R: 0 H: 0 E: 0 LOB: 0 K: 2 BB: 0 S: 10 P: 17	R: 0 H: 2 E: 0 LOB: 3 K: 1 BB: 1 S: 11 P: 19	R: 0 H: 0 E: 0 LOB: 0 K: 1 BB: 0 S: 10 P: 14	R: 0 H: 0 E: 0 LOB: 0 K: 1 BB: 0 S: 10 P: 16	R: 0 H: 0 E: 0 LOB: 0 K: 2 BB: 0 S: 12 P: 13	R: 0 H: 0 E: 0 LOB: 0 K: 1 BB: 1 S: 11 P: 18	R: 0 H: 1 E: 0 LOB: 2 K: 1 BB: 1 S: 12 P: 21	R: 0 H: 1 E: 0 LOB: 1 K: 1 BB: 0 S: 8 P: 13	R: 0 H: 0 E: 0 LOB: 1 K: 1 BB: 1 S: 7 P: 11	R: 0 H: 0 E: 0 LOB: 0 K: 1 BB: 0 S: 7 P: 8	1B: 3 SF: 0 2B: 1 SAC: 0 3B: 0 DP: 1 HR: 0 HBP: 0						

BOTTOM	
AB	32
R	0
H	4
RBI	0
BB	4
SO	12
LOB	13

WP: 0 PA: 37
PB: 0
SB: 0
CS: 1

PITCHER		IP	WLS	BF	H	R	ER	SO	BB	IBB	HBP	BLK	WP	HR	S	P	ERA	WHIP
Pete Harnisch, R ERA: 3.77	(1, 1)	7.0		26	3	0	0	9	2	1	0	0	0	0	76	118	0.00	0.714
Xavier Hernandez, R ERA: 2.22	(8, 1)	1.0		4	1	0	0	1	0	0	0	0	0	0	8	13	0.00	1.000
Rob Murphy, L ERA: 3.06	(9, 1)	1.0	W	3	0	0	0	1	1	0	0	0	0	0	7	11	0.00	1.000
Doug Jones, R ERA: 1.91	(10, 1)	1.0	S	3	0	0	0	1	0	0	0	0	0	0	7	8	0.00	0.000

PITCHER	IP	WLS	BF	H	R	ER	SO	BB	IBB	HBP	BLK	WP	HR	S	P	ERA	WHIP

Batter	1	2	3	4	5	6	7	8	9	AB	R	H	RBI	BB	SO	LOB
Howard Johnson, S (1, 8) OBP: 0.333, SLG: 0.358	C X 0-1 ① F8		C B F B B S 3-3 ③ K			B F F B B B 4-2 SH1-3 1B BB	B C B B B 4-1 S BB		X 0-0 ② F9	3	1	0	0	2	1	0
Willie Randolph, R (1, 4) OBP: 0.348, SLG: 0.330	X 0-0 ② F9			F B B X 2-1 1B 1B		C 1 SAFE X 0-1 ① SH1-3 1-2	1 SAFE B 1 SAFE B B I 4-0 1-2 IBB		X 0-0 1B	3	0	2	0	1	0	0
Dave Magadan, L (1, 5) OBP: 0.399, SLG: 0.343	B C B B F C 3-3 ③ K			B 1 SAFE F C S 1-3 ① K		C X 0-1 1B 2-H 1B	B B C C X 3-1 ③ F8		1 SAFE F B C X 1-2 ③ F7	5	0	1	1	0	2	4
Bobby Bonilla, S (1, 9) OBP: 0.376, SLG: 0.446 Chico Walker, S (4, PH) OBP: 0.298, SLG: 0.347 (4, 7)		B B X 2-0 ① G6-3		C C B S 1-3 ② K		X 0-0 S 1-3 1B		F C B X 1-2 2B 1B		1 3	0 1	0 2	0 0	0 0	0 1	0 1
Eddie Murray, S (1, 3) OBP: 0.336, SLG: 0.415		S S X 0-2 1B		B X 1-0 1-2 1B		F B X 1-1 ② F9		X 0-0 ① F8		4	0	2	0	0	0	3
Dave Gallagher, R (1, 7) OBP: 0.272, SLG: 0.343 (4, 9)		C S F B 1 SAFE B B X 3-2 ② F8		F B X 1-1 ③ L9		B S B F F B B 4-2 FC5-4 1-2 BB		1 SAFE P 1 SAFE B X 2-0 1-H CS 2B		3	0	1	1	1	0	3
Todd Hundley, S (1, 2) OBP: 0.257, SLG: 0.351		C B S 1 SAFE F F B S 2-3 ③ K			F B C S 1-3 ① K	C S X 0-2 ③ FC5-4 1-2f		M S F F S 0-3 ②③ K 3-H		4	0	0	0	0	3	5
Dick Schofield, R (1, 6) OBP: 0.310, SLG: 0.266			B F B F X 2-2 ① P7		C X 0-1 ② F8		X 0-0 ① G6-3		C B F S 1-3 ① K	4	0	0	0	0	1	0
David Cone, L (1, 1) OBP: 0.149, SLG: 0.114 Jeff Innis, R (8, 1) Daryl Boston, L (9, PH) OBP: 0.309, SLG: 0.419 Lee Guetterman, L (9, 1)			F X 0-1 ② G5-3		C F S 0-3 ③ K2-3		B F B F X 2-2 ② G3-1		S B B X 2-1 HR	3 0 1 0	0 0 1 0	0 0 1 0	0 0 1 0	1 0 0 0	0 0 0 0	0 0 0 0
Inning Stats	R: 0 E: 0 K: 1 S: 6 H: 0 LOB: 0 BB: 0 P: 9	R: 0 E: 0 K: 1 S: 13 H: 1 LOB: 1 BB: 0 P: 20	R: 0 E: 0 K: 1 S: 8 H: 0 LOB: 0 BB: 0 P: 13	R: 0 E: 0 K: 2 S: 11 H: 2 LOB: 2 BB: 0 P: 17	R: 0 E: 0 K: 2 S: 8 H: 0 LOB: 0 BB: 0 P: 9	R: 1 E: 0 K: 0 S: 15 H: 2 LOB: 3 BB: 2 P: 24	R: 0 E: 0 K: 0 S: 7 H: 0 LOB: 2 BB: 2 P: 20	R: 1 E: 0 K: 1 S: 11 H: 2 LOB: 0 BB: 0 P: 13	R: 1 E: 0 K: 1 S: 11 H: 2 LOB: 1 BB: 0 P: 15	1B: 7 2B: 1 3B: 0 HR: 1	SF: 0 SAC: 1 DP: 0 HBP: 0			WP: 0 PB: 0 SB: 2 CS: 1	PA: 39		

PITCHER		IP	WLS	BF	H	R	ER	SO	BB	IBB	HBP	BLK	WP	HR	S	P	ERA	WHIP
Steve Avery, L ERA: 2.69	(1, 1)	7.0		30	5	1	1	7	3	1	0	0	0	0	68	112	1.29	1.143
Marvin Freeman, R ERA: 3.72	(8, 1)	2.0	L	9	4	2	2	2	0	0	0	0	0	1	22	28	9.00	2.000

PITCHER	IP	WLS	BF	H	R	ER	SO	BB	IBB	HBP	BLK	WP	HR	S	P	ERA	WHIP

TOP

New York Mets @ Atlanta Braves

Atlanta-Fulton County Stadium, Atlanta, GA

Mon Jul 06 1992, 7:05 PM EDT

Att. 39,444 - Cloudy - 84 F

livebaseballscorecards.com

AB	34
R	3
H	9
RBI	3
BB	4
SO	9
LOB	16

New York Mets @ Atlanta Braves

Atlanta-Fulton County Stadium, Atlanta, GA

Mon Jul 06 1992, 7:05 PM EDT

Att. 39,444 - Cloudy - 84 F

livebaseballscorecards.com

BOTTOM

Batter	1	2	3	4	5	6	7	8	9	AB	R	H	RBI	BB	SO	LOB
Deion Sanders, L (1, 8) OBP: 0.374, SLG: 0.559	X 0-0 HR		B C X 1-1 ① P6		C F B F B S 2-3 ① K		B B B C X 3-1 ① P6 1-2		C X 0-1 ② L9	5	1	1	1	0	1	1
Jeff Treadway, L (1, 4) OBP: 0.250, SLG: 0.333 Mark Lemke, S (6, 4) OBP: 0.280, SLG: 0.288	B F B S S 2-3 ① K		C B B S C 2-3 ② K		B C F X 1-2 ② G4-3		B B B C 2 B SAFE 4-1 BB		C X 0-1 ③ L9	3 1	0 0	0 0	0 0	0 1	2 0	0 0
Terry Pendleton, S (1, 5) OBP: 0.331, SLG: 0.494	B X 1-0 ② G3-1		C F B B F B X 3-2 ③ G4-3		B F L F F B B X 3-2 ③ F8		S B X 1-1 ② F8			4	0	0	0	0	0	2
David Justice, L (1, 9) OBP: 0.337, SLG: 0.366	S B S B B F F S 3-3 ③ K			B B X 2-0 ① F9		B B S B B 4-1 FC5-4 BB	B B B X 3-0 ③ L3			3	0	0	0	1	1	2
Ron Gant, R (1, 7) OBP: 0.357, SLG: 0.460		B B S B S S 3-3 ① K		C S X 0-2 BB WP 1B		B X 1-0 ① FC5-4 S 1-2f		B B X 2-0 G5-4-3 CI 1B		4	0	2	0	0	1	1
Sid Bream, L (1, 3) OBP: 0.347, SLG: 0.362 Brian Hunter, R (8, PR) OBP: 0.272, SLG: 0.504 (9, 3)		B X 1-0 2B	1 SAFE 1 SAFE B B B B C B 4-1 BB 1-2			1 SAFE S 1 SAFE 1 SAFE 1 SAFE C 1 SAFE B 1 SAFE 3-3 ② K 1-2		X 0-0 CI G5-4-3 1-2		2 0	0 0	1 0	0 0	1 0	1 0	1 0
Greg Olson, R (1, 2) OBP: 0.328, SLG: 0.348		B F B B F X 3-2 ② L8		B B B C B 4-1 1-2 2-3 BB		B B B C B 4-1 BB		1 SAFE X 0-0 ① ② G5-4-3 1-2f 2-3		2	0	0	0	2	0	3
Rafael Belliard, R (1, 6) OBP: 0.259, SLG: 0.232 Lonnie Smith, R (6, PH) OBP: 0.263, SLG: 0.204 Jeff Blauser, R (7, 6) OBP: 0.275, SLG: 0.368	I I I I 4-0 IBB		B F C B S 2-3 ② K		C S B F C 1-3 ③ K			B X 1-0 ③ P2		1 1 1	0 0 0	0 0 0	0 0 0	1 0 0	1 1 0	3 2 2
Steve Avery, L (1, 1) OBP: 0.195, SLG: 0.275 Otis Nixon, S (7, PH) OBP: 0.392, SLG: 0.396 Marvin Freeman, R (8, 1) OBP: 1.000, SLG: 1.000 Damon Berryhill, S (9, PH) OBP: 0.261, SLG: 0.383	S S X 0-2 ③ G4-3		B B B C C S 3-3 ③ K				C B B B B 4-1 PB BB		B C X 1-1 ① G5-3	2 0 0 1	0 0 0 0	0 0 0 0	0 0 0 0	1 1 0 0	0 0 0 0	5 0 0 0

Inning Stats	1	2	3	4	5	6	7	8	9
	R: 1 H: 1 E: 0 LOB: 0 K: 2 BB: 0 S: 10 P: 16	R: 0 H: 1 E: 0 LOB: 2 K: 1 BB: 1 S: 10 P: 21	R: 0 H: 0 E: 0 LOB: 0 K: 1 BB: 0 S: 9 P: 15	R: 0 H: 1 E: 0 LOB: 3 K: 2 BB: 2 S: 12 P: 27	R: 0 H: 0 E: 0 LOB: 0 K: 1 BB: 0 S: 12 P: 18	R: 0 H: 0 E: 0 LOB: 2 K: 2 BB: 2 S: 10 P: 23	R: 0 H: 0 E: 0 LOB: 2 K: 0 BB: 2 S: 7 P: 22	R: 0 H: 1 E: 1 LOB: 2 K: 0 BB: 0 S: 4 P: 7	R: 0 H: 0 E: 0 LOB: 0 K: 0 BB: 0 S: 6 P: 7

	AB	30
	R	1
	H	4
	RBI	1
	BB	7
	SO	9
	LOB	22

	1B: 2	SF: 0	WP: 1	PA: 38
	2B: 1	SAC: 0	PB: 1	
	3B: 0	DP: 1	SB: 1	
	HR: 1	HBP: 0	CS: 0	

PITCHER		IP	WLS	BF	H	R	ER	SO	BB	IBB	HBP	BLK	WP	HR	S	P	ERA	WHIP
David Cone, R ERA: 2.58	(1, 1)	7.0	W	31	3	1	1	9	6	1	0	0	1	1	70	142	1.29	1.286
Jeff Innis, R ERA: 3.12	(8, 1)	1.0		4	1	0	0	0	0	0	0	0	0	0	4	7	0.00	1.000
Lee Guetterman, L ERA: 7.18	(9, 1)	1.0	S	3	0	0	0	0	0	0	0	0	0	0	6	7	0.00	0.000

PITCHER	IP	WLS	BF	H	R	ER	SO	BB	IBB	HBP	BLK	WP	HR	S	P	ERA	WHIP

New York Mets @ Atlanta Braves

Atlanta-Fulton County Stadium, Atlanta, GA

Tue Jul 07 1992, 7:05 PM EDT

Att. 39,490 - Sunny - 85 F

livebaseballscorecards.com

TOP

Batter	1	2	3	4	5	6	7	8	9	AB	R	H	RBI	BB	SO	LOB
Howard Johnson, S (1, 8) OBP: 0.332, SLG: 0.356	P6	2-H 1B			F7		L7			4	0	1	1	0	0	1
Willie Randolph, R (1, 4) OBP: 0.347, SLG: 0.329	1B 1B	1 SAFE G6-3			B1-3		G5-3			4	0	1	0	0	0	2
Dave Magadan, L (1, 5) OBP: 0.396, SLG: 0.342	1 SAFE 1 SAFE G3-6-3 1-3 1B		K			K		F8		4	0	1	0	0	2	0
Bobby Bonilla, S (1, 9) OBP: 0.374, SLG: 0.441	G3-6-3 1-2f		L4			2B E BB		F7		3	1	0	0	1	0	2
Eddie Murray, S (1, 3) OBP: 0.338, SLG: 0.423		2B 2B	L8			E 1-3 2B		L6		4	2	2	0	0	0	0
Daryl Boston, L (1, 7) OBP: 0.308, SLG: 0.421		WP 1B 2-H 2B		F9		K			P5	4	1	1	1	0	1	2
Mackey Sasser, L (1, 2) OBP: 0.243, SLG: 0.284		SH3-4 1B 2-H 1B		G5-3		E5 CS 2-H 3-H			K	2	1	1	1	0	0	0
Dave Gallagher, R (6, PH) OBP: 0.268, SLG: 0.338										1	0	0	0	0	0	0
Charlie O'Brien, R (6, 2) OBP: 0.298, SLG: 0.317										1	0	0	0	0	1	0
Bill Pecota, R (1, 6) OBP: 0.300, SLG: 0.281	1 SAFE K		G6-3			1 SAFE CS 1-2	P3		G5-3	3	0	0	0	0	1	1
Dick Schofield, R (7, 6) OBP: 0.309, SLG: 0.265										1	0	0	0	0	0	0
Sid Fernandez, L (1, 1) OBP: 0.211, SLG: 0.237	1 SAFE SH3-4 1-2				K		1B			2	0	1	0	0	1	0
Lee Guetterman, L (7, 1)										0	0	0	0	0	0	0
Anthony Young, R (9, 1) OBP: 0.148, SLG: 0.115										0	0	0	0	0	0	0

	AB	33
	R	5
	H	8
	RBI	3
	BB	1
	SO	6
	LOB	8

Inning Stats	1	2	3	4	5	6	7	8	9
	R: 0 E: 0 K: 0 S: 9	H: 2 LOB: 1 BB: 0 P: 16	R: 3 E: 0 K: 1 S: 14	H: 4 LOB: 1 BB: 0 P: 24	R: 0 E: 0 K: 1 S: 8	H: 0 LOB: 0 BB: 0 P: 11	R: 0 E: 0 K: 0 S: 6	H: 0 LOB: 0 BB: 0 P: 13	R: 0 E: 0 K: 1 S: 6	H: 0 LOB: 0 BB: 0 P: 9	R: 2 E: 1 K: 2 S: 17	H: 1 LOB: 0 BB: 1 P: 29	R: 0 E: 0 K: 0 S: 8	H: 1 LOB: 1 BB: 0 P: 16	R: 0 E: 0 K: 0 S: 8	H: 0 LOB: 0 BB: 0 P: 10	R: 0 E: 0 K: 1 S: 5	H: 0 LOB: 0 BB: 0 P: 8

1B: 5	SF: 0	WP: 1	PA: 36
2B: 3	SAC: 1	PB: 0	
3B: 0	DP: 1	SB: 0	
HR: 0	HBP: 0	CS: 1	

PITCHER		IP	WLS	BF	H	R	ER	SO	BB	IBB	HBP	BLK	WP	HR	S	P	ERA	WHIP
Mike Bielecki, R ERA: 2.59	(1, 1)	5.1	L	23	7	5	3	4	1	0	0	0	1	0	54	91	5.06	1.500
Mike Stanton, L	(6, 1)	1.2		6	1	0	0	1	0	0	0	0	0	0	14	27	0.00	0.600
Alejandro Pena, R ERA: 5.4	(8, 1)	2.0		6	0	0	0	1	0	0	0	0	0	0	13	18	0.00	0.000

PITCHER		IP	WLS	BF	H	R	ER	SO	BB	IBB	HBP	BLK	WP	HR	S	P	ERA	WHIP

New York Mets @ Atlanta Braves

Atlanta-Fulton County Stadium, Atlanta, GA

Tue Jul 07 1992, 7:05 PM EDT

Att. 39,490 - Sunny - 85 F

livebaseballscorecards.com

BOTTOM

Batter	1	2	3	4	5	6	7	8	9	AB	R	H	RBI	BB	SO	LOB
Otis Nixon, S (1, 8) OBP: 0.389, SLG: 0.393	C B X 1-1 ① F8			C B B X 2-1 SH1-3 BB SF9 1B		C B F B F C 2-3 ① K		B X 1-0 ① G5-3		4	1	1	0	0	1	0
Jeff Blauser, R (1, 6) (9, 4) OBP: 0.281, SLG: 0.364	C B B B X 3-1 ② G5-3			B C B F B B 4-2 SF9 SH1-3 1-2 2B BB		B C F F B B B 4-2 G3 BB		B S C B F X 2-2 ② G6-3		2	1	0	0	2	0	0
Terry Pendleton, S (1, 5) OBP: 0.329, SLG: 0.489	B X 1-0 ③ G4-3			X 0-0 ① SH1-3 1-2 2-3		X 0-0 ② G3 1-2		B F X 1-1 ③ G1-3		3	0	0	0	0	0	1
Ron Gant, R (1, 7) OBP: 0.353, SLG: 0.455		C F X 0-2 ① F9		F X 0-1 ② SF9 2-3 3-H		C F C 0-3 ③ K			S M B X 1-2 ① G6-3	3	0	0	1	0	1	1
David Justice, L (1, 9) OBP: 0.343, SLG: 0.385		F B C F T X 1-2 ② F8		S C F F B X 1-2 3-H 2B			B X 1-0 SF8 3B		C B S B B X 3-2 1B	4	1	3	1	0	0	0
Brian Hunter, R (1, 3) OBP: 0.265, SLG: 0.493		B S B S S 2-3 ③ K		X 0-0 ③ F7			X 0-0 ① SF8 3-H		F S B S 1-3 ② K	3	0	0	1	0	2	2
Damon Berryhill, S (1, 2) OBP: 0.255, SLG: 0.373		L F F F B F X 1-2 ① P3			S F B B B X 2-2 ① F9		S B B F S 2-3 ② K		C F B B B S 3-3 ③ K	4	0	0	0	0	2	1
Mark Lemke, S (1, 4) OBP: 0.280, SLG: 0.285		B C C B F X 2-2 ② F7			B S B F B B 4-2 B3-6-4 BB		X 0-0 ③ G6-3			2	0	0	0	1	0	0
Alejandro Pena, R (8, 1)										0	0	0	0	0	0	0
Mike Bielecki, R (1, 1) OBP: 0.130, SLG: 0.130		C S B S 1-3 ③ K			B B C X 2-1 ② ③ B3-6-4 1-2f			F X 0-1 HR		2	0	0	0	0	1	1
Mike Stanton, L (6, 1) OBP: 0.500, SLG: 0.500										0	0	0	0	0	0	0
Jeff Treadway, L (8, 4) OBP: 0.250, SLG: 0.333										0	0	0	0	0	0	0
Lonnie Smith, R (8, PH) OBP: 0.276, SLG: 0.280										1	1	1	1	0	0	0
Rafael Belliard, R (9, 6) OBP: 0.259, SLG: 0.232										0	0	0	0	0	0	0
Inning Stats	R: 0 H: 0 E: 0 LOB: 0 K: 0 BB: 0 S: 5 P: 10	R: 0 H: 0 E: 0 LOB: 0 K: 1 BB: 0 S: 10 P: 13	R: 0 H: 0 E: 0 LOB: 0 K: 1 BB: 0 S: 13 P: 17	R: 2 H: 2 E: 0 LOB: 1 K: 0 BB: 1 S: 13 P: 20	R: 0 H: 0 E: 0 LOB: 0 K: 0 BB: 1 S: 7 P: 15	R: 0 H: 0 E: 0 LOB: 1 K: 2 BB: 1 S: 11 P: 17	R: 1 H: 1 E: 0 LOB: 0 K: 1 BB: 0 S: 6 P: 9	R: 1 H: 1 E: 0 LOB: 0 K: 0 BB: 0 S: 9 P: 13	R: 0 H: 1 E: 0 LOB: 1 K: 2 BB: 0 S: 12 P: 20	1B: 2 SF: 2 2B: 1 SAC: 1 3B: 1 DP: 1 HR: 1 HBP: 0						

	AB	28
	R	4
	H	5
	RBI	4
	BB	3
	SO	7
	LOB	6

WP: 0 PA: 34
PB: 0
SB: 0
CS: 0

PITCHER		IP	WLS	BF	H	R	ER	SO	BB	IBB	HBP	BLK	WP	HR	S	P	ERA	WHIP
Sid Fernandez, L ERA: 3.11	(1, 1)	6.0	W	23	3	3	3	4	3	0	0	0	0	0	60	94	4.50	1.000
Lee Guetterman, L ERA: 6.98	(7, 1)	2.1		9	2	1	1	1	0	0	0	0	0	1	20	30	3.86	0.857
Anthony Young, R ERA: 4.66	(9, 1)	0.2	S	2	0	0	0	2	0	0	0	0	0	0	6	10	0.00	0.000

PITCHER	IP	WLS	BF	H	R	ER	SO	BB	IBB	HBP	BLK	WP	HR	S	P	ERA	WHIP

Batter	1	2	3	4	5	6	7	8	9	AB	R	H	RBI	BB	SO	LOB
Howard Johnson, S (1, 8) OBP: 0.330, SLG: 0.353	G2-3		G3		P3		S 1-2 1B		P5	5	0	1	0	0	0	4
Willie Randolph, R (1, 4) OBP: 0.344, SLG: 0.324	F8		1B BB		FC6-4 1-2f		K 1-2 2-3		G5-4-3 1-2f	4	0	0	0	1	1	7
Dave Magadan, L (1, 5) OBP: 0.401, SLG: 0.349	1B		1-3 1B			1B	K			4	0	3	0	0	1	2
Bobby Bonilla, S (1, 9) OBP: 0.373, SLG: 0.439	SAFE F9		P3			G5-4-3 1-2 1B		F9		4	0	1	0	0	0	3
Eddie Murray, S (1, 3) OBP: 0.334, SLG: 0.417		G5-3		L7		K		P3		4	0	0	0	0	1	2
Dave Gallagher, R (1, 7) OBP: 0.259, SLG: 0.324 Jeff Innis, R (6, 1) Chico Walker, S (8, PH) OBP: 0.295, SLG: 0.344 Paul Gibson, R (8, 1)		G4-3		L8		G5-4-3 1-2f		L7		3 0 1 0	0 0 0 0	0 0 0 0	0 0 0 0	0 0 0 0	0 0 0 0	2 0 0 0
Charlie O'Brien, R (1, 2) OBP: 0.309, SLG: 0.353 Todd Hundley, S (7, PR) (7, 2) Junior Noboa, R (9, PR) OBP: 0.196, SLG: 0.130	2B		1-3 K				E8 1B 2B		BB BB 1B	3 1 0	0 1 0	2 1 0	0 0 0	0 0 0	1 0 0	0 0 0
Bill Pecota, R (1, 6) OBP: 0.305, SLG: 0.283		G1-3			G5-3		FC5-6 3-H 1B		BB 1-2 BB	3	0	1	1	1	0	1
Wally Whitehurst, R (1, 1) OBP: 0.273, SLG: 0.300 Daryl Boston, L (6, 7) OBP: 0.310, SLG: 0.418			K		FC6-4 1B		SAFE FC5-6 S 1B 1-2f		G5-4-3 1-2 2-3 BB	2 1	0 0	1 0	0 0	0 1	1 0	0 2
Inning Stats	R: 0 E: 0 K: 0 S: 6 H: 1 LOB: 1 BB: 0 P: 11	R: 0 E: 0 K: 0 S: 13 H: 1 LOB: 1 BB: 0 P: 19	R: 0 E: 0 K: 1 S: 15 H: 1 LOB: 2 BB: 1 P: 26	R: 0 E: 0 K: 1 S: 9 H: 0 LOB: 0 BB: 0 P: 14	R: 0 E: 0 K: 0 S: 6 H: 1 LOB: 1 BB: 0 P: 9	R: 0 E: 0 K: 1 S: 9 H: 2 LOB: 1 BB: 0 P: 11	R: 1 E: 1 K: 2 S: 13 H: 3 LOB: 2 BB: 0 P: 23	R: 0 E: 0 K: 0 S: 3 H: 0 LOB: 0 BB: 0 P: 8	R: 0 E: 0 K: 0 S: 12 H: 1 LOB: 3 BB: 2 P: 23	1B: 8 2B: 2 3B: 0 HR: 0 SF: 0 SAC: 0 DP: 2 HBP: 0						

PITCHER		IP	WLS	BF	H	R	ER	SO	BB	IBB	HBP	BLK	WP	HR	S	P	ERA	WHIP
Tom Glavine, L ERA: 2.57	(1, 1)	7.0	W	30	9	1	1	5	1	0	0	0	0	0	71	113	1.29	1.429
Kent Mercker, L ERA: 2.18	(8, 1)	1.0		6	1	0	0	0	2	0	0	0	0	0	11	26	0.00	3.000
Alejandro Pena, R ERA: 5.16	(9, 1)	1.0	S	2	0	0	0	0	0	0	0	0	0	0	4	5	0.00	0.000

PITCHER	IP	WLS	BF	H	R	ER	SO	BB	IBB	HBP	BLK	WP	HR	S	P	ERA	WHIP

TOP

New York Mets @ Atlanta Braves

Atlanta-Fulton County Stadium, Atlanta, GA

Wed Jul 08 1992, 7:05 PM EDT

Att. 37,721 - Cloudy - 92 F

livebaseballscorecards.com

AB	35
R	1
H	10
RBI	1
BB	3
SO	5
LOB	23

WP: 0	PA: 38		
PB: 0			
SB: 2			
CS: 0			

BOTTOM

Batter	1	2	3	4	5	6	7	8	9	AB	R	H	RBI	BB	SO	LOB
Deion Sanders, L (1, 8) OBP: 0.368, SLG: 0.548	B B S C F F F B X 3-2 F9 ①		B F X 1-1 P1 ①		B X 1-0 E7 G3		B B F X 2-1 G3 ②			4	0	0	0	0	0	1
Jeff Treadway, L (1, 4) OBP: 0.250, SLG: 0.316 Mark Lemke, S (8, 4) OBP: 0.280, SLG: 0.285	C F B X 2-2 G4-3 ②		B X 1-0 S 2-H 1B		B B B X 3-0 G3 ② 2-3		C F F X 0-2 F7 ③			4	0	1	1	0	0	1
										0	0	0	0	0	0	0
Terry Pendleton, S (1, 5) OBP: 0.325, SLG: 0.483	B B S F B F F F S 3-3 K ③		B 1 SAFE F S B 1 SAFE S 2-3 K ② 1-2		F B S C 1-3 K ③			B X 1-0 L8 ①		4	0	0	0	0	3	2
David Justice, L (1, 9) OBP: 0.342, SLG: 0.383		C B B F X 2-2 1B 1B	B X 1-0 G6-3 ③			C B B C B F X 3-2 G4-3 ①		C B C C 1-3 K ②		4	0	1	0	0	1	1
Ron Gant, R (1, 7) OBP: 0.349, SLG: 0.449		X 0-0 F8 ①		C X 0-1 G6-3 ①		F X 0-1 L9 ②		B C B S F S 2-3 K ③		4	0	0	0	0	1	1
Sid Bream, L (1, 3) OBP: 0.346, SLG: 0.362		B C B F F S 2-3 K ②		B F C X 1-2 L4 ②		B B X 2-0 2B 1B				3	1	1	0	0	1	1
Greg Olson, R (1, 2) OBP: 0.339, SLG: 0.363		C B 1 SAFE B C 1 SAFE X 2-2 1-2 1B		C B B B B 4-1 BB		X 0-0 1-H 2B				2	0	2	1	1	0	0
Rafael Belliard, R (1, 6) OBP: 0.255, SLG: 0.228		S X 0-1 G4-3 ③		C S S 0-3 K2-3 ③				B X 1-0 G6-3 ③		3	0	0	0	0	1	4
Tom Glavine, L (1, 1) OBP: 0.308, SLG: 0.300			X 0-0 E5 1B 1B		C C B X 1-2 G1-3 ①					2	1	1	0	0	0	0
Lonnie Smith, R (7, PH) OBP: 0.271, SLG: 0.275										1	0	0	0	0	0	0
Kent Mercker, L (8, 1)							X 0-0 G6-3 ①			0	0	0	0	0	0	0
Alejandro Pena, R (9, 1)										0	0	0	0	0	0	0
Inning Stats	R: 0 E: 0 K: 1 S: 15 H: 0 LOB: 0 BB: 0 P: 23	R: 0 E: 0 K: 1 S: 13 H: 2 LOB: 2 BB: 0 P: 19	R: 1 E: 1 K: 1 S: 8 H: 2 LOB: 1 BB: 0 P: 13	R: 0 E: 0 K: 1 S: 9 H: 0 LOB: 1 BB: 1 P: 14	R: 0 E: 1 K: 1 S: 8 H: 0 LOB: 1 BB: 0 P: 14	R: 1 E: 0 K: 0 S: 9 H: 2 LOB: 1 BB: 0 P: 15	R: 0 E: 0 K: 0 S: 7 H: 0 LOB: 0 BB: 0 P: 9	R: 0 E: 0 K: 2 S: 8 H: 0 LOB: 0 BB: 0 P: 12		1B: 5 2B: 1 3B: 0 HR: 0		SF: 0 SAC: 0 DP: 0 HBP: 0		WP: 0 PB: 0 SB: 1 CS: 0	PA: 32	

PITCHER		IP	WLS	BF	H	R	ER	SO	BB	IBB	HBP	BLK	WP	HR	S	P	ERA	WHIP
Wally Whitehurst, R ERA: 2.92	(1, 1)	5.2	L	25	6	2	1	5	1	0	0	0	0	0	61	96	1.59	1.235
Jeff Innis, R ERA: 3.04	(6, 1)	1.1		4	0	0	0	0	0	0	0	0	0	0	8	11	0.00	0.000
Paul Gibson, L ERA: 4.89	(8, 1)	1.0		3	0	0	0	2	0	0	0	0	0	0	8	12	0.00	0.000

PITCHER	IP	WLS	BF	H	R	ER	SO	BB	IBB	HBP	BLK	WP	HR	S	P	ERA	WHIP

New York Mets @ Atlanta Braves
Atlanta-Fulton County Stadium, Atlanta, GA
Wed Jul 08 1992, 7:05 PM EDT
Att. 37,721 - Cloudy - 92 F

livebaseballscorecards.com

AB	31
R	2
H	6
RBI	2
BB	1
SO	7
LOB	11

New York Mets @ Houston Astros

Astrodome, Houston, TX

Thu Jul 09 1992, 8:05 PM EDT

Att. 14,918 - Dome - 70 F

TOP

livebaseballscorecards.com

Batter	1	2	3	4	5	6	7	8	9	AB	R	H	RBI	BB	SO	LOB
Howard Johnson, S (1, 8) OBP: 0.332, SLG: 0.357	F8		BB		2B			K		3	0	1	0	1	1	0
Dick Schofield, R (1, 6) OBP: 0.310, SLG: 0.263	F7		1 SAFE		K			G5-3		2	0	0	0	1	1	2
Dave Gallagher, R (8, PH) OBP: 0.256, SLG: 0.320										1	0	0	0	0	0	0
Paul Gibson, R (8, 1)			BB							0	0	0	0	0	0	0
Dave Magadan, L (1, 5) OBP: 0.396, SLG: 0.343	F7		L4			G6-3			L3	4	0	0	0	0	0	2
Bobby Bonilla, S (1, 9) OBP: 0.371, SLG: 0.439		K		K		G6-3			G4-3 2B	4	0	1	0	0	2	0
Eddie Murray, S (1, 3) OBP: 0.330, SLG: 0.411	G3-1			F7		G1-3			G4-3	4	0	0	0	0	0	1
Mackey Sasser, L (1, 7) OBP: 0.257, SLG: 0.296 (7, 2)	1B			K			G3-6-3 1B		F8	4	0	2	0	0	1	1
Charlie O'Brien, R (1, 2) OBP: 0.303, SLG: 0.345	F9				K		G3-6-3 1-2f			2	0	0	0	0	1	1
Daryl Boston, L (7, PH) OBP: 0.308, SLG: 0.416 (7, 7)										1	0	0	0	0	0	1
Bill Pecota, R (1, 4) OBP: 0.299, SLG: 0.277 (8, 6)			L7		G5-3		K			3	0	0	0	0	1	0
Dwight Gooden, R (1, 1) OBP: 0.262, SLG: 0.286			P8		2B 1B				G3	2	0	1	0	0	0	0
Chico Walker, S (8, PH) OBP: 0.292, SLG: 0.340 (8, 4)										1	0	0	0	0	0	0
Inning Stats	R: 0 E: 0 K: 0 S: 4 H: 0 LOB: 0 BB: 0 P: 4	R: 0 E: 0 K: 1 S: 10 H: 1 LOB: 1 BB: 0 P: 14	R: 0 E: 0 K: 0 S: 10 H: 0 LOB: 2 BB: 2 P: 21	R: 0 E: 0 K: 2 S: 7 H: 0 LOB: 0 BB: 0 P: 11	R: 0 E: 0 K: 2 S: 13 H: 2 LOB: 2 BB: 0 P: 18	R: 0 E: 0 K: 0 S: 6 H: 0 LOB: 0 BB: 0 P: 9	R: 0 E: 0 K: 1 S: 11 H: 1 LOB: 0 BB: 0 P: 13	R: 0 E: 0 K: 1 S: 7 H: 0 LOB: 0 BB: 0 P: 12	R: 0 E: 0 K: 0 S: 9 H: 1 LOB: 1 BB: 0 P: 12	1B: 3 2B: 2 3B: 0 HR: 0 SF: 0 SAC: 0 DP: 1 HBP: 0						

	AB	31
	R	0
	H	5
	RBI	0
	BB	2
	SO	7
	LOB	8

PITCHER		IP	WLS	BF	H	R	ER	SO	BB	IBB	HBP	BLK	WP	HR	S	P	ERA	WHIP
Mark Portugal, R ERA: 2.6	(1, 1)	3.0		12	1	0	0	1	2	0	0	0	0	0	24	39	0.00	1.000
Willie Blair, R ERA: 4.26	(4, 1)	6.0	W	21	4	0	0	6	0	0	0	0	0	0	53	75	0.00	0.667

PITCHER	IP	WLS	BF	H	R	ER	SO	BB	IBB	HBP	BLK	WP	HR	S	P	ERA	WHIP

WP: 0	PA: 33
PB: 0	
SB: 0	
CS: 0	

Batter	1	2	3	4	5	6	7	8	9	AB	R	H	RBI	BB	SO	LOB
Craig Biggio, R (1, 4) OBP: 0.378, SLG: 0.407	C S B X 1-2 SH1-4 1B 2B	C B S C 1-3 ③ K			B S F F F F X 1-2 ① G6-3	C B S B F F S 2-3 ③ K				4	1	1	0	0	2	2
Steve Finley, L (1, 8) OBP: 0.332, SLG: 0.416	C B X 1-1 ① SH1-4 2-3		B X 1-0 F9 5 BB FC5-2 1B		F F B B B F B 4-2 5 E 5 S 5 1B BB		C C X 0-2 ① G3			2	1	1	0	1	0	0
5 Jeff Bagwell, R (1, 3) OBP: 0.360, SLG: 0.413	B B B S S S 3-3 ② K		B B B B 4-0 FC5-2 1-2 BB		1 SAFE C P B X 2-1 1B 1-H 1B		F B B S H 3-2 FC4-6 HBP			2	0	1	1	1	1	1
Eric Anthony, L (1, 9) OBP: 0.311, SLG: 0.443 Gerald Young, S (9, 9)	S S X 0-2 3-H 1B	F B X 1-1 ① F9 2-3			C C F B 1 SAFE X 1-2 ② F7		S B X 1-1 ② FC4-6 1-2f			4 0	0 0	1 0	1 0	0 0	0 0	4 0
Ken Caminiti, S (1, 5) OBP: 0.364, SLG: 0.446	B B X 2-0 ③ F7		B B B C X 3-1 ② FC5-2 1-2 3-H		B B X 2-0 1-2 1B		X 0-0 ③ F7			4	0	1	0	0	0	4
Luis Gonzalez, L (1, 7) OBP: 0.283, SLG: 0.388		X 0-0 ① G4-3	X 0-0 ③ F8		B X 1-0 ③ F7			X 0-0 E9 SH1-3 SF8 1B		4	1	1	0	0	0	4
Scott Servais, R (1, 2) OBP: 0.270, SLG: 0.250		C B B B S T T T B 4-2 3B BB		F B F X 1-2 ① G2-3		F B F X 1-2 1B		X 0-0 ① SH1-3 2-3		2	1	1	0	1	0	0
Juan Guerrero, R (1, 6) OBP: 0.230, SLG: 0.232 Casey Candaele, S (7, 6) OBP: 0.234, SLG: 0.231		B F 1 SAFE C F B F X 2-2 1-H 3B		B B X 2-0 ② P9		S F B B X 2-2 ① F9		S C X 0-2 ② SF8 3-H		3 0	0 0	1 0	1 1	0 0	0 0	1 0
Mark Portugal, R (1, 1) OBP: 0.115, SLG: 0.115 Willie Blair, R (4, 1)	F C S 0-3 ② K			S S C 0-3 ③ K		L L C 0-3 ② K		B S S S 1-3 ③ K		1 3	0 0	0 0	0 0	0 0	1 3	1 1
Inning Stats	R: 1 H: 2 E: 0 LOB: 1 K: 1 BB: 0 S: 12 P: 19	R: 1 H: 1 E: 0 LOB: 1 K: 2 BB: 1 S: 17 P: 24	R: 0 H: 1 E: 0 LOB: 2 K: 0 BB: 1 S: 6 P: 15	R: 0 H: 0 E: 0 LOB: 0 K: 1 BB: 0 S: 7 P: 10	R: 1 H: 2 E: 0 LOB: 2 K: 0 BB: 1 S: 19 P: 29	R: 0 H: 1 E: 0 LOB: 1 K: 2 BB: 0 S: 14 P: 19	R: 0 H: 0 E: 0 LOB: 1 K: 0 BB: 0 S: 8 P: 12	R: 1 H: 1 E: 1 LOB: 0 K: 1 BB: 0 S: 8 P: 9		1B: 6 SF: 1 2B: 1 SAC: 2 3B: 1 DP: 0 HR: 0 HBP: 1						

PITCHER	IP	WLS	BF	H	R	ER	SO	BB	IBB	HBP	BLK	WP	HR	S	P	ERA	WHIP
Dwight Gooden, R (1, 1) ERA: 3.81	7.0	L	32	7	3	3	6	3	0	1	0	0	0	83	128	3.86	1.429
Paul Gibson, L (8, 1) ERA: 4.76	1.0		4	1	1	0	1	0	0	0	0	0	0	8	9	0.00	1.000

PITCHER	IP	WLS	BF	H	R	ER	SO	BB	IBB	HBP	BLK	WP	HR	S	P	ERA	WHIP

BOTTOM

New York Mets @ Houston Astros

Astrodome, Houston, TX

Thu Jul 09 1992, 8:05 PM EDT

Att. 14,918 - Dome - 70 F

livebaseballscorecards.com

AB	29
R	4
H	8
RBI	4
BB	3
SO	7
LOB	18

New York Mets @ Houston Astros

Astrodome, Houston, TX

Fri Jul 10 1992, 8:05 PM EDT

Att. 22,158 - Dome - 70 F

TOP

livebaseballscorecards.com

Batter	1	2	3	4	5	6	7	8	9	AB	R	H	RBI	BB	SO	LOB
Pat Howell, S (1, 8) OBP: 0.250, SLG: 0.250	1B		E9	G3			F7		BB 1-2	4	2	1	0	0	0	0
Dave Gallagher, R (9, PH) OBP: 0.264, SLG: 0.329 (9, 7)									2B 1B	1	1	1	0	0	0	0
Dave Magadan, L (1, 5) OBP: 0.396, SLG: 0.341	G5-3 1-3 1B BB		2B 1-2 WP 1B		F7	G4-3			F8	4	1	1	0	1	0	2
Howard Johnson, S (1, 7) OBP: 0.339, SLG: 0.360 (9, 8)	G5-3 1-2 3-H 1B		P5		S 2B 1B		S BB		2B 1-2 2-3 BB	3	2	2	1	2	0	2
Eddie Murray, S (1, 3) OBP: 0.331, SLG: 0.418	G5-3 1-2 2-3		L4		1-H 2B		P5 1-2		1-H 2-H 3-H 2B	5	0	2	4	0	0	5
Bobby Bonilla, S (1, 9) OBP: 0.375, SLG: 0.444	P2		WP 1-3 2-H 2B		F7			G6-4-3 1B	IBB	4	0	2	1	1	0	3
Chico Walker, S (1, 4) OBP: 0.288, SLG: 0.327	G3-1		S BB		P7			1-2f	G1-3	4	0	0	0	1	0	6
Anthony Young, R (9, 1) OBP: 0.148, SLG: 0.115										0	0	0	0	0	0	0
Todd Hundley, S (1, 2) OBP: 0.255, SLG: 0.347		P6	G6-3 1-2 2-3 3-H			G3		G3		4	0	0	0	0	0	2
Bill Pecota, R (1, 6) OBP: 0.292, SLG: 0.269	K			F8		L4			P8	4	0	0	0	0	1	0
Pete Schourek, L (1, 1) OBP: 0.063, SLG: 0.063 Tom Filer, R (5, 1) Daryl Boston, L (6, PH) OBP: 0.306, SLG: 0.413 Jeff Innis, R (6, 1) Mackey Sasser, L (9, PH) OBP: 0.267, SLG: 0.306 Junior Noboa, R (9, PR) OBP: 0.196, SLG: 0.130 (9, 4)		K		K		F9			BB 1B 2B 1B	2 0 1 0 1 0	0 0 0 0 0 1	0 0 0 0 0 0	0 0 0 0 0 0	0 0 0 0 0 0	2 0 0 0 0 0	0 0 0 0 0 0

Inning Stats	1	2	3	4	5	6	7	8	9
	R: 1 E: 0 K: 0 S: 13	R: 0 E: 0 K: 2 S: 10	R: 2 E: 1 K: 0 S: 17	R: 0 E: 0 K: 1 S: 5	R: 1 E: 0 K: 0 S: 15	R: 0 E: 0 K: 0 S: 8	R: 0 E: 0 K: 0 S: 5	R: 0 E: 0 K: 0 S: 5	R: 3 E: 0 K: 0 S: 18
	H: 2 LOB: 2 BB: 1 P: 23	H: 0 LOB: 0 BB: 0 P: 15	H: 2 LOB: 2 BB: 1 P: 26	H: 0 LOB: 0 BB: 0 P: 7	H: 2 LOB: 1 BB: 0 P: 23	H: 0 LOB: 0 BB: 0 P: 11	H: 0 LOB: 1 BB: 1 P: 13	H: 1 LOB: 0 BB: 0 P: 10	H: 3 LOB: 2 BB: 2 P: 33

	AB	37
	R	7
	H	10
	RBI	6
	BB	5
	SO	3
	LOB	20

1B: 7 SF: 0 WP: 1 PA: 42
2B: 3 SAC: 0 PB: 0
3B: 0 DP: 1 SB: 4
HR: 0 HBP: 0 CS: 0

PITCHER		IP	WLS	BF	H	R	ER	SO	BB	IBB	HBP	BLK	WP	HR	S	P	ERA	WHIP
Pete Harnisch, R ERA: 3.76	(1, 1)	5.0		24	6	4	2	3	2	0	0	0	1	0	60	94	3.60	1.600
Joe Boever, R ERA: 2.86	(6, 1)	1.2		6	0	0	0	0	1	0	0	0	0	0	11	19	0.00	0.600
Al Osuna, L ERA: 3.97	(7, 1)	0.1		1	0	0	0	0	0	0	0	0	0	0	2	5	0.00	0.000
Doug Jones, R ERA: 2.25	(8, 1)	2.0	L	11	4	3	3	0	1	1	0	0	0	0	23	43	13.50	2.500

PITCHER	IP	WLS	BF	H	R	ER	SO	BB	IBB	HBP	BLK	WP	HR	S	P	ERA	WHIP

BOTTOM

New York Mets @ Houston Astros

Astrodome, Houston, TX

Fri Jul 10 1992, 8:05 PM EDT

Att. 22,158 - Dome - 70 F

livebaseballscorecards.com

Batter	1	2	3	4	5	6	7	8	9	AB	R	H	RBI	BB	SO	LOB
Craig Biggio, R (1, 4) OBP: 0.376, SLG: 0.404	C C B X 1-2 1B 5 SF9 SH5-3 1B		C X 0-1 ② F8	C F B X 1-2 ③ L9		B B C X 2-1 ③ G1-3			S F X 0-2 ② F9	5	1	1	0	0	0	0
Steve Finley, L (1, 8) OBP: 0.332, SLG: 0.414	X 0-0 ① SH5-3 1-2		B B B B 4-0 5 3B 1B BB		B F X 1-1 ① F8		C B F B S 2-3 ① K		X 0-0 ③ G4-3	2	1	0	0	1	1	0
Doug Jones, R (8, 1)										0	0	0	0	0	0	0
Benny Distefano, L (9, PH) OBP: 0.304, SLG: 0.327										1	0	0	0	0	0	0
Ken Caminiti, S (1, 5) OBP: 0.375, SLG: 0.456	F B C X 1-2 2-3 1B		X 0-0 5 3B 1-2 1B		B X 1-0 5 FC6-4 1B		B X 1-0 5 G4-6-3 1B			4	1	4	0	0	0	0
5 Jeff Bagwell, R (1, 3) OBP: 0.359, SLG: 0.419	B F X 1-1 ② SF9 3-H		C C B F B X 2-2 2B 1-H 2-H 3B		B C X 1-1 ② FC6-4 1B 1-2f 1B		X 0-0 ②③ G4-6-3 1-2f			3	2	1	3	0	0	2
Pete Incaviglia, R (1, 9) OBP: 0.328, SLG: 0.439	1 SAFE B F S 1 SAFE B F X 2-2 ③ P6		B C X 1-1 E 3-H 2B		S X 0-1 1B 1-2 1B			C F B B B B 4-2 S BB		3	1	2	1	0	0	1
Eric Anthony, L (8, PH) OBP: 0.315, SLG: 0.443										0	0	0	0	1	0	0
Chris Jones, R (8, PR) OBP: 0.284, SLG: 0.317										0	0	0	0	0	0	0
(9, 9)																
Luis Gonzalez, L (1, 7) OBP: 0.282, SLG: 0.385		X 0-0 ① G4-3	C B F B B F X 3-2 E4 2-H		X 0-0 1-2 2-H 1B			P 1 SAFE 1 SAFE F X 1-1 ① F7		4	0	1	1	0	0	1
Scott Servais, R (1, 2) OBP: 0.262, SLG: 0.241	B F F X 1-2 ② G6-3	1 SAFE F B B X 2-1 ③ F7			B C S S 1-3 ③ K			1 SAFE S B 1 SAFE F 1 SAFE C 1-3 ② K 1-2		4	0	0	0	0	2	4
Casey Candaele, S (1, 6) OBP: 0.229, SLG: 0.227	C B B X 2-1 ③ F7			B X 1-0 ① F9		B X 1-0 ① G6-3		X 0-0 ③ G1-3		4	0	0	0	0	0	2
Pete Harnisch, S (1, 1) OBP: 0.128, SLG: 0.205			B C F B F X 2-2 ① G5-3	B C X 1-1 ② G4-3		S X 0-1 ② G3-1			C F X 0-2 ① G6-3	2	0	0	0	0	0	0
Joe Boever, R (6, 1)										1	0	0	0	0	0	0
Al Osuna, R (7, 1)										0	0	0	0	0	0	0
Gerald Young, S (8, 8)										1	0	0	0	0	0	0

	AB	34
	R	6
	H	9
	RBI	5
	BB	2
	SO	3
	LOB	10

Inning Stats																																
	R: 1	H: 2	R: 0	H: 0	R: 4	H: 3	R: 0	H: 0	R: 1	H: 3	R: 0	H: 0	R: 0	H: 1	R: 0	H: 0	R: 0	H: 0	1B: 7	SF: 1	WP: 0	PA: 38
	E: 0	LOB: 1	E: 0	LOB: 0	E: 1	LOB: 1	E: 0	LOB: 0	E: 0	LOB: 2	E: 0	LOB: 0	E: 0	LOB: 0	E: 0	LOB: 2	E: 0	LOB: 0	2B: 1	SAC: 1	PB: 0	
	K: 0	BB: 0	K: 0	BB: 0	K: 0	BB: 0	K: 0	BB: 0	K: 1	BB: 0	K: 0	BB: 0	K: 1	BB: 0	K: 1	BB: 1	K: 0	BB: 0	3B: 1	DP: 1	SB: 1	
	S: 13	P: 18	S: 6	P: 9	S: 19	P: 33	S: 6	P: 9	S: 11	P: 15	S: 5	P: 8	S: 5	P: 8	S: 9	P: 14	S: 7	P: 7	HR: 0	HBP: 0	CS: 0	

PITCHER		IP	WLS	BF	H	R	ER	SO	BB	IBB	HBP	BLK	WP	HR	S	P	ERA	WHIP
Pete Schourek, L ERA: 2.85	(1, 1)	4.2		24	8	6	5	0	1	0	0	0	0	0	52	80	9.64	1.929
Tom Filer, R ERA: 1.23	(5, 1)	0.1		1	0	0	0	1	0	0	0	0	0	0	3	4	0.00	0.000
Jeff Innis, R ERA: 2.87	(6, 1)	3.0	W	10	1	0	0	2	1	0	0	0	0	0	19	30	0.00	0.667
Anthony Young, R ERA: 4.6	(9, 1)	1.0	S	3	0	0	0	0	0	0	0	0	0	0	7	7	0.00	0.000

PITCHER	IP	WLS	BF	H	R	ER	SO	BB	IBB	HBP	BLK	WP	HR	S	P	ERA	WHIP

Batter	1	2	3	4	5	6	7	8	9	AB	R	H	RBI	BB	SO	LOB
Pat Howell, S (1, 8) OBP: 0.222, SLG: 0.125	S B S F B B F B 4-2 FC3-6 S PB BB	B X 1-0 ③ G6-3		B F S X 1-2 ③ F9		S C B S 1-3 ② K		B X 1-0 ③ P4		4	1	0	0	1	1	2
Dave Magadan, L (1, 5) OBP: 0.399, SLG: 0.344	1 SAFE B 1 F P B B 4-1 FC3-6 1-2 BB	B C C B X 2-2 ① G3	X 0-0 FC5-4 1B	C B F B B X 3-2 ③ 2-H 1B		C B X 1-1 ① G4-3			4	0	2	1	1	0	0
Howard Johnson, S (1, 7) OBP: 0.337, SLG: 0.357	C X 0-1 ① FC3-6 PB S 1B 1-2f 2-3	B X 1-0 ② G4-3		B S 1 SAFE F X 1-2 ① FC5-4 G6-3 1B 1-2f		B X 1-0 WP 1B 1B			B B X 2-0 ② P5	5	2	1	0	0	0	3
Eddie Murray, S (1, 3) OBP: 0.336, SLG: 0.418 Daryl Boston, L (7, PR) OBP: 0.310, SLG: 0.423 (7, 9)	B B B I 4-0 PB 1B 1-2 IBB	B B F B B 4-1 BB HR BB	S 1 SAFE X 0-1 ② G6-3 1-2		C B X 1-1 WP 1B 1-2			B B X 2-0 2B	2 1	2 0	1 1	0 0	2 0	0 0	1 0
Bobby Bonilla, S (1, 9) OBP: 0.379, SLG: 0.446 Mackey Sasser, L (7, 3) OBP: 0.263, SLG: 0.301	B F F X 1-2 G4-6-3 1B 1-H 2-H 3-H	B B B B 4-0 HR BB 1-2	S S B F X 1-2 1B 1B 2-H		C F B X 1-2 ① L4 1-2 2-3			B X 1-0 ③ P6	3 1	1 0	2 0	3 0	1 0	0 0	2 1
Chico Walker, S (1, 4) OBP: 0.304, SLG: 0.365 Junior Noboa, R (7, 4) OBP: 0.196, SLG: 0.130	F X 0-1 ② ③ G4-6-3 1-2f	B X 1-0 HR 1-H 2-H	F X 0-1 1B 1-2		I I I I 4-0 G4-6-3 IBB				3 0	1 0	2 0	3 0	1 0	0 0	1 0
Todd Hundley, S (1, 2) OBP: 0.250, SLG: 0.339	X 0-0 ① F8	S B F F S 1-3 ③ K	C F B B S 2-3 ③ K		C X 0-1 ② ③ G4-6-3 1-2f				4	0	0	0	0	2	5
Bill Pecota, R (1, 6) OBP: 0.291, SLG: 0.268	B F X 1-1 S 1B	C X 0-1 ① G4-3	C S B X 1-2 E5 SH3 1B		C X 0-1 ① P3				4	1	1	0	0	0	0
David Cone, L (1, 1) OBP: 0.140, SLG: 0.106 Lee Guetterman, L (9, 1)	C 1 SAFE F 1 B S 1-3 ② K 1-2	C S B C 1-3 ② K	X 0-0 ① SH3 1-2		C B C C 1-3 ② K				3 0	0 0	0 0	0 0	0 0	3 0	1 0
Inning Stats	R: 3 H: 1 E: 0 LOB: 0 K: 0 BB: 3 S: 13 P: 25	R: 0 H: 1 E: 0 LOB: 1 K: 1 BB: 0 S: 7 P: 10	R: 3 H: 1 E: 0 LOB: 0 K: 1 BB: 2 S: 10 P: 23	R: 0 H: 0 E: 0 LOB: 0 K: 1 BB: 0 S: 8 P: 10	R: 1 H: 3 E: 0 LOB: 2 K: 1 BB: 0 S: 15 P: 19	R: 1 H: 1 E: 1 LOB: 1 K: 1 BB: 0 S: 10 P: 15	R: 0 H: 2 E: 0 LOB: 2 K: 0 BB: 1 S: 8 P: 15	R: 0 H: 0 E: 0 LOB: 0 K: 1 BB: 0 S: 6 P: 8	R: 0 H: 1 E: 0 LOB: 1 K: 0 BB: 0 S: 5 P: 11	1B: 8 2B: 1 3B: 0 HR: 1	SF: 0 SAC: 1 DP: 2 HBP: 0					

TOP

New York Mets @ Houston Astros

Astrodome, Houston, TX

Sat Jul 11 1992, 8:05 PM EDT

Att. 23,792 - Dome - 70 F

livebaseballscorecards.com

AB	34
R	8
H	10
RBI	7
BB	6
SO	6
LOB	16

WP: 1 PA: 41
PB: 1
SB: 3
CS: 0

PITCHER		IP	WLS	BF	H	R	ER	SO	BB	IBB	HBP	BLK	WP	HR	S	P	ERA	WHIP
Jimmy Jones, R ERA: 4.39	(1, 1)	3.0	L	16	3	6	5	2	4	1	0	0	0	1	30	58	15.00	2.333
Rob Murphy, L ERA: 3.18	(4, 1)	2.0		9	3	1	1	2	0	0	0	0	0	0	23	29	4.50	1.500
Joe Boever, R ERA: 2.77	(6, 1)	2.0		9	3	1	0	1	0	1	0	0	1	0	18	30	0.00	1.500
Al Osuna, L ERA: 3.86	(8, 1)	1.0		3	0	0	0	1	0	0	0	0	0	0	6	8	0.00	0.000
Xavier Hernandez, R ERA: 2.12	(9, 1)	1.0		4	1	0	0	0	0	0	0	0	0	0	5	11	0.00	1.000

PITCHER	IP	WLS	BF	H	R	ER	SO	BB	IBB	HBP	BLK	WP	HR	S	P	ERA	WHIP

New York Mets @ Houston Astros

Astrodome, Houston, TX

Sat Jul 11 1992, 8:05 PM EDT

Att. 23,792 - Dome - 70 F

BOTTOM

Batter	1	2	3	4	5	6	7	8	9	AB	R	H	RBI	BB	SO	LOB
Craig Biggio, R (1, 4) OBP: 0.373, SLG: 0.401	F7		5 S S 1B		K		L6		G4-3	5	0	1	0	0	1	3
Steve Finley, L (1, 8) OBP: 0.333, SLG: 0.412	5 S 5 WP BB		K 1-2		1-2 1B		P2		P5	4	0	1	0	1	1	3
5 Jeff Bagwell, R (1, 3) OBP: 0.357, SLG: 0.415	K 1-3		K 2-3		L9			L6	1B	5	0	1	0	0	2	4
Eric Anthony, L (1, 9) OBP: 0.312, SLG: 0.452	K			G1-3		G3-1		HR	K	5	1	1	1	0	2	2
Ken Caminiti, S (1, 5) OBP: 0.373, SLG: 0.452		G4-3		P2		G3		G1-3 BB 1B		4	0	1	0	0	0	0
Luis Gonzalez, L (1, 7) OBP: 0.286, SLG: 0.381		S BB		K		F8		G1-3 1-2 BB		2	0	0	0	2	1	0
Juan Guerrero, R (1, 6) OBP: 0.231, SLG: 0.267		K 1-2			1B 3B		K	G1-3 1-2 2-3		4	1	1	0	0	2	3
Eddie Taubensee, L (1, 2) OBP: 0.260, SLG: 0.218		P5			1B 3-H 1B		1B 1B	BB		3	0	2	1	1	0	1
Jimmy Jones, R (1, 1) OBP: 0.091, SLG: 0.190 Gerald Young, S (3, PH) Rob Murphy, L (4, 1) Benny Distefano, L (5, PH) OBP: 0.259, SLG: 0.321 Joe Boever, R (6, 1) Pete Incaviglia, R (7, PH) OBP: 0.25, SLG: 0.441 Al Osuna, R (8, 1) Casey Candaele, S (8, PH) OBP: 0.200, SLG: 0.229 Xavier Hernandez, L (9, 1)			G4-3		F9		1-3 1B		K	0 0 0 0 0 0 0 1 0 0 0 0 0 0 0 0 0 0 0 0 0 1 0 0 0 0 0 1 0 0 0 0 0 0 0 1 0 1 0 0 0 0 0 0 0 0 0 0 0 1 0 0 0 0 1 3 0 0 0 0 0 0 0						

livebaseballscorecards.com

AB	36
R	2
H	9
RBI	2
BB	4
SO	10
LOB	20

Inning Stats	1	2	3	4	5	6	7	8	9
	R: 0 E: 0 K: 2 S: 10 H: 0 LOB: 1 BB: 1 P: 16	R: 0 E: 0 K: 1 S: 5 H: 0 LOB: 1 BB: 1 P: 15	R: 0 E: 0 K: 2 S: 12 H: 1 LOB: 1 BB: 0 P: 16	R: 0 E: 0 K: 1 S: 6 H: 0 LOB: 0 BB: 0 P: 8	R: 1 E: 0 K: 1 S: 11 H: 3 LOB: 2 BB: 0 P: 18	R: 0 E: 0 K: 0 S: 6 H: 0 LOB: 0 BB: 0 P: 12	R: 0 E: 0 K: 1 S: 14 H: 2 LOB: 2 BB: 0 P: 17	R: 1 E: 0 K: 1 S: 16 H: 2 LOB: 3 BB: 2 P: 32	R: 0 E: 0 K: 1 S: 10 H: 1 LOB: 1 BB: 0 P: 15

1B: 7	SF: 0	WP: 1
2B: 0	SAC: 0	PB: 0
3B: 1	DP: 0	SB: 4
HR: 1	HBP: 0	CS: 0
		PA: 40

PITCHER		IP	WLS	BF	H	R	ER	SO	BB	IBB	HBP	BLK	WP	HR	S	P	ERA	WHIP
David Cone, R ERA: 2.56	(1, 1)	8.0	W	36	8	2	2	9	4	0	0	0	1	1	80	134	2.25	1.500
Lee Guetterman, L ERA: 6.81	(9, 1)	1.0		4	1	0	0	1	0	0	0	0	0	0	10	15	0.00	1.000

PITCHER		IP	WLS	BF	H	R	ER	SO	BB	IBB	HBP	BLK	WP	HR	S	P	ERA	WHIP

Batter	1	2	3	4	5	6	7	8	9	AB	R	H	RBI	BB	SO	LOB
Pat Howell, S (1, 8) OBP: 0.231, SLG: 0.167	B F B X 2-1 G3-1 S 1B		F F B X 1-2 ① F7		B X 1-0 ② G6-3		M B S F F S 1-3 ③ K			4	0	1	0	0	1	0
Jeff Innis, R (7, 1)										0	0	0	0	0	0	0
Lee Guetterman, L (8, 1)										0	0	0	0	0	0	0
Anthony Young, R (8, 1) OBP: 0.148, SLG: 0.115										0	0	0	0	0	0	0
Dave Magadan, L (1, 5) OBP: 0.397, SLG: 0.343	P 1 SAFE 1 SAFE C 1 SAFE B 1 SAFE B S 3-3 1 SAFE 1 SAFE F F F F C 1 SAFE 1-2 ① K		X 0-0 ② F8		C B B F X 2-2 1B			B C B B C X 3-2 ① G3		4	0	1	0	0	1	1
Howard Johnson, S (1, 7) OBP: 0.336, SLG: 0.356	F C B B X 2-2 ② G3-1 2-3		C F B B B F X 3-2 ③ P7		F F 1 SAFE C 0-3 ③ K			C X 0-1 1B		4	0	1	0	0	1	2
Eddie Murray, S (1, 3) OBP: 0.338, SLG: 0.427	B B B C B 4-1 BB			B F X 1-1 HR		X 0-0 ① F8		1 SAFE F F 1 X SAFE 0-2 ② F9		3	1	1	1	1	0	1
Bobby Bonilla, S (1, 9) OBP: 0.375, SLG: 0.440	X 0-0 ③ F8			C X 0-1 ① F9		F B B B X 3-1 ② G6-3		S 1 SAFE C 1 SAFE X 0-2 ③ F9		4	0	0	0	0	0	3
Chico Walker, S (1, 4) OBP: 0.303, SLG: 0.370		B C F S 1-3 ① K		B S B S S 2-3 ② K		F F B F B B F X 3-2 2B			B C B X 2-1 ① F9	4	0	1	0	0	2	0
Charlie O'Brien, R (1, 2) OBP: 0.304, SLG: 0.344		F B X 1-1 ② P3		B B F X 2-1 FC5-4 1B		B C X 1-1 ③ P3			C B B F B X 2-2 ② G3-1	3	0	1	0	0	0	1
Daryl Boston, L (9, PH) OBP: 0.309, SLG: 0.420										1	0	0	0	0	0	0
Bill Pecota, R (1, 6) OBP: 0.292, SLG: 0.270		B B B C X 3-1 1B		B F X 1-1 ③ FC5-4 1-2f			C X 0-1 ① G1-3		C S B X 1-2 ③ P4	3	0	1	0	0	0	1
Mackey Sasser, L (9, PH) OBP: 0.260, SLG: 0.297										1	0	0	0	0	0	0
Sid Fernandez, L (1, 1) OBP: 0.200, SLG: 0.225		X 0-0 ③ P5			S S S 0-3 ① K		B S X 1-1 ② P3			2	0	0	0	0	1	1
Dave Gallagher, R (7, PH) (7, 8) OBP: 0.261, SLG: 0.325										1	0	0	0	0	0	0
Inning Stats	R: 0 E: 0 K: 1 S: 15 H: 1 LOB: 2 BB: 1 P: 25	R: 0 E: 0 K: 1 S: 8 H: 1 LOB: 1 BB: 0 P: 13	R: 0 E: 0 K: 0 S: 8 H: 0 LOB: 0 BB: 0 P: 12	R: 1 E: 0 K: 1 S: 11 H: 2 LOB: 1 BB: 0 P: 17	R: 0 E: 0 K: 2 S: 10 H: 1 LOB: 1 BB: 0 P: 13	R: 0 E: 0 K: 0 S: 10 H: 1 LOB: 1 BB: 0 P: 17	R: 0 E: 0 K: 1 S: 9 H: 0 LOB: 0 BB: 0 P: 11	R: 0 E: 0 K: 0 S: 11 H: 1 LOB: 1 BB: 0 P: 14	R: 0 E: 0 K: 0 S: 8 H: 0 LOB: 0 BB: 0 P: 13	1B: 5 2B: 1 3B: 0 HR: 1	SF: 0 SAC: 0 DP: 0 HBP: 0						

PITCHER		IP	WLS	BF	H	R	ER	SO	BB	IBB	HBP	BLK	WP	HR	S	P	ERA	WHIP
Butch Henry, L ERA: 4.58	(1, 1)	7.0	W	28	6	1	1	6	1	0	0	0	0	1	71	108	1.29	1.000
Al Osuna, L ERA: 3.75	(8, 1)	1.0		4	1	0	0	0	0	0	0	0	0	0	11	14	0.00	1.000
Xavier Hernandez, R ERA: 2.09	(9, 1)	1.0	S	3	0	0	0	0	0	0	0	0	0	0	8	13	0.00	0.000

PITCHER	IP	WLS	BF	H	R	ER	SO	BB	IBB	HBP	BLK	WP	HR	S	P	ERA	WHIP

TOP

New York Mets @ Houston Astros

Astrodome, Houston, TX

Sun Jul 12 1992, 4:33 AM EDT

Att. 18,654 - Dome - 70 F

livebaseballscorecards.com

AB	34
R	1
H	7
RBI	1
BB	1
SO	6
LOB	10

1B: 5	SF: 0	WP: 0	PA: 35
2B: 1	SAC: 0	PB: 0	
3B: 0	DP: 0	SB: 1	
HR: 1	HBP: 0	CS: 0	

New York Mets @ Houston Astros

Astrodome, Houston, TX

Sun Jul 12 1992, 4:33 AM EDT

Att. 18,654 - Dome - 70 F

BOTTOM

Batter	1	2	3	4	5	6	7	8	9	AB	R	H	RBI	BB	SO	LOB
Craig Biggio, R (1, 4) OBP: 0.376, SLG: 0.401	B C F X 1-2 ① F8		B B C B B 4-1 BB		B B C X 2-1 5 S SH1-3 1B		1 SAFE L 1 SAFE B 1 SAFE X 1-1 ① SH1 1-2			2	0	1	0	1	0	0
Steve Finley, L (1, 8) OBP: 0.333, SLG: 0.409	B B B C B 4-1 3B BB		C F S 0-3 ① K		1 SAFE X 0-0 ① SH1-3 1-2		F X 0-1 E4 G6-4-3 2-3			2	1	0	0	1	1	3
Ken Caminiti, S (1, 5) OBP: 0.371, SLG: 0.458	B X 1-0 5 SF9 1-H 3B		C 1 SAFE 1 SAFE C X 0-2 ② F7		C X 0-1 ② F8		1 SAFE B 1 SAFE B X 2-0 ② ③ G6-4-3 1-2f			4	1	1	1	0	0	4
5 Jeff Bagwell, R (1, 3) OBP: 0.356, SLG: 0.413	B B F C X 2-2 ② SF9 3-H		X 0-0 ③ G1-3		F B B B B 4-1 2-3 BB			C F X 0-2 ① L3		2	0	0	1	1	0	1
Eric Anthony, L (1, 9) OBP: 0.306, SLG: 0.443 Gerald Young, S (9, 9)	C S C 0-3 ③ K			B B S X 2-1 ① F9	C B F S 1-3 ③ K			X 0-0 ② G4-3		4 0	0 0	0 0	0 0	0 0	2 0	2 0
Luis Gonzalez, L (1, 7) OBP: 0.295, SLG: 0.396		C F B F B F X 2-2 SF8 3B		C S B X 1-2 S 1B		S B B B F F X 2-2 ① L8		B B B B 4-0 E 1B BB		3	1	2	0	1	0	0
Scott Servais, R (1, 2) OBP: 0.262, SLG: 0.242	S B F X 1-2 ① F9			B F S F F B F X 3-2 ② F7 1-2		B X 1-0 ② F8		C B B C X 2-2 E 1-2 1B		4	0	1	0	0	0	2
Casey Candaele, S (1, 6) OBP: 0.229, SLG: 0.223	B F F B X 2-2 ② SF8 3-H			I I I I 4-0 IBB		S C B F X 2-2 ③ P4		C B X 1-1 E4 1-2 2-3		2	0	0	1	1	0	2
Butch Henry, L (1, 1) OBP: 0.138, SLG: 0.241 Benny Distefano, L (7, PH) OBP: 0.310, SLG: 0.321 Juan Guerrero, R (7, PR) OBP: 0.231, SLG: 0.267 Al Osuna, R (8, 1) Pete Incaviglia, R (8, PH) OBP: 0.329, SLG: 0.439 Xavier Hernandez, L (9, 1)	S F C 0-3 ③ K			S S X 0-2 ③ L7			B B F F B B 4-1 E SH1 BB	F F B B B S 3-3 ③ K		2 0 0 0 0 1	0 0 0 0 0 0	0 0 0 0 0 0	0 1 0 0 0 0	1 0 0 0 0 1	2 0 0 0 0 3	2 0 0 0 0 0
Inning Stats	R: 2 H: 1 E: 0 LOB: 0 K: 1 BB: 1 S: 11 P: 19	R: 1 H: 1 E: 0 LOB: 0 K: 1 BB: 0 S: 15 P: 20	R: 0 H: 0 E: 0 LOB: 1 K: 1 BB: 1 S: 9 P: 13	R: 0 H: 1 E: 0 LOB: 2 K: 0 BB: 1 S: 14 P: 23	R: 0 H: 1 E: 0 LOB: 2 K: 1 BB: 1 S: 9 P: 16	R: 0 H: 0 E: 0 LOB: 0 K: 0 BB: 0 S: 9 P: 14	R: 0 H: 0 E: 1 LOB: 2 K: 0 BB: 1 S: 6 P: 13	R: 0 H: 1 E: 1 LOB: 3 K: 1 BB: 1 S: 12 P: 22		1B: 3 SF: 2 2B: 0 SAC: 2 3B: 2 DP: 1 HR: 0 HBP: 0						

livebaseballscorecards.com

AB	26
R	3
H	5
RBI	3
BB	6
SO	5
LOB	19

PITCHER		IP	WLS	BF	H	R	ER	SO	BB	IBB	HBP	BLK	WP	HR	S	P	ERA	WHIP
Sid Fernandez, L ERA: 3.19	(1, 1)	6.0	L	26	4	3	3	4	3	1	0	0	0	0	67	105	4.50	1.167
Jeff Innis, R ERA: 2.82	(7, 1)	1.0		4	0	0	0	0	1	0	0	0	0	0	6	13	0.00	1.000
Lee Guetterman, L ERA: 6.69	(8, 1)	0.2		5	1	0	0	0	1	0	0	0	0	0	9	16	0.00	3.000
Anthony Young, R ERA: 4.59	(8, 1)	0.1		1	0	0	0	1	0	0	0	0	0	0	3	6	0.00	0.000

PITCHER	IP	WLS	BF	H	R	ER	SO	BB	IBB	HBP	BLK	WP	HR	S	P	ERA	WHIP

Batter	1	2	3	4	5	6	7	8	9	AB	R	H	RBI	BB	SO	LOB
Willie McGee, S (1, 8) OBP: 0.349, SLG: 0.368	F B F X 1-2 G2-3 ①		F B X 1-1 E FC 1B 1B	X 0-0 1-H HR 2B		S S X 0-2 G4-3 ①		B X 1-0 G6-3 ①		5	2	2	1	0	0	0
Robby Thompson, R (1, 4) OBP: 0.349, SLG: 0.419	C B B X 2-1 G3 2B		M F B X 1-2 FC F8 1B 1-3 G4-3	B B B C F X 3-2 2-H HR		B C B F C 2-3 K ②		B C C B X 2-2 F9 ②		5	2	2	2	0	1	1
Will Clark, L (1, 3) OBP: 0.408, SLG: 0.492	S C X 0-2 G3 ② 2-3		B X 1-0 G4-3 1-2 3-H 1B	F B F B S 2-3 K ③		F F F B C 1-3 K ③		C C B B S 2-3 K ③		5	0	1	1	0	3	1
Cory Snyder, R (1, 9) OBP: 0.335, SLG: 0.505	C B B B F F B 4-2 BB		X 0-0 F8 ① 2-3	F B S B F F B F 3-3 C K ①			F B X 1-1 BB 1B 1B		C B B B B 4-1 G6-4-3 BB	3	1	1	0	2	1	2
Matt Williams, R (1, 5) OBP: 0.283, SLG: 0.387	S B B F F X 2-2 P3 ③		X 0-0 G4-3 ② 1-2 3-H	C B B B C B 4-2 G3-1 BB BB			B C B B B 1 SAFE B 4-1 1B 1-2 BB		C 1 SAFE X 0-1 1-2f G6-4-3 ① ②	3	0	0	1	2	0	4
Kevin Bass, S (1, 7) OBP: 0.299, SLG: 0.400		C F F S 0-3 K ①	B B X 2-0 F8 ③		B B B B 4-0 G3-1 1-2 BB		B X 1-0 F9 ①		C B F B B B 4-2 BB	3	0	0	0	2	1	3
Kirt Manwaring, R (1, 2) OBP: 0.331, SLG: 0.333		B B C X 2-1 FC4 1B	F F S 0-3 K ①	C B F F F F F B B F 3-2 F F F X G3-1 ② 1-2 2-3			B B X 2-0 1-2 2-H 1B		1 SAFE 1 SAFE P X 1-0 F8 ③	5	0	2	1	0	1	3
Jose Uribe, S (1, 6) OBP: 0.297, SLG: 0.379 Mark Leonard, L (7, PH) OBP: 0.286, SLG: 0.667 Mike Benjamin, R (7, 6) OBP: 0.200, SLG: 0.300		B 1 SAFE C B F X 2-2 F9 ②	X 0-0 G4-3 ②	I I I 4-0 IBB		B B F B F F X 3-2 F7 ②				2 1 0	0 0 0	0 0 0	0 0 0	1 0 0	0 0 0	1 2 0
Bud Black, L (1, 1) OBP: 0.069, SLG: 0.036 Chris James, R (7, PH) OBP: 0.294, SLG: 0.390 Michael Jackson, R (7, 1) Rod Beck, R (8, 1)		C F F B B F X 2-2 1-2f FC4 ③	B B C B B 4-1 2B BB	C S B F X 1-2 P7 ③		B X 1-0 G1-3 ③				2 1 0 0	1 0 0 0	0 0 0 0	0 0 0 0	1 0 0 0	0 0 0 0	4 2 0 0
Inning Stats	R: 0 E: 0 K: 0 S: 15 H: 1 LOB: 2 BB: 1 P: 24	R: 0 E: 0 K: 1 S: 14 H: 1 LOB: 1 BB: 0 P: 20	R: 2 E: 1 K: 0 S: 9 H: 2 LOB: 0 BB: 0 P: 14	R: 3 E: 0 K: 2 S: 12 H: 2 LOB: 0 BB: 1 P: 21	R: 0 E: 0 K: 1 S: 23 H: 0 LOB: 3 BB: 3 P: 42	R: 0 E: 0 K: 2 S: 11 H: 0 LOB: 0 BB: 0 P: 14	R: 1 E: 0 K: 0 S: 10 H: 2 LOB: 2 BB: 1 P: 22	R: 0 E: 0 K: 1 S: 7 H: 0 LOB: 0 BB: 0 P: 12	R: 0 E: 0 K: 0 S: 7 H: 0 LOB: 1 BB: 2 P: 15	1B: 5 2B: 2 3B: 0 HR: 1 SF: 0 SAC: 0 DP: 1 HBP: 0						WP: 0 PB: 0 SB: 0 CS: 0 PA: 43	

TOP

San Francisco Giants @ New York Mets

Shea Stadium, Flushing, NY

Thu Jul 16 1992, 7:05 PM EDT

Att. 29,315 - Cloudy - 71 F

livebaseballscorecards.com

AB	35
R	6
H	8
RBI	6
BB	8
SO	7
LOB	23

PITCHER		IP	WLS	BF	H	R	ER	SO	BB	IBB	HBP	BLK	WP	HR	S	P	ERA	WHIP
Dwight Gooden, R ERA: 3.85	(1, 1)	3.2	L	19	5	4	2	2	2	0	0	0	0	0	44	68	4.91	1.909
Tom Filer, R ERA: 2.08	(4, 1)	1.1		8	1	1	1	2	2	1	0	0	0	1	29	53	6.75	2.250
Paul Gibson, L ERA: 4.83	(6, 1)	1.1		6	1	1	1	2	1	0	0	0	0	0	15	24	6.75	1.500
Wally Whitehurst, R ERA: 2.83	(7, 1)	1.2		6	1	0	0	1	0	0	0	0	0	0	13	24	0.00	0.600
Jeff Innis, R ERA: 2.77	(9, 1)	1.0		4	0	0	0	0	2	0	0	0	0	0	7	15	0.00	2.000

PITCHER	IP	WLS	BF	H	R	ER	SO	BB	IBB	HBP	BLK	WP	HR	S	P	ERA	WHIP

BOTTOM

San Francisco Giants @ New York Mets

Shea Stadium, Flushing, NY

Thu Jul 16 1992, 7:05 PM EDT

Att. 29,315 - Cloudy - 71 F

livebaseballscorecards.com

Batter	1	2	3	4	5	6	7	8	9	AB	R	H	RBI	BB	SO	LOB
Pat Howell, S (1, 8) OBP: 0.278, SLG: 0.188	X 0-0 G6-3 ①	B B B B 4-0 1-2 2-3 BB			C F 1 SAFE X 0-2 G5-4-3 1-2 1B	X 0-0 G6-3 ③		S F X 0-2 G1-3 ①	4	0	1	0	1	0	2
Willie Randolph, R (1, 4) OBP: 0.341, SLG: 0.320	C X 0-1 E5	F B X 1-1 G5-3 ③			B B X 2-0 G5-4-3 ① ② 1-2f 2-3			F B B B B 4-1 S 1B BB	B B S C X 2-2 G4-3 ② 2-3 3-H	3	0	0	0	0	0	5
Paul Gibson, R (6, 1)										0	0	0	0	0	0	0
Todd Hundley, S (7, 2) OBP: 0.253, SLG: 0.337										1	1	0	1	1	0	1
Howard Johnson, S (1, 7) OBP: 0.334, SLG: 0.351	X 0-0 F8 ②	B C S F F F B X 2-2 G5-3 ①			B F B B F F B 4-2 3-H BB			S B B X 2-1 F8 ①	C B S B F S 2-3 K ③	4	0	0	0	1	1	3
Eddie Murray, S (1, 3) OBP: 0.334, SLG: 0.422	C X 0-1 P3 ③	B F B X 2-1 G5-3 ②			F 1 SAFE X 0-1 G5-3 ③			C F B B F F F B 3-3 S K ② 1-2		4	0	0	0	0	1	3
Bobby Bonilla, S (1, 9) OBP: 0.373, SLG: 0.438	B X 1-0 F8 ①	B F B B S F F X 2-2 F8 ③				B B B C C X 3-1 P4 ①		S S F B F X 1-2 1B 2-H 1B		4	0	1	1	0	0	0
Bill Pecota, R (1, 5) OBP: 0.291, SLG: 0.269 (8, 6)	X 0-0 P3 ②	C C B X 1-2 L8 ①				B B F X 2-1 F7 ②		C X 0-1 FC4-6 1-2 1B		4	0	1	0	0	0	0
Charlie O'Brien, R (1, 2) OBP: 0.295, SLG: 0.333	B C B X 2-1 E4 1B 1B	X 0-0 F7 ②				B F X 1-1 F7 ③		S X 0-1 FC4-6 ③ 1-2f		3	1	0	0	0	0	0
Wally Whitehurst, R (7, 1) OBP: 0.273, SLG: 0.300										0	0	0	0	0	0	0
Mackey Sasser, L (8, PH) OBP: 0.256, SLG: 0.293										1	0	0	0	0	0	2
Jeff Innis, R (9, 1)										0	0	0	0	0	0	0
Dick Schofield, R (1, 6) OBP: 0.311, SLG: 0.265	F B F 1 SAFE X 1-2 BB 1B 1-2 1B	C X 0-1 G4-3 ③					B C X 1-1 P4 ①		S X 0-1 2B G4-3 1B	2	0	1	0	0	0	0
Daryl Boston, L (7, PH) OBP: 0.307, SLG: 0.418										1	0	0	0	0	0	0
Dave Magadan, L (8, 5) OBP: 0.399, SLG: 0.345										1	1	1	0	0	0	0
Dwight Gooden, R (1, 1) OBP: 0.279, SLG: 0.302	B X 1-0 BB 1-2 2-H 1B				X 0-0 G5-4-3 1B BLK 1B		C B C F B S 2-3 K ②		B B C F X 2-2 G4-3 1-3 2B	1	0	1	1	0	0	0
Tom Filer, R (4, 1)										0	0	0	0	0	0	0
Junior Noboa, R (5, PH) OBP: 0.212, SLG: 0.149										1	1	1	0	0	0	0
(6, 4)																
Chico Walker, S (7, PH) OBP: 0.306, SLG: 0.382										2	0	1	0	0	1	0
(8, 4)																
Inning Stats	R: 0 E: 1 K: 0 S: 6 H: 0 LOB: 1 BB: 0 P: 6	R: 1 E: 1 K: 0 S: 10 H: 2 LOB: 3 BB: 1 P: 20	R: 0 E: 0 K: 0 S: 13 H: 0 LOB: 0 BB: 0 P: 19	R: 0 E: 0 K: 0 S: 6 H: 0 LOB: 0 BB: 0 P: 7	R: 1 E: 0 K: 0 S: 10 H: 2 LOB: 1 BB: 1 P: 16	R: 0 E: 0 K: 0 S: 6 H: 0 LOB: 0 BB: 0 P: 12	R: 0 E: 0 K: 1 S: 7 H: 0 LOB: 0 BB: 0 P: 10	R: 1 E: 0 K: 1 S: 19 H: 2 LOB: 2 BB: 1 P: 29	R: 1 E: 0 K: 1 S: 15 H: 2 LOB: 1 BB: 0 P: 21	1B: 7 2B: 1 3B: 0 HR: 0	SF: 0 SAC: 0 DP: 1 HBP: 0						

AB	36	
R	4	
H	8	
RBI	3	
BB	3	
SO	3	
LOB	16	

WP: 0 PB: 0 SB: 1 CS: 0 PA: 39

PITCHER		IP	WLS	BF	H	R	ER	SO	BB	IBB	HBP	BLK	WP	HR	S	P	ERA	WHIP
Bud Black, L ERA: 2.9	(1, 1)	6.0	W	25	4	2	1	0	2	0	0	1	0	0	51	80	1.50	1.000
Michael Jackson, R ERA: 2.63	(7, 1)	1.2		8	2	1	1	2	1	0	0	0	0	0	24	37	5.40	1.800
Rod Beck, R ERA: 2.38	(8, 1)	1.1	S	6	2	1	1	1	0	0	0	0	0	0	17	23	6.75	1.500

PITCHER	IP	WLS	BF	H	R	ER	SO	BB	IBB	HBP	BLK	WP	HR	S	P	ERA	WHIP

Batter	1	2	3	4	5	6	7	8	9	AB	R	H	RBI	BB	SO	LOB
Mike Felder, S (1, 8) OBP: 0.303, SLG: 0.349	B C X 1-1 S BB 1B		B F X 1-1 G4-3 ①		B 1 SAFE F S 1 SAFE B B F B 4-2 1-2 BB ②		B X 1-0 P6 ②			2	0	1	0	0	0	0
Mark Leonard, L (3, 7) OBP: 0.313, SLG: 0.615										1	0	0	0	1	0	1
Willie McGee, S (1, 9) (3, 8) OBP: 0.348, SLG: 0.364	B 1 SAFE B F 1 B F 1 SAFE B 4-2 1-2 BB		B B F F S 2-3 K ②		B F B B X 3-1 L3 ③		S F B B S 2-3 K ③			3	0	0	0	1	2	2
Kevin Bass, S (1, 7) (3, 9) OBP: 0.298, SLG: 0.397	S B B X 2-1 L9 ①		C B X 1-1 1B			B F S B B S 3-3 K ①		F C B F B X 2-2 G6-3 ①		4	0	1	0	0	1	2
Cory Snyder, R (1, 3) OBP: 0.333, SLG: 0.500	B B S S F B S 3-3 2-3 K ②		X 0-0 F8 ③			B X 1-0 BB 1B		F B F B S 2-3 K ②		4	0	1	0	0	2	3
Greg Litton, R (1, 5) OBP: 0.272, SLG: 0.301	S S B C 1-3 K ③			S F B S 1-3 K ①		B 1 SAFE F B S F F F X 2-2 F9 ②		B C B B X 3-1 1B		4	0	1	0	0	2	3
Mike Benjamin, R (8, PR) OBP: 0.200, SLG: 0.300 (8, 5)										0	0	0	0	0	0	0
Robby Thompson, R (1, 4) OBP: 0.351, SLG: 0.418		B F C X 1-2 G3 S 1B		B B B C X 3-1 F8 ②		B B B F B 4-1 1-2 BB		B C 1 SAFE S 1-3 K ③		3	0	1	0	1	1	1
Kirt Manwaring, R (1, 2) OBP: 0.325, SLG: 0.328		B F B S S 2-3 1-2 K ①		F S F X 0-2 F7 ③		S B S B B X 3-2 F7 ③			B B C S B C 3-3 K ①	4	0	0	0	0	2	3
Jose Uribe, S (1, 6) OBP: 0.307, SLG: 0.381	F X 0-1 2-3 G3 ②				B C B X 2-1 CS 1B		B B B C B 4-1 BB		F B B B B X 3-1 L7 ②	2	0	1	0	1	0	1
Will Clark, L (9, PH) OBP: 0.407, SLG: 0.490										1	0	0	0	0	0	0
Bill Swift, R (1, 1) OBP: 0.206, SLG: 0.242		B C S C 1-3 K ③			M L M 0-3 K ①		M C B L 1-3 K ①		B C F B B F F X 3-2 P6 ③	3	0	0	0	0	3	3
Jeff Brantley, R (8, 1) OBP: 0.667, SLG: 0.500										0	0	0	0	0	0	0
Chris James, R (9, PH) OBP: 0.292, SLG: 0.387										1	0	0	0	0	0	0
Inning Stats	R: 0 E: 0 K: 2 S: 14 H: 1 LOB: 2 BB: 1 P: 25	R: 0 E: 0 K: 2 S: 11 H: 1 LOB: 1 BB: 0 P: 15	R: 0 E: 0 K: 1 S: 8 H: 1 LOB: 0 BB: 0 P: 12	R: 0 E: 0 K: 1 S: 9 H: 0 LOB: 0 BB: 0 P: 13	R: 0 E: 0 K: 1 S: 10 H: 1 LOB: 1 BB: 1 P: 19	R: 0 E: 0 K: 1 S: 14 H: 1 LOB: 2 BB: 1 P: 27	R: 0 E: 0 K: 2 S: 8 H: 0 LOB: 1 BB: 1 P: 16	R: 0 E: 0 K: 2 S: 12 H: 1 LOB: 1 BB: 0 P: 20	R: 0 E: 0 K: 1 S: 10 H: 0 LOB: 0 BB: 0 P: 19	1B: 6 2B: 0 3B: 0 HR: 0	SF: 0 SAC: 0 DP: 0 HBP: 0					

PITCHER	IP	WLS	BF	H	R	ER	SO	BB	IBB	HBP	BLK	WP	HR	S	P	ERA	WHIP
David Cone, R (1, 1) ERA: 2.41	9.0	W	36	6	0	0	13	4	0	0	0	0	0	96	166	0.00	1.111

PITCHER	IP	WLS	BF	H	R	ER	SO	BB	IBB	HBP	BLK	WP	HR	S	P	ERA	WHIP

TOP

San Francisco Giants @ New York Mets

Shea Stadium, Flushing, NY

Fri Jul 17 1992, 7:05 PM EDT

Att. 23,198 - Cloudy - 71 F

livebaseballscorecards.com

AB	32
R	0
H	6
RBI	0
BB	4
SO	13
LOB	19

WP: 0	PA: 36		
PB: 0			
SB: 2			
CS: 1			

Batter	1	2	3	4	5	6	7	8	9	AB	R	H	RBI	BB	SO	LOB
Daryl Boston, L (1, 7) OBP: 0.300, SLG: 0.407	B B B C X 3-1 ① F8		B B F X 2-1 ③ G3			C B C X 1-2 ① F9		C B B C S 2-3 ③ K		4	0	0	0	0	1	0
Dave Magadan, L (1, 5) OBP: 0.402, SLG: 0.350	C C B F X 1-2 1B 2B			B B B B 4-0 FC4-6 BB		X 0-0 ② G4-3				2	1	1	0	1	0	0
Howard Johnson, S (1, 8) OBP: 0.334, SLG: 0.351	X 0-0 G6-4-3 1B 2-H			X 0-0 ① FC4-6 G4-3 1-2f		B B C F F F S 2-3 ③ K				3	0	1	1	0	1	1
Eddie Murray, S (1, 3) OBP: 0.334, SLG: 0.421	B X 1-0 ② ③ G6-4-3 1-2f			1 SAFE B C F B B 1 SAFE 1 SAFE F 3-2 X ② G4-3 1-2			B B X 2-0 1B 1B			3	0	1	0	0	0	2
Bobby Bonilla, S (1, 9) OBP: 0.376, SLG: 0.438 Dave Gallagher, R (8, 9) OBP: 0.261, SLG: 0.325		C C B B X 2-2 ① G3		I I I I 4-0 IBB			B S S S B B X 3-2 G4-3 1B 1-3			2 0	0 0	1 0	0 0	1 0	0 0	0 0
Bill Pecota, R (1, 4) OBP: 0.287, SLG: 0.266 Chico Walker, S (7, PH) OBP: 0.303, SLG: 0.378 Willie Randolph, R (8, 4) OBP: 0.341, SLG: 0.320		M C S 0-3 ② K		C C B S 1-3 ③ K			C B X 1-1 ① ② G4-3 1-2f			2 1 0	0 0 0	0 0 0	0 0 0	0 0 0	2 0 0	2 2 0
Todd Hundley, S (1, 2) OBP: 0.249, SLG: 0.331		C X 0-1 ③ G4-3			B B X 2-0 ① F7		F F B B B F X 2-2 ③ G3			3	0	0	0	0	0	1
Dick Schofield, R (1, 6) OBP: 0.308, SLG: 0.262			C S F B S 1-3 ① K		B B X 2-0 ② G5-3			S B B F C 2-3 ① K		3	0	0	0	0	2	0
David Cone, L (1, 1) OBP: 0.132, SLG: 0.100			B S B F X 2-2 ② G6-3		S S B B X 2-2 ③ G6-3			S S B S 1-3 ② K		3	0	0	0	0	1	0
Inning Stats	R: 1 E: 0 K: 0 S: 8 H: 2 LOB: 0 BB: 0 P: 13	R: 0 E: 0 K: 1 S: 8 H: 0 LOB: 0 BB: 0 P: 10	R: 0 E: 0 K: 1 S: 9 H: 0 LOB: 0 BB: 0 P: 14	R: 0 E: 0 K: 1 S: 8 H: 0 LOB: 2 BB: 2 P: 20	R: 0 E: 0 K: 0 S: 5 H: 0 LOB: 0 BB: 0 P: 11	R: 0 E: 0 K: 1 S: 9 H: 0 LOB: 0 BB: 0 P: 12	R: 0 E: 0 K: 0 S: 10 H: 2 LOB: 1 BB: 0 P: 18	R: 0 E: 0 K: 3 S: 9 H: 0 LOB: 0 BB: 0 P: 14		1B: 3 2B: 1 3B: 0 HR: 0	SF: 0 SAC: 0 DP: 2 HBP: 0					

PITCHER		IP	WLS	BF	H	R	ER	SO	BB	IBB	HBP	BLK	WP	HR	S	P	ERA	WHIP
Bill Swift, R ERA: 2.45	(1, 1)	7.0	L	25	4	1	1	4	1	1	0	0	0	0	57	98	1.29	0.714
Jeff Brantley, R ERA: 2.95	(8, 1)	1.0		3	0	0	0	3	0	0	0	0	0	0	9	14	0.00	0.000

PITCHER	IP	WLS	BF	H	R	ER	SO	BB	IBB	HBP	BLK	WP	HR	S	P	ERA	WHIP

BOTTOM

San Francisco Giants @ New York Mets

Shea Stadium, Flushing, NY

Fri Jul 17 1992, 7:05 PM EDT
Att. 23,198 - Cloudy - 71 F

livebaseballscorecards.com

AB	26
R	1
H	4
RBI	1
BB	2
SO	7
LOB	8

1B: 3 2B: 1 3B: 0 HR: 0
SF: 0 SAC: 0 DP: 2 HBP: 0
WP: 0 PB: 0 SB: 0 CS: 0
PA: 28

Batter	1	2	3	4	5	6	7	8	9	AB	R	H	RBI	BB	SO	LOB
Willie McGee, S (1, 8) OBP: 0.350, SLG: 0.366	B B C F F X 2-2 1B 1B		B C B F S S 2-3 ① K			B F S X 1-2 ① P4		B F B X 2-1 WP BB 1B		4	0	2	0	0	1	0
Robby Thompson, R (1, 4) OBP: 0.353, SLG: 0.417	B C 1 F B B X SAFE 3-2 ① F9		B F B B X 2-1 ② G1-3			C B X 1-1 1B		B B B C B 4-1 WP 1-2 BB		3	0	1	0	1	0	1
Will Clark, L (1, 3) OBP: 0.406, SLG: 0.487	X 0-0 1-2 1B		B X 1-0 ③ L8			F C B B B S 2-3 ② K		F C B F B S 2-3 ③ K 1-2 2-3		4	0	1	0	0	2	3
Cory Snyder, R (1, 9) OBP: 0.327, SLG: 0.491	F C S 0-3 ② K			B X 1-0 ① G4-3		X 0-0 ③ F9			C C X 0-2 ① F9	4	0	0	0	0	1	3
Matt Williams, R (1, 5) OBP: 0.280, SLG: 0.382	B F F B F X 2-2 ③ G5-3			B F C F S 1-3 ② K			C S X 0-2 ① F8		C B S B F S 2-3 ② K	4	0	0	0	0	2	2
Chris James, R (1, 7) OBP: 0.290, SLG: 0.376		B X 1-0 ① F8		C B F F X 1-2 ③ F8			B B X 2-0 ② P2		B B B C B 4-1 BB	3	0	0	0	1	0	0
Kirt Manwaring, R (1, 2) OBP: 0.324, SLG: 0.323		C B F B F F F F B 4-2 B S BB			B B C S F C 2-3 ① K		F S B S 1-3 ③ K		B C F X 1-2 ③ F8	3	0	0	0	1	2	1
Jose Uribe, S (1, 6) OBP: 0.308, SLG: 0.374		F B F B B F F F F 3-3 ② S K 1-2			F C F B B F F B B 4-2 B1-6-4 BB			C C F B F F S 1-3 ① K		2	0	0	0	1	2	1
Trevor Wilson, L (1, 1) OBP: 0.138, SLG: 0.077 Kevin Bass, S (8, PH) OBP: 0.297, SLG: 0.396 Dave Righetti, L (8, 1)		B C B S B S 3-3 ③ K			L C B X 1-2 ② ③ B1-6-4 1-2f			F B X 1-1 ② F7		2 1 0	0 0 0	0 0 0	0 0 0	0 0 0	1 0 0	2 0 0
Inning Stats	R: 0 H: 2 E: 0 LOB: 2 K: 1 BB: 0 S: 15 P: 22	R: 0 H: 0 E: 0 LOB: 1 K: 2 BB: 1 S: 17 P: 28	R: 0 H: 0 E: 0 LOB: 0 K: 1 BB: 0 S: 6 P: 11	R: 0 H: 0 E: 0 LOB: 0 K: 1 BB: 0 S: 9 P: 12	R: 0 H: 0 E: 0 LOB: 0 K: 1 BB: 1 S: 12 P: 19	R: 0 H: 1 E: 0 LOB: 1 K: 1 BB: 0 S: 9 P: 13	R: 0 H: 0 E: 0 LOB: 0 K: 1 BB: 0 S: 7 P: 10	R: 0 H: 1 E: 0 LOB: 2 K: 2 BB: 1 S: 15 P: 25	R: 0 H: 0 E: 0 LOB: 1 K: 1 BB: 1 S: 11 P: 18	1B: 4 SF: 0 2B: 0 SAC: 0 3B: 0 DP: 1 HR: 0 HBP: 0						WP: 1 PA: 34 PB: 0 SB: 1 CS: 0

PITCHER		IP	WLS	BF	H	R	ER	SO	BB	IBB	HBP	BLK	WP	HR	S	P	ERA	WHIP
Sid Fernandez, L ERA: 2.98	(1, 1)	7.2	W	29	4	0	0	9	3	0	0	0	0	0	86	134	0.00	0.913
Lee Guetterman, L ERA: 6.64	(8, 1)	0.1		1	0	0	0	1	0	0	0	0	1	0	4	6	0.00	0.000
Anthony Young, R ERA: 4.53	(9, 1)	1.0	S	4	0	0	0	1	1	0	0	0	0	0	11	18	0.00	1.000

PITCHER	IP	WLS	BF	H	R	ER	SO	BB	IBB	HBP	BLK	WP	HR	S	P	ERA	WHIP

TOP

San Francisco Giants @ New York Mets

Shea Stadium, Flushing, NY

Sat Jul 18 1992, 7:05 PM EDT

Att. 31,865 - Cloudy - 78 F

livebaseballscorecards.com

AB	30
R	0
H	4
RBI	0
BB	4
SO	11
LOB	13

Batter	1	2	3	4	5	6	7	8	9	AB	R	H	RBI	BB	SO	LOB
Pat Howell, S (1, 8) OBP: 0.238, SLG: 0.158	B X 1-0 F7 ①	C B S F B S 2-3 K ③			C B B X 2-1 SH5-4 ① 2-3		F S S 0-3 K ①			3	0	0	0	0	2	1
Dick Schofield, R (1, 6) OBP: 0.307, SLG: 0.259	F B B B F X 2-2 P3 ②		B B B C B 4-1 G4-6-3 BB		C S 0-3 K ②		L F B B B X 3-2 G5-4-3 ②③ 1-2f			3	0	0	0	1	1	2
Howard Johnson, S (1, 7) OBP: 0.336, SLG: 0.353	B X 1-0 1B 2B 1B		B F 1 SAFE X 1-1 G4-6-3 ①② 1-2f		B F S F X 1-2 S E 1B 3-H			C F B B F F X 2-2 L7 ①		4	2	2	1	0	0	1
Eddie Murray, S (1, 3) OBP: 0.333, SLG: 0.419	B X 1-0 2B 1B 1-2		C F F B B X 2-2 P3 ③		1 S B B B F F X 3-2 E4 ③ 1-H			F B B X 2-1 E6		4	0	1	0	0	0	0
Bobby Bonilla, S (1, 9) OBP: 0.374, SLG: 0.439 Anthony Young, R (9, 1) OBP: 0.148, SLG: 0.115	X 0-0 2B 1-3 2-H			F C F X 0-2 L6 ①	C B S X 1-2 P4 ③			B F X 1-1 P4 ②		4 0	0 0	1 0	1 0	0 0	0 0	2 0
Dave Magadan, L (1, 5) OBP: 0.403, SLG: 0.350	B B B B 4-0 BB			B X 1-0 FC5-4 1B	B C B S B C 3-3 K ①			X 0-0 L4 ③		3	0	1	0	1	1	1
Willie Randolph, R (1, 4) OBP: 0.337, SLG: 0.316	C X 0-1 F9 ③			B 1 SAFE X 1-0 F7 ②	C B C F B X 2-2 F9 ②					3	0	0	0	0	0	4
Todd Hundley, S (1, 2) OBP: 0.245, SLG: 0.326		C C S 0-3 K ①		X 0-0 FC5-4 ③ 1-2f	B B B C C X 3-2 F8 ③					3	0	0	0	0	1	1
Sid Fernandez, L (1, 1) OBP: 0.233, SLG: 0.279 Lee Guetterman, L (8, 1) Dave Gallagher, R (9, 9) OBP: 0.261, SLG: 0.325		X 0-0 F7 ②			X 0-0 SH5-4 1B 2B		B X 1-0 G5-4-3 1B			3 0 0	1 0 0	2 0 0	0 0 0	0 0 0	0 0 0	0 0 0
Inning Stats	R: 1 E: 0 K: 0 S: 9 H: 3 LOB: 3 BB: 1 P: 18	R: 0 E: 0 K: 2 S: 8 H: 0 LOB: 0 BB: 0 P: 10	R: 0 E: 0 K: 0 S: 7 H: 0 LOB: 0 BB: 1 P: 14	R: 0 E: 0 K: 0 S: 7 H: 1 LOB: 1 BB: 0 P: 9	R: 2 E: 1 K: 1 S: 17 H: 2 LOB: 1 BB: 0 P: 24	R: 0 E: 0 K: 1 S: 10 H: 0 LOB: 0 BB: 0 P: 18	R: 0 E: 0 K: 1 S: 7 H: 1 LOB: 0 BB: 0 P: 11	R: 0 E: 1 K: 0 S: 10 H: 0 LOB: 1 BB: 0 P: 15		1B: 5 2B: 2 3B: 0 HR: 0	SF: 0 SAC: 1 DP: 2 HBP: 0					

PITCHER	IP	WLS	BF	H	R	ER	SO	BB	IBB	HBP	BLK	WP	HR	S	P	ERA	WHIP
Trevor Wilson, L (1, 1) ERA: 4.08	7.0	L	29	7	3	2	5	2	0	0	0	0	0	65	104	2.57	1.286
Dave Righetti, L (8, 1) ERA: 5.7	1.0		4	0	0	0	0	0	0	0	0	0	0	10	15	0.00	0.000

PITCHER	IP	WLS	BF	H	R	ER	SO	BB	IBB	HBP	BLK	WP	HR	S	P	ERA	WHIP

BOTTOM

San Francisco Giants @ New York Mets

Shea Stadium, Flushing, NY

Sat Jul 18 1992, 7:05 PM EDT

Att. 31,865 - Cloudy - 78 F

livebaseballscorecards.com

AB	30
R	3
H	7
RBI	2
BB	2
SO	5
LOB	12

WP: 0	PA: 33				
PB: 0					
SB: 1					
CS: 0					

San Francisco Giants @ New York Mets

Shea Stadium, Flushing, NY

Sun Jul 19 1992, 3:33 AM EDT

Att. 34,125 - Sunny - 83 F

TOP

livebaseballscorecards.com

Batter	1	2	3	4	5	6	7	8	9	AB	R	H	RBI	BB	SO	LOB
Willie McGee, S (1, 8) OBP: 0.352, SLG: 0.368	F X 0-1 G4-6-3 1B		F B X 1-1 ② G6-3		B X 1-0 ② L3		S B B S X 2-2 1B			4	0	2	0	0	0	0
Robby Thompson, R (1, 4) OBP: 0.348, SLG: 0.409	C B X 1-1 ① ② G4-6-3 1-2f		B X 1-0 ③ G6-3		C F B B F B X 3-2 ③ G4-3		1 SAFE C C 1 SAFE S 0-3 ③ K			4	0	0	0	0	1	2
Bryan Hickerson, L (7, 1)										0	0	0	0	0	0	0
Will Clark, L (1, 3) OBP: 0.401, SLG: 0.481	F S B X 1-2 ③ G3			F S B X 1-2 ① G5-3		B B S X 2-1 ① G6-3		C X 0-1 ① F7		4	0	0	0	0	0	0
Cory Snyder, R (1, 9) OBP: 0.326, SLG: 0.486		S B B S B X 3-2 ① F8		X 0-0 E6 G4-3 1B		C B B F C 2-3 ② K		X 0-0 G6-4-3 1B		4	1	1	0	0	1	0
Matt Williams, R (1, 5) OBP: 0.280, SLG: 0.383		B B F F F X 2-2 ② F8		B X 1-0 ② G4-3 2-3		X 0-0 2B 2B		F C 1 SAFE 1 SAFE X 0-2 ② ③ G6-4-3 1-2f		4	1	1	0	0	0	2
Chris James, R (1, 7) OBP: 0.305, SLG: 0.398		C B X 1-1 S 1B 1B		C C F X 0-2 3-H 1B		F B F B B F X 3-2 2-H 2B			C B X 1-1 ① G6-3	4	1	3	2	0	0	0
Craig Colbert, R (1, 2) OBP: 0.231, SLG: 0.200		B F C B X 2-2 1-H 1B		1 SAFE X 0-0 ③ F8		B B F X 2-1 ③ G6-3			B C X 1-1 E3 FC6	4	0	1	1	0	0	2
Mike Benjamin, R (1, 6) OBP: 0.208, SLG: 0.417	X 0-0 ③ G3			C X 0-1 HR			C B X 1-1 ① G4-3		B B C X 2-1 ② P2	4	1	1	1	0	0	2
John Burkett, R (1, 1) OBP: 0.121, SLG: 0.067 Mike Felder, S (5, PH) OBP: 0.302, SLG: 0.347 Jim Pena, L (5, 1) OBP: 0.500, SLG: 0.500 Michael Jackson, R (6, 1) Kevin Bass, S (7, PH) OBP: 0.296, SLG: 0.394 Greg Litton, R (7, 4) OBP: 0.269, SLG: 0.298			C B F F F S 1-3 ① K		B X 1-0 ① P6		S C B B S 2-3 ② K		C B B X 2-1 ③ FC6 1-2f	1 1 0 0 1 1	0 0 0 0 0 0	0 0 0 0 0 0	0 0 0 0 0 0	0 0 0 0 1 1	1 0 0 0 0 0	0 0 0 0 0 1
Inning Stats	R: 0 E: 0 K: 0 S: 7 H: 1 LOB: 0 BB: 0 P: 9	R: 1 E: 0 K: 0 S: 13 H: 2 LOB: 1 BB: 0 P: 21	R: 0 E: 0 K: 1 S: 8 H: 0 LOB: 0 BB: 0 P: 11	R: 1 E: 1 K: 0 S: 10 H: 1 LOB: 1 BB: 0 P: 12	R: 1 E: 0 K: 0 S: 8 H: 1 LOB: 0 BB: 0 P: 13	R: 1 E: 0 K: 1 S: 12 H: 2 LOB: 1 BB: 0 P: 21	R: 0 E: 0 K: 2 S: 11 H: 1 LOB: 1 BB: 0 P: 16	R: 0 E: 0 K: 0 S: 6 H: 1 LOB: 0 BB: 0 P: 6	R: 0 E: 1 K: 0 S: 8 H: 0 LOB: 1 BB: 0 P: 14	1B: 6 2B: 2 3B: 0 HR: 1	SF: 0 SAC: 0 DP: 2 HBP: 0						

	AB	36
	R	4
	H	9
	RBI	4
	BB	0
	SO	4
	LOB	9

WP: 0 PB: 0 SB: 1 CS: 0 PA: 36

PITCHER		IP	WLS	BF	H	R	ER	SO	BB	IBB	HBP	BLK	WP	HR	S	P	ERA	WHIP
Pete Schourek, L ERA: 3.06	(1, 1)	5.2	W	24	7	4	3	2	0	0	0	0	0	1	56	83	4.76	1.235
Jeff Innis, R ERA: 2.75	(6, 1)	0.1		1	0	0	0	0	0	0	0	0	0	0	2	4	0.00	0.000
Lee Guetterman, L ERA: 6.33	(7, 1)	2.0		7	2	0	0	2	0	0	0	0	0	0	17	22	0.00	1.000
Anthony Young, R ERA: 4.48	(9, 1)	1.0		4	0	0	0	0	0	0	0	0	0	0	8	14	0.00	0.000

PITCHER	IP	WLS	BF	H	R	ER	SO	BB	IBB	HBP	BLK	WP	HR	S	P	ERA	WHIP

BOTTOM

San Francisco Giants @ New York Mets

Shea Stadium, Flushing, NY

Sun Jul 19 1992, 3:33 AM EDT

Att. 34,125 - Sunny - 83 F

livebaseballscorecards.com

Batter	1	2	3	4	5	6	7	8	9	AB	R	H	RBI	BB	SO	LOB
Daryl Boston, L (1, 7) OBP: 0.301, SLG: 0.412	B C B B C X 3-2 G4-3 2B 2B		S L B B F S 2-3 K ②	X 0-0 L3 ③		F F B B F X 2-2 G3 ③		C S B X 1-2 1B		3	1	1	0	0	1	1
Pat Howell, S (6, 8) OBP: 0.261, SLG: 0.190										2	0	1	0	0	0	3
Dave Magadan, L (1, 5) OBP: 0.397, SLG: 0.343	B X 1-0 G4-3 ① 2-3		X 0-0 F8 ③		B F B F X 2-2 F8 ①		B X 1-0 G4-3 ①	1 SAFE B 1 SAFE B 1 B X 2-0 F7 ③		5	0	0	0	0	0	2
Howard Johnson, S (1, 8) OBP: 0.338, SLG: 0.356	C B F F B X 2-2 G1-3 2B (6, 7) 3-H			B B B 4-0 1B 2B BB	C X 0-1 P6 ②		S X 0-1 P5 ②			3	1	1	1	1	0	0
Eddie Murray, S (1, 3) OBP: 0.332, SLG: 0.417	S B F X 1-2 G1-3 ② 2-3			1 SAFE X 0-0 2B 2B 1B 1-2	B F F B X 2-2 G6-3 ③		S C B X 1-2 F8 ③			4	1	1	0	0	0	1
Bobby Bonilla, S (1, 9) OBP: 0.370, SLG: 0.433 Anthony Young, R (9, 1) OBP: 0.148, SLG: 0.115	C B X 1-1 F7 ③			X 0-0 P5 ①		B S B B X 3-1 G6-3 ①		B X 1-0 F7 ①		4	0	0	0	0	0	3
										0	0	0	0	0	0	0
Mackey Sasser, L (1, 2) OBP: 0.272, SLG: 0.321 Charlie O'Brien, R (7, 2) OBP: 0.302, SLG: 0.333		C T B B B X 3-2 G4-3 ①	C X 0-1 1-3 2-H 2B 2B			B F B F X 2-2 1B 1B		S B B C B F F B 4-2 2B HR BB		3	1	2	1	0	0	0
										0	1	0	0	1	0	0
Bill Pecota, R (1, 4) OBP: 0.298, SLG: 0.280		C B F B S 2-3 K ②	I I I 4-0 2B IBB			B F X 1-1 S 1-3 1B		B X 1-0 1-3 HR 2B		3	2	2	0	1	1	0
Dick Schofield, R (1, 6) OBP: 0.309, SLG: 0.278		B B C F C 2-3 K ③	B B X 2-0 1-H 2-H 3-H 2B			B C P 1 SAFE 1 SAFE F B X 3-2 P6 ② 1-2		B P X 2-0 2-H 3-H HR		4	1	2	6	0	1	2
Pete Schourek, L (1, 1) OBP: 0.056, SLG: 0.056 Jeff Innis, R (6, 1) Chico Walker, S (6, PH) OBP: 0.309, SLG: 0.378 Lee Guetterman, L (7, 1) Dave Gallagher, R (8, PH) OBP: 0.258, SLG: 0.321 (9, 9)			X 0-0 F8 ①	X 0-0 F9 ②		B B B I 4-0 IBB		B X 1-0 G5-3 ②		2	0	0	0	0	0	1
										0	0	0	0	0	0	0
										0	0	0	0	1	0	0
										0	0	0	0	0	0	0
										1	0	0	0	0	0	0
Inning Stats	R: 1 E: 0 K: 0 S: 13 H: 2 LOB: 1 BB: 0 P: 21	R: 0 E: 0 K: 2 S: 9 H: 0 LOB: 0 BB: 0 P: 16	R: 0 E: 0 K: 1 S: 6 H: 0 LOB: 0 BB: 0 P: 8	R: 4 E: 0 K: 0 S: 7 H: 3 LOB: 1 BB: 2 P: 17	R: 0 E: 0 K: 0 S: 8 H: 0 LOB: 0 BB: 0 P: 12	R: 0 E: 0 K: 0 S: 15 H: 2 LOB: 3 BB: 1 P: 29	R: 0 E: 0 K: 0 S: 6 H: 0 LOB: 0 BB: 0 P: 8	R: 3 E: 0 K: 0 S: 13 H: 3 LOB: 1 BB: 1 P: 24		1B: 4 2B: 5 3B: 0 HR: 1	SF: 0 SAC: 0 DP: 0 HBP: 0		WP: 0 PB: 0 SB: 1 CS: 0	PA: 38		

	AB	34
	R	8
	H	10
	RBI	8
	BB	4
	SO	3
	LOB	13

PITCHER		IP	WLS	BF	H	R	ER	SO	BB	IBB	HBP	BLK	WP	HR	S	P	ERA	WHIP
John Burkett, R ERA: 4.34	(1, 1)	4.0	L	19	5	5	5	3	1	1	0	0	0	0	35	62	11.25	1.500
Jim Pena, L ERA: 3.52	(5, 1)	1.1		6	2	0	0	0	0	0	0	0	0	0	15	25	0.00	1.500
Michael Jackson, R ERA: 2.6	(6, 1)	0.2		3	0	0	0	0	0	1	0	0	0	0	8	16	0.00	0.000
Bryan Hickerson, L ERA: 2.96	(7, 1)	2.0		10	3	3	3	0	1	0	0	0	0	1	19	32	13.50	2.000

PITCHER	IP	WLS	BF	H	R	ER	SO	BB	IBB	HBP	BLK	WP	HR	S	P	ERA	WHIP

Batter	1	2	3	4	5	6	7	8	9	AB	R	H	RBI	BB	SO	LOB
Jose Offerman, S (1, 6) OBP: 0.343, SLG: 0.343	L F B S 1-3 ① K			B F B X 2-1 S SH G6-3 1B		C B C X 1-2 ① G5-3		B C B B X 3-1 SH5-4 3B 1B	P 1 SAFE F B F B B 4-2 1-2 3B BB	4	3	2	0	1	1	0
Brett Butler, L (1, 8) OBP: 0.397, SLG: 0.371	C B B X 2-1 ② G6-3			1 SAFE X 0-0 SH 1-2 S		C C B X 1-2 2B 1B		B 1 SAFE X 1-0 ① SH5-4 1-2	X 0-0 1-H 2-H 3-H 1B 3B	3	2	2	3	0	0	0
Mike Sharperson, R (1, 5) OBP: 0.425, SLG: 0.447	C B X 1-1 ③ L6			B B F B X 3-1 ① G6-3 1-2 2-H		1 SAFE 1 SAFE B P X 2-0 F9 1-H 2B		B B C F B X 3-2 ② G5-3	B C B S X 2-2 3-H 1B	5	0	2	3	0	0	2
Darryl Strawberry, L (1, 9) OBP: 0.323, SLG: 0.396 Roger McDowell, R (8, 1)		C X 0-1 ① F8		C B B X 2-1 ② F7		C B B F F B X 3-2 ② F9 2-3		I I I 4-0 3B IBB	B C F C 1-3 ② K	3 1	1 0	0 0	0 0	1 0	0 1	2 1
Eric Karros, R (1, 3) OBP: 0.289, SLG: 0.431 Mitch Webster, S (6, PH) OBP: 0.340, SLG: 0.422 (6, 7) (8, 9)		X 0-0 ② F9		F B S B F B F C 3-3 ③ K		B L B C B X 3-2 ③ G4-3		B X 1-0 1-H 2-H WP 3B	S F B S 1-3 ③ K	2 3	0 1	0 1	0 2	0 0	1 1	1 2
Todd Benzinger, S (1, 7) OBP: 0.276, SLG: 0.352 (6, 3)		C C B B S 2-3 ③ K			L X 0-1 1B		F F B X 1-2 ① G1-3	C B B F B S 3-3 ③ K 3-H		4	0	1	0	0	2	0
Lenny Harris, L (1, 4) OBP: 0.319, SLG: 0.314			B B X 2-0 ① P5		1 SAFE X 0-0 ① P2		B C B X 2-1 G6-3 1B		C X 0-1 FC3-6 3B 1B 1B	4	1	2	0	0	0	1
Mike Scioscia, L (1, 2) OBP: 0.283, SLG: 0.287			B B F F B S 3-3 ② K		B C 1 SAFE B F F B X 3-2 ② F7		1 SAFE B X 1-0 ② G6-3 1-2		C F F X 0-2 1-2 FC3-6 1B	4	0	1	0	0	1	2
Kevin Gross, R (1, 1) OBP: 0.152, SLG: 0.097 Jim Gott, R (5, 1) Dave Hansen, L (7, PH) OBP: 0.303, SLG: 0.337 John Candelaria, L (7, 1) Tom Goodwin, L (8, 7) OBP: 0.111, SLG: 0.111			C B X 1-1 ③ G4-3		F X 0-1 ③ F9		C C C 0-3 ③ K		F 1 SAFE C X 0-2 1-2f 2-3 ① FC3-6 S 3B	2 0 1 0 1	0 0 0 0 1	0 0 0 0 0	0 0 0 0 0	0 0 0 0 0	0 0 1 0 2	1 0 1 0 2

TOP

Los Angeles Dodgers @ New York Mets

Shea Stadium, Flushing, NY

Mon Jul 20 1992, 7:05 PM EDT

Att. 30,151 - Cloudy - 81 F

livebaseballscorecards.com

AB	37
R	9
H	11
RBI	8
BB	2
SO	8
LOB	15

Inning Stats	1	2	3	4	5	6	7	8	9	1B: 8	SF: 0	WP: 1	PA: 41
	R: 0 E: 0 K: 1 S: 7 H: 0 LOB: 0 BB: 0 P: 11	R: 0 E: 0 K: 1 S: 6 H: 0 LOB: 0 BB: 0 P: 8	R: 0 E: 0 K: 1 S: 6 H: 0 LOB: 0 BB: 0 P: 12	R: 1 E: 1 K: 1 S: 12 H: 1 LOB: 1 BB: 0 P: 22	R: 0 E: 0 K: 0 S: 9 H: 1 LOB: 1 BB: 0 P: 12	R: 1 E: 0 K: 0 S: 15 H: 2 LOB: 1 BB: 0 P: 24	R: 0 E: 0 K: 1 S: 9 H: 1 LOB: 1 BB: 0 P: 13	R: 3 E: 0 K: 1 S: 10 H: 2 LOB: 0 BB: 1 P: 25	R: 4 E: 0 K: 2 S: 22 H: 4 LOB: 1 BB: 1 P: 29	2B: 1 3B: 2 HR: 0	SAC: 2 DP: 0 HBP: 0	PB: 0 SB: 3 CS: 0	

PITCHER		IP	WLS	BF	H	R	ER	SO	BB	IBB	HBP	BLK	WP	HR	S	P	ERA	WHIP
Wally Whitehurst, R ERA: 2.85	(1, 1)	6.0		23	4	2	2	4	0	0	0	0	0	0	55	89	3.00	0.667
Jeff Innis, R ERA: 3.12	(7, 1)	2.0	L	10	3	3	3	2	0	1	0	0	1	0	19	38	13.50	1.500
Paul Gibson, L ERA: 5.57	(9, 1)	1.0		8	4	4	4	2	1	0	0	0	0	0	22	29	36.00	5.000

PITCHER	IP	WLS	BF	H	R	ER	SO	BB	IBB	HBP	BLK	WP	HR	S	P	ERA	WHIP

BOTTOM

Los Angeles Dodgers @ New York Mets

Shea Stadium, Flushing, NY

Mon Jul 20 1992, 7:05 PM EDT

Att. 30,151 - Cloudy - 81 F

livebaseballscorecards.com

Batter	1	2	3	4	5	6	7	8	9	AB	R	H	RBI	BB	SO	LOB
Daryl Boston, L (1, 7) OBP: 0.306, SLG: 0.413 Dave Gallagher, R (7, PH) OBP: 0.264, SLG: 0.325 (8, 7)	F B B B S X 3-2 CS 1B		B B F X 2-1 ② F7		B B F B B 4-1 WP 1-2 WP BB		B X 1-0 ① G6-3		X 0-0 WP 1B	2 2	1 0	1 1	0 0	1 0	0 0	0 0
Dave Magadan, L (1, 5) OBP: 0.403, SLG: 0.345	B 1 SAFE B B B 4-0 ① FC6-4 1-2 BB		C F B F X 1-2 1B		B B B C B 4-1 WP 1-2 2-3 BB		B C B C X 2-2 ② G1-3		B C B S B B 4-2 1-2 BB	2	0	1	0	3	0	0
Howard Johnson, S (1, 8) OBP: 0.333, SLG: 0.350	X 0-0 ② FC6-4 1-2f		F B B B S F F X 3-2 ③ G4-3		S S B F S 1-3 K G3-6-3 1-3 2-H 3-H		B C S F F S 1-3 ③ K		B S F F X 1-2 ③ F7	5	0	0	0	0	2	5
Eddie Murray, S (1, 3) OBP: 0.329, SLG: 0.412	C 1 SAFE C 1 SAFE 1 SAFE X 0-2 ③ F8			B S B C S 2-3 ① K	X 0-0 ② ③ G3-6-3 1-2f			F F B X 1-2 ① F8		4	0	0	0	0	1	3
Bobby Bonilla, S (1, 9) OBP: 0.372, SLG: 0.434		B B F S B X 3-2 ① G4-3		X 0-0 1B 1B 1B		B C F B S 2-3 ① K		X 0-0 FC6-4 1B		4	0	2	0	0	1	0
Mackey Sasser, L (1, 2) OBP: 0.286, SLG: 0.333 Junior Noboa, R (6, PR) OBP: 0.212, SLG: 0.149 Todd Hundley, S (7, 2) OBP: 0.244, SLG: 0.324		B S B B X 3-1 ② G6-3		C X 0-1 ② 1-H 1B		C X 0-1 1B 1B		C F B F B B X 3-2 ② P6		3 0 1	0 0 0	2 0 0	0 0 0	0 0 0	0 0 0	0 0 1
Willie Randolph, R (1, 4) OBP: 0.339, SLG: 0.319		C F X 0-2 1B		B B C F X 2-2 ③ G1-3		C X 0-1 1-3 1B		C F B X 1-2 ③ FC6-4 1-2f		4	0	2	0	0	0	2
Dick Schofield, R (1, 6) OBP: 0.305, SLG: 0.273		C 1 SAFE X 0-1 ③ G4-3			C S B C 1-3 ① K	S 1 SAFE X 0-1 ② P3			X 0-0 ① P9	4	0	0	0	0	1	3
Wally Whitehurst, R (1, 1) OBP: 0.231, SLG: 0.250 Chico Walker, S (6, PH) OBP: 0.306, SLG: 0.375 Jeff Innis, R (7, 1) Paul Gibson, R (9, 1) Bill Pecota, R (9, PH) OBP: 0.296, SLG: 0.278			B X 1-0 ① F9		S S B B F X 2-2 E5 WP BB WP	S 1 SAFE C B X 1-2 ③ G4-3			C X 0-1 ② G1-3	2 1 0 0 1	1 0 0 0 0	0 0 0 0 0	0 0 0 0 0	0 0 0 0 0	0 0 0 0 0	0 2 0 0 0

	AB	35
	R	2
	H	9
	RBI	0
	BB	4
	SO	5
	LOB	16

Inning Stats	1	2	3	4	5	6	7	8	9	1B: 9	SF: 0	WP: 4	PA: 39
	R: 0 E: 0 K: 0 S: 7 H: 1 LOB: 1 BB: 1 P: 14	R: 0 E: 0 K: 0 S: 10 H: 1 LOB: 1 BB: 0 P: 16	R: 0 E: 0 K: 0 S: 12 H: 1 LOB: 1 BB: 0 P: 19	R: 0 E: 0 K: 1 S: 9 H: 2 LOB: 1 BB: 0 P: 13	R: 2 E: 1 K: 2 S: 14 H: 0 LOB: 1 BB: 2 P: 26	R: 0 E: 0 K: 1 S: 12 H: 2 LOB: 2 BB: 0 P: 15	R: 0 E: 0 K: 1 S: 9 H: 0 LOB: 0 BB: 0 P: 13	R: 0 E: 0 K: 0 S: 11 H: 1 LOB: 1 BB: 0 P: 16	R: 0 E: 0 K: 0 S: 10 H: 1 LOB: 2 BB: 1 P: 15	2B: 0 3B: 0 HR: 0	SAC: 0 DP: 1 HBP: 0	PB: 0 SB: 0 CS: 1	

PITCHER		IP	WLS	BF	H	R	ER	SO	BB	IBB	HBP	BLK	WP	HR	S	P	ERA	WHIP
Kevin Gross, R ERA: 3.61	(1, 1)	4.1		20	5	2	1	2	3	0	0	0	1	0	47	82	2.08	1.846
Jim Gott, R ERA: 1.84	(5, 1)	1.2		7	2	0	0	2	0	0	0	0	1	0	17	21	0.00	1.200
John Candelaria, L ERA: 1.04	(7, 1)	1.2	W	6	1	0	0	1	0	0	0	0	0	0	17	25	0.00	0.600
Roger McDowell, R ERA: 2.8	(8, 1)	1.1	S	6	1	0	0	0	1	0	0	0	1	0	13	19	0.00	1.500

PITCHER	IP	WLS	BF	H	R	ER	SO	BB	IBB	HBP	BLK	WP	HR	S	P	ERA	WHIP

Batter	1	2	3	4	5	6	7	8	9	AB	R	H	RBI	BB	SO	LOB
Jose Offerman, S (1, 6) OBP: 0.344, SLG: 0.342	B F X 1-1 G6-3 ①		B C C B S 2-3 K ③		F C B B B F B 4-2 2B BB		C B B X 2-1 G5-3 1B		B F F C 1-3 K ②	4	0	1	0	1	2	0
Brett Butler, L (1, 8) OBP: 0.399, SLG: 0.377	X 0-0 P1 ②			B C B X 2-1 FC1-5 S 1B	X 0-0 1-3 2-H 2B		1 SAFE 1 SAFE B X 1-0 G5-3 ① 1-2		C X 0-1 1B	5	0	3	1	0	0	1
Mike Sharperson, R (1, 5) OBP: 0.419, SLG: 0.438 Dave Anderson, R (7, 5) OBP: 0.288, SLG: 0.435 Dave Hansen, L (9, PH) OBP: 0.301, SLG: 0.335	B X 1-0 G6-3 ③			B B L X 2-1 FC1-5 BB ① 1-3	B F C X 1-2 G3 ③		C B X 1-1 L4 ②		B C X 1-1 L3 ③	4 0 1	0 0 0	0 0 0	0 0 0	0 0 0	0 0 0	4 0 1
Todd Benzinger, S (1, 9) OBP: 0.271, SLG: 0.346 (8, 3)		F F F F S 0-3 K ①		S 1 SAFE S S X 0-2 F8 ②		B S X 1-1 G4-3 ①	C X 0-1 G6-3 ③			4	0	0	0	0	1	2
Eric Davis, R (1, 7) OBP: 0.320, SLG: 0.338		C C X 0-2 HBP 1B		1 SAFE 1 SAFE B F B B 4-1 1-2 BB		C X 0-1 2B 2B		X 0-0 1B 1B		3	1	3	0	1	0	0
Eric Karros, R (1, 3) OBP: 0.295, SLG: 0.437 Mitch Webster, S (8, PR) OBP: 0.340, SLG: 0.422 (8, 9)		B 1 SAFE 1 SAFE S H 2-1 1-2 HBP ②		S C F B F X 1-2 G1-3 ③		F B X 1-1 G4-3 2-H 2B		B 1 SAFE X 1-0 1-3 G4-3 1B ①		3 0	0 0	2 0	1 0	0 0	0 0	2 0
Lenny Harris, L (1, 4) OBP: 0.314, SLG: 0.308		C F F S 0-3 K ③			X 0-0 G3-1 ①	F F B F B X 2-2 G4-3 ② 2-3		X 0-0 G4-3 ② 1-2		4	0	0	0	0	1	3
Mike Scioscia, L (1, 2) OBP: 0.291, SLG: 0.292		C X 0-1 B1-6-4 1B			B X 1-0 SH3-4 2B 1B	I I I I 4-0 IBB		F B B B X 3-1 P4 ③		3	1	2	0	1	0	2
Tom Candiotti, R (1, 1) OBP: 0.122, SLG: 0.100 Jim Gott, R (7, 1) John Candelaria, L (8, 1) Roger McDowell, R (8, 1) Carlos Hernandez, R (8, 2) OBP: 0.309, SLG: 0.291		X 0-0 B1-6-4 ① ② 1-2f			X 0-0 SH3-4 ② 1-2	C B X 1-1 P8 ③			B X 1-0 G6-3 ①	2 0 0 0 1	0 0 0 0 0	0 0 0 0 0	0 0 0 0 0	0 0 0 0 0	0 0 0 0 0	3 0 0 0 0
Inning Stats	R: 0 E: 0 K: 0 S: 4 H: 0 LOB: 0 BB: 0 P: 6	R: 0 E: 0 K: 2 S: 13 H: 1 LOB: 1 BB: 0 P: 15	R: 0 E: 0 K: 1 S: 6 H: 1 LOB: 0 BB: 0 P: 8	R: 0 E: 0 K: 0 S: 13 H: 1 LOB: 2 BB: 1 P: 22	R: 1 E: 0 K: 0 S: 10 H: 2 LOB: 2 BB: 1 P: 16	R: 1 E: 0 K: 0 S: 12 H: 2 LOB: 2 BB: 1 P: 21	R: 0 E: 0 K: 0 S: 7 H: 1 LOB: 1 BB: 0 P: 11	R: 0 E: 0 K: 0 S: 5 H: 2 LOB: 2 BB: 0 P: 9	R: 0 E: 0 K: 1 S: 8 H: 1 LOB: 1 BB: 0 P: 11	1B: 8 2B: 3 3B: 0 HR: 0		SF: 0 SAC: 1 DP: 1 HBP: 1			WP: 0 PB: 0 SB: 1 CS: 0	PA: 39	

PITCHER		IP	WLS	BF	H	R	ER	SO	BB	IBB	HBP	BLK	WP	HR	S	P	ERA	WHIP
Bret Saberhagen, R ERA: 3.63	(1, 1)	5.0		21	5	1	1	3	2	0	1	0	0	0	46	67	1.80	1.400
Tom Filer, R ERA: 2.53	(6, 1)	2.0		10	3	1	1	0	0	1	0	0	0	0	19	32	4.50	1.500
Jeff Innis, R ERA: 3.1	(8, 1)	0.1		2	2	0	0	0	0	0	0	0	0	0	2	3	0.00	6.000
Lee Guetterman, L ERA: 6.23	(8, 1)	0.2	W	2	0	0	0	0	0	0	0	0	0	0	3	6	0.00	0.000
Anthony Young, R ERA: 4.43	(9, 1)	1.0	S	4	1	0	0	1	0	0	0	0	0	0	8	11	0.00	1.000

PITCHER	IP	WLS	BF	H	R	ER	SO	BB	IBB	HBP	BLK	WP	HR	S	P	ERA	WHIP

TOP

Los Angeles Dodgers @ New York Mets

Shea Stadium, Flushing, NY

Tue Jul 21 1992, 7:05 PM EDT

Att. 33,262 - Cloudy - 80 F

livebaseballscorecards.com

AB	34
R	2
H	11
RBI	2
BB	3
SO	4
LOB	18

BOTTOM

Batter	1	2	3	4	5	6	7	8	9	AB	R	H	RBI	BB	SO	LOB
Pat Howell, S (1, 8) OBP: 0.231, SLG: 0.167 Dave Gallagher, R (8, PH) (9, 8) OBP: 0.261, SLG: 0.321	C X 0-1 ① G3			B B F L X 2-2 ① G3		F B B F C 2-3 ③ K		B C X 1-1 ② G4-3		3 0 0 0 0 1 0 1 0 0 0 0 0 1						
Dave Magadan, L (1, 5) OBP: 0.404, SLG: 0.358	B C B X 2-1 ② G3			B C X 1-1 ② G3			C B B X 2-1 HR	B C S B F B X 3-2 WP BB 2B 1B 3-H		4 2 2 2 0 0 0						
Howard Johnson, S (1, 7) OBP: 0.335, SLG: 0.348	B B C B X 3-1 ③ F9			B X 1-0 ③ F8			B B B C F B 4-2 1B BB	S B S B B 1 F B SAFE 4-2 WP 1-2 2B BB		2 1 0 0 2 0 0						
Eddie Murray, S (1, 3) OBP: 0.328, SLG: 0.413		X 0-0 ① G4-3			B F X 1-1 ① P5		C 1 SAFE 1 SAFE C B B S 2-3 ① K	S B B F X 2-2 1-H 2-H 1B 2B		4 1 1 2 0 1 1						
Bobby Bonilla, S (1, 9) OBP: 0.373, SLG: 0.433		X 0-0 ② G1-3			X 0-0 ② F8		1 SAFE C 1 SAFE S X 0-2 1-2 1B	I I I I 4-0 1B IBB		3 0 1 0 1 0 0						
Mackey Sasser, L (1, 2) OBP: 0.281, SLG: 0.337 Tom Filer, R (6, 1) Daryl Boston, L (7, PH) OBP: 0.305, SLG: 0.411 Jeff Innis, R (8, 1) Lee Guetterman, L (8, 1) Bill Pecota, R (8, PH) (9, 4) OBP: 0.300, SLG: 0.282		C B X 1-1 ③ G6-3			B F F X 1-2 1B		B C B S B S 3-3 ② K	S F X 0-2 1-2 2-H 1B		2 0 1 0 0 0 0 0 0 0 0 0 0 0 1 0 0 0 0 1 2 0 0 0 0 0 0 0 0 0 0 0 0 0 0 1 0 1 1 0 0 0						
Willie Randolph, R (1, 4) OBP: 0.340, SLG: 0.317 Chico Walker, S (7, PH) (8, 4) OBP: 0.302, SLG: 0.368 Anthony Young, R (9, 1) OBP: 0.148, SLG: 0.115			B C B B C B 4-2 G5-4-3 BB		B C X 1-1 ③ G5-3		X 0-0 ③ F7	F B B C S 2-3 ③ K		1 0 0 0 1 0 1 2 0 0 0 0 1 4 0 0 0 0 0 0 0						
Dick Schofield, R (1, 6) OBP: 0.306, SLG: 0.274			C X 0-1 ① ② G5-4-3 1-2f			B S X 1-1 ① G5-3		S C B B F F X 2-2 E6 SH1 1B 1B		3 1 1 0 0 0 1						
Bret Saberhagen, R (1, 1) OBP: 0.056, SLG: 0.056 Charlie O'Brien, R (6, 2) OBP: 0.299, SLG: 0.330 Todd Hundley, S (8, PH) (9, 2) OBP: 0.244, SLG: 0.324			B B C S S 2-3 ③ K			C B X 1-1 ② F8		C X 0-1 ① SH1 2-3		1 0 0 0 0 1 0 1 0 0 0 0 0 0 0 0 0 0 0 0 0						
Inning Stats	R: 0 E: 0 K: 0 S: 6 H: 0 LOB: 0 BB: 0 P: 11	R: 0 E: 0 K: 0 S: 4 H: 0 LOB: 0 BB: 0 P: 5	R: 0 E: 0 K: 1 S: 7 H: 0 LOB: 0 BB: 1 P: 13	R: 0 E: 0 K: 0 S: 6 H: 0 LOB: 0 BB: 0 P: 10	R: 0 E: 0 K: 0 S: 8 H: 1 LOB: 1 BB: 0 P: 11	R: 0 E: 0 K: 1 S: 7 H: 0 LOB: 0 BB: 0 P: 11	R: 1 E: 0 K: 2 S: 14 H: 2 LOB: 2 BB: 1 P: 25	R: 4 E: 1 K: 1 S: 25 H: 4 LOB: 2 BB: 2 P: 43		1B: 5 2B: 1 3B: 0 HR: 1 SF: 0 SAC: 1 DP: 1 HBP: 0						

PITCHER		IP	WLS	BF	H	R	ER	SO	BB	IBB	HBP	BLK	WP	HR	S	P	ERA	WHIP
Tom Candiotti, R ERA: 2.87	(1, 1)	6.0		21	2	1	1	2	2	0	0	0	0	1	42	71	1.50	0.667
Jim Gott, R ERA: 1.95	(7, 1)	1.2		7	2	1	1	2	0	0	0	0	0	0	19	27	5.40	1.200
John Candelaria, L ERA: 2.08	(8, 1)	0.0	L	2	1	0	0	0	1	0	0	0	0	0	7	14	∞	∞
Roger McDowell, R ERA: 2.98	(8, 1)	0.1		4	2	3	3	1	0	1	0	0	1	0	9	17	81.00	6.000

PITCHER	IP	WLS	BF	H	R	ER	SO	BB	IBB	HBP	BLK	WP	HR	S	P	ERA	WHIP

Los Angeles Dodgers @ New York Mets

Shea Stadium, Flushing, NY

Tue Jul 21 1992, 7:05 PM EDT

Att. 33,262 - Cloudy - 80 F

livebaseballscorecards.com

AB	29
R	5
H	7
RBI	5
BB	4
SO	5
LOB	10

Batter	1	2	3	4	5	6	7	8	9	AB	R	H	RBI	BB	SO	LOB
Jose Offerman, S (1, 6) OBP: 0.342, SLG: 0.340	B B C F C 2-3 ① K		F F F C 0-3 ① K		B B C X 2-1 2B 1-2 G5-3 1B	F C B S 1-3 ③ K			C C X 0-2 ① L7	5	1	1	0	0	3	2
Brett Butler, L (1, 8) OBP: 0.405, SLG: 0.393	C F B S 1-3 ② K		B B B B 4-0 CS BB		C B B X 2-1 1-3 2-H 2B		C B B B L X 3-2 HR		C X 0-1 1B	4	1	3	2	1	1	0
Mike Sharperson, R (1, 5) OBP: 0.414, SLG: 0.438	B S B X 2-1 ③ P2		B C B C 1 SAFE F S 2-3 ② ③ K 1-2		C X 0-1 ② G5-3 3-H		C F B B B F F B X 3-2 2B		C X 0-1 ② F9	5	0	1	1	0	1	3
Todd Benzinger, S (1, 9) OBP: 0.274, SLG: 0.344		X 0-0 3B 1B		C B B B S B 4-2 BB	S B F B X 2-2 ③ G6-3		B F B X 2-1 ① F8		B B B C S F X 3-2 ③ G4-3	4	1	1	0	1	0	3
Eric Davis, R (1, 7) OBP: 0.323, SLG: 0.347		B F S B F X 2-2 1-H 3B		C B B B C 2-3 ① K		B F S S 1-3 ① K	B B S F B B 4-2 G6-4-3 BB			3	0	1	1	1	2	1
Eric Karros, R (1, 3) OBP: 0.291, SLG: 0.431		S B C F C 1-3 ① K		S B C B B F F F S 3-3 ② K		C S B B X 2-2 ② L1	X 0-0 ② ③ G6-4-3 1-2f			4	0	0	0	0	2	4
Lenny Harris, L (1, 4) OBP: 0.314, SLG: 0.308		F S B B X 2-2 ② P7		F X 0-1 ③ G3		B F F F X 1-2 E5 1B 1B		C C B B X 2-2 G4-3 1B		3	1	1	0	0	0	2
Juan Samuel, R (8, PH) OBP: 0.308, SLG: 0.308										1	0	1	0	0	0	0
(8, 4)																
Mike Scioscia, L (1, 2) OBP: 0.296, SLG: 0.291		I I I I I 4-0 IBB			B X 1-0 ① F9	I I I I 4-0 1B IBB		C C X 0-2 ① ② G4-3 1-2f		1	0	0	0	2	0	0
Carlos Hernandez, R (8, PH) OBP: 0.306, SLG: 0.288										1	0	0	0	0	0	1
(8, 2)																
Orel Hershiser, R (1, 1) OBP: 0.222, SLG: 0.302		C M S 0-3 ③ K			B B C B B 4-1 1B 2B BB	X 0-0 1-2 2-H 1B		B B F X 2-1 ③ F9		2	1	1	1	1	1	2
Steve Wilson, L (6, 1) OBP: 0.333, SLG: 0.333										0	0	0	0	0	0	0
Jay Howell, R (7, 1)										0	0	0	0	0	0	0
Mitch Webster, S (8, PH) OBP: 0.338, SLG: 0.419										1	0	0	0	0	0	0
Tim Crews, R (8, 1)										0	0	0	0	0	0	0
Inning Stats	R: 0 E: 0 K: 2 S: 8 H: 0 LOB: 0 BB: 0 P: 13	R: 1 E: 0 K: 2 S: 15 H: 2 LOB: 2 BB: 1 P: 24	R: 0 E: 0 K: 2 S: 8 H: 0 LOB: 1 BB: 1 P: 14	R: 0 E: 0 K: 2 S: 13 H: 0 LOB: 1 BB: 1 P: 22	R: 2 E: 0 K: 0 S: 11 H: 2 LOB: 1 BB: 1 P: 22	R: 1 E: 1 K: 2 S: 13 H: 2 LOB: 2 BB: 1 P: 22	R: 1 E: 0 K: 0 S: 14 H: 2 LOB: 1 BB: 1 P: 26	R: 0 E: 0 K: 0 S: 8 H: 1 LOB: 0 BB: 0 P: 12	R: 0 E: 0 K: 0 S: 11 H: 1 LOB: 1 BB: 0 P: 14	1B: 6 2B: 3 3B: 1 HR: 1 SF: 0 SAC: 0 DP: 3 HBP: 0						

TOP

Los Angeles Dodgers @ New York Mets

Shea Stadium, Flushing, NY

Wed Jul 22 1992, 3:33 AM EDT

Att. 39,174 - Cloudy - 79 F

livebaseballscorecards.com

AB	34
R	5
H	10
RBI	5
BB	6
SO	10
LOB	18

PITCHER		IP	WLS	BF	H	R	ER	SO	BB	IBB	HBP	BLK	WP	HR	S	P	ERA	WHIP
David Cone, R ERA: 2.6	(1, 1)	6.0	W	30	8	5	5	10	3	2	0	0	0	1	77	132	7.50	1.833
Lee Guetterman, L ERA: 5.96	(7, 1)	2.0		6	1	0	0	0	1	0	0	0	0	0	13	23	0.00	1.000
Anthony Young, R ERA: 4.38	(9, 1)	1.0	S	4	1	0	0	0	0	0	0	0	0	0	11	14	0.00	1.000

PITCHER	IP	WLS	BF	H	R	ER	SO	BB	IBB	HBP	BLK	WP	HR	S	P	ERA	WHIP

Batter	1	2	3	4	5	6	7	8	9	AB	R	H	RBI	BB	SO	LOB
Pat Howell, S (1, 8) OBP: 0.207, SLG: 0.148 Daryl Boston, L (6, PH) OBP: 0.302, SLG: 0.408 (7, 8)	B F B S F X 2-2 G4-3 ①	C S B B B X 3-2 F7 ②		B L S S 1-3 K ①		B X 1-0 SF8 ② 3-H		B X 1-0 G3-1 ②		3 1	0 0	0 0	0 1	0 0	1 0	2 0
Dave Magadan, L (1, 5) OBP: 0.407, SLG: 0.361	B F B B B 4-1 1B BB	B B C T B B 4-2 E BB		B C B B F X 3-2 G3-1 ②		X 0-0 1B 2B 1-3		C B X 1-1 F8 ③		3	1	1	0	2	0	0
Howard Johnson, S (1, 7) OBP: 0.334, SLG: 0.347	B X 1-0 P6 ②	X 0-0 E3 1-3 2-H 3-H		B C S C 1-3 K ③		F S F X 0-2 2-H 3-H 1B				4	0	1	2	0	1	2
Eddie Murray, S (1, 3) OBP: 0.327, SLG: 0.411	X 0-0 1-3 1B	B C C F S 1-3 K ③			X 0-0 P2 ①	B B S S X 2-2 G5-3 ③				4	0	1	0	0	1	3
Bobby Bonilla, S (1, 9) OBP: 0.372, SLG: 0.440 Dave Gallagher, R (8, 9) OBP: 0.261, SLG: 0.321	C B F S 1-3 K ③		X 0-0 HR		B S B B X 3-1 F8 ②		C B X 1-1 P5 ①			4 0	1 0	1 0	1 0	0 0	1 0	2 0
Bill Pecota, R (1, 4) OBP: 0.304, SLG: 0.283	X 0-0 2B 1B	X 0-0 G6-3 ①			B C F X 1-2 F8 ③		C B B B B 4-1 S BB			3	1	1	0	1	0	0
Dick Schofield, R (1, 6) OBP: 0.311, SLG: 0.282	F 1 SAFE X 0-1 1B E 2B 1-H	B B C S F H 3-2 WP G3 HBP				F B B B C X 3-2 1B SF8 1B	1 SAFE C S B B F S 1-3 K ② 1-2			3	2	2	1	0	1	1
Todd Hundley, S (1, 2) OBP: 0.249, SLG: 0.328		B B F B F X 3-2 SH1-3 E 1B 2-3	X 0-0 G3 ② 1-2			1 SAFE L 1 SAFE B B B F X 3-2 FC5-6 1-3 1B	C B B B S X 3-2 F9 ③			4	1	2	0	0	0	2
David Cone, L (1, 1) OBP: 0.127, SLG: 0.096 Lee Guetterman, L (7, 1) Chico Walker, S (8, PH) OBP: 0.299, SLG: 0.365 Anthony Young, R (9, 1) OBP: 0.148, SLG: 0.115	F X 0-1 SH1-3 ① 1-2	S F B B B S 3-3 K ③ 2-3				X 0-0 FC5-6 ① 2B 1-2f 1B		S B F B X 2-2 F8 ①		2 0 1 0	1 0 0 0	0 0 0 0	0 0 0 0	0 0 0 0	1 0 0 0	3 0 0 0
Inning Stats	R: 0 E: 0 K: 1 S: 10 H: 1 LOB: 2 BB: 1 P: 18	R: 3 E: 1 K: 1 S: 18 H: 3 LOB: 2 BB: 1 P: 29	R: 1 E: 0 K: 1 S: 10 H: 1 LOB: 1 BB: 0 P: 16	R: 0 E: 0 K: 2 S: 10 H: 0 LOB: 0 BB: 0 P: 15	R: 0 E: 0 K: 0 S: 6 H: 0 LOB: 0 BB: 0 P: 10	R: 3 E: 0 K: 0 S: 16 H: 4 LOB: 1 BB: 0 P: 25	R: 0 E: 0 K: 1 S: 10 H: 0 LOB: 1 BB: 1 P: 19	R: 0 E: 0 K: 0 S: 6 H: 0 LOB: 0 BB: 0 P: 10		1B: 6 2B: 2 3B: 0 HR: 1	SF: 1 SAC: 1 DP: 0 HBP: 1		WP: 1 PB: 0 SB: 1 CS: 0	PA: 38			

PITCHER		IP	WLS	BF	H	R	ER	SO	BB	IBB	HBP	BLK	WP	HR	S	P	ERA	WHIP
Orel Hershiser, R ERA: 3.82	(1, 1)	5.2	L	29	8	7	5	5	2	0	1	0	1	1	63	104	7.94	1.765
Steve Wilson, L ERA: 3.43	(6, 1)	0.1		2	1	0	0	0	0	0	0	0	0	0	7	9	0.00	3.000
Jay Howell, R ERA: 1.73	(7, 1)	1.0		4	0	0	0	1	1	0	0	0	0	0	10	19	0.00	1.000
Tim Crews, R ERA: 6.06	(8, 1)	1.0		3	0	0	0	0	0	0	0	0	0	0	6	10	0.00	0.000

PITCHER	IP	WLS	BF	H	R	ER	SO	BB	IBB	HBP	BLK	WP	HR	S	P	ERA	WHIP

BOTTOM

Los Angeles Dodgers @ New York Mets

Shea Stadium, Flushing, NY

Wed Jul 22 1992, 3:33 AM EDT
Att. 39,174 - Cloudy - 79 F

livebaseballscorecards.com

AB	32
R	7
H	9
RBI	5
BB	3
SO	6
LOB	15

San Diego Padres @ New York Mets

Shea Stadium, Flushing, NY

Fri Jul 24 1992, 7:05 PM EDT

Att. 25,974 - Cloudy - 67 F

TOP

livebaseballscorecards.com

Batter	1	2	3	4	5	6	7	8	9	AB	R	H	RBI	BB	SO	LOB
Tony Fernandez, S (1, 6) OBP: 0.346, SLG: 0.368	C F B X 1-2 ① P3		B F F F F B B X 3-2 ③ P4			S F F X 0-2 2B			B B X 2-0 ① F8	4	0	1	0	0	0	0
Kevin Ward, R (1, 7) OBP: 0.267, SLG: 0.261	C C B C 1-3 ② K			C B B C S 2-3 ① K		S F B F S 1-3 ③ K			F X 0-1 ② L4	4	0	0	0	0	3	1
Gary Sheffield, R (1, 5) OBP: 0.385, SLG: 0.551	B B S T F X 2-2 ③ F9			S F X 0-2 ② L8			S B F X 1-2 ① G4-3		B X 1-0 ③ F8	4	0	0	0	0	0	0
Fred McGriff, L (1, 3) OBP: 0.422, SLG: 0.579		F B S X 1-2 E4 1B		X 0-0 ③ G4-3			B B F B C X 3-2 ② P6			3	0	1	0	0	0	0
Darrin Jackson, R (1, 8) OBP: 0.300, SLG: 0.412		B S S S 1-3 ① K			F S B B F S 2-3 ① K		X 0-0 ③ G6-3			3	0	0	0	0	2	1
Benito Santiago, R (1, 2) OBP: 0.279, SLG: 0.346		B F F B B F B F X 3-2 ② F9			F B F B X 2-2 ② F8			X 0-0 ① F9		3	0	0	0	0	0	1
Jerald Clark, R (1, 9) OBP: 0.283, SLG: 0.364		B C F B S 2-3 ③ K			B S S B F S 2-3 ③ K			C F F X 0-2 2B		3	0	1	0	0	2	1
Kurt Stillwell, S (1, 4) OBP: 0.277, SLG: 0.313			C S B S 1-3 ① K2-3			B B F F B S F X 3-2 ① G6-3		F F X 0-2 ② G5-3		3	0	0	0	0	1	1
Frank Seminara, R (1, 1) OBP: 0.095, SLG: 0.050 Tim Teufel, R (8, PH) OBP: 0.331, SLG: 0.389 Tim Scott, R (8, 1)			C C S 0-3 ② K			S F F B X 1-2 ② G6-3		X 0-0 ③ F7		2 1 0	0 0 0	0 0 0	0 0 0	0 0 0	1 0 0	0 1 0

	AB	30
	R	0
	H	3
	RBI	0
	BB	0
	SO	9
	LOB	6

Inning Stats	1	2	3	4	5	6	7	8	9
	R: 0 H: 0 E: 0 LOB: 0 K: 1 BB: 0 S: 10 P: 14	R: 0 H: 1 E: 1 LOB: 1 K: 2 BB: 0 S: 14 P: 21	R: 0 H: 0 E: 0 LOB: 0 K: 2 BB: 0 S: 11 P: 15	R: 0 H: 0 E: 0 LOB: 0 K: 1 BB: 0 S: 7 P: 9	R: 0 H: 0 E: 0 LOB: 0 K: 2 BB: 0 S: 11 P: 17	R: 0 H: 1 E: 0 LOB: 1 K: 1 BB: 0 S: 16 P: 21	R: 0 H: 0 E: 0 LOB: 0 K: 0 BB: 0 S: 7 P: 11	R: 0 H: 1 E: 0 LOB: 1 K: 0 BB: 0 S: 9 P: 9	R: 0 H: 0 E: 0 LOB: 0 K: 0 BB: 0 S: 4 P: 7

	1B: 1	SF: 0	WP: 0	PA: 30
	2B: 2	SAC: 0	PB: 0	
	3B: 0	DP: 0	SB: 0	
	HR: 0	HBP: 0	CS: 0	

PITCHER	IP	WLS	BF	H	R	ER	SO	BB	IBB	HBP	BLK	WP	HR	S	P	ERA	WHIP
Sid Fernandez, L (1, 1) ERA: 2.78	9.0	W	30	3	0	0	9	0	0	0	0	0	0	89	124	0.00	0.333

PITCHER	IP	WLS	BF	H	R	ER	SO	BB	IBB	HBP	BLK	WP	HR	S	P	ERA	WHIP

BOTTOM

San Diego Padres @ New York Mets

Shea Stadium, Flushing, NY

Fri Jul 24 1992, 7:05 PM EDT

Att. 25,974 - Cloudy - 67 F

livebaseballscorecards.com

Batter	1	2	3	4	5	6	7	8	9	AB	R	H	RBI	BB	SO	LOB
Pat Howell, S (1, 8) OBP: 0.212, SLG: 0.161	C X 0-1 G6-3 ①		X 0-0 1B 2-3 1B		C B C B F F X 2-2 G6-3 ② 1-2		L B X 1-1 G1-3 ①			4	0	1	0	0	0	1
Dave Magadan, L (1, 5) OBP: 0.405, SLG: 0.360	B C S B S 2-3 K ②		B 1 SAFE 1 SAFE B B C X 3-1 1-3 3-H 1B		B C B X 2-1 E3 1B 2-3		C F B B X 2-2 F7 ②			4	0	1	1	0	1	1
Howard Johnson, S (1, 7) OBP: 0.333, SLG: 0.346	C F B B X 2-2 P6 ③		X 0-0 P3 ③		B X 1-0 1-3 3-H 1B		B X 1-0 F9 ③			4	0	1	1	0	0	2
Eddie Murray, S (1, 3) OBP: 0.324, SLG: 0.406		B X 1-0 G4-3 ①		B C B S B X 3-2 L8 ①	B C B F F 1 SAFE B X 3-2 G3 ③			C S B S 1-3 K ①		4	0	0	0	0	1	2
Bobby Bonilla, S (1, 9) OBP: 0.373, SLG: 0.441 Dave Gallagher, R (8, PR) (9, 9) OBP: 0.261, SLG: 0.321		C B B C X 2-2 F7 ②		S B B B F C 3-3 K ②		X 0-0 2B 1B		C B F B X 2-2 1B		4 0	1 0	2 0	0 0	0 0	1 0	0 0
Todd Hundley, S (1, 2) OBP: 0.249, SLG: 0.326		C B F S 1-3 K ③		B X 1-0 FC5-4 1B		X 0-0 F9 ①		B X 1-0 F7 ②		4	0	1	0	0	1	2
Willie Randolph, R (1, 4) OBP: 0.339, SLG: 0.316			B C C X 1-2 1B G6-3 1B	X 0-0 FC5-4 1-2f ③		1 SAFE C B F S 1-3 K ②		C X 0-1 F9 ③		4	1	1	0	0	1	3
Dick Schofield, R (1, 6) OBP: 0.312, SLG: 0.286			B 1 SAFE X 1-0 G6-3 ① 1-2		C B S B X 2-2 F7 ①	C 1 SAFE B B B F F F X 3-2 1-H 2B				3	0	1	1	0	0	1
Sid Fernandez, L (1, 1) OBP: 0.239, SLG: 0.283			X 0-0 G6-3 ②		B X 1-0 E G6-3 1B	C X 0-1 G3 ③				3	1	1	0	0	0	2
Inning Stats	R: 0 E: 0 K: 1 S: 8 H: 0 LOB: 0 BB: 0 P: 12	R: 0 E: 0 K: 1 S: 7 H: 0 LOB: 0 BB: 0 P: 11	R: 1 E: 0 K: 0 S: 9 H: 3 LOB: 2 BB: 0 P: 14	R: 0 E: 0 K: 1 S: 8 H: 1 LOB: 1 BB: 0 P: 15	R: 1 E: 1 K: 0 S: 16 H: 2 LOB: 2 BB: 0 P: 27	R: 1 E: 0 K: 1 S: 12 H: 2 LOB: 1 BB: 0 P: 16	R: 0 E: 0 K: 0 S: 6 H: 0 LOB: 0 BB: 0 P: 10	R: 0 E: 0 K: 1 S: 9 H: 1 LOB: 1 BB: 0 P: 13		1B: 8 2B: 1 3B: 0 HR: 0 SF: 0 SAC: 0 DP: 0 HBP: 0						

	AB	34
	R	3
	H	9
	RBI	3
	BB	0
	SO	5
	LOB	14

PITCHER		IP	WLS	BF	H	R	ER	SO	BB	IBB	HBP	BLK	WP	HR	S	P	ERA	WHIP
Frank Seminara, R ERA: 3.79	(1, 1)	7.0	L	30	8	3	2	4	0	0	0	0	0	0	66	105	2.57	1.143
Tim Scott, R ERA: 4.3	(8, 1)	1.0		4	1	0	0	1	0	0	0	0	0	0	9	13	0.00	1.000

PITCHER	IP	WLS	BF	H	R	ER	SO	BB	IBB	HBP	BLK	WP	HR	S	P	ERA	WHIP

San Diego Padres @ New York Mets

Shea Stadium, Flushing, NY

Sat Jul 25 1992, 7:05 PM EDT

Att. 31,392 - Sunny - 72 F

TOP

livebaseballscorecards.com

Batter	1	2	3	4	5	6	7	8	9	AB	R	H	RBI	BB	SO	LOB
Tony Fernandez, S (1, 6) OBP: 0.342, SLG: 0.364	G4-3		L4		G5-3			G6-3		4	0	0	0	0	0	0
Tony Gwynn, L (1, 9) OBP: 0.385, SLG: 0.440	F7		P3		G3			G4-3		4	0	0	0	0	0	0
Gary Sheffield, R (1, 5) OBP: 0.383, SLG: 0.546	P3		BB		G6-3			F9		3	0	0	0	1	0	0
Fred McGriff, L (1, 3) OBP: 0.418, SLG: 0.571		P6	K			G4-3			P4	4	0	0	0	0	1	1
Darrin Jackson, R (1, 8) OBP: 0.302, SLG: 0.427		1B 3B	P3			F8			HR	4	2	2	1	0	0	0
Benito Santiago, R (1, 2) OBP: 0.288, SLG: 0.350		1B BB	1B 1B			G6-3			F7 1B 1B	3	0	2	0	1	0	0
Jerald Clark, R (1, 7) OBP: 0.289, SLG: 0.369		1-2 3-H 1B	1-2 1B				K		1 SAFE X 1-2 F7 1B	4	0	3	1	0	1	0
Kurt Stillwell, S (1, 4) OBP: 0.273, SLG: 0.308		L9	F8				L4		F7 1-2 2-3	4	0	0	0	0	0	6
Craig Lefferts, L (1, 1) OBP: 0.049, SLG: 0.049 Larry Andersen, R (8, 1) Oscar Azocar, L (9, PH) OBP: 0.260, SLG: 0.253 Randy Myers, L (9, 1)		G1-3	G1-3				P6		B1-3	3 0 1 0	0 0 0 0	0 0 0 0	0 0 0 0	0 0 0 0	0 0 0 0	4 0 2 0
Inning Stats	R: 0 E: 0 K: 0 S: 5 H: 0 LOB: 0 BB: 0 P: 7	R: 1 E: 0 K: 0 S: 7 H: 2 LOB: 2 BB: 1 P: 12	R: 0 E: 0 K: 1 S: 11 H: 0 LOB: 1 BB: 1 P: 19	R: 0 E: 0 K: 0 S: 9 H: 2 LOB: 2 BB: 0 P: 13	R: 0 E: 0 K: 0 S: 5 H: 0 LOB: 0 BB: 0 P: 12	R: 0 E: 0 K: 0 S: 4 H: 0 LOB: 0 BB: 0 P: 5	R: 0 E: 0 K: 1 S: 8 H: 0 LOB: 0 BB: 0 P: 12	R: 0 E: 0 K: 0 S: 7 H: 0 LOB: 0 BB: 0 P: 12	R: 1 E: 0 K: 0 S: 11 H: 3 LOB: 2 BB: 0 P: 15	1B: 5 2B: 0 3B: 1 HR: 1 SF: 0 SAC: 0 DP: 0 HBP: 0						

PITCHER		IP	WLS	BF	H	R	ER	SO	BB	IBB	HBP	BLK	WP	HR	S	P	ERA	WHIP
Pete Schourek, L ERA: 2.8	(1, 1)	8.0	L	30	4	1	1	2	2	0	0	0	0	0	56	92	1.12	0.750
Lee Guetterman, L ERA: 6.11	(9, 1)	0.1		3	2	1	1	0	0	0	0	0	0	1	7	11	27.00	6.000
Jeff Innis, R ERA: 3.07	(9, 1)	0.2		3	1	0	0	0	0	0	0	0	0	0	4	4	0.00	1.500

PITCHER	IP	WLS	BF	H	R	ER	SO	BB	IBB	HBP	BLK	WP	HR	S	P	ERA	WHIP

AB	34
R	2
H	7
RBI	2
BB	2
SO	2
LOB	13

WP: 0 PA: 36
PB: 0
SB: 0
CS: 0

BOTTOM

San Diego Padres @ New York Mets

Shea Stadium, Flushing, NY

Sat Jul 25 1992, 7:05 PM EDT

Att. 31,392 - Sunny - 72 F

livebaseballscorecards.com

Batter	1	2	3	4	5	6	7	8	9	AB	R	H	RBI	BB	SO	LOB
Pat Howell, S (1, 8) OBP: 0.189, SLG: 0.143	X 0-0 ① F7			X 0-0 ① B5-3		C B S X 1-2 ① G6-3		S C S 0-3 ② K		4	0	0	0	0	1	0
Dave Magadan, L (1, 5) OBP: 0.407, SLG: 0.359 Junior Noboa, R (8, PR) OBP: 0.212, SLG: 0.149 (9, 5)	X 0-0 ② G3			B C B B X 3-1 1B		C F B X 1-2 ② G4-3		C B B B B 4-1 FC4-6 BB		3 0	0 0	1 0	0 0	1 0	0 0	0 0
Howard Johnson, S (1, 7) OBP: 0.330, SLG: 0.341	C X 0-1 ③ L4			C C F X 0-2 ② F7		F B B F X 2-2 ③ G4-3		B X 1-0 ③ FC4-6 1-2f		4	0	0	0	0	0	2
Eddie Murray, S (1, 3) OBP: 0.323, SLG: 0.404		B S X 1-1 ① G6-3		B B X 2-0 1-2 1B			F X 0-1 ① G5-3		F C B X 1-2 ① F7	4	0	1	0	0	0	0
Bobby Bonilla, S (1, 9) OBP: 0.369, SLG: 0.435		F B X 1-1 ② L5		B B F X 2-1 ③ F7			C X 0-1 ② L7		X 0-0 ② F7	4	0	0	0	0	0	2
Todd Hundley, S (1, 2) OBP: 0.249, SLG: 0.325		B C C B F X 2-2 ③ G5-3			X 0-0 ① B1-3		S B X 1-1 1B 1B		S S B F C 1-3 ③ K	4	0	1	0	0	1	0
Willie Randolph, R (1, 4) OBP: 0.342, SLG: 0.320			B B X 2-0 ① F7		C B C B X 2-2 1B		X 0-0 1B 1-2 1B			3	0	2	0	0	0	0
Dick Schofield, R (1, 6) OBP: 0.310, SLG: 0.284 Chico Walker, S (7, PH) OBP: 0.305, SLG: 0.371 Bill Pecota, R (8, 6) OBP: 0.304, SLG: 0.283			C F B F F X 1-2 ② F7		B S 1 SAFE F B F X 2-2 ② L1		C B X 1-1 ③ 1-2 2-H 1B			2 1 0	0 0 0	0 1 0	0 0 0	0 0 0	0 0 0	1 0 0
Pete Schourek, L (1, 1) OBP: 0.050, SLG: 0.050 Dave Gallagher, R (8, PH) OBP: 0.261, SLG: 0.321 Daryl Boston, L (8, PH) OBP: 0.300, SLG: 0.406 Lee Guetterman, L (9, 1) Jeff Innis, R (9, 1)			B X 1-0 ③ F9		C S B S 1-3 ③ K			F B C X 1-2 ① G6-3		2 0 1 0 0	0 0 0 0 0	0 0 0 0 0	0 0 0 0 0	0 0 0 0 0	1 0 0 0 0	1 0 0 0 0
Inning Stats	R: 0 H: 0 E: 0 LOB: 0 K: 0 BB: 0 S: 4 P: 4	R: 0 H: 0 E: 0 LOB: 0 K: 0 BB: 0 S: 8 P: 12	R: 0 H: 0 E: 0 LOB: 0 K: 0 BB: 0 S: 7 P: 11	R: 0 H: 2 E: 0 LOB: 2 K: 0 BB: 0 S: 10 P: 17	R: 0 H: 1 E: 0 LOB: 1 K: 1 BB: 0 S: 11 P: 16	R: 0 H: 0 E: 0 LOB: 0 K: 0 BB: 0 S: 9 P: 13	R: 0 H: 3 E: 0 LOB: 2 K: 0 BB: 0 S: 9 P: 11	R: 0 H: 0 E: 0 LOB: 1 K: 1 BB: 1 S: 8 P: 14	R: 0 H: 0 E: 0 LOB: 0 K: 1 BB: 0 S: 8 P: 10	1B: 6 2B: 0 3B: 0 HR: 0	SF: 0 SAC: 0 DP: 0 HBP: 0			WP: 0 PB: 0 SB: 0 CS: 0	PA: 33		

	AB	32
	R	0
	H	6
	RBI	0
	BB	1
	SO	3
	LOB	6

PITCHER		IP	WLS	BF	H	R	ER	SO	BB	IBB	HBP	BLK	WP	HR	S	P	ERA	WHIP
Craig Lefferts, L ERA: 3.31	(1, 1)	7.0	W	26	6	0	0	1	0	0	0	0	0	0	58	84	0.00	0.857
Larry Andersen, R ERA: 4.35	(8, 1)	1.0		4	0	0	0	1	1	0	0	0	0	0	8	14	0.00	1.000
Randy Myers, L ERA: 5.09	(9, 1)	1.0	S	3	0	0	0	1	0	0	0	0	0	0	8	10	0.00	0.000

PITCHER	IP	WLS	BF	H	R	ER	SO	BB	IBB	HBP	BLK	WP	HR	S	P	ERA	WHIP

Batter	1	2	3	4	5	6	7	8	9	AB	R	H	RBI	BB	SO	LOB
Tony Fernandez, S (1, 6) OBP: 0.339, SLG: 0.360	B X 1-0 G5-3		S C B B F X 2-2 F8		F S B B B X 2-2 F8			B X 1-0 G4-3		4	0	0	0	0	0	0
Tony Gwynn, L (1, 9) OBP: 0.384, SLG: 0.438	B X 1-0 F7		C F B F X 1-2 F7			X 0-0 F8 1B		B X 1-0 G4-3		4	0	1	0	0	0	0
Darrin Jackson, R (1, 8) OBP: 0.299, SLG: 0.423	X 0-0 F8			B F B S F F X 2-2 G5-3		B B C B F X 3-2 P7			X 0-0 G5-3	4	0	0	0	0	0	1
Gary Sheffield, R (1, 5) OBP: 0.385, SLG: 0.548		X 0-0 1B 2B		C B X 1-1 L3		F B B X 2-1 F8 1-2			X 0-0 S 1B	4	1	2	0	0	0	1
Benito Santiago, R (1, 2) OBP: 0.291, SLG: 0.353		B B X 2-0 2-H 1B		B B C C X 2-1 2B 1B		X 0-0 G5-3			C B F B 2 B F X SAFE 3-2 P9 1-2	4	0	2	1	0	0	2
Jerald Clark, R (1, 7) OBP: 0.292, SLG: 0.372		C F B S 1-3 K		1 B C F F B X SAFE 2-2 1-3 2B			X 0-0 G6-3		I I I I 4-0 IBB	3	0	1	0	1	1	1
Phil Stephenson, L (1, 3) OBP: 0.310, SLG: 0.359		C 1 SAFE B 1 SAFE B 1 SAFE F B X 3-2 L8		C X 0-1 F7			C B B B X 3-1 G3		B B C F C 2-3 K	4	0	0	0	1	5	
Kurt Stillwell, S (1, 4) OBP: 0.270, SLG: 0.304		1 SAFE C B X 1-1 G4-3			X 0-0 F7		C B B X 2-1 G4-3			3	0	0	0	0	0	1
Bruce Hurst, L (1, 1) OBP: 0.115, SLG: 0.120			B B C X 2-1 G4-3		F B F B X 2-2 F7			X 0-0 G4-3		3	0	0	0	0	0	0
Inning Stats	R: 0 E: 0 K: 0 S: 3 H: 0 LOB: 0 BB: 0 P: 5	R: 1 E: 0 K: 1 S: 10 H: 2 LOB: 1 BB: 0 P: 17	R: 0 E: 0 K: 0 S: 10 H: 0 LOB: 0 BB: 0 P: 15	R: 0 E: 0 K: 0 S: 15 H: 2 LOB: 2 BB: 0 P: 22	R: 0 E: 0 K: 0 S: 7 H: 0 LOB: 0 BB: 0 P: 11	R: 0 E: 0 K: 0 S: 7 H: 1 LOB: 1 BB: 0 P: 12	R: 0 E: 0 K: 0 S: 5 H: 0 LOB: 0 BB: 0 P: 10	R: 0 E: 0 K: 0 S: 3 H: 0 LOB: 0 BB: 0 P: 5	R: 0 E: 0 K: 1 S: 9 H: 1 LOB: 2 BB: 1 P: 18	1B: 4 2B: 2 3B: 0 HR: 0	SF: 0 SAC: 0 DP: 0 HBP: 0						

TOP

San Diego Padres @ New York Mets

Shea Stadium, Flushing, NY

Sun Jul 26 1992, 3:33 AM EDT

Att. 39,300 - Cloudy - 73 F

livebaseballscorecards.com

AB	33
R	1
H	6
RBI	1
BB	1
SO	2
LOB	11

WP: 0 PB: 0 SB: 1 CS: 0 PA: 34

PITCHER		IP	WLS	BF	H	R	ER	SO	BB	IBB	HBP	BLK	WP	HR	S	P	ERA	WHIP
Wally Whitehurst, R ERA: 2.74	(1, 1)	5.2	L	22	5	1	1	1	0	0	0	0	0	0	51	81	1.59	0.882
Jeff Innis, R ERA: 3.0	(6, 1)	1.1		4	0	0	0	0	0	0	0	0	0	0	6	11	0.00	0.000
Lee Guetterman, L ERA: 5.85	(8, 1)	2.0		8	1	0	0	1	0	1	0	0	0	0	12	23	0.00	0.500

PITCHER	IP	WLS	BF	H	R	ER	SO	BB	IBB	HBP	BLK	WP	HR	S	P	ERA	WHIP

BOTTOM

San Diego Padres @ New York Mets

Shea Stadium, Flushing, NY

Sun Jul 26 1992, 3:33 AM EDT

Att. 39,300 - Cloudy - 73 F

Batter	1	2	3	4	5	6	7	8	9	AB	R	H	RBI	BB	SO	LOB
Pat Howell, S (1, 8) OBP: 0.175, SLG: 0.132	B C B F C 2-3 K ①		C B X 1-1 G6-3 ②		X 0-0 G1-3 ②		B B C X 2-1 P2 ③			3	0	0	0	0	1	1
Howard Johnson, S (7, PH) (8, 7) OBP: 0.329, SLG: 0.340										1	0	0	0	0	0	2
Dave Gallagher, R (1, 7) (8, 8) OBP: 0.260, SLG: 0.310	C B F B X 2-2 G5-3 ②		B B B B 4-0 1B BB		C X 0-1 G5-3 ③			X 0-0 G5-3 ①		3	0	0	0	1	0	1
Chico Walker, S (1, 5) OBP: 0.311, SLG: 0.375	C B X 1-1 1B		X 0-0 1-2 1B			S X 0-1 F9 ①		X 0-0 L7 ②		4	0	2	0	0	0	0
Eddie Murray, S (1, 3) OBP: 0.320, SLG: 0.399	C B B X 2-1 F7 ③		X 0-0 P2 ③			B C B X 2-1 F7 ②		X 0-0 F8 ③		4	0	0	0	0	0	3
Bobby Bonilla, S (1, 9) OBP: 0.368, SLG: 0.433		B S C B B X 3-2 G6-3 ①		F S B B S 2-3 K ①		B S C S 1-3 K ③			C X 0-1 SH1-4 1B	4	0	1	0	0	2	0
Daryl Boston, L (9, PR) OBP: 0.300, SLG: 0.406										0	0	0	0	0	0	0
Bill Pecota, R (1, 4) OBP: 0.310, SLG: 0.290		F F F B X 1-2 G4-3 ②		F B B X 2-1 G5-4-3 1B			B B X 2-0 FC6-4 SH2-4 1B		B L 1 SAFE X 1-1 1-2 SH1-4 ①	3	0	2	0	0	0	0
Charlie O'Brien, R (1, 2) OBP: 0.300, SLG: 0.330	B F B X 2-1 FC5-4 1B		F S X 0-2 1-2f G5-4-3 ② ③				1 SAFE X 0-0 1-2 SH2-4 ①		S X 0-1 G6-3 ②	3	0	1	0	0	0	3
Dick Schofield, R (1, 6) OBP: 0.313, SLG: 0.286	F 1 SAFE B X 1-1 1-2f FC5-4 ③				B F B B B 4-1 SH2-4 BB		B X 1-0 FC6-4 1B		X 0-0 F8 ③	2	0	1	0	1	0	1
Dave Magadan, L (9, PH) OBP: 0.405, SLG: 0.358										1	0	0	0	0	0	2
Wally Whitehurst, R (1, 1) OBP: 0.214, SLG: 0.231			X 0-0 G6-3 ①		X 0-0 1-2 SH2-4 ①		X 0-0 1-2f 2-3 FC6-4 ②			1	0	0	0	0	0	0
Jeff Innis, R (6, 1)										0	0	0	0	0	0	0
Willie Randolph, R (7, PH) OBP: 0.341, SLG: 0.319										1	0	0	0	0	0	2
Lee Guetterman, L (8, 1)										0	0	0	0	0	0	0

Inning Stats	1	2	3	4	5	6	7	8	9
	R: 0 H: 1 E: 0 LOB: 1 K: 1 BB: 0 S: 10 P: 17	R: 0 H: 1 E: 0 LOB: 1 K: 0 BB: 0 S: 11 P: 18	R: 0 H: 1 E: 0 LOB: 2 K: 0 BB: 1 S: 5 P: 10	R: 0 H: 1 E: 0 LOB: 0 K: 1 BB: 0 S: 8 P: 12	R: 0 H: 0 E: 0 LOB: 1 K: 0 BB: 1 S: 5 P: 9	R: 0 H: 0 E: 0 LOB: 0 K: 1 BB: 0 S: 7 P: 10	R: 0 H: 2 E: 0 LOB: 2 K: 0 BB: 0 S: 6 P: 11	R: 0 H: 0 E: 0 LOB: 0 K: 0 BB: 0 S: 3 P: 3	R: 0 H: 1 E: 0 LOB: 2 K: 0 BB: 0 S: 7 P: 8

	1B: 7	SF: 0	WP: 0	PA: 35
	2B: 0	SAC: 3	PB: 0	
	3B: 0	DP: 1	SB: 0	
	HR: 0	HBP: 0	CS: 0	

PITCHER	IP	WLS	BF	H	R	ER	SO	BB	IBB	HBP	BLK	WP	HR	S	P	ERA	WHIP
Bruce Hurst, L (1, 1) ERA: 3.32	9.0	W	35	7	0	0	3	2	0	0	0	0	0	62	98	0.00	1.000

PITCHER	IP	WLS	BF	H	R	ER	SO	BB	IBB	HBP	BLK	WP	HR	S	P	ERA	WHIP

livebaseballscorecards.com

AB	30
R	0
H	7
RBI	0
BB	2
SO	3
LOB	15

Batter	1	2	3	4	5	6	7	8	9	AB	R	H	RBI	BB	SO	LOB
Vince Coleman, S (1, 7) (5, 8) OBP: 0.391, SLG: 0.415	G3		P1		G3			1B		4	0	1	0	0	0	1
Dave Magadan, L (1, 5) OBP: 0.401, SLG: 0.353	G5-3		FC4-6 1-2f			K		G3-1		4	0	0	0	0	1	2
Howard Johnson, S (1, 9) (5, 7) OBP: 0.331, SLG: 0.342	1B		P3			G4-3 1B			K	4	0	2	0	0	1	1
Eddie Murray, S (1, 3) OBP: 0.317, SLG: 0.395	G6-3			K		G4-3 1-2f			P5	4	0	0	0	0	1	2
Mackey Sasser, L (1, 2) OBP: 0.289, SLG: 0.333		G4-3		FC6-4 1B			G4-3		E3	4	0	1	0	0	0	0
Bill Pecota, R (1, 4) (8, 6) OBP: 0.309, SLG: 0.289		PB 1B		FC6-4 1-2f			L4		G4-3	4	0	1	0	0	0	2
Dick Schofield, R (1, 6) OBP: 0.310, SLG: 0.283		F9 1-2		F7			F7			3	0	0	0	0	0	2
Paul Gibson, R (8, 1)										0	0	0	0	0	0	0
Pat Howell, S (1, 8) OBP: 0.167, SLG: 0.125		K			F8			G5-3		2	0	0	0	0	1	1
Tom Filer, R (5, 1)										0	0	0	0	0	0	0
Chico Walker, S (8, PH) (8, 4) OBP: 0.308, SLG: 0.372										1	0	0	0	0	0	0
Bret Saberhagen, R (1, 1) OBP: 0.105, SLG: 0.105			FC4-6 1B		G1-3			K		1	0	1	0	0	0	0
Daryl Boston, L (5, PH) (5, 9) OBP: 0.297, SLG: 0.401										2	0	0	0	0	1	0
Inning Stats	R: 0 E: 0 K: 0 S: 8 H: 1 LOB: 1 BB: 0 P: 12	R: 0 E: 0 K: 1 S: 9 H: 1 LOB: 1 BB: 0 P: 14	R: 0 E: 0 K: 0 S: 13 H: 1 LOB: 1 BB: 0 P: 17	R: 0 E: 0 K: 1 S: 9 H: 1 LOB: 1 BB: 0 P: 11	R: 0 E: 0 K: 0 S: 5 H: 0 LOB: 0 BB: 0 P: 8	R: 0 E: 0 K: 1 S: 7 H: 1 LOB: 0 BB: 0 P: 10	R: 0 E: 0 K: 0 S: 6 H: 0 LOB: 0 BB: 0 P: 8	R: 0 E: 0 K: 1 S: 10 H: 1 LOB: 1 BB: 0 P: 16	R: 0 E: 1 K: 1 S: 10 H: 0 LOB: 1 BB: 0 P: 18	1B: 6 2B: 0 3B: 0 HR: 0	SF: 0 SAC: 0 DP: 1 HBP: 0						

PITCHER	IP	WLS	BF	H	R	ER	SO	BB	IBB	HBP	BLK	WP	HR	S	P	ERA	WHIP
Curt Schilling, R (1, 1) ERA: 2.39	9.0	W	33	6	0	0	5	0	0	0	0	0	0	77	114	0.00	0.667

PITCHER	IP	WLS	BF	H	R	ER	SO	BB	IBB	HBP	BLK	WP	HR	S	P	ERA	WHIP

TOP

New York Mets @ Philadelphia Phillies

Veterans Stadium, Philadelphia, PA

Mon Jul 27 1992, 7:05 PM EDT

Att. 29,138 - Cloudy - 81 F

livebaseballscorecards.com

AB	33
R	0
H	6
RBI	0
BB	0
SO	5
LOB	11

Batter	1	2	3	4	5	6	7	8	9	AB	R	H	RBI	BB	SO	LOB
Lenny Dykstra, L (1, 8) OBP: 0.376, SLG: 0.394	F B B B B 4-1 BB BB 3B BB	X 0-0 ①② G6-4-3 1-2f		C F B X 1-2 ③ G6-3			F B X 1-1 ① F8			3	1	0	0	1	0	3
Mariano Duncan, R (1, 7) OBP: 0.300, SLG: 0.400	1 SAFE B B B B 4-0 BB 3B 1-2 BB	B B F B F X 3-2 ③ G1-3			B F F X 1-2 E WP 1B		F B X 1-1 ②③ G6-4-3 1-2f			3	2	1	0	1	0	1
Dave Hollins, S (1, 5) OBP: 0.368, SLG: 0.436	B C C F F F X 1-2 ① F7		C B B B F B 4-2 BB		X 0-0 ① P4			B F S B X 2-2 ① G6-3		3	0	0	0	1	0	3
John Kruk, L (1, 3) OBP: 0.453, SLG: 0.492	B B B C B 4-1 3B 1-2 2-3 BB		C F S 0-3 ① K		1 SAFE C F B X 1-2 ② G4-3 1-H			B B B C B 4-1 BB		2	1	0	0	2	1	1
Darren Daulton, L (1, 2) OBP: 0.390, SLG: 0.518	C X 0-1 PB 1-H 2-H 3-H 3B		B B X 2-0 ② P6		X 0-0 ③ G4-3			X 0-0 ② P2		4	1	1	3	0	0	2
Wes Chamberlain, R (1, 9) OBP: 0.280, SLG: 0.431	B C F B F S 2-3 ② K 3-H		1 SAFE B F F 1 B B S 3-3 ③ K			S X 0-1 ① G6-3		S X 0-1 ③ F8		4	0	0	0	0	2	2
Mickey Morandini, L (1, 4) OBP: 0.321, SLG: 0.365	X 0-0 1B			X 0-0 ① F7			C C B B S 2-3 ② K			3	0	1	0	0	1	0
Joe Millette, R (1, 6) OBP: 0.343, SLG: 0.281	1 SAFE B 1 SAFE 1 SAFE X 1-0 ③ G6-3			F F B F X 1-2 S 1B			C S B B X 2-2 ③ G6-3			3	0	1	0	0	0	1
Curt Schilling, R (1, 1) OBP: 0.167, SLG: 0.171		F B F B F X 2-2 G6-4-3 1B		L M M 0-3 ② K 1-2			C X 0-1 G6-4-3 1B			3	0	2	0	0	1	1
Inning Stats	R: 4 H: 2 E: 0 LOB: 1 K: 1 BB: 3 S: 16 P: 32	R: 0 H: 1 E: 0 LOB: 0 K: 0 BB: 0 S: 8 P: 13	R: 0 H: 0 E: 0 LOB: 1 K: 2 BB: 1 S: 9 P: 18	R: 0 H: 1 E: 0 LOB: 1 K: 1 BB: 0 S: 11 P: 13	R: 1 H: 1 E: 1 LOB: 0 K: 0 BB: 0 S: 8 P: 10	R: 0 H: 0 E: 0 LOB: 0 K: 1 BB: 0 S: 8 P: 12	R: 0 H: 1 E: 0 LOB: 0 K: 0 BB: 0 S: 6 P: 8	R: 0 H: 0 E: 0 LOB: 1 K: 0 BB: 1 S: 7 P: 13		1B: 5 SF: 0 2B: 0 SAC: 0 3B: 1 DP: 2 HR: 0 HBP: 0				WP: 1 PA: 33 PB: 1 SB: 1 CS: 0		

BOTTOM

New York Mets @ Philadelphia Phillies

Veterans Stadium, Philadelphia, PA

Mon Jul 27 1992, 7:05 PM EDT

Att. 29,138 - Cloudy - 81 F

livebaseballscorecards.com

AB	28
R	5
H	6
RBI	3
BB	5
SO	5
LOB	14

PITCHER		IP	WLS	BF	H	R	ER	SO	BB	IBB	HBP	BLK	WP	HR	S	P	ERA	WHIP
Bret Saberhagen, R ERA: 3.98	(1, 1)	4.0	L	19	4	4	4	4	4	0	0	0	0	0	44	76	9.00	2.000
Tom Filer, R ERA: 1.98	(5, 1)	3.0		10	2	1	0	1	0	0	0	0	1	0	22	30	0.00	0.667
Paul Gibson, L ERA: 5.44	(8, 1)	1.0		4	0	0	0	0	1	0	0	0	0	0	7	13	0.00	1.000

PITCHER	IP	WLS	BF	H	R	ER	SO	BB	IBB	HBP	BLK	WP	HR	S	P	ERA	WHIP

Batter	1	2	3	4	5	6	7	8	9	AB	R	H	RBI	BB	SO	LOB
Vince Coleman, S (1, 8) OBP: 0.391, SLG: 0.418	B X 1-0 G6-3 ①		B C X 1-1 G3 ①		B B B 4-0 HR BB		B F B X 2-1 P6 ②		C X 0-1 G4-3 2B 2B	4	2	1	0	1	0	1
Dave Magadan, L (1, 5) OBP: 0.398, SLG: 0.361	B F F B X 2-2 F8 ②		B C S F B B X 3-2 F7 ②		B B C C X 2-2 1-H 2-H HR		C B B X 2-1 L3 ③		C L F X 0-2 G4-3 2-3 ①	5	1	1	3	0	0	2
Howard Johnson, S (1, 7) OBP: 0.332, SLG: 0.339	X 0-0 F8 ③		F B S S 1-3 K ③		B C X 1-1 F7 ③			C B B B B 4-1 2B G4-3 BB	B B C B S B 4-2 2B BB	3	2	0	0	2	1	0
Eddie Murray, S (1, 3) OBP: 0.323, SLG: 0.406 Pat Howell, S (9, PR) OBP: 0.167, SLG: 0.125 Mackey Sasser, L (9, 3) OBP: 0.289, SLG: 0.333		X 0-0 G4-3 1B 2B		B B B C X 3-1 G6-4-3 1B		B S X 1-1 F8-6-3-4 1B 1B		1 SAFE B C 1 X SAFE 1-1 G4-3 1-2	B X 1-0 1-H 3-H 2B	5 0 0	1 0 0	4 0 0	2 0 0	0 0 0	0 0 0	1 0 0
Daryl Boston, L (1, 9) OBP: 0.299, SLG: 0.407		F C X 0-2 G4-3 2-3 ①		B B F X 2-1 F8 ①		X 0-0 F8-6-3-4 1-2 1B		B X 1-0 F9 2-H 2B	B S F S 1-3 K ②	5	1	2	1	0	1	3
Bill Pecota, R (1, 6) OBP: 0.309, SLG: 0.286 Chico Walker, S (8, PH) OBP: 0.306, SLG: 0.369 Dick Schofield, R (8, 6) OBP: 0.312, SLG: 0.283		B B B C B 4-1 FC3-6 1B BB		B X 1-0 ② ③ G6-4-3 1-2f		C L F F F X 1-2 ① ② F8-6-3-4 1-2 2-3		B B F C B F F F X 3-2 ② F9 2-3	B B B C B 4-1 BB	2 1 0	0 0 0	0 0 0	0 0 0	1 0 1	0 0 0	3 1 0
Willie Randolph, R (1, 4) OBP: 0.342, SLG: 0.321		S X 0-1 FC3-6 1-2 3-H 1B			B X 1-0 F8 ①	B B C F F F F F B 3-3 S K ③		C X 0-1 1B 3-H 1B	B C F X 1-2 G4-3 ③	5	0	2	2	0	1	3
Todd Hundley, S (1, 2) OBP: 0.253, SLG: 0.328		B F F X 1-2 FC3-6 1-2f 2-3 ②			B C C X 1-2 SH3-4 HR 1B		B X 1-0 G1-3 ①	B B X 2-0 1-2 1B		4	1	2	0	0	0	2
David Cone, L (1, 1) OBP: 0.140, SLG: 0.111 Dave Gallagher, R (8, PH) OBP: 0.258, SLG: 0.306 Lee Guetterman, L (8, 1) Anthony Young, R (9, 1) OBP: 0.148, SLG: 0.115		B X 1-0 F8 ③			1 SAFE F X 0-1 SH3-4 1-2 ②		B C X 1-1 1B	C F B S 1-3 K ③		2 1 0 0	0 0 0 0	1 0 0 0	0 0 0 0	0 0 0 0	0 1 0 0	2 2 0 0
Inning Stats	R: 0 E: 0 K: 0 S: 5 H: 0 LOB: 0 BB: 0 P: 8	R: 1 E: 0 K: 0 S: 11 H: 2 LOB: 2 BB: 1 P: 17	R: 0 E: 0 K: 1 S: 9 H: 0 LOB: 0 BB: 0 P: 14	R: 0 E: 0 K: 0 S: 5 H: 1 LOB: 0 BB: 0 P: 11	R: 3 E: 0 K: 0 S: 11 H: 2 LOB: 0 BB: 1 P: 20	R: 0 E: 0 K: 1 S: 15 H: 2 LOB: 1 BB: 0 P: 20	R: 0 E: 0 K: 0 S: 7 H: 1 LOB: 1 BB: 0 P: 13	R: 2 E: 0 K: 1 S: 15 H: 3 LOB: 2 BB: 1 P: 27	R: 2 E: 0 K: 1 S: 16 H: 2 LOB: 2 BB: 2 P: 27	1B: 8 2B: 5 3B: 0 HR: 1	SF: 0 SAC: 1 DP: 2 HBP: 0						

PITCHER		IP	WLS	BF	H	R	ER	SO	BB	IBB	HBP	BLK	WP	HR	S	P	ERA	WHIP
Mike Williams, R ERA: 5.34	(1, 1)	5.0		21	5	4	4	1	2	0	0	0	0	1	41	70	7.20	1.400
Mike Hartley, R ERA: 2.87	(6, 1)	1.0		4	2	0	0	1	0	0	0	0	0	0	15	20	0.00	2.000
Barry Jones, R ERA: 4.64	(7, 1)	1.2	L	10	4	2	2	0	1	0	0	0	0	0	19	36	10.80	3.000
Wally Ritchie, L ERA: 3.0	(8, 1)	1.1		8	2	2	2	2	2	0	0	0	0	0	19	31	13.50	3.000

PITCHER	IP	WLS	BF	H	R	ER	SO	BB	IBB	HBP	BLK	WP	HR	S	P	ERA	WHIP

TOP

New York Mets @ Philadelphia Phillies

Veterans Stadium, Philadelphia, PA

Tue Jul 28 1992, 7:05 PM EDT

Att. 32,872 - Sunny - 77 F

livebaseballscorecards.com

AB	37
R	8
H	13
RBI	8
BB	5
SO	4
LOB	20

1B: 8	SF: 0	WP: 0	PA: 43
2B: 5	SAC: 1	PB: 0	
3B: 0	DP: 2	SB: 0	
HR: 1	HBP: 0	CS: 0	

BOTTOM

New York Mets @ Philadelphia Phillies

Veterans Stadium, Philadelphia, PA

Tue Jul 28 1992, 7:05 PM EDT

Att. 32,872 - Sunny - 77 F

livebaseballscorecards.com

Batter	1	2	3	4	5	6	7	8	9	AB	R	H	RBI	BB	SO	LOB
Lenny Dykstra, L (1, 8) OBP: 0.379, SLG: 0.396	4-0 E HBP HR BB	1-3 K ③		1-1 S 1B		2-2 L8 ③			1-0 1-2 1B 1B	4	1	2	0	1	1	2
Mariano Duncan, R (1, 7) OBP: 0.299, SLG: 0.398	1-1 F9 ①		1-0 BB S SF8 1B	1-2 F9 ③ 1-2			1-2 P8 ①		1-1 F9 ②	5	1	1	0	0	0	4
Dave Hollins, S (1, 5) OBP: 0.369, SLG: 0.434	1-0 E 1-2 HR HBP		1-3 K ① 1-2		2-3 K ①		2-3 K ②		0-0 FC4-6 1-2 2-H 1B	4	1	1	1	0	3	1
John Kruk, L (1, 3) OBP: 0.450, SLG: 0.487	0-0 FC 1-2 2-3 HR		4-0 BB BB		3-2 G6-3 ②		2-3 K ③		0-1 FC4-6 ③ 1-2f	4	1	0	0	1	1	4
Darren Daulton, L (1, 2) OBP: 0.391, SLG: 0.526	2-0 1-H 2-H 3-H HR		4-2 1-2 2-3 BB		1-1 G3-1 ③			1-1 G6-3 ①		3	1	1	4	1	0	0
Wes Chamberlain, R (1, 9) OBP: 0.279, SLG: 0.430	0-0 P3 ②		0-1 SF8 ② 3-H			1-0 S SH5-3 1B		2-2 G3 ②		3	0	1	1	0	0	0
Mickey Morandini, L (1, 4) OBP: 0.317, SLG: 0.360	3-3 K ③		0-1 G3 ③			1-0 SH5-3 ① 1-2		0-0 G5-3 ③		3	0	0	0	0	1	2
Joe Millette, R (1, 6) OBP: 0.316, SLG: 0.257 Jim Lindeman, R (9, PH) OBP: 0.261, SLG: 0.333		0-0 G6-3 ①		2-3 K ①		2-3 K ② 2-3			2-1 1B 1B 1B	3 1	0 1	0 1	0 1	0 0	2 0	1 0
Mike Williams, R (1, 1) OBP: 0.400, SLG: 0.400 Mike Hartley, R (6, 1) Wally Backman, S (6, PH) OBP: 0.340, SLG: 0.289 Barry Jones, R (7, 1) Wally Ritchie, L (8, 1) Ricky Jordan, R (9, PH) OBP: 0.259, SLG: 0.333		1-1 G4-3 ②		2-3 K ②		4-2 BB			2-3 K ①	2 0 0 0 0 1	0 0 0 0 0 0	0 0 0 0 0 0	0 0 0 0 0 0	0 0 0 0 0 0	1 0 1 0 0 1	0 0 0 0 0 1
Inning Stats	R: 4 E: 1 K: 1 S: 8 H: 1 LOB: 0 BB: 1 P: 19	R: 0 E: 0 K: 1 S: 6 H: 0 LOB: 0 BB: 0 P: 8	R: 1 E: 0 K: 1 S: 10 H: 1 LOB: 2 BB: 2 P: 20	R: 0 E: 0 K: 2 S: 12 H: 1 LOB: 1 BB: 0 P: 17	R: 0 E: 0 K: 1 S: 11 H: 0 LOB: 0 BB: 0 P: 17	R: 0 E: 0 K: 1 S: 10 H: 1 LOB: 2 BB: 1 P: 20	R: 0 E: 0 K: 2 S: 9 H: 0 LOB: 0 BB: 0 P: 14	R: 0 E: 0 K: 0 S: 6 H: 0 LOB: 0 BB: 0 P: 9	R: 1 E: 0 K: 1 S: 11 H: 3 LOB: 2 BB: 0 P: 17	1B: 6 2B: 0 3B: 0 HR: 1	SF: 1 SAC: 1 DP: 0 HBP: 1						

AB	33
R	6
H	7
RBI	6
BB	4
SO	10
LOB	15

PITCHER		IP	WLS	BF	H	R	ER	SO	BB	IBB	HBP	BLK	WP	HR	S	P	ERA	WHIP
David Cone, R ERA: 2.71	(1, 1)	7.0	W	31	4	5	4	9	4	0	1	0	0	1	66	115	5.14	1.143
Lee Guetterman, L ERA: 5.92	(8, 1)	1.0		4	1	1	1	0	0	0	0	0	0	0	8	13	9.00	1.000
Anthony Young, R ERA: 4.34	(9, 1)	1.0	S	5	2	0	0	1	0	0	0	0	0	0	9	13	0.00	2.000

PITCHER	IP	WLS	BF	H	R	ER	SO	BB	IBB	HBP	BLK	WP	HR	S	P	ERA	WHIP

WP: 0 PB: 0 SB: 3 CS: 0 PA: 40

Batter	1	2	3	4	5	6	7	8	9	AB	R	H	RBI	BB	SO	LOB
Vince Coleman, S (1, 8) OBP: 0.380, SLG: 0.405	C S S 0-3 ① K		C S X 0-2 ② P4		C F B B F B X 3-2 ③ F7		B X 1-0 ③ F7			4	0	0	0	0	1	0
Dave Magadan, L (1, 5) OBP: 0.402, SLG: 0.362	F C B B B B 4-2 1B BB		B C C F X 1-2 ③ G6-3			C S B B F F F B F 4-2 B 1B 1B BB		B C X 1-1 1B		2	0	1	0	2	0	0
Howard Johnson, S (1, 7) OBP: 0.333, SLG: 0.339	B X 1-0 ② F8			B B F B B 4-1 3B BB		B X 1-0 1B 1-2 1B		C 1 SAFE F B B F S 2-3 ① K		3	1	1	0	1	1	2
Bobby Bonilla, S (1, 3) OBP: 0.367, SLG: 0.431	F F X 0-2 1-2 1B			F B F X 1-2 ① F7		F X 0-1 ① F8		B B X 2-0 P6		4	0	1	0	0	0	4
Dave Gallagher, R (1, 9) OBP: 0.267, SLG: 0.337	C B F F B F F X 2-2 ③ G4-3			1 SAFE B X 1-0 1-H 3B		X 0-0 ② 1-3 2-H 1B		F X 0-1 ③ F9		4	0	2	1	0	0	3
Bill Pecota, R (1, 4) OBP: 0.303, SLG: 0.279		C F B C 1-3 ① K		X 0-0 ② G6-3		B X 1-0 ③ F7			C F B B B F S 3-3 ① K	4	0	0	0	0	2	3
Todd Hundley, S (1, 2) OBP: 0.258, SLG: 0.351		B C C B S 2-3 ② K		B B X 2-0 ③ L3			B B C X 2-1 1B G4-6-3 2B		F B S X 1-2 HR	4	2	2	1	0	1	1
Dick Schofield, R (1, 6) OBP: 0.311, SLG: 0.282		X 0-0 ③ G6-3			B B B C X 3-1 ① F9		B B C X 2-1 G4-6-3 2-3 1B		C B F S 1-3 ② K	4	0	1	0	0	1	0
Sid Fernandez, L (1, 1) OBP: 0.229, SLG: 0.271 Chico Walker, S (7, PH) OBP: 0.304, SLG: 0.366 Jeff Innis, R (7, 1) Lee Guetterman, L (8, 1) Wally Whitehurst, R (8, 1) OBP: 0.214, SLG: 0.231 Charlie O'Brien, R (9, PH) OBP: 0.297, SLG: 0.327			C S X 0-2 ① G6-3		S B B S S 2-3 ② K		X 0-0 ①② G4-6-3 1-2f 3-H		C F S 0-3 ③ K	2 0 0 0 0 1 0 1 0 0 0 0 0 1 0 0 0 0 0 0 0 0 0 0 0 0 0 0 0 0 0 0 0 0 0 1 0 0 0 0 1 0						
Inning Stats	R: 0 H: 1 E: 0 LOB: 2 K: 1 BB: 1 S: 15 P: 22	R: 0 H: 0 E: 0 LOB: 0 K: 2 BB: 0 S: 7 P: 10	R: 0 H: 0 E: 0 LOB: 0 K: 0 BB: 0 S: 10 P: 11	R: 1 H: 1 E: 0 LOB: 1 K: 0 BB: 1 S: 7 P: 15	R: 0 H: 0 E: 0 LOB: 0 K: 1 BB: 0 S: 9 P: 17	R: 0 H: 2 E: 0 LOB: 2 K: 0 BB: 1 S: 11 P: 17	R: 1 H: 2 E: 0 LOB: 0 K: 0 BB: 0 S: 6 P: 11	R: 0 H: 1 E: 0 LOB: 1 K: 1 BB: 0 S: 9 P: 14	R: 1 H: 1 E: 0 LOB: 0 K: 3 BB: 0 S: 14 P: 19	1B: 5 SF: 0 2B: 1 SAC: 0 3B: 1 DP: 1 HR: 1 HBP: 0						

PITCHER		IP	WLS	BF	H	R	ER	SO	BB	IBB	HBP	BLK	WP	HR	S	P	ERA	WHIP
Kyle Abbott, L ERA: 4.73	(1, 1)	7.0		28	6	2	2	4	3	0	0	0	0	0	65	103	2.57	1.286
Mitch Williams, L ERA: 3.73	(8, 1)	2.0	W	8	2	1	1	4	0	0	0	0	0	1	23	33	4.50	1.000

PITCHER	IP	WLS	BF	H	R	ER	SO	BB	IBB	HBP	BLK	WP	HR	S	P	ERA	WHIP

TOP

New York Mets @ Philadelphia Phillies

Veterans Stadium, Philadelphia, PA

Wed Jul 29 1992, 3:33 AM EDT

Att. 39,691 - Sunny - 82 F

livebaseballscorecards.com

AB	33
R	3
H	8
RBI	2
BB	3
SO	8
LOB	14

WP: 0	PA: 36
PB: 0	
SB: 0	
CS: 0	

BOTTOM

New York Mets @ Philadelphia Phillies

Veterans Stadium, Philadelphia, PA

Wed Jul 29 1992, 3:33 AM EDT

Att. 39,691 - Sunny - 82 F

Batter	1	2	3	4	5	6	7	8	9	AB	R	H	RBI	BB	SO	LOB
Lenny Dykstra, L (1, 8) OBP: 0.378, SLG: 0.394	S B S S 1-3 K ①		C B B S F F X 2-2 L9-4-6 ② ③ 2-3			C X 0-1 F8 ① F B C F B F F X 2-2 S SF8 1B		C F X 0-2 HR 1B 1-2 2-3		4	1	1	0	0	1	1
Mariano Duncan, R (1, 4) (9, 6) OBP: 0.299, SLG: 0.397	X 0-0 G6-3 ②			C F X 0-2 P3 ①				X 0-0 P3 ①		4	1	1	0	0	0	3
Dave Hollins, S (1, 5) OBP: 0.372, SLG: 0.449	S B B S B X 3-2 P3 ③			C X 0-1 1B 3B		B C 1 SAFE P 1 SAFE B B 4-1 CS BB 1-3		B F B B X 3-1 HR 1-H 2-H 3-H		3	2	2	4	1	0	0
Ricky Jordan, R (1, 3) OBP: 0.258, SLG: 0.333		B X 1-0 F8 ①		C F F S 0-3 K ②		X 0-0 SF8 ② 3-H		S B F X 1-2 S 1B		3	0	1	1	0	1	1
Wes Chamberlain, R (1, 9) OBP: 0.288, SLG: 0.433		B F X 1-1 S 1B		S B X 1-1 1B 3-H		C 1 SAFE 0-1 CS ③ 1-2	S S F B X 1-2 G3 ①	F B B B B 4-1 BB 1-2		3	0	2	1	1	0	0
Todd Pratt, R (1, 2) Mitch Williams, L (8, 1) OBP: 0.333, SLG: 0.333		B F C S 1-3 K ② 1-2		B S 1 SAFE X 1-1 P4 ③			C C X 0-2 G6-3 ②	S B S B B S 3-3 K ②		3 1	0 0	0 0	0 0	0 0	1 1	2 2
Stan Javier, S (1, 7) OBP: 0.314, SLG: 0.289		B S F B B F S 3-3 K ③			F X 0-1 F7 ①		F X 0-1 P2 ③	X 0-0 F7 ③		4	0	0	0	0	1	3
Joe Millette, R (1, 6) OBP: 0.325, SLG: 0.270 Mickey Morandini, L (8, PH) OBP: 0.320, SLG: 0.363 (9, 4)			F F F F F F X 0-2 L9-4-6 SH1-3 1B		B X 1-0 F9 ②			B C B X 2-1 1B 1B HR 1B		2 1	0 1	1 1	0 0	0 0	0 0	0 0
Kyle Abbott, L (1, 1) OBP: 0.115, SLG: 0.120 Darren Daulton, L (8, 2) OBP: 0.392, SLG: 0.528			B C B X 2-1 SH1-3 ① 1-2		C S S 0-3 K ③			X 0-0 1B HR 1B 1-2		1 1	0 1	0 1	0 0	0 0	1 0	0 0
Inning Stats	R: 0 H: 0 E: 0 LOB: 0 K: 1 BB: 0 S: 7 P: 11	R: 0 H: 1 E: 0 LOB: 1 K: 2 BB: 0 S: 10 P: 16	R: 0 H: 1 E: 0 LOB: 0 K: 0 BB: 0 S: 14 P: 18	R: 1 H: 2 E: 0 LOB: 1 K: 1 BB: 0 S: 13 P: 15	R: 0 H: 0 E: 0 LOB: 0 K: 1 BB: 0 S: 6 P: 7	R: 1 H: 1 E: 0 LOB: 0 K: 0 BB: 1 S: 12 P: 17	R: 0 H: 0 E: 0 LOB: 0 K: 0 BB: 0 S: 9 P: 10	R: 4 H: 5 E: 0 LOB: 2 K: 1 BB: 1 S: 17 P: 30		1B: 8 SF: 1 2B: 1 SAC: 1 3B: 1 DP: 1 HR: 1 HBP: 0						

livebaseballscorecards.com

AB	30
R	6
H	10
RBI	6
BB	2
SO	6
LOB	12

WP: 0 PB: 0 SB: 4 CS: 1 PA: 35

PITCHER		IP	WLS	BF	H	R	ER	SO	BB	IBB	HBP	BLK	WP	HR	S	P	ERA	WHIP
Sid Fernandez, L ERA: 2.79	(1, 1)	6.0		22	5	2	2	5	1	0	0	0	0	0	62	84	3.00	1.000
Jeff Innis, R ERA: 3.1	(7, 1)	1.0	L	4	1	1	1	0	0	0	0	0	0	0	11	14	9.00	1.000
Lee Guetterman, L ERA: 6.43	(8, 1)	0.1		5	4	3	3	0	0	0	0	0	0	1	10	14	81.00	12.000
Wally Whitehurst, R ERA: 2.71	(8, 1)	0.2		3	0	0	0	1	1	0	0	0	0	0	5	12	0.00	1.500

PITCHER	IP	WLS	BF	H	R	ER	SO	BB	IBB	HBP	BLK	WP	HR	S	P	ERA	WHIP

Chicago Cubs @ New York Mets

Shea Stadium, Flushing, NY

Sat Aug 01 1992, 7:05 PM EDT

Sunny - 78 F

TOP

livebaseballscorecards.com

Batter	1	2	3	4	5	6	7	8	9	AB	R	H	RBI	BB	SO	LOB
Sammy Sosa, R (1, 8) OBP: 0.306, SLG: 0.380	F F B C 1-3 ① K		C B X 1-1 ③ G4-3			L F S 0-3 ① K		S B F B B F F X 3-2 ② L6		4	0	0	0	0	2	0
23 Ryne Sandberg, R (1, 4) OBP: 0.367, SLG: 0.478	B C X 1-1 G4-6-3 1B			B C X 1-1 S 1B		X 0-0 1B 1B		B F B X 2-1 1B		4	0	4	0	0	0	0
Mark Grace, L (1, 3) OBP: 0.408, SLG: 0.444	C X 0-1 ② ③ G4-6-3 1-2f			B B B B 4-0 1-2 BB		F X 0-1 1-2 1B		X 0-0 ③ F7		3	0	1	0	1	0	2
Andre Dawson, R (1, 9) OBP: 0.288, SLG: 0.429		F B B F F X 2-2 ① G1-3		B F F F B X 2-2 ① F7		C B X 1-1 ② F8			C X 0-1 ① F9	4	0	0	0	0	0	4
Kal Daniels, L (1, 7) OBP: 0.313, SLG: 0.379		X 0-0 G4-3 2B		C S B B F B X 3-2 ② L7		B B X 2-0 ③ G4-3			B C C C 1-3 ② K	4	0	1	0	0	1	4
Steve Buechele, R (1, 5) OBP: 0.339, SLG: 0.401 Luis Salazar, R (5, 5) OBP: 0.247, SLG: 0.296 Dwight Smith, L (9, PH) OBP: 0.283, SLG: 0.376		X 0-0 ② G4-3 2-3		F F F S 0-3 ③ K			S F F S 0-3 ① K		B B B C X 3-1 ③ G4-3	2 1 1	0 0 0	0 0 0	0 0 0	0 0 0	1 1 0	3 0 0
Rick Wilkins, L (1, 2) OBP: 0.340, SLG: 0.468		B B C F B S 3-3 ③ K			B B C X 2-1 ① G6-3		B B X 2-0 G6-4-3 1B			3	0	1	0	0	1	1
Rey Sanchez, R (1, 6) OBP: 0.267, SLG: 0.310			C B X 1-1 ① G6-3		B X 1-0 ② F7		B S X 1-1 ② ③ G6-4-3 1-2f			3	0	0	0	0	0	1
Greg Maddux, R (1, 1) OBP: 0.164, SLG: 0.250 Jose Vizcaino, S (8, PH) OBP: 0.236, SLG: 0.257 Heathcliff Slocumb, R (8, 1)			F F F C 0-3 ② K		X 0-0 ③ G6-3			C B X 1-1 ① G1-3		2 1 0	0 0 0	0 0 0	0 0 0	0 0 0	1 0 0	0 0 0

	AB	32
	R	0
	H	7
	RBI	0
	BB	1
	SO	7
	LOB	15

Inning Stats																				
	R: 0	H: 1	R: 0	H: 1	R: 0	H: 0	R: 0	H: 1	R: 0	H: 0	R: 0	H: 2	R: 0	H: 1	R: 0	H: 1	R: 0	H: 0	1B: 6	SF: 0	WP: 0	PA: 33
	E: 0	LOB: 0	E: 0	LOB: 1	E: 0	LOB: 0	E: 0	LOB: 2	E: 0	LOB: 0	E: 0	LOB: 2	E: 0	LOB: 0	E: 0	LOB: 1	E: 0	LOB: 0	2B: 1	SAC: 0	PB: 0	
	K: 1	BB: 0	K: 1	BB: 0	K: 1	BB: 0	K: 1	BB: 1	K: 0	BB: 0	K: 1	BB: 0	K: 1	BB: 0	K: 0	BB: 0	K: 1	BB: 0	3B: 0	DP: 2	SB: 1	
	S: 7	P: 9	S: 9	P: 14	S: 8	P: 10	S: 15	P: 25	S: 4	P: 7	S: 9	P: 12	S: 7	P: 10	S: 10	P: 16	S: 7	P: 11	HR: 0	HBP: 0	CS: 0	

PITCHER		IP	WLS	BF	H	R	ER	SO	BB	IBB	HBP	BLK	WP	HR	S	P	ERA	WHIP
Bret Saberhagen, R ERA: 3.8	(1, 1)	3.0		12	3	0	0	3	1	0	0	0	0	0	26	40	0.00	1.333
Pete Schourek, L ERA: 2.59	(4, 1)	5.0	W	18	4	0	0	3	0	0	0	0	0	0	43	63	0.00	0.800
Anthony Young, R ERA: 4.29	(9, 1)	1.0	S	3	0	0	0	1	0	0	0	0	0	0	7	11	0.00	0.000

PITCHER	IP	WLS	BF	H	R	ER	SO	BB	IBB	HBP	BLK	WP	HR	S	P	ERA	WHIP

BOTTOM

Chicago Cubs @ New York Mets

Shea Stadium, Flushing, NY

Sat Aug 01 1992, 7:05 PM EDT

Sunny - 78 F

Batter	1	2	3	4	5	6	7	8	9	AB	R	H	RBI	BB	SO	LOB
Vince Coleman, S (1, 8) OBP: 0.397, SLG: 0.431	C B B X 2-1 E1 1B		C B X 1-1 G4-3 2-H 2B		F B B B X 3-1 3-H 1B			S S B F X 1-2 WP S 1B		4	0	4	2	0	0	0
Dave Magadan, L (1, 5) OBP: 0.400, SLG: 0.358	B C B B 2 SAFE B 4-1 G4-6-3 BB		2 SAFE C B B F X 2-2 ②③ G4-3 2-3		1 SAFE B 1 SAFE C 1 SAFE X 1-1 ③ G3-1			B B X 2-0 ② G3 1-3		3	0	0	0	1	0	3
Howard Johnson, S (1, 7) OBP: 0.330, SLG: 0.335	S X 0-1 ① P5			S S C 0-3 ① K		B S F B B S 3-3 ① K		X 0-0 ③ F8		4	0	0	0	0	2	3
Eddie Murray, S (1, 3) OBP: 0.320, SLG: 0.403	B S B F X 2-2 ②③ G4-6-3 1-2f			X 0-0 ② G6-3		B B B X 3-0 ② G4-3				3	0	0	0	0	0	2
Bobby Bonilla, S (1, 9) OBP: 0.364, SLG: 0.427		X 0-0 ① F7		B C X 1-1 ③ G3-1		F B X 1-1 ③ G3				3	0	0	0	0	0	0
Dave Gallagher, R (8, 9) OBP: 0.267, SLG: 0.337										0	0	0	0	0	0	0
Todd Hundley, S (1, 2) OBP: 0.259, SLG: 0.351		B B X 2-0 ② F8			C F B X 1-2 1B 1B 1B		C B X 1-1 ① G4-3			3	1	1	0	0	0	0
Willie Randolph, R (1, 4) OBP: 0.342, SLG: 0.321		F C C 0-3 ③ K			1 SAFE X 0-0 1B 1-3 CS 1B		C B C B B S 3-3 ② K			3	0	1	0	0	2	0
Dick Schofield, R (1, 6) OBP: 0.315, SLG: 0.284			C S B B B F B 4-2 SH3-4 2B BB		C 1 SAFE F X 0-2 G4-3 1-3 3-H 1B		C B S B S 2-3 ③ K			2	2	1	1	1	1	0
Bret Saberhagen, R (1, 1) OBP: 0.105, SLG: 0.105			L X 0-1 ① SH3-4 1-2		M F X 0-2 ①② G4-3 2-3 3-H			B C C S 1-3 ① K		0	0	0	0	0	0	0
Pete Schourek, L (4, 1) OBP: 0.048, SLG: 0.048										1	0	0	0	0	0	2
Chico Walker, S (8, PH) OBP: 0.301, SLG: 0.363										1	0	0	0	0	1	0
Anthony Young, R (9, 1) OBP: 0.148, SLG: 0.115										0	0	0	0	0	0	0
Inning Stats	R: 0 E: 1 K: 0 S: 8 H: 1 LOB: 1 BB: 1 P: 16	R: 0 E: 0 K: 1 S: 5 H: 0 LOB: 0 BB: 0 P: 7	R: 1 E: 0 K: 0 S: 10 H: 1 LOB: 0 BB: 1 P: 17	R: 0 E: 0 K: 1 S: 6 H: 0 LOB: 0 BB: 0 P: 7	R: 2 E: 0 K: 0 S: 14 H: 4 LOB: 1 BB: 0 P: 19	R: 0 E: 0 K: 1 S: 6 H: 0 LOB: 0 BB: 0 P: 13	R: 0 E: 0 K: 2 S: 8 H: 0 LOB: 0 BB: 0 P: 14	R: 0 E: 0 K: 1 S: 9 H: 1 LOB: 1 BB: 0 P: 13		1B: 6 2B: 1 3B: 0 HR: 0 SF: 0 SAC: 1 DP: 1 HBP: 0						

livebaseballscorecards.com

AB	27
R	3
H	7
RBI	3
BB	2
SO	6
LOB	10

WP: 1 PA: 30
PB: 0
SB: 1
CS: 1

PITCHER		IP	WLS	BF	H	R	ER	SO	BB	IBB	HBP	BLK	WP	HR	S	P	ERA	WHIP
Greg Maddux, R ERA: 2.27	(1, 1)	7.0	L	26	6	3	3	5	2	0	0	0	0	0	57	93	3.86	1.143
Heathcliff Slocumb, R ERA: 5.4	(8, 1)	1.0		4	1	0	0	1	0	0	0	0	1	0	9	13	0.00	1.000

PITCHER	IP	WLS	BF	H	R	ER	SO	BB	IBB	HBP	BLK	WP	HR	S	P	ERA	WHIP

Batter	1	2	3	4	5	6	7	8	9	AB	R	H	RBI	BB	SO	LOB
Rey Sanchez, R (1, 6) OBP: 0.265, SLG: 0.313	C C X 0-2 23 3B 2B	B F B X 2-1 ③ G5-3		C C B X 1-2 ② F8		C B F F B X 2-2 ② F8			X 0-0 ① G6-3	5	1	1	0	0	0	1
23 Ryne Sandberg, R (1, 4) OBP: 0.367, SLG: 0.482	B X 1-0 1B 2-H 3B		C B C X 1-2 2B 1B	C B X 1-1 ③ G5-3		F X 0-1 ③ P3			C X 0-1 ② G5-3	5	2	2	1	0	0	0
Mark Grace, L (1, 3) OBP: 0.408, SLG: 0.446	F B C B F F X 2-2 3-H 1B		1 SAFE C F B B X 1-2 ① 1-H 2B		C C B B F F B X 3-2 ① F7		X 0-0 ① G3		B C X 1-1 ③ G3	5	0	2	2	0	0	0
Kal Daniels, L (1, 7) OBP: 0.312, SLG: 0.376 Dwight Smith, L (7, 9) OBP: 0.283, SLG: 0.376	B S B B F 1 SAFE X 3-2 ① F7		B B X 2-0 E 1B 1B		F C X 0-2 ② F9		X 0-0 ② G4-3			4 0	1 0	1 0	0 0	0 0	0 0	1 0
Derrick May, L (1, 9) OBP: 0.278, SLG: 0.335 (7, 7)	B C 1 SAFE B F X 2-2 ② F9		F B B B F X 3-2 E7 1B 1-2		X 0-0 1B 1B		B B X 2-0 ③ G4-3			4	0	1	0	0	0	2
Sammy Sosa, R (1, 8) OBP: 0.312, SLG: 0.386	F C 1 SAFE B 1 SAFE S 1-3 ③ K		X 0-0 FC6-4 1B 1-2 2-H		B F 1 SAFE X 1-1 1-3 1B			X 0-0 S E 1B		4	1	3	1	0	1	1
Joe Girardi, R (1, 2) OBP: 0.344, SLG: 0.311		C X 0-1 SH3 1B	F X 0-1 ② F7		1 SAFE X 0-0 ③ P4			1 SAFE X 0-0 ① P2		4	0	1	0	0	0	5
Jose Vizcaino, S (1, 5) OBP: 0.236, SLG: 0.270		B S 1 SAFE X 1-1 ① F8	C X 0-1 ③ FC6-4 1-2f			C F B X 1-2 HR		P X 1-0 ② G3-1 1-H		4	1	1	1	0	0	3
Jeff Robinson, R (1, 1) Andre Dawson, R (8, PH) OBP: 0.288, SLG: 0.428 Chuck McElroy, L (8, 1) OBP: 0.667, SLG: 1.333		X 0-0 ② SH3 1-2		B X 1-0 ① G4-3		B B F X 2-1 ① G6-3		X 0-0 ③ P2		2 1 0	0 0 0	0 0 0	0 0 0	0 0 0	0 0 0	0 0 0
Inning Stats	R: 2 H: 3 E: 0 LOB: 1 K: 1 BB: 0 S: 18 P: 27	R: 0 H: 1 E: 0 LOB: 1 K: 0 BB: 0 S: 7 P: 10	R: 2 H: 4 E: 1 LOB: 2 K: 0 BB: 0 S: 15 P: 22	R: 0 H: 0 E: 0 LOB: 0 K: 0 BB: 0 S: 6 P: 9	R: 0 H: 2 E: 0 LOB: 2 K: 0 BB: 0 S: 12 P: 16	R: 1 H: 1 E: 0 LOB: 0 K: 0 BB: 0 S: 11 P: 16	R: 0 H: 0 E: 0 LOB: 0 K: 0 BB: 0 S: 3 P: 5	R: 1 H: 1 E: 0 LOB: 0 K: 0 BB: 0 S: 5 P: 5	R: 0 H: 0 E: 0 LOB: 0 K: 0 BB: 0 S: 5 P: 6							

PITCHER		IP	WLS	BF	H	R	ER	SO	BB	IBB	HBP	BLK	WP	HR	S	P	ERA	WHIP
Wally Whitehurst, R ERA: 3.01	(1, 1)	2.1	L	15	8	4	3	1	0	0	0	0	0	0	36	55	11.57	3.429
Tom Filer, R ERA: 1.86	(3, 1)	5.2		21	4	2	1	0	0	0	0	0	0	1	41	55	1.59	0.706
Jeff Innis, R ERA: 3.05	(9, 1)	1.0		3	0	0	0	0	0	0	0	0	0	0	5	6	0.00	0.000

PITCHER	IP	WLS	BF	H	R	ER	SO	BB	IBB	HBP	BLK	WP	HR	S	P	ERA	WHIP

Chicago Cubs @ New York Mets

Shea Stadium, Flushing, NY

Sat Aug 01 1992, 7:05 PM EDT

Att. 36,207 - Sunny - 74 F

TOP

livebaseballscorecards.com

AB	38
R	6
H	12
RBI	5
BB	0
SO	1
LOB	13

1B: 8	SF: 0	WP: 0	PA: 39
2B: 2	SAC: 1	PB: 0	
3B: 1	DP: 0	SB: 1	
HR: 1	HBP: 0	CS: 0	

BOTTOM

Chicago Cubs @ New York Mets

Shea Stadium, Flushing, NY

Sat Aug 01 1992, 7:05 PM EDT
Att. 36,207 - Sunny - 74 F

Batter	1	2	3	4	5	6	7	8	9	AB	R	H	RBI	BB	SO	LOB
Vince Coleman, S (1, 8) OBP: 0.387, SLG: 0.418	C B X 1-1 P6 ①		C B L L 1-3 K ①			F S B X 1-2 F7 ①		F S X 0-2 F9 ③		4	0	0	0	0	1	1
Dave Magadan, L (1, 5) OBP: 0.395, SLG: 0.353	B B C X 2-1 G3-1 ②		B C F B C 2-3 K ②			B C X 1-1 G3-1 ②			X 0-0 F8 ①	4	0	0	0	0	1	0
Howard Johnson, S (1, 7) OBP: 0.329, SLG: 0.337	B B B C X 3-1 2B		C F B B B X 3-2 G3 ③			B S S B B F X 3-2 P6 ③			B S F B F F B C 3-3 K ②	4	0	1	0	0	1	0
Eddie Murray, S (1, 3) OBP: 0.317, SLG: 0.398	X 0-0 L3 ③			X 0-0 F9 ①			C B F B B X 3-2 G4-3 ①		C X 0-1 G1-3 ③	4	0	0	0	0	0	1
Bobby Bonilla, S (1, 9) OBP: 0.364, SLG: 0.425		F B C T F B B B 4-2 2B BB		B X 1-0 G5-3 ②			X 0-0 G3-1 ②			2	1	0	0	1	0	0
Mackey Sasser, L (1, 2) OBP: 0.280, SLG: 0.322		1 SAFE X 0-0 P6 ①		B B X 2-0 F8 ③			B X 1-0 G4-3 ③			3	0	0	0	0	0	1
Chris Donnels, L (1, 4) OBP: 0.364, SLG: 0.250		B B X 2-0 1-H 2B	B B X 2-0 G3 ①					B C C B F B F B 4-2 BB		2	0	1	1	1	0	0
Bill Pecota, R (1, 6) OBP: 0.299, SLG: 0.275		X 0-0 G5-3 ②	C B F B F B S 3-3 K ②					C B C B F F B F F 3-2 X F8 ①		3	0	0	0	0	1	2
Wally Whitehurst, R (1, 1) OBP: 0.200, SLG: 0.214 Tom Filer, R (3, 1) Dave Gallagher, R (8, PH) OBP: 0.265, SLG: 0.333 Jeff Innis, R (9, 1)		F B F B T C 2-3 K ③	C S S 0-3 K ③					B X 1-0 F8 ②		1 1 1 0	0 0 0 0	0 0 0 0	0 0 0 0	0 0 0 0	1 1 0 0	1 0 1 0
Inning Stats	R: 0 E: 0 K: 0 S: 7 H: 1 LOB: 1 BB: 0 P: 13	R: 1 E: 0 K: 1 S: 11 H: 1 LOB: 1 BB: 1 P: 19	R: 0 E: 0 K: 2 S: 9 H: 0 LOB: 0 BB: 0 P: 15	R: 0 E: 0 K: 0 S: 3 H: 0 LOB: 0 BB: 0 P: 6	R: 0 E: 0 K: 2 S: 8 H: 0 LOB: 0 BB: 0 P: 13	R: 0 E: 0 K: 0 S: 9 H: 0 LOB: 0 BB: 0 P: 14	R: 0 E: 0 K: 0 S: 5 H: 0 LOB: 0 BB: 0 P: 9	R: 0 E: 0 K: 0 S: 15 H: 0 LOB: 1 BB: 1 P: 23	R: 0 E: 0 K: 1 S: 8 H: 0 LOB: 0 BB: 0 P: 11	1B: 0 2B: 2 3B: 0 HR: 0	SF: 0 SAC: 0 DP: 0 HBP: 0						

livebaseballscorecards.com

AB	29
R	1
H	2
RBI	1
BB	2
SO	6
LOB	7

WP: 0 PB: 0 SB: 0 CS: 0 PA: 31

PITCHER		IP	WLS	BF	H	R	ER	SO	BB	IBB	HBP	BLK	WP	HR	S	P	ERA	WHIP
Jeff Robinson, R ERA: 1.91	(1, 1)	7.0	W	24	2	1	1	5	1	0	0	0	0	0	52	89	1.29	0.429
Chuck McElroy, L ERA: 2.73	(8, 1)	2.0		7	0	0	0	1	1	0	0	0	0	0	23	34	0.00	0.500

PITCHER	IP	WLS	BF	H	R	ER	SO	BB	IBB	HBP	BLK	WP	HR	S	P	ERA	WHIP

Chicago Cubs @ New York Mets

Shea Stadium, Flushing, NY

Sun Aug 02 1992, 3:33 AM EDT

Att. 32,086 - Cloudy - 84 F

livebaseballscorecards.com

Batter	1	2	3	4	5	6	7	8	9	AB	R	H	RBI	BB	SO	LOB
Rey Sanchez, R (1, 6) OBP: 0.259, SLG: 0.305	F9		K		P8		SH1-4 1-2 2-3		G6-3	4	0	0	0	0	1	1
23 Ryne Sandberg, R (1, 4) OBP: 0.368, SLG: 0.482	E7 1B		F9		1B 2-H		K			4	0	2	1	0	1	2
Mark Grace, L (1, 3) OBP: 0.406, SLG: 0.446	F8		2B		G4-3		K			4	0	1	0	0	1	4
Andre Dawson, R (1, 9) OBP: 0.285, SLG: 0.423	F7		L4			K		P9		4	0	0	0	0	1	2
Derrick May, L (1, 7) OBP: 0.288, SLG: 0.341		F7		CS 1B		BB		1B		3	0	2	0	1	0	0
Sammy Sosa, R (1, 8) OBP: 0.311, SLG: 0.384		F9 S 1B 1B		F7		K		K		4	1	1	0	0	2	3
Rick Wilkins, L (1, 2) OBP: 0.327, SLG: 0.449		F9 1-3		K		K		F8		4	0	0	0	0	2	4
Jose Vizcaino, S (1, 5) OBP: 0.248, SLG: 0.279		1B 3-H		CS 1-2	SH1-4 23 1B 1B		SH1-4 BB BB		G5-4-3 1B	3	1	3	1	1	0	0
Mike Morgan, R (1, 1) OBP: 0.128, SLG: 0.111		L9			SH1-4 1-2		SH1-4 1-2 BB		G5-4-3 1-2f	1	0	0	0	0	0	1
Dwight Smith, L (7, PH) OBP: 0.289, SLG: 0.376										0	0	0	0	1	0	0
Ken Patterson, L (7, 1)										0	0	0	0	0	0	0
Bob Scanlan, R (8, 1)										0	0	0	0	0	0	0
Luis Salazar, R (9, PH) OBP: 0.246, SLG: 0.294										1	0	0	0	0	0	1
Inning Stats	R: 0 E: 1 K: 0 S: 14 H: 1 LOB: 1 BB: 0 P: 22	R: 1 E: 0 K: 0 S: 9 H: 2 LOB: 1 BB: 0 P: 16	R: 0 E: 0 K: 1 S: 12 H: 1 LOB: 1 BB: 0 P: 19	R: 0 E: 0 K: 1 S: 10 H: 1 LOB: 0 BB: 0 P: 14	R: 1 E: 0 K: 0 S: 8 H: 2 LOB: 1 BB: 0 P: 11	R: 0 E: 0 K: 3 S: 11 H: 0 LOB: 1 BB: 1 P: 17	R: 0 E: 0 K: 2 S: 14 H: 0 LOB: 2 BB: 2 P: 26	R: 0 E: 0 K: 1 S: 11 H: 1 LOB: 1 BB: 0 P: 15	R: 0 E: 0 K: 0 S: 7 H: 1 LOB: 0 BB: 0 P: 9	1B: 8 2B: 1 3B: 0 HR: 0 SF: 0 SAC: 2 DP: 1 HBP: 0						

TOP	
AB	32
R	2
H	9
RBI	2
BB	3
SO	8
LOB	18

PITCHER		IP	WLS	BF	H	R	ER	SO	BB	IBB	HBP	BLK	WP	HR	S	P	ERA	WHIP
David Cone, R ERA: 2.69	(1, 1)	8.0	W	34	8	2	2	8	3	0	0	0	0	0	89	140	2.25	1.375
John Franco, L ERA: 1.38	(9, 1)	1.0	S	3	1	0	0	0	0	0	0	0	0	0	7	9	0.00	1.000

PITCHER	IP	WLS	BF	H	R	ER	SO	BB	IBB	HBP	BLK	WP	HR	S	P	ERA	WHIP

Chicago Cubs @ New York Mets

Shea Stadium, Flushing, NY

Sun Aug 02 1992, 3:33 AM EDT

Att. 32,086 - Cloudy - 84 F

livebaseballscorecards.com

Batter	1	2	3	4	5	6	7	8	9	AB	R	H	RBI	BB	SO	LOB
Vince Coleman, S (1, 8) OBP: 0.377, SLG: 0.406	G5-3		K	G4-6-3			G6-3			4	0	0	0	0	1	1
Dave Magadan, L (1, 5) OBP: 0.397, SLG: 0.355	L3		HR 1B		FC1-4 1B		F9			4	1	2	0	0	0	0
Daryl Boston, L (1, 7) OBP: 0.299, SLG: 0.400	F7		F8		FC1-4 WP S 1-2f SF8		S BB			3	1	0	0	1	0	2
Eddie Murray, S (1, 3) OBP: 0.319, SLG: 0.406		G3-1	1-H HR		1 SAFE 1-3 BB		G5-3 1-2			3	1	1	2	1	0	1
Bobby Bonilla, S (1, 9) OBP: 0.364, SLG: 0.425		E4 1B FC4-6	E5 BB		SF8 3-H			4-2 G1-3 SH1-3 BB		0	0	0	0	0	0	0
Dave Gallagher, R (2, 9) OBP: 0.264, SLG: 0.326										2	1	0	1	1	0	0
Todd Hundley, S (1, 2) OBP: 0.264, SLG: 0.352		1 SAFE FC4-6 BB 1-3 1B	1 SAFE 1-2 BB		G3			0-0 SH1-3 1-2		2	0	1	0	1	0	1
Willie Randolph, R (1, 4) OBP: 0.341, SLG: 0.317		1 SAFE FC4-6 1-2 BB	L7			G5-3		G1-3 2-3		3	0	0	0	1	0	3
Dick Schofield, R (1, 6) OBP: 0.314, SLG: 0.283		FC4-6 1-2f 2-3 3-H		FC3-6 1B		G6-3		K		4	0	1	1	0	1	3
David Cone, L (1, 1) OBP: 0.133, SLG: 0.105		K		FC3-6 G4-6-3 1-2f		F8				3	0	0	0	0	1	3
John Franco, L (9, 1)										0	0	0	0	0	0	0
Inning Stats	R: 0 E: 0 K: 0 S: 7 H: 0 LOB: 0 BB: 0 P: 11	R: 1 E: 1 K: 1 S: 10 H: 1 LOB: 2 BB: 1 P: 19	R: 2 E: 1 K: 1 S: 18 H: 2 LOB: 2 BB: 1 P: 29	R: 0 E: 0 K: 0 S: 3 H: 1 LOB: 0 BB: 0 P: 5	R: 1 E: 0 K: 0 S: 15 H: 1 LOB: 1 BB: 1 P: 27	R: 0 E: 0 K: 0 S: 5 H: 0 LOB: 0 BB: 0 P: 8	R: 0 E: 0 K: 0 S: 15 H: 0 LOB: 1 BB: 1 P: 25	R: 0 E: 0 K: 1 S: 8 H: 0 LOB: 1 BB: 1 P: 15		1B: 4 2B: 0 3B: 0 HR: 1	SF: 1 SAC: 1 DP: 1 HBP: 0						

PITCHER		IP	WLS	BF	H	R	ER	SO	BB	IBB	HBP	BLK	WP	HR	S	P	ERA	WHIP
Mike Morgan, R ERA: 2.55	(1, 1)	6.0	L	27	5	4	3	2	3	0	0	0	1	1	58	99	4.50	1.333
Ken Patterson, L ERA: 2.59	(7, 1)	1.0		4	0	0	0	0	1	0	0	0	0	0	15	25	0.00	1.000
Bob Scanlan, R ERA: 2.03	(8, 1)	1.0		4	0	0	0	1	1	0	0	0	0	0	8	15	0.00	1.000

PITCHER	IP	WLS	BF	H	R	ER	SO	BB	IBB	HBP	BLK	WP	HR	S	P	ERA	WHIP

BOTTOM

AB	28
R	4
H	5
RBI	4
BB	5
SO	3
LOB	14

1B: 4	SF: 1	WP: 1	PA: 35
2B: 0	SAC: 1	PB: 0	
3B: 0	DP: 1	SB: 2	
HR: 1	HBP: 0	CS: 0	

Batter	1	2	3	4	5	6	7	8	9	10	11	12	AB	R	H	RBI	BB	SO	LOB
Vince Coleman, S (1, 7) OBP: 0.378, SLG: 0.414	1-1 SH1-3 1B 2B	0-1 G4-3			0-0 G4-3			3-3 K		2-0 FC5-4 1B		4-0 IBB	2	1	1	0	0	0	0
Daryl Boston, L (3, 7) OBP: 0.302, SLG: 0.399													3	0	1	0	1	1	0
Willie Randolph, R (1, 4) OBP: 0.341, SLG: 0.315	4-1 1B SH1-3 BB		0-2 G6-3		0-0 G6-3			1-1 FC6-4 BB 1B		1-2 FC5-4 L1-3 1-2f		1-2 F8	5	0	1	0	1	0	3
Dave Magadan, L (1, 5) OBP: 0.396, SLG: 0.353	0-1 SH1-3 1-2 2-3		1-3 K		1-0 G4-3			4-1 FC6-4 1-2		1-0 L1-3 1-2		1-2 G5-3	2	0	0	0	1	1	0
Bill Pecota, R (8, PR) OBP: 0.296, SLG: 0.272 (8, 5)								BB					2	0	0	0	0	0	3
Eddie Murray, S (1, 3) OBP: 0.317, SLG: 0.402	4-0 1B IBB		2-3 K			1-0 P5		2-2 FC6-4 FC5-4 1-2f 2-3			0-2 G3-1		4	0	0	0	1	1	2
Dave Gallagher, R (1, 9) OBP: 0.279, SLG: 0.333	3-1 1B 1-2 2-3 3-H			1-0 1B FC6-4 1B		1-3 K		2-2 FC5-4 1-2f			2-1 S HBP		4	1	2	1	0	1	2
Todd Hundley, S (1, 2) OBP: 0.259, SLG: 0.344	3-3 K			0-0 F8		1-0 G6-3			2-2 L9		3-2 F7 1-2		5	0	0	0	0	1	5
Dick Schofield, R (1, 6) OBP: 0.315, SLG: 0.283	0-0 G4-3			1-0 FC6-4 1-3 1B			2-3 K		4-2 BB BB		0-1 P6		4	0	1	0	1	1	4
Pat Howell, S (1, 8) OBP: 0.178, SLG: 0.140		0-0 G5-3		1-0 FC6-4 1-2f 3-H			1-1 P5-3 1B		4-2 L8-3 1-2 BB			1-1 SH3 1B	3	0	1	1	0	0	1
Chico Walker, S (9, PH) OBP: 0.312, SLG: 0.368 (9, 8)													1	0	1	0	1	0	0
Sid Fernandez, L (1, 1) OBP: 0.235, SLG: 0.255													3	0	0	0	0	1	2
Jeff Innis, R (7, 1)													0	0	0	0	0	0	0
Lee Guetterman, L (7, 1)													0	0	0	0	0	0	0
Mackey Sasser, L (9, PH) OBP: 0.277, SLG: 0.319													1	0	0	0	0	0	2
Anthony Young, R (9, 1) OBP: 0.148, SLG: 0.115													0	0	0	0	0	0	0
Chris Donnels, L (12, PH) OBP: 0.364, SLG: 0.250													0	0	0	0	0	0	0
Tom Filer, R (12, 1)													0	0	0	0	0	0	0
John Franco, L (12, 1)		1-3 K		1-0 G5-3				1-0 P5-3 1-2f		1-0 L8-3 1-2		0-0 SH3 1-2	0	0	0	0	0	0	0
Inning Stats	R: 1 E: 0 K: 1 S: 12 H: 2 LOB: 3 BB: 2 P: 27	R: 0 E: 0 K: 1 S: 6 H: 0 LOB: 0 BB: 0 P: 7	R: 0 E: 0 K: 2 S: 10 H: 0 LOB: 0 BB: 0 P: 13	R: 1 E: 0 K: 0 S: 5 H: 2 LOB: 1 BB: 0 P: 9	R: 0 E: 0 K: 0 S: 3 H: 0 LOB: 0 BB: 0 P: 4	R: 0 E: 0 K: 1 S: 5 H: 0 LOB: 0 BB: 0 P: 8	R: 0 E: 0 K: 1 S: 7 H: 1 LOB: 0 BB: 0 P: 10	R: 0 E: 0 K: 1 S: 12 H: 1 LOB: 2 BB: 1 P: 24	R: 0 E: 0 K: 0 S: 12 H: 0 LOB: 1 BB: 2 P: 22	R: 0 E: 0 K: 0 S: 5 H: 1 LOB: 0 BB: 0 P: 9	R: 0 E: 0 K: 0 S: 11 H: 0 LOB: 1 BB: 0 P: 16	R: 0 E: 0 K: 0 S: 9 H: 1 LOB: 2 BB: 1 P: 16	1B: 7 2B: 4 3B: 0 HR: 0	SF: 0 SAC: 2 DP: 3 HBP: 1	WP: 0 PB: 0 SB: 1 CS: 0	PA: 48		

PITCHER		IP	WLS	BF	H	R	ER	SO	BB	IBB	HBP	BLK	WP	HR	S	P	ERA	WHIP
Danny Jackson, L ERA: 3.7	(1, 1)	7.0		27	5	2	2	6	1	1	0	0	0	0	48	78	2.57	0.857
Denny Neagle, L ERA: 4.36	(8, 1)	1.0		5	1	0	0	1	1	0	0	0	0	0	12	24	0.00	2.000
Stan Belinda, R ERA: 3.04	(9, 1)	0.1		3	0	0	0	0	2	0	0	0	0	0	11	20	0.00	6.000
Bob Patterson, L ERA: 2.6	(9, 1)	0.2		1	0	0	0	0	0	0	0	0	0	0	1	2	0.00	0.000
Bob Walk, R ERA: 3.65	(10, 1)	3.0	W	12	2	0	0	0	0	1	1	0	0	0	25	41	0.00	0.667

PITCHER	IP	WLS	BF	H	R	ER	SO	BB	IBB	HBP	BLK	WP	HR	S	P	ERA	WHIP

TOP

New York Mets @ Pittsburgh Pirates

Three Rivers Stadium, Pittsburgh, PA

Tue Aug 04 1992, 7:05 PM EDT

Att. 28,211 - Sunny - 73 F

livebaseballscorecards.com

AB	39
R	2
H	8
RBI	2
BB	6
SO	7
LOB	24

Batter	1	2	3	4	5	6	7	8	9	10	11	12	AB	R	H	RBI	BB	SO	LOB
Gary Redus, R (1, 3) OBP: 0.306, SLG: 0.313 Alex Cole, L (10, PH) OBP: 0.314, SLG: 0.297 (11, 9)	C X 0-1 ① G5-3	B C B X 2-1 ① G5-3	B F F C 1-3 ② K	B B B B 3-2 ① L7	S B F B F X 2-2 1-2 3-H 1B		4 2	0 0	1 1	1 1	0 0	1 0	1 0
Jay Bell, R (1, 6) OBP: 0.324, SLG: 0.344	B B C X 2-1 ② F7	C S B F B X 2-2 ② F9	B B B B 4-0 BB	1 SAFE 1 SAFE B X 1-0 ② G4-3 1-2	S B X 1-1 ② P4		4	0	0	0	1	0	1
Andy Van Slyke, L (1, 8) OBP: 0.406, SLG: 0.503	C B S B X 2-2 ③ F8	C B B X 2-1 ③ P2	F B C F F X 1-2 ③ F7	B C B X 2-1 ③ F8 2-3	X 0-0 ③ F7		5	0	0	0	0	0	3
Lloyd McClendon, R (1, 9) OBP: 0.366, SLG: 0.347 (11, 3) Orlando Merced, S (11, PH) OBP: 0.316, SLG: 0.391 (12, 3)	B B X 2-0 1B 2B	B F B B B X 3-1 ① G6-3	B B B B C F X 3-2 ① P9	C B B B B X 3-2 ① G6-3	F B C 1-3 ① K		4 1	1 0	1 0	0 0	0 0	0 1	0 0
Barry Bonds, L (1, 7) OBP: 0.441, SLG: 0.610	C F B F F F X 1-2 ① F7	B F C B F B H 4-2 S HBP	X 0-0 1B	C X 0-1 ② F9	C X 0-2 CS 1B		4	0	2	0	0	0	1
Jeff King, R (1, 5) OBP: 0.246, SLG: 0.342	C F B F B F X 1-2 ② F7	B C B C X 2-2 ② F9 1-2	S B 1 SAFE 1 SAFE S X 1-2 ② F9	C B B F B S 3-3 K	1 SAFE 1 SAFE B B C X 2-1 ② P5		5	0	0	0	0	1	4
Don Slaught, R (1, 2) OBP: 0.378, SLG: 0.439	B F F B X 2-2 1B 2-H 1B	B F B X 2-1 ③ P3	B 1 SAFE 1 SAFE C X 1-1 ③ F9	B X 1-0 ① G6-3	1 SAFE F P 1-1 ③ CS 1-2	B B X 2-0 SH1-4 S 1B 1B	5	1	2	1	0	0	2
Jose Lind, R (1, 4) OBP: 0.263, SLG: 0.266	X 0-0 1-2 1B	B B B C X 3-1 SH1-4 1B	C B S X 1-2 SH1-4 1B	B X 1-0 ② G4-3	1 SAFE B X 1-0 ① SH1-4 1-3		4	1	3	0	0	0	0
Danny Jackson, R (1, 1) OBP: 0.071, SLG: 0.071 Will Pennyfeather, R (7, PH) OBP: 0.200, SLG: 0.200 Denny Neagle, L (8, 1) Stan Belinda, R (9, 1) OBP: 0.000, SLG: 1.000 Bob Patterson, R (9, 1) OBP: 0.429, SLG: 0.500 Gary Varsho, L (9, PH) OBP: 0.286, SLG: 0.342 Bob Walk, R (10, 1) OBP: 0.045, SLG: 0.045 Cecil Espy, S (12, PH) OBP: 0.307, SLG: 0.344	S B F S 1-3 ③ K	X 0-0 ① SH1-4 1-2	1 SAFE F X 0-1 ① SH1-4 1-2	F B F X 1-2 ③ F9	S B S F F B B 4-2 1B BB		1 0 0 0 0 1 0 0 0	0 0 0 0 0 0 0 0 0	0 0 0 0 0 0 0 0 0	0 0 0 0 0 0 0 0 0	1 0 0 0 0 0 0 0 0	2 0 0 0 0 0 0 0 0	
Inning Stats	R: 0 H: 0 E: 0 LOB: 0 K: 0 BB: 0 S: 7 P: 11	R: 1 H: 3 E: 0 LOB: 2 K: 1 BB: 0 S: 20 P: 27	R: 0 H: 0 E: 0 LOB: 0 K: 0 BB: 0 S: 8 P: 14	R: 0 H: 0 E: 0 LOB: 1 K: 0 BB: 0 S: 10 P: 21	R: 0 H: 0 E: 0 LOB: 2 K: 1 BB: 1 S: 12 P: 21	R: 0 H: 1 E: 0 LOB: 1 K: 0 BB: 0 S: 9 P: 14	R: 1 H: 2 E: 0 LOB: 1 K: 0 BB: 0 S: 10 P: 16	R: 0 H: 0 E: 0 LOB: 0 K: 1 BB: 0 S: 8 P: 14	R: 0 H: 0 E: 0 LOB: 0 K: 0 BB: 0 S: 5 P: 8	R: 0 H: 0 E: 0 LOB: 0 K: 0 BB: 0 S: 6 P: 10	R: 0 H: 1 E: 0 LOB: 0 K: 1 BB: 0 S: 10 P: 13	R: 1 H: 2 E: 0 LOB: 2 K: 0 BB: 1 S: 9 P: 18	1B: 9 2B: 1 3B: 0 HR: 0	SF: 0 SAC: 3 DP: 0 HBP: 1	WP: 1 PB: 0 SB: 2 CS: 1	PA: 47		

New York Mets @ Pittsburgh Pirates

Three Rivers Stadium, Pittsburgh, PA

Tue Aug 04 1992, 7:05 PM EDT

Att. 28,211 - Sunny - 73 F

livebaseballscorecards.com

AB	40
R	3
H	10
RBI	3
BB	2
SO	4
LOB	14

PITCHER		IP	WLS	BF	H	R	ER	SO	BB	IBB	HBP	BLK	WP	HR	S	P	ERA	WHIP
Sid Fernandez, L ERA: 2.79	(1, 1)	6.1		28	7	2	2	2	1	0	1	0	0	0	73	118	2.84	1.263
Jeff Innis, R ERA: 3.03	(7, 1)	0.1		1	0	0	0	0	0	0	0	0	0	0	1	2	0.00	0.000
Lee Guetterman, L ERA: 6.26	(7, 1)	1.1		4	0	0	0	1	0	0	0	0	1	0	10	18	0.00	0.000
Anthony Young, R ERA: 4.15	(9, 1)	3.0		9	1	0	0	1	0	0	0	0	0	0	21	31	0.00	0.333
Tom Filer, R ERA: 2.29	(12, 1)	0.1	L	2	1	1	1	0	0	0	0	0	0	0	2	5	27.00	3.000

PITCHER		IP	WLS	BF	H	R	ER	SO	BB	IBB	HBP	BLK	WP	HR	S	P	ERA	WHIP
John Franco, L ERA: 1.38	(12, 1)	0.0		2	1	0	0	0	1	0	0	0	0	0	7	13	∞	∞

New York Mets @ Pittsburgh Pirates

Three Rivers Stadium, Pittsburgh, PA

Wed Aug 05 1992, 7:05 PM EDT

Att. 30,009 - Cloudy - 74 F

TOP

livebaseballscorecards.com

Batter	1	2	3	4	5	6	7	8	9	AB	R	H	RBI	BB	SO	LOB
Daryl Boston, L (1, 7) OBP: 0.305, SLG: 0.392	F9		BB	K			BB		F8	3	0	0	0	2	1	2
Chris Donnels, L (1, 4) OBP: 0.333, SLG: 0.182	F8		BB	G3-1			F8		BB	3	0	0	0	1	0	1
Jeff Innis, R (7, 1)										0	0	0	0	0	0	0
Willie Randolph, R (9, PH) OBP: 0.343, SLG: 0.315										0	0	0	0	1	0	0
Dave Magadan, L (1, 5) OBP: 0.393, SLG: 0.350	F7		K	G4-3				1B	F8	5	0	1	0	0	1	4
Eddie Murray, S (1, 3) OBP: 0.319, SLG: 0.403		F9		SF8	P6			S		4	1	2	0	0	0	0
Chico Walker, S (1, 8) OBP: 0.310, SLG: 0.364		G1-3		FC4-6		K		P2		4	1	1	0	0	1	2
Pat Howell, S (8, 8) OBP: 0.178, SLG: 0.140										0	0	0	0	0	0	0
Dave Gallagher, R (1, 9) OBP: 0.287, SLG: 0.337		G5-3		SF8		G4-6-3		BB		2	0	1	1	1	0	0
Todd Hundley, S (1, 2) OBP: 0.263, SLG: 0.347			E9	FC4-6		G4-6-3		K		4	0	2	0	0	1	4
Dick Schofield, R (1, 6) OBP: 0.312, SLG: 0.280			K	FC4-6			P2	F7		3	0	0	1	0	1	2
Bill Pecota, R (8, PH) OBP: 0.294, SLG: 0.270										1	0	0	0	0	0	3
(8, 6)																
Pete Schourek, L (1, 1) OBP: 0.045, SLG: 0.045			F7	K			K		K	1	0	0	0	0	0	1
Mackey Sasser, L (4, PH) OBP: 0.274, SLG: 0.315										1	0	0	0	0	1	1
Mark Dewey, R (4, 1)										0	0	0	0	0	0	0
Jeff McKnight, S (7, PH)										2	0	0	0	0	2	0
(7, 4)																

Inning Stats	1	2	3	4	5	6	7	8	9
	R: 0 E: 0 K: 0 S: 6	H: 0 LOB: 0 BB: 0 P: 10	R: 0 E: 0 K: 0 S: 8	H: 0 LOB: 0 BB: 0 P: 10	R: 0 E: 1 K: 2 S: 16	H: 1 LOB: 3 BB: 2 P: 28	R: 2 E: 0 K: 2 S: 15	H: 3 LOB: 2 BB: 0 P: 28	R: 0 E: 0 K: 0 S: 6	H: 0 LOB: 0 BB: 0 P: 13	R: 0 E: 0 K: 1 S: 7	H: 1 LOB: 0 BB: 0 P: 13	R: 0 E: 0 K: 1 S: 6	H: 0 LOB: 1 BB: 1 P: 13	R: 0 E: 0 K: 1 S: 14	H: 2 LOB: 3 BB: 1 P: 29	R: 0 E: 0 K: 1 S: 8	H: 0 LOB: 1 BB: 1 P: 18

AB	33
R	2
H	7
RBI	2
BB	5
SO	8
LOB	20

	1B: 7 2B: 0 3B: 0 HR: 0	SF: 1 SAC: 0 DP: 1 HBP: 0	WP: 0 PB: 1 SB: 1 CS: 0	PA: 39

PITCHER		IP	WLS	BF	H	R	ER	SO	BB	IBB	HBP	BLK	WP	HR	S	P	ERA	WHIP
Tim Wakefield, R ERA: 1.06	(1, 1)	8.0	W	35	7	2	2	7	4	0	0	0	0	0	78	144	2.25	1.375
Roger Mason, R ERA: 3.66	(9, 1)	1.0		4	0	0	0	1	1	0	0	0	0	0	8	18	0.00	1.000

PITCHER		IP	WLS	BF	H	R	ER	SO	BB	IBB	HBP	BLK	WP	HR	S	P	ERA	WHIP

New York Mets @ Pittsburgh Pirates

Three Rivers Stadium, Pittsburgh, PA

Wed Aug 05 1992, 7:05 PM EDT
Att. 30,009 - Cloudy - 74 F

livebaseballscorecards.com

BOTTOM

Batter	1	2	3	4	5	6	7	8	9	AB	R	H	RBI	BB	SO	LOB
Gary Redus, R (1, 3) OBP: 0.295, SLG: 0.300	B X 1-0 F9 ①	C X 0-1 F9 ③		B C S B S 2-3 K ①		B F B C S 2-3 K ③				4	0	0	0	0	2	1
Jay Bell, R (1, 6) OBP: 0.325, SLG: 0.346	B X 1-0 1B 2B		C F H 1-2 S 1B 2B HBP	C S C 0-3 K ②			B B X 2-0 G5-3 ①			3	2	1	0	0	1	0
Andy Van Slyke, L (1, 8) OBP: 0.407, SLG: 0.503	X 0-0 S SF7 1B 2-H		X 0-0 S 2B 1B 1-2	C F B B X 2-2 G6-3 ③			C B B X 2-1 G4-3 ②			4	2	2	1	0	0	0
Lloyd McClendon, R (1, 9) OBP: 0.363, SLG: 0.339	C B B B C B 4-2 1B S BB 2-3		C B F B S 2-3 K ①		C S C 0-3 K ①		B C B X 2-1 G5-3 ③			3	1	0	0	1	2	2
Barry Bonds, L (1, 7) OBP: 0.439, SLG: 0.606	B C B B C X 3-2 SF7 ② 3-H		B B I I 4-0 2B IBB 1-2 2-3		S C F B B F X 2-2 G4-3 ②			F B B X 2-1 G4-3 ①		2	0	0	1	1	0	0
Jeff King, R (1, 5) OBP: 0.249, SLG: 0.348	B B C C B X 3-2 S 1B 1-3		B B C B X 3-1 1B 2B ② 1-H 2-H 3-H		B C F X 1-2 F7 ③			C B X 1-1 G4-3 ②		4	1	2	2	0	0	0
Don Slaught, R (1, 2) OBP: 0.381, SLG: 0.447	B M F B X 2-2 F8 ③ 1-2 3-H		B B X 2-0 1B ④ 2-H			X 0-0 G6-3 2B		B S B B X 3-1 G5-3 ③		4	0	2	1	0	0	1
Jose Lind, R (1, 4) OBP: 0.263, SLG: 0.264		B X 1-0 P4 ①	B B B C F B B 4-2 BB			F F X 0-2 G6-3 ① 2-3				2	0	0	0	1	0	1
Tim Wakefield, R (1, 1) Roger Mason, R (9, 1)		B F B X 2-1 F8 ②	S B B F C 2-3 K ③			P C X 1-1 P3 ②				3 0 0 0	0 0	0 0	0 0	1 0	3 0	
Inning Stats	R: 3 H: 3 E: 0 LOB: 1 K: 0 BB: 1 S: 14 P: 28	R: 0 H: 0 E: 0 LOB: 0 K: 0 BB: 0 S: 5 P: 8	R: 3 H: 3 E: 0 LOB: 2 K: 2 BB: 2 S: 15 P: 33	R: 0 H: 0 E: 0 LOB: 0 K: 2 BB: 0 S: 9 P: 13	R: 0 H: 0 E: 0 LOB: 0 K: 1 BB: 0 S: 12 P: 15	R: 0 H: 1 E: 0 LOB: 1 K: 1 BB: 0 S: 10 P: 12	R: 0 H: 0 E: 0 LOB: 0 K: 0 BB: 0 S: 5 P: 11	R: 0 H: 0 E: 0 LOB: 0 K: 0 BB: 0 S: 6 P: 12		1B: 4 SF: 1 2B: 3 SAC: 0 3B: 0 DP: 0 HR: 0 HBP: 1				WP: 0 PA: 34 PB: 0 SB: 5 CS: 0		

	AB	29
	R	6
	H	7
	RBI	5
	BB	3
	SO	6
	LOB	8

PITCHER		IP	WLS	BF	H	R	ER	SO	BB	IBB	HBP	BLK	WP	HR	S	P	ERA	WHIP
Pete Schourek, L ERA: 3.26	(1, 1)	3.0	L	18	6	6	6	2	2	1	1	0	0	0	34	69	18.00	2.667
Mark Dewey, R ERA: 4.97	(4, 1)	3.0		10	1	0	0	4	0	0	0	0	0	0	31	40	0.00	0.333
Jeff Innis, R ERA: 2.94	(7, 1)	2.0		6	0	0	0	0	0	0	0	0	0	0	11	23	0.00	0.000

PITCHER	IP	WLS	BF	H	R	ER	SO	BB	IBB	HBP	BLK	WP	HR	S	P	ERA	WHIP

Batter	1	2	3	4	5	6	7	8	9	AB	R	H	RBI	BB	SO	LOB
Chris Donnels, L (1, 4) OBP: 0.316, SLG: 0.143	C F B S 1-3 ① K		B B C F B S 3-3 ②③ K 1-2		B C F B B B 4-2 1-2 2-3 BB			B C F B C 2-3 ① K		3	0	0	0	1	3	1
Dave Magadan, L (1, 5) OBP: 0.389, SLG: 0.346	C B X 1-1 ② G1-3			C B X 1-1 ① G4-3	X 0-0 ③ P6			B X 1-0 ② G4-3		4	0	0	0	0	0	3
Daryl Boston, L (1, 7) OBP: 0.304, SLG: 0.389	B S X 1-1 1B			B B X 2-0 ② G3	C X 0-1 ① G6-3			C B X 1-1 ③ G6-3		4	0	1	0	0	0	0
Eddie Murray, S (1, 3) OBP: 0.319, SLG: 0.409	C B B 1 SAFE B F S 3-3 ③ K			F B F F X 1-2 ③ F8	S F B X 1-2 ② G3-1				C B X 1-1 HR	4	1	1	1	0	1	1
Chico Walker, S (1, 8) OBP: 0.308, SLG: 0.361		X 0-0 ① G4-3			X 0-0 1B	B F F B F S 2-3 ③ K			F B S B X 2-2 ① G6-3	0	1	0	0	0	0	0
Dave Gallagher, R (1, 9) OBP: 0.277, SLG: 0.324		C S 0-3 ② K			1 SAFE C L B F S 1-3 ① K		C B B F B X 3-2 ① G6-3		C B B X 2-1 ② G5-3	4	0	0	0	0	2	1
Todd Hundley, S (1, 2) OBP: 0.263, SLG: 0.350		C B F B S 2-3 ③ K			1 SAFE B B F X 2-1 ② P6 1-2		B B B C X 3-1 G6-3 2B		F B B S B X 3-2 ③ G1-3	4	0	1	0	0	1	1
Dick Schofield, R (1, 6) OBP: 0.313, SLG: 0.278			X 0-0 ① F9		B B B C B 4-1 BB 1B BB		B F F B B X 3-2 ② G6-3 2-3			2	0	0	0	1	0	1
Wally Whitehurst, R (1, 1) OBP: 0.294, SLG: 0.313			B B X 2-0 CS 1B		B X 1-0 BB 1-2 2-H 1B		B X 1-0 ③ G4-3			2	0	2	1	0	0	0
Tom Filer, R (5, 1)										0	0	0	0	0	0	0
Mackey Sasser, L (7, PH) OBP: 0.271, SLG: 0.312										1	0	0	0	0	0	1
Lee Guetterman, L (7, 1)										0	0	0	0	0	0	0
Jeff Innis, R (8, 1)										0	0	0	0	0	0	0
Inning Stats	R: 0 E: 0 K: 2 S: 10 H: 1 LOB: 1 BB: 0 P: 16	R: 0 E: 0 K: 2 S: 7 H: 0 LOB: 0 BB: 0 P: 9	R: 0 E: 0 K: 1 S: 5 H: 1 LOB: 1 BB: 0 P: 10	R: 0 E: 0 K: 0 S: 7 H: 0 LOB: 0 BB: 0 P: 11	R: 1 E: 0 K: 1 S: 12 H: 2 LOB: 3 BB: 2 P: 24	R: 0 E: 0 K: 1 S: 9 H: 0 LOB: 0 BB: 0 P: 12	R: 0 E: 0 K: 0 S: 9 H: 1 LOB: 1 BB: 0 P: 19	R: 0 E: 0 K: 1 S: 6 H: 0 LOB: 0 BB: 0 P: 10	R: 1 E: 0 K: 0 S: 10 H: 1 LOB: 0 BB: 0 P: 18	1B: 4 2B: 2 3B: 0 HR: 1 SF: 0 SAC: 0 DP: 1 HBP: 0						

PITCHER		IP	W/L/S	BF	H	R	ER	SO	BB	IBB	HBP	BLK	WP	HR	S	P	ERA	WHIP
Greg Maddux, R ERA: 2.26	(1, 1)	9.0	W	34	6	2	2	8	2	0	0	0	0	1	75	129	2.00	0.889

PITCHER | IP | W/L/S | BF | H | R | ER | SO | BB | IBB | HBP | BLK | WP | HR | S | P | ERA | WHIP

TOP

New York Mets @ Chicago Cubs

Wrigley Field, Chicago, IL

Thu Aug 06 1992, 7:05 PM CDT

Att. 34,971 - Sunny - 74 F

livebaseballscorecards.com

AB	28
R	2
H	5
RBI	2
BB	2
SO	7
LOB	9

WP: 0	PA: 34
PB: 0	
SB: 1	
CS: 1	

New York Mets @ Chicago Cubs

Wrigley Field, Chicago, IL

Thu Aug 06 1992, 7:05 PM CDT

Att. 34,971 - Sunny - 74 F

livebaseballscorecards.com

BOTTOM

Batter	1	2	3	4	5	6	7	8	9	AB	R	H	RBI	BB	SO	LOB
Sammy Sosa, R (1, 8) OBP: 0.317, SLG: 0.393	4-2 BBFBFB 1B 23 1B 1B BB	2-1 CBBX 2B		0-0 X 23 CS 1B		1-2 CFBX 23 PB 3B		1-0 BX ① G6-3		0	0	0	0	1	0	0
Doug Dascenzo, S (1, PR) (2, 8) OBP: 0.314, SLG: 0.317										4	2	3	0	0	0	0
23 Ryne Sandberg, R (1, 4) OBP: 0.364, SLG: 0.478	1 SAFE BX 1-0 1B 1B 1-2 G6-3 1B	1-3 CCBC ② K		F 1 SAFE 1 SAFE P 1-1 ③ CS 1-2	1-0 BX 2B 3B	3-1 BBBCX ② G6-3 3-H		2-1 BCBX ② G1-3		5	2	2	0	0	1	1
Mark Grace, L (1, 3) OBP: 0.404, SLG: 0.450	1-0 BX ① L8	1-2 CBFX ③ L3			0-1 CX ① G6-3	0-1 CX ③ F9		2-2 CFBBX ③ G4-3		5	0	0	0	0	0	4
Kal Daniels, L (1, 7) OBP: 0.316, SLG: 0.378	1-0 BX G6-3 1B 1-2 2-3 1B		1-1 CBX ① G6-3		0-0 X ② G6-3		0-2 CFFFFFX WP G3 2B 1B			4	0	2	0	0	0	1
Dwight Smith, L (7, PR) (8, 9) OBP: 0.293, SLG: 0.387										0	1	0	0	0	0	0
Derrick May, L (1, 9) (8, 7) OBP: 0.303, SLG: 0.360	X 0-0 G6-3 1-2 2-3 3-H 1B		3-2 BBFBFX ② G4-3		0-0 X BB 3-H 2B		1-1 FBX ① G3 1-2			4	0	2	2	0	0	1
Steve Buechele, R (1, 5) OBP: 0.341, SLG: 0.395	1-2 SBSFX ② G6-3 1-2 2-3 3-H		2-2 CBSBX E5		4-0 BBBB BB BB		2-2 BCBFX ② G5-3 2-3			3	0	0	1	1	0	4
Rick Wilkins, L (1, 2) OBP: 0.347, SLG: 0.435	4-0 BBBB FC6-4 BB		2-2 FBBBFX ③ F7		4-1 BBBFB 1-2 2-3 BB		4-1 BBBCB 2B BB			1	0	0	0	3	0	1
Rey Sanchez, R (1, 6) OBP: 0.267, SLG: 0.313	1-0 BX ③ FC6-4 1-2f			F B F X 1-2 ① F8	X 0-0 ③ G5-3		X 0-0 1-3 3-H 2B			4	0	1	1	0	0	6
Greg Maddux, R (1, 1) OBP: 0.154, SLG: 0.234		BCBFBX 3-2 ① G3-1		X 0-0 ② P8		BFFS 1-3 ① K	X 0-0 ③ G6-3			4	0	0	0	0	1	3
Inning Stats	R: 2 E: 0 K: 0 S: 12 H: 3 LOB: 3 BB: 2 P: 25	R: 0 E: 0 K: 1 S: 11 H: 1 LOB: 1 BB: 0 P: 18	R: 0 E: 1 K: 0 S: 11 H: 0 LOB: 1 BB: 0 P: 19	R: 0 E: 0 K: 0 S: 7 H: 1 LOB: 0 BB: 0 P: 8	R: 1 E: 0 K: 0 S: 7 H: 2 LOB: 3 BB: 2 P: 16	R: 1 E: 0 K: 1 S: 10 H: 1 LOB: 0 BB: 0 P: 15	R: 1 E: 0 K: 0 S: 15 H: 2 LOB: 3 BB: 1 P: 22	R: 0 E: 0 K: 0 S: 6 H: 0 LOB: 0 BB: 0 P: 11		1B: 5 2B: 3 3B: 2 HR: 0	SF: 0 SAC: 0 DP: 0 HBP: 0			WP: 1 PB: 1 SB: 0 CS: 1	PA: 40	

	AB	34
	R	5
	H	10
	RBI	4
	BB	5
	SO	2
	LOB	21

PITCHER		IP	WLS	BF	H	R	ER	SO	BB	IBB	HBP	BLK	WP	HR	S	P	ERA	WHIP
Wally Whitehurst, R ERA: 3.19	(1, 1)	4.2	L	25	7	3	3	1	4	0	0	0	0	0	47	85	5.79	2.357
Tom Filer, R ERA: 2.14	(5, 1)	1.1		5	1	1	0	1	0	0	0	0	0	0	11	16	0.00	0.750
Lee Guetterman, L ERA: 6.31	(7, 1)	1.0		6	2	1	1	0	1	0	0	0	1	0	15	22	9.00	3.000
Jeff Innis, R ERA: 2.89	(8, 1)	1.0		3	0	0	0	0	0	0	0	0	0	0	6	11	0.00	0.000

PITCHER	IP	WLS	BF	H	R	ER	SO	BB	IBB	HBP	BLK	WP	HR	S	P	ERA	WHIP

Batter	1	2	3	4	5	6	7	8	9	AB	R	H	RBI	BB	SO	LOB
Vince Coleman, S (1, 8) OBP: 0.373, SLG: 0.407	C X 0-1 ① G3-1		B F C F X 1-2 ③ G4-3		S X 0-1 1B 1-2 FC4-6 1B		C C F B F X 1-2 ② P6		B F F B X 2-2 ② G4-3	5	1	1	0	0	0	0
Dave Magadan, L (1, 5) OBP: 0.390, SLG: 0.346 Bill Pecota, R (5, 4) OBP: 0.295, SLG: 0.268	B C S B B X 3-2 ② F7			C B F B B F X 3-2 ① G1-3	F X 0-1 FC4-6 1-3 2-H 1B		B C X 1-1 S 1B		B B X 2-0 ③ G6-3	3 2	0 0	1 1	1 0	0 0	0 0	0 0
Kevin Bass, S (1, 7) OBP: 0.313, SLG: 0.410	B S X 1-1 ③ L6			B B F X 2-1 G5-3 S 1B	C B X 2-1 ② FC4-6 S 2B 1-2f 3-H		C B B B B 4-1 1-2 BB			3	1	1	1	1	0	1
Eddie Murray, S (1, 3) OBP: 0.324, SLG: 0.415		B X 1-0 CS 1B		1 SAFE B S B B B 4-1 G5-3 1-2 BB	1 SAFE C B F B X 2-2 1-H 2B		C X 0-1 ③ P2			3	0	2	1	1	0	2
Daryl Boston, L (1, 9) OBP: 0.306, SLG: 0.386		X 0-0 ① F8		B C X 1-1 ② G5-3 1-2 2-3	C X 0-1 ③ G1-3			B X 1-0 ① G3		4	0	0	0	0	0	4
Chris Donnels, L (1, 4) (5, 5) OBP: 0.375, SLG: 0.278		1 SAFE C B 1 SAFE S B X 2-2 ② 1-2 1B		B B B C B 4-1 BB		B B X 2-0 ① G1-3		B X 1-0 2B		3	0	2	0	1	0	0
Charlie O'Brien, R (1, 2) OBP: 0.292, SLG: 0.320 Todd Hundley, S (6, PH) OBP: 0.256, SLG: 0.341 (6, 2)		B B C X 2-1 ③ G4-3		X 0-0 ③ G4-3		F B S F B S 2-3 ② K		S B B S C 2-3 ② K		2 2	0 0	0 0	0 0	0 0	0 2	4 1
Dick Schofield, R (1, 6) OBP: 0.306, SLG: 0.272			C X 0-1 ① F8		B X 1-0 ① F8	B C X 1-1 ③ F9		X 0-0 ③ G1		4	0	0	0	0	0	1
Dwight Gooden, R (1, 1) OBP: 0.289, SLG: 0.311 Anthony Young, R (5, 1) OBP: 0.143, SLG: 0.111 Chico Walker, S (9, PH) OBP: 0.311, SLG: 0.358 Lee Guetterman, L (9, 1)			F B X 1-1 ② F8		X 0-0 1B 1B 1B		S B F B F S 2-3 ① K		F X 0-1 ① G3-1	2 1 0 0	1 0 0 0	1 0 0 0	0 0 0 0	0 1 0 0	0 0 0 0	0 0 0 0
Inning Stats	R: 0 E: 0 K: 0 S: 7 H: 0 LOB: 0 BB: 0 P: 11	R: 0 E: 0 K: 0 S: 7 H: 2 LOB: 1 BB: 0 P: 12	R: 0 E: 0 K: 0 S: 8 H: 0 LOB: 0 BB: 0 P: 10	R: 0 E: 0 K: 0 S: 11 H: 1 LOB: 3 BB: 2 P: 25	R: 3 E: 0 K: 0 S: 13 H: 4 LOB: 1 BB: 0 P: 18	R: 0 E: 0 K: 1 S: 7 H: 0 LOB: 0 BB: 0 P: 12	R: 0 E: 0 K: 1 S: 14 H: 1 LOB: 2 BB: 1 P: 22	R: 0 E: 0 K: 1 S: 6 H: 1 LOB: 1 BB: 0 P: 10	R: 0 E: 0 K: 0 S: 6 H: 0 LOB: 0 BB: 0 P: 10	1B: 7 2B: 2 3B: 0 HR: 0 SF: 0 SAC: 0 DP: 0 HBP: 0						

PITCHER		IP	WLS	BF	H	R	ER	SO	BB	IBB	HBP	BLK	WP	HR	S	P	ERA	WHIP
Frank Castillo, R ERA: 3.24	(1, 1)	6.2		30	8	3	3	2	3	0	0	0	0	0	65	108	4.05	1.650
Chuck McElroy, L ERA: 2.75	(7, 1)	1.1		5	1	0	0	1	0	0	0	0	0	0	8	12	0.00	0.750
Jim Bullinger, R ERA: 4.6	(9, 1)	1.0	W	3	0	0	0	0	0	0	0	0	0	0	6	10	0.00	0.000

PITCHER	IP	WLS	BF	H	R	ER	SO	BB	IBB	HBP	BLK	WP	HR	S	P	ERA	WHIP

TOP

New York Mets @ Chicago Cubs

Wrigley Field, Chicago, IL

Sat Aug 08 1992, 3:33 AM CDT

Att. 35,653 - Sunny - 79 F

livebaseballscorecards.com

AB	34
R	3
H	9
RBI	3
BB	3
SO	3
LOB	13

WP: 0 PA: 38
PB: 0
SB: 3
CS: 1

New York Mets @ Chicago Cubs

Wrigley Field, Chicago, IL

Sat Aug 08 1992, 3:33 AM CDT

Att. 35,653 - Sunny - 79 F

livebaseballscorecards.com

BOTTOM

Batter	1	2	3	4	5	6	7	8	9	AB	R	H	RBI	BB	SO	LOB
Doug Dascenzo, S (1, 8) OBP: 0.317, SLG: 0.325	3-2 23 S 23 2B 1B	2-0 G6-3		3-2 P5		0-0 23 G6-4-3 1B 2-3		1 SAFE 1 SAFE C 1 SAFE F 1 SAFE P B B 3-2 CS 1-2	1-0 23 1B SF7 1B	5	2	3	0	0	0	2
23 Ryne Sandberg, R (1, 4) OBP: 0.363, SLG: 0.476	2-2 G4-3 1-H 2B		4-1 BB 1B G3 BB		0-1 P3 ①	0-1 G6-4-3 ②③ 1-2f			B C 1 SAFE F F F F 1 SAFE B 2-2 1-3 1B	4	1	2	1	1	0	2
Mark Grace, L (1, 3) OBP: 0.401, SLG: 0.447	2-2 F7 ①		1-2 G3 BB 1-2 1B		3-1 F8 ②		3-1 G4-3 ①		0-1 SF7 ① 3-H	4	0	1	1	0	0	1
Kal Daniels, L (1, 7) OBP: 0.318, SLG: 0.376	3-2 G4-3 ② 2-3		4-2 G3 BB 1-2 2-3		2-2 1B 2B		1-0 F7 ②			3	1	1	0	1	0	1
Derrick May, L (1, 9) OBP: 0.309, SLG: 0.366	1-2 F8 ③		1-2 G3 ① 1-2 2-3 3-H		0-0 1B 1B 2-H		4-2 BB			3	0	1	2	1	0	3
Rick Wilkins, L (1, 2) OBP: 0.349, SLG: 0.431		1-2 G1-3 1B 1B	0-0 F8 ②		3-2 1-3 1B		1 SAFE B F 1 SAFE 1 SAFE B B F F 3-2 F7 ③			4	0	2	0	0	0	3
Steve Buechele, R (1, 5) OBP: 0.344, SLG: 0.394		2-2 G1-3 1-2 1B	0-0 F9 ③		1-1 P6 ③			C S B B X 2-2 F8 ①		4	0	1	0	0	0	4
Rey Sanchez, R (1, 6) OBP: 0.276, SLG: 0.321		0-2 G1-3 ① 1-2 2-3		0-0 F7 ①		1-0 E4 1B SH1-4		0-0 G4-3 ②		4	0	0	0	0	0	2
Frank Castillo, R (1, 1) OBP: 0.116, SLG: 0.073 Chuck McElroy, L (7, 1) OBP: 0.667, SLG: 1.333 Dwight Smith, L (8, PH) OBP: 0.297, SLG: 0.384 Jim Bullinger, R (9, 1) OBP: 0.500, SLG: 2.000		1-3 K ②		1-3 K ②		L 1 SAFE X 0-1 SH1-4 ① 1-2		C B B B B 4-1 CS BB		2 0 0 0	0 0 0 0	0 0 0 0	0 0 1 0	0 0 0 0	2 0 0 0	2 0 0 0
Inning Stats	R: 1 E: 0 K: 0 S: 18 H: 2 LOB: 1 BB: 0 P: 29	R: 0 E: 0 K: 1 S: 13 H: 2 LOB: 2 BB: 0 P: 19	R: 1 E: 0 K: 0 S: 13 H: 1 LOB: 2 BB: 2 P: 23	R: 0 E: 0 K: 1 S: 8 H: 0 LOB: 0 BB: 0 P: 12	R: 1 E: 0 K: 0 S: 13 H: 3 LOB: 2 BB: 0 P: 22	R: 0 E: 1 K: 0 S: 6 H: 1 LOB: 1 BB: 0 P: 7	R: 0 E: 0 K: 0 S: 10 H: 0 LOB: 1 BB: 1 P: 21	R: 0 E: 0 K: 0 S: 8 H: 0 LOB: 0 BB: 1 P: 16	R: 1 E: 0 K: 0 S: 9 H: 2 LOB: 1 BB: 0 P: 12	1B: 9 2B: 2 3B: 0 HR: 0	SF: 1 SAC: 1 DP: 1 HBP: 0			WP: 0 PB: 0 SB: 1 CS: 1	PA: 40		

	AB	33
	R	4
	H	11
	RBI	4
	BB	4
	SO	2
	LOB	20

PITCHER		IP	WLS	BF	H	R	ER	SO	BB	IBB	HBP	BLK	WP	HR	S	P	ERA	WHIP
Dwight Gooden, R ERA: 3.92	(1, 1)	4.2		23	7	3	3	2	2	0	0	0	0	0	60	96	5.79	1.929
Anthony Young, R ERA: 4.01	(5, 1)	3.1		13	2	0	0	0	2	0	0	0	0	0	29	53	0.00	1.200
Lee Guetterman, L ERA: 6.45	(9, 1)	0.1	L	3	2	1	1	0	0	0	0	0	0	0	9	12	27.00	6.000

PITCHER		IP	WLS	BF	H	R	ER	SO	BB	IBB	HBP	BLK	WP	HR	S	P	ERA	WHIP

Batter	1	2	3	4	5	6	7	8	9	AB	R	H	RBI	BB	SO	LOB
Vince Coleman, S (1, 8) OBP: 0.373, SLG: 0.407	C S B X 1-2 CS 1B		B S F S 1-3 ② K		C B X 1-1 ② B2-3		B F X 1-1 ② FC4-6 S 1-2f 1B		X 0-0 1-2 1B	5	0	2	0	0	1	3
Willie Randolph, R (1, 4) OBP: 0.345, SLG: 0.315 Lee Guetterman, L (7, 1) John Franco, L (8, 1) Chico Walker, S (9, PH) OBP: 0.309, SLG: 0.355	1 SAFE B 1 SAFE C 1 P SAFE X 2-1 ① ② P4 1-2		X 0-0 ③ G1-3		B B B B 4-0 BB		1 SAFE 1 SAFE C 1 SAFE B S B 3-2 ③ B X 1-H 1B		C B X 1-1 ③ G1-3	3 0 0 0	0 0 0 0	1 0 0 0	0 0 0 0	1 0 0 0	0 0 0 0	3 0 0 0
Kevin Bass, S (1, 7) OBP: 0.308, SLG: 0.404	B C S S 1-3 ③ K			B B X 2-0 ① F7	B 1 SAFE C F S 1-3 ③ K			S X 0-1 ① G5-3		4	0	0	0	0	2	1
Eddie Murray, S (1, 3) OBP: 0.323, SLG: 0.421		C B X 1-1 ① G5-3		B B S S S 2-3 ② K		S X 0-1 HR		B X 1-0 ② F9		4	1	1	1	0	1	0
Daryl Boston, L (1, 9) OBP: 0.307, SLG: 0.400 Dave Gallagher, R (8, PH) OBP: 0.283, SLG: 0.330 (8, 9)		B C B B X 3-1 ② F8		B S B X 3-1 HR		C B B B F X 3-2 ① P5		B C X 1-1 1B		3 1	1 0	1 1	1 0	0 0	0 0	0 0
Chris Donnels, L (1, 5) OBP: 0.357, SLG: 0.273		X 0-0 ③ G3		B B F B X 3-1 WP 1B		B X 1-0 ② G4-3		X 0-0 ③ G4-3		4	0	1	0	0	0	1
Todd Hundley, S (1, 2) OBP: 0.256, SLG: 0.336		C B B X 2-1 ① P5	B B B 4-0 1-2 BB		B C X 1-1 ③ F8				F B F S 1-3 ① K	3	0	0	0	1	1	0
Dick Schofield, R (1, 6) OBP: 0.307, SLG: 0.273 Bill Pecota, R (7, PH) OBP: 0.292, SLG: 0.266 (7, 6)		C X 0-1 1B 1B	C B C S 1-3 ③ K				B F X 1-1 ① F9		B X 1-0 ② G5-3	2 2	0 0	1 0	0 0	0 0	1 0	2 0
Sid Fernandez, L (1, 1) OBP: 0.226, SLG: 0.264 Jeff McKnight, S (7, PH) OBP: 0.500, SLG: 0.333 (7, 4)			B B L L F 1 SAFE 1 SAFE X 2-2 1-2 1B		S X 0-1 ① F9		F X 0-1 FC4-6 1B		B B B B 4-0 1B BB	2 1	0 0	1 1	0 0	0 1	0 0	0 0
Inning Stats	R: 0 H: 1 E: 0 LOB: 0 K: 1 BB: 0 S: 9 P: 12	R: 0 H: 0 E: 0 LOB: 0 K: 0 BB: 0 S: 5 P: 9	R: 0 H: 2 E: 0 LOB: 2 K: 1 BB: 0 S: 12 P: 17	R: 1 H: 2 E: 0 LOB: 2 K: 2 BB: 1 S: 11 P: 26	R: 0 H: 0 E: 0 LOB: 1 K: 1 BB: 1 S: 7 P: 13	R: 1 H: 1 E: 0 LOB: 0 K: 0 BB: 0 S: 8 P: 13	R: 0 H: 2 E: 0 LOB: 2 K: 0 BB: 0 S: 9 P: 14	R: 0 H: 1 E: 0 LOB: 1 K: 0 BB: 0 S: 6 P: 8	R: 0 H: 1 E: 0 LOB: 2 K: 1 BB: 1 S: 7 P: 14	1B: 8 SF: 0 2B: 0 SAC: 0 3B: 0 DP: 0 HR: 2 HBP: 0					WP: 1 PA: 38 PB: 0 SB: 1 CS: 1	

TOP

New York Mets @ Chicago Cubs

Wrigley Field, Chicago, IL

Sun Aug 09 1992, 7:05 PM CDT

Att. 32,993 - Cloudy - 79 F

livebaseballscorecards.com

AB	34
R	2
H	10
RBI	2
BB	3
SO	6
LOB	10

PITCHER		IP	WLS	BF	H	R	ER	SO	BB	IBB	HBP	BLK	WP	HR	S	P	ERA	WHIP
Mike Harkey, R ERA: 2.21	(1, 1)	6.0	W	25	6	2	2	5	2	0	0	0	1	2	52	90	3.00	1.333
Jim Bullinger, R ERA: 4.45	(7, 1)	1.0		4	2	0	0	0	0	0	0	0	0	0	9	14	0.00	2.000
Paul Assenmacher, L ERA: 3.11	(8, 1)	2.0		9	2	0	0	1	1	0	0	0	0	0	13	22	0.00	1.500

PITCHER	IP	WLS	BF	H	R	ER	SO	BB	IBB	HBP	BLK	WP	HR	S	P	ERA	WHIP

BOTTOM

Batter	1	2	3	4	5	6	7	8	9	AB	R	H	RBI	BB	SO	LOB
Doug Dascenzo, S (1, 8) OBP: 0.315, SLG: 0.322	B C B X 2-1 F9 ①	B F C F B F F X 2-2 E7 2-H 1B		C B B X 2-1 L7 ③		F B C F X 1-2 F9 ③		B X 1-0 G6-3 ③		5	0	1	1	0	0	1
23 Ryne Sandberg, R (1, 4) OBP: 0.362, SLG: 0.476	C F B X 1-2 P4 ②	C F F B X 1-2 G4-3 ③			C B X 1-1 2B 2B		B F S X 1-2 G1-3 ①			4	1	1	0	0	0	1
Mark Grace, L (1, 3) OBP: 0.404, SLG: 0.451	B B B C B 4-1 1B BB		B X 1-0 F9 ①		X 0-0 2B 2-H 2B		C B F B F B X 3-2 1B 3B 1B			3	2	2	1	1	0	0
Andre Dawson, R (1, 9) OBP: 0.288, SLG: 0.424	X 0-0 1-2 1B		C S B B F F X 2-2 2B		C F B F 2 B F S SAFE 2-3 K ①		B F X 1-1 1-2 3B 1B			4	1	3	0	0	1	1
Steve Buechele, R (1, 5) OBP: 0.343, SLG: 0.398	B F C F S 1-3 K ③		C B B B X 3-1 G6-3 ②		B C B F S 2-3 K ②		B X 1-0 1-H 2-H 3B			4	0	1	2	0	2	4
Luis Salazar, R (1, 7) OBP: 0.242, SLG: 0.294		X 0-0 G5-3 ①	B F C X 1-2 F8 ③		C X 0-1 2-H 2B		B F X 1-1 G1-3 ②			4	0	1	1	0	0	2
Paul Assenmacher, L (8, 1)										0	0	0	0	0	0	0
Joe Girardi, R (1, 2) OBP: 0.342, SLG: 0.320		B B X 2-0 2B 3B		X 0-0 G4-3 ①	X 0-0 F8 ③		B X 1-0 F9 ③			4	1	1	0	0	0	2
Rey Sanchez, R (1, 6) OBP: 0.281, SLG: 0.335		B X 1-0 E 3-H 2B		B X 1-0 2B		B X 1-0 F8 ①		B X 1-0 E6 CS		4	1	2	1	0	0	0
Mike Harkey, R (1, 1) OBP: 0.125, SLG: 0.125	S X 0-1 P5 ②			F B B F S 2-3 K ②		S F F F B F S 2-3 K ②		S B B 1 SAFE S S 2-3 K ① ② 1-2		2	0	0	0	0	1	2
Jeff Kunkel, R (6, PH) OBP: 0.083, SLG: 0.083										1	0	0	0	0	1	0
Jim Bullinger, R (7, 1) OBP: 0.500, SLG: 2.000										0	0	0	0	0	0	0
Derrick May, L (8, 7) OBP: 0.308, SLG: 0.364										1	0	0	0	0	1	1
Inning Stats	R: 0 E: 0 K: 1 S: 11 H: 1 LOB: 2 BB: 1 P: 19	R: 2 E: 1 K: 0 S: 15 H: 3 LOB: 1 BB: 0 P: 21	R: 0 E: 0 K: 0 S: 11 H: 1 LOB: 1 BB: 0 P: 18	R: 0 E: 0 K: 1 S: 7 H: 1 LOB: 1 BB: 0 P: 12	R: 2 E: 0 K: 2 S: 14 H: 3 LOB: 1 BB: 0 P: 19	R: 0 E: 0 K: 1 S: 11 H: 0 LOB: 0 BB: 0 P: 15	R: 2 E: 0 K: 0 S: 13 H: 3 LOB: 1 BB: 0 P: 21	R: 0 E: 1 K: 1 S: 5 H: 0 LOB: 0 BB: 0 P: 9		1B: 4 2B: 6 3B: 2 HR: 0	SF: 0 SAC: 0 DP: 0 HBP: 0					

PITCHER		IP	WLS	BF	H	R	ER	SO	BB	IBB	HBP	BLK	WP	HR	S	P	ERA	WHIP
Sid Fernandez, L ERA: 2.92	(1, 1)	6.0	L	28	9	4	4	5	1	0	0	0	0	0	69	104	6.00	1.667
Lee Guetterman, L ERA: 6.66	(7, 1)	1.0		6	3	2	2	0	0	0	0	0	0	0	13	21	18.00	3.000
John Franco, L ERA: 1.33	(8, 1)	1.0		3	0	0	0	1	0	0	0	0	0	0	5	9	0.00	0.000

PITCHER	IP	WLS	BF	H	R	ER	SO	BB	IBB	HBP	BLK	WP	HR	S	P	ERA	WHIP

New York Mets @ Chicago Cubs

Wrigley Field, Chicago, IL

Sun Aug 09 1992, 7:05 PM CDT

Att. 32,993 - Cloudy - 79 F

livebaseballscorecards.com

AB	36
R	6
H	12
RBI	6
BB	1
SO	6
LOB	14

1B: 4	SF: 0	WP: 0	PA: 37
2B: 6	SAC: 0	PB: 0	
3B: 2	DP: 0	SB: 0	
HR: 0	HBP: 0	CS: 1	

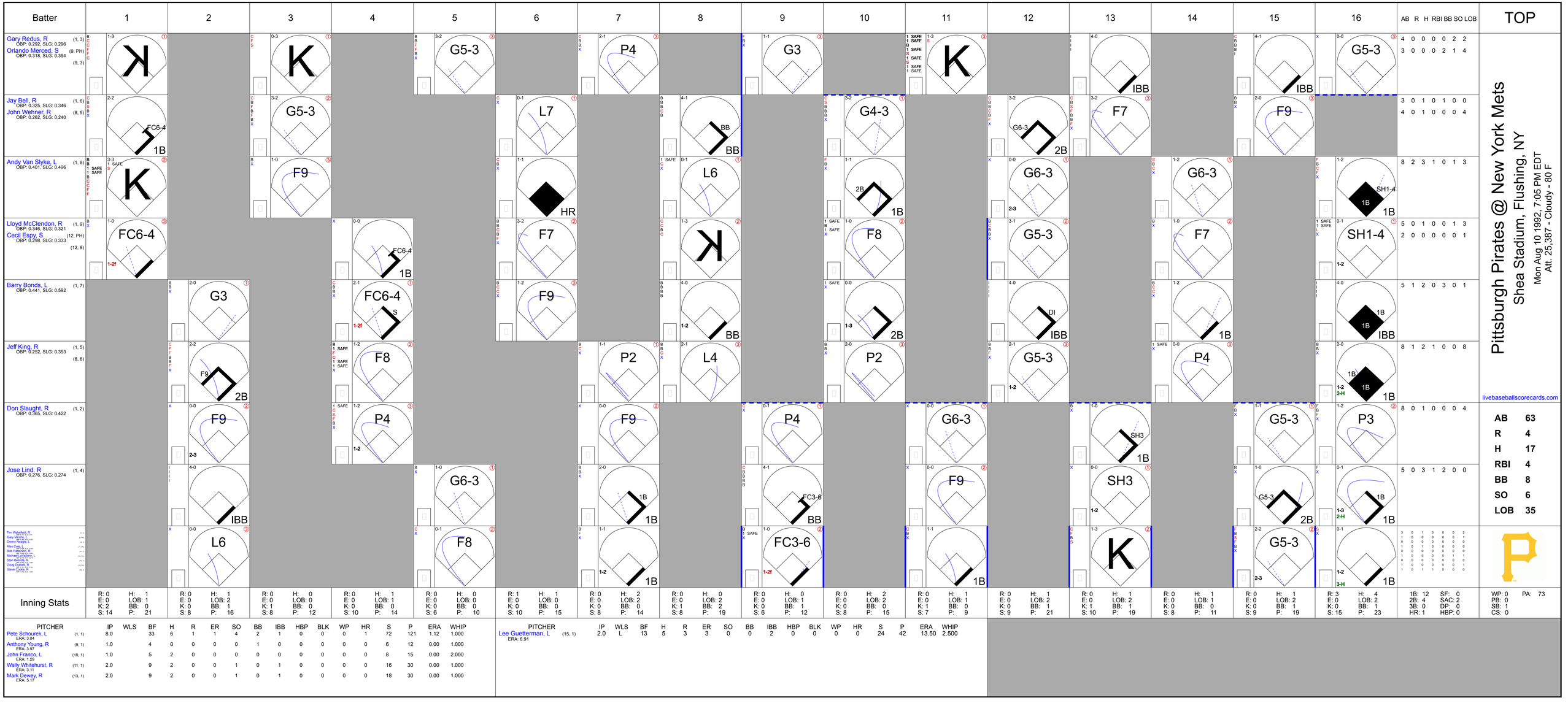

Pittsburgh Pirates @ New York Mets

Shea Stadium, Flushing, NY

Mon Aug 10 1992, 7:05 PM EDT
Att. 25,387 - Cloudy - 80 F

livebaseballscorecards.com

Batter	1	2	3	4	5	6	7	8	9	10	11	12	13	14	15	16	AB	R	H	RBI	BB	SO	LOB
Gary Redus, R (1, 3) OBP: 0.292, SLG: 0.296	K		K		G5-3		P4		G3		K		IBB		IBB	G5-3	4	0	0	0	0	2	2
Orlando Merced, S (9, PH) OBP: 0.318, SLG: 0.394 (9, 3)																	3	0	0	0	2	1	4
Jay Bell, R (1, 6) OBP: 0.325, SLG: 0.346	FC6-4 1B		G5-3			L7		BB BB		G4-3		G6-3 2B	F7		F9		3	0	1	0	1	0	0
John Wehner, R (8, 5) OBP: 0.262, SLG: 0.240																	4	0	1	0	0	0	4
Andy Van Slyke, L (1, 8) OBP: 0.401, SLG: 0.496	K		F9			HR		L6		2B 1B		G6-3 2-3		G6-3		SH1-4 1B 1B	8	2	3	1	0	1	3
Lloyd McClendon, R (1, 9) OBP: 0.346, SLG: 0.321	FC6-4 1-2f			FC6-4 1B		F7		K		F8		G5-3		F7		SH1-4 1-2	5	0	1	0	0	1	3
Cecil Espy, S (12, PH) OBP: 0.298, SLG: 0.333 (12, 9)																	2	0	0	0	0	0	1
Barry Bonds, L (1, 7) OBP: 0.441, SLG: 0.592		G3		FC6-4 S 1-2f		F9		BB 1-2		2B 1-3		DI IBB		1B		1B 1B IBB	5	1	2	0	3	0	1
Jeff King, R (1, 5) OBP: 0.252, SLG: 0.353 (8, 6)		F9 2B		F8			P2	L4		P2		G5-3 1-2		P4		1B 1B 1B 1-2 2-H	8	1	2	1	0	0	8
Don Slaught, R (1, 2) OBP: 0.365, SLG: 0.422		F9 2-3		P4 1-2			F9		P4		G6-3		SH3 1B		G5-3	P3	8	0	1	0	0	0	4
Jose Lind, R (1, 4) OBP: 0.276, SLG: 0.274		IBB			G6-3		1B 1B		FC3-6 BB		F9		SH3 1-2		G5-3 2B	1B 1-3 2-H	5	0	3	1	2	0	0
Tim Wakefield, R		L6			F8		1B		FC3-6 1-2f		1B		K		G5-3 2-3	1B							
Gary Varsho, L																							
Denny Neagle, L																							
Alex Cole, L																							
Bob Patterson, R																							
Michael Lansdowne, L																							
Stan Belinda, R																							
Doug Drabek, R																							
Steve Cooke, R																							

Inning Stats	1	2	3	4	5	6	7	8	9	10	11	12	13	14	15	16	AB	R	H	RBI	BB	SO	LOB
	R: 0 E: 0 K: 2 S: 14	H: 1 LOB: 1 BB: 0 P: 21	R: 0 E: 0 K: 0 S: 8	H: 1 LOB: 2 BB: 1 P: 16	R: 0 E: 0 K: 1 S: 8	H: 0 LOB: 0 BB: 0 P: 12	R: 0 E: 0 K: 0 S: 10	H: 1 LOB: 1 BB: 0 P: 14	R: 0 E: 0 K: 0 S: 6	H: 0 LOB: 0 BB: 0 P: 10	R: 1 E: 0 K: 0 S: 10	H: 1 LOB: 0 BB: 0 P: 15	R: 0 E: 0 K: 0 S: 8	H: 2 LOB: 2 BB: 0 P: 14	R: 0 E: 0 K: 1 S: 8	H: 0 LOB: 2 BB: 2 P: 19	R: 0 E: 0 K: 0 S: 6	H: 0 LOB: 1 BB: 1 P: 12	R: 0 E: 0 K: 0 S: 8	H: 2 LOB: 2 BB: 0 P: 15	R: 0 E: 0 K: 1 S: 7	H: 1 LOB: 1 BB: 0 P: 9	R: 0 E: 0 K: 0 S: 9	H: 1 LOB: 2 BB: 1 P: 21	R: 0 E: 0 K: 1 S: 10	H: 1 LOB: 2 BB: 1 P: 19	R: 0 E: 0 K: 0 S: 8	H: 1 LOB: 1 BB: 0 P: 11	R: 0 E: 0 K: 0 S: 9	H: 1 LOB: 2 BB: 1 P: 19	R: 3 E: 0 K: 0 S: 15	H: 4 LOB: 2 BB: 1 P: 23	1B: 12 2B: 4 3B: 0 HR: 1	SF: 0 SAC: 2 DP: 0 HBP: 0

TOP	
AB	63
R	4
H	17
RBI	4
BB	8
SO	6
LOB	35

WP: 0 PB: 0 SB: 1 CS: 0 PA: 73

PITCHER		IP	WLS	BF	H	R	ER	SO	BB	IBB	HBP	BLK	WP	HR	S	P	ERA	WHIP
Pete Schourek, L ERA: 3.04	(1, 1)	8.0		33	6	1	1	4	2	1	0	0	0	1	72	121	1.12	1.000
Anthony Young, R ERA: 3.97	(9, 1)	1.0		4	0	0	0	0	1	0	0	0	0	0	6	12	0.00	1.000
John Franco, L ERA: 1.29	(10, 1)	1.0		5	2	0	0	0	0	0	0	0	0	0	8	15	0.00	2.000
Wally Whitehurst, R ERA: 3.11	(11, 1)	2.0		9	2	0	0	1	0	1	0	0	0	0	16	30	0.00	1.000
Mark Dewey, R ERA: 5.17	(13, 1)	2.0		9	2	0	0	1	0	1	0	0	0	0	18	30	0.00	1.000

PITCHER		IP	WLS	BF	H	R	ER	SO	BB	IBB	HBP	BLK	WP	HR	S	P	ERA	WHIP
Lee Guetterman, L ERA: 6.91	(15, 1)	2.0	L	13	5	3	3	0	0	2	0	0	0	0	24	42	13.50	2.500

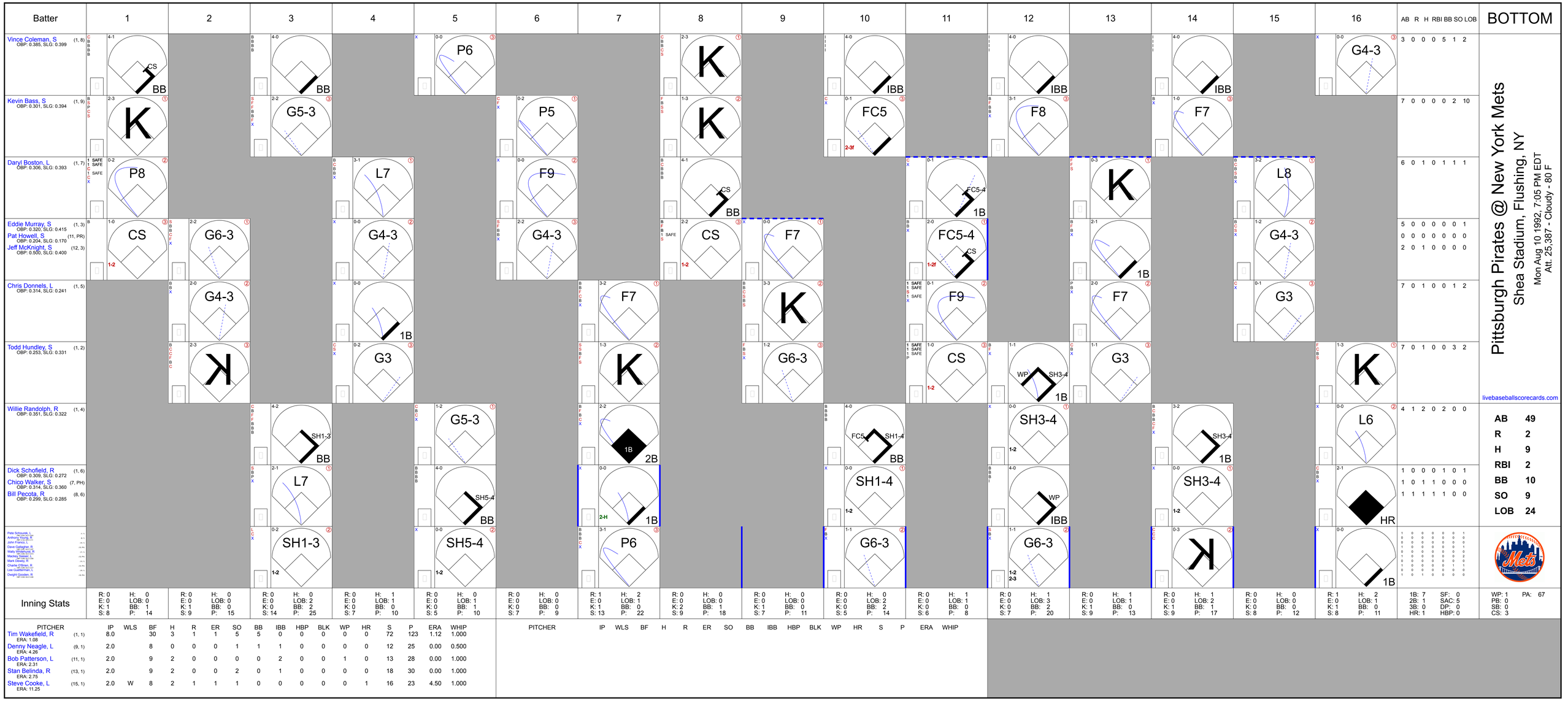

Pittsburgh Pirates @ New York Mets

Shea Stadium, Flushing, NY

Mon Aug 10 1992, 7:05 PM EDT
Att. 25,387 - Cloudy - 80 F

livebaseballscorecards.com

Batter	1	2	3	4	5	6	7	8	9	10	11	12	13	14	15	16	AB	R	H	RBI	BB	SO	LOB
Vince Coleman, S (1, 8) OBP: 0.385, SLG: 0.399	4-1 CS BB		4-0 BB		0-0 P6			2-3 K		4-0 IBB		4-0 IBB		4-0 IBB		0-0 G4-3	3	0	0	0	5	1	2
Kevin Bass, S (1, 9) OBP: 0.301, SLG: 0.394	2-3 K		2-2 G5-3			0-2 P5		1-3 K		0-1 FC5 2-3f		3-1 F8		1-0 F7			7	0	0	0	0	2	10
Daryl Boston, L (1, 7) OBP: 0.306, SLG: 0.393	0-2 P8			3-1 L7		0-0 F9		4-1 CS BB			0-1 FC5-4 1B		0-3 K		3-2 L8		6	0	1	0	1	1	1
Eddie Murray, S (1, 3) OBP: 0.320, SLG: 0.415	1-0 CS 1-2	2-2 G6-3		0-0 G4-3		2-2 G4-3		2-2 CS 1-2	0-0 F7		2-0 FC5-4 CS 1-2f		2-1 1B		1-2 G4-3		5	0	0	0	0	0	1
Pat Howell, S (11, PR) OBP: 0.204, SLG: 0.170																	0	0	0	0	0	0	0
Jeff McKnight, S (12, 3) OBP: 0.500, SLG: 0.400																	2	0	1	0	0	0	0
Chris Donnels, L (1, 5) OBP: 0.314, SLG: 0.241		2-0 G4-3		0-0 1B			3-2 F7		3-3 K		0-1 F9		2-0 F7		0-1 G3		7	0	1	0	0	1	2
Todd Hundley, S (1, 2) OBP: 0.253, SLG: 0.331		2-3 K		0-2 G3			1-3 K		1-2 G6-3		1-0 CS 1-2	1-1 WP SH3-4 1B	1-1 G3			1-3 K	7	0	1	0	0	3	2
Willie Randolph, R (1, 4) OBP: 0.351, SLG: 0.322			4-2 SH1-3 BB		1-2 G5-3		2-2 1B 2B			4-0 FC5 SH1-4 BB		0-0 SH3-4 1-2		3-2 SH3-4 1B		0-0 L6	4	1	2	0	2	0	0
Dick Schofield, R (1, 6) OBP: 0.309, SLG: 0.272			2-1 L7		4-0 SH5-4 BB		0-0 1B 2-H			0-0 SH1-4 1-2		4-0 WP IBB		0-0 SH3-4 1-2		2-1 HR	1	0	0	0	1	0	1
Chico Walker, S (7, PH) OBP: 0.314, SLG: 0.360																	1	0	1	1	0	0	0
Bill Pecota, R (8, 6) OBP: 0.299, SLG: 0.285																	1	1	1	1	1	0	0
Pete Schourek, L			0-2 SH1-3 1-2		0-0 SH5-4 1-2		3-1 P6			1-1 G6-3		1-1 G6-3 1-2 2-3		0-3 K		0-0 1B	1	0	0	0	0	0	1
Anthony Young, R																	0	0	0	0	0	0	0
John Franco, L																	0	0	0	0	0	0	0
Dave Gallagher, R																	1	0	0	0	0	0	1
Wally Whitehurst, R																	0	0	0	0	0	0	0
Mackey Sasser, L																	1	0	0	0	0	0	2
Mark Dewey, R																	0	0	0	0	0	0	0
Charlie O'Brien, R																	1	0	0	0	0	1	1
Lee Guetterman, L																	0	0	0	0	0	0	0
Dwight Gooden, R																	1	0	1	0	0	0	0
Inning Stats	R: 0 E: 0 K: 1 S: 8	H: 0 LOB: 0 BB: 1 P: 14	R: 0 E: 0 K: 1 S: 9	H: 0 LOB: 0 BB: 0 P: 15	R: 0 E: 0 K: 0 S: 14	H: 0 LOB: 2 BB: 2 P: 25	R: 0 E: 0 K: 0 S: 7	H: 1 LOB: 1 BB: 0 P: 10	R: 0 E: 0 K: 0 S: 5	H: 0 LOB: 1 BB: 1 P: 10	R: 0 E: 0 K: 0 S: 7	H: 0 LOB: 0 BB: 0 P: 9	R: 1 E: 0 K: 1 S: 13	H: 2 LOB: 1 BB: 0 P: 22	R: 0 E: 0 K: 2 S: 9	H: 0 LOB: 0 BB: 1 P: 18	R: 0 E: 0 K: 1 S: 7	H: 0 LOB: 0 BB: 0 P: 11	R: 0 E: 0 K: 0 S: 5	H: 0 LOB: 2 BB: 2 P: 14	R: 0 E: 0 K: 0 S: 6	H: 1 LOB: 1 BB: 0 P: 8	R: 0 E: 0 K: 0 S: 7	H: 1 LOB: 3 BB: 2 P: 20	R: 0 E: 0 K: 1 S: 9	H: 1 LOB: 1 BB: 0 P: 13	R: 0 E: 0 K: 1 S: 9	H: 1 LOB: 2 BB: 1 P: 17	R: 0 E: 0 K: 0 S: 8	H: 0 LOB: 0 BB: 0 P: 12	R: 1 E: 0 K: 1 S: 8	H: 2 LOB: 1 BB: 0 P: 11	1B: 7 2B: 1 3B: 0 HR: 1	SF: 0 SAC: 5 DP: 0 HBP: 0	WP: 1 PB: 0 SB: 0 CS: 3	PA: 67

PITCHER		IP	WLS	BF	H	R	ER	SO	BB	IBB	HBP	BLK	WP	HR	S	P	ERA	WHIP
Tim Wakefield, R ERA: 1.08	(1, 1)	8.0		30	3	1	1	5	5	0	0	0	0	0	72	123	1.12	1.000
Denny Neagle, L ERA: 4.26	(9, 1)	2.0		8	0	0	0	1	1	1	0	0	0	0	12	25	0.00	0.500
Bob Patterson, L ERA: 2.31	(11, 1)	2.0		9	2	0	0	0	0	2	0	0	1	0	13	28	0.00	1.000
Stan Belinda, R ERA: 2.75	(13, 1)	2.0		9	2	0	0	2	0	1	0	0	0	0	18	30	0.00	1.000
Steve Cooke, L ERA: 11.25	(15, 1)	2.0	W	8	2	1	1	1	0	0	0	0	0	1	16	23	4.50	1.000

PITCHER	IP	WLS	BF	H	R	ER	SO	BB	IBB	HBP	BLK	WP	HR	S	P	ERA	WHIP

Batter	1	2	3	4	5	6	7	8	9	AB	R	H	RBI	BB	SO	LOB
Alex Cole, L (1, 8) OBP: 0.327, SLG: 0.323 Gary Varsho, L (3, PR) OBP: 0.256, SLG: 0.336 (3, 7)	B L C B X 2-2 ① G3		X 0-0 SH G4-6-3 1-2		B X 1-0 1B			C B B S S 2-3 ① K		1 0 0 0 0 0 0 2 0 1 0 0 1 0						
Jay Bell, R (1, 6) OBP: 0.322, SLG: 0.343	C B B S F X 2-2 ② G3		X 0-0 ① P2		F 1 SAFE B 1 SAFE F B X 2-2 ② F8			S S B B B S 3-3 ② K		4 0 0 0 0 1 3						
John Wehner, R (1, 3) OBP: 0.250, SLG: 0.228	F F B B B X 2-2 ③ G6-3		X 0-0 ②③ G4-6-3 1-2f		F B 1 SAFE X 1-1 ③ G1-3			B B X 2-0 ③ G6-3		4 0 0 0 0 0 3						
Lloyd McClendon, R (1, 9) OBP: 0.344, SLG: 0.319		C B C F X 1-2 ① G4-3		X 0-0 FC6-4 1B		B C X 1-1 ① G5-3			B B C C X 2-2 ① G5-3	4 0 1 0 0 0 0						
Jeff King, R (1, 5) OBP: 0.248, SLG: 0.348		C C B X 1-2 ② G6-3		X 0-0 ① FC6-4 1B 1-2f		B F X 1-1 ② P3			B B C C S 2-3 ② K	4 0 0 0 0 1 1						
Cecil Espy, S (1, 7) OBP: 0.302, SLG: 0.338 (3, 8)		C B X 1-1 1B 1B		B X 1-0 1-2 1B		B C B F F B X 3-2 ③ G5-3			C B X 1-1 ③ G5-3	4 0 2 0 0 0 0						
Don Slaught, R (1, 2) OBP: 0.370, SLG: 0.423		F X 0-1 FC6-4 1-2 1B		F F S 0-3 ② K			C F H 1-2 G4-6-3 HBP			2 0 1 0 0 1 2						
Jose Lind, R (1, 4) OBP: 0.274, SLG: 0.272		F X 0-1 ③ FC6-4 1-2f		B B X 2-0 ③ L6			C L X 0-2 ①② G4-6-3 1-2f			3 0 0 0 0 0 5						
Doug Drabek, R (1, 1) OBP: 0.169, SLG: 0.200			F C X 0-2 SH 1B		S C B X 1-2 ① G5-3		F S B F B S 2-3 ③ K			3 0 1 0 0 1 0						
Inning Stats	R: 0 H: 0 E: 0 LOB: 0 K: 0 BB: 0 S: 10 P: 16	R: 0 H: 2 E: 0 LOB: 2 K: 0 BB: 0 S: 13 P: 16	R: 0 H: 1 E: 0 LOB: 2 K: 0 BB: 0 S: 6 P: 6	R: 0 H: 2 E: 0 LOB: 2 K: 1 BB: 0 S: 7 P: 10	R: 0 H: 1 E: 0 LOB: 1 K: 0 BB: 0 S: 9 P: 14	R: 0 H: 0 E: 0 LOB: 0 K: 0 BB: 0 S: 8 P: 13	R: 0 H: 0 E: 0 LOB: 0 K: 1 BB: 0 S: 9 P: 12	R: 0 H: 0 E: 0 LOB: 0 K: 2 BB: 0 S: 7 P: 14	R: 0 H: 0 E: 0 LOB: 0 K: 1 BB: 0 S: 8 P: 13	1B: 6 SF: 0 2B: 0 SAC: 1 3B: 0 DP: 2 HR: 0 HBP: 1						

TOP

Pittsburgh Pirates @ New York Mets

Shea Stadium, Flushing, NY

Tue Aug 11 1992, 7:05 PM EDT

Att. 20,488 - Cloudy - 72 F

livebaseballscorecards.com

AB	31
R	0
H	6
RBI	0
BB	0
SO	5
LOB	14

PITCHER		IP	WLS	BF	H	R	ER	SO	BB	IBB	HBP	BLK	WP	HR	S	P	ERA	WHIP
Eric Hillman, L ERA: 2.45	(1, 1)	8.0	W	30	6	0	0	4	0	0	1	0	0	0	69	101	0.00	0.750
John Franco, L ERA: 1.24	(9, 1)	1.0	S	3	0	0	0	1	0	0	0	0	0	0	8	13	0.00	0.000

PITCHER	IP	WLS	BF	H	R	ER	SO	BB	IBB	HBP	BLK	WP	HR	S	P	ERA	WHIP

Pittsburgh Pirates @ New York Mets

Shea Stadium, Flushing, NY

Tue Aug 11 1992, 7:05 PM EDT

Att. 20,488 - Cloudy - 72 F

livebaseballscorecards.com

BOTTOM

Batter	1	2	3	4	5	6	7	8	9	AB	R	H	RBI	BB	SO	LOB
Vince Coleman, S (1, 8) OBP: 0.374, SLG: 0.386	B F B F S 2-3 K ①		B X 1-0 G6-3 ② C X 0-1 G5-3 ③				C C B X 1-2 G1-3 ① C F B B X 2-2 G3-1 ③			5	0	0	0	0	1	3
Chris Donnels, L (1, 5) OBP: 0.308, SLG: 0.242	B X 1-0 G4-3 ②		C B B X 2-1 E5 1B 1B		X 0-0 G1-3 ①		B B C C F X 2-2 1B 1B			4	1	1	0	0	0	0
Daryl Boston, L (1, 7) OBP: 0.309, SLG: 0.395	B F C B X 2-2 F8 ③		X 0-0 1B 1-3 1B 1B		C B X 1-1 G3 ②		B X 1-0 FC6-4 1-3 1B			4	1	2	0	0	0	0
Eddie Murray, S (1, 3) OBP: 0.319, SLG: 0.414		B C B X 2-1 E7 G3 X 0-0 1B 1-3 3-H 1B			F S B F B S 2-3 K ③		F B B F S 2-3 K ②			4	0	1	1	0	2	2
Mackey Sasser, L (1, 9) OBP: 0.280, SLG: 0.320 Dave Gallagher, R (6, PR) OBP: 0.279, SLG: 0.324 (7, 9)		B C B X 2-1 G3 ① 2-3 X 0-0 FC6-4 1-2 3-H 1B				X 0-0 FC6-4 1B	B F B X 2-1 FC6-4 ③ 1-2f			3 1	0 0	2 0	1 0	0 0	0 0	1 2
Bill Pecota, R (1, 4) OBP: 0.294, SLG: 0.279		B X 1-0 L1 ② C F F B X 1-2 FC6-4 ③ 1-2f				F 1 SAFE B X 1-1 FC6-4 ① G5-3 1-2f		X 0-0 F8 ①		4	0	0	0	0	0	4
Charlie O'Brien, R (1, 2) OBP: 0.297, SLG: 0.311 Kevin Bass, S (8, PR) OBP: 0.301, SLG: 0.394 Todd Hundley, S (9, 2) OBP: 0.253, SLG: 0.331		F B B B B 4-1 BB		B X 1-0 G6-3 ①		F P F F X 1-2 G5-3 ② 1-2		C B F B F B B 4-2 BB BB		2 0 0	0 0 0	0 0 0	0 0 0	2 0 0	0 0 0	1 0 0
Dick Schofield, R (1, 6) OBP: 0.311, SLG: 0.273		X 0-0 P3 ③		B X 1-0 SH1-4 1B		I I I I 4-0 IBB		F B 1 SAFE X 1-1 F9 ②		3	0	1	0	1	0	3
Eric Hillman, L (1, 1) Chico Walker, S (8, PH) OBP: 0.318, SLG: 0.360 John Franco, L (9, 1)		F S S 0-3 K ①	B L C X 1-2 SH1-4 ② 1-2			S X 0-1 G3 ③		C B S F B F B B 4-2 BB 1-2		2 0 0	0 0 0	0 0 0	0 0 0	0 1 0	1 0 0	2 0 0
Inning Stats	R: 0 H: 0 E: 0 LOB: 0 K: 1 BB: 0 S: 7 P: 12	R: 0 H: 0 E: 1 LOB: 2 K: 0 BB: 1 S: 7 P: 16	R: 2 H: 3 E: 1 LOB: 2 K: 1 BB: 0 S: 13 P: 17	R: 0 H: 1 E: 0 LOB: 1 K: 0 BB: 0 S: 7 P: 10	R: 0 H: 0 E: 0 LOB: 0 K: 1 BB: 0 S: 7 P: 10	R: 0 H: 1 E: 0 LOB: 2 K: 0 BB: 1 S: 10 P: 15	R: 0 H: 2 E: 0 LOB: 2 K: 1 BB: 0 S: 13 P: 21	R: 0 H: 0 E: 0 LOB: 2 K: 0 BB: 2 S: 13 P: 24		1B: 7 SF: 0 2B: 0 SAC: 1 3B: 0 DP: 0 HR: 0 HBP: 0						

AB	32
R	2
H	7
RBI	2
BB	4
SO	4
LOB	18

WP: 0 PB: 0 SB: 0 CS: 0 PA: 37

PITCHER	IP	WLS	BF	H	R	ER	SO	BB	IBB	HBP	BLK	WP	HR	S	P	ERA	WHIP
Doug Drabek, R (1, 1) ERA: 2.43	8.0	L	37	7	2	0	4	3	1	0	0	0	0	77	125	0.00	1.250

Batter	1	2	3	4	5	6	7	8	9	10	AB	R	H	RBI	BB	SO	LOB
Gary Varsho, L (1, 9) OBP: 0.261, SLG: 0.346	2-2 SH1-3 2B	2-2 2B 1B 1-3 2-H			0-1 ① G3	0-0 ③ G4-3		0-1 ① G4-3		0-0 3B 1B	5	1	2	1	0	0	2
Lloyd McClendon, R (10, PH) OBP: 0.348, SLG: 0.324											1	1	1	0	0	0	0
Stan Belinda, R (10, 1) OBP: 0.500, SLG: 1.000											0	0	0	0	0	0	0
Bob Patterson, R (10, 1) OBP: 0.429, SLG: 0.500											0	0	0	0	0	0	0
Jay Bell, R (1, 6) OBP: 0.327, SLG: 0.352	0-0 ① SH1-3 2-3	1 SAFE 0-1 1-H 3-H 2B			4-0 1B BB		1-2 E5 HR	4-1 BB		0-0 1-H 3B	3	1	2	3	2	0	0
Andy Van Slyke, L (1, 8) OBP: 0.402, SLG: 0.502	3-0 ② L3	3-3 ③ K			1 SAFE 1-1 1-3 1B		0-0 2-H HR	3-1 ② F7		4-2 BB	5	1	2	2	1	1	3
Barry Bonds, L (1, 7) OBP: 0.437, SLG: 0.583	4-2 BB	1-0 ① F7			0-0 ② F7		1-1 ① P6	0-0 ③ F7		2-1 ③ P5	5	0	0	0	1	0	5
Orlando Merced, S (1, 3) OBP: 0.316, SLG: 0.388	1-3 ③ K 1 SAFE	1-3 ② K			1-2 ③ L9		1-0 ② F7		4-2 G6-3 BB		4	0	0	0	1	2	4
Jeff King, R (1, 5) OBP: 0.251, SLG: 0.352		1-2 ① G4-3	1-3 ③ K			0-0 E G5-3 1B	2-0 1B 2B		1 SAFE 1-0 ①② 1-2f G6-3		5	1	2	0	0	1	1
Michael LaValliere, L (1, 2) OBP: 0.341, SLG: 0.318	0-0 FC2-5 1B 1B	1-0 F7			1 SAFE 1-0 ① G5-3 1-2	0-1 2-H BB 1B		2-2 ③ G6-3			5	0	2	1	0	0	1
Jose Lind, R (1, 4) OBP: 0.275, SLG: 0.271	0-0 FC2-5 1-2 1B 1B	2-3 ② K			1-1 ② P6	4-0 1-2 BB				3-2 ① F G6-3	4	1	1	0	1	1	1
Randy Tomlin, L (1, 1) OBP: 0.220, SLG: 0.170 Bob Walk, R (7, 1) OBP: 0.045, SLG: 0.045 Denny Neagle, L (7, 1) Gary Redus, R (10, PH) OBP: 0.289, SLG: 0.294 Cecil Espy, S (10, 9) OBP: 0.302, SLG: 0.338	1-2 ② FC2-5 1B 2B 1-2 2-3f	0-0 ③ G4-3			0-1 E4 2-3	1-3 ③ K				0-1 ② G6-3	4 0 0 1 0	1 0 0 0 0	0 0 0 0 0	0 0 0 0 0	0 0 0 0 0	1 0 0 0 0	5 0 0 0 0
Inning Stats	R: 0 E: 0 K: 1 S: 13 / H: 1 LOB: 2 BB: 1 P: 23	R: 3 E: 0 K: 1 S: 17 / H: 4 LOB: 1 BB: 0 P: 24	R: 0 E: 0 K: 2 S: 7 / H: 0 LOB: 0 BB: 0 P: 10	R: 0 E: 0 K: 1 S: 6 / H: 0 LOB: 0 BB: 0 P: 9	R: 0 E: 0 K: 0 S: 8 / H: 1 LOB: 2 BB: 1 P: 14	R: 0 E: 1 K: 0 S: 7 / H: 1 LOB: 2 BB: 0 P: 9	R: 3 E: 1 K: 1 S: 14 / H: 3 LOB: 2 BB: 1 P: 24	R: 0 E: 0 K: 0 S: 6 / H: 0 LOB: 1 BB: 1 P: 13	R: 0 E: 0 K: 0 S: 7 / H: 0 LOB: 0 BB: 1 P: 13	R: 1 E: 0 K: 0 S: 17 / H: 2 LOB: 2 BB: 1 P: 26	1B: 7 2B: 3 3B: 1 HR: 1 / SF: 0 SAC: 1 DP: 1 HBP: 0						

PITCHER	IP	WLS	BF	H	R	ER	SO	BB	IBB	HBP	BLK	WP	HR	S	P	ERA	WHIP
David Cone, R (1, 1) ERA: 2.89	7.0		36	10	6	4	6	3	0	0	0	0	1	72	113	5.14	1.857
Anthony Young, R (8, 1) ERA: 3.9	2.0		7	0	0	0	0	2	0	0	0	0	0	13	26	0.00	1.000
John Franco, L (10, 1) ERA: 1.5	1.0	L	6	2	1	1	0	1	0	0	0	0	0	17	26	9.00	3.000

PITCHER	IP	WLS	BF	H	R	ER	SO	BB	IBB	HBP	BLK	WP	HR	S	P	ERA	WHIP

TOP

Pittsburgh Pirates @ New York Mets

Shea Stadium, Flushing, NY

Wed Aug 12 1992, 3:33 AM EDT

Att. 29,559 - Sunny - 80 F

livebaseballscorecards.com

AB	42
R	7
H	12
RBI	7
BB	6
SO	6
LOB	22

WP: 0 PA: 49
PB: 0
SB: 0
CS: 0

Pittsburgh Pirates @ New York Mets

Shea Stadium, Flushing, NY

Wed Aug 12 1992, 3:33 AM EDT

Att. 29,559 - Sunny - 80 F

livebaseballscorecards.com

Batter	1	2	3	4	5	6	7	8	9	10	AB	R	H	RBI	BB	SO	LOB
Bill Pecota, R (1, 4) OBP: 0.290, SLG: 0.275 Daryl Boston, L (7, PH) OBP: 0.311, SLG: 0.410 (8, 8)	C B X 1-1 G6-3 ①		C S X 0-2 G6-3 ①		B F C F B X 2-2 P3 ②		B X 1-0 1-H 2-H HR		B B X 2-0 G4-3 ①		3 0 0 0 0 0 0 2 1 1 3 0 0 0						
Chris Donnels, L (1, 5) OBP: 0.273, SLG: 0.211	B B X 2-0 G6-3 ②		C B X 1-1 G5-3 ②		B C B X 2-1 F7 ③		C X 0-1 G4-3 ①		C S B S 1-3 K ②		5 0 0 0 0 1 0						
Dave Gallagher, R (1, 8) OBP: 0.283, SLG: 0.327 (8, 9)	C B X 1-1 G5-3 ③		C B F B X 2-2 1B 1B			X 0-0 1B G1-3 1B	B F C F B F B X 3-2 G5-3 ②		S C F B S 1-3 K ③		5 1 2 0 0 1 0						
Chico Walker, S (1, 7) OBP: 0.340, SLG: 0.378		B X 1-0 FC4-6 1B 1B 1B	X 0-0 FC6 1-2 1B			F X 0-1 G1-3 1-3 1B	B B C F B F X 3-2 1B 1B			F B B B B S F B 4-2 BB 1B BB	4 1 4 0 1 0 0						
Jeff McKnight, S (1, 3) OBP: 0.455, SLG: 0.400 (8, 4)		B X 1-0 FC4-6 1-2 1B	S F B F X 1-2 FC6 1-2f ③			X 0-0 G1-3 1-2 3-H ①	C 1 SAFE X 0-1 FC5-4 1-3 1B			B F F B B X 3-2 F9 ①	5 0 2 1 0 0 4						
Mackey Sasser, L (1, 9) OBP: 0.272, SLG: 0.310 Kevin Bass, S (7, 9) OBP: 0.300, SLG: 0.393 Anthony Young, R (8, 1) OBP: 0.143, SLG: 0.111 John Franco, L (10, 1) Vince Coleman, S (10, PH) OBP: 0.378, SLG: 0.390		X 0-0 FC4-6 E 1B G1-3 1-2f 2-3 ①		C X 0-1 G3 ①		B X 1-0 L4 ②	B B X 2-0 FC5-4 1-2f ③			1 SAFE C S B B F F X 2-2 BB 1-2 1B	3 1 0 0 0 0 3 1 0 0 0 0 0 2 0 0 0 0 0 0 0 0 0 0 0 0 0 0 1 0 1 0 0 0 0						
Todd Hundley, S (1, 2) OBP: 0.252, SLG: 0.328		B S B F B 1 SAFE F F F 3-2 X E8 G1-3 1-3 3-H 1B		B C C S 1-3 K ②		B X 1-0 F9 ③		B B B C F X 3-2 F9 ①		B C F S 1-3 K ②	5 0 1 1 0 2 3						
Dick Schofield, R (1, 6) OBP: 0.312, SLG: 0.273		S B B B X 3-1 G1-3 2-3 3-H ②		B C F S 1-3 K ③			B B B C S X 3-2 HBP HR 1B	C F B S 1-3 K ②		B B B B 4-0 1-2 2-3 BB	4 1 1 1 1 2 1						
David Cone, L (1, 1) OBP: 0.125, SLG: 0.098 Willie Randolph, R (7, PH) OBP: 0.353, SLG: 0.322 Eddie Murray, S (8, 3) OBP: 0.318, SLG: 0.411		B S X 1-1 G3 ③			C B C X 1-2 G1-3 ①		B C H 2-1 1-2 HR HBP	C F X 0-2 F8 ③		C C B B B X 2-2 F8 ③	2 0 0 0 0 0 1 0 1 0 0 0 0 0 2 0 0 0 0 0 3						
Inning Stats	R: 0 E: 0 K: 0 S: 5 H: 0 LOB: 0 BB: 0 P: 9	R: 2 E: 1 K: 0 S: 13 H: 3 LOB: 1 BB: 0 P: 22	R: 0 E: 0 K: 0 S: 13 H: 2 LOB: 2 BB: 0 P: 17	R: 0 E: 0 K: 2 S: 8 H: 0 LOB: 0 BB: 0 P: 10	R: 0 E: 0 K: 0 S: 9 H: 0 LOB: 0 BB: 0 P: 14	R: 1 E: 0 K: 0 S: 6 H: 2 LOB: 1 BB: 0 P: 8	R: 3 E: 0 K: 0 S: 19 H: 4 LOB: 2 BB: 0 P: 33	R: 0 E: 0 K: 1 S: 9 H: 0 LOB: 0 BB: 0 P: 13	R: 0 E: 0 K: 2 S: 8 H: 0 LOB: 0 BB: 0 P: 12	R: 0 E: 0 K: 1 S: 17 H: 1 LOB: 3 BB: 2 P: 33	1B: 11 2B: 0 3B: 0 HR: 1 SF: 0 SAC: 0 DP: 0 HBP: 1						

	AB	42
	R	6
	H	12
	RBI	6
	BB	2
	SO	6
	LOB	17

WP: 0 PB: 0 SB: 0 CS: 0 PA: 45

PITCHER		IP	WLS	BF	H	R	ER	SO	BB	IBB	HBP	BLK	WP	HR	S	P	ERA	WHIP
Randy Tomlin, L ERA: 3.6	(1, 1)	6.0		26	8	4	3	2	0	0	0	0	0	0	57	86	4.50	1.333
Bob Walk, R ERA: 3.66	(7, 1)	0.2		6	3	2	2	0	0	0	1	0	0	1	15	24	27.00	4.500
Denny Neagle, L ERA: 4.13	(7, 1)	2.1	W	7	0	0	0	3	0	0	0	0	0	0	18	28	0.00	0.000
Stan Belinda, R ERA: 2.75	(10, 1)	0.0		1	0	0	0	0	1	0	0	0	0	0	3	7	∞	∞
Bob Patterson, L ERA: 2.26	(10, 1)	1.0	S	5	1	0	0	1	1	0	0	0	0	0	14	26	0.00	2.000

PITCHER	IP	WLS	BF	H	R	ER	SO	BB	IBB	HBP	BLK	WP	HR	S	P	ERA	WHIP

Batter	1	2	3	4	5	6	7	8	9	AB	R	H	RBI	BB	SO	LOB
Lenny Dykstra, L (1, 8) OBP: 0.372, SLG: 0.406	B F F F X 1-2 E FC 1B		C B F B B X 3-2 1B WP 2B		B B C X 2-1 ② G6-3	B C F X 1-2 ③ FC6-4 1-2f			C B F B X 2-2 ① F8	5	2	2	0	0	0	2
Stan Javier, S (1, 7) OBP: 0.327, SLG: 0.291	B C 1 SAFE F B B X 3-2 ① P5 1-3		C B B B X 2-1 BB 2-3 1B		X 0-0 ③ G1-3		X 0-0 ① G4-3		C F B B B F X 2-2 ② F8	5	0	1	0	0	0	1
John Kruk, L (1, 3) OBP: 0.437, SLG: 0.473	B B B X 3-0 FC 2B 3-H		X 0-0 ② L4			C B B S X 2-2 HR 1B	H 1-0 HBP		X 0-0 2B	4	2	2	1	0	0	2
Darren Daulton, L (1, 2) OBP: 0.391, SLG: 0.546	C C X 0-2 ② 1-H 2B		B B B C B 4-1 1-2 BB			B B S F 1 SAFE F B X 3-2 ② 1-H HR	C B C C 1-3 ② K		B B B X 3-0 ③ G4-3	4	1	2	3	1	1	2
Dave Hollins, S (1, 5) OBP: 0.359, SLG: 0.427	C B C F B B S 3-3 ③ K		X 0-0 ③ F8 3-H			S B F F F X 1-2 E 1B 1B	C C B C 1-3 ③ K			4	1	1	0	0	2	3
Wes Chamberlain, R (1, 9) OBP: 0.281, SLG: 0.420		F B F S 1-3 ① K		S F B F S 1-3 ① K		B S B B X 3-1 ① F8		C S B X 1-2 FC3-6 1B		4	0	1	0	0	2	1
Mariano Duncan, R (1, 4) OBP: 0.293, SLG: 0.383		B X 1-0 ② G5-3		C C S 0-3 ② K		1 SAFE F S 1 SAFE B X 1-2 ② F9		F B B F X 2-2 ① FC3-6 FC4-6 1-2f		4	0	0	0	0	1	2
Juan Bell, R (1, 6)		B B F B X 3-1 ③ F8		C B B X 2-1 ③ G3		X 0-0 E3 1B 1-2		X 0-0 ② FC4-6 1-2f		4	0	0	0	0	0	2
Ben Rivera, R (1, 1) OBP: 0.154, SLG: 0.083			B C S S 1-3 ① K		C B C F S 1-3 ① K	B C X 1-1 FC6-4 1-3 2-H 1B		C X 0-1 ③ L1		4	0	1	1	0	2	1
Inning Stats	R: 2 E: 1 K: 1 S: 15 H: 2 LOB: 0 BB: 0 P: 25	R: 0 E: 0 K: 1 S: 6 H: 0 LOB: 0 BB: 0 P: 11	R: 1 E: 0 K: 1 S: 11 H: 2 LOB: 2 BB: 1 P: 21	R: 0 E: 0 K: 2 S: 9 H: 0 LOB: 0 BB: 0 P: 12	R: 0 E: 0 K: 1 S: 7 H: 0 LOB: 0 BB: 0 P: 10	R: 3 E: 1 K: 0 S: 23 H: 4 LOB: 2 BB: 0 P: 35	R: 0 E: 0 K: 2 S: 7 H: 0 LOB: 1 BB: 0 P: 10	R: 0 E: 0 K: 0 S: 9 H: 1 LOB: 1 BB: 0 P: 12	R: 0 E: 0 K: 0 S: 9 H: 1 LOB: 1 BB: 0 P: 16	1B: 6 2B: 3 3B: 0 HR: 1 SF: 0 SAC: 0 DP: 0 HBP: 1						

PITCHER		IP	WLS	BF	H	R	ER	SO	BB	IBB	HBP	BLK	WP	HR	S	P	ERA	WHIP
Dwight Gooden, R ERA: 4.09	(1, 1)	5.2	L	27	8	6	5	6	1	0	0	0	1	1	68	110	7.94	1.588
Wally Whitehurst, R ERA: 3.05	(6, 1)	1.1		5	0	0	0	2	0	0	1	0	0	0	10	14	0.00	0.000
Mark Dewey, R ERA: 4.58	(8, 1)	2.0		8	2	0	0	0	0	0	0	0	0	0	18	28	0.00	1.000

PITCHER	IP	WLS	BF	H	R	ER	SO	BB	IBB	HBP	BLK	WP	HR	S	P	ERA	WHIP

TOP

Philadelphia Phillies @ New York Mets

Shea Stadium, Flushing, NY

Fri Aug 14 1992, 7:05 PM EDT
Att. 20,831 - Cloudy - 69 F

livebaseballscorecards.com

AB	38
R	6
H	10
RBI	5
BB	1
SO	8
LOB	16

1B: 6	SF: 0	WP: 1	PA: 40
2B: 3	SAC: 0	PB: 0	
3B: 0	DP: 0	SB: 0	
HR: 1	HBP: 1	CS: 0	

BOTTOM

Batter	1	2	3	4	5	6	7	8	9	AB	R	H	RBI	BB	SO	LOB
Vince Coleman, S (1, 8) OBP: 0.380, SLG: 0.393	C X 0-1 S PB 1B		B B C B C C 3-3 ③ K2-3		F X 0-1 ③ G3			C B X 1-1 2B 1B		4	1	2	0	0	1	0
Chris Donnels, L (1, 5) OBP: 0.271, SLG: 0.238	C 1 SAFE B 1 SAFE C B X 2-2 ① L7 1-2			C C C 0-3 ① K	S F X 0-2 ① G4-3			X 0-0 G4-3 G4-3 1-H 2B		4	1	1	1	0	1	1
Daryl Boston, L (1, 7) OBP: 0.306, SLG: 0.403	B C B B C S 3-3 ② K 2-3			C F B C 1-3 ② K	B C F B B F S 3-3 ② K			B X 1-0 ① G4-3 2-3		4	0	0	0	0	3	2
Eddie Murray, S (1, 3) OBP: 0.317, SLG: 0.410	C B F F F B F B X 3-2 ③ G4-3			B B X 2-0 2B 1B	B B X 2-0 E5			F X 0-1 ② G4-3 3-H		4	0	1	1	0	0	1
Kevin Bass, S (1, 9) OBP: 0.299, SLG: 0.394		F X 0-1 ① F8		B X 1-0 1-3 2B	B X 1-0 ③ F9			B X 1-0 ③ F9		4	0	1	0	0	0	1
Bill Pecota, R (1, 4) OBP: 0.298, SLG: 0.286 (8, 6)		B X 1-0 ② F9		B B B B 4-0 BB		F B B B F F X 2-2 G4-3 1B		C B X 1-1 L4-6 2B		3	0	2	0	1	0	0
Charlie O'Brien, R (1, 2) OBP: 0.292, SLG: 0.305 Mackey Sasser, L (7, PH) OBP: 0.267, SLG: 0.304 (8, 2)	C C B X 1-2 ③ G5-3		X 0-0 ③ F7			C B X 1-1 ① G4-3 1-2		X 0-0 ① ② L4-6 2-3		2 2	0 0	0 0	0 0	0 0	0 0	3 2
Dick Schofield, R (1, 6) OBP: 0.310, SLG: 0.271 Jeff McKnight, S (7, PH) OBP: 0.385, SLG: 0.333 (8, 4)			B S B B B C F S 3-3 ① K		S C S 0-3 ① K		B B C X 2-1 ② F8		B C X 1-1 ③ G5-3	2 2	0 0	0 0	0 0	0 0	2 0	0 1
Dwight Gooden, R (1, 1) OBP: 0.292, SLG: 0.313 Wally Whitehurst, R (6, 1) OBP: 0.294, SLG: 0.313 Chico Walker, S (7, PH) OBP: 0.338, SLG: 0.375 Mark Dewey, R (8, 1)			F F B F S 1-3 ② K		B C B F X 2-2 ② G6-3		F C B F B X 2-2 ③ G4-3			2 0 1 0	0 0 0 0	0 0 0 0	0 0 0 0	1 0 0 0	0 0 0 0	0 0 1 0

Inning Stats	1	2	3	4	5	6	7	8	9
	R: 0 H: 1 E: 0 LOB: 1 K: 1 BB: 0 S: 14 P: 22	R: 0 H: 0 E: 0 LOB: 0 K: 0 BB: 0 S: 6 P: 8	R: 0 H: 0 E: 0 LOB: 0 K: 3 BB: 0 S: 11 P: 18	R: 0 H: 2 E: 0 LOB: 3 K: 2 BB: 1 S: 9 P: 17	R: 0 H: 0 E: 0 LOB: 0 K: 1 BB: 0 S: 8 P: 10	R: 0 H: 0 E: 1 LOB: 1 K: 1 BB: 0 S: 9 P: 15	R: 0 H: 1 E: 0 LOB: 1 K: 0 BB: 0 S: 12 P: 19	R: 2 H: 2 E: 0 LOB: 0 K: 0 BB: 0 S: 7 P: 10	R: 0 H: 1 E: 0 LOB: 0 K: 0 BB: 0 S: 5 P: 7

PITCHER		IP	WLS	BF	H	R	ER	SO	BB	IBB	HBP	BLK	WP	HR	S	P	ERA	WHIP	PITCHER	IP	WLS	BF	H	R	ER	SO	BB	IBB	HBP	BLK	WP	HR	S	P	ERA	WHIP
Ben Rivera, R ERA: 2.73	(1, 1)	9.0	W	35	7	2	2	8	1	0	0	0	0	0	81	126	2.00	0.889																	

1B: 4	SF: 0
2B: 4	SAC: 0
3B: 0	DP: 1
HR: 0	HBP: 0

WP: 0	PA: 35
PB: 1	
SB: 1	
CS: 0	

AB	34
R	2
H	7
RBI	2
BB	1
SO	8
LOB	12

Philadelphia Phillies @ New York Mets

Shea Stadium, Flushing, NY

Fri Aug 14 1992, 7:05 PM EDT

Att. 20,831 - Cloudy - 69 F

livebaseballscorecards.com

Batter	1	2	3	4	5	6	7	8	9	AB	R	H	RBI	BB	SO	LOB
Lenny Dykstra, L (1, 8) OBP: 0.375, SLG: 0.406	B B C F X 2-2 ① G6-3			B B B B 4-0 S 1B BB	F B B F F F F X 2-2 ① G4-3		B S B F B F B 4-2 G4-6-3 1-2 2-3 BB		B S B X 2-1 S 1B	3	1	1	0	2	0	0
Mariano Duncan, R (1, 4) OBP: 0.290, SLG: 0.379	F F X 0-2 ② F9			B B C S X 2-2 ① F7	C X 0-1 ② F9		B B X 2-0 ② ③ G4-6-3 1-2f		C 1 SAFE S B F 1 SAFE F F P S 2-3 ② K 1-2	5	0	0	0	0	1	5
Dave Hollins, S (1, 5) OBP: 0.358, SLG: 0.423	B S X 1-1 ③ F7			B F B B B 4-1 1B FC5-4 1-2 BB	B C F F B F F F F B 3-3 S ③ K			C B B C F F F F F 2-2 F F X ① G1-3	F S F X 0-2 ③ G3-1	4	1	0	0	1	1	1
John Kruk, L (1, 3) OBP: 0.436, SLG: 0.470		X 0-0 ① F7		C F X 0-2 FC5-4 1-3 2-H 1B		X 0-0 ① G4-3		B C B C B F X 3-2 ② F8		4	0	1	1	0	0	0
Wes Chamberlain, R (1, 9) OBP: 0.281, SLG: 0.415		B X 1-0 ② F7		X 0-0 ② FC5-4 BB 1-2f 2B 3-H		B X 1-0 ② F9		B B F B B 4-1 HBP 1B BB		3	2	0	1	1	0	1
Darren Daulton, L (1, 2) OBP: 0.392, SLG: 0.543		C X 0-1 ③ F9		1 SAFE C F F F 1 SAFE P B B B 4-2 2B 1-2 BB		C F B F X 1-2 ③ F8		1 SAFE B C 1 B B H 4-1 1B 1-2 HBP		2	0	0	0	1	0	0
Stan Javier, S (1, 7) OBP: 0.330, SLG: 0.301		L B B F B F S 3-3 ① K		B F B X 2-1 1-3 2-H 2B			B X 1-0 ① B5-3	F X 0-1 1-2 2-H 1B		4	0	2	2	0	1	0
Juan Bell, R (1, 6) OBP: 0.250, SLG: 0.143		B S S X 1-2 ② G6-3		I I I I 4-0 IBB			C B X 1-1 E7 BB 1B	F B F F B F X 2-2 ③ F7		3	0	1	0	1	0	2
Andy Ashby, R (1, 1) Kyle Abbott, L (4, 1) OBP: 0.107, SLG: 0.111 Ruben Amaro Jr. S (7, PH) OBP: 0.303, SLG: 0.311 Mike Hartley, R (7, 1) Jeff Grotewold, L (9, PH) OBP: 0.348, SLG: 0.558 Mitch Williams, L (9, 1) OBP: 0.333, SLG: 0.333		B C S S 1-3 ③ K		F S F B F F F B S 2-3 ③ K			B F B B F F F B 4-2 BB BB		B C X 1-1 ① 1B	2	0	0	0	2	3	
										0	0	0	0	0	0	
										0	0	0	0	1	0	
										0	0	0	0	0	0	
										1	0	1	0	0	0	
										0	0	0	0	0	0	

Philadelphia Phillies @ New York Mets

Shea Stadium, Flushing, NY

Sat Aug 15 1992, 7:05 PM EDT

Att. 15,901 - Cloudy - 64 F

TOP

livebaseballscorecards.com

AB	31
R	4
H	6
RBI	4
BB	7
SO	5
LOB	12

Inning Stats	1	2	3	4	5	6	7	8	9	1B: 5	SF: 0	WP: 0	PA: 39
	R: 0 E: 0 K: 0 S: 8	H: 0 LOB: 0 BB: 0 P: 11	R: 0 E: 0 K: 0 S: 4	H: 0 LOB: 0 BB: 0 P: 5	R: 0 E: 0 K: 2 S: 10	H: 0 LOB: 0 BB: 0 P: 15	R: 3 E: 0 K: 1 S: 20	H: 2 LOB: 3 BB: 4 P: 41	R: 0 E: 0 K: 1 S: 15	H: 0 LOB: 0 BB: 0 P: 20	R: 0 E: 0 K: 0 S: 6	H: 0 LOB: 0 BB: 0 P: 8	R: 0 E: 1 K: 0 S: 10	H: 1 LOB: 2 BB: 2 P: 22	R: 1 E: 0 K: 0 S: 23	H: 1 LOB: 2 BB: 1 P: 38	R: 0 E: 0 K: 1 S: 14	H: 2 LOB: 1 BB: 0 P: 18	2B: 1 3B: 0 HR: 0	SAC: 0 DP: 1 HBP: 1	WP: 0 PB: 0 SB: 2 CS: 0	

PITCHER		IP	WLS	BF	H	R	ER	SO	BB	IBB	HBP	BLK	WP	HR	S	P	ERA	WHIP
Sid Fernandez, L ERA: 2.97	(1, 1)	6.1		28	3	3	3	4	5	1	0	0	0	0	72	119	4.26	1.263
Jeff Innis, R ERA: 2.97	(7, 1)	1.1	L	5	0	1	1	0	1	0	1	0	0	0	17	32	6.75	0.750
Anthony Young, R ERA: 3.84	(8, 1)	1.1		6	3	0	0	1	0	0	0	0	0	0	21	27	0.00	2.250

PITCHER	IP	WLS	BF	H	R	ER	SO	BB	IBB	HBP	BLK	WP	HR	S	P	ERA	WHIP

BOTTOM

Philadelphia Phillies @ New York Mets

Shea Stadium, Flushing, NY

Sat Aug 15 1992, 7:05 PM EDT
Att. 15,901 - Cloudy - 64 F

livebaseballscorecards.com

Batter	1	2	3	4	5	6	7	8	9	AB	R	H	RBI	BB	SO	LOB
Vince Coleman, S (1, 8) OBP: 0.386, SLG: 0.392	C B B F F B B 4-2 BB		X 0-0 G4-3 HR 1B	C S X 0-2 ② L7		B S X 1-1 ② F9			B B C S B B 4-2 CS BB	3	1	1	0	2	0	2
Chris Donnels, L (1, 5) OBP: 0.269, SLG: 0.222 Mackey Sasser, L (9, PH) OBP: 0.264, SLG: 0.301	X 0-0 ① F8		1 SAFE 1 SAFE X 0-0 ① G4-3 1-2	B B B 4-0 BB 1-2 BB		S B B S S 2-3 ③ K			1 SAFE C B B S X 2-2 ② ③ P4 1-2	3 1	0 0	0 0	0 0	1 0	1 0	2 1
Daryl Boston, L (1, 7) OBP: 0.307, SLG: 0.417 Dave Gallagher, R (4, PH) OBP: 0.287, SLG: 0.324 (5, 7)	F 1 SAFE P S X 1-2 ② F7		C S B X 1-2 2-H HR	C B F B B F B 4-2 1-2 2-3 3-H BB			X 0-0 ① G6-3			2 1	1 0	1 0	2 1	0 1	0 1	1 0
Eddie Murray, S (1, 3) OBP: 0.317, SLG: 0.411	C F B X 1-2 ③ F8		B B C B X 3-1 2B	B F B F B X 3-2 ③ P3			B C X 1-1 ② F9			4	0	1	0	0	0	4
Kevin Bass, S (1, 9) OBP: 0.295, SLG: 0.389		B B C S S 2-3 ① K	S S B F S 1-3 ② K		F B F F F B F B X 3-2 ① P9		B X 1-0 ③ G6-3			4	0	0	0	0	2	1
Jeff McKnight, S (1, 4) OBP: 0.353, SLG: 0.313		C F B B B F X 2-2 ② G4-3	B X 1-0 ③ F9		B F C F B F X 2-2 1B			B B B C F F X 3-2 ① P6		4	0	1	0	0	0	1
Todd Hundley, S (1, 2) OBP: 0.257, SLG: 0.329 Chico Walker, S (8, PH) OBP: 0.335, SLG: 0.372 Charlie O'Brien, R (9, 2) OBP: 0.292, SLG: 0.305		B S X 1-1 1B 1B		B C B F B B 4-2 FC6-4 BB	S F 1 S 0-3 ② K			B C B S B S 3-3 ② K		2 1 0	0 0 0	1 0 0	0 0 0	1 0 0	1 1 0	1 0 0
Bill Pecota, R (1, 6) OBP: 0.297, SLG: 0.285		X 0-0 1-3 1B		B X 1-0 ① FC6-4 1B 1-2f BB	S F 1 S 0-3 ③ K			B C B F X 2-2 ③ F7		4	1	1	0	0	1	2
Sid Fernandez, L (1, 1) OBP: 0.232, SLG: 0.268 Jeff Innis, R (7, 1) Anthony Young, R (8, 1) OBP: 0.143, SLG: 0.111 Steve Springer, R (9, PH)		C S X 0-2 ③ G6-3		B L B L X 2-2 BB BB 1-3 1B		B C S S 1-3 ① K			F B S S 1-3 ① K	3 0 0 1	0 0 0 0	1 0 0 0	0 0 0 0	0 0 0 0	1 0 0 1	2 0 0 0
Inning Stats	R: 0 H: 0 E: 0 LOB: 1 K: 0 BB: 1 S: 11 P: 16	R: 0 H: 2 E: 0 LOB: 2 K: 1 BB: 0 S: 13 P: 18	R: 2 H: 3 E: 0 LOB: 1 K: 1 BB: 0 S: 12 P: 18	R: 1 H: 1 E: 0 LOB: 3 K: 0 BB: 3 S: 15 P: 33	R: 0 H: 1 E: 0 LOB: 1 K: 2 BB: 0 S: 17 P: 22	R: 0 H: 0 E: 0 LOB: 0 K: 2 BB: 0 S: 8 P: 12	R: 0 H: 0 E: 0 LOB: 0 K: 0 BB: 0 S: 4 P: 6	R: 0 H: 0 E: 0 LOB: 0 K: 1 BB: 0 S: 11 P: 19	R: 0 H: 0 E: 0 LOB: 0 K: 1 BB: 1 S: 8 P: 15	1B: 5 2B: 1 3B: 0 HR: 1	SF: 0 SAC: 0 DP: 0 HBP: 0			WP: 0 PB: 0 SB: 0 CS: 1	PA: 38		

	AB	33
	R	3
	H	7
	RBI	3
	BB	5
	SO	8
	LOB	17

PITCHER		IP	WLS	BF	H	R	ER	SO	BB	IBB	HBP	BLK	WP	HR	S	P	ERA	WHIP
Andy Ashby, R ERA: 4.66	(1, 1)	3.2		20	6	3	3	2	3	0	0	0	0	1	45	72	7.36	2.455
Kyle Abbott, L ERA: 4.69	(4, 1)	2.1		9	1	0	0	4	1	0	0	0	0	0	31	47	0.00	0.857
Mike Hartley, R ERA: 3.0	(7, 1)	2.0	W	6	0	0	0	1	0	0	0	0	0	0	15	25	0.00	0.000
Mitch Williams, L ERA: 4.07	(9, 1)	1.0	S	3	0	0	0	1	1	0	0	0	0	0	8	15	0.00	1.000

PITCHER	IP	WLS	BF	H	R	ER	SO	BB	IBB	HBP	BLK	WP	HR	S	P	ERA	WHIP

Batter	1	2	3	4	5	6	7	8	9	AB	R	H	RBI	BB	SO	LOB
Vince Coleman, S (1, 8) OBP: 0.383, SLG: 0.385	G5-3		G3 BB		FC		G1-3			3	0	0	0	1	0	2
Jeff McKnight, S (1, 4) OBP: 0.286, SLG: 0.250	K		G3		F9			G4-3		4	0	0	0	0	1	3
Daryl Boston, L (1, 7) OBP: 0.315, SLG: 0.421	1B		BB		P6			S 1B		3	0	2	0	1	0	2
Eddie Murray, S (1, 3) OBP: 0.314, SLG: 0.407	F7		P4			G4-3		P5		4	0	0	0	0	0	4
Kevin Bass, S (1, 9) OBP: 0.292, SLG: 0.384		G3		F8		F7		G3-1		4	0	0	0	0	0	1
Chris Donnels, L (1, 5) OBP: 0.268, SLG: 0.224		G2-3 1B		P5		F8			F9	4	0	1	0	0	0	0
Todd Hundley, S (1, 2) OBP: 0.257, SLG: 0.332		G2-3		P7			SH1-3 FC4-2 2B		F7	4	0	1	0	0	0	1
Dick Schofield, R (1, 6) OBP: 0.311, SLG: 0.272 Mackey Sasser, L (9, PH) OBP: 0.271, SLG: 0.308		G5-3			FC6-4 1B		SH1-3		1B	2 1	0 0	1 1	0 0	0 0	0 0	1 0
David Cone, L (1, 1) OBP: 0.121, SLG: 0.095 Chico Walker, S (7, PH) OBP: 0.333, SLG: 0.370 Barry Jones, R (7, 1) Lee Guetterman, L (7, 1) Jeff Innis, R (7, 1) Mark Dewey, R (8, 1) Dave Gallagher, R (9, PH) OBP: 0.265, SLG: 0.321			L7		FC6-4 E 1-2f		FC4-2 3-H		K	2 1 0 0 0 0 1	0 0 0 0 0 0 0	0 0 0 0 0 0 1	0 0 0 0 0 0 1	0 0 0 0 0 0 0	0 0 0 0 0 0 1	1 1 0 0 0 0 1

Inning Stats	1	2	3	4	5	6	7	8	9
	R: 0 E: 0 K: 1 S: 11	H: 1 LOB: 1 BB: 0 P: 18	R: 0 E: 0 K: 0 S: 9	H: 1 LOB: 1 BB: 0 P: 17	R: 0 E: 0 K: 0 S: 9	H: 0 LOB: 2 BB: 2 P: 19	R: 0 E: 0 K: 0 S: 4	H: 0 LOB: 0 BB: 0 P: 6	R: 0 E: 1 K: 0 S: 11	H: 1 LOB: 2 BB: 0 P: 18	R: 0 E: 0 K: 0 S: 9	H: 0 LOB: 0 BB: 0 P: 13	R: 0 E: 0 K: 0 S: 10	H: 1 LOB: 1 BB: 0 P: 13	R: 0 E: 0 K: 0 S: 6	H: 1 LOB: 1 BB: 0 P: 7	R: 0 E: 0 K: 1 S: 6	H: 1 LOB: 1 BB: 0 P: 7

1B: 5	SF: 0	WP: 0	PA: 36
2B: 1	SAC: 1	PB: 0	
3B: 0	DP: 0	SB: 1	
HR: 0	HBP: 0	CS: 0	

PITCHER		IP	WLS	BF	H	R	ER	SO	BB	IBB	HBP	BLK	WP	HR	S	P	ERA	WHIP
Pedro Astacio, R ERA: 0.87	(1, 1)	9.0	W	36	6	0	0	2	2	0	0	0	0	0	75	118	0.00	0.889

PITCHER	IP	WLS	BF	H	R	ER	SO	BB	IBB	HBP	BLK	WP	HR	S	P	ERA	WHIP

TOP

New York Mets @ Los Angeles Dodgers

Dodger Stadium, Los Angeles, CA

Tue Aug 18 1992, 7:05 PM PDT

Att. 25,295 - Sunny - 82 F

livebaseballscorecards.com

AB	33
R	0
H	6
RBI	0
BB	2
SO	2
LOB	17

BOTTOM

Batter	1	2	3	4	5	6	7	8	9	AB	R	H	RBI	BB	SO	LOB
Jose Offerman, S (1, 6) OBP: 0.329, SLG: 0.328	F X 0-1 ① G4-3		B X 1-0 ① G3		P X 1-0 ③ FC6-4 1-2f		1 SAFE B 1 SAFE 1 SAFE P B C B 4-1 FC5-2 S 1B 1-3 BB			3	1	0	0	1	0	1
Brett Butler, L (1, 8) OBP: 0.423, SLG: 0.419	C L H 1-2 S 2B HBP		C B X 1-1 CS 1B			B X 1-0 1B 3B	F C B X 1-2 ② FC5-2 S 1B 1-3 3-H			3	3	2	0	0	0	2
Lenny Harris, L (1, 4) OBP: 0.312, SLG: 0.307 Mike Sharperson, R (7, PH) OBP: 0.397, SLG: 0.401 Mitch Webster, S (7, PH) OBP: 0.326, SLG: 0.403 Eric Young Sr., R (8, 4) OBP: 0.238, SLG: 0.200	B 1 SAFE 1 SAFE S X 1-1 G6-3 1-H 2B		1 SAFE C 1 SAFE 1 SAFE B 1 SAFE 1 SAFE B B 3-1 ② ③ P6 1-2			B X 1-0 ① G3	C X 0-1 S 1-H 3-H 1B			3 0 1 0	0 0 0 0	1 0 1 0	1 0 2 0	0 0 0 0	0 0 0 0	2 0 0 0
Eric Karros, R (1, 3) OBP: 0.305, SLG: 0.463	X 0-0 ② G6-3 2-3			B X 1-0 ① G6-3		C B S F B F B S 3-3 ② K	1 SAFE C 1 SAFE B F X 1-2 ③ G5-3 1-2			4	0	0	0	0	1	3
Henry Rodriguez, L (1, 9) OBP: 0.327, SLG: 0.431	B B X 2-0 ③ G3			X 0-0 ② P5		B X 1-0 1B 3-H 1B		F B X 1-1 ① G3		4	0	1	1	0	0	1
Mike Scioscia, L (1, 2) OBP: 0.287, SLG: 0.274		F B X 1-1 ① G4-3		C B S C 1-3 ③ K		F B B C F X 2-2 1-2 1B		B B F B X 3-1 ② G4-3		4	0	1	0	0	1	0
Dave Hansen, L (1, 5) OBP: 0.287, SLG: 0.322		X 0-0 ② P5			B F B X 2-1 ① G4-3	B X 1-0 ③ F8		F X 0-1 ③ F9		4	0	0	0	0	0	2
Tom Goodwin, L (1, 7) OBP: 0.316, SLG: 0.316		F X 0-1 1B			B X 1-0 FC6-4 1B		F X 0-1 S FC5-2 1B			3	0	3	0	0	0	0
Pedro Astacio, R (1, 1)		1 SAFE S S S 0-3 ③ K			M 1 SAFE L M 0-3 ② K		L 1 SAFE 1 SAFE F P M 1-3 ① K			3	0	0	0	0	3	3
Inning Stats	R: 1 H: 1 E: 0 LOB: 1 K: 0 BB: 0 S: 8 P: 12	R: 0 H: 1 E: 0 LOB: 1 K: 1 BB: 0 S: 8 P: 9	R: 0 H: 1 E: 0 LOB: 0 K: 0 BB: 0 S: 5 P: 10	R: 0 H: 0 E: 0 LOB: 0 K: 1 BB: 0 S: 5 P: 7	R: 0 H: 1 E: 0 LOB: 1 K: 1 BB: 0 S: 8 P: 11	R: 1 H: 3 E: 0 LOB: 2 K: 1 BB: 0 S: 13 P: 22	R: 2 H: 2 E: 0 LOB: 1 K: 1 BB: 1 S: 16 P: 21	R: 0 H: 0 E: 0 LOB: 0 K: 0 BB: 0 S: 6 P: 10		1B: 7 SF: 0 2B: 1 SAC: 0 3B: 1 DP: 0 HR: 0 HBP: 1						

PITCHER		IP	WLS	BF	H	R	ER	SO	BB	IBB	HBP	BLK	WP	HR	S	P	ERA	WHIP
David Cone, R ERA: 2.89	(1, 1)	6.0	L	25	7	2	2	4	0	0	1	0	0	0	47	71	3.00	1.167
Barry Jones, R ERA: 4.94	(7, 1)	0.1		3	1	2	2	1	1	0	0	0	0	0	8	11	54.00	6.000
Lee Guetterman, L ERA: 6.87	(7, 1)	0.1		1	0	0	0	0	0	0	0	0	0	0	3	4	0.00	0.000
Jeff Innis, R ERA: 2.96	(7, 1)	0.1		2	1	0	0	0	0	0	0	0	0	0	5	6	0.00	3.000
Mark Dewey, R ERA: 4.34	(8, 1)	1.0		3	0	0	0	0	0	0	0	0	0	0	6	10	0.00	0.000

PITCHER	IP	WLS	BF	H	R	ER	SO	BB	IBB	HBP	BLK	WP	HR	S	P	ERA	WHIP

New York Mets @ Los Angeles Dodgers

Dodger Stadium, Los Angeles, CA

Tue Aug 18 1992, 7:05 PM PDT

Att. 25,295 - Sunny - 82 F

livebaseballscorecards.com

AB	32
R	4
H	9
RBI	4
BB	1
SO	5
LOB	14

WP: 0 PA: 34
PB: 0
SB: 6
CS: 1

Batter	1	2	3	4	5	6	7	8	9	AB	R	H	RBI	BB	SO	LOB
Vince Coleman, S (1, 8) OBP: 0.386, SLG: 0.384	C F B C 1-3 K ①		X 0-0 FC6-4 1B		B B F S B F B 4-2 G4-3 BB		B B F B X 3-1 G4-3 ③			3	0	1	0	1	1	1
Chico Walker, S (1, 5) OBP: 0.325, SLG: 0.360	C C B X 1-2 L9 ②		1 SAFE F 1 SAFE S X 0-2 FC6-4 1-2f ②		X 0-0 G4-3 1-2f ②③			B C X 1-1 G1-3 ①		4	0	0	0	0	0	3
Daryl Boston, L (1, 7) OBP: 0.310, SLG: 0.413	C B X 1-1 F7 ③		B X 1-0 F8 ③			C B X 1-1 G5-3 ①		S F F C 0-3 K ②		4	0	0	0	0	1	1
Eddie Murray, S (1, 3) OBP: 0.315, SLG: 0.408		B B S B F C 3-3 K ①	F X 0-1 G4-6-3 1B			X 0-0 1B		S X 0-1 G3-1 ③		4	0	2	0	0	1	0
Bobby Bonilla, S (1, 9) OBP: 0.363, SLG: 0.431		F X 0-1 E6 G5-3 1B	B X 1-0 G4-6-3 1-2f ①②			C F B X 1-2 F7 ②			X 0-0 HR	4	1	1	1	0	0	2
Chris Donnels, L (1, 4) OBP: 0.300, SLG: 0.235		B X 1-0 G5-3 1-2 1B	B B B B 4-0 BB			B S B C B F F X 3-2 G3-1 ③			B B B C B 4-1 FC4-6 BB	2	0	1	0	2	0	1
Charlie O'Brien, R (1, 2) OBP: 0.287, SLG: 0.299 Kevin Bass, S (7, PH) OBP: 0.291, SLG: 0.382 Todd Hundley, S (7, 2) OBP: 0.256, SLG: 0.331		X 0-0 ② G5-3 1-2 2-3	X 0-0 ③ P8				B F B X 2-1 ① G5-3		L C S 0-3 ① K	2 1 1	0 0 0	0 0 0	0 0 0	0 0 0	0 0 1	3 0 1
Dick Schofield, R (1, 6) OBP: 0.313, SLG: 0.276		X 0-0 ③ G3-1		B B B B 4-0 SH2-4 BB			C X 0-1 2B		X 0-0 ② FC4-6 1-2f	3	0	1	0	1	0	3
Dwight Gooden, R (1, 1) OBP: 0.286, SLG: 0.306 Mackey Sasser, L (7, PH) OBP: 0.269, SLG: 0.305 Lee Guetterman, L (7, 1) Anthony Young, R (8, 1) OBP: 0.143, SLG: 0.111 Jeff McKnight, S (9, PH) OBP: 0.273, SLG: 0.238			C C F B S 1-3 K ①		X 0-0 SH2-4 1-2 ①		X 0-0 P4 ②		B X 1-0 G1-3 ③	1 1 0 0 1	0 0 0 0 0	0 0 0 0 0	0 0 0 0 0	0 0 0 0 0	1 0 0 0 0	0 1 0 0 1

Inning Stats	1	2	3	4	5	6	7	8	9
	R: 0 E: 0 K: 1 S: 8 H: 0 LOB: 0 BB: 0 P: 11	R: 0 E: 1 K: 1 S: 8 H: 1 LOB: 2 BB: 0 P: 12	R: 0 E: 0 K: 1 S: 9 H: 1 LOB: 1 BB: 0 P: 11	R: 0 E: 0 K: 0 S: 4 H: 1 LOB: 1 BB: 1 P: 9	R: 0 E: 0 K: 0 S: 5 H: 0 LOB: 1 BB: 2 P: 13	R: 0 E: 0 K: 0 S: 11 H: 1 LOB: 1 BB: 0 P: 16	R: 0 E: 0 K: 0 S: 7 H: 1 LOB: 1 BB: 0 P: 12	R: 0 E: 0 K: 1 S: 8 H: 0 LOB: 0 BB: 0 P: 9	R: 1 E: 0 K: 1 S: 7 H: 1 LOB: 1 BB: 1 P: 12

| | | | |

Batter	1	2	3	4	5	6	7	8	9	AB	R	H	RBI	BB	SO	LOB
Jose Offerman, S (1, 6) OBP: 0.330, SLG: 0.328	C F B B F B C 3-3 ① K		B F F B B B 4-2 CS BB		F C B B B X 3-2 CS 2-3 3-H 1B			C C X 0-2 ① F7		3	0	1	1	1	1	0
Brett Butler, L (1, 8) OBP: 0.422, SLG: 0.416	B B B C C B 4-2 G1-3 S BB		C C B X 1-2 ②③ L5 1-2		C F 1 SAFE B 1 P X 2-2 ②③ G4-3 1-2			S B B F F F X 2-2 ② G4-3		3	0	0	0	1	0	3
Lenny Harris, L (1, 4) OBP: 0.311, SLG: 0.306	B 1 SAFE S X 1-1 ② G1-3 1-3			F X 0-1 ① G5-3		C B X 1-1 S 1B		C X 0-1 ③ L8		4	0	1	0	0	0	1
Eric Karros, R (1, 3) OBP: 0.303, SLG: 0.459	B B C F S 2-3 ③ K			F B B C F C 2-3 ② K		S B B S B X 3-2 ① F9 1-2				3	0	0	0	0	2	2
Henry Rodriguez, L (1, 9) OBP: 0.328, SLG: 0.481		C F F B X 1-2 ① L1		X 0-0 HR		B F F S 1-3 ② K				3	1	1	1	0	1	1
Mike Scioscia, L (1, 2) OBP: 0.284, SLG: 0.271		B X 1-0 ② G4-1		B B B C X 3-1 ③ G6-3		F C B X 1-2 ③ G6-3				3	0	0	0	0	0	1
Dave Hansen, L (1, 5) OBP: 0.292, SLG: 0.326		B F X 1-1 FC4 1B			C C B B F B X 3-2 SH3 1B 1B		C C B F B F X 2-2 ① G5-3			3	1	2	0	0	0	0
Tom Goodwin, L (1, 7) OBP: 0.364, SLG: 0.364		C B X 1-1 ③ FC4 1-2f			F X 0-1 1B SH3 1-2 1B		L X 0-1 CS 1B			3	0	2	0	0	0	1
Orel Hershiser, R (1, 1) OBP: 0.200, SLG: 0.283 Jim Gott, R (9, 1) OBP: 0.500, SLG: 0.500			C B X 1-1 ① G1-6-3		L B B B C X 3-2 ① SH3 1-2 2-3		1 SAFE S F X 0-2 ②③ G1 1-2			2 0	0 0	0 0	0 0	0 0	0 0	1 0
Inning Stats	R: 0 H: 0 E: 0 LOB: 1 K: 2 BB: 1 S: 11 P: 21	R: 0 H: 1 E: 0 LOB: 1 K: 0 BB: 0 S: 9 P: 13	R: 0 H: 0 E: 0 LOB: 0 K: 0 BB: 1 S: 7 P: 13	R: 1 H: 1 E: 0 LOB: 0 K: 1 BB: 0 S: 9 P: 14	R: 1 H: 3 E: 0 LOB: 1 K: 0 BB: 0 S: 17 P: 27	R: 0 H: 1 E: 0 LOB: 1 K: 1 BB: 0 S: 11 P: 17	R: 0 H: 1 E: 0 LOB: 0 K: 0 BB: 0 S: 10 P: 12	R: 0 H: 0 E: 0 LOB: 0 K: 0 BB: 0 S: 10 P: 12		1B: 6 SF: 0 2B: 0 SAC: 1 3B: 0 DP: 0 HR: 1 HBP: 0				WP: 0 PA: 30 PB: 0 SB: 2 CS: 3		

PITCHER		IP	WLS	BF	H	R	ER	SO	BB	IBB	HBP	BLK	WP	HR	S	P	ERA	WHIP
Dwight Gooden, R ERA: 4.04	(1, 1)	6.0	L	24	6	2	2	4	2	0	0	0	0	1	64	105	3.00	1.333
Lee Guetterman, L ERA: 6.75	(7, 1)	1.0		3	1	0	0	0	0	0	0	0	0	0	10	12	0.00	1.000
Anthony Young, R ERA: 3.81	(8, 1)	1.0		3	0	0	0	0	0	0	0	0	0	0	10	12	0.00	0.000

PITCHER	IP	WLS	BF	H	R	ER	SO	BB	IBB	HBP	BLK	WP	HR	S	P	ERA	WHIP

BOTTOM

New York Mets @ Los Angeles Dodgers

Dodger Stadium, Los Angeles, CA

Wed Aug 19 1992, 7:05 PM PDT

Att. 26,627 - Sunny - 80 F

livebaseballscorecards.com

AB	27
R	2
H	7
RBI	2
BB	2
SO	4
LOB	10

New York Mets @ Los Angeles Dodgers

Dodger Stadium, Los Angeles, CA

Thu Aug 20 1992, 7:05 PM PDT

Att. 25,916 - Sunny - 78 F

livebaseballscorecards.com

Batter	1	2	3	4	5	6	7	8	9	AB	R	H	RBI	BB	SO	LOB
Dave Gallagher, R (1, 8) OBP: 0.281, SLG: 0.316	B F X 1-1 ① P4		C X 0-1 ② F8		B F B X 2-1 ① F9		C B B B C X 3-2 ② G5-3 1-2		B F X 1-1 3B 1B	5	1	1	0	0	0	2
Dick Schofield, R (1, 6) OBP: 0.314, SLG: 0.282	B C F B F B F X 3-2 ② F9		F B X 1-1 ③ P3		S B B X 2-1 ② F7		B C B H 3-1 3B HBP		B F X 1-1 1-H 1B 3B	4	2	1	1	0	0	1
Chico Walker, S (1, 5) OBP: 0.333, SLG: 0.377 Steve Springer, R (9, 5)	B C F B B S 3-3 ③ K			B B B C B 4-1 WP S HR BB	F F B B X 2-2 ③ L6		F B X 1-1 1-H 2-H 3B		X 0-0 HR 3-H 1B	4 0	2 0	2 0	3 0	1 0	1 0	0 0
Eddie Murray, S (1, 3) OBP: 0.318, SLG: 0.414		B B C X 2-1 HR		B B S F B F B 4-2 WP HR 1-2 BB		B S B B C B 4-2 FC5-4 BB	B F B S X 2-2 G4-3		X 0-0 ② F8	3	2	1	1	2	0	2
Bobby Bonilla, S (1, 9) OBP: 0.362, SLG: 0.438 Anthony Young, R (8, 1) OBP: 0.143, SLG: 0.111 Bill Pecota, R (9, PH) OBP: 0.300, SLG: 0.303 (9, 4)		X 0-0 ① F9		S B F B B F F X 3-2 1-H 2-H HR		S B X 1-1 ① FC5-4 G3-1 WP 1-2f		B X 1-0 ① G6-3	B B X 2-0 1-H HR	4 0 1	1 0 1	1 0 1	3 0 2	0 0 0	0 0 0	1 0 0
Mackey Sasser, L (1, 7) OBP: 0.270, SLG: 0.333 Daryl Boston, L (6, 7) OBP: 0.311, SLG: 0.414		X 0-0 ② P4		B S B S F B X 3-2 HR		S B C B X 2-2 ② G3-1 1-3		C B F S 1-3 ② K C S X	0-2 1B	3 2	1 0	1 1	1 0	0 0	0 1	1 0
Chris Donnels, L (1, 4) OBP: 0.292, SLG: 0.232 John Franco, L (9, 1)		B B X 2-0 ③ F7		B F B S F X 2-2 ① F7		C X 0-1 ③ F7		C B S B X 2-2 S 1B	F B B F B X 3-2 ③ F7	5 0	0 0	1 0	0 0	0 0	0 0	2 0
Charlie O'Brien, R (1, 2) OBP: 0.278, SLG: 0.288			B F X 1-1 ① F8	C S X 0-2 ② G5-3			F F F C 0-3 ① K	B S F B F S 2-3 ③ K 1-2		4	0	0	0	0	2	1
Sid Fernandez, L (1, 1) OBP: 0.254, SLG: 0.305 Jeff Innis, R (7, 1) Kevin Bass, S (8, 9) OBP: 0.290, SLG: 0.381			B X 1-0 2B	C C S 0-3 ③ K			B S B F F X 2-2 G5-3 3B 1B		X 0-0 ① F8	3 0 1	1 0 0	2 0 0	0 0 0	0 0 0	1 0 0	0 0 0
Inning Stats	R: 0 H: 0 E: 0 LOB: 0 K: 1 BB: 0 S: 10 P: 17	R: 1 H: 1 E: 0 LOB: 0 K: 0 BB: 0 S: 5 P: 9	R: 0 H: 1 E: 0 LOB: 1 K: 0 BB: 0 S: 7 P: 10	R: 4 H: 2 E: 0 LOB: 0 K: 1 BB: 2 S: 23 P: 39	R: 0 H: 0 E: 0 LOB: 0 K: 0 BB: 0 S: 7 P: 13	R: 0 H: 0 E: 0 LOB: 1 K: 0 BB: 1 S: 9 P: 16	R: 2 H: 2 E: 0 LOB: 1 K: 1 BB: 0 S: 17 P: 28	R: 0 H: 1 E: 0 LOB: 1 K: 2 BB: 0 S: 11 P: 17	R: 4 H: 5 E: 0 LOB: 1 K: 0 BB: 0 S: 14 P: 21	1B: 5 SF: 0 2B: 1 SAC: 0 3B: 2 DP: 0 HR: 4 HBP: 1						WP: 2 PA: 43 PB: 0 SB: 2 CS: 0

	AB	39
	R	11
	H	12
	RBI	11
	BB	3
	SO	5
	LOB	10

PITCHER		IP	WLS	BF	H	R	ER	SO	BB	IBB	HBP	BLK	WP	HR	S	P	ERA	WHIP
Ramon Martinez, R ERA: 3.93	(1, 1)	6.2	L	29	5	7	7	3	3	0	1	0	2	3	73	124	9.45	1.200
Tim Crews, R ERA: 5.18	(7, 1)	0.1		2	1	0	0	0	0	0	0	0	0	0	5	8	0.00	3.000
Steve Wilson, L ERA: 4.44	(8, 1)	2.0		12	6	4	4	2	0	0	0	0	0	1	25	38	18.00	3.000

PITCHER		IP	WLS	BF	H	R	ER	SO	BB	IBB	HBP	BLK	WP	HR	S	P	ERA	WHIP

New York Mets @ Los Angeles Dodgers

Dodger Stadium, Los Angeles, CA

Thu Aug 20 1992, 7:05 PM PDT

Att. 25,916 - Sunny - 78 F

livebaseballscorecards.com

BOTTOM

Batter	1	2	3	4	5	6	7	8	9	AB	R	H	RBI	BB	SO	LOB
Jose Offerman, S (1, 6) OBP: 0.333, SLG: 0.337	F X 0-1 CS 1B		B C S B F B B 4-2 G6-3 1B BB		M X 0-1 ① L9		X 0-0 ① F9 2-3		B F X 1-1 HR	4	2	2	1	1	0	2
Brett Butler, L (1, 8) OBP: 0.420, SLG: 0.413 Lenny Harris, L (9, PH) OBP: 0.314, SLG: 0.306	L B F F B B F B 4-2 ① S 1-2 BB		B B B C B F X 3-2 ② G6-3 1-2 2-3		B B C X 2-1 ② B5-3		B F F X 1-2 ② F7		B C S B B F B 4-2 FC4-6 BB	3 0	0 0	0 0	0 0	1 1	0 0	4 0
Eric Young Sr., R (1, 4) OBP: 0.250, SLG: 0.203	B 1 SAFE 1 SAFE S S C 1-3 ② K 1-2		F B B F B B F F B 4-2 1B BB		B C X 1-1 ③ B1-3		C B X 1-1 1-3 3-H 1B		X 0-0 ③ FC4-6 1-2f	4	0	1	1	1	1	2
Eric Karros, R (1, 3) OBP: 0.303, SLG: 0.457	C B F X 1-2 ③ G6-3		C F X 0-2 ① 1-3 2-H 3-H 1B			X 0-0 ① F8	1 SAFE C B X 1-1 ③ F8			4	0	1	2	0	0	3
Mitch Webster, S (1, 7)		S X 0-1 ① P3	B F X 1-1 ③ F8			F B F B B B 4-2 FC4-6 BB		C F B X 1-2 ① F8		3	0	0	0	1	0	2
Carlos Hernandez, R (1, 2) OBP: 0.327, SLG: 0.344		X 0-0 ② F9		B F B F X 2-2 ① P9		F B X 1-1 ② FC4-6 1-2f		B C X 1-1 ② G5-3		4	0	0	0	0	0	1
Mike Sharperson, R (1, 5) OBP: 0.396, SLG: 0.404 Dave Hansen, L (8, PH) OBP: 0.291, SLG: 0.325 (9, 5)		C X 0-1 ③ F8		B B C X 2-1 2B		B B C X 2-1 ③ F9		S T B F S 1-3 ③ K		3 1	0 0	1 0	0 0	0 0	0 1	1 0
Henry Rodriguez, L (1, 9) OBP: 0.339, SLG: 0.483			C X 0-1 G6-3 SH1-4 1B 1B	F X 0-1 ② F8		C C X 0-2 F9 1B 1B 1B			C F C 0-3 ① K	4	2	2	0	0	1	1
Ramon Martinez, R (1, 1) OBP: 0.120, SLG: 0.120 Tim Crews, R (7, 1) OBP: 0.250, SLG: 0.250 Dave Anderson, R (7, PH) OBP: 0.301, SLG: 0.429 Steve Wilson, L (8, 1) OBP: 0.333, SLG: 0.333 Todd Benzinger, S (9, PH) OBP: 0.270, SLG: 0.324			L X 0-1 ① SH1-4 1-2	S L F B F X 1-2 ③ P1		C F B F B X 2-2 1B 1-2 1B			S B C X 1-2 ② F7	1 0 1 0 1	0 0 0 0 0	0 0 1 0 0	0 0 0 0 0	0 0 0 0 0	0 0 0 0 0	1 0 0 0 0
Inning Stats	R: 0 H: 1 E: 0 LOB: 1 K: 1 BB: 1 S: 12 P: 18	R: 0 H: 0 E: 0 LOB: 0 K: 0 BB: 0 S: 5 P: 5	R: 2 H: 2 E: 0 LOB: 2 K: 0 BB: 2 S: 20 P: 32	R: 0 H: 1 E: 0 LOB: 1 K: 0 BB: 0 S: 12 P: 17	R: 0 H: 0 E: 0 LOB: 0 K: 0 BB: 0 S: 6 P: 9	R: 0 H: 0 E: 0 LOB: 1 K: 0 BB: 1 S: 7 P: 14	R: 1 H: 3 E: 0 LOB: 2 K: 0 BB: 0 S: 16 P: 21	R: 0 H: 0 E: 0 LOB: 0 K: 1 BB: 0 S: 9 P: 12	R: 1 H: 1 E: 0 LOB: 1 K: 1 BB: 1 S: 12 P: 18	1B: 6 2B: 1 3B: 0 HR: 1	SF: 0 SAC: 1 DP: 0 HBP: 0			WP: 0 PB: 0 SB: 1 CS: 1	PA: 39		

	AB	33
	R	4
	H	8
	RBI	4
	BB	5
	SO	3
	LOB	17

PITCHER		IP	WLS	BF	H	R	ER	SO	BB	IBB	HBP	BLK	WP	HR	S	P	ERA	WHIP
Sid Fernandez, L ERA: 3.02	(1, 1)	6.2	W	30	7	3	3	1	4	0	0	0	0	0	76	113	4.05	1.650
Jeff Innis, R ERA: 2.94	(7, 1)	0.1		1	0	0	0	0	0	0	0	0	0	0	2	3	0.00	0.000
Anthony Young, R ERA: 3.77	(8, 1)	1.0		3	0	0	0	1	0	0	0	0	0	0	9	12	0.00	0.000
John Franco, L ERA: 1.74	(9, 1)	1.0		5	1	1	1	1	1	0	0	0	0	1	12	18	9.00	2.000

PITCHER	IP	WLS	BF	H	R	ER	SO	BB	IBB	HBP	BLK	WP	HR	S	P	ERA	WHIP

Batter	1	2	3	4	5	6	7	8	9	AB	R	H	RBI	BB	SO	LOB
Vince Coleman, S (1, 7) OBP: 0.378, SLG: 0.375 Lee Guetterman, L (8, 1)	C M B C 1-3 ① K			X 0-0 ① P4		C B B F B X 3-2 ③ G5-3		X 0-0 ③ P6		4 0 0 0	0	0	0	1	0 0	0 0
Dick Schofield, R (1, 6) OBP: 0.311, SLG: 0.278	S B B S B X 3-2 ② G5-3			C F B F B F C 2-3 ② K			C B F B X 2-2 ① P6		B C S S 1-3 ① K	4	0	0	0	0	2	0
Chico Walker, S (1, 5) OBP: 0.326, SLG: 0.367	B B C S B X 3-2 ③ L6			C B B X 2-1 ③ G5-3			B F X 1-1 ② F9		B C F X 1-2 ② G4-3	4	0	0	0	0	0	0
Eddie Murray, S (1, 3) OBP: 0.322, SLG: 0.416 Daryl Boston, L (9, PR) OBP: 0.311, SLG: 0.414		B F S X 1-2 ① F8			B B S F F X 2-2 G4-3 1B		B B C B B 4-1 HR BB		F B X 1-1 BB 1B	3 1 0 0	2	0	1	0	0	0 0
Bobby Bonilla, S (1, 9) OBP: 0.363, SLG: 0.445		C X 0-1 ② F8			F C X 0-2 ① F8		X 0-0 1-H HR		B C B C B B 4-2 1-2 BB	3	1	1	2	1	0	1
Dave Gallagher, R (1, 8) OBP: 0.281, SLG: 0.314		B X 1-0 ③ P3			1 SAFE C B X 1-1 ② G4-3 1-2		X 0-0 FC6-4 1B		B C S F X 1-2 ③ L4	4	0	1	0	0	0	3
Bill Pecota, R (1, 4) OBP: 0.296, SLG: 0.299			B X 1-0 ① F8		B B C X 2-1 ③ G5-3		1 SAFE X 0-0 ③ FC6-4 1-2f			3	0	0	0	0	0	2
Charlie O'Brien, R (1, 2) OBP: 0.273, SLG: 0.283 Kevin Bass, S (8, PH) OBP: 0.289, SLG: 0.380 (8, 7)			X 0-0 ② F9			C X 0-1 ① G1-3		B B X 2-0 ① L7		2 0 1 0	0	0	0	0	0	0 0
Pete Schourek, L (1, 1) OBP: 0.040, SLG: 0.040 Jeff Innis, R (7, 1) Todd Hundley, S (8, PH) OBP: 0.255, SLG: 0.329 (8, 2)			S B L C 1-3 ③ K			X 0-0 ② P7		C F B B B F X 2-2 F9		2 0 0 0 1 0	0	0	0	1	0	0 0 0
Inning Stats	R: 0 E: 0 K: 1 S: 9 H: 0 LOB: 0 BB: 0 P: 16	R: 0 E: 0 K: 0 S: 6 H: 0 LOB: 0 BB: 0 P: 8	R: 0 E: 0 K: 1 S: 5 H: 0 LOB: 0 BB: 0 P: 7	R: 0 E: 0 K: 1 S: 8 H: 0 LOB: 0 BB: 0 P: 12	R: 0 E: 0 K: 0 S: 11 H: 1 LOB: 1 BB: 0 P: 16	R: 0 E: 0 K: 0 S: 6 H: 0 LOB: 0 BB: 0 P: 9	R: 2 E: 0 K: 0 S: 9 H: 2 LOB: 1 BB: 1 P: 16	R: 0 E: 0 K: 0 S: 6 H: 0 LOB: 0 BB: 0 P: 10	R: 0 E: 0 K: 1 S: 14 H: 1 LOB: 2 BB: 1 P: 22	1B: 3 2B: 0 3B: 0 HR: 1	SF: 0 SAC: 0 DP: 0 HBP: 0						

TOP

New York Mets @ San Diego Padres

Jack Murphy Stadium, San Diego, CA

Sat Aug 22 1992, 10:05 PM EDT

Att. 22,685 - Sunny - 78 F

livebaseballscorecards.com

AB	31
R	2
H	4
RBI	2
BB	2
SO	4
LOB	6

PITCHER		IP	WLS	BF	H	R	ER	SO	BB	IBB	HBP	BLK	WP	HR	S	P	ERA	WHIP
Bruce Hurst, L ERA: 3.42	(1, 1)	8.0	W	28	3	2	2	3	1	0	0	0	0	0	60	94	2.25	0.500
Randy Myers, L ERA: 4.67	(9, 1)	1.0	S	5	1	0	0	1	1	0	0	0	0	0	14	22	0.00	2.000

PITCHER	IP	WLS	BF	H	R	ER	SO	BB	IBB	HBP	BLK	WP	HR	S	P	ERA	WHIP

Batter	1	2	3	4	5	6	7	8	9	AB	R	H	RBI	BB	SO	LOB
Tony Fernandez, S (1, 6) OBP: 0.329, SLG: 0.341	B F B F F C 2-3 ① K		X 0-0 1B		F F B B 1 F F X SAFE 2-2 ② FC6-4 1-2f 3-H			B B X 2-0 ① G6-3		4	0	1	1	0	1	1
Tony Gwynn, L (1, 9) OBP: 0.374, SLG: 0.415	F F X 0-2 ② L9		1 B B C B 1 X SAFE 3-1 ③ G3 SAFE		B B X 2-0 ③ G4-3			C F X 0-2 ② G6-3		4	0	0	0	0	0	2
Gary Sheffield, R (1, 5) OBP: 0.389, SLG: 0.594	F X 0-1 ③ G5-3			S B X 1-1 HR		X 0-0 ① P6		X 0-0 HR		4	2	2	2	0	0	0
Fred McGriff, L (1, 3) OBP: 0.396, SLG: 0.556		X 0-0 ① F8		C B B C C 2-3 ① K		F B F B B F C 3-3 ② K		S B F C 1-3 ③ K		4	0	0	0	0	3	0
Darrin Jackson, R (1, 8) OBP: 0.290, SLG: 0.412		X 0-0 ② P2		B F F X 1-2 F9		S S F B B S 2-3 ③ K				3	0	0	0	0	1	0
Benito Santiago, R (1, 2) OBP: 0.285, SLG: 0.379		B C S X 1-2 1B		B B B C X 3-1 ③ F8			B X 1-0 HR			3	1	2	1	0	0	0
Jerald Clark, R (1, 7) OBP: 0.288, SLG: 0.376		B X 1-0 ③ F9			B X 1-0 1B FC6-4 2B		B X 1-0 ① G5-3			3	1	1	0	0	0	1
Kurt Stillwell, S (1, 4) OBP: 0.278, SLG: 0.318			C B F S 1-3 ① K		X 0-0 FC6-4 2-3 1B		X 0-0 ② G4-3			3	0	1	0	0	1	0
Bruce Hurst, L (1, 1) OBP: 0.172, SLG: 0.180 Randy Myers, L (9, 1)			X 0-0 ② L1		L L B L 1-3 ① K		B B C C X 2-2 ③ G1-3			3 0	0 0	0 0	0 0	0 0	1 0	2 0
Inning Stats	R: 0 E: 0 K: 1 S: 9 H: 0 LOB: 0 BB: 0 P: 11	R: 0 E: 0 K: 0 S: 6 H: 1 LOB: 1 BB: 0 P: 8	R: 0 E: 0 K: 1 S: 7 H: 1 LOB: 1 BB: 0 P: 11	R: 1 E: 0 K: 1 S: 10 H: 1 LOB: 0 BB: 0 P: 17	R: 1 E: 0 K: 1 S: 11 H: 2 LOB: 1 BB: 0 P: 17	R: 0 E: 0 K: 2 S: 9 H: 0 LOB: 0 BB: 0 P: 14	R: 1 E: 0 K: 0 S: 6 H: 1 LOB: 0 BB: 0 P: 10	R: 1 E: 0 K: 1 S: 8 H: 1 LOB: 0 BB: 0 P: 11		1B: 3 2B: 1 3B: 0 HR: 3	SF: 0 SAC: 0 DP: 0 HBP: 0					

PITCHER		IP	WLS	BF	H	R	ER	SO	BB	IBB	HBP	BLK	WP	HR	S	P	ERA	WHIP
Pete Schourek, L ERA: 3.14	(1, 1)	6.0	L	24	6	3	3	6	0	0	0	0	0	2	53	80	4.50	1.000
Jeff Innis, R ERA: 2.9	(7, 1)	1.0		3	0	0	0	0	0	0	0	0	0	0	5	8	0.00	0.000
Lee Guetterman, L ERA: 6.79	(8, 1)	1.0		4	1	1	1	1	0	0	0	0	0	1	8	11	9.00	1.000

PITCHER	IP	WLS	BF	H	R	ER	SO	BB	IBB	HBP	BLK	WP	HR	S	P	ERA	WHIP

BOTTOM

New York Mets @ San Diego Padres

Jack Murphy Stadium, San Diego, CA

Sat Aug 22 1992, 10:05 PM EDT
Att. 22,685 - Sunny - 78 F

livebaseballscorecards.com

AB	31
R	4
H	7
RBI	4
BB	0
SO	7
LOB	6

WP: 0 PA: 31
PB: 0
SB: 0
CS: 0

Batter	1	2	3	4	5	6	7	8	9	AB	R	H	RBI	BB	SO	LOB
Vince Coleman, S (1, 8) OBP: 0.371, SLG: 0.367	C B B X 2-1 ① G1-3		B X 1-0 ② G4-3 1-2		C S B S 1-3 ② K			B B C M F C 2-3 ① K		4	0	0	0	0	2	4
Kevin Bass, S (1, 7) OBP: 0.285, SLG: 0.375	B B C F B S 3-3 ② K		C B X 1-1 ③ F8		X 0-0 ③ L7			C B X 1-1 ② G4-3 1-2		4	0	0	0	0	1	4
Chico Walker, S (1, 5) OBP: 0.324, SLG: 0.364 Barry Jones, R (8, 1)	B B B C X 3-1 ③ F9			X 0-0 ① G3-1		B F X 1-1 ① F7		B C X 1-1 S 2-H 1B		4 0	0 0	1 0	1 0	0 0	0 0	0 0
Eddie Murray, S (1, 3) OBP: 0.322, SLG: 0.415		B X 1-0 G4-3 1B		B F B X 2-1 ② G3-1		F F B F F F X 2-2 ② L7		B B C C B X 3-2 ③ G1-3 1-2		4	0	1	0	0	0	1
Bobby Bonilla, S (1, 9) OBP: 0.362, SLG: 0.452		B B S X 2-1 ① G4-3 1-2		S B X 1-1 E1 CS		B F C X 1-2 ③ F8			X 0-0 HR	4	1	1	1	0	0	1
Chris Donnels, L (1, 4) OBP: 0.294, SLG: 0.224 Dave Gallagher, R (9, PH) OBP: 0.279, SLG: 0.311		F X 0-1 ② F8		1 SAFE F C 1 SAFE B B 2-2 ③ CS 1-2	C B B B B 4-1 2B FC BB		B B S F X 2-2 ① G4-3		B B C C B X 3-2 ① P2	2 1	1 0	0 0	0 0	1 0	0 0	1 0
Todd Hundley, S (1, 2) OBP: 0.255, SLG: 0.333 Bill Pecota, R (9, PH) OBP: 0.295, SLG: 0.297		S B F S 1-3 ③ K			B F X 1-1 FC S 1-3 2B		B S X 1-1 ② G4-3		C S B X 1-2 ② P3	3 1	0 0	1 0	0 0	0 0	1 0	1 0
Dick Schofield, R (1, 6) OBP: 0.309, SLG: 0.276 Steve Springer, R (9, PH)			X 0-0 ① L4		B S X 1-1 FC S 2-3 3-H		S F X 0-2 ③ G1-3		B F F X 1-2 ③ G1-3	3 1	0 0	0 0	1 0	0 0	0 0	1 0
David Cone, L (1, 1) OBP: 0.132, SLG: 0.108 Jeff McKnight, S (8, PH) OBP: 0.304, SLG: 0.238 (8, 5)			C B B S X 2-2 G4-3 1B		B S B B S F S 3-3 ① K 1-2			B B C F B B 4-2 G4-3 1B BB		2 0	0 1	1 0	0 0	0 1	1 0	2 0
Inning Stats	R: 0 E: 0 K: 1 S: 7 H: 0 LOB: 0 BB: 0 P: 15	R: 0 E: 0 K: 1 S: 8 H: 1 LOB: 1 BB: 0 P: 12	R: 0 E: 0 K: 0 S: 7 H: 1 LOB: 0 BB: 0 P: 11	R: 0 E: 1 K: 0 S: 7 H: 0 LOB: 0 BB: 0 P: 12	R: 1 E: 0 K: 2 S: 13 H: 1 LOB: 2 BB: 1 P: 23	R: 0 E: 0 K: 0 S: 12 H: 0 LOB: 0 BB: 0 P: 16	R: 0 E: 0 K: 0 S: 8 H: 0 LOB: 0 BB: 0 P: 11	R: 1 E: 0 K: 1 S: 13 H: 1 LOB: 1 BB: 1 P: 24	R: 1 E: 0 K: 0 S: 11 H: 1 LOB: 0 BB: 0 P: 16	1B: 3 2B: 1 3B: 0 HR: 1	SF: 0 SAC: 0 DP: 0 HBP: 0					

PITCHER		IP	WLS	BF	H	R	ER	SO	BB	IBB	HBP	BLK	WP	HR	S	P	ERA	WHIP
Andy Benes, R ERA: 3.68	(1, 1)	7.0	W	26	3	1	1	4	1	0	0	0	0	0	62	100	1.29	0.571
Larry Andersen, R ERA: 4.05	(8, 1)	1.0		5	1	1	1	1	1	0	0	0	0	0	13	24	9.00	2.000
Randy Myers, L ERA: 4.75	(9, 1)	1.0	S	4	1	1	1	0	0	0	0	0	0	1	11	16	9.00	1.000

PITCHER	IP	WLS	BF	H	R	ER	SO	BB	IBB	HBP	BLK	WP	HR	S	P	ERA	WHIP

TOP

New York Mets @ San Diego Padres

Jack Murphy Stadium, San Diego, CA

Sun Aug 23 1992, 6:33 AM EDT
Att. 13,080 - Sunny - 84 F

livebaseballscorecards.com

AB	33
R	3
H	5
RBI	3
BB	2
SO	5
LOB	15

WP: 0	PB: 0	SB: 2	CS: 1	PA: 36		

Batter	1	2	3	4	5	6	7	8	9	AB	R	H	RBI	BB	SO	LOB
Tony Fernandez, S (1, 6) OBP: 0.328, SLG: 0.340	X 0-0 S 1B		X 0-0 ① L3		B X 1-0 ① L3			X 0-0 ① G4-3		4	0	1	0	0	0	0
Tony Gwynn, L (1, 9) OBP: 0.371, SLG: 0.411	B 1 SAFE C 1 SAFE X 1-1 ① F8		B B C X 2-1 ② F8		B B C X 2-1 ② G4-3			C X 0-1 ② L9		4	0	0	0	0	0	1
Benito Santiago, R (1, 2) OBP: 0.284, SLG: 0.375	S S B B C 2-3 ② K 1-2		S F B X 1-2 ③ P3		C F B B X 2-2 ③ F8			B F B F B B 4-2 1B BB		3	0	0	0	1	1	1
Gary Sheffield, R (1, 5) OBP: 0.390, SLG: 0.592	C B C F B F B S 3-3 ③ K			B B S B S F B 4-2 1B S G3 BB		C B B S X 2-2 ① G4-3		S B X 1-1 1-2 1B		3	1	1	0	1	1	1
Darrin Jackson, R (1, 8) OBP: 0.292, SLG: 0.414		C B B B X 3-1 F8 SF7 2B		C S H 1-2 G3 1B 1-2 SF8 HBP		C B X 1-1 ② F8		B B B C X 3-1 ③ F9		3	2	1	0	0	0	2
Jerald Clark, R (1, 7) OBP: 0.289, SLG: 0.376		B F S B X 2-2 ① F8 2-3		X 0-0 G3 1-2 E 2-3 1B		X 0-0 ③ F9				3	1	1	0	0	0	1
Phil Stephenson, L (1, 3) OBP: 0.278, SLG: 0.286		B B B B 4-0 BB		X 0-0 ① G3 1-2 2-3 3-H			C B B F C 2-3 ① K			2	0	0	1	1	1	2
Kurt Stillwell, S (1, 4) OBP: 0.276, SLG: 0.317		S B X 1-1 ② SF7 3-H		B X 1-0 ② SF8 2-H 3-H			B C B S F X 2-2 ② G4-3			1	0	0	2	0	0	0
Andy Benes, R (1, 1) OBP: 0.207, SLG: 0.231 Oscar Azocar, L (7, PH) OBP: 0.252, SLG: 0.245 Larry Andersen, R (8, 1) Randy Myers, L (9, 1)		C B B C B S 3-3 ③ K		B F C B X 2-2 ③ P3			B B F B X 3-1 ③ P2			2	0	0	0	0	1	1
										1	0	0	0	0	0	0
										0	0	0	0	0	0	0
										0	0	0	0	0	0	0
Inning Stats	R: 0 E: 0 K: 2 S: 11 H: 1 LOB: 1 BB: 0 P: 17	R: 1 E: 0 K: 1 S: 10 H: 1 LOB: 1 BB: 1 P: 23	R: 0 E: 0 K: 0 S: 6 H: 0 LOB: 0 BB: 0 P: 9	R: 3 E: 1 K: 0 S: 11 H: 1 LOB: 0 BB: 1 P: 19	R: 0 E: 0 K: 0 S: 6 H: 0 LOB: 0 BB: 0 P: 11	R: 0 E: 0 K: 0 S: 6 H: 0 LOB: 0 BB: 0 P: 9	R: 0 E: 0 K: 1 S: 9 H: 0 LOB: 0 BB: 0 P: 16	R: 0 E: 0 K: 0 S: 9 H: 1 LOB: 2 BB: 1 P: 17		1B: 3 2B: 1 3B: 0 HR: 0 SF: 2 SAC: 0 DP: 0 HBP: 1						

PITCHER	IP	WLS	BF	H	R	ER	SO	BB	IBB	HBP	BLK	WP	HR	S	P	ERA	WHIP
David Cone, R (1, 1) ERA: 2.93	7.0	L	27	3	4	3	4	2	0	1	0	0	0	59	104	3.86	0.714
Barry Jones, R (8, 1) ERA: 4.85	1.0		5	1	0	0	0	1	0	0	0	0	0	9	17	0.00	2.000

PITCHER	IP	WLS	BF	H	R	ER	SO	BB	IBB	HBP	BLK	WP	HR	S	P	ERA	WHIP

BOTTOM

New York Mets @ San Diego Padres

Jack Murphy Stadium, San Diego, CA

Sun Aug 23 1992, 6:33 AM EDT

Att. 13,080 - Sunny - 84 F

livebaseballscorecards.com

AB	26
R	4
H	4
RBI	3
BB	3
SO	4
LOB	9

1B: 3
2B: 1
3B: 0
HR: 0
SF: 2
SAC: 0
DP: 0
HBP: 1

WP: 0
PB: 0
SB: 2
CS: 0
PA: 32

Batter	1	2	3	4	5	6	7	8	9	AB	R	H	RBI	BB	SO	LOB
Daryl Boston, L (1, 8) OBP: 0.324, SLG: 0.439	B X 1-0 HR		B C B B B 4-1 BB 1B BB	B C B B F X 3-2 2B 2B		B C X 1-1 1-3 1B		B B 1 SAFE B C 1 SAFE B 4-1 1-2 FC6-4 BB		3	2	3	1	2	0	0
Dick Schofield, R (1, 6) OBP: 0.312, SLG: 0.284	C X 0-1 G1-3 1B		L B 1 SAFE X 1-1 1-2 BB 1B	S B B F X 2-2 2-H 2B		B C B 1 SAFE F F F X 2-2 ③ P3		F B B X 2-1 ③ 1-2f FC6-4		5	0	3	1	0	0	4
Chico Walker, S (1, 5) OBP: 0.321, SLG: 0.355	1 SAFE C F C 0-3 ① K		C F C 0-3 ② K	B X 1-0 ③ F8			B C B M B B 4-2 BB		C F B C 1-3 ① K	4	0	0	0	1	3	4
Eddie Murray, S (1, 3) OBP: 0.320, SLG: 0.411	X 0-0 ② G1-3 1-2		B C C F B B B 4-2 1-2 2-3 BB		C C B S 1-3 ① K		B X 1-0 ① F9		B B X 2-0 ② P6	4	0	0	0	1	1	2
Bobby Bonilla, S (1, 9) OBP: 0.358, SLG: 0.447 Dave Gallagher, R (7, 9) OBP: 0.277, SLG: 0.309	X 0-0 ③ F7		X 0-0 ③ G3		B X 1-0 ② G5-3		C 1 SAFE F B 1 SAFE X 1-2 ② P6		B X 1-0 ③ P4	4 1	0 0	0 0	0 0	0 0	0 0	5 0
Kevin Bass, S (1, 7) OBP: 0.288, SLG: 0.376		B S B X 2-1 G6-4-3 1B		B B F F B X 3-2 G4-3 HR 1B	B C X 1-1 ③ G4-3		1 SAFE B P B C X 3-1 ③ F7			4	1	2	0	0	0	1
Chris Donnels, L (1, 4) OBP: 0.292, SLG: 0.213 Anthony Young, R (8, 1) OBP: 0.143, SLG: 0.111 John Franco, L (9, 1)	B 1 SAFE X 1-0 ① ② G6-4-3 1-2f		B X 1-0 ① G4-3 1-2	B S B S B F F B 4-2 1B BB				B B C C B C 3-3 ① K		3 0 0	0 0 0	0 0 0	1 0 0	1 0 0	1 0 0	2 0 0
Charlie O'Brien, R (1, 2) OBP: 0.265, SLG: 0.274	F X 0-1 ③ G6-3			F B F B F B X 3-2 ② F8		B F B 1 SAFE F F F F F 3-2 B X F7 ①		C X 0-1 ② G6-3		4	0	0	0	0	0	2
Dwight Gooden, R (1, 1) OBP: 0.288, SLG: 0.365 Bill Pecota, R (8, PH) OBP: 0.298, SLG: 0.300 (8, 4)			F S C 0-3 ① K	B S X 1-1 2-H HR		L X 0-1 ② P3		C B B C X 3-1 BB 1B		3 1	1 0	1 1	2 0	0 0	1 0	1 0
Inning Stats	R: 1 E: 0 K: 1 S: 8 H: 2 LOB: 1 BB: 0 P: 9	R: 0 E: 0 K: 0 S: 5 H: 1 LOB: 0 BB: 0 P: 8	R: 0 E: 0 K: 2 S: 13 H: 1 LOB: 3 BB: 2 P: 22	R: 3 E: 0 K: 0 S: 17 H: 4 LOB: 1 BB: 0 P: 31	R: 0 E: 0 K: 1 S: 6 H: 0 LOB: 0 BB: 0 P: 9	R: 0 E: 0 K: 0 S: 20 H: 1 LOB: 2 BB: 1 P: 30	R: 0 E: 0 K: 0 S: 9 H: 0 LOB: 1 BB: 1 P: 17	R: 0 E: 0 K: 1 S: 10 H: 1 LOB: 2 BB: 1 P: 22	R: 0 E: 0 K: 1 S: 5 H: 0 LOB: 0 BB: 0 P: 9	1B: 6 2B: 2 3B: 0 HR: 2 SF: 0 SAC: 0 DP: 1 HBP: 0						

PITCHER		IP	WLS	BF	H	R	ER	SO	BB	IBB	HBP	BLK	WP	HR	S	P	ERA	WHIP
Bill Swift, R ERA: 2.18	(1, 1)	3.0		14	4	1	1	3	2	0	0	0	0	1	26	39	3.00	2.000
Bryan Hickerson, L ERA: 3.15	(4, 1)	1.0	L	7	4	3	3	0	0	0	0	0	0	1	17	31	27.00	4.000
Jeff Brantley, R ERA: 3.55	(5, 1)	3.0		12	1	0	0	1	2	0	0	0	0	0	35	56	0.00	1.000
Dave Righetti, L ERA: 4.85	(8, 1)	2.0		8	1	0	0	2	1	0	0	0	0	0	15	31	0.00	1.000

PITCHER	IP	WLS	BF	H	R	ER	SO	BB	IBB	HBP	BLK	WP	HR	S	P	ERA	WHIP

TOP

New York Mets @ San Francisco Giants

Candlestick Park, San Francisco, CA

Mon Aug 24 1992, 10:05 PM EDT

Att. 12,992 - Sunny - 59 F

livebaseballscorecards.com

AB	36
R	4
H	10
RBI	4
BB	5
SO	6
LOB	21

BOTTOM

New York Mets @ San Francisco Giants

Candlestick Park, San Francisco, CA

Mon Aug 24 1992, 10:05 PM EDT

Att. 12,992 - Sunny - 59 F

livebaseballscorecards.com

Batter	1	2	3	4	5	6	7	8	9	AB	R	H	RBI	BB	SO	LOB
Mike Felder, S (1, 7) OBP: 0.317, SLG: 0.385	C M X 0-2 BB 1B		C X 0-1 L7 ②		C F F B B X 2-2 G1-3 ①		B C X 1-1 B3 ②		C B B X 2-1 FC6-4 1-2f ③	5	0	1	0	0	0	1
Willie McGee, S (1, 8) OBP: 0.337, SLG: 0.356	B B B C 1 B SAFE 4-1 1B 1-2 BB ①		X 0-0 2B 1B		F X 0-1 G4-3 ②		F B X 1-1 G6-3 ③			3	1	1	0	1	0	0
Will Clark, L (1, 3) OBP: 0.388, SLG: 0.484	B B C F 1 SAFE X 2-2 1-3 1B		B X 1-0 1-H 2B		X 0-0 2B			S X 0-1 F7 ①		4	0	3	1	0	0	0
Cory Snyder, R (1, 9) OBP: 0.318, SLG: 0.456	B F F C 1-3 K ②		B B F B S F S 3-3 K ③		F B B B S B 4-2 BB			C B X 1-1 G3-1 ②		3	0	0	0	1	2	3
Matt Williams, R (1, 5) OBP: 0.280, SLG: 0.379	F C 1 SAFE S 0-3 K ③			F B C X 1-2 P3 ①	X 0-0 F8 ③			C X 0-1 1B		4	0	1	0	0	1	4
Robby Thompson, R (1, 4) OBP: 0.334, SLG: 0.412		X 0-0 P3 ①		B B B C X 3-1 FC5-4 1B		X 0-0 P5 ①		X 0-0 G1-6-3 ③		4	0	1	0	0	0	1
Kirt Manwaring, R (1, 2) OBP: 0.308, SLG: 0.310		C X 0-1 F9 ②		B F X 1-1 FC5-4 1B 1-2f ①		B X 1-0 F9 ②			C B X 1-1 G6-3 ①	4	0	0	0	0	0	1
Royce Clayton, R (1, 6) OBP: 0.301, SLG: 0.340		B S B S X 2-2 F8 ③		B C X 1-1 1-2 1B		B C X 1-1 G5-3 ③			C B B B B 4-1 FC6-4 BB	3	0	1	0	1	0	0
Bill Swift, R (1, 1) OBP: 0.170, SLG: 0.196			B C X 1-1 L8 ①	S B S S 1-3 K ③			B C S S X 1-2 F9 ①		C F F B B X 2-2 L7 ②	1	0	0	0	0	0	0
Bryan Hickerson, L (4, 1)										0	0	0	0	0	0	0
Ted Wood, L (4, PH) OBP: 0.275, SLG: 0.217										1	0	0	0	0	1	2
Jeff Brantley, R (5, 1) OBP: 0.667, SLG: 0.500										0	0	0	0	0	0	0
Greg Litton, R (7, PH) OBP: 0.271, SLG: 0.315										1	0	0	0	0	0	0
Dave Righetti, L (8, 1) OBP: 0.143, SLG: 0.143										0	0	0	0	0	0	0
Craig Colbert, R (9, PH) OBP: 0.269, SLG: 0.310										1	0	0	0	0	0	1

Inning Stats									
	R: 0 E: 0 K: 2 S: 13	H: 2 LOB: 2 BB: 1 P: 20	R: 0 E: 0 K: 0 S: 6	H: 0 LOB: 0 BB: 0 P: 8	R: 1 E: 0 K: 1 S: 10	H: 2 LOB: 1 BB: 0 P: 15	R: 0 E: 0 K: 1 S: 12	H: 2 LOB: 2 BB: 0 P: 19	R: 0 E: 0 K: 0 S: 10	H: 1 LOB: 2 BB: 1 P: 16
	R: 0 E: 0 K: 0 S: 4	H: 0 LOB: 0 BB: 0 P: 6	R: 0 E: 0 K: 0 S: 7	H: 0 LOB: 0 BB: 0 P: 10	R: 0 E: 0 K: 0 S: 7	H: 1 LOB: 1 BB: 0 P: 8	R: 0 E: 0 K: 0 S: 9	H: 0 LOB: 1 BB: 1 P: 18	1B: 6 2B: 2 3B: 0 HR: 0	SF: 0 SAC: 0 DP: 0 HBP: 0	WP: 0 PB: 0 SB: 0 CS: 0	PA: 37

PITCHER	IP	WLS	BF	H	R	ER	SO	BB	IBB	HBP	BLK	WP	HR	S	P	ERA	WHIP
Dwight Gooden, R (1, 1) ERA: 3.91	7.0	W	29	7	1	1	4	2	0	0	0	0	0	62	94	1.29	1.286
Anthony Young, R (8, 1) ERA: 3.74	1.0		4	1	0	0	0	0	0	0	0	0	0	7	8	0.00	1.000
John Franco, L (9, 1) ERA: 1.69	1.0	S	4	0	0	0	0	1	0	0	0	0	0	9	18	0.00	1.000

PITCHER	IP	WLS	BF	H	R	ER	SO	BB	IBB	HBP	BLK	WP	HR	S	P	ERA	WHIP

AB	34
R	1
H	8
RBI	1
BB	3
SO	4
LOB	13

Batter	1	2	3	4	5	6	7	8	9	AB	R	H	RBI	BB	SO	LOB
Dave Gallagher, R (1, 8) (9, 9) OBP: 0.283, SLG: 0.310	F B S F B B X 3-2 ① L9		B B C F F B F F B 4-2 BB		C X 0-1 G5-4-3 1B			C B C X 1-2 ① F7		3	0	1	0	1	0	0
Dick Schofield, R (1, 6) OBP: 0.312, SLG: 0.283	B X 1-0 1B 1B		1 SAFE B F 1 SAFE X 1-0 ② F8		C 1 SAFE X 0-1 ② ③ G5-4-3 1-2f			C 1 S 0-3 ② K		4	0	1	0	0	1	2
Chico Walker, S (1, 5) OBP: 0.330, SLG: 0.365 Anthony Young, R (8, 1) OBP: 0.143, SLG: 0.111 Lee Guetterman, L (8, 1) Jeff Innis, R (8, 1) Chris Donnels, L (9, 5) OBP: 0.292, SLG: 0.213	C X 0-1 G5-4-3 1-3 1B		B 1 SAFE B S B 1 SAFE F X 3-2 ③ G6-3			F X 0-1 G5-4-3 1B		C X 0-1 S 1B		4	0	3	0	0	0	1
										0	0	0	0	0	0	0
										0	0	0	0	0	0	0
										0	0	0	0	0	0	0
										0	0	0	0	0	0	0
Eddie Murray, S (1, 3) OBP: 0.318, SLG: 0.407	C 1 SAFE X 0-1 ② ③ G5-4-3 1-2f			B C X 1-1 ① F8		X 0-0 ① P4		S F 1 SAFE B B F F F B 3-2 F X ③ G3-1 1-2		4	0	0	0	0	0	4
Bobby Bonilla, S (1, 9) OBP: 0.357, SLG: 0.453 John Franco, L (9, 1)		F X 0-1 ① F9		X 0-0 HR		F F X 0-2 ② ③ G5-4-3 1-2f			B B S F B S 3-3 ① K	4	1	1	1	0	1	1
										0	0	0	0	0	0	0
Kevin Bass, S (1, 7) OBP: 0.291, SLG: 0.379		B F B B B 4-1 2B WP BB		B B X 2-0 F9 2B			C B F F S 1-3 ① K		B B F X 2-1 ② L9	3	1	1	0	1	1	0
Steve Springer, R (1, 4) OBP: 0.400, SLG: 0.600 Daryl Boston, L (9, PH) OBP: 0.323, SLG: 0.437 (9, 8)		1 SAFE B F 1 SAFE X 1-1 WP 1-3 L8-2 2B		X 0-0 ② F9 2-3			B S F F X 1-2 G4-3 1B		B B X 2-0 ③ G3	3	0	2	0	0	0	1
										1	0	0	0	0	0	0
Charlie O'Brien, R (1, 2) OBP: 0.259, SLG: 0.267		B B F B X 3-1 ② ③ L8-2 2-H 3-H		S C B S 1-3 ③ K			1 SAFE B 1 SAFE 1 SAFE X 1-0 ② G4-3 1-2			3	0	0	0	0	1	3
Sid Fernandez, L (1, 1) OBP: 0.242, SLG: 0.290 Bill Pecota, R (8, 5) OBP: 0.298, SLG: 0.300 (9, 4)			B C F X 1-2 ① F7		B S S S 1-3 ① K		S B B X 2-1 ③ P4			3	0	0	0	0	1	1
										0	0	0	0	0	0	0

New York Mets @ San Francisco Giants

Candlestick Park, San Francisco, CA

Tue Aug 25 1992, 10:05 PM EDT

Att. 19,546 - Cloudy - 58 F

TOP

livebaseballscorecards.com

AB	32
R	2
H	9
RBI	1
BB	2
SO	5
LOB	13

Inning Stats	1	2	3	4	5	6	7	8	9
	R: 0 E: 0 K: 0 S: 9	H: 2 LOB: 1 BB: 0 P: 13	R: 1 E: 0 K: 0 S: 7	H: 1 LOB: 0 BB: 1 P: 15	R: 0 E: 0 K: 0 S: 12	H: 0 LOB: 1 BB: 1 P: 21	R: 1 E: 0 K: 1 S: 8	H: 2 LOB: 1 BB: 0 P: 12	R: 0 E: 0 K: 1 S: 7	H: 1 LOB: 0 BB: 0 P: 8
	R: 0 E: 0 K: 0 S: 6	H: 1 LOB: 0 BB: 0 P: 6	R: 0 E: 0 K: 1 S: 11	H: 1 LOB: 1 BB: 0 P: 16	R: 0 E: 0 K: 1 S: 15	H: 1 LOB: 1 BB: 0 P: 19	R: 0 E: 0 K: 1 S: 6	H: 0 LOB: 0 BB: 0 P: 13	1B: 6 2B: 3 3B: 0 HR: 1	SF: 0 SAC: 0 DP: 4 HBP: 0

	WP: 1	PA: 34
	PB: 0	
	SB: 1	
	CS: 0	

PITCHER		IP	WLS	BF	H	R	ER	SO	BB	IBB	HBP	BLK	WP	HR	S	P	ERA	WHIP
Trevor Wilson, L ERA: 4.28	(1, 1)	7.0	L	27	8	2	2	3	2	0	0	0	1	1	60	91	2.57	1.429
Michael Jackson, R ERA: 2.65	(8, 1)	2.0		7	1	0	0	2	0	0	0	0	0	0	21	32	0.00	0.500

PITCHER	IP	WLS	BF	H	R	ER	SO	BB	IBB	HBP	BLK	WP	HR	S	P	ERA	WHIP

BOTTOM

New York Mets @ San Francisco Giants

Candlestick Park, San Francisco, CA

Tue Aug 25 1992, 10:05 PM EDT

Att. 19,546 - Cloudy - 58 F

livebaseballscorecards.com

Batter	1	2	3	4	5	6	7	8	9	AB	R	H	RBI	BB	SO	LOB
Mike Felder, S (1, 7) OBP: 0.323, SLG: 0.395	S SF9 2B		F8		FC6-4 1B			SH1-3 1B		4	1	3	0	0	0	0
Willie McGee, S (1, 8) OBP: 0.337, SLG: 0.356	K		1B 1B		FC6-4 1-2f			SH1-3 1-2		3	0	1	0	0	1	2
Will Clark, L (1, 3) OBP: 0.389, SLG: 0.485	SF9 2-H		1B 1-2			F7		SAFE BB		2	0	1	1	1	0	0
Cory Snyder, R (1, 9) OBP: 0.317, SLG: 0.454	1B		F8			P2		K		4	0	1	0	0	1	4
Matt Williams, R (1, 5) OBP: 0.278, SLG: 0.375	SAFE F8			P4		K		G6-3		4	0	0	0	0	1	3
Robby Thompson, R (1, 4) OBP: 0.333, SLG: 0.411		G5-3		G4-3 1B			G5-3		P6	4	0	1	0	0	0	0
Kirt Manwaring, R (1, 2) OBP: 0.308, SLG: 0.314 Mike Benjamin, R (7, PR) OBP: 0.230, SLG: 0.286 Michael Jackson, R (8, 1) Greg Litton, R (9, PH) OBP: 0.269, SLG: 0.312		G6-3		SAFE G4-3 1-2f			2B		G1-3	3 0 0 1	0 0 0 0	1 0 0 0	0 0 0 0	0 0 0 0	0 0 0 0	1 0 0 0
Royce Clayton, R (1, 6) OBP: 0.296, SLG: 0.333		P9			K		F9		K	4	0	0	0	0	2	1
Trevor Wilson, L (1, 1) OBP: 0.150, SLG: 0.108 Craig Colbert, R (7, PH) OBP: 0.266, SLG: 0.307 (8, 2)			K		F8		P5			2 1	0 0	0 0	0 0	0 0	1 0	0 1
Inning Stats	R: 1 H: 2 E: 0 LOB: 1 K: 1 BB: 0 S: 13 P: 16	R: 0 H: 0 E: 0 LOB: 0 K: 0 BB: 0 S: 14 P: 22	R: 0 H: 2 E: 0 LOB: 2 K: 1 BB: 0 S: 13 P: 18	R: 0 H: 1 E: 0 LOB: 0 K: 0 BB: 0 S: 11 P: 13	R: 0 H: 1 E: 0 LOB: 1 K: 1 BB: 0 S: 16 P: 21	R: 0 H: 0 E: 0 LOB: 0 K: 1 BB: 0 S: 7 P: 10	R: 0 H: 1 E: 0 LOB: 1 K: 0 BB: 0 S: 12 P: 15	R: 0 H: 1 E: 0 LOB: 2 K: 1 BB: 1 S: 12 P: 21	R: 0 H: 0 E: 0 LOB: 0 K: 1 BB: 0 S: 7 P: 8	1B: 6 2B: 2 3B: 0 HR: 0	SF: 1 SAC: 1 DP: 1 HBP: 0						

	AB	32
	R	1
	H	8
	RBI	1
	BB	1
	SO	6
	LOB	12

WP: 0 PA: 35
PB: 0
SB: 1
CS: 0

PITCHER		IP	WLS	BF	H	R	ER	SO	BB	IBB	HBP	BLK	WP	HR	S	P	ERA	WHIP
Sid Fernandez, L ERA: 2.95	(1, 1)	7.0	W	27	7	1	1	4	0	0	0	0	0	0	86	115	1.29	1.000
Anthony Young, R ERA: 3.72	(8, 1)	0.1		2	1	0	0	0	0	0	0	0	0	0	5	8	0.00	3.000
Lee Guetterman, L ERA: 6.79	(8, 1)	0.0		1	0	0	0	0	1	0	0	0	0	0	1	5	∞	∞
Jeff Innis, R ERA: 2.87	(8, 1)	0.2		2	0	0	0	1	0	0	0	0	0	0	6	8	0.00	0.000
John Franco, L ERA: 1.64	(9, 1)	1.0	S	3	0	0	0	1	0	0	0	0	0	0	7	8	0.00	0.000

PITCHER	IP	WLS	BF	H	R	ER	SO	BB	IBB	HBP	BLK	WP	HR	S	P	ERA	WHIP

Batter	1	2	3	4	5	6	7	8	9	AB	R	H	RBI	BB	SO	LOB
Daryl Boston, L (1, 8) OBP: 0.321, SLG: 0.432	F8	G3-1			L9		G5-4-3 1B 1-2		F9 2-3	5	0	1	0	0	0	2
Dick Schofield, R (1, 6) OBP: 0.313, SLG: 0.283	1B G4-3 1B		G3-1 S BB		G6-3		G5-4-3 1-2f 2-3		F8	4	1	1	0	1	0	3
Chico Walker, S (1, 5) OBP: 0.333, SLG: 0.368	G4-3 1B 1-3		K 1-2			S 1B E 1B		G5-3		4	2	2	0	0	1	1
Bobby Bonilla, S (1, 9) OBP: 0.356, SLG: 0.450	G4-3 1-2 3-H	G3-1 2-3				P6		G3 2B 1B 1-2		4	1	1	1	0	0	3
Kevin Bass, S (1, 7) OBP: 0.293, SLG: 0.381	1B 2-H	L3				S 1B 1B 1-2		G3 1-2		4	1	2	1	0	0	2
Jeff McKnight, S (1, 3) OBP: 0.296, SLG: 0.280	G6-3			F7		K			2B 2-H	4	0	1	1	0	1	3
Bill Pecota, R (1, 4) OBP: 0.301, SLG: 0.304		G4-3		CS 1B		1B 1-H 2-H		G5-3		4	0	2	1	0	0	1
Charlie O'Brien, R (1, 2) OBP: 0.259, SLG: 0.260		SH1-4 HBP		F7 1-2		G6-3			E5 F9 SH1-4	3	0	0	0	0	0	2
Eric Hillman, L (1, 1) OBP: 0.250, SLG: 0.250 Anthony Young, R (9, 1) OBP: 0.143, SLG: 0.111	SH1-4 1-2			P3			G5-4-3 1B 1B		SH1-4 1-2	2 0	0 0	1 0	0 0	0 0	0 0	0 0
Inning Stats	R: 2 E: 0 K: 0 S: 13 H: 3 LOB: 1 BB: 0 P: 19	R: 0 E: 0 K: 0 S: 8 H: 0 LOB: 1 BB: 0 P: 13	R: 0 E: 0 K: 1 S: 9 H: 0 LOB: 1 BB: 1 P: 17	R: 0 E: 0 K: 0 S: 7 H: 1 LOB: 0 BB: 0 P: 11	R: 0 E: 0 K: 0 S: 5 H: 0 LOB: 0 BB: 0 P: 9	R: 2 E: 0 K: 1 S: 16 H: 3 LOB: 1 BB: 0 P: 24	R: 0 E: 0 K: 0 S: 6 H: 2 LOB: 0 BB: 0 P: 8	R: 1 E: 0 K: 0 S: 12 H: 2 LOB: 1 BB: 0 P: 18	R: 0 E: 1 K: 0 S: 10 H: 0 LOB: 1 BB: 0 P: 16	1B: 10 2B: 1 3B: 0 HR: 0 SF: 0 SAC: 2 DP: 1 HBP: 1						

PITCHER		IP	WLS	BF	H	R	ER	SO	BB	IBB	HBP	BLK	WP	HR	S	P	ERA	WHIP
John Burkett, R ERA: 3.68	(1, 1)	6.0	L	26	7	4	4	2	1	0	1	0	0	0	58	93	6.00	1.333
Jim Pena, L ERA: 3.18	(7, 1)	2.0		8	4	1	1	0	0	0	0	0	0	0	18	26	4.50	2.000
Rod Beck, R ERA: 2.12	(9, 1)	1.0		4	0	0	0	0	0	0	0	0	0	0	10	16	0.00	0.000

PITCHER	IP	WLS	BF	H	R	ER	SO	BB	IBB	HBP	BLK	WP	HR	S	P	ERA	WHIP

TOP

New York Mets @ San Francisco Giants

Candlestick Park, San Francisco, CA

Wed Aug 26 1992, 6:33 AM EDT

Att. 17,863 - Sunny - 80 F

livebaseballscorecards.com

AB	34
R	5
H	11
RBI	4
BB	1
SO	2
LOB	17

WP: 0	PB: 0	SB: 3	CS: 1
PA: 38			

BOTTOM

New York Mets @ San Francisco Giants

Candlestick Park, San Francisco, CA

Wed Aug 26 1992, 6:33 AM EDT

Att. 17,863 - Sunny - 80 F

livebaseballscorecards.com

Batter	1	2	3	4	5	6	7	8	9	AB	R	H	RBI	BB	SO	LOB
Mike Felder, S (1, 7) OBP: 0.322, SLG: 0.393	S, G4-3, FC6-4, 1B		F7			G6-3			G6-3	4	1	1	0	0	0	1
Willie McGee, S (1, 8) OBP: 0.336, SLG: 0.357	G4-3		F9			G4-3			FC4-6, 1B, 2B	4	1	1	0	0	0	2
Will Clark, L (1, 3) OBP: 0.390, SLG: 0.483	FC6-4, BB			F7			G6-3		FC4-6, 2-3, 1B	3	0	1	0	1	0	0
Cory Snyder, R (1, 9) OBP: 0.313, SLG: 0.448	FC6-4, FC5-4			F9			F8		FC4-6	4	0	0	2	0	0	2
Matt Williams, R (1, 5) OBP: 0.277, SLG: 0.374	FC5-4			CS, 1B			G5-3		F8	4	0	1	0	0	0	2
Robby Thompson, R (1, 4) OBP: 0.333, SLG: 0.416		G5-3		CS	K			G4-3, 3B		3	1	1	0	0	1	0
Craig Colbert, R (1, 2) OBP: 0.258, SLG: 0.297		G5-3			G6-3			G4-3		3	0	0	1	0	0	0
Royce Clayton, R (1, 6) OBP: 0.292, SLG: 0.328		K			G4-3			F8		3	0	0	0	0	1	0
John Burkett, R (1, 1)			G4-3			G6-3, HBP		F7		1	0	0	0	0	0	0
Ted Wood, L (6, PH) OBP: 0.286, SLG: 0.217										0	0	0	0	0	0	0
Trevor Wilson, L (6, PR) OBP: 0.150, SLG: 0.108										0	0	0	0	0	0	0
Jim Pena, L (7, 1) OBP: 0.200, SLG: 0.200										0	0	0	0	0	0	0
Greg Litton, R (8, PH) OBP: 0.267, SLG: 0.309										1	0	0	0	0	0	0
Rod Beck, R (9, 1)										0	0	0	0	0	0	0
Inning Stats	R: 1 E: 0 K: 0 S: 7 H: 1 LOB: 1 BB: 1 P: 13	R: 0 E: 0 K: 1 S: 10 H: 0 LOB: 0 BB: 0 P: 16	R: 0 E: 0 K: 0 S: 6 H: 0 LOB: 0 BB: 0 P: 9	R: 0 E: 0 K: 0 S: 10 H: 1 LOB: 0 BB: 0 P: 16	R: 0 E: 0 K: 1 S: 7 H: 0 LOB: 0 BB: 0 P: 8	R: 0 E: 0 K: 0 S: 3 H: 0 LOB: 1 BB: 0 P: 5	R: 0 E: 0 K: 0 S: 7 H: 0 LOB: 0 BB: 0 P: 11	R: 1 E: 0 K: 0 S: 10 H: 1 LOB: 0 BB: 0 P: 16	R: 1 E: 0 K: 0 S: 13 H: 2 LOB: 1 BB: 0 P: 17	1B: 3 2B: 1 3B: 1 HR: 0	SF: 0 SAC: 0 DP: 1 HBP: 1						

	AB	30
	R	3
	H	5
	RBI	3
	BB	1
	SO	2
	LOB	7

PITCHER		IP	WLS	BF	H	R	ER	SO	BB	IBB	HBP	BLK	WP	HR	S	P	ERA	WHIP
Eric Hillman, L (1, 1) ERA: 2.79		8.1	W	30	5	3	3	2	1	0	1	0	0	0	70	108	3.24	0.720
Anthony Young, R (9, 1) ERA: 3.7		0.2	S	2	0	0	0	0	0	0	0	0	0	0	3	3	0.00	0.000

PITCHER	IP	WLS	BF	H	R	ER	SO	BB	IBB	HBP	BLK	WP	HR	S	P	ERA	WHIP

Cincinnati Reds @ New York Mets

Shea Stadium, Flushing, NY

Fri Aug 28 1992, 7:05 PM EDT

Sunny - 80 F

livebaseballscorecards.com

TOP

Batter	1	2	3	4	5	6	7	8	9	AB	R	H	RBI	BB	SO	LOB
Bip Roberts, S (1, 7) (7, 5) OBP: 0.377, SLG: 0.396	C B B B X 3-1 S 1B		F X 0-1 ① G3-1		X 0-0 ① G5-3		C C F B B F X 2-2 2B SF9 1B		C S X 0-2 ① G5-3	5	1	2	0	0	0	0
Reggie Sanders, R (1, 8) OBP: 0.361, SLG: 0.492	F C X 0-2 ① P3		B F F F X 1-2 1B 2B		C X 0-1 ② F8		B 1 SAFE B X 2-0 SF9 1-3 1B 2B		F C B S 1-3 ② K	5	2	2	0	0	1	1
Barry Larkin, R (1, 6) OBP: 0.384, SLG: 0.451	C 1 SAFE 1 SAFE 1 SAFE B B F X 2-2 ② F7 1-2		C B X 1-1 G4-3 2-H 1B		C S F X 0-2 ③ G5-3		I I I I 4-0 1B IBB		X 0-0 ③ G4-3	4	0	1	1	1	0	1
Glenn Braggs, R (1, 9) (7, 7) OBP: 0.326, SLG: 0.386	B S X 1-1 ③ F9		B 1 SAFE C B B X 3-1 ② G4-3 1-2			C B F X 1-2 ① G6-3	B F F X 1-2 ② SF9 2-3 3-H			3	0	0	1	0	0	2
Chris Sabo, R (1, 5) OBP: 0.299, SLG: 0.416 Paul O'Neill, L (7, PH) (7, 9) OBP: 0.363, SLG: 0.388		B X 1-0 ① F7	B B F B F B 4-2 BB			X 0-0 G5-3 2B	B X 1-0 1-3 3-H 1B			2	0	1	0	1	0	0
										1	0	1	1	0	0	0
Joe Oliver, R (1, 2) OBP: 0.316, SLG: 0.387		C B S S F X 1-2 1B 1B	B F C F F X 1-2 ③ F7			F B X 1-1 ② G5-3 2-3	X 0-0 ③ G1-3			4	0	1	0	0	0	5
Hal Morris, L (1, 3) OBP: 0.368, SLG: 0.412		B B C C X 2-2 FC6-4 1-2 1B		B B B C X 3-1 ① G3		I I I I 4-0 IBB		X 0-0 ① F7		3	0	1	0	1	0	0
Freddie Benavides, R (1, 4) OBP: 0.262, SLG: 0.307		C X 0-1 ② F9		X 0-0 ② P4		X 0-0 ③ G5-3		C B X 1-1 ② G4-3		4	0	0	0	0	0	4
Jose Rijo, R (1, 1) OBP: 0.200, SLG: 0.236 Jeff Branson, L (8, PH) OBP: 0.338, SLG: 0.394 Scott Bankhead, R (8, 1) OBP: 0.222, SLG: 0.222 Rob Dibble, L (8, 1) OBP: 0.333, SLG: 0.333		X 0-0 ③ FC6-4 1-2f		B F X 1-1 ③ F8			B F L L 1-3 ① K	X 0-0 ③ G4-3		3	0	0	0	0	1	2
										1	0	0	0	0	0	0
										0	0	0	0	0	0	0
										0	0	0	0	0	0	0

Inning Stats	1	2	3	4	5	6	7	8	9
	R: 0 E: 0 K: 0 S: 10	H: 1 LOB: 1 BB: 0 P: 16	R: 0 E: 0 K: 0 S: 11	H: 2 LOB: 2 BB: 0 P: 15	R: 1 E: 0 K: 0 S: 17	H: 2 LOB: 2 BB: 1 P: 27	R: 0 E: 0 K: 0 S: 5	H: 0 LOB: 0 BB: 0 P: 9	R: 0 E: 0 K: 0 S: 7	H: 0 LOB: 0 BB: 0 P: 7
	R: 0 E: 0 K: 0 S: 7	H: 1 LOB: 2 BB: 1 P: 13	R: 2 E: 0 K: 1 S: 15	H: 3 LOB: 2 BB: 1 P: 26	R: 0 E: 0 K: 0 S: 4	H: 0 LOB: 0 BB: 0 P: 5	R: 0 E: 0 K: 1 S: 7	H: 0 LOB: 0 BB: 0 P: 8		

	AB	R	H	RBI	BB	SO	LOB
	35	3	9	3	3	2	15

	1B	SF:	WP:	PA:
	2B: 3	SAC: 0	PB: 0	
	3B: 0	DP: 0	SB: 1	
	HR: 0	HBP: 0	CS: 0	

PITCHER		IP	WLS	BF	H	R	ER	SO	BB	IBB	HBP	BLK	WP	HR	S	P	ERA	WHIP
Pete Schourek, L ERA: 3.21	(1, 1)	6.2		31	8	3	3	1	1	2	0	0	0	0	70	110	4.05	1.350
Jeff Innis, R ERA: 2.86	(7, 1)	0.1		2	1	0	0	0	0	0	0	0	0	0	2	3	0.00	3.000
Barry Jones, R ERA: 4.76	(8, 1)	1.0	W	3	0	0	0	0	0	0	0	0	0	0	4	5	0.00	0.000
Anthony Young, R ERA: 3.67	(9, 1)	1.0	S	3	0	0	0	1	0	0	0	0	0	0	7	8	0.00	0.000

PITCHER	IP	WLS	BF	H	R	ER	SO	BB	IBB	HBP	BLK	WP	HR	S	P	ERA	WHIP

Batter	1	2	3	4	5	6	7	8	9	AB	R	H	RBI	BB	SO	LOB
Vince Coleman, S (1, 8) OBP: 0.368, SLG: 0.363	BBBB 4-0 G3 BB		BCCFBS 2-3 ① K		X 0-0 ② SF7 3-H			BX 1-0 ① L4		2	0	0	1	1	1	0
Dick Schofield, R (1, 6) OBP: 0.311, SLG: 0.280 Daryl Boston, L (8, PH) OBP: 0.323, SLG: 0.447 Dave Gallagher, R (9, 9) OBP: 0.283, SLG: 0.310	1 SAFE 1 SAFE CSS 0-3 ① K		X 0-0 ② F9		B X 1-0 ③ L6			CBX 1-1 HR		3 1 0	0 1 0	0 1 0	0 1 0	0 0 0	1 0 0	2 0 0
Chico Walker, S (1, 5) OBP: 0.332, SLG: 0.362	1 SAFE CB 1 SAFE 1 SAFE P X 2-1 ② G3 1-2		BBFBCFFS 3-3 ③ K			CBX 1-1 ① G4-1		CBBFFBFB 4-2 2B SF7 BB		3	1	0	0	1	1	1
Eddie Murray, S (1, 3) OBP: 0.321, SLG: 0.411	FBFBBB 4-2 BB			BBX 2-0 G4-6-3 1B		BBBCX 3-1 ② F7		1 SAFE C 1 SAFE B 1 SAFE B 1 SAFE 1 SAFE S 2-2 F X 1-3 2B		3	0	2	0	1	0	0
Bobby Bonilla, S (1, 9) OBP: 0.356, SLG: 0.447 Anthony Young, R (9, 1) OBP: 0.143, SLG: 0.111	BBCCS 2-3 ③ K			BX 1-0 ①② G4-6-3 1-2f		X 0-0 ③ L8		IIII 4-0 IBB		3 0	0 0	0 0	0 0	1 0	1 0	3 0
Kevin Bass, S (1, 7) OBP: 0.296, SLG: 0.393		BSX 1-1 E8 G1-3 1B		CCS 0-3 ③ K			BX 1-0 HR	BX 1-0 ② SF7 3-H		3	1	2	2	0	1	0
Jeff Kent, R (1, 4) OBP: 0.319, SLG: 0.434		CBFFFBFFF 2-3 S ① K			CX 0-1 ① G6-3		BSFBX 2-2 ① G5-3	BCBSS 2-3 ③ K		4	0	0	0	0	2	3
Todd Hundley, S (1, 2) OBP: 0.260, SLG: 0.339		CCFH 1-2 HBP			BBFFFFFFX 2-2 1B SF7 2B		BFBBFFS 2-3 ② K			2	1	1	0	0	1	0
Pete Schourek, L (1, 1) OBP: 0.074, SLG: 0.074 Jeff Innis, R (7, 1) Mackey Sasser, L (7, PH) OBP: 0.268, SLG: 0.330 Barry Jones, R (8, 1) Bill Pecota, R (9, 6) OBP: 0.301, SLG: 0.304		BX 1-0 ②③ G1-3 2-3			X 0-0 2-3 1B		BBX 2-0 ③ L6			2 0 1 0 0	0 0 0 0 0	1 0 0 0 0	0 0 0 0 0	0 0 0 0 0	0 0 0 0 0	2 0 0 0 0
Inning Stats	R: 0 H: 0 E: 0 LOB: 2 K: 2 BB: 2 S: 11 P: 22	R: 0 H: 1 E: 1 LOB: 1 K: 1 BB: 0 S: 14 P: 19	R: 0 H: 0 E: 0 LOB: 0 K: 2 BB: 0 S: 10 P: 15	R: 0 H: 1 E: 0 LOB: 0 K: 1 BB: 0 S: 5 P: 8	R: 1 H: 2 E: 0 LOB: 1 K: 0 BB: 0 S: 12 P: 15	R: 0 H: 0 E: 0 LOB: 0 K: 0 BB: 0 S: 5 P: 9	R: 1 H: 1 E: 0 LOB: 0 K: 1 BB: 0 S: 9 P: 16	R: 2 H: 2 E: 0 LOB: 2 K: 1 BB: 2 S: 15 P: 30		1B: 3 SF: 2 2B: 2 SAC: 0 3B: 0 DP: 1 HR: 2 HBP: 1						

PITCHER		IP	WLS	BF	H	R	ER	SO	BB	IBB	HBP	BLK	WP	HR	S	P	ERA	WHIP
Jose Rijo, R ERA: 2.94	(1, 1)	7.0		27	5	2	2	7	2	0	1	0	0	1	66	104	2.57	1.000
Scott Bankhead, R ERA: 2.82	(8, 1)	0.1	L	5	2	2	2	0	1	1	0	0	0	1	11	23	54.00	9.000
Rob Dibble, R ERA: 3.12	(8, 1)	0.2		2	0	0	0	1	0	0	0	0	0	0	4	7	0.00	0.000

PITCHER	IP	WLS	BF	H	R	ER	SO	BB	IBB	HBP	BLK	WP	HR	S	P	ERA	WHIP

BOTTOM

Cincinnati Reds @ New York Mets

Shea Stadium, Flushing, NY

Fri Aug 28 1992, 7:05 PM EDT

Sunny - 80 F

livebaseballscorecards.com

AB	27
R	4
H	7
RBI	4
BB	4
SO	8
LOB	11

WP: 0 PA: 34
PB: 0
SB: 0
CS: 0

Batter	1	2	3	4	5	6	7	8	9	AB	R	H	RBI	BB	SO	LOB
Bip Roberts, S (1, 5) OBP: 0.374, SLG: 0.393 Freddie Benavides, R (8, 6) OBP: 0.260, SLG: 0.304	B B C C F B S 3-3 ① K			B C B B X 3-1 ① F7		B B C F F X 2-2 ③ G3 1-2			F S B F X 1-2 ① G6-3	3 1	0 0	0 0	0 0	0 0	1 0	1 0
Dave Martinez, L (1, 8) OBP: 0.323, SLG: 0.328	B F C B B X 3-2 ② F8			B X 1-0 ② G3			C C B S 1-3 ① K		B F B B B 4-1 1B 1B BB	3	1	0	0	1	1	0
Barry Larkin, R (1, 6) OBP: 0.382, SLG: 0.448 Jeff Branson, L (8, 5) OBP: 0.333, SLG: 0.389	C B B S X 2-2 ③ G1-3			B F B X 2-1 ③ F8			B C X 1-1 ② G6-3		C B X 1-1 ② P5	3 1	0 0	0 0	0 0	0 0	0 0	0 1
Hal Morris, L (1, 3) OBP: 0.365, SLG: 0.408 Joe Oliver, R (8, 3) OBP: 0.318, SLG: 0.389		C B C X 1-2 ① G4-3			F X 0-1 ① G6-3		B C X 1-1 ③ L4		B F F X 1-2 1B 1-2 1B	3 1	0 0	0 1	0 0	0 0	0 0	0 0
Paul O'Neill, L (1, 9) OBP: 0.364, SLG: 0.389		B B C F F B C 3-3 ② K			X 0-0 ② G4-3			B C F F B B X 3-2 2B 1B	C F X 0-2 FC5-4 1B 1-2 2-H	4	0	2	1	0	1	0
Glenn Braggs, R (1, 7) OBP: 0.325, SLG: 0.388		B F X 1-1 ③ F9			X 0-0 ③ G6-3			B F X 1-1 1-3 2B	F X 0-1 ③ FC5-4 1-2f	4	0	1	0	0	0	2
Bill Doran, S (1, 4) OBP: 0.325, SLG: 0.347			C B C B B B B 4-2 G1-6-3 BB			B B C C B F X 2-2 ① F8		B B X 2-0 ① F8		2	0	0	0	1	0	2
Rick Wrona, R (1, 2) OBP: 0.174, SLG: 0.174			F F B X 1-2 ① ② G1-6-3 1-2f			X 0-0 FC6 1B		F F B S 1-3 ② K2-3		3	0	1	0	0	1	3
Steve Foster, R (1, 1) OBP: 0.200, SLG: 0.200 Scott Ruskin, R (4, 1) Cesar Hernandez, R (6, PH) OBP: 0.313, SLG: 0.406 Dwayne Henry, R (6, 1) OBP: 0.250, SLG: 0.250 Reggie Sanders, R (8, PH) OBP: 0.360, SLG: 0.490 Norm Charlton, S (8, 1) OBP: 0.250, SLG: 0.250			C B B F F C 2-3 ③ K			B F X 1-1 ② FC6 S 1-2f		B S S X 1-2 ③ G5-3		1 0 1 0 1 0	0 0 0 0 0 0	0 0 0 0 0 0	0 0 0 0 0 0	1 0 0 0 0 0	0 0 1 0 2 0	0 0 1 0 2 0
Inning Stats	R: 0 H: 0 E: 0 LOB: 0 K: 1 BB: 0 S: 11 P: 19	R: 0 H: 0 E: 0 LOB: 0 K: 1 BB: 0 S: 9 P: 14	R: 0 H: 0 E: 0 LOB: 0 K: 1 BB: 1 S: 9 P: 16	R: 0 H: 0 E: 0 LOB: 0 K: 0 BB: 0 S: 5 P: 11	R: 0 H: 0 E: 0 LOB: 0 K: 0 BB: 0 S: 4 P: 4	R: 0 H: 1 E: 0 LOB: 1 K: 0 BB: 0 S: 11 P: 16	R: 0 H: 0 E: 0 LOB: 0 K: 1 BB: 0 S: 7 P: 10	R: 0 H: 2 E: 0 LOB: 2 K: 1 BB: 0 S: 13 P: 21	R: 1 H: 2 E: 0 LOB: 2 K: 0 BB: 1 S: 15 P: 22	1B: 4 SF: 0 2B: 1 SAC: 0 3B: 0 DP: 1 HR: 0 HBP: 0						

PITCHER		IP	WLS	BF	H	R	ER	SO	BB	IBB	HBP	BLK	WP	HR	S	P	ERA	WHIP
Wally Whitehurst, R ERA: 2.83	(1, 1)	6.0	W	19	1	0	0	3	1	0	0	0	0	0	49	80	0.00	0.333
Lee Guetterman, L ERA: 6.6	(7, 1)	3.0	S	14	4	1	1	2	1	0	0	0	0	0	35	53	3.00	1.667

PITCHER	IP	WLS	BF	H	R	ER	SO	BB	IBB	HBP	BLK	WP	HR	S	P	ERA	WHIP

Cincinnati Reds @ New York Mets

Shea Stadium, Flushing, NY

Fri Aug 28 1992, 7:05 PM EDT

Att. 20,343 - Cloudy - 77 F

TOP

livebaseballscorecards.com

AB	31
R	1
H	5
RBI	1
BB	2
SO	5
LOB	12



Batter	1	2	3	4	5	6	7	8	9	AB	R	H	RBI	BB	SO	LOB
Daryl Boston, L (1, 8) OBP: 0.325, SLG: 0.446	X 0-0 G4-3 3B 1B	B B X 2-0 ② P3		B B C B F S 3-3 ② K			1 SAFE C B 1 SAFE C 1 SAFE S 1-3 ① K	X 0-0 WP WP 1-2 G6-3 1B		5	2	2	0	0	2	2
Dave Gallagher, R (1, 9) OBP: 0.293, SLG: 0.331	L X 0-1 ① G4-3 1-2	B B F C X 2-2 2B		B F C X 1-2 CS 3-H 1B			B X 1-0 2B 1-2 2B 1B	C F B B X 2-2 ① SF7 1-2 2-H		4	1	3	2	0	0	1
Jeff Kent, R (1, 4) OBP: 0.320, SLG: 0.448	B C B X 2-1 SF7 2-H 3B	F B S S S 1-3 ③ K		B 1-0 ③ CS 1-2	F C X 0-2 ① G5-3		B X 1-0 2B 1-3 2-H 2B	B C S B X 2-2 ② G6-3 2-H		5	2	2	3	0	1	1
Mackey Sasser, L (1, 7) OBP: 0.261, SLG: 0.324 Kevin Bass, S (6, 7) OBP: 0.300, SLG: 0.398	S B F B X 2-2 ② SF7 3-H		B S X 1-1 ① F8		S B F X 1-2 ② G1-3		I I I I 4-0 2B IBB	B X 1-0 2B		2 1	0 1	0 1	1 1	0 0	0 0	0 0
Jeff McKnight, S (1, 3) OBP: 0.344, SLG: 0.433	B X 1-0 BB 1B		S X 0-1 SF9 3B		C B X 1-1 G5-3		F C B B X 2-2 1B 1-H 2-H 3-H 2B	B B B C X 3-1 ③ F8		5	2	3	3	0	0	1
Bill Pecota, R (1, 6) OBP: 0.305, SLG: 0.306 (7, 5)	B B B 4-0 1-2 BB		S X 0-1 ② SF9 3-H			B B F F F B S 3-3 ① K	C X 0-1 2-H 1B			2	0	1	2	1	1	0
Chris Donnels, L (1, 5) OBP: 0.280, SLG: 0.203 Lee Guetterman, L (7, 1)	C X 0-1 ③ F7		B C C B B C 3-3 ③ K			S B S B B S 3-3 ② K	B C F B S 2-3 ② K			3 1	0 0	0 0	0 0	0 0	2 1	2 1
Charlie O'Brien, R (1, 2) OBP: 0.266, SLG: 0.299		C B C F B B X 3-2 HR		B B X 2-0 G5-3 1B 2B		B S C X 1-2 ③ L5	C B X 1-1 ③ P3			4	2	2	1	0	0	1
Wally Whitehurst, R (1, 1) OBP: 0.263, SLG: 0.278 Dick Schofield, R (7, 6) OBP: 0.314, SLG: 0.282		F X 0-1 ① G6-3		M X 0-1 ① G5-3 2-3		B S X	1-1 WP 1B 2B 1B	F B S B F B B 4-2 WP 1B SF7 BB		2 1	0 2	0 1	0 0	0 1	0 0	1 0
Inning Stats	R: 2 E: 0 K: 0 S: 11 H: 3 LOB: 2 BB: 1 P: 20	R: 1 E: 0 K: 1 S: 13 H: 2 LOB: 1 BB: 0 P: 21	R: 1 E: 0 K: 1 S: 9 H: 1 LOB: 0 BB: 0 P: 13	R: 1 E: 0 K: 1 S: 9 H: 2 LOB: 0 BB: 0 P: 16	R: 0 E: 0 K: 0 S: 8 H: 0 LOB: 0 BB: 0 P: 10	R: 0 E: 0 K: 2 S: 10 H: 0 LOB: 0 BB: 0 P: 17	R: 5 E: 0 K: 2 S: 17 H: 5 LOB: 1 BB: 1 P: 30	R: 2 E: 0 K: 0 S: 13 H: 2 LOB: 1 BB: 1 P: 25		1B: 7 2B: 5 3B: 2 HR: 1	SF: 3 SAC: 0 DP: 0 HBP: 0			WP: 3 PB: 0 SB: 0 CS: 1	PA: 42		

PITCHER		IP	WLS	BF	H	R	ER	SO	BB	IBB	HBP	BLK	WP	HR	S	P	ERA	WHIP
Steve Foster, R ERA: 3.79	(1, 1)	3.1	L	18	7	5	5	2	1	0	0	0	0	1	36	59	13.50	2.400
Scott Ruskin, L ERA: 4.46	(4, 1)	1.2		5	1	0	0	1	0	0	0	0	0	0	14	21	0.00	0.600
Dwayne Henry, R ERA: 3.33	(6, 1)	2.0		12	5	5	5	4	0	1	0	0	1	0	27	47	22.50	2.500
Norm Charlton, L ERA: 3.08	(8, 1)	1.0		6	2	2	2	0	1	0	0	0	2	0	13	25	18.00	3.000

PITCHER	IP	WLS	BF	H	R	ER	SO	BB	IBB	HBP	BLK	WP	HR	S	P	ERA	WHIP

BOTTOM

Cincinnati Reds @ New York Mets

Shea Stadium, Flushing, NY

Fri Aug 28 1992, 7:05 PM EDT

Att. 20,343 - Cloudy - 77 F

livebaseballscorecards.com

AB	35
R	12
H	15
RBI	12
BB	3
SO	7
LOB	10

Batter	1	2	3	4	5	6	7	8	9	AB	R	H	RBI	BB	SO	LOB
Bip Roberts, S (1, 5) OBP: 0.373, SLG: 0.391	X 0-0 ① G4-3		B C F X 1-2 CS 1B		C F X 0-2 ① G4-3		B C B F S 2-3 ① K		F B F B F B X 3-2 ① F8 2-3	5	0	1	0	0	1	1
Dave Martinez, L (1, 8) OBP: 0.321, SLG: 0.324	C B B B B 4-1 S HR BB		1 SAFE B X 1-0 ① ② F8 1-2		C X 0-1 ② G4-3		B B C X 2-1 ② G4-3		X 0-0 ② G6-3 3-H	4	1	0	1	1	0	1
Barry Larkin, R (1, 6) OBP: 0.382, SLG: 0.452	B B F X 2-1 ② P5 1-2		B F F X 1-2 1B 3B		B X 1-0 ③ F8		B C B X 2-1 ③ F9		C X 0-1 1B	5	1	2	0	0	0	1
Hal Morris, L (1, 3) OBP: 0.369, SLG: 0.424	B B X 2-0 2-H HR		C F B F F X 1-2 3-H 1B			B X 1-0 G6-3 2B 2B		B B C X 2-1 ① G3-1	X 0-0 ③ G3	5	2	3	3	0	0	1
Paul O'Neill, L (1, 9) OBP: 0.365, SLG: 0.389	C C B B B B 4-2 PO BB		C F F B B X 2-2 ③ F7			C B X 1-1 ① G6-3 2-3		X 0-0 1B 1B		3	0	1	0	1	0	2
Reggie Sanders, R (1, 7) OBP: 0.359, SLG: 0.487	1 SAFE 0-0 ③ PO 1-2	B C F B B X 2-2 ① G5-3		C B B S B F S 3-3 ① K		B C F F F C 1-3 ② K		B X 1-0 1-2 1B		4	0	1	0	0	2	1
Joe Oliver, R (1, 2) OBP: 0.317, SLG: 0.390		C F B F F F S 1-3 ② K		F F B B B F S 3-3 ② K		F B B B C X 2-2 3-H 2B		F B X 1-1 ② F8		4	0	1	1	0	2	2
Bill Doran, S (1, 4) OBP: 0.330, SLG: 0.348		F B X 1-1 1B		B B C B B 4-1 BB		I I I I 4-0 IBB		B C X 1-1 ③ G3		2	0	1	0	2	0	2
Chris Hammond, L (1, 1) OBP: 0.267, SLG: 0.263 Jeff Branson, L (6, PH) OBP: 0.329, SLG: 0.384 Scott Ruskin, R (6, 1) Glenn Braggs, R (9, PH) OBP: 0.327, SLG: 0.395		B C F F S 1-3 ③ K		C C B S 1-3 ③ K		B B X 2-0 ③ G4-3			C B B F X 2-2 F8 G6-3 2B	2	0	0	0	0	2	2
										1	0	0	0	0	0	2
										0	0	0	0	0	0	0
										1	1	1	0	0	0	0
Inning Stats	R: 2 E: 0 K: 0 S: 7 H: 1 LOB: 0 BB: 2 P: 19	R: 0 E: 0 K: 2 S: 15 H: 1 LOB: 1 BB: 0 P: 20	R: 1 E: 0 K: 0 S: 16 H: 3 LOB: 1 BB: 0 P: 22	R: 0 E: 0 K: 3 S: 12 H: 0 LOB: 1 BB: 1 P: 23	R: 0 E: 0 K: 0 S: 6 H: 0 LOB: 0 BB: 0 P: 7	R: 1 E: 0 K: 1 S: 12 H: 2 LOB: 2 BB: 1 P: 23	R: 0 E: 0 K: 1 S: 7 H: 0 LOB: 0 BB: 0 P: 13	R: 0 E: 0 K: 0 S: 8 H: 2 LOB: 2 BB: 0 P: 13	R: 1 E: 0 K: 0 S: 11 H: 2 LOB: 1 BB: 0 P: 16	1B: 6 2B: 3 3B: 1 HR: 1 SF: 0 SAC: 0 DP: 0 HBP: 0						WP: 0 PB: 0 SB: 1 CS: 1	PA: 41

Cincinnati Reds @ New York Mets

Shea Stadium, Flushing, NY

Sat Aug 29 1992, 3:33 AM EDT

Att. 28,687 - Sunny - 74 F

TOP

livebaseballscorecards.com

AB	36
R	5
H	11
RBI	5
BB	4
SO	7
LOB	15

PITCHER		IP	WLS	BF	H	R	ER	SO	BB	IBB	HBP	BLK	WP	HR	S	P	ERA	WHIP
Dwight Gooden, R ERA: 3.99	(1, 1)	6.0	W	27	7	4	4	6	3	1	0	0	0	1	68	114	6.00	1.667
Jeff Innis, R ERA: 2.78	(7, 1)	2.0		8	2	0	0	1	0	0	0	0	0	0	15	26	0.00	1.000
Anthony Young, R ERA: 3.72	(9, 1)	1.0	S	5	2	1	1	0	0	0	0	0	0	0	11	16	9.00	2.000

PITCHER	IP	WLS	BF	H	R	ER	SO	BB	IBB	HBP	BLK	WP	HR	S	P	ERA	WHIP

Cincinnati Reds @ New York Mets

Shea Stadium, Flushing, NY

Sat Aug 29 1992, 3:33 AM EDT

Att. 28,687 - Sunny - 74 F

livebaseballscorecards.com

Batter	1	2	3	4	5	6	7	8	9	AB	R	H	RBI	BB	SO	LOB
Vince Coleman, S (1, 8) OBP: 0.371, SLG: 0.362	B C B X 2-1 ① G4-3	B B X 2-0 1B 2-H 3-H 1B			B B B 4-0 E SF7 BB		S X 0-1 E5 1B 2-3			3	2	1	2	1	0	1
Chico Walker, S (1, 5) OBP: 0.340, SLG: 0.378	X 0-0 G3 2B	S B B B F X 3-2 PB 2-H 1B			1 SAFE S B F X 1-2 ① SF7 1-H		C 1 SAFE B P 1 SAFE 1 SAFE 1 SAFE S B 3-2 ② X 1-3 3-H 1B			3	0	3	3	0	0	0
Jeff Kent, R (1, 4) OBP: 0.315, SLG: 0.439	C S B B B X 3-2 ② G3 2-3	S 1 SAFE B B 1 SAFE F B C 3-3 ③ K 1-2			C F B B B X 3-2 ② F9		X 0-0 ③ G6-3			4	0	0	0	0	1	3
Eddie Murray, S (1, 3) OBP: 0.319, SLG: 0.407	F B B B C C 3-3 ③ K		B C X 1-1 ① G5-3		X 0-0 ③ P6			S B F F F F B X 2-2 ① G6-3		4	0	0	0	0	1	1
Bobby Bonilla, S (1, 9) OBP: 0.355, SLG: 0.447 Anthony Young, R (9, 1) OBP: 0.143, SLG: 0.111		B B X 2-0 G6-3-5 2B	C S X 0-2 E1 L1-3			C B F X 1-2 ① F9		X 0-0 ② F8		4 0	0 0	1 0	0 0	0 0	0 0	0 0
Kevin Bass, S (1, 7) OBP: 0.296, SLG: 0.393		B X 1-0 ①② G6-3-5 2-3f	F F 1 SAFE F B B X 2-2 ②③ L1-3 1-2			C F B C 1-3 ② K		C X 0-1 ③ G6-3		4	0	0	0	0	1	2
Bill Pecota, R (1, 6) OBP: 0.305, SLG: 0.306 Jeff Innis, R (7, 1) Dave Gallagher, R (9, 9) OBP: 0.293, SLG: 0.331		B C C X 1-2 1B 2B 1B	B B C F X 2-2 ① F7			C B X 1-1 ③ F8				3 0 0	1 0 0	1 0 0	0 0 0	0 0 0	0 0 0	0 0 0
Charlie O'Brien, R (1, 2) OBP: 0.274, SLG: 0.308		C B X 1-1 2B 1B 1-2 1B	B B C C B X 3-2 ② G5-3				F C X 0-2 E SH1-3 1B 1B			3	2	2	0	0	0	0
Dwight Gooden, R (1, 1) OBP: 0.296, SLG: 0.389 Dick Schofield, R (7, 6) OBP: 0.314, SLG: 0.282		B X 1-0 1B 1-3 2-H 2B	B C F S 1-3 ③ K				X 0-0 ① SH1-3 1-2			2 0	1 0	1 0	1 0	0 0	1 0	0 0
Inning Stats	R: 0 E: 0 K: 1 S: 9 H: 1 LOB: 1 BB: 0 P: 17	R: 4 E: 0 K: 1 S: 15 H: 6 LOB: 1 BB: 0 P: 29	R: 0 E: 1 K: 0 S: 9 H: 0 LOB: 0 BB: 0 P: 12	R: 0 E: 0 K: 1 S: 9 H: 0 LOB: 0 BB: 0 P: 15	R: 1 E: 1 K: 0 S: 7 H: 0 LOB: 0 BB: 1 P: 15	R: 0 E: 0 K: 1 S: 8 H: 0 LOB: 0 BB: 0 P: 11	R: 1 E: 1 K: 0 S: 11 H: 2 LOB: 1 BB: 0 P: 13	R: 0 E: 0 K: 0 S: 9 H: 0 LOB: 0 BB: 0 P: 11		1B: 6 2B: 5 3B: 0 HR: 0	SF: 1 SAC: 1 DP: 2 HBP: 0			WP: 0 PB: 1 SB: 0 CS: 0	PA: 33	

	AB	30
	R	6
	H	9
	RBI	6
	BB	1
	SO	4
	LOB	7

PITCHER		IP	WLS	BF	H	R	ER	SO	BB	IBB	HBP	BLK	WP	HR	S	P	ERA	WHIP
Chris Hammond, L ERA: 4.36	(1, 1)	5.0	L	22	7	5	4	3	1	0	0	0	0	0	49	88	7.20	1.600
Scott Ruskin, L ERA: 4.37	(6, 1)	3.0		11	2	1	1	1	0	0	0	0	0	0	28	35	3.00	0.667

PITCHER	IP	WLS	BF	H	R	ER	SO	BB	IBB	HBP	BLK	WP	HR	S	P	ERA	WHIP

Batter	1	2	3	4	5	6	7	8	9	AB	R	H	RBI	BB	SO	LOB
Reggie Sanders, R (1, 8) (7, 7) OBP: 0.357, SLG: 0.482	C S C 0-3 ① K			B B B B 4-0 2B 2B BB		F F B S 1-3 ① K		B F F F B X 2-2 ① F8		3	1	0	0	1	2	0
Hal Morris, L (1, 3) OBP: 0.367, SLG: 0.425	C B B S C 2-3 ② K			L B X 1-1 ① F7		C C B X 1-2 ② G1-3		F B C F B B F X 3-2 WP 2B		4	0	1	0	0	1	1
Barry Larkin, R (1, 6) OBP: 0.385, SLG: 0.458	F F X 0-2 ③ G6-3			B 1 SAFE C X 1-1 1-3 2B 2B		C B F F B F X 2-2 1B 2B		B B B B 4-0 WP BB		3	2	2	0	1	0	0
Glenn Braggs, R (1, 9) OBP: 0.330, SLG: 0.401		S B T T S 1-3 ① K		C B X 1-1 F9 2-H 3-H 2B		X 0-0 2-H 1B		F B S S 1-3 ② K		4	0	2	3	0	2	2
Chris Sabo, R (1, 5) OBP: 0.295, SLG: 0.410		F S B B B X 2-2 ② F7		F B X 1-1 ② F9 2-3		X 0-0 ③ G5-3		B S B S S 2-3 ③ K 1-2 2-3		4	0	0	0	0	1	4
Joe Oliver, R (1, 2) OBP: 0.317, SLG: 0.388		C S F B B B X 2-2 ③ G4-3		C S B X 1-2 ③ P3			S X 0-1 1B		C X 0-1 ① G5-3	4	0	1	0	0	0	1
Geronimo Berroa, R (1, 7) OBP: 0.333, SLG: 0.200			B X 1-0 ① F9		B B B B 4-0 CS BB		X 0-0 ① P9		B C C C X 1-2 ② G4-3	2	0	0	0	1	0	1
Dave Martinez, L (7, 8) OBP: 0.320, SLG: 0.323										1	0	0	0	0	0	0
Bill Doran, S (1, 4) OBP: 0.326, SLG: 0.344			B S C S S 1-3 ② K		F S B B B X 2-2 ① F9		B S F F F X 1-2 ② F7		F X 0-1 ③ P5	4	0	0	0	0	1	2
Rob Dibble, L (9, 1) OBP: 0.333, SLG: 0.333										0	0	0	0	0	0	0
Tim Belcher, R (1, 1) OBP: 0.111, SLG: 0.159			F C S 0-3 ③ K		B L M S 1-3 ② ③ K 1-2		F F F S 0-3 ③ K			3	0	0	0	0	3	2
Freddie Benavides, R (9, 4) OBP: 0.260, SLG: 0.304										0	0	0	0	0	0	0

TOP

Cincinnati Reds @ New York Mets

Shea Stadium, Flushing, NY

Sun Aug 30 1992, 7:05 PM EDT

Att. 19,967 - Sunny - 75 F

livebaseballscorecards.com

AB	32
R	3
H	6
RBI	3
BB	3
SO	10
LOB	13

Inning Stats	1	2	3	4	5	6	7	8	9
	R: 0 E: 0 K: 2 S: 9	H: 0 LOB: 0 BB: 0 P: 11	R: 0 E: 0 K: 1 S: 11	H: 0 LOB: 0 BB: 0 P: 16	R: 0 E: 0 K: 2 S: 7	H: 0 LOB: 0 BB: 0 P: 9	R: 2 E: 0 K: 0 S: 11	H: 2 LOB: 1 BB: 1 P: 20	R: 0 E: 0 K: 1 S: 6	H: 0 LOB: 0 BB: 1 P: 13	R: 1 E: 0 K: 1 S: 13	H: 2 LOB: 1 BB: 0 P: 17	R: 0 E: 0 K: 1 S: 12	H: 1 LOB: 1 BB: 0 P: 13	R: 0 E: 0 K: 2 S: 15	H: 1 LOB: 2 BB: 1 P: 27	R: 0 E: 0 K: 0 S: 7	H: 0 LOB: 0 BB: 0 P: 8

| | | | | | | | | | |

Cincinnati Reds @ New York Mets

Sun Aug 30 1992, 7:05 PM EDT
Shea Stadium, Flushing, NY
Att. 19,967 - Sunny - 75 F

livebaseballscorecards.com

BOTTOM

Batter	1	2	3	4	5	6	7	8	9	AB	R	H	RBI	BB	SO	LOB
Vince Coleman, S (1, 8) OBP: 0.369, SLG: 0.360	BCSC 1-3 ① K		CBX 1-1 ① G3-1			BFBBX 3-1 ① F9			BBBCCS 3-3 ① K	1	0	0	0	0	1	0
Daryl Boston, L (2, 8) OBP: 0.321, SLG: 0.441										3	0	0	0	0	1	0
Chico Walker, S (1, 5) OBP: 0.343, SLG: 0.381	BCBBCX 3-2 1B 1B 1B		CBFBFX 2-2 ② G6-3			BCSBFS 2-3 ② K			CFBBBB 4-2 HR BB	1	1	1	0	0	0	0
Chris Donnels, L (2, 5) OBP: 0.282, SLG: 0.197										2	1	0	0	1	1	0
Jeff Kent, R (1, 4) OBP: 0.314, SLG: 0.435	BF1SAFEX 1-2 1B 1B 1-2 1B		FBFS 1-3 ③ K			BCSC 1-3 ③ K			SSBS 1-3 ② K	4	0	1	0	0	3	1
Eddie Murray, S (1, 3) OBP: 0.320, SLG: 0.407	BCCX 1-2 1-3 2-H 1B			FBBBFBFFFX 3-2 ① G6-3			BFSFBBX 3-2 ① L3		BBBBB 4-0 1-2 HR BB	3	0	1	1	1	0	0
Bill Pecota, R (9, PR) OBP: 0.305, SLG: 0.306										0	1	0	0	0	0	0
Bobby Bonilla, S (1, 9) OBP: 0.354, SLG: 0.453	CFC 0-3 ② K			X 0-0 ② F8			FSBBBX 3-2 ② G6-3		X 0-0 1-H 2-H HR	4	1	1	3	0	1	2
Kevin Bass, S (1, 7) OBP: 0.294, SLG: 0.389	CBFBX 2-2 ③ G1-3			BBBCX 3-1 ③ G6-3			SSS 0-3 ③ K			3	0	0	0	0	1	2
Barry Jones, R (8, 1)										0	0	0	0	0	0	0
Todd Hundley, S (1, 2) OBP: 0.257, SLG: 0.335		BFCX 1-2 ① G1			BBX 2-0 ① F8			CCFBX 1-2 ① F8		3	0	0	0	0	0	0
Dick Schofield, R (1, 6) OBP: 0.312, SLG: 0.281		BCFBS 2-3 ② K			BSBBBSX 3-2 ② F8			BBBCCX 3-2 ② P7		2	0	0	0	0	1	0
Jeff McKnight, S (8, PH) OBP: 0.333, SLG: 0.419										1	0	0	0	0	0	0
(9, 6)																
Sid Fernandez, L (1, 1) OBP: 0.234, SLG: 0.281		BFBFX 2-2 ③ G6-3			SX 0-1 ③ P5			FFFX 0-2 ③ G3		2	0	0	0	0	0	0
Mackey Sasser, L (8, 7) OBP: 0.259, SLG: 0.321										1	0	0	0	0	0	0
Inning Stats	R: 1 H: 3 E: 0 LOB: 2 K: 2 BB: 0 S: 18 P: 26	R: 0 H: 0 E: 0 LOB: 0 K: 1 BB: 0 S: 9 P: 14	R: 0 H: 0 E: 0 LOB: 0 K: 1 BB: 0 S: 9 P: 13	R: 0 H: 0 E: 0 LOB: 0 K: 0 BB: 0 S: 9 P: 15	R: 0 H: 0 E: 0 LOB: 0 K: 0 BB: 0 S: 6 P: 11	R: 0 H: 0 E: 0 LOB: 0 K: 2 BB: 0 S: 9 P: 15	R: 0 H: 0 E: 0 LOB: 0 K: 1 BB: 0 S: 10 P: 16	R: 0 H: 0 E: 0 LOB: 0 K: 0 BB: 0 S: 11 P: 15	R: 3 H: 1 E: 0 LOB: 1 K: 2 BB: 2 S: 9 P: 21	1B: 3 SF: 0 2B: 0 SAC: 0 3B: 0 DP: 0 HR: 1 HBP: 0						

	AB	30
	R	4
	H	4
	RBI	4
	BB	2
	SO	9
	LOB	5

WP: 0 PA: 32
PB: 0
SB: 0
CS: 0

PITCHER		IP	WLS	BF	H	R	ER	SO	BB	IBB	HBP	BLK	WP	HR	S	P	ERA	WHIP
Tim Belcher, R ERA: 3.9	(1, 1)	8.0		27	3	1	1	7	0	0	0	0	0	0	81	125	1.12	0.375
Rob Dibble, R ERA: 3.55	(9, 1)	0.2	L	5	1	3	3	2	2	0	0	0	0	1	9	21	40.50	4.500

PITCHER	IP	WLS	BF	H	R	ER	SO	BB	IBB	HBP	BLK	WP	HR	S	P	ERA	WHIP

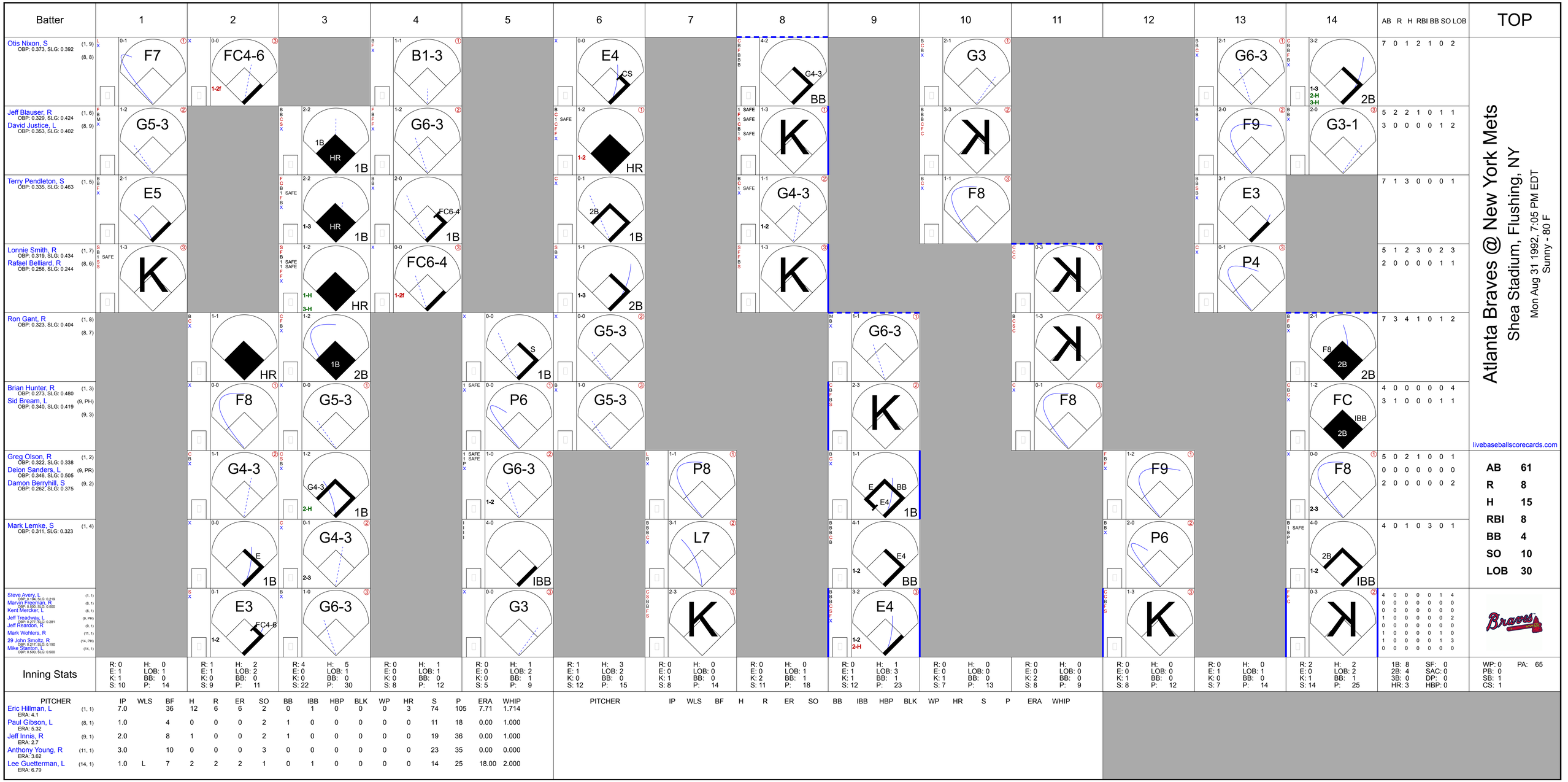
Batter
1
2
3
4
5
6
7
8
9
10
11
12
13
14
AB R H RBI BB SO LOB
TOP
Otis Nixon, S (1, 9) OBP: 0.373, SLG: 0.392
Jeff Blauser, R (1, 6) OBP: 0.329, SLG: 0.424
David Justice, L (8, 9) OBP: 0.353, SLG: 0.402
Terry Pendleton, S (1, 5) OBP: 0.335, SLG: 0.463
Lonnie Smith, R (1, 7) OBP: 0.319, SLG: 0.434
Rafael Belliard, R (8, 6) OBP: 0.256, SLG: 0.244
Ron Gant, R (1, 8) OBP: 0.323, SLG: 0.404
Brian Hunter, R (1, 3) OBP: 0.273, SLG: 0.480
Sid Bream, L (9, PH) OBP: 0.340, SLG: 0.419
Greg Olson, R (1, 2) OBP: 0.322, SLG: 0.338
Deion Sanders, L (9, PR) OBP: 0.346, SLG: 0.505
Damon Berryhill, S (9, 2) OBP: 0.262, SLG: 0.375
Mark Lemke, S (1, 4) OBP: 0.311, SLG: 0.323
Steve Avery, L (1, 1) OBP: 0.194, SLG: 0.219
Marvin Freeman, R (8, 1) OBP: 0.500, SLG: 0.500
Kent Mercker, L (8, 1)
Jeff Treadway, L (9, PH) OBP: 0.277, SLG: 0.281
Jeff Reardon, R (9, 1)
Mark Wohlers, R (11, 1)
29 John Smoltz, R (14, PH) OBP: 0.217, SLG: 0.190
Mike Stanton, L (14, 1) OBP: 0.500, SLG: 0.500
Inning Stats
PITCHER IP WLS BF H R ER SO BB IBB HBP BLK WP HR S P ERA WHIP
Eric Hillman, L (1, 1) ERA: 4.1
Paul Gibson, L (8, 1) ERA: 5.32
Jeff Innis, R (9, 1) ERA: 2.7
Anthony Young, R (11, 1) ERA: 3.62
Lee Guetterman, L (14, 1) ERA: 6.79
Atlanta Braves @ New York Mets
Shea Stadium, Flushing, NY
Mon Aug 31 1992, 7:05 PM EDT
Sunny - 80 F
livebaseballscorecards.com
AB 61
R 8
H 15
RBI 8
BB 4
SO 10
LOB 30
1B: 8 SF: 0
2B: 4 SAC: 0
3B: 0 DP: 0
HR: 3 HBP: 0
WP: 0 PA: 65
PB: 0
SB: 1
CS: 1

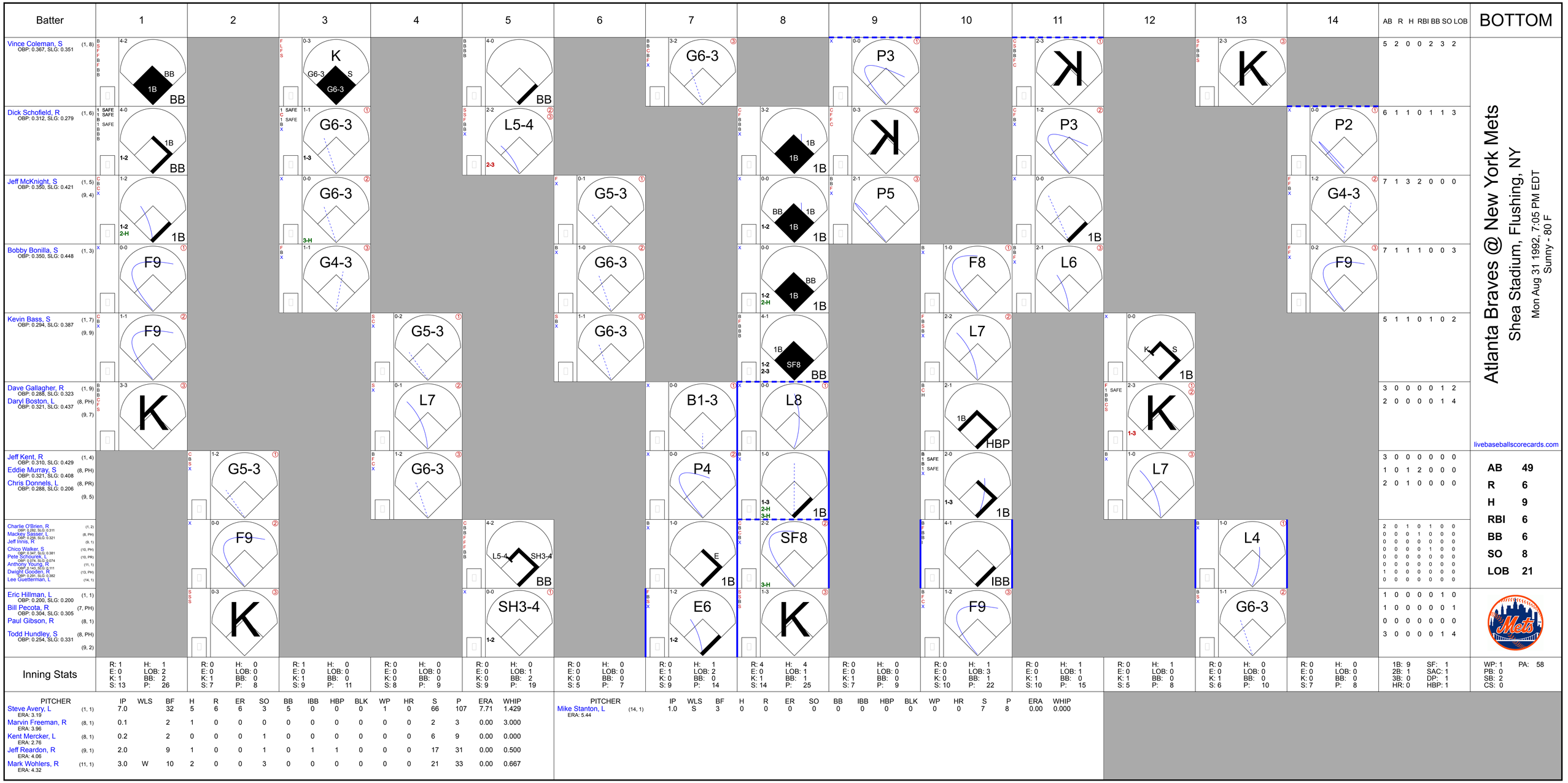
Batter
1
2
3
4
5
6
7
8
9
10
11
12
13
14
AB R H RBI BB SO LOB
BOTTOM
Vince Coleman, S (1, 8) OBP: 0.367, SLG: 0.351
Dick Schofield, R (1, 6) OBP: 0.312, SLG: 0.279
Jeff McKnight, S (1, 5) (9, 4) OBP: 0.350, SLG: 0.421
Bobby Bonilla, S (1, 3) OBP: 0.350, SLG: 0.448
Kevin Bass, S (1, 7) (9, 9) OBP: 0.294, SLG: 0.387
Dave Gallagher, R (1, 9) OBP: 0.288, SLG: 0.323
Daryl Boston, L (8, PH) OBP: 0.321, SLG: 0.437 (9, 7)
Jeff Kent, R (1, 4) OBP: 0.310, SLG: 0.429
Eddie Murray, S (8, PH) OBP: 0.321, SLG: 0.408
Chris Donnels, L (8, PR) OBP: 0.288, SLG: 0.206 (9, 5)
Charlie O'Brien, R (1, 2) OBP: 0.282, SLG: 0.311
Mackey Sasser, L (8, PH) OBP: 0.256, SLG: 0.321
Jeff Innis, R (9, 1)
Chico Walker, S (10, PH) OBP: 0.347, SLG: 0.381
Pete Schourek, L (10, PR) OBP: 0.074, SLG: 0.074
Anthony Young, R (11, 1) OBP: 0.143, SLG: 0.111
Dwight Gooden, R (13, PH) OBP: 0.091, SLG: 0.382
Lee Guetterman, L (14, 1)
Eric Hillman, L (1, 1) OBP: 0.200, SLG: 0.200
Bill Pecota, R (7, PH) OBP: 0.304, SLG: 0.305
Paul Gibson, R (8, 1)
Todd Hundley, S (8, PH) OBP: 0.254, SLG: 0.331 (9, 2)
Inning Stats
PITCHER IP WLS BF H R ER SO BB IBB HBP BLK WP HR S P ERA WHIP
Steve Avery, L (1, 1) ERA: 3.19 7.0 32 5 6 6 3 5 0 0 0 1 0 66 107 7.71 1.429
Marvin Freeman, R (8, 1) ERA: 3.96 0.1 2 1 0 0 0 0 0 0 0 0 0 2 3 0.00 3.000
Kent Mercker, L (8, 1) ERA: 2.76 0.2 2 0 0 0 1 0 0 0 0 0 0 6 9 0.00 0.000
Jeff Reardon, R (9, 1) ERA: 4.06 2.0 9 1 0 0 1 0 1 1 0 0 0 17 31 0.00 0.500
Mark Wohlers, R (11, 1) ERA: 4.32 3.0 W 10 2 0 0 3 0 0 0 0 0 0 21 33 0.00 0.667
PITCHER IP WLS BF H R ER SO BB IBB HBP BLK WP HR S P ERA WHIP
Mike Stanton, L (14, 1) ERA: 5.44 1.0 S 3 0 0 0 0 0 0 0 0 0 0 7 8 0.00 0.000
Atlanta Braves @ New York Mets
Shea Stadium, Flushing, NY
Mon Aug 31 1992, 7:05 PM EDT
Sunny - 80 F
livebaseballscorecards.com
AB 49
R 6
H 9
RBI 6
BB 6
SO 8
LOB 21
WP: 1 PA: 58
PB: 0
SB: 2
CS: 0
1B: 9 SF: 1
2B: 1 SAC: 1
3B: 0 DP: 1
HR: 0 HBP: 1

Batter	1	2	3	4	5	6	7	8	9	AB	R	H	RBI	BB	SO	LOB
Otis Nixon, S (1, 8) OBP: 0.371, SLG: 0.389	B C C X 1-2 ① G4-3		F B B B C L 3-3 ③ K		F B F X 1-2 G4-6-3 1B		C L X 0-2 ① G5-3		X 0-0 ① L4	5	0	1	0	0	1	1
Deion Sanders, L (1, 7) OBP: 0.348, SLG: 0.505 Ron Gant, R (8, 7) OBP: 0.323, SLG: 0.403	C X 0-1 ② G6-3			B X 1-0 1B S WP 1B	P 1 SAFE B C 1 X 2-1 ① ② G4-6-3 1-2f		X 0-0 G3 E HR 1B		B F B F B S 3-3 ② K	4 1	2 0	2 0	0 0	0 0	0 1	1 0
Terry Pendleton, S (1, 5) OBP: 0.336, SLG: 0.468	B B B X 3-0 ③ F8			1 SAFE 1 SAFE B B X 2-0 WP 1-3 2B 1B	B C X 1-1 HR		1 SAFE 1 SAFE F B B C F F X 1-2 ② G3 1-3		C F B S 1-3 ③ K	5	2	2	1	0	1	1
David Justice, L (1, 9) OBP: 0.354, SLG: 0.413		B X 1-0 ① F9		B C 1 SAFE B X 2-1 1-H 2B 3-H 2B	B B F B F C 3-3 ③ K		C B B F X 2-2 3-H HR			4	2	2	3	0	1	0
Sid Bream, L (1, 3) OBP: 0.342, SLG: 0.424 Kent Mercker, L (7, 1) Marvin Freeman, R (8, 1) OBP: 0.500, SLG: 0.500 Jeff Blauser, R (8, 6) OBP: 0.329, SLG: 0.424		F B B B X 2-1 G3-6-1 1B		B B X 2-0 2-H 2B		F B B B F X 3-2 ① G4-3	B X 1-0 E4			4 0 0 0	0 0 0 0	2 0 0 0	1 0 0 0	0 0 0 0	0 0 0 0	0 0 0 0
Damon Berryhill, S (1, 2) OBP: 0.262, SLG: 0.386		X 0-0 ② ③ G3-6-1 1-2f		B F B F F F X 2-2 ① F7		B C B B X 3-1 HR	B F X 1-1 ③ G4-3			4	1	1	1	0	0	3
Jeff Treadway, L (1, 4) OBP: 0.278, SLG: 0.293 Mark Lemke, S (8, PH) OBP: 0.310, SLG: 0.322 (8, 4)			C X 0-1 SH1-3 FC1 2B	C F B B F X 2-2 ② L7		C B F X 1-2 ② G3-1		B B B C S X 3-2 ① F7		3 1	0 0	1 0	0 0	0 0	0 0	1 0
Rafael Belliard, R (1, 6) OBP: 0.261, SLG: 0.246 Mike Stanton, L (8, 1) OBP: 0.500, SLG: 0.500 Jeff Reardon, R (9, 1)			X 0-0 ① SH1-3 2-3	I I I I 4-0 IBB		C X 0-1 1B		B F F F X 1-2 ② G6-3		2 0 0	0 0 0	1 0 0	0 0 0	1 0 0	0 0 0	0 0 0
Pete Smith, R (1, 1) Brian Hunter, R (7, 3) OBP: 0.271, SLG: 0.478			C S B X 1-2 ② FC1 3-H	B C B X 2-1 ③ G4-3		X 0-0 ③ G5-3		X 0-0 ③ F7		3 1	0 0	0 0	0 0	0 0	0 0	4 0
Inning Stats	R: 0 E: 0 K: 0 S: 6 H: 0 LOB: 0 BB: 0 P: 10	R: 0 E: 0 K: 0 S: 4 H: 1 LOB: 0 BB: 0 P: 7	R: 0 E: 0 K: 1 S: 9 H: 1 LOB: 1 BB: 0 P: 13	R: 3 E: 0 K: 0 S: 16 H: 4 LOB: 2 BB: 1 P: 33	R: 1 E: 0 K: 1 S: 11 H: 2 LOB: 0 BB: 0 P: 17	R: 1 E: 0 K: 0 S: 11 H: 2 LOB: 1 BB: 0 P: 18	R: 2 E: 2 K: 0 S: 15 H: 2 LOB: 1 BB: 0 P: 20	R: 0 E: 0 K: 0 S: 8 H: 0 LOB: 0 BB: 0 P: 12	R: 0 E: 0 K: 2 S: 7 H: 0 LOB: 0 BB: 0 P: 11	1B: 6 2B: 3 3B: 0 HR: 3	SF: 0 SAC: 1 DP: 2 HBP: 0					

Atlanta Braves @ New York Mets

Shea Stadium, Flushing, NY

Mon Aug 31 1992, 7:05 PM EDT

Att. 24,392 - Sunny - 72 F

TOP

livebaseballscorecards.com

AB	37
R	7
H	12
RBI	6
BB	1
SO	4
LOB	11

PITCHER		IP	WLS	BF	H	R	ER	SO	BB	IBB	HBP	BLK	WP	HR	S	P	ERA	WHIP
Mike Birkbeck, R ERA: 9.0	(1, 1)	7.0	L	33	12	7	7	2	0	1	0	0	1	3	72	118	9.00	1.714
Paul Gibson, L ERA: 5.09	(8, 1)	2.0		6	0	0	0	2	0	0	0	0	0	0	15	23	0.00	0.000

PITCHER	IP	WLS	BF	H	R	ER	SO	BB	IBB	HBP	BLK	WP	HR	S	P	ERA	WHIP

WP: 1 PB: 0 SB: 1 CS: 0 PA: 39

BOTTOM

Atlanta Braves @ New York Mets

Shea Stadium, Flushing, NY

Mon Aug 31 1992, 7:05 PM EDT

Att. 24,392 - Sunny - 72 F

livebaseballscorecards.com

Batter	1	2	3	4	5	6	7	8	9	AB	R	H	RBI	BB	SO	LOB
Daryl Boston, L (1, 8) OBP: 0.326, SLG: 0.444	L5		2B SF7 1B		PO 1B		WP 1-3 1B 2B	K		5	2	3	0	0	1	2
Dave Gallagher, R (1, 9) OBP: 0.291, SLG: 0.328	P3		G4-3 1-3 2B		K		4-0 1B BB		L9	4	0	1	0	1	1	1
Mackey Sasser, L (1, 7) OBP: 0.258, SLG: 0.325 Bobby Bonilla, S (7, PH) OBP: 0.352, SLG: 0.449 Paul Gibson, R (8, 1) Vince Coleman, S (9, PH) OBP: 0.365, SLG: 0.349	1B		SF7 3-H		L8		1-2 3-H 1B		G4-3	2 1 0 1	0 0 0 0	1 1 0 0	1 1 0 0	0 0 0 0	0 0 0 0	1 0 0 0
Eddie Murray, S (1, 3) OBP: 0.320, SLG: 0.408	F7		G4-3 2-3		PO 1-2	L9 2B	F9		F8	5	0	1	0	0	0	4
Jeff Kent, R (1, 4) OBP: 0.309, SLG: 0.440		HR	K			F9		L7		4	1	1	1	0	1	2
Bill Pecota, R (1, 6) OBP: 0.303, SLG: 0.308		P7		G6-3		L9 2-3		1B 2B		4	1	1	0	0	0	1
Chris Donnels, L (1, 5) OBP: 0.298, SLG: 0.211		G4-3 BB		G5-3			F7	G4-3 1B 2-H 1B		3	0	1	1	1	0	0
Todd Hundley, S (1, 2) OBP: 0.258, SLG: 0.333		G4-3 1-2		FC6-4 1B			F7	G4-3 1-2 1B		4	0	2	0	0	0	1
Mike Birkbeck, R (1, 1) Kevin Bass, S (7, PH) (8, 7) OBP: 0.295, SLG: 0.387		G3		FC6-4 1-2f			2B WP 1B		G4-3 1-2 2-3	2 2	0 1	0 1	0 0	0 0	0 0	2 2
Inning Stats	R: 0 E: 0 K: 0 S: 12 H: 1 LOB: 1 BB: 0 P: 18	R: 1 E: 0 K: 0 S: 11 H: 1 LOB: 1 BB: 1 P: 18	R: 1 E: 0 K: 1 S: 14 H: 2 LOB: 1 BB: 0 P: 18	R: 0 E: 0 K: 0 S: 7 H: 1 LOB: 1 BB: 0 P: 9	R: 0 E: 0 K: 1 S: 11 H: 1 LOB: 0 BB: 0 P: 11	R: 0 E: 0 K: 0 S: 6 H: 1 LOB: 0 BB: 0 P: 9	R: 2 E: 0 K: 0 S: 8 H: 3 LOB: 2 BB: 1 P: 19	R: 1 E: 0 K: 1 S: 11 H: 3 LOB: 2 BB: 0 P: 20	R: 0 E: 0 K: 0 S: 5 H: 0 LOB: 0 BB: 0 P: 7	1B: 8 2B: 4 3B: 0 HR: 1	SF: 1 SAC: 0 DP: 0 HBP: 0						

	AB	37
	R	5
	H	13
	RBI	4
	BB	2
	SO	3
	LOB	16

WP: 1 PB: 0 SB: 0 CS: 0 PA: 41

PITCHER		IP	WLS	BF	H	R	ER	SO	BB	IBB	HBP	BLK	WP	HR	S	P	ERA	WHIP
Pete Smith, R ERA: 2.41	(1, 1)	6.2	W	29	9	4	4	2	2	0	0	0	1	1	67	99	5.40	1.650
Kent Mercker, L ERA: 2.87	(7, 1)	0.2		5	3	1	1	0	0	0	0	0	0	0	7	15	13.50	4.500
Marvin Freeman, R ERA: 3.93	(8, 1)	0.1		2	1	0	0	0	0	0	0	0	0	0	2	3	0.00	3.000
Mike Stanton, L ERA: 5.4	(8, 1)	0.1		1	0	0	0	1	0	0	0	0	0	0	4	5	0.00	0.000
Jeff Reardon, R ERA: 3.97	(9, 1)	1.0	S	3	0	0	0	0	0	0	0	0	0	0	5	7	0.00	0.000

PITCHER	IP	WLS	BF	H	R	ER	SO	BB	IBB	HBP	BLK	WP	HR	S	P	ERA	WHIP

Batter	1	2	3	4	5	6	7	8	9	AB	R	H	RBI	BB	SO	LOB
Otis Nixon, S (1, 8) OBP: 0.371, SLG: 0.390	F B X 1-1 SH1 S HR 1B		C B M C 1-3 ② K		X 0-0 ② SF7 3-H		F B X 1-1 S 1B		C B B C F S 2-3 ② K	4	1	2	1	0	2	0
Jeff Blauser, R (1, 6) OBP: 0.332, SLG: 0.427 Rafael Belliard, R (7, 6) OBP: 0.264, SLG: 0.249	C 1 SAFE 1 SAFE P B X 2-1 ① SH1 1-3		B B C B X 3-1 S 1B		X 0-0 2B 1B		1 SAFE 1 SAFE B C B F C 2-3 ① K 1-2		B X 1-0 1B 1B	3 1	1 0	2 1	0 0	0 0	1 0	1 0
Terry Pendleton, S (1, 5) OBP: 0.338, SLG: 0.471	B S B B B S F S 3-3 ② K		S F B F F F B S 2-3 ③ K2-3 1-2		B B B C C X 3-1 1-H 2B		B B C B B 4-1 BB		C B F 1 SAFE X 1-2 1B	4	0	2	1	1	2	2
David Justice, L (1, 9) OBP: 0.352, SLG: 0.417	B C S B X 2-2 3-H HR			B B F C F S 2-3 ① K	B B F X 2-1 ③ G3		C F B S 1-3 ② K		F F B B F B X 3-2 ③ G4-3	5	1	1	2	0	2	5
Ron Gant, R (1, 7) OBP: 0.322, SLG: 0.400	F F F B B F C 2-3 ③ K			F X 0-1 ② P2		B B B B 4-0 G3 S BB	F X 0-1 ③ F8			3	0	0	0	1	1	2
Sid Bream, L (1, 3) OBP: 0.341, SLG: 0.419		C C B X 1-2 ① G4-3		B C B F B B 4-2 BB		B 1 SAFE B S 1 SAFE B X 3-1 ① F7 1-2		X 0-0 ① G4-3		3	0	0	0	1	0	1
Damon Berryhill, S (1, 2) OBP: 0.258, SLG: 0.379		B X 1-0 ② F8		X 0-0 ③ F8		S X 0-1 ② G3 2-3		S S F B X 1-2 ② F7		4	0	0	0	0	0	2
Mark Lemke, S (1, 4) OBP: 0.312, SLG: 0.328		C B F F B X 2-2 ③ G3		F B B B X 3-1 SF7 3B	I I I 4-0 IBB			B X 1-0 ③ F8		3	1	1	0	1	0	0
David Nied, R (1, 1) Mike Stanton, L (8, 1) OBP: 0.500, SLG: 0.500 Melvin Nieves, S (9, PH) Jeff Reardon, R (9, 1)			B C C C 1-3 ① K		S F B X 1-2 ① G1-3	C F S 0-3 ③ K			C B C B X 2-2 ① P6	3 0 1 0	0 0 0 0	0 0 0 0	0 0 0 0	0 0 0 0	2 0 0 0	3 0 0 0

Inning Stats	1	2	3	4	5	6	7	8	9
	R: 2 E: 0 K: 2 S: 16	R: 0 E: 0 K: 0 S: 8	R: 0 E: 0 K: 3 S: 13	R: 0 E: 0 K: 1 S: 9	R: 2 E: 0 K: 0 S: 11	R: 0 E: 0 K: 1 S: 7	R: 0 E: 0 K: 2 S: 11	R: 0 E: 0 K: 0 S: 7	R: 0 E: 0 K: 1 S: 15
	H: 2 LOB: 0 BB: 0 P: 25	H: 0 LOB: 0 BB: 0 P: 12	H: 1 LOB: 1 BB: 0 P: 20	H: 0 LOB: 1 BB: 1 P: 15	H: 3 LOB: 1 BB: 0 P: 20	H: 0 LOB: 2 BB: 2 P: 18	H: 1 LOB: 2 BB: 1 P: 19	H: 0 LOB: 0 BB: 0 P: 9	H: 2 LOB: 2 BB: 0 P: 24

1B: 6 SF: 1
2B: 1 SAC: 1
3B: 1 DP: 0
HR: 1 HBP: 0

WP: 0 PA: 40
PB: 0
SB: 4
CS: 0

PITCHER		IP	WLS	BF	H	R	ER	SO	BB	IBB	HBP	BLK	WP	HR	S	P	ERA	WHIP
Wally Whitehurst, R ERA: 3.09	(1, 1)	4.2	L	21	6	4	4	6	1	0	0	0	0	1	55	88	7.71	1.500
Barry Jones, R ERA: 4.45	(5, 1)	2.1		11	1	0	0	3	2	1	0	0	0	0	20	41	0.00	1.286
Mark Dewey, R ERA: 3.92	(8, 1)	2.0		8	2	0	0	1	0	0	0	0	0	0	22	33	0.00	1.000

PITCHER	IP	WLS	BF	H	R	ER	SO	BB	IBB	HBP	BLK	WP	HR	S	P	ERA	WHIP

Atlanta Braves @ New York Mets

Shea Stadium, Flushing, NY

Tue Sep 01 1992, 7:05 PM EDT
Att. 21,539 - Sunny - 72 F

TOP

livebaseballscorecards.com

AB	34
R	4
H	9
RBI	4
BB	4
SO	10
LOB	16

BOTTOM

Batter	1	2	3	4	5	6	7	8	9	AB	R	H	RBI	BB	SO	LOB
Vince Coleman, S (1, 8) OBP: 0.366, SLG: 0.356	F B B F X 2-2 SH1-3 G4-3 2B	F F F B F S 1-3 ③ K			B C C S 1-3 ② K		F B S X 1-2 ③ F7		F X 0-1 ② P5	2	1	1	0	0	1	1
Ryan Thompson, R (3, 8)										2	0	0	0	0	1	1
Mark Dewey, R (8, 1)										0	0	0	0	0	0	0
Mackey Sasser, L (9, PH) OBP: 0.256, SLG: 0.322										1	0	0	0	0	0	2
Dick Schofield, R (1, 6) OBP: 0.310, SLG: 0.277	B S X 1-1 ① SH1-3 2-3	B S S X 1-2 ① G6-3			C B C B X 1-2 ③ G4-3			C B S F F F S 1-3 ① K	X 0-0 ③ F8	3	0	0	0	0	1	0
Dave Gallagher, R (9, PH) OBP: 0.289, SLG: 0.326										1	0	0	0	0	0	2
Kevin Bass, S (1, 7) OBP: 0.301, SLG: 0.395	X 0-0 ② G4-3 3-H	B B B C X 3-1 1B				B F B F B X 3-2 2B		X 0-0 1B 1B		4	0	3	1	0	0	0
Eddie Murray, S (1, 3) OBP: 0.322, SLG: 0.406	B B B B 4-0 BB BB	1 SAFE F F 1 SAFE X 0-2 ② L7				S B S S B B B 4-2 G6-4-3 BB		X 0-0 ② F7		2	0	0	0	2	0	2
Bobby Bonilla, S (1, 9) OBP: 0.353, SLG: 0.448	S B 1 B B B SAFE 4-1 FC6-4 1-2 BB	1 SAFE B F 1 SAFE B X 2-1 ③ L8				X 0-0 ① F8		C X 0-1 1-3 1B		3	0	1	0	1	0	3
Jeff Kent, R (1, 4) OBP: 0.304, SLG: 0.432	F B F F B X 2-2 ③ FC6-4 1-2f			B C S S S 1-3 ① K		F F X 0-2 ②③ G6-4-3 1-2f		B S B S S 2-3 ③ K		4	0	0	0	0	2	6
Chris Donnels, L (1, 5) OBP: 0.291, SLG: 0.205		C X 0-1 ① L8		B B X 2-0 ② G4-3			B B B B 4-0 S BB		F S B B F X 2-2 ① P5	2	0	0	0	0	0	0
Barry Jones, R (5, 1)										0	0	0	0	0	0	0
Daryl Boston, L (7, PH) OBP: 0.327, SLG: 0.443										1	0	0	0	1	0	0
(8, 8)																
Todd Hundley, S (1, 2) OBP: 0.261, SLG: 0.339		B F F F X 1-2 G6-3 2B		B B X 2-0 ③ F9			B C X 1-1 ① F7		F X 0-1 1B 1B	4	0	2	0	0	0	1
Wally Whitehurst, R (1, 1) OBP: 0.250, SLG: 0.263		C X 0-1 ② G6-3 2-3			X 0-0 ① G3		1 SAFE F C B F B X 2-2 ② L9 1-2		C C F X 0-2 1-2 1B	1	0	0	0	0	0	1
Bill Pecota, R (5, 5) OBP: 0.303, SLG: 0.309										3	0	1	0	0	0	1

Inning Stats	1	2	3	4	5	6	7	8	9
	R: 1 H: 1 E: 0 LOB: 2 K: 0 BB: 2 S: 11 P: 24	R: 0 H: 1 E: 0 LOB: 1 K: 1 BB: 0 S: 13 P: 15	R: 0 H: 1 E: 0 LOB: 1 K: 0 BB: 0 S: 10 P: 16	R: 0 H: 0 E: 0 LOB: 0 K: 1 BB: 0 S: 5 P: 10	R: 0 H: 0 E: 0 LOB: 0 K: 1 BB: 0 S: 7 P: 9	R: 0 H: 1 E: 0 LOB: 1 K: 0 BB: 1 S: 9 P: 16	R: 0 H: 0 E: 0 LOB: 1 K: 0 BB: 1 S: 9 P: 17	R: 0 H: 2 E: 0 LOB: 2 K: 2 BB: 0 S: 13 P: 16	R: 0 H: 2 E: 0 LOB: 2 K: 0 BB: 0 S: 13 P: 15

PITCHER		IP	WLS	BF	H	R	ER	SO	BB	IBB	HBP	BLK	WP	HR	S	P	ERA	WHIP
David Nied, R ERA: 1.29	(1, 1)	7.0	W	28	4	1	1	3	4	0	0	0	0	0	64	107	1.29	1.143
Mike Stanton, L ERA: 5.28	(8, 1)	1.0		5	2	0	0	2	0	0	0	0	0	0	13	16	0.00	2.000
Jeff Reardon, R ERA: 3.88	(9, 1)	1.0	S	5	2	0	0	0	0	0	0	0	0	0	13	15	0.00	2.000

PITCHER	IP	WLS	BF	H	R	ER	SO	BB	IBB	HBP	BLK	WP	HR	S	P	ERA	WHIP

Atlanta Braves @ New York Mets

Shea Stadium, Flushing, NY

Tue Sep 01 1992, 7:05 PM EDT

Att. 21,539 - Sunny - 72 F

livebaseballscorecards.com

AB	33
R	1
H	8
RBI	1
BB	4
SO	5
LOB	20

1B: 5	SF: 0	WP: 0	PA: 38
2B: 3	SAC: 1	PB: 0	
3B: 0	DP: 1	SB: 1	
HR: 0	HBP: 0	CS: 0	

Batter	1	2	3	4	5	6	7	8	9	AB	R	H	RBI	BB	SO	LOB
Otis Nixon, S (1, 9) (7, 8) OBP: 0.367, SLG: 0.386	F8		SH5-3 1-2		F9		G4-3		G6-3	4	0	0	0	0	0	0
Jeff Blauser, R (1, 6) OBP: 0.334, SLG: 0.424 Rafael Belliard, R (7, PR) (7, 6) OBP: 0.264, SLG: 0.249 Tommy Gregg, L (9, PH)	F9		1B 1B BB		F8		2B HBP		1B BB	2 0 0	1 0 0	0 0 0	0 0 0	1 0 1	0 0 0	0 0 0
Terry Pendleton, S (1, 5) OBP: 0.340, SLG: 0.474	1B		1B E 1-2 2-3 1B		L8		1 SAFE 2B 1-3 2B		L4	5	1	3	0	0	0	1
Lonnie Smith, R (1, 7) OBP: 0.325, SLG: 0.466	G5-3		FC4-6 1-2 2-H 3-H 1B			HR	G5-3		1-3 1B	4	1	2	3	0	0	4
Ron Gant, R (1, 8) (7, 7) OBP: 0.321, SLG: 0.398		P4	FC4-6 1-2f 2-H			G6-3		G4-6-3 1B	G5-3	5	0	1	0	0	0	3
Brian Hunter, R (1, 3) OBP: 0.272, SLG: 0.490 Sid Bream, L (8, PH) (8, 3) OBP: 0.340, SLG: 0.418		HR	P3			P4		G4-6-3 1-2f		3 1	1 0	1 0	1 0	0 0	0 0	1 1
Greg Olson, R (1, 2) OBP: 0.322, SLG: 0.338 Kent Mercker, L (6, 1) Mark Wohlers, R (7, 1) David Justice, L (7, 9) OBP: 0.354, SLG: 0.419 Melvin Nieves, S (9, PH) OBP: 0.500, SLG: 0.500	P3		F9			1B		BB 1B		3 0 0 1 1	0 0 0 0 0	1 0 0 1 1	0 0 0 0 0	0 0 0 0 0	0 0 0 0 0	0 0 0 0 0
Mark Lemke, S (1, 4) OBP: 0.311, SLG: 0.325	K		G6-3			F8		1 SAFE 1 SAFE 1-2 BB		3	0	0	0	1	1	1
29 John Smoltz, R (1, 1) OBP: 0.225, SLG: 0.200 Damon Berryhill, S (6, 2) OBP: 0.256, SLG: 0.376			1B SH5-3 1B 1B				G4-3	G1-3		2 2	1 0	1 0	0 0	0 0	0 0	0 2
Inning Stats	R: 0 H: 1 E: 0 LOB: 1 K: 0 BB: 0 S: 11 P: 20	R: 1 H: 1 E: 0 LOB: 0 K: 1 BB: 0 S: 6 P: 8	R: 3 H: 3 E: 1 LOB: 1 K: 0 BB: 1 S: 12 P: 23	R: 0 H: 0 E: 0 LOB: 0 K: 0 BB: 0 S: 8 P: 13	R: 0 H: 0 E: 0 LOB: 0 K: 0 BB: 0 S: 5 P: 7	R: 1 H: 2 E: 0 LOB: 1 K: 0 BB: 0 S: 8 P: 18	R: 0 H: 1 E: 0 LOB: 3 K: 0 BB: 0 S: 11 P: 19	R: 0 H: 2 E: 0 LOB: 2 K: 0 BB: 1 S: 10 P: 20	R: 0 H: 1 E: 0 LOB: 2 K: 0 BB: 1 S: 10 P: 19	1B: 8 SF: 0 2B: 1 SAC: 1 3B: 0 DP: 1 HR: 2 HBP: 1						WP: 0 PA: 41 PB: 0 SB: 0 CS: 0

PITCHER		IP	WLS	BF	H	R	ER	SO	BB	IBB	HBP	BLK	WP	HR	S	P	ERA	WHIP
Pete Schourek, L ERA: 3.39	(1, 1)	6.0	W	26	7	5	4	1	1	0	0	0	0	2	50	89	6.00	1.333
Jeff Innis, R ERA: 2.63	(7, 1)	2.0		10	3	0	0	0	1	0	1	0	0	0	21	39	0.00	2.000
Anthony Young, R ERA: 3.58	(9, 1)	1.0	S	5	1	0	0	0	1	0	0	0	0	0	10	19	0.00	2.000

PITCHER	IP	WLS	BF	H	R	ER	SO	BB	IBB	HBP	BLK	WP	HR	S	P	ERA	WHIP

TOP

Atlanta Braves @ New York Mets

Shea Stadium, Flushing, NY

Wed Sep 02 1992, 3:33 AM EDT

Att. 17,962 - Cloudy - 74 F

livebaseballscorecards.com

AB	36
R	5
H	11
RBI	4
BB	3
SO	1
LOB	13

Batter	1	2	3	4	5	6	7	8	9	AB	R	H	RBI	BB	SO	LOB
Daryl Boston, L (1, 8) OBP: 0.325, SLG: 0.438	G3		K		SF7	BB		P7		3	0	0	1	1	1	0
Chris Donnels, L (1, 5) OBP: 0.281, SLG: 0.197	K2-3			F8	L9					3	0	0	0	0	1	2
Bill Pecota, R (6, PH) OBP: 0.306, SLG: 0.309						BB				0	0	0	1	1	0	0
(7, 5)																
Kevin Bass, S (1, 7) OBP: 0.306, SLG: 0.414	2B			E9 WP 2B		HR F8				4	2	3	1	0	0	3
Eddie Murray, S (1, 3) OBP: 0.323, SLG: 0.409	G3			K		WP 1B 1B		F8 2B		4	1	2	0	0	1	2
Bobby Bonilla, S (1, 9) OBP: 0.350, SLG: 0.444		K		G4-3		F9		F8		4	0	0	0	0	1	2
Dave Gallagher, R (9, 9) OBP: 0.289, SLG: 0.326										0	0	0	0	0	0	0
Jeff Kent, R (1, 4) OBP: 0.307, SLG: 0.428		L7			1B SF7 1B BB	K		G4-6-3 HBP		2	1	0	0	1	1	1
Todd Hundley, S (1, 2) OBP: 0.264, SLG: 0.342		F7			1B	BB 1B 1B		G4-6-3		4	1	2	1	0	0	2
Dick Schofield, R (1, 6) OBP: 0.311, SLG: 0.277			L7		1B	BB 1B BB		F7		3	1	1	0	1	0	0
Pete Schourek, L (1, 1) OBP: 0.069, SLG: 0.069			K		K	BB BB 1B		F7		2	0	0	0	0	2	3
Mackey Sasser, L (6, PH) OBP: 0.262, SLG: 0.328										1	0	1	1	0	0	0
Jeff Innis, R (7, 1)										0	0	0	0	0	0	0
Chico Walker, S (8, PH) OBP: 0.345, SLG: 0.379										1	0	0	0	0	0	0
Anthony Young, R (9, 1) OBP: 0.143, SLG: 0.111										0	0	0	0	0	0	0
Inning Stats	R: 0 E: 0 K: 1 S: 7 H: 1 LOB: 1 BB: 0 P: 10	R: 0 E: 0 K: 1 S: 6 H: 0 LOB: 0 BB: 0 P: 10	R: 0 E: 0 K: 2 S: 7 H: 0 LOB: 0 BB: 0 P: 11	R: 1 E: 1 K: 1 S: 9 H: 1 LOB: 0 BB: 0 P: 16	R: 1 E: 0 K: 1 S: 10 H: 2 LOB: 2 BB: 1 P: 22	R: 4 E: 0 K: 1 S: 22 H: 4 LOB: 3 BB: 3 P: 43	R: 0 E: 0 K: 0 S: 5 H: 1 LOB: 1 BB: 0 P: 10	R: 0 E: 0 K: 0 S: 3 H: 0 LOB: 0 BB: 0 P: 4		1B: 5 2B: 3 3B: 0 HR: 1 SF: 1 SAC: 0 DP: 1 HBP: 1						

PITCHER		IP	WLS	BF	H	R	ER	SO	BB	IBB	HBP	BLK	WP	HR	S	P	ERA	WHIP
29 John Smoltz, R ERA: 2.94	(1, 1)	5.2	L	26	7	6	5	7	2	0	0	0	2	1	55	95	7.94	1.588
Kent Mercker, L ERA: 2.86	(6, 1)	0.1		5	2	0	0	0	2	0	0	0	0	0	7	20	0.00	12.000
Mark Wohlers, R ERA: 3.86	(7, 1)	2.0		6	0	0	0	0	0	0	1	0	0	0	7	11	0.00	0.000

PITCHER	IP	WLS	BF	H	R	ER	SO	BB	IBB	HBP	BLK	WP	HR	S	P	ERA	WHIP

BOTTOM

Atlanta Braves @ New York Mets

Shea Stadium, Flushing, NY

Wed Sep 02 1992, 3:33 AM EDT

Att. 17,962 - Cloudy - 74 F

livebaseballscorecards.com

AB	31
R	6
H	9
RBI	5
BB	4
SO	7
LOB	15

WP: 2 PA: 37
PB: 0
SB: 0
CS: 0

Batter	1	2	3	4	5	6	7	8	9	AB	R	H	RBI	BB	SO	LOB
Ryan Thompson, R (1, 8) OBP: 0.333, SLG: 0.500	L4			G4-3			WP 2B	G6-3 1B		4	1	2	0	0	0	0
Chico Walker, S (1, 5) OBP: 0.350, SLG: 0.380	G6-3 1B			G6-3			2B BB 2-3	SAFE 1-2 G6-3 1B		2	0	1	0	1	0	0
Bill Pecota, R (7, PR) OBP: 0.309, SLG: 0.312 (7, 5)										1	1	1	0	0	0	0
Kevin Bass, S (1, 7) OBP: 0.305, SLG: 0.415	SAFE G6-3 1-2f			F8			BB SH1-3 2B 1-3 3-H	G6-3 1-2 2-3		4	1	1	1	0	0	3
Eddie Murray, S (1, 3) OBP: 0.326, SLG: 0.410		L4-6 G1-3 1B			G5-3		SH1-3 BB BB	BB		2	0	1	0	2	0	0
Bobby Bonilla, S (1, 9) OBP: 0.349, SLG: 0.440		G1-3 1-2			K		SH1-3 BB 1-2 2-3 3-H	K		3	0	0	1	1	2	4
Dave Gallagher, R (9, 9) OBP: 0.289, SLG: 0.326										0	0	0	0	0	0	0
Jeff Kent, R (1, 4) OBP: 0.302, SLG: 0.420		L4-6 2-3			G6-3		K		F8	4	0	0	0	0	1	4
Charlie O'Brien, R (1, 2) OBP: 0.283, SLG: 0.311			G5-3		G6-3	SH1-3 1-2 2-3 3-H			1B	3	0	1	1	0	0	0
Dick Schofield, R (1, 6) OBP: 0.309, SLG: 0.274			K		K	P6			K	4	0	0	0	0	3	4
Dwight Gooden, R (1, 1) OBP: 0.281, SLG: 0.368			K		K			G3-1	K	2	0	0	0	0	2	0
Daryl Boston, L (8, PH) OBP: 0.324, SLG: 0.436										1	0	0	0	0	0	0
Barry Jones, R (8, 1)										0	0	0	0	0	0	0
Lee Guetterman, L (8, 1)										0	0	0	0	0	0	0
Mackey Sasser, L (9, PH) OBP: 0.260, SLG: 0.325										1	0	0	0	0	1	1
Anthony Young, R (9, 1) OBP: 0.143, SLG: 0.111										0	0	0	0	0	0	0
Inning Stats	R: 0 E: 0 K: 0 S: 6 H: 1 LOB: 0 BB: 0 P: 9	R: 0 E: 0 K: 0 S: 6 H: 1 LOB: 0 BB: 0 P: 9	R: 0 E: 0 K: 2 S: 8 H: 0 LOB: 0 BB: 0 P: 13	R: 0 E: 0 K: 0 S: 8 H: 0 LOB: 0 BB: 0 P: 11	R: 0 E: 0 K: 1 S: 7 H: 0 LOB: 0 BB: 0 P: 11	R: 0 E: 0 K: 2 S: 8 H: 0 LOB: 0 BB: 0 P: 13	R: 3 E: 0 K: 1 S: 13 H: 2 LOB: 3 BB: 3 P: 30	R: 0 E: 0 K: 1 S: 17 H: 2 LOB: 3 BB: 1 P: 27	R: 0 E: 0 K: 2 S: 11 H: 1 LOB: 1 BB: 0 P: 19	1B: 5 2B: 3 3B: 0 HR: 0 SF: 0 SAC: 1 DP: 2 HBP: 0	WP: 1 PB: 0 SB: 0 CS: 0 PA: 36					

PITCHER		IP	WLS	BF	H	R	ER	SO	BB	IBB	HBP	BLK	WP	HR	S	P	ERA	WHIP
Chris Hammond, L ERA: 4.37	(1, 1)	6.0		22	4	3	3	5	2	0	0	0	1	0	47	79	4.50	1.000
Tom Bolton, L ERA: 4.62	(7, 1)	0.0		1	0	0	0	0	1	0	0	0	0	0	0	4	∞	∞
Milt Hill, R ERA:	(7, 1)	2.0		9	2	0	0	2	1	0	0	0	0	0	26	40	0.00	1.500
Rob Dibble, R ERA: 3.49	(9, 1)	1.0	W	4	1	0	0	2	0	0	0	0	0	0	11	19	0.00	1.000

PITCHER	IP	WLS	BF	H	R	ER	SO	BB	IBB	HBP	BLK	WP	HR	S	P	ERA	WHIP

TOP

New York Mets @ Cincinnati Reds

Riverfront Stadium, Cincinnati, OH

Thu Sep 03 1992, 7:05 PM EDT

Att. 17,773 - Cloudy - 75 F

livebaseballscorecards.com

AB	31
R	3
H	7
RBI	3
BB	4
SO	9
LOB	16

BOTTOM

New York Mets @ Cincinnati Reds

Riverfront Stadium, Cincinnati, OH

Thu Sep 03 1992, 7:05 PM EDT

Att. 17,773 - Cloudy - 75 F

livebaseballscorecards.com

Batter	1	2	3	4	5	6	7	8	9	AB	R	H	RBI	BB	SO	LOB
Bip Roberts, S (1, 7) (9, 4) OBP: 0.371, SLG: 0.384	B B B B 4-0 G4-3 S SF7 BB		C B X 1-1 G4-3 G3 1B		B F F F B X 2-2 ② G4-3 1-3			B C X 1-1 ② G4-3		3	1	1	0	1	0	1
Dave Martinez, L (1, 8) OBP: 0.321, SLG: 0.330	1 SAFE C P 1 SAFE 1 SAFE 1 SAFE S F B 3-2 ① B F X G4-3 1-3		C 1 SAFE 1 SAFE X 0-1 ① G3 1-2		B C C F B X 2-2 ③ G5-3			C C B B F X 2-2 1B 2B		4	1	1	0	0	0	3
Barry Larkin, R (1, 6) OBP: 0.383, SLG: 0.454	F X 0-1 ② SF7 3-H		C C B X 1-2 ② G4-3 2-3			C B C C 1-3 ① K		C X 0-1 1B 2-H		3	0	1	2	0	1	1
Hal Morris, L (1, 3) OBP: 0.362, SLG: 0.415 Rob Dibble, L (9, 1) OBP: 0.333, SLG: 0.333	C F S 0-3 ③ K		B C F X 1-2 ③ G4-3			C X 0-1 ② L9		C F B X 1-2 ③ F7		4 0	0 0	0 0	0 0	0 0	1 0	2 0
Willie Greene, L (1, 5) OBP: 0.455, SLG: 0.500 Reggie Sanders, R (9, 7) OBP: 0.357, SLG: 0.476		X 0-0 ① F7	B C C B S 2-3 ① K			F B S B S 2-3 ③ K			B B B C B 4-1 2B BB	3 0	0 1	0 0	0 0	0 1	2 0	0 0
Paul O'Neill, L (1, 9) OBP: 0.358, SLG: 0.381		X 0-0 ② G6-3	X 0-0 ② G6-3				B F C B C 2-3 ① K		X 0-0 SH3-4 FC1-6 1-H 2B	4	1	1	1	0	1	0
Joe Oliver, R (1, 2) OBP: 0.315, SLG: 0.390	C X 0-1 S 1B		B C S B F S 2-3 ③ K				X 0-0 ② G4-3		L B X 1-1 ① SH3-4 2-3	3	0	1	0	0	1	0
Bill Doran, S (1, 4) (9, 3) OBP: 0.332, SLG: 0.344	B F B F B B 4-2 1-2 BB				X 0-0 G4-3 S 1B		C B C S 1-3 ③ K		B B I I 4-0 FC1-6 IBB	2	0	1	0	2	1	0
Chris Hammond, L (1, 1) OBP: 0.255, SLG: 0.250 Tom Bolton, L (7, 1) Milt Hill, R (7, 1) Jeff Branson, L (7, 5) OBP: 0.310, SLG: 0.359	B F F B S 2-3 ③ K				B M M L 1-3 ① K			X 0-0 ① G5-3	F B F B F F F F F 2-2 F X FC1-6 1-2f 3-H	2 0 0 2	0 0 0 0	0 0 0 0	0 0 0 1	0 0 0 0	2 0 0 1	3 0 0 1
Inning Stats	R: 1 H: 0 E: 0 LOB: 0 K: 1 BB: 1 S: 11 P: 17	R: 0 H: 1 E: 0 LOB: 2 K: 1 BB: 1 S: 9 P: 15	R: 0 H: 1 E: 0 LOB: 1 K: 0 BB: 0 S: 10 P: 13	R: 0 H: 0 E: 0 LOB: 0 K: 2 BB: 0 S: 8 P: 12	R: 0 H: 1 E: 0 LOB: 1 K: 1 BB: 0 S: 12 P: 17	R: 0 H: 0 E: 0 LOB: 0 K: 2 BB: 0 S: 8 P: 11	R: 0 H: 0 E: 0 LOB: 0 K: 2 BB: 0 S: 7 P: 10	R: 1 H: 2 E: 0 LOB: 1 K: 0 BB: 0 S: 12 P: 16	R: 2 H: 1 E: 0 LOB: 2 K: 0 BB: 2 S: 13 P: 24	1B: 4 2B: 2 3B: 0 HR: 0	SF: 1 SAC: 1 DP: 0 HBP: 0						

	AB	30
	R	4
	H	6
	RBI	4
	BB	4
	SO	9
	LOB	11

PITCHER		IP	WLS	BF	H	R	ER	SO	BB	IBB	HBP	BLK	WP	HR	S	P	ERA	WHIP
Dwight Gooden, R ERA: 3.87	(1, 1)	7.0		26	3	1	1	9	2	0	0	0	0	0	65	95	1.29	0.714
Barry Jones, R ERA: 4.55	(8, 1)	0.2		4	2	1	1	0	0	0	0	0	0	0	9	12	13.50	3.000
Lee Guetterman, L ERA: 6.75	(8, 1)	0.1		1	0	0	0	0	0	0	0	0	0	0	3	4	0.00	0.000
Anthony Young, R ERA: 3.72	(9, 1)	0.2	L	5	1	2	2	0	1	1	0	0	0	0	13	24	27.00	3.000

PITCHER		IP	WLS	BF	H	R	ER	SO	BB	IBB	HBP	BLK	WP	HR	S	P	ERA	WHIP

Batter	1	2	3	4	5	6	7	8	9	AB	R	H	RBI	BB	SO	LOB
Vince Coleman, S (1, 7) OBP: 0.364, SLG: 0.354	S C B S 1-3 K			F C B F X 1-2 G6-3		F X 0-1 BB SF HR 2-3 1B	C X 0-1 P5			4	1	1	0	0	1	1
Ryan Thompson, R (1, 8) OBP: 0.200, SLG: 0.333	X 0-0 P3			B C S B X 2-2 P4		1 SAFE 1 SAFE C F B 1 SAFE 1 SAFE B F 2-2 F X SF BB HR 1-2 3-H		B B B X 3-0 F7		3	1	0	1	0	0	0
Chico Walker, S (1, 5) OBP: 0.357, SLG: 0.390 Dick Schofield, R (8, PR) OBP: 0.309, SLG: 0.274 (8, 6)	C B C F S 1-3 K			F B F X 1-2 2B		B B C B S F F B 4-2 HR BB 1-2 2-3		B C X 1-1 FC5-4 1B		3 0	1 0	2 0	0 0	1 0	1 0	0 0
Eddie Murray, S (1, 3) OBP: 0.326, SLG: 0.415		C X 0-1 G1-3		B C S B X 2-2 G4-3		B X 1-0 HR 1-H 2-H 3-H		S S F F X 0-2 FC5-4 FC6-4 1-2f		4	1	1	4	0	0	2
Bobby Bonilla, S (1, 9) OBP: 0.346, SLG: 0.436 Dave Gallagher, R (8, 9) OBP: 0.289, SLG: 0.326		C B B B F X 3-2 G1-3			B X 1-0 L7	B S X 1-1 F8		C F X 0-2 FC6-4 1-2f		4 0	0 0	0 0	0 0	0 0	0 0	1 0
Chris Donnels, L (1, 4) OBP: 0.280, SLG: 0.190		C F X 0-2 L5			C B B F B F B 4-2 G6-4-3 BB	B B B C X 3-1 G4-3			B C F X 1-2 G4-3	3	0	0	0	1	0	0
Bill Pecota, R (1, 6) OBP: 0.308, SLG: 0.311 (8, 5)			B X 1-0 F9		F B 1 SAFE X 1-1 G6-4-3 1-2f		B C X 1-1 SH1-4 1B		C C B B S 2-3 K	4	0	1	0	0	1	1
Todd Hundley, S (1, 2) OBP: 0.264, SLG: 0.344			B C X 1-1 P4			X 0-0 1B SF 2B	B B X 2-0 F8		B F C B B S 3-3 K	4	1	1	0	0	1	1
Sid Fernandez, L (1, 1) OBP: 0.227, SLG: 0.273 Barry Jones, R (8, 1) Jeff Innis, R (9, 1)			X 0-0 P6			X 0-0 P5	X 0-0 SH1-4 1-2			2 0 0	0 0 0	0 0 0	0 0 0	0 0 0	0 0 0	1 0 0
Inning Stats	R: 0 E: 0 K: 2 S: 8 H: 0 LOB: 0 BB: 0 P: 10	R: 0 E: 0 K: 0 S: 8 H: 0 LOB: 0 BB: 0 P: 11	R: 0 E: 0 K: 0 S: 4 H: 0 LOB: 0 BB: 0 P: 6	R: 0 E: 0 K: 0 S: 13 H: 1 LOB: 1 BB: 0 P: 19	R: 0 E: 0 K: 0 S: 6 H: 0 LOB: 0 BB: 1 P: 12	R: 5 E: 1 K: 0 S: 18 H: 3 LOB: 0 BB: 1 P: 29	R: 0 E: 0 K: 0 S: 6 H: 1 LOB: 1 BB: 0 P: 9	R: 0 E: 0 K: 0 S: 11 H: 1 LOB: 1 BB: 0 P: 15	R: 0 E: 0 K: 2 S: 9 H: 0 LOB: 0 BB: 0 P: 15	1B: 3 2B: 2 3B: 0 HR: 1 SF: 1 SAC: 1 DP: 1 HBP: 0						

PITCHER		IP	WLS	BF	H	R	ER	SO	BB	IBB	HBP	BLK	WP	HR	S	P	ERA	WHIP
Tim Belcher, R ERA: 3.97	(1, 1)	6.0	L	24	4	5	4	2	2	0	0	0	0	1	57	87	6.00	1.000
Steve Foster, R ERA: 3.58	(7, 1)	2.0		8	2	0	0	0	0	0	0	0	0	0	17	24	0.00	1.000
Norm Charlton, L ERA: 3.11	(9, 1)	1.0		3	0	0	0	2	0	0	0	0	0	0	9	15	0.00	0.000

PITCHER	IP	WLS	BF	H	R	ER	SO	BB	IBB	HBP	BLK	WP	HR	S	P	ERA	WHIP

New York Mets @ Cincinnati Reds

Riverfront Stadium, Cincinnati, OH

Fri Sep 04 1992, 7:05 PM EDT

Att. 23,852 - Cloudy - 76 F

TOP

livebaseballscorecards.com

AB	31
R	5
H	6
RBI	5
BB	2
SO	4
LOB	7

New York Mets @ Cincinnati Reds

Riverfront Stadium, Cincinnati, OH

Fri Sep 04 1992, 7:05 PM EDT

Att. 23,852 - Cloudy - 76 F

BOTTOM

Batter	1	2	3	4	5	6	7	8	9	AB	R	H	RBI	BB	SO	LOB
Bip Roberts, S (1, 7) OBP: 0.374, SLG: 0.387	L7-4 BB 1B		G6-3			BB 1B		FC6-4 1B		4	0	3	0	0	0	0
Reggie Sanders, R (1, 8) OBP: 0.353, SLG: 0.471	F8			F7		P3		FC6-4 1-2f		4	0	0	0	0	0	3
Barry Larkin, R (1, 6) OBP: 0.384, SLG: 0.452	1 SAFE 1 SAFE 1 SAFE 1-2 BB			G4-3		1-2 BB		FC6-4 1-2f		2	0	0	0	2	0	1
Chris Sabo, R (1, 5) OBP: 0.300, SLG: 0.439	L7-4 2-3			K		F9			HR	4	1	1	1	0	1	4
Glenn Braggs, R (1, 9) OBP: 0.329, SLG: 0.403 Paul O'Neill, L (9, PH) OBP: 0.358, SLG: 0.380		F8			SF7 3B		G6-3		F8	3 1	1 0	1 0	0 0	0 0	0 0	0 0
Joe Oliver, R (1, 2) OBP: 0.313, SLG: 0.388 Hal Morris, L (9, PH) OBP: 0.361, SLG: 0.413		K			SF7 3-H		P3		G3-1	2 1	0 0	0 0	1 0	0 0	1 0	0 0
Bill Doran, S (1, 3) OBP: 0.331, SLG: 0.340		P5			F9		BB		K	3	0	0	0	1	1	0
Freddie Benavides, R (1, 4) OBP: 0.255, SLG: 0.298			G5-3		L9		L6			3	0	0	0	0	0	1
Tim Belcher, R (1, 1) OBP: 0.109, SLG: 0.156 Cesar Hernandez, R (6, PH) OBP: 0.294, SLG: 0.382 Steve Foster, R (7, 1) OBP: 0.200, SLG: 0.200 Geronimo Berroa, R (8, PH) OBP: 0.333, SLG: 0.250 Norm Charlton, S (9, 1) OBP: 0.250, SLG: 0.250			F9			F9		G4-3		1 1 0 1 0	0 0 0 0 0	0 0 0 0 0	0 0 0 0 0	0 0 0 0 0	0 0 0 0 0	0 0 0 0 0
Inning Stats	R: 0 E: 0 K: 0 S: 12 H: 1 LOB: 1 BB: 1 P: 20	R: 0 E: 0 K: 1 S: 11 H: 0 LOB: 0 BB: 0 P: 16	R: 0 E: 0 K: 0 S: 8 H: 0 LOB: 0 BB: 0 P: 16	R: 0 E: 0 K: 1 S: 11 H: 0 LOB: 0 BB: 0 P: 16	R: 1 E: 0 K: 0 S: 12 H: 1 LOB: 0 BB: 0 P: 18	R: 0 E: 0 K: 0 S: 17 H: 1 LOB: 2 BB: 1 P: 27	R: 0 E: 0 K: 0 S: 7 H: 0 LOB: 1 BB: 1 P: 12	R: 0 E: 0 K: 0 S: 14 H: 1 LOB: 1 BB: 0 P: 17	R: 1 E: 0 K: 1 S: 13 H: 1 LOB: 0 BB: 0 P: 19	1B: 3 2B: 1 3B: 1 HR: 1	SF: 1 SAC: 0 DP: 1 HBP: 0				WP: 0 PB: 0 SB: 0 CS: 0	PA: 34	

livebaseballscorecards.com

AB	30
R	2
H	5
RBI	2
BB	3
SO	3
LOB	9

PITCHER		IP	WLS	BF	H	R	ER	SO	BB	IBB	HBP	BLK	WP	HR	S	P	ERA	WHIP
Sid Fernandez, L ERA: 2.91	(1, 1)	7.1	W	28	4	1	1	2	3	0	0	0	0	0	87	136	1.23	0.955
Barry Jones, R ERA: 4.5	(8, 1)	0.2		2	0	0	0	0	0	0	0	0	0	0	5	6	0.00	0.000
Jeff Innis, R ERA: 2.71	(9, 1)	1.0		4	1	1	1	1	0	0	0	0	0	1	13	19	9.00	1.000

PITCHER	IP	WLS	BF	H	R	ER	SO	BB	IBB	HBP	BLK	WP	HR	S	P	ERA	WHIP

Batter	1	2	3	4	5	6	7	8	9	AB	R	H	RBI	BB	SO	LOB
Vince Coleman, S (1, 7) OBP: 0.365, SLG: 0.360	G5-3	3-H 2B			G4-3		F8		1B 1B	5	0	2	1	0	0	0
Ryan Thompson, R (1, 8) OBP: 0.267, SLG: 0.429	K2-3	K			2B 2B		K		1 SAFE C 1 SAFE 1 SAFE S 1 SAFE 1 SAFE B 1 SAFE 1-3 1B	5	1	2	0	0	3	1
Chico Walker, S (1, 5) OBP: 0.358, SLG: 0.393 Jeff Kent, R (9, PR) OBP: 0.302, SLG: 0.420 (9, 4)	G4-3		G1-3		2-H 2B		G6-3		G6-3 BB	4 0	0 0	1 0	1 0	1 0	0 0	0 0
Eddie Murray, S (1, 3) OBP: 0.329, SLG: 0.418 Mackey Sasser, L (9, PH) OBP: 0.258, SLG: 0.322 (9, 3)	1B 1B 2B		G5-3 1B		F7			FC3-5 BB BB	1-2f G6-3	3 1	1 0	2 0	0 0	1 0	0 0	1 3
Bobby Bonilla, S (1, 9) OBP: 0.350, SLG: 0.436 Dave Gallagher, R (8, PR) OBP: 0.289, SLG: 0.326 (8, 9)	1B 1B 2-3 1B		1-2 G5-3		IBB			SAFE 1-2 FC3-5 BB		2 0	1 0	1 0	0 0	2 0	0 0	1 0
Chris Donnels, L (1, 4) OBP: 0.281, SLG: 0.195 Bill Pecota, R (8, PH) OBP: 0.307, SLG: 0.309 (8, 4) (9, 5)	1-3 1B 3-H 1B		G4-3		G3			FC3-5 1-2 2-3f		3 1	1 0	1 0	1 0	0 0	0 0	3 2
Todd Hundley, S (1, 2) OBP: 0.262, SLG: 0.340 Daryl Boston, L (8, PH) OBP: 0.323, SLG: 0.434 Charlie O'Brien, R (8, 2) OBP: 0.283, SLG: 0.311	K	K			P5			K		3 1 0	0 0 0	0 0 0	0 0 0	0 0 0	2 1 0	2 2 0
Dick Schofield, R (1, 6) OBP: 0.308, SLG: 0.274	G4-3 S 2B 2-H 3-H 1B	F8			K			F9		4	1	1	2	0	1	2
Eric Hillman, L (1, 1) OBP: 0.125, SLG: 0.125 Mark Dewey, R (6, 1) Lee Guetterman, L (8, 1) Jeff Innis, R (8, 1) Kevin Bass, S (9, PH) OBP: 0.304, SLG: 0.413 Anthony Young, R (9, 1) OBP: 0.143, SLG: 0.111	G4-3 1-3	K			K				G4-3	3 0 0 0 1 0	0 0 0 0 0 0	0 0 0 0 0 0	0 0 0 0 0 0	0 0 0 0 0 0	2 0 0 0 0 0	1 0 0 0 0 0
Inning Stats	R: 0 E: 0 K: 1 S: 9 H: 0 LOB: 0 BB: 0 P: 11	R: 4 E: 0 K: 2 S: 15 H: 5 LOB: 1 BB: 0 P: 22	R: 0 E: 0 K: 0 S: 7 H: 1 LOB: 1 BB: 0 P: 14	R: 0 E: 0 K: 2 S: 9 H: 0 LOB: 0 BB: 0 P: 13	R: 1 E: 0 K: 0 S: 6 H: 2 LOB: 2 BB: 1 P: 15	R: 0 E: 0 K: 2 S: 10 H: 0 LOB: 0 BB: 0 P: 16	R: 0 E: 0 K: 1 S: 7 H: 0 LOB: 0 BB: 0 P: 12	R: 0 E: 0 K: 1 S: 15 H: 0 LOB: 2 BB: 2 P: 25	R: 0 E: 0 K: 0 S: 6 H: 2 LOB: 3 BB: 1 P: 12	1B: 6 2B: 4 3B: 0 HR: 0	SF: 0 SAC: 0 DP: 1 HBP: 0						

New York Mets @ Cincinnati Reds

Riverfront Stadium, Cincinnati, OH

Sat Sep 05 1992, 7:05 PM EDT

Att. 28,431 - Cloudy - 74 F

TOP

livebaseballscorecards.com

AB	36
R	5
H	10
RBI	5
BB	4
SO	9
LOB	18

PITCHER		IP	WLS	BF	H	R	ER	SO	BB	IBB	HBP	BLK	WP	HR	S	P	ERA	WHIP
Bobby Ayala, R ERA: 9.0	(1, 1)	5.0		24	8	5	5	5	0	1	0	0	0	0	46	75	9.00	1.600
Dwayne Henry, R ERA: 3.42	(6, 1)	2.0		6	0	0	0	3	0	0	0	0	0	0	17	28	0.00	0.000
Scott Ruskin, L ERA: 4.21	(8, 1)	0.0		2	0	0	0	0	2	0	0	0	0	0	8	16	∞	∞
Scott Bankhead, R ERA: 3.14	(8, 1)	1.1		7	2	0	0	1	1	0	0	0	0	0	12	20	0.00	2.250
Norm Charlton, L ERA: 3.08	(9, 1)	0.2	W	1	0	0	0	0	0	0	0	0	0	0	1	1	0.00	0.000

PITCHER	IP	WLS	BF	H	R	ER	SO	BB	IBB	HBP	BLK	WP	HR	S	P	ERA	WHIP

New York Mets @ Cincinnati Reds

Riverfront Stadium, Cincinnati, OH

Sat Sep 05 1992, 7:05 PM EDT

Att. 28,431 - Cloudy - 74 F

BOTTOM

Batter	1	2	3	4	5	6	7	8	9	AB	R	H	RBI	BB	SO	LOB
Bip Roberts, S (1, 8) OBP: 0.376, SLG: 0.389	G4-3		1B			FC4-6 1B		BB		3	0	2	0	1	0	0
Hal Morris, L (1, 3) OBP: 0.360, SLG: 0.411	FC6-4 1B		F8			FC4-6 1B 1-2f		F9		4	1	1	0	0	0	3
Barry Larkin, R (1, 6) OBP: 0.383, SLG: 0.450	L8		F9			S 1B 1B 1-2		F8		4	1	1	0	0	0	3
Chris Sabo, R (1, 5) OBP: 0.299, SLG: 0.437	FC6-4 1-2f			K		1B BLK 1B 1-2 2-H		CS 1-2	K	4	1	1	1	0	2	1
Glenn Braggs, R (1, 7) OBP: 0.334, SLG: 0.406		F8		G6-4-3 BB		CS 1B 1-3 2-H			F8 1B 1B	3	1	2	1	1	0	0
Joe Oliver, R (1, 2) OBP: 0.314, SLG: 0.397 Cesar Hernandez, R (9, PR) OBP: 0.294, SLG: 0.382		HR		G6-4-3 1-2f		K 1-2 3-H			1B 1B 1-2	4 0	1 1	2 0	1 0	0 0	1 0	2 0
Paul O'Neill, L (1, 9) OBP: 0.355, SLG: 0.376	K			G4-3			E4 G6-4-3		F8 2-3	4	0	0	0	0	1	2
Bill Doran, S (1, 4) OBP: 0.330, SLG: 0.339	G6-3			F8			G6-4-3 1-2f		1B 1-3 3-H	4	0	1	1	0	0	1
Bobby Ayala, R (1, 1) Geronimo Berroa, R (5, PH) OBP: 0.300, SLG: 0.222 Dwayne Henry, R (6, 1) OBP: 0.250, SLG: 0.250 Willie Greene, L (7, PH) OBP: 0.417, SLG: 0.455 Scott Ruskin, R (8, 1) Scott Bankhead, R (8, 1) OBP: 0.222, SLG: 0.222 Norm Charlton, S (9, 1) OBP: 0.250, SLG: 0.250 Jeff Branson, L (9, PH) OBP: 0.318, SLG: 0.367			G5-3		F9		G1-3		1B 1-2 3-H	1 1 0 1 0 0 0 1	0 0 0 0 0 0 0 0	0 0 0 0 0 0 0 1	0 0 0 0 0 0 0 1	0 0 0 0 0 0 0 0	0 0 0 0 0 0 0 0	0 0 0 0 0 0 0 0
Inning Stats	R: 0 H: 1 E: 0 LOB: 1 K: 0 BB: 0 S: 12 P: 14	R: 1 H: 1 E: 0 LOB: 0 K: 1 BB: 0 S: 12 P: 20	R: 0 H: 1 E: 0 LOB: 1 K: 0 BB: 0 S: 6 P: 7	R: 0 H: 0 E: 0 LOB: 0 K: 1 BB: 1 S: 8 P: 13	R: 0 H: 0 E: 0 LOB: 0 K: 0 BB: 0 S: 6 P: 8	R: 3 H: 4 E: 0 LOB: 0 K: 1 BB: 0 S: 12 P: 19	R: 0 H: 0 E: 1 LOB: 0 K: 0 BB: 0 S: 5 P: 6	R: 0 H: 0 E: 0 LOB: 0 K: 0 BB: 1 S: 10 P: 19	R: 2 H: 4 E: 0 LOB: 2 K: 1 BB: 0 S: 15 P: 19	1B: 10 SF: 0 2B: 0 SAC: 0 3B: 0 DP: 2 HR: 1 HBP: 0						

livebaseballscorecards.com

AB	34
R	6
H	11
RBI	5
BB	2
SO	4
LOB	12

WP: 0 PB: 0 SB: 1 CS: 2 PA: 37

PITCHER		IP	WLS	BF	H	R	ER	SO	BB	IBB	HBP	BLK	WP	HR	S	P	ERA	WHIP
Eric Hillman, L ERA: 4.55	(1, 1)	5.1		23	7	4	4	2	1	0	0	0	0	1	52	76	6.75	1.500
Mark Dewey, R ERA: 3.63	(6, 1)	1.2		5	0	0	0	1	1	0	0	1	0	0	10	16	0.00	0.600
Lee Guetterman, L ERA: 6.71	(8, 1)	0.1		1	0	0	0	0	0	0	0	0	0	0	3	6	0.00	0.000
Jeff Innis, R ERA: 2.69	(8, 1)	0.2		1	0	0	0	0	0	0	0	0	0	0	6	8	0.00	0.000
Anthony Young, R ERA: 3.86	(9, 1)	0.2	L	6	4	2	2	1	0	0	0	0	0	0	15	19	27.00	6.000

PITCHER	IP	WLS	BF	H	R	ER	SO	BB	IBB	HBP	BLK	WP	HR	S	P	ERA	WHIP

New York Mets @ Cincinnati Reds

Riverfront Stadium, Cincinnati, OH

Sun Sep 06 1992, 3:33 AM EDT

Att. 26,620 - Cloudy - 76 F

TOP

livebaseballscorecards.com

Batter	1	2	3	4	5	6	7	8	9	AB	R	H	RBI	BB	SO	LOB
Ryan Thompson, R (1, 8) OBP: 0.211, SLG: 0.333	C X 0-1 ① F8		B C F X 1-2 ① P3	B B C 1 F C SAFE 2-3 ③ K		X 0-0 ③ FC6-4 1-2f			X 0-0 FC4-6 1B 1B	4	0	0	0	0	1	4
Mark Dewey, R (6, 1)										0	0	0	0	0	0	0
Todd Hundley, S (8, 2) OBP: 0.264, SLG: 0.343										1	0	1	0	0	0	0
Chico Walker, S (1, 5) OBP: 0.359, SLG: 0.398	X 0-0 ② F9 2B		X 0-0 ② F7		B B S F X 2-2 ① G3		B S F C 1-3 ① K		C B B X 2-1 FC4-6 1B 1-2	5	0	2	0	0	1	0
Kevin Bass, S (1, 7) OBP: 0.303, SLG: 0.416	F B B F B X 3-2 ② F9 2-3		B C B X 2-1 2B 3B		C B S S 1-3 ② K		C S S 0-3 ② K		S S X 0-2 ② FC4-6 1-2f 2-3	5	1	1	0	0	2	3
Eddie Murray, S (1, 3) OBP: 0.331, SLG: 0.420	C B F B B B 4-2 FC3-6 BB		F F X 0-2 2B 3-H		C F B F B S 2-3 ③ K		B C B B S B 4-2 S BB		C B C S 1-3 ③ K	3	0	1	1	2	2	2
Bobby Bonilla, S (1, 9) OBP: 0.349, SLG: 0.433	B F B X 2-1 ③ FC3-6 1-2f		I I I I 4-0 IBB			B X 1-0 ① G3	S C B F F B S 2-3 ③ K 1-2			3	0	0	0	1	1	3
Bill Pecota, R (1, 6) OBP: 0.306, SLG: 0.308		B B C X 2-1 ① G5-3	X 0-0 ③ G3-1			B C X 1-1 2B 1B		B C C S 1-3 ① K		4	0	1	0	0	1	2
Jeff Kent, R (1, 4) OBP: 0.302, SLG: 0.422		X 0-0 ② P4	B C B X 2-1 ① F8			B 1 SAFE X 1-0 1-3 2B		B S S B B F S 3-3 ② K		4	0	1	0	0	1	0
Charlie O'Brien, R (1, 2) OBP: 0.290, SLG: 0.319		B F B C X 2-2 FC5-4 1B	C B F X 1-2 1B			X 0-0 ② G1-3		S F S 0-3 ③ K		3	0	2	0	0	0	2
Mackey Sasser, L (8, PH) OBP: 0.256, SLG: 0.319										1	0	0	0	0	1	0
Barry Jones, R (8, 1)										0	0	0	0	0	0	0
Lee Guetterman, L (8, 1)										0	0	0	0	0	0	0
Wally Whitehurst, R (1, 1) OBP: 0.238, SLG: 0.250		F B X 1-1 ③ FC5-4 1-2f	C 1 SAFE F F L 0-3 ② K			4-0 FC6-4 IBB			C F F F B X 1-2 ① G4-1	1	0	0	0	0	0	1
Paul Gibson, R (2, 1)										1	0	0	0	0	1	1
Daryl Boston, L (6, PH) OBP: 0.324, SLG: 0.432										1	0	0	0	1	0	0
(6, 8)																
Inning Stats	R: 0 E: 0 K: 0 S: 10 H: 1 LOB: 2 BB: 1 P: 19	R: 0 E: 0 K: 0 S: 8 H: 1 LOB: 1 BB: 0 P: 13	R: 1 E: 0 K: 0 S: 10 H: 2 LOB: 2 BB: 1 P: 17	R: 0 E: 0 K: 2 S: 11 H: 1 LOB: 1 BB: 0 P: 16	R: 0 E: 0 K: 2 S: 10 H: 0 LOB: 0 BB: 0 P: 15	R: 0 E: 0 K: 0 S: 6 H: 2 LOB: 3 BB: 1 P: 13	R: 0 E: 0 K: 3 S: 13 H: 0 LOB: 1 BB: 1 P: 20	R: 0 E: 0 K: 3 S: 10 H: 0 LOB: 0 BB: 0 P: 14	R: 0 E: 0 K: 1 S: 14 H: 2 LOB: 2 BB: 0 P: 18	1B: 5 2B: 3 3B: 1 HR: 0 SF: 0 SAC: 0 DP: 0 HBP: 0							

	AB	36
	R	1
	H	9
	RBI	1
	BB	4
	SO	11
	LOB	18

WP: 0 PB: 0 SB: 1 CS: 0 PA: 40

PITCHER		IP	WLS	BF	H	R	ER	SO	BB	IBB	HBP	BLK	WP	HR	S	P	ERA	WHIP
Tim Pugh, R ERA: 3.6	(1, 1)	6.0	W	28	7	1	1	4	1	2	0	0	0	0	55	93	1.50	1.333
Norm Charlton, L ERA: 3.04	(7, 1)	1.0		4	0	0	0	3	1	0	0	0	0	0	13	20	0.00	1.000
Rob Dibble, R ERA: 3.38	(8, 1)	2.0	S	8	2	0	0	4	0	0	0	0	0	0	24	32	0.00	1.000

PITCHER	IP	WLS	BF	H	R	ER	SO	BB	IBB	HBP	BLK	WP	HR	S	P	ERA	WHIP

New York Mets @ Cincinnati Reds

Riverfront Stadium, Cincinnati, OH

Sun Sep 06 1992, 3:33 AM EDT

Att. 26,620 - Cloudy - 76 F

BOTTOM

Batter	1	2	3	4	5	6	7	8	9	AB	R	H	RBI	BB	SO	LOB
Bip Roberts, S (1, 8) OBP: 0.376, SLG: 0.388	C B C X 1-2 G4-3 ①		S X 0-1 1-H HR		B X 1-0 G4-3 ①		B B B C C F X 3-2 2-H 2B			1	0	0	0	0	0	0
Reggie Sanders, R (3, PH) (4, 8) OBP: 0.356, SLG: 0.485										3	1	2	3	0	0	0
Hal Morris, L (1, 3) OBP: 0.361, SLG: 0.415	C B B S X 2-2 2B		B B X 2-0 BB 1B		C B B X 2-1 ② G3		F B B F F X 2-2 ③ G4-3			4	0	2	0	0	0	1
Barry Larkin, R (1, 6) OBP: 0.383, SLG: 0.448	X 0-0 ② G4-3		C B 1 SAFE 1 SAFE B B B 4-1 FC6-4 1-2 BB		C B C F S 1-3 ③ K			B B B C B 4-1 1B 2B BB		2	1	0	0	2	1	1
Chris Sabo, R (1, 5) OBP: 0.302, SLG: 0.436	C B F B B S 3-3 ③ K		C F B S 1-3 ② K			I B F F B B B 4-2 CS BB		1 SAFE C F B X 1-2 2B 1B 1B		3	1	1	0	1	2	3
Glenn Braggs, R (1, 7) OBP: 0.333, SLG: 0.408		X 0-0 ① P6	C B S X 1-2 ③ FC6-4 1-2f			1 SAFE B C 1 SAFE B X 2-1 ① F9		B B F B X 3-1 1-3 2-H 1B 2B		4	1	1	1	0	0	3
Joe Oliver, R (1, 2) OBP: 0.316, SLG: 0.398		C C B B B F X 3-2 ② G1-5-3	B X 1-0 1B			S S S 0-3 ②③ K 1-2		B F S X 1-2 FC6-4 2-H 3-H 1B		4	0	2	2	0	1	1
Paul O'Neill, L (1, 9) OBP: 0.352, SLG: 0.373		B F B F F S 2-3 ③ K	C 1 SAFE F X 0-2 ① F9				S F X 0-2 ① G4-3	F X 0-1 ① FC6-4 1-2f		4	0	0	0	0	1	2
Bill Doran, S (1, 4) OBP: 0.332, SLG: 0.341			B C B X 2-1 HR 1B		C B B X 2-1 ② F8		B F X 1-1 S 2B 1B	X 0-0 ② L9		4	2	2	0	0	0	2
Tim Pugh, R (1, 1) Norm Charlton, S (7, 1) OBP: 0.250, SLG: 0.250 Willie Greene, L (7, PH) OBP: 0.385, SLG: 0.417 Rob Dibble, L (8, 1) OBP: 0.250, SLG: 0.250			X 0-0 ① P3		F C F F S 0-3 ③ K		B B F F F B 1 SAFE S 3-3 ② K 1-2	S X 0-1 ③ P3		2	0	0	0	0	1	2
										0	0	0	0	0	0	0
										1	0	0	0	0	1	1
										1	0	0	0	0	0	1
Inning Stats	R: 0 E: 0 K: 1 S: 10 H: 1 LOB: 1 BB: 0 P: 16	R: 0 E: 0 K: 1 S: 9 H: 0 LOB: 0 BB: 0 P: 14	R: 2 E: 0 K: 1 S: 13 H: 3 LOB: 2 BB: 1 P: 23	R: 0 E: 0 K: 1 S: 11 H: 1 LOB: 1 BB: 0 P: 14	R: 0 E: 0 K: 1 S: 7 H: 0 LOB: 0 BB: 0 P: 11	R: 0 E: 0 K: 1 S: 8 H: 0 LOB: 1 BB: 1 P: 14	R: 1 E: 0 K: 1 S: 16 H: 2 LOB: 1 BB: 0 P: 25	R: 3 E: 0 K: 0 S: 14 H: 3 LOB: 1 BB: 1 P: 23		1B: 6 2B: 4 3B: 0 HR: 1	SF: 0 SAC: 0 DP: 1 HBP: 0					

livebaseballscorecards.com

AB	33
R	6
H	10
RBI	6
BB	3
SO	7
LOB	17

WP: 0 PB: 0 SB: 1 CS: 1 PA: 36

PITCHER		IP	WLS	BF	H	R	ER	SO	BB	IBB	HBP	BLK	WP	HR	S	P	ERA	WHIP
Wally Whitehurst, R ERA: 3.03	(1, 1)	1.2		6	1	0	0	1	0	0	0	0	0	0	15	24	0.00	0.600
Paul Gibson, L ERA: 5.11	(2, 1)	3.1	L	15	4	2	2	4	1	0	0	0	0	1	35	54	5.40	1.500
Mark Dewey, R ERA: 3.7	(6, 1)	2.0		8	2	1	1	2	1	0	0	0	0	0	24	39	4.50	1.500
Barry Jones, R ERA: 4.94	(8, 1)	0.0		4	3	3	3	0	1	0	0	0	0	0	9	18	∞	∞
Lee Guetterman, L ERA: 6.61	(8, 1)	1.0		3	0	0	0	0	0	0	0	0	0	0	5	5	0.00	0.000

PITCHER	IP	WLS	BF	H	R	ER	SO	BB	IBB	HBP	BLK	WP	HR	S	P	ERA	WHIP

Batter	1	2	3	4	5	6	7	8	9	AB	R	H	RBI	BB	SO	LOB
Vince Coleman, S (1, 7) OBP: 0.359, SLG: 0.353	F B F C 1-3 ① K	F C B S 1-3 ② K			B B X 2-0 ② G4-3		B S S S 1-3 ① K		B B B B 4-0 BB	4	0	0	0	0	3	1
Kevin Bass, S (8, 7) OBP: 0.305, SLG: 0.416										0	0	0	0	1	0	0
Ryan Thompson, R (1, 8) OBP: 0.208, SLG: 0.304	C C F X 0-2 FC5-4 1B	C C B B S 2-3 ③ K			F C S 0-3 ③ K		B X 1-0 ② G6-3		X 0-0 ③ P6	5	0	1	0	0	2	3
Chico Walker, S (1, 5) OBP: 0.357, SLG: 0.392	1 SAFE B X 1-0 ② FC5-4 PO 1-2f		F B F F S 1-3 ① K			B B B B 4-0 G3 BB FC BB	C B F B X 2-2 ③ F7			3	1	0	0	1	1	1
Jeff Innis, R (7, 1)										0	0	0	0	0	0	0
Anthony Young, R (9, 1) OBP: 0.143, SLG: 0.111										0	0	0	0	0	0	0
Eddie Murray, S (1, 3) OBP: 0.333, SLG: 0.419	B 1 SAFE 1-0 ③ PO 1-2	B F X 1-1 BB 1B 1B 1B	S B X 1-1 ② G6-3			B B 1 B C F B 4-2 FC G3 SF8 BB 1-2		C S B C 1-3 ① K		3	2	1	0	1	1	0
Bobby Bonilla, S (1, 9) OBP: 0.348, SLG: 0.431		F B C F 1 SAFE F X 1-2 BB 1B 1B 1-2	C X 0-1 ③ G6-3			B C F X 1-2 ① G3 1-2 2-3		X 0-0 ② F8		4	1	1	0	0	0	2
Jeff Kent, R (1, 4) OBP: 0.301, SLG: 0.416		B B C I B B 4-2 1B 2B BB 1-2 2-3		B B X 2-0 ① G6-3		C X 0-1 FC SF8 BB 2-3 3-H		B X 1-0 ③ G4-3		3	1	0	1	1	0	1
Todd Hundley, S (1, 2) OBP: 0.267, SLG: 0.343		C X 0-1 2B SF7 1B 1-3 2-H 3-H	B X 1-0 ② G6-3			B B S B B 4-1 SF8 BB 1-2			F B S F X 1-2 ① G4-3	3	1	1	2	1	0	0
Dick Schofield, R (1, 6) OBP: 0.308, SLG: 0.277		B X 1-0 2B 1-3 3-H	B B C F B X 3-2 ③ G6-3			F B F F F B X 2-2 ② SF8 1-2 2-3 3-H			C B B F S 2-3 ② K	3	0	1	2	0	1	0
Pete Schourek, L (1, 1) OBP: 0.063, SLG: 0.065		X 0-0 ① SF7 3-H			F B C S 1-3 ① K	X 0-0 ③ P6			C B X 1-1 E7 1B	2	0	0	1	0	1	2
Bill Pecota, R (7, 5) OBP: 0.308, SLG: 0.311										1	0	1	0	0	0	0
Inning Stats	R: 0 E: 0 K: 1 S: 8 H: 1 LOB: 0 BB: 0 P: 11	R: 4 E: 0 K: 2 S: 19 H: 4 LOB: 1 BB: 1 P: 29	R: 0 E: 0 K: 1 S: 8 H: 0 LOB: 0 BB: 0 P: 10	R: 0 E: 0 K: 0 S: 5 H: 0 LOB: 0 BB: 0 P: 11	R: 0 E: 0 K: 2 S: 7 H: 0 LOB: 0 BB: 3 P: 10	R: 2 E: 0 K: 0 S: 14 H: 0 LOB: 2 BB: 3 P: 29	R: 0 E: 0 K: 1 S: 7 H: 0 LOB: 0 BB: 0 P: 11	R: 0 E: 0 K: 1 S: 5 H: 0 LOB: 0 BB: 0 P: 7	R: 0 E: 1 K: 1 S: 10 H: 1 LOB: 2 BB: 1 P: 18	1B: 5 2B: 1 3B: 0 HR: 0 SF: 2 SAC: 0 DP: 0 HBP: 0						

TOP

New York Mets @ Philadelphia Phillies

Veterans Stadium, Philadelphia, PA

Mon Sep 07 1992, 7:05 PM EDT

Att. 14,600 - Cloudy - 75 F

livebaseballscorecards.com

AB	31
R	6
H	6
RBI	6
BB	5
SO	9
LOB	10

WP: 0 PB: 0 SB: 0 CS: 0 PA: 39

PITCHER		IP	WLS	BF	H	R	ER	SO	BB	IBB	HBP	BLK	WP	HR	S	P	ERA	WHIP
Terry Mulholland, L ERA: 3.75	(1, 1)	4.0	L	17	5	4	4	4	1	0	0	0	0	0	40	61	9.00	1.500
Andy Ashby, R ERA: 6.61	(5, 1)	1.1		8	0	2	2	2	3	0	0	0	0	0	15	31	13.50	2.250
Bob Ayrault, R ERA: 3.67	(6, 1)	0.2		2	0	0	0	0	0	0	0	0	0	0	6	8	0.00	0.000
Greg Mathews, L ERA: 5.13	(7, 1)	2.0		6	0	0	0	2	0	0	0	0	0	0	12	18	0.00	0.000
Mike Hartley, R ERA: 3.65	(9, 1)	1.0		5	1	0	0	1	1	0	0	0	0	0	10	18	0.00	2.000

PITCHER	IP	WLS	BF	H	R	ER	SO	BB	IBB	HBP	BLK	WP	HR	S	P	ERA	WHIP

Batter	1	2	3	4	5	6	7	8	9	AB	R	H	RBI	BB	SO	LOB
Ruben Amaro Jr, S (1, 9) OBP: 0.301, SLG: 0.317	P4		L8		L7		G6-3		G4-3	5	0	0	0	0	0	1
Stan Javier, S (1, 8) OBP: 0.327, SLG: 0.304	E5 S 1B		K		F9		1B 2B BB		BB G3 1B	4	2	1	0	1	1	1
John Kruk, L (1, 3) OBP: 0.423, SLG: 0.456	K		1-3 2B		3B		2B 1-3 1B		G3 1-2	5	0	3	0	0	1	2
Dave Hollins, S (1, 5) OBP: 0.363, SLG: 0.457	FC6 1-H 1B		F7		F9		P3		BB BB	4	0	1	1	1	0	5
Darren Daulton, L (1, 2) OBP: 0.390, SLG: 0.542	1 SAFE FC6 1-2f			G6-4-3 1B 2B BB		G3-1	1-3 3-H 2B		FC6-4 1-2 2-3 BB	3	1	1	1	2	0	1
Mariano Duncan, R (1, 4) OBP: 0.295, SLG: 0.388 (9, 6)	G5-4-3 1B			1-2 G6-4-3 1B	F8 2B	G5-3			FC6-4 1-2f	5	0	3	0	0	0	5
Tom Marsh, R (1, 7) OBP: 0.234, SLG: 0.292 Mickey Morandini, L (8, PH) OBP: 0.314, SLG: 0.356 (9, 4)	P4			1-2f 2-3 G6-4-3	2-3 F8			G6-4-3 1B		3 1	0 0	0 1	0 0	0 0	0 0	4 0
Juan Bell, R (1, 6) OBP: 0.273, SLG: 0.282 Jeff Grotewold, L (8, PH) OBP: 0.333, SLG: 0.471 Mike Hartley, R (9, 1)	G5-4-3 1-2f			3-H WP 2B	BB			1 SAFE G6-4-3 1-2f		2 1 0	0 0 0	1 0 0	1 0 0	1 0 0	0 0 0	1 1 0
Terry Mulholland, R (1, 1) OBP: 0.128, SLG: 0.107 Jim Lindeman, R (4, PH) OBP: 0.286, SLG: 0.360 Andy Ashby, R (5, 1) Bob Ayrault, R (6, 1) Todd Pratt, R (6, PH) OBP: 0.333, SLG: 0.421 Greg Mathews, R (7, 1) Braulio Castillo, R (8, PH) OBP: 0.125, SLG: 0.250 (9, 7)			2B 1B	G4-3 2-3		F7		G3-1		1 1 0 0 1 0 1	0 0 0 0 0 0 0	1 0 0 0 0 0 0	0 0 0 0 0 0 0	0 1 0 0 0 2 0	0 0 0 0 0 0 0	0 1 0 0 0 0 0
Inning Stats	R: 1 E: 1 K: 1 S: 15 H: 1 LOB: 1 BB: 0 P: 24	R: 0 E: 0 K: 0 S: 4 H: 1 LOB: 0 BB: 0 P: 4	R: 0 E: 0 K: 1 S: 13 H: 2 LOB: 2 BB: 0 P: 21	R: 1 E: 0 K: 0 S: 9 H: 2 LOB: 1 BB: 1 P: 17	R: 0 E: 0 K: 0 S: 11 H: 1 LOB: 1 BB: 0 P: 15	R: 0 E: 0 K: 0 S: 9 H: 1 LOB: 2 BB: 1 P: 16	R: 1 E: 0 K: 0 S: 14 H: 2 LOB: 2 BB: 1 P: 23	R: 0 E: 0 K: 0 S: 8 H: 1 LOB: 0 BB: 0 P: 12	R: 0 E: 0 K: 0 S: 16 H: 1 LOB: 3 BB: 2 P: 28	1B: 7 2B: 4 3B: 1 HR: 0 SF: 0 SAC: 0 DP: 3 HBP: 0						

PITCHER		IP	WLS	BF	H	R	ER	SO	BB	IBB	HBP	BLK	WP	HR	S	P	ERA	WHIP
Pete Schourek, L ERA: 3.34	(1, 1)	6.2	W	32	10	3	2	2	3	0	0	0	1	0	72	116	2.70	1.950
Jeff Innis, R ERA: 2.62	(7, 1)	2.0		9	2	0	0	0	2	0	0	0	0	0	25	42	0.00	2.000
Anthony Young, R ERA: 3.85	(9, 1)	0.1	S	1	0	0	0	0	0	0	0	0	0	0	2	2	0.00	0.000

PITCHER	IP	WLS	BF	H	R	ER	SO	BB	IBB	HBP	BLK	WP	HR	S	P	ERA	WHIP

BOTTOM

New York Mets @ Philadelphia Phillies

Veterans Stadium, Philadelphia, PA

Mon Sep 07 1992, 7:05 PM EDT

Att. 14,600 - Cloudy - 75 F

livebaseballscorecards.com

AB	37
R	3
H	12
RBI	3
BB	5
SO	2
LOB	24

WP: 1 PA: 42
PB: 0
SB: 1
CS: 0

Batter	1	2	3	4	5	6	7	8	9	AB	R	H	RBI	BB	SO	LOB
Ryan Thompson, R (1, 8) OBP: 0.214, SLG: 0.333	X 0-0 ① P6		B C X 1-1 2B		X 0-0 ② G5-3			B B F F B X 3-2 ① G6-3		4	0	1	0	0	0	1
Chico Walker, S (1, 5) OBP: 0.355, SLG: 0.394	F C S 0-3 ② K		C B X 1-1 ③ G4-3		X 0-0 ③ G4-3			C B B X 2-1 G4-3 2B		4	0	1	0	0	1	2
Kevin Bass, S (1, 7) OBP: 0.307, SLG: 0.417	C B X 1-1 ③ P6			C X 0-1 G4-6-3 1B		B B X 2-0 CS 1B		C F B B F X 2-2 ② G4-3 2-3		4	0	2	0	0	0	1
Eddie Murray, S (1, 3)		B F B B X 3-1 S 1B		B 1 SAFE F P X 2-1 ①② G4-6-3 1-2f		C B F B 1 SAFE F X 2-2 ①② G3 1-2		X 0-0 ③ F7		4	0	1	0	0	0	3
Bobby Bonilla, S (1, 9) OBP: 0.347, SLG: 0.430		S F C 0-3 ① K 1-2		B S X 1-1 1B 1B		S F S 0-3 ③ K			X 0-0 ① G6-3	4	0	1	0	0	2	1
Jeff Kent, R (1, 4) OBP: 0.311, SLG: 0.428 Pat Howell, S (9, PR) OBP: 0.204, SLG: 0.170		C X 0-1 G6-4-3 1B		C F B B B X 3-2 1-2 1B			C F X 0-2 SH3-4 SF7 2B		B B B C F B 4-2 F8 BB BB	3 0	1 0	3 0	0 0	1 0	0 0	0 0
Charlie O'Brien, R (1, 2) OBP: 0.287, SLG: 0.314 Dave Gallagher, R (9, PH) OBP: 0.294, SLG: 0.326 D.J. Dozier, R (9, PR) OBP: 0.304, SLG: 0.200		C X 0-1 ②③ G6-4-3 1-2f		B S B F X 2-2 ③ P5			X 0-0 ① SH3-4 2-3		1 SAFE 1 SAFE B B 1 SAFE B C 1 SAFE S 4-2 1 SAFE F F 1 SAFE F B F8 1-2 BB	2 0 0	0 0 0	0 0 0	0 0 0	0 1 0	0 0 0	4 0 0
Dick Schofield, R (1, 6) OBP: 0.308, SLG: 0.276 Mackey Sasser, L (7, PH) OBP: 0.254, SLG: 0.319 Bill Pecota, R (7, 6) OBP: 0.307, SLG: 0.310			C S S 0-3 ① K	B F B B B 4-1 SH3-4 BB			X 0-0 ② SF7 3-H		F S B B B B X 3-2 ② F8 1-2 2-3	1 0 1	0 0 0	0 0 0	0 1 0	1 0 0	1 0 0	0 0 2
Dwight Gooden, R (1, 1) OBP: 0.271, SLG: 0.356 Jeff McKnight, S (9, PH) OBP: 0.341, SLG: 0.410			B F F B X 2-2 ② F9	B X 1-0 ① SH3-4 1-2			X 0-0 ③ G6-3		C B X 1-1 ③ G6-3	2 1	0 0	0 0	0 0	0 0	0 0	0 3
Inning Stats	R: 0 E: 0 K: 1 S: 6 H: 0 LOB: 0 BB: 0 P: 7	R: 0 E: 0 K: 1 S: 9 H: 2 LOB: 1 BB: 0 P: 12	R: 0 E: 0 K: 1 S: 10 H: 1 LOB: 1 BB: 0 P: 14	R: 0 E: 0 K: 0 S: 13 H: 3 LOB: 2 BB: 0 P: 20	R: 0 E: 0 K: 0 S: 4 H: 0 LOB: 1 BB: 1 P: 9	R: 0 E: 0 K: 1 S: 8 H: 1 LOB: 0 BB: 0 P: 12	R: 1 E: 0 K: 0 S: 7 H: 1 LOB: 0 BB: 0 P: 7	R: 0 E: 0 K: 0 S: 10 H: 1 LOB: 1 BB: 0 P: 17	R: 0 E: 0 K: 0 S: 13 H: 0 LOB: 3 BB: 2 P: 25	1B: 6 2B: 3 3B: 0 HR: 0	SF: 1 SAC: 2 DP: 2 HBP: 0					

TOP

New York Mets @ Philadelphia Phillies

Veterans Stadium, Philadelphia, PA

Tue Sep 08 1992, 7:05 PM EDT

Att. 15,856 - Cloudy - 80 F

livebaseballscorecards.com

AB	30
R	1
H	9
RBI	1
BB	3
SO	4
LOB	17

PITCHER		IP	WLS	BF	H	R	ER	SO	BB	IBB	HBP	BLK	WP	HR	S	P	ERA	WHIP
Tommy Greene, R ERA: 5.54	(1, 1)	5.0		20	6	0	0	3	1	0	0	0	0	0	42	62	0.00	1.400
Keith Shepherd, R ERA: 1.5	(6, 1)	3.0	W	11	3	1	1	1	0	0	0	0	0	0	25	36	3.00	1.000
Mitch Williams, L ERA: 4.1	(9, 1)	1.0	S	5	0	0	0	0	2	0	0	0	0	0	13	25	0.00	2.000

PITCHER	IP	WLS	BF	H	R	ER	SO	BB	IBB	HBP	BLK	WP	HR	S	P	ERA	WHIP

WP: 0	PB: 0	SB: 1	CS: 1	PA: 36													

Batter	1	2	3	4	5	6	7	8	9	AB	R	H	RBI	BB	SO	LOB
Ruben Amaro Jr, S (1, 8) OBP: 0.307, SLG: 0.330	SH5-3		1B			G4-3		G5-3		4	1	3	0	0	0	0
Mickey Morandini, L (1, 4) OBP: 0.317, SLG: 0.358	SH5-3 2-3		CS 2-H			1B		G5-3 1-2 3-H		3	0	2	2	0	0	1
Dave Hollins, S (1, 5) OBP: 0.361, SLG: 0.453	P6		CS 1-2	P5		K		F9		4	0	0	0	0	1	3
Darren Daulton, L (1, 2) OBP: 0.388, SLG: 0.538	K			G4-3		F8				3	0	0	0	0	1	2
John Kruk, L (1, 3) OBP: 0.421, SLG: 0.453		F8		G3			G6-3			3	0	0	0	0	0	0
Mariano Duncan, R (1, 7) OBP: 0.295, SLG: 0.389		F8			S 2B		G3			3	0	1	0	0	0	0
Tom Marsh, R (1, 9) OBP: 0.225, SLG: 0.280		G5-3			K 2-3		K			3	0	0	0	0	2	1
Juan Bell, R (1, 6) OBP: 0.275, SLG: 0.274			K		G4-6-3 BB			F7		2	0	0	0	1	1	0
Tommy Greene, R (1, 1) OBP: 0.133, SLG: 0.133			G6-3		G4-6-3 1-2f			E5 1B G5-3		1	0	0	0	0	0	0
Jeff Grotewold, L (5, PH) OBP: 0.328, SLG: 0.462										1	0	0	0	0	0	2
Keith Shepherd, R (6, 1)										0	0	0	0	0	0	0
Ricky Jordan, R (8, PH) OBP: 0.276, SLG: 0.376										1	1	0	0	0	0	0
Mitch Williams, L (9, 1) OBP: 0.333, SLG: 0.333										0	0	0	0	0	0	0
Inning Stats	R: 0 E: 0 K: 1 S: 7 H: 1 LOB: 1 BB: 0 P: 11	R: 0 E: 0 K: 0 S: 9 H: 0 LOB: 0 BB: 0 P: 12	R: 1 E: 0 K: 1 S: 11 H: 2 LOB: 0 BB: 0 P: 18	R: 0 E: 0 K: 0 S: 7 H: 0 LOB: 0 BB: 0 P: 8	R: 0 E: 0 K: 1 S: 10 H: 1 LOB: 1 BB: 1 P: 12	R: 0 E: 0 K: 1 S: 12 H: 1 LOB: 1 BB: 0 P: 17	R: 0 E: 0 K: 1 S: 8 H: 0 LOB: 0 BB: 0 P: 12	R: 1 E: 1 K: 0 S: 10 H: 1 LOB: 1 BB: 0 P: 13		1B: 3 2B: 3 3B: 0 HR: 0 SF: 0 SAC: 1 DP: 1 HBP: 0						

PITCHER	IP	WLS	BF	H	R	ER	SO	BB	IBB	HBP	BLK	WP	HR	S	P	ERA	WHIP
Dwight Gooden, R (1, 1) ERA: 3.74	8.0	L	30	6	2	1	5	1	0	0	0	0	0	74	103	1.12	0.875

PITCHER	IP	WLS	BF	H	R	ER	SO	BB	IBB	HBP	BLK	WP	HR	S	P	ERA	WHIP

BOTTOM

New York Mets @ Philadelphia Phillies

Veterans Stadium, Philadelphia, PA

Tue Sep 08 1992, 7:05 PM EDT

Att. 15,856 - Cloudy - 80 F

livebaseballscorecards.com

AB	28
R	2
H	6
RBI	2
BB	1
SO	5
LOB	9

PA: 31

WP: 0
PB: 0
SB: 1
CS: 1

Batter	1	2	3	4	5	6	7	8	9	AB	R	H	RBI	BB	SO	LOB
Ryan Thompson, R (1, 8) OBP: 0.188, SLG: 0.290	P3			K		F9			F8	4	0	0	0	0	1	0
Bill Pecota, R (1, 6) OBP: 0.304, SLG: 0.306	G5-3			G5-3		G4-3			G1-3	3	0	0	0	0	0	0
Jeff McKnight, S (8, 4) OBP: 0.333, SLG: 0.400										1	0	0	0	0	0	0
Chico Walker, S (9, PH) OBP: 0.352, SLG: 0.390	F7			CI			G6-3			2	0	0	0	0	0	0
Eddie Murray, S (1, 5) OBP: 0.330, SLG: 0.415		G3		F8			K			3	0	0	0	0	1	1
Bobby Bonilla, S (1, 3) OBP: 0.347, SLG: 0.436		F8			HR		K			3	1	1	1	0	1	0
Jeff Kent, R (1, 9) OBP: 0.309, SLG: 0.424		K			K			F8		2	0	0	0	0	2	0
Kevin Bass, S (8, PH) OBP: 0.306, SLG: 0.416										1	0	0	0	0	0	0
(8, 7)																
Todd Hundley, S (1, 2) OBP: 0.265, SLG: 0.339			L6		F7			F7		3	0	0	0	0	0	0
D.J. Dozier, R (1, 7) OBP: 0.280, SLG: 0.182			G4-3		K			K		2	0	0	0	0	1	0
Daryl Boston, L (8, PH) OBP: 0.323, SLG: 0.431										1	0	0	0	0	1	0
Dick Schofield, R (8, 6) OBP: 0.308, SLG: 0.276										0	0	0	0	0	0	0
Sid Fernandez, L (1, 1) OBP: 0.221, SLG: 0.265			L1			K			G6-3	2	0	0	0	0	1	0
Mackey Sasser, L (9, PH) OBP: 0.252, SLG: 0.317										1	0	0	0	0	0	0
Inning Stats	R: 0 H: 0 E: 0 LOB: 0 K: 0 BB: 0 S: 5 P: 6	R: 0 H: 0 E: 0 LOB: 0 K: 1 BB: 0 S: 5 P: 7	R: 0 H: 0 E: 0 LOB: 0 K: 0 BB: 0 S: 9 P: 12	R: 0 H: 0 E: 1 LOB: 1 K: 1 BB: 0 S: 9 P: 15	R: 1 H: 1 E: 0 LOB: 0 K: 2 BB: 0 S: 11 P: 15	R: 0 H: 0 E: 0 LOB: 0 K: 1 BB: 0 S: 7 P: 8	R: 0 H: 0 E: 0 LOB: 0 K: 2 BB: 0 S: 9 P: 13	R: 0 H: 0 E: 0 LOB: 0 K: 1 BB: 0 S: 6 P: 9	R: 0 H: 0 E: 0 LOB: 0 K: 0 BB: 0 S: 7 P: 10	1B: 0 SF: 0 2B: 0 SAC: 0 3B: 0 DP: 0 HR: 1 HBP: 0						

TOP

New York Mets @ Philadelphia Phillies

Veterans Stadium, Philadelphia, PA

Wed Sep 09 1992, 7:05 PM EDT
Att. 15,525 - Cloudy - 81 F

livebaseballscorecards.com

AB	28
R	1
H	1
RBI	1
BB	0
SO	8
LOB	1

PITCHER	IP	WLS	BF	H	R	ER	SO	BB	IBB	HBP	BLK	WP	HR	S	P	ERA	WHIP
Curt Schilling, R (1, 1) ERA: 2.43	9.0	W	29	1	1	1	8	0	0	0	0	0	1	68	95	1.00	0.111

PITCHER	IP	WLS	BF	H	R	ER	SO	BB	IBB	HBP	BLK	WP	HR	S	P	ERA	WHIP

Batter	1	2	3	4	5	6	7	8	9	AB	R	H	RBI	BB	SO	LOB
Ruben Amaro Jr, S (1, 8) OBP: 0.309, SLG: 0.336	X 0-0 SH1-3 FC 2B		B B F F F F F X 2-2 G4-3 1B		F B C X 1-2 ② F9		B B B C F F X 3-2 ③ F9			4	1	2	0	0	0	0
Mickey Morandini, L (1, 4) OBP: 0.317, SLG: 0.358	L X 0-1 ① SH1-3 2-3		X 0-0 ① P1		F B B X 2-1 E4 1B 1B			B B F X 2-1 ① F7		3	1	1	0	0	0	1
John Kruk, L (1, 3) OBP: 0.419, SLG: 0.451	X 0-0 FC BB 3-H		C B B 1 SAFE 1 SAFE S F 1 SAFE X 2-2 ② G4-3 1-2		X 0-0 2-H 1B			C X 0-1 ② G4-3		4	0	1	2	0	0	1
Dave Hollins, S (1, 5) OBP: 0.361, SLG: 0.455	C C S 0-3 ② K		B B B B 4-0 BB		S B S S 1-3 ③ K			X 0-0 2B		3	0	1	0	1	2	2
Darren Daulton, L (1, 2) OBP: 0.386, SLG: 0.534	F F B B F F B B 4-2 1-2 BB		C X 0-1 ③ F7			B X 1-0 ① F9		X 0-0 ③ F7		3	0	0	0	1	0	3
Mariano Duncan, R (1, 7) OBP: 0.293, SLG: 0.387	B F F S 1-3 ③ K			B F C S 1-3 ① K		C F F X 0-2 ② F7				3	0	0	0	0	2	2
Tom Marsh, R (1, 9) OBP: 0.217, SLG: 0.269		C B B F S 2-3 ① K		B F F S 1-3 ② K		X 0-0 ③ P5				3	0	0	0	0	2	0
Juan Bell, R (1, 6) OBP: 0.265, SLG: 0.263		C C F S 0-3 ② K		C B B X 2-1 ③ G6-3			X 0-0 ① P6			3	0	0	0	0	1	0
Curt Schilling, R (1, 1) OBP: 0.145, SLG: 0.148		S X 0-1 ③ L6			C C F B C 1-3 ① K		B C S C 1-3 ② K			3	0	0	0	0	2	0
Inning Stats	R: 1 H: 1 E: 0 LOB: 2 K: 2 BB: 1 S: 15 P: 20	R: 0 H: 0 E: 0 LOB: 0 K: 2 BB: 0 S: 9 P: 11	R: 0 H: 1 E: 0 LOB: 2 K: 0 BB: 1 S: 13 P: 21	R: 0 H: 0 E: 0 LOB: 0 K: 2 BB: 0 S: 8 P: 12	R: 1 H: 2 E: 1 LOB: 1 K: 2 BB: 0 S: 13 P: 18	R: 0 H: 0 E: 0 LOB: 0 K: 0 BB: 0 S: 6 P: 7	R: 0 H: 0 E: 0 LOB: 0 K: 1 BB: 0 S: 9 P: 13	R: 0 H: 1 E: 0 LOB: 1 K: 0 BB: 0 S: 6 P: 8		1B: 3 SF: 0 2B: 2 SAC: 1 3B: 0 DP: 0 HR: 0 HBP: 0					WP: 0 PA: 32 PB: 0 SB: 0 CS: 0	

PITCHER	IP	WLS	BF	H	R	ER	SO	BB	IBB	HBP	BLK	WP	HR	S	P	ERA	WHIP
Sid Fernandez, L (1, 1) ERA: 2.83	8.0	L	32	5	2	1	9	2	0	0	0	0	0	79	110	1.12	0.875

PITCHER	IP	WLS	BF	H	R	ER	SO	BB	IBB	HBP	BLK	WP	HR	S	P	ERA	WHIP

BOTTOM

New York Mets @ Philadelphia Phillies

Veterans Stadium, Philadelphia, PA

Wed Sep 09 1992, 7:05 PM EDT
Att. 15,525 - Cloudy - 81 F

livebaseballscorecards.com

AB	29
R	2
H	5
RBI	2
BB	2
SO	9
LOB	9

Batter	1	2	3	4	5	6	7	8	9	AB	R	H	RBI	BB	SO	LOB
Ryan Thompson, R (1, 8) OBP: 0.222, SLG: 0.324	C B X 1-1 F9 ①		B B X 2-0 2B 2B		F B X 1-1 P4 ②			C F B B B F B F B 4-2 BB		3	1	1	0	1	0	0
Chico Walker, S (1, 5) OBP: 0.350, SLG: 0.392 Bill Pecota, R (8, 5) OBP: 0.304, SLG: 0.306	X 0-0 G1-3 ②		X 0-0 2B SF8 2-H 2B		B B X 2-0 P4 ③			1 SAFE 1 SAFE B 1 SAFE X 1-0 F9 ①		4 0	1 0	1 0	1 0	0 0	0 0	1 0
Kevin Bass, S (1, 7) OBP: 0.308, SLG: 0.423	B B X 2-0 L8 ③		C S X 0-2 SF8 2-3 2B			B C X 1-1 2B		1 SAFE X 0-0 P6 ②		4	0	2	0	0	0	1
Eddie Murray, S (1, 3) OBP: 0.328, SLG: 0.413		B B X 2-0 F8 ①	B X 1-0 SF8 ② 2-3 3-H			C X 0-1 G5-3 ①		1 SAFE 1 SAFE X 0-0 G5-3 ③		3	0	0	1	0	0	2
Bobby Bonilla, S (1, 9) OBP: 0.346, SLG: 0.434		X 0-0 E FC SF8 1B	S B B B X 2-1 F9 ③			C X 0-1 P4 ②			B B C F B F F X 3-2 P2 ①	4	1	1	0	0	0	2
Jeff Kent, R (1, 4) OBP: 0.305, SLG: 0.419 Daryl Boston, L (9, PH) OBP: 0.322, SLG: 0.429		C C X 0-2 FC 1-3		X 0-0 F8 ①		B S F S 1-3 K ③			C S C 0-3 K ②	3 1	0 0	0 0	0 0	0 0	1 1	2 0
Todd Hundley, S (1, 2) OBP: 0.262, SLG: 0.337 Mackey Sasser, L (9, PH) OBP: 0.250, SLG: 0.314		B 1 SAFE X 1-0 SF8 ② 3-H		C X 0-1 G5-3 ②			X 0-0 G3 ①		B F B B B X 3-1 F9 ③	2 1	0 0	0 0	1 0	0 0	0 0	0 0
Dick Schofield, R (1, 6) OBP: 0.306, SLG: 0.274		B 1 SAFE 1 SAFE C F 1 SAFE B F C 2-3 K ③		F B B B C X 3-2 F9 ③			C B B B C S 3-3 K ②			3	0	0	0	0	2	1
Eric Hillman, L (1, 1) OBP: 0.100, SLG: 0.100 Wally Whitehurst, R (6, 1) OBP: 0.238, SLG: 0.250 Dave Gallagher, R (7, PH) OBP: 0.292, SLG: 0.324 Bret Saberhagen, R (7, 1) OBP: 0.105, SLG: 0.105 Jeff Innis, R (8, 1)			F B B S B S 3-3 K ①		S C X 0-2 G5-3 ①		B B F B F F X 3-2 G6-3 ③			2 0 1 0 0	0 0 0 0 0	0 0 0 0 0	0 0 0 0 0	0 0 0 0 0	1 0 0 0 0	0 0 0 0 0

New York Mets @ Montreal Expos

Olympic Stadium, Montreal, QB

Fri Sep 11 1992, 7:05 PM EDT

Att. 21,252 - Dome - 70 F

TOP

livebaseballscorecards.com

AB	31
R	3
H	5
RBI	3
BB	1
SO	5
LOB	9

Inning Stats	1	2	3	4	5	6	7	8	9
	R: 0 E: 0 K: 0 S: 4	H: 0 LOB: 0 BB: 0 P: 7	R: 1 E: 1 K: 1 S: 10	H: 1 LOB: 1 BB: 0 P: 15	R: 2 E: 0 K: 1 S: 11	H: 3 LOB: 1 BB: 0 P: 19	R: 0 E: 0 K: 0 S: 6	H: 0 LOB: 0 BB: 0 P: 9	R: 0 E: 0 K: 0 S: 6	H: 0 LOB: 0 BB: 0 P: 9
	R: 0 E: 0 K: 1 S: 9	H: 1 LOB: 1 BB: 0 P: 11	R: 0 E: 0 K: 1 S: 8	H: 0 LOB: 0 BB: 0 P: 14	R: 0 E: 0 K: 0 S: 7	H: 0 LOB: 1 BB: 1 P: 12	R: 0 E: 0 K: 1 S: 10	H: 0 LOB: 0 BB: 0 P: 16		

| | | |

New York Mets @ Montreal Expos

Olympic Stadium, Montreal, QB

Fri Sep 11 1992, 7:05 PM EDT

Att. 21,252 - Dome - 70 F

BOTTOM

Batter	1	2	3	4	5	6	7	8	9	AB	R	H	RBI	BB	SO	LOB
Marquis Grissom, R (1, 8) OBP: 0.323, SLG: 0.423	X 0-0 WP SF8 2B		B B X 2-0 G4-3 2B		X 0-0 ①② G6-4-3 1-2f		F S X 0-2 ① F7	X 0-0 ③ G4-3		5	1	2	0	0	0	3
Spike Owen, S (1, 6) OBP: 0.359, SLG: 0.401	B B B C F X 3-2 ① SF8 2-H		B B B C X 3-1 ① G4-3 2-3		B C F X 1-2 ③ P2		C B F X 1-2 ② G5-3			3	0	0	1	0	0	1
Ivan Calderon, R (1, 7) OBP: 0.292, SLG: 0.430 Moises Alou, R (9, 7) OBP: 0.327, SLG: 0.434	B C S B X 2-2 ② P4		B B B B 4-0 L3 BB			L X 0-1 ① F8	C F B C 1-3 ③ K			3 0	0 0	0 0	0 0	1 0	1 0	0 0
Larry Walker, L (1, 9) OBP: 0.355, SLG: 0.521	X 0-0 1B 1B		B F X 1-1 ②③ L3 1-2			F F X 0-2 F8 1B 2B	C S S 0-3 ① K			4	1	2	0	0	1	2
Greg Colbrunn, R (1, 3) OBP: 0.333, SLG: 0.425	B F F 1 SAFE F X 1-2 1B			F F B F X 1-2 1B		X 0-0 ② F8 2-3	C X 0-1 BB 1B 1B 1B			4	1	3	0	0	0	1
Tim Wallach, R (1, 5) OBP: 0.300, SLG: 0.340	B B X 2-0 ③ F9			F X 0-1 ① F8		C F B X 1-2 BB 1B 3-H 1B	C S X 0-2 ② L8			4	0	1	1	0	0	4
Wil Cordero, R (1, 4) OBP: 0.373, SLG: 0.347 Tim Laker, R (9, 2) OBP: 0.290, SLG: 0.310		B B B C X 3-1 ① G5-3		B F B B X 3-1 ② F9		C X 0-1 BB 1-2 1B	C C B X 1-2 BB 1-2 1B			4 0	1 0	2 0	0 0	0 0	0 0	1 0
Gary Carter, R (1, 2) OBP: 0.294, SLG: 0.333 John Vander Wal, L (8, PH) OBP: 0.329, SLG: 0.358 John Wetteland, R (9, 1) OBP: 0.200, SLG: 0.200		C X 0-1 ② G6-3		B X 1-0 ③ F8		B B B B 4-0 1-2 2-3 BB	F S B T B B B 4-2 1B 1-2 2-3 BB			2 0 0	0 0 0	0 0 0	0 0 0	1 1 0	0 0 0	1 0 0
Chris Nabholz, L (1, 1) OBP: 0.133, SLG: 0.153 Jerry Willard, L (6, PH) OBP: 0.263, SLG: 0.432 Jeff Fassero, L (7, 1) Bret Barberie, S (8, PH) OBP: 0.361, SLG: 0.297 (9, 4)		F B X 1-1 ③ G4-3			X 0-0 G6-4-3 1B	B B C X 2-1 ③ F7		F X 0-1 1-3 2-H 3-H 1B		2 1 0 1	0 0 0 0	1 0 0 1	0 0 0 2	0 0 0 0	0 0 0 0	0 3 0 0
Inning Stats	R: 1 E: 0 K: 0 S: 13 H: 3 LOB: 2 BB: 0 P: 21	R: 0 E: 0 K: 0 S: 6 H: 0 LOB: 0 BB: 0 P: 10	R: 0 E: 0 K: 0 S: 5 H: 1 LOB: 1 BB: 1 P: 15	R: 0 E: 0 K: 0 S: 9 H: 1 LOB: 1 BB: 0 P: 14	R: 0 E: 0 K: 0 S: 5 H: 1 LOB: 0 BB: 0 P: 6	R: 1 E: 0 K: 0 S: 13 H: 3 LOB: 3 BB: 1 P: 20	R: 0 E: 0 K: 1 S: 9 H: 0 LOB: 0 BB: 0 P: 11	R: 2 E: 0 K: 1 S: 17 H: 3 LOB: 2 BB: 1 P: 22		1B: 9 2B: 4 3B: 0 HR: 0	SF: 1 SAC: 0 DP: 2 HBP: 0					

livebaseballscorecards.com

AB	33
R	4
H	12
RBI	4
BB	3
SO	2
LOB	16

WP: 1 PB: 0 SB: 0 CS: 0 PA: 37

PITCHER		IP	WLS	BF	H	R	ER	SO	BB	IBB	HBP	BLK	WP	HR	S	P	ERA	WHIP
Eric Hillman, L ERA: 4.34	(1, 1)	5.2		25	9	2	2	0	1	0	0	0	1	0	49	78	3.18	1.765
Wally Whitehurst, R ERA: 3.02	(6, 1)	0.1		2	0	0	0	0	1	0	0	0	0	0	2	8	0.00	3.000
Bret Saberhagen, R ERA: 3.97	(7, 1)	1.2	L	9	3	2	2	2	1	0	0	0	0	0	25	32	10.80	2.400
Jeff Innis, R ERA: 2.61	(8, 1)	0.1		1	0	0	0	0	0	0	0	0	0	0	1	1	0.00	0.000

PITCHER	IP	WLS	BF	H	R	ER	SO	BB	IBB	HBP	BLK	WP	HR	S	P	ERA	WHIP

Batter	1	2	3	4	5	6	7	8	9	AB	R	H	RBI	BB	SO	LOB
Vince Coleman, S (1, 8) OBP: 0.353, SLG: 0.346	C S B X 1-2 ① G3			B S S X 1-2 ① G4-3		C F B B B X 3-2 ③ G1-6-3			B F F S 1-3 ① K	4	0	0	0	0	1	0
Chico Walker, S (1, 5) OBP: 0.357, SLG: 0.413	B B C F B X 3-2 ② L4			C X 0-1 G1-6-3 1B			X 0-0 S 1B		B X 1-0 HR	4	1	3	1	0	0	0
Kevin Bass, S (1, 7) OBP: 0.305, SLG: 0.418	C X 0-1 ③ G6-3			1 SAFE 1 SAFE C X 0-1 ② ③ G1-6-3 1-2f			1 SAFE B C C 1 SAFE F C 1-3 ① K 1-2		C B X 1-1 ② G4-3	4	0	0	0	0	1	2
Eddie Murray, S (1, 3) OBP: 0.327, SLG: 0.412		F B X 1-1 ① F8			X 0-0 FC1-6 1B		X 0-0 ② F7		B C B S X 2-2 ③ G4-3	4	0	1	0	0	0	1
Bobby Bonilla, S (1, 9) OBP: 0.344, SLG: 0.431		B S X 1-1 ② G5-3			X 0-0 ① FC1-6 FC6-4 1-2f		B X 1-0 ③ G3			3	0	0	0	0	0	2
Todd Hundley, S (1, 2) OBP: 0.259, SLG: 0.333		B F F B S 2-3 ③ K			F B C X 1-2 ② F7			F X 0-1 ① L1		3	0	0	0	0	1	1
Jeff Kent, R (1, 4) OBP: 0.309, SLG: 0.420			C B C B B B 4-2 L1-3 BB		X 0-0 ③ FC6-4 1-2f			C X 0-1 FC6-4 1B		2	0	1	0	1	0	1
Dick Schofield, R (1, 6) OBP: 0.304, SLG: 0.272			X 0-0 ① ② L1-3 1-2			C X 0-1 ① G5-3		C X 0-1 ② FC6-4 1-2f		3	0	0	0	0	0	2
Pete Schourek, L (1, 1) OBP: 0.061, SLG: 0.063 Daryl Boston, L (6, PH) OBP: 0.321, SLG: 0.427 Mark Dewey, R (6, 1) Mackey Sasser, L (8, PH) OBP: 0.248, SLG: 0.311 Lee Guetterman, L (8, 1) Barry Jones, R (8, 1)			X 0-0 ③ G4-3			C C B S 1-3 ② K		X 0-0 ③ G4-3		1 1 0 1 0 0	0 0 0 0 0 0	0 0 0 0 0 0	0 0 0 0 0 0	0 1 0 0 0 0	0 0 0 1 0 0	0 0 0 1 0 0
Inning Stats	R: 0 E: 0 K: 0 S: 8 H: 0 LOB: 0 BB: 0 P: 12	R: 0 E: 0 K: 1 S: 7 H: 0 LOB: 0 BB: 0 P: 11	R: 0 E: 0 K: 0 S: 4 H: 0 LOB: 0 BB: 1 P: 8	R: 0 E: 0 K: 0 S: 7 H: 1 LOB: 0 BB: 0 P: 8	R: 0 E: 0 K: 0 S: 6 H: 1 LOB: 1 BB: 0 P: 7	R: 0 E: 0 K: 1 S: 8 H: 0 LOB: 0 BB: 0 P: 12	R: 0 E: 0 K: 1 S: 7 H: 1 LOB: 1 BB: 0 P: 9	R: 0 E: 0 K: 0 S: 7 H: 1 LOB: 1 BB: 0 P: 7	R: 1 E: 0 K: 1 S: 9 H: 1 LOB: 0 BB: 0 P: 14	1B: 4 2B: 1 3B: 0 HR: 1 SF: 0 SAC: 0 DP: 2 HBP: 0						

PITCHER	IP	WLS	BF	H	R	ER	SO	BB	IBB	HBP	BLK	WP	HR	S	P	ERA	WHIP
Dennis Martinez, R (1, 1) ERA: 2.61	9.0	W	31	5	1	1	4	1	0	0	0	0	1	63	88	1.00	0.667

PITCHER	IP	WLS	BF	H	R	ER	SO	BB	IBB	HBP	BLK	WP	HR	S	P	ERA	WHIP

TOP

New York Mets @ Montreal Expos

Olympic Stadium, Montreal, QB

Sat Sep 12 1992, 7:05 PM EDT

Att. 30,691 - Dome - 70 F

livebaseballscorecards.com

AB	30
R	1
H	5
RBI	1
BB	1
SO	4
LOB	10

1B: 4	SF: 0	WP: 0	PA: 31
2B: 1	SAC: 0	PB: 0	
3B: 0	DP: 2	SB: 1	
HR: 1	HBP: 0	CS: 0	

Batter	1	2	3	4	5	6	7	8	9	AB	R	H	RBI	BB	SO	LOB
Marquis Grissom, R (1, 8) OBP: 0.321, SLG: 0.420	B C B X 2-1 F8 ①	B X 1-0 L9 ③			X 0-0 F8 ①		B B F C X 2-2 G1-3 ①			4	0	0	0	0	0	1
Spike Owen, S (1, 6) OBP: 0.358, SLG: 0.399	B B X 2-0 F8 ②		B B C X 2-1 L4 ①		B C C F X 1-2 BB 1B		B X 1-0 G5-3 ②			4	0	1	0	0	0	0
Ivan Calderon, R (1, 7) OBP: 0.291, SLG: 0.418 Moises Alou, R (8, 7) OBP: 0.327, SLG: 0.434	C B C B X 2-2 G6-3 ③		B B F S C 2-3 K ②		B B 1 SAFE B C 1 SAFE F B 4-2 G4-6-3 1-2 BB		C S B F B C 2-3 K ③			3 0	0 0	0 0	0 0	1 0	2 0	0 0
Larry Walker, L (1, 9) OBP: 0.358, SLG: 0.522		B B X 2-0 HR 1B	S X 0-1 1B		X 0-0 G4-6-3 ②③ 1-2f			F H 1-1 1B SF7 HBP		3	2	2	0	0	0	2
Greg Colbrunn, R (1, 3) OBP: 0.339, SLG: 0.427		B 1 SAFE C T F X 1-2 HR 1B	C X 0-1 P3 ③			F S F F B S 1-3 K ①		B 1 SAFE 1 SAFE B F F X 2-2 F8 BB 1-3 1B		4	1	2	0	0	1	1
Tim Wallach, R (1, 5) OBP: 0.305, SLG: 0.350		B B B C C X 3-2 1-H 2-H HR	X 0-0 F9-5 2B			B B F B S B 4-2 G6-3 BB		B B B B 4-0 1-2 BB		2	1	2	3	2	0	0
Wil Cordero, R (1, 4) OBP: 0.360, SLG: 0.333 Bret Barberie, S (7, 4) OBP: 0.360, SLG: 0.297	B X 1-0 G5-3 ①		B B C X 2-1 F9-5 ①② 2-3			1 SAFE B B X 1-0 G6-3 ② 1-2		B C X 1-1 SF7 ① 3-H		3 0	0 0	0 0	0 1	0 0	0 0	2 0
Gary Carter, R (1, 2) OBP: 0.300, SLG: 0.338	X 0-0 2B		B B B B 4-0 BB			I I I 4-0 IBB		B X 1-0 F8 ② 2-3		2	0	1	0	2	0	2
Dennis Martinez, R (1, 1) OBP: 0.191, SLG: 0.191		F C S 0-3 K ②		X 0-0 L4 ③		B F F X 1-2 F8 ③		X 0-0 F9 ③		4	0	0	0	0	1	6
Inning Stats	R: 0 H: 0 E: 0 LOB: 0 K: 0 BB: 0 S: 6 P: 12	R: 3 H: 4 E: 0 LOB: 1 K: 1 BB: 0 S: 14 P: 22	R: 0 H: 1 E: 0 LOB: 1 K: 1 BB: 0 S: 9 P: 13	R: 0 H: 1 E: 0 LOB: 1 K: 0 BB: 1 S: 4 P: 10	R: 0 H: 1 E: 0 LOB: 1 K: 0 BB: 1 S: 8 P: 13	R: 0 H: 0 E: 0 LOB: 2 K: 1 BB: 2 S: 11 P: 22	R: 0 H: 0 E: 0 LOB: 0 K: 1 BB: 0 S: 8 P: 13	R: 1 H: 1 E: 0 LOB: 2 K: 0 BB: 1 S: 8 P: 17		1B: 5 SF: 1 2B: 3 SAC: 0 3B: 0 DP: 2 HR: 1 HBP: 1						

BOTTOM

New York Mets @ Montreal Expos

Olympic Stadium, Montreal, QB

Sat Sep 12 1992, 7:05 PM EDT

Att. 30,691 - Dome - 70 F

livebaseballscorecards.com

AB	29
R	4
H	8
RBI	4
BB	5
SO	4
LOB	14

PITCHER		IP	WLS	BF	H	R	ER	SO	BB	IBB	HBP	BLK	WP	HR	S	P	ERA	WHIP
Pete Schourek, L ERA: 3.44	(1, 1)	5.0	L	22	7	3	3	2	2	0	0	0	0	1	41	70	5.40	1.800
Mark Dewey, R ERA: 3.42	(6, 1)	2.0		8	0	0	0	2	1	1	0	0	0	0	19	35	0.00	0.500
Lee Guetterman, L ERA: 6.75	(8, 1)	0.0		1	0	1	1	0	0	0	1	0	0	0	1	2	∞	∞
Barry Jones, R ERA: 4.86	(8, 1)	1.0		5	1	0	0	0	1	0	0	0	0	0	7	15	0.00	2.000

PITCHER	IP	WLS	BF	H	R	ER	SO	BB	IBB	HBP	BLK	WP	HR	S	P	ERA	WHIP

WP: 0 PA: 36
PB: 0
SB: 0
CS: 0

Batter	1	2	3	4	5	6	7	8	9	AB	R	H	RBI	BB	SO	LOB
Vince Coleman, S (1, 7) OBP: 0.354, SLG: 0.356	F B B C X 2-2 F7 ①		B B F B X 3-1 S 1B 2-H	B F C X 1-2 3B 2-H		F S 0-3 K ②		B S C F B F X 2-2 G4-3 ③		5	0	2	2	0	1	2
Ryan Thompson, R (1, 8) OBP: 0.220, SLG: 0.289 (9, 9)	B B S X 2-1 P3 ②		C C S 0-3 K ②	B C S B B B 4-2 BB		F F B B B X 3-2 F9 ③			C X 0-1 G5-3 ①	4	0	0	0	1	1	2
Chico Walker, S (1, 5) OBP: 0.357, SLG: 0.417 Bill Pecota, R (5, 5) OBP: 0.301, SLG: 0.304	C X 0-1 2B		B C S S F B S 2-3 K ③ 2-3	F 1 SAFE 1 SAFE B 1 SAFE X 1-1 F8 ③			C F B F X 1-2 G4-3 ①		C B F F B X 2-2 G4-3 ②	3 2	0 0	1 0	0 0	0 0	1 0	3 0
Eddie Murray, S (1, 3) OBP: 0.324, SLG: 0.407	C X 0-1 G1-3 ③			B S S B F F X 2-2 G4-3 ①	B X 1-0 G5-3 ①		B B C F C 2-3 K ②		C S B F B S 2-3 K ③	5	0	0	0	0	2	1
Bobby Bonilla, S (1, 9) OBP: 0.347, SLG: 0.435 Pat Howell, S (9, 8) OBP: 0.204, SLG: 0.170		C S B X 1-2 G1-3 ①		X 0-0 2B 2B	B X 1-0 G5-3 1B		B B B B 4-0 BB			3 0	1 0	2 0	0 0	1 0	0 0	0 0
Jeff Kent, R (1, 4) OBP: 0.309, SLG: 0.421		B F F B F B X 3-2 G5-3 ②		B C B C F X 2-2 2B 2-H 2B	X 0-0 G5-3 ② 1-2		B 1 SAFE C 1 SAFE C B F 1 SAFE C 2-3 K ③			4	1	1	1	0	1	2
Charlie O'Brien, R (1, 2) OBP: 0.280, SLG: 0.306		C B B F F F X 2-2 L8 ③		C B F B X 2-2 P6 ② F F S 0-3 K ③				B B C C X 2-2 L8 ①		4	0	0	0	0	1	2
Dick Schofield, R (1, 6) OBP: 0.308, SLG: 0.271			B C S B B B 4-2 SH3-4 1B BB	B B B 4-0 2B BB		C B B B C F B 4-2 S BB		C S F X 0-2 G6-3 ②		1	2	0	0	3	0	0
Dwight Gooden, R (1, 1) OBP: 0.290, SLG: 0.387 Lee Guetterman, L (8, 1) Jeff Innis, R (8, 1) Anthony Young, R (9, 1) OBP: 0.143, SLG: 0.111			1 SAFE 1 SAFE F X 0-1 SH3-4 ① 1-2	F B B X 2-1 3B 1-H 2-H 2B		1 SAFE L F B B B F X 2-2 L7 ① 1-2		X 0-0 1B		3 0 0 0	1 0 0 0	2 0 0 0	2 0 0 0	0 0 0 0	0 0 0 0	1 0 0 0
Inning Stats	R: 0 H: 1 E: 0 LOB: 1 K: 0 BB: 0 S: 9 P: 13	R: 0 H: 0 E: 0 LOB: 0 K: 0 BB: 0 S: 12 P: 18	R: 1 H: 1 E: 0 LOB: 1 K: 2 BB: 1 S: 13 P: 22	R: 4 H: 4 E: 0 LOB: 2 K: 0 BB: 2 S: 22 P: 40	R: 0 H: 1 E: 0 LOB: 1 K: 1 BB: 0 S: 6 P: 8	R: 0 H: 0 E: 0 LOB: 1 K: 1 BB: 1 S: 13 P: 22	R: 0 H: 0 E: 0 LOB: 1 K: 2 BB: 1 S: 11 P: 20	R: 0 H: 1 E: 0 LOB: 1 K: 0 BB: 0 S: 13 P: 17	R: 0 H: 0 E: 0 LOB: 0 K: 1 BB: 0 S: 10 P: 14	1B: 3 SF: 0 2B: 4 SAC: 1 3B: 1 DP: 0 HR: 0 HBP: 0						

New York Mets @ Montreal Expos

Olympic Stadium, Montreal, QB

Sun Sep 13 1992, 7:05 PM EDT

Att. 15,492 - Dome - 70 F

TOP

livebaseballscorecards.com

AB	34
R	5
H	8
RBI	5
BB	5
SO	7
LOB	13

WP: 0 PA: 40
PB: 0
SB: 2
CS: 0

PITCHER		IP	WLS	BF	H	R	ER	SO	BB	IBB	HBP	BLK	WP	HR	S	P	ERA	WHIP
Mark Gardner, R ERA: 4.23	(1, 1)	3.2		18	5	5	5	2	2	0	0	0	0	0	49	80	12.27	1.909
Bill Krueger, L ERA: 4.25	(4, 1)	2.1		11	2	0	0	2	2	0	0	0	0	0	26	43	0.00	1.714
Kent Bottenfield, R ERA: 1.35	(7, 1)	2.0		8	1	0	0	2	1	0	0	0	0	0	24	37	0.00	1.000
Mel Rojas, R ERA: 1.09	(9, 1)	1.0	W	3	0	0	0	1	0	0	0	0	0	0	10	14	0.00	0.000

PITCHER	IP	WLS	BF	H	R	ER	SO	BB	IBB	HBP	BLK	WP	HR	S	P	ERA	WHIP

New York Mets @ Montreal Expos

Olympic Stadium, Montreal, QB

Sun Sep 13 1992, 7:05 PM EDT

Att. 15,492 - Dome - 70 F

BOTTOM

Batter	1	2	3	4	5	6	7	8	9	AB	R	H	RBI	BB	SO	LOB
Marquis Grissom, R (1, 8) OBP: 0.323, SLG: 0.423	G6-3	G6-3 1-2f			G3-1 2B		S 1B		HR 1B	5	2	3	0	0	0	3
Bret Barberie, S (1, 4) OBP: 0.364, SLG: 0.300	FC4-6 BB		1B 1B		G3-1 2-3		F7 1-2		HR 1B	4	1	2	0	1	0	2
Ivan Calderon, R (1, 7) OBP: 0.295, SLG: 0.443	FC4-6 1-2f		S 1-3 1B		G3 3-H			HR	P3	5	1	2	2	0	0	3
Larry Walker, L (1, 9) OBP: 0.359, SLG: 0.527	K		K 1-2		G6-3			1B FC1-6 1B	1-H 2-H HR	5	2	2	3	0	2	3
Greg Colbrunn, R (1, 3) OBP: 0.344, SLG: 0.430		G5-3	F9			G6-4-3 1B		FC1-6 1-3 1B		4	0	2	0	0	0	2
Tim Wallach, R (1, 5) OBP: 0.305, SLG: 0.348 Sean Berry, R (8, PR) OBP: 0.278, SLG: 0.278 (9, 5)		1B 1B BB	K			K		FC1-6 FC6-4 BB 1-2f 3-H		3 0	1 0	0 0	1 0	1 0	2 0	4 0
Darrin Fletcher, L (1, 2) OBP: 0.278, SLG: 0.292 Kent Bottenfield, R (7, 1) John Vander Wal, L (8, PH) OBP: 0.332, SLG: 0.358 Mel Rojas, R (9, 1) OBP: 0.067, SLG: 0.067	1B 1B 1-3 1B		F8			G6-4-3 1-2f		FC6-4 1-2 BB		3 0 0 0	0 0 0 0	1 0 0 0	0 0 1 0	0 0 0 0	0 0 0 0	1 0 0 0
Spike Owen, S (1, 6) OBP: 0.360, SLG: 0.399	1B 1-2 3-H 1B		F8				G6-4-3 BB	FC6-4 1-2f 2-3		3	0	1	1	1	0	2
Mark Gardner, R (1, 1) OBP: 0.192, SLG: 0.191 Bill Krueger, L (4, 1) Tim Laker, R (7, 2) OBP: 0.290, SLG: 0.310 Jerry Willard, L (7, PH) OBP: 0.256, SLG: 0.421 Gary Carter, R (8, 2) OBP: 0.299, SLG: 0.337	G6-3 1-2 2-3 1B		K				G6-4-3 1-2f	P4		1 1 0 1 1	0 0 0 0 0	1 0 0 0 0	0 0 0 0 0	0 1 0 0 0	0 0 0 0 0	0 0 0 1 2
Inning Stats	R: 0 E: 0 K: 1 S: 6 H: 0 LOB: 1 BB: 1 P: 14	R: 1 E: 0 K: 0 S: 9 H: 3 LOB: 2 BB: 1 P: 18	R: 0 E: 0 K: 2 S: 15 H: 2 LOB: 2 BB: 0 P: 23	R: 0 E: 0 K: 1 S: 9 H: 0 LOB: 0 BB: 0 P: 9	R: 1 E: 0 K: 0 S: 9 H: 1 LOB: 0 BB: 0 P: 16	R: 0 E: 0 K: 1 S: 8 H: 1 LOB: 0 BB: 0 P: 10	R: 0 E: 0 K: 0 S: 9 H: 1 LOB: 1 BB: 1 P: 17	R: 2 E: 0 K: 0 S: 15 H: 3 LOB: 2 BB: 1 P: 24	R: 3 E: 0 K: 0 S: 10 H: 3 LOB: 0 BB: 0 P: 15	1B: 11 2B: 1 3B: 0 HR: 2 SF: 0 SAC: 0 DP: 3 HBP: 0						

PITCHER	IP	WLS	BF	H	R	ER	SO	BB	IBB	HBP	BLK	WP	HR	S	P	ERA	WHIP
Dwight Gooden, R (1, 1) ERA: 3.75	7.0		30	9	3	3	5	3	0	0	0	0	1	68	112	3.86	1.714
Lee Guetterman, L (8, 1) ERA: 6.89	0.0		1	1	0	0	0	0	0	0	0	0	0	1	1	∞	∞
Jeff Innis, R (8, 1) ERA: 2.58	1.0		5	1	1	1	0	1	0	0	0	0	0	11	18	9.00	2.000
Anthony Young, R (9, 1) ERA: 4.07	0.1	L	4	3	3	3	0	0	0	0	0	0	1	10	15	81.00	9.000

PITCHER	IP	WLS	BF	H	R	ER	SO	BB	IBB	HBP	BLK	WP	HR	S	P	ERA	WHIP

livebaseballscorecards.com

AB	36
R	7
H	14
RBI	7
BB	4
SO	5
LOB	23

WP: 0 PA: 40
PB: 0
SB: 2
CS: 0

New York Mets @ Chicago Cubs

Wrigley Field, Chicago, IL

Mon Sep 14 1992, 7:05 PM CDT

Att. 23,747 - Cloudy - 78 F

TOP

livebaseballscorecards.com

Batter	1	2	3	4	5	6	7	8	9	AB	R	H	RBI	BB	SO	LOB
Ryan Thompson, R (1, 8) (8, 9) (9, 8) OBP: 0.217, SLG: 0.326	F9			K		3B	F8	G6-3		5	1	1	0	0	1	3
Chris Donnels, L (1, 5) OBP: 0.297, SLG: 0.230	K			2B 1B		3-H 2B 1B	K		1B 2B	5	2	3	1	0	2	0
D.J. Dozier, R (1, 7) OBP: 0.276, SLG: 0.231	K			K		1-3 1B 2B	K		K	4	1	1	0	0	3	1
Vince Coleman, S (9, PH) (9, 7) OBP: 0.352, SLG: 0.355										1	0	0	0	0	1	1
Eddie Murray, S (1, 3) OBP: 0.327, SLG: 0.410		K		1-3 2B		2-H 3-H E 1B 1B		P4	1B 2B BB	4	2	2	2	1	1	0
Bobby Bonilla, S (1, 9) OBP: 0.349, SLG: 0.433		K		IBB		SAFE K		1B 1B BB	1B 2B 1B	2	0	0	0	2	2	1
Pat Howell, S (8, PR) (8, 8) OBP: 0.204, SLG: 0.170										0	1	0	0	0	0	0
Kevin Bass, S (9, PH) (9, 9) OBP: 0.306, SLG: 0.419										1	1	1	0	0	0	0
Jeff Kent, R (1, 4) OBP: 0.307, SLG: 0.417		L7		K		SAFE SAFE SAFE FC 1B G5-3		SAFE SAFE SAFE FC4-6 1B 2B 1B	K	5	2	1	0	0	2	7
Todd Hundley, S (1, 2) OBP: 0.260, SLG: 0.333			L8		G3	1-3 2-H 1B				3	0	1	1	0	0	0
Chico Walker, S (8, PH) OBP: 0.360, SLG: 0.419										0	0	0	0	0	0	0
Charlie O'Brien, R (8, 2) OBP: 0.284, SLG: 0.317										1	0	1	3	0	0	0
Kevin Baez, R (1, 6)			G6-3		L4	3-H		FC4-6 2B 1-2f 2-3	G5-3	2	0	0	0	0	0	0
Dave Gallagher, R (6, PH) OBP: 0.286, SLG: 0.321										1	0	0	1	0	0	1
Dick Schofield, R (6, 6) OBP: 0.268, SLG: 0.271										0	0	0	0	0	0	0
Jeff McKnight, S (8, PH) OBP: 0.326, SLG: 0.390										1	0	0	0	0	0	2
Barry Jones, R (8, 1)										0	0	0	0	0	0	0
Jeff Innis, R (8, 1)										1	0	0	0	0	0	1
Anthony Young, R (9, 1) OBP: 0.143, SLG: 0.111										0	0	0	0	0	0	0
Wally Whitehurst, R (1, 1) OBP: 0.227, SLG: 0.238			G6-3		K	K		1-3 2-2 3-H 2B		1	0	0	0	0	0	0
Daryl Boston, L (5, PH) OBP: 0.320, SLG: 0.426										1	0	0	0	0	1	0
Bret Saberhagen, R (5, 1) OBP: 0.100, SLG: 0.100										1	0	0	0	0	1	1
Mackey Sasser, L (8, PH) OBP: 0.254, SLG: 0.325										1	0	1	1	0	0	0
Bill Pecota, R (8, PR) (8, 6) OBP: 0.301, SLG: 0.304										0	0	0	0	0	0	0
Inning Stats	R: 0 E: 0 K: 2 S: 7 H: 0 LOB: 0 BB: 0 P: 13	R: 0 E: 0 K: 2 S: 10 H: 0 LOB: 0 BB: 0 P: 14	R: 0 E: 0 K: 0 S: 4 H: 0 LOB: 0 BB: 0 P: 4	R: 0 E: 0 K: 3 S: 14 H: 2 LOB: 3 BB: 1 P: 22	R: 0 E: 0 K: 1 S: 9 H: 0 LOB: 0 BB: 0 P: 12	R: 5 E: 1 K: 2 S: 25 H: 5 LOB: 1 BB: 0 P: 33	R: 0 E: 0 K: 2 S: 10 H: 0 LOB: 0 BB: 0 P: 14	R: 2 E: 0 K: 0 S: 16 H: 3 LOB: 3 BB: 1 P: 29	R: 3 E: 0 K: 2 S: 17 H: 3 LOB: 1 BB: 1 P: 29	1B: 7 2B: 5 3B: 1 HR: 0 SF: 0 SAC: 0 DP: 0 HBP: 0							

	AB	40
	R	10
	H	12
	RBI	9
	BB	3
	SO	14
	LOB	18

WP: 0 PB: 0 SB: 0 CS: 0 PA: 44

PITCHER		IP	WLS	BF	H	R	ER	SO	BB	IBB	HBP	BLK	WP	HR	S	P	ERA	WHIP
Frank Castillo, R ERA: 3.55	(1, 1)	5.1		25	7	5	3	9	0	1	0	0	0	0	64	93	5.06	1.312
Paul Assenmacher, L ERA: 3.71	(6, 1)	2.0		9	2	2	2	3	1	0	0	0	0	0	21	30	9.00	1.500
Bob Scanlan, R ERA: 2.79	(8, 1)	0.2		4	2	1	1	0	0	0	0	0	0	0	12	21	13.50	3.000
Chuck McElroy, L ERA: 3.18	(9, 1)	0.1	L	3	1	0	0	1	1	0	0	0	0	0	8	15	0.00	6.000
Jeff Robinson, R ERA: 3.36	(9, 1)	0.2		3	1	2	2	1	0	0	0	0	0	0	7	11	27.00	1.500

PITCHER	IP	WLS	BF	H	R	ER	SO	BB	IBB	HBP	BLK	WP	HR	S	P	ERA	WHIP

Batter	1	2	3	4	5	6	7	8	9	AB	R	H	RBI	BB	SO	LOB
Dwight Smith, L (1, 8) OBP: 0.313, SLG: 0.383	B X 1-0 1B 2B	C B F B B B 4-2 BB		B C F X 1-2 2-H CS 1B		B B X 2-0 ② F8		X 0-0 1-2 BB 1B 1B	C C X 0-2 ③ F8	5	2	3	1	1	0	5
23 Ryne Sandberg, R (1, 4) OBP: 0.358, SLG: 0.479 Jeff Kunkel, R (2, 4) OBP: 0.138, SLG: 0.207 Kal Daniels, L (6, PH) OBP: 0.309, SLG: 0.356 Doug Strange, S (7, 4) OBP: 0.273, SLG: 0.231	B C B X 2-1 ① G6-3	1 SAFE S I SAFE S P S 1-3 ③ K		B 1-0 ③ CS 1-2	X 0-0 ① G6-3	S F X 1-2 ③ F7		B S B B B 4-1 1B 1-2 2-3 BB		1 0 0 0 0 0 1 2 0 0 0 0 1 1 1 0 0 0 0 0 2 0 0 0 0 1 0 0						
Mark Grace, L (1, 3) OBP: 0.389, SLG: 0.437	X 0-0 ② G1-3		B B B C B 4-1 G3-6-3 BB		B B B C F X 3-2 ② G6-3		C B B B X 3-1 ① F8	C B X 1-1 ② SF8 3-H		3	0	0	1	1	0	1
Andre Dawson, R (1, 9) OBP: 0.324, SLG: 0.458	B X 1-0 1B 2-H 1B	C B F B X 2-2 ① ② G3-6-3 1-2f			B F B X 2-1 HR		C B C X 1-2 1B 1B	C F X 0-2 1-3 2-H 1B		5	2	4	3	0	0	1
Steve Buechele, R (1, 5) OBP: 0.333, SLG: 0.378	B X 1-0 1B 1-2 1B	C F B S 1-3 ③ K			B X 1-0 ③ F9		F F F X 0-2 1-2 1B	B X 1-0 ③ G5-3		5	0	2	0	0	1	2
Derrick May, L (1, 7) OBP: 0.315, SLG: 0.379	B F X 1-1 FC6-4 1-2 2-H 1B			B X 1-0 2B 1B	X 0-0 HR	S B S X 1-2 ② F7			F X 0-1 1B 2B	5	2	4	2	0	0	2
Rick Wilkins, L (1, 2) OBP: 0.325, SLG: 0.387 Bob Scanlan, R (8, 1) Chuck McElroy, L (9, 1) OBP: 0.667, SLG: 1.333 Jeff Robinson, R (9, 1) Doug Dascenzo, S (9, PH) OBP: 0.299, SLG: 0.309 Fernando Ramsey, R (9, PR)	B C T B X 2-2 ③ FC6-4 1-2f			F B F F F F B C 2-3 ① K	B S F B B B 4-2 FC1-5 1B BB	B B S F X 2-2 ③ P6		X 0-0 2-3 SH1-3 1B		3 0 0 0 1 1 5 0 0 0 0 0 0 0 0 0 0 0 0 0 0 0 0 0 0 0 0 0 1 0 1 0 0 0 0 0 0 0 0 0 0 0						
Alex Arias, R (1, 6) OBP: 0.563, SLG: 0.560		X 0-0 ① P6		1 SAFE B P X 2-0 1-H 1B 2B		B X 1-0 FC1-5 1-2 1B		B B C B B 4-2 BB 1B SF8 BB	B B X 2-0 ① SH1-3 1-2	3	2	2	1	1	0	0
Frank Castillo, R (1, 1) OBP: 0.121, SLG: 0.089 Paul Assenmacher, L (6, 1) Joe Girardi, R (8, 2) OBP: 0.319, SLG: 0.302		C B C F F X 1-2 ② G5-3		S B X 1-1 ② G1-3		X 0-0 ① FC1-5 1-2 2-3f		1 SAFE L 1 SAFE L B C 1-3 ① K	S C S 0-3 ② K	2 0 0 0 0 0 1 1 0 0 0 0 0 2 2 0 0 0 0 2 4						
Inning Stats	R: 2 E: 0 K: 0 S: 12 H: 4 LOB: 2 BB: 0 P: 20	R: 0 E: 0 K: 1 S: 12 H: 0 LOB: 1 BB: 1 P: 17	R: 0 E: 0 K: 1 S: 7 H: 0 LOB: 0 BB: 1 P: 14	R: 2 E: 0 K: 1 S: 14 H: 3 LOB: 0 BB: 0 P: 21	R: 1 E: 0 K: 0 S: 7 H: 1 LOB: 0 BB: 0 P: 13	R: 1 E: 0 K: 0 S: 9 H: 2 LOB: 2 BB: 1 P: 17	R: 0 E: 0 K: 0 S: 15 H: 2 LOB: 2 BB: 0 P: 22	R: 2 E: 0 K: 1 S: 13 H: 2 LOB: 2 BB: 2 P: 24	R: 0 E: 0 K: 1 S: 10 H: 2 LOB: 3 BB: 0 P: 12	1B: 11 2B: 3 3B: 0 HR: 2 SF: 1 SAC: 1 DP: 1 HBP: 0						

PITCHER		IP	WLS	BF	H	R	ER	SO	BB	IBB	HBP	BLK	WP	HR	S	P	ERA	WHIP
Wally Whitehurst, R ERA: 3.28	(1, 1)	4.0		19	7	4	4	3	2	0	0	0	0	0	45	72	9.00	2.250
Bret Saberhagen, R ERA: 4.06	(5, 1)	3.0		15	5	2	2	0	1	0	0	0	0	2	31	52	6.00	2.000
Barry Jones, R ERA: 5.12	(8, 1)	0.1		3	1	2	2	1	1	0	0	0	0	0	6	11	54.00	6.000
Jeff Innis, R ERA: 2.56	(8, 1)	0.2	W	6	3	0	0	0	1	0	0	0	0	0	10	16	0.00	6.000
Anthony Young, R ERA: 4.03	(9, 1)	1.0	S	3	0	0	0	1	0	0	0	0	0	0	7	9	0.00	0.000

PITCHER	IP	WLS	BF	H	R	ER	SO	BB	IBB	HBP	BLK	WP	HR	S	P	ERA	WHIP

BOTTOM

New York Mets @ Chicago Cubs

Wrigley Field, Chicago, IL

Mon Sep 14 1992, 7:05 PM CDT

Att. 23,747 - Cloudy - 78 F

livebaseballscorecards.com

AB	39
R	8
H	16
RBI	8
BB	5
SO	5
LOB	27

WP: 0	PA: 47					
PB: 0						
SB: 0						
CS: 1						

Batter	1	2	3	4	5	6	7	8	9	AB	R	H	RBI	BB	SO	LOB
Ryan Thompson, R (1, 8) OBP: 0.200, SLG: 0.298	B X 1-0 ① G6-3		C B F B F F F B F 3-2 X ①② G1-6-3 1-2f		B X 1-0 ③ L6			B C B F X 2-2 ① G5-3		4	0	0	0	0	0	2
Chris Donnels, L (1, 5) OBP: 0.295, SLG: 0.222	C B S F X 1-2 ② F7		B B B C B 4-1 PB BB			C C X 0-2 ① G6-3		B C F F S 1-3 ② K2-3		3	0	0	0	1	1	0
Bobby Bonilla, S (1, 9) OBP: 0.348, SLG: 0.432	F B X 1-1 HR 1B		F C B F B F B X 3-2 ③ P6 1-2			X 0-0 ② G4-3		B X 1-0 ③ G6-3		4	1	1	0	0	0	1
Eddie Murray, S (1, 3) OBP: 0.330, SLG: 0.419	C B B X 2-1 1-H HR			F B X 1-1 G5-4-3 1B		B C B C B F B 4-2 HR BB				2	2	2	2	1	0	0
Jeff McKnight, S (1, 6) OBP: 0.326, SLG: 0.455	B B B C F F F X 3-2 ③ F7			1 SAFE F 1 SAFE F X 0-2 ① F8		B S B X 2-1 1-H HR				3	1	1	2	0	0	1
Dick Schofield, R (6, 6) OBP: 0.308, SLG: 0.271										0	0	0	0	0	0	0
Jeff Kent, R (1, 4) OBP: 0.307, SLG: 0.416		X 0-0 G3 1B		P S X 1-1 ②③ G5-4-3 1-2f		C B S X 1-2 ③ G6-3				3	0	1	0	0	0	1
Todd Hundley, S (1, 2) OBP: 0.261, SLG: 0.333		B 1 SAFE C F F X 1-2 ①② G3 1-2f			B B F X 2-1 SH1 1B		L F S 0-3 ① K			3	0	1	0	0	1	1
D.J. Dozier, R (1, 7) OBP: 0.250, SLG: 0.207		F B X 1-1 ③ G5-3			X 0-0 ① F8		B S C S 1-3 ② K			3	0	0	0	0	1	1
Paul Gibson, R (1, 1)			C B B B C B 4-2 G1-6-3 BB		X 0-0 ② SH1 1-2		B C C S 1-3 ③ K			0	0	0	0	1	0	0
Mark Dewey, R (5, 1)										1	0	0	0	0	1	0
Inning Stats	R: 2 E: 0 K: 0 S: 14 H: 2 LOB: 0 BB: 0 P: 22	R: 0 E: 0 K: 0 S: 7 H: 1 LOB: 0 BB: 0 P: 9	R: 0 E: 0 K: 0 S: 15 H: 0 LOB: 1 BB: 2 P: 29	R: 0 E: 0 K: 0 S: 8 H: 1 LOB: 0 BB: 0 P: 9	R: 0 E: 0 K: 0 S: 5 H: 1 LOB: 1 BB: 0 P: 8	R: 2 E: 0 K: 0 S: 12 H: 1 LOB: 0 BB: 1 P: 19	R: 0 E: 0 K: 3 S: 9 H: 0 LOB: 0 BB: 0 P: 11	R: 0 E: 0 K: 1 S: 8 H: 0 LOB: 0 BB: 0 P: 12		1B: 4 2B: 0 3B: 0 HR: 2	SF: 0 SAC: 1 DP: 3 HBP: 0					

PITCHER		IP	WLS	BF	H	R	ER	SO	BB	IBB	HBP	BLK	WP	HR	S	P	ERA	WHIP
Shawn Boskie, R ERA: 4.5	(1, 1)	6.0	L	24	6	4	4	0	3	0	0	0	0	2	61	96	6.00	1.500
Chuck McElroy, L ERA: 3.1	(7, 1)	2.0		6	0	0	0	4	0	0	0	0	0	0	17	23	0.00	0.000

PITCHER	IP	WLS	BF	H	R	ER	SO	BB	IBB	HBP	BLK	WP	HR	S	P	ERA	WHIP

TOP

New York Mets @ Chicago Cubs

Wrigley Field, Chicago, IL

Tue Sep 15 1992, 3:33 AM CDT

Att. 11,223 - Cloudy - 78 F

livebaseballscorecards.com

AB	26
R	4
H	6
RBI	4
BB	3
SO	4
LOB	7

1B: 4 SF: 0
2B: 0 SAC: 1
3B: 0 DP: 3
HR: 2 HBP: 0

WP: 0 PA: 30
PB: 1
SB: 0
CS: 0

Batter	1	2	3	4	5	6	7	8	9	AB	R	H	RBI	BB	SO	LOB
Doug Dascenzo, S (1, 8) OBP: 0.301, SLG: 0.310	C B B B B 4-1 G6-4-3 BB		F F B X 1-2 ② FC5-4 1-2f		B X 1-0 1B 2-3 1B		X 0-0 ② G5-3			3	0	1	0	1	0	1
Alex Arias, R (1, 6) OBP: 0.528, SLG: 0.517	C B X 1-1 ① ② G6-4-3 1-2f		B B B C 1 SAFE X 3-1 ③ P6		B C B X 2-1 1-2 3-H 1B		C C S 0-3 ③ K			4	0	1	1	0	1	2
Mark Grace, L (1, 3) OBP: 0.387, SLG: 0.434	C F B X 1-2 ③ G4-3			B F B B X 3-1 ① P7	X 0-0 ③ F7					3	0	0	0	0	0	2
Andre Dawson, R (1, 9) OBP: 0.322, SLG: 0.455		B F B X 2-1 ① P4		B S S X 1-2 ② F7		C S F B F F B B S 3-3 ① K				3	0	0	0	0	1	0
Luis Salazar, R (1, 5) OBP: 0.241, SLG: 0.294		C S S F X 0-2 1B		C B F X 1-2 ③ G6-3		X 0-0 1B 1B				3	0	2	0	0	0	0
Derrick May, L (1, 7) OBP: 0.315, SLG: 0.378		X 0-0 ② L7			X 0-0 2B 1B	X 0-0 ② F8				3	1	1	0	0	0	2
Joe Girardi, R (1, 2) OBP: 0.317, SLG: 0.299 Rick Wilkins, L (6, PH) OBP: 0.329, SLG: 0.390 (7, 2)		B S S B B B X 3-2 ③ G1-3			X 0-0 ① P4	C B S B X 2-2 1-3 1B				2	0	0	0	0	0	2
										1	0	1	0	0	0	0
Doug Strange, S (1, 4) OBP: 0.267, SLG: 0.225 Kal Daniels, L (6, PH) OBP: 0.307, SLG: 0.354 Chuck McElroy, L (7, 1) OBP: 0.667, SLG: 1.333			C B C F S 1-3 ① K		B C B B F 1 SAFE F X 3-2 ② F7	C F S 0-3 ③ K				2	0	0	0	0	1	1
										1	0	0	0	0	1	2
										0	0	0	0	0	0	0
Shawn Boskie, R (1, 1) OBP: 0.185, SLG: 0.192 Steve Buechele, R (7, 4) OBP: 0.333, SLG: 0.377			C F B X 1-2 FC5-4 1B		X 0-0 1B 1-H 1B 2B		C B F B S 2-3 ① K			2	1	2	1	0	0	0
										1	0	0	0	0	1	0
Inning Stats	R: 0 E: 0 K: 0 S: 6 H: 0 LOB: 0 BB: 1 P: 12	R: 0 E: 0 K: 0 S: 10 H: 1 LOB: 1 BB: 0 P: 15	R: 0 E: 0 K: 1 S: 12 H: 1 LOB: 1 BB: 0 P: 18	R: 0 E: 0 K: 0 S: 8 H: 0 LOB: 0 BB: 0 P: 13	R: 2 E: 0 K: 0 S: 11 H: 4 LOB: 2 BB: 0 P: 17	R: 0 E: 0 K: 2 S: 14 H: 2 LOB: 2 BB: 0 P: 19	R: 0 E: 0 K: 2 S: 7 H: 0 LOB: 0 BB: 0 P: 9			1B: 7 2B: 1 3B: 0 HR: 0 SF: 0 SAC: 0 DP: 1 HBP: 0						

PITCHER		IP	WLS	BF	H	R	ER	SO	BB	IBB	HBP	BLK	WP	HR	S	P	ERA	WHIP
Paul Gibson, L ERA: 5.0	(1, 1)	4.2		20	6	2	2	1	1	0	0	0	0	0	46	74	3.86	1.500
Mark Dewey, R ERA: 3.14	(5, 1)	2.1	W	9	2	0	0	4	0	0	0	0	0	0	22	29	0.00	0.857

PITCHER	IP	WLS	BF	H	R	ER	SO	BB	IBB	HBP	BLK	WP	HR	S	P	ERA	WHIP

BOTTOM

New York Mets @ Chicago Cubs
Wrigley Field, Chicago, IL
Tue Sep 15 1992, 3:33 AM CDT
Att. 11,223 - Cloudy - 78 F

livebaseballscorecards.com

AB	28
R	2
H	8
RBI	2
BB	1
SO	5
LOB	12

WP: 0 PB: 0 SB: 0 CS: 0 PA: 29

Batter	1	2	3	4	5	6	7	8	9	AB	R	H	RBI	BB	SO	LOB
Chuck Carr, S (1, 7) OBP: 0.480, SLG: 0.524	G3			F8		K		HR 1-H 2-H	BB, 1B FC3-2 1-2 2-3	5	1	2	2	0	1	0
Ozzie Smith, S (1, 6) OBP: 0.370, SLG: 0.348	G5-3			G5-3		G6-3		HR BB	FC3-2 2B BB 1B 1-2 2-H 3-H	4	2	1	2	1	0	0
Ray Lankford, L (1, 8) OBP: 0.369, SLG: 0.480	G4-3			F8			F7	1-H 2-H HR	FC3-2 2B BB 1-2 2-3	4	2	1	3	1	0	0
Felix Jose, S (1, 9) OBP: 0.340, SLG: 0.444		CS 1B			CS 1B		G1-3	G5-3	FC3-2 2B 1-2 2-3 3-Hf	5	0	2	0	0	0	4
Tracy Woodson, R (1, 5) OBP: 0.356, SLG: 0.437		F9 1-2			G1-3 1-2		1B	1B	2B 1-3 2-H 3-H	5	0	3	2	0	0	2
Rod Brewer, L (1, 3) OBP: 0.321, SLG: 0.340		F8			FC6-4 1B		G3-1	F7	G6-3	5	0	1	0	0	0	4
Luis Alicea, S (1, 4) OBP: 0.323, SLG: 0.379			G5-3		FC6-4 1-2f			F8	1B, SH2-4 1B 1B	4	1	1	0	0	0	1
Tom Pagnozzi, R (1, 2) OBP: 0.292, SLG: 0.367		L3				L8		E8 2B	SH2-4 1-2	3	1	0	0	0	0	0
Joe Magrane, R (1, 1) OBP: 0.400, SLG: 1.000 Cris Carpenter, R (7, 1) OBP: 0.400, SLG: 0.500 Gerald Perry, L (9, PH) OBP: 0.333, SLG: 0.519 Rex Hudler, R (8, PR) OBP: 0.410, SLG: 0.581 Bryn Smith, R (0, 1) Bob McClure, R (0, 1) Craig Wilson, R (9, PH) OBP: 0.364, SLG: 0.556 Milt Thompson, L (9, PH) OBP: 0.391, SLG: 0.407 Mike Perez, R (0, 1)		F9				HR		BB	IBB	2 0 0 0 0 0 0 0 0 0	1 0 0 1 0 1 0 0 0 0	1 0 0 0 0 0 0 0 1 0	1 0 0 0 0 0 0 0 0 0	0 0 0 1 0 0 0 0 1 0	0 0 0 0 0 0 0 0 0 0	0 0 0 0 0 0 0 0 0 0
Inning Stats	R: 0 E: 0 K: 0 S: 5 H: 0 LOB: 0 BB: 0 P: 9	R: 0 E: 0 K: 0 S: 6 H: 1 LOB: 0 BB: 0 P: 11	R: 0 E: 0 K: 0 S: 6 H: 0 LOB: 0 BB: 0 P: 6	R: 0 E: 0 K: 0 S: 5 H: 0 LOB: 0 BB: 0 P: 7	R: 0 E: 0 K: 0 S: 9 H: 2 LOB: 1 BB: 0 P: 14	R: 1 E: 0 K: 1 S: 10 H: 1 LOB: 0 BB: 0 P: 15	R: 0 E: 0 K: 0 S: 8 H: 1 LOB: 1 BB: 0 P: 13	R: 5 E: 1 K: 0 S: 15 H: 3 LOB: 1 BB: 2 P: 30	R: 4 E: 0 K: 0 S: 12 H: 4 LOB: 2 BB: 2 P: 26	1B: 8 2B: 2 3B: 0 HR: 2 SF: 0 SAC: 1 DP: 0 HBP: 0						

PITCHER		IP	WLS	BF	H	R	ER	SO	BB	IBB	HBP	BLK	WP	HR	S	P	ERA	WHIP
Eric Hillman, L ERA: 3.86	(1, 1)	7.0		24	5	1	1	1	0	0	0	0	0	1	49	75	1.29	0.714
Jeff Innis, R ERA: 2.77	(8, 1)	0.1		4	1	4	3	0	1	0	0	0	0	0	6	13	81.00	6.000
Lee Guetterman, L ERA: 7.21	(8, 1)	1.0	L	7	3	2	2	0	1	0	0	0	0	1	12	22	18.00	4.000
Barry Jones, R ERA: 5.48	(9, 1)	0.2		7	3	3	3	0	1	1	0	0	0	0	9	21	40.50	6.000

PITCHER	IP	WLS	BF	H	R	ER	SO	BB	IBB	HBP	BLK	WP	HR	S	P	ERA	WHIP

TOP

St. Louis Cardinals @ New York Mets

Shea Stadium, Flushing, NY

Wed Sep 16 1992, 7:05 PM EDT

Att. 12,428 - Sunny - 78 F

livebaseballscorecards.com

AB	37
R	10
H	12
RBI	10
BB	4
SO	1
LOB	11

PA:	42
WP:	0
PB:	0
SB:	0
CS:	2

BOTTOM

St. Louis Cardinals @ New York Mets

Shea Stadium, Flushing, NY

Wed Sep 16 1992, 7:05 PM EDT

Att. 12,428 - Sunny - 78 F

Batter	1	2	3	4	5	6	7	8	9	AB	R	H	RBI	BB	SO	LOB
Pat Howell, S (1, 8) OBP: 0.212, SLG: 0.200 Dave Gallagher, R (7, PH) OBP: 0.294, SLG: 0.321 (8, 9)	F B B F F X 2-2 G4-3 SF9 2B	C F B S 1-3 ① K	C M B S 1-3 ① K			B B C B F F B 4-2 FC6-4 1-2 2-3 3-H BB				3 0	1 0	1 0	0 1	0 1	2 0	0 0
Ryan Thompson, R (1, 9) OBP: 0.204, SLG: 0.294 (8, 8)	C X 0-1 ① G4-3 2-3	B X 1-0 CS 1B	X 0-0 ② F9	C X 0-1 ③ FC6-4 1-2f						4	0	1	0	0	0	4
D.J. Dozier, R (1, 7) OBP: 0.229, SLG: 0.194 Vince Coleman, S (8, PH) OBP: 0.351, SLG: 0.353 (9, 7)	X 0-0 ② SF9 3-H	C 1 SAFE B B B F S 2-3 ②③ K 1-2	F S B B B F F C 3-3 ③ K				B B C B X 3-1 ① G6-3			2 1	0 0	0 0	1 0	0 0	2 0	1 0
Eddie Murray, S (1, 3) OBP: 0.330, SLG: 0.417	F X 0-1 ③ G1-3			C S B B X 2-2 G3-6 1B			X 0-0 ① P3	F X 0-1 ② G3		4	0	1	0	0	0	0
Bill Pecota, R (1, 5) OBP: 0.298, SLG: 0.300 Daryl Boston, L (8, PH) OBP: 0.322, SLG: 0.426 Chris Donnels, L (9, 5) OBP: 0.295, SLG: 0.222		B X 1-0 ① G5-3		X 0-0 ①② G3-6 1-2f			B C F S 1-3 ② K	B B B B 4-0 BB		3 0 0	0 0 0	0 0 0	0 0 0	0 1 0	1 0 0	1 0 0
Jeff Kent, R (1, 4) OBP: 0.311, SLG: 0.416 Mackey Sasser, L (8, PH) OBP: 0.254, SLG: 0.325 Jeff McKnight, S (8, PH) OBP: 0.319, SLG: 0.444 (9, 4)		B B B B 4-0 1B BB		C C S 0-3 ③ K			S X 0-1 WP 1B BB 1B	C X 0-1 ③ L4		2 0 1	1 0 0	1 0 0	0 0 0	1 0 0	1 0 0	0 0 1
Charlie O'Brien, R (1, 2) OBP: 0.291, SLG: 0.324 Todd Hundley, S (9, PH) OBP: 0.260, SLG: 0.332		B F X 1-1 ② 1-3 3B 1B			X 0-0 ① F7		1 SAFE F 1 SAFE B X 1-1 BB WP 1-2 BB 1B		F X 0-1 ① F7	3 1	2 0	2 0	0 0	0 0	0 0	0 0
Dick Schofield, R (1, 6) OBP: 0.310, SLG: 0.277		F B X 1-1 2-H 3B			B C B C S 2-3 ② K		B F B B C B 4-2 BB BB 1-2 2-3 BB		B C C F X 1-2 ② G5-3	3	0	1	1	1	1	0
Eric Hillman, L (1, 1) OBP: 0.083, SLG: 0.083 Chico Walker, S (7, PH) OBP: 0.382, SLG: 0.419 Jeff Innis, R (8, 1) Lee Guetterman, L (8, 1) Barry Jones, R (9, 1) Kevin Bass, S (9, PH) OBP: 0.306, SLG: 0.418		F C S 0-3 ③ K		F C S 0-3 ③ K			S B B C B B 4-2 BB 1-2 2-3 3-H BB		C S B F X 1-2 ③ G3-1	2 0 0 0 0 1	0 0 0 0 0 0	0 0 0 0 0 0	0 1 0 0 0 0	0 0 0 0 0 0	2 0 0 0 0 0	1 0 0 0 0 0
Inning Stats	R: 1 H: 1 E: 0 LOB: 0 K: 0 BB: 0 S: 9 P: 11	R: 1 H: 2 E: 0 LOB: 1 K: 1 BB: 1 S: 8 P: 15	R: 0 H: 1 E: 0 LOB: 0 K: 2 BB: 0 S: 7 P: 11	R: 0 H: 1 E: 0 LOB: 0 K: 1 BB: 0 S: 7 P: 9	R: 0 H: 0 E: 0 LOB: 0 K: 2 BB: 0 S: 7 P: 9	R: 0 H: 0 E: 0 LOB: 0 K: 2 BB: 0 S: 9 P: 13	R: 2 H: 2 E: 0 LOB: 3 K: 1 BB: 3 S: 17 P: 31	R: 0 H: 0 E: 0 LOB: 1 K: 0 BB: 1 S: 6 P: 13	R: 0 H: 0 E: 0 LOB: 0 K: 0 BB: 0 S: 10 P: 12	1B: 5 2B: 1 3B: 1 HR: 0	SF: 1 SAC: 0 DP: 1 HBP: 0			WP: 1 PB: 0 SB: 0 CS: 1	PA: 36		

livebaseballscorecards.com

	AB	30
	R	4
	H	7
	RBI	4
	BB	5
	SO	9
	LOB	8

PITCHER		IP	WLS	BF	H	R	ER	SO	BB	IBB	HBP	BLK	WP	HR	S	P	ERA	WHIP
Joe Magrane, L ERA: 5.25	(1, 1)	6.2		27	7	4	4	9	3	0	0	0	1	0	59	90	5.40	1.500
Cris Carpenter, R ERA: 3.24	(7, 1)	0.1	W	2	0	0	0	0	1	0	0	0	0	0	5	9	0.00	3.000
Bryn Smith, R ERA: 3.27	(8, 1)	0.2		3	0	0	0	0	1	0	0	0	0	0	4	11	0.00	1.500
Bob McClure, L ERA: 3.02	(8, 1)	0.1		1	0	0	0	0	0	0	0	0	0	0	2	2	0.00	0.000
Mike Perez, R ERA: 1.9	(9, 1)	1.0		3	0	0	0	0	0	0	0	0	0	0	10	12	0.00	0.000

PITCHER	IP	WLS	BF	H	R	ER	SO	BB	IBB	HBP	BLK	WP	HR	S	P	ERA	WHIP

Batter	1	2	3	4	5	6	7	8	9	AB	R	H	RBI	BB	SO	LOB
Chuck Carr, S (1, 9) OBP: 0.448, SLG: 0.480	X 0-0 S 1B		B F C X 1-2 ② G5-3		C S B F F S 1-3 ② K			X 0-0 ① B3		4	0	1	0	0	1	1
Ozzie Smith, S (1, 6) OBP: 0.367, SLG: 0.345	B 1 SAFE 1 SAFE B C 1 SAFE X		C X 0-1 ③ F8		X 0-0 ③ G5-3			F C B X 1-2 ② G1-3		4	0	0	0	0	0	2
Ray Lankford, L (1, 8) OBP: 0.369, SLG: 0.477	1 SAFE B C B X 2-1 ② F7 1-2			B X 1-0 ① F7		S C B F B S 2-3 ① K		B F B B B 4-1 CS BB		3	0	0	0	1	1	1
Todd Zeile, R (1, 5) OBP: 0.348, SLG: 0.379 Milt Thompson, L (9, PR) OBP: 0.351, SLG: 0.407 Craig Wilson, R (9, 5) OBP: 0.360, SLG: 0.356	C B F B S 2-3 ③ K			C X 0-1 3B		B C F B X 2-2 ② F8		B 1 SAFE 1 SAFE F 1 SAFE P 1 SAFE 2-1 ③ CS 1-2	C B X 1-1 HR 1B	4 0 0	0 1 0	2 0 0	0 0 0	0 0 0	1 0 0	1 0 0
Tracy Woodson, R (1, 3) OBP: 0.344, SLG: 0.422 Felix Jose, S (9, PH) OBP: 0.340, SLG: 0.443 Lee Smith, R (9, 1)		B X 1-0 ① G6-3	B S X 1-1 ② G3			C C B X 1-2 ③ G4-3			C B 1 SAFE F B F 1 SAFE X 2-2 ① F7	3 1 0	0 0 0	0 0 0	0 0 0	0 0 0	0 0 0	1 1 0
Bernard Gilkey, R (1, 7) OBP: 0.357, SLG: 0.416		C B B X 2-1 ② L9	C C B F B X 2-2 ③ P2				X 0-0 F7 G6-3 1B		1 SAFE X 0-0 1-H HR	4	1	2	2	0	0	1
Geronimo Pena, S (1, 4) OBP: 0.392, SLG: 0.487		B C B F X 2-2 E5 FC6-4		F B B B 4-1 2B BB			B 1 SAFE 1 SAFE B X 2-0 ① G6-3 1-2		X 0-0 S 1B	3	1	1	0	1	0	1
Tom Pagnozzi, R (1, 2) OBP: 0.292, SLG: 0.368		B X 1-0 ③ FC6-4 1-2f		1 SAFE B 1 SAFE X 1-0 SH5-3 1-H 2B			C B B S X 2-2 ② F7 2-3		B X 1-0 ② F7 1-2	4	0	1	1	0	0	3
Rheal Cormier, L (1, 1) OBP: 0.118, SLG: 0.157 Mike Perez, R (8, 1) Rod Brewer, L (9, PH) OBP: 0.315, SLG: 0.333 (9, 3)			B C F B X 2-2 ① G4-3		X 0-0 ① SH5-3 2-3		B X 1-0 ③ P9		C X 0-1 ③ G6-3	2 0 1	0 0 0	0 0 0	0 0 0	0 0 0	0 0 0	1 0 2
Inning Stats	R: 0 E: 0 K: 1 S: 8 H: 1 LOB: 1 BB: 0 P: 14	R: 0 E: 1 K: 0 S: 7 H: 0 LOB: 1 BB: 0 P: 13	R: 0 E: 0 K: 0 S: 8 H: 0 LOB: 0 BB: 0 P: 11	R: 0 E: 0 K: 0 S: 9 H: 1 LOB: 1 BB: 0 P: 13	R: 1 E: 0 K: 1 S: 9 H: 1 LOB: 1 BB: 1 P: 15	R: 0 E: 0 K: 1 S: 10 H: 0 LOB: 0 BB: 0 P: 15	R: 0 E: 0 K: 0 S: 6 H: 1 LOB: 1 BB: 0 P: 11	R: 0 E: 0 K: 0 S: 7 H: 0 LOB: 0 BB: 1 P: 13	R: 2 E: 0 K: 0 S: 11 H: 3 LOB: 2 BB: 0 P: 15	1B: 4 2B: 1 3B: 1 HR: 1 SF: 0 SAC: 1 DP: 0 HBP: 0						

PITCHER		IP	WLS	BF	H	R	ER	SO	BB	IBB	HBP	BLK	WP	HR	S	P	ERA	WHIP
Pete Schourek, L ERA: 3.36	(1, 1)	8.0		31	5	2	2	3	2	0	0	0	0	0	66	108	2.25	0.875
Anthony Young, R ERA: 4.08	(9, 1)	1.0	L	5	2	1	1	0	0	0	0	0	0	1	9	12	9.00	2.000

PITCHER	IP	WLS	BF	H	R	ER	SO	BB	IBB	HBP	BLK	WP	HR	S	P	ERA	WHIP

TOP

St. Louis Cardinals @ New York Mets

Shea Stadium, Flushing, NY

Thu Sep 17 1992, 7:05 PM EDT

Att. 12,159 - Sunny - 81 F

livebaseballscorecards.com

AB	33
R	3
H	7
RBI	3
BB	2
SO	3
LOB	15

BOTTOM

St. Louis Cardinals @ New York Mets

Shea Stadium, Flushing, NY

Thu Sep 17 1992, 7:05 PM EDT

Att. 12,159 - Sunny - 81 F

livebaseballscorecards.com

Batter	1	2	3	4	5	6	7	8	9	AB	R	H	RBI	BB	SO	LOB
Pat Howell, S (1, 8) OBP: 0.204, SLG: 0.192 Dave Gallagher, R (6, PH) OBP: 0.297, SLG: 0.324 (7, 8)	S F B F B B S 3-3 K ①		L B M S 1-3 K ③			B 1 SAFE F X 1-1 FC3-2 1-3 1B		C B X 1-1 F7 ①		2 2	0 0	0 1	0 0	0 0	2 0	1 0
Chris Donnels, L (1, 5) OBP: 0.284, SLG: 0.213 Dick Schofield, R (9, 6) OBP: 0.310, SLG: 0.277	B C F F B F X 2-2 G4-3 ②			B C S B F S 2-3 K ①		B F X 1-1 FC3-2 1-3 3-H ②		C B B F X 2-2 G4-3 ②		4 0	0 0	0 0	0 0	0 0	1 0	2 0
Kevin Bass, S (1, 9) OBP: 0.303, SLG: 0.414	B X 1-0 F7 ③			C F B X 1-2 G5-3 ②		B B X 2-0 G5-3 ③		B F C B B F X 3-2 F7 ③		4	0	0	0	0	0	2
Eddie Murray, S (1, 3) OBP: 0.327, SLG: 0.414		X 0-0 F8 ①		S B B F X 2-2 P6 ③			B B F S F X 2-2 L7 ①		C F B X 1-2 G6-3 ①	4	0	0	0	0	0	0
Bill Pecota, R (1, 6) (9, 5) OBP: 0.299, SLG: 0.304 Daryl Boston, L (9, PH) OBP: 0.321, SLG: 0.424		B B X 2-0 G6-3 ②			B C B B X 3-1 G6-3 ①		B X 1-0 HR 2B		F B B X 2-1 F9 ②	3 1	1 0	1 0	0 0	0 0	0 0	0 0
Jeff Kent, R (1, 4) OBP: 0.311, SLG: 0.427 Mackey Sasser, L (9, PH) OBP: 0.252, SLG: 0.323		X 0-0 G6-3 ③			C F F C 0-3 K ②		X 0-0 2-H HR		B C B B X 2-1 F8 ③	3 1	1 0	1 0	2 0	0 0	1 0	0 0
Todd Hundley, S (1, 2) OBP: 0.261, SLG: 0.332			B F X 1-1 FC3-6 1B		F C B F B B F X 3-2 L7 ③		X 0-0 G6-3 ②			3	0	1	0	0	0	0
D.J. Dozier, R (1, 7) OBP: 0.263, SLG: 0.212			B F 1 SAFE F B C 2-3 K ①			F C B B B B 4-2 1B FC3-2 BB	F B X 1-1 FC6 1B			2	0	1	0	1	1	1
Pete Schourek, L (1, 1) OBP: 0.056, SLG: 0.057 Anthony Young, R (9, 1) OBP: 0.143, SLG: 0.111			B X 1-0 FC3-6 1-2f ②			B 1 SAFE C L L 1-3 K ①	C X 0-1 FC6 1-2f ③			3 0	0 0	0 0	0 0	0 0	1 0	3 0
Inning Stats	R: 0 H: 0 E: 0 LOB: 0 K: 1 BB: 0 S: 10 P: 16	R: 0 H: 0 E: 0 LOB: 0 K: 0 BB: 0 S: 3 P: 5	R: 0 H: 1 E: 0 LOB: 1 K: 2 BB: 0 S: 9 P: 14	R: 0 H: 0 E: 0 LOB: 0 K: 1 BB: 0 S: 10 P: 15	R: 0 H: 0 E: 0 LOB: 0 K: 1 BB: 0 S: 11 P: 17	R: 0 H: 1 E: 0 LOB: 2 K: 1 BB: 1 S: 10 P: 19	R: 2 H: 3 E: 0 LOB: 1 K: 0 BB: 0 S: 11 P: 15	R: 0 H: 0 E: 0 LOB: 0 K: 0 BB: 0 S: 9 P: 15	R: 0 H: 0 E: 0 LOB: 0 K: 0 BB: 0 S: 7 P: 12	1B: 3 2B: 1 3B: 0 HR: 1	SF: 0 SAC: 0 DP: 0 HBP: 0						

	AB	32
	R	2
	H	5
	RBI	2
	BB	1
	SO	6
	LOB	9

WP: 0 PA: 33
PB: 0
SB: 0
CS: 0

PITCHER		IP	WLS	BF	H	R	ER	SO	BB	IBB	HBP	BLK	WP	HR	S	P	ERA	WHIP
Rheal Cormier, L ERA: 3.74	(1, 1)	7.0		27	5	2	2	6	1	0	0	0	0	1	64	101	2.57	0.857
Mike Perez, R ERA: 1.88	(8, 1)	1.0	W	3	0	0	0	0	0	0	0	0	0	0	9	15	0.00	0.000
Lee Smith, R ERA: 2.91	(9, 1)	1.0	S	3	0	0	0	0	0	0	0	0	0	0	7	12	0.00	0.000

PITCHER	IP	WLS	BF	H	R	ER	SO	BB	IBB	HBP	BLK	WP	HR	S	P	ERA	WHIP

Montreal Expos @ New York Mets

Shea Stadium, Flushing, NY

Fri Sep 18 1992, 7:05 PM EDT

Att. 16,856 - Cloudy - 80 F

TOP

livebaseballscorecards.com

Batter	1	2	3	4	5	6	7	8	9	AB	R	H	RBI	BB	SO	LOB
Marquis Grissom, R (1, 8) OBP: 0.327, SLG: 0.434	K		G6-3		CS 2B 2-H			1B 2B 1B K		5	1	2	1	0	2	1
Bret Barberie, S (1, 4) OBP: 0.368, SLG: 0.305	FC1-6 1B 1B		G1-3		G4-3 2-3			SAFE SAFE SAFE 2B 1-2 FC1-2 1B	G3-1	5	1	2	0	0	0	1
Ivan Calderon, R (1, 7) OBP: 0.317, SLG: 0.443 Moises Alou, R (8, 7) OBP: 0.324, SLG: 0.430	FC1-6 1-2 1B			2B 2B	K	K		L7	G6-3	4 1	1 0	2 0	0 0	0 0	1 0	2 0
Larry Walker, L (1, 9) OBP: 0.362, SLG: 0.527	FC1-6 S 1-2f 2-3 1B			WP 1B 2-H 2B	F9	F9		FC1-2 1-3 2-H 1B 2B	K 1B	5	2	3	2	0	0	2
Greg Colbrunn, R (1, 3) OBP: 0.331, SLG: 0.408 Jeff Fassero, L (9, 1) OBP: 0.143, SLG: 0.286	SAFE 1-H 3-H 1B			K 2-3		F8		FC1-2 1B IBB	K	4 0	1 0	1 0	1 0	1 0	2 0	2 0
Tim Wallach, R (1, 5) OBP: 0.301, SLG: 0.343 Sean Berry, R (7, PR) OBP: 0.240, SLG: 0.240 (7, 5)		K		K			SH3 1B	FC1-2 1B 1-2 2-3 3-Hf HR		3 1	0 1	1 0	0 0	0 0	2 0	1 3
Darrin Fletcher, L (1, 2) OBP: 0.273, SLG: 0.302 Tim Laker, R (7, 2) OBP: 0.306, SLG: 0.324		G4-3	CS 3-H 1B				SH3 1-2 1B	HR 1-2 2-H 3-H 1B		2 1	0 1	1 1	1 2	0 0	0 0	0 0
Wil Cordero, R (1, 6) OBP: 0.392, SLG: 0.420		G6-3	CS 1-2	SH3-4 2B 1B			L7	HR 1-H 2-H		4	2	2	3	0	0	2
Bill Krueger, L (1, 1) Mark Gardner, R (5, 1) OBP: 0.192, SLG: 0.191 John Vander Wal, L (7, PH) OBP: 0.329, SLG: 0.354 Kent Bottenfield, R (7, 1) OBP: 0.250, SLG: 0.250 Tom Foley, L (9, 3) OBP: 0.242, SLG: 0.229			G3		SH3-4 1-2		G4-3	1B		1 0 1 1 0	0 0 0 0 0	0 0 0 1 0	0 0 0 0 0	0 0 0 0 0	0 0 2 0 0	0 0 0 0 0

Inning Stats	1	2	3	4	5	6	7	8	9
	R: 1 E: 0 K: 1 S: 12	R: 0 E: 0 K: 1 S: 10	R: 0 E: 0 K: 0 S: 6	R: 2 E: 0 K: 2 S: 13	R: 1 E: 0 K: 0 S: 8	R: 0 E: 0 K: 1 S: 10	R: 0 E: 0 K: 0 S: 9	R: 6 E: 0 K: 1 S: 22	R: 0 E: 0 K: 1 S: 7
	H: 3 LOB: 2 BB: 0 P: 17	H: 0 LOB: 0 BB: 0 P: 13	H: 0 LOB: 0 BB: 0 P: 9	H: 3 LOB: 0 BB: 0 P: 22	H: 2 LOB: 0 BB: 0 P: 13	H: 0 LOB: 0 BB: 0 P: 14	H: 1 LOB: 2 BB: 0 P: 13	H: 6 LOB: 1 BB: 1 P: 35	H: 1 LOB: 1 BB: 0 P: 10

AB	38
R	10
H	16
RBI	10
BB	1
SO	7
LOB	16

		1B	2B	3B	HR	SF	SAC	DP	HBP	WP	PB	SB	CS	PA
		11	4	0	1	0	2	0	0	1	0	1	2	42

PITCHER		IP	WLS	BF	H	R	ER	SO	BB	IBB	HBP	BLK	WP	HR	S	P	ERA	WHIP
Dwight Gooden, R ERA: 3.8	(1, 1)	7.0	L	27	9	4	4	5	0	0	0	0	1	0	68	101	5.14	1.286
Barry Jones, R ERA: 6.12	(8, 1)	0.2		7	4	5	5	0	0	1	0	0	0	0	14	22	67.50	6.000
Mark Dewey, R ERA: 3.41	(8, 1)	0.1		3	2	1	1	1	0	0	0	0	0	1	8	13	27.00	6.000
Joe Vitko, R ERA:	(9, 1)	1.0		4	1	0	0	1	0	0	0	0	0	0	7	10	0.00	1.000

PITCHER		IP	WLS	BF	H	R	ER	SO	BB	IBB	HBP	BLK	WP	HR	S	P	ERA	WHIP

BOTTOM

Montreal Expos @ New York Mets

Shea Stadium, Flushing, NY

Fri Sep 18 1992, 7:05 PM EDT

Att. 16,856 - Cloudy - 80 F

Batter	1	2	3	4	5	6	7	8	9	AB	R	H	RBI	BB	SO	LOB
Ryan Thompson, R (1, 8) OBP: 0.220, SLG: 0.291	C X 0-1 ① F8		B S B C B F B 4-2 G6-3 BB		X 0-0 BB 1-2 1B 1B		C S X 0-2 E5		C F B S 1-3 ② K	4	1	1	0	1	1	0
Dave Gallagher, R (1, 9) OBP: 0.296, SLG: 0.317	X 0-0 ② G6-3		1 SAFE 1 SAFE B 1 SAFE X 1-0 ② G6-3 1-2		B F B F B 4-2 1B 1B 1-2 2-3 BB		F X 0-1 ② G5-3		B B B C X 3-1 DI 1B	3	1	0	0	1	0	2
Barry Jones, R (8, 1)										0	0	0	0	0	0	0
Mark Dewey, R (8, 1)										0	0	0	0	0	0	0
Joe Vitko, R (9, 1)										0	0	0	0	0	0	0
Bill Pecota, R (9, PH) OBP: 0.301, SLG: 0.307										1	0	1	0	0	0	0
Chico Walker, S (1, 5) OBP: 0.359, SLG: 0.416	F B S X 1-2 1B		B B X 2-0 ③ L9		B B C B S F X 3-2 ② SF8 3-H		C B S B F B F S 3-3 ③ K		S B S X 1-2 ③ F8 1-2	4	0	1	1	0	1	3
Eddie Murray, S (1, 3) OBP: 0.329, SLG: 0.415	B F X 1-1 ③ G3			B F S F B X 2-2 ① F9	F B S F X 1-2 1B 1-2 2-H 1B			B F B F F F X 2-2 G3 1B G3 1B		4	1	2	1	0	0	1
Kevin Bass, S (1, 7) OBP: 0.307, SLG: 0.420 (8, 9)		C B B X 2-1 ① G5-3		B C B F F B X 3-2 G4-3 2B	C X 0-1 ③ 1-3 2-H 1B			C B B X 2-1 G3 1-2 1B		4	0	3	1	0	0	0
Jeff Kent, R (1, 4) OBP: 0.307, SLG: 0.420		B S X 1-1 ② G4-3		F X 0-1 ② G4-3 2-3		C X 0-1 ① P2		B X 1-0 ① G3 1-2 2-3		4	0	0	0	0	0	3
Charlie O'Brien, R (1, 2) OBP: 0.292, SLG: 0.325		X 0-0 2B 1B		F B B X 2-1 ③ G5-3		F B F F F X 1-2 ② F8		S B X 1-1 ② G3 3-H		3	0	1	0	0	0	1
Todd Hundley, S (8, PH) OBP: 0.260, SLG: 0.331 (9, 2)										1	0	0	1	0	0	1
Dick Schofield, R (1, 6) OBP: 0.312, SLG: 0.282		X 0-0 ③ 1-H 2B			B B C F X 2-2 FC4-6 1B		C S F B X 1-2 ③ F7	C B X 1-1 ③ F8		3	0	2	0	0	0	0
Jeff McKnight, S (8, PH) OBP: 0.313, SLG: 0.435 (9, 6)										1	0	0	0	0	0	1
Dwight Gooden, R (1, 1) OBP: 0.281, SLG: 0.375			F S B S 1-3 ① K		F B X 1-1 ① FC4-6 BB 1B SF8 1-2f		S C B C 1-3 ① K		S B B B F S 3-3 ① K	2	1	0	0	0	1	1
Daryl Boston, L (7, PH) OBP: 0.320, SLG: 0.423 (8, 7)										1	0	0	0	0	1	0
D.J. Dozier, R (9, PH) OBP: 0.256, SLG: 0.206										1	0	0	0	0	1	0
Inning Stats	R: 0 E: 0 K: 0 S: 8 H: 1 LOB: 1 BB: 0 P: 10	R: 0 E: 0 K: 0 S: 6 H: 2 LOB: 2 BB: 0 P: 9	R: 0 E: 0 K: 1 S: 8 H: 0 LOB: 1 BB: 1 P: 16	R: 0 E: 0 K: 0 S: 12 H: 1 LOB: 1 BB: 0 P: 19	R: 3 E: 0 K: 0 S: 18 H: 4 LOB: 2 BB: 1 P: 29	R: 0 E: 0 K: 0 S: 11 H: 0 LOB: 0 BB: 0 P: 13	R: 0 E: 1 K: 2 S: 13 H: 0 LOB: 1 BB: 0 P: 17	R: 1 E: 0 K: 0 S: 12 H: 2 LOB: 1 BB: 0 P: 19	R: 0 E: 0 K: 2 S: 11 H: 1 LOB: 1 BB: 0 P: 19	1B: 9 2B: 2 3B: 0 HR: 0	SF: 1 SAC: 0 DP: 0 HBP: 0						

livebaseballscorecards.com

AB	36
R	4
H	11
RBI	4
BB	2
SO	5
LOB	13

WP: 0 PB: 0 SB: 0 CS: 0 PA: 39

PITCHER		IP	WLS	BF	H	R	ER	SO	BB	IBB	HBP	BLK	WP	HR	S	P	ERA	WHIP
Bill Krueger, L ERA: 4.3	(1, 1)	4.1		20	6	3	3	1	2	0	0	0	0	0	42	69	6.23	1.846
Mark Gardner, R ERA: 4.19	(5, 1)	1.2	W	6	2	0	0	0	0	0	0	0	0	0	21	27	0.00	1.200
Kent Bottenfield, R ERA: 2.2	(7, 1)	2.0		9	2	1	1	2	0	0	0	0	0	0	25	36	4.50	1.000
Jeff Fassero, L ERA: 2.8	(9, 1)	1.0		4	1	0	0	2	0	0	0	0	0	0	11	19	0.00	1.000

PITCHER	IP	WLS	BF	H	R	ER	SO	BB	IBB	HBP	BLK	WP	HR	S	P	ERA	WHIP

Montreal Expos @ New York Mets

Shea Stadium, Flushing, NY

Sat Sep 19 1992, 7:05 PM EDT

Att. 21,501 - Cloudy - 67 F

TOP

livebaseballscorecards.com

Batter	1	2	3	4	5	6	7	8	9	AB	R	H	RBI	BB	SO	LOB
Delino DeShields, L (1, 4) OBP: 0.368, SLG: 0.406	K		2B		1B		F8		F9	5	1	2	1	0	1	2
Marquis Grissom, R (1, 8) OBP: 0.329, SLG: 0.434	HBP		K		FC5-4 1B		FC6-2 FC6-4		1B 1B	4	1	2	0	0	1	3
Ivan Calderon, R (1, 7) OBP: 0.308, SLG: 0.430	F9		G6-3		FC5-4 2B		FC6-4		1B	4	1	0	1	0	0	5
Jeff Fassero, L (7, 1) OBP: 0.143, SLG: 0.286										0	0	0	0	0	0	0
Mel Rojas, R (8, 1) OBP: 0.067, SLG: 0.067										0	0	0	0	0	0	0
Gil Heredia, R (8, 1) OBP: 0.167, SLG: 0.167										0	0	0	0	0	0	0
Sean Berry, R (9, PH) OBP: 0.269, SLG: 0.269										1	0	1	0	0	0	0
Larry Walker, L (1, 9) OBP: 0.362, SLG: 0.527	G4-3			K	2B			K	1B	5	0	2	3	0	2	1
Greg Colbrunn, R (1, 3) OBP: 0.326, SLG: 0.396		K		HBP	F8			K	F9	4	0	0	0	0	2	3
Bret Barberie, S (1, 5) OBP: 0.370, SLG: 0.303		F8		BB		F7		BB		2	0	0	0	2	0	0
Wil Cordero, R (1, 6) OBP: 0.376, SLG: 0.402		F7		F7		K		K		4	0	0	0	0	2	3
Darrin Fletcher, L (1, 2) OBP: 0.273, SLG: 0.301			SH2-4 2B 1B	F8		K			K	4	1	1	0	0	2	2
Brian Barnes, L (1, 1) OBP: 0.276, SLG: 0.250			SH2-4		K		E7 F8 FC6-2		1B 1B 1B BB	0	0	0	0	0	0	0
John Vander Wal, L (5, PH) OBP: 0.327, SLG: 0.352										1	0	0	0	0	1	0
Sergio Valdez, R (5, 1)										0	0	0	0	0	0	0
Jerry Willard, L (7, PH) OBP: 0.262, SLG: 0.415										1	0	0	0	0	0	0
Spike Owen, S (7, PR) OBP: 0.353, SLG: 0.390										0	0	0	0	0	0	0
Moises Alou, R (7, 7) OBP: 0.326, SLG: 0.430										0	1	0	0	1	0	0

Inning Stats	1	2	3	4	5	6	7	8	9
	R: 0 E: 0 K: 1 S: 10	R: 0 E: 0 K: 1 S: 9	R: 1 E: 0 K: 1 S: 12	R: 0 E: 0 K: 1 S: 12	R: 2 E: 0 K: 1 S: 14	R: 0 E: 0 K: 2 S: 10	R: 0 E: 1 K: 0 S: 9	R: 0 E: 0 K: 3 S: 13	R: 2 E: 0 K: 1 S: 15
	H: 0 LOB: 1 BB: 0 P: 15	H: 0 LOB: 0 BB: 0 P: 15	H: 2 LOB: 1 BB: 0 P: 17	H: 0 LOB: 2 BB: 1 P: 25	H: 3 LOB: 1 BB: 0 P: 18	H: 0 LOB: 0 BB: 0 P: 15	H: 0 LOB: 2 BB: 0 P: 15	H: 0 LOB: 1 BB: 1 P: 21	H: 3 LOB: 2 BB: 1 P: 24

	AB	35
	R	5
	H	8
	RBI	5
	BB	3
	SO	11
	LOB	19

1B: 6 SF: 0
2B: 2 SAC: 1
3B: 0 DP: 0
HR: 0 HBP: 2

WP: 0 PA: 41
PB: 0
SB: 1
CS: 0

PITCHER		IP	WLS	BF	H	R	ER	SO	BB	IBB	HBP	BLK	WP	HR	S	P	ERA	WHIP
Bret Saberhagen, R ERA: 4.15	(1, 1)	5.0		23	5	3	3	5	1	0	2	0	0	0	57	90	5.40	1.200
Wally Whitehurst, R ERA: 3.18	(6, 1)	3.0	W	11	0	0	0	5	1	0	0	0	0	0	32	51	0.00	0.333
Jeff Innis, R ERA: 2.95	(9, 1)	1.0		7	3	2	2	1	1	0	0	0	0	0	15	24	18.00	4.000

PITCHER	IP	WLS	BF	H	R	ER	SO	BB	IBB	HBP	BLK	WP	HR	S	P	ERA	WHIP

BOTTOM

Batter	1	2	3	4	5	6	7	8	9	AB	R	H	RBI	BB	SO	LOB
Ryan Thompson, R (1, 8) OBP: 0.210, SLG: 0.276	S B B X 2-1 F7 ①		B F B 1 SAFE 1 SAFE S C 2-3 K 1-2 ③		S S B F S 1-3 K ③			B B B 4-0 1B FC 1B BB		3	0	0	0	0	2	1
Daryl Boston, L (8, PH) OBP: 0.322, SLG: 0.423 (9, 9)										0	1	0	0	1	0	0
Dave Gallagher, R (1, 9) OBP: 0.297, SLG: 0.313	C S B S 1-3 K ②			B B C B B 4-1 1B HR BB		B C M S 1-3 K ①		X 0-0 FC 1B 1B BB 1-2		2	1	0	0	1	2	0
Mackey Sasser, L (8, PH) OBP: 0.250, SLG: 0.320										1	0	0	0	0	0	2
Bill Pecota, R (8, PR) OBP: 0.301, SLG: 0.307 (9, 5)										0	1	0	0	0	0	0
Chico Walker, S (1, 5) OBP: 0.361, SLG: 0.418	B B F B S T T T F 3-3 C K ③			B 1 SAFE S 1 SAFE B B B F X 3-2 HR 1-3 1B		C B X 1-1 G3-1 ②		B S X 1-1 BB 1B SF7 1-2 2-3 3-H 1B		4	2	2	1	0	1	0
Jeff Innis, R (9, 1)										0	0	0	0	0	0	0
Eddie Murray, S (1, 3) OBP: 0.332, SLG: 0.423		F B B F B X 3-2 F9 ①		C B 1 SAFE B B F 1 SAFE X 3-2 HR 1-H 3-H		B C F X 1-2 1B		S X 0-1 BB 1B 1-2 2-3 3-H		4	1	3	4	0	0	0
Jeff Kent, R (1, 4) OBP: 0.309, SLG: 0.419		B C S B X 2-2 CS 1B		C B X 1-1 G5-3 ①		C 1 SAFE F S 0-3 K ③		B B B B 4-0 G5-4-3 BB 1-2 2-3 3-H		3	0	1	1	1	1	1
Todd Hundley, S (1, 2) OBP: 0.257, SLG: 0.328		B F 1 SAFE F 1 SAFE B X 2-2 F8 ②		F C S 0-3 K ②			X 0-0 L8 ①	B B B C X 3-1 SF7 ① 3-H		3	0	0	1	0	1	1
Dick Schofield, R (1, 6) OBP: 0.310, SLG: 0.280	1 SAFE 1 SAFE M 0-1 CS 1-2 ③	B B C X 2-1 F9 ①	B C X 1-1 F9 ③				C S B X 1-2 F7 ②	B F X 1-1 G5-4-3 1-2f ② ③		4	0	0	0	0	0	3
D.J. Dozier, R (1, 7) OBP: 0.262, SLG: 0.216		C B C B B X 3-2 S 1B			F F B F S 1-3 K ①		B F F X 1-2 F8 ③			3	0	1	0	0	1	0
Bret Saberhagen, R (1, 1) OBP: 0.095, SLG: 0.095		1 SAFE X 0-0 P1 ②			C B F F F X 1-2 F7 ②			S X 0-1 1B 3B		1	0	0	0	0	0	1
Chris Donnels, L (5, PH) OBP: 0.282, SLG: 0.211										1	0	0	0	0	0	0
Wally Whitehurst, R (6, 1) OBP: 0.227, SLG: 0.238										0	0	0	0	0	0	0
Kevin Bass, S (8, PH) OBP: 0.309, SLG: 0.427										1	0	1	0	0	0	0
Pat Howell, S (8, PR) OBP: 0.204, SLG: 0.192 (9, 8)										0	1	0	0	0	0	0
Inning Stats	R: 0 E: 0 K: 2 S: 12 H: 0 LOB: 0 BB: 0 P: 18	R: 0 E: 0 K: 0 S: 10 H: 1 LOB: 0 BB: 0 P: 17	R: 0 E: 0 K: 1 S: 9 H: 1 LOB: 1 BB: 0 P: 16	R: 3 E: 0 K: 1 S: 14 H: 2 LOB: 0 BB: 1 P: 26	R: 0 E: 0 K: 2 S: 13 H: 0 LOB: 0 BB: 0 P: 16	R: 0 E: 0 K: 2 S: 11 H: 1 LOB: 1 BB: 0 P: 14	R: 0 E: 0 K: 0 S: 7 H: 0 LOB: 0 BB: 0 P: 9	R: 4 E: 0 K: 0 S: 11 H: 3 LOB: 3 BB: 2 P: 24		1B: 6 2B: 0 3B: 1 HR: 1	SF: 1 SAC: 0 DP: 1 HBP: 0					

PITCHER		IP	WLS	BF	H	R	ER	SO	BB	IBB	HBP	BLK	WP	HR	S	P	ERA	WHIP
Brian Barnes, L ERA: 3.15	(1, 1)	4.0		16	4	3	3	4	1	0	0	0	0	1	45	77	6.75	1.250
Sergio Valdez, R ERA: 2.51	(5, 1)	2.0		7	1	0	0	4	0	0	0	0	0	0	24	30	0.00	0.500
Jeff Fassero, L ERA: 2.88	(7, 1)	1.0	L	4	1	1	1	0	0	0	0	0	0	0	9	11	9.00	1.000
Mel Rojas, R ERA: 1.35	(8, 1)	0.0		5	2	2	2	0	2	0	0	0	0	0	5	14	∞	∞
Gil Heredia, R ERA: 5.29	(8, 1)	1.0		2	0	1	1	0	0	0	0	0	0	0	4	8	9.00	0.000

PITCHER	IP	WLS	BF	H	R	ER	SO	BB	IBB	HBP	BLK	WP	HR	S	P	ERA	WHIP

Montreal Expos @ New York Mets

Shea Stadium, Flushing, NY

Sat Sep 19 1992, 7:05 PM EDT

Att. 21,501 - Cloudy - 67 F

livebaseballscorecards.com

AB	30
R	7
H	8
RBI	7
BB	3
SO	8
LOB	9

1B: 6 SF: 1
2B: 0 SAC: 0
3B: 1 DP: 1
HR: 1 HBP: 0

WP: 0 PA: 35
PB: 0
SB: 1
CS: 1

Batter	1	2	3	4	5	6	7	8	9	AB	R	H	RBI	BB	SO	LOB
Delino DeShields, L (1, 4) OBP: 0.366, SLG: 0.403	C S S 0-3 ① K		F C C 0-3 ② K		S B C B B S 3-3 ③ K			B X 1-0 ① SH5-3 1-2		3	0	0	0	0	3	3
Marquis Grissom, R (1, 8) OBP: 0.327, SLG: 0.431	B S F X 1-2 ② P4		C S C 0-3 ③ K			B X 1-0 ① P3		F B S B X 2-2 ② G6-3		4	0	0	0	0	1	3
Moises Alou, R (1, 7) OBP: 0.325, SLG: 0.427	B F C B C 2-3 ③ K			B F F S 1-3 ① K		C C B X 1-2 1B		S X 0-1 ③ F9		4	0	1	0	0	2	1
Larry Walker, L (1, 9) OBP: 0.363, SLG: 0.526		C B S S 1-3 ① K		H 1-0 F7-4 1B HBP		B C S 1 SAFE B F 1 SAFE S 2-3 ② K			F S B F F X 1-2 1B	3	0	1	0	0	2	1
Greg Colbrunn, R (1, 3) OBP: 0.324, SLG: 0.391		B S S F B B F F S 3-3 ② K		B X 1-0 1-2 1B		B B X 2-0 ③ P4			B S B B F S 2-3 ① K	4	0	1	0	0	2	2
Spike Owen, S (1, 6) OBP: 0.350, SLG: 0.386		C B B X 2-1 ③ F7		B B F B C F F X 3-2 ② ③ F7-4 2-3			B B B C X 3-1 ① F9		B X 1-0 ② P6	4	0	0	0	0	0	3
Tim Wallach, R (1, 5) OBP: 0.302, SLG: 0.343			B X 1-0 BB 1B		X 0-0 ① L7		H 1-0 G4-6-3 HBP		B F 1 SAFE X 1-1 ③ G5-3	3	0	1	0	0	0	1
Gary Carter, R (1, 2) OBP: 0.296, SLG: 0.336			B X 1-0 ① F9		F X 0-1 ② F9		F F B X 1-2 ② ③ G4-6-3 1-2f			3	0	0	0	0	0	2
Ken Hill, R (1, 1) OBP: 0.281, SLG: 0.333 Ivan Calderon, R (8, PH) OBP: 0.313, SLG: 0.434 Sergio Valdez, R (8, 1)			C L 1 SAFE B B B 1 SAFE B B B 4-2 1-2 BB		B B B C B 4-1 BB			B C F X 1-2 SH5-3 1B		0	0	0	0	2	0	0
										1	0	1	0	0	0	0
										0	0	0	0	0	0	0
Inning Stats	R: 0 E: 0 K: 2 S: 9 H: 0 LOB: 0 BB: 0 P: 12	R: 0 E: 0 K: 2 S: 11 H: 0 LOB: 0 BB: 0 P: 17	R: 0 E: 0 K: 2 S: 10 H: 1 LOB: 2 BB: 1 P: 16	R: 0 E: 0 K: 1 S: 9 H: 1 LOB: 1 BB: 0 P: 15	R: 0 E: 0 K: 1 S: 7 H: 0 LOB: 1 BB: 1 P: 14	R: 0 E: 0 K: 1 S: 9 H: 1 LOB: 1 BB: 0 P: 15	R: 0 E: 0 K: 0 S: 5 H: 0 LOB: 0 BB: 0 P: 10	R: 0 E: 0 K: 0 S: 9 H: 1 LOB: 1 BB: 0 P: 13	R: 0 E: 0 K: 1 S: 11 H: 1 LOB: 1 BB: 0 P: 16	1B: 5 2B: 1 3B: 0 HR: 0	SF: 0 SAC: 1 DP: 2 HBP: 2					

PITCHER	IP	WLS	BF	H	R	ER	SO	BB	IBB	HBP	BLK	WP	HR	S	P	ERA	WHIP
Sid Fernandez, L (1, 1) ERA: 2.7	9.0	W	34	5	0	0	10	2	0	2	0	0	0	80	128	0.00	0.778

PITCHER	IP	WLS	BF	H	R	ER	SO	BB	IBB	HBP	BLK	WP	HR	S	P	ERA	WHIP

TOP

Montreal Expos @ New York Mets

Shea Stadium, Flushing, NY

Sun Sep 20 1992, 3:33 AM EDT

Att. 22,257 - Sunny - 72 F

livebaseballscorecards.com

AB	29
R	0
H	5
RBI	0
BB	2
SO	10
LOB	16

WP: 0	PA: 34		
PB: 0			
SB: 0			
CS: 0			

Montreal Expos @ New York Mets

Shea Stadium, Flushing, NY

Sun Sep 20 1992, 3:33 AM EDT

Att. 22,257 - Sunny - 72 F

livebaseballscorecards.com

BOTTOM

Batter	1	2	3	4	5	6	7	8	9	AB	R	H	RBI	BB	SO	LOB
Ryan Thompson, R (1, 8) (8, 9) OBP: 0.212, SLG: 0.274	C C C 0-3 ① K	S X 0-1 S 1-3 3-H 1B			C X 0-1 ① P3		B C F S 1-3 ② K			4	0	1	1	0	2	1
Dave Gallagher, R (1, 9) OBP: 0.297, SLG: 0.309 Mackey Sasser, L (7, PH) OBP: 0.248, SLG: 0.317 Pat Howell, S (8, 8) OBP: 0.204, SLG: 0.192	B S F C 1-3 ② K	B 1 SAFE B B C X 3-1 ③ P6 1-2			F C B B B 4-2 1B BB		C X 0-1 ③ G6-3			2 1 0	0 0 0	0 0 0	0 0 0	1 0 0	1 0 0	2 1 0
Chico Walker, S (1, 5) OBP: 0.367, SLG: 0.421 Bill Pecota, R (9, 5) OBP: 0.301, SLG: 0.307	B B F C B F X 3-2 S 1B	C B B B C B 4-2 S BB	F 1 SAFE C F 1 SAFE X 0-2 G1-6-3 1-2 1B				B S B C S 2-3 ① K			3 0	0 0	2 0	0 0	1 0	1 0	0 0
Eddie Murray, S (1, 3) OBP: 0.331, SLG: 0.421	S 1 SAFE B 1 SAFE C 1 SAFE 1 SAFE F P 4-2 B B 1-2 BB	C B 1 SAFE 1 SAFE F F S 1-3 ① K	F X 0-1 ② ③ G1-6-3 1-2f				F F B F B B F X 3-2 ② G3-1			3	0	0	0	1	1	3
Daryl Boston, L (1, 7) OBP: 0.318, SLG: 0.416	S B X 1-1 ③ P4	S S C 0-3 ② K 1-2				B B C S X 2-2 ① G4-3	C B B F B X 3-2 ③ F7			4	0	0	0	0	1	3
Jeff Kent, R (1, 4) OBP: 0.309, SLG: 0.419		C F F B X 1-2 1B 1B 1B	C S F B B X 2-2 ③ G6-3			B C S F X 1-2 ② G6-3				3	1	1	0	0	0	1
Todd Hundley, S (1, 2) OBP: 0.254, SLG: 0.325		X 0-0 ① F9		S X 0-1 ① G4-3		F S X 0-2 ③ G6-3				3	0	0	0	0	0	1
Dick Schofield, R (1, 6) OBP: 0.312, SLG: 0.283		1 SAFE X 0-0 1B 1-3 1B		B S B F X 2-2 ② G1-3			X 0-0 SH1 1B			3	0	2	0	0	0	0
Sid Fernandez, L (1, 1) OBP: 0.214, SLG: 0.257		1 SAFE X 0-0 ② L6		C F S 0-3 ③ K			L B 1 SAFE X 1-1 ① SH1 1-2			2	0	0	0	0	1	2
Inning Stats	R: 0 H: 1 E: 0 LOB: 2 K: 2 BB: 1 S: 16 P: 24	R: 1 H: 3 E: 0 LOB: 2 K: 0 BB: 0 S: 11 P: 15	R: 0 H: 0 E: 0 LOB: 1 K: 2 BB: 1 S: 13 P: 20	R: 0 H: 0 E: 0 LOB: 0 K: 1 BB: 0 S: 8 P: 10	R: 0 H: 1 E: 0 LOB: 1 K: 0 BB: 1 S: 10 P: 14	R: 0 H: 0 E: 0 LOB: 0 K: 0 BB: 0 S: 10 P: 13	R: 0 H: 1 E: 0 LOB: 1 K: 1 BB: 0 S: 8 P: 10	R: 0 H: 0 E: 0 LOB: 0 K: 1 BB: 0 S: 11 P: 19		1B: 6 SF: 0 2B: 0 SAC: 1 3B: 0 DP: 1 HR: 0 HBP: 0						

	AB	28
	R	1
	H	6
	RBI	1
	BB	3
	SO	7
	LOB	14

WP: 0 PA: 32
PB: 0
SB: 3
CS: 0

PITCHER		IP	WLS	BF	H	R	ER	SO	BB	IBB	HBP	BLK	WP	HR	S	P	ERA	WHIP
Ken Hill, R ERA: 2.67	(1, 1)	7.0	L	29	6	1	1	6	3	0	0	0	0	0	76	106	1.29	1.286
Sergio Valdez, R ERA: 2.43	(8, 1)	1.0		3	0	0	0	1	0	0	0	0	0	0	11	19	0.00	0.000

PITCHER	IP	WLS	BF	H	R	ER	SO	BB	IBB	HBP	BLK	WP	HR	S	P	ERA	WHIP

Chicago Cubs @ New York Mets

Shea Stadium, Flushing, NY

Mon Sep 21 1992, 7:05 PM EDT

Att. 7,791 - Cloudy - 69 F

TOP

livebaseballscorecards.com

Batter	1	2	3	4	5	6	7	8	9	AB	R	H	RBI	BB	SO	LOB
Doug Dascenzo, S (1, 8) (7, 9) OBP: 0.306, SLG: 0.314	B B C X 2-1 23 G5-3 1B 1B	B F B F X 2-2 ② FC5-4 23 1B 1-2f		B F X 1-1 ② FC6-4 23 HR 2-3	C F C 0-3 ① K		C F B F F X 1-2 1B		F B X 1-1 ③ P6	6	2	2	0	0	1	5
23 Ryne Sandberg, R (1, 4) OBP: 0.370, SLG: 0.511 Doug Strange, S (7, 4) OBP: 0.261, SLG: 0.220	C X 0-1 ① G5-3 1-2	B B C X 2-1 1-2 1B		1 SAFE B X 1-0 1-H HR	B B C B F S 3-3 ② K		S F X 0-2 ② F9			5 0	1 0	2 0	2 0	0 0	1 0	4 0
Mark Grace, L (1, 3) OBP: 0.383, SLG: 0.436	F B F C 1-3 ② K	F B X 1-1 ③ G4-3		B B B B 4-0 WP 1B 2B BB	B C F X 1-2 2-H 3-H 1B		B X 1-0 ③ F7			4	1	1	2	1	1	4
Andre Dawson, R (1, 9) OBP: 0.328, SLG: 0.471 Fernando Ramsey, R (7, 8)	X 0-0 1B 2-H 1B		B S B F B X 3-2 ① G5-3	B X 1-0 WP 1-2 2B 1B	F X 0-1 ③ F8			B X 1-0 ① F9		4 1	1 0	2 0	1 0	0 0	0 0	1 0
Derrick May, L (1, 7) OBP: 0.311, SLG: 0.380	F F X 0-2 FC5-4 1-3 1B	F F X 0-2 ② G4-3	S C B X 1-2 1-H 2-H 2B			X 0-0 ① F8		B S X 1-1 ② F7		5	0	2	2	0	0	0
Luis Salazar, R (1, 5) OBP: 0.238, SLG: 0.299	C X 0-1 ③ FC5-4 1-2f	B X 1-0 HR	B C B B F X 3-2 ③ F7			B C B S X 2-2 ② G6-3		B X 1-0 ③ G5-3		5	1	1	1	0	0	3
Rick Wilkins, L (1, 2) OBP: 0.338, SLG: 0.409		B F F B X 2-2 1B 2B	C B S B C 2-3 ③ K		C B X 1-1 E6 FC 1B E	B X 1-0 2B			C S B B B X 2-2 ① G3	5	2	2	0	0	1	0
Alex Arias, R (1, 6) OBP: 0.424, SLG: 0.414		X 0-0 ① 2-H 1B		B X 1-0 FC6-4 SH2-4 1B	C F B F F X 1-2 E 1-2 1B 1B	B X 1-0 ③ F8			C B F B B B F X 3-2 E5	5	1	3	1	0	0	1
Greg Maddux, R (1, 1) OBP: 0.167, SLG: 0.229 Chuck McElroy, L (8, 1) OBP: 0.667, SLG: 1.333 Gary Scott, R (9, PH) OBP: 0.186, SLG: 0.196 Bob Scanlan, R (9, 1)	F F X 0-2 FC5-4 1B	1 SAFE C X 0-1 ① SH2-4 1-2	B L X 1-1 FC 1-3 2-H 1B			F X 0-1 ① G4-3		B B X 2-0 ② F7		3 0 1 0	1 0 0 0	1 0 0 0	0 0 0 0	0 0 0 0	0 0 1 0	1 0 1 0

	AB	44
	R	10
	H	16
	RBI	9
	BB	1
	SO	4
	LOB	20

Inning Stats																								
	R: 1	H: 3	R: 1	H: 4	R: 1	H: 1	R: 4	H: 4	R: 3	H: 2	R: 0	H: 1	R: 0	H: 1	R: 0	H: 0	R: 0	H: 0	1B: 11	SF: 0	WP: 1	PA: 46
	E: 0	LOB: 2	E: 0	LOB: 2	E: 0	LOB: 0	E: 0	LOB: 1	E: 2	LOB: 1	E: 0	LOB: 1	E: 0	LOB: 0	E: 0	LOB: 0	E: 1	LOB: 1	2B: 3	SAC: 1	PB: 0	
	K: 1	BB: 0	K: 0	BB: 0	K: 1	BB: 0	K: 0	BB: 1	K: 2	BB: 0	K: 0	BB: 0	K: 0	BB: 0	K: 0	BB: 0	K: 0	BB: 0	3B: 0	DP: 0	SB: 0	
	S: 13	P: 16	S: 14	P: 21	S: 10	P: 16	S: 13	P: 25	S: 20	P: 27	S: 6	P: 10	S: 11	P: 13	S: 4	P: 7	S: 10	P: 18	HR: 2	HBP: 0	CS: 0	

PITCHER		IP	WLS	BF	H	R	ER	SO	BB	IBB	HBP	BLK	WP	HR	S	P	ERA	WHIP
Eric Hillman, L ERA: 4.5	(1, 1)	3.2	L	20	10	5	5	2	0	0	0	0	0	2	43	62	12.27	2.727
Joe Vitko, R ERA: 7.71	(4, 1)	1.1		11	4	5	2	2	1	0	0	0	1	0	27	43	13.50	3.750
Paul Gibson, L ERA: 4.74	(6, 1)	3.0		11	2	0	0	0	0	0	0	0	0	0	21	30	0.00	0.667
Barry Jones, R ERA: 6.03	(9, 1)	1.0		4	0	0	0	0	0	0	0	0	0	0	10	18	0.00	0.000

PITCHER	IP	WLS	BF	H	R	ER	SO	BB	IBB	HBP	BLK	WP	HR	S	P	ERA	WHIP

Chicago Cubs @ New York Mets

Shea Stadium, Flushing, NY

Mon Sep 21 1992, 7:05 PM EDT

Att. 7,791 - Cloudy - 69 F

BOTTOM

livebaseballscorecards.com

Batter	1	2	3	4	5	6	7	8	9	AB	R	H	RBI	BB	SO	LOB
Pat Howell, S (1, 8) OBP: 0.224, SLG: 0.214	X 0-0 G1-3 1B 1B		X 0-0 ③ G1-3		X 0-0 1-2 1B			B S S 1-3 ① K		4	1	2	0	0	1	1
Ryan Thompson, R (1, 9) OBP: 0.214, SLG: 0.273	X 0-0 ① G1-3 1-2			C X 0-1 2B 1B	X 0-0 ③ G1-4-3			C X 0-1 ② F9		4	0	1	0	0	0	4
Chris Donnels, L (1, 5) OBP: 0.281, SLG: 0.212	X 0-0 ② 2-H 1B			F S B B B S 3-3 ① K		C C B C 1-3 ① K		C S X 0-2 ③ F8		4	0	1	1	0	2	2
Eddie Murray, S (1, 3) OBP: 0.332, SLG: 0.423	F X 0-1 ③ G3-1			F B C B F F X 2-2 1-3 2B		X 0-0 ② G1-3			B F B C F X 2-2 1B	2	0	1	0	0	0	0
Mackey Sasser, L (6, 3) OBP: 0.252, SLG: 0.320										2	0	1	0	0	0	0
Jeff McKnight, S (1, 4) OBP: 0.288, SLG: 0.400		X 0-0 ① F7		X 0-0 ② P5		C C B F B F B F X 3-2 ③ L4			C B B F F X 2-2 ① F8	4	0	0	0	0	0	3
Todd Hundley, S (1, 2) OBP: 0.251, SLG: 0.321		B F X 1-1 ② G4-3		S B X 1-1 ③ G3-1			F F S 0-3 ① K		S B F B S 2-3 ② K	4	0	0	0	0	2	3
D.J. Dozier, R (1, 7) OBP: 0.239, SLG: 0.195		C S B B S 1-3 ③ K			B X 1-0 ① G5-3		B F B S S 2-3 ② K		X 0-0 ③ L6	4	0	0	0	0	2	1
Kevin Baez, R (1, 6) OBP: 0.125, SLG: 0.125			F F X 0-2 ① G1-3		B C F X 1-2 1B 1B		F F B X 1-2 ③ F7			3	0	1	0	0	0	0
Eric Hillman, L (1, 1) OBP: 0.077, SLG: 0.077 Joe Vitko, R (4, 1) Jeff Kent, R (5, PH) OBP: 0.308, SLG: 0.417 Paul Gibson, R (6, 1) Bill Pecota, R (8, PH) OBP: 0.304, SLG: 0.314 Barry Jones, R (9, 1)			F B F X 1-2 ② G5-3		F B S B S 2-3 ② K			C B F X 1-2 2B		1 0 1 0 1 0	0 0 0 0 0 0	0 0 0 0 1 0	0 0 0 0 1 0	0 0 1 0 0 0	0 0 0 0 0 0	0 0 1 0 0 0
Inning Stats	R: 1 E: 0 K: 0 S: 5 H: 2 LOB: 0 BB: 0 P: 5	R: 0 E: 0 K: 1 S: 6 H: 0 LOB: 0 BB: 0 P: 8	R: 0 E: 0 K: 0 S: 7 H: 0 LOB: 0 BB: 0 P: 8	R: 0 E: 0 K: 1 S: 13 H: 2 LOB: 2 BB: 0 P: 19	R: 0 E: 0 K: 1 S: 9 H: 2 LOB: 2 BB: 0 P: 13	R: 0 E: 0 K: 1 S: 10 H: 0 LOB: 0 BB: 0 P: 14	R: 0 E: 0 K: 2 S: 9 H: 0 LOB: 0 BB: 0 P: 12	R: 0 E: 0 K: 1 S: 11 H: 1 LOB: 1 BB: 0 P: 13	R: 0 E: 0 K: 1 S: 11 H: 1 LOB: 1 BB: 0 P: 17	1B: 6 2B: 2 3B: 0 HR: 0	SF: 0 SAC: 0 DP: 0 HBP: 0			WP: 0 PB: 0 SB: 0 CS: 0	PA: 34		

	AB	34
	R	1
	H	8
	RBI	1
	BB	0
	SO	8
	LOB	15

PITCHER		IP	WLS	BF	H	R	ER	SO	BB	IBB	HBP	BLK	WP	HR	S	P	ERA	WHIP
Greg Maddux, R ERA: 2.24	(1, 1)	7.0	W	26	6	1	1	6	0	0	0	0	0	0	59	79	1.29	0.857
Chuck McElroy, L ERA: 3.64	(8, 1)	1.0		4	1	0	0	1	0	0	0	0	0	0	11	13	0.00	1.000
Bob Scanlan, R ERA: 2.81	(9, 1)	1.0		4	1	0	0	1	0	0	0	0	0	0	11	17	0.00	1.000

PITCHER	IP	WLS	BF	H	R	ER	SO	BB	IBB	HBP	BLK	WP	HR	S	P	ERA	WHIP

Batter	1	2	3	4	5	6	7	8	9	AB	R	H	RBI	BB	SO	LOB
Alex Arias, R (1, 6) OBP: 0.423, SLG: 0.403	BBCBB 4-1 BB	BSX 1-1 G2-3 ③			BCFX 1-2 G6-3 ③		BX 1-0 23 G6-3 1B		BSBCX 2-2 G4-3 ① 1-2	4	0	1	0	1	0	2
23 Ryne Sandberg, R (1, 4) OBP: 0.368, SLG: 0.508 Gary Scott, R (8, 5) OBP: 0.194, SLG: 0.237	CBBBBX 3-1 L8 ①		CBX 1-1 F9 ①			CBFX 1-2 G3-1 ①	CSX 0-2 G6-3 ①② 1-2f		BSCBBX 3-2 HR 2-H	4 1	0 1	0 1	0 2	0 0	0 0	2 0
Mark Grace, L (1, 3) OBP: 0.383, SLG: 0.435	CB1BFC SAFE 2-3 K ②		CBX 1-1 G4-3 ②			BBFFX 2-2 1B 1B 1B	BCBBB 4-1 BB		X 0-0 G4-3 ②	4	1	1	0	1	1	1
Andre Dawson, R (1, 9) OBP: 0.325, SLG: 0.467	BFC1FS SAFE 1-3 K ③		X 0-0 P8 ③			BSFBX 2-2 P2 ②	BSSBS 2-3 K ③		CFBX 1-2 G6-3 ③	5	0	0	0	0	2	3
Derrick May, L (1, 7) OBP: 0.313, SLG: 0.385		BX 1-0 1B FC6-4 2B		X 0-0 G3-1 ①		SBBBFX 3-2 1B 1-3 1B 1B		X 0-0 F9 ①		4	2	2	0	0	0	0
Luis Salazar, R (1, 5) OBP: 0.243, SLG: 0.302 Paul Assenmacher, L (8, 1) Heathcliff Slocumb, R (8, 1)		BSBX 2-1 FC6-4 BB FC6-4 2-3 1B		X 0-0 G3 ②		BBFSF1BX SAFE 3-2 1B 1-3 3-H 1B		CCFBFBX 2-2 G4-3 ②		4 0 0	2 0 0	2 0 0	1 0 0	0 0 0	0 0 0	0 0 0
Rick Wilkins, L (1, 2) OBP: 0.345, SLG: 0.412		BBBFB 4-1 FC6-4 1-2 BB		CBX 1-1 G4-3 ③		1BX SAFE 1-0 1B 1-2 3-H 1B		SX 0-1 1B		3	0	2	1	1	0	0
Fernando Ramsey, R (1, 8) Steve Buechele, R (6, PH) OBP: 0.336, SLG: 0.374 Dwight Smith, L (6, PR) OBP: 0.322, SLG: 0.411 (6, 8)		FCBX 1-2 FC6-4 FC6-4 ① 1-2f 2-3 3-H			CSFS 0-3 K ①	BBX 2-0 FC6-4 1-2 2-H 1B		BX 1-0 G3 ③		2 1 1	0 0 0	0 1 0	1 1 0	0 0 0	1 0 0	2 0 1
Mike Morgan, R (1, 1) OBP: 0.125, SLG: 0.101 Kal Daniels, L (6, PH) OBP: 0.315, SLG: 0.377 Jeff Robinson, R (6, 1) Doug Strange, S (8, 4) OBP: 0.269, SLG: 0.229		C1SBP1SBX 3-1 FC6-4 ② 1-2f 3-H			FCBBFX 2-2 P6 ②	X 0-0 FC6-4 ③ 1-2f			CFBX 0-2 G4-3 HR 1B	2 1 0 1	0 0 0 1	0 0 0 1	1 0 0 1	0 0 0 0	0 0 0 0	1 2 0 0
Inning Stats	R: 0 H: 0 E: 0 LOB: 1 K: 2 BB: 1 S: 10 P: 20	R: 2 H: 2 E: 0 LOB: 1 K: 0 BB: 1 S: 12 P: 23	R: 0 H: 0 E: 0 LOB: 0 K: 0 BB: 0 S: 5 P: 7	R: 0 H: 0 E: 0 LOB: 0 K: 0 BB: 0 S: 4 P: 5	R: 0 H: 0 E: 0 LOB: 0 K: 1 BB: 0 S: 11 P: 14	R: 3 H: 5 E: 0 LOB: 2 K: 0 BB: 0 S: 19 P: 33	R: 0 H: 1 E: 0 LOB: 1 K: 1 BB: 1 S: 8 P: 15	R: 0 H: 1 E: 0 LOB: 1 K: 0 BB: 0 S: 9 P: 12	R: 2 H: 2 E: 0 LOB: 0 K: 0 BB: 0 S: 14 P: 20	1B: 9 SF: 0 2B: 1 SAC: 0 3B: 0 DP: 1 HR: 1 HBP: 0						WP: 0 PA: 40 PB: 0 SB: 0 CS: 0

TOP

Chicago Cubs @ New York Mets

Shea Stadium, Flushing, NY

Tue Sep 22 1992, 7:05 PM EDT

Att. 8,509 - Cloudy - 76 F

livebaseballscorecards.com

AB	37
R	7
H	11
RBI	7
BB	3
SO	4
LOB	14

PITCHER		IP	WLS	BF	H	R	ER	SO	BB	IBB	HBP	BLK	WP	HR	S	P	ERA	WHIP
Pete Schourek, L ERA: 3.57	(1, 1)	5.2		26	7	5	5	3	2	0	0	0	0	0	60	101	7.94	1.588
Mark Dewey, R ERA: 3.26	(6, 1)	1.1		5	1	0	0	1	1	0	0	0	0	0	9	16	0.00	1.500
Lee Guetterman, L ERA: 7.1	(8, 1)	1.0	W	4	1	0	0	0	0	0	0	0	0	0	9	12	0.00	1.000
Anthony Young, R ERA: 4.19	(9, 1)	1.0	S	5	2	2	2	0	0	0	0	0	0	1	14	20	18.00	2.000

PITCHER	IP	WLS	BF	H	R	ER	SO	BB	IBB	HBP	BLK	WP	HR	S	P	ERA	WHIP

BOTTOM

Batter	1	2	3	4	5	6	7	8	9	AB	R	H	RBI	BB	SO	LOB
Pat Howell, S (1, 8) OBP: 0.210, SLG: 0.200	X 0-0 ① B2-3		F F X 0-2 ① G3-1		X 0-0 ① P5		X 0-0 ② L3	I I 4-0 IBB		4	0	0	0	0	0	0
Kevin Bass, S (8, PH) OBP: 0.311, SLG: 0.427										0	0	0	0	1	0	0
Dave Gallagher, R (8, PR) OBP: 0.297, SLG: 0.309 (9, 9)										0	0	0	0	0	0	0
Chris Donnels, L (1, 5) OBP: 0.271, SLG: 0.204	B B B F S 2-3 ② K		B C C B S 2-3 ② K		C B C X 1-2 ② G1-3		B S X 1-1 ③ G6-3	C X 0-1 ③ G4-3		4	0	0	0	0	2	0
Lee Guetterman, L (8, 1)										0	0	0	0	0	0	0
Mackey Sasser, L (8, PH) OBP: 0.250, SLG: 0.318										1	0	0	0	0	0	3
Anthony Young, R (9, 1) OBP: 0.143, SLG: 0.111										0	0	0	0	0	0	0
Daryl Boston, L (1, 7) OBP: 0.317, SLG: 0.414	B B C F B X 3-2 ③ F8		B F B S T F F X 2-2 ③ G6-3		C B C B X 2-2 1B			X 0-0 ① P3		4	0	1	0	0	0	0
Eddie Murray, S (1, 3) OBP: 0.334, SLG: 0.423		F B X 1-1 HR 1B		B B B B 4-0 2B HR BB	1 SAFE X 0-0 ③ F7			B S B B B 4-1 WP 1B 1B BB		2	2	1	0	2	0	1
Vince Coleman, S (8, PR) OBP: 0.351, SLG: 0.353										0	1	0	0	0	0	0
Bill Pecota, R (9, 4) OBP: 0.304, SLG: 0.314										0	0	0	0	0	0	0
Jeff McKnight, S (1, 4) OBP: 0.304, SLG: 0.463 (9, 3)		C B X 1-1 1-H HR		C B B X 2-1 ① L7		B B F C F X 2-2 ① G4-3		B 1 SAFE 1 SAFE X 1-0 WP 1-2 1B 1B		4	2	2	2	0	0	1
Todd Hundley, S (1, 2) OBP: 0.260, SLG: 0.330	C B B B X 3-1 1B 1B			B 1 SAFE X 1-0 1-3 HR 2B		B F B B X 3-1 S 1B		B I I 4-0 1B 1-2 2-3 1B IBB		3	2	3	0	1	0	0
Ryan Thompson, R (1, 9) OBP: 0.216, SLG: 0.314 (9, 8)	B B C X 2-1 ① P3			B F B B X 3-1 2-H 3-H HR		C S X 0-2 ② F7		B C F S 1-3 ② K		4	1	1	3	0	1	5
Dick Schofield, R (1, 6) OBP: 0.313, SLG: 0.285	B B F 1 SAFE 1 SAFE X 2-1 ② FC6 1-2 1B			F X 0-1 ② L9		B C B F B S 3-3 ③ K 1-2		B X 1-0 1B 1-2 2-H 3-H 1B		4	0	2	2	0	1	1
Pete Schourek, L (1, 1) OBP: 0.053, SLG: 0.054	X 0-0 ③ FC6 1-2f			B X 1-0 ③ G5-3			C C B B S 2-3 ① K	B X 1-0 1-2 1-3 2-H 1B		2	0	0	0	0	0	1
Mark Dewey, R (6, 1)										0	0	0	0	0	0	0
Chico Walker, S (7, PH) OBP: 0.368, SLG: 0.422 (8, 5)										2	0	1	1	0	1	0
Inning Stats	R: 0 E: 0 S: 7 H: 0 LOB: 0 P: 12	R: 2 E: 0 K: 0 S: 11 H: 4 LOB: 1 BB: 0 P: 20	R: 0 E: 0 K: 1 S: 12 H: 0 LOB: 0 BB: 0 P: 16	R: 3 E: 0 K: 0 S: 8 H: 2 LOB: 0 BB: 1 P: 19	R: 0 E: 0 K: 0 S: 8 H: 1 LOB: 1 BB: 0 P: 11	R: 0 E: 0 K: 1 S: 12 H: 1 LOB: 1 BB: 0 P: 20	R: 0 E: 0 K: 1 S: 6 H: 0 LOB: 0 BB: 0 P: 9	R: 3 E: 0 K: 1 S: 10 H: 3 LOB: 3 BB: 3 P: 26		1B: 8 2B: 1 3B: 0 HR: 2	SF: 0 SAC: 0 DP: 0 HBP: 0						

PITCHER		IP	WLS	BF	H	R	ER	SO	BB	IBB	HBP	BLK	WP	HR	S	P	ERA	WHIP
Mike Morgan, R ERA: 2.65	(1, 1)	5.0		22	7	5	5	2	1	0	0	0	0	2	46	78	9.00	1.600
Jeff Robinson, R ERA: 3.13	(6, 1)	2.0		7	1	0	0	2	0	0	0	0	0	0	18	29	0.00	0.500
Paul Assenmacher, L ERA: 4.18	(8, 1)	0.2	L	7	3	3	3	1	1	1	0	0	1	0	8	20	40.50	6.000
Heathcliff Slocumb, R ERA: 5.61	(8, 1)	0.1		2	0	0	0	0	0	1	0	0	0	0	2	6	0.00	0.000

PITCHER	IP	WLS	BF	H	R	ER	SO	BB	IBB	HBP	BLK	WP	HR	S	P	ERA	WHIP

Chicago Cubs @ New York Mets

Shea Stadium, Flushing, NY

Tue Sep 22 1992, 7:05 PM EDT

Att. 8,509 - Cloudy - 76 F

livebaseballscorecards.com

AB	34
R	8
H	11
RBI	8
BB	4
SO	5
LOB	12

1B: 8 SF: 0
2B: 1 SAC: 0
3B: 0 DP: 0
HR: 2 HBP: 0

WP: 1 PA: 38
PB: 0
SB: 1
CS: 0

Batter	1	2	3	4	5	6	7	8	9	AB	R	H	RBI	BB	SO	LOB
Pat Howell, S (1, 8) OBP: 0.215, SLG: 0.206	F X 0-1 E S SF7 1B		B F X 1-1 ① G6-3			M X 0-1 ① G4-3			C B S X 1-2 E WP 1B	3	1	1	0	0	0	0
Vince Coleman, S (9, PH) OBP: 0.353, SLG: 0.356										1	1	1	0	0	0	0
Dave Gallagher, R (9, 9) OBP: 0.297, SLG: 0.309										0	0	0	0	0	0	0
Chris Donnels, L (1, 5) OBP: 0.273, SLG: 0.200	B 1 SAFE B B C B 4-1 1-3 FC5-4 BB		B S C B X 2-2 ② G1-3			F F B B C 2-3 ② K			1 SAFE B 1 SAFE 1 SAFE 1 X 1-0 ① P2 1-3	2	0	0	0	1	1	0
Mackey Sasser, L (9, PH) OBP: 0.248, SLG: 0.315										1	0	0	0	0	0	1
Jeff Kent, R (9, 4) OBP: 0.308, SLG: 0.417										0	0	0	0	0	0	0
Daryl Boston, L (1, 7) OBP: 0.319, SLG: 0.412	C F F 1 SAFE B X 1-2 ① SF7 3-H		B X 1-0 ③ G3			B F B B B B 4-1 CS BB			S B B B B 4-1 WP S 1B BB	1	1	0	1	2	0	0
Eddie Murray, S (1, 3) OBP: 0.334, SLG: 0.421	B F S F X 1-2 ② FC5-4 1B 1-2f			X 0-0 ① G1-3		S B B B 1 SAFE 1 SAFE P 3-1 ③ CS 1-2	X 0-0 ① G4-3		B S C B B I 4-2 1B WP 1-2 IBB	3	0	0	0	1	0	1
Jeff McKnight, S (1, 4) OBP: 0.317, SLG: 0.466	C X 0-1 FC6-4 1-2 1B			F B B X 2-1 ② P5			B X 1-0 ② P8		B B F F X 2-2 CS 1-3 2-H 3-H 1B	4	0	2	1	0	0	0
Bill Pecota, R (9, PR) (9, 5)										0	0	0	0	0	0	0
Ryan Thompson, R (1, 9) OBP: 0.205, SLG: 0.297	C X 0-1 ③ FC6-4 1-2f			F B S B S 2-3 ③ K			F S B C 1-3 ③ K		F S B S 1-3 ② ③ K 1-2	4	0	0	0	0	3	4
(9, 8)																
Charlie O'Brien, R (1, 2) OBP: 0.287, SLG: 0.318		B X 1-0 ① G5-3			B F B F F F B F F F 3-3 F C ① K			B B S X 2-1 ① F8		3	0	0	0	0	1	0
Dick Schofield, R (1, 6) OBP: 0.311, SLG: 0.283		B B X 2-0 ② G5-3			B S X 1-1 ② P2			C C B S 1-3 ② K		3	0	0	0	0	1	0
Dwight Gooden, R (1, 1) OBP: 0.269, SLG: 0.358		F S F B S 1-3 ③ K			S C F F F S 0-3 ③ K			F B F B S 2-3 ③ K		3	0	0	0	0	3	0
Inning Stats	R: 1 H: 2 E: 0 LOB: 2 K: 0 BB: 1 S: 15 P: 21	R: 0 H: 0 E: 0 LOB: 0 K: 1 BB: 0 S: 6 P: 10	R: 0 H: 0 E: 0 LOB: 0 K: 0 BB: 0 S: 6 P: 10	R: 0 H: 0 E: 0 LOB: 0 K: 1 BB: 0 S: 6 P: 10	R: 0 H: 0 E: 0 LOB: 0 K: 2 BB: 0 S: 16 P: 20	R: 0 H: 0 E: 0 LOB: 0 K: 1 BB: 1 S: 8 P: 16	R: 0 H: 0 E: 0 LOB: 0 K: 1 BB: 0 S: 5 P: 7	R: 0 H: 0 E: 0 LOB: 0 K: 2 BB: 0 S: 8 P: 13	R: 2 H: 2 E: 1 LOB: 2 K: 1 BB: 2 S: 13 P: 26	1B: 4 SF: 1 2B: 1 SAC: 0 3B: 0 DP: 1 HR: 0 HBP: 0						

TOP

New York Mets @ St. Louis Cardinals

Busch Stadium, St. Louis, MO

Wed Sep 23 1992, 7:05 PM CDT

Att. 15,983 - Sunny - 69 F

livebaseballscorecards.com

AB	28
R	3
H	4
RBI	2
BB	4
SO	9
LOB	6

WP: 1 PA: 34
PB: 0
SB: 2
CS: 2

PITCHER		IP	WLS	BF	H	R	ER	SO	BB	IBB	HBP	BLK	WP	HR	S	P	ERA	WHIP
Omar Olivares, R ERA: 4.0	(1, 1)	8.0		27	2	1	1	8	2	0	0	0	0	0	70	107	1.12	0.500
Lee Smith, R ERA: 3.29	(9, 1)	0.1	L	5	2	2	2	0	1	1	0	0	1	0	10	22	54.00	9.000
Cris Carpenter, R ERA: 3.07	(9, 1)	0.2		1	0	0	0	1	0	0	0	0	0	0	3	4	0.00	0.000

PITCHER	IP	WLS	BF	H	R	ER	SO	BB	IBB	HBP	BLK	WP	HR	S	P	ERA	WHIP

Batter	1	2	3	4	5	6	7	8	9	AB	R	H	RBI	BB	SO	LOB
Bernard Gilkey, R (1, 7) OBP: 0.366, SLG: 0.427	X 0-0 G5-3 ①			C B X 1-1 G5-3 ①		X 0-0 F7 ③			F X 0-1 G1-3 E 2B	4	1	1	0	0	0	0
Ozzie Smith, S (1, 6) OBP: 0.367, SLG: 0.345	B C C X 1-2 G6-3 ②			X 0-0 1B			B B X 2-0 P9 ①		C F B X 1-2 G1-3 ① 2-3	4	0	1	0	0	0	1
Ray Lankford, L (1, 8) OBP: 0.373, SLG: 0.485	B B B X 3-0 F8 ③			1 SAFE B X 1-0 L8 ②			C B C B X 2-2 HR		C B X 1-1 E6 G6-3 3-H 1B	4	1	2	2	0	0	1
Felix Jose, S (1, 9) OBP: 0.341, SLG: 0.439		B X 1-0 L6 ①		1 SAFE B 1 SAFE C 1 SAFE 1 SAFE X 1-1 G1-3 ③			B B C X 2-1 F8 ②		F C B X 1-2 G6-3 ② 2-3	4	0	0	0	0	0	2
Rod Brewer, L (1, 3) OBP: 0.373, SLG: 0.362 Chuck Carr, S (9, PR) OBP: 0.325, SLG: 0.333		C X 0-1 F8 ②			F C X 0-2 G4-6-3 1B		B B X 2-0 L3 ③		B B B C B F F B 4-2 BB	3 0	0 0	1 0	0 0	1 0	0 0	0 0
Tracy Woodson, R (1, 5) OBP: 0.337, SLG: 0.416		C S C 0-3 K ③			F X 0-1 ① ② G4-6-3 1-2f			X 0-0 L9 ①	B B B C X 3-1 G6-3 ③	4	0	0	0	0	1	3
Geronimo Pena, S (1, 4) OBP: 0.396, SLG: 0.506			B B B C C C X 3-2 G4-3 ①		C F X 0-2 P6 ③			C C X 0-2 G2-3 1B		3	0	1	0	0	0	0
Rich Gedman, L (1, 2) OBP: 0.278, SLG: 0.266			B C C C T B F S 2-3 K ②			C C B S 1-3 K ①		1 SAFE 1 SAFE S P P X 2-1 G2-3 ② 1-2		3	0	0	0	0	2	1
Omar Olivares, R (1, 1) OBP: 0.262, SLG: 0.313 Gerald Perry, L (8, PH) OBP: 0.310, SLG: 0.314 Lee Smith, R (9, 1) Cris Carpenter, R (9, 1) OBP: 0.333, SLG: 0.333			F S S 0-3 K ③			C F B B F F B X 3-2 G6-3 ②		C S S 0-3 K ③		2 1 0 0	0 0 0 0	0 0 0 0	0 0 0 0	1 1 0 0	0 1 0 0	0 1 0 0
Inning Stats	R: 0 E: 0 K: 0 S: 5 H: 0 LOB: 0 BB: 0 P: 9	R: 0 E: 0 K: 1 S: 6 H: 0 LOB: 0 BB: 0 P: 7	R: 0 E: 0 K: 2 S: 11 H: 0 LOB: 0 BB: 0 P: 16	R: 0 E: 0 K: 0 S: 6 H: 1 LOB: 1 BB: 0 P: 9	R: 0 E: 0 K: 0 S: 8 H: 1 LOB: 0 BB: 0 P: 8	R: 0 E: 0 K: 1 S: 8 H: 0 LOB: 0 BB: 0 P: 12	R: 1 E: 0 K: 0 S: 7 H: 1 LOB: 0 BB: 0 P: 15	R: 0 E: 0 K: 1 S: 11 H: 1 LOB: 1 BB: 0 P: 11	R: 1 E: 1 K: 0 S: 15 H: 2 LOB: 2 BB: 1 P: 25	1B: 4 2B: 1 3B: 0 HR: 1	SF: 0 SAC: 0 DP: 1 HBP: 0			WP: 0 PB: 0 SB: 0 CS: 0	PA: 33		

PITCHER	IP	WLS	BF	H	R	ER	SO	BB	IBB	HBP	BLK	WP	HR	S	P	ERA	WHIP
Dwight Gooden, R (1, 1) ERA: 3.71	9.0	W	33	6	2	2	5	1	0	0	0	0	1	77	112	2.00	0.778

PITCHER	IP	WLS	BF	H	R	ER	SO	BB	IBB	HBP	BLK	WP	HR	S	P	ERA	WHIP

BOTTOM

New York Mets @ St. Louis Cardinals

Busch Stadium, St. Louis, MO

Wed Sep 23 1992, 7:05 PM CDT
Att. 15,983 - Sunny - 69 F

livebaseballscorecards.com

AB	32
R	2
H	6
RBI	2
BB	1
SO	5
LOB	9

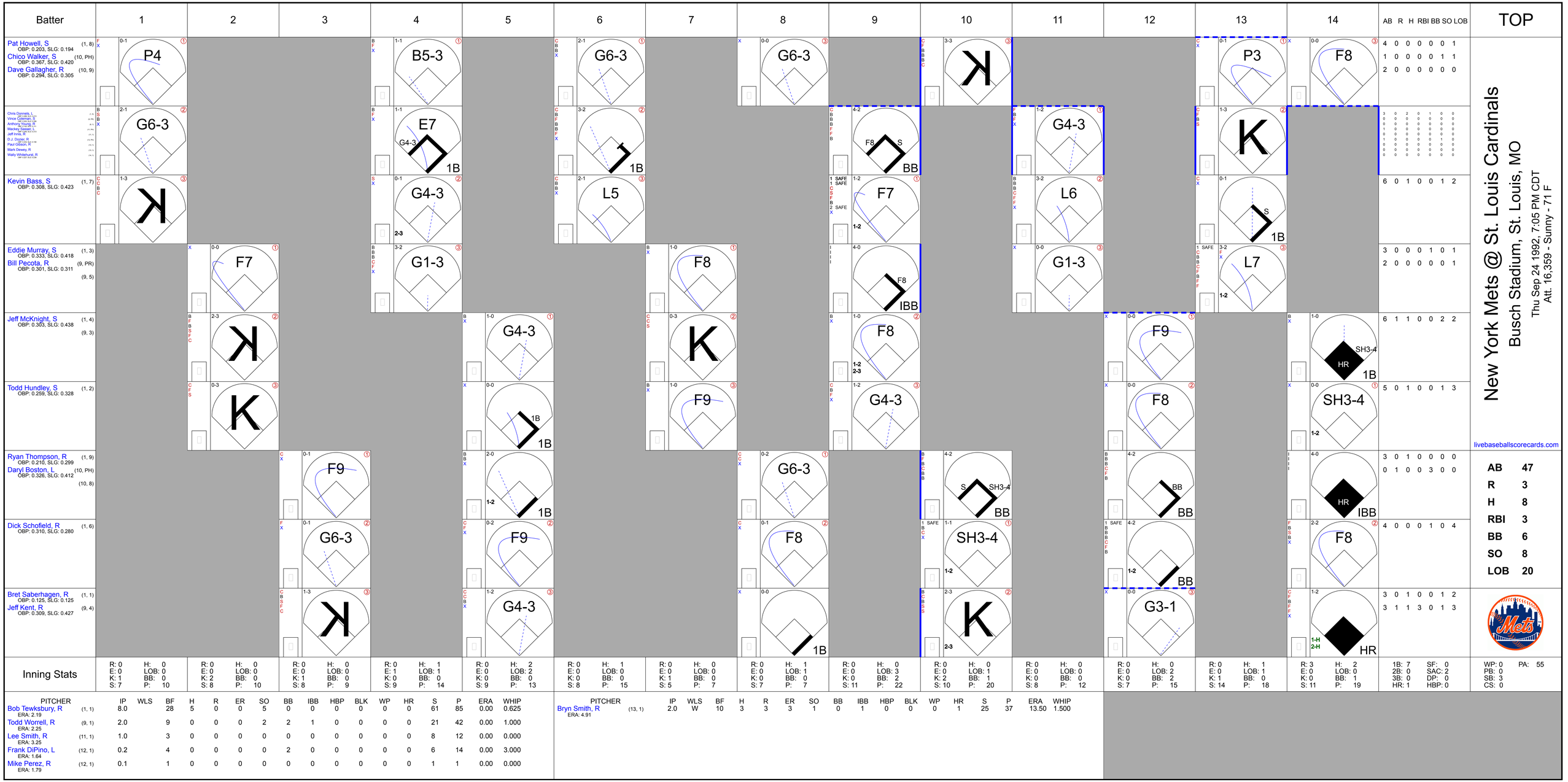
Batter
1
2
3
4
5
6
7
8
9
10
11
12
13
14
AB R H RBI BB SO LOB
TOP
Pat Howell, S (1, 8)
OBP: 0.203, SLG: 0.194
Chico Walker, S (10, PH)
OBP: 0.367, SLG: 0.420
Dave Gallagher, R (10, 9)
OBP: 0.294, SLG: 0.305
P4
B5-3
G6-3
G6-3
P3
F8
4 0 0 0 0 0 1
1 0 0 0 0 1 1
2 0 0 0 0 0 0
Chris Donnels, L
Vince Coleman, SS
Anthony Young, R
Mackey Sasser, 1
Jeff Innis, R
D.J. Dozier, R
Paul Gibson, R
Mark Dewey, R
Wally Whitehurst, R
G6-3
E7
G4-3
1B
G6-3
1B
F8
S
BB
G4-3
K
K
3 0 2 0 1 0 0
0 0 0 0 0 0 0
0 0 0 0 0 0 0
1 0 0 0 0 0 0
0 0 0 0 0 0 0
1 0 0 0 0 1 0
0 0 0 0 0 0 0
0 0 0 0 0 0 0
0 0 0 0 0 0 0
Kevin Bass, S (1, 7)
OBP: 0.308, SLG: 0.423
K
G4-3
2-3
L5
F7
1-2
L6
S
1B
6 0 1 0 0 1 2
Eddie Murray, S (1, 3)
OBP: 0.333, SLG: 0.418
Bill Pecota, R (9, PR)
OBP: 0.301, SLG: 0.311
(9, 5)
F7
G1-3
F8
IBB
G1-3
L7
1-2
3 0 0 0 1 0 1
2 0 0 0 0 0 1
Jeff McKnight, S (1, 4)
OBP: 0.303, SLG: 0.438
(9, 3)
K
G4-3
1B
F8
1-2
2-3
F9
SH3-4
HR
1B
6 1 1 0 0 2 2
Todd Hundley, S (1, 2)
OBP: 0.259, SLG: 0.328
K
F9
1B
1B
G4-3
F8
SH3-4
1-2
5 0 1 0 0 1 3
livebaseballscorecards.com
Ryan Thompson, R (1, 9)
OBP: 0.210, SLG: 0.299
Daryl Boston, L (10, PH)
OBP: 0.326, SLG: 0.412
(10, 8)
F9
1B
G6-3
S
SH3-4
BB
BB
HR
IBB
3 0 1 0 0 0 0
0 1 0 0 3 0 0
Dick Schofield, R (1, 6)
OBP: 0.310, SLG: 0.280
G6-3
F9
F8
SH3-4
1-2
BB
F8
4 0 0 0 1 0 4
Bret Saberhagen, R (1, 1)
OBP: 0.125, SLG: 0.125
Jeff Kent, R (9, 4)
OBP: 0.309, SLG: 0.427
K
G4-3
1B
K
G3-1
HR
3 0 1 0 0 1 2
3 1 1 3 0 1 3
AB 47
R 3
H 8
RBI 3
BB 6
SO 8
LOB 20
Inning Stats
1: R: 0 E: 0 K: 1 S: 7 | H: 0 LOB: 0 BB: 0 P: 10
2: R: 0 E: 0 K: 2 S: 8 | H: 0 LOB: 0 BB: 0 P: 10
3: R: 0 E: 0 K: 1 S: 8 | H: 0 LOB: 0 BB: 0 P: 9
4: R: 0 E: 1 K: 0 S: 9 | H: 1 LOB: 1 BB: 0 P: 14
5: R: 0 E: 0 K: 0 S: 9 | H: 2 LOB: 2 BB: 0 P: 13
6: R: 0 E: 0 K: 0 S: 8 | H: 1 LOB: 0 BB: 0 P: 15
7: R: 0 E: 0 K: 1 S: 5 | H: 0 LOB: 0 BB: 0 P: 7
8: R: 0 E: 0 K: 0 S: 7 | H: 1 LOB: 1 BB: 0 P: 7
9: R: 0 E: 0 K: 0 S: 11 | H: 0 LOB: 3 BB: 2 P: 22
10: R: 0 E: 0 K: 2 S: 10 | H: 0 LOB: 1 BB: 1 P: 20
11: R: 0 E: 0 K: 0 S: 8 | H: 0 LOB: 0 BB: 0 P: 12
12: R: 0 E: 0 K: 0 S: 7 | H: 0 LOB: 2 BB: 2 P: 15
13: R: 0 E: 0 K: 1 S: 14 | H: 1 LOB: 1 BB: 0 P: 18
14: R: 3 E: 0 K: 0 S: 11 | H: 2 LOB: 0 BB: 1 P: 19
1B: 7 2B: 0 3B: 0 HR: 1
SF: 0 SAC: 2 DP: 0 HBP: 0
WP: 0 PB: 0 SB: 3 CS: 0
PA: 55
PITCHER IP WLS BF H R ER SO BB IBB HBP BLK WP HR S P ERA WHIP
Bob Tewksbury, R (1, 1) ERA: 2.19 8.0 28 5 0 0 5 0 0 0 0 0 0 61 85 0.00 0.625
Todd Worrell, R (9, 1) ERA: 2.25 2.0 9 0 0 0 2 2 1 0 0 0 0 21 42 0.00 1.000
Lee Smith, R (11, 1) ERA: 3.25 1.0 3 0 0 0 0 0 0 0 0 0 0 8 12 0.00 0.000
Frank DiPino, L (12, 1) ERA: 1.64 0.2 4 0 0 0 0 2 0 0 0 0 0 6 14 0.00 3.000
Mike Perez, R (12, 1) ERA: 1.79 0.1 1 0 0 0 0 0 0 0 0 0 0 1 1 0.00 0.000
PITCHER IP WLS BF H R ER SO BB IBB HBP BLK WP HR S P ERA WHIP
Bryn Smith, R (13, 1) ERA: 4.91 2.0 W 10 3 3 3 1 0 1 0 0 0 1 25 37 13.50 1.500
New York Mets @ St. Louis Cardinals
Busch Stadium, St. Louis, MO
Thu Sep 24 1992, 7:05 PM CDT
Att. 16,359 - Sunny - 71 F

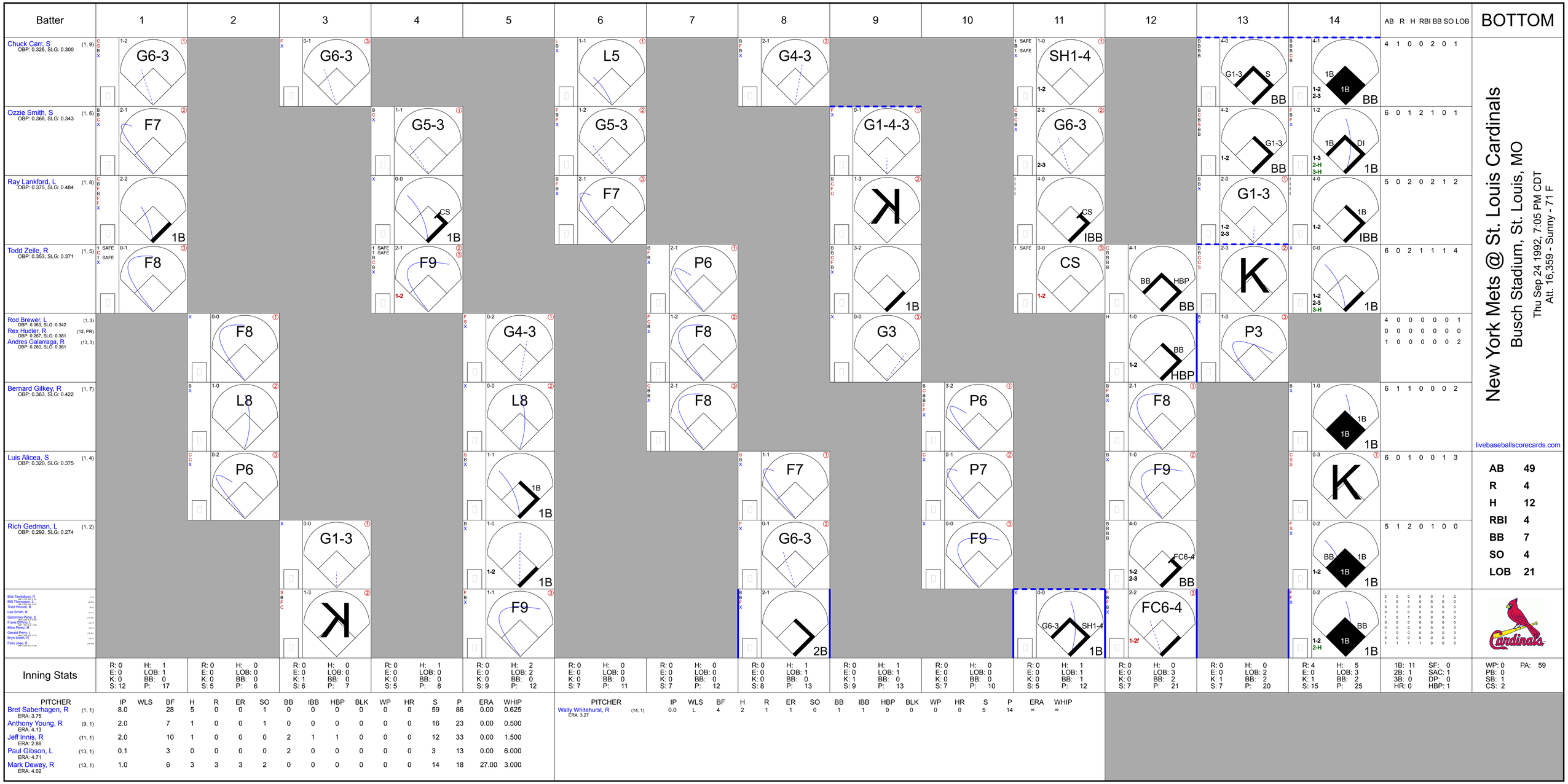
Batter
1
2
3
4
5
6
7
8
9
10
11
12
13
14
AB R H RBI BB SO LOB
BOTTOM
Chuck Carr, S (1, 9) OBP: 0.326, SLG: 0.300
G6-3
F7
1B
G6-3
G5-3
CS 1B
F8
L5
G5-3
F7
G4-3
G1-4-3
K
1B
SH1-4
G6-3
IBB
CS
1-2
BB HBP BB
G1-3
S BB
G1-3
BB
1B 1B BB
4 1 0 0 2 0 1
Ozzie Smith, S (1, 6) OBP: 0.366, SLG: 0.343
Ray Lankford, L (1, 8) OBP: 0.375, SLG: 0.484
Todd Zeile, R (1, 5) OBP: 0.353, SLG: 0.371
F8
F9
P6
P6
P7
F9
P9
K
P3
K
1B
6 0 1 2 1 0 1
5 0 2 0 2 1 2
6 0 2 1 1 1 4
Rod Brewer, L (1, 3) OBP: 0.363, SLG: 0.342
Rex Hudler, R (12, PR) OBP: 0.267, SLG: 0.381
Andres Galarraga, R (13, 3) OBP: 0.280, SLG: 0.381
F8
G4-3
G3
P3
4 0 0 0 0 0 1
0 0 0 0 0 0 0
1 0 0 0 0 0 2
Bernard Gilkey, R (1, 7) OBP: 0.363, SLG: 0.422
L8
L8
F8
P6
F8
1B
6 1 1 0 0 0 2
Luis Alicea, S (1, 4) OBP: 0.320, SLG: 0.375
P6
1B
F7
P7
F9
K
6 0 1 0 0 1 3
Rich Gedman, L (1, 2) OBP: 0.292, SLG: 0.274
G1-3
1B
G6-3
F9
FC6-4
BB 1B 1B
5 1 2 0 1 0 0
Bob Tewksbury, R
Milt Thompson, L
Todd Worrell, R
Lee Smith, R
Geronimo Pena, S
Frank DiPino, L
Mike Perez, R
Gerald Perry, L
Bryn Smith, R
Felix Jose, S
K
F9
2B
G6-3 SH1-4 1B
FC6-4
BB
1B 1B
2 0 0 0 0 1 2
1 0 1 0 0 0 0
0 0 0 0 0 0 0
1 0 1 0 0 0 0
0 0 0 0 0 0 0
0 0 0 0 0 0 0
1 0 0 0 0 0 3
1 1 1 1 0 0 0
Inning Stats
R: 0 E: 0 K: 0 S: 12 H: 1 LOB: 1 BB: 0 P: 17
R: 0 E: 0 K: 0 S: 5 H: 0 LOB: 0 BB: 0 P: 6
R: 0 E: 0 K: 1 S: 6 H: 0 LOB: 0 BB: 0 P: 7
R: 0 E: 0 K: 0 S: 5 H: 1 LOB: 0 BB: 0 P: 8
R: 0 E: 0 K: 0 S: 9 H: 2 LOB: 2 BB: 0 P: 12
R: 0 E: 0 K: 0 S: 7 H: 0 LOB: 0 BB: 0 P: 11
R: 0 E: 0 K: 0 S: 7 H: 0 LOB: 0 BB: 0 P: 12
R: 0 E: 0 K: 0 S: 8 H: 1 LOB: 1 BB: 0 P: 13
R: 0 E: 0 K: 1 S: 9 H: 1 LOB: 1 BB: 0 P: 13
R: 0 E: 0 K: 0 S: 7 H: 0 LOB: 0 BB: 0 P: 10
R: 0 E: 0 K: 0 S: 5 H: 1 LOB: 1 BB: 1 P: 12
R: 0 E: 0 K: 0 S: 7 H: 0 LOB: 3 BB: 2 P: 21
R: 0 E: 0 K: 1 S: 7 H: 0 LOB: 2 BB: 2 P: 20
R: 4 E: 0 K: 1 S: 15 H: 5 LOB: 3 BB: 2 P: 25
1B: 11 2B: 1 3B: 0 HR: 0 SF: 0 SAC: 1 DP: 0 HBP: 1
WP: 0 PB: 0 SB: 1 CS: 2 PA: 59
PITCHER IP WLS BF H R ER SO BB IBB HBP BLK WP HR S P ERA WHIP
Bret Saberhagen, R (1, 1) ERA: 3.75 8.0 28 5 0 0 1 0 0 0 0 0 0 59 86 0.00 0.625
Anthony Young, R (9, 1) ERA: 4.13 2.0 7 1 0 0 1 0 0 0 0 0 0 16 23 0.00 0.500
Jeff Innis, R (11, 1) ERA: 2.88 2.0 10 1 0 0 0 2 1 1 0 0 0 12 33 0.00 1.500
Paul Gibson, L (13, 1) ERA: 4.71 0.1 3 0 0 0 0 2 0 0 0 0 0 3 13 0.00 6.000
Mark Dewey, R (13, 1) ERA: 4.02 1.0 6 3 3 3 2 0 0 0 0 0 0 14 18 27.00 3.000
PITCHER IP WLS BF H R ER SO BB IBB HBP BLK WP HR S P ERA WHIP
Wally Whitehurst, R (14, 1) ERA: 3.27 0.0 L 4 2 1 1 0 1 1 0 0 0 0 5 14 ∞ ∞
New York Mets @ St. Louis Cardinals
Busch Stadium, St. Louis, MO
Thu Sep 24 1992, 7:05 PM CDT
Att. 16,359 - Sunny - 71 F
livebaseballscorecards.com
AB 49
R 4
H 12
RBI 4
BB 7
SO 4
LOB 21
Cardinals

Batter	1	2	3	4	5	6	7	8	9	AB	R	H	RBI	BB	SO	LOB
Ryan Thompson, R (1, 8) OBP: 0.209, SLG: 0.305	G6-3 2B		F9		F8		G1-3		K	5	0	1	0	0	1	2
Dave Gallagher, R (1, 9) OBP: 0.298, SLG: 0.310	G6-3		G5-4-3 1B			WP 1B 1B		L4		4	1	2	0	0	0	1
Chico Walker, S (1, 5) OBP: 0.361, SLG: 0.413	G6-3 2-3		1 SAFE 1 SAFE G5-4-3 1-2f			K		G4-3		4	0	0	0	0	1	3
Eddie Murray, S (1, 3) OBP: 0.336, SLG: 0.423 Bill Pecota, R (8, PR) OBP: 0.301, SLG: 0.311 (8, 3)	G6-3			2B		S E 1-H 1B		1B		4 0	0 0	3 0	1 0	0 0	0 0	1 0
Kevin Bass, S (1, 7) OBP: 0.305, SLG: 0.418		G5-3		G6-3		E5 S 1-2		G4-3		4	0	0	0	0	0	3
Jeff Kent, R (1, 4) OBP: 0.309, SLG: 0.430 Vince Coleman, S (9, PH) OBP: 0.352, SLG: 0.355		2B		G5-3		P1			F8	3 1	0 0	1 0	0 0	0 0	0 0	3 0
Todd Hundley, S (1, 2) OBP: 0.259, SLG: 0.327 D.J. Dozier, R (9, PR) OBP: 0.234, SLG: 0.190		K		L4		F8 1-2 2-3			S 2B 1B	4 0	0 1	1 0	0 0	0 0	1 0	4 0
Dick Schofield, R (1, 6) OBP: 0.310, SLG: 0.278 Mackey Sasser, L (9, PH) OBP: 0.245, SLG: 0.311		BB			G1-3		K		F8	2 1	0 0	0 0	0 0	1 0	1 0	0 1
Sid Fernandez, L (1, 1) OBP: 0.208, SLG: 0.250 Jeff McKnight, S (7, PH) OBP: 0.299, SLG: 0.431 Barry Jones, R (7, 1) Lee Guetterman, L (8, 1) Daryl Boston, L (9, PH) OBP: 0.328, SLG: 0.418		K			G4-3		K		1-H 2B	2 1 0 0 1	0 0 0 0 0	0 0 0 0 1	0 0 0 0 1	0 0 0 0 0	1 1 0 0 0	2 0 0 0 0
Inning Stats	R: 0 E: 0 K: 0 S: 8 H: 1 LOB: 1 BB: 0 P: 13	R: 0 E: 0 K: 2 S: 17 H: 1 LOB: 2 BB: 1 P: 28	R: 0 E: 0 K: 0 S: 10 H: 1 LOB: 0 BB: 0 P: 14	R: 0 E: 0 K: 0 S: 11 H: 1 LOB: 1 BB: 0 P: 15	R: 0 E: 0 K: 0 S: 5 H: 0 LOB: 0 BB: 0 P: 7	R: 1 E: 1 K: 1 S: 14 H: 2 LOB: 2 BB: 0 P: 18	R: 0 E: 0 K: 2 S: 7 H: 0 LOB: 0 BB: 0 P: 11	R: 0 E: 0 K: 0 S: 11 H: 1 LOB: 1 BB: 0 P: 21	R: 1 E: 0 K: 1 S: 8 H: 2 LOB: 2 BB: 0 P: 14	1B: 5 2B: 4 3B: 0 HR: 0 SF: 0 SAC: 0 DP: 1 HBP: 0						

PITCHER		IP	WLS	BF	H	R	ER	SO	BB	IBB	HBP	BLK	WP	HR	S	P	ERA	WHIP
Randy Tomlin, L ERA: 3.35	(1, 1)	7.0	W	28	6	1	1	5	1	0	0	0	1	0	72	106	1.29	1.000
Denny Neagle, L ERA: 4.34	(8, 1)	0.2		3	1	0	0	0	0	0	0	0	0	0	8	16	0.00	1.500
Danny Cox, R ERA: 4.58	(8, 1)	1.1	S	6	2	1	1	1	0	0	0	0	0	0	11	19	6.75	1.500

PITCHER	IP	WLS	BF	H	R	ER	SO	BB	IBB	HBP	BLK	WP	HR	S	P	ERA	WHIP

TOP

New York Mets @ Pittsburgh Pirates

Three Rivers Stadium, Pittsburgh, PA

Fri Sep 25 1992, 7:05 PM EDT

Att. 22,291 - Cloudy - 59 F

livebaseballscorecards.com

AB	36
R	2
H	9
RBI	2
BB	1
SO	6
LOB	20

1B: 5	SF: 0	WP: 1	PA: 37
2B: 4	SAC: 0	PB: 0	
3B: 0	DP: 1	SB: 3	
HR: 0	HBP: 0	CS: 0	

BOTTOM

Batter	1	2	3	4	5	6	7	8	9	AB	R	H	RBI	BB	SO	LOB
Gary Redus, R (1, 3) OBP: 0.318, SLG: 0.370	B B X 2-0 HR		C S B B X 2-2 ② G5-3		B B B B 4-0 1B BB		B C F X 1-2 G6-4-3 1B			2	1	1	1	1	0	0
Orlando Merced, S (7, PH) (8, 3) OBP: 0.330, SLG: 0.387										1	0	1	0	0	0	0
Jay Bell, R (1, 6) OBP: 0.326, SLG: 0.384	S X 0-1 ① F8		C F S 0-3 ③ K		B B B B C X 3-1 FC5 1-2 1B		F 1 SAFE C B X 1-2 ②③ G6-4-3 1-2f			4	0	1	0	0	1	1
Andy Van Slyke, L (1, 8) OBP: 0.382, SLG: 0.499	B C S S 1-3 ② K			S B S F F X 1-2 G4-3 PB 2B	B C F B F B S 3-3 ① K			B B F F X 2-2 ① G4-3		4	1	1	0	0	2	2
Barry Bonds, L (1, 7) OBP: 0.461, SLG: 0.619	C S B B F B F B 4-2 BB			C X 0-1 ① G4-3 2-3	X 0-0 ② F7			C B X 1-1 G4-6-3 1B		3	0	1	0	1	0	3
Jeff King, R (1, 5) OBP: 0.272, SLG: 0.370	X 0-0 ③ F7			B B B C X 3-1 2B SF8 1B 3-H	C X 0-1 ③ FC5 1-2f			C X 0-1 ②③ G4-6-3 1-2f		4	1	1	0	0	0	4
Lloyd McClendon, R (1, 9) OBP: 0.344, SLG: 0.331		B S F X 1-2 FC5-4 1B		B X 1-0 SF8 1-3 2B		C B C X 1-2 ① P6				3	0	2	0	0	0	0
Will Pennyfeather, R (9, 9) OBP: 0.167, SLG: 0.167										0	0	0	0	0	0	0
Don Slaught, R (1, 2) OBP: 0.382, SLG: 0.486		B B X 2-0 ① FC5-4 G6-3 1-2f		I I I 4-0 IBB		B S F B X 2-2 ② P3				2	0	0	0	1	0	1
Jose Lind, R (1, 4) OBP: 0.272, SLG: 0.270		C B C X 1-2 ②③ G6-3 1-2f		X 0-0 ② SF8 2-3 3-H		C F F C 0-3 ③ K				2	0	0	1	0	1	1
Randy Tomlin, L (1, 1) OBP: 0.167, SLG: 0.127			X 0-0 ① G6-3	B B C C C 2-3 ③ K			X 0-0 ① F8			2	0	0	0	0	1	2
Gary Varsho, L (7, PH) OBP: 0.259, SLG: 0.344										1	0	0	0	0	0	0
Denny Neagle, L (8, 1)										0	0	0	0	0	0	0
Danny Cox, R (8, 1) OBP: 0.071, SLG: 0.071										0	0	0	0	0	0	0
Inning Stats	R: 1 E: 0 K: 1 S: 11 H: 1 LOB: 1 BB: 1 P: 18	R: 0 E: 0 K: 0 S: 7 H: 1 LOB: 0 BB: 0 P: 11	R: 0 E: 0 K: 1 S: 7 H: 0 LOB: 0 BB: 0 P: 9	R: 2 E: 0 K: 1 S: 14 H: 3 LOB: 2 BB: 1 P: 25	R: 0 E: 0 K: 1 S: 9 H: 1 LOB: 2 BB: 1 P: 19	R: 0 E: 0 K: 1 S: 10 H: 0 LOB: 0 BB: 0 P: 13	R: 0 E: 0 K: 0 S: 7 H: 1 LOB: 0 BB: 0 P: 9	R: 0 E: 0 K: 0 S: 7 H: 1 LOB: 0 BB: 0 P: 10		1B: 5 2B: 2 3B: 0 HR: 1	SF: 1 SAC: 0 DP: 3 HBP: 0					

PITCHER		IP	WLS	BF	H	R	ER	SO	BB	IBB	HBP	BLK	WP	HR	S	P	ERA	WHIP
Sid Fernandez, L ERA: 2.76	(1, 1)	6.0	L	26	6	3	3	5	2	1	0	0	0	1	58	95	4.50	1.333
Barry Jones, R ERA: 5.94	(7, 1)	1.0		3	1	0	0	0	0	0	0	0	0	0	7	9	0.00	1.000
Lee Guetterman, L ERA: 6.99	(8, 1)	1.0		3	1	0	0	0	0	0	0	0	0	0	7	10	0.00	1.000

PITCHER	IP	WLS	BF	H	R	ER	SO	BB	IBB	HBP	BLK	WP	HR	S	P	ERA	WHIP

New York Mets @ Pittsburgh Pirates

Three Rivers Stadium, Pittsburgh, PA

Fri Sep 25 1992, 7:05 PM EDT
Att. 22,291 - Cloudy - 59 F

livebaseballscorecards.com

AB	28
R	3
H	8
RBI	2
BB	3
SO	5
LOB	14

WP: 0	PA: 32		
PB: 1			
SB: 0			
CS: 0			

New York Mets @ Pittsburgh Pirates

Three Rivers Stadium, Pittsburgh, PA

Sat Sep 26 1992, 3:33 AM EDT

Att. 25,886 - Cloudy - 79 F

livebaseballscorecards.com

TOP

Batter	1	2	3	4	5	6	7	8	9	AB	R	H	RBI	BB	SO	LOB
Vince Coleman, S (1, 7) OBP: 0.356, SLG: 0.359	B B B C F X 3-2 S 1B 1B		C F B B F X 2-2 ① P8		C X 0-1 G4-3 S 1B	B C S B B X 3-2 3-H 1B		F S S 0-3 ③ K		3	1	2	0	0	0	0
Ryan Thompson, R (5, 9) OBP: 0.216, SLG: 0.310										2	0	1	1	0	1	1
Chico Walker, S (1, 5) OBP: 0.362, SLG: 0.411	P C 1 SAFE B 1 B B 4-1 1B 1B 1-2 BB		C B S B X 2-2 ② G4-3		F F B S 1-3 ① K 1-2	C S 0-3 ③ K			S F B B X 2-2 ① F8	1	0	0	0	1	0	0
Jeff Kent, R (3, 5) OBP: 0.306, SLG: 0.425	SAFE									3	0	0	0	0	2	2
Daryl Boston, L (1, 8) OBP: 0.331, SLG: 0.424	B X 1-0 1B 1-2 2-H 1B		X 0-0 2B		B B F X 2-1 ② G4-3 2-3		B F S X 1-2 G1-3 2B		B S C B S 2-3 ② K	3	0	2	1	0	0	1
(4, 9)																
D.J. Dozier, R (5, 7) OBP: 0.245, SLG: 0.227										2	0	1	0	0	1	0
Eddie Murray, S (1, 3) OBP: 0.335, SLG: 0.421	B B B C C X 3-2 ① F7		B X 1-0 ③ G4-3		B B B B 4-0 HBP BB		C B F B F B X 3-2 ① F8		B F B X 2-1 ③ G4-3	2	0	0	0	0	0	3
Mackey Sasser, L (3, 3) OBP: 0.246, SLG: 0.306										2	0	0	0	1	0	1
Kevin Bass, S (1, 9) OBP: 0.306, SLG: 0.419	F B 1 SAFE X 1-1 G6-4-3 1-2 2-3 1B			B X 1-0 ① P7	C B C H 2-2 1-2 HBP		B S B X 2-1 ② G1-3 2-3			2	0	1	0	0	0	0
Pat Howell, S (4, 8) OBP: 0.211, SLG: 0.191										1	0	0	0	0	0	1
Jeff McKnight, S (1, 4) OBP: 0.282, SLG: 0.406	C B C B F X 2-2 ② ③ G6-4-3 1-2f			B X 1-0 ② F7	B B F X 2-1 ③ G3	X 0-0 ③ G4-3				4	0	0	0	0	0	7
Charlie O'Brien, R (1, 2) OBP: 0.289, SLG: 0.327		B X 1-0 ① G6-3		B B C F X 2-2 2B		X 0-0 G4-3 G3 1B 1B		F B B F X 2-2 ① G6-3		2	0	1	0	0	0	0
Todd Hundley, S (5, 2) OBP: 0.261, SLG: 0.328										2	1	1	0	0	0	0
Dick Schofield, R (1, 6) OBP: 0.311, SLG: 0.278		B B X 2-0 ② P6		B B B C B 4-1 BB		X 0-0 ① G3 1-2		B F B X 2-1 1B		1	0	0	0	1	0	0
Kevin Baez, R (5, 6) OBP: 0.200, SLG: 0.200										2	0	1	0	0	0	1
Eric Hillman, L (1, 1) OBP: 0.077, SLG: 0.077		B X 1-0 ③ G5-3		C S C 0-3 ③ K		C B B B S X 3-2 ② G4-3 2-3		B X 1-0 ② F9		0	0	0	0	0	0	0
Wally Whitehurst, R (1, 1) OBP: 0.217, SLG: 0.227										1	0	0	0	0	0	0
Paul Gibson, R (2, 1)										1	0	0	0	0	1	2
Chris Donnels, L (6, PH) OBP: 0.286, SLG: 0.211										1	0	0	0	0	0	1
Mark Dewey, R (6, 1)										0	0	0	0	0	0	0
Jeff Innis, R (7, 1)										0	0	0	0	0	0	0
Bill Pecota, R (8, PH) OBP: 0.300, SLG: 0.310										1	0	0	0	0	0	1
(8, 1)																
Inning Stats	R: 1 E: 0 K: 0 S: 16 H: 3 LOB: 2 BB: 1 P: 29	R: 0 E: 0 K: 0 S: 3 H: 0 LOB: 0 BB: 0 P: 7	R: 0 E: 0 K: 0 S: 9 H: 1 LOB: 1 BB: 0 P: 14	R: 0 E: 0 K: 1 S: 9 H: 1 LOB: 2 BB: 1 P: 17	R: 0 E: 0 K: 1 S: 11 H: 1 LOB: 3 BB: 1 P: 22	R: 1 E: 0 K: 1 S: 11 H: 2 LOB: 1 BB: 0 P: 17	R: 0 E: 0 K: 0 S: 10 H: 1 LOB: 1 BB: 0 P: 16	R: 0 E: 0 K: 1 S: 9 H: 1 LOB: 1 BB: 0 P: 14	R: 0 E: 0 K: 1 S: 8 H: 0 LOB: 0 BB: 0 P: 14	1B: 7 2B: 3 3B: 0 HR: 0 SF: 0 SAC: 0 DP: 1 HBP: 1						

AB	36
R	2
H	10
RBI	2
BB	3
SO	5
LOB	21

WP: 0 PB: 0 SB: 2 CS: 0 PA: 40

PITCHER		IP	W/L/S	BF	H	R	ER	SO	BB	IBB	HBP	BLK	WP	HR	S	P	ERA	WHIP
Bob Walk, R ERA: 3.26	(1, 1)	6.0	W	29	8	2	2	3	3	0	1	0	0	0	59	106	3.00	1.833
Paul Wagner, R ERA: 1.0	(7, 1)	2.0		8	2	0	0	1	0	0	0	0	0	0	19	30	0.00	1.000
Steve Cooke, L ERA: 3.92	(9, 1)	1.0		3	0	0	0	1	0	0	0	0	0	0	8	14	0.00	0.000

PITCHER	IP	W/L/S	BF	H	R	ER	SO	BB	IBB	HBP	BLK	WP	HR	S	P	ERA	WHIP

BOTTOM

New York Mets @ Pittsburgh Pirates

Three Rivers Stadium, Pittsburgh, PA

Sat Sep 26 1992, 3:33 AM EDT

Att. 25,886 - Cloudy - 79 F

livebaseballscorecards.com

Batter	1	2	3	4	5	6	7	8	9	AB	R	H	RBI	BB	SO	LOB
Gary Redus, R (1, 3) OBP: 0.324, SLG: 0.381	G5-3 F8	1B 1B		3B 1B		P8	2B			6	1	3	1	0	0	1
Jay Bell, R (1, 6) OBP: 0.328, SLG: 0.389	1B BB HR BB	E 3B FC4-6 1B		L8		1B 1B	K			3	2	2	1	1	0	1
Carlos Garcia, R (6, 6) OBP: 0.206, SLG: 0.242										2	1	1	0	0	1	1
Andy Van Slyke, L (1, 8) OBP: 0.384, SLG: 0.509	L4	E HR BB FC4-6		2B 3B		1B 1B		HR		5	4	3	2	1	0	3
Gary Varsho, L (9, 9) OBP: 0.259, SLG: 0.344										0	0	0	0	0	0	0
Barry Bonds, L (1, 7) OBP: 0.464, SLG: 0.630	1B HR BB	HR	2B BB	1B 2B		F9		L5		2	3	2	3	2	0	0
Will Pennyfeather, R (4, PR) OBP: 0.125, SLG: 0.125										2	1	0	0	0	0	2
(5, 7)																
(7, 9)																
(9, 8)																
Jeff King, R (1, 5) OBP: 0.276, SLG: 0.375	HR 1B	K	G5-3 FC5-2 2B	1B		1B		G5-3		4	1	3	2	0	1	0
Kevin Young, R (4, PR) OBP: 0.500, SLG: 0.500										2	0	1	1	0	0	0
(5, 5)																
Lloyd McClendon, R (1, 9) OBP: 0.347, SLG: 0.348	HR	2B 1B BB	G5-3	G4-3				G3		3	2	1	4	1	0	3
Al Martin, L (6, PH) OBP: 0.143, SLG: 0.143						1B				2	0	1	1	0	0	0
(7, 7)																
Don Slaught, R (1, 2) OBP: 0.387, SLG: 0.490	S 2B BB	1B 1B 2B	FC5-2	G5-4-3 BB		G4-3				2	2	1	0	2	0	1
Tom Prince, R (5, PR) OBP: 0.195, SLG: 0.118										1	0	0	0	0	0	2
(6, 2)																
Jose Lind, R (1, 4) OBP: 0.274, SLG: 0.270	2B IBB	1B 1B 1B	G4-3	K			G5-3			3	2	1	1	1	1	2
John Wehner, R (7, PH) OBP: 0.260, SLG: 0.234										1	0	0	0	0	0	0
(8, 4)																
Bob Walk, R (1, 1) OBP: 0.093, SLG: 0.116	2B	P3		G5-3		G5-4-3	K			4	0	1	2	0	0	3
Paul Wagner, R (7, 1)										1	0	0	0	0	1	0
Steve Cooke, R (9, 1) OBP: 0.333, SLG: 0.333										0	0	0	0	0	0	0
Inning Stats	R: 6 E: 0 K: 0 S: 11 H: 3 LOB: 1 BB: 4 P: 30	R: 6 E: 1 K: 1 S: 21 H: 6 LOB: 2 BB: 2 P: 45	R: 1 E: 0 K: 0 S: 10 H: 1 LOB: 1 BB: 1 P: 17	R: 3 E: 0 K: 0 S: 18 H: 4 LOB: 2 BB: 0 P: 28	R: 0 E: 0 K: 1 S: 5 H: 0 LOB: 1 BB: 1 P: 11	R: 2 E: 0 K: 0 S: 12 H: 4 LOB: 2 BB: 0 P: 17	R: 0 E: 0 K: 2 S: 11 H: 1 LOB: 1 BB: 0 P: 16	R: 1 E: 0 K: 0 S: 11 H: 1 LOB: 0 BB: 0 P: 16									

AB	43
R	19
H	20
RBI	18
BB	8
SO	4
LOB	19

1B: 10	SF: 0	WP: 0	PA: 51
2B: 5	SAC: 0	PB: 0	
3B: 2	DP: 1	SB: 1	
HR: 3	HBP: 0	CS: 0	

PITCHER		IP	WLS	BF	H	R	ER	SO	BB	IBB	HBP	BLK	WP	HR	S	P	ERA	WHIP
Eric Hillman, L ERA: 5.55	(1, 1)	0.2	L	9	3	6	6	0	3	1	0	0	0	1	10	29	81.00	9.000
Wally Whitehurst, R ERA: 3.62	(1, 1)	0.2		6	2	4	4	1	2	0	0	0	0	1	10	26	54.00	6.000
Paul Gibson, L ERA: 5.31	(2, 1)	3.2		21	9	6	6	1	2	0	0	0	0	0	45	76	14.73	3.000
Mark Dewey, R ERA: 4.45	(6, 1)	1.0		7	4	2	2	0	0	0	0	0	0	0	12	17	18.00	4.000
Jeff Innis, R ERA: 2.85	(7, 1)	1.0		4	1	0	0	2	0	0	0	0	0	0	11	16	0.00	1.000

PITCHER		IP	WLS	BF	H	R	ER	SO	BB	IBB	HBP	BLK	WP	HR	S	P	ERA	WHIP
Bill Pecota, R ERA: 9.0	(8, 1)	1.0		4	1	1	1	0	0	0	0	0	0	1	11	16	9.00	1.000

Batter	1	2	3	4	5	6	7	8	9	AB	R	H	RBI	BB	SO	LOB
Ryan Thompson, R (1, 8) OBP: 0.217, SLG: 0.307	G6-3		G1-4-3			F7		PB, 1B		4	0	1	0	0	0	0
Dave Gallagher, R (1, 9) OBP: 0.299, SLG: 0.316	G5-3		L7			1B, 2B		F7		3	1	1	0	0	0	0
Mackey Sasser, L (8, PH) OBP: 0.245, SLG: 0.304 (8, 3)										1	0	0	0	0	0	2
Chico Walker, S (1, 5) OBP: 0.361, SLG: 0.406	1B, BB			L4		K		K		3	0	0	0	1	2	3
Eddie Murray, S (1, 3) OBP: 0.338, SLG: 0.422	1B			G4-3		FC4-6, 1B		FC6-4, BB		3	0	2	1	1	0	0
D.J. Dozier, R (8, PR) OBP: 0.245, SLG: 0.227										0	0	0	0	0	0	0
Barry Jones, R (8, 1)										0	0	0	0	0	0	0
Kevin Bass, S (1, 7) OBP: 0.306, SLG: 0.417	G5-3			1B		FC4-6		FC6-4		4	0	1	0	0	0	6
Bill Pecota, R (1, 6) OBP: 0.297, SLG: 0.307		P4		F9			F7		G4-3, S, G3, 1B	3	0	0	0	0	0	1
Vince Coleman, S (9, PH) OBP: 0.358, SLG: 0.362										1	1	1	0	0	0	0
Jeff Kent, R (1, 4) OBP: 0.303, SLG: 0.420		F8			F9		G6-3		G4-3, 1-3	3	0	0	0	0	0	0
Daryl Boston, L (9, PH) OBP: 0.330, SLG: 0.423										1	0	0	0	0	0	1
Todd Hundley, S (1, 2) OBP: 0.258, SLG: 0.324		L4			K		K		G3, 3-H	4	0	0	1	0	2	0
Pete Schourek, L (1, 1) OBP: 0.050, SLG: 0.051			G5-3		G1-3			PB, 1B	K	2	0	0	0	0	0	0
Jeff McKnight, S (8, PH) OBP: 0.288, SLG: 0.408 (8, 9)										2	0	1	0	0	1	0
Inning Stats	R: 0 E: 0 K: 0 S: 9 H: 1 LOB: 2 BB: 1 P: 14	R: 0 E: 0 K: 0 S: 6 H: 0 LOB: 0 BB: 0 P: 8	R: 0 E: 0 K: 0 S: 5 H: 0 LOB: 0 BB: 0 P: 6	R: 0 E: 0 K: 0 S: 7 H: 1 LOB: 1 BB: 0 P: 13	R: 0 E: 0 K: 1 S: 6 H: 0 LOB: 0 BB: 0 P: 8	R: 1 E: 0 K: 1 S: 11 H: 2 LOB: 1 BB: 0 P: 14	R: 0 E: 0 K: 1 S: 9 H: 0 LOB: 0 BB: 0 P: 10	R: 0 E: 0 K: 1 S: 11 H: 2 LOB: 3 BB: 1 P: 25	R: 1 E: 0 K: 1 S: 10 H: 1 LOB: 0 BB: 0 P: 20	1B: 6 2B: 1 3B: 0 HR: 0 SF: 0 SAC: 0 DP: 0 HBP: 0						

PITCHER		IP	WLS	BF	H	R	ER	SO	BB	IBB	HBP	BLK	WP	HR	S	P	ERA	WHIP
Danny Jackson, L ERA: 3.88	(1, 1)	7.0	W	28	6	1	1	3	1	0	0	0	0	0	55	79	1.29	1.000
Danny Cox, R ERA: 4.5	(8, 1)	1.0		4	0	0	0	1	1	0	0	0	0	0	9	19	0.00	1.000
Stan Belinda, R ERA: 3.23	(9, 1)	1.0	S	4	1	1	1	1	0	0	0	0	0	0	10	20	9.00	1.000

PITCHER	IP	WLS	BF	H	R	ER	SO	BB	IBB	HBP	BLK	WP	HR	S	P	ERA	WHIP

TOP

New York Mets @ Pittsburgh Pirates

Three Rivers Stadium, Pittsburgh, PA

Sun Sep 27 1992, 3:33 AM EDT

Att. 31,217 - Cloudy - 67 F

livebaseballscorecards.com

AB	34
R	2
H	7
RBI	2
BB	2
SO	5
LOB	13

WP: 0	PA: 36
PB: 1	
SB: 1	
CS: 0	

New York Mets @ Pittsburgh Pirates

Three Rivers Stadium, Pittsburgh, PA

Sun Sep 27 1992, 3:33 AM EDT

Att. 31,217 - Cloudy - 67 F

livebaseballscorecards.com

BOTTOM

Batter	1	2	3	4	5	6	7	8	9	AB	R	H	RBI	BB	SO	LOB
Gary Redus, R (1, 3) OBP: 0.328, SLG: 0.390	X 0-0 ① G6-3		B C B X 2-1 1B 1B 1-2 1B		B B C F B F F X 3-2 1B 2B	C X 0-1 ③ L5				4	2	2	0	0	0	1
Jay Bell, R (1, 6) OBP: 0.331, SLG: 0.390	B C B B B 4-1 1B SF9 BB		B F B L B X 3-2 1B 1-2 2-H 1B		B X 1-0 BB 2-H 1B		B X 1-0 ① F7			3	1	2	2	1	0	0
Andy Van Slyke, L (1, 8) OBP: 0.383, SLG: 0.507	L B F F F X 1-2 BLK 1-3 1B		C F B X 1-2 ① P3		B C X 1-1 ① F8		B C F B F X 2-2 ② F7			4	0	1	0	0	0	3
Barry Bonds, L (1, 7) OBP: 0.463, SLG: 0.627	C B X 1-1 ② SF9 3-H		S F B S 1-3 ② K		B B B C F B 4-2 FC6-4 1-2 BB		B F S C 1-3 ③ K			2	0	0	1	1	2	2
Jeff King, R (1, 5) OBP: 0.276, SLG: 0.374	1 SAFE B C F B S 2-3 ③ K 1-2		C F X 0-2 FC5-4 1-3 2-H 1B		1 SAFE X 0-0 ② P9			B C S B S 2-3 ① K		4	0	1	1	0	2	3
Lloyd McClendon, R (1, 9) OBP: 0.342, SLG: 0.342 Cecil Espy, S (8, PH) OBP: 0.317, SLG: 0.349 (9, 9)		B B F B X 3-1 ① L5	B X 1-0 ③ FC5-4 1-2f		C B X 1-1 ③ FC6-4 1-2f			B F C F B S 2-3 ② K		3 1	0 0	0 0	0 0	0 0	0 1	4 0
Don Slaught, R (1, 2) OBP: 0.382, SLG: 0.482		S X 0-1 ② G4-3	L B B F B X 3-2 ① G5-3		X 0-0 ① G6-3			C F S 0-3 ③ K		4	0	0	0	0	1	0
Jose Lind, R (1, 4) OBP: 0.275, SLG: 0.271		B B F F B X 3-2 ③ G5-3	B C X 1-1 ② G5-3		C C B B X 2-2 SH1-4 1B					3	0	1	0	0	0	0
Danny Jackson, R (1, 1) OBP: 0.100, SLG: 0.085 Danny Cox, R (8, 1) OBP: 0.071, SLG: 0.071 Stan Belinda, R (9, 1) OBP: 0.667, SLG: 1.000			B B C F F B B 4-2 1B 1B BB		B X 1-0 ③ G5-3	L B C B X 2-2 ② SH1-4 1-2				1 0 0	1 0 0	0 0 0	0 0 0	1 0 0	0 0 0	0 0 0
Inning Stats	R: 1 H: 1 E: 0 LOB: 1 K: 1 BB: 1 S: 12 P: 20	R: 0 H: 0 E: 0 LOB: 0 K: 0 BB: 0 S: 7 P: 13	R: 2 H: 3 E: 0 LOB: 2 K: 1 BB: 1 S: 18 P: 30	R: 0 H: 0 E: 0 LOB: 0 K: 0 BB: 0 S: 6 P: 11	R: 1 H: 2 E: 0 LOB: 2 K: 0 BB: 1 S: 13 P: 23	R: 0 H: 1 E: 0 LOB: 1 K: 0 BB: 0 S: 9 P: 13	R: 0 H: 0 E: 0 LOB: 0 K: 1 BB: 0 S: 8 P: 12	R: 0 H: 0 E: 0 LOB: 0 K: 3 BB: 0 S: 10 P: 14		1B: 6 SF: 1 2B: 1 SAC: 1 3B: 0 DP: 0 HR: 0 HBP: 0						

	AB	29
	R	4
	H	7
	RBI	4
	BB	3
	SO	6
	LOB	13

WP: 0 PA: 34
PB: 0
SB: 0
CS: 0

PITCHER		IP	WLS	BF	H	R	ER	SO	BB	IBB	HBP	BLK	WP	HR	S	P	ERA	WHIP
Pete Schourek, L ERA: 3.66	(1, 1)	7.0	L	31	7	4	4	3	3	0	0	1	0	0	73	122	5.14	1.429
Barry Jones, R ERA: 5.85	(8, 1)	1.0		3	0	0	0	3	0	0	0	0	0	0	10	14	0.00	0.000

PITCHER	IP	WLS	BF	H	R	ER	SO	BB	IBB	HBP	BLK	WP	HR	S	P	ERA	WHIP

Batter	1	2	3	4	5	6	7	8	9	10	AB	R	H	RBI	BB	SO	LOB
Stan Javier, S (1, 8) OBP: 0.328, SLG: 0.317	F B B X 2-1 ① G6-3	S S F B X 1-2 ③ L8		L X 0-1 ③ G5-3		B X 1-0 ② G6-3		S S X 0-2 ③ G1-3		1 SAFE P P B B 4-0 1-2 BB	5	0	0	0	1	0	2
Mickey Morandini, L (1, 4) OBP: 0.311, SLG: 0.353	X 0-0 ② G5-3		C C X 0-2 1B 1B		C B F B X 2-2 HR 1B	B C B X 2-1 ③ G3			C F B X 1-2 ① G4-3	X 0-0 ③ F8	6	1	2	0	0	0	2
Dave Hollins, S (1, 5) OBP: 0.368, SLG: 0.463	B C B F X 2-2 ③ F9		C B C B X 2-2 1-2 1B		B B X 2-0 1-H HR		C F C 0-3 ① K		X 0-0 2B 1B		5	2	3	2	0	1	0
Darren Daulton, L (1, 2) OBP: 0.387, SLG: 0.532		C B X 1-1 2B 1B	C B F B X 2-2 ① P6		C X 0-1 ① F8		C B F F B F X 2-2 ② F8		F C B X 1-2 1-H L5 2B		5	1	2	1	0	0	2
Ricky Jordan, R (1, 3) OBP: 0.297, SLG: 0.390		B S F F X 1-2 SH1-3 1-H FC 2B	S X 0-1 ② L8		F F B F F X 1-2 BB 1B 1B		X 0-0 FC5 1B 1B		X 0-0 ② ③ L5 3-H		5	1	3	1	0	0	3
Ruben Amaro Jr, S (1, 7) OBP: 0.305, SLG: 0.342		B L X 1-1 ① SH1-3 2-3	B X 1-0 ③ L6		C X 0-1 BB 1-2 1B		1 SAFE X 0-0 1-2 1B			L X 0-1 SH1-4 1B 2B	4	1	3	0	0	0	2
Braulio Castillo, R (1, 9) OBP: 0.232, SLG: 0.352		F B X 1-1 FC 3B 3-H		B X 1-0 G5-4-3 1B	B B B 4-0 1-2 2-3 G5-4-3 BB		S S X 0-2 ③ FC5 2-3f			B B L X 2-1 ① SH1-4 2-3	3	1	1	1	1	0	2
Joe Millette, R (1, 6) OBP: 0.260, SLG: 0.197 Mariano Duncan, R (8, PH) OBP: 0.290, SLG: 0.387 (8, 6)		1 SAFE B 1 SAFE X 1-0 ② P9		X 0-0 ① ② G5-4-3 1-2f	C X 0-1 ② ③ G5-4-3 1-2f			S C S 0-3 ① K		X 0-0 BB 3-H 1B	3	0	0	0	0	0	5
											2	0	1	1	0	1	0
Cliff Brantley, R (1, 1) OBP: 0.267, SLG: 0.357 Mike Hartley, R (7, 1) Jeff Grotewold, L (8, PH) OBP: 0.315, SLG: 0.381 Keith Shepherd, R (8, 1) Mitch Williams, L (9, 1) OBP: 0.250, SLG: 0.250		B F F F X 1-2 1-H 3B		B B B 4-0 BB		B C X 1-1 ① P2		S C S 0-3 ② K		M 1 SAFE L X 0-2 ② F9	2	0	1	1	1	0	0
											0	0	0	0	0	0	0
											1	0	0	0	0	1	0
											0	0	0	0	0	0	0
											1	0	0	0	0	0	1
Inning Stats	R: 0 E: 0 K: 0 S: 6 H: 0 LOB: 0 BB: 0 P: 10	R: 3 E: 0 K: 0 S: 19 H: 3 LOB: 1 BB: 0 P: 26	R: 0 E: 0 K: 0 S: 12 H: 2 LOB: 2 BB: 0 P: 17	R: 0 E: 0 K: 0 S: 4 H: 1 LOB: 1 BB: 1 P: 9	R: 2 E: 0 K: 0 S: 15 H: 4 LOB: 2 BB: 1 P: 24	R: 0 E: 0 K: 0 S: 5 H: 0 LOB: 0 BB: 0 P: 9	R: 0 E: 0 K: 1 S: 13 H: 2 LOB: 2 BB: 0 P: 15	R: 0 E: 0 K: 2 S: 9 H: 0 LOB: 0 BB: 0 P: 9	R: 1 E: 0 K: 0 S: 8 H: 2 LOB: 0 BB: 0 P: 10	R: 1 E: 0 K: 0 S: 11 H: 2 LOB: 2 BB: 1 P: 15	1B: 11 2B: 4 3B: 1 HR: 1	SF: 0 SAC: 2 DP: 3 HBP: 0					

PITCHER	IP	WLS	BF	H	R	ER	SO	BB	IBB	HBP	BLK	WP	HR	S	P	ERA	WHIP
Dwight Gooden, R (1, 1) ERA: 3.79	8.0		37	12	5	5	3	2	0	0	0	0	1	83	119	5.62	1.750
Lee Guetterman, L (9, 1) ERA: 7.09	0.1		3	2	1	1	0	0	0	0	0	0	0	7	9	27.00	6.000
Jeff Innis, R (9, 1) ERA: 2.9	1.2	L	7	2	1	1	0	1	0	0	0	0	0	12	16	5.40	1.800

PITCHER	IP	WLS	BF	H	R	ER	SO	BB	IBB	HBP	BLK	WP	HR	S	P	ERA	WHIP

TOP

Philadelphia Phillies @ New York Mets

Shea Stadium, Flushing, NY

Mon Sep 28 1992, 7:05 PM EDT

Cloudy - 70 F

livebaseballscorecards.com

AB	42
R	7
H	16
RBI	7
BB	3
SO	3
LOB	19

PA: 47

WP: 0 PB: 0 SB: 0 CS: 0

Batter	1	2	3	4	5	6	7	8	9	10	AB	R	H	RBI	BB	SO	LOB
Daryl Boston, L (1, 7) OBP: 0.335, SLG: 0.426	B B X 2-0 G4-3 ①		B F X 1-1 1-3 2-H 3-H 1B		C B F B B B 4-2 CS BB		B S B C B X 3-2 1B			B B C B C X 3-2 G3 ①	3	0	2	2	1	0	0
Dave Gallagher, R (10, PH) OBP: 0.297, SLG: 0.314											1	0	0	0	0	0	0
Chris Donnels, L (1, 5) OBP: 0.282, SLG: 0.211	C C X 0-2 G1-3 ②		B F X 1-1 P5 ①		X 0-0 L9 ②		1 SAFE B X 1-0 G1-4-3 ③			C B S X 1-2 1B	5	0	1	0	0	0	4
Vince Coleman, S (10, PR) OBP: 0.358, SLG: 0.362											0	0	0	0	0	0	0
Kevin Bass, S (1, 9) OBP: 0.305, SLG: 0.413	B X 1-0 G3 ③		F S F B B B B B 4-2 G6-4-3 BB		B 1-0 CS ③ 1-2	B C C F F X 1-2 F8 ①		B B F B X 3-1 F7 ①		1 SAFE C B 1 SAFE F S 1-3 K ②	4	0	0	0	1	1	1
Mackey Sasser, L (1, 3) OBP: 0.245, SLG: 0.324		B X 1-0 G3 ①	B C X 1-1 G6-4-3 ② ③ 1-2f			B X 1-0 HR		X 0-0 G1-3 ②		B B B C F S 3-3 K ③	4	1	1	1	0	0	3
Lee Guetterman, L (9, 1)											0	0	0	0	0	0	0
Jeff Innis, R (9, 1)											0	0	0	0	0	0	0
Eddie Murray, S (10, PH) OBP: 0.337, SLG: 0.422											1	0	0	0	0	1	1
Jeff McKnight, S (1, 4) (9, 3) OBP: 0.273, SLG: 0.387		C B F X 1-2 G1-3 ②		X 0-0 F7 ①		C B S X 1-2 G4-3 ②		B B X 2-0 F7 ③			4	0	0	0	0	0	0
Todd Hundley, S (1, 2) OBP: 0.258, SLG: 0.323		B B F F S 2-3 K ③		C C B B X 2-2 G3 ②		C B F S 1-3 K ③			B B F F X 2-2 E SF8-3-4-6 1B		4	1	1	0	0	2	0
Ryan Thompson, R (1, 8) OBP: 0.250, SLG: 0.396			B B X 2-0 BB BB 1B 1B	S S B B F X 2-2 HR			C F B B X 2-2 HR		1 SAFE B B S B B 4-1 1-3 SF8-3-4-6 BB		3	3	3	2	1	0	0
Dick Schofield, R (1, 6) OBP: 0.311, SLG: 0.276			B 1 SAFE B B B 4-0 1-2 BB 1B	B X 1-0 P3 ③			X 0-0 P2 ①		B B 1 SAFE F S F F S 2-3 K ①		2	1	0	0	1	0	0
Chico Walker, S (9, PH) OBP: 0.359, SLG: 0.404											1	0	0	0	0	1	2
Jeff Kent, R (10, 4) OBP: 0.303, SLG: 0.420											0	0	0	0	0	0	0
Dwight Gooden, R (1, 1) OBP: 0.271, SLG: 0.348			B B B B 4-0 1B 1-2 2-3 BB		F X 0-1 F8 ①		X 0-0 F9 ②		1 SAFE C S B X 1-2 SF8-3-4-6 1-2 3-H ② ③		2	0	0	0	1	0	0
Bill Pecota, R (9, 4) (10, 6) OBP: 0.296, SLG: 0.307											0	0	0	1	0	0	0
Inning Stats	R: 0 E: 0 K: 0 S: 5 H: 0 LOB: 0 BB: 0 P: 8	R: 0 E: 0 K: 1 S: 7 H: 0 LOB: 0 BB: 0 P: 11	R: 2 E: 0 K: 0 S: 10 H: 2 LOB: 2 BB: 3 P: 27	R: 1 E: 0 K: 0 S: 9 H: 1 LOB: 0 BB: 0 P: 14	R: 0 E: 0 K: 0 S: 5 H: 0 LOB: 0 BB: 1 P: 10	R: 1 E: 0 K: 1 S: 12 H: 1 LOB: 0 BB: 0 P: 16	R: 1 E: 0 K: 0 S: 9 H: 2 LOB: 1 BB: 0 P: 15	R: 0 E: 0 K: 0 S: 4 H: 0 LOB: 0 BB: 0 P: 9	R: 1 E: 1 K: 1 S: 12 H: 1 LOB: 0 BB: 1 P: 21	R: 0 E: 0 K: 2 S: 13 H: 1 LOB: 1 BB: 0 P: 21	1B: 5 2B: 1 3B: 0 HR: 3	SF: 1 SAC: 0 DP: 2 HBP: 0						

PITCHER		IP	WLS	BF	H	R	ER	SO	BB	IBB	HBP	BLK	WP	HR	S	P	ERA	WHIP
Cliff Brantley, R ERA: 4.6	(1, 1)	6.0		24	4	4	4	2	4	0	0	0	0	2	48	86	6.00	1.333
Mike Hartley, R ERA: 3.23	(7, 1)	1.0		5	2	1	1	0	0	0	0	0	0	1	9	15	9.00	2.000
Keith Shepherd, R ERA: 2.0	(8, 1)	1.0		3	0	0	0	0	0	0	0	0	0	0	4	9	0.00	0.000
Mitch Williams, L ERA: 3.87	(9, 1)	2.0	W	8	2	1	0	3	1	0	0	0	0	0	25	42	0.00	1.500

PITCHER	IP	WLS	BF	H	R	ER	SO	BB	IBB	HBP	BLK	WP	HR	S	P	ERA	WHIP

BOTTOM

Philadelphia Phillies @ New York Mets

Shea Stadium, Flushing, NY

Mon Sep 28 1992, 7:05 PM EDT

Cloudy - 70 F

livebaseballscorecards.com

AB	34
R	6
H	8
RBI	6
BB	5
SO	5
LOB	11

WP: 0 PB: 0 SB: 0 CS: 1 PA: 41

Philadelphia Phillies @ New York Mets

Shea Stadium, Flushing, NY

Mon Sep 28 1992, 7:05 PM EDT

Att. 8,915 - Cloudy - 64 F

livebaseballscorecards.com

TOP

Batter	1	2	3	4	5	6	7	8	9	AB	R	H	RBI	BB	SO	LOB
Stan Javier, S (1, 8) OBP: 0.326, SLG: 0.316	L B F B X 2-2 E6 E SF9		C B X 1-1 1B 1B 1B	B X 1-0 ① F9		B F B B C X 3-2 ③ G3		F X 0-1 ③ F8		5	2	1	0	0	0	1
Mickey Morandini, L (1, 4) OBP: 0.309, SLG: 0.351	C B 1 SAFE 1 SAFE X 1-1 ① SF9 1-H		C C 1 SAFE X 0-2 CS 1B 1-2 1B	B B X 2-0 ② G4-3			C B S B X 2-2 ① G1-3		B B C X 2-1 ① G4-3	4	0	1	1	0	0	0
Dave Hollins, S (1, 5) OBP: 0.370, SLG: 0.466	C B F B C 2-3 ② K		S X 0-1 CS 2B 1-2 2-H 1B	S B F B F F X 2-2 ③ G6-3			X 0-0 BB 1B		B B X 2-0 L6-4 2B	5	1	3	1	0	1	0
Ricky Jordan, R (1, 3) OBP: 0.303, SLG: 0.398	B X 1-0 1B		C B X 1-1 ① 1B 1-H 2-3 2B		B X 1-0 FC6-4 1B		B B F S F S 2-3 ② K		X 0-0 ② ③ L6-4 2-3	5	1	3	1	0	1	2
Todd Pratt, R (1, 2) OBP: 0.356, SLG: 0.439	C B C F C 1-3 ③ K		B C B B X 2-1 2B 2B 2-H 1B		S B F S 1-3 ① K		B B F B S B 4-2 1-2 BB			3	1	1	1	1	2	2
Mariano Duncan, R (1, 6) OBP: 0.290, SLG: 0.388		B C F X 1-2 ① G4-3	F X 0-1 2B 1-3 2B		X 0-0 ② F9		B S S F S 1-3 ③ K			4	1	1	0	0	1	3
Ruben Amaro Jr, S (1, 7) OBP: 0.307, SLG: 0.346		B X 1-0 ② F7	C X 0-1 G4-3 2B 2-H 3-H 2B		C F B X 1-2 ③ FC6-4 1-2f			B X 1-0 SH2-4 1B		4	0	2	2	0	0	1
Braulio Castillo, R (1, 9) OBP: 0.233, SLG: 0.397		C B B C T F B F X 3-2 HR	C B S B F X 2-2 ② G4-3 2-3			C C B X 1-2 ① G5-3		C F F S 0-3 ① K		4	1	1	1	0	1	2
Greg Mathews, R (1, 1)		C F S 0-3 ③ K	F B S B S 2-3 ③ K			X 0-0 ② G6-3		X 0-0 ② SH2-4 1-2		3	0	0	0	0	2	1
Mike Hartley, R (8, 1)										0	0	0	0	0	0	0
Keith Shepherd, R (8, 1)										0	0	0	0	0	0	0

	AB	37
	R	7
	H	13
	RBI	7
	BB	1
	SO	8
	LOB	12

Inning Stats	1	2	3	4	5	6	7	8	9
	R: 1 E: 2 K: 2 S: 13 H: 1 LOB: 1 BB: 0 P: 20	R: 1 E: 0 K: 1 S: 13 H: 1 LOB: 0 BB: 0 P: 18	R: 5 E: 0 K: 1 S: 22 H: 7 LOB: 1 BB: 0 P: 30	R: 0 E: 0 K: 0 S: 7 H: 0 LOB: 0 BB: 0 P: 12	R: 0 E: 0 K: 1 S: 8 H: 1 LOB: 1 BB: 0 P: 11	R: 0 E: 0 K: 0 S: 7 H: 0 LOB: 0 BB: 0 P: 11	R: 0 E: 0 K: 2 S: 14 H: 1 LOB: 2 BB: 1 P: 23	R: 0 E: 0 K: 1 S: 8 H: 1 LOB: 1 BB: 0 P: 9	R: 0 E: 0 K: 0 S: 4 H: 1 LOB: 0 BB: 0 P: 8

	1B: 8	SF: 1	WP: 0	PA: 40
	2B: 5	SAC: 1	PB: 0	
	3B: 0	DP: 1	SB: 0	
	HR: 1	HBP: 0	CS: 2	

PITCHER		IP	WLS	BF	H	R	ER	SO	BB	IBB	HBP	BLK	WP	HR	S	P	ERA	WHIP
Joe Vitko, R	(1, 1)	2.1	L	14	7	6	5	3	0	0	0	0	0	1	37	53	19.29	3.000
ERA: 13.5																		
Eric Hillman, L	(3, 1)	3.2		14	3	1	1	2	0	0	0	0	0	0	33	49	2.46	0.818
ERA: 5.33																		
Mark Dewey, R	(7, 1)	1.0		5	1	0	0	2	1	0	0	0	0	0	14	23	0.00	2.000
ERA: 4.32																		
Barry Jones, R	(8, 1)	1.0		4	1	0	0	1	0	0	0	0	0	0	8	9	0.00	1.000
ERA: 5.77																		
Anthony Young, R	(9, 1)	1.0		3	1	0	0	0	0	0	0	0	0	0	4	8	0.00	1.000
ERA: 4.09																		

PITCHER	IP	WLS	BF	H	R	ER	SO	BB	IBB	HBP	BLK	WP	HR	S	P	ERA	WHIP

BOTTOM

Philadelphia Phillies @ New York Mets

Shea Stadium, Flushing, NY

Mon Sep 28 1992, 7:05 PM EDT

Att. 8,915 - Cloudy - 64 F

livebaseballscorecards.com

Batter	1	2	3	4	5	6	7	8	9	AB	R	H	RBI	BB	SO	LOB
Pat Howell, S (1, 8) OBP: 0.227, SLG: 0.208 Vince Coleman, S (9, PH) OBP: 0.357, SLG: 0.360	F C F B X 1-2 G3 ①	F B C X 1-2 P2 ③	F X 0-1 1B 2B 1B	F F F B X 1-2 1B 1B	C B B B F S 3-3 K ①	4 1 2 0 0 0 1 1 0 0 0 0 1 1										
Dave Gallagher, R (1, 9) OBP: 0.300, SLG: 0.317	B X 1-0 L6 ②	X 0-0 1B	B B X 2-0 F9 ②	B X 1-0 ① 1-3 2-H 2B 1B	C X 0-1 P3 ②	5 1 2 1 0 0 2										
Jeff Kent, R (1, 4) OBP: 0.308, SLG: 0.427	B B C S T B S 3-3 K ③	F S X 0-2 F7 ①	C X 0-1 1-2 2B 1B	F F X 0-2 2-H 1B 2B	B B C X 2-1 2-H 1B	5 2 3 2 0 1 1										
Eddie Murray, S (1, 3) OBP: 0.338, SLG: 0.422	B C X 1-1 P4 ①	B S B C S 2-3 K ②	S S B X 1-2 1-H 2-H 2B	B B B C B 4-1 G3 1B BB	C C F X 0-2 G1-3 ③	4 0 1 2 1 1 2										
Bill Pecota, R (1, 5) OBP: 0.293, SLG: 0.303 Mackey Sasser, L (8, PH) OBP: 0.250, SLG: 0.329 Dick Schofield, R (8, PR) OBP: 0.311, SLG: 0.276 (9, 6)	X 0-0 G6-3 ②	C S B B S 2-3 K ③	C B X 1-1 F7 ③	X 0-0 ② G3 1-2 2-H 1B	3 0 0 0 0 1 2 1 0 1 1 0 0 0 0 0 0 0 0 0 0											
Todd Hundley, S (1, 2) OBP: 0.255, SLG: 0.320	B C B B X 3-1 G6-3 ③	B B X 2-0 P3 ①	B F B X 2-1 F8 ①	X 0-0 ② G3 1-2 2-3	4 0 0 0 0 0 2											
D.J. Dozier, R (1, 7) OBP: 0.269, SLG: 0.239 Chico Walker, S (8, PH) OBP: 0.359, SLG: 0.404 Anthony Young, R (9, 1) OBP: 0.143, SLG: 0.111	B F B F B B 4-2 SH1-4 BB	C X 0-1 ② P3	B X 1-0 G6-4-3 1B	B C C B X 2-2 CI	2 0 1 0 1 0 0 0 0 0 0 0 0 0 0 0 0 0 0 0 0											
Kevin Baez, R (1, 6) OBP: 0.154, SLG: 0.154 Daryl Boston, L (8, PH) OBP: 0.334, SLG: 0.424 (9, 7)	C X 0-1 F9 ①	B X 1-0 F9 ③	X 0-0 ② ③ G6-4-3 1-2f	B B F B X 3-1 F9 ③	3 0 0 0 0 0 2 1 0 0 0 0 0 3											
Joe Vitko, R (1, 1) Eric Hillman, L (3, 1) OBP: 0.077, SLG: 0.077 Ryan Thompson, R (6, PH) OBP: 0.247, SLG: 0.391 Mark Dewey, R (7, 1) Barry Jones, R (8, 1) Jeff McKnight, S (8, PH) OBP: 0.291, SLG: 0.416 (9, 5)	B X 1-0 ② SH1-4 1-2	B B S X 2-1 G6-3 ①	B C S B X 2-2 1B 1B 1B	C X 0-1 1B 2B	0 0 0 0 0 0 0 0 0 0 0 0 0 0 1 0 0 0 0 0 0 0 0 0 0 0 0 0 0 0 0 0 0 0 0 2 2 2 0 0 0 0											
Inning Stats	R: 0 E: 0 K: 1 S: 9 H: 0 LOB: 0 BB: 0 P: 14	R: 0 E: 0 K: 0 S: 5 H: 0 LOB: 0 BB: 0 P: 9	R: 0 E: 0 K: 0 S: 8 H: 0 LOB: 1 BB: 1 P: 14	R: 0 E: 0 K: 2 S: 10 H: 1 LOB: 1 BB: 0 P: 14	R: 0 E: 0 K: 0 S: 4 H: 0 LOB: 0 BB: 0 P: 7	R: 2 E: 0 K: 0 S: 12 H: 3 LOB: 1 BB: 0 P: 18	R: 0 E: 0 K: 0 S: 4 H: 1 LOB: 0 BB: 0 P: 7	R: 3 E: 1 K: 0 S: 19 H: 5 LOB: 3 BB: 1 P: 32	R: 1 E: 0 K: 1 S: 13 H: 2 LOB: 1 BB: 0 P: 18	1B: 9 2B: 3 3B: 0 HR: 0	SF: 0 SAC: 1 DP: 1 HBP: 0						

	AB	36
	R	6
	H	12
	RBI	6
	BB	2
	SO	4
	LOB	16

WP: 0 PB: 0 SB: 0 CS: 0 PA: 40

PITCHER		IP	WLS	BF	H	R	ER	SO	BB	IBB	HBP	BLK	WP	HR	S	P	ERA	WHIP
Greg Mathews, L ERA: 5.23	(1, 1)	7.1	W	29	8	4	4	3	1	0	0	0	0	0	60	95	4.91	1.227
Mike Hartley, R ERA: 3.4	(8, 1)	0.0		3	2	1	1	0	1	0	0	0	0	0	5	9	∞	∞
Keith Shepherd, R ERA: 2.29	(8, 1)	1.2	S	8	2	1	1	1	0	0	0	0	0	0	19	29	5.40	1.200

PITCHER	IP	WLS	BF	H	R	ER	SO	BB	IBB	HBP	BLK	WP	HR	S	P	ERA	WHIP

Batter	1	2	3	4	5	6	7	8	9	AB	R	H	RBI	BB	SO	LOB
Stan Javier, S (1, 8) OBP: 0.327, SLG: 0.316	K	BB			G6-3		1B		SF8	3	0	1	1	1	1	0
Mickey Morandini, L (1, 4) OBP: 0.308, SLG: 0.350	P6	K			G6-3		1B		G3-1	5	0	1	0	0	1	3
Mariano Duncan, R (1, 5) OBP: 0.289, SLG: 0.386	F8		1B		P1		K		K	5	0	1	0	0	2	2
Darren Daulton, L (1, 2) OBP: 0.386, SLG: 0.529		BB	F9			P5		P6		3	1	0	0	1	0	1
Ricky Jordan, R (1, 3) OBP: 0.306, SLG: 0.404		2B	G5-3			1B		G5-3		4	1	2	0	0	0	1
Ruben Amaro Jr, S (1, 7) OBP: 0.306, SLG: 0.346		SF8		1B		P2		F9		3	0	1	1	0	0	1
Braulio Castillo, R (1, 9) OBP: 0.250, SLG: 0.383		BB		K		G5-3			SH	2	1	0	0	2	1	2
Juan Bell, R (1, 6) OBP: 0.296, SLG: 0.271		BB		F8			F8		SH	3	1	1	0	1	0	1
Tommy Greene, R (1, 1) OBP: 0.130, SLG: 0.130 Jim Lindeman, R (7, PH) OBP: 0.300, SLG: 0.351 Bob Ayrault, R (7, 1) Joe Millette, R (9, PH) OBP: 0.260, SLG: 0.197 Mitch Williams, L (9, 1) OBP: 0.250, SLG: 0.250		FC2-5	K				G6-3		SH	2 1 0 0 0	0 0 0 1 0	0 0 0 0 0	0 0 0 0 0	0 0 0 0 0	1 0 0 0 0	3 0 0 0 0
Inning Stats	R: 0 E: 0 K: 1 S: 9 H: 0 LOB: 0 BB: 0 P: 12	R: 2 E: 0 K: 1 S: 21 H: 1 LOB: 3 BB: 4 P: 38	R: 0 E: 0 K: 0 S: 6 H: 1 LOB: 0 BB: 0 P: 9	R: 0 E: 0 K: 2 S: 9 H: 1 LOB: 1 BB: 0 P: 13	R: 0 E: 0 K: 0 S: 3 H: 0 LOB: 0 BB: 0 P: 6	R: 0 E: 0 K: 0 S: 5 H: 1 LOB: 1 BB: 0 P: 6	R: 0 E: 0 K: 1 S: 10 H: 2 LOB: 2 BB: 0 P: 15	R: 0 E: 0 K: 0 S: 8 H: 0 LOB: 0 BB: 0 P: 11	R: 3 E: 1 K: 1 S: 17 H: 1 LOB: 0 BB: 1 P: 28	1B: 6 2B: 1 3B: 0 HR: 0 SF: 2 SAC: 1 DP: 0 HBP: 0						

PITCHER		IP	WLS	BF	H	R	ER	SO	BB	IBB	HBP	BLK	WP	HR	S	P	ERA	WHIP
Bret Saberhagen, R ERA: 3.61	(1, 1)	8.0		33	6	2	2	5	4	0	0	0	0	0	71	110	2.25	1.250
Anthony Young, R ERA: 4.17	(9, 1)	0.0	L	3	1	3	1	0	1	0	0	0	0	0	9	15	∞	∞
Jeff Innis, R ERA: 2.86	(9, 1)	1.0		3	0	0	0	1	0	0	0	0	1	0	8	13	0.00	0.000

PITCHER	IP	WLS	BF	H	R	ER	SO	BB	IBB	HBP	BLK	WP	HR	S	P	ERA	WHIP

TOP

Philadelphia Phillies @ New York Mets

Shea Stadium, Flushing, NY

Tue Sep 29 1992, 7:05 PM EDT

Att. 7,283 - Cloudy - 54 F

livebaseballscorecards.com

AB	31
R	5
H	7
RBI	2
BB	5
SO	6
LOB	14

WP: 1 PA: 39
PB: 0
SB: 2
CS: 1

Batter	1	2	3	4	5	6	7	8	9	AB	R	H	RBI	BB	SO	LOB
Vince Coleman, S (1, 7) OBP: 0.355, SLG: 0.358	P2	FC6-4 1-2f			S 1B		K			4	0	1	0	0	1	1
Chris Donnels, L (1, 5) OBP: 0.281, SLG: 0.212	1B	FC6-4 1-2f			K 1-2			K		4	0	1	0	0	2	2
Jeff Kent, R (1, 4) OBP: 0.304, SLG: 0.421	F8		G5-3		P6			F8		4	0	0	0	0	0	2
Eddie Murray, S (1, 3) OBP: 0.335, SLG: 0.419	P6		G6-3		G3-1			G3		4	0	0	0	0	0	2
Daryl Boston, L (1, 9) OBP: 0.337, SLG: 0.425 Kevin Bass, S (9, PH) OBP: 0.306, SLG: 0.417		2B BB	1B			F7			G6-3 2B	2 1	1 0	1 1	0 0	1 0	0 0	0 0
Ryan Thompson, R (1, 8) OBP: 0.257, SLG: 0.400		G1-6-3 1-H WP 2B	K			K			G6-3 BB	3	1	1	1	1	2	1
Todd Hundley, S (1, 2) OBP: 0.252, SLG: 0.316		G1-6-3 2-3		P6		F8			P5	4	0	0	0	0	0	3
Dick Schofield, R (1, 6) OBP: 0.311, SLG: 0.284 Chico Walker, S (9, PH) OBP: 0.358, SLG: 0.402		HR 3-H		G6-3			F9		G6-3 1-2 2-3	3 1	1 0	1 0	1 0	0 0	0 0	0 2
Bret Saberhagen, R (1, 1) OBP: 0.148, SLG: 0.115 Anthony Young, R (9, 1) OBP: 0.143, SLG: 0.111 Jeff Innis, R (9, 1) Dave Gallagher, R (9, PH) OBP: 0.298, SLG: 0.315		FC6-4 BB		F9			K		F9	2 0 0 1	0 0 0 0	0 0 0 0	0 0 0 0	1 0 0 0	1 0 0 0	0 0 0 2
Inning Stats	R: 0 E: 0 K: 0 S: 13 H: 1 LOB: 1 BB: 0 P: 21	R: 3 E: 0 K: 0 S: 21 H: 2 LOB: 1 BB: 2 P: 36	R: 0 E: 0 K: 1 S: 12 H: 1 LOB: 1 BB: 0 P: 19	R: 0 E: 0 K: 0 S: 7 H: 0 LOB: 0 BB: 0 P: 11	R: 0 E: 0 K: 1 S: 11 H: 1 LOB: 1 BB: 0 P: 16	R: 0 E: 0 K: 1 S: 7 H: 0 LOB: 0 BB: 0 P: 12	R: 0 E: 0 K: 2 S: 8 H: 0 LOB: 0 BB: 0 P: 11	R: 0 E: 0 K: 1 S: 6 H: 0 LOB: 0 BB: 0 P: 10	R: 0 E: 0 K: 0 S: 7 H: 1 LOB: 2 BB: 1 P: 14	1B: 3 2B: 2 3B: 0 HR: 1 SF: 0 SAC: 0 DP: 0 HBP: 0						

PITCHER		IP	WLS	BF	H	R	ER	SO	BB	IBB	HBP	BLK	WP	HR	S	P	ERA	WHIP
Tommy Greene, R ERA: 4.76	(1, 1)	6.0		25	5	3	3	3	2	0	0	0	1	1	71	115	4.50	1.167
Bob Ayrault, R ERA: 3.27	(7, 1)	2.0	W	6	0	0	0	3	0	0	0	0	0	0	14	21	0.00	0.000
Mitch Williams, L ERA: 3.83	(9, 1)	1.0	S	5	1	0	0	0	1	0	0	0	0	0	7	14	0.00	2.000

PITCHER	IP	WLS	BF	H	R	ER	SO	BB	IBB	HBP	BLK	WP	HR	S	P	ERA	WHIP

BOTTOM

Philadelphia Phillies @ New York Mets

Shea Stadium, Flushing, NY

Tue Sep 29 1992, 7:05 PM EDT

Att. 7,283 - Cloudy - 54 F

livebaseballscorecards.com

AB	33
R	3
H	6
RBI	2
BB	3
SO	6
LOB	15

WP: 1 PA: 36
PB: 0
SB: 1
CS: 0

Batter	1	2	3	4	5	6	7	8	9	AB	R	H	RBI	BB	SO	LOB
Ruben Amaro Jr, S (1, 8) OBP: 0.307, SLG: 0.345	B F X 1-1 2B E 1B	C B B B C B 4-2 BB	1 SAFE B C F B X 2-2 ③ F8	C X 0-1 ② F7			X 0-0 ② F9	4	1	1	0	1	0	2
Mickey Morandini, L (1, 4) OBP: 0.307, SLG: 0.348	F L B F B F X 2-2 ① F7	1 SAFE 1 SAFE X 0-0 ③ G3		C X 0-1 ① L4		C X 0-1 BB 1B	B X 1-0 ③ L5	5	0	1	0	0	0	3
Mariano Duncan, R (1, 5) OBP: 0.294, SLG: 0.391	X 0-0 E 1B 1-3 2B	B F C B X 2-2 CS 1B	F B X 2-1 FC3-6 1B	F B B B S F B 4-2 1-2 BB			3	1	3	0	1	0	0
Darren Daulton, L (1, 2) OBP: 0.384, SLG: 0.524	F X 0-1 E3 1B 2-3 3-H	F B C C 1-3 ① ② K 1-2	F X 0-1 FC3-6 ② 1-2f	X 0-0 ③ F8			4	0	0	1	0	1	5
Ricky Jordan, R (1, 3) OBP: 0.309, SLG: 0.409	C F B X 1-2 1-2 3-H 1B	F X 0-1 2B	F X 0-1 ③ F8			B F X 1-1 ① F8	4	0	2	1	0	0	1
Braulio Castillo, R (1, 9) OBP: 0.235, SLG: 0.359	C B C B X 2-2 ② F8	C B C X 1-2 ③ G5-3		F C F X 0-2 ① P3		X 0-0 ② F9	4	0	0	0	0	0	3
Tom Marsh, R (1, 7) OBP: 0.217, SLG: 0.306	C S B S 1-3 ③ K	S F B X 1-2 1B		S T F B S 1-3 ② K		C T F B F X 1-2 ③ G6-3	4	0	1	0	0	2	2
Juan Bell, R (1, 6) OBP: 0.288, SLG: 0.263	B C C X 1-2 ① F7	F C B X 1-2 ① F9		B X 1-0 ③ F7		F F X 0-2 E5	4	0	0	0	0	0	1
Kyle Abbott, L (1, 1) OBP: 0.100, SLG: 0.103 Jim Lindeman, R (7, PH) OBP: 0.293, SLG: 0.342 Keith Shepherd, R (7, 1) Todd Pratt, R (9, PH) OBP: 0.348, SLG: 0.429	B C C T B F F S 2-3 ② K	B B B C C L 3-3 ② K		S S T F X 0-2 ① L7		F S B B F B X 3-2 ① F7	2 1 0 1	0 0 0 0	0 0 0 0	0 0 0 0	2 0 0 0	1 0 0 1	
Inning Stats	R: 2 E: 1 K: 1 S: 19 H: 3 LOB: 2 BB: 0 P: 26	R: 0 E: 0 K: 1 S: 12 H: 0 LOB: 1 BB: 1 P: 19	R: 0 E: 0 K: 1 S: 11 H: 2 LOB: 1 BB: 0 P: 15	R: 0 E: 0 K: 1 S: 12 H: 1 LOB: 1 BB: 0 P: 19	R: 0 E: 0 K: 0 S: 8 H: 1 LOB: 1 BB: 0 P: 10	R: 0 E: 0 K: 1 S: 8 H: 0 LOB: 0 BB: 0 P: 10	R: 0 E: 0 K: 0 S: 13 H: 1 LOB: 2 BB: 1 P: 17	R: 0 E: 0 K: 0 S: 7 H: 0 LOB: 0 BB: 0 P: 9	R: 0 E: 1 K: 0 S: 9 H: 0 LOB: 1 BB: 0 P: 13	1B: 6 2B: 2 3B: 0 HR: 0 SF: 0 SAC: 0 DP: 0 HBP: 0						WP: 0 PB: 0 SB: 0 CS: 1 PA: 38

PITCHER		IP	WLS	BF	H	R	ER	SO	BB	IBB	HBP	BLK	WP	HR	S	P	ERA	WHIP
Sid Fernandez, L ERA: 2.73	(1, 1)	9.0	W	38	8	2	2	5	2	0	0	0	0	0	99	138	2.00	1.111

PITCHER	IP	WLS	BF	H	R	ER	SO	BB	IBB	HBP	BLK	WP	HR	S	P	ERA	WHIP

TOP

Philadelphia Phillies @ New York Mets

Shea Stadium, Flushing, NY

Wed Sep 30 1992, 7:05 PM EDT

Att. 6,350 - Cloudy - 52 F

livebaseballscorecards.com

AB	36
R	2
H	8
RBI	2
BB	2
SO	5
LOB	19

BOTTOM

Batter	1	2	3	4	5	6	7	8	9	AB	R	H	RBI	BB	SO	LOB
Ryan Thompson, R (1, 8) OBP: 0.267, SLG: 0.408	B B X 2-0 SH1 1B 2B		B C C F X 1-2 E5 E 1B		C X 0-1 ① G6-3		B B B C B 4-1 1B 1-2 E BB			3	3	1	0	1	0	0
Dave Gallagher, R (1, 9) OBP: 0.294, SLG: 0.310	X 0-0 ① SH1 2-3		C F X 0-2 E4 1B 1-3 E		X 0-0 ② F9		B F F X 1-2 ① F9			3	1	0	0	0	0	4
Chico Walker, S (1, 5) OBP: 0.360, SLG: 0.404 Bill Pecota, R (9, 5) OBP: 0.293, SLG: 0.303	F B X 1-1 1B 3-H 1B		F F B C 1-3 ① K		S B S B B F X 3-2 ③ F9		X 0-0 E6 FC6-2-5 1-H 2-H 3-H 1B			4 0	0 0	2 0	3 0	0 0	1 0	2 0
Kevin Bass, S (1, 7) OBP: 0.306, SLG: 0.415	F B F C 1-3 ② K		B X 1-0 ② P3			B B C S T X 2-2 G6-3 1B	C X 0-1 ② FC6-2-5 E S 3-H			4	0	1	0	0	1	4
Jeff McKnight, S (1, 3) OBP: 0.301, SLG: 0.420	C 1 B B B F F B X SAFE 3-2 1-3 1B		X 0-0 E8 CS 1-H 3-H 1B			P F B X 2-1 ①② G6-3 1-2f	B X 1-0 ③ G4-3 1-3			4	0	2	1	0	0	2
Jeff Kent, R (1, 4) OBP: 0.306, SLG: 0.420	B S X 1-1 ③ F9		C 0-1 ③ CS 1-2	B F B B B F B 4-2 G6-4-3 1B BB		X 0-0 1B 1B		C B F F F B S 2-3 ① K		3	0	1	0	1	1	2
Todd Hundley, S (1, 2) OBP: 0.255, SLG: 0.318		B B X 2-0 ① G6-3		F F F X 0-2 G6-4-3 1-2 1B		X 0-0 ③ 1-3 1B		C X 0-1 ② G6-3		4	0	2	0	0	0	0
Dick Schofield, R (1, 6) OBP: 0.311, SLG: 0.286		C X 0-1 ② G1-3		X 0-0 ①② G6-4-3 1-2f 2-3			B B F X 2-1 SH 1B 2B	B X 1-0 ③ P4		4	1	1	0	0	0	2
Sid Fernandez, L (1, 1) OBP: 0.203, SLG: 0.243		F C F X 0-2 ③ G6-3		F F F S 0-3 ③ K			X 0-0 SH BB 1B 2-3			2	1	0	0	0	1	1
Inning Stats	R: 1 H: 3 E: 0 LOB: 2 K: 1 BB: 0 S: 13 P: 21	R: 0 H: 0 E: 0 LOB: 0 K: 0 BB: 0 S: 7 P: 9	R: 2 H: 1 E: 3 LOB: 0 K: 1 BB: 0 S: 13 P: 16	R: 0 H: 1 E: 0 LOB: 1 K: 1 BB: 1 S: 11 P: 15	R: 0 H: 0 E: 0 LOB: 0 K: 0 BB: 0 S: 7 P: 10	R: 0 H: 3 E: 0 LOB: 2 K: 0 BB: 0 S: 9 P: 12	R: 3 H: 2 E: 1 LOB: 1 K: 0 BB: 1 S: 11 P: 19	R: 0 H: 0 E: 0 LOB: 0 K: 1 BB: 0 S: 8 P: 11		1B: 8 2B: 2 3B: 0 HR: 0	SF: 0 SAC: 2 DP: 2 HBP: 0					

PITCHER		IP	WLS	BF	H	R	ER	SO	BB	IBB	HBP	BLK	WP	HR	S	P	ERA	WHIP
Kyle Abbott, L ERA: 5.13	(1, 1)	6.0	L	25	8	3	1	3	1	0	0	0	0	0	60	83	1.50	1.500
Keith Shepherd, R ERA: 2.91	(7, 1)	2.0		10	2	3	2	1	1	0	0	0	0	0	19	30	9.00	1.500

PITCHER	IP	WLS	BF	H	R	ER	SO	BB	IBB	HBP	BLK	WP	HR	S	P	ERA	WHIP

Philadelphia Phillies @ New York Mets

Shea Stadium, Flushing, NY

Wed Sep 30 1992, 7:05 PM EDT

Att. 6,350 - Cloudy - 52 F

livebaseballscorecards.com

AB	31
R	6
H	10
RBI	4
BB	2
SO	4
LOB	17

WP: 0 PA: 36
PB: 0
SB: 1
CS: 1

Batter	1	2	3	4	5	6	7	8	9	AB	R	H	RBI	BB	SO	LOB
Gary Redus, R (1, 3) OBP: 0.321, SLG: 0.381	C B B X 2-1 F7 ①		B C S B F B S 3-3 K ①		C F C 0-3 K ①		C S B F B X 2-2 F8 ②			4	0	0	0	0	2	0
Jay Bell, R (1, 6) OBP: 0.327, SLG: 0.385	X 0-0 F8 ②		B B X 2-0 L7 ②		C B X 1-1 G5-3 ②		F X 0-1 P3 ③			4	0	0	0	0	0	0
Carlos Garcia, R (7, 6) OBP: 0.195, SLG: 0.231										0	0	0	0	0	0	0
Andy Van Slyke, L (1, 8) OBP: 0.383, SLG: 0.507	C X 0-1 G3-1 ③		X 0-0 G4-3 ③		B B C X 2-1 F8 ③			B B X 2-0 F9 ①		4	0	0	0	0	0	0
Al Martin, L (8, 7) OBP: 0.167, SLG: 0.364										0	0	0	0	0	0	0
Barry Bonds, L (1, 7) OBP: 0.459, SLG: 0.623		B S B X 2-1 F8 ①		C B B C X 2-2 CS 1B		B F B C X 2-2 HR		B S B X 2-1 F9 ②		4	1	2	1	0	0	0
Will Pennyfeather, R (8, 8) OBP: 0.222, SLG: 0.222										0	0	0	0	0	0	0
Jeff King, R (1, 5) OBP: 0.276, SLG: 0.376		B B F B B 4-1 WP S 1B BB		C B 1 SAFE F B B F X 3-2 E6 ① 2B 1-2		B B C B X 3-1 G5-3 ①		B C X 1-1 HR		3	2	1	1	1	0	1
Kevin Young, R (8, 5) OBP: 0.667, SLG: 0.571										0	0	0	0	0	0	0
Lloyd McClendon, R (1, 9) OBP: 0.350, SLG: 0.353		C B B B B 4-1 1B 1-2 BB		B X 1-0 2B 1-3		B B X 2-0 1B		C B B F B C 3-3 K ③		3	0	2	0	1	1	0
Don Slaught, R (1, 2) OBP: 0.384, SLG: 0.482		B 1 SAFE B F L X 2-2 1B 1-2 2-H		X 0-0 P7 ②		1 SAFE 1 SAFE C X 0-1 P4 ②			X 0-0 G1-6-3 1B	4	0	2	1	0	0	3
Tom Prince, R (9, PR) OBP: 0.188, SLG: 0.146										0	0	0	0	0	0	0
Jose Lind, R (1, 4) OBP: 0.276, SLG: 0.270		F X 0-1 F8 ②		4-0 IBB		X 0-0 F8 ③			X 0-0 F7 ①	2	0	0	0	1	0	3
Gary Varsho, L (9, PH) OBP: 0.263, SLG: 0.369										1	0	0	0	0	0	1
Doug Drabek, R (1, 1) OBP: 0.176, SLG: 0.191		S S F S 0-3 K ③		F C F C 0-3 K ③			B X 1-0 F7 ①		X 0-0 G1-6-3 ② ③ 1-2f	2	0	0	0	0	2	5
Denny Neagle, L (6, 1)										0	0	0	0	0	0	0
John Wehner, R (7, PH) OBP: 0.254, SLG: 0.229										1	0	0	0	0	0	0
Bob Walk, R (7, 1) OBP: 0.083, SLG: 0.116										0	0	0	0	0	0	0
Danny Cox, R (8, 1) OBP: 0.071, SLG: 0.071										0	0	0	0	0	0	0
Alex Cole, L (9, PH) OBP: 0.322, SLG: 0.318										1	0	0	0	0	0	1
Inning Stats	R: 0 E: 0 K: 0 S: 5 H: 0 LOB: 0 BB: 0 P: 7	R: 1 E: 0 K: 1 S: 13 H: 1 LOB: 2 BB: 2 P: 25	R: 0 E: 0 K: 1 S: 6 H: 0 LOB: 0 BB: 0 P: 11	R: 0 E: 1 K: 1 S: 13 H: 2 LOB: 3 BB: 1 P: 23	R: 0 E: 0 K: 1 S: 7 H: 0 LOB: 0 BB: 0 P: 10	R: 1 E: 0 K: 0 S: 9 H: 2 LOB: 1 BB: 0 P: 16	R: 0 E: 0 K: 0 S: 7 H: 0 LOB: 0 BB: 0 P: 10	R: 1 E: 0 K: 1 S: 8 H: 1 LOB: 0 BB: 0 P: 16	R: 0 E: 0 K: 0 S: 3 H: 1 LOB: 1 BB: 0 P: 3	1B: 4 2B: 1 3B: 0 HR: 2	SF: 0 SAC: 0 DP: 1 HBP: 0						

PITCHER		IP	WLS	BF	H	R	ER	SO	BB	IBB	HBP	BLK	WP	HR	S	P	ERA	WHIP
Pete Schourek, L ERA: 3.64	(1, 1)	8.0	W	33	6	3	3	5	2	1	0	0	1	2	68	118	3.38	1.000
Barry Jones, R ERA: 5.68	(9, 1)	1.0	S	3	1	0	0	0	0	0	0	0	0	0	3	3	0.00	1.000

PITCHER	IP	WLS	BF	H	R	ER	SO	BB	IBB	HBP	BLK	WP	HR	S	P	ERA	WHIP

TOP

Pittsburgh Pirates @ New York Mets

Shea Stadium, Flushing, NY

Fri Oct 02 1992, 7:05 PM EDT

Att. 10,183 - Sunny - 65 F

livebaseballscorecards.com

AB	33
R	3
H	7
RBI	3
BB	3
SO	5
LOB	14

WP: 1 PA: 36
PB: 0
SB: 1
CS: 1

BOTTOM

Pittsburgh Pirates @ New York Mets

Shea Stadium, Flushing, NY

Fri Oct 02 1992, 7:05 PM EDT

Att. 10,183 - Sunny - 65 F

livebaseballscorecards.com

Batter	1	2	3	4	5	6	7	8	9	AB	R	H	RBI	BB	SO	LOB
Ryan Thompson, R (1, 8) OBP: 0.273, SLG: 0.408	B F C X 1-2 G4-6-3 1B		C S B X 1-2 ② P8		C C X 0-2 ② F9		S C S 0-3 ① K	C S X 0-2 BB 1-2 2-3 3-H 1B		5	0	2	1	0	1	0
Daryl Boston, L (1, 7) OBP: 0.338, SLG: 0.426	1 SAFE C P X 1-1 ① ② G4-6-3 1-2f		C X 0-1 ③ F7		B F B X 2-1 2B		B C T F B B F B 4-2 BB BB	C S T C 0-3 ② K		4	0	1	0	1	1	4
Chico Walker, S (1, 5) OBP: 0.357, SLG: 0.398	C B S S 1-3 ③ K			F C S 0-3 ① K	F B B S S 2-3 ③ K		1 SAFE L S B 1 S 1-3 ② K	B B B C B 4-1 1-2 2-3 3-H BB		4	0	0	1	1	4	2
Eddie Murray, S (1, 3) OBP: 0.338, SLG: 0.425		C S X 0-2 ① G4-1		X 0-0 1B 2B		F X 0-1 2B 3B	B B B B 4-0 1-2 BB	B C B C C 2-3 ③ K		4	2	2	0	1	1	3
Kevin Bass, S (1, 9) OBP: 0.308, SLG: 0.416 Dave Gallagher, R (8, 9) OBP: 0.294, SLG: 0.310		B B C X 2-1 WP 1B G4-3 1B		B X 1-0 2B FC6-4 2-H 1B		B B C F X 2-2 ① G6-3	B X 1-0 ③ L9			4 0	2 0	2 0	1 0	0 0	0 0	3 0
Jeff Kent, R (1, 4) OBP: 0.315, SLG: 0.435	X 0-0 G4-3 WP 1-2 1B		F 1 SAFE P P F 1 SAFE F F B 3-2 X FC6-4 1-3 CS 2B			X 0-0 3-H 2B		B C F X 1-2 1B 1B 1B		4	1	4	1	0	0	0
Todd Hundley, S (1, 2) OBP: 0.257, SLG: 0.318	B B X 2-0 ② G4-3 1-3 2-H		I I I 4-0 FC6-4 IBB			F F F S 0-3 ② K		F 1 SAFE B X 1-1 1B BB 1-3 BB 1B		3	1	1	1	1	1	2
Bill Pecota, R (1, 6) OBP: 0.296, SLG: 0.301	B C B C S S 2-3 ③ K		X 0-0 ② FC6-4 CS 1-2f 2-3 3-H			I I I I 4-0 IBB		F B B B B 4-1 BB 1B 1-2 BB		2	0	0	1	2	1	3
Pete Schourek, L (1, 1) OBP: 0.047, SLG: 0.048 Mackey Sasser, L (8, PH) OBP: 0.248, SLG: 0.326 Barry Jones, R (9, 1)			X 0-0 ① F7	C S 0-2 ③ CS 1-2 3-H	C X 0-1 ① G3-1	B F C B C 2-3 ③ K		F S B X 1-2 ① P2		3 1 0	0 0 0	0 0 0	0 0 0	0 0 0	1 0 0	2 3 0
Inning Stats	R: 0 E: 0 K: 1 S: 9 H: 1 LOB: 0 BB: 0 P: 11	R: 1 E: 0 K: 1 S: 10 H: 2 LOB: 1 BB: 0 P: 16	R: 0 E: 0 K: 0 S: 6 H: 0 LOB: 0 BB: 0 P: 7	R: 2 E: 0 K: 1 S: 15 H: 3 LOB: 1 BB: 1 P: 21	R: 0 E: 0 K: 1 S: 10 H: 1 LOB: 1 BB: 0 P: 14	R: 1 E: 0 K: 2 S: 13 H: 2 LOB: 2 BB: 1 P: 21	R: 0 E: 0 K: 2 S: 10 H: 0 LOB: 2 BB: 2 P: 20	R: 2 E: 0 K: 2 S: 20 H: 3 LOB: 3 BB: 2 P: 33		1B: 7 2B: 4 3B: 1 HR: 0 SF: 0 SAC: 0 DP: 1 HBP: 0						WP: 1 PB: 0 SB: 0 CS: 2 PA: 41

	AB	34
	R	6
	H	12
	RBI	6
	BB	6
	SO	10
	LOB	22

PITCHER		IP	WLS	BF	H	R	ER	SO	BB	IBB	HBP	BLK	WP	HR	S	P	ERA	WHIP
Doug Drabek, R ERA: 2.77	(1, 1)	5.0	L	21	7	3	3	4	0	1	0	0	1	0	50	69	5.40	1.400
Denny Neagle, L ERA: 4.48	(6, 1)	1.0		6	2	1	1	2	0	1	0	0	0	0	13	21	9.00	2.000
Bob Walk, R ERA: 3.22	(7, 1)	1.0		5	0	0	0	2	2	0	0	0	0	0	10	20	0.00	2.000
Danny Cox, R ERA: 4.6	(8, 1)	1.0		8	3	2	2	2	2	0	0	0	0	0	20	33	18.00	5.000

PITCHER		IP	WLS	BF	H	R	ER	SO	BB	IBB	HBP	BLK	WP	HR	S	P	ERA	WHIP

Pittsburgh Pirates @ New York Mets

Shea Stadium, Flushing, NY

Sat Oct 03 1992, 3:33 AM EDT

Att. 13,549 - Sunny - 71 F

TOP

livebaseballscorecards.com

Batter	1	2	3	4	5	6	7	8	9	AB	R	H	RBI	BB	SO	LOB
Alex Cole, L (1, 9) OBP: 0.322, SLG: 0.318	C B X 1-1 ① F7			C X 0-1 ② G4-3 1B		B X 1-0 ② F7		S C B B F X 2-2 ③ G4-3		3	0	1	0	0	0	0
Cecil Espy, S (8, PH) OBP: 0.311, SLG: 0.342 (8, 9)										1	0	0	0	0	0	0
Jay Bell, R (1, 6) OBP: 0.328, SLG: 0.385	X 0-0 ② G3			1 SAFE 1 SAFE B X 1-0 ① F7		C X 0-1 2B 1B			F F B X 1-2 G4-6-3 1B	4	1	2	0	0	0	1
Kevin Young, R (9, PR) OBP: 0.667, SLG: 0.571										0	0	0	0	0	0	0
Andy Van Slyke, L (1, 8) OBP: 0.382, SLG: 0.507	B C F B B X 3-2 ③ F9			X 0-0 ② G4-3 1-2		B F X 1-1 1-H 2B			X 0-0 ① ② G4-6-3 1-2f	4	0	1	1	0	0	2
Barry Bonds, L (1, 7) OBP: 0.456, SLG: 0.619		B C B B F S 3-3 ① K		B X 1-0 ③ F9		X 0-0 ③ F8			F F B X 1-2 ③ G6-3	3	0	0	0	0	1	2
Al Martin, L (6, 7) OBP: 0.154, SLG: 0.333										1	0	0	0	0	0	1
Jeff King, R (1, 5) OBP: 0.274, SLG: 0.373		X 0-0 ② G6-3			C X 0-1 ① P6		X 0-0 ① F9			3	0	0	0	0	0	0
(5, 4)																
Carlos Garcia, R (7, 4) OBP: 0.195, SLG: 0.231										0	0	0	0	0	0	0
Orlando Merced, S (1, 3) OBP: 0.334, SLG: 0.388		C F B F X 1-2 ③ G6-3			C X 0-1 ② G4-3		B S F B B F S 3-3 ② K			3	0	0	0	0	1	0
Tom Prince, R (1, 2) OBP: 0.196, SLG: 0.140			B X 1-0 ① G6-3		C F B B B B 4-2 FC6-4 BB		B X 1-0 ③ P4			2	0	0	0	1	0	0
Jose Lind, R (1, 4) OBP: 0.275, SLG: 0.269			B X 1-0 ② G6-3		C F X 0-2 ③ FC6-4 1-2f			X 0-0 ① G4-3		2	0	0	0	0	0	1
Randy Tomlin, L (5, 1) OBP: 0.176, SLG: 0.138										0	0	0	0	0	0	0
Roger Mason, R (7, 1)										0	0	0	0	0	0	0
Gary Varsho, L (8, PH) OBP: 0.262, SLG: 0.366										1	0	0	0	0	0	0
Stan Belinda, R (8, 1) OBP: 0.667, SLG: 1.000										0	0	0	0	0	0	0
Bob Patterson, R (8, 1) OBP: 0.429, SLG: 0.500										0	0	0	0	0	0	0
Danny Jackson, R (1, 1) OBP: 0.098, SLG: 0.083			C F S 0-3 ③ K			C X 0-1 ① G6-3		B X 1-0 ② P4		1	0	0	0	0	1	0
John Wehner, R (5, 5) OBP: 0.250, SLG: 0.225										2	0	0	0	0	0	0
Inning Stats	R: 0 E: 0 K: 0 S: 6 H: 0 LOB: 0 BB: 0 P: 10	R: 0 E: 0 K: 1 S: 9 H: 0 LOB: 0 BB: 0 P: 13	R: 0 E: 0 K: 1 S: 5 H: 0 LOB: 0 BB: 0 P: 7	R: 0 E: 0 K: 0 S: 5 H: 1 LOB: 1 BB: 0 P: 7	R: 0 E: 0 K: 0 S: 9 H: 0 LOB: 1 BB: 1 P: 13	R: 1 E: 0 K: 0 S: 8 H: 2 LOB: 1 BB: 0 P: 10	R: 0 E: 0 K: 1 S: 6 H: 0 LOB: 0 BB: 0 P: 10	R: 0 E: 0 K: 0 S: 6 H: 0 LOB: 0 BB: 0 P: 9	R: 0 E: 0 K: 0 S: 7 H: 1 LOB: 1 BB: 0 P: 9	1B: 3 2B: 1 3B: 0 HR: 0	SF: 0 SAC: 0 DP: 1 HBP: 0						

PITCHER		IP	WLS	BF	H	R	ER	SO	BB	IBB	HBP	BLK	WP	HR	S	P	ERA	WHIP
Dwight Gooden, R ERA: 3.67	(1, 1)	9.0	W	31	4	1	1	3	1	0	0	0	0	0	61	88	1.00	0.556

PITCHER	IP	WLS	BF	H	R	ER	SO	BB	IBB	HBP	BLK	WP	HR	S	P	ERA	WHIP

AB	30
R	1
H	4
RBI	1
BB	1
SO	3
LOB	7

WP: 0 PB: 0 SB: 0 CS: 0 PA: 31

Batter	1	2	3	4	5	6	7	8	9	AB	R	H	RBI	BB	SO	LOB
Ryan Thompson, R (1, 8) OBP: 0.272, SLG: 0.396	F B C F B B F B 4-2 S 1B SF8 BB		X 0-0 ① G5-3		C X 0-1 ② G5-3			X 0-0 ② G6-3		3	1	0	0	1	0	1
Dave Gallagher, R (1, 9) OBP: 0.303, SLG: 0.331	B X 1-0 1-2 E 1B		X 0-0 2B		L C B C 1-3 ③ K			X 0-0 2B		4	1	3	0	0	1	1
Chico Walker, S (1, 5) OBP: 0.352, SLG: 0.393	B B B C C X 3-2 ① SF8 2-H		B B F X 2-1 ② P3			C C F B X 1-2 ① G5-3		C B F F S 2-3 ③ K		3	0	0	1	0	1	2
Eddie Murray, S (1, 3) OBP: 0.336, SLG: 0.423	B S C F F F S 1-3 ② K		F B S F B F X 2-2 ③ L9			B C B B C F X 3-2 ② G6-3				3	0	0	0	0	1	2
Kevin Bass, S (1, 7) OBP: 0.308, SLG: 0.418	S B X 1-1 E6 1-H			B X 1-0 F8 CS 2B		B C B S B F X 3-2 ③ G5-3				3	0	1	0	0	0	0
Jeff Kent, R (1, 4) OBP: 0.312, SLG: 0.430	B F B F B F F X 3-2 ③ L6			B X 1-0 ① F8 2-3			M C B S 1-3 ① K			3	0	0	0	0	1	2
Todd Hundley, S (1, 2) OBP: 0.255, SLG: 0.315		B S S S B S 2-3 ① K		B S P X 2-1 ② ③ G6-3 3-H			S F B S 1-3 ② K			3	0	0	0	0	2	1
Bill Pecota, R (1, 6) OBP: 0.293, SLG: 0.297		C C C 0-3 ② K			B X 1-0 ① F9		B C S F B F B X 3-2 ③ G5-3			3	0	0	0	0	1	0
Dwight Gooden, R (1, 1) OBP: 0.274, SLG: 0.375		F B S F F C 1-3 ③ K			B B S X 2-1 3B			F X 0-1 ① G5-3		3	0	1	0	0	1	0
Inning Stats	R: 2 H: 1 E: 1 LOB: 1 K: 1 BB: 1 S: 21 P: 34	R: 0 H: 0 E: 0 LOB: 0 K: 3 BB: 0 S: 11 P: 14	R: 0 H: 1 E: 0 LOB: 1 K: 0 BB: 0 S: 9 P: 13	R: 0 H: 1 E: 0 LOB: 0 K: 0 BB: 0 S: 5 P: 8	R: 0 H: 1 E: 0 LOB: 1 K: 1 BB: 0 S: 8 P: 12	R: 0 H: 0 E: 0 LOB: 0 K: 0 BB: 0 S: 12 P: 19	R: 0 H: 0 E: 0 LOB: 0 K: 2 BB: 0 S: 11 P: 16	R: 0 H: 1 E: 0 LOB: 1 K: 1 BB: 0 S: 8 P: 10		1B: 1 SF: 1 2B: 3 SAC: 0 3B: 1 DP: 0 HR: 0 HBP: 0						

PITCHER		IP	WLS	BF	H	R	ER	SO	BB	IBB	HBP	BLK	WP	HR	S	P	ERA	WHIP
Danny Jackson, L ERA: 3.84	(1, 1)	4.0	L	16	3	2	1	4	1	0	0	0	0	0	46	69	2.25	1.000
Randy Tomlin, L ERA: 3.41	(5, 1)	2.0		7	1	0	0	1	0	0	0	0	0	0	20	31	0.00	0.500
Roger Mason, R ERA: 4.09	(7, 1)	1.0		3	0	0	0	2	0	0	0	0	0	0	11	16	0.00	0.000
Stan Belinda, R ERA: 3.15	(8, 1)	0.2		2	0	0	0	0	0	0	0	0	0	0	3	3	0.00	0.000
Bob Patterson, L ERA: 2.92	(8, 1)	0.1		2	1	0	0	1	0	0	0	0	0	0	5	7	0.00	3.000

PITCHER	IP	WLS	BF	H	R	ER	SO	BB	IBB	HBP	BLK	WP	HR	S	P	ERA	WHIP

BOTTOM

Pittsburgh Pirates @ New York Mets

Shea Stadium, Flushing, NY

Sat Oct 03 1992, 3:33 AM EDT

Att. 13,549 - Sunny - 71 F

livebaseballscorecards.com

AB	28
R	2
H	5
RBI	1
BB	1
SO	8
LOB	9

WP: 0 PA: 30
PB: 0
SB: 1
CS: 1

Batter	1	2	3	4	5	6	7	8	9	AB	R	H	RBI	BB	SO	LOB
Alex Cole, L (1, 9) OBP: 0.318, SLG: 0.315	F B F B F F X 2-2 ① F8			X 0-0 ① B1-3		B B X 2-0 ② SF9 1-2 2-H			B C X 1-1 ① G3	3	0	0	1	0	0	0
Jay Bell, R (1, 6) OBP: 0.326, SLG: 0.383 Kevin Young, R (9, 5) OBP: 0.667, SLG: 0.571	C B X 1-1 ② G5-3			X 0-0 ② F7		X 0-0 ③ F9			B F S X 1-2 ② G6-3	4 0	0 0	0 0	0 0	0 0	0 0	1 0
Andy Van Slyke, L (1, 8) OBP: 0.381, SLG: 0.505 Will Pennyfeather, R (9, 8) OBP: 0.222, SLG: 0.222	B C C B S 2-3 ③ K			X 0-0 PO 1B			B C C X 1-2 ① L8		B S X 1-1 ③ F2	4 0	0 0	1 0	0 0	0 0	1 0	0 0
Barry Bonds, L (1, 7) OBP: 0.456, SLG: 0.624 Al Martin, L (7, 7) OBP: 0.154, SLG: 0.333		B C F X 1-2 ① F9		1 SAFE 0-0 ③ PO 1-2	X 0-0 ① F7		B F B X 2-1 HR			3 0	1 0	1 0	1 0	0 0	0 0	0 0
Jeff King, R (1, 4) OBP: 0.272, SLG: 0.371 Carlos Garcia, R (7, 4) OBP: 0.195, SLG: 0.231 (9, 6)		C X 0-1 ② G5-3			B X 1-0 ② F8		B F F B F X 2-2 ② P6			3 0	0 0	0 0	0 0	0 0	0 0	0 0
Orlando Merced, S (1, 3) OBP: 0.332, SLG: 0.385		B B X 2-0 ③ G1-3			F B C B S 2-3 ③ K		B X 1-0 ③ G4-3			3	0	0	0	0	1	0
Michael LaValliere, L (1, 2) OBP: 0.350, SLG: 0.328 Tom Prince, R (6, 2) OBP: 0.192, SLG: 0.136			X 0-0 ① L8			C F B S 1-3 ① K		C X 0-1 ① G6-3		2 1	0 0	0 0	0 0	0 0	1 0	0 0
John Wehner, R (1, 5) OBP: 0.252, SLG: 0.228 (9, 4)			C C B X 1-2 ② G6-3			F S B F X 1-2 BLK 1B SF9 1B		X 0-0 ② F8		3	1	1	0	0	0	0
Tim Wakefield, R (1, 1) OBP: 0.103, SLG: 0.071 Gary Varsho, L (6, PH) OBP: 0.266, SLG: 0.370 Zane Smith, L (6, 1) OBP: 0.157, SLG: 0.163 Cecil Espy, S (8, PH) OBP: 0.310, SLG: 0.340 Bob Walk, R (8, 1) OBP: 0.093, SLG: 0.116 Steve Cooke, R (8, 1) OBP: 0.333, SLG: 0.333			X 0-0 ③ L8			X 0-0 BLK 1-2 1B		S C S 0-3 ③ K		1 1 0 1 0 0	0 0 0 0 0 0	0 1 0 0 0 0	0 0 0 0 0 0	0 0 0 1 0 0	0 0 0 0 0 0	0 0 0 0 0 0
Inning Stats	R: 0 E: 0 K: 1 S: 10 H: 0 LOB: 0 BB: 0 P: 15	R: 0 E: 0 K: 0 S: 6 H: 0 LOB: 0 BB: 0 P: 9	R: 0 E: 0 K: 0 S: 5 H: 0 LOB: 0 BB: 0 P: 6	R: 0 E: 0 K: 0 S: 3 H: 1 LOB: 0 BB: 0 P: 3	R: 0 E: 0 K: 1 S: 5 H: 0 LOB: 0 BB: 0 P: 8	R: 1 E: 0 K: 1 S: 10 H: 2 LOB: 1 BB: 0 P: 14	R: 1 E: 0 K: 0 S: 10 H: 1 LOB: 0 BB: 0 P: 16	R: 0 E: 0 K: 1 S: 6 H: 0 LOB: 0 BB: 0 P: 6	R: 0 E: 0 K: 0 S: 7 H: 0 LOB: 0 BB: 0 P: 10	1B: 3 2B: 0 3B: 0 HR: 1	SF: 1 SAC: 0 DP: 0 HBP: 0					

TOP

Pittsburgh Pirates @ New York Mets

Shea Stadium, Flushing, NY

Sun Oct 04 1992, 3:33 AM EDT

Att. 14,274 - Cloudy - 65 F

livebaseballscorecards.com

AB	29
R	2
H	4
RBI	2
BB	0
SO	4
LOB	1

PITCHER		IP	WLS	BF	H	R	ER	SO	BB	IBB	HBP	BLK	WP	HR	S	P	ERA	WHIP
Bret Saberhagen, R ERA: 3.5	(1, 1)	8.0	L	27	4	2	2	4	0	0	0	1	0	1	55	77	2.25	0.500
Paul Gibson, L ERA: 5.23	(9, 1)	1.0		3	0	0	0	0	0	0	0	0	0	0	7	10	0.00	0.000

PITCHER	IP	WLS	BF	H	R	ER	SO	BB	IBB	HBP	BLK	WP	HR	S	P	ERA	WHIP

Batter	1	2	3	4	5	6	7	8	9	AB	R	H	RBI	BB	SO	LOB
Pat Howell, S (1, 8) OBP: 0.218, SLG: 0.200	B B S X 2-1 B5-3 ①	F B S B S 2-3 K ③				X 0-0 G6-3 ②			C X 0-1 F9 ①	3	0	0	0	0	1	0
D.J. Dozier, R (7, 7) OBP: 0.264, SLG: 0.234										1	0	0	0	0	0	0
Willie Randolph, R (1, 4) OBP: 0.352, SLG: 0.318	C B B F X 2-2 G6-3 ②			C B S C 1-3 K ①		X 0-0 F8 ③			B B B C B 4-1 BB	3	0	0	0	1	1	0
Dick Schofield, R (9, PR) OBP: 0.311, SLG: 0.286										0	0	0	0	0	0	0
Dave Gallagher, R (1, 7) OBP: 0.307, SLG: 0.331	B F X 1-1 G6-3 ③			B X 1-0 1B			B B B 4-0 G5-4-3 BB		B B X 2-0 P6 ②	3	0	1	0	1	0	1
(7, 9)																
Jeff McKnight, S (1, 3) OBP: 0.287, SLG: 0.400		C X 0-1 L6 ①		X 0-0 F9 ②			C C B B X 2-2 L9 ①		C B F X 1-2 F9 ③	4	0	0	0	0	0	3
Ryan Thompson, R (1, 9) OBP: 0.274, SLG: 0.389		B B B B 4-0 CS BB		B B X 2-0 P4 ③			B X 1-0 G5-4-3 ②③ 1-2f			2	0	0	0	1	0	2
(7, 8)																
Jeff Kent, R (1, 6) OBP: 0.312, SLG: 0.430		C F 1 SAFE B B 1 SAFE 1 SAFE F X 2-2 F7 ②			X 0-0 G5-3 ①			C X 0-1 FC5-4 1B		3	0	1	0	0	0	1
Chris Donnels, L (1, 5) OBP: 0.275, SLG: 0.207		F P C B S 2-3 K ③ 1-2			C X 0-1 G1-3 ②			B S B X 2-1 FC5-4 ① 1B 1-2f		3	0	0	0	0	1	2
Todd Hundley, S (1, 2) OBP: 0.256, SLG: 0.316			B X 1-0 G3 ①		B F F F F X 1-2 P3 ③			B F B X 2-1 1-3 1B ②		3	0	1	0	0	0	0
Bret Saberhagen, R (1, 1) OBP: 0.138, SLG: 0.107			L C B X 1-2 F8 ②			C F F B B X 2-2 G4-3 ①		B X 1-0 P6 ③		2	0	0	0	0	0	0
Daryl Boston, L (8, PH) OBP: 0.338, SLG: 0.426										0	0	0	0	0	0	0
Chico Walker, S (8, PH) OBP: 0.351, SLG: 0.391										1	0	0	0	0	0	1
Paul Gibson, R (9, 1)										0	0	0	0	0	0	0
Inning Stats	R: 0 E: 0 K: 0 S: 7 H: 0 LOB: 0 BB: 0 P: 12	R: 0 E: 0 K: 1 S: 10 H: 0 LOB: 1 BB: 1 P: 17	R: 0 E: 0 K: 1 S: 7 H: 0 LOB: 0 BB: 0 P: 11	R: 0 E: 0 K: 1 S: 6 H: 1 LOB: 1 BB: 0 P: 10	R: 0 E: 0 K: 0 S: 8 H: 0 LOB: 0 BB: 0 P: 9	R: 0 E: 0 K: 0 S: 6 H: 0 LOB: 0 BB: 0 P: 8	R: 0 E: 0 K: 0 S: 4 H: 0 LOB: 0 BB: 1 P: 11	R: 0 E: 0 K: 0 S: 7 H: 2 LOB: 1 BB: 0 P: 12	R: 0 E: 0 K: 0 S: 7 H: 0 LOB: 1 BB: 1 P: 14							

BOTTOM

Pittsburgh Pirates @ New York Mets

Shea Stadium, Flushing, NY

Sun Oct 04 1992, 3:33 AM EDT

Att. 14,274 - Cloudy - 65 F

livebaseballscorecards.com

AB	28
R	0
H	3
RBI	0
BB	3
SO	3
LOB	10

| | | | | | | | | | | | | | | | |