

New York Mets - 1992

Batter	1	2	3	4	5	6	7	8	9	10	AB	R	H	RBI	BB	SO	LOB	TOP								
Vince Coleman, S OBP: 0.400, SLG: 0.250 (1, 7)	1-3 K		4-0 CS S BB		0-0 G4-3			2-1 G4-3		0-0 SH1-3 HR 1B	4	1	1	0	1	1	0	New York Mets @ St. Louis Cardinals Busch Stadium, St. Louis, MO Mon Apr 06 1992, 7:05 PM CDT Att. 45,174 - Cloudy - 64 F								
Willie Randolph, R (1, 4)	0-0 P5		4-0 BB			3-2 G5-3		2-3 K	1-1 SH1-3	3	0	0	0	1	1	0										
Bobby Bonilla, S OBP: 0.600, SLG: 1.800 (1, 9)	1-3 K			2-0 HR		2-1 1B		2-3 K	2-2 HR	5	2	3	3	0	2	0										
Howard Johnson, S OBP: 0.400, SLG: 0.400 (1, 8)		2-1 S 1B		2-3 K		0-1 F9		0-1 F9	0-1 P4	5	1	2	0	0	1	1										
Eddie Murray, S OBP: 0.250, SLG: 0.250 Dave Gallagher, R Junior Noboa, R (1, 3) (9, PR) (9, 6)	1-3 K		1-0 F7		0-0 F9			1-3 FC6-4 1B	3-3 K	4	0	1	0	0	1	2										
Bill Pasota, R OBP: 0.333, SLG: 0.667 Daryl Boston, L Jeff Innis, R John Franco, L (1, 5) (9, PH) (9, 1) (10, 1)	0-1 G5-3		2-0 2B			1-0 P6		2-3 K		3	0	1	0	0	0	1										
Kevin Elster, R Mackey Sasser, L (1, 6) (9, PH) (9, 3)	0-3 K		0-3 K			2-2 P2		1-1 FC6-4 1B	1-1 FC6-4 1B	1	0	0	1	0	0	1										
Todd Hundley, S OBP: 0.500, SLG: 0.333 (1, 2)			0-0 G3-1		2-1 F8		1-1 HBP	2-0 1B	1-3 1B	3	0	1	0	0	0	0										
David Cone, L Dave Magadan, L (1, 1) (9, PH) (9, 5)	0-1 F9		0-1 F8		0-0 F8		0-0 F7	0-0 P6		3	0	0	0	0	0	1										
Inning Stats	R: 0 E: 0 K: 2 S: 7	H: 0 LOB: 0 BB: 0 P: 9	R: 0 E: 0 K: 2 S: 11	H: 1 LOB: 1 BB: 0 P: 14	R: 0 E: 0 K: 0 S: 3	H: 0 LOB: 1 BB: 2 P: 11	R: 1 E: 0 K: 2 S: 11	H: 2 LOB: 1 BB: 0 P: 18	R: 0 E: 0 K: 0 S: 8	H: 0 LOB: 1 BB: 0 P: 13	R: 0 E: 0 K: 0 S: 7	H: 0 LOB: 1 BB: 0 P: 11	R: 0 E: 0 K: 2 S: 9	H: 0 LOB: 0 BB: 0 P: 15	R: 1 E: 0 K: 1 S: 14	H: 3 LOB: 2 BB: 0 P: 21	R: 2 E: 0 K: 1 S: 11		H: 2 LOB: 0 BB: 0 P: 17	1B: 6 2B: 1 3B: 0 HR: 2	SF: 0 SAC: 1 DP: 0 HBP: 1	WP: 0 PB: 0 SB: 2 CS: 1	PA: 41			
PITCHER	IP 7.0	WLS 27	H 4	R 1	ER 1	SO 6	BB 2	IBB 0	HBP 1	BLK 0	WP 0	HR 1	S 51	P 82	ERA 1.29	WHIP 0.857										
Jose DeLeon, R ERA: 1.29 Todd Worrell, R ERA: Lee Smith, R ERA: 20.25 Bob McClure, L ERA:	(1, 1) (8, 1) (9, 1) (10, 1)	1.0 3 1.1 0.2	0 0 9 2	0 0 5 0	0 0 3 0	2 0 1 1	0 0 0 0	0 0 0 0	0 0 0 0	0 0 0 0	0 0 1 0	0 0 20 5	15 30 30 8	0.00 20.25 0.000												

AB	37
R	4
H	9
RBI	4
BB	2
SO	10
LOB	12



Batter	1	2	3	4	5	6	7	8	9	10	AB	R	H	RBI	BB	SO	LOB	BOTTOM								
Ray Lankford, L OBP: 0.250, SLG: 0.250 (1, 8)	1-0 1B			2-3 K		1-1 G3		1-1 F9			4	0	1	0	0	1	1	New York Mets @ St. Louis Cardinals Busch Stadium, St. Louis, MO Mon Apr 06 1992, 7:05 PM CDT Att. 45,174 - Cloudy - 64 F								
Ozzie Smith, S (1, 6)	3-2 G4-3			4-2 1B G4-3 BB		2-2 G4-3		2-2 G6-3		3	1	0	0	1	0	0										
Todd Zeile, R OBP: 0.250, SLG: 0.250 (1, 5)	0-0 F8			2-1 BB G4-3		3-3 K		3-2 P6		4	1	1	0	0	1	0										
Andres Galaraga, R OBP: 0.250, SLG: 0.250 (1, 3)		3-3 K		1-2 G4-3		0-0 F7		1-1 1B		4	0	1	1	0	1	1										
Pedro Guerrero, R OBP: 0.667, SLG: 0.667 Rex Hudler, R (1, 7) (7, PR) (8, 7)	2-3 K		0-1 1B	1-2 3-H 1B		1-1 CS 1B		1-3 K		3	0	2	1	0	1	0										
Milt Thompson, L (1, 9)	0-0 G3-1		2-3 K			2-2 G1-3		0-2 G1-3		4	0	0	0	0	1	2										
Tom Pagnozzi, R (1, 2)			1-3 K		0-0 G6-3		3-1 F9		1-3 K2-3	4	0	0	0	0	2	0										
José Oquendo, S Tim Jones, L Bernard Gilkey, R (1, 4) (2, 4) (10, PH)			0-0 F9		1-3 K		0-0 F9		0-0 P3	3	0	0	0	0	0	0										
Jose DeLeon, R Todd Worrell, R Gerald Perry, L Lee Smith, R Bob McClure, R (1, 1) (8, 1) (8, PH) (9, 1) (10, 1)			0-3 K		2-3 K		3-1 1B			2	0	0	0	0	2	0										
Inning Stats	R: 0 E: 0 K: 0 S: 8	H: 1 LOB: 0 BB: 0 P: 12	R: 0 E: 0 K: 2 S: 7	H: 0 LOB: 0 BB: 0 P: 12	R: 0 E: 0 K: 2 S: 7	H: 0 LOB: 1 BB: 1 P: 8	R: 2 E: 0 K: 2 S: 17	H: 2 LOB: 1 BB: 1 P: 28	R: 0 E: 0 K: 2 S: 7	H: 0 LOB: 0 BB: 0 P: 10	R: 0 E: 0 K: 0 S: 8	H: 0 LOB: 0 BB: 0 P: 14	R: 0 E: 0 K: 0 S: 9	H: 1 LOB: 1 BB: 0 P: 12	R: 0 E: 0 K: 0 S: 7	H: 1 LOB: 1 BB: 0 P: 14	R: 0 E: 0 K: 1 S: 12		H: 1 LOB: 1 BB: 0 P: 19	R: 0 E: 0 K: 1 S: 7	H: 0 LOB: 0 BB: 0 P: 8	1B: 6 2B: 0 3B: 0 HR: 0	SF: 0 SAC: 0 DP: 0 HBP: 0	WP: 0 PB: 0 SB: 0 CS: 1	PA: 35	
PITCHER	IP 8.0	WLS 28	H 5	R 2	ER 2	SO 9	BB 1	IBB 0	HBP 0	BLK 0	WP 0	HR 0	S 70	P 110	ERA 2.25	WHIP 0.750										
David Cone, R ERA: 2.25 Jeff Innis, R ERA: John Franco, L ERA:	(1, 1) (9, 1) (10, 1)	1.0 W 1.0	4 1 3	1 0 0	0 0 0	1 1 1	0 0 0	0 0 0	0 0 0	0 0 0	0 0 7	0 12 8	19 19 8	0.00 0.000 0.000												

AB	34
R	2
H	6
RBI	2
BB	1
SO	11
LOB	5



Batter	1	2	3	4	5	6	7	8	9	AB	R	H	RBI	BB	SO	LOB	TOP								
Vince Coleman, S OBP: 0.333, SLG: 0.250	P1		G6-3 BB 1B		G6-3		F7			4	0	1	0	0	0	1	New York Mets @ St. Louis Cardinals Busch Stadium, St. Louis, MO Tue Apr 07 1992, 7:05 PM CDT Att: 20,832 - Cloudy - 69 F								
Willie Randolph, R Tim Burke, R	G1-3		G6-3 BB		L8		G4-3			3	0	0	0	1	0	1									
Bobby Bonilla, S OBP: 0.444, SLG: 1.111	F7		G6-3							4	0	1	0	0	0	2									
Howard Johnson, S OBP: 0.333, SLG: 0.333		1B G6-4-3 1B	G1				G3		FC4-6 G4-3 S 1-2	4	1	1	0	0	0	3									
Eddie Murray, S OBP: 0.500, SLG: 0.429		G6-4-3 1B			B2-3 1B		FC1-4-6 BB		G4-3	3	0	2	0	1	0	1									
Dave Magadan, L		G6-4-3 1-2 3-H			B2-3		FC1-4-6 1-2		L4	4	0	0	0	0	0	4									
Bill Pecota, R OBP: 0.429, SLG: 0.571					G5-3				G6-3	4	1	2	0	0	0	1									
Todd Hundley, S OBP: 0.333, SLG: 0.200							F7		F8	2	0	0	0	0	1	2									
Mark Dewey, R Daryl Boston, L Junior Noboa, R	L3				K					0	0	0	0	0	0	0									
Bret Saberhagen, R Wally Whitehurst, R Mackey Sasser, L OBP: 0.250, SLG: 0.500			G1-3				G4-3		P6	1	0	0	0	0	0	0									
										3	0	1	1	0	0	0									
Inning Stats	R: 0 E: 0 K: 0 S: 5	H: 0 LOB: 0 BB: 0 P: 8	R: 1 E: 0 K: 0 S: 13	H: 3 LOB: 1 BB: 0 P: 18	R: 0 E: 0 K: 0 S: 12	H: 1 LOB: 2 BB: 1 P: 21	R: 0 E: 0 K: 1 S: 8	H: 1 LOB: 1 BB: 0 P: 12	R: 0 E: 0 K: 0 S: 4	H: 0 LOB: 0 BB: 0 P: 6	R: 0 E: 0 K: 0 S: 4	H: 0 LOB: 0 BB: 1 P: 11	R: 1 E: 0 K: 0 S: 9	H: 2 LOB: 1 BB: 0 P: 14	R: 0 E: 0 K: 0 S: 11	H: 1 LOB: 1 BB: 0 P: 20	R: 0 E: 0 K: 0 S: 5	H: 0 LOB: 0 BB: 0 P: 7	1B: 7 2B: 1 3B: 0 HR: 0	SF: 0 SAC: 0 DP: 1 HBP: 0	WP: 0 PB: 0 SB: 1 CS: 0	PA: 36			
PITCHER	IP	WLS	BF	H	R	ER	SO	BB	IBB	HBP	BLK	WP	HR	S	P	ERA	WHIP								
Omar Olivares, R ERA: 2.57	(1, 1)	7.0	W	29	7	2	2	1	2	0	0	0	0	55	90	2.57	1.286								
Cris Carpenter, R ERA:	(8, 1)	1.0		4	1	0	0	0	0	0	0	0	0	11	20	0.00	1.000								
Juan Agosto, L ERA:	(9, 1)	1.0		3	0	0	0	0	0	0	0	0	0	5	7	0.00	0.000								

AB 34
R 2
H 8
RBI 1
BB 2
SO 1
LOB 16



Batter	1	2	3	4	5	6	7	8	9	AB	R	H	RBI	BB	SO	LOB	BOTTOM								
Ray Lankford, L OBP: 0.444, SLG: 0.375	2B 1B	BB 3B 1B	G4-6-3 BB			G6-3		G3		4	2	2	0	1	0	0	New York Mets @ St. Louis Cardinals Busch Stadium, St. Louis, MO Tue Apr 07 1992, 7:05 PM CDT Att: 20,832 - Cloudy - 69 F								
Ozzie Smith, S OBP: 0.222, SLG: 0.125	2B 1B	L7	G4-6-3 1-2			G6-3		G3		5	1	1	0	0	0	4									
Todd Zeile, R OBP: 0.444, SLG: 0.875	G5-3 1H 2H 1B 2B	BB 3B BB			K			P6		4	3	2	3	1	1	0									
Andres Galarraga, R OBP: 0.286, SLG: 0.167	G5-3	L8								2	0	0	0	0	0	4									
Gerald Perry, L OBP: 1.000, SLG: 1.500					G5-4-3 HBP		G1 1B 2B			1	1	1	0	0	0	0									
Pedro Guerrero, R OBP: 0.429, SLG: 0.333	G5-3				G5-4-3		G1 1B 2B			3	1	0	1	1	0	3									
Bernard Gilkey, R										0	0	0	0	0	0	0									
Milt Thompson, L OBP: 0.375, SLG: 0.625	1B 3H	1B 1H 2H 3H	3B BB			G1-3		FC1-6 1B		4	0	3	5	0	0	0									
Tom Pagnozzi, R OBP: 0.250, SLG: 0.250	1B 3H	G4-3				G1-3		FC1-6 1B		4	0	2	0	0	0	1									
Tim Jones, L	G5-3		G3-1			G5-3		FC1-6 1-2 2-3		4	0	0	0	0	0	4									
Omar Olivares, R OBP: 0.667, SLG: 0.667		1B BB 1B				G3-1		P6		3	1	2	0	0	0	0									
Luis Alicea, S Cris Carpenter, R Juan Agosto, L										1	0	0	0	0	0	2									
										0	0	0	0	0	0	0									
										0	0	0	0	0	0	0									
Inning Stats	R: 3 E: 0 K: 0 S: 21	H: 5 LOB: 2 BB: 0 P: 32	R: 4 E: 0 K: 0 S: 12	H: 3 LOB: 2 BB: 2 P: 22	R: 0 E: 0 K: 0 S: 9	H: 1 LOB: 1 BB: 1 P: 16	R: 0 E: 0 K: 1 S: 7	H: 0 LOB: 0 BB: 0 P: 12	R: 0 E: 0 K: 0 S: 3	H: 0 LOB: 0 BB: 0 P: 5	R: 0 E: 0 K: 0 S: 5	H: 0 LOB: 0 BB: 0 P: 7	R: 2 E: 0 K: 0 S: 14	H: 4 LOB: 2 BB: 0 P: 16	R: 0 E: 0 K: 0 S: 8	H: 0 LOB: 0 BB: 0 P: 12	1B: 9 2B: 2 3B: 1 HR: 1	SF: 0 SAC: 0 DP: 2 HBP: 1	WP: 0 PB: 0 SB: 0 CS: 0	PA: 39					
PITCHER	IP	WLS	BF	H	R	ER	SO	BB	IBB	HBP	BLK	WP	HR	S	P	ERA	WHIP								
Bret Saberhagen, R ERA: 27.0	(1, 1)	2.1	L	19	9	7	7	0	3	0	0	0	0	40	66	27.00	5.143								
Wally Whitehurst, R ERA:	(3, 1)	1.2		4	0	0	0	1	0	0	0	0	0	9	16	0.00	0.000								
Mark Dewey, R ERA:	(5, 1)	2.0		6	0	0	0	0	0	0	0	0	0	8	12	0.00	0.000								
Tim Burke, R ERA: 9.0	(7, 1)	2.0		10	4	2	2	0	0	0	0	0	1	22	28	9.00	2.000								

AB 35
R 9
H 13
RBI 9
BB 3
SO 1
LOB 18



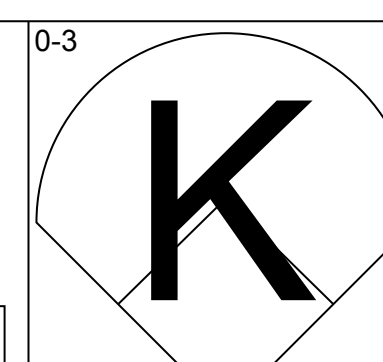
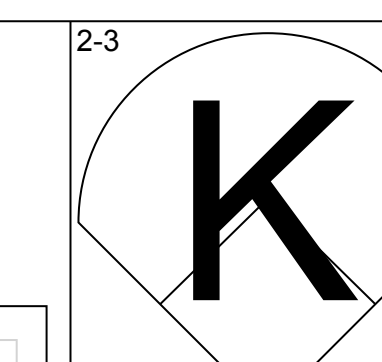
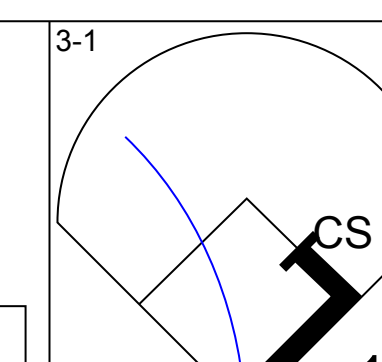
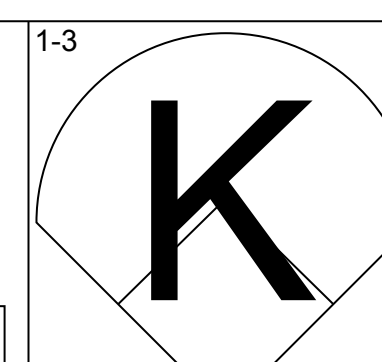
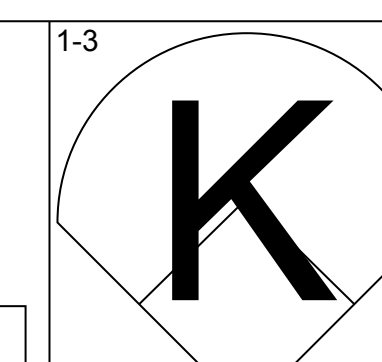
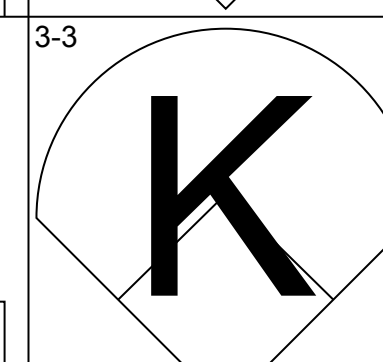
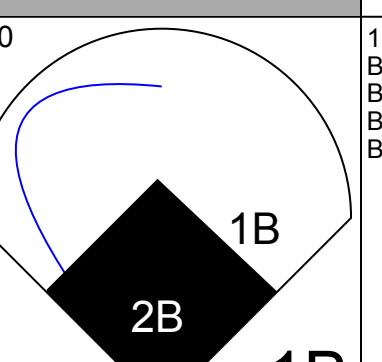
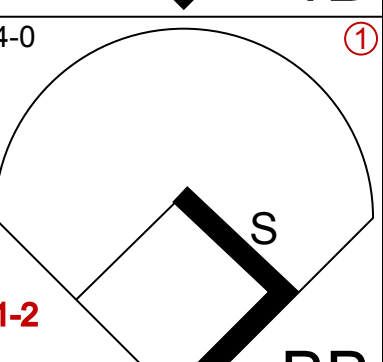
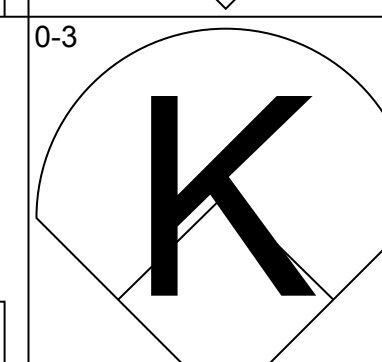
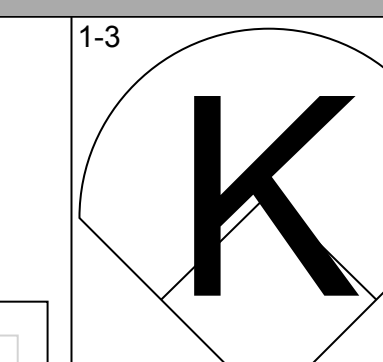
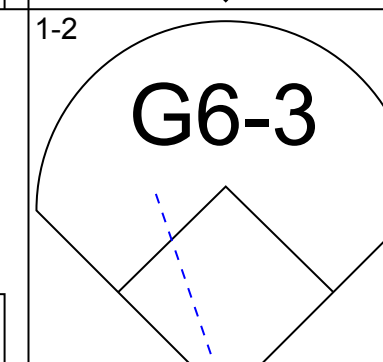
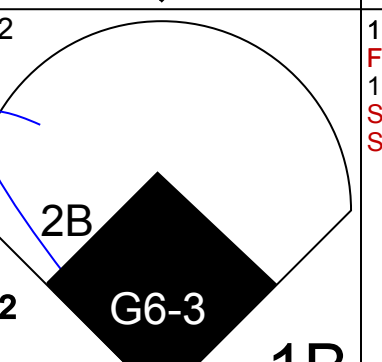
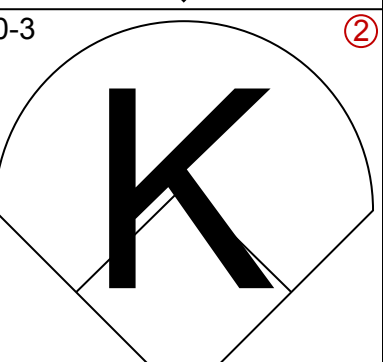
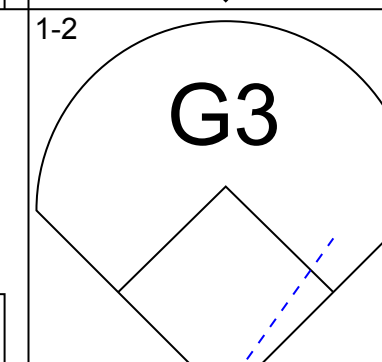
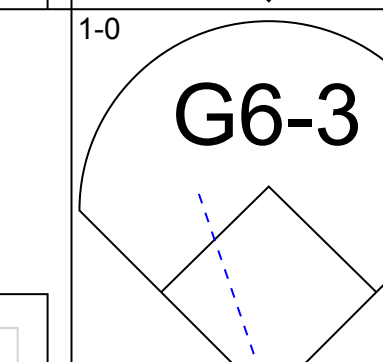
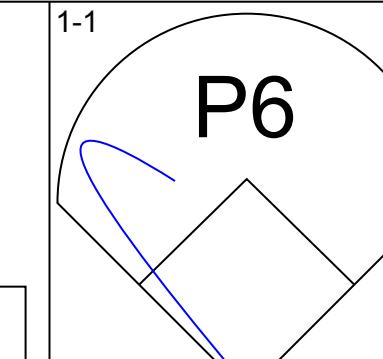
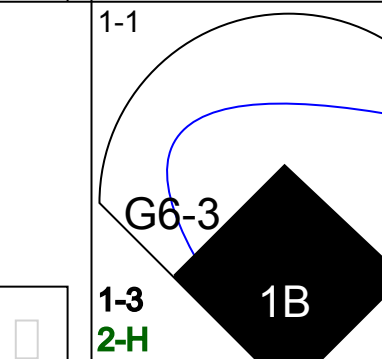
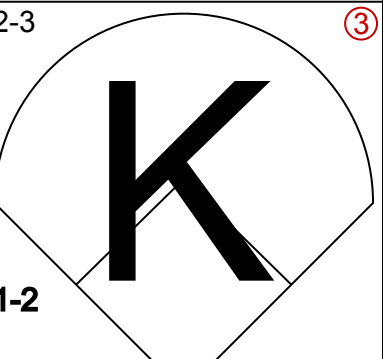
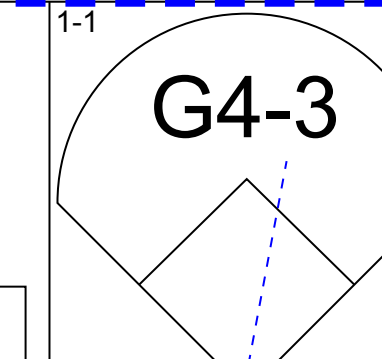
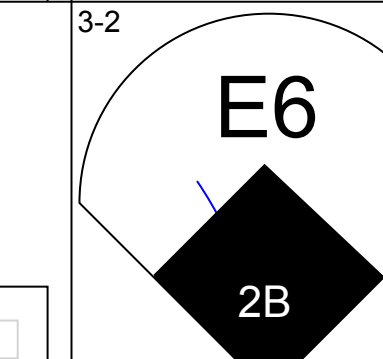
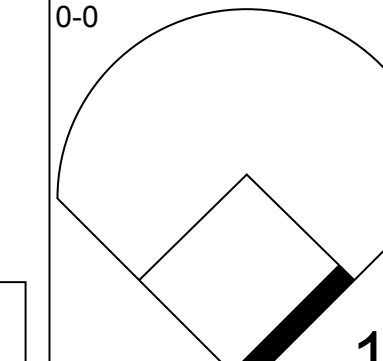
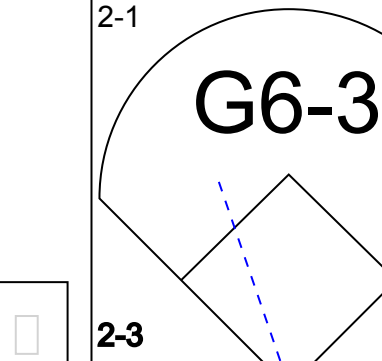
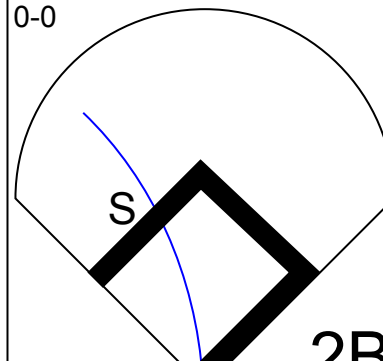
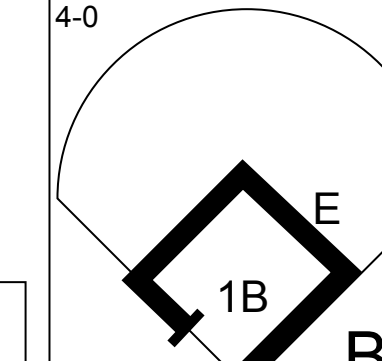
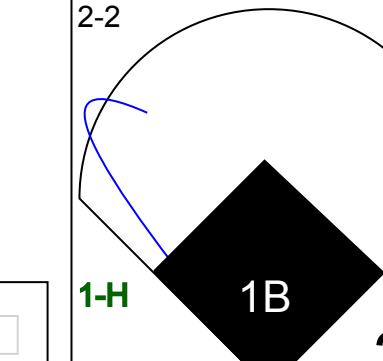
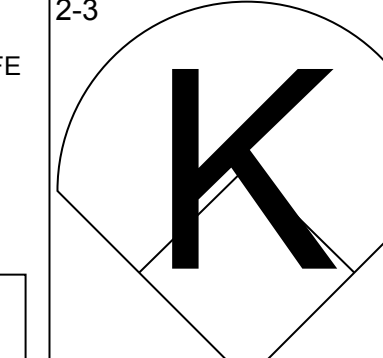
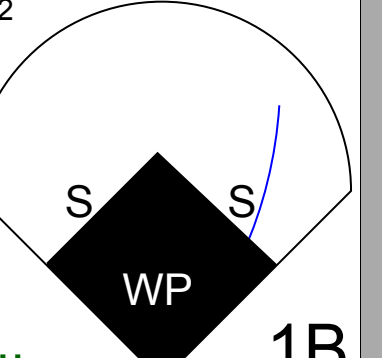
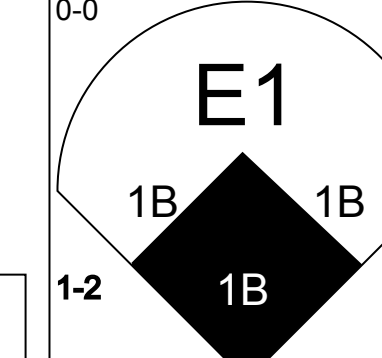
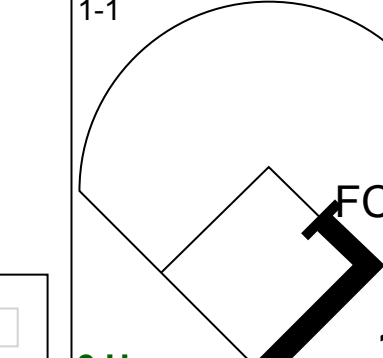
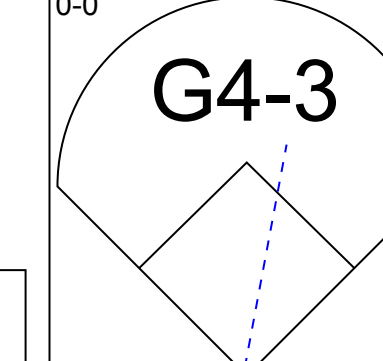
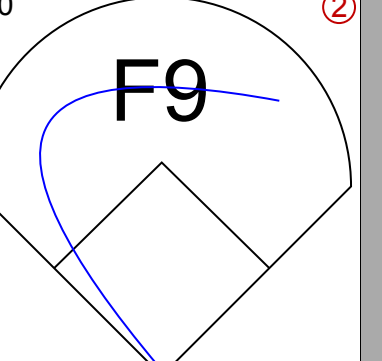
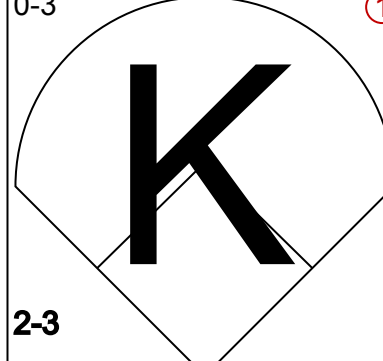
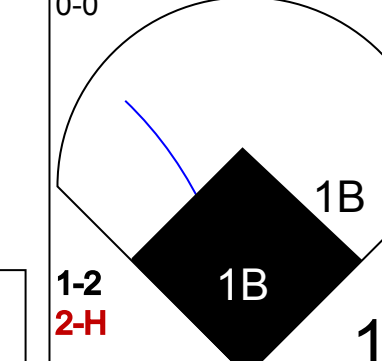
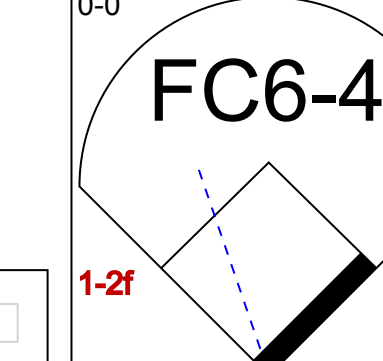
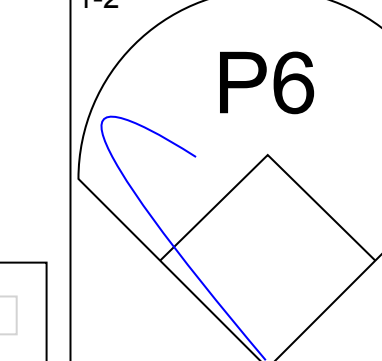
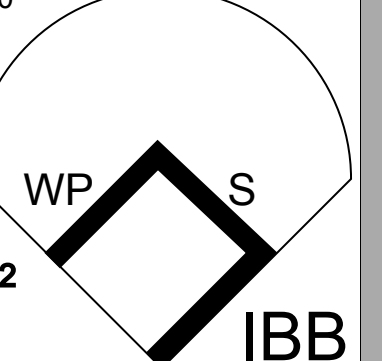
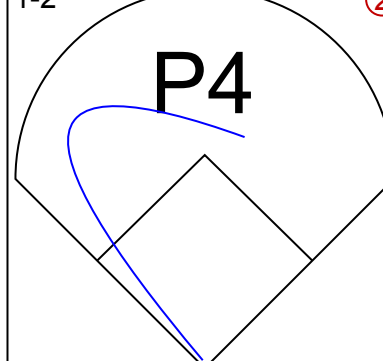
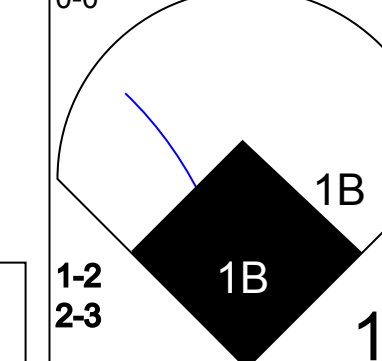
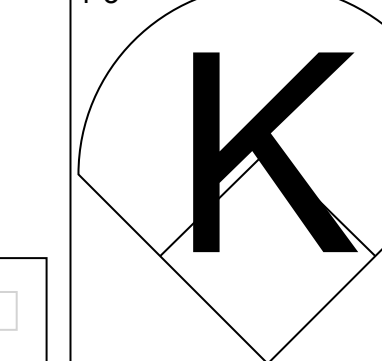
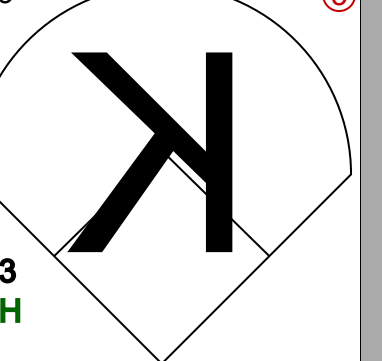
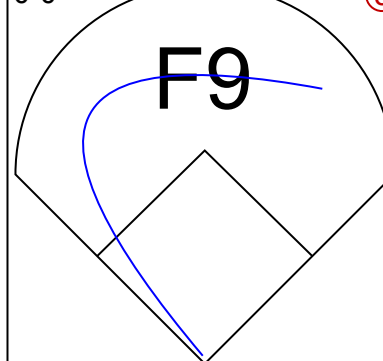
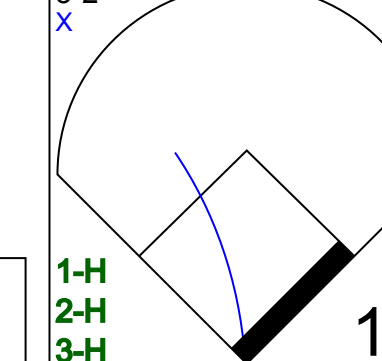
Batter	1	2	3	4	5	6	7	8	9	AB	R	H	RBI	BB	SO	LOB	TOP					
Delino DeShields, L OBP: 0.353, SLG: 0.529 (1, 4)	F7		G3-1			F8		G5-3		4	0	0	0	0	0	0	Montreal Expos @ New York Mets Shea Stadium, Flushing, NY Fri Apr 10 1992, 3:33 AM EDT Att: 47,218 - Sunny - 65 F					
Bret Barberie, S OBP: 0.400, SLG: 0.538 (1, 5)	K				F8	F8		1B 2B		4	1	1	0	0	1	0						
Ivan Calderon, R OBP: 0.235, SLG: 0.313 (1, 7)	F9				BLK 2B BB	F7		2-H 1B		3	1	1	1	1	0	0						
Larry Walker, L OBP: 0.294, SLG: 0.353 (1, 9)		G1-3			1-H 2B		G4-3 1B	K		4	1	2	1	0	1	1						
Tim Wallach, R OBP: 0.235, SLG: 0.133 (1, 3)	G5-3				G6-4-3 HBP	G4-3		F8		3	0	0	0	0	2							
Marquis Grissom, R OBP: 0.294, SLG: 0.438 (1, 8)	E S BB				G6-4-3 1-2f	P4			HR	3	1	1	1	1	0	3						
Darrin Fletcher, L OBP: 0.500, SLG: 0.500 (1, 2)	F8				L4		1B IBB	F8		3	0	0	0	1	0	1						
Spike Owen, S OBP: 0.200, SLG: 0.200 (1, 6)			F8		K		1-2 2-H 1B	G3		4	0	1	1	0	1	0						
Ken Hill, R (1, 1)			K		G3-1		G1-3	K		4	0	0	0	0	2	2						
Inning Stats	R: 0 E: 0 K: 1 S: 10	H: 0 LOB: 0 BB: 0 P: 14	R: 0 E: 0 K: 0 S: 9	H: 0 LOB: 1 BB: 1 P: 18	R: 0 E: 0 K: 1 S: 5	H: 0 LOB: 0 BB: 0 P: 7	R: 1 E: 0 K: 0 S: 11	H: 1 LOB: 1 BB: 1 P: 18	R: 0 E: 0 K: 1 S: 7	H: 0 LOB: 0 BB: 0 P: 10	R: 0 E: 0 K: 0 S: 7	H: 0 LOB: 0 BB: 0 P: 8	R: 1 E: 0 K: 0 S: 9	H: 2 LOB: 2 BB: 1 P: 21	R: 1 E: 0 K: 1 S: 10	H: 2 LOB: 1 BB: 0 P: 16		R: 1 E: 0 K: 1 S: 7	H: 1 LOB: 0 BB: 0 P: 9	1B: 3 2B: 2 3B: 0 HR: 1	SF: 0 SAC: 0 DP: 1 HBP: 1	WP: 0 PB: 0 SB: 1 CS: 0
PITCHER	IP	WLS	BF	H	R	ER	SO	BB	IBB	HBP	BLK	WP	HR	S	P	ERA	WHIP					
Dwight Gooden, R ERA: 2.7 (1, 1)	6.2	L	26	3	2	2	3	2	1	1	1	0	0	56	94	2.70	0.750					
Wally Whitehurst, R ERA: 3.0 (7, 1)	1.1		6	2	1	1	1	0	0	0	0	0	0	12	18	6.75	1.500					
Jeff Innis, R ERA: 4.5 (9, 1)	1.0		4	1	1	1	1	0	0	0	0	0	1	7	9	9.00	1.000					

AB	32
R	4
H	6
RBI	4
BB	3
SO	5
LOB	9



Batter	1	2	3	4	5	6	7	8	9	AB	R	H	RBI	BB	SO	LOB	BOTTOM					
Daryl Boston, L OBP: 0.167, SLG: 0.500 (1, 7)	F8				F7			F8		4	0	1	0	0	0	1	Montreal Expos @ New York Mets Shea Stadium, Flushing, NY Fri Apr 10 1992, 3:33 AM EDT Att: 47,218 - Sunny - 65 F					
Willie Randolph, R OBP: 0.294, SLG: 0.214 (1, 4)	G6-3		G4-3			G5-3		FC4-6 1B		4	0	1	0	0	0	1						
Bobby Bonilla, S OBP: 0.391, SLG: 0.619 (1, 9)	F8		F7			F9		FC4-6 1-2f		4	0	0	0	0	0	2						
Howard Johnson, S OBP: 0.227, SLG: 0.409 (1, 8)		K			G4-3	G3		E4 S		4	0	0	0	0	1	0						
Eddie Murray, S OBP: 0.350, SLG: 0.235 (1, 3)		1B BB			P6		K	K		3	0	0	0	1	2	1						
Dave Magadan, L (1, 5)		1B BB			P6		K	K		3	0	0	0	1	2	1						
Bill Pecota, R OBP: 0.313, SLG: 0.375 (7, PR) (8, 5)	F8				G3-4-1		B1-3 BB	F8		2	0	0	0	1	0	1						
Kevin Elster, R OBP: 0.231, SLG: 0.231 (1, 6)							B1-3	F9		4	0	1	0	0	0	2						
Charlie O'Brien, R OBP: 0.333, SLG: 0.667 (7, PH) (8, 2)							B1-3	F8		2	0	0	0	0	0	2						
Mackey Sasser, L OBP: 0.167, SLG: 0.333 (8, 2)							B1-3	F8		1	0	0	0	0	0	2						
Dwight Gooden, R OBP: 0.500, SLG: 0.500 (7, 1) Junior Noboa, R OBP: 0.333, SLG: 0.250 Jeff Innis, R (9, 1)								F8		2	0	1	0	0	0	0						
Inning Stats	R: 0 E: 0 K: 0 S: 5	H: 1 LOB: 2 BB: 1 P: 8	R: 0 E: 0 K: 1 S: 13	H: 1 LOB: 1 BB: 1 P: 24	R: 0 E: 0 K: 0 S: 7	H: 1 LOB: 1 BB: 0 P: 10	R: 0 E: 0 K: 0 S: 4	H: 0 LOB: 0 BB: 0 P: 5	R: 0 E: 0 K: 0 S: 6	H: 1 LOB: 1 BB: 0 P: 10	R: 0 E: 0 K: 0 S: 4	H: 0 LOB: 0 BB: 0 P: 7	R: 0 E: 0 K: 1 S: 10	H: 0 LOB: 2 BB: 1 P: 16	R: 0 E: 0 K: 0 S: 6	H: 1 LOB: 1 BB: 0 P: 8	R: 0 E: 1 K: 1 S: 7	H: 0 LOB: 1 BB: 0 P: 14	1B: 3 2B: 0 3B: 1 HR: 0	SF: 0 SAC: 0 DP: 0 HBP: 0	WP: 0 PB: 0 SB: 1 CS: 0	PA: 34
PITCHER	IP	WLS	BF	H	R	ER	SO	BB	IBB	HBP	BLK	WP	HR	S	P	ERA	WHIP					
Ken Hill, R ERA: (1, 1)	9.0	W	34	4	0	0	3	2	0	0	0	0	0	62	102	0.00	0.667					

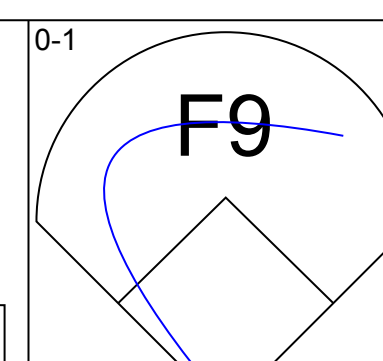
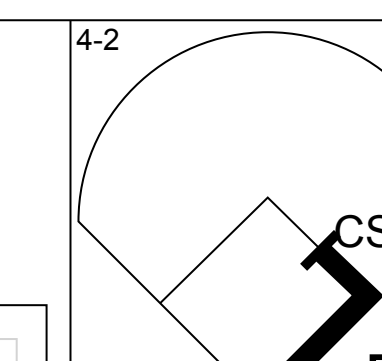
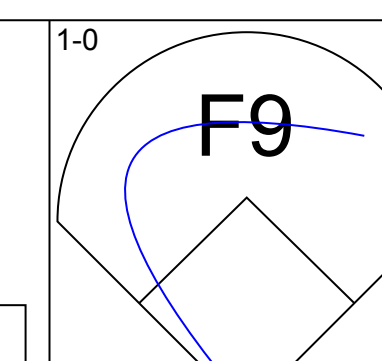
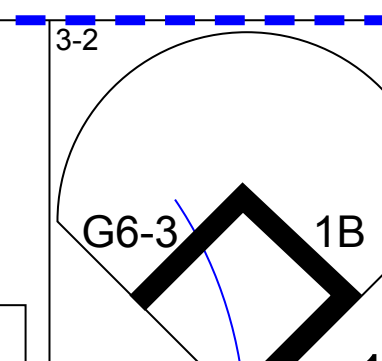
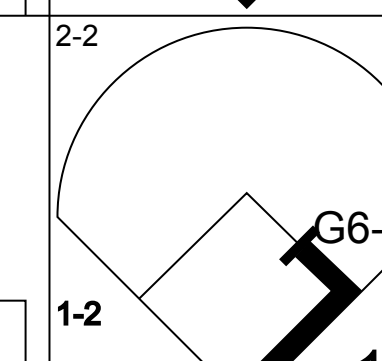

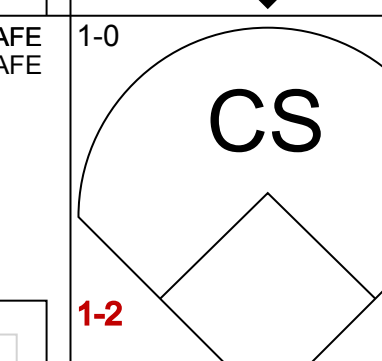
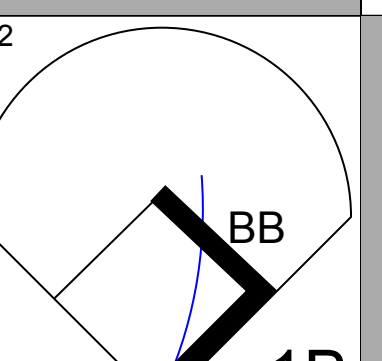
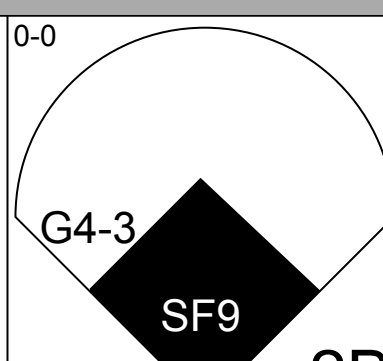
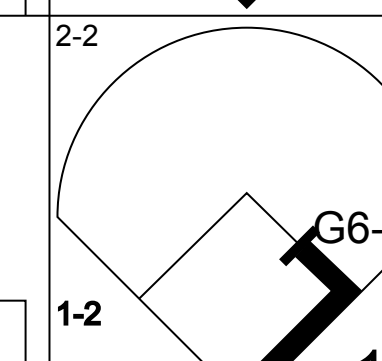

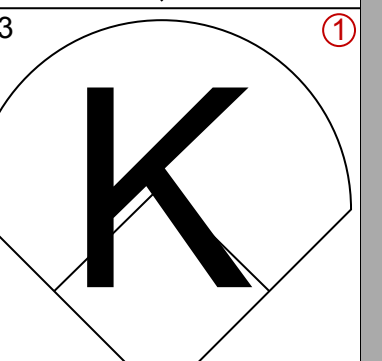
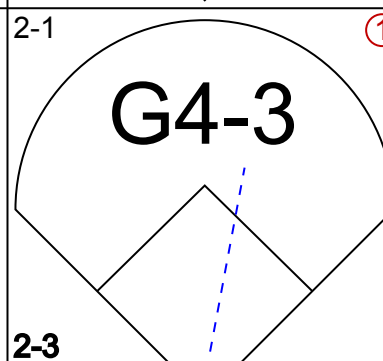
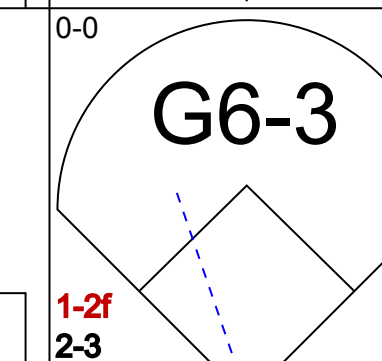

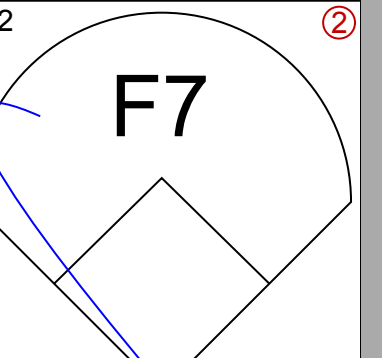
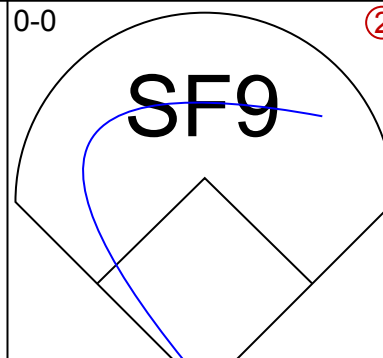
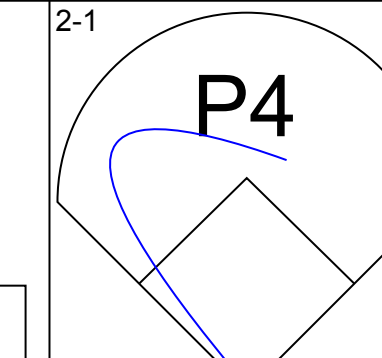
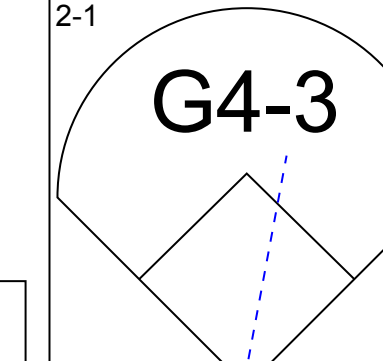
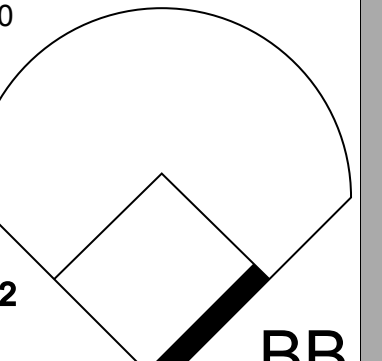
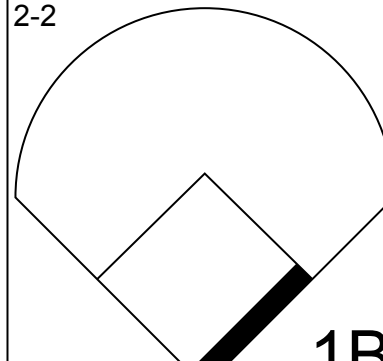

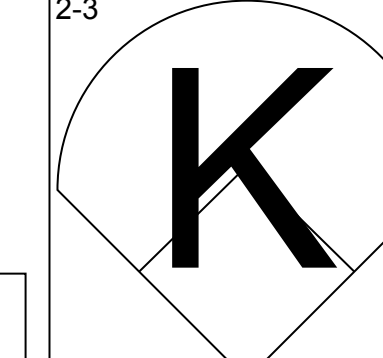

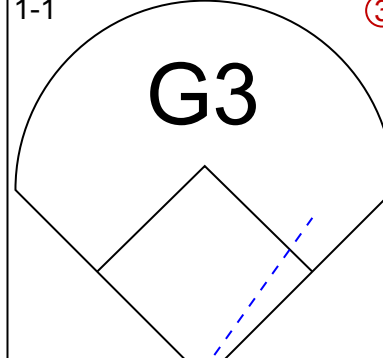

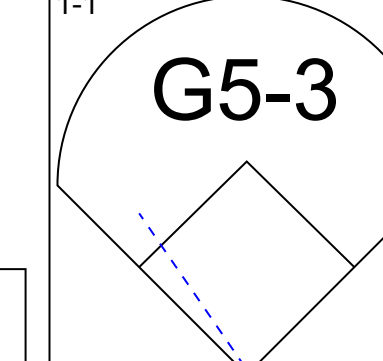
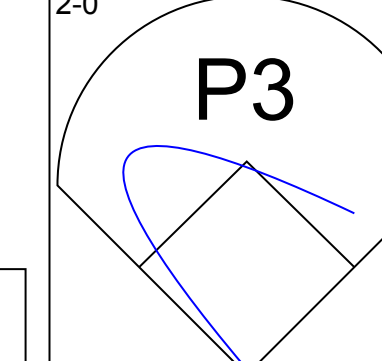

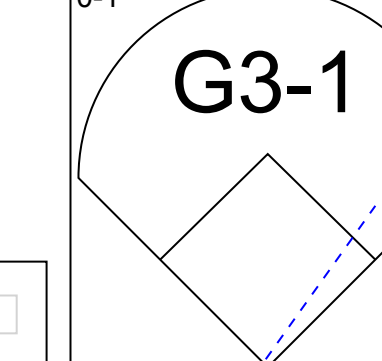

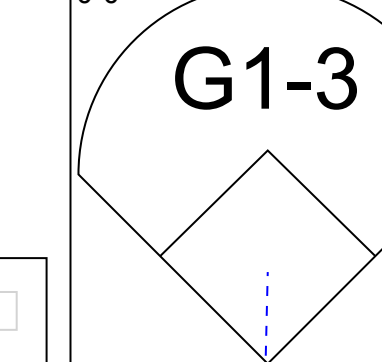
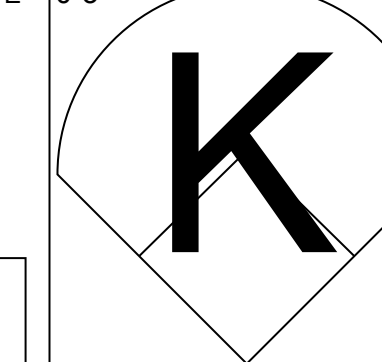
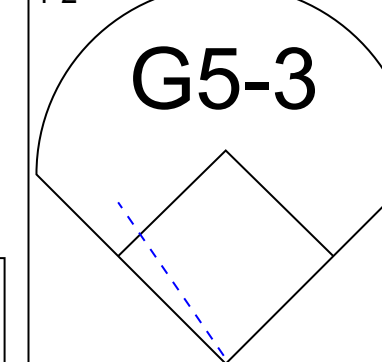


Batter	1	2	3	4	5	6	7	8	9	AB	R	H	RBI	BB	SO	LOB	TOP					
Delino DeShields, L OBP: 0.318, SLG: 0.455 (1,4)					 1B					5	0	1	0	0	4	1						
Bret Barberie, S OBP: 0.400, SLG: 0.471 (1,5)				 2B 1B	 1-2 BB					4	1	1	0	1	3	0						
John Vander Wal, L OBP: 0.429, SLG: 0.200 (1,7)				 G6-3 1B						5	1	1	0	0	1	1						
Larry Walker, L OBP: 0.273, SLG: 0.364 (1,9)				 1B 2B					 2B	5	2	1	1	0	1	1						
Tim Wallach, R OBP: 0.364, SLG: 0.368 (1,3)						 2B		 1B BB	 2B	4	1	3	2	1	0	1						
Marquis Grissom, R OBP: 0.364, SLG: 0.450 (1,8)				 WP 1B				 1B 1B	 1B	4	2	2	2	1	1	2						
Gary Carter, R Rick Cerone, R (8,2)								 1B	 1B	4	1	1	0	0	1	4						
Spike Owen, S OBP: 0.286, SLG: 0.231 (1,6)				 S IBB				 1B		3	1	1	0	1	0	2						
Dennis Martinez, R (1,1) Archi Cianfrocco, R (8,PH) Jeff Fassero, L (8,1)								 1B		3	0	0	0	0	2	3						
Inning Stats	R: 0 E: 0 K: 2 S: 9	H: 0 LOB: 0 BB: 0 P: 13	R: 0 E: 0 K: 1 S: 7	H: 1 LOB: 1 BB: 0 P: 10	R: 0 E: 0 K: 2 S: 12	H: 0 LOB: 0 BB: 0 P: 16	R: 4 E: 0 K: 1 S: 17	H: 4 LOB: 1 BB: 1 P: 27	R: 0 E: 0 K: 2 S: 8	H: 1 LOB: 1 BB: 1 P: 17	R: 0 E: 0 K: 1 S: 10	H: 1 LOB: 2 BB: 1 P: 15	R: 0 E: 0 K: 2 S: 9	H: 0 LOB: 0 BB: 0 P: 11	R: 3 E: 1 K: 1 S: 15	H: 3 LOB: 1 BB: 1 P: 24	R: 2 E: 1 K: 1 S: 16	H: 2 LOB: 1 BB: 0 P: 24	1B: 9 2B: 3 3B: 0 HR: 0	SF: 0 SAC: 0 DP: 0 HBP: 0	WP: 1 PB: 0 SB: 5 CS: 1	PA: 43
PITCHER	IP	WLS	BF	H	R	ER	SO	BB	IBB	HBP	BLK	WP	HR	S	P	ERA	WHIP					
David Cone, R (1,1) ERA: 3.6	7.0	L	30	7	4	4	11	2	1	0	0	1	0	72	109	5.14	1.286					
Tim Burke, R (8,1) ERA: 4.5	2.0		13	5	5	0	2	1	0	0	0	0	0	31	48	0.00	3.000					

Montreal Expos @ New York Mets
Shea Stadium, Flushing, NY
Sat Apr 11 1992, 3:33 AM EDT
Att: 22,967 - Cloudy - 40 F

AB	39
R	9
H	12
RBI	8
BB	4
SO	13
LOB	16



Batter	1	2	3	4	5	6	7	8	9	AB	R	H	RBI	BB	SO	LOB	BOTTOM					
Daryl Boston, L OBP: 0.222, SLG: 0.375 (1,7)			 BB					 1B		2	0	0	0	1	0	1						
Dave Gallagher, R (8,PH) OBP: 0.500, SLG: 0.400 (9,7)										1	0	1	0	0	0	0						
Willie Randolph, R OBP: 0.381, SLG: 0.389 (1,4)			 1-2	 1B		 SF9 2B		 1B		4	1	3	0	0	1	0						
Bobby Bonilla, S OBP: 0.370, SLG: 0.542 (1,9)										3	0	0	0	1	1	4						
Howard Johnson, S OBP: 0.192, SLG: 0.360 (1,8)										3	0	0	1	0	0	3						
Eddie Murray, S OBP: 0.417, SLG: 0.350 (1,3)								 G6-3 2B		3	1	2	0	1	0	0						
Dave Magadan, L (1,5)								 2-3		4	0	0	0	0	2	4						
Bill Pecota, R OBP: 0.250, SLG: 0.300 (1,6)								 3-H		4	0	0	1	0	0	0						
Todd Hundley, S OBP: 0.273, SLG: 0.111 (1,2)								 3-H		1	0	0	0	1	0	0						
Junior Noboa, R (7,PH) OBP: 0.300, SLG: 0.222										1	0	0	0	0	0	0						
Tim Burke, R (8,1)										0	0	0	0	0	0	0						
Kevin Elster, R (9,PH) OBP: 0.214, SLG: 0.214										1	0	0	0	0	0	0						
David Cone, L (1,1)										2	0	0	0	0	1	1						
Mackey Sasser, L (7,PH) OBP: 0.143, SLG: 0.286 (8,2)										1	0	0	0	0	0	0						
Inning Stats	R: 0 E: 0 K: 1 S: 7	H: 0 LOB: 1 BB: 1 P: 15	R: 0 E: 0 K: 1 S: 7	H: 0 LOB: 0 BB: 0 P: 12	R: 0 E: 0 K: 0 S: 6	H: 0 LOB: 0 BB: 1 P: 10	R: 0 E: 0 K: 2 S: 16	H: 1 LOB: 2 BB: 1 P: 29	R: 0 E: 0 K: 1 S: 5	H: 0 LOB: 1 BB: 1 P: 12	R: 1 E: 0 K: 0 S: 10	H: 2 LOB: 1 BB: 0 P: 15	R: 0 E: 0 K: 0 S: 7	H: 0 LOB: 0 BB: 0 P: 8	R: 0 E: 0 K: 0 S: 11	H: 2 LOB: 1 BB: 0 P: 18	R: 1 E: 0 K: 0 S: 13	H: 1 LOB: 0 BB: 0 P: 19	1B: 4 2B: 2 3B: 0 HR: 0	SF: 1 SAC: 0 DP: 1 HBP: 0	WP: 0 PB: 0 SB: 0 CS: 1	PA: 36
PITCHER	IP	WLS	BF	H	R	ER	SO	BB	IBB	HBP	BLK	WP	HR	S	P	ERA	WHIP					
Dennis Martinez, R (1,1) ERA: 1.93	7.0	W	27	3	1	1	5	4	0	0	0	0	0	58	101	1.29	1.000					
Jeff Fassero, L (8,1) ERA: 2.06	2.0		8	3	1	1	0	0	0	0	0	0	0	24	37	4.50	1.500					

Montreal Expos @ New York Mets
Shea Stadium, Flushing, NY
Sat Apr 11 1992, 3:33 AM EDT
Att: 22,967 - Cloudy - 40 F

AB	30
R	2
H	6
RBI	2
BB	4
SO	5
LOB	13



Batter	1	2	3	4	5	6	7	8	9	AB	R	H	RBI	BB	SO	LOB	TOP
Ruben Amaro Jr. S OBP: 0.448, SLG: 0.826 (1, 8) (7, 9)	4-2 B S 2B BB	1-2 P5		2-2 1B SF7 1B		2-1 2B		1-3 K		4	2	2	0	1	1	2	
Mariano Duncan, R OBP: 0.256, SLG: 0.214 (1, 4)	1-0 1B 2B	1-1 HBP		0-1 F8		0-1 G6-3		0-2 G4-3		4	1	1	1	0	0	2	
Dave Hollins, S OBP: 0.433, SLG: 0.500 (1, 5)	0-3 K	2-3 K		0-0 SF7 1B		2-2 L5		0-0 G6-3		5	0	1	0	0	2	4	
John Kruk, L OBP: 0.433, SLG: 0.429 (1, 3)	4-2 1B BB		1-3 K	2-2 SF7		0-1 G6-4-3 1B		2-1 1B		3	0	2	1	1	1	0	
Dale Murphy, R OBP: 0.222, SLG: 0.308 Barry Jones, R (7, 1)	0-1 1B		0-2 E1 1B BB	3-2 G6-3		1-0 G6-4-3		2-2 G3		4	0	1	1	0	0	2	
Wally Backman, S OBP: 0.333, SLG: 0.333 Mitch Williams, L (9, 1)	1-2 2-H 1B		1-2 2-3 1B	3-2 G6-3		1-2 G6-3		0-2 G6-3		4	0	0	0	0	0	1	
Wes Chamberlain, R OBP: 0.259, SLG: 0.481 (1, 7)	0-2 P3		1-2 K		1-2 L4		0-2 G6-3			4	0	0	0	0	1	3	
Darren Daulton, L OBP: 0.250, SLG: 0.158 (1, 2)	1-2 G3		4-2 1B BB	1-2 G6-3		1-2 G6-3		3-2 F8		3	0	0	0	1	0	2	
Kim Batiste, R OBP: 0.273, SLG: 0.273 (1, 6)		1-3 K	1-2 FC6-4 1B	2-3 K		0-1 1B		0-1 1B		4	0	2	0	0	2	0	
Tommy Greene, R OBP: 0.200, SLG: 0.200 Curt Schilling, R Julio Peguero, S (7, 8)	3-2 HBP 1B		3-2 FC6-4	1-0 G4-3		0-0 G4-3		1-1 P2		2	0	1	0	0	0	3	
Inning Stats	R: 2 H: 2 E: 0 K: 1 S: 22	WLS: 2 BF: 22 LOB: 2 P: 32	H: 0 R: 0 ER: 0 K: 2 S: 16	H: 1 R: 0 ER: 0 LOB: 2 BB: 0 P: 24	H: 1 R: 0 ER: 0 LOB: 3 BB: 1 P: 28	H: 2 R: 1 ER: 0 LOB: 1 BB: 0 S: 12	H: 0 R: 0 ER: 0 LOB: 0 BB: 0 P: 13	H: 1 R: 0 ER: 0 LOB: 1 BB: 0 S: 8	H: 1 R: 0 ER: 0 LOB: 0 BB: 0 P: 7	H: 1 R: 0 ER: 0 LOB: 1 BB: 0 P: 16	H: 1 R: 0 ER: 0 LOB: 1 BB: 0 P: 16	1B: 8 2B: 2 3B: 0 HR: 0	SF: 1 SAC: 0 DP: 1 HBP: 1	WP: 0 PB: 0 SB: 1 CS: 0	PA: 41		
PITCHER	IP WLS BF H R ER SO BB IBB HBP BLK WP HR S P ERA WHIP	IP WLS BF H R ER SO BB IBB HBP BLK WP HR S P ERA WHIP	IP WLS BF H R ER SO BB IBB HBP BLK WP HR S P ERA WHIP	IP WLS BF H R ER SO BB IBB HBP BLK WP HR S P ERA WHIP	IP WLS BF H R ER SO BB IBB HBP BLK WP HR S P ERA WHIP	IP WLS BF H R ER SO BB IBB HBP BLK WP HR S P ERA WHIP	IP WLS BF H R ER SO BB IBB HBP BLK WP HR S P ERA WHIP	IP WLS BF H R ER SO BB IBB HBP BLK WP HR S P ERA WHIP	IP WLS BF H R ER SO BB IBB HBP BLK WP HR S P ERA WHIP	IP WLS BF H R ER SO BB IBB HBP BLK WP HR S P ERA WHIP	IP WLS BF H R ER SO BB IBB HBP BLK WP HR S P ERA WHIP	IP WLS BF H R ER SO BB IBB HBP BLK WP HR S P ERA WHIP	IP WLS BF H R ER SO BB IBB HBP BLK WP HR S P ERA WHIP	IP WLS BF H R ER SO BB IBB HBP BLK WP HR S P ERA WHIP	IP WLS BF H R ER SO BB IBB HBP BLK WP HR S P ERA WHIP	IP WLS BF H R ER SO BB IBB HBP BLK WP HR S P ERA WHIP	

Philadelphia Phillies @ New York Mets
Shea Stadium, Flushing, NY
Mon Apr 13 1992, 7:05 PM EDT
Att: 14,810 - Sunny - 47 F

AB	36
R	3
H	10
RBI	3
BB	3
SO	7
LOB	20



Batter	1	2	3	4	5	6	7	8	9	AB	R	H	RBI	BB	SO	LOB	BOTTOM
Daryl Boston, L OBP: 0.286, SLG: 0.385 Dave Gallagher, R OBP: 0.273, SLG: 0.222 (9, PH)	0-0 B1-3		3-2 1B S 1B	1-3 K		3-2 F9			3-2 F7	4	1	1	0	0	1	2	
Willie Randolph, R OBP: 0.333, SLG: 0.444 (1, 4)	1-2 G4-3		2-2 F8	1-1 G3		2-2 F8			3-2 F8	5	0	0	0	0	0	2	
Bobby Bonilla, S OBP: 0.417, SLG: 0.533 (1, 9)	4-1 BB BB		4-0 1B BB	1-2 1B BB		1-1 P6		0-1 F7	2-1 2B	3	1	1	0	2	0	0	
Howard Johnson, S OBP: 0.229, SLG: 0.333 (1, 8)	4-1 BB		1-0 S 1B	2-3 K		2-3 K		0-0 PO 1B	0-2 F7	4	0	2	0	1	1	1	
Eddie Murray, S OBP: 0.344, SLG: 0.259 (1, 3)	2-2 P4		0-3 K	4-2 BB		4-2 BB		1-2 PO	2-1 F8	3	0	0	0	1	1	5	
Bill Peotta, R OBP: 0.250, SLG: 0.259 (1, 5)		0-1 F8	0-0 S 1B	1-3 K		1-3 K		1-3 K		4	0	1	2	0	2	1	
Dick Schofield, R OBP: 0.375, SLG: 0.286 (1, 6)		2-2 G5-3	2-2 K	1-2 2-3		0-3 K		0-0 BB 1B		4	0	1	0	0	2	2	
Todd Hundley, S OBP: 0.250, SLG: 0.143 Dave Magadan, L Charlie O'Brien, R OBP: 0.429, SLG: 0.667 (8, PH)	2-2 E4		3-3 K	3-3 K		3-1 G3		4-2 BB		3	0	0	0	0	1	0	
Sid Fernandez, L Wally Whitehurst, R Mackey Sasser, L Paul Gibson, R Junior Noboa, R Jeff Innis, R (9, 1)	3-3 K		4-0 BB		0-2 1B		0-0 P3			1	0	0	0	0	1	1	
Inning Stats	R: 0 H: 0 E: 0 K: 0 S: 9	WLS: 0 BF: 16 LOB: 2 P: 20	H: 0 R: 0 ER: 0 LOB: 1 BB: 0 P: 20	H: 0 R: 0 ER: 0 LOB: 2 BB: 1 P: 26	H: 0 R: 0 ER: 0 LOB: 1 BB: 1 P: 20	H: 0 R: 0 ER: 0 LOB: 1 BB: 0 P: 21	H: 1 R: 0 ER: 0 LOB: 1 BB: 0 P: 23	H: 1 R: 0 ER: 0 LOB: 0 BB: 0 P: 9	H: 1 R: 0 ER: 0 LOB: 2 BB: 1 P: 18	H: 1 R: 0 ER: 0 LOB: 1 BB: 0 P: 21	1B: 6 2B: 1 3B: 0 HR: 0	SF: 0 SAC: 0 DP: 0 HBP: 0	WP: 0 PB: 0 SB: 3 CS: 0	PA: 41			
PITCHER	IP WLS BF H R ER SO BB IBB HBP BLK WP HR S P ERA WHIP	IP WLS BF H R ER SO BB IBB HBP BLK WP HR S P ERA WHIP	IP WLS BF H R ER SO BB IBB HBP BLK WP HR S P ERA WHIP	IP WLS BF H R ER SO BB IBB HBP BLK WP HR S P ERA WHIP	IP WLS BF H R ER SO BB IBB HBP BLK WP HR S P ERA WHIP	IP WLS BF H R ER SO BB IBB HBP BLK WP HR S P ERA WHIP	IP WLS BF H R ER SO BB IBB HBP BLK WP HR S P ERA WHIP	IP WLS BF H R ER SO BB IBB HBP BLK WP HR S P ERA WHIP	IP WLS BF H R ER SO BB IBB HBP BLK WP HR S P ERA WHIP	IP WLS BF H R ER SO BB IBB HBP BLK WP HR S P ERA WHIP	IP WLS BF H R ER SO BB IBB HBP BLK WP HR S P ERA WHIP	IP WLS BF H R ER SO BB IBB HBP BLK WP HR S P ERA WHIP	IP WLS BF H R ER SO BB IBB HBP BLK WP HR S P ERA WHIP	IP WLS BF H R ER SO BB IBB HBP BLK WP HR S P ERA WHIP	IP WLS BF H R ER SO BB IBB HBP BLK WP HR S P ERA WHIP	IP WLS BF H R ER SO BB IBB HBP BLK WP HR S P ERA WHIP	

Philadelphia Phillies @ New York Mets
Shea Stadium, Flushing, NY
Mon Apr 13 1992, 7:05 PM EDT
Att: 14,810 - Sunny - 47 F


AB	34
R	2
H	7
RBI	2
BB	6
SO	9
LOB	16



Batter	1	2	3	4	5	6	7	8	9	AB	R	H	RBI	BB	SO	LOB	TOP					
Willie Randolph, R (1.4) OBP: 0.341, SLG: 0.395										4	1	0	0	1	1	2						
Dick Schofield, R (1.6) OBP: 0.500, SLG: 0.529										3	3	2	1	1	0	0						
Bobby Bonilla, S (1.9) OBP: 0.458, SLG: 0.526										3	1	2	2	1	1	1						
Dave Gallagher, R (7.9) OBP: 0.412, SLG: 0.455										0	0	0	1	0	0	0						
Howard Johnson, S (1.8) OBP: 0.250, SLG: 0.282										3	0	0	0	2	0	5						
Rodney McCray, R (8. PR) (8.8)										0	0	0	0	0	0	0						
Eddie Murray, S (1.3) OBP: 0.364, SLG: 0.395										4	0	1	3	0	1	3						
Mackey Sasser, L (8. PH) OBP: 0.273, SLG: 0.364										1	0	1	0	0	0	0						
Dave Magadan, L (1.5) OBP: 0.280, SLG: 0.182										4	1	2	0	0	1	1						
Chris Donnels, L (7.5)										1	0	0	0	0	1	2						
Daryl Boston, L (1.7) OBP: 0.370, SLG: 0.455										3	1	1	0	1	0	1						
Charlie O'Brien, R (1.2) OBP: 0.350, SLG: 0.556										5	2	2	2	0	0	2						
David Cone, L (1.1)										4	1	0	0	0	3	3						
Inning Stats	R: 0 H: 0 E: 0 K: 2 S: 13	H: 0 LOB: 1 BB: 0 P: 20	R: 0 H: 1 E: 0 K: 0 S: 5	LOB: 0 BB: 8	R: 4 H: 3 E: 0 K: 1 S: 20	LOB: 1 BB: 2 P: 38	R: 0 H: 0 E: 1 K: 1 S: 11	LOB: 1 BB: 0 P: 14	R: 0 H: 0 E: 0 K: 1 S: 10	LOB: 1 BB: 0 P: 17	R: 5 H: 3 E: 1 K: 0 S: 18	H: 3 LOB: 1 BB: 2 P: 35	R: 0 H: 0 E: 0 K: 1 S: 11	LOB: 1 BB: 1 P: 22	R: 1 H: 2 E: 0 K: 1 S: 16	H: 2 LOB: 2 BB: 1 P: 27	R: 0 H: 1 E: 0 K: 1 S: 6	LOB: 0 BB: 8	1B: 6 2B: 5 3B: 0 HR: 0	SF: 1 SAC: 1 DP: 3 HBP: 2	WP: 2 PB: 0 SB: 2 CS: 0	PA: 45
PITCHER	IP WLS BF H R ER SO BB IBB HBP BLK WP HR S P ERA WHIP																					
Dennis Martinez, R (1.1) ERA: 3.32	5.0 L 23 5 4 4 4 5 2 0 1 0 1 0 59 97 7.20 1.400																					
Doug Simons, L (6.1) ERA: 109.0	0.1 5 2 4 4 0 0 0 0 1 0 0 0 0 10 17 108.00 6.000																					
Bill Sampen, R (6.1) ERA: 4.15	1.2 8 1 1 1 1 3 0 0 0 0 0 0 19 40 5.40 2.400																					
Chris Haney, L (8.1) ERA: 3.86	2.0 9 3 1 1 2 1 0 0 0 1 0 0 22 35 4.50 2.000																					

New York Mets @ Montreal Expos
Olympic Stadium, Montreal, QB
Fri Apr 17 1992, 7:05 PM EDT
Att: 22,406 - Dome - 70 F


AB 35
R 10
H 11
RBI 9
BB 6
SO 8
LOB 20



Batter	1	2	3	4	5	6	7	8	9	AB	R	H	RBI	BB	SO	LOB	BOTTOM			
Delino DeShields, L (1.4) OBP: 0.386, SLG: 0.512										5	1	2	0	0	1	1				
Bret Barberie, S (1.5) OBP: 0.417, SLG: 0.379										1	0	0	0	3	0	0				
Ivan Calderon, R (1.7) OBP: 0.216, SLG: 0.361										4	1	1	1	0	0	4				
Rick Cerone, R (9.2) OBP: 0.333, SLG: 0.333										0	0	0	0	0	0	0				
Larry Walker, L (1.9) OBP: 0.310, SLG: 0.487										3	0	0	0	1	0	2				
Tim Wallach, R (1.3) OBP: 0.357, SLG: 0.432										4	0	2	1	0	0	3				
Marquis Grissom, R (1.8) OBP: 0.317, SLG: 0.351										3	0	1	0	1	0	1				
Darrin Fletcher, L (1.2) OBP: 0.409, SLG: 0.389										3	0	0	0	0	0	3				
John Vander Wal, L (9.7) OBP: 0.444, SLG: 0.286										1	0	1	0	0	0	0				
Spike Owen, S (1.6) OBP: 0.212, SLG: 0.194										4	0	0	0	0	1	3				
Dennis Martinez, R (1.1) Eric Bullock, L (5. PH) Doug Simons, L (6.1) Bill Sampen, R (6.1) Tom Foley, L (7. PH) Chris Haney, L (8.1) Archi Cianfrocco, R (9. PH) OBP: 0.333, SLG: 0.333										1	0	0	0	0	1	0				
Inning Stats	R: 0 H: 1 E: 0 K: 0 S: 9	H: 0 LOB: 0 BB: 0 P: 15	R: 1 H: 1 E: 0 K: 1 S: 11	LOB: 1 BB: 1 P: 20	R: 0 H: 1 E: 0 K: 0 S: 8	LOB: 1 BB: 1 P: 16	R: 0 H: 0 E: 0 K: 0 S: 15	LOB: 0 BB: 1 P: 26	R: 0 H: 1 E: 0 K: 0 S: 5	LOB: 1 BB: 0 P: 6	R: 0 H: 0 E: 0 K: 0 S: 3	LOB: 0 BB: 0 P: 4	R: 1 H: 2 E: 0 K: 0 S: 10	LOB: 1 BB: 0 P: 17	R: 0 H: 1 E: 0 K: 2 S: 13	LOB: 0 BB: 0 P: 20	1B: 4 2B: 3 3B: 0 HR: 0	SF: 0 SAC: 0 DP: 2 HBP: 0	WP: 1 PB: 1 SB: 0 CS: 0	PA: 37
PITCHER	IP WLS BF H R ER SO BB IBB HBP BLK WP HR S P ERA WHIP																			
David Cone, R (1.1) ERA: 3.0	9.0 W 37 7 2 2 2 3 5 0 0 0 1 0 83 145 2.00 1.333																			

New York Mets @ Montreal Expos
Olympic Stadium, Montreal, QB
Fri Apr 17 1992, 7:05 PM EDT
Att: 22,406 - Dome - 70 F

AB 32
R 2
H 7
RBI 2
BB 5
SO 3
LOB 18




Batter	1	2	3	4	5	6	7	8	9	AB	R	H	RBI	BB	SO	LOB	TOP					
Junior Noboa, R OBP: 0.200, SLG: 0.143 (1,4)	F9		K		F8		G3			4	0	0	0	0	1	1	<p>New York Mets @ Montreal Expos</p> <p>Olympic Stadium, Montreal, QB</p> <p>Sat Apr 18 1992, 3:33 AM EDT</p> <p>Att: 14,847 - Dome - 70 F</p>					
Paul Gibson, R (7,1)										0	0	0	0	0	0	0						
Jeff Innis, R (7,1)										0	0	0	0	0	0	0						
Chris Donnels, L (8,5)										0	0	0	0	1	0	0						
Dick Schofield, R OBP: 0.440, SLG: 0.500 (1,6)	P5			K		BB	P4		K	5	1	1	0	0	2	2						
Bobby Bonilla, S OBP: 0.259, SLG: 0.548 Rodney McCray, R (9, PR)				G6-3		BB		K		4	1	2	1	1	1	0						
Howard Johnson, S OBP: 0.245, SLG: 0.256 (1,8)	F7			K		BB		L9		4	1	0	0	1	2	3						
Eddie Murray, S OBP: 0.396, SLG: 0.415 (1,3)		P4			PB	BB				3	1	2	2	1	0	0						
Daryl Boston, L OBP: 0.379, SLG: 0.435 Dave Gallagher, R OBP: 0.421, SLG: 0.462 (6,7)			K		G3	PB	FC5-4			1	1	0	0	1	1	0						
Dave Magadan, L OBP: 0.167 Willie Randolph, R OBP: 0.348, SLG: 0.385 (6,4)			F7		G3	BB				2	0	0	1	0	0	1						
Wally Whitehurst, R (8,1)								G3		1	0	0	0	1	0	2						
Charlie O'Brien, R OBP: 0.333, SLG: 0.526 Mackey Sasser, L OBP: 0.337, SLG: 0.462 (5, PH)					SF7					0	0	0	0	1	0	1						
Bret Saberhagen, R OBP: 0.250, SLG: 0.250 Bill Pecota, R OBP: 0.235, SLG: 0.219 (7, PH)			K							2	1	2	1	0	0	0						
Bret Saberhagen, R OBP: 0.250, SLG: 0.250 Bill Pecota, R OBP: 0.235, SLG: 0.219 (8,4)							G6-3		G3-1	2	0	1	0	0	1	0						
										2	0	0	0	0	0	1						
Inning Stats	R: 0 E: 0 K: 0 S: 9	H: 1 LOB: 1 BB: 0 P: 14	R: 0 E: 0 K: 1 S: 8	H: 0 LOB: 0 BB: 0 P: 12	R: 0 E: 0 K: 3 S: 10	H: 0 LOB: 0 BB: 0 P: 16	R: 0 E: 0 K: 2 S: 8	H: 0 LOB: 0 BB: 0 P: 11	R: 2 E: 0 K: 0 S: 10	H: 1 LOB: 1 BB: 2 P: 24	R: 3 E: 0 K: 0 S: 10	H: 3 LOB: 3 BB: 3 P: 25	R: 0 E: 0 K: 0 S: 7	H: 0 LOB: 0 BB: 0 P: 12	R: 0 E: 0 K: 1 S: 12	H: 2 LOB: 2 BB: 0 P: 14	R: 1 E: 0 K: 2 S: 15	H: 2 LOB: 2 BB: 1 P: 25	1B: 7 2B: 2 3B: 0 HR: 0	SF: 1 SAC: 0 DP: 0 HBP: 0	WP: 0 PB: 1 SB: 0 CS: 0	PA: 40
PITCHER	IP WLS BF H R ER SO BB IBB HBP BLK WP HR S P ERA WHIP																					
Mark Gardner, R ERA: 4.5 (1,1)	5.0 21 3 4 4 6 3 0 0 0 0 0 0 49 87 7.20 1.200																					
Jeff Fassero, L ERA: 2.45 (6,1)	2.0 8 2 1 1 0 2 0 0 0 0 0 0 13 27 4.50 2.000																					
Bill Landrum, R ERA: (8,1)	1.0 W 5 2 0 0 1 0 0 0 0 0 0 0 12 14 0.00 2.000																					
John Wetteland, R ERA: 3.86 (9,1)	1.0 S 6 2 1 1 2 1 0 0 0 0 0 0 15 25 9.00 3.000																					

AB	33
R	6
H	9
RBI	6
BB	6
SO	9
LOB	11



Batter	1	2	3	4	5	6	7	8	9	AB	R	H	RBI	BB	SO	LOB	BOTTOM	
Delino DeShields, L OBP: 0.375, SLG: 0.489 (1,4)	1B		P5	K			K			4	0	1	0	0	2	2	<p>New York Mets @ Montreal Expos</p> <p>Olympic Stadium, Montreal, QB</p> <p>Sat Apr 18 1992, 3:33 AM EDT</p> <p>Att: 14,847 - Dome - 70 F</p>	
Bret Barberie, S OBP: 0.400, SLG: 0.364 (1,5)			K		F7		F8			4	0	1	0	0	1	2		
Ivan Calderon, R OBP: 0.220, SLG: 0.375 (1,7)	L4-3				G6-3			F8		4	1	1	1	0	0	2		
Larry Walker, L OBP: 0.326, SLG: 0.488 (1,9)	K				K					4	2	2	1	0	2	1		
Tim Wallach, R OBP: 0.391, SLG: 0.475 (1,3)										3	2	2	2	1	1	0		
Marquis Grissom, R OBP: 0.333, SLG: 0.439 (1,8)										4	1	2	2	0	0	1		
Darrin Fletcher, L OBP: 0.360, SLG: 0.333 Rick Cerone, R OBP: 0.250, SLG: 0.250 (7,2)										3	0	0	0	0	1	2		
Tom Foley, L OBP: 0.111, SLG: 0.111 Moises Alou, R OBP: 0.500, SLG: 1.000 Bill Landrum, R (8,1)										2	0	0	0	0	1	1		
John Vander Wal, L OBP: 0.250, SLG: 0.250 John Wetteland, R (9,1)										1	0	0	0	0	0	0		
Mark Gardner, R OBP: 0.200, SLG: 0.200 Jeff Fassero, L (6,1)										2	1	1	0	0	1	0		
Spike Owen, S OBP: 0.206, SLG: 0.188 (7, PH)										1	0	0	0	0	0	1		
Inning Stats	R: 0 E: 0 K: 1 S: 8	H: 2 LOB: 1 BB: 0 P: 11	R: 0 E: 0 K: 2 S: 15	H: 0 LOB: 1 BB: 1 P: 24	R: 5 E: 0 K: 1 S: 19	H: 5 LOB: 0 BB: 0 P: 29	R: 0 E: 0 K: 2 S: 10	H: 0 LOB: 0 BB: 0 P: 14	R: 0 E: 1 K: 1 S: 7	H: 0 LOB: 0 BB: 0 P: 8	R: 0 E: 0 K: 1 S: 9	H: 1 LOB: 1 BB: 0 P: 14	R: 3 E: 1 K: 0 S: 15	H: 3 LOB: 1 BB: 0 P: 22	1B: 7 2B: 4 3B: 0 HR: 1	SF: 0 SAC: 1 DP: 2 HBP: 0	WP: 0 PB: 0 SB: 0 CS: 0	PA: 36
PITCHER	IP WLS BF H R ER SO BB IBB HBP BLK WP HR S P ERA WHIP																	
Bret Saberhagen, R ERA: 13.75 (1,1)	6.0 1 1 0 0 0 0 0 0 0 0 0 0 69 99 7.50 1.333																	
Paul Gibson, L ERA: 12.71 (7,1)	0.0 1 1 0 0 0 0 0 0 0 0 0 0 2 4 - - -																	
Jeff Innis, R ERA: 4.26 (7,1)	1.1 L 7 3 3 2 1 0 0 0 0 0 0 0 15 22 13.50 2.250																	
Wally Whitehurst, R ERA: 1.13 (8,1)	0.2 3 0 0 0 0 0 0 0 0 0 0 0 7 10 0.00 0.000																	

AB	34
R	8
H	11
RBI	7
BB	1
SO	9
LOB	13



Batter	1	2	3	4	5	6	7	8	9	AB	R	H	RBI	BB	SO	LOB	TOP			
Ray Lankford, L (1, 8) OBP: 0.458, SLG: 0.378										2	0	0	0	2	1	0	St. Louis Cardinals @ New York Mets Shea Stadium, Flushing, NY Tue Apr 21 1992, 7:05 PM EDT Att: 21,230 - Cloudy - 64 F			
Ozzie Smith, S (1, 6) OBP: 0.333, SLG: 0.300										4	0	0	0	0	1	1				
Todd Zeile, R (1, 5) OBP: 0.377, SLG: 0.548										4	0	2	0	0	0	0				
Pedro Guerrero, R (1, 3) OBP: 0.286, SLG: 0.370										4	1	1	0	0	1	2				
Brian Jordan, R (1, 9) OBP: 0.267, SLG: 0.386										3	1	1	1	1	1	2				
Bernard Gilkey, R (1, 7) OBP: 0.500, SLG: 0.550										4	0	1	0	0	1	2				
Tom Pagnozzi, R (1, 2) OBP: 0.311, SLG: 0.467										3	0	1	1	0	0	1				
Luis Alicea, S (1, 4) OBP: 0.179, SLG: 0.147										2	0	0	0	1	0	0				
Rheal Cormier, L (1, 1) Mike Perez, R (6, 1) Milt Thompson, L (8, PH) Juan Agosto, L (8, 1)										2	0	0	0	0	1	2				
										0	0	0	0	0	0	0				
										1	0	0	0	0	0	0				
										0	0	0	0	0	0	0				
Inning Stats	R: 0 E: 0 K: 0 S: 8	H: 0 LOB: 0 BB: 1 P: 15	R: 1 E: 0 K: 1 S: 17	H: 2 LOB: 2 BB: 2 P: 25	R: 0 E: 0 K: 0 S: 10	H: 0 LOB: 0 BB: 0 P: 16	R: 1 E: 0 K: 0 S: 5	H: 2 LOB: 0 BB: 0 P: 6	R: 0 E: 0 K: 0 S: 6	H: 1 LOB: 1 BB: 1 P: 11	R: 0 E: 0 K: 0 S: 10	H: 0 LOB: 0 BB: 0 P: 16	R: 0 E: 0 K: 2 S: 7	H: 0 LOB: 0 BB: 0 P: 8	R: 0 E: 0 K: 1 S: 9	H: 1 LOB: 1 BB: 0 P: 15	1B: 3 2B: 3 3B: 0 HR: 0	SF: 0 SAC: 0 DP: 1 HBP: 0	WP: 0 PB: 0 SB: 0 CS: 2	PA: 34
PITCHER	IP WLS BF H R ER SO BB IBB HBP BLK WP HR S P ERA WHIP																			
Dwight Gooden, R (1, 1) ERA: 2.75	7.0 W 26 5 2 2 3 3 1 0 0 0 0 62 97 2.57 1.143																			
Paul Gibson, L (8, 1) ERA: 10.8	1.0 3 0 0 0 2 0 0 0 0 0 0 7 11 0.00 0.000																			
John Franco, L (9, 1) ERA:	1.0 S 4 1 0 0 1 0 0 0 0 0 0 9 15 0.00 1.000																			

AB	29
R	2
H	6
RBI	2
BB	4
SO	6
LOB	10



Batter	1	2	3	4	5	6	7	8	9	AB	R	H	RBI	BB	SO	LOB	BOTTOM			
Willie Randolph, R (1, 4) OBP: 0.393, SLG: 0.413										4	0	2	2	0	0	2	St. Louis Cardinals @ New York Mets Shea Stadium, Flushing, NY Tue Apr 21 1992, 7:05 PM EDT Att: 21,230 - Cloudy - 64 F			
Dick Schofield, R (1, 6) OBP: 0.441, SLG: 0.429										4	0	1	0	0	2	3				
Bobby Bonilla, S (1, 9) OBP: 0.435, SLG: 0.480										3	0	0	1	1	0	2				
Howard Johnson, S (1, 8) OBP: 0.276, SLG: 0.314										3	0	0	0	1	1	3				
Eddie Murray, S (1, 3) OBP: 0.386, SLG: 0.375										3	0	0	0	1	0	2				
Dave Gallagher, R (1, 7) OBP: 0.393, SLG: 0.476										3	0	0	0	1	0	2				
Dave Magadan, L (1, 5) OBP: 0.278, SLG: 0.188										4	1	1	0	0	1	1				
Charlie O'Brien, R (1, 2) OBP: 0.357, SLG: 0.458										3	2	1	0	1	0	0				
Dwight Gooden, R (1, 1) OBP: 0.429, SLG: 0.429										3	1	2	0	0	0	2				
Paul Gibson, R (8, 1) Junior Noboa, R (8, PH) John Franco, L (9, 1)										0	0	0	0	0	0	0				
										1	0	0	0	0	0	0				
										0	0	0	0	0	0	0				
Inning Stats	R: 0 E: 0 K: 1 S: 8	H: 0 LOB: 0 BB: 0 P: 11	R: 0 E: 0 K: 1 S: 14	H: 0 LOB: 1 BB: 1 P: 20	R: 0 E: 0 K: 1 S: 11	H: 2 LOB: 3 BB: 1 P: 18	R: 0 E: 0 K: 0 S: 4	H: 0 LOB: 0 BB: 0 P: 6	R: 2 E: 0 K: 0 S: 6	H: 2 LOB: 2 BB: 2 P: 15	R: 2 E: 0 K: 0 S: 12	H: 3 LOB: 1 BB: 0 P: 18	R: 0 E: 1 K: 0 S: 6	H: 0 LOB: 1 BB: 1 P: 15	R: 0 E: 0 K: 1 S: 6	H: 0 LOB: 0 BB: 0 P: 8	1B: 6 2B: 1 3B: 0 HR: 0	SF: 0 SAC: 0 DP: 1 HBP: 0	WP: 2 PB: 0 SB: 0 CS: 0	PA: 36
PITCHER	IP WLS BF H R ER SO BB IBB HBP BLK WP HR S P ERA WHIP																			
Rheal Cormier, L (1, 1) ERA: 4.22	5.2 L 28 7 4 4 3 4 0 0 0 0 1 0 8 17 6.35 1.941																			
Mike Perez, R (6, 1) ERA: 2.19	1.1 5 0 0 0 0 0 1 0 0 0 1 0 8 17 0.00 0.000																			
Juan Agosto, L (8, 1) ERA: 11.81	1.0 3 0 0 0 1 0 0 0 0 0 0 0 6 8 0.00 0.000																			

AB	31
R	4
H	7
RBI	3
BB	5
SO	4
LOB	17



Batter	1	2	3	4	5	6	7	8	9	AB	R	H	RBI	BB	SO	LOB	TOP							
Ray Lankford, L (1, 8) OBP: 0.444, SLG: 0.408										4	1	1	0	0	1	0	St. Louis Cardinals @ New York Mets Shea Stadium, Flushing, NY Wed Apr 22 1992, 7:05 PM EDT Att: 19,324 - Cloudy - 58 F							
Ozzie Smith, S (1, 6) OBP: 0.351, SLG: 0.303										3	1	1	0	1	0	0								
Todd Zeile, R (1, 5) OBP: 0.386, SLG: 0.545										2	0	1	1	1	1	0								
Pedro Guerrero, R (1, 3) OBP: 0.264, SLG: 0.347										3	0	0	1	0	1	2								
Brian Jordan, R (1, 9) OBP: 0.265, SLG: 0.396										4	0	1	0	0	1	2								
Bernard Gilkey, R (1, 7) OBP: 0.462, SLG: 0.478										3	0	0	0	1	1	0								
Tom Pagnozzi, R (1, 2) OBP: 0.306, SLG: 0.449										4	0	1	0	0	1	2								
Luis Alcala, S (7, PH) OBP: 0.174, SLG: 0.139 Milt Thompson, L (7, PH) OBP: 0.256, SLG: 0.364 Bob McClure, R (7, 1) OBP: 0.174, SLG: 0.139 Todd Worrell, R (8, 1) OBP: 0.256, SLG: 0.364 Rex Hudler, R (9, PH) OBP: 0.256, SLG: 0.364 Cris Carpenter, R (9, 1) OBP: 0.256, SLG: 0.364										2	0	0	0	0	2	2								
Bob Tewksbury, R (1, 1) OBP: 0.231, SLG: 0.333 Gerald Perry, L (7, PH) OBP: 0.231, SLG: 0.333 Tim Jones, L (7, 4) OBP: 0.214, SLG: 0.214										2	0	0	0	0	1	2								
Inning Stats	R: 0 H: 0 E: 0 K: 2 S: 7	H: 0 R: 0 ER: 0 LOB: 0 BB: 0 P: 14	R: 0 H: 0 E: 0 K: 1 S: 8	H: 0 R: 0 ER: 0 LOB: 0 BB: 0 P: 13	R: 0 H: 0 E: 0 K: 2 S: 9	H: 0 R: 0 ER: 0 LOB: 1 BB: 0 P: 10	R: 0 H: 0 E: 0 K: 1 S: 9	H: 0 R: 0 ER: 0 LOB: 1 BB: 1 P: 19	R: 1 H: 1 E: 0 K: 0 S: 11	H: 1 R: 0 ER: 0 LOB: 1 BB: 0 P: 21	R: 0 H: 1 E: 0 K: 0 S: 8	H: 1 R: 0 ER: 0 LOB: 1 BB: 0 P: 13	R: 1 H: 2 E: 0 K: 3 S: 13	H: 2 R: 0 ER: 0 LOB: 1 BB: 0 P: 21	R: 0 H: 0 E: 0 K: 3 S: 12	H: 0 R: 0 ER: 0 LOB: 0 BB: 0 P: 17		1B: 3 2B: 1 3B: 1 HR: 0	SF: 2 SAC: 0 DP: 0 HBP: 0	WP: 0 PB: 0 SB: 2 CS: 0	PA: 35			
PITCHER	IP WLS BF H R ER SO BB IBB HBP BLK WP HR S P ERA WHIP	IP WLS BF H R ER SO BB IBB HBP BLK WP HR S P ERA WHIP	IP WLS BF H R ER SO BB IBB HBP BLK WP HR S P ERA WHIP	IP WLS BF H R ER SO BB IBB HBP BLK WP HR S P ERA WHIP	IP WLS BF H R ER SO BB IBB HBP BLK WP HR S P ERA WHIP	IP WLS BF H R ER SO BB IBB HBP BLK WP HR S P ERA WHIP	IP WLS BF H R ER SO BB IBB HBP BLK WP HR S P ERA WHIP	IP WLS BF H R ER SO BB IBB HBP BLK WP HR S P ERA WHIP	IP WLS BF H R ER SO BB IBB HBP BLK WP HR S P ERA WHIP	IP WLS BF H R ER SO BB IBB HBP BLK WP HR S P ERA WHIP	IP WLS BF H R ER SO BB IBB HBP BLK WP HR S P ERA WHIP	IP WLS BF H R ER SO BB IBB HBP BLK WP HR S P ERA WHIP	IP WLS BF H R ER SO BB IBB HBP BLK WP HR S P ERA WHIP	IP WLS BF H R ER SO BB IBB HBP BLK WP HR S P ERA WHIP	IP WLS BF H R ER SO BB IBB HBP BLK WP HR S P ERA WHIP	IP WLS BF H R ER SO BB IBB HBP BLK WP HR S P ERA WHIP	IP WLS BF H R ER SO BB IBB HBP BLK WP HR S P ERA WHIP	IP WLS BF H R ER SO BB IBB HBP BLK WP HR S P ERA WHIP	IP WLS BF H R ER SO BB IBB HBP BLK WP HR S P ERA WHIP	IP WLS BF H R ER SO BB IBB HBP BLK WP HR S P ERA WHIP	IP WLS BF H R ER SO BB IBB HBP BLK WP HR S P ERA WHIP	IP WLS BF H R ER SO BB IBB HBP BLK WP HR S P ERA WHIP	IP WLS BF H R ER SO BB IBB HBP BLK WP HR S P ERA WHIP	
David Cone, R (1, 1) ERA: 2.87	7.1	30	5	2	2	7	3	0	0	0	0	0	0	0	68	119	2.46	1.091						
Wally Whitehurst, R (8, 1) ERA: 1.04	0.2	2	0	0	0	0	0	0	0	0	0	0	0	0	5	7	0.00	0.000						
Jeff Innis, R (9, 1) ERA: 3.68	1.0	W	3	0	0	3	0	0	0	0	0	0	0	0	12	17	0.00	0.000						

AB	30
R	2
H	5
RBI	2
BB	3
SO	10
LOB	12



Batter	1	2	3	4	5	6	7	8	9	AB	R	H	RBI	BB	SO	LOB	BOTTOM							
Willie Randolph, R (1, 4) OBP: 0.400, SLG: 0.408										3	0	1	0	1	0	0	St. Louis Cardinals @ New York Mets Shea Stadium, Flushing, NY Wed Apr 22 1992, 7:05 PM EDT Att: 19,324 - Cloudy - 58 F							
Dick Schofield, R (1, 6) OBP: 0.447, SLG: 0.419									3	0	1	0	1	0	1									
Bobby Bonilla, S (1, 9) OBP: 0.424, SLG: 0.463									4	1	1	0	0	2	3									
Howard Johnson, S (1, 8) OBP: 0.274, SLG: 0.327										4	0	1	1	0	1	1								
Eddie Murray, S (1, 3) OBP: 0.377, SLG: 0.423										4	1	1	1	0	1	0								
Daryl Boston, L (1, 7) OBP: 0.385, SLG: 0.400									2	0	0	0	0	1	0									
Dave Gallagher, R (7, PH) OBP: 0.378, SLG: 0.455									1	0	0	0	0	0	0									
Dave Magadan, L (1, 5) OBP: 0.308, SLG: 0.229									3	0	2	0	0	1	0									
Todd Hundley, S (1, 2) OBP: 0.364, SLG: 0.600									3	1	2	1	0	0	1									
David Cone, L (1, 1) Wally Whitehurst, R (8, 1) Junior Noboa, R (8, PH) OBP: 0.188, SLG: 0.133 Mackey Sasser, L (8, PH) OBP: 0.333, SLG: 0.429 Jeff Innis, R (9, 1) OBP: 0.333, SLG: 0.429									2	0	0	0	0	0	2									
Inning Stats	R: 1 H: 2 E: 0 K: 0 S: 5	H: 2 R: 0 ER: 0 LOB: 1 BB: 0 P: 6	R: 0 H: 2 E: 0 K: 1 S: 16	H: 2 R: 0 ER: 0 LOB: 2 BB: 0 P: 26	R: 0 H: 1 E: 0 K: 1 S: 8	H: 1 R: 0 ER: 0 LOB: 1 BB: 0 P: 12	R: 0 H: 0 E: 0 K: 2 S: 11	H: 0 R: 0 ER: 0 LOB: 0 BB: 0 P: 17	R: 1 H: 2 E: 0 K: 0 S: 11	H: 2 R: 0 ER: 0 LOB: 0 BB: 0 P: 14	R: 0 H: 0 E: 0 K: 1 S: 5	H: 0 R: 0 ER: 0 LOB: 0 BB: 0 P: 9	R: 0 H: 1 E: 0 K: 0 S: 6	H: 1 R: 0 ER: 0 LOB: 0 BB: 0 P: 9	R: 0 H: 0 E: 0 K: 0 S: 7	H: 0 R: 0 ER: 0 LOB: 1 BB: 2 P: 18	R: 1 H: 1 E: 0 K: 1 S: 8	H: 1 R: 0 ER: 0 LOB: 0 BB: 0 P: 12	1B: 6 2B: 1 3B: 0 HR: 2	SF: 0 SAC: 0 DP: 3 HBP: 0	WP: 0 PB: 0 SB: 0 CS: 0	PA: 32		
PITCHER	IP WLS BF H R ER SO BB IBB HBP BLK WP HR S P ERA WHIP	IP WLS BF H R ER SO BB IBB HBP BLK WP HR S P ERA WHIP	IP WLS BF H R ER SO BB IBB HBP BLK WP HR S P ERA WHIP	IP WLS BF H R ER SO BB IBB HBP BLK WP HR S P ERA WHIP	IP WLS BF H R ER SO BB IBB HBP BLK WP HR S P ERA WHIP	IP WLS BF H R ER SO BB IBB HBP BLK WP HR S P ERA WHIP	IP WLS BF H R ER SO BB IBB HBP BLK WP HR S P ERA WHIP	IP WLS BF H R ER SO BB IBB HBP BLK WP HR S P ERA WHIP	IP WLS BF H R ER SO BB IBB HBP BLK WP HR S P ERA WHIP	IP WLS BF H R ER SO BB IBB HBP BLK WP HR S P ERA WHIP	IP WLS BF H R ER SO BB IBB HBP BLK WP HR S P ERA WHIP	IP WLS BF H R ER SO BB IBB HBP BLK WP HR S P ERA WHIP	IP WLS BF H R ER SO BB IBB HBP BLK WP HR S P ERA WHIP	IP WLS BF H R ER SO BB IBB HBP BLK WP HR S P ERA WHIP	IP WLS BF H R ER SO BB IBB HBP BLK WP HR S P ERA WHIP	IP WLS BF H R ER SO BB IBB HBP BLK WP HR S P ERA WHIP	IP WLS BF H R ER SO BB IBB HBP BLK WP HR S P ERA WHIP	IP WLS BF H R ER SO BB IBB HBP BLK WP HR S P ERA WHIP	IP WLS BF H R ER SO BB IBB HBP BLK WP HR S P ERA WHIP	IP WLS BF H R ER SO BB IBB HBP BLK WP HR S P ERA WHIP	IP WLS BF H R ER SO BB IBB HBP BLK WP HR S P ERA WHIP	IP WLS BF H R ER SO BB IBB HBP BLK WP HR S P ERA WHIP	IP WLS BF H R ER SO BB IBB HBP BLK WP HR S P ERA WHIP	
Bob Tewksbury, R (1, 1) ERA: 1.8	6.0	23	7	2	2	5	0	0	0	0	0	0	0	0	56	84	3.00	1.167						
Bob McClure, L (7, 1) ERA: 5.79	1.0	3	1	0	0	0	0	0	0	0	0	0	0	6	9	0.00	1.000							
Todd Worrell, R (8, 1) ERA: 1.04	1.0	4	0	0	0	0	2	0	0	0	0	0	0	7	18	0.00	2.000							
Cris Carpenter, R (9, 1) ERA: 3.38	0.1	L	2	1	1	1	0	0	0	0	0	1	8	12	27.00	3.000								



Batter	1	2	3	4	5	6	7	8	9	10	11	12	13	AB R H RBI BB SO LOB	TOP								
Ray Lankford, L OBP: 0.435, SLG: 0.400 (1, 8)	K		F8			F7		CS 1B			FC5-2 BB 1B		F7	6 0 2 0 0 1 0	St. Louis Cardinals @ New York Mets Shea Stadium, Flushing, NY Thu Apr 23 1992, 3:33 AM EDT Att. 26,721 - Sunny - 73 F livebaseballscorecards.com								
Tim Jones, L OBP: 0.206, SLG: 0.182 (10, 4)	F7			F9		L8		CS	G4-3		FC5-2 BB		G6-3	5 0 0 0 1 0 0									
Todd Zeile, R OBP: 0.371, SLG: 0.551 (1, 5)					G1-3	G6-3			P7		FC5-2			5 0 1 0 0 0 3									
Pedro Guerrero, R OBP: 0.259, SLG: 0.333 (1, 3)	G6-3								P6		K			5 0 1 0 0 1 4									
Brian Jordan, R OBP: 0.259, SLG: 0.377 (1, 9)		G5-3												5 0 1 0 0 1 3									
Milt Thompson, L OBP: 0.256, SLG: 0.421 (1, 7)		F9												5 0 2 0 0 1 2									
Luis Alcega, S OBP: 0.122, SLG: 0.128 (15, PH) Craig Wilson, R OBP: 0.226, SLG: 0.226 (10, 1) Todd Worrell, R OBP: 0.171, SLG: 0.171 (12, PH) Rory Hoyer, R OBP: 0.224, SLG: 0.271 Juan Agosto, L OBP: 0.102, SLG: 0.102 (12, 1)	G1-3				G4-3									3 0 0 0 0 0 1 1 0 0 0 0 0 1 0 0 0 0 0 0 0 0 0 0 0 0 0 0 1 0 0 0 0 0 1 0 0 0 0 0 0 0									
Rich Gedman, L OBP: 0.143, SLG: 0.286 (10, PH) Tom Pagnozzi, R OBP: 0.264, SLG: 0.431 (10, 2)			K					G3						3 0 0 0 0 2 0 2 0 0 0 0 1 2									
Donovan Osborne, S OBP: 0.111, SLG: 0.111 (1, 1) Bernard Gilkey, R OBP: 0.444, SLG: 0.456 (8, PH) Mike Perez, R OBP: 0.359, SLG: 0.314 (10, 6)			K		G4-3									2 0 0 0 0 1 0 1 0 0 0 0 1 0 0 0 0 0 0 0 0 2 0 1 0 0 0 0									
Inning Stats	R: 0 E: 0 K: 1 S: 11	H: 1 LOB: 1 BB: 0 P: 18	R: 0 E: 0 K: 0 S: 7	H: 0 LOB: 0 BB: 0 P: 12	R: 0 E: 0 K: 2 S: 8	H: 0 LOB: 0 BB: 0 P: 13	R: 0 E: 0 K: 1 S: 11	H: 2 LOB: 2 BB: 0 P: 15	R: 0 E: 0 K: 0 S: 4	H: 0 LOB: 0 BB: 0 P: 6	R: 0 E: 0 K: 1 S: 7	H: 1 LOB: 1 BB: 0 P: 11	R: 0 E: 0 K: 0 S: 9	H: 0 LOB: 0 BB: 0 P: 14		R: 0 E: 1 K: 0 S: 6	H: 0 LOB: 0 BB: 0 P: 9	R: 0 E: 0 K: 0 S: 7	H: 0 LOB: 0 BB: 0 P: 14	1B: 5 2B: 2 3B: 1 HR: 0	SF: 0 SAC: 0 DP: 0 HBP: 0	WIP: 0 PB: 0 SB: 0 CS: 2	PA: 48
PITCHER	IP	WLS	BF	H	R	ER	SO	BB	IBB	HBP	BLK	WP	HR	S		P	ERA	WHIP					
Bret Saberhagen, R ERA: 7.77 (1, 1)	9.0		31	5	0	0	7	0	0	0	0	0	0	80		117	0.00	0.556					
Paul Gibson, L ERA: 9.82 (10, 1)	0.2		3	1	0	0	1	0	0	0	0	0	0	6		9	0.00	1.500					
Jeff Innis, R ERA: 3.12 (10, 1)	1.1		7	2	0	0	2	1	0	0	0	0	0	22	36	0.00	2.250						
John Franco, L ERA: (12, 1)	2.0	W	6	0	0	0	0	0	0	0	0	0	0	13	23	0.00	0.000						

Batter	1	2	3	4	5	6	7	8	9	10	11	12	13	AB R H RBI BB SO LOB	BOTTOM										
Dave Gallagher, R OBP: 0.364, SLG: 0.423 (1, 7)	L3					F9		P4			G3			4 0 1 0 0 0 0 1 0 0 1 0 0 1	St. Louis Cardinals @ New York Mets Shea Stadium, Flushing, NY Thu Apr 23 1992, 3:33 AM EDT Att. 26,721 - Sunny - 73 F livebaseballscorecards.com										
Daryl Boston, L OBP: 0.364, SLG: 0.385 (12, 7)			BB 1B											4 0 0 0 1 0 1											
Dick Schofield, R OBP: 0.419, SLG: 0.371 (1, 6)	G5-3					G6-3			P2		P6			5 0 0 0 0 1 3											
Bobby Bonilla, S OBP: 0.394, SLG: 0.424 (1, 9)	F8					G5-3								5 0 1 0 0 3 0											
Howard Johnson, S OBP: 0.269, SLG: 0.333 (1, 8)		K				F7		F9 2B						5 0 1 0 0 3 0											
Eddie Murray, S OBP: 0.364, SLG: 0.404 (1, 3)		K						F9						5 0 1 0 0 1 1											
Todd Hundley, S OBP: 0.296, SLG: 0.480 (1, 2)														5 0 0 0 0 2 2											
Dave Magadan, L OBP: 0.295, SLG: 0.225 (1, 5) Rodney McCray, R (13, PR)			G6-3			F7		K			F9			5 0 1 0 0 1 1 0 1 0 0 0 0 0											
Junior Noboa, R OBP: 0.286, SLG: 0.211 (1, 4)														4 0 2 0 1 0 0											
Bret Saberhagen, R ERA: 0.96 (10, 1) Paul Gibson, R ERA: 1.86 (10, 1) Jeff Innis, R ERA: (11, PH) Willie Randolph, R OBP: 0.143, SLG: 0.143 (12, PH) Charlie Cristen, R OBP: 0.279, SLG: 0.424 (15, PH)														2 0 0 0 0 0 1 0 1 0 0											
Inning Stats	R: 0 E: 0 K: 0 S: 7	H: 0 LOB: 0 BB: 0 P: 9	R: 0 E: 0 K: 2 S: 7	H: 0 LOB: 0 BB: 0 P: 12	R: 0 E: 0 K: 0 S: 13	H: 1 LOB: 0 BB: 0 P: 13	R: 0 E: 0 K: 0 S: 4	H: 0 LOB: 0 BB: 0 P: 5	R: 0 E: 0 K: 2 S: 12	H: 1 LOB: 1 BB: 0 P: 19	R: 0 E: 0 K: 1 S: 7	H: 0 LOB: 0 BB: 0 P: 9	R: 0 E: 0 K: 2 S: 10	H: 0 LOB: 0 BB: 0 P: 16		R: 0 E: 0 K: 1 S: 13	H: 0 LOB: 1 BB: 1 P: 18	R: 0 E: 0 K: 0 S: 8	H: 0 LOB: 0 BB: 0 P: 9	R: 1 E: 0 K: 0 S: 10	H: 2 LOB: 3 BB: 1 P: 19	1B: 5 2B: 2 3B: 0 HR: 0	SF: 0 SAC: 2 DP: 1 HBP: 1	WIP: 0 PB: 0 SB: 1 CS: 0	PA: 46
PITCHER	IP	WLS	BF	H	R	ER	SO	BB	IBB	HBP	BLK	WP	HR	S		P	ERA	WHIP							
Donovan Osborne, L ERA: 0.96 (8, 1)	7.0		25	4	0	0	4	1	0	0	0	0	0	59		91	0.00	0.714							
Mike Perez, R ERA: 1.86 (10, 1)	2.0		6	0	0	0	3	0	0	0	0	0	0	17	25	0.00	0.000								
Todd Worrell, R ERA: (11, 1)	1.0		3	0	0	0	1	0	0	0	0	0	0	13	18	0.00	0.000								
Cris Carpenter, R ERA: 3.0 (12, 1)	1.0		4	0	0	0	0	1	0	0	0	0	0	11	20	0.00	1.000								
Juan Agosto, L ERA: 10.8 (12, 1)	1.1	L	8	2	1	1	1	0	1	1	0	0	0	18	28	6.75	1.500								

AB	46
R	0
H	8
RBI	0
BB	1
SO	10
LOB	17



AB	40
R	1
H	6
RBI	1
BB	3
SO	9
LOB	9



Batter	1	2	3	4	5	6	7	8	9	AB	R	H	RBI	BB	SO	LOB	TOP					
Willie Randolph, R OBP: 0.400, SLG: 0.407	L9		G2-3				1B		G6-3	5	0	2	0	0	0	1						
Dick Schofield, R OBP: 0.396, SLG: 0.375	K			1B	FC5-2	2B			B1-3	5	0	1	0	0	2	2						
Bobby Bonilla, S OBP: 0.408, SLG: 0.429	K			BB	FC5-2	1B			1B	4	1	2	0	1	1	0						
Howard Johnson, S OBP: 0.292, SLG: 0.391		F8		FC5-2	BB				1B	4	2	2	1	1	0	2						
Eddie Murray, S OBP: 0.386, SLG: 0.424	G3-1								1B	2	0	1	2	2	0	0						
Rodney McCray, R (8, PR)									CS	0	0	0	0	0	0	0						
Mackey Sasser, L OBP: 0.294, SLG: 0.375	G1-3									2	0	0	0	0	1	3						
Dave Gallagher, R OBP: 0.343, SLG: 0.393										2	0	0	0	0	0	2						
Daryl Boston, L OBP: 0.343, SLG: 0.357			F8							2	0	0	0	0	0	3						
Todd Hundley, S OBP: 0.310, SLG: 0.462				P6						1	0	0	0	1	0	1						
Dave Magadan, L OBP: 0.292, SLG: 0.250										4	0	1	0	0	2	2						
Anthony Young, R OBP: 0.100, SLG: 0.100										2	0	0	0	0	2	1						
Junior Noboa, R OBP: 0.273, SLG: 0.200										1	0	0	0	0	1	0						
Paul Gibson, R (7, 1)										0	0	0	0	0	0	0						
Charlie O'Brien, R OBP: 0.367, SLG: 0.440										1	0	0	0	0	0	2						
Wally Whitehurst, R (8, 1)										0	0	0	0	0	0	0						
Inning Stats	R: 0 E: 0 K: 2 S: 7	H: 0 LOB: 0 BB: 0 P: 12	R: 0 E: 0 K: 0 S: 7	H: 0 LOB: 0 BB: 0 P: 10	R: 0 E: 0 K: 1 S: 9	H: 1 LOB: 1 BB: 0 P: 11	R: 0 E: 0 K: 1 S: 10	H: 2 LOB: 3 BB: 1 P: 17	R: 0 E: 0 K: 2 S: 13	H: 1 LOB: 1 BB: 0 P: 18	R: 1 E: 0 K: 0 S: 16	H: 1 LOB: 1 BB: 1 P: 29	R: 0 E: 0 K: 2 S: 11	H: 1 LOB: 1 BB: 0 P: 13	R: 2 E: 1 K: 1 S: 22	H: 1 LOB: 2 BB: 3 P: 38	R: 0 E: 0 K: 0 S: 8	H: 2 LOB: 1 BB: 0 P: 14	1B: 5 2B: 3 HR: 1	SF: 0 SAC: 0 DP: 0 HBP: 0	WP: 0 PB: 0 SB: 3 CS: 1	PA: 41
PITCHER	IP	WLS	BF	H	R	ER	SO	BB	IBB	HBP	BLK	WP	HR	S	P	ERA	WHIP					
Danny Cox, R ERA: 5.4	5.1		23	5	1	1	6	2	0	0	0	0	1	55	86	1.69	1.312					
Wally Ritchie, L ERA: 1.59	1.0		3	0	0	0	1	0	0	0	0	0	0	11	16	0.00	0.000					
Barry Jones, R ERA: 4.85	0.2		4	1	1	1	1	0	0	0	0	0	0	11	16	13.50	3.000					
Mitch Williams, L ERA: 5.63	2.0	W	10	3	1	1	1	2	0	0	0	0	0	26	44	4.50	2.500					

New York Mets @ Philadelphia Phillies
Veterans Stadium, Philadelphia, PA

AB 35
R 3
H 9
RBI 3
BB 5
SO 9
LOB 19



Fri Apr 24 1992, 7:05 PM EDT
Att: 25,482 - Cloudy - 65 F

Batter	1	2	3	4	5	6	7	8	9	AB	R	H	RBI	BB	SO	LOB	BOTTOM					
Lenny Dykstra, L OBP: 0.556, SLG: 0.500	G4-3		G4-3	FC5-4			G6-3		1B	3	0	1	0	2	0	0						
Mariano Duncan, R OBP: 0.338, SLG: 0.397	K		F8	FC5-4			G6-3		1B	5	0	1	0	0	1	3						
Dave Hollins, S OBP: 0.365, SLG: 0.305	K			S					1B	4	1	2	1	1	2	0						
John Kruk, L OBP: 0.479, SLG: 0.492										2	0	2	1	0	0	0						
Ruben Amaro Jr., S OBP: 0.299, SLG: 0.364					G1-3					2	0	0	0	0	0	2						
Dale Sveum, S OBP: 0.222, SLG: 0.143			FC3-6							4	1	0	0	0	3	2						
Darren Daulton, L OBP: 0.302, SLG: 0.380							F7		F7	4	1	2	1	0	0	0						
Wes Chamberlain, R OBP: 0.231, SLG: 0.375										3	0	0	0	0	0	2						
Barry Jones, R										0	0	0	0	0	0	0						
Mitch Williams, L OBP: 1.000, SLG: 1.000										0	0	0	0	0	0	0						
Kim Batiste, R OBP: 0.282, SLG: 0.342										1	0	0	0	0	0	0						
Mickey Morandini, L OBP: 0.362, SLG: 0.400										4	0	1	0	0	2	1						
Danny Cox, R OBP: 0.167, SLG: 0.167										2	0	1	1	0	0	2						
Wally Ritchie, L										0	0	0	0	0	0	0						
Jim Lindeman, R OBP: 0.357, SLG: 0.500										1	1	0	0	1	1	0						
Inning Stats	R: 0 E: 0 K: 2 S: 9	H: 3 LOB: 2 BB: 0 P: 13	R: 1 E: 0 K: 0 S: 9	H: 3 LOB: 2 BB: 0 P: 13	R: 1 E: 0 K: 1 S: 10	H: 2 LOB: 1 BB: 0 P: 15	R: 0 E: 0 K: 1 S: 8	H: 2 LOB: 2 BB: 1 P: 14	R: 0 E: 0 K: 2 S: 9	H: 0 LOB: 0 BB: 0 P: 13	R: 0 E: 0 K: 0 S: 7	H: 0 LOB: 0 BB: 0 P: 11	R: 0 E: 0 K: 1 S: 11	H: 1 LOB: 2 BB: 1 P: 19	R: 0 E: 0 K: 1 S: 5	H: 0 LOB: 0 BB: 0 P: 9	R: 1 E: 0 K: 1 S: 12	H: 2 LOB: 3 BB: 2 P: 22	1B: 7 2B: 2 HR: 0	SF: 0 SAC: 0 DP: 0 HBP: 0	WP: 0 PB: 0 SB: 1 CS: 0	PA: 39
PITCHER	IP	WLS	BF	H	R	ER	SO	BB	IBB	HBP	BLK	WP	HR	S	P	ERA	WHIP					
Anthony Young, R ERA: 2.96	6.0		26	7	3	3	6	1	0	0	0	0	0	52	79	4.50	1.333					
Paul Gibson, L ERA: 8.64	1.0		5	1	0	0	1	1	0	0	0	0	0	11	19	0.00	2.000					
Wally Whitehurst, R ERA: 1.8	1.1	L	8	2	1	1	2	2	0	0	0	0	0	17	31	6.75	3.000					

New York Mets @ Philadelphia Phillies
Veterans Stadium, Philadelphia, PA

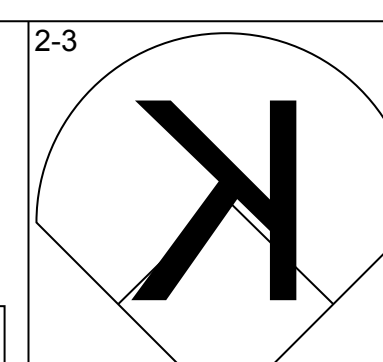
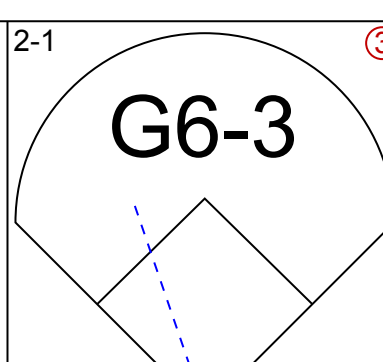
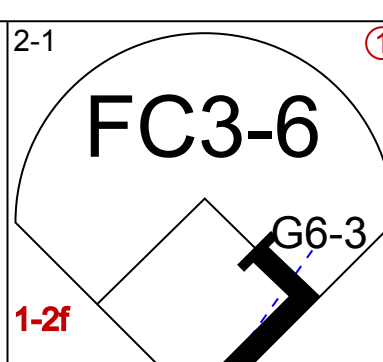
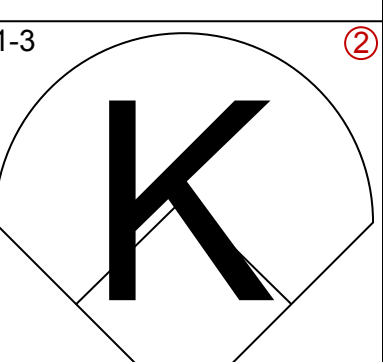
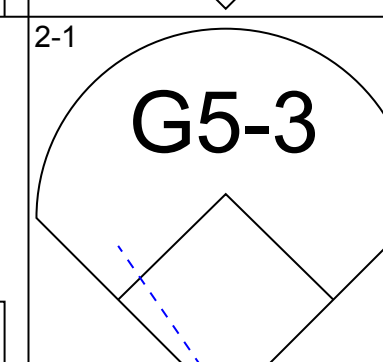
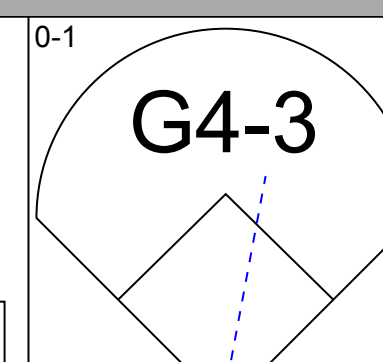
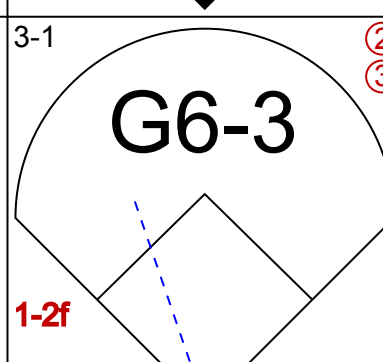
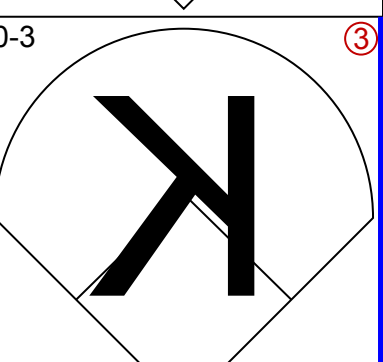
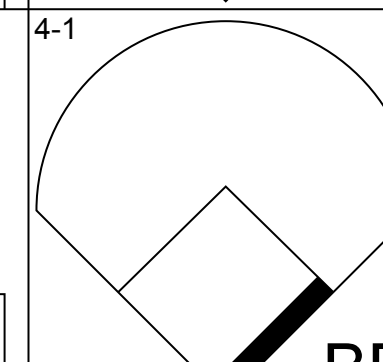


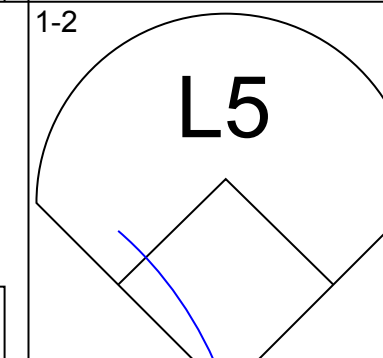
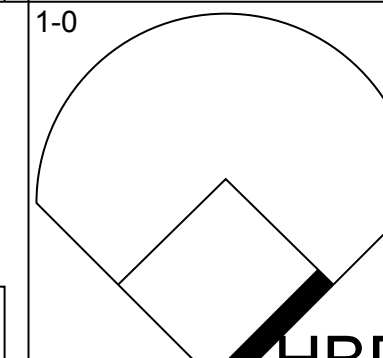
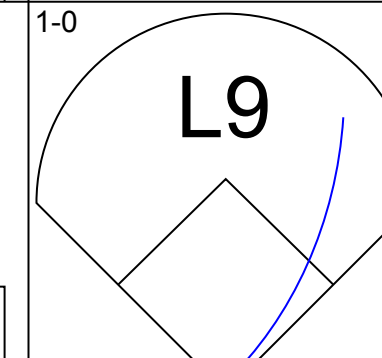
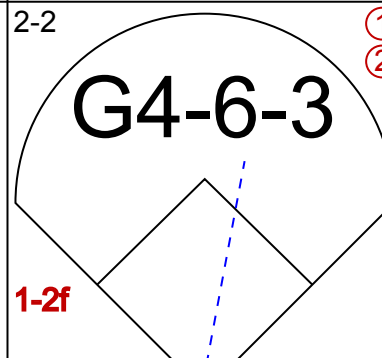

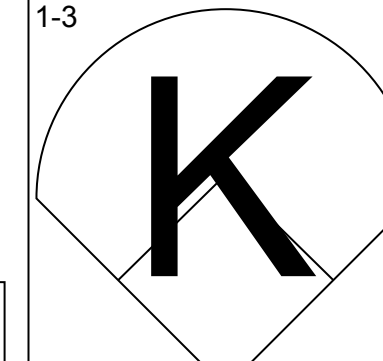
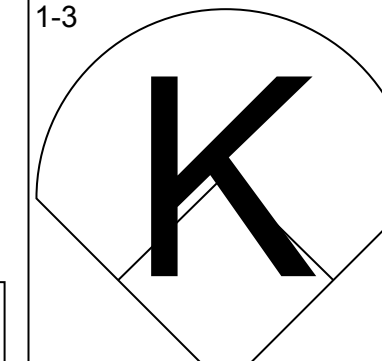
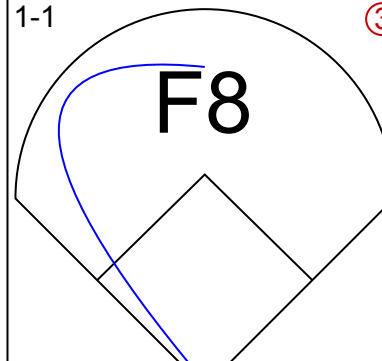
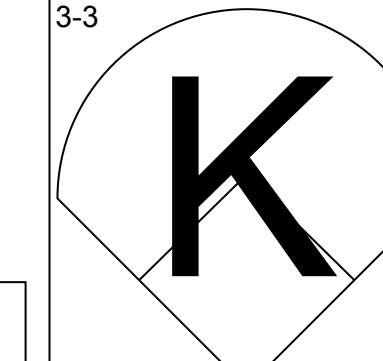
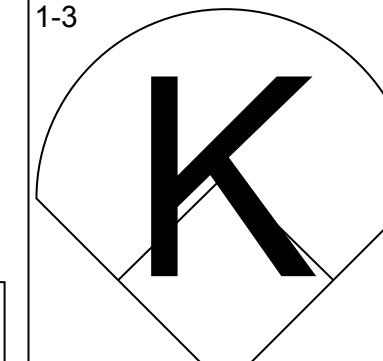
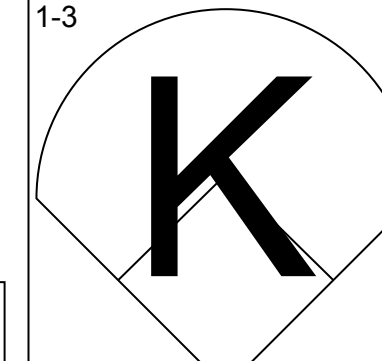
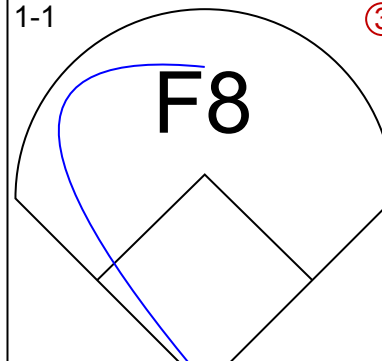
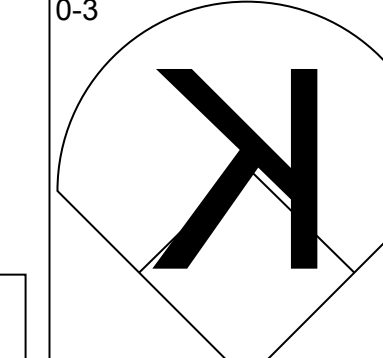
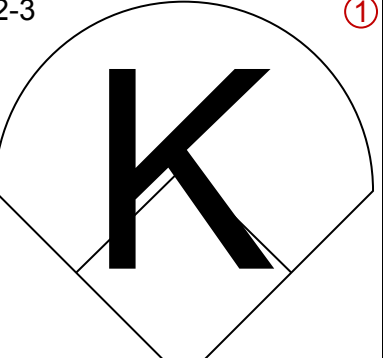
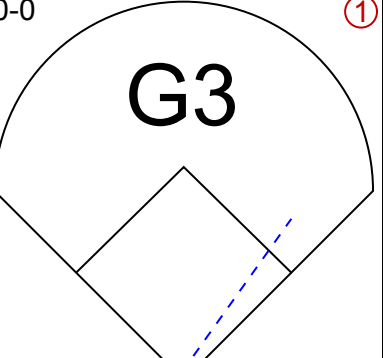
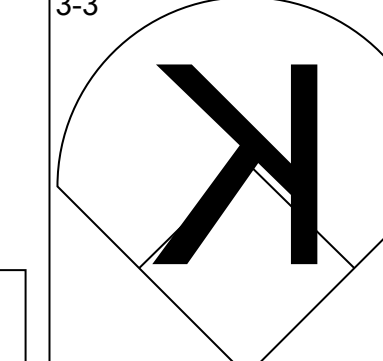
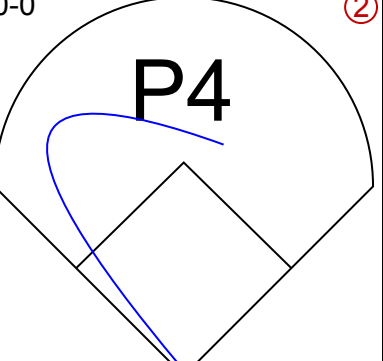
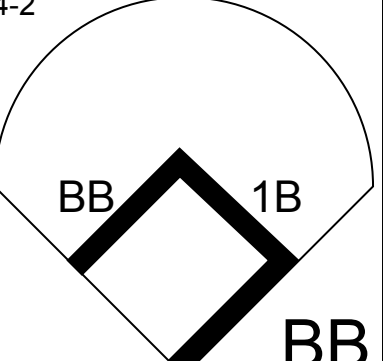

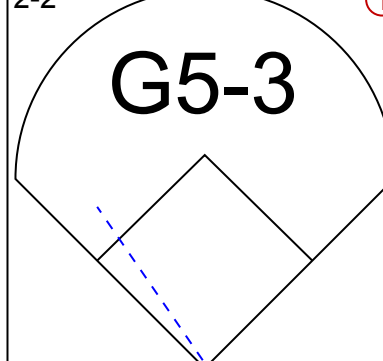
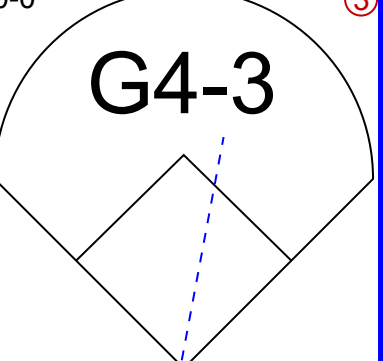

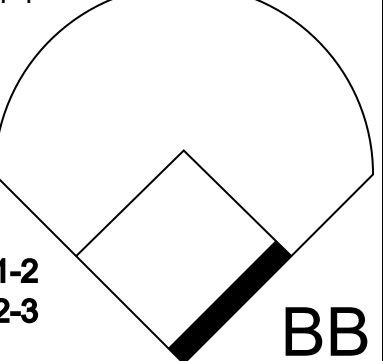
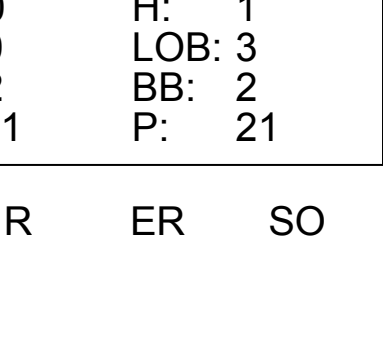


AB 35
R 4
H 10
RBI 4
BB 4
SO 9
LOB 12



Fri Apr 24 1992, 7:05 PM EDT
Att: 25,482 - Cloudy - 65 F

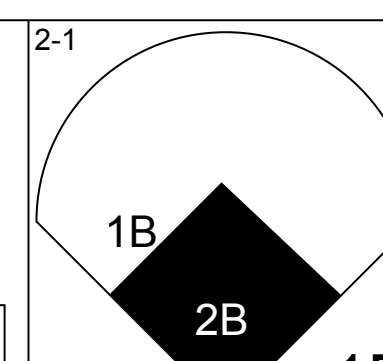
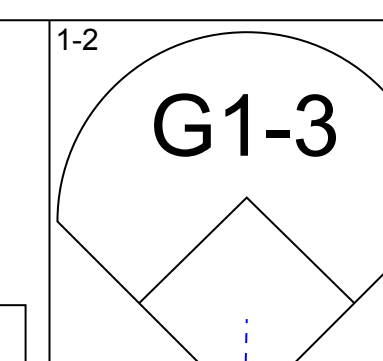
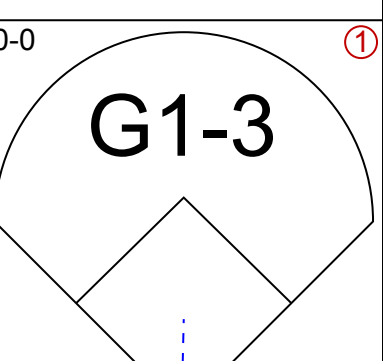
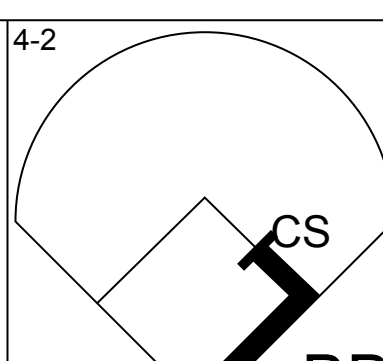
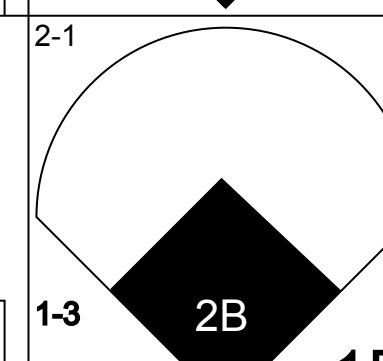
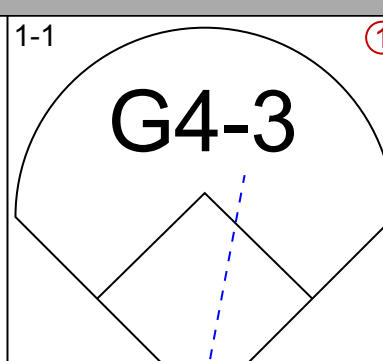
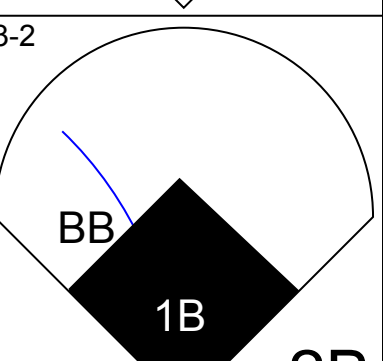
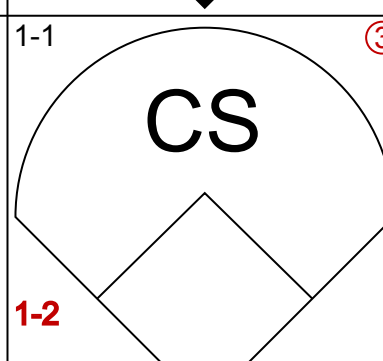
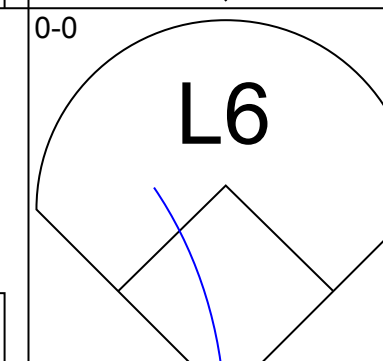
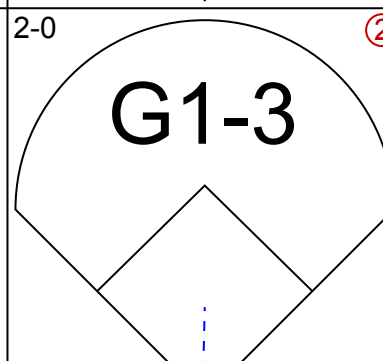
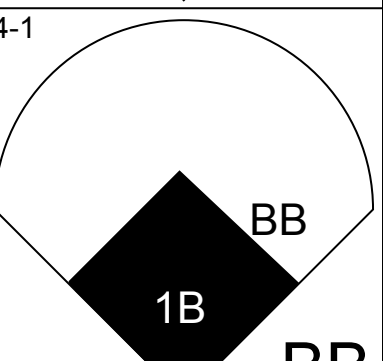
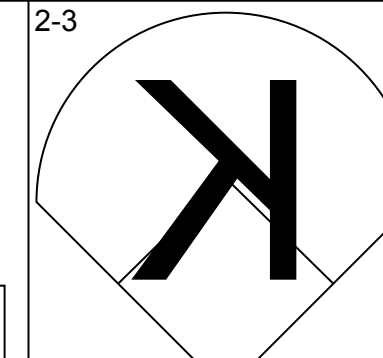
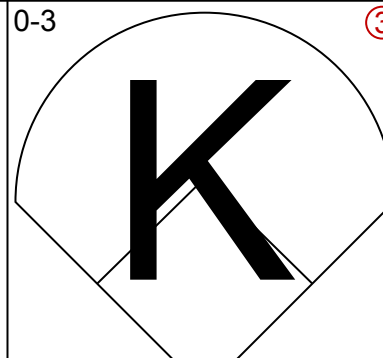
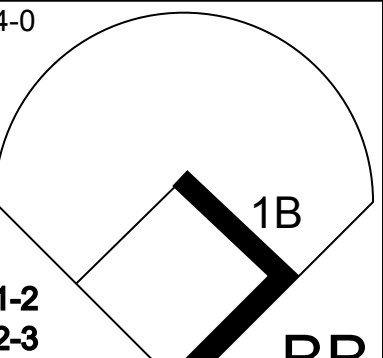
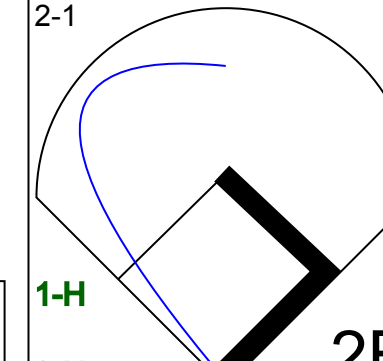

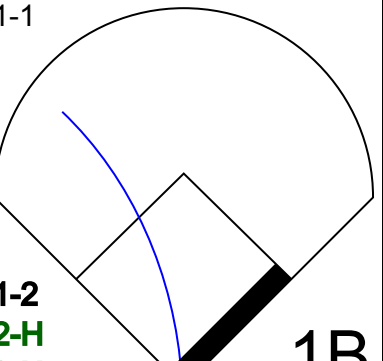
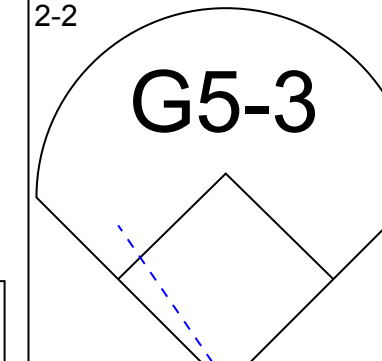
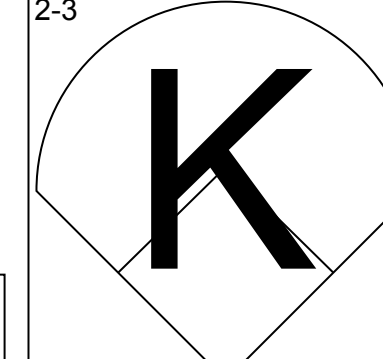
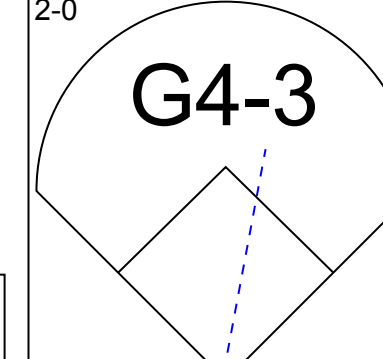
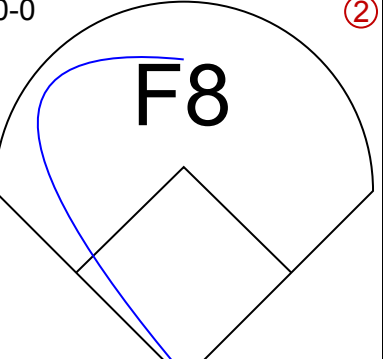


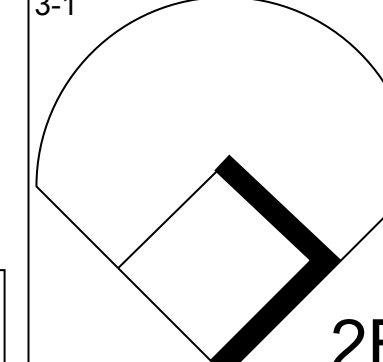
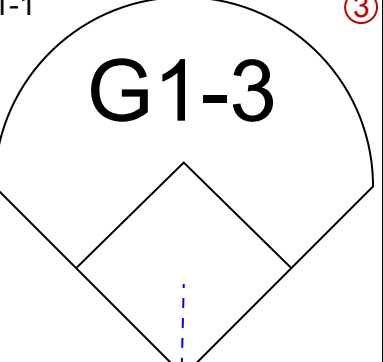
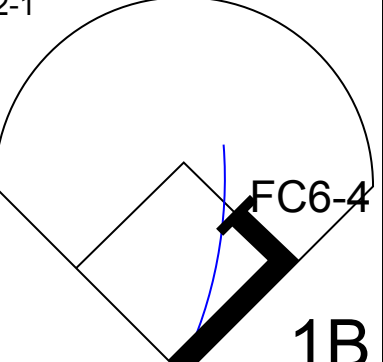
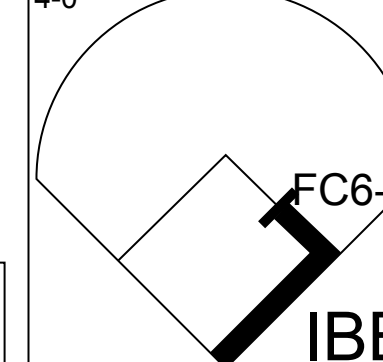
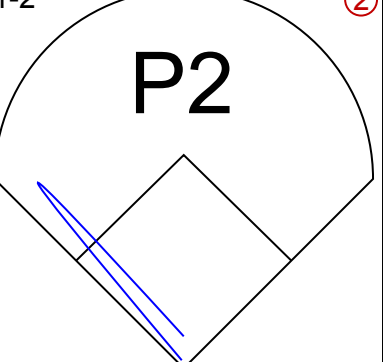
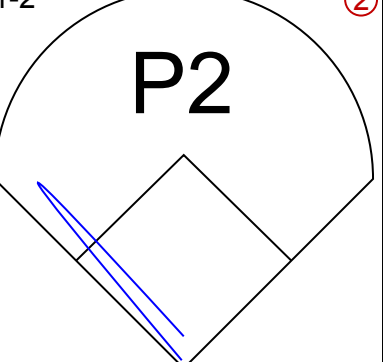

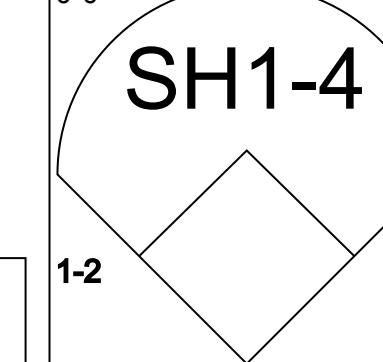
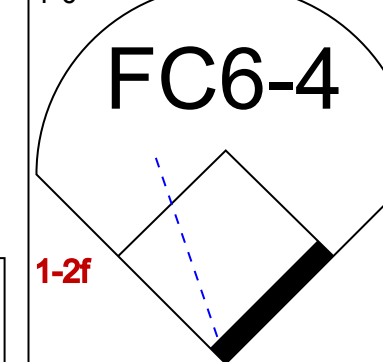
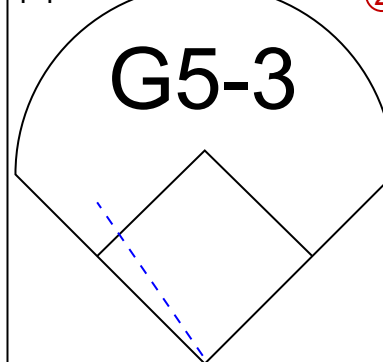
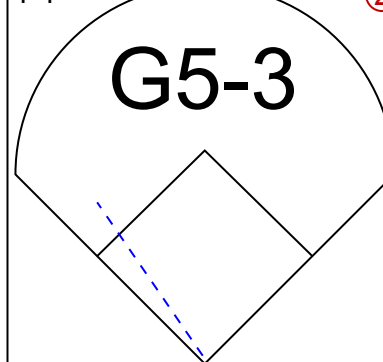
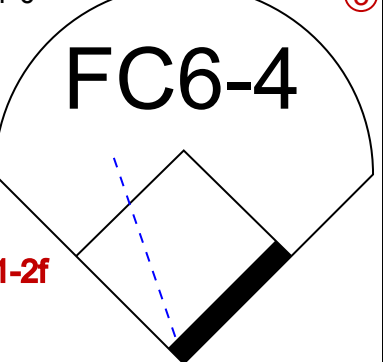
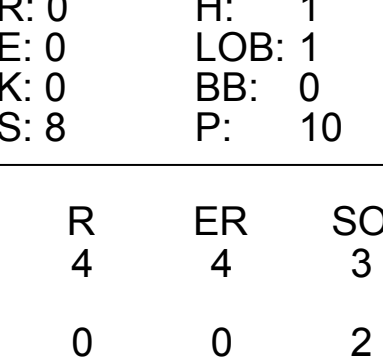
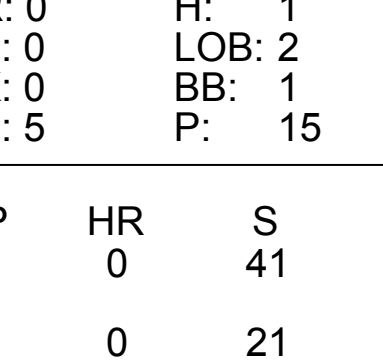
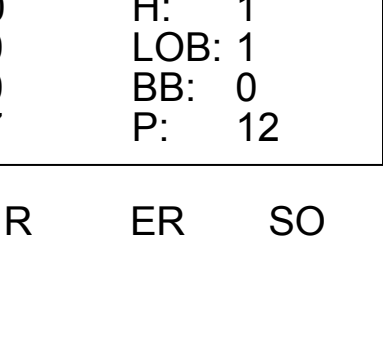
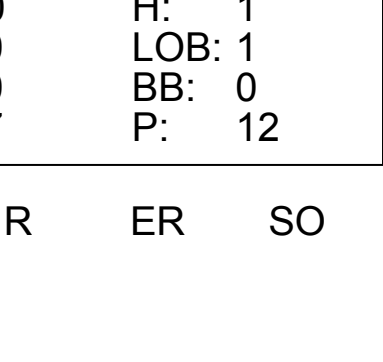
Batter	1	2	3	4	5	6	7	8	9	AB	R	H	RBI	BB	SO	LOB	TOP			
Junior Noboa, R OBP: 0.296, SLG: 0.174 Rodney McCray, R (9, FR)	G4-3		FC4-6			FC5			1B BB	3	0	0	1	2	0	3	New York Mets @ Philadelphia Phillies Veterans Stadium, Philadelphia, PA Sun Apr 26 1992, 3:33 AM EDT Att: 44,194 - Cloudy - 54 F			
Dave Magadan, L OBP: 0.316, SLG: 0.302 Kevin Baez, R (9, FR)	G4-3		L4	G3			G3-1		0-0 1B	5	0	1	0	0	0	4				
Bobby Bonilla, S OBP: 0.388, SLG: 0.403	F7			G4-3	G4-3		F9		2-3 1-2 K	5	0	0	0	0	1	2				
Howard Johnson, S OBP: 0.313, SLG: 0.443		HR		BB 1B HBP	P4				1-1 HBP	2	2	1	1	0	0	0				
Eddie Murray, S OBP: 0.359, SLG: 0.388		G4-6-3 1B		P4	G6-3		F9		0-0	4	0	1	0	0	0	2				
Mackey Sasser, L OBP: 0.300, SLG: 0.368 Daryl Boston, L OBP: 0.300, SLG: 0.303	G4-6-3			BB 1B		G3		G4-3		3	1	1	0	0	0	1				
Chris Donnels, L (1, 4)	G4-3			BB 1B		G4-3		F8		3	1	0	0	1	0	0				
Charlie O'Brien, R OBP: 0.412, SLG: 0.423			FC3-6 BB	BB 1B BB		FC5 1B BB		K		1	0	0	1	3	1	0				
Dwight Gooden, R OBP: 0.500, SLG: 0.500 Wally Whitehurst, R Paul Gibson, R Willie Randolph, R OBP: 0.400, SLG: 0.397	FC3-6		FC4-6	BB		1-2 2-3 3-H 1B		G4-3		3	0	2	1	0	0	1				
Inning Stats	R: 0 E: 0 K: 0 S: 5	H: 0 LOB: 0 BB: 0 P: 10	R: 1 E: 0 K: 0 S: 8	H: 2 LOB: 0 BB: 0 P: 14	R: 0 E: 0 K: 0 S: 5	H: 0 LOB: 1 BB: 1 P: 12	R: 3 E: 0 K: 0 S: 13	H: 2 LOB: 3 BB: 3 P: 32	R: 0 E: 0 K: 0 S: 7	H: 1 LOB: 2 BB: 1 P: 15	R: 0 E: 0 K: 0 S: 8	H: 0 LOB: 0 BB: 0 P: 11	R: 0 E: 0 K: 1 S: 10	H: 0 LOB: 0 BB: 0 P: 15	R: 0 E: 0 K: 1 S: 7	H: 1 LOB: 2 BB: 1 P: 15		1B: 5 2B: 0 3B: 0 HR: 1	SF: 0 SAC: 0 DP: 1 HBP: 2	WP: 0 PB: 0 SB: 0 CS: 0
PITCHER	IP WLS BF H R ER SO BB IBB HBP BLK WP HR S P ERA WHIP	IP WLS BF H R ER SO BB IBB HBP BLK WP HR S P ERA WHIP	IP WLS BF H R ER SO BB IBB HBP BLK WP HR S P ERA WHIP	IP WLS BF H R ER SO BB IBB HBP BLK WP HR S P ERA WHIP	IP WLS BF H R ER SO BB IBB HBP BLK WP HR S P ERA WHIP	IP WLS BF H R ER SO BB IBB HBP BLK WP HR S P ERA WHIP	IP WLS BF H R ER SO BB IBB HBP BLK WP HR S P ERA WHIP	IP WLS BF H R ER SO BB IBB HBP BLK WP HR S P ERA WHIP	IP WLS BF H R ER SO BB IBB HBP BLK WP HR S P ERA WHIP	IP WLS BF H R ER SO BB IBB HBP BLK WP HR S P ERA WHIP	IP WLS BF H R ER SO BB IBB HBP BLK WP HR S P ERA WHIP	IP WLS BF H R ER SO BB IBB HBP BLK WP HR S P ERA WHIP	IP WLS BF H R ER SO BB IBB HBP BLK WP HR S P ERA WHIP	IP WLS BF H R ER SO BB IBB HBP BLK WP HR S P ERA WHIP	IP WLS BF H R ER SO BB IBB HBP BLK WP HR S P ERA WHIP	IP WLS BF H R ER SO BB IBB HBP BLK WP HR S P ERA WHIP	IP WLS BF H R ER SO BB IBB HBP BLK WP HR S P ERA WHIP			
Andy Ashby, R ERA: 4.02	3.2	15	3	3	3	0	1	0	1	0	0	0	0	0	0	0	7.36	1.091		
Steve Searcy, L ERA: 9.0	0.0	4	1	1	1	0	3	0	0	0	0	0	0	0	0	6	19	∞	∞	
Cliff Brantley, R ERA: 5.23	2.1	9	1	0	0	0	1	0	0	0	0	0	0	0	0	17	32	0.00	0.857	
Barry Jones, R ERA: 4.2	2.0	W	7	0	0	0	1	0	0	1	0	0	0	0	18	26	0.00	0.000		
Mitch Williams, L ERA: 5.0	1.0	S	4	1	0	0	1	1	0	0	0	0	0	0	7	15	0.00	2.000		

Batter	1	2	3	4	5	6	7	8	9	AB	R	H	RBI	BB	SO	LOB	BOTTOM			
Lenny Dykstra, L OBP: 0.389, SLG: 0.286	G3	E6		G6-3		G4-3		G3		5	0	0	1	0	0	4	New York Mets @ Philadelphia Phillies Veterans Stadium, Philadelphia, PA Sun Apr 26 1992, 3:33 AM EDT Att: 44,194 - Cloudy - 54 F			
Mariano Duncan, R OBP: 0.346, SLG: 0.413	1B 2B	K		F9			2B 1B		2-3 1-2 K	4	2	2	0	0	1	2				
Dave Hollins, S OBP: 0.366, SLG: 0.318	1B 1B	F7			K		1B 2B		1-1 2-3 K	4	2	2	1	0	1	2				
John Kruk, L OBP: 0.456, SLG: 0.464	1B		G1-3		K		FC4-6 1B		1-1 1-3 3-H 1B	4	0	2	2	0	1	0				
Dale Sveum, S OBP: 0.143, SLG: 0.083	K		G1		F8		K		2-3 K	4	0	0	0	0	2	3				
Darren Daulton, L OBP: 0.309, SLG: 0.370				BB		F8	FC4-6		1-2 1-2 CS	3	0	1	1	1	0	1				
Ruben Amaro Jr, S OBP: 0.282, SLG: 0.339	K		L6			G4-3	CS	P4	1-1 1-2 K	4	0	0	0	0	1	3				
Mickey Morandini, L OBP: 0.387, SLG: 0.441		SH2-4 1B		SH3 G6-3 2B		1B		G4-3		4	1	3	0	0	0	0				
Andy Ashby, R Steve Searcy, L Cliff Brantley, R Jeff Grotzfeld, L Barry Jones, R Wes Chamberlain, R Mitch Williams, L		SH2-4		SH3		1B		G4-3		0	0	0	0	0	0	0				
Inning Stats	R: 2 E: 0 K: 2 S: 17	H: 4 LOB: 2 BB: 0 P: 28	R: 0 E: 1 K: 1 S: 11	H: 1 LOB: 2 BB: 0 P: 18	R: 0 E: 0 K: 0 S: 9	H: 0 LOB: 1 BB: 1 P: 17	R: 1 E: 0 K: 0 S: 7	H: 1 LOB: 0 BB: 0 P: 10	R: 0 E: 0 K: 2 S: 8	H: 0 LOB: 0 BB: 0 P: 11	R: 0 E: 0 K: 0 S: 11	H: 2 LOB: 2 BB: 0 P: 22	R: 2 E: 0 K: 1 S: 11	H: 3 LOB: 0 BB: 0 P: 16	R: 0 E: 0 K: 0 S: 6	H: 1 LOB: 1 BB: 0 P: 9		1B: 9 2B: 3 3B: 0 HR: 0	SF: 0 SAC: 2 DP: 0 HBP: 0	WP: 0 PB: 0 SB: 1 CS: 1
PITCHER	IP WLS BF H R ER SO BB IBB HBP BLK WP HR S P ERA WHIP	IP WLS BF H R ER SO BB IBB HBP BLK WP HR S P ERA WHIP	IP WLS BF H R ER SO BB IBB HBP BLK WP HR S P ERA WHIP	IP WLS BF H R ER SO BB IBB HBP BLK WP HR S P ERA WHIP	IP WLS BF H R ER SO BB IBB HBP BLK WP HR S P ERA WHIP	IP WLS BF H R ER SO BB IBB HBP BLK WP HR S P ERA WHIP	IP WLS BF H R ER SO BB IBB HBP BLK WP HR S P ERA WHIP	IP WLS BF H R ER SO BB IBB HBP BLK WP HR S P ERA WHIP	IP WLS BF H R ER SO BB IBB HBP BLK WP HR S P ERA WHIP	IP WLS BF H R ER SO BB IBB HBP BLK WP HR S P ERA WHIP	IP WLS BF H R ER SO BB IBB HBP BLK WP HR S P ERA WHIP	IP WLS BF H R ER SO BB IBB HBP BLK WP HR S P ERA WHIP	IP WLS BF H R ER SO BB IBB HBP BLK WP HR S P ERA WHIP	IP WLS BF H R ER SO BB IBB HBP BLK WP HR S P ERA WHIP	IP WLS BF H R ER SO BB IBB HBP BLK WP HR S P ERA WHIP	IP WLS BF H R ER SO BB IBB HBP BLK WP HR S P ERA WHIP	IP WLS BF H R ER SO BB IBB HBP BLK WP HR S P ERA WHIP			
Dwight Gooden, R ERA: 3.18	6.0	28	8	3	3	5	1	0	0	0	0	0	0	0	0	0	4.50	1.500		
Wally Whitehurst, R ERA: 3.6	0.0	L	2	2	2	0	0	0	0	0	0	0	0	0	0	0	∞	∞		
Paul Gibson, L ERA: 6.97	2.0	7	2	0	0	1	0	0	0	0	0	0	0	0	13	18	0.00	1.000		

Batter	1	2	3	4	5	6	7	8	9	AB	R	H	RBI	BB	SO	LOB	TOP					
Craig Biggio, R OBP: 0.317, SLG: 0.480 (1, 4)										4	0	0	0	0	2	4	Houston Astros @ New York Mets Shea Stadium, Flushing, NY Tue Apr 28 1992, 7:05 PM EDT Att: 16,190 - Cloudy - 52 F					
Steve Finley, L OBP: 0.325, SLG: 0.443 (1, 8)										4	0	0	0	0	1	4						
Ryan Bowen, R OBP: 0.500, SLG: 0.500 (8, 1)										0	0	0	0	0	0	0						
5 Jeff Bagwell, R OBP: 0.393, SLG: 0.443 (1, 3)										3	0	1	0	1	1	0						
Luis Gonzalez, L OBP: 0.212, SLG: 0.239 (1, 7)										3	0	0	0	0	0	2						
Pete Incaviglia, R OBP: 0.268, SLG: 0.333 (1, 9)										4	0	0	0	0	3	1						
Casey Candaele, S OBP: 0.196, SLG: 0.240 (1, 5) (8, 6)										3	0	0	0	0	2	0						
Eddie Taubensee, L OBP: 0.300, SLG: 0.267 (1, 2)										2	0	0	0	1	1	0						
Andujar Cedeno, R OBP: 0.220, SLG: 0.263 (1, 6)										2	0	0	0	0	0	0						
Rob Murphy, L (5, 1)										0	0	0	0	0	0	0						
Benny Distefano, L OBP: 0.500, SLG: 0.500 (8, PH)										0	0	0	0	0	0	0						
Juan Guerrero, R OBP: 0.182, SLG: 0.200 (8, 5)										0	0	0	0	0	0	0						
Butch Henry, L (1, 1)										1	0	0	0	0	1	0						
Rafael Ramirez, R OBP: 0.276, SLG: 0.231 (8, PH)										0	0	0	0	1	0	0						
Eric Anthony, L OBP: 0.167, SLG: 0.091 (8, 8)										0	0	0	0	1	0	0						
Inning Stats	R: 0 E: 0 K: 1 S: 9	H: 0 LOB: 1 BB: 1 P: 18	R: 0 E: 0 K: 3 S: 11	H: 0 LOB: 0 BB: 0 P: 17	R: 0 E: 0 K: 1 S: 9	H: 0 LOB: 0 BB: 0 P: 13	R: 0 E: 0 K: 2 S: 8	H: 0 LOB: 1 BB: 0 P: 11	R: 0 E: 0 K: 1 S: 8	H: 0 LOB: 0 BB: 1 P: 10	R: 0 E: 0 K: 0 S: 6	H: 0 LOB: 0 BB: 1 P: 15	R: 0 E: 0 K: 1 S: 6	H: 0 LOB: 0 BB: 0 P: 9	R: 0 E: 0 K: 2 S: 11	H: 1 LOB: 3 BB: 2 P: 21	R: 0 E: 0 K: 0 S: 9	H: 1 LOB: 0 BB: 0 P: 13	1B: 2 2B: 0 3B: 0 HR: 0	SF: 0 SAC: 0 DP: 2 HBP: 1	WP: 0 PB: 0 SB: 0 CS: 0	PA: 32
PITCHER David Cone, R ERA: 2.23 (1, 1)	IP: 9.0 W: 0 L: 0 BF: 32	H: 2 R: 0 ER: 0 SO: 11	BB: 4 IBB: 0 HBP: 1 BLK: 0	WP: 0 HR: 0 S: 77 P: 127	ERA: 0.00 WHIP: 0.667	PITCHER											IP: 9.0 W: 0 L: 0 BF: 32	H: 2 R: 0 ER: 0 SO: 11	BB: 4 IBB: 0 HBP: 1 BLK: 0	WP: 0 HR: 0 S: 77 P: 127	ERA: 0.00 WHIP: 0.667	

AB	27
R	0
H	2
RBI	0
BB	4
SO	11
LOB	11



Batter	1	2	3	4	5	6	7	8	9	AB	R	H	RBI	BB	SO	LOB	BOTTOM					
Willie Randolph, R OBP: 0.405, SLG: 0.393 (1, 4)										3	1	1	0	1	0	1	Houston Astros @ New York Mets Shea Stadium, Flushing, NY Tue Apr 28 1992, 7:05 PM EDT Att: 16,190 - Cloudy - 52 F					
Dave Magadan, L OBP: 0.344, SLG: 0.339 (1, 5)										3	2	2	0	1	0	0						
Bobby Bonilla, S OBP: 0.382, SLG: 0.387 (1, 9)										3	1	0	0	1	0	3						
Rodney McCray, R (8, 9)										0	0	0	0	0	0	0						
Howard Johnson, S OBP: 0.310, SLG: 0.425 (1, 8)										3	0	0	0	1	3	3						
Eddie Murray, S OBP: 0.366, SLG: 0.408 (1, 3)										4	0	2	4	0	0	1						
Todd Hundley, S OBP: 0.243, SLG: 0.353 (1, 2)										4	0	0	0	0	1	3						
Daryl Boston, L OBP: 0.341, SLG: 0.378 (1, 7)										4	0	3	0	0	0	2						
Dick Schofield, R OBP: 0.385, SLG: 0.349 (1, 6)										3	0	0	0	1	1	2						
David Cone, L (1, 1)										3	0	0	0	0	0	3						
Inning Stats	R: 2 E: 0 K: 2 S: 14	H: 3 LOB: 1 BB: 0 P: 24	R: 0 E: 0 K: 0 S: 8	H: 1 LOB: 1 BB: 0 P: 10	R: 0 E: 0 K: 1 S: 6	H: 0 LOB: 0 BB: 0 P: 9	R: 0 E: 0 K: 0 S: 5	H: 1 LOB: 2 BB: 1 P: 15	R: 2 E: 0 K: 0 S: 11	H: 2 LOB: 2 BB: 2 P: 24	R: 0 E: 0 K: 1 S: 9	H: 0 LOB: 1 BB: 1 P: 16	R: 0 E: 0 K: 1 S: 9	H: 0 LOB: 1 BB: 1 P: 15	R: 0 E: 0 K: 0 S: 7	H: 1 LOB: 1 BB: 0 P: 12	R: 0 E: 0 K: 0 S: 9	H: 1 LOB: 0 BB: 0 P: 13	1B: 5 2B: 3 3B: 0 HR: 0	SF: 0 SAC: 1 DP: 0 HBP: 0	WP: 0 PB: 0 SB: 0 CS: 1	PA: 37
PITCHER Butch Henry, L ERA: 4.37 (1, 1)	IP: 4.1 W: 0 L: 0 BF: 23	H: 4 R: 4 ER: 4 SO: 3	BB: 2 IBB: 1 HBP: 0 BLK: 0	WP: 0 HR: 0 S: 41 P: 78	ERA: 8.31 WHIP: 2.077	PITCHER											IP: 4.1 W: 0 L: 0 BF: 23	H: 4 R: 4 ER: 4 SO: 3	BB: 2 IBB: 1 HBP: 0 BLK: 0	WP: 0 HR: 0 S: 41 P: 78	ERA: 8.31 WHIP: 2.077	
Rob Murphy, L ERA: 5.0 (5, 1)	IP: 2.2 W: 0 L: 0 BF: 9	H: 0 R: 0 ER: 0 SO: 2	BB: 2 IBB: 0 HBP: 0 BLK: 0	WP: 0 HR: 0 S: 21 P: 35	ERA: 0.00 WHIP: 0.750	PITCHER											IP: 2.2 W: 0 L: 0 BF: 9	H: 0 R: 0 ER: 0 SO: 2	BB: 2 IBB: 0 HBP: 0 BLK: 0	WP: 0 HR: 0 S: 21 P: 35	ERA: 0.00 WHIP: 0.750	
Ryan Bowen, R ERA: 11.45 (8, 1)	IP: 1.0 W: 0 L: 0 BF: 4	H: 1 R: 0 ER: 0 SO: 0	BB: 0 IBB: 0 HBP: 0 BLK: 0	WP: 0 HR: 0 S: 7 P: 12	ERA: 0.00 WHIP: 1.000	PITCHER											IP: 1.0 W: 0 L: 0 BF: 4	H: 1 R: 0 ER: 0 SO: 0	BB: 0 IBB: 0 HBP: 0 BLK: 0	WP: 0 HR: 0 S: 7 P: 12	ERA: 0.00 WHIP: 1.000	



Batter	1	2	3	4	5	6	7	8	9	AB	R	H	RBI	BB	SO	LOB	TOP					
Craig Biggio, R OBP: 0.398, SLG: 0.456 (1, 4)										4	0	0	0	0	1	2						
Steve Finley, L OBP: 0.314, SLG: 0.422 (1, 8)										4	0	0	0	0	0	1						
5 Jeff Bagwell, R OBP: 0.386, SLG: 0.432 (1, 3)										4	0	1	0	0	0	0						
Luis Gonzalez, L OBP: 0.196, SLG: 0.220 (1, 7)										4	0	0	0	0	2	2						
Benny Distefano, L OBP: 0.200, SLG: 0.200 (1, 9)										3	0	0	0	0	0	0						
Casey Candaele, S OBP: 0.204, SLG: 0.245 (1, 5)										3	0	1	0	0	1	0						
Eddie Taubensee, L OBP: 0.302, SLG: 0.255 (1, 2)										2	0	0	0	1	1	1						
Andujar Cedeno, R OBP: 0.205, SLG: 0.244 (1, 6)										3	0	0	0	0	2	2						
Darryl Kile, R OBP: 0.222, SLG: 0.125 (1, 1)										2	0	0	0	0	2	1						
Eric Anthony, L OBP: 0.231, SLG: 0.167 (9, PH)										1	0	1	0	0	0	0						
Eric Yelding, R OBP: 0.333, SLG: 0.333 (9, PR)										0	0	0	0	0	0	0						
Inning Stats	R: 0 H: 0 E: 0 K: 1 S: 7	H: 0 LOB: 0 BB: 0 P: 9	R: 0 H: 0 E: 0 K: 2 S: 10	H: 0 LOB: 1 BB: 0 P: 13	R: 0 H: 0 E: 0 K: 2 S: 14	H: 0 LOB: 1 BB: 1 P: 20	R: 0 H: 0 E: 0 K: 0 S: 11	H: 0 LOB: 0 BB: 0 P: 16	R: 0 H: 1 E: 0 K: 0 S: 13	H: 1 LOB: 1 BB: 0 P: 18	R: 0 H: 0 E: 0 K: 1 S: 7	H: 0 LOB: 0 BB: 0 P: 9	R: 0 H: 0 E: 0 K: 2 S: 8	H: 0 LOB: 0 BB: 0 P: 8	R: 0 H: 0 E: 0 K: 2 S: 8	H: 0 LOB: 0 BB: 0 P: 10	R: 0 H: 2 E: 0 K: 1 S: 14	H: 2 LOB: 2 BB: 0 P: 18	1B: 3 2B: 0 3B: 0 HR: 0	SF: 0 SAC: 0 DP: 0 HBP: 0	WP: 0 PB: 0 SB: 0 CS: 0	PA: 31
PITCHER Bret Saberhagen, R ERA: 5.52 (1, 1)	IP: 9.0 WLS: W BF: 31 H: 3 R: 0 ER: 0 SO: 9 BB: 1 IBB: 0 HBP: 0 BLK: 0 WP: 0 HR: 0 S: 92 P: 121 ERA: 0.00 WHIP: 0.444															PITCHER						

Houston Astros @ New York Mets
Shea Stadium, Flushing, NY
Wed Apr 29 1992, 7:05 PM EDT
Att: 16,400 - Sunny - 50 F

AB	30
R	0
H	3
RBI	0
BB	1
SO	9
LOB	9



Batter	1	2	3	4	5	6	7	8	9	AB	R	H	RBI	BB	SO	LOB	BOTTOM	
Willie Randolph, R OBP: 0.397, SLG: 0.385 (1, 4)										4	0	1	0	0	3	1		
Dave Magadan, L OBP: 0.344, SLG: 0.339 (1, 5)										3	0	1	0	0	0	1		
Bobby Bonilla, S OBP: 0.370, SLG: 0.372 (1, 9)										3	0	0	0	0	2	1		
Rodney McCray, R (8, 9)										0	0	0	0	0	0	0		
Howard Johnson, S OBP: 0.299, SLG: 0.408 (1, 8)										3	0	0	0	0	2	1		
Eddie Murray, S OBP: 0.365, SLG: 0.419 (1, 3)										3	1	1	0	0	1	0		
Todd Hundley, S OBP: 0.225, SLG: 0.324 (1, 2)										3	0	0	0	0	1	1		
Darryl Boston, L OBP: 0.362, SLG: 0.385 (1, 7)										2	0	1	1	1	1	0		
Dick Schofield, R OBP: 0.382, SLG: 0.348 (1, 6)										3	0	1	0	0	1	1		
Bret Saberhagen, R OBP: 0.111, SLG: 0.111 (1, 1)										3	0	0	0	0	0	2		
Inning Stats	R: 0 H: 1 E: 0 K: 2 S: 12	H: 1 LOB: 1 BB: 0 P: 15	R: 1 H: 2 E: 0 K: 1 S: 16	H: 2 LOB: 1 BB: 0 P: 24	R: 0 H: 0 E: 0 K: 1 S: 7	H: 0 LOB: 0 BB: 0 P: 9	R: 0 H: 0 E: 0 K: 1 S: 6	H: 0 LOB: 0 BB: 0 P: 8	R: 0 H: 0 E: 0 K: 1 S: 7	H: 1 LOB: 0 BB: 0 P: 11	R: 0 H: 0 E: 0 K: 2 S: 7	H: 0 LOB: 0 BB: 0 P: 11	R: 0 H: 0 E: 0 K: 1 S: 9	H: 1 LOB: 1 BB: 1 P: 16	1B: 4 2B: 1 3B: 0 HR: 0	SF: 0 SAC: 0 DP: 1 HBP: 0	WP: 1 PB: 0 SB: 0 CS: 0	PA: 28
PITCHER Darryl Kile, R ERA: 1.89 (1, 1)	IP: 8.0 WLS: L BF: 28 H: 5 R: 1 ER: 1 SO: 11 BB: 1 IBB: 0 HBP: 0 BLK: 0 WP: 1 HR: 0 S: 72 P: 108 ERA: 1.12 WHIP: 0.750															PITCHER		

Houston Astros @ New York Mets
Shea Stadium, Flushing, NY
Wed Apr 29 1992, 7:05 PM EDT
Att: 16,400 - Sunny - 50 F

AB	27
R	1
H	5
RBI	1
BB	1
SO	11
LOB	8



Batter	1	2	3	4	5	6	7	8	9	AB	R	H	RBI	BB	SO	LOB	TOP										
Craig Biggio, R OBP: 0.380, SLG: 0.434	1-3 			2-2 		0-0 			2-2 	4	0	0	0	0	1	0											
Steve Finley, L OBP: 0.311, SLG: 0.407	2-3 			1-0 			0-1 		4-1 	3	0	0	0	1	1	0											
5 Jeff Bagwell, R OBP: 0.370, SLG: 0.410	0-2 			1-3 			1-0 		2-1 	4	0	0	0	0	1	1											
Pete Incaviglia, R OBP: 0.270, SLG: 0.347		0-3 			3-2 					3	1	1	0	0	2	0											
Chris Jones, R OBP: 0.273, SLG: 0.316		2-3 			0-2 				1-3 	3	0	0	0	0	2	1											
Casey Candaele, S OBP: 0.211, SLG: 0.255		0-3 			1-0 				1-1 	2	1	1	1	0	1	0											
Scott Servais, R OBP: 0.120, SLG: 0.120			1-3 		3-2 				2-1 	3	0	0	0	0	1	1											
Rafael Ramirez, R OBP: 0.281, SLG: 0.345			0-3 			1-1 			1-1 	3	1	1	2	0	1	0											
Mark Portugal, R OBP: 0.250, SLG: 0.250			1-3 			0-3 			1-3 	2	0	0	0	0	2	0											
Al Osuna, R OBP: 0.250, SLG: 0.250										0	0	0	0	0	0	0											
Eric Yelding, R OBP: 0.250, SLG: 0.250										1	0	0	0	0	1	0											
Doug Jones, R										0	0	0	0	0	0	0											
Inning Stats	R: 0 H: 0 E: 0 K: 2 S: 9	H: 0 LOB: 0 BB: 0 P: 12	R: 0 H: 0 E: 0 K: 3 S: 9	H: 0 LOB: 0 BB: 0 P: 11	R: 0 H: 0 E: 0 K: 3 S: 11	H: 0 LOB: 0 BB: 0 P: 13	R: 0 H: 0 E: 0 K: 1 S: 12	H: 0 LOB: 0 BB: 0 P: 16	R: 1 H: 1 E: 0 K: 0 S: 10	H: 1 LOB: 0 BB: 0 P: 14	R: 0 H: 0 E: 0 K: 1 S: 6	H: 0 LOB: 0 BB: 0 P: 7	R: 0 H: 0 E: 0 K: 1 S: 7	H: 0 LOB: 0 BB: 0 P: 8	R: 2 H: 2 E: 0 K: 2 S: 12	H: 2 LOB: 0 BB: 1 P: 18	R: 0 H: 0 E: 0 K: 0 S: 7	H: 0 LOB: 0 BB: 1 P: 15	1B: 1 2B: 1 3B: 0 HR: 1	SF: 1 SAC: 0 DP: 1 HBP: 0	WP: 0 PA: 30 PB: 0 SB: 0 CS: 0						
PITCHER	IP	WLS	BF	H	R	ER	SO	BB	IBB	HBP	BLK	WP	HR	S	P	ERA	WHIP										
Sid Fernandez, L ERA: 5.54	(1, 1)	7.2	26	3	3	3	12	0	0	0	0	0	1	73	95	3.52	0.391										
Jeff Innis, R ERA: 2.51	(8, 1)	0.1	W	1	0	0	1	0	0	0	0	0	0	3	4	0.00	0.000										
John Franco, L ERA:	(9, 1)	1.0	S	3	0	0	0	1	0	0	0	0	0	7	15	0.00	1.000										

Houston Astros @ New York Mets
Shea Stadium, Flushing, NY
Thu Apr 30 1992, 7:05 PM EDT
Att: 14,803 - Cloudy - 52 F

AB 28
R 3
H 3
RBI 3
BB 1
SO 13
LOB 3

Batter	1	2	3	4	5	6	7	8	9	AB	R	H	RBI	BB	SO	LOB	BOTTOM										
Willie Randolph, R OBP: 0.390, SLG: 0.368	2-0 				0-0 				1-3 	3	0	0	0	1	1	2											
Dave Magadan, L OBP: 0.368, SLG: 0.381	3-2 					3-1 			1-2 	4	1	3	2	0	0	0											
Rodney McCray, R										0	1	0	0	0	0	0											
Bobby Bonilla, S OBP: 0.378, SLG: 0.378	1-3 				1-2 2-H 3-H 1-0 				1-1 	4	0	2	1	0	1	2											
Chris Donnels, L										0	0	0	0	0	0	0											
Howard Johnson, S OBP: 0.297, SLG: 0.392		1-3 			4-2 				2-3 	3	0	0	0	1	2	3											
Eddie Murray, S OBP: 0.360, SLG: 0.410		1-2 			0-0 				0-1 	4	0	1	1	0	1	2											
Mackey Sasser, L OBP: 0.394, SLG: 0.333		4-2 			0-0 				1-3 2-H 	2	0	0	0	1	0	1											
Daryl Boston, L OBP: 0.375, SLG: 0.400										1	0	1	0	0	0	0											
Todd Hundley, S OBP: 0.227, SLG: 0.300	2-2 				4-1 				0-1 	3	1	0	0	1	1	2											
Dick Schofield, R OBP: 0.414, SLG: 0.383										1	1	1	0	2	0	0											
Sid Fernandez, L																											
Jeff Innis, R																											
John Franco, L																											
Inning Stats	R: 0 H: 0 E: 0 K: 1 S: 7	H: 0 LOB: 0 BB: 0 P: 13	R: 0 H: 0 E: 0 K: 1 S: 13	H: 0 LOB: 1 BB: 1 P: 21	R: 2 H: 1 E: 1 K: 1 S: 10	H: 1 LOB: 3 BB: 3 P: 25	R: 0 H: 0 E: 0 K: 0 S: 4	H: 0 LOB: 1 BB: 1 P: 8	R: 0 H: 1 E: 0 K: 2 S: 10	H: 1 LOB: 1 BB: 0 P: 14	R: 1 H: 2 E: 0 K: 1 S: 15	H: 2 LOB: 1 BB: 0 P: 27	R: 0 H: 0 E: 0 K: 1 S: 5	H: 0 LOB: 1 BB: 1 P: 13	R: 1 H: 4 E: 0 K: 1 S: 15	H: 4 LOB: 2 BB: 0 P: 20	1B: 6 2B: 2 3B: 0 HR: 0	SF: 0 SAC: 0 DP: 2 HBP: 0	WP: 0 PA: 35 PB: 1 SB: 0 CS: 0								
PITCHER	IP	WLS	BF	H	R	ER	SO	BB	IBB	HBP	BLK	WP	HR	S	P	ERA	WHIP										
Mark Portugal, R ERA: 3.19	(1, 1)	5.0	21	4	3	3	3	5	0	0	0	0	0	14	28	0.00	1.800										
Al Osuna, L ERA:	(6, 1)	2.0	7	0	0	0	2	1	0	0	0	0	0	14	28	0.00	0.500										
Doug Jones, R ERA: 1.62	(8, 1)	1.0	L	6	4	1	1	1	0	0	0	0	0	15	20	9.00	4.000										

Houston Astros @ New York Mets
Shea Stadium, Flushing, NY
Thu Apr 30 1992, 7:05 PM EDT
Att: 14,803 - Cloudy - 52 F

AB 28
R 4
H 8
RBI 4
BB 6
SO 8
LOB 16

Batter	1	2	3	4	5	6	7	8	9	AB	R	H	RBI	BB	SO	LOB	TOP					
Junior Noboa, R OBP: 0.290, SLG: 0.185 (1,4)	G6-3		G1-3			P3		1B		4	0	1	0	0	0	1						
Dave Magadan, L OBP: 0.390, SLG: 0.394 (1,5)	G3-1			K		1B		1B		4	0	2	0	0	1	0						
Bobby Bonilla, S OBP: 0.362, SLG: 0.356 (1,9)	G6-3			P8		F8		G4-3		4	0	0	0	0	0	4						
Howard Johnson, S OBP: 0.300, SLG: 0.391 (1,8)		K		P3		K		1B		4	0	1	0	0	2	2						
Eddie Murray, S OBP: 0.357, SLG: 0.407 (1,3)	1B	2B			K		G6-3		L9	4	0	1	0	0	1	1						
Charlie O'Brien, R OBP: 0.429, SLG: 0.515 Rodney McCray, R (9, PR)	1B			F7		G1-5-3		1B		3	0	1	0	1	0	0						
Daryl Boston, L OBP: 0.393, SLG: 0.479 (1,7)	G4-3			1B		F8		1B		4	0	2	0	0	0	1						
Dick Schofield, R OBP: 0.379, SLG: 0.333 (1,6)			G3-6-4	BB		L5		F8	F9	3	0	0	0	1	0	3						
Dwight Gooden, R OBP: 0.500, SLG: 0.500 Willie Randolph, R (8, PH) Wally Whitehurst, R (8, 1)	G3-6-4					F8		G6-3		2	0	1	0	0	0	1						
Inning Stats	R: 0 E: 0 K: 0 S: 7	H: 0 LOB: 0 BB: 0 P: 9	R: 0 E: 0 K: 1 S: 11	H: 2 LOB: 1 BB: 0 P: 17	R: 0 E: 0 K: 0 S: 7	H: 0 LOB: 0 BB: 1 P: 13	R: 0 E: 0 K: 1 S: 8	H: 0 LOB: 0 BB: 0 P: 12	R: 0 E: 0 K: 1 S: 9	H: 1 LOB: 1 BB: 0 P: 11	R: 0 E: 0 K: 0 S: 10	H: 0 LOB: 0 BB: 0 P: 11	R: 0 E: 0 K: 0 S: 9	H: 2 LOB: 2 BB: 0 P: 16	R: 0 E: 0 K: 0 S: 10	H: 2 LOB: 2 BB: 0 P: 11	R: 0 E: 0 K: 0 S: 11	H: 2 LOB: 3 BB: 1 P: 19	1B: 8 2B: 1 3B: 0 HR: 0	SF: 0 SAC: 0 DP: 1 HBP: 0	WP: 0 PB: 0 CS: 0	PA: 35
PITCHER Tom Glavine, L ERA: 1.99 (1,1)	IP: 9.0 WLS: W BF: 35 H: 9 R: 0 ER: 0 SO: 4 BB: 2 IBB: 0 HBP: 0 BLK: 0 WP: 0 HR: 0 S: 81 P: 124 ERA: 0.00 WHIP: 1.222															PITCHER						

New York Mets @ Atlanta Braves
Atlanta-Fulton County Stadium, Atlanta, GA
Sat May 02 1992, 3:33 AM EDT
Att: 38,115 - Cloudy - 82 F

AB 33
R 0
H 9
RBI 0
BB 2
SO 4
LOB 13



Batter	1	2	3	4	5	6	7	8	9	AB	R	H	RBI	BB	SO	LOB	BOTTOM					
Otis Nixon, S OBP: 0.409, SLG: 0.400 (1,8)	G3-1	G1-3		FC5-4		G1-3				4	0	1	0	0	0	4						
Terry Pendleton, S OBP: 0.316, SLG: 0.468 (1,5)	G3-1		3B	G5-3			K			4	1	1	0	0	1	2						
Ron Gant, R OBP: 0.367, SLG: 0.529 (1,7)	P3		1H	3B		FC3-6	K			4	0	2	1	0	1	1						
David Justice, L OBP: 0.225, SLG: 0.200 (1,9)	K		G5-3		FC3-6	1B	BB	1B		4	2	1	0	0	1	3						
Sid Bream, L OBP: 0.338, SLG: 0.250 (1,3)		L4		BB		1B	1B	1B		2	0	1	0	2	0	0						
Greg Olson, R OBP: 0.352, SLG: 0.319 (1,2)	E1	G4-3	K		G1-6-3	1B		1B		4	0	2	2	0	1	2						
Mark Lemke, S OBP: 0.250, SLG: 0.226 (1,4)	G4-3	G1-3			G1-6-3			G4-3		4	0	0	0	0	0	5						
Rafael Belliard, R OBP: 0.308, SLG: 0.254 (1,6)	BB	IBB		G1-3		G6-3		G5-3		3	0	0	0	1	0	0						
Tom Glavine, L OBP: 0.412, SLG: 0.375 (1,1)						G5-3		G4-3		3	0	1	0	1	0	0						
Inning Stats	R: 0 E: 0 K: 1 S: 11	H: 1 LOB: 1 BB: 0 P: 18	R: 0 E: 1 K: 0 S: 8	H: 0 LOB: 3 BB: 2 P: 20	R: 1 E: 0 K: 1 S: 19	H: 2 LOB: 2 BB: 1 P: 31	R: 0 E: 0 K: 0 S: 11	H: 1 LOB: 1 BB: 0 P: 12	R: 1 E: 0 K: 0 S: 10	H: 3 LOB: 1 BB: 0 P: 16	R: 0 E: 0 K: 2 S: 12	H: 0 LOB: 2 BB: 1 P: 18	R: 0 E: 0 K: 0 S: 9	H: 0 LOB: 0 BB: 0 P: 15	R: 0 E: 0 K: 0 S: 12	H: 0 LOB: 2 BB: 1 P: 18	R: 0 E: 0 K: 0 S: 9	H: 0 LOB: 0 BB: 0 P: 15	1B: 8 2B: 0 3B: 1 HR: 0	SF: 0 SAC: 0 DP: 1 HBP: 0	WP: 0 PB: 1 CS: 0	PA: 36
PITCHER Dwight Gooden, R ERA: 3.91 Wally Whitehurst, R ERA: 3.27 (1,1) (8,1)	IP: 7.0 WLS: L BF: 33 H: 9 R: 3 ER: 3 SO: 4 BB: 3 IBB: 0 HBP: 0 BLK: 0 WP: 0 HR: 0 S: 77 P: 124 ERA: 3.86 WHIP: 1.714															PITCHER						

New York Mets @ Atlanta Braves
Atlanta-Fulton County Stadium, Atlanta, GA
Sat May 02 1992, 3:33 AM EDT
Att: 38,115 - Cloudy - 82 F


AB 32
R 3
H 9
RBI 3
BB 4
SO 4
LOB 17




Batter	1	2	3	4	5	6	7	8	9	AB	R	H	RBI	BB	SO	LOB	TOP											
Willie Randolph, R OBP: 0.376, SLG: 0.354 (1, 4)	G6-3			G1-3	FC6-4		1B		K	5	0	1	1	0	1	1	New York Mets @ Atlanta Braves Atlanta-Fulton County Stadium, Atlanta, GA Sun May 03 1992, 3:33 AM EDT Att: 41,282 - Cloudy - 80 F											
Dick Schofield, R OBP: 0.380, SLG: 0.328 (1, 6)	G6-3			K	HBP		1B		K	4	0	1	0	0	2	0												
Dave Magadan, L OBP: 0.370, SLG: 0.373 (1, 5)	L7			F7	G2-3		K			4	0	0	0	0	1	4												
Bobby Bonilla, S OBP: 0.358, SLG: 0.351 (1, 9)		F9					F8			4	1	1	0	0	0	3												
Eddie Murray, S OBP: 0.363, SLG: 0.456 (1, 3)	L6				G4-3					4	2	2	1	0	0	0												
Howard Johnson, S OBP: 0.308, SLG: 0.400 (1, 8)	K				2B		G5-3		HR	3	2	1	2	1	1	0												
Todd Hundley, S OBP: 0.229, SLG: 0.279 (1, 2)			P4		1B		K		G4-3	3	1	0	0	1	1	1												
Daryl Boston, L OBP: 0.383, SLG: 0.462 (1, 7)	G4-3				FC		1B		K	4	1	1	1	0	1	2												
David Cone, L OBP: 0.056, SLG: 0.056 (1, 1)	G6-3				1B		G6-3		F8	4	0	1	2	0	0	1												
Inning Stats	R: 0 E: 0 K: 0 S: 4	H: 0 LOB: 0 BB: 0 P: 5	R: 0 E: 0 K: 1 S: 6	H: 0 LOB: 0 BB: 0 P: 10	R: 0 E: 0 K: 0 S: 5	H: 0 LOB: 0 BB: 0 P: 8	R: 0 E: 0 K: 1 S: 7	H: 0 LOB: 0 BB: 0 P: 10	R: 5 E: 0 K: 0 S: 18	H: 4 LOB: 2 BB: 1 P: 34	R: 1 E: 0 K: 1 S: 17	H: 1 LOB: 1 BB: 1 P: 24	R: 0 E: 0 K: 1 S: 10	H: 2 LOB: 1 BB: 0 P: 16	R: 1 E: 0 K: 1 S: 11	H: 1 LOB: 0 BB: 0 P: 15		R: 0 E: 0 K: 2 S: 9	H: 0 LOB: 0 BB: 0 P: 14	1B: 5 2B: 3 3B: 0 HR: 1	SF: 0 SAC: 0 DP: 1 HBP: 1	WP: 0 PB: 0 CS: 1	PA: 38					
PITCHER	IP	WLS	BF	H	R	ER	SO	BB	IBB	HBP	BLK	WP	HR	S	P	ERA	WHIP											
Charlie Leibrandt, L ERA: 4.21 (1, 1)	5.0	L	22	4	5	5	2	1	0	1	0	0	0	0	40	67	9.00	1.000										
Kent Mercker, L ERA: 6.0 (6, 1)	2.0		9	3	1	1	2	1	0	0	0	0	0	27	40	4.50	2.000											
Marvin Freeman, R ERA: 2.19 (8, 1)	1.0		4	1	1	1	1	0	0	0	0	0	1	11	15	9.00	1.000											
Alejandro Pena, R ERA: 3.68 (9, 1)	1.0		3	0	0	0	2	0	0	0	0	0	0	9	14	0.00	0.000											

Batter	1	2	3	4	5	6	7	8	9	AB	R	H	RBI	BB	SO	LOB	BOTTOM										
Deion Sanders, L OBP: 0.398, SLG: 0.584 (1, 8)	S					F7				3	0	2	0	1	0	0	New York Mets @ Atlanta Braves Atlanta-Fulton County Stadium, Atlanta, GA Sun May 03 1992, 3:33 AM EDT Att: 41,282 - Cloudy - 80 F										
Terry Pendleton, S OBP: 0.304, SLG: 0.449 (1, 5)	F7		L7			F7				4	0	0	0	0	1	3											
Ron Gant, R OBP: 0.373, SLG: 0.528 (1, 7)	K		P5			WP				4	0	2	0	0	1	2											
David Justice, L OBP: 0.227, SLG: 0.184 (1, 9)	K					WP				3	0	0	0	1	2	3											
Sid Bream, L OBP: 0.347, SLG: 0.254 (1, 3)										3	0	1	0	1	0	2											
Jeff Blauser, R OBP: 0.207, SLG: 0.304 (1, 4)	K									4	0	0	0	0	1	4											
Greg Olson, R OBP: 0.345, SLG: 0.300 (1, 2)	F9									3	0	0	0	1	0	1											
Rafael Belliard, R OBP: 0.294, SLG: 0.242 (1, 6)	F9									3	0	0	0	0	0	2											
Mark Lemke, S OBP: 0.246, SLG: 0.222 (9, PH)	F9									1	0	0	0	0	1	0											
Charlie Leibrandt, R ERA: 4.21 (1, 1)										1	0	0	0	0	1	0											
Jerry Willis, R ERA: 2.25, SLG: 0.286 (5, PH)										1	0	0	0	0	0	1											
Kent Mercker, L ERA: 6.0 (6, 1)										0	0	0	0	0	0	0											
Lonnie Smith, R ERA: 1.15, SLG: 0.405 (7, PH)										1	0	0	0	0	1	0											
Marvin Freeman, R ERA: 2.19 (8, 1)										0	0	0	0	0	0	0											
Alejandro Pena, R ERA: 3.68 (9, 1)										0	0	0	0	0	0	0											
Inning Stats	R: 0 E: 0 K: 2 S: 11	H: 1 LOB: 1 BB: 0 P: 15	R: 0 E: 0 K: 1 S: 9	H: 1 LOB: 0 BB: 0 P: 13	R: 0 E: 0 K: 1 S: 13	H: 0 LOB: 1 BB: 1 P: 24	R: 0 E: 0 K: 1 S: 5	H: 0 LOB: 0 BB: 0 P: 8	R: 0 E: 0 K: 0 S: 4	H: 0 LOB: 0 BB: 1 P: 9	R: 0 E: 0 K: 0 S: 10	H: 1 LOB: 3 BB: 2 P: 22	R: 0 E: 0 K: 1 S: 6	H: 0 LOB: 0 BB: 0 P: 11	R: 0 E: 0 K: 1 S: 10	H: 2 LOB: 2 BB: 0 P: 15	R: 0 E: 0 K: 1 S: 6	H: 0 LOB: 0 BB: 0 P: 9	1B: 5 2B: 0 3B: 0 HR: 0	SF: 0 SAC: 0 DP: 1 HBP: 0	WP: 1 PB: 0 CS: 0	PA: 35					
PITCHER	IP	WLS	BF	H	R	ER	SO	BB	IBB	HBP	BLK	WP	HR	S	P	ERA	WHIP										
David Cone, R ERA: 1.82 (1, 1)	9.0	W	35	5	0	0	8	4	0	0	0	1	0	74	126	0.00	1.000										

AB 35
R 7
H 8
RBI 7
BB 2
SO 7
LOB 12



AB 31
R 0
H 5
RBI 0
BB 4
SO 8
LOB 18



Batter	1	2	3	4	5	6	7	8	9	AB	R	H	RBI	BB	SO	LOB	TOP					
Willie Randolph, R (1, 4) OBP: 0.350, SLG: 0.326 Rodney McCray, R (9, FR)	G5-3		F9		G6-3			E6		5	1	1	0	0	0	1						
Dick Schofield, R (1, 6) OBP: 0.370, SLG: 0.313	P2		K				P6	SF7	G4-3	4	1	0	0	1	1	2						
Dave Magadan, L (1, 5) OBP: 0.378, SLG: 0.366	G1-3				BB		K	HR		2	1	0	0	2	1	0						
Bobby Bonilla, S (1, 9) OBP: 0.381, SLG: 0.364		BB			P5			P4		3	0	1	0	1	0	4						
Eddie Murray, S (1, 3) OBP: 0.378, SLG: 0.453	F7				BB		F8	SF7		2	0	0	1	1	0	2						
Howard Johnson, S (1, 8) OBP: 0.292, SLG: 0.408	K		K		K			HR		4	1	1	3	0	3	3						
Mackey Sasser, L (1, 2) Bill Pecota, R (8, PH) Todd Hundley, S (8, 2)	F9		G4-3				K2-3	G5-3		3	0	0	0	0	1	3						
Daryl Boston, L (1, 7) OBP: 0.391, SLG: 0.431			G4-3		G4-3				F9	3	0	0	0	1	0	0						
Sid Fernandez, L (1, 1) Chris Donnels, L (7, PH) Wally Whitehurst, R (7, 1) Jeff Innis, R (7, 1) Junior Noboa, R (9, PH)					K		G3		K	2	0	1	0	0	1	0						
Inning Stats	R: 0 E: 0 K: 0 S: 5	H: 0 LOB: 0 BB: 0 P: 9	R: 0 E: 0 K: 1 S: 8	H: 0 LOB: 1 BB: 1 P: 14	R: 0 E: 0 K: 1 S: 8	H: 1 LOB: 1 BB: 0 P: 11	R: 0 E: 0 K: 1 S: 10	H: 0 LOB: 2 BB: 2 P: 21	R: 0 E: 0 K: 1 S: 7	H: 0 LOB: 0 BB: 0 P: 12	R: 0 E: 0 K: 1 S: 9	H: 1 LOB: 1 BB: 0 P: 15	R: 0 E: 0 K: 2 S: 11	H: 0 LOB: 1 BB: 1 P: 20	R: 4 E: 1 K: 0 S: 15	H: 1 LOB: 0 BB: 2 P: 26	R: 0 E: 0 K: 1 S: 9	H: 1 LOB: 1 BB: 0 P: 11	1B: 2 2B: 1 3B: 0 HR: 1	SF: 1 SAC: 0 DP: 0 HBP: 0	WP: 0 PB: 0 SB: 0 CS: 0	PA: 38
PITCHER	IP	WLS	BF	H	R	ER	SO	BB	IBB	HBP	BLK	WP	HR	S	P	ERA	WHIP					
Mark Portugal, R (1, 1) ERA: 2.61	7.0	W	27	2	0	0	7	4	0	0	0	0	0	58	102	0.00	0.857					
Joe Boever, R (8, 1) ERA:	0.0		3	0	3	1	0	2	0	0	0	0	0	4	12	∞	∞					
Al Osuna, L (8, 1) ERA: 0.77	0.2		3	1	1	0	0	0	0	0	0	0	1	5	6	0.00	1.500					
Doug Jones, R (8, 1) ERA: 1.35	1.1	S	5	1	0	0	1	0	0	0	0	0	0	15	19	0.00	0.750					

New York Mets @ Houston Astros
Astrodome, Houston, TX
Tue May 05 1992, 4:33 AM EDT
Att: 8,997 - Dome - 70 F

AB 31
R 4
H 4
RBI 4
BB 6
SO 8
LOB 16



Batter	1	2	3	4	5	6	7	8	9	AB	R	H	RBI	BB	SO	LOB	BOTTOM				
Craig Biggio, R (1, 4) OBP: 0.368, SLG: 0.437	HR		L5			P4	E4			4	1	1	1	0	0	0					
Steve Finley, L (1, 8) OBP: 0.315, SLG: 0.430	S		F8			F9				4	0	2	0	0	0	0					
5 Jeff Bagwell, R (1, 3) Joe Boever, R (8, 1) Al Osuna, R (8, 1) Doug Jones, R (8, 1)	P1				F8	P4	F9			4	0	0	0	0	0	3					
Pete Incaviglia, R (1, 9) OBP: 0.300, SLG: 0.368	K				K					4	0	2	0	0	2	1					
Chris Jones, R (1, 7) OBP: 0.294, SLG: 0.250	K				K					4	1	0	0	0	2	3					
Casey Candaele, S (1, 5) OBP: 0.197, SLG: 0.233	F7				F8					4	1	1	0	0	0	2					
Scott Servais, R (1, 2) Benny Distefano, L (7, PH) Rafael Ramirez, R (1, 6)	P4									2	0	1	0	0	0	0					
Eric Anthony, L (7, PH) Eddie Taubensee, L (8, 2)			B3							1	1	1	2	0	0	0					
Inning Stats	R: 1 E: 0 K: 2 S: 12	H: 2 LOB: 1 BB: 0 P: 17	R: 0 E: 0 K: 0 S: 6	H: 0 LOB: 0 BB: 0 P: 8	R: 0 E: 0 K: 0 S: 6	H: 0 LOB: 0 BB: 0 P: 8	R: 0 E: 0 K: 2 S: 10	H: 0 LOB: 0 BB: 0 P: 11	R: 0 E: 0 K: 0 S: 7	H: 0 LOB: 0 BB: 0 P: 11	R: 4 E: 2 K: 1 S: 24	H: 4 LOB: 2 BB: 0 P: 34	R: 0 E: 0 K: 0 S: 15	H: 2 LOB: 2 BB: 1 P: 23	1B: 7 2B: 1 3B: 0 HR: 1	SF: 0 SAC: 0 DP: 1 HBP: 0	WP: 0 PB: 0 SB: 2 CS: 0	PA: 35			
PITCHER	IP	WLS	BF	H	R	ER	SO	BB	IBB	HBP	BLK	WP	HR	S	P	ERA	WHIP				
Sid Fernandez, L (1, 1) ERA: 4.78	6.0	L	21	3	1	1	4	0	0	0	0	0	0	15	22	0.00	4.500				
Wally Whitehurst, R (7, 1) ERA: 3.09	0.2		6	3	4	0	1	0	0	0	0	0	0	24	35	0.00	2.250				
Jeff Innis, R (7, 1) ERA: 3.38	1.1		8	3	0	0	0	0	1	0	0	0	0								

New York Mets @ Houston Astros
Astrodome, Houston, TX
Tue May 05 1992, 4:33 AM EDT
Att: 8,997 - Dome - 70 F


AB 34
R 5
H 9
RBI 3
BB 1
SO 5
LOB 15



Batter	1	2	3	4	5	6	7	8	9	AB	R	H	RBI	BB	SO	LOB	TOP					
Bill Pecota, R OBP: 0.250, SLG: 0.216 (1,4)	F9		BB		G6-3		1B		G6-3	4	0	1	0	1	0	0						
Dick Schofield, R OBP: 0.372, SLG: 0.357 (1,6)	P2		BB			HR	SF8		L7	3	1	1	2	1	0	0						
Dave Magadan, L OBP: 0.368, SLG: 0.356 (1,5)	G4-3		K			G4-3	3-H		G4-3	5	0	1	1	0	1	2						
Bobby Bonilla, S OBP: 0.377, SLG: 0.359 (1,9)		K			1B	G5-3			K	4	0	1	0	0	2	2						
Eddie Murray, S OBP: 0.374, SLG: 0.444 (1,3)	G5-3		L9		1B	L9			K	4	0	1	0	0	1	1						
Howard Johnson, S OBP: 0.291, SLG: 0.396 (1,8)	BB		K			1B	P4		G5-3	3	0	0	0	1	1	2						
Charlie O'Brien, R OBP: 0.413, SLG: 0.486 (8, PR)	F7		K				F8		E	4	0	1	0	0	1	2						
Todd Hundley, S OBP: 0.231, SLG: 0.277 (8, 2)									1B	0	0	0	0	0	0	0						
Daryl Boston, L OBP: 0.384, SLG: 0.435 (1,7)			G3-1			F8	E		E3	4	1	1	0	0	0	1						
Anthony Young, R OBP: 0.133, SLG: 0.133 (7, PH)	F7						SF8		2B	2	0	0	0	0	1	0						
Tim Burke, R OBP: 0.273, SLG: 0.172 (8, PH)							1B		K2-3	1	1	0	0	0	0	1						
Junior Noboa, R OBP: 0.273, SLG: 0.172 (8, PH)							1B			0	0	0	0	0	0	0						
Paul Gibson, R OBP: 0.273, SLG: 0.172 (8, 1)							2-3			0	0	0	0	0	0	0						
Inning Stats	R: 0 E: 0 K: 0 S: 8	H: 0 LOB: 0 BB: 0 P: 14	R: 0 E: 0 K: 1 S: 13	H: 0 LOB: 1 BB: 1 P: 19	R: 0 E: 0 K: 1 S: 14	H: 0 LOB: 2 BB: 2 P: 25	R: 0 E: 0 K: 2 S: 10	H: 1 LOB: 1 BB: 0 P: 17	R: 0 E: 0 K: 1 S: 8	H: 0 LOB: 0 BB: 0 P: 11	R: 1 E: 0 K: 0 S: 8	H: 2 LOB: 1 BB: 0 P: 8	R: 2 E: 1 K: 1 S: 15	H: 3 LOB: 2 BB: 0 P: 20	R: 0 E: 1 K: 2 S: 12	H: 1 LOB: 2 BB: 0 P: 19	R: 0 E: 0 K: 0 S: 5	H: 0 LOB: 0 BB: 0 P: 7	1B: 5 2B: 1 3B: 0 HR: 1	SF: 1 SAC: 0 DP: 0 HBP: 0	WP: 0 PB: 0 SB: 0 CS: 0	PA: 39
PITCHER	IP	WLS	BF	H	R	ER	SO	BB	IBB	HBP	BLK	WP	HR	S	P	ERA	WHIP					
Greg Swindell, L ERA: 3.27 (1, 1)	6.2	W	30	6	3	1	5	3	0	0	0	0	1	73	108	1.35	1.350					
Norm Charlton, L ERA: 2.16 (7, 1)	2.1	S	9	1	0	0	3	0	0	0	0	0	0	20	32	0.00	0.429					

New York Mets @ Cincinnati Reds
Riverfront Stadium, Cincinnati, OH
Wed May 06 1992, 7:05 PM EDT
Att: 24,107 - Cloudy - 58 F


AB 35
R 3
H 7
RBI 3
BB 3
SO 8
LOB 13



Batter	1	2	3	4	5	6	7	8	9	AB	R	H	RBI	BB	SO	LOB	BOTTOM					
Bip Roberts, S OBP: 0.372, SLG: 0.359 (1,4)	G4-3		F7			G4-3		G4-3		4	0	0	0	0	0	0						
Dave Martinez, L OBP: 0.346, SLG: 0.294 (7, 3)	L9				K	G1-3		G4-3		4	1	1	0	0	1	0						
Reggie Sanders, R OBP: 0.404, SLG: 0.532 (1,7)	P2				1B	G1-3		K		4	0	1	0	0	1	1						
Paul O'Neill, L OBP: 0.473, SLG: 0.551 (1,9)		G3-1			F7		HR		IBB	2	1	0	0	1	0	1						
Chris Sabo, R OBP: 0.250, SLG: 0.356 (1,5)	G5-3		F9				HR		HR	3	1	1	3	0	0	1						
Bill Doran, S OBP: 0.320, SLG: 0.372 (1, 3)	K				1B	G6-4-3		P4		3	1	1	0	0	1	0						
Norm Charlton, S ERA: 2.16 (7, 1)										0	0	0	0	0	0	0						
Joe Oliver, R OBP: 0.310, SLG: 0.405 (1, 2)					HR	G6-4-3		L4		3	1	2	1	0	0	0						
Freddie Benavides, R OBP: 0.243, SLG: 0.313 (1, 6)					G5-3	G6-4-3		P3		3	0	0	0	0	0	1						
Greg Swindell, L ERA: 3.96 (1, 1)					F7			G1-3		2	0	0	0	0	1	0						
Jacob Brumfield, R OBP: 0.294, SLG: 0.250 (7, 8)										1	0	0	0	0	0	0						
Inning Stats	R: 0 E: 0 K: 0 S: 7	H: 0 LOB: 0 BB: 0 P: 12	R: 0 E: 0 K: 1 S: 8	H: 0 LOB: 0 BB: 0 P: 12	R: 1 E: 0 K: 0 S: 9	H: 1 LOB: 0 BB: 0 P: 10	R: 0 E: 0 K: 1 S: 11	H: 1 LOB: 1 BB: 0 P: 12	R: 1 E: 0 K: 1 S: 8	H: 2 LOB: 0 BB: 0 P: 11	R: 3 E: 0 K: 0 S: 12	H: 2 LOB: 0 BB: 1 P: 21	R: 0 E: 0 K: 0 S: 7	H: 0 LOB: 0 BB: 0 P: 9	R: 0 E: 0 K: 1 S: 8	H: 0 LOB: 0 BB: 0 P: 11	1B: 4 2B: 0 3B: 0 HR: 2	SF: 0 SAC: 0 DP: 1 HBP: 0	WP: 0 PB: 0 SB: 0 CS: 0	PA: 30		
PITCHER	IP	WLS	BF	H	R	ER	SO	BB	IBB	HBP	BLK	WP	HR	S	P	ERA	WHIP					
Anthony Young, R ERA: 3.96 (7, 1)	1.0	L	3	0	0	0	0	0	0	0	0	0	0	7	9	0.00	0.000					
Tim Burke, R ERA: 2.57 (8, 1)	1.0		3	0	0	0	1	0	0	0	0	0	0	8	11	0.00	0.000					

New York Mets @ Cincinnati Reds
Riverfront Stadium, Cincinnati, OH
Wed May 06 1992, 7:05 PM EDT
Att: 24,107 - Cloudy - 58 F

AB 29
R 5
H 6
RBI 4
BB 1
SO 4
LOB 4



Batter	1	2	3	4	5	6	7	8	9	AB	R	H	RBI	BB	SO	LOB	TOP			
Dave Magadan, L (1,5) OBP: 0.384, SLG: 0.371	G6-3		SH5-3 1B BB		F9-5 1-H 2B		BB BB			2	1	1	1	2	0	0	<p>New York Mets @ Cincinnati Reds Riverfront Stadium, Cincinnati, OH Thu May 07 1992, 3:33 AM EDT Att: 24,630 - Sunny - 59 F</p> <p>livebaseballscorecards.com</p>			
Dick Schofield, R (1,6) OBP: 0.371, SLG: 0.347	G1-3		SH5-3 1-2		F9-5 2-3		BB BB			2	0	0	0	1	0	1				
Bobby Bonilla, S (1,9) OBP: 0.373, SLG: 0.349			F9 2-1		G5-3		BB BB			3	0	0	0	1	1	4				
Eddie Murray, S (1,3) OBP: 0.370, SLG: 0.437	F8		1-2 2H 1B				F7 1-0			4	0	1	1	0	0	1				
Howard Johnson, S (1,8) OBP: 0.281, SLG: 0.381			F8 0-0				F7 3-2		G3 2-2	4	0	0	0	0	1	1				
D.J. Dozier, R (1,7) Daryl Boston, L (6,PH) OBP: 0.373, SLG: 0.422				G5-3 0-0		P6 0-0			K 3-3	1	0	0	0	1	0	0				
Charlie O'Brien, R (1,2) Mackey Sasser, L (7,PH) Todd Hundley, S (7,2) OBP: 0.396, SLG: 0.462 OBP: 0.250, SLG: 0.269 OBP: 0.226, SLG: 0.271					P4 2-2		F9 1-1		K 1-3	2	0	0	0	0	1	1				
Bill Pecota, R (1,4) OBP: 0.273, SLG: 0.205					G5-3 1-0		BB PB HBP 2-2		K 1-3	2	0	0	0	1	1	0				
Dwight Gooden, R (1,1) Wally Whitehurst, R (6,1) Chris Donnels, L (7,PH) Paul Gibson, R (7,1) Willie Randolph, R (9,PH) OBP: 0.500, SLG: 0.500 OBP: 0.346, SLG: 0.322					FC6-4 1-0				K 2-3	2	1	1	0	0	0	2				
Inning Stats	R: 0 E: 0 K: 0 S: 11	H: 0 LOB: 1 BB: 1 P: 20	R: 0 E: 0 K: 2 S: 12	H: 0 LOB: 2 BB: 2 P: 25	R: 1 E: 0 K: 0 S: 10	H: 1 LOB: 1 BB: 1 P: 17	R: 0 E: 0 K: 0 S: 5	H: 0 LOB: 0 BB: 0 P: 8	R: 1 E: 0 K: 0 S: 5	H: 2 LOB: 0 BB: 0 P: 8	R: 0 E: 0 K: 1 S: 11	H: 0 LOB: 3 BB: 2 P: 25	R: 0 E: 0 K: 3 S: 8	H: 0 LOB: 0 BB: 0 P: 14	R: 0 E: 0 K: 3 S: 10	H: 0 LOB: 0 BB: 0 P: 14		1B: 2 2B: 2 HR: 0	SF: 0 SAC: 1 DP: 1 HBP: 1	WP: 0 PB: 1 SB: 1 CS: 0
PITCHER	IP WLS BF H R ER SO BB IBB HBP BLK WP HR S P ERA WHIP	IP WLS BF H R ER SO BB IBB HBP BLK WP HR S P ERA WHIP	IP WLS BF H R ER SO BB IBB HBP BLK WP HR S P ERA WHIP	IP WLS BF H R ER SO BB IBB HBP BLK WP HR S P ERA WHIP	IP WLS BF H R ER SO BB IBB HBP BLK WP HR S P ERA WHIP	IP WLS BF H R ER SO BB IBB HBP BLK WP HR S P ERA WHIP	IP WLS BF H R ER SO BB IBB HBP BLK WP HR S P ERA WHIP	IP WLS BF H R ER SO BB IBB HBP BLK WP HR S P ERA WHIP	IP WLS BF H R ER SO BB IBB HBP BLK WP HR S P ERA WHIP	IP WLS BF H R ER SO BB IBB HBP BLK WP HR S P ERA WHIP	IP WLS BF H R ER SO BB IBB HBP BLK WP HR S P ERA WHIP	IP WLS BF H R ER SO BB IBB HBP BLK WP HR S P ERA WHIP	IP WLS BF H R ER SO BB IBB HBP BLK WP HR S P ERA WHIP	IP WLS BF H R ER SO BB IBB HBP BLK WP HR S P ERA WHIP	IP WLS BF H R ER SO BB IBB HBP BLK WP HR S P ERA WHIP	IP WLS BF H R ER SO BB IBB HBP BLK WP HR S P ERA WHIP	IP WLS BF H R ER SO BB IBB HBP BLK WP HR S P ERA WHIP	IP WLS BF H R ER SO BB IBB HBP BLK WP HR S P ERA WHIP	IP WLS BF H R ER SO BB IBB HBP BLK WP HR S P ERA WHIP	IP WLS BF H R ER SO BB IBB HBP BLK WP HR S P ERA WHIP

Batter	1	2	3	4	5	6	7	8	9	AB	R	H	RBI	BB	SO	LOB	BOTTOM			
Bip Roberts, S (1,4) OBP: 0.376, SLG: 0.374	P2		E 1-3 1B 2B	L6 0-0			WP SH5-3 1B			4	1	2	0	0	0	1	<p>New York Mets @ Cincinnati Reds Riverfront Stadium, Cincinnati, OH Thu May 07 1992, 3:33 AM EDT Att: 24,630 - Sunny - 59 F</p> <p>livebaseballscorecards.com</p>			
Dave Martinez, L (1,8) OBP: 0.346, SLG: 0.296	CS SF7 1B		E3 E 1B G1-6-3		F8 1-0		SH5-3 1-2			3	2	1	0	0	0	1				
Reggie Sanders, R (1,7) OBP: 0.407, SLG: 0.531	SF7 2-2 SAFE 1-H		G1-6-3 1-2 3-H 1B				K2-3 2-3			2	0	1	2	1	1	1				
Paul O'Neill, L (1,9) OBP: 0.474, SLG: 0.538			G1-6-3 1-3 2-H				K 1-2		BB 2-3	2	0	0	1	2	1	2				
Chris Sabo, R (1,5) OBP: 0.231, SLG: 0.327	G4-3		K 3-3		F7 1-2		F9 1-1			4	0	0	0	0	1	5				
Bill Doran, S (1,3) OBP: 0.317, SLG: 0.367			K 2-3				WP 1B 0-0		G5-3 0-1	4	0	1	0	0	2	1				
Troy Afenir, R (1,2) OBP: 0.500, SLG: 1.000					FC5-4 BB 4-2		K 1-2		K 2-3	3	0	1	0	1	2	1				
Freddie Benavides, R (1,6) OBP: 0.230, SLG: 0.296			K2-5 3B		FC5-4 1-2 1-2		G5-3 0-2		K 1-3	4	0	0	0	0	2	3				
Chris Hammond, L (1,1) Scott Bankhead, R (6,1) Rob Dibble, L (7,1) OBP: 0.385, SLG: 0.300 OBP: 0.400, SLG: 0.400 OBP: 1.000, SLG: 1.000					2B E BB 4-2		K 1-3			1	1	0	0	1	1	1				
Inning Stats	R: 1 E: 0 K: 0 S: 16	H: 1 LOB: 1 BB: 1 P: 22	R: 0 E: 0 K: 2 S: 8	H: 1 LOB: 0 BB: 0 P: 10	R: 3 E: 2 K: 2 S: 24	H: 2 LOB: 1 BB: 1 P: 40	R: 0 E: 0 K: 1 S: 10	H: 0 LOB: 1 BB: 1 P: 16	R: 0 E: 0 K: 1 S: 12	H: 0 LOB: 1 BB: 1 P: 19	R: 0 E: 0 K: 2 S: 12	H: 1 LOB: 1 BB: 0 P: 14	R: 0 E: 0 K: 1 S: 13	H: 1 LOB: 2 BB: 1 P: 22	R: 0 E: 0 K: 2 S: 10	H: 0 LOB: 0 BB: 0 P: 13		1B: 4 2B: 2 3B: 1 HR: 0	SF: 1 SAC: 1 DP: 1 HBP: 0	WP: 2 PB: 0 SB: 2 CS: 1
PITCHER	IP WLS BF H R ER SO BB IBB HBP BLK WP HR S P ERA WHIP	IP WLS BF H R ER SO BB IBB HBP BLK WP HR S P ERA WHIP	IP WLS BF H R ER SO BB IBB HBP BLK WP HR S P ERA WHIP	IP WLS BF H R ER SO BB IBB HBP BLK WP HR S P ERA WHIP	IP WLS BF H R ER SO BB IBB HBP BLK WP HR S P ERA WHIP	IP WLS BF H R ER SO BB IBB HBP BLK WP HR S P ERA WHIP	IP WLS BF H R ER SO BB IBB HBP BLK WP HR S P ERA WHIP	IP WLS BF H R ER SO BB IBB HBP BLK WP HR S P ERA WHIP	IP WLS BF H R ER SO BB IBB HBP BLK WP HR S P ERA WHIP	IP WLS BF H R ER SO BB IBB HBP BLK WP HR S P ERA WHIP	IP WLS BF H R ER SO BB IBB HBP BLK WP HR S P ERA WHIP	IP WLS BF H R ER SO BB IBB HBP BLK WP HR S P ERA WHIP	IP WLS BF H R ER SO BB IBB HBP BLK WP HR S P ERA WHIP	IP WLS BF H R ER SO BB IBB HBP BLK WP HR S P ERA WHIP	IP WLS BF H R ER SO BB IBB HBP BLK WP HR S P ERA WHIP	IP WLS BF H R ER SO BB IBB HBP BLK WP HR S P ERA WHIP	IP WLS BF H R ER SO BB IBB HBP BLK WP HR S P ERA WHIP	IP WLS BF H R ER SO BB IBB HBP BLK WP HR S P ERA WHIP	IP WLS BF H R ER SO BB IBB HBP BLK WP HR S P ERA WHIP	IP WLS BF H R ER SO BB IBB HBP BLK WP HR S P ERA WHIP



Batter	1	2	3	4	5	6	7	8	9	AB	R	H	RBI	BB	SO	LOB	TOP								
Brett Butler, L OBP: 0.391, SLG: 0.431 (1, 8)	G1-3		F8			B5-3	FC4-6 1B		CS 1B	5	0	2	0	0	0	0	Los Angeles Dodgers @ New York Mets Shea Stadium, Flushing, NY Fri May 08 1992, 7:05 PM EDT Att: 19,237 - Cloudy - 53 F								
Lenny Harris, L OBP: 0.375, SLG: 0.333 Mike Sharperson, R (7, PH) OBP: 0.426, SLG: 0.341 (7, 4)	G4-3		G4-3				FC4-6 1B		CS	3	1	1	0	0	0	0									
Mitch Webster, S OBP: 0.429, SLG: 0.429 Dave Anderson, R (8, 5)	K						K			4	0	1	1	0	3	2									
Eric Davis, R OBP: 0.375, SLG: 0.470 (1, 7)										3	1	1	0	1	2	0									
Eric Karros, R OBP: 0.336, SLG: 0.551 Kevin Cross, R OBP: 0.220, SLG: 0.143 Steve Wilson, L (7, 1) Stan Javier, S OBP: 0.217, SLG: 0.217 Jim Gott, R (7, 1) John Candelaria, L (8, 1)										3	0	0	0	0	3	3									
Dave Hansen, L OBP: 0.227, SLG: 0.231 Roger McDowell, R (8, 1) Tim Crews, R (9, 1)										3	0	0	0	1	1	3									
Carlos Hernandez, R OBP: 0.400, SLG: 0.353 (1, 2)										3	1	2	1	0	0	1									
Jose Offerman, S OBP: 0.301, SLG: 0.329 (1, 6)										4	0	0	0	0	1	3									
Orel Hershiser, R OBP: 0.286, SLG: 0.462 Todd Benzinger, S OBP: 0.244, SLG: 0.302 (6, 3)										2	0	0	0	0	1	1									
Inning Stats	R: 0 E: 0 K: 1 S: 7	H: 0 LOB: 0 BB: 0 P: 10	R: 1 E: 0 K: 1 S: 10	H: 2 LOB: 1 BB: 0 P: 17	R: 0 E: 0 K: 0 S: 9	H: 0 LOB: 0 BB: 0 P: 14	R: 0 E: 0 K: 3 S: 9	H: 0 LOB: 1 BB: 0 P: 13	R: 0 E: 0 K: 2 S: 11	H: 1 LOB: 2 BB: 1 P: 19	R: 1 E: 0 K: 2 S: 16	H: 2 LOB: 2 BB: 1 P: 29	R: 1 E: 0 K: 2 S: 13	H: 2 LOB: 2 BB: 1 P: 22	R: 0 E: 0 K: 1 S: 8	H: 0 LOB: 1 BB: 1 P: 13		R: 0 E: 0 K: 0 S: 5	H: 1 LOB: 0 BB: 0 P: 11	1B: 6 2B: 0 3B: 1 HR: 0	SF: 0 SAC: 0 DP: 0 HBP: 1	WP: 0 PB: 0 SB: 1 CS: 1	PA: 38		
PITCHER	IP	WLS	BF	H	R	ER	SO	BB	IBB	HBP	BLK	WP	HR	S	P	ERA	WHIP								
David Cone, R ERA: 2.1 Paul Gibson, L ERA: 5.85 Jeff Innis, R ERA: 2.93	(1, 1) (7, 1) (8, 1)	6.1 0.2 2.0	28 2 7	6 0 1	3 0 0	3 0 0	9 1 1	2 0 1	0 0 0	1 0 0	0 0 0	0 0 0	0 4 13	0 4 24	120 4 24	4.26 0.00 0.00	1.263 0.000 1.000								


Batter	1	2	3	4	5	6	7	8	9	AB	R	H	RBI	BB	SO	LOB	BOTTOM								
Daryl Boston, L OBP: 0.372, SLG: 0.418 Willie Randolph, R OBP: 0.343, SLG: 0.319 Jeff Innis, R (8, 1) Junior Noboa, R OBP: 0.294, SLG: 0.200 (9, PH)	K		K			G1-3 S 1B	K		BB SH5-4 1B	3	0	1	0	0	2	0	Los Angeles Dodgers @ New York Mets Shea Stadium, Flushing, NY Fri May 08 1992, 7:05 PM EDT Att: 19,237 - Cloudy - 53 F								
Dick Schofield, R OBP: 0.355, SLG: 0.329 (1, 6)	P4					K	G5-4-3		SH5-4	4	0	0	0	0	1	4									
Dave Magadan, L OBP: 0.385, SLG: 0.359 (1, 5)	G4-3									3	1	0	0	2	1	1									
Bobby Bonilla, S OBP: 0.389, SLG: 0.346 (9, 3)										1	1	0	0	4	0	0									
Eddie Murray, S OBP: 0.366, SLG: 0.425 Rodney McCray, R OBP: 1.000, SLG: 1.000 (8, PR) (9, 9)										3	0	0	0	1	2	3									
Howard Johnson, S OBP: 0.296, SLG: 0.396 (1, 8)										1	1	1	1	2	0	0									
Bill Pecota, R OBP: 0.195, SLG: 0.195 Mackey Sasser, L OBP: 0.276, SLG: 0.296 D.J. Dozier, R OBP: 0.500, SLG: 0.333 (7, PR) (8, 7)										2	0	0	0	0	0	3									
Todd Hundley, S OBP: 0.263, SLG: 0.265 (1, 2)										1	0	0	1	2	0	0									
David Cone, L OBP: 0.050, SLG: 0.050 Paul Gibson, R (7, 1) Chico Walker, S OBP: 0.219, SLG: 0.111 (8, 4)										2	0	0	0	0	2	2									
Inning Stats	R: 0 E: 0 K: 1 S: 6	H: 0 LOB: 0 BB: 0 P: 9	R: 0 E: 0 K: 1 S: 7	H: 0 LOB: 2 BB: 2 P: 21	R: 0 E: 0 K: 2 S: 8	H: 0 LOB: 0 BB: 0 P: 9	R: 0 E: 0 K: 1 S: 7	H: 0 LOB: 0 BB: 0 P: 14	R: 0 E: 0 K: 1 S: 12	H: 1 LOB: 2 BB: 1 P: 21	R: 0 E: 0 K: 2 S: 10	H: 1 LOB: 2 BB: 1 P: 17	R: 1 E: 0 K: 1 S: 11	H: 1 LOB: 3 BB: 2 P: 26	R: 2 E: 0 K: 0 S: 11	H: 1 LOB: 3 BB: 4 P: 31		R: 1 E: 0 K: 0 S: 6	H: 2 LOB: 3 BB: 2 P: 20	1B: 5 2B: 1 3B: 0 HR: 0	SF: 1 SAC: 1 DP: 3 HBP: 1	WP: 1 PB: 0 SB: 1 CS: 0	PA: 41		
PITCHER	IP	WLS	BF	H	R	ER	SO	BB	IBB	HBP	BLK	WP	HR	S	P	ERA	WHIP								
Orel Hershiser, R ERA: 3.58 Kevin Cross, R ERA: 4.15 Steve Wilson, L ERA: 2.13 Jim Gott, R ERA: 2.87 John Candelaria, L ERA: 1.13	(1, 1) (6, 1) (7, 1) (7, 1) (8, 1)	5.0 1.0 0.0 1.0 0.1	18 7 2 4 2	1 2 0 0 0	0 1 0 2 0	0 1 2 2 0	6 2 0 1 0	1 2 0 2 1	0 0 0 0 0	0 0 0 0 0	0 1 0 0 0	0 0 0 0 0	0 0 0 7 4	0 15 8 19 10	74 27 8 19 10	0.00 9.00 ∞ 18.00 0.00	0.400 4.000 ∞ 2.000 3.000								
PITCHER	IP	WLS	BF	H	R	ER	SO	BB	IBB	HBP	BLK	WP	HR	S	P	ERA	WHIP								
Roger McDowell, R ERA: 1.93 Tim Crews, R ERA: 6.6	(8, 1) (9, 1)	1.0 0.0	7 1	2 1	1 0	1 0	0 0	0 0	0 0	0 0	0 0	0 0	0 0	0 1	8 27	9.00 ∞	4.000 ∞								


AB 33
R 3
H 7
RBI 3
BB 3
SO 11
LOB 15



AB 26
R 4
H 6
RBI 4
BB 12
SO 9
LOB 19




Batter	1	2	3	4	5	6	7	8	9	AB	R	H	RBI	BB	SO	LOB	TOP								
Brett Butler, L OBP: 0.378, SLG: 0.415 (1, 8)	G6-3		G4-3			E8 G3 SF7		G4-3		4	1	0	0	0	0	1	Los Angeles Dodgers @ New York Mets Shea Stadium, Flushing, NY Sat May 09 1992, 3:33 AM EDT Att: 39,330 - Sunny - 68 F AB 30 R 2 H 5 RBI 2 BB 3 SO 6 LOB 15 								
Lenny Harris, L OBP: 0.388, SLG: 0.328 (1, 4)	1B			E5 CS BB		G3		G3-1		4	0	1	0	0	0	1									
Mitch Webster, S OBP: 0.364, SLG: 0.625 (1, 9)	1-2			CS BB		SF7		HR		2	1	1	2	1	1	1									
Eric Davis, R OBP: 0.360, SLG: 0.448 (1, 7)		G6-3		K		K		G6-3		4	0	0	0	0	2	2									
Eric Karros, R OBP: 0.308, SLG: 0.500 (1, 3)		P3		K					FC1-6 BB	3	0	1	0	0	1	1									
Todd Benzinger, S OBP: 0.261, SLG: 0.302 (9, PH)										0	0	0	0	1	0	0									
Dave Hansen, L OBP: 0.208, SLG: 0.209 (1, 5)	G3				F9		G3		FC1-6 G4-6-3	4	0	0	0	0	0	2									
Roger McDowell, R (9, 1)									1-2	0	0	0	0	0	0	0									
Carlos Hernandez, R OBP: 0.375, SLG: 0.333 (1, 2)			G6-3				L9		G4-6-3	4	0	1	0	0	0	2									
Jose Offerman, S OBP: 0.313, SLG: 0.333 (1, 6)			G4-3		K					2	0	1	0	1	1	1									
Bob Ojeda, L (1, 1)			G4-3		K					2	0	0	0	0	1	2									
Stan Javier, S OBP: 0.296, SLG: 0.208 (7, PH)										1	0	0	0	0	0	2									
Kevin Gross, R OBP: 0.250, SLG: 0.143 (7, 1)										0	0	0	0	0	0	0									
John Candelaria, L (8, 1)										0	0	0	0	0	0	0									
Mike Sharperson, R OBP: 0.426, SLG: 0.341 (9, 5)										0	0	0	0	0	0	0									
Inning Stats	R: 0 E: 0 K: 1 S: 9	H: 1 LOB: 0 BB: 0 P: 13	R: 0 E: 0 K: 0 S: 7	H: 0 LOB: 0 BB: 0 P: 9	R: 0 E: 0 K: 0 S: 13	H: 1 LOB: 1 BB: 0 P: 19	R: 0 E: 1 K: 2 S: 11	H: 0 LOB: 1 BB: 1 P: 21	R: 0 E: 0 K: 2 S: 16	H: 1 LOB: 1 BB: 0 P: 20	R: 1 E: 1 K: 1 S: 13	H: 0 LOB: 0 BB: 0 P: 19	R: 0 E: 0 K: 0 S: 9	H: 1 LOB: 2 BB: 1 P: 16	R: 1 E: 0 K: 0 S: 7	H: 1 LOB: 0 BB: 0 P: 13	R: 0 E: 0 K: 0 S: 5	H: 0 LOB: 0 BB: 1 P: 12	1B: 4 2B: 1 3B: 0 HR: 1	SF: 1 SAC: 0 DP: 2 HBP: 0	WP: 0 PB: 0 SB: 0 CS: 3	PA: 34			
PITCHER	IP	WLS	BF	H	R	ER	SO	BB	IBB	HBP	BLK	WP	HR	S	P	ERA	WHIP								
Bret Saberhagen, R ERA: 4.02 (1, 1)	8.0		31	5	2	1	6	1	1	0	0	0	1	85	130	1.12	0.750								
Jeff Innis, R ERA: 2.53 (9, 1)	0.0	1	0	0	0	0	0	1	0	0	0	0	0	1	5	∞	∞								
John Franco, L ERA: (9, 1)	1.0	W	2	0	0	0	0	0	0	0	0	0	0	4	7	0.00	0.000								

Batter	1	2	3	4	5	6	7	8	9	AB	R	H	RBI	BB	SO	LOB	BOTTOM								
Willie Randolph, R OBP: 0.345, SLG: 0.316 (1, 4)	E6 BB FC5-4	G5-3			F8 SH2-3 1B		FC6-4 BB		K	4	1	1	0	1	1	1	Los Angeles Dodgers @ New York Mets Shea Stadium, Flushing, NY Sat May 09 1992, 3:33 AM EDT Att: 39,330 - Sunny - 68 F AB 30 R 5 H 6 RBI 5 BB 6 SO 5 LOB 18 								
Dick Schofield, R OBP: 0.361, SLG: 0.329 (1, 6)	FC5-4 BB BB	F9			SH2-3		FC6-4 FC1-4		HR	3	2	1	0	1	0	2									
Dave Magadan, L OBP: 0.385, SLG: 0.385 (1, 3)	FC5-4 1-2 2-3 BB		K		F8		FC1-4		1B HR	4	1	1	3	1	1	3									
Bobby Bonilla, S OBP: 0.385, SLG: 0.336 (1, 9)	FC5-4		F8		L4					3	0	0	1	1	0	3									
Rodney McCray, R OBP: 1.000, SLG: 1.000 (8, PR)	BB BB									0	0	0	0	0	0	0									
Howard Johnson, S OBP: 0.295, SLG: 0.391 (1, 8)	K		FC5-4 1B			K		F8		4	0	1	0	0	2	3									
D.J. Dozier, R OBP: 0.428, SLG: 0.200 (1, 7)	FC5-4		FC5-4			P6		F9		2	0	0	0	1	0	1									
Daryl Boston, L OBP: 0.372, SLG: 0.418 (8, PH)	BB									0	0	0	0	0	0	0									
Chico Walker, S OBP: 0.212, SLG: 0.107 (9, 7)	BB BB									1	0	0	0	0	0	1									
Charlie O'Brien, R OBP: 0.385, SLG: 0.429 (1, 2)	FC5-4 1-2 2-3 BB		F8			G5-3		G5-3		3	0	0	1	1	0	1									
Bill Pecota, R OBP: 0.280, SLG: 0.222 (1, 5)	FC5-4			P3		FC6-4 SH3-4 1B			1B SH3	4	1	2	0	0	0	3									
Bret Saberhagen, R OBP: 0.067, SLG: 0.067 (1, 1)			K							2	0	0	0	0	1	0									
Jeff Innis, R (9, 1)										0	0	0	0	0	0	0									
John Franco, L (9, 1)										0	0	0	0	0	0	0									
Todd Hundley, S OBP: 0.263, SLG: 0.265 (9, 2)					B1-3		SH3-4			0	0	0	0	0	0	0									
Inning Stats	R: 2 E: 1 K: 1 S: 15	H: 0 LOB: 3 BB: 4 P: 38	R: 0 E: 0 K: 1 S: 7	H: 0 LOB: 0 BB: 0 P: 12	R: 0 E: 0 K: 1 S: 9	H: 1 LOB: 1 BB: 0 P: 16	R: 0 E: 0 K: 0 S: 7	H: 0 LOB: 0 BB: 0 P: 11	R: 0 E: 0 K: 1 S: 8	H: 0 LOB: 2 BB: 1 P: 15	R: 0 E: 0 K: 0 S: 5	H: 0 LOB: 2 BB: 1 P: 11	R: 3 E: 0 K: 1 S: 10	H: 3 LOB: 0 BB: 0 P: 16	1B: 5 2B: 0 3B: 0 HR: 1	SF: 0 SAC: 3 DP: 0 HBP: 0	WP: 0 PB: 0 SB: 1 CS: 0	PA: 39							
PITCHER	IP	WLS	BF	H	R	ER	SO	BB	IBB	HBP	BLK	WP	HR	S	P	ERA	WHIP								
Bob Ojeda, L ERA: 3.23 (1, 1)	6.0		25	2	2	0	4	4	0	0	0	0	0	9	20	0.00	2.250								
Kevin Gross, R ERA: 3.95 (7, 1)	1.1	7	1	0	0	0	0	2	0	0	0	0	0	4	6	0.00	0.000								
John Candelaria, L ERA: 1.04 (8, 1)	0.2	2	0	0	0	0	0	0	0	0	0	0	0	4	6	0.00	0.000								
Roger McDowell, R ERA: 3.88 (9, 1)	0.2	L	5	3	3	3	1	0	0	0	0	0	1	10	16	40.50	4.500								


Batter	1	2	3	4	5	6	7	8	9	AB	R	H	RBI	BB	SO	LOB	TOP								
Brett Butler, L (1, 8) OBP: 0.374, SLG: 0.404										3	0	0	0	1	1	2	Los Angeles Dodgers @ New York Mets Shea Stadium, Flushing, NY Sun May 10 1992, 3:33 AM EDT Att: 25,186 - Cloudy - 59 F								
Mike Sharperson, R (1, 4) OBP: 0.431, SLG: 0.375										4	0	2	0	0	1	0									
Mitch Webster, S (1, 9) OBP: 0.320, SLG: 0.526										3	0	0	0	0	2	1									
Eric Davis, R (1, 7) OBP: 0.346, SLG: 0.429										4	0	0	0	0	2	3									
Eric Karros, R (1, 3) OBP: 0.286, SLG: 0.462										4	0	0	0	0	1	2									
Dave Anderson, R (1, 5) OBP: 0.111, SLG: 0.111										4	0	1	0	0	1	0									
Carlos Hernandez, R (1, 2) OBP: 0.397, SLG: 0.320										4	0	1	0	0	1	1									
Jose Offerman, S (1, 6) OBP: 0.323, SLG: 0.337										2	0	1	0	1	0	0									
Tom Candiotti, R (1, 1) OBP: 0.067, SLG: 0.067										2	0	0	0	0	0	2									
Todd Benzinger, S (7, PH) OBP: 0.255, SLG: 0.295										1	0	0	0	0	0	2									
Kip Gross, R (7, 1)										0	0	0	0	0	0	0									
Inning Stats	R: 0 E: 0 K: 2 S: 10	H: 0 LOB: 0 BB: 0 P: 15	R: 0 E: 0 K: 1 S: 9	H: 0 LOB: 0 BB: 0 P: 12	R: 0 E: 0 K: 0 S: 7	H: 0 LOB: 0 BB: 0 P: 8	R: 0 E: 0 K: 1 S: 17	H: 1 LOB: 2 BB: 1 P: 29	R: 0 E: 0 K: 0 S: 10	H: 1 LOB: 2 BB: 1 P: 20	R: 0 E: 0 K: 2 S: 9	H: 0 LOB: 0 BB: 0 P: 12	R: 0 E: 0 K: 1 S: 16	H: 2 LOB: 2 BB: 0 P: 24	R: 0 E: 0 K: 1 S: 14	H: 1 LOB: 1 BB: 0 P: 21	R: 0 E: 0 K: 1 S: 7	H: 0 LOB: 0 BB: 0 P: 11	1B: 4 2B: 1 3B: 0 HR: 0	SF: 0 SAC: 1 DP: 0 HBP: 0	WP: 0 PB: 0 SB: 0 CS: 0	PA: 34			
PITCHER	IP	WLS	BF	H	R	ER	SO	BB	IBB	HBP	BLK	WP	HR	S	P	ERA	WHIP								
Sid Fernandez, L (1, 1) ERA: 3.92	7.0	W	27	4	0	0	7	2	0	0	0	0	0	78	120	0.00	0.857								
Paul Gibson, L (8, 1) ERA: 5.52	0.1		2	1	0	0	0	0	0	0	0	0	0	7	11	0.00	3.000								
Tim Burke, R (8, 1) ERA: 2.35	0.2		2	0	0	0	1	0	0	0	0	0	0	7	10	0.00	0.000								
John Franco, L (9, 1) ERA:	1.0	S	3	0	0	0	1	0	0	0	0	0	0	7	11	0.00	0.000								

Batter	1	2	3	4	5	6	7	8	9	AB	R	H	RBI	BB	SO	LOB	BOTTOM								
Willie Randolph, R (1, 4) OBP: 0.342, SLG: 0.313										4	0	1	0	0	0	0	Los Angeles Dodgers @ New York Mets Shea Stadium, Flushing, NY Sun May 10 1992, 3:33 AM EDT Att: 25,186 - Cloudy - 59 F								
Dave Magadan, L (1, 5) OBP: 0.407, SLG: 0.418										2	1	2	0	2	0	0									
Bobby Bonilla, S (1, 9) OBP: 0.381, SLG: 0.342										4	0	1	1	0	1	3									
Eddie Murray, S (1, 3) OBP: 0.354, SLG: 0.409										4	0	0	0	0	1	3									
Howard Johnson, S (1, 8) OBP: 0.308, SLG: 0.398										3	1	2	0	1	0	0									
Daryl Boston, L (1, 7) OBP: 0.396, SLG: 0.423										4	0	1	0	0	0	4									
Todd Hundley, S (1, 2) OBP: 0.262, SLG: 0.264										4	0	1	0	0	2	1									
Dick Schofield, R (1, 6) OBP: 0.360, SLG: 0.370										2	1	1	2	0	0	0									
Sid Fernandez, L (1, 1) OBP: 0.071, SLG: 0.071										2	0	0	0	0	0	2									
D.J. Dozier, R (7, PH) OBP: 0.375, SLG: 0.167										1	0	0	0	0	1	0									
Paul Gibson, R (8, 1)										0	0	0	0	0	0	0									
Tim Burke, R (8, 1)										0	0	0	0	0	0	0									
John Franco, L (9, 1)										0	0	0	0	0	0	0									
Inning Stats	R: 1 E: 0 K: 0 S: 7	H: 1 LOB: 0 BB: 0 P: 13	R: 1 E: 1 K: 0 S: 8	H: 2 LOB: 1 BB: 0 P: 11	R: 0 E: 0 K: 2 S: 10	H: 0 LOB: 1 BB: 1 P: 19	R: 0 E: 0 K: 0 S: 7	H: 0 LOB: 0 BB: 0 P: 10	R: 0 E: 0 K: 0 S: 5	H: 0 LOB: 0 BB: 0 P: 9	R: 0 E: 0 K: 0 S: 6	H: 2 LOB: 2 BB: 1 P: 14	R: 1 E: 0 K: 2 S: 11	H: 2 LOB: 2 BB: 1 P: 19	R: 0 E: 0 K: 1 S: 10	H: 2 LOB: 1 BB: 0 P: 14	1B: 5 2B: 2 3B: 1 HR: 1	SF: 1 SAC: 0 DP: 2 HBP: 0	WP: 0 PB: 0 SB: 1 CS: 1	PA: 34					
PITCHER	IP	WLS	BF	H	R	ER	SO	BB	IBB	HBP	BLK	WP	HR	S	P	ERA	WHIP								
Tom Candiotti, R (1, 1) ERA: 4.24	6.0	L	24	5	2	2	2	1	0	0	0	0	0	43	76	3.00	1.000								
Kip Gross, R (7, 1) ERA: 4.5	2.0		10	4	1	1	3	1	0	0	0	0	1	21	33	4.50	2.500								

AB 31
R 0
H 5
RBI 0
BB 2
SO 9
LOB 13



AB 30
R 3
H 9
RBI 3
BB 3
SO 5
LOB 13



Batter	1	2	3	4	5	6	7	8	9	AB	R	H	RBI	BB	SO	LOB	TOP					
Tony Fernandez, S OBP: 0.353, SLG: 0.411	F9		G3-1		F9		F9		L4	5	0	1	1	0	0	0						
Tony Gwynn, L OBP: 0.397, SLG: 0.442	G4-3			1B FC5-4		G1-3	1B FC5-4			4	1	2	0	0	0	0						
Gary Sheffield, R OBP: 0.386, SLG: 0.475	G6-3			FC5-4 BB		G1-3	FC5-4			4	0	1	0	0	0	3						
Fred McGriff, L OBP: 0.418, SLG: 0.639		1B		FC5-4 BB		K1-3			G3	3	0	1	0	1	1	0						
Benito Santiago, R OBP: 0.252, SLG: 0.288	F9			FC5-4 G1-3			2B 1B		F8	4	1	1	1	0	0	3						
Darin Jackson, R OBP: 0.284, SLG: 0.362	F8			G1-3			F7			4	0	1	0	0	0	4						
Jerald Clark, R OBP: 0.238, SLG: 0.311				P6			1B 2B		P4	4	1	1	0	0	1	4						
Kurt Stillwell, S OBP: 0.320, SLG: 0.391			G1-3		K		1B 1B		G6-4-3	4	0	2	1	0	1	0						
Jose Melendez, R Gary Pettis, S Rich Rodriguez, L Oscar Azocar, L Tim Lincecum, R Tim Scott, R Pat Clements, R Kevin Ward, R			K		G6-3		P4		G6-4-3	1	0	0	0	0	1	0						
Inning Stats	R: 0 E: 0 K: 0 S: 5	H: 0 LOB: 0 BB: 0 P: 7	R: 0 E: 0 K: 1 S: 9	H: 1 LOB: 1 BB: 0 P: 13	R: 0 E: 0 K: 1 S: 9	H: 0 LOB: 0 BB: 0 P: 12	R: 1 E: 0 K: 0 S: 14	H: 2 LOB: 2 BB: 1 P: 19	R: 0 E: 0 K: 1 S: 7	H: 0 LOB: 0 BB: 0 P: 10	R: 0 E: 0 K: 0 S: 9	H: 0 LOB: 0 BB: 0 P: 11	R: 2 E: 0 K: 0 S: 14	H: 5 LOB: 3 BB: 0 P: 20	R: 0 E: 0 K: 0 S: 8	H: 1 LOB: 1 BB: 0 P: 13	R: 0 E: 0 K: 0 S: 8	H: 1 LOB: 0 BB: 0 P: 10	1B: 8 2B: 2 3B: 0 HR: 0	SF: 0 SAC: 0 DP: 1 HBP: 0	WP: 0 PB: 0 SB: 0 CS: 0	PA: 37
PITCHER	IP	WLS	BF	H	R	ER	SO	BB	IBB	HBP	BLK	WP	HR	S	P	ERA	WHIP					
Dwight Gooden, R ERA: 3.48	6.1	W	26	6	3	3	4	1	0	0	0	0	0	59	81	4.26	1.105					
Paul Gibson, L ERA: 5.4	0.1		3	2	0	0	0	0	0	0	0	0	0	6	9	0.00	6.000					
Jeff Innis, R ERA: 2.55	1.1		5	1	0	0	0	0	0	0	0	0	0	10	15	0.00	0.750					
Tim Burke, R ERA: 2.08	1.0		3	1	0	0	0	0	0	0	0	0	0	8	10	0.00	1.000					

San Diego Padres @ New York Mets
Shea Stadium, Flushing, NY
Tue May 12 1992, 7:05 PM EDT
Att: 18,439 - Cloudy - 66 F

AB 36
R 3
H 10
RBI 3
BB 1
SO 4
LOB 17



Batter	1	2	3	4	5	6	7	8	9	AB	R	H	RBI	BB	SO	LOB	BOTTOM				
Willie Randolph, R OBP: 0.336, SLG: 0.302	HR		F9	G6-4-3						3	1	1	0	1	0	3					
Dave Magadan, L OBP: 0.397, SLG: 0.400	F8		L7		F8		G6-3			4	0	0	0	0	0	2					
Bobby Bonilla, S OBP: 0.367, SLG: 0.328	K			1B BB	K				G6-3	4	1	1	0	0	2	1					
Eddie Murray, S OBP: 0.370, SLG: 0.440	HR			1B BB	P6				F9	3	2	1	2	1	0	0					
Howard Johnson, S OBP: 0.319, SLG: 0.395	K			1B FC			G5-3		S BB	3	2	1	0	1	1	0					
Daryl Boston, L OBP: 0.352, SLG: 0.403			K		E 1B		G5-3		S BB	3	0	1	1	0	1	0					
Chico Walker, S OBP: 0.222, SLG: 0.129					E 1B				2B 1B	1	1	1	0	0	0	0					
Mackey Sasser, L OBP: 0.352, SLG: 0.300	F8				E 1B					3	0	1	1	0	0	0					
Bill Pecota, R OBP: 0.288, SLG: 0.255					E 1B				2B	0	0	0	0	0	0	0					
Tim Burke, R									1B 2B	0	0	0	0	0	0	0					
Dick Schofield, R OBP: 0.343, SLG: 0.341	G1-3				P2		G5-3			3	0	0	0	1	0	3					
Dwight Gooden, R OBP: 0.438, SLG: 0.438			G5-3		FC					2	0	0	1	0	0	2					
Paul Gibson, R					G6-4-3					0	0	0	0	0	0	0					
Todd Hundley, S OBP: 0.258, SLG: 0.259							K		K	2	0	0	0	0	2	2					
Inning Stats	R: 2 E: 0 K: 2 S: 13	H: 2 LOB: 0 BB: 0 P: 18	R: 0 E: 0 K: 1 S: 8	H: 0 LOB: 0 BB: 0 P: 10	R: 0 E: 0 K: 0 S: 8	H: 0 LOB: 0 BB: 0 P: 14	R: 3 E: 1 K: 0 S: 19	H: 4 LOB: 2 BB: 1 P: 31	R: 0 E: 0 K: 1 S: 5	H: 0 LOB: 0 BB: 0 P: 7	R: 0 E: 0 K: 0 S: 6	H: 0 LOB: 0 BB: 0 P: 9	R: 0 E: 0 K: 1 S: 11	H: 0 LOB: 1 BB: 1 P: 18	R: 2 E: 0 K: 1 S: 14	H: 2 LOB: 2 BB: 2 P: 27	1B: 6 2B: 1 3B: 0 HR: 1	SF: 0 SAC: 0 DP: 1 HBP: 0	WP: 0 PB: 0 SB: 2 CS: 0	PA: 36	
PITCHER	IP	WLS	BF	H	R	ER	SO	BB	IBB	HBP	BLK	WP	HR	S	P	ERA	WHIP				
Jose Melendez, R ERA: 2.67	4.0	L	19	6	5	5	3	1	0	0	0	0	0	11	16	0.00	0.000				
Rich Rodriguez, L ERA: 1.88	2.0		6	0	0	0	1	0	0	0	0	0	0	11	16	0.00	0.000				
Tim Scott, R ERA: 5.4	1.2		7	0	1	1	1	2	0	0	0	0	0	18	31	5.40	1.200				
Pat Clements, L ERA: 3.55	0.1		4	2	1	1	1	0	1	0	0	0	0	7	14	27.00	6.000				

San Diego Padres @ New York Mets
Shea Stadium, Flushing, NY
Tue May 12 1992, 7:05 PM EDT
Att: 18,439 - Cloudy - 66 F

AB 32
R 7
H 8
RBI 7
BB 4
SO 6
LOB 13




Batter	1	2	3	4	5	6	7	8	9	AB	R	H	RBI	BB	SO	LOB	TOP					
Tony Fernandez, S OBP: 0.362, SLG: 0.421 (1, 6)	P5		1B HR BB		FC1-6 HR		G4-3 2B		1B	4	3	2	1	1	0	1						
Tony Gwynn, L OBP: 0.404, SLG: 0.469 (1, 9)	G4-3		HR 1B		HR		G4-3		1B	5	2	3	2	0	0	1						
Gary Sheffield, R OBP: 0.400, SLG: 0.504 (1, 5)			HR						1B	3	1	2	4	2	1	0						
Fred McGriff, L OBP: 0.411, SLG: 0.621 (1, 3)	K		G3						FC4 1B	5	0	1	0	0	2	5						
Bento Santiago, R OBP: 0.244, SLG: 0.279 (1, 2)									FC4 1B	4	0	0	0	0	2	1						
Darin Jackson, R OBP: 0.264, SLG: 0.367 (1, 7)										4	0	1	0	0	0	0						
Gary Pettis, S OBP: 0.133, SLG: 0.143 (1, 8)										4	0	0	0	0	2	1						
Tim Teufel, R OBP: 0.370, SLG: 0.333 (1, 4)			P2							4	1	3	0	0	0	0						
Bruce Hurst, L OBP: 0.167, SLG: 0.176 (1, 1)			K						G5-3	3	0	0	0	0	2	1						
Inning Stats	R: 0 E: 0 K: 1 S: 8	H: 0 LOB: 1 BB: 1 P: 12	R: 0 E: 0 K: 1 S: 5	H: 0 LOB: 0 BB: 0 P: 9	R: 3 E: 0 K: 1 S: 13	H: 2 LOB: 0 BB: 1 P: 18	R: 0 E: 0 K: 1 S: 6	H: 0 LOB: 0 BB: 0 P: 9	R: 2 E: 0 K: 2 S: 14	H: 2 LOB: 1 BB: 0 P: 22	R: 0 E: 0 K: 1 S: 9	H: 2 LOB: 1 BB: 0 P: 10	R: 1 E: 0 K: 1 S: 16	H: 2 LOB: 2 BB: 1 P: 28	R: 0 E: 0 K: 1 S: 7	H: 0 LOB: 0 BB: 0 P: 10	R: 1 E: 0 K: 0 S: 10	H: 4 LOB: 2 BB: 0 P: 17	1B: 8 2B: 2 3B: 0 HR: 2	SF: 0 SAC: 1 DP: 1 HBP: 0	WP: 0 PB: 0 SB: 0 CS: 0	PA: 40
PITCHER	IP	WLS	BF	H	R	ER	SO	BB	IBB	HBP	BLK	WP	HR	S	P	ERA	WHIP					
David Cone, R ERA: 2.67 (1, 1)	5.0	L	21	4	5	5	6	2	0	0	0	0	2	46	70	9.00	1.200					
Wally Whitehurst, R ERA: 2.76 (6, 1)	1.2		9	4	1	1	1	1	0	0	0	0	0	22	32	5.40	3.000					
Paul Gibson, L ERA: 4.96 (7, 1)	1.1		4	0	0	0	2	0	0	0	0	0	0	10	16	0.00	0.000					
Tim Burke, R ERA: 2.79 (9, 1)	1.0		6	4	1	1	0	0	0	0	0	0	0	10	17	9.00	4.000					

San Diego Padres @ New York Mets
Shea Stadium, Flushing, NY
Wed May 13 1992, 7:05 PM EDT
Att: 19,451 - Cloudy - 73 F

livebaseballscorecards.com

AB 36
R 7
H 12
RBI 7
BB 3
SO 9
LOB 10




Batter	1	2	3	4	5	6	7	8	9	AB	R	H	RBI	BB	SO	LOB	BOTTOM					
Willie Randolph, R OBP: 0.333, SLG: 0.300 (1, 4)	F9		F9				L4			4	0	1	0	0	0	0						
Dave Magadan, L OBP: 0.384, SLG: 0.385 (1, 5)	F8		G3-1						F7	4	0	0	0	0	0	1						
Bobby Bonilla, S OBP: 0.371, SLG: 0.328 (1, 9)			G5-3							3	0	1	0	1	0	0						
Eddie Murray, S OBP: 0.367, SLG: 0.433 (1, 3)	F7								1B	4	0	1	0	0	0	2						
Howard Johnson, S OBP: 0.317, SLG: 0.385 (1, 8)			G5-3						P4	3	0	0	0	1	1	1						
Chico Walker, S OBP: 0.250, SLG: 0.171 (1, 7)			FC5-4 1B						K	4	0	2	0	0	1	2						
Charlie O'Brien, R OBP: 0.048, SLG: 0.422 Paul Gibson, R (7, 1)			1B							3	0	1	0	0	0	3						
Tim Burke, R (9, 1)			FC5-4 1B							0	0	0	0	0	0	0						
Bill Pecota, R OBP: 0.283, SLG: 0.250 (9, PH)										1	0	0	0	0	0	0						
Dick Schofield, R OBP: 0.330, SLG: 0.326 (1, 6)			FC5-4						F9	4	0	0	0	0	2							
David Cone, L OBP: 0.048, SLG: 0.048 D.J. Dozier, R OBP: 0.333, SLG: 0.143 Wally Whitehurst, R (6, 1) Todd Hundley, S OBP: 0.254, SLG: 0.254 (7, 2)			G4-3							1	0	0	0	0	2							
Inning Stats	R: 0 E: 0 K: 0 S: 13	H: 0 LOB: 1 BB: 1 P: 22	R: 0 E: 0 K: 0 S: 14	H: 2 LOB: 0 BB: 0 P: 17	R: 0 E: 0 K: 0 S: 10	H: 1 LOB: 1 BB: 0 P: 15	R: 0 E: 0 K: 1 S: 15	H: 1 LOB: 2 BB: 1 P: 21	R: 0 E: 0 K: 0 S: 8	H: 0 LOB: 0 BB: 0 P: 14	R: 0 E: 0 K: 1 S: 9	H: 1 LOB: 1 BB: 0 P: 12	R: 0 E: 0 K: 1 S: 8	H: 0 LOB: 0 BB: 0 P: 12	1B: 6 2B: 0 3B: 0 HR: 0	SF: 0 SAC: 0 DP: 0 HBP: 0	WP: 0 PB: 0 SB: 0 CS: 0	PA: 35				
PITCHER	IP	WLS	BF	H	R	ER	SO	BB	IBB	HBP	BLK	WP	HR	S	P	ERA	WHIP					
Bruce Hurst, L ERA: 3.98 (1, 1)	9.0	W	35	6	0	0	4	2	0	0	0	0	0	91	137	0.00	0.889					

San Diego Padres @ New York Mets
Shea Stadium, Flushing, NY
Wed May 13 1992, 7:05 PM EDT
Att: 19,451 - Cloudy - 73 F

livebaseballscorecards.com

AB 33
R 0
H 6
RBI 0
BB 2
SO 4
LOB 13



Batter	1	2	3	4	5	6	7	8	9	AB	R	H	RBI	BB	SO	LOB	TOP								
Willie Randolph, R (1, 4) OBP: 0.344, SLG: 0.301	G6-3		BB			G6-4-3 BB 2B	G4-3		1B	3	1	1	1	2	0	1	New York Mets @ Los Angeles Dodgers Dodger Stadium, Los Angeles, CA Fri May 15 1992, 7:05 PM PDT Att: 41,222 - Sunny - 70 F								
Dick Schofield, R (1, 6) OBP: 0.342, SLG: 0.326	G3		F7			G6-4-3 BB		BB	1B	3	0	1	0	2	0	1									
Howard Johnson, S (1, 8) OBP: 0.320, SLG: 0.381	BB					G6-4-3 1B		G6-3	K	4	0	1	0	1	1	5									
Eddie Murray, S (1, 3) OBP: 0.371, SLG: 0.426	G6-3					BB 2B		FC5-4 IBB		2	1	0	0	2	0	2									
Bobby Bonilla, S (1, 9) OBP: 0.368, SLG: 0.320	P4					BB 2B		FC5-4 IBB		3	1	0	0	1	0	2									
Bill Peotta, R (1, 5) OBP: 0.381, SLG: 0.269	F8					BB 2B		G4-3		4	0	1	3	0	0	2									
D.J. Dozier, R (1, 7) Daryl Boston, L (9, PH) OBP: 0.348, SLG: 0.397	G4-3					G5-3		F9	F8	3	0	0	0	0	0	1									
Todd Hundley, S (1, 2) OBP: 0.268, SLG: 0.258						G5-3		G4-3	F7	3	0	1	0	0	0	0									
Bret Saberhagen, R (1, 1) Wally Whitehurst, R (6, 1) Chico Walker, S (9, PH) John Franco, L (9, 1)	L8					FC6-4 HBP		K	1B	2	0	0	0	0	0	1									
						G4-3			1B	1	1	1	0	0	0	0									
Inning Stats	R: 0 E: 0 K: 0 S: 5	H: 0 LOB: 1 BB: 1 P: 13	R: 0 E: 0 K: 0 S: 5	H: 0 LOB: 0 BB: 0 P: 10	R: 0 E: 0 K: 0 S: 6	H: 0 LOB: 1 BB: 1 P: 14	R: 0 E: 0 K: 0 S: 4	H: 1 LOB: 0 BB: 0 P: 7	R: 0 E: 0 K: 0 S: 7	H: 0 LOB: 1 BB: 0 P: 11	R: 3 E: 0 K: 0 S: 11	H: 1 LOB: 1 BB: 4 P: 29	R: 0 E: 0 K: 1 S: 5	H: 1 LOB: 0 BB: 0 P: 6	R: 0 E: 0 K: 0 S: 9	H: 0 LOB: 2 BB: 2 P: 22	R: 1 E: 0 K: 1 S: 16	H: 3 LOB: 2 BB: 0 P: 24	1B: 5 2B: 1 3B: 0 HR: 0	SF: 0 SAC: 0 DP: 3 HBP: 1	WP: 0 PB: 0 SB: 3 CS: 0	PA: 39			
PITCHER	IP	WLS	BF	H	R	ER	SO	BB	IBB	HBP	BLK	WP	HR	S	P	ERA	WHIP								
Bob Ojeda, L (1, 1) ERA: 3.26	8.0	L	33	3	3	3	1	7	1	1	0	0	0	52	112	3.38	1.250								
Tim Crews, R (9, 1) ERA: 7.56	0.2		5	3	1	1	0	0	0	0	0	0	0	12	20	13.50	4.500								
Steve Wilson, L (9, 1) ERA: 2.63	0.1		1	0	0	0	1	0	0	0	0	0	0	4	4	0.00	0.000								

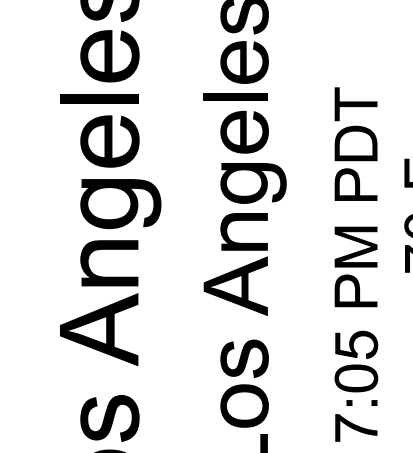
Batter	1	2	3	4	5	6	7	8	9	AB	R	H	RBI	BB	SO	LOB	BOTTOM								
Brett Butler, L (1, 8) OBP: 0.357, SLG: 0.366	K		PO			F7		F8		3	0	0	0	1	1	1	New York Mets @ Los Angeles Dodgers Dodger Stadium, Los Angeles, CA Fri May 15 1992, 7:05 PM PDT Att: 41,222 - Sunny - 70 F								
Lenny Harris, L (1, 4) Mike Sharperson, R (9, PH) OBP: 0.354, SLG: 0.333	K		PO			G4-3		2B		3	0	1	0	0	1	0									
Mitch Webster, S (1, 9) OBP: 0.333, SLG: 0.647	G1-3					G6-3		K		4	0	0	0	0	2	2									
Eric Davis, R (1, 7) OBP: 0.339, SLG: 0.411	K					K		K	E5	4	0	0	0	0	3	2									
Todd Benzinger, S (1, 3) OBP: 0.255, SLG: 0.275	G3					K		L6	P8	4	0	0	0	0	1	3									
Dave Hansen, L (1, 5) Eric Karros, R (9, PH) OBP: 0.228, SLG: 0.216	1B					3B BB		G4-3	K	2	1	1	0	1	0	0									
Mike Scioscia, L (1, 2) OBP: 0.287, SLG: 0.259	G1-3					F9		G3		3	0	0	0	0	0	2									
Jose Offerman, S (1, 6) OBP: 0.292, SLG: 0.294						F7		K		3	0	0	0	0	2	1									
Bob Ojeda, L (1, 1) Stan Javier, S (8, PH) Tim Crews, R (9, 1) Steve Wilson, L (9, 1)	K					F7		F7		2	0	1	1	0	1	0									
						3B				1	0	0	0	0	0	0									
Inning Stats	R: 0 E: 0 K: 2 S: 13	H: 0 LOB: 0 BB: 0 P: 18	R: 0 E: 0 K: 1 S: 8	H: 1 LOB: 1 BB: 0 P: 12	R: 0 E: 0 K: 2 S: 7	H: 0 LOB: 0 BB: 1 P: 13	R: 0 E: 0 K: 3 S: 15	H: 1 LOB: 1 BB: 0 P: 19	R: 1 E: 0 K: 0 S: 12	H: 1 LOB: 1 BB: 1 P: 21	R: 0 E: 0 K: 1 S: 9	H: 0 LOB: 0 BB: 0 P: 16	R: 0 E: 0 K: 0 S: 4	H: 0 LOB: 0 BB: 0 P: 9	R: 0 E: 0 K: 1 S: 10	H: 0 LOB: 0 BB: 0 P: 17	R: 0 E: 1 K: 2 S: 11	H: 1 LOB: 2 BB: 0 P: 17	1B: 2 2B: 1 3B: 1 HR: 0	SF: 0 SAC: 0 DP: 0 HBP: 0	WP: 0 PB: 0 SB: 0 CS: 0	PA: 34			
PITCHER	IP	WLS	BF	H	R	ER	SO	BB	IBB	HBP	BLK	WP	HR	S	P	ERA	WHIP								
Bret Saberhagen, R (1, 1) ERA: 3.81	5.0	W	19	3	1	1	8	2	0	0	0	0	0	55	83	1.80	1.000								
Wally Whitehurst, R (6, 1) ERA: 2.33	3.0		9	0	0	0	2	0	0	0	0	0	0	23	42	0.00	0.000								
John Franco, L (9, 1) ERA:	1.0	S	5	1	0	0	2	0	0	0	0	0	0	11	17	0.00	1.000								

AB 30
R 4
H 6
RBI 4
BB 8
SO 2
LOB 16



WP: 0
PB: 0
SB: 3
CS: 0

AB 31
R 1
H 4
RBI 1
BB 2
SO 12
LOB 13



WP: 0
PB: 0
SB: 0
CS: 0

Batter	1	2	3	4	5	6	7	8	9	AB	R	H	RBI	BB	SO	LOB	TOP					
Willie Randolph, R (1,4) OBP: 0.333, SLG: 0.291	L9		K		L4			G3		4	0	0	0	0	1	4	New York Mets @ Los Angeles Dodgers Dodger Stadium, Los Angeles, CA Sat May 16 1992, 7:05 PM PDT Att: 44,873 - Sunny - 72 F					
Dave Magadan, L (1,5) OBP: 0.380, SLG: 0.375	G4-3		G3					1B BB		3	0	0	0	1	0	2						
Howard Johnson, S (1,8) OBP: 0.318, SLG: 0.377	F9				F9			L4		4	0	1	0	0	0	0						
Eddie Murray, S (1,3)		F8			P4			1B		4	0	0	0	0	0	2						
Bobby Bonilla, S (1,9)		F7			F7					4	0	0	0	0	0	0						
Daryl Boston, L (1,7) Jeff Innis, R (7,1)										3	0	2	0	0	0	0						
Mackey Sasser, L (9, PH) OBP: 0.273, SLG: 0.290										0	0	0	0	0	0	0						
Todd Hundley, S (1,2)										3	0	1	0	0	0	0						
Dick Schofield, R (1,6)										3	0	2	0	0	0	2						
Sid Fernandez, L (1,1) Chico Walker, S (7,7)										0	0	0	0	0	0	0						
Inning Stats	R: 0 E: 0 K: 0 S: 5	H: 0 LOB: 0 BB: 0 P: 10	R: 0 E: 0 K: 0 S: 8	H: 0 LOB: 0 BB: 0 P: 13	R: 0 E: 0 K: 1 S: 13	H: 1 LOB: 2 BB: 0 P: 19	R: 0 E: 0 K: 0 S: 4	H: 0 LOB: 0 BB: 0 P: 6	R: 0 E: 0 K: 0 S: 9	H: 2 LOB: 2 BB: 0 P: 11	R: 0 E: 0 K: 0 S: 8	H: 0 LOB: 0 BB: 0 P: 13	R: 0 E: 0 K: 0 S: 12	H: 2 LOB: 1 BB: 0 P: 20	R: 0 E: 0 K: 1 S: 13	H: 1 LOB: 2 BB: 1 P: 22	R: 0 E: 0 K: 1 S: 6	H: 0 LOB: 0 BB: 0 P: 9	1B: 6 2B: 0 3B: 0 HR: 0	SF: 0 SAC: 3 DP: 0 HBP: 0	WP: 0 PB: 0 SB: 0 CS: 0	PA: 34
PITCHER Tom Candiotti, R (1,1) ERA: 3.47	IP: 9.0 WLS: W BF: 34 H: 6 R: 0 ER: 0 SO: 3 BB: 1 IBB: 0 HBP: 0 BLK: 0 WP: 0 HR: 0 S: 78 P: 123 ERA: 0.00 WHIP: 0.778															PITCHER						

AB	30
R	0
H	6
RBI	0
BB	1
SO	3
LOB	10



Batter	1	2	3	4	5	6	7	8	9	AB	R	H	RBI	BB	SO	LOB	BOTTOM			
Brett Butler, L (1,8) OBP: 0.347, SLG: 0.354	K	G4-3			K			G6-3		4	0	0	0	0	2	2	New York Mets @ Los Angeles Dodgers Dodger Stadium, Los Angeles, CA Sat May 16 1992, 7:05 PM PDT Att: 44,873 - Sunny - 72 F			
Mike Sharperson, R (1,4)	F8				P4			G4-3 BB		3	0	0	0	1	0	0				
Mitch Webster, S (1,9)					F8			G4-3		4	1	1	0	0	0	1				
Eric Davis, R (1,7)					P5			G6-3		4	0	1	1	0	0	1				
Todd Benzinger, S (1,3)					P3			G6-3		3	0	0	0	0	0	1				
Dave Anderson, R (1,5)					F9			1B		2	1	1	0	1	0	0				
Carlos Hernandez, R (1,2)					CS BB			1B		3	0	2	0	0	0	1				
Jose Offerman, S (1,6)					P4			1B		2	0	1	1	1	0	0				
Tom Candiotti, R (1,1)					CS			F9		2	0	1	1	1	0	0				
Inning Stats	R: 1 E: 0 K: 1 S: 9	H: 2 LOB: 1 BB: 0 P: 13	R: 0 E: 0 K: 0 S: 13	H: 1 LOB: 2 BB: 1 P: 22	R: 0 E: 0 K: 0 S: 10	H: 0 LOB: 0 BB: 0 P: 16	R: 0 E: 0 K: 0 S: 6	H: 0 LOB: 0 BB: 1 P: 13	R: 0 E: 0 K: 1 S: 11	H: 0 LOB: 0 BB: 0 P: 15	R: 0 E: 0 K: 0 S: 7	H: 0 LOB: 0 BB: 0 P: 9	R: 1 E: 0 K: 1 S: 9	H: 3 LOB: 2 BB: 0 P: 11	R: 0 E: 0 K: 0 S: 9	H: 0 LOB: 1 BB: 1 P: 17		1B: 5 2B: 2 3B: 0 HR: 0	SF: 0 SAC: 1 DP: 1 HBP: 0	WP: 0 PB: 0 SB: 0 CS: 1
PITCHER Sid Fernandez, L (1,1) ERA: 3.77 Jeff Innis, R (7,1) ERA: 2.33	IP: 6.1 WLS: L BF: 25 H: 5 R: 2 ER: 2 SO: 2 BB: 2 IBB: 0 HBP: 0 BLK: 0 WP: 0 HR: 0 S: 60 P: 93 ERA: 2.84 WHIP: 1.105															PITCHER				



Batter	1	2	3	4	5	6	7	8	9	AB	R	H	RBI	BB	SO	LOB	TOP						
Chico Walker, S (1.9) OBP: 0.277, SLG: 0.286	2-0 HR		3-2 P5		0-1 F8		2-2 P5		2-2 1B	5	1	2	1	0	0	3							
Daryl Boston, L (1.7) OBP: 0.351, SLG: 0.388	1-2 G3		0-2 F8		1-1 F9		4-2 2B SF8 BB		1-3 K	4	1	0	0	1	1	2							
Howard Johnson, S (1.8) OBP: 0.316, SLG: 0.381	0-1 F9		3-1 P6		3-2 G3		0-1 FC5 1-3 2B			4	0	1	0	0	0	1							
Eddie Murray, S (1.3) OBP: 0.364, SLG: 0.442	0-1 1B			1-3 K		0-0 HR		2-0 SF8		3	1	2	2	0	1	0							
Dave Magadan, L (1.5) OBP: 0.376, SLG: 0.371	3-1 G3			2-1 1B		1-2 G1-3		3-H 1-1 E6 FC5		4	0	1	0	0	0	2							
Mackey Sasser, L (1.2) OBP: 0.306, SLG: 0.324		0-0 G6-4-3 1B		1-3 K		0-0 1B		0-0 FC5		3	0	2	0	0	1	1							
Willie Randolph, R (8, PH) OBP: 0.331, SLG: 0.288								1-2 FC5		1	0	0	0	0	0	2							
Charlie O'Brien, R (8.2) OBP: 0.392, SLG: 0.422								1-2 FC4-6		0	0	0	0	0	0	0							
Bill Pecota, R (1.4) OBP: 0.262, SLG: 0.250	1-1 G6-4-3 1-2			2-3 K		1-2 1B		1-2 FC4-6		4	0	0	0	0	1	5							
Dick Schofield, R (1.6) OBP: 0.347, SLG: 0.333			0-3 K		2-3 K		0-1 1B		1-3 K	4	0	1	0	0	3	0							
Anthony Young, R (1.1) OBP: 0.158, SLG: 0.111					0-1 P2				0-1 G4-3	1	0	0	0	1	0	0							
Paul Gibson, R (6.1) OBP: 0.356, SLG: 0.308							1-1 F8			0	0	0	0	0	0	0							
Bobby Bonilla, S (7, PH) OBP: 0.356, SLG: 0.308										1	0	0	0	0	0	2							
Tim Burke, R (7.1) OBP: 0.276, SLG: 0.188										0	0	0	0	0	0	0							
Junior Noboa, R (9, PH) OBP: 0.276, SLG: 0.188										1	0	0	0	0	0	0							
Inning Stats	R: 1 E: 0 K: 0 S: 11	H: 2 LOB: 1 BB: 0 P: 17	R: 0 E: 0 K: 1 S: 6	H: 1 LOB: 0 BB: 7 P: 7	R: 0 E: 0 K: 0 S: 11	H: 0 LOB: 1 BB: 1 P: 21	R: 0 E: 0 K: 3 S: 14	H: 1 LOB: 1 BB: 0 P: 20	R: 0 E: 0 K: 1 S: 7	H: 0 LOB: 0 BB: 0 P: 9	R: 1 E: 0 K: 0 S: 9	H: 1 LOB: 2 BB: 0 P: 14	R: 0 E: 0 K: 0 S: 11	H: 2 LOB: 2 BB: 0 P: 15	R: 1 E: 1 K: 0 S: 12	H: 1 LOB: 2 BB: 1 P: 20	R: 0 E: 0 K: 2 S: 12	H: 1 LOB: 1 BB: 0 P: 16	1B: 6 2B: 1 3B: 0 HR: 2	SF: 1 SAC: 0 DP: 1 HBP: 0	WP: 0 PB: 0 SB: 0 CS: 0	PA: 38	
PITCHER	IP WLS BF H R ER SO BB IBB HBP BLK WP HR S P ERA WHIP	7.0 W 30 8 3 3 5 2 0 0 0 0 2 74 112 3.86 1.429	0.1 L 2 0 0 0 0 0 0 0 0 0 0 3 6 0.00 0.000	1.2 S 6 1 0 0 2 0 0 0 0 0 0 16 21 0.00 0.600																			

New York Mets @ Los Angeles Dodgers
 Dodger Stadium, Los Angeles, CA
 Sun May 17 1992, 3:33 AM PDT
 Att: 37,187 - Sunny - 76 F

AB 35
 R 3
 H 9
 RBI 3
 BB 2
 SO 7
 LOB 18



Batter	1	2	3	4	5	6	7	8	9	AB	R	H	RBI	BB	SO	LOB	BOTTOM					
Brett Butler, L (1.8) OBP: 0.338, SLG: 0.344	2-3 K		3-3 K		3-3 K		0-0 F8			4	0	0	0	0	3	0						
Lenny Harris, L (1.4) OBP: 0.372, SLG: 0.338	4-2 BLK 2B BB		4-2 SH5-3 BB		2-1 CS 1B		1-1 E3			2	1	1	0	2	0	0						
Mitch Webster, S (1.9) OBP: 0.306, SLG: 0.561	0-3 K		1-0 SH5-3		1-3 K		0-1 P6			3	0	0	0	0	2	3						
Roger McDowell, R (8.1) OBP: 0.276, SLG: 0.188			1-2 K		1-2 K					0	0	0	0	0	0	0						
Eric Davis, R (1.7) OBP: 0.342, SLG: 0.437	1-1 1-H 2B		3-2 F8		1-0 2B		1-3 K			4	1	2	1	0	1	2						
Todd Benzinger, S (1.3) OBP: 0.258, SLG: 0.293	2-0 G4-3			1-1 F7		0-2 1B 2B		0-1 SH1-4 CI 1B		4	1	2	1	0	0	1						
Dave Hansen, L (1.5) OBP: 0.233, SLG: 0.222		1-1 G4-3		2-0 G4-3		0-0 HR 1B		0-2 CI SH1-4		3	1	1	1	0	0	0						
Mike Scioscia, L (1.2) OBP: 0.299, SLG: 0.310		0-0 3B 1B		3-1 G4-3		1-1 HR		0-0 SH1-4		3	2	2	2	0	0	0						
Jose Offerman, S (1.6) OBP: 0.308, SLG: 0.318					1-3 K		4-2 BB		2-2 G4-3	3	0	1	1	1	1	2						
Ramon Martinez, R (1.1) OBP: 0.176, SLG: 0.176					0-3 K				1-3 K	3	0	0	0	0	3	2						
Steve Wilson, L (8.1) OBP: 0.303, SLG: 0.207										0	0	0	0	0	0	0						
Stan Javier, S (8.9) OBP: 0.303, SLG: 0.207										1	0	0	0	0	1	2						
Inning Stats	R: 1 E: 0 K: 2 S: 17	H: 1 LOB: 1 BB: 1 P: 26	R: 1 E: 0 K: 1 S: 7	H: 2 LOB: 0 BB: 0 P: 8	R: 0 E: 0 K: 0 S: 5	H: 0 LOB: 0 BB: 0 P: 11	R: 0 E: 0 K: 3 S: 10	H: 0 LOB: 0 BB: 0 P: 14	R: 4 E: 0 K: 2 S: 18	H: 5 LOB: 1 BB: 1 P: 27	R: 0 E: 1 K: 1 S: 8	H: 0 LOB: 1 BB: 0 P: 10	R: 0 E: 1 K: 1 S: 15	H: 1 LOB: 2 BB: 0 P: 18	1B: 4 2B: 3 3B: 1 HR: 1	SF: 0 SAC: 2 DP: 0 HBP: 0	WP: 0 PB: 0 SB: 0 CS: 2	PA: 36				
PITCHER	IP WLS BF H R ER SO BB IBB HBP BLK WP HR S P ERA WHIP	5.2 L 24 7 5 5 8 2 0 0 0 0 1 8 13 27.00 6.000	0.1 L 3 1 1 1 1 1 0 0 0 0 0 1 8 13 27.00 6.000	2.0 L 9 1 0 0 2 0 0 0 0 0 0 23 28 0.00 0.500																		

New York Mets @ Los Angeles Dodgers
 Dodger Stadium, Los Angeles, CA
 Sun May 17 1992, 3:33 AM PDT
 Att: 37,187 - Sunny - 76 F

AB 30
 R 6
 H 9
 RBI 6
 BB 3
 SO 11
 LOB 12



Batter	1	2	3	4	5	6	7	8	9	AB	R	H	RBI	BB	SO	LOB	TOP			
Chico Walker, S OBP: 0.275, SLG: 0.283 (1, 7)	G5-3		G5-3			G5-3			G5-3	4	0	1	0	0	0	0	New York Mets @ San Diego Padres Jack Murphy Stadium, San Diego, CA Mon May 18 1992, 10:05 PM EDT Att: 16,348 - Cloudy - 71 F			
Willie Randolph, R OBP: 0.321, SLG: 0.279 (1, 4)	P4			G6-3		G5-3			L4	4	0	0	0	0	0					
Howard Johnson, S OBP: 0.311, SLG: 0.372 (1, 8)	G1-3			F9					K	3	0	0	0	0	1					
Eddie Murray, S OBP: 0.357, SLG: 0.432 (1, 3)		K			K				G6-3	3	0	0	0	0	2					
Bobby Bonilla, S OBP: 0.356, SLG: 0.304 (1, 9)		FC6-4 BB				G6-3			L9	2	0	0	0	1	0					
Bill Pecota, R OBP: 0.266, SLG: 0.241 (1, 5)		F7							K	2	0	0	0	1	1					
Charlie O'Brien, R OBP: 0.362, SLG: 0.396 (1, 2)		FC6-4				F9			P3	3	0	0	0	0	2					
Dick Schofield, R OBP: 0.339, SLG: 0.324 (1, 6)				G6-3		K			G6-3	3	0	0	0	0	1					
Dwight Gooden, R OBP: 0.389, SLG: 0.389 (1, 1)				K						2	0	0	0	0	1					
Eric Hillman, L (8, 1)										0	0	0	0	0	0					
Junior Noboa, R OBP: 0.270, SLG: 0.182 (9, PH)						G5-3			K	1	0	0	0	0	1					
Inning Stats	R: 0 E: 0 K: 0 S: 7	H: 0 LOB: 0 BB: 0 P: 10	R: 0 E: 0 K: 1 S: 13	H: 0 LOB: 1 BB: 1 P: 20	R: 0 E: 0 K: 1 S: 9	H: 0 LOB: 0 BB: 0 P: 12	R: 0 E: 0 K: 1 S: 8	H: 0 LOB: 0 BB: 0 P: 13	R: 0 E: 0 K: 1 S: 10	H: 0 LOB: 1 BB: 1 P: 19	R: 0 E: 0 K: 1 S: 6	H: 0 LOB: 0 BB: 0 P: 9	R: 0 E: 0 K: 1 S: 5	H: 0 LOB: 0 BB: 0 P: 6	R: 0 E: 0 K: 1 S: 9	H: 0 LOB: 0 BB: 0 P: 14	1B: 1 2B: 0 3B: 0 HR: 0	SF: 0 SAC: 0 DP: 0 HBP: 0	WP: 0 PB: 0 CS: 0	PA: 29
PITCHER Bruce Hurst, L ERA: 3.39 (1, 1)	IP: 9.0 WLS: W BF: 29 H: 1 R: 0 ER: 0 SO: 7 BB: 2 IBB: 0 HBP: 0 BLK: 0 WP: 0 HR: 0 S: 72 P: 109 ERA: 0.00 WHIP: 0.333															PITCHER				

AB	27
R	0
H	1
RBI	0
BB	2
SO	7
LOB	4



Batter	1	2	3	4	5	6	7	8	9	AB	R	H	RBI	BB	SO	LOB	BOTTOM			
Tony Fernandez, S OBP: 0.381, SLG: 0.427 (1, 6)	K			G3					G4-3	4	0	1	0	0	1	2	New York Mets @ San Diego Padres Jack Murphy Stadium, San Diego, CA Mon May 18 1992, 10:05 PM EDT Att: 16,348 - Cloudy - 71 F			
Tony Gwynn, L OBP: 0.420, SLG: 0.481 (1, 9)	1B	G6-3		G6-3					G1-3	4	1	1	0	0	0	3				
Gary Sheffield, R OBP: 0.402, SLG: 0.514 (1, 5)	1B	1B		G6-4-3		K			F8	4	1	2	0	0	1					
Fred McGriff, L OBP: 0.409, SLG: 0.614 (1, 3)	K			G6-4-3		1B			CS 1B	4	0	2	0	0	1	3				
Benito Santiago, R OBP: 0.268, SLG: 0.317 (1, 2)	1B			G1-3		F8			1B 1B	4	0	2	1	0	0	1				
Tim Lincecum, R OBP: 0.375, SLG: 0.397 (1, 4)	1B	FC6-4		E7 WP 1B		G5-3			L9	4	1	2	1	0	0	2				
Darrin Jackson, R OBP: 0.271, SLG: 0.358 (1, 8)	FC6-4			FC5-6 BB					K 1B	3	0	1	0	1	1	2				
Jerald Clark, R OBP: 0.236, SLG: 0.308 (1, 7)		G5-3		G3 FC5-6 1B		K			G5-3	4	0	1	1	0	1	2				
Bruce Hurst, L OBP: 0.143, SLG: 0.150 (1, 1)		G3		FC5-6 G3		G1-3				3	0	0	0	0	0	2				
Inning Stats	R: 2 E: 0 K: 2 S: 18	H: 4 LOB: 2 BB: 0 P: 28	R: 0 E: 1 K: 0 S: 10	H: 1 LOB: 1 BB: 0 P: 14	R: 0 E: 0 K: 0 S: 5	H: 1 LOB: 0 BB: 0 P: 9	R: 1 E: 1 K: 0 S: 6	H: 2 LOB: 2 BB: 1 P: 12	R: 0 E: 0 K: 1 S: 10	H: 1 LOB: 1 BB: 0 P: 18	R: 0 E: 0 K: 2 S: 8	H: 0 LOB: 0 BB: 0 P: 11	R: 0 E: 0 K: 0 S: 4	H: 0 LOB: 0 BB: 0 P: 7	R: 0 E: 0 K: 0 S: 9	H: 3 LOB: 2 BB: 0 P: 13	1B: 12 2B: 0 3B: 0 HR: 0	SF: 0 SAC: 0 DP: 1 HBP: 0	WP: 1 PB: 0 CS: 1	PA: 35
PITCHER Dwight Gooden, R ERA: 3.53 (1, 1)	IP: 7.0 WLS: L BF: 30 H: 9 R: 3 ER: 3 SO: 5 BB: 1 IBB: 0 HBP: 0 BLK: 0 WP: 1 HR: 0 S: 61 P: 99 ERA: 3.86 WHIP: 1.429															PITCHER				
Eric Hillman, L (8, 1)	IP: 1.0 WLS: L BF: 5 H: 3 R: 0 ER: 0 SO: 0 BB: 0 IBB: 0 HBP: 0 BLK: 0 WP: 0 HR: 0 S: 9 P: 13 ERA: 0.00 WHIP: 3.000															PITCHER				



Batter	1	2	3	4	5	6	7	8	9	AB	R	H	RBI	BB	SO	LOB	TOP										
Willie Randolph, R (1,4) OBP: 0.329, SLG: 0.298 Junior Noboa, R (8,4) OBP: 0.270, SLG: 0.182	0-1 SH5-4 FC1-5 1B	2-2 G4-3			2-0 G5-3		1-0 G5-3			4	0	1	0	0	0	2											
Dick Schofield, R (1,6) OBP: 0.336, SLG: 0.321	1-0 SH FC1-5 SH5-4 1B	1-2 P3			0-1 F7			3-1 1B SF8 1B		3	2	1	0	0	0	1											
D.J. Dozier, R (1,7) OBP: 0.267, SLG: 0.154	0-0 SH5-4	0-1 F8			0-0 G5-3			0-1 WP SF8 1B		3	1	1	0	0	0	1											
Eddie Murray, S (1,3) OBP: 0.344, SLG: 0.414	1-2 FC1-5 1B		2-2 F8		0-0 F7			1-2 SF8		3	1	0	1	0	0	2											
Bobby Bonilla, S (1,9) OBP: 0.363, SLG: 0.338	0-0 1B		0-3 K		0-0 F8			3-H 2-2 SF8		3	0	1	3	0	1	0											
Howard Johnson, S (1,8) OBP: 0.308, SLG: 0.357	1-2 F7		1-0 P2		2-1 P5			1-1 F8		4	0	0	0	0	0	1											
Bill Pecota, R (1,5) OBP: 0.265, SLG: 0.242		3-2 2B 2B 1B		1-0 L8			2-1 E5		2-1 G5-3	4	1	1	0	0	0	0											
Todd Hundley, S (1,2) OBP: 0.268, SLG: 0.274		0-0 1B	1-2 F7		0-1 F8			3-2 G5-3		4	1	1	0	0	0	1											
Wally Whitehurst, R (1,1) OBP: 0.260, SLG: 0.500 Tim Burke, R (6,1) Paul Gibson, R (6,1) Mackey Sasser, L (7,PH) Eric Hillman, L (7,1) Chico Walker, S (6,PH) OBP: 0.299, SLG: 0.277		0-1 2B	0-0 P4		0-1 F8			1-1 L9		2	0	1	2	0	0	0											
Inning Stats	R: 2 E: 1 K: 0 S: 14	H: 2 LOB: 1 BB: 0 P: 17	R: 2 E: 0 K: 0 S: 14	H: 3 LOB: 1 BB: 0 P: 20	R: 0 E: 0 K: 1 S: 7	H: 0 LOB: 0 BB: 0 P: 10	R: 0 E: 0 K: 0 S: 5	H: 0 LOB: 0 BB: 0 P: 7	R: 0 E: 0 K: 0 S: 4	H: 0 LOB: 0 BB: 0 P: 6	R: 0 E: 1 K: 0 S: 7	H: 0 LOB: 1 BB: 0 P: 10	R: 2 E: 0 K: 0 S: 12	H: 2 LOB: 0 BB: 0 P: 19	R: 0 E: 0 K: 0 S: 7	H: 0 LOB: 0 BB: 0 P: 13	1B: 5 2B: 2 3B: 0 HR: 0	SF: 2 SAC: 2 DP: 0 HBP: 0	WP: 1 PB: 0 SB: 1 CS: 0	PA: 36							
PITCHER	IP	WLS	BF	H	R	ER	SO	BB	IBB	HBP	BLK	WP	HR	S	P	ERA	WHIP										
Craig Lefferts, L (1,1) ERA: 4.25	6.0	W	24	5	4	2	1	0	0	0	0	0	0	48	66	3.00	0.833										
Mike Maddux, R (7,1) ERA: 1.46	2.0		9	2	2	2	0	0	0	0	0	1	0	19	29	9.00	1.000										
Pat Clements, L (9,1) ERA: 3.14	1.0		3	0	0	0	0	0	0	0	0	0	0	7	13	0.00	0.000										

New York Mets @ San Diego Padres
Jack Murphy Stadium, San Diego, CA
Wed May 20 1992, 10:05 PM EDT
Att: 18,244 - Cloudy - 71 F

AB 32
R 6
H 7
RBI 6
BB 0
SO 1
LOB 9




Batter	1	2	3	4	5	6	7	8	9	AB	R	H	RBI	BB	SO	LOB	BOTTOM										
Tony Fernandez, S (1,6) OBP: 0.385, SLG: 0.439	1-1 G5-3		1-3 K		2-1 SF7	2-2 HR		4-1 SH1-3 1B BB		3	2	1	4	1	1	0											
Oscar Azocar, L (1,7) OBP: 0.380, SLG: 0.273 Mike Maddux, L (7,1) Pat Clements, R (9,1)	0-2 1B 2B 1B		1-0 F7		0-3 K	2-2 F8		1-0 SH1-3 1-2		4	1	1	0	0	0	1											
Gary Sheffield, R (1,5) OBP: 0.414, SLG: 0.537	3-2 1B 2B 1B		0-0 G4-3		0-1 1B 1B	1-0 HR		2-2 2B 1B		5	3	4	2	0	0	0											
Fred McGriff, L (1,3) OBP: 0.416, SLG: 0.612	0-1 1B 2B		1-3 K		2-1 1B 1B	3-0 1B BB 1B		2-3 K		5	2	3	2	0	2	1											
Benito Santiago, R (1,2) OBP: 0.273, SLG: 0.316	1-0 G5-3		2-0 F9		0-0 1B FC6-5 1B	4-2 G6-4-3 1B BB		1-2 BB		3	1	1	1	1	0	1											
Tim Lincecum, R (1,4) OBP: 0.376, SLG: 0.400 Craig Shipley, R (2,4) OBP: 0.222, SLG: 0.192	3-3 K		1-3 K		0-1 FC6-5 1B	0-1 FC6-5 1B		1-2 G6-4-3 1B		1	0	0	0	0	1	1											
Darrin Jackson, R (1,8) OBP: 0.270, SLG: 0.352		1-3 K		1-0 BLK SF7 1B	0-1 G5-3	0-1 G6-4-3		1-2 2-3 3-H		4	1	1	0	0	1	4											
Jerald Clark, R (1,9) OBP: 0.237, SLG: 0.305		1-3 K		1-1 BLK 1B	1-0 FC6-5 1B HR	0-1 G6-3				4	1	1	1	0	1	2											
Craig Lefferts, L (1,1) OBP: 0.067, SLG: 0.067 Kevin Ward, R (6,PH) Gary Pettis, S (7,8) OBP: 0.190, SLG: 0.200		1-3 K		1-2 BLK 1B	0-3 K	3-2 1B		1-0 P3		2	0	0	0	0	2	2											
Inning Stats	R: 2 E: 0 K: 1 S: 14	H: 3 LOB: 1 BB: 0 P: 22	R: 0 E: 0 K: 3 S: 9	H: 0 LOB: 0 BB: 0 P: 12	R: 0 E: 0 K: 1 S: 6	H: 0 LOB: 0 BB: 0 P: 8	R: 0 E: 0 K: 2 S: 9	H: 0 LOB: 0 BB: 0 P: 13	R: 1 E: 0 K: 0 S: 11	H: 2 LOB: 1 BB: 0 P: 15	R: 6 E: 0 K: 0 S: 21	H: 6 LOB: 0 BB: 0 P: 31	R: 2 E: 0 K: 0 S: 9	H: 3 LOB: 1 BB: 1 P: 19	R: 1 E: 0 K: 1 S: 10	H: 1 LOB: 1 BB: 1 P: 20	1B: 12 2B: 1 3B: 0 HR: 2	SF: 1 SAC: 1 DP: 1 HBP: 0	WP: 0 PB: 0 SB: 0 CS: 0	PA: 40							
PITCHER	IP	WLS	BF	H	R	ER	SO	BB	IBB	HBP	BLK	WP	HR	S	P	ERA	WHIP										
Wally Whitehurst, R (1,1) ERA: 2.96	5.0		20	5	3	3	9	0	0	0	0	0	0	49	70	5.40	1.000										
Tim Burke, R (6,1) ERA: 5.4	0.0	L	4	4	4	4	0	0	0	0	0	0	0	7	9	-	-										
Paul Gibson, L (6,1) ERA: 1.1	1.0		5	2	2	2	0	0	0	0	0	0	1	14	22	18.00	2.000										
Eric Hillman, L (7,1) ERA: 9.0	2.0		11	4	3	3	1	2	0	0	0	0	1	19	39	13.50	3.000										

New York Mets @ San Diego Padres
Jack Murphy Stadium, San Diego, CA
Wed May 20 1992, 10:05 PM EDT
Att: 18,244 - Cloudy - 71 F

AB 36
R 12
H 15
RBI 11
BB 2
SO 10
LOB 12



Batter	1	2	3	4	5	6	7	8	9	AB	R	H	RBI	BB	SO	LOB	TOP			
Daryl Boston, L OBP: 0.346, SLG: 0.432	F8	1B		F8	K		F8			5	0	1	2	0	1	1	New York Mets @ San Diego Padres Jack Murphy Stadium, San Diego, CA Thu May 21 1992, 6:33 AM EDT Att: 27,541 - Cloudy - 74 F			
Dick Schofield, R OBP: 0.345, SLG: 0.328	F	1B		HR	F9		K			4	1	2	0	1	1					
Dave Magadan, L OBP: 0.378, SLG: 0.363	E	BB		HR	BB		BB	1B	G1-4-3	3	2	1	0	2	1	2				
Eddie Murray, S OBP: 0.357, SLG: 0.448	E5			HR	HR		E	BB	G5-3	5	2	4	3	0	0	2				
Bobby Bonilla, S OBP: 0.364, SLG: 0.361	K			HR	F7		F7		F	5	1	2	2	0	1	5				
Howard Johnson, S OBP: 0.310, SLG: 0.354	G1-6-3			HR	BB		E	BB	G5-3	4	0	1	0	1	1	5				
Chico Walker, S OBP: 0.263, SLG: 0.275		SH5-4		F8	F8		SF7			4	1	1	1	0	1	1				
Todd Hundley, S OBP: 0.276, SLG: 0.273		SH5-4		BB	1B		P4			4	1	1	0	1	1	2				
Sid Fernandez, L OBP: 0.118, SLG: 0.118	SH5-4			G4-3			G4-3			3	0	1	0	0	0	1				
Jeff Innis, R (8, 1)					1B					1	0	0	0	0	0	0				
Inning Stats	R: 0 E: 1 K: 1 S: 17	H: 1 LOB: 3 BB: 1 P: 30	R: 2 E: 0 K: 1 S: 9	H: 2 LOB: 2 BB: 2 P: 21	R: 2 E: 0 K: 2 S: 12	H: 3 LOB: 1 BB: 0 P: 21	R: 3 E: 0 K: 0 S: 13	H: 3 LOB: 1 BB: 1 P: 25	R: 0 E: 0 K: 1 S: 11	H: 1 LOB: 1 BB: 0 P: 14	R: 1 E: 1 K: 1 S: 18	H: 2 LOB: 2 BB: 1 P: 25	R: 0 E: 0 K: 0 S: 8	H: 2 LOB: 1 BB: 0 P: 13	R: 0 E: 0 K: 0 S: 5	H: 0 LOB: 0 BB: 0 P: 6	1B: 12 2B: 0 3B: 0 HR: 2	SF: 1 SAC: 1 DP: 1 HBP: 0	WP: 0 PB: 0 SB: 2 CS: 0	PA: 45
PITCHER	IP WLS BF H R ER SO BB IBB HBP BLK WP HR S P ERA WHIP																			
Greg Harris, R ERA: 5.03	(1, 1)	3.2 L 24 9 7 7 4 4 0 0 0 0 0 2 49 93 17.18 3.545																		
Rich Rodriguez, L ERA: 1.88	(4, 1)	1.1 5 1 0 0 1 0 0 0 0 0 0 0 13 18 0.00 0.750																		
Jeremy Hernandez, R ERA: 5.4	(6, 1)	2.0 9 2 1 1 2 1 0 0 0 0 0 0 25 34 4.50 1.500																		
Pat Clements, L ERA: 2.93	(8, 1)	1.0 4 2 0 0 0 0 0 0 0 0 0 0 8 13 0.00 2.000																		
Randy Myers, L ERA: 5.24	(9, 1)	1.0 3 0 0 0 0 0 0 0 0 0 0 0 5 6 0.00 0.000																		

Batter	1	2	3	4	5	6	7	8	9	AB	R	H	RBI	BB	SO	LOB	BOTTOM					
Tony Fernandez, S OBP: 0.382, SLG: 0.440	F8		K		P6					4	0	1	0	0	1	2	New York Mets @ San Diego Padres Jack Murphy Stadium, San Diego, CA Thu May 21 1992, 6:33 AM EDT Att: 27,541 - Cloudy - 74 F					
Tim Lincecum, R OBP: 0.359, SLG: 0.377	K		P9			F7	P3			4	0	0	0	0	1	1						
Gary Sheffield, R OBP: 0.410, SLG: 0.549	K			K		HR		G6-3		4	1	1	1	0	2	0						
Fred McGriff, L OBP: 0.409, SLG: 0.600				K				P3		3	0	0	0	0	3	0						
Pat Clements, R OBP: 0.214, SLG: 0.185				K						0	0	0	0	0	0	0						
Craig Shipley, R OBP: 0.333, SLG: 0.143										0	0	0	0	0	0	0						
Benito Santiago, R OBP: 0.279, SLG: 0.340		HR		F8				G5-3		4	1	2	1	0	0	0						
Randy Myers, L (9, 1)										0	0	0	0	0	0	0						
Kevin Ward, R OBP: 0.267, SLG: 0.423		BB			K		G5-3			3	0	0	0	1	1	1						
Darrin Jackson, R OBP: 0.269, SLG: 0.370			F8		G5-3			HR		4	1	1	1	0	0	1						
Jerald Clark, R OBP: 0.237, SLG: 0.303			K				L8			4	0	1	0	0	1	1						
Greg Harris, R OBP: 0.256, SLG: 0.287	(1, 1)									1	0	0	0	0	1	0						
Rich Rodriguez, L OBP: 0.322, SLG: 0.326	(4, 1)									0	0	0	0	0	0	0						
Gary Pettis, S OBP: 0.322, SLG: 0.326	(5, PH)									0	0	0	0	1	0	0						
Jeremy Hernandez, R OBP: 0.310, SLG: 0.354	(6, 1)									0	0	0	0	0	0	0						
Kurt Stillwell, S OBP: 0.310, SLG: 0.354	(7, PH)									1	0	0	0	0	0	0						
Oscar Azocar, L OBP: 0.300, SLG: 0.273	(8, 7)									0	0	0	0	0	0	0						
Inning Stats	R: 0 E: 0 K: 2 S: 12	H: 0 LOB: 0 BB: 0 P: 17	R: 1 E: 0 K: 2 S: 14	H: 1 LOB: 1 BB: 1 P: 20	R: 0 E: 0 K: 2 S: 8	H: 0 LOB: 0 BB: 0 P: 10	R: 0 E: 0 K: 2 S: 9	H: 0 LOB: 0 BB: 0 P: 14	R: 0 E: 0 K: 1 S: 13	H: 1 LOB: 2 BB: 1 P: 20	R: 1 E: 0 K: 1 S: 10	H: 2 LOB: 1 BB: 0 P: 17	R: 1 E: 0 K: 0 S: 10	H: 2 LOB: 1 BB: 0 P: 15	R: 0 E: 0 K: 0 S: 7	H: 0 LOB: 0 BB: 0 P: 11	R: 0 E: 0 K: 0 S: 8	H: 0 LOB: 0 BB: 0 P: 8	1B: 2 2B: 1 3B: 0 HR: 3	SF: 0 SAC: 0 DP: 0 HBP: 0	WP: 0 PB: 0 SB: 0 CS: 0	PA: 35
PITCHER	IP WLS BF H R ER SO BB IBB HBP BLK WP HR S P ERA WHIP																					
Sid Fernandez, L ERA: 3.78	(1, 1)	7.0 W 29 6 3 3 10 2 0 0 0 0 0 3 76 113 3.86 1.143																				
Jeff Innis, R ERA: 2.11	(8, 1)	2.0 6 0 0 0 0 0 0 0 0 0 0 0 15 19 0.00 0.000																				



Batter	1	2	3	4	5	6	7	8	9	AB	R	H	RBI	BB	SO	LOB	TOP										
Daryl Boston, L (1.7) OBP: 0.336, SLG: 0.413	F7		FC1-5 1B	F8		G3		G3		5	0	1	0	0	0	0											
Willie Randolph, R (1.4) OBP: 0.331, SLG: 0.301	P6		FC1-5 1B	G4-3		G6-3		G6-3		5	1	2	0	0	0	0											
Dave Magadan, L (1.5) OBP: 0.379, SLG: 0.356	G4-3		FC1-5 1B HR	G4-3			F8	G6-3		5	1	0	0	0	0	3											
Eddie Murray, S (1.3) OBP: 0.356, SLG: 0.438		K	HR	F7			2B 1B		L4	5	2	2	1	0	1	1											
Bobby Bonilla, S (1.9) OBP: 0.378, SLG: 0.400		PB WP 1B	HR		FC4-6 1B		1B 2B		K	5	2	4	3	0	1	0											
Howard Johnson, S (1.8) OBP: 0.328, SLG: 0.355	P4		BB	1B		K	1B IBB		S BB	3	0	1	0	2	1	2											
Dick Schofield, R (1.6) OBP: 0.349, SLG: 0.331		PB BB	F8		FC4-6 1-2		1-2 2-H 3-H	1B	FC6-4 BB	3	0	1	2	2	0	2											
Todd Hundley, S (1.2) OBP: 0.292, SLG: 0.286		FC6-4 BB		BB	B1-3		P1		FC6-4	3	0	0	0	2	0	5											
Dwight Gooden, R (1.1) OBP: 0.318, SLG: 0.318		FC6-4		K						4	0	0	0	0	2	7											
Jeff Innis, R (9.1)										0	0	0	0	0	0	0											
John Franco, L (9.1)										0	0	0	0	0	0	0											
Inning Stats	R: 0 E: 0 K: 0 S: 4	H: 0 LOB: 0 BB: 0 P: 6	R: 0 E: 0 K: 1 S: 13	H: 1 LOB: 3 BB: 2 P: 23	R: 4 E: 0 K: 1 S: 22	H: 5 LOB: 2 BB: 1 P: 37	R: 0 E: 0 K: 0 S: 9	H: 1 LOB: 1 BB: 0 P: 15	R: 0 E: 0 K: 1 S: 10	H: 0 LOB: 0 BB: 0 P: 14	R: 2 E: 0 K: 0 S: 10	H: 3 LOB: 2 BB: 1 P: 16	R: 0 E: 0 K: 0 S: 10	H: 0 LOB: 2 BB: 2 P: 16	R: 0 E: 0 K: 1 S: 13	H: 0 LOB: 2 BB: 2 P: 26	1B: 9 2B: 1 3B: 0 HR: 1	SF: 0 SAC: 0 DP: 0 HBP: 0	WP: 1 PB: 1 SB: 1 CS: 0	PA: 44							
PITCHER	IP	WLS	BF	H	R	ER	SO	BB	IBB	HBP	BLK	WP	HR	S	P	ERA	WHIP										
Dave Burba, R (1.1) ERA: 4.11	2.2	L	17	6	4	4	1	3	0	0	0	1	1	35	59	13.50	3.375										
Kelly Downs, R (3.1) ERA: 3.46	1.1		6	2	0	0	1	0	0	0	0	0	0	16	28	0.00	1.500										
Rod Beck, R (5.1) ERA: 1.47	2.0		6	0	0	0	2	0	0	0	0	0	0	16	24	0.00	0.000										
Michael Jackson, R (7.1) ERA: 2.84	2.0		10	3	2	2	0	0	1	0	0	0	0	20	32	9.00	1.500										
Jeff Brantley, R (9.1) ERA: 2.5	1.0		5	0	0	0	1	2	0	0	0	0	0	13	26	0.00	2.000										

New York Mets @ San Francisco Giants
Candlestick Park, San Francisco, CA
Sat May 23 1992, 6:33 AM EDT
Att: 25,233 - Sunny - 78 F

AB 38
R 6
H 11
RBI 6
BB 6
SO 5
LOB 20



Batter	1	2	3	4	5	6	7	8	9	AB	R	H	RBI	BB	SO	LOB	BOTTOM										
Darren Lewis, R (1.8) OBP: 0.326, SLG: 0.280	G4-3		F9			K		G4-3		4	0	0	0	0	1	0											
Willie McGee, S (1.9) OBP: 0.336, SLG: 0.321	K			F7		BB 1B		G4-3		4	0	1	0	0	1	0											
Will Clark, L (1.3) OBP: 0.435, SLG: 0.500				1B BB		FC5-4 BB			1B	2	0	2	0	2	0	0											
Kevin Bass, S (1.7) OBP: 0.286, SLG: 0.402	G4-3					FC5-4		G1-3		2	0	1	0	0	0	1											
Michael Jackson, R (7.1) ERA: 2.84										0	0	0	0	0	0	0											
Mike Felder, S (8. PH) OBP: 0.294, SLG: 0.349										1	0	0	0	0	0	1											
Jeff Brantley, R (9.1) ERA: 2.5										0	0	0	0	0	0	0											
Matt Williams, R (1.5) OBP: 0.298, SLG: 0.500		K		G6-4-3			K		1B BB	3	1	0	0	1	2	2											
Robby Thompson, R (1.4) OBP: 0.419, SLG: 0.534	G4-3				K		F9		1B G6-4-3 1B	4	1	1	0	0	1	0											
Jim McNamara, L (1.2) OBP: 0.347, SLG: 0.370					P6		K		G6-4-3 1B	4	0	1	1	0	1	0											
Royce Clayton, R (1.6) OBP: 0.285, SLG: 0.333				G4-3		G6-3		FC6-4	G6-4-3	4	0	0	0	0	0	2											
Dave Burba, R (1.1) ERA: 4.11							F7		G1-3	0	0	0	0	0	0	0											
Kelly Downs, R (3.1) ERA: 3.46										1	0	0	0	0	1	0											
Rod Beck, R (5.1) ERA: 1.47										0	0	0	0	0	0	0											
Cory Snyder, R (5.7) OBP: 0.293, SLG: 0.473										3	1	1	1	0	0	0											
Chris James, R (6. PH) OBP: 0.255, SLG: 0.186										1	0	0	0	0	0	2											
Inning Stats	R: 0 E: 0 K: 1 S: 12	H: 1 LOB: 1 BB: 0 P: 17	R: 0 E: 0 K: 1 S: 7	H: 0 LOB: 0 BB: 0 P: 9	R: 0 E: 0 K: 1 S: 9	H: 0 LOB: 0 BB: 0 P: 13	R: 0 E: 0 K: 0 S: 12	H: 1 LOB: 1 BB: 1 P: 19	R: 0 E: 0 K: 1 S: 8	H: 0 LOB: 0 BB: 0 P: 14	R: 0 E: 0 K: 2 S: 10	H: 0 LOB: 1 BB: 0 P: 15	R: 1 E: 0 K: 0 S: 10	H: 2 LOB: 1 BB: 0 P: 14	R: 2 E: 0 K: 0 S: 13	H: 2 LOB: 0 BB: 1 P: 20	1B: 6 2B: 0 3B: 0 HR: 1	SF: 0 SAC: 0 DP: 2 HBP: 0	WP: 0 PB: 0 SB: 0 CS: 0	PA: 36							
PITCHER	IP	WLS	BF	H	R	ER	SO	BB	IBB	HBP	BLK	WP	HR	S	P	ERA	WHIP										
Dwight Gooden, R (1.1) ERA: 3.2	8.0	W	31	5	1	1	7	2	0	0	0	0	1	77	116	1.12	0.875										
Jeff Innis, R (9.1) ERA: 2.95	0.0		3	2	2	2	0	1	0	0	0	0	0	9	16	∞	∞										
John Franco, L (9.1) ERA: 2.5	1.0	S	2	0	0	0	0	0	0	0	0	0	0	4	4	0.00	0.000										

New York Mets @ San Francisco Giants
Candlestick Park, San Francisco, CA
Sat May 23 1992, 6:33 AM EDT
Att: 25,233 - Sunny - 78 F

AB 33
R 3
H 7
RBI 2
BB 3
SO 7
LOB 8



Batter	1	2	3	4	5	6	7	8	9	AB	R	H	RBI	BB	SO	LOB	TOP								
Bip Roberts, S OBP: 0.372, SLG: 0.360 (1, 8)	F9		P4		P9		BB 1B		BB	4	0	1	0	1	0	3	Cincinnati Reds @ New York Mets Shea Stadium, Flushing, NY Mon May 25 1992, 7:05 PM EDT Att: 19,881 - Cloudy - 54 F								
Hal Morris, L OBP: 0.416, SLG: 0.446 (1, 3)	F8		FC6-4 BB		G4-6-3		BB		SF7	2	0	0	1	2	0	2									
Barry Larkin, R OBP: 0.328, SLG: 0.330 (1, 6)	F9		FC6-4		P4		G5-3		G1-3	5	0	0	0	0	0	7									
Chris Sabo, R OBP: 0.319, SLG: 0.422 (1, 5)		L4		CS 1B		G5-4-3 BB		F8		3	0	1	0	1	0	0									
Glenn Braggs, R OBP: 0.266, SLG: 0.211 Norm Charlton, S (8, 1)	K		F8		G5-4-3		G6-3			4	0	0	0	0	1	2									
Paul O'Neill, L OBP: 0.423, SLG: 0.472 (1, 9)	1B		K				HR	F8		4	1	2	1	0	1	1									
Freddie Benavides, R OBP: 0.253, SLG: 0.325 (1, 4)	K		CS		3B 1B		K	1B SH1-3		4	2	2	0	0	2	1									
Troy Aferir, R OBP: 0.421, SLG: 0.625 (1, 2)			G6-3		1B 3B		FC1-6 1B	SH1-3		3	0	2	1	0	0	0									
Chris Hammond, L OBP: 0.444, SLG: 0.357 Scott Bankhead, R OBP: 0.333, SLG: 0.333 Dave Martinez, L OBP: 0.339, SLG: 0.298 (8, 8)	1B		1B		G4-6-3 BB		FC1-6 BB 1B	BB 1B		2	0	1	0	1	0	1									
Inning Stats	R: 0 E: 0 K: 0 S: 10	H: 0 LOB: 0 BB: 0 P: 17	R: 0 E: 0 K: 2 S: 10	H: 1 LOB: 1 BB: 0 P: 15	R: 0 E: 0 K: 0 S: 12	H: 1 LOB: 2 BB: 1 P: 20	R: 0 E: 0 K: 1 S: 10	H: 1 LOB: 0 BB: 0 P: 17	R: 1 E: 0 K: 0 S: 12	H: 2 LOB: 1 BB: 1 P: 21	R: 0 E: 0 K: 0 S: 2	H: 0 LOB: 0 BB: 1 P: 8	R: 1 E: 0 K: 1 S: 17	H: 3 LOB: 3 BB: 1 P: 26	R: 0 E: 0 K: 0 S: 8	H: 0 LOB: 0 BB: 0 P: 13		R: 1 E: 0 K: 0 S: 7	H: 2 LOB: 2 BB: 1 P: 15	1B: 8 2B: 0 3B: 1 HR: 1	SF: 1 SAC: 1 DP: 2 HBP: 0	WP: 0 PB: 0 SB: 0 CS: 1	PA: 40		
PITCHER	IP	WLS	BF	H	R	ER	SO	BB	IBB	HBP	BLK	WP	HR	S	P	ERA	WHIP								
Pete Schourek, L ERA: 1.5 (1, 1)	6.0	L	23	5	1	1	3	3	0	0	0	0	0	56	98	1.50	1.333								
Paul Gibson, L ERA: 5.85 (7, 1)	0.0		1	1	1	1	0	0	0	0	0	0	1	5	8	∞	∞								
Jeff Innis, R ERA: 2.96 (7, 1)	3.0		15	4	1	1	1	2	0	0	0	0	0	27	46	3.00	2.000								

AB	32
R	3
H	10
RBI	3
BB	5
SO	4
LOB	17



Batter	1	2	3	4	5	6	7	8	9	AB	R	H	RBI	BB	SO	LOB	BOTTOM								
Willie Randolph, R OBP: 0.335, SLG: 0.303 (1, 4)	1B		1B		G6-3		G4-3		E5 FC6-4	5	0	2	0	0	0	0	Cincinnati Reds @ New York Mets Shea Stadium, Flushing, NY Mon May 25 1992, 7:05 PM EDT Att: 19,881 - Cloudy - 54 F								
Dick Schofield, R OBP: 0.346, SLG: 0.336 (1, 6)	P2		F8		G4-1 1B		K		FC6-4	5	0	1	0	0	1	3									
Dave Magadan, L OBP: 0.370, SLG: 0.348 (1, 5)	1B		F7		G4-1		G6-3		L6	5	0	1	0	0	0	3									
Eddie Murray, S OBP: 0.357, SLG: 0.438 (1, 3)	F7				F8		BB		G3-1	3	0	0	0	1	0	2									
Bobby Bonilla, S OBP: 0.383, SLG: 0.398 (1, 9)	G3				HBP BB 1B		G5-3		BB BB	3	0	1	0	1	0	4									
Howard Johnson, S OBP: 0.332, SLG: 0.351 (1, 8)	B1-3				HBP BB		G5-3		BB BB	2	0	0	0	2	0	0									
D.J. Dozier, R OBP: 0.304, SLG: 0.200 (1, 7)	F8				HBP		K		K	3	0	0	0	0	2	2									
Todd Hundley, S OBP: 0.288, SLG: 0.308 (1, 2)	F7				P4		BB		K	3	0	0	0	1	1	5									
Pete Schourek, L (1, 1)					G4-3		P6		K	2	0	0	0	0	0	3									
Junior Noboa, R OBP: 0.256, SLG: 0.171 Paul Gibson, R (7, 1) Jeff Innis, R (7, 1) Chico Walker, S OBP: 0.270, SLG: 0.281 (8, PH)					G4-3		F9		K	1	0	0	0	0	0	1									
Inning Stats	R: 0 E: 0 K: 0 S: 11	H: 2 LOB: 2 BB: 0 P: 16	R: 0 E: 0 K: 0 S: 7	H: 0 LOB: 0 BB: 0 P: 11	R: 0 E: 0 K: 0 S: 4	H: 1 LOB: 1 BB: 0 P: 8	R: 0 E: 0 K: 0 S: 8	H: 1 LOB: 3 BB: 1 P: 16	R: 0 E: 0 K: 1 S: 11	H: 0 LOB: 1 BB: 1 P: 17	R: 0 E: 0 K: 1 S: 7	H: 0 LOB: 0 BB: 0 P: 11	R: 0 E: 0 K: 2 S: 12	H: 0 LOB: 2 BB: 2 P: 20	R: 0 E: 1 K: 1 S: 6	H: 0 LOB: 1 BB: 0 P: 7	1B: 5 2B: 0 3B: 0 HR: 0	SF: 0 SAC: 0 DP: 0 HBP: 1	WP: 0 PB: 0 SB: 0 CS: 0	PA: 39					
PITCHER	IP	WLS	BF	H	R	ER	SO	BB	IBB	HBP	BLK	WP	HR	S	P	ERA	WHIP								
Chris Hammond, L ERA: 3.02 (1, 1)	6.0	W	27	5	0	0	1	3	0	0	0	0	0	52	90	0.00	1.333								
Scott Bankhead, R ERA: 1.27 (7, 1)	1.1		5	0	0	0	1	1	0	0	0	0	0	12	20	0.00	0.750								
Norm Charlton, L ERA: 2.63 (8, 1)	1.2	S	7	0	0	0	3	1	0	0	0	0	0	13	18	0.00	0.600								


AB	33
R	0
H	5
RBI	0
BB	5
SO	5
LOB	23



Batter	1	2	3	4	5	6	7	8	9	AB	R	H	RBI	BB	SO	LOB	TOP										
Bip Roberts, S (1, 8) OBP: 0.369, SLG: 0.357	G6-3		F9			K				4	0	1	0	0	1	1											
Paul O'Neill, L (8, 9) OBP: 0.423, SLG: 0.472								CS		0	0	0	0	0	0	0											
Billy Hatcher, R (1, 7) OBP: 0.283, SLG: 0.353										3	0	0	0	0	2	0											
Dave Martinez, L (8, PH) OBP: 0.336, SLG: 0.295	K					K		CS		1	0	0	0	0	0	0											
Barry Larkin, R (1, 6) OBP: 0.325, SLG: 0.336	L8									4	1	1	0	0	1	0											
Chris Sabo, R (1, 5) OBP: 0.316, SLG: 0.415										4	0	1	0	0	1	1											
Darnell Coles, R (1, 3) OBP: 0.353, SLG: 0.606										3	0	1	1	0	0	0											
Hal Morris, L (9, PH) OBP: 0.410, SLG: 0.439	F8									1	0	0	0	0	1	1											
Glenn Braggs, R (1, 9) OBP: 0.286, SLG: 0.216										3	0	1	0	0	1	0											
Bill Doran, S (1, 4) OBP: 0.323, SLG: 0.393										3	0	1	0	0	1	2											
Joe Oliver, R (1, 2) OBP: 0.299, SLG: 0.328										3	0	0	0	0	3	1											
Tim Belcher, R (1, 1) OBP: 0.043, SLG: 0.174										3	0	0	0	0	0	1											
Norm Charlton, S (9, 1)										0	0	0	0	0	0	0											
Inning Stats	R: 0 H: 0 E: 0 K: 1 S: 5	H: 0 LOB: 0 BB: 0 P: 6	R: 0 H: 0 E: 0 K: 2 S: 10	H: 0 LOB: 0 BB: 0 P: 14	R: 0 H: 1 E: 0 K: 1 S: 9	H: 1 LOB: 1 BB: 0 P: 12	R: 0 H: 0 E: 0 K: 1 S: 8	H: 0 LOB: 0 BB: 0 P: 11	R: 0 H: 0 E: 0 K: 0 S: 9	H: 0 LOB: 0 BB: 0 P: 13	R: 0 H: 0 E: 0 K: 2 S: 9	H: 0 LOB: 0 BB: 0 P: 10	R: 1 H: 3 E: 0 K: 1 S: 29	H: 3 LOB: 2 BB: 0 P: 39	R: 0 H: 1 E: 0 K: 1 S: 12	H: 1 LOB: 0 BB: 0 P: 17	R: 0 H: 1 E: 0 K: 2 S: 8	H: 1 LOB: 1 BB: 0 P: 15	1B: 5 2B: 1 3B: 0 HR: 0	SF: 0 SAC: 0 DP: 0 HBP: 0	WP: 0 PB: 0 SB: 0 CS: 1	PA: 33					
PITCHER	IP	WLS	BF	H	R	ER	SO	BB	IBB	HBP	BLK	WP	HR	S	P	ERA	WHIP										
Sid Fernandez, L (1, 1) ERA: 3.48	7.0	L	25	4	1	1	8	0	0	0	0	0	0	79	105	1.29	0.571										
Anthony Young, R (8, 1) ERA: 4.8	1.0		3	1	0	0	1	0	0	0	0	0	0	12	17	0.00	1.000										
Wally Whitehurst, R (9, 1) ERA: 2.84	1.0		4	1	0	0	2	0	0	0	0	0	0	8	15	0.00	1.000										

Cincinnati Reds @ New York Mets
 Shea Stadium, Flushing, NY
 Wed May 27 1992, 7:05 PM EDT
 Att: 19,121 - Cloudy - 61 F


AB 32
R 1
H 6
RBI 1
BB 0
SO 11
LOB 7



Batter	1	2	3	4	5	6	7	8	9	AB	R	H	RBI	BB	SO	LOB	BOTTOM										
Daryl Boston, L (1, 7) OBP: 0.325, SLG: 0.398	K									4	0	0	0	0	2	1											
Willie Randolph, R (1, 4) OBP: 0.339, SLG: 0.299										2	0	0	0	2	0	1											
Dave Magadan, L (1, 5) OBP: 0.373, SLG: 0.352										4	0	2	0	0	1	2											
Eddie Murray, S (1, 3) OBP: 0.356, SLG: 0.432										2	0	0	0	1	1	1											
Bobby Bonilla, S (1, 9) OBP: 0.378, SLG: 0.390										3	0	0	0	0	2	2											
Howard Johnson, S (1, 8) OBP: 0.326, SLG: 0.344										3	0	0	0	0	0	1											
Dick Schofield, R (1, 6) OBP: 0.158, SLG: 0.158										2	0	0	0	0	1	1											
Mackey Sasser, L (8, PH) OBP: 0.289, SLG: 0.306										1	0	0	0	0	0	0											
Bill Pecota, R (9, 6) OBP: 0.250, SLG: 0.227										0	0	0	0	0	0	0											
Todd Hundley, S (1, 2) OBP: 0.280, SLG: 0.298										3	0	0	0	0	1	0											
Sid Fernandez, L (1, 1) OBP: 0.158, SLG: 0.158										2	0	1	0	0	1	0											
Anthony Young, R (8, 1) OBP: 0.143, SLG: 0.100										0	0	0	0	0	0	0											
Chico Walker, S (8, PH) OBP: 0.256, SLG: 0.276										1	0	0	0	0	1	0											
Wally Whitehurst, R (9, 1) OBP: 0.400, SLG: 0.500										0	0	0	0	0	0	0											
Inning Stats	R: 0 H: 0 E: 0 K: 2 S: 8	H: 0 LOB: 1 BB: 1 P: 17	R: 0 H: 0 E: 0 K: 2 S: 12	H: 0 LOB: 0 BB: 0 P: 20	R: 0 H: 0 E: 0 K: 2 S: 11	H: 0 LOB: 0 BB: 0 P: 14	R: 0 H: 1 E: 0 K: 0 S: 11	H: 1 LOB: 1 BB: 0 P: 17	R: 0 H: 0 E: 0 K: 1 S: 9	H: 0 LOB: 1 BB: 0 P: 14	R: 0 H: 1 E: 0 K: 0 S: 6	H: 1 LOB: 1 BB: 1 P: 10	R: 0 H: 0 E: 0 K: 1 S: 7	H: 0 LOB: 0 BB: 0 P: 9	R: 0 H: 0 E: 0 K: 0 S: 12	H: 0 LOB: 0 BB: 1 P: 22	1B: 3 2B: 2 3B: 0 HR: 0	SF: 0 SAC: 0 DP: 3 HBP: 0	WP: 0 PB: 0 SB: 0 CS: 2	PA: 30							
PITCHER	IP	WLS	BF	H	R	ER	SO	BB	IBB	HBP	BLK	WP	HR	S	P	ERA	WHIP										
Tim Belcher, R (1, 1) ERA: 3.75	8.1	W	29	3	0	0	10	3	0	0	0	0	0	84	132	0.00	0.720										
Norm Charlton, L (9, 1) ERA: 2.57	0.2	S	1	0	0	0	0	0	0	0	0	0	0	2	5	0.00	0.000										

Cincinnati Reds @ New York Mets
 Shea Stadium, Flushing, NY
 Wed May 27 1992, 7:05 PM EDT
 Att: 19,121 - Cloudy - 61 F

AB 27
R 0
H 3
RBI 0
BB 3
SO 10
LOB 9



Batter	1	2	3	4	5	6	7	8	9	AB	R	H	RBI	BB	SO	LOB	TOP				
Deion Sanders, L (1, 8) OBP: 0.365, SLG: 0.522	F8	G4-3		1B		E6		F8		5	1	1	0	0	0	2					
Terry Pendleton, S (1, 5) OBP: 0.336, SLG: 0.503	2B			HR		G4-3			G4-3	4	2	2	2	1	0	1					
Ron Gant, R (1, 7) OBP: 0.368, SLG: 0.481	1B			F8		G6-3			G3-1	5	0	1	0	0	1	2					
David Justice, L (1, 9) OBP: 0.303, SLG: 0.303				HR		G6-3			G5-3	4	1	2	1	1	0	0					
Sid Bream, L (1, 3) OBP: 0.356, SLG: 0.380				HR		P6			FC6-4	4	1	1	2	0	1	3					
Greg Olson, R (1, 2) OBP: 0.327, SLG: 0.333				F8						3	0	1	0	1	1	2					
Mark Lemke, S (1, 4) OBP: 0.225, SLG: 0.263				G4-3					G6-3	4	0	1	0	0	0	2					
Rafael Belliard, R (1, 6) OBP: 0.266, SLG: 0.248				G4-3		FC4-6			G6-3	4	0	1	0	0	0	2					
29 John Smoltz, R (1, 1) OBP: 0.286, SLG: 0.320										3	0	0	0	1	2	0					
Mark Wohlers, R (9, 1)									G6-3	0	0	0	0	0	0	0					
Inning Stats	R: 1 H: 2 E: 0 K: 2 S: 13	H: 2 LOB: 2 BB: 1 P: 23	R: 0 H: 1 E: 0 K: 0 S: 6	LOB: 1 BB: 1 P: 13	R: 3 H: 2 E: 0 K: 0 S: 9	LOB: 2 BB: 1 P: 16	R: 1 H: 2 E: 0 K: 2 S: 15	H: 2 LOB: 1 BB: 0 P: 22	R: 0 H: 1 E: 0 K: 0 S: 6	LOB: 2 BB: 1 P: 12	R: 0 H: 2 E: 0 K: 0 S: 9	H: 2 LOB: 0 BB: 0 P: 11	R: 0 H: 0 E: 0 K: 0 S: 5	LOB: 0 BB: 0 P: 5	R: 0 H: 0 E: 0 K: 0 S: 6	LOB: 0 BB: 0 P: 9	1B: 6 2B: 1 3B: 1 HR: 2	SF: 0 SAC: 0 DP: 2 HBP: 0	WP: 0 PB: 0 CS: 0	PA: 40	
PITCHER	IP	WLS	BF	H	R	ER	SO	BB	IBB	HBP	BLK	WP	HR	S	P	ERA	WHIP				
Dwight Gooden, R (1, 1) ERA: 3.71	4.0	L	21	7	5	5	4	3	0	0	0	0	2	43	74	11.25	2.500				
Anthony Young, R (5, 1) ERA: 4.53	2.0		9	1	0	0	1	1	0	0	0	0	0	21	33	0.00	1.000				
Mark Dewey, R (7, 1) ERA: 5.19	2.0		7	2	0	0	0	0	0	0	0	0	0	14	16	0.00	1.000				
Tim Burke, R (9, 1) ERA: 6.92	1.0		3	0	0	0	0	0	0	0	0	0	0	6	9	0.00	0.000				

Atlanta Braves @ New York Mets
Shea Stadium, Flushing, NY
Fri May 29 1992, 7:05 PM EDT
Att: 31,866 - Sunny - 67 F

AB 36
R 5
H 10
RBI 5
BB 4
SO 5
LOB 14



Batter	1	2	3	4	5	6	7	8	9	AB	R	H	RBI	BB	SO	LOB	BOTTOM				
Vince Coleman, S (1, 7) OBP: 0.381, SLG: 0.421	K		P6		P8		L7		2B	5	1	1	0	0	1	0					
Willie Randolph, R (1, 4) OBP: 0.347, SLG: 0.311					F9		L9		1B	4	0	2	1	1	0	0					
Howard Johnson, S (1, 8) OBP: 0.323, SLG: 0.335	L9		L9		1B		P7		F7	4	0	0	0	1	0	3					
Eddie Murray, S (1, 3) OBP: 0.359, SLG: 0.430	P6		K							3	0	1	0	1	1	2					
Bobby Bonilla, S (1, 9) OBP: 0.370, SLG: 0.381			G3		G3-1		P8		K	4	0	0	0	0	1	3					
Dave Magadan, L (1, 5) OBP: 0.382, SLG: 0.369			BB		2B		1B		P7	4	0	3	0	0	0	1					
Dick Schofield, R (1, 6) OBP: 0.345, SLG: 0.326			1B		BB		F8		F7	2	0	0	0	2	0	2					
Todd Hundley, S (1, 2) OBP: 0.275, SLG: 0.252										2	0	0	0	0	0	4					
Anthony Young, R (5, 1) OBP: 0.421, SLG: 0.400										1	0	0	0	0	0	1					
Daryl Boston, L (6, PH) OBP: 0.322, SLG: 0.334										0	0	0	0	0	0	0					
Mark Dewey, R (7, 1) ERA: 5.19										0	0	0	0	0	0	0					
Tim Burke, R (9, 1) ERA: 6.92										1	0	0	0	0	0	0					
Chico Walker, S (9, PH) OBP: 0.262, SLG: 0.271										1	0	0	0	0	0	0					
Dwight Gooden, R (1, 1) OBP: 0.304, SLG: 0.304										1	0	0	0	0	0	2					
Mackey Sasser, L (4, PH) OBP: 0.288, SLG: 0.282									F8	3	0	0	0	0	0	3					
Inning Stats	R: 0 H: 1 E: 0 K: 1 S: 10	H: 1 LOB: 2 BB: 1 P: 13	R: 0 H: 1 E: 0 K: 0 S: 9	LOB: 2 BB: 1 P: 17	R: 0 H: 0 E: 0 K: 1 S: 8	LOB: 1 BB: 1 P: 20	R: 0 H: 1 E: 0 K: 0 S: 15	LOB: 2 BB: 1 P: 25	R: 0 H: 1 E: 0 K: 0 S: 10	LOB: 1 BB: 0 P: 13	R: 0 H: 0 E: 0 K: 0 S: 4	H: 0 LOB: 0 BB: 0 P: 7	R: 0 H: 0 E: 0 K: 1 S: 6	LOB: 1 BB: 1 P: 12	R: 1 H: 2 E: 0 K: 0 S: 8	LOB: 1 BB: 0 P: 11	1B: 5 2B: 2 3B: 0 HR: 0	SF: 0 SAC: 0 DP: 0 HBP: 0	WP: 0 PB: 0 CS: 0	PA: 39	
PITCHER	IP	WLS	BF	H	R	ER	SO	BB	IBB	HBP	BLK	WP	HR	S	P	ERA	WHIP				
29 John Smoltz, R (1, 1) ERA: 3.29	8.2	W	38	7	1	1	3	5	0	0	0	0	0	77	134	1.04	1.385				
Mark Wohlers, R (9, 1) ERA:	0.1		1	0	0	0	0	0	0	0	0	0	0	2	3	0.00	0.000				

Atlanta Braves @ New York Mets
Shea Stadium, Flushing, NY
Fri May 29 1992, 7:05 PM EDT
Att: 31,866 - Sunny - 67 F

AB 34
R 1
H 7
RBI 1
BB 5
SO 3
LOB 21



Batter	1	2	3	4	5	6	7	8	9	AB	R	H	RBI	BB	SO	LOB	TOP								
Deion Sanders, L OBP: 0.379, SLG: 0.531	1-1 G4-3 1B		1-1 S 1B	2-2 HR 1B		2-3 K		1-0 BB 1B		5	3	4	1	0	1	0									
Terry Pendleton, S OBP: 0.336, SLG: 0.512	1-0 G4-3		2-3 K	2-1 HR		0-0 P6		4-1 BB 1B		4	1	1	3	1	1	2									
Ron Gant, R OBP: 0.369, SLG: 0.476	2-1 P4		3-2 P3					2-1 BB 1B		4	0	1	1	1	0	2									
David Justice, L OBP: 0.313, SLG: 0.310	1-1 G3		2-2 BB 1B	4-2 BB				2-1 BB 1B		4	0	2	1	1	0	3									
Sid Bream, L OBP: 0.358, SLG: 0.375		1-2 1B 1B	4-1 BB	1-0 F8				1-2 G3		4	0	1	0	1	0	3									
Damon Berryhill, S OBP: 0.236, SLG: 0.408		0-3 K	0-3 K		0-1 F8			1-3 K		5	0	0	0	0	4	4									
Mark Lemke, S OBP: 0.245, SLG: 0.283	1-1 1B		1-0 G4-3	2-2 CS 1B				0-0 BB 1B		5	1	4	0	0	0	0									
Rafael Belliard, R OBP: 0.263, SLG: 0.246	1-3 K		1-2 B2-3	2-3 K				3-1 G5-3		5	0	1	0	0	2	4									
Steve Avery, L OBP: 0.148, SLG: 0.231	0-0 G4-3		4-0 1B HR BB					1-3 K		4	1	0	0	1	2	5									
Mark Wohlers, R ERA: 3.42								0-0 FC4-6		0	0	0	0	0	0	0									
Inning Stats	R: 0 E: 0 K: 0 S: 7	H: 1 LOB: 1 BB: 0 P: 12	R: 0 E: 0 K: 2 S: 13	H: 2 LOB: 2 BB: 0 P: 16	R: 1 E: 0 K: 2 S: 18	H: 2 LOB: 2 BB: 1 P: 30	R: 3 E: 0 K: 0 S: 17	H: 2 LOB: 2 BB: 3 P: 35	R: 0 E: 0 K: 1 S: 10	H: 1 LOB: 0 BB: 0 P: 14	R: 0 E: 0 K: 2 S: 7	H: 0 LOB: 0 BB: 0 P: 11	R: 0 E: 1 K: 1 S: 12	H: 1 LOB: 1 BB: 0 P: 18	R: 2 E: 0 K: 1 S: 13	H: 3 LOB: 2 BB: 1 P: 25	R: 0 E: 0 K: 1 S: 10	H: 2 LOB: 2 BB: 0 P: 16	1B: 13 2B: 0 3B: 0 HR: 1	SF: 0 SAC: 0 DP: 0 HBP: 0	WP: 0 PB: 0 SB: 4 CS: 1	PA: 45			
PITCHER	IP WLS BF H R ER SO BB IBB HBP BLK WP HR S P ERA WHIP	IP WLS BF H R ER SO BB IBB HBP BLK WP HR S P ERA WHIP	IP WLS BF H R ER SO BB IBB HBP BLK WP HR S P ERA WHIP	IP WLS BF H R ER SO BB IBB HBP BLK WP HR S P ERA WHIP	IP WLS BF H R ER SO BB IBB HBP BLK WP HR S P ERA WHIP	IP WLS BF H R ER SO BB IBB HBP BLK WP HR S P ERA WHIP	IP WLS BF H R ER SO BB IBB HBP BLK WP HR S P ERA WHIP	IP WLS BF H R ER SO BB IBB HBP BLK WP HR S P ERA WHIP	IP WLS BF H R ER SO BB IBB HBP BLK WP HR S P ERA WHIP	IP WLS BF H R ER SO BB IBB HBP BLK WP HR S P ERA WHIP	IP WLS BF H R ER SO BB IBB HBP BLK WP HR S P ERA WHIP	IP WLS BF H R ER SO BB IBB HBP BLK WP HR S P ERA WHIP	IP WLS BF H R ER SO BB IBB HBP BLK WP HR S P ERA WHIP	IP WLS BF H R ER SO BB IBB HBP BLK WP HR S P ERA WHIP	IP WLS BF H R ER SO BB IBB HBP BLK WP HR S P ERA WHIP	IP WLS BF H R ER SO BB IBB HBP BLK WP HR S P ERA WHIP	IP WLS BF H R ER SO BB IBB HBP BLK WP HR S P ERA WHIP	IP WLS BF H R ER SO BB IBB HBP BLK WP HR S P ERA WHIP	IP WLS BF H R ER SO BB IBB HBP BLK WP HR S P ERA WHIP	IP WLS BF H R ER SO BB IBB HBP BLK WP HR S P ERA WHIP	IP WLS BF H R ER SO BB IBB HBP BLK WP HR S P ERA WHIP	IP WLS BF H R ER SO BB IBB HBP BLK WP HR S P ERA WHIP	IP WLS BF H R ER SO BB IBB HBP BLK WP HR S P ERA WHIP	IP WLS BF H R ER SO BB IBB HBP BLK WP HR S P ERA WHIP	IP WLS BF H R ER SO BB IBB HBP BLK WP HR S P ERA WHIP

Atlanta Braves @ New York Mets
Shea Stadium, Flushing, NY
Sat May 30 1992, 3:33 AM EDT
Att: 46,261 - Cloudy - 68 F

AB 40
R 6
H 14
RBI 6
BB 5
SO 10
LOB 23



Batter	1	2	3	4	5	6	7	8	9	AB	R	H	RBI	BB	SO	LOB	BOTTOM								
Vince Coleman, S OBP: 0.440, SLG: 0.455	0-2 CS 1B	4-0 BB		0-0 G4-1				2-1 1B		3	0	2	1	1	0	2									
Willie Randolph, R OBP: 0.339, SLG: 0.303	3-2 G1-4-3	3-2 G5-3			0-0 G6-3			0-0 F8		4	0	0	0	0	0	5									
Wally Whitehurst, R OBP: 0.400, SLG: 0.500	1-3									0	0	0	0	0	0	0									
Tim Burke, R ERA: 6.43										0	0	0	0	0	0	0									
Howard Johnson, S OBP: 0.327, SLG: 0.335	4-2 E BB		1-0 F7		1-3 K			1-0 G6-4-3 1B		3	0	1	0	1	1	0									
Eddie Murray, S OBP: 0.352, SLG: 0.420	3-3 K		1-3 K		0-0 F9			2-2 G6-4-3		4	0	0	0	0	2	2									
Bobby Bonilla, S OBP: 0.363, SLG: 0.372		1-1 L7	0-1 G6-3			3-2 F9		2-2 F9		4	0	0	0	0	0	0									
Dave Magadan, L OBP: 0.391, SLG: 0.379	2-1 E BB 1B			1-2 SH1-3 BB 1B				1-2 G5-3		4	1	3	0	0	0	0									
Dick Schofield, R OBP: 0.343, SLG: 0.319	1-2 E7 BB			4-2 SH1-3 BB				1-0 F8		3	0	0	0	1	0	2									
Todd Hundley, S OBP: 0.273, SLG: 0.289	0-0 P4			0-1 SH1-3				1-0 G6-3		1	0	0	0	0	0	2									
Paul Gibson, R OBP: 0.250, SLG: 0.167										0	0	0	0	0	0	0									
Junior Noboa, R OBP: 0.250, SLG: 0.167										1	0	0	0	0	0	0									
Daryl Boston, L OBP: 0.320, SLG: 0.391										1	0	0	0	0	0	1									
David Cone, L OBP: 0.100, SLG: 0.036										0	0	0	0	1	0	0									
Charlie O'Brien, R OBP: 0.350, SLG: 0.380										2	0	0	0	0	0	2									
Chico Walker, S OBP: 0.258, SLG: 0.267										1	0	0	0	0	1	1									
Inning Stats	R: 0 E: 0 K: 1 S: 11	H: 1 LOB: 3 BB: 2 P: 21	R: 1 E: 1 K: 0 S: 11	H: 1 LOB: 3 BB: 2 P: 26	R: 0 E: 0 K: 1 S: 7	H: 0 LOB: 0 BB: 0 P: 9	R: 0 E: 0 K: 0 S: 13	H: 1 LOB: 2 BB: 1 P: 20	R: 0 E: 0 K: 1 S: 5	H: 0 LOB: 0 BB: 0 P: 6	R: 0 E: 0 K: 0 S: 7	H: 0 LOB: 0 BB: 0 P: 12	R: 0 E: 0 K: 0 S: 7	H: 1 LOB: 1 BB: 0 P: 13	R: 0 E: 0 K: 0 S: 8	H: 1 LOB: 0 BB: 0 P: 13	R: 0 E: 0 K: 1 S: 13	H: 1 LOB: 1 BB: 0 P: 21	1B: 6 2B: 0 3B: 0 HR: 0	SF: 0 SAC: 1 DP: 1 HBP: 0	WP: 0 PB: 0 SB: 2 CS: 1	PA: 36			
PITCHER	IP WLS BF H R ER SO BB IBB HBP BLK WP HR S P ERA WHIP	IP WLS BF H R ER SO BB IBB HBP BLK WP HR S P ERA WHIP	IP WLS BF H R ER SO BB IBB HBP BLK WP HR S P ERA WHIP	IP WLS BF H R ER SO BB IBB HBP BLK WP HR S P ERA WHIP	IP WLS BF H R ER SO BB IBB HBP BLK WP HR S P ERA WHIP	IP WLS BF H R ER SO BB IBB HBP BLK WP HR S P ERA WHIP	IP WLS BF H R ER SO BB IBB HBP BLK WP HR S P ERA WHIP	IP WLS BF H R ER SO BB IBB HBP BLK WP HR S P ERA WHIP	IP WLS BF H R ER SO BB IBB HBP BLK WP HR S P ERA WHIP	IP WLS BF H R ER SO BB IBB HBP BLK WP HR S P ERA WHIP	IP WLS BF H R ER SO BB IBB HBP BLK WP HR S P ERA WHIP	IP WLS BF H R ER SO BB IBB HBP BLK WP HR S P ERA WHIP	IP WLS BF H R ER SO BB IBB HBP BLK WP HR S P ERA WHIP	IP WLS BF H R ER SO BB IBB HBP BLK WP HR S P ERA WHIP	IP WLS BF H R ER SO BB IBB HBP BLK WP HR S P ERA WHIP	IP WLS BF H R ER SO BB IBB HBP BLK WP HR S P ERA WHIP	IP WLS BF H R ER SO BB IBB HBP BLK WP HR S P ERA WHIP	IP WLS BF H R ER SO BB IBB HBP BLK WP HR S P ERA WHIP	IP WLS BF H R ER SO BB IBB HBP BLK WP HR S P ERA WHIP	IP WLS BF H R ER SO BB IBB HBP BLK WP HR S P ERA WHIP	IP WLS BF H R ER SO BB IBB HBP BLK WP HR S P ERA WHIP	IP WLS BF H R ER SO BB IBB HBP BLK WP HR S P ERA WHIP	IP WLS BF H R ER SO BB IBB HBP BLK WP HR S P ERA WHIP	IP WLS BF H R ER SO BB IBB HBP BLK WP HR S P ERA WHIP	IP WLS BF H R ER SO BB IBB HBP BLK WP HR S P ERA WHIP

Atlanta Braves @ New York Mets
Shea Stadium, Flushing, NY
Sat May 30 1992, 3:33 AM EDT
Att: 46,261 - Cloudy - 68 F

AB 31
R 1
H 6
RBI 1
BB 4
SO 4
LOB 17



Batter	1	2	3	4	5	6	7	8	9	AB	R	H	RBI	BB	SO	LOB	TOP				
Mike Felder, S OBP: 0.357, SLG: 0.433 (1, 8)	4-0 1B PB BB		1-2 F7			2-1 P2		1-1 L5-3 1B		3	0	1	0	1	0	0					
Willie McGee, S OBP: 0.331, SLG: 0.350 Darren Lewis, R OBP: 0.313, SLG: 0.267 (1, 9)	2-1 CS 1B		2-3 K			2-1 F9		0-0 L5-3 1-2		2	0	1	0	0	1	0					
Chris James, R OBP: 0.246, SLG: 0.173 (1, 7)	0-2 P6		2-2 G6-3			2-2 FC6-4 1B		1-0 L4		4	0	1	0	0	0	2					
Matt Williams, R OBP: 0.298, SLG: 0.459 Greg Litton, R OBP: 0.298, SLG: 0.367 (1, 5)	3-3 SAFE K 1-2				2-1 G6-3		2-1 F8		2-2 1B 1B		2	0	0	0	1	2					
Robby Thompson, R OBP: 0.406, SLG: 0.500 Kevin Bass, S OBP: 0.267, SLG: 0.366 (6, PH)		3-2 F7		2-3 K		0-0 FC6-4 1-2		2-3 K		2	0	0	0	0	1	0					
Cory Snyder, R OBP: 0.288, SLG: 0.440 (1, 3)		0-0 S 1B		2-0 HR			2-2 F9		1-0 1-2 1B		4	1	3	1	0	0					
Kirt Manwaring, R OBP: 0.352, SLG: 0.321 (1, 2)		3-3 K 1-2		2-3 K			3-2 F9		0-0 G5-3		4	0	0	0	0	2	3				
Royce Clayton, R OBP: 0.280, SLG: 0.321 (1, 6)		4-0 IBB				2-3 K		1-1 P4		2	0	0	0	1	1	0					
John Burkett, R OBP: 0.100, SLG: 0.105 Dave Burba, R OBP: 0.280, SLG: 0.321 Kelly Downs, R OBP: 0.280, SLG: 0.321 (1, 1)		2-3 K		0-3 K			0-1 P2			1	0	0	0	0	1	2					
										1	0	0	0	0	1	0					
										1	0	0	0	0	0	0					
Inning Stats	R: 0 E: 0 K: 1 S: 12	H: 1 LOB: 1 BB: 1 P: 21	R: 0 E: 0 K: 2 S: 10	H: 1 LOB: 2 BB: 1 P: 22	R: 0 E: 0 K: 1 S: 14	H: 0 LOB: 0 BB: 0 P: 19	R: 1 E: 0 K: 2 S: 9	H: 1 LOB: 0 BB: 0 P: 17	R: 0 E: 0 K: 0 S: 9	H: 0 LOB: 1 BB: 0 P: 15	R: 0 E: 0 K: 0 S: 16	H: 0 LOB: 0 BB: 0 P: 22	R: 0 E: 0 K: 0 S: 5	H: 1 LOB: 0 BB: 0 P: 6	R: 0 E: 0 K: 1 S: 11	H: 2 LOB: 2 BB: 0 P: 17	1B: 6 2B: 1 3B: 0 HR: 1	SF: 0 SAC: 0 DP: 1 HBP: 0	WP: 0 PB: 1 SB: 1 CS: 1	PA: 34	
PITCHER	IP WLS BF H R ER SO BB IBB HBP BLK WP HR S P ERA WHIP	IP WLS BF H R ER SO BB IBB HBP BLK WP HR S P ERA WHIP	IP WLS BF H R ER SO BB IBB HBP BLK WP HR S P ERA WHIP	IP WLS BF H R ER SO BB IBB HBP BLK WP HR S P ERA WHIP	IP WLS BF H R ER SO BB IBB HBP BLK WP HR S P ERA WHIP	IP WLS BF H R ER SO BB IBB HBP BLK WP HR S P ERA WHIP	IP WLS BF H R ER SO BB IBB HBP BLK WP HR S P ERA WHIP	IP WLS BF H R ER SO BB IBB HBP BLK WP HR S P ERA WHIP	IP WLS BF H R ER SO BB IBB HBP BLK WP HR S P ERA WHIP	IP WLS BF H R ER SO BB IBB HBP BLK WP HR S P ERA WHIP	IP WLS BF H R ER SO BB IBB HBP BLK WP HR S P ERA WHIP	IP WLS BF H R ER SO BB IBB HBP BLK WP HR S P ERA WHIP	IP WLS BF H R ER SO BB IBB HBP BLK WP HR S P ERA WHIP	IP WLS BF H R ER SO BB IBB HBP BLK WP HR S P ERA WHIP	IP WLS BF H R ER SO BB IBB HBP BLK WP HR S P ERA WHIP	IP WLS BF H R ER SO BB IBB HBP BLK WP HR S P ERA WHIP	IP WLS BF H R ER SO BB IBB HBP BLK WP HR S P ERA WHIP	IP WLS BF H R ER SO BB IBB HBP BLK WP HR S P ERA WHIP	IP WLS BF H R ER SO BB IBB HBP BLK WP HR S P ERA WHIP	IP WLS BF H R ER SO BB IBB HBP BLK WP HR S P ERA WHIP	IP WLS BF H R ER SO BB IBB HBP BLK WP HR S P ERA WHIP

San Francisco Giants @ New York Mets
Shea Stadium, Flushing, NY
Mon Jun 01 1992, 7:05 PM EDT
Att: 16,331 - Cloudy - 62 F

AB	32
R	1
H	7
RBI	1
BB	2
SO	9
LOB	13



Batter	1	2	3	4	5	6	7	8	9	AB	R	H	RBI	BB	SO	LOB	BOTTOM				
Vince Coleman, S OBP: 0.500, SLG: 0.500 (1, 7)	4-2 E S 1B BB	1-0 SH1-3	2-2 FC6-4 1B		2-2 2B 1B	3-2 1B		3-1 G5-3		4	2	3	0	1	0	0					
Willie Randolph, R OBP: 0.343, SLG: 0.310 Bill Pecota, R OBP: 0.243, SLG: 0.221 (1, 4)	3-1 FC3-6 HBP	1-2 E8 2B HR	1-0 FC6-4 1-2		2-0 1B G4-3 2B	3-1 F9		3-3 K		3	1	1	1	0	0	1					
Howard Johnson, S OBP: 0.328, SLG: 0.343 Tim Burke, R OBP: 0.280, SLG: 0.321 Jeff Innis, R OBP: 0.280, SLG: 0.321 (1, 8)	1-1 FC3-6 1B 1-2	0-2 HR 2B		0-0 P7	3-2 G4-3 2B 1B	0-0 G6-3				5	3	2	0	0	0	3					
Eddie Murray, S OBP: 0.350, SLG: 0.413 Mackey Sasser, L OBP: 0.296, SLG: 0.325 (1, 3)	2-3 K	4-0 HR IBB		1-2 G5-3	3-1 G4-3		0-0 G4-3 2B		3	1	0	1	1	1	1	3					
Bobby Bonilla, S OBP: 0.378, SLG: 0.406 (1, 9)	1-0 1B	2-2 HR		4-2 BB 1B 2B	0-0 1B 2B		4-1 G4-3 BB		3	3	3	6	2	0	0						
Dave Magadan, L OBP: 0.397, SLG: 0.386 (1, 5)	1-1 1B	1-1 G1-3		2-2 BB 1B	0-1 WP 1B		0-2 G4-3		5	1	3	2	0	0	2						
Dick Schofield, R OBP: 0.347, SLG: 0.319 Junior Noboa, R OBP: 0.244, SLG: 0.162 (1, 6)	0-0 F8	1-2 P4		4-1 2B BB	0-1 WP 1B		0-3 K		3	0	1	0	1	0	2						
Todd Hundley, S OBP: 0.278, SLG: 0.314 (1, 2)		0-0 E 2B	0-3 K	0-0 1-2 2-3 3-H	2-3 K		2-1 F8		5	1	2	2	0	2	4						
Sid Fernandez, L OBP: 0.130, SLG: 0.130 Daryl Boston, L OBP: 0.317, SLG: 0.387 (1, 1)		0-1 FC SH1-3 E	1-2 F8		2-3 K		0-0 F7		3-3 K		4	1	0	0	1	0					
										1	0	0	0	0	1	0					
Inning Stats	R: 2 E: 0 K: 1 S: 15	H: 2 LOB: 2 BB: 1 P: 26	R: 6 E: 2 K: 0 S: 21	H: 3 LOB: 0 BB: 1 P: 33	R: 0 E: 0 K: 1 S: 11	H: 1 LOB: 0 BB: 0 P: 15	R: 2 E: 0 K: 0 S: 14	H: 2 LOB: 2 BB: 2 P: 25	R: 4 E: 0 K: 2 S: 24	H: 6 LOB: 2 BB: 0 P: 38	R: 0 E: 0 K: 0 S: 7	H: 1 LOB: 1 BB: 0 P: 13	R: 0 E: 0 K: 1 S: 10	H: 1 LOB: 2 BB: 1 P: 16	R: 0 E: 0 K: 2 S: 8	H: 0 LOB: 0 BB: 0 P: 17	1B: 9 2B: 6 3B: 0 HR: 1	SF: 0 SAC: 1 DP: 0 HBP: 1	WP: 1 PB: 0 SB: 1 CS: 0	PA: 47	
PITCHER	IP WLS BF H R ER SO BB IBB HBP BLK WP HR S P ERA WHIP	IP WLS BF H R ER SO BB IBB HBP BLK WP HR S P ERA WHIP	IP WLS BF H R ER SO BB IBB HBP BLK WP HR S P ERA WHIP	IP WLS BF H R ER SO BB IBB HBP BLK WP HR S P ERA WHIP	IP WLS BF H R ER SO BB IBB HBP BLK WP HR S P ERA WHIP	IP WLS BF H R ER SO BB IBB HBP BLK WP HR S P ERA WHIP	IP WLS BF H R ER SO BB IBB HBP BLK WP HR S P ERA WHIP	IP WLS BF H R ER SO BB IBB HBP BLK WP HR S P ERA WHIP	IP WLS BF H R ER SO BB IBB HBP BLK WP HR S P ERA WHIP	IP WLS BF H R ER SO BB IBB HBP BLK WP HR S P ERA WHIP	IP WLS BF H R ER SO BB IBB HBP BLK WP HR S P ERA WHIP	IP WLS BF H R ER SO BB IBB HBP BLK WP HR S P ERA WHIP	IP WLS BF H R ER SO BB IBB HBP BLK WP HR S P ERA WHIP	IP WLS BF H R ER SO BB IBB HBP BLK WP HR S P ERA WHIP	IP WLS BF H R ER SO BB IBB HBP BLK WP HR S P ERA WHIP	IP WLS BF H R ER SO BB IBB HBP BLK WP HR S P ERA WHIP	IP WLS BF H R ER SO BB IBB HBP BLK WP HR S P ERA WHIP	IP WLS BF H R ER SO BB IBB HBP BLK WP HR S P ERA WHIP	IP WLS BF H R ER SO BB IBB HBP BLK WP HR S P ERA WHIP	IP WLS BF H R ER SO BB IBB HBP BLK WP HR S P ERA WHIP	IP WLS BF H R ER SO BB IBB HBP BLK WP HR S P ERA WHIP

San Francisco Giants @ New York Mets
Shea Stadium, Flushing, NY
Mon Jun 01 1992, 7:05 PM EDT
Att: 16,331 - Cloudy - 62 F

AB	40
R	14
H	16
RBI	12
BB	5
SO	7
LOB	18



Batter	1	2	3	4	5	6	7	8	9	AB	R	H	RBI	BB	SO	LOB	TOP			
Mike Felder, S OBP: 0.359, SLG: 0.426	P8		1B	F9			K		BB	4	0	1	0	1	1	2				
Robby Thompson, R OBP: 0.396, SLG: 0.485	G6-3		BB	FC6-4			F8		G5-3	5	0	1	0	0	0	3				
Will Clark, L OBP: 0.423, SLG: 0.463	1B		BB				F8			2	0	1	0	2	0	0				
Matt Williams, R OBP: 0.292, SLG: 0.448	F8		F8						G5-3	4	0	0	0	0	0	5				
Cory Snyder, R OBP: 0.298, SLG: 0.462										3	1	1	0	1	2	0				
Chris James, R OBP: 0.246, SLG: 0.182	G4-3								SF8	3	1	1	1	0	0	1				
Dave Righetti, L				2B						0	0	0	0	0	0	0				
Jim McNamara, L OBP: 0.328, SLG: 0.351	G3-1									3	1	1	1	0	0	0				
Kirt Manwaring, R OBP: 0.349, SLG: 0.319				1B						1	0	0	0	0	0	0				
Royce Clayton, R OBP: 0.279, SLG: 0.319										4	0	1	0	0	0	0				
Trevor Wilson, L OBP: 0.154, SLG: 0.167										1	0	0	0	0	0	0				
Willie McCree, S OBP: 0.330, SLG: 0.354										0	0	0	0	0	0	0				
Rod Beck, R										0	0	0	0	0	0	0				
Darren Lewis, R OBP: 0.265, SLG: 0.265										0	0	0	0	0	0	0				
Bryan Hickerson, L										0	0	0	0	0	0	0				
Kevin Bass, S OBP: 0.294, SLG: 0.303										1	0	0	0	0	0	0				
Inning Stats	R: 0 E: 0 K: 0 S: 11	H: 1 LOB: 1 BB: 0 P: 20	R: 0 E: 0 K: 1 S: 8	H: 0 LOB: 0 BB: 0 P: 11	R: 0 E: 0 K: 0 S: 19	H: 2 LOB: 3 BB: 1 P: 29	R: 2 E: 0 K: 1 S: 13	H: 4 LOB: 2 BB: 0 P: 23	R: 0 E: 0 K: 0 S: 6	H: 0 LOB: 1 BB: 2 P: 15	R: 0 E: 0 K: 1 S: 8	H: 0 LOB: 0 BB: 0 P: 13	R: 1 E: 0 K: 0 S: 12	H: 1 LOB: 0 BB: 0 P: 18	R: 0 E: 0 K: 0 S: 10	H: 0 LOB: 1 BB: 1 P: 20	1B: 6 2B: 1 3B: 1 HR: 0	SF: 1 SAC: 0 DP: 1 HBP: 0	WP: 0 PB: 0 SB: 0 CS: 0	PA: 38
PITCHER	IP WLS BF H R ER SO BB IBB HBP BLK WP HR S P ERA WHIP																			
Anthony Young, R ERA: 4.88	(1, 1) 3.1 18 7 2 2 2 1 0 0 0 0 0 0 47 76 5.40 2.400																			
Wally Whitehurst, R ERA: 3.1	(4, 1) 2.2 W 9 0 0 0 0 2 0 0 0 0 0 0 18 33 0.00 0.750																			
Paul Gibson, L ERA: 4.88	(7, 1) 1.0 3 0 0 0 1 0 0 0 0 0 0 0 8 13 0.00 0.000																			
Jeff Innis, R ERA: 3.12	(8, 1) 0.2 3 1 1 1 0 0 0 0 0 0 0 0 9 12 13.50 1.500																			
John Franco, L ERA:	(8, 1) 1.1 S 5 0 0 0 0 1 0 0 0 0 0 0 13 26 0.00 0.750																			

San Francisco Giants @ New York Mets
Shea Stadium, Flushing, NY
Tue Jun 02 1992, 7:05 PM EDT
Att: 22,887 - Cloudy - 72 F

AB	33
R	3
H	8
RBI	3
BB	4
SO	3
LOB	11



Batter	1	2	3	4	5	6	7	8	9	AB	R	H	RBI	BB	SO	LOB	BOTTOM			
Vince Coleman, S OBP: 0.471, SLG: 0.467	G4-3		BB	G1-3			F8			4	1	1	0	0	0	0				
Willie Randolph, R OBP: 0.351, SLG: 0.317	1B		BB				G6-3			3	1	2	0	1	0	0				
Howard Johnson, S OBP: 0.332, SLG: 0.343	FC6-4		HR				F8			3	1	1	0	1	1	1				
Eddie Murray, S OBP: 0.348, SLG: 0.426	P2		HR				K			4	1	1	4	0	1	3				
Bobby Bonilla, S OBP: 0.376, SLG: 0.399	FC6-4						K			3	0	0	0	1	2	3				
Dave Magadan, L OBP: 0.399, SLG: 0.385							G1-3			3	0	1	0	1	0	0				
Charlie O'Brien, R OBP: 0.328, SLG: 0.352	F7		P4				F9			4	0	0	0	0	0	3				
Dick Schofield, R OBP: 0.341, SLG: 0.313							F8			3	0	0	0	0	1	0				
Anthony Young, R ERA: 4.77	(1, 1) 3.0 L 16 5 4 4 3 2 0 0 0 0 0 0 0 41 68 12.00 2.333																			
Rod Beck, R ERA: 2.25	(4, 1) 2.0 7 1 0 0 3 0 0 0 0 0 0 0 21 32 0.00 0.500																			
Bryan Hickerson, L ERA: 2.3	(6, 1) 2.0 6 0 0 0 0 0 0 0 0 0 0 0 11 15 0.00 0.000																			
Dave Righetti, L ERA: 4.95	(8, 1) 1.0 5 0 0 0 1 2 0 0 0 0 0 0 13 27 0.00 2.000																			
Inning Stats	R: 0 E: 0 K: 0 S: 12	H: 2 LOB: 2 BB: 0 P: 20	R: 0 E: 0 K: 1 S: 8	H: 0 LOB: 0 BB: 0 P: 12	R: 4 E: 0 K: 2 S: 21	H: 3 LOB: 1 BB: 2 P: 36	R: 0 E: 0 K: 1 S: 9	H: 0 LOB: 0 BB: 0 P: 14	R: 0 E: 0 K: 2 S: 12	H: 1 LOB: 1 BB: 0 P: 18	R: 0 E: 0 K: 0 S: 7	H: 0 LOB: 0 BB: 0 P: 9	R: 0 E: 0 K: 0 S: 4	H: 0 LOB: 0 BB: 0 P: 6	R: 0 E: 0 K: 1 S: 13	H: 0 LOB: 2 BB: 2 P: 27	1B: 5 2B: 0 3B: 0 HR: 1	SF: 0 SAC: 0 DP: 0 HBP: 0	WP: 0 PB: 0 SB: 1 CS: 0	PA: 34
PITCHER	IP WLS BF H R ER SO BB IBB HBP BLK WP HR S P ERA WHIP																			
Trevor Wilson, L ERA: 4.77	(1, 1) 3.0 L 16 5 4 4 3 2 0 0 0 0 0 0 0 41 68 12.00 2.333																			
Rod Beck, R ERA: 2.25	(4, 1) 2.0 7 1 0 0 3 0 0 0 0 0 0 0 21 32 0.00 0.500																			
Bryan Hickerson, L ERA: 2.3	(6, 1) 2.0 6 0 0 0 0 0 0 0 0 0 0 0 11 15 0.00 0.000																			
Dave Righetti, L ERA: 4.95	(8, 1) 1.0 5 0 0 0 1 2 0 0 0 0 0 0 13 27 0.00 2.000																			

San Francisco Giants @ New York Mets
Shea Stadium, Flushing, NY
Tue Jun 02 1992, 7:05 PM EDT
Att: 22,887 - Cloudy - 72 F

AB	30
R	4
H	6
RBI	4
BB	4
SO	7
LOB	10



Batter	1	2	3	4	5	6	7	8	9	AB	R	H	RBI	BB	SO	LOB	TOP			
Vince Coleman, S (1, 7) OBP: 0.447, SLG: 0.441	B3		G6-3		K			BB 1B SF7 1B		4	1	1	0	0	1	1	New York Mets @ Pittsburgh Pirates Three Rivers Stadium, Pittsburgh, PA Thu Jun 04 1992, 7:05 PM EDT Att: 24,907 - Cloudy - 61 F			
Willie Randolph, R (1, 4) OBP: 0.349, SLG: 0.315	E5		K		F7			WP BB 1B		4	0	1	0	0	1	1				
Howard Johnson, S (1, 8) OBP: 0.335, SLG: 0.343	K				FC3-6 1B 1B		L6	WP BB 1B		3	1	1	0	1	1	1				
Eddie Murray, S (1, 3) OBP: 0.346, SLG: 0.425	K				FC3-6 1B		K	SF7		3	0	1	1	0	2	1				
Bobby Bonilla, S (1, 9) OBP: 0.369, SLG: 0.390		G4-3			FC3-6 1B L3-6 1B		K	G6-3		4	0	0	0	0	1	4				
Dave Magadan, L (1, 5) OBP: 0.301, SLG: 0.384									G1-3	3	0	1	1	1	1	0				
Mackey Sasser, L (1, 2) Bill Pecota, R (0, PH) OBP: 0.237, SLG: 0.214		BB			L3-6		F7		F9	3	0	0	0	0	0	3				
Dick Schofield, R (1, 6) OBP: 0.339, SLG: 0.311							F8		G6-3	4	0	1	0	0	1	1				
Dwight Gooden, R (1, 1) Paul Gibson, R (6, 1) Daryl Boston, L (0, PH) Mark Dewey, R (8, 1)					F9		FC2-6		L9	2	0	0	0	0	0	1				
										0	0	0	0	0	0	0				
										0	0	0	0	0	0	0				
Inning Stats	R: 0 E: 1 K: 2 S: 10	H: 0 LOB: 1 BB: 0 P: 15	R: 0 E: 0 K: 1 S: 7	H: 0 LOB: 1 BB: 1 P: 13	R: 0 E: 0 K: 1 S: 7	H: 0 LOB: 0 BB: 0 P: 12	R: 1 E: 0 K: 0 S: 10	H: 3 LOB: 1 BB: 0 P: 15	R: 0 E: 0 K: 1 S: 8	H: 1 LOB: 0 BB: 0 P: 12	R: 0 E: 0 K: 1 S: 6	H: 0 LOB: 0 BB: 0 P: 10	R: 1 E: 0 K: 0 S: 10	H: 2 LOB: 2 BB: 1 P: 19	R: 0 E: 0 K: 0 S: 7	H: 0 LOB: 0 BB: 0 P: 8	1B: 6 2B: 1 3B: 0 HR: 0	SF: 1 SAC: 0 DP: 1 HBP: 0	WP: 1 PB: 0 SB: 0 CS: 0	PA: 35
PITCHER	IP WLS BF H R ER SO BB IBB HBP BLK WP HR S P ERA WHIP																			
Doug Drabek, R (1, 1) ERA: 2.94	7.1 W 30 6 2 2 8 2 0 0 0 0 0 62 103 2.46 1.091																			
Bob Patterson, L (8, 1) ERA: 2.95	1.2 S 5 0 0 0 0 0 0 0 0 0 1 0 11 14 0.00 0.000																			

AB	32
R	2
H	6
RBI	2
BB	2
SO	8
LOB	13



Batter	1	2	3	4	5	6	7	8	9	AB	R	H	RBI	BB	SO	LOB	BOTTOM			
Cecil Espy, S (1, 9) OBP: 0.354, SLG: 0.419	G6-3		K2-3		L7-4 S BB		G5-3			3	0	0	0	2	1	1	New York Mets @ Pittsburgh Pirates Three Rivers Stadium, Pittsburgh, PA Thu Jun 04 1992, 7:05 PM EDT Att: 24,907 - Cloudy - 61 F			
Jay Bell, R (1, 6) OBP: 0.338, SLG: 0.308	F9		K		L7-4				G4-3	4	0	0	0	1	1	3				
Andy Van Slyke, L (1, 8) OBP: 0.435, SLG: 0.483	L3		K				G3		F8	4	0	0	0	0	1	2				
Barry Bonds, L (1, 7) OBP: 0.440, SLG: 0.631		1B 1B BB			G3 1B 2B			HR	K	3	3	2	1	1	1	2				
Orlando Merced, S (1, 3) OBP: 0.374, SLG: 0.364		S 1B 1B			G3					4	2	3	0	0	0	1				
Steve Buechele, R (1, 5) OBP: 0.359, SLG: 0.459		K			G5-4-3 1B					3	1	2	3	1	1	2				
Michael LaValliere, L (1, 2) OBP: 0.352, SLG: 0.292	P5				G5-4-3				F7	4	0	0	0	0	0	5				
Jose Lind, R (1, 4) OBP: 0.273, SLG: 0.291		1B							F8	3	1	1	2	1	0	3				
Doug Drabek, R (1, 1) Bob Patterson, R (8, 1)					SH BB					2	0	1	0	0	1	1				
										1	0	0	0	0	1	1				
Inning Stats	R: 0 E: 0 K: 0 S: 6	H: 0 LOB: 0 BB: 0 P: 11	R: 2 E: 0 K: 2 S: 14	H: 2 LOB: 1 BB: 1 P: 22	R: 0 E: 0 K: 3 S: 10	H: 0 LOB: 0 BB: 0 P: 17	R: 1 E: 0 K: 0 S: 5	H: 2 LOB: 0 BB: 0 P: 8	R: 1 E: 1 K: 0 S: 11	H: 0 LOB: 2 BB: 2 P: 21	R: 1 E: 0 K: 0 S: 8	H: 2 LOB: 2 BB: 1 P: 20	R: 0 E: 0 K: 1 S: 11	H: 1 LOB: 1 BB: 1 P: 22	R: 2 E: 1 K: 1 S: 18	H: 2 LOB: 2 BB: 1 P: 30	1B: 4 2B: 4 3B: 0 HR: 2	SF: 0 SAC: 1 DP: 2 HBP: 0	WP: 0 PB: 0 SB: 3 CS: 0	PA: 38
PITCHER	IP WLS BF H R ER SO BB IBB HBP BLK WP HR S P ERA WHIP																			
Dwight Gooden, R (1, 1) ERA: 3.95	5.1 L 24 4 0 0 0 0 4 0 0 0 0 0 50 92 6.75 1.875																			
Paul Gibson, L (6, 1) ERA: 4.56	1.2 7 1 0 0 1 1 0 0 0 0 0 0 15 29 0.00 1.200																			
Mark Dewey, R (8, 1) ERA: 6.52	1.0 7 2 2 2 1 1 0 0 0 0 0 1 18 30 18.00 3.000																			

AB	31
R	7
H	9
RBI	6
BB	6
SO	7
LOB	21



Batter	1	2	3	4	5	6	7	8	9	AB	R	H	RBI	BB	SO	LOB	TOP	
Vince Coleman, S (1, 7) Daryl Boston, L (9, 7) OBP: 0.458, SLG: 0.476 OBP: 0.323, SLG: 0.400	0-2 1B SF7 2B		1-2 F9	2-0 F8		4-2 BB 1B BB	4-2 BB		3-2 HR 1B	3	2	1	0	2	0	0		
Willie Randolph, R (1, 4) Chico Walker, S (7, 7) OBP: 0.380, SLG: 0.326 OBP: 0.261, SLG: 0.317	1-2 SF7 G3-1 1B		3-2 L7	2-2 F8		0-1 1B BB E 1B	0-0 F7		0-0 HR	4	2	2	0	0	0	0		
Howard Johnson, S (1, 8) OBP: 0.345, SLG: 0.348	0-0 G3-1		1-1 1B		2-2 CS 1B	4-0 E 2B BB	3-3 K		2-3 K	5	1	2	1	1	2	4		
Eddie Murray, S (1, 3) Bill Peocota, R (7, 5) OBP: 0.350, SLG: 0.435 OBP: 0.241, SLG: 0.219	1-1 SF7		2-2 SAFE F7		4-0 BB	1-2 BB		1-2 G4-3	2-2 G5-3	2	1	1	2	1	0	1		
Bobby Bonilla, S (1, 9) OBP: 0.379, SLG: 0.424	0-0 1B			0-1 1B 1B	4-2 FC5 BB	0-0 1B		0-0 HR		4	2	4	4	1	0	0		
Dave Magadan, L (1, 5) Mackey Sasser, L (7, 3) OBP: 0.402, SLG: 0.382 OBP: 0.261, SLG: 0.295	1-2 F9		1-1 HR 1B	1-1 F8	4-2 G6-4-3 BB			1-0 G3		3	1	1	0	1	0	3		
Dick Schofield, R (1, 6) Junior Noboa, R (8, 4) OBP: 0.332, SLG: 0.304 OBP: 0.244, SLG: 0.162		0-0 F9		2-0 HR 1B	1-0 FC5	0-1 G6-4-3		1-1 P4		5	1	1	1	0	0	4		
Todd Hundley, S (1, 2) OBP: 0.268, SLG: 0.327		2-2 L5		3-1 HR		0-0 G3	0-1 F8		1-3 K	5	1	1	3	0	1	0		
Sid Fernandez, L (1, 1) OBP: 0.214, SLG: 0.250		0-3 K		1-3 K		0-0 1B BB 2B	2-2 BB 1B		1-1 HR 1B	5	2	3	0	0	2	0		
Inning Stats	R: 2 H: 3 E: 0 K: 0 S: 14	L: 3 LOB: 1 BB: 0 P: 17	R: 0 H: 0 E: 0 K: 1 S: 9	H: 0 LOB: 0 BB: 0 P: 11	R: 0 H: 1 E: 0 K: 0 S: 15	H: 1 LOB: 1 BB: 0 P: 22	R: 4 H: 4 E: 0 K: 1 S: 14	H: 4 LOB: 2 BB: 2 P: 25	R: 0 H: 1 E: 0 K: 0 S: 9	H: 1 LOB: 2 BB: 1 P: 20	R: 1 H: 1 E: 0 K: 0 S: 7	H: 1 LOB: 0 BB: 0 P: 10	R: 3 H: 3 E: 0 K: 2 S: 20	H: 3 LOB: 0 BB: 0 P: 29	1B: 12 2B: 3 3B: 0 HR: 3	SF: 1 SAC: 0 DP: 1 HBP: 0	WP: 0 PB: 0 SB: 0 CS: 1	PA: 49
PITCHER	IP WLS BF H R ER SO BB IBB HBP BLK WP HR S P ERA WHIP	IP WLS BF H R ER SO BB IBB HBP BLK WP HR S P ERA WHIP	IP WLS BF H R ER SO BB IBB HBP BLK WP HR S P ERA WHIP	IP WLS BF H R ER SO BB IBB HBP BLK WP HR S P ERA WHIP	IP WLS BF H R ER SO BB IBB HBP BLK WP HR S P ERA WHIP	IP WLS BF H R ER SO BB IBB HBP BLK WP HR S P ERA WHIP	IP WLS BF H R ER SO BB IBB HBP BLK WP HR S P ERA WHIP	IP WLS BF H R ER SO BB IBB HBP BLK WP HR S P ERA WHIP	IP WLS BF H R ER SO BB IBB HBP BLK WP HR S P ERA WHIP	IP WLS BF H R ER SO BB IBB HBP BLK WP HR S P ERA WHIP	IP WLS BF H R ER SO BB IBB HBP BLK WP HR S P ERA WHIP	IP WLS BF H R ER SO BB IBB HBP BLK WP HR S P ERA WHIP	IP WLS BF H R ER SO BB IBB HBP BLK WP HR S P ERA WHIP	IP WLS BF H R ER SO BB IBB HBP BLK WP HR S P ERA WHIP	IP WLS BF H R ER SO BB IBB HBP BLK WP HR S P ERA WHIP	IP WLS BF H R ER SO BB IBB HBP BLK WP HR S P ERA WHIP	IP WLS BF H R ER SO BB IBB HBP BLK WP HR S P ERA WHIP	
Denny Neagle, L (1, 1) ERA: 4.54	4.0	1.1	3.2															
Victor Cole, R ERA: 27.0																		
Dennis Lamp, R ERA: 5.14																		

New York Mets @ Pittsburgh Pirates
Three Rivers Stadium, Pittsburgh, PA
Sat Jun 06 1992, 7:05 PM EDT
Att: 32,138 - Cloudy - 76 F

AB	42
R	15
H	18
RBI	14
BB	6
SO	5
LOB	14





Batter	1	2	3	4	5	6	7	8	9	AB	R	H	RBI	BB	SO	LOB	BOTTOM					
Orlando Merced, S (1, 9) OBP: 0.353, SLG: 0.338	1-1 G4-3		3-1 F8		2-2 G5-3		1-1 G4-3			4	0	0	0	0	0	2						
Jay Bell, R (1, 6) Lloyd McClendon, R (8, 3) OBP: 0.342, SLG: 0.320 OBP: 0.382, SLG: 0.371	0-1 F9 1B 1B		1-1 P3		1-1 F7		2-3 K			4	1	1	0	0	1	0						
Andy Van Slyke, L (1, 8) Gary Varsho, L (7, 8) OBP: 0.442, SLG: 0.500 OBP: 0.286, SLG: 0.407	0-1 1B 1B		1-0 P7		0-2 F7		1-1 P4			3	0	1	0	0	0	0						
Jeff King, R (1, 3) OBP: 0.253, SLG: 0.331	1-2 F9		4-2 BB		3-2 P3		1-0 P4			3	0	0	0	1	0	2						
Barry Bonds, L (1, 7) Dave Clark, L (7, 7)	0-1 1B		4-1 FC6-4 BB		0-1 1B 1B		2-3 K			2	0	2	1	1	0	0						
Steve Buechele, R (1, 5) Michael LaValliere, L (9, 5) OBP: 0.350, SLG: 0.441 OBP: 0.349, SLG: 0.290	0-0 G5-3		1-2 FC6-4		2-0 P6		1-1 G5-3			4	0	0	0	0	0	5						
Don Slaught, R (1, 2) OBP: 0.427, SLG: 0.536		0-0 G6-3		2-1 1B		3-3 K		1-0 F9		4	0	1	0	0	1	1						
Jose Lind, R (1, 4) OBP: 0.285, SLG: 0.302		0-1 SH1-3 1B		0-3 K		1-0 1B		0-2 G4-3		4	0	2	0	0	1	1						
Denny Neagle, L (1, 1)		0-0 SH1-3		2-3 K		1-1 F8		2-2 F9		0	0	0	0	0	0	0						
Carlos Garcia, R (4, PH) Victor Cole, S (5, 1) Dennis Lamp, R (6, 1) Cecil Espy, S (9, PH) OBP: 0.167, SLG: 0.167 OBP: 0.346, SLG: 0.408										1	0	0	0	0	0	2						
Inning Stats	R: 1 H: 3 E: 0 K: 0 S: 12	H: 3 LOB: 2 BB: 0 P: 14	R: 0 H: 1 E: 0 K: 0 S: 6	H: 1 LOB: 1 BB: 0 P: 9	R: 0 H: 0 E: 0 K: 2 S: 14	H: 0 LOB: 2 BB: 2 P: 25	R: 0 H: 1 E: 0 K: 2 S: 11	H: 1 LOB: 1 BB: 0 P: 17	R: 0 H: 0 E: 0 K: 0 S: 9	H: 0 LOB: 0 BB: 0 P: 13	R: 0 H: 2 E: 0 K: 1 S: 13	H: 2 LOB: 2 BB: 0 P: 20	R: 0 H: 0 E: 0 K: 1 S: 8	H: 0 LOB: 0 BB: 0 P: 12	R: 0 H: 0 E: 0 K: 0 S: 8	H: 0 LOB: 0 BB: 0 P: 12	R: 0 H: 0 E: 0 K: 0 S: 7	H: 0 LOB: 0 BB: 0 P: 10	1B: 7 2B: 0 3B: 0 HR: 0	SF: 0 SAC: 1 DP: 0 HBP: 0	WP: 0 PB: 0 SB: 0 CS: 0	PA: 36
PITCHER	IP WLS BF H R ER SO BB IBB HBP BLK WP HR S P ERA WHIP	IP WLS BF H R ER SO BB IBB HBP BLK WP HR S P ERA WHIP	IP WLS BF H R ER SO BB IBB HBP BLK WP HR S P ERA WHIP	IP WLS BF H R ER SO BB IBB HBP BLK WP HR S P ERA WHIP	IP WLS BF H R ER SO BB IBB HBP BLK WP HR S P ERA WHIP	IP WLS BF H R ER SO BB IBB HBP BLK WP HR S P ERA WHIP	IP WLS BF H R ER SO BB IBB HBP BLK WP HR S P ERA WHIP	IP WLS BF H R ER SO BB IBB HBP BLK WP HR S P ERA WHIP	IP WLS BF H R ER SO BB IBB HBP BLK WP HR S P ERA WHIP	IP WLS BF H R ER SO BB IBB HBP BLK WP HR S P ERA WHIP	IP WLS BF H R ER SO BB IBB HBP BLK WP HR S P ERA WHIP	IP WLS BF H R ER SO BB IBB HBP BLK WP HR S P ERA WHIP	IP WLS BF H R ER SO BB IBB HBP BLK WP HR S P ERA WHIP	IP WLS BF H R ER SO BB IBB HBP BLK WP HR S P ERA WHIP	IP WLS BF H R ER SO BB IBB HBP BLK WP HR S P ERA WHIP	IP WLS BF H R ER SO BB IBB HBP BLK WP HR S P ERA WHIP	IP WLS BF H R ER SO BB IBB HBP BLK WP HR S P ERA WHIP					
Sid Fernandez, L (1, 1) ERA: 2.99	9.0																					

New York Mets @ Pittsburgh Pirates
Three Rivers Stadium, Pittsburgh, PA
Sat Jun 06 1992, 7:05 PM EDT
Att: 32,138 - Cloudy - 76 F

AB	33
R	1
H	7
RBI	1
BB	2
SO	5
LOB	14



Batter	1	2	3	4	5	6	7	8	9	AB	R	H	RBI	BB	SO	LOB	TOP			
Vince Coleman, S (1, 7) OBP: 0.400, SLG: 0.408	1-3 K		3-2 G1-3		1-2 G4-3			1-2 F8		4	0	0	0	0	1	1	<p>New York Mets @ Montreal Expos Olympic Stadium, Montreal, QB Mon Jun 08 1992, 7:05 PM EDT Att: 11,132 - Dome - 70 F</p> <p>livebaseballscores.com</p> <p>AB 28 R 0 H 1 RBI 0 BB 4 SO 8 LOB 8</p> 			
Willie Randolph, R (1, 4) OBP: 0.356, SLG: 0.320	4-0 FC1-6 BB		1-0 G5-3				0-1 F7	2-2 G5-3		3	0	0	0	1	0	0				
Howard Johnson, S (1, 8) OBP: 0.338, SLG: 0.339	3-3 K			0-3 K			2-1 G3		0-0 F7	4	0	0	0	0	2	1				
Eddie Murray, S (1, 3) OBP: 0.347, SLG: 0.425	1-0 FC1-6			2-1 P5			4-1 BB		2-3 K	3	0	0	0	1	1	1				
Bobby Bonilla, S (1, 9) OBP: 0.383, SLG: 0.426		4-2 BB		4-2 FC4-6 BB			1-3 K		0-0 L7	2	0	0	0	2	1	1				
Dave Magadan, L (1, 5) OBP: 0.397, SLG: 0.374		3-2 F7		0-0 FC4-6			2-2 F7			1	0	0	0	0	0	1				
Chico Walker, S (4, FH) OBP: 0.254, SLG: 0.308		2-2 P4		1-2			0-0 G6-3			2	0	0	0	0	0	1				
Dick Schofield, R (1, 6) OBP: 0.325, SLG: 0.298		1-1 F7					3-3 K			3	0	0	0	0	1	1				
Todd Hundley, S (1, 2) OBP: 0.256, SLG: 0.310							0-0 G4-3			3	0	0	0	0	1	1				
Paul Gibson, R (8, 1) Tim Burke, R (8, 1)										0	0	0	0	0	0	0				
Anthony Young, R (1, 1) Wally Whitehurst, R (7, 1) Mackey Sasser, L (7, 2) OBP: 0.167, SLG: 0.130 OBP: 0.333, SLG: 0.400 OBP: 0.253, SLG: 0.289			1-3 K				0-0 1B		0-0 P2	2	0	1	0	0	1	0				
Inning Stats	R: 0 E: 0 K: 2 S: 8	H: 0 LOB: 1 BB: 1 P: 17	R: 0 E: 0 K: 0 S: 16	H: 0 LOB: 1 BB: 1 P: 26	R: 0 E: 0 K: 1 S: 7	H: 0 LOB: 0 BB: 0 P: 12	R: 0 E: 0 K: 1 S: 8	H: 0 LOB: 1 BB: 1 P: 14	R: 0 E: 0 K: 2 S: 11	H: 1 LOB: 1 BB: 0 P: 15	R: 0 E: 0 K: 0 S: 6	H: 0 LOB: 0 BB: 0 P: 8	R: 0 E: 0 K: 0 S: 7	H: 0 LOB: 0 BB: 0 P: 10	R: 0 E: 0 K: 1 S: 5	H: 0 LOB: 0 BB: 0 P: 7	1B: 1 2B: 0 3B: 0 HR: 0	SF: 0 SAC: 0 DP: 0 HBP: 0	WP: 0 PB: 0 SB: 0 CS: 0	PA: 32
PITCHER Ken Hill, R (1, 1) ERA: 2.48	IP: 9.0 WLS: W BF: 32 H: 1 R: 0 ER: 0 SO: 8 BB: 4 IBB: 0 HBP: 0 BLK: 0 WP: 0 HR: 0 S: 76 P: 124 ERA: 0.00 WHIP: 0.556															PITCHER Ken Hill, R (1, 1) ERA: 2.48				

Batter	1	2	3	4	5	6	7	8	9	AB	R	H	RBI	BB	SO	LOB	BOTTOM			
Marquis Grissom, R (1, 8) OBP: 0.317, SLG: 0.392	2-2 G4-3		1-0 FC6-4		0-1 F9		1-1 G3			4	0	0	0	0	0	1	<p>New York Mets @ Montreal Expos Olympic Stadium, Montreal, QB Mon Jun 08 1992, 7:05 PM EDT Att: 11,132 - Dome - 70 F</p> <p>livebaseballscores.com</p> <p>AB 34 R 6 H 11 RBI 5 BB 2 SO 1 LOB 14</p> 			
Delino DeShields, L (1, 4) OBP: 0.336, SLG: 0.347	1-3 K		0-2 G6-4-3		1-0 G4-1			3-2 1B FC3-2 1B		4	0	1	0	0	1	1				
Moises Alou, R (1, 7) OBP: 0.384, SLG: 0.557	1-0 1B			2-1 G6-3		0-0 F9		2-0 FC3-2 1B		4	1	2	0	0	0	0				
Larry Walker, L (1, 9) OBP: 0.366, SLG: 0.541	2-1 1B			0-1 1B		1-1 FC6-4 1B		4-2 1B FC3-2 1B		3	2	3	0	1	0	0				
Tim Wallach, R (1, 5) OBP: 0.333, SLG: 0.366	1-1 F9			0-0 F7		0-1 P4		1-2 FC3-2 1B		4	0	0	0	0	0	7				
Archi Cianfrocco, R (1, 3) OBP: 0.291, SLG: 0.455		1-0 P6		3-1 2B 1B		2-2 FC6-4		1-2 BB 1B WP 1B		4	2	2	2	0	0	1				
Rick Cerone, R (1, 2) OBP: 0.395, SLG: 0.537		2-1 G6-3		0-0 2B			2-2 F8 G4-3 2B	1-0 WP BB 1B		4	1	3	2	0	0	0				
Tom Foley, L (1, 6) OBP: 0.203, SLG: 0.182		0-0 G3		0-0 G1-3			0-0 F8	4-2 WP BB		3	0	0	0	1	0	2				
Ken Hill, R (1, 1) OBP: 0.250, SLG: 0.304			2-1 E3		2-2 G4-3		0-0 G4-3	1-0 F9		4	0	0	1	0	0	2				
Inning Stats	R: 0 E: 0 K: 1 S: 11	H: 2 LOB: 2 BB: 0 P: 18	R: 0 E: 0 K: 0 S: 4	H: 0 LOB: 0 BB: 0 P: 7	R: 0 E: 1 K: 0 S: 9	H: 0 LOB: 0 BB: 0 P: 12	R: 2 E: 0 K: 0 S: 9	H: 3 LOB: 1 BB: 0 P: 14	R: 0 E: 0 K: 0 S: 6	H: 0 LOB: 0 BB: 0 P: 9	R: 0 E: 0 K: 0 S: 9	H: 1 LOB: 1 BB: 0 P: 11	R: 1 E: 0 K: 0 S: 7	H: 1 LOB: 0 BB: 0 P: 10	R: 3 E: 0 K: 0 S: 17	H: 4 LOB: 2 BB: 2 P: 34		1B: 8 2B: 3 3B: 0 HR: 0	SF: 0 SAC: 0 DP: 1 HBP: 0	WP: 1 PB: 0 SB: 2 CS: 0
PITCHER Anthony Young, R (1, 1) ERA: 4.66 Wally Whitehurst, R (7, 1) ERA: 2.84 Paul Gibson, L (8, 1) ERA: 5.54 Tim Burke, R (8, 1) ERA: 5.74	IP: 6.0 WLS: L BF: 25 H: 7 R: 3 ER: 3 SO: 3 BB: 0 IBB: 0 HBP: 0 BLK: 0 WP: 0 HR: 0 S: 51 P: 76 ERA: 4.50 WHIP: 1.167															PITCHER Anthony Young, R (1, 1) ERA: 4.66 Wally Whitehurst, R (7, 1) ERA: 2.84 Paul Gibson, L (8, 1) ERA: 5.54 Tim Burke, R (8, 1) ERA: 5.74				

Batter	1	2	3	4	5	6	7	8	9	AB	R	H	RBI	BB	SO	LOB	TOP								
Jeff King, R OBP: 0.240, SLG: 0.322 (1, 3)	P6		G6-3		HR		F9			4	1	1	1	0	0	0									
Jay Bell, R OBP: 0.340, SLG: 0.326 (1, 6)	P4		P4				P2	G6-3		4	0	0	0	0	0	0									
Andy Van Slyke, L OBP: 0.427, SLG: 0.498 (1, 8)				1B 2B BB			K	F9		3	1	1	0	1	1	0									
Lloyd McClendon, R OBP: 0.364, SLG: 0.342 (1, 9)	P3			2B			G5-3	F8		4	1	1	0	0	0	1									
Cecil Espy, S OBP: 0.353, SLG: 0.392 (8, 9)				2B						0	0	0	0	0	0	0									
Barry Bonds, L OBP: 0.431, SLG: 0.574 (1, 7)		F9		F9			L9		L3	4	0	0	0	0	0	2									
Steve Buechele, R OBP: 0.357, SLG: 0.433 (1, 5)		G6-3		1B FC5-2 2B			L5		K	4	0	1	2	0	1	0									
Don Slaught, R OBP: 0.314, SLG: 0.500 (1, 2)				1B FC5-2 1B			F9		1B	4	0	3	0	0	0	0									
Jose Lind, R OBP: 0.294, SLG: 0.311 (1, 4)		K		FC5-2			F7		1B	4	0	1	0	0	1	3									
Randy Tomlin, L OBP: 0.192, SLG: 0.125 (1, 1)				1-2 3-H					1B	3	0	0	0	0	2	2									
Roger Mason, R (8, 1)										0	0	0	0	0	0	0									
Gary Redus, R (9, PH) OBP: 0.310, SLG: 0.260 (9, PH)										0	0	0	0	0	0	0									
Gary Varsho, L (9, PH) OBP: 0.288, SLG: 0.393 (9, PH)										1	0	0	0	0	0	2									
Bob Patterson, R OBP: 0.500, SLG: 0.600 (9, 1)										0	0	0	0	0	0	0									
Inning Stats	R: 0 E: 0 K: 0 S: 6	H: 1 LOB: 1 BB: 0 P: 11	R: 0 E: 0 K: 1 S: 8	H: 1 LOB: 1 BB: 0 P: 12	R: 0 E: 0 K: 0 S: 6	H: 0 LOB: 0 BB: 0 P: 9	R: 2 E: 0 K: 1 S: 15	H: 3 LOB: 2 BB: 1 P: 23	R: 1 E: 0 K: 1 S: 9	H: 1 LOB: 0 BB: 0 P: 15	R: 0 E: 0 K: 0 S: 7	H: 0 LOB: 0 BB: 0 P: 11	R: 0 E: 0 K: 1 S: 6	H: 0 LOB: 0 BB: 0 P: 9	R: 0 E: 0 K: 0 S: 10	H: 0 LOB: 0 BB: 0 P: 15	R: 0 E: 0 K: 1 S: 11	H: 2 LOB: 2 BB: 0 P: 17	1B: 5 2B: 1 3B: 1 HR: 1	SF: 0 SAC: 0 DP: 0 HBP: 0	WP: 0 PB: 0 SB: 0 CS: 0	PA: 36			
PITCHER	IP	WLS	BF	H	R	ER	SO	BB	IBB	HBP	BLK	WP	HR	S	P	ERA	WHIP								
Sid Fernandez, L (1, 1) ERA: 3.02	8.0	L	31	6	3	3	4	1	0	0	0	0	1	67	105	3.38	0.875								
Lee Guetterman, L (9, 1) ERA: 8.98	0.2		4	2	0	0	1	0	0	0	0	0	0	9	13	0.00	3.000								
Jeff Innis, R (9, 1) ERA: 3.77	0.1		1	0	0	0	0	0	0	0	0	0	0	2	4	0.00	0.000								

Pittsburgh Pirates @ New York Mets
Shea Stadium, Flushing, NY
Fri Jun 12, 1992, 7:05 PM EDT
Att: 38,976 - Sunny - 75 F

AB	35
R	3
H	8
RBI	3
BB	1
SO	5
LOB	10



Batter	1	2	3	4	5	6	7	8	9	AB	R	H	RBI	BB	SO	LOB	BOTTOM								
Vince Coleman, S OBP: 0.406, SLG: 0.419 (1, 7)	G6-3		K			F9		G4-3		4	0	0	1	0	1	2									
Willie Randolph, R OBP: 0.354, SLG: 0.313 (1, 4)	F8			F7		K		K		4	0	0	0	0	2	2									
Eddie Murray, S OBP: 0.335, SLG: 0.413 (1, 3)	G4-3			P2		G6-3			P2	4	0	0	0	0	0	0									
Bobby Bonilla, S OBP: 0.391, SLG: 0.440 (1, 9)				L9		G6-3			P4	4	0	1	0	0	0	0									
Howard Johnson, S OBP: 0.335, SLG: 0.356 (1, 8)		G5-4-3		G6-3		G6-3		G5-3		4	1	1	1	0	0	1									
Dave Magadan, L OBP: 0.301, SLG: 0.378 (1, 5)				G6-3		G6-3				2	0	0	0	1	0	0									
Dick Schofield, R OBP: 0.335, SLG: 0.315 (1, 6)				G4-3		G4-3		SH1-4 1B G4-3 1B		3	1	1	0	0	0	1									
Todd Hundley, S OBP: 0.261, SLG: 0.322 (1, 2)				G3				G4-3 SH1-4 1B		3	0	2	0	0	0	0									
Sid Fernandez, L (1, 1) OBP: 0.200, SLG: 0.233 (1, 1)				G6-3				SH1-4		2	0	0	0	0	1	1									
Dave Gallagher, R (8, PH) OBP: 0.333, SLG: 0.379 (8, PH)										0	0	0	0	0	0	0									
Lee Guetterman, L (9, 1) ERA: 3.05										0	0	0	0	0	0	0									
Jeff Innis, R (9, 1) ERA: 2.52										0	0	0	0	0	0	0									
Inning Stats	R: 0 E: 0 K: 0 S: 4	H: 0 LOB: 0 BB: 0 P: 8	R: 0 E: 0 K: 0 S: 6	H: 1 LOB: 1 BB: 1 P: 12	R: 0 E: 0 K: 1 S: 9	H: 0 LOB: 0 BB: 0 P: 12	R: 0 E: 0 K: 0 S: 10	H: 0 LOB: 0 BB: 0 P: 17	R: 0 E: 0 K: 2 S: 12	H: 1 LOB: 1 BB: 0 P: 19	R: 1 E: 0 K: 0 S: 10	H: 1 LOB: 0 BB: 0 P: 18	R: 1 E: 0 K: 1 S: 11	H: 2 LOB: 1 BB: 0 P: 21	R: 0 E: 0 K: 0 S: 7	H: 0 LOB: 0 BB: 0 P: 11	1B: 3 2B: 1 3B: 0 HR: 1	SF: 0 SAC: 1 DP: 1 HBP: 0	WP: 0 PB: 0 SB: 0 CS: 0	PA: 32					
PITCHER	IP	WLS	BF	H	R	ER	SO	BB	IBB	HBP	BLK	WP	HR	S	P	ERA	WHIP								
Randy Tomlin, L (1, 1) ERA: 3.18	7.1	W	27	5	2	2	3	1	0	0	0	0	1	70	119	2.46	0.818								
Roger Mason, R (8, 1) ERA: 3.05	0.2		2	0	0	0	1	0	0	0	0	0	0	4	7	0.00	0.000								
Bob Patterson, L (9, 1) ERA: 2.52	1.0	S	3	0	0	0	0	0	0	0	0	0	0	7	11	0.00	0.000								

Pittsburgh Pirates @ New York Mets
Shea Stadium, Flushing, NY
Fri Jun 12, 1992, 7:05 PM EDT
Att: 38,976 - Sunny - 75 F

AB	30
R	2
H	5
RBI	2
BB	1
SO	4
LOB	7



Batter	1	2	3	4	5	6	7	8	9	AB	R	H	RBI	BB	SO	LOB	TOP																	
Jeff King, R (1, 3) <small>OBP: 0.240, SLG: 0.321</small> Orlando Merced, S (8, PH) <small>OBP: 0.352, SLG: 0.348</small> Denny Neagle, L (8, 1) <small>ERA: 5.21</small> Roger Mason, R (8, 1) Bob Patterson, R (8, 1) <small>OBP: 0.000</small> Stan Belinda, R (8, 1)										4	0	1	0	0	0	4																		
Jay Bell, R (1, 6) <small>OBP: 0.345, SLG: 0.333</small>										4	1	2	0	1	0	3																		
Andy Van Slyke, L (1, 8) <small>OBP: 0.430, SLG: 0.505</small>										5	0	3	0	0	0	3																		
Lloyd McClendon, R (1, 9) <small>OBP: 0.366, SLG: 0.346</small>										5	0	2	1	0	1	3																		
Barry Bonds, L (1, 7) <small>OBP: 0.430, SLG: 0.582</small>										4	1	1	1	1	0	5																		
Steve Buechele, R (1, 5) <small>OBP: 0.350, SLG: 0.423</small>										5	0	0	0	0	2	5																		
Don Slaught, R (1, 2) <small>OBP: 0.440, SLG: 0.536</small> Gary Varsho, L (8, PR) <small>OBP: 0.288, SLG: 0.393</small> Michael LaValliere, L (8, 2) <small>OBP: 0.352, SLG: 0.290</small>										4	0	4	0	0	0	0																		
Jose Lind, R (1, 4) <small>OBP: 0.291, SLG: 0.308</small>										5	0	1	0	0	1	7																		
Vicente Palacios, R (1, 1) <small>OBP: 0.071, SLG: 0.071</small> Gary Nields, R (8, PH) <small>OBP: 0.292, SLG: 0.292</small> Jerry Don Gleason, L (8, 1) Jeff Robinson, R (8, 1) Cecil Espy, S (8, PH) <small>OBP: 0.329, SLG: 0.388</small>										2	0	0	0	0	0	1																		
Inning Stats	R: 1 E: 0 K: 0 S: 14	H: 3 LOB: 2 BB: 0 P: 22	R: 0 E: 0 K: 1 S: 10	H: 1 LOB: 1 BB: 0 P: 14	R: 0 E: 0 K: 0 S: 8	H: 1 LOB: 0 BB: 0 P: 13	R: 0 E: 0 K: 0 S: 7	H: 1 LOB: 0 BB: 0 P: 9	R: 0 E: 0 K: 1 S: 9	H: 1 LOB: 2 BB: 1 P: 19	R: 0 E: 0 K: 1 S: 6	H: 1 LOB: 0 BB: 0 P: 7	R: 2 E: 0 K: 0 S: 13	H: 4 LOB: 3 BB: 0 P: 22	R: 0 E: 0 K: 1 S: 15	H: 2 LOB: 2 BB: 1 P: 23	1B: 10 2B: 4 3B: 0 HR: 1	SF: 0 SAC: 0 DP: 2 HBP: 0	WP: 0 PB: 0 SB: 0 CS: 0	PA: 44														
PITCHER	IP WLS BF H R ER SO BB IBB HBP BLK WP HR S P ERA WHIP																																	
Pete Schourek, L (1, 1) ERA: 2.12	5.2	27	8	1	1	2	3	0	0	0	0	0	0	0	55	92	1.59	1.941																
Wally Whitehurst, R (8, 1) ERA: 3.18	1.2	L	8	4	2	2	1	0	0	0	0	0	0	1	17	25	10.80	2.400																
Lee Guetterman, L (8, 1) ERA: 8.76	0.1		1	0	0	0	0	0	0	0	0	0	0	1	1	1	0.00	0.000																
Jeff Innis, R (8, 1) ERA: 3.62	1.1		8	3	0	0	1	1	0	0	0	0	0	0	19	32	0.00	3.000																

Pittsburgh Pirates @ New York Mets
Shea Stadium, Flushing, NY
Sat Jun 13 1992, 7:05 PM EDT
Att: 39,009 - Sunny - 79 F

AB 40
R 3
H 15
RBI 3
BB 4
SO 4
LOB 33



Batter	1	2	3	4	5	6	7	8	9	AB	R	H	RBI	BB	SO	LOB	BOTTOM																
Vince Coleman, S (1, 7) <small>OBP: 0.405, SLG: 0.418</small>										5	0	2	0	0	0	0																	
Willie Randolph, R (1, 4) <small>OBP: 0.346, SLG: 0.305</small>										5	0	0	0	0	1	3																	
Eddie Murray, S (1, 3) <small>OBP: 0.337, SLG: 0.411</small> Daryl Boston, L (8, PR) <small>OBP: 0.320, SLG: 0.397</small>										3	1	1	0	1	0	1																	
Bobby Bonilla, S (1, 9) <small>OBP: 0.393, SLG: 0.450</small>										4	1	2	0	0	1	1																	
Howard Johnson, S (1, 8) <small>OBP: 0.341, SLG: 0.370</small>										3	0	2	2	1	1	1																	
Dave Magadan, L (1, 5) <small>OBP: 0.308, SLG: 0.383</small>										3	0	2	0	1	1	1																	
Dick Schofield, R (1, 6) <small>OBP: 0.330, SLG: 0.309</small> Chico Walker, S (8, PH) <small>OBP: 0.280, SLG: 0.310</small>										3	0	0	0	0	1	6																	
Todd Hundley, S (1, 2) <small>OBP: 0.255, SLG: 0.315</small> Dave Gallagher, R (8, PH) <small>OBP: 0.351, SLG: 0.400</small>										3	0	0	0	0	1	4																	
Pete Schourek, L (1, 1) <small>OBP: 0.187, SLG: 0.187</small> Wally Whitehurst, R (8, 1) <small>OBP: 0.296, SLG: 0.333</small> Lee Guetterman, L (8, 1) Jeff Innis, R (8, 1) Mackey Sasser, L (8, PH) <small>OBP: 0.231, SLG: 0.280</small>										2	0	0	0	0	1	0																	
Inning Stats	R: 0 E: 0 K: 0 S: 8	H: 1 LOB: 0 BB: 0 P: 11	R: 0 E: 0 K: 0 S: 9	H: 1 LOB: 2 BB: 1 P: 18	R: 0 E: 0 K: 0 S: 5	H: 0 LOB: 0 BB: 0 P: 8	R: 0 E: 0 K: 1 S: 14	H: 2 LOB: 1 BB: 1 P: 22	R: 0 E: 0 K: 2 S: 9	H: 0 LOB: 0 BB: 0 P: 14	R: 2 E: 0 K: 0 S: 13	H: 4 LOB: 2 BB: 0 P: 24	R: 0 E: 0 K: 1 S: 9	H: 0 LOB: 0 BB: 0 P: 11	R: 0 E: 0 K: 3 S: 14	H: 0 LOB: 2 BB: 1 P: 24	R: 0 E: 0 K: 2 S: 12	H: 2 LOB: 2 BB: 0 P: 20	1B: 6 2B: 4 3B: 0 HR: 0	SF: 0 SAC: 0 DP: 0 HBP: 0	WP: 0 PB: 0 SB: 2 CS: 1	PA: 38											
PITCHER	IP WLS BF H R ER SO BB IBB HBP BLK WP HR S P ERA WHIP																																
Vicente Palacios, R (1, 1) ERA: 3.68	5.0	19	4	0	0	0	3	0	0	0	0	0	0	45	73	0.00	1.200																
Jerry Don Gleason, L (8, 1) ERA: 5.21	0.1	5	4	2	2	0	0	0	0	0	0	0	0	9	18	54.00	12.000																
Jeff Robinson, R (8, 1) ERA: 5.51	1.2	W	5	0	0	0	1	0	0	0	0	0	0	13	17	0.00	0.000																
Denny Neagle, L (8, 1) ERA: 4.39	1.0		4	0	0	0	3	1	0	0	0	0	0	14	24	0.00	1.000																
Roger Mason, R (8, 1) ERA: 3.03	0.1		2	1	0	0	0	0	0	0	0	0	0	5	8	0.00	3.000																

Pittsburgh Pirates @ New York Mets
Shea Stadium, Flushing, NY
Sat Jun 13 1992, 7:05 PM EDT
Att: 39,009 - Sunny - 79 F

AB 35
R 2
H 10
RBI 2
BB 3
SO 9
LOB 18



Batter	1	2	3	4	5	6	7	8	9	AB	R	H	RBI	BB	SO	LOB	TOP								
Gary Varsho, L OBP: 0.297, SLG: 0.383	4-2 BB BB		0-0 P1		3-1 G1-3	0-2 G4-3			0-1 E SF9 1B	4	1	1	0	1	0	2									
Jay Bell, R OBP: 0.342, SLG: 0.330	0-0 F7		2-2 F9		3-3 K		1-1 P2		1-0 E4 SF9 1B	5	0	1	0	0	0	1									
Andy Van Slyke, L OBP: 0.434, SLG: 0.507	3-2 F7			1-1 FC4-6 1B		4-2 1B			0-0 SF9	3	2	2	1	1	0	1									
Barry Bonds, L OBP: 0.434, SLG: 0.580 Jerry Don Gleaton, L OBP: 0.342, SLG: 0.330 Stan Belinda, R	4-1 BB			0-2 FC4-6 1B		0-0 1B			0-0 F7	4	1	2	0	1	0	2									
Orlando Merced, S OBP: 0.349, SLG: 0.345	1-1 G3			1-1 FC4-6 1B		3-2 2B			1-0 F8	4	1	1	1	0	0	5									
Jeff King, R OBP: 0.240, SLG: 0.319		1-1 F7		1-0 1B		1-3 K			2-1 F9	4	0	1	1	0	1	2									
Michael LaValliere, L OBP: 0.349, SLG: 0.298		0-0 F8		1-2 3-H 1B		3-1 FC6-4 2B			3-1 F8	4	0	1	1	0	0	2									
Jose Lind, R OBP: 0.290, SLG: 0.303		1-0 F8		1-1 P6		1-3 4-0 FC6-4 1B			0-1 G5-3	3	0	0	0	1	0	2									
Doug Drabek, R OBP: 0.091, SLG: 0.121 Denny Neagle, L			0-0 F9		0-3 K	0-0 FC6-4			3-3 K	3	0	0	1	0	1	2									
Cecil Espy, S OBP: 0.326, SLG: 0.383						1-2 2-3 3-H				1	0	0	0	0	0	0									
Inning Stats	R: 0 E: 0 K: 0 S: 13	H: 0 LOB: 2 BB: 2 P: 25	R: 0 E: 0 K: 0 S: 4	H: 0 LOB: 0 BB: 0 P: 6	R: 0 E: 0 K: 0 S: 5	H: 0 LOB: 0 BB: 0 P: 7	R: 1 E: 0 K: 0 S: 12	H: 3 LOB: 2 BB: 0 P: 18	R: 0 E: 0 K: 2 S: 10	H: 0 LOB: 0 BB: 0 P: 16	R: 3 E: 0 K: 1 S: 16	H: 3 LOB: 2 BB: 2 P: 31	R: 0 E: 0 K: 0 S: 5	H: 1 LOB: 1 BB: 0 P: 7	R: 0 E: 0 K: 0 S: 6	H: 0 LOB: 0 BB: 0 P: 11	R: 1 E: 1 K: 1 S: 10	H: 2 LOB: 1 BB: 0 P: 16	1B: 8 2B: 1 3B: 0 HR: 0	SF: 1 SAC: 0 DP: 0 HBP: 0	WP: 0 PB: 0 SB: 0 CS: 0	PA: 40			
PITCHER	IP	WLS	BF	H	R	ER	SO	BB	IBB	HBP	BLK	WP	HR	S	P	ERA	WHIP								
Dwight Gooden, R ERA: 4.01	(1, 1)	7.0	32	7	4	4	3	3	1	0	0	0	0	65	110	5.14	1.429								
Jeff Innis, R ERA: 3.48	(8, 1)	1.1	L	6	2	1	0	1	0	0	0	0	0	12	21	0.00	1.500								
John Franco, L ERA: 0.53	(9, 1)	0.2		2	0	0	0	0	0	0	0	0	0	4	6	0.00	0.000								

Pittsburgh Pirates @ New York Mets
Shea Stadium, Flushing, NY
Sun Jun 14 1992, 3:33 AM EDT
Att: 43,527 - Cloudy - 82 F

AB	35
R	5
H	9
RBI	5
BB	4
SO	4
LOB	19



Batter	1	2	3	4	5	6	7	8	9	AB	R	H	RBI	BB	SO	LOB	BOTTOM								
Vince Coleman, S OBP: 0.397, SLG: 0.408	0-1 B1-3		1-0 G4-3			0-2 1B	2-3 K			4	1	1	0	0	1	0									
Chico Walker, S OBP: 0.255, SLG: 0.307 Willie Randolph, R OBP: 0.346, SLG: 0.305	1-1 G3		0-0 G4-3			1-2 HR			0-0 F7	4	1	1	1	0	0	0									
Eddie Murray, S OBP: 0.340, SLG: 0.427	3-1 F7			1-1 F8		0-1 HR			1-0 1B	4	1	2	2	0	0	0									
Bobby Bonilla, S OBP: 0.391, SLG: 0.444		4-2 G5-3 1B WP BB		2-2 G6-3		0-1 G6-3			2-1 P4	3	1	0	0	1	0	1									
Howard Johnson, S OBP: 0.344, SLG: 0.370		3-2 WP G5-3 1B		0-0 P5		4-1 CS BB			3-2 L4	3	0	1	0	1	0	1									
Dave Magadan, L OBP: 0.309, SLG: 0.378 Junior Noboa, R OBP: 0.238, SLG: 0.158		0-0 F8			2-2 G4-3	4-0 BB			4-0 SH2-4 BB	2	0	0	0	2	0	2									
Charlie O'Brien, R OBP: 0.319, SLG: 0.328		3-1 G5-3			4-2 FC4-6 BB	2-2 P4			0-0 SH2-4	2	0	0	0	1	0	3									
Dick Schofield, R OBP: 0.326, SLG: 0.304 Dave Gallagher, R OBP: 0.342, SLG: 0.387		1-0 F7			1-2 FC4-6 WP S				1-0 L8	3	0	0	0	0	0	2									
Dwight Gooden, R OBP: 0.290, SLG: 0.290 Daryl Boston, L OBP: 0.318, SLG: 0.393 Jeff Innis, R			0-0 G4-3		1-1 G6-3				0-1 F7	2	0	0	0	0	0	1									
John Franco, L OBP: 0.226, SLG: 0.255					1-3					1	0	0	0	0	0	0									
Inning Stats	R: 0 E: 0 K: 0 S: 6	H: 0 LOB: 0 BB: 0 P: 10	R: 1 E: 0 K: 0 S: 9	H: 1 LOB: 1 BB: 1 P: 20	R: 0 E: 0 K: 0 S: 3	H: 0 LOB: 0 BB: 0 P: 4	R: 0 E: 0 K: 0 S: 7	H: 0 LOB: 0 BB: 0 P: 10	R: 0 E: 0 K: 0 S: 12	H: 0 LOB: 1 BB: 1 P: 20	R: 3 E: 0 K: 0 S: 14	H: 3 LOB: 1 BB: 2 P: 25	R: 0 E: 0 K: 1 S: 7	H: 0 LOB: 0 BB: 0 P: 9	R: 0 E: 0 K: 0 S: 8	H: 1 LOB: 1 BB: 0 P: 14	R: 0 E: 0 K: 0 S: 4	H: 0 LOB: 2 BB: 1 P: 10	1B: 4 2B: 0 3B: 0 HR: 1	SF: 0 SAC: 1 DP: 0 HBP: 0	WP: 2 PB: 0 SB: 0 CS: 1	PA: 36			
PITCHER	IP	WLS	BF	H	R	ER	SO	BB	IBB	HBP	BLK	WP	HR	S	P	ERA	WHIP								
Doug Drabek, R ERA: 3.18	(1, 1)	7.1	30	5	4	4	1	4	0	0	0	2	1	60	101	4.91	1.227								
Denny Neagle, L ERA: 4.32	(8, 1)	0.2	W	2	0	0	0	0	0	0	0	0	0	6	11	0.00	0.000								
Jerry Don Gleaton, L ERA: 5.12	(9, 1)	0.1		2	0	0	0	1	0	0	0	0	0	1	5	0.00	3.000								
Stan Belinda, R ERA: 3.65	(9, 1)	0.2	S	2	0	0	0	0	0	0	0	0	0	3	5	0.00	0.000								

Pittsburgh Pirates @ New York Mets
Shea Stadium, Flushing, NY
Sun Jun 14 1992, 3:33 AM EDT
Att: 43,527 - Cloudy - 82 F

AB	30
R	4
H	5
RBI	3
BB	5
SO	1
LOB	14



Batter	1	2	3	4	5	6	7	8	9	AB	R	H	RBI	BB	SO	LOB	TOP					
Marquis Grissom, R OBP: 0.322, SLG: 0.415	1-3 K		2-2 G6-3		0-2 PO 2B			1-1 F8		4	0	1	1	0	1	0						
Delino DeShields, L OBP: 0.353, SLG: 0.350	4-2 S BB			0-3 K	1-0 PO	2-1 F9		2-2 F8		3	0	0	0	1	1	0						
John Vander Wal, L OBP: 0.321, SLG: 0.310	1 SAFE L8	2-2 L8		2-1 L6		0-0 G4-3		1-0 G3-1 1B		4	0	1	0	0	0	1						
Larry Walker, L OBP: 0.350, SLG: 0.508	0-3 K			4-2 WP 1B BB		1-2 F8		0-2 G3-1	1-2 G3-1	3	1	0	0	1	1	2						
Darrin Fletcher, L OBP: 0.246, SLG: 0.283		0-0 F9		3-2 1B		1-1 G4-3		0-0 F7		4	0	1	1	0	0	1						
Tim Lincecum, R OBP: 0.315, SLG: 0.346		1-0 G6-3		0-3 K		3-2 G6-3				3	0	0	0	0	1	1						
Steve Lyons, L OBP: 0.179, SLG: 0.222		1-3 K			1-1 F7		0-1 F9			3	0	0	0	0	1	0						
Tom Foley, L OBP: 0.222, SLG: 0.190			2-3 K		4-2 SH1-4 2B BB		1-3 K			2	1	0	0	1	2	0						
Jonathan Hurst, R Pete Young, R Spike Owen, S Bill Sampen, R	(1, 1) (5, 1) (8, PH) (8, 1)		1-3 K		0-1 SH1-4		3-2 F8			1	0	0	0	0	1	0						
Inning Stats	R: 0 E: 0 K: 2 S: 11	H: 0 LOB: 1 BB: 1 P: 18	R: 0 E: 0 K: 1 S: 5	H: 0 LOB: 0 BB: 0 P: 7	R: 0 E: 0 K: 2 S: 11	H: 0 LOB: 0 BB: 0 P: 16	R: 1 E: 0 K: 2 S: 14	H: 1 LOB: 1 BB: 1 P: 23	R: 1 E: 0 K: 0 S: 11	H: 1 LOB: 0 BB: 1 P: 17	R: 0 E: 0 K: 0 S: 6	H: 0 LOB: 0 BB: 0 P: 9	R: 0 E: 0 K: 0 S: 7	H: 0 LOB: 0 BB: 0 P: 11	R: 0 E: 0 K: 1 S: 9	H: 0 LOB: 0 BB: 0 P: 14	R: 0 E: 0 K: 0 S: 9	H: 1 LOB: 1 BB: 0 P: 12	1B: 2 2B: 1 3B: 0 HR: 0	SF: 0 SAC: 1 DP: 0 HBP: 0	WP: 1 PB: 0 SB: 1 CS: 0	PA: 33
PITCHER David Cone, R ERA: 2.52	(1, 1)	IP: 9.0 WLS: W BF: 32 H: 3 R: 2 ER: 2 SO: 8 BB: 3 IBB: 0 HBP: 0 BLK: 0 WP: 1 HR: 0 S: 83 P: 127 ERA: 2.00 WHIP: 0.667											PITCHER	IP: 9.0 WLS: W BF: 32 H: 3 R: 2 ER: 2 SO: 8 BB: 3 IBB: 0 HBP: 0 BLK: 0 WP: 1 HR: 0 S: 83 P: 127 ERA: 2.00 WHIP: 0.667								

Montreal Expos @ New York Mets
Shea Stadium, Flushing, NY
Tue Jun 16 1992, 7:05 PM EDT
Att. 18,880 - Sunny - 71 F

AB	28
R	2
H	3
RBI	2
BB	3
SO	8
LOB	5



Batter	1	2	3	4	5	6	7	8	9	AB	R	H	RBI	BB	SO	LOB	BOTTOM			
Vince Coleman, S OBP: 0.384, SLG: 0.377	1-1 F7		1-1 G3-1		1-0 G4-3	4-1 BB				3	0	0	0	1	0	1				
Dick Schofield, R OBP: 0.324, SLG: 0.296	2-1 F9			4-2 3B BB	0-0 G5-3	2-3 K				3	1	0	0	1	1	3				
Eddie Murray, S OBP: 0.345, SLG: 0.431	4-2 CS BB			0-0 1H 3B	4-2 E 1B BB	1-2 G3-1				2	1	1	1	2	0	2				
Bobby Bonilla, S Daryl Boston, L	(1, 9) (8, 9)	1-1 CS	0-1 F9	1-1 P5	0-0 E9 1B BB	4-2 G4-6-3 BB				3	1	1	1	1	0	1				
Howard Johnson, S	(1, 8)		2-0 HR	4-0 BB BB	4-0 1B BB	1-3 K				2	1	1	1	2	1	1				
Dave Magadan, L	(1, 5)	1-2 F9		4-0 BB BB	2-2 BB 1B	1-1 G4-6-3				3	0	1	2	1	0	1				
Willie Randolph, R	(1, 4)	1-0 L7		2-0 F9	0-0 F8			1-3 K		4	0	0	0	0	1	5				
Todd Hundley, S	(1, 2)		0-1 P5	1-2 G4-3		1-2 F8		2-2 G6-4-3 1B		4	0	1	0	0	0	3				
David Cone, L	(1, 1)		3-2 F8		3-2 G4-3 1B 2B	1-2 BB 1B		0-2 G6-4-3		4	1	2	0	0	0	1				
Inning Stats	R: 0 E: 0 K: 0 S: 7	H: 0 LOB: 0 BB: 1 P: 15	R: 1 E: 0 K: 0 S: 7	H: 1 LOB: 0 BB: 0 P: 11	R: 0 E: 0 K: 0 S: 11	H: 0 LOB: 0 BB: 0 P: 15	R: 1 E: 0 K: 0 S: 11	H: 1 LOB: 3 BB: 3 P: 27	R: 3 E: 1 K: 0 S: 14	H: 3 LOB: 2 BB: 2 P: 28	R: 0 E: 0 K: 1 S: 15	H: 1 LOB: 2 BB: 1 P: 24	R: 0 E: 0 K: 1 S: 8	H: 0 LOB: 0 BB: 1 P: 14	R: 0 E: 0 K: 1 S: 9	H: 1 LOB: 0 BB: 0 P: 12	1B: 4 2B: 1 3B: 1 HR: 1	SF: 0 SAC: 0 DP: 2 HBP: 0	WP: 0 PB: 0 SB: 0 CS: 1	PA: 37
PITCHER Jonathan Hurst, R Pete Young, R Bill Sampen, R	(1, 1) (5, 1) (8, 1)	IP: 4.2 WLS: L BF: 24 H: 5 R: 5 ER: 5 SO: 0 BB: 5 IBB: 5 HBP: 0 BLK: 0 WP: 0 HR: 1 S: 49 P: 95 ERA: 9.64 WHIP: 2.357											PITCHER	IP: 4.2 WLS: L BF: 24 H: 5 R: 5 ER: 5 SO: 0 BB: 5 IBB: 5 HBP: 0 BLK: 0 WP: 0 HR: 1 S: 49 P: 95 ERA: 9.64 WHIP: 2.357						

Montreal Expos @ New York Mets
Shea Stadium, Flushing, NY
Tue Jun 16 1992, 7:05 PM EDT
Att. 18,880 - Sunny - 71 F

AB	28
R	5
H	7
RBI	5
BB	8
SO	3
LOB	18



Batter	1	2	3	4	5	6	7	8	9	AB	R	H	RBI	BB	SO	LOB	TOP						
Marquis Grissom, R OBP: 0.325, SLG: 0.416	1-2 G5-3 E 1B		2-2 P4			0-2 3B 1B	1-1 G5-3			4	2	2	0	0	0	0	<p>Montreal Expos @ New York Mets Shea Stadium, Flushing, NY Wed Jun 17 1992, 7:05 PM EDT Att: 20,269 - Sunny - 73 F</p>						
Delino DeShields, L OBP: 0.359, SLG: 0.377	2-2 G5-3 1-H		0-0			1-0 HR 3B	4-2 S BB			3	1	2	1	1	0	0							
Moises Alou, R OBP: 0.364, SLG: 0.542	0-3 K		2-1 P3			1-2 HR	2-1 G6-3			4	1	1	2	0	1	2							
Larry Walker, L OBP: 0.344, SLG: 0.498	2-3 K			2-3 K		3-3 HR		1-1 G3-1		4	0	0	0	0	3	0							
Tim Wallach, R OBP: 0.314, SLG: 0.344		0-1 G5-3		3-2 F7		0-0 G5-3 1B		1-0 F9		4	0	1	0	0	0	0							
Gary Carter, R OBP: 0.325, SLG: 0.388		0-0 P3		3-3 K		0-0 G5-3		1-2 F7		4	0	0	0	0	1	1							
Spike Owen, S OBP: 0.330, SLG: 0.430		1-0 HR			2-0 F7	4-2 BB		0-2 G6-3		3	1	1	1	1	0	0							
Archi Cianfrocco, R OBP: 0.277, SLG: 0.406		2-0 P3			2-2 F9	3-3 K		2-3 K		4	0	0	0	0	2	2							
Dennis Martinez, R OBP: 0.212, SLG: 0.212			0-3 K						1-3 K	3	0	0	0	0	2	0							
Mel Rojas, R OBP: 0.200, SLG: 0.200										1	0	0	0	0	1	0							
Inning Stats	R: 1 E: 1 K: 2 S: 13	H: 1 LOB: 0 BB: 0 P: 18	R: 1 E: 0 K: 0 S: 5	H: 1 LOB: 0 BB: 0 P: 8	R: 0 E: 0 K: 1 S: 9	H: 1 LOB: 1 BB: 0 P: 13	R: 0 E: 0 K: 2 S: 10	H: 0 LOB: 0 BB: 0 P: 18	R: 0 E: 0 K: 1 S: 11	H: 0 LOB: 0 BB: 0 P: 17	R: 3 E: 0 K: 2 S: 21	H: 4 LOB: 2 BB: 1 P: 33	R: 0 E: 0 K: 0 S: 6	H: 0 LOB: 0 BB: 0 P: 9	R: 0 E: 0 K: 2 S: 9	H: 0 LOB: 0 BB: 0 P: 12	1B: 3 2B: 1 3B: 1 HR: 2	SF: 0 SAC: 0 DP: 0 HBP: 0	WP: 0 PB: 0 SB: 1 CS: 0	PA: 36			
PITCHER	IP WLS BF H R ER SO BB IBB HBP BLK WP HR S P ERA WHIP	5.1 L 23 7 5 4 7 0 0 0 0 0 2 61 92 6.75 1.312	1.2 7 0 0 0 1 2 0 0 0 0 0 0 19 34 0.00 1.200	2.0 6 0 0 0 2 0 0 0 0 0 0 0 15 21 0.00 0.000																			

AB	34
R	5
H	7
RBI	4
BB	2
SO	10
LOB	5



Batter	1	2	3	4	5	6	7	8	9	AB	R	H	RBI	BB	SO	LOB	BOTTOM						
Vince Coleman, S OBP: 0.400, SLG: 0.388	1-0 FC3-6 BB 1B		0-1 G4-3 SH5-4 1-2 1B			1-1 G5-3		1-1 G4-3 1B HBP		3	1	2	0	0	0	0	<p>Montreal Expos @ New York Mets Shea Stadium, Flushing, NY Wed Jun 17 1992, 7:05 PM EDT Att: 20,269 - Sunny - 73 F</p>						
Dick Schofield, R OBP: 0.324, SLG: 0.293	4-0 FC3-6 BB		1-0 SH5-4			1-1 F7		0-1 G4-3		2	0	0	0	1	0	1							
Eddie Murray, S OBP: 0.344, SLG: 0.428	1-2 FC3-6		1-1 G4-3			2-2 G5-3		3-2		4	0	1	2	0	0	3							
Howard Johnson, S OBP: 0.343, SLG: 0.376	2-2 P4		2-3 3-H 2-3 K			2-1 G5-3		1-3 K		4	0	0	0	0	2	4							
Chico Walker, S OBP: 0.247, SLG: 0.291	2-3 K			1-0 G3			2-2 G1-3	1-1 G3		4	0	0	0	0	1	3							
Dave Magadan, L OBP: 0.310, SLG: 0.371		2-2 F7		1-2 G4-3			1-2 BB 1B		3-3 K	4	0	1	0	0	1	0							
Willie Randolph, R OBP: 0.345, SLG: 0.313		0-1 G5-4-3 1B		2-1 2B			4-1 BB	1-2 BB		3	0	2	0	1	1	0							
Todd Hundley, S OBP: 0.250, SLG: 0.305		0-1 G5-4-3			0-0 B5-3		0-1 F9		1-0 FC5-4 1B	3	0	0	0	0	0	3							
Paul Gibson, R										0	0	0	0	0	0	0							
Bobby Bonilla, S OBP: 0.392, SLG: 0.439										1	0	1	0	0	0	0							
Junior Noboa, R OBP: 0.238, SLG: 0.158										0	0	0	0	0	0	0							
Sid Fernandez, L OBP: 0.219, SLG: 0.250										2	1	1	0	0	0	0							
Jeff Innis, R										0	0	0	0	0	0	0							
Mackey Sasser, L OBP: 0.220, SLG: 0.246										2	0	0	0	0	1	3							
Inning Stats	R: 0 E: 0 K: 1 S: 10	H: 1 LOB: 2 BB: 1 P: 20	R: 0 E: 0 K: 0 S: 7	H: 1 LOB: 0 BB: 0 P: 9	R: 1 E: 0 K: 1 S: 10	H: 2 LOB: 1 BB: 0 P: 14	R: 0 E: 0 K: 0 S: 6	H: 1 LOB: 0 BB: 0 P: 10	R: 0 E: 0 K: 0 S: 5	H: 0 LOB: 0 BB: 0 P: 7	R: 0 E: 0 K: 0 S: 8	H: 0 LOB: 0 BB: 0 P: 13	R: 0 E: 0 K: 1 S: 13	H: 1 LOB: 2 BB: 1 P: 21	R: 1 E: 0 K: 1 S: 11	H: 1 LOB: 1 BB: 0 P: 17	R: 0 E: 0 K: 2 S: 9	H: 1 LOB: 1 BB: 0 P: 13	1B: 7 2B: 1 3B: 0 HR: 0	SF: 0 SAC: 1 DP: 1 HBP: 1	WP: 0 PB: 0 SB: 0 CS: 0	PA: 36	
PITCHER	IP WLS BF H R ER SO BB IBB HBP BLK WP HR S P ERA WHIP	7.1 W 30 7 2 2 3 2 0 1 0 0 0 65 104 2.46 1.227	1.2 S 6 1 0 0 3 0 0 0 0 0 0 14 20 0.00 0.600																				

AB	32
R	2
H	8
RBI	2
BB	2
SO	6
LOB	17



Batter	1	2	3	4	5	6	7	8	9	AB	R	H	RBI	BB	SO	LOB	TOP										
Gerónimo Peña, S OBP: 0.414, SLG: 0.576 Bien Figueroa, R OBP: 0.200, SLG: 0.200	3-2 CS 1B	2-1 L7		3-1 1B 2H		0-0 F8		1-0 G5-3	2-1 L1	6	1	2	1	0	0	3											
Bernard Gilkey, R OBP: 0.390, SLG: 0.422	4-2 G4-6-3 1B BB		0-0 G6-3	1-1 BB 2B 1B		1-1 F8		4-2 F8 2B BB	1-1 FC6-4	4	3	1	1	2	0	1											
Ray Lankford, L OBP: 0.375, SLG: 0.433	3-2 G4-6-3 1B		3-2 1B	4-1 2B 1B BB		2-2 G4-3		1-2 F8		4	0	1	0	1	0	2											
Felix Jose, S OBP: 0.383, SLG: 0.477	2-1 S 2H 1B		1-3 K	1-1 2B			2-1 2B	4-1 2B BB		4	1	3	2	1	1	1											
Todd Zeile, R OBP: 0.328, SLG: 0.343	3-3 K 1-2		2-0 1B	1-2 G6-3			3-2 FC6-5-4-6 1B	1-2 2B		5	1	2	2	0	1	4											
Andrés Galarraga, R OBP: 0.215, SLG: 0.207			0-0 F8	K			0-0 1B	0-1 G6-3		5	0	1	0	0	1	3											
Tom Pagnozzi, R OBP: 0.327, SLG: 0.399	1-2 2B			2-3 K		1-2 L4		2-3 K	0-0 G4-3 1B	5	1	2	0	0	2	2	AB 42										
Tim Jones, L OBP: 0.214, SLG: 0.204	4-1 BB			3-1 L9		3-1 1B		0-0 1B	0-1 G4-3	4	0	2	1	1	0	1	R 8										
Omar Olivares, R OBP: 0.308, SLG: 0.320 Mike Perez, R ERA: 3.48 Gerald Perry, L OBP: 0.322, SLG: 0.325 Lee Smith, R ERA: 3.47	3-2 P3			0-0 1B 2B		0-0 G5-3		0-3 K	0-0 FC6-4 1B	4	1	1	0	0	1	5	H 16										
Inning Stats	R: 1 E: 0 K: 1 S: 15	H: 2 LOB: 1 BB: 1 P: 30	R: 0 E: 0 K: 0 S: 10	H: 1 LOB: 2 BB: 1 P: 20	R: 0 E: 0 K: 2 S: 15	H: 2 LOB: 0 BB: 0 P: 22	R: 3 E: 0 K: 1 S: 16	H: 4 LOB: 2 BB: 1 P: 31	R: 0 E: 0 K: 0 S: 7	H: 1 LOB: 1 BB: 0 P: 11	R: 0 E: 0 K: 0 S: 6	H: 0 LOB: 0 BB: 0 P: 9	R: 1 E: 0 K: 2 S: 13	H: 3 LOB: 2 BB: 0 P: 20	R: 2 E: 0 K: 0 S: 15	H: 1 LOB: 1 BB: 2 P: 26	R: 1 E: 0 K: 0 S: 8	H: 2 LOB: 1 BB: 0 P: 11	1B: 11 2B: 5 3B: 0 HR: 0	SF: 0 SAC: 0 DP: 0 HBP: 0	WP: 0 PB: 0 SB: 2 CS: 1	PA: 47					
PITCHER	IP	WLS	BF	H	R	ER	SO	BB	IBB	HBP	BLK	WP	HR	S	P	ERA	WHIP										
Pete Schourek, L ERA: 3.48	3.2	L	21	8	4	4	4	3	0	0	0	0	0	51	96	9.82	3.000										
Wally Whitehurst, R ERA: 3.38	4.1		6	2	0	0	0	0	0	0	0	0	0	12	18	0.00	1.500										
Lee Guetterman, L ERA: 6.78	3.0		15	4	3	3	2	2	0	0	0	0	0	34	55	9.00	2.000										
Jeff Innis, R ERA: 3.47	1.0		5	2	1	1	0	0	0	0	0	0	0	8	11	9.00	2.000										

St. Louis Cardinals @ New York Mets
Shea Stadium, Flushing, NY
Thu Jun 18 1992, 7:05 PM EDT
Att: 23,756 - Sunny - 71 F

AB	42
R	8
H	16
RBI	8
BB	5
SO	6
LOB	22



Batter	1	2	3	4	5	6	7	8	9	AB	R	H	RBI	BB	SO	LOB	BOTTOM										
Vince Coleman, S OBP: 0.394, SLG: 0.381	2-2 G4-3 1B		0-3 K			0-2 F7		2-1 G4-3		4	0	1	0	0	1	0											
Daryl Boston, L OBP: 0.321, SLG: 0.413	2-2 G4-3 1-2		4-2 S BB			0-0 G1-3			2-1 HR	3	1	1	1	1	0	1											
Eddie Murray, S OBP: 0.342, SLG: 0.422	1-3 K		3-1 G3			2-2 G5-3			4-0 E 1B BB	3	1	0	0	1	1	2											
Howard Johnson, S OBP: 0.346, SLG: 0.375	1-0 G4-3			3-3 K			4-0 G3-1 BB		3-2 E 2B 1B	3	1	1	0	1	1	1											
Dave Magadan, L OBP: 0.403, SLG: 0.364		2-2 F8		1-1 G4-3			1-2 G3-1		0-2 P5	4	0	0	0	0	0	3											
Bill Pecota, R OBP: 0.231, SLG: 0.202		2-0 G6-3		0-0 G5-3			2-2 P6		2-2 FC 2B	4	0	0	0	0	0	3											
Charlie O'Brien, R OBP: 0.329, SLG: 0.328 Mackey Sasser, L OBP: 0.226, SLG: 0.267		4-2 BB			1-0 G4-3			0-0 F8	2-2 2B	0	0	0	0	1	0	0	AB 32										
Dick Schofield, R OBP: 0.326, SLG: 0.295 Chico Walker, S OBP: 0.241, SLG: 0.284		1-0 P6			2-0 G4-6-3 1B			2-2 G3-1	1-3 K	2	0	1	0	0	0	1	R 3										
Pete Schourek, L OBP: 0.143, SLG: 0.143 Wally Whitehurst, R OBP: 0.296, SLG: 0.333 Junio Nolasco, L OBP: 0.220, SLG: 0.154 Lee Guetterman, L ERA: 6.78 Bobby Bonilla, S OBP: 0.302, SLG: 0.437 Jeff Innis, R ERA: 3.47 Dave Gallagher, R OBP: 0.325, SLG: 0.375			1-1 G3		1-1 G4-6-3			2-3 K	1-0 P3	1	0	0	0	0	0	0	H 5										
Inning Stats	R: 0 E: 0 K: 1 S: 11	H: 1 LOB: 0 BB: 0 P: 17	R: 0 E: 0 K: 0 S: 9	H: 0 LOB: 1 BB: 1 P: 18	R: 0 E: 0 K: 1 S: 9	H: 0 LOB: 0 BB: 0 P: 13	R: 0 E: 0 K: 0 S: 4	H: 1 LOB: 0 BB: 0 P: 8	R: 0 E: 0 K: 0 S: 8	H: 0 LOB: 0 BB: 0 P: 10	R: 0 E: 0 K: 0 S: 9	H: 0 LOB: 1 BB: 1 P: 16	R: 0 E: 0 K: 1 S: 8	H: 0 LOB: 0 BB: 0 P: 14	R: 3 E: 1 K: 1 S: 22	H: 3 LOB: 2 BB: 1 P: 37	1B: 3 2B: 1 3B: 0 HR: 1	SF: 0 SAC: 0 DP: 1 HBP: 0	WP: 0 PB: 0 SB: 1 CS: 0	PA: 36							
PITCHER	IP	WLS	BF	H	R	ER	SO	BB	IBB	HBP	BLK	WP	HR	S	P	ERA	WHIP										
Omar Olivares, R ERA: 4.08	7.0	W	25	2	0	0	3	3	0	0	0	0	0	59	99	0.00	0.714										
Mike Perez, R ERA: 0.62	1.0		3	0	0	0	1	0	0	0	0	0	0	8	14	0.00	0.000										
Lee Smith, R ERA: 3.41	1.0		8	3	3	2	1	1	0	0	0	0	1	22	37	18.00	4.000										

St. Louis Cardinals @ New York Mets
Shea Stadium, Flushing, NY
Thu Jun 18 1992, 7:05 PM EDT
Att: 23,756 - Sunny - 71 F

AB	32
R	3
H	5
RBI	3
BB	4
SO	5
LOB	17



Batter	1	2	3	4	5	6	7	8	9	AB	R	H	RBI	BB	SO	LOB	TOP								
Geronomo Pena, S OBP: 0.400, SLG: 0.547 (1, 4)	F8		K		K		G5-4-3 1B		K	5	0	1	0	0	3	3									
Bernard Gilkey, R OBP: 0.393, SLG: 0.425 (1, 7)	G5-3		CS 1B		1B		G5-4-3 1-2 2-H			4	0	2	1	0	0	1									
Ray Lankford, L OBP: 0.380, SLG: 0.440 (1, 8)	BB		CS 1-2	G4-3 SF9 2B	1B					3	1	2	1	1	1	0									
Felix Jose, S OBP: 0.381, SLG: 0.472 (1, 9)	G4-3			G4-3	G4-3			G6-3 S 1B		4	0	1	0	0	0	4									
Todd Zeile, R OBP: 0.327, SLG: 0.340 (1, 5)		K		SF9		FC3-6 BB 1B		G6-3		2	0	0	1	1	1	1									
Andres Galarraga, R OBP: 0.266, SLG: 0.198 (1, 3)		K		K2-3				K		4	0	0	0	0	4	2									
Tom Pagnozzi, R OBP: 0.335, SLG: 0.406 (1, 2)						FC1-5 BB 1B		G4-3		4	0	3	0	0	0	1									
Tim Jones, L OBP: 0.217, SLG: 0.193 (1, 6)		G6-3				FC1-5 BB 1B		FC3-6		3	1	0	0	1	0	3									
Rheal Cormier, L OBP: 0.211, SLG: 0.316 (5, PH)										2	1	0	0	0	0	1	2								
Gerald Perry, L OBP: 0.116, SLG: 0.321 (5, PH)										1	0	0	0	0	0	2									
Cris Carpenter, R OBP: 0.300, SLG: 0.550 (8, 1)										0	0	0	0	0	0	0									
Todd Worrell, R OBP: 0.350, SLG: 0.450 (8, 1)										0	0	0	0	0	0	0									
Mike Perez, R OBP: 0.350, SLG: 0.450 (9, 1)										1	0	1	0	0	0	0									
Inning Stats	R: 0 E: 0 K: 0 S: 9	H: 0 LOB: 1 BB: 1 P: 15	R: 0 E: 0 K: 2 S: 11	H: 1 LOB: 1 BB: 0 P: 17	R: 0 E: 0 K: 2 S: 11	H: 1 LOB: 0 BB: 0 P: 15	R: 1 E: 0 K: 1 S: 11	H: 1 LOB: 0 BB: 0 P: 18	R: 2 E: 0 K: 1 S: 23	H: 3 LOB: 2 BB: 1 P: 38	R: 0 E: 0 K: 1 S: 9	H: 1 LOB: 2 BB: 1 P: 17	R: 0 E: 0 K: 1 S: 7	H: 1 LOB: 0 BB: 0 P: 10	R: 0 E: 0 K: 1 S: 11	H: 1 LOB: 1 BB: 0 P: 13	R: 0 E: 0 K: 1 S: 11	H: 1 LOB: 0 BB: 0 P: 14	1B: 9 2B: 1 3B: 0 HR: 0	SF: 1 SAC: 0 DP: 1 HBP: 0	WP: 0 PB: 0 SB: 1 CS: 2	PA: 38			
PITCHER	IP	WLS	BF	H	R	ER	SO	BB	IBB	HBP	BLK	WP	HR	S	P	ERA	WHIP								
Dwight Gooden, R ERA: 4.04 (1, 1)	6.0		27	7	3	3	7	3	0	0	0	0	0	74	120	4.50	1.667								
Jeff Innis, R ERA: 3.59 (7, 1)	1.0		3	1	0	0	1	0	0	0	0	0	0	7	10	0.00	1.000								
John Franco, L ERA: 0.47 (8, 1)	2.0	W	7	2	0	0	2	0	0	0	0	0	0	22	27	0.00	1.000								

St. Louis Cardinals @ New York Mets
Shea Stadium, Flushing, NY

livebaseballscores.com



AB 33
R 3
H 10
RBI 3
BB 3
SO 10
LOB 19

WP: 0 PA: 38
PB: 0
SB: 1
CS: 2

Batter	1	2	3	4	5	6	7	8	9	AB	R	H	RBI	BB	SO	LOB	BOTTOM								
Vince Coleman, S OBP: 0.394, SLG: 0.416 (1, 7)	G6-3		F8		HR		FC5-4 1-2		1B	5	1	2	3	0	0	3									
Willie Randolph, R OBP: 0.343, SLG: 0.312 (1, 4)	K		G5-3		F9			2B 1B		4	0	1	0	0	1	1									
Dave Gallagher, R OBP: 0.326, SLG: 0.389 (1, 8)	G4-3				F9		P3	2B 1B		4	0	1	0	0	0	0									
Eddie Murray, S OBP: 0.341, SLG: 0.419 (1, 3)		1B			G6-3		P4	K		4	0	1	0	0	1	2									
Bobby Bonilla, S OBP: 0.385, SLG: 0.429 (1, 9)		F9			P6		F9	G3		4	0	0	0	0	0	3									
Charlie O'Brien, R OBP: 0.329, SLG: 0.344 (8, PH)		F8			G4-3 1B		F8	L3		3	1	1	0	0	0	1									
Daryl Boston, L OBP: 0.319, SLG: 0.410 (7, 2)										1	0	0	0	0	0	2									
Todd Hundley, S OBP: 0.250, SLG: 0.305 (9, 2)										0	0	0	0	0	0	0									
Dick Schofield, R OBP: 0.325, SLG: 0.294 (1, 6)		G4-3			G4-3		G3		SH1-4 1B	4	1	1	0	0	0	2									
Bill Pecota, R OBP: 0.255, SLG: 0.221 (1, 5)					SH1-4 1B				SH1-4	2	1	2	1	1	0	0									
Dwight Gooden, R OBP: 0.281, SLG: 0.281 (7, 1)					SH1-4					1	0	0	0	0	0	1									
Jeff Innis, R OBP: 0.281, SLG: 0.281 (7, 1)										0	0	0	0	0	0	0									
Mackey Sasser, L OBP: 0.238, SLG: 0.267 (7, PH)										0	0	0	0	1	0	0									
John Franco, L OBP: 0.238, SLG: 0.267 (8, 1)										0	0	0	0	0	0	0									
Dave Magadan, L OBP: 0.305, SLG: 0.364 (9, PH)										0	0	0	0	1	0	0									
Inning Stats	R: 0 E: 0 K: 1 S: 8	H: 0 LOB: 0 BB: 0 P: 14	R: 0 E: 0 K: 0 S: 11	H: 1 LOB: 1 BB: 0 P: 18	R: 0 E: 0 K: 0 S: 4	H: 1 LOB: 1 BB: 0 P: 8	R: 0 E: 0 K: 0 S: 11	H: 0 LOB: 0 BB: 0 P: 13	R: 3 E: 0 K: 0 S: 16	H: 3 LOB: 0 BB: 0 P: 24	R: 0 E: 0 K: 0 S: 10	H: 0 LOB: 2 BB: 0 P: 12	R: 0 E: 0 K: 0 S: 9	H: 2 LOB: 2 BB: 2 P: 17	R: 0 E: 0 K: 1 S: 17	H: 2 LOB: 2 BB: 1 P: 27	R: 1 E: 0 K: 0 S: 5	H: 2 LOB: 2 BB: 1 P: 12	1B: 6 2B: 2 3B: 0 HR: 1	SF: 0 SAC: 2 DP: 0 HBP: 0	WP: 1 PB: 0 SB: 2 CS: 0	PA: 37			
PITCHER	IP	WLS	BF	H	R	ER	SO	BB	IBB	HBP	BLK	WP	HR	S	P	ERA	WHIP								
Rheal Cormier, L ERA: 5.37 (1, 1)	5.0		20	5	3	3	1	0	0	0	0	0	0	50	77	5.40	1.000								
Cris Carpenter, R ERA: 2.87 (6, 1)	2.0		8	0	0	0	0	2	0	0	0	0	0	19	29	0.00	1.000								
Todd Worrell, R ERA: 3.91 (8, 1)	1.0		5	2	0	0	1	0	0	0	0	0	0	17	27	0.00	2.000								
Mike Perez, R ERA: 1.02 (9, 1)	0.1	L	4	2	1	1	0	0	1	0	0	0	0	5	12	27.00	6.000								

St. Louis Cardinals @ New York Mets
Shea Stadium, Flushing, NY

livebaseballscores.com



AB 32
R 4
H 9
RBI 4
BB 3
SO 2
LOB 15

WP: 1 PA: 37
PB: 0
SB: 2
CS: 0

Batter	1	2	3	4	5	6	7	8	9	AB	R	H	RBI	BB	SO	LOB	TOP										
Gerónimo Pena, S (1, 4) OBP: 0.425, SLG: 0.580	1-2 P5		1-0 G1-6-3 1B		1-2 E7 3B 1B		1-0 CS 1B		1-0 1B 2B	5	2	4	1	0	0	0	St. Louis Cardinals @ New York Mets Shea Stadium, Flushing, NY Sat Jun 20 1992, 7:05 PM EDT Att: 30,741 - Cloudy - 75 F										
Bernard Gilkey, R (1, 7) OBP: 0.402, SLG: 0.444	4-0 BB		1-2 G1-6-3 1-2f		1-2 3B		3-2 F9 1-2		1-0 G4-6-3 1B	4	0	2	2	1	0	2											
Ray Lankford, L (1, 8) OBP: 0.377, SLG: 0.435	1-3 K		3-3 K		1-2 L4		1-1 2B 1B		0-1 G4-6-3 1-2f	5	1	1	0	0	2	3											
Felix Jose, S (1, 9) OBP: 0.376, SLG: 0.470	1-3 K				0-1 G3-1		1-2 G6-3 1-H		0-2 F7	5	0	1	1	0	1	1											
Todd Zeile, R (1, 5) OBP: 0.329, SLG: 0.347					1-1 F7		1-2 1B 2B			4	1	2	0	0	0	1											
Andrés Galarraga, R (1, 3) OBP: 0.219, SLG: 0.232					0-1 G5-3		1-1 2B 1B			4	1	2	1	0	1	1											
Tom Pagnozzi, R (1, 2) OBP: 0.342, SLG: 0.418							3-1 G3 1B BB 2-H		0-1 P9	3	1	2	1	1	0	1											
Tim Jones, L (1, 6) OBP: 0.219, SLG: 0.183							1-0 G3 F8		0-3 K	3	0	0	0	1	1	3											
Bob Tewksbury, R (1, 1) OBP: 0.091, SLG: 0.063							0-0 G5-3 K		0-3 K	4	0	0	0	0	3	5											
Inning Stats	R: 0 E: 0 K: 2 S: 10	H: 0 LOB: 1 BB: 1 P: 17	R: 0 E: 0 K: 2 S: 10	H: 2 LOB: 2 BB: 1 P: 19	R: 0 E: 0 K: 1 S: 9	H: 1 LOB: 0 BB: 0 P: 14	R: 0 E: 0 K: 0 S: 6	H: 0 LOB: 0 BB: 0 P: 7	R: 2 E: 1 K: 0 S: 14	H: 3 LOB: 1 BB: 1 P: 19	R: 1 E: 0 K: 0 S: 11	H: 3 LOB: 1 BB: 0 P: 18	R: 0 E: 0 K: 2 S: 11	H: 1 LOB: 1 BB: 0 P: 11	R: 1 E: 0 K: 0 S: 7	H: 2 LOB: 0 BB: 0 P: 9	1B: 7 2B: 8 3B: 2 HR: 0	SF: 0 SAC: 0 DP: 3 HBP: 0	WP: 0 PB: 0 SB: 0 CS: 2	PA: 40							
PITCHER	IP	WLS	BF	H	R	ER	SO	BB	IBB	HBP	BLK	WP	HR	S	P	ERA	WHIP										
Anthony Young, R (1, 1) ERA: 4.42	4.2	L	20	5	2	2	5	2	1	0	0	0	0	46	74	3.86	1.500										
Paul Gibson, L (5, 1) ERA: 5.89	3.1		16	7	3	3	3	0	0	0	0	0	0	37	52	8.10	2.100										
Lee Guetterman, L (9, 1) ERA: 8.79	1.0		4	2	1	1	0	0	0	0	0	0	0	7	9	9.00	2.000										

AB	37
R	6
H	14
RBI	6
BB	3
SO	8
LOB	17



Batter	1	2	3	4	5	6	7	8	9	AB	R	H	RBI	BB	SO	LOB	BOTTOM										
Vince Coleman, S (1, 7) OBP: 0.379, SLG: 0.398	3-3 K		2-1 G4-3						0-0 G1-3	4	0	0	0	0	1	1	St. Louis Cardinals @ New York Mets Shea Stadium, Flushing, NY Sat Jun 20 1992, 7:05 PM EDT Att: 30,741 - Cloudy - 75 F										
Willie Randolph, R (1, 4) OBP: 0.338, SLG: 0.306	2-2 L8								0-1 G1-3	4	0	0	0	0	0	0											
Howard Johnson, S (1, 8) OBP: 0.344, SLG: 0.373	1-0 G4-3								2-1 P6	4	0	1	0	0	0	0											
Eddie Murray, S (1, 3) OBP: 0.343, SLG: 0.433									0-0 FC4-6 1B	4	1	2	1	0	1	1											
Bobby Bonilla, S (1, 9) OBP: 0.385, SLG: 0.428									0-1 F9	3	0	1	0	0	0	1											
Dave Magadan, L (1, 5) OBP: 0.300, SLG: 0.358									2-1 L7	3	0	0	0	0	0	3											
Charlie O'Brien, R (1, 2) OBP: 0.321, SLG: 0.333									3-3 K	2	0	0	0	0	0	2											
Daryl Boston, L (6, PH) OBP: 0.316, SLG: 0.407										1	0	0	0	0	1	0											
Lee Guetterman, L (9, 1) ERA: 8.79										0	0	0	0	0	0	0											
Dick Schofield, R (1, 6) OBP: 0.325, SLG: 0.295									0-1 P4	3	0	1	0	0	0	0											
Anthony Young, R (1, 1) OBP: 0.154, SLG: 0.120									0-3 K	1	0	0	0	0	1	0											
Paul Gibson, R (5, 1) ERA: 5.89										1	0	0	0	0	0	0											
Mackey Sasser, L (6, PH) OBP: 0.234, SLG: 0.262										1	0	0	0	0	0	1											
Inning Stats	R: 0 E: 0 K: 1 S: 8	H: 0 LOB: 0 BB: 0 P: 14	R: 0 E: 0 K: 0 S: 8	H: 2 LOB: 1 BB: 0 P: 12	R: 0 E: 0 K: 1 S: 6	H: 0 LOB: 0 BB: 0 P: 9	R: 1 E: 0 K: 0 S: 9	H: 1 LOB: 0 BB: 0 P: 12	R: 0 E: 0 K: 0 S: 5	H: 0 LOB: 0 BB: 0 P: 8	R: 0 E: 0 K: 0 S: 8	H: 0 LOB: 0 BB: 0 P: 12	R: 0 E: 0 K: 0 S: 6	H: 1 LOB: 1 BB: 0 P: 8	R: 0 E: 0 K: 1 S: 7	H: 1 LOB: 1 BB: 0 P: 10	R: 0 E: 0 K: 1 S: 6	H: 0 LOB: 0 BB: 0 P: 8	1B: 4 2B: 0 3B: 0 HR: 1	SF: 0 SAC: 0 DP: 1 HBP: 0	WP: 0 PB: 0 SB: 0 CS: 0	PA: 31					
PITCHER	IP	WLS	BF	H	R	ER	SO	BB	IBB	HBP	BLK	WP	HR	S	P	ERA	WHIP										
Bob Tewksbury, R (1, 1) ERA: 2.14	9.0	W	31	5	1	1	4	0	0	0	0	0	0	1	63	1.00	0.556										

AB	31
R	1
H	5
RBI	1
BB	0
SO	4
LOB	9



Batter	1	2	3	4	5	6	7	8	9	AB	R	H	RBI	BB	SO	LOB	TOP										
Gerónimo Pena, S (1.4) OBP: 0.417, SLG: 0.562	1-2 S 1B		0-3 K		0-2 G1			0-0 G6-3		4	0	1	0	0	1	2											
Bernard Gilkey, R (1.7) OBP: 0.397, SLG: 0.438	1 SAFE 2-3 K 1 SAFE		0-3 K			2-2 PB 1B		1-2 F9		4	1	1	0	0	2	1											
Ray Lankford, L (1.8) OBP: 0.375, SLG: 0.432	1-3 K			1-3 K		0-2 F8-3 1B		2-2 L9		4	0	1	1	0	2	1											
Felix Jose, S (1.9) OBP: 0.374, SLG: 0.465	1-1 G3-1		2-3 K		0-0 L6			2-2 FC6-4 1B		4	0	1	0	0	1	2											
Todd Zeile, R (1.5) OBP: 0.332, SLG: 0.364		0-0 HR		1-3 K		1-0 F8-3		2-2 FC6-4 1B		4	1	2	1	0	1	1											
Andrés Galarraga, R (1.3) OBP: 0.210, SLG: 0.222	1-3 K			0-1 P4			2-1 F7	1-2 FC6-4 G1-6-3		4	0	0	0	0	1	2											
Tom Pagnozzi, R (1.2) OBP: 0.340, SLG: 0.415	0-3 K			1-1 1B 1B			1-2 G4-3	2-2 G1-6-3		4	0	1	0	0	1	2											
Tim Jones, L (1.6) OBP: 0.224, SLG: 0.206	2-1 G3			2-3 K			2-1 2B			3	0	1	0	0	1	1											
Mark Clark, R (1.1) OBP: 0.143, SLG: 0.143				1-0 F9			0-1 1B			3	0	1	0	0	1	1											
Bob McClure, R (7.1)										0	0	0	0	0	0	0											
Mike Perez, R (7.1)										0	0	0	0	0	0	0											
Cris Carpenter, R (7.1) OBP: 0.500, SLG: 0.500										0	0	0	0	0	0	0											
Jose DeLeon, R (8.1)										0	0	0	0	0	0	0											
Inning Stats	R: 0 E: 0 K: 2 S: 13	H: 1 LOB: 1 BB: 0 P: 18	R: 1 E: 0 K: 2 S: 10	H: 1 LOB: 0 BB: 0 P: 13	R: 0 E: 0 K: 2 S: 7	H: 0 LOB: 0 BB: 0 P: 8	R: 0 E: 0 K: 3 S: 10	H: 0 LOB: 2 BB: 0 P: 14	R: 0 E: 0 K: 1 S: 14	H: 2 LOB: 2 BB: 0 P: 17	R: 1 E: 0 K: 0 S: 9	H: 2 LOB: 0 BB: 0 P: 11	R: 0 E: 0 K: 1 S: 10	H: 1 LOB: 1 BB: 0 P: 15	R: 0 E: 0 K: 0 S: 9	H: 0 LOB: 0 BB: 0 P: 12	R: 0 E: 0 K: 0 S: 18	H: 2 LOB: 1 BB: 0 P: 25	1B: 7 2B: 2 3B: 0 HR: 1	SF: 0 SAC: 0 DP: 2 HBP: 0	WP: 0 PB: 1 SB: 1 CS: 0	PA: 34					
PITCHER	IP	WLS	BF	H	R	ER	SO	BB	IBB	HBP	BLK	WP	HR	S	P	ERA	WHIP										
David Cone, R (1.1) ERA: 2.44	7.0	W	27	7	2	1	11	0	0	0	0	0	1	73	96	1.29	1.000										
Jeff Innis, R (8.1) ERA: 3.29	1.0		3	0	0	0	0	0	0	0	0	0	0	9	12	0.00	0.000										
John Franco, L (9.1) ERA: 0.45	1.0		4	2	0	0	0	0	0	0	0	0	0	18	25	0.00	2.000										

St. Louis Cardinals @ New York Mets
Shea Stadium, Flushing, NY
Sun Jun 21 1992, 3:33 AM EDT
Att: 33,440 - Cloudy - 68 F

AB 34
R 2
H 9
RBI 2
BB 0
SO 11
LOB 13



Batter	1	2	3	4	5	6	7	8	9	AB	R	H	RBI	BB	SO	LOB	BOTTOM										
Vince Coleman, S (1.7) OBP: 0.383, SLG: 0.433	1-2 F9 1B		0-3 K			1-2 F7		0-0 HR		4	1	2	3	0	1	1											
Dick Schofield, R (1.6) OBP: 0.328, SLG: 0.296	1 SAFE 2-2 F9 1 SAFE 1-2			0-0 G6-4-3 1B		2-1 G6-3		4-2 CS BB		3	0	1	0	1	0	1											
Howard Johnson, S (1.8) OBP: 0.247, SLG: 0.371	3-2 F9			2-0 G6-4-3		1-0 F7		1-0 CS		1	0	0	0	0	0	0											
Dave Gallagher, R (3.8) OBP: 0.328, SLG: 0.462				1-2 G6-4-3				1-2 HR		3	1	1	1	0	0	1											
Eddie Murray, S (1.3) OBP: 0.345, SLG: 0.432		4-2 G3-6-3 BB		1-1 BB 1B			0-0 F9	0-0 G4-3		3	0	1	0	1	0	0											
Bobby Bonilla, S (1.9) OBP: 0.390, SLG: 0.435		0-0 G3-6-3		4-2 BB 1B			0-1 BB 1B	3-2 BB 2B		3	1	2	0	1	0	1											
Dave Magadan, L (1.5) OBP: 0.389, SLG: 0.358		0-0 L4		3-2 G3-1			0-2 BB BB	0-2 P5		3	1	1	0	0	0	2											
Charlie O'Brien, R (8.2) OBP: 0.316, SLG: 0.328							1-2 G3 1B			1	0	0	0	0	0	1											
Todd Hundley, S (1.2) OBP: 0.179, SLG: 0.301					0-0 P4			4-0 G3 BB		2	0	0	0	0	0	0											
Daryl Boston, L (7. PH) OBP: 0.316, SLG: 0.407								1-2 2-3 HR		0	0	0	0	0	0	0											
Willie Randolph, R (7. PH) OBP: 0.339, SLG: 0.304								2-3 HR		1	1	0	0	1	0	1											
Bill Pecota, R (1.4) OBP: 0.268, SLG: 0.227				0-1 SH2-4 1B				4-2 G3 HR		2	1	1	1	1	0	0											
David Cone, L (1.1) OBP: 0.179, SLG: 0.139					0-1 SH2-4			1-2 2-3 3-H BB		1	0	0	0	0	0	0											
Chico Walker, S (7. PH) OBP: 0.239, SLG: 0.280								2-1 G3		1	0	0	1	0	0	2											
Jeff Innis, R (8.1)										0	0	0	0	0	0	0											
John Franco, L (9.1)										0	0	0	0	0	0	0											
Inning Stats	R: 0 E: 0 K: 0 S: 10	H: 1 LOB: 0 BB: 0 P: 16	R: 0 E: 0 K: 0 S: 4	H: 0 LOB: 1 BB: 1 P: 8	R: 0 E: 0 K: 1 S: 8	H: 1 LOB: 0 BB: 0 P: 8	R: 0 E: 0 K: 0 S: 11	H: 2 LOB: 1 BB: 1 P: 20	R: 0 E: 0 K: 0 S: 6	H: 0 LOB: 0 BB: 0 P: 10	R: 5 E: 0 K: 0 S: 13	H: 3 LOB: 0 BB: 3 P: 28	R: 1 E: 0 K: 0 S: 11	H: 2 LOB: 1 BB: 0 P: 16	R: 0 E: 0 K: 0 S: 18	H: 0 LOB: 1 BB: 0 P: 25	1B: 6 2B: 1 3B: 0 HR: 2	SF: 0 SAC: 1 DP: 2 HBP: 0	WP: 0 PB: 0 SB: 0 CS: 1	PA: 35							
PITCHER	IP	WLS	BF	H	R	ER	SO	BB	IBB	HBP	BLK	WP	HR	S	P	ERA	WHIP										
Mark Clark, R (1.1) ERA: 4.38	6.1		24	6	2	2	1	2	0	0	0	0	0	0	4												
Bob McClure, L (7.1) ERA: 3.86	0.0	L	1	0	0	0	0	1	0	0	0	0	0	0	4												
Mike Perez, R (7.1) ERA: 1.42	0.1		4	1	3	3	0	2	0	0	0	0	1	7	17	81.00	9.000										
Cris Carpenter, R (7.1) ERA: 3.05	0.2		3	2	1	1	0	0	0	0	0	0	1	7	12	13.50	3.000										
Jose DeLeon, R (8.1) ERA: 4.5	0.2		2	0	0	0	0	0	0	0	0	0	0	4	5	0.00	0.000										

St. Louis Cardinals @ New York Mets
Shea Stadium, Flushing, NY
Sun Jun 21 1992, 3:33 AM EDT
Att: 33,440 - Cloudy - 68 F

AB 28
R 6
H 9
RBI 6
BB 5
SO 1
LOB 10



Batter	1	2	3	4	5	6	7	8	9	AB	R	H	RBI	BB	SO	LOB	TOP					
Jose Vizcaino, S OBP: 0.232, SLG: 0.267 (1, 5)										5	1	1	0	0	1	0	Chicago Cubs @ New York Mets Shea Stadium, Flushing, NY Mon Jun 22 1992, 7:05 PM EDT Att: 19,552 - Cloudy - 59 F					
Doug Dasenczo, S OBP: 0.288, SLG: 0.270 (1, 8)										5	0	1	0	0	0	1						
23 Ryne Sandberg, R OBP: 0.366, SLG: 0.482 (1, 4)										4	0	1	0	1	1	1						
Andre Dawson, R OBP: 0.315, SLG: 0.467 (1, 9)										5	0	2	1	0	0	2						
Mark Grace, L OBP: 0.415, SLG: 0.468 (1, 3)										3	0	0	0	0	1	2						
Luis Salazar, R OBP: 0.285, SLG: 0.267 (1, 7)										3	1	1	0	1	0	0						
Joe Girardi, R OBP: 0.350, SLG: 0.308 (1, 2)										4	0	1	0	0	1	4						
Rey Sanchez, R OBP: 0.220, SLG: 0.385 (1, 6)										3	0	1	1	1	0	0						
Shawn Boskie, R OBP: 0.105, SLG: 0.105 (5, 1)										2	0	0	0	0	0	2						
Dwight Smith, L OBP: 0.292, SLG: 0.314 (6, 1)										0	0	0	0	0	0	0						
Chico Walker, S OBP: 0.297, SLG: 0.303 (8, 1)										0	0	0	0	0	0	0						
Lee Guetterman, L OBP: 0.253, SLG: 0.291 (9, 1)										0	0	0	0	0	0	0						
Inning Stats	R: 0 E: 0 K: 1 S: 7	H: 0 LOB: 0 BB: 0 P: 10	R: 0 E: 1 K: 1 S: 17	H: 1 LOB: 3 BB: 1 P: 31	R: 0 E: 0 K: 1 S: 10	H: 2 LOB: 2 BB: 0 P: 14	R: 0 E: 0 K: 1 S: 11	H: 0 LOB: 0 BB: 0 P: 17	R: 0 E: 0 K: 1 S: 12	H: 1 LOB: 2 BB: 1 P: 18	R: 1 E: 0 K: 2 S: 12	H: 2 LOB: 1 BB: 0 P: 18	R: 1 E: 0 K: 1 S: 13	H: 2 LOB: 3 BB: 1 P: 24	R: 0 E: 0 K: 0 S: 6	H: 0 LOB: 0 BB: 0 P: 11	R: 0 E: 0 K: 0 S: 9	H: 0 LOB: 0 BB: 0 P: 12	1B: 5 2B: 3 3B: 0 HR: 0	SF: 0 SAC: 0 DP: 0 HBP: 1	WP: 0 PB: 0 SB: 0 CS: 0	PA: 40
PITCHER	IP WLS BF H R ER SO BB IBB HBP BLK WP HR S P ERA WHIP																					
Sid Fernandez, L ERA: 3.16 (1, 1)	5.1 W 24 5 1 1 5 2 0 0 0 0 0 0 61 96 1.69 1.312																					
Wally Whitehurst, R ERA: 3.46 (6, 1)	1.2 10 3 1 1 2 1 0 1 0 0 0 0 21 36 5.40 2.400																					
Jeff Innis, R ERA: 3.2 (8, 1)	1.0 3 0 0 0 0 0 0 0 0 0 0 0 6 11 0.00 0.000																					
Lee Guetterman, L ERA: 8.49 (9, 1)	1.0 3 0 0 0 0 0 0 0 0 0 0 0 9 12 0.00 0.000																					

Chicago Cubs @ New York Mets
 Shea Stadium, Flushing, NY
 Mon Jun 22 1992, 7:05 PM EDT
 Att: 19,552 - Cloudy - 59 F

AB	36
R	2
H	8
RBI	2
BB	3
SO	7
LOB	14



Batter	1	2	3	4	5	6	7	8	9	AB	R	H	RBI	BB	SO	LOB	BOTTOM					
Vince Coleman, S OBP: 0.393, SLG: 0.440 (1, 7)										3	1	1	0	2	0	1	Chicago Cubs @ New York Mets Shea Stadium, Flushing, NY Mon Jun 22 1992, 7:05 PM EDT Att: 19,552 - Cloudy - 59 F					
Willie Randolph, R OBP: 0.339, SLG: 0.319 (1, 4)										3	1	1	1	0	1	2						
Daryl Boston, L OBP: 0.314, SLG: 0.405 (1, 8)										3	1	1	1	0	0	0						
Eddie Murray, S OBP: 0.348, SLG: 0.435 (1, 3)										3	1	1	1	1	1	0						
Bobby Bonilla, S OBP: 0.394, SLG: 0.435 (4, PR)										0	1	0	0	1	0	0						
Dave Gallagher, R OBP: 0.313, SLG: 0.439 (5, 9)										2	1	0	0	0	0	2						
Bill Pecota, R OBP: 0.287, SLG: 0.261 (1, 5)										4	0	3	1	0	0	1						
Dick Schofield, R OBP: 0.326, SLG: 0.291 (1, 6)										3	1	0	0	1	1	5						
Todd Hundley, S OBP: 0.253, SLG: 0.314 (1, 2)										4	1	2	2	0	0	1						
Sid Fernandez, L ERA: 4.5 (6, 1)										2	0	0	0	0	1	2						
Wally Whitehurst, R ERA: 3.26 (7, PR)										0	0	0	0	0	0	0						
Junio Martinez, R OBP: 0.297, SLG: 0.150 (8, 1)										0	0	0	0	0	0	0						
Chico Walker, S OBP: 0.297, SLG: 0.303 (8, PR)										1	0	1	2	0	0	0						
Lee Guetterman, L ERA: 4.91 (9, 1)										0	0	0	0	0	0	0						
Inning Stats	R: 0 E: 0 K: 0 S: 5	H: 0 LOB: 0 BB: 1 P: 13	R: 1 E: 0 K: 1 S: 13	H: 2 LOB: 2 BB: 1 P: 23	R: 1 E: 0 K: 1 S: 14	H: 1 LOB: 0 BB: 0 P: 20	R: 1 E: 0 K: 0 S: 10	H: 1 LOB: 1 BB: 0 P: 16	R: 0 E: 0 K: 1 S: 7	H: 0 LOB: 0 BB: 1 P: 15	R: 0 E: 0 K: 1 S: 12	H: 1 LOB: 2 BB: 1 P: 20	R: 0 E: 0 K: 0 S: 9	H: 0 LOB: 0 BB: 0 P: 14	R: 5 E: 0 K: 0 S: 21	H: 5 LOB: 1 BB: 1 P: 39	R: 0 E: 0 K: 0 S: 9	H: 0 LOB: 0 BB: 0 P: 12	1B: 4 2B: 6 3B: 0 HR: 1	SF: 1 SAC: 1 DP: 1 HBP: 1	WP: 0 PB: 0 SB: 1 CS: 1	PA: 37
PITCHER	IP WLS BF H R ER SO BB IBB HBP BLK WP HR S P ERA WHIP																					
Shawn Boskie, R ERA: 4.5 (1, 1)	4.0 L 17 4 3 3 2 2 0 1 0 0 0 0 42 72 6.75 1.500																					
Jeff Robinson, R ERA: 1.59 (5, 1)	1.0 3 0 0 0 0 1 1 0 0 0 0 0 7 15 0.00 1.000																					
Chuck McElroy, L ERA: 2.34 (6, 1)	2.0 8 1 0 0 0 1 1 0 0 0 0 0 0 21 34 0.00 1.000																					
Dennis Rasmussen, L ERA: 27.0 (8, 1)	0.0 3 3 3 3 0 0 0 0 0 0 0 0 1 10 18 = =																					
Jim Bullinger, R ERA: 4.91 (8, 1)	1.0 6 2 2 2 0 1 0 0 0 0 0 0 0 11 21 18.00 3.000																					

Chicago Cubs @ New York Mets
 Shea Stadium, Flushing, NY
 Mon Jun 22 1992, 7:05 PM EDT
 Att: 19,552 - Cloudy - 59 F

AB	29
R	8
H	10
RBI	8
BB	5
SO	4
LOB	14



Batter	1	2	3	4	5	6	7	8	9	AB	R	H	RBI	BB	SO	LOB	TOP					
Jose Vizcaino, S OBP: 0.227, SLG: 0.261 (1, 5)	1-1 P8		0-0 F8		2-2 FC6-4			0-0 F9		4	0	0	0	0	0	2						
Doug Dasencho, S OBP: 0.287, SLG: 0.270 (1, 8)	2-1 G6-3			2-2 1B		0-0 G5-3		2-2 G3		4	1	1	0	0	0	0						
23 Ryne Sandberg, R OBP: 0.361, SLG: 0.475 (1, 4)	2-2 G4-3			3-3 K		0-2 L5		0-1 G3-1		4	0	0	0	0	1	1						
Andrew Dawson, R OBP: 0.318, SLG: 0.472 (1, 9)		0-0 G5-3		1-2 1B		1-1 2B		0-0 P6		4	0	2	1	0	0	0						
Mark Grace, L OBP: 0.416, SLG: 0.466 (1, 3)	2-2 G1-3			0-1 1B		4-2 BB		2-1 G4-3		3	0	1	0	1	0	0						
Luis Salazar, R OBP: 0.250, SLG: 0.261 (6, 1)	1-0 G6-3			2-2 1B		0-0 F9		2-2 L4		3	0	0	0	0	0	4						
Jeff Robinson, R (6, 1)				2-2 G5-4-3						0	0	0	0	0	0	0						
Bob Scanlan, R (8, 1)				1-2 1B						0	0	0	0	0	0	0						
Gary Scott, R OBP: 0.191, SLG: 0.202 (9, PH)				1-2 1B						1	0	0	0	0	0	0						
Joe Girardi, R OBP: 0.346, SLG: 0.303 (7, PH)			0-0 P1		3-2 G6-3					2	0	0	0	0	0	0						
Rick Wilkins, L OBP: 0.353, SLG: 0.313 (7, 2)										1	0	1	0	0	0	0						
Rey Sanchez, R OBP: 0.205, SLG: 0.357 (1, 6)			1-1 G5-3		0-0 G5-3			0-0 G5-4-3		3	0	0	0	0	0	1						
Frank Castillo, R OBP: 0.103, SLG: 0.071 (6, 7)				4-2 BB		2-2 1B		2-3 K		1	0	1	0	1	0	0						
Derrick May, L OBP: 0.270, SLG: 0.342 (6, 7)										1	0	0	0	0	1	0						
Inning Stats	R: 0 E: 0 K: 0 S: 7	H: 0 LOB: 0 BB: 0 P: 12	R: 0 E: 0 K: 0 S: 5	H: 0 LOB: 0 BB: 0 P: 8	R: 0 E: 0 K: 0 S: 6	H: 0 LOB: 1 BB: 1 P: 11	R: 1 E: 0 K: 1 S: 17	H: 3 LOB: 1 BB: 0 P: 25	R: 0 E: 0 K: 0 S: 11	H: 1 LOB: 1 BB: 0 P: 18	R: 0 E: 0 K: 1 S: 9	H: 1 LOB: 2 BB: 1 P: 14	R: 0 E: 0 K: 1 S: 7	H: 1 LOB: 0 BB: 0 P: 12	R: 0 E: 0 K: 0 S: 7	H: 0 LOB: 0 BB: 0 P: 11	1B: 5 2B: 1 3B: 0 HR: 0	SF: 0 SAC: 0 DP: 2 HBP: 0	WP: 0 PB: 0 SB: 1 CS: 0	PA: 33		
PITCHER	IP WLS BF H R ER SO BB IBB HBP BLK WP HR S P ERA WHIP	IP WLS BF H R ER SO BB IBB HBP BLK WP HR S P ERA WHIP	IP WLS BF H R ER SO BB IBB HBP BLK WP HR S P ERA WHIP	IP WLS BF H R ER SO BB IBB HBP BLK WP HR S P ERA WHIP	IP WLS BF H R ER SO BB IBB HBP BLK WP HR S P ERA WHIP	IP WLS BF H R ER SO BB IBB HBP BLK WP HR S P ERA WHIP	IP WLS BF H R ER SO BB IBB HBP BLK WP HR S P ERA WHIP	IP WLS BF H R ER SO BB IBB HBP BLK WP HR S P ERA WHIP	IP WLS BF H R ER SO BB IBB HBP BLK WP HR S P ERA WHIP	IP WLS BF H R ER SO BB IBB HBP BLK WP HR S P ERA WHIP	IP WLS BF H R ER SO BB IBB HBP BLK WP HR S P ERA WHIP	IP WLS BF H R ER SO BB IBB HBP BLK WP HR S P ERA WHIP	IP WLS BF H R ER SO BB IBB HBP BLK WP HR S P ERA WHIP	IP WLS BF H R ER SO BB IBB HBP BLK WP HR S P ERA WHIP	IP WLS BF H R ER SO BB IBB HBP BLK WP HR S P ERA WHIP	IP WLS BF H R ER SO BB IBB HBP BLK WP HR S P ERA WHIP	IP WLS BF H R ER SO BB IBB HBP BLK WP HR S P ERA WHIP	IP WLS BF H R ER SO BB IBB HBP BLK WP HR S P ERA WHIP	IP WLS BF H R ER SO BB IBB HBP BLK WP HR S P ERA WHIP	IP WLS BF H R ER SO BB IBB HBP BLK WP HR S P ERA WHIP	IP WLS BF H R ER SO BB IBB HBP BLK WP HR S P ERA WHIP	IP WLS BF H R ER SO BB IBB HBP BLK WP HR S P ERA WHIP

Chicago Cubs @ New York Mets
Shea Stadium, Flushing, NY
Tue Jun 23 1992, 7:05 PM EDT
Att: 24,056 - Cloudy - 72 F

AB	31
R	1
H	6
RBI	1
BB	2
SO	2
LOB	8



Batter	1	2	3	4	5	6	7	8	9	AB	R	H	RBI	BB	SO	LOB	BOTTOM				
Vince Coleman, S OBP: 0.393, SLG: 0.438 (1, 7)	0-1 G1-6-3 1B		1-1 1B		1-1 G4-3		2-2 F8		0-0 G4-3	5	0	2	0	0	0	6					
Willie Randolph, R OBP: 0.337, SLG: 0.318 (1, 4)	1-1 G1-6-3 1B		1-1 1B		2-1 G6-3		2-2 F8			4	0	1	0	0	0	1					
Daryl Boston, L OBP: 0.313, SLG: 0.395 (1, 8)	4-0 BB		3-1 P5		1-0 F9		1-3 K			3	0	0	0	1	1	2					
Eddie Murray, S OBP: 0.343, SLG: 0.428 (1, 3)	1-0 F9		2-2 L5		0-1 F9		1-0 F8			4	0	0	0	0	0	3					
Bobby Bonilla, S OBP: 0.399, SLG: 0.449 (8, PR)		1-0 F7		2-1 G4-3 HR		1-1 WP 1B		3-1 1B 2B		4	1	3	0	0	0	0					
Dave Gallagher, R OBP: 0.313, SLG: 0.439 (9, 9)										0	0	0	0	0	0	0					
Bill Pecota, R OBP: 0.295, SLG: 0.274 (1, 5)	0-1 1B 2B		0-0 G4-3		0-0 G4-3		3-3 K		4-0 1B BB	3	1	1	0	1	1	2					
Dick Schofield, R OBP: 0.337, SLG: 0.298 (1, 6)	2-1 2H 1B		4-2 HR BB		4-1 WP BB				0-2 1-2 2-3 1B	2	1	2	1	2	0	0					
Todd Hundley, S OBP: 0.253, SLG: 0.333 (1, 2)	1-2 G3-1		1-2 HR		1-2 P5		2-1 P5		0-0 P5	4	1	1	3	0	0	5					
Pete Schourek, L OBP: 0.111, SLG: 0.111 (6, PH)			1-0 F7		0-3 K		4-1 BB		1-3 K	2	0	0	0	0	1	0					
Chico Walker, S OBP: 0.256, SLG: 0.301 (7, 1)										0	0	0	0	0	0	0					
Howard Johnson, S OBP: 0.342, SLG: 0.370 (8, PH)										0	0	0	0	0	1	3					
John Franco, L (9, 1)										0	0	0	0	0	0	0					
Inning Stats	R: 0 E: 0 K: 0 S: 5	H: 1 LOB: 1 BB: 1 P: 11	R: 1 E: 0 K: 0 S: 8	H: 2 LOB: 0 BB: 0 P: 12	R: 0 E: 0 K: 0 S: 10	H: 2 LOB: 0 BB: 0 P: 18	R: 3 E: 0 K: 1 S: 18	H: 2 LOB: 0 BB: 1 P: 26	R: 0 E: 0 K: 0 S: 5	H: 0 LOB: 0 BB: 0 P: 8	R: 0 E: 0 K: 1 S: 13	H: 1 LOB: 3 BB: 2 P: 29	R: 0 E: 0 K: 1 S: 8	H: 0 LOB: 0 BB: 0 P: 12	R: 0 E: 0 K: 1 S: 11	H: 2 LOB: 3 BB: 1 P: 19	1B: 6 2B: 3 3B: 0 HR: 1	SF: 0 SAC: 0 DP: 1 HBP: 0	WP: 1 PB: 0 SB: 1 CS: 0	PA: 37	
PITCHER	IP WLS BF H R ER SO BB IBB HBP BLK WP HR S P ERA WHIP	IP WLS BF H R ER SO BB IBB HBP BLK WP HR S P ERA WHIP	IP WLS BF H R ER SO BB IBB HBP BLK WP HR S P ERA WHIP	IP WLS BF H R ER SO BB IBB HBP BLK WP HR S P ERA WHIP	IP WLS BF H R ER SO BB IBB HBP BLK WP HR S P ERA WHIP	IP WLS BF H R ER SO BB IBB HBP BLK WP HR S P ERA WHIP	IP WLS BF H R ER SO BB IBB HBP BLK WP HR S P ERA WHIP	IP WLS BF H R ER SO BB IBB HBP BLK WP HR S P ERA WHIP	IP WLS BF H R ER SO BB IBB HBP BLK WP HR S P ERA WHIP	IP WLS BF H R ER SO BB IBB HBP BLK WP HR S P ERA WHIP	IP WLS BF H R ER SO BB IBB HBP BLK WP HR S P ERA WHIP	IP WLS BF H R ER SO BB IBB HBP BLK WP HR S P ERA WHIP	IP WLS BF H R ER SO BB IBB HBP BLK WP HR S P ERA WHIP	IP WLS BF H R ER SO BB IBB HBP BLK WP HR S P ERA WHIP	IP WLS BF H R ER SO BB IBB HBP BLK WP HR S P ERA WHIP	IP WLS BF H R ER SO BB IBB HBP BLK WP HR S P ERA WHIP	IP WLS BF H R ER SO BB IBB HBP BLK WP HR S P ERA WHIP	IP WLS BF H R ER SO BB IBB HBP BLK WP HR S P ERA WHIP	IP WLS BF H R ER SO BB IBB HBP BLK WP HR S P ERA WHIP	IP WLS BF H R ER SO BB IBB HBP BLK WP HR S P ERA WHIP	IP WLS BF H R ER SO BB IBB HBP BLK WP HR S P ERA WHIP

Chicago Cubs @ New York Mets
Shea Stadium, Flushing, NY
Tue Jun 23 1992, 7:05 PM EDT
Att: 24,056 - Cloudy - 72 F

AB	32
R	4
H	10
RBI	4
BB	5
SO	4
LOB	22



Batter	1	2	3	4	5	6	7	8	9	AB	R	H	RBI	BB	SO	LOB	TOP										
Jose Vizcaino, S (1.5) OBP: 0.232, SLG: 0.264	G5-3		K			G6-3		G5-3		5	0	1	1	0	1	0	Chicago Cubs @ New York Mets Shea Stadium, Flushing, NY Thu Jun 25 1992, 3:33 AM EDT Att: 29,055 - Sunny - 73 F										
Doug Dasenczo, S (1.8) OBP: 0.282, SLG: 0.260				G4-3			FC4-6 1B	G6-3		4	1	1	0	1	0	1											
23 Ryne Sandberg, R (1.4) OBP: 0.355, SLG: 0.468	E5 1B	G5-3		G3			FC4-6 1B			4	1	0	0	0	0	2											
Doug Strange, S (7. PR) (7.4) OBP: 0.272, SLG: 0.236										1	0	1	0	0	0	0											
Mark Grace, L (1.3) OBP: 0.421, SLG: 0.470	G3-1 HR 1B	G4-3		L8			BB 1B	L9		5	1	2	1	0	0	1											
Derrick May, L (1.7) OBP: 0.277, SLG: 0.339	G3-1 HR 1B	G4-3			L8			G4-3		4	1	1	1	1	0	1											
Dwight Smith, L (1.9) OBP: 0.274, SLG: 0.308	G3-1									4	1	1	0	0	1	5											
Rick Wilkins, L (1.2) OBP: 0.333, SLG: 0.500						F8				4	2	2	4	0	0	3											
Rey Sanchez, R (1.6) OBP: 0.208, SLG: 0.370										4	1	1	0	0	0	1											
Greg Maddux, R (1.1) OBP: 0.220, SLG: 0.350	E9 1B									4	1	2	2	0	1	0											
Jim Bullinger, R (9.1) OBP: 1.000, SLG: 4.000										0	0	0	0	0	0	0											
Inning Stats	R: 7 E: 2 K: 0 S: 23	H: 6 LOB: 1 BB: 1 P: 35	R: 0 E: 0 K: 0 S: 6	H: 0 LOB: 0 BB: 0 P: 9	R: 2 E: 0 K: 1 S: 17	H: 3 LOB: 0 BB: 0 P: 25	R: 0 E: 0 K: 0 S: 7	H: 0 LOB: 0 BB: 0 P: 13	R: 0 E: 0 K: 1 S: 5	H: 0 LOB: 0 BB: 0 P: 7	R: 0 E: 0 K: 0 S: 13	H: 2 LOB: 3 BB: 1 P: 21	R: 0 E: 0 K: 0 S: 3	H: 0 LOB: 0 BB: 0 P: 5	R: 0 E: 0 K: 0 S: 7	H: 1 LOB: 1 BB: 0 P: 10	1B: 7 2B: 4 3B: 0 HR: 1	SF: 0 SAC: 0 DP: 0 HBP: 0	WP: 2 PB: 0 SB: 0 CS: 0	PA: 41							
PITCHER	IP	WLS	BF	H	R	ER	SO	BB	IBB	HBP	BLK	WP	HR	S	P	ERA	WHIP										
Anthony Young, R (1.1) ERA: 4.65	2.0	L	16	8	9	3	0	1	0	0	0	2	1	35	55	13.50	4.500										
Paul Gibson, L (3.1) ERA: 4.91	5.0		18	3	0	0	3	1	0	0	0	0	0	43	62	0.00	0.800										
Lee Guetterman, L (8.1) ERA: 7.96	2.0		7	1	0	0	0	0	0	0	0	0	0	10	15	0.00	0.500										

Chicago Cubs @ New York Mets
Shea Stadium, Flushing, NY
Thu Jun 25 1992, 3:33 AM EDT
Att: 29,055 - Sunny - 73 F

AB	39
R	9
H	12
RBI	9
BB	2
SO	3
LOB	14



Batter	1	2	3	4	5	6	7	8	9	AB	R	H	RBI	BB	SO	LOB	BOTTOM										
Vince Coleman, S (1.7) OBP: 0.384, SLG: 0.425	K			B1-3		F8		1B G6-4-3		4	1	1	0	0	1	0	Chicago Cubs @ New York Mets Shea Stadium, Flushing, NY Thu Jun 25 1992, 3:33 AM EDT Att: 29,055 - Sunny - 73 F										
Chico Walker, S (1.4) (5.5) OBP: 0.277, SLG: 0.326	G3							1B		3	0	2	0	1	0	0											
Bobby Bonilla, S (1.9) OBP: 0.390, SLG: 0.436								1B		3	0	0	0	0	2	2											
Dave Gallagher, R (7.9) OBP: 0.306, SLG: 0.429								G6-4-3		1	0	0	0	0	0	1											
Eddie Murray, S (1.3) OBP: 0.345, SLG: 0.427										2	1	1	0	1	0	0											
Lee Guetterman, L (8.1)										1	0	0	0	0	1	0											
Howard Johnson, S (1.8) OBP: 0.332, SLG: 0.357										4	0	0	0	0	1	3											
Bill Peacock, R (1.5) (5.6) OBP: 0.295, SLG: 0.275										4	0	1	0	0	1	0											
Dick Schofield, R (1.6) OBP: 0.336, SLG: 0.294										1	0	0	0	0	0	0											
Junior Noboa, R (5.4) OBP: 0.213, SLG: 0.140										3	0	0	0	0	0	2											
Todd Hundley, S (1.2) OBP: 0.255, SLG: 0.333										3	0	1	1	0	1	0											
Anthony Young, R (1.1) OBP: 0.154, SLG: 0.120										0	0	0	0	0	0	0											
Paul Gibson, R (3.1)										2	0	0	0	0	1	0											
Mackey Sasser, L (7. PH) (8.3) OBP: 0.231, SLG: 0.258										1	0	0	0	0	0	2											
Inning Stats	R: 0 E: 0 K: 2 S: 10	H: 0 LOB: 0 BB: 0 P: 14	R: 0 E: 0 K: 0 S: 6	H: 0 LOB: 0 BB: 0 P: 10	R: 0 E: 0 K: 2 S: 7	H: 0 LOB: 0 BB: 0 P: 12	R: 0 E: 0 K: 2 S: 12	H: 0 LOB: 2 BB: 2 P: 23	R: 0 E: 0 K: 0 S: 7	H: 0 LOB: 0 BB: 0 P: 12	R: 0 E: 0 K: 0 S: 6	H: 1 LOB: 1 BB: 0 P: 7	R: 1 E: 0 K: 0 S: 12	H: 3 LOB: 2 BB: 0 P: 15	R: 1 E: 0 K: 1 S: 9	H: 2 LOB: 0 BB: 0 P: 13	R: 0 E: 0 K: 1 S: 6	H: 0 LOB: 0 BB: 0 P: 9	1B: 5 2B: 1 3B: 0 HR: 0	SF: 0 SAC: 0 DP: 1 HBP: 0	WP: 0 PB: 0 SB: 1 CS: 0	PA: 34					
PITCHER	IP	WLS	BF	H	R	ER	SO	BB	IBB	HBP	BLK	WP	HR	S	P	ERA	WHIP										
Greg Maddux, R (1.1) ERA: 2.66	8.0	W	31	6	2	2	7	2	0	0	0	0	0	69	106	2.25	1.000										
Jim Bullinger, R (9.1) ERA: 4.6	1.0		3	0	0	0	1	0	0	0	0	0	0	6	9	0.00	0.000										

Chicago Cubs @ New York Mets
Shea Stadium, Flushing, NY
Thu Jun 25 1992, 3:33 AM EDT
Att: 29,055 - Sunny - 73 F

AB	32
R	2
H	6
RBI	1
BB	2
SO	8
LOB	10



Batter	1	2	3	4	5	6	7	8	9	AB R H RBI BB SO LOB	TOP
Vince Coleman, S (1, 7) OBP: 0.395, SLG: 0.421 Dave Gallagher, R (7, 7) OBP: 0.320, SLG: 0.465	4-2 SH3-4 BB	4-1 BB		3-3 K			4-2 S CS BB		0-1 2B	1 0 0 0 3 1 2 1 0 1 0 0 0 0	New York Mets @ St. Louis Cardinals Busch Stadium, St. Louis, MO Fri Jun 26 1992, 7:05 PM CDT Att: 41,282 - Sunny - 80 F
Wille Randolph, R (1, 4) OBP: 0.341, SLG: 0.323	4-1 SH3-4 BB	2-2 G6-3		0-0 G3			3-2 HBP		1-0 F9	3 0 0 0 1 0 4	
Bill Pecota, R (1, 5) OBP: 0.287, SLG: 0.267	0-0 SH3-4		2-1 G6-3				1-3 K			3 0 0 0 0 2 2	
Eddie Murray, S (1, 3) OBP: 0.340, SLG: 0.421	3-3 K		0-0 G4-3				2-3 K		1-2 G4-3	4 0 0 0 0 2 2	
Bobby Bonilla, S (1, 9) OBP: 0.388, SLG: 0.431 Jeff Innis, R (8, 1)	2-3 K		0-0 G1-3				0-3 K		4-0 BB	3 0 0 0 1 2 2 0 0 0 0 0 0 0	
Howard Johnson, S (1, 8) OBP: 0.331, SLG: 0.355		0-1 L7		0-2 G4-3 SH 1B			0-3 K		1-2 F8	4 1 1 0 0 1 1	
Dick Schofield, R (1, 6) OBP: 0.335, SLG: 0.290		4-2 HR BB		3-1 G4-3			0-1 P3		0-0 P5	3 1 0 0 1 0 2	
Todd Hundley, S (1, 2) OBP: 0.261, SLG: 0.354		1-2 HR		4-0 SH IBB			2-1 P3		1-2 G4-3	3 1 1 2 1 0 0	
David Cone, L (1, 1) OBP: 0.171, SLG: 0.132 Daryl Boston, L (8, 9) OBP: 0.310, SLG: 0.392		1-0 G6-3		0-0 SH			0-0 G4-3		2-3 K	2 0 0 1 0 0 0 1 0 0 0 0 1 0	
Inning Stats	R: 0 H: 0 E: 0 LOB: 2 K: 2 BB: 2 S: 12 P: 25	R: 2 H: 1 E: 0 LOB: 1 K: 0 BB: 2 S: 12 P: 24	R: 0 H: 0 E: 0 LOB: 0 K: 0 BB: 0 S: 4 P: 6	R: 1 H: 1 E: 0 LOB: 2 K: 1 BB: 1 S: 11 P: 21	R: 0 H: 0 E: 0 LOB: 0 K: 3 BB: 0 S: 11 P: 14	R: 0 H: 0 E: 0 LOB: 0 K: 1 BB: 0 S: 7 P: 9	R: 0 H: 0 E: 0 LOB: 1 K: 1 BB: 1 S: 10 P: 17	R: 0 H: 0 E: 0 LOB: 1 K: 0 BB: 1 S: 7 P: 13	R: 0 H: 1 E: 0 LOB: 3 K: 1 BB: 0 S: 9 P: 13	1B: 1 SF: 0 2B: 1 SAC: 2 3B: 0 DP: 0 HR: 1 HBP: 1	
PITCHER	IP WLS BF H R ER SO BB IBB HBP BLK WP HR S P ERA WHIP										
Mark Clark, R (1, 1) ERA: 4.71	4.0 20 2 3 3 3 4 1 0 0 0 1 39 76 6.75 1.500										
Jose DeLeon, R (5, 1) ERA: 4.44	2.0 6 0 0 0 4 0 0 0 0 0 0 18 23 0.00 0.000										
Cris Carpenter, R (7, 1) ERA: 2.76	2.0 8 0 0 0 1 2 0 1 0 0 0 17 30 0.00 1.000										
Lee Smith, R (9, 1) ERA: 3.48	1.0 W 4 1 0 0 1 0 0 0 0 0 0 9 13 0.00 1.000										

Batter	1	2	3	4	5	6	7	8	9	AB R H RBI BB SO LOB	BOTTOM
Geronimo Pena, S (1, 4) OBP: 0.388, SLG: 0.483	0-0 F9	2-2 F9		1-1 P4			1-3 K		1-0 BB 1B	5 1 1 0 0 1 2	New York Mets @ St. Louis Cardinals Busch Stadium, St. Louis, MO Fri Jun 26 1992, 7:05 PM CDT Att: 41,282 - Sunny - 80 F
Todd Zeile, R (1, 5) OBP: 0.342, SLG: 0.378	4-0 2B BB		0-0 F9		3-1 HR 1B		1-2 SF9 3B		4-2 1B BB	3 2 2 0 2 0 0	
Ray Lankford, L (1, 8) OBP: 0.384, SLG: 0.455	2-2 BB		3-3 K		2-3 K		2-1 SF9		4-0 1B BB	3 0 1 1 1 2 1	
Felix Jose, S (1, 9) OBP: 0.372, SLG: 0.475	1-3 K		0-0 1B		3-1 HR		3-H 2-2 F8		0-0 1B	5 1 3 3 0 1 2	
Gerald Perry, L (1, 3) OBP: 0.323, SLG: 0.318	1-1 FC6-4 HBP		2-1 1B		2-3 K		2-3 K		2-3 1B	3 0 1 0 0 2 0	
Brian Jordan, R (1, 7) OBP: 0.245, SLG: 0.423	2-2 FC6-4		1-3 K		2-2 3B				1-1 G3	4 0 1 0 0 1 5	
Tim Jones, L (1, 6) OBP: 0.241, SLG: 0.227		0-3 K		1-3 K		0-1 F9		2-0 G3-1		4 0 0 0 0 2 1	
Rich Gedman, L (1, 2) OBP: 0.188, SLG: 0.194 Lee Smith, R (9, 1) ERA: 3.16		2-3 K		3-2 1B			3-2 P6		0-1 G4-3	4 0 1 0 0 1 0 0 0 0 0 0 0 0	
Mark Clark, R (1, 1) OBP: 0.286, SLG: 0.292 Andres Castano, R (4, 1) OBP: 0.227, SLG: 0.234 Jose Velazquez, R (5, 1) OBP: 0.306, SLG: 0.417 Bernard Gilkey, R (6, 1) OBP: 0.306, SLG: 0.417 Cris Carpenter, R (7, 1) OBP: 0.306, SLG: 0.417 Tom Pagnozzi, R (9, 2) OBP: 0.340, SLG: 0.419		0-0 1B		1-3 K			3-3 K		1-1 G6-3	1 0 1 0 0 0 0 1 0 0 0 0 0 1 0 0 0 0 0 0 0 1 0 0 0 0 1 0 0 0 0 0 0 0 0 1 0 0 0 0 0 0	
Inning Stats	R: 0 H: 1 E: 0 LOB: 3 K: 1 BB: 1 S: 12 P: 22	R: 0 H: 1 E: 0 LOB: 0 K: 2 BB: 0 S: 11 P: 15	R: 0 H: 2 E: 0 LOB: 2 K: 2 BB: 0 S: 12 P: 17	R: 0 H: 1 E: 0 LOB: 1 K: 2 BB: 0 S: 11 P: 17	R: 2 H: 3 E: 0 LOB: 1 K: 2 BB: 0 S: 17 P: 29	R: 0 H: 0 E: 0 LOB: 0 K: 2 BB: 0 S: 9 P: 16	R: 1 H: 1 E: 0 LOB: 0 K: 1 BB: 0 S: 11 P: 18	R: 0 H: 0 E: 0 LOB: 0 K: 0 BB: 0 S: 5 P: 8	R: 1 H: 2 E: 0 LOB: 3 K: 0 BB: 2 S: 8 P: 18	1B: 7 SF: 1 2B: 1 SAC: 0 3B: 2 DP: 0 HR: 1 HBP: 1	
PITCHER	IP WLS BF H R ER SO BB IBB HBP BLK WP HR S P ERA WHIP										
David Cone, R (1, 1) ERA: 2.52	7.0 32 9 3 3 12 1 0 1 0 0 0 83 134 3.86 1.429										
Jeff Innis, R (8, 1) ERA: 3.16	1.1 L 8 2 1 1 0 2 0 0 0 0 0 0 13 26 6.75 3.000										

Batter	1	2	3	4	5	6	7	8	9	10	11	AB	R	H	RBI	BB	SO	LOB	TOP								
Daryl Boston, L OBP: 0.318, SLG: 0.426	(1, 7) 2-1 HR		(0, 1) SH1-3 2B		(3, 3) K		(3, 2) 1B			(1, 1) P3		5	1	3	1	0	1	0									
Dave Gallagher, R OBP: 0.288, SLG: 0.392	(1, 9) 1-3 K		(0, 0) SH1-3		(1, 0) E7		(1, 1) G1-3			(0, 0) L6		4	0	0	0	0	1	1									
Bill Pecota, R OBP: 0.296, SLG: 0.274	(1, 4) 4-2 BB		(0, 0) G5-3			(2, 2) G5-3		(2, 2) G6-3		(4, 1) 2B		3	1	0	0	2	0	1									
Bobby Bonilla, S OBP: 0.383, SLG: 0.425 John Franco, L OBP: 0.288, SLG: 0.392	(1, 3) 1-3 K		(0, 0) F8			(4, 1) BB		(3, 2) F8		(1, 0) BB		4	0	1	1	1	1	2									
Howard Johnson, S OBP: 0.341, SLG: 0.375	(1, 8) 4-0 BB			(2, 1) 2B		(0, 1) F8		(1, 1) F8		(4, 0) 2B		3	0	1	0	2	0	1									
Dave Magadan, L OBP: 0.289, SLG: 0.349 Junior Noboa, R OBP: 0.208, SLG: 0.136	(1, 5) 1-1 F7			(3, 3) K		(4, 1) BB		(4, 2) BB		(2, 3) K		2	0	0	0	2	1	3									
Eddie Murray, S OBP: 0.337, SLG: 0.419						(1, 2) BB						1	0	0	0	0	1	2									
Dick Schofield, R OBP: 0.322, SLG: 0.277			(0, 1) F8		(1, 1) P3		(3, 2) F7			(2, 2) G5-4-3		5	0	0	0	0	0	4									
Todd Hundley, S OBP: 0.289, SLG: 0.355			(1, 0) G3		(1, 0) F8					(3, 2) 2B		5	0	1	0	0	1	1									
Pete Schourek, L OBP: 0.083, SLG: 0.083 Chico Walker, S OBP: 0.271, SLG: 0.318 Lee Guetterman, L OBP: 0.271, SLG: 0.318 Willie Randolph, R OBP: 0.340, SLG: 0.321	(1, 1) 2-2 G4-3				(1, 1) G3					(0, 1) P2		3	0	0	0	0	0	0									
Inning Stats	R: 1 E: 0 K: 2 S: 14	H: 1 LOB: 2 BB: 2 P: 27	R: 0 E: 0 K: 0 S: 6	H: 0 LOB: 0 BB: 0 P: 9	R: 0 E: 0 K: 0 S: 5	H: 1 LOB: 1 BB: 0 P: 5	R: 0 E: 0 K: 1 S: 9	H: 1 LOB: 1 BB: 0 P: 16	R: 0 E: 0 K: 1 S: 6	H: 0 LOB: 2 BB: 0 P: 11	R: 0 E: 0 K: 0 S: 12	H: 0 LOB: 2 BB: 0 P: 25	R: 0 E: 0 K: 0 S: 9	H: 1 LOB: 2 BB: 1 P: 13	R: 0 E: 0 K: 0 S: 11	H: 0 LOB: 0 BB: 0 P: 17	R: 0 E: 0 K: 0 S: 11	H: 1 LOB: 2 BB: 2 P: 20	R: 1 E: 0 K: 1 S: 9	H: 1 LOB: 2 BB: 0 P: 21	R: 0 E: 0 K: 2 S: 10	H: 0 LOB: 0 BB: 0 P: 16	1B: 1 2B: 4 3B: 0 HR: 1	SF: 0 SAC: 1 DP: 1 HBP: 0	WP: 0 PB: 0 SB: 0 CS: 0	PA: 45	
PITCHER	IP ERA WLS BF H R ER SO BB IBB HBP BLK WP HR S P ERA WHIP	IP ERA WLS BF H R ER SO BB IBB HBP BLK WP HR S P ERA WHIP																									
Omar Olivares, R ERA: 3.93	(1, 1)	0.1	1	0	0	0	0	0	0	0	0	0	0	0	2	3	0.00	0.000									
Bob McClure, L ERA: 3.6	(10, 1)	1.2	W	8	1	1	1	3	1	1	0	0	0	0	17	34	5.40	1.200									
Mike Perez, R ERA: 1.52	(10, 1)																										

New York Mets @ St. Louis Cardinals
 Busch Stadium, St. Louis, MO
 Sun Jun 28 1992, 3:33 AM CDT
 Att: 43,826 - Cloudy - 80 F

AB 37
 R 2
 H 6
 RBI 2
 BB 7
 SO 7
 LOB 17



Batter	1	2	3	4	5	6	7	8	9	10	11	AB	R	H	RBI	BB	SO	LOB	BOTTOM								
Brian Jordan, R OBP: 0.261, SLG: 0.417	(1, 7) 1-0 G3		(4, 0) G6-3 BB		(1, 1) 1-2 1B			(1, 0) P3		(1, 2) S		4	0	2	0	1	0	0									
Tim Jones, L OBP: 0.290, SLG: 0.250 Bernard Gilkey, R OBP: 0.381, SLG: 0.417	(1, 6) 2-1 S		(2, 0) G6-3		(2, 3) K			(1, 0) F8		(3, 2) SF8		4	0	1	0	0	1	3									
Ray Lankford, L OBP: 0.375, SLG: 0.449 Blen Figueroa, R OBP: 0.167, SLG: 0.167	(1, 8) 2-3 K2-3		(0, 0) F7		(1, 1) G1-3			(2, 2) F7		(3, 3) K		5	0	0	0	0	2	5									
Felix Jose, S OBP: 0.369, SLG: 0.467	(1, 9) 1-0 F8					(1, 1) G6-3				(1, 2) F9		5	0	1	0	0	2	1									
Todd Zeile, R OBP: 0.340, SLG: 0.369						(3, 1) E5		(3, 1) L7		(2, 2) F9		5	0	1	0	0	1	1									
Craig Wilson, R OBP: 0.400, SLG: 0.396						(1, 1) G1-6-3		(3, 1) G6-3		(4, 0) G6-4-3		4	1	1	0	1	1	2									
Andres Galarraga, R OBP: 0.230, SLG: 0.235 Mike Perez, R OBP: 0.358, SLG: 0.457	(1, 3) 1-3 K					(2, 2) WP		(2, 1) G4-3		(1, 2) G6-4-3		3	1	0	0	0	1	3									
Rich Gedman, L OBP: 0.189, SLG: 0.171						(1, 0) P6		(1, 1) L3		(2, 1) G3-1		4	0	0	0	1	0	2									
Omar Olivares, R OBP: 0.310, SLG: 0.310 Bob McClure, R OBP: 0.343, SLG: 0.333	(1, 1) 0-3 K					(2, 2) 1B		(0, 0) P3		(1, 0) 1B		3	0	1	1	0	1	0									
Gerald Perry, L OBP: 0.343, SLG: 0.333						(1, 1) 1B				(1, 2) SF8		2	1	2	1	0	0	0									
Inning Stats	R: 0 E: 0 K: 1 S: 7	H: 1 LOB: 1 BB: 0 P: 13	R: 0 E: 0 K: 2 S: 11	H: 1 LOB: 1 BB: 0 P: 18	R: 0 E: 0 K: 1 S: 6	H: 0 LOB: 1 BB: 1 P: 11	R: 0 E: 1 K: 1 S: 8	H: 0 LOB: 0 BB: 0 P: 13	R: 1 E: 0 K: 1 S: 15	H: 2 LOB: 2 BB: 0 P: 24	R: 0 E: 0 K: 0 S: 6	H: 0 LOB: 0 BB: 0 P: 13	R: 0 E: 0 K: 0 S: 5	H: 0 LOB: 0 BB: 0 P: 8	R: 0 E: 0 K: 0 S: 5	H: 0 LOB: 0 BB: 0 P: 9	R: 0 E: 0 K: 0 S: 11	H: 1 LOB: 1 BB: 1 P: 19	R: 1 E: 0 K: 1 S: 14	H: 2 LOB: 1 BB: 0 P: 23	R: 1 E: 0 K: 2 S: 10	H: 2 LOB: 3 BB: 2 P: 22	1B: 8 2B: 1 3B: 0 HR: 0	SF: 1 SAC: 0 DP: 2 HBP: 1	WP: 1 PB: 0 SB: 4 CS: 0	PA: 45	
PITCHER	IP ERA WLS BF H R ER SO BB IBB HBP BLK WP HR S P ERA WHIP	IP ERA WLS BF H R ER SO BB IBB HBP BLK WP HR S P ERA WHIP																									
Pete Schourek, L ERA: 2.6	(1, 1)	1.0	4	1	0	0	0	0	0	0	0	0	0	0	11	19	0.00	1.000									
Lee Guetterman, L ERA: 7.71	(9, 1)	1.2	L	11	4	2	2	3	1	1	0	0	0	0	24	45	10.80	3.000									
John Franco, L ERA: 1.44	(10, 1)																										

New York Mets @ St. Louis Cardinals
 Busch Stadium, St. Louis, MO
 Sun Jun 28 1992, 3:33 AM CDT
 Att: 43,826 - Cloudy - 80 F

AB 39
 R 3
 H 9
 RBI 3
 BB 4
 SO 9
 LOB 17



Batter	1	2	3	4	5	6	7	8	9	AB	R	H	RBI	BB	SO	LOB	TOP					
Dave Gallagher, R (1, 7) OBP: 0.297, SLG: 0.382										4	0	1	0	1	1	2						
Willie Randolph, R (1, 4) OBP: 0.335, SLG: 0.316										4	0	0	0	0	0	2						
Howard Johnson, S (1, 8) OBP: 0.337, SLG: 0.369										4	1	0	0	0	0	2						
Eddie Murray, S (1, 3) OBP: 0.336, SLG: 0.416										4	0	1	0	0	0	1						
Bobby Bonilla, S (1, 9) OBP: 0.384, SLG: 0.428										3	0	1	1	1	0	0						
Bill Peotta, R (1, 5) OBP: 0.302, SLG: 0.276										3	1	1	0	1	1	1						
Charlie O'Brien, R (1, 2) OBP: 0.303, SLG: 0.312										4	0	2	0	0	1	3						
Dick Schofield, R (1, 6) OBP: 0.318, SLG: 0.273										3	0	0	0	0	0	2						
Chico Walker, S (9, PH) OBP: 0.276, SLG: 0.318										0	0	0	0	0	0	0						
Dwight Gooden, R (1, 1) OBP: 0.263, SLG: 0.289										3	0	0	0	0	0	2						
Paul Gibson, R (8, 1)										0	0	0	0	0	0	0						
Mackey Sasser, L (9, PH) OBP: 0.231, SLG: 0.258										0	0	0	0	0	0	0						
Junior Noboa, R (9, PH) OBP: 0.204, SLG: 0.133										1	0	0	1	0	0	2						
Inning Stats	R: 0 E: 0 K: 0 S: 9	H: 1 LOB: 1 BB: 0 P: 14	R: 0 E: 0 K: 1 S: 11	H: 1 LOB: 2 BB: 1 P: 17	R: 1 E: 0 K: 1 S: 11	H: 2 LOB: 3 BB: 2 P: 25	R: 0 E: 0 K: 0 S: 4	H: 0 LOB: 0 BB: 0 P: 5	R: 0 E: 0 K: 0 S: 6	H: 0 LOB: 0 BB: 0 P: 13	R: 0 E: 0 K: 0 S: 6	H: 0 LOB: 0 BB: 0 P: 10	R: 0 E: 0 K: 0 S: 7	H: 0 LOB: 0 BB: 0 P: 10	R: 0 E: 0 K: 0 S: 6	H: 0 LOB: 0 BB: 0 P: 8	R: 1 E: 0 K: 1 S: 14	H: 2 LOB: 2 BB: 1 P: 24	1B: 5 2B: 1 3B: 0 HR: 0	SF: 0 SAC: 0 DP: 0 HBP: 0	WP: 0 PB: 0 SB: 0 CS: 1	PA: 37
PITCHER	IP WLS BF H R ER SO BB IBB HBP BLK WP HR S P ERA WHIP																					
Danny Jackson, L (1, 1) ERA: 4.37	8.1 W 34 6 2 2 2 3 0 0 0 0 0 0 65 110 2.16 1.080																					
Jim Bullinger, R (9, 1) ERA: 4.41	0.0 1 0 0 0 0 1 0 0 0 0 0 0 2 6 ∞ ∞																					
Paul Assenmacher, L (9, 1) ERA: 1.76	0.2 S 2 0 0 0 1 0 0 0 0 0 0 0 7 10 0.00 0.000																					

New York Mets @ Chicago Cubs
Wrigley Field, Chicago, IL
Mon Jun 29 1992, 3:33 AM CDT
Att: 34,039 - Sunny - 80 F

AB 33
R 2
H 6
RBI 2
BB 3
SO 3
LOB 17



Batter	1	2	3	4	5	6	7	8	9	AB	R	H	RBI	BB	SO	LOB	BOTTOM			
Jose Vizcaino, S (1, 5) OBP: 0.245, SLG: 0.273										2	1	0	0	1	0	0				
Doug Dasencenzo, S (1, 8) OBP: 0.277, SLG: 0.279										4	0	1	1	0	0	2				
23 Ryne Sandberg, R (1, 4) OBP: 0.349, SLG: 0.464										3	0	0	1	0	1	3				
Andre Dawson, R (1, 9) OBP: 0.307, SLG: 0.450										3	0	0	0	0	0	0				
Dwight Smith, L (8, 9) OBP: 0.291, SLG: 0.348										1	1	1	1	0	0	0				
Mark Grace, L (1, 3) OBP: 0.418, SLG: 0.466										4	1	2	0	0	0	0				
Derrick May, L (1, 7) OBP: 0.284, SLG: 0.343										3	1	1	0	1	1	1				
Rick Wilkins, L (1, 2) OBP: 0.344, SLG: 0.448										3	0	1	0	1	1	2				
Rey Sanchez, R (1, 6) OBP: 0.226, SLG: 0.367										4	1	1	2	0	0	4				
Danny Jackson, R (1, 1) OBP: 0.061, SLG: 0.061										3	0	0	0	0	0	1				
Jim Bullinger, R (9, 1) OBP: 1.000, SLG: 4.000										0	0	0	0	0	0	0				
Paul Assenmacher, L (9, 1) ERA: 5.02										0	0	0	0	0	0	0				
Inning Stats	R: 1 E: 2 K: 0 S: 11	H: 0 LOB: 0 BB: 0 P: 17	R: 0 E: 0 K: 1 S: 6	H: 0 LOB: 0 BB: 0 P: 8	R: 0 E: 0 K: 0 S: 6	H: 0 LOB: 0 BB: 0 P: 7	R: 0 E: 0 K: 1 S: 11	H: 0 LOB: 0 BB: 0 P: 17	R: 3 E: 0 K: 1 S: 18	H: 4 LOB: 2 BB: 1 P: 31	R: 0 E: 0 K: 0 S: 11	H: 1 LOB: 2 BB: 1 P: 17	R: 0 E: 1 K: 0 S: 5	H: 0 LOB: 1 BB: 0 P: 7	R: 1 E: 0 K: 0 S: 10	H: 2 LOB: 1 BB: 1 P: 15	1B: 4 2B: 2 3B: 0 HR: 1	SF: 1 SAC: 1 DP: 1 HBP: 0	WP: 0 PB: 0 SB: 0 CS: 0	PA: 35
PITCHER	IP WLS BF H R ER SO BB IBB HBP BLK WP HR S P ERA WHIP																			
Dwight Gooden, R (1, 1) ERA: 3.81	7.0 L 30 5 4 3 3 2 0 0 0 0 0 0 68 104 3.86 1.000																			
Paul Gibson, L (8, 1) ERA: 5.02	1.0 5 2 1 1 0 1 0 0 0 0 0 1 10 15 9.00 3.000																			

New York Mets @ Chicago Cubs
Wrigley Field, Chicago, IL
Mon Jun 29 1992, 3:33 AM CDT
Att: 34,039 - Sunny - 80 F

AB 30
R 5
H 7
RBI 5
BB 3
SO 3
LOB 13



Batter	1	2	3	4	5	6	7	8	9	AB	R	H	RBI	BB	SO	LOB	TOP			
Daryl Boston, L (1, 7) OBP: 0.323, SLG: 0.420	4-1 1B FC4-6 BB	2-1 G6-3			1-3 K		4-1 WP BB			2	1	0	0	2	1	0				
Willie Randolph, R (1, 4) OBP: 0.337, SLG: 0.323	1-0 FC4-6 1B 1-2 1B		2-1 L4		1-0 2B		2-1 G4-3 1-2			4	0	2	0	0	0	1				
Howard Johnson, S (1, 8) OBP: 0.336, SLG: 0.367	0-1 FC4-6 1-2 2-3 1B		1-1 G1-3		1-3 K2-3			3-3 K		4	0	1	0	0	2	1				
Eddie Murray, S (1, 3) OBP: 0.331, SLG: 0.410	1-2 FC4-6 BB 1-2 2-3 3-H		3-3 K		3-2 G6-3			1-1 G6-3		4	0	0	1	0	1	3				
Bobby Bonilla, S (1, 9) OBP: 0.379, SLG: 0.421	2-3 K			0-0 G1-3		0-3 K		1-1 G3		4	0	0	0	0	2	2				
Dave Magadan, L (1, 5) OBP: 0.396, SLG: 0.344	4-0 1-2 BB			1-1 E5 2B		0-1 G6-3			1-3 K	3	0	0	0	1	1	0				
Todd Hundley, S (1, 2) OBP: 0.253, SLG: 0.346	1-1 G3			2-1 F8		1-3 K			1-2 G3-1	4	0	0	0	0	1	4				
Dick Schofield, R (1, 6) OBP: 0.319, SLG: 0.278		0-0 G6-3		1-1 2B			2-1 G4-3		1-3 K	3	0	1	0	0	0	0				
Chico Walker, S (9, PH) OBP: 0.276, SLG: 0.315				1-3 2B						0	0	0	0	0	0	0				
Wally Whitehurst, R (1, 1) OBP: 0.222, SLG: 0.250		0-0 G4-3		0-0 G4-3			0-3 K			2	0	0	0	0	0	2				
Anthony Young, R (6, 1) OBP: 0.146, SLG: 0.115										1	0	0	0	0	1	0				
Lee Guetterman, L (8, 1)										0	0	0	0	0	0	0				
Jeff Innis, R (8, 1)										0	0	0	0	0	0	0				
Inning Stats	R: 1 E: 0 K: 1 S: 12	H: 2 LOB: 3 BB: 2 P: 25	R: 0 E: 0 K: 0 S: 4	H: 0 LOB: 0 BB: 0 P: 6	R: 0 E: 0 K: 1 S: 7	H: 0 LOB: 0 BB: 0 P: 13	R: 0 E: 1 K: 0 S: 8	H: 1 LOB: 2 BB: 0 P: 12	R: 0 E: 0 K: 2 S: 9	H: 0 LOB: 0 BB: 0 P: 10	R: 0 E: 0 K: 1 S: 8	H: 0 LOB: 1 BB: 1 P: 16	R: 0 E: 0 K: 1 S: 7	H: 0 LOB: 0 BB: 0 P: 12	R: 0 E: 0 K: 2 S: 9	H: 0 LOB: 0 BB: 0 P: 12	1B: 2 2B: 2 3B: 0 HR: 0	SF: 0 SAC: 0 DP: 0 HBP: 0	WP: 1 PB: 0 SB: 0 CS: 0	PA: 35
PITCHER Greg Maddux, R (1, 1) ERA: 2.54	IP: 9.0 WLS: W BF: 35 H: 4 R: 1 ER: 1 SO: 10 BB: 3 IBB: 0 HBP: 0 BLK: 0 WP: 1 HR: 0 S: 75 P: 123 ERA: 1.00 WHIP: 0.778															PITCHER	IP: 9.0 WLS: W BF: 35 H: 4 R: 1 ER: 1 SO: 10 BB: 3 IBB: 0 HBP: 0 BLK: 0 WP: 1 HR: 0 S: 75 P: 123 ERA: 1.00 WHIP: 0.778			

New York Mets @ Chicago Cubs
Wrigley Field, Chicago, IL
Tue Jun 30 1992, 7:05 PM CDT
Att: 33,665 - Sunny - 66 F

AB 31
R 1
H 4
RBI 1
BB 3
SO 9
LOB 13



Batter	1	2	3	4	5	6	7	8	9	AB	R	H	RBI	BB	SO	LOB	BOTTOM			
Jose Vizcaino, S (1, 5) OBP: 0.244, SLG: 0.267	4-2 G4-6-3 BB	0-0 G1-3		0-3 K2-3			1-2 F9	0-0 G1-3		4	0	0	0	1	1	5				
Doug Dasencenzo, S (1, 8) OBP: 0.270, SLG: 0.271	1-0 G4-6-3 1-2		2-2 G1-3		1-2 G6-3		2-2 L7			4	0	0	0	0	0	1				
23 Ryne Sandberg, R (1, 4) OBP: 0.348, SLG: 0.465	1-2 2B		1-1 G4-3		2-0 F9		3-2 F9			4	0	1	0	0	0	0				
Andre Dawson, R (1, 9) OBP: 0.314, SLG: 0.463	4-1 BB		1-2 HR		2-2 G4-3			4-1 1B SF8 BB		2	2	1	1	2	0	0				
Mark Grace, L (1, 3) OBP: 0.419, SLG: 0.466	1-2 G4-3		2-2 1B		2-0 G4-3			2-1 SF8 1B 1B		4	1	2	0	0	0	2				
Derrick May, L (1, 7) OBP: 0.297, SLG: 0.355		2-0 2B 1B	2-0 F7		1-0 1B 1B			0-0 1B 1B		4	0	3	0	0	0	1				
Rick Wilkins, L (1, 2) ERA: 3.05		0-0		0-0				1-0 SF8		3	0	2	0	0	0	1				
Luis Salazar, R (6, PH) OBP: 0.255, SLG: 0.289								2-3 3-H SF8		0	0	0	1	0	0	0				
Joe Girardi, R (9, 2) OBP: 0.353, SLG: 0.314		1-3 2B		1-3 1B				2-3 3-H		0	0	0	0	0	0	0				
Rey Sanchez, R (1, 6) OBP: 0.242, SLG: 0.375		3-1 G1-3		0-0 G5-3				2-1 1B		4	0	2	1	0	0	3				
Greg Maddux, R (1, 1) OBP: 0.200, SLG: 0.318		1-3 K		0-0 G5-3				1-2 1B		4	0	0	0	0	2	7				
Inning Stats	R: 0 E: 0 K: 0 S: 14	H: 1 LOB: 2 BB: 2 P: 25	R: 0 E: 0 K: 1 S: 8	H: 2 LOB: 0 BB: 0 P: 14	R: 1 E: 0 K: 0 S: 12	H: 2 LOB: 1 BB: 0 P: 20	R: 0 E: 0 K: 1 S: 6	H: 1 LOB: 1 BB: 0 P: 6	R: 0 E: 0 K: 0 S: 8	H: 0 LOB: 0 BB: 0 P: 13	R: 0 E: 0 K: 0 S: 10	H: 2 LOB: 2 BB: 0 P: 16	R: 0 E: 0 K: 0 S: 10	H: 0 LOB: 0 BB: 0 P: 16	R: 2 E: 0 K: 1 S: 12	H: 3 LOB: 2 BB: 1 P: 22	1B: 8 2B: 2 3B: 0 HR: 1	SF: 1 SAC: 0 DP: 1 HBP: 0	WP: 0 PB: 0 SB: 0 CS: 0	PA: 37
PITCHER Wally Whitehurst, R (1, 1) ERA: 4.65	IP: 5.0 WLS: L BF: 9 H: 2 R: 1 ER: 1 SO: 0 BB: 2 IBB: 0 HBP: 0 BLK: 0 WP: 0 HR: 0 S: 21 P: 37 ERA: 4.50 WHIP: 1.500															PITCHER	IP: 5.0 WLS: L BF: 9 H: 2 R: 1 ER: 1 SO: 0 BB: 2 IBB: 0 HBP: 0 BLK: 0 WP: 0 HR: 0 S: 21 P: 37 ERA: 4.50 WHIP: 1.500			
Lee Guetterman, L (8, 1) ERA: 7.91	0.1 3 2 0 0 0															0.00 6.000				
Jeff Innis, R (8, 1) ERA: 3.12	0.2 3 1 1 1 1															13.50 1.500				

New York Mets @ Chicago Cubs
Wrigley Field, Chicago, IL
Tue Jun 30 1992, 7:05 PM CDT
Att: 33,665 - Sunny - 66 F

AB 33
R 3
H 11
RBI 3
BB 3
SO 3
LOB 20



Batter	1	2	3	4	5	6	7	8	9	10	11	12	AB	R	H	RBI	BB	SO	LOB	TOP							
Howard Johnson, S (1.8) OBP: 0.335, SLG: 0.366	G4-3		P4		G6-4-3 1B			K	K			SF8 1B	6	0	2	1	0	2	1								
Bill Pecota, R (1.4) OBP: 0.311, SLG: 0.275	K			HR BB	G6-4-3			1B 2B 1B		P3		SF8 BB	4	2	1	0	2	1	1								
Bobby Bonilla, S (1.9) OBP: 0.375, SLG: 0.427	K			HR				K		F7		K	6	1	1	2	0	4	4								
Dave Magadan, L (1.5) OBP: 0.398, SLG: 0.347		1B 1B		G4-3		G4-3		2B 1B		G5-3		SF8	4	0	2	0	0	0	0								
Junior Noboa, R (8. PR) OBP: 0.196, SLG: 0.130													1	1	0	1	0	0	0								
Eddie Murray, S (1.3) OBP: 0.338, SLG: 0.417		1B 1B		1B 1B		L7		1H 2B				L5	5	0	3	2	1	0	0								
Daryl Boston, L (1.7) OBP: 0.316, SLG: 0.411																											
Dave Gallagher, R (8. PH) OBP: 0.284, SLG: 0.362								G3-1	F8			G6-3	3	0	0	0	0	2	3								
Dick Schofield, R (1.6) OBP: 0.320, SLG: 0.281			G5-4-3		FC6-4 1B			K					5	0	2	0	0	2	2								
Todd Hundley, S (1.2) OBP: 0.259, SLG: 0.356				G1-3	FC6-4								4	1	2	0	0	0	2								
David Cone, L (1.1) OBP: 0.312, SLG: 0.311			G1-3					K					3	0	0	0	0	0	1								
Lee Guetterman, L (10.1) OBP: 0.316, SLG: 0.315					L8					G6-3		1B SF8 1B	0	0	0	0	0	0	0								
Wille Randolph, R (12. PH) OBP: 0.316, SLG: 0.315													0	0	0	0	0	0	0								
Anthony Young, R (12.1) OBP: 0.316, SLG: 0.315													0	1	1	0	0	0	0								
Inning Stats	R: 0 E: 0 K: 2 S: 8	H: 0 LOB: 0 BB: 0 P: 10	R: 0 E: 0 K: 1 S: 9	H: 2 LOB: 1 BB: 0 P: 16	R: 0 E: 0 K: 0 S: 8	H: 0 LOB: 0 BB: 0 P: 12	R: 2 E: 0 K: 1 S: 10	H: 3 LOB: 2 BB: 1 P: 23	R: 0 E: 0 K: 0 S: 3	H: 1 LOB: 0 BB: 0 P: 6	R: 0 E: 0 K: 2 S: 9	H: 1 LOB: 1 BB: 0 P: 11	R: 2 E: 0 K: 2 S: 20	H: 3 LOB: 2 BB: 0 P: 28	R: 0 E: 0 K: 1 S: 11	H: 1 LOB: 1 BB: 0 P: 16	R: 0 E: 0 K: 0 S: 5	H: 0 LOB: 0 BB: 0 P: 11	R: 0 E: 0 K: 1 S: 10	H: 0 LOB: 0 BB: 0 P: 12	R: 2 E: 0 K: 1 S: 12	H: 3 LOB: 3 BB: 2 P: 27	1B: 11 2B: 2 3B: 0 HR: 1	SF: 1 SAC: 1 DP: 2 HBP: 0	WP: 0 PA: 51 PB: 0 SB: 1 CS: 0		
PITCHER	IP WLS BF H R ER SO BB IBB HBP BLK WP HR S P ERA WHIP	7.0 0.0 5 3 2 2 2 0 0 0 0 0 0 16 22 2.57 4.500	8.1 0.2 5 3 2 2 2 0 0 0 0 0 0 16 22 2.00 0.750	8.1 1.1 5 1 0 0 1 0 0 0 0 0 0 15 22 0.00 0.000	10.1 2.0 6 0 0 0 1 0 0 0 0 0 0 15 23 0.00 0.000	12.1 0.0 L 4 3 2 2 0 1 0 0 0 0 0 6 13 ∞ ∞	PITCHER	IP WLS BF H R ER SO BB IBB HBP BLK WP HR S P ERA WHIP	12.1 1.0 4 0 0 0 1 0 0 0 0 0 0 1 14 0.00 0.000																		

New York Mets @ Chicago Cubs
Wrigley Field, Chicago, IL
Wed Jul 01 1992, 3:33 AM CDT
Att. 34,112 - Cloudy - 75 F

AB 45
R 6
H 14
RBI 6
BB 3
SO 12
LOB 19



Batter	1	2	3	4	5	6	7	8	9	10	11	12	AB	R	H	RBI	BB	SO	LOB	BOTTOM							
Jose Vizcaino, S (1.5) OBP: 0.291, SLG: 0.279	F9			2B 1B	1B							F9	6	1	3	0	0	1	3								
Doug Dascenzo, S (1.8) OBP: 0.266, SLG: 0.262	G6-3			2B BB	K			G4-3		G4-3		G6-3	5	1	0	0	1	1	5								
23 Ryne Sandberg, R (1.4) OBP: 0.351, SLG: 0.483	K			F9								FC6-4 1B	5	1	2	0	1	2	2								
Andre Dawson, R (1.9) OBP: 0.311, SLG: 0.468		K		K				HR				FC6-4 BB	6	1	1	1	0	3	5								
Mark Grace, L (1.3) OBP: 0.424, SLG: 0.468		G3-1						G4-1				FC4-6 BB	3	0	1	2	3	0	0								
Derrick May, L (1.7) OBP: 0.289, SLG: 0.348				1H 2H	2B																						
Luis Salazar, R (10. PH) OBP: 0.252, SLG: 0.285		G1-3			K			L3				FC4-6 BB	3	0	0	1	0	1	1								
Rick Wilkins, L (1.2) OBP: 0.385, SLG: 0.488													2	0	0	0	0	0	4								
Joe Girardi, R (11. PH) OBP: 0.351, SLG: 0.312				K				1B G4-3 1B				G4-3	3	0	1	0	1	2	1								
Rey Sanchez, R (1.6) OBP: 0.239, SLG: 0.353				G5-3				F7					1	0	0	0	0	0	0								
David Cone, R (1.1) ERA: 2.85	8.0 1.1	WLS 7	BF 34	H 6	R 4	ER 4	SO 10	BB 4	IBB 0	HBP 0	BLK 0	WP 1	HR 1	S 82	P 136	ERA 4.50	WHIP 1.250										
Jeff Innis, R (9.1) ERA: 3.02	10.1 1.2	WLS 5	BF 34	H 3	R 0	ER 0	SO 1	BB 1	IBB 0	HBP 0	BLK 0	WP 0	HR 0	S 18	P 34	ERA 0.00	WHIP 0.600										
Lee Guetterman, L (10.1) ERA: 7.53	12.1 1.0	WLS 5	BF 34	H 1	R 0	ER 0	SO 0	BB 1	IBB 0	HBP 0	BLK 0	WP 0	HR 0	S 11	P 21	ERA 0.00	WHIP 2.000										
Anthony Young, R (12.1) ERA: 4.59	12.1 1.0	WLS 5	BF 34	H 1	R 0	ER 0	SO 0	BB 1	IBB 0	HBP 0	BLK 0	WP 0	HR 0	S 13	P 21	ERA 0.00	WHIP 2.000										
Inning Stats	R: 0 E: 0 K: 1 S: 6	H: 0 LOB: 0 BB: 0 P: 10	R: 0 E: 0 K: 1 S: 8	H: 0 LOB: 0 BB: 0 P: 12	R: 0 E: 0 K: 1 S: 12	H: 0 LOB: 0 BB: 0 P: 15	R: 2 E: 0 K: 1 S: 14	H: 2 LOB: 1 BB: 1 P: 25	R: 0 E: 0 K: 2 S: 13	H: 2 LOB: 2 BB: 0 P: 17	R: 1 E: 0 K: 1 S: 9	H: 1 LOB: 0 BB: 0 P: 15	R: 0 E: 0 K: 1 S: 10	H: 1 LOB: 1 BB: 1 P: 17	R: 1 E: 0 K: 1 S: 10	H: 0 LOB: 1 BB: 2 P: 25	R: 0 E: 0 K: 0 S: 13	H: 2 LOB: 1 BB: 1 P: 21	R: 0 E: 0 K: 1 S: 8	H: 1 LOB: 1 BB: 1 P: 16	R: 0 E: 0 K: 1 S: 13	H: 0 LOB: 1 BB: 1 P: 16	R: 0 E: 0 K: 0 S: 13	H: 1 LOB: 2 BB: 1 P: 21	1B: 7 2B: 2 3B: 0 HR: 1	SF: 1 SAC: 0 DP: 1 HBP: 0	WP: 1 PA: 51 PB: 1 SB: 1 CS: 0
PITCHER	IP WLS BF H R ER SO BB IBB HBP BLK WP HR S P ERA WHIP	8.0 1.1	9.1 0.9	10.1 1.0	12.1 1.2	12.1 1.0	12.1 1.0	12.1 1.0	12.1 1.0	12.1 1.0	12.1 1.0	12.1 1.0	12.1 1.0	12.1 1.0	12.1 1.0	12.1 1.0	12.1 1.0	12.1 1.0	12.1 1.0	12.1 1.0	12.1 1.0						

New York Mets @ Chicago Cubs
Wrigley Field, Chicago, IL
Wed Jul 01 1992, 3:33 AM CDT
Att. 34,112 - Cloudy - 75 F

AB 43
R 4
H 10
RBI 4
BB 7
SO 12
LOB 25



Batter	1	2	3	4	5	6	7	8	9	AB	R	H	RBI	BB	SO	LOB	TOP											
Craig Biggio, R OBP: 0.382, SLG: 0.411 (1, 4)										4	0	1	0	0	1	1	Houston Astros @ New York Mets Shea Stadium, Flushing, NY Sat Jul 04 1992, 7:05 PM EDT Cloudy - 79 F											
Steve Finley, L OBP: 0.330, SLG: 0.421 (1, 8)										4	1	1	0	0	0	2												
Jeff Bagwell, R OBP: 0.351, SLG: 0.409 (1, 3)										3	1	1	1	0	1	0												
Eric Anthony, L OBP: 0.313, SLG: 0.448 (1, 9)										4	1	1	2	0	0	0												
Ken Caminiti, S OBP: 0.380, SLG: 0.466 (1, 5)										4	0	1	0	0	0	0												
Luis Gonzalez, L OBP: 0.275, SLG: 0.375 (1, 7)										2	0	0	0	1	0	1												
Casey Candaele, S OBP: 0.244, SLG: 0.235 (1, 6)										3	0	0	0	0	1	1												
Scooter Tucker, R OBP: 0.250, SLG: 0.129 Gerald Young, S (8, PH)										2	0	0	0	0	1	0												
Al Osuna, R (8, 1)										1	0	0	0	0	0	0												
Willie Blair, R Rob Murphy, L Joe Boever, R Benny Distefano, L Brian Williams, R Scott Servais, R (1, 1) (6, 1) (6, 1) (8, PH) (8, PH) (8, 2)										2	0	0	0	0	2	0												
Inning Stats	R: 0 E: 0 K: 0 S: 8	H: 1 LOB: 0 BB: 0 P: 14	R: 0 E: 0 K: 0 S: 7	H: 1 LOB: 0 BB: 0 P: 11	R: 0 E: 0 K: 3 S: 11	H: 0 LOB: 0 BB: 0 P: 16	R: 1 E: 0 K: 1 S: 10	H: 1 LOB: 0 BB: 0 P: 21	R: 0 E: 0 K: 0 S: 6	H: 0 LOB: 0 BB: 0 P: 7	R: 2 E: 0 K: 0 S: 13	H: 2 LOB: 1 BB: 1 P: 24	R: 0 E: 0 K: 0 S: 11	H: 1 LOB: 1 BB: 0 P: 14	R: 0 E: 0 K: 1 S: 6	H: 0 LOB: 0 BB: 0 P: 8	1B: 3 2B: 3 3B: 1 HR: 1	SF: 1 SAC: 0 DP: 1 HBP: 0	WP: 0 PB: 0 SB: 1 CS: 1	PA: 33								
PITCHER	IP	WLS	BF	H	R	ER	SO	BB	IBB	HBP	BLK	WP	HR	S	P	ERA	WHIP											
Dwight Gooden, R ERA: 3.81	(1, 1)	7.0	W	25	5	3	3	5	1	0	0	0	0	1	63	106	3.86	0.857										
Jeff Innis, R ERA: 2.89	(8, 1)	2.0	S	7	1	0	0	1	0	0	0	0	0	0	17	22	0.00	0.500										

AB	30
R	3
H	6
RBI	3
BB	1
SO	6
LOB	5



Batter	1	2	3	4	5	6	7	8	9	AB	R	H	RBI	BB	SO	LOB	BOTTOM										
Howard Johnson, S OBP: 0.334, SLG: 0.365 (1, 8)										4	1	1	0	0	1	1	Houston Astros @ New York Mets Shea Stadium, Flushing, NY Sat Jul 04 1992, 7:05 PM EDT Cloudy - 79 F										
Bill Pecota, R OBP: 0.309, SLG: 0.282 (1, 4)										4	1	1	1	0	0	0											
Bobby Bonilla, S OBP: 0.380, SLG: 0.444 (1, 9)										3	2	2	1	1	1	1											
Dave Magadan, L OBP: 0.403, SLG: 0.352 (1, 5)										3	1	2	1	1	0	1											
Eddie Murray, S OBP: 0.336, SLG: 0.415 (1, 3)										4	0	1	1	0	0	2											
Daryl Boston, L OBP: 0.313, SLG: 0.406 Dave Gallagher, R OBP: 0.275, SLG: 0.356 (1, 7) (7, 7)										2	0	0	0	0	1	0											
Charlie O'Brien, R OBP: 0.301, SLG: 0.321 (1, 2)										4	0	1	0	0	0	2											
Dick Schofield, R OBP: 0.317, SLG: 0.277 (1, 6)										3	0	0	0	0	1	2											
Dwight Gooden, R OBP: 0.250, SLG: 0.275 Chico Walker, S OBP: 0.280, SLG: 0.319 Jeff Innis, R (1, 1) (7, PH) (8, 1)										2	0	0	0	0	0	0											
Inning Stats	R: 0 E: 0 K: 0 S: 6	H: 0 LOB: 1 BB: 1 P: 14	R: 0 E: 0 K: 1 S: 16	H: 1 LOB: 0 BB: 0 P: 22	R: 2 E: 0 K: 1 S: 10	H: 3 LOB: 1 BB: 0 P: 15	R: 0 E: 0 K: 1 S: 9	H: 0 LOB: 0 BB: 0 P: 15	R: 0 E: 1 K: 0 S: 10	H: 0 LOB: 0 BB: 0 P: 15	R: 2 E: 1 K: 0 S: 9	H: 2 LOB: 1 BB: 1 P: 16	R: 0 E: 0 K: 0 S: 7	H: 1 LOB: 0 BB: 0 P: 10	R: 1 E: 0 K: 0 S: 10	H: 2 LOB: 1 BB: 0 P: 16		1B: 5 2B: 3 3B: 0 HR: 1	SF: 1 SAC: 0 DP: 1 HBP: 0	WP: 0 PB: 0 SB: 0 CS: 0	PA: 34						
PITCHER	IP	WLS	BF	H	R	ER	SO	BB	IBB	HBP	BLK	WP	HR	S	P	ERA	WHIP										
Willie Blair, R ERA: 5.59	(1, 1)	5.0	L	23	6	4	3	4	2	0	0	0	0	1	1	0.00	0.000										
Rob Murphy, L ERA: 3.2	(6, 1)	0.1		1	0	0	0	0	0	0	0	0	0	1	1	0.00	0.000										
Joe Boever, R ERA: 2.69	(6, 1)	1.2		5	1	0	0	0	0	0	0	0	0	10	13	0.00	0.600										
Al Osuna, L ERA: 3.9	(8, 1)	1.0		5	2	1	1	0	0	0	0	0	1	10	16	9.00	2.000										

AB	31
R	5
H	9
RBI	5
BB	2
SO	4
LOB	10



Batter	1	2	3	4	5	6	7	8	9	AB	R	H	RBI	BB	SO	LOB	TOP			
Craig Biggio, R OBP: 0.386, SLG: 0.419 (1, 4)	0-0 FC6-4 1B		0-3 K		1-1 2B			2-2 SH2-4 1B		4	1	3	0	0	1	1				
Steve Finley, L OBP: 0.311, SLG: 0.417 (1, 8)	0-1 FC6-4 5 CS		0-0 G4-3		2-1 G4-3			3-1 SH2-4		3	0	0	0	0	0	3				
5 Jeff Bagwell, R OBP: 0.353, SLG: 0.406 (1, 3)	4-2 BB			4-1 FC1-6 BB		2-1 F8		0-0 G6-3		2	0	0	0	2	0	1				
Eric Anthony, L OBP: 0.311, SLG: 0.444 Doug Jones, R (8, 1)	0-1 F7			0-1 FC1-6 1B		0-0 G1-3		0-0 1B		4	1	1	1	0	0	2				
Ken Caminiti, S OBP: 0.377, SLG: 0.462 (1, 5)		3-2 G4-3		3-2 G3-4-1 1B		0-1 G1-3			0-1 G6-3	4	0	1	1	0	0	0				
Luis Gonzalez, L OBP: 0.274, SLG: 0.384 (1, 7)		0-1 G4-3		1-1 G3-4-1			1-3 K		0-0 SH4-3 3B	4	1	1	0	0	1	1				
Juan Guerrero, R OBP: 0.240, SLG: 0.290 Casey Candaele, S OBP: 0.244, SLG: 0.235 (9, 6)		1-1 F7		2-1 F8			1-2 1B		2-1 SH4-3	3	0	1	1	0	0	1				
Scott Servais, R OBP: 0.268, SLG: 0.260 (1, 2)			1-1 F9		2-1 G6-3		1-3 K		1-1 HBP	3	0	0	0	0	1	1				
Mark Portugal, R OBP: 0.128, SLG: 0.120 Benny Osterlind, L OBP: 0.321, SLG: 0.347 Rob Murphy, L (7, 1) Xavier Hernandez, L (7, 1) Al Osuna, R (8, 9) Gerard Young, S (8, 9)			0-2 1B		2-3 K		0-0 F8		3-2 F8	2	0	1	0	0	1	0				
Inning Stats	R: 0 E: 0 K: 0 S: 7	H: 1 LOB: 1 BB: 1 P: 11	R: 0 E: 0 K: 0 S: 7	H: 0 LOB: 0 BB: 0 P: 11	R: 0 E: 0 K: 1 S: 9	H: 1 LOB: 1 BB: 0 P: 10	R: 1 E: 0 K: 0 S: 11	H: 1 LOB: 1 BB: 0 P: 21	R: 0 E: 0 K: 1 S: 9	H: 0 LOB: 1 BB: 0 P: 16	R: 0 E: 0 K: 2 S: 11	H: 1 LOB: 1 BB: 0 P: 14	R: 1 E: 0 K: 0 S: 7	H: 2 LOB: 1 BB: 0 P: 12	R: 1 E: 0 K: 0 S: 12	H: 1 LOB: 1 BB: 0 P: 17	1B: 6 2B: 1 3B: 1 HR: 0	SF: 0 SAC: 2 DP: 0 HBP: 1	WP: 0 PA: 36 PB: 0 SB: 1 CS: 1	
PITCHER	IP	WLS	BF	H	R	ER	SO	BB	IBB	HBP	BLK	WP	HR	S	P	ERA	WHIP			
Tom Filer, R ERA: 1.29 Anthony Young, R ERA: 4.7	(1, 1) (8, 1)	7.0 L	27 9	5 3	1 2	1 2	4 0	2 0	0 0	0 1	0 0	0 0	0 0	59 19	90 29	1.29 9.00	1.000 1.500			

Houston Astros @ New York Mets
Shea Stadium, Flushing, NY
Sat Jul 04 1992, 7:05 PM EDT
Att: 38,049 - Cloudy - 75 F

AB	31
R	3
H	8
RBI	3
BB	2
SO	4
LOB	12



Batter	1	2	3	4	5	6	7	8	9	AB	R	H	RBI	BB	SO	LOB	BOTTOM				
Howard Johnson, S OBP: 0.333, SLG: 0.363 (1, 8)	3-2 G6-4-3 1B		3-3 K			0-1 G3-1	3-2 G1-3			4	0	1	0	0	1	2					
Bill Peccota, R OBP: 0.308, SLG: 0.289 (1, 4)	2-2 G6-4-3 1-2t		2-3 K			1-1 BLK 2B		2-1 F9		4	0	1	0	0	1	1					
Bobby Bonilla, S OBP: 0.378, SLG: 0.453 (1, 9)	3-1 F7			2-1 HR		2-3 K		3-2 G4-3		4	1	1	1	0	1	1					
Dave Magadan, L OBP: 0.301, SLG: 0.347 (1, 5)		0-3 K		2-2 G3-1		4-2 BB		1-2 F8		3	0	0	0	1	1	0					
Eddie Murray, S OBP: 0.332, SLG: 0.409 (1, 3)		1-0 G3		1-0 G1		0-0 F9			1-3 K	4	0	0	0	0	1	2					
Mackey Sasser, L OBP: 0.238, SLG: 0.281 Chico Walker, S OBP: 0.287, SLG: 0.337 Charlie O'Brien, R OBP: 0.301, SLG: 0.321 Todd Hundley, S OBP: 0.263, SLG: 0.366 (9, PH)		1-0 1B		0-1 F8			2-0 2B		1-2 F9 2B	2	0	1	0	0	0	0					
Dave Gallagher, R OBP: 0.274, SLG: 0.349 (1, 7)		3-1 1B			0-1 G6-3		3-2 G6-3		0-1 F9	4	0	1	0	0	0	2					
Dick Schofield, R OBP: 0.316, SLG: 0.274 (1, 6)		2-2 G4-3		4-2 P3-4 BB			0-2 F9		3-2 G5-3	3	0	0	0	1	0	4					
Tom Filer, R Daryl Boston, L OBP: 0.313, SLG: 0.406 Willie Randolph, R OBP: 0.342, SLG: 0.326 Anthony Young, R OBP: 0.148, SLG: 0.115 (8, 1)			0-0 G5-3		0-0 P3-4		4-1 BB			2	0	0	0	0	0	1					
Inning Stats	R: 0 E: 0 K: 0 S: 8	H: 1 LOB: 0 BB: 0 P: 16	R: 0 E: 0 K: 1 S: 13	H: 2 LOB: 0 BB: 0 P: 20	R: 0 E: 0 K: 2 S: 8	H: 0 LOB: 0 BB: 0 P: 13	R: 1 E: 0 K: 0 S: 10	H: 1 LOB: 0 BB: 0 P: 15	R: 0 E: 0 K: 1 S: 6	H: 0 LOB: 1 BB: 1 P: 10	R: 0 E: 0 K: 1 S: 11	H: 1 LOB: 2 BB: 1 P: 18	R: 0 E: 0 K: 0 S: 11	H: 1 LOB: 2 BB: 1 P: 23	R: 0 E: 0 K: 0 S: 9	H: 0 LOB: 0 BB: 0 P: 15	R: 0 E: 0 K: 1 S: 14	H: 1 LOB: 1 BB: 0 P: 19	1B: 2 2B: 5 3B: 0 HR: 1	SF: 0 SAC: 0 DP: 2 HBP: 0	WP: 0 PA: 35 PB: 0 SB: 0 CS: 0
PITCHER	IP	WLS	BF	H	R	ER	SO	BB	IBB	HBP	BLK	WP	HR	S	P	ERA	WHIP				
Mark Portugal, R ERA: 2.69 Rob Murphy, L ERA: 3.2 Xavier Hernandez, R ERA: 2.26 Al Osuna, L ERA: 3.86 Doug Jones, R ERA: 1.94	(1, 1) (7, 1) (7, 1) (7, 1) (8, 1)	6.0 0.0 0.2 0.1 2.0	23 1 2 W S	7 1 0 0 1	1 0 0 0 0	1 0 0 0 0	4 0 0 0 1	0 0 0 0 0	0 0 0 0 0	0 0 0 0 0	0 0 0 0 0	0 0 0 0 0	0 0 0 0 0	0 0 0 0 0	6 9 4 11 23	34 3	0.00 1.167 0.00 0.000 0.000	0.500			

Houston Astros @ New York Mets
Shea Stadium, Flushing, NY
Sat Jul 04 1992, 7:05 PM EDT
Att: 38,049 - Cloudy - 75 F

AB	32
R	1
H	7
RBI	1
BB	3
SO	5
LOB	13



Batter	1	2	3	4	5	6	7	8	9	AB	R	H	RBI	BB	SO	LOB	TOP					
Howard Johnson, S (1, 8) OBP: 0.333, SLG: 0.358	F8		K			SH1-3 1B BB	S BB		F9	3	1	0	0	2	1	0						
Willie Randolph, R (1, 4) OBP: 0.246, SLG: 0.330	F9				2-1 1B 1B	SH1-3	4-0 1B		F9	3	0	2	0	1	0	0						
Dave Magadan, L (1, 5) OBP: 0.399, SLG: 0.343	K				1-3 K	0-1 1B 2-H 1B	3-1 F8		F7	5	0	1	1	0	2	4						
Bobby Bonilla, S (1, 9) OBP: 0.376, SLG: 0.446 Chico Walker, S (4, PH) OBP: 0.296, SLG: 0.347		G6-3			1-3 K	0-0 S 1B			2B 1B	1	0	0	0	0	0	0						
Eddie Murray, S (1, 3) OBP: 0.336, SLG: 0.415		1B			1-0 1B	1-1 F9			F8	4	0	2	0	0	0	3						
Dave Gallagher, R (1, 7) OBP: 0.272, SLG: 0.343		1B			1-1 1B	4-2 FC5-4 BB			2B	3	0	1	1	1	0	3						
Todd Hundley, S (1, 2) OBP: 0.257, SLG: 0.351					1-3 K	0-2 FC5-4 1-2			K	4	0	0	0	0	3	5						
Dick Schofield, R (1, 6) OBP: 0.310, SLG: 0.266			P7		0-1 F8				K	4	0	0	0	0	1	0						
David Cone, L (1, 1) OBP: 0.149, SLG: 0.114 Jeff Innis, R (8, 1)			G5-3		0-3 K2-3				HR	3	0	0	0	0	1	0						
Daryl Boston, L (9, PH) OBP: 0.309, SLG: 0.419 Lee Guetterman, L (9, 1)										0	0	0	0	0	0	0						
										0	0	0	0	0	0	0						
Inning Stats	R: 0 E: 0 K: 1 S: 6	H: 0 LOB: 1 BB: 0 P: 9	R: 0 E: 0 K: 1 S: 13	H: 1 LOB: 1 BB: 0 P: 20	R: 0 E: 0 K: 1 S: 8	H: 0 LOB: 0 BB: 0 P: 13	R: 0 E: 0 K: 2 S: 11	H: 2 LOB: 2 BB: 0 P: 17	R: 0 E: 0 K: 2 S: 8	H: 0 LOB: 0 BB: 0 P: 9	R: 1 E: 0 K: 0 S: 15	H: 2 LOB: 3 BB: 2 P: 24	R: 0 E: 0 K: 0 S: 7	H: 0 LOB: 0 BB: 0 P: 20	R: 1 E: 0 K: 1 S: 11	H: 2 LOB: 1 BB: 0 P: 15	1B: 7 2B: 1 3B: 0 HR: 1	SF: 0 SAC: 1 DP: 0 HBP: 0	WP: 0 PB: 0 CS: 1	PA: 39		
PITCHER	IP WLS BF H R ER SO BB IBB HBP BLK WP HR S P ERA WHIP	IP WLS BF H R ER SO BB IBB HBP BLK WP HR S P ERA WHIP	IP WLS BF H R ER SO BB IBB HBP BLK WP HR S P ERA WHIP	IP WLS BF H R ER SO BB IBB HBP BLK WP HR S P ERA WHIP	IP WLS BF H R ER SO BB IBB HBP BLK WP HR S P ERA WHIP	IP WLS BF H R ER SO BB IBB HBP BLK WP HR S P ERA WHIP	IP WLS BF H R ER SO BB IBB HBP BLK WP HR S P ERA WHIP	IP WLS BF H R ER SO BB IBB HBP BLK WP HR S P ERA WHIP	IP WLS BF H R ER SO BB IBB HBP BLK WP HR S P ERA WHIP	IP WLS BF H R ER SO BB IBB HBP BLK WP HR S P ERA WHIP	IP WLS BF H R ER SO BB IBB HBP BLK WP HR S P ERA WHIP	IP WLS BF H R ER SO BB IBB HBP BLK WP HR S P ERA WHIP	IP WLS BF H R ER SO BB IBB HBP BLK WP HR S P ERA WHIP	IP WLS BF H R ER SO BB IBB HBP BLK WP HR S P ERA WHIP	IP WLS BF H R ER SO BB IBB HBP BLK WP HR S P ERA WHIP	IP WLS BF H R ER SO BB IBB HBP BLK WP HR S P ERA WHIP	IP WLS BF H R ER SO BB IBB HBP BLK WP HR S P ERA WHIP	IP WLS BF H R ER SO BB IBB HBP BLK WP HR S P ERA WHIP	IP WLS BF H R ER SO BB IBB HBP BLK WP HR S P ERA WHIP	IP WLS BF H R ER SO BB IBB HBP BLK WP HR S P ERA WHIP	IP WLS BF H R ER SO BB IBB HBP BLK WP HR S P ERA WHIP	IP WLS BF H R ER SO BB IBB HBP BLK WP HR S P ERA WHIP

New York Mets @ Atlanta Braves
 Atlanta-Fulton County Stadium, Atlanta, GA
 Mon Jul 06 1992, 7:05 PM EDT
 Att: 39,444 - Cloudy - 84 F

AB 34
R 3
H 9
RBI 3
BB 4
SO 9
LOB 16



Batter	1	2	3	4	5	6	7	8	9	AB	R	H	RBI	BB	SO	LOB	BOTTOM					
Deion Sanders, L (1, 8) OBP: 0.374, SLG: 0.559	HR		P6				P6		L9	5	1	1	1	0	1	1						
Jeff Treadway, L (1, 4) OBP: 0.250, SLG: 0.333 Mark Lemke, S (6, 4) OBP: 0.280, SLG: 0.288	K		K		G4-3		4-1 BB		L9	3	0	0	0	0	2	0						
Terry Pendleton, S (1, 5) OBP: 0.331, SLG: 0.494	G3-1		G4-3		F8		1-1 F8		F8	4	0	0	0	0	0	2						
David Justice, L (1, 9) OBP: 0.337, SLG: 0.366	K				F9		4-1 FC5-4 BB		L3	3	0	0	0	1	1	2						
Ron Gant, R (1, 7) OBP: 0.357, SLG: 0.460		K			0-2 BB WP 1B		1-0 FC5-4 S 1-2		G5-4-3 CI 1B	4	0	2	0	0	1	1						
Sid Bream, L (1, 3) OBP: 0.347, SLG: 0.362 Brian Hunter, R (8, FR) OBP: 0.272, SLG: 0.504					4-1 BB 1B		3-3 K		CI	2	0	1	0	1	1	1						
Greg Olson, R (1, 2) OBP: 0.328, SLG: 0.348		2B			1-2 BB		1-2 K		G5-4-3	0	0	0	0	0	0	0						
Rafael Belliard, R (1, 6) OBP: 0.259, SLG: 0.232 Lonnie Smith, R (6, PH) OBP: 0.283, SLG: 0.204 Jeff Blauser, R (7, 6) OBP: 0.275, SLG: 0.368					4-1 BB		4-1 BB		G5-4-3	2	0	0	0	2	0	3						
Steve Avery, L (1, 1) OBP: 0.195, SLG: 0.275 Otis Nixon, S (7, PH) OBP: 0.392, SLG: 0.396 Marvin Freeman, R (8, 1) OBP: 1.000, SLG: 1.000 Damon Berryhill, S (9, PH) OBP: 0.261, SLG: 0.383		L8			1-2 BB		4-1 BB		G5-4-3	1	0	0	0	1	1	3						
									P2	1	0	0	0	0	1	2						
										1	0	0	0	0	0	2						
										2	0	0	0	0	1	5						
									G5-3	0	0	0	0	1	0	0						
										0	0	0	0	0	0	0						
										1	0	0	0	0	0	0						
Inning Stats	R: 1 E: 0 K: 2 S: 10	H: 1 LOB: 0 BB: 0 P: 16	R: 0 E: 0 K: 1 S: 10	H: 1 LOB: 1 BB: 1 P: 21	R: 0 E: 0 K: 1 S: 9	H: 0 LOB: 0 BB: 0 P: 15	R: 0 E: 0 K: 2 S: 12	H: 1 LOB: 3 BB: 2 P: 27	R: 0 E: 0 K: 1 S: 12	H: 0 LOB: 0 BB: 0 P: 18	R: 0 E: 0 K: 2 S: 10	H: 0 LOB: 2 BB: 2 P: 23	R: 0 E: 1 K: 0 S: 7	H: 0 LOB: 2 BB: 2 P: 22	R: 0 E: 1 K: 0 S: 4	H: 1 LOB: 0 BB: 0 P: 7	R: 0 E: 0 K: 0 S: 6	H: 0 LOB: 0 BB: 0 P: 7	1B: 2 2B: 1 3B: 0 HR: 1	SF: 0 SAC: 0 DP: 1 HBP: 0	WP: 1 PB: 1 CS: 0	PA: 38
PITCHER	IP WLS BF H R ER SO BB IBB HBP BLK WP HR S P ERA WHIP	IP WLS BF H R ER SO BB IBB HBP BLK WP HR S P ERA WHIP	IP WLS BF H R ER SO BB IBB HBP BLK WP HR S P ERA WHIP	IP WLS BF H R ER SO BB IBB HBP BLK WP HR S P ERA WHIP	IP WLS BF H R ER SO BB IBB HBP BLK WP HR S P ERA WHIP	IP WLS BF H R ER SO BB IBB HBP BLK WP HR S P ERA WHIP	IP WLS BF H R ER SO BB IBB HBP BLK WP HR S P ERA WHIP	IP WLS BF H R ER SO BB IBB HBP BLK WP HR S P ERA WHIP	IP WLS BF H R ER SO BB IBB HBP BLK WP HR S P ERA WHIP	IP WLS BF H R ER SO BB IBB HBP BLK WP HR S P ERA WHIP	IP WLS BF H R ER SO BB IBB HBP BLK WP HR S P ERA WHIP	IP WLS BF H R ER SO BB IBB HBP BLK WP HR S P ERA WHIP	IP WLS BF H R ER SO BB IBB HBP BLK WP HR S P ERA WHIP	IP WLS BF H R ER SO BB IBB HBP BLK WP HR S P ERA WHIP	IP WLS BF H R ER SO BB IBB HBP BLK WP HR S P ERA WHIP	IP WLS BF H R ER SO BB IBB HBP BLK WP HR S P ERA WHIP	IP WLS BF H R ER SO BB IBB HBP BLK WP HR S P ERA WHIP	IP WLS BF H R ER SO BB IBB HBP BLK WP HR S P ERA WHIP	IP WLS BF H R ER SO BB IBB HBP BLK WP HR S P ERA WHIP	IP WLS BF H R ER SO BB IBB HBP BLK WP HR S P ERA WHIP	IP WLS BF H R ER SO BB IBB HBP BLK WP HR S P ERA WHIP	IP WLS BF H R ER SO BB IBB HBP BLK WP HR S P ERA WHIP

New York Mets @ Atlanta Braves
 Atlanta-Fulton County Stadium, Atlanta, GA
 Mon Jul 06 1992, 7:05 PM EDT
 Att: 39,444 - Cloudy - 84 F

AB 30
R 1
H 4
RBI 1
BB 7
SO 9
LOB 22



Batter	1	2	3	4	5	6	7	8	9	AB	R	H	RBI	BB	SO	LOB	TOP			
Howard Johnson, S (1, 8) OBP: 0.332, SLG: 0.356	1-1 P6	0-0			0-0 F7		3-1 L7			4	0	1	1	0	0	1				
Willie Randolph, R (1, 4) OBP: 0.347, SLG: 0.329	2-0 1B	2-0 G6-3			2-0 B1-3		0-0 G5-3			4	0	1	0	0	0	2				
Dave Magadan, L (1, 5) OBP: 0.396, SLG: 0.342	3-2 G3-6-3		1-3 K			3-3 K		0-1 F8		4	0	1	0	0	2	0				
Bobby Bonilla, S (1, 9) OBP: 0.374, SLG: 0.441	1-2 G3-6-3		2-2 L4			4-2 BB		2-1 F7		3	1	0	0	1	0	2				
Eddie Murray, S (1, 3)		0-0 2B			0-0 L8		0-0 2B		0-2 L6		4	2	0	0	0	0				
Daryl Boston, L (1, 7) OBP: 0.308, SLG: 0.421		3-2 WP			3-1 F9		2-3 K		2-0 P5		4	1	1	1	0	1	2			
Mackey Sasser, L (1, 2) OBP: 0.243, SLG: 0.284		2-0 2B			2-2 G5-3		3-1 E5		1-3 K		2	1	1	1	0	0	0			
Dave Gallagher, R (6, PH) OBP: 0.268, SLG: 0.338		SH3-4					2-H CS				1	0	0	0	0	0				
Charlie O'Brien, R (6, 2) OBP: 0.298, SLG: 0.317		2-H 1B					2-H 3-H				1	0	0	0	0	1				
Bill Pecota, R (1, 6) OBP: 0.300, SLG: 0.281		1 SAFE			2-0 G6-3		0-1 CS		0-0 G5-3		3	0	0	0	0	1				
Dick Schofield, R (7, 6) OBP: 0.309, SLG: 0.265		K					1-2				1	0	0	0	0	0				
Sid Fernandez, L (1, 1) OBP: 0.211, SLG: 0.237		1-1 SH3-4					1-3 K				2	0	1	0	0	1				
Lee Guetterman, L (7, 1)		1-2									0	0	0	0	0	0				
Anthony Young, R (9, 1) OBP: 0.148, SLG: 0.115		1-2									0	0	0	0	0	0				
Inning Stats	R: 0 E: 0 K: 0 S: 9	H: 2 LOB: 1 BB: 0 P: 16	R: 3 E: 0 K: 1 S: 14	H: 4 LOB: 1 BB: 0 P: 24	R: 0 E: 0 K: 1 S: 8	H: 0 LOB: 0 BB: 0 P: 11	R: 0 E: 0 K: 0 S: 6	H: 0 LOB: 0 BB: 0 P: 13	R: 0 E: 0 K: 1 S: 6	H: 0 LOB: 0 BB: 0 P: 9	R: 2 E: 0 K: 2 S: 17	H: 1 LOB: 1 BB: 0 P: 29	R: 0 E: 0 K: 0 S: 8	H: 1 LOB: 1 BB: 0 P: 16	R: 0 E: 0 K: 1 S: 5	H: 0 LOB: 0 BB: 0 P: 8	1B: 5 2B: 3 3B: 0 HR: 0	SF: 0 SAC: 1 DP: 1 HBP: 0	WP: 1 PB: 0 CS: 1	PA: 36
PITCHER	IP WLS BF H R ER SO BB IBB HBP BLK WP HR S P ERA WHIP																			
Mike Bielecki, R (1, 1) ERA: 2.59	5.1 L 23 7 5 3 4 1 0 0 0 0 1 0 54 91 5.06 1.500																			
Mike Stanton, L (6, 1) ERA: 6.51	1.2 6 1 0 0 1 0 0 0 0 0 0 0 14 27 0.00 0.600																			
Alejandro Pena, R (8, 1) ERA: 5.4	2.0 6 0 0 0 1 0 0 0 0 0 0 0 13 18 0.00 0.000																			

New York Mets @ Atlanta Braves
 Atlanta-Fulton County Stadium, Atlanta, GA
 Tue Jul 07 1992, 7:05 PM EDT
 Att: 39,490 - Sunny - 85 F

AB 33
 R 5
 H 8
 RBI 3
 BB 1
 SO 6
 LOB 8



Batter	1	2	3	4	5	6	7	8	9	AB	R	H	RBI	BB	SO	LOB	BOTTOM					
Otis Nixon, S (1, 8) OBP: 0.389, SLG: 0.393	1-1 F8			2-1 SH1-3 BB		2-3 K		1-0 G5-3		4	1	1	0	0	1	0						
Jeff Blauser, R (1, 6) OBP: 0.281, SLG: 0.364	3-1 G5-3			4-2 SF9 SH1-3		4-2 G3		2-2 G6-3		2	1	0	0	2	0	0						
Terry Pendleton, S (1, 5) OBP: 0.329, SLG: 0.489	1-0 G4-3			1-2 2-3 SH1-3		0-0 G3		1-1 G1-3		3	0	0	0	0	0	1						
Ron Gant, R (1, 7) OBP: 0.353, SLG: 0.455		0-2 F9		0-1 SF9		0-3 K			1-2 G6-3		3	0	0	1	0	1						
David Justice, L (1, 9) OBP: 0.343, SLG: 0.385		1-2 F8		2-3 3-H		1-2 2B		1-0 SF8		4	1	3	1	0	0	0						
Brian Hunter, R (1, 3) OBP: 0.285, SLG: 0.493		2-3 K		0-0 F7		0-0 SF8		0-0 SF8		3	0	0	1	0	2	2						
Damon Berryhill, S (1, 2) OBP: 0.255, SLG: 0.373			1-2 P3		2-2 F9		3-H 2-3		3-3 K		4	0	0	0	2	1						
Mark Lemke, S (1, 4) OBP: 0.280, SLG: 0.285			2-2 F7		4-2 B3-6-4		0-0 G6-3				2	0	0	0	1	0						
Alejandro Pena, R (8, 1) ERA: 5.98											0	0	0	0	0	0						
Mike Bielecki, R (1, 1) OBP: 0.130, SLG: 0.130			1-3 K		2-1 B3-6-4			0-1 HR		2	0	0	0	0	1	1						
Mike Stanton, L (6, 1) OBP: 0.500, SLG: 0.500										0	0	0	0	0	0	0						
Jeff Treadway, L (8, 4) OBP: 0.250, SLG: 0.333										0	0	0	0	0	0	0						
Lonnie Smith, R (8, PH) OBP: 0.276, SLG: 0.280										0	1	1	1	0	0	0						
Rafael Belliard, R (9, 6) OBP: 0.259, SLG: 0.232										0	0	0	0	0	0	0						
Inning Stats	R: 0 E: 0 K: 0 S: 5	H: 0 LOB: 0 BB: 0 P: 10	R: 0 E: 0 K: 1 S: 10	H: 0 LOB: 0 BB: 0 P: 13	R: 0 E: 0 K: 1 S: 13	H: 0 LOB: 0 BB: 0 P: 17	R: 2 E: 0 K: 0 S: 13	H: 2 LOB: 1 BB: 1 P: 20	R: 0 E: 0 K: 0 S: 7	H: 0 LOB: 0 BB: 1 P: 15	R: 0 E: 0 K: 2 S: 11	H: 0 LOB: 1 BB: 1 P: 17	R: 1 E: 0 K: 1 S: 6	H: 1 LOB: 0 BB: 0 P: 9	R: 1 E: 0 K: 0 S: 9	H: 1 LOB: 0 BB: 0 P: 13	R: 0 E: 0 K: 2 S: 12	H: 1 LOB: 1 BB: 0 P: 20	1B: 2 2B: 1 3B: 1 HR: 1	SF: 2 SAC: 1 DP: 1 HBP: 0	WP: 0 PB: 0 CS: 0	PA: 34
PITCHER	IP WLS BF H R ER SO BB IBB HBP BLK WP HR S P ERA WHIP																					
Sid Fernandez, L (1, 1) ERA: 3.11	6.0 W 23 3 3 3 4 3 0 0 0 0 0 0 60 94 4.50 1.000																					
Lee Guetterman, L (7, 1) ERA: 6.98	2.1 9 2 1 1 1 0 0 0 0 0 0 1 20 30 3.86 0.857																					
Anthony Young, R (9, 1) ERA: 4.66	0.2 S 2 0 0 0 2 0 0 0 0 0 0 0 6 10 0.00 0.000																					

New York Mets @ Atlanta Braves
 Atlanta-Fulton County Stadium, Atlanta, GA
 Tue Jul 07 1992, 7:05 PM EDT
 Att: 39,490 - Sunny - 85 F

AB 28
 R 4
 H 5
 RBI 4
 BB 3
 SO 7
 LOB 6



Batter	1	2	3	4	5	6	7	8	9	AB	R	H	RBI	BB	SO	LOB	TOP					
Howard Johnson, S OBP: 0.330, SLG: 0.353	(1, 8) G2-3		(2, 2) G3		(2, 1) P3		(2, 0) S		(1, 0) P5	5	0	1	0	0	0	4	New York Mets @ Atlanta Braves Atlanta-Fulton County Stadium, Atlanta, GA Wed Jul 08 1992, 7:05 PM EDT Att: 37,721 - Cloudy - 92 F					
Willie Randolph, R OBP: 0.344, SLG: 0.324	(1, 4) F8		(4, 2) 1B		(1, 0) FC6-4		(1, 3) K		(1, 2) G5-4-3	4	0	0	0	1	1	7						
Dave Magadan, L OBP: 0.301, SLG: 0.349	(1, 5) 1B		(1, 0) 1B		(1, 1) 1B		(3, 3) K			4	0	3	0	0	1	2						
Bobby Bonilla, S OBP: 0.373, SLG: 0.439	(1, 9) F9		(3, 2) P3		(1, 2) 1B		(0, 0) F9			4	0	1	0	0	0	3						
Eddie Murray, S OBP: 0.334, SLG: 0.417		(2, 2) G5-3		(2, 2) L7		(0, 3) K		(3, 0) P3		4	0	0	0	0	1	2						
Dave Gallagher, R OBP: 0.295, SLG: 0.324	(6, 1) G4-3		(2, 2) L8		(0, 0) G5-4-3		(2, 0) L7			3	0	0	0	0	0	2						
Chico Walker, S OBP: 0.256, SLG: 0.344	(6, PH) Paul Gibson, R									0	0	0	0	0	0	0						
Charlie O'Brien, R OBP: 0.309, SLG: 0.353	(7, PR) Todd Hundley, S OBP: 0.261, SLG: 0.355	(7, 2) 2B		(1, 3) K		(1, 1) E8		(2, 2) BB		3	0	2	0	0	1	0						
Junior Noboa, R OBP: 0.196, SLG: 0.130								(4, 0) BB		0	0	0	0	0	0	0						
Bill Pecota, R OBP: 0.305, SLG: 0.283	(1, 6) G1-3				(1, 1) G5-3		(3, 1) FC5-6		(1, 2) BB	3	0	1	1	1	0	1						
Wally Whitehurst, R OBP: 0.273, SLG: 0.300	(6, 7) Daryl Boston, L OBP: 0.310, SLG: 0.418		(1, 3) K			(2, 0) FC5-6		(4, 2) G5-4-3		2	0	1	0	0	1	0						
Inning Stats	R: 0 E: 0 K: 0 S: 6	H: 1 LOB: 1 BB: 0 P: 11	R: 0 E: 0 K: 0 S: 13	H: 1 LOB: 1 BB: 0 P: 19	R: 0 E: 0 K: 1 S: 15	H: 1 LOB: 2 BB: 1 P: 26	R: 0 E: 0 K: 1 S: 9	H: 0 LOB: 0 BB: 0 P: 14	R: 0 E: 0 K: 0 S: 6	H: 1 LOB: 1 BB: 0 P: 9	R: 0 E: 0 K: 1 S: 9	H: 2 LOB: 1 BB: 0 P: 11	R: 1 E: 1 K: 2 S: 13	H: 3 LOB: 2 BB: 0 P: 23	R: 0 E: 0 K: 0 S: 3	H: 0 LOB: 0 BB: 0 P: 8	R: 0 E: 0 K: 0 S: 12	H: 1 LOB: 3 BB: 2 P: 23	1B: 8 2B: 2 3B: 0 HR: 0	SF: 0 SAC: 0 DP: 2 HBP: 0	WP: 0 PB: 0 CS: 0	PA: 38
PITCHER	IP WLS BF H R ER SO BB IBB HBP BLK WP HR S P ERA WHIP																					
Tom Glavine, L ERA: 2.57	(1, 1) 7.0 W 30 9 1 1 5 1 0 0 0 0 0 0 71 113 1.29 1.429																					
Kent Mercker, L ERA: 2.18	(8, 1) 1.0 6 1 0 0 0 2 0 0 0 0 0 0 11 26 0.00 3.000																					
Alejandro Pena, R ERA: 5.16	(9, 1) 1.0 S 2 0 0 0 0 0 0 0 0 0 0 0 4 5 0.00 0.000																					

Batter	1	2	3	4	5	6	7	8	9	AB	R	H	RBI	BB	SO	LOB	BOTTOM			
Deion Sanders, L OBP: 0.368, SLG: 0.548	(1, 8) F9		(1, 1) P1		(1, 0) E7		(2, 1) G3			4	0	0	0	0	0	1	New York Mets @ Atlanta Braves Atlanta-Fulton County Stadium, Atlanta, GA Wed Jul 08 1992, 7:05 PM EDT Att: 37,721 - Cloudy - 92 F			
Jeff Treadway, L OBP: 0.250, SLG: 0.316	(1, 4) G4-3		(1, 0) S		(3, 0) G3		(0, 2) F7			4	0	1	1	0	0	1				
Mark Lemke, S OBP: 0.280, SLG: 0.285	(8, 4) 1B		(2, 3) K		(1, 3) K					0	0	0	0	0	0	0				
Terry Pendleton, S OBP: 0.325, SLG: 0.483	(1, 5) K		(2, 3) K					(1, 0) L8		4	0	0	0	0	3	2				
David Justice, L OBP: 0.342, SLG: 0.383		(2, 2) 1B	(1, 0) G6-3			(3, 2) G4-3		(1, 3) K		4	0	1	0	0	1	1				
Ron Gant, R OBP: 0.349, SLG: 0.449	(1, 7) F8				(0, 1) G6-3		(2, 1) L9		(2, 3) K	4	0	0	0	0	1	1				
Sid Bream, L OBP: 0.346, SLG: 0.362	(1, 3) K				(1, 2) L4		(2, 0) 2B			3	1	1	0	0	1	1				
Greg Olson, R OBP: 0.339, SLG: 0.363	(1, 2) 1B				(4, 1) BB		(0, 0) 2B			2	0	2	1	1	0	0				
Rafael Belliard, R OBP: 0.255, SLG: 0.228	(1, 6) G4-3				(0, 3) K2-3		(1, 0) G6-3			3	0	0	0	0	1	4				
Tom Glavine, L ERA: 2.92	(1, 1) 5.2 L 25 6 2 1 5 1 0 0 0 0 0 0 8 11 1.59 1.235																			
Lonnie Smith, R OBP: 0.271, SLG: 0.275	(7, PH) Kent Mercker, L									0	0	0	0	0	0	0				
Alejandro Pena, R ERA: 4.88	(9, 1) 1.0 3 0 0 0 2 0 0 0 0 0 0 0 8 12 0.00 0.000																			
Inning Stats	R: 0 E: 0 K: 1 S: 15	H: 0 LOB: 0 BB: 0 P: 23	R: 0 E: 0 K: 1 S: 13	H: 2 LOB: 2 BB: 0 P: 19	R: 1 E: 1 K: 1 S: 8	H: 2 LOB: 1 BB: 0 P: 13	R: 0 E: 0 K: 1 S: 9	H: 0 LOB: 1 BB: 1 P: 14	R: 0 E: 0 K: 0 S: 8	H: 0 LOB: 1 BB: 0 P: 14	R: 1 E: 0 K: 0 S: 9	H: 2 LOB: 1 BB: 0 P: 15	R: 0 E: 0 K: 2 S: 8	H: 0 LOB: 0 BB: 0 P: 9	R: 0 E: 0 K: 2 S: 8	H: 0 LOB: 0 BB: 0 P: 12	1B: 5 2B: 1 3B: 0 HR: 0	SF: 0 SAC: 0 DP: 0 HBP: 0	WP: 0 PB: 1 CS: 0	PA: 32
PITCHER	IP WLS BF H R ER SO BB IBB HBP BLK WP HR S P ERA WHIP																			
Wally Whitehurst, R ERA: 3.04	(6, 1) 1.1 4 0 0 0 0 0 0 0 0 0 0 8 11 0.00 0.000																			
Paul Gibson, L ERA: 4.88	(8, 1) 1.0 3 0 0 0 2 0 0 0 0 0 0 0 8 12 0.00 0.000																			

AB 35
R 1
H 10
RBI 1
BB 3
SO 5
LOB 23




AB 31
R 2
H 6
RBI 2
BB 1
SO 7
LOB 11



Batter	1	2	3	4	5	6	7	8	9	AB	R	H	RBI	BB	SO	LOB	TOP								
Howard Johnson, S (1, 8) OBP: 0.332, SLG: 0.357	F8		BB BB		1-3 2B			3-3 K		3	0	1	0	1	1	0									
Dick Schofield, R (1, 6) OBP: 0.310, SLG: 0.263	F7				2-3 K			1-1 G5-3		2	0	0	0	1	1	2									
Dave Gallagher, R (8, PH) OBP: 0.256, SLG: 0.320										1	0	0	0	0	0	0									
Paul Gibson, R (8, 1)			1-2 BB							0	0	0	0	0	0	0									
Dave Magadan, L (1, 5) OBP: 0.396, SLG: 0.343	F7		L4			2-2 G6-3			2-1 L3	4	0	0	0	0	0	2									
Bobby Bonilla, S (1, 9) OBP: 0.371, SLG: 0.439		2-3 K		1-3 K		1-1 G6-3			0-0 G4-3 2B	4	0	1	0	0	2	0									
Eddie Murray, S (1, 3) OBP: 0.330, SLG: 0.411		0-1 G3-1		1-0 F7		0-0 G1-3			1-2 G4-3	4	0	0	0	0	0	1									
Mackey Sasser, L (1, 7) OBP: 0.257, SLG: 0.296		1-2 1B		2-3 K			1-2 G3-6-3 1B		0-2 F8	4	0	2	0	0	1	1									
Charlie O'Brien, R (1, 2) OBP: 0.303, SLG: 0.345		1-1 F9			3-3 K		0-2 G3-6-3			2	0	0	0	0	1	1									
Daryl Boston, L (7, PH) OBP: 0.308, SLG: 0.416							1-2 K			1	0	0	0	0	0	1									
Bill Pecota, R (1, 4) OBP: 0.299, SLG: 0.277			0-1 L7		0-1 G5-3		1-3 K			3	0	0	0	0	1	0									
Dwight Gooden, R (1, 1) OBP: 0.262, SLG: 0.286			1-0 P8		0-1 2B 1B			1-0 G3		2	0	1	0	0	0	0									
Chico Walker, S (8, PH) OBP: 0.292, SLG: 0.340										1	0	0	0	0	0	0									
Inning Stats	R: 0 E: 0 K: 0 S: 4	H: 0 LOB: 0 BB: 0 P: 4	R: 0 E: 0 K: 1 S: 10	H: 1 LOB: 1 BB: 0 P: 14	R: 0 E: 0 K: 0 S: 10	H: 0 LOB: 2 BB: 2 P: 21	R: 0 E: 0 K: 2 S: 7	H: 0 LOB: 0 BB: 0 P: 11	R: 0 E: 0 K: 2 S: 13	H: 2 LOB: 2 BB: 0 P: 18	R: 0 E: 0 K: 0 S: 6	H: 0 LOB: 0 BB: 0 P: 9	R: 0 E: 0 K: 1 S: 11	H: 1 LOB: 0 BB: 0 P: 13	R: 0 E: 0 K: 1 S: 7	H: 0 LOB: 0 BB: 0 P: 12	R: 0 E: 0 K: 0 S: 9	H: 1 LOB: 1 BB: 0 P: 12	1B: 3 2B: 2 3B: 0 HR: 0	SF: 0 SAC: 0 DP: 1 HBP: 0	WP: 0 PB: 0 SB: 0 CS: 0	PA: 33			
PITCHER	IP	WLS	BF	H	R	ER	SO	BB	IBB	HBP	BLK	WP	HR	S	P	ERA	WHIP								
Mark Portugal, R (1, 1) ERA: 2.6	3.0		12	1	0	0	1	2	0	0	0	0	0	24	39	0.00	1.000								
Willie Blair, R (4, 1) ERA: 4.26	6.0	W	21	4	0	0	6	0	0	0	0	0	0	53	75	0.00	0.667								

New York Mets @ Houston Astros
Astrodome, Houston, TX
Thu Jul 09 1992, 8:05 PM EDT
Att: 14,918 - Dome - 70 F


AB 31
R 0
H 5
RBI 0
BB 2
SO 7
LOB 8



Batter	1	2	3	4	5	6	7	8	9	AB	R	H	RBI	BB	SO	LOB	BOTTOM								
Craig Biggio, R (1, 4) OBP: 0.378, SLG: 0.407	SH1-4 1B 2B				G6-3	K				4	1	1	0	0	2	2									
Steve Finley, L (1, 8) OBP: 0.332, SLG: 0.416	SH1-4		F9 FC5-2 5 BB		5 5 1B BB		G3			2	1	1	0	1	0	0									
5 Jeff Bagwell, R (1, 3) OBP: 0.360, SLG: 0.413	K		FC5-2 BB		1B 1B		G3			2	0	1	1	1	1	1									
Eric Anthony, L (1, 9) OBP: 0.311, SLG: 0.443			F9		F7		FC4-6 HBP			4	0	1	1	0	0	4									
Gerald Young, S (9, 9)							FC4-6			0	0	0	0	0	0	0									
Ken Caminiti, S (1, 5) OBP: 0.364, SLG: 0.446	3-H 1B		2-3 FC5-2		1-2 1B		1-2 F7			4	0	1	0	0	0	4									
Luis Gonzalez, L (1, 7) OBP: 0.283, SLG: 0.388			3-H 1B		1-2 1B		F7			4	1	1	0	0	0	4									
Scott Servais, R (1, 2) OBP: 0.270, SLG: 0.250		4-2 3B BB		1-2 G2-3		1-2 1B		E9 SH1-3 SF8 1B		2	1	1	0	1	0	0									
Juan Guerrero, R (1, 6) OBP: 0.230, SLG: 0.232		2-2 BB		2-0 P9		2-2 F9		0-2 SF8		3	0	1	1	0	0	1									
Casey Candaele, S (7, 6) OBP: 0.234, SLG: 0.231		1-H 3B						3-H 1-3 K		0	0	0	1	0	0	0									
Mark Portugal, R (1, 1) OBP: 0.115, SLG: 0.115		0-3 K		0-3 K		0-3 K				1	0	0	0	0	1	1									
Willie Blair, R (4, 1)										3	0	0	0	0	3	1									
Inning Stats	R: 1 E: 0 K: 1 S: 12	H: 2 LOB: 1 BB: 0 P: 19	R: 1 E: 0 K: 2 S: 17	H: 1 LOB: 1 BB: 1 P: 24	R: 0 E: 0 K: 0 S: 6	H: 1 LOB: 2 BB: 1 P: 15	R: 0 E: 0 K: 1 S: 7	H: 0 LOB: 0 BB: 0 P: 10	R: 1 E: 0 K: 0 S: 19	H: 2 LOB: 2 BB: 1 P: 29	R: 0 E: 0 K: 2 S: 14	H: 1 LOB: 1 BB: 0 P: 19	R: 0 E: 0 K: 0 S: 8	H: 0 LOB: 1 BB: 0 P: 12	R: 1 E: 1 K: 1 S: 8	H: 1 LOB: 0 BB: 0 P: 9	R: 0 E: 0 K: 0 S: 9	H: 1 LOB: 0 BB: 0 P: 9	1B: 6 2B: 1 3B: 1 HR: 0	SF: 1 SAC: 2 DP: 0 HBP: 1	WP: 0 PB: 0 SB: 1 CS: 0	PA: 36			
PITCHER	IP	WLS	BF	H	R	ER	SO	BB	IBB	HBP	BLK	WP	HR	S	P	ERA	WHIP								
Dwight Gooden, R (1, 1) ERA: 3.81	7.0	L	32	7	3	3	6	3	0	0	0	0	0	83	128	3.86	1.429								
Paul Gibson, L (8, 1) ERA: 4.76	1.0		4	1	1	0	1	0	0	0	0	0	0	8	9	0.00	1.000								

New York Mets @ Houston Astros
Astrodome, Houston, TX
Thu Jul 09 1992, 8:05 PM EDT
Att: 14,918 - Dome - 70 F

AB 29
R 4
H 8
RBI 4
BB 3
SO 7
LOB 18



Batter	1	2	3	4	5	6	7	8	9	AB	R	H	RBI	BB	SO	LOB	TOP				
Pat Howell, S OBP: 0.250, SLG: 0.250 Dave Gallagher, R OBP: 0.264, SLG: 0.329			E9 2B	G3			F7		2B 1B	4	2	1	0	0	0	0					
Dave Magadan, L OBP: 0.396, SLG: 0.341	G5-3 1B BB		2B WP 1B			F7	G4-3		F8	4	1	1	0	1	0	2					
Howard Johnson, S OBP: 0.339, SLG: 0.360	G5-3 1B		P5			S 2B 1B	S BB		2B BB	3	2	2	1	2	0	2					
Eddie Murray, S OBP: 0.331, SLG: 0.418	G5-3		L4			1-H 2B	P5		2B	5	0	2	4	0	0	5					
Bobby Bonilla, S OBP: 0.375, SLG: 0.444	P2		WP 2B			F7			G6-4-3 1B	4	0	2	1	1	0	3					
Chico Walker, S OBP: 0.288, SLG: 0.327 Anthony Young, R OBP: 0.148, SLG: 0.115	G3-1		S BB			P7			G6-4-3 1B	4	0	0	0	1	0	6					
Todd Hundley, S OBP: 0.255, SLG: 0.347		P6	G6-3			G3			G3	4	0	0	0	0	0	2					
Bill Pecota, R OBP: 0.292, SLG: 0.269		K				F8			L4	4	0	0	0	0	1	0					
Pete Schourek, L Tom Flier, R Daryl Boston, L Jeff Innis, R Mackey Sasser, R Junior Noboa, R		K				K			F9	2	0	0	0	0	0	2					
Inning Stats	R: 1 E: 0 K: 0 S: 13	H: 2 LOB: 2 BB: 1 P: 23	R: 0 E: 0 K: 2 S: 10	H: 0 LOB: 0 BB: 0 P: 15	R: 2 E: 1 K: 0 S: 17	H: 2 LOB: 2 BB: 1 P: 26	R: 0 E: 0 K: 1 S: 5	H: 0 LOB: 0 BB: 0 P: 7	R: 1 E: 0 K: 0 S: 15	H: 2 LOB: 1 BB: 0 P: 23	R: 0 E: 0 K: 0 S: 8	H: 0 LOB: 0 BB: 0 P: 11	R: 0 E: 0 K: 0 S: 5	H: 0 LOB: 1 BB: 1 P: 13	R: 0 E: 0 K: 0 S: 5	H: 1 LOB: 0 BB: 0 P: 10	R: 3 E: 0 K: 0 S: 18	H: 3 LOB: 2 BB: 2 P: 33	1B: 7 2B: 3 3B: 0 HR: 0	SF: 0 SAC: 0 DP: 1 HBP: 0	WP: 1 PA: 42 PB: 0 CS: 4
PITCHER	IP WLS BF H R ER SO BB IBB HBP BLK WP HR S P ERA WHIP																				
Pete Harnisch, R ERA: 3.76	5.0 24 6 4 2 3 2 0 0 0 0 1 0 60 94 3.60 1.600																				
Joe Boever, R ERA: 2.95	1.2 6 0 0 0 0 1 0 0 0 0 0 0 11 19 0.00 0.600																				
Al Osuna, L ERA: 3.97	0.1 1 0 0 0 0 0 0 0 0 0 0 0 2 5 0.00 0.000																				
Doug Jones, R ERA: 2.25	2.0 L 11 4 3 3 0 1 1 0 0 0 0 0 23 43 13.50 2.500																				

New York Mets @ Houston Astros
Astrodome, Houston, TX
Fri Jul 10 1992, 8:05 PM EDT
Att: 22,158 - Dome - 70 F

AB 37
R 7
H 10
RBI 6
BB 5
SO 3
LOB 20



Batter	1	2	3	4	5	6	7	8	9	AB	R	H	RBI	BB	SO	LOB	BOTTOM				
Craig Biggio, R OBP: 0.376, SLG: 0.404	1B SH5-3 SF9 1B		F8	L9			G1-3		F9	5	1	1	0	0	0	0					
Steve Finley, L OBP: 0.332, SLG: 0.414 Doug Jones, R	SH5-3		5 3B BB			F8			G4-3	2	1	0	0	1	1	0					
Benny Distefano, L OBP: 0.304, SLG: 0.327			5 3B 1B			K				1	0	0	0	0	0	0					
Ken Caminiti, S OBP: 0.375, SLG: 0.456			5 3B 1B			5 FC6-4 1B				4	1	4	0	0	0	0					
5 Jeff Bagwell, R OBP: 0.359, SLG: 0.419	SF9		2B 3B			FC6-4 1B			G4-6-3	3	2	1	3	0	0	2					
Pete Incaviglia, R OBP: 0.328, SLG: 0.439 Eric Anthony, L OBP: 0.315, SLG: 0.443 Chris Jones, R OBP: 0.284, SLG: 0.317	P6		E 2B			1B 1B			S BB	3	1	2	1	0	0	1					
Luis Gonzalez, L OBP: 0.282, SLG: 0.385		G4-3	E4			1B 1B			F7	4	0	1	1	0	0	1					
Scott Servais, R OBP: 0.282, SLG: 0.241		G6-3	F7			K			K	4	0	0	0	0	2	4					
Casey Candaele, S OBP: 0.229, SLG: 0.227		F7				F9			G6-3	4	0	0	0	0	2						
Pete Harnisch, S OBP: 0.128, SLG: 0.205 Joe Boever, R Al Osuna, R Gerald Young, S			G5-3	G4-3		G3-1			G6-3	2	0	0	0	0	0	0					
Inning Stats	R: 1 E: 0 K: 0 S: 13	H: 2 LOB: 1 BB: 0 P: 18	R: 0 E: 0 K: 0 S: 6	H: 0 LOB: 0 BB: 0 P: 9	R: 4 E: 1 K: 0 S: 19	H: 3 LOB: 1 BB: 1 P: 33	R: 0 E: 0 K: 0 S: 6	H: 0 LOB: 0 BB: 0 P: 9	R: 1 E: 0 K: 1 S: 11	H: 3 LOB: 2 BB: 0 P: 15	R: 0 E: 0 K: 0 S: 5	H: 0 LOB: 0 BB: 0 P: 8	R: 0 E: 0 K: 1 S: 5	H: 1 LOB: 0 BB: 0 P: 8	R: 0 E: 0 K: 1 S: 9	H: 0 LOB: 2 BB: 1 P: 14	R: 0 E: 0 K: 0 S: 7	H: 0 LOB: 0 BB: 0 P: 7	1B: 7 2B: 1 3B: 1 HR: 0	SF: 1 SAC: 1 DP: 1 HBP: 0	WP: 0 PA: 38 PB: 0 SB: 1 CS: 0
PITCHER	IP WLS BF H R ER SO BB IBB HBP BLK WP HR S P ERA WHIP																				
Pete Schourek, L ERA: 2.85	4.2 24 8 6 5 0 1 0 0 0 0 0 0 3 4 0.00 0.000																				
Tom Flier, R ERA: 1.23	0.1 1 0 0 0 1 0 0 0 0 0 0 0 3 4 0.00 0.000																				
Jeff Innis, R ERA: 2.87	3.0 W 10 1 0 0 2 1 0 0 0 0 0 0 19 30 0.00 0.667																				
Anthony Young, R ERA: 4.6	1.0 S 3 0 0 0 0 0 0 0 0 0 0 0 7 7 0.00 0.000																				

New York Mets @ Houston Astros
Astrodome, Houston, TX
Fri Jul 10 1992, 8:05 PM EDT
Att: 22,158 - Dome - 70 F

AB 34
R 6
H 9
RBI 5
BB 2
SO 3
LOB 10



Batter	1	2	3	4	5	6	7	8	9	AB	R	H	RBI	BB	SO	LOB	TOP									
Pat Howell, S OBP: 0.222, SLG: 0.125										4	1	0	0	1	1	2										
Dave Magadan, L OBP: 0.399, SLG: 0.344										4	0	2	1	1	0	0										
Howard Johnson, S OBP: 0.337, SLG: 0.357										5	2	1	0	0	0	3										
Eddie Murray, S OBP: 0.336, SLG: 0.418										2	2	1	0	2	0	1										
Daryl Boston, L OBP: 0.310, SLG: 0.423										1	0	1	0	0	0	0										
Bobby Bonilla, S OBP: 0.379, SLG: 0.446										3	1	2	3	1	0	2										
Mackey Sasser, L OBP: 0.263, SLG: 0.301										1	0	0	0	0	0	1										
Chico Walker, S OBP: 0.304, SLG: 0.365										3	1	2	3	1	0	1										
Junior Noboa, R OBP: 0.196, SLG: 0.130										0	0	0	0	0	0	0										
Todd Hundley, S OBP: 0.250, SLG: 0.339										4	0	0	0	0	2	5										
Bill Pecota, R OBP: 0.291, SLG: 0.268										4	1	1	0	0	0	0										
David Cone, L OBP: 0.140, SLG: 0.106										3	0	0	0	0	3	1										
Lee Guetterman, L										0	0	0	0	0	0	0										
Inning Stats	R: 3 E: 0 K: 0 S: 13	H: 1 LOB: 0 BB: 3 P: 25	R: 0 E: 0 K: 1 S: 7	H: 1 LOB: 1 BB: 0 P: 10	R: 3 E: 0 K: 1 S: 10	H: 1 LOB: 0 BB: 2 P: 23	R: 0 E: 0 K: 1 S: 8	H: 0 LOB: 0 BB: 0 P: 10	R: 1 E: 0 K: 1 S: 15	H: 3 LOB: 2 BB: 0 P: 19	R: 1 E: 1 K: 1 S: 10	H: 1 LOB: 1 BB: 0 P: 15	R: 0 E: 0 K: 0 S: 8	H: 2 LOB: 2 BB: 1 P: 15	R: 0 E: 0 K: 1 S: 6	H: 0 LOB: 0 BB: 0 P: 8	R: 0 E: 0 K: 0 S: 5	H: 1 LOB: 1 BB: 0 P: 11	1B: 8 2B: 1 3B: 0 HR: 1	SF: 0 SAC: 1 DP: 2 HBP: 0	WP: 1 PB: 1 SB: 3 CS: 0	PA: 41				
PITCHER	IP	WLS	BF	H	R	ER	SO	BB	IBB	HBP	BLK	WP	HR	S	P	ERA	WHIP									
Jimmy Jones, R ERA: 4.39	(1, 1)	3.0	L	16	3	6	5	2	4	1	0	0	0	1	30	58	15.00	2.333								
Rob Murphy, L ERA: 3.18	(4, 1)	2.0		9	3	1	1	2	0	0	0	0	0	0	23	29	4.50	1.500								
Joe Boever, R ERA: 2.77	(6, 1)	2.0		9	3	1	0	1	0	1	0	0	0	1	18	20	0.00	1.500								
Al Osuna, L ERA: 3.86	(8, 1)	1.0		3	0	0	0	1	0	0	0	0	0	6	8	0.00	0.000									
Xavier Hernandez, R ERA: 2.12	(9, 1)	1.0		4	1	0	0	0	0	0	0	0	0	5	11	0.00	1.000									

New York Mets @ Houston Astros
Astrodome, Houston, TX
Sat Jul 11 1992, 8:05 PM EDT
Att: 23,792 - Dome - 70 F

AB	34
R	8
H	10
RBI	7
BB	6
SO	6
LOB	16



Batter	1	2	3	4	5	6	7	8	9	AB	R	H	RBI	BB	SO	LOB	BOTTOM									
Craig Biggio, R OBP: 0.373, SLG: 0.401										5	0	1	0	0	1	3										
Steve Finley, L OBP: 0.333, SLG: 0.412										4	0	1	0	1	1	3										
Jeff Bagwell, R OBP: 0.357, SLG: 0.415										5	0	1	0	0	2	4										
Eric Anthony, L OBP: 0.312, SLG: 0.452										5	1	1	1	0	2	2										
Ken Caminiti, S OBP: 0.373, SLG: 0.452										4	0	1	0	0	0	0										
Luis Gonzalez, L OBP: 0.286, SLG: 0.381										2	0	0	0	2	1	0										
Juan Guerrero, R OBP: 0.231, SLG: 0.267										4	1	1	0	0	2	3										
Eddie Taubensee, L OBP: 0.260, SLG: 0.218										3	0	2	1	1	0	1										
Jimmy Jones, R ERA: 4.39	(1, 1)	8.0	W	36	8	2	2	9	4	0	0	0	0	0	0	0										
Rob Murphy, L ERA: 3.18	(4, 1)	2.0		9	3	1	0	1	0	0	0	0	0	0	0	0										
Joe Boever, R ERA: 2.77	(6, 1)	2.0		9	3	1	0	1	0	1	0	0	0	1	18	20										
Al Osuna, L ERA: 3.86	(8, 1)	1.0		3	0	0	0	1	0	0	0	0	0	6	8	0.00	0.000									
Xavier Hernandez, R ERA: 2.12	(9, 1)	1.0		4	1	0	0	0	0	0	0	0	0	5	11	0.00	1.000									
Inning Stats	R: 0 E: 0 K: 2 S: 10	H: 0 LOB: 1 BB: 1 P: 16	R: 0 E: 0 K: 1 S: 5	H: 0 LOB: 1 BB: 1 P: 15	R: 0 E: 0 K: 2 S: 12	H: 1 LOB: 1 BB: 0 P: 16	R: 0 E: 0 K: 1 S: 6	H: 0 LOB: 0 BB: 0 P: 8	R: 1 E: 0 K: 1 S: 11	H: 3 LOB: 2 BB: 0 P: 18	R: 0 E: 0 K: 0 S: 6	H: 0 LOB: 0 BB: 0 P: 12	R: 0 E: 0 K: 1 S: 14	H: 2 LOB: 2 BB: 0 P: 17	R: 1 E: 0 K: 1 S: 16	H: 2 LOB: 3 BB: 2 P: 32	R: 0 E: 0 K: 1 S: 10	H: 1 LOB: 1 BB: 0 P: 15	1B: 7 2B: 0 3B: 1 HR: 1	SF: 0 SAC: 0 DP: 0 HBP: 0	WP: 1 PB: 0 SB: 4 CS: 0	PA: 40				
PITCHER	IP	WLS	BF	H	R	ER	SO	BB	IBB	HBP	BLK	WP	HR	S	P	ERA	WHIP									
David Cone, R ERA: 2.56	(1, 1)	8.0	W	36	8	2	2	9	4	0	0	0	0	0	0	0	2.25	1.500								
Lee Guetterman, L ERA: 6.81	(9, 1)	1.0		4	1	0	0	1	0	0	0	0	0	10	15	0.00	1.000									

New York Mets @ Houston Astros
Astrodome, Houston, TX
Sat Jul 11 1992, 8:05 PM EDT
Att: 23,792 - Dome - 70 F

AB	36
R	2
H	9
RBI	2
BB	4
SO	10
LOB	20



Batter	1	2	3	4	5	6	7	8	9	AB	R	H	RBI	BB	SO	LOB	TOP					
Mike Felder, S OBP: 0.303, SLG: 0.349 Mark Leonard, L OBP: 0.313, SLG: 0.615	1-1 BB 1B		1-1 G4-3			4-2 SAFE SAFE BB 1-2	1-0 P6			2	0	1	0	0	0	0						
Willie McGee, S OBP: 0.348, SLG: 0.364	4-2 SAFE SAFE SAFE BB 1-2		2-3 K			3-1 L3	2-3 K			3	0	0	0	1	2	2						
Kevin Bass, S OBP: 0.298, SLG: 0.397	2-1 L9		1-1 BB 1B			3-3 K		2-2 G6-3		4	0	1	0	0	1	2						
Cory Snyder, R OBP: 0.333, SLG: 0.500	3-3 K 2-3		0-0 BB F8			1-0 BB 1B		2-3 K		4	0	1	0	0	2	3						
Greg Litton, R OBP: 0.272, SLG: 0.301 Mike Benjamin, R OBP: 0.200, SLG: 0.300	1-3 K		1-3 K			2-2 SAFE F9		3-1 BB 1B		4	0	1	0	0	2	3						
Robby Thomson, R OBP: 0.351, SLG: 0.418		1-2 G3 S 1B		3-1 F8		4-1 BB 1-2		1-3 K		3	0	1	0	1	1	1						
Kirt Manwaring, R OBP: 0.325, SLG: 0.328		2-3 K 1-2		0-2 F7		3-2 F7		3-3 K		4	0	0	0	0	2	3						
Jose Uribe, S OBP: 0.307, SLG: 0.381 Will Clark, L OBP: 0.407, SLG: 0.490	0-1 G3 2-3				2-1 CS 1B		4-1 BB		3-1 L7	2	0	1	0	1	0	1						
Bill Swift, R OBP: 0.206, SLG: 0.242 Jeff Brantley, R OBP: 0.697, SLG: 0.500 Chris James, R OBP: 0.292, SLG: 0.387	1-3 K				0-3 K		1-3 K		3-2 P6	3	0	0	0	0	3	3						
Inning Stats	R: 0 H: 1 E: 0 K: 2 S: 14	H: 1 LOB: 2 BB: 1 P: 25	R: 0 H: 1 E: 0 K: 2 S: 11	H: 1 LOB: 1 BB: 0 P: 15	R: 0 H: 1 E: 0 K: 1 S: 8	H: 0 LOB: 0 BB: 0 P: 12	R: 0 H: 0 E: 0 K: 1 S: 9	H: 1 LOB: 1 BB: 1 P: 13	R: 0 H: 1 E: 0 K: 1 S: 10	H: 1 LOB: 2 BB: 1 P: 19	R: 0 H: 0 E: 0 K: 2 S: 14	H: 0 LOB: 1 BB: 1 P: 27	R: 0 H: 0 E: 0 K: 1 S: 8	H: 0 LOB: 1 BB: 1 P: 16	R: 0 H: 1 E: 0 K: 2 S: 12	H: 1 LOB: 1 BB: 0 P: 20	R: 0 H: 0 E: 0 K: 1 S: 10	H: 0 LOB: 0 BB: 0 P: 19	1B: 6 2B: 0 3B: 0 HR: 0	SF: 0 SAC: 0 DP: 0 HBP: 0	WP: 0 PB: 0 SB: 2 CS: 1	PA: 36
PITCHER David Cone, R ERA: 2.41	IP: 9.0 WLS: W BF: 36 H: 6 R: 0 ER: 0 SO: 13 BB: 4 IBB: 0 HBP: 0 BLK: 0 WP: 0 HR: 0 S: 96 P: 166 ERA: 0.00 WHIP: 1.111															PITCHER						

San Francisco Giants @ New York Mets
Shea Stadium, Flushing, NY
Fri Jul 17 1992, 7:05 PM EDT
Att: 23,198 - Cloudy - 71 F

AB 32
R 0
H 6
RBI 0
BB 4
SO 13
LOB 19



Batter	1	2	3	4	5	6	7	8	9	AB	R	H	RBI	BB	SO	LOB	BOTTOM			
Daryl Boston, L OBP: 0.300, SLG: 0.407	3-1 F8		2-1 G3			1-2 F9		2-3 K		4	0	0	0	0	1	0				
Dave Magadan, L OBP: 0.402, SLG: 0.350	1-2 BB 2B			4-0 FC4-6 BB		0-0 FC4-6 G4-3		2-3 K		2	1	1	0	1	0	0				
Howard Johnson, S OBP: 0.334, SLG: 0.351	0-0 G6-4-3 2H 1B			0-0 FC4-6 G4-3 1-2		2-3 K				3	0	1	1	0	1	1				
Eddie Murray, S OBP: 0.334, SLG: 0.421	1-0 G6-4-3 1-2			3-2 SAFE SAFE G4-3 1-2		2-0 1B 1B				3	0	1	0	0	0	2				
Bobby Bonilla, S OBP: 0.376, SLG: 0.438 Dave Gallagher, R OBP: 0.261, SLG: 0.325		2-2 G3		4-0 IBB		3-2 G4-3 1B				2	0	1	0	1	0	0				
Bill Pecota, R OBP: 0.287, SLG: 0.266 Chico Walker, S OBP: 0.303, SLG: 0.378 Willie Randolph, R OBP: 0.341, SLG: 0.320		0-3 K		1-3 K		1-1 G4-3 1-2				2	0	0	0	0	2	2				
Todd Hundley, S OBP: 0.249, SLG: 0.331		0-1 G4-3			2-0 F7		2-2 G3			3	0	0	0	0	0	1				
Dick Schofield, R OBP: 0.308, SLG: 0.262			1-3 K		2-0 G5-3		2-3 K			3	0	0	0	0	2	0				
David Cone, L OBP: 0.132, SLG: 0.100		2-2 G6-3		2-2 G6-3		1-3 K				3	0	0	0	0	1	0				
Inning Stats	R: 1 H: 2 E: 0 K: 0 S: 8	H: 2 LOB: 0 BB: 0 P: 13	R: 0 H: 0 E: 0 K: 1 S: 8	H: 0 LOB: 0 BB: 0 P: 10	R: 0 H: 0 E: 0 K: 1 S: 9	H: 0 LOB: 0 BB: 2 P: 14	R: 0 H: 0 E: 0 K: 1 S: 8	H: 0 LOB: 0 BB: 2 P: 20	R: 0 H: 0 E: 0 K: 0 S: 5	H: 0 LOB: 0 BB: 0 P: 11	R: 0 H: 0 E: 0 K: 1 S: 9	H: 0 LOB: 0 BB: 0 P: 12	R: 0 H: 2 E: 0 K: 0 S: 10	H: 2 LOB: 1 BB: 0 P: 18	R: 0 H: 0 E: 0 K: 3 S: 9	H: 0 LOB: 0 BB: 0 P: 14	1B: 3 2B: 1 3B: 0 HR: 0	SF: 0 SAC: 0 DP: 2 HBP: 0	WP: 0 PB: 0 SB: 0 CS: 0	PA: 28
PITCHER Bill Swift, R ERA: 2.45 Jeff Brantley, R ERA: 2.95	IP: 7.0 WLS: L BF: 25 H: 4 R: 1 ER: 1 SO: 4 BB: 1 IBB: 1 HBP: 0 BLK: 0 WP: 0 HR: 0 S: 57 P: 98 ERA: 1.29 WHIP: 0.714															PITCHER				

San Francisco Giants @ New York Mets
Shea Stadium, Flushing, NY
Fri Jul 17 1992, 7:05 PM EDT
Att: 23,198 - Cloudy - 71 F

AB 26
R 1
H 4
RBI 1
BB 2
SO 7
LOB 8



Batter	1	2	3	4	5	6	7	8	9	AB	R	H	RBI	BB	SO	LOB	TOP										
Willie McGee, S (1, 8) OBP: 0.350, SLG: 0.366	2-2 1B		2-3 K			1-2 P4		2-1 WP BB 1B		4	0	2	0	0	1	0	San Francisco Giants @ New York Mets Shea Stadium, Flushing, NY Sat Jul 18 1992, 7:05 PM EDT Att: 31,865 - Cloudy - 78 F										
Robby Thompson, R (1, 4) OBP: 0.353, SLG: 0.417	3-2 SAFE F9		2-1 G1-3			1-1 1B		4-1 WP BB		3	0	1	0	1	0	1											
Will Clark, L (1, 3) OBP: 0.406, SLG: 0.487	0-0 1-2 1B		1-0 L8			2-3 K		2-3 K		4	0	1	0	0	2	3											
Cory Snyder, R (1, 9) OBP: 0.327, SLG: 0.491	0-3 K			1-0 G4-3		0-0 F9			0-2 F9	4	0	0	0	0	1	3											
Matt Williams, R (1, 5) OBP: 0.280, SLG: 0.382	2-2 G5-3			1-3 K			0-2 F8		2-3 K	4	0	0	0	0	2	2											
Chris James, R (1, 7) OBP: 0.290, SLG: 0.376		1-0 F8		1-2 F8			2-0 P2		4-1 BB	3	0	0	0	1	0	0											
Kirt Manwaring, R (1, 2) OBP: 0.324, SLG: 0.323		4-2 BB			2-3 K		1-3 K		1-2 F8	3	0	0	0	1	2	1											
Jose Uribe, S (1, 6) OBP: 0.308, SLG: 0.374		3-3 K			4-2 BB B1-6-4			1-3 K		2	0	0	0	1	2	1											
Trevor Wilson, L (1, 1) OBP: 0.138, SLG: 0.077		3-3 K			1-2 BB B1-6-4			1-1 F7		2	0	0	0	0	1	2											
Kevin Bass, S (8, PH) OBP: 0.297, SLG: 0.396										1	0	0	0	0	0	0											
Dave Righetti, L (8, 1)										0	0	0	0	0	0	0											
Inning Stats	R: 0 H: 2 E: 0 K: 1 S: 15	H: 2 LOB: 0 BB: 0 P: 22	R: 0 H: 0 E: 0 K: 2 S: 17	H: 0 LOB: 1 BB: 1 P: 28	R: 0 H: 0 E: 0 K: 1 S: 6	H: 0 LOB: 0 BB: 0 P: 11	R: 0 H: 0 E: 0 K: 1 S: 9	H: 0 LOB: 0 BB: 0 P: 12	R: 0 H: 1 E: 0 K: 1 S: 12	H: 1 LOB: 1 BB: 0 P: 13	R: 0 H: 0 E: 0 K: 1 S: 7	H: 0 LOB: 0 BB: 0 P: 10	R: 0 H: 1 E: 0 K: 2 S: 15	H: 1 LOB: 2 BB: 1 P: 25	R: 0 H: 0 E: 0 K: 1 S: 11	H: 0 LOB: 1 BB: 1 P: 18	1B: 4 2B: 0 3B: 0 HR: 0	SF: 0 SAC: 0 DP: 1 HBP: 0	WP: 1 PB: 0 SB: 1 CS: 0	PA: 34							
PITCHER	IP	WLS	BF	H	R	ER	SO	BB	IBB	HBP	BLK	WP	HR	S	P	ERA	WHIP										
Sid Fernandez, L (1, 1) ERA: 2.98	7.2	W	29	4	0	0	9	3	0	0	0	0	0	86	134	0.00	0.913										
Lee Guetterman, L (8, 1) ERA: 8.64	0.1		1	0	0	0	1	0	0	0	0	1	0	4	6	0.00	0.000										
Anthony Young, R (9, 1) ERA: 4.53	1.0	S	4	0	0	0	1	1	0	0	0	0	0	11	18	0.00	1.000										

AB	30
R	0
H	4
RBI	0
BB	4
SO	11
LOB	13



Batter	1	2	3	4	5	6	7	8	9	AB	R	H	RBI	BB	SO	LOB	BOTTOM										
Pat Howell, S (1, 8) OBP: 0.238, SLG: 0.158	1-0 F7	2-3 K			2-1 SH5-4					3	0	0	0	0	2	1	San Francisco Giants @ New York Mets Shea Stadium, Flushing, NY Sat Jul 18 1992, 7:05 PM EDT Att: 31,865 - Cloudy - 78 F										
Dick Schofield, R (1, 6) OBP: 0.307, SLG: 0.259	2-2 P3		4-1 BB G4-6-3		0-3 K		3-2 G5-4-3			3	0	0	0	1	1	2											
Howard Johnson, S (1, 7) OBP: 0.336, SLG: 0.353	1-0 2B 1B		1-1 SAFE G4-6-3		1-2 S 1B			2-2 L7		4	2	2	1	0	0	1											
Eddie Murray, S (1, 3) OBP: 0.333, SLG: 0.419	1-0 2B 1B		2-2 P3		1-2 SAFE E4			2-1 E6		4	0	1	0	0	0	0											
Bobby Bonilla, S (1, 9) OBP: 0.374, SLG: 0.439	0-0 Anthony Young, R (9, 1) OBP: 0.148, SLG: 0.115			0-2 L6	1-2 P4			1-1 P4		4	0	1	1	0	0	2											
Dave Magadan, L (1, 5) OBP: 0.303, SLG: 0.350	1-3 2-H 2B			1-0 FC5-4 1B		3-3 K		0-0 L4		3	0	1	0	1	1	1											
Willie Randolph, R (1, 4) OBP: 0.337, SLG: 0.316	0-1 SAFE F9			1-0 SAFE F7		2-2 F9				3	0	0	0	0	0	4											
Todd Hundley, S (1, 2) OBP: 0.245, SLG: 0.326		0-3 K		0-0 FC5-4		3-2 F8				3	0	0	0	0	1	1											
Sid Fernandez, L (1, 1) OBP: 0.233, SLG: 0.279	0-0 F7				0-0 SH5-4 1B 2B			1-0 G5-4-3 1B		3	1	2	0	0	0	0											
Lee Guetterman, L (8, 1) OBP: 0.261, SLG: 0.325										0	0	0	0	0	0	0											
Dave Gallagher, R (9, 9) OBP: 0.261, SLG: 0.325										0	0	0	0	0	0	0											
Inning Stats	R: 1 H: 3 E: 0 K: 0 S: 9	H: 3 LOB: 3 BB: 1 P: 18	R: 0 H: 0 E: 0 K: 2 S: 8	H: 0 LOB: 0 BB: 0 P: 10	R: 0 H: 0 E: 0 K: 0 S: 7	H: 0 LOB: 0 BB: 1 P: 14	R: 0 H: 1 E: 0 K: 0 S: 7	H: 1 LOB: 1 BB: 0 P: 9	R: 2 H: 2 E: 1 K: 1 S: 17	H: 2 LOB: 1 BB: 0 P: 24	R: 0 H: 0 E: 0 K: 1 S: 10	H: 0 LOB: 0 BB: 0 P: 18	R: 0 H: 1 E: 0 K: 1 S: 7	H: 1 LOB: 1 BB: 0 P: 11	R: 0 H: 0 E: 1 K: 0 S: 10	H: 0 LOB: 1 BB: 0 P: 15	1B: 5 2B: 2 3B: 0 HR: 0	SF: 0 SAC: 1 DP: 2 HBP: 0	WP: 0 PB: 0 SB: 1 CS: 0	PA: 33							
PITCHER	IP	WLS	BF	H	R	ER	SO	BB	IBB	HBP	BLK	WP	HR	S	P	ERA	WHIP										
Trevor Wilson, L (1, 1) ERA: 4.08	7.0	L	29	7	3	2	5	2	0	0	0	0	0	65	104	2.57	1.286										
Dave Righetti, L (8, 1) ERA: 5.7	1.0		4	0	0	0	0	0	0	0	0	0	0	10	15	0.00	0.000										

AB	30
R	3
H	7
RBI	2
BB	2
SO	5
LOB	12



Batter	1	2	3	4	5	6	7	8	9	AB	R	H	RBI	BB	SO	LOB	TOP					
Willie McGee, S OBP: 0.352, SLG: 0.368 (1, 8)										4	0	2	0	0	0	0						
Robby Thompson, R OBP: 0.348, SLG: 0.409 Bryan Hickerson, L (7, 1)										4	0	0	0	0	1	2						
Will Clark, L OBP: 0.401, SLG: 0.481 (1, 3)										4	0	0	0	0	0	0						
Cory Snyder, R OBP: 0.326, SLG: 0.486 (1, 9)										4	1	1	0	0	1	0						
Matt Williams, R OBP: 0.280, SLG: 0.383 (1, 5)										4	1	1	0	0	0	2						
Chris James, R OBP: 0.305, SLG: 0.398 (1, 7)										4	1	3	2	0	0	0						
Craig Colbert, R OBP: 0.231, SLG: 0.200 (1, 2)										4	0	1	1	0	0	2						
Mike Benjamin, R OBP: 0.208, SLG: 0.417 (1, 6)										4	1	1	1	0	0	2						
John Burkett, R OBP: 0.121, SLG: 0.087 Mike Eassey, S OBP: 0.302, SLG: 0.347 Jim Pate, L OBP: 0.308, SLG: 0.520 Michael Jackson, R OBP: 0.296, SLG: 0.394 Kevin Bass, S OBP: 0.299, SLG: 0.298 Greg Litton, R OBP: 0.299, SLG: 0.298 (11, 1) (5, PH) (5, 1) (6, 1) (7, PH) (7, 4)										1	0	0	0	0	1	0						
Inning Stats	R: 0 E: 0 K: 0 S: 7	H: 1 LOB: 0 BB: 0 P: 9	R: 1 E: 0 K: 0 S: 13	H: 2 LOB: 1 BB: 0 P: 21	R: 0 E: 0 K: 1 S: 8	H: 0 LOB: 0 BB: 0 P: 11	R: 1 E: 1 K: 0 S: 10	H: 1 LOB: 1 BB: 0 P: 12	R: 1 E: 0 K: 0 S: 8	H: 1 LOB: 0 BB: 0 P: 13	R: 1 E: 0 K: 1 S: 12	H: 2 LOB: 1 BB: 0 P: 21	R: 0 E: 0 K: 1 S: 11	H: 1 LOB: 1 BB: 0 P: 16	R: 0 E: 0 K: 0 S: 6	H: 1 LOB: 0 BB: 0 P: 6	R: 0 E: 1 K: 0 S: 8	H: 0 LOB: 1 BB: 0 P: 14	1B: 6 2B: 2 3B: 0 HR: 1	SF: 0 SAC: 0 DP: 2 HBP: 0	WP: 0 PB: 0 SB: 1 CS: 0	PA: 36
PITCHER	IP WLS BF H R ER SO BB IBB HBP BLK WP HR S P ERA WHIP																					
Pete Schourek, L ERA: 3.06 (1, 1)	5.2 W 24 7 4 3 2 0 0 0 0 0 0 1 56 83 4.76 1.235																					
Jeff Innis, R ERA: 2.75 (6, 1)	0.1 1 0 0 0 0 0 0 0 0 0 0 0 2 4 0.00 0.000																					
Lee Guetterman, L ERA: 6.33 (7, 1)	2.0 7 2 0 0 2 0 0 0 0 0 0 0 17 22 0.00 1.000																					
Anthony Young, R ERA: 4.48 (9, 1)	1.0 4 0 0 0 0 0 0 0 0 0 0 0 8 14 0.00 0.000																					

San Francisco Giants @ New York Mets
Shea Stadium, Flushing, NY
Sun Jul 19 1992, 3:33 AM EDT
Att: 34,125 - Sunny - 83 F

AB	36
R	4
H	9
RBI	4
BB	0
SO	4
LOB	9

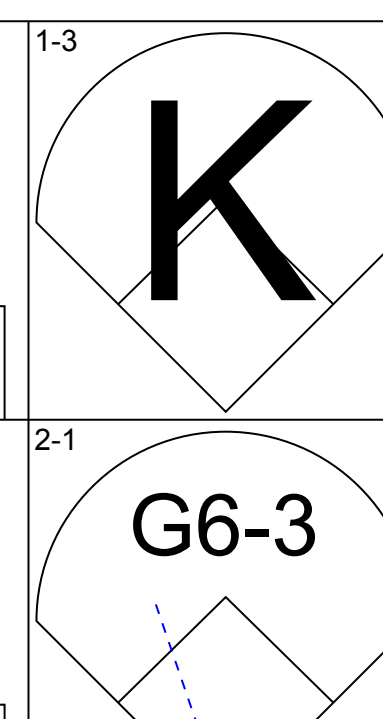
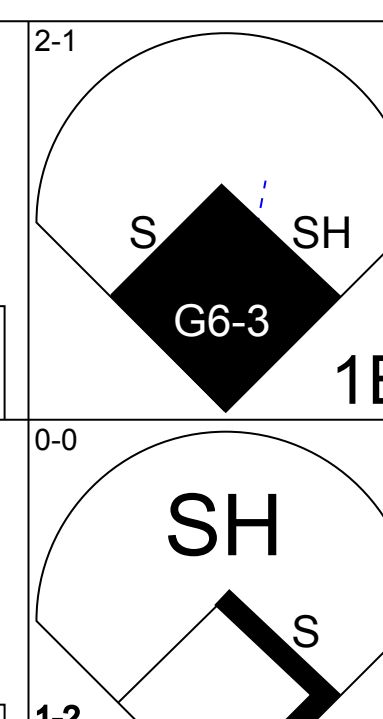
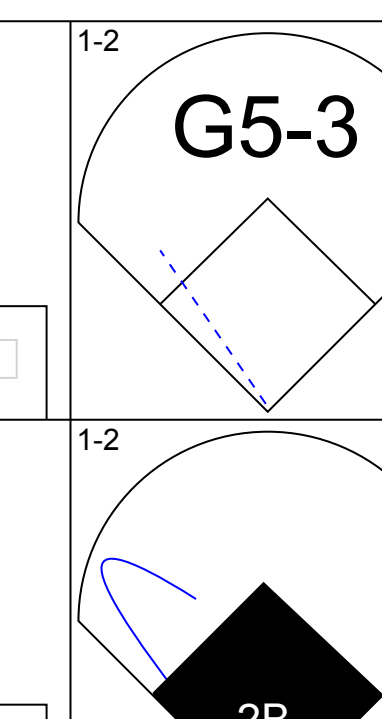
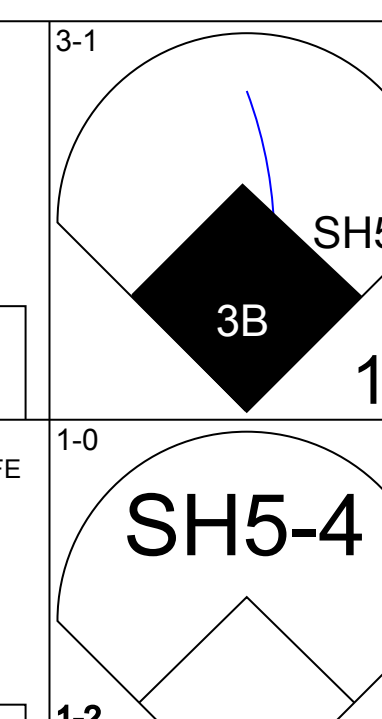
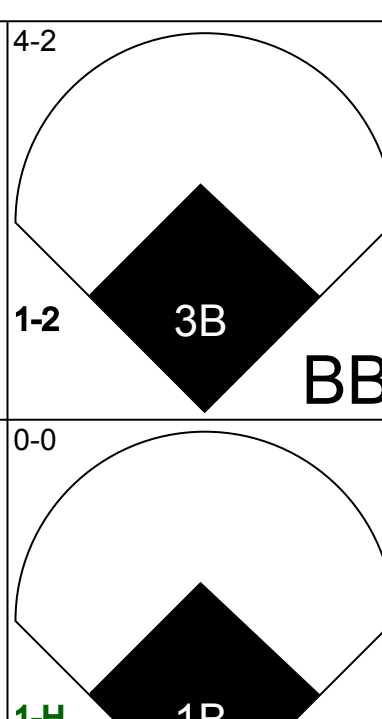
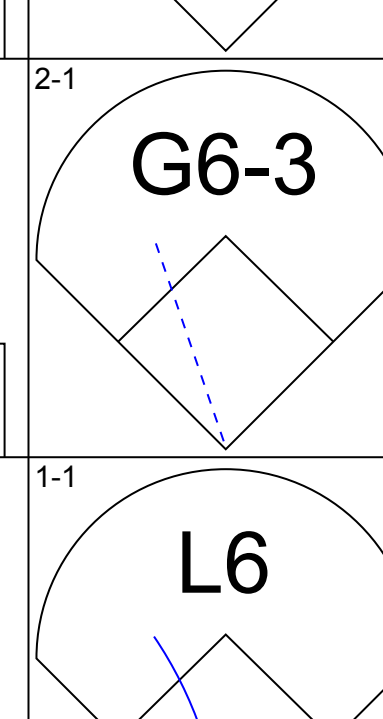
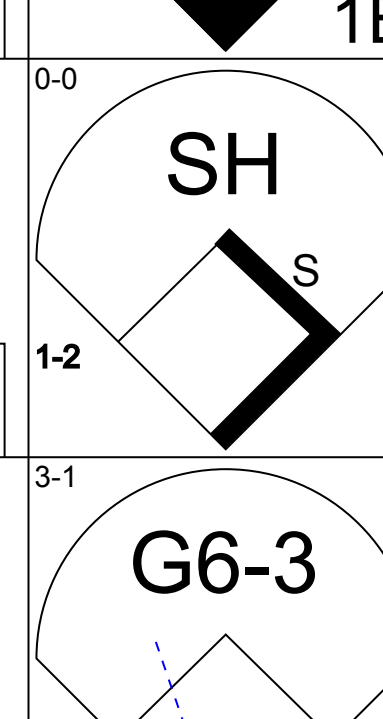
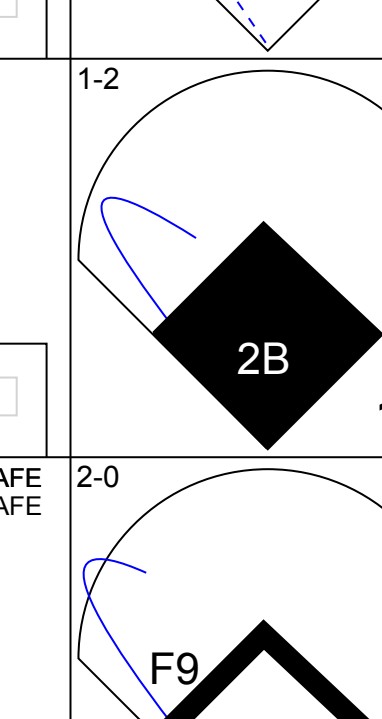
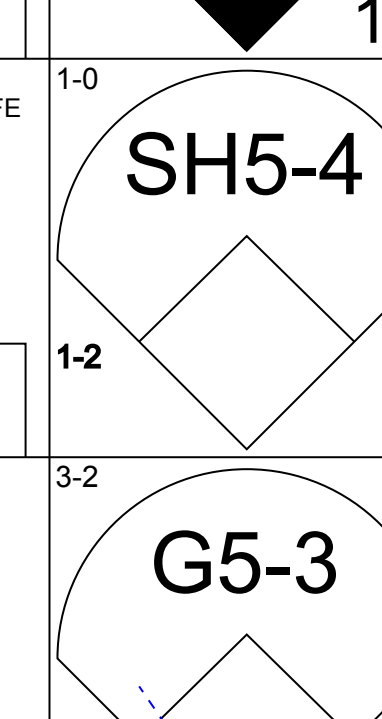
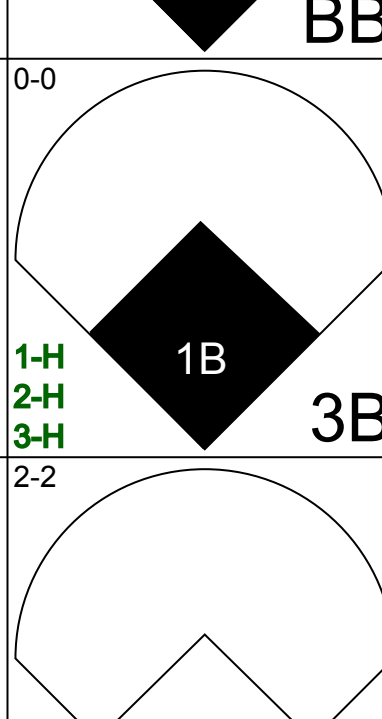
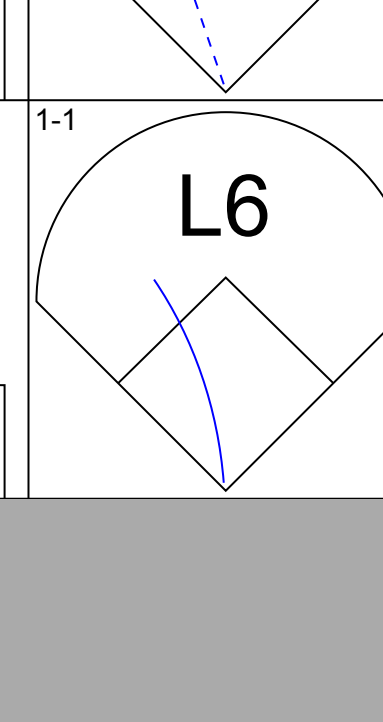
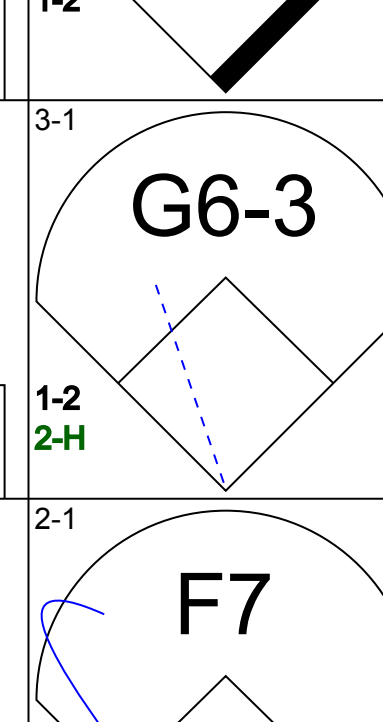
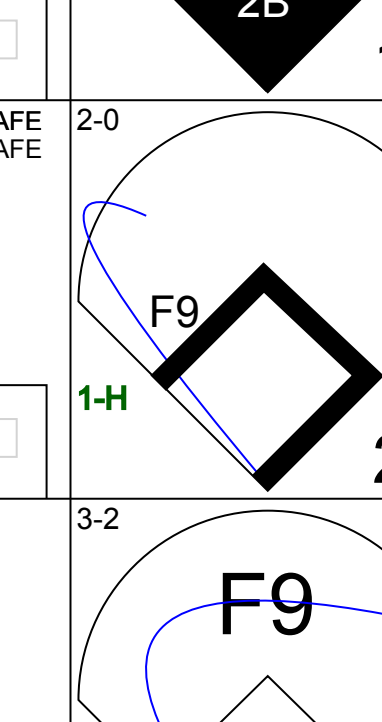
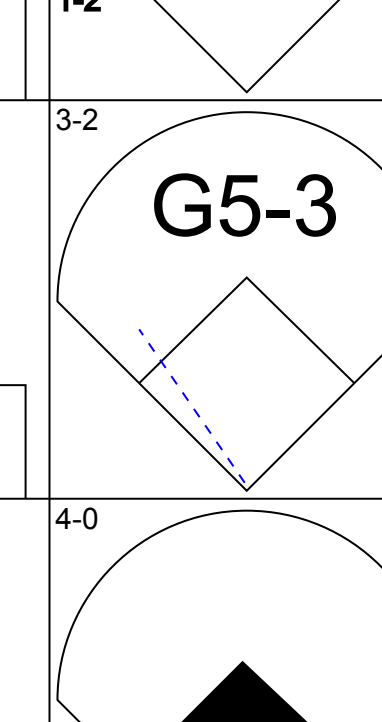
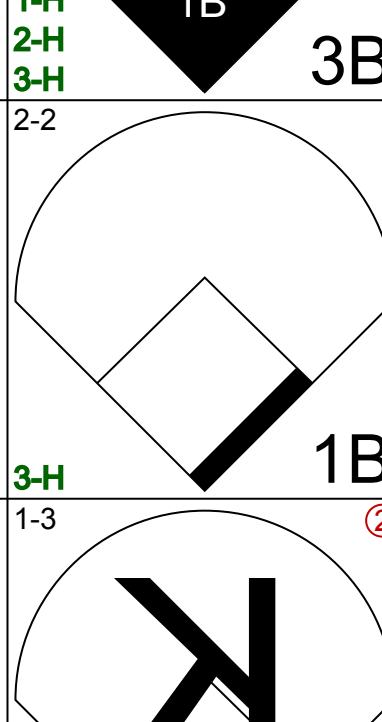
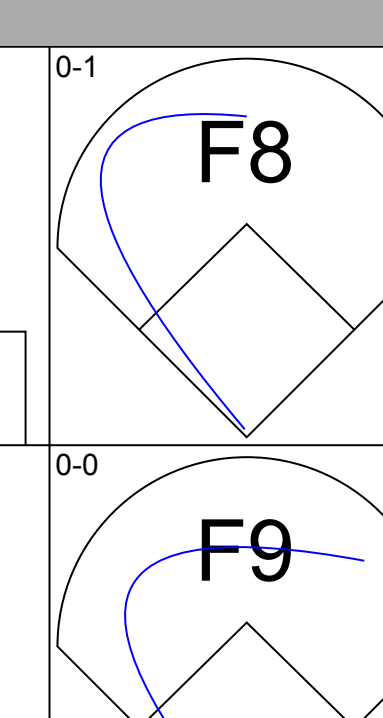
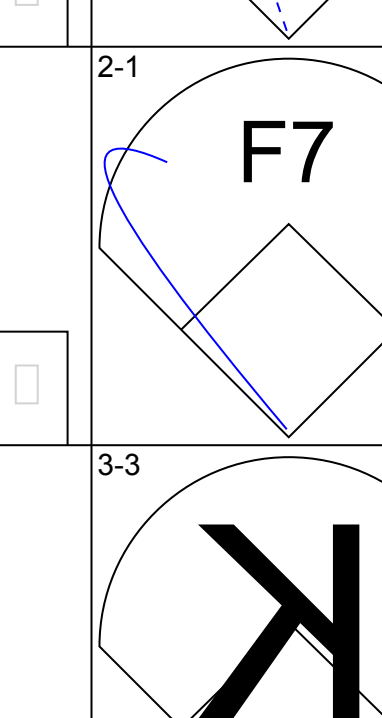
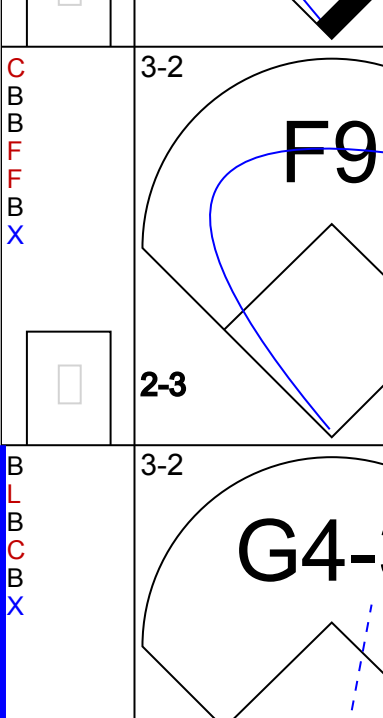
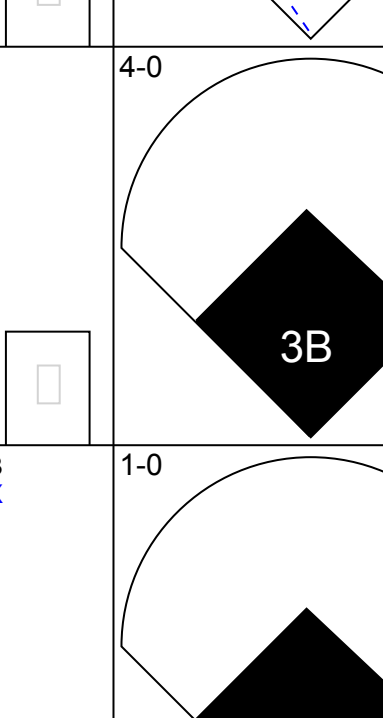
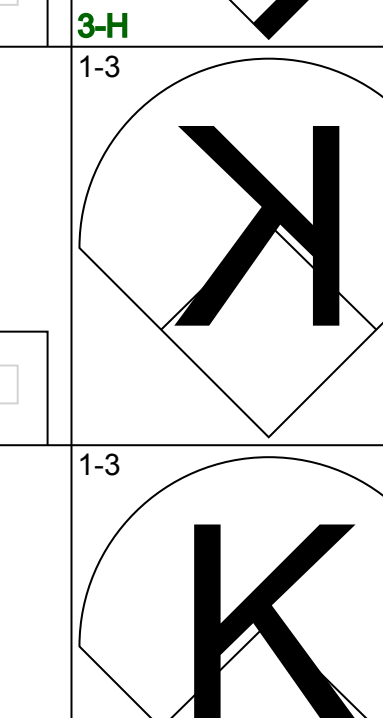
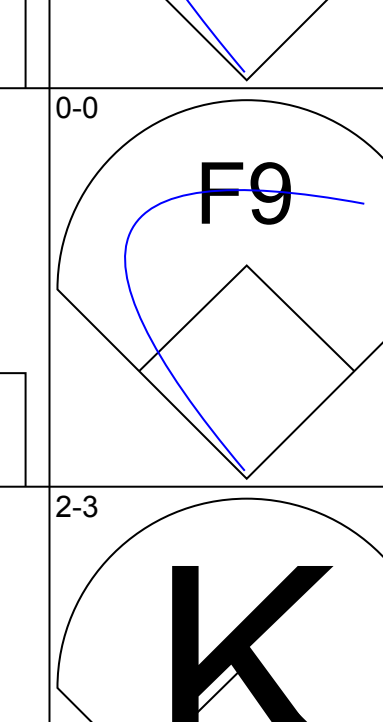
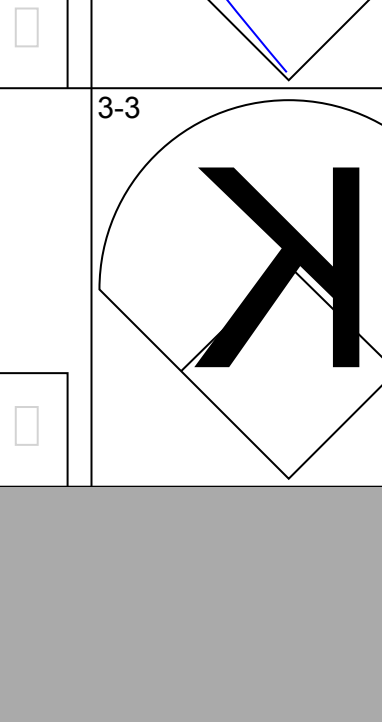
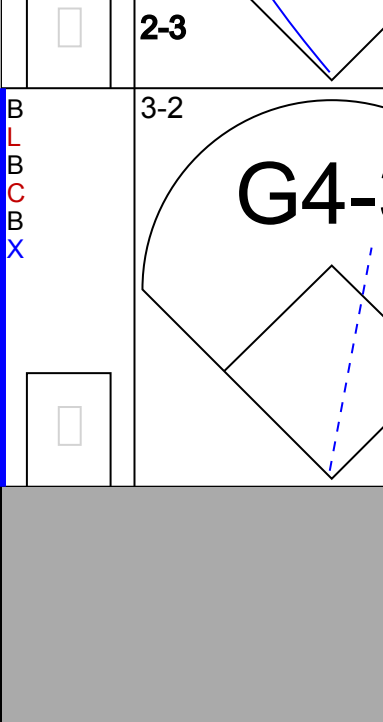
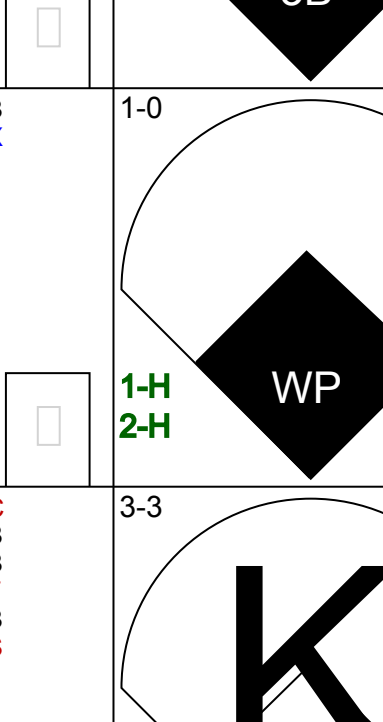
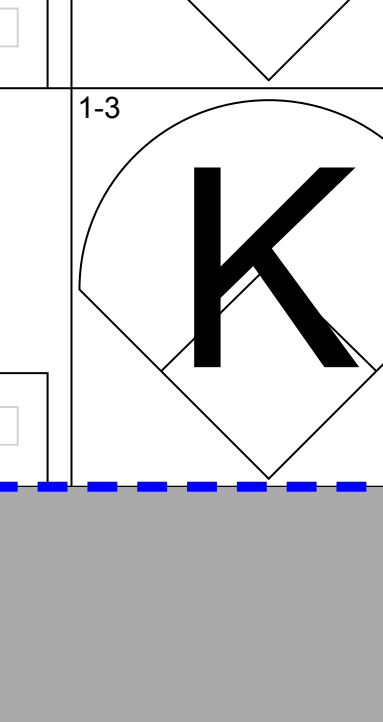
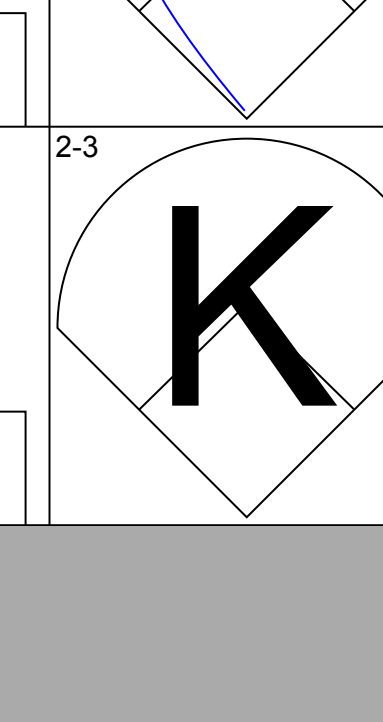
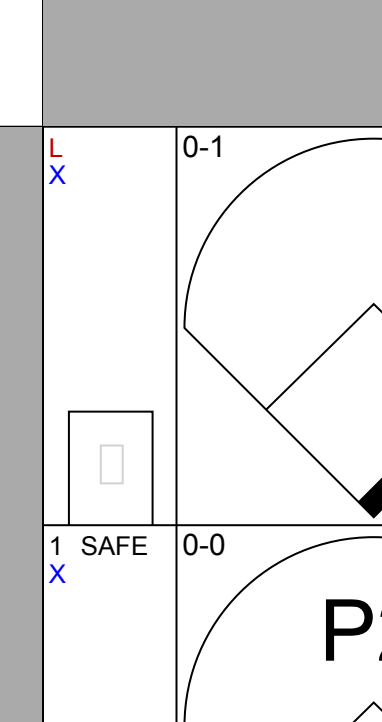
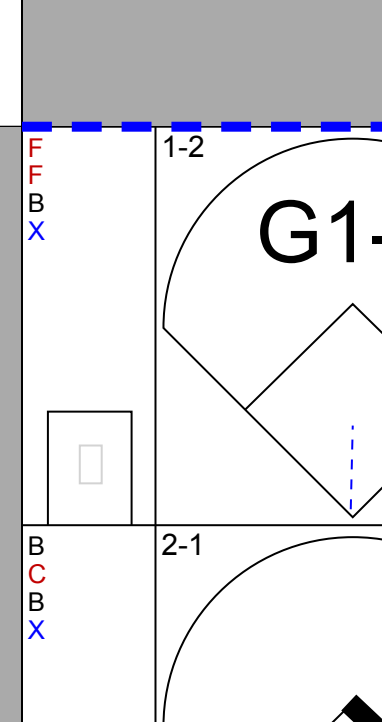
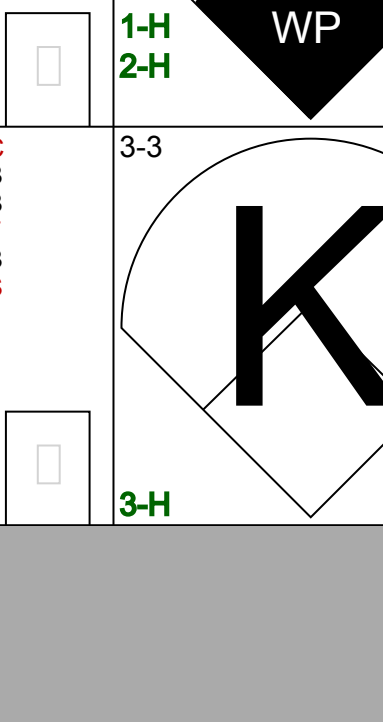
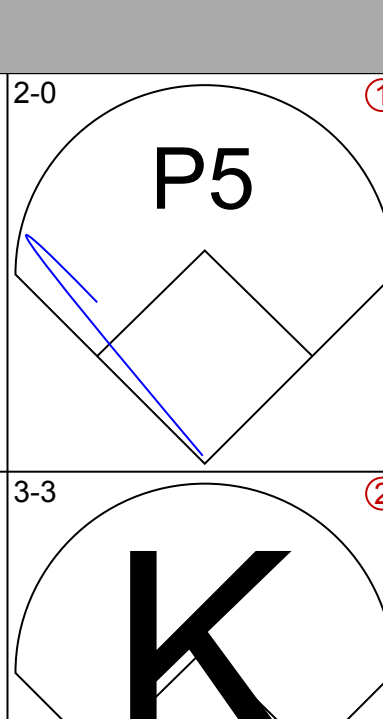
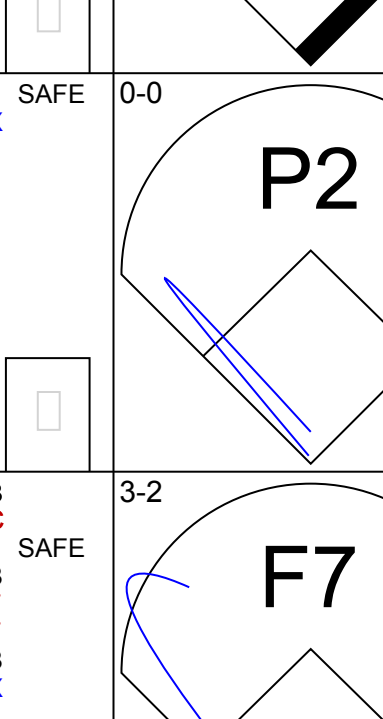
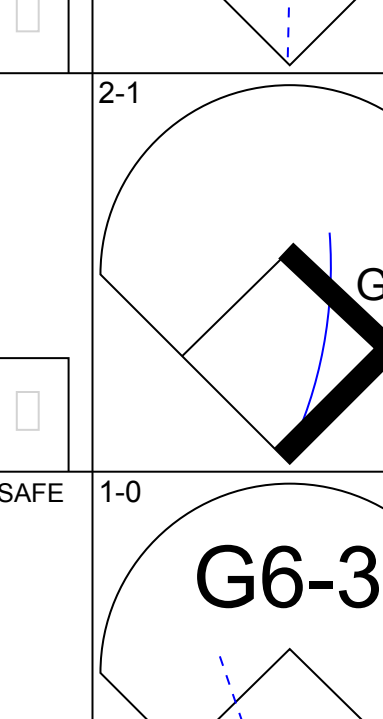
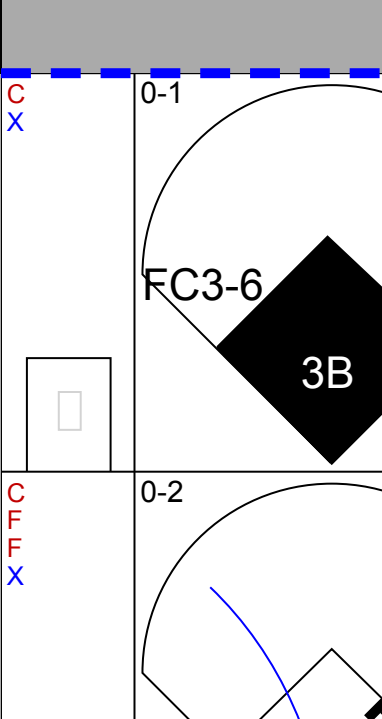
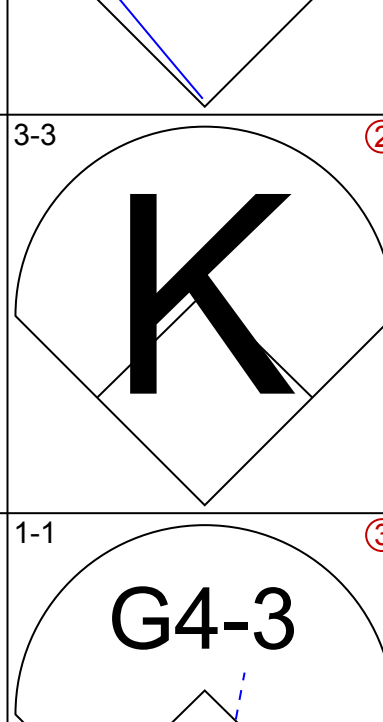
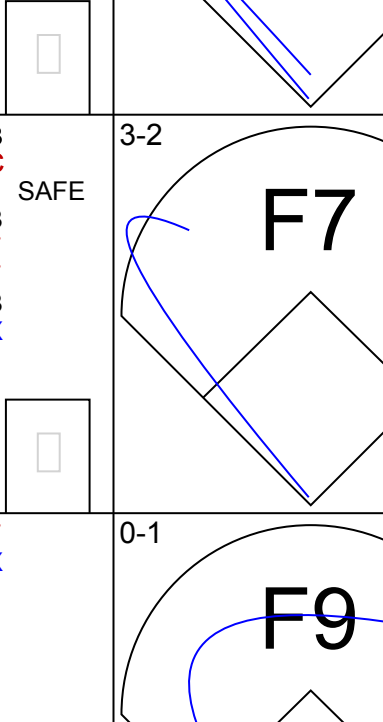
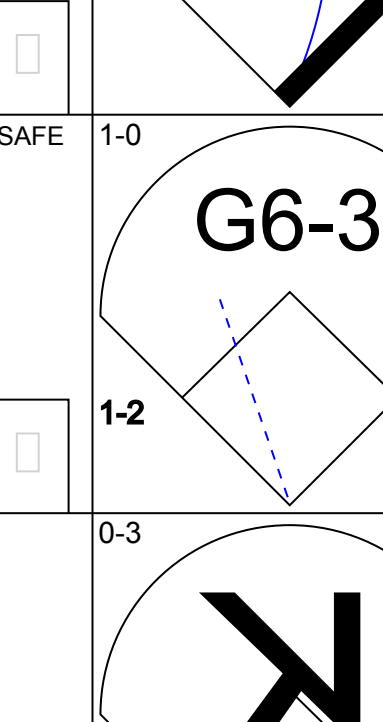
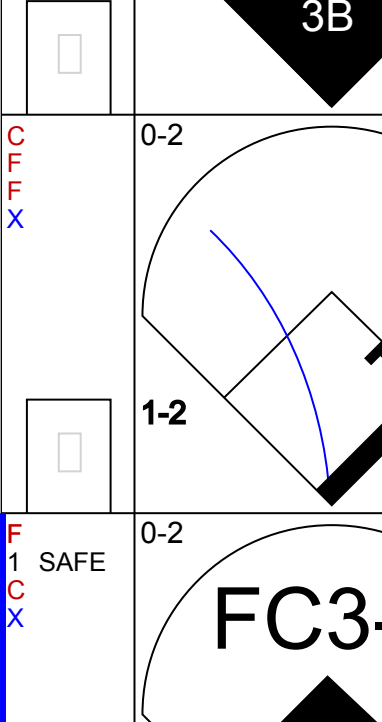
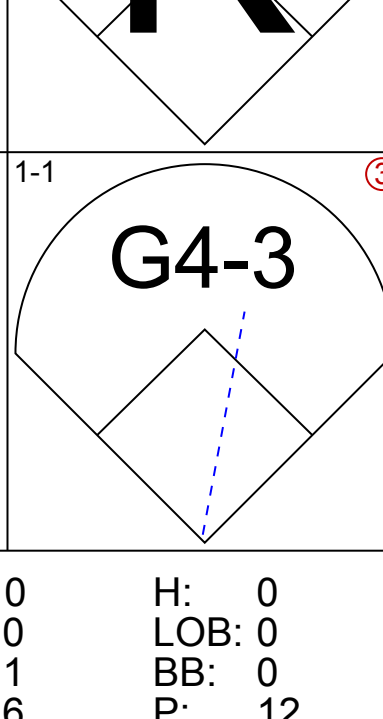
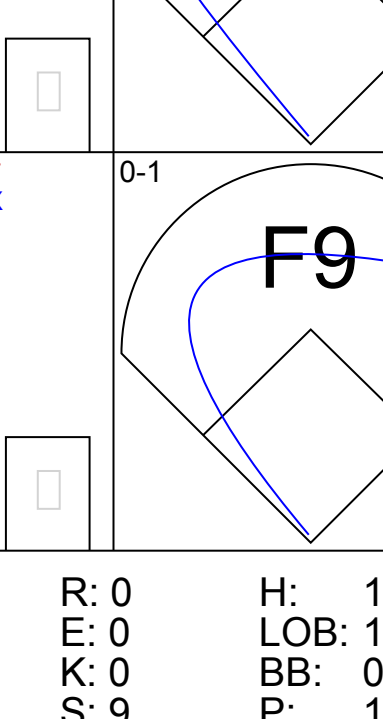
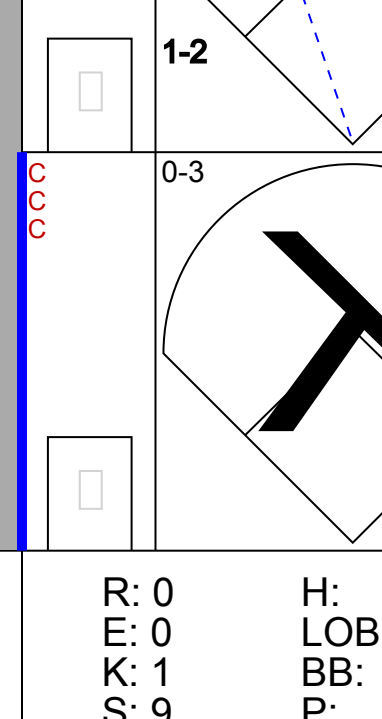
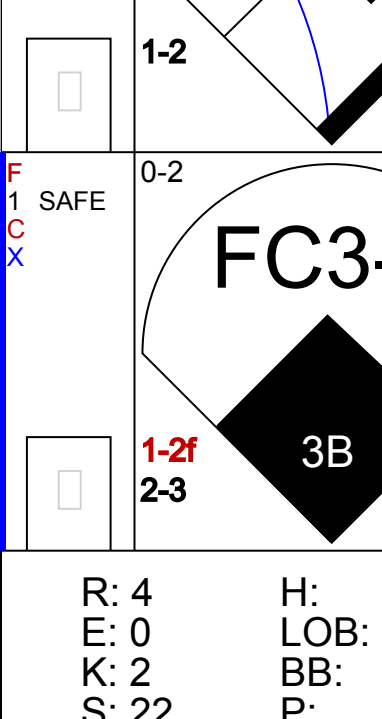


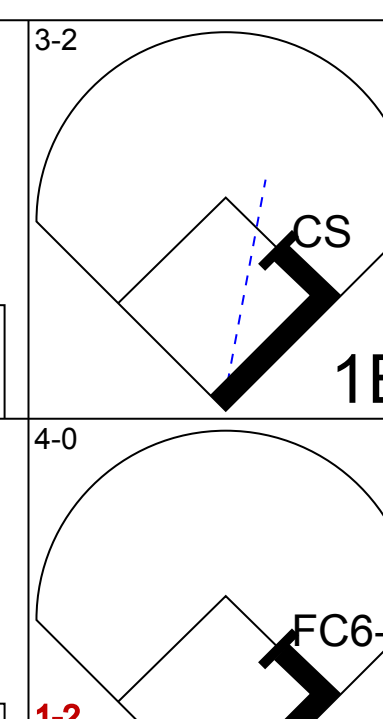
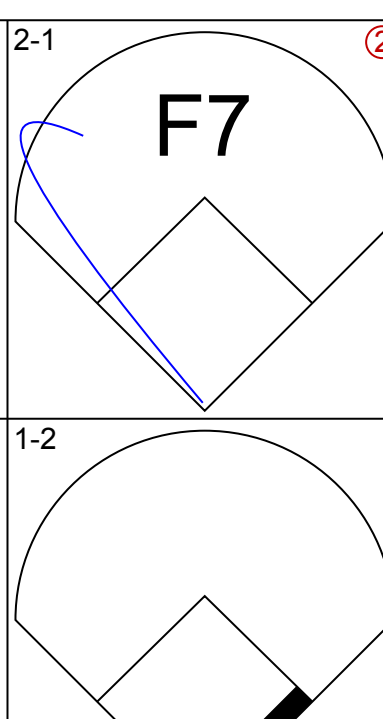
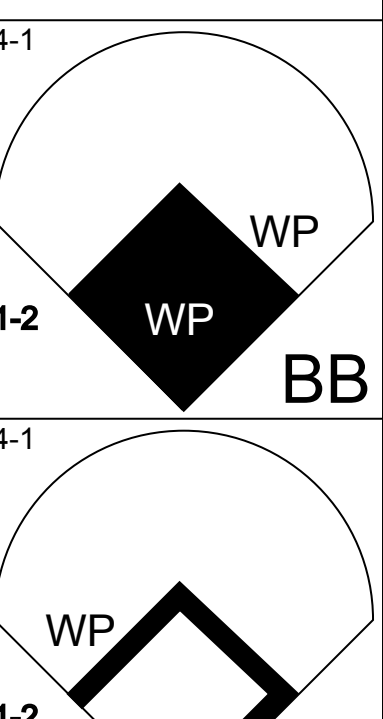
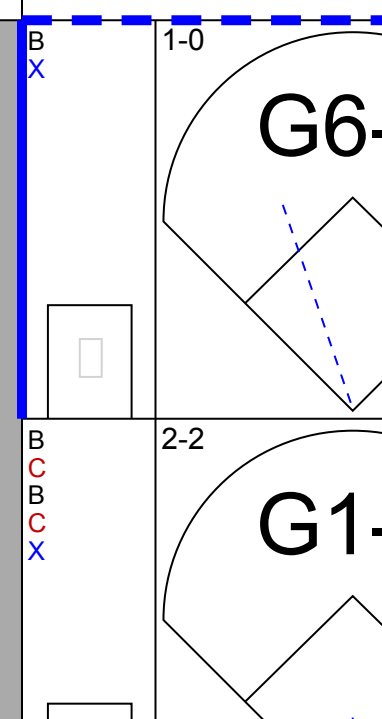
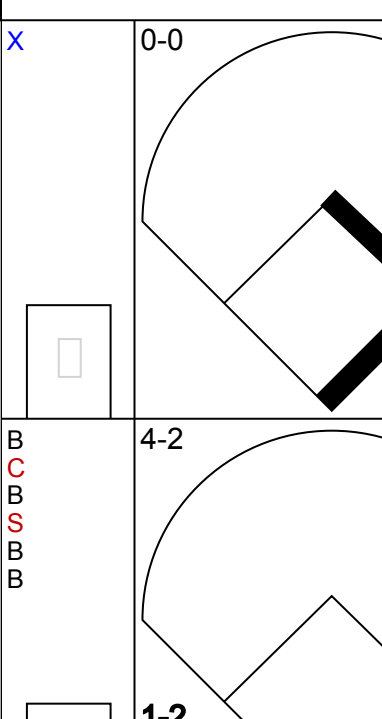
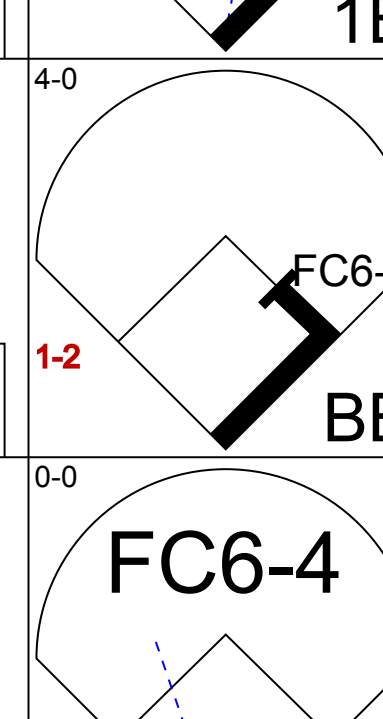
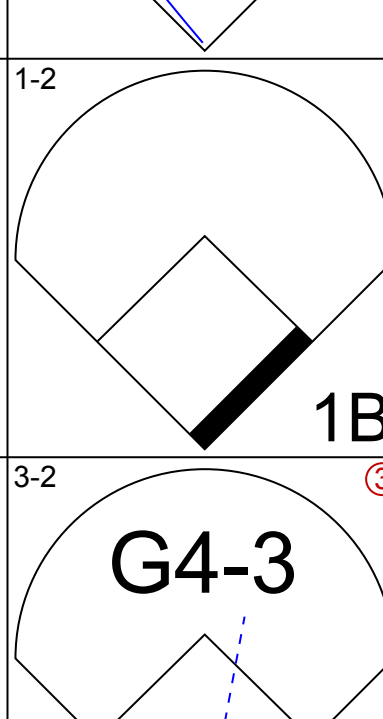
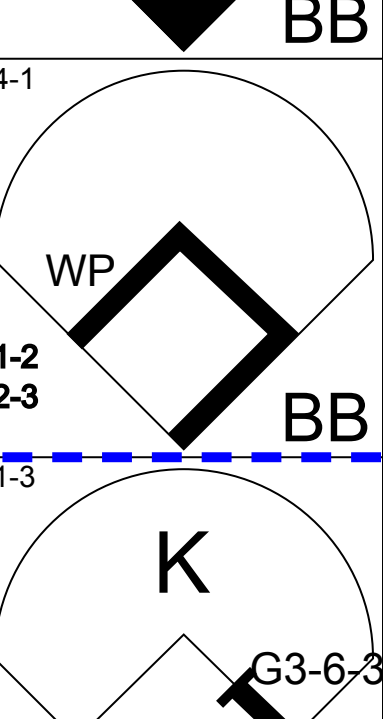
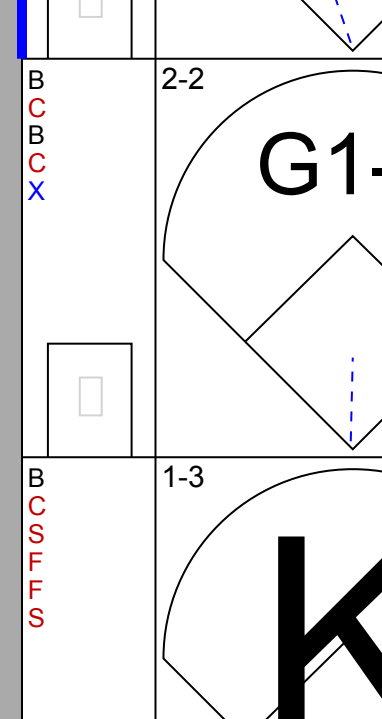
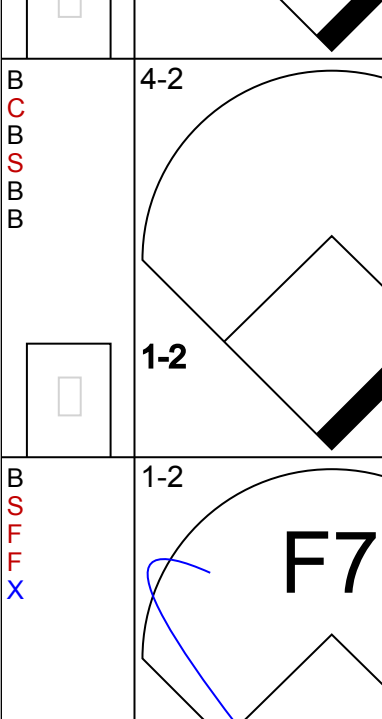
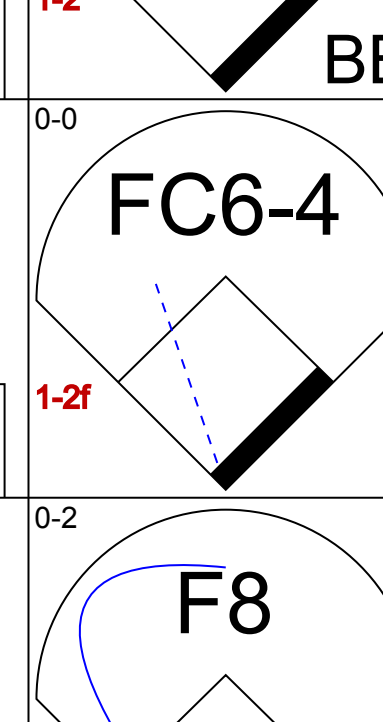
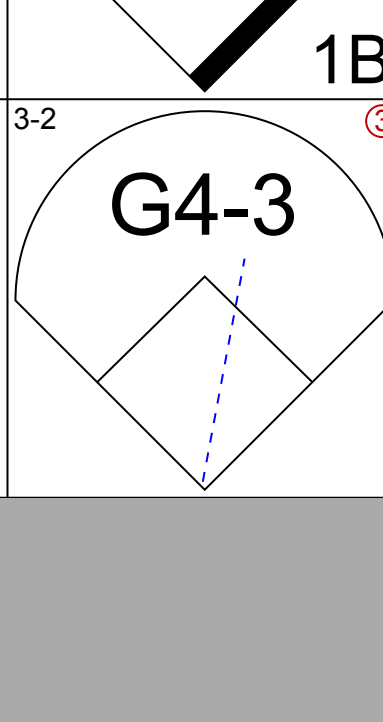
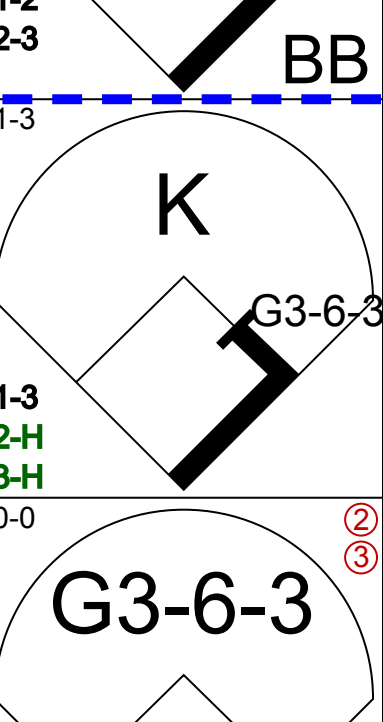
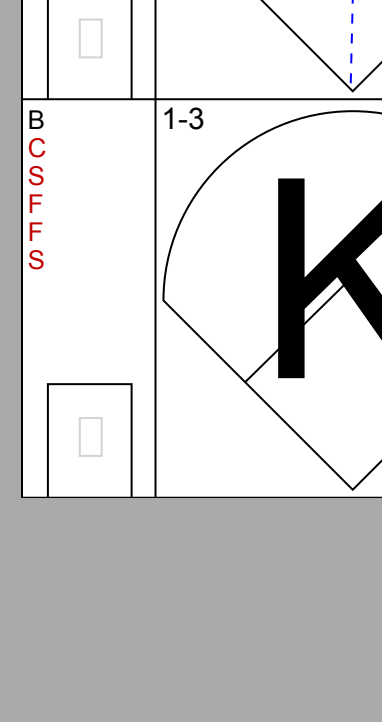
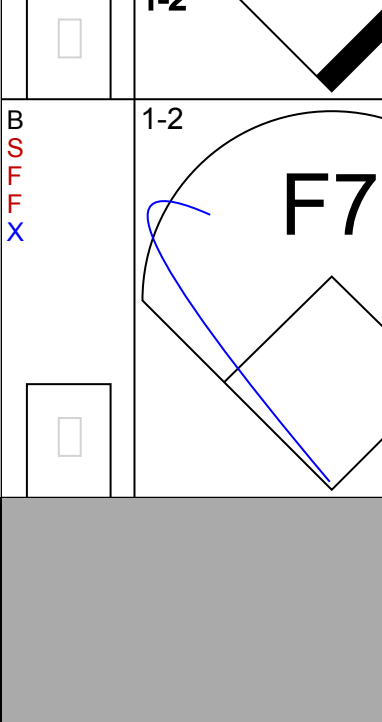
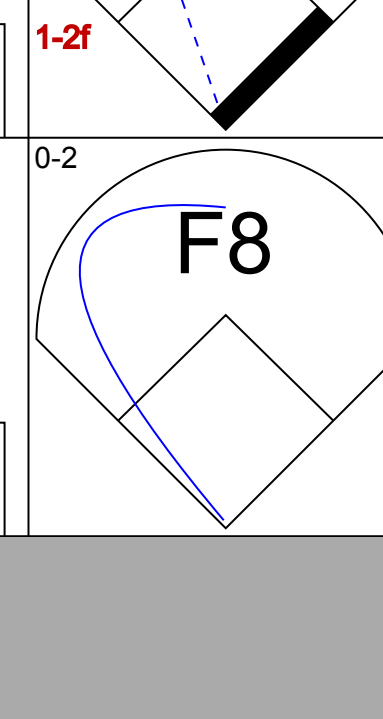

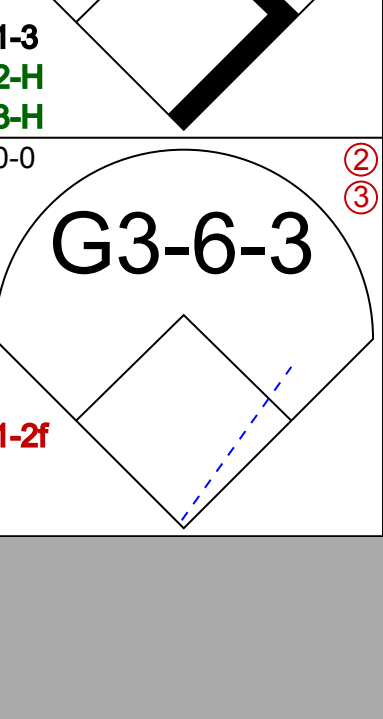






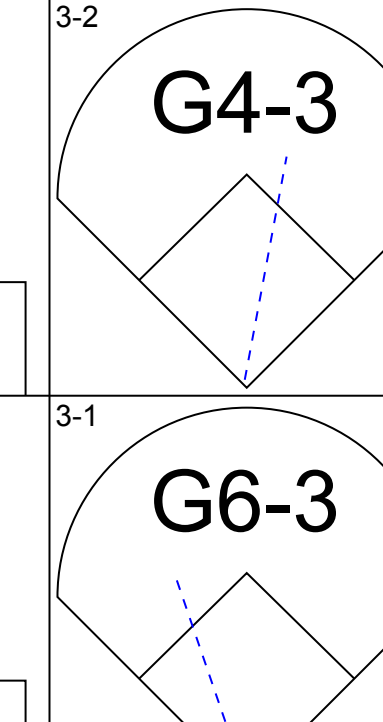
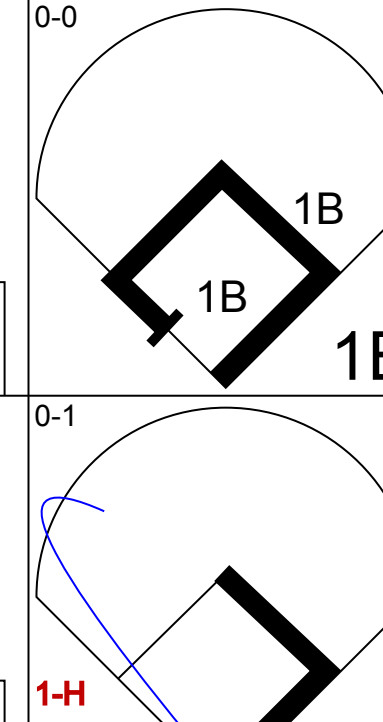
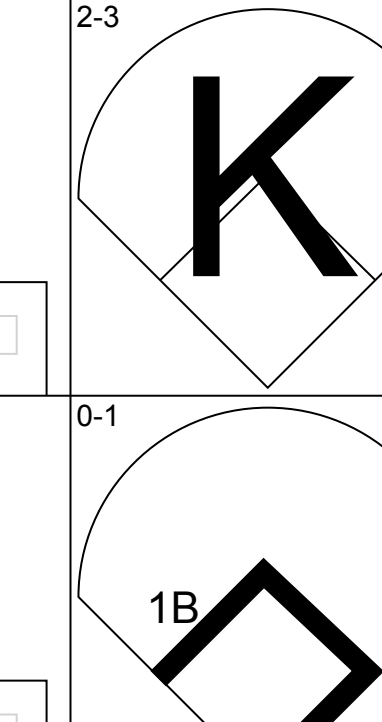
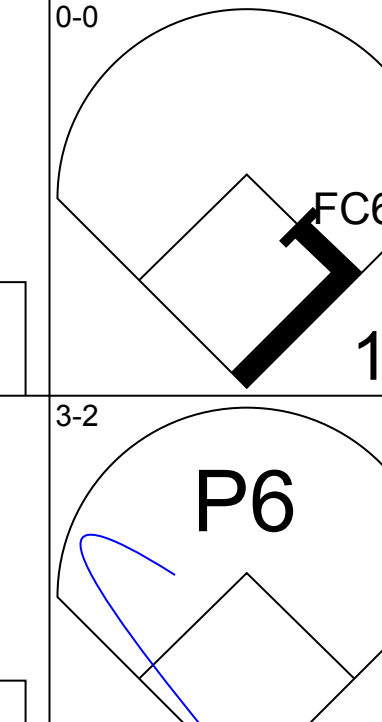
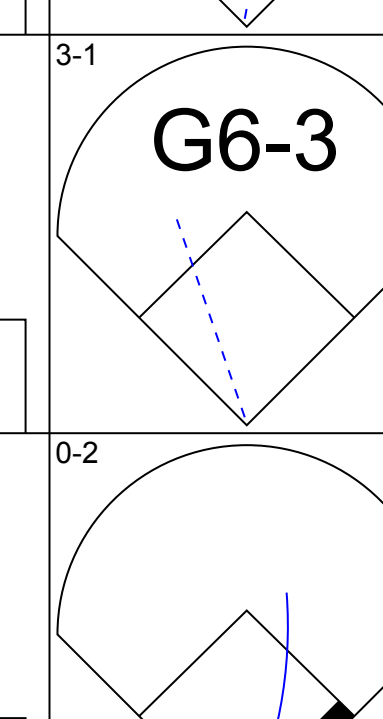
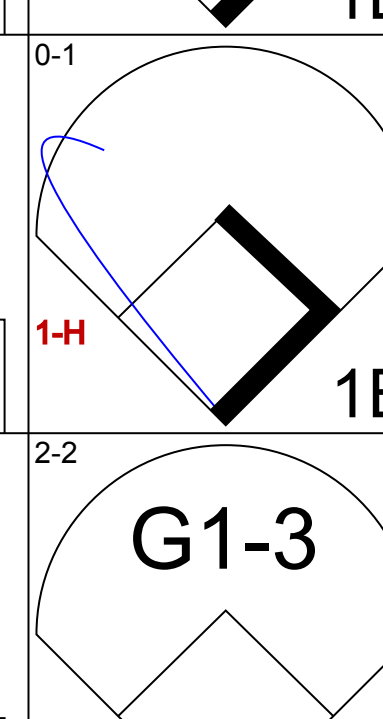
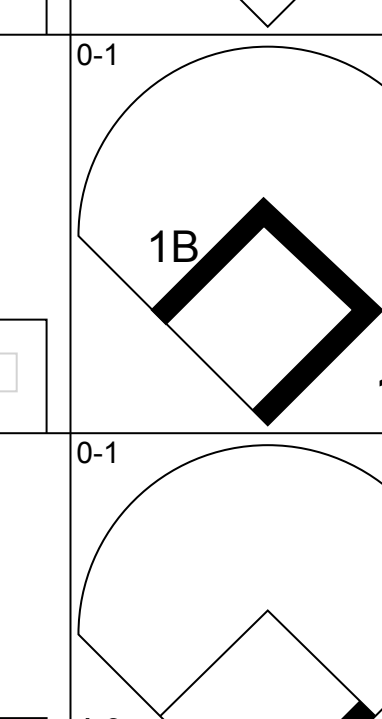
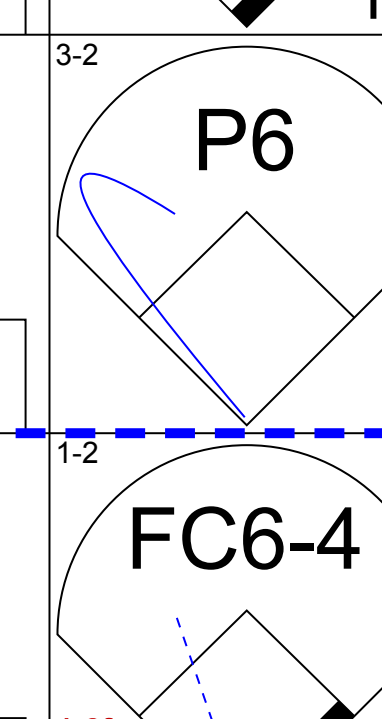
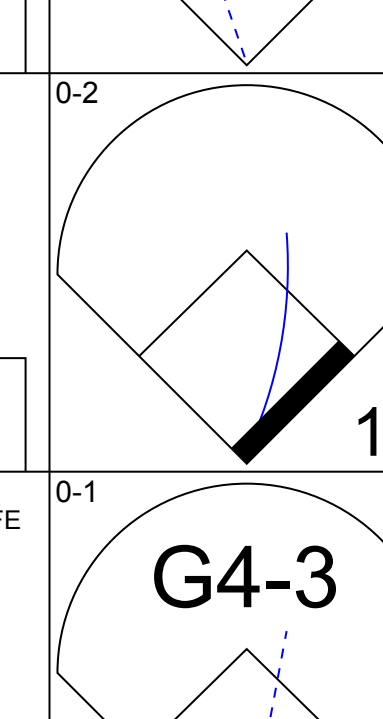
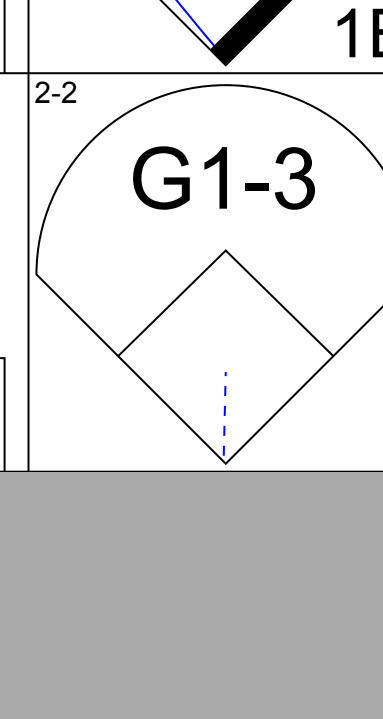
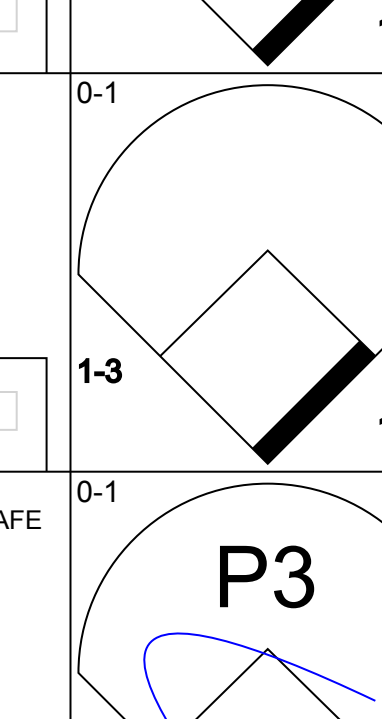
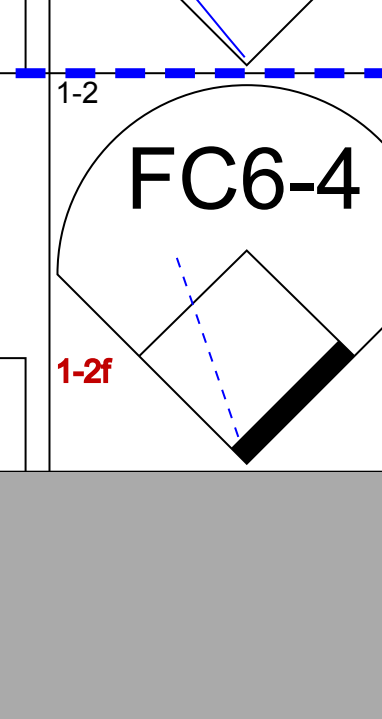
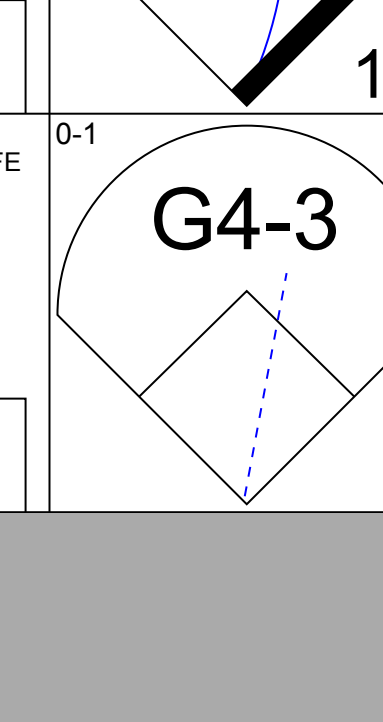

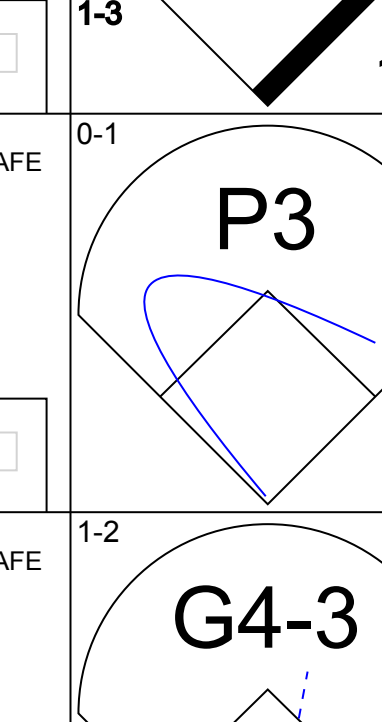


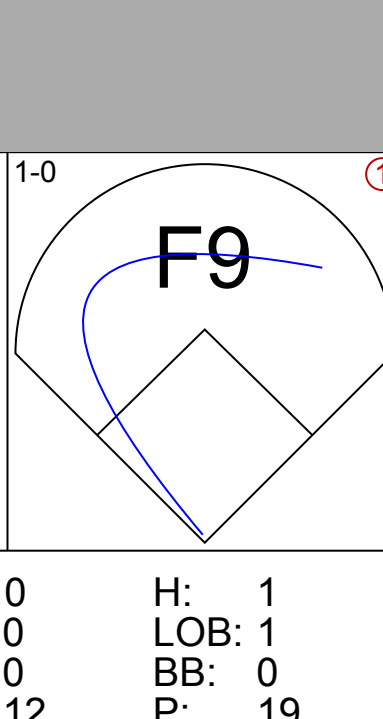
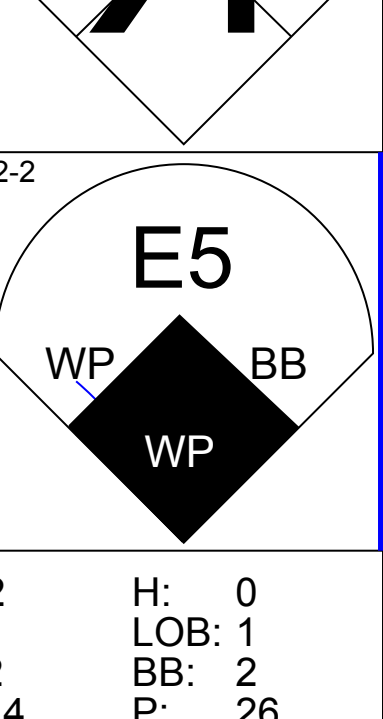

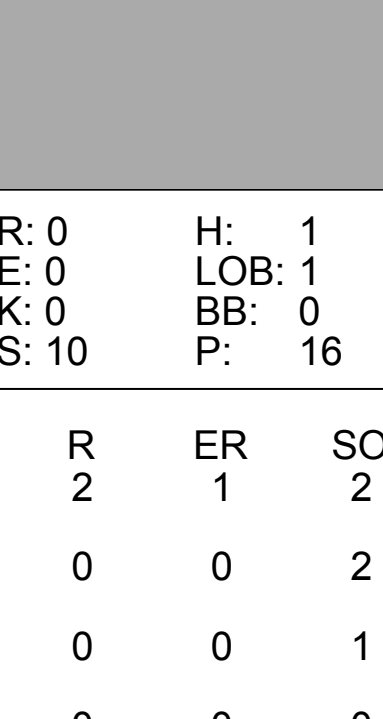
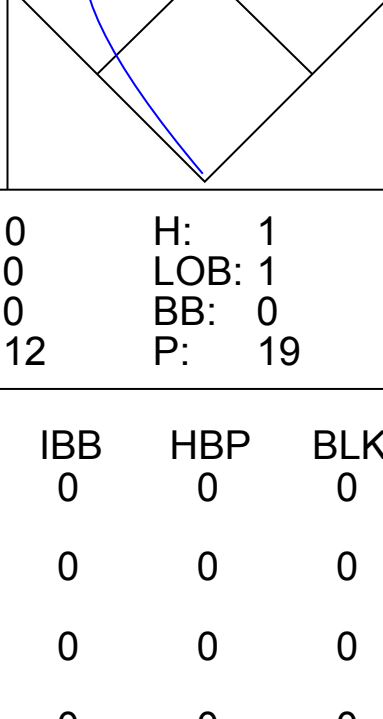
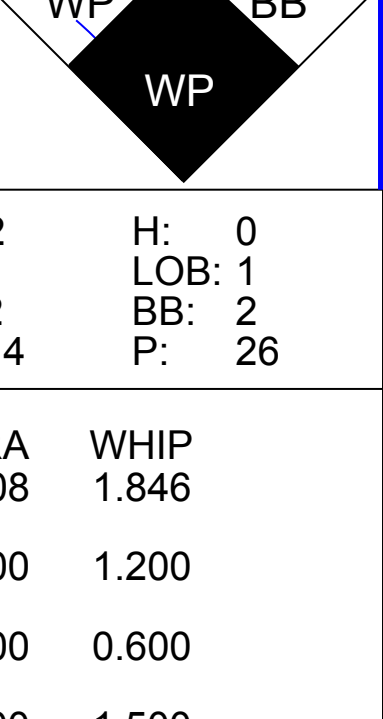
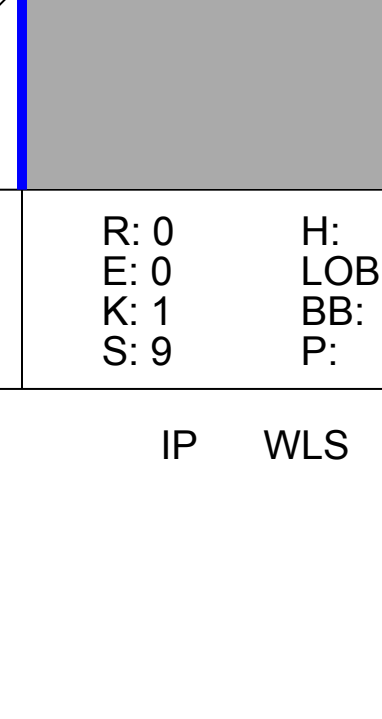
Batter	1	2	3	4	5	6	7	8	9	AB	R	H	RBI	BB	SO	LOB	BOTTOM			
Daryl Boston, L OBP: 0.301, SLG: 0.412 Pat Howell, S OBP: 0.261, SLG: 0.190 (1, 7) (6, 8)										3	1	1	0	0	1	1				
Dave Magadan, L OBP: 0.397, SLG: 0.343 (1, 5)										5	0	0	0	0	0	2				
Howard Johnson, S OBP: 0.338, SLG: 0.356 (1, 8) (6, 7)										3	1	1	1	1	0	0				
Eddie Murray, S OBP: 0.332, SLG: 0.417 (1, 3)										4	1	1	0	0	0	1				
Bobby Bonilla, S OBP: 0.370, SLG: 0.433 Anthony Young, R OBP: 0.148, SLG: 0.115 (1, 9) (9, 1)										4	0	0	0	0	0	3				
Mackey Sasser, L OBP: 0.272, SLG: 0.321 Charlie O'Brien, R OBP: 0.302, SLG: 0.333 (1, 2) (7, 2)										3	1	2	1	0	0	0				
Bill Pecota, R OBP: 0.298, SLG: 0.280 (1, 4)										3	2	2	0	1	1	0				
Dick Schofield, R OBP: 0.309, SLG: 0.278 (1, 6)										4	1	2	6	0	1	2				
Pete Schourek, L OBP: 0.296, SLG: 0.056 Jeff Innis, R OBP: 0.308, SLG: 0.378 Chico Walker, S OBP: 0.308, SLG: 0.378 Lee Guetterman, L OBP: 0.298, SLG: 0.321 (11, 1) (5, PH) (7, 1) (8, PH) (9, 9)										2	0	0	0	0	0	1				
Inning Stats	R: 1 E: 0 K: 0 S: 13	H: 2 LOB: 1 BB: 0 P: 21	R: 0 E: 0 K: 2 S: 9	H: 0 LOB: 0 BB: 0 P: 16	R: 0 E: 0 K: 1 S: 6	H: 0 LOB: 0 BB: 0 P: 8	R: 4 E: 0 K: 0 S: 7	H: 3 LOB: 1 BB: 2 P: 17	R: 0 E: 0 K: 0 S: 8	H: 0 LOB: 0 BB: 0 P: 12	R: 0 E: 0 K: 0 S: 15	H: 2 LOB: 3 BB: 1 P: 29	R: 0 E: 0 K: 0 S: 6	H: 0 LOB: 0 BB: 0 P: 8	R: 3 E: 0 K: 0 S: 13	H: 3 LOB: 1 BB: 1 P: 24	1B: 4 2B: 5 3B: 0 HR: 1	SF: 0 SAC: 0 DP: 0 HBP: 0	WP: 0 PB: 0 SB: 1 CS: 0	PA: 38
PITCHER	IP WLS BF H R ER SO BB IBB HBP BLK WP HR S P ERA WHIP																			
John Burkett, R ERA: 4.34 (5, 1)	4.0 L 19 5 5 5 3 0 0 0 0 0 0 0 15 25 0.00 1.500																			
Jim Pena, L ERA: 3.52 (6, 1)	1.1 6 2 0 0 0 0 0 0 0 0 0 0 8 16 0.00 0.000																			
Michael Jackson, R ERA: 2.6 (7, 1)	0.2 3 0 0 0 0 0 0 0 0 0 0 0 1 19 0.00 2.000																			

San Francisco Giants @ New York Mets
Shea Stadium, Flushing, NY
Sun Jul 19 1992, 3:33 AM EDT
Att: 34,125 - Sunny - 83 F

AB	34
R	8
H	10
RBI	8
BB	4
SO	3
LOB	13



Batter	1	2	3	4	5	6	7	8	9	AB	R	H	RBI	BB	SO	LOB	TOP					
Jose Offerman, S (1, 6) OBP: 0.343, SLG: 0.343				 G6-3 1B				 3B 1B	 BB	4	3	2	0	1	1	0	Los Angeles Dodgers @ New York Mets Shea Stadium, Flushing, NY Mon Jul 20 1992, 7:05 PM EDT Att: 30,151 - Cloudy - 81 F					
Brett Butler, L (1, 8) OBP: 0.397, SLG: 0.371						 1B			 3B	3	2	2	3	0	0							
Mike Sharperson, R (1, 5) OBP: 0.425, SLG: 0.447						 1-H 2B			 3B	5	0	2	3	0	0	2						
Darryl Strawberry, L (1, 9) Roger McDowell, R (8, 1)						 2-3		 IBB		3	1	0	0	1	0	2						
Eric Karros, R (1, 3) Mitch Webster, S (6, PH) (6, 7) (8, 9)								 3B		2	0	0	0	0	1	1						
Todd Benzinger, S (1, 7) (6, 3)								 3-H		4	0	1	0	0	2	0						
Lenny Harris, L (1, 4)							 1B		 1B 3B	4	1	2	0	0	0	1						
Mike Scioscia, L (1, 2)									 1B	4	0	1	0	0	1	2						
Kevin Gross, R (1, 1) Jim Gott, R (5, 1)									 3B	2	0	0	0	0	0	1						
Dave Hansen, L (7, PH) John Candelaria, L (7, 1) Tom Goodwin, L (8, 7)										0	0	0	0	0	0	0						
Inning Stats	R: 0 E: 0 K: 1 S: 7	H: 0 LOB: 0 BB: 0 P: 11	R: 0 E: 0 K: 1 S: 6	H: 0 LOB: 0 BB: 0 P: 8	R: 0 E: 0 K: 1 S: 6	H: 0 LOB: 0 BB: 0 P: 12	R: 1 E: 1 K: 1 S: 12	H: 1 LOB: 1 BB: 0 P: 22	R: 0 E: 0 K: 0 S: 9	H: 1 LOB: 1 BB: 0 P: 12	R: 1 E: 0 K: 0 S: 15	H: 2 LOB: 1 BB: 0 P: 24	R: 0 E: 0 K: 1 S: 9	H: 1 LOB: 1 BB: 0 P: 13	R: 3 E: 0 K: 1 S: 10	H: 2 LOB: 0 BB: 1 P: 25	R: 4 E: 0 K: 2 S: 22	H: 4 LOB: 1 BB: 1 P: 29	1B: 8 2B: 1 3B: 2 HR: 0	SF: 0 SAC: 2 DP: 0 HBP: 0	WP: 1 PB: 0 SB: 3 CS: 0	PA: 41
PITCHER	IP WLS BF H R ER SO BB IBB HBP BLK WP HR S P ERA WHIP																					
Wally Whitehurst, R (1, 1) ERA: 2.85	6.0	23	4	2	2	4	0	0	0	0	0	0	55	89	3.00	0.667						
Jeff Innis, R (7, 1) ERA: 3.12	2.0	L 10	3	3	3	2	0	1	0	0	1	0	19	38	13.50	1.500						
Paul Gibson, L (9, 1) ERA: 5.57	1.0	8	4	4	4	2	1	0	0	0	0	0	22	29	36.00	5.000						

Batter	1	2	3	4	5	6	7	8	9	AB	R	H	RBI	BB	SO	LOB	BOTTOM					
Daryl Boston, L (1, 7) OBP: 0.306, SLG: 0.413	 1B				 BB				 1B	2	1	1	0	1	0	0	Los Angeles Dodgers @ New York Mets Shea Stadium, Flushing, NY Mon Jul 20 1992, 7:05 PM EDT Att: 30,151 - Cloudy - 81 F					
Dave Gallagher, R (7, PH) (8, 7)	 BB				 BB				 BB	2	0	1	0	3	0	0						
Dave Magadan, L (1, 5) OBP: 0.403, SLG: 0.345	 1-2 BB				 G3-6-3					5	0	0	0	0	2	5						
Howard Johnson, S (1, 8) OBP: 0.333, SLG: 0.350	 1-2 BB				 G3-6-3					4	0	0	0	0	1	3						
Eddie Murray, S (1, 3) OBP: 0.329, SLG: 0.412					 1-2					4	0	0	0	0	1	3						
Bobby Bonilla, S (1, 9) OBP: 0.372, SLG: 0.434				 1B				 1B		4	0	2	0	0	1	0						
Mackey Sasser, L (1, 2) OBP: 0.288, SLG: 0.333				 1B		 1B				3	0	2	0	0	0	0						
Junior Noboa, R (6, FR) OBP: 0.212, SLG: 0.149						 1B		 1-2		4	0	2	0	0	0	2						
Todd Hundley, S (7, 2) OBP: 0.244, SLG: 0.324										4	0	0	0	0	1	3						
Willie Randolph, R (1, 4) OBP: 0.339, SLG: 0.319						 WP BB				2	1	0	0	0	0	0						
Dick Schofield, R (1, 6) OBP: 0.305, SLG: 0.273						 WP BB				1	0	0	0	0	0	2						
Wally Whitehurst, R (1, 1) OBP: 0.231, SLG: 0.250										0	0	0	0	0	0	0						
Chico Walker, S (6, PH) ERA: 1.84										0	0	0	0	0	0	0						
Jeff Innis, R (7, 1)										0	0	0	0	0	0	0						
Paul Gibson, R (9, 1)										0	0	0	0	0	0	0						
Bill Peacock, R (9, PH) OBP: 0.298, SLG: 0.278										1	0	0	0	0	0	0						
Inning Stats	R: 0 E: 0 K: 0 S: 7	H: 1 LOB: 1 BB: 1 P: 14	R: 0 E: 0 K: 0 S: 10	H: 1 LOB: 1 BB: 0 P: 16	R: 0 E: 0 K: 0 S: 12	H: 1 LOB: 1 BB: 0 P: 19	R: 0 E: 0 K: 1 S: 9	H: 2 LOB: 1 BB: 0 P: 13	R: 2 E: 1 K: 2 S: 14	H: 0 LOB: 1 BB: 2 P: 26	R: 0 E: 0 K: 1 S: 12	H: 2 LOB: 2 BB: 0 P: 15	R: 0 E: 0 K: 0 S: 9	H: 0 LOB: 0 BB: 0 P: 13	R: 0 E: 0 K: 0 S: 11	H: 1 LOB: 1 BB: 0 P: 16	R: 0 E: 0 K: 0 S: 10	H: 1 LOB: 2 BB: 1 P: 15	1B: 9 2B: 0 3B: 0 HR: 0	SF: 0 SAC: 0 DP: 1 HBP: 0	WP: 4 PB: 0 SB: 0 CS: 1	PA: 39
PITCHER	IP WLS BF H R ER SO BB IBB HBP BLK WP HR S P ERA WHIP																					
Kevin Gross, R (1, 1) ERA: 3.61	4.1	20	5	2	1	2	3	0	0	0	0	1	0	17	21	0.00	1.200					
Jim Gott, R (5, 1) ERA: 1.84	1.2	7	2	0	0	2	0	0	0	0	0	0	0	17	25	0.00	0.600					
John Candelaria, L (7, 1) ERA: 1.04	1.2	W 6	1	0	0	1	0	0	0	0	0	0	0	17	25	0.00	0.600					
Roger McDowell, R (8, 1) ERA: 2.8	1.1	S 6	1	0	0	0	1	0	0	0	1	0	13	19	0.00	1.500						

Los Angeles Dodgers @ New York Mets
Shea Stadium, Flushing, NY
Mon Jul 20 1992, 7:05 PM EDT
Att: 30,151 - Cloudy - 81 F

AB 37
R 9
H 11
RBI 8
BB 2
SO 8
LOB 15



Los Angeles Dodgers @ New York Mets
Shea Stadium, Flushing, NY
Mon Jul 20 1992, 7:05 PM EDT
Att: 30,151 - Cloudy - 81 F

AB 35
R 2
H 9
RBI 0
BB 4
SO 5
LOB 16



Batter	1	2	3	4	5	6	7	8	9	AB	R	H	RBI	BB	SO	LOB	TOP										
Jose Offerman, S OBP: 0.344, SLG: 0.342 (1, 6)	G6-3		K				G5-3 1B		K	4	0	1	0	1	2	0	Los Angeles Dodgers @ New York Mets Shea Stadium, Flushing, NY Tue Jul 21 1992, 7:05 PM EDT Att: 33,262 - Cloudy - 80 F										
Brett Butler, L OBP: 0.399, SLG: 0.377 (1, 8)	P1			FC1-5 1B	1-3 2H 2B		G5-3 1-2		1B	5	0	3	1	0	0	1											
Mike Sharperson, R OBP: 0.419, SLG: 0.438 Dave Anderson, R OBP: 0.288, SLG: 0.435 Dave Hansen, L OBP: 0.301, SLG: 0.335 (9, FH)	G6-3			FC1-5 BB	G3		L4		L3	4	0	0	0	0	0	4											
Todd Benzinger, S OBP: 0.271, SLG: 0.346 (8, 3)		K		F8			G4-3		G6-3	4	0	0	0	0	1	2											
Eric Davis, R OBP: 0.320, SLG: 0.338 (1, 7)		HBP 1B							1B 1B	3	1	3	0	1	0	0											
Eric Karros, R OBP: 0.295, SLG: 0.437 Mitch Webster, S OBP: 0.340, SLG: 0.422 (8, PR) (8, 9)				G1-3			G4-3 2H 2B		G4-3 1-3 1B	3	0	2	1	0	0	2											
Lenny Harris, L OBP: 0.314, SLG: 0.308 (1, 4)					G3-1		G4-3		G4-3	4	0	0	0	0	1	3											
Mike Scioscia, L OBP: 0.291, SLG: 0.292 (1, 2)									P4	3	1	2	0	1	0	2											
Tom Candiotti, R OBP: 0.122, SLG: 0.100 Jim Gott, R (7, 1) John Candelaria, L (8, 1) Roger McDowell, R (8, 1) Carlos Hernandez, R OBP: 0.309, SLG: 0.291 (8, 2)			B1-6-4 1B				SH3-4 1B			2	0	0	0	0	0	3											
Inning Stats	R: 0 E: 0 K: 0 S: 4	H: 0 LOB: 0 BB: 0 P: 6	R: 0 E: 0 K: 2 S: 13	H: 1 LOB: 1 BB: 0 P: 15	R: 0 E: 0 K: 1 S: 6	H: 1 LOB: 0 BB: 0 P: 8	R: 0 E: 0 K: 0 S: 13	H: 1 LOB: 2 BB: 1 P: 22	R: 1 E: 0 K: 0 S: 10	H: 2 LOB: 2 BB: 1 P: 16	R: 1 E: 0 K: 0 S: 12	H: 2 LOB: 2 BB: 1 P: 21	R: 0 E: 0 K: 0 S: 7	H: 1 LOB: 1 BB: 0 P: 11	R: 0 E: 0 K: 0 S: 5	H: 2 LOB: 2 BB: 0 P: 9		R: 0 E: 0 K: 1 S: 8	H: 1 LOB: 1 BB: 0 P: 11	1B: 8 2B: 3 3B: 0 HR: 0	SF: 0 SAC: 1 DP: 1 HBP: 1	WP: 0 PB: 0 SB: 1 CS: 0	PA: 39				
PITCHER	IP	WLS	BF	H	R	ER	SO	BB	IBB	HBP	BLK	WP	HR	S	P	ERA	WHIP										
Bret Saberhagen, R ERA: 3.63 (1, 1)	5.0		21	5	1	1	3	2	0	1	0	0	0	46	67	1.80	1.400										
Tom Flier, R ERA: 2.53 (6, 1)	2.0		10	3	1	1	0	0	1	0	0	0	0	19	32	4.50	1.500										
Jeff Innis, R ERA: 3.1 (8, 1)	0.1		2	2	0	0	0	0	0	0	0	0	0	2	3	0.00	6.000										
Lee Guetterman, L ERA: 6.23 (8, 1)	0.2	W	2	0	0	0	0	0	0	0	0	0	0	3	6	0.00	0.000										
Anthony Young, R ERA: 4.43 (9, 1)	1.0	S	4	1	0	0	1	0	0	0	0	0	0	8	11	0.00	1.000										

Batter	1	2	3	4	5	6	7	8	9	AB	R	H	RBI	BB	SO	LOB	BOTTOM										
Pat Howell, S OBP: 0.231, SLG: 0.167 Dave Gallagher, R OBP: 0.261, SLG: 0.321 (8, FH) (8, 8)	G3			G3				G4-3		3	0	0	0	0	1	0	Los Angeles Dodgers @ New York Mets Shea Stadium, Flushing, NY Tue Jul 21 1992, 7:05 PM EDT Att: 33,262 - Cloudy - 80 F										
Dave Magadan, L OBP: 0.404, SLG: 0.358 (1, 5)	G3			G3			HR	WP 2B 1B		4	2	2	2	0	0	0											
Howard Johnson, S OBP: 0.335, SLG: 0.348 (1, 7)	F9			F8			1B BB	WP 2B BB		2	1	0	0	2	0	0											
Eddie Murray, S OBP: 0.328, SLG: 0.413 (1, 3)		G4-3			P5		K	1B 2B		4	1	1	2	0	1	1											
Bobby Bonilla, S OBP: 0.373, SLG: 0.433 (1, 9)		G1-3			F8		1B	1B		3	0	1	0	1	0	0											
Mackey Sasser, L OBP: 0.288, SLG: 0.337 Tom Flier, R (7, 9) Daryl Boston, L OBP: 0.306, SLG: 0.411 Jeff Innis, R (8, 1) Lee Guetterman, L (8, 1) Bill Pecota, R OBP: 0.300, SLG: 0.292 (9, 4)		G6-3					K	1-2 2H 1B		2	0	1	0	0	0	0											
Willie Randolph, R OBP: 0.340, SLG: 0.317 Chico Walker, S OBP: 0.302, SLG: 0.368 (7, PH) (8, 4)					G5-3			F7		1	0	0	0	1	0	1											
Anthony Young, R OBP: 0.148, SLG: 0.115 (9, 1)				G5-4-3 BB				K		0	0	0	0	0	0	0											
Dick Schofield, R OBP: 0.306, SLG: 0.274 (1, 6)				G5-4-3				E6 SH1 1B 1B		3	1	1	0	0	0	1											
Bret Saberhagen, R OBP: 0.056, SLG: 0.056 Charlie O'Brien, R OBP: 0.299, SLG: 0.330 Todd Hundley, S OBP: 0.244, SLG: 0.324 (9, 2)				K				F8		1	0	0	0	0	0	0											
Inning Stats	R: 0 E: 0 K: 0 S: 6	H: 0 LOB: 0 BB: 0 P: 11	R: 0 E: 0 K: 0 S: 4	H: 0 LOB: 0 BB: 0 P: 5	R: 0 E: 0 K: 1 S: 7	H: 0 LOB: 1 BB: 1 P: 13	R: 0 E: 0 K: 0 S: 6	H: 0 LOB: 0 BB: 0 P: 10	R: 0 E: 0 K: 1 S: 8	H: 1 LOB: 1 BB: 0 P: 11	R: 0 E: 0 K: 1 S: 7	H: 0 LOB: 0 BB: 0 P: 11	R: 1 E: 0 K: 2 S: 14	H: 2 LOB: 2 BB: 1 P: 25	R: 4 E: 1 K: 1 S: 25	H: 4 LOB: 2 BB: 2 P: 43	1B: 5 2B: 1 3B: 0 HR: 1	SF: 0 SAC: 1 DP: 1 HBP: 0	WP: 1 PB: 0 SB: 0 CS: 0	PA: 34							
PITCHER	IP	WLS	BF	H	R	ER	SO	BB	IBB	HBP	BLK	WP	HR	S	P	ERA	WHIP										
Tom Candiotti, R ERA: 2.87 (7, 1)	6.0		21	2	1	1	2	2	0	0	0	0	0	19	27	5.40	1.200										
Jim Gott, R ERA: 1.95 (8, 1)	1.2		7	2	1	1	2	0	0	0	0	0	0	7	14	∞	∞										
John Candelaria, L ERA: 2.08 (8, 1)	0.0	L	2	1	0	0	0	1	0	0	0	0	0	7	14	∞	∞										
Roger McDowell, R ERA: 2.98 (8, 1)	0.1		4	2	3	3	1	0	1	0	0	1	0	9	17	81.00	6.000										



Batter	1	2	3	4	5	6	7	8	9	AB	R	H	RBI	BB	SO	LOB	TOP					
Jose Offerman, S OBP: 0.342, SLG: 0.340 (1, 6)										5	1	1	0	0	3	2						
Brett Butler, L OBP: 0.405, SLG: 0.393 (1, 8)										4	1	3	2	1	1	0						
Mike Sharperson, R OBP: 0.414, SLG: 0.438 (1, 5)										5	0	1	1	0	1	3						
Todd Benzinger, S OBP: 0.274, SLG: 0.344 (1, 9)										4	1	1	0	1	0	3						
Eric Davis, R OBP: 0.323, SLG: 0.347 (1, 7)										3	0	1	1	1	2	1						
Eric Karros, R OBP: 0.291, SLG: 0.431 (1, 3)										4	0	0	0	0	2	4						
Lenny Harris, L OBP: 0.314, SLG: 0.308 (8, PH)									3	1	1	0	0	0	2							
Juan Samuel, R OBP: 0.308, SLG: 0.308 (8, 4)									1	0	0	0	2	0	0							
Mike Scioscia, L OBP: 0.296, SLG: 0.291 (8, PH)									2	1	1	1	1	1	2							
Orel Hershiser, R OBP: 0.222, SLG: 0.302 (6, 1)										0	0	0	0	0	0	0						
Steve Wilson, L OBP: 0.333, SLG: 0.333 (7, 1)										0	0	0	0	0	0	0						
Jay Howell, R OBP: 0.338, SLG: 0.419 (8, PH)										1	0	0	0	0	0	0						
Mitch Webster, S OBP: 0.338, SLG: 0.419 (8, 1)										0	0	0	0	0	0	0						
Inning Stats	R: 0 E: 0 K: 2 S: 8	H: 0 LOB: 0 BB: 0 P: 13	R: 1 E: 0 K: 2 S: 15	H: 2 LOB: 2 BB: 1 P: 24	R: 0 E: 0 K: 2 S: 8	H: 0 LOB: 1 BB: 1 P: 14	R: 0 E: 0 K: 2 S: 13	H: 0 LOB: 0 BB: 0 P: 22	R: 2 E: 0 K: 0 S: 11	H: 2 LOB: 1 BB: 1 P: 22	R: 1 E: 1 K: 2 S: 13	H: 2 LOB: 2 BB: 1 P: 22	R: 1 E: 0 K: 0 S: 14	H: 2 LOB: 1 BB: 1 P: 26	R: 0 E: 0 K: 0 S: 8	H: 1 LOB: 0 BB: 0 P: 12	R: 0 E: 0 K: 0 S: 11	H: 1 LOB: 1 BB: 0 P: 14	1B: 6 2B: 3 3B: 1 HR: 1	SF: 0 SAC: 0 DP: 3 HBP: 0	WP: 0 PB: 0 SB: 0 CS: 1	PA: 40
PITCHER	IP	WLS	BF	H	R	ER	SO	BB	IBB	HBP	BLK	WP	HR	S	P	ERA	WHIP					
David Cone, R ERA: 2.6	6.0	W	30	8	5	5	10	3	2	0	0	0	1	77	132	7.50	1.833					
Lee Guetterman, L ERA: 5.95	2.0		6	1	0	0	0	1	0	0	0	0	0	13	23	0.00	1.000					
Anthony Young, R ERA: 4.38	1.0	S	4	1	0	0	0	0	0	0	0	0	0	11	14	0.00	1.000					

Los Angeles Dodgers @ New York Mets
Shea Stadium, Flushing, NY
Wed Jul 22 1992, 3:33 AM EDT
Att: 39,174 - Cloudy - 79 F

AB 34
R 5
H 10
RBI 5
BB 6
SO 10
LOB 18



Batter	1	2	3	4	5	6	7	8	9	AB	R	H	RBI	BB	SO	LOB	BOTTOM				
Pat Howell, S OBP: 0.207, SLG: 0.148 (6, PH)										3	0	0	0	0	1	2					
Daryl Boston, L OBP: 0.302, SLG: 0.408 (7, 8)										1	0	0	1	0	0	0					
Dave Magadan, L OBP: 0.407, SLG: 0.361 (1, 5)										3	1	1	0	2	0	0					
Howard Johnson, S OBP: 0.334, SLG: 0.347 (1, 7)										4	0	1	2	0	1	2					
Eddie Murray, S OBP: 0.327, SLG: 0.411 (1, 3)										4	0	1	0	0	1	3					
Bobby Bonilla, S OBP: 0.372, SLG: 0.440 (8, 9)										4	1	1	1	0	1	2					
Dave Gallagher, R OBP: 0.261, SLG: 0.321 (1, 4)										3	1	1	0	1	0	0					
Bill Pecota, R OBP: 0.304, SLG: 0.283 (1, 6)										3	2	2	1	0	1	1					
Dick Schofield, R OBP: 0.311, SLG: 0.282 (1, 2)										4	1	2	0	0	0	2					
Todd Hundley, S OBP: 0.249, SLG: 0.328 (1, 1)										2	1	0	0	0	1	3					
David Cone, L OBP: 0.127, SLG: 0.096 (7, 1)										0	0	0	0	0	0	0					
Chico Walker, S OBP: 0.299, SLG: 0.365 (8, PH)										1	0	0	0	0	0	0					
Anthony Young, R OBP: 0.148, SLG: 0.115 (8, 1)										0	0	0	0	0	0	0					
Inning Stats	R: 0 E: 0 K: 1 S: 10	H: 1 LOB: 2 BB: 1 P: 18	R: 3 E: 1 K: 1 S: 18	H: 3 LOB: 2 BB: 1 P: 29	R: 1 E: 0 K: 1 S: 10	H: 1 LOB: 1 BB: 0 P: 16	R: 0 E: 0 K: 2 S: 10	H: 0 LOB: 0 BB: 0 P: 15	R: 0 E: 0 K: 0 S: 6	H: 0 LOB: 0 BB: 0 P: 10	R: 3 E: 0 K: 0 S: 16	H: 4 LOB: 1 BB: 0 P: 25	R: 0 E: 0 K: 1 S: 10	H: 0 LOB: 1 BB: 1 P: 19	R: 0 E: 0 K: 0 S: 6	H: 0 LOB: 0 BB: 0 P: 10	1B: 6 2B: 2 3B: 0 HR: 1	SF: 1 SAC: 1 DP: 0 HBP: 1	WP: 1 PB: 0 SB: 1 CS: 0	PA: 38	
PITCHER	IP	WLS	BF	H	R	ER	SO	BB	IBB	HBP	BLK	WP	HR	S	P	ERA	WHIP				
Orel Hershiser, R ERA: 3.82	5.2	L	29	8	7	5	5	2	0	1	0	0	1	63	104	7.94	1.765				
Steve Wilson, L ERA: 3.43	0.1		2	1	0	0	0	0	0	0	0	0	0	7	9	0.00	3.000				
Jay Howell, R ERA: 1.73	1.0		4	0	0	0	1	1	0	0	0	0	0	10	19	0.00	1.000				
Tim Crews, R ERA: 6.06	1.0		3	0	0	0	0	0	0	0	0	0	0	6	10	0.00	0.000				

Los Angeles Dodgers @ New York Mets
Shea Stadium, Flushing, NY
Wed Jul 22 1992, 3:33 AM EDT
Att: 39,174 - Cloudy - 79 F


AB 32
R 7
H 9
RBI 5
BB 3
SO 6
LOB 15



Batter	1	2	3	4	5	6	7	8	9	AB	R	H	RBI	BB	SO	LOB	TOP					
Tony Fernandez, S (1, 6) OBP: 0.346, SLG: 0.368	1-2 P3		3-2 P4			0-2 2B			2-0 F8	4	0	1	0	0	0	0						
Kevin Ward, R (1, 7) OBP: 0.297, SLG: 0.261	1-3 K			2-3 K		1-3 K			0-1 L4	4	0	0	0	0	3	1						
Gary Sheffield, R (1, 5) OBP: 0.385, SLG: 0.551	2-2 F9			0-2 L8					1-2 G4-3	4	0	0	0	0	0	0						
Fred McGriff, L (1, 3) OBP: 0.422, SLG: 0.579		1-2 E4 1B		0-0 G4-3					3-2 P6	3	0	1	0	0	0	0						
Darrin Jackson, R (1, 8) OBP: 0.300, SLG: 0.412		1-3 K			2-3 K				0-0 G6-3	3	0	0	0	0	2	1						
Benito Santiago, R (1, 2) OBP: 0.279, SLG: 0.346		3-2 F9			2-2 F8				0-0 F9	3	0	0	0	0	0	1						
Jerald Clark, R (1, 9) OBP: 0.283, SLG: 0.364		2-3 K			2-3 K				0-2 2B	3	0	1	0	0	2	1						
Kurt Stillwell, S (1, 4) OBP: 0.277, SLG: 0.313			1-3 K2-3			3-2 G6-3			0-2 G5-3	3	0	0	0	0	1	1						
Frank Seminara, R (1, 1) OBP: 0.095, SLG: 0.050			0-3 K			1-2 G6-3			0-0 F7	2	0	0	0	0	1	0						
Tim Teufel, R (8, PH) OBP: 0.331, SLG: 0.389										1	0	0	0	0	0	1						
Tim Scott, R (8, 1)										0	0	0	0	0	0	0						
Inning Stats	R: 0 H: 0 E: 0 K: 1 S: 10	H: 0 LOB: 0 BB: 0 P: 14	R: 0 H: 1 E: 1 K: 2 S: 14	LOB: 1 BB: 0 P: 21	R: 0 H: 0 E: 0 K: 2 S: 11	LOB: 0 BB: 0 P: 15	R: 0 H: 0 E: 0 K: 1 S: 7	LOB: 0 BB: 0 P: 9	R: 0 H: 0 E: 0 K: 2 S: 11	LOB: 0 BB: 0 P: 17	R: 0 H: 1 E: 0 K: 1 S: 16	LOB: 1 BB: 0 P: 21	R: 0 H: 0 E: 0 K: 0 S: 7	LOB: 0 BB: 0 P: 11	R: 0 H: 1 E: 0 K: 0 S: 9	LOB: 1 BB: 0 P: 9	R: 0 H: 0 E: 0 K: 0 S: 4	LOB: 0 BB: 0 P: 7	1B: 1 2B: 2 3B: 0 HR: 0	SF: 0 SAC: 0 DP: 0 HBP: 0	WP: 0 PB: 0 SB: 0 CS: 0	PA: 30
PITCHER Sid Fernandez, L (1, 1) ERA: 2.78	IP: 9.0 WLS: W BF: 30 H: 3 R: 0 ER: 0 SO: 9 BB: 0 IBB: 0 HBP: 0 BLK: 0 WP: 0 HR: 0 S: 89 P: 124 ERA: 0.00 WHIP: 0.333															PITCHER						

San Diego Padres @ New York Mets
Shea Stadium, Flushing, NY
Fri Jul 24, 1992, 7:05 PM EDT
Att: 25,974 - Cloudy - 67 F


AB	30
R	0
H	3
RBI	0
BB	0
SO	9
LOB	6



Batter	1	2	3	4	5	6	7	8	9	AB	R	H	RBI	BB	SO	LOB	BOTTOM					
Pat Howell, S (1, 8) OBP: 0.212, SLG: 0.161	0-1 G6-3		0-0 1B		2-2 G6-3		1-1 G1-3			4	0	1	0	0	0	1						
Dave Magadan, L (1, 5) OBP: 0.405, SLG: 0.360	2-3 K		3-1 1B		2-1 E3 1B		2-2 F7			4	0	1	1	0	1	1						
Howard Johnson, S (1, 7) OBP: 0.333, SLG: 0.346	2-2 P6		3-H 1B		1-0 P3		1-0 F9			4	0	1	1	0	0	2						
Eddie Murray, S (1, 3) OBP: 0.324, SLG: 0.406		1-0 G4-3		3-2 L8		3-2 G3			1-3 K	4	0	0	0	0	1	2						
Bobby Bonilla, S (1, 9) OBP: 0.373, SLG: 0.441		2-2 F7		3-3 K		0-0 2B 1B			2-2 1B	4	1	2	0	0	1	0						
Dave Gallagher, R (8, PR) (9, 9)										0	0	0	0	0	0	0						
Todd Hundley, S (1, 2) OBP: 0.246, SLG: 0.326		1-3 K		1-0 FC5-4 1B		0-0 F9			1-0 F7	4	0	1	0	0	1	2						
Willie Randolph, R (1, 4) OBP: 0.339, SLG: 0.316			1-2 1B G6-3 1B		0-0 FC5-4 1B		1-3 K		0-1 F9	4	1	1	0	0	1	3						
Dick Schofield, R (1, 6) OBP: 0.312, SLG: 0.286		1-0 G6-3		2-2 F7		1-H 2B				3	0	1	1	0	0	1						
Sid Fernandez, L (1, 1) OBP: 0.239, SLG: 0.283		0-0 G6-3		1-0 E G6-3 1B		0-1 G3				3	1	1	0	0	0	2						
Inning Stats	R: 0 H: 0 E: 0 K: 1 S: 8	H: 0 LOB: 0 BB: 0 P: 12	R: 0 H: 0 E: 0 K: 1 S: 7	LOB: 0 BB: 0 P: 11	R: 1 H: 3 E: 0 K: 0 S: 9	LOB: 2 BB: 0 P: 14	R: 0 H: 1 E: 0 K: 1 S: 8	LOB: 1 BB: 0 P: 15	R: 1 H: 2 E: 0 K: 0 S: 12	LOB: 2 BB: 0 P: 27	R: 1 H: 0 E: 0 K: 1 S: 6	LOB: 1 BB: 0 P: 10	R: 0 H: 1 E: 0 K: 1 S: 9	LOB: 1 BB: 0 P: 13	R: 0 H: 0 E: 0 K: 0 S: 6	LOB: 0 BB: 0 P: 10	R: 0 H: 1 E: 0 K: 0 S: 9	LOB: 1 BB: 0 P: 13	1B: 8 2B: 1 3B: 0 HR: 0	SF: 0 SAC: 0 DP: 0 HBP: 0	WP: 0 PB: 0 SB: 0 CS: 0	PA: 34
PITCHER Frank Seminara, R (1, 1) ERA: 3.79	IP: 7.0 WLS: L BF: 30 H: 8 R: 3 ER: 2 SO: 4 BB: 0 IBB: 0 HBP: 0 BLK: 0 WP: 0 HR: 0 S: 66 P: 105 ERA: 2.57 WHIP: 1.143															PITCHER						
Tim Scott, R (8, 1) ERA: 4.3	1.0 L 4 1 0 0 1 0 0 0 0 0 0 0 9 13 0.00 1.000															PITCHER						

San Diego Padres @ New York Mets
Shea Stadium, Flushing, NY
Fri Jul 24, 1992, 7:05 PM EDT
Att: 25,974 - Cloudy - 67 F

AB	34
R	3
H	9
RBI	3
BB	0
SO	5
LOB	14



Batter	1	2	3	4	5	6	7	8	9	AB	R	H	RBI	BB	SO	LOB	TOP										
Tony Fernandez, S (1, 6) OBP: 0.342, SLG: 0.364	1-0 G4-3		2-1 L4		3-1 G5-3			3-2 G6-3		4	0	0	0	0	0	0											
Tony Gwynn, L (1, 9) OBP: 0.385, SLG: 0.440	1-1 F7		0-0 P3		2-1 G3			2-1 G4-3		4	0	0	0	0	0	0											
Gary Sheffield, R (1, 5) OBP: 0.383, SLG: 0.546	0-1 P3		4-2 BB		2-0 G6-3			0-1 F9		3	0	0	0	1	0	0											
Fred McGriff, L (1, 3) OBP: 0.418, SLG: 0.571		0-0 P6	2-3 K		1-0 G4-3			0-1 P4		4	0	0	0	0	1	1											
Darrin Jackson, R (1, 8) OBP: 0.302, SLG: 0.427		0-0 1B 3B		0-0 P3		0-0 F8		1-1 HR		4	2	2	1	0	0	0											
Benito Santiago, R (1, 2) OBP: 0.288, SLG: 0.350		4-0 1B BB		0-0 1B		0-1 G6-3		3-2 F7 1B		3	0	2	0	1	0	0											
Jerald Clark, R (1, 7) OBP: 0.289, SLG: 0.369		0-1 1-2 3-H 1B		2-1 1-2 1B		1-3 K		0-0 F7 1B		4	0	3	1	0	1	0											
Kurt Stillwell, S (1, 4) OBP: 0.273, SLG: 0.308		1-1 L9		1-0 F8		3-2 L4		0-1 F7		4	0	0	0	0	0	6											
Craig Lefferts, L (1, 1) OBP: 0.049, SLG: 0.049		0-0 G1-3		0-2 G1-3		0-1 P6		0-0 B1-3		3	0	0	0	0	0	4											
Larry Andersen, R (8, 1)										0	0	0	0	0	0	0											
Oscar Azocar, L (9, PH) OBP: 0.260, SLG: 0.253										1	0	0	0	0	0	2											
Randy Myers, L (9, 1)										0	0	0	0	0	0	0											
Inning Stats	R: 0 E: 0 K: 0 S: 5	H: 0 LOB: 0 BB: 0 P: 7	R: 1 E: 0 K: 0 S: 7	H: 2 LOB: 2 BB: 1 P: 12	R: 0 E: 0 K: 1 S: 11	H: 0 LOB: 1 BB: 1 P: 19	R: 0 E: 0 K: 0 S: 9	H: 2 LOB: 2 BB: 0 P: 13	R: 0 E: 0 K: 0 S: 5	H: 0 LOB: 0 BB: 0 P: 5	R: 0 E: 0 K: 1 S: 8	H: 0 LOB: 0 BB: 0 P: 12	R: 0 E: 0 K: 0 S: 7	H: 0 LOB: 0 BB: 0 P: 12	R: 1 E: 0 K: 0 S: 11	H: 3 LOB: 2 BB: 0 P: 15	1B: 5 2B: 0 3B: 1 HR: 1	SF: 0 SAC: 0 DP: 0 HBP: 0	WP: 0 PB: 0 SB: 0 CS: 0	PA: 36							
PITCHER	IP	WLS	BF	H	R	ER	SO	BB	IBB	HBP	BLK	WP	HR	S	P	ERA	WHIP										
Pete Schourek, L (1, 1) ERA: 2.8	8.0	L	30	4	1	1	2	2	0	0	0	0	0	56	92	1.12	0.750										
Lee Guetterman, L (9, 1) ERA: 8.11	0.1		3	2	1	1	0	0	0	0	0	0	1	7	11	27.00	6.000										
Jeff Innis, R (9, 1) ERA: 3.07	0.2		3	1	0	0	0	0	0	0	0	0	0	4	4	0.00	1.500										

San Diego Padres @ New York Mets
Shea Stadium, Flushing, NY
Sat Jul 25 1992, 7:05 PM EDT
Att: 31,392 - Sunny - 72 F

AB 34
R 2
H 7
RBI 2
BB 2
SO 2
LOB 13



Batter	1	2	3	4	5	6	7	8	9	AB	R	H	RBI	BB	SO	LOB	BOTTOM										
Pat Howell, S (1, 8) OBP: 0.189, SLG: 0.143	0-0 F7			0-0 B5-3		1-2 G6-3		0-3 K		4	0	0	0	0	1	0											
Dave Magadan, L (1, 5) OBP: 0.307, SLG: 0.359	0-0 G3			3-1 1B		1-2 G4-3		4-1 FC4-6 BB		3	0	1	0	1	0	0											
Junior Noboa, R (8, FR) OBP: 0.212, SLG: 0.149				1B						0	0	0	0	0	0	0											
Howard Johnson, S (1, 7) OBP: 0.330, SLG: 0.341	0-1 L4			0-2 F7		2-2 G4-3		1-0 FC4-6		4	0	0	0	0	0	2											
Eddie Murray, S (1, 3) OBP: 0.323, SLG: 0.404		1-1 G6-3		2-0 1B		0-1 G5-3		1-2 F7		4	0	1	0	0	0	0											
Bobby Bonilla, S (1, 9) OBP: 0.369, SLG: 0.435		1-1 L5		2-1 F7		0-1 L7		0-0 F7		4	0	0	0	0	0	2											
Todd Hundley, S (1, 2) OBP: 0.249, SLG: 0.325		2-2 G5-3			0-0 B1-3		1-1 1B		1-3 K		4	0	1	0	0	1											
Willie Randolph, R (1, 4) OBP: 0.342, SLG: 0.320				2-0 F7		2-2 1B		0-0 1B		3	0	2	0	0	0	0											
Dick Schofield, R (1, 6) OBP: 0.310, SLG: 0.284				1-2 F7		2-2 L1		1-1 1B		2	0	0	0	0	0	1											
Chico Walker, S (7, PH) OBP: 0.305, SLG: 0.371					SAFE					1	0	1	0	0	0	0											
Bill Pecota, R (8, 6) OBP: 0.304, SLG: 0.283								1-2 1B		0	0	0	0	0	0	0											
Pete Schourek, L (1, 1) OBP: 0.050, SLG: 0.050				1-0 F9		1-3 K		1-2 G6-3		2	0	0	0	0	1	1											
Dave Gallagher, R (8, PH) OBP: 0.261, SLG: 0.321										0	0	0	0	0	0	0											
Daryl Boston, L (6, PH) OBP: 0.300, SLG: 0.406										1	0	0	0	0	0	0											
Lee Guetterman, L (9, 1)										0	0	0	0	0	0	0											
Jeff Innis, R (9, 1)										0	0	0	0	0	0	0											
Inning Stats	R: 0 E: 0 K: 0 S: 4	H: 0 LOB: 0 BB: 0 P: 4	R: 0 E: 0 K: 0 S: 8	H: 0 LOB: 0 BB: 0 P: 12	R: 0 E: 0 K: 0 S: 7	H: 0 LOB: 0 BB: 0 P: 11	R: 0 E: 0 K: 0 S: 10	H: 2 LOB: 2 BB: 0 P: 17	R: 0 E: 0 K: 1 S: 11	H: 1 LOB: 1 BB: 0 P: 16	R: 0 E: 0 K: 0 S: 9	H: 0 LOB: 0 BB: 0 P: 13	R: 0 E: 0 K: 0 S: 9	H: 3 LOB: 2 BB: 0 P: 11	R: 0 E: 0 K: 1 S: 8	H: 0 LOB: 1 BB: 1 P: 14	R: 0 E: 0 K: 1 S: 8	H: 0 LOB: 0 BB: 0 P: 10	1B: 6 2B: 0 3B: 0 HR: 0	SF: 0 SAC: 0 DP: 0 HBP: 0	WP: 0 PB: 0 SB: 0 CS: 0	PA: 33					
PITCHER	IP	WLS	BF	H	R	ER	SO	BB	IBB	HBP	BLK	WP	HR	S	P	ERA	WHIP										
Craig Lefferts, L (1, 1) ERA: 3.31	7.0	W	26	6	0	0	0	0	0	0	0	0	0	8	14	0.00	0.857										
Larry Andersen, R (8, 1) ERA: 4.35	1.0		4	0	0	0	1	1	0	0	0	0	0	8	14	0.00	1.000										
Randy Myers, L (9, 1) ERA: 5.09	1.0	S	3	0	0	0	1	0	0	0	0	0	0	8	10	0.00	0.000										

San Diego Padres @ New York Mets
Shea Stadium, Flushing, NY
Sat Jul 25 1992, 7:05 PM EDT
Att: 31,392 - Sunny - 72 F

AB 32
R 0
H 6
RBI 0
BB 1
SO 3
LOB 6



Batter	1	2	3	4	5	6	7	8	9	AB	R	H	RBI	BB	SO	LOB	TOP								
Tony Fernandez, S OBP: 0.339, SLG: 0.360 (1, 6)	G5-3		F8		F8			G4-3		4	0	0	0	0	0	0									
Tony Gwynn, L OBP: 0.384, SLG: 0.438 (1, 9)	F7		F7					G4-3		4	0	1	0	0	0	0									
Darrin Jackson, R OBP: 0.299, SLG: 0.423 (1, 8)	F8			G5-3					G5-3	4	0	0	0	0	0	1									
Gary Sheffield, R OBP: 0.385, SLG: 0.548 (1, 5)		1B		L3						4	1	2	0	0	0	1									
Benito Santiago, R OBP: 0.291, SLG: 0.353 (1, 2)		2B		2B						4	0	2	1	0	0	2									
Jerald Clark, R OBP: 0.292, SLG: 0.372 (1, 7)		2H		1B																					
Phil Stephenson, L OBP: 0.310, SLG: 0.359 (1, 3)	K			2B						3	0	1	0	1	1	1									
Phil Stephenson, L OBP: 0.310, SLG: 0.359 (1, 3)	L8			F7						4	0	0	0	0	1	5									
Kurt Stillwell, S OBP: 0.270, SLG: 0.304 (1, 4)	G4-3									3	0	0	0	0	0	1									
Bruce Hurst, L OBP: 0.115, SLG: 0.120 (1, 1)			G4-3		F7					3	0	0	0	0	0	0									
Inning Stats	R: 0 E: 0 K: 0 S: 3	H: 0 LOB: 0 BB: 0 P: 5	R: 1 E: 0 K: 1 S: 10	H: 2 LOB: 1 BB: 0 P: 17	R: 0 E: 0 K: 0 S: 10	H: 0 LOB: 0 BB: 0 P: 15	R: 0 E: 0 K: 0 S: 15	H: 2 LOB: 2 BB: 0 P: 22	R: 0 E: 0 K: 0 S: 7	H: 0 LOB: 0 BB: 0 P: 11	R: 0 E: 0 K: 0 S: 7	H: 1 LOB: 1 BB: 0 P: 12	R: 0 E: 0 K: 0 S: 5	H: 0 LOB: 0 BB: 0 P: 10	R: 0 E: 0 K: 0 S: 3	H: 0 LOB: 0 BB: 0 P: 5	R: 0 E: 0 K: 1 S: 9	H: 1 LOB: 2 BB: 1 P: 18	1B: 4 2B: 2 3B: 0 HR: 0	SF: 0 SAC: 0 DP: 0 HBP: 0	WP: 0 PB: 0 SB: 1 CS: 0	PA: 34			
PITCHER	IP	WLS	BF	H	R	ER	SO	BB	IBB	HBP	BLK	WP	HR	S	P	ERA	WHIP								
Wally Whitehurst, R ERA: 2.74 (1, 1)	5.2	L	22	5	1	1	1	0	0	0	0	0	0	51	81	1.59	0.882								
Jeff Innis, R ERA: 3.0 (6, 1)	1.1		4	0	0	0	0	0	0	0	0	0	0	6	11	0.00	0.000								
Lee Guetterman, L ERA: 5.85 (8, 1)	2.0		8	1	0	0	1	0	1	0	0	0	0	12	23	0.00	0.500								

San Diego Padres @ New York Mets
Shea Stadium, Flushing, NY
Sun Jul 26 1992, 3:33 AM EDT
Att: 39,300 - Cloudy - 73 F

AB	33
R	1
H	6
RBI	1
BB	1
SO	2
LOB	11



Batter	1	2	3	4	5	6	7	8	9	AB	R	H	RBI	BB	SO	LOB	BOTTOM								
Pat Howell, S OBP: 0.175, SLG: 0.132 Howard Johnson, S OBP: 0.329, SLG: 0.340 (8, 7)	K		G6-3		G1-3		P2			3	0	0	0	0	1	1									
Dave Gallagher, R OBP: 0.280, SLG: 0.310 (8, 8)	G5-3		1B		G5-3			G5-3		3	0	0	0	1	0	1									
Chico Walker, S OBP: 0.311, SLG: 0.375 (1, 5)	1B		1-2				F9	L7		4	0	2	0	0	0	0									
Eddie Murray, S OBP: 0.320, SLG: 0.399 (1, 3)	F7		P2				F7	F8		4	0	0	0	0	0	3									
Bobby Bonilla, S OBP: 0.368, SLG: 0.433 Daryl Boston, L OBP: 0.300, SLG: 0.406 (9, PR)	G6-3				K					4	0	1	0	0	2	0									
Bill Pecota, R OBP: 0.310, SLG: 0.290 (1, 4)	G4-3				G5-4-3			SH1-4		3	0	2	0	0	0	0									
Charlie O'Brien, R OBP: 0.300, SLG: 0.330 (1, 2)	FC5-4				G5-4-3			SH2-4		3	0	1	0	0	0	3									
Dick Schofield, R OBP: 0.313, SLG: 0.286 Dave Magadan, L OBP: 0.405, SLG: 0.358 (9, PH)	FC5-4							SH2-4		2	0	1	0	1	0	1									
Wally Whitehurst, R OBP: 0.214, SLG: 0.231 Jeff Innis, R (6, 1)	G6-3				SH2-4					1	0	0	0	0	0	0									
Willie Randolph, R OBP: 0.341, SLG: 0.319 Lee Guetterman, L (8, 1)								FC6-4		1	0	0	0	0	0	2									
Inning Stats	R: 0 E: 0 K: 1 S: 10	H: 1 LOB: 1 BB: 0 P: 17	R: 0 E: 0 K: 0 S: 11	H: 1 LOB: 1 BB: 0 P: 18	R: 0 E: 0 K: 0 S: 5	H: 1 LOB: 2 BB: 1 P: 10	R: 0 E: 0 K: 1 S: 8	H: 1 LOB: 0 BB: 0 P: 12	R: 0 E: 0 K: 0 S: 5	H: 0 LOB: 1 BB: 1 P: 9	R: 0 E: 0 K: 1 S: 7	H: 0 LOB: 0 BB: 0 P: 10	R: 0 E: 0 K: 0 S: 6	H: 2 LOB: 2 BB: 0 P: 11	R: 0 E: 0 K: 0 S: 3	H: 0 LOB: 0 BB: 0 P: 3	R: 0 E: 0 K: 0 S: 7	H: 1 LOB: 2 BB: 0 P: 8	1B: 7 2B: 0 3B: 0 HR: 0	SF: 0 SAC: 3 DP: 1 HBP: 0	WP: 0 PB: 0 SB: 0 CS: 0	PA: 35			
PITCHER	IP	WLS	BF	H	R	ER	SO	BB	IBB	HBP	BLK	WP	HR	S	P	ERA	WHIP								
Bruce Hurst, L ERA: 3.32 (1, 1)	9.0	W	35	7	0	0	3	2	0	0	0	0	0	62	98	0.00	1.000								

San Diego Padres @ New York Mets
Shea Stadium, Flushing, NY
Sun Jul 26 1992, 3:33 AM EDT
Att: 39,300 - Cloudy - 73 F

AB	30
R	0
H	7
RBI	0
BB	2
SO	3
LOB	15



Batter	1	2	3	4	5	6	7	8	9	AB	R	H	RBI	BB	SO	LOB	TOP			
Vince Coleman, S OBP: 0.391, SLG: 0.415 (1, 7)	G3		P1		G3												4 0 1 0 0 0 1			
Dave Magadan, L OBP: 0.401, SLG: 0.353 (1, 5)	G5-3		FC4-6			K											4 0 0 0 0 1 2			
Howard Johnson, S OBP: 0.331, SLG: 0.342 (1, 9)			P3														4 0 2 0 0 1 1			
Eddie Murray, S OBP: 0.317, SLG: 0.395 (1, 3)	G6-3				K												4 0 0 0 0 1 2			
Mackey Sasser, L OBP: 0.289, SLG: 0.333 (1, 2)			G4-3														4 0 1 0 0 0 0			
Bill Pecota, R OBP: 0.309, SLG: 0.289 (1, 4)					FC6-4												4 0 1 0 0 0 2			
Dick Schofield, R Paul Gibson, R (1, 6)																	3 0 0 0 0 0 2			
Pat Howell, S Tom Filer, R Chico Walker, S OBP: 0.308, SLG: 0.372 (5, PH)			F9														0 0 0 0 0 0 0			
Bret Saberhagen, R Daryl Boston, L OBP: 0.297, SLG: 0.401 (5, PH)																	2 0 0 0 0 1 1			
Inning Stats	R: 0 E: 0 K: 0 S: 8	H: 1 LOB: 1 BB: 0 P: 12	R: 0 E: 0 K: 1 S: 9	H: 1 LOB: 1 BB: 0 P: 14	R: 0 E: 0 K: 0 S: 13	H: 1 LOB: 1 BB: 0 P: 17	R: 0 E: 0 K: 1 S: 9	H: 0 LOB: 0 BB: 0 P: 11	R: 0 E: 0 K: 1 S: 7	H: 1 LOB: 0 BB: 0 P: 10	R: 0 E: 0 K: 0 S: 6	H: 0 LOB: 0 BB: 0 P: 8	R: 0 E: 0 K: 1 S: 10	H: 1 LOB: 1 BB: 0 P: 16	R: 0 E: 1 K: 1 S: 10	H: 0 LOB: 1 BB: 0 P: 18	1B: 6 2B: 0 3B: 0 HR: 0	SF: 0 SAC: 0 DP: 1 HBP: 0	WP: 0 PB: 1 SB: 0 CS: 0	PA: 33
PITCHER Curt Schilling, R ERA: 2.39 (1, 1)	IP: 9.0 WLS: W BF: 33 H: 6 R: 0 ER: 0 SO: 5 BB: 0 IBB: 0 HBP: 0 BLK: 0 WP: 0 HR: 0 S: 77 P: 114 ERA: 0.00 WHIP: 0.667															PITCHER IP: 9.0 WLS: W BF: 33 H: 6 R: 0 ER: 0 SO: 5 BB: 0 IBB: 0 HBP: 0 BLK: 0 WP: 0 HR: 0 S: 77 P: 114 ERA: 0.00 WHIP: 0.667				

New York Mets @ Philadelphia Phillies
Veterans Stadium, Philadelphia, PA
Mon Jul 27 1992, 7:05 PM EDT
Att: 29,138 - Cloudy - 81 F

AB	33
R	0
H	6
RBI	0
BB	0
SO	5
LOB	11



Batter	1	2	3	4	5	6	7	8	9	AB	R	H	RBI	BB	SO	LOB	BOTTOM			
Lenny Dykstra, L OBP: 0.376, SLG: 0.394 (1, 8)		G6-4-3		G6-3													3 1 0 0 1 0 3			
Mariano Duncan, R OBP: 0.300, SLG: 0.400 (1, 7)																	3 2 1 0 1 0 1			
Dave Hollins, S OBP: 0.368, SLG: 0.436 (1, 5)																	3 0 0 0 1 0 3			
John Kruk, L OBP: 0.453, SLG: 0.492 (1, 3)																	2 1 0 0 2 1 1			
Darren Daulton, L OBP: 0.390, SLG: 0.518 (1, 2)																	4 1 1 3 0 0 2			
Wes Chamberlain, R OBP: 0.280, SLG: 0.431 (1, 9)																	4 0 0 0 0 2 2			
Mickey Morandini, L OBP: 0.321, SLG: 0.365 (1, 4)																	3 0 1 0 0 1 0			
Joe Milette, R OBP: 0.343, SLG: 0.281 (1, 6)																	3 0 1 0 0 0 1			
Curt Schilling, R OBP: 0.167, SLG: 0.171 (1, 1)																	3 0 2 0 0 1 1			
Inning Stats	R: 4 E: 0 K: 1 S: 16	H: 2 LOB: 1 BB: 3 P: 32	R: 0 E: 0 K: 0 S: 8	H: 1 LOB: 0 BB: 0 P: 13	R: 0 E: 0 K: 2 S: 9	H: 0 LOB: 1 BB: 1 P: 18	R: 0 E: 0 K: 1 S: 11	H: 1 LOB: 0 BB: 0 P: 13	R: 1 E: 1 K: 0 S: 8	H: 1 LOB: 0 BB: 0 P: 10	R: 0 E: 0 K: 1 S: 8	H: 0 LOB: 0 BB: 0 P: 12	R: 0 E: 0 K: 0 S: 6	H: 1 LOB: 1 BB: 0 P: 8	R: 0 E: 0 K: 0 S: 7	H: 0 LOB: 1 BB: 1 P: 13	1B: 5 2B: 0 3B: 1 HR: 0	SF: 0 SAC: 0 DP: 2 HBP: 0	WP: 1 PB: 1 SB: 1 CS: 0	PA: 33
PITCHER Bret Saberhagen, R ERA: 3.98 Tom Filer, R ERA: 1.99 Paul Gibson, L ERA: 5.44 (5, 1)	IP: 3.0 WLS: L BF: 10 H: 2 R: 1 ER: 0 SO: 1 BB: 0 IBB: 0 HBP: 0 BLK: 0 WP: 1 HR: 0 S: 22 P: 30 ERA: 0.00 WHIP: 0.667															PITCHER IP: 3.0 WLS: L BF: 10 H: 2 R: 1 ER: 0 SO: 1 BB: 0 IBB: 0 HBP: 0 BLK: 0 WP: 1 HR: 0 S: 22 P: 30 ERA: 0.00 WHIP: 0.667				

New York Mets @ Philadelphia Phillies
Veterans Stadium, Philadelphia, PA
Mon Jul 27 1992, 7:05 PM EDT
Att: 29,138 - Cloudy - 81 F

AB	28
R	5
H	6
RBI	3
BB	5
SO	5
LOB	14



Batter	1	2	3	4	5	6	7	8	9	AB	R	H	RBI	BB	SO	LOB	TOP									
Vince Coleman, S OBP: 0.391, SLG: 0.418 (1, 8)	G6-3		G3				P6		G4-3 2B	4	2	1	0	1	0	1	New York Mets @ Philadelphia Phillies Veterans Stadium, Philadelphia, PA Tue Jul 28 1992, 7:05 PM EDT Att: 32,872 - Sunny - 77 F AB 37 R 8 H 13 RBI 8 BB 5 SO 4 LOB 20									
Dave Magadan, L OBP: 0.396, SLG: 0.361 (1, 5)	F8		F7				L3		G4-3 2-3	5	1	1	3	0	0	2										
Howard Johnson, S OBP: 0.332, SLG: 0.339 (1, 7)	F8		K						G4-3 2B	3	2	0	0	2	1	0										
Eddie Murray, S OBP: 0.323, SLG: 0.406 (9, PR)									G4-3	5	1	4	2	0	0	1										
Pat Howell, S OBP: 0.167, SLG: 0.125 Mackey Sasser, L OBP: 0.289, SLG: 0.333 (9, 3)		G4-3 1B		G6-4-3 1B					G4-3 1-H	0	0	0	0	0	0	0										
Daryl Boston, L OBP: 0.299, SLG: 0.407 (1, 9)	G4-3			F8					G4-3 1-H 3-H	5	1	2	1	0	1	3										
Bill Peotta, R OBP: 0.309, SLG: 0.286 Chico Walker, S OBP: 0.306, SLG: 0.369 Dick Schofield, R OBP: 0.312, SLG: 0.283 (8, 6)		FC3-6 1B		G6-4-3 1-2					F9 2-H	2	0	0	0	1	0	3										
Willie Randolph, R OBP: 0.342, SLG: 0.321 (1, 4)									F9 2-3	1	0	0	0	0	0	1										
Todd Hundley, S OBP: 0.253, SLG: 0.328 (1, 2)		FC3-6 1-2							G4-3	5	0	2	2	0	1	3										
David Cone, L OBP: 0.140, SLG: 0.111 Dave Gallagher, R OBP: 0.258, SLG: 0.306 Lee Guetterman, L OBP: 0.148, SLG: 0.115 (8, 1)									G4-3	4	1	2	0	0	0	2										
Anthony Young, R OBP: 0.148, SLG: 0.115 (9, 1)										2	0	1	0	0	0	2										
Inning Stats	R: 0 E: 0 K: 0 S: 5	H: 0 LOB: 0 BB: 0 P: 8	R: 1 E: 0 K: 0 S: 11	H: 2 LOB: 2 BB: 1 P: 17	R: 0 E: 0 K: 1 S: 9	H: 0 LOB: 0 BB: 0 P: 14	R: 0 E: 0 K: 0 S: 5	H: 1 LOB: 0 BB: 0 P: 11	R: 3 E: 0 K: 0 S: 11	H: 2 LOB: 0 BB: 1 P: 20	R: 0 E: 0 K: 1 S: 15	H: 2 LOB: 1 BB: 0 P: 20	R: 0 E: 0 K: 0 S: 7	H: 1 LOB: 0 BB: 0 P: 13	R: 2 E: 0 K: 1 S: 15	H: 3 LOB: 2 BB: 1 P: 27		R: 2 E: 0 K: 1 S: 16	H: 2 LOB: 2 BB: 2 P: 27	1B: 8 2B: 5 3B: 0 HR: 1	SF: 0 SAC: 1 DP: 2 HBP: 0	WP: 0 PB: 0 SB: 0 CS: 0	PA: 43			
PITCHER	IP	WLS	BF	H	R	ER	SO	BB	IBB	HBP	BLK	WP	HR	S	P	ERA		WHIP								
Mike Williams, R ERA: 5.34 (1, 1)	5.0		21	5	4	4	1	2	0	0	0	0	0	1	41	70	7.20	1.400								
Mike Hartley, R ERA: 2.97 (6, 1)	1.0		4	2	0	0	1	0	0	0	0	0	0	15	20	0.00	2.000									
Barry Jones, R ERA: 4.64 (7, 1)	1.2	L	10	4	2	2	0	1	0	0	0	0	0	19	36	10.80	3.000									
Wally Ritchie, L ERA: 3.0 (8, 1)	1.1		8	2	2	2	2	2	0	0	0	0	0	19	31	13.50	3.000									

Batter	1	2	3	4	5	6	7	8	9	AB	R	H	RBI	BB	SO	LOB	BOTTOM									
Lenny Dykstra, L OBP: 0.379, SLG: 0.396 (1, 8)	E HR HBP BB		K						L8	4	1	2	0	1	1	2	New York Mets @ Philadelphia Phillies Veterans Stadium, Philadelphia, PA Tue Jul 28 1992, 7:05 PM EDT Att: 32,872 - Sunny - 77 F AB 33 R 6 H 7 RBI 6 BB 4 SO 10 LOB 15									
Mariano Duncan, R OBP: 0.293, SLG: 0.398 (1, 7)	F9								F9	5	1	1	0	0	0	4										
Dave Hollins, S OBP: 0.369, SLG: 0.434 (1, 5)										4	1	1	1	0	3	1										
John Kruk, L OBP: 0.450, SLG: 0.487 (1, 3)	FC HR								FC4-6 1B	4	1	0	0	1	1	4										
Darren Daulton, L OBP: 0.391, SLG: 0.526 (1, 2)										3	1	1	4	1	0	0										
Wes Chamberlain, R OBP: 0.279, SLG: 0.430 (1, 9)	P3									3	0	1	1	0	0	0										
Mickey Morandini, L OBP: 0.317, SLG: 0.360 (1, 4)	K									3	0	0	0	0	1	2										
Joe Milette, R OBP: 0.316, SLG: 0.257 Jim Lindeman, R OBP: 0.291, SLG: 0.333 (9, PH)										3	0	0	0	0	2	1										
Mike Williams, R OBP: 0.400, SLG: 0.400 Mike Hartley, R OBP: 0.289, SLG: 0.289 Wally Backman, S OBP: 0.289, SLG: 0.289 Barry Jones, R OBP: 0.289, SLG: 0.289 Wally Ritchie, L OBP: 0.289, SLG: 0.289 Ricky Jordan, R OBP: 0.289, SLG: 0.289 (9, PH)										2	0	0	0	0	1	0										
Inning Stats	R: 4 E: 1 K: 1 S: 8	H: 1 LOB: 0 BB: 1 P: 19	R: 0 E: 0 K: 1 S: 6	H: 0 LOB: 0 BB: 0 P: 8	R: 1 E: 0 K: 0 S: 10	H: 1 LOB: 2 BB: 2 P: 20	R: 0 E: 0 K: 2 S: 12	H: 1 LOB: 1 BB: 0 P: 17	R: 0 E: 0 K: 1 S: 11	H: 0 LOB: 0 BB: 0 P: 17	R: 0 E: 0 K: 1 S: 10	H: 1 LOB: 2 BB: 1 P: 20	R: 0 E: 0 K: 2 S: 9	H: 0 LOB: 0 BB: 0 P: 14	R: 0 E: 0 K: 0 S: 6	H: 0 LOB: 0 BB: 0 P: 9		R: 1 E: 0 K: 1 S: 11	H: 3 LOB: 2 BB: 0 P: 17	1B: 6 2B: 0 3B: 0 HR: 1	SF: 1 SAC: 1 DP: 0 HBP: 1	WP: 0 PB: 0 SB: 3 CS: 0	PA: 40			
PITCHER	IP	WLS	BF	H	R	ER	SO	BB	IBB	HBP	BLK	WP	HR	S	P	ERA		WHIP								
David Cone, R ERA: 2.71 (1, 1)	7.0	W	31	4	5	4	9	4	0	1	0	0	0	66	115	5.14		1.143								
Lee Guetterman, L ERA: 5.92 (8, 1)	1.0		4	1	1	1	0	0	0	0	0	0	0	8	13	9.00		1.000								
Anthony Young, R ERA: 4.34 (9, 1)	1.0	S	5	2	0	0	1	0	0	0	0	0	0	9	13	0.00	2.000									

Batter	1	2	3	4	5	6	7	8	9	AB	R	H	RBI	BB	SO	LOB	TOP								
Vince Coleman, S (1, 8) OBP: 0.380, SLG: 0.405										4	0	0	0	0	1	0									
Dave Magadan, L (1, 5) OBP: 0.402, SLG: 0.362										2	0	1	0	2	0	0									
Howard Johnson, S (1, 7) OBP: 0.333, SLG: 0.339										3	1	1	0	1	1	2									
Bobby Bonilla, S (1, 3) OBP: 0.367, SLG: 0.431										4	0	1	0	0	0	4									
Dave Gallagher, R (1, 9) OBP: 0.267, SLG: 0.337										4	0	2	1	0	0	3									
Bill Peotta, R (1, 4) OBP: 0.303, SLG: 0.279										4	0	0	0	0	2	3									
Todd Hundley, S (1, 2) OBP: 0.258, SLG: 0.351										4	2	2	1	0	1	1									
Dick Schofield, R (1, 6) OBP: 0.311, SLG: 0.282										4	0	1	0	0	1	0									
Sid Fernandez, L (1, 1) Chico Walker, S (7, PH) Jeff Innis, R (7, 1) Lee Guetterman, L (8, 1) Wally Whitehurst, R (8, 1) Charlie O'Brien, R (8, PH)										2	0	0	0	0	0	1	0								
Inning Stats	R: 0 E: 0 K: 1 S: 15	H: 1 LOB: 2 BB: 1 P: 22	R: 0 E: 0 K: 2 S: 7	H: 0 LOB: 0 BB: 0 P: 10	R: 0 E: 0 K: 0 S: 10	H: 0 LOB: 0 BB: 0 P: 11	R: 1 E: 0 K: 0 S: 7	H: 1 LOB: 1 BB: 1 P: 15	R: 0 E: 0 K: 1 S: 9	H: 0 LOB: 0 BB: 0 P: 17	R: 0 E: 0 K: 0 S: 11	H: 2 LOB: 2 BB: 1 P: 17	R: 1 E: 0 K: 0 S: 6	H: 2 LOB: 0 BB: 0 P: 11	R: 0 E: 0 K: 1 S: 9	H: 1 LOB: 1 BB: 0 P: 14	R: 1 E: 0 K: 3 S: 14	H: 1 LOB: 0 BB: 0 P: 19	1B: 5 2B: 1 3B: 1 HR: 1	SF: 0 SAC: 0 DP: 1 HBP: 0	WP: 0 PB: 0 SB: 0 CS: 0	PA: 36			
PITCHER	IP WLS BF H R ER SO BB IBB HBP BLK WP HR S P ERA WHIP																								
Kyle Abbott, L (1, 1) ERA: 4.73	7.0	28	6	2	2	4	3	0	0	0	0	0	0	0	65	103	2.57	1.286							
Mitch Williams, L (8, 1) ERA: 3.73	2.0	W 8	2	1	1	4	0	0	0	0	0	0	1	23	33	4.50	1.000								

New York Mets @ Philadelphia Phillies
Veterans Stadium, Philadelphia, PA
Wed Jul 29 1992, 3:33 AM EDT
Att: 39,691 - Sunny - 82 F

AB 33
R 3
H 8
RBI 2
BB 3
SO 8
LOB 14



Batter	1	2	3	4	5	6	7	8	9	AB	R	H	RBI	BB	SO	LOB	BOTTOM							
Lenny Dykstra, L (1, 8) OBP: 0.378, SLG: 0.394										4	1	1	0	0	1	1								
Mariano Duncan, R (1, 4) OBP: 0.299, SLG: 0.397										4	1	1	0	0	0	3								
Dave Hollins, S (1, 5) OBP: 0.372, SLG: 0.449										3	2	2	4	1	0	0								
Ricky Jordan, R (1, 3) OBP: 0.258, SLG: 0.333										3	0	1	1	0	1	1								
Wes Chamberlain, R (1, 9) OBP: 0.288, SLG: 0.433										3	0	2	1	1	0	0								
Todd Pratt, R (1, 2) Mitch Williams, L (8, 1) Stan Javier, S (1, 7) Joe Millette, R (1, 6) Mickey Morandini, L (8, PH)										3	0	0	0	0	1	2								
Stan Javier, S (1, 7) Joe Millette, R (1, 6) Mickey Morandini, L (8, PH)										4	0	0	0	0	1	3								
Joe Millette, R (1, 6) Mickey Morandini, L (8, PH)										2	0	1	0	0	0	0								
Kyle Abbott, L (1, 1) Darren Daulton, L (8, 2)										1	0	0	0	0	1	0								
Inning Stats	R: 0 E: 0 K: 1 S: 7	H: 0 LOB: 0 BB: 0 P: 11	R: 0 E: 0 K: 2 S: 10	H: 1 LOB: 1 BB: 0 P: 16	R: 0 E: 0 K: 0 S: 14	H: 1 LOB: 0 BB: 0 P: 18	R: 1 E: 0 K: 1 S: 13	H: 2 LOB: 1 BB: 0 P: 15	R: 0 E: 0 K: 1 S: 6	H: 0 LOB: 0 BB: 0 P: 7	R: 1 E: 0 K: 0 S: 12	H: 1 LOB: 1 BB: 1 P: 17	R: 0 E: 0 K: 0 S: 9	H: 0 LOB: 0 BB: 0 P: 10	R: 4 E: 0 K: 1 S: 17	H: 5 LOB: 2 BB: 1 P: 30	1B: 8 2B: 1 3B: 1 HR: 1	SF: 1 SAC: 1 DP: 1 HBP: 0	WP: 0 PB: 0 SB: 0 CS: 1	PA: 35				
PITCHER	IP WLS BF H R ER SO BB IBB HBP BLK WP HR S P ERA WHIP																							
Sid Fernandez, L (1, 1) ERA: 2.75	6.0	22	5	2	2	5	1	0	0	0	0	0	0	62	84	3.00	1.000							
Lee Guetterman, L (8, 1) ERA: 3.1	0.1	5	4	3	3	0	0	0	0	0	1	10	14	81.00	12.000									
Wally Whitehurst, R (8, 1) ERA: 2.71	0.2	3	0	0	0	1	1	0	0	0	0	5	12	0.00	1.500									

New York Mets @ Philadelphia Phillies
Veterans Stadium, Philadelphia, PA
Wed Jul 29 1992, 3:33 AM EDT
Att: 39,691 - Sunny - 82 F

AB 30
R 6
H 10
RBI 6
BB 2
SO 6
LOB 12



Batter	1	2	3	4	5	6	7	8	9	AB	R	H	RBI	BB	SO	LOB	TOP										
Sammy Sosa, R OBP: 0.306, SLG: 0.380 (1, 8)										4	0	0	0	0	2	0	Chicago Cubs @ New York Mets Shea Stadium, Flushing, NY Sat Aug 01 1992, 7:05 PM EDT Sunny - 78 F										
23 Ryne Sandberg, R OBP: 0.397, SLG: 0.478 (1, 4)										4	0	4	0	0	0	0											
Mark Grace, L OBP: 0.408, SLG: 0.444 (1, 3)										3	0	1	0	1	0	2											
Andre Dawson, R OBP: 0.288, SLG: 0.429 (1, 9)										4	0	0	0	0	0	4											
Kal Daniels, L OBP: 0.313, SLG: 0.379 (1, 7)										4	0	1	0	0	1	4											
Steve Buechele, R OBP: 0.339, SLG: 0.401 Luis Salazar, R OBP: 0.247, SLG: 0.296 Dwight Smith, L OBP: 0.293, SLG: 0.376 (8, PH)										2	0	0	0	0	1	3											
Rick Wilkins, L OBP: 0.340, SLG: 0.468 (1, 2)										3	0	1	0	0	1	1											
Rey Sanchez, R OBP: 0.267, SLG: 0.310 (1, 6)										3	0	0	0	0	0	1											
Greg Maddux, R OBP: 0.164, SLG: 0.250 Jose Vizcaino, S OBP: 0.236, SLG: 0.257 Heathcliff Slocumb, R (8, 1)										2	0	0	0	0	1	0											
Inning Stats	R: 0 E: 0 K: 1 S: 7	H: 1 LOB: 0 BB: 0 P: 9	R: 0 E: 0 K: 1 S: 9	H: 1 LOB: 1 BB: 0 P: 14	R: 0 E: 0 K: 1 S: 8	H: 0 LOB: 0 BB: 0 P: 10	R: 0 E: 0 K: 1 S: 15	H: 1 LOB: 2 BB: 1 P: 25	R: 0 E: 0 K: 0 S: 4	H: 0 LOB: 0 BB: 0 P: 7	R: 0 E: 0 K: 1 S: 9	H: 2 LOB: 2 BB: 0 P: 12	R: 0 E: 0 K: 1 S: 7	H: 1 LOB: 0 BB: 0 P: 10	R: 0 E: 0 K: 1 S: 10	H: 1 LOB: 1 BB: 0 P: 16		R: 0 E: 0 K: 1 S: 7	H: 0 LOB: 0 BB: 0 P: 11	1B: 6 2B: 1 3B: 0 HR: 0	SF: 0 SAC: 0 DP: 2 HBP: 0	WP: 0 PB: 0 SB: 1 CS: 0	PA: 33				
PITCHER	IP	WLS	BF	H	R	ER	SO	BB	IBB	HBP	BLK	WP	HR	S	P	ERA	WHIP										
Bret Saberhagen, R ERA: 3.8 (1, 1)	3.0		12	3	0	0	3	1	0	0	0	0	0	26	40	0.00	1.333										
Pete Schourek, L ERA: 2.59 (4, 1)	5.0	W	18	4	0	0	3	0	0	0	0	0	0	43	63	0.00	0.800										
Anthony Young, R ERA: 4.29 (9, 1)	1.0	S	3	0	0	0	1	0	0	0	0	0	0	7	11	0.00	0.000										

Chicago Cubs @ New York Mets
Shea Stadium, Flushing, NY
Sat Aug 01 1992, 7:05 PM EDT
Sunny - 78 F

AB 32
R 0
H 7
RBI 0
BB 1
SO 7
LOB 15



Batter	1	2	3	4	5	6	7	8	9	AB	R	H	RBI	BB	SO	LOB	BOTTOM										
Vince Coleman, S OBP: 0.397, SLG: 0.431 (1, 8)										4	0	4	2	0	0	0	Chicago Cubs @ New York Mets Shea Stadium, Flushing, NY Sat Aug 01 1992, 7:05 PM EDT Sunny - 78 F										
Dave Magadan, L OBP: 0.400, SLG: 0.358 (1, 5)										3	0	0	0	1	0	3											
Howard Johnson, S OBP: 0.330, SLG: 0.335 (1, 7)										4	0	0	0	0	2	3											
Eddie Murray, S OBP: 0.320, SLG: 0.403 (1, 3)										3	0	0	0	0	0	2											
Bobby Bonilla, S OBP: 0.364, SLG: 0.427 Dave Gallagher, R OBP: 0.267, SLG: 0.337 (8, 9)										3	0	0	0	0	0	0											
Todd Hundley, S OBP: 0.299, SLG: 0.351 (1, 2)										3	1	1	0	0	0	0											
Willie Randolph, R OBP: 0.342, SLG: 0.321 (1, 4)										3	0	1	0	0	2	0											
Dick Schofield, R OBP: 0.315, SLG: 0.284 (1, 6)										2	2	1	1	1	1	0											
Bret Saberhagen, R OBP: 0.105, SLG: 0.105 Pete Schourek, L OBP: 0.349, SLG: 0.048 Chico Walker, S OBP: 0.301, SLG: 0.363 Anthony Young, R OBP: 0.148, SLG: 0.115 (8, 1)										0	0	0	0	0	0	0											
Inning Stats	R: 0 E: 1 K: 0 S: 8	H: 1 LOB: 1 BB: 1 P: 16	R: 0 E: 0 K: 1 S: 5	H: 0 LOB: 0 BB: 0 P: 7	R: 1 E: 0 K: 0 S: 10	H: 1 LOB: 0 BB: 1 P: 17	R: 0 E: 0 K: 1 S: 6	H: 0 LOB: 0 BB: 0 P: 7	R: 2 E: 0 K: 0 S: 14	H: 4 LOB: 1 BB: 0 P: 19	R: 0 E: 0 K: 1 S: 6	H: 0 LOB: 0 BB: 0 P: 13	R: 0 E: 0 K: 2 S: 8	H: 0 LOB: 0 BB: 0 P: 14	R: 0 E: 0 K: 1 S: 9	H: 1 LOB: 1 BB: 0 P: 13		1B: 6 2B: 1 3B: 0 HR: 0	SF: 0 SAC: 1 DP: 1 HBP: 0	WP: 1 PB: 0 SB: 1 CS: 1	PA: 30						
PITCHER	IP	WLS	BF	H	R	ER	SO	BB	IBB	HBP	BLK	WP	HR	S	P	ERA	WHIP										
Greg Maddux, R ERA: 2.27 Heathcliff Slocumb, R ERA: 5.4 (8, 1)	7.0	L	26	6	3	3	5	2	0	0	0	0	0	9	13	0.00	1.000										

Chicago Cubs @ New York Mets
Shea Stadium, Flushing, NY
Sat Aug 01 1992, 7:05 PM EDT
Sunny - 78 F

AB 27
R 3
H 7
RBI 3
BB 2
SO 6
LOB 10



Batter	1	2	3	4	5	6	7	8	9	AB	R	H	RBI	BB	SO	LOB	TOP
Rey Sanchez, R (1, 6) <small>OBP: 0.265, SLG: 0.313</small>										5	1	1	0	0	0	1	
23 Ryne Sandberg, R (1, 4) <small>OBP: 0.297, SLG: 0.482</small>										5	2	2	1	0	0	0	
Mark Grace, L (1, 3) <small>OBP: 0.408, SLG: 0.446</small>										5	0	2	2	0	0	0	
Kal Daniels, L (1, 7) <small>OBP: 0.312, SLG: 0.376</small> Dwight Smith, L (7, 9) <small>OBP: 0.293, SLG: 0.376</small>										4	1	1	0	0	0	1	
Derrick May, L (1, 9) <small>OBP: 0.276, SLG: 0.335</small>										4	0	1	0	0	0	2	
Sammy Sosa, R (1, 8) <small>OBP: 0.312, SLG: 0.386</small>										4	1	3	1	0	1	1	
Joe Girardi, R (1, 2) <small>OBP: 0.344, SLG: 0.311</small>										4	0	1	0	0	0	5	
Jose Vizcaino, S (1, 5) <small>OBP: 0.236, SLG: 0.270</small>										4	1	1	1	0	0	3	
Jeff Robinson, R (1, 1) Andre Dawson, R (8, PH) <small>OBP: 0.298, SLG: 0.428</small> Chuck McElroy, L (8, 1) <small>OBP: 0.667, SLG: 1.333</small>										2	0	0	0	0	0	0	
Inning Stats	R: 2 H: 3 E: 0 LOB: 1 K: 1 BB: 0 S: 18 P: 27	R: 0 H: 1 E: 0 LOB: 1 K: 0 BB: 0 S: 7 P: 10	R: 2 H: 4 E: 1 LOB: 2 K: 0 BB: 0 S: 15 P: 22	R: 0 H: 0 E: 0 LOB: 0 K: 0 BB: 0 S: 6 P: 9	R: 0 H: 2 E: 0 LOB: 2 K: 0 BB: 0 S: 12 P: 16	R: 1 H: 1 E: 0 LOB: 0 K: 0 BB: 0 S: 11 P: 16	R: 0 H: 0 E: 0 LOB: 0 K: 0 BB: 0 S: 3 P: 5	R: 1 H: 1 E: 0 LOB: 0 K: 0 BB: 0 S: 5 P: 5	R: 0 H: 0 E: 0 LOB: 0 K: 0 BB: 0 S: 5 P: 6	1B: 8 SF: 0 2B: 2 SAC: 1 3B: 1 DP: 0 HR: 1 HBP: 0	WP: 0 PA: 39 PB: 0 SB: 1 CS: 0	AB 38 R 6 H 12 RBI 5 BB 0 SO 1 LOB 13					
PITCHER	Wally Whitehurst, R (1, 1) <small>ERA: 3.01</small> Tom Filer, R (3, 1) <small>ERA: 1.86</small> Jeff Innis, R (9, 1) <small>ERA: 3.05</small>	IP 2.1 WLS L BF 15 H 8 R 4 ER 3 SO 1 BB 0 IBB 0 HBP 0 BLK 0 WP 0 HR 0 S 36 P 55 ERA 11.57 WHIP 3.429	IP 2.0 WLS L BF 11 H 4 R 2 ER 1 SO 0 BB 0 IBB 0 HBP 0 BLK 0 WP 0 HR 0 S 41 P 55 ERA 1.59 WHIP 0.706	IP 1.0 WLS L BF 3 H 0 R 0 ER 0 SO 0 BB 0 IBB 0 HBP 0 BLK 0 WP 0 HR 0 S 5 P 6 ERA 0.00 WHIP 0.000	IP 1.0 WLS L BF 3 H 0 R 0 ER 0 SO 0 BB 0 IBB 0 HBP 0 BLK 0 WP 0 HR 0 S 5 P 6 ERA 0.00 WHIP 0.000	IP 1.0 WLS L BF 3 H 0 R 0 ER 0 SO 0 BB 0 IBB 0 HBP 0 BLK 0 WP 0 HR 0 S 5 P 6 ERA 0.00 WHIP 0.000	IP 1.0 WLS L BF 3 H 0 R 0 ER 0 SO 0 BB 0 IBB 0 HBP 0 BLK 0 WP 0 HR 0 S 5 P 6 ERA 0.00 WHIP 0.000	IP 1.0 WLS L BF 3 H 0 R 0 ER 0 SO 0 BB 0 IBB 0 HBP 0 BLK 0 WP 0 HR 0 S 5 P 6 ERA 0.00 WHIP 0.000	IP 1.0 WLS L BF 3 H 0 R 0 ER 0 SO 0 BB 0 IBB 0 HBP 0 BLK 0 WP 0 HR 0 S 5 P 6 ERA 0.00 WHIP 0.000	1B: 8 SF: 0 2B: 2 SAC: 1 3B: 1 DP: 0 HR: 1 HBP: 0	WP: 0 PA: 39 PB: 0 SB: 1 CS: 0	AB 38 R 6 H 12 RBI 5 BB 0 SO 1 LOB 13					

Chicago Cubs @ New York Mets
 Shea Stadium, Flushing, NY
 Sat Aug 01 1992, 7:05 PM EDT
 Att: 36,207 - Sunny - 74 F

AB 38
 R 6
 H 12
 RBI 5
 BB 0
 SO 1
 LOB 13



Batter	1	2	3	4	5	6	7	8	9	AB	R	H	RBI	BB	SO	LOB	BOTTOM
Vince Coleman, S (1, 8) <small>OBP: 0.397, SLG: 0.418</small>										4	0	0	0	0	1	1	
Dave Magadan, L (1, 5) <small>OBP: 0.395, SLG: 0.353</small>										4	0	0	0	0	1	0	
Howard Johnson, S (1, 7) <small>OBP: 0.329, SLG: 0.337</small>										4	0	1	0	0	1	0	
Eddie Murray, S (1, 3) <small>OBP: 0.317, SLG: 0.398</small>										4	0	0	0	0	0	1	
Bobby Bonilla, S (1, 9) <small>OBP: 0.364, SLG: 0.425</small>										2	1	0	0	1	0	0	
Mackey Sasser, L (1, 2) <small>OBP: 0.280, SLG: 0.322</small>										3	0	0	0	0	0	1	
Chris Donnels, L (1, 4) <small>OBP: 0.364, SLG: 0.250</small>										2	0	1	1	1	0	0	
Bill Pecota, R (1, 6) <small>OBP: 0.299, SLG: 0.275</small>										3	0	0	0	0	1	2	
Wally Whitehurst, R (1, 1) <small>OBP: 0.200, SLG: 0.214</small> Tom Filer, R (3, 1) <small>ERA: 1.86</small> Dave Gallagher, R (8, PH) <small>OBP: 0.293, SLG: 0.333</small> Jeff Innis, R (9, 1) <small>ERA: 3.05</small>										1	0	0	0	0	1	1	
Inning Stats	R: 0 H: 1 E: 0 LOB: 1 K: 0 BB: 0 S: 7 P: 13	R: 1 H: 1 E: 0 LOB: 1 K: 1 BB: 1 S: 11 P: 19	R: 0 H: 0 E: 0 LOB: 0 K: 2 BB: 0 S: 9 P: 15	R: 0 H: 0 E: 0 LOB: 0 K: 0 BB: 0 S: 3 P: 6	R: 0 H: 0 E: 0 LOB: 0 K: 2 BB: 0 S: 8 P: 13	R: 0 H: 0 E: 0 LOB: 0 K: 0 BB: 0 S: 9 P: 14	R: 0 H: 0 E: 0 LOB: 0 K: 0 BB: 0 S: 5 P: 9	R: 0 H: 0 E: 0 LOB: 1 K: 0 BB: 1 S: 15 P: 23	R: 0 H: 0 E: 0 LOB: 0 K: 1 BB: 0 S: 8 P: 11	1B: 0 SF: 0 2B: 2 SAC: 0 3B: 0 DP: 0 HR: 0 HBP: 0	WP: 0 PA: 31 PB: 0 SB: 0 CS: 0	AB 29 R 1 H 2 RBI 1 BB 2 SO 6 LOB 7					
PITCHER	Jeff Robinson, R (1, 1) <small>ERA: 1.91</small> Chuck McElroy, L (8, 1) <small>ERA: 2.73</small>	IP 7.0 WLS W BF 24 H 2 R 1 ER 1 SO 5 BB 1 IBB 0 HBP 0 BLK 0 WP 0 HR 0 S 52 P 89 ERA 1.29 WHIP 0.429	IP 2.0 WLS L BF 7 H 0 R 0 ER 0 SO 1 BB 0 IBB 0 HBP 0 BLK 0 WP 0 HR 0 S 23 P 34 ERA 0.00 WHIP 0.500	IP 1.0 WLS L BF 3 H 0 R 0 ER 0 SO 0 BB 0 IBB 0 HBP 0 BLK 0 WP 0 HR 0 S 5 P 9 ERA 0.00 WHIP 0.000	IP 1.0 WLS L BF 3 H 0 R 0 ER 0 SO 0 BB 0 IBB 0 HBP 0 BLK 0 WP 0 HR 0 S 5 P 6 ERA 0.00 WHIP 0.000	IP 1.0 WLS L BF 3 H 0 R 0 ER 0 SO 0 BB 0 IBB 0 HBP 0 BLK 0 WP 0 HR 0 S 5 P 6 ERA 0.00 WHIP 0.000	IP 1.0 WLS L BF 3 H 0 R 0 ER 0 SO 0 BB 0 IBB 0 HBP 0 BLK 0 WP 0 HR 0 S 5 P 6 ERA 0.00 WHIP 0.000	IP 1.0 WLS L BF 3 H 0 R 0 ER 0 SO 0 BB 0 IBB 0 HBP 0 BLK 0 WP 0 HR 0 S 5 P 6 ERA 0.00 WHIP 0.000	IP 1.0 WLS L BF 3 H 0 R 0 ER 0 SO 0 BB 0 IBB 0 HBP 0 BLK 0 WP 0 HR 0 S 5 P 6 ERA 0.00 WHIP 0.000	1B: 0 SF: 0 2B: 2 SAC: 0 3B: 0 DP: 0 HR: 0 HBP: 0	WP: 0 PA: 31 PB: 0 SB: 0 CS: 0	AB 29 R 1 H 2 RBI 1 BB 2 SO 6 LOB 7					

Chicago Cubs @ New York Mets
 Shea Stadium, Flushing, NY
 Sat Aug 01 1992, 7:05 PM EDT
 Att: 36,207 - Sunny - 74 F

AB 29
 R 1
 H 2
 RBI 1
 BB 2
 SO 6
 LOB 7



Batter	1	2	3	4	5	6	7	8	9	AB	R	H	RBI	BB	SO	LOB	TOP					
Rey Sanchez, R OBP: 0.259, SLG: 0.305	F9		K		P8		SH1-4		G6-3	4	0	0	0	0	1	1						
23 Ryne Sandberg, R OBP: 0.368, SLG: 0.482	E7		F9				K			4	0	2	1	0	1	2						
Mark Grace, L OBP: 0.406, SLG: 0.446	F8				G4-3		K			4	0	1	0	0	1	4						
Andre Dawson, R OBP: 0.285, SLG: 0.423	F7		L4				K		P9	4	0	0	0	0	1	2						
Derrick May, L OBP: 0.288, SLG: 0.341		F7								3	0	2	0	1	0	0						
Sammy Sosa, R OBP: 0.311, SLG: 0.384		F9	S		F7		K		K	4	1	1	0	0	2	3						
Rick Wilkins, L OBP: 0.327, SLG: 0.449		F9					K		F8	4	0	0	0	0	2	4						
Jose Vizcaino, S OBP: 0.248, SLG: 0.279					CS		SH1-4		G5-4-3	3	1	3	1	1	0	0						
Mike Morgan, R OBP: 0.128, SLG: 0.111										1	0	0	0	0	0	1						
Dwight Smith, L OBP: 0.289, SLG: 0.376	L9				SH1-4				G5-4-3	0	0	0	0	1	0	0						
Ken Patterson, L OBP: 0.264, SLG: 0.326										0	0	0	0	0	0	0						
Bob Scanlan, R OBP: 0.246, SLG: 0.294										0	0	0	0	0	0	0						
Luis Salazar, R OBP: 0.246, SLG: 0.294										1	0	0	0	0	0	1						
Inning Stats	R: 0 E: 1 K: 0 S: 14	H: 1 LOB: 1 BB: 0 P: 22	R: 1 E: 0 K: 0 S: 9	H: 2 LOB: 1 BB: 0 P: 16	R: 0 E: 0 K: 1 S: 12	H: 1 LOB: 0 BB: 0 P: 19	R: 0 E: 0 K: 1 S: 10	H: 1 LOB: 0 BB: 0 P: 14	R: 1 E: 0 K: 0 S: 8	H: 2 LOB: 1 BB: 0 P: 11	R: 0 E: 0 K: 3 S: 11	H: 0 LOB: 1 BB: 1 P: 17	R: 0 E: 0 K: 2 S: 14	H: 0 LOB: 2 BB: 2 P: 26	R: 0 E: 0 K: 1 S: 11	H: 1 LOB: 1 BB: 0 P: 15	R: 0 E: 0 K: 0 S: 7	H: 1 LOB: 0 BB: 0 P: 9	1B: 8 2B: 1 3B: 0 HR: 0	SF: 0 SAC: 2 DP: 1 HBP: 0	WP: 0 PB: 0 SB: 1 CS: 1	PA: 38
PITCHER	IP WLS BF H R ER SO BB IBB HBP BLK WP HR S P ERA WHIP																					
David Cone, R ERA: 2.69	(1, 1) 8.0 W 34 8 2 2 8 3 0 0 0 0 0 0 89 140 2.25 1.375																					
John Franco, L ERA: 1.35	(9, 1) 1.0 S 3 1 0 0 0 0 0 0 0 0 0 0 7 9 0.00 1.000																					

Chicago Cubs @ New York Mets
Shea Stadium, Flushing, NY
Sun Aug 02 1992, 3:33 AM EDT
Att: 32,086 - Cloudy - 84 F

AB 32
R 2
H 9
RBI 2
BB 3
SO 8
LOB 18



Batter	1	2	3	4	5	6	7	8	9	AB	R	H	RBI	BB	SO	LOB	BOTTOM			
Vince Coleman, S OBP: 0.377, SLG: 0.406	G5-3		K		G4-6-3		G6-3			4	0	0	0	0	1	1				
Dave Magadan, L OBP: 0.397, SLG: 0.355	L3		HR				F9			4	1	2	0	0	0	0				
Daryl Boston, L OBP: 0.299, SLG: 0.400	F7		F8		FC1-4		FC1-4			3	1	0	0	1	0	2				
Eddie Murray, S OBP: 0.319, SLG: 0.406		G3-1					G5-3			3	1	1	2	1	0	1				
Bobby Bonilla, S OBP: 0.364, SLG: 0.425		E4								0	0	0	0	0	0	0				
Dave Gallagher, R OBP: 0.264, SLG: 0.326		E5								2	1	0	1	1	0	0				
Todd Hundley, S OBP: 0.294, SLG: 0.352		FC4-6					G3			2	0	1	0	1	0	1				
Willie Randolph, R OBP: 0.341, SLG: 0.317		FC4-6					G5-3			3	0	0	0	1	0	3				
Dick Schofield, R OBP: 0.314, SLG: 0.283		FC4-6					G6-3			4	0	1	1	0	1	3				
David Cone, L OBP: 0.133, SLG: 0.105		K					F8			3	0	0	0	0	1	3				
John Franco, L ERA: 2.03										0	0	0	0	0	0	0				
Inning Stats	R: 0 E: 0 K: 0 S: 7	H: 0 LOB: 0 BB: 0 P: 11	R: 1 E: 1 K: 1 S: 10	H: 1 LOB: 2 BB: 1 P: 19	R: 2 E: 1 K: 1 S: 18	H: 2 LOB: 2 BB: 1 P: 29	R: 0 E: 0 K: 0 S: 3	H: 1 LOB: 0 BB: 0 P: 5	R: 1 E: 0 K: 0 S: 15	H: 1 LOB: 1 BB: 1 P: 27	R: 0 E: 0 K: 0 S: 5	H: 0 LOB: 0 BB: 0 P: 8	R: 0 E: 0 K: 0 S: 15	H: 0 LOB: 1 BB: 1 P: 25	R: 0 E: 0 K: 1 S: 8	H: 0 LOB: 1 BB: 1 P: 15	1B: 4 2B: 0 3B: 0 HR: 1	SF: 1 SAC: 1 DP: 1 HBP: 0	WP: 1 PB: 0 SB: 2 CS: 0	PA: 35
PITCHER	IP WLS BF H R ER SO BB IBB HBP BLK WP HR S P ERA WHIP																			
Mike Morgan, R ERA: 2.55	(1, 1) 6.0 L 27 5 4 3 2 3 0 0 0 0 0 0 15 25 4.50 1.333																			
Ken Patterson, L ERA: 2.59	(7, 1) 1.0 4 0 0 0 0 1 0 0 0 0 0 0 15 25 0.00 1.000																			
Bob Scanlan, R ERA: 2.03	(8, 1) 1.0 4 0 0 0 0 1 0 0 0 0 0 0 8 15 0.00 1.000																			


Chicago Cubs @ New York Mets
Shea Stadium, Flushing, NY
Sun Aug 02 1992, 3:33 AM EDT
Att: 32,086 - Cloudy - 84 F

AB 28
R 4
H 5
RBI 4
BB 5
SO 3
LOB 14



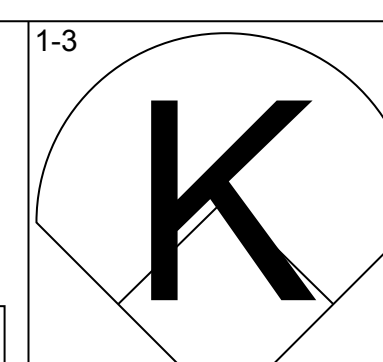
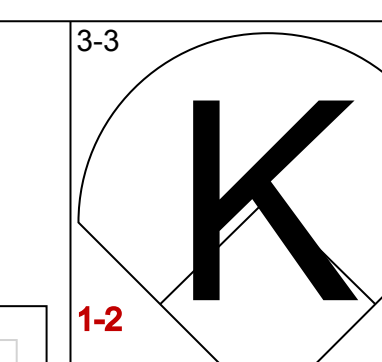
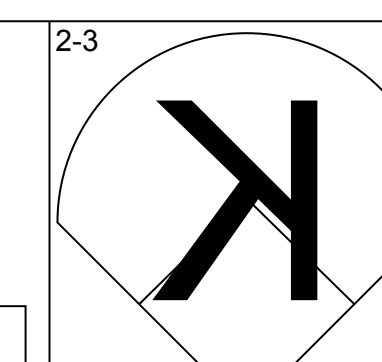
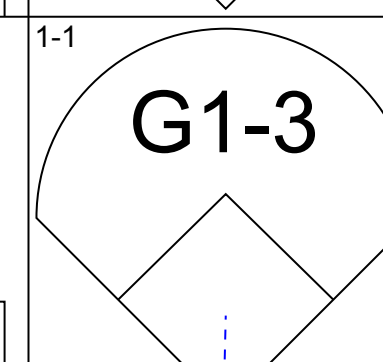
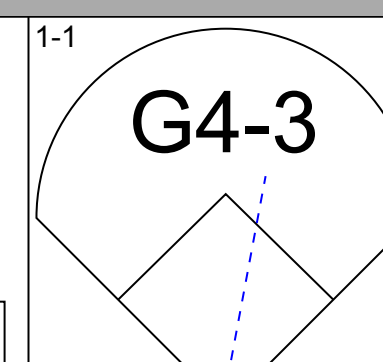
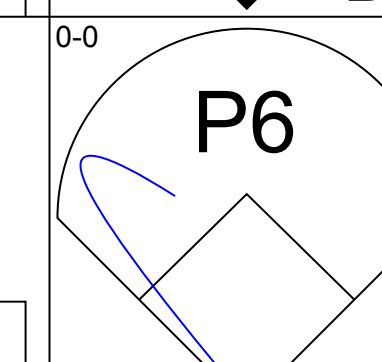
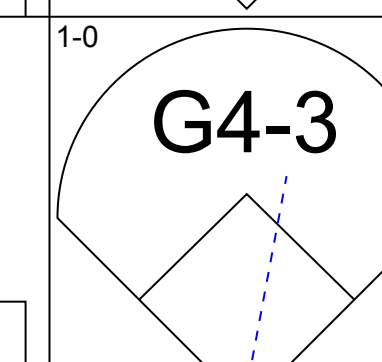
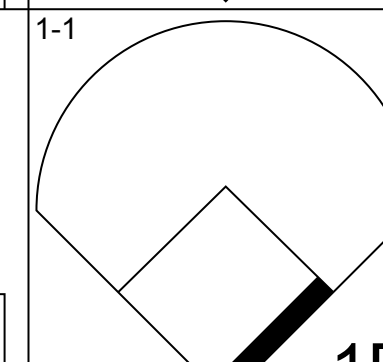
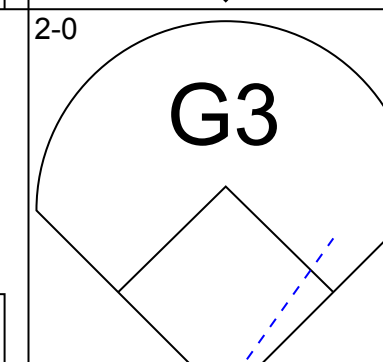
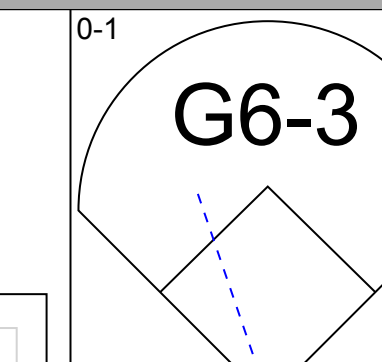
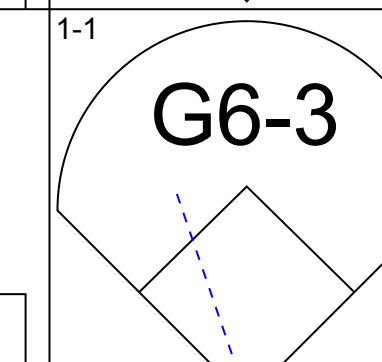
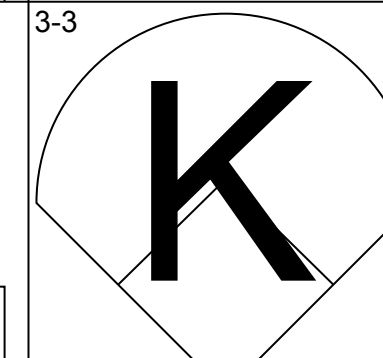
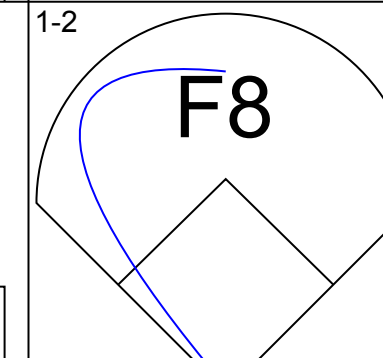
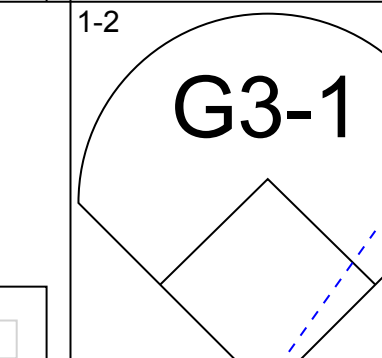
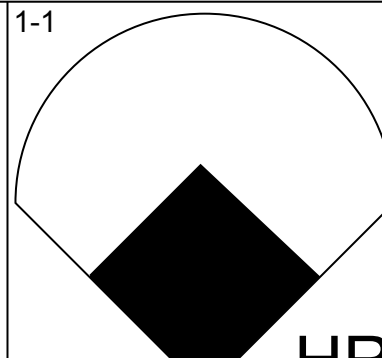
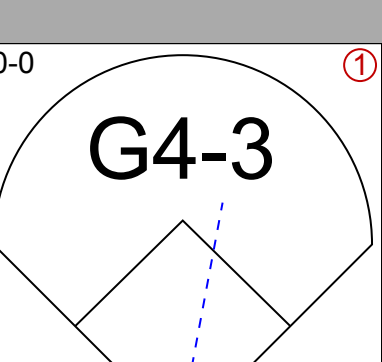
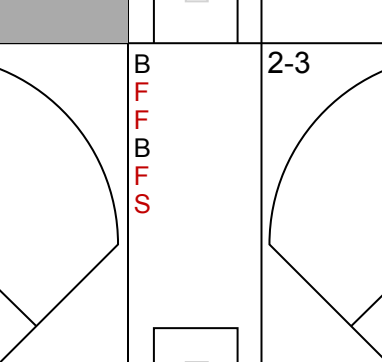
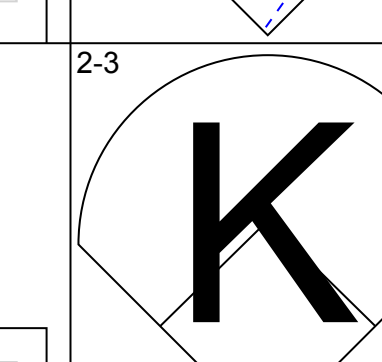
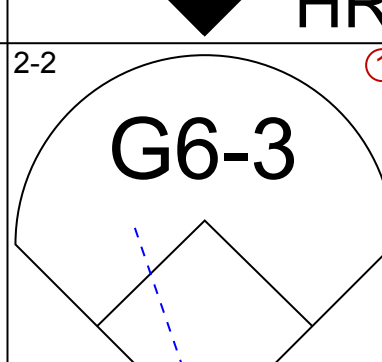

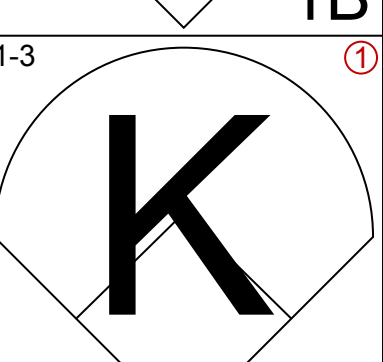
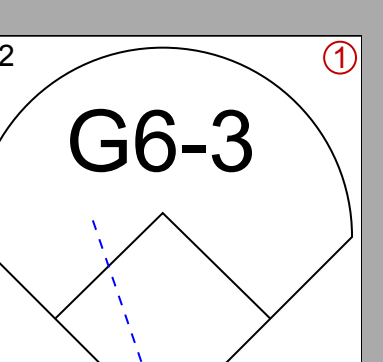
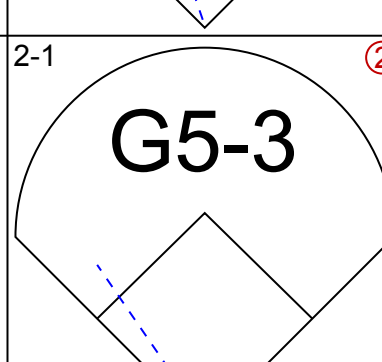

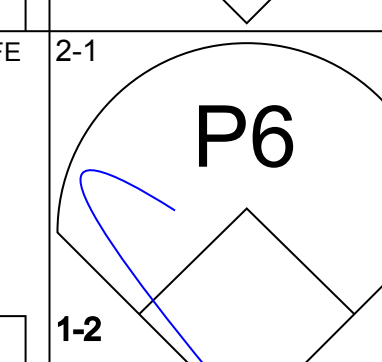
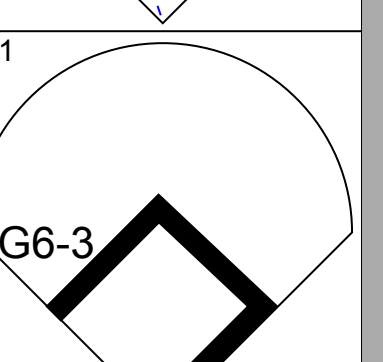
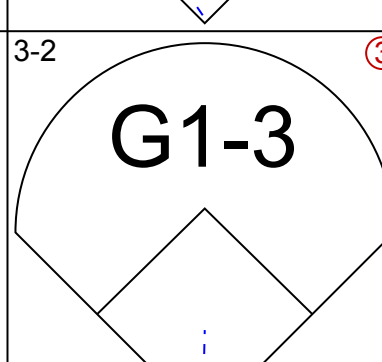
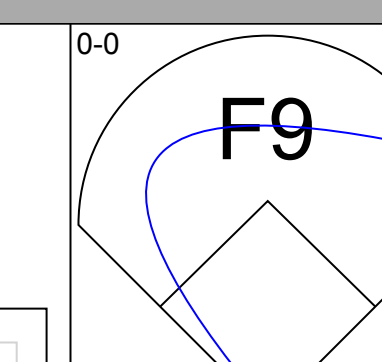
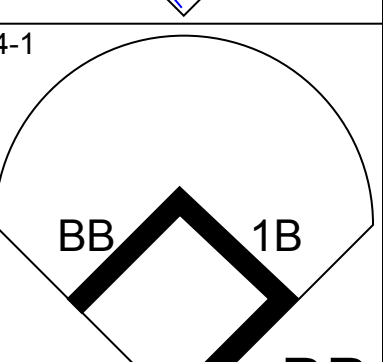
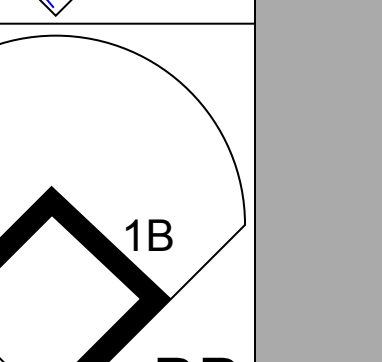
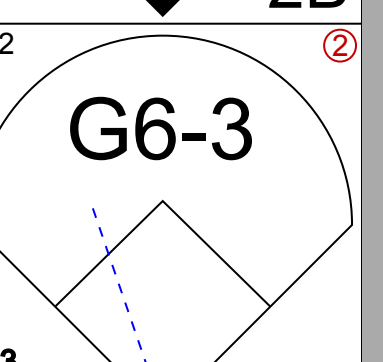
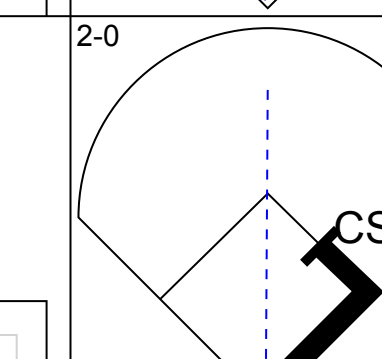
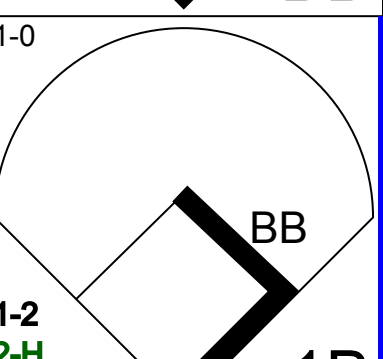
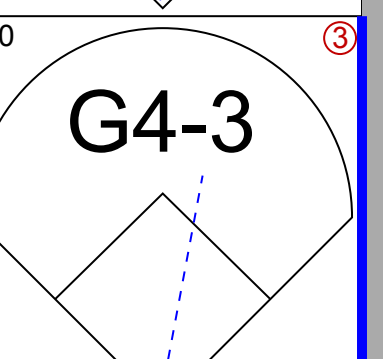
Batter	1	2	3	4	5	6	7	8	9	AB	R	H	RBI	BB	SO	LOB	TOP			
Daryl Boston, L (1,7) OBP: 0.305, SLG: 0.392	F9		BB	K			BB		F8	3	0	0	0	2	1	2	New York Mets @ Pittsburgh Pirates Three Rivers Stadium, Pittsburgh, PA Wed Aug 05 1992, 7:05 PM EDT Att: 30,009 - Cloudy - 74 F			
Chris Donnels, L (1,4) OBP: 0.333, SLG: 0.182 Jeff Innis, R (7,1)	F8		BB		G3-1		F8			3	0	0	0	1	0	1				
Willie Randolph, R (9,PH) OBP: 0.343, SLG: 0.315	F7		BB						BB	0	0	0	0	0	0	0				
Dave Magadan, L (1,5) OBP: 0.393, SLG: 0.350	F7		BB		G4-3				BB	5	0	1	0	0	1	4				
Eddie Murray, S (1,3) OBP: 0.319, SLG: 0.403	F9			1B	P6				1B	4	1	2	0	0	0	0				
Chico Walker, S (1,8) OBP: 0.310, SLG: 0.364 Pat Howell, S (8,8) OBP: 0.178, SLG: 0.140	G1-3		1B	FC4-6		K			P2	4	1	1	0	0	1	2				
Dave Gallagher, R (1,9) OBP: 0.287, SLG: 0.337	G5-3			SF8			G4-6-3		BB	2	0	1	1	1	0	0				
Todd Hundley, S (1,2) OBP: 0.263, SLG: 0.347			BB	E9	FC4-6		G4-6-3		K	4	0	2	0	0	1	4				
Dick Schofield, R (1,6) OBP: 0.312, SLG: 0.280 Bill Pecota, R (8,PH) OBP: 0.294, SLG: 0.270			K	FC4-6	PB		P2		F7	3	0	0	1	0	1	2				
Pete Schourek, L (1,1) OBP: 0.045, SLG: 0.045 Mackey Sasser, L (4,PH) OBP: 0.274, SLG: 0.315 Mark Dewey, R (4,1) Jeff McKnight, S (7,PH)	F7			K			K		K	1	0	0	0	0	0	1				
										2	0	0	0	0	0	0				
Inning Stats	R: 0 E: 0 K: 0 S: 6	H: 0 LOB: 0 BB: 0 P: 10	R: 0 E: 0 K: 0 S: 8	H: 0 LOB: 0 BB: 0 P: 10	R: 0 E: 1 K: 2 S: 16	H: 1 LOB: 3 BB: 2 P: 28	R: 2 E: 0 K: 2 S: 15	H: 3 LOB: 2 BB: 0 P: 28	R: 0 E: 0 K: 1 S: 7	H: 1 LOB: 0 BB: 0 P: 13	R: 0 E: 0 K: 1 S: 6	H: 0 LOB: 1 BB: 1 P: 13	R: 0 E: 0 K: 1 S: 14	H: 2 LOB: 3 BB: 1 P: 29	R: 0 E: 0 K: 1 S: 8	H: 0 LOB: 1 BB: 1 P: 18	1B: 7 2B: 0 3B: 0 HR: 0	SF: 1 SAC: 0 DP: 1 HBP: 0	WP: 0 PB: 1 SB: 1 CS: 0	PA: 39
PITCHER	IP WLS BF H R ER SO BB IBB HBP BLK WP HR S P ERA WHIP																			
Tim Wakefield, R (1,1) ERA: 1.06	8.0 W 35 7 2 2 7 4 0 0 0 0 0 0 78 144 2.25 1.375																			
Roger Mason, R (9,1) ERA: 3.66	1.0 4 0 0 0 1 1 0 0 0 0 0 0 8 18 0.00 1.000																			

AB	33
R	2
H	7
RBI	2
BB	5
SO	8
LOB	20



Batter	1	2	3	4	5	6	7	8	9	AB	R	H	RBI	BB	SO	LOB	BOTTOM			
Gary Redus, R (1,3) OBP: 0.295, SLG: 0.300	F9	F9		K						4	0	0	0	0	2	1	New York Mets @ Pittsburgh Pirates Three Rivers Stadium, Pittsburgh, PA Wed Aug 05 1992, 7:05 PM EDT Att: 30,009 - Cloudy - 74 F			
Jay Bell, R (1,6) OBP: 0.325, SLG: 0.346	1B		S	1B	K		G5-3			3	2	1	0	0	1	0				
Andy Van Slyke, L (1,8) OBP: 0.407, SLG: 0.503	S		SF7	1B	G6-3		G4-3			4	2	2	1	0	0	0				
Lloyd McClendon, R (1,9) OBP: 0.363, SLG: 0.339	1B	S	BB	K			G5-3			3	1	0	0	1	2	2				
Barry Bonds, L (1,7) OBP: 0.439, SLG: 0.606	SF7		2B	IBB	G4-3				G4-3	2	0	0	1	1	0	0				
Jeff King, R (1,5) OBP: 0.249, SLG: 0.348	S		1B	2B	F7				G4-3	4	1	2	2	0	0	0				
Don Slaught, R (1,2) OBP: 0.361, SLG: 0.447	F8		1B	2B			G6-3		G5-3	4	0	2	1	0	0	1				
Jose Lind, R (1,4) OBP: 0.263, SLG: 0.264		P4		BB			G6-3			2	0	0	0	1	0	1				
Tim Wakefield, R (1,1) Roger Mason, R (9,1)	F8			K			P3			3	0	0	0	0	1	3				
										0	0	0	0	0	0	0				
Inning Stats	R: 3 E: 0 K: 0 S: 14	H: 3 LOB: 1 BB: 1 P: 28	R: 0 E: 0 K: 0 S: 5	H: 0 LOB: 0 BB: 0 P: 8	R: 3 E: 0 K: 2 S: 15	H: 3 LOB: 2 BB: 2 P: 33	R: 0 E: 0 K: 2 S: 9	H: 0 LOB: 0 BB: 0 P: 13	R: 0 E: 0 K: 1 S: 12	H: 0 LOB: 0 BB: 0 P: 15	R: 0 E: 0 K: 1 S: 10	H: 1 LOB: 1 BB: 0 P: 12	R: 0 E: 0 K: 0 S: 5	H: 0 LOB: 0 BB: 0 P: 11	R: 0 E: 0 K: 0 S: 6	H: 0 LOB: 0 BB: 0 P: 12	1B: 4 2B: 3 3B: 0 HR: 0	SF: 1 SAC: 0 DP: 0 HBP: 1	WP: 0 PB: 0 SB: 5 CS: 0	PA: 34
PITCHER	IP WLS BF H R ER SO BB IBB HBP BLK WP HR S P ERA WHIP																			
Pete Schourek, L (1,1) ERA: 3.26	3.0 L 18 1 0 0 4 0 0 0 0 0 0 0 31 40 0.00 0.333																			
Mark Dewey, R (4,1) ERA: 4.97	3.0 10 1 0 0 4 0 0 0 0 0 0 0 11 23 0.00 0.000																			
Jeff Innis, R (7,1) ERA: 2.94	2.0 6 0 0 0 0 0 0 0 0 0 0 0 11 23 0.00 0.000																			

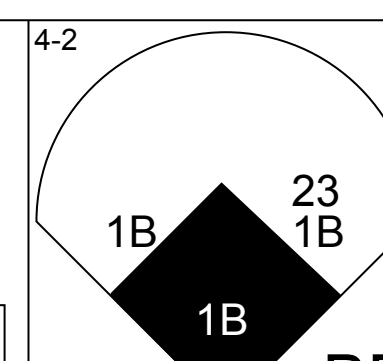
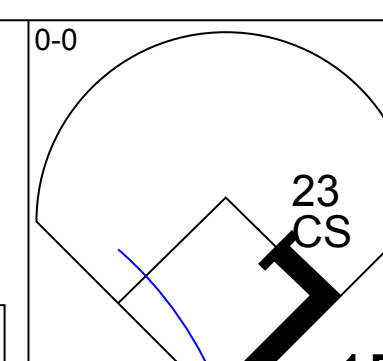
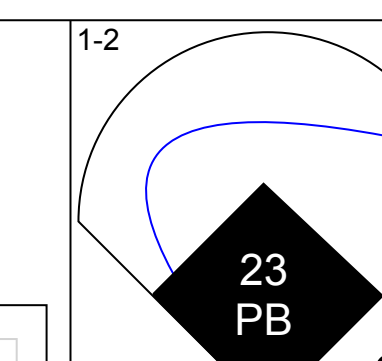
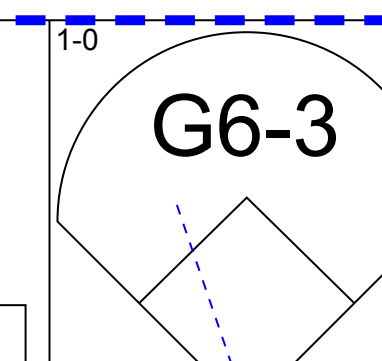
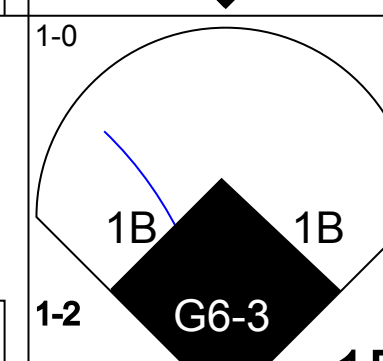
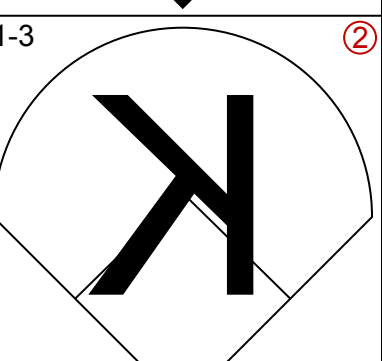
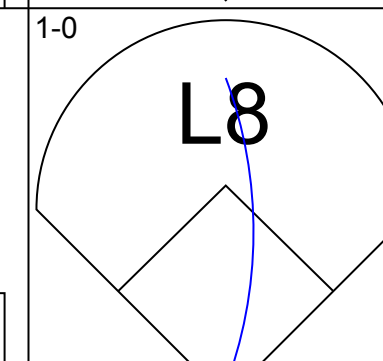
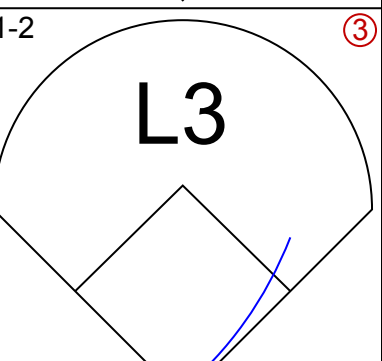

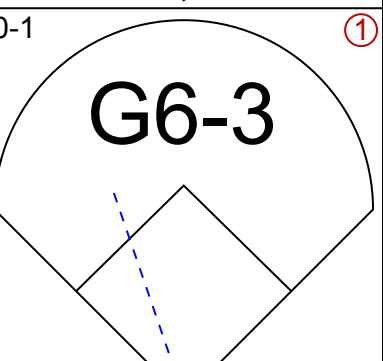
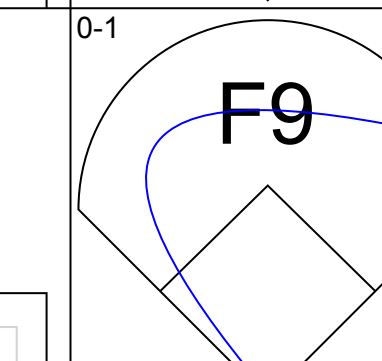
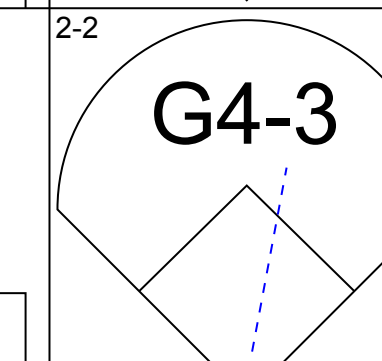
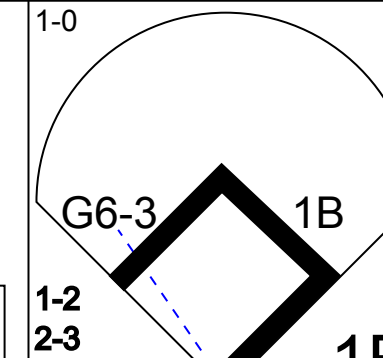

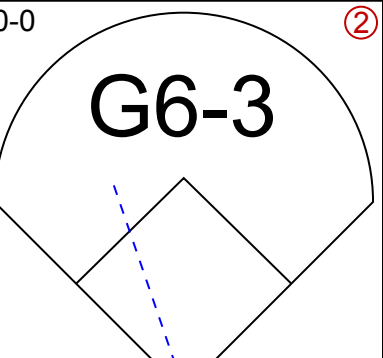


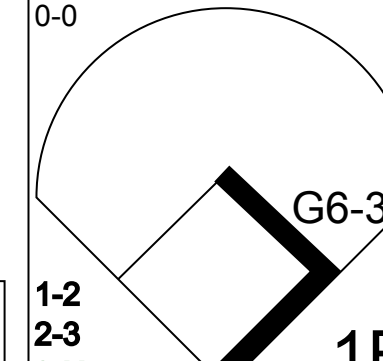
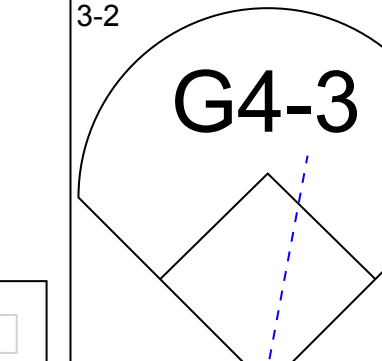
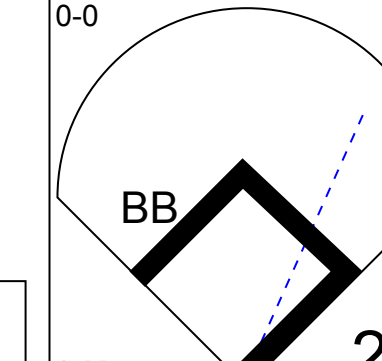
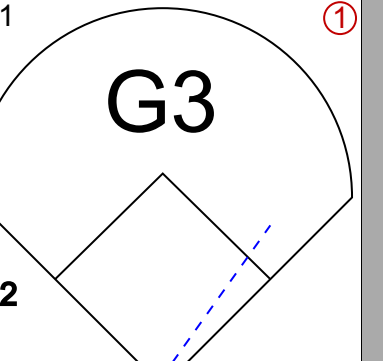

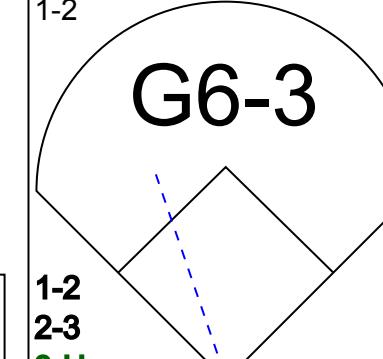
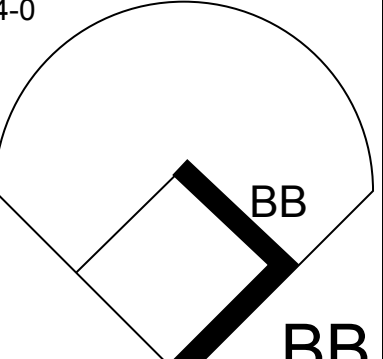
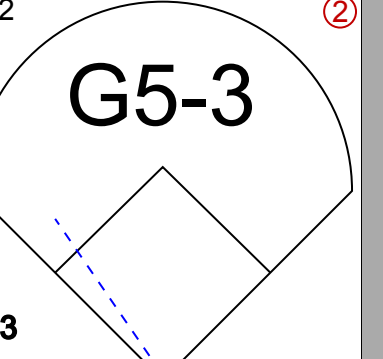
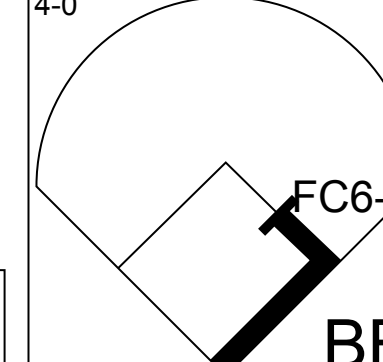
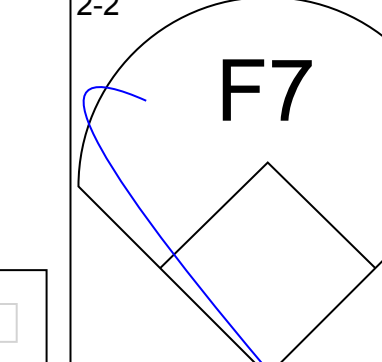
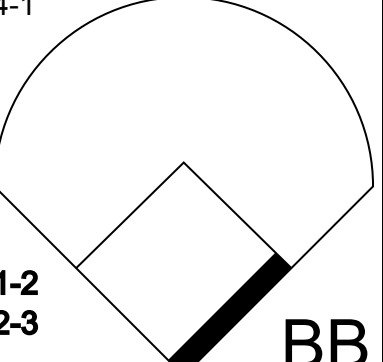
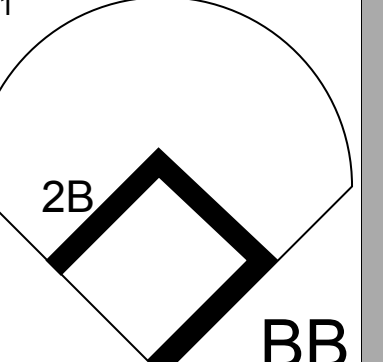
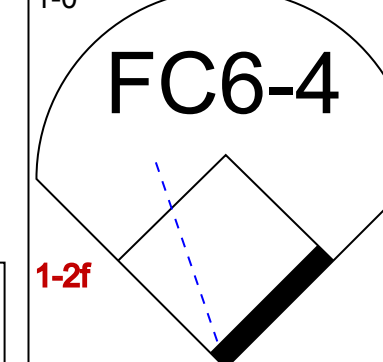

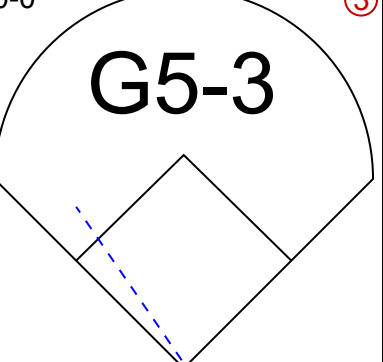
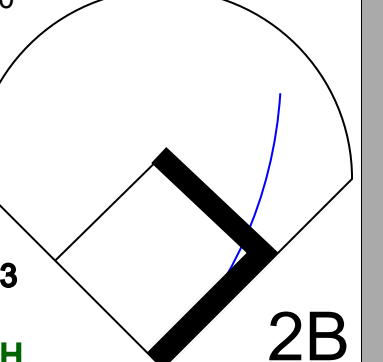



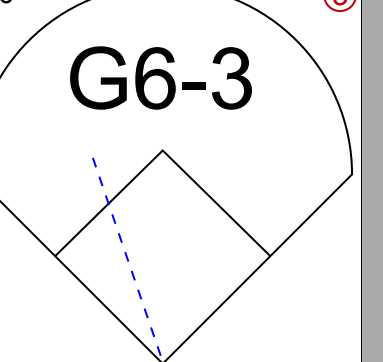
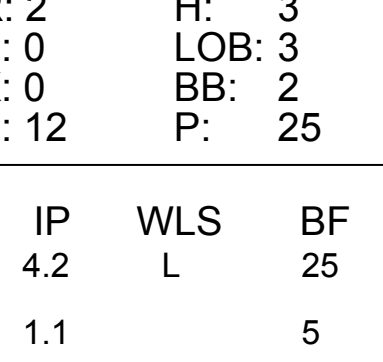
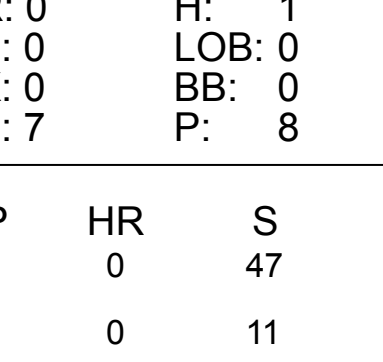
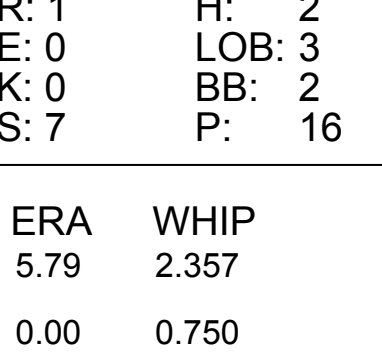
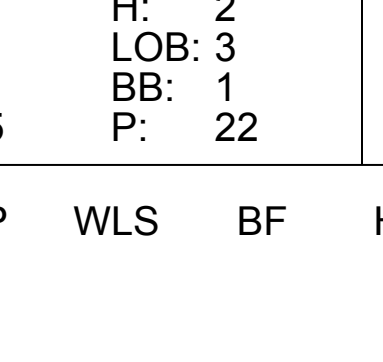






Batter	1	2	3	4	5	6	7	8	9	AB	R	H	RBI	BB	SO	LOB	TOP					
Chris Donnels, L OBP: 0.316, SLG: 0.143										3	0	0	0	1	3	1						
Dave Magadan, L OBP: 0.369, SLG: 0.346										4	0	0	0	0	0	3						
Daryl Boston, L OBP: 0.304, SLG: 0.389										4	0	1	0	0	0	0						
Eddie Murray, S OBP: 0.319, SLG: 0.409										4	1	1	1	0	1	1						
Chico Walker, S OBP: 0.308, SLG: 0.361										0	1	0	0	0	0	0						
Dave Gallagher, R OBP: 0.277, SLG: 0.324										4	0	0	0	0	2	1						
Todd Hundley, S OBP: 0.263, SLG: 0.350										4	0	1	0	0	1	1						
Dick Schofield, R OBP: 0.313, SLG: 0.278										2	0	0	0	1	0	1						
Wally Whitehurst, R OBP: 0.294, SLG: 0.313										2	0	2	1	0	0	0						
Tom Filer, R										0	0	0	0	0	0	0						
Mackey Sasser, L										1	0	0	0	0	0	1						
Lee Guetterman, L										0	0	0	0	0	0	0						
Jeff Innis, R										0	0	0	0	0	0	0						
Inning Stats	R: 0 E: 0 K: 2 S: 10	H: 1 LOB: 1 BB: 0 P: 16	R: 0 E: 0 K: 2 S: 7	H: 0 LOB: 0 BB: 0 P: 9	R: 0 E: 0 K: 1 S: 5	H: 1 LOB: 1 BB: 0 P: 10	R: 0 E: 0 K: 0 S: 7	H: 0 LOB: 0 BB: 0 P: 11	R: 1 E: 0 K: 1 S: 12	H: 2 LOB: 3 BB: 2 P: 24	R: 0 E: 0 K: 1 S: 9	H: 0 LOB: 0 BB: 0 P: 12	R: 0 E: 0 K: 0 S: 9	H: 1 LOB: 1 BB: 0 P: 19	R: 0 E: 0 K: 1 S: 6	H: 0 LOB: 0 BB: 0 P: 10	R: 1 E: 0 K: 0 S: 10	H: 1 LOB: 0 BB: 0 P: 18	1B: 4 2B: 2 3B: 0 HR: 1	SF: 0 SAC: 0 DP: 1 HBP: 0	WP: 0 PB: 0 SB: 1 CS: 1	PA: 34
PITCHER Greg Maddux, R ERA: 2.26	IP: 9.0 WLS: W BF: 34 H: 6 R: 2 ER: 2 SO: 8 BB: 2 IBB: 0 HBP: 0 BLK: 0 WP: 0 HR: 1 S: 75 P: 129 ERA: 2.00 WHIP: 0.889															PITCHER						

New York Mets @ Chicago Cubs
Wrigley Field, Chicago, IL
Thu Aug 06 1992, 7:05 PM CDT
Att: 34,971 - Sunny - 74 F

AB 28
R 2
H 5
RBI 2
BB 2
SO 7
LOB 9



Batter	1	2	3	4	5	6	7	8	9	AB	R	H	RBI	BB	SO	LOB	BOTTOM			
Sammy Sosa, R OBP: 0.317, SLG: 0.393										0	0	0	0	1	0	0				
Doug Dascenzo, S OBP: 0.314, SLG: 0.317										4	2	3	0	0	0	0				
23 Ryne Sandberg, R OBP: 0.364, SLG: 0.478										5	2	2	0	0	1	1				
Mark Grace, L OBP: 0.404, SLG: 0.450										5	0	0	0	0	0	4				
Kal Daniels, L OBP: 0.316, SLG: 0.378										4	0	2	0	0	0	1				
Dwight Smith, L OBP: 0.293, SLG: 0.387										0	1	0	0	0	0	0				
Derrick May, L OBP: 0.303, SLG: 0.360										4	0	2	2	0	0	1				
Steve Buechele, R OBP: 0.341, SLG: 0.395										3	0	0	1	1	0	4				
Rick Wilkins, L OBP: 0.347, SLG: 0.435										1	0	0	0	3	0	1				
Rey Sanchez, R OBP: 0.267, SLG: 0.313										4	0	1	1	0	0	6				
Greg Maddux, R OBP: 0.154, SLG: 0.234										4	0	0	0	0	1	3				
Inning Stats	R: 2 E: 0 K: 0 S: 12	H: 3 LOB: 3 BB: 2 P: 25	R: 0 E: 0 K: 1 S: 11	H: 1 LOB: 1 BB: 0 P: 18	R: 0 E: 1 K: 0 S: 11	H: 0 LOB: 1 BB: 0 P: 19	R: 0 E: 0 K: 0 S: 7	H: 1 LOB: 0 BB: 0 P: 8	R: 1 E: 0 K: 0 S: 7	H: 2 LOB: 3 BB: 2 P: 16	R: 1 E: 0 K: 1 S: 10	H: 1 LOB: 0 BB: 0 P: 15	R: 1 E: 0 K: 0 S: 15	H: 2 LOB: 3 BB: 1 P: 22	R: 0 E: 0 K: 0 S: 6	H: 0 LOB: 0 BB: 0 P: 11	1B: 5 2B: 3 3B: 2 HR: 0	SF: 0 SAC: 0 DP: 0 HBP: 0	WP: 1 PB: 1 SB: 0 CS: 1	PA: 40
PITCHER Wally Whitehurst, R ERA: 3.19	IP: 4.2 WLS: L BF: 25 H: 7 R: 3 ER: 3 SO: 3 BB: 4 IBB: 0 HBP: 0 BLK: 0 WP: 0 HR: 0 S: 47 P: 85 ERA: 5.79 WHIP: 2.357															PITCHER				
Tom Filer, R ERA: 2.14	IP: 1.1 WLS: 1 BF: 5 H: 1 R: 1 ER: 0 SO: 1 BB: 0 IBB: 0 HBP: 0 BLK: 0 WP: 0 HR: 0 S: 11 P: 16 ERA: 0.00 WHIP: 0.750																			
Lee Guetterman, L ERA: 0.31	IP: 1.0 WLS: 6 BF: 2 H: 2 R: 1 ER: 1 SO: 0 BB: 1 IBB: 0 HBP: 0 BLK: 0 WP: 1 HR: 0 S: 15 P: 22 ERA: 9.00 WHIP: 3.000																			
Jeff Innis, R ERA: 2.89	IP: 1.0 WLS: 3 BF: 0 H: 0 R: 0 ER: 0 SO: 0 BB: 0 IBB: 0 HBP: 0 BLK: 0 WP: 0 HR: 0 S: 6 P: 11 ERA: 0.00 WHIP: 0.000																			

New York Mets @ Chicago Cubs
Wrigley Field, Chicago, IL
Thu Aug 06 1992, 7:05 PM CDT
Att: 34,971 - Sunny - 74 F

AB 34
R 5
H 10
RBI 4
BB 5
SO 2
LOB 21



Batter	1	2	3	4	5	6	7	8	9	AB	R	H	RBI	BB	SO	LOB	TOP						
Vince Coleman, S OBP: 0.373, SLG: 0.407	G3-1		G4-3				P6		G4-3	5	1	1	0	0	0	0							
Dave Magadan, L OBP: 0.390, SLG: 0.346 Bill Pecota, R OBP: 0.295, SLG: 0.268	F7			G1-3					G6-3	3	0	1	1	0	0	0							
Kevin Bass, S OBP: 0.313, SLG: 0.410	L6			G5-3						3	1	1	1	1	0	1							
Eddie Murray, S OBP: 0.324, SLG: 0.415										3	0	2	1	1	0	2							
Daryl Boston, L OBP: 0.306, SLG: 0.386	F8			G5-3					G3	4	0	0	0	0	0	4							
Chris Donnels, L OBP: 0.375, SLG: 0.278										3	0	2	0	1	0	0							
Charlie O'Brien, R OBP: 0.292, SLG: 0.320 Todd Hundley, S OBP: 0.256, SLG: 0.341	G4-3			G4-3			K		K	2	0	0	0	0	0	4	AB 34						
Dick Schofield, R OBP: 0.306, SLG: 0.272				F8			F9		G1	4	0	0	0	0	0	1	R 3						
Dwight Gooden, R OBP: 0.289, SLG: 0.311 Anthony Young, R OBP: 0.143, SLG: 0.111 Chicago Walker, S OBP: 0.311, SLG: 0.358 Lee Guetterman, L OBP: 0.311, SLG: 0.358	F8								G3-1	2	1	1	0	0	0	0	H 9						
										1	0	0	0	0	1	0	RBI 3						
										0	0	0	0	0	0	0	BB 3						
										0	0	0	0	0	0	0	SO 3						
																	LOB 13						
Inning Stats	R: 0 E: 0 K: 0 S: 7	H: 0 LOB: 0 BB: 0 P: 11	R: 0 E: 0 K: 0 S: 7	H: 2 LOB: 1 BB: 0 P: 12	R: 0 E: 0 K: 0 S: 8	H: 0 LOB: 0 BB: 0 P: 10	R: 0 E: 0 K: 0 S: 11	H: 1 LOB: 3 BB: 2 P: 25	R: 3 E: 0 K: 0 S: 13	H: 4 LOB: 1 BB: 0 P: 18	R: 0 E: 0 K: 1 S: 7	H: 0 LOB: 0 BB: 0 P: 12	R: 0 E: 0 K: 1 S: 14	H: 1 LOB: 2 BB: 1 P: 22	R: 0 E: 0 K: 1 S: 6	H: 1 LOB: 1 BB: 0 P: 10	R: 0 E: 0 K: 0 S: 6	H: 0 LOB: 0 BB: 0 P: 10	1B: 7 2B: 2 3B: 0 HR: 0	SF: 0 SAC: 0 DP: 0 HBP: 0	WP: 0 PB: 0 SB: 3 CS: 1	PA: 38	
PITCHER	IP WLS BF H R ER SO BB IBB HBP BLK WP HR S P ERA WHIP	IP WLS BF H R ER SO BB IBB HBP BLK WP HR S P ERA WHIP	IP WLS BF H R ER SO BB IBB HBP BLK WP HR S P ERA WHIP	IP WLS BF H R ER SO BB IBB HBP BLK WP HR S P ERA WHIP	IP WLS BF H R ER SO BB IBB HBP BLK WP HR S P ERA WHIP	IP WLS BF H R ER SO BB IBB HBP BLK WP HR S P ERA WHIP	IP WLS BF H R ER SO BB IBB HBP BLK WP HR S P ERA WHIP	IP WLS BF H R ER SO BB IBB HBP BLK WP HR S P ERA WHIP	IP WLS BF H R ER SO BB IBB HBP BLK WP HR S P ERA WHIP	IP WLS BF H R ER SO BB IBB HBP BLK WP HR S P ERA WHIP	IP WLS BF H R ER SO BB IBB HBP BLK WP HR S P ERA WHIP	IP WLS BF H R ER SO BB IBB HBP BLK WP HR S P ERA WHIP	IP WLS BF H R ER SO BB IBB HBP BLK WP HR S P ERA WHIP	IP WLS BF H R ER SO BB IBB HBP BLK WP HR S P ERA WHIP	IP WLS BF H R ER SO BB IBB HBP BLK WP HR S P ERA WHIP	IP WLS BF H R ER SO BB IBB HBP BLK WP HR S P ERA WHIP	IP WLS BF H R ER SO BB IBB HBP BLK WP HR S P ERA WHIP	IP WLS BF H R ER SO BB IBB HBP BLK WP HR S P ERA WHIP	IP WLS BF H R ER SO BB IBB HBP BLK WP HR S P ERA WHIP	IP WLS BF H R ER SO BB IBB HBP BLK WP HR S P ERA WHIP	IP WLS BF H R ER SO BB IBB HBP BLK WP HR S P ERA WHIP	IP WLS BF H R ER SO BB IBB HBP BLK WP HR S P ERA WHIP	IP WLS BF H R ER SO BB IBB HBP BLK WP HR S P ERA WHIP

New York Mets @ Chicago Cubs
Wrigley Field, Chicago, IL
Sat Aug 08 1992, 3:33 AM CDT
Att: 35,653 - Sunny - 79 F

AB	34
R	3
H	9
RBI	3
BB	3
SO	3
LOB	13



Batter	1	2	3	4	5	6	7	8	9	AB	R	H	RBI	BB	SO	LOB	BOTTOM						
Doug Dascenzo, S OBP: 0.317, SLG: 0.325	G6-3			P5					CS	5	2	3	0	0	0	2							
23 Ryne Sandberg, R OBP: 0.363, SLG: 0.476	G4-3			BB						4	1	2	1	1	0	2							
Mark Grace, L OBP: 0.401, SLG: 0.447	F7			G3					SF7	4	0	1	1	0	0	1							
Kal Daniels, L OBP: 0.318, SLG: 0.376	G4-3			G3					F7	3	1	1	0	1	0	1							
Derrick May, L OBP: 0.309, SLG: 0.366	F8			G3					SF7	3	0	1	2	1	0	3							
Rick Wilkins, L OBP: 0.349, SLG: 0.431				F8					F7	4	0	2	0	0	0	3							
Steve Buechele, R OBP: 0.344, SLG: 0.394				G1-3					F8	4	0	1	0	0	0	4	AB 33						
Rey Sanchez, R OBP: 0.276, SLG: 0.321	G1-3			F7					G4-3	4	0	0	0	0	0	2	R 4						
Frank Castillo, R OBP: 0.116, SLG: 0.073 Chuck McElroy, L OBP: 0.697, SLG: 1.333 Dwight Smith, L OBP: 0.297, SLG: 0.384 Jim Bullinger, R OBP: 0.500, SLG: 2.000	K			K					CS	2	0	0	0	0	0	0	H 11						
										0	0	0	0	0	0	0	RBI 4						
										0	0	0	0	0	0	0	BB 4						
										0	0	0	0	1	0	0	SO 2						
										0	0	0	0	0	0	0	LOB 20						
Inning Stats	R: 1 E: 0 K: 0 S: 18	H: 2 LOB: 1 BB: 0 P: 29	R: 0 E: 0 K: 1 S: 13	H: 2 LOB: 2 BB: 0 P: 19	R: 1 E: 0 K: 0 S: 13	H: 1 LOB: 2 BB: 2 P: 23	R: 0 E: 0 K: 1 S: 8	H: 0 LOB: 0 BB: 0 P: 12	R: 1 E: 1 K: 0 S: 6	H: 3 LOB: 2 BB: 0 P: 22	R: 0 E: 0 K: 0 S: 10	H: 1 LOB: 1 BB: 0 P: 7	R: 0 E: 0 K: 0 S: 10	H: 0 LOB: 1 BB: 1 P: 21	R: 0 E: 0 K: 0 S: 8	H: 0 LOB: 0 BB: 1 P: 16	R: 0 E: 0 K: 0 S: 9	H: 2 LOB: 1 BB: 0 P: 12	1B: 9 2B: 2 3B: 0 HR: 0	SF: 1 SAC: 1 DP: 1 HBP: 0	WP: 0 PB: 0 SB: 1 CS: 1	PA: 40	
PITCHER	IP WLS BF H R ER SO BB IBB HBP BLK WP HR S P ERA WHIP	IP WLS BF H R ER SO BB IBB HBP BLK WP HR S P ERA WHIP	IP WLS BF H R ER SO BB IBB HBP BLK WP HR S P ERA WHIP	IP WLS BF H R ER SO BB IBB HBP BLK WP HR S P ERA WHIP	IP WLS BF H R ER SO BB IBB HBP BLK WP HR S P ERA WHIP	IP WLS BF H R ER SO BB IBB HBP BLK WP HR S P ERA WHIP	IP WLS BF H R ER SO BB IBB HBP BLK WP HR S P ERA WHIP	IP WLS BF H R ER SO BB IBB HBP BLK WP HR S P ERA WHIP	IP WLS BF H R ER SO BB IBB HBP BLK WP HR S P ERA WHIP	IP WLS BF H R ER SO BB IBB HBP BLK WP HR S P ERA WHIP	IP WLS BF H R ER SO BB IBB HBP BLK WP HR S P ERA WHIP	IP WLS BF H R ER SO BB IBB HBP BLK WP HR S P ERA WHIP	IP WLS BF H R ER SO BB IBB HBP BLK WP HR S P ERA WHIP	IP WLS BF H R ER SO BB IBB HBP BLK WP HR S P ERA WHIP	IP WLS BF H R ER SO BB IBB HBP BLK WP HR S P ERA WHIP	IP WLS BF H R ER SO BB IBB HBP BLK WP HR S P ERA WHIP	IP WLS BF H R ER SO BB IBB HBP BLK WP HR S P ERA WHIP	IP WLS BF H R ER SO BB IBB HBP BLK WP HR S P ERA WHIP	IP WLS BF H R ER SO BB IBB HBP BLK WP HR S P ERA WHIP	IP WLS BF H R ER SO BB IBB HBP BLK WP HR S P ERA WHIP	IP WLS BF H R ER SO BB IBB HBP BLK WP HR S P ERA WHIP	IP WLS BF H R ER SO BB IBB HBP BLK WP HR S P ERA WHIP	IP WLS BF H R ER SO BB IBB HBP BLK WP HR S P ERA WHIP

New York Mets @ Chicago Cubs
Wrigley Field, Chicago, IL
Sat Aug 08 1992, 3:33 AM CDT
Att: 35,653 - Sunny - 79 F

AB	33
R	4
H	11
RBI	4
BB	4
SO	2
LOB	20



Batter	1	2	3	4	5	6	7	8	9	AB	R	H	RBI	BB	SO	LOB	TOP					
Vince Coleman, S (1, 8) OBP: 0.373, SLG: 0.407	1-2 CS 1B		1-3 K		1-1 B2-3		1-1 FC4-6 1B		0-0 1B	5	0	2	0	0	1	3	New York Mets @ Chicago Cubs Wrigley Field, Chicago, IL Sun Aug 09 1992, 7:05 PM CDT Att: 32,993 - Cloudy - 79 F					
Willie Randolph, R (1, 4) OBP: 0.345, SLG: 0.315	1 SAFE 1 SAFE P4	2-1 P4	0-0 G1-3		4-0 BB		1 SAFE 1 SAFE 1 SAFE 1 SAFE 1 SAFE 1 SAFE 1B		1-1 G1-3	3	0	1	0	1	0	3						
Lee Guetterman, L (7, 1)										0	0	0	0	0	0	0						
John Franco, L (8, 1)										0	0	0	0	0	0	0						
Chico Walker, S (9, PH) OBP: 0.309, SLG: 0.355	1-2									0	0	0	0	0	0	0						
Kevin Bass, S (1, 7) OBP: 0.308, SLG: 0.404	1-3 K			2-0 F7	1-3 K			0-1 G5-3		4	0	0	0	0	2	1						
Eddie Murray, S (1, 3) OBP: 0.323, SLG: 0.421		1-1 G5-3		2-3 K		0-1 HR		1-0 F9		4	1	1	1	0	1	0						
Daryl Boston, L (1, 9) OBP: 0.307, SLG: 0.400		3-1 F8		3-1 HR		3-2 P5		1-1 1B		3	1	1	1	0	0	0						
Dave Gallagher, R (8, PH) OBP: 0.283, SLG: 0.330										1	0	1	0	0	0	0						
Chris Donnels, L (1, 5) OBP: 0.357, SLG: 0.273		0-0 G3		3-1 WP 1B		1-0 G4-3		0-0 G4-3		4	0	1	0	0	0	1						
Todd Hundley, S (1, 2) OBP: 0.256, SLG: 0.336			2-1 P5	4-0 1B		1-1 F8			1-3 K	3	0	0	0	1	1	0						
Dick Schofield, R (1, 6) OBP: 0.307, SLG: 0.273			0-1 1B	1-3 K			1-1 F9		1-0 G5-3	2	0	1	0	0	1	2						
Bill Pecota, R (7, PH) OBP: 0.292, SLG: 0.266										2	0	0	0	0	0	0						
Sid Fernandez, L (1, 1) OBP: 0.226, SLG: 0.264			2-2 1B		0-1 F9		0-1 FC4-6 1B		4-0 1B	2	0	1	0	0	0	0						
Jeff McKnight, S (7, PH) OBP: 0.500, SLG: 0.333										1	0	1	0	1	0	0						
Inning Stats	R: 0 E: 0 K: 1 S: 9	H: 1 LOB: 0 BB: 0 P: 12	R: 0 E: 0 K: 0 S: 5	H: 0 LOB: 0 BB: 0 P: 9	R: 0 E: 0 K: 1 S: 12	H: 2 LOB: 2 BB: 0 P: 17	R: 1 E: 0 K: 2 S: 11	H: 2 LOB: 2 BB: 1 P: 26	R: 0 E: 0 K: 1 S: 7	H: 0 LOB: 0 BB: 0 P: 13	R: 1 E: 0 K: 0 S: 8	H: 1 LOB: 0 BB: 0 P: 13	R: 0 E: 0 K: 0 S: 9	H: 2 LOB: 2 BB: 0 P: 14	R: 0 E: 0 K: 0 S: 6	H: 1 LOB: 1 BB: 0 P: 8	R: 0 E: 0 K: 1 S: 7	H: 1 LOB: 2 BB: 1 P: 14	1B: 8 2B: 0 3B: 0 HR: 2	SF: 0 SAC: 0 DP: 0 HBP: 0	WP: 1 PB: 0 SB: 1 CS: 1	PA: 38
PITCHER	IP WLS BF H R ER SO BB IBB HBP BLK WP HR S P ERA WHIP	IP WLS BF H R ER SO BB IBB HBP BLK WP HR S P ERA WHIP	IP WLS BF H R ER SO BB IBB HBP BLK WP HR S P ERA WHIP	IP WLS BF H R ER SO BB IBB HBP BLK WP HR S P ERA WHIP	IP WLS BF H R ER SO BB IBB HBP BLK WP HR S P ERA WHIP	IP WLS BF H R ER SO BB IBB HBP BLK WP HR S P ERA WHIP	IP WLS BF H R ER SO BB IBB HBP BLK WP HR S P ERA WHIP	IP WLS BF H R ER SO BB IBB HBP BLK WP HR S P ERA WHIP	IP WLS BF H R ER SO BB IBB HBP BLK WP HR S P ERA WHIP	IP WLS BF H R ER SO BB IBB HBP BLK WP HR S P ERA WHIP	IP WLS BF H R ER SO BB IBB HBP BLK WP HR S P ERA WHIP	IP WLS BF H R ER SO BB IBB HBP BLK WP HR S P ERA WHIP	IP WLS BF H R ER SO BB IBB HBP BLK WP HR S P ERA WHIP	IP WLS BF H R ER SO BB IBB HBP BLK WP HR S P ERA WHIP	IP WLS BF H R ER SO BB IBB HBP BLK WP HR S P ERA WHIP	IP WLS BF H R ER SO BB IBB HBP BLK WP HR S P ERA WHIP	IP WLS BF H R ER SO BB IBB HBP BLK WP HR S P ERA WHIP					
Mike Harkey, R (1, 1) ERA: 2.21	6.0	W	25	6	2	2	5	2	0	0	0	0	1	2	52	90	3.00	1.333				
Jim Bullinger, R (7, 1) ERA: 4.45	1.0		4	2	0	0	0	0	0	0	0	0	0	0	9	14	0.00	2.000				
Paul Assenmacher, L (8, 1) ERA: 3.11	2.0		9	2	0	0	1	1	0	0	0	0	0	0	13	22	0.00	1.500				

AB	34
R	2
H	10
RBI	2
BB	3
SO	6
LOB	10



Batter	1	2	3	4	5	6	7	8	9	AB	R	H	RBI	BB	SO	LOB	BOTTOM			
Doug Dascenzo, S (1, 8) OBP: 0.315, SLG: 0.322	2-1 F9	2-2 E7 1B		2-1 L7		1-2 F9		1-0 G6-3		5	0	1	1	0	0	1	New York Mets @ Chicago Cubs Wrigley Field, Chicago, IL Sun Aug 09 1992, 7:05 PM CDT Att: 32,993 - Cloudy - 79 F			
23 Ryne Sandberg, R (1, 4) OBP: 0.382, SLG: 0.476	1-2 P4	1-2 G4-3			1-1 2B		1-2 G1-3			4	1	1	0	0	0	1				
Mark Grace, L (1, 3) OBP: 0.404, SLG: 0.451	4-1 1B BB		1-0 F9		0-0 2B		3-2 1B 2B		3-2 1B	3	2	2	1	1	0	0				
Andre Dawson, R (1, 9) OBP: 0.288, SLG: 0.424	0-0 1B		2-2 2B		2-3 K		1-1 3B 1B		1-2 3B 1B	4	1	3	0	0	1	1				
Steve Buechele, R (1, 5) OBP: 0.343, SLG: 0.398	1-3 K		3-1 G6-3		2-3 K		1-0 3B		1-1 G1-3	4	0	1	2	0	2	4				
Luis Salazar, R (1, 7) OBP: 0.242, SLG: 0.294		0-0 G5-3		1-2 F8		0-1 2B		1-1 G1-3		4	0	1	1	0	0	2				
Paul Assenmacher, L (8, 1)										0	0	0	0	0	0	0				
Joe Girardi, R (1, 2) OBP: 0.342, SLG: 0.320		2-0 2B 3B		0-0 G4-3		0-0 F8		1-0 F9		4	1	1	0	0	0	2				
Rey Sanchez, R (1, 6) OBP: 0.281, SLG: 0.335		1-0 E 2B		1-0 2B		1-0 F8		1-0 E6		4	1	2	1	0	0	0				
Mike Harkey, R (1, 1) OBP: 0.125, SLG: 0.125		3-H P5		2-3 K		2-3 K		2-3 K		2	0	0	0	0	1	2				
Jeff Kunkel, R (6, PH) OBP: 0.083, SLG: 0.083										1	0	0	0	0	1	0				
Jim Bullinger, R (7, 1) OBP: 0.500, SLG: 2.000										0	0	0	0	0	0	0				
Derrick May, L (8, 7) OBP: 0.308, SLG: 0.364										1	0	0	0	0	1	1				
Inning Stats	R: 0 E: 0 K: 1 S: 11	H: 1 LOB: 2 BB: 1 P: 19	R: 2 E: 1 K: 0 S: 15	H: 3 LOB: 1 BB: 0 P: 21	R: 0 E: 0 K: 0 S: 11	H: 1 LOB: 1 BB: 0 P: 18	R: 0 E: 0 K: 1 S: 7	H: 1 LOB: 1 BB: 0 P: 12	R: 2 E: 0 K: 2 S: 14	H: 3 LOB: 1 BB: 0 P: 19	R: 0 E: 0 K: 1 S: 11	H: 0 LOB: 0 BB: 0 P: 15	R: 2 E: 0 K: 0 S: 13	H: 3 LOB: 1 BB: 0 P: 21	R: 0 E: 1 K: 1 S: 5	H: 0 LOB: 0 BB: 0 P: 9	1B: 4 2B: 6 3B: 2 HR: 0	SF: 0 SAC: 0 DP: 0 HBP: 0	WP: 0 PB: 0 SB: 0 CS: 1	PA: 37
PITCHER	IP WLS BF H R ER SO BB IBB HBP BLK WP HR S P ERA WHIP	IP WLS BF H R ER SO BB IBB HBP BLK WP HR S P ERA WHIP	IP WLS BF H R ER SO BB IBB HBP BLK WP HR S P ERA WHIP	IP WLS BF H R ER SO BB IBB HBP BLK WP HR S P ERA WHIP	IP WLS BF H R ER SO BB IBB HBP BLK WP HR S P ERA WHIP	IP WLS BF H R ER SO BB IBB HBP BLK WP HR S P ERA WHIP	IP WLS BF H R ER SO BB IBB HBP BLK WP HR S P ERA WHIP	IP WLS BF H R ER SO BB IBB HBP BLK WP HR S P ERA WHIP	IP WLS BF H R ER SO BB IBB HBP BLK WP HR S P ERA WHIP	IP WLS BF H R ER SO BB IBB HBP BLK WP HR S P ERA WHIP	IP WLS BF H R ER SO BB IBB HBP BLK WP HR S P ERA WHIP	IP WLS BF H R ER SO BB IBB HBP BLK WP HR S P ERA WHIP	IP WLS BF H R ER SO BB IBB HBP BLK WP HR S P ERA WHIP	IP WLS BF H R ER SO BB IBB HBP BLK WP HR S P ERA WHIP	IP WLS BF H R ER SO BB IBB HBP BLK WP HR S P ERA WHIP	IP WLS BF H R ER SO BB IBB HBP BLK WP HR S P ERA WHIP				
Sid Fernandez, L (1, 1) ERA: 2.92	6.0	L	28	9	4	4	5	1	0	0	0	0	0	0	69	104	6.00	1.667		
Lee Guetterman, L (7, 1) ERA: 6.66	1.0		6	3	2	2	0	0	0	0	0	0	0	0	13	21	18.00	3.000		
John Franco, L (8, 1) ERA: 1.33	1.0		3	0	0	0	1	0	0	0	0	0	0	5	9	0.00	0.000			



Batter	1	2	3	4	5	6	7	8	9	10	11	12	13	14	15	16	AB	R	H	RBI	BB	SO	LOB	TOP										
Gary Redus, R OBP: 0.292, SLG: 0.296 Orlando Merced, S OBP: 0.316, SLG: 0.394																	4	0	0	0	0	2	2											
Jay Bell, R OBP: 0.325, SLG: 0.346 John Wehner, R OBP: 0.262, SLG: 0.240																	3	0	1	0	1	0	0											
Andy Van Slyke, L OBP: 0.401, SLG: 0.496																	8	2	3	1	0	1	3											
Lloyd McClendon, R OBP: 0.346, SLG: 0.321 Cecil Espy, S OBP: 0.298, SLG: 0.333																	5	0	1	0	0	1	3											
Barry Bonds, L OBP: 0.441, SLG: 0.592																	5	1	2	0	3	0	1											
Jeff King, R OBP: 0.282, SLG: 0.353																	8	1	2	1	0	0	8											
Don Slaught, R OBP: 0.305, SLG: 0.422																	8	0	1	0	0	0	4											
Jose Lind, R OBP: 0.276, SLG: 0.274																	5	0	3	1	2	0	0											
Tim Lincecum, R OBP: 0.311, SLG: 0.311 Dwight Gooden, R OBP: 0.311, SLG: 0.311 Dwight Gooden, R OBP: 0.311, SLG: 0.311 Dwight Gooden, R OBP: 0.311, SLG: 0.311 Dwight Gooden, R OBP: 0.311, SLG: 0.311																																		
Inning Stats	R: 0 E: 0 K: 2 S: 14	H: 1 LOB: 1 BB: 0 P: 21	R: 0 E: 0 K: 0 S: 6	H: 1 LOB: 2 BB: 0 P: 16	R: 0 E: 0 K: 1 S: 8	H: 0 LOB: 0 BB: 0 P: 12	R: 0 E: 0 K: 0 S: 10	H: 1 LOB: 1 BB: 0 P: 14	R: 0 E: 0 K: 0 S: 6	H: 0 LOB: 0 BB: 0 P: 10	R: 1 E: 0 K: 0 S: 10	H: 1 LOB: 0 BB: 0 P: 15	R: 0 E: 0 K: 0 S: 10	H: 2 LOB: 2 BB: 0 P: 14	R: 0 E: 0 K: 1 S: 9	H: 0 LOB: 0 BB: 2 P: 19	R: 0 E: 0 K: 0 S: 6	H: 0 LOB: 2 BB: 0 P: 15	R: 0 E: 0 K: 1 S: 7	H: 1 LOB: 1 BB: 0 P: 9	R: 0 E: 0 K: 0 S: 9	H: 1 LOB: 2 BB: 1 P: 21	R: 0 E: 0 K: 1 S: 10	H: 1 LOB: 2 BB: 1 P: 19	R: 0 E: 0 K: 0 S: 8	H: 1 LOB: 1 BB: 0 P: 11	R: 0 E: 0 K: 0 S: 9	H: 1 LOB: 2 BB: 1 P: 19	R: 3 E: 0 K: 0 S: 15	H: 4 LOB: 2 BB: 1 P: 23	1B: 12 2B: 4 3B: 0 HR: 1	SF: 0 SAC: 2 DP: 0 HBP: 0	WP: 0 PB: 0 SB: 1 CS: 0	PA: 73
PITCHER	IP 8.0	WLS 33	BF 6	H 6	R 1	ER 1	SO 4	BB 2	IBB 1	HBP 0	BLK 0	WP 0	HR 0	S 121	P 12	ERA 1.12	WHIP 1.000																	
PITCHER	IP 2.0	WLS L	BF 13	H 5	R 3	ER 3	SO 0	BB 2	IBB 0	HBP 0	BLK 0	WP 0	HR 0	S 24	P 42	ERA 13.50	WHIP 2.500																	
PITCHER	IP 8.0	WLS 33	BF 6	H 6	R 1	ER 1	SO 4	BB 2	IBB 1	HBP 0	BLK 0	WP 0	HR 0	S 121	P 12	ERA 1.12	WHIP 1.000																	
PITCHER	IP 2.0	WLS L	BF 13	H 5	R 3	ER 3	SO 0	BB 2	IBB 0	HBP 0	BLK 0	WP 0	HR 0	S 24	P 42	ERA 13.50	WHIP 2.500																	
PITCHER	IP 8.0	WLS 33	BF 6	H 6	R 1	ER 1	SO 4	BB 2	IBB 1	HBP 0	BLK 0	WP 0	HR 0	S 121	P 12	ERA 1.12	WHIP 1.000																	
PITCHER	IP 2.0	WLS L	BF 13	H 5	R 3	ER 3	SO 0	BB 2	IBB 0	HBP 0	BLK 0	WP 0	HR 0	S 24	P 42	ERA 13.50	WHIP 2.500																	

Pittsburgh Pirates @ New York Mets
Shea Stadium, Flushing, NY
Mon Aug 10 1992, 7:05 PM EDT
Att: 25,387 - Cloudy - 80 F

AB 63
R 17
H 47
RBI 4
BB 8
SO 6
LOB 35



Batter	1	2	3	4	5	6	7	8	9	10	11	12	13	14	15	16	AB	R	H	RBI	BB	SO	LOB	BOTTOM								
Vince Coleman, S OBP: 0.385, SLG: 0.399																	3	0	0	0	5	1	2									
Kevin Bass, S OBP: 0.301, SLG: 0.394																	7	0	0	0	0	2	10									
Daryl Boston, L OBP: 0.306, SLG: 0.393																	6	0	1	0	1	1	1									
Eddie Murray, S OBP: 0.320, SLG: 0.415 Pat Howell, S OBP: 0.204, SLG: 0.170 Jeff Macknight, S OBP: 0.260, SLG: 0.400																	5	0	0	0	0	0	1									
Chris Donnels, L OBP: 0.314, SLG: 0.241																	7	0	1	0	0	1	2									
Todd Hundley, S OBP: 0.253, SLG: 0.331																	7	0	1	0	0	3	2									
Willie Randolph, R OBP: 0.301, SLG: 0.322																	4	1	2	0	2	0	0									
Dick Schofield, R OBP: 0.309, SLG: 0.272 Chico Walker, S OBP: 0.314, SLG: 0.360 Bill Pecota, R OBP: 0.259, SLG: 0.285																	1	0	0	0	1	0	1									
Phil Robinson, L OBP: 0.282, SLG: 0.311 John Franco, L OBP: 0.311, SLG: 0.311 Dwight Gooden, R OBP: 0.311, SLG: 0.311 Dwight Gooden, R OBP: 0.311, SLG: 0.311 Dwight Gooden, R OBP: 0.311, SLG: 0.311																																
Inning Stats	R: 0 E: 0 K: 1 S: 8	H: 0 LOB: 0 BB: 1 P: 14	R: 0 E: 0 K: 1 S: 9	H: 0 LOB: 0 BB: 0 P: 15	R: 0 E: 0 K: 0 S: 14	H: 0 LOB: 2 BB: 2 P: 25	R: 0 E: 0 K: 0 S: 7	H: 1 LOB: 1 BB: 0 P: 10	R: 0 E: 0 K: 0 S: 5	H: 0 LOB: 0 BB: 0 P: 10	R: 0 E: 0 K: 1 S: 13	H: 2 LOB: 1 BB: 0 P: 22	R: 0 E: 0 K: 2 S: 9	H: 0 LOB: 0 BB: 1 P: 18	R: 0 E: 0 K: 1 S: 7	H: 0 LOB: 0 BB: 0 P: 11	R: 0 E: 0 K: 0 S: 5	H: 0 LOB: 2 BB: 2 P: 14	R: 0 E: 0 K: 0 S: 6	H: 1 LOB: 1 BB: 0 P: 8	R: 0 E: 0 K: 0 S: 7	H: 1 LOB: 3 BB: 2 P: 20	R: 0 E: 0 K: 1 S: 9	H: 1 LOB: 1 BB: 0 P: 13	R: 0 E: 0 K: 1 S: 9	H: 0 LOB: 0 BB: 0 P: 12	R: 1 E: 0 K: 1 S: 8	H: 2 LOB: 1 BB: 0 P: 11	1B: 7 2B: 1 3B: 0 HR: 1	SF: 0 SAC: 5 DP: 0 HBP: 0	WP: 1 PB: 0 SB: 0 CS: 3	PA: 67
PITCHER	IP 8.0	WLS 30	BF 3	H 3	R 1	ER 1	SO 5	BB 5	IBB 0	HBP 0	BLK 0	WP 0	HR 0	S 72	P 13	ERA 1.12	WHIP 1.000															
PITCHER	IP 8.0	WLS 30	BF 3	H 3	R 1	ER 1	SO 5	BB 5	IBB 0	HBP 0	BLK 0	WP 0	HR 0	S 72	P 13	ERA 1.12	WHIP 1.000															
PITCHER	IP 8.0	WLS 30	BF 3	H 3	R 1	ER 1	SO 5	BB 5	IBB 0	HBP 0	BLK 0	WP 0	HR 0	S 72	P 13	ERA 1.12	WHIP 1.000															
PITCHER	IP 8.0	WLS 30	BF 3	H 3	R 1	ER 1	SO 5	BB 5	IBB 0	HBP 0	BLK 0	WP 0	HR 0	S 72	P 13	ERA 1.12	WHIP 1.000															
PITCHER	IP 8.0	WLS 30	BF 3	H 3	R 1	ER 1	SO 5	BB 5	IBB 0	HBP 0	BLK 0	WP 0	HR 0	S 72	P 13	ERA 1.12	WHIP 1.000															
PITCHER	IP 8.0	WLS 30	BF 3	H 3	R 1	ER 1	SO 5	BB 5	IBB 0	HBP 0	BLK 0	WP 0	HR 0	S 72	P 13	ERA 1.12	WHIP 1.000															
PITCHER	IP 8.0	WLS 30	BF 3	H 3	R 1	ER 1	SO 5	BB 5	IBB 0	HBP 0	BLK 0	WP 0	HR 0	S 72	P 13	ERA 1.12	WHIP 1.000															
PITCHER	IP 8.0	WLS 30	BF 3	H 3	R 1	ER 1	SO 5	BB 5	IBB 0	HBP 0	BLK 0	WP 0	HR 0	S 72	P 13	ERA 1.12	WHIP 1.000															
PITCHER	IP 8.0	WLS 30	BF 3	H 3	R 1	ER 1	SO 5	BB 5	IBB 0	HBP 0	BLK 0	WP 0	HR 0	S 72	P 13	ERA 1.12	WHIP 1.000															
PITCHER	IP 8.0	WLS 30	BF 3	H 3	R 1	ER 1	SO 5	BB 5	IBB 0	HBP 0	BLK 0	WP 0	HR 0	S 72	P 13	ERA 1.12	WHIP 1.000															
PITCHER	IP 8.0	WLS 30	BF 3	H 3	R 1	ER 1	SO 5	BB 5	IBB 0	HBP 0	BLK 0	WP 0	HR 0	S 72	P 13	ERA 1.12	WHIP 1.000															
PITCHER	IP 8.0	WLS 30	BF 3	H 3	R 1	ER 1	SO 5	BB 5	IBB 0	HBP 0	BLK 0	WP 0	HR 0	S 72	P 13	ERA 1.12	WHIP 1.000															
PITCHER	IP 8.0	WLS 30	BF 3	H 3	R 1	ER 1	SO 5	BB 5	IBB 0	HBP 0	BLK 0	WP 0	HR 0	S 72	P 13	ERA 1.12	WHIP 1.000															
PITCHER	IP 8.0	WLS 30	BF 3	H 3	R 1	ER 1	SO 5	BB 5	IBB 0	HBP 0	BLK 0	WP 0	HR 0	S 72	P 13	ERA 1.12	WHIP 1.000															
PITCHER	IP 8.0	WLS 30	BF 3	H 3	R 1	ER 1	SO 5	BB 5	IBB 0	HBP 0	BLK 0	WP 0	HR 0	S 72	P 13	ERA 1.12	WHIP 1.000															
PITCHER	IP 8.0	WLS 30	BF 3	H 3	R 1	ER 1	SO 5	BB 5	IBB 0	HBP 0	BLK 0	WP 0	HR 0	S 72	P 13	ERA 1.12	WHIP 1.000															
PITCHER	IP 8.0	WLS 30	BF 3	H 3	R 1	ER 1	SO 5	BB 5	IBB 0	HBP 0	BLK 0	WP 0	HR 0	S 72	P 13	ERA 1.12	WHIP 1.000															
PITCHER	IP 8.0	WLS 30	BF 3	H 3	R 1	ER 1	SO 5	BB 5	IBB 																							

Batter	1	2	3	4	5	6	7	8	9	AB	R	H	RBI	BB	SO	LOB	TOP										
Alex Cole, L OBP: 0.327, SLG: 0.323 Gary Varsho, L OBP: 0.256, SLG: 0.336 (3, 7)	G3		SH					K		1	0	0	0	0	0	0	1 0 0 0 0 0 0										
Jay Bell, R OBP: 0.322, SLG: 0.343 (1, 6)	G3		P2				F8	K		4	0	0	0	0	1	3	4 0 0 0 0 0 1 3										
John Wehner, R OBP: 0.250, SLG: 0.228 (1, 3)	G6-3		G4-6-3				G1-3	G6-3		4	0	0	0	0	0	3	4 0 0 0 0 0 0 3										
Lloyd McClendon, R OBP: 0.344, SLG: 0.319 (1, 9)		G4-3					G5-3		G5-3	4	0	1	0	0	0	0	4 0 1 0 0 0 0 0										
Jeff King, R OBP: 0.248, SLG: 0.348 (1, 5)	G6-3		FC6-4				P3		K	4	0	0	0	0	1	1	4 0 0 0 0 0 1 1										
Cecil Espy, S OBP: 0.302, SLG: 0.338 (3, 8)	1B		1B				G5-3		G5-3	4	0	2	0	0	0	0	4 0 2 0 0 0 0 0										
Don Slaught, R OBP: 0.370, SLG: 0.423 (1, 2)	1B		FC6-4				K		HBP	2	0	1	0	0	1	2	2 0 1 0 0 0 1 2										
Jose Lind, R OBP: 0.274, SLG: 0.272 (1, 4)	FC6-4		L6				G4-6-3			3	0	0	0	0	0	5	3 0 0 0 0 0 0 5										
Doug Drabek, R OBP: 0.169, SLG: 0.200 (1, 1)			SH				G5-3		K	3	0	1	0	0	1	0	3 0 1 0 0 0 1 0										
Inning Stats	R: 0 E: 0 K: 0 S: 10	H: 0 LOB: 0 BB: 0 P: 16	R: 0 E: 0 K: 0 S: 13	H: 2 LOB: 2 BB: 0 P: 16	R: 0 E: 0 K: 0 S: 6	H: 1 LOB: 2 BB: 0 P: 6	R: 0 E: 0 K: 1 S: 7	H: 2 LOB: 2 BB: 0 P: 10	R: 0 E: 0 K: 0 S: 9	H: 1 LOB: 1 BB: 0 P: 14	R: 0 E: 0 K: 0 S: 8	H: 0 LOB: 0 BB: 0 P: 13	R: 0 E: 0 K: 1 S: 9	H: 0 LOB: 0 BB: 0 P: 12	R: 0 E: 0 K: 2 S: 7	H: 0 LOB: 0 BB: 0 P: 14	R: 0 E: 0 K: 1 S: 8	H: 0 LOB: 0 BB: 0 P: 13	1B: 6 2B: 0 3B: 0 HR: 0	SF: 0 SAC: 1 DP: 2 HBP: 1	WP: 0 PB: 0 SB: 0 CS: 0	PA: 33					
PITCHER	IP	WLS	BF	H	R	ER	SO	BB	IBB	HBP	BLK	WP	HR	S	P	ERA	WHIP										
Eric Hillman, L ERA: 2.45 John Franco, L ERA: 1.24	(1, 1)	8.0	W	30	6	0	4	0	0	1	0	0	0	69	101	0.00	0.750										
(9, 1)	1.0	S	3	0	0	0	1	0	0	0	0	0	0	8	13	0.00	0.000										

Pittsburgh Pirates @ New York Mets
Shea Stadium, Flushing, NY
Tue Aug 11 1992, 7:05 PM EDT
Att: 20,488 - Cloudy - 72 F

AB	31
R	0
H	6
RBI	0
BB	0
SO	5
LOB	14



Batter	1	2	3	4	5	6	7	8	9	AB	R	H	RBI	BB	SO	LOB	BOTTOM										
Vince Coleman, S OBP: 0.374, SLG: 0.386 (1, 8)	K		G6-3		G5-3		G1-3	G3-1		5	0	0	0	0	1	3	5 0 0 0 0 0 1 3										
Chris Donnels, L OBP: 0.308, SLG: 0.242 (1, 5)	G4-3		E5		G1-3		1B			4	1	1	0	0	0	0	4 1 1 0 0 0 0 0										
Daryl Boston, L OBP: 0.309, SLG: 0.395 (1, 7)	F8		1B		G3		FC6-4			4	1	2	0	0	0	0	4 1 2 0 0 0 0 0										
Eddie Murray, S OBP: 0.319, SLG: 0.414 (1, 3)	E7		1B		K		K			4	0	1	1	0	2	2	4 0 1 1 0 2 2 2										
Mackey Sasser, L OBP: 0.280, SLG: 0.320 Dave Gallagher, R OBP: 0.279, SLG: 0.324 (6, PR) (7, 9)	G3		1B		FC6-4		FC6-4			3	0	2	1	0	0	1	3 0 2 1 0 0 0 1										
Bill Pecota, R OBP: 0.294, SLG: 0.279 (1, 4)	L1		FC6-4		FC6-4		FC6-4		F8	4	0	0	0	0	0	4	4 0 0 0 0 0 0 4										
Charlie O'Brien, R OBP: 0.297, SLG: 0.311 Kevin Bass, S OBP: 0.301, SLG: 0.394 Todd Hundley, S OBP: 0.253, SLG: 0.331 (8, PR) (9, 2)	BB		G6-3		G5-3		G5-3		BB	2	0	0	0	0	0	0	0 0 0 0 0 0 0 0										
Dick Schofield, R OBP: 0.311, SLG: 0.273 (1, 6)	P3		SH1-4		1B		IBB		F9	3	0	1	0	1	0	3	3 0 1 0 1 0 3										
Eric Hillman, L Chico Walker, S OBP: 0.318, SLG: 0.360 John Franco, L (8, PH) (9, 1)			K		SH1-4		G3		BB	2	0	0	0	0	0	0	2 0 0 0 0 0 1 2										
Inning Stats	R: 0 E: 0 K: 1 S: 7	H: 0 LOB: 0 BB: 0 P: 12	R: 0 E: 1 K: 0 S: 7	H: 0 LOB: 2 BB: 1 P: 16	R: 2 E: 1 K: 1 S: 13	H: 3 LOB: 2 BB: 0 P: 17	R: 0 E: 0 K: 0 S: 7	H: 1 LOB: 1 BB: 0 P: 10	R: 0 E: 0 K: 0 S: 10	H: 0 LOB: 2 BB: 1 P: 15	R: 0 E: 0 K: 1 S: 13	H: 2 LOB: 2 BB: 0 P: 21	R: 0 E: 0 K: 0 S: 13	H: 0 LOB: 2 BB: 2 P: 24	R: 0 E: 0 K: 0 S: 7	H: 0 LOB: 2 BB: 2 P: 12	1B: 7 2B: 0 3B: 0 HR: 0	SF: 0 SAC: 1 DP: 0 HBP: 0	WP: 0 PB: 0 SB: 0 CS: 0	PA: 37							
PITCHER	IP	WLS	BF	H	R	ER	SO	BB	IBB	HBP	BLK	WP	HR	S	P	ERA	WHIP										
Doug Drabek, R ERA: 2.43	(1, 1)	8.0	L	37	7	2	4	3	1	0	0	0	0	77	125	0.00	1.250										

Pittsburgh Pirates @ New York Mets
Shea Stadium, Flushing, NY
Tue Aug 11 1992, 7:05 PM EDT
Att: 20,488 - Cloudy - 72 F

AB	32
R	2
H	7
RBI	2
BB	4
SO	4
LOB	18



Batter	1	2	3	4	5	6	7	8	9	10	AB	R	H	RBI	BB	SO	LOB	TOP				
Gary Varsho, L OBP: 0.261, SLG: 0.346	SH1-3 2B	2B			G3	G4-3		G4-3										5 1 2 1 0 0 2				
Lloyd McClendon, R OBP: 0.348, SLG: 0.524	SH1-3	2B																1 1 1 0 0 0 0				
Stan Belinda, R OBP: 0.500, SLG: 1.000		2B																0 0 0 0 0 0 0				
Bob Patterson, R OBP: 0.429, SLG: 0.500		1B																0 0 0 0 0 0 0				
Jay Bell, R OBP: 0.327, SLG: 0.352	SH1-3	2B			1B		E5 HR											3 1 2 3 2 0 0				
Andy Van Slyke, L OBP: 0.402, SLG: 0.502	L3	K						F7										5 1 2 2 1 1 3				
Barry Bonds, L OBP: 0.437, SLG: 0.583					F7			P6										5 0 0 0 1 0 5				
Orlando Merced, S OBP: 0.316, SLG: 0.386	K				L9			F7										4 0 0 0 1 2 4				
Jeff King, R OBP: 0.251, SLG: 0.352		G4-3						F7										5 1 2 0 0 1 1				
Michael LaValliere, L OBP: 0.341, SLG: 0.316		FC2-5 1B			F7			G5-3 1B										5 0 2 1 0 0 1				
Jose Lind, R OBP: 0.275, SLG: 0.271		FC2-5 1B						P6										4 1 1 0 1 1 1				
Randy Tomlin, L OBP: 0.220, SLG: 0.170		FC2-5 1B			G4-3			E4										4 1 0 0 0 1 5				
Bob Walk, R OBP: 0.045, SLG: 0.045		FC2-5 2B																0 0 0 0 0 0 0				
Denny Neagle, L OBP: 0.299, SLG: 0.294		1B																0 0 0 0 0 0 0				
Gary Redus, R OBP: 0.302, SLG: 0.338		2B																1 0 0 0 0 0 0				
Cecil Espy, S																		0 0 0 0 0 0 0				
Inning Stats	R: 0 E: 0 K: 1 S: 13	H: 1 LOB: 2 BB: 1 P: 23	R: 3 E: 0 K: 1 S: 17	H: 4 LOB: 1 BB: 0 P: 24	R: 0 E: 0 K: 2 S: 7	H: 0 LOB: 0 BB: 0 P: 10	R: 0 E: 0 K: 1 S: 6	H: 0 LOB: 0 BB: 0 P: 9	R: 0 E: 1 K: 0 S: 7	H: 1 LOB: 2 BB: 0 P: 9	R: 3 E: 1 K: 0 S: 14	H: 3 LOB: 2 BB: 1 P: 24	R: 0 E: 0 K: 0 S: 6	H: 0 LOB: 1 BB: 0 P: 13	R: 0 E: 0 K: 0 S: 7	H: 0 LOB: 0 BB: 1 P: 13	R: 1 E: 0 K: 0 S: 17	H: 2 LOB: 2 BB: 1 P: 26	1B: 7 2B: 3 3B: 1 HR: 1	SF: 0 SAC: 1 DP: 1 HBP: 0	WP: 0 PA: 49	
PITCHER	IP 7.0	WLS 36	H 10	R 6	ER 4	SO 6	BB 3	IBB 0	HBP 0	BLK 0	WP 0	HR 1	S 72	P 113	ERA 5.14	WHIP 1.857						
David Cone, R ERA: 2.89																						
Anthony Young, R ERA: 3.9																						
John Franco, L ERA: 1.5																						

Pittsburgh Pirates @ New York Mets
Shea Stadium, Flushing, NY
Wed Aug 12 1992, 3:33 AM EDT
Att. 29,559 - Sunny - 80 F


AB 42
R 7
H 12
RBI 7
BB 6
SO 6
LOB 22



Batter	1	2	3	4	5	6	7	8	9	10	AB	R	H	RBI	BB	SO	LOB	BOTTOM					
Bill Pecota, R OBP: 0.290, SLG: 0.275	G6-3		G6-3		P3				G4-3									3 0 0 0 0 0 0					
Daryl Boston, L OBP: 0.311, SLG: 0.410																		2 1 1 3 0 0 0					
Chris Donnels, L OBP: 0.273, SLG: 0.211	G6-3		G5-3		F7			G4-3										5 0 0 0 0 1 0					
Dave Gallagher, R OBP: 0.263, SLG: 0.327	G5-3							G5-3										5 1 2 0 0 1 0					
Chico Walker, S OBP: 0.340, SLG: 0.376		FC4-6 1B						G1-3 1B										4 1 4 0 1 0 0					
Jeff McKnight, S OBP: 0.455, SLG: 0.400		FC4-6 1B						G1-3 1B										5 0 2 1 0 0 4					
Mackey Sasser, L OBP: 0.272, SLG: 0.310		FC4-6 1B						L4										3 1 0 0 0 0 3					
Kevin Bass, S OBP: 0.300, SLG: 0.393		FC4-6 1B			G3			L4										1 0 0 0 0 0 2					
Anthony Young, R OBP: 0.143, SLG: 0.111		G1-3						FC5-4 1B										0 0 0 0 0 0 0					
John Franco, L		G1-3																0 0 0 0 0 0 0					
Vince Coleman, S OBP: 0.378, SLG: 0.390		G1-3																1 0 1 0 0 0 0					
Todd Hundley, S OBP: 0.252, SLG: 0.328	E8 G1-3 1B							F9										5 0 1 1 0 2 3					
Dick Schofield, R OBP: 0.312, SLG: 0.273	G1-3																	4 1 1 1 1 2 1					
David Cone, L OBP: 0.125, SLG: 0.098																		2 0 0 0 0 0 1					
Willie Randolph, R OBP: 0.353, SLG: 0.322																		0 1 0 0 0 0 0					
Eddie Murray, S OBP: 0.318, SLG: 0.411																		2 0 0 0 0 0 3					
Inning Stats	R: 0 E: 0 K: 0 S: 5	H: 0 LOB: 0 BB: 0 P: 9	R: 2 E: 1 K: 0 S: 13	H: 3 LOB: 1 BB: 0 P: 22	R: 0 E: 0 K: 0 S: 13	H: 2 LOB: 2 BB: 0 P: 17	R: 0 E: 0 K: 2 S: 8	H: 0 LOB: 0 BB: 0 P: 10	R: 0 E: 0 K: 0 S: 9	H: 0 LOB: 0 BB: 0 P: 14	R: 1 E: 0 K: 0 S: 6	H: 2 LOB: 1 BB: 0 P: 8	R: 3 E: 0 K: 0 S: 19	H: 4 LOB: 2 BB: 0 P: 33	R: 0 E: 0 K: 1 S: 9	H: 0 LOB: 0 BB: 0 P: 13	R: 0 E: 0 K: 2 S: 8	H: 0 LOB: 0 BB: 0 P: 12	R: 0 E: 0 K: 1 S: 17	H: 1 LOB: 3 BB: 2 P: 33	1B: 11 2B: 0 3B: 0 HR: 1	SF: 0 SAC: 0 DP: 0 HBP: 1	WP: 0 PA: 45
PITCHER	IP 6.0	WLS 26	H 8	R 4	ER 3	SO 2	BB 0	IBB 0	HBP 0	BLK 0	WP 0	HR 0	S 57	P 86	ERA 4.50	WHIP 1.333							
Randy Tomlin, L ERA: 3.6																							
Bob Walk, R ERA: 3.66																							
Denny Neagle, L ERA: 4.13																							
Stan Belinda, R ERA: 2.75																							
Bob Patterson, L ERA: 2.26																							

Pittsburgh Pirates @ New York Mets
Shea Stadium, Flushing, NY
Wed Aug 12 1992, 3:33 AM EDT
Att. 29,559 - Sunny - 80 F

AB 42
R 6
H 12
RBI 6
BB 2
SO 6
LOB 17



Batter	1	2	3	4	5	6	7	8	9	AB	R	H	RBI	BB	SO	LOB	TOP					
Vince Coleman, S (1, 8) OBP: 0.383, SLG: 0.385	G5-3		G3 BB		FC		G1-3			3	0	0	0	1	0	2						
Jeff McKnight, S (1, 4) OBP: 0.286, SLG: 0.250	K		G3		F9		G4-3			4	0	0	0	0	1	3						
Daryl Boston, L (1, 7) OBP: 0.315, SLG: 0.421	1B		BB		P6		1B			3	0	2	0	1	0	2						
Eddie Murray, S (1, 3) OBP: 0.314, SLG: 0.407	F7		P4			G4-3		P5		4	0	0	0	0	0	4						
Kevin Bass, S (1, 9) OBP: 0.292, SLG: 0.384		G3		F8		F7		G3-1		4	0	0	0	0	0	1						
Chris Donnels, L (1, 5) OBP: 0.286, SLG: 0.224		G2-3 1B		P5		F8		F9		4	0	1	0	0	0	0						
Todd Hundley, S (1, 2) OBP: 0.257, SLG: 0.332		G2-3		P7			SH1-3 FC4-2 2B	F7		4	0	1	0	0	0	1						
Dick Schofield, R (1, 6) OBP: 0.311, SLG: 0.272		G5-3			FC6-4 1B		SH1-3			2	0	1	0	0	0	1						
Mackey Sasser, L (9, PH) OBP: 0.271, SLG: 0.308								1B		1	0	1	0	0	0	0						
David Cone, L (1, 1) OBP: 0.121, SLG: 0.095										2	0	0	0	0	0	1						
Chico Walker, S (7, PH) OBP: 0.333, SLG: 0.370										0	0	0	0	0	0	0						
Barry Jones, R (7, 1)										0	0	0	0	0	0	0						
Lee Guetterman, L (7, 1)										0	0	0	0	0	0	0						
Jeff Innis, R (7, 1)										0	0	0	0	0	0	0						
Mark Dewey, R (8, 1)										0	0	0	0	0	0	0						
Dave Gallagher, R (9, PH) OBP: 0.288, SLG: 0.321										1	0	0	0	0	1	1						
Inning Stats	R: 0 E: 0 K: 1 S: 11	H: 1 LOB: 1 BB: 0 P: 18	R: 0 E: 0 K: 0 S: 9	H: 1 LOB: 1 BB: 0 P: 17	R: 0 E: 0 K: 0 S: 9	H: 0 LOB: 2 BB: 2 P: 19	R: 0 E: 0 K: 0 S: 4	H: 0 LOB: 0 BB: 0 P: 6	R: 0 E: 1 K: 0 S: 11	H: 1 LOB: 2 BB: 0 P: 18	R: 0 E: 0 K: 0 S: 9	H: 0 LOB: 0 BB: 0 P: 13	R: 0 E: 0 K: 0 S: 10	H: 1 LOB: 1 BB: 0 P: 13	R: 0 E: 0 K: 1 S: 6	H: 1 LOB: 1 BB: 0 P: 7	R: 0 E: 0 K: 1 S: 6	H: 1 LOB: 1 BB: 0 P: 7	1B: 5 2B: 1 3B: 0 HR: 0	SF: 0 SAC: 1 DP: 0 HBP: 0	WP: 0 PB: 0 SB: 1 CS: 1	PA: 36
PITCHER Pedro Astacio, R (1, 1) ERA: 0.87	IP: 9.0 WLS: W BF: 36 H: 6 R: 0 ER: 0 SO: 2 BB: 2 IBB: 0 HBP: 0 BLK: 0 WP: 0 HR: 0 S: 75 P: 118 ERA: 0.00 WHIP: 0.889																					

New York Mets @ Los Angeles Dodgers
Dodger Stadium, Los Angeles, CA
Tue Aug 18 1992, 7:05 PM PDT
Att: 25,295 - Sunny - 82 F

AB 33
R 0
H 6
RBI 0
BB 2
SO 2
LOB 17

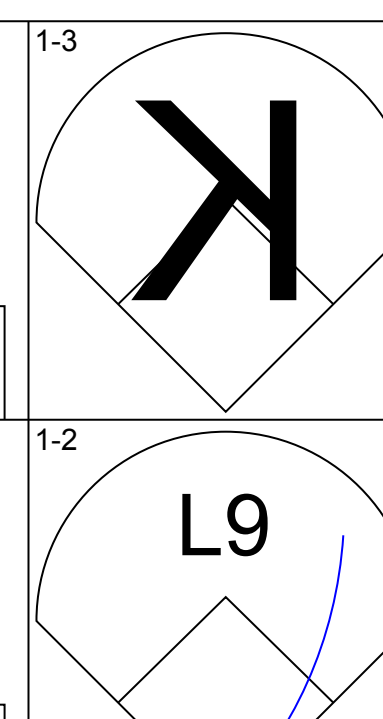
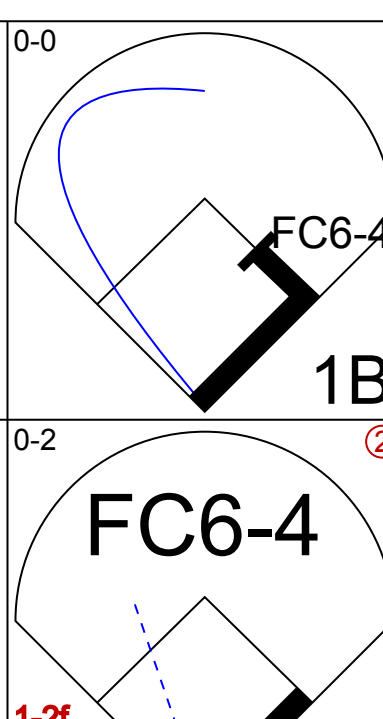
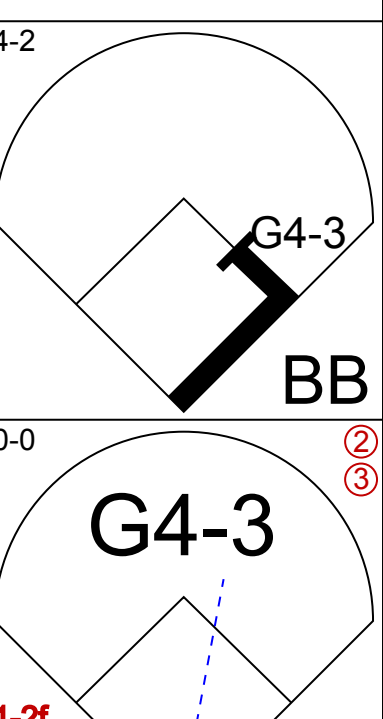
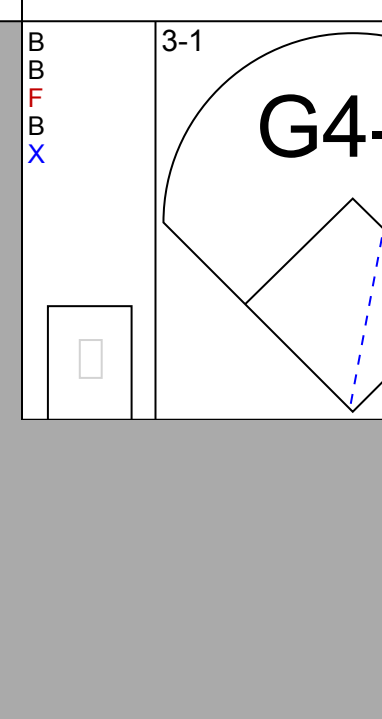
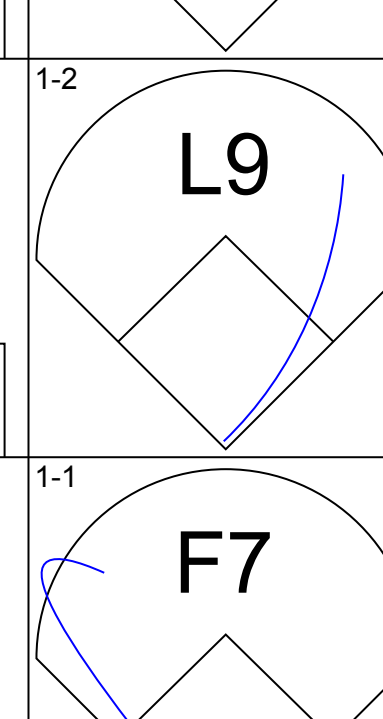
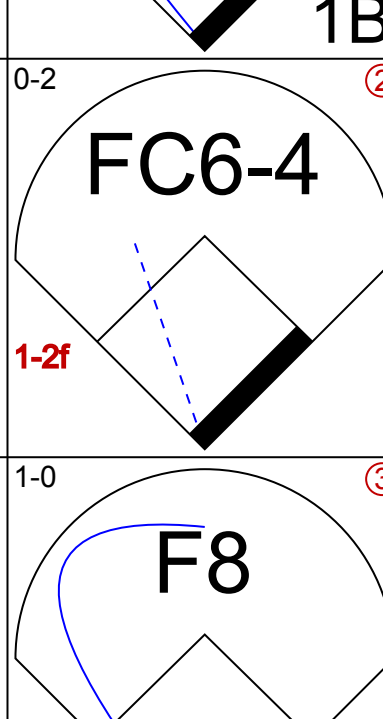
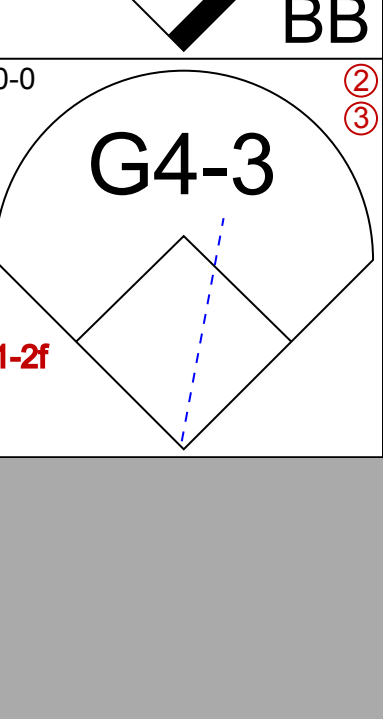
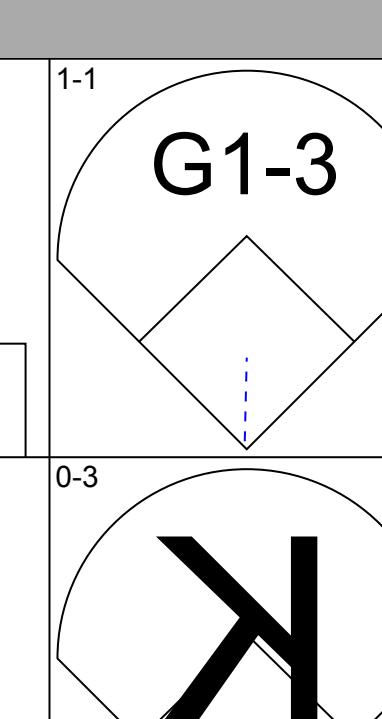
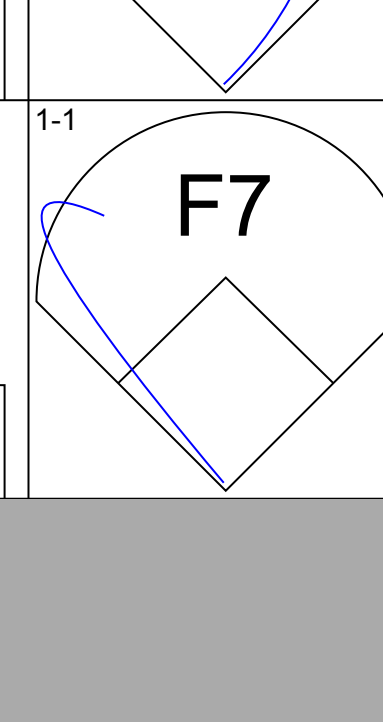
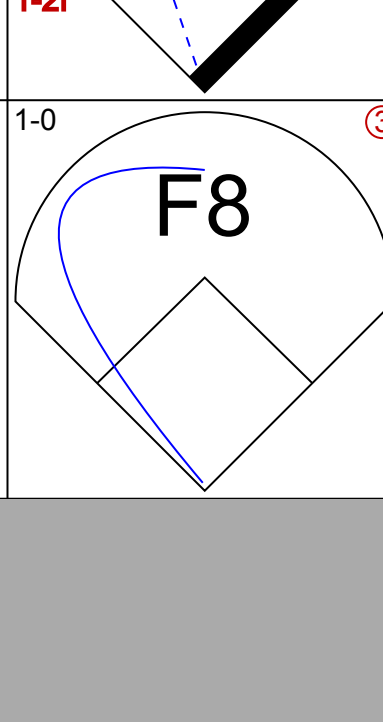
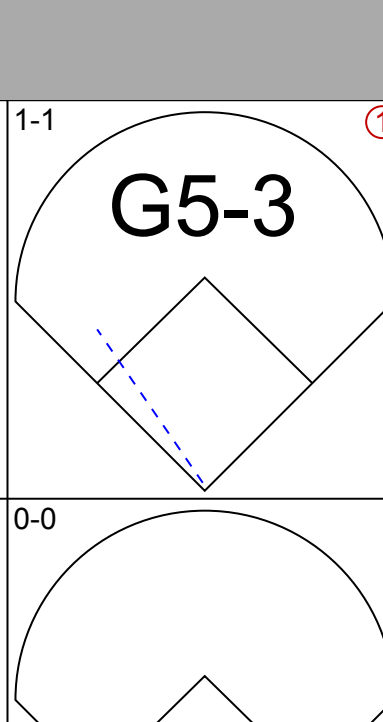
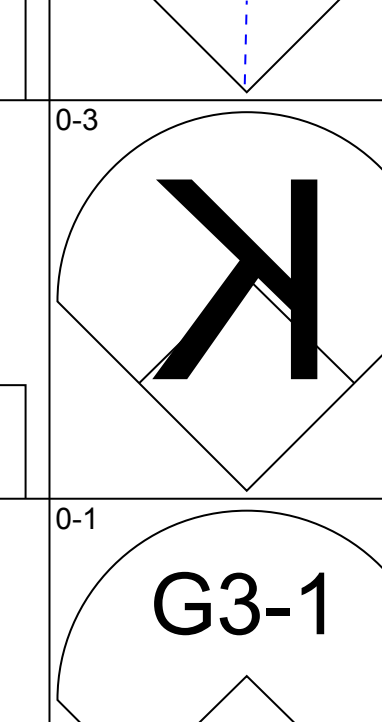
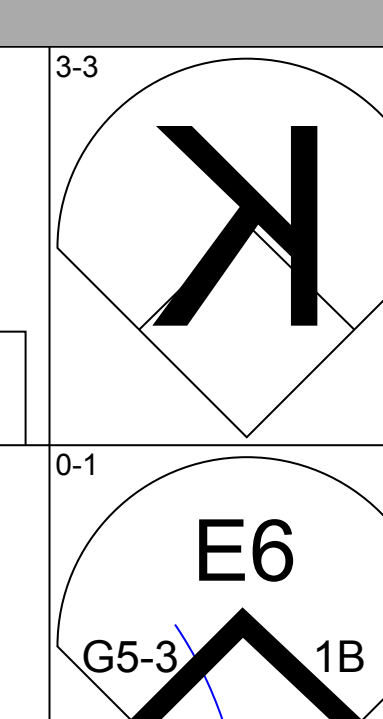
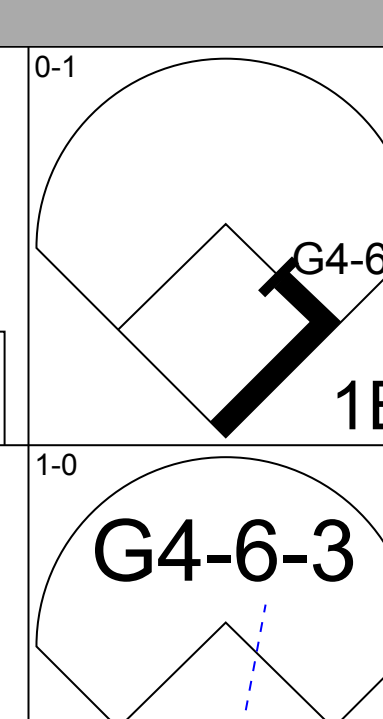
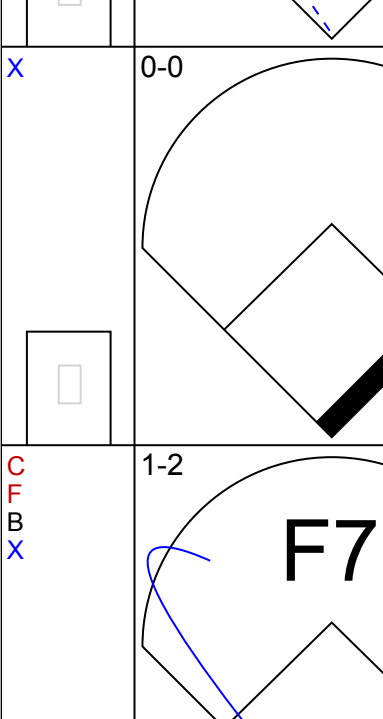
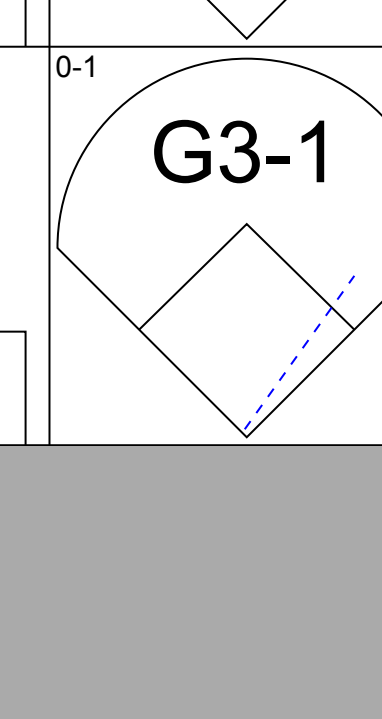
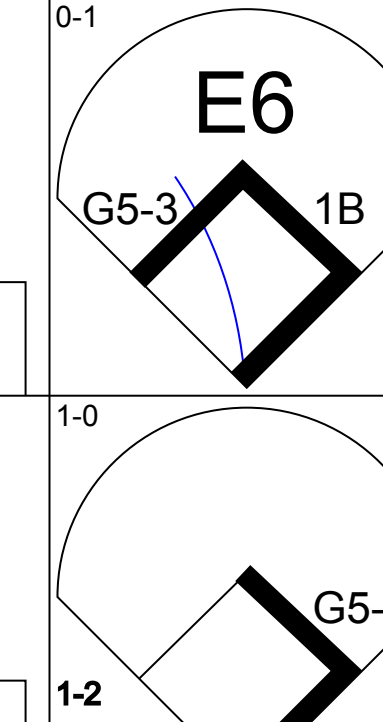
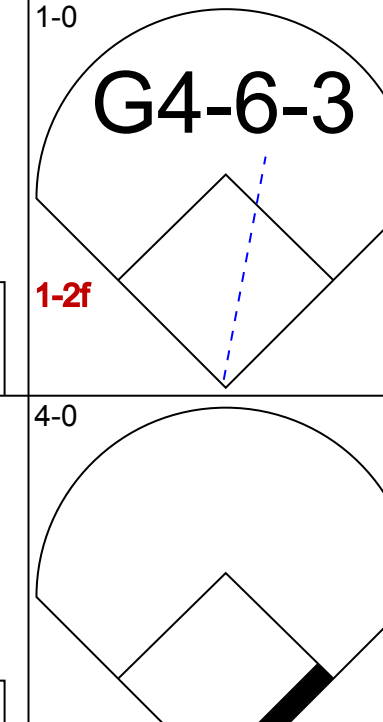
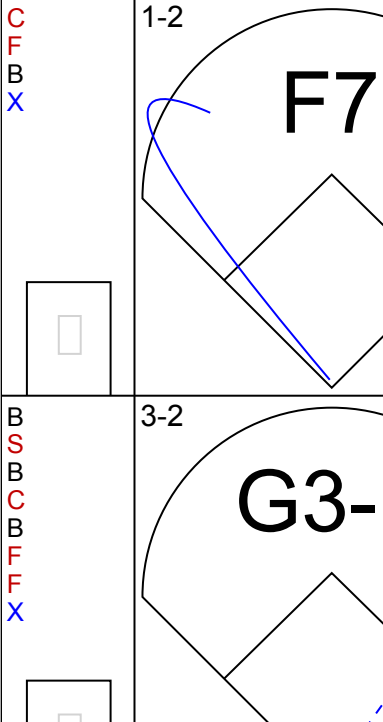
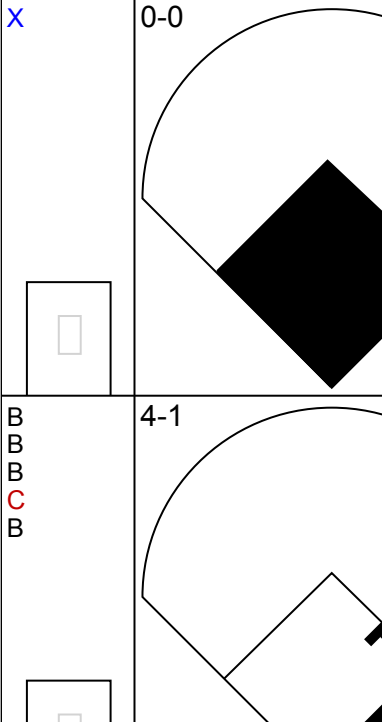
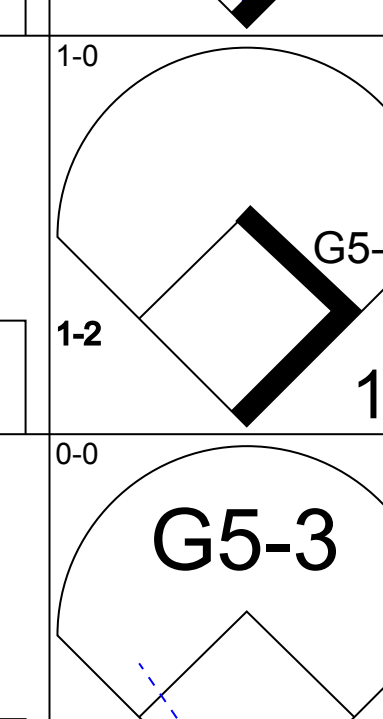
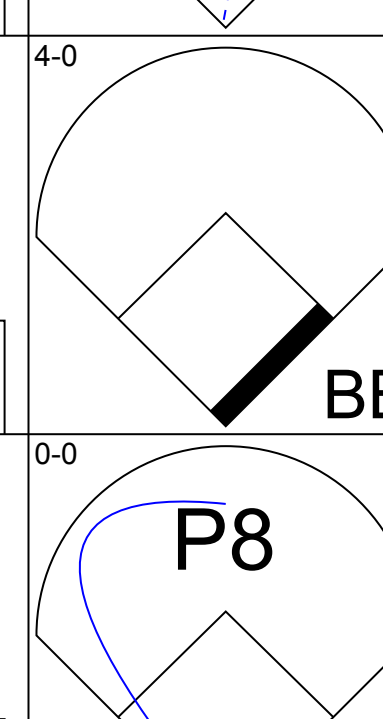
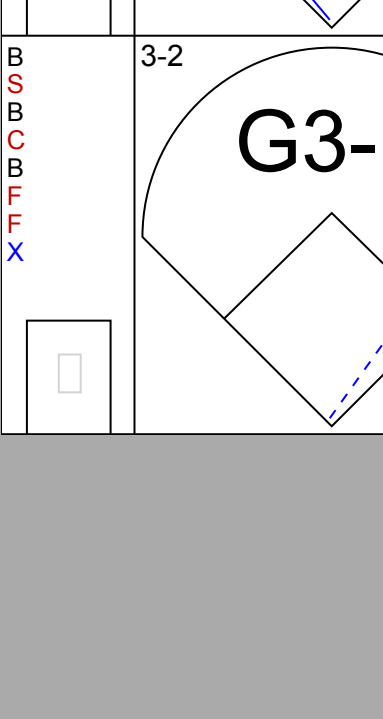
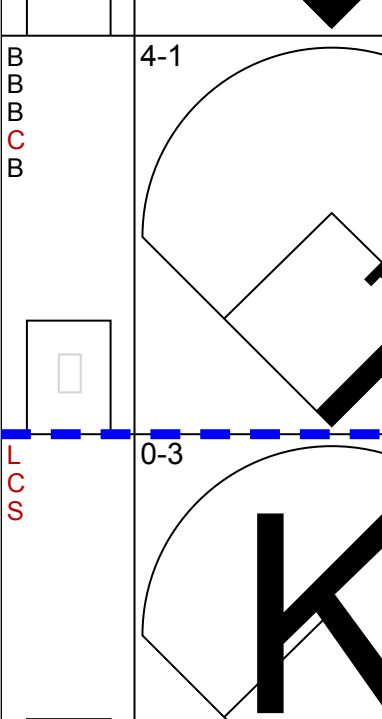
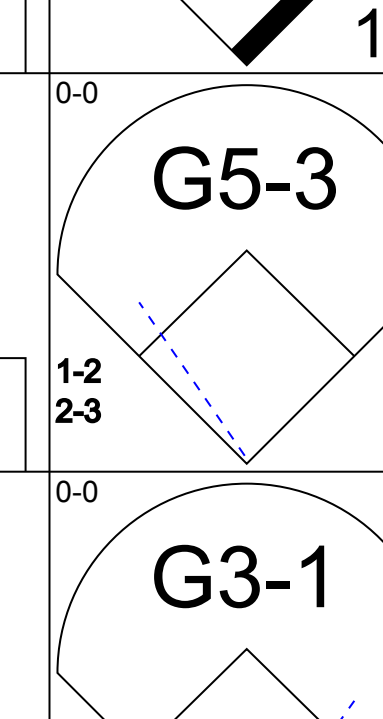
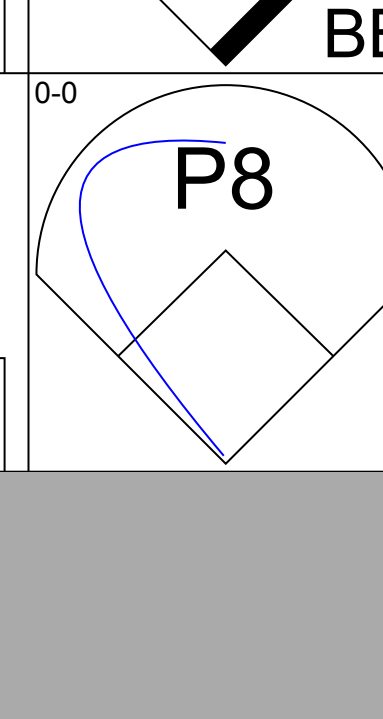
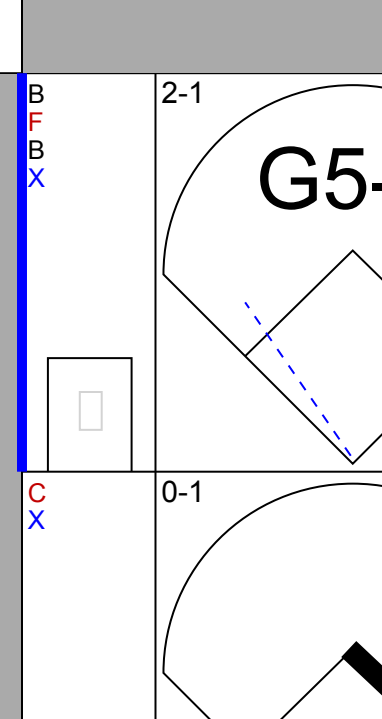
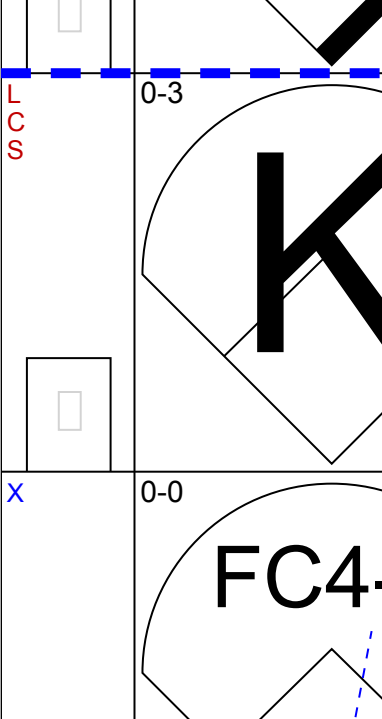
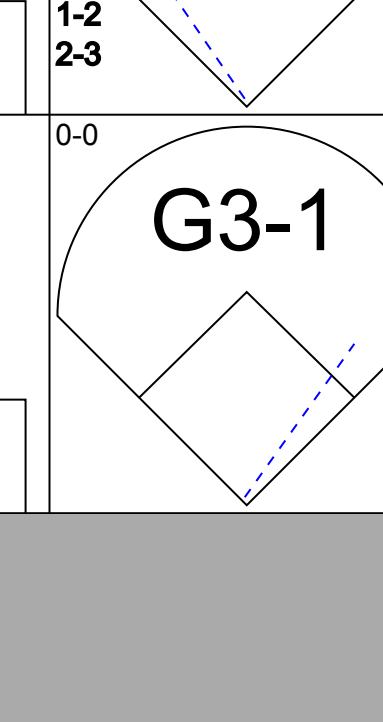
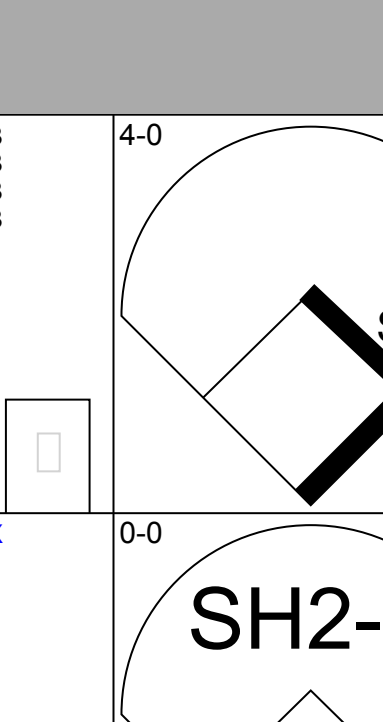
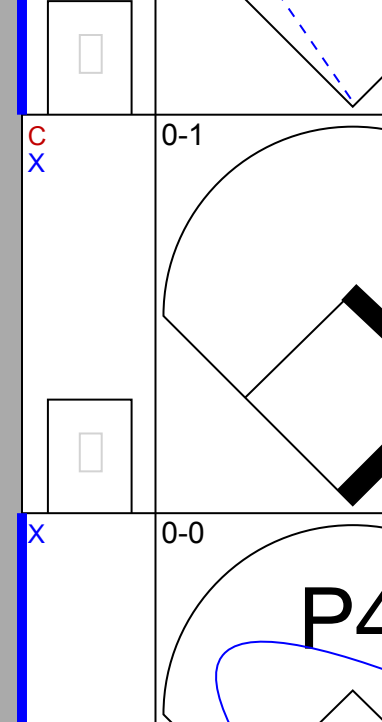
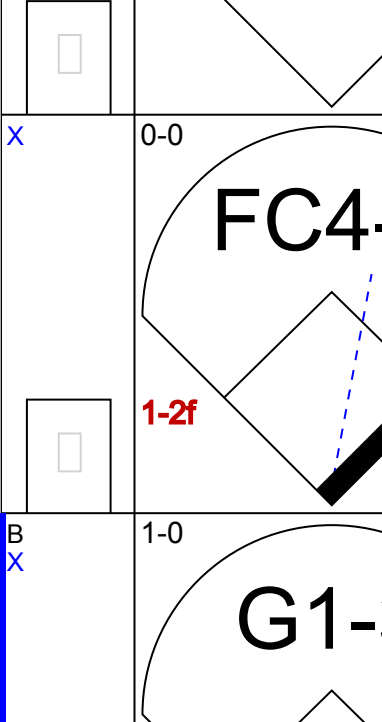
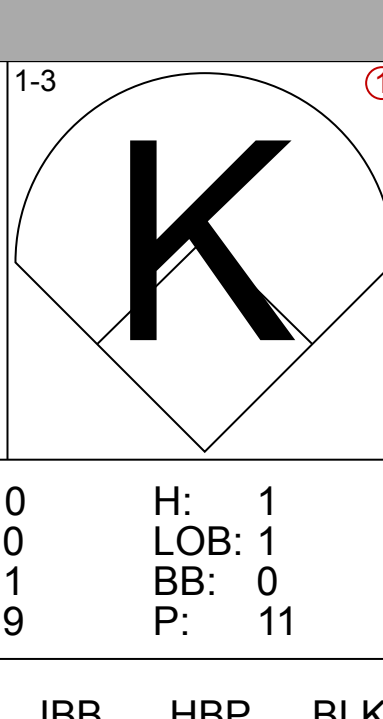
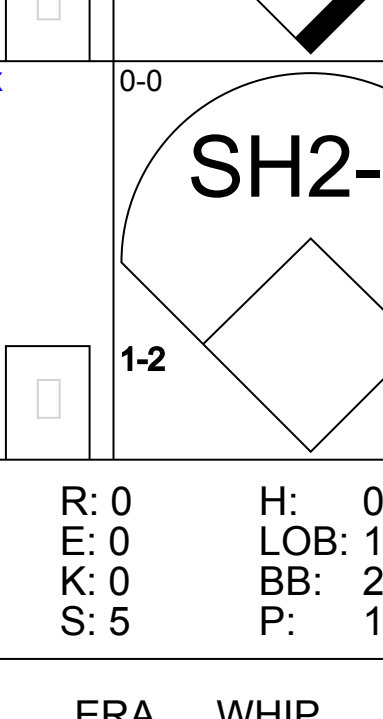
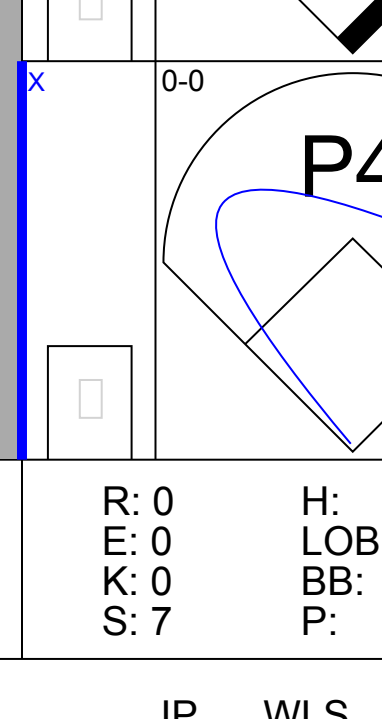
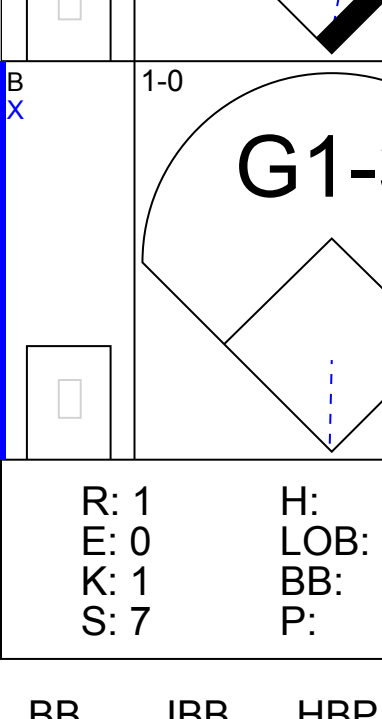


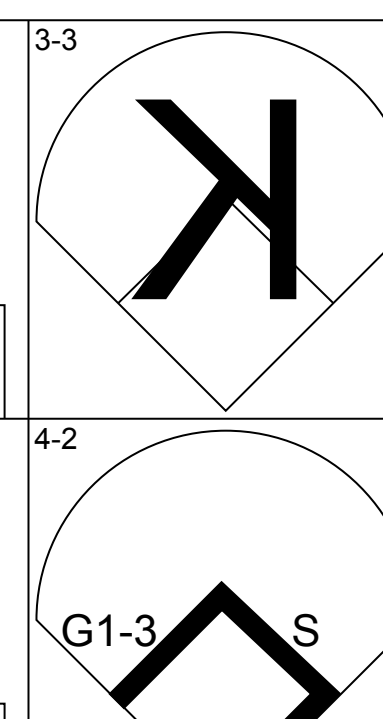
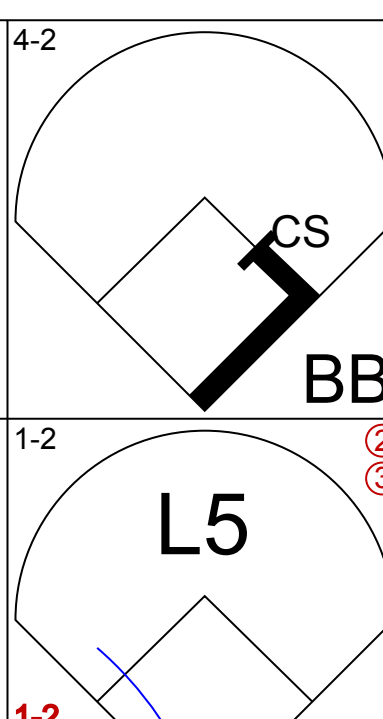
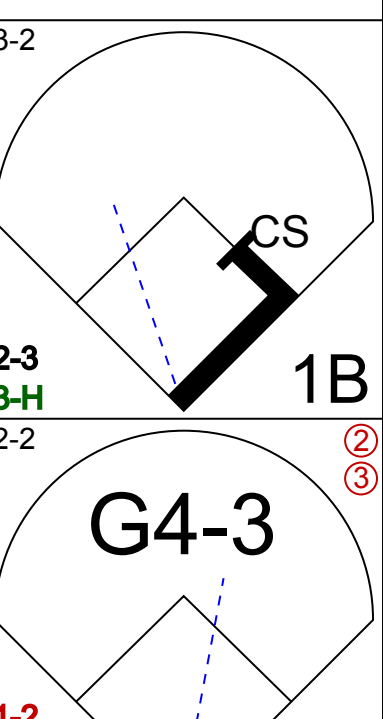
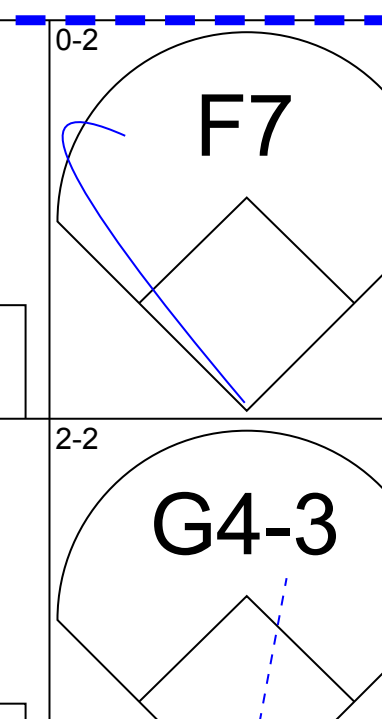
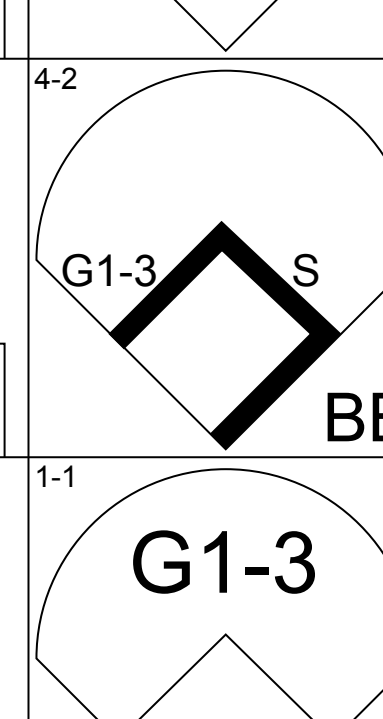
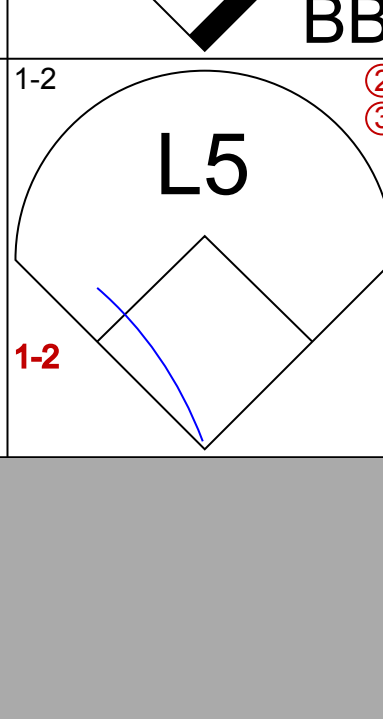
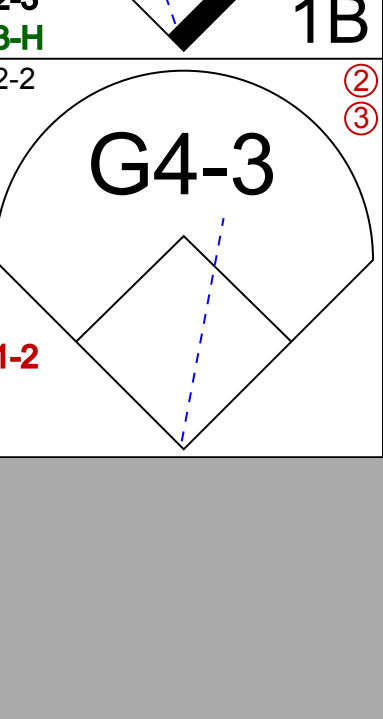
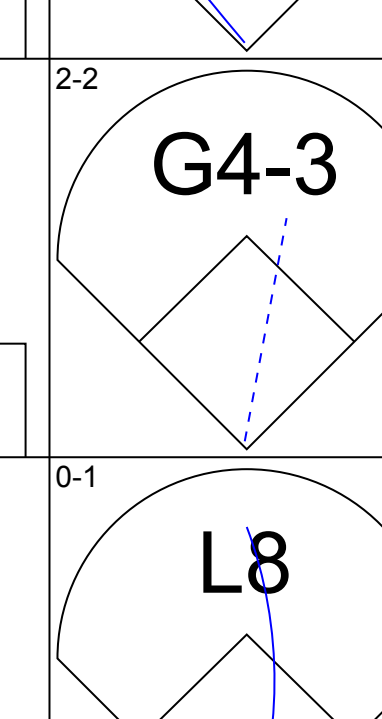
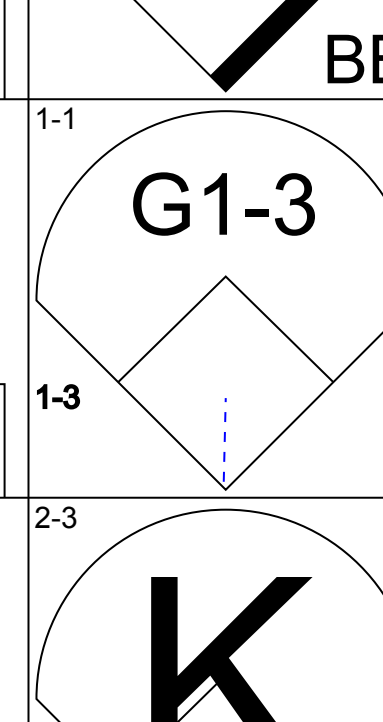
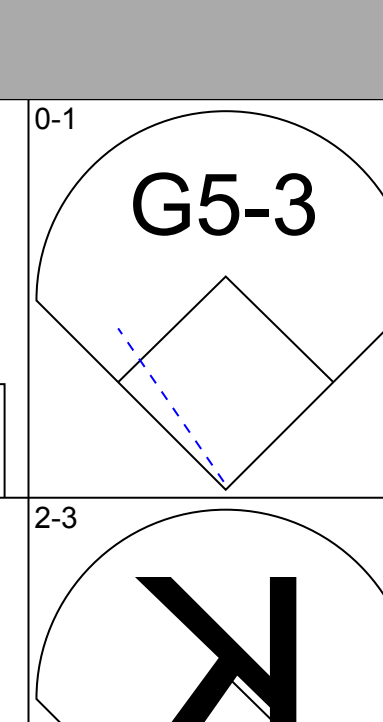
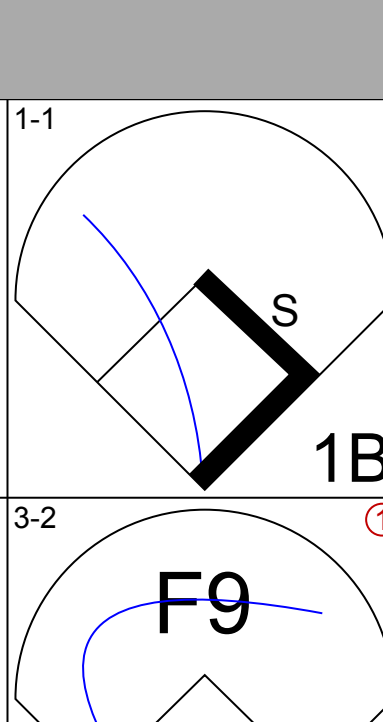
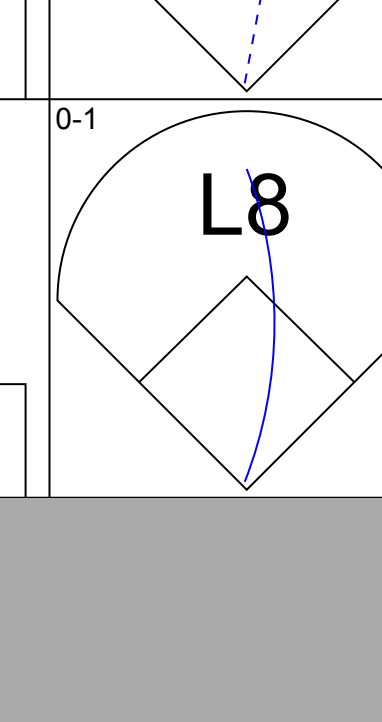
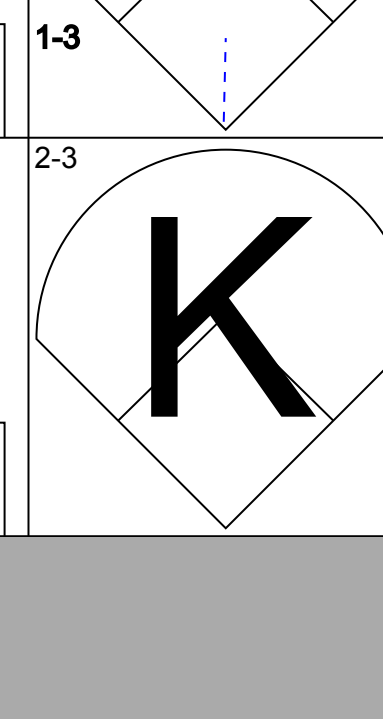
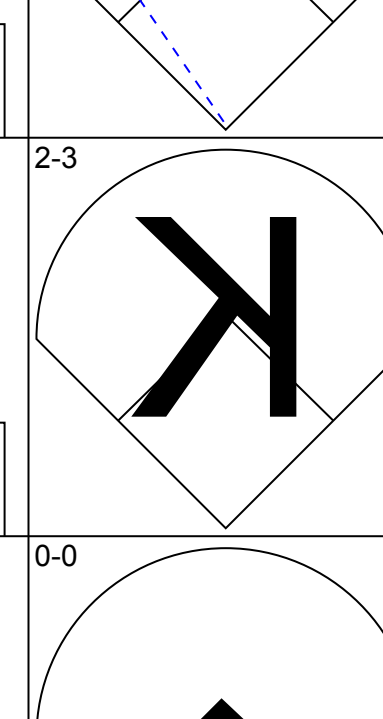
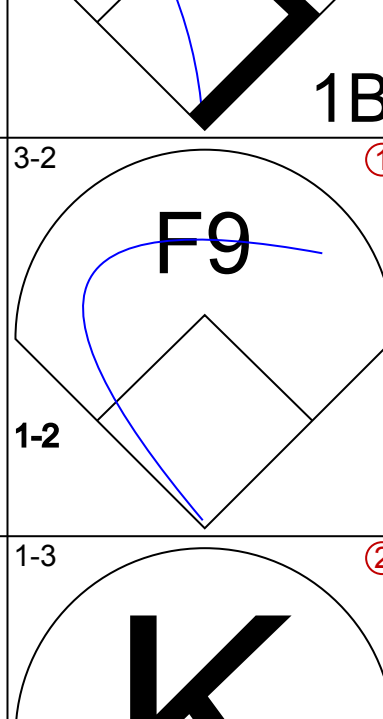
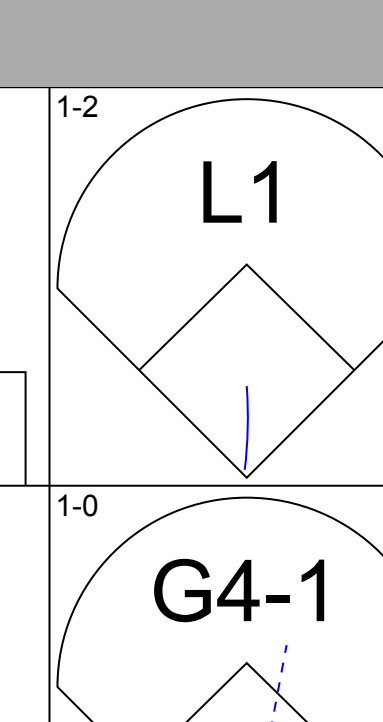
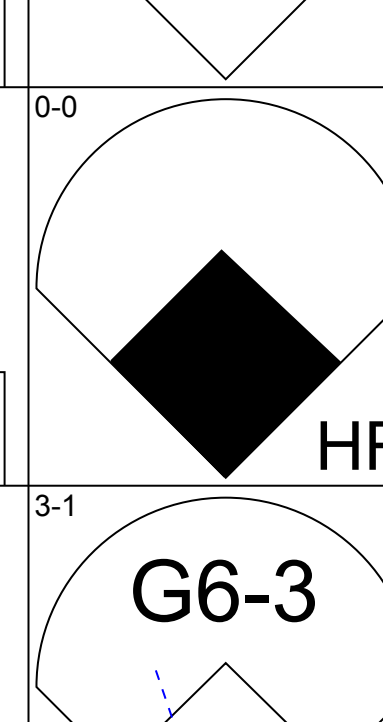
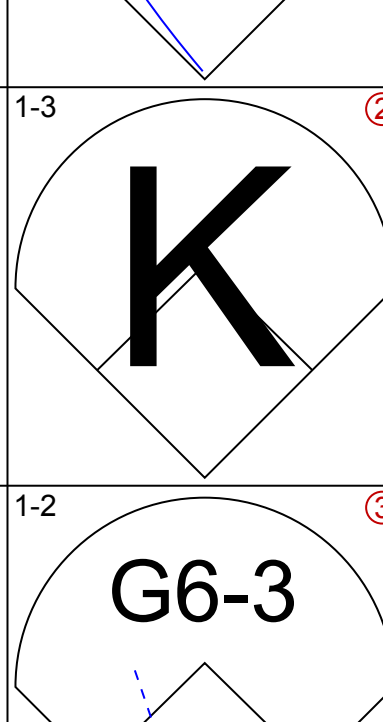
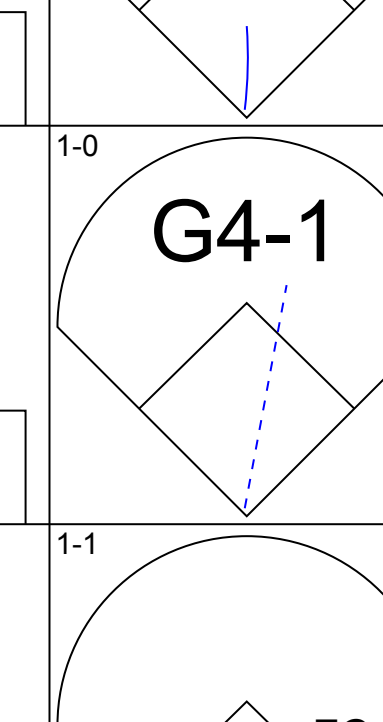
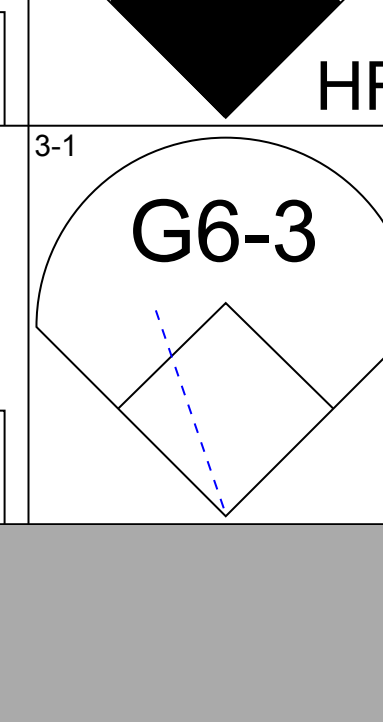
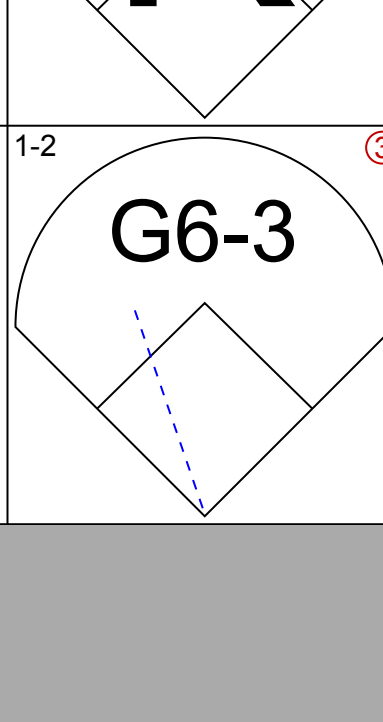
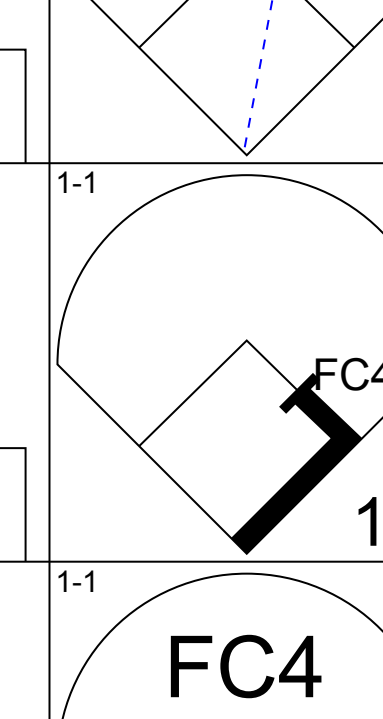
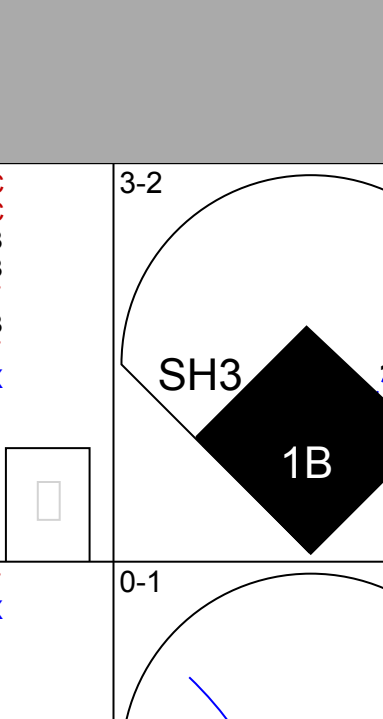

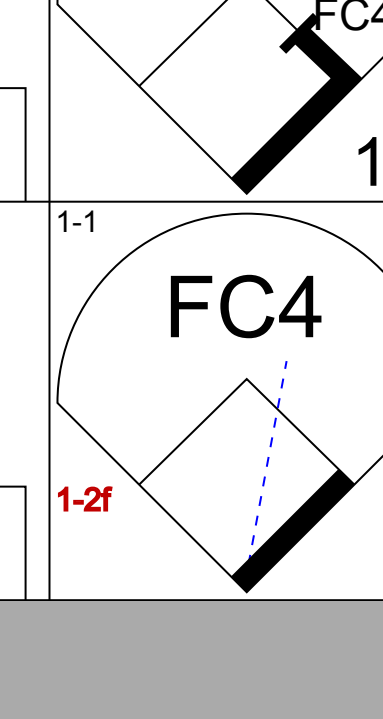
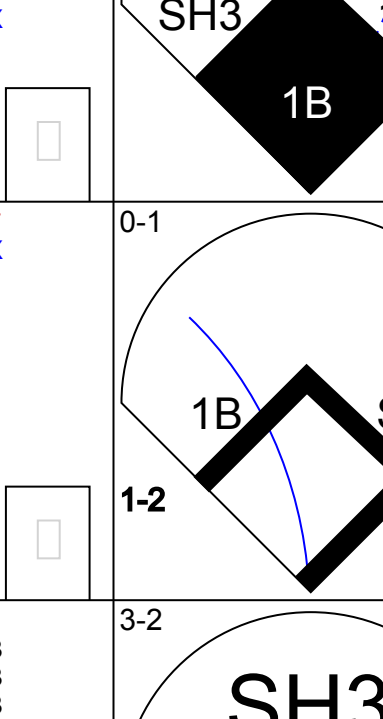
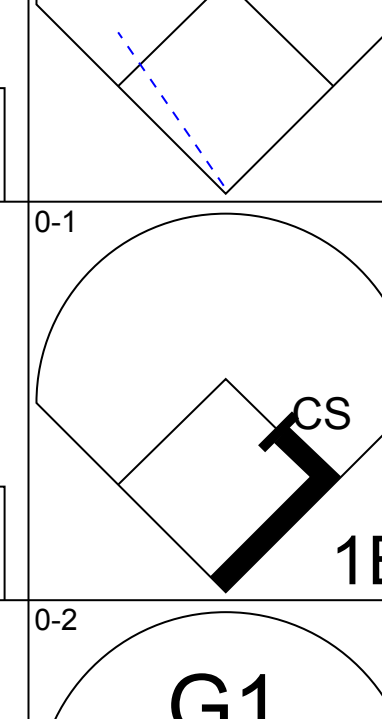
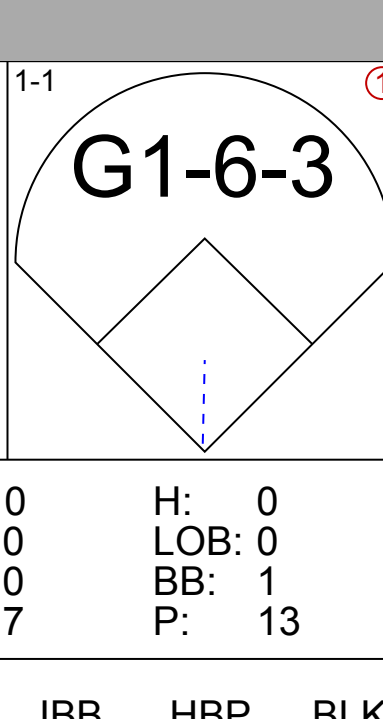
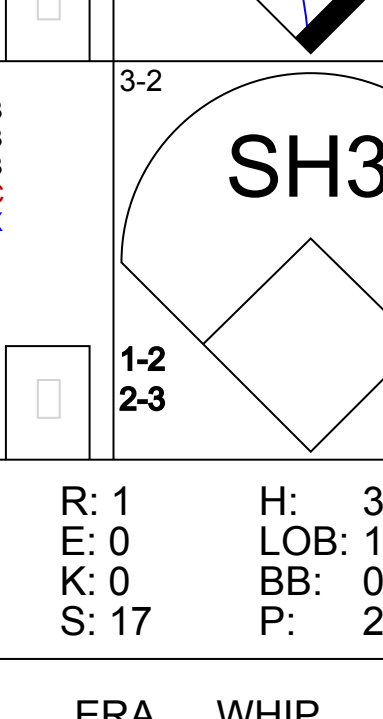
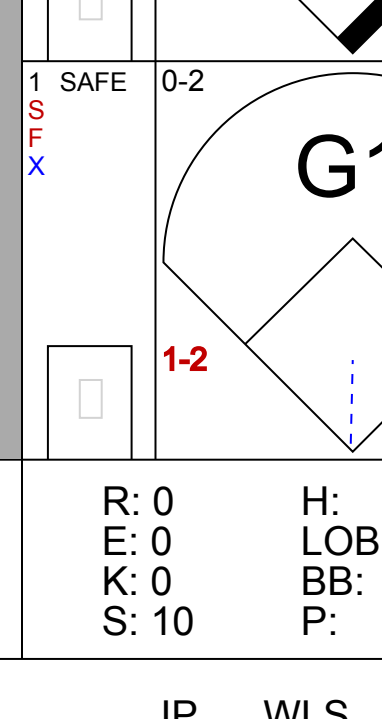
Batter	1	2	3	4	5	6	7	8	9	AB	R	H	RBI	BB	SO	LOB	BOTTOM				
Jose Offerman, S (1, 6) OBP: 0.329, SLG: 0.328	G4-3		G3		FC6-4		FC5-2 1B BB			3	1	0	0	1	0	1					
Brett Butler, L (1, 8) OBP: 0.423, SLG: 0.419	S 2B HBP		CS 1B			1B 3B	FC5-2 1B			3	3	2	0	0	0	2					
Lenny Harris, L (1, 4) OBP: 0.312, SLG: 0.307										3	0	1	1	0	0	2					
Mike Sharperson, R (7, PH) OBP: 0.397, SLG: 0.401										0	0	0	0	0	0	0					
Mitch Webster, S (7, PH) OBP: 0.326, SLG: 0.403										1	0	1	2	0	0	0					
Eric Young Sr., R (8, 4) OBP: 0.238, SLG: 0.200										0	0	0	0	0	0	0					
Eric Karros, R (1, 3) OBP: 0.305, SLG: 0.463	G6-3				G6-3		K	G5-3		4	0	0	0	0	1	3					
Henry Rodriguez, L (1, 9) OBP: 0.327, SLG: 0.431	G3				P5		1B 1B	G3		4	0	1	1	0	0	1					
Mike Scioscia, L (1, 2) OBP: 0.287, SLG: 0.274			G4-3		K			G4-3		4	0	1	0	0	1	0					
Dave Hansen, L (1, 5) OBP: 0.287, SLG: 0.322								F9		4	0	0	0	0	0	2					
Tom Goodwin, L (1, 7) OBP: 0.316, SLG: 0.316										3	0	3	0	0	0	0					
Pedro Astacio, R (1, 1)										3	0	0	0	0	3	3					
Inning Stats	R: 1 E: 0 K: 0 S: 8	H: 1 LOB: 1 BB: 0 P: 12	R: 0 E: 0 K: 1 S: 8	H: 1 LOB: 1 BB: 0 P: 9	R: 0 E: 0 K: 0 S: 5	H: 1 LOB: 0 BB: 0 P: 10	R: 0 E: 0 K: 1 S: 5	H: 0 LOB: 0 BB: 0 P: 7	R: 0 E: 0 K: 1 S: 8	H: 1 LOB: 1 BB: 0 P: 11	R: 1 E: 0 K: 0 S: 13	H: 3 LOB: 2 BB: 0 P: 22	R: 2 E: 0 K: 1 S: 16	H: 2 LOB: 1 BB: 1 P: 21	R: 0 E: 0 K: 0 S: 6	H: 0 LOB: 0 BB: 0 P: 10	1B: 7 2B: 1 3B: 1 HR: 0	SF: 0 SAC: 0 DP: 0 HBP: 1	WP: 0 PB: 0 SB: 6 CS: 1	PA: 34	
PITCHER David Cone, R (1, 1) ERA: 2.89	IP: 6.0 WLS: L BF: 25 H: 7 R: 2 ER: 2 SO: 4 BB: 0 IBB: 1 HBP: 0 BLK: 0 WP: 0 HR: 0 S: 47 P: 71 ERA: 3.00 WHIP: 1.167																				
Barry Jones, R (7, 1) ERA: 4.94	0.1	3	1	2	2	1	1	0	0	0	0	8	11	54.00	6.000						
Lee Guetterman, L (7, 1) ERA: 6.87	0.1	1	0	0	0	0	0	0	0	0	0	3	4	0.00	0.000						
Jeff Innis, R (7, 1) ERA: 2.96	0.1	2	1	0	0	0	0	0	0	0	0	5	6	0.00	3.000						
Mark Dewey, R (8, 1) ERA: 4.34	1.0	3	0	0	0	0	0	0	0	0	0	6	10	0.00	0.000						

New York Mets @ Los Angeles Dodgers
Dodger Stadium, Los Angeles, CA
Tue Aug 18 1992, 7:05 PM PDT
Att: 25,295 - Sunny - 82 F

AB 32
R 4
H 9
RBI 4
BB 1
SO 5
LOB 14



Batter	1	2	3	4	5	6	7	8	9	AB	R	H	RBI	BB	SO	LOB	TOP					
Vince Coleman, S (1, 8) OBP: 0.386, SLG: 0.384			 1B		 BB					3	0	1	0	1	1	1	<p>New York Mets @ Los Angeles Dodgers Dodger Stadium, Los Angeles, CA Wed Aug 19 1992, 7:05 PM PDT Att: 26,627 - Sunny - 80 F</p> <p>livebaseballscores.com</p>					
Chico Walker, S (1, 5) OBP: 0.325, SLG: 0.360			 1-2f		 1-2f					4	0	0	0	0	0	3						
Daryl Boston, L (1, 7) OBP: 0.310, SLG: 0.413										4	0	0	0	0	1	1						
Eddie Murray, S (1, 3)				 1B						4	0	2	0	0	1	0						
Bobby Bonilla, S (1, 9)		 G5-3 1B		 1-2f						4	1	1	1	0	0	2						
Chris Donnels, L (1, 4)		 1-2 2-3						 BB		2	0	1	0	2	0	1						
Charlie O'Brien, R (1, 2) Kevin Bass, S (7, PH) Todd Hundley, S (7, 2) OBP: 0.291, SLG: 0.382 OBP: 0.256, SLG: 0.331		 1-2 2-3								2	0	0	0	0	0	3						
Dick Schofield, R (1, 6)					 BB				 1-2f	3	0	1	0	1	0	3						
Dwight Gooden, R (1, 1) Mackey Sasser, L (7, PH) Lee Guetterman, L (7, 1) Anthony Young, R (8, 1) Jeff McKnight, S (9, PH) OBP: 0.286, SLG: 0.306 OBP: 0.269, SLG: 0.305 OBP: 0.143, SLG: 0.111 OBP: 0.273, SLG: 0.238					 1-2					1	0	0	0	0	1	0						
Inning Stats	R: 0 E: 0 K: 1 S: 8	H: 0 LOB: 0 BB: 0 P: 11	R: 0 E: 1 K: 1 S: 8	H: 1 LOB: 2 BB: 0 P: 12	R: 0 E: 0 K: 1 S: 9	H: 1 LOB: 1 BB: 0 P: 11	R: 0 E: 0 K: 0 S: 4	H: 1 LOB: 1 BB: 1 P: 9	R: 0 E: 0 K: 0 S: 5	H: 0 LOB: 1 BB: 2 P: 13	R: 0 E: 0 K: 0 S: 11	H: 1 LOB: 1 BB: 0 P: 16	R: 0 E: 0 K: 0 S: 7	H: 1 LOB: 1 BB: 0 P: 12	R: 0 E: 0 K: 1 S: 8	H: 0 LOB: 0 BB: 0 P: 9		R: 1 E: 0 K: 1 S: 7	H: 1 LOB: 1 BB: 1 P: 12	1B: 4 2B: 1 3B: 0 HR: 1	SF: 0 SAC: 1 DP: 2 HBP: 0	WP: 0 PB: 0 SB: 0 CS: 0
PITCHER	IP WLS BF H R ER SO BB IBB HBP BLK WP HR S P ERA WHIP																					
Orel Hershisier, R (1, 1) ERA: 3.86	8.0 W 33 6 1 1 4 4 0 0 0 0 1 62 99 1.12 1.250																					
Jim Gott, R (9, 1) ERA: 1.73	1.0 S 3 0 0 0 1 0 0 0 0 0 0 5 6 0.00 0.000																					

Batter	1	2	3	4	5	6	7	8	9	AB	R	H	RBI	BB	SO	LOB	BOTTOM			
Jose Offerman, S (1, 6) OBP: 0.330, SLG: 0.328			 BB		 1B					3	0	1	1	1	1	0	<p>New York Mets @ Los Angeles Dodgers Dodger Stadium, Los Angeles, CA Wed Aug 19 1992, 7:05 PM PDT Att: 26,627 - Sunny - 80 F</p> <p>livebaseballscores.com</p>			
Brett Butler, L (1, 8) OBP: 0.422, SLG: 0.416	 S BB		 1-2		 1-2					3	0	0	0	1	0	3				
Lenny Harris, L (1, 4) OBP: 0.311, SLG: 0.306	 1-3						 1B			4	0	1	0	0	0	1				
Eric Karros, R (1, 3) OBP: 0.303, SLG: 0.459							 1-2			3	0	0	0	0	2	2				
Henry Rodriguez, L (1, 9) OBP: 0.328, SLG: 0.481										3	1	1	1	0	1	1				
Mike Scioscia, L (1, 2) OBP: 0.284, SLG: 0.271										3	0	0	0	0	0	1				
Dave Hansen, L (1, 5) OBP: 0.292, SLG: 0.326		 1B			 1B					3	1	2	0	0	0	0				
Tom Goodwin, L (1, 7) OBP: 0.364, SLG: 0.364		 1-2f			 SH3 1B			 1B		3	0	2	0	0	0	1				
Orel Hershisier, R (1, 1) Jim Gott, R (9, 1) OBP: 0.200, SLG: 0.283 OBP: 0.500, SLG: 0.500					 1-2 2-3					2	0	0	0	0	0	1				
Inning Stats	R: 0 E: 0 K: 2 S: 11	H: 0 LOB: 1 BB: 1 P: 21	R: 0 E: 0 K: 0 S: 9	H: 1 LOB: 0 BB: 0 P: 13	R: 0 E: 0 K: 0 S: 7	H: 0 LOB: 0 BB: 1 P: 13	R: 1 E: 0 K: 1 S: 9	H: 1 LOB: 0 BB: 0 P: 14	R: 1 E: 0 K: 0 S: 17	H: 3 LOB: 1 BB: 0 P: 27	R: 0 E: 0 K: 1 S: 11	H: 1 LOB: 1 BB: 0 P: 17	R: 0 E: 0 K: 0 S: 10	H: 1 LOB: 0 BB: 0 P: 12	R: 0 E: 0 K: 0 S: 10	H: 0 LOB: 0 BB: 0 P: 12		1B: 6 2B: 0 3B: 0 HR: 1	SF: 0 SAC: 1 DP: 0 HBP: 0	WP: 0 PB: 0 SB: 2 CS: 3
PITCHER	IP WLS BF H R ER SO BB IBB HBP BLK WP HR S P ERA WHIP																			
Dwight Gooden, R (1, 1) ERA: 4.04	6.0 L 24 6 2 2 4 2 0 0 0 0 0 64 105 3.00 1.333																			
Lee Guetterman, L (7, 1) ERA: 6.75	1.0 3 1 0 0 0 0 0 0 0 0 0 10 12 0.00 1.000																			
Anthony Young, R (8, 1) ERA: 3.81	1.0 3 0 0 0 0 0 0 0 0 0 0 10 12 0.00 0.000																			

Batter	1	2	3	4	5	6	7	8	9	AB	R	H	RBI	BB	SO	LOB	TOP					
Vince Coleman, S (1, 7) Lee Guetterman, L (8, 1)										4	0	0	0	0	1	0						
Dick Schofield, R (1, 6) Chico Walker, S (1, 5)										4	0	0	0	0	2	0						
Eddie Murray, S (1, 3) Daryl Boston, L (9, PR)										3	1	2	0	1	0	0						
Bobby Bonilla, S (1, 9)										3	1	1	2	1	0	1						
Dave Gallagher, R (1, 8)										4	0	1	0	0	0	3						
Bill Pecota, R (1, 4)										3	0	0	0	0	2							
Charlie O'Brien, R (1, 2) Kevin Bass, S (8, PH)										2	0	0	0	0	0	0						
Pete Schourek, L (1, 1) Jeff Innis, R (7, 1)										2	0	0	0	0	1	0						
Todd Hundley, S (8, PH)										1	0	0	0	0	0	0						
Inning Stats	R: 0 E: 0 K: 1 S: 9	H: 0 LOB: 0 BB: 0 P: 16	R: 0 E: 0 K: 0 S: 6	H: 0 LOB: 0 BB: 0 P: 8	R: 0 E: 0 K: 1 S: 5	H: 0 LOB: 0 BB: 0 P: 7	R: 0 E: 0 K: 1 S: 8	H: 0 LOB: 0 BB: 0 P: 12	R: 0 E: 0 K: 0 S: 11	H: 1 LOB: 1 BB: 0 P: 16	R: 0 E: 0 K: 0 S: 6	H: 0 LOB: 0 BB: 0 P: 9	R: 2 E: 0 K: 0 S: 9	H: 2 LOB: 1 BB: 1 P: 16	R: 0 E: 0 K: 0 S: 6	H: 0 LOB: 0 BB: 0 P: 10	R: 0 E: 0 K: 1 S: 14	H: 1 LOB: 2 BB: 1 P: 22	1B: 3 2B: 0 3B: 0 HR: 1	SF: 0 SAC: 0 DP: 0 HBP: 0	WP: 0 PB: 0 CS: 0	PA: 33
PITCHER	IP WLS BF H R ER SO BB IBB HBP BLK WP HR S P ERA WHIP																					
Bruce Hurst, L (1, 1) Randy Myers, L (9, 1)	8.0 W 28 3 2 2 3 1 0 0 0 0 1 60 94 2.25 0.500																					
	1.0 S 5 1 0 0 1 1 0 0 0 0 0 0 14 22 0.00 2.000																					

New York Mets @ San Diego Padres
Jack Murphy Stadium, San Diego, CA
Sat Aug 22 1992, 10:05 PM EDT
Att: 22,685 - Sunny - 78 F

AB	31
R	2
H	4
RBI	2
BB	2
SO	4
LOB	6



Batter	1	2	3	4	5	6	7	8	9	AB	R	H	RBI	BB	SO	LOB	BOTTOM			
Tony Fernandez, S (1, 6)										4	0	1	1	0	1	1				
Tony Gwynn, L (1, 9)										4	0	0	0	0	2					
Gary Sheffield, R (1, 5)										4	2	2	2	0	0					
Fred McGriff, L (1, 3)										4	0	0	0	0	3	0				
Darrin Jackson, R (1, 8)										3	0	0	0	0	1	0				
Benito Santiago, R (1, 2)										3	1	2	1	0	0					
Jerald Clark, R (1, 7)										3	1	1	0	0	0	1				
Kurt Stillwell, S (1, 4)										3	0	1	0	0	1	0				
Bruce Hurst, L (1, 1) Randy Myers, L (9, 1)										3	0	0	0	0	1	2				
Inning Stats	R: 0 E: 0 K: 1 S: 9	H: 0 LOB: 0 BB: 0 P: 11	R: 0 E: 0 K: 0 S: 6	H: 1 LOB: 1 BB: 0 P: 8	R: 0 E: 0 K: 1 S: 7	H: 1 LOB: 1 BB: 0 P: 11	R: 1 E: 0 K: 1 S: 10	H: 1 LOB: 0 BB: 0 P: 17	R: 1 E: 0 K: 1 S: 11	H: 2 LOB: 1 BB: 0 P: 17	R: 0 E: 0 K: 2 S: 9	H: 0 LOB: 0 BB: 0 P: 14	R: 1 E: 0 K: 0 S: 6	H: 1 LOB: 0 BB: 0 P: 10	R: 1 E: 0 K: 1 S: 8	H: 1 LOB: 0 BB: 0 P: 11	1B: 3 2B: 1 3B: 0 HR: 3	SF: 0 SAC: 0 DP: 0 HBP: 0	WP: 0 PB: 0 CS: 0	PA: 31
PITCHER	IP WLS BF H R ER SO BB IBB HBP BLK WP HR S P ERA WHIP																			
Pete Schourek, L (1, 1) Jeff Innis, R (7, 1) Lee Guetterman, L (8, 1)	6.0 L 24 6 3 3 6 0 0 0 0 0 0 2 53 80 4.50 1.000																			
	1.0 3 0 0 0 0 0 0 0 0 0 0 5 8 0.00 0.000																			
	1.0 4 1 1 1 1 0 0 0 0 0 0 1 8 11 9.00 1.000																			

New York Mets @ San Diego Padres
Jack Murphy Stadium, San Diego, CA
Sat Aug 22 1992, 10:05 PM EDT
Att: 22,685 - Sunny - 78 F

AB	31
R	4
H	7
RBI	4
BB	0
SO	7
LOB	6



Batter	1	2	3	4	5	6	7	8	9	AB	R	H	RBI	BB	SO	LOB	TOP								
Vince Coleman, S (1, 8) OBP: 0.371, SLG: 0.367	2-1 G1-3		1-0 G4-3		1-3 K			2-3 K		4	0	0	0	0	2	4	New York Mets @ San Diego Padres Jack Murphy Stadium, San Diego, CA Sun Aug 23 1992, 6:33 AM EDT Att: 13,080 - Sunny - 84 F								
Kevin Bass, S (1, 7) OBP: 0.285, SLG: 0.375	3-3 K		1-1 F8		0-0 L7			1-1 G4-3		4	0	0	0	0	1	4									
Chico Walker, S (1, 5) OBP: 0.324, SLG: 0.364 Barry Jones, R (8, 1)	3-1 F9			0-0 G3-1		1-1 F7		1-1 S 1B		4	0	1	1	0	0	0									
Eddie Murray, S (1, 3) OBP: 0.322, SLG: 0.415		1-0 G4-3 1B		2-1 G3-1		2-2 L7		3-2 G1-3		4	0	1	0	0	0	1									
Bobby Bonilla, S (1, 9) OBP: 0.362, SLG: 0.452		2-1 G4-3		1-1 E1 CS		1-2 F8			0-0 HR	4	1	1	1	0	0	1									
Chris Donnels, L (1, 4) OBP: 0.294, SLG: 0.224 Dave Gallagher, R (9, PH) OBP: 0.278, SLG: 0.311		0-1 F8		1 SAFE 2-2 CS		4-1 2B FC BB		2-2 G4-3		2	1	0	0	0	1	0									
Todd Hundley, S (1, 2) Bill Pecota, R (9, PH) OBP: 0.295, SLG: 0.297		1-3 K			1-1 FC 2B		1-1 G4-3		1-2 P3	3	0	1	0	0	1	1									
Dick Schofield, R (1, 6) Steve Springer, R (9, PH)			0-0 L4		1-1 FC S		0-2 G1-3		1-2 G1-3	3	0	0	1	0	0	1									
David Cone, L (1, 1) OBP: 0.132, SLG: 0.108 Jeff McKnight, S (8, PH) OBP: 0.304, SLG: 0.238			2-2 G4-3 1B		2-3 3-H K			4-2 G4-3 1B BB		2	0	1	0	0	1	2									
										0	1	0	0	1	0	0									
Inning Stats	R: 0 E: 0 K: 1 S: 7	H: 0 LOB: 0 BB: 0 P: 15	R: 0 E: 0 K: 1 S: 8	H: 1 LOB: 1 BB: 0 P: 12	R: 0 E: 0 K: 0 S: 7	H: 1 LOB: 1 BB: 0 P: 11	R: 0 E: 1 K: 0 S: 7	H: 0 LOB: 0 BB: 0 P: 12	R: 1 E: 0 K: 2 S: 13	H: 1 LOB: 2 BB: 1 P: 23	R: 0 E: 0 K: 0 S: 12	H: 0 LOB: 0 BB: 0 P: 16	R: 0 E: 0 K: 0 S: 8	H: 0 LOB: 0 BB: 0 P: 11	R: 1 E: 0 K: 1 S: 13	H: 1 LOB: 1 BB: 1 P: 24	R: 1 E: 0 K: 0 S: 11	H: 1 LOB: 0 BB: 0 P: 16	1B: 3 2B: 1 3B: 0 HR: 1	SF: 0 SAC: 0 DP: 0 HBP: 0	WP: 0 PB: 0 SB: 2 CS: 1	PA: 36			
PITCHER	IP	WLS	BF	H	R	ER	SO	BB	IBB	HBP	BLK	WP	HR	S	P	ERA	WHIP								
Andy Benes, R (1, 1) ERA: 3.68	7.0	W	26	3	1	1	4	1	0	0	0	0	0	62	100	1.29	0.571								
Larry Andersen, R (8, 1) ERA: 4.05	1.0		5	1	1	1	1	1	0	0	0	0	0	13	24	9.00	2.000								
Randy Myers, L (9, 1) ERA: 4.75	1.0	S	4	1	1	1	0	0	0	0	0	0	1	11	16	9.00	1.000								

AB	33
R	3
H	5
RBI	3
BB	2
SO	5
LOB	15



Batter	1	2	3	4	5	6	7	8	9	AB	R	H	RBI	BB	SO	LOB	BOTTOM								
Tony Fernandez, S (1, 6) OBP: 0.328, SLG: 0.340	0-0 S 1B		0-0 L3		1-0 L3			0-0 G4-3		4	0	1	0	0	0	0	New York Mets @ San Diego Padres Jack Murphy Stadium, San Diego, CA Sun Aug 23 1992, 6:33 AM EDT Att: 13,080 - Sunny - 84 F								
Tony Gwynn, L (1, 9) OBP: 0.371, SLG: 0.411	1-1 F8		2-1 F8		2-1 G4-3			0-1 L9		4	0	0	0	0	0	1									
Benito Santiago, R (1, 2) OBP: 0.284, SLG: 0.375	2-3 K		1-2 P3		2-2 F8			4-2 1B BB		3	0	0	0	1	1	1									
Gary Sheffield, R (1, 5) OBP: 0.390, SLG: 0.592	3-3 K			4-2 1B S G3 BB		2-2 G4-3		1-1 1B 1B		3	1	1	0	1	1	1									
Darrin Jackson, R (1, 8) OBP: 0.292, SLG: 0.414		3-1 F8 SF7 2B		1-2 G3 1B SF8 HBP		1-1 F8		3-1 F9		3	2	1	0	0	0	2									
Jerald Clark, R (1, 7) OBP: 0.289, SLG: 0.376		2-2 F8		0-0 G3		0-0 F9				3	1	1	0	0	0	1									
Phil Stephenson, L (1, 3) OBP: 0.278, SLG: 0.286		4-0 BB		0-0 G3						2	0	0	1	1	1	2									
Kurt Stillwell, S (1, 4) OBP: 0.276, SLG: 0.317		1-1 SF7		1-2 2-3 3-H 1B						1	0	0	2	0	0	0									
Andy Benes, R (1, 1) OBP: 0.207, SLG: 0.231 Oscar Azocar, L (7, PH) OBP: 0.252, SLG: 0.245 Larry Andersen, R (8, 1) Randy Myers, L (9, 1)		3-H 3-3 K		1-1 SF8		2-2 G4-3		3-1 P2		2	0	0	0	0	1	1									
										1	0	0	0	0	0	0									
										0	0	0	0	0	0	0									
										0	0	0	0	0	0	0									
Inning Stats	R: 0 E: 0 K: 2 S: 11	H: 1 LOB: 1 BB: 0 P: 17	R: 1 E: 0 K: 1 S: 10	H: 1 LOB: 1 BB: 1 P: 23	R: 0 E: 0 K: 0 S: 6	H: 0 LOB: 0 BB: 0 P: 9	R: 3 E: 1 K: 0 S: 11	H: 1 LOB: 0 BB: 1 P: 19	R: 0 E: 0 K: 0 S: 6	H: 0 LOB: 0 BB: 0 P: 11	R: 0 E: 0 K: 0 S: 6	H: 0 LOB: 0 BB: 0 P: 9	R: 0 E: 0 K: 1 S: 9	H: 0 LOB: 0 BB: 0 P: 16	R: 0 E: 0 K: 0 S: 9	H: 1 LOB: 2 BB: 1 P: 17	1B: 3 2B: 1 3B: 0 HR: 0	SF: 2 SAC: 0 DP: 0 HBP: 1	WP: 0 PB: 0 SB: 2 CS: 0	PA: 32					
PITCHER	IP	WLS	BF	H	R	ER	SO	BB	IBB	HBP	BLK	WP	HR	S	P	ERA	WHIP								
David Cone, R (1, 1) ERA: 2.93	7.0	L	27	3	4	3	4	2	0	1	0	0	0	59	104	3.86	0.714								
Barry Jones, R (8, 1) ERA: 4.85	1.0		5	1	0	0	0	1	0	0	0	0	0	9	17	0.00	2.000								

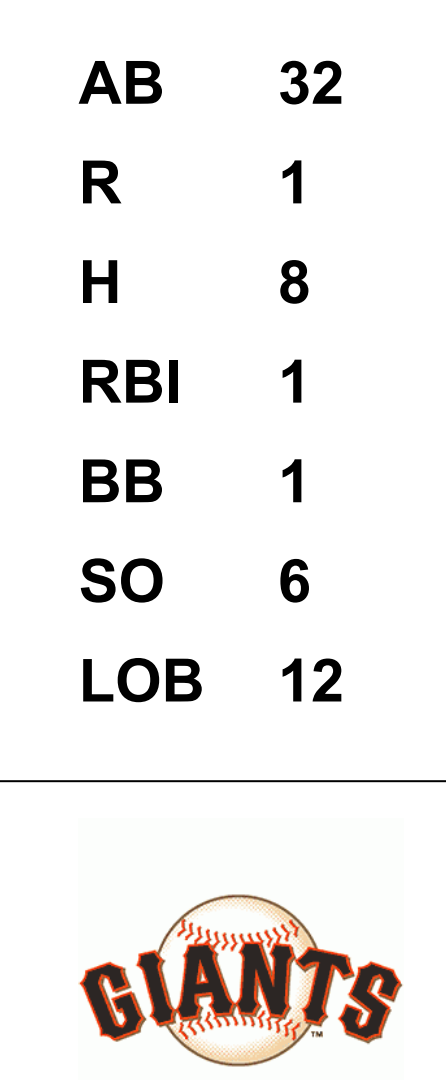
AB	26
R	4
H	4
RBI	3
BB	3
SO	4
LOB	9



Batter	1	2	3	4	5	6	7	8	9	AB	R	H	RBI	BB	SO	LOB	TOP								
Dave Gallagher, R OBP: 0.283, SLG: 0.310 (1, 8)	L9		BB		G5-4-3 1B			F7		3	0	1	0	1	0	0	New York Mets @ San Francisco Giants Candlestick Park, San Francisco, CA Tue Aug 25 1992, 10:05 PM EDT Att: 19,546 - Cloudy - 58 F								
Dick Schofield, R OBP: 0.312, SLG: 0.283 (1, 6)	1B		F8		G5-4-3 1-2			K		4	0	1	0	0	1	2									
Chico Walker, S OBP: 0.330, SLG: 0.365 Anthony Young, R OBP: 0.143, SLG: 0.111 Lee Guetterman, L (8, 1) Jeff Innis, R (8, 1) Chris Donnels, L OBP: 0.292, SLG: 0.213 (9, 5) Eddie Murray, S OBP: 0.318, SLG: 0.407 (1, 3)	1B		G6-3					1B		4	0	3	0	0	0	1									
Bobby Bonilla, S OBP: 0.357, SLG: 0.453 John Franco, L (9, 1)			F9		HR			G5-4-3 1-2		4	1	1	1	0	1	1									
Kevin Bass, S OBP: 0.291, SLG: 0.379 (1, 7)	2B WP		F9		2B			K		3	1	1	0	1	1	0									
Steve Springer, R OBP: 0.400, SLG: 0.600 Daryl Boston, L OBP: 0.323, SLG: 0.437 (9, PH) (9, 8)	1B WP		L8-2 2B		F9			G4-3 1B		3	0	2	0	0	0	1									
Charlie O'Brien, R OBP: 0.259, SLG: 0.267 (1, 2)	L8-2 2H 3-H		L8-2		K			G4-3		3	0	0	0	0	1	3									
Sid Fernandez, L OBP: 0.242, SLG: 0.290 Bill Pecota, R OBP: 0.296, SLG: 0.300 (8, 5) (9, 4)			F7		K			P4		3	0	0	0	0	1	1									
										0	0	0	0	0	0	0									
Inning Stats	R: 0 E: 0 K: 0 S: 9	H: 2 LOB: 1 BB: 0 P: 13	R: 1 E: 0 K: 0 S: 7	H: 1 LOB: 0 BB: 1 P: 15	R: 0 E: 0 K: 0 S: 12	H: 0 LOB: 1 BB: 1 P: 21	R: 1 E: 0 K: 1 S: 8	H: 2 LOB: 1 BB: 0 P: 12	R: 0 E: 0 K: 1 S: 7	H: 1 LOB: 0 BB: 0 P: 8	R: 0 E: 0 K: 0 S: 6	H: 1 LOB: 1 BB: 0 P: 6	R: 0 E: 0 K: 1 S: 11	H: 1 LOB: 1 BB: 0 P: 16	R: 0 E: 0 K: 1 S: 15	H: 1 LOB: 1 BB: 0 P: 19		R: 0 E: 0 K: 1 S: 6	H: 0 LOB: 0 BB: 0 P: 13	1B: 6 2B: 3 3B: 0 HR: 1	SF: 0 SAC: 0 DP: 4 HBP: 0	WP: 1 PB: 0 SB: 1 CS: 0	PA: 34		
PITCHER	IP WLS BF H R ER SO BB IBB HBP BLK WP HR S P ERA WHIP	7.0 L 27 8 2 2 3 2 0 0 0 1 1 60 91 2.57 1.429	2.0 7 1 0 0 2 0 0 0 0 0 0 0 21 32 0.00 0.500																						

Batter	1	2	3	4	5	6	7	8	9	AB	R	H	RBI	BB	SO	LOB	BOTTOM								
Mike Felder, S OBP: 0.323, SLG: 0.395 (1, 7)	S SF9 2B		F8		FC6-4 1B			SH1-3 1B		4	1	3	0	0	0	0	New York Mets @ San Francisco Giants Candlestick Park, San Francisco, CA Tue Aug 25 1992, 10:05 PM EDT Att: 19,546 - Cloudy - 58 F								
Willie McGee, S OBP: 0.337, SLG: 0.356 (1, 8)	K		1B		FC6-4 1-2			SH1-3		3	0	1	0	0	1	2									
Will Clark, L OBP: 0.389, SLG: 0.485 (1, 3)	SF9 2H		1B					F7		2	0	1	1	1	0	0									
Cory Snyder, R OBP: 0.317, SLG: 0.454 (1, 9)	1B		F8					P2		4	0	1	0	0	1	4									
Matt Williams, R OBP: 0.278, SLG: 0.375 (1, 5)	F8		P4		K			K		4	0	0	0	0	1	3									
Robby Thompson, R OBP: 0.333, SLG: 0.411 (1, 4)	G5-3		G4-3 1B					G5-3		4	0	1	0	0	0	0									
Kirt Manwaring, R OBP: 0.308, SLG: 0.314 Mike Benjamin, R OBP: 0.230, SLG: 0.286 Michael Jackson, R (8, 1) Greg Litton, R OBP: 0.269, SLG: 0.312 (9, PH)	G6-3		G4-3 1-2					G6-3		3	0	1	0	0	0	1									
Royce Clayton, R OBP: 0.296, SLG: 0.333 (1, 6)	P9		K					F9		4	0	0	0	0	2	1									
Trevor Wilson, L OBP: 0.150, SLG: 0.108 Craig Colbert, R OBP: 0.266, SLG: 0.307 (8, 2)	K		K					F8		2	0	0	0	0	1	0									
										1	0	0	0	0	0	1									
Inning Stats	R: 1 E: 0 K: 1 S: 13	H: 2 LOB: 0 BB: 0 P: 16	R: 0 E: 0 K: 0 S: 14	H: 0 LOB: 0 BB: 0 P: 22	R: 0 E: 0 K: 1 S: 13	H: 2 LOB: 2 BB: 0 P: 18	R: 0 E: 0 K: 0 S: 11	H: 1 LOB: 0 BB: 0 P: 13	R: 0 E: 0 K: 1 S: 16	H: 1 LOB: 1 BB: 0 P: 21	R: 0 E: 0 K: 1 S: 7	H: 0 LOB: 0 BB: 0 P: 10	R: 0 E: 0 K: 0 S: 12	H: 1 LOB: 1 BB: 0 P: 15	R: 0 E: 0 K: 1 S: 12	H: 1 LOB: 2 BB: 1 P: 21	R: 0 E: 0 K: 1 S: 7	H: 0 LOB: 0 BB: 0 P: 8	1B: 6 2B: 2 3B: 0 HR: 0	SF: 1 SAC: 1 DP: 1 HBP: 0	WP: 0 PB: 0 SB: 1 CS: 0	PA: 35			
PITCHER	IP WLS BF H R ER SO BB IBB HBP BLK WP HR S P ERA WHIP	7.0 W 27 7 1 1 4 0 0 0 0 0 0 5 8 0.00 3.000	0.1 2 1 0 0 0 0 0 0 0 0 0 0 5 8 0.00 3.000	0.0 1 0 0 0 0 1 0 0 0 0 0 0 6 8 0.00 0.000	0.2 2 0 0 0 1 0 0 0 0 0 0 6 8 0.00 0.000	1.0 S 3 0 0 0 1 0 0 0 0 0 7 8 0.00 0.000																			

AB 32
R 2
H 9
RBI 1
BB 2
SO 5
LOB 13



Batter	1	2	3	4	5	6	7	8	9	AB	R	H	RBI	BB	SO	LOB	TOP			
Bip Roberts, S OBP: 0.377, SLG: 0.386 (1, 7)																				
Reggie Sanders, R OBP: 0.361, SLG: 0.492 (1, 8)																				
Barry Larkin, R OBP: 0.384, SLG: 0.451 (1, 6)																				
Glenn Briggs, R OBP: 0.326, SLG: 0.386 (1, 9)																				
Chris Sabo, R OBP: 0.299, SLG: 0.416 Paul O'Neill, L OBP: 0.363, SLG: 0.388 (7, PH) (7, 9)																				
Joe Oliver, R OBP: 0.316, SLG: 0.387 (1, 2)																				
Hal Morris, L OBP: 0.368, SLG: 0.412 (1, 3)																				
Freddie Benavides, R OBP: 0.262, SLG: 0.307 (1, 4)																				
Jose Rijo, R OBP: 0.200, SLG: 0.236 Jeff Branson, L OBP: 0.339, SLG: 0.394 Scott Bankhead, R OBP: 0.222, SLG: 0.222 Rob Dibble, L OBP: 0.333, SLG: 0.333 (8, PH) (8, 1) (8, 1)																				
Inning Stats	R: 0 E: 0 K: 0 S: 10	H: 1 LOB: 1 BB: 0 P: 16	R: 0 E: 0 K: 0 S: 11	H: 2 LOB: 2 BB: 0 P: 15	R: 1 E: 0 K: 0 S: 17	H: 2 LOB: 2 BB: 1 P: 27	R: 0 E: 0 K: 0 S: 5	H: 0 LOB: 0 BB: 0 P: 9	R: 0 E: 0 K: 0 S: 7	H: 1 LOB: 2 BB: 1 P: 13	R: 2 E: 0 K: 1 S: 15	H: 3 LOB: 2 BB: 1 P: 26	R: 0 E: 0 K: 0 S: 4	H: 0 LOB: 0 BB: 0 P: 5	R: 0 E: 0 K: 1 S: 7	H: 0 LOB: 0 BB: 0 P: 8	1B: 6 2B: 3 3B: 0 HR: 0	SF: 1 SAC: 0 DP: 0 HBP: 0	WP: 0 PB: 0 SB: 1 CS: 0	PA: 39
PITCHER	IP	WLS	BF	H	R	ER	SO	BB	IBB	HBP	BLK	WP	HR	S	P	ERA	WHIP			
Pete Schourek, L ERA: 3.21	6.2		31	8	3	3	1	1	2	0	0	0	0	70	110	4.05	1.350			
Jeff Innis, R ERA: 2.99	0.1		2	1	0	0	0	0	0	0	0	0	0	2	3	0.00	3.000			
Barry Jones, R ERA: 4.76	1.0	W	3	0	0	0	0	0	0	0	0	0	0	4	5	0.00	0.000			
Anthony Young, R ERA: 3.67	1.0	S	3	0	0	0	1	0	0	0	0	0	0	7	8	0.00	0.000			

Cincinnati Reds @ New York Mets
Shea Stadium, Flushing, NY
Fri Aug 28 1992, 7:05 PM EDT
Sunny - 80 F

AB	35
R	3
H	9
RBI	3
BB	3
SO	2
LOB	15

Batter	1	2	3	4	5	6	7	8	9	AB	R	H	RBI	BB	SO	LOB	BOTTOM			
Vince Coleman, S OBP: 0.368, SLG: 0.363 (1, 8)																				
Dick Schofield, R OBP: 0.311, SLG: 0.280 Daryl Boston, L OBP: 0.323, SLG: 0.447 Dave Gallagher, R OBP: 0.283, SLG: 0.310 (8, PH) (8, PH) (9, 9)																				
Chico Walker, S OBP: 0.332, SLG: 0.362 (1, 5)																				
Eddie Murray, S OBP: 0.321, SLG: 0.411 (1, 3)																				
Bobby Bonilla, S OBP: 0.356, SLG: 0.447 Anthony Young, R OBP: 0.143, SLG: 0.111 (1, 9) (9, 1)																				
Kevin Bass, S OBP: 0.296, SLG: 0.393 (1, 7)																				
Jeff Kent, R OBP: 0.319, SLG: 0.434 (1, 4)																				
Todd Hundley, S OBP: 0.260, SLG: 0.339 (1, 2)																				
Pete Schourek, L OBP: 0.074, SLG: 0.074 Jeff Innis, R ERA: 2.92 Mackey Sasser, L OBP: 0.288, SLG: 0.330 Barry Jones, R (8, 1) Bill Pecota, R OBP: 0.301, SLG: 0.304 (9, 6)																				
Inning Stats	R: 0 E: 0 K: 2 S: 11	H: 0 LOB: 2 BB: 2 P: 22	R: 0 E: 1 K: 1 S: 14	H: 1 LOB: 1 BB: 0 P: 19	R: 0 E: 0 K: 2 S: 10	H: 0 LOB: 0 BB: 0 P: 15	R: 0 E: 0 K: 1 S: 5	H: 1 LOB: 0 BB: 0 P: 8	R: 1 E: 0 K: 0 S: 12	H: 2 LOB: 1 BB: 0 P: 15	R: 0 E: 0 K: 0 S: 5	H: 0 LOB: 0 BB: 0 P: 9	R: 1 E: 0 K: 1 S: 9	H: 1 LOB: 0 BB: 0 P: 16	R: 2 E: 0 K: 1 S: 15	H: 2 LOB: 2 BB: 2 P: 30	1B: 3 2B: 2 3B: 0 HR: 2	SF: 2 SAC: 0 DP: 1 HBP: 1	WP: 0 PB: 0 SB: 0 CS: 0	PA: 34
PITCHER	IP	WLS	BF	H	R	ER	SO	BB	IBB	HBP	BLK	WP	HR	S	P	ERA	WHIP			
Jose Rijo, R ERA: 2.94	7.0		27	5	2	2	7	2	0	1	0	0	1	66	104	2.57	1.000			
Scott Bankhead, R ERA: 2.92	0.1	L	5	2	2	2	0	1	1	0	0	0	1	11	23	54.00	9.000			
Rob Dibble, R ERA: 3.12	0.2		2	0	0	0	1	0	0	0	0	0	0	4	7	0.00	0.000			

Cincinnati Reds @ New York Mets
Shea Stadium, Flushing, NY
Fri Aug 28 1992, 7:05 PM EDT
Sunny - 80 F

AB	27
R	4
H	7
RBI	4
BB	4
SO	8
LOB	11

Batter	1	2	3	4	5	6	7	8	9	AB	R	H	RBI	BB	SO	LOB	TOP		
Bip Roberts, S OBP: 0.374, SLG: 0.393 Freddie Benavides, R OBP: 0.260, SLG: 0.354	(1, 5) 3-3 K			(1, 5) 3-1 F7		(1, 5) 2-2 G3		(1, 5) 1-2 G6-3	(1, 5) 3 0 0 0 0 1 1 1 0 0 0 0 0 0										
Dave Martinez, L OBP: 0.323, SLG: 0.328	(1, 8) 3-2 F8			(1, 8) 1-0 G3			(1, 8) 1-3 K	(1, 8) 4-1 1B 1B BB	(1, 8) 3 1 0 0 1 1 0										
Barry Larkin, R OBP: 0.382, SLG: 0.448 Jeff Branson, L OBP: 0.333, SLG: 0.389	(1, 6) 2-2 G1-3			(1, 6) 2-1 F8			(1, 6) 1-1 G6-3	(1, 6) 1-1 P5	(1, 6) 3 0 0 0 0 0 0 1 0 0 0 0 0 1										
Hal Morris, L OBP: 0.365, SLG: 0.408 Joe Oliver, R OBP: 0.318, SLG: 0.389	(1, 3) 1-2 G4-3			(1, 3) 0-1 G6-3			(1, 3) 1-1 L4	(1, 3) 1-2 1B 1B	(1, 3) 3 0 0 0 0 0 0 1 0 1 0 0 0 0										
Paul O'Neill, L OBP: 0.364, SLG: 0.389	(1, 9) 3-3 K			(1, 9) 0-0 G4-3				(1, 9) 3-2 2B 1B	(1, 9) 4 0 2 1 0 1 0										
Glenn Braggs, R OBP: 0.325, SLG: 0.388	(1, 7) 1-1 F9			(1, 7) 0-0 G6-3				(1, 7) 1-1 1B 2B	(1, 7) 4 0 1 0 0 0 2										
Bill Doran, S OBP: 0.325, SLG: 0.347				(1, 4) 4-2 G1-6-3 BB			(1, 4) 2-2 F8	(1, 4) 2-0 F8	(1, 4) 2 0 0 0 1 0 2										
Rick Wrona, R OBP: 0.174, SLG: 0.174				(1, 2) 1-2 G1-6-3 1-2			(1, 2) 0-0 FC6 1B	(1, 2) 1-3 K2-3	(1, 2) 3 0 1 0 0 1 3										
Steve Foster, R OBP: 0.200, SLG: 0.200 Scott Ruskin, L OBP: 0.293, SLG: 0.405 Cesar Hernandez, R OBP: 0.293, SLG: 0.405 Dwayne Henry, L OBP: 0.350, SLG: 0.450 Reggie Sanders, R OBP: 0.290, SLG: 0.450 Norm Charlton, S OBP: 0.290, SLG: 0.290	(1, 1) 2-3 K			(1, 1) 1-1 FC6 S			(1, 1) 1-2 G5-3	(1, 1) 1 0 0 0 0 1 0 0 0 0 0 0 0 0 1 0 0 0 0 0 1 0 0 0 0 0 0 0 1 0 0 0 0 0 2 0 0 0 0 0 0 0											
Inning Stats	R: 0 H: 0 E: 0 K: 1 S: 11	H: 0 LOB: 0 BB: 0 P: 19	R: 0 H: 0 E: 0 K: 1 S: 9	H: 0 LOB: 0 BB: 1 P: 14	R: 0 H: 0 E: 0 K: 1 S: 9	H: 0 LOB: 0 BB: 1 P: 16	R: 0 H: 0 E: 0 K: 0 S: 5	H: 0 LOB: 0 BB: 0 P: 11	R: 0 H: 1 E: 0 K: 0 S: 4	H: 0 LOB: 1 BB: 0 P: 4	R: 0 H: 0 E: 0 K: 1 S: 7	H: 0 LOB: 0 BB: 0 P: 10	R: 0 H: 2 E: 0 K: 1 S: 13	H: 2 LOB: 2 BB: 1 P: 21	R: 1 H: 2 E: 0 K: 0 S: 15	H: 2 LOB: 2 BB: 1 P: 22	1B: 4 2B: 1 3B: 0 HR: 0	SF: 0 SAC: 0 DP: 1 HBP: 0	WP: 0 PA: 33 PB: 0 SB: 1 CS: 0
PITCHER	IP WLS BF H R ER SO BB IBB HBP BLK WP HR S P ERA WHIP																		
Wally Whitehurst, R ERA: 2.83	(1, 1) 6.0 W 19 1 0 0 3 1 0 0 0 0 0 0 49 80 0.00 0.333																		
Lee Guetterman, L ERA: 6.6	(7, 1) 3.0 S 14 4 1 1 2 1 0 0 0 0 0 0 35 53 3.00 1.667																		

Cincinnati Reds @ New York Mets
Shea Stadium, Flushing, NY
Fri Aug 28 1992, 7:05 PM EDT
Att: 20,343 - Cloudy - 77 F

AB	31
R	1
H	5
RBI	1
BB	2
SO	5
LOB	12



Batter	1	2	3	4	5	6	7	8	9	AB	R	H	RBI	BB	SO	LOB	BOTTOM	
Daryl Boston, L OBP: 0.325, SLG: 0.446	(1, 8) 0-0 G4-3 3B 1B			(1, 8) 3-3 K			(1, 8) 1-3 K	(1, 8) 0-0 WP G6-3 1B	(1, 8) 5 2 2 0 0 2 2									
Dave Gallagher, R OBP: 0.293, SLG: 0.331	(1, 9) 0-1 G4-3 1-2			(1, 9) 1-2 CS 1B			(1, 9) 1-0 2B 1B	(1, 9) 2-2 SF7 1-2 2-H	(1, 9) 4 1 3 2 0 0 1									
Jeff Kent, R OBP: 0.320, SLG: 0.448	(1, 4) 2-1 SF7 3B			(1, 4) 1-0 CS 1-2			(1, 4) 1-0 G5-3	(1, 4) 2-2 G6-3	(1, 4) 5 2 2 3 0 1 1									
Mackey Sasser, L OBP: 0.261, SLG: 0.324 Kevin Bass, S OBP: 0.300, SLG: 0.398	(1, 7) 2-2 SF7			(1, 7) 1-1 F8			(1, 7) 1-2 G1-3	(1, 7) 1-0 2B IBB 2B	(1, 7) 2 0 0 1 0 0 0 1 1 1 0 1 0 0									
Jeff McKnight, S OBP: 0.344, SLG: 0.433	(1, 3) 1-0 BB 1B			(1, 3) 0-1 SF9 3B			(1, 3) 1-1 G5-3	(1, 3) 2-2 1B 2B	(1, 3) 5 2 3 3 0 0 1									
Bill Peotta, R OBP: 0.305, SLG: 0.306	(1, 6) 4-0 BB 1-2			(1, 6) 0-1 SF9			(1, 6) 3-3 K	(1, 6) 0-1 1B	(1, 6) 2 0 1 2 1 1 0									
Chris Donnels, L OBP: 0.280, SLG: 0.203 Lee Guetterman, L	(1, 5) 0-1 F7			(1, 5) 3-3 K			(1, 5) 3-3 K	(1, 5) 2-3 K	(1, 5) 3 0 0 0 0 2 2 1 0 0 0 0 1 1									
Charlie O'Brien, R OBP: 0.266, SLG: 0.299				(1, 2) 2-0 G5-3 1B 2B			(1, 2) 1-2 L5	(1, 2) 1-1 P3	(1, 2) 4 2 2 1 0 0 1									
Wally Whitehurst, R OBP: 0.283, SLG: 0.278 Dick Schofield, R OBP: 0.314, SLG: 0.282	(1, 1) 0-1 G6-3			(1, 1) 0-1 G5-3 2-3			(1, 1) 1-1 WP 1B 2B 1B	(1, 1) 4-2 WP 1B SF7 BB	(1, 1) 2 0 0 0 0 0 1 1 2 1 0 1 0 0									
Inning Stats	R: 2 H: 3 E: 0 K: 0 S: 11	H: 3 LOB: 2 BB: 1 P: 20	R: 1 H: 2 E: 0 K: 1 S: 13	H: 2 LOB: 1 BB: 0 P: 21	R: 1 H: 1 E: 0 K: 1 S: 9	H: 1 LOB: 0 BB: 0 P: 13	R: 1 H: 2 E: 0 K: 1 S: 9	H: 2 LOB: 0 BB: 0 P: 16	R: 0 H: 0 E: 0 K: 2 S: 10	H: 0 LOB: 0 BB: 0 P: 17	R: 5 H: 5 E: 0 K: 2 S: 17	H: 5 LOB: 1 BB: 1 P: 30	R: 2 H: 2 E: 0 K: 0 S: 13	H: 2 LOB: 1 BB: 1 P: 25	1B: 7 2B: 5 3B: 2 HR: 1	SF: 3 SAC: 0 DP: 0 HBP: 0	WP: 3 PA: 42 PB: 0 SB: 0 CS: 1	
PITCHER	IP WLS BF H R ER SO BB IBB HBP BLK WP HR S P ERA WHIP																	
Steve Foster, R ERA: 3.79	(1, 1) 3.1 L 18 7 5 0 0 1 0 0 0 0 0 0 14 21 0.00 0.600																	
Scott Ruskin, L ERA: 4.46	(4, 1) 1.2 5 1 0 0 1 0 0 0 0 0 0 14 21 0.00 0.600																	
Dwayne Henry, R ERA: 3.33	(6, 1) 2.0 12 5 5 5 4 0 1 0 0 1 0 27 47 22.50 2.500																	
Norm Charlton, L ERA: 3.08	(8, 1) 1.0 6 2 2 2 0 1 0 0 0 2 0 13 25 18.00 3.000																	

Cincinnati Reds @ New York Mets
Shea Stadium, Flushing, NY
Fri Aug 28 1992, 7:05 PM EDT
Att: 20,343 - Cloudy - 77 F

AB	35
R	12
H	15
RBI	12
BB	3
SO	7
LOB	10



Batter	1	2	3	4	5	6	7	8	9	AB	R	H	RBI	BB	SO	LOB	TOP									
Bip Roberts, S OBP: 0.373, SLG: 0.391	0-0 G4-3		1-2 CS 1B		0-2 G4-3		2-3 K		3-2 F8	5	0	1	0	0	1	1	Cincinnati Reds @ New York Mets Shea Stadium, Flushing, NY Sat Aug 29 1992, 3:33 AM EDT Att: 28,687 - Sunny - 74 F									
Dave Martinez, L OBP: 0.321, SLG: 0.324	4-1 S HR BB		1-0 F8		0-1 G4-3		2-1 G4-3		0-0 G6-3	4	1	0	1	1	0	1										
Barry Larkin, R OBP: 0.382, SLG: 0.452	2-1 P5		1-2 1B		1-0 F8		2-1 F9		0-1 0-1 1B	5	1	2	0	0	0	1										
Hal Morris, L OBP: 0.369, SLG: 0.424	2-0 2H HR		1-2 1B		1-0 G6-3 2B				2-1 G3-1 G3	5	2	3	3	0	0	1										
Paul O'Neill, L OBP: 0.365, SLG: 0.389	4-2 PO BB		2-2 F7		1-1 G6-3				0-0 1B 1B	3	0	1	0	1	0	2										
Reggie Sanders, R OBP: 0.359, SLG: 0.487	0-0 PO	2-2 G5-3		3-3 K		1-3 K		1-0 1B	1-0 1B	4	0	1	0	0	2	1										
Joe Oliver, R OBP: 0.317, SLG: 0.390		1-3 K		3-3 K		2-2 2B		1-1 F8	1-1 F8	4	0	1	1	0	2	2										
Bill Doran, S OBP: 0.330, SLG: 0.348	1-1 1B		4-1 BB		4-0 IBB		1-1 G3		2-2 F8 G3	2	0	1	0	2	0	2										
Chris Hammond, L OBP: 0.267, SLG: 0.263	1-3 K		1-3 K		2-0 G4-3			2-2 F8 G6-3	2B	2	0	0	0	0	2	2										
Jeff Branson, L OBP: 0.329, SLG: 0.384										1	0	0	0	0	0	2										
Scott Ruskin, R OBP: 0.327, SLG: 0.395										0	0	0	0	0	0	0										
Glenn Braggs, R OBP: 0.327, SLG: 0.395										1	1	1	0	0	0	0										
Inning Stats	R: 2 E: 0 K: 0 S: 7	H: 1 LOB: 0 BB: 2 P: 19	R: 0 E: 0 K: 2 S: 15	H: 1 LOB: 1 BB: 0 P: 20	R: 1 E: 0 K: 0 S: 16	H: 3 LOB: 1 BB: 0 P: 22	R: 0 E: 0 K: 3 S: 12	H: 0 LOB: 1 BB: 1 P: 23	R: 0 E: 0 K: 0 S: 6	H: 0 LOB: 0 BB: 0 P: 7	R: 1 E: 0 K: 1 S: 12	H: 2 LOB: 2 BB: 1 P: 23	R: 0 E: 0 K: 1 S: 7	H: 0 LOB: 0 BB: 0 P: 13	R: 0 E: 0 K: 0 S: 8	H: 2 LOB: 2 BB: 0 P: 13	R: 1 E: 0 K: 0 S: 11	H: 2 LOB: 1 BB: 0 P: 16	1B: 6 2B: 3 3B: 1 HR: 1	SF: 0 SAC: 0 DP: 0 HBP: 0	WP: 0 PB: 0 SB: 1 CS: 1	PA: 41				
PITCHER	IP	WLS	BF	H	R	ER	SO	BB	IBB	HBP	BLK	WP	HR	S	P	ERA	WHIP									
Dwight Gooden, R ERA: 3.99	(1, 1)	6.0	W	27	7	4	4	6	3	1	0	0	0	1	68	114	6.00	1.667								
Jeff Innis, R ERA: 2.79	(7, 1)	2.0		8	2	0	0	1	0	0	0	0	0	0	15	26	0.00	1.000								
Anthony Young, R ERA: 3.72	(9, 1)	1.0	S	5	2	1	1	0	0	0	0	0	0	0	11	16	9.00	2.000								

AB	36
R	5
H	11
RBI	5
BB	4
SO	7
LOB	15



Batter	1	2	3	4	5	6	7	8	9	AB	R	H	RBI	BB	SO	LOB	BOTTOM									
Vince Coleman, S OBP: 0.371, SLG: 0.362	2-1 G4-3	2-0 1B			4-0 E SF7 BB		0-1 E5 1B			3	2	1	2	1	0	1	Cincinnati Reds @ New York Mets Shea Stadium, Flushing, NY Sat Aug 29 1992, 3:33 AM EDT Att: 28,687 - Sunny - 74 F									
Chico Walker, S OBP: 0.340, SLG: 0.378	0-0 G3	3-2 2H 3H PB 1B			1-2 SF7		3-2 1-3 3H 1B			3	0	3	3	0	0	0										
Jeff Kent, R OBP: 0.315, SLG: 0.439	3-2 G3	3-3 K			3-2 F9		0-0 G6-3			4	0	0	0	0	1	3										
Eddie Murray, S OBP: 0.319, SLG: 0.407	3-3 K		1-1 G5-3		0-0 P6			2-2 G6-3		4	0	0	0	0	1	1										
Bobby Bonilla, S OBP: 0.355, SLG: 0.447		2-0 G6-3-5 2B		0-2 E1		1-2 F9		0-0 F8		4	0	1	0	0	0	0										
Anthony Young, R OBP: 0.143, SLG: 0.111			1-1 L1-3							0	0	0	0	0	0	0										
Kevin Bass, S OBP: 0.296, SLG: 0.393		1-0 G6-3-5		2-2 L1-3		1-3 K		0-1 G6-3		4	0	0	0	0	1	2										
Bill Pecota, R OBP: 0.305, SLG: 0.306		1-2 1B		2-2 F7		1-1 F8				3	1	1	0	0	0	0										
Jeff Innis, R OBP: 0.293, SLG: 0.331										0	0	0	0	0	0	0										
Dave Gallagher, R OBP: 0.293, SLG: 0.331										0	0	0	0	0	0	0										
Charlie O'Brien, R OBP: 0.274, SLG: 0.308		1-1 2B		3-2 G5-3			0-2 E SH1-3 1B			3	2	2	0	0	0	0										
Dwight Gooden, R OBP: 0.296, SLG: 0.389		1-0 1B		1-3 K			0-0 SH1-3			2	1	1	1	0	1	0										
Dick Schofield, R OBP: 0.314, SLG: 0.282		1-3 2H 1B					1-2 1B			0	0	0	0	0	0	0										
Inning Stats	R: 0 E: 0 K: 1 S: 9	H: 1 LOB: 1 BB: 0 P: 17	R: 4 E: 0 K: 1 S: 15	H: 6 LOB: 1 BB: 0 P: 29	R: 0 E: 1 K: 0 S: 9	H: 0 LOB: 0 BB: 0 P: 12	R: 0 E: 0 K: 1 S: 9	H: 0 LOB: 0 BB: 0 P: 15	R: 1 E: 1 K: 0 S: 7	H: 0 LOB: 0 BB: 1 P: 15	R: 0 E: 0 K: 1 S: 8	H: 0 LOB: 0 BB: 0 P: 11	R: 1 E: 1 K: 0 S: 11	H: 2 LOB: 1 BB: 0 P: 13	R: 0 E: 0 K: 0 S: 9	H: 0 LOB: 0 BB: 0 P: 11	R: 0 E: 0 K: 0 S: 9	H: 0 LOB: 0 BB: 0 P: 11	1B: 6 2B: 5 3B: 0 HR: 0	SF: 1 SAC: 1 DP: 2 HBP: 0	WP: 0 PB: 1 SB: 0 CS: 0	PA: 33				
PITCHER	IP	WLS	BF	H	R	ER	SO	BB	IBB	HBP	BLK	WP	HR	S	P	ERA	WHIP									
Chris Hammond, L ERA: 4.36	(1, 1)	5.0	L	22	7	5	4	3	1	0	0	0	0	0	49	88	7.20	1.600								
Scott Ruskin, L ERA: 4.37	(6, 1)	3.0		11	2	1	1	1	0	0	0	0	0	0	28	35	3.00	0.667								

AB	30
R	6
H	9
RBI	6
BB	1
SO	4
LOB	7



Batter	1	2	3	4	5	6	7	8	9	AB R H RBI BB SO LOB	TOP											
Reggie Sanders, R OBP: 0.357, SLG: 0.482 (1, 8)										3 1 0 0 1 2 0	Cincinnati Reds @ New York Mets Shea Stadium, Flushing, NY Sun Aug 30 1992, 7:05 PM EDT Att: 19,967 - Sunny - 75 F											
Hal Morris, L OBP: 0.367, SLG: 0.425 (1, 3)										4 0 1 0 0 1 1												
Barry Larkin, R OBP: 0.385, SLG: 0.458 (1, 6)										3 2 2 0 1 0 0												
Glenn Braggs, R OBP: 0.330, SLG: 0.401 (1, 9)										4 0 2 3 0 2 2												
Chris Sabo, R OBP: 0.295, SLG: 0.410 (1, 5)										4 0 0 0 0 1 4												
Joe Oliver, R OBP: 0.317, SLG: 0.388 (1, 2)										4 0 1 0 0 0 1												
Geronimo Berroa, R OBP: 0.333, SLG: 0.290 Dave Martinez, L OBP: 0.320, SLG: 0.323 (7, 8)										2 0 0 0 1 0 1 1 0 0 0 0 0 0												
Bill Doran, S OBP: 0.326, SLG: 0.344 Rob Dibble, L OBP: 0.333, SLG: 0.333 (9, 1)										4 0 0 0 0 1 2 0 0 0 0 0 0 0												
Tim Belcher, R OBP: 0.111, SLG: 0.159 Freddie Benavides, R OBP: 0.250, SLG: 0.354 (9, 4)										3 0 0 0 0 3 2 0 0 0 0 0 0 0												
Inning Stats	R: 0 H: 0 E: 0 K: 2 S: 9	H: 0 LOB: 0 BB: 0 P: 11	R: 0 H: 0 E: 0 K: 1 S: 11	H: 0 LOB: 0 BB: 0 P: 16	R: 0 H: 0 E: 0 K: 2 S: 7	H: 0 LOB: 0 BB: 0 P: 9	R: 2 H: 2 E: 0 K: 0 S: 11	H: 2 LOB: 1 BB: 1 P: 20	R: 0 H: 0 E: 0 K: 1 S: 6	H: 0 LOB: 0 BB: 1 P: 13		R: 1 H: 2 E: 0 K: 1 S: 13	H: 2 LOB: 1 BB: 0 P: 17	R: 0 H: 1 E: 0 K: 1 S: 12	H: 1 LOB: 1 BB: 0 P: 13	R: 0 H: 1 E: 0 K: 2 S: 15	H: 1 LOB: 2 BB: 1 P: 27	R: 0 H: 0 E: 0 K: 0 S: 7	H: 0 LOB: 0 BB: 0 P: 8	1B: 2 2B: 4 3B: 0 HR: 0	SF: 0 SAC: 0 DP: 0 HBP: 0	WP: 1 PB: 0 SB: 0 CS: 1
PITCHER	IP WLS BF H R ER SO BB IBB HBP BLK WP HR S P ERA WHIP											IP WLS BF H R ER SO BB IBB HBP BLK WP HR S P ERA WHIP										
Sid Fernandez, L ERA: 2.98 Barry Jones, R ERA: 4.63	(1, 1) (8, 1)	7.1 1.2	WLS W	BF 5	H 0	R 0	ER 0	SO 2	BB 0	IBB 0	HBP 0	BLK 0	WP 1	HR 0	S 13	P 17	0.00 0.00	0.00 0.00				

AB	32
R	3
H	6
RBI	3
BB	3
SO	10
LOB	13



Batter	1	2	3	4	5	6	7	8	9	AB R H RBI BB SO LOB	BOTTOM											
Vince Coleman, S OBP: 0.369, SLG: 0.360 Daryll Boston, L OBP: 0.321, SLG: 0.441 (2, 8)										1 0 0 0 0 1 0 3 0 0 0 0 1 0	Cincinnati Reds @ New York Mets Shea Stadium, Flushing, NY Sun Aug 30 1992, 7:05 PM EDT Att: 19,967 - Sunny - 75 F											
Chico Walker, S OBP: 0.343, SLG: 0.381 Chris Donnels, L OBP: 0.282, SLG: 0.197 (2, 5)										1 1 1 0 0 0 0 2 1 0 0 1 1 0												
Jeff Kent, R OBP: 0.314, SLG: 0.435 (1, 4)										4 0 1 0 0 3 1												
Eddie Murray, S OBP: 0.320, SLG: 0.407 Bill Pecota, R OBP: 0.305, SLG: 0.306 (9, PR)										3 0 1 1 1 0 0 0 1 0 0 0 0 0												
Bobby Bonilla, S OBP: 0.354, SLG: 0.453 (1, 9)										4 1 1 3 0 1 2												
Kevin Bass, S OBP: 0.294, SLG: 0.389 Barry Jones, R (8, 1)										3 0 0 0 0 1 2 0 0 0 0 0 0 0												
Todd Hundley, S OBP: 0.257, SLG: 0.335 (1, 2)										3 0 0 0 0 0 0												
Dick Schofield, R OBP: 0.312, SLG: 0.281 Jeff McKnight, S OBP: 0.333, SLG: 0.419 (9, 6)										2 0 0 0 0 1 0 1 0 0 0 0 0 0												
Sid Fernandez, L OBP: 0.234, SLG: 0.281 Mackey Sasser, L OBP: 0.259, SLG: 0.321 (8, 7)										2 0 0 0 0 0 0 1 0 0 0 0 0 0												
Inning Stats	R: 1 H: 3 E: 0 K: 2 S: 18	H: 3 LOB: 2 BB: 0 P: 26	R: 0 H: 0 E: 0 K: 1 S: 9	H: 0 LOB: 0 BB: 0 P: 14	R: 0 H: 0 E: 0 K: 1 S: 9	H: 0 LOB: 0 BB: 0 P: 13	R: 0 H: 0 E: 0 K: 0 S: 9	H: 0 LOB: 0 BB: 0 P: 15	R: 0 H: 0 E: 0 K: 2 S: 9	H: 0 LOB: 0 BB: 0 P: 11		R: 0 H: 0 E: 0 K: 2 S: 10	H: 0 LOB: 0 BB: 0 P: 16	R: 0 H: 0 E: 0 K: 0 S: 11	H: 0 LOB: 0 BB: 0 P: 15	R: 3 H: 1 E: 0 K: 2 S: 9	H: 1 LOB: 1 BB: 2 P: 21	1B: 3 2B: 0 3B: 0 HR: 1	SF: 0 SAC: 0 DP: 0 HBP: 0	WP: 0 PB: 0 SB: 0 CS: 0	PA: 32	
PITCHER	IP WLS BF H R ER SO BB IBB HBP BLK WP HR S P ERA WHIP											IP WLS BF H R ER SO BB IBB HBP BLK WP HR S P ERA WHIP										
Tim Belcher, R ERA: 3.9 Rob Dibble, R ERA: 3.55	(1, 1) (9, 1)	8.0 0.2	WLS L	BF 5	H 1	R 3	ER 3	SO 2	BB 2	IBB 0	HBP 0	BLK 0	WP 0	HR 1	S 9	P 21	40.50 4.500	40.50 4.500				



Batter	1	2	3	4	5	6	7	8	9	10	11	12	13	14	AB	R	H	RBI	BB	SO	LOB	TOP						
Olis Nixon, S OBP: 0.373, SLG: 0.392 (8, 8)	F7	FC4-6		B1-3		E4		G4-3 BB		G3		G6-3	G6-3		7	0	1	2	1	0	2							
Jeff Blausler, R OBP: 0.325, SLG: 0.424 David Justice, L OBP: 0.353, SLG: 0.402 (8, 9)	G5-3		1B HR	G6-3		HR		K		K		F9	G3-1		5	2	2	1	0	1	1							
Terry Pendleton, S OBP: 0.335, SLG: 0.463 (11, 5)	E5		1B HR	FC6-4 1B		2B		G4-3		G4-3		E3			7	1	3	0	0	0	1							
Lonnie Smith, R OBP: 0.319, SLG: 0.434 Rafael Belliard, R OBP: 0.256, SLG: 0.244 (8, 6)	K		1B HR	FC6-4		2B		K		K		P4			5	1	2	3	0	0	2	3						
Ron Gant, R OBP: 0.323, SLG: 0.404 (8, 7)		HR	2B			G5-3		G5-3		G6-3					7	3	4	1	0	1	2							
Brian Hunter, R OBP: 0.273, SLG: 0.480 Sid Bream, L OBP: 0.340, SLG: 0.419 (9, PH) (9, 3)	F8	G5-3		P6		G5-3		G5-3		K		F8	FC 2B		4	0	0	0	0	0	4							
Greg Olson, R OBP: 0.322, SLG: 0.338 Deion Sanders, L OBP: 0.346, SLG: 0.505 Damon Berryhill, S OBP: 0.262, SLG: 0.375 (9, 2)	G4-3		G4-3 1B			G6-3		P8		E4 BB 1B		F9	F8		5	0	2	1	0	0	1							
Mark Lemke, S OBP: 0.311, SLG: 0.323 (1, 4)	E 1B	G4-3		IBB		G3		L7		E4 BB		P6	2B IBB		4	0	1	0	3	0	1							
Steve Avery, L OBP: 0.219 Marvin Freeman, R OBP: 0.250 Kent Mercker, L OBP: 0.281 Jeff Reardon, R OBP: 0.281 Mark Wohlers, R OBP: 0.217, SLG: 0.150 Lee Guetterman, L OBP: 0.252, SLG: 0.300 (14, 1)	E3 FC4-6	G6-3		G3				K		E4		K			4	0	0	0	0	1	4							
Inning Stats	R: 0 E: 1 K: 1 S: 10	H: 0 LOB: 1 BB: 0 P: 14	R: 1 E: 1 K: 0 S: 9	H: 2 LOB: 2 BB: 0 P: 11	R: 4 E: 0 K: 0 S: 22	H: 5 LOB: 1 BB: 0 P: 30	R: 0 E: 0 K: 0 S: 8	H: 1 LOB: 1 BB: 1 P: 12	R: 0 E: 1 K: 0 S: 12	H: 0 LOB: 0 BB: 0 P: 15	R: 0 E: 0 K: 1 S: 11	H: 1 LOB: 3 BB: 1 P: 18	R: 0 E: 0 K: 1 S: 12	H: 1 LOB: 1 BB: 0 P: 23	R: 0 E: 0 K: 2 S: 7	H: 0 LOB: 0 BB: 0 P: 13	R: 0 E: 0 K: 2 S: 8	H: 0 LOB: 0 BB: 0 P: 9	R: 0 E: 0 K: 1 S: 8	H: 0 LOB: 0 BB: 0 P: 12	R: 0 E: 1 K: 0 S: 7	H: 0 LOB: 1 BB: 1 P: 14	R: 2 E: 0 K: 1 S: 14	H: 2 LOB: 2 BB: 1 P: 25	1B: 8 2B: 4 3B: 0 HR: 3	SF: 0 SAC: 0 DP: 0 HBP: 0	WP: 0 PB: 0 SB: 1 CS: 1	PA: 65
PITCHER	IP	WLS	BF	H	R	ER	SO	BB	IBB	HBP	BLK	WP	HR	S	P	ERA	WHIP											
Eric Hillman, L ERA: 4.1	(1, 1)	7.0	36	12	6	6	2	1	0	0	0	0	0	11	18	0.00	1.000											
Paul Gibson, L ERA: 3.32	(8, 1)	1.0	4	0	0	0	2	1	0	0	0	0	0	11	18	0.00	1.000											
Jeff Innis, R ERA: 2.7	(9, 1)	2.0	8	1	0	0	2	1	0	0	0	0	0	19	36	0.00	1.000											
Anthony Young, R ERA: 3.62	(11, 1)	3.0	10	0	0	0	3	0	0	0	0	0	0	23	35	0.00	0.000											
Lee Guetterman, L ERA: 6.79	(14, 1)	1.0	L	7	2	2	1	0	1	0	0	0	0	14	25	18.00	2.000											

Atlanta Braves @ New York Mets
Shea Stadium, Flushing, NY
Mon Aug 31 1992, 7:05 PM EDT
Sunny - 80 F

AB 61
R 8
H 15
RBI 8
BB 4
SO 10
LOB 30



Batter	1	2	3	4	5	6	7	8	9	10	11	12	13	14	AB	R	H	RBI	BB	SO	LOB	BOTTOM						
Vince Coleman, S OBP: 0.367, SLG: 0.351 (1, 8)	BB 1B BB		K G6-3 S		BB		G6-3		P3		K		K		5	2	0	0	2	3	2							
Dick Schofield, R OBP: 0.312, SLG: 0.279 (1, 6)	1B BB		G6-3		L5-4		1B 1B		K		P3		P2		6	1	1	0	1	1	3							
Jeff McKnight, S OBP: 0.350, SLG: 0.421 (9, 4)	1B		G6-3		G5-3		1B 1B		P5		1B		G4-3		7	1	3	2	0	0	0							
Bobby Bonilla, S OBP: 0.350, SLG: 0.448 (1, 3)	F9		G4-3		G6-3		1B 1B		F8		L6		F9		7	1	1	1	0	0	3							
Kevin Bass, S OBP: 0.294, SLG: 0.387 (9, 9)	F9		G5-3		G6-3		1B SF8 BB		L7				K S 1B		5	1	1	0	1	0	2							
Dave Gallagher, R OBP: 0.288, SLG: 0.323 Daryl Boston, L OBP: 0.321, SLG: 0.437 (9, 7)	K		L7		B1-3		L8		1B HBP				K		3	0	0	0	0	1	2							
Jeff Kent, R OBP: 0.310, SLG: 0.429 Eddie Murray, S OBP: 0.321, SLG: 0.408 Chris Donnels, L OBP: 0.298, SLG: 0.206 (9, 5)	G5-3		G6-3		P4		1B		1B		1B		L7		3	0	0	0	0	0	0							
Charlie O'Brien, R OBP: 0.213 Mickey Spillane, R OBP: 0.165 Chico Walker, S OBP: 0.235 Pete Schourek, L OBP: 0.235 Anthony Young, R OBP: 0.281 David Justice, L OBP: 0.353 Lee Guetterman, L OBP: 0.252 (14, 1)	F9		L5-4 SH3-4		1B		SF8						L4		2	0	1	0	1	0	0							
Eric Hillman, L OBP: 0.200, SLG: 0.200 Bill Pecota, R OBP: 0.304, SLG: 0.305 Paul Gibson, R OBP: 0.254, SLG: 0.331 (9, 2)	K		SH3-4		E6		K		F9				G6-3		1	0	0	0	0	1	0							
Inning Stats	R: 1 E: 0 K: 1 S: 13	H: 1 LOB: 2 BB: 2 P: 26	R: 0 E: 0 K: 1 S: 7	H: 0 LOB: 0 BB: 0 P: 8	R: 1 E: 0 K: 1 S: 9	H: 0 LOB: 1 BB: 0 P: 11	R: 0 E: 0 K: 0 S: 8	H: 0 LOB: 2 BB: 0 P: 9	R: 0 E: 1 K: 0 S: 5	H: 1 LOB: 2 BB: 0 P: 14	R: 0 E: 0 K: 0 S: 9	H: 0 LOB: 0 BB: 0 P: 7	R: 4 E: 0 K: 1 S: 14	H: 4 LOB: 1 BB: 1 P: 25	R: 0 E: 0 K: 1 S: 7	H: 0 LOB: 0 BB: 0 P: 9	R: 0 E: 0 K: 1 S: 10	H: 1 LOB: 1 BB: 0 P: 15	R: 0 E: 0 K: 1 S: 8	H: 1 LOB: 0 BB: 0 P: 8	R: 0 E: 0 K: 1 S: 6	H: 0 LOB: 0 BB: 0 P: 10	R: 0 E: 0 K: 0 S: 7	H: 0 LOB: 0 BB: 0 P: 8	1B: 9 2B: 1 3B: 0 HR: 0	SF: 1 SAC: 1 DP: 1 HBP: 1	WP: 1 PB: 0 SB: 2 CS: 0	PA: 58
PITCHER	IP	WLS	BF	H	R	ER	SO	BB	IBB	HBP	BLK	WP	HR	S	P	ERA	WHIP											
Steve Avery, L ERA: 3.19	(1, 1)	7.0	32	5	6	6	3	5	0	0	0	0	0	2	3	0.00	3.000											
Marvin Freeman, R ERA: 3.96	(8, 1)	0.1	2	1	0	0	0	0	0	0	0	0	0	6	9	0.00	0.000											
Kent Mercker, L ERA: 2.76	(9, 1)	0.2	2	0	0	0	1	0	0	0	0	0	0	17	31	0.00	0.500											
Jeff Reardon, R ERA: 4.06	(9, 1)	2.0	9	1	0	0	1	0	1	1	0	0	0	17	31	0.00	0.500											
Mark Wohlers, R ERA: 4.32	(11, 1)	3.0	W	10	2	0	3	0	0	0	0	0	0	21	33	0.00	0.667											
PITCHER	IP	WLS	BF	H	R	ER	SO	BB	IBB	HBP	BLK	WP	HR	S	P	ERA	WHIP											
Mike Stanton, L ERA: 5.44	(14, 1)	1.0	3	0	0	0	0	0	0	0	0	0	0	7	8	0.00	0.000											

Atlanta Braves @ New York Mets
Shea Stadium, Flushing, NY
Mon Aug 31 1992, 7:05 PM EDT
Sunny - 80 F

AB 49
R 6
H 9
RBI 6
BB 6
SO 8
LOB 21



Batter	1	2	3	4	5	6	7	8	9	AB	R	H	RBI	BB	SO	LOB	TOP
Otis Nixon, S <small>OBP: 0.371, SLG: 0.389</small> 										5	0	1	0	0	1	1	
Deion Sanders, L <small>OBP: 0.348, SLG: 0.505</small> Ron Gant, R <small>OBP: 0.323, SLG: 0.403</small> 										4	2	2	0	0	0	1	
Terry Pendleton, S <small>OBP: 0.336, SLG: 0.468</small> 										5	2	2	1	0	1	1	
David Justice, L <small>OBP: 0.354, SLG: 0.413</small> 										4	2	2	3	0	1	0	
Sid Bream, L <small>OBP: 0.342, SLG: 0.424</small> Kent Mercker, L <small>OBP: 0.500, SLG: 0.500</small> Jeff Blauser, R <small>OBP: 0.329, SLG: 0.424</small> 										4	0	2	1	0	0	0	
Damon Berryhill, S <small>OBP: 0.282, SLG: 0.386</small> 										4	1	1	1	0	0	3	
Jeff Treadway, L <small>OBP: 0.278, SLG: 0.293</small> Mark Lemke, S <small>OBP: 0.310, SLG: 0.322</small> 										3	0	1	0	0	0	1	
Rafael Belliard, R <small>OBP: 0.261, SLG: 0.246</small> Mike Stanton, L <small>OBP: 0.500, SLG: 0.500</small> Jeff Reardon, R <small>OBP: 0.310, SLG: 0.322</small> 										2	0	1	0	1	0	0	
Pete Smith, R <small>OBP: 0.261, SLG: 0.246</small> Brian Hunter, R <small>OBP: 0.271, SLG: 0.478</small> 										3	0	0	0	0	0	4	
Inning Stats <small>R: 0 H: 0 E: 0 LOB: 0 K: 0 BB: 0 S: 6</small>	<small>R: 0 H: 1 E: 0 LOB: 0 K: 0 BB: 0 S: 4</small>	<small>R: 0 H: 1 E: 0 LOB: 1 K: 1 BB: 0 S: 9</small>	<small>R: 3 H: 4 E: 0 LOB: 2 K: 0 BB: 1 S: 16</small>	<small>R: 1 H: 2 E: 0 LOB: 0 K: 1 BB: 0 S: 11</small>	<small>R: 2 H: 2 E: 0 LOB: 1 K: 0 BB: 0 S: 15</small>	<small>R: 0 H: 0 E: 0 LOB: 0 K: 2 BB: 0 S: 8</small>	<small>R: 0 H: 0 E: 0 LOB: 0 K: 2 BB: 0 S: 7</small>	<small>R: 0 H: 0 E: 0 LOB: 0 K: 2 BB: 0 S: 7</small>	<small>R: 0 H: 0 E: 0 LOB: 0 K: 2 BB: 0 S: 7</small>	<small>1B: 6 SF: 0 2B: 3 SAC: 1 3B: 0 DP: 2 HR: 3 HBP: 0</small>	<small>WP: 1 PA: 39 FB: 0 SB: 1 CS: 0</small>	AB 37 R 7 H 12 RBI 6 BB 1 SO 4 LOB 11					
PITCHER Mike Birkbeck, R <small>ERA: 9.0</small> Paul Gibson, L <small>ERA: 5.09</small>	<small>IP: 7.0 WLS: L BF: 33 H: 12 R: 7 ER: 7 SO: 2 BB: 0 IBB: 1 HBP: 0 BLK: 0 WP: 1 HR: 3 S: 72 P: 118 ERA: 9.00 WHIP: 1.714</small>					PITCHER <small>IP: 2.0 WLS: L BF: 6 H: 0 R: 0 ER: 0 SO: 2 BB: 0 IBB: 0 HBP: 0 BLK: 0 WP: 0 HR: 0 S: 15 P: 23 ERA: 0.00 WHIP: 0.000</small>											


Atlanta Braves @ New York Mets
Shea Stadium, Flushing, NY
Mon Aug 31 1992, 7:05 PM EDT
Att: 24,392 - Sunny - 72 F

Batter	1	2	3	4	5	6	7	8	9	AB	R	H	RBI	BB	SO	LOB	BOTTOM
Daryl Boston, L <small>OBP: 0.326, SLG: 0.444</small> 										5	2	3	0	0	1	2	
Dave Gallagher, R <small>OBP: 0.291, SLG: 0.328</small> 										4	0	1	0	1	1	1	
Mackey Sasser, L <small>OBP: 0.258, SLG: 0.325</small> Bobby Bonilla, S <small>OBP: 0.352, SLG: 0.449</small> Paul Gibson, R <small>OBP: 0.395, SLG: 0.349</small> 										2	0	1	1	0	0	1	
Eddie Murray, S <small>OBP: 0.320, SLG: 0.408</small> 										5	0	1	0	0	0	4	
Jeff Kent, R <small>OBP: 0.309, SLG: 0.440</small> 										4	1	1	1	0	1	2	
Bill Peacock, R <small>OBP: 0.303, SLG: 0.308</small> 										4	1	1	0	0	0	1	
Chris Donnels, L <small>OBP: 0.298, SLG: 0.211</small> 										3	0	1	1	1	0	0	
Todd Hundley, S <small>OBP: 0.258, SLG: 0.333</small> 										4	0	2	0	0	0	1	
Mike Birkbeck, R <small>ERA: 2.41</small> Kevin Bass, S <small>OBP: 0.295, SLG: 0.387</small> 										2	0	0	0	0	0	2	
Inning Stats <small>R: 0 H: 1 E: 0 LOB: 1 K: 0 BB: 0 S: 12</small>	<small>R: 1 H: 1 E: 0 LOB: 1 K: 0 BB: 1 S: 11</small>	<small>R: 1 H: 2 E: 0 LOB: 1 K: 1 BB: 0 S: 14</small>	<small>R: 0 H: 1 E: 0 LOB: 0 K: 0 BB: 0 S: 7</small>	<small>R: 0 H: 1 E: 0 LOB: 0 K: 1 BB: 0 S: 11</small>	<small>R: 0 H: 1 E: 0 LOB: 0 K: 0 BB: 0 S: 6</small>	<small>R: 2 H: 3 E: 0 LOB: 2 K: 0 BB: 1 S: 8</small>	<small>R: 1 H: 3 E: 0 LOB: 2 K: 1 BB: 0 S: 11</small>	<small>R: 0 H: 0 E: 0 LOB: 0 K: 0 BB: 0 S: 5</small>	<small>R: 0 H: 0 E: 0 LOB: 0 K: 0 BB: 0 S: 5</small>	<small>1B: 8 SF: 1 2B: 4 SAC: 0 3B: 0 DP: 0 HR: 1 HBP: 0</small>	<small>WP: 1 PA: 41 FB: 0 SB: 0 CS: 0</small>	AB 37 R 5 H 13 RBI 4 BB 2 SO 3 LOB 16					
PITCHER Pete Smith, R <small>ERA: 2.41</small> Kent Mercker, L <small>ERA: 2.87</small> Marvin Freeman, R <small>ERA: 3.93</small> Mike Stanton, L <small>ERA: 5.4</small> Jeff Reardon, R <small>ERA: 3.97</small>	<small>IP: 6.2 WLS: W BF: 29 H: 9 R: 4 ER: 4 SO: 2 BB: 2 IBB: 0 HBP: 0 BLK: 0 WP: 0 HR: 1 S: 67 P: 99 ERA: 5.40 WHIP: 1.650</small>					PITCHER <small>IP: 0.2 WLS: L BF: 5 H: 3 R: 1 ER: 1 SO: 0 BB: 0 IBB: 0 HBP: 0 BLK: 0 WP: 0 HR: 0 S: 7 P: 15 ERA: 13.50 WHIP: 4.500</small>											

Atlanta Braves @ New York Mets
Shea Stadium, Flushing, NY
Mon Aug 31 1992, 7:05 PM EDT
Att: 24,392 - Sunny - 72 F

Batter	1	2	3	4	5	6	7	8	9	AB	R	H	RBI	BB	SO	LOB	TOP				
Otis Nixon, S <small>OBP: 0.371, SLG: 0.390</small> (1, 8)										4	1	2	1	0	2	0	Atlanta Braves @ New York Mets Shea Stadium, Flushing, NY Tue Sep 01 1992, 7:05 PM EDT Att: 21,539 - Sunny - 72 F				
Jeff Blausler, R <small>OBP: 0.332, SLG: 0.427</small> (1, 6)										3	1	2	0	0	1	1					
Rafael Belliard, R <small>OBP: 0.264, SLG: 0.249</small> (7, 6)										1	0	1	0	0	0	0					
Terry Pendleton, S <small>OBP: 0.338, SLG: 0.471</small> (1, 5)										4	0	2	1	1	2	2					
David Justice, L <small>OBP: 0.352, SLG: 0.417</small> (1, 9)										5	1	1	2	0	2	5					
Ron Gant, R <small>OBP: 0.322, SLG: 0.400</small> (1, 7)										3	0	0	0	1	1	2					
Sid DREAM, L <small>OBP: 0.341, SLG: 0.419</small> (1, 3)										3	0	0	0	1	0	1					
Damon Berryhill, S <small>OBP: 0.258, SLG: 0.379</small> (1, 2)										4	0	0	0	0	0	2					
Mark Lemke, S <small>OBP: 0.312, SLG: 0.328</small> (1, 4)										3	1	1	0	1	0	0					
David Nied, R (1, 1)										3	0	0	0	0	2	3					
Mike Stanton, L <small>OBP: 0.500, SLG: 0.500</small> (9, PH)										0	0	0	0	0	0	0					
Meivin Nieves, S (9, PH)										1	0	0	0	0	0	0					
Jeff Reardon, R (9, 1)										0	0	0	0	0	0	0					
Inning Stats	R: 2 H: 2 E: 0 K: 2 S: 16	H: 2 LOB: 0 BB: 0 P: 25	R: 0 H: 0 E: 0 K: 0 S: 8	H: 0 LOB: 0 BB: 0 P: 12	R: 0 H: 1 E: 0 K: 3 S: 13	H: 1 LOB: 1 BB: 0 P: 20	R: 0 H: 0 E: 0 K: 1 S: 9	H: 0 LOB: 1 BB: 1 P: 15	R: 2 H: 3 E: 0 K: 0 S: 11	H: 3 LOB: 1 BB: 0 P: 20	R: 0 H: 0 E: 0 K: 1 S: 7	H: 0 LOB: 2 BB: 2 P: 18	R: 0 H: 1 E: 0 K: 2 S: 11	H: 1 LOB: 2 BB: 1 P: 19	R: 0 H: 0 E: 0 K: 0 S: 7	H: 0 LOB: 0 BB: 0 P: 9	R: 0 H: 2 E: 0 K: 1 S: 15	H: 2 LOB: 2 BB: 0 P: 24	1B: 6 2B: 1 3B: 1 HR: 1	SF: 1 SAC: 1 DP: 0 HBP: 0	WP: 0 PA: 40 CS: 0
PITCHER	IP: 4.2 WLS: L BF: 21 ERA: 3.09	H: 6 R: 4 ER: 4 SO: 6	BB: 1 IBB: 0 HBP: 0 BLK: 0	WP: 0 HR: 1 S: 55 P: 88	ERA: 7.71 WHIP: 1.500	PITCHER															
Wally Whitehurst, R <small>ERA: 3.09</small> (1, 1)																					
Barry Jones, R <small>ERA: 4.45</small> (5, 1)	IP: 2.1 WLS: 11 BF: 11 ERA: 4.45	H: 1 R: 0 ER: 0 SO: 3	BB: 2 IBB: 1 HBP: 0 BLK: 0	WP: 0 HR: 0 S: 20 P: 41	ERA: 0.00 WHIP: 1.286																
Mark Dewey, R <small>ERA: 3.92</small> (8, 1)	IP: 2.0 WLS: 8 BF: 2 ERA: 3.92	H: 2 R: 0 ER: 0 SO: 1	BB: 0 IBB: 0 HBP: 0 BLK: 0	WP: 0 HR: 0 S: 22 P: 33	ERA: 0.00 WHIP: 1.000																

Batter	1	2	3	4	5	6	7	8	9	AB	R	H	RBI	BB	SO	LOB	BOTTOM		
Vince Coleman, S <small>OBP: 0.366, SLG: 0.356</small> (1, 8)										2	1	1	0	0	1	1	Atlanta Braves @ New York Mets Shea Stadium, Flushing, NY Tue Sep 01 1992, 7:05 PM EDT Att: 21,539 - Sunny - 72 F		
Ryan Thompson, R (3, 8)										2	0	0	0	0	1	1			
Mark Dewey, R (8, 1)										0	0	0	0	0	0	0			
Mackey Sasser, L <small>OBP: 0.256, SLG: 0.322</small> (9, PH)										1	0	0	0	0	0	2			
Dick Schofield, R <small>OBP: 0.310, SLG: 0.277</small> (1, 6)										3	0	0	0	0	1	0			
Dave Gallagher, R <small>OBP: 0.288, SLG: 0.326</small> (9, PH)										1	0	0	0	0	0	2			
Kevin Bass, S <small>OBP: 0.301, SLG: 0.395</small> (1, 7)										3	0	0	0	0	1	0			
Eddie Murray, S <small>OBP: 0.322, SLG: 0.406</small> (1, 3)										1	0	0	0	0	0	2			
Bobby Bonilla, S <small>OBP: 0.353, SLG: 0.448</small> (1, 9)										4	0	3	1	0	0	0			
Jeff Kent, R <small>OBP: 0.304, SLG: 0.432</small> (1, 4)										2	0	0	0	0	2	6			
Chris Donnels, L <small>OBP: 0.291, SLG: 0.205</small> (1, 5)										2	0	0	0	0	0	0			
Barry Jones, R (5, 1)										0	0	0	0	0	0	0			
Daryl Boston, L <small>OBP: 0.327, SLG: 0.443</small> (7, PH)										1	0	0	0	1	0	0			
Todd Hundley, S <small>OBP: 0.261, SLG: 0.339</small> (1, 2)										3	0	1	0	1	0	3			
Jeff Kent, R <small>OBP: 0.304, SLG: 0.432</small> (1, 4)										4	0	0	0	0	2	6			
Chris Donnels, L <small>OBP: 0.291, SLG: 0.205</small> (1, 5)										2	0	0	0	0	0	0			
Barry Jones, R (5, 1)										0	0	0	0	0	0	0			
Daryl Boston, L <small>OBP: 0.327, SLG: 0.443</small> (7, PH)										1	0	0	0	1	0	0			
Todd Hundley, S <small>OBP: 0.261, SLG: 0.339</small> (1, 2)										4	0	2	0	0	0	1			
Wally Whitehurst, R <small>OBP: 0.250, SLG: 0.263</small> (1, 1)										1	0	0	0	0	0	1			
Bill Pecota, R <small>OBP: 0.303, SLG: 0.309</small> (5, 5)										3	0	1	0	0	0	1			
Inning Stats	R: 1 H: 1 E: 0 K: 0 S: 11	H: 1 LOB: 2 BB: 2 P: 24	R: 0 H: 1 E: 0 K: 1 S: 13	H: 1 LOB: 1 BB: 0 P: 15	R: 0 H: 1 E: 0 K: 1 S: 10	H: 1 LOB: 1 BB: 0 P: 16	R: 0 H: 0 E: 0 K: 1 S: 5	H: 0 LOB: 0 BB: 0 P: 10	R: 0 H: 1 E: 0 K: 0 S: 9	H: 1 LOB: 1 BB: 1 P: 16	R: 0 H: 0 E: 0 K: 2 S: 13	H: 0 LOB: 2 BB: 0 P: 16	R: 0 H: 2 E: 0 K: 2 S: 13	H: 2 LOB: 2 BB: 0 P: 16	R: 0 H: 2 E: 0 K: 0 S: 13	H: 2 LOB: 2 BB: 0 P: 15	1B: 5 2B: 3 3B: 0 HR: 0	SF: 0 SAC: 1 DP: 1 HBP: 0	WP: 0 PA: 38 CS: 0
PITCHER	IP: 7.0 WLS: W BF: 28 ERA: 1.29	H: 4 R: 1 ER: 1 SO: 4	BB: 4 IBB: 0 HBP: 0 BLK: 0	WP: 0 HR: 0 S: 64 P: 107	ERA: 1.29 WHIP: 1.143	PITCHER													
David Nied, R <small>ERA: 1.29</small> (1, 1)																			
Mike Stanton, L <small>ERA: 5.59</small> (8, 1)	IP: 1.0 WLS: 5 BF: 2 ERA: 5.59	H: 2 R: 0 ER: 0 SO: 2	BB: 0 IBB: 0 HBP: 0 BLK: 0	WP: 0 HR: 0 S: 13 P: 16	ERA: 0.00 WHIP: 2.000														
Jeff Reardon, R <small>ERA: 3.88</small> (9, 1)	IP: 1.0 WLS: S BF: 5 ERA: 3.88	H: 2 R: 0 ER: 0 SO: 0	BB: 0 IBB: 0 HBP: 0 BLK: 0	WP: 0 HR: 0 S: 13 P: 15	ERA: 0.00 WHIP: 2.000														



Batter	1	2	3	4	5	6	7	8	9	AB	R	H	RBI	BB	SO	LOB	TOP			
Ryan Thompson, R OBP: 0.333, SLG: 0.500	L4			G4-3			WP 2B	G6-3 1B		4	1	2	0	0	0	0				
Chico Walker, S OBP: 0.350, SLG: 0.380 Bill Pecota, R OBP: 0.309, SLG: 0.312	G6-3 1B			G6-3			2B BB	G6-3 1B		2	0	1	0	1	0	0				
Kevin Bass, S OBP: 0.305, SLG: 0.415	G6-3			F8			BB SH1-3 2B	G6-3		4	1	1	1	0	0	3				
Eddie Murray, S OBP: 0.326, SLG: 0.410		L4-6 G1-3 1B			G5-3		SH1-3 BB			2	0	1	0	2	0	0				
Bobby Bonilla, S OBP: 0.349, SLG: 0.440 Dave Gallagher, R OBP: 0.289, SLG: 0.326	G1-3			K			SH1-3 BB	K		3	0	0	1	1	2	4				
Jeff Kent, R OBP: 0.302, SLG: 0.420	L4-6			G6-3			1-2 2-3 3-H	K		0	0	0	0	0	1	4				
Charlie O'Brien, R OBP: 0.283, SLG: 0.311			G5-3			G6-3	SH1-3			3	0	1	1	0	0	0				
Dick Schofield, R OBP: 0.309, SLG: 0.274			K			K	P6			4	0	0	0	0	3	4				
Dwight Gooden, R OBP: 0.281, SLG: 0.369 Dary Boston, L OBP: 0.334, SLG: 0.436 Barry Jones, R OBP: 0.309, SLG: 0.325 Lee Guetterman, L OBP: 0.309, SLG: 0.325 Mackey Sasser, L OBP: 0.309, SLG: 0.325 Anthony Young, R OBP: 0.310, SLG: 0.359			K			K		G3-1		2	0	0	0	0	2	0				
Inning Stats	R: 0 E: 0 K: 0 S: 6	H: 1 LOB: 0 BB: 0 P: 9	R: 0 E: 0 K: 0 S: 6	H: 1 LOB: 0 BB: 0 P: 9	R: 0 E: 0 K: 2 S: 8	H: 0 LOB: 0 BB: 0 P: 13	R: 0 E: 0 K: 1 S: 7	H: 0 LOB: 0 BB: 0 P: 11	R: 0 E: 0 K: 2 S: 8	H: 0 LOB: 0 BB: 0 P: 13	R: 3 E: 0 K: 1 S: 13	H: 2 LOB: 3 BB: 3 P: 30	R: 0 E: 0 K: 1 S: 17	H: 2 LOB: 1 BB: 1 P: 19	R: 0 E: 0 K: 2 S: 11	H: 1 LOB: 1 BB: 0 P: 19	1B: 5 2B: 3 3B: 0 HR: 0	SF: 0 SAC: 1 DP: 2 HBP: 0	WP: 1 PB: 0 SB: 0 CS: 0	PA: 36
PITCHER	IP WLS BF H R ER SO BB IBB HBP BLK WP HR S P ERA WHIP																			
Chris Hammond, L ERA: 4.37	(1, 1) 6.0 22 4 3 3 5 2 0 0 0 0 1 0 0 4 79 4.50 1.000																			
Tom Bolton, L ERA: 4.02	(7, 1) 0.0 1 0 0 0 0 0 1 0 0 0 0 0 0 0 4 ∞ ∞																			
Milt Hill, R ERA: 4.02	(7, 1) 2.0 2 0 0 0 2 1 0 0 0 0 0 0 0 26 4.00 1.500																			
Rob Dibble, R ERA: 3.49	(9, 1) 1.0 W 4 1 0 0 2 0 0 0 0 0 0 0 0 11 0.00 1.000																			

New York Mets @ Cincinnati Reds
Riverfront Stadium, Cincinnati, OH
Thu Sep.03 1992, 7:05 PM EDT
Att: 17,773 - Cloudy - 75 F

AB	31
R	3
H	7
RBI	3
BB	4
SO	9
LOB	16



Batter	1	2	3	4	5	6	7	8	9	AB	R	H	RBI	BB	SO	LOB	BOTTOM					
Bip Roberts, S OBP: 0.371, SLG: 0.384	G4-3 SF7 BB		G4-3 G3 1B		G4-3			G4-3		3	1	1	0	1	0	1						
Dave Martinez, L OBP: 0.321, SLG: 0.330	G4-3		G3		G5-3			1B		4	1	1	0	0	0	3						
Barry Larkin, R OBP: 0.383, SLG: 0.454	SF7		G4-3				K			3	0	1	2	0	1	1						
Hal Morris, L OBP: 0.362, SLG: 0.415 Rob Dibble, L OBP: 0.333, SLG: 0.333	K		G4-3				L9	F7		4	0	0	0	0	1	2						
Willie Greene, L OBP: 0.455, SLG: 0.500 Reggie Sanders, R OBP: 0.357, SLG: 0.476	F7				K					3	0	0	0	0	2	0						
Paul O'Neill, L OBP: 0.356, SLG: 0.381	G6-3		G6-3				K			4	1	1	1	0	1	0						
Joe Oliver, R OBP: 0.315, SLG: 0.390					K			G4-3		3	0	1	0	0	1	0						
Bill Doran, S OBP: 0.332, SLG: 0.344					G4-3 S 1B			K		2	0	1	0	2	1	0						
Chris Hammond, L OBP: 0.255, SLG: 0.250 Tom Bolton, L ERA: 4.55 Milt Hill, R ERA: 6.75 Jeff Branson, L OBP: 0.310, SLG: 0.359			K					G5-3		2	0	0	0	0	2	3						
Inning Stats	R: 1 E: 0 K: 1 S: 11	H: 0 LOB: 0 BB: 1 P: 17	R: 0 E: 0 K: 1 S: 9	H: 1 LOB: 2 BB: 1 P: 15	R: 0 E: 0 K: 0 S: 10	H: 1 LOB: 1 BB: 0 P: 13	R: 0 E: 0 K: 2 S: 8	H: 0 LOB: 0 BB: 0 P: 12	R: 0 E: 0 K: 1 S: 12	H: 1 LOB: 1 BB: 0 P: 17	R: 0 E: 0 K: 2 S: 8	H: 0 LOB: 0 BB: 0 P: 11	R: 0 E: 0 K: 2 S: 7	H: 0 LOB: 0 BB: 0 P: 10	R: 1 E: 0 K: 0 S: 12	H: 2 LOB: 1 BB: 0 P: 16	R: 2 E: 0 K: 0 S: 13	H: 1 LOB: 2 BB: 2 P: 24	1B: 4 2B: 2 3B: 0 HR: 0	SF: 1 SAC: 1 DP: 0 HBP: 0	WP: 0 PB: 0 SB: 3 CS: 0	PA: 36
PITCHER	IP WLS BF H R ER SO BB IBB HBP BLK WP HR S P ERA WHIP																					
Dwight Gooden, R ERA: 3.87	(1, 1) 7.0 26 4 2 1 1 0 0 0 0 0 0 0 9 65 13.50 3.000																					
Barry Jones, R ERA: 4.55	(8, 1) 0.2 4 2 1 1 0 0 0 0 0 0 0 0 3 4 0.00 0.000																					
Lee Guetterman, L ERA: 6.75	(8, 1) 0.1 1 0 0 0 0 0 0 0 0 0 0 0 3 4 0.00 0.000																					
Anthony Young, R ERA: 3.72	(9, 1) 0.2 L 5 1 2 2 0 1 1 0 0 0 0 0 0 13 27.00 3.000																					

New York Mets @ Cincinnati Reds
Riverfront Stadium, Cincinnati, OH
Thu Sep.03 1992, 7:05 PM EDT
Att: 17,773 - Cloudy - 75 F

AB	30
R	4
H	6
RBI	4
BB	4
SO	9
LOB	11



Batter	1	2	3	4	5	6	7	8	9	AB	R	H	RBI	BB	SO	LOB	TOP										
Vince Coleman, S OBP: 0.365, SLG: 0.360	G5-3				G4-3		F8		1B	5	0	2	1	0	0	0	<p>New York Mets @ Cincinnati Reds Riverfront Stadium, Cincinnati, OH Sat Sep 05 1992, 7:05 PM EDT Att: 28,431 - Cloudy - 74 F</p>										
Ryan Thompson, R OBP: 0.297, SLG: 0.429	K2-3	K			2B		K		1B	5	1	2	0	0	3	1											
Chico Walker, S OBP: 0.359, SLG: 0.393 Jeff Kent, R OBP: 0.302, SLG: 0.420	G4-3		G1-3		2B		G6-3		BB	4	0	1	1	1	0	0											
Eddie Murray, S OBP: 0.329, SLG: 0.418 Mackey Sasser, L OBP: 0.236, SLG: 0.322		1B	G5-3		F7		FC3-5	BB	G6-3	3	1	2	0	1	0	1											
Bobby Bonilla, S OBP: 0.350, SLG: 0.436 Dave Gallagher, R OBP: 0.289, SLG: 0.326		1B	G5-3				FC3-5	BB		2	1	1	0	2	0	1											
Chris Donnels, L OBP: 0.281, SLG: 0.195 Bill Pecota, R OBP: 0.307, SLG: 0.309		1B	G4-3		G3		FC3-5			3	1	1	1	0	0	3											
Todd Hundley, S OBP: 0.262, SLG: 0.340 Daryl Boston, L OBP: 0.323, SLG: 0.434 Charlie O'Brien, R OBP: 0.283, SLG: 0.311		K			P5		K			3	0	0	0	0	2	2											
Dick Schofield, R OBP: 0.308, SLG: 0.274	G4-3		F8		K		F9			4	1	1	2	0	1	2											
Eric Hillman, L OBP: 0.125, SLG: 0.125 Mark Dewey, R OBP: 0.226, SLG: 0.250 Lee Guetterman, L OBP: 0.226, SLG: 0.250 Jeff Innis, R OBP: 0.226, SLG: 0.250 Kevin Bass, S OBP: 0.226, SLG: 0.250 Anthony Young, R OBP: 0.226, SLG: 0.250	G4-3		K		K		K		G4-3	3	0	0	0	0	2	1											
Inning Stats	R: 0 E: 0 K: 1 S: 9	H: 0 LOB: 0 BB: 0 P: 11	R: 4 E: 0 K: 2 S: 15	H: 5 LOB: 1 BB: 0 P: 22	R: 0 E: 0 K: 0 S: 7	H: 1 LOB: 0 BB: 0 P: 14	R: 0 E: 0 K: 2 S: 9	H: 0 LOB: 0 BB: 0 P: 13	R: 1 E: 0 K: 0 S: 6	H: 2 LOB: 2 BB: 1 P: 15	R: 0 E: 0 K: 1 S: 10	H: 0 LOB: 0 BB: 0 P: 16	R: 0 E: 0 K: 1 S: 7	H: 0 LOB: 0 BB: 0 P: 12	R: 0 E: 0 K: 1 S: 15	H: 2 LOB: 3 BB: 1 P: 25		R: 0 E: 0 K: 0 S: 6	H: 2 LOB: 3 BB: 1 P: 12	1B: 6 2B: 4 3B: 0 HR: 0	SF: 0 SAC: 0 DP: 1 HBP: 0	WP: 0 PB: 0 SB: 1 CS: 0	PA: 40				
PITCHER	IP	WLS	BF	H	R	ER	SO	BB	IBB	HBP	BLK	WP	HR	S	P	ERA	WHIP										
Bobby Ayala, R ERA: 9.0	5.0		24	8	5	5	5	0	1	0	0	0	0	46	75	9.00	1.600										
Dwayne Henry, R ERA: 3.42	2.0		6	0	0	0	3	0	0	0	0	0	0	17	28	0.00	0.000										
Scott Ruskin, L ERA: 4.21	0.0		2	0	0	0	0	2	0	0	0	0	0	8	16	∞	∞										
Scott Bankhead, R ERA: 3.14	1.1		7	2	0	0	1	1	0	0	0	0	0	12	20	0.00	2.250										
Norm Charlton, L ERA: 3.09	0.2	W	1	0	0	0	0	0	0	0	0	0	0	1	1	0.00	0.000										

AB 36
R 5
H 10
RBI 5
BB 4
SO 9
LOB 18



Batter	1	2	3	4	5	6	7	8	9	AB	R	H	RBI	BB	SO	LOB	BOTTOM										
Bip Roberts, S OBP: 0.376, SLG: 0.389	G4-3									3	0	2	0	1	0	0	<p>New York Mets @ Cincinnati Reds Riverfront Stadium, Cincinnati, OH Sat Sep 05 1992, 7:05 PM EDT Att: 28,431 - Cloudy - 74 F</p>										
Hal Morris, L OBP: 0.360, SLG: 0.411	FC6-4		F8		1B		FC4-6	1B	F9	4	1	1	0	0	3												
Barry Larkin, R OBP: 0.383, SLG: 0.450	L8		F9				S	1B	F8	4	1	1	0	0	3												
Chris Sabo, R OBP: 0.299, SLG: 0.437	FC6-4		K				1B	1B	CS	4	1	1	1	0	2	1											
Glenn Braggs, R OBP: 0.334, SLG: 0.406		F8			G6-4-3		CS	1B	F8	3	1	2	1	1	0	0											
Joe Oliver, R OBP: 0.314, SLG: 0.397 Cesar Hernandez, R OBP: 0.294, SLG: 0.382					G6-4-3		K		1B	4	1	2	1	0	1	2											
Paul O'Neill, L OBP: 0.355, SLG: 0.376		K					1-2	1B	1B	0	1	0	0	0	0	0											
Bill Doran, S OBP: 0.330, SLG: 0.339		G6-3					G6-4-3		F8	4	0	1	1	0	0	1											
Bobby Ayala, R Geronimo Berroa, R Dwayne Henry, R Willie Grier, L Scott Ruskin, R Scott Bankhead, R Norm Charlton, S Jeff Branson, L					G5-3		F9		G1-3	1	0	0	0	0	0	0											
Inning Stats	R: 0 E: 0 K: 0 S: 12	H: 1 LOB: 1 BB: 0 P: 14	R: 1 E: 0 K: 1 S: 12	H: 1 LOB: 0 BB: 0 P: 20	R: 0 E: 0 K: 1 S: 8	H: 1 LOB: 1 BB: 0 P: 7	R: 0 E: 0 K: 1 S: 8	H: 0 LOB: 0 BB: 1 P: 13	R: 0 E: 0 K: 0 S: 6	H: 0 LOB: 0 BB: 0 P: 8	R: 3 E: 0 K: 1 S: 12	H: 4 LOB: 0 BB: 0 P: 19	R: 0 E: 1 K: 0 S: 5	H: 0 LOB: 0 BB: 0 P: 6	R: 0 E: 0 K: 0 S: 10	H: 0 LOB: 0 BB: 1 P: 19		R: 2 E: 0 K: 1 S: 15	H: 4 LOB: 2 BB: 0 P: 19	1B: 10 2B: 0 3B: 0 HR: 1	SF: 0 SAC: 0 DP: 2 HBP: 0	WP: 0 PB: 0 SB: 1 CS: 2	PA: 37				
PITCHER	IP	WLS	BF	H	R	ER	SO	BB	IBB	HBP	BLK	WP	HR	S	P	ERA	WHIP										
Eric Hillman, L ERA: 4.55	5.1		23	7	4	4	2	1	0	0	0	0	0	10	16	0.00	0.600										
Mark Dewey, R ERA: 3.03	1.2		5	0	0	0	1	1	0	0	1	0	0	3	6	0.00	0.000										
Lee Guetterman, L ERA: 6.71	0.1		1	0	0	0	0	0	0	0	0	0	0	6	8	0.00	0.000										
Jeff Innis, R ERA: 2.69	0.2	L	1	0	0	0	0	0	0	0	0	0	0	6	8	0.00	0.000										
Anthony Young, R ERA: 3.86	0.2	L	6	4	2	2	1	0	0	0	0	0	0	15	19	27.00	6.000										

AB 34
R 6
H 11
RBI 5
BB 2
SO 4
LOB 12



Batter	1	2	3	4	5	6	7	8	9	AB	R	H	RBI	BB	SO	LOB	TOP				
Ryan Thompson, R OBP: 0.211, SLG: 0.333 Mark Dewey, R (6, 1)	F8		P3	K		FC6-4			FC4-6 1B	4	0	0	0	0	1	4	New York Mets @ Cincinnati Reds Riverfront Stadium, Cincinnati, OH Sun Sep.06.1992, 3:33 AM EDT Att: 26,620 - Cloudy - 76 F				
Todd Hundley, S OBP: 0.264, SLG: 0.343									1B	0	0	0	0	0	0	0					
Chico Walker, S OBP: 0.359, SLG: 0.398	F9 2B		F7		G3		K		FC4-6 1B	5	0	2	0	0	1	0					
Kevin Bass, S OBP: 0.303, SLG: 0.416	F9 2-3		2B 3B		K		K		FC4-6 1-2 2-3	5	1	1	0	0	2	3					
Eddie Murray, S OBP: 0.331, SLG: 0.420	FC3-6 BB		2B		K		S BB		K	3	0	1	1	2	2	2					
Bobby Bonilla, S OBP: 0.349, SLG: 0.433	FC3-6 1-2		IBB			G3	K			3	0	0	0	1	1	3					
Bill Peacock, R OBP: 0.306, SLG: 0.308		G5-3	G3-1			2B 1B		K		4	0	1	0	0	1	2					
Jeff Kent, R OBP: 0.302, SLG: 0.422		P4		F8		1-0 2B		K		4	0	1	0	0	1	0					
Charlie O'Brien, R OBP: 0.290, SLG: 0.319 Mackey Sasser, L OBP: 0.256, SLG: 0.319 Barry Jones, R Lee Guetterman, L (8, 1)						G1-3		K		3	0	2	0	0	0	2					
Wally Whitehurst, R OBP: 0.238, SLG: 0.250 Paul Gibson, R Daryl Boston, L OBP: 0.324, SLG: 0.432 (6, 8)	FC5-4 1-2			K		4-0 IBB			G4-1	1	0	0	0	0	0	1					
Inning Stats	R: 0 E: 0 K: 0 S: 10	H: 1 LOB: 2 BB: 1 P: 19	R: 0 E: 0 K: 0 S: 8	H: 1 LOB: 1 BB: 0 P: 13	R: 1 E: 0 K: 0 S: 10	H: 2 LOB: 2 BB: 1 P: 17	R: 0 E: 0 K: 2 S: 11	H: 1 LOB: 1 BB: 0 P: 16	R: 0 E: 0 K: 2 S: 10	H: 0 LOB: 0 BB: 0 P: 15	R: 0 E: 0 K: 3 S: 13	H: 2 LOB: 3 BB: 1 P: 20	R: 0 E: 0 K: 3 S: 10	H: 0 LOB: 0 BB: 0 P: 14	R: 0 E: 0 K: 1 S: 14	H: 2 LOB: 2 BB: 0 P: 18	1B: 5 2B: 3 3B: 1 HR: 0	SF: 0 SAC: 0 DP: 0 HBP: 0	WP: 0 PB: 0 SB: 1 CS: 0	PA: 40	
PITCHER	IP	WLS	BF	H	R	ER	SO	BB	IBB	HBP	BLK	WP	HR	S	P	ERA	WHIP				
Tim Pugh, R ERA: 3.6	6.0	W	28	7	1	1	4	1	2	0	0	0	0	55	93	1.50	1.333				
Norm Charlton, L ERA: 3.04	1.0		4	0	0	0	3	1	0	0	0	0	0	13	20	0.00	1.000				
Rob Dibble, R ERA: 3.38	2.0	S	8	2	0	0	4	0	0	0	0	0	0	24	32	0.00	1.000				

Batter	1	2	3	4	5	6	7	8	9	AB	R	H	RBI	BB	SO	LOB	BOTTOM				
Bip Roberts, S OBP: 0.376, SLG: 0.388 Reggie Sanders, R OBP: 0.356, SLG: 0.485 (3, FH)	G4-3		HR		G4-3		2B			1	0	0	0	0	0	0	New York Mets @ Cincinnati Reds Riverfront Stadium, Cincinnati, OH Sun Sep.06.1992, 3:33 AM EDT Att: 26,620 - Cloudy - 76 F				
Hal Morris, L OBP: 0.361, SLG: 0.415			BB 1B		G3		G4-3			4	0	2	0	0	0	1					
Barry Larkin, R OBP: 0.383, SLG: 0.448	G4-3		FC6-4 BB		K			1B BB		2	1	0	0	2	1	1					
Chris Sabo, R OBP: 0.302, SLG: 0.436	K		K			CS BB		2B 1B		3	1	1	0	1	2	3					
Glenn Braggs, R OBP: 0.333, SLG: 0.408		P6	FC6-4			F9		1B 2B		4	1	1	1	0	0	3					
Joe Oliver, R OBP: 0.316, SLG: 0.398		G1-5-3			1B		K		FC6-4 1B	4	0	2	2	0	1	1					
Paul O'Neill, L OBP: 0.352, SLG: 0.373		K		F9			G4-3	FC6-4		4	0	0	0	0	1	2					
Bill Doran, S OBP: 0.332, SLG: 0.341			HR 1B		F8			L9		4	2	2	0	0	0	2					
Tim Pugh, R Norm Charlton, S Willie Greene, L Rob Dibble, L OBP: 0.250, SLG: 0.250			P3		K			P3		2	0	0	0	0	1	2					
Inning Stats	R: 0 E: 0 K: 1 S: 10	H: 1 LOB: 0 BB: 0 P: 16	R: 0 E: 0 K: 1 S: 9	H: 0 LOB: 0 BB: 0 P: 14	R: 2 E: 0 K: 1 S: 13	H: 3 LOB: 2 BB: 1 P: 23	R: 0 E: 0 K: 1 S: 11	H: 1 LOB: 1 BB: 0 P: 14	R: 0 E: 0 K: 1 S: 7	H: 0 LOB: 0 BB: 0 P: 11	R: 0 E: 0 K: 1 S: 8	H: 0 LOB: 1 BB: 1 P: 14	R: 1 E: 0 K: 1 S: 16	H: 2 LOB: 1 BB: 0 P: 25	R: 3 E: 0 K: 0 S: 14	H: 3 LOB: 1 BB: 1 P: 23		1B: 6 2B: 4 3B: 0 HR: 1	SF: 0 SAC: 0 DP: 1 HBP: 0	WP: 0 PB: 0 SB: 1 CS: 1	PA: 36
PITCHER	IP	WLS	BF	H	R	ER	SO	BB	IBB	HBP	BLK	WP	HR	S	P	ERA	WHIP				
Wally Whitehurst, R ERA: 3.03	1.2		6	1	0	0	1	0	0	0	0	0	0	15	24	0.00	0.600				
Paul Gibson, L ERA: 5.11	3.1	L	15	4	2	2	4	1	0	0	0	0	1	35	54	5.40	1.500				
Mark Dewey, R ERA: 3.7	2.0		8	2	1	1	2	1	0	0	0	0	0	24	39	4.50	1.500				
Barry Jones, R Lee Guetterman, L ERA: 6.61	0.0		4	3	3	3	0	1	0	0	0	0	0	9	18	=	=				
1.0	3		0	0	0	0	0	0	0	0	0	0	5	5	0.00	0.000					

Batter	1	2	3	4	5	6	7	8	9	AB	R	H	RBI	BB	SO	LOB	TOP			
Ryan Thompson, R (1, 8) OBP: 0.214, SLG: 0.333	P6				G5-3			G6-3		4	0	1	0	0	0	1	New York Mets @ Philadelphia Phillies Veterans Stadium, Philadelphia, PA Tue Sep 08 1992, 7:05 PM EDT Att: 15,856 - Cloudy - 80 F			
Chico Walker, S (1, 5) OBP: 0.355, SLG: 0.394	K		G4-3		G4-3			G4-3		4	0	1	0	0	1	2				
Kevin Bass, S (1, 7) OBP: 0.307, SLG: 0.417	P6				G4-6-3			G4-3		4	0	2	0	0	0	1				
Eddie Murray, S (1, 3) OBP: 0.332, SLG: 0.418					G4-6-3			G3		4	0	1	0	0	0	3				
Bobby Bonilla, S (1, 9) OBP: 0.347, SLG: 0.430	K				G4-6-3			G6-3		4	0	1	0	0	2	1				
Jeff Kent, R (1, 4) OBP: 0.311, SLG: 0.428										3	1	3	0	1	0	0				
Pat Howell, S (9, PR) OBP: 0.204, SLG: 0.170										0	0	0	0	0	0	0				
Charlie O'Brien, R (1, 2) OBP: 0.287, SLG: 0.314										2	0	0	0	0	0	4				
Dave Gallagher, R (9, PH) OBP: 0.294, SLG: 0.326										0	0	0	0	1	0	0				
D.J. Dozier, R (9, PR) OBP: 0.304, SLG: 0.200										0	0	0	0	0	0	0				
Dick Schofield, R (1, 6) OBP: 0.308, SLG: 0.276			K							1	0	0	0	1	1	0				
Mackey Sasser, L (7, PH) OBP: 0.254, SLG: 0.319										0	0	0	1	0	0	0				
Bill Pecota, R (7, 6) OBP: 0.307, SLG: 0.310										1	0	0	0	0	0	2				
Dwight Gooden, R (1, 1) OBP: 0.271, SLG: 0.356										2	0	0	0	0	0	0				
Jeff McKnight, S (9, PH) OBP: 0.341, SLG: 0.410			F9							1	0	0	0	0	0	3				
Inning Stats	R: 0 E: 0 K: 1 S: 6	H: 0 LOB: 0 BB: 0 P: 7	R: 0 E: 0 K: 1 S: 9	H: 2 LOB: 1 BB: 0 P: 12	R: 0 E: 0 K: 1 S: 10	H: 1 LOB: 1 BB: 0 P: 14	R: 0 E: 0 K: 0 S: 13	H: 3 LOB: 2 BB: 0 P: 20	R: 0 E: 0 K: 0 S: 4	H: 0 LOB: 1 BB: 1 P: 9	R: 1 E: 0 K: 0 S: 7	H: 1 LOB: 0 BB: 0 P: 7	R: 0 E: 0 K: 0 S: 10	H: 1 LOB: 1 BB: 2 P: 17	R: 0 E: 0 K: 0 S: 13	H: 0 LOB: 3 BB: 2 P: 25	1B: 6 2B: 3 3B: 0 HR: 0	SF: 1 SAC: 2 DP: 2 HBP: 0	WP: 0 PB: 0 SB: 1 CS: 1	PA: 36
PITCHER	IP WLS BF H R ER SO BB IBB HBP BLK WP HR S P ERA WHIP																			
Tommy Greene, R (1, 1) ERA: 5.54	5.0		20	6	0	0	3	1	0	0	0	0	0	0	42	62	0.00	1.400		
Keith Shepherd, R (6, 1) ERA: 1.5	3.0	W	11	3	1	1	1	0	0	0	0	0	0	0	25	36	3.00	1.000		
Mitch Williams, L (9, 1) ERA: 4.1	1.0	S	5	0	0	0	0	2	0	0	0	0	0	0	13	25	0.00	2.000		

AB	30
R	1
H	9
RBI	1
BB	3
SO	4
LOB	17



Batter	1	2	3	4	5	6	7	8	9	AB	R	H	RBI	BB	SO	LOB	BOTTOM			
Ruben Amaro Jr. S (1, 8) OBP: 0.307, SLG: 0.330	SH5-3					G4-3		G5-3		4	1	3	0	0	0	0	New York Mets @ Philadelphia Phillies Veterans Stadium, Philadelphia, PA Tue Sep 08 1992, 7:05 PM EDT Att: 15,856 - Cloudy - 80 F			
Mickey Morandini, L (1, 4) OBP: 0.317, SLG: 0.358	SH5-3							G5-3		3	0	2	2	0	0	1				
Dave Hollins, S (1, 5) OBP: 0.361, SLG: 0.453	P6							F9		4	0	0	0	0	1	3				
Darren Daulton, L (1, 2) OBP: 0.388, SLG: 0.538	K							F8		3	0	0	0	0	1	2				
John Kruk, L (1, 3) OBP: 0.421, SLG: 0.453								G6-3		3	0	0	0	0	0	0				
Mariano Duncan, R (1, 7) OBP: 0.295, SLG: 0.389								G3		3	0	1	0	0	0	0				
Tom Marsh, R (1, 9) OBP: 0.225, SLG: 0.280								K		3	0	0	0	0	2	1				
Juan Bell, R (1, 6) OBP: 0.275, SLG: 0.274								F7		2	0	0	0	1	1	0				
Tommy Greene, R (1, 1) OBP: 0.133, SLG: 0.133								E5		1	0	0	0	0	0	0				
Jeff Grotewold, L (5, PH) OBP: 0.328, SLG: 0.462										1	0	0	0	0	0	2				
Keith Shepherd, R (6, 1) OBP: 0.328, SLG: 0.462										0	0	0	0	0	0	0				
Ricky Jordan, R (8, PH) OBP: 0.276, SLG: 0.376										1	1	0	0	0	0	0				
Mitch Williams, L (9, 1) OBP: 0.333, SLG: 0.333										0	0	0	0	0	0	0				
Inning Stats	R: 0 E: 0 K: 1 S: 7	H: 1 LOB: 1 BB: 0 P: 11	R: 0 E: 0 K: 0 S: 9	H: 0 LOB: 0 BB: 0 P: 12	R: 1 E: 0 K: 1 S: 11	H: 2 LOB: 0 BB: 0 P: 18	R: 0 E: 0 K: 0 S: 7	H: 0 LOB: 0 BB: 0 P: 8	R: 0 E: 0 K: 1 S: 10	H: 1 LOB: 1 BB: 1 P: 12	R: 0 E: 0 K: 1 S: 12	H: 1 LOB: 1 BB: 0 P: 17	R: 0 E: 0 K: 1 S: 8	H: 0 LOB: 0 BB: 0 P: 12	R: 1 E: 1 K: 0 S: 10	H: 1 LOB: 1 BB: 0 P: 13	1B: 3 2B: 3 3B: 0 HR: 0	SF: 0 SAC: 1 DP: 1 HBP: 0	WP: 0 PB: 0 SB: 1 CS: 1	PA: 31
PITCHER	IP WLS BF H R ER SO BB IBB HBP BLK WP HR S P ERA WHIP																			
Dwight Gooden, R (1, 1) ERA: 3.74	8.0	L	30	6	2	1	5	1	0	0	0	0	0	0	74	103	1.12	0.875		

AB	28
R	2
H	6
RBI	2
BB	1
SO	5
LOB	9



Batter	1	2	3	4	5	6	7	8	9	AB	R	H	RBI	BB	SO	LOB	TOP							
Ryan Thompson, R OBP: 0.188, SLG: 0.290 (1, 8)	0-0 P3			2-3 K		0-0 F9			1-1 F8	4	0	0	0	0	1	0								
Bill Pecota, R OBP: 0.304, SLG: 0.306 (8, 4)	1-2 G5-3			2-1 G5-3		0-2 G4-3			1-1 G1-3	3	0	0	0	0	0	0								
Jeff McKnight, S OBP: 0.333, SLG: 0.400 (9, PH)										1	0	0	0	0	0	0								
Chico Walker, S OBP: 0.352, SLG: 0.390 (1, 5)	0-0 F7			2-2 CI					1-1 G6-3	2	0	0	0	0	0	0								
Eddie Murray, S OBP: 0.330, SLG: 0.415 (1, 3)		0-0 G3		0-0 F8					0-3 K	3	0	0	0	0	1	1								
Bobby Bonilla, S OBP: 0.347, SLG: 0.436 (1, 9)		0-0 F8			3-2 HR				3-3 K	3	1	1	1	0	1	0								
Jeff Kent, R OBP: 0.309, SLG: 0.424 (8, PH)		2-3 K			0-3 K				1-0 F8	2	0	0	0	0	2	0								
Kevin Bass, S OBP: 0.306, SLG: 0.416 (8, 7)										1	0	0	0	0	0	0								
Todd Hundley, S OBP: 0.265, SLG: 0.339 (1, 2)			1-1 L6		1-0 F7				1-0 F7	3	0	0	0	0	0	0								
D.J. Dozier, R OBP: 0.280, SLG: 0.182 (8, PH)		2-2 G4-3			0-3 K				1-3 K	2	0	0	0	0	1	0								
Dani Boston, L OBP: 0.323, SLG: 0.431 (8, 6)										1	0	0	0	0	1	0								
Dick Schofield, R OBP: 0.308, SLG: 0.276 (8, 6)										0	0	0	0	0	0	0								
Sid Fernandez, L OBP: 0.221, SLG: 0.265 (1, 1)			0-2 L1						1-2 G6-3	2	0	0	0	0	1	0								
Mackey Sasser, L OBP: 0.252, SLG: 0.317 (9, PH)						1-3 K				1	0	0	0	0	0	0								
Inning Stats	R: 0 H: 0 E: 0 K: 0 S: 5	H: 0 LOB: 0 BB: 0 P: 6	R: 0 H: 0 E: 0 K: 1 S: 5	H: 0 LOB: 0 BB: 0 P: 7	R: 0 H: 0 E: 0 K: 0 S: 9	H: 0 LOB: 0 BB: 0 P: 12	R: 0 H: 0 E: 1 K: 1 S: 9	H: 0 LOB: 1 BB: 0 P: 15	R: 1 H: 1 E: 0 K: 2 S: 11	H: 1 LOB: 0 BB: 0 P: 15	R: 0 H: 0 E: 0 K: 1 S: 7	H: 0 LOB: 0 BB: 0 P: 8	R: 0 H: 0 E: 0 K: 2 S: 9	H: 0 LOB: 0 BB: 0 P: 13	R: 0 H: 0 E: 0 K: 1 S: 6	H: 0 LOB: 0 BB: 0 P: 9	R: 0 H: 0 E: 0 K: 0 S: 7	H: 0 LOB: 0 BB: 0 P: 10	1B: 0 2B: 0 3B: 0 HR: 1	SF: 0 SAC: 0 DP: 0 HBP: 0	WP: 0 PB: 0 SB: 0 CS: 0	PA: 29		
PITCHER Curt Schilling, R ERA: 2.43 (1, 1)	IP: 9.0 WLS: W BF: 29 H: 1 R: 1 ER: 1 SO: 8 BB: 0 IBB: 0 HBP: 0 BLK: 0 WP: 0 HR: 1 S: 68 P: 95 ERA: 1.00 WHIP: 0.111																							

New York Mets @ Philadelphia Phillies
Veterans Stadium, Philadelphia, PA
Wed Sep 09 1992, 7:05 PM EDT
Att: 15,525 - Cloudy - 81 F

AB 28
R 1
H 1
RBI 1
BB 0
SO 8
LOB 1



Batter	1	2	3	4	5	6	7	8	9	AB	R	H	RBI	BB	SO	LOB	BOTTOM						
Ruben Amaro Jr., S OBP: 0.309, SLG: 0.336 (1, 8)	0-0 SH1-3 FC 2B		2-2 G4-3 1B		1-2 F9		3-2 F9			4	1	2	0	0	0	0							
Mickey Morandini, L OBP: 0.317, SLG: 0.358 (1, 4)	0-1 SH1-3		0-0 P1		2-1 E4 1B			2-1 F7		3	1	1	0	0	0	1							
John Kruk, L OBP: 0.419, SLG: 0.451 (1, 3)	0-0 FC BB		2-2 G4-3		0-0 1B			0-1 G4-3		4	0	1	2	0	0	1							
Dave Hollins, S OBP: 0.361, SLG: 0.455 (1, 5)	0-3 K		4-0 BB		1-3 K			0-0 2B		3	0	1	0	1	2	2							
Darren Daulton, L OBP: 0.386, SLG: 0.534 (1, 2)	4-2 BB		0-1 F7				1-0 F9		0-0 F7	3	0	0	0	1	0	3							
Mariano Duncan, R OBP: 0.293, SLG: 0.387 (1, 7)	1-3 K			1-3 K			0-2 F7			3	0	0	0	0	2	2							
Tom Marsh, R OBP: 0.217, SLG: 0.269 (1, 9)		2-3 K		1-3 K			0-0 P5			3	0	0	0	0	2	0							
Juan Bell, R OBP: 0.265, SLG: 0.263 (1, 6)		0-3 K		2-1 G6-3				0-0 P6		3	0	0	0	0	1	0							
Curt Schilling, R OBP: 0.145, SLG: 0.148 (1, 1)		0-1 L6			1-3 K			1-3 K		3	0	0	0	0	2	0							
Inning Stats	R: 1 H: 1 E: 0 K: 2 S: 15	H: 1 LOB: 2 BB: 1 P: 20	R: 0 H: 0 E: 0 K: 2 S: 9	H: 0 LOB: 0 BB: 0 P: 11	R: 0 H: 1 E: 0 K: 0 S: 13	H: 1 LOB: 2 BB: 1 P: 21	R: 0 H: 0 E: 0 K: 2 S: 8	H: 0 LOB: 0 BB: 0 P: 12	R: 1 H: 2 E: 1 K: 2 S: 13	H: 2 LOB: 1 BB: 0 P: 18	R: 0 H: 0 E: 0 K: 0 S: 6	H: 0 LOB: 0 BB: 0 P: 7	R: 0 H: 0 E: 0 K: 1 S: 9	H: 0 LOB: 0 BB: 0 P: 13	R: 0 H: 1 E: 0 K: 0 S: 6	H: 1 LOB: 1 BB: 0 P: 8	1B: 3 2B: 2 3B: 0 HR: 0	SF: 0 SAC: 1 DP: 0 HBP: 0	WP: 0 PB: 0 SB: 0 CS: 0	PA: 32			
PITCHER Sid Fernandez, L ERA: 2.83 (1, 1)	IP: 8.0 WLS: L BF: 32 H: 5 R: 2 ER: 1 SO: 9 BB: 2 IBB: 0 HBP: 0 BLK: 0 WP: 0 HR: 0 S: 79 P: 110 ERA: 1.12 WHIP: 0.875																						

New York Mets @ Philadelphia Phillies
Veterans Stadium, Philadelphia, PA
Wed Sep 09 1992, 7:05 PM EDT
Att: 15,525 - Cloudy - 81 F

AB 29
R 2
H 5
RBI 2
BB 2
SO 9
LOB 9



Batter	1	2	3	4	5	6	7	8	9	AB	R	H	RBI	BB	SO	LOB	TOP				
Ryan Thompson, R (1, 8) OBP: 0.222, SLG: 0.324	1-1 F9		2-0 2B		1-1 P4			4-2 BB		3	1	1	0	1	0	0					
Chico Walker, S (1, 5) OBP: 0.350, SLG: 0.392	0-0 G1-3		0-0 2B		2-0 P4			1-0 F9		4	1	1	1	0	0	1					
Bill Pecota, R (8, 5) OBP: 0.304, SLG: 0.306			2-H SF8					1 SAFE 1 SAFE 1 SAFE X		0	0	0	0	0	0	0					
Kevin Bass, S (1, 7) OBP: 0.308, SLG: 0.423	2-0 L8		0-2 SF8		1-1 2B			0-0 P6		4	0	2	0	0	0	1					
Eddie Murray, S (1, 3) OBP: 0.328, SLG: 0.413		2-0 F8	1-0 SF8		0-1 G5-3			0-0 G5-3		3	0	0	1	0	0	2					
Bobby Bonilla, S (1, 9) OBP: 0.346, SLG: 0.434		0-0 E FC SF8	2-1 F9		0-1 P4			3-2 P2		4	1	1	0	0	0	2					
Jeff Kent, R (1, 4) OBP: 0.305, SLG: 0.419		0-2 FC		0-0 F8				0-3 K		3	0	0	0	0	1	2					
Daryl Boston, L (9, PH) OBP: 0.322, SLG: 0.429		1-3 K			1-3 K					1	0	0	0	0	1	0					
Todd Hundley, S (1, 2) OBP: 0.292, SLG: 0.337		1-0 SF8		0-1 G5-3				0-0 G3		2	0	0	1	0	0	0					
Mackey Sasser, L (9, PH) OBP: 0.250, SLG: 0.314		3-H K		3-2 F9				3-1 F9		1	0	0	0	0	0	0					
Dick Schofield, R (1, 6) OBP: 0.306, SLG: 0.274		2-3 K		3-2 F9				3-3 K		3	0	0	0	0	2	1					
Eric Hillman, L (1, 1) OBP: 0.100, SLG: 0.100			3-3 K		0-2 G5-3			3-2 G6-3		2	0	0	0	0	1	0					
Wally Whitehurst, R (6, 1) OBP: 0.239, SLG: 0.250										0	0	0	0	0	0	0					
Dave Gallagher, R (7, PH) OBP: 0.232, SLG: 0.324										1	0	0	0	0	0	0					
Bret Saberhagen, R (7, 1) OBP: 0.105, SLG: 0.105										0	0	0	0	0	0	0					
Jeff Innis, R (8, 1) OBP: 0.105, SLG: 0.105										0	0	0	0	0	0	0					
Inning Stats	R: 0 E: 0 K: 0 S: 4	H: 0 LOB: 0 BB: 0 P: 7	R: 1 E: 1 K: 1 S: 10	H: 1 LOB: 1 BB: 0 P: 15	R: 2 E: 0 K: 1 S: 11	H: 3 LOB: 1 BB: 0 P: 19	R: 0 E: 0 K: 0 S: 6	H: 0 LOB: 0 BB: 0 P: 9	R: 0 E: 0 K: 1 S: 9	H: 1 LOB: 1 BB: 0 P: 11	R: 0 E: 0 K: 1 S: 8	H: 0 LOB: 0 BB: 0 P: 14	R: 0 E: 0 K: 0 S: 7	H: 0 LOB: 1 BB: 1 P: 12	R: 0 E: 0 K: 1 S: 10	H: 0 LOB: 0 BB: 0 P: 16	1B: 1 2B: 4 3B: 0 HR: 0	SF: 2 SAC: 0 DP: 0 HBP: 0	WP: 0 PB: 0 SB: 0 CS: 0	PA: 34	
PITCHER	IP WLS BF H R ER SO BB IBB HBP BLK WP HR S P ERA WHIP	IP WLS BF H R ER SO BB IBB HBP BLK WP HR S P ERA WHIP	IP WLS BF H R ER SO BB IBB HBP BLK WP HR S P ERA WHIP	IP WLS BF H R ER SO BB IBB HBP BLK WP HR S P ERA WHIP	IP WLS BF H R ER SO BB IBB HBP BLK WP HR S P ERA WHIP	IP WLS BF H R ER SO BB IBB HBP BLK WP HR S P ERA WHIP	IP WLS BF H R ER SO BB IBB HBP BLK WP HR S P ERA WHIP	IP WLS BF H R ER SO BB IBB HBP BLK WP HR S P ERA WHIP	IP WLS BF H R ER SO BB IBB HBP BLK WP HR S P ERA WHIP	IP WLS BF H R ER SO BB IBB HBP BLK WP HR S P ERA WHIP	IP WLS BF H R ER SO BB IBB HBP BLK WP HR S P ERA WHIP	IP WLS BF H R ER SO BB IBB HBP BLK WP HR S P ERA WHIP	IP WLS BF H R ER SO BB IBB HBP BLK WP HR S P ERA WHIP	IP WLS BF H R ER SO BB IBB HBP BLK WP HR S P ERA WHIP	IP WLS BF H R ER SO BB IBB HBP BLK WP HR S P ERA WHIP	IP WLS BF H R ER SO BB IBB HBP BLK WP HR S P ERA WHIP	IP WLS BF H R ER SO BB IBB HBP BLK WP HR S P ERA WHIP	IP WLS BF H R ER SO BB IBB HBP BLK WP HR S P ERA WHIP	IP WLS BF H R ER SO BB IBB HBP BLK WP HR S P ERA WHIP	IP WLS BF H R ER SO BB IBB HBP BLK WP HR S P ERA WHIP	IP WLS BF H R ER SO BB IBB HBP BLK WP HR S P ERA WHIP

New York Mets @ Montreal Expos
Olympic Stadium, Montreal, QB
Fri Sep 11 1992, 7:05 PM EDT
Att: 21,252 - Dome - 70 F

AB	31
R	3
H	5
RBI	3
BB	1
SO	5
LOB	9





Batter	1	2	3	4	5	6	7	8	9	AB	R	H	RBI	BB	SO	LOB	BOTTOM				
Marquis Grissom, R (1, 8) OBP: 0.323, SLG: 0.423	0-0 WP SF8		2-0 G4-3		0-0 G6-4-3		0-2 F7	0-0 G4-3		5	1	2	0	0	0	3					
Spike Owen, S (1, 6) OBP: 0.359, SLG: 0.401	3-2 SF8		3-1 G4-3		1-2 P2		1-2 G5-3			3	0	0	1	0	0	1					
Ivan Calderon, R (1, 7) OBP: 0.373, SLG: 0.430	2-2 P4		4-0 L3				0-1 F8			3	0	0	0	1	1	0					
Moises Alou, R (9, 7) OBP: 0.327, SLG: 0.434										0	0	0	0	0	0	0					
Larry Walker, L (1, 9) OBP: 0.355, SLG: 0.521	0-0 1B		1-1 L3				0-2 F8			4	1	2	0	0	1	2					
Greg Colbrunn, R (1, 3) OBP: 0.333, SLG: 0.425	1-2 1B				1-2 1B		0-0 F8			4	1	3	0	0	0	1					
Tim Lincecum, R (1, 5) OBP: 0.300, SLG: 0.340	1-2 1B				0-1 F8		1-2 BB			4	0	1	1	0	0	4					
Wil Cordero, R (1, 4) OBP: 0.373, SLG: 0.347		3-1 G5-3		3-1 F9			1-2 BB			4	1	2	0	0	0	1					
Tim Laker, R (9, 2) OBP: 0.290, SLG: 0.310							1-2 1B			0	0	0	0	0	0	0					
Gary Carter, R (1, 2) OBP: 0.294, SLG: 0.333		0-1 G6-3		1-0 F8			4-0 BB			2	0	0	0	1	0	1					
John Vander Wal, L (8, PH) OBP: 0.328, SLG: 0.358										0	0	0	0	1	0	0					
John Wetteland, R (9, 1) OBP: 0.200, SLG: 0.200							1-2 2-3 BB			0	0	0	0	0	0	0					
Chris Nabholz, L (1, 1) OBP: 0.133, SLG: 0.153		1-1 G4-3			0-0 G6-4-3		2-1 F7			2	0	1	0	0	0	0					
Jerry Willard, L (6, PH) OBP: 0.263, SLG: 0.432										1	0	0	0	0	0	3					
Jeff Fassero, L (7, 1) OBP: 0.361, SLG: 0.297										0	0	0	0	0	0	0					
Bret Barberie, S (8, PH) OBP: 0.361, SLG: 0.297										1	0	1	2	0	0	0					
Inning Stats	R: 1 E: 0 K: 0 S: 13	H: 3 LOB: 2 BB: 0 P: 21	R: 0 E: 0 K: 0 S: 6	H: 0 LOB: 0 BB: 0 P: 10	R: 0 E: 0 K: 0 S: 5	H: 1 LOB: 1 BB: 1 P: 15	R: 0 E: 0 K: 0 S: 9	H: 1 LOB: 1 BB: 0 P: 14	R: 0 E: 0 K: 0 S: 5	H: 1 LOB: 3 BB: 1 P: 20	R: 0 E: 0 K: 1 S: 9	H: 0 LOB: 0 BB: 0 P: 11	R: 2 E: 0 K: 1 S: 17	H: 3 LOB: 2 BB: 1 P: 22	R: 0 E: 0 K: 1 S: 10	H: 0 LOB: 0 BB: 0 P: 16	1B: 9 2B: 4 3B: 0 HR: 0	SF: 1 SAC: 0 DP: 2 HBP: 0	WP: 1 PB: 0 SB: 0 CS: 0	PA: 37	
PITCHER	IP WLS BF H R ER SO BB IBB HBP BLK WP HR S P ERA WHIP	IP WLS BF H R ER SO BB IBB HBP BLK WP HR S P ERA WHIP	IP WLS BF H R ER SO BB IBB HBP BLK WP HR S P ERA WHIP	IP WLS BF H R ER SO BB IBB HBP BLK WP HR S P ERA WHIP	IP WLS BF H R ER SO BB IBB HBP BLK WP HR S P ERA WHIP	IP WLS BF H R ER SO BB IBB HBP BLK WP HR S P ERA WHIP	IP WLS BF H R ER SO BB IBB HBP BLK WP HR S P ERA WHIP	IP WLS BF H R ER SO BB IBB HBP BLK WP HR S P ERA WHIP	IP WLS BF H R ER SO BB IBB HBP BLK WP HR S P ERA WHIP	IP WLS BF H R ER SO BB IBB HBP BLK WP HR S P ERA WHIP	IP WLS BF H R ER SO BB IBB HBP BLK WP HR S P ERA WHIP	IP WLS BF H R ER SO BB IBB HBP BLK WP HR S P ERA WHIP	IP WLS BF H R ER SO BB IBB HBP BLK WP HR S P ERA WHIP	IP WLS BF H R ER SO BB IBB HBP BLK WP HR S P ERA WHIP	IP WLS BF H R ER SO BB IBB HBP BLK WP HR S P ERA WHIP	IP WLS BF H R ER SO BB IBB HBP BLK WP HR S P ERA WHIP	IP WLS BF H R ER SO BB IBB HBP BLK WP HR S P ERA WHIP	IP WLS BF H R ER SO BB IBB HBP BLK WP HR S P ERA WHIP	IP WLS BF H R ER SO BB IBB HBP BLK WP HR S P ERA WHIP	IP WLS BF H R ER SO BB IBB HBP BLK WP HR S P ERA WHIP	IP WLS BF H R ER SO BB IBB HBP BLK WP HR S P ERA WHIP

New York Mets @ Montreal Expos
Olympic Stadium, Montreal, QB
Fri Sep 11 1992, 7:05 PM EDT
Att: 21,252 - Dome - 70 F

AB	33
R	4
H	12
RBI	4
BB	3
SO	2
LOB	16




Batter	1	2	3	4	5	6	7	8	9	AB	R	H	RBI	BB	SO	LOB	TOP			
Vince Coleman, S (1, 8) OBP: 0.353, SLG: 0.346	1-2 G3			1-2 G4-3		3-2 G1-6-3			1-3 K	4	0	0	0	0	1	0	<p>New York Mets @ Montreal Expos Olympic Stadium, Montreal, QB Sat Sep 12 1992, 7:05 PM EDT Att: 30,691 - Dome - 70 F</p> <p>livebaseballscores.com</p> <p>AB 30 R 1 H 5 RBI 1 BB 1 SO 4 LOB 10</p> 			
Chico Walker, S (1, 5) OBP: 0.357, SLG: 0.413	3-2 L4			0-1 G1-6-3 1B			0-0 1B		1-0 HR	4	1	3	1	0	0	0				
Kevin Bass, S (1, 7) OBP: 0.305, SLG: 0.418	0-1 G6-3			0-1 G1-6-3 1-2			1-3 1B		1-1 G4-3	4	0	0	0	0	1	2				
Eddie Murray, S (1, 3) OBP: 0.327, SLG: 0.412		1-1 F8			0-0 FC1-6 1B			0-0 F7	2-2 G4-3	4	0	1	0	0	0	1				
Bobby Bonilla, S (1, 9) OBP: 0.344, SLG: 0.431		1-1 G5-3			0-0 FC1-6 FC6-4 1-2			1-0 G3		3	0	0	0	0	0	2				
Todd Hundley, S (1, 2) OBP: 0.295, SLG: 0.333		2-3 K			1-2 F7				0-1 L1	3	0	0	0	0	1	1				
Jeff Kent, R (1, 4) OBP: 0.309, SLG: 0.420				4-2 L1-3 BB		0-0 FC6-4 1-2		0-1 FC6-4 1B		2	0	1	0	1	0	1				
Dick Schofield, R (1, 6) OBP: 0.304, SLG: 0.272				0-0 L1-3				0-1 FC6-4		3	0	0	0	0	0	2				
Pete Schourek, L (1, 1) Darryl Boston, L (6, PH) Mark Jaworski, R (6, PH) Mackey Sasser, L (6, PH) Lee Guetterman, L (8, 1) Barry Jones, R (8, 1)				0-0 G4-3				1-3 K	0-0 G4-3	1	0	0	0	0	0	0				
Inning Stats	R: 0 E: 0 K: 0 S: 8	H: 0 LOB: 0 BB: 0 P: 12	R: 0 E: 0 K: 1 S: 7	H: 0 LOB: 0 BB: 0 P: 11	R: 0 E: 0 K: 0 S: 4	H: 1 LOB: 0 BB: 0 P: 8	R: 0 E: 0 K: 0 S: 7	H: 1 LOB: 0 BB: 0 P: 8	R: 0 E: 0 K: 1 S: 6	H: 0 LOB: 0 BB: 0 P: 12	R: 0 E: 0 K: 1 S: 7	H: 1 LOB: 1 BB: 0 P: 9	R: 0 E: 0 K: 0 S: 7	H: 1 LOB: 1 BB: 0 P: 7	R: 1 E: 0 K: 1 S: 9	H: 1 LOB: 0 BB: 0 P: 14		1B: 4 2B: 1 3B: 0 HR: 1	SF: 0 SAC: 0 DP: 2 HBP: 0	WP: 0 PB: 0 SB: 1 CS: 0
PITCHER Dennis Martinez, R (1, 1) ERA: 2.61	IP: 9.0 WLS: W BF: 31 H: 5 R: 1 ER: 1 SO: 4 BB: 1 IBB: 0 HBP: 0 BLK: 0 WP: 0 HR: 1 S: 63 P: 88 ERA: 1.00 WHIP: 0.667																			

Batter	1	2	3	4	5	6	7	8	9	AB	R	H	RBI	BB	SO	LOB	BOTTOM			
Marquis Grissom, R (1, 8) OBP: 0.321, SLG: 0.420	2-1 F8				0-0 F8				2-2 G1-3	4	0	0	0	0	0	1	<p>New York Mets @ Montreal Expos Olympic Stadium, Montreal, QB Sat Sep 12 1992, 7:05 PM EDT Att: 30,691 - Dome - 70 F</p> <p>livebaseballscores.com</p> <p>AB 29 R 4 H 8 RBI 4 BB 5 SO 4 LOB 14</p> 			
Spike Owen, S (1, 6) OBP: 0.358, SLG: 0.399	2-0 F8			2-1 L4	1-2 BB 1B				1-0 G5-3	4	0	1	0	0	0	0				
Ivan Calderon, R (1, 7) Moises Alou, R (6, 7) OBP: 0.327, SLG: 0.434	2-2 G6-3			2-3 K	4-2 G4-6-3 BB				2-3 K	3	0	0	0	1	2	0				
Larry Walker, L (1, 9) OBP: 0.358, SLG: 0.522		2-0 1B HR 1B		0-1 1B	0-0 G4-6-3 1-2				1-1 1B SF7 HBP	3	2	2	0	0	0	2				
Greg Colbrunn, R (1, 3) OBP: 0.339, SLG: 0.427		1-2 HR 1B		0-1 P3					1-3 K	4	1	2	0	0	1	1				
Tim Wallach, R (1, 5) OBP: 0.305, SLG: 0.350		3-2 HR			0-0 F9-5 2B				4-2 G6-3 BB	2	1	2	3	2	0	0				
Wil Cordero, R (1, 4) Bret Barberie, S (7, 4) OBP: 0.360, SLG: 0.297		1-0 G5-3			2-1 F9-5 2-3				1-0 G6-3	3	0	0	0	0	0	2				
Gary Carter, R (1, 2) OBP: 0.300, SLG: 0.338		0-0 2B			4-0 BB				4-0 F8	2	0	1	0	2	0	2				
Dennis Martinez, R (1, 1) OBP: 0.191, SLG: 0.191		0-3 K			0-0 L4				1-2 F8	4	0	0	0	0	1	6				
Inning Stats	R: 0 E: 0 K: 0 S: 6	H: 0 LOB: 0 BB: 0 P: 12	R: 3 E: 0 K: 1 S: 14	H: 4 LOB: 1 BB: 0 P: 22	R: 0 E: 0 K: 1 S: 9	H: 1 LOB: 1 BB: 0 P: 13	R: 0 E: 0 K: 0 S: 4	H: 1 LOB: 1 BB: 1 P: 10	R: 0 E: 0 K: 0 S: 8	H: 0 LOB: 2 BB: 2 P: 22	R: 0 E: 0 K: 1 S: 8	H: 0 LOB: 0 BB: 0 P: 13	R: 1 E: 0 K: 0 S: 8	H: 1 LOB: 2 BB: 1 P: 17	R: 5 E: 0 K: 0 S: 8	H: 1 LOB: 2 BB: 1 P: 17		1B: 5 2B: 3 3B: 0 HR: 1	SF: 1 SAC: 0 DP: 2 HBP: 1	WP: 0 PB: 0 SB: 0 CS: 0
PITCHER Pete Schourek, L (1, 1) ERA: 3.44 Mark Dewey, R (6, 1) ERA: 3.42 Lee Guetterman, L (8, 1) ERA: 6.75 Barry Jones, R (8, 1) ERA: 4.86	IP: 5.0 WLS: L BF: 22 H: 7 R: 3 ER: 3 SO: 2 BB: 2 IBB: 0 HBP: 0 BLK: 0 WP: 0 HR: 1 S: 41 P: 70 ERA: 5.40 WHIP: 1.800																			

Batter	1	2	3	4	5	6	7	8	9	AB	R	H	RBI	BB	SO	LOB	TOP		
Ryan Thompson, R OBP: 0.217, SLG: 0.326	(1, 8) F9			(2-3) K		(0-0) 1B 3B	(1-2) F8	(3-1) G6-3		5	1	1	0	0	1	3			
Chris Donnels, L OBP: 0.297, SLG: 0.230	(1, 5) K			(0-0) 2B 1B		(0-1) 2B 1B	(2-3) K		(1-1) 1B 2B	5	2	3	1	0	2	0			
D.J. Dozier, R OBP: 0.276, SLG: 0.231	(1, 7) K			(1-3) K		(0-2) 1B			(1-3) K	4	1	1	0	0	3	1			
Vince Coleman, S OBP: 0.352, SLG: 0.355						(1-3) 1B				1	0	0	0	0	1	1			
Eddie Murray, S OBP: 0.327, SLG: 0.410		(1-3) K		(0-2) 2B		(3-2) 1B 1B		(1-1) P4	(4-1) 1B 2B	4	2	2	2	1	1	0			
Bobby Bonilla, S OBP: 0.349, SLG: 0.433		(2-3) K		(4-0) 2B		(0-3) K		(4-0) 1B	(2-0) 2B BB	2	0	0	0	2	2	1			
Pat Howell, S OBP: 0.204, SLG: 0.170										0	1	0	0	0	0	0			
Kevin Bass, S OBP: 0.306, SLG: 0.419									(1-2) 2B 1B	1	1	1	0	0	0	0			
Jeff Kent, R OBP: 0.307, SLG: 0.417	(1-2) L7			(1-3) K		(2-2) FC 1B G5-3		(0-1) FC4-6 1B	(1-3) K	5	2	1	0	0	2	7			
Todd Hundley, S OBP: 0.260, SLG: 0.333			(0-0) L8		(1-1) G3			(0-1) 1B	(0-0) 2B	3	0	1	1	0	0	0			
Chico Walker, S OBP: 0.360, SLG: 0.419						(1-2) L4		(1-2) 1B	(1-2) 1B	0	0	0	0	0	0	0			
Charlie O'Brien, R OBP: 0.284, SLG: 0.317								(3-2) FC4-6 2B	(3-2) G5-3	2	0	0	0	0	0	0			
Kevin Baez, R OBP: 0.326, SLG: 0.371										2	0	0	0	0	0	0			
Dave Gallagher, R OBP: 0.299, SLG: 0.241										1	0	0	0	0	0	1			
Dick Schofield, R OBP: 0.299, SLG: 0.271										0	0	0	0	0	0	0			
Jeff McKnight, S OBP: 0.226, SLG: 0.350										1	0	0	0	0	0	2			
Barry Jones, R OBP: 0.285, SLG: 0.350										0	0	0	0	0	0	0			
Jeff Innis, R OBP: 0.143, SLG: 0.111										1	0	0	0	0	0	1			
Anthony Young, R OBP: 0.143, SLG: 0.111										0	0	0	0	0	0	0			
Wally Whitehurst, R OBP: 0.227, SLG: 0.238										1	0	0	0	0	0	0			
Daryl Boston, R OBP: 0.320, SLG: 0.408										1	0	0	0	0	0	1			
Bret Saberhagen, R OBP: 0.106, SLG: 0.100										1	0	0	0	0	0	1			
Mackey Sasser, R OBP: 0.106, SLG: 0.100										1	0	0	0	0	0	0			
Bill Pecota, R OBP: 0.301, SLG: 0.304										0	0	0	0	0	0	0			
Inning Stats	R: 0 H: 0 E: 0 K: 2 S: 7	H: 0 LOB: 0 BB: 0 P: 13	R: 0 H: 0 E: 0 K: 2 S: 10	H: 0 LOB: 0 BB: 0 P: 14	R: 0 H: 0 E: 0 K: 0 S: 4	H: 2 LOB: 3 BB: 0 P: 22	R: 0 H: 0 E: 0 K: 1 S: 9	H: 0 LOB: 0 BB: 0 P: 12	R: 5 H: 5 E: 1 K: 2 S: 25	H: 5 LOB: 1 BB: 0 P: 33	R: 0 H: 0 E: 0 K: 2 S: 10	H: 0 LOB: 0 BB: 0 P: 14	R: 2 H: 3 E: 0 K: 0 S: 16	H: 3 LOB: 3 BB: 1 P: 29	R: 3 H: 3 E: 0 K: 2 S: 17	H: 3 LOB: 1 BB: 1 P: 29	1B: 7 2B: 5 3B: 1 HR: 0	SF: 0 SAC: 0 DP: 0 HBP: 0	WP: 0 PA: 44 PB: 0 SB: 0 CS: 0
PITCHER	IP WLS BF H R ER SO BB IBB HBP BLK WP HR S P ERA WHIP																		
Frank Castillo, R ERA: 3.55	5.1 25 7 5 3 9 0 1 0 0 0 0 0 64 93 5.06 1.312																		
Paul Assenmacher, L ERA: 3.71	2.0 9 2 2 2 3 1 0 0 0 0 0 0 21 30 9.00 1.500																		
Bob Scanlan, R ERA: 2.75	0.2 4 2 1 1 0 0 0 0 0 0 0 0 12 21 13.50 3.000																		
Chuck McElroy, L ERA: 3.19	0.1 L 3 1 0 0 1 1 0 0 0 0 0 0 8 15 0.00 6.000																		
Jeff Robinson, R ERA: 3.36	0.2 3 1 2 2 1 0 0 0 0 0 0 0 7 11 27.00 1.500																		

New York Mets @ Chicago Cubs
Wrigley Field, Chicago, IL
Mon Sep 14 1992, 7:05 PM CDT
Att: 23,747 - Cloudy - 78 F


AB 40
R 10
H 12
RBI 9
BB 3
SO 14
LOB 18



Batter	1	2	3	4	5	6	7	8	9	AB	R	H	RBI	BB	SO	LOB	BOTTOM				
Dwight Smith, L OBP: 0.313, SLG: 0.383	(1, 8) 1B 2B			(1-2) CS 1B		(2-0) F8		(0-0) BB 1B	(0-2) F8	5	2	3	1	1	0	5					
23 Ryne Sandberg, R OBP: 0.358, SLG: 0.479	(1, 4) G6-3			(0-0) CS		(1-2) F7		(4-1) 1B BB		1	0	0	0	0	0	1					
Jeff Kunkel, R OBP: 0.138, SLG: 0.207	(2, 4) K									2	0	0	0	0	1	1					
Kal Daniels, L OBP: 0.309, SLG: 0.356										1	0	0	0	0	0	2					
Doug Strange, S OBP: 0.273, SLG: 0.231										0	0	0	0	1	0	0					
Mark Grace, L OBP: 0.389, SLG: 0.437	(1, 3) G1-3			(4-1) G3-6-3 BB		(3-2) G6-3		(1-1) SF8		3	0	0	1	1	0	1					
Andre Dawson, R OBP: 0.324, SLG: 0.458	(1, 9) 1B 1B			(2-2) G3-6-3		(2-1) HR		(0-2) 1B 1B		5	2	4	3	0	0	1					
Steve Buechele, R OBP: 0.333, SLG: 0.378	(1, 5) 1B 1B			(1-3) K		(1-0) F9		(1-0) G5-3		5	0	2	0	0	1	2					
Derrick May, L OBP: 0.315, SLG: 0.379	(1, 7) FC6-4 1B					(1-0) 2B 1B		(0-0) HR		(1-2) F7											
Rick Wilkins, L OBP: 0.287, SLG: 0.387																					
Bob Scanlan, R ERA: 2.75																					
Chuck McElroy, L ERA: 3.19																					
Jeff Robinson, R ERA: 3.36																					
Doug Strange, S OBP: 0.273, SLG: 0.231																					
Fernando Ramsey, R OBP: 0.273, SLG: 0.231																					
Alex Arias, R OBP: 0.563, SLG: 0.560				(0-0) P6		(1-0) 1B 2B		(4-2) SH1-3		3	2	2	1	1	0	0					
Frank Castillo, R OBP: 0.121, SLG: 0.089																					
Paul Assenmacher, L ERA: 3.71																					
Joe Girardi, R OBP: 0.319, SLG: 0.302																					
Inning Stats	R: 2 H: 4 E: 0 K: 0 S: 12	H: 4 LOB: 2 BB: 0 P: 20	R: 0 H: 0 E: 0 K: 1 S: 12	H: 0 LOB: 1 BB: 1 P: 17	R: 0 H: 0 E: 0 K: 1 S: 7	H: 0 LOB: 0 BB: 1 P: 14	R: 2 H: 3 E: 0 K: 1 S: 14	H: 3 LOB: 0 BB: 0 P: 21	R: 1 H: 1 E: 0 K: 0 S: 7	H: 1 LOB: 0 BB: 0 P: 13	R: 1 H: 2 E: 0 K: 0 S: 9	H: 2 LOB: 2 BB: 1 P: 17	R: 0 H: 2 E: 0 K: 0 S: 15	H: 2 LOB: 2 BB: 0 P: 22	R: 2 H: 2 E: 0 K: 1 S: 13	H: 2 LOB: 2 BB: 2 P: 24	R: 0 H: 2 E: 0 K: 1 S: 10	H: 2 LOB: 3 BB: 0 P: 12	1B: 11 2B: 3 3B: 0 HR: 2	SF: 1 SAC: 1 DP: 1 HBP: 0	WP: 0 PA: 47 PB: 0 SB: 0 CS: 1
PITCHER	IP WLS BF H R ER SO BB IBB HBP BLK WP HR S P ERA WHIP																				
Wally Whitehurst, R ERA: 3.28	4.0 19 5 2 2 0 2 0 0 0 0 0 2 31 52 6.00 2.000																				
Bret Saberhagen, R ERA: 4.06	3.0 15 5 2 2 0 1 0 0 0 0 0 0 6 11 54.00 6.000																				
Barry Jones, R ERA: 5.12	0.1 3 1 2 2 1 1 0 0 0 0 0 0 6 11 54.00 6.000																				
Jeff Innis, R ERA: 2.56	0.2 W 6 3 0 0 0 1 0 0 0 0 0 0 10 16 9.00 6.000																				
Anthony Young, R ERA: 4.03	1.0 S 3 0 0 0 0 1 0 0 0 0 0 0 7 9 0.00 0.000																				

New York Mets @ Chicago Cubs
Wrigley Field, Chicago, IL
Mon Sep 14 1992, 7:05 PM CDT
Att: 23,747 - Cloudy - 78 F

AB 39
R 8
H 16
RBI 8
BB 5
SO 5
LOB 27



Batter	1	2	3	4	5	6	7	8	9	AB	R	H	RBI	BB	SO	LOB	TOP
Ryan Thompson, R (1, 8) OBP: 0.200, SLG: 0.298	G6-3		G1-6-3		L6			G5-3		4	0	0	0	0	0	2	New York Mets @ Chicago Cubs Wrigley Field, Chicago, IL Tue Sep 15 1992, 3:33 AM CDT Att: 11,223 - Cloudy - 78 F
Chris Donnels, L (1, 5) OBP: 0.295, SLG: 0.222	F7					G6-3		K2-3		3	0	0	0	1	1	0	
Bobby Bonilla, S (1, 9) OBP: 0.348, SLG: 0.432	HR		P6			G4-3		G6-3		4	1	1	0	0	0	1	
Eddie Murray, S (1, 3) OBP: 0.330, SLG: 0.419	HR				G5-4-3		HR	BB		2	2	2	2	1	0	0	
Jeff McKnight, S (1, 6) OBP: 0.326, SLG: 0.455	F7									3	1	1	2	0	0	1	
Dick Schofield, R (6, 6) OBP: 0.308, SLG: 0.271										0	0	0	0	0	0	0	
Jeff Kent, R (1, 4) OBP: 0.307, SLG: 0.416										3	0	1	0	0	0	1	
Todd Hundley, S (1, 2) OBP: 0.261, SLG: 0.333										3	0	1	0	0	1	1	
D.J. Dozier, R (1, 7) OBP: 0.250, SLG: 0.207										3	0	0	0	0	1	1	
Paul Gibson, R (1, 1) Mark Dewey, R (5, 1)										0	0	0	0	1	0	0	
										1	0	0	0	0	1	0	
Inning Stats	R: 2 E: 0 K: 0 S: 14	H: 2 LOB: 0 BB: 0 P: 22	R: 0 E: 0 K: 0 S: 7	H: 1 LOB: 0 BB: 0 P: 9	R: 0 E: 0 K: 0 S: 15	H: 0 LOB: 1 BB: 2 P: 29	R: 0 E: 0 K: 0 S: 8	H: 1 LOB: 0 BB: 0 P: 9	R: 0 E: 0 K: 0 S: 5	H: 1 LOB: 1 BB: 0 P: 8	R: 2 E: 0 K: 0 S: 12	H: 1 LOB: 0 BB: 1 P: 19	R: 0 E: 0 K: 3 S: 9	H: 0 LOB: 0 BB: 0 P: 11	R: 0 E: 0 K: 1 S: 8	H: 0 LOB: 0 BB: 0 P: 12	1B: 4 SF: 0 2B: 0 SAC: 1 3B: 0 DP: 3 HR: 2 HBP: 0
PITCHER	IP WLS BF H R ER SO BB IBB HBP BLK WP HR S P ERA WHIP																
Shawn Boskie, R (1, 1) ERA: 4.5	6.0 L 24 6 4 4 0 3 0 0 0 0 0 2 61 96 6.00 1.500																
Chuck McElroy, L (7, 1) ERA: 3.1	2.0 6 0 0 0 4 0 0 0 0 0 0 0 17 23 0.00 0.000																

AB	26
R	4
H	6
RBI	4
BB	3
SO	4
LOB	7



WP	0	PA	30
PB	1		
SB	0		
CS	0		

Batter	1	2	3	4	5	6	7	8	9	AB	R	H	RBI	BB	SO	LOB	BOTTOM
Doug Dascenzo, S (1, 8) OBP: 0.301, SLG: 0.310	G6-4-3		FC5-4					G5-3		3	0	1	0	1	0	1	New York Mets @ Chicago Cubs Wrigley Field, Chicago, IL Tue Sep 15 1992, 3:33 AM CDT Att: 11,223 - Cloudy - 78 F
Alex Arias, R (1, 6) OBP: 0.528, SLG: 0.517	G6-4-3		P6					K		4	0	1	1	0	1	2	
Mark Grace, L (1, 3) OBP: 0.387, SLG: 0.434	G4-3									3	0	0	0	0	0	2	
Andre Dawson, R (1, 9) OBP: 0.322, SLG: 0.455										3	0	0	0	0	1	0	
Luis Salazar, R (1, 5) OBP: 0.241, SLG: 0.294										3	0	2	0	0	0	0	
Derrick May, L (1, 7) OBP: 0.315, SLG: 0.378										3	1	1	0	0	0	2	
Joe Girardi, R (1, 2) OBP: 0.317, SLG: 0.299										2	0	0	0	0	0	2	
Rick Wilkins, L (6, PH) OBP: 0.329, SLG: 0.390										1	0	1	0	0	0	0	
Doug Strange, S (1, 4) OBP: 0.267, SLG: 0.225										2	0	0	0	0	1	1	
Kal Daniels, L (6, PH) OBP: 0.307, SLG: 0.354										1	0	0	0	0	1	2	
Chuck McElroy, L (7, 1) OBP: 0.667, SLG: 1.333										0	0	0	0	0	0	0	
Shawn Boskie, R (1, 1) OBP: 0.185, SLG: 0.192										2	1	2	1	0	0	0	
Steve Buechele, R (7, 4) OBP: 0.333, SLG: 0.377										1	0	0	0	0	1	0	
Inning Stats	R: 0 E: 0 K: 0 S: 6	H: 0 LOB: 0 BB: 1 P: 12	R: 0 E: 0 K: 0 S: 10	H: 1 LOB: 1 BB: 0 P: 15	R: 0 E: 0 K: 1 S: 12	H: 1 LOB: 1 BB: 0 P: 18	R: 0 E: 0 K: 0 S: 8	H: 0 LOB: 0 BB: 0 P: 13	R: 2 E: 0 K: 0 S: 11	H: 4 LOB: 2 BB: 0 P: 17	R: 0 E: 0 K: 2 S: 14	H: 2 LOB: 2 BB: 0 P: 19	R: 0 E: 0 K: 2 S: 7	H: 0 LOB: 0 BB: 0 P: 9	R: 0 E: 0 K: 2 S: 7	H: 0 LOB: 0 BB: 0 P: 9	1B: 7 SF: 0 2B: 1 SAC: 0 3B: 0 DP: 1 HR: 0 HBP: 0
PITCHER	IP WLS BF H R ER SO BB IBB HBP BLK WP HR S P ERA WHIP																
Paul Gibson, L (1, 1) ERA: 5.0	4.2 20 6 2 2 1 1 0 0 0 0 0 0 46 74 3.86 1.500																
Mark Dewey, R (5, 1) ERA: 3.14	2.1 W 9 2 0 0 4 0 0 0 0 0 0 0 22 29 0.00 0.857																

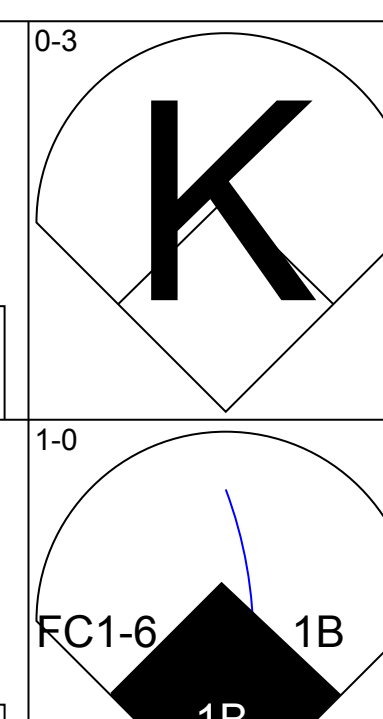
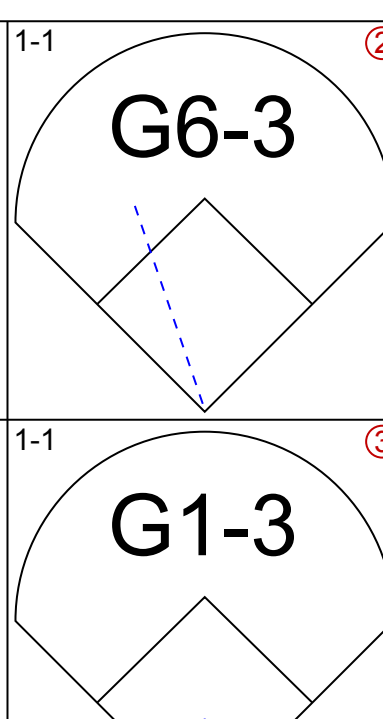
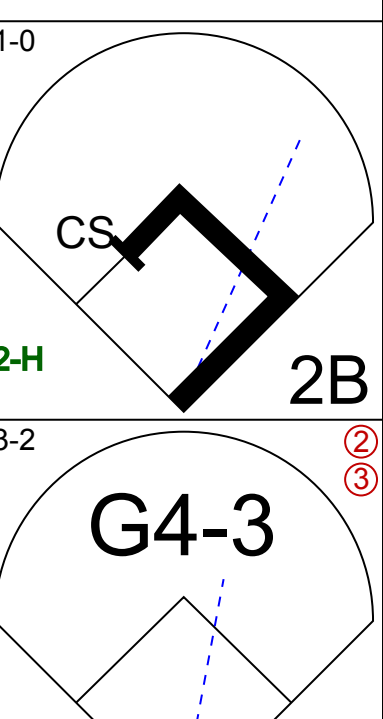
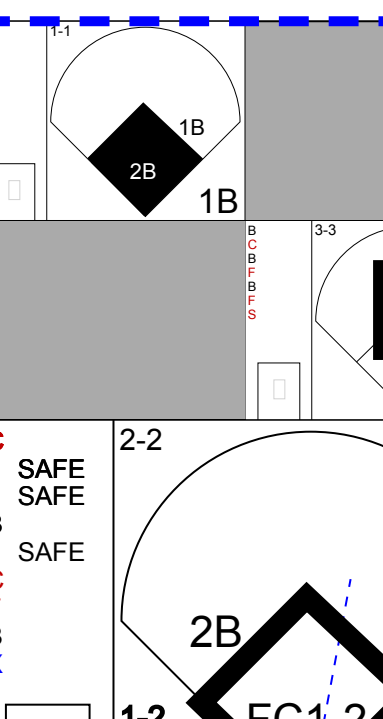
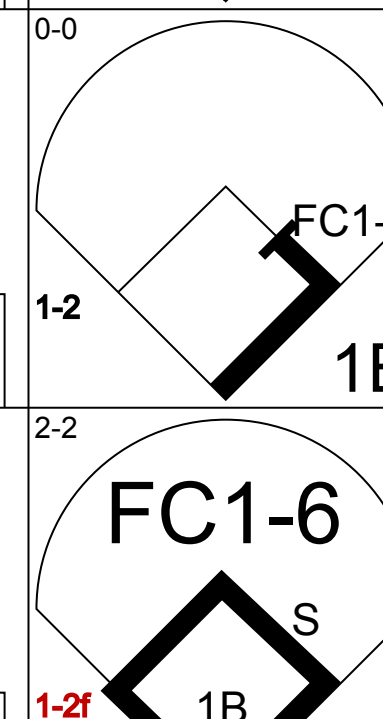


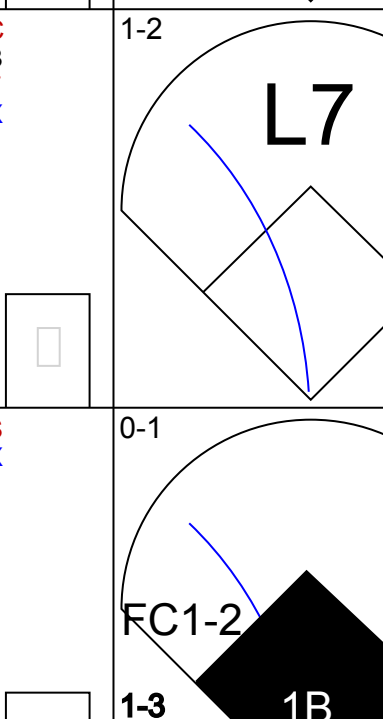
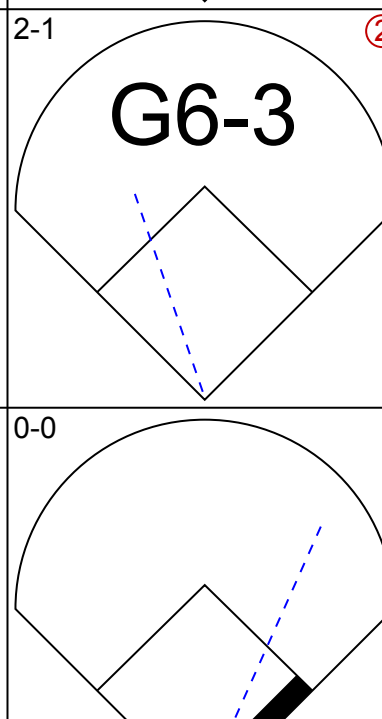
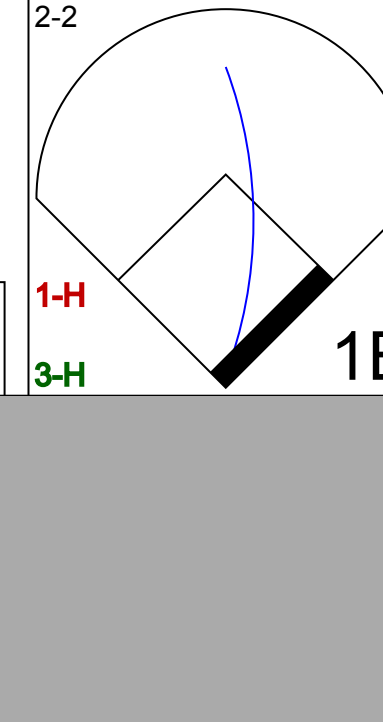

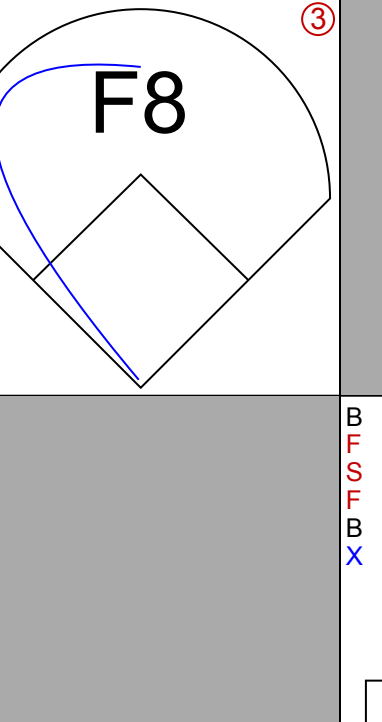
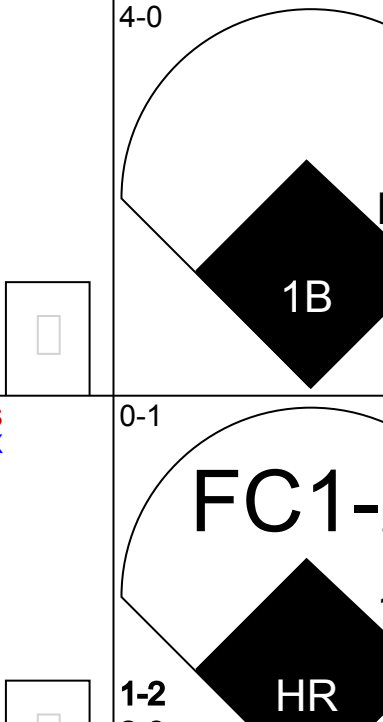


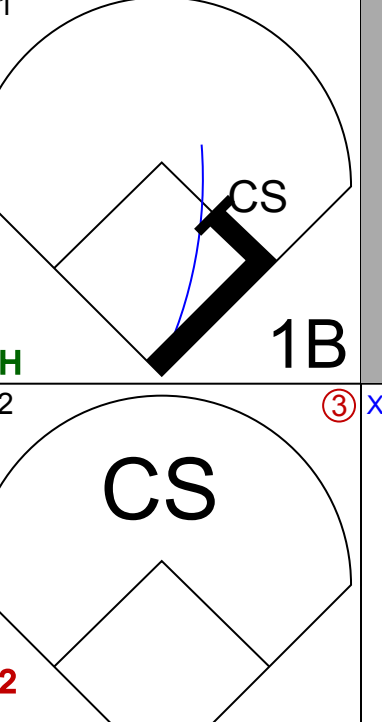
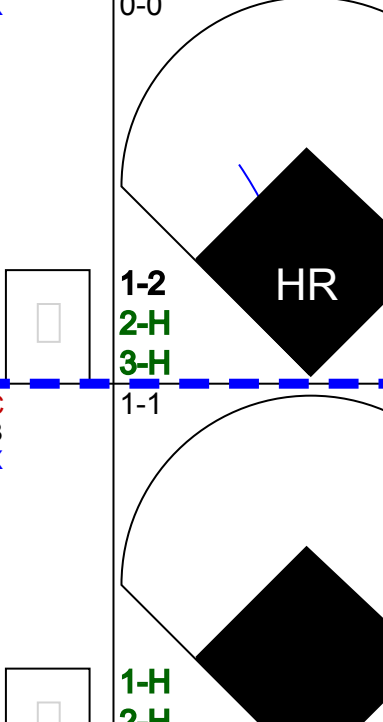

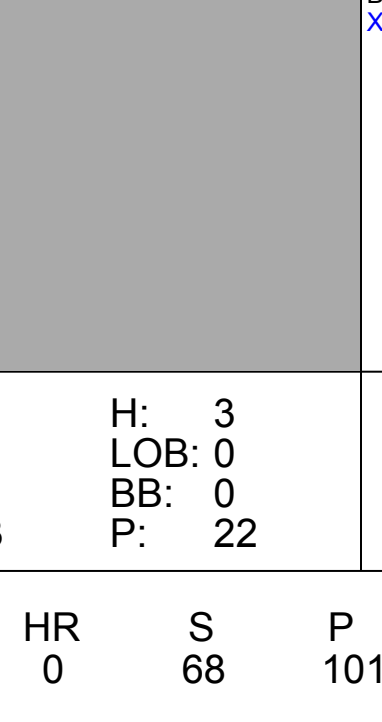
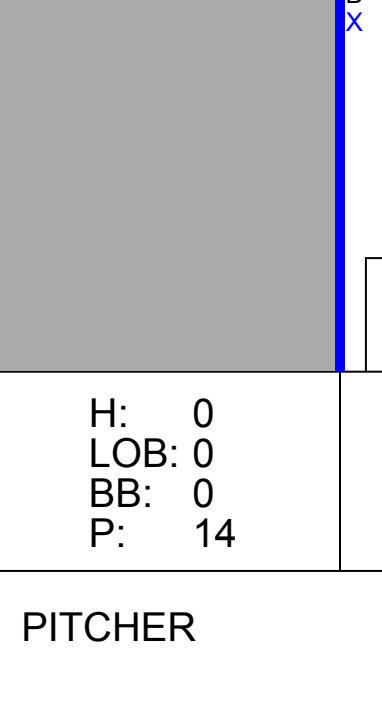
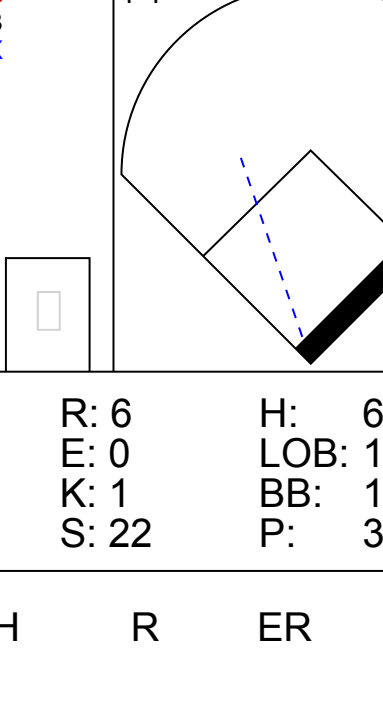
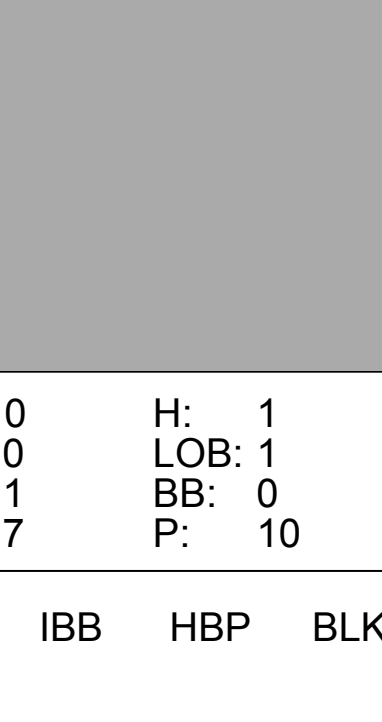
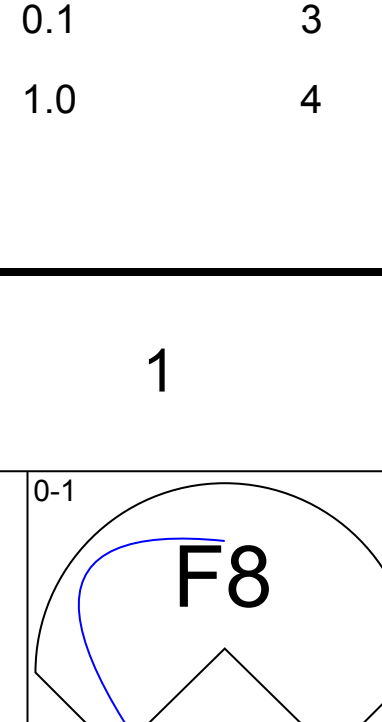
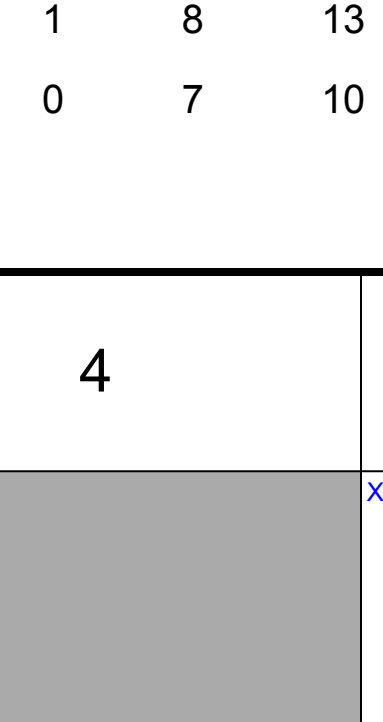
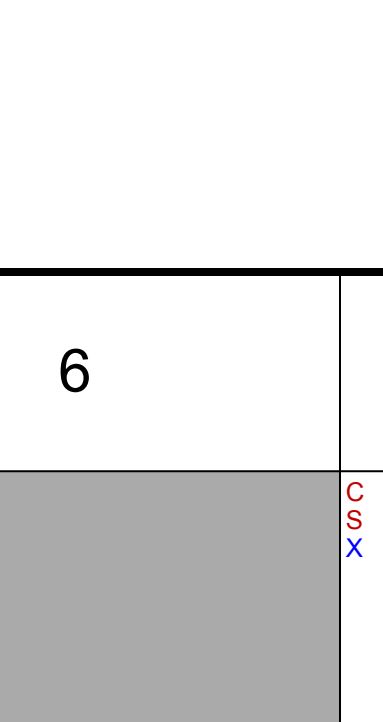
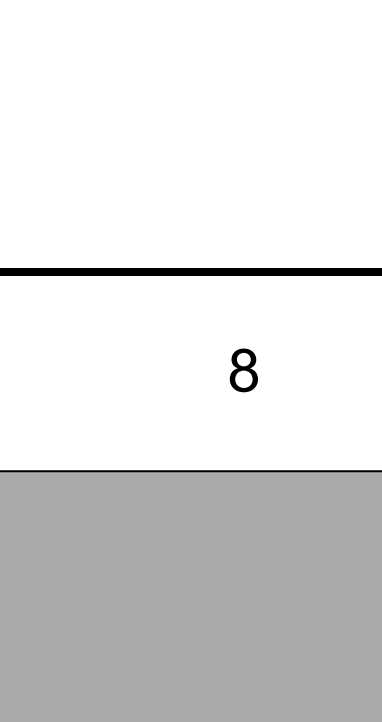
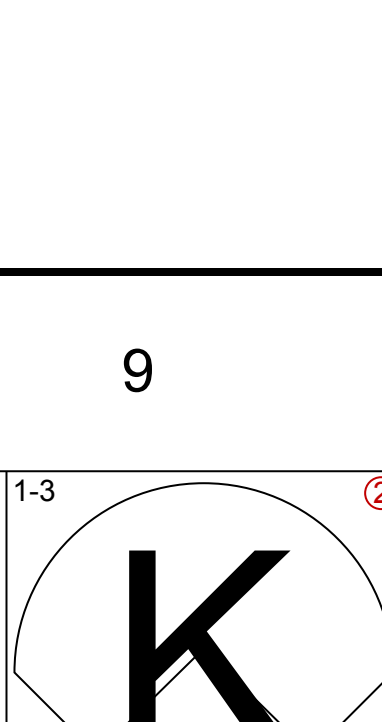
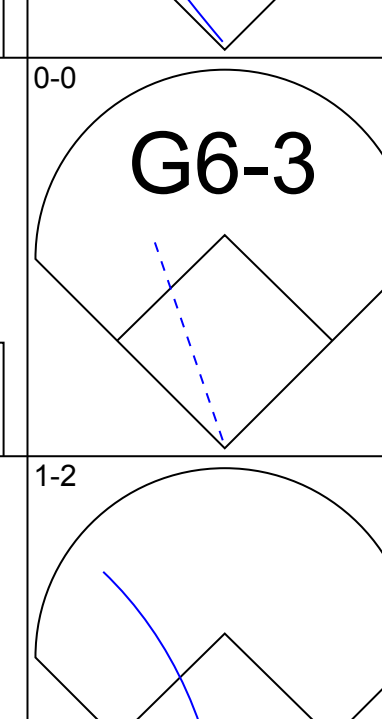


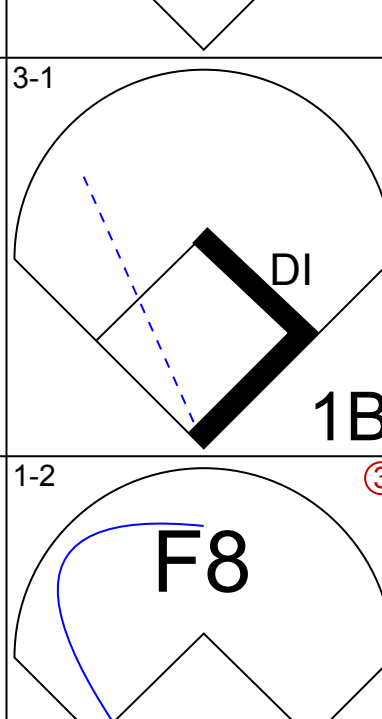
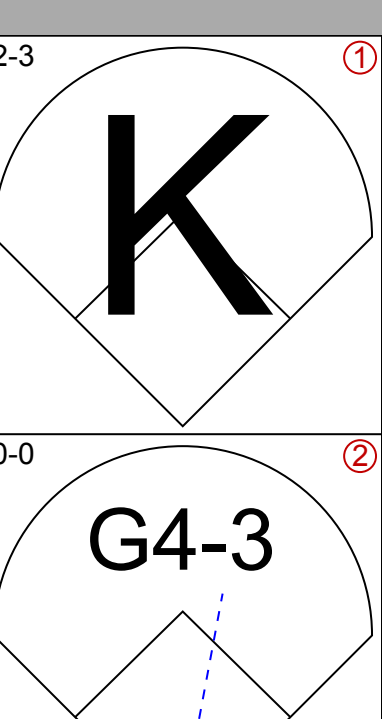
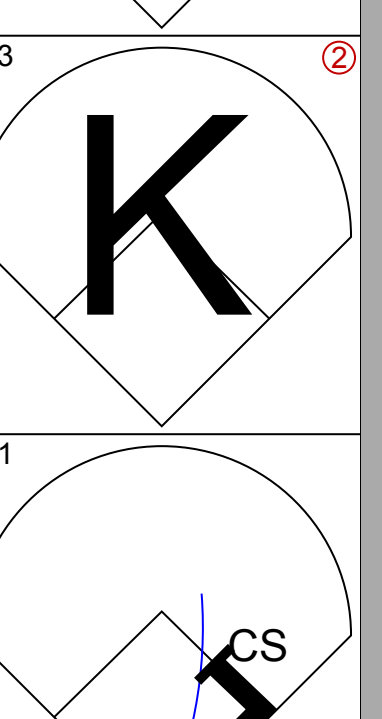
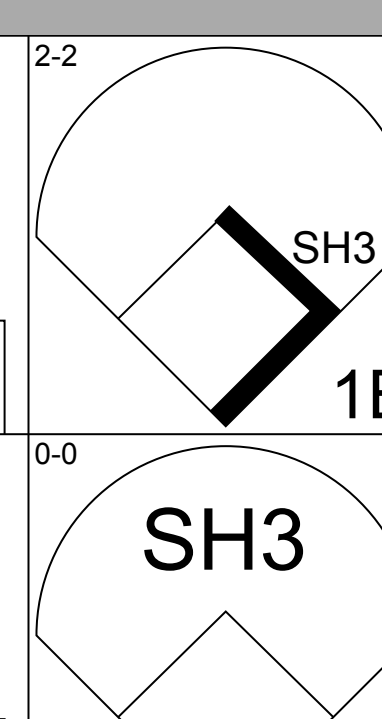
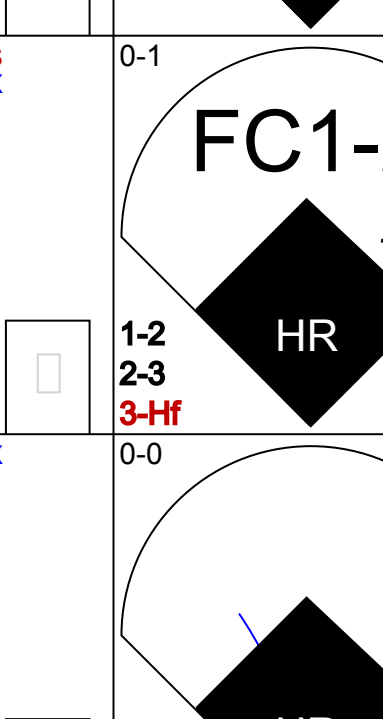
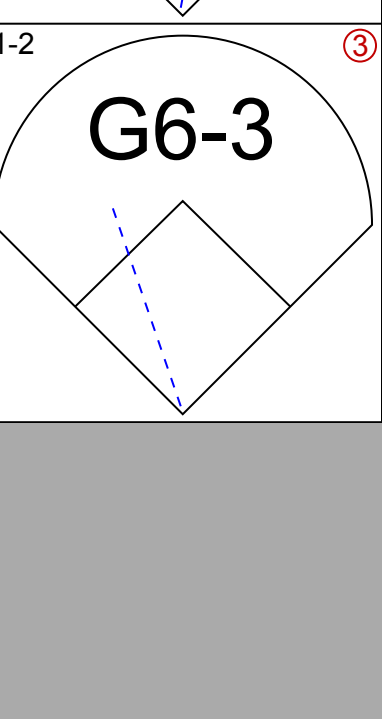
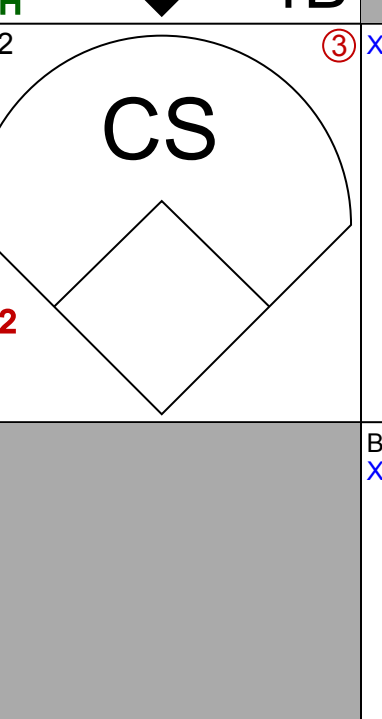
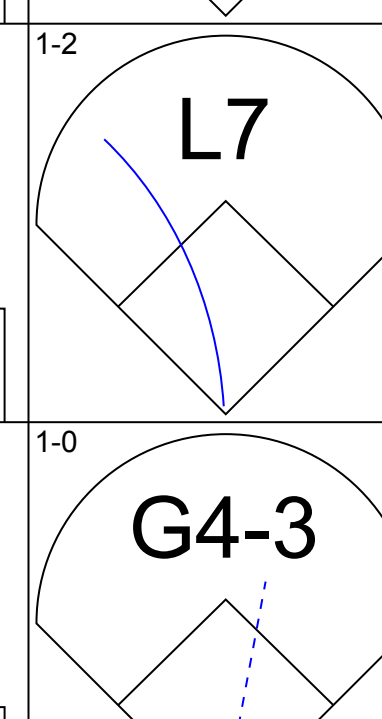
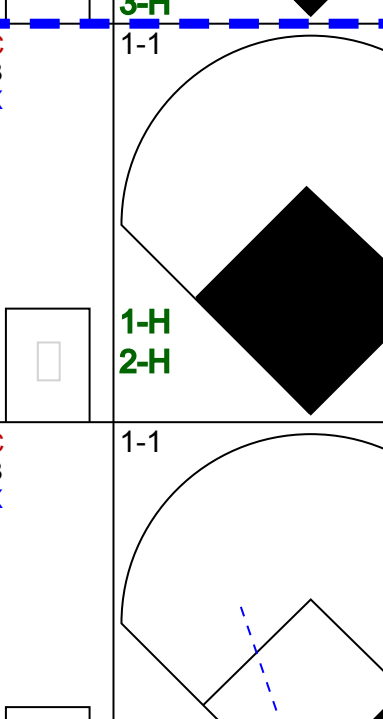
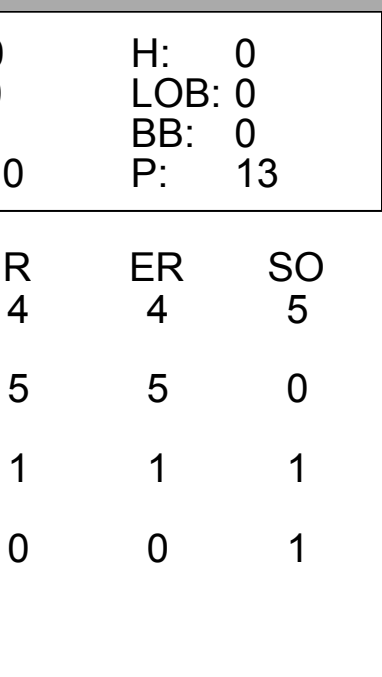
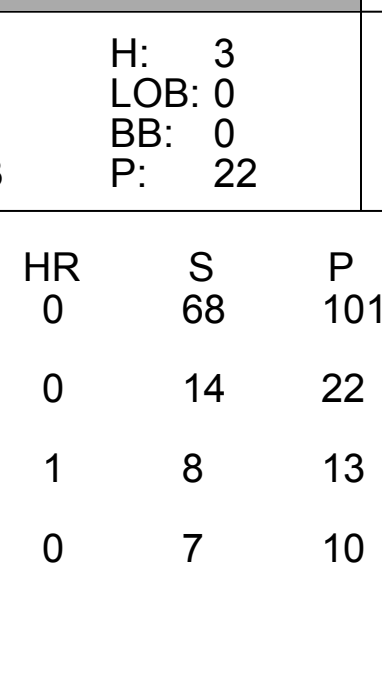
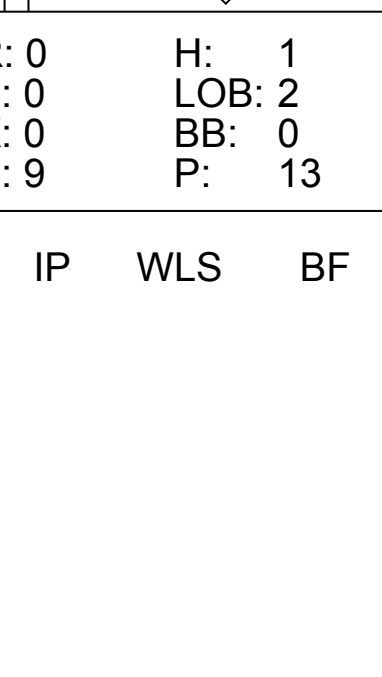
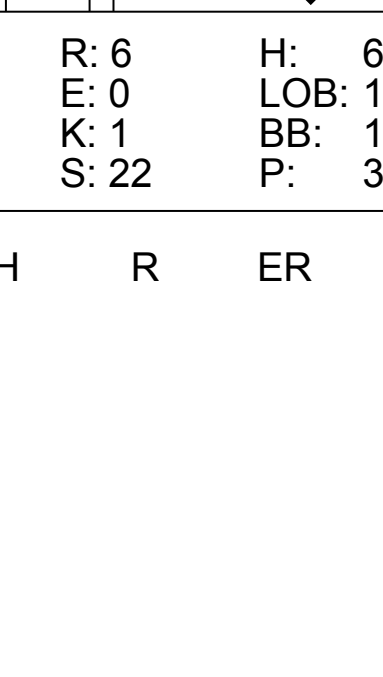


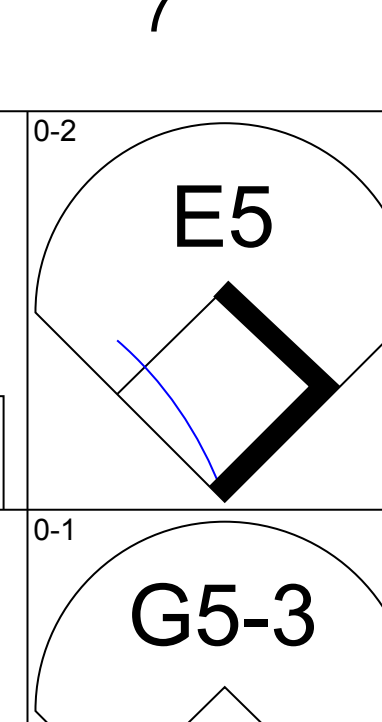


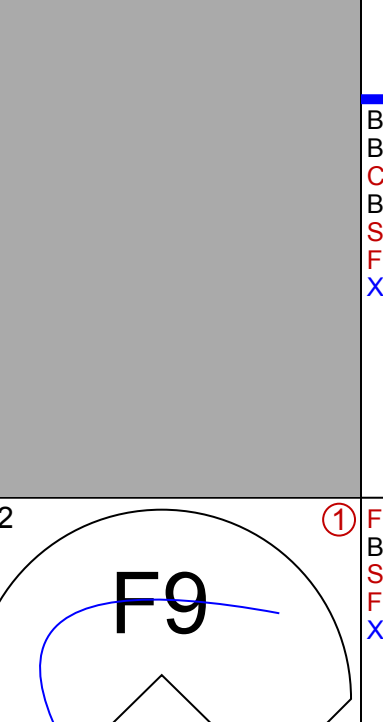
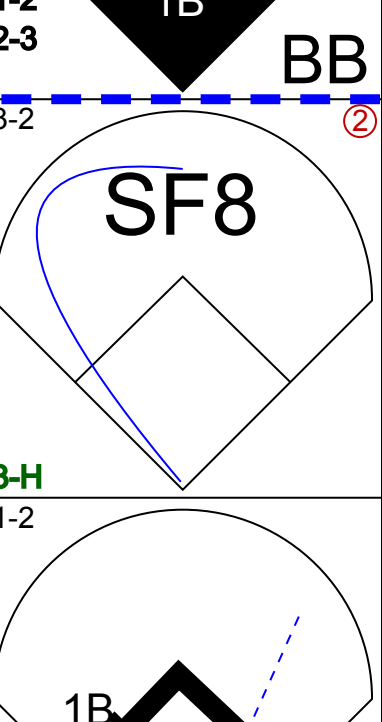
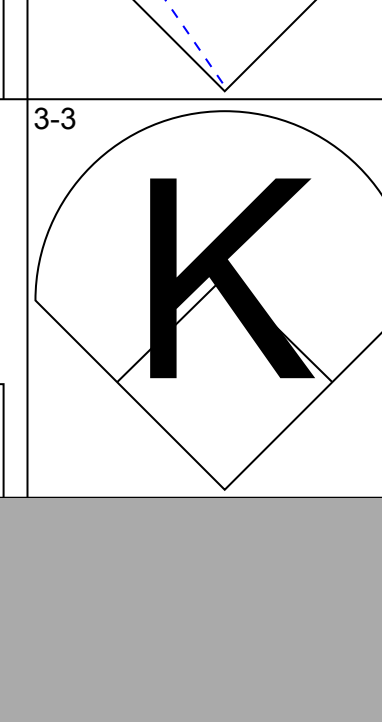
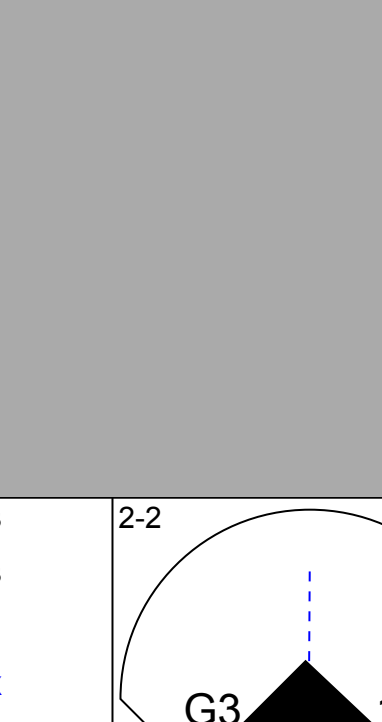

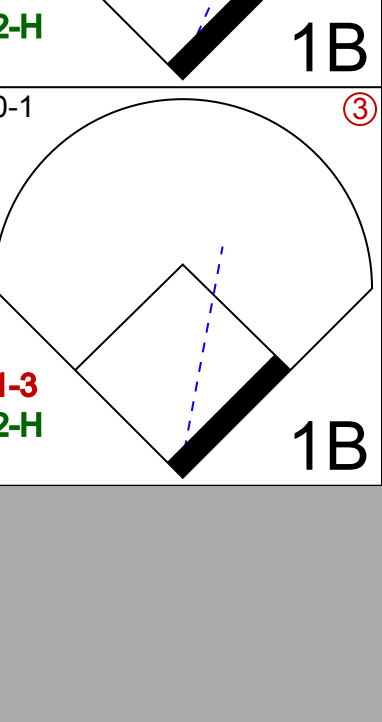

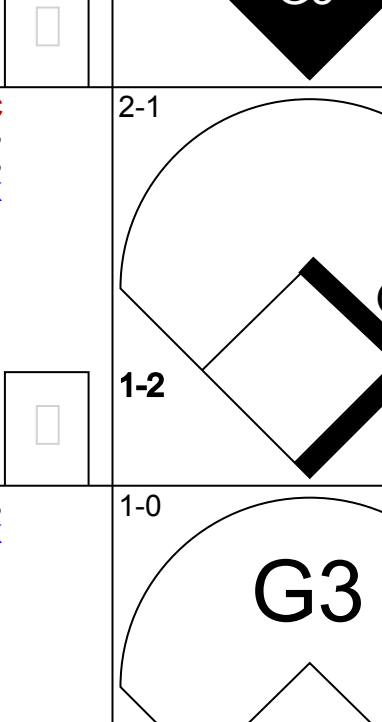

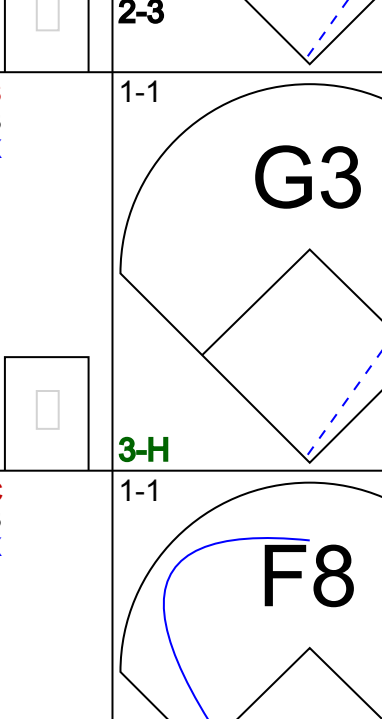
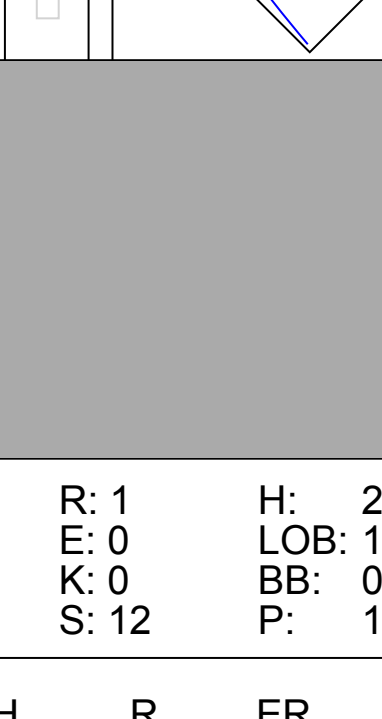

AB	28
R	2
H	8
RBI	2
BB	1
SO	5
LOB	12



WP	0	PA	29
PB	0		
SB	0		
CS	0		

Batter	1	2	3	4	5	6	7	8	9	AB	R	H	RBI	BB	SO	LOB	TOP						
Chuck Carr, S (1, 9) <small>OBP: 0.448, SLG: 0.480</small>										4	0	1	0	0	1	1	St. Louis Cardinals @ New York Mets Shea Stadium, Flushing, NY Thu Sep 17 1992, 7:05 PM EDT Att. 12,159 - Sunny - 81 F						
Ozzie Smith, S (1, 6) <small>OBP: 0.367, SLG: 0.345</small>										4	0	0	0	0	0	2							
Ray Lankford, L (1, 8) <small>OBP: 0.369, SLG: 0.477</small>										3	0	0	0	1	1	1							
Todd Zeile, R (1, 5) <small>OBP: 0.348, SLG: 0.379</small> Milt Thompson, L (9, PR) <small>OBP: 0.351, SLG: 0.407</small> Craig Wilson, R (9, 5) <small>OBP: 0.360, SLG: 0.356</small>										4	0	2	0	0	1	1							
Tracy Woodson, R (1, 3) <small>OBP: 0.344, SLG: 0.422</small> Felix Jose, S (9, PH) <small>OBP: 0.340, SLG: 0.443</small> Lee Smith, R (9, 1)										3	0	0	0	0	0	1							
Bernard Gilkey, R (1, 7) <small>OBP: 0.357, SLG: 0.416</small>										4	1	2	2	0	0	1							
Geronimo Pena, S (1, 4) <small>OBP: 0.392, SLG: 0.487</small>										3	1	1	0	1	0	1							
Tom Pagnozzi, R (1, 2) <small>OBP: 0.292, SLG: 0.368</small>										4	0	1	1	0	0	3							
Rheal Cormier, L (1, 1) <small>OBP: 0.118, SLG: 0.157</small> Mike Perez, R (8, 1) <small>OBP: 0.315, SLG: 0.333</small> Rod Brewer, L (9, PH) <small>OBP: 0.315, SLG: 0.333</small>										2	0	0	0	0	0	1							
Inning Stats	R: 0 E: 0 K: 1 S: 8	H: 1 LOB: 1 BB: 0 P: 14	R: 0 E: 1 K: 0 S: 7	H: 0 LOB: 1 BB: 0 P: 13	R: 0 E: 0 K: 0 S: 8	H: 0 LOB: 0 BB: 0 P: 11	R: 0 E: 0 K: 0 S: 9	H: 1 LOB: 1 BB: 0 P: 13	R: 1 E: 0 K: 1 S: 9	H: 1 LOB: 1 BB: 1 P: 15	R: 0 E: 0 K: 1 S: 10	H: 0 LOB: 0 BB: 0 P: 15	R: 0 E: 0 K: 0 S: 6	H: 1 LOB: 1 BB: 0 P: 11	R: 0 E: 0 K: 0 S: 7	H: 0 LOB: 0 BB: 0 P: 13		R: 2 E: 0 K: 0 S: 11	H: 3 LOB: 2 BB: 0 P: 15	1B: 4 2B: 1 3B: 1 HR: 1	SF: 0 SAC: 1 DP: 0 HBP: 0	WP: 0 PB: 0 SB: 2 CS: 1	PA: 37
PITCHER	IP: 8.0 WLS: 31 BF: 5	H: 2 R: 2 ER: 2 SO: 3	BB: 2 IBB: 0 HBP: 0 BLK: 0	WP: 0 HR: 0 S: 66 P: 108	ERA: 2.25 WHIP: 0.875	PITCHER	IP: 1.0 WLS: 5 BF: 2	H: 1 R: 1 ER: 1 SO: 0	BB: 0 IBB: 0 HBP: 0 BLK: 0	WP: 0 HR: 1 S: 9 P: 12	ERA: 9.00 WHIP: 2.000												

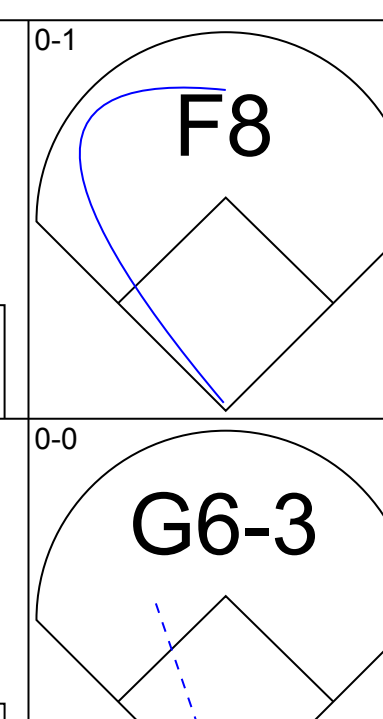
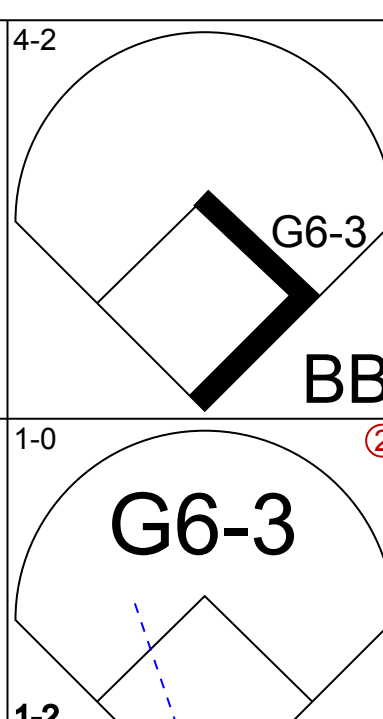
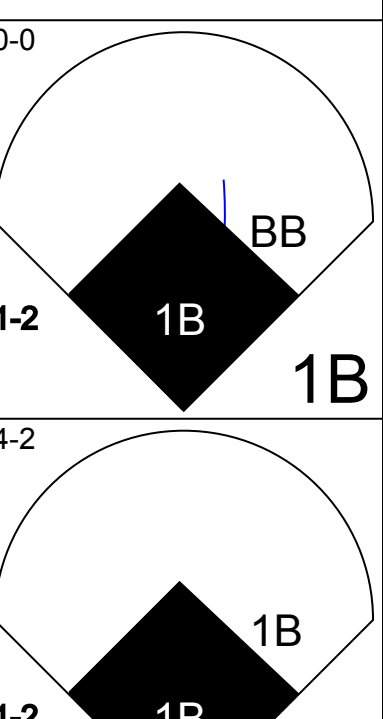
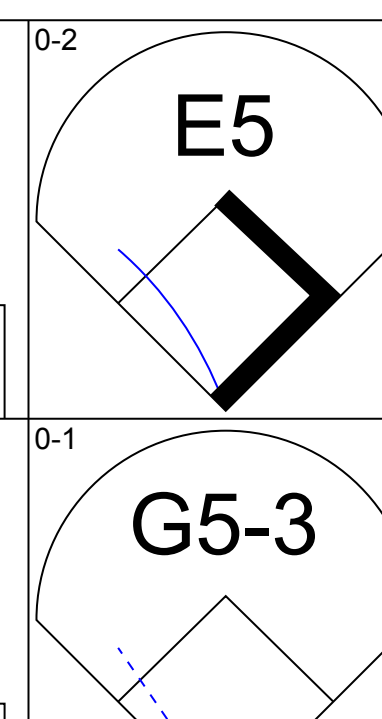
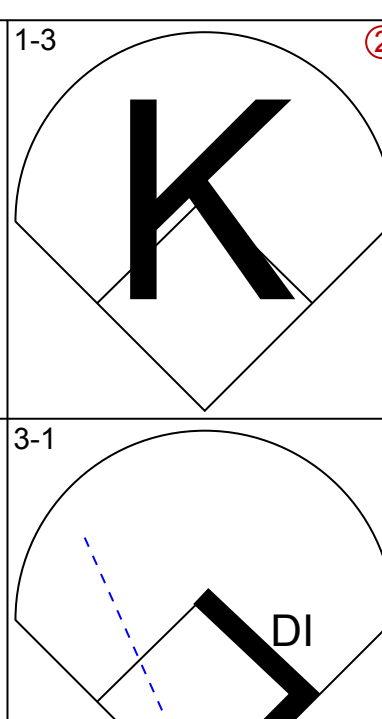
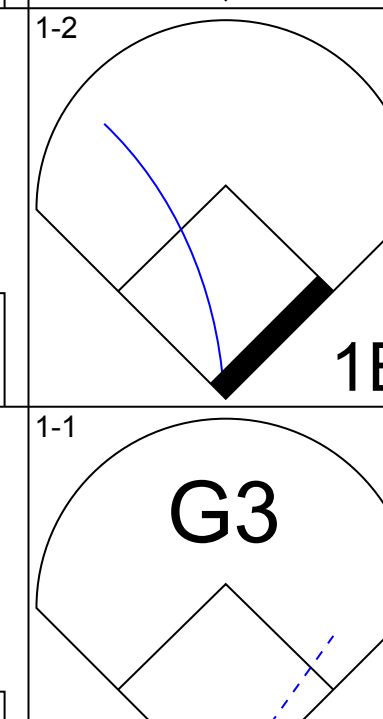
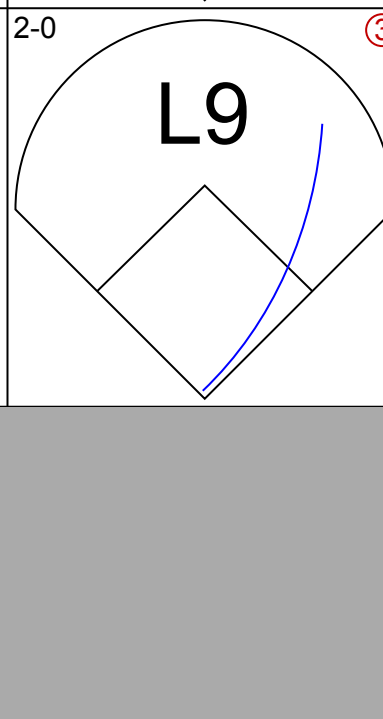
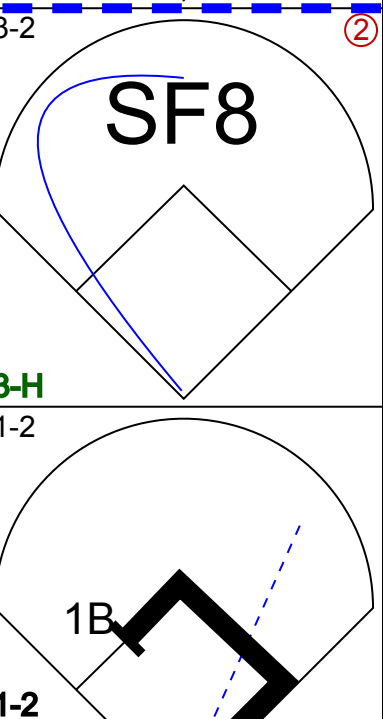
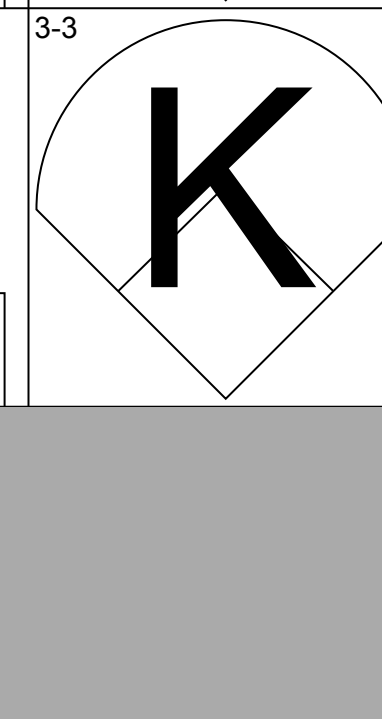
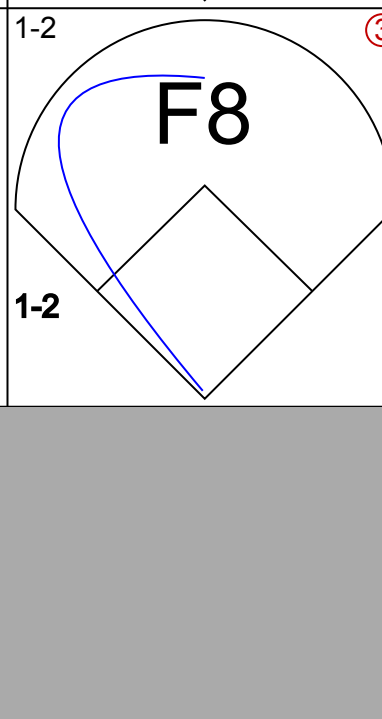


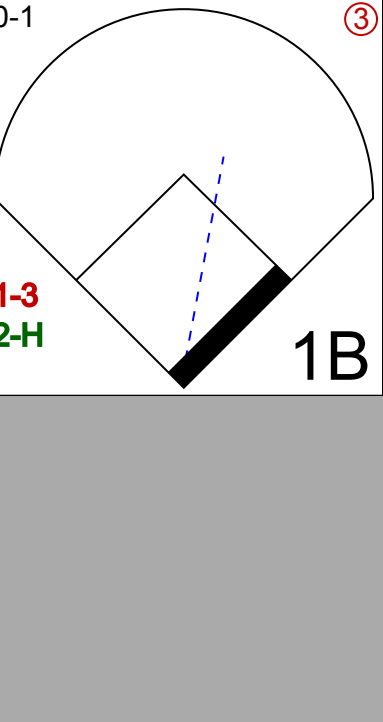



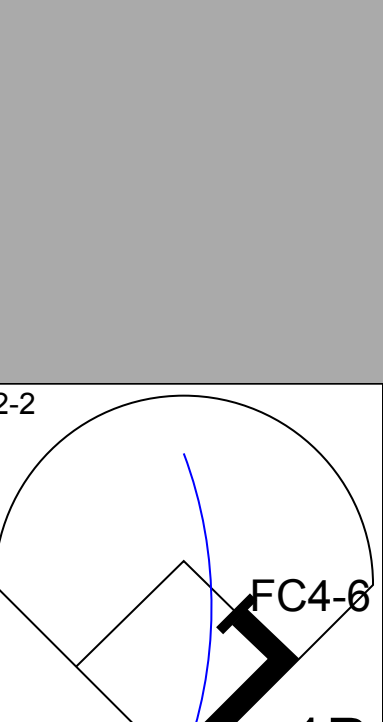
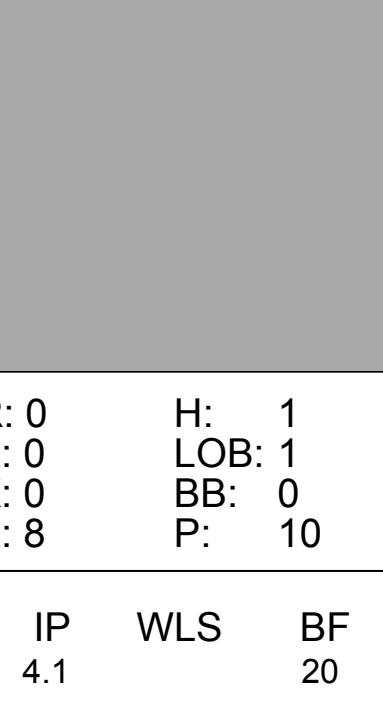

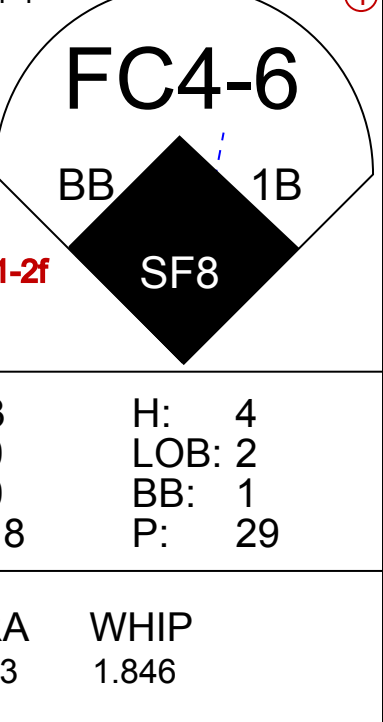
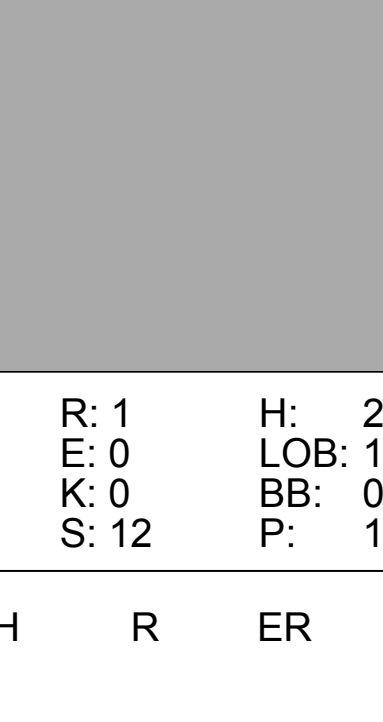
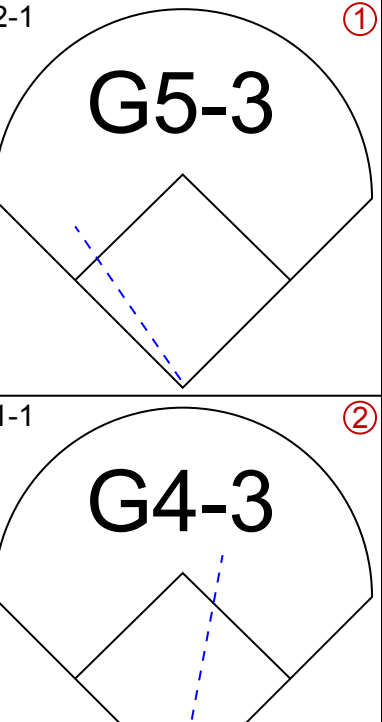
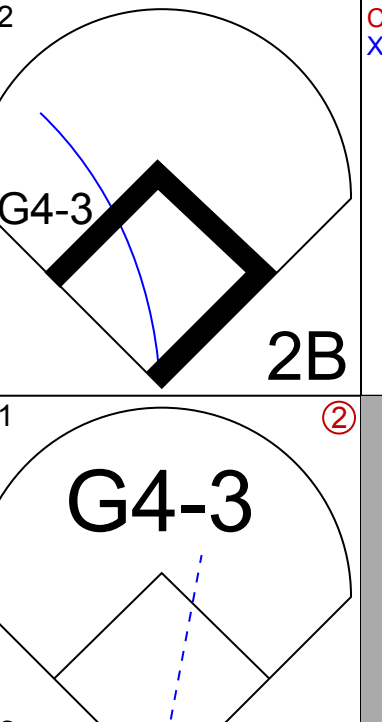
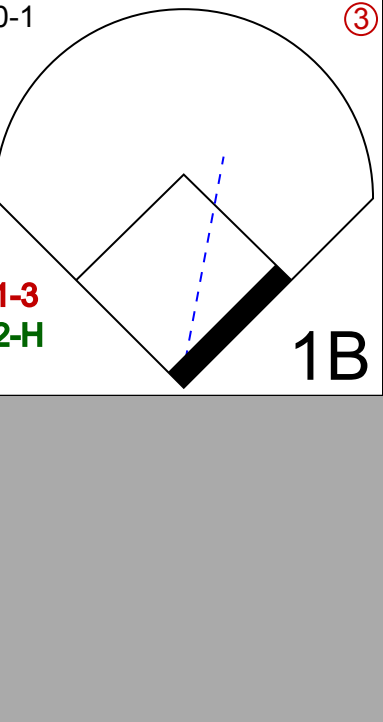
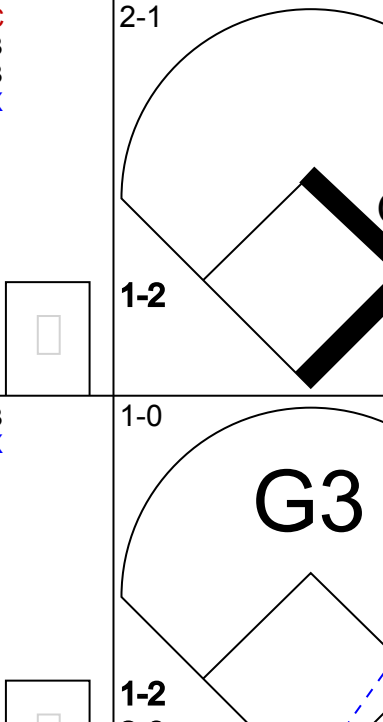
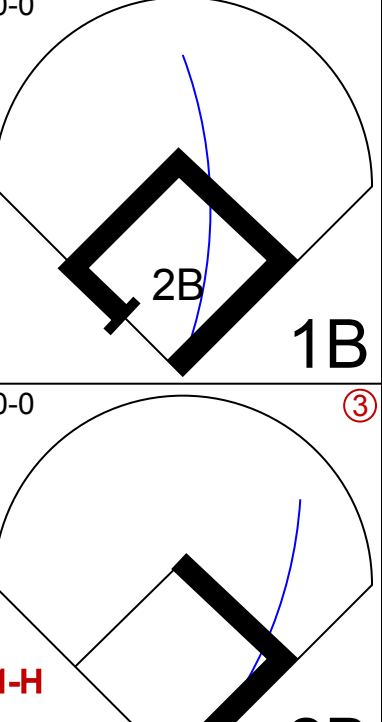
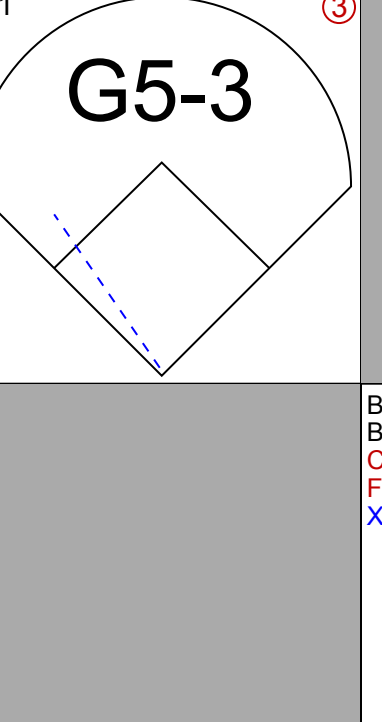
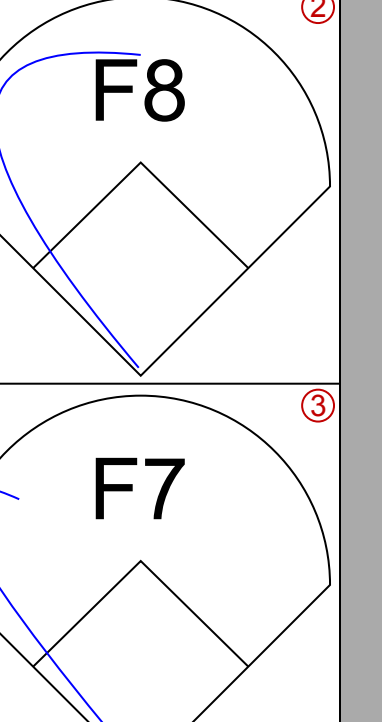
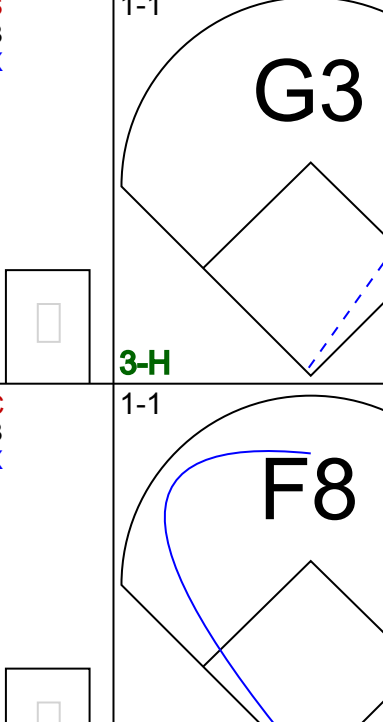
Batter	1	2	3	4	5	6	7	8	9	AB	R	H	RBI	BB	SO	LOB	BOTTOM						
Pat Howell, S (1, 8) <small>OBP: 0.204, SLG: 0.192</small> Dave Gallagher, R (6, PH) <small>OBP: 0.297, SLG: 0.324</small>										2	0	0	0	0	2	1	St. Louis Cardinals @ New York Mets Shea Stadium, Flushing, NY Thu Sep 17 1992, 7:05 PM EDT Att. 12,159 - Sunny - 81 F						
Chris Donnels, L (1, 5) <small>OBP: 0.284, SLG: 0.213</small> Dick Schofield, R (9, 6) <small>OBP: 0.310, SLG: 0.277</small>										4	0	0	0	0	1	2							
Kevin Bass, S (1, 9) <small>OBP: 0.303, SLG: 0.414</small>										4	0	0	0	0	0	2							
Eddie Murray, S (1, 3) <small>OBP: 0.327, SLG: 0.414</small>										4	0	0	0	0	0	0							
Bill Pecota, R (1, 6) <small>OBP: 0.299, SLG: 0.304</small> Daryl Boston, L (9, PH) <small>OBP: 0.321, SLG: 0.424</small>										3	1	1	0	0	0	0							
Jeff Kent, R (1, 4) <small>OBP: 0.311, SLG: 0.427</small> Mackey Sasser, L (9, PH) <small>OBP: 0.252, SLG: 0.323</small>										1	0	0	0	0	0	0							
Todd Hundley, S (1, 2) <small>OBP: 0.261, SLG: 0.332</small>										3	0	1	0	0	0	0							
D.J. Dozier, R (1, 7) <small>OBP: 0.263, SLG: 0.212</small>										2	0	1	0	1	1	1							
Pete Schourek, L (1, 1) <small>OBP: 0.056, SLG: 0.057</small> Anthony Young, R (9, 1) <small>OBP: 0.143, SLG: 0.111</small>										3	0	0	0	0	1	3							
Inning Stats	R: 0 E: 0 K: 1 S: 10	H: 0 LOB: 0 BB: 0 P: 16	R: 0 E: 0 K: 0 S: 3	H: 0 LOB: 0 BB: 0 P: 5	R: 0 E: 0 K: 2 S: 9	H: 1 LOB: 1 BB: 0 P: 14	R: 0 E: 0 K: 1 S: 10	H: 0 LOB: 0 BB: 0 P: 15	R: 0 E: 0 K: 1 S: 11	H: 0 LOB: 0 BB: 0 P: 17	R: 0 E: 0 K: 1 S: 10	H: 1 LOB: 2 BB: 1 P: 19	R: 2 E: 0 K: 0 S: 11	H: 3 LOB: 1 BB: 0 P: 15	R: 0 E: 0 K: 0 S: 9	H: 0 LOB: 0 BB: 0 P: 15		R: 0 E: 0 K: 0 S: 7	H: 0 LOB: 0 BB: 0 P: 12	1B: 3 2B: 1 3B: 0 HR: 1	SF: 0 SAC: 0 DP: 0 HBP: 0	WP: 0 PB: 0 SB: 0 CS: 0	PA: 33
PITCHER	IP: 7.0 WLS: 27 BF: 5	H: 2 R: 2 ER: 2 SO: 6	BB: 1 IBB: 0 HBP: 0 BLK: 0	WP: 0 HR: 0 S: 64 P: 101	ERA: 2.57 WHIP: 0.857	PITCHER	IP: 1.0 WLS: 3 BF: 3	H: 0 R: 0 ER: 0 SO: 0	BB: 0 IBB: 0 HBP: 0 BLK: 0	WP: 0 HR: 0 S: 9 P: 15	ERA: 0.00 WHIP: 0.000												

Batter	1	2	3	4	5	6	7	8	9	AB	R	H	RBI	BB	SO	LOB	TOP					
Marquis Grissom, R OBP: 0.327, SLG: 0.434										5	1	2	1	0	2	1						
Bret Barberie, S OBP: 0.368, SLG: 0.305										5	1	2	0	0	0	1						
Ivan Calderon, R OBP: 0.273, SLG: 0.443										4	1	2	0	0	1	2						
Moises Alou, R OBP: 0.324, SLG: 0.430										1	0	0	0	0	0	0						
Larry Walker, L OBP: 0.362, SLG: 0.527										5	2	3	2	0	0	2						
Greg Colbrunn, R OBP: 0.331, SLG: 0.408										4	1	1	1	1	2	2						
Jeff Fassero, L OBP: 0.143, SLG: 0.286										0	0	0	0	0	0	0						
Tim Wallach, R OBP: 0.301, SLG: 0.343										3	0	1	0	0	2	1						
Sean Berry, R OBP: 0.240, SLG: 0.240										1	1	0	0	0	0	3						
Darrin Fletcher, L OBP: 0.302, SLG: 0.302										2	0	1	1	0	0	0						
Tim Laker, R OBP: 0.306, SLG: 0.324										1	1	1	2	0	0	0						
Wil Cordero, R OBP: 0.392, SLG: 0.420										4	2	2	3	0	0	2						
Bill Krueger, L OBP: 0.192, SLG: 0.191										1	0	0	0	0	0	0						
Mark Gardner, R OBP: 0.359, SLG: 0.354										0	0	0	0	0	0	0						
John Vander Wal, L OBP: 0.250, SLG: 0.250										1	0	1	0	0	0	0						
Kent Bottenfield, R OBP: 0.250, SLG: 0.250										0	0	0	0	0	0	0						
Tom Foley, L OBP: 0.242, SLG: 0.229										0	0	0	0	0	0	0						
Inning Stats	R: 1 E: 0 K: 1 S: 12	H: 3 LOB: 2 BB: 0 P: 17	R: 0 E: 0 K: 1 S: 10	H: 0 LOB: 0 BB: 0 P: 13	R: 0 E: 0 K: 0 S: 6	H: 0 LOB: 0 BB: 0 P: 9	R: 2 E: 0 K: 2 S: 13	H: 3 LOB: 0 BB: 0 P: 22	R: 1 E: 0 K: 0 S: 8	H: 2 LOB: 2 BB: 0 P: 13	R: 0 E: 0 K: 1 S: 10	H: 0 LOB: 0 BB: 0 P: 14	R: 0 E: 0 K: 0 S: 9	H: 1 LOB: 2 BB: 0 P: 13	R: 6 E: 0 K: 1 S: 22	H: 6 LOB: 1 BB: 1 P: 35	R: 0 E: 0 K: 1 S: 7	H: 1 LOB: 1 BB: 0 P: 10	1B: 11 2B: 4 3B: 0 HR: 1	SF: 0 SAC: 2 DP: 0 HBP: 0	WP: 1 PB: 0 SB: 1 CS: 2	PA: 42
PITCHER	IP WLS BF H R ER SO BB IBB HBP BLK WP HR S P ERA WHIP																					
Dwight Gooden, R ERA: 3.8	(1, 1) 7.0 L 27 9 4 4 5 0 0 0 0 0 1 0 68 101 5.14 1.286																					
Barry Jones, R ERA: 8.12	(8, 1) 0.2 7 4 5 5 0 0 1 0 0 0 0 1 14 22 67.50 6.000																					
Mark Dewey, R ERA: 3.41	(8, 1) 0.1 3 2 1 1 1 0 0 0 0 0 0 1 8 13 27.00 6.000																					
Joe Vitko, R ERA:	(9, 1) 1.0 4 1 0 0 1 0 0 0 0 0 0 0 7 10 0.00 1.000																					

Montreal Expos @ New York Mets
 Shea Stadium, Flushing, NY
 Fri Sep 18 1992, 7:05 PM EDT
 Att: 16,856 - Cloudy - 80 F

AB	38
R	10
H	16
RBI	10
BB	1
SO	7
LOB	16



Batter	1	2	3	4	5	6	7	8	9	AB	R	H	RBI	BB	SO	LOB	BOTTOM					
Ryan Thompson, R OBP: 0.220, SLG: 0.291										4	1	1	0	1	1	0						
Dave Gallagher, R OBP: 0.298, SLG: 0.317										3	1	0	0	1	0	2						
Barry Jones, R										0	0	0	0	0	0	0						
Mark Dewey, R										0	0	0	0	0	0	0						
Joe Vitko, R										0	0	0	0	0	0	0						
Bill Pecota, R OBP: 0.301, SLG: 0.307										4	0	1	1	0	1	3						
Chico Walker, S OBP: 0.359, SLG: 0.416										1	0	1	0	0	0	0						
Eddie Murray, S OBP: 0.329, SLG: 0.415										4	1	2	1	0	0	1						
Kevin Bass, S OBP: 0.307, SLG: 0.420										4	0	3	1	0	0	0						
Jeff Kent, R OBP: 0.307, SLG: 0.420										4	0	0	0	0	0	3						
Charlie O'Brien, R OBP: 0.325										3	0	1	0	0	0	1						
Todd Hundley, S OBP: 0.260, SLG: 0.331										1	0	0	1	0	0	1						
Dick Schofield, R OBP: 0.312, SLG: 0.282										3	0	2	0	0	0	0						
Jeff McKnight, S OBP: 0.313, SLG: 0.435										1	0	0	0	0	0	1						
Dwight Gooden, R OBP: 0.281, SLG: 0.375										2	1	0	0	0	1	1						
Daryl Boston, L OBP: 0.320, SLG: 0.423										1	0	0	0	0	1	0						
D.J. Dozier, R OBP: 0.256, SLG: 0.206										1	0	0	0	0	1	0						
Inning Stats	R: 0 E: 0 K: 0 S: 8	H: 1 LOB: 1 BB: 0 P: 10	R: 0 E: 0 K: 0 S: 6	H: 2 LOB: 2 BB: 0 P: 9	R: 0 E: 0 K: 1 S: 8	H: 0 LOB: 1 BB: 1 P: 16	R: 0 E: 0 K: 0 S: 12	H: 1 LOB: 1 BB: 0 P: 19	R: 3 E: 0 K: 0 S: 18	H: 4 LOB: 2 BB: 1 P: 29	R: 0 E: 0 K: 0 S: 11	H: 0 LOB: 0 BB: 0 P: 13	R: 0 E: 1 K: 2 S: 13	H: 0 LOB: 1 BB: 0 P: 17	R: 1 E: 0 K: 0 S: 12	H: 2 LOB: 1 BB: 0 P: 19	R: 0 E: 0 K: 2 S: 11	H: 1 LOB: 1 BB: 0 P: 19	1B: 9 2B: 2 3B: 0 HR: 0	SF: 1 SAC: 0 DP: 0 HBP: 0	WP: 0 PB: 0 SB: 0 CS: 0	PA: 39
PITCHER	IP WLS BF H R ER SO BB IBB HBP BLK WP HR S P ERA WHIP																					
Bill Krueger, L ERA: 4.9	(1, 1) 4.1 W 6 2 0 0 0 2 0 0 0 0 0 0 21 27 0.00 1.200																					
Mark Gardner, R ERA: 4.19	(5, 1) 1.2 W 6 2 0 0 0 0 0 0 0 0 0 0 25 36 4.50 1.000																					
Kent Bottenfield, R ERA: 2.2	(7, 1) 2.0 9 2 1 1 2 0 0 0 0 0 0 0 11 19 0.00 1.000																					
Jeff Fassero, L ERA: 2.8	(9, 1) 1.0 4 1 0 0 2 0 0 0 0 0 0 0 11 19 0.00 1.000																					

Montreal Expos @ New York Mets
 Shea Stadium, Flushing, NY
 Fri Sep 18 1992, 7:05 PM EDT
 Att: 16,856 - Cloudy - 80 F

AB	36
R	4
H	11
RBI	4
BB	2
SO	5
LOB	13



Batter	1	2	3	4	5	6	7	8	9	AB	R	H	RBI	BB	SO	LOB	TOP								
Delino DeShields, L OBP: 0.369, SLG: 0.406 (1, 4)										5	1	2	1	0	1	2	Montreal Expos @ New York Mets Shea Stadium, Flushing, NY Sat Sep 19 1992, 7:05 PM EDT Att: 21,501 - Cloudy - 67 F								
Marquis Grissom, R OBP: 0.329, SLG: 0.434 (1, 8)										4	1	2	0	0	1	3									
Ivan Calderon, R OBP: 0.308, SLG: 0.430 Jeff Fassero, L OBP: 0.143, SLG: 0.286 Mel Rojas, R OBP: 0.067, SLG: 0.067 Gil Heredia, R OBP: 0.167, SLG: 0.167 Sean Berry, R OBP: 0.269, SLG: 0.269 (1, 7)										4	1	0	1	0	0	5									
Larry Walker, L OBP: 0.362, SLG: 0.527 (1, 9)										5	0	2	3	0	2	1									
Greg Colbrunn, R OBP: 0.326, SLG: 0.396 (1, 3)										4	0	0	0	0	2	3									
Bret Barberie, S OBP: 0.370, SLG: 0.303 (1, 5)										2	0	0	0	2	0	0									
Wil Cordero, R OBP: 0.376, SLG: 0.402 (1, 6)										4	0	0	0	0	2	3									
Darrin Fletcher, L OBP: 0.273, SLG: 0.301 (1, 2)										4	1	1	0	0	2	2									
Brian Barnes, L OBP: 0.276, SLG: 0.290 John Vander Wilt, L OBP: 0.197, SLG: 0.352 Sergio Valdez, R OBP: 0.145, SLG: 0.415 Jerry Willard, L OBP: 0.252, SLG: 0.390 Spike Owen, S OBP: 0.252, SLG: 0.390 Moises Alou, R OBP: 0.328, SLG: 0.430 (1, 1)										0	0	0	0	0	0	0									
Inning Stats	R: 0 E: 0 K: 1 S: 10	H: 0 LOB: 1 BB: 0 P: 15	R: 0 E: 0 K: 1 S: 9	H: 0 LOB: 0 BB: 0 P: 15	R: 1 E: 0 K: 1 S: 12	H: 2 LOB: 1 BB: 0 P: 17	R: 0 E: 0 K: 1 S: 12	H: 0 LOB: 2 BB: 1 P: 25	R: 2 E: 0 K: 2 S: 14	H: 3 LOB: 1 BB: 0 P: 18	R: 0 E: 0 K: 2 S: 10	H: 0 LOB: 0 BB: 0 P: 15	R: 0 E: 1 K: 0 S: 9	H: 0 LOB: 2 BB: 0 P: 15	R: 0 E: 0 K: 3 S: 13	H: 0 LOB: 1 BB: 1 P: 21		R: 2 E: 0 K: 1 S: 15	H: 3 LOB: 2 BB: 1 P: 24	1B: 6 2B: 2 3B: 0 HR: 0	SF: 0 SAC: 1 DP: 0 HBP: 2	WP: 0 PB: 0 SB: 1 CS: 0	PA: 41		
PITCHER	IP	WLS	BF	H	R	ER	SO	BB	IBB	HBP	BLK	WP	HR	S	P	ERA	WHIP								
Bret Saberhagen, R ERA: 4.15 Wally Whitehurst, R ERA: 3.18 Jeff Innis, R ERA: 2.95 (1, 1)	5.0		23	5	3	3	5	1	0	2	0	0	0	57	90	5.40	1.200								
PITCHER	IP	WLS	BF	H	R	ER	SO	BB	IBB	HBP	BLK	WP	HR	S	P	ERA	WHIP								
Bret Saberhagen, R ERA: 4.15 Wally Whitehurst, R ERA: 3.18 Jeff Innis, R ERA: 2.95 (8, 1)	3.0	W	11	0	0	0	5	1	0	0	0	0	0	32	51	0.00	0.333								
Bret Saberhagen, R ERA: 4.15 Wally Whitehurst, R ERA: 3.18 Jeff Innis, R ERA: 2.95 (9, 1)	1.0		7	3	2	2	1	1	0	0	0	0	0	15	24	18.00	4.000								

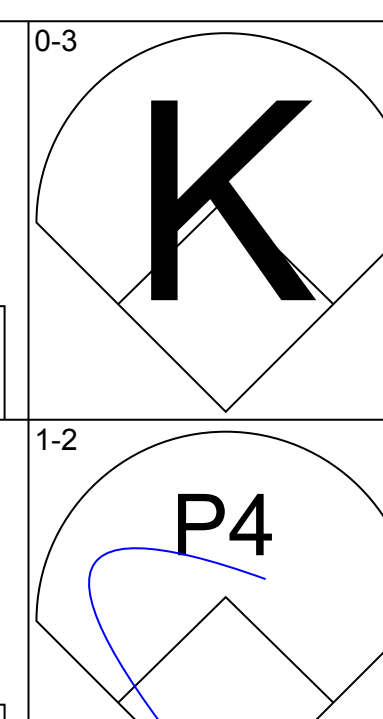
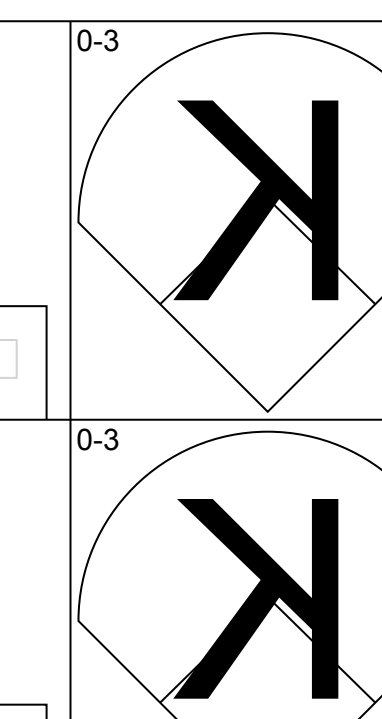
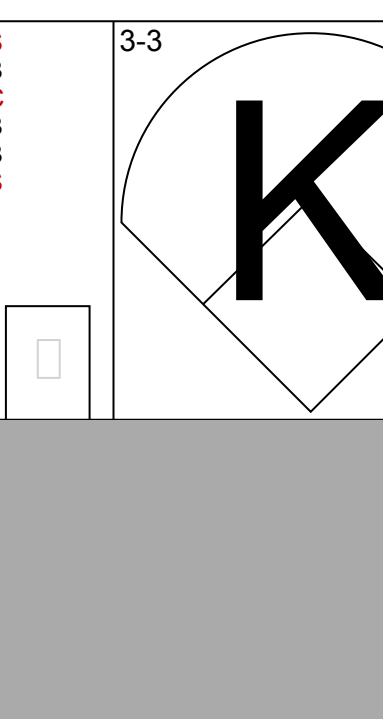
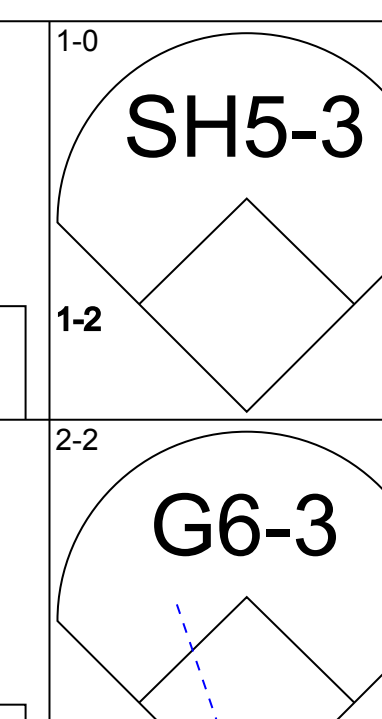


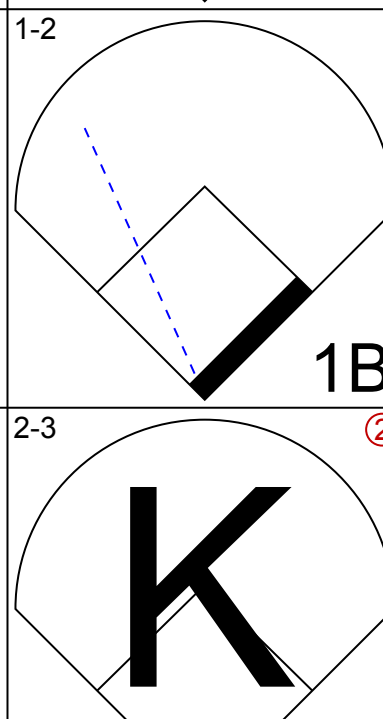
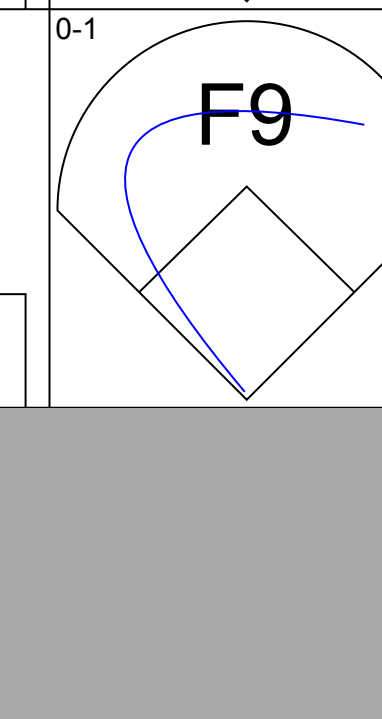

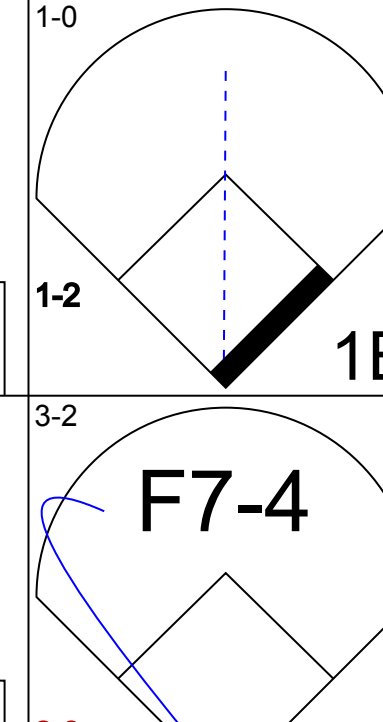
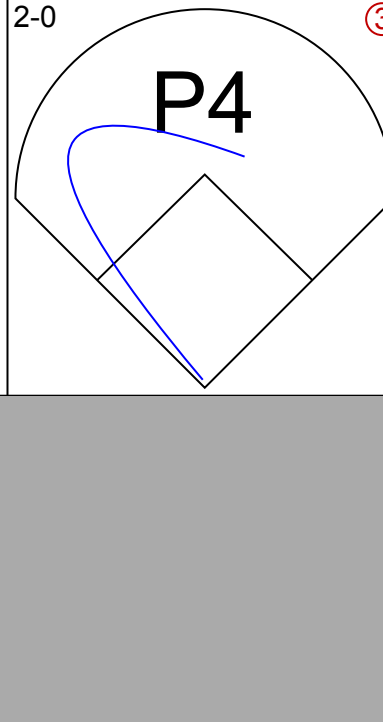




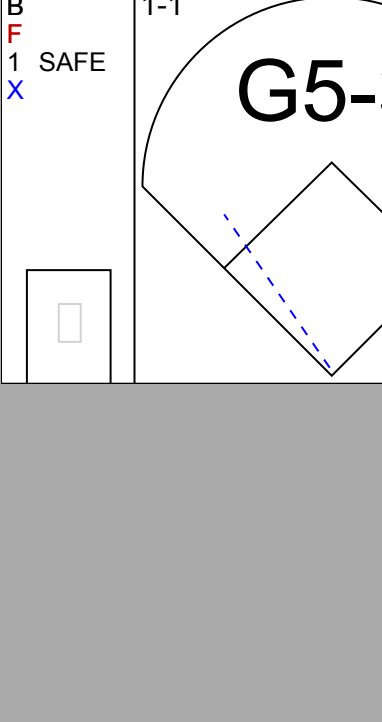

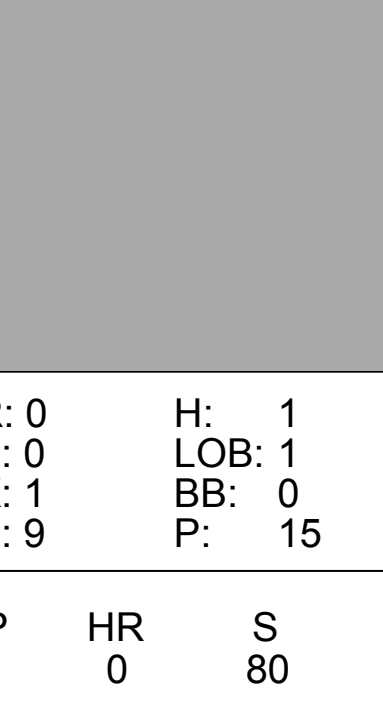
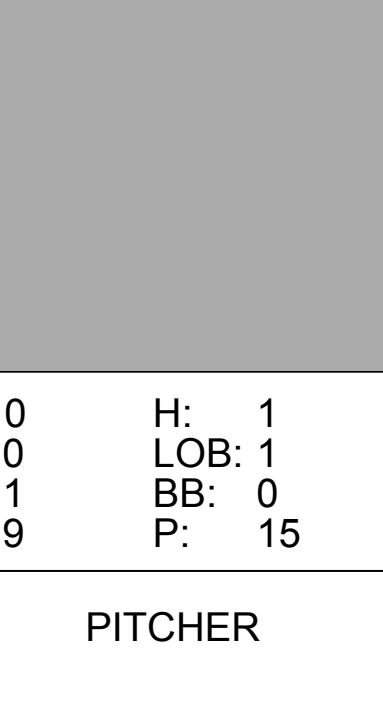
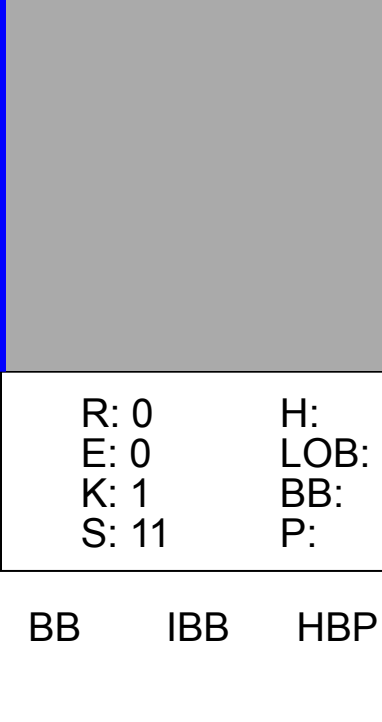
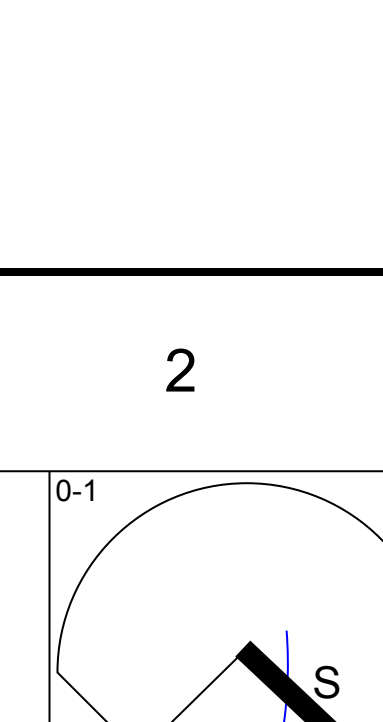
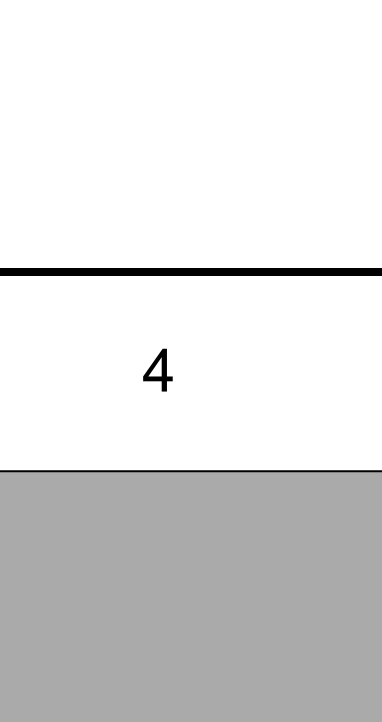
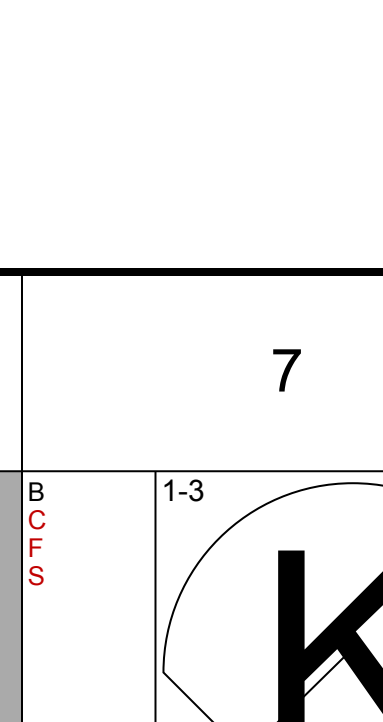
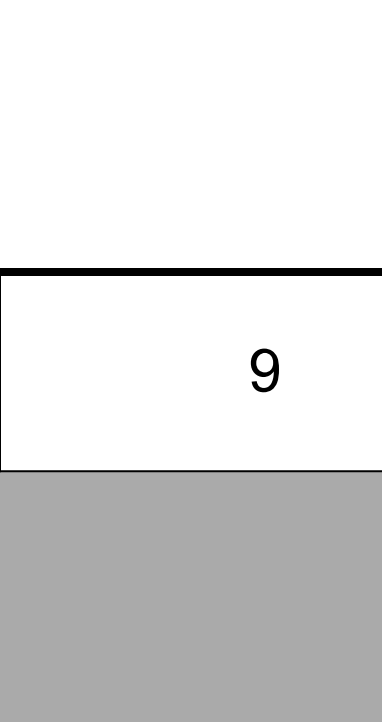
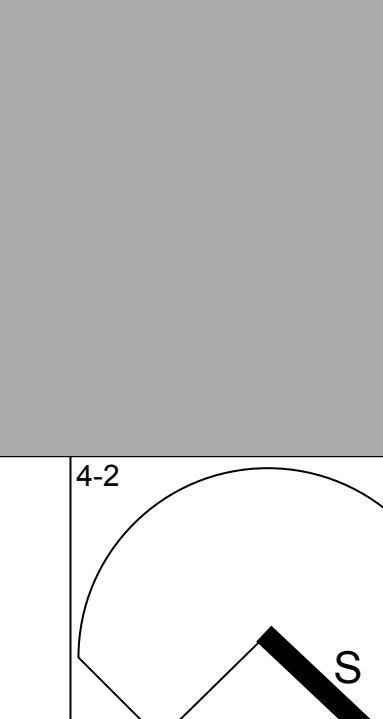
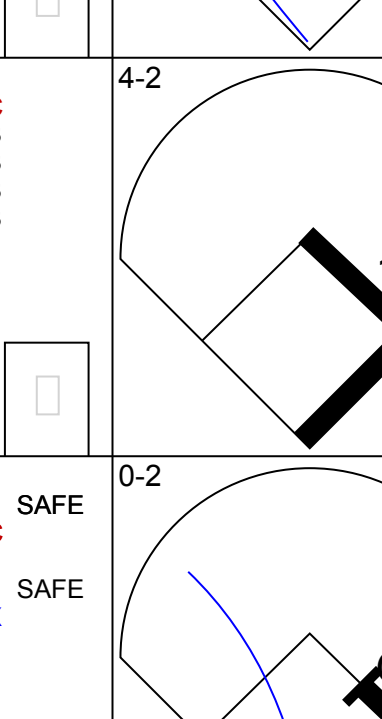
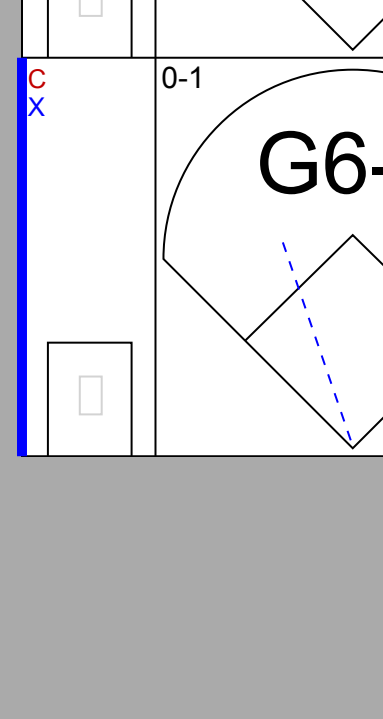

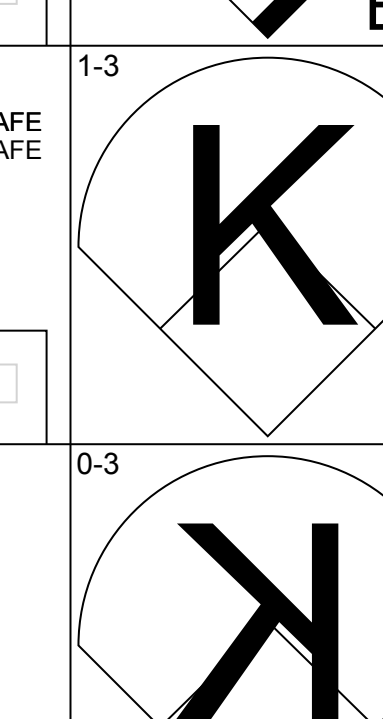
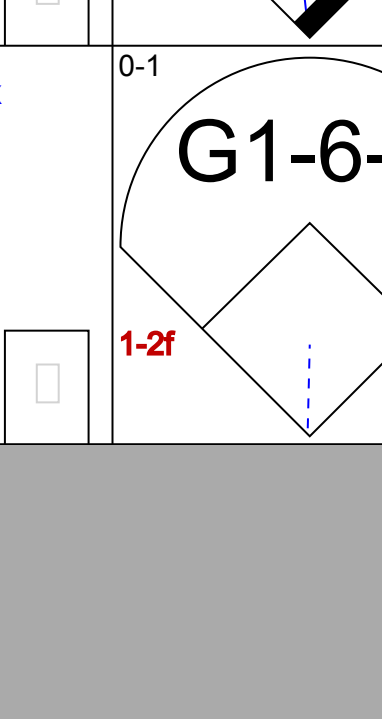

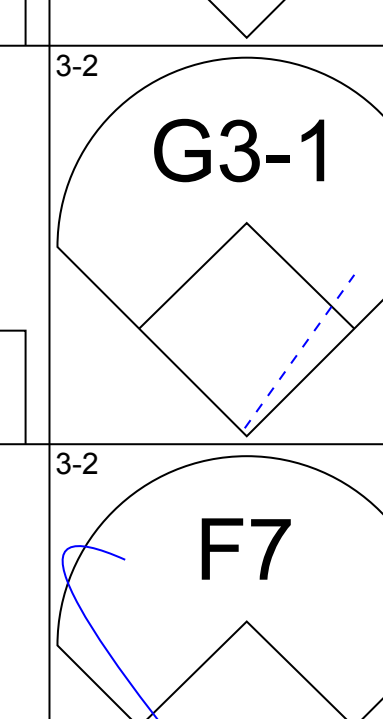
AB 35
R 5
H 8
RBI 5
BB 3
SO 11
LOB 19



Batter	1	2	3	4	5	6	7	8	9	AB	R	H	RBI	BB	SO	LOB	BOTTOM								
Ryan Thompson, R OBP: 0.210, SLG: 0.276 Daryl Boston, L OBP: 0.322, SLG: 0.423 (1, 8)										3	0	0	0	0	2	1	Montreal Expos @ New York Mets Shea Stadium, Flushing, NY Sat Sep 19 1992, 7:05 PM EDT Att: 21,501 - Cloudy - 67 F								
Dave Gallagher, R OBP: 0.297, SLG: 0.313 Mackey Sasser, L OBP: 0.250, SLG: 0.320 Bill Pecota, R OBP: 0.301, SLG: 0.307 (1, 9)										2	1	0	0	1	2	0									
Chico Walker, S OBP: 0.361, SLG: 0.418 Jeff Innis, R ERA: 2.95 (1, 5)										4	2	2	1	0	1	0									
Eddie Murray, S OBP: 0.332, SLG: 0.423 (1, 3)										4	1	3	4	0	0	0									
Jeff Kent, R OBP: 0.309, SLG: 0.419 (1, 4)										3	0	1	1	1	1	1									
Todd Hundley, S OBP: 0.257, SLG: 0.328 (1, 2)										3	0	0	1	0	1	1									
Dick Schofield, R OBP: 0.310, SLG: 0.280 (1, 6)										4	0	0	0	0	0	3									
D.J. Dozier, R OBP: 0.262, SLG: 0.216 (1, 7)										3	0	1	0	0	1	0									
Bret Saberhagen, R ERA: 4.15 Chris Donnels, L OBP: 0.285, SLG: 0.291 Wally Whitehurst, R ERA: 3.18 Kevin Bass, S OBP: 0.227, SLG: 0.236 Pat Howell, S OBP: 0.254, SLG: 0.192 (1, 1)										1	0	0	0	0	0	1									
Inning Stats	R: 0 E: 0 K: 2 S: 12	H: 1 LOB: 0 BB: 0 P: 18	R: 0 E: 0 K: 0 S: 10	H: 1 LOB: 0 BB: 0 P: 17	R: 0 E: 0 K: 1 S: 9	H: 1 LOB: 1 BB: 0 P: 16	R: 3 E: 0 K: 1 S: 14	H: 2 LOB: 0 BB: 1 P: 26	R: 0 E: 0 K: 2 S: 13	H: 0 LOB: 0 BB: 0 P: 16	R: 0 E: 0 K: 2 S: 11	H: 1 LOB: 1 BB: 0 P: 14	R: 0 E: 0 K: 0 S: 7	H: 0 LOB: 0 BB: 0 P: 9	R: 4 E: 0 K: 0 S: 11	H: 3 LOB: 3 BB: 2 P: 24		1B: 6 2B: 0 3B: 1 HR: 1	SF: 1 SAC: 0 DP: 1 HBP: 0	WP: 0 PB: 0 SB: 1 CS: 1	PA: 35				
PITCHER	IP	WLS	BF	H	R	ER	SO	BB	IBB	HBP	BLK	WP	HR	S	P	ERA	WHIP								
Brian Barnes, L ERA: 3.15 Sergio Valdez, R ERA: 2.51 Jeff Fassero, L ERA: 2.88 Mel Rojas, R ERA: 1.35 Gil Heredia, R ERA: 5.29 (5, 1)	2.0		7	1	0	0	4	0	0	0	0	0	0	24	30	0.00	0.500								
Bret Saberhagen, R ERA: 4.15 Wally Whitehurst, R ERA: 3.18 Kevin Bass, S OBP: 0.227, SLG: 0.236 Pat Howell, S OBP: 0.254, SLG: 0.192 (7, 1)	1.0	L	4	1	1	1	0	0	0	0	0	0	0	9	11	9.00	1.000								
Bret Saberhagen, R ERA: 4.15 Wally Whitehurst, R ERA: 3.18 Kevin Bass, S OBP: 0.227, SLG: 0.236 Pat Howell, S OBP: 0.254, SLG: 0.192 (8, 1)	0.0		5	2	2	2	0	2	0	0	0	0	0	5	14	∞	∞								
Bret Saberhagen, R ERA: 4.15 Wally Whitehurst, R ERA: 3.18 Kevin Bass, S OBP: 0.227, SLG: 0.236 Pat Howell, S OBP: 0.254, SLG: 0.192 (8, 1)	1.0		2	0	1	1	0	0	0	0	0	0	0	4	8	9.00	0.000								

AB 30
R 7
H 8
RBI 7
BB 3
SO 8
LOB 9

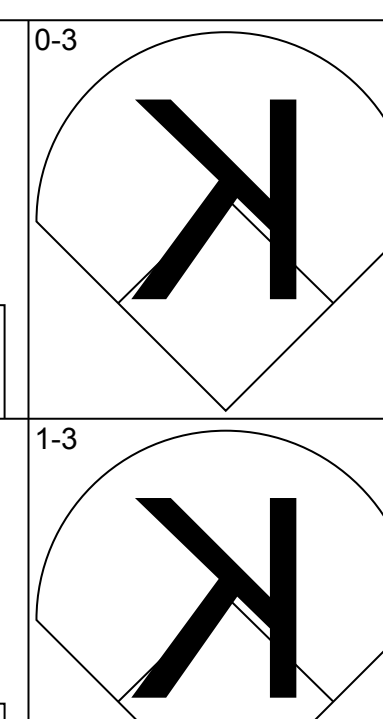
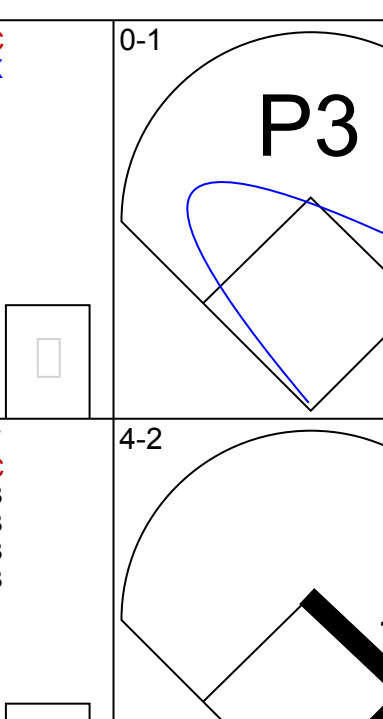
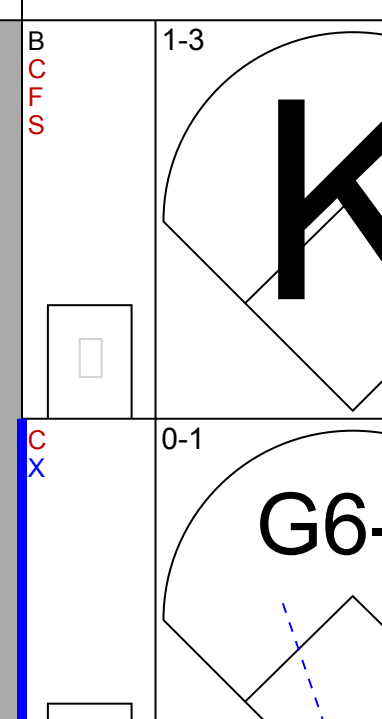
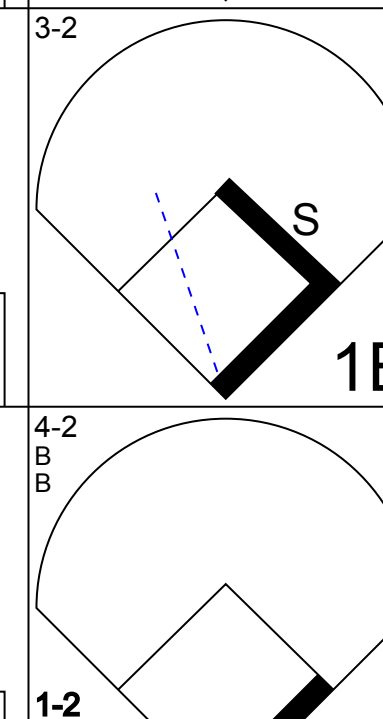
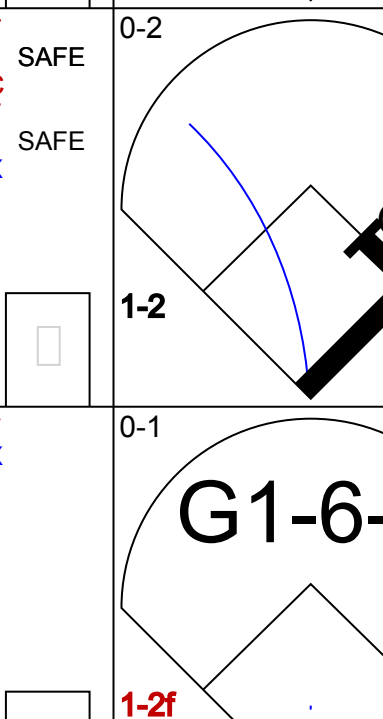

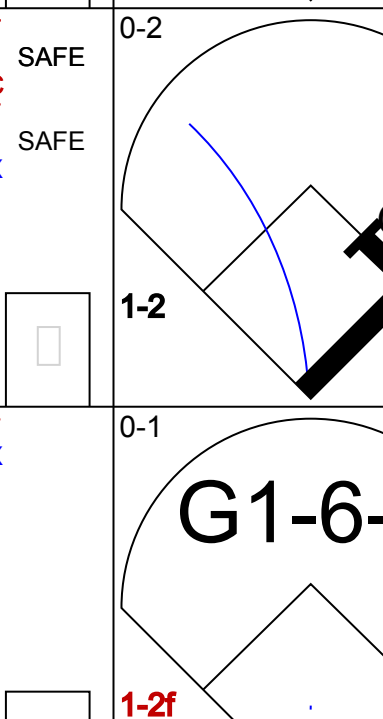

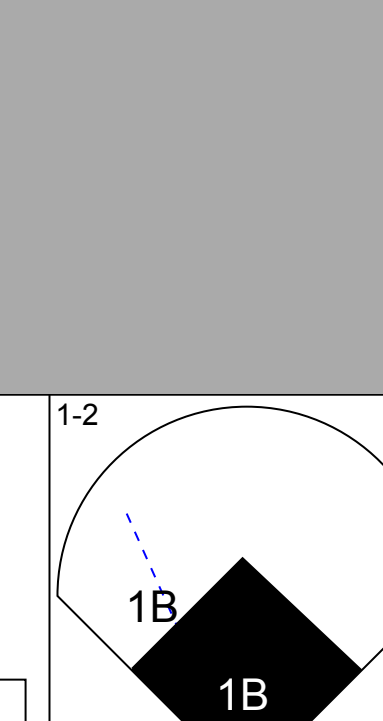

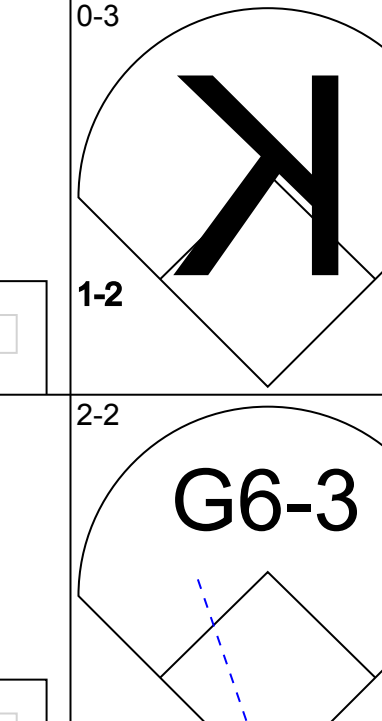


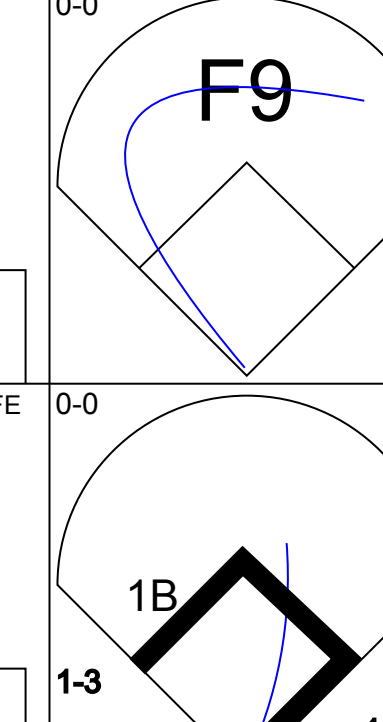




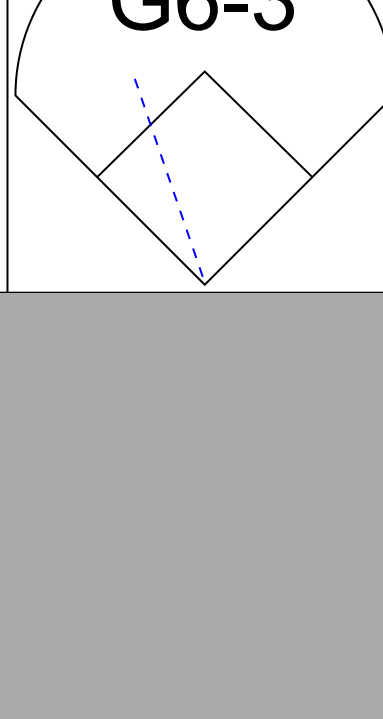

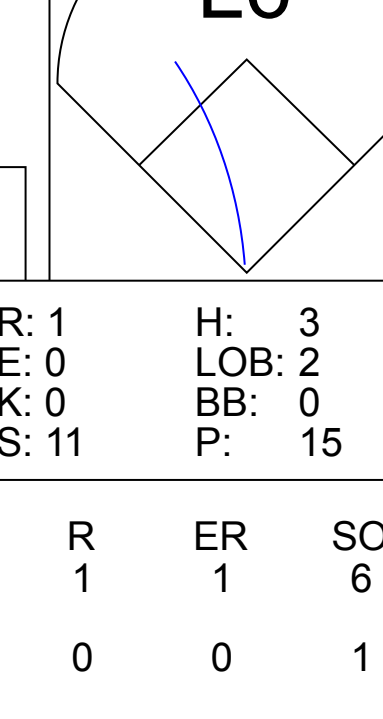
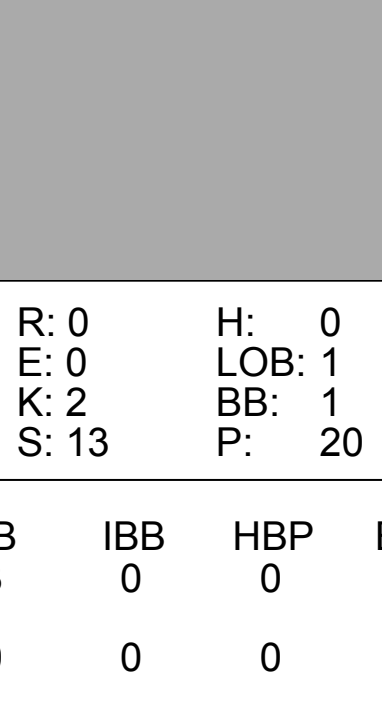
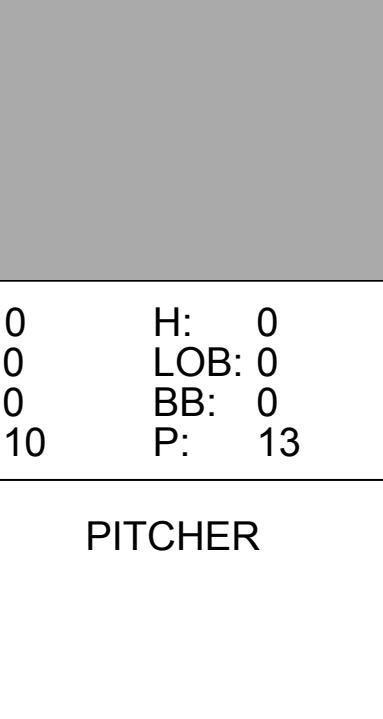
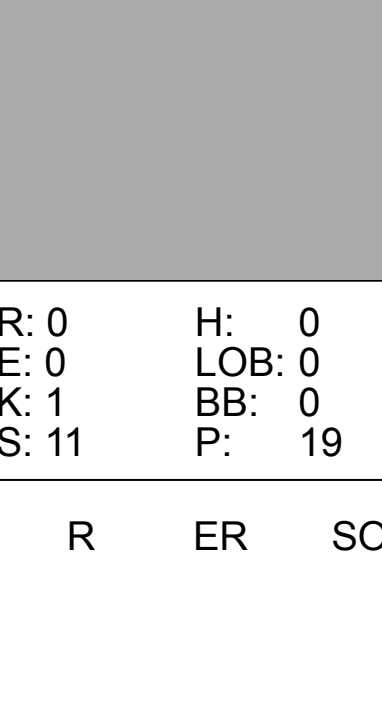
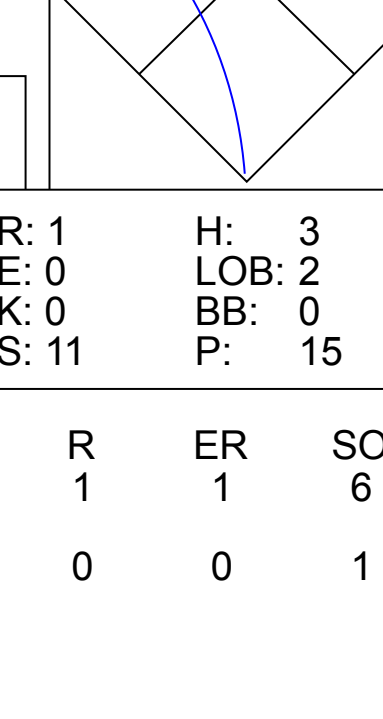
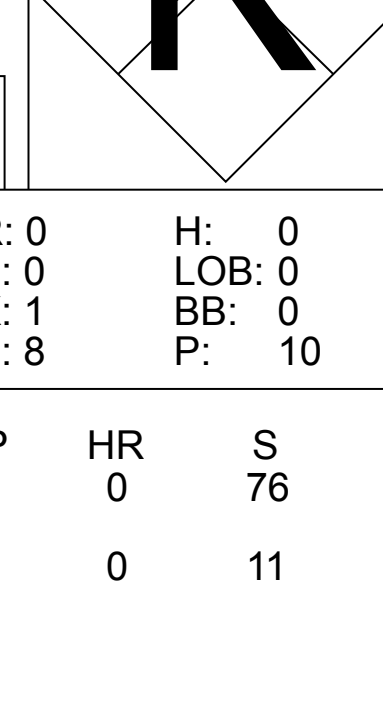
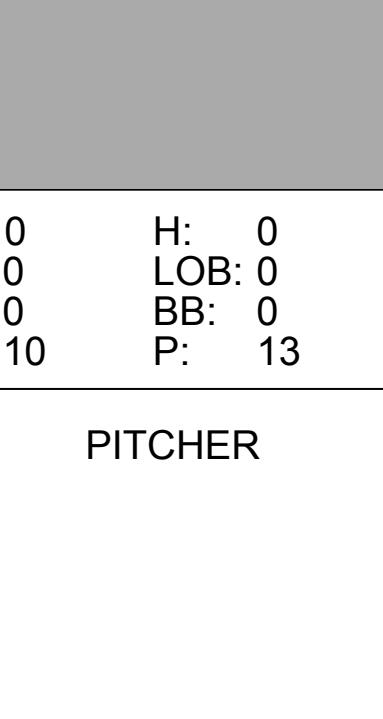
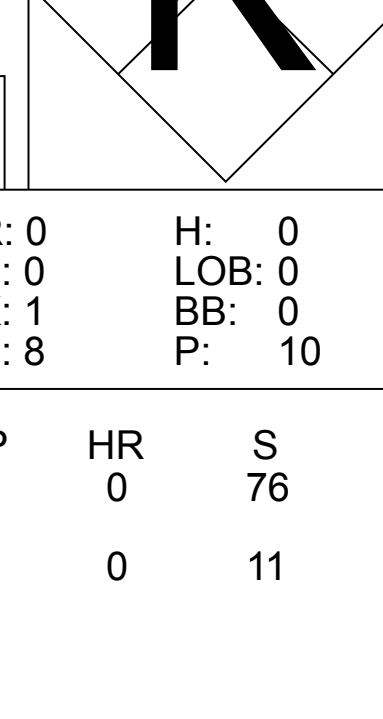
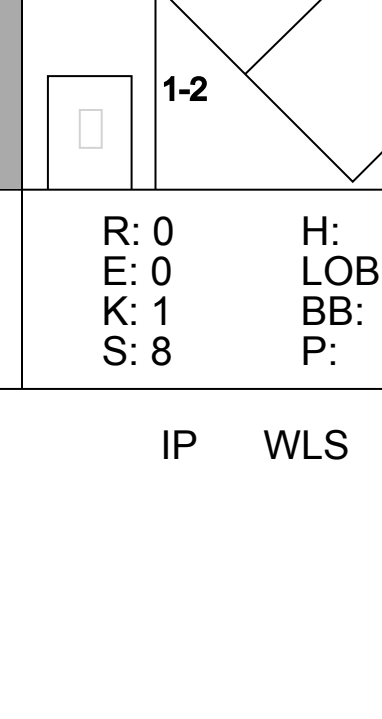
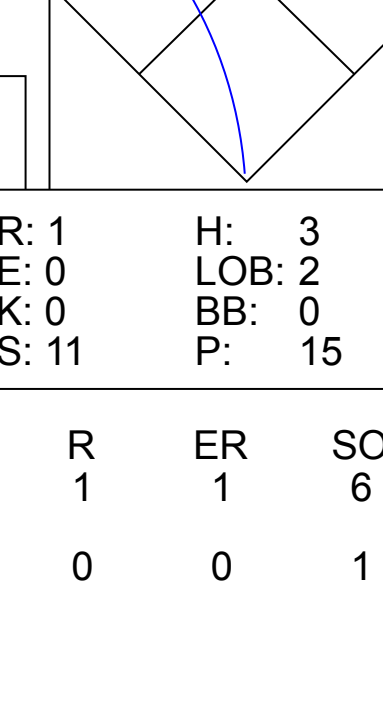
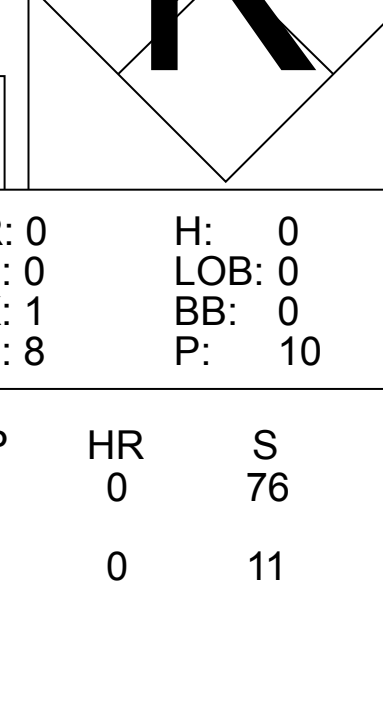
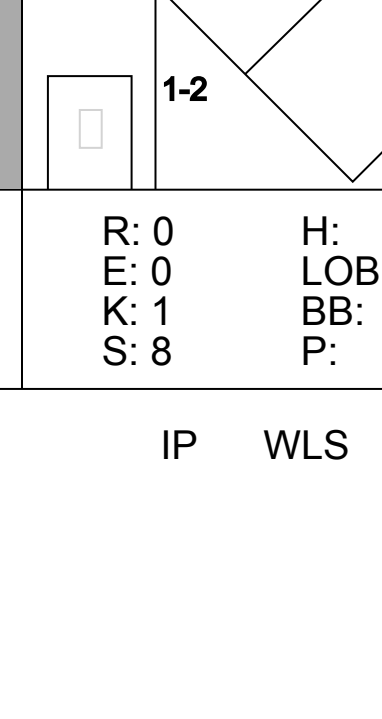


Batter	1	2	3	4	5	6	7	8	9	AB	R	H	RBI	BB	SO	LOB	TOP			
Delino DeShields, L OBP: 0.369, SLG: 0.403 (1, 4)										3	0	0	0	0	0	3				
Marquis Grissom, R OBP: 0.327, SLG: 0.431 (1, 8)										4	0	0	0	0	1	3				
Moises Alou, R OBP: 0.325, SLG: 0.427 (1, 7)										4	0	1	0	0	2	1				
Larry Walker, L OBP: 0.363, SLG: 0.526 (1, 9)										3	0	1	0	0	2	1				
Greg Colbrunn, R OBP: 0.324, SLG: 0.391 (1, 3)										4	0	1	0	0	2	2				
Spike Owen, S OBP: 0.350, SLG: 0.386 (1, 6)										4	0	0	0	0	0	3				
Tim Wallach, R OBP: 0.302, SLG: 0.343 (1, 5)										3	0	1	0	0	0	1				
Gary Carter, R OBP: 0.296, SLG: 0.336 (1, 2)										3	0	0	0	0	0	2				
Ken Hill, R OBP: 0.281, SLG: 0.333 (8, PH)										0	0	0	0	2	0	0				
Ivan Calderon, R OBP: 0.313, SLG: 0.434 (8, PH)										1	0	1	0	0	0	0				
Sergio Valdez, R (8, 1)										0	0	0	0	0	0	0				
Inning Stats	R: 0 E: 0 K: 2 S: 9	H: 0 LOB: 0 BB: 0 P: 12	R: 0 E: 0 K: 2 S: 11	H: 0 LOB: 0 BB: 0 P: 17	R: 0 E: 0 K: 2 S: 10	H: 1 LOB: 2 BB: 1 P: 16	R: 0 E: 0 K: 1 S: 9	H: 1 LOB: 1 BB: 0 P: 15	R: 0 E: 0 K: 1 S: 7	H: 0 LOB: 1 BB: 1 P: 14	R: 0 E: 0 K: 0 S: 5	H: 0 LOB: 0 BB: 0 P: 10	R: 0 E: 0 K: 0 S: 9	H: 1 LOB: 1 BB: 0 P: 13	R: 0 E: 0 K: 1 S: 11	H: 1 LOB: 1 BB: 0 P: 16	1B: 5 2B: 1 3B: 0 HR: 0	SF: 0 SAC: 1 DP: 2 HBP: 2	WP: 0 PB: 0 SB: 0 CS: 0	PA: 34
PITCHER Sid Fernandez, L ERA: 2.7 (1, 1)	IP: 9.0 WLS: W BF: 34 H: 5 R: 0 ER: 0 SO: 10 BB: 2 IBB: 0 HBP: 2 BLK: 0 WP: 0 HR: 0 S: 80 P: 128 ERA: 0.00 WHIP: 0.778															PITCHER				

Montreal Expos @ New York Mets
Shea Stadium, Flushing, NY
Sun Sep 20 1992, 3:33 AM EDT
Att: 22,257 - Sunny - 72 F

AB 29
R 0
H 5
RBI 0
BB 2
SO 10
LOB 16



Batter	1	2	3	4	5	6	7	8	9	AB	R	H	RBI	BB	SO	LOB	BOTTOM			
Ryan Thompson, R OBP: 0.212, SLG: 0.274 (8, 9)										4	0	1	1	0	2	1				
Dave Gallagher, R OBP: 0.297, SLG: 0.309 (1, 9)										2	0	0	0	1	1	2				
Mackey Sasser, L OBP: 0.248, SLG: 0.317 (7, PH)										1	0	0	0	0	0	1				
Pat Howell, S OBP: 0.204, SLG: 0.192 (8, 8)										0	0	0	0	0	0	0				
Chico Walker, S OBP: 0.367, SLG: 0.421 (1, 5)										3	0	2	0	1	1	0				
Bill Pecota, R OBP: 0.301, SLG: 0.307 (9, 5)										0	0	0	0	0	0	0				
Eddie Murray, S OBP: 0.331, SLG: 0.421 (1, 3)										3	0	0	0	1	1	3				
Daryl Boston, L OBP: 0.318, SLG: 0.416 (1, 7)										4	0	0	0	0	1	3				
Jeff Kent, R OBP: 0.309, SLG: 0.419 (1, 4)										3	1	1	0	0	0	1				
Todd Hundley, S OBP: 0.254, SLG: 0.325 (1, 2)										3	0	0	0	0	0	1				
Dick Schofield, R OBP: 0.312, SLG: 0.283 (1, 6)										3	0	2	0	0	0	0				
Sid Fernandez, L OBP: 0.214, SLG: 0.257 (1, 1)										2	0	0	0	0	1	2				
Inning Stats	R: 0 E: 0 K: 2 S: 16	H: 1 LOB: 2 BB: 1 P: 24	R: 1 E: 0 K: 0 S: 11	H: 3 LOB: 2 BB: 0 P: 15	R: 0 E: 0 K: 2 S: 13	H: 0 LOB: 1 BB: 1 P: 20	R: 0 E: 0 K: 1 S: 8	H: 0 LOB: 0 BB: 0 P: 10	R: 0 E: 0 K: 0 S: 10	H: 1 LOB: 1 BB: 1 P: 14	R: 0 E: 0 K: 0 S: 10	H: 0 LOB: 0 BB: 0 P: 13	R: 0 E: 0 K: 1 S: 8	H: 1 LOB: 1 BB: 0 P: 10	R: 0 E: 0 K: 1 S: 11	H: 0 LOB: 0 BB: 0 P: 19	1B: 6 2B: 0 3B: 0 HR: 0	SF: 0 SAC: 1 DP: 1 HBP: 0	WP: 0 PB: 0 SB: 3 CS: 0	PA: 32
PITCHER Ken Hill, R ERA: 2.67 (1, 1)	IP: 7.0 WLS: L BF: 29 H: 6 R: 1 ER: 1 SO: 6 BB: 3 IBB: 0 HBP: 0 BLK: 0 WP: 0 HR: 0 S: 76 P: 106 ERA: 1.29 WHIP: 1.286															PITCHER				
Sergio Valdez, R ERA: 2.43 (8, 1)	IP: 1.0 WLS: 3 BF: 3 H: 0 R: 0 ER: 0 SO: 1 BB: 0 IBB: 0 HBP: 0 BLK: 0 WP: 0 HR: 0 S: 11 P: 19 ERA: 0.00 WHIP: 0.000															PITCHER				

Montreal Expos @ New York Mets
Shea Stadium, Flushing, NY
Sun Sep 20 1992, 3:33 AM EDT
Att: 22,257 - Sunny - 72 F

AB 28
R 1
H 6
RBI 1
BB 3
SO 7
LOB 14



Batter	1	2	3	4	5	6	7	8	9	AB	R	H	RBI	BB	SO	LOB	TOP										
Alex Arias, R (1,6) OBP: 0.423, SLG: 0.403	4-1 BB	1-1 G2-3			1-2 G6-3		1-0 1B		2-2 G4-3	4	0	1	0	1	0	2											
23 Ryne Sandberg, R (1,4) OBP: 0.388, SLG: 0.508 Gary Scott, R (8,5) OBP: 0.194, SLG: 0.237	3-1 L8		1-1 F9			1-2 G3-1	0-2 G6-3		3-2 HR	4	0	0	0	0	0	2											
Mark Grace, L (1,3) OBP: 0.383, SLG: 0.435	2-3 K		1-1 G4-3			2-2 1B	4-1 1B		0-0 G4-3	4	1	1	0	1	1	1											
Andre Dawson, R (1,9) OBP: 0.325, SLG: 0.467	1-3 K		0-0 P8			2-2 P2	2-3 K		1-2 G6-3	5	0	0	0	0	2	3											
Derrick May, L (1,7) OBP: 0.313, SLG: 0.385		1-0 1B FC6-4		0-0 G3-1		3-2 1B		0-0 F9		4	2	2	0	0	0	0											
Luis Salazar, R (1,5) OBP: 0.243, SLG: 0.302 Paul Assenmacher, L (8,1) Heathcliff Slocumb, R (8,1)		2-1 FC6-4 BB FC6-4		0-0 G3		3-2 1B		2-2 G4-3		4	2	2	1	0	0	0											
Rick Wilkins, L (1,2) OBP: 0.345, SLG: 0.412	4-1 FC6-4 BB		1-1 G4-3			1-3 1B		0-1		3	0	2	1	1	0	0											
Fernando Ramsey, R (1,8) Steve Buechele, R (6,PH) OBP: 0.536, SLG: 0.374 Dwight Smith, L (6,FR) OBP: 0.322, SLG: 0.411	1-2 FC6-4 BB FC6-4		0-3 K		0-3 K	2-0 FC6-4 1B		1-0 G3		2	0	0	1	0	1	2											
Mike Morgan, R (1,1) OBP: 0.125, SLG: 0.101 Kal Daniels, L (6,PH) OBP: 0.315, SLG: 0.377 Jeff Robinson, R (6,1) Doug Strange, S (8,4) OBP: 0.269, SLG: 0.229	3-1 FC6-4		2-2 P6		2-2 FC6-4			0-2 G4-3 HR		2	0	0	1	0	0	1											
Inning Stats	R: 0 E: 0 K: 2 S: 10	H: 0 LOB: 1 BB: 1 P: 20	R: 2 E: 0 K: 0 S: 12	H: 2 LOB: 1 BB: 1 P: 23	R: 0 E: 0 K: 0 S: 5	H: 0 LOB: 0 BB: 0 P: 7	R: 0 E: 0 K: 0 S: 4	H: 0 LOB: 0 BB: 0 P: 5	R: 0 E: 0 K: 1 S: 11	H: 0 LOB: 0 BB: 0 P: 14	R: 3 E: 0 K: 0 S: 19	H: 5 LOB: 2 BB: 0 P: 33	R: 0 E: 0 K: 1 S: 8	H: 1 LOB: 1 BB: 1 P: 15	R: 0 E: 0 K: 0 S: 9	H: 1 LOB: 1 BB: 0 P: 12	R: 2 E: 0 K: 0 S: 14	H: 2 LOB: 0 BB: 0 P: 20	1B: 9 2B: 1 3B: 0 HR: 1	SF: 0 SAC: 0 DP: 1 HBP: 0	WP: 0 PB: 0 SB: 0 CS: 0	PA: 40					
PITCHER	IP	WLS	BF	H	R	ER	SO	BB	IBB	HBP	BLK	WP	HR	S	P	ERA	WHIP										
Pete Schourek, L (1,1) ERA: 3.57	5.2		26	7	5	5	3	2	0	0	0	0	0	60	101	7.94	1.588										
Mark Dewey, R (6,1) ERA: 3.25	1.1	5	1	0	0	1	1	0	0	0	0	0	0	9	16	0.00	1.500										
Lee Guetterman, L (8,1) ERA: 7.1	1.0	W	4	1	0	0	0	0	0	0	0	0	0	9	12	0.00	1.000										
Anthony Young, R (9,1) ERA: 4.19	1.0	S	5	2	2	2	0	0	0	0	0	0	1	14	20	18.00	2.000										

Chicago Cubs @ New York Mets
Shea Stadium, Flushing, NY
Tue Sep 22 1992, 7:05 PM EDT
Att: 8,509 - Cloudy - 76 F

AB 37
R 7
H 11
RBI 7
BB 3
SO 4
LOB 14



Batter	1	2	3	4	5	6	7	8	9	AB	R	H	RBI	BB	SO	LOB	BOTTOM										
Pat Howell, S (1,8) OBP: 0.210, SLG: 0.200 Kevin Bass, S (8,PH) OBP: 0.311, SLG: 0.427 Dave Gallagher, R (8,PR) OBP: 0.297, SLG: 0.309	0-0 B2-3		0-2 G3-1		0-0 P5		0-0 L3	4-0 IBB		4	0	0	0	0	0	0											
Chris Donnels, L (1,5) OBP: 0.271, SLG: 0.204 Lee Guetterman, L (8,1) Mackey Sasser, L (8,PH) OBP: 0.259, SLG: 0.318 Anthony Young, R (9,1) OBP: 0.143, SLG: 0.111	2-3 K		2-3 K		1-2 G1-3		1-1 G6-3	0-1 G4-3		4	0	0	0	0	2	0											
Daryl Boston, L (1,7) OBP: 0.317, SLG: 0.414	3-2 F8		2-2 G6-3		2-2 1B			0-0 P3		4	0	1	0	0	0	0											
Eddie Murray, S (1,3) OBP: 0.334, SLG: 0.423 Vince Coleman, S (8,PR) Bill Pecota, R (9,4) OBP: 0.304, SLG: 0.314		1-1 HR 1B		4-0 2B HR BB	0-0 F7			4-1 WP 1B BB		2	2	1	0	2	0	1											
Jeff McKnight, S (1,4) OBP: 0.304, SLG: 0.463	1-1 HR		2-1 L7		2-2 G4-3			1-0 WP 1B		4	2	2	2	0	0	1											
Todd Hundley, S (1,2) OBP: 0.280, SLG: 0.330	3-1 1B		1-0 HR		3-1 1B			4-0 1B IBB		3	2	3	0	1	0	0											
Ryan Thompson, R (1,9) OBP: 0.216, SLG: 0.314	2-1 P3		3-1 HR		0-2 F7			1-3 K		4	1	1	3	0	1	5											
Dick Schofield, R (1,6) OBP: 0.313, SLG: 0.285	2-1 FC6		0-1 L9		3-3 K			1-0 1B		4	0	2	2	0	1	1											
Pete Schourek, L (1,1) OBP: 0.053, SLG: 0.054 Mark Dewey, R (6,1) Chico Walker, S (7,PH) OBP: 0.368, SLG: 0.422	0-0 FC6		1-0 G5-3				2-3 K	1-2 1B		2	0	0	0	0	0	1											
Inning Stats	R: 0 E: 0 K: 1 S: 7	H: 0 LOB: 0 BB: 0 P: 12	R: 2 E: 0 K: 0 S: 11	H: 4 LOB: 1 BB: 0 P: 20	R: 0 E: 0 K: 1 S: 12	H: 0 LOB: 0 BB: 0 P: 16	R: 3 E: 0 K: 0 S: 8	H: 2 LOB: 1 BB: 1 P: 19	R: 0 E: 0 K: 1 S: 12	H: 1 LOB: 1 BB: 0 P: 11	R: 0 E: 0 K: 1 S: 6	H: 0 LOB: 0 BB: 0 P: 9	R: 3 E: 0 K: 1 S: 10	H: 3 LOB: 3 BB: 3 P: 26	1B: 8 2B: 1 3B: 0 HR: 2	SF: 0 SAC: 0 DP: 0 HBP: 0	WP: 1 PB: 0 SB: 1 CS: 0	PA: 38									
PITCHER	IP	WLS	BF	H	R	ER	SO	BB	IBB	HBP	BLK	WP	HR	S	P	ERA	WHIP										
Mike Morgan, R (1,1) ERA: 2.85	5.0		22	7	5	5	2	1	0	0	0	0	0	46	78	9.00	1.600										
Jeff Robinson, R (6,1) ERA: 3.13	2.0	7	1	0	0	2	0	0	0	0	0	0	0	18	29	0.00	0.500										
Paul Assenmacher, L (8,1) ERA: 4.16	0.2	L	7	3	3	3	1	1	1	0	0	1	0	8	20	40.50	6.000										
Heathcliff Slocumb, R (8,1) ERA: 5.61	0.1	2	0	0	0	0	0	0	1	0	0	0	0	2	6	0.00	0.000										

Chicago Cubs @ New York Mets
Shea Stadium, Flushing, NY
Tue Sep 22 1992, 7:05 PM EDT
Att: 8,509 - Cloudy - 76 F

AB 34
R 8
H 11
RBI 8
BB 4
SO 5
LOB 12



Batter	1	2	3	4	5	6	7	8	9	AB	R	H	RBI	BB	SO	LOB	TOP			
Vince Coleman, S (1, 7) OBP: 0.356, SLG: 0.359 Ryan Thompson, R (5, 9) OBP: 0.216, SLG: 0.310	3-2 S 1B		2-2 P8		0-1 G4-3 S 1B	3-2 1B		0-3 K		3	1	2	0	0	0	0				
Chico Walker, S (1, 5) OBP: 0.382, SLG: 0.411 Jeff Kent, R (3, 5) OBP: 0.306, SLG: 0.425	4-1 1B 1B		2-2 G4-3		1-3 K	0-3 K		2-2 F8		1	0	0	0	1	0	0				
Daryl Boston, L (1, 8) OBP: 0.331, SLG: 0.424 D.J. Dozier, R (5, 7) OBP: 0.245, SLG: 0.227	1-0 1B		0-0 2B		2-1 G4-3		1-2 G1-3 2B		2-3 K	3	0	2	1	0	0	1				
Eddie Murray, S (1, 3) OBP: 0.335, SLG: 0.421 Mackey Sasser, L (3, 3) OBP: 0.246, SLG: 0.306	3-2 F7		1-0 G4-3		4-0 HBP BB		3-2 F8		2-1 G4-3	2	0	0	0	0	0	3				
Kevin Bass, S (1, 9) OBP: 0.306, SLG: 0.419 Pat Howell, S (4, 8) OBP: 0.211, SLG: 0.191	1-1 G6-4-3 1B		1-0 P7		2-2 1-2 HBP		2-1 G1-3		2-1 G1-3	2	0	1	0	0	0	0				
Jeff McKnight, S (1, 4) OBP: 0.282, SLG: 0.406	2-2 G6-4-3		2-2 F7		1-0 G3		0-0 G4-3		0-0 G4-3	3	4	0	0	0	0	7				
Charlie O'Brien, R (1, 2) OBP: 0.289, SLG: 0.327 Todd Hundley, S (5, 2) OBP: 0.261, SLG: 0.328		1-0 G6-3		2-2 2B		0-0 G4-3 G3 1B		2-2 G6-3		2	0	1	0	0	0	0				
Dick Schofield, R (1, 6) OBP: 0.311, SLG: 0.278 Kevin Baez, R (5, 6) OBP: 0.200, SLG: 0.200		2-0 P6		4-1 BB		0-0 G3		2-1 1B		1	0	0	0	1	0	0				
Eric Hillman, L (1, 1) Wally Whitehurst, R (1, 1) Paul Gibson, L (2, 1) Chris Donnels, L (6, PH) Mark Dewey, R (8, 1) Jeff Innis, R (7, 1) Bill Pecota, R (8, PH) OBP: 0.300, SLG: 0.310		1-0 G5-3		0-3 K		3-2 G4-3		1-0 F9		0	0	0	0	0	0	0				
Inning Stats	R: 1 E: 0 K: 0 S: 16	H: 3 LOB: 2 BB: 1 P: 29	R: 0 E: 0 K: 0 S: 3	H: 0 LOB: 0 BB: 0 P: 7	R: 0 E: 0 K: 1 S: 9	H: 1 LOB: 1 BB: 0 P: 14	R: 0 E: 0 K: 1 S: 9	H: 1 LOB: 3 BB: 1 P: 17	R: 0 E: 0 K: 1 S: 11	H: 2 LOB: 1 BB: 0 P: 17	R: 0 E: 0 K: 0 S: 10	H: 1 LOB: 1 BB: 0 P: 16	R: 0 E: 0 K: 1 S: 9	H: 1 LOB: 1 BB: 0 P: 14	R: 0 E: 0 K: 1 S: 8	H: 0 LOB: 0 BB: 0 P: 14	1B: 7 2B: 3 3B: 0 HR: 0	SF: 0 SAC: 0 DP: 1 HBP: 1	WP: 0 PB: 0 SB: 2 CS: 0	PA: 40
PITCHER	IP WLS BF H R ER SO BB IBB HBP BLK WP HR S P ERA WHIP	IP WLS BF H R ER SO BB IBB HBP BLK WP HR S P ERA WHIP																		
Bob Walk, R (1, 1) ERA: 3.26	6.0 W 29 8 2 2 3 3 0 1 0 0 0 59 106 3.00 1.833	2.0 8 2 0 0 1 0 0 0 0 0 0 0 19 30 0.00 1.000	1.0 3 0 0 0 1 0 0 0 0 0 0 0 8 14 0.00 0.000																	

New York Mets @ Pittsburgh Pirates
Three Rivers Stadium, Pittsburgh, PA
Sat Sep 26 1992, 3:33 AM EDT
Att: 25,886 - Cloudy - 79 F

AB 36
R 2
H 10
RBI 2
BB 3
SO 5
LOB 21



Batter	1	2	3	4	5	6	7	8	9	AB	R	H	RBI	BB	SO	LOB	BOTTOM				
Gary Redus, R (1, 3) OBP: 0.324, SLG: 0.381	G5-3 F8		2-1 1B		3-1 3B 1B		3-1 P8		0-2 2B	6	1	3	1	0	0	1					
Jay Bell, R (1, 6) OBP: 0.328, SLG: 0.389 Carlos Garcia, R (6, 6) OBP: 0.206, SLG: 0.242	4-0 1B BB HR		1-2 3B 1B		0-1 L8		0-0 1B		0-3 K	3	2	2	1	1	0	1					
Andy Van Slyke, L (1, 8) OBP: 0.344, SLG: 0.509 Gary Varsho, L (9, 9) OBP: 0.259, SLG: 0.344	2-0 L4		1-2 FC4-6		0-1 2B		1-2 1B 1B		2-2 HR	5	4	3	2	1	0	3					
Barry Bonds, L (1, 7) OBP: 0.464, SLG: 0.630 Willie Pennyfeather, R (4, PR) OBP: 0.125, SLG: 0.125	4-1 1B HR		2-2 1B HR		3-1 1B 2B		0-1 F9		1-1 L5	2	3	2	3	2	0	0					
Jeff King, R (1, 5) OBP: 0.276, SLG: 0.375 Kevin Young, R (4, PR) OBP: 0.500, SLG: 0.500	0-1 HR		3-3 K		0-1 G5-3 FC5-2 2B		0-0 1B		0-2 G5-3	4	1	3	2	0	1	0					
Lloyd McClendon, R (1, 9) OBP: 0.347, SLG: 0.348 Al Martin, L (6, PH) OBP: 0.143, SLG: 0.143	0-0 HR		4-1 2B 1B BB		2-1 G5-3		1-1 G4-3		0-0 G3	3	2	1	4	1	0	3					
Don Slaught, R (1, 2) OBP: 0.367, SLG: 0.490 Tom Prince, R (6, PR) OBP: 0.195, SLG: 0.118	4-1 2B BB		1-1 FC5-2		4-0 G5-4-3 BB		1-0 G4-3		0-0 G4-3	2	2	1	0	2	0	1					
Jose Lind, R (1, 4) OBP: 0.274, SLG: 0.270 John Wehner, R (7, PH) OBP: 0.250, SLG: 0.234	4-0 2B IBB		1-0 G4-3		1-3 K		3-1 G5-3		2-3 K	3	2	1	1	1	1	2					
Bob Walk, R (1, 1) OBP: 0.093, SLG: 0.116 Paul Wagner, R (7, 1) Steve Cooke, R (9, 1) OBP: 0.333, SLG: 0.333	0-1 2B		1-1 P3		3-2 G5-3		1-1 G5-4-3		2-3 K	4	0	1	2	0	0	3					
Inning Stats	R: 6 E: 0 K: 0 S: 11	H: 3 LOB: 4 BB: 4 P: 30	R: 6 E: 1 K: 1 S: 21	H: 6 LOB: 2 BB: 2 P: 45	R: 1 E: 0 K: 0 S: 10	H: 1 LOB: 1 BB: 1 P: 17	R: 3 E: 0 K: 0 S: 18	H: 4 LOB: 2 BB: 0 P: 28	R: 0 E: 0 K: 1 S: 5	H: 0 LOB: 1 BB: 1 P: 11	R: 2 E: 0 K: 0 S: 12	H: 4 LOB: 2 BB: 0 P: 17	R: 0 E: 0 K: 2 S: 11	H: 1 LOB: 1 BB: 0 P: 16	R: 1 E: 0 K: 0 S: 11	H: 1 LOB: 0 BB: 0 P: 16	1B: 10 2B: 5 3B: 2 HR: 3	SF: 0 SAC: 0 DP: 1 HBP: 0	WP: 0 PB: 0 SB: 1 CS: 0	PA: 51	
PITCHER	IP WLS BF H R ER SO BB IBB HBP BLK WP HR S P ERA WHIP	IP WLS BF H R ER SO BB IBB HBP BLK WP HR S P ERA WHIP																			
Eric Hillman, L (1, 1) ERA: 3.55	0.2 L 9 3 6 6 0 3 1 0 0 0 1 10 26 54.00 6.000	3.2 21 9 6 6 1 2 0 0 0 0 0 0 45 76 14.73 3.000	1.0 7 4 2 2 0 0 0 0 0 0 0 0 12 17 18.00 4.000	1.0 4 1 0 0 2 0 0 0 0 0 0 0 11 16 0.00 1.000																	
Bill Pecota, R (8, 1) ERA: 9.0	1.0 4 1 1 1 0 0 0 0 0 0 0 0 1 4 9.00 1.000																				

New York Mets @ Pittsburgh Pirates
Three Rivers Stadium, Pittsburgh, PA
Sat Sep 26 1992, 3:33 AM EDT
Att: 25,886 - Cloudy - 79 F

AB 43
R 19
H 20
RBI 18
BB 8
SO 4
LOB 19



Batter	1	2	3	4	5	6	7	8	9	AB	R	H	RBI	BB	SO	LOB	TOP								
Ryan Thompson, R (1,8) OBP: 0.217, SLG: 0.307	G6-3		G1-4-3			F7		1B		4	0	1	0	0	0	0	New York Mets @ Pittsburgh Pirates Three Rivers Stadium, Pittsburgh, PA Sun Sep 27 1992, 3:33 AM EDT Att: 31,217 - Cloudy - 67 F								
Dave Gallagher, R (1,9) OBP: 0.299, SLG: 0.316 Mackey Sasser, L (8,PH) OBP: 0.245, SLG: 0.304	G5-3		L7			1B		F7		3	1	1	0	0	0	0									
Chico Walker, S (1,5) OBP: 0.361, SLG: 0.406	1B				L4			K		3	0	0	0	1	2	3									
Eddie Murray, S (1,3) OBP: 0.338, SLG: 0.422 D.J. Dozier, R (8,PR) OBP: 0.245, SLG: 0.227 Barry Jones, R (8,1)	1B				G4-3			FC4-6		3	0	2	1	1	0	0									
Kevin Bass, S (1,7) OBP: 0.306, SLG: 0.417	G5-3				1B			FC6-4		0	0	0	0	0	0	0									
Bill Peotta, R (1,6) OBP: 0.297, SLG: 0.307 Vince Coleman, S (9,PH) OBP: 0.358, SLG: 0.362		P4			F9			F7		3	0	0	0	0	0	1									
Jeff Kent, R (1,4) OBP: 0.330, SLG: 0.420 Daryl Boston, L (9,PH) OBP: 0.330, SLG: 0.423		F8				F9		G6-3		3	0	0	0	0	0	0									
Todd Hundley, S (1,2) OBP: 0.258, SLG: 0.324		L4				K		K		1	1	1	0	0	0	1									
Pete Schourek, L (1,1) OBP: 0.050, SLG: 0.051 Jeff McKnight, S (8,PH) OBP: 0.288, SLG: 0.408			G5-3			G1-3				2	0	0	0	0	0	0									
								1B		2	0	1	0	0	1	0									
Inning Stats	R: 0 E: 0 K: 0 S: 9	H: 1 LOB: 2 BB: 1 P: 14	R: 0 E: 0 K: 0 S: 6	H: 0 LOB: 0 BB: 0 P: 8	R: 0 E: 0 K: 0 S: 5	H: 0 LOB: 0 BB: 0 P: 6	R: 0 E: 0 K: 0 S: 7	H: 1 LOB: 1 BB: 0 P: 13	R: 0 E: 0 K: 1 S: 6	H: 0 LOB: 2 BB: 0 P: 8	R: 1 E: 0 K: 1 S: 11	H: 2 LOB: 1 BB: 0 P: 14	R: 0 E: 0 K: 1 S: 9	H: 0 LOB: 0 BB: 0 P: 10	R: 0 E: 0 K: 1 S: 11	H: 2 LOB: 3 BB: 1 P: 25	R: 1 E: 0 K: 1 S: 10	H: 1 LOB: 0 BB: 0 P: 20	1B: 6 2B: 1 3B: 0 HR: 0	SF: 0 SAC: 0 DP: 0 HBP: 0	WP: 0 PB: 1 SB: 1 CS: 0	PA: 36			
PITCHER	IP	WLS	BF	H	R	ER	SO	BB	IBB	HBP	BLK	WP	HR	S	P	ERA	WHIP								
Danny Jackson, L (1,1) ERA: 3.88	7.0	W	28	6	1	1	3	1	0	0	0	0	0	55	79	1.29	1.000								
Danny Cox, R (8,1) ERA: 4.5	1.0		4	0	0	0	1	1	0	0	0	0	0	9	19	0.00	1.000								
Stan Belinda, R (9,1) ERA: 3.23	1.0	S	4	1	1	1	1	0	0	0	0	0	0	10	20	9.00	1.000								

AB	34
R	2
H	7
RBI	2
BB	2
SO	5
LOB	13



Batter	1	2	3	4	5	6	7	8	9	AB	R	H	RBI	BB	SO	LOB	BOTTOM								
Gary Redus, R (1,3) OBP: 0.328, SLG: 0.390	G6-3		1B			L5				4	2	2	0	0	0	1	New York Mets @ Pittsburgh Pirates Three Rivers Stadium, Pittsburgh, PA Sun Sep 27 1992, 3:33 AM EDT Att: 31,217 - Cloudy - 67 F								
Jay Bell, R (1,6) OBP: 0.331, SLG: 0.390	1B		1B			F7				3	1	2	2	1	0	0									
Andy Van Slyke, L (1,8) OBP: 0.383, SLG: 0.507	1B		P3			F8		F7		4	0	1	0	0	0	3									
Barry Bonds, L (1,7) OBP: 0.463, SLG: 0.627	SF9		K			FC6-4		K		2	0	0	1	1	2	2									
Jeff King, R (1,5) OBP: 0.276, SLG: 0.374	K		FC5-4			P9		K		4	0	1	1	0	2	3									
Lloyd McClendon, R (1,9) OBP: 0.342, SLG: 0.342 Cecil Espy, S (8,PH) OBP: 0.317, SLG: 0.349	L5		FC5-4			FC6-4		K		3	0	0	0	0	0	4									
Don Slaught, R (1,2) OBP: 0.362, SLG: 0.482	G4-3					G6-3		K		4	0	0	0	0	1	0									
Jose Lind, R (1,4) OBP: 0.275, SLG: 0.271	G5-3					SH1-4		K		3	0	1	0	0	0	0									
Danny Jackson, R (1,1) OBP: 0.100, SLG: 0.085 Danny Cox, R (8,1) OBP: 0.071, SLG: 0.071 Stan Belinda, R (9,1) OBP: 0.667, SLG: 1.000			1B			G5-3		SH1-4		1	1	0	0	1	0	0									
										0	0	0	0	0	0	0									
Inning Stats	R: 1 E: 0 K: 1 S: 12	H: 1 LOB: 1 BB: 1 P: 20	R: 0 E: 0 K: 0 S: 7	H: 0 LOB: 0 BB: 0 P: 13	R: 2 E: 0 K: 1 S: 18	H: 3 LOB: 2 BB: 1 P: 30	R: 0 E: 0 K: 0 S: 6	H: 0 LOB: 0 BB: 0 P: 11	R: 1 E: 0 K: 0 S: 13	H: 2 LOB: 2 BB: 1 P: 23	R: 0 E: 0 K: 0 S: 9	H: 1 LOB: 1 BB: 0 P: 13	R: 0 E: 0 K: 1 S: 8	H: 0 LOB: 0 BB: 0 P: 12	R: 0 E: 0 K: 3 S: 10	H: 0 LOB: 0 BB: 0 P: 14	1B: 6 2B: 1 3B: 0 HR: 0	SF: 1 SAC: 1 DP: 0 HBP: 0	WP: 0 PB: 0 SB: 0 CS: 0	PA: 34					
PITCHER	IP	WLS	BF	H	R	ER	SO	BB	IBB	HBP	BLK	WP	HR	S	P	ERA	WHIP								
Pete Schourek, L (1,1) ERA: 3.66	7.0	L	31	7	4	4	3	3	0	0	1	0	0	73	122	5.14	1.429								
Barry Jones, R (8,1) ERA: 5.85	1.0		3	0	0	0	3	0	0	0	0	0	0	10	14	0.00	0.000								



Batter	1	2	3	4	5	6	7	8	9	10	AB	R	H	RBI	BB	SO	LOB	TOP			
Stan Javier, S OBP: 0.328, SLG: 0.317 (1, 8)	G6-3	L8		G5-3		G6-3		G1-3				5	0	0	0	1	0	2			
Mickey Morandini, L OBP: 0.311, SLG: 0.353 (1, 4)	G5-3					G3			G4-3	F8	6	1	2	0	0	0	2				
Dave Hollins, S OBP: 0.368, SLG: 0.463 (1, 5)	F9											5	2	3	2	0	1	0			
Darren Daulton, L OBP: 0.387, SLG: 0.532 (1, 2)												5	1	2	1	0	0	2			
Ricky Jordan, R OBP: 0.297, SLG: 0.390 (1, 3)												5	1	3	1	0	0	3			
Ruben Amaro Jr, S OBP: 0.265, SLG: 0.342 (1, 7)												4	1	3	0	0	0	2			
Braulio Castillo, R OBP: 0.232, SLG: 0.352 (1, 9)												3	1	1	1	1	0	2			
Joe Milette, R OBP: 0.260, SLG: 0.197 Mariano Duncan, R OBP: 0.290, SLG: 0.387 (8, PH) (8, 6)												3	0	0	0	0	0	5			
Cliff Brantley, R OBP: 0.267, SLG: 0.357 Mike Hartley, R (7, 1) Jeff Grotewold, L OBP: 0.315, SLG: 0.381 Keith Shepherd, R (8, 1) Mitch Williams, L OBP: 0.250, SLG: 0.250 (8, 1) (8, 1)												2	0	1	1	1	0	0			
Inning Stats	R: 0 E: 0 K: 0 S: 6	H: 0 LOB: 0 BB: 0 P: 10	R: 3 E: 0 K: 0 S: 19	H: 3 LOB: 1 BB: 0 P: 26	R: 0 E: 0 K: 0 S: 12	H: 2 LOB: 2 BB: 0 P: 17	R: 0 E: 0 K: 0 S: 4	H: 1 LOB: 1 BB: 1 P: 9	R: 2 E: 0 K: 0 S: 15	H: 4 LOB: 2 BB: 1 P: 24	R: 0 E: 0 K: 1 S: 5	H: 0 LOB: 0 BB: 0 P: 9	R: 0 E: 0 K: 2 S: 9	H: 0 LOB: 0 BB: 0 P: 9	R: 1 E: 0 K: 0 S: 8	H: 2 LOB: 0 BB: 0 P: 10	R: 1 E: 0 K: 0 S: 11	H: 2 LOB: 1 BB: 1 P: 15	1B: 11 2B: 4 3B: 1 HR: 1	SF: 0 SAC: 2 DP: 3 HBP: 0	WP: 0 PA: 47 PB: 0 SB: 0 CS: 0
PITCHER	IP	WLS	BF	H	R	ER	SO	BB	IBB	HBP	BLK	WP	HR	S	P	ERA	WHIP				
Dwight Gooden, R ERA: 3.79 (1, 1)	8.0		37	12	5	5	3	2	0	0	0	0	0	1	83	119	5.62	1.750			
Lee Guetterman, L ERA: 7.09 (9, 1)	0.1		3	2	1	1	0	0	0	0	0	0	0	7	9	27.00	6.000				
Jeff Innis, R ERA: 2.9 (9, 1)	1.2	L	7	2	1	1	0	1	0	0	0	0	0	12	16	5.40	1.800				

Philadelphia Phillies @ New York Mets
Shea Stadium, Flushing, NY
Mon Sep 28 1992, 7:05 PM EDT
Cloudy - 70 F

AB	42
R	7
H	16
RBI	7
BB	3
SO	3
LOB	19



Batter	1	2	3	4	5	6	7	8	9	10	AB	R	H	RBI	BB	SO	LOB	BOTTOM					
Daryl Boston, L OBP: 0.335, SLG: 0.426 Dave Gallagher, R OBP: 0.237, SLG: 0.314 (10, PH)	G4-3											3	0	2	2	1	0	0					
Chris Donnels, L OBP: 0.262, SLG: 0.211 Vince Coleman, S OBP: 0.358, SLG: 0.362 (10, PR)	G1-3											5	0	1	0	0	0	4					
Kevin Bass, S OBP: 0.305, SLG: 0.413 (1, 9)	G3											4	0	0	0	1	1	1					
Mackey Sasser, L OBP: 0.245, SLG: 0.324 Lee Guetterman, L (9, 1) Jeff Innis, R (9, 1) Eddie Murray, S OBP: 0.337, SLG: 0.422 (10, PH)												4	1	1	1	0	0	3					
Jeff McKnight, S OBP: 0.273, SLG: 0.387 (1, 4) (9, 3)												4	0	0	0	0	0	0					
Todd Hundley, S OBP: 0.258, SLG: 0.323 (1, 2)												4	1	1	0	0	2	0					
Ryan Thompson, R OBP: 0.250, SLG: 0.396 (1, 8)												3	3	3	2	1	0	0					
Dick Schofield, R OBP: 0.311, SLG: 0.276 Chico Walker, S OBP: 0.359, SLG: 0.404 Jeff Kent, R OBP: 0.303, SLG: 0.420 (10, 4)												2	1	0	0	1	0	0					
Dwight Gooden, R OBP: 0.271, SLG: 0.348 Bill Pecola, R OBP: 0.296, SLG: 0.307 (9, 4) (10, 6)												2	0	0	0	1	0	0					
Inning Stats	R: 0 E: 0 K: 0 S: 5	H: 0 LOB: 0 BB: 0 P: 8	R: 0 E: 0 K: 1 S: 7	H: 0 LOB: 0 BB: 0 P: 11	R: 2 E: 0 K: 0 S: 10	H: 2 LOB: 2 BB: 3 P: 27	R: 1 E: 0 K: 0 S: 9	H: 1 LOB: 0 BB: 0 P: 14	R: 0 E: 0 K: 0 S: 5	H: 0 LOB: 0 BB: 1 P: 10	R: 1 E: 0 K: 1 S: 12	H: 1 LOB: 1 BB: 0 P: 16	R: 1 E: 0 K: 0 S: 9	H: 2 LOB: 1 BB: 0 P: 15	R: 0 E: 0 K: 0 S: 4	H: 0 LOB: 0 BB: 0 P: 9	R: 1 E: 1 K: 1 S: 12	H: 1 LOB: 0 BB: 0 P: 21	R: 0 E: 0 K: 2 S: 13	H: 1 LOB: 1 BB: 0 P: 21	1B: 5 2B: 1 3B: 0 HR: 3	SF: 1 SAC: 0 DP: 2 HBP: 0	WP: 0 PA: 41 PB: 0 SB: 0 CS: 1
PITCHER	IP	WLS	BF	H	R	ER	SO	BB	IBB	HBP	BLK	WP	HR	S	P	ERA	WHIP						
Cliff Brantley, R ERA: 4.6 (1, 1)	6.0		24	4	4	4	2	4	0	0	0	0	0	1	48	6.00	1.333						
Mike Hartley, R ERA: 3.23 (7, 1)	1.0		5	2	1	1	0	0	0	0	0	0	0	1	9	9.00	2.000						
Keith Shepherd, R ERA: 2.0 (8, 1)	1.0		3	0	0	0	0	0	0	0	0	0	0	4	9	0.00	0.000						
Mitch Williams, L ERA: 3.87 (9, 1)	2.0	W	8	2	1	0	3	1	0	0	0	0	0	25	42	0.00	1.500						

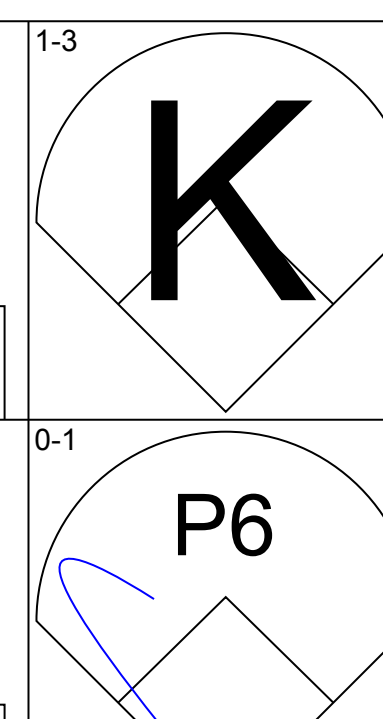
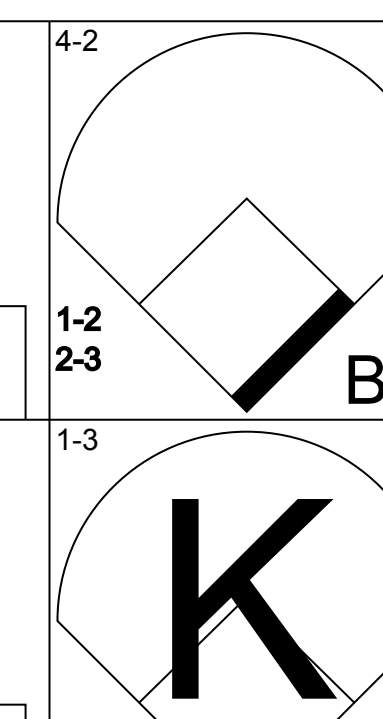
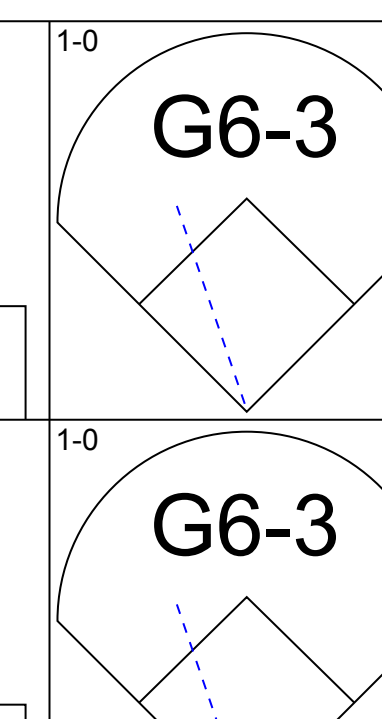
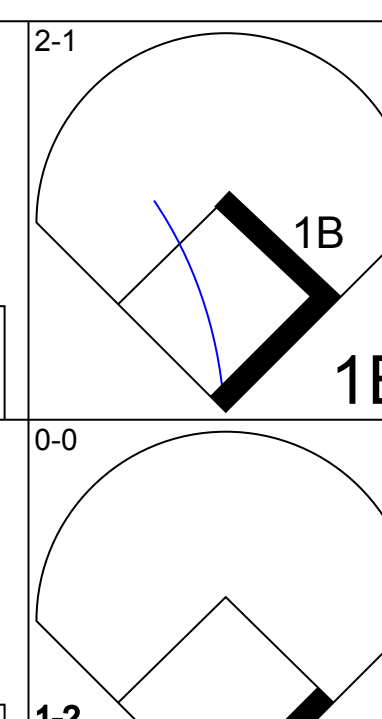
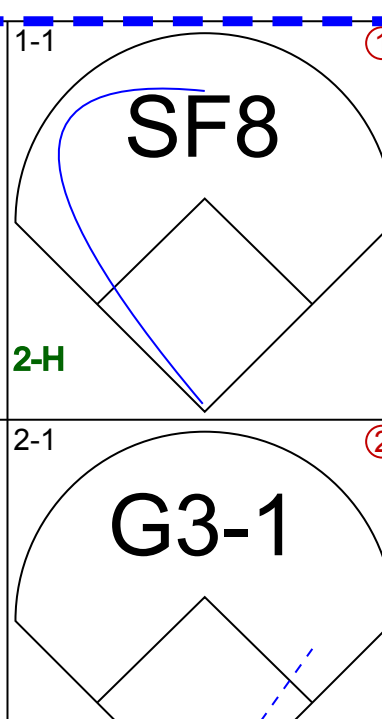
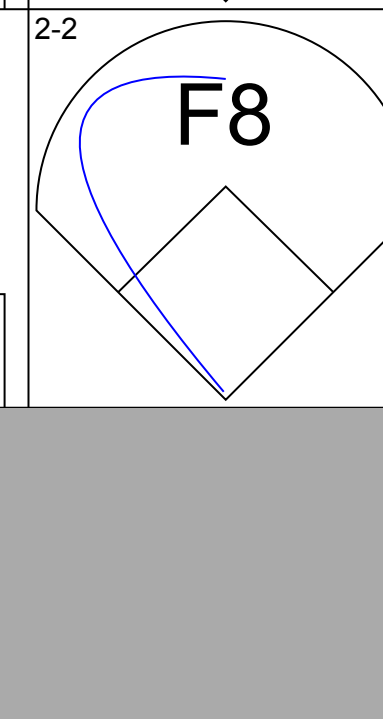
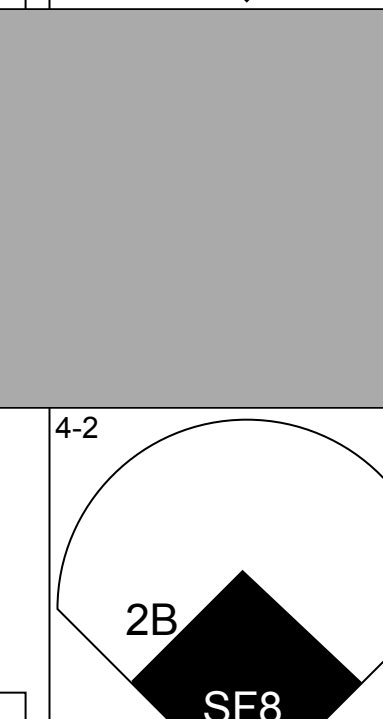
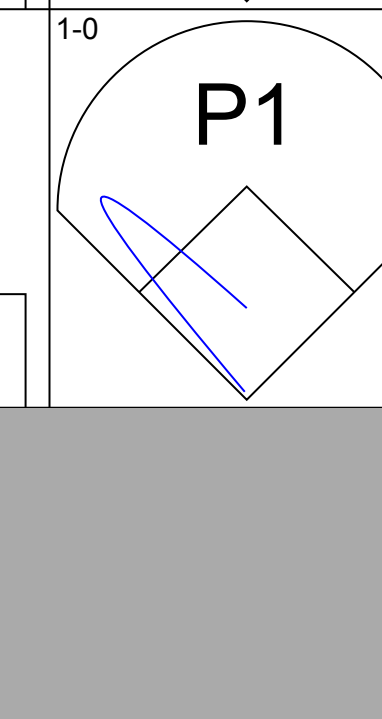
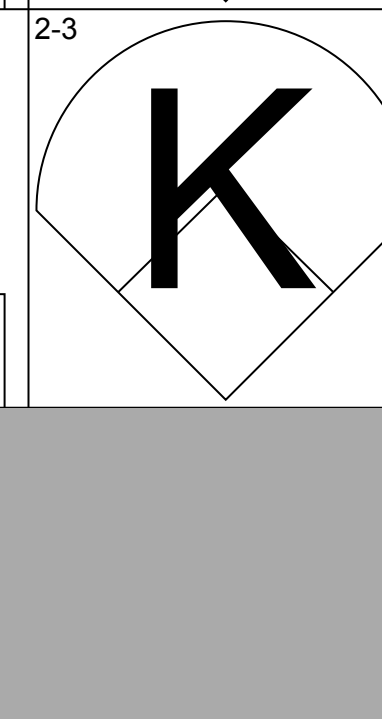


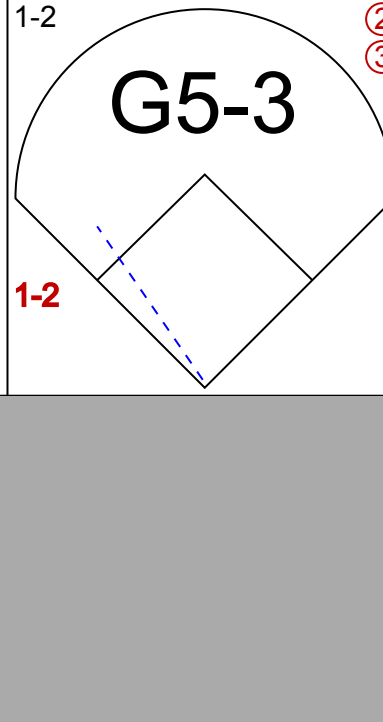



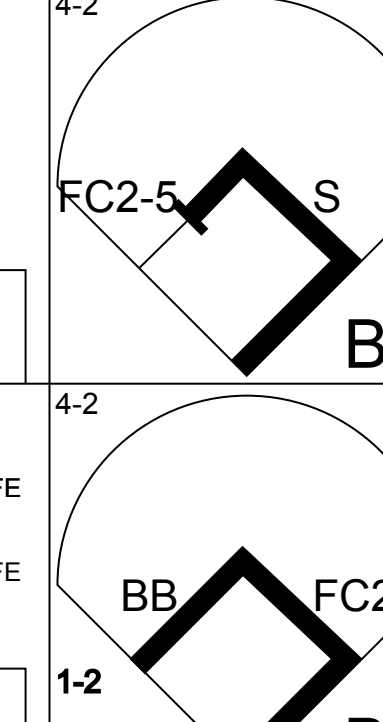

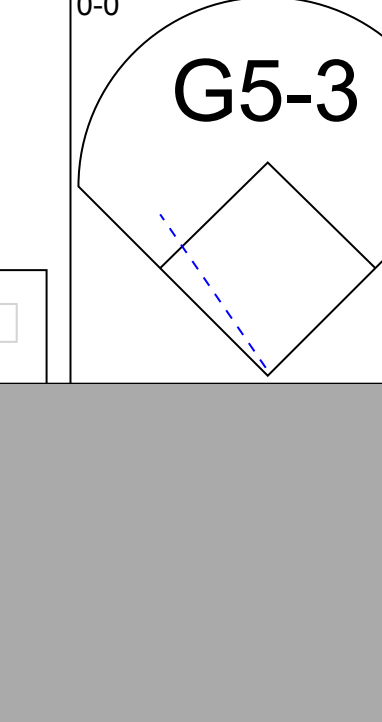

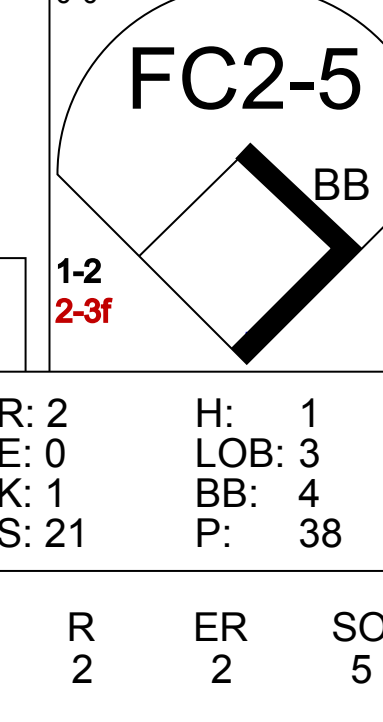

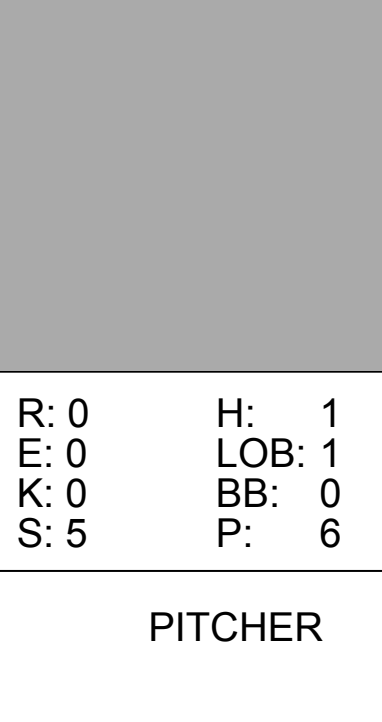

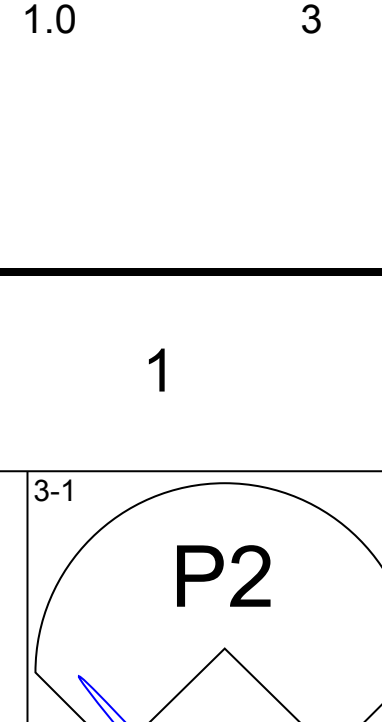
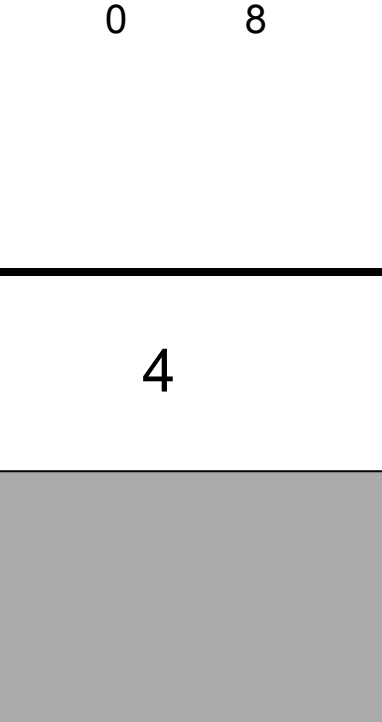
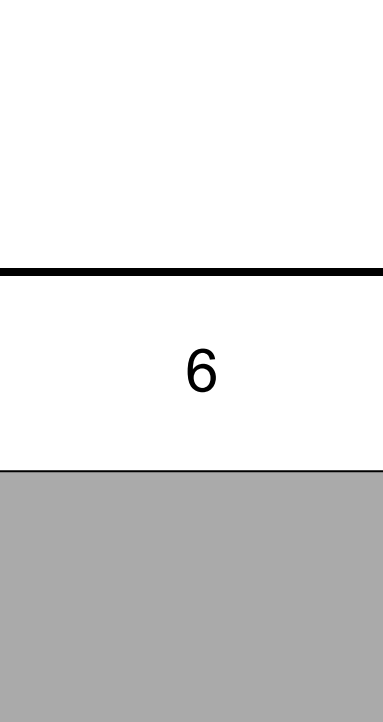
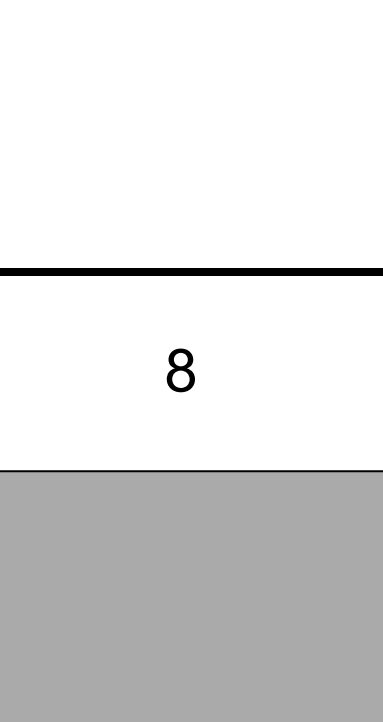
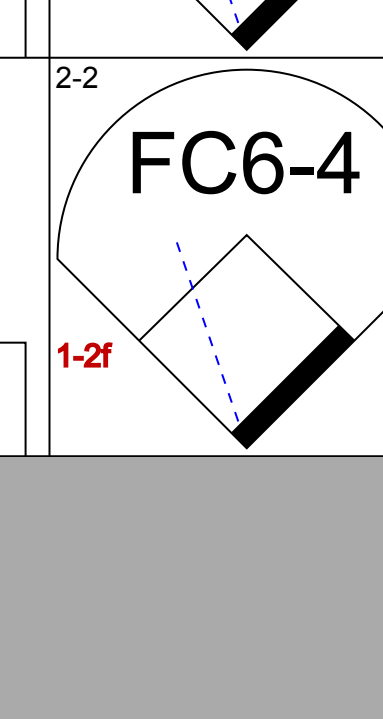



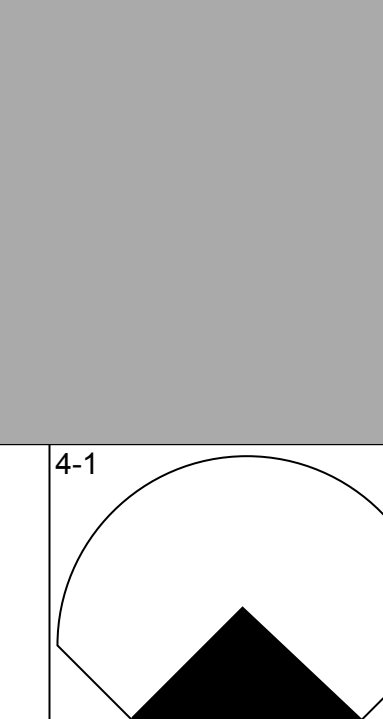
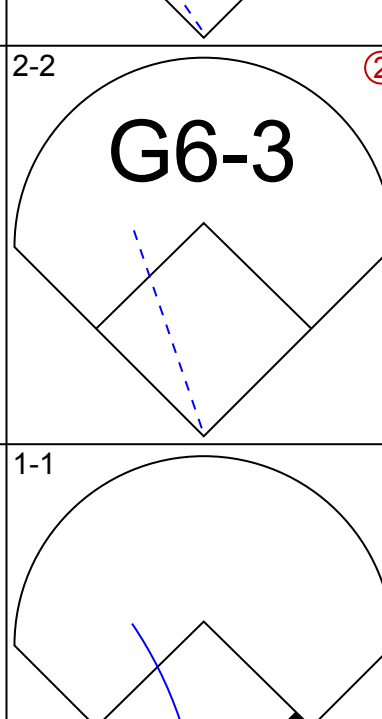

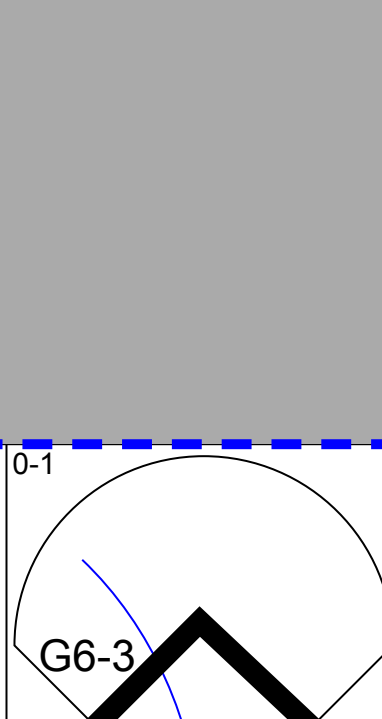
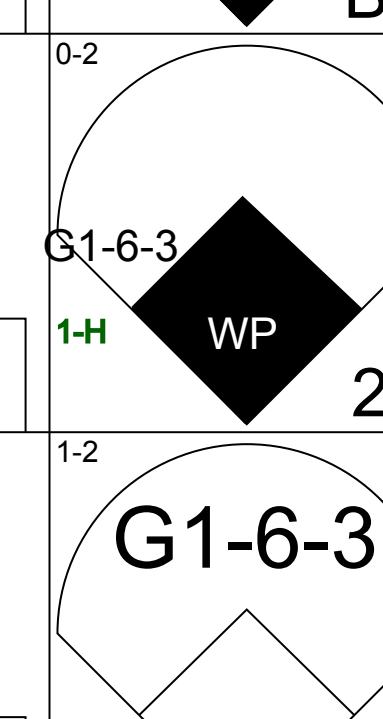

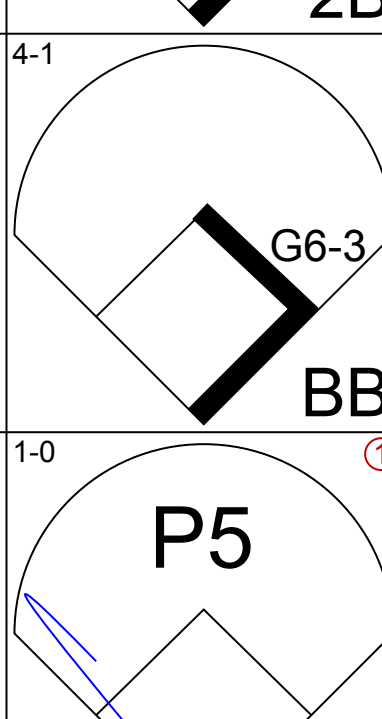
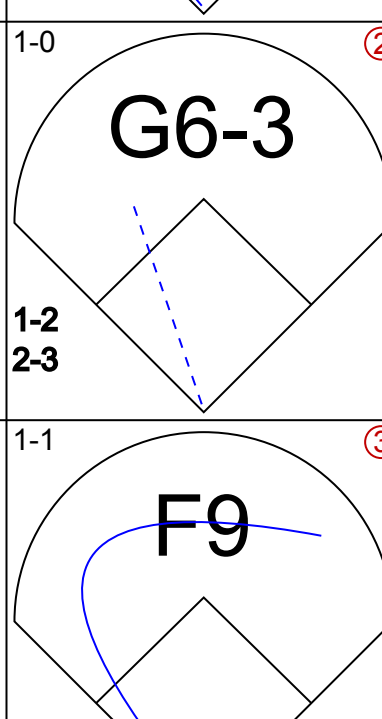
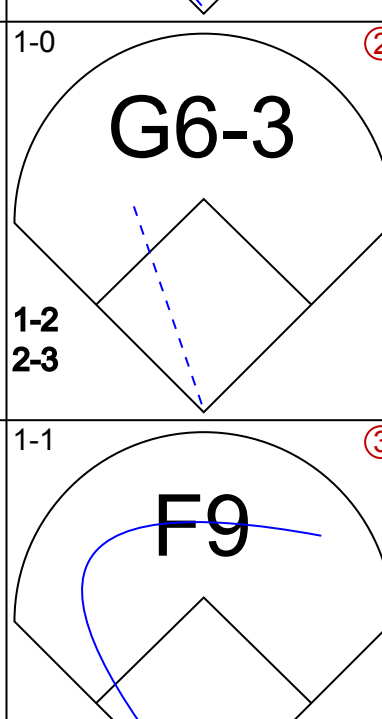
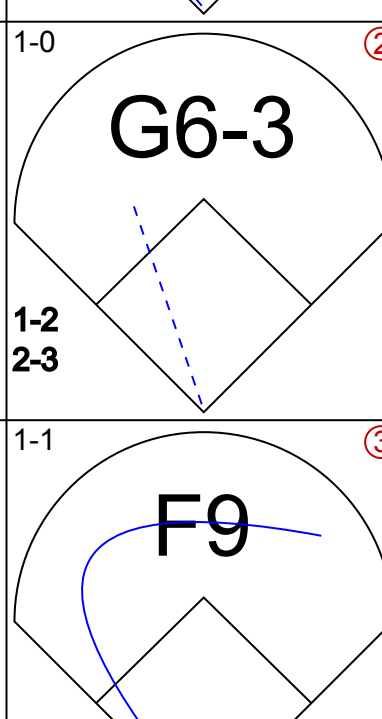
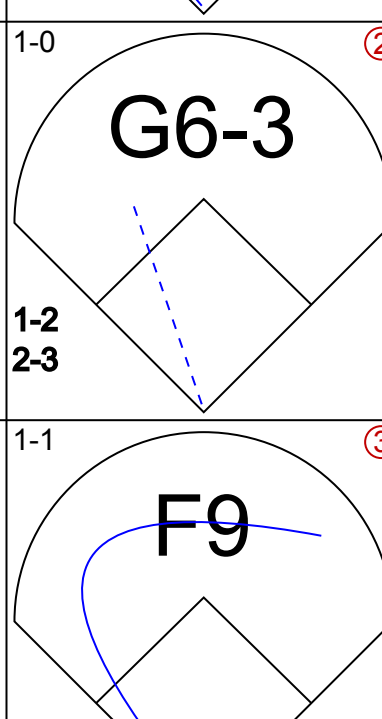
Philadelphia Phillies @ New York Mets
Shea Stadium, Flushing, NY
Mon Sep 28 1992, 7:05 PM EDT
Cloudy - 70 F

AB	34
R	6
H	8
RBI	6
BB	5
SO	5
LOB	11



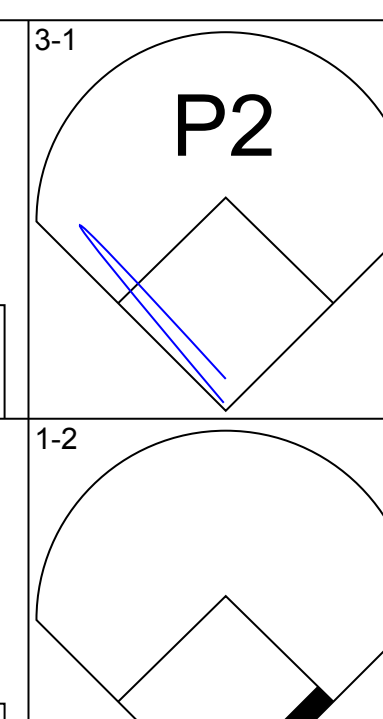
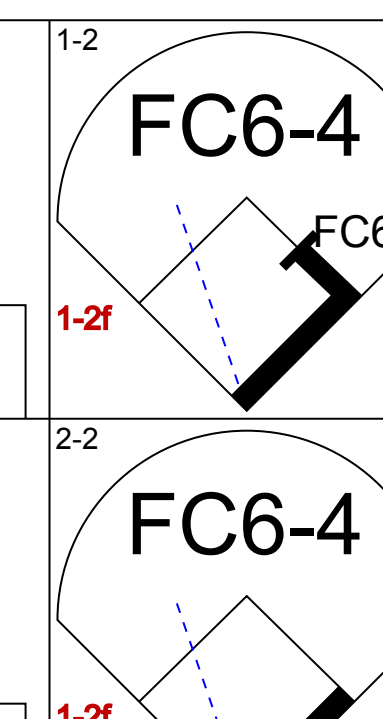
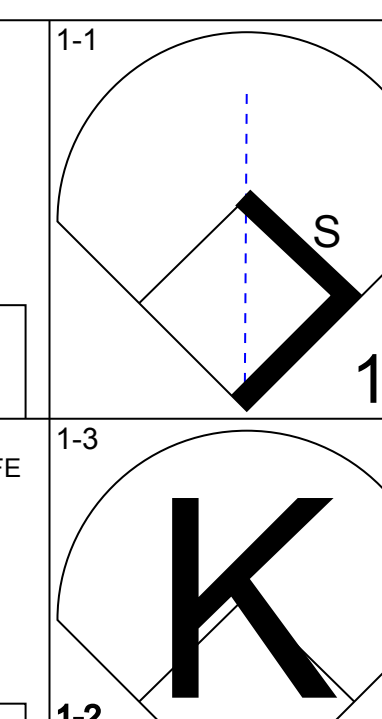

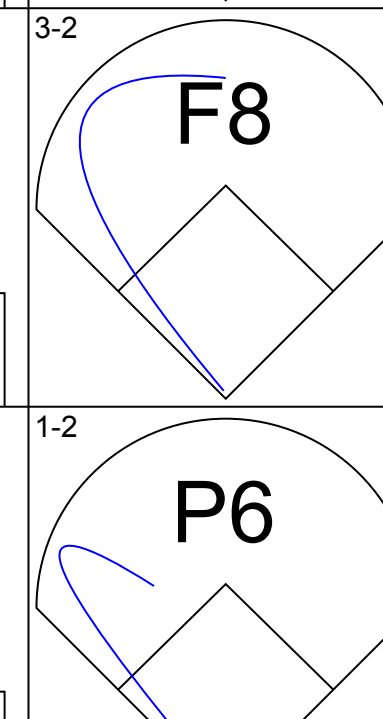

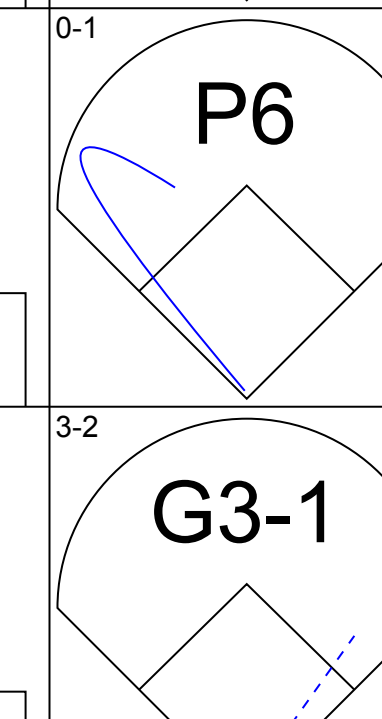
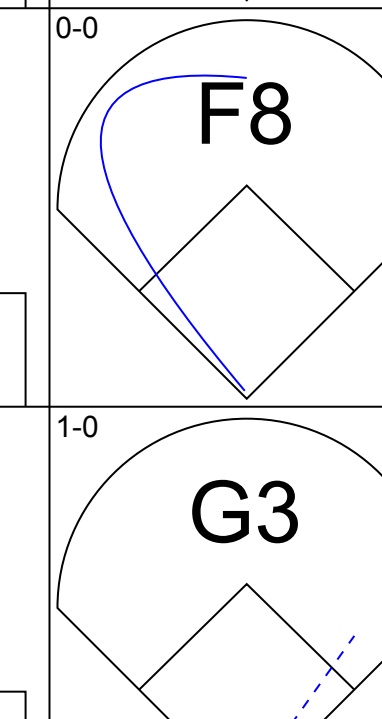

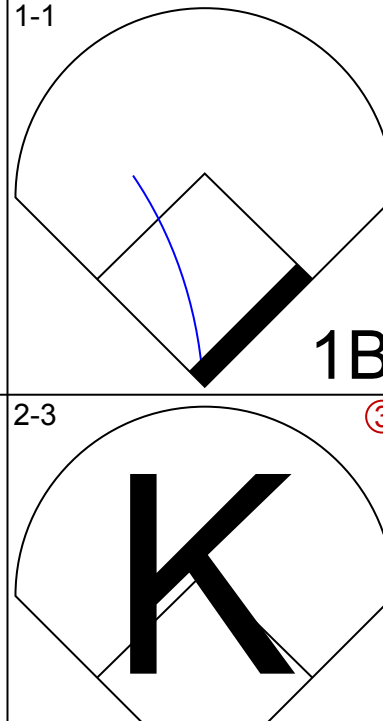






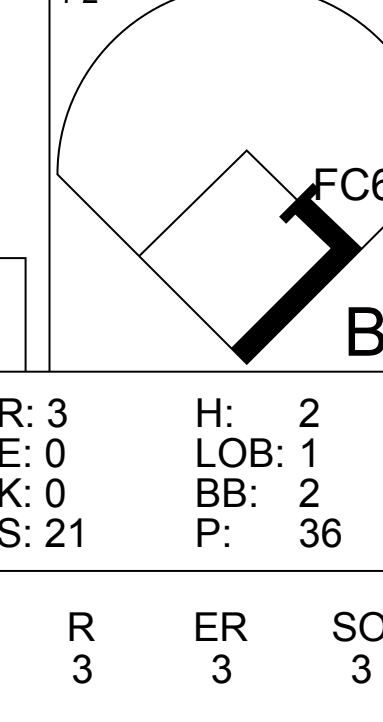
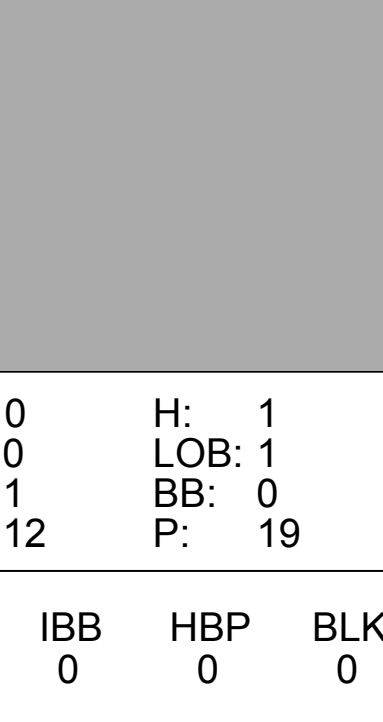
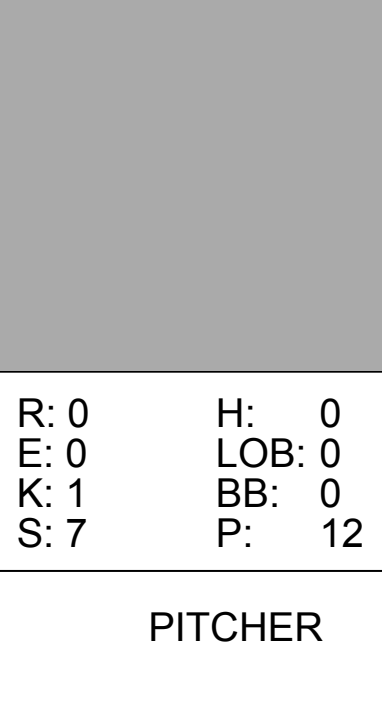
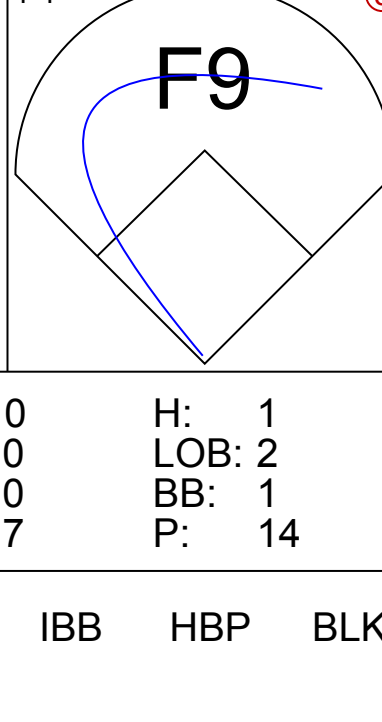
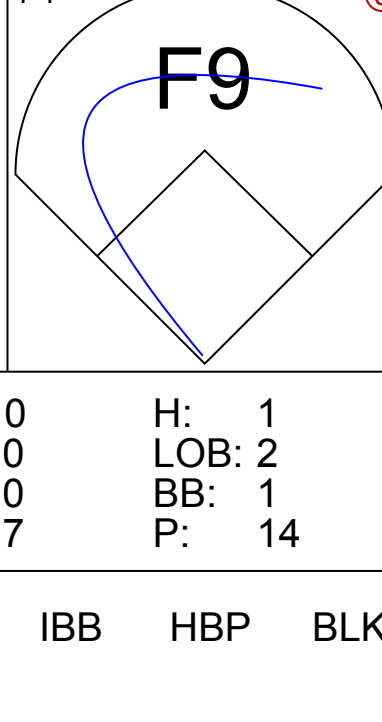





Batter	1	2	3	4	5	6	7	8	9	AB	R	H	RBI	BB	SO	LOB	TOP								
Stan Javier, S OBP: 0.326, SLG: 0.316	E6 SF9		1B	F9		G3		F8		5	2	1	0	0	0	1	Philadelphia Phillies @ New York Mets Shea Stadium, Flushing, NY Mon Sep 28 1992, 7:05 PM EDT Att: 8,915 - Cloudy - 64 F								
Mickey Morandini, L OBP: 0.309, SLG: 0.351	SF9		1B	G4-3			G1-3		G4-3	4	0	1	1	0	0	0									
Dave Hollins, S OBP: 0.370, SLG: 0.466	K		2B	G6-3				BB	L6-4	5	1	3	1	0	1	0									
Ricky Jordan, R OBP: 0.303, SLG: 0.398	1B		1B				K		L6-4	5	1	3	1	0	1	2									
Todd Pratt, R OBP: 0.356, SLG: 0.439	K		2B				K			3	1	1	1	1	2	2									
Mariano Duncan, R OBP: 0.290, SLG: 0.388		G4-3	2B							4	1	1	0	0	1	3									
Ruben Amaro Jr, S OBP: 0.307, SLG: 0.346	F7		2B							4	0	2	2	0	0	1									
Braulio Castillo, R OBP: 0.233, SLG: 0.397	HR		2B			G5-3		K		4	1	1	1	0	1	2									
Greg Mathews, R Mike Hartley, R Keith Shepherd, R	K		K			G6-3		SH2-4		3	0	0	0	0	2	1									
Inning Stats	R: 1 E: 2 K: 2 S: 13	H: 1 LOB: 1 BB: 0 P: 20	R: 1 E: 0 K: 1 S: 13	H: 1 LOB: 0 BB: 0 P: 18	R: 5 E: 0 K: 1 S: 22	H: 7 LOB: 1 BB: 0 P: 30	R: 0 E: 0 K: 0 S: 7	H: 0 LOB: 0 BB: 0 P: 12	R: 0 E: 0 K: 1 S: 8	H: 1 LOB: 1 BB: 0 P: 11	R: 0 E: 0 K: 0 S: 7	H: 0 LOB: 0 BB: 0 P: 11	R: 0 E: 0 K: 2 S: 14	H: 1 LOB: 2 BB: 1 P: 23	R: 0 E: 0 K: 1 S: 8	H: 1 LOB: 0 BB: 0 P: 9		R: 0 E: 0 K: 0 S: 4	H: 1 LOB: 0 BB: 0 P: 8	1B: 8 2B: 5 3B: 0 HR: 1	SF: 1 SAC: 1 DP: 1 HBP: 0	WP: 0 PB: 0 SB: 0 CS: 2	PA: 40		
PITCHER	IP	WLS	BF	H	R	ER	SO	BB	IBB	HBP	BLK	WP	HR	S	P	ERA	WHIP								
Joe Vitko, R ERA: 13.5	2.1	L	14	7	6	5	3	0	0	0	0	0	1	37	53	19.29	3.000								
Eric Hillman, L ERA: 5.33	3.2		14	3	1	1	2	0	0	0	0	0	0	33	49	2.46	0.818								
Mark Dewey, R ERA: 4.32	1.0		5	1	0	0	2	1	0	0	0	0	0	14	23	0.00	2.000								
Barry Jones, R ERA: 5.77	1.0		4	1	0	0	1	0	0	0	0	0	0	8	9	0.00	1.000								
Anthony Young, R ERA: 4.09	1.0		3	1	0	0	0	0	0	0	0	0	0	4	8	0.00	1.000								

Batter	1	2	3	4	5	6	7	8	9	AB	R	H	RBI	BB	SO	LOB	BOTTOM								
Pat Howell, S OBP: 0.227, SLG: 0.208	G3		P2							4	1	2	0	0	0	1	Philadelphia Phillies @ New York Mets Shea Stadium, Flushing, NY Mon Sep 28 1992, 7:05 PM EDT Att: 8,915 - Cloudy - 64 F								
Vince Coleman, S OBP: 0.357, SLG: 0.360									K	1	0	0	0	0	1	1									
Dave Gallagher, R OBP: 0.300, SLG: 0.317	L6								P3	5	1	2	1	0	0	2									
Jeff Kent, R OBP: 0.308, SLG: 0.427	K									5	2	3	2	0	1	1									
Eddie Murray, S OBP: 0.338, SLG: 0.422		P4							G1-3	4	0	1	2	1	1	2									
Bill Peotta, R OBP: 0.293, SLG: 0.303										3	0	0	0	0	1	2									
Mackey Sasser, L OBP: 0.259, SLG: 0.329	G6-3									1	0	1	1	0	0	0									
Dick Schofield, R OBP: 0.311, SLG: 0.276										0	0	0	0	0	0	0									
Todd Hundley, S OBP: 0.295, SLG: 0.320	G6-3									4	0	0	0	0	0	2									
D.J. Dozier, R OBP: 0.277, SLG: 0.239										2	0	1	0	1	0	0									
Chico Walker, S OBP: 0.359, SLG: 0.404										0	0	0	0	0	0	0									
Anthony Young, R OBP: 0.143, SLG: 0.111										0	0	0	0	0	0	0									
Kevin Baez, R OBP: 0.154, SLG: 0.154										3	0	0	0	0	0	2									
Daryl Boston, L OBP: 0.334, SLG: 0.424										1	0	0	0	0	0	3									
Joe Vitko, R Eric Hillman, L Ryan Thompson, R Mark Dewey, R Barry Jones, R Jeff McKnight, S										0	0	0	0	0	0	0									
Inning Stats	R: 0 E: 0 K: 1 S: 9	H: 0 LOB: 0 BB: 0 P: 14	R: 0 E: 0 K: 0 S: 5	H: 0 LOB: 0 BB: 0 P: 9	R: 0 E: 0 K: 0 S: 8	H: 0 LOB: 1 BB: 1 P: 14	R: 0 E: 0 K: 2 S: 10	H: 1 LOB: 1 BB: 0 P: 14	R: 0 E: 0 K: 0 S: 4	H: 0 LOB: 0 BB: 0 P: 7	R: 2 E: 0 K: 0 S: 12	H: 3 LOB: 1 BB: 0 P: 18	R: 0 E: 0 K: 0 S: 4	H: 1 LOB: 0 BB: 0 P: 7	R: 3 E: 1 K: 0 S: 19	H: 5 LOB: 3 BB: 1 P: 32	R: 1 E: 0 K: 1 S: 13	H: 2 LOB: 1 BB: 0 P: 18	1B: 9 2B: 3 3B: 0 HR: 0	SF: 0 SAC: 1 DP: 1 HBP: 0	WP: 0 PB: 0 SB: 0 CS: 0	PA: 40			
PITCHER	IP	WLS	BF	H	R	ER	SO	BB	IBB	HBP	BLK	WP	HR	S	P	ERA	WHIP								
Greg Mathews, L ERA: 5.23	7.1	W	29	8	4	4	3	1	0	0	0	0	0	60	95	4.91	1.227								
Mike Hartley, R ERA: 3.4	0.0		3	2	1	1	0	1	0	0	0	0	0	5	9	∞	∞								
Keith Shepherd, R ERA: 2.29	1.2	S	8	2	1	1	1	0	0	0	0	0	0	19	29	5.40	1.200								

Batter	1	2	3	4	5	6	7	8	9	AB	R	H	RBI	BB	SO	LOB	TOP						
Stan Javier, S (1, 8) OBP: 0.327, SLG: 0.316										3	0	1	1	1	1	0	Philadelphia Phillies @ New York Mets Shea Stadium, Flushing, NY Tue Sep 29 1992, 7:05 PM EDT Att: 7,283 - Cloudy - 54 F						
Mickey Morandini, L (1, 4) OBP: 0.306, SLG: 0.350										5	0	1	0	0	1	3							
Mariano Duncan, R (1, 5) OBP: 0.289, SLG: 0.386										5	0	1	0	0	2	2							
Darren Daulton, L (1, 2) OBP: 0.386, SLG: 0.529										3	1	0	0	1	0	1							
Ricky Jordan, R (1, 3) OBP: 0.306, SLG: 0.404										4	1	2	0	0	0	1							
Ruben Amaro Jr, S (1, 7) OBP: 0.306, SLG: 0.346										3	0	1	1	0	0	1							
Braulio Castillo, R (1, 9) OBP: 0.250, SLG: 0.383										2	1	0	0	2	1	2							
Juan Bell, R (1, 6) OBP: 0.296, SLG: 0.271										3	1	1	0	1	0	1							
Tommy Greene, R (1, 1) OBP: 0.130, SLG: 0.130										2	0	0	0	0	1	3							
Jim Lindeman, R (7, PH) OBP: 0.300, SLG: 0.351										1	0	0	0	0	0	0							
Bob Ayrault, R (7, 1) OBP: 0.260, SLG: 0.197										0	0	0	0	0	0	0							
Joe Millette, R (9, PH) OBP: 0.260, SLG: 0.197										0	1	0	0	0	0	0							
Mitch Williams, L (9, 1) OBP: 0.250, SLG: 0.250										0	0	0	0	0	0	0							
Inning Stats	R: 0 E: 0 K: 1 S: 9	H: 0 LOB: 0 BB: 0 P: 12	R: 2 E: 0 K: 1 S: 21	H: 1 LOB: 3 BB: 4 P: 38	R: 0 E: 0 K: 0 S: 6	H: 1 LOB: 0 BB: 0 P: 9	R: 0 E: 0 K: 2 S: 9	H: 1 LOB: 1 BB: 0 P: 13	R: 0 E: 0 K: 0 S: 3	H: 0 LOB: 0 BB: 0 P: 6	R: 0 E: 0 K: 1 S: 5	H: 1 LOB: 1 BB: 0 P: 6	R: 0 E: 0 K: 1 S: 10	H: 2 LOB: 2 BB: 0 P: 15	R: 0 E: 0 K: 0 S: 8	H: 0 LOB: 0 BB: 0 P: 11	R: 3 E: 1 K: 1 S: 17	H: 1 LOB: 0 BB: 1 P: 28	1B: 6 2B: 1 3B: 0 HR: 0	SF: 2 SAC: 1 DP: 0 HBP: 0	WP: 1 PB: 0 SB: 2 CS: 1	PA: 39	
PITCHER	IP WLS BF H R ER SO BB IBB HBP BLK WP HR S P ERA WHIP	8.0 L 3 1 3 1 0 1 0 0 0 0 0 9 15 2.25 1.250	0.0 L 3 0 0 0 1 0 0 0 0 0 0 8 13 0.00 0.000																				

AB	31
R	5
H	7
RBI	2
BB	5
SO	6
LOB	14



Batter	1	2	3	4	5	6	7	8	9	AB	R	H	RBI	BB	SO	LOB	BOTTOM						
Vince Coleman, S (1, 7) OBP: 0.355, SLG: 0.358										4	0	1	0	0	1	1	Philadelphia Phillies @ New York Mets Shea Stadium, Flushing, NY Tue Sep 29 1992, 7:05 PM EDT Att: 7,283 - Cloudy - 54 F						
Chris Donnels, L (1, 5) OBP: 0.281, SLG: 0.212										4	0	1	0	0	2	2							
Jeff Kent, R (1, 4) OBP: 0.304, SLG: 0.421										4	0	0	0	0	0	2							
Eddie Murray, S (1, 3) OBP: 0.335, SLG: 0.419										4	0	0	0	0	0	2							
Daryl Boston, L (1, 9) OBP: 0.337, SLG: 0.425										2	1	1	0	1	0	0							
Kevin Bass, S (9, PH) OBP: 0.306, SLG: 0.417										1	0	1	0	0	0	0							
Ryan Thompson, R (1, 8) OBP: 0.257, SLG: 0.400										3	1	1	1	1	2	1							
Todd Hundley, S (1, 2) OBP: 0.252, SLG: 0.316										4	0	0	0	0	0	3							
Dick Schofield, R (1, 6) OBP: 0.311, SLG: 0.284										3	1	1	1	0	0	0							
Chico Walker, S (9, PH) OBP: 0.356, SLG: 0.402										1	0	0	0	0	0	2							
Bret Saberhagen, R (1, 1) OBP: 0.148, SLG: 0.115										2	0	0	0	1	1	0							
Anthony Young, R (9, 1) OBP: 0.143, SLG: 0.111										0	0	0	0	0	0	0							
Jeff Innis, R (9, 1) OBP: 0.298, SLG: 0.315										1	0	0	0	0	0	2							
Inning Stats	R: 0 E: 0 K: 0 S: 13	H: 1 LOB: 1 BB: 0 P: 21	R: 3 E: 0 K: 0 S: 21	H: 2 LOB: 1 BB: 2 P: 36	R: 0 E: 0 K: 1 S: 12	H: 1 LOB: 1 BB: 0 P: 19	R: 0 E: 0 K: 0 S: 7	H: 0 LOB: 0 BB: 0 P: 11	R: 0 E: 0 K: 1 S: 11	H: 1 LOB: 1 BB: 0 P: 16	R: 0 E: 0 K: 1 S: 7	H: 0 LOB: 0 BB: 0 P: 12	R: 0 E: 0 K: 2 S: 8	H: 0 LOB: 0 BB: 0 P: 11	R: 0 E: 0 K: 1 S: 6	H: 0 LOB: 0 BB: 0 P: 10	R: 0 E: 0 K: 0 S: 7	H: 1 LOB: 2 BB: 1 P: 14	1B: 3 2B: 2 3B: 0 HR: 1	SF: 0 SAC: 0 DP: 0 HBP: 0	WP: 1 PB: 0 SB: 1 CS: 0	PA: 36	
PITCHER	IP WLS BF H R ER SO BB IBB HBP BLK WP HR S P ERA WHIP	6.0 W 6 0 0 0 3 0 0 0 0 0 0 14 21 0.00 0.000	2.0 W 6 0 0 0 3 0 0 0 0 0 0 7 14 0.00 2.000																				

AB	33
R	3
H	6
RBI	2
BB	3
SO	6
LOB	15



Batter	1	2	3	4	5	6	7	8	9	AB	R	H	RBI	BB	SO	LOB	TOP			
Ruben Amaro Jr. S OBP: 0.307, SLG: 0.345	1-1 E 2B 1B	4-2 BB		1 SAFE 2-2 F8			0-1 F7		0-0 F9	4	1	1	0	1	0	2	Philadelphia Phillies @ New York Mets Shea Stadium, Flushing, NY Wed Sep 30 1992, 7:05 PM EDT Att: 6,350 - Cloudy - 52 F			
Mickey Morandini L OBP: 0.307, SLG: 0.348	2-2 F7	0-0 G3			0-1 L4		0-1 BB 1B		1-0 L5	5	0	1	0	0	0	3				
Mariano Duncan, R OBP: 0.294, SLG: 0.391	0-0 E 1B 2B		2-2 CS 1B		2-1 FC3-6 1B		4-2 BB			3	1	3	0	1	0	0				
Darren Daulton, L OBP: 0.384, SLG: 0.524	0-1 E3 1B		1-3 K		0-1 FC3-6 1B		0-0 F8			4	0	0	1	0	1	5				
Ricky Jordan, R OBP: 0.309, SLG: 0.409	1-2 1B		0-1 2B		0-1 F8			1-1 F8		4	0	2	1	0	0	1				
Braulio Castillo, R OBP: 0.235, SLG: 0.359	2-2 F8		1-2 G5-3			0-2 P3		0-0 F9		4	0	0	0	0	0	3				
Tom Marsh, R OBP: 0.217, SLG: 0.306	1-3 K			1-2 1B		1-3 K		1-2 G6-3		4	0	1	0	0	2	2				
Juan Bell, R OBP: 0.288, SLG: 0.263		1-2 F7		1-2 F9		1-0 F7			0-2 E5	4	0	0	0	0	0	1				
Kyle Abbott, L OBP: 0.100, SLG: 0.103		2-3 K		3-3 K			0-2 L7		3-2 F7	2	0	0	0	0	2	1				
Jim Lindeman, R OBP: 0.293, SLG: 0.342										1	0	0	0	0	0	0				
Keith Shepherd, R OBP: 0.348, SLG: 0.429										0	0	0	0	0	0	0				
Todd Pratt, R OBP: 0.348, SLG: 0.429										1	0	0	0	0	0	1				
Inning Stats	R: 2 H: 3 E: 1 K: 1 S: 19	H: 3 LOB: 2 BB: 0 P: 26	R: 0 H: 0 E: 0 K: 1 S: 12	H: 0 LOB: 1 BB: 1 P: 19	R: 0 H: 2 E: 0 K: 1 S: 11	H: 2 LOB: 1 BB: 0 P: 15	R: 0 H: 1 E: 0 K: 1 S: 12	H: 1 LOB: 1 BB: 0 P: 19	R: 0 H: 1 E: 0 K: 0 S: 8	H: 0 LOB: 0 BB: 0 P: 10	R: 0 H: 0 E: 0 K: 1 S: 13	H: 1 LOB: 2 BB: 1 P: 17	R: 0 H: 0 E: 0 K: 0 S: 7	H: 0 LOB: 0 BB: 0 P: 9	R: 0 H: 0 E: 1 K: 0 S: 9	H: 0 LOB: 1 BB: 0 P: 13	1B: 6 2B: 2 3B: 0 HR: 0	SF: 0 SAC: 0 DP: 0 HBP: 0	WP: 0 PB: 0 SB: 0 CS: 1	PA: 38
PITCHER Sid Fernandez, L ERA: 2.73	IP: 9.0 WLS: W BF: 38 H: 8 R: 2 ER: 2 SO: 5 BB: 2 IBB: 0 HBP: 0 BLK: 0 WP: 0 HR: 0 S: 99 P: 138 ERA: 2.00 WHIP: 1.111															PITCHER				

AB 36
R 2
H 8
RBI 2
BB 2
SO 5
LOB 19



Batter	1	2	3	4	5	6	7	8	9	AB	R	H	RBI	BB	SO	LOB	BOTTOM			
Ryan Thompson, R OBP: 0.267, SLG: 0.408	2-0 SH1 1B 2B		1-2 E 1B		0-1 G6-3		4-1 1B E BB			3	3	1	0	1	0	0	Philadelphia Phillies @ New York Mets Shea Stadium, Flushing, NY Wed Sep 30 1992, 7:05 PM EDT Att: 6,350 - Cloudy - 52 F			
Dave Gallagher, R OBP: 0.294, SLG: 0.310	0-0 SH1		0-2 E4 1B E		0-0 F9		1-2 F9			3	1	0	0	0	0	4				
Chico Walker, S OBP: 0.360, SLG: 0.404	1-1 1B		1-3 K		3-2 F9		0-0 E6 1B			4	0	2	3	0	1	2				
Bill Pecota, R OBP: 0.293, SLG: 0.303	3-H 1B		1-0 P3			2-2 G6-3 1B	0-1 FC6-2-5 E S			4	0	1	0	0	1	4				
Kevin Bass, S OBP: 0.306, SLG: 0.415	1-3 K		0-0 E8 CS		2-1 G6-3		1-0 G4-3			4	0	2	1	0	0	2				
Jeff McKnight, S OBP: 0.301, SLG: 0.420	1-3 1B		1-H 3-H 1B		4-2 G6-4-3 1B BB		0-0 1B 1B		2-3 K	3	0	1	0	1	1	2				
Jeff Kent, R OBP: 0.306, SLG: 0.420	1-1 F9		0-1 CS		0-2 G6-3		0-1 G6-3			4	0	2	0	0	0	0				
Todd Hundley, S OBP: 0.255, SLG: 0.318		2-0 G6-3		0-2 G6-4-3 1B		0-0 1B		0-1 G6-3		4	0	2	0	0	0	0				
Dick Schofield, R OBP: 0.311, SLG: 0.286		0-1 G1-3		0-0 G6-4-3		2-1 SH 1B 2B		1-0 P4		4	1	1	0	0	0	2				
Sid Fernandez, L OBP: 0.203, SLG: 0.243		0-2 G6-3		0-3 K		0-0 SH 1B BB				2	1	0	0	0	1	1				
Inning Stats	R: 1 H: 3 E: 0 K: 1 S: 13	H: 3 LOB: 2 BB: 0 P: 21	R: 0 H: 0 E: 0 K: 0 S: 7	H: 0 LOB: 0 BB: 0 P: 9	R: 2 H: 1 E: 3 K: 1 S: 13	H: 1 LOB: 0 BB: 0 P: 16	R: 0 H: 1 E: 0 K: 1 S: 11	H: 1 LOB: 1 BB: 1 P: 15	R: 0 H: 3 E: 0 K: 0 S: 9	H: 0 LOB: 0 BB: 0 P: 10	R: 0 H: 3 E: 1 K: 0 S: 11	H: 2 LOB: 1 BB: 1 P: 19	R: 0 H: 0 E: 0 K: 1 S: 8	H: 0 LOB: 0 BB: 0 P: 11	R: 0 H: 0 E: 0 K: 0 S: 8	H: 0 LOB: 0 BB: 0 P: 11	1B: 8 2B: 2 3B: 0 HR: 0	SF: 0 SAC: 2 DP: 2 HBP: 0	WP: 0 PB: 0 SB: 1 CS: 1	PA: 36
PITCHER Kyle Abbott, L ERA: 5.13	IP: 6.0 WLS: L BF: 25 H: 8 R: 3 ER: 3 SO: 1 BB: 1 IBB: 0 HBP: 0 BLK: 0 WP: 0 HR: 0 S: 60 P: 83 ERA: 1.50 WHIP: 1.500															PITCHER				
Keith Shepherd, R ERA: 2.91	IP: 2.0 WLS: L BF: 10 H: 2 R: 3 ER: 2 SO: 1 BB: 0 IBB: 0 HBP: 0 BLK: 0 WP: 0 HR: 0 S: 19 P: 30 ERA: 9.00 WHIP: 1.500															PITCHER				

AB 31
R 6
H 10
RBI 4
BB 2
SO 4
LOB 17



Batter	1	2	3	4	5	6	7	8	9	AB	R	H	RBI	BB	SO	LOB	TOP					
Gary Redus, R (1, 3) OBP: 0.321, SLG: 0.381	F7		K		K		F8			4	0	0	0	0	2	0	Pittsburgh Pirates @ New York Mets Shea Stadium, Flushing, NY Fri Oct 02 1992, 7:05 PM EDT Att: 10,183 - Sunny - 65 F					
Jay Bell, R (1, 6) OBP: 0.327, SLG: 0.385	F8		L7		G5-3		P3			4	0	0	0	0	0	0						
Carlos Garcia, R (7, 6) OBP: 0.195, SLG: 0.231	F8		L7		G5-3		P3			0	0	0	0	0	0	0						
Andy Van Slyke, L (1, 8) OBP: 0.354, SLG: 0.507	G3-1		G4-3		F8			F9		4	0	0	0	0	0	0						
Al Martin, L (8, 7) OBP: 0.167, SLG: 0.364	G3-1		G4-3		F8			F9		0	0	0	0	0	0	0						
Barry Bonds, L (1, 7) OBP: 0.459, SLG: 0.623		F8				HR		F9		4	1	2	1	0	0	0						
Will Pennyfeather, R (8, 8) OBP: 0.222, SLG: 0.222		F8				HR		F9		0	0	0	0	0	0	0						
Jeff King, R (1, 5) OBP: 0.276, SLG: 0.376					E6					3	2	1	1	1	0	1						
Kevin Young, R (8, 5) OBP: 0.667, SLG: 0.571					E6					0	0	0	0	0	0	0						
Lloyd McClendon, R (1, 9) OBP: 0.350, SLG: 0.353										3	0	2	0	1	1	0						
Don Slaught, R (1, 2) OBP: 0.482, SLG: 0.482										4	0	2	1	0	0	3						
Tom Prince, R (9, PR) OBP: 0.188, SLG: 0.146										0	0	0	0	0	0	0						
Jose Lind, R (1, 4) OBP: 0.276, SLG: 0.270										2	0	0	0	1	0	3						
Gary Varsho, L (9, PH) OBP: 0.253, SLG: 0.359										1	0	0	0	0	0	1						
Doug Drabek, R (1, 1) OBP: 0.176, SLG: 0.191										2	0	0	0	0	2	5						
Denny Neagle, L (6, 1) OBP: 0.242, SLG: 0.229										0	0	0	0	0	0	0						
John Wehner, R (7, PH) OBP: 0.242, SLG: 0.229										0	0	0	0	0	0	0						
Bob Walk, R (7, 1) OBP: 0.242, SLG: 0.229										0	0	0	0	0	0	0						
Danny Cox, R (8, 1) OBP: 0.242, SLG: 0.229										0	0	0	0	0	0	0						
Alex Cole, L (9, PH) OBP: 0.242, SLG: 0.229										1	0	0	0	0	0	1						
Inning Stats	R: 0 E: 0 K: 0 S: 5	H: 0 LOB: 0 BB: 0 P: 7	R: 1 E: 0 K: 1 S: 13	H: 1 LOB: 2 BB: 2 P: 25	R: 0 E: 0 K: 1 S: 6	H: 0 LOB: 0 BB: 0 P: 11	R: 0 E: 1 K: 1 S: 13	H: 2 LOB: 3 BB: 1 P: 23	R: 0 E: 0 K: 1 S: 7	H: 0 LOB: 0 BB: 0 P: 10	R: 1 E: 0 K: 0 S: 9	H: 2 LOB: 1 BB: 0 P: 16	R: 0 E: 0 K: 0 S: 7	H: 0 LOB: 0 BB: 0 P: 10	R: 1 E: 0 K: 0 S: 8	H: 1 LOB: 1 BB: 0 P: 16	R: 0 E: 0 K: 0 S: 3	H: 1 LOB: 1 BB: 0 P: 3	1B: 4 2B: 1 3B: 0 HR: 2	SF: 0 SAC: 0 DP: 1 HBP: 0	WP: 1 PB: 0 SB: 1 CS: 1	PA: 36
PITCHER	IP WLS BF H R ER SO BB IBB HBP BLK WP HR S P ERA WHIP																					
Pete Schourek, L (1, 1) ERA: 3.64	8.0 W 33 6 3 3 5 2 1 0 0 1 2 68 118 3.38 1.000																					
Barry Jones, R (9, 1) ERA: 5.69	1.0 S 3 1 0 0 0 0 0 0 0 0 0 3 3 0.00 1.000																					

Batter	1	2	3	4	5	6	7	8	9	AB	R	H	RBI	BB	SO	LOB	BOTTOM				
Ryan Thompson, R (1, 8) OBP: 0.273, SLG: 0.408	G4-6-3		P8		F9		K			5	0	2	1	0	1	0	Pittsburgh Pirates @ New York Mets Shea Stadium, Flushing, NY Fri Oct 02 1992, 7:05 PM EDT Att: 10,183 - Sunny - 65 F				
Daryl Boston, L (1, 7) OBP: 0.338, SLG: 0.426	G4-6-3		F7							4	0	1	0	1	1	4					
Chico Walker, S (1, 5) OBP: 0.357, SLG: 0.398	K									4	0	0	1	1	4	2					
Eddie Murray, S (1, 3) OBP: 0.338, SLG: 0.425		G4-1								4	2	2	0	1	1	3					
Kevin Bass, S (1, 9) OBP: 0.308, SLG: 0.416										4	2	2	1	0	0	3					
Dave Gallagher, R (8, 9) OBP: 0.294, SLG: 0.310										0	0	0	0	0	0	0					
Jeff Kent, R (1, 4) OBP: 0.315, SLG: 0.435										4	1	4	1	0	0	0					
Todd Hundley, S (1, 2) OBP: 0.257, SLG: 0.318										3	1	1	1	1	1	2					
Bill Pecota, R (1, 6) OBP: 0.296, SLG: 0.301										2	0	0	1	2	1	3					
Pete Schourek, L (1, 1) OBP: 0.047, SLG: 0.048										3	0	0	0	0	1	2					
Mackey Sasser, L (8, PH) OBP: 0.248, SLG: 0.326										1	0	0	0	0	0	3					
Barry Jones, R (9, 1) ERA: 4.6										0	0	0	0	0	0	0					
Inning Stats	R: 0 E: 0 K: 1 S: 9	H: 1 LOB: 0 BB: 0 P: 11	R: 1 E: 0 K: 1 S: 10	H: 2 LOB: 1 BB: 0 P: 16	R: 0 E: 0 K: 0 S: 6	H: 0 LOB: 0 BB: 0 P: 7	R: 2 E: 0 K: 1 S: 15	H: 3 LOB: 1 BB: 1 P: 21	R: 0 E: 0 K: 2 S: 10	H: 1 LOB: 1 BB: 0 P: 14	R: 1 E: 0 K: 2 S: 13	H: 2 LOB: 2 BB: 1 P: 21	R: 0 E: 0 K: 2 S: 10	H: 0 LOB: 2 BB: 2 P: 20	R: 2 E: 0 K: 2 S: 20	H: 3 LOB: 3 BB: 2 P: 33		1B: 7 2B: 4 3B: 1 HR: 0	SF: 0 SAC: 0 DP: 1 HBP: 0	WP: 1 PB: 0 SB: 0 CS: 2	PA: 41
PITCHER	IP WLS BF H R ER SO BB IBB HBP BLK WP HR S P ERA WHIP																				
Doug Drabek, R (1, 1) ERA: 2.77	5.0 L 21 7 3 3 4 0 1 0 0 0 0 0 13 21 9.00 2.000																				
Denny Neagle, L (6, 1) ERA: 4.48	1.0 6 2 1 1 2 0 1 0 0 0 0 0 10 20 0.00 2.000																				
Bob Walk, R (7, 1) ERA: 3.22	1.0 5 0 0 0 2 2 0 0 0 0 0 0 10 20 0.00 2.000																				
Danny Cox, R (8, 1) ERA: 4.6	1.0 8 3 2 2 2 2 0 0 0 0 0 0 20 33 18.00 5.000																				

Batter	1	2	3	4	5	6	7	8	9	AB	R	H	RBI	BB	SO	LOB	TOP	
Alex Cole, L OBP: 0.322, SLG: 0.318 Cecil Espy, S OBP: 0.311, SLG: 0.342	F7			G4-3 1B	F7	F7		G4-3		3	0	1	0	0	0	0		
Jay Bell, R OBP: 0.328, SLG: 0.385 Kevin Young, R OBP: 0.667, SLG: 0.571	G3			F7	F7	2B 1B		G4-6-3 1B		4	1	2	0	0	0	0		
Andy Van Slyke, L OBP: 0.382, SLG: 0.507	F9			G4-3	G4-3	1-H 2B		G4-6-3 1-2		4	0	1	1	1	0	0		
Barry Bonds, L OBP: 0.456, SLG: 0.619 Al Martin, L OBP: 0.154, SLG: 0.333		K		F9	F9	F8		G6-3		3	0	0	0	0	1	2		
Jeff King, R OBP: 0.274, SLG: 0.373 Carlos Garcia, R OBP: 0.195, SLG: 0.231		G6-3			P6			F9		3	0	0	0	0	0	0		
Orlando Merced, S OBP: 0.334, SLG: 0.388		G6-3			G4-3			K		3	0	0	0	0	1	0		
Tom Prince, R OBP: 0.196, SLG: 0.140				G6-3	FC6-4 BB			P4		2	0	0	0	1	0	0		
Jose Lind, R OBP: 0.295, SLG: 0.289 Randy Tomlin, L OBP: 0.176, SLG: 0.138 Roger Mason, R OBP: 0.292, SLG: 0.366 Stan Belinda, R OBP: 0.607, SLG: 1.000 Bob Patterson, L OBP: 0.420, SLG: 0.500		G6-3		G6-3	FC6-4 1-2			G4-3		2	0	0	0	0	0	1		
Danny Jackson, R OBP: 0.098, SLG: 0.083 John Wehner, R OBP: 0.250, SLG: 0.225				K	G6-3			P4		1	0	0	0	0	1	0		
Inning Stats	R: 0 H: 0 E: 0 K: 0 S: 6	H: 0 LOB: 0 BB: 0 P: 10	R: 0 H: 0 E: 0 K: 1 S: 9	H: 0 LOB: 0 BB: 0 P: 13	R: 0 H: 0 E: 0 K: 1 S: 5	H: 0 LOB: 1 BB: 0 P: 7	R: 0 H: 1 E: 0 K: 0 S: 5	H: 1 LOB: 1 BB: 1 P: 7	R: 0 H: 2 E: 0 K: 0 S: 8	H: 0 LOB: 1 BB: 0 P: 10	R: 0 H: 0 E: 0 K: 1 S: 6	H: 0 LOB: 0 BB: 0 P: 10	R: 0 H: 0 E: 0 K: 0 S: 7	H: 1 LOB: 1 BB: 0 P: 9	1B: 3 2B: 1 3B: 0 HR: 0	SF: 0 SAC: 0 DP: 1 HBP: 0	WP: 0 PB: 0 SB: 0 CS: 0	PA: 31
PITCHER Dwight Gooden, R ERA: 3.67	IP: 9.0 WLS: W BF: 31 H: 4 R: 1 ER: 1 SO: 3 BB: 1 IBB: 0 HBP: 0 BLK: 0 WP: 0 HR: 0 S: 61 P: 88 ERA: 1.00 WHIP: 0.556																	

Pittsburgh Pirates @ New York Mets
Shea Stadium, Flushing, NY
Sat Oct 03 1992, 3:33 AM EDT
Att: 13,549 - Sunny - 71 F

AB	30
R	1
H	4
RBI	1
BB	1
SO	3
LOB	7



Batter	1	2	3	4	5	6	7	8	9	AB	R	H	RBI	BB	SO	LOB	BOTTOM	
Ryan Thompson, R OBP: 0.272, SLG: 0.396	S SF8 1B BB		G5-3		G5-3			G6-3		3	1	0	0	1	0	1		
Dave Gallagher, R OBP: 0.303, SLG: 0.331	E 1B				K			2B		4	1	3	0	0	1	1		
Chico Walker, S OBP: 0.352, SLG: 0.393	SF8 2-H		P3			G5-3		K		3	0	0	1	0	1	2		
Eddie Murray, S OBP: 0.336, SLG: 0.423	K		L9			G6-3				3	0	0	0	0	1	2		
Kevin Bass, S OBP: 0.308, SLG: 0.418	E6 1-H			F8 CS 2B		G5-3				3	0	1	0	0	0	0		
Jeff Kent, R OBP: 0.312, SLG: 0.430	L6			F8 2-3			K			3	0	0	0	0	1	2		
Todd Hundley, S OBP: 0.255, SLG: 0.315		K		G6-3 3-H			K			3	0	0	0	0	2	1		
Bill Pecota, R OBP: 0.293, SLG: 0.297		K			F9		G5-3			3	0	0	0	0	1	0		
Dwight Gooden, R OBP: 0.274, SLG: 0.375		K						G5-3		3	0	1	0	0	1	0		
Inning Stats	R: 2 H: 1 E: 1 K: 1 S: 21	H: 1 LOB: 1 BB: 1 P: 34	R: 0 H: 0 E: 0 K: 3 S: 11	H: 0 LOB: 0 BB: 0 P: 14	R: 0 H: 1 E: 0 K: 0 S: 9	H: 1 LOB: 1 BB: 0 P: 13	R: 0 H: 1 E: 0 K: 0 S: 5	H: 1 LOB: 0 BB: 0 P: 8	R: 0 H: 0 E: 0 K: 0 S: 12	H: 0 LOB: 0 BB: 0 P: 19	R: 0 H: 0 E: 0 K: 2 S: 11	H: 0 LOB: 0 BB: 0 P: 16	R: 0 H: 1 E: 0 K: 1 S: 8	H: 1 LOB: 1 BB: 0 P: 10	1B: 1 2B: 3 3B: 1 HR: 0	SF: 1 SAC: 0 DP: 0 HBP: 0	WP: 0 PB: 0 SB: 1 CS: 1	PA: 30
PITCHER Danny Jackson, L ERA: 3.84 Randy Tomlin, L ERA: 3.41 Roger Mason, R ERA: 4.09 Stan Belinda, R ERA: 3.15 Bob Patterson, L ERA: 2.92	IP: 4.0 WLS: L BF: 16 H: 3 R: 2 ER: 1 SO: 4 BB: 1 IBB: 0 HBP: 0 BLK: 0 WP: 0 HR: 0 S: 20 P: 69 ERA: 2.25 WHIP: 1.000																	

Pittsburgh Pirates @ New York Mets
Shea Stadium, Flushing, NY
Sat Oct 03 1992, 3:33 AM EDT
Att: 13,549 - Sunny - 71 F

AB	28
R	2
H	5
RBI	1
BB	1
SO	8
LOB	9



Batter	1	2	3	4	5	6	7	8	9	AB	R	H	RBI	BB	SO	LOB	TOP										
Alex Cole, L (1, 9) OBP: 0.318, SLG: 0.315	F8			B1-3		SF9			G3	3	0	0	1	0	0	0											
Jay Bell, R (1, 6) OBP: 0.326, SLG: 0.383 Kevin Young, R (9, 5) OBP: 0.667, SLG: 0.571	G5-3			F7		F9			G6-3	4	0	0	0	0	0	1											
Andy Van Slyke, L (1, 8) OBP: 0.397, SLG: 0.595 Will Pennyfeather, R (9, 8) OBP: 0.222, SLG: 0.222	K			PO		L8			F2	4	0	1	0	0	1	0											
Barry Bonds, L (1, 7) OBP: 0.456, SLG: 0.624 Al Martin, L (7, 7) OBP: 0.154, SLG: 0.333		F9		PO	F7				HR	3	1	1	1	0	0	0											
Jeff King, R (1, 4) OBP: 0.272, SLG: 0.371 Carlos Garcia, R (7, 4) OBP: 0.195, SLG: 0.231		G5-3			F8				P6	3	0	0	0	0	0	0											
Orlando Merced, S (1, 3) OBP: 0.332, SLG: 0.385		G1-3			K				G4-3	3	0	0	0	0	1	0											
Michael LaValliere, L (1, 2) OBP: 0.350, SLG: 0.328 Tom Prince, R (6, 2) OBP: 0.192, SLG: 0.136			L8			K			G6-3	2	0	0	0	0	1	0											
John Wehner, R (1, 5) OBP: 0.252, SLG: 0.228			G6-3			BLK	SF9		F8	3	1	1	0	0	0	0											
Tim Wakefield, R (1, 1) OBP: 0.103, SLG: 0.071 Gary Washburn, L (6, PH) OBP: 0.266, SLG: 0.370 Zane Smith, L (6, 1) OBP: 0.115, SLG: 0.163 Cecil Espinoza, S (6, PH) OBP: 0.392, SLG: 0.340 Bob Walk, R (8, 1) OBP: 0.392, SLG: 0.116 Steve Cooke, R (8, 1) OBP: 0.333, SLG: 0.333			L8			BLK	1B		K	1	0	0	0	0	0	0											
Inning Stats	R: 0 H: 0 E: 0 K: 1 S: 10	H: 0 LOB: 0 BB: 0 P: 15	R: 0 H: 0 E: 0 K: 0 S: 6	H: 0 LOB: 0 BB: 0 P: 9	R: 0 H: 0 E: 0 K: 0 S: 5	H: 0 LOB: 0 BB: 0 P: 6	R: 0 H: 1 E: 0 K: 0 S: 3	H: 1 LOB: 0 BB: 0 P: 3	R: 0 H: 0 E: 0 K: 1 S: 5	H: 0 LOB: 0 BB: 0 P: 8	R: 1 H: 2 E: 0 K: 1 S: 10	H: 2 LOB: 1 BB: 0 P: 14	R: 1 H: 1 E: 0 K: 0 S: 10	H: 1 LOB: 0 BB: 0 P: 16	R: 0 H: 0 E: 0 K: 1 S: 6	H: 0 LOB: 0 BB: 0 P: 6	R: 0 H: 0 E: 0 K: 0 S: 7	H: 0 LOB: 0 BB: 0 P: 10	1B: 3 2B: 0 3B: 0 HR: 1	SF: 1 SAC: 0 DP: 0 HBP: 0	WP: 0 PB: 0 SB: 0 CS: 0	PA: 31					
PITCHER	IP	WLS	BF	H	R	ER	SO	BB	IBB	HBP	BLK	WP	HR	S	P	ERA	WHIP										
Bret Saberhagen, R (1, 1) ERA: 3.5	8.0	L	27	4	2	2	4	0	0	0	1	0	1	55	77	2.25	0.500										
Paul Gibson, L (9, 1) ERA: 5.23	1.0		3	0	0	0	0	0	0	0	0	0	0	7	10	0.00	0.000										
Batter	1	2	3	4	5	6	7	8	9	AB	R	H	RBI	BB	SO	LOB	BOTTOM										
Pat Howell, S (1, 8) OBP: 0.218, SLG: 0.200 D.J. Dozier, R (7, 7) OBP: 0.264, SLG: 0.234	B5-3		K			G6-3			F9	3	0	0	0	0	1	0											
Willie Randolph, R (1, 4) OBP: 0.352, SLG: 0.318 Dick Schofield, R (9, FR) OBP: 0.311, SLG: 0.286	G6-3			K		F8			BB	3	0	0	0	1	1	0											
Dave Gallagher, R (1, 7) OBP: 0.307, SLG: 0.331	G6-3			1B		G5-4-3			P6	3	0	1	0	1	0	1											
Jeff McKnight, S (1, 3) OBP: 0.287, SLG: 0.400		L6		F9		L9			F9	4	0	0	0	0	3												
Ryan Thompson, R (1, 9) OBP: 0.274, SLG: 0.389		CS	BB	P4		G5-4-3				2	0	0	0	1	0	2											
Jeff Kent, R (1, 6) OBP: 0.312, SLG: 0.430		F7		G5-3		FC5-4			1B	3	0	1	0	0	1												
Chris Donnels, L (1, 5) OBP: 0.275, SLG: 0.207		K		G1-3		FC5-4			1B	3	0	0	0	0	1	2											
Todd Hundley, S (1, 2) OBP: 0.256, SLG: 0.316			G3		P3				1B	3	0	1	0	0	0												
Bret Saberhagen, R (1, 1) OBP: 0.138, SLG: 0.107 Daryl Boston, L (8, PH) OBP: 0.338, SLG: 0.426 Chico Walker, S (6, PH) OBP: 0.351, SLG: 0.391 Paul Gibson, R (9, 1)		F8		F8		G4-3			P6	2	0	0	0	0	0	0											
Inning Stats	R: 0 H: 0 E: 0 K: 0 S: 7	H: 0 LOB: 0 BB: 0 P: 12	R: 0 H: 0 E: 0 K: 1 S: 10	H: 0 LOB: 1 BB: 1 P: 17	R: 0 H: 0 E: 0 K: 1 S: 7	H: 0 LOB: 0 BB: 0 P: 11	R: 0 H: 1 E: 0 K: 1 S: 6	H: 1 LOB: 0 BB: 0 P: 10	R: 0 H: 0 E: 0 K: 0 S: 8	H: 0 LOB: 0 BB: 0 P: 9	R: 0 H: 0 E: 0 K: 0 S: 6	H: 0 LOB: 0 BB: 0 P: 8	R: 0 H: 0 E: 0 K: 0 S: 4	H: 0 LOB: 1 BB: 1 P: 11	R: 0 H: 2 E: 0 K: 0 S: 7	H: 2 LOB: 1 BB: 0 P: 12	R: 0 H: 0 E: 0 K: 0 S: 7	H: 0 LOB: 1 BB: 1 P: 14	1B: 3 2B: 0 3B: 0 HR: 0	SF: 0 SAC: 0 DP: 1 HBP: 0	WP: 0 PB: 0 SB: 0 CS: 1	PA: 31					
PITCHER	IP	WLS	BF	H	R	ER	SO	BB	IBB	HBP	BLK	WP	HR	S	P	ERA	WHIP										
Tim Wakefield, R (1, 1) ERA: 2.15	5.0	W	17	1	0	0	3	1	0	0	0	0	0	10	19	0.00	0.400										
Zane Smith, L (6, 1) ERA: 3.09	2.0		6	0	0	0	0	1	0	0	0	0	0	10	19	0.00	0.500										
Bob Walk, R (8, 1) ERA: 3.2	0.2		3	2	0	0	0	0	0	0	0	0	0	6	10	0.00	3.000										
Steve Cooke, L (8, 1) ERA: 3.52	1.1	S	5	0	0	0	0	1	0	0	0	0	0	8	16	0.00	0.750										

Pittsburgh Pirates @ New York Mets
Shea Stadium, Flushing, NY
Sun Oct 04 1992, 3:33 AM EDT
Att: 14,274 - Cloudy - 65 F

AB 29
R 2
H 4
RBI 2
BB 0
SO 4
LOB 1



Pittsburgh Pirates @ New York Mets
Shea Stadium, Flushing, NY
Sun Oct 04 1992, 3:33 AM EDT
Att: 14,274 - Cloudy - 65 F

AB 28
R 0
H 3
RBI 0
BB 3
SO 3
LOB 10

