

New York Mets - 1993

Batter	1	2	3	4	5	6	7	8	9	AB	R	H	RBI	BB	SO	LOB	TOP			
Eric Young Sr. R OBP: 0.250, SLG: 0.250	B2-3		HBP S 1B		F7			F9		4	0	1	0	0	0	0				
Alex Cole, L (1, 8)	L9		HBP BB			G6-3			P7	3	0	0	0	1	0	0				
Dante Bichette, R OBP: 0.500, SLG: 0.333	F9		HBP			K			1B	3	0	1	0	0	1	0				
Andres Galarraga, R OBP: 0.500, SLG: 0.500		G6-3 1B				K			1B	4	0	2	0	0	1	3				
Jerald Clark, R (1, 7)	P4			P4				F8	P9	4	0	0	0	0	0	2				
Charlie Hayes, R (1, 5)	G6-3			F8				F7		3	0	0	0	0	0	1				
Joe Girardi, R (1, 2)	P3			G2-3				F9		3	0	0	0	0	0	1				
Freddie Benavides, R (1, 6)			G5-3		L9				P7	3	0	0	0	0	0	0				
David Nied, R (1, 1)			G4-3		K				K	2	0	0	0	0	1	0				
Butch Henry, L (6, 1)										0	0	0	0	0	0	0				
Daryl Boston, L (8, PH)										1	0	0	0	0	1	0				
Gary Wayne, L (8, 1)										0	0	0	0	0	0	0				
Inning Stats	R: 0 E: 0 K: 0 S: 9	H: 0 LOB: 0 BB: 0 P: 15	R: 0 E: 0 K: 0 S: 5	H: 1 LOB: 1 BB: 0 P: 9	R: 0 E: 0 K: 1 S: 13	H: 1 LOB: 3 BB: 1 P: 24	R: 0 E: 0 K: 0 S: 6	H: 0 LOB: 0 BB: 0 P: 7	R: 0 E: 0 K: 1 S: 8	H: 0 LOB: 0 BB: 0 P: 13	R: 0 E: 0 K: 0 S: 4	H: 0 LOB: 0 BB: 0 P: 6	R: 0 E: 0 K: 1 S: 5	H: 0 LOB: 0 BB: 0 P: 8	R: 0 E: 0 K: 0 S: 5	H: 2 LOB: 1 BB: 0 P: 6	1B: 4 2B: 0 3B: 0 HR: 0	SF: 0 SAC: 0 DP: 0 HBP: 1	WP: 0 PB: 0 SB: 1 CS: 0	PA: 32
PITCHER Dwight Gooden, R ERA:	IP: 9.0 WLS: W BF: 32 H: 4 R: 0 ER: 0 SO: 4 BB: 1 IBB: 0 HBP: 1 BLK: 0 WP: 0 HR: 0 S: 64 P: 101 ERA: 0.00 WHIP: 0.556															PITCHER	IP: 9.0 WLS: W BF: 32 H: 4 R: 0 ER: 0 SO: 4 BB: 1 IBB: 0 HBP: 1 BLK: 0 WP: 0 HR: 0 S: 64 P: 101 ERA: 0.00 WHIP: 0.556			

Colorado Rockies @ New York Mets
Shea Stadium, Flushing, NY
Mon Apr 05 1993, 3:33 AM EDT
Att: 53,127 - Sunny - 55 F

AB	30
R	0
H	4
RBI	0
BB	1
SO	4
LOB	7



Batter	1	2	3	4	5	6	7	8	9	AB	R	H	RBI	BB	SO	LOB	BOTTOM			
Vince Coleman, S OBP: 0.600, SLG: 0.500	K	P5		G4-3 1B		G4-3 1B		S BB BB		4	1	2	0	1	1	2				
Tony Fernandez, S (1, 6)	1B BB		F7	G4-3		G4-3		S BB		3	0	0	1	2	0	2				
Eddie Murray, S OBP: 0.600, SLG: 0.500	S 1B		BB BB	F9		FC6-4 1B		F7		4	0	2	1	1	0	3				
Bobby Bonilla, S OBP: 0.200, SLG: 0.800	P2		F8			L9		F7		5	1	1	1	0	0	6				
Dave Gallagher, R (9, 8)										0	0	0	0	0	0	0				
Howard Johnson, S (1, 5)	K			BB		FC6-4				2	0	0	0	2	1	3				
Joe Orsulak, L OBP: 0.500, SLG: 0.333		1B FC5-2 1B		BB		G3		F7		3	0	1	0	1	0	1				
Jeff Kent, R OBP: 0.250, SLG: 0.250		FC5-2 1B		FC6-4		F9		P9		4	0	1	0	0	0	4				
Todd Hundley, S (1, 2)	F9			K		K				3	0	0	0	1	2	2				
Dwight Gooden, R OBP: 0.250, SLG: 0.250		FC5-2		1B G4-3 1B		FC6-4		K		4	1	1	0	0	1	4				
Inning Stats	R: 0 E: 0 K: 2 S: 11	H: 1 LOB: 2 BB: 1 P: 20	R: 0 E: 0 K: 0 S: 16	H: 2 LOB: 2 BB: 0 P: 24	R: 0 E: 0 K: 0 S: 10	H: 0 LOB: 3 BB: 3 P: 25	R: 1 E: 0 K: 1 S: 12	H: 2 LOB: 1 BB: 0 P: 16	R: 1 E: 0 K: 0 S: 13	H: 1 LOB: 2 BB: 2 P: 24	R: 1 E: 0 K: 0 S: 10	H: 2 LOB: 1 BB: 0 P: 14	R: 0 E: 0 K: 1 S: 6	H: 0 LOB: 0 BB: 0 P: 8	R: 0 E: 0 K: 1 S: 15	H: 0 LOB: 2 BB: 2 P: 28	1B: 7 2B: 0 3B: 0 HR: 1	SF: 0 SAC: 0 DP: 0 HBP: 0	WP: 0 PB: 0 SB: 3 CS: 0	PA: 40
PITCHER David Nied, R ERA: 3.6	IP: 5.0 WLS: L BF: 27 H: 6 R: 2 ER: 2 SO: 3 BB: 5 IBB: 1 HBP: 0 BLK: 0 WP: 0 HR: 1 S: 62 P: 109 ERA: 3.60 WHIP: 2.200															PITCHER	IP: 5.0 WLS: L BF: 27 H: 6 R: 2 ER: 2 SO: 3 BB: 5 IBB: 1 HBP: 0 BLK: 0 WP: 0 HR: 1 S: 62 P: 109 ERA: 3.60 WHIP: 2.200			
PITCHER Butch Henry, L ERA: 4.5	IP: 2.0 WLS: L BF: 8 H: 2 R: 1 ER: 1 SO: 1 BB: 0 IBB: 0 HBP: 0 BLK: 0 WP: 0 HR: 0 S: 16 P: 22 ERA: 4.50 WHIP: 1.000															PITCHER	IP: 2.0 WLS: L BF: 8 H: 2 R: 1 ER: 1 SO: 1 BB: 0 IBB: 0 HBP: 0 BLK: 0 WP: 0 HR: 0 S: 16 P: 22 ERA: 4.50 WHIP: 1.000			
PITCHER Gary Wayne, L ERA:	IP: 1.0 WLS: L BF: 5 H: 0 R: 0 ER: 0 SO: 1 BB: 2 IBB: 0 HBP: 0 BLK: 0 WP: 0 HR: 0 S: 15 P: 28 ERA: 0.00 WHIP: 2.000															PITCHER	IP: 1.0 WLS: L BF: 5 H: 0 R: 0 ER: 0 SO: 1 BB: 2 IBB: 0 HBP: 0 BLK: 0 WP: 0 HR: 0 S: 15 P: 28 ERA: 0.00 WHIP: 2.000			

Colorado Rockies @ New York Mets
Shea Stadium, Flushing, NY
Mon Apr 05 1993, 3:33 AM EDT
Att: 53,127 - Sunny - 55 F

AB	32
R	3
H	8
RBI	3
BB	8
SO	5
LOB	27



Batter	1	2	3	4	5	6	7	8	9	AB	R	H	RBI	BB	SO	LOB	TOP			
Eric Young Sr. R OBP: 0.125, SLG: 0.125	G1		F8			G6-3			F9	4	0	0	0	0	0	1				
Alex Cole, L	G4-3			F9			L6		L6	4	0	0	0	0	0	0				
Dante Bichette, R OBP: 0.375, SLG: 0.714	E9		E6				HR		K	4	1	1	1	0	1	0				
Andres Galarraga, R OBP: 0.286, SLG: 0.286	K		F8				G5-3			3	0	0	0	0	1	2				
Jerald Clark, R		L4		CS	G5-3		G6-3			3	0	0	0	0	0	0				
Charlie Hayes, R		G5-3						G1-3		2	0	0	0	1	0	0				
Joe Girardi, R		G6-3			G5-4-3			G5-3		3	0	0	0	0	0	1				
Freddie Benavides, R			F8			F8		E6		3	0	0	0	0	0	0				
Bruce Ruffin, S Scott Aldred, L Jim Tatum, R Willie Blair, R Jeff Parrett, R Daryl Boston, L Darren Holmes, R			G2-3			G6-3		F7		1	0	0	0	0	0	0				
Inning Stats	R: 0 E: 1 K: 1 S: 8	H: 0 LOB: 1 BB: 0 P: 11	R: 0 E: 0 K: 0 S: 7	H: 0 LOB: 0 BB: 0 P: 12	R: 0 E: 0 K: 0 S: 7	H: 0 LOB: 0 BB: 0 P: 11	R: 0 E: 1 K: 0 S: 7	H: 0 LOB: 0 BB: 0 P: 10	R: 0 E: 0 K: 0 S: 5	H: 1 LOB: 0 BB: 0 P: 6	R: 1 E: 0 K: 0 S: 14	H: 1 LOB: 0 BB: 0 P: 18	R: 0 E: 1 K: 0 S: 7	H: 0 LOB: 1 BB: 0 P: 10	R: 0 E: 0 K: 1 S: 6	H: 0 LOB: 0 BB: 0 P: 7	1B: 1 2B: 0 3B: 0 HR: 1	SF: 0 SAC: 0 DP: 2 HBP: 0	WP: 0 PB: 0 SB: 0 CS: 1	PA: 31
PITCHER	IP	WLS	BF	H	R	ER	SO	BB	IBB	HBP	BLK	WP	HR	S	P	ERA	WHIP			
Bret Saberhagen, R ERA: 1.13	8.0	W	27	2	1	1	1	1	0	0	0	0	1	60	89	1.12	0.375			
Mike Maddux, R ERA:	1.0		3	0	0	0	1	0	0	0	0	0	0	6	7	0.00	0.000			

Colorado Rockies @ New York Mets
Shea Stadium, Flushing, NY
Wed Apr 07 1993, 3:33 AM EDT
Att: 27,290 - Sunny - 53 F

AB 29
R 1
H 2
RBI 1
BB 1
SO 2
LOB 5



Batter	1	2	3	4	5	6	7	8	9	AB	R	H	RBI	BB	SO	LOB	BOTTOM			
Vince Coleman, S OBP: 0.400, SLG: 0.333	G3		K	BB	F8		K			5	1	1	0	0	2	4				
Tony Fernandez, S OBP: 0.600, SLG: 0.200	E			BB				G4-3		2	1	1	2	3	0	0				
Eddie Murray, S OBP: 0.500, SLG: 0.556	FC5		K							5	1	2	1	0	1	4				
Bobby Bonilla, S Joe Orsulak, L				BB				F9		5	1	2	1	0	0	3				
Howard Johnson, S	K							P2		4	0	0	0	1	2	5				
Jeff Kent, R OBP: 0.250, SLG: 0.143	G5-3		G5-3					K		3	0	0	0	1	1	4				
Dave Gallagher, R OBP: 0.500, SLG: 0.333								F7		3	1	1	0	1	0	2				
Todd Hundley, S OBP: 0.625, SLG: 0.667										3	1	3	1	0	0	0				
Bret Saberhagen, R Mike Maddux, L										2	0	0	0	0	0	5				
Inning Stats	R: 1 E: 1 K: 1 S: 15	H: 1 LOB: 2 BB: 1 P: 26	R: 2 E: 0 K: 2 S: 16	H: 3 LOB: 1 BB: 0 P: 27	R: 1 E: 0 K: 0 S: 6	H: 2 LOB: 2 BB: 2 P: 16	R: 2 E: 0 K: 0 S: 10	H: 2 LOB: 2 BB: 2 P: 22	R: 0 E: 0 K: 0 S: 11	H: 0 LOB: 2 BB: 1 P: 22	R: 0 E: 0 K: 2 S: 10	H: 0 LOB: 0 BB: 0 P: 15	R: 0 E: 0 K: 1 S: 12	H: 1 LOB: 1 BB: 0 P: 16	R: 0 E: 0 K: 0 S: 8	H: 1 LOB: 1 BB: 0 P: 12	1B: 8 2B: 2 3B: 0 HR: 0	SF: 0 SAC: 2 DP: 1 HBP: 1	WP: 1 PB: 0 SB: 1 CS: 0	PA: 41
PITCHER	IP	WLS	BF	H	R	ER	SO	BB	IBB	HBP	BLK	WP	HR	S	P	ERA	WHIP			
Bruce Ruffin, L ERA: 15.0	3.0	L	20	7	6	5	3	3	1	0	0	0	0	38	74	15.00	3.333			
Scott Aldred, L ERA:	2.0		10	1	0	0	0	2	0	1	0	1	0	20	39	0.00	1.500			
Willie Blair, R ERA:	1.0		3	0	0	0	2	0	0	0	0	0	0	10	15	0.00	0.000			
Jeff Parrett, R ERA:	1.0		4	1	0	0	1	0	0	0	0	0	0	12	16	0.00	1.000			
Darren Holmes, R ERA:	1.0		4	1	0	0	0	0	0	0	0	0	0	8	12	0.00	1.000			

Colorado Rockies @ New York Mets
Shea Stadium, Flushing, NY
Wed Apr 07 1993, 3:33 AM EDT
Att: 27,290 - Sunny - 53 F

AB 32
R 6
H 10
RBI 5
BB 6
SO 6
LOB 27



Batter	1	2	3	4	5	6	7	8	9	AB	R	H	RBI	BB	SO	LOB	TOP								
Craig Biggio, R OBP: 0.304, SLG: 0.250 (1, 4)	1-2 FC3-6 1B	1-1 2B		1-0 F9		2-2 P3		1-0 L6		5	1	2	0	0	0	1									
Steve Finley, L OBP: 0.304, SLG: 0.167 (1, 8)	2-1 1B	4-2 5 BB		1-0 F8			4-1 G3 1B		2-1 1B SF8-4	3	1	2	0	2	0	0									
5 Jeff Bagwell, R OBP: 0.435, SLG: 0.667 (1, 3)	4-1 FC3-6 BB	1-3 K		0-0 G6-3			0-1 G3 1B		0-1 SF8-4 1B	4	0	2	0	1	1	2									
Eric Anthony, L OBP: 0.391, SLG: 0.524 (1, 9)	1-1 FC3-6 2B WP	2-0 G4-3		1-2 F7			1-2 G3		1-1 SF8-4 1B	5	1	1	1	0	0	5									
Luis Gonzalez, L OBP: 0.304, SLG: 0.810 (1, 7)	1-2 2B		2-1 G4-3 SF9 1B		0-0 HR		3-2 P5		0-0 SF8-4	4	3	3	3	0	0	2									
Chris Donnels, L OBP: 0.200, SLG: 0.400 (1, 5)	1-0 2B		1-3 G4-3		1-0 G4-3		1-2 G4-3		1-3 K	5	0	1	1	0	1	4									
Scott Servais, R OBP: 0.500, SLG: 0.500 (1, 2)	4-2 BB		1-0 SF9		2-2 G1-3			0-0 E 1B		2	0	1	1	1	0	0									
Andujar Cedeno, R OBP: 0.278, SLG: 0.294 (1, 6)	3-2 L4		0-0 1B		2-1 G6-3		0-1 E5		1-2 FC3-5-6	4	0	1	0	0	0	3									
Doug Drabek, R (1, 1)			1-3 K		1-3 K		0-1 G6-3		1-2 FC3-5-6	4	0	0	0	0	2	3									
Inning Stats	R: 3 E: 0 K: 0 S: 19	H: 4 LOB: 2 BB: 2 P: 36	R: 0 E: 0 K: 2 S: 11	H: 1 LOB: 1 BB: 1 P: 20	R: 1 E: 0 K: 1 S: 9	H: 2 LOB: 1 BB: 0 P: 15	R: 0 E: 0 K: 0 S: 3	H: 0 LOB: 0 BB: 0 P: 5	R: 1 E: 0 K: 0 S: 8	H: 1 LOB: 0 BB: 0 P: 12	R: 0 E: 0 K: 0 S: 7	H: 0 LOB: 0 BB: 0 P: 11	R: 0 E: 1 K: 0 S: 12	H: 1 LOB: 2 BB: 1 P: 21	R: 0 E: 1 K: 0 S: 6	H: 1 LOB: 1 BB: 0 P: 7	R: 1 E: 0 K: 1 S: 10	H: 3 LOB: 1 BB: 0 P: 14	1B: 9 2B: 4 3B: 0 HR: 1	SF: 2 SAC: 0 DP: 2 HBP: 0	WP: 1 PB: 0 SB: 3 CS: 0	PA: 42			
PITCHER	IP	WLS	BF	H	R	ER	SO	BB	IBB	HBP	BLK	WP	HR	S	P	ERA	WHIP								
Dwight Gooden, R ERA: 3.0 (1, 1)	6.0	L	28	8	5	5	3	3	0	0	0	1	1	57	99	7.50	1.833								
Mike Maddux, R ERA (7, 1)	1.0		5	1	0	0	0	1	0	0	0	0	0	12	21	0.00	2.000								
Mike Draper, R ERA: 4.5 (8, 1)	2.0		9	4	1	1	1	0	0	0	0	0	0	16	21	4.50	2.000								

Houston Astros @ New York Mets
Shea Stadium, Flushing, NY
Sat Apr 10 1993, 3:33 AM EDT
Att: 21,419 - Overcast - 61 F

AB	36
R	6
H	13
RBI	6
BB	4
SO	4
LOB	20



Batter	1	2	3	4	5	6	7	8	9	AB	R	H	RBI	BB	SO	LOB	BOTTOM								
Vince Coleman, S OBP: 0.421, SLG: 0.353 (1, 7)	4-1 WP 1B	3-1 2H 1B			0-1 B3		0-0 G4-3		1-0 L9	4	1	1	1	1	0	0									
Tony Fernandez, S OBP: 0.444, SLG: 0.333 (1, 6)	4-1 1B	2-1 G3			0-1 G3		2-2 G4-3			3	1	0	0	1	0	1									
Eddie Murray, S OBP: 0.333, SLG: 0.353 (1, 3)	0-0 P4		1-0 G3-1		2-1 F8			1-2 1B		4	0	1	0	0	0	2									
Bobby Bonilla, S OBP: 0.278, SLG: 0.444 (1, 9)	0-1 1B		0-1 L4		0-0 L4			0-0 1B		4	0	2	1	0	0	0									
Howard Johnson, S OBP: 0.294, SLG: 0.143 (1, 5)	1-1 G4-6-3 1B		1-3 K2-3		2-1 L6			0-1 F8		4	0	1	1	0	1	2									
Joe Orsulak, L OBP: 0.417, SLG: 0.455 (1, 8)	1-1 G4-6-3			0-0 B1-3		1-0 2B		0-0 F9		4	0	1	0	0	0	4									
Jeff Kent, R OBP: 0.313, SLG: 0.286 (1, 4)		0-1 WP 1B		1-2 G1-5-3 1B		4-2 BB		1-3 K2-3		3	1	2	0	1	1	2									
Todd Hundley, S OBP: 0.375, SLG: 0.357 (1, 2)		1-0 F7		0-0 G1-5-3		0-0 G3-1			0-1 G4-3	4	0	0	0	0	0	4									
Dwight Gooden, R OBP: 0.167, SLG: 0.167 (1, 1)					0-0 P4				1-3 K	2	0	0	0	0	0	0									
Wayne Housie, S OBP: 0.500, SLG: 0.500 (7, PH)										1	0	0	0	0	0	0									
Mike Draper, R (8, 1)										0	0	0	0	0	0	0									
Chico Walker, S (9, PH)										1	0	0	0	0	1	0									
Inning Stats	R: 2 E: 0 K: 0 S: 9	H: 2 LOB: 1 BB: 2 P: 19	R: 1 E: 0 K: 0 S: 9	H: 2 LOB: 1 BB: 0 P: 14	R: 0 E: 0 K: 1 S: 6	H: 0 LOB: 0 BB: 0 P: 8	R: 0 E: 0 K: 0 S: 7	H: 1 LOB: 1 BB: 0 P: 8	R: 0 E: 0 K: 0 S: 6	H: 0 LOB: 0 BB: 0 P: 8	R: 0 E: 0 K: 0 S: 10	H: 1 LOB: 2 BB: 1 P: 17	R: 0 E: 0 K: 0 S: 7	H: 0 LOB: 0 BB: 0 P: 9	R: 0 E: 0 K: 1 S: 11	H: 2 LOB: 2 BB: 0 P: 13	R: 0 E: 0 K: 1 S: 6	H: 0 LOB: 0 BB: 0 P: 8	1B: 6 2B: 2 3B: 0 HR: 0	SF: 0 SAC: 0 DP: 1 HBP: 0	WP: 2 PB: 0 SB: 1 CS: 0	PA: 37			
PITCHER	IP	WLS	BF	H	R	ER	SO	BB	IBB	HBP	BLK	WP	HR	S	P	ERA	WHIP								
Doug Drabek, R ERA: 2.65 (1, 1)	9.0	W	37	8	3	3	3	3	0	0	0	2	0	71	104	3.00	1.222								

Houston Astros @ New York Mets
Shea Stadium, Flushing, NY
Sat Apr 10 1993, 3:33 AM EDT
Att: 21,419 - Overcast - 61 F

AB	34
R	3
H	8
RBI	3
BB	3
SO	3
LOB	17



Batter	1	2	3	4	5	6	7	8	9	AB	R	H	RBI	BB	SO	LOB	TOP					
Craig Biggio, R OBP: 0.321, SLG: 0.250 (1, 4)										4	2	1	0	1	0	2	Houston Astros @ New York Mets Shea Stadium, Flushing, NY Sun Apr 11 1993, 3:33 AM EDT Att: 21,856 - Sunny - 62 F					
Steve Finley, L OBP: 0.375, SLG: 0.261 (1, 8)										5	1	2	0	0	0	1						
5 Jeff Bagwell, R OBP: 0.393, SLG: 0.577 (1, 3)										5	0	1	1	1	0	2						
Chris James, R OBP: 1.000, SLG: 1.500 (7, PR)										3	1	3	2	1	0	0						
Eric Anthony, L OBP: 0.375, SLG: 0.500 (9, PH)										1	0	0	0	0	0	0						
Doug Jones, R (9, 1)										0	0	0	0	0	0	0						
Ken Caminiti, S OBP: 0.217, SLG: 0.391 (1, 5)										5	0	1	1	0	0	5						
Luis Gonzalez, L OBP: 0.333, SLG: 0.750 (1, 7)										3	1	1	0	0	0	2						
Andujar Cedeno, R OBP: 0.273, SLG: 0.381 (7, 1)										4	0	1	1	0	0	3						
Xavier Hernandez, L (7, 1)										0	0	0	0	0	0	0						
Kevin Bass, S (9, 9)										0	0	0	0	0	0	0						
Eddie Taubensee, L OBP: 0.222, SLG: 0.176 (1, 2)										3	0	1	0	1	0	4						
Greg Swindell, L (1, 1)										2	0	0	0	0	1	2						
Jose Uribe, S (7, 6)										1	0	0	0	0	0	0						
Inning Stats	R: 1 E: 0 K: 0 S: 8	H: 1 LOB: 1 BB: 1 P: 18	R: 1 E: 0 K: 1 S: 10	H: 2 LOB: 1 BB: 0 P: 16	R: 1 E: 0 K: 0 S: 8	H: 2 LOB: 0 BB: 0 P: 10	R: 0 E: 0 K: 0 S: 7	H: 1 LOB: 1 BB: 0 P: 11	R: 1 E: 0 K: 1 S: 16	H: 3 LOB: 2 BB: 0 P: 26	R: 0 E: 0 K: 0 S: 8	H: 0 LOB: 1 BB: 1 P: 12	R: 1 E: 0 K: 0 S: 12	H: 2 LOB: 3 BB: 1 P: 24	R: 0 E: 0 K: 0 S: 8	H: 0 LOB: 0 BB: 0 P: 12	R: 0 E: 0 K: 1 S: 10	H: 0 LOB: 0 BB: 0 P: 15	1B: 8 2B: 2 3B: 1 HR: 0	SF: 0 SAC: 1 DP: 0 HBP: 1	WP: 0 PB: 0 SB: 0 CS: 1	PA: 42
PITCHER	IP WLS BF H R ER SO BB IBB HBP BLK WP HR S P ERA WHIP																					
Pete Schourek, L ERA: 8.31 (1, 1)	4.1 L 22 9 4 4 2 1 0 0 0 0 0 0 45 73 8.31 2.308																					
Anthony Young, R ERA: 6.82 (5, 1)	1.2 6 0 0 0 0 1 0 0 0 0 0 0 12 20 0.00 0.600																					
Jeff Innis, R ERA: 3.0 (7, 1)	1.0 7 2 1 1 0 1 0 0 1 0 0 0 12 24 9.00 3.000																					
Mike Maddux, R ERA: (8, 1)	2.0 6 0 0 0 1 0 0 0 0 0 0 0 18 27 0.00 0.000																					

AB	36
R	5
H	11
RBI	5
BB	3
SO	3
LOB	22



Batter	1	2	3	4	5	6	7	8	9	AB	R	H	RBI	BB	SO	LOB	BOTTOM					
Vince Coleman, S OBP: 0.348, SLG: 0.286 (1, 7)										4	0	0	0	0	1	2	Houston Astros @ New York Mets Shea Stadium, Flushing, NY Sun Apr 11 1993, 3:33 AM EDT Att: 21,856 - Sunny - 62 F					
Tony Fernandez, S OBP: 0.500, SLG: 0.400 (1, 6)										3	1	2	0	1	0	0						
Eddie Murray, S OBP: 0.318, SLG: 0.476 (1, 3)										4	1	1	2	0	1	2						
Bobby Bonilla, S OBP: 0.273, SLG: 0.409 (1, 9)										4	1	1	0	0	0	1						
Howard Johnson, S OBP: 0.238, SLG: 0.111 (1, 5)										4	0	0	0	0	1	1						
Jeff Kent, R OBP: 0.250, SLG: 0.222 (1, 4)										4	0	0	0	0	1	1						
Dave Gallagher, R OBP: 0.429, SLG: 0.500 (1, 8)										3	1	1	1	0	0	0						
Todd Hundley, S OBP: 0.353, SLG: 0.333 (8, 2)										1	0	0	0	0	0	0						
Charlie O'Brien, R (1, 2)										2	0	0	0	0	0	0						
Ryan Thompson, R (7, PH)										0	0	0	0	0	0	0						
Joe Orsulak, L OBP: 0.462, SLG: 0.500 (7, PH)										1	0	1	1	0	0	0						
Pete Schourek, L (1, 1)										1	0	0	0	0	1	0						
Anthony Young, R (5, 1)										0	0	0	0	0	0	0						
Jeff McKnight, S (6, PH)										1	0	0	0	0	0	0						
Jeff Innis, R (7, 1)										1	0	0	0	0	0	0						
Chico Walker, S OBP: 0.500, SLG: 0.500 (7, PH)										1	0	1	0	0	0	0						
Mike Maddux, L (8, 1)										0	0	0	0	0	0	0						
Inning Stats	R: 0 E: 0 K: 0 S: 16	H: 0 LOB: 1 BB: 1 P: 23	R: 0 E: 0 K: 0 S: 5	H: 0 LOB: 0 BB: 0 P: 8	R: 0 E: 0 K: 1 S: 8	H: 0 LOB: 0 BB: 0 P: 12	R: 0 E: 0 K: 0 S: 6	H: 1 LOB: 0 BB: 0 P: 8	R: 0 E: 0 K: 0 S: 4	H: 0 LOB: 0 BB: 0 P: 5	R: 0 E: 0 K: 0 S: 8	H: 0 LOB: 0 BB: 0 P: 15	R: 4 E: 0 K: 2 S: 17	H: 6 LOB: 2 BB: 0 P: 31	R: 0 E: 0 K: 1 S: 8	H: 0 LOB: 0 BB: 0 P: 13	R: 0 E: 0 K: 1 S: 7	H: 0 LOB: 0 BB: 0 P: 11	1B: 5 2B: 1 3B: 0 HR: 1	SF: 0 SAC: 0 DP: 1 HBP: 0	WP: 2 PB: 0 SB: 0 CS: 0	PA: 34
PITCHER	IP WLS BF H R ER SO BB IBB HBP BLK WP HR S P ERA WHIP																					
Greg Swindell, L ERA: 5.79 (1, 1)	6.2 W 25 5 4 4 2 1 0 0 0 0 1 0 57 91 5.40 0.900																					
Xavier Hernandez, R ERA: 6.75 (7, 1)	1.1 6 2 0 0 2 0 0 0 0 0 1 0 15 24 0.00 1.500																					
Doug Jones, R ERA: 3.0 (9, 1)	1.0 S 3 0 0 0 1 0 0 0 0 0 0 0 7 11 0.00 0.000																					

AB	33
R	4
H	7
RBI	4
BB	1
SO	5
LOB	7



Batter	1	2	3	4	5	6	7	8	9	AB	R	H	RBI	BB	SO	LOB	TOP		
Vince Coleman, S (1, 7) OBP: 0.310, SLG: 0.259	G4-3		B3	G1		E6		K	G4-6-3	6	0	1	0	0	1	2			
Tony Fernandez, S (1, 6) OBP: 0.500, SLG: 0.400	G1-3		1B	BB		G1-3		BB	1B	5	1	2	0	1	0	2			
Eddie Murray, S (1, 3) OBP: 0.357, SLG: 0.462	1B		P5			K		BB	1B	5	1	2	0	1	2	3			
Bobby Bonilla, S (1, 9) OBP: 0.370, SLG: 0.417																			
Jeff Innis, R (8, 1)																			
Jeff McKnight, S (9, PH)																			
John Franco, L (9, 1)																			
Howard Johnson, S (1, 5) OBP: 0.296, SLG: 0.136	G3		K			BB		BB	P6	4	1	1	1	2	1	6			
Jeff Kent, R (1, 4) OBP: 0.320, SLG: 0.286																			
Ryan Thompson, R (1, 8)																			
Chico Walker, S (7, PH) OBP: 0.667, SLG: 0.500	G5-3		K			F8				3	0	0	0	0	1	4	AB 38		
Dave Gallagher, R (7, 8) OBP: 0.500, SLG: 0.500										0	0	0	0	1	0	0	R 8		
Todd Hundley, S (1, 2) OBP: 0.364, SLG: 0.450	F7									5	0	2	4	0	0	3	H 12		
Bret Saberhagen, R (1, 1) OBP: 0.400, SLG: 0.500																	RBI 7		
Joe Orsulak, L (8, PH) OBP: 0.400, SLG: 0.429																	BB 12		
Inning Stats	R: 0 E: 0 K: 0 S: 9	H: 1 LOB: 2 BB: 1 P: 16	R: 0 E: 0 K: 0 S: 5	H: 0 LOB: 0 BB: 0 P: 7	R: 1 E: 0 K: 1 S: 11	H: 2 LOB: 2 BB: 1 P: 19	R: 1 E: 0 K: 1 S: 10	H: 2 LOB: 1 BB: 1 P: 19	R: 0 E: 0 K: 0 S: 8	H: 0 LOB: 1 BB: 0 P: 13	R: 0 E: 0 K: 2 S: 17	H: 1 LOB: 3 BB: 2 P: 32	R: 6 E: 0 K: 1 S: 26	H: 3 LOB: 1 BB: 4 P: 48	R: 0 E: 0 K: 0 S: 13	H: 2 LOB: 2 BB: 1 P: 22	1B: 9 2B: 2 3B: 1 HR: 0	SF: 0 SAC: 0 DP: 1 HBP: 0	WP: 1 PA: 50 PB: 0 SB: 1 CS: 0
PITCHER	IP	WLS	BF	H	R	ER	SO	BB	IBB	HBP	BLK	WP	HR	S	P	ERA	WHIP		
Andy Ashby, R (1, 1) ERA: 3.6	5.0		25	6	2	2	3	5	0	0	2	0	0	44	82	3.60	2.200		
Jeff Parrett, R (6, 1) ERA: 4.75	2.2		14	3	2	2	3	2	0	0	0	0	0	40	66	6.75	1.875		
Darren Holmes, R (8, 1) ERA: 60.75	0.0	L	3	0	0	0	3	3	0	0	0	0	0	4	16	∞	∞		
Willie Blair, R (8, 1) ERA: 5.06	1.1		8	3	4	4	0	2	0	0	0	1	0	20	33	27.00	3.750		

New York Mets @ Colorado Rockies
Mile High Stadium, Denver, CO
Tue Apr 13 1993, 9:05 PM EDT
Att: 52,087 - Unknown - 42 F



Batter	1	2	3	4	5	6	7	8	9	AB	R	H	RBI	BB	SO	LOB	BOTTOM				
Eric Young Sr., R (1, 4) OBP: 0.407, SLG: 0.500	L1-3		1B	SF9		G6-3		B1-3	P4	4	2	1	0	1	0	1					
Alex Cole, L (1, 8) OBP: 0.400, SLG: 0.409	L1-3		1B	E				K	G6-3	4	0	2	0	0	1	1					
Dale Murphy, R (9, PH) OBP: 0.500, SLG: 0.333										1	0	0	0	0	0	1					
Dante Bichette, R (1, 9) OBP: 0.238, SLG: 0.389	F9		SF9			G4-3		G6-3		3	0	0	1	0	0	2					
Andres Galarraga, R (1, 3) OBP: 0.440, SLG: 0.708																					
Daryl Boston, L (1, 7) OBP: 0.583, SLG: 0.545	F9																				
Charlie Hayes, R (1, 5) OBP: 0.354, SLG: 0.667																					
Joe Girardi, R (1, 2) OBP: 0.304, SLG: 0.381																					
Vinny Castilla, R (1, 6) OBP: 0.286, SLG: 0.167																					
Andy Ashby, R (1, 1)																					
Jim Tatum, R (5, PH) OBP: 0.209, SLG: 0.000																					
Jeff Parrett, R (8, 1)																					
Darren Holmes, R (8, 1)																					
Willie Blair, R (8, 1)																					
Jerald Clark, R (9, PH) OBP: 0.318, SLG: 0.350																					
Inning Stats	R: 1 E: 0 K: 0 S: 9	H: 2 LOB: 1 BB: 0 P: 15	R: 1 E: 0 K: 0 S: 7	H: 2 LOB: 0 BB: 0 P: 7	R: 1 E: 1 K: 0 S: 9	H: 2 LOB: 1 BB: 1 P: 18	R: 0 E: 0 K: 1 S: 8	H: 0 LOB: 0 BB: 0 P: 11	R: 0 E: 0 K: 0 S: 8	H: 2 LOB: 1 BB: 0 P: 11	R: 1 E: 0 K: 0 S: 8	H: 1 LOB: 2 BB: 1 P: 14	R: 0 E: 0 K: 1 S: 6	H: 0 LOB: 0 BB: 0 P: 8	R: 0 E: 0 K: 1 S: 6	H: 1 LOB: 1 BB: 0 P: 10	R: 0 E: 0 K: 1 S: 8	H: 1 LOB: 1 BB: 0 P: 14	1B: 8 2B: 2 3B: 0 HR: 1	SF: 1 SAC: 1 DP: 1 HBP: 1	WP: 0 PA: 38 PB: 0 SB: 1 CS: 0
PITCHER	IP	WLS	BF	H	R	ER	SO	BB	IBB	HBP	BLK	WP	HR	S	P	ERA	WHIP				
Bret Saberhagen, R (1, 1) ERA: 3.0	7.0		30	9	4	4	2	1	1	1	0	0	0	55	84	5.14	1.429				
Jeff Innis, R (8, 1) ERA: 2.25	1.0		4	1	0	0	1	0	0	0	0	0	0	6	10	0.00	1.000				
John Franco, L (9, 1) ERA:	1.0		4	1	0	0	1	0	0	0	0	0	0	8	14	0.00	1.000				

New York Mets @ Colorado Rockies
Mile High Stadium, Denver, CO
Tue Apr 13 1993, 9:05 PM EDT
Att: 52,087 - Unknown - 42 F




Batter	1	2	3	4	5	6	7	8	9	AB	R	H	RBI	BB	SO	LOB	TOP										
Vince Coleman, S (1.7) OBP: 0.314, SLG: 0.333	1-0 SF8 3B	1-1 S 1B		1-0 G4-3		2-1 B5-3		3-2 E6 1B SH3	0-3 K	6	2	2	1	0	1	3											
Tony Fernandez, S (1.6) OBP: 0.495, SLG: 0.391	2-0 SF8	1-0 F8		4-1 BB		0-0 1B		1-0 SH3	0-0 G4-3	3	0	1	1	1	0	2											
Eddie Murray, S (1.3) OBP: 0.394, SLG: 0.467	2-1 E4 2B		1-0 FC4-6 1B	0-0 G3		0-0 G6-4-3 1B		4-0 BB 1B SF8 IBB		4	1	2	0	1	0	2											
Bobby Bonilla, S (1.9) OBP: 0.375, SLG: 0.448	0-0 2B		0-1 FC4-6 1B		3-2 G4-3	1-0 G6-4-3		1-1 SF8 BB 1B		5	0	2	2	0	0	3											
Howard Johnson, S (1.5) OBP: 0.344, SLG: 0.125	2-2 P5		4-2 BB	1-2 F8			4-2 BB	4-0 BB	1-2 BB	2	0	0	0	3	0	2											
Jeff Kent, R (1.4) OBP: 0.300, SLG: 0.250	0-0 P3		1-1 F7	2-0 1B WP			2-0 P4	1-1 SF8		3	1	0	1	0	0	5											
Ryan Thompson, R (1.8) Mike Maddux, L (8.1)		0-0 SH1-4 1B F8	0-1 P4	2-0 1B WP			2-3 K	1-2 F9		5	1	2	0	0	1	5	AB 35										
Todd Hundley, S (1.2) OBP: 0.370, SLG: 0.458	2-0 F8		1-1 SH1-4 2B	4-1 1-2 3-H IBB			2-0 G5-3		1-3 K	4	0	1	0	1	1	2	R 6										
Sid Fernandez, L (1.1) Mike Draper, R (6.1) Dave Gallagher, R (8.8) OBP: 0.556, SLG: 0.571	1-0 SH1-4		0-1 SH1-4	0-3 K				1-2 SH3 E 1B	1-1 WP 1B	1	0	0	0	0	1	2	H 12										
Inning Stats	R: 1 E: 1 K: 0 S: 10	H: 2 LOB: 2 BB: 0 P: 17	R: 1 E: 0 K: 0 S: 6	H: 2 LOB: 1 BB: 0 P: 11	R: 0 E: 0 K: 0 S: 9	H: 1 LOB: 2 BB: 1 P: 15	R: 0 E: 0 K: 0 S: 7	H: 1 LOB: 2 BB: 1 P: 13	R: 1 E: 0 K: 1 S: 11	H: 1 LOB: 2 BB: 1 P: 23	R: 0 E: 0 K: 1 S: 5	H: 2 LOB: 1 BB: 0 P: 8	R: 0 E: 0 K: 1 S: 7	H: 0 LOB: 1 BB: 1 P: 17	R: 3 E: 1 K: 0 S: 17	H: 2 LOB: 2 BB: 2 P: 33	R: 0 E: 0 K: 2 S: 9	H: 1 LOB: 1 BB: 0 P: 11	1B: 9 2B: 2 3B: 1 HR: 0	SF: 2 SAC: 3 DP: 1 HBP: 1	WP: 2 PA: 47 PB: 0 SB: 1 CS: 0						
PITCHER	IP	WLS	BF	H	R	ER	SO	BB	IBB	HBP	BLK	WP	HR	S	P	ERA	WHIP										
Bryn Smith, R (1.1) ERA: 2.19	5.1	L	30	9	3	3	1	2	1	1	0	1	0	47	85	5.06	2.062										
Scott Aldred, L (6.1) ERA: 1.8	2.0		11	2	3	1	1	2	1	0	0	0	0	18	43	4.50	2.000										
Steve Reed, R (8.1) ERA: 23.63	0.2		2	0	0	0	0	0	0	0	0	0	0	7	9	0.00	0.000										
Gary Wayne, L (9.1) ERA:	1.0		4	1	0	0	2	0	0	0	0	1	0	9	11	0.00	1.000										

New York Mets @ Colorado Rockies
Mile High Stadium, Denver, CO
Wed Apr 14 1993, 9:05 PM EDT
Att: 57,489 - Unknown - 43 F

livebaseballscores.com

AB 35
R 6
H 12
RBI 5
BB 6
SO 4
LOB 26



Batter	1	2	3	4	5	6	7	8	9	AB	R	H	RBI	BB	SO	LOB	BOTTOM										
Eric Young Sr., R (1.4) OBP: 0.387, SLG: 0.536	0-1 B1-3			2-1 P4		1-0 G5-4-3		1-2 1-1 2-H 3-H 3B		4	0	1	3	0	0	1											
Jerald Clark, R (1.7) Gary Wayne, L (9.1) OBP: 0.289, SLG: 0.292	0-0 F8			1-0 G5-3			0-0 F9	2-1 G6-3		4	0	0	0	0	0	1											
Charlie Hayes, R (1.5) OBP: 0.308, SLG: 0.560	1-2 F8			1-2 F8			2-2 F9		0-2 G5-3	4	0	0	0	0	0	0											
Andres Galarraga, R (1.3) OBP: 0.448, SLG: 0.679		0-0 G5-3			1-0 CS 1B		0-3 K		0-0 G4-3 1B	4	0	2	0	0	1	0											
Dante Bichette, R (1.8) (6.9) OBP: 0.280, SLG: 0.381		4-0 CS BB			0-1 F9			0-1 1B 1B 3B 1B	3-1 G4-3	3	1	1	0	1	0	2											
Dale Murphy, R (1.9) Scott Aldred, L (6.1) Steve Reed, R (8.1) Daryl Boston, L (8. PH) OBP: 0.643, SLG: 0.583		2-2 P6			4-0 1-2 BB			2-1 1B 1B 3B 1B	4-2 BB	1	0	0	0	1	0	1											
Joe Girardi, R (1.2) OBP: 0.299, SLG: 0.320			1-0 P4		0-0 P7			0-2 L9	0-0 G6-3	4	0	0	0	0	0	5	AB 31										
Freddie Benavides, R (1.6) OBP: 0.056, SLG: 0.056			0-0 L6			0-3 K		2-1 L7		3	0	0	0	0	1	2	R 3										
Bryn Smith, R (1.1) Alex Cole, L (6.8) OBP: 0.444, SLG: 0.458			1-0 G5-3			2-1 G5-4-3 1B		2-0 1-2 3B 1B		1	0	0	0	0	0	0	H 7										
Inning Stats	R: 0 E: 0 K: 0 S: 6	H: 0 LOB: 0 BB: 0 P: 7	R: 0 E: 0 K: 0 S: 5	H: 0 LOB: 0 BB: 1 P: 11	R: 0 E: 0 K: 0 S: 3	H: 0 LOB: 0 BB: 0 P: 5	R: 0 E: 0 K: 0 S: 6	H: 0 LOB: 0 BB: 0 P: 10	R: 0 E: 0 K: 1 S: 6	H: 1 LOB: 1 BB: 1 P: 9	R: 0 E: 0 K: 1 S: 7	H: 0 LOB: 0 BB: 0 P: 9	R: 0 E: 0 K: 1 S: 15	H: 4 LOB: 1 BB: 0 P: 24	R: 0 E: 0 K: 0 S: 10	H: 1 LOB: 2 BB: 1 P: 17	1B: 6 2B: 0 3B: 1 HR: 0	SF: 0 SAC: 0 DP: 1 HBP: 0	WP: 0 PA: 34 PB: 0 SB: 0 CS: 2								
PITCHER	IP	WLS	BF	H	R	ER	SO	BB	IBB	HBP	BLK	WP	HR	S	P	ERA	WHIP										
Sid Fernandez, L (1.1) ERA: 2.45	5.0	W	16	1	0	0	0	2	0	0	0	0	0	24	42	0.00	0.600										
Mike Draper, R (6.1) ERA: 7.71	2.2		12	5	3	3	2	0	0	0	0	0	0	26	38	10.12	1.875										
Mike Maddux, R (8.1) ERA:	1.1	S	6	1	0	0	0	1	0	0	0	0	0	12	21	0.00	1.500										

New York Mets @ Colorado Rockies
Mile High Stadium, Denver, CO
Wed Apr 14 1993, 9:05 PM EDT
Att: 57,489 - Unknown - 43 F

livebaseballscores.com

AB 31
R 3
H 7
RBI 3
BB 3
SO 2
LOB 12



Batter	1	2	3	4	5	6	7	8	9	AB	R	H	RBI	BB	SO	LOB	TOP			
Vince Coleman, S (1,7) OBP: 0.308, SLG: 0.351										4	1	1	0	0	0	1				
Tony Fernandez, S (1,6) OBP: 0.444, SLG: 0.346										3	0	0	0	0	1	0				
Eddie Murray, S (1,3) OBP: 0.405, SLG: 0.500										4	1	2	1	0	0	0				
Bobby Bonilla, S (1,9) OBP: 0.389, SLG: 0.515										4	1	2	0	0	0	1				
Howard Johnson, S (1,5) OBP: 0.306, SLG: 0.111										3	0	0	1	0	0	1				
Jeff Kent, R (1,4) OBP: 0.265, SLG: 0.214										4	0	0	0	0	2	2				
Ryan Thompson, R (1,8) OBP: 0.167, SLG: 0.167										4	0	0	0	0	1	1				
Charlie O'Brien, R (1,2)										3	0	0	0	0	1	0				
Dwight Gooden, R (1,1) OBP: 0.250, SLG: 0.250										2	0	1	0	0	1	0				
Joe Orsulak, L (8,PH) OBP: 0.375, SLG: 0.400										1	0	0	0	0	0	0				
Anthony Young, R (8,1)										0	0	0	0	0	0	0				
Inning Stats	R: 2 H: 3 E: 0 K: 1 S: 12	H: 3 LOB: 1 BB: 0 P: 16	R: 0 H: 1 E: 0 K: 0 S: 13	H: 1 LOB: 0 BB: 0 P: 16	R: 0 H: 0 E: 0 K: 1 S: 10	H: 0 LOB: 0 BB: 0 P: 13	R: 0 H: 0 E: 0 K: 0 S: 8	H: 0 LOB: 0 BB: 0 P: 10	R: 0 H: 1 E: 0 K: 0 S: 6	H: 1 LOB: 1 BB: 0 P: 8	R: 0 H: 0 E: 0 K: 0 S: 8	H: 0 LOB: 0 BB: 0 P: 13	R: 0 H: 0 E: 0 K: 0 S: 7	H: 0 LOB: 0 BB: 0 P: 9	R: 1 H: 1 E: 1 K: 2 S: 12	H: 1 LOB: 1 BB: 0 P: 16	1B: 2 2B: 4 3B: 0 HR: 0	SF: 1 SAC: 1 DP: 0 HBP: 0	WP: 0 PB: 0 SB: 0 CS: 0	PA: 34
PITCHER David Nied, R (1,1) ERA: 3.43	IP: 9.0 WLS: W BF: 34 H: 6 R: 3 ER: 2 SO: 6 BB: 0 IBB: 0 HBP: 0 BLK: 0 WP: 0 HR: 0 S: 83 P: 114 ERA: 2.00 WHIP: 0.667															PITCHER	IP: 9.0 WLS: W BF: 34 H: 6 R: 3 ER: 2 SO: 6 BB: 0 IBB: 0 HBP: 0 BLK: 0 WP: 0 HR: 0 S: 83 P: 114 ERA: 2.00 WHIP: 0.667			

New York Mets @ Colorado Rockies
Mile High Stadium, Denver, CO
Thu Apr 15 1993, 5:33 AM EDT
Att: 52,608 - Cloudy - 46 F

AB 32
R 3
H 6
RBI 2
BB 0
SO 6
LOB 6



Batter	1	2	3	4	5	6	7	8	9	AB	R	H	RBI	BB	SO	LOB	BOTTOM			
Eric Young Sr., R (1,4) OBP: 0.382, SLG: 0.500										2	1	0	1	1	0	0				
Alex Cole, L (1,8) OBP: 0.419, SLG: 0.429										4	1	1	0	0	1	0				
Daryl Boston, L (1,7) OBP: 0.500, SLG: 0.438										4	0	0	1	0	1	1				
Andres Galarraga, R (1,3) OBP: 0.394, SLG: 0.594										4	0	0	1	0	0	0				
Charlie Hayes, R (1,5) OBP: 0.300, SLG: 0.500										3	1	0	0	1	0	0				
Gerald Young, S (1,9)										1	1	0	0	2	0	0				
Danny Sheaffer, R (1,2) OBP: 0.333, SLG: 0.333										3	0	1	0	0	0	1				
Freddie Benavides, R (1,6) OBP: 0.143, SLG: 0.190										3	1	2	2	0	0	0				
David Nied, R (1,1)										2	0	0	0	0	0	2				
Inning Stats	R: 4 H: 3 E: 0 K: 0 S: 20	H: 3 LOB: 2 BB: 3 P: 38	R: 0 H: 0 E: 1 K: 1 S: 5	H: 0 LOB: 0 BB: 0 P: 7	R: 0 H: 0 E: 0 K: 0 S: 10	H: 0 LOB: 1 BB: 1 P: 17	R: 0 H: 0 E: 0 K: 0 S: 4	H: 0 LOB: 0 BB: 0 P: 6	R: 0 H: 0 E: 0 K: 0 S: 7	H: 0 LOB: 0 BB: 0 P: 13	R: 0 H: 0 E: 0 K: 0 S: 9	H: 0 LOB: 0 BB: 0 P: 13	R: 1 H: 1 E: 0 K: 1 S: 9	H: 1 LOB: 0 BB: 0 P: 13	R: 0 H: 0 E: 0 K: 0 S: 4	H: 0 LOB: 0 BB: 0 P: 6	1B: 3 2B: 1 3B: 0 HR: 0	SF: 0 SAC: 2 DP: 0 HBP: 0	WP: 0 PB: 0 SB: 2 CS: 0	PA: 32
PITCHER Dwight Gooden, R (1,1) ERA: 4.09	IP: 7.0 WLS: L BF: 29 H: 4 R: 5 ER: 5 SO: 2 BB: 4 IBB: 5 HBP: 0 BLK: 0 WP: 0 HR: 0 S: 64 P: 107 ERA: 6.43 WHIP: 1.143															PITCHER	IP: 7.0 WLS: L BF: 29 H: 4 R: 5 ER: 5 SO: 2 BB: 4 IBB: 5 HBP: 0 BLK: 0 WP: 0 HR: 0 S: 64 P: 107 ERA: 6.43 WHIP: 1.143			
Anthony Young, R (8,1) ERA: 7.71	IP: 1.0 WLS: 3 BF: 0 H: 0 R: 0 ER: 0 SO: 0 BB: 0 IBB: 0 HBP: 0 BLK: 0 WP: 0 HR: 4 S: 4 P: 6 ERA: 0.00 WHIP: 0.000															PITCHER	IP: 1.0 WLS: 3 BF: 0 H: 0 R: 0 ER: 0 SO: 0 BB: 0 IBB: 0 HBP: 0 BLK: 0 WP: 0 HR: 4 S: 4 P: 6 ERA: 0.00 WHIP: 0.000			

New York Mets @ Colorado Rockies
Mile High Stadium, Denver, CO
Thu Apr 15 1993, 5:33 AM EDT
Att: 52,608 - Cloudy - 46 F

AB 26
R 5
H 4
RBI 5
BB 4
SO 2
LOB 4



Batter	1	2	3	4	5	6	7	8	9	AB	R	H	RBI	BB	SO	LOB	TOP				
Vince Coleman, S (1, 7) OBP: 0.279, SLG: 0.317	F9		F7		B1-3		K			4	0	0	0	0	1	2					
Tony Fernandez, S (1, 6) OBP: 0.425, SLG: 0.333	K		L5			F9 BB 1B		P6		4	0	1	0	0	1	1					
Eddie Murray, S (1, 3) OBP: 0.415, SLG: 0.568	HR			F8		4-0 BB		G6-3		3	1	1	1	1	0	0					
Bobby Bonilla, S (1, 9) OBP: 0.375, SLG: 0.472	K			4-1 HR BB		0-0 BB		F9		3	1	0	0	1	2	2					
Howard Johnson, S (1, 5) OBP: 0.300, SLG: 0.226		2-3 K		1-0 HR BB		1-3 K		F8		4	1	1	2	0	2	2					
Joe Orsulak, L (1, 8) OBP: 0.300, SLG: 0.316	K			0-0 P4		1-0 F8		P5		4	0	0	0	0	1	2					
Jeff McKnight, S (1, 4) Jeff Kent, R (7, 4) OBP: 0.286, SLG: 0.214	G3			0-1 F8		2-2 G4-3		HBP		3	0	0	0	0	0	0					
Todd Hundley, S (1, 2) OBP: 0.355, SLG: 0.464				1-2 2B		1-3 K		K		4	0	1	0	0	3	1					
Pete Schourek, L (1, 1) Jeff Innis, R (8, 1) John Franco, L (9, 1)				0-3 K		0-0 F8				3	0	1	0	0	1	1					
										0	0	0	0	0	0	0					
										0	0	0	0	0	0	0					
Inning Stats	R: 1 E: 0 K: 2 S: 19	H: 1 LOB: 0 BB: 0 P: 29	R: 0 E: 0 K: 2 S: 8	H: 0 LOB: 0 BB: 0 P: 13	R: 0 E: 0 K: 1 S: 17	H: 1 LOB: 1 BB: 0 P: 23	R: 2 E: 0 K: 0 S: 6	H: 1 LOB: 0 BB: 1 P: 12	R: 0 E: 0 K: 1 S: 9	H: 0 LOB: 0 BB: 0 P: 11	R: 0 E: 0 K: 1 S: 14	H: 1 LOB: 1 BB: 0 P: 20	R: 0 E: 0 K: 1 S: 12	H: 0 LOB: 0 BB: 0 P: 18	R: 0 E: 0 K: 1 S: 9	H: 0 LOB: 1 BB: 0 P: 13	1B: 2 2B: 1 3B: 0 HR: 2	SF: 0 SAC: 0 DP: 0 HBP: 1	WP: 0 PB: 0 SB: 0 CS: 0	PA: 35	
PITCHER	IP WLS BF H R ER SO BB IBB HBP BLK WP HR S P ERA WHIP	IP WLS BF H R ER SO BB IBB HBP BLK WP HR S P ERA WHIP	IP WLS BF H R ER SO BB IBB HBP BLK WP HR S P ERA WHIP	IP WLS BF H R ER SO BB IBB HBP BLK WP HR S P ERA WHIP	IP WLS BF H R ER SO BB IBB HBP BLK WP HR S P ERA WHIP	IP WLS BF H R ER SO BB IBB HBP BLK WP HR S P ERA WHIP	IP WLS BF H R ER SO BB IBB HBP BLK WP HR S P ERA WHIP	IP WLS BF H R ER SO BB IBB HBP BLK WP HR S P ERA WHIP	IP WLS BF H R ER SO BB IBB HBP BLK WP HR S P ERA WHIP	IP WLS BF H R ER SO BB IBB HBP BLK WP HR S P ERA WHIP	IP WLS BF H R ER SO BB IBB HBP BLK WP HR S P ERA WHIP	IP WLS BF H R ER SO BB IBB HBP BLK WP HR S P ERA WHIP	IP WLS BF H R ER SO BB IBB HBP BLK WP HR S P ERA WHIP	IP WLS BF H R ER SO BB IBB HBP BLK WP HR S P ERA WHIP	IP WLS BF H R ER SO BB IBB HBP BLK WP HR S P ERA WHIP	IP WLS BF H R ER SO BB IBB HBP BLK WP HR S P ERA WHIP	IP WLS BF H R ER SO BB IBB HBP BLK WP HR S P ERA WHIP	IP WLS BF H R ER SO BB IBB HBP BLK WP HR S P ERA WHIP	IP WLS BF H R ER SO BB IBB HBP BLK WP HR S P ERA WHIP	IP WLS BF H R ER SO BB IBB HBP BLK WP HR S P ERA WHIP	IP WLS BF H R ER SO BB IBB HBP BLK WP HR S P ERA WHIP

New York Mets @ Cincinnati Reds
Riverfront Stadium, Cincinnati, OH

AB 32
R 3
H 5
RBI 3
BB 2
SO 11
LOB 11



WP: 0 PA: 35
PB: 0
SB: 0
CS: 0

Batter	1	2	3	4	5	6	7	8	9	AB	R	H	RBI	BB	SO	LOB	BOTTOM					
Bip Roberts, S (1, 4) OBP: 0.289, SLG: 0.229	G6-3		FC5-4 CS			1-3		F8		4	0	0	0	0	0	1						
Roberto Kelly, R (1, 8) OBP: 0.244, SLG: 0.295	G6-3		G4-3			G6-3		G6-3		4	0	0	0	0	0	1						
Barry Larkin, R (1, 6) Jeff Branson, L (6, PR) OBP: 0.500, SLG: 0.750	K			G1-6-3 1B		FC6-4 HBP		2B		2	0	1	0	0	1	0						
Kevin Mitchell, R (1, 7) OBP: 0.368, SLG: 0.500		L8		G1-6-3 1B		FC6-4		G6-3		4	0	0	0	0	0	3						
Chris Sabo, R (1, 5) OBP: 0.262, SLG: 0.368		1B BB		F8		F8		F8		3	0	0	0	1	0	0						
Randy Milligan, R (1, 3) OBP: 0.512, SLG: 0.367		SAFE 1B		G6-3		F9		F9		4	0	1	0	0	0	0						
Reggie Sanders, R (1, 9) OBP: 0.308, SLG: 0.405		K		K		2B 1B		HR		4	1	2	1	0	2	2						
Joe Oliver, R (1, 2) OBP: 0.378, SLG: 0.344		F8		G5-3		2B		G6-3		4	0	2	0	0	0	2						
Jose Rijo, R (1, 1) Cecil Espy, S (7, PH) Steve Foster, R (8, 1)				FC5-4 1B		K				2	0	1	0	0	0	1						
										1	0	0	0	0	1	2						
										0	0	0	0	0	0	0						
Inning Stats	R: 0 E: 0 K: 1 S: 8	H: 0 LOB: 0 BB: 0 P: 13	R: 0 E: 0 K: 1 S: 12	H: 1 LOB: 2 BB: 1 P: 22	R: 0 E: 0 K: 0 S: 8	H: 1 LOB: 0 BB: 0 P: 12	R: 0 E: 0 K: 0 S: 6	H: 1 LOB: 0 BB: 0 P: 9	R: 0 E: 0 K: 1 S: 8	H: 1 LOB: 1 BB: 0 P: 13	R: 0 E: 0 K: 0 S: 12	H: 0 LOB: 1 BB: 0 P: 17	R: 0 E: 0 K: 1 S: 10	H: 2 LOB: 2 BB: 0 P: 17	R: 0 E: 0 K: 0 S: 10	H: 1 LOB: 1 BB: 0 P: 16	R: 1 E: 0 K: 0 S: 6	H: 1 LOB: 0 BB: 0 P: 10	1B: 4 2B: 3 3B: 0 HR: 1	SF: 0 SAC: 0 DP: 1 HBP: 1	WP: 0 PB: 0 SB: 0 CS: 1	PA: 35
PITCHER	IP WLS BF H R ER SO BB IBB HBP BLK WP HR S P ERA WHIP	IP WLS BF H R ER SO BB IBB HBP BLK WP HR S P ERA WHIP	IP WLS BF H R ER SO BB IBB HBP BLK WP HR S P ERA WHIP	IP WLS BF H R ER SO BB IBB HBP BLK WP HR S P ERA WHIP	IP WLS BF H R ER SO BB IBB HBP BLK WP HR S P ERA WHIP	IP WLS BF H R ER SO BB IBB HBP BLK WP HR S P ERA WHIP	IP WLS BF H R ER SO BB IBB HBP BLK WP HR S P ERA WHIP	IP WLS BF H R ER SO BB IBB HBP BLK WP HR S P ERA WHIP	IP WLS BF H R ER SO BB IBB HBP BLK WP HR S P ERA WHIP	IP WLS BF H R ER SO BB IBB HBP BLK WP HR S P ERA WHIP	IP WLS BF H R ER SO BB IBB HBP BLK WP HR S P ERA WHIP	IP WLS BF H R ER SO BB IBB HBP BLK WP HR S P ERA WHIP	IP WLS BF H R ER SO BB IBB HBP BLK WP HR S P ERA WHIP	IP WLS BF H R ER SO BB IBB HBP BLK WP HR S P ERA WHIP	IP WLS BF H R ER SO BB IBB HBP BLK WP HR S P ERA WHIP	IP WLS BF H R ER SO BB IBB HBP BLK WP HR S P ERA WHIP	IP WLS BF H R ER SO BB IBB HBP BLK WP HR S P ERA WHIP	IP WLS BF H R ER SO BB IBB HBP BLK WP HR S P ERA WHIP	IP WLS BF H R ER SO BB IBB HBP BLK WP HR S P ERA WHIP	IP WLS BF H R ER SO BB IBB HBP BLK WP HR S P ERA WHIP	IP WLS BF H R ER SO BB IBB HBP BLK WP HR S P ERA WHIP	IP WLS BF H R ER SO BB IBB HBP BLK WP HR S P ERA WHIP

New York Mets @ Cincinnati Reds
Riverfront Stadium, Cincinnati, OH

AB 33
R 1
H 8
RBI 1
BB 1
SO 4
LOB 12



WP: 0 PA: 35
PB: 0
SB: 0
CS: 1

Batter	1	2	3	4	5	6	7	8	9	AB R H RBI BB SO LOB	TOP									
Vince Coleman, S OBP: 0.277, SLG: 0.311 (1, 7)	F8		G4-3			G3-1 1B		L7		4 1 1 1 0 0 1	New York Mets @ Cincinnati Reds Riverfront Stadium, Cincinnati, OH Sat Apr 17 1993, 3:33 AM EDT Att: 28,598 - Sunny - 49 F									
Tony Fernandez, S OBP: 0.364, SLG: 0.436 (1, 6)	1B BB			G5-3		G3-1		BB	2 0 0 0 2 0 1											
Eddie Murray, S OBP: 0.422, SLG: 0.561 (1, 3)	G6-4-3 1B			G6-3		1B		F9	4 0 2 1 0 0 2											
Bobby Bonilla, S OBP: 0.364, SLG: 0.436 Dave Gallagher, R OBP: 0.536, SLG: 0.571 (9, PR) (9, 9)	G6-4-3			L4-3		G6-3		SH5-4 BB 1B BB	3 0 0 0 1 0 3 0 1 0 0 0 0 0											
Howard Johnson, S OBP: 0.295, SLG: 0.206 (1, 5)		F7			P3		F8	SH5-4 BB 1B BB	3 1 0 0 1 0 0											
Jeff Kent, R OBP: 0.289, SLG: 0.226 (1, 4)	K				G4-6-3 1B		K	SH5-4	3 0 1 0 0 2 0											
Ryan Thompson, R OBP: 0.125, SLG: 0.125 (1, 8)	G4-3				G4-6-3 1-2		G6-3	K	4 0 0 0 0 1 4											
Charlie O'Brien, R OBP: 0.222, SLG: 0.222 (1, 2)			F9			SH1-4 1B		G6-3	4 1 2 2 0 0 0											
Frank Tanana, L OBP: 0.333, SLG: 0.350 Mike Maddux, L (8, 1)			G1			SH1-4		K	1 0 0 0 0 0 0 0 0 0 0 0 0 0 1 0 1 0 0 0 0 1 0 0 0 0 1 1											
Inning Stats	R: 0 E: 0 K: 0 S: 6	H: 1 LOB: 1 BB: 1 P: 12	R: 0 E: 0 K: 1 S: 8	H: 0 LOB: 0 BB: 0 P: 9	R: 0 E: 0 K: 1 S: 7	H: 0 LOB: 0 BB: 0 P: 10	R: 0 E: 0 K: 0 S: 6	H: 0 LOB: 0 BB: 0 P: 7	R: 0 E: 0 K: 0 S: 8	H: 1 LOB: 0 BB: 0 P: 14		R: 0 E: 0 K: 1 S: 9	H: 0 LOB: 0 BB: 0 P: 14	R: 0 E: 0 K: 0 S: 10	H: 1 LOB: 2 BB: 1 P: 19	R: 2 E: 0 K: 2 S: 13	H: 1 LOB: 2 BB: 2 P: 25	1B: 7 2B: 0 3B: 0 HR: 0	SF: 0 SAC: 2 DP: 2 HBP: 0	WP: 0 PB: 0 SB: 2 CS: 0
PITCHER	IP WLS BF H R ER SO BB IBB HBP BLK WP HR S P ERA WHIP											IP WLS BF H R ER SO BB IBB HBP BLK WP HR S P ERA WHIP								
John Smiley, L ERA: 4.0 (1, 1)	6.0 L 22 5 2 2 1 1 0 0 0 0 0 45 68 3.00 1.000																			
Bill Landrum, R ERA: 2.25 (7, 1)	1.2 7 1 0 0 1 1 0 0 0 0 0 18 31 0.00 1.200																			
Greg Cadaret, L ERA: (8, 1)	0.1 1 0 0 0 0 0 0 0 0 0 0 1 2 0.00 0.000																			
Rob Dibble, R ERA: 11.25 (9, 1)	1.0 6 1 2 2 2 2 0 0 0 0 0 0 13 25 18.00 3.000																			

Batter	1	2	3	4	5	6	7	8	9	AB R H RBI BB SO LOB	BOTTOM											
Bip Roberts, S OBP: 0.256, SLG: 0.200 (1, 4)	G5-3		K		F8		K		F7	5 0 0 0 0 2 2	New York Mets @ Cincinnati Reds Riverfront Stadium, Cincinnati, OH Sat Apr 17 1993, 3:33 AM EDT Att: 28,598 - Sunny - 49 F											
Roberto Kelly, R OBP: 0.240, SLG: 0.327 (1, 8)	1B 3B		F9		G6-3		G1-3		L9	5 1 1 0 0 0 2												
Barry Larkin, R OBP: 0.404, SLG: 0.317 (1, 6)	3H 1B		F9		FC5-4 1B		F9			4 0 2 1 0 0 0												
Kevin Mitchell, R OBP: 0.348, SLG: 0.500 Cesar Hernandez, R (8, PR) (9, 7)	F8			F9 2B	FC5-4 1-2			E5 E		4 0 1 0 0 0 3 0 0 0 0 0 0 0												
Chris Sabo, R OBP: 0.239, SLG: 0.333 (1, 5)	F9		L1			F9		E7 G6-4-3		4 0 0 0 0 0 3												
Randy Milligan, R OBP: 0.533, SLG: 0.375 (1, 3)		FC5-4 BB		FC5-4 BB		FC5-4 1B		B2		2 0 1 0 2 0 2												
Reggie Sanders, R OBP: 0.279, SLG: 0.366 (1, 9)		FC5-4 G5-3 WP 1-2		F9		FC5-4 BB 1-2		G6-4-3 1-2		4 0 0 0 0 0 6												
Joe Oliver, R OBP: 0.366, SLG: 0.314 (1, 2)		G5-3		FC5-4 1-2				G6-3		3 0 0 0 1 0 3												
John Smiley, L OBP: 0.236, SLG: 0.400 Juan Samuel, R OBP: 0.083, SLG: 0.083 Bill Landrum, R (7, 1) Greg Cadaret, L (8, 1) Rob Dibble, L (9, 1) Gary Varsho, L OBP: 0.500, SLG: 0.450 (9, PR)		G6-3			1B 2B		L7		BB	2 0 1 0 0 0 1 1 0 0 0 0 0 2 0 1 0 0												
Inning Stats	R: 1 E: 0 K: 0 S: 8	H: 2 LOB: 1 BB: 0 P: 12	R: 0 E: 0 K: 0 S: 9	H: 0 LOB: 1 BB: 1 P: 20	R: 0 E: 0 K: 1 S: 8	H: 0 LOB: 0 BB: 0 P: 12	R: 0 E: 0 K: 0 S: 8	H: 1 LOB: 2 BB: 1 P: 17	R: 0 E: 0 K: 0 S: 9	H: 2 LOB: 2 BB: 0 P: 14		R: 0 E: 0 K: 0 S: 7	H: 1 LOB: 2 BB: 1 P: 16	R: 0 E: 0 K: 1 S: 5	H: 0 LOB: 0 BB: 0 P: 6	R: 0 E: 2 K: 0 S: 6	H: 0 LOB: 2 BB: 0 P: 8	R: 0 E: 0 K: 0 S: 12	H: 0 LOB: 1 BB: 1 P: 20	1B: 3 2B: 2 3B: 1 HR: 0	SF: 0 SAC: 0 DP: 1 HBP: 0	WP: 1 PB: 0 SB: 0 CS: 0
PITCHER	IP WLS BF H R ER SO BB IBB HBP BLK WP HR S P ERA WHIP											IP WLS BF H R ER SO BB IBB HBP BLK WP HR S P ERA WHIP										
Frank Tanana, L ERA: 1.5 (1, 1)	6.0 W 27 6 1 1 1 3 0 0 0 0 0 49 91 1.50 1.500																					
Jeff Innis, R ERA: 1.69 (7, 1)	1.0 3 0 0 0 1 0 0 0 0 0 0 5 6 0.00 0.000																					
Mike Maddux, R ERA: (8, 1)	2.0 S 8 0 0 0 0 1 0 0 0 0 0 0 18 28 0.00 0.500																					

Batter	1	2	3	4	5	6	7	8	9	AB	R	H	RBI	BB	SO	LOB	TOP	
Vince Coleman, S (1, 7) OBP: 0.275, SLG: 0.327	G4-3			G3		F7			F7	4	0	1	0	0	0	0	New York Mets @ Cincinnati Reds Riverfront Stadium, Cincinnati, OH Sun Apr 18 1993, 3:33 AM EDT Att: 32,435 - Sunny - 63 F	
Tony Fernandez, S (1, 6) OBP: 0.396, SLG: 0.278	F7			G3		L9			K	4	0	0	0	0	1	1		
Eddie Murray, S (1, 3) OBP: 0.413, SLG: 0.548 Joe Orsulak, L (4, PH) OBP: 0.333, SLG: 0.348	G4-3			P6		P6			PB	1	0	0	0	0	0	0		
Bobby Bonilla, S (1, 9) OBP: 0.354, SLG: 0.405		K		K			L9		1B	3	0	0	0	1	2	1		
Howard Johnson, S (1, 5) OBP: 0.292, SLG: 0.289		K			HR		F9		F7	4	1	1	1	0	1	2		
Jeff Kent, R (1, 4) OBP: 0.293, SLG: 0.235				F8						3	1	1	0	0	1	0		
Ryan Thompson, R (1, 8) OBP: 0.156, SLG: 0.263										3	0	1	1	0	1	0		
Todd Hundley, S (1, 2) OBP: 0.324, SLG: 0.419										3	0	0	0	0	2	1		
Bret Saberhagen, R (1, 1) OBP: 0.250, SLG: 0.286										3	0	0	0	0	0	1		
Inning Stats	R: 0 H: 0 E: 0 K: 0 S: 9	H: 0 LOB: 0 BB: 0 P: 14	R: 0 H: 0 E: 0 K: 2 S: 9	H: 0 LOB: 0 BB: 0 P: 11	R: 0 H: 0 E: 0 K: 1 S: 7	H: 1 LOB: 1 BB: 0 P: 14	R: 2 H: 3 E: 0 K: 0 S: 6	H: 0 LOB: 0 BB: 0 P: 15	R: 0 H: 0 E: 0 K: 1 S: 8	H: 0 LOB: 0 BB: 0 P: 12	R: 0 H: 0 E: 0 K: 2 S: 9	H: 0 LOB: 2 BB: 1 P: 13	R: 0 H: 1 E: 0 K: 1 S: 14	H: 1 LOB: 2 BB: 1 P: 25	1B: 2 2B: 1 3B: 1 HR: 1	SF: 0 SAC: 0 DP: 0 HBP: 0	WP: 0 PB: 1 SB: 0 CS: 1	PA: 32
PITCHER	IP WLS BF H R ER SO BB IBB HBP BLK WP HR S P ERA WHIP																	
Tim Pugh, R (1, 1) ERA: 1.93	6.0	21	4	2	2	4	0	0	0	0	0	0	0	1	51	72	3.00	0.667
Steve Foster, R (7, 1) ERA: 2.53	2.0	6	0	0	0	3	0	0	0	0	0	0	0	0	17	25	0.00	0.000
Rob Dibble, R (9, 1) ERA: 9.0	1.0	5	1	0	0	1	1	0	0	0	0	0	0	0	14	25	0.00	2.000

Batter	1	2	3	4	5	6	7	8	9	AB	R	H	RBI	BB	SO	LOB	BOTTOM			
Roberto Kelly, R (1, 8) OBP: 0.241, SLG: 0.321	G3		F8			F8		SF8		4	0	1	0	0	0	0	New York Mets @ Cincinnati Reds Riverfront Stadium, Cincinnati, OH Sun Apr 18 1993, 3:33 AM EDT Att: 32,435 - Sunny - 63 F			
Jeff Branson, L (1, 4) OBP: 0.429, SLG: 0.571	G4-3			G4-6-3		L5		SH1-3		3	0	1	0	0	0	0				
Barry Larkin, R (1, 6) OBP: 0.392, SLG: 0.295	G6-3			G4-6-3		G5-3		IBB		3	0	0	0	1	0	1				
Kevin Mitchell, R (1, 7) OBP: 0.333, SLG: 0.480 Rob Dibble, L (9, 1)		P4		F9			1B	SF8		3	1	1	1	0	0	0				
Chris Sabo, R (1, 5) OBP: 0.240, SLG: 0.326		K			F7		1B	G1-3		4	1	1	0	0	1	2				
Randy Milligan, R (1, 3) OBP: 0.583, SLG: 0.429 Dan Wilson, R (7, PR) (8, 2)				FC4-6			1B			3	0	3	1	0	0	0				
Reggie Sanders, R (1, 9) OBP: 0.261, SLG: 0.349				FC4-6			1B			2	0	0	1	0	0	2				
Joe Oliver, R (1, 2) OBP: 0.364, SLG: 0.342 (8, 3)					P2					3	0	1	0	0	1	1				
Tim Pugh, R (1, 1) Bip Roberts, S (6, PH) Steve Foster, R (7, 1) Cecil Espy, S (8, PH) Cesar Hernandez, R (9, 7)									SH1-3	1	0	0	0	0	1	0				
Inning Stats	R: 0 H: 0 E: 0 K: 0 S: 9	H: 1 LOB: 1 BB: 0 P: 10	R: 0 H: 1 E: 0 K: 1 S: 10	H: 0 LOB: 0 BB: 0 P: 16	R: 0 H: 0 E: 0 K: 2 S: 10	H: 0 LOB: 0 BB: 0 P: 12	R: 0 H: 1 E: 0 K: 0 S: 9	H: 1 LOB: 1 BB: 0 P: 13	R: 0 H: 1 E: 0 K: 0 S: 12	H: 1 LOB: 1 BB: 0 P: 22	R: 0 H: 0 E: 0 K: 1 S: 7	H: 0 LOB: 0 BB: 0 P: 11	R: 2 H: 4 E: 0 K: 0 S: 14	H: 4 LOB: 3 BB: 0 P: 19	R: 1 H: 2 E: 0 K: 0 S: 9	H: 2 LOB: 2 BB: 1 P: 16	1B: 8 2B: 1 3B: 0 HR: 0	SF: 2 SAC: 1 DP: 1 HBP: 0	WP: 0 PB: 0 SB: 0 CS: 0	PA: 32
PITCHER	IP WLS BF H R ER SO BB IBB HBP BLK WP HR S P ERA WHIP																			
Bret Saberhagen, R (1, 1) ERA: 3.13	8.0	32	9	3	3	4	0	1	0	0	0	0	0	0	80	119	3.38	1.125		

AB	31
R	2
H	5
RBI	2
BB	1
SO	8
LOB	7



AB	28
R	3
H	9
RBI	3
BB	1
SO	4
LOB	6



Batter	1	2	3	4	5	6	7	8	9	10	11	AB	R	H	RBI	BB	SO	LOB	TOP					
Willie McGee, S OBP: 0.322, SLG: 0.278	1-3 K		1-1 G5-3			0-0 F9		3-1 F9		1-0 F8		5	0	0	0	0	1	1						
Darren Lewis, R OBP: 0.297, SLG: 0.412	1-3 K		2-3 K			0-0 B5-3			0-0 L8 1B		3-1 1B 3B	5	1	2	0	0	2	0						
Will Clark, L OBP: 0.289, SLG: 0.250	3-2 L9		1-1 G3-1			3-2 F8			2-0 L8		0-0 HR 1B	5	1	1	1	0	0	1						
Matt Williams, R OBP: 0.317, SLG: 0.582		4-2 BB 1B		1-1 1B			1-3 K		1-2 L6		3-2 L9	4	1	1	0	1	1	2						
Barry Bonds, L OBP: 0.449, SLG: 0.884		4-1 1B BB		2-3 K			1-2 L8		4-0 IBB		2-1 HR	3	1	1	2	2	1	0						
Robby Thompson, R OBP: 0.276, SLG: 0.320		0-3 K		1-3 K			2-2 1B		1-0 G3		1-2 F8	5	0	1	0	0	2	4						
Royce Clayton, R OBP: 0.283, SLG: 0.308		1-3 K			2-3 K		1-3 K			2-3 K	1-1 G4-3	5	0	0	0	0	4	3						
Kirt Manwaring, R OBP: 0.375, SLG: 0.444		1-1 1B		2-3 K			1-3 K			2-2 1B		4	0	2	1	0	2	0						
Bill Swift, R Craig Colletti, R Michael Jackson, R Gino Minutelli, L Todd Benzing, S Dave Righetti, L Rod Beck, R	0-3 K		0-3 K		3-3 K		0-0 G5-3			0-0 F7		2	0	0	0	0	2	2						
Inning Stats	R: 0 E: 0 K: 2 S: 10	H: 0 LOB: 0 BB: 0 P: 15	R: 1 E: 0 K: 3 S: 15	H: 1 LOB: 2 BB: 2 P: 25	R: 0 E: 0 K: 1 S: 7	H: 0 LOB: 0 BB: 0 P: 11	R: 0 E: 0 K: 2 S: 9	H: 1 LOB: 0 BB: 0 P: 13	R: 0 E: 0 K: 0 S: 5	H: 0 LOB: 0 BB: 0 P: 8	R: 0 E: 0 K: 2 S: 13	H: 1 LOB: 1 BB: 0 P: 18	R: 0 E: 0 K: 1 S: 6	H: 0 LOB: 0 BB: 0 P: 10	R: 0 E: 0 K: 0 S: 8	H: 1 LOB: 2 BB: 1 P: 16	R: 0 E: 0 K: 1 S: 8	H: 1 LOB: 1 BB: 0 P: 13	R: 3 E: 0 K: 0 S: 13	H: 3 LOB: 0 BB: 0 P: 23	1B: 6 2B: 0 3B: 1 HR: 1	SF: 0 SAC: 0 DP: 0 HBP: 0	WP: 0 PB: 0 SB: 1 CS: 0	PA: 43
PITCHER	IP ERA WLS BF H R ER SO BB IBB HBP BLK WP HR S P ERA WHIP	8.0 1.89 2.0 9 2 0 0 1 0 1 0 0 0 0 16 29 0.00 1.000	11.1 3.24 1.0 L 6 3 3 3 0 0 0 0 0 0 1 13 23 27.00 3.000																					

San Francisco Giants @ New York Mets
Shea Stadium, Flushing, NY
Tue Apr 20 1993, 7:05 PM EDT
Att. 19,816 - Unknown - 62 F

AB	40
R	4
H	8
RBI	4
BB	3
SO	15
LOB	14



Batter	1	2	3	4	5	6	7	8	9	10	11	AB	R	H	RBI	BB	SO	LOB	BOTTOM			
Vince Coleman, S OBP: 0.250, SLG: 0.296	2-2 L8		1-0 FC6-4			2-3 K			1-3 K		2-2 F7	5	0	0	0	0	2	2				
Tony Fernandez, S OBP: 0.396, SLG: 0.275	1-0 G6-4-3 1B			1-0 F7			2-2 G4-3		4-2 BB		1-2 G4-3	4	0	1	0	1	0	1				
Eddie Murray, S OBP: 0.380, SLG: 0.500	2-0 G6-4-3			2-2 G3-1			1-1 F7		0-2 P6			4	0	0	0	0	0	2				
Bobby Bonilla, S OBP: 0.327, SLG: 0.370		2-0 F8		0-0 G5-3			2-1 L8		1-1 F8			4	0	0	0	0	0	1				
Howard Johnson, S OBP: 0.288, SLG: 0.286		2-2 P6			1-0 F7			0-0 SH1-3 3B 1B		1-0 F7		4	1	1	0	0	0	0				
Jeff Kent, R OBP: 0.273, SLG: 0.216 Mike Maddux, L	1-3 K				0-1 G1-3			1 SAFE SH1-3		0-0 P6		3	0	0	0	0	1	0				
Ryan Thompson, R OBP: 0.143, SLG: 0.238 Joe Orsulak, L Dave Gallagher, R			1-3 K		2-2 G3			1-2 3B		0-1 L6		2	0	0	0	0	1	0				
Todd Hundley, S OBP: 0.289, SLG: 0.371			0-2 L7			0-0 L7		0-3 K			0-2 G6-3	4	0	0	0	0	1	1				
Sid Fernandez, L Chico Walker, S Anthony Young, R Jeff McKnight, S			4-2 FC6-4 BB			1-1 G4-3		0-1 G5-3			1-2 E4	1	0	0	0	1	0	0				
Inning Stats	R: 0 E: 0 K: 0 S: 6	H: 1 LOB: 0 BB: 0 P: 11	R: 0 E: 0 K: 1 S: 7	H: 0 LOB: 0 BB: 0 P: 12	R: 0 E: 0 K: 1 S: 9	H: 0 LOB: 0 BB: 0 P: 15	R: 0 E: 0 K: 0 S: 5	H: 0 LOB: 0 BB: 0 P: 8	R: 0 E: 0 K: 0 S: 5	H: 0 LOB: 0 BB: 0 P: 14	R: 1 E: 0 K: 1 S: 11	H: 2 LOB: 1 BB: 0 P: 12	R: 0 E: 0 K: 1 S: 13	H: 0 LOB: 1 BB: 1 P: 19	R: 0 E: 0 K: 0 S: 4	H: 0 LOB: 0 BB: 0 P: 5	R: 0 E: 1 K: 0 S: 13	H: 0 LOB: 1 BB: 0 P: 17	1B: 2 2B: 0 3B: 1 HR: 0	SF: 0 SAC: 1 DP: 1 HBP: 0	WP: 0 PB: 0 SB: 0 CS: 0	PA: 38
PITCHER	IP ERA WLS BF H R ER SO BB IBB HBP BLK WP HR S P ERA WHIP	7.0 4.24 0.1 2 1 1 1 0 3 0 0 0 0 0 49 79 0.00 0.286	8.1 3.86 1.2 7 1 0 0 2 1 0 0 0 0 0 21 28 0.00 1.200																			

San Francisco Giants @ New York Mets
Shea Stadium, Flushing, NY
Tue Apr 20 1993, 7:05 PM EDT
Att. 19,816 - Unknown - 62 F

AB	35
R	1
H	3
RBI	1
BB	2
SO	5
LOB	8



Batter	1	2	3	4	5	6	7	8	9	AB	R	H	RBI	BB	SO	LOB	TOP										
Willie McGee, S OBP: 0.313, SLG: 0.288 (1, 9)	G4-3		G6-3				G3		FC6	5	0	1	0	0	0	2	San Francisco Giants @ New York Mets Shea Stadium, Flushing, NY Wed Apr 21 1993, 7:05 PM EDT Att: 18,255 - Unknown - 70 F										
Dave Martinez, L OBP: 0.298, SLG: 0.185 Kevin Rogers, L (7, 1)	L6		G4-3				F7			4	0	0	0	0	0	3											
Will Clark, L OBP: 0.258, SLG: 0.250 (1, 3)	F7		F9							4	0	1	0	0	0	0											
Matt Williams, R OBP: 0.328, SLG: 0.576 (1, 5)										4	0	2	0	0	1	1											
Barry Bonds, L OBP: 0.453, SLG: 0.844 Mark Carreon, R OBP: 0.556, SLG: 0.500 (8, PR) (8, 7)										2	0	0	0	2	0	2											
Robby Thomson, R OBP: 0.273, SLG: 0.310 (1, 4)										4	0	1	0	0	1	4											
Jeff Reed, L OBP: 0.429, SLG: 0.273 (1, 2)										4	0	2	0	0	0	4											
Mike Benjamin, R OBP: 0.286, SLG: 0.333 Todd Benzinger, S (9, PH)										2	0	1	0	1	0	1											
Jeff Brantley, R (1, 1)										1	0	0	0	0	1	3											
Craig Colbert, R OBP: 0.333, SLG: 0.200 Bryan Hickerson, L (5, PH) Darren Lewis, R OBP: 0.282, SLG: 0.389 (7, PH) (7, 8)										1	0	0	0	0	1	1											
Inning Stats	R: 0 E: 0 K: 0 S: 11	H: 0 LOB: 0 BB: 0 P: 16	R: 0 E: 0 K: 1 S: 14	H: 1 LOB: 3 BB: 2 P: 27	R: 0 E: 0 K: 0 S: 5	H: 0 LOB: 0 BB: 0 P: 7	R: 0 E: 0 K: 0 S: 8	H: 1 LOB: 0 BB: 0 P: 10	R: 0 E: 0 K: 1 S: 16	H: 2 LOB: 2 BB: 0 P: 23	R: 0 E: 0 K: 1 S: 13	H: 2 LOB: 1 BB: 0 P: 21	R: 0 E: 0 K: 0 S: 6	H: 1 LOB: 1 BB: 1 P: 10	R: 0 E: 0 K: 1 S: 12	H: 0 LOB: 1 BB: 1 P: 20	R: 0 E: 0 K: 0 S: 9	H: 1 LOB: 1 BB: 0 P: 12	1B: 7 2B: 1 3B: 0 HR: 0	SF: 0 SAC: 0 DP: 0 HBP: 0	WP: 0 PB: 0 SB: 0 CS: 1	PA: 37					
PITCHER	IP	WLS	BF	H	R	ER	SO	BB	IBB	HBP	BLK	WP	HR	S	P	ERA	WHIP										
Dwight Gooden, R ERA: 3.1 Mike Draper, R ERA: 5.4	(1, 1)	7.0	W	29	7	0	3	2	0	0	0	0	0	73	114	0.00	1.286										
	(8, 1)	2.0		8	1	0	1	1	0	0	0	0	0	21	32	0.00	1.000										

Batter	1	2	3	4	5	6	7	8	9	AB	R	H	RBI	BB	SO	LOB	BOTTOM											
Vince Coleman, S OBP: 0.230, SLG: 0.271 (1, 7)	K									5	0	0	0	0	2	2	San Francisco Giants @ New York Mets Shea Stadium, Flushing, NY Wed Apr 21 1993, 7:05 PM EDT Att: 18,255 - Unknown - 70 F											
Tony Fernandez, S OBP: 0.414, SLG: 0.318 Mike Draper, R OBP: 1.000, SLG: 1.000 (8, 1)	L3									4	2	2	1	1	0	1												
Eddie Murray, S OBP: 0.418, SLG: 0.580 (1, 3)	K									4	2	3	3	1	1	0												
Bobby Bonilla, S OBP: 0.351, SLG: 0.440 (1, 9)										4	1	2	2	1	1	1												
Howard Johnson, S OBP: 0.298, SLG: 0.319 (1, 5)										5	1	2	0	0	2	1												
Jeff Kent, R OBP: 0.286, SLG: 0.220 (1, 4)										4	1	1	0	1	2	2												
Ryan Thompson, R OBP: 0.231, SLG: 0.292 (1, 8)										3	1	1	0	2	2	2												
Todd Hundley, S OBP: 0.310, SLG: 0.447 Jeff McKnight, S OBP: 0.167, SLG: 0.167 (9, 2)										3	2	1	3	0	0	4												
Dwight Gooden, R OBP: 0.182, SLG: 0.182 Tim Bogar, R (7, PH) (8, 6)										3	0	0	0	0	0	2												
Inning Stats	R: 0 E: 0 K: 2 S: 15	H: 0 LOB: 0 BB: 0 P: 20	R: 0 E: 0 K: 1 S: 8	H: 0 LOB: 2 BB: 2 P: 19	R: 1 E: 0 K: 1 S: 12	H: 2 LOB: 1 BB: 0 P: 14	R: 3 E: 1 K: 1 S: 15	H: 3 LOB: 1 BB: 0 P: 22	R: 2 E: 0 K: 2 S: 18	H: 2 LOB: 2 BB: 2 P: 32	R: 2 E: 0 K: 2 S: 14	H: 2 LOB: 1 BB: 1 P: 24	R: 2 E: 0 K: 1 S: 11	H: 3 LOB: 2 BB: 1 P: 22	R: 0 E: 0 K: 2 S: 9	H: 0 LOB: 0 BB: 0 P: 13		1B: 6 2B: 3 3B: 0 HR: 3	SF: 0 SAC: 0 DP: 0 HBP: 1	WP: 1 PB: 1 SB: 0 CS: 0	PA: 43							
PITCHER	IP	WLS	BF	H	R	ER	SO	BB	IBB	HBP	BLK	WP	HR	S	P	ERA	WHIP											
Jeff Brantley, R ERA: 3.45 Bryan Hickerson, L ERA: 9.35 Kevin Rogers, L ERA: 3.07	(1, 1)	4.0	L	20	4	4	4	3	3	0	0	0	0	2	32	56	18.00	3.500										
	(5, 1)	2.0		13	4	4	4	3	3	0	0	0	0	20	35	9.00	2.000											
	(7, 1)	2.0		10	3	2	2	3	1	0	1	0	1	0	20	35	9.00	2.000										

Batter	1	2	3	4	5	6	7	8	9	AB	R	H	RBI	BB	SO	LOB	TOP				
Ricky Gutierrez, R OBP: 0.286, SLG: 0.211 (1, 6)										4	0	2	0	0	1	0					
Tony Gwynn, L OBP: 0.319, SLG: 0.381 (1, 9)										4	0	0	0	0	0	2					
Gary Sheffield, R OBP: 0.288, SLG: 0.443 (1, 5)										4	0	2	0	0	0	0					
Fred McGriff, L OBP: 0.299, SLG: 0.407 (1, 3)										4	0	0	0	0	3	2					
Derek Bell, R OBP: 0.379, SLG: 0.538 (1, 8)										4	1	2	0	0	0	0					
Tim Teufel, R OBP: 0.382, SLG: 0.613 Darrell Sherman, L (9, PH) OBP: 0.313, SLG: 0.286										3	0	2	0	0	0	1					
Phil Clark, R OBP: 0.231, SLG: 0.091 Guillermo Velasquez, L (9, PH) OBP: 0.250, SLG: 0.286										3	0	0	0	0	2	2					
Dan Walters, R OBP: 0.286, SLG: 0.302 (1, 2)										2	0	0	0	2	1	0					
Greg Harris, R OBP: 0.125, SLG: 0.250 Pat Gomez, L (8, 1)										3	0	0	0	0	0	4					
Inning Stats	R: 0 E: 0 K: 1 S: 7	H: 0 LOB: 0 BB: 0 P: 8	R: 1 E: 0 K: 1 S: 12	H: 2 LOB: 2 BB: 1 P: 25	R: 0 E: 0 K: 1 S: 10	H: 2 LOB: 1 BB: 0 P: 15	R: 0 E: 0 K: 0 S: 5	H: 1 LOB: 2 BB: 1 P: 11	R: 0 E: 0 K: 1 S: 9	H: 1 LOB: 1 BB: 0 P: 15	R: 0 E: 0 K: 1 S: 9	H: 1 LOB: 1 BB: 0 P: 13	R: 0 E: 0 K: 1 S: 8	H: 0 LOB: 0 BB: 0 P: 15	R: 0 E: 0 K: 1 S: 5	H: 0 LOB: 0 BB: 0 P: 10	1B: 7 2B: 1 3B: 0 HR: 0	SF: 0 SAC: 0 DP: 1 HBP: 0	WP: 0 PB: 0 SB: 4 CS: 1	PA: 35	
PITCHER	IP	WLS	BF	H	R	ER	SO	BB	IBB	HBP	BLK	WP	HR	S	P	ERA	WHIP				
Frank Tanana, L ERA: 1.29	8.0	W	32	8	1	1	7	0	2	0	0	0	0	71	118	1.12	1.000				
Mike Maddux, R ERA: 2.89	1.0		3	0	0	0	1	0	0	0	0	0	0	5	10	0.00	0.000				

San Diego Padres @ New York Mets
Shea Stadium, Flushing, NY
Fri Apr 23 1993, 7:05 PM EDT
Att: 19,367 - Unknown

AB 33
R 1
H 8
RBI 0
BB 2
SO 8
LOB 11



Batter	1	2	3	4	5	6	7	8	9	AB	R	H	RBI	BB	SO	LOB	BOTTOM				
Vince Coleman, S OBP: 0.246, SLG: 0.284 (1, 7)										4	1	1	0	0	0	0					
Tony Fernandez, S OBP: 0.376, SLG: 0.275 (1, 6)										4	0	0	0	0	0	1					
Eddie Murray, S OBP: 0.429, SLG: 0.614 (1, 3)										3	2	2	0	1	1	0					
Bobby Bonilla, S OBP: 0.369, SLG: 0.536 (1, 9)										3	2	2	5	1	0	0					
Howard Johnson, S OBP: 0.292, SLG: 0.283 (1, 5)										3	0	0	0	1	0	2					
Ryan Thompson, R OBP: 0.176, SLG: 0.219 (1, 8)										4	0	0	0	0	1	1					
Tim Bogar, R (1, 4)										3	0	0	0	0	0	0					
Todd Hundley, S OBP: 0.306, SLG: 0.556 (1, 2)										3	1	1	1	0	0	0					
Frank Tanana, L Mike Maddux, L (9, 1)										3	0	0	0	0	1	0					
Inning Stats	R: 2 E: 0 K: 0 S: 6	H: 1 LOB: 1 BB: 2 P: 17	R: 0 E: 0 K: 0 S: 6	H: 0 LOB: 0 BB: 0 P: 10	R: 0 E: 0 K: 1 S: 7	H: 0 LOB: 0 BB: 0 P: 11	R: 0 E: 0 K: 1 S: 7	H: 0 LOB: 0 BB: 0 P: 12	R: 0 E: 0 K: 1 S: 6	H: 1 LOB: 2 BB: 1 P: 26	R: 1 E: 0 K: 0 S: 9	H: 1 LOB: 0 BB: 0 P: 12	R: 3 E: 0 K: 0 S: 10	H: 3 LOB: 0 BB: 0 P: 19	1B: 3 2B: 0 3B: 0 HR: 3	SF: 0 SAC: 0 DP: 0 HBP: 0	WP: 0 PB: 0 SB: 1 CS: 0	PA: 33			
PITCHER	IP	WLS	BF	H	R	ER	SO	BB	IBB	HBP	BLK	WP	HR	S	P	ERA	WHIP				
Greg Harris, R ERA: 5.4	7.1	L	29	4	4	4	3	2	1	0	0	0	2	62	102	4.91	0.818				
Pat Gomez, L ERA: 5.0	0.2		4	2	2	2	0	0	0	0	0	0	1	5	12	27.00	3.000				

San Diego Padres @ New York Mets
Shea Stadium, Flushing, NY
Fri Apr 23 1993, 7:05 PM EDT
Att: 19,367 - Unknown


AB 30
R 6
H 6
RBI 6
BB 3
SO 3
LOB 4



Batter	1	2	3	4	5	6	7	8	9	AB	R	H	RBI	BB	SO	LOB	TOP								
Darrell Sherman, L OBP: 0.381, SLG: 0.333 (1, 8)	1-2 CS 1B		1-3 K		0-1 B2		2-2 WP E HBP		3-1 G4-3 1B	4	0	2	0	0	1	0									
Tony Gwynn, L OBP: 0.311, SLG: 0.368 (1, 9)	3-2 G6-3		1-2 1B		2-1 G5-3		1-1 F7		0-1 G4-3	5	0	1	0	0	0	3									
Fred McGriff, L OBP: 0.292, SLG: 0.391 Gene Harris, R (9, 1)	2-1 G3-1		0-0 F7		3-2 1B 1B		1-3 K		1-1 F9	5	1	1	0	0	1	3									
Gary Sheffield, R OBP: 0.300, SLG: 0.446 (1, 5)		1-2 HR 1B		1-1 S 1B		1-3 K		1-2 G5-3		4	1	2	0	0	1	1									
Phil Plantier, L OBP: 0.294, SLG: 0.489 Rich Rodriguez, L (8, 1)		1-0 1B		0-2 F8		1-0 1B		1-0 F7		4	1	2	2	0	0	1									
Guillermo Velasquez, L OBP: 0.250, SLG: 0.286 (9, 3)		1-H HR		2-2 L7		1-3 1B		1-2 F7		0	0	0	0	0	0	0									
Jeff Gardner, L OBP: 0.235, SLG: 0.303 (1, 4)		0-2 G4-3		2-2 L7		2-3 K		1-2 G4-3		4	0	0	0	0	1	3									
Ricky Gutierrez, R OBP: 0.360, SLG: 0.273 (1, 6)		1-3 K		4-1 BB		2-2 FC5-4 1B		1-1 SH1-3 1B		3	1	2	1	1	1	0									
Bob Geren, R OBP: 0.222, SLG: 0.353 (1, 2)		3-3 K		0-0 F8		0-1 FC5-4		0-0 SH1-3		3	0	0	0	0	1	4									
Frank Seminara, R OBP: 0.333, SLG: 0.333 Roger Mason, R (6, 1)				0-1 G3		0-0 G4-3		1-3 K		2	0	0	0	0	0	0									
Derek Bell, R OBP: 0.390, SLG: 0.604 (8, 8)								2-H HR		1	0	0	0	0	1	0									
										1	1	1	2	0	0	0									
Inning Stats	R: 0 E: 0 K: 0 S: 12	H: 1 LOB: 0 BB: 0 P: 18	R: 2 E: 0 K: 2 S: 15	H: 2 LOB: 0 BB: 0 P: 21	R: 0 E: 0 K: 1 S: 10	H: 1 LOB: 1 BB: 0 P: 12	R: 0 E: 0 K: 0 S: 10	H: 1 LOB: 2 BB: 1 P: 17	R: 0 E: 0 K: 2 S: 5	H: 0 LOB: 0 BB: 0 P: 7	R: 1 E: 0 K: 2 S: 16	H: 3 LOB: 2 BB: 0 P: 25	R: 0 E: 1 K: 2 S: 10	H: 0 LOB: 1 BB: 0 P: 15	R: 0 E: 0 K: 0 S: 7	H: 0 LOB: 0 BB: 0 P: 10	R: 2 E: 0 K: 0 S: 11	H: 3 LOB: 1 BB: 0 P: 16	1B: 9 2B: 0 3B: 0 HR: 2	SF: 0 SAC: 1 DP: 0 HBP: 1	WP: 1 PB: 0 SB: 1 CS: 1	PA: 39			
PITCHER	IP WLS BF H R ER SO BB IBB HBP BLK WP HR S P ERA WHIP	7.0 L 30 8 3 3 7 1 0 1 0 1 1 78 115 3.86 1.286	2.0 9 3 2 2 0 0 0 0 0 0 0 1 18 26 9.00 1.500																						

San Diego Padres @ New York Mets
Shea Stadium, Flushing, NY
Sat Apr 24 1993, 3:33 AM EDT
Att: 24,372 - Sunny - 65 F


AB 36
R 5
H 11
RBI 5
BB 1
SO 7
LOB 15



Batter	1	2	3	4	5	6	7	8	9	AB	R	H	RBI	BB	SO	LOB	BOTTOM							
Vince Coleman, S OBP: 0.257, SLG: 0.319 (1, 7)	0-1 F7		0-0 S 1B			1-0 G4-3 3B	3-2 P4		1-2 FC5-4	5	1	2	0	0	0	3								
Tony Fernandez, S OBP: 0.306, SLG: 0.278 (1, 6)	2-2 FC3-6 HBP		0-1 G4-3			0-0 G4-3		1-0 CS 1B		3	0	1	1	0	0	1								
Eddie Murray, S OBP: 0.403, SLG: 0.574 (1, 3)	1-0 FC3-6 1-2		3-3 K			3-H F7		2-3 K		4	0	0	0	0	2	2								
Bobby Bonilla, S OBP: 0.362, SLG: 0.508 (1, 9)	3-2 F9		0-1 G4-3			4-1 BB BB		1-0 L9		3	0	0	0	1	0	1								
Howard Johnson, S OBP: 0.304, SLG: 0.339 (1, 5)		2-2 G4-3		3-2 HR		4-1 BB		0-1 P6		3	1	1	1	1	0	0								
Joe Orsulak, L OBP: 0.310, SLG: 0.321 (1, 8)		1-2 L6		0-0 F7		1-2 BB		0-2 BB 1B		4	1	1	0	0	1	2								
Chico Walker, S OBP: 0.222, SLG: 0.125 (1, 4)		0-1 G3-1				1-1 F8		0-1 E3 BLK		4	0	0	0	0	0	1								
Charlie O'Brien, R OBP: 0.167, SLG: 0.167 Jeff McKnight, S (9, PH)			3-1 G5-3			0-3 K		2-3 K		3	0	0	0	0	2	1								
Bret Saberhagen, R OBP: 0.200, SLG: 0.222 Dave Gallagher, R (7, PH)			1-0 G4-3			0-3 K		1-2 BB		0	0	0	0	1	0	0								
Jeff Innis, R (8, PH)								0-0 P6		2	0	0	0	0	1	0								
Ryan Thompson, R OBP: 0.176, SLG: 0.219 Todd Hundley, S (9, PH)								1-2 FC5-4 1B		1	0	1	1	0	0	0								
Inning Stats	R: 0 E: 0 K: 0 S: 8	H: 0 LOB: 0 BB: 0 P: 14	R: 0 E: 0 K: 0 S: 9	H: 0 LOB: 0 BB: 0 P: 12	R: 0 E: 0 K: 0 S: 6	H: 1 LOB: 1 BB: 0 P: 10	R: 1 E: 0 K: 2 S: 11	H: 1 LOB: 0 BB: 0 P: 17	R: 0 E: 1 K: 1 S: 12	H: 0 LOB: 1 BB: 0 P: 17	R: 0 E: 0 K: 1 S: 5	H: 1 LOB: 0 BB: 0 P: 9	R: 0 E: 0 K: 1 S: 14	H: 2 LOB: 2 BB: 1 P: 20	1B: 4 2B: 1 3B: 1 HR: 1	SF: 0 SAC: 0 DP: 1 HBP: 1	WP: 0 PB: 0 SB: 1 CS: 1	PA: 37						
PITCHER	IP WLS BF H R ER SO BB IBB HBP BLK WP HR S P ERA WHIP	5.2 W 23 5 0 0 2 2 0 0 0 1 0 0 15 20 0.00 0.882	1.1 5 0 0 0 2 0 0 0 0 0 0 0 0 12 21 5.40 1.800	1.2 7 2 1 1 1 1 0 0 0 0 0 0 7 8 0.00 3.000																				

San Diego Padres @ New York Mets
Shea Stadium, Flushing, NY
Sat Apr 24 1993, 3:33 AM EDT
Att: 24,372 - Sunny - 65 F

AB 33
R 3
H 6
RBI 3
BB 3
SO 6
LOB 12



Batter	1	2	3	4	5	6	7	8	9	AB	R	H	RBI	BB	SO	LOB	TOP										
Ricky Gutierrez, R OBP: 0.367, SLG: 0.269 (1, 4)	F9	E		F9		FC6-4 HBP		K		4	1	1	0	0	1	0	San Diego Padres @ New York Mets Shea Stadium, Flushing, NY Sun Apr 25 1993, 3:33 AM EDT Att: 24,806 - Sunny - 69 F										
Tony Gwynn, L OBP: 0.304, SLG: 0.356 (1, 9)	HR	E7			F8	FC6-4 G5-3		G1-3		5	1	1	0	0	0	1											
Tim Teufel, R OBP: 0.421, SLG: 0.706 (1, 5)									F7	3	2	2	2	1	0	1											
Jeff Gardner, L OBP: 0.229, SLG: 0.294 (6, 4)	HR				HBP					1	0	0	0	0	0	0											
Gary Sheffield, R OBP: 0.300, SLG: 0.446 Phil Clark, R OBP: 0.313, SLG: 0.154 (1, PH)									G5-3	0	0	0	0	0	0	0											
Guillermo Velasquez, L OBP: 0.200, SLG: 0.222 (5, 3)									G5-3	2	1	1	0	0	0	2											
Derek Bell, R OBP: 0.375, SLG: 0.621 (1, 8)	P6								G6-3	2	0	0	0	0	0	0											
Dan Walters, R OBP: 0.283, SLG: 0.298 (1, 2)	G3								G6-3	4	1	1	0	0	0	1											
Phil Plantier, L OBP: 0.296, SLG: 0.500 Darrell Sherman, L OBP: 0.364, SLG: 0.316 (5, PR)									L7	3	0	1	0	0	0	0											
Craig Shipley, R OBP: 0.250, SLG: 0.413 (1, 6)										1	0	0	0	0	0	0											
Dave Eiland, R OBP: 0.143, SLG: 0.143 Pat Gomez, L (6, 1)										2	0	0	0	0	1	2											
Tim Scott, R Gene Harris, R (9, 1)										0	0	0	0	0	0	0											
Inning Stats	R: 2 E: 0 K: 0 S: 20	H: 3 LOB: 1 BB: 0 P: 28	R: 2 E: 1 K: 0 S: 14	H: 2 LOB: 2 BB: 1 P: 24	R: 0 E: 0 K: 0 S: 8	H: 0 LOB: 0 BB: 0 P: 12	R: 0 E: 0 K: 1 S: 6	H: 0 LOB: 0 BB: 0 P: 8	R: 4 E: 0 K: 0 S: 15	H: 4 LOB: 2 BB: 0 P: 20	R: 0 E: 0 K: 0 S: 6	H: 0 LOB: 0 BB: 0 P: 14	R: 0 E: 0 K: 1 S: 6	H: 0 LOB: 0 BB: 0 P: 11	R: 1 E: 1 K: 1 S: 7	H: 1 LOB: 0 BB: 0 P: 12	R: 0 E: 0 K: 0 S: 7	H: 0 LOB: 0 BB: 0 P: 11	1B: 7 2B: 1 3B: 0 HR: 2	SF: 1 SAC: 2 DP: 0 HBP: 2	WP: 0 PB: 0 SB: 1 CS: 0	PA: 41					
PITCHER	IP	WLS	BF	H	R	ER	SO	BB	IBB	HBP	BLK	WP	HR	S	P	ERA	WHIP										
Sid Fernandez, L ERA: 3.86 Mike Draper, R ERA: 4.91 Mickey Weston, R ERA: 8.1 Anthony Young, R ERA: 3.72 Mike Maddux, R ERA: 2.61	4.1	0.2	1.0	2.0	1.0											12.46	2.077										
Batter	1	2	3	4	5	6	7	8	9	AB	R	H	RBI	BB	SO	LOB	BOTTOM										
Vince Coleman, S OBP: 0.266, SLG: 0.338 (1, 7)	G4-3								F7	5	1	2	2	0	0	1	San Diego Padres @ New York Mets Shea Stadium, Flushing, NY Sun Apr 25 1993, 3:33 AM EDT Att: 24,806 - Sunny - 69 F										
Tony Fernandez, S OBP: 0.380, SLG: 0.254 (1, 6)	G4-3								F7	5	0	0	0	0	1	4											
Eddie Murray, S OBP: 0.403, SLG: 0.561 (1, 3)	G4-3								G4-3	5	1	2	1	0	0	2											
Bobby Bonilla, S OBP: 0.356, SLG: 0.508 (1, 9)	G3-1									4	2	1	1	0	0	1											
Howard Johnson, S OBP: 0.342, SLG: 0.379 (1, 5)										2	2	2	2	2	0	0											
Joe Orsulak, L OBP: 0.303, SLG: 0.313 (1, 8)	G4-3									4	1	1	0	0	0	3											
Chico Walker, S OBP: 0.167, SLG: 0.100 Jeff Kent, R OBP: 0.283, SLG: 0.222 (1, 4)	SF7									2	0	0	1	0	0	3											
Todd Hundley, S OBP: 0.320, SLG: 0.565 Charlie O'Brien, R OBP: 0.188, SLG: 0.133 (1, 2)										0	0	0	0	0	0	0											
Sid Fernandez, L Mike Draper, R Ryan Thompson, R Mickey Weston, R Dave Gallagher, R Anthony Young, R Jeff McKnight, S Mike Maddux, L (1, 1) (5, 1) (5, PH) (6, 1) (6, PH) (7, 1) (8, PH) (9, 1)										1	0	0	0	0	0	0											
Inning Stats	R: 1 E: 0 K: 0 S: 9	H: 1 LOB: 0 BB: 0 P: 13	R: 1 E: 0 K: 1 S: 7	H: 0 LOB: 0 BB: 1 P: 16	R: 0 E: 0 K: 0 S: 5	H: 0 LOB: 0 BB: 0 P: 8	R: 1 E: 0 K: 0 S: 9	H: 2 LOB: 1 BB: 0 P: 12	R: 0 E: 0 K: 0 S: 12	H: 1 LOB: 1 BB: 0 P: 19	R: 5 E: 0 K: 1 S: 21	H: 5 LOB: 2 BB: 2 P: 38	R: 0 E: 0 K: 0 S: 6	H: 0 LOB: 0 BB: 1 P: 14	R: 0 E: 0 K: 0 S: 5	H: 0 LOB: 0 BB: 0 P: 8		R: 0 E: 0 K: 0 S: 4	H: 0 LOB: 0 BB: 0 P: 5	1B: 6 2B: 3 3B: 0 HR: 0	SF: 1 SAC: 0 DP: 0 HBP: 0	WP: 1 PB: 0 SB: 0 CS: 1	PA: 39				
PITCHER	IP	WLS	BF	H	R	ER	SO	BB	IBB	HBP	BLK	WP	HR	S	P	ERA		WHIP									
Dave Eiland, R ERA: 4.01 Pat Gomez, L ERA: 5.92 Tim Scott, R ERA: 1.74 Gene Harris, R ERA: 3.52	5.0	0.1	2.2	1.0	1.0											10.80	1.600										

Batter	1	2	3	4	5	6	7	8	9	AB	R	H	RBI	BB	SO	LOB	TOP		
Brett Butler, L OBP: 0.442, SLG: 0.371 (1, 8)	4-0 SH1-3 S BB		1-0 B2-3			1-1 G6-3		0-1 SH1-4		2	0	0	0	1	0	0			
Jody Reed, R OBP: 0.280, SLG: 0.268 (1, 4)	1-1 SH1-3		0-0 L5			0-1 G6-3		4-2 E BB		2	0	0	0	1	0	0			
Eric Davis, R OBP: 0.298, SLG: 0.237 (1, 7)	2-2 P2			0-0 G5-3			0-1 L4	0-3 K		4	0	0	0	0	1	4			
Darryl Strawberry, L OBP: 0.342, SLG: 0.368 (1, 9)	1-1 G3-1			2-2 L9			4-2 BB	0-1 E9 FC5-4		3	0	0	0	1	0	2			
Eric Karros, R OBP: 0.280, SLG: 0.307 (1, 3)		0-0 F8		1-2 F7			1-0 P4	1-2 FC5-4		4	0	0	0	0	0	3			
Tim Wallach, R OBP: 0.215, SLG: 0.278 (1, 5)		0-2 G1-3			2-2 P3		0-0 L8		2-3 K	4	0	0	0	0	1	1			
Mike Piazza, R OBP: 0.333, SLG: 0.492 (1, 2)		2-1 HR			3-3 K			4-1 E BB	3-2 G6-3	3	2	1	1	1	1	0			
Jose Offerman, S OBP: 0.203, SLG: 0.157 (1, 6)		0-0 G6-3			0-0 B5			3-2 E6 SH1-4 1B	2-2 G3-1	4	1	0	0	0	0	1			
Orel Hershiser, R OBP: 0.308, SLG: 0.385 (1, 1)			0-2 B5-3			1-1 F8		0-2 SH1-4 E 1B		3	1	1	1	0	0	0			
Inning Stats	R: 0 E: 0 K: 0 S: 7	H: 0 LOB: 1 BB: 1 P: 15	R: 1 E: 0 K: 0 S: 7	H: 1 LOB: 0 BB: 0 P: 9	R: 0 E: 0 K: 0 S: 5	H: 0 LOB: 0 BB: 0 P: 6	R: 0 E: 0 K: 0 S: 8	H: 0 LOB: 0 BB: 0 P: 11	R: 0 E: 0 K: 1 S: 9	H: 0 LOB: 0 BB: 0 P: 14	R: 0 E: 0 K: 0 S: 6	H: 0 LOB: 1 BB: 1 P: 11	R: 3 E: 2 K: 1 S: 23	H: 1 LOB: 2 BB: 2 P: 34	R: 0 E: 0 K: 1 S: 10	H: 0 LOB: 0 BB: 0 P: 17	1B: 1 2B: 0 3B: 0 HR: 1	SF: 0 SAC: 2 DP: 0 HBP: 0	WP: 0 PA: 35 PB: 0 SB: 1 CS: 0
PITCHER	IP	WLS	BF	H	R	ER	SO	BB	IBB	HBP	BLK	WP	HR	S	P	ERA	WHIP		
Dwight Gooden, R ERA: 2.68 (1, 1)	8.0	L	32	2	4	1	2	4	0	0	0	0	1	71	108	1.12	0.750		
Jeff Innis, R ERA: 2.61 (9, 1)	1.0		3	0	0	0	1	0	0	0	0	0	0	10	17	0.00	0.000		

Los Angeles Dodgers @ New York Mets
Shea Stadium, Flushing, NY
Tue Apr 27 1993, 3:33 AM EDT
Att. 19,344 - Sunny - 54 F

AB	29
R	4
H	2
RBI	2
BB	4
SO	3
LOB	11



Batter	1	2	3	4	5	6	7	8	9	AB	R	H	RBI	BB	SO	LOB	BOTTOM			
Vince Coleman, S OBP: 0.265, SLG: 0.325 (1, 7)	1-1 G4-3		4-1 BB			1-1 F9		0-0 G4-3		3	0	0	0	1	0	1				
Jeff Kent, R OBP: 0.263, SLG: 0.204 (1, 4) (9, 6)	1-3 K		0-0 F8			3-3 K			0-1 E9 G3 SF8	4	1	0	0	0	2	2				
Eddie Murray, S OBP: 0.382, SLG: 0.529 (1, 3)	1-3 K			1-1 F8			2-2 G1-3		0-1 G3	4	0	0	0	0	1	1				
Bobby Bonilla, S OBP: 0.338, SLG: 0.485 (1, 9)		1-0 F8		3-1 G3			1-2 P4		3-2 SF8	3	0	0	1	0	0	0				
Howard Johnson, S OBP: 0.351, SLG: 0.377 (1, 5)		2-1 G5-4-3 1B		2-0 F9			4-2 BB		3-H G3-1	3	0	1	0	1	0	0				
Ryan Thompson, R OBP: 0.185, SLG: 0.229 (1, 8) Joe Orsulak, L OBP: 0.294, SLG: 0.303 (7, PH) (8, 8)		0-2 G5-4-3			1-3 K		1-SAFE G4-3			2	0	0	0	0	1	1				
Tim Bogar, R (1, 6)			0-0 F8		2-0 F8			0-0 G1-6-3		2	0	0	0	0	0	0				
Dave Gallagher, R OBP: 0.500, SLG: 0.636 (8, PH) Jeff Innis, R (9, 1)										1	0	0	0	0	0	0				
Todd Hundley, S OBP: 0.302, SLG: 0.531 (1, 2)			0-0 F7		3-1 G4-3			0-0 L3-1		3	0	0	0	0	0	0				
Dwight Gooden, R OBP: 0.231, SLG: 0.308 (1, 1) Chico Walker, S OBP: 0.231, SLG: 0.182 (8, PH) (9, 4)			0-0 F8			1-3 K		0-1 1B		2	0	1	0	0	1	0				
Inning Stats	R: 0 E: 0 K: 2 S: 9	H: 0 LOB: 0 BB: 0 P: 12	R: 0 E: 0 K: 0 S: 7	H: 1 LOB: 0 BB: 0 P: 10	R: 0 E: 0 K: 0 S: 5	H: 1 LOB: 2 BB: 1 P: 9	R: 0 E: 0 K: 0 S: 5	H: 0 LOB: 0 BB: 0 P: 11	R: 0 E: 0 K: 1 S: 6	H: 0 LOB: 0 BB: 0 P: 12	R: 0 E: 0 K: 2 S: 9	H: 0 LOB: 1 BB: 1 P: 14	R: 0 E: 0 K: 0 S: 13	H: 0 LOB: 1 BB: 1 P: 21	R: 0 E: 0 K: 0 S: 5	R: 1 E: 1 K: 0 S: 12	H: 0 LOB: 0 BB: 0 P: 17	1B: 2 2B: 1 3B: 0 HR: 0	SF: 1 SAC: 0 DP: 1 HBP: 0	WP: 0 PA: 32 PB: 0 SB: 0 CS: 0
PITCHER	IP	WLS	BF	H	R	ER	SO	BB	IBB	HBP	BLK	WP	HR	S	P	ERA	WHIP			
Orel Hershiser, R ERA: 2.7 (1, 1)	9.0	W	32	3	1	0	5	2	0	0	0	0	0	71	111	0.00	0.556			

Los Angeles Dodgers @ New York Mets
Shea Stadium, Flushing, NY
Tue Apr 27 1993, 3:33 AM EDT
Att. 19,344 - Sunny - 54 F

AB	29
R	1
H	3
RBI	1
BB	2
SO	5
LOB	6



Batter	1	2	3	4	5	6	7	8	9	AB	R	H	RBI	BB	SO	LOB	TOP									
Vince Coleman, S (1, 7) OBP: 0.276, SLG: 0.333	1-1 G1-6-3 1B			2-1 L8	2-1 1-2 2-H 1B			1-2 G4-3		4	0	2	0	0	0	0										
Tony Fernandez, S (1, 6) OBP: 0.354, SLG: 0.242	2-2 G1-6-3 1-2			1-2 G6-3				2-2 G6-3	4-1 1B SF9 BB	3	1	0	0	1	0	1										
Eddie Murray, S (1, 3) OBP: 0.363, SLG: 0.500	0-3 K			1-1 G6-3				3-3 K	0-0 F9	4	0	0	0	0	2	1										
Bobby Bonilla, S (1, 9) OBP: 0.346, SLG: 0.478		0-0 P4			2-2 F8			4-2 CS BB	2-1 FC6-4 1B	3	0	1	0	1	0	0										
Howard Johnson, S (1, 5) OBP: 0.346, SLG: 0.375	2-0 F9			2-0 E 1B 1B			1-1 CS	1-1 F8	1-0 SF9	3	1	1	1	0	0	0										
Jeff Kent, R (1, 4) OBP: 0.283, SLG: 0.231	3-1 L4			1-1 SAFE E9 1B 1B			0-1 SAFE 1B		3-H FC6-4 1-2	3	1	2	0	0	0	0										
Chico Walker, S (9, PH) OBP: 0.214, SLG: 0.167										1	0	0	0	0	0	1										
Tim Bogar, R (9, 4)										0	0	0	0	0	0	0										
Ryan Thompson, R (1, 8) OBP: 0.175, SLG: 0.211			3-3 K		0-3 K			0-2 F9		3	0	0	0	0	2	2										
Todd Hundley, S (1, 2) OBP: 0.304, SLG: 0.510			1-3 K		4-0 1B 1B IBB			0-0 F9		2	0	0	0	1	1	0										
Frank Tanana, L (1, 1) OBP: 0.143, SLG: 0.143			0-1 L5		0-0 1-2 2-H 1B			0-2 G4-3		3	0	1	2	0	0	0										
Jeff Innis, R (8, 1)										0	0	0	0	0	0	0										
Mike Maddux, L (9, 1)										0	0	0	0	0	0	0										
Inning Stats	R: 0 E: 0 K: 1 S: 9	H: 1 LOB: 0 BB: 0 P: 12	R: 0 E: 0 K: 0 S: 4	H: 0 LOB: 0 BB: 0 P: 9	R: 0 E: 0 K: 2 S: 10	H: 0 LOB: 0 BB: 0 P: 14	R: 0 E: 0 K: 0 S: 7	H: 0 LOB: 0 BB: 0 P: 11	R: 2 E: 1 K: 1 S: 13	H: 4 LOB: 2 BB: 1 P: 24	R: 0 E: 0 K: 1 S: 12	H: 0 LOB: 0 BB: 1 P: 22	R: 0 E: 0 K: 0 S: 9	H: 1 LOB: 0 BB: 0 P: 10	R: 0 E: 0 K: 0 S: 7	H: 0 LOB: 0 BB: 0 P: 8	R: 1 E: 0 K: 0 S: 6	H: 1 LOB: 1 BB: 1 P: 14	1B: 7 2B: 1 3B: 0 HR: 0	SF: 1 SAC: 0 DP: 1 HBP: 0	WP: 0 PB: 0 SB: 1 CS: 1	PA: 34				
PITCHER	IP WLS BF H R ER SO BB IBB HBP BLK WP HR S P ERA WHIP	IP WLS BF H R ER SO BB IBB HBP BLK WP HR S P ERA WHIP	IP WLS BF H R ER SO BB IBB HBP BLK WP HR S P ERA WHIP	IP WLS BF H R ER SO BB IBB HBP BLK WP HR S P ERA WHIP	IP WLS BF H R ER SO BB IBB HBP BLK WP HR S P ERA WHIP	IP WLS BF H R ER SO BB IBB HBP BLK WP HR S P ERA WHIP	IP WLS BF H R ER SO BB IBB HBP BLK WP HR S P ERA WHIP	IP WLS BF H R ER SO BB IBB HBP BLK WP HR S P ERA WHIP	IP WLS BF H R ER SO BB IBB HBP BLK WP HR S P ERA WHIP	IP WLS BF H R ER SO BB IBB HBP BLK WP HR S P ERA WHIP	IP WLS BF H R ER SO BB IBB HBP BLK WP HR S P ERA WHIP	IP WLS BF H R ER SO BB IBB HBP BLK WP HR S P ERA WHIP	IP WLS BF H R ER SO BB IBB HBP BLK WP HR S P ERA WHIP	IP WLS BF H R ER SO BB IBB HBP BLK WP HR S P ERA WHIP	IP WLS BF H R ER SO BB IBB HBP BLK WP HR S P ERA WHIP	IP WLS BF H R ER SO BB IBB HBP BLK WP HR S P ERA WHIP	IP WLS BF H R ER SO BB IBB HBP BLK WP HR S P ERA WHIP	IP WLS BF H R ER SO BB IBB HBP BLK WP HR S P ERA WHIP	IP WLS BF H R ER SO BB IBB HBP BLK WP HR S P ERA WHIP	IP WLS BF H R ER SO BB IBB HBP BLK WP HR S P ERA WHIP	IP WLS BF H R ER SO BB IBB HBP BLK WP HR S P ERA WHIP	IP WLS BF H R ER SO BB IBB HBP BLK WP HR S P ERA WHIP	IP WLS BF H R ER SO BB IBB HBP BLK WP HR S P ERA WHIP	IP WLS BF H R ER SO BB IBB HBP BLK WP HR S P ERA WHIP	IP WLS BF H R ER SO BB IBB HBP BLK WP HR S P ERA WHIP	IP WLS BF H R ER SO BB IBB HBP BLK WP HR S P ERA WHIP

New York Mets @ San Francisco Giants
Candlestick Park, San Francisco, CA
Wed Apr 28, 1993, 10:05 PM EDT
Att: 18,476 - Unknown - 61 F

AB 29
R 3
H 7
RBI 3
BB 3
SO 5
LOB 5



Batter	1	2	3	4	5	6	7	8	9	AB	R	H	RBI	BB	SO	LOB	BOTTOM									
Darren Lewis, R (1, 8) OBP: 0.262, SLG: 0.316	3-2 P3		2-0 L5		1-0 F8			2-1 F8	1-0 SAFE SH3-4	4	0	0	0	0	0	3										
Mark Carreon, R (1, 9) OBP: 0.548, SLG: 0.667	2-0 B2-3 1B		4-2 BB		0-0 F7			2-1 1B 1B	2-0 G6-3	4	1	2	0	1	0	1										
Will Clark, L (1, 3) OBP: 0.297, SLG: 0.284	0-1 B2-3 1-2		0-0 G3-1		1-2 BB 1B			3-1 E 1B G4-6-3 1B	4-0 1B IBB	4	1	2	0	1	0	3										
Matt Williams, R (1, 5) OBP: 0.378, SLG: 0.570	0-1 F8			3-1 F7				2-1 E4 1B 1B	0-0 1B	4	1	2	2	1	0	1										
Barry Bonds, L (1, 7) OBP: 0.535, SLG: 0.815		2-0 FC6-4 1B		4-2 G5-4-3 BB				4-0 G4-6-3 IBB		2	0	1	0	2	1	2										
Robby Thompson, R (1, 4) OBP: 0.286, SLG: 0.286		0-1 FC6-4 1-2		1-1 SAFE G5-4-3 1-2				1-0 FC6-4 1-2	2-0 G4-6-3 1-2	4	0	0	0	0	0	6										
Royce Clayton, R (1, 6) OBP: 0.311, SLG: 0.301		1-0 G6-4-3 1-2			0-1 F8			0-0 P4 FC6-4 1B	2-2 1B	4	0	1	1	0	0	1										
Rod Beck, R (9, 1)										0	0	0	0	0	0	0										
Craig Colbert, R (1, 2) OBP: 0.267, SLG: 0.357			0-1 G4-3		1-2 G6-3			2-3 K FC6-4 1-2	0-1 SAFE FC6-4	4	0	0	0	0	1	1										
Trevor Wilson, L (1, 1) OBP: 0.286, SLG: 0.286			1-0 S 1B		0-0 1B			2-1 2B	2-2 SH3-4 1B	2	0	2	0	0	0	0										
Willie McGee, S (7, PH) OBP: 0.311, SLG: 0.310										1	0	1	0	0	0	0										
Kevin Rogers, L (8, 1)										0	0	0	0	0	0	0										
Mike Benjamin, R (9, 6) OBP: 0.290, SLG: 0.333										1	1	1	0	0	0	0										
Inning Stats	R: 0 E: 0 K: 0 S: 8	H: 1 LOB: 1 BB: 0 P: 13	R: 0 E: 0 K: 0 S: 4	H: 1 LOB: 0 BB: 0 P: 7	R: 0 E: 0 K: 0 S: 7	H: 1 LOB: 2 BB: 1 P: 14	R: 0 E: 0 K: 0 S: 8	H: 0 LOB: 0 BB: 1 P: 17	R: 0 E: 0 K: 0 S: 7	H: 1 LOB: 1 BB: 0 P: 9	R: 0 E: 0 K: 1 S: 11	H: 1 LOB: 2 BB: 1 P: 18	R: 0 E: 0 K: 1 S: 9	H: 1 LOB: 0 BB: 0 P: 15	R: 3 E: 1 K: 0 S: 14	H: 4 LOB: 1 BB: 1 P: 29	R: 1 E: 0 K: 0 S: 8	H: 2 LOB: 2 BB: 1 P: 19	1B: 11 2B: 1 3B: 0 HR: 0	SF: 0 SAC: 1 DP: 3 HBP: 0	WP: 0 PB: 0 SB: 1 CS: 0	PA: 40				
PITCHER	IP WLS BF H R ER SO BB IBB HBP BLK WP HR S P ERA WHIP	IP WLS BF H R ER SO BB IBB HBP BLK WP HR S P ERA WHIP	IP WLS BF H R ER SO BB IBB HBP BLK WP HR S P ERA WHIP	IP WLS BF H R ER SO BB IBB HBP BLK WP HR S P ERA WHIP	IP WLS BF H R ER SO BB IBB HBP BLK WP HR S P ERA WHIP	IP WLS BF H R ER SO BB IBB HBP BLK WP HR S P ERA WHIP	IP WLS BF H R ER SO BB IBB HBP BLK WP HR S P ERA WHIP	IP WLS BF H R ER SO BB IBB HBP BLK WP HR S P ERA WHIP	IP WLS BF H R ER SO BB IBB HBP BLK WP HR S P ERA WHIP	IP WLS BF H R ER SO BB IBB HBP BLK WP HR S P ERA WHIP	IP WLS BF H R ER SO BB IBB HBP BLK WP HR S P ERA WHIP	IP WLS BF H R ER SO BB IBB HBP BLK WP HR S P ERA WHIP	IP WLS BF H R ER SO BB IBB HBP BLK WP HR S P ERA WHIP	IP WLS BF H R ER SO BB IBB HBP BLK WP HR S P ERA WHIP	IP WLS BF H R ER SO BB IBB HBP BLK WP HR S P ERA WHIP	IP WLS BF H R ER SO BB IBB HBP BLK WP HR S P ERA WHIP	IP WLS BF H R ER SO BB IBB HBP BLK WP HR S P ERA WHIP	IP WLS BF H R ER SO BB IBB HBP BLK WP HR S P ERA WHIP	IP WLS BF H R ER SO BB IBB HBP BLK WP HR S P ERA WHIP	IP WLS BF H R ER SO BB IBB HBP BLK WP HR S P ERA WHIP	IP WLS BF H R ER SO BB IBB HBP BLK WP HR S P ERA WHIP	IP WLS BF H R ER SO BB IBB HBP BLK WP HR S P ERA WHIP	IP WLS BF H R ER SO BB IBB HBP BLK WP HR S P ERA WHIP	IP WLS BF H R ER SO BB IBB HBP BLK WP HR S P ERA WHIP	IP WLS BF H R ER SO BB IBB HBP BLK WP HR S P ERA WHIP	IP WLS BF H R ER SO BB IBB HBP BLK WP HR S P ERA WHIP

New York Mets @ San Francisco Giants
Candlestick Park, San Francisco, CA
Wed Apr 28, 1993, 10:05 PM EDT
Att: 18,476 - Unknown - 61 F

AB 34
R 4
H 12
RBI 3
BB 5
SO 2
LOB 18



Batter	1	2	3	4	5	6	7	8	9	AB	R	H	RBI	BB	SO	LOB	TOP					
Vince Coleman, S (1, 7) OBP: 0.283, SLG: 0.330	F9		E FC5-2 BB	G1-3			G4-6-3 1B		G4-3	4	0	1	1	1	0	2	New York Mets @ San Francisco Giants Candlestick Park, San Francisco, CA Thu Apr 29 1993, 6:33 AM EDT Att: 21,949 - Sunny - 69 F					
Tony Fernandez, S (1, 6) OBP: 0.346, SLG: 0.234	G4-3		E9 FC5-2 1-3				G4-6-3 1-2		BB 1B	2	0	0	0	0	0	1						
Chico Walker, S (5, PH) OBP: 0.294, SLG: 0.333	G4-3								BB 1B	3	0	2	1	0	0	1						
Eddie Murray, S (1, 3) OBP: 0.341, SLG: 0.468	G5-3		K						3-H 0-0	5	0	0	0	0	1	4						
Bobby Bonilla, S (1, 9) OBP: 0.349, SLG: 0.466		G6-3	FC5-2						2-3 3-H	4	1	1	0	1	0	3						
Howard Johnson, S (1, 5) OBP: 0.360, SLG: 0.373		S 1B BLK 1B							1-2	3	1	1	0	2	0	2						
Jeff Kent, R (1, 4) OBP: 0.292, SLG: 0.298		BLK S 1B							1-2 2-3	5	1	2	2	0	1	6						
Ryan Thompson, R (1, 8) OBP: 0.167, SLG: 0.200									1-2 2-3	2	0	0	0	0	1	2						
Joe Orsulak, L (6, PH) OBP: 0.278, SLG: 0.286	K								0-0	2	0	0	0	0	0	0						
Charlie O'Brien, R (1, 2) OBP: 0.250, SLG: 0.118									2B G4-3 BB	2	1	0	0	2	0	0						
Bret Saberhagen, R (1, 1) OBP: 0.250, SLG: 0.273									1-1	2	0	1	0	0	0	2						
Jeff McKnight, S (7, PH) OBP: 0.273, SLG: 0.111	G4-3								G4-3 1B	1	0	0	0	0	1	0						
Anthony Young, R (7, 1) OBP: 0.273, SLG: 0.111										0	0	0	0	0	0	0						
Jeff Kaiser, R (8, 1) OBP: 0.273, SLG: 0.111										0	0	0	0	0	0	0						
Dave Gallagher, R (9, PH) OBP: 0.533, SLG: 0.750									1-3 1B	1	1	1	0	0	0	0						
Inning Stats	R: 0 E: 0 K: 0 S: 6	H: 0 LOB: 0 BB: 0 P: 11	R: 1 E: 0 K: 1 S: 15	H: 2 LOB: 2 BB: 1 P: 27	R: 0 E: 1 K: 1 S: 8	H: 0 LOB: 2 BB: 2 P: 19	R: 0 E: 0 K: 0 S: 11	H: 1 LOB: 1 BB: 0 P: 16	R: 0 E: 0 K: 0 S: 7	H: 0 LOB: 0 BB: 0 P: 13	R: 0 E: 0 K: 0 S: 12	H: 0 LOB: 0 BB: 0 P: 18	R: 0 E: 0 K: 1 S: 6	H: 1 LOB: 0 BB: 0 P: 7	R: 2 E: 0 K: 0 S: 11	H: 1 LOB: 3 BB: 2 P: 21	R: 2 E: 0 K: 1 S: 14	H: 3 LOB: 3 BB: 2 P: 26	1B: 6 2B: 2 3B: 0 HR: 1	SF: 0 SAC: 0 DP: 1 HBP: 0	WP: 0 PB: 0 SB: 2 CS: 0	PA: 42
PITCHER	IP WLS BF H R ER SO BB IBB HBP BLK WP HR S P ERA WHIP																					
Bud Black, L (1, 1) ERA: 1.8	5.0 W 23 4 1 1 2 3 0 0 0 0 0 0 47 86 1.80 1.400																					
Dave Burba, R (6, 1) ERA: 5.3	2.2 10 2 2 2 1 1 0 0 0 0 1 28 45 6.75 1.125																					
Bryan Hickerson, L (8, 1) ERA: 9.53	1.0 8 3 2 2 0 2 0 0 0 0 0 12 24 18.00 5.000																					
Michael Jackson, R (9, 1) ERA: 2.19	0.1 S 1 0 0 0 1 0 0 0 0 0 0 3 3 0.00 0.000																					


AB 36
R 5
H 9
RBI 4
BB 6
SO 4
LOB 23





Batter	1	2	3	4	5	6	7	8	9	AB	R	H	RBI	BB	SO	LOB	BOTTOM			
Willie McGee, S (1, 9) OBP: 0.295, SLG: 0.292	K2-3	G3-1							F9	5	0	0	0	0	2	2	New York Mets @ San Francisco Giants Candlestick Park, San Francisco, CA Thu Apr 29 1993, 6:33 AM EDT Att: 21,949 - Sunny - 69 F			
Dave Martinez, L (1, 8) OBP: 0.250, SLG: 0.209	E4 2B								2-3	2	1	0	0	0	0	0				
Darren Lewis, R (5, 8) OBP: 0.266, SLG: 0.339									3-H	2	1	1	1	0	0	0				
Will Clark, L (1, 3) OBP: 0.292, SLG: 0.291	1-H HR 2B								1-3	5	1	1	1	0	2	2				
Matt Williams, R (1, 5) OBP: 0.382, SLG: 0.611	2-H HR								2-3	4	2	2	2	0	0	1				
Barry Bonds, L (1, 7) OBP: 0.544, SLG: 0.899										4	2	3	4	0	0	0				
Robby Thompson, R (1, 4) OBP: 0.284, SLG: 0.283										4	0	1	0	0	1	0				
Royce Clayton, R (1, 6) OBP: 0.333, SLG: 0.299										4	1	1	0	0	1	2				
Bryan Hickerson, L (8, 1) OBP: 0.284, SLG: 0.283										0	0	0	0	0	0	0				
Michael Jackson, R (9, 1) OBP: 0.284, SLG: 0.283										0	0	0	0	0	0	0				
Jeff Reed, L (1, 2) OBP: 0.400, SLG: 0.389										2	1	1	2	1	0	0				
Bud Black, L (1, 1) ERA: 4.0										2	0	0	0	0	0	2				
Dave Burba, R (6, 1) ERA: 3.39										1	0	1	0	0	0	0				
Mike Benjamin, R (8, 6) OBP: 0.313, SLG: 0.393										1	1	1	0	0	0	0				
Inning Stats	R: 4 E: 1 K: 2 S: 17	H: 3 LOB: 0 BB: 0 P: 24	R: 0 E: 0 K: 0 S: 7	H: 0 LOB: 0 BB: 0 P: 12	R: 0 E: 1 K: 0 S: 4	H: 0 LOB: 2 BB: 1 P: 7	R: 0 E: 0 K: 0 S: 6	H: 0 LOB: 0 BB: 1 P: 15	R: 0 E: 1 K: 1 S: 6	H: 1 LOB: 1 BB: 0 P: 10	R: 3 E: 1 K: 2 S: 17	H: 4 LOB: 1 BB: 0 P: 23	R: 1 E: 1 K: 0 S: 13	H: 2 LOB: 2 BB: 0 P: 23	R: 2 E: 0 K: 1 S: 12	H: 2 LOB: 0 BB: 0 P: 19	1B: 4 2B: 4 3B: 0 HR: 4	SF: 2 SAC: 0 DP: 0 HBP: 0	WP: 0 PB: 0 SB: 1 CS: 0	PA: 39
PITCHER	IP WLS BF H R ER SO BB IBB HBP BLK WP HR S P ERA WHIP																			
Bret Saberhagen, R (1, 1) ERA: 4.0	6.0 L 28 8 7 5 5 0 0 0 0 0 0 3 57 7.50 1.333																			
Anthony Young, R (7, 1) ERA: 3.39	1.0 6 2 1 0 0 0 0 0 0 0 0 13 23 0.00 2.000																			
Jeff Kaiser, L (8, 1) ERA: 6.23	1.0 5 2 2 2 1 0 0 0 0 0 1 12 19 18.00 2.000																			


AB 36
R 10
H 12
RBI 10
BB 1
SO 6
LOB 9



Batter	1	2	3	4	5	6	7	8	9	AB	R	H	RBI	BB	SO	LOB	TOP									
Vince Coleman, S (1, 7) OBP: 0.289, SLG: 0.333	G1-3	G4-3							G4-3	5	2	2	0	0	0	0	<p>New York Mets @ San Diego Padres Jack Murphy Stadium, San Diego, CA</p> <p>Fri Apr 30 1993, 10:05 PM EDT Att: 39,343 - Unknown</p> <p>livebaseballscores.com</p> <p>AB 33 R 6 H 10 RBI 5 BB 6 SO 7 LOB 10</p> 									
Tony Fernandez, S (1, 6) OBP: 0.349, SLG: 0.246	S 1B		G5-3						G4-3	5	1	2	0	0	0											
Eddie Murray, S (1, 3) OBP: 0.367, SLG: 0.469	1B									2	1	1	1	3	0											
Ryan Thompson, R (9, PR) OBP: 0.167, SLG: 0.200	1B BB		G3							0	0	0	0	0	0											
Bobby Bonilla, S (1, 9) OBP: 0.330, SLG: 0.442	F7		F8						K	4	0	0	1	0	1											
Howard Johnson, S (1, 5) OBP: 0.367, SLG: 0.380	1B 1-2 2-H								1B 1B	4	1	2	1	0	2											
Joe Orsulak, L (1, 8) OBP: 0.300, SLG: 0.308	1-1 1-3 2-H								1B	4	0	2	1	0	1											
Jeff Kent, R (1, 4) OBP: 0.290, SLG: 0.295	G5-3								1B CS	4	0	1	1	0	2											
Todd Hundley, S (1, 2) OBP: 0.317, SLG: 0.491			K						1B BB	2	0	0	0	2	1											
Sid Fernandez, L (1, 1) OBP: 0.267, SLG: 0.692										1	1	0	0	0	1											
Dave Gallagher, R (6, PH) OBP: 0.200, SLG: 1.000										1	0	0	0	0	0											
Mike Draper, L (7, 1) OBP: 0.178, SLG: 0.313										0	0	0	0	0	0											
Chico Walker, S (8, PH) OBP: 0.278, SLG: 0.313										1	0	0	0	0	1											
Anthony Young, R (8, 1)										0	0	0	0	0	0											
Inning Stats	R: 2 E: 0 K: 0 S: 19	H: 3 LOB: 2 BB: 1 P: 31	R: 0 E: 0 K: 1 S: 6	H: 0 LOB: 0 BB: 0 P: 9	R: 0 E: 0 K: 2 S: 7	H: 0 LOB: 0 BB: 0 P: 9	R: 0 E: 0 K: 2 S: 7	H: 0 LOB: 0 BB: 0 P: 12	R: 2 E: 0 K: 1 S: 20	H: 2 LOB: 2 BB: 2 P: 31	R: 0 E: 0 K: 2 S: 15	H: 0 LOB: 1 BB: 1 P: 22	R: 1 E: 0 K: 0 S: 10	H: 2 LOB: 0 BB: 0 P: 12	R: 1 E: 0 K: 0 S: 15	H: 3 LOB: 1 BB: 1 P: 22	R: 0 E: 0 K: 1 S: 10	H: 0 LOB: 1 BB: 1 P: 22	1B: 10 2B: 0 3B: 0 HR: 0	SF: 1 SAC: 0 DP: 1 HBP: 0	WP: 0 PB: 0 SB: 2 CS: 1	PA: 40				
PITCHER	IP WLS BF H R ER SO BB IBB HBP BLK WP HR S P ERA WHIP																									
Dave Elland, R (1, 1) ERA: 4.66	4.1	20	5	4	4	3	2	0	0	0	0	0	0	0	48	75	8.31	1.615								
Pat Gomez, L (5, 1) ERA: 5.25	0.2	3	0	0	0	1	1	0	0	0	0	0	0	0	11	17	0.00	1.500								
Roger Mason, R (6, 1) ERA: 1.72	2.0	8	2	1	1	2	1	0	0	0	0	0	0	0	25	34	4.50	1.500								
Rich Rodriguez, L (8, 1) ERA: 3.09	1.0	W	5	3	1	1	0	0	0	0	0	0	0	0	15	22	9.00	4.000								
Gene Harris, R (9, 1) ERA: 3.12	1.0	S	4	0	0	0	1	0	0	0	0	0	0	0	10	22	0.00	1.000								

Batter	1	2	3	4	5	6	7	8	9	AB	R	H	RBI	BB	SO	LOB	BOTTOM									
Ricky Gutierrez, R (1, 6) OBP: 0.447, SLG: 0.364	F9									5	2	4	0	0	0		<p>New York Mets @ San Diego Padres Jack Murphy Stadium, San Diego, CA</p> <p>Fri Apr 30 1993, 10:05 PM EDT Att: 39,343 - Unknown</p> <p>livebaseballscores.com</p> <p>AB 36 R 7 H 14 RBI 5 BB 2 SO 3 LOB 14</p> 									
Tony Gwynn, L (1, 9) OBP: 0.330, SLG: 0.400	1B									5	1	5	3	0	0											
Gary Sheffield, R (1, 5) OBP: 0.330, SLG: 0.488	P4									5	0	1	1	0	0											
Fred McGriff, L (1, 3) OBP: 0.293, SLG: 0.342	G5-3									3	1	0	0	0	1											
Derek Bell, R (1, 8) OBP: 0.346, SLG: 0.521										3	0	1	0	1	1											
Tim Lincecum, R (1, 4) OBP: 0.432, SLG: 0.795										2	1	1	1	0	0											
Jeff Gardner, L (6, PH) OBP: 0.286, SLG: 0.383										2	0	1	0	0	0											
Phil Clark, R (1, 7) OBP: 0.333, SLG: 0.273										3	0	0	0	0	0											
Rich Rodriguez, L (8, 1) OBP: 0.215, SLG: 0.333										0	0	0	0	0	0											
Craig Shipley, R (8, PH) OBP: 0.215, SLG: 0.333										1	0	0	0	0	0											
Gene Harris, R (9, 1)										0	0	0	0	0	0											
Dan Walters, R (1, 2) OBP: 0.246, SLG: 0.242										4	0	0	0	0	0											
Dave Elland, R (1, 1) OBP: 0.125, SLG: 0.125										1	0	0	0	0	1											
Pat Gomez, L (5, 1) ERA: 5.19										0	0	0	0	0	0											
Kurt Stillwell, S (6, PH) OBP: 0.333, SLG: 0.333										1	1	1	0	0	0											
Roger Mason, R (8, 1) OBP: 0.342, SLG: 0.521										0	0	0	0	0	0											
Darrell Sherman, L (7, PH) OBP: 0.342, SLG: 0.521										1	1	0	0	1	0											
Inning Stats	R: 0 E: 0 K: 0 S: 7	H: 1 LOB: 1 BB: 0 P: 13	R: 0 E: 0 K: 0 S: 5	H: 1 LOB: 0 BB: 0 P: 8	R: 1 E: 0 K: 2 S: 22	H: 3 LOB: 2 BB: 0 P: 27	R: 1 E: 0 K: 1 S: 7	H: 1 LOB: 0 BB: 0 P: 12	R: 1 E: 0 K: 0 S: 12	H: 3 LOB: 1 BB: 0 P: 19	R: 0 E: 0 K: 0 S: 8	H: 1 LOB: 1 BB: 0 P: 11	R: 3 E: 1 K: 0 S: 17	H: 2 LOB: 2 BB: 1 P: 34	R: 1 E: 0 K: 0 S: 14	H: 2 LOB: 2 BB: 1 P: 25	R: 0 E: 0 K: 0 S: 10	H: 0 LOB: 1 BB: 1 P: 22	1B: 12 2B: 1 3B: 0 HR: 1	SF: 0 SAC: 0 DP: 2 HBP: 1	WP: 1 PB: 0 SB: 1 CS: 0	PA: 39				
PITCHER	IP WLS BF H R ER SO BB IBB HBP BLK WP HR S P ERA WHIP																									
Sid Fernandez, L (1, 1) ERA: 4.13	5.0	22	9	3	3	3	0	0	0	0	0	0	0	0	53	79	5.40	1.800								
Mike Draper, R (6, 1) ERA: 5.19	1.1	7	3	2	1	0	0	0	0	0	0	0	0	0	16	26	6.75	2.250								
Mike Maddux, R (7, 1) ERA: 2.38	0.2	5	0	1	0	0	1	0	1	0	0	0	0	9	19	0.00	1.500									
Anthony Young, R (8, 1) ERA: 3.86	1.0	L	6	2	1	1	0	1	0	0	0	0	0	14	25	9.00	3.000									

Batter	1	2	3	4	5	6	7	8	9	AB	R	H	RBI	BB	SO	LOB	TOP			
Vince Coleman, S (1,7) OBP: 0.284, SLG: 0.320	4-0 SH4-3 SF8 BB		1-1 F8		1-1 L7		1-2 F7	0-0 FC6		4	1	0	0	1	0	4	<p>New York Mets @ San Diego Padres Jack Murphy Stadium, San Diego, CA</p> <p>Sat May 01 1993, 10:05 PM EDT Att: 41,449 - Unknown - 73 F</p> <p>livebaseballscores.com</p> 			
Tony Fernandez, S (1,6) OBP: 0.356, SLG: 0.292	0-1 SH4-3		1-2 HR		0-0 L4		4-0 BB		2-0 G4-3	3	1	1	1	1	0	1				
Eddie Murray, S (1,3) OBP: 0.358, SLG: 0.452	1-0 SF8		1-1 G3-1			0-0 F7	4-2 BB		1-1 G6-3	3	0	0	1	1	0	0				
Bobby Bonilla, S (1,9) OBP: 0.323, SLG: 0.420	3-3 K			2-1 F7		3-1 F7	3-2 F7		4-2 BB	4	0	0	0	1	1	3				
Howard Johnson, S (1,5) OBP: 0.379, SLG: 0.378		0-1 F7		4-0 2B BB		4-0 1B BB		2-1 FC6-4 1B	1-1 F7	3	0	1	0	2	0	1				
Joe Orsulak, L (1,8) OBP: 0.318, SLG: 0.349		3-3 K		0-0 2B		1-0 1B		0-0 FC6-4 1B		4	1	2	0	0	1	1				
Jeff Kent, R (1,4) OBP: 0.288, SLG: 0.281		1-1 HBP		2-1 F7		1-1 F7		0-2 G6-3		3	0	0	0	0	0	4				
Todd Hundley, S (1,2) OBP: 0.302, SLG: 0.464		0-0 F7			2-0 G4-3		2-1 F8	0-0 1B		3	0	0	0	0	0	1				
Dave Gallagher, R (8, PH) OBP: 0.326, SLG: 0.714								2-2 CI		1	0	1	1	0	0	0				
Charlie O'Brien, R (8, 2) OBP: 0.250, SLG: 0.118								0-0 CI		0	0	0	0	0	0	0				
Pete Schourek, L (11, 1) OBP: 0.286, SLG: 0.167			0-3 K		4-2 BB		2-2 BB			1	0	0	0	0	1	0				
Wayne Housie, S (7, PH) OBP: 0.167, SLG: 1.000										0	0	0	0	0	0	0				
Chico Walker, S (8, PH) OBP: 0.278, SLG: 0.313										0	0	0	0	0	0	0				
Mike Maddux, L (8, 1) OBP: 0.278, SLG: 0.313										0	0	0	0	0	0	0				
Inning Stats	R: 1 E: 0 K: 1 S: 7	H: 0 LOB: 0 BB: 1 P: 15	R: 0 E: 0 K: 1 S: 8	H: 0 LOB: 1 BB: 0 P: 12	R: 1 E: 0 K: 1 S: 10	H: 1 LOB: 0 BB: 0 P: 13	R: 0 E: 0 K: 0 S: 5	H: 1 LOB: 1 BB: 1 P: 13	R: 0 E: 0 K: 0 S: 6	H: 0 LOB: 2 BB: 1 P: 15	R: 0 E: 0 K: 0 S: 15	H: 1 LOB: 3 BB: 2 P: 31	R: 1 E: 1 K: 0 S: 9	H: 2 LOB: 2 BB: 0 P: 11	R: 0 E: 0 K: 0 S: 8	H: 0 LOB: 1 BB: 1 P: 16	1B: 3 2B: 2 3B: 0 HR: 1	SF: 1 SAC: 1 DP: 0 HBP: 1	WP: 0 PB: 0 SB: 1 CS: 0	PA: 41
PITCHER	IP WLS BF H R ER SO BB IBB HBP BLK WP HR S P ERA WHIP																			
Kerry Taylor, R (1, 1) ERA: 2.84	6.0 25 3 2 2 3 4 0 1 0 0 0 1 42 81 3.00 1.167																			
Tim Scott, R (7, 1) ERA: 1.32	1.0 6 1 0 0 0 2 0 0 0 0 0 0 15 31 0.00 3.000																			
Rich Rodriguez, L (8, 1) ERA: 3.65	0.2 3 1 1 1 0 0 0 0 0 0 0 0 6 8 13.50 1.500																			
Gene Harris, R (8, 1) ERA: 2.7	1.1 W 7 1 0 0 0 1 0 0 0 0 0 0 11 19 0.00 1.500																			

Batter	1	2	3	4	5	6	7	8	9	AB	R	H	RBI	BB	SO	LOB	BOTTOM			
Ricky Gutierrez, R (1,6) OBP: 0.395, SLG: 0.316	0-1 G6-3	3-2 G4-3		2-2 G4-3		0-0 G6-4-3	1-2 FC4			5	0	0	0	0	0	4	<p>New York Mets @ San Diego Padres Jack Murphy Stadium, San Diego, CA</p> <p>Sat May 01 1993, 10:05 PM EDT Att: 41,449 - Unknown - 73 F</p> <p>livebaseballscores.com</p> 			
Tony Gwynn, L (1,9) OBP: 0.352, SLG: 0.430	2-1 2B 1B		1-1 F7		0-1 G5-3 1B	0-0 1B 2B	2-0 HR 1B			5	2	4	0	0	0	0				
Gary Sheffield, R (1,5) OBP: 0.365, SLG: 0.557	1-0 BB 2B		4-2 FC6-4 BB		3-2 G5-3 1B	2-1 1B	1-1 HR 1B			4	1	4	2	1	0	0				
Fred McGriff, L (1,3) OBP: 0.299, SLG: 0.345	3-2 BB 1B		1-0 FC6-4 1B		3-2 F8	3-2 G1-3	0-0 G4-3			5	0	2	1	0	0	4				
Derek Bell, R (1,8) OBP: 0.326, SLG: 0.487	1-3 K		1-2 FC6-4 1B		0-0 G5-3		0-1 G6-3	0-1 G5-3		5	0	0	0	0	1	6				
Tim Lincecum, R (1,4) OBP: 0.447, SLG: 0.775	4-2 BB		2-2 P3		4-1 FC6-4 BB		0-0 CS 1B	1-3 K		1	0	0	0	2	0	2				
Jeff Gardner, L (7, 4) OBP: 0.294, SLG: 0.388	1-2 2-3 BB									2	0	1	0	0	1	0				
Phil Clark, R (1,7) OBP: 0.310, SLG: 0.385	1-0 F9			2-1 G5-3	1-0 FC6-4		3-1 HR			4	1	1	1	0	0	6				
Rich Rodriguez, L (8, 1) Gene Harris, R (8, 1)										0	0	0	0	0	0	0				
Gene Harris, R (8, 1)										0	0	0	0	0	0	0				
Dan Walters, R (1,2) OBP: 0.274, SLG: 0.277		2-1 F7		1-2 BLK 1B		0-0 1B G6-4-3 2B				3	1	2	0	1	0	0				
Kerry Taylor, R (1, 1) Kurt Stillwell, S (6, PH) Tim Scott, R (7, 1) Darrell Sherman, L (7, PH) OBP: 0.359, SLG: 0.294		2-3 K		0-3 K		1-1 G6-4-3 1B	1-0 FC4 1B			2	0	0	0	0	2	1				
Inning Stats	R: 1 E: 0 K: 1 S: 15	H: 3 LOB: 3 BB: 1 P: 27	R: 0 E: 0 K: 1 S: 9	H: 0 LOB: 0 BB: 0 P: 16	R: 0 E: 0 K: 1 S: 9	H: 1 LOB: 2 BB: 1 P: 17	R: 0 E: 0 K: 1 S: 11	H: 1 LOB: 1 BB: 0 P: 16	R: 0 E: 0 K: 0 S: 10	H: 2 LOB: 3 BB: 1 P: 22	R: 1 E: 0 K: 0 S: 11	H: 4 LOB: 2 BB: 0 P: 19	R: 2 E: 0 K: 1 S: 9	H: 2 LOB: 0 BB: 0 P: 13	R: 0 E: 0 K: 0 S: 8	H: 0 LOB: 0 BB: 0 P: 16	1B: 11 2B: 3 3B: 0 HR: 2	SF: 0 SAC: 0 DP: 1 HBP: 0	WP: 0 PB: 0 SB: 0 CS: 1	PA: 42
PITCHER	IP WLS BF H R ER SO BB IBB HBP BLK WP HR S P ERA WHIP																			
Pete Schourek, L (1, 1) ERA: 4.79	5.0 26 8 2 2 3 3 0 0 0 0 0 0 6 9 0.00 4.500																			
Mike Draper, R (6, 1) ERA: 4.82	0.2 4 3 0 0 0 0 0 0 0 0 0 0 6 9 0.00 0.000																			
Jeff Kaiser, L (6, 1) ERA: 5.79	0.1 1 0 0 0 0 0 0 0 0 0 0 0 3 6 0.00 0.000																			
Jeff Innis, R (7, 1) ERA: 4.26	1.0 6 3 1 1 0 1 0 0 0 0 0 1 11 19 9.00 4.000																			
Mike Maddux, R (8, 1) ERA: 3.65	1.0 L 5 2 2 2 1 0 0 0 0 0 0 1 9 13 18.00 2.000																			

Batter	1	2	3	4	5	6	7	8	9	AB	R	H	RBI	BB	SO	LOB	TOP			
Vince Coleman, S (1, 7) OBP: 0.290, SLG: 0.324	0-1 PB S 1B	1-1 1B			2-2 F7		2-2 K		2-2 G3-1	5	0	2	0	0	1	2				
Tony Fernandez, S (1, 6) OBP: 0.340, SLG: 0.276	2-1 F7	0-0 G4-3			0-1 L8		3-3 K			4	0	0	0	0	1	5				
Joe Orsulak, L (1, 9) OBP: 0.313, SLG: 0.326	1-2 L3		0-1 F8		0-0 G5-3			2-2 1B SF7 HBP		3	1	0	0	0	0	1				
Bobby Bonilla, S (1, 3) OBP: 0.330, SLG: 0.424	2-2 F9		1-1 WP 1B		2-3 K			1-0 1B		4	0	2	0	0	1	1				
Howard Johnson, S (1, 5)		0-2 G4-3	3-1 F8		1-3 K			2-3 K		4	0	0	0	0	2	3				
Dave Gallagher, R (1, 8) OBP: 0.476, SLG: 0.706	1-1 1B	1-1 2B	1-2 G5-3		0-1 P3			3-2 SF7		3	1	1	1	0	0	1				
Jeff Kent, R (1, 4) OBP: 0.286, SLG: 0.279	1-1 G5-3		0-3 K		1-0 1B			0-0 F9		4	0	1	0	0	1	2				
Todd Hundley, S (1, 2) OBP: 0.299, SLG: 0.450	1-0 2B		1-3 K		0-0 F8			1-1 G3-1		4	1	1	1	0	1	1				
Dwight Gooden, R (1, 1) OBP: 0.294, SLG: 0.412	2-0 1B	1-1 2B	0-2 P4		0-0 1B			1-3 K		4	0	2	1	0	1	0				
Inning Stats	R: 0 E: 0 K: 0 S: 10	H: 1 LOB: 1 BB: 0 P: 15	R: 2 E: 0 K: 0 S: 13	H: 4 LOB: 2 BB: 0 P: 19	R: 0 E: 0 K: 2 S: 9	H: 1 LOB: 0 BB: 0 P: 14	R: 0 E: 0 K: 0 S: 6	H: 0 LOB: 0 BB: 0 P: 10	R: 0 E: 0 K: 2 S: 11	H: 0 LOB: 0 BB: 0 P: 14	R: 0 E: 0 K: 2 S: 9	H: 2 LOB: 2 BB: 0 P: 15	R: 1 E: 0 K: 1 S: 10	H: 1 LOB: 1 BB: 0 P: 18	R: 0 E: 0 K: 1 S: 8	H: 0 LOB: 0 BB: 0 P: 12	1B: 7 2B: 2 3B: 0 HR: 0	SF: 1 SAC: 0 DP: 0 HBP: 1	WP: 1 PB: 1 SB: 1 CS: 0	PA: 37
PITCHER Andy Benes, R (1, 1) ERA: 2.78	IP: 9.0 WLS: L BF: 37	H: 9 R: 3 ER: 3 SO: 8	BB: 0 IBB: 0 HBP: 1 BLK: 0	WP: 1 HR: 0 S: 85 P: 125	ERA: 3.00 WHIP: 1.000	PITCHER					IP: 9.0 WLS: L BF: 37	H: 9 R: 3 ER: 3 SO: 8	BB: 0 IBB: 0 HBP: 1 BLK: 0	WP: 1 HR: 0 S: 85 P: 125	ERA: 3.00 WHIP: 1.000	PITCHER				

New York Mets @ San Diego Padres
Jack Murphy Stadium, San Diego, CA
Sun May 02 1993, 6:33 AM EDT
Att: 19,266 - Sunny - 74 F

AB	35
R	3
H	9
RBI	3
BB	0
SO	8
LOB	16



Batter	1	2	3	4	5	6	7	8	9	AB	R	H	RBI	BB	SO	LOB	BOTTOM					
Darrell Sherman, L (1, 7) OBP: 0.349, SLG: 0.289	1-1 S 1B		0-1 B2	0-0 G6-3		0-1 G4-3			3-3 K	4	0	1	0	0	0	2						
Guillermo Velasquez, L (9, PH) OBP: 0.357, SLG: 0.333										1	0	0	0	0	1	0						
Tony Gwynn, L (1, 9) OBP: 0.357, SLG: 0.442	2-1 G6-3		1-2 1B SF9		2-2 F8		0-1 F7			4	1	2	0	0	0	1						
Fred McGriff, L (1, 3) OBP: 0.297, SLG: 0.341	0-1 F7		1-1 SF9 BB WP 1B		0-3 K		1-0 F7			4	1	1	0	0	1	2						
Gary Sheffield, R (1, 5) OBP: 0.360, SLG: 0.538	2-2 G6-3		4-0 WP BB		0-0 F8		1-2 L7			3	0	0	0	1	0	2						
Derek Bell, R (1, 8) OBP: 0.322, SLG: 0.475		0-0 P5	1-1 SF9		2-2 S HBP			3-3 K		2	0	0	1	0	1	0						
Jeff Gardner, L (1, 4) OBP: 0.291, SLG: 0.377	1-1 FC4-6 1B		3-2 K		1-0 G4-3			3-1 G3		4	0	1	0	0	1	3						
Kurt Stillwell, S (1, 6) OBP: 0.375, SLG: 0.375	2-2 FC4-6 1B		1-3 K		0-0 SH1-3 1B			0-3 K		4	0	1	0	0	2	1						
Bob Geren, R (1, 2) OBP: 0.280, SLG: 0.348		0-0		4-0 SH1-4 BB		0-0 P6		1-2 G4-3		2	0	1	0	1	0	1						
Ricky Gutierrez, R (9, PH) OBP: 0.386, SLG: 0.308	1-2 1B									1	0	0	0	0	0	0						
Andy Benes, R (1, 1) OBP: 0.200, SLG: 0.214		2-3 K		0-0 SH1-4		0-0 SH1-3			1-0 F8	1	0	0	0	0	1	2						
Phil Clark, R (9, PH) OBP: 0.300, SLG: 0.370										1	0	0	0	0	0	0						
Inning Stats	R: 0 E: 0 K: 0 S: 9	H: 1 LOB: 1 BB: 0 P: 14	R: 0 E: 0 K: 1 S: 10	H: 2 LOB: 2 BB: 0 P: 15	R: 2 E: 0 K: 1 S: 14	H: 2 LOB: 1 BB: 1 P: 24	R: 0 E: 0 K: 1 S: 5	H: 0 LOB: 1 BB: 1 P: 10	R: 0 E: 0 K: 0 S: 11	H: 1 LOB: 1 BB: 0 P: 16	R: 0 E: 0 K: 0 S: 5	H: 1 LOB: 1 BB: 0 P: 5	R: 0 E: 0 K: 2 S: 6	H: 0 LOB: 0 BB: 0 P: 8	R: 0 E: 0 K: 2 S: 8	H: 0 LOB: 0 BB: 0 P: 14	R: 0 E: 0 K: 1 S: 7	H: 0 LOB: 0 BB: 0 P: 12	1B: 6 2B: 1 3B: 0 HR: 0	SF: 1 SAC: 2 DP: 0 HBP: 1	WP: 1 PB: 0 SB: 2 CS: 0	PA: 37
PITCHER Dwight Gooden, R (1, 1) ERA: 2.54	IP: 9.0 WLS: W BF: 37	H: 7 R: 2 ER: 2 SO: 7	BB: 2 IBB: 0 HBP: 1 BLK: 0	WP: 1 HR: 0 S: 75 P: 118	ERA: 2.00 WHIP: 1.000	PITCHER					IP: 9.0 WLS: W BF: 37	H: 7 R: 2 ER: 2 SO: 7	BB: 2 IBB: 0 HBP: 1 BLK: 0	WP: 1 HR: 0 S: 75 P: 118	ERA: 2.00 WHIP: 1.000	PITCHER						

New York Mets @ San Diego Padres
Jack Murphy Stadium, San Diego, CA
Sun May 02 1993, 6:33 AM EDT
Att: 19,266 - Sunny - 74 F

AB	31
R	2
H	7
RBI	1
BB	2
SO	7
LOB	14



Batter	1	2	3	4	5	6	7	8	9	AB	R	H	RBI	BB	SO	LOB	TOP					
Vince Coleman, S (1, 7) OBP: 0.304, SLG: 0.336										5	1	3	1	0	1	0	New York Mets @ Los Angeles Dodgers Dodger Stadium, Los Angeles, CA Tue May 04 1993, 7:05 PM PDT Att: 34,202 - Unknown - 70 F					
Tony Fernandez, S (1, 6) OBP: 0.333, SLG: 0.272										5	0	1	1	0	1	3						
Eddie Murray, S (1, 3) OBP: 0.360, SLG: 0.477										4	0	2	1	0	0	1						
Bobby Bonilla, S (1, 9) OBP: 0.314, SLG: 0.400										5	0	0	0	0	3	6						
Howard Johnson, S (1, 5) OBP: 0.379, SLG: 0.383										3	1	2	0	1	0	0						
Joe Orsulak, L (1, 8) OBP: 0.288, SLG: 0.300										4	0	0	0	0	0	5						
Jeff Kent, R (1, 4) OBP: 0.296, SLG: 0.282										3	1	1	1	1	0	2						
Todd Hundley, S (1, 2) OBP: 0.296, SLG: 0.438										4	1	1	0	0	0	2						
Frank Tanana, L (1, 1) Chico Walker, S (5, PH) Mickey Weston, R (5, 1) Mike Draper, R (5, 1) Wayne House, S (5, PH) Jeff Innis, R (5, 1)										2	0	0	0	0	0	1						
Inning Stats	R: 0 E: 0 K: 2 S: 12	H: 1 LOB: 1 BB: 0 P: 17	R: 0 E: 0 K: 0 S: 7	H: 0 LOB: 1 BB: 1 P: 15	R: 1 E: 0 K: 0 S: 9	H: 2 LOB: 1 BB: 0 P: 12	R: 1 E: 1 K: 0 S: 7	H: 1 LOB: 1 BB: 0 P: 12	R: 0 E: 0 K: 1 S: 8	H: 2 LOB: 3 BB: 1 P: 15	R: 2 E: 1 K: 2 S: 15	H: 3 LOB: 2 BB: 0 P: 24	R: 0 E: 0 K: 0 S: 6	H: 1 LOB: 0 BB: 0 P: 9	R: 0 E: 0 K: 0 S: 8	H: 0 LOB: 0 BB: 0 P: 12		R: 0 E: 0 K: 1 S: 8	H: 0 LOB: 0 BB: 0 P: 11	1B: 7 2B: 4 3B: 0 HR: 0	SF: 1 SAC: 0 DP: 1 HBP: 0	WP: 0 PB: 0 SB: 4 CS: 0
PITCHER	IP WLS BF H R ER SO BB IBB HBP BLK WP HR S P ERA WHIP																					
Pedro Astacio, R (1, 1) ERA: 3.41	5.0 W 26 8 4 3 3 1 1 0 0 0 0 47 78 5.40 1.800																					
Pedro Martinez, R (6, 1) ERA: 3.07	2.0 8 2 0 0 2 0 0 0 0 0 0 17 26 0.00 1.000																					
Jim Gott, R (8, 1) ERA:	2.0 6 0 0 0 1 0 0 0 0 0 0 16 23 0.00 0.000																					

Batter	1	2	3	4	5	6	7	8	9	AB	R	H	RBI	BB	SO	LOB	BOTTOM			
Brett Butler, L (1, 8) OBP: 0.456, SLG: 0.387										4	1	2	1	1	1	0	New York Mets @ Los Angeles Dodgers Dodger Stadium, Los Angeles, CA Tue May 04 1993, 7:05 PM PDT Att: 34,202 - Unknown - 70 F			
Jody Reed, R (1, 4) OBP: 0.276, SLG: 0.250										4	1	1	0	0	0	3				
Eric Davis, R (1, 7) OBP: 0.324, SLG: 0.297										4	2	1	0	1	1	2				
Tim Wallach, R (1, 5) OBP: 0.238, SLG: 0.355										5	1	1	1	0	0	4				
Mike Piazza, R (1, 2) OBP: 0.404, SLG: 0.573										3	1	2	3	2	1	0				
Eric Karros, R (1, 3) OBP: 0.284, SLG: 0.330										5	1	2	1	0	0	3				
Cory Snyder, R (1, 9) OBP: 0.300, SLG: 0.269										4	0	2	2	0	2	0				
Jose Offerman, S (1, 6) OBP: 0.343, SLG: 0.273										3	1	3	0	1	0	0				
Pedro Astacio, R (1, 1) OBP: 0.100, SLG: 0.100										3	0	0	0	0	2	6				
Pedro Martinez, R (6, 1) Dave Hansen, L (7, PH) Jim Gott, R (8, 1)										0	0	0	0	0	0	0				
Inning Stats	R: 3 E: 0 K: 1 S: 16	H: 4 LOB: 3 BB: 2 P: 30	R: 0 E: 0 K: 1 S: 6	H: 0 LOB: 0 BB: 0 P: 9	R: 1 E: 0 K: 1 S: 9	H: 1 LOB: 0 BB: 1 P: 18	R: 0 E: 0 K: 0 S: 8	H: 1 LOB: 2 BB: 1 P: 17	R: 1 E: 0 K: 2 S: 13	H: 3 LOB: 2 BB: 0 P: 24	R: 2 E: 0 K: 1 S: 14	H: 3 LOB: 1 BB: 0 P: 21	R: 1 E: 0 K: 2 S: 12	H: 2 LOB: 1 BB: 0 P: 20	R: 0 E: 0 K: 0 S: 6	H: 0 LOB: 1 BB: 1 P: 15	1B: 9 2B: 4 3B: 0 HR: 1	SF: 0 SAC: 1 DP: 1 HBP: 0	WP: 0 PB: 0 SB: 3 CS: 0	PA: 42
PITCHER	IP WLS BF H R ER SO BB IBB HBP BLK WP HR S P ERA WHIP																			
Frank Tanana, L (1, 1) ERA: 3.12	5.0 L 27 9 5 5 5 3 1 0 0 0 0 0 0 8 10 9.00 2.400																			
Mickey Weston, R (6, 1) ERA: 12.97	0.1 3 2 2 2 1 0 0 0 0 0 0 0 8 10 54.00 6.000																			
Mike Draper, R (6, 1) ERA: 4.91	1.2 8 3 1 1 2 0 0 0 0 1 0 0 18 31 5.40 1.800																			
Jeff Innis, R (8, 1) ERA: 3.95	1.0 4 0 0 0 0 0 1 0 0 0 0 0 6 15 0.00 1.000																			

Batter	1	2	3	4	5	6	7	8	9	AB	R	H	RBI	BB	SO	LOB	TOP								
Vince Coleman, S (1, 7) OBP: 0.291, SLG: 0.321	F9	G5-3		F8		G4-3		G5-3		5	0	0	0	0	0	2									
Tony Fernandez, S (1, 6) OBP: 0.337, SLG: 0.294	G3		L6	F8		1B		G4-3		4	1	1	0	1	0	0									
Eddie Murray, S (1, 3) OBP: 0.352, SLG: 0.462	P6		G6-3		F9	BB		G4-3		5	0	1	1	0	0	1									
Bobby Bonilla, S (1, 9) OBP: 0.318, SLG: 0.426		1B			P5	F8		K		4	2	1	1	1	1	2									
Howard Johnson, S (1, 5) OBP: 0.407, SLG: 0.417		E		1B	2B			SH5-4		3	2	3	0	2	0	0									
Joe Orsulak, L (1, 8) OBP: 0.316, SLG: 0.315	G1-3			BB	2B			SH5-4		4	0	2	0	1	0	4									
Jeff Kent, R (1, 4) Dave Gallagher, R (9, PH) OBP: 0.478, SLG: 0.706	E5				2B			SH5-4		3	0	1	2	1	0	1									
Todd Hundley, S (1, 2) OBP: 0.289, SLG: 0.412	FC3		F8					P5		4	0	0	1	1	1	6									
Bret Saberhagen, R (1, 1) Mike Maddux, L (7, 1) Chico Walker, S (9, PH) OBP: 0.250, SLG: 0.278	SH1-3			K				G4-3		3	0	0	0	0	2	3									
Inning Stats	R: 0 E: 0 K: 0 S: 6	H: 0 LOB: 0 BB: 0 P: 10	R: 2 E: 1 K: 0 S: 12	H: 1 LOB: 2 BB: 1 P: 20	R: 1 E: 0 K: 0 S: 13	H: 2 LOB: 3 BB: 2 P: 26	R: 0 E: 0 K: 1 S: 11	H: 0 LOB: 0 BB: 0 P: 18	R: 1 E: 0 K: 1 S: 10	H: 2 LOB: 3 BB: 2 P: 22	R: 1 E: 0 K: 1 S: 9	H: 2 LOB: 2 BB: 1 P: 21	R: 0 E: 0 K: 1 S: 6	H: 0 LOB: 0 BB: 0 P: 7	R: 0 E: 0 K: 1 S: 10	H: 2 LOB: 2 BB: 0 P: 23	R: 0 E: 0 K: 1 S: 11	H: 2 LOB: 2 BB: 0 P: 16	1B: 5 2B: 2 3B: 1 HR: 1	SF: 0 SAC: 2 DP: 0 HBP: 0	WP: 0 PB: 0 SB: 0 CS: 0	PA: 45			
PITCHER	IP	WLS	BF	H	R	ER	SO	BB	IBB	HBP	BLK	WP	HR	S	P	ERA	WHIP								
Ramon Martinez, R (1, 1) ERA: 3.86	5.2		32	7	5	5	2	4	2	0	0	0	1	60	116	7.94	1.941								
Steve Wilson, L (6, 1) ERA: 2.7	0.1	1	0	0	0	0	0	0	0	0	0	0	0	1	1	0.00	0.000								
Pedro Martinez, R (7, 1) ERA: 2.7	2.0	W	7	0	0	0	2	1	0	0	0	0	0	16	30	0.00	0.500								
Jim Gott, R (9, 1) ERA:	1.0	S	5	2	0	0	1	0	0	0	0	0	0	11	16	0.00	2.000								

New York Mets @ Los Angeles Dodgers
Dodger Stadium, Los Angeles, CA
 Wed May 05 1993, 7:05 PM PDT
 Att: 32,651 - Unknown - 70 F

AB	36
R	5
H	9
RBI	5
BB	7
SO	5
LOB	21



Batter	1	2	3	4	5	6	7	8	9	AB	R	H	RBI	BB	SO	LOB	BOTTOM								
Brett Butler, L (1, 8) OBP: 0.458, SLG: 0.392	F7		G1-3		K			SH2-4		4	1	2	1	0	1	0									
Jody Reed, R (1, 4) OBP: 0.291, SLG: 0.260			FC1-5		WP			1B		4	1	2	0	1	0	4									
Eric Davis, R (1, 7) OBP: 0.308, SLG: 0.281	K		G1-3		G6-3		P2	K		5	0	0	0	0	2	7									
Tim Wallach, R (1, 5) OBP: 0.255, SLG: 0.367	G5-3				K			1B		5	0	3	4	0	1	2									
Mike Piazza, R (1, 2) OBP: 0.394, SLG: 0.552			L9		K			P5		5	0	1	0	0	2	3									
Eric Karros, R (1, 3) OBP: 0.292, SLG: 0.337	F8				FC4-6			BB		4	1	2	0	0	1	2									
Cory Snyder, R (1, 9) OBP: 0.324, SLG: 0.300					F9			FC4-6		4	1	2	0	0	1	3									
Jose Offerman, S (1, 6) OBP: 0.350, SLG: 0.275					FC4-6			SH2-4		3	1	1	0	1	1	2									
Ramon Martinez, R (1, 1) Steve Wilson, L (6, 1) Lenny Harris, L (9, PH) Pedro Martinez, R (7, 1) Mitch Webster, S (8, PH) Jim Gott, R (9, 1)					FC1-5			SH2-4		2	0	1	0	0	1	1									
Inning Stats	R: 0 E: 0 K: 1 S: 9	H: 1 LOB: 1 BB: 0 P: 10	R: 0 E: 0 K: 2 S: 12	H: 1 LOB: 0 BB: 0 P: 17	R: 2 E: 0 K: 0 S: 18	H: 3 LOB: 1 BB: 0 P: 25	R: 0 E: 0 K: 1 S: 11	H: 1 LOB: 0 BB: 0 P: 16	R: 0 E: 0 K: 2 S: 8	H: 1 LOB: 1 BB: 0 P: 13	R: 2 E: 0 K: 1 S: 20	H: 3 LOB: 2 BB: 1 P: 29	R: 0 E: 0 K: 2 S: 14	H: 2 LOB: 2 BB: 0 P: 20	R: 2 E: 0 K: 1 S: 20	H: 2 LOB: 2 BB: 2 P: 35	1B: 14 2B: 0 3B: 0 HR: 0	SF: 0 SAC: 1 DP: 0 HBP: 0	WP: 1 PB: 0 SB: 0 CS: 0	PA: 41					
PITCHER	IP	WLS	BF	H	R	ER	SO	BB	IBB	HBP	BLK	WP	HR	S	P	ERA	WHIP								
Bret Saberhagen, R (1, 1) ERA: 4.25	6.1		32	12	4	4	7	1	0	0	0	0	0	85	121	5.68	2.053								
Mike Maddux, R (7, 1) ERA: 4.5	1.2	L	9	2	2	2	3	2	0	0	0	0	0	27	44	10.80	2.400								

New York Mets @ Los Angeles Dodgers
Dodger Stadium, Los Angeles, CA
 Wed May 05 1993, 7:05 PM PDT
 Att: 32,651 - Unknown - 70 F

AB	37
R	6
H	14
RBI	6
BB	3
SO	10
LOB	26



Batter	1	2	3	4	5	6	7	8	9	AB	R	H	RBI	BB	SO	LOB	TOP					
Chuck Carr, S OBP: 0.300, SLG: 0.293 (1, 8)										4	0	0	0	0	1	2						
Junior Felix, S OBP: 0.252, SLG: 0.362 Bob McClure, R Jim Corsi, R										4	0	0	0	0	2	2						
Dave Magadan, L OBP: 0.370, SLG: 0.435 (1, 5)										4	0	1	0	0	0	1						
Orestes Destrade, S OBP: 0.328, SLG: 0.352 (1, 3)										3	0	0	0	1	1	0						
Bento Santiago, R OBP: 0.318, SLG: 0.394 (1, 2)										4	0	0	0	0	0	2						
Jeff Conine, R OBP: 0.387, SLG: 0.361 (1, 7)											3	0	0	0	1	0						
Alex Arias, R OBP: 0.329, SLG: 0.353 (1, 4)										3	0	0	0	0	0	1						
Walt Weiss, S OBP: 0.380, SLG: 0.280 (1, 6)										3	0	2	0	0	0	0						
Charlie Hough, R Luis Aquino, R Greg Briley, L										2	0	0	0	0	0	2						
Inning Stats	R: 0 E: 0 K: 1 S: 6	H: 0 LOB: 0 BB: 0 P: 8	R: 0 E: 0 K: 1 S: 10	H: 0 LOB: 1 BB: 1 P: 18	R: 0 E: 0 K: 1 S: 11	H: 1 LOB: 0 BB: 0 P: 17	R: 0 E: 0 K: 0 S: 10	H: 0 LOB: 0 BB: 0 P: 14	R: 0 E: 0 K: 0 S: 7	H: 1 LOB: 1 BB: 0 P: 11	R: 0 E: 0 K: 1 S: 8	H: 1 LOB: 2 BB: 1 P: 12	R: 0 E: 0 K: 0 S: 5	H: 0 LOB: 0 BB: 0 P: 9	R: 0 E: 0 K: 0 S: 9	H: 1 LOB: 0 BB: 0 P: 14	R: 0 E: 0 K: 0 S: 6	H: 0 LOB: 0 BB: 0 P: 8	1B: 3 2B: 1 3B: 0 HR: 0	SF: 0 SAC: 0 DP: 0 HBP: 0	WP: 0 PB: 0 SB: 0 CS: 0	PA: 33
PITCHER Dwight Gooden, R ERA: 2.13	IP: 9.0 WLS: W BF: 33 H: 4 R: 0 ER: 0 SO: 4 BB: 2 IBB: 0 HBP: 0 BLK: 0 WP: 0 HR: 0 S: 72 P: 111 ERA: 0.00 WHIP: 0.667															PITCHER						

Florida Marlins @ New York Mets
Shea Stadium, Flushing, NY
Fri May 07 1993, 7:05 PM EDT
Att: 25,753 - Unknown - 73 F

AB 31
R 0
H 4
RBI 0
BB 2
SO 4
LOB 10



Batter	1	2	3	4	5	6	7	8	9	AB	R	H	RBI	BB	SO	LOB	BOTTOM			
Vince Coleman, S OBP: 0.289, SLG: 0.319 (1, 7)										4	1	1	0	0	0	0				
Joe Orsulak, L OBP: 0.326, SLG: 0.379 (1, 8)										4	1	2	1	0	0	1				
Eddie Murray, S OBP: 0.349, SLG: 0.454 (1, 3)										4	0	1	1	0	1	1				
Bobby Bonilla, S OBP: 0.319, SLG: 0.423 (1, 9)										3	1	1	0	0	1	1				
Howard Johnson, S OBP: 0.405, SLG: 0.448 (1, 5)										3	1	1	2	0	2	1				
Tony Fernandez, S OBP: 0.327, SLG: 0.284 (1, 6)										3	0	0	0	0	0	0				
Jeff Kent, R OBP: 0.307, SLG: 0.299 (1, 4)										3	0	1	0	0	1	0				
Charlie O'Brien, R OBP: 0.217, SLG: 0.100 (1, 2)										3	0	0	0	0	1	1				
Dwight Gooden, R OBP: 0.250, SLG: 0.350 (1, 1)										3	0	0	0	0	1	0				
Inning Stats	R: 1 E: 0 K: 2 S: 13	H: 2 LOB: 1 BB: 0 P: 22	R: 0 E: 0 K: 2 S: 12	H: 0 LOB: 0 BB: 0 P: 17	R: 1 E: 0 K: 0 S: 7	H: 1 LOB: 0 BB: 0 P: 11	R: 0 E: 0 K: 1 S: 5	H: 0 LOB: 0 BB: 0 P: 8	R: 0 E: 0 K: 0 S: 7	H: 1 LOB: 0 BB: 0 P: 9	R: 0 E: 0 K: 1 S: 8	H: 0 LOB: 0 BB: 0 P: 14	R: 2 E: 0 K: 0 S: 15	H: 2 LOB: 0 BB: 0 P: 20	R: 0 E: 0 K: 1 S: 10	H: 1 LOB: 1 BB: 0 P: 11	1B: 5 2B: 0 3B: 0 HR: 2	SF: 0 SAC: 0 DP: 1 HBP: 0	WP: 0 PB: 0 SB: 0 CS: 0	PA: 30
PITCHER Charlie Hough, R ERA: 4.74 Luis Aquino, R ERA: 2.79 Bob McClure, L ERA: 6.75 Jim Corsi, R ERA: 4.15	IP: 6.0 WLS: L BF: 23 H: 6 R: 4 ER: 4 SO: 6 BB: 4 IBB: 4 HBP: 4 BLK: 6 WP: 2 HR: 2 S: 62 P: 95 ERA: 6.00 WHIP: 1.000															PITCHER				

Florida Marlins @ New York Mets
Shea Stadium, Flushing, NY
Fri May 07 1993, 7:05 PM EDT
Att: 25,753 - Unknown - 73 F

AB 30
R 4
H 7
RBI 4
BB 0
SO 7
LOB 5



Batter	1	2	3	4	5	6	7	8	9	AB	R	H	RBI	BB	SO	LOB	TOP
Chuck Carr, S <small>OBP: 0.305, SLG: 0.299</small> 										5	1	2	1	0	1	1	
Junior Felix, S <small>OBP: 0.287, SLG: 0.400</small> 										5	2	3	1	0	0	2	
Jeff Conine, R <small>OBP: 0.388, SLG: 0.356</small> 										4	0	1	0	1	0	3	
Orestes Destrade, S <small>OBP: 0.331, SLG: 0.348</small> Bryan Harvey, R <small>OBP: 0.296, SLG: 0.240</small> 										4	0	1	2	0	2	2	
Dave Magadan, L <small>OBP: 0.459, SLG: 0.433</small> 										5	0	1	0	0	2	4	
Steve Decker, R Trevor Hoffman, R Greg Brolley, L <small>OBP: 0.296, SLG: 0.240</small> 										4	0	0	0	0	1	4	
Alex Arias, R <small>OBP: 0.337, SLG: 0.343</small> 										2	0	0	0	1	0	1	
Walt Weiss, S <small>OBP: 0.388, SLG: 0.286</small> 										2	1	1	0	1	1	3	
Jack Armstrong, R <small>OBP: 0.158, SLG: 0.158</small> Benito Santiago, R <small>OBP: 0.315, SLG: 0.390</small> 										3	0	2	0	0	0	0	
Inning Stats R: 0 H: 1 E: 0 LOB: 1 K: 0 BB: 0 S: 8 P: 10	R: 0 H: 2 E: 0 LOB: 2 K: 1 BB: 1 S: 10 P: 16	R: 2 H: 3 E: 0 LOB: 3 K: 2 BB: 1 S: 22 P: 35	R: 1 H: 1 E: 0 LOB: 0 K: 0 BB: 0 S: 8 P: 14	R: 0 H: 0 E: 0 LOB: 0 K: 1 BB: 0 S: 5 P: 7	R: 1 H: 3 E: 0 LOB: 2 K: 0 BB: 0 S: 10 P: 13	R: 0 H: 0 E: 0 LOB: 0 K: 0 BB: 0 S: 5 P: 12	R: 0 H: 0 E: 1 LOB: 1 K: 2 BB: 0 S: 9 P: 14	R: 0 H: 1 E: 0 LOB: 0 K: 2 BB: 0 S: 9 P: 14	R: 0 H: 1 E: 0 LOB: 0 K: 2 BB: 0 S: 9 P: 14	1B: 9 SF: 0 2B: 1 SAC: 1 3B: 0 DP: 1 HR: 1 HBP: 2	WP: 1 PA: 41 PB: 0 SB: 0 CS: 0						
PITCHER Pete Schourek, L <small>ERA: 4.91</small> Jeff Innis, R <small>ERA: 4.02</small> Mike Maddux, R <small>ERA: 4.2</small> Anthony Young, R <small>ERA: 3.55</small>	IP WLS BF H R ER SO BB IBB HBP BLK WP HR S P ERA WHIP 5.0 L 24 7 3 3 4 1 1 1 0 0 0 15 25 5.40 1.600 2.0 9 3 1 1 0 0 0 0 1 0 0 11 17 0.00 1.000 1.0 4 0 0 0 2 0 0 0 0 0 0 9 14 0.00 1.000	PITCHER IP WLS BF H R ER SO BB IBB HBP BLK WP HR S P ERA WHIP 5.0 L 24 7 3 3 4 1 1 1 0 0 0 15 25 5.40 1.600 2.0 9 3 1 1 0 0 0 0 1 0 0 11 17 0.00 1.000 1.0 4 1 0 0 2 0 0 0 0 0 0 9 14 0.00 1.000															

Florida Marlins @ New York Mets
Shea Stadium, Flushing, NY
Sat May 08 1993, 3:33 AM EDT
Att: 32,959 - Sunny - 70 F

AB 35
R 4
H 11
RBI 4
BB 3
SO 7
LOB 21



Florida Marlins @ New York Mets
Shea Stadium, Flushing, NY
Sat May 08 1993, 3:33 AM EDT
Att: 32,959 - Sunny - 70 F

AB 30
R 2
H 4
RBI 2
BB 4
SO 6
LOB 9



Batter	1	2	3	4	5	6	7	8	9	AB	R	H	RBI	BB	SO	LOB	TOP										
Chuck Carr, S OBP: 0.320, SLG: 0.300 (1, 8)	F8							P6		3	1	1	0	2	0	0	Florida Marlins @ New York Mets Shea Stadium, Flushing, NY Sun May 09 1993, 3:33 AM EDT Att: 26,033 - Sunny - 85 F										
Junior Felix, S OBP: 0.284, SLG: 0.400 (1, 9)	G5-3	FC5						K		5	1	1	0	0	1	5											
Benito Santiago, R OBP: 0.328, SLG: 0.388 (1, 2)										3	1	1	0	2	0	2											
Orestes Destrade, S OBP: 0.336, SLG: 0.342 Bryan Harvey, R (9, 1)	K							G3		5	1	1	1	0	2	3											
Dave Magadan, L OBP: 0.465, SLG: 0.430 (1, 5)										3	1	1	0	2	0	1											
Jeff Conine, R OBP: 0.388, SLG: 0.352 (9, 3)										4	1	1	1	1	1	3											
Alex Arias, R OBP: 0.341, SLG: 0.338 (1, 4)										4	0	1	0	1	0	2											
Walt Weiss, S OBP: 0.402, SLG: 0.330 (1, 6)										4	0	3	2	0	0	0											
Chris Hammond, L OBP: 0.133, SLG: 0.071 Jim Corsi, R (8, 1)										3	0	0	0	0	2	3											
Greg Briley, L OBP: 0.286, SLG: 0.240 (9, 7)										0	0	0	0	0	0	0											
Inning Stats	R: 0 E: 0 K: 1 S: 11	H: 0 LOB: 1 BB: 1 P: 20	R: 1 E: 0 K: 0 S: 11	H: 2 LOB: 3 BB: 2 P: 24	R: 2 E: 0 K: 2 S: 15	H: 3 LOB: 2 BB: 1 P: 25	R: 3 E: 1 K: 0 S: 13	H: 3 LOB: 1 BB: 1 P: 27	R: 0 E: 0 K: 1 S: 7	H: 1 LOB: 2 BB: 1 P: 12	R: 0 E: 0 K: 1 S: 7	H: 0 LOB: 0 BB: 1 P: 13	R: 0 E: 0 K: 1 S: 6	H: 1 LOB: 1 BB: 0 P: 10	R: 0 E: 0 K: 0 S: 6	H: 0 LOB: 0 BB: 1 P: 13	1B: 7 2B: 3 3B: 0 HR: 0	SF: 0 SAC: 1 DP: 2 HBP: 0	WP: 1 PB: 0 SB: 0 CS: 0	PA: 43							
PITCHER	IP	WLS	BF	H	R	ER	SO	BB	IBB	HBP	BLK	WP	HR	S	P	ERA	WHIP										
Frank Tanana, L ERA: 4.03 (1, 1)	3.0	L	21	7	6	4	3	5	0	0	0	1	0	40	76	12.00	4.000										
Mickey Weston, R ERA: 7.94 (4, 1)	2.0		9	2	0	0	1	1	0	0	0	0	0	17	32	0.00	1.500										
Jeff Kaiser, L ERA: 4.05 (6, 1)	2.0		6	0	0	0	1	1	0	0	0	0	0	15	25	0.00	0.500										
Mike Draper, R ERA: 4.15 (8, 1)	2.0		7	1	0	0	1	1	0	0	0	0	0	12	23	0.00	1.000										

Batter	1	2	3	4	5	6	7	8	9	AB	R	H	RBI	BB	SO	LOB	BOTTOM										
Vince Coleman, S OBP: 0.285, SLG: 0.301 (1, 7)	K							G5-3		5	0	0	0	0	2	3	Florida Marlins @ New York Mets Shea Stadium, Flushing, NY Sun May 09 1993, 3:33 AM EDT Att: 26,033 - Sunny - 85 F										
Dave Gallagher, R OBP: 0.444, SLG: 0.609 (1, 8)	K									5	1	2	1	0	1	0											
Eddie Murray, S OBP: 0.364, SLG: 0.500 (1, 3)										5	2	3	0	0	1	3											
Bobby Bonilla, S OBP: 0.314, SLG: 0.404 (1, 9)	K									4	0	1	1	0	2	2											
Chico Walker, S OBP: 0.250, SLG: 0.318 (1, 5)										4	0	1	2	0	0	1											
Tony Fernandez, S OBP: 0.322, SLG: 0.292 (1, 6)										4	0	1	0	0	0	2											
Charlie O'Brien, R OBP: 0.192, SLG: 0.087 Joe Orsulak, L OBP: 0.318, SLG: 0.365 (9, PH)										3	0	0	0	0	0	1											
Tim Bogar, R OBP: 0.111, SLG: 0.222 Todd Hundley, S OBP: 0.284, SLG: 0.397 (9, PH)										1	1	1	0	0	0	0											
Frank Tanana, L OBP: 0.100, SLG: 0.100 Mickey Weston, R (5, PH)										1	0	0	0	0	0	0											
Wayne Housie, S OBP: 0.100, SLG: 0.800 Jeff Kaiser, R (8, 1)										0	0	0	0	0	0	0											
Jeff McKnight, S OBP: 0.083 Mike Draper, R OBP: 0.000, SLG: 1.000 Howard Johnson, S OBP: 0.268, SLG: 0.264 (8, PH)										1	0	0	0	0	0	1											
Inning Stats	R: 0 E: 0 K: 3 S: 16	H: 1 LOB: 1 BB: 0 P: 25	R: 0 E: 0 K: 0 S: 6	H: 1 LOB: 0 BB: 0 P: 11	R: 0 E: 1 K: 0 S: 10	H: 0 LOB: 1 BB: 0 P: 16	R: 0 E: 0 K: 0 S: 7	H: 0 LOB: 0 BB: 0 P: 11	R: 0 E: 0 K: 1 S: 13	H: 2 LOB: 1 BB: 0 P: 18	R: 0 E: 0 K: 0 S: 6	H: 0 LOB: 0 BB: 0 P: 9	R: 2 E: 0 K: 0 S: 11	H: 3 LOB: 1 BB: 0 P: 17	R: 1 E: 1 K: 3 S: 15	H: 2 LOB: 2 BB: 0 P: 21	1B: 6 2B: 4 3B: 0 HR: 0	SF: 0 SAC: 0 DP: 0 HBP: 0	WP: 0 PB: 0 SB: 0 CS: 0	PA: 39							
PITCHER	IP	WLS	BF	H	R	ER	SO	BB	IBB	HBP	BLK	WP	HR	S	P	ERA	WHIP										
Chris Hammond, L ERA: 4.74 (1, 1)	7.0	W	27	5	1	1	4	0	0	0	0	0	0	67	102	1.29	0.714										
Jim Corsi, R ERA: 6.75 (8, 1)	1.0		6	3	2	2	0	0	0	0	0	0	0	11	17	18.00	3.000										
Bryan Harvey, R ERA: 2.45 (9, 1)	1.0	S	6	2	1	0	3	0	0	0	0	0	0	15	21	0.00	2.000										

Batter	1	2	3	4	5	6	7	8	9	AB	R	H	RBI	BB	SO	LOB	TOP			
Chuck Carr, S OBP: 0.317, SLG: 0.298	P4		F9			G4-3			S	4	0	1	0	0	0	1				
Junior Felix, S OBP: 0.256, SLG: 0.387	G3			G3-1			K		K	4	0	0	0	0	2	1				
Dave Magadan, L OBP: 0.358, SLG: 0.417	K			F7					P4	3	0	0	0	1	1	1				
Orestes Destrade, S OBP: 0.319, SLG: 0.333		F7		P5			F8			3	0	0	0	0	0	1				
Bento Santiago, R OBP: 0.319, SLG: 0.377		G6-3			K				K	3	0	0	0	0	2	1				
Greg Britely, L OBP: 0.300, SLG: 0.250			K						K	3	0	1	0	0	2	0				
Alex Arias, R OBP: 0.330, SLG: 0.325			G5-3		P6				G4-3	3	0	0	0	0	0	1				
Walt Weiss, S OBP: 0.400, SLG: 0.330						F8			P6	3	0	1	0	0	0	0				
Ryan Bowen, R OBP: 0.154, SLG: 0.154			SH1-4			B1-3				1	0	0	0	0	0	0				
Jeff Conine, R OBP: 0.385, SLG: 0.349									K	1	0	0	0	0	1	0				
Inning Stats	R: 0 H: 0 E: 0 K: 1 S: 15	H: 0 LOB: 0 BB: 0 P: 20	R: 0 H: 0 E: 0 K: 1 S: 8	H: 0 LOB: 0 BB: 0 P: 9	R: 0 H: 1 E: 0 K: 0 S: 8	H: 1 LOB: 0 BB: 0 P: 12	R: 0 H: 0 E: 0 K: 0 S: 6	H: 0 LOB: 0 BB: 0 P: 8	R: 0 H: 1 E: 0 K: 1 S: 6	H: 1 LOB: 0 BB: 0 P: 10	R: 0 H: 0 E: 0 K: 0 S: 6	H: 0 LOB: 1 BB: 1 P: 19	R: 0 H: 0 E: 0 K: 1 S: 11	H: 0 LOB: 0 BB: 0 P: 15	R: 0 H: 1 E: 0 K: 2 S: 13	H: 1 LOB: 1 BB: 0 P: 16	1B: 3 2B: 0 3B: 0 HR: 0	SF: 0 SAC: 1 DP: 0 HBP: 0	WP: 0 PB: 0 SB: 1 CS: 1	PA: 30
PITCHER Bret Saberhagen, R ERA: 3.51	IP: 9.0 WLS: W BF: 30 H: 3 R: 0 ER: 0 SO: 8 BB: 1 IBB: 0 HBP: 0 BLK: 0 WP: 0 HR: 0 S: 84 P: 117 ERA: 0.00 WHIP: 0.444															PITCHER				

Florida Marlins @ New York Mets
Shea Stadium, Flushing, NY
Mon May 10 1993, 7:05 PM EDT
Att: 20,234 - Unknown - 68 F

AB 28
R 0
H 3
RBI 0
BB 1
SO 8
LOB 6




Batter	1	2	3	4	5	6	7	8	9	AB	R	H	RBI	BB	SO	LOB	BOTTOM			
Vince Coleman, S OBP: 0.291, SLG: 0.302	G4-3		CS		B5			F8		3	1	1	0	1	0	0				
Joe Orsulak, L OBP: 0.329, SLG: 0.354	G4-3				P6			FC5-4		2	0	0	0	2	0	1				
Eddie Murray, S OBP: 0.352, SLG: 0.486	SF8					F7		FC5-4		3	0	0	1	0	1	3				
Bobby Bonilla, S OBP: 0.304, SLG: 0.389	K			G4-3		K		G3		4	0	0	0	0	2	1				
Howard Johnson, S OBP: 0.403, SLG: 0.430			FC3-6							1	0	1	0	2	0	0				
Chico Walker, S OBP: 0.259, SLG: 0.320			FC3-6			G1-3				3	0	1	0	0	0	2				
Todd Hundley, S OBP: 0.274, SLG: 0.382		G3			F7			G3		3	0	0	0	0	0	3				
Tim Bogar, R OBP: 0.083, SLG: 0.167		L9						G3		3	0	0	0	0	1	3				
Bret Saberhagen, R OBP: 0.167, SLG: 0.176					F9			G4-3		3	0	0	0	0	1	0				
Inning Stats	R: 1 H: 1 E: 0 K: 1 S: 10	H: 1 LOB: 0 BB: 0 P: 12	R: 0 H: 0 E: 0 K: 0 S: 4	H: 0 LOB: 1 BB: 1 P: 10	R: 0 H: 0 E: 0 K: 2 S: 9	H: 0 LOB: 2 BB: 2 P: 21	R: 0 H: 1 E: 0 K: 1 S: 11	H: 1 LOB: 0 BB: 1 P: 18	R: 0 H: 0 E: 0 K: 0 S: 4	H: 0 LOB: 0 BB: 0 P: 4	R: 0 H: 1 E: 0 K: 1 S: 11	H: 1 LOB: 1 BB: 0 P: 13	R: 0 H: 0 E: 0 K: 0 S: 7	H: 0 LOB: 0 BB: 0 P: 8	R: 0 H: 0 E: 0 K: 0 S: 5	H: 0 LOB: 1 BB: 1 P: 9	1B: 3 2B: 0 3B: 0 HR: 0	SF: 1 SAC: 0 DP: 0 HBP: 0	WP: 0 PB: 0 SB: 2 CS: 1	PA: 31
PITCHER Ryan Bowen, R ERA: 3.18	IP: 8.0 WLS: L BF: 31 H: 3 R: 1 ER: 1 SO: 5 BB: 5 IBB: 0 HBP: 0 BLK: 0 WP: 0 HR: 0 S: 61 P: 95 ERA: 1.12 WHIP: 1.000															PITCHER				

Florida Marlins @ New York Mets
Shea Stadium, Flushing, NY
Mon May 10 1993, 7:05 PM EDT
Att: 20,234 - Unknown - 68 F

AB 25
R 1
H 3
RBI 1
BB 5
SO 5
LOB 13



Batter	1	2	3	4	5	6	7	8	9	AB	R	H	RBI	BB	SO	LOB	TOP										
Vince Coleman, S (1, 7) OBP: 0.288, SLG: 0.305	F9		G5-3		FC6-4		G6-4-3		G6-3	5	0	1	0	0	0	2	New York Mets @ St. Louis Cardinals Busch Stadium, St. Louis, MO Tue May 11 1993, 7:05 PM CDT Att: 24,911 - Unknown - 68 F AB 35 R 4 H 12 RBI 4 BB 4 SO 2 LOB 17										
Dave Gallagher, R (1, 8) OBP: 0.438, SLG: 0.593	G4-3			F7	K		G6-4-3			4	0	1	0	1	2												
Eddie Murray, S (1, 3) OBP: 0.354, SLG: 0.478								G6-3	G6-4-3	4	0	1	0	1	0	3											
Bobby Bonilla, S (1, 9) OBP: 0.310, SLG: 0.414	G5-3									3	1	1	1	1	0	2											
Howard Johnson, S (1, 5) OBP: 0.398, SLG: 0.417										3	0	0	0	1	0	2											
Chico Walker, S (1, 4) OBP: 0.323, SLG: 0.414										4	2	3	0	0	0	0											
Todd Hundley, S (1, 2) OBP: 0.295, SLG: 0.413										4	1	3	0	0	0	2											
Tim Bogar, R (1, 6) OBP: 0.188, SLG: 0.250										4	0	2	3	0	0	1											
Eric Hillman, L (1, 1) Wayne Housie, S (5, PH) Mike Draper, R (5, 1) Jeff McNeil, S (6, PH) Jeff Kaiser, R (6, 1) Jeff Innis, R (7, 1) Anthony Young, R (8, 1) Joe Orsuta, L (9, PH)										1	0	0	0	0	1	0											
Inning Stats	R: 0 E: 0 K: 0 S: 3	H: 0 LOB: 1 BB: 1 P: 7	R: 0 E: 0 K: 0 S: 2	H: 1 LOB: 0 BB: 1 P: 6	R: 0 E: 0 K: 1 S: 5	H: 0 LOB: 0 BB: 0 P: 5	R: 0 E: 0 K: 0 S: 3	H: 1 LOB: 1 BB: 1 P: 7	R: 1 E: 0 K: 1 S: 8	H: 3 LOB: 2 BB: 0 P: 8	R: 3 E: 0 K: 0 S: 7	H: 4 LOB: 1 BB: 0 P: 7	R: 0 E: 0 K: 0 S: 3	H: 1 LOB: 1 BB: 1 P: 7	R: 0 E: 0 K: 0 S: 4	H: 1 LOB: 1 BB: 0 P: 4			R: 0 E: 0 K: 0 S: 4	H: 1 LOB: 1 BB: 0 P: 4	1B: 7 2B: 4 3B: 1 HR: 1	SF: 0 SAC: 0 DP: 2 HBP: 0	WP: 0 PB: 0 SB: 1 CS: 0	PA: 39			
PITCHER	IP	WLS	BF	H	R	ER	SO	BB	IBB	HBP	BLK	WP	HR	S	P	ERA	WHIP										
Donovan Osborne, L (1, 1) ERA: 3.86	5.2	W	25	8	4	4	2	3	0	0	0	0	1	26	38	6.35	1.941										
Les Lancaster, R (6, 1) ERA: 4.08	0.1		4	2	0	0	0	1	0	0	0	0	0	3	7	0.00	9.000										
Rob Murphy, L (7, 1) ERA: 1.8	2.0		6	1	0	0	0	0	0	0	0	0	0	6	6	0.00	0.500										
Lee Smith, R (9, 1) ERA: 2.38	1.0	S	4	1	0	0	0	0	0	0	0	0	0	4	4	0.00	1.000										

Batter	1	2	3	4	5	6	7	8	9	AB	R	H	RBI	BB	SO	LOB	BOTTOM										
Geronimo Pena, S (1, 4) OBP: 0.348, SLG: 0.333										4	2	3	0	1	0	2	New York Mets @ St. Louis Cardinals Busch Stadium, St. Louis, MO Tue May 11 1993, 7:05 PM CDT Att: 24,911 - Unknown - 68 F AB 37 R 7 H 13 RBI 7 BB 3 SO 3 LOB 22										
Ozzie Smith, S (1, 6) OBP: 0.285, SLG: 0.293										4	1	1	0	1	0	2											
Ray Lankford, L (1, 8) OBP: 0.367, SLG: 0.314										4	1	3	2	1	1	2											
Gregg Jefferies, S (1, 3) OBP: 0.355, SLG: 0.481										4	0	2	1	0	0	3											
Mark Whiten, S (1, 9) OBP: 0.351, SLG: 0.470										5	1	0	1	0	1	8											
Todd Zeile, R (1, 5) OBP: 0.333, SLG: 0.368										4	1	1	3	0	0	2											
Ozzie Canseco, R (1, 7) OBP: 0.200, SLG: 0.200										4	0	0	0	0	1	2											
Rod Brewer, L (8, 7) OBP: 0.256, SLG: 0.222										0	0	0	0	0	0	0											
Erik Pappas, R (1, 2) OBP: 0.250, SLG: 0.250										4	0	1	0	0	0	0											
Donovan Osborne, S (1, 1) OBP: 0.308, SLG: 0.250										3	1	1	0	0	0	1											
Les Lancaster, R (6, 1) Rob Murphy, L (7, 1) Lee Smith, R (9, 1)										0	0	0	0	0	0	0											
Inning Stats	R: 4 E: 1 K: 0 S: 5	H: 2 LOB: 0 BB: 1 P: 10	R: 0 E: 0 K: 0 S: 4	H: 1 LOB: 1 BB: 0 P: 4	R: 0 E: 0 K: 1 S: 6	H: 1 LOB: 2 BB: 1 P: 10	R: 2 E: 0 K: 0 S: 7	H: 4 LOB: 2 BB: 0 P: 7	R: 0 E: 1 K: 0 S: 4	H: 0 LOB: 1 BB: 0 P: 4	R: 1 E: 0 K: 2 S: 8	H: 2 LOB: 1 BB: 1 P: 12	R: 0 E: 0 K: 0 S: 5	H: 2 LOB: 2 BB: 0 P: 5	R: 0 E: 0 K: 0 S: 4	H: 1 LOB: 1 BB: 0 P: 4	1B: 12 2B: 0 3B: 0 HR: 1	SF: 0 SAC: 0 DP: 0 HBP: 1	WP: 0 PB: 0 SB: 4 CS: 2	PA: 41							
PITCHER	IP	WLS	BF	H	R	ER	SO	BB	IBB	HBP	BLK	WP	HR	S	P	ERA	WHIP										
Eric Hillman, L (1, 1) ERA: 4.5	4.0	L	23	8	6	2	1	2	0	1	0	0	1	22	31	4.50	2.500										
Mike Draper, R (5, 1) ERA: 3.86	1.0		4	0	0	0	0	0	0	0	0	0	0	4	4	0.00	0.000										
Jeff Kaiser, L (6, 1) ERA: 4.7	1.0		5	2	1	1	2	1	0	0	0	0	0	8	12	9.00	3.000										
Jeff Innis, R (7, 1) ERA: 3.78	1.0		5	2	0	0	0	0	0	0	0	0	0	5	5	0.00	2.000										
Anthony Young, R (8, 1) ERA: 3.29	1.0		4	1	0	0	0	0	0	0	0	0	0	4	4	0.00	1.000										



Batter	1	2	3	4	5	6	7	8	9	AB	R	H	RBI	BB	SO	LOB	TOP					
Vince Coleman, S (1, 7) OBP: 0.285, SLG: 0.301	G4-3		K			B1-3		G4-3		5	0	1	1	0	1	0						
Joe Orsulak, L (1, 8) OBP: 0.316, SLG: 0.380	HR		G6-3	CS	F8	P6		P6		5	1	1	1	0	0	0						
Eddie Murray, S (1, 3) OBP: 0.364, SLG: 0.492	G4-3		1B	2B	BB	1B		F7	1B	5	2	3	0	0	0	0						
Bobby Bonilla, S (1, 9) OBP: 0.321, SLG: 0.407	BB		1B	BB		K		F7		2	0	0	0	3	1	2						
Howard Johnson, S (1, 5) OBP: 0.406, SLG: 0.420	K		1-2	1B	BB	1B		K		4	1	2	1	1	2	2						
Chico Walker, S (1, 4) OBP: 0.314, SLG: 0.375		G4-3	K		1B	BB		L1		3	0	0	0	1	1	4						
Todd Hundley, S (1, 2) OBP: 0.304, SLG: 0.417	G3-1			G5-3	1B	1B		G1-3		4	1	2	2	0	0	2						
Tim Bogar, R (1, 6) OBP: 0.200, SLG: 0.211			F7	G6-3				P4		3	0	0	0	1	0	3						
Dwight Gooden, R (1, 1) OBP: 0.208, SLG: 0.292	F8			G5-3				F9		4	0	0	0	0	1	2						
Mike Maddux, L (8, 1)						K				0	0	0	0	0	0	0						
Inning Stats	R: 1 E: 0 K: 1 S: 12	H: 1 LOB: 1 BB: 1 P: 23	R: 0 E: 0 K: 0 S: 7	H: 0 LOB: 1 BB: 1 P: 13	R: 1 E: 0 K: 2 S: 12	H: 2 LOB: 2 BB: 1 P: 22	R: 1 E: 0 K: 0 S: 4	H: 2 LOB: 0 BB: 0 P: 6	R: 2 E: 0 K: 1 S: 8	H: 2 LOB: 2 BB: 0 P: 21	R: 0 E: 0 K: 0 S: 6	H: 0 LOB: 0 BB: 0 P: 8	R: 0 E: 0 K: 0 S: 12	H: 1 LOB: 2 BB: 1 P: 22	R: 0 E: 0 K: 0 S: 7	H: 0 LOB: 0 BB: 0 P: 11	R: 0 E: 0 K: 0 S: 13	H: 1 LOB: 1 BB: 0 P: 18	1B: 7 2B: 1 3B: 0 HR: 1	SF: 0 SAC: 0 DP: 0 HBP: 0	WP: 0 PB: 0 SB: 0 CS: 1	PA: 42
PITCHER	IP	WLS	BF	H	R	ER	SO	BB	IBB	HBP	BLK	WP	HR	S	P	ERA	WHIP					
Omar Olivares, R (1, 1) ERA: 3.18	5.0		26	7	5	5	4	4	1	0	1	0	1	43	85	9.00	2.200					
Les Lancaster, R (8, 1) ERA: 3.66	2.0		8	1	0	0	1	1	0	0	0	0	0	18	30	0.00	1.000					
Mike Perez, R (8, 1) ERA: 3.26	2.0	W	7	1	0	0	1	0	0	0	0	0	0	20	29	0.00	0.500					

New York Mets @ St. Louis Cardinals
 Busch Stadium, St. Louis, MO
 Wed May 12 1993, 7:05 PM CDT
 Att: 27,773 - Unknown - 62 F

AB 35
 R 5
 H 9
 RBI 5
 BB 6
 SO 6
 LOB 15



Batter	1	2	3	4	5	6	7	8	9	AB	R	H	RBI	BB	SO	LOB	BOTTOM					
Luis Altea, S (1, 7) OBP: 0.471, SLG: 0.444	G4-3		1B			F9		SF8		4	1	2	1	0	0	1						
Ozzie Smith, S (1, 6) OBP: 0.283, SLG: 0.292	F7		HR	1B	G3			G4-3		4	1	1	1	0	0	1						
Ray Lankford, L (1, 8) OBP: 0.371, SLG: 0.349	BLK		HR	1B		K		G4-3		4	1	2	3	0	1	1						
Gregg Jefferies, S (1, 3) OBP: 0.352, SLG: 0.473	G4-3		L9			G3-1		BLK	1B	4	1	1	0	0	0	1						
Mark Whiten, S (1, 9) OBP: 0.348, SLG: 0.463		K		E3	G6-4-3	G4-3		1B		4	0	1	1	0	1	0						
Todd Zeile, R (1, 5) OBP: 0.323, SLG: 0.355	P4			G6-4-3		F7		G4-3		4	0	0	0	0	0	2						
Geronimo Pena, S (1, 4) OBP: 0.345, SLG: 0.340			K		G1-3			G3		4	1	1	0	0	1	0						
Hector Villanueva, R (1, 2) OBP: 0.167, SLG: 0.273			L9			K		SH	SF8	3	0	0	0	0	2	0						
Jose Oquendo, S (8, PH) OBP: 0.316, SLG: 0.188						K		SH	BB	0	0	0	0	0	0	0						
Omar Olivares, R (1, 1) OBP: 0.143, SLG: 0.143						1B				1	0	0	0	0	1	0						
Rod Brewer, L (5, PH) OBP: 0.275, SLG: 0.243										1	1	1	0	0	0	0						
Les Lancaster, R (8, 1) OBP: 0.275, SLG: 0.243										0	0	0	0	0	0	0						
Ozzie Canseco, R (7, PH) OBP: 0.226, SLG: 0.200										0	0	0	0	0	1	0						
Mike Perez, R (8, 1) OBP: 0.316, SLG: 0.188										0	0	0	0	0	0	0						
Gerald Perry, L (8, PH) OBP: 0.000, SLG: 0.000										0	0	0	0	1	0	0						
Inning Stats	R: 0 E: 0 K: 0 S: 11	H: 1 LOB: 0 BB: 0 P: 16	R: 0 E: 0 K: 2 S: 9	H: 0 LOB: 0 BB: 0 P: 13	R: 3 E: 0 K: 1 S: 13	H: 3 LOB: 0 BB: 0 P: 20	R: 0 E: 1 K: 0 S: 8	H: 0 LOB: 0 BB: 0 P: 9	R: 1 E: 0 K: 2 S: 18	H: 2 LOB: 1 BB: 0 P: 23	R: 0 E: 0 K: 0 S: 7	H: 0 LOB: 0 BB: 0 P: 9	R: 0 E: 0 K: 1 S: 8	H: 0 LOB: 1 BB: 1 P: 14	R: 1 E: 0 K: 0 S: 12	H: 2 LOB: 0 BB: 0 P: 20	R: 1 E: 1 K: 0 S: 10	H: 1 LOB: 2 BB: 1 P: 18	1B: 7 2B: 1 3B: 0 HR: 1	SF: 1 SAC: 1 DP: 1 HBP: 0	WP: 0 PB: 0 SB: 0 CS: 0	PA: 37
PITCHER	IP	WLS	BF	H	R	ER	SO	BB	IBB	HBP	BLK	WP	HR	S	P	ERA	WHIP					
Dwight Gooden, R (1, 1) ERA: 2.59	7.2		32	8	5	5	6	1	0	0	2	0	0	13	22	5.87	1.174					
Mike Maddux, R (8, 1) ERA: 4.6	0.2	L	5	1	1	1	0	1	0	0	0	0	0	13	22	13.50	3.000					

New York Mets @ St. Louis Cardinals
 Busch Stadium, St. Louis, MO
 Wed May 12 1993, 7:05 PM CDT
 Att: 27,773 - Unknown - 62 F

AB 33
 R 6
 H 9
 RBI 6
 BB 2
 SO 6
 LOB 6



Batter	1	2	3	4	5	6	7	8	9	AB	R	H	RBI	BB	SO	LOB	TOP					
Vince Coleman, S OBP: 0.288, SLG: 0.324	G3-1	1B		F9		P6		3B		5	0	2	0	0	0	3	New York Mets @ Montreal Expos Olympic Stadium, Montreal, QB Fri May 14 1993, 7:05 PM EDT Att: 21,083 - Dome					
Joe Orsulak, L OBP: 0.321, SLG: 0.382	2B	1B		P6		WP		G4-3		5	1	2	1	0	0	3						
Chico Walker, S OBP: 0.273, SLG: 0.300	K			G3-1		FC4-6		K2-3		4	0	0	0	1	2	2						
Bobby Bonilla, S OBP: 0.322, SLG: 0.426	2B	1B		FC6-4		BB		F8		5	2	3	1	0	0	1						
Dave Gallagher, R OBP: 0.450, SLG: 0.667	1B	2B		FC6-4		G5-4-3		WP		3	2	1	2	2	0	1						
Jeff Kent, R OBP: 0.316, SLG: 0.313	1B			G5-4-3		BB		K		5	0	2	2	0	1	3						
Todd Hundley, S OBP: 0.302, SLG: 0.409	F7			G5-3		1B		P5		4	1	1	0	0	0	3						
Tim Bogar, R OBP: 0.222, SLG: 0.200	F8			SH1-4		BB		G5-3		3	0	1	0	1	0	0						
Frank Tanana, L ERA: 3.45	K			SH1-4		1B		G4-3		1	0	0	0	0	0	0						
Mike Draper, R ERA: 4.81						CS				0	0	0	0	0	0	0						
Wayne Huie, S ERA: 3.00						1B				0	0	0	0	0	0	0						
Jeff Innis, R ERA: 4.76						1B				0	0	0	0	0	0	0						
Mike Maddux, L ERA: 4.15						1B				0	0	0	0	0	0	0						
Jeff McKnight, S ERA: 3.07						1B				0	0	0	0	0	0	0						
Anthony Young, R ERA: 3.07						1B				0	0	0	0	0	0	0						
Inning Stats	R: 3 E: 0 K: 1 S: 12	H: 4 LOB: 1 BB: 0 P: 20	R: 0 E: 0 K: 1 S: 15	H: 1 LOB: 1 BB: 0 P: 23	R: 1 E: 0 K: 0 S: 13	H: 2 LOB: 1 BB: 0 P: 19	R: 0 E: 0 K: 0 S: 4	H: 0 LOB: 1 BB: 2 P: 10	R: 0 E: 0 K: 1 S: 9	H: 0 LOB: 1 BB: 2 P: 20	R: 2 E: 0 K: 1 S: 12	H: 4 LOB: 1 BB: 0 P: 23	R: 0 E: 0 K: 1 S: 15	H: 0 LOB: 1 BB: 1 P: 23	R: 0 E: 0 K: 0 S: 11	H: 1 LOB: 1 BB: 0 P: 14	R: 1 E: 0 K: 0 S: 11	H: 1 LOB: 0 BB: 0 P: 16	1B: 9 2B: 2 3B: 1 HR: 1	SF: 0 SAC: 1 DP: 1 HBP: 0	WP: 2 PB: 0 SB: 2 CS: 2	PA: 42
PITCHER	IP WLS BF H R ER SO BB IBB HBP BLK WP HR S P ERA WHIP																					
Jeff Shaw, R ERA: 3.45	(1, 1) 3.0 16 7 4 4 2 0 0 0 0 0 0 0 40 62 12.00 2.333																					
Kent Bottenfield, R ERA: 4.81	(4, 1) 2.0 10 2 2 2 0 3 0 0 0 0 0 0 16 36 9.00 2.500																					
Scott Aldred, L ERA: 3.00	(6, 1) 1.1 W 6 2 0 0 1 1 0 0 0 0 1 0 15 29 0.00 2.250																					
Mel Rojas, R ERA: 3.71	(7, 1) 2.0 8 2 1 1 1 0 0 0 0 0 1 1 25 32 4.50 1.000																					
John Wetteland, R ERA: 3.46	(9, 1) 0.2 S 2 0 0 0 0 0 0 0 0 0 0 0 6 9 0.00 0.000																					
Batter	1	2	3	4	5	6	7	8	9	AB	R	H	RBI	BB	SO	LOB	BOTTOM					
Delino DeShields, L OBP: 0.381, SLG: 0.327	E4	G1		P6	E4		K			5	1	0	0	0	1	1	New York Mets @ Montreal Expos Olympic Stadium, Montreal, QB Fri May 14 1993, 7:05 PM EDT Att: 21,083 - Dome					
Mike Lansing, R OBP: 0.379, SLG: 0.504	2B	P7		WP	G5-3		K			3	1	0	0	1	1	2						
Marquis Grissom, R OBP: 0.401, SLG: 0.548	2B	2B		P3		1B		G4-3		5	2	4	2	0	0	1						
Larry Walker, L OBP: 0.410, SLG: 0.616	E3	BB		FC4		FC6-4		K		3	1	1	1	2	1	2						
Moises Alou, R OBP: 0.406, SLG: 0.537	SF9	BB		FC4		FC6-4		G4-3		4	2	0	0	0	0	6						
Wil Cordero, R OBP: 0.308, SLG: 0.455	SH5-3	BB		G5-3		G4-3		L8		4	0	1	1	1	0	1						
John Wetteland, R ERA: 3.46	1B					G5-3				0	0	0	0	0	0	0						
Greg Colbrunn, R OBP: 0.400, SLG: 0.566	SF9			WP		G5-3				3	1	2	2	0	0	1						
Tim Spehr, R OBP: 0.225, SLG: 0.273	SH5-3			1B		HBP				3	0	0	1	0	0	3						
Mel Rojas, R OBP: 0.333, SLG: 0.129				F9		G1-3				0	0	0	0	0	0	0						
Sean Berry, R OBP: 0.333, SLG: 0.129				F7		G1-3				0	0	0	0	0	0	0						
Jeff Shaw, R ERA: 3.74				K2-3				F8		1	0	0	0	0	1	1						
Tim McIntosh, R OBP: 0.253, SLG: 0.125										1	0	0	0	0	1	1						
Kent Bottenfield, R ERA: 3.77										0	0	0	0	0	0	0						
Scott Aldred, L ERA: 4.76										0	0	0	0	0	0	0						
Mike Maddux, R ERA: 4.15										0	0	0	0	0	0	0						
Anthony Young, R ERA: 3.07										1	0	0	0	0	0	0						
Inning Stats	R: 5 E: 2 K: 1 S: 16	H: 1 LOB: 1 BB: 1 P: 31	R: 0 E: 0 K: 0 S: 8	H: 1 LOB: 2 BB: 1 P: 17	R: 0 E: 0 K: 1 S: 10	H: 1 LOB: 1 BB: 0 P: 14	R: 0 E: 0 K: 0 S: 14	H: 0 LOB: 2 BB: 2 P: 25	R: 1 E: 1 K: 0 S: 8	H: 1 LOB: 2 BB: 0 P: 16	R: 2 E: 0 K: 0 S: 15	H: 3 LOB: 1 BB: 0 P: 24	R: 0 E: 0 K: 2 S: 8	H: 0 LOB: 0 BB: 0 P: 9	R: 0 E: 0 K: 1 S: 8	H: 1 LOB: 1 BB: 0 P: 12	1B: 4 2B: 4 3B: 0 HR: 0	SF: 1 SAC: 1 DP: 0 HBP: 3	WP: 2 PB: 0 SB: 0 CS: 0	PA: 42		
PITCHER	IP WLS BF H R ER SO BB IBB HBP BLK WP HR S P ERA WHIP																					
Frank Tanana, L ERA: 3.74	(1, 1) 4.2 28 4 6 1 2 4 0 0 0 0 0 0 55 102 1.93 1.714																					
Mike Draper, R ERA: 3.77	(5, 1) 0.1 1 0 0 0 0 0 0 0 0 0 0 0 1 1 0.00 0.000																					
Jeff Innis, R ERA: 4.76	(6, 1) 0.1 L 4 3 2 2 0 0 0 0 0 0 0 0 10 17 54.00 9.000																					
Mike Maddux, R ERA: 4.15	(6, 1) 1.2 5 0 0 0 2 0 0 0 0 0 0 0 13 16 0.00 0.000																					
Anthony Young, R ERA: 3.07	(8, 1) 1.0 4 1 0 0 1 0 0 0 0 0 0 0 8 12 0.00 1.000																					

Batter	1	2	3	4	5	6	7	8	9	AB	R	H	RBI	BB	SO	LOB	TOP					
Al Martin, L OBP: 0.267, SLG: 0.448 (1, 7)										4	1	1	0	1	0	1						
Jay Bell, R OBP: 0.357, SLG: 0.462 (1, 6)										4	3	2	1	1	1	1						
Andy Van Slyke, L OBP: 0.375, SLG: 0.497 (1, 8)										5	2	3	2	0	0	0						
Dave Clark, L OBP: 0.354, SLG: 0.268 (1, 9)										2	1	1	0	2	0	1						
Lloyd McClendon, R OBP: 0.227, SLG: 0.195 (9, 9)										0	1	0	0	1	0	0						
Orlando Merced, S OBP: 0.455, SLG: 0.462 (1, 3)										5	1	2	3	0	1	5						
Jeff King, R OBP: 0.323, SLG: 0.333 (1, 5)										3	0	1	1	0	0	2						
Don Slaught, R OBP: 0.304, SLG: 0.429 (1, 2)										5	0	3	1	0	0	1						
Tom Foley, L OBP: 0.264, SLG: 0.333 (1, 4)										4	0	0	1	0	1	4						
Randy Tomlin, L OBP: 0.118, SLG: 0.118 (1, 1)										3	0	0	0	0	1	2						
Bias Minor, R OBP: 0.250, SLG: 0.250 (6, 1)										1	0	1	0	0	0	0						
Lonnie Smith, R OBP: 0.338, SLG: 0.328 (9, PH)										1	0	0	0	0	0	1						
Paul Wagner, R OBP: 0.338, SLG: 0.328 (9, 1)										0	0	0	0	0	0	0						
Inning Stats	R: 3 E: 0 K: 1 S: 19	H: 4 LOB: 2 BB: 1 P: 29	R: 0 E: 0 K: 0 S: 12	H: 2 LOB: 3 BB: 1 P: 23	R: 0 E: 0 K: 0 S: 8	H: 1 LOB: 0 BB: 0 P: 11	R: 1 E: 0 K: 0 S: 7	H: 1 LOB: 0 BB: 0 P: 10	R: 1 E: 0 K: 1 S: 12	H: 2 LOB: 2 BB: 0 P: 17	R: 0 E: 0 K: 1 S: 8	H: 0 LOB: 0 BB: 0 P: 11	R: 0 E: 0 K: 1 S: 5	H: 0 LOB: 1 BB: 0 P: 12	R: 0 E: 0 K: 0 S: 8	H: 1 LOB: 1 BB: 0 P: 11	R: 4 E: 0 K: 0 S: 11	H: 3 LOB: 1 BB: 2 P: 22	1B: 11 2B: 2 3B: 0 HR: 1	SF: 2 SAC: 0 DP: 1 HBP: 1	WP: 0 PB: 1 SB: 2 CS: 1	PA: 45
PITCHER	IP WLS BF H R ER SO BB IBB HBP BLK WP HR S P ERA WHIP																					
Dwight Gooden, R ERA: 2.97 (1, 1)	7.0 L 33 10 5 5 4 3 0 1 0 0 0 0 1 1 113 6.43 1.857																					
Jeff Innis, R ERA: 5.0 (8, 1)	1.0 5 1 1 1 0 1 0 0 0 0 0 0 0 0 17 9.00 2.000																					
Jeff Kaiser, L ERA: 7.88 (9, 1)	0.0 3 2 1 1 0 1 0 0 0 0 0 0 3 8 ∞ ∞																					
Mike Draper, R ERA: 3.52 (9, 1)	1.0 4 1 2 2 0 0 0 0 0 0 0 0 6 8 18.00 1.000																					

Pittsburgh Pirates @ New York Mets
Shea Stadium, Flushing, NY
Mon May 17 1993, 7:05 PM EDT
Att: 18,724 - Unknown - 71 F

AB 37
R 9
H 14
RBI 9
BB 5
SO 4
LOB 18



Batter	1	2	3	4	5	6	7	8	9	AB	R	H	RBI	BB	SO	LOB	BOTTOM					
Vince Coleman, S OBP: 0.283, SLG: 0.314 (1, 7)										4	0	0	0	0	2	0						
Dave Gallagher, R OBP: 0.442, SLG: 0.644 (1, 8)										4	1	2	0	0	0	0						
Howard Johnson, S OBP: 0.380, SLG: 0.386 (1, 5)										4	0	0	0	0	1	2						
Bobby Bonilla, S OBP: 0.314, SLG: 0.430 (1, 9)										4	2	2	1	0	1	0						
Jeff Kent, R OBP: 0.343, SLG: 0.383 (1, 4)										3	1	2	0	1	1	0						
Tony Fernandez, S OBP: 0.328, SLG: 0.296 (1, 6)										2	0	1	2	1	0	1						
Jeff McKnight, S OBP: 0.292, SLG: 0.105 (1, 3)										3	0	0	1	1	1	2						
Todd Hundley, S OBP: 0.298, SLG: 0.421 (1, 2)										4	0	0	0	0	0	3						
Dwight Gooden, R ERA: 2.97 (1, 1)										2	0	0	0	0	0	0						
Wayne Huelsbeck, S ERA: 3.39 (7, PH)										1	0	0	0	0	0	0						
Jeff Innis, R ERA: 5.0 (8, 1)										0	0	0	0	0	0	0						
Jeff Kaiser, R ERA: 7.88 (9, 1)										0	0	0	0	0	0	0						
Mike Draper, R ERA: 3.52 (9, 1)										0	0	0	0	0	0	0						
Joe Orsulak, L OBP: 0.207, SLG: 0.349 (9, PH)										1	0	0	0	0	0	1						
Inning Stats	R: 0 E: 0 K: 1 S: 7	H: 0 LOB: 0 BB: 0 P: 10	R: 2 E: 0 K: 0 S: 15	H: 2 LOB: 0 BB: 0 P: 24	R: 0 E: 0 K: 1 S: 12	H: 1 LOB: 1 BB: 0 P: 17	R: 0 E: 0 K: 0 S: 9	H: 1 LOB: 0 BB: 0 P: 12	R: 0 E: 0 K: 0 S: 7	H: 0 LOB: 0 BB: 0 P: 8	R: 2 E: 0 K: 1 S: 19	H: 3 LOB: 2 BB: 2 P: 36	R: 0 E: 0 K: 2 S: 10	H: 0 LOB: 0 BB: 0 P: 14	R: 0 E: 0 K: 2 S: 10	H: 0 LOB: 1 BB: 1 P: 15	R: 0 E: 0 K: 1 S: 10	H: 0 LOB: 1 BB: 1 P: 15	1B: 3 2B: 4 3B: 0 HR: 0	SF: 1 SAC: 0 DP: 0 HBP: 0	WP: 0 PB: 0 SB: 0 CS: 1	PA: 36
PITCHER	IP WLS BF H R ER SO BB IBB HBP BLK WP HR S P ERA WHIP																					
Randy Tomlin, L ERA: 4.53 (1, 1)	5.0 W 20 5 3 3 2 0 0 0 0 0 0 0 0 52 75 5.40 1.000																					
Bias Minor, R ERA: 3.39 (6, 1)	3.0 12 2 1 1 3 2 0 0 0 0 0 0 37 60 3.00 1.333																					
Paul Wagner, R ERA: 3.27 (9, 1)	1.0 4 0 0 0 1 1 0 0 0 0 0 0 10 15 0.00 1.000																					

Pittsburgh Pirates @ New York Mets
Shea Stadium, Flushing, NY
Mon May 17 1993, 7:05 PM EDT
Att: 18,724 - Unknown - 71 F

AB 32
R 4
H 7
RBI 4
BB 3
SO 6
LOB 9



Batter	1	2	3	4	5	6	7	8	9	AB	R	H	RBI	BB	SO	LOB	TOP					
Lionie Smith, R OBP: 0.364, SLG: 0.359 (1, 7)	L4		BB	2B HBP		G4-3 BB	1-H 3B		G1-3	3	1	1	1	2	0	0						
Jay Bell, R OBP: 0.356, SLG: 0.460 (1, 6)	FC5-4 BB		F8	3B 2B		G4-3	G4-3		K	5	1	1	2	1	1	4						
Andy Van Slyke, L OBP: 0.392, SLG: 0.523 (1, 8)	K		FC6-4 BB	2B 3B		1B 2B	G4-6-3 BB		CS 1B	4	2	3	1	2	1	1						
Jeff King, R OBP: 0.325, SLG: 0.342 (1, 5)	FC5-4		FC6-4	2B		HBP 1B	G4-6-3		CS	5	1	2	2	0	0	6						
Lloyd McClendon, R OBP: 0.213, SLG: 0.182 (6, PH)		G5-3		F8		1B HBP				3	0	0	0	0	0	1						
Orlando Merced, S OBP: 0.464, SLG: 0.467 (6, 9)				G6-3		1B				1	1	1	0	1	0	0						
Kevin Young, R OBP: 0.323, SLG: 0.324 (1, 3)	L9			1B 2B		1B	SH1-3		L9	4	1	2	0	0	0	1						
Don Slaught, R OBP: 0.416, SLG: 0.441 (1, 2)	L9			1B		1B	HBP		L9	4	1	3	1	0	0	0						
Carlos Garcia, R OBP: 0.304, SLG: 0.363 (1, 4)			F9	2B 2B		L8	FC5-4		FC4-6	5	1	1	3	0	0	5						
Dave Otto, L OBP: 0.308, SLG: 0.538 (7, PH)				2B						3	0	1	0	0	1	2						
Al Martin, L OBP: 0.275, SLG: 0.454 (7, 1)			BB	K		G6-3			G6-3	1	1	1	0	0	0	0						
Denny Neagle, L OBP: 0.275, SLG: 0.454 (7, 1)										0	0	0	0	0	0	0						
Paul Wagner, R OBP: 0.275, SLG: 0.454 (7, 1)										1	0	0	0	0	0	1						
Stan Belinda, R OBP: 0.275, SLG: 0.454 (8, 1)				2B						0	0	0	0	0	0	0						
Inning Stats	R: 0 E: 0 K: 1 S: 11	H: 0 LOB: 1 BB: 1 P: 20	R: 0 E: 0 K: 0 S: 6	H: 0 LOB: 0 BB: 0 P: 9	R: 0 E: 0 K: 1 S: 13	H: 1 LOB: 3 BB: 2 P: 27	R: 6 E: 0 K: 1 S: 21	H: 6 LOB: 1 BB: 0 P: 34	R: 0 E: 0 K: 0 S: 7	H: 1 LOB: 1 BB: 0 P: 8	R: 2 E: 0 K: 0 S: 21	H: 4 LOB: 3 BB: 1 P: 32	R: 1 E: 0 K: 0 S: 12	H: 2 LOB: 1 BB: 1 P: 20	R: 1 E: 0 K: 0 S: 10	H: 1 LOB: 1 BB: 1 P: 19	R: 0 E: 0 K: 1 S: 10	H: 1 LOB: 0 BB: 0 P: 16	1B: 9 2B: 5 3B: 2 HR: 0	SF: 0 SAC: 1 DP: 2 HBP: 2	WP: 0 PB: 0 SB: 0 CS: 1	PA: 49
PITCHER	IP WLS BF H R ER SO BB IBB HBP BLK WP HR S P ERA WHIP																					
Pete Schourek, L ERA: 4.82 (1, 1)	3.2 L 22 7 6 6 2 3 0 0 0 0 0 0 48 85 14.73 2.727																					
Mike Draper, R ERA: 4.15 (4, 1)	2.0 10 4 2 2 0 1 0 0 0 0 0 0 21 31 9.00 2.500																					
Jeff Innis, R ERA: 5.12 (6, 1)	1.1 8 3 1 1 0 1 0 0 0 0 0 0 22 34 6.75 3.000																					
Anthony Young, R ERA: 3.38 (8, 1)	2.0 8 2 1 1 1 1 0 0 0 0 0 0 20 35 4.50 1.500																					

Pittsburgh Pirates @ New York Mets
Shea Stadium, Flushing, NY
Tue May 18 1993, 7:05 PM EDT
Att: 18,973 - Unknown - 55 F

AB 39
R 10
H 16
RBI 10
BB 6
SO 3
LOB 21



Batter	1	2	3	4	5	6	7	8	9	AB	R	H	RBI	BB	SO	LOB	BOTTOM					
Vince Coleman, S OBP: 0.292, SLG: 0.344 (1, 7)	G6-3 1B 2B	L8		SF8-2-4			1-H 1B 3B	3-H 1B		4	2	3	3	0	0	0						
Dave Gallagher, R OBP: 0.438, SLG: 0.612 (1, 8)	G5-3		FC1-4 1B		F8		1B 2B BB	P2		4	1	1	0	1	0	2						
Eddie Murray, S OBP: 0.371, SLG: 0.500 (1, 3)	G6-3		FC1-4		F7		2B 1B	L7		5	0	2	1	0	0	2						
Bobby Bonilla, S OBP: 0.317, SLG: 0.429 (1, 9)	1B 1B		FC1-4		L7		L3			5	1	2	1	0	0	4						
Howard Johnson, S OBP: 0.381, SLG: 0.395 (1, 5)	1B 1B		K			L9	1-H 2B		K	5	0	2	1	0	2	3						
Jeff Kent, R OBP: 0.348, SLG: 0.388 (1, 4)			F8				G4-3		P4	4	0	2	1	0	0	4						
Anthony Young, R OBP: 0.255, SLG: 0.279 (9, PH)							G5-4-3			1	0	0	0	0	0	1						
Chico Walker, S OBP: 0.255, SLG: 0.279 (9, PH)										1	0	0	0	0	0	1						
Tony Fernandez, S OBP: 0.323, SLG: 0.291 (1, 6)	L8			F9		G5-4-3		E G6-3 1B	G1-5-3	5	1	1	0	0	0	4						
Todd Hundley, S OBP: 0.315, SLG: 0.429 (1, 2)		G2-6-4 1B		1B BB			G3-1	E9 G6-3 1B		3	2	2	0	1	0	0						
Pete Schourek, L OBP: 0.182, SLG: 0.100 (1, 1)										1	0	0	0	0	0	1						
Mike Draper, R OBP: 1.000, SLG: 1.000 (4, 1)		G2-6-4								1	0	1	0	0	0	0						
Jeff Innis, R OBP: 0.308, SLG: 0.143 (7, PH)										0	0	0	0	0	0	0						
Jeff McKnight, S OBP: 0.308, SLG: 0.143 (7, PH)										2	1	1	1	0	0	1						
Inning Stats	R: 2 E: 0 K: 0 S: 13	H: 4 LOB: 2 BB: 0 P: 24	R: 0 E: 0 K: 0 S: 5	H: 1 LOB: 0 BB: 0 P: 6	R: 0 E: 0 K: 1 S: 8	H: 2 LOB: 2 BB: 0 P: 11	R: 1 E: 0 K: 0 S: 5	H: 1 LOB: 1 BB: 1 P: 10	R: 0 E: 0 K: 0 S: 5	H: 0 LOB: 0 BB: 0 P: 9	R: 0 E: 0 K: 0 S: 7	H: 1 LOB: 0 BB: 0 P: 11	R: 3 E: 0 K: 0 S: 18	H: 4 LOB: 2 BB: 1 P: 31	R: 2 E: 1 K: 0 S: 17	H: 3 LOB: 1 BB: 0 P: 26	R: 0 E: 0 K: 1 S: 9	H: 1 LOB: 1 BB: 0 P: 11	1B: 14 2B: 3 3B: 1 HR: 0	SF: 1 SAC: 0 DP: 3 HBP: 0	WP: 0 PB: 0 SB: 1 CS: 0	PA: 43
PITCHER	IP WLS BF H R ER SO BB IBB HBP BLK WP HR S P ERA WHIP																					
Dave Otto, L ERA: 4.73 (1, 1)	6.0 W 25 9 3 3 1 1 0 0 0 0 0 0 17 29 40.50 7.500																					
Denny Neagle, L ERA: 6.35 (7, 1)	0.2 7 4 3 3 0 1 0 0 0 0 0 0 13 19 27.00 4.500																					
Paul Wagner, R ERA: 3.97 (7, 1)	0.2 5 3 2 2 0 0 0 0 0 0 0 0 14 20 0.00 0.600																					
Stan Belinda, R ERA: 1.42 (8, 1)	1.2 S 6 1 0 0 1 0 0 0 0 0 0 0 14 20 0.00 0.600																					

Pittsburgh Pirates @ New York Mets
Shea Stadium, Flushing, NY
Tue May 18 1993, 7:05 PM EDT
Att: 18,973 - Unknown - 55 F

AB 40
R 8
H 17
RBI 8
BB 2
SO 2
LOB 22



Batter	1	2	3	4	5	6	7	8	9	10	AB	R	H	RBI	BB	SO	LOB	TOP					
Lonnie Smith, R OBP: 0.354, SLG: 0.348 (1, 7)	G6-3		F9			G5-3		SH1-3 1B		FC1-6 G3 1B	5	1	1	0	0	0	2						
Jay Bell, R OBP: 0.365, SLG: 0.474 (1, 6)	G6-3			SF7 1B		1B		SH1-3		G3 1B	4	2	3	0	0	0	0						
Andy Van Slyke, L OBP: 0.398, SLG: 0.526 (1, 8)	G6-3			2B 1B		2B		S 1B		G3	5	1	3	2	0	0	2						
Jeff King, R OBP: 0.315, SLG: 0.331 (1, 5)		G6-3		F9		P4		G5-3		L5	5	0	0	0	0	0	6						
Lloyd McClendon, R OBP: 0.196, SLG: 0.170 (1, 9)		E6		SF7		G6-3		F7			3	0	0	1	0	0	2						
Kevin Young, R OBP: 0.321, SLG: 0.330 (1, 3)		G4-6-3						F8		G1-3	4	0	1	1	0	0	1						
Tom Prince, R OBP: 0.359, SLG: 0.364 (1, 2)				F8		P3		S 2B		K	4	0	1	0	0	1	0						
Carlos Garcia, R OBP: 0.302, SLG: 0.377 (1, 4)						P8		P9		G4-3	4	0	1	0	0	0	1						
Steve Cooke, R (1, 1)																							
Stan Belinda, R (9, 1)																							
John Wehner, R OBP: 0.333, SLG: 0.200 (10, PH)																							
Bias Minor, R OBP: 0.250, SLG: 0.250 (10, 1)										FC1-6 BB	3	0	0	0	0	1	2						
Inning Stats	R: 0 E: 0 K: 0 S: 6	H: 0 LOB: 0 BB: 0 P: 8	R: 0 E: 1 K: 0 S: 6	H: 0 LOB: 0 BB: 0 P: 11	R: 0 E: 0 K: 1 S: 13	H: 1 LOB: 1 BB: 0 P: 20	R: 2 E: 0 K: 0 S: 7	H: 3 LOB: 1 BB: 0 P: 14	R: 0 E: 0 K: 0 S: 6	H: 0 LOB: 0 BB: 0 P: 8	R: 1 E: 0 K: 0 S: 8	H: 2 LOB: 1 BB: 0 P: 12	R: 0 E: 0 K: 0 S: 4	H: 1 LOB: 1 BB: 0 P: 6	R: 1 E: 0 K: 0 S: 9	H: 2 LOB: 1 BB: 0 P: 13	R: 0 E: 0 K: 1 S: 7	H: 0 LOB: 0 BB: 0 P: 9	R: 0 E: 0 K: 0 S: 7	H: 1 LOB: 2 BB: 1 P: 18	1B: 6 2B: 3 3B: 1 HR: 0	SF: 1 SAC: 1 DP: 1 HBP: 0	WP: 0 PA: 40 PB: 0 SB: 2 CS: 0
PITCHER	IP WLS BF H R ER SO	IP WLS BF H R ER SO	IP WLS BF H R ER SO	IP WLS BF H R ER SO	IP WLS BF H R ER SO	IP WLS BF H R ER SO	IP WLS BF H R ER SO	IP WLS BF H R ER SO	IP WLS BF H R ER SO	IP WLS BF H R ER SO	IP WLS BF H R ER SO	IP WLS BF H R ER SO	IP WLS BF H R ER SO	IP WLS BF H R ER SO	IP WLS BF H R ER SO	IP WLS BF H R ER SO	IP WLS BF H R ER SO	IP WLS BF H R ER SO	IP WLS BF H R ER SO	IP WLS BF H R ER SO	ERA WHIP	ERA WHIP	
Frank Tanana, L ERA: 3.76 (1, 1)	7.0	2.0	1.0	7.0	3.0	2.0	1.0	7.0	3.0	1.0	3.86	1.000											
Mike Maddux, R ERA: 3.63 (8, 1)	2.0	8.0	2.0	1.0	1.0	1.0	0.0	16.0	22.0	4.50	1.000												
John Franco, L ERA: 1.8 (10, 1)	1.0	5.0	1.0	0.0	0.0	0.0	1.0	7.0	18.0	0.00	2.000												

Pittsburgh Pirates @ New York Mets
Shea Stadium, Flushing, NY
Wed May 19 1993, 7:05 PM EDT
Att: 19,112 - Unknown - 55 F


AB 37
R 4
H 10
RBI 4
BB 1
SO 2
LOB 16



Batter	1	2	3	4	5	6	7	8	9	10	AB	R	H	RBI	BB	SO	LOB	BOTTOM				
Vince Coleman, S OBP: 0.295, SLG: 0.341 (1, 7)	S BB		G6-4-3 1B			G5-3		K		F7	4	0	1	0	1	1	1					
Dave Gallagher, R OBP: 0.419, SLG: 0.574 (1, 8)	F9		G6-4-3			G5-3		F7		HR 1B	5	1	1	0	0	0	2					
Eddie Murray, S OBP: 0.366, SLG: 0.496 (1, 3)	F7					K		G6-3		L9	5	0	1	0	0	1	2					
Bobby Bonilla, S OBP: 0.331, SLG: 0.455 (1, 9)						G1-3 1B		G5-3		S BB HR	3	2	2	2	2	0	1					
Howard Johnson, S OBP: 0.377, SLG: 0.390 (1, 5)	G5-3					G1-3		P3		2B G4-3 1B	4	1	1	1	0	0	3					
Jeff Kent, R OBP: 0.345, SLG: 0.392 (1, 4)						G6-3		1B 2B		F7	4	1	1	0	0	0	2					
Tony Fernandez, S OBP: 0.320, SLG: 0.299 (1, 6)								K		G4-3 1B 2B	4	1	1	0	0	1	1					
Todd Hundley, S OBP: 0.313, SLG: 0.422 (1, 2)						K		G4-3		G4-3	4	0	1	2	0	2	1					
Frank Tanana, L OBP: 0.077, SLG: 0.077 (1, 1)																						
Chico Walker, S OBP: 0.250, SLG: 0.273 (7, PH)																						
Mike Maddux, L (8, 1)																						
Joe Orsulak, L OBP: 0.304, SLG: 0.356 (9, PH)																						
John Franco, L (10, 1)																						
Inning Stats	R: 0 E: 0 K: 0 S: 9	H: 0 LOB: 2 BB: 2 P: 22	R: 0 E: 0 K: 1 S: 9	H: 0 LOB: 0 BB: 0 P: 13	R: 0 E: 0 K: 0 S: 4	H: 1 LOB: 0 BB: 0 P: 5	R: 0 E: 0 K: 1 S: 10	H: 1 LOB: 1 BB: 0 P: 16	R: 0 E: 0 K: 1 S: 6	H: 0 LOB: 0 BB: 0 P: 11	R: 1 E: 0 K: 1 S: 10	H: 2 LOB: 1 BB: 0 P: 19	R: 0 E: 0 K: 1 S: 9	H: 0 LOB: 0 BB: 0 P: 16	R: 3 E: 0 K: 0 S: 19	H: 3 LOB: 1 BB: 1 P: 32	R: 2 E: 0 K: 0 S: 6	H: 2 LOB: 0 BB: 0 P: 13	1B: 6 2B: 3 3B: 0 HR: 1	SF: 0 SAC: 0 DP: 0 HBP: 0	WP: 0 PA: 40 PB: 0 SB: 3 CS: 0	
PITCHER	IP WLS BF H R ER SO	IP WLS BF H R ER SO	IP WLS BF H R ER SO	IP WLS BF H R ER SO	IP WLS BF H R ER SO	IP WLS BF H R ER SO	IP WLS BF H R ER SO	IP WLS BF H R ER SO	IP WLS BF H R ER SO	IP WLS BF H R ER SO	IP WLS BF H R ER SO	IP WLS BF H R ER SO	IP WLS BF H R ER SO	IP WLS BF H R ER SO	IP WLS BF H R ER SO	IP WLS BF H R ER SO	IP WLS BF H R ER SO	IP WLS BF H R ER SO	IP WLS BF H R ER SO	IP WLS BF H R ER SO	ERA WHIP	ERA WHIP
Steve Cooke, L ERA: 4.26 (1, 1)	8.0	1.0	3.0	1.0	5.0	2.0	1.0	64.0	111.0	1.12	0.875											
Stan Belinda, R ERA: 2.7 (9, 1)	1.0	7.0	3.0	3.0	0.0	0.0	0.0	19.0	32.0	27.00	4.000											
Bias Minor, R ERA: 4.15 (10, 1)	0.1	3.0	2.0	2.0	0.0	0.0	0.0	6.0	13.0	54.00	6.000											

Pittsburgh Pirates @ New York Mets
Shea Stadium, Flushing, NY
Wed May 19 1993, 7:05 PM EDT
Att: 19,112 - Unknown - 55 F

AB 37
R 6
H 10
RBI 6
BB 3
SO 5
LOB 14



Batter	1	2	3	4	5	6	7	8	9	AB	R	H	RBI	BB	SO	LOB	TOP
Otis Nixon, S <small>OBP: 0.354, SLG: 0.281</small> 										5	1	3	0	0	0	4	Atlanta Braves @ New York Mets Shea Stadium, Flushing, NY Fri May 21 1993, 7:05 PM EDT Att: 27,692 - Unknown
Jeff Blausler, R <small>OBP: 0.440, SLG: 0.466</small> Rafael Belliard, R <small>OBP: 0.286, SLG: 0.263</small> 										3	0	1	1	2	0	3	
Terry Pendleton, S <small>OBP: 0.255, SLG: 0.288</small> 										5	0	0	0	0	0	8	
Ron Gant, R <small>OBP: 0.337, SLG: 0.450</small> 										5	0	2	1	0	1	3	
David Justice, L <small>OBP: 0.298, SLG: 0.434</small> 										5	0	0	0	0	2	4	
Brian Hunter, R <small>OBP: 0.287, SLG: 0.385</small> 										3	1	1	0	1	1	0	
Damon Berryhill, S <small>OBP: 0.268, SLG: 0.394</small> 										4	0	1	1	0	0	1	
Mark Lemke, S <small>OBP: 0.389, SLG: 0.472</small> 										4	1	2	0	0	0	1	
Greg Maddux, R <small>OBP: 0.308, SLG: 0.320</small> 										3	1	1	0	1	1	3	
Inning Stats <small>R: 0 H: 1 E: 0 LOB: 1 K: 0 BB: 1 S: 8</small>	<small>R: 0 H: 0 E: 0 LOB: 0 K: 0 BB: 0 S: 5</small>	<small>R: 2 H: 2 E: 1 LOB: 2 K: 1 BB: 1 S: 17</small>	<small>R: 0 H: 0 E: 0 LOB: 1 K: 0 BB: 1 S: 9</small>	<small>R: 1 H: 2 E: 0 LOB: 1 K: 0 BB: 0 S: 12</small>	<small>R: 1 H: 3 E: 0 LOB: 3 K: 1 BB: 1 S: 15</small>	<small>R: 0 H: 0 E: 0 LOB: 0 K: 2 BB: 0 S: 8</small>	<small>R: 0 H: 2 E: 0 LOB: 2 K: 0 BB: 0 S: 6</small>	<small>R: 0 H: 1 E: 0 LOB: 0 K: 1 BB: 0 S: 9</small>	<small>1B: 10 SF: 0 2B: 0 SAC: 0 3B: 1 DP: 1 HR: 0 HBP: 0</small>	<small>WP: 0 PA: 41</small>							
PITCHER Eric Hillman, L <small>ERA: 5.4</small> Mike Draper, R <small>ERA: 3.54</small> Jeff Innis, R <small>ERA: 4.87</small>	<small>IP: 5.0 WLS: L BF: 25 H: 7 R: 4 ER: 4 SO: 1 BB: 3 IBB: 0 HBP: 0 BLK: 0 WP: 0 HR: 0 S: 54 P: 90 ERA: 7.20 WHIP: 2.000</small>																

AB	37
R	4
H	11
RBI	3
BB	4
SO	5
LOB	27



Batter	1	2	3	4	5	6	7	8	9	AB	R	H	RBI	BB	SO	LOB	BOTTOM
Vince Coleman, S <small>OBP: 0.300, SLG: 0.345</small> 										4	1	2	0	0	0	0	Atlanta Braves @ New York Mets Shea Stadium, Flushing, NY Fri May 21 1993, 7:05 PM EDT Att: 27,692 - Unknown
Joe Orsulak, L <small>OBP: 0.313, SLG: 0.363</small> 										4	1	2	0	0	1		
Eddie Murray, S <small>OBP: 0.362, SLG: 0.489</small> 										4	0	1	1	0	2		
Bobby Bonilla, S <small>OBP: 0.324, SLG: 0.445</small> 										3	0	0	1	0	1		
Howard Johnson, S <small>OBP: 0.375, SLG: 0.387</small> Chico Walker, S <small>OBP: 0.235, SLG: 0.255</small> 										1	0	0	0	0	1		
Tony Fernandez, S <small>OBP: 0.321, SLG: 0.300</small> 										3	0	1	0	0	1		
Jeff Kent, R <small>OBP: 0.336, SLG: 0.381</small> 										3	0	0	0	0	1		
Todd Hundley, S <small>OBP: 0.304, SLG: 0.410</small> 										3	0	0	0	0	1		
Eric Hillman, L <small>ERA: 5.4</small> Mike Draper, R <small>OBP: 1.000, SLG: 1.000</small> Wayne Housie, S <small>OBP: 0.333, SLG: 0.364</small> Jeff Innis, R <small>ERA: 4.87</small>	<small>IP: 9.0 WLS: W BF: 32 H: 6 R: 2 ER: 2 SO: 5 BB: 0 IBB: 0 HBP: 0 BLK: 0 WP: 0 HR: 0 S: 66 P: 100 ERA: 2.00 WHIP: 0.667</small>	<small>R: 0 H: 1 E: 1 LOB: 0 K: 1 BB: 0 S: 7</small>	<small>R: 0 H: 1 E: 0 LOB: 1 K: 0 BB: 0 S: 8</small>	<small>R: 0 H: 0 E: 0 LOB: 0 K: 0 BB: 0 S: 8</small>	<small>R: 0 H: 0 E: 0 LOB: 0 K: 1 BB: 0 S: 7</small>	<small>R: 0 H: 0 E: 0 LOB: 0 K: 0 BB: 0 S: 4</small>	<small>R: 0 H: 0 E: 0 LOB: 0 K: 0 BB: 0 S: 6</small>	<small>R: 0 H: 0 E: 0 LOB: 0 K: 0 BB: 0 S: 4</small>	<small>R: 1 H: 2 E: 0 LOB: 1 K: 1 BB: 0 S: 11</small>	<small>1B: 6 SF: 1 2B: 1 SAC: 0 3B: 0 DP: 1 HR: 0 HBP: 0</small>	<small>WP: 0 PA: 32</small>						
PITCHER Greg Maddux, R <small>ERA: 2.77</small>																	



Batter	1	2	3	4	5	6	7	8	9	AB	R	H	RBI	BB	SO	LOB	TOP					
Deion Sanders, L OBP: 0.270, SLG: 0.444	F8		G3		FC4-6 1B		F7			4	0	0	0	0	0	1	Atlanta Braves @ New York Mets Shea Stadium, Flushing, NY Sat May 22 1993, 3:33 AM EDT Att: 32,563 - Sunny - 72 F					
Jeff Blauer, R OBP: 0.441, SLG: 0.467	G4-3			K						4	0	2	0	0	1	0						
Terry Pendleton, S OBP: 0.255, SLG: 0.287	G6-3			F8	G1-3					4	0	1	0	0	0	2						
David Justice, L OBP: 0.302, SLG: 0.460		F8								4	1	2	1	0	1	2						
Ron Gant, R OBP: 0.335, SLG: 0.458	P4									4	0	1	0	0	1	3						
Sid Bream, L OBP: 0.341, SLG: 0.388										3	0	1	0	1	1	1						
Greg Olson, R OBP: 0.301, SLG: 0.253										4	0	1	0	0	0	4						
Mark Lemke, S OBP: 0.379, SLG: 0.457										4	0	0	0	0	1	1						
29 John Smoltz, R OBP: 0.300, SLG: 0.316										1	0	0	0	1	1	0						
Kent Mercker, L OBP: 0.284, SLG: 0.388										0	0	0	0	0	0	0						
Damon Berryhill, S OBP: 0.231, SLG: 0.250										1	0	0	0	0	0	0						
Steve Bedrosian, R OBP: 0.333, SLG: 0.447										0	0	0	0	0	0	0						
Inning Stats	R: 0 E: 0 K: 0 S: 6	H: 0 LOB: 0 BB: 0 P: 8	R: 0 E: 0 K: 0 S: 9	H: 1 LOB: 1 BB: 0 P: 14	R: 0 E: 0 K: 1 S: 6	H: 0 LOB: 0 BB: 0 P: 9	R: 1 E: 0 K: 1 S: 11	H: 2 LOB: 2 BB: 1 P: 21	R: 0 E: 0 K: 0 S: 10	H: 1 LOB: 1 BB: 0 P: 17	R: 0 E: 0 K: 1 S: 9	H: 1 LOB: 1 BB: 0 P: 15	R: 0 E: 0 K: 0 S: 7	H: 0 LOB: 0 BB: 0 P: 11	R: 0 E: 0 K: 2 S: 11	H: 2 LOB: 1 BB: 0 P: 16	R: 0 E: 0 K: 2 S: 14	H: 1 LOB: 1 BB: 0 P: 20	1B: 5 2B: 1 3B: 1 HR: 1	SF: 0 SAC: 0 DP: 1 HBP: 0	WP: 0 PB: 0 CS: 0	PA: 36
PITCHER	IP	WLS	BF	H	R	ER	SO	BB	IBB	HBP	BLK	WP	HR	S	P	ERA	WHIP					
Dwight Gooden, R ERA: 2.78	(1, 1)	8.0	W	32	7	1	1	4	2	0	0	0	0	1	69	111	1.12	1.125				
Anthony Young, R ERA: 3.2	(9, 1)	1.0		4	1	0	0	2	0	0	0	0	0	14	20	0.00	1.000					

AB	34
R	1
H	8
RBI	1
BB	2
SO	6
LOB	15



Batter	1	2	3	4	5	6	7	8	9	AB	R	H	RBI	BB	SO	LOB	BOTTOM					
Vince Coleman, S OBP: 0.299, SLG: 0.360										4	1	1	1	0	1	2	Atlanta Braves @ New York Mets Shea Stadium, Flushing, NY Sat May 22 1993, 3:33 AM EDT Att: 32,563 - Sunny - 72 F					
Dave Gallagher, R OBP: 0.413, SLG: 0.564										1	0	0	0	0	0	0						
Joe Orsulak, L OBP: 0.320, SLG: 0.362										3	0	1	0	1	0	0						
Eddie Murray, S OBP: 0.353, SLG: 0.475										4	0	0	0	0	0	2						
Bobby Bonilla, S OBP: 0.322, SLG: 0.436										3	0	0	0	1	2	1						
Howard Johnson, S OBP: 0.385, SLG: 0.402										3	1	2	0	1	0	0						
Jeff McKnight, S OBP: 0.308, SLG: 0.143										0	0	0	0	0	0	0						
Tony Fernandez, S OBP: 0.326, SLG: 0.301										3	1	1	0	1	0	4						
Jeff Kent, R OBP: 0.333, SLG: 0.404										4	1	1	2	0	0	4						
Todd Hundley, S OBP: 0.303, SLG: 0.413										4	1	1	0	0	0	0						
Dwight Gooden, R OBP: 0.276, SLG: 0.448										3	1	3	3	0	0	0						
Chico Walker, S OBP: 0.231, SLG: 0.250										1	0	0	0	0	0	0						
Anthony Young, R ERA: 3.86										0	0	0	0	0	0	0						
Inning Stats	R: 1 E: 0 K: 0 S: 15	H: 1 LOB: 2 BB: 3 P: 30	R: 1 E: 0 K: 0 S: 9	H: 1 LOB: 0 BB: 0 P: 12	R: 0 E: 0 K: 0 S: 4	H: 0 LOB: 0 BB: 0 P: 6	R: 2 E: 0 K: 0 S: 13	H: 3 LOB: 1 BB: 0 P: 17	R: 0 E: 0 K: 1 S: 9	H: 1 LOB: 0 BB: 0 P: 15	R: 2 E: 0 K: 1 S: 15	H: 3 LOB: 1 BB: 0 P: 22	R: 0 E: 1 K: 1 S: 11	H: 1 LOB: 3 BB: 1 P: 17	R: 0 E: 0 K: 0 S: 6	H: 0 LOB: 0 BB: 0 P: 9	1B: 5 2B: 2 3B: 0 HR: 3	SF: 0 SAC: 0 DP: 2 HBP: 0	WP: 1 PB: 0 CS: 0	PA: 37		
PITCHER	IP	WLS	BF	H	R	ER	SO	BB	IBB	HBP	BLK	WP	HR	S	P	ERA	WHIP					
29 John Smoltz, R ERA: 3.72	(1, 1)	5.2	L	27	9	6	1	0	0	0	0	0	0	0	0	0	9.53	2.118				
Kent Mercker, L ERA: 3.97	(6, 1)	0.1		1	0	0	0	1	0	0	0	1	0	3	6	0.00	0.000					
Steve Bedrosian, R ERA: 3.86	(7, 1)	2.0		9	1	0	0	1	0	0	0	0	0	17	26	0.00	1.000					



Batter	1	2	3	4	5	6	7	8	9	AB	R	H	RBI	BB	SO	LOB	TOP			
Otis Nixon, S <small>OBP: 0.345, SLG: 0.273</small> 			P5 		B1-3 		FC1-6-5 		L8 	5	0	0	0	0	1	1				
Jeff Blausen, R <small>OBP: 0.442, SLG: 0.464</small> Rafael Belliard, R <small>OBP: 0.286, SLG: 0.263</small> 			E4 		G5-3 					3	2	1	0	0	0	0				
Terry Pendleton, S <small>OBP: 0.255, SLG: 0.287</small> 					G6-3 		G1-3 			4	0	1	0	0	0	3				
David Justice, L <small>OBP: 0.306, SLG: 0.467</small> 							F8 		F7 	4	0	2	2	0	0					
Ron Gant, R <small>OBP: 0.339, SLG: 0.455</small> 			F8 		G5-3 					3	0	1	0	1	0	2				
Sid Bream, L <small>OBP: 0.338, SLG: 0.383</small> 			F9 							4	0	1	0	0	2	5				
Greg Olson, R <small>OBP: 0.291, SLG: 0.243</small> 				G4-3 			F8 		L8 	4	0	0	0	0	0	2				
Mark Lemke, S <small>OBP: 0.376, SLG: 0.451</small> 			F9 						G4-3 	4	0	1	0	0	1	0				
Steve Avery, L <small>OBP: 0.150, SLG: 0.105</small> Deion Sanders, L <small>OBP: 0.263, SLG: 0.432</small> Mike Stanton, L <small>OBP: 0.296, SLG: 0.296</small> 										2	0	0	0	0	1	0				
										1	0	0	0	0	1	0				
										0	0	0	0	0	0	0				
Inning Stats	R: 1 E: 0 K: 2 S: 14	H: 1 LOB: 2 BB: 1 P: 23	R: 0 E: 0 K: 2 S: 9	H: 0 LOB: 0 BB: 0 P: 13	R: 1 E: 1 K: 0 S: 10	H: 2 LOB: 2 BB: 0 P: 14	R: 0 E: 0 K: 0 S: 6	H: 0 LOB: 0 BB: 0 P: 8	R: 0 E: 0 K: 0 S: 6	H: 1 LOB: 1 BB: 0 P: 18	R: 0 E: 0 K: 0 S: 11	H: 2 LOB: 2 BB: 0 P: 14	R: 0 E: 0 K: 1 S: 11	H: 1 LOB: 1 BB: 0 P: 16	R: 0 E: 0 K: 1 S: 8	H: 0 LOB: 0 BB: 0 P: 11	1B: 6 2B: 1 3B: 0 HR: 0	SF: 0 SAC: 1 DP: 0 HBP: 1	WP: 0 PB: 0 CS: 1	PA: 37
PITCHER Bret Saberhagen, R <small>ERA: 3.07</small>	IP: 9.0 WLS: L BF: 37	H: 7 R: 2 ER: 1 SO: 6	BB: 1 IBB: 0 HBP: 1 BLK: 1	WP: 0 HR: 0 S: 86 P: 126	ERA: 1.00 WHIP: 0.889															

Atlanta Braves @ New York Mets
Shea Stadium, Flushing, NY
Sun May 23 1993, 3:33 AM EDT
Att: 35,734 - Sunny - 71 F

AB 34
R 2
H 7
RBI 2
BB 1
SO 6
LOB 13





Batter	1	2	3	4	5	6	7	8	9	AB	R	H	RBI	BB	SO	LOB	BOTTOM			
Vince Coleman, S <small>OBP: 0.298, SLG: 0.364</small> 				F8 			L8 			4	1	1	0	0	0					
Charlie O'Brien, R <small>OBP: 0.222, SLG: 0.182</small> Wayne Housie, S <small>OBP: 0.333, SLG: 0.364</small> 							P6 			4	0	2	1	0	1					
Eddie Murray, S <small>OBP: 0.344, SLG: 0.462</small> 				F8 			G6-3 			4	0	0	0	0	2					
Bobby Bonilla, S <small>OBP: 0.320, SLG: 0.431</small> 				G4-3 						4	0	1	0	0	1					
Howard Johnson, S <small>OBP: 0.377, SLG: 0.392</small> 				L5 						3	0	0	0	0	1					
Jeff Kent, R <small>OBP: 0.325, SLG: 0.393</small> 							L8 			3	0	0	0	0	2	1				
Tony Fernandez, S <small>OBP: 0.326, SLG: 0.296</small> 				G5-3 			P3 			2	0	0	0	1	0					
Dave Gallagher, R <small>OBP: 0.394, SLG: 0.534</small> 				G6-3 			G6-3 			3	0	0	0	0	2					
Bret Saberhagen, R <small>OBP: 0.174, SLG: 0.143</small> Jeff McKnight, S <small>OBP: 0.296, SLG: 0.136</small> 										2	0	0	0	0	2	0				
										1	0	0	0	0	0					
Inning Stats	R: 0 E: 0 K: 0 S: 6	H: 1 LOB: 0 BB: 0 P: 8	R: 0 E: 0 K: 1 S: 6	H: 0 LOB: 0 BB: 0 P: 11	R: 0 E: 0 K: 1 S: 5	H: 0 LOB: 0 BB: 0 P: 7	R: 0 E: 0 K: 1 S: 8	H: 0 LOB: 0 BB: 0 P: 13	R: 0 E: 0 K: 1 S: 9	H: 0 LOB: 0 BB: 0 P: 15	R: 0 E: 0 K: 1 S: 5	H: 0 LOB: 0 BB: 0 P: 6	R: 0 E: 0 K: 0 S: 5	H: 1 LOB: 2 BB: 1 P: 17	R: 1 E: 1 K: 0 S: 11	H: 2 LOB: 1 BB: 0 P: 19	1B: 3 2B: 1 3B: 0 HR: 0	SF: 0 SAC: 0 DP: 1 HBP: 0	WP: 0 PB: 0 CS: 0	PA: 31
PITCHER Steve Avery, L <small>ERA: 3.11</small>	IP: 8.0 WLS: W BF: 26	H: 2 R: 0 ER: 0 SO: 6	BB: 1 IBB: 0 HBP: 0 BLK: 0	WP: 0 HR: 0 S: 53 P: 83	ERA: 0.00 WHIP: 0.375															
PITCHER Mike Stanton, L <small>ERA: 3.72</small>	IP: 1.0 WLS: S BF: 5	H: 2 R: 1 ER: 1 SO: 0	BB: 0 IBB: 0 HBP: 0 BLK: 0	WP: 0 HR: 0 S: 11 P: 19	ERA: 9.00 WHIP: 2.000															


Atlanta Braves @ New York Mets
Shea Stadium, Flushing, NY
Sun May 23 1993, 3:33 AM EDT
Att: 35,734 - Sunny - 71 F

AB 30
R 1
H 4
RBI 1
BB 1
SO 6
LOB 7

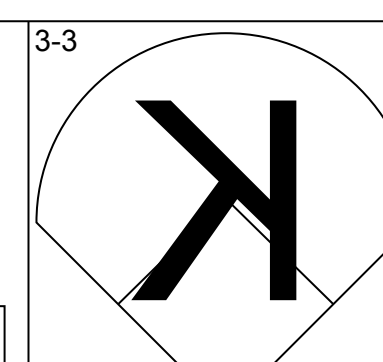
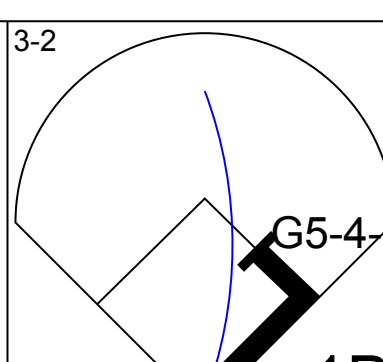
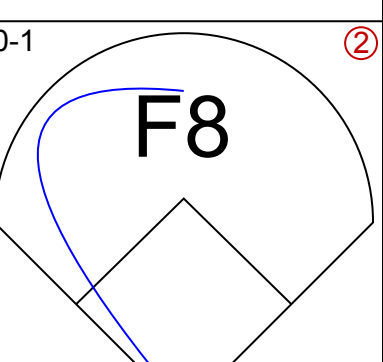
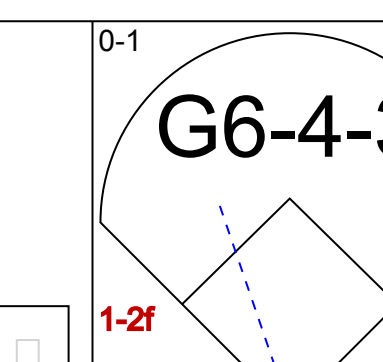
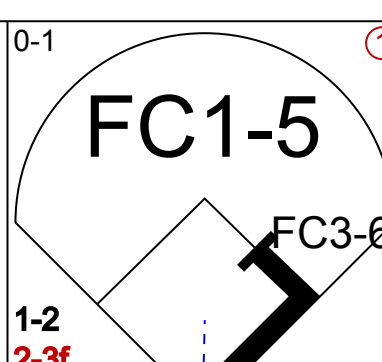
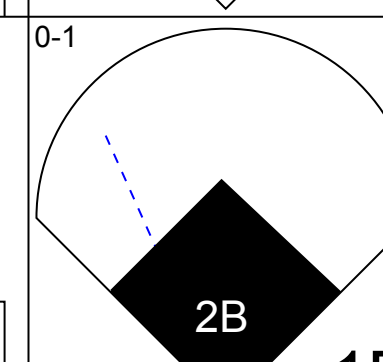
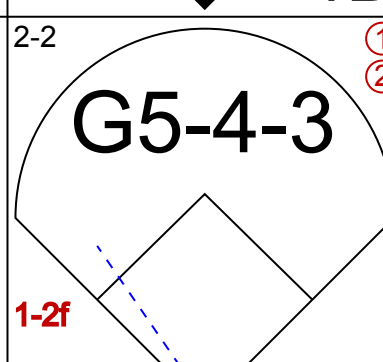
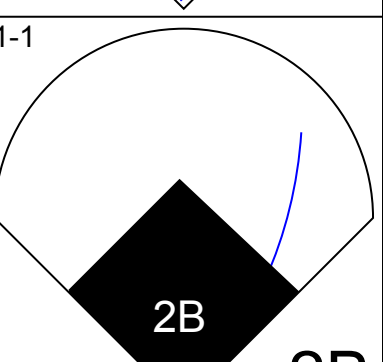
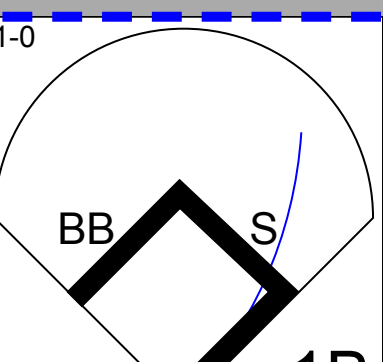
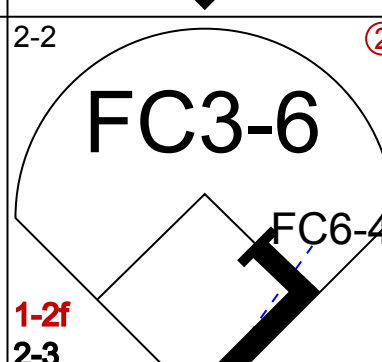
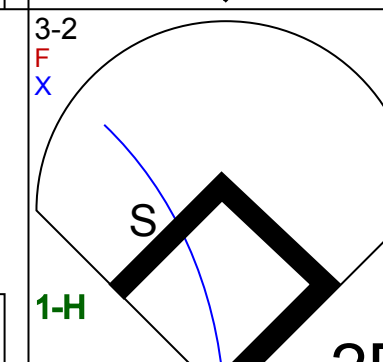
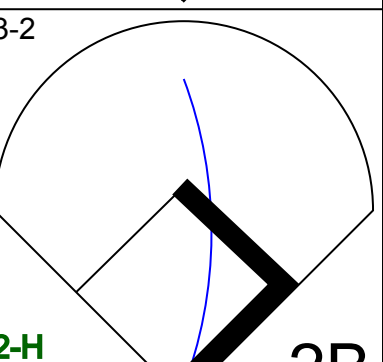
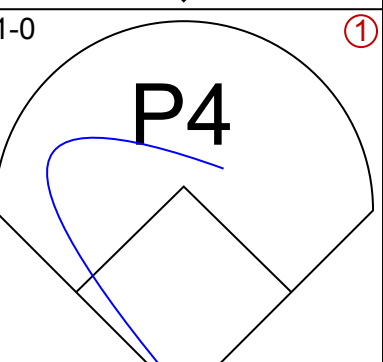
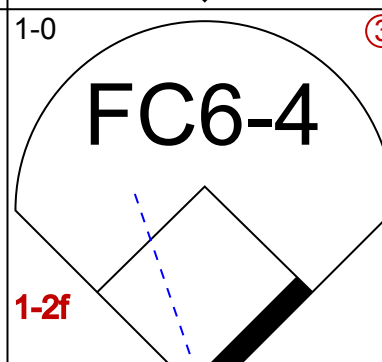
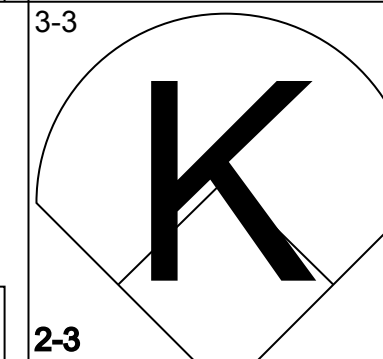
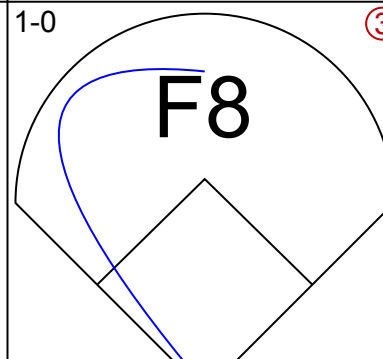
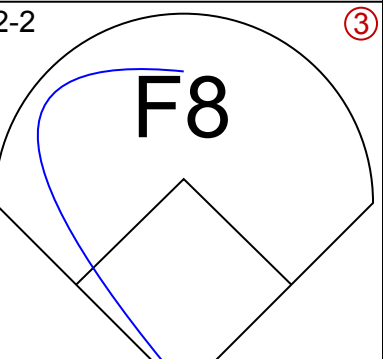
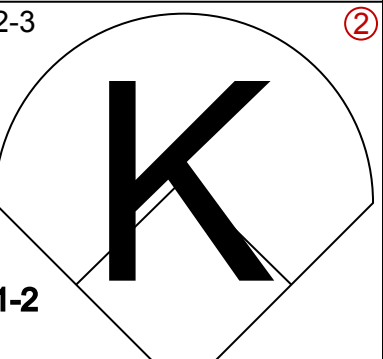
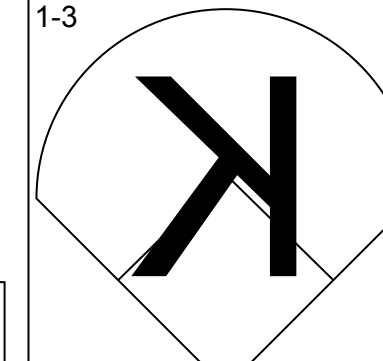
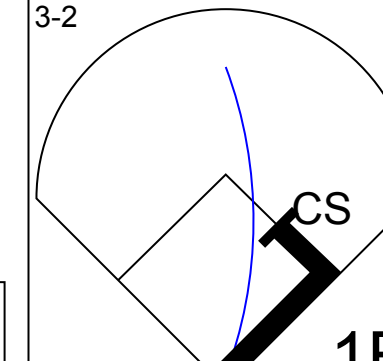
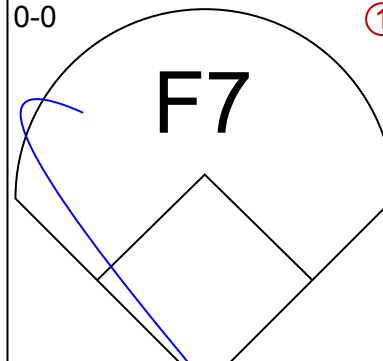
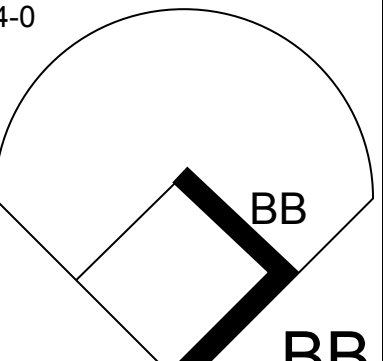
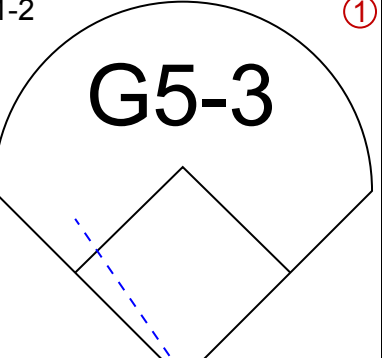
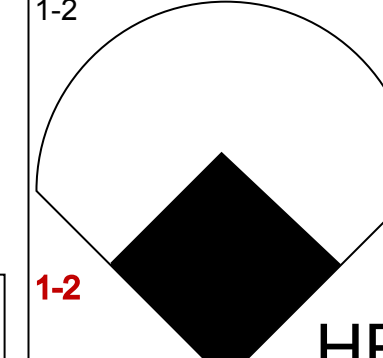
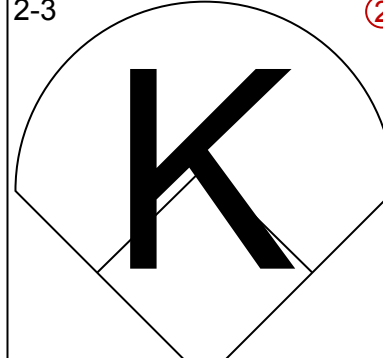
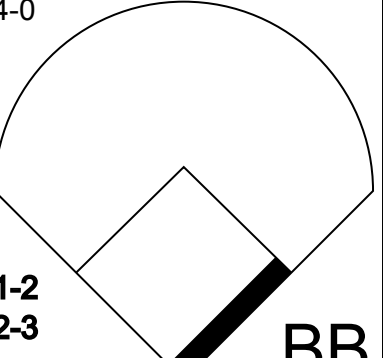

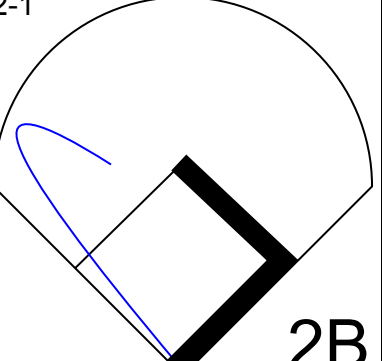
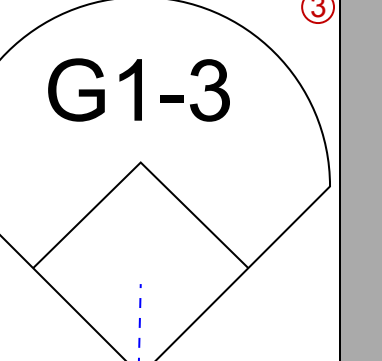
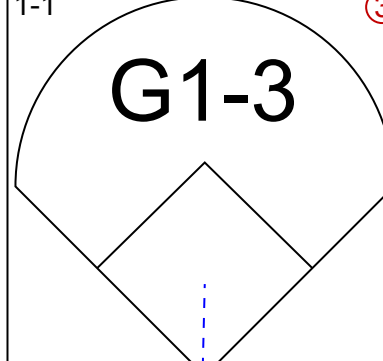
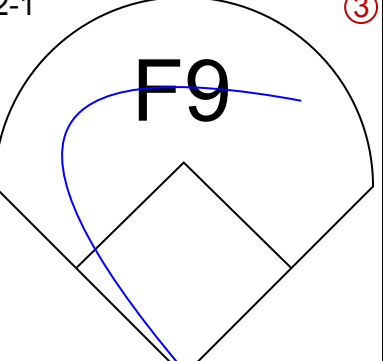
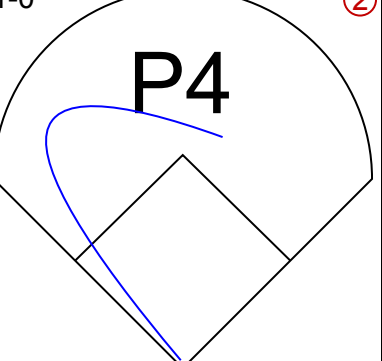
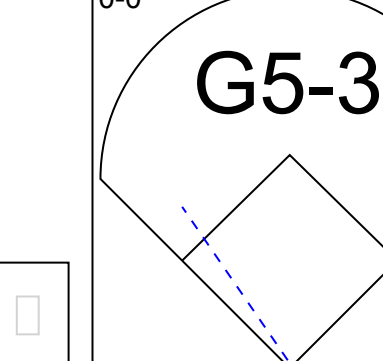
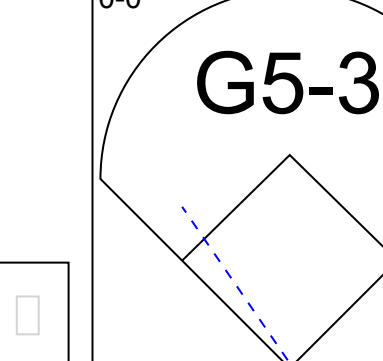
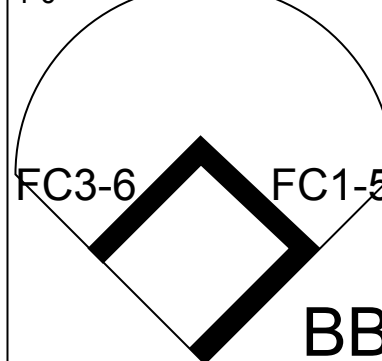
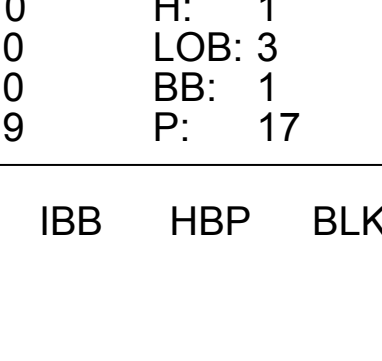



Batter	1	2	3	4	5	6	7	8	9	AB	R	H	RBI	BB	SO	LOB	TOP			
Vince Coleman, S (1, 7) OBP: 0.297, SLG: 0.358	F8			L8 WP BB	B1-3		G6-3			3	1	0	0	1	0	0	New York Mets @ Philadelphia Phillies Veterans Stadium, Philadelphia, PA Mon May 24 1993, 7:05 PM EDT Att: 32,568 - Unknown - 80 F 			
Joe Orsulak, L (1, 8) OBP: 0.305, SLG: 0.347	G6-3			L8		P6		G4-3		4	0	0	0	0	0	1				
Eddie Murray, S (1, 3) OBP: 0.348, SLG: 0.463	K			1B		1B		G4-3		4	0	2	0	0	1	0				
Bobby Bonilla, S (1, 9) OBP: 0.319, SLG: 0.433		K		2B		1B		F9		4	2	1	0	0	1	1				
Howard Johnson, S (1, 5) OBP: 0.380, SLG: 0.391	F8			E2		1B		K		3	0	1	0	1	1	0				
Tony Fernandez, S (1, 6) OBP: 0.331, SLG: 0.297	F9			1B		BB		K2-3		3	0	1	1	1	1	0				
Jeff Kent, R (1, 4) OBP: 0.315, SLG: 0.379				BB		1B		F8		4	0	0	0	0	1	4				
Todd Hundley, S (1, 2) OBP: 0.295, SLG: 0.402				K		G6-3		G3		3	0	0	0	0	1	0				
Frank Tanana, L (1, 1) OBP: 0.067, SLG: 0.067				G4-3		K		G6-3		2	0	0	0	0	1	0				
Chico Walker, S (7, PH) OBP: 0.226, SLG: 0.245										1	0	0	0	0	0	0				
Mike Maddux, L (7, 1)										0	0	0	0	0	0	0				
Inning Stats	R: 0 E: 0 K: 1 S: 10	H: 0 LOB: 0 BB: 0 P: 17	R: 0 E: 0 K: 1 S: 9	H: 0 LOB: 0 BB: 0 P: 14	R: 0 E: 0 K: 1 S: 9	H: 0 LOB: 0 BB: 0 P: 11	R: 2 E: 1 K: 0 S: 21	H: 3 LOB: 2 BB: 2 P: 38	R: 0 E: 0 K: 1 S: 6	H: 0 LOB: 0 BB: 1 P: 9	R: 0 E: 0 K: 0 S: 7	H: 0 LOB: 0 BB: 0 P: 12	R: 0 E: 0 K: 0 S: 8	H: 0 LOB: 0 BB: 0 P: 10	R: 0 E: 0 K: 2 S: 8	H: 0 LOB: 0 BB: 0 P: 12	1B: 4 2B: 1 3B: 0 HR: 0	SF: 0 SAC: 0 DP: 0 HBP: 0	WP: 1 PB: 0 SB: 1 CS: 0	PA: 34
PITCHER Tommy Greene, R (1, 1) ERA: 1.98	IP: 9.0 WLS: W BF: 34 H: 5 R: 3 ER: 2 SO: 7 BB: 3 IBB: 0 HBP: 0 BLK: 0 WP: 1 HR: 0 S: 87 P: 142 ERA: 2.00 WHIP: 0.889																			

Batter	1	2	3	4	5	6	7	8	9	AB	R	H	RBI	BB	SO	LOB	BOTTOM			
Lenny Dykstra, L (1, 8) OBP: 0.356, SLG: 0.385	G5-3			G4-6-3		1B		L8		4	1	2	0	0	0	0	New York Mets @ Philadelphia Phillies Veterans Stadium, Philadelphia, PA Mon May 24 1993, 7:05 PM EDT Att: 32,568 - Unknown - 80 F 			
Mariano Duncan, R (1, 4) OBP: 0.250, SLG: 0.336	G5-3			G4-6-3		1B		G1-3		4	1	1	0	0	0	2				
Ricky Jordan, R (1, 3) OBP: 0.406, SLG: 0.464	F7			G5-3		1B		K		4	0	0	0	0	2	3				
John Kruk, L (9, 3) OBP: 0.497, SLG: 0.553						K		K		0	0	0	0	0	0	0				
Dave Hollins, S (1, 5) OBP: 0.393, SLG: 0.500						K		K		4	1	2	3	0	2	0				
Darren Daulton, L (1, 2) OBP: 0.417, SLG: 0.558	F8			F8		1B		F8		3	1	1	0	1	0	0				
Pete Incaviglia, R (1, 7) OBP: 0.297, SLG: 0.598						1B		2B		4	2	2	2	0	1	3				
Wes Chamberlain, R (1, 9) OBP: 0.316, SLG: 0.468						HR		K		3	0	1	1	1	0	2				
Jim Eisenreich, L (6, PR) (9, 9) OBP: 0.390, SLG: 0.472						BB		2B		0	0	0	0	0	0	0				
Juan Bell, R (1, 6) OBP: 0.234, SLG: 0.271						BB		2B		4	0	0	0	0	1	4				
Tommy Greene, R (1, 1) OBP: 0.087, SLG: 0.091						1B		G6-3		3	0	1	0	0	0	0				
Inning Stats	R: 0 E: 0 K: 0 S: 8	H: 0 LOB: 0 BB: 0 P: 11	R: 1 E: 0 K: 1 S: 12	H: 1 LOB: 1 BB: 1 P: 19	R: 0 E: 0 K: 0 S: 8	H: 2 LOB: 1 BB: 0 P: 14	R: 0 E: 0 K: 0 S: 10	H: 1 LOB: 2 BB: 1 P: 22	R: 3 E: 0 K: 1 S: 13	H: 3 LOB: 0 BB: 0 P: 22	R: 1 E: 0 K: 0 S: 8	H: 1 LOB: 0 BB: 0 P: 11	R: 0 E: 0 K: 1 S: 10	H: 0 LOB: 0 BB: 0 P: 14	R: 1 E: 0 K: 3 S: 14	H: 2 LOB: 1 BB: 0 P: 22	1B: 6 2B: 1 3B: 0 HR: 3	SF: 0 SAC: 0 DP: 1 HBP: 0	WP: 0 PB: 0 SB: 0 CS: 0	PA: 35
PITCHER Frank Tanana, L (1, 1) ERA: 4.24	IP: 6.0 WLS: L BF: 27 H: 8 R: 5 ER: 5 SO: 2 BB: 2 IBB: 0 HBP: 0 BLK: 0 WP: 0 HR: 3 S: 59 P: 99 ERA: 7.50 WHIP: 1.667																			
Mike Maddux, R (7, 1) ERA: 3.7	IP: 2.0 WLS: L BF: 8 H: 2 R: 1 ER: 1 SO: 4 BB: 0 IBB: 0 HBP: 0 BLK: 0 WP: 0 HR: 0 S: 24 P: 36 ERA: 4.50 WHIP: 1.000																			

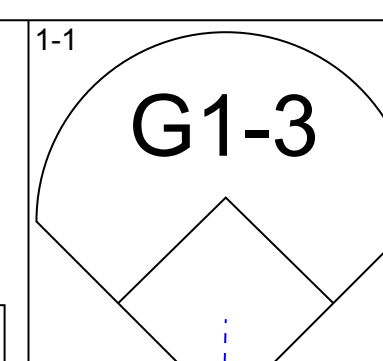
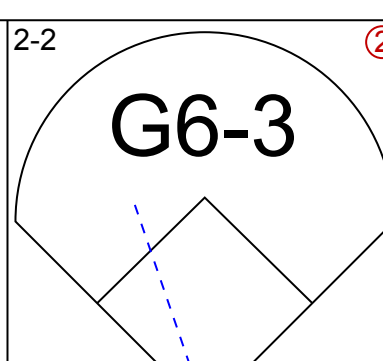
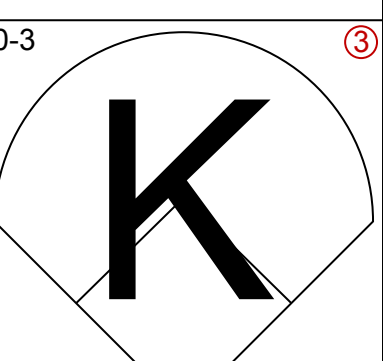
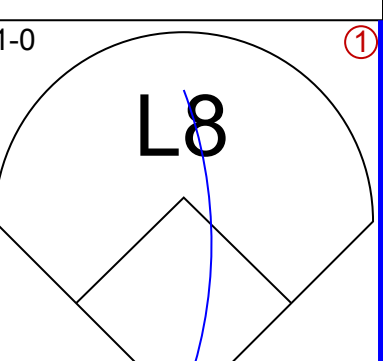
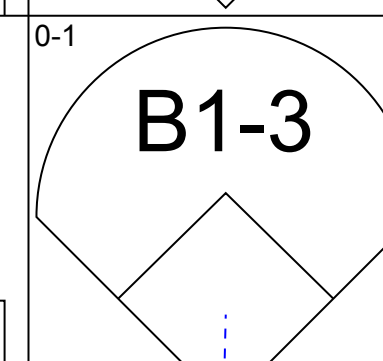
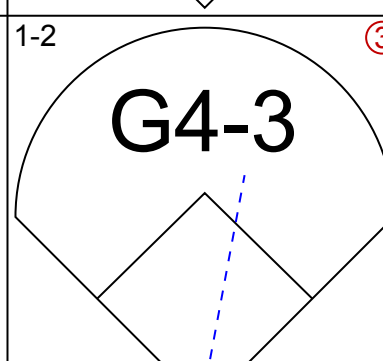
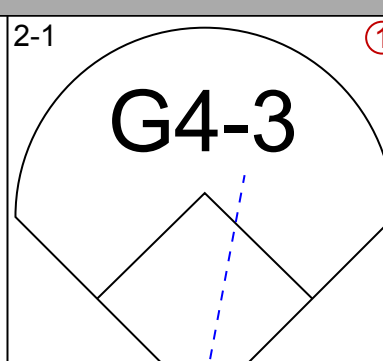
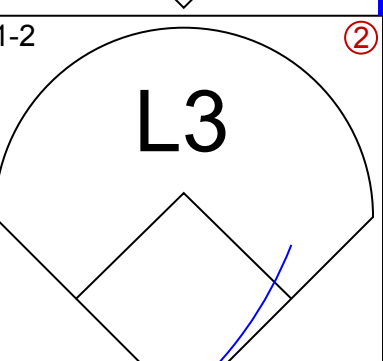
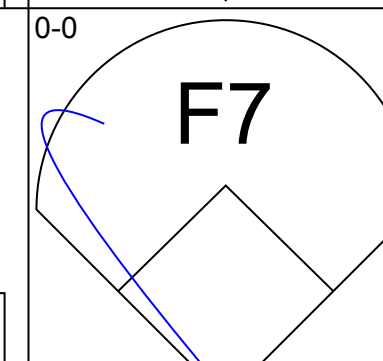
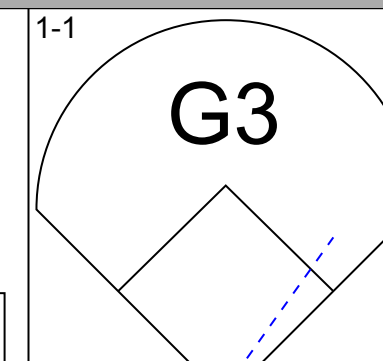
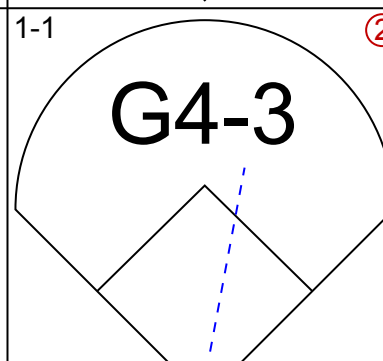
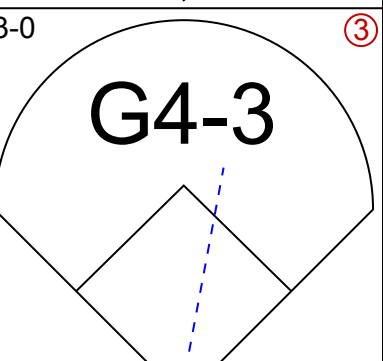
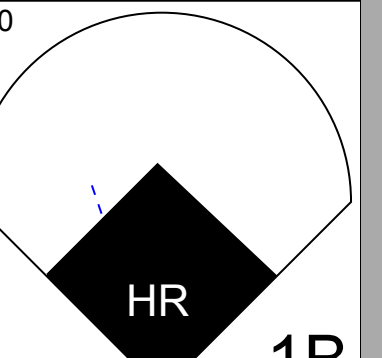
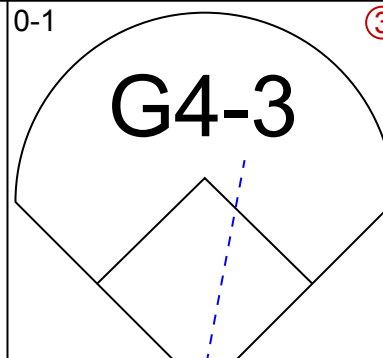
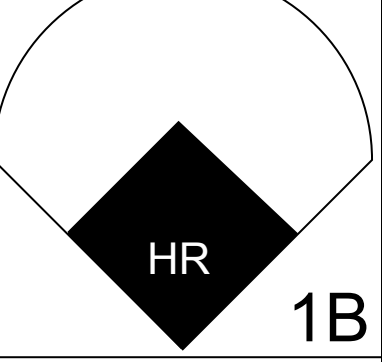
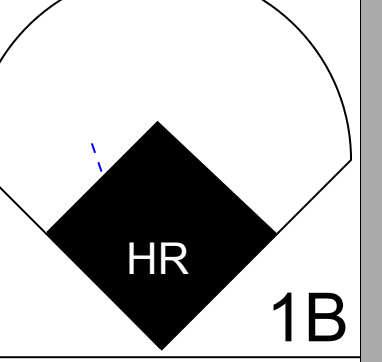
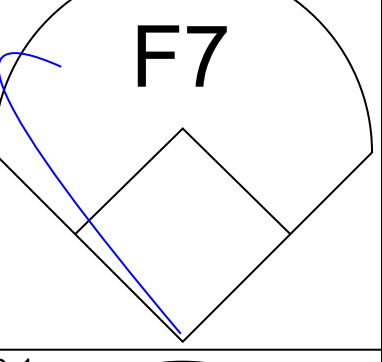
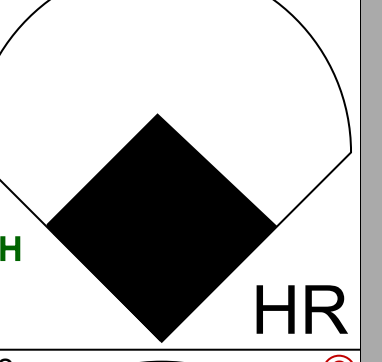
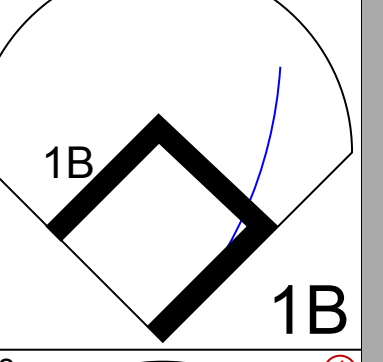
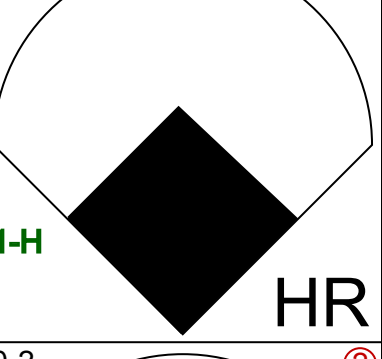
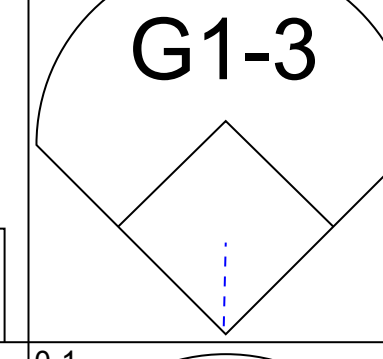
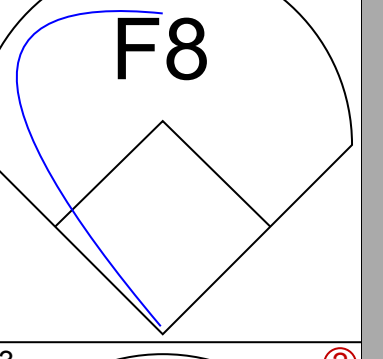
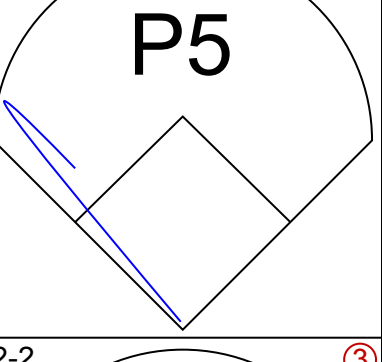
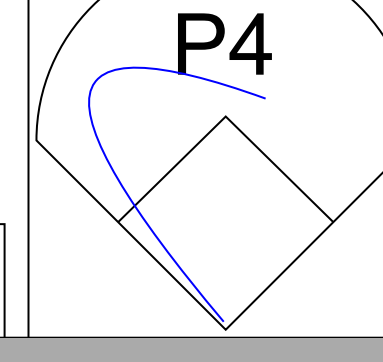
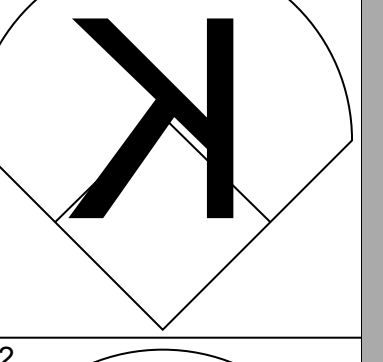
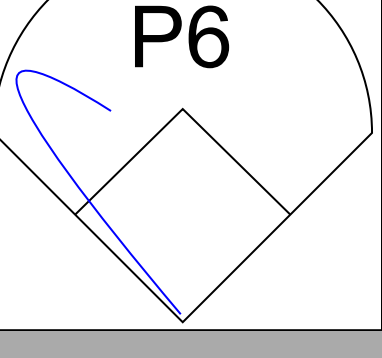
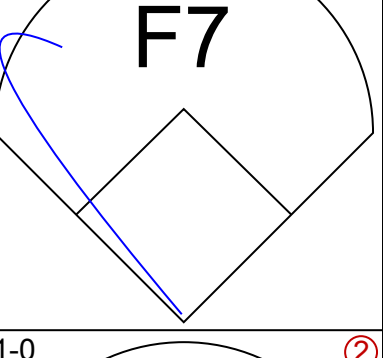
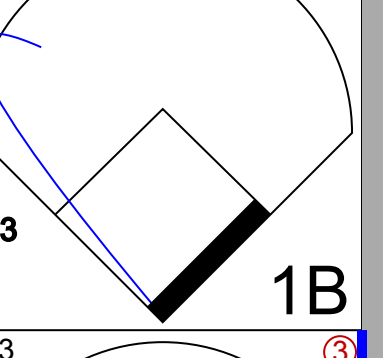
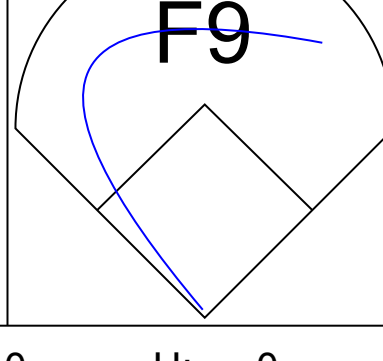
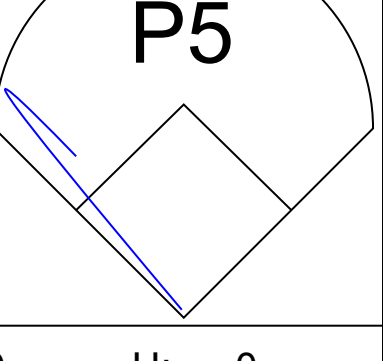
Batter	1	2	3	4	5	6	7	8	9	AB	R	H	RBI	BB	SO	LOB	TOP										
Vince Coleman, S (1, 7) OBP: 0.299, SLG: 0.353	F9		K					E6	FC3-2	5	0	1	0	0	1	3	New York Mets @ Philadelphia Phillies Veterans Stadium, Philadelphia, PA Wed May 26 1993, 7:05 PM EDT Att: 33,367 - Unknown - 74 F										
Charlie O'Brien, R (1, 2) OBP: 0.244, SLG: 0.237	F8							F7		5	0	2	2	0	0	3											
Eddie Murray, S (1, 3) OBP: 0.331, SLG: 0.439	L4		L6					G6-3		4	0	0	0	0	0	2											
Bobby Bonilla, S (1, 9) OBP: 0.316, SLG: 0.424										4	1	2	0	0	0	0											
Howard Johnson, S (1, 5) OBP: 0.363, SLG: 0.369	F9		K						P4	4	0	0	0	0	1	2											
Jeff Kent, R (1, 4) OBP: 0.314, SLG: 0.382	F9		G6-3					G6-3		4	1	1	0	0	0	1											
Tony Fernandez, S (1, 6) OBP: 0.327, SLG: 0.288	K2-3							F8		3	0	0	0	1	1	1											
Dave Gallagher, R (1, 8) OBP: 0.414, SLG: 0.590								F8		3	2	2	3	1	0	0											
Eric Hillman, L (1, 1) Paul Gibson, R (7, 1) Jeff McKnight, S (6, PH) John Franco, L (8, 1) Chico Walker, S (9, PH) Jeff Innis, R (9, 1)			G3-1					G4-3	E6	2	0	0	0	0	0	0											
Inning Stats	R: 0 E: 0 K: 0 S: 7	H: 0 LOB: 0 BB: 0 P: 8	R: 0 E: 0 K: 1 S: 10	H: 1 LOB: 1 BB: 0 P: 16	R: 1 E: 0 K: 1 S: 8	H: 2 LOB: 1 BB: 0 P: 13	R: 0 E: 0 K: 1 S: 9	H: 0 LOB: 0 BB: 0 P: 14	R: 0 E: 0 K: 0 S: 9	H: 1 LOB: 2 BB: 1 P: 17	R: 0 E: 0 K: 0 S: 9	H: 0 LOB: 0 BB: 0 P: 14	R: 0 E: 0 K: 0 S: 6	H: 0 LOB: 0 BB: 0 P: 10	R: 0 E: 1 K: 0 S: 14	H: 0 LOB: 1 BB: 0 P: 19	R: 4 E: 1 K: 0 S: 19	H: 4 LOB: 2 BB: 1 P: 32	1B: 6 2B: 1 3B: 0 HR: 1	SF: 0 SAC: 0 DP: 0 HBP: 0	WP: 0 PB: 0 SB: 1 CS: 0	PA: 38					
PITCHER	IP	WLS	BF	H	R	ER	SO	BB	IBB	HBP	BLK	WP	HR	S	P	ERA	WHIP										
Danny Jackson, L (1, 1) ERA: 3.74	8.0		31	5	2	2	3	1	0	0	0	0	1	75	117	2.25	0.750										
Mitch Williams, L (9, 1) ERA: 3.93	0.1	L	4	2	1	1	0	1	0	0	0	0	0	7	14	27.00	9.000										
David West, L (9, 1) ERA: 1.11	0.2		3	1	2	0	0	0	0	0	0	0	0	9	12	0.00	1.500										

Batter	1	2	3	4	5	6	7	8	9	AB	R	H	RBI	BB	SO	LOB	BOTTOM										
Lenny Dykstra, L (1, 8) OBP: 0.367, SLG: 0.387	G4-3								F7	4	0	1	0	1	0	1	New York Mets @ Philadelphia Phillies Veterans Stadium, Philadelphia, PA Wed May 26 1993, 7:05 PM EDT Att: 33,367 - Unknown - 74 F										
Mariano Duncan, R (1, 4) OBP: 0.248, SLG: 0.328	K		L6							4	0	1	0	0	2	3											
John Kruk, L (1, 3) OBP: 0.492, SLG: 0.548	K		SF9						G4-3	2	0	0	1	1	1	0											
Dave Hollins, S (1, 5) OBP: 0.387, SLG: 0.494	G4-3		F7						FC6-4	4	0	0	0	0	0	5											
Darren Daulton, L (1, 2) OBP: 0.410, SLG: 0.535	F7								K	4	0	0	0	0	2	0											
Pete Incaviglia, R (1, 7) OBP: 0.275, SLG: 0.558	K								G6-3	4	0	0	0	0	1	0											
David West, L (9, 1) OBP: 1.000, SLG: 1.500	K									0	0	0	0	0	0	0											
Wes Chamberlain, R (1, 9) OBP: 0.312, SLG: 0.491										4	2	2	1	0	1	0											
Jim Eisenreich, L (9, 9) OBP: 0.390, SLG: 0.472									K	0	0	0	0	0	0	0											
Juan Bell, R (1, 6) OBP: 0.268, SLG: 0.323										3	2	2	0	0	0	0											
Ricky Jordan, R (9, PH) OBP: 0.394, SLG: 0.448										1	0	0	0	0	0	0											
Danny Jackson, R (1, 1) OBP: 0.261, SLG: 0.200										2	0	1	1	0	0	0											
Mitch Williams, L (9, 1) OBP: 0.303, SLG: 0.243										0	0	0	0	0	0	0											
Milt Thompson, L (9, 7) OBP: 0.303, SLG: 0.243										1	0	0	0	0	0	0											
Inning Stats	R: 0 E: 0 K: 2 S: 9	H: 0 LOB: 0 BB: 0 P: 13	R: 0 E: 0 K: 1 S: 8	H: 0 LOB: 0 BB: 0 P: 13	R: 2 E: 1 K: 0 S: 19	H: 2 LOB: 2 BB: 1 P: 31	R: 0 E: 0 K: 0 S: 4	H: 0 LOB: 0 BB: 0 P: 7	R: 0 E: 0 K: 1 S: 13	H: 3 LOB: 1 BB: 0 P: 18	R: 0 E: 0 K: 1 S: 6	H: 0 LOB: 0 BB: 0 P: 6	R: 0 E: 0 K: 2 S: 8	H: 0 LOB: 0 BB: 0 P: 11	R: 0 E: 0 K: 0 S: 6	H: 0 LOB: 0 BB: 0 P: 9	1B: 4 2B: 2 3B: 0 HR: 1	SF: 1 SAC: 1 DP: 0 HBP: 0	WP: 0 PB: 0 SB: 0 CS: 0	PA: 37							
PITCHER	IP	WLS	BF	H	R	ER	SO	BB	IBB	HBP	BLK	WP	HR	S	P	ERA	WHIP										
Eric Hillman, L (1, 1) ERA: 4.71	6.0		28	7	4	2	4	2	0	0	0	0	0	6	6	0.00	0.000										
Paul Gibson, L (7, 1) ERA: 1.5	1.0		3	0	0	0	1	0	0	0	0	0	0	6	6	0.00	0.000										
John Franco, L (8, 1) ERA: 1.5	1.0	W	3	0	0	0	2	0	0	0	0	0	0	8	11	0.00	0.000										
Jeff Innis, R (9, 1) ERA: 4.43	1.0	S	3	0	0	0	0	0	0	0	0	0	0	6	9	0.00	0.000										

Batter	1	2	3	4	5	6	7	8	9	AB	R	H	RBI	BB	SO	LOB	TOP								
Roberto Kelly, R OBP: 0.340, SLG: 0.448 (1,8)										5	0	1	0	0	1	3	Cincinnati Reds @ New York Mets Shea Stadium, Flushing, NY Sat May 29 1993, 3:33 AM EDT Att: 23,841 - Sunny - 70 F								
Big Roberts, S OBP: 0.350, SLG: 0.291 (1,4)										5	2	3	0	0	0	3									
Barry Larkin, R OBP: 0.396, SLG: 0.408 (1,6)										4	0	2	2	1	0	4									
Chris Sabo, R OBP: 0.275, SLG: 0.397 (1,5)										4	0	0	0	0	2	4									
Randy Milligan, R OBP: 0.387, SLG: 0.356 (1,3)										3	0	1	0	1	1	1									
Reggie Sanders, R OBP: 0.346, SLG: 0.443 (1,9)										3	1	1	1	1	1	0									
Joe Oliver, R OBP: 0.279, SLG: 0.370 (1,2)										4	0	1	0	0	1	3									
Jacob Brumfield, R OBP: 0.364, SLG: 0.400 (1,7)										4	0	1	0	0	1	1									
Tim Pugh, R OBP: 0.168, SLG: 0.111 (1,1)										3	0	1	0	0	2	1									
Kevin Mitchell, R OBP: 0.378, SLG: 0.553 (9, PH)										0	0	0	0	1	0	0									
Juan Samuel, R OBP: 0.238, SLG: 0.325 (9, PR)										0	0	0	0	0	0	0									
Inning Stats	R: 1 E: 0 K: 3 S: 18	H: 2 LOB: 1 BB: 0 P: 28	R: 0 E: 0 K: 1 S: 9	H: 1 LOB: 1 BB: 0 P: 14	R: 0 E: 0 K: 0 S: 7	H: 1 LOB: 0 BB: 1 P: 17	R: 1 E: 0 K: 2 S: 13	H: 2 LOB: 0 BB: 0 P: 21	R: 1 E: 0 K: 1 S: 16	H: 2 LOB: 1 BB: 0 P: 22	R: 0 E: 0 K: 0 S: 6	H: 0 LOB: 0 BB: 0 P: 9	R: 0 E: 0 K: 0 S: 5	H: 1 LOB: 0 BB: 0 P: 5	R: 0 E: 0 K: 1 S: 10	H: 1 LOB: 3 BB: 2 P: 23	R: 0 E: 0 K: 0 S: 9	H: 1 LOB: 3 BB: 1 P: 17	1B: 5 2B: 5 3B: 0 HR: 1	SF: 0 SAC: 0 DP: 2 HBP: 0	WP: 0 PB: 0 SB: 2 CS: 1	PA: 39			
PITCHER	IP	WLS	BF	H	R	ER	SO	BB	IBB	HBP	BLK	WP	HR	S	P	ERA	WHIP								
Frank Tanana, L ERA: 4.19 (1,1)	7.0	W	28	9	3	3	8	1	0	0	0	0	1	74	116	3.86	1.429								
Mike Maddux, R ERA: 3.5 (8,1)	0.2		4	1	0	0	1	1	0	0	0	0	0	8	15	0.00	3.000								
John Franco, L ERA: 1.23 (8,1)	1.1	S	7	1	0	0	0	2	0	0	0	0	0	11	25	0.00	2.250								

AB	35
R	3
H	11
RBI	3
BB	4
SO	9
LOB	20



Batter	1	2	3	4	5	6	7	8	9	AB	R	H	RBI	BB	SO	LOB	BOTTOM								
Vince Coleman, S OBP: 0.297, SLG: 0.349 (1,7)										4	0	0	0	0	1	0	Cincinnati Reds @ New York Mets Shea Stadium, Flushing, NY Sat May 29 1993, 3:33 AM EDT Att: 23,841 - Sunny - 70 F								
Dave Gallagher, R OBP: 0.397, SLG: 0.563 (9,8)										0	0	0	0	0	0	0									
Tony Fernandez, S OBP: 0.318, SLG: 0.279 (1,6)										4	0	0	0	0	0	0									
Eddie Murray, S OBP: 0.316, SLG: 0.417 (1,3)										4	0	0	0	0	0	0									
Joe Orsulak, L OBP: 0.324, SLG: 0.362 (1,8)										3	2	2	0	0	0	0									
Bobby Bonilla, S OBP: 0.315, SLG: 0.436 (1,9)										3	1	2	2	0	0	1									
Jeff McKnight, S OBP: 0.280, SLG: 0.269 (1,4)										3	1	1	2	0	0	1									
Todd Hundley, S OBP: 0.289, SLG: 0.390 (1,2)										3	0	0	0	0	0	1									
Tim Bogar, R OBP: 0.244, SLG: 0.237 (1,5)										3	0	0	0	0	1	1									
Frank Tanana, L OBP: 0.059, SLG: 0.059 (1,1)										3	0	1	0	0	0	0									
Howard Johnson, S OBP: 0.352, SLG: 0.356 (7, PH)										2	0	0	0	0	0	0									
Mike Maddux, L (8,1)										1	0	0	0	0	1	2									
John Franco, L (8,1)										0	0	0	0	0	0	0									
Inning Stats	R: 0 E: 0 K: 0 S: 5	H: 0 LOB: 0 BB: 0 P: 6	R: 2 E: 0 K: 0 S: 10	H: 2 LOB: 0 BB: 0 P: 15	R: 0 E: 0 K: 0 S: 7	H: 0 LOB: 0 BB: 0 P: 10	R: 2 E: 0 K: 0 S: 10	H: 2 LOB: 0 BB: 0 P: 14	R: 0 E: 0 K: 1 S: 8	H: 0 LOB: 0 BB: 0 P: 9	R: 0 E: 0 K: 0 S: 6	H: 0 LOB: 0 BB: 0 P: 9	R: 0 E: 0 K: 2 S: 15	H: 2 LOB: 2 BB: 0 P: 21	R: 0 E: 0 K: 0 S: 6	H: 0 LOB: 0 BB: 0 P: 11	R: 0 E: 0 K: 0 S: 9	H: 0 LOB: 0 BB: 0 P: 11	1B: 4 2B: 0 3B: 0 HR: 2	SF: 0 SAC: 0 DP: 0 HBP: 0	WP: 0 PB: 0 SB: 0 CS: 0	PA: 30			
PITCHER	IP	WLS	BF	H	R	ER	SO	BB	IBB	HBP	BLK	WP	HR	S	P	ERA	WHIP								
Tim Pugh, R ERA: 4.75 (1,1)	8.0	L	30	6	4	4	3	0	0	0	0	0	2	67	95	4.50	0.750								

AB	30
R	4
H	6
RBI	4
BB	0
SO	3
LOB	5



Batter	1	2	3	4	5	6	7	8	9	AB	R	H	RBI	BB	SO	LOB	TOP							
Roberto Kelly, R (1.8) OBP: 0.341, SLG: 0.452	G4-3		FC5-4					F8		5	0	2	0	0	0	2	<p>Cincinnati Reds @ New York Mets</p> <p>Shea Stadium, Flushing, NY</p> <p>Sun May 30, 1993, 3:33 AM EDT</p> <p>Att: 23,801 - Sunny - 72 F</p>							
Big Roberts, S (1.4) OBP: 0.341, SLG: 0.282	F8		G4-3		FC3-6			G3-1		5	1	0	1	0	0	4								
Barry Larkin, R (1.6) OBP: 0.401, SLG: 0.429	P4		B1-3							5	3	3	2	0	0	1								
Chris Sabo, R (1.5) OBP: 0.274, SLG: 0.394		L5			G6-3			G4-3		4	0	1	0	0	0	1								
Jeff Branson, L (7.5) OBP: 0.415, SLG: 0.513									G1-3	1	0	0	0	0	0	1								
Randy Milligan, R (1.3) OBP: 0.382, SLG: 0.357		L8						L5		5	1	1	0	0	0	3								
Reggie Sanders, R (1.9) OBP: 0.353, SLG: 0.444										4	1	2	1	1	1	2								
Joe Oliver, R (1.2) OBP: 0.288, SLG: 0.400										5	1	3	4	0	1	2								
Jacob Brumfield, R (1.7) OBP: 0.467, SLG: 0.538										3	1	2	0	1	0	1								
Tom Browning, L (1.1) OBP: 0.250, SLG: 0.167										2	0	0	0	1	1	3								
Bobby Ayala, R (6.1)										1	0	0	0	0	1	0								
Rob Dibble, L (9.1)										0	0	0	0	0	0	0								
Inning Stats	R: 0 E: 0 K: 0 S: 5	H: 0 LOB: 0 BB: 0 P: 8	R: 0 E: 0 K: 1 S: 12	H: 1 LOB: 1 BB: 0 P: 16	R: 1 E: 0 K: 0 S: 9	H: 1 LOB: 1 BB: 1 P: 15	R: 1 E: 0 K: 1 S: 13	H: 2 LOB: 2 BB: 1 P: 24	R: 2 E: 0 K: 0 S: 11	H: 3 LOB: 1 BB: 0 P: 19	R: 0 E: 0 K: 1 S: 14	H: 2 LOB: 2 BB: 0 P: 23	R: 3 E: 0 K: 0 S: 10	H: 3 LOB: 1 BB: 1 P: 22	R: 0 E: 0 K: 1 S: 7	H: 0 LOB: 0 BB: 0 P: 10	R: 1 E: 0 K: 0 S: 11	H: 2 LOB: 1 BB: 0 P: 16	1B: 8 2B: 4 3B: 0 HR: 2	SF: 0 SAC: 0 DP: 0 HBP: 0	WP: 0 PB: 0 SB: 0 CS: 0	PA: 43		
PITCHER	IP WLS BF H R ER SO BB IBB HBP BLK WP HR S P ERA WHIP	7.0 L 35 12 7 7 3 1 2 0 0 0 2 74 127 9.00 1.857	1.0 3 0 0 0 1 0 0 0 0 0 0 0 7 10 0.00 0.000	1.0 5 2 1 1 0 0 0 0 0 0 0 0 11 16 9.00 2.000																				

AB	40
R	8
H	14
RBI	8
BB	3
SO	4
LOB	20



Batter	1	2	3	4	5	6	7	8	9	AB	R	H	RBI	BB	SO	LOB	BOTTOM						
Vince Coleman, S (1.7) OBP: 0.294, SLG: 0.342	F9		G5-3					F8		4	0	0	0	1	0	2	<p>Cincinnati Reds @ New York Mets</p> <p>Shea Stadium, Flushing, NY</p> <p>Sun May 30, 1993, 3:33 AM EDT</p> <p>Att: 23,801 - Sunny - 72 F</p>						
Charlie O'Brien, R (1.2) OBP: 0.271, SLG: 0.267	G5-3		F8							3	0	0	0	0	1	1							
Howard Johnson, S (7. PH) OBP: 0.354, SLG: 0.354										1	0	0	0	1	1	1							
Eddie Murray, S (1.3) OBP: 0.320, SLG: 0.416	G5-3				L5					3	1	1	0	1	0	0							
Bobby Bonilla, S (1.9) OBP: 0.318, SLG: 0.472										4	2	2	3	0	0	3							
Jeff Kent, R (1.4) OBP: 0.303, SLG: 0.374										4	0	1	0	0	0	0							
Dave Gallagher, R (1.8) OBP: 0.377, SLG: 0.529										4	0	0	0	0	0	2							
Tony Fernandez, S (1.6) OBP: 0.310, SLG: 0.271										4	0	0	0	0	1	2							
Tim Bogar, R (1.5) OBP: 0.256, SLG: 0.325										2	1	1	1	0	0	0							
Chico Walker, S (7. PH) OBP: 0.232, SLG: 0.250										1	0	1	0	0	0	0							
Todd Hundley, S (8.2) OBP: 0.287, SLG: 0.387										1	0	0	0	0	0	0							
Pete Schourek, L (1.1) OBP: 0.286, SLG: 0.167										1	0	0	0	1	1	0							
Jeff McKnight, S (7. PH) OBP: 0.281, SLG: 0.259										0	0	0	0	0	0	0							
Mike Maddux, L (8.1)										0	0	0	0	0	0	0							
Jeff Innis, R (9.1)										0	0	0	0	0	0	0							
Joe Orsulak, L (9. PH) OBP: 0.321, SLG: 0.358										1	0	0	0	0	0	0							
Inning Stats	R: 0 E: 0 K: 0 S: 8	H: 0 LOB: 0 BB: 0 P: 12	R: 0 E: 0 K: 0 S: 10	H: 1 LOB: 1 BB: 0 P: 17	R: 1 E: 0 K: 1 S: 10	H: 1 LOB: 0 BB: 0 P: 16	R: 1 E: 1 K: 0 S: 7	H: 1 LOB: 1 BB: 0 P: 10	R: 0 E: 0 K: 1 S: 10	H: 0 LOB: 1 BB: 1 P: 16	R: 2 E: 0 K: 1 S: 14	H: 2 LOB: 0 BB: 0 P: 21	R: 0 E: 0 K: 0 S: 8	H: 1 LOB: 3 BB: 2 P: 22	R: 0 E: 0 K: 0 S: 8	H: 0 LOB: 0 BB: 0 P: 11	R: 0 E: 0 K: 1 S: 11	H: 0 LOB: 1 BB: 1 P: 21	1B: 2 2B: 1 3B: 0 HR: 3	SF: 0 SAC: 0 DP: 0 HBP: 0	WP: 1 PB: 0 SB: 0 CS: 0	PA: 38	
PITCHER	IP WLS BF H R ER SO BB IBB HBP BLK WP HR S P ERA WHIP	5.0 W 12 1 0 0 1 2 0 0 0 1 0 25 45 0.00 1.000	3.0 W 12 1 0 0 1 2 0 0 0 1 0 25 45 0.00 1.000	1.0 4 0 0 0 1 1 0 0 0 0 0 0 11 21 0.00 1.000																			



Batter	1	2	3	4	5	6	7	8	9	AB	R	H	RBI	BB	SO	LOB	TOP									
Vince Coleman, S (1, 7) John Franco, L (9, 1)	G3		F7		SH 2B 3B	K			BB 1B	4	2	1	0	0	1	1										
Tony Fernandez, S (1, 6) OBP: 0.313, SLG: 0.277	F7		F8		3B	G5-3			BB 1B	4	2	1	1	1	0	1										
Eddie Murray, S (1, 3) OBP: 0.317, SLG: 0.409	K			F8	K		G5-3		BB 1B	5	1	1	1	0	2	2										
Bobby Bonilla, S (1, 9) OBP: 0.320, SLG: 0.483		HR		G4-3	3B		F8		K	4	2	1	1	1	1	1										
Joe Orsulak, L (1, 8) OBP: 0.325, SLG: 0.360	G3-1			1B	P6		G4-3		1B	5	0	2	1	0	0	3										
Howard Johnson, S (1, 5) OBP: 0.361, SLG: 0.371	G4-3 BB			1B	3B		K	G3		4	0	2	3	1	1	1										
Jeff McKnight, S (1, 4) OBP: 0.250, SLG: 0.226	G4-3			F7	F9		G5-3			4	0	0	0	0	0	4										
Todd Hundley, S (1, 2) OBP: 0.293, SLG: 0.415	L9				HR	SH2-4 1B		K		4	1	2	1	0	1	1										
Eric Hillman, L (1, 1) OBP: 0.111, SLG: 0.111			G6-3		SH	2B			F8	2	1	1	0	0	0	0										
Jeff Innis, R (5, 1)										0	0	0	0	0	0	0										
Paul Gibson, R (6, 1)										0	0	0	0	0	0	0										
Chico Walker, S (9, PH) OBP: 0.228, SLG: 0.245										1	0	0	0	0	0	0										
Dave Gallagher, R (9, 8) OBP: 0.377, SLG: 0.529										0	0	0	0	0	0	0										
Inning Stats	R: 0 E: 0 K: 1 S: 10	H: 0 LOB: 0 BB: 0 P: 12	R: 1 E: 0 K: 0 S: 11	H: 1 LOB: 1 BB: 1 P: 19	R: 0 E: 0 K: 0 S: 6	H: 0 LOB: 0 BB: 0 P: 8	R: 0 E: 0 K: 0 S: 9	H: 2 LOB: 2 BB: 0 P: 12	R: 5 E: 1 K: 1 S: 14	H: 4 LOB: 1 BB: 1 P: 28	R: 0 E: 0 K: 1 S: 9	H: 1 LOB: 0 BB: 0 P: 11	R: 0 E: 0 K: 2 S: 8	H: 0 LOB: 0 BB: 0 P: 11	R: 0 E: 0 K: 2 S: 9	H: 0 LOB: 0 BB: 0 P: 15	R: 3 E: 0 K: 1 S: 20	H: 3 LOB: 1 BB: 1 P: 31	1B: 7 2B: 1 3B: 1 HR: 2	SF: 0 SAC: 2 DP: 0 HBP: 0	WP: 0 PB: 1 SB: 0 CS: 0	PA: 42				
PITCHER	IP WLS BF H R ER SO BB IBB HBP BLK WP HR S P ERA WHIP	IP WLS BF H R ER SO BB IBB HBP BLK WP HR S P ERA WHIP	IP WLS BF H R ER SO BB IBB HBP BLK WP HR S P ERA WHIP	IP WLS BF H R ER SO BB IBB HBP BLK WP HR S P ERA WHIP	IP WLS BF H R ER SO BB IBB HBP BLK WP HR S P ERA WHIP	IP WLS BF H R ER SO BB IBB HBP BLK WP HR S P ERA WHIP	IP WLS BF H R ER SO BB IBB HBP BLK WP HR S P ERA WHIP	IP WLS BF H R ER SO BB IBB HBP BLK WP HR S P ERA WHIP	IP WLS BF H R ER SO BB IBB HBP BLK WP HR S P ERA WHIP	IP WLS BF H R ER SO BB IBB HBP BLK WP HR S P ERA WHIP	IP WLS BF H R ER SO BB IBB HBP BLK WP HR S P ERA WHIP	IP WLS BF H R ER SO BB IBB HBP BLK WP HR S P ERA WHIP	IP WLS BF H R ER SO BB IBB HBP BLK WP HR S P ERA WHIP	IP WLS BF H R ER SO BB IBB HBP BLK WP HR S P ERA WHIP	IP WLS BF H R ER SO BB IBB HBP BLK WP HR S P ERA WHIP	IP WLS BF H R ER SO BB IBB HBP BLK WP HR S P ERA WHIP	IP WLS BF H R ER SO BB IBB HBP BLK WP HR S P ERA WHIP	IP WLS BF H R ER SO BB IBB HBP BLK WP HR S P ERA WHIP	IP WLS BF H R ER SO BB IBB HBP BLK WP HR S P ERA WHIP	IP WLS BF H R ER SO BB IBB HBP BLK WP HR S P ERA WHIP	IP WLS BF H R ER SO BB IBB HBP BLK WP HR S P ERA WHIP	IP WLS BF H R ER SO BB IBB HBP BLK WP HR S P ERA WHIP	IP WLS BF H R ER SO BB IBB HBP BLK WP HR S P ERA WHIP	IP WLS BF H R ER SO BB IBB HBP BLK WP HR S P ERA WHIP		
Mike Harkey, R (1, 1) ERA: 4.58	5.0 L 25 7 6 2 2 1 1 0 0 0 0 2 50 79 3.60 1.600	5.0 L 25 7 6 2 2 1 1 0 0 0 0 2 50 79 3.60 1.600	5.0 L 25 7 6 2 2 1 1 0 0 0 0 2 50 79 3.60 1.600	5.0 L 25 7 6 2 2 1 1 0 0 0 0 2 50 79 3.60 1.600	5.0 L 25 7 6 2 2 1 1 0 0 0 0 2 50 79 3.60 1.600	5.0 L 25 7 6 2 2 1 1 0 0 0 0 2 50 79 3.60 1.600	5.0 L 25 7 6 2 2 1 1 0 0 0 0 2 50 79 3.60 1.600	5.0 L 25 7 6 2 2 1 1 0 0 0 0 2 50 79 3.60 1.600	5.0 L 25 7 6 2 2 1 1 0 0 0 0 2 50 79 3.60 1.600	5.0 L 25 7 6 2 2 1 1 0 0 0 0 2 50 79 3.60 1.600	5.0 L 25 7 6 2 2 1 1 0 0 0 0 2 50 79 3.60 1.600	5.0 L 25 7 6 2 2 1 1 0 0 0 0 2 50 79 3.60 1.600	5.0 L 25 7 6 2 2 1 1 0 0 0 0 2 50 79 3.60 1.600	5.0 L 25 7 6 2 2 1 1 0 0 0 0 2 50 79 3.60 1.600	5.0 L 25 7 6 2 2 1 1 0 0 0 0 2 50 79 3.60 1.600	5.0 L 25 7 6 2 2 1 1 0 0 0 0 2 50 79 3.60 1.600	5.0 L 25 7 6 2 2 1 1 0 0 0 0 2 50 79 3.60 1.600	5.0 L 25 7 6 2 2 1 1 0 0 0 0 2 50 79 3.60 1.600	5.0 L 25 7 6 2 2 1 1 0 0 0 0 2 50 79 3.60 1.600	5.0 L 25 7 6 2 2 1 1 0 0 0 0 2 50 79 3.60 1.600	5.0 L 25 7 6 2 2 1 1 0 0 0 0 2 50 79 3.60 1.600	5.0 L 25 7 6 2 2 1 1 0 0 0 0 2 50 79 3.60 1.600	5.0 L 25 7 6 2 2 1 1 0 0 0 0 2 50 79 3.60 1.600	5.0 L 25 7 6 2 2 1 1 0 0 0 0 2 50 79 3.60 1.600		
Chuck McElroy, L (6, 1) ERA: 2.79	1.0 4 1 0 0 1 0 0 0 0 0 0 0 9 11 0.00 1.000	1.0 4 1 0 0 1 0 0 0 0 0 0 0 9 11 0.00 1.000	1.0 4 1 0 0 1 0 0 0 0 0 0 0 9 11 0.00 1.000	1.0 4 1 0 0 1 0 0 0 0 0 0 0 9 11 0.00 1.000	1.0 4 1 0 0 1 0 0 0 0 0 0 0 9 11 0.00 1.000	1.0 4 1 0 0 1 0 0 0 0 0 0 0 9 11 0.00 1.000	1.0 4 1 0 0 1 0 0 0 0 0 0 0 9 11 0.00 1.000	1.0 4 1 0 0 1 0 0 0 0 0 0 0 9 11 0.00 1.000	1.0 4 1 0 0 1 0 0 0 0 0 0 0 9 11 0.00 1.000	1.0 4 1 0 0 1 0 0 0 0 0 0 0 9 11 0.00 1.000	1.0 4 1 0 0 1 0 0 0 0 0 0 0 9 11 0.00 1.000	1.0 4 1 0 0 1 0 0 0 0 0 0 0 9 11 0.00 1.000	1.0 4 1 0 0 1 0 0 0 0 0 0 0 9 11 0.00 1.000	1.0 4 1 0 0 1 0 0 0 0 0 0 0 9 11 0.00 1.000	1.0 4 1 0 0 1 0 0 0 0 0 0 0 9 11 0.00 1.000	1.0 4 1 0 0 1 0 0 0 0 0 0 0 9 11 0.00 1.000	1.0 4 1 0 0 1 0 0 0 0 0 0 0 9 11 0.00 1.000	1.0 4 1 0 0 1 0 0 0 0 0 0 0 9 11 0.00 1.000	1.0 4 1 0 0 1 0 0 0 0 0 0 0 9 11 0.00 1.000	1.0 4 1 0 0 1 0 0 0 0 0 0 0 9 11 0.00 1.000	1.0 4 1 0 0 1 0 0 0 0 0 0 0 9 11 0.00 1.000	1.0 4 1 0 0 1 0 0 0 0 0 0 0 9 11 0.00 1.000	1.0 4 1 0 0 1 0 0 0 0 0 0 0 9 11 0.00 1.000	1.0 4 1 0 0 1 0 0 0 0 0 0 0 9 11 0.00 1.000	1.0 4 1 0 0 1 0 0 0 0 0 0 0 9 11 0.00 1.000	
Paul Assenmacher, L (7, 1) ERA: 4.91	2.0 6 0 0 0 2 0 0 0 0 0 0 0 17 26 0.00 0.000	2.0 6 0 0 0 2 0 0 0 0 0 0 0 17 26 0.00 0.000	2.0 6 0 0 0 2 0 0 0 0 0 0 0 17 26 0.00 0.000	2.0 6 0 0 0 2 0 0 0 0 0 0 0 17 26 0.00 0.000	2.0 6 0 0 0 2 0 0 0 0 0 0 0 17 26 0.00 0.000	2.0 6 0 0 0 2 0 0 0 0 0 0 0 17 26 0.00 0.000	2.0 6 0 0 0 2 0 0 0 0 0 0 0 17 26 0.00 0.000	2.0 6 0 0 0 2 0 0 0 0 0 0 0 17 26 0.00 0.000	2.0 6 0 0 0 2 0 0 0 0 0 0 0 17 26 0.00 0.000	2.0 6 0 0 0 2 0 0 0 0 0 0 0 17 26 0.00 0.000	2.0 6 0 0 0 2 0 0 0 0 0 0 0 17 26 0.00 0.000	2.0 6 0 0 0 2 0 0 0 0 0 0 0 17 26 0.00 0.000	2.0 6 0 0 0 2 0 0 0 0 0 0 0 17 26 0.00 0.000	2.0 6 0 0 0 2 0 0 0 0 0 0 0 17 26 0.00 0.000	2.0 6 0 0 0 2 0 0 0 0 0 0 0 17 26 0.00 0.000	2.0 6 0 0 0 2 0 0 0 0 0 0 0 17 26 0.00 0.000	2.0 6 0 0 0 2 0 0 0 0 0 0 0 17 26 0.00 0.000	2.0 6 0 0 0 2 0 0 0 0 0 0 0 17 26 0.00 0.000	2.0 6 0 0 0 2 0 0 0 0 0 0 0 17 26 0.00 0.000	2.0 6 0 0 0 2 0 0 0 0 0 0 0 17 26 0.00 0.000	2.0 6 0 0 0 2 0 0 0 0 0 0 0 17 26 0.00 0.000	2.0 6 0 0 0 2 0 0 0 0 0 0 0 17 26 0.00 0.000	2.0 6 0 0 0 2 0 0 0 0 0 0 0 17 26 0.00 0.000	2.0 6 0 0 0 2 0 0 0 0 0 0 0 17 26 0.00 0.000	2.0 6 0 0 0 2 0 0 0 0 0 0 0 17 26 0.00 0.000	2.0 6 0 0 0 2 0 0 0 0 0 0 0 17 26 0.00 0.000
Heathcliff Slocumb, R (9, 1) ERA: 3.38	1.0 7 3 3 2 1 1 0 0 0 0 0 0 20 31 18.00 4.000	1.0 7 3 3 2 1 1 0 0 0 0 0 0 20 31 18.00 4.000	1.0 7 3 3 2 1 1 0 0 0 0 0 0 20 31 18.00 4.000	1.0 7 3 3 2 1 1 0 0 0 0 0 0 20 31 18.00 4.000	1.0 7 3 3 2 1 1 0 0 0 0 0 0 20 31 18.00 4.000	1.0 7 3 3 2 1 1 0 0 0 0 0 0 20 31 18.00 4.000	1.0 7 3 3 2 1 1 0 0 0 0 0 0 20 31 18.00 4.000	1.0 7 3 3 2 1 1 0 0 0 0 0 0 20 31 18.00 4.000	1.0 7 3 3 2 1 1 0 0 0 0 0 0 20 31 18.00 4.000	1.0 7 3 3 2 1 1 0 0 0 0 0 0 20 31 18.00 4.000	1.0 7 3 3 2 1 1 0 0 0 0 0 0 20 31 18.00 4.000	1.0 7 3 3 2 1 1 0 0 0 0 0 0 20 31 18.00 4.000	1.0 7 3 3 2 1 1 0 0 0 0 0 0 20 31 18.00 4.000	1.0 7 3 3 2 1 1 0 0 0 0 0 0 20 31 18.00 4.000	1.0 7 3 3 2 1 1 0 0 0 0 0 0 20 31 18.00 4.000	1.0 7 3 3 2 1 1 0 0 0 0 0 0 20 31 18.00 4.000	1.0 7 3 3 2 1 1 0 0 0 0 0 0 20 31 18.00 4.000	1.0 7 3 3 2 1 1 0 0 0 0 0 0 20 31 18.00 4.000	1.0 7 3 3 2 1 1 0 0 0 0 0 0 20 31 18.00 4.000	1.0 7 3 3 2 1 1 0 0 0 0 0 0 20 31 18.00 4.000	1.0 7 3 3 2 1 1 0 0 0 0 0 0 20 31 18.00 4.000	1.0 7 3 3 2 1 1 0 0 0 0 0 0 20 31 18.00 4.000	1.0 7 3 3 2 1 1 0 0 0 0 0 0 20 31 18.00 4.000	1.0 7 3 3 2 1 1 0 0 0 0 0 0 20 31 18.00 4.000	1.0 7 3 3 2 1 1 0 0 0 0 0 0 20 31 18.00 4.000	1.0 7 3 3 2 1 1 0 0 0 0 0 0 20 31 18.00 4.000

New York Mets @ Chicago Cubs
Wrigley Field, Chicago, IL
Mon May 31 1993, 3:33 AM CDT
Att: 32,730 - Cloudy - 59 F

AB	37
R	9
H	11
RBI	8
BB	3
SO	6
LOB	14




Batter	1	2	3	4	5	6	7	8	9	AB	R	H	RBI	BB	SO	LOB	BOTTOM					
Willie Wilson, S (1, 8) OBP: 0.299, SLG: 0.340	E4 FC5-4		G6-3		1B 2H 1B	F9		F9		5	1	1	1	0	0	3						
Rey Sanchez, R (1, 6) OBP: 0.298, SLG: 0.297	FC5-4 1-2			G1-3	23 FC6-4 1B	K		G6-3		5	0	1	0	0	1	3						
Mark Grace, L (1, 3) OBP: 0.399, SLG: 0.511	F9			23 1B BB	23 FC6-4 1B	WP 1B		23 1B-3		4	1	3	1	1	0	1						
23 Ryne Sandberg, R (1, 4) OBP: 0.339, SLG: 0.388	G5-3			1B 1B	FC6-4 1-2 2-3	K		L5-3		5	1	1	0	0	1	5						
Sammy Sosa, R (1, 9) OBP: 0.294, SLG: 0.472		G6-3		1B	K	K		K		4	0	1	1	0	2	3						
Steve Buechele, R (1, 5) OBP: 0.291, SLG: 0.443		G4-3		1B 1B	K	G5-3				4	0	1	1	0	1	1						
Candy Maldonado, R (1, 7) OBP: 0.229, SLG: 0.303										2	0	1	0	0	0	0						
Derrick May, L (6, PH) OBP: 0.358, SLG: 0.436		G6-3								2	1	1	0	0	1	0						
Steve Lake, R (1, 2) OBP: 0.250, SLG: 0.371										2	1	1	0	0	0	0						
Rick Wilkins, L (6, PH) OBP: 0.313, SLG: 0.424										2	0	0	0	0	1	1						
Mike Harkey, R (1, 1) ERA: 4.58										1	0	0	0	0	0	0						
Eric Hillman, L (5, PH) ERA: 5.33										1	0	0	0	0	0	1						
Chuck McElroy, L (6, 1) ERA: 2.79										0	0	0	0	0	0	0						
Dwight Smith, L (6, PH) ERA: 4.59										1	0	1	0	0	0	0						
Paul Assenmacher, L (7, 1) ERA: 4.91										0	0	0	0	0	0	0						
Jose Vizcaino, S (8, PH) OBP: 0.400, SLG: 0.400										1	0	1	0	0	0	0						
Heathcliff Slocumb, R (9, 1) ERA: 3.38										0	0	0	0	0	0	0						
Inning Stats	R: 0 E: 1 K: 0 S: 7	H: 0 LOB: 1 BB: 0 P: 12	R: 0 E: 0 K: 0 S: 6	H: 0 LOB: 0 BB: 0 P: 8	R: 0 E: 0 K: 0 S: 9	H: 0 LOB: 0 BB: 0 P: 12	R: 2 E: 0 K: 0 S: 12	H: 4 LOB: 2 BB: 1 P: 20	R: 2 E: 1 K: 1 S: 16	H: 4 LOB: 2 BB: 0 P: 24	R: 1 E: 1 K: 2 S: 17	H: 2 LOB: 1 BB: 0 P: 24	R: 0 E: 0 K: 2 S: 9	H: 1 LOB: 1 BB: 0 P: 14	R: 0 E: 0 K: 2 S: 12	H: 1 LOB: 1 BB: 0 P: 20	R: 0 E: 0 K: 0 S: 4	H: 1 LOB: 0 BB: 0 P: 5	1B: 11 2B: 3 3B: 0 HR: 0	SF: 0 SAC: 0 DP: 1 HBP: 0	WP: 1 PB: 0 SB: 0 CS: 0	PA: 40
PITCHER	IP WLS BF H R ER SO BB IBB HBP BLK WP HR S P ERA WHIP	IP WLS BF H R ER SO BB I																				

Batter	1	2	3	4	5	6	7	8	9	AB	R	H	RBI	BB	SO	LOB	TOP		
Vince Coleman, S (1, 7) OBP: 0.291, SLG: 0.337	F8		1B		G1-3			B5	K	5	0	1	0	0	1	2			
Charlie O'Brien, R (1, 2) OBP: 0.285, SLG: 0.250	E5		G5-3		G6-3			K		3	0	0	0	0	0	2			
Todd Hundley, S (8, PH) OBP: 0.291, SLG: 0.411										1	0	0	0	0	1	0			
Eddie Murray, S (1, 3) OBP: 0.321, SLG: 0.423	G6-3				1B FC6-4			2B		4	2	2	0	0	0	1			
Bobby Bonilla, S (1, 9) OBP: 0.329, SLG: 0.495					2B FC6-4			2B		4	1	3	1	0	0	0			
Dave Gallagher, R (1, 8) OBP: 0.363, SLG: 0.507	F8				1B FC6-4			2B		3	0	0	1	0	0	2			
Joe Orsulak, L (8, PH) OBP: 0.331, SLG: 0.366					1B FC5-4			1B		1	0	1	1	0	0	0			
Howard Johnson, S (1, 5) OBP: 0.388, SLG: 0.364	L8				FC5-4 FC6-4			K		3	0	0	0	1	1	3			
Jeff Kent, R (1, 4) OBP: 0.297, SLG: 0.366	G5-3				FC6-4			SH1-4 BB		3	0	0	0	0	0	2			
Tony Fernandez, S (1, 6) OBP: 0.317, SLG: 0.284			G5-3		SH1-4 1B			F9		4	0	2	0	0	0	1			
Anthony Young, R (1, 1) OBP: 0.224, SLG: 0.241			K		SH1-4			FC5		1	0	0	0	0	1	0			
Chico Walker, S (7, PH) OBP: 1.000, SLG: 1.000										1	0	0	0	0	0	0			
Mike Draper, R (7, 1) OBP: 1.000, SLG: 1.000										0	0	0	0	0	0	0			
Mike Maddux, L (7, 1) OBP: 0.250, SLG: 0.317										1	0	0	0	0	1	1			
Tim Bogar, R (9, PH) OBP: 0.250, SLG: 0.317										1	0	0	0	0	1	1			
Inning Stats	R: 0 E: 1 K: 0 S: 6	H: 0 LOB: 0 BB: 0 P: 12	R: 0 E: 0 K: 0 S: 8	H: 1 LOB: 1 BB: 0 P: 14	R: 0 E: 0 K: 1 S: 10	H: 1 LOB: 1 BB: 0 P: 15	R: 1 E: 0 K: 0 S: 9	H: 2 LOB: 1 BB: 0 P: 11	R: 0 E: 0 K: 0 S: 5	H: 0 LOB: 0 BB: 0 P: 7	R: 0 E: 0 K: 0 S: 7	H: 0 LOB: 1 BB: 1 P: 15	R: 2 E: 0 K: 2 S: 15	H: 3 LOB: 1 BB: 0 P: 22	R: 0 E: 0 K: 2 S: 9	H: 1 LOB: 1 BB: 0 P: 13	1B: 6 2B: 3 3B: 0 HR: 0	SF: 0 SAC: 2 DP: 0 HBP: 0	WP: 0 PA: 37 PB: 0 SB: 1 CS: 1
PITCHER	IP WLS BF H R ER SO BB IBB HBP BLK WP HR S P ERA WHIP																		
Greg Hibbard, L (1, 1) ERA: 3.75	7.0 W 27 5 1 1 1 1 1 0 0 0 0 0 0 50 82 1.29 0.857																		
Bob Scanlan, R (8, 1) ERA: 5.01	0.2 4 2 2 2 1 0 0 0 0 0 0 0 9 12 27.00 3.000																		
Randy Myers, L (8, 1) ERA: 1.9	1.1 S 6 2 0 0 3 0 0 0 0 0 0 0 15 23 0.00 1.500																		

New York Mets @ Chicago Cubs
Wrigley Field, Chicago, IL
Tue Jun 01 1993, 7:05 PM CDT
Att: 24,175 - Unknown - 57 F


AB 34
R 3
H 9
RBI 3
BB 1
SO 5
LOB 15



Batter	1	2	3	4	5	6	7	8	9	AB	R	H	RBI	BB	SO	LOB	BOTTOM	
Dwight Smith, L (1, 8) OBP: 0.391, SLG: 0.619	G4-6-3 BB		G6-3			K				3	0	1	2	2	1	1		
Jose Vizcaino, S (1, 6) OBP: 0.390, SLG: 0.397	L6		F7			G4-3		L6		5	0	0	0	0	0	4		
Mark Grace, L (1, 3) OBP: 0.396, SLG: 0.503	G4-6-3							G4-3		3	0	0	0	1	1	1		
23 Ryne Sandberg, R (1, 4) OBP: 0.345, SLG: 0.392			G6-3			P4				4	1	2	0	0	0	1		
Derrick May, L (1, 7) OBP: 0.355, SLG: 0.438	G6-3							G4-3		4	1	1	1	0	0	1		
Sammy Sosa, R (1, 9) OBP: 0.309, SLG: 0.486										3	2	3	1	1	0	0		
Steve Buechele, R (1, 5) OBP: 0.290, SLG: 0.439	G4-3									4	1	1	0	0	1	3		
Rick Wilkins, L (1, 2) OBP: 0.326, SLG: 0.430										3	2	2	1	1	1	1		
Greg Hibbard, L (1, 1) ERA: 3.21										1	0	0	0	0	1	1		
Doug Jennings, L (7, PH) OBP: 1.000, SLG: 2.000										1	1	1	1	0	0	0		
Bob Scanlan, R (8, 1) ERA: 4.79										0	0	0	0	0	0	0		
Randy Myers, L (8, 1) OBP: 0.500, SLG: 1.000										1	0	1	2	0	0	0		
Inning Stats	R: 0 E: 0 K: 0 S: 6	H: 0 LOB: 1 BB: 1 P: 13	R: 0 E: 0 K: 0 S: 9	H: 1 LOB: 1 BB: 0 P: 15	R: 0 E: 0 K: 1 S: 10	H: 1 LOB: 0 BB: 0 P: 14	R: 0 E: 0 K: 2 S: 9	H: 0 LOB: 1 BB: 1 P: 15	R: 0 E: 0 K: 1 S: 10	H: 0 LOB: 1 BB: 1 P: 17	R: 4 E: 0 K: 0 S: 17	H: 5 LOB: 0 BB: 0 P: 28	R: 4 E: 0 K: 1 S: 21	H: 4 LOB: 2 BB: 2 P: 42	1B: 8 2B: 4 3B: 0 HR: 0	SF: 0 SAC: 1 DP: 2 HBP: 0	WP: 0 PA: 38 PB: 0 SB: 3 CS: 0	
PITCHER	IP WLS BF H R ER SO BB IBB HBP BLK WP HR S P ERA WHIP																	
Anthony Young, R (1, 1) ERA: 3.21	6.0 L 22 3 0 0 4 3 0 0 0 0 0 0 11 20 0.00 1.000																	
Mike Draper, R (7, 1) ERA: 4.79	0.1 4 3 3 3 0 0 0 0 0 0 0 0 27 50 81.00 9.000																	
Mike Maddux, R (7, 1) ERA: 4.88	1.2 12 6 5 5 1 1 1 0 0 0 0 0 27 50 27.00 4.200																	

New York Mets @ Chicago Cubs
Wrigley Field, Chicago, IL
Tue Jun 01 1993, 7:05 PM CDT
Att: 24,175 - Unknown - 57 F

AB 32
R 8
H 12
RBI 8
BB 5
SO 5
LOB 13



Batter	1	2	3	4	5	6	7	8	9	AB	R	H	RBI	BB	SO	LOB	TOP		
Vince Coleman, S (1, 7) OBP: 0.295, SLG: 0.340 Dave Gallagher, R (5, 8) OBP: 0.368, SLG: 0.507	1-2 1B	1-2 L9		0-0 SF9 1-3 1B	1-1 G6-3		0-0 F8		1-0 1B	4	2	2	0	0	0	1			
Tony Fernandez, S (1, 6) OBP: 0.325, SLG: 0.295 John Franco, L (9, 1)	1-1 1B	0-0 E		0-1 G4-3	0-0 1B			4-2 FC3-6 WP BB	0-0 L6	5	1	3	0	1	0	3			
Eddie Murray, S (1, 3) OBP: 0.427, SLG: 0.427 Jeff McKnight, S (5, PR) OBP: 0.270, SLG: 0.226	2-1 1B	0-1 E4		0-0 SF9	3-2 1B			4-2 FC3-6 BB		3	0	2	2	0	0	1			
Bobby Bonilla, S (1, 9) OBP: 0.326, SLG: 0.503 Jeff Innis, R (8, 1) Tim Bogar, R (9, 6) OBP: 0.250, SLG: 0.317	2-1 1B	2-1 F9		2-3 3-H HR	1-3 K			3-3 K		5	1	1	2	0	2	7			
Joe Orsulak, L (1, 8) OBP: 0.333, SLG: 0.362	0-1 G3		2-1 G4-3	2B HR BB		2-1 F9		0-1 FC3-6 FC4-6		4	1	1	0	1	0	2			
Howard Johnson, S (1, 5) OBP: 0.354, SLG: 0.365	0-0 G3		1-1 F8	0-1 HR		0-2 G5-3		1-1 FC4-6		5	1	1	0	0	0	4			
Chico Walker, S (1, 4) OBP: 0.238, SLG: 0.322	1-1 G4-3		2-2 F8	1-1 HR		3-2 P4			0-0 G4-3 1B 2B	5	2	2	3	0	0	2			
Todd Hundley, S (1, 2) OBP: 0.288, SLG: 0.426		1-0 P6		HR			0-1 G4-3		2-3 K	5	1	1	1	0	1	1			
Dwight Gooden, R (1, 1) OBP: 0.286, SLG: 0.429 Wayne Housie, S (8, 9) OBP: 0.267, SLG: 0.286	0-1 1B		0-0 1B	0-0 1B	0-2 G6-3		1-1 L5		0-0 G4-3	4	2	2	0	0	0	0			
Inning Stats	R: 2 E: 0 K: 0 S: 20	H: 4 LOB: 2 BB: 0 P: 27	R: 1 E: 1 K: 0 S: 13	H: 2 LOB: 2 BB: 0 P: 17	R: 0 E: 0 K: 0 S: 7	H: 0 LOB: 0 BB: 0 P: 12	R: 7 E: 0 K: 0 S: 13	H: 6 LOB: 0 BB: 1 P: 22	R: 0 E: 0 K: 1 S: 9	H: 2 LOB: 2 BB: 0 P: 14	R: 0 E: 0 K: 0 S: 5	H: 0 LOB: 0 BB: 0 P: 6	R: 0 E: 0 K: 1 S: 12	H: 0 LOB: 2 BB: 2 P: 24	R: 1 E: 0 K: 0 S: 11	H: 2 LOB: 1 BB: 0 P: 14	1B: 11 2B: 2 3B: 0 HR: 3	SF: 1 SAC: 0 DP: 0 HBP: 0	WP: 2 PA: 47 PB: 1 CS: 0
PITCHER	IP WLS BF H R ER SO BB IBB HBP BLK WP HR S P ERA WHIP	IP WLS BF H R ER SO BB IBB HBP BLK WP HR S P ERA WHIP	IP WLS BF H R ER SO BB IBB HBP BLK WP HR S P ERA WHIP	IP WLS BF H R ER SO BB IBB HBP BLK WP HR S P ERA WHIP	IP WLS BF H R ER SO BB IBB HBP BLK WP HR S P ERA WHIP	IP WLS BF H R ER SO BB IBB HBP BLK WP HR S P ERA WHIP	IP WLS BF H R ER SO BB IBB HBP BLK WP HR S P ERA WHIP	IP WLS BF H R ER SO BB IBB HBP BLK WP HR S P ERA WHIP	IP WLS BF H R ER SO BB IBB HBP BLK WP HR S P ERA WHIP	IP WLS BF H R ER SO BB IBB HBP BLK WP HR S P ERA WHIP	IP WLS BF H R ER SO BB IBB HBP BLK WP HR S P ERA WHIP	IP WLS BF H R ER SO BB IBB HBP BLK WP HR S P ERA WHIP	IP WLS BF H R ER SO BB IBB HBP BLK WP HR S P ERA WHIP	IP WLS BF H R ER SO BB IBB HBP BLK WP HR S P ERA WHIP	IP WLS BF H R ER SO BB IBB HBP BLK WP HR S P ERA WHIP	IP WLS BF H R ER SO BB IBB HBP BLK WP HR S P ERA WHIP	IP WLS BF H R ER SO BB IBB HBP BLK WP HR S P ERA WHIP	IP WLS BF H R ER SO BB IBB HBP BLK WP HR S P ERA WHIP	
Frank Castillo, R (1, 1) ERA: 4.08 Chuck McElroy, L (4, 1) ERA: 4.12 Dan Plesac, L (5, 1) ERA: 5.23 Jose Bautista, R (7, 1) ERA: 2.66 Paul Assenmacher, L (9, 1) ERA: 5.12	3.2 L 22 10 7 6 0 0 0 0 0 1 2 48 67 14.73 2.727	4.1 L 22 10 7 6 0 0 0 0 0 1 2 48 67 14.73 2.727	2.0 L 8 2 0 0 1 0 0 0 0 0 0 22 32 0.00 1.000	2.0 L 8 0 0 0 1 2 0 0 0 1 0 17 30 0.00 1.000	1.0 L 5 2 1 1 1 0 0 0 0 0 0 11 14 9.00 2.000														

New York Mets @ Chicago Cubs
Wrigley Field, Chicago, IL
Wed Jun 02 1993, 3:33 AM CDT
Att: 27,451 - Cloudy - 58 F

AB 43
R 11
H 16
RBI 9
BB 3
SO 3
LOB 22

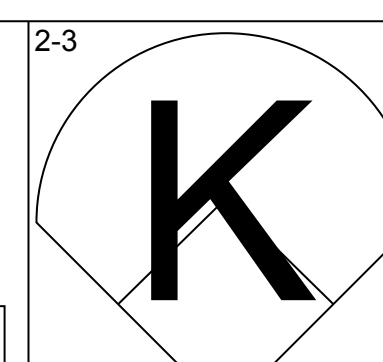
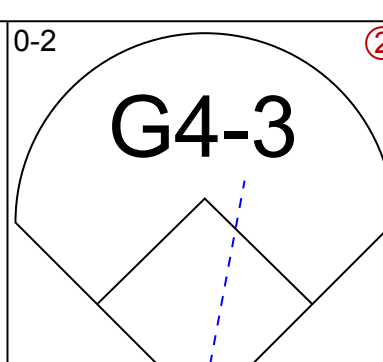
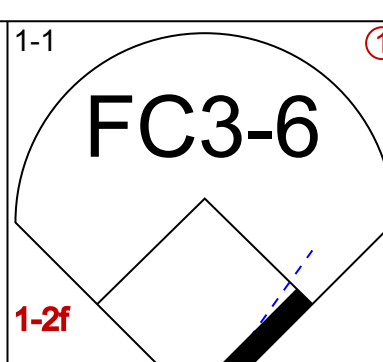
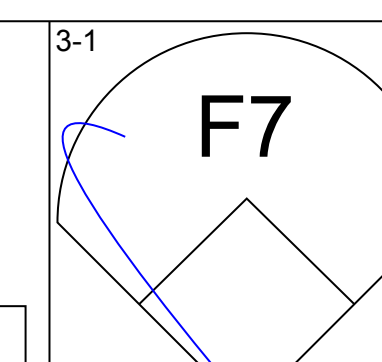
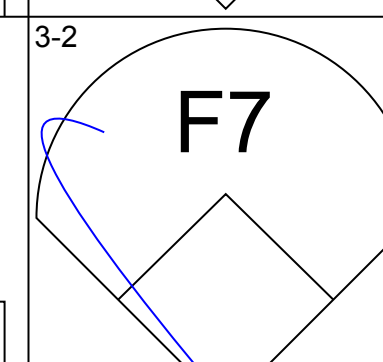
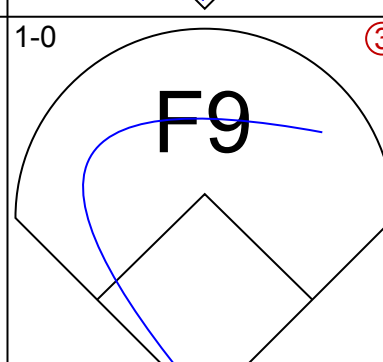
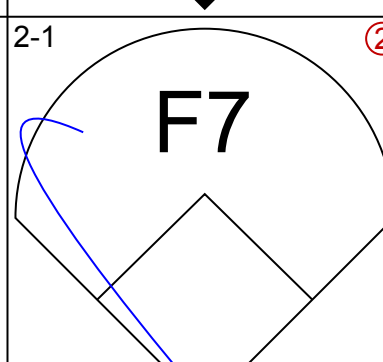
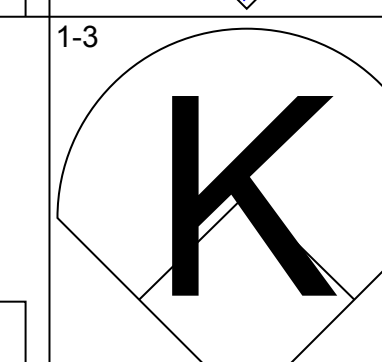
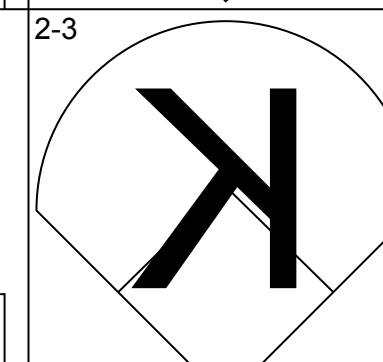
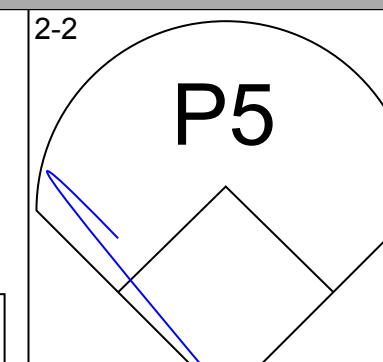
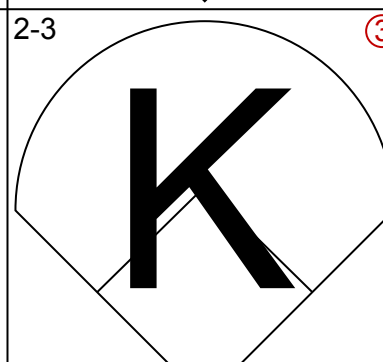
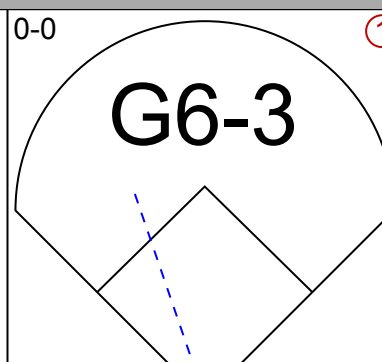
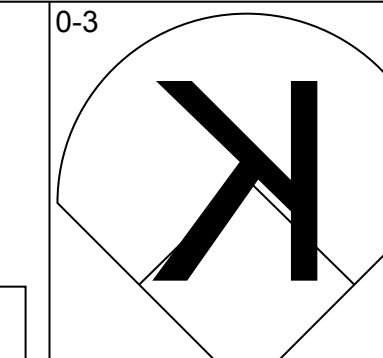
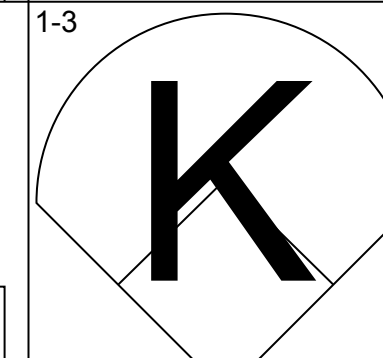
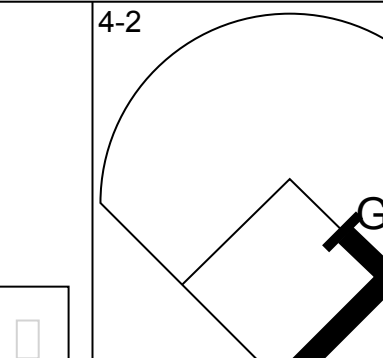
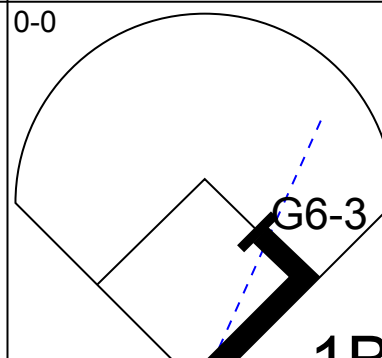
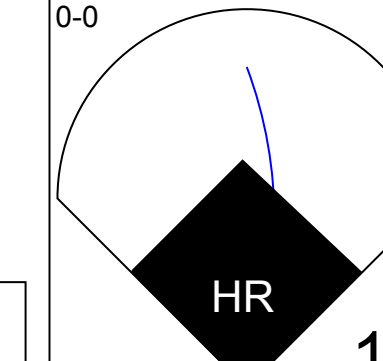
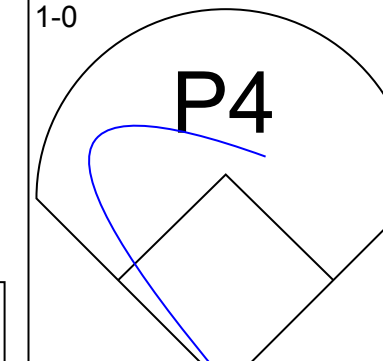
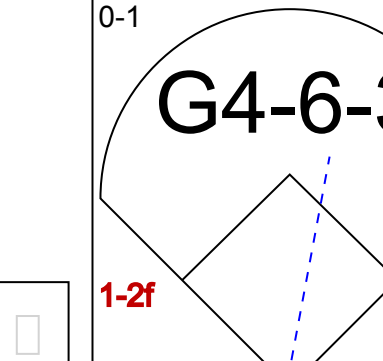
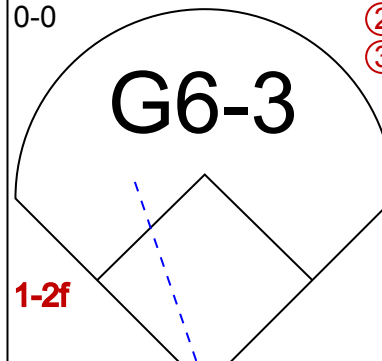
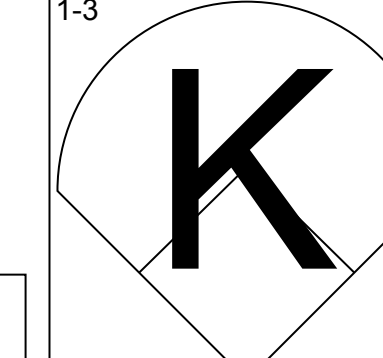
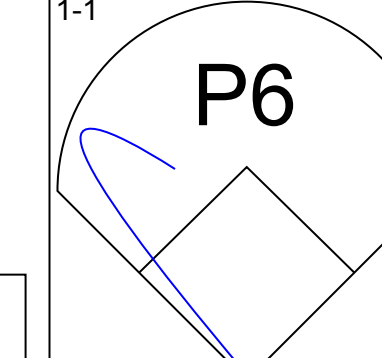
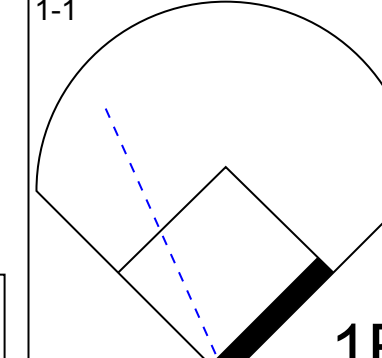
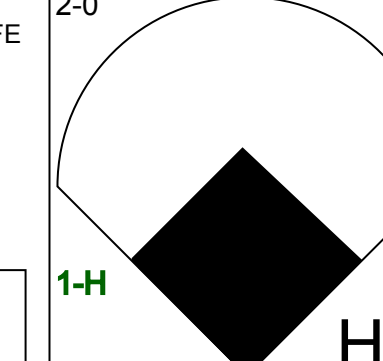
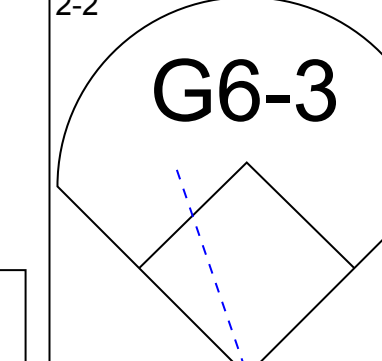
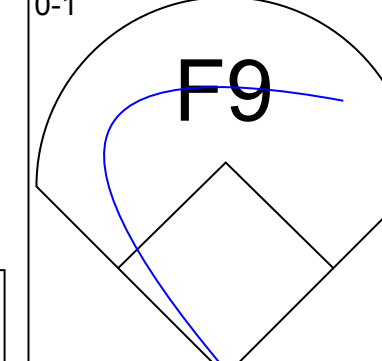
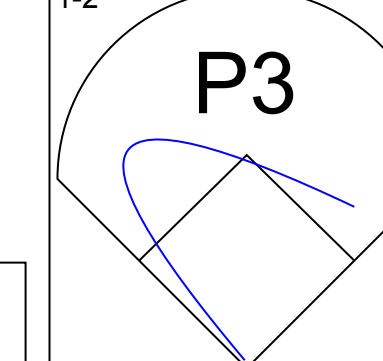


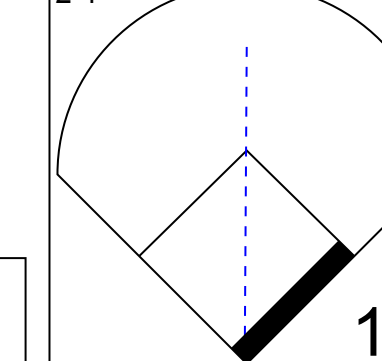
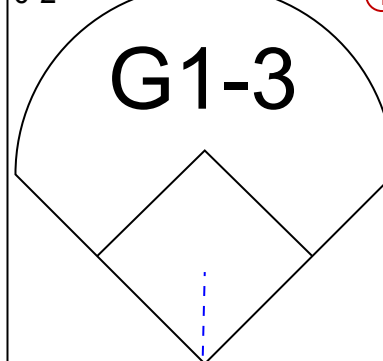
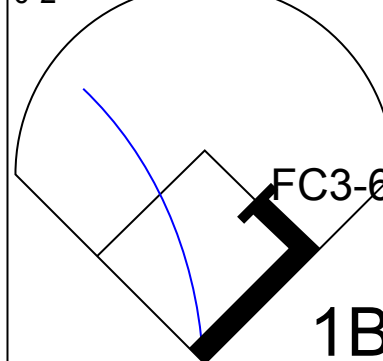
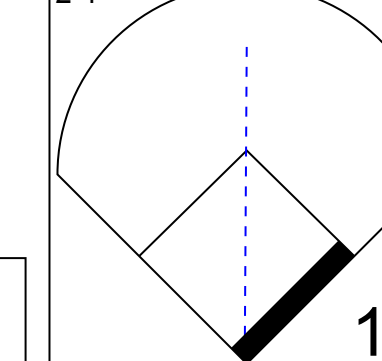


Batter	1	2	3	4	5	6	7	8	9	AB	R	H	RBI	BB	SO	LOB	BOTTOM				
Dwight Smith, L (1, 8) OBP: 0.398, SLG: 0.626	3-2 FC4-6 1B				2-1 F8	1-0 2B			2-0 G6-4-3 1B	5	0	3	2	0	1	0					
Jose Vizcaino, S (1, 6) OBP: 0.385, SLG: 0.397	0-1 FC4-6 WP 1B 23 1B		2-1 1B		2-3 K	2-3 K			2-1 G6-4-3	5	1	1	0	0	2	4					
Mark Grace, L (1, 3) OBP: 0.403, SLG: 0.505	4-0 L6-4 23 1B BB		1-1 1B		0-2 1B					3	0	2	0	1	0	0					
23 Ryne Sandberg, R (1, 4) OBP: 0.341, SLG: 0.387 Eric Yelding, R (8, 4) OBP: 0.186, SLG: 0.188	0-0 1B		0-2 P4		0-0 G4-3					4	0	1	1	0	1	3					
Derrick May, L (1, 7) OBP: 0.359, SLG: 0.442	1-2 3-H 1B									0	0	0	0	0	0	0					
Sammy Sosa, R (1, 9) OBP: 0.313, SLG: 0.481		3-2 P9		0-0 2B	0-3 K					3	1	1	0	1	0	2					
Steve Buechele, R (1, 5) OBP: 0.296, SLG: 0.439 Rey Sanchez, R (8, PH) OBP: 0.295, SLG: 0.294		1-1 G4-6-3 1B			4-2 BB					2	0	1	0	1	0	2					
Rick Wilkins, L (1, 2) OBP: 0.324, SLG: 0.419		0-0 G4-6-3		0-1 P6		4-2 2B BB				3	0	0	0	1	0	4					
Frank Castillo, R (1, 1) OBP: 0.385, SLG: 0.188 Chuck McElroy, L (4, PH) OBP: 0.226, SLG: 0.296 Dan Plesac, L (5, 1) ERA: 5.23 Doug Jennings, L (6, PH) OBP: 0.292, SLG: 1.000 Jose Bautista, R (7, 1) ERA: 2.66 Paul Assenmacher, L (8, 1) OBP: 0.267, SLG: 0.286 Willie Wilson, S (9, PH) OBP: 0.280, SLG: 0.337			1-1 G6-3	2-3 K		2-2 P5			2-0 G6-3	1	0	0	0	0	0	0					
Inning Stats	R: 1 E: 0 K: 0 S: 7	H: 2 LOB: 1 BB: 1 P: 14	R: 0 E: 0 K: 0 S: 7	H: 1 LOB: 0 BB: 0 P: 11	R: 0 E: 0 K: 1 S: 12	H: 2 LOB: 2 BB: 0 P: 19	R: 0 E: 0 K: 2 S: 12	H: 1 LOB: 2 BB: 1 P: 18	R: 0 E: 0 K: 1 S: 9	H: 1 LOB: 2 BB: 0 P: 13	R: 2 E: 0 K: 1 S: 18	H: 1 LOB: 2 BB: 3 P: 36	R: 0 E: 0 K: 1 S: 5	H: 0 LOB: 0 BB: 0 P: 7	R: 0 E: 0 K: 1 S: 5	H: 0 LOB: 0 BB: 1 P: 10	R: 0 E: 0 K: 0 S: 4	H: 1 LOB: 0 BB: 0 P: 10	1B: 6 2B: 4 3B: 0 HR: 0	SF: 0 SAC: 0 DP: 4 HBP: 0	WP: 2 PA: 38 PB: 0 CS: 0
PITCHER	IP WLS BF H R ER SO BB IBB HBP BLK WP HR S P ERA WHIP	IP WLS BF H R ER SO BB IBB HBP BLK WP HR S P ERA WHIP	IP WLS BF H R ER SO BB IBB HBP BLK WP HR S P ERA WHIP	IP WLS BF H R ER SO BB IBB HBP BLK WP HR S P ERA WHIP	IP WLS BF H R ER SO BB IBB HBP BLK WP HR S P ERA WHIP	IP WLS BF H R ER SO BB IBB HBP BLK WP HR S P ERA WHIP	IP WLS BF H R ER SO BB IBB HBP BLK WP HR S P ERA WHIP	IP WLS BF H R ER SO BB IBB HBP BLK WP HR S P ERA WHIP	IP WLS BF H R ER SO BB IBB HBP BLK WP HR S P ERA WHIP	IP WLS BF H R ER SO BB IBB HBP BLK WP HR S P ERA WHIP	IP WLS BF H R ER SO BB IBB HBP BLK WP HR S P ERA WHIP	IP WLS BF H R ER SO BB IBB HBP BLK WP HR S P ERA WHIP	IP WLS BF H R ER SO BB IBB HBP BLK WP HR S P ERA WHIP	IP WLS BF H R ER SO BB IBB HBP BLK WP HR S P ERA WHIP	IP WLS BF H R ER SO BB IBB HBP BLK WP HR S P ERA WHIP	IP WLS BF H R ER SO BB IBB HBP BLK WP HR S P ERA WHIP	IP WLS BF H R ER SO BB IBB HBP BLK WP HR S P ERA WHIP	IP WLS BF H R ER SO BB IBB HBP BLK WP HR S P ERA WHIP			
Dwight Gooden, R (1, 1) ERA: 2.79 Jeff Innis, R (8, 1) ERA: 4.15 John Franco, L (9, 1) ERA: 0.96	7.0 W 32 8 3 3 6 5 0 0 0 0 0 0 5 70 118 3.86 1.857	1.0 L 3 0 0 0 1 1 0 0 0 0 0 0 5 10 0.00 1.000	1.0 L 3 1 0 0 0 0 0 0 0 0 0 0 4 10 0.00 1.000																		

New York Mets @ Chicago Cubs
Wrigley Field, Chicago, IL
Wed Jun 02 1993, 3:33 AM CDT
Att: 27,451 - Cloudy - 58 F

AB 32
R 3
H 9
RBI 3
BB 6
SO 7
LOB 22

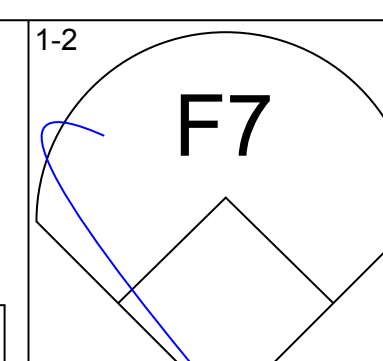
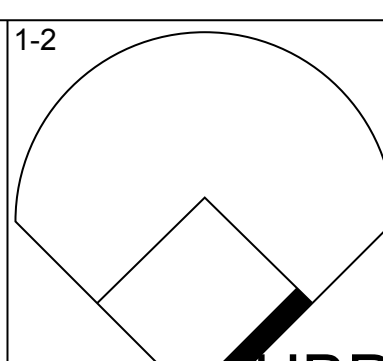
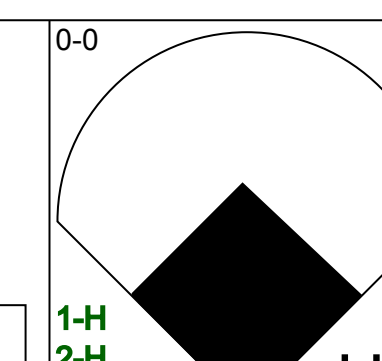
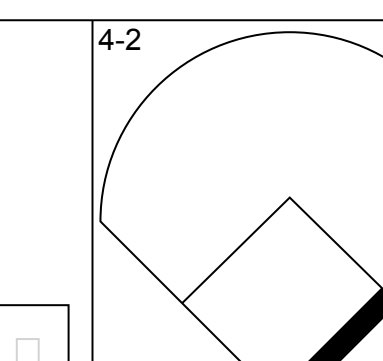
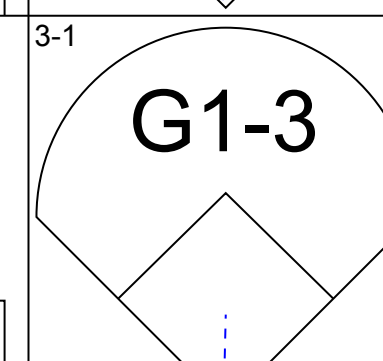
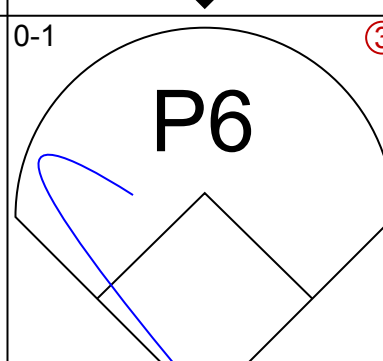
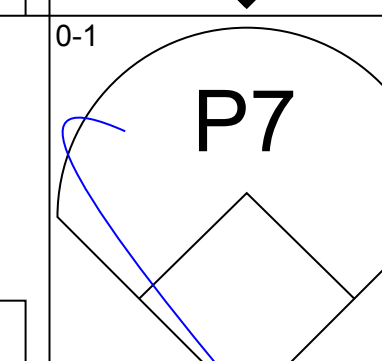
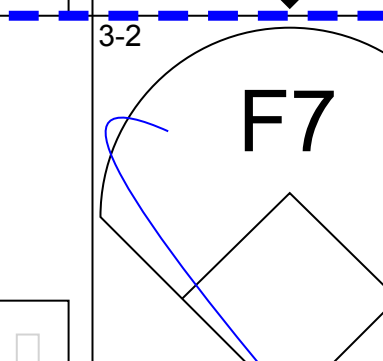
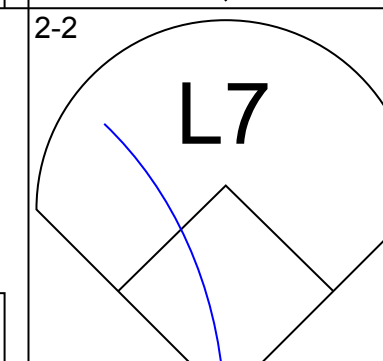
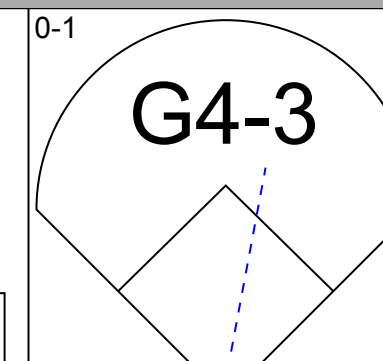
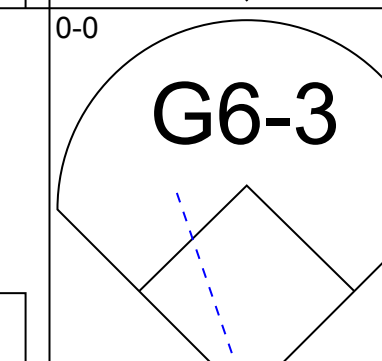
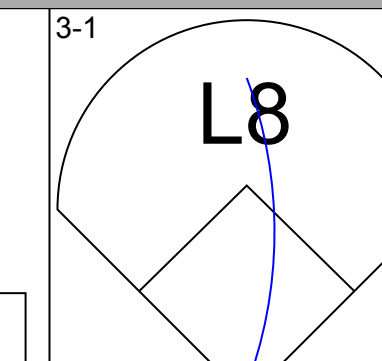
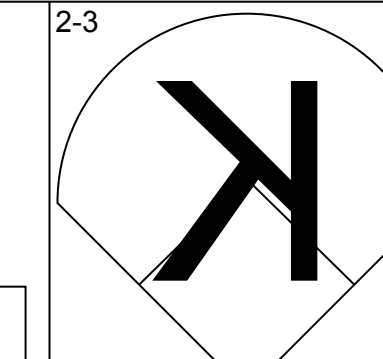
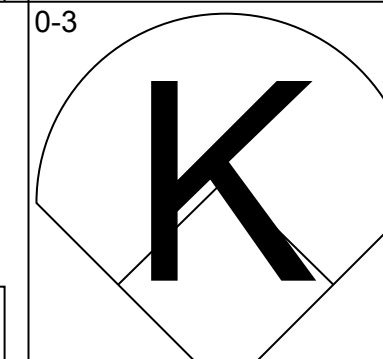
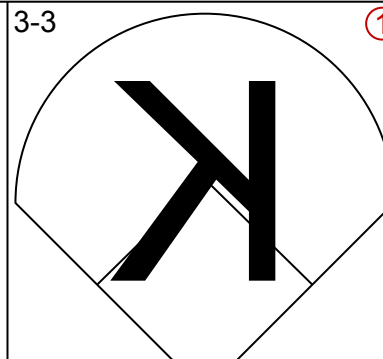
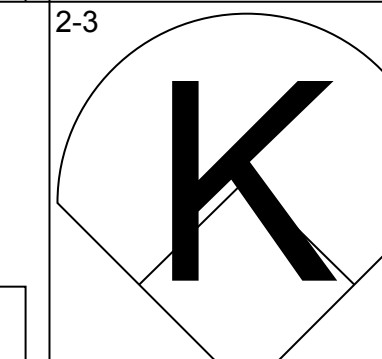
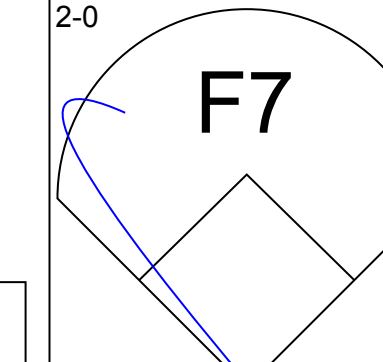
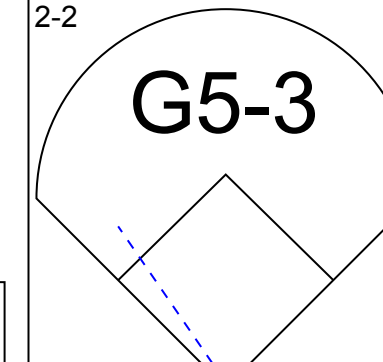
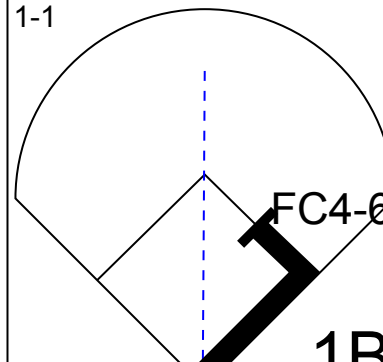
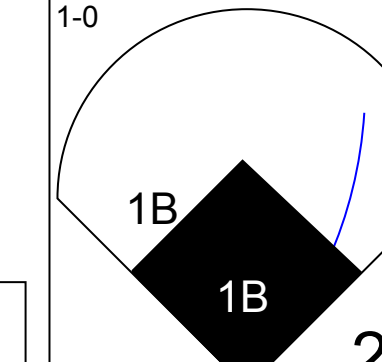
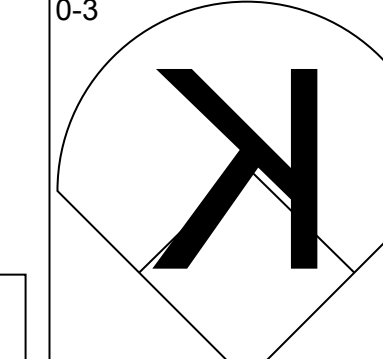
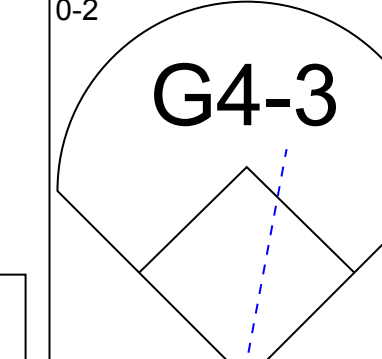
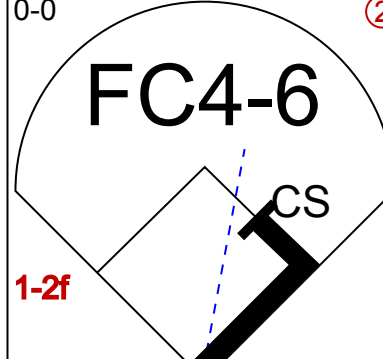
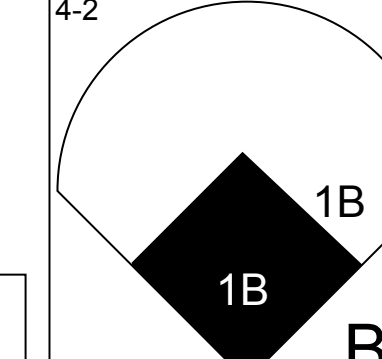
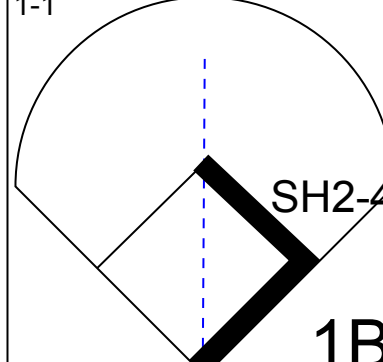
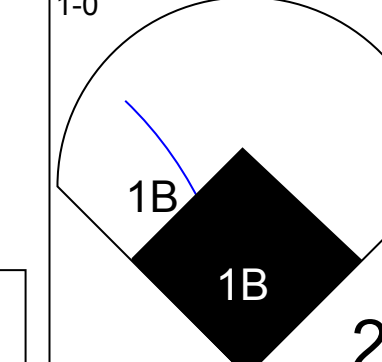
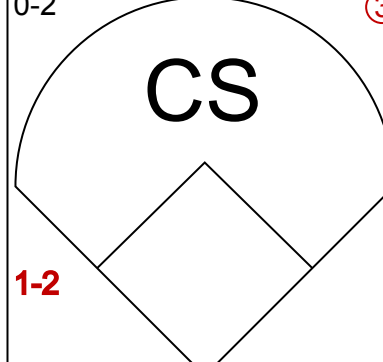
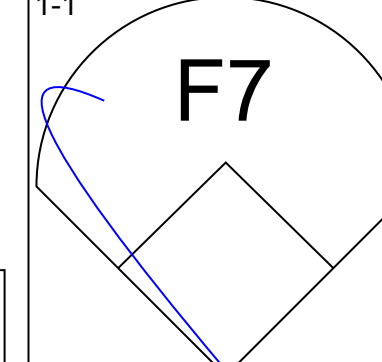
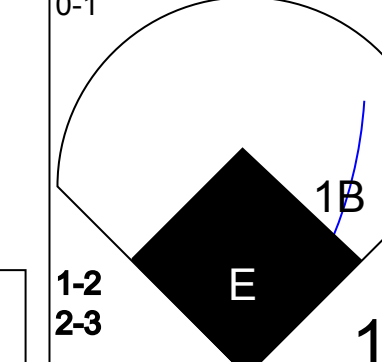
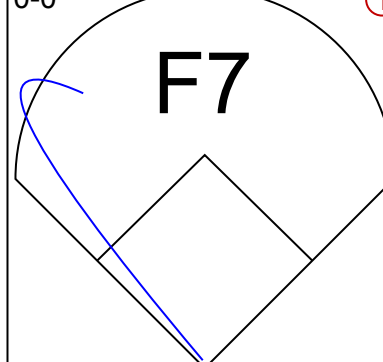
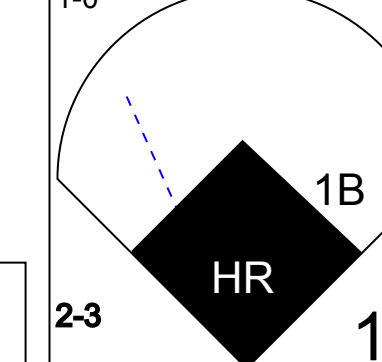
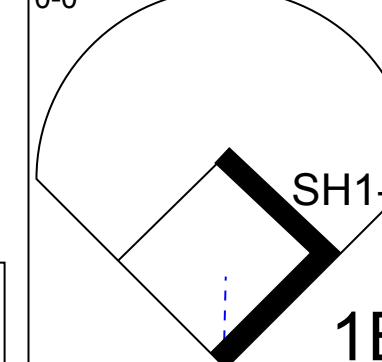
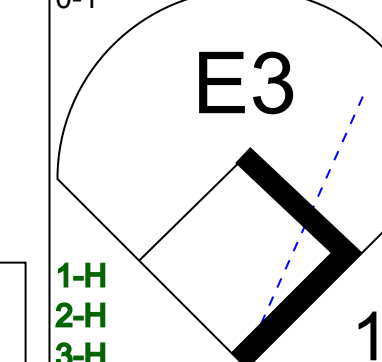
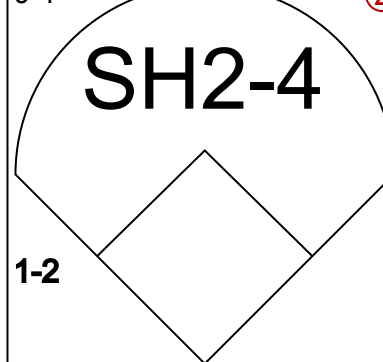
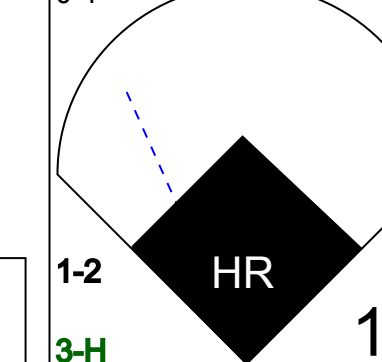
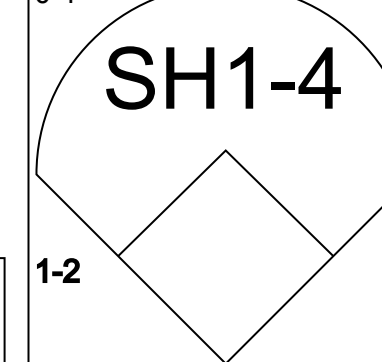
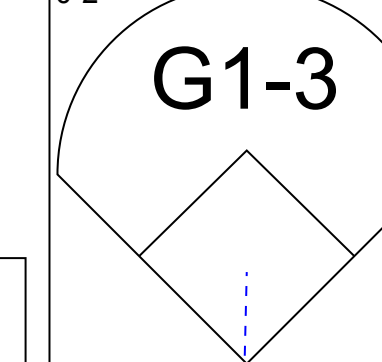


Batter	1	2	3	4	5	6	7	8	9	AB	R	H	RBI	BB	SO	LOB	TOP									
Vince Coleman, S (1, 7) OBP: 0.290, SLG: 0.333										4	0	0	0	0	1	2										
Tony Fernandez, S (1, 6) OBP: 0.322, SLG: 0.287										4	0	0	0	0	1	2										
Eddie Murray, S (1, 3) OBP: 0.318, SLG: 0.418										4	0	0	0	0	2	1										
Bobby Bonilla, S (1, 9) OBP: 0.329, SLG: 0.500										3	0	1	0	1	2	0										
Joe Orsulak, L (1, 8) OBP: 0.331, SLG: 0.358										4	1	1	0	0	0	2										
Howard Johnson, S (1, 5) OBP: 0.354, SLG: 0.364										3	0	1	0	0	1	1										
Jeff Kent, R (1, 4) OBP: 0.299, SLG: 0.387										3	1	2	0	0	1	1										
Paul Gibson, R (7, 1)										0	0	0	0	0	0	0										
Todd Hundley, S (1, 2) OBP: 0.282, SLG: 0.417										3	0	0	0	0	0	0										
Frank Tanana, L (1, 1) OBP: 0.105, SLG: 0.105										2	0	1	0	0	0	0										
Chico Walker, S (7, 4) OBP: 0.250, SLG: 0.333										1	0	1	0	0	0	0										
Inning Stats	R: 0 E: 0 K: 2 S: 10	H: 0 LOB: 0 BB: 0 P: 17	R: 2 E: 0 K: 2 S: 12	H: 2 LOB: 0 BB: 0 P: 16	R: 0 E: 0 K: 0 S: 7	H: 0 LOB: 0 BB: 0 P: 8	R: 0 E: 0 K: 1 S: 7	H: 0 LOB: 0 BB: 0 P: 11	R: 0 E: 0 K: 0 S: 6	H: 0 LOB: 0 BB: 0 P: 10	R: 0 E: 0 K: 1 S: 11	H: 1 LOB: 1 BB: 0 P: 16	R: 0 E: 0 K: 0 S: 11	H: 1 LOB: 1 BB: 1 P: 16	R: 0 E: 0 K: 1 S: 9	H: 1 LOB: 1 BB: 0 P: 16	R: 0 E: 0 K: 0 S: 3	H: 1 LOB: 0 BB: 0 P: 3	1B: 5 2B: 0 3B: 0 HR: 1	SF: 0 SAC: 0 DP: 2 HBP: 0	WP: 0 PB: 0 SB: 0 CS: 0	PA: 32				
PITCHER Pete Harnisch, R (1, 1) ERA: 3.13	IP: 9.0 WLS: W BF: 32	H: 6 R: 2 ER: 2 SO: 7	BB: 1 IBB: 0 HBP: 0 BLK: 0	WP: 0 HR: 1 S: 76 P: 113	ERA: 2.00 WHIP: 0.778											ERA: 2.00 WHIP: 0.778										

New York Mets @ Houston Astros
Astrodome, Houston, TX
Fri Jun 04 1993, 8:05 PM EDT
Att: 33,022 - Dome

AB	31
R	2
H	6
RBI	2
BB	1
SO	7
LOB	9



Batter	1	2	3	4	5	6	7	8	9	AB	R	H	RBI	BB	SO	LOB	BOTTOM									
Craig Biggio, R (1, 4) OBP: 0.382, SLG: 0.492										2	1	1	3	1	0	0										
Steve Finley, L (1, 8) OBP: 0.304, SLG: 0.300										4	0	0	0	0	0	4										
Jeff Bagwell, R (1, 3) OBP: 0.422, SLG: 0.576										4	0	0	0	0	0	0										
Eric Anthony, L (1, 9) OBP: 0.346, SLG: 0.415										4	0	0	0	0	4	0										
Ken Caminiti, S (1, 5) OBP: 0.295, SLG: 0.455										4	1	2	0	0	0	0										
Luis Gonzalez, L (1, 7) OBP: 0.328, SLG: 0.426										3	1	0	0	1	1	1										
Scott Servais, R (1, 2) OBP: 0.372, SLG: 0.507										4	2	3	0	0	0	0										
Andujar Cedeno, R (1, 6) OBP: 0.368, SLG: 0.446										4	1	3	2	0	0	1										
Pete Harnisch, S (1, 1) OBP: 0.217, SLG: 0.227										2	1	1	1	0	0	1										
Inning Stats	R: 0 E: 0 K: 0 S: 9	H: 0 LOB: 0 BB: 0 P: 15	R: 0 E: 0 K: 2 S: 7	H: 0 LOB: 0 BB: 0 P: 11	R: 0 E: 0 K: 1 S: 9	H: 0 LOB: 0 BB: 0 P: 11	R: 0 E: 0 K: 1 S: 9	H: 0 LOB: 0 BB: 0 P: 11	R: 4 E: 0 K: 0 S: 11	H: 4 LOB: 0 BB: 0 P: 13	R: 0 E: 0 K: 1 S: 8	H: 1 LOB: 0 BB: 0 P: 12	R: 0 E: 0 K: 0 S: 12	H: 1 LOB: 2 BB: 1 P: 20	R: 3 E: 1 K: 1 S: 17	H: 3 LOB: 1 BB: 1 P: 27	1B: 7 2B: 2 3B: 0 HR: 1	SF: 0 SAC: 2 DP: 0 HBP: 1	WP: 0 PB: 0 SB: 0 CS: 1	PA: 37						
PITCHER Frank Tanana, L (1, 1) ERA: 4.37	IP: 6.0 WLS: L BF: 24	H: 6 R: 4 ER: 4 SO: 4	BB: 0 IBB: 0 HBP: 1 BLK: 0	WP: 0 HR: 1 S: 53 P: 73	ERA: 6.00 WHIP: 1.000											ERA: 6.00 WHIP: 1.000										
Jeff Innis, R (7, 1) ERA: 4.05	0.2	4	1	0	0	0	1	0	0	0	0	8	13	0.00	3.000											
Paul Gibson, L (7, 1) ERA: 3.0	1.1	8	3	3	2	1	1	0	0	0	0	21	34	13.50	3.000											

New York Mets @ Houston Astros
Astrodome, Houston, TX
Fri Jun 04 1993, 8:05 PM EDT
Att: 33,022 - Dome

AB	31
R	7
H	10
RBI	6
BB	2
SO	5
LOB	7



Batter	1	2	3	4	5	6	7	8	9	AB	R	H	RBI	BB	SO	LOB	TOP																			
Vince Coleman, S (1, 7) OBP: 0.292, SLG: 0.339	0-0 1B	2-3 K		1-1 2B		1-1 F7			3-2 G6-3	5	1	2	0	0	1	1																				
Tony Fernandez, S (1, 6) OBP: 0.326, SLG: 0.292	2-2 1B	1-3 K		3-3 K					0-0 G4-3	4	1	2	0	0	2	1																				
Eric Hillman, L (7, 1) OBP: 0.111, SLG: 0.111										0	0	0	0	0	0	0																				
Chico Walker, S (9, PH) OBP: 0.246, SLG: 0.328	F8 1B									1	0	0	0	0	0	0																				
Eddie Murray, S (1, 3) OBP: 0.317, SLG: 0.414	0-1 2B	1-3 K				1-1 G4-3		1-0 F9		4	1	1	1	0	1	1																				
Bobby Bonilla, S (1, 9) OBP: 0.327, SLG: 0.500	1-1 F8		0-0 F7-5		2-2 F7			2-3 K		4	0	1	0	0	1	3																				
Joe Orsulak, L (1, 8) OBP: 0.336, SLG: 0.366	0-0 1B		2-1 F7-5		1-2 F7			1-0 G5-3		3	1	1	1	0	0	1																				
Howard Johnson, S (1, 5) OBP: 0.357, SLG: 0.382	1-3 3-H		0-1 F7-5						1-3 K	3	1	1	1	1	1	2																				
Jeff Kent, R (1, 4) OBP: 0.297, SLG: 0.383	2-2 1B		1-3 K					2-1 G5-3		4	0	1	2	0	2	1																				
Todd Hundley, S (1, 2) OBP: 0.274, SLG: 0.404	1-2 2-H							0-3 K																												
Bret Saberhagen, R (1, 1) OBP: 0.192, SLG: 0.130								1-1 P4		4	0	0	0	0	2	2																				
Mike Maddux, L (6, 1)																																				
Paul Gibson, R (6, 1)																																				
Tim Bogar, R (7, 6) OBP: 0.250, SLG: 0.317																																				
Jeff McKnight, S (9, PH) OBP: 0.263, SLG: 0.219										1	0	0	0	0	1	0																				
Inning Stats	R: 4 E: 0 K: 1 S: 19	H: 5 LOB: 2 BB: 1 P: 31	R: 0 E: 0 K: 3 S: 9	H: 0 LOB: 0 BB: 0 P: 13	R: 0 E: 0 K: 1 S: 8	H: 1 LOB: 1 BB: 0 P: 11	R: 0 E: 0 K: 2 S: 9	H: 1 LOB: 1 BB: 0 P: 14	R: 0 E: 0 K: 0 S: 9	H: 0 LOB: 0 BB: 0 P: 13	R: 1 E: 0 K: 0 S: 8	H: 1 LOB: 1 BB: 0 P: 16	R: 0 E: 0 K: 1 S: 7	H: 1 LOB: 1 BB: 0 P: 12	R: 0 E: 0 K: 2 S: 8	H: 0 LOB: 0 BB: 0 P: 10	R: 0 E: 0 K: 1 S: 7	H: 0 LOB: 0 BB: 0 P: 11	1B: 5 2B: 4 3B: 0 HR: 1	SF: 0 SAC: 0 DP: 1 HBP: 1	WP: 0 PB: 1 SB: 0 CS: 0	PA: 38														
PITCHER	IP WLS BF H R ER SO BB IBB HBP BLK WP HR S P ERA WHIP																																			
Mark Portugal, R (1, 1) ERA: 3.18	5.0	23	7	4	4	7	0	1	1	0	0	0	0	54	82	7.20	1.400																			
Darryl Kile, R (6, 1) ERA: 3.51	1.0	W	5	1	1	1	0	1	0	0	0	1	8	16	9.00	2.000																				
Juan Agosto, L (7, 1) ERA:	1.0		4	1	0	1	0	0	0	0	0	0	7	12	0.00	1.000																				
Xavier Hernandez, R (8, 1) ERA: 2.34	2.0	S	6	0	0	0	3	0	0	0	0	0	15	21	0.00	0.000																				

New York Mets @ Houston Astros
Astrodome, Houston, TX
Sat Jun 05 1993, 8:05 PM EDT
Att: 32,012 - Dome - 68 F

AB 35
R 5
H 9
RBI 5
BB 2
SO 11
LOB 14



Batter	1	2	3	4	5	6	7	8	9	AB	R	H	RBI	BB	SO	LOB	BOTTOM																		
Craig Biggio, R (1, 4) OBP: 0.378, SLG: 0.485	2-1 P4		2-2 P6		0-2 G6-3	1-1 F8		2-1 1B		5	0	1	0	0	0	2																			
Steve Finley, L (1, 8) OBP: 0.307, SLG: 0.317	2-3 K		1-0 G1-3					2-3 1B		5	1	2	0	0	1	2																			
5 Jeff Bagwell, R (1, 3) OBP: 0.419, SLG: 0.574	0-1 1B		1-0 F9							4	1	1	1	0	1	2																			
Eric Anthony, L (1, 9) OBP: 0.349, SLG: 0.417	0-0 BLK				3-3 K			3-1 2B		4	1	2	1	0	1	0																			
Ken Caminiti, S (1, 5) OBP: 0.294, SLG: 0.456	3-1 L8				0-1 L7			2-2 2B		4	1	1	1	0	0	2																			
Luis Gonzalez, L (1, 7) OBP: 0.332, SLG: 0.434			1-1 1B		0-2 G3			0-2 WP		4	1	2	1	0	0	1																			
Scott Servais, R (1, 2) OBP: 0.366, SLG: 0.486		2-2 F7						4-1 1B		3	1	0	0	1	0	1																			
Andujar Cedeno, R (1, 6) OBP: 0.376, SLG: 0.453			0-3 K		2-1 S			0-0 2B		4	1	3	1	0	1	1																			
Mark Portugal, R (1, 1) Chris Donnels, L (5, PH) Darryl Kile, R (6, 1) Kevin Bass, S (6, PH) Juan Agosto, L (7, 1) Xavier Hernandez, L (8, 1)			1-1 G4-3		3-3 K			0-0 1B		1	0	0	0	0	0	1																			
Inning Stats	R: 1 E: 0 K: 1 S: 10	H: 2 LOB: 1 BB: 0 P: 17	R: 0 E: 0 K: 1 S: 10	H: 1 LOB: 1 BB: 0 P: 14	R: 0 E: 0 K: 0 S: 5	H: 0 LOB: 0 BB: 0 P: 9	R: 0 E: 0 K: 1 S: 9	H: 0 LOB: 0 BB: 0 P: 12	R: 0 E: 0 K: 1 S: 12	H: 1 LOB: 1 BB: 0 P: 19	R: 6 E: 0 K: 1 S: 24	H: 7 LOB: 2 BB: 1 P: 38	R: 0 E: 1 K: 0 S: 7	H: 0 LOB: 0 BB: 0 P: 9	R: 0 E: 0 K: 0 S: 9	H: 2 LOB: 2 BB: 0 P: 14	1B: 8 2B: 4 3B: 1 HR: 0	SF: 0 SAC: 1 DP: 1 HBP: 0	WP: 1 PB: 0 SB: 1 CS: 0	PA: 38															
PITCHER	IP WLS BF H R ER SO BB IBB HBP BLK WP HR S P ERA WHIP																																		
Bret Saberhagen, R (1, 1) ERA: 3.47	5.1	24	8	5	5	4	0	0	0	1	0	2	6	8.44	1.500																				
Mike Maddux, R (6, 1) ERA: 5.53	0.0	L	2	1	0	0	1	0	0	0	1	0	2	6	∞	∞																			
Paul Gibson, L (6, 1) ERA: 2.7	0.2		4	2	2	2	1	0	0	0	0	10	12	27.00	3.000																				
Eric Hillman, L (7, 1) ERA: 4.94	2.0		8	2	0	0	0	0	0	0	0	16	23	0.00	1.000																				

New York Mets @ Houston Astros
Astrodome, Houston, TX
Sat Jun 05 1993, 8:05 PM EDT
Att: 32,012 - Dome - 68 F

AB 36
R 7
H 13
RBI 7
BB 1
SO 5
LOB 13



Batter	1	2	3	4	5	6	7	8	9	AB	R	H	RBI	BB	SO	LOB	TOP										
Vince Coleman, S (1, 7) OBP: 0.295, SLG: 0.341	G3		G1-3 1B	FC3-2			0-2 1B	K		5	2	2	0	0	1	3											
Tony Fernandez, S (1, 6) OBP: 0.326, SLG: 0.291	1B		G1-3	F7			1B		F9	4	0	1	0	1	0	3											
Eddie Murray, S (1, 3) OBP: 0.319, SLG: 0.414	K		1B				1B		F8	5	0	2	2	0	1	1											
Bobby Bonilla, S (1, 9) OBP: 0.329, SLG: 0.498	K		1B				1B		G1-3	5	0	2	0	0	1	1											
Joe Orsulak, L (1, 8) OBP: 0.336, SLG: 0.389 Dave Gallagher, R (7, PH) OBP: 0.361, SLG: 0.500 (7, 8)		HR	K				K		G1-3	3	1	1	1	0	1	2											
Howard Johnson, S (1, 5) OBP: 0.360, SLG: 0.396	G4-3						F8			4	1	2	0	0	0	2											
Jeff Kent, R (1, 4) OBP: 0.296, SLG: 0.375	G6-3						FC1-4 1B		P5	3	0	0	0	0	0	1											
Todd Hundley, S (1, 2) OBP: 0.273, SLG: 0.400	K						F8		L1-3	4	0	1	1	0	1	1											
Pete Schourek, L (1, 1) OBP: 0.250, SLG: 0.143 Jeff Innis, R (7, 1) ERA: 1.93			G3				K			2	0	0	0	0	1	1											
Chico Walker, S (8, PH) OBP: 0.258, SLG: 0.328 Mike Draper, R (8, 1) OBP: 1.000, SLG: 1.000				SH3-4						0	0	0	0	0	0	0											
										0	0	0	0	0	0	0											
										0	0	0	0	0	0	0											
Inning Stats	R: 0 E: 0 K: 2 S: 13	H: 1 LOB: 1 BB: 0 P: 17	R: 1 E: 0 K: 1 S: 12	H: 1 LOB: 0 BB: 0 P: 13	R: 1 E: 0 K: 1 S: 16	H: 3 LOB: 2 BB: 0 P: 21	R: 1 E: 0 K: 0 S: 13	H: 2 LOB: 2 BB: 0 P: 19	R: 0 E: 0 K: 1 S: 11	H: 1 LOB: 1 BB: 0 P: 14	R: 1 E: 0 K: 1 S: 11	H: 3 LOB: 1 BB: 1 P: 21	R: 0 E: 0 K: 1 S: 11	H: 0 LOB: 1 BB: 1 P: 18	R: 0 E: 0 K: 0 S: 5	H: 0 LOB: 0 BB: 0 P: 6	1B: 9 2B: 0 3B: 1 HR: 1	SF: 0 SAC: 1 DP: 0 HBP: 1	WP: 0 PB: 0 SB: 2 CS: 0	PA: 40							
PITCHER	IP	WLS	BF	H	R	ER	SO	BB	IBB	HBP	BLK	WP	HR	S	P	ERA	WHIP										
Doug Drabek, R (1, 1) ERA: 2.89	6.0		27	8	3	3	5	0	0	1	0	0	1	73	97	4.50	1.333										
Brian Williams, R (7, 1) ERA: 2.9	0.1	W	4	3	1	1	0	1	0	0	0	0	0	6	13	27.00	12.000										
Al Osuna, L (7, 1) ERA: 1.93	0.2		2	0	0	0	1	0	0	0	0	0	0	5	8	0.00	0.000										
Xavier Hernandez, R (8, 1) ERA: 2.27	1.0		4	0	0	0	1	1	0	0	0	0	0	11	18	0.00	1.000										
Doug Jones, R (9, 1) ERA: 3.31	1.0	S	3	0	0	0	0	0	0	0	0	0	0	5	6	0.00	0.000										

New York Mets @ Houston Astros
Astrodome, Houston, TX
Sun Jun 06 1993, 4:33 AM EDT
Att: 28,469 - Dome

AB 36
R 4
H 11
RBI 4
BB 2
SO 7
LOB 17



Batter	1	2	3	4	5	6	7	8	9	AB	R	H	RBI	BB	SO	LOB	BOTTOM										
Craig Biggio, R (1, 4) OBP: 0.370, SLG: 0.473	L4	K		K		F8		G5-3		5	0	0	0	0	2	2											
Steve Finley, L (1, 8) OBP: 0.304, SLG: 0.313	F8	5 BB 1B		B1-3			F8	F7		5	0	1	0	0	0	0											
5 Jeff Bagwell, R (1, 3) OBP: 0.416, SLG: 0.566	E5 2B	BB				G6-3		G5-3		3	0	0	0	1	0	0											
Chris James, R (1, 9) OBP: 0.403, SLG: 0.667 Xavier Hernandez, L (8, 1) Doug Jones, R (9, 1)	1B	K				G5-3		HR 1B		4	1	2	0	0	1	3											
Ken Caminiti, S (1, 5) OBP: 0.298, SLG: 0.469	BB			G6-3		K		HR		3	1	1	2	1	1	0											
Luis Gonzalez, L (1, 7) OBP: 0.330, SLG: 0.429	P6			G3		K		2B 1B		4	1	1	0	0	1	3											
Scott Servais, R (1, 2) OBP: 0.384, SLG: 0.538		2B		2B		F8		2B		4	1	3	1	0	0	0											
Andujar Cedeno, R (1, 6) OBP: 0.374, SLG: 0.466		K		G6-3		HR		K		4	1	1	1	0	2	3											
Doug Drabek, R (1, 1) OBP: 0.125, SLG: 0.250 Casey Candaele, S (6, PH) OBP: 0.237, SLG: 0.250 Brian Williams, R (7, 1) Al Osuna, R (7, 1) Eric Anthony, L (8, 9) OBP: 0.347, SLG: 0.415		1B		G5-3		1B		F8		2	0	1	1	0	0	0											
										1	0	1	0	0	0	0											
										0	0	0	0	0	0	0											
										0	0	0	0	0	0	0											
Inning Stats	R: 0 E: 1 K: 0 S: 10	H: 1 LOB: 3 BB: 1 P: 19	R: 1 E: 0 K: 3 S: 14	H: 3 LOB: 3 BB: 1 P: 25	R: 0 E: 0 K: 0 S: 7	H: 1 LOB: 1 BB: 0 P: 14	R: 0 E: 0 K: 1 S: 7	H: 0 LOB: 0 BB: 0 P: 11	R: 0 E: 0 K: 1 S: 7	H: 0 LOB: 0 BB: 0 P: 8	R: 1 E: 0 K: 1 S: 12	H: 2 LOB: 1 BB: 0 P: 22	R: 3 E: 0 K: 1 S: 15	H: 4 LOB: 1 BB: 0 P: 22	R: 0 E: 0 K: 0 S: 4	H: 0 LOB: 0 BB: 0 P: 8	1B: 4 2B: 5 3B: 0 HR: 2	SF: 0 SAC: 0 DP: 0 HBP: 0	WP: 0 PB: 0 SB: 1 CS: 0	PA: 38							
PITCHER	IP	WLS	BF	H	R	ER	SO	BB	IBB	HBP	BLK	WP	HR	S	P	ERA	WHIP										
Pete Schourek, L (1, 1) ERA: 5.73	6.2	L	34	11	5	5	6	2	0	0	0	0	2	69	117	6.75	1.950										
Jeff Innis, R (7, 1) ERA: 4.0	0.1		1	0	0	0	1	0	0	0	0	0	0	3	4	0.00	0.000										
Mike Draper, R (8, 1) ERA: 4.57	1.0		3	0	0	0	0	0	0	0	0	0	0	4	8	0.00	0.000										

New York Mets @ Houston Astros
Astrodome, Houston, TX
Sun Jun 06 1993, 4:33 AM EDT
Att: 28,469 - Dome

AB 36
R 5
H 11
RBI 5
BB 2
SO 7
LOB 11



Batter	1	2	3	4	5	6	7	8	9	AB	R	H	RBI	BB	SO	LOB	TOP								
Dwight Smith, L (1, 8) OBP: 0.377, SLG: 0.573 Willie Wilson, S (9, FH) OBP: 0.283, SLG: 0.328	F8		G6-4-3			P6			F9	4	0	1	0	0	0	3									
Jose Vizcaino, S (1, 6) OBP: 0.377, SLG: 0.385	G4-3		K			G5-3			BB	5	1	2	0	0	1	1									
23 Ryne Sandberg, R (1, 4) OBP: 0.342, SLG: 0.402	P3		2B			F8 SF7			SF8	4	1	3	1	0	0	0									
Mark Grace, L (1, 3) OBP: 0.393, SLG: 0.500		G4-3				SF7			K	3	0	1	2	1	1	1									
Derrick May, L (1, 7) OBP: 0.349, SLG: 0.463 Randy Myers, L (9, 1) OBP: 0.667, SLG: 1.000	E1		P5			F8			G6-3	5	1	0	0	0	0	5									
Steve Rucchele, R (1, 5) OBP: 0.293, SLG: 0.426						F9			F7	4	0	2	0	0	0	1									
Sammy Sosa, R (1, 9) OBP: 0.294, SLG: 0.446						G5-3			B1-3	4	0	0	0	0	2	3									
Rick Wilkins, L (1, 2) OBP: 0.350, SLG: 0.496						BB			G4-3	3	1	2	2	1	0	0									
Mike Morgan, R (1, 1) OBP: 0.071, SLG: 0.037 Candy Maldonado, R (9, 7) OBP: 0.244, SLG: 0.282						P3			1B	3	1	1	0	1	0	2									
Inning Stats	R: 0 E: 0 K: 0 S: 8	H: 0 LOB: 0 BB: 0 P: 13	R: 1 E: 1 K: 1 S: 14	H: 2 LOB: 2 BB: 0 P: 20	R: 1 E: 0 K: 1 S: 13	H: 3 LOB: 1 BB: 0 P: 18	R: 0 E: 0 K: 0 S: 5	H: 1 LOB: 2 BB: 2 P: 15	R: 1 E: 0 K: 1 S: 9	H: 2 LOB: 1 BB: 0 P: 9	R: 1 E: 0 K: 1 S: 9	H: 1 LOB: 1 BB: 0 P: 13	R: 0 E: 0 K: 1 S: 9	H: 1 LOB: 1 BB: 0 P: 14	R: 0 E: 0 K: 0 S: 5	H: 0 LOB: 0 BB: 0 P: 7	R: 1 E: 0 K: 0 S: 9	H: 2 LOB: 2 BB: 1 P: 17	1B: 8 2B: 3 3B: 0 HR: 1	SF: 2 SAC: 0 DP: 1 HBP: 0	WP: 0 PB: 0 SB: 2 CS: 1	PA: 41			
PITCHER	IP	WLS	BF	H	R	ER	SO	BB	IBB	HBP	BLK	WP	HR	S	P	ERA	WHIP								
Anthony Young, R (1, 1) ERA: 3.44	6.0	L	28	9	4	3	3	2	0	0	0	0	1	56	88	4.50	1.833								
Eric Hillman, L (7, 1) ERA: 4.5	2.0		7	1	0	0	1	0	0	0	0	0	0	14	21	0.00	0.500								
Paul Gibson, L (9, 1) ERA: 3.86	0.1		3	2	1	1	0	0	0	0	0	0	0	5	7	27.00	6.000								
Jeff Innis, R (9, 1) ERA: 3.9	0.2		3	0	0	0	0	1	0	0	0	0	0	4	10	0.00	1.500								

Chicago Cubs @ New York Mets
Shea Stadium, Flushing, NY
Tue Jun 08 1993, 7:05 PM EDT
Att: 22,857 - Unknown - 69 F

AB	36
R	5
H	12
RBI	5
BB	3
SO	4
LOB	17



Batter	1	2	3	4	5	6	7	8	9	AB	R	H	RBI	BB	SO	LOB	BOTTOM								
Vince Coleman, S (1, 7) OBP: 0.293, SLG: 0.338	F7					F7			K	4	0	1	0	0	1	0									
Tony Fernandez, S (1, 6) OBP: 0.320, SLG: 0.283	L6					G3			K	4	0	0	0	0	2	2									
Eddie Murray, S (1, 3) OBP: 0.316, SLG: 0.407	P5					G5-3			G6-3	4	0	0	0	0	0	2									
Bobby Bonilla, S (1, 9) OBP: 0.339, SLG: 0.510						G6-3			BB	4	1	2	0	0	1	0									
Joe Orsulak, L (1, 8) OBP: 0.338, SLG: 0.386						G4-3			G3	3	0	1	1	1	0	0									
Howard Johnson, S (1, 5) OBP: 0.360, SLG: 0.395						F9			BB	4	0	1	0	0	2	2									
Jeff Kent, R (1, 4) OBP: 0.289, SLG: 0.364						F9			K	3	0	0	0	0	0	2									
Todd Hundley, S (1, 2) OBP: 0.280, SLG: 0.397						G4-3			G1-3	3	0	1	0	0	0	0									
Anthony Young, R (1, 1) Wayne House, S (6, PH) Eric Hillman, L (7, 1) Chico Walker, S (8, PH) Paul Gibson, R (9, 1) Jeff Innis, R (9, 1)						K			L8	1	0	0	0	0	1	0									
Inning Stats	R: 0 E: 0 K: 0 S: 5	H: 0 LOB: 0 BB: 0 P: 5	R: 0 E: 0 K: 0 S: 5	H: 0 LOB: 0 BB: 0 P: 9	R: 0 E: 0 K: 1 S: 8	H: 0 LOB: 0 BB: 0 P: 11	R: 0 E: 0 K: 0 S: 5	H: 0 LOB: 0 BB: 0 P: 9	R: 0 E: 0 K: 1 S: 12	H: 2 LOB: 2 BB: 0 P: 14	R: 1 E: 0 K: 1 S: 9	H: 1 LOB: 0 BB: 0 P: 13	R: 0 E: 0 K: 1 S: 9	H: 0 LOB: 0 BB: 0 P: 17	R: 0 E: 0 K: 2 S: 10	H: 1 LOB: 2 BB: 1 P: 18	1B: 5 2B: 0 3B: 1 HR: 0	SF: 0 SAC: 0 DP: 1 HBP: 0	WP: 0 PB: 0 SB: 0 CS: 0	PA: 33					
PITCHER	IP	WLS	BF	H	R	ER	SO	BB	IBB	HBP	BLK	WP	HR	S	P	ERA	WHIP								
Mike Morgan, R (1, 1) ERA: 3.71	8.2	W	32	6	1	1	6	1	0	0	0	0	0	3	4	0.00	0.808								
Randy Myers, L (9, 1) ERA: 1.78	0.1	S	1	0	0	0	1	0	0	0	0	0	0	3	4	0.00	0.000								

Chicago Cubs @ New York Mets
Shea Stadium, Flushing, NY
Tue Jun 08 1993, 7:05 PM EDT
Att: 22,857 - Unknown - 69 F

AB	32
R	1
H	6
RBI	1
BB	1
SO	7
LOB	9



Batter	1	2	3	4	5	6	7	8	9	AB R H RBI BB SO LOB	TOP											
Lenny Dykstra, L (1, 8) OBP: 0.383, SLG: 0.420	G4-3			G3		FC4-6			G3-1 SH5-3 E 1B	4 1 1 0 0 0 1	Philadelphia Phillies @ New York Mets Shea Stadium, Flushing, NY Fri Jun 11 1993, 7:05 PM EDT Att: 29,594 - Unknown - 70 F livebaseballscores.com											
Mariano Duncan, R (1, 6) OBP: 0.281, SLG: 0.426	G4-3			P3		K			SH5-3 1B	3 0 0 0 0 1 1												
John Kruk, L (1, 3) OBP: 0.484, SLG: 0.513	G5-3			G3			F7		G3-1	4 0 0 0 0 0 1												
Darren Daulton, L (1, 2) OBP: 0.399, SLG: 0.561		P5			G6-3		P3		BB E 1B BB	3 1 0 0 1 0 0												
Pete Incaviglia, R (1, 7) OBP: 0.322, SLG: 0.599		F9			G6-3		G6-3		E5 1B BB	4 1 0 0 0 0 1												
Wes Chamberlain, R (1, 9) Jim Eisenreich, L (9, PR) OBP: 0.421, SLG: 0.535		G5-3						K	1B BB	3 1 1 1 1 1 0 0 0 0 0 0 0 0												
Kim Batiste, R (1, 5) OBP: 0.354, SLG: 0.578			K		F8			HR	1B BB	4 1 2 3 0 1 0												
Mickey Morandini, L (1, 4) OBP: 0.279, SLG: 0.335			G6-3			FC4-6 1B		G3	G3-1	4 0 1 0 0 0 2												
Curt Schilling, R (1, 1) OBP: 0.206, SLG: 0.156			L4			K		G4-3		3 0 0 0 0 1 1												
Inning Stats	R: 0 E: 0 K: 0 S: 7	H: 0 LOB: 0 BB: 0 P: 10	R: 0 E: 0 K: 0 S: 8	H: 0 LOB: 0 BB: 0 P: 11	R: 0 E: 0 K: 1 S: 5	H: 0 LOB: 0 BB: 0 P: 7	R: 0 E: 0 K: 0 S: 4	H: 0 LOB: 0 BB: 0 P: 5	R: 1 E: 0 K: 0 S: 6	H: 1 LOB: 0 BB: 0 P: 11	R: 0 E: 0 K: 2 S: 12	H: 1 LOB: 1 BB: 0 P: 18	R: 0 E: 0 K: 0 S: 4	H: 0 LOB: 0 BB: 0 P: 8	R: 1 E: 0 K: 1 S: 8	H: 1 LOB: 0 BB: 0 P: 13	R: 3 E: 1 K: 0 S: 12	H: 2 LOB: 2 BB: 2 P: 26	1B: 3 2B: 0 3B: 0 HR: 2	SF: 0 SAC: 1 DP: 0 HBP: 0	WP: 0 PB: 0 SB: 1 CS: 0	PA: 35
PITCHER	IP WLS BF H R ER SO BB IBB HBP BLK WP HR S P ERA WHIP											PITCHER	IP WLS BF H R ER SO BB IBB HBP BLK WP HR S P ERA WHIP									
Pete Schourek, L (1, 1) ERA: 5.29	8.0 L 28 4 3 2 4 0 0 0 0 0 2 55 84 2.25 0.500											John Franco, L (9, 1) ERA: 1.59	1.0 7 1 2 0 0 2 0 0 0 0 0 0 11 25 0.00 3.000									

Batter	1	2	3	4	5	6	7	8	9	AB R H RBI BB SO LOB	BOTTOM											
Vince Coleman, S (1, 7) OBP: 0.291, SLG: 0.333	F7		K		K					4 0 1 0 0 2 0	Philadelphia Phillies @ New York Mets Shea Stadium, Flushing, NY Fri Jun 11 1993, 7:05 PM EDT Att: 29,594 - Unknown - 70 F livebaseballscores.com											
Todd Hundley, S (1, 2) OBP: 0.281, SLG: 0.397	G5-3		P5			F8			F8 1B	4 0 0 0 0 0 1												
Eddie Murray, S (1, 3) OBP: 0.307, SLG: 0.390	K		F8			G3			L7	4 0 0 0 0 1 0												
Bobby Bonilla, S (1, 9) OBP: 0.333, SLG: 0.518		G3		P5		G6-3			L7	4 0 0 0 0 0 0												
Joe Orsulak, L (1, 8) OBP: 0.353, SLG: 0.411		BB BB G3 BB		HR			CS 1B		FC6-4 1B	3 2 3 1 1 0 0												
Chico Walker, S (1, 5) OBP: 0.253, SLG: 0.351		G3 BB 1B		G4-3			F7 1-2		FC6-4 1-2	4 0 1 0 0 0 2												
Jeff McKnight, S (1, 4) OBP: 0.273, SLG: 0.216		G3 BB		K			F7			2 0 0 0 1 1 0												
Tim Bogar, R (1, 6) OBP: 0.245, SLG: 0.304		G3			G6-3			F8		3 0 0 1 0 0 2												
Pete Schourek, L (1, 1) John Franco, L (9, 1) OBP: 0.211, SLG: 0.118		F7			B3			L6		3 0 0 0 0 0 2 0 0 0 0 0 0 0												
Inning Stats	R: 0 E: 0 K: 1 S: 10	H: 0 LOB: 0 BB: 0 P: 14	R: 1 E: 0 K: 0 S: 13	H: 1 LOB: 2 BB: 2 P: 26	R: 0 E: 0 K: 1 S: 6	H: 0 LOB: 0 BB: 0 P: 9	R: 1 E: 0 K: 1 S: 10	H: 1 LOB: 0 BB: 0 P: 15	R: 0 E: 0 K: 1 S: 5	H: 0 LOB: 0 BB: 0 P: 7	R: 0 E: 0 K: 0 S: 9	H: 0 LOB: 0 BB: 0 P: 16	R: 0 E: 0 K: 0 S: 4	H: 1 LOB: 0 BB: 0 P: 9	R: 0 E: 0 K: 0 S: 9	H: 1 LOB: 1 BB: 0 P: 16	R: 0 E: 0 K: 0 S: 9	H: 1 LOB: 1 BB: 0 P: 12	1B: 4 2B: 0 3B: 0 HR: 1	SF: 0 SAC: 0 DP: 0 HBP: 0	WP: 0 PB: 0 SB: 0 CS: 1	PA: 33
PITCHER	IP WLS BF H R ER SO BB IBB HBP BLK WP HR S P ERA WHIP											PITCHER	IP WLS BF H R ER SO BB IBB HBP BLK WP HR S P ERA WHIP									
Curt Schilling, R (1, 1) ERA: 3.03	9.0 W 33 5 2 2 4 2 0 0 0 0 1 75 124 2.00 0.778																					

Batter	1	2	3	4	5	6	7	8	9	AB	R	H	RBI	BB	SO	LOB	TOP								
Lenny Dykstra, L (1, 8) OBP: 0.384, SLG: 0.413	L7		SF7 1B BB		L8		K		L6-4 IBB	3	1	0	0	2	1	1	Philadelphia Phillies @ New York Mets Shea Stadium, Flushing, NY Sun Jun 13 1993, 3:33 AM EDT Att: 29,917 - Sunny								
Mariano Duncan, R (1, 6) OBP: 0.284, SLG: 0.422	L9		S 1B 1B		1B		G6-3		L6-4	5	1	2	0	0	0	3									
Ricky Jordan, R (1, 3) OBP: 0.362, SLG: 0.488 Larry Andersen, R (8, 1) OBP: 1.000, SLG: 1.000 Mitch Williams, L (9, 1)	G4-3		K		G6-4-3 1B				HR	4	1	2	1	0	1	2									
Pete Incaviglia, R (1, 7) OBP: 0.327, SLG: 0.621		BB 1B	SF7		G6-4-3 1B				HR	3	2	2	2	0	0	2									
Jim Eisenreich, L (1, 9) OBP: 0.408, SLG: 0.511	F8		3-H 1B		L6		K		K	4	0	1	1	0	1	1									
Todd Pratt, R (1, 2) OBP: 0.250, SLG: 0.474	1B BB		K		G5-4-3 1B		G4-3		G4-3	3	0	1	0	1	1	1									
Kim Batiste, R (1, 5) OBP: 0.357, SLG: 0.566	1B		K		G5-4-3 1B		F9		F9	4	0	1	1	0	1	1									
Mickey Morandini, L (1, 4) OBP: 0.282, SLG: 0.347	K		F9				SH1-4 1B		WP 1B	4	0	2	0	0	1	2									
Ben Rivera, R (1, 1) OBP: 0.111, SLG: 0.111 John Kruk, L (8, 3) OBP: 0.478, SLG: 0.502	K		P2				SH1-4		L8	2	0	0	0	0	1	2									
Inning Stats	R: 0 E: 0 K: 0 S: 6	H: 0 LOB: 0 BB: 0 P: 9	R: 1 E: 0 K: 2 S: 13	H: 2 LOB: 2 BB: 1 P: 22	R: 2 E: 0 K: 2 S: 12	H: 2 LOB: 1 BB: 1 P: 20	R: 0 E: 0 K: 1 S: 7	H: 0 LOB: 0 BB: 0 P: 9	R: 0 E: 0 K: 0 S: 4	H: 2 LOB: 1 BB: 0 P: 5	R: 0 E: 0 K: 0 S: 4	H: 1 LOB: 1 BB: 0 P: 6	R: 0 E: 0 K: 1 S: 8	H: 1 LOB: 1 BB: 0 P: 10	R: 2 E: 0 K: 1 S: 14	H: 2 LOB: 0 BB: 0 P: 20	R: 0 E: 0 K: 0 S: 6	H: 1 LOB: 1 BB: 1 P: 13	1B: 9 2B: 1 3B: 0 HR: 2	SF: 1 SAC: 1 DP: 3 HBP: 0	WP: 1 PB: 0 SB: 2 CS: 0	PA: 38			
PITCHER	IP	WLS	BF	H	R	ER	SO	BB	IBB	HBP	BLK	WP	HR	S	P	ERA	WHIP								
Anthony Young, R (1, 1) ERA: 3.6	6.0	L	25	7	3	3	5	2	0	0	0	0	0	46	71	4.50	1.500								
Mike Maddux, R (7, 1) ERA: 5.4	1.0		4	1	0	0	1	0	0	0	0	0	0	8	10	0.00	1.000								
Jeff Innis, R (8, 1) ERA: 4.55	2.0		9	3	2	2	1	0	1	0	0	1	2	20	33	9.00	1.500								

Batter	1	2	3	4	5	6	7	8	9	AB	R	H	RBI	BB	SO	LOB	BOTTOM								
Darrin Jackson, R (1, 8) OBP: 0.240, SLG: 0.332	K		G6-3			K		F9		4	0	0	0	0	2	2	Philadelphia Phillies @ New York Mets Shea Stadium, Flushing, NY Sun Jun 13 1993, 3:33 AM EDT Att: 29,917 - Sunny								
Doug Saunders, R (1, 4) OBP: 0.500, SLG: 0.500	G6-3 1B				F9		1B 1B		G5-3	4	0	2	0	0	0	0									
Eddie Murray, S (1, 3) OBP: 0.305, SLG: 0.382	G6-3				F7		1B 1B		K	4	0	1	1	0	1	1									
Bobby Bonilla, S (1, 9) OBP: 0.327, SLG: 0.504		F8			F9		G4-3		P5	4	0	0	0	0	0	2									
Joe Orsulak, L (1, 7) OBP: 0.353, SLG: 0.406 Dave Gallagher, R (9, PH) OBP: 0.379, SLG: 0.519	G4-3				G4-6-3 BB		G3		E 1B BB	2	0	0	0	1	0	0									
Jeff Kent, R (1, 5) OBP: 0.293, SLG: 0.384	F8				G4-6-3		HR		E8 1B	4	1	1	1	0	0	2									
Todd Hundley, S (1, 2) OBP: 0.281, SLG: 0.394			P4		F8		1B		P4	4	0	1	0	0	0	2									
Tim Bogar, R (1, 6) OBP: 0.250, SLG: 0.302			SH3 1B			K		L7		4	0	2	1	0	1	1									
Anthony Young, R (1, 1) Jeff McKnight, S (6, PH) Mike Maddux, L (7, 1) Chico Walker, S (7, PH) Jeff Innis, R (8, 1) Charlie O'Brien, R (9, PH)			SH3			1B BB		F9		0	0	0	0	0	0	0									
Inning Stats	R: 0 E: 0 K: 1 S: 8	H: 1 LOB: 0 BB: 0 P: 11	R: 0 E: 0 K: 0 S: 12	H: 0 LOB: 0 BB: 0 P: 16	R: 0 E: 0 K: 0 S: 6	H: 1 LOB: 1 BB: 0 P: 9	R: 0 E: 0 K: 0 S: 4	H: 0 LOB: 0 BB: 0 P: 6	R: 0 E: 0 K: 0 S: 4	H: 0 LOB: 0 BB: 1 P: 10	R: 1 E: 0 K: 2 S: 15	H: 2 LOB: 2 BB: 1 P: 23	R: 1 E: 0 K: 0 S: 10	H: 2 LOB: 1 BB: 0 P: 16	R: 0 E: 0 K: 1 S: 9	H: 0 LOB: 0 BB: 0 P: 14	R: 1 E: 1 K: 0 S: 11	H: 1 LOB: 2 BB: 1 P: 22	1B: 6 2B: 0 3B: 0 HR: 1	SF: 0 SAC: 1 DP: 2 HBP: 0	WP: 0 PB: 0 SB: 0 CS: 0	PA: 36			
PITCHER	IP	WLS	BF	H	R	ER	SO	BB	IBB	HBP	BLK	WP	HR	S	P	ERA	WHIP								
Ben Rivera, R (1, 1) ERA: 4.06	7.0		27	6	2	2	3	2	0	0	0	0	0	59	91	2.57	1.143								
Larry Andersen, R (8, 1) ERA: 2.81	1.0		3	0	0	0	1	0	0	0	0	0	0	9	14	0.00	0.000								
Mitch Williams, L (9, 1) ERA: 3.18	1.0	S	6	1	1	0	0	1	0	0	0	0	0	11	22	0.00	2.000								

AB	33
R	5
H	11
RBI	5
BB	3
SO	7
LOB	16



AB	32
R	3
H	7
RBI	3
BB	3
SO	4
LOB	13



Batter	1	2	3	4	5	6	7	8	9	AB	R	H	RBI	BB	SO	LOB	TOP
Vince Coleman, S (1,7) OBP: 0.289, SLG: 0.341	G5-3		L8		FC5-4			SH1-3		3	0	0	0	0	0	2	<p>New York Mets @ Atlanta Braves Atlanta-Fulton County Stadium, Atlanta, GA</p> <p>Tue Jun 15 1993, 7:05 PM EDT Att: 49,354 - Unknown - 85 F</p> <p>livebaseballscores.com</p>
Doug Saunders, R (1,4) OBP: 0.385, SLG: 0.385	1B		G6-3			F9		G4-3		4	0	1	0	0	0	2	
Eddie Murray, S (1,3) OBP: 0.298, SLG: 0.373	F8			P9		FC6-4	1B	L7		4	0	1	0	0	0	2	
Bobby Bonilla, S (1,9) OBP: 0.331, SLG: 0.502	F9			L9		F7		L7		4	0	0	0	0	0	2	
Darrin Jackson, R (1,8) OBP: 0.240, SLG: 0.346		P9		HR		FC6-4	1B	F7		4	1	1	1	0	0	1	
Jeff Kent, R (1,5) OBP: 0.290, SLG: 0.375	F7			G4-3				G5-3		4	0	0	0	0	0	0	
Eric Hillman, L (9,1) OBP: 0.111, SLG: 0.111										0	0	0	0	0	0	0	
John Franco, L (9,1)										0	0	0	0	0	0	0	
Charlie O'Brien, R (1,2) OBP: 0.246, SLG: 0.241	L9				L4			P6		3	0	0	0	0	0	0	
Tim Bogar, R (1,6) OBP: 0.281, SLG: 0.344			L8	SH1-4	1B	FC5-4	SH2-4	G3-1		3	0	2	0	0	0	0	
Bret Saberhagen, R (1,1) OBP: 0.214, SLG: 0.160			SH1-4							1	0	1	0	0	0	0	
Kevin Baez, R (9,6)					SH2-4			G4-3	SH1-3	1B	0	0	0	0	0	0	
Inning Stats	R: 0 E: 0 K: 0 S: 7	H: 1 LOB: 1 BB: 0 P: 11	R: 0 E: 0 K: 0 S: 5	H: 0 LOB: 0 BB: 0 P: 5	R: 0 E: 0 K: 0 S: 5	H: 1 LOB: 1 BB: 0 P: 8	R: 1 E: 0 K: 0 S: 7	H: 1 LOB: 0 BB: 0 P: 11	R: 0 E: 0 K: 0 S: 5	H: 0 LOB: 0 BB: 0 P: 8	R: 0 E: 0 K: 0 S: 7	H: 1 LOB: 1 BB: 0 P: 9	R: 0 E: 0 K: 0 S: 6	H: 0 LOB: 0 BB: 0 P: 11	1B: 5 2B: 0 3B: 0 HR: 1	SF: 0 SAC: 3 DP: 0 HBP: 0	WP: 0 PA: 33 CS: 0
PITCHER Tom Glavine, L (1,1) ERA: 3.04	IP: 9.0 WLS: W BF: 33 H: 6 R: 1 ER: 1 SO: 0 BB: 0 IBB: 0 HBP: 0 BLK: 0 WP: 0 HR: 1 S: 53 P: 79 ERA: 1.00 WHIP: 0.667																


Batter	1	2	3	4	5	6	7	8	9	AB	R	H	RBI	BB	SO	LOB	BOTTOM		
Deion Sanders, L (1,8) OBP: 0.246, SLG: 0.330	E5		CS			G4-3		L9		4	0	1	0	0	0	0	<p>New York Mets @ Atlanta Braves Atlanta-Fulton County Stadium, Atlanta, GA</p> <p>Tue Jun 15 1993, 7:05 PM EDT Att: 49,354 - Unknown - 85 F</p> <p>livebaseballscores.com</p>		
Jeff Blauser, R (1,6) OBP: 0.431, SLG: 0.441	K		CS	1B		L9		1B	SH5-3	SF8	4	1	1	0	0	2			
Terry Pendleton, S (1,5) OBP: 0.284, SLG: 0.346	2B				G3			SH5-3		3	0	2	0	0	0	0			
David Justice, L (1,9) OBP: 0.314, SLG: 0.453	P5				F7			G4-3		4	0	1	0	0	0	2			
Ron Gant, R (1,7) OBP: 0.341, SLG: 0.523	K				L4			P3		3	0	0	0	1	1	0			
Sid Bream, L (1,3) OBP: 0.308, SLG: 0.398										1	2								
Brian Hunter, R (9, FH) OBP: 0.200, SLG: 0.290	HR					G5-3		F8		SF8	3	1	1	1	0	0			
Greg Olson, R (1,2) OBP: 0.292, SLG: 0.267						G6-3		P3			3	0	0	0	0	0			
Mark Lemke, S (1,4) OBP: 0.355, SLG: 0.406								G3-1			3	0	1	0	0	0			
Tom Glavine, L (1,1) OBP: 0.229, SLG: 0.156						G4-3		G4-3			3	0	0	0	1	1			
Inning Stats	R: 0 E: 1 K: 1 S: 10	H: 1 LOB: 1 BB: 0 P: 13	R: 1 E: 0 K: 1 S: 8	H: 1 LOB: 0 BB: 0 P: 11	R: 0 E: 0 K: 2 S: 8	H: 1 LOB: 0 BB: 0 P: 11	R: 0 E: 0 K: 0 S: 10	H: 0 LOB: 0 BB: 0 P: 12	R: 0 E: 0 K: 0 S: 11	H: 1 LOB: 1 BB: 0 P: 15	R: 0 E: 0 K: 0 S: 15	H: 1 LOB: 1 BB: 0 P: 23	R: 0 E: 0 K: 0 S: 6	H: 0 LOB: 0 BB: 0 P: 8	R: 0 E: 0 K: 0 S: 6	H: 0 LOB: 2 BB: 1 P: 18	1B: 5 2B: 1 3B: 0 HR: 1	SF: 1 SAC: 1 DP: 0 HBP: 0	WP: 0 PA: 33 CS: 2
PITCHER Bret Saberhagen, R (1,1) ERA: 3.05	IP: 8.0 WLS: L BF: 28 H: 5 R: 1 ER: 1 SO: 4 BB: 0 IBB: 0 HBP: 0 BLK: 0 WP: 0 HR: 1 S: 74 P: 101 ERA: 1.12 WHIP: 0.625																		
Eric Hillman, L (9,1) ERA: 5.52	0.1	L	3	2	1	1	0	0	0	0	0	0	3	8	27.00	6.000			
John Franco, L (9,1) ERA: 1.54	0.1	2	0	0	0	0	0	0	1	0	0	0	3	10	0.00	0.000			

Batter	1	2	3	4	5	6	7	8	9	AB	R	H	RBI	BB	SO	LOB	TOP					
Darrin Jackson, R OBP: 0.235, SLG: 0.339 (1, 8)	G4-3		P1		FC5			G5-3		4	0	0	0	0	0	2	<p>New York Mets @ Atlanta Braves</p> <p>Atlanta-Fulton County Stadium, Atlanta, GA</p> <p>Wed Jun 16 1993, 7:05 PM EDT</p> <p>Att: 49,296 - Unknown - 88 F</p>					
Doug Saunders, R OBP: 0.294, SLG: 0.294 Mike Maddux, L (8, 1)	G5-3		P9		FC6-4			K		4	0	0	0	0	1	2						
Eddie Murray, S OBP: 0.293, SLG: 0.367 (1, 3)	K			G4-3		L5			F8	4	0	0	0	0	1	0						
Bobby Bonilla, S OBP: 0.330, SLG: 0.496 (1, 9)		G3-1 1B BB		F8		P5			G3	3	1	0	0	1	0	0						
Joe Orsulak, L OBP: 0.345, SLG: 0.401 (1, 7)	G3-1			G1-3		G6-3			K	4	0	0	0	0	1	1						
Jeff Kent, R OBP: 0.290, SLG: 0.371 (1, 5)	K				FC2-5 1B HBP			P4		2	0	0	0	0	1	1						
Todd Hundley, S OBP: 0.279, SLG: 0.387 (1, 2)					FC2-5 1B			K		3	1	2	1	0	1	0						
Tim Lincecum, R OBP: 0.269, SLG: 0.328 (1, 6)	G5-3				FC2-5 1B			P3		3	0	0	0	0	0	3						
Pete Schourek, L OBP: 0.211, SLG: 0.118 Mike Draper, R OBP: 0.267, SLG: 0.687 Jeff Draper, S OBP: 0.286, SLG: 0.000 Dave Telgheder, R OBP: 0.256, SLG: 0.351 Chico Walker, S OBP: 0.256, SLG: 0.351 (1, 1) (1, 1) (5, Ph) (5, 1) (8, Ph) (8, 4)			K		FC5 1B			G4-3		0	0	0	0	0	0	0						
Inning Stats	R: 0 E: 0 K: 1 S: 8	H: 0 LOB: 0 BB: 0 P: 13	R: 1 E: 0 K: 1 S: 13	H: 1 LOB: 1 BB: 1 P: 21	R: 0 E: 0 K: 1 S: 7	H: 0 LOB: 0 BB: 0 P: 12	R: 0 E: 0 K: 0 S: 6	H: 0 LOB: 0 BB: 0 P: 9	R: 1 E: 0 K: 0 S: 8	H: 2 LOB: 2 BB: 0 P: 12	R: 0 E: 0 K: 0 S: 4	H: 0 LOB: 0 BB: 0 P: 8	R: 0 E: 0 K: 1 S: 5	H: 0 LOB: 0 BB: 0 P: 8	R: 0 E: 0 K: 1 S: 8	H: 0 LOB: 0 BB: 0 P: 15		R: 0 E: 0 K: 1 S: 5	H: 0 LOB: 0 BB: 0 P: 7	1B: 3 2B: 0 3B: 0 HR: 0	SF: 0 SAC: 0 DP: 0 HBP: 1	WP: 0 PB: 0 CS: 0
PITCHER Greg Maddux, R ERA: 2.91 (1, 1)	IP: 9.0 WLS: W BF: 32 H: 3 R: 2 ER: 2 SO: 6 BB: 1 IBB: 0 HBP: 1 BLK: 0 WP: 0 HR: 0 S: 64 P: 105 ERA: 2.00 WHIP: 0.444																					

Batter	1	2	3	4	5	6	7	8	9	AB	R	H	RBI	BB	SO	LOB	BOTTOM					
Otis Nixon, S OBP: 0.332, SLG: 0.268 (1, 8)	HR BB	F9		G4-6-3		F8				3	1	0	0	1	0	3	<p>New York Mets @ Atlanta Braves</p> <p>Atlanta-Fulton County Stadium, Atlanta, GA</p> <p>Wed Jun 16 1993, 7:05 PM EDT</p> <p>Att: 49,296 - Unknown - 88 F</p>					
Jeff Blauser, R OBP: 0.432, SLG: 0.452 (1, 6)	HR	P3			FC3-6 FC5 BB	G1-3				3	1	1	2	1	0	1						
Terry Pendleton, S OBP: 0.287, SLG: 0.348 (1, 5)	WP 2B 1B	K			FC5 FC3-6		G4-6-3 1B			4	1	2	0	0	1	1						
Ron Gant, R OBP: 0.340, SLG: 0.523 (1, 7)	1B 2B		G6-3		P6		G4-6-3			4	1	1	1	0	0	3						
David Justice, L OBP: 0.313, SLG: 0.449 (1, 9)	2B 1B		P7		FC3-6		F8			4	0	1	1	0	0	2						
Brian Hunter, R OBP: 0.178, SLG: 0.257 (1, 3)	P5		F8		G1-3			G5-3		4	0	0	0	0	0	3						
Damon Berryhill, S OBP: 0.321, SLG: 0.510 (1, 2)				FC1-5 2B		1B 3B		G4-3		4	1	3	0	0	0	0						
Mark Lemke, S OBP: 0.361, SLG: 0.410 (1, 4)	G3			FC1-5 BB		SH3 1B				3	0	2	1	1	0	2						
Greg Maddux, R OBP: 0.216, SLG: 0.222 (1, 1)	G2-3			FC1-5 G4-6-3		SH3		G3		3	0	0	0	0	0	5						
Inning Stats	R: 4 E: 0 K: 0 S: 17	H: 5 LOB: 2 BB: 1 P: 29	R: 0 E: 0 K: 1 S: 8	H: 0 LOB: 0 BB: 0 P: 12	R: 0 E: 0 K: 0 S: 6	H: 0 LOB: 0 BB: 0 P: 10	R: 0 E: 0 K: 0 S: 8	H: 1 LOB: 1 BB: 1 P: 13	R: 0 E: 0 K: 0 S: 12	H: 0 LOB: 2 BB: 1 P: 21	R: 1 E: 0 K: 0 S: 6	H: 2 LOB: 1 BB: 0 P: 10	R: 0 E: 0 K: 0 S: 6	H: 1 LOB: 0 BB: 0 P: 8	R: 0 E: 0 K: 0 S: 5	H: 1 LOB: 1 BB: 0 P: 6		R: 0 E: 0 K: 0 S: 5	H: 0 LOB: 0 BB: 0 P: 7	1B: 5 2B: 3 3B: 1 HR: 1	SF: 0 SAC: 1 DP: 2 HBP: 0	WP: 1 PB: 0 CS: 0
PITCHER Pete Schourek, L ERA: 5.83 Mike Draper, R ERA: 3.62 Dave Telgheder, R ERA: 6.0 Mike Maddux, R ERA: 5.23 (1, 1) (1, 1) (5, 1) (8, 1)	IP: 5.0 WLS: L BF: 7 H: 5 R: 4 ER: 4 SO: 4 BB: 1 IBB: 0 HBP: 0 BLK: 0 WP: 1 HR: 1 S: 15 P: 27 ERA: 108.00 WHIP: 18.000																					


livebaseballscores.com


AB 30
R 2
H 3
RBI 2
BB 1
SO 6
LOB 9




livebaseballscores.com

AB 32
R 5
H 10
RBI 5
BB 3
SO 1
LOB 20



Batter	1	2	3	4	5	6	7	8	9	AB	R	H	RBI	BB	SO	LOB	TOP					
Darrin Jackson, R (1,8) OBP: 0.230, SLG: 0.332	G5-3		G5-3		F9			F7		4	0	0	1	0	0	2	<p>New York Mets @ Pittsburgh Pirates Three Rivers Stadium, Pittsburgh, PA</p> <p>Thu Jun 17 1993, 7:05 PM EDT Att: 20,324 - Unknown - 85 F</p> <p>livebaseballscores.com</p> <p>AB 31 R 2 H 6 RBI 2 BB 2 SO 2 LOB 9</p> 					
Doug Saunders, R (1,4) OBP: 0.236, SLG: 0.238	G6-3		G5-3			G6-3		P9		4	0	0	0	0	0	1						
Eddie Murray, S (1,3) OBP: 0.289, SLG: 0.361	F7				F7		G3	G4-3		4	0	0	0	0	0	0						
Bobby Bonilla, S (1,9) OBP: 0.328, SLG: 0.490		G3-6-1 BB			F9		G6-3		F9	3	0	0	0	1	0	0						
Joe Orsulak, L (1,7) OBP: 0.343, SLG: 0.404		G3-6-1 1-2			F9		G3		G3	4	0	1	0	0	0	1						
Jeff Kent, R (1,5) OBP: 0.284, SLG: 0.362										4	0	0	0	0	1	1						
Todd Hundley, S (1,2) OBP: 0.290, SLG: 0.404			SH5-4 G5-3 BB							3	2	2	0	1	0	1						
Tim Bogar, R (1,6) OBP: 0.300, SLG: 0.358			SH5-4 1B							3	0	3	1	0	0	0						
Dwight Gooden, R (1,1) OBP: 0.282, SLG: 0.410										0	0	0	0	0	0	0						
Eric Hillman, L (4,1) OBP: 0.100, SLG: 0.100			SH5-4							1	0	0	0	0	1	1						
Jeff Innis, R (5,1) OBP: 0.253, SLG: 0.346										0	0	0	0	0	0	0						
Chico Walker, S (7,PH) OBP: 0.253, SLG: 0.346										1	0	0	0	0	0	2						
Mike Maddux, L (7,1) OBP: 0.253, SLG: 0.346										0	0	0	0	0	0	0						
Inning Stats	R: 0 E: 0 K: 0 S: 7	H: 0 LOB: 0 BB: 0 P: 9	R: 0 E: 0 K: 0 S: 5	H: 0 LOB: 0 BB: 1 P: 10	R: 1 E: 0 K: 0 S: 9	H: 1 LOB: 1 BB: 1 P: 16	R: 0 E: 0 K: 0 S: 11	H: 0 LOB: 0 BB: 0 P: 18	R: 1 E: 0 K: 2 S: 11	H: 2 LOB: 1 BB: 0 P: 15	R: 0 E: 0 K: 0 S: 5	H: 0 LOB: 0 BB: 0 P: 7	R: 0 E: 0 K: 0 S: 13	H: 2 LOB: 2 BB: 0 P: 19	R: 0 E: 0 K: 0 S: 3	H: 0 LOB: 0 BB: 0 P: 4	R: 0 E: 0 K: 0 S: 9	H: 1 LOB: 1 BB: 0 P: 16	1B: 4 2B: 1 3B: 1 HR: 0	SF: 0 SAC: 1 DP: 1 HBP: 0	WP: 0 PB: 0 SB: 0 CS: 0	PA: 34
PITCHER Bob Walk, R (1,1) ERA: 4.97	IP: 9.0 WLS: W BF: 34 H: 6 R: 2 ER: 2 SO: 2 BB: 2 IBB: 0 HBP: 0 BLK: 0 WP: 0 HR: 0 S: 73 P: 114 ERA: 2.00 WHIP: 0.889															PITCHER	IP: 9.0 WLS: W BF: 34 H: 6 R: 2 ER: 2 SO: 2 BB: 2 IBB: 0 HBP: 0 BLK: 0 WP: 0 HR: 0 S: 73 P: 114 ERA: 2.00 WHIP: 0.889					

Batter	1	2	3	4	5	6	7	8	9	AB	R	H	RBI	BB	SO	LOB	BOTTOM				
Carlos Garcia, R (1,4) OBP: 0.314, SLG: 0.381	G4-3	L7		L7		G1-3				4	0	0	0	0	0	0	<p>New York Mets @ Pittsburgh Pirates Three Rivers Stadium, Pittsburgh, PA</p> <p>Thu Jun 17 1993, 7:05 PM EDT Att: 20,324 - Unknown - 85 F</p> <p>livebaseballscores.com</p> <p>AB 31 R 6 H 10 RBI 6 BB 3 SO 1 LOB 12</p> 				
Jay Bell, R (1,6) OBP: 0.371, SLG: 0.438	1B 1B 1B		G4-3 1B	G4-3		G1-3				4	2	2	0	0	0	0					
Al Martin, L (1,8) OBP: 0.289, SLG: 0.429	1B 1B 1B		G4-3 BB		G4-3		CS 2B			3	2	2	0	1	0	0					
Orlando Merced, S (1,9) OBP: 0.455, SLG: 0.457	E 1B		G4-3		2B FC4-2 BB			IBB		2	1	1	0	2	0	2					
Jeff King, R (1,5) OBP: 0.333, SLG: 0.355	E 1B		E7 1B 1B		FC4-2 2B		F8			4	1	3	4	0	0	2					
Dave Clark, L (1,7) OBP: 0.337, SLG: 0.324	E4		1B 1B		FC4-2 2B					2	0	1	1	0	0	2					
Will Pennyfeather, R (5,PH) OBP: 0.337, SLG: 0.324	E4		1B 1B		FC4-2 2B					2	0	0	0	0	0	2					
Don Slaught, R (1,2) OBP: 0.359, SLG: 0.372	SF8-3-5		G1-6-3 1B		G5-3					3	0	1	1	0	0	2					
Kevin Young, R (1,3) OBP: 0.291, SLG: 0.310		L9	G1-6-3				F8			4	0	0	0	0	0	2					
Bob Walk, R (1,1) OBP: 0.138, SLG: 0.172				L5		G1-3				3	0	0	0	0	1	0					
Inning Stats	R: 3 E: 1 K: 0 S: 20	H: 4 LOB: 1 BB: 0 P: 29	R: 0 E: 0 K: 1 S: 9	H: 0 LOB: 0 BB: 0 P: 12	R: 3 E: 1 K: 0 S: 12	H: 4 LOB: 1 BB: 1 P: 19	R: 0 E: 0 K: 0 S: 4	H: 0 LOB: 0 BB: 0 P: 5	R: 0 E: 0 K: 0 S: 10	H: 1 LOB: 2 BB: 1 P: 18	R: 0 E: 0 K: 0 S: 8	H: 0 LOB: 0 BB: 0 P: 12	R: 0 E: 0 K: 0 S: 15	H: 1 LOB: 1 BB: 1 P: 27	R: 0 E: 0 K: 0 S: 6	H: 0 LOB: 0 BB: 0 P: 12		1B: 8 2B: 3 3B: 0 HR: 0	SF: 1 SAC: 0 DP: 2 HBP: 0	WP: 0 PB: 0 SB: 1 CS: 1	PA: 35
PITCHER Dwight Gooden, R (1,1) ERA: 3.09	IP: 3.0 WLS: L BF: 17 H: 8 R: 6 ER: 5 SO: 1 BB: 1 IBB: 0 HBP: 0 BLK: 0 WP: 0 HR: 0 S: 41 P: 60 ERA: 15.00 WHIP: 3.000															PITCHER		IP: 3.0 WLS: L BF: 17 H: 8 R: 6 ER: 5 SO: 1 BB: 1 IBB: 0 HBP: 0 BLK: 0 WP: 0 HR: 0 S: 41 P: 60 ERA: 15.00 WHIP: 3.000			
Eric Hillman, L (4,1) ERA: 5.29	1.1 6 1 0 0 0 1 0 0 0 0 0 0 10 18 0.00 1.500																				
Jeff Innis, R (5,1) ERA: 4.31	1.2 5 0 0 0 0 0 0 0 0 0 0 12 17 0.00 0.000																				
Mike Maddux, R (7,1) ERA: 4.93	2.0 7 1 0 0 0 0 1 0 0 0 0 21 39 0.00 0.500																				

Batter	1	2	3	4	5	6	7	8	9	AB	R	H	RBI	BB	SO	LOB	TOP					
Darrin Jackson, R (1,8) OBP: 0.231, SLG: 0.330	F9		K			K				4	0	1	0	0	2	1	New York Mets @ Pittsburgh Pirates Three Rivers Stadium, Pittsburgh, PA Fri Jun 18 1993, 7:05 PM EDT Att: 21,521 - Unknown - 75 F					
Doug Saunders, R (1,4) OBP: 0.200, SLG: 0.200	L9		F9			F9				4	0	0	0	0	0	2						
Mike Draper, R (8,1) OBP: 0.667, SLG: 0.667	L9		F9			F9				0	0	0	0	0	0	0						
Joe Orsulak, L (1,7) OBP: 0.341, SLG: 0.400	K		F9					G4-3		4	0	1	0	0	1	2						
Bobby Bonilla, S (1,9) OBP: 0.331, SLG: 0.510		SF7		K		P6			HR	4	2	2	1	0	1	1						
Jeff McKnight, S (1,3) OBP: 0.302, SLG: 0.227	L3		L9						FC6-4	3	0	1	0	1	0	1						
Jeff Kent, R (1,5) OBP: 0.278, SLG: 0.356	SF7		F7			L7			FC6-4	3	0	0	1	0	0	2						
Todd Hundley, S (1,2) OBP: 0.293, SLG: 0.394	E4				G4-3	F9			G5-4-3	4	0	0	0	0	0	2						
Tim Bogar, R (1,6) OBP: 0.288, SLG: 0.343	F8				K					3	0	0	0	0	1	2						
Anthony Young, R (1,1) OBP: 0.250, SLG: 0.250										2	0	1	0	0	0	0						
Chico Walker, S (8,PH) OBP: 0.250, SLG: 0.342										1	0	0	0	0	1	0						
Inning Stats	R: 0 E: 0 K: 1 S: 5	H: 0 LOB: 0 BB: 0 P: 7	R: 1 E: 1 K: 0 S: 7	H: 1 LOB: 1 BB: 0 P: 12	R: 0 E: 0 K: 1 S: 11	H: 1 LOB: 1 BB: 0 P: 18	R: 0 E: 0 K: 1 S: 10	H: 0 LOB: 0 BB: 0 P: 19	R: 0 E: 0 K: 1 S: 7	H: 1 LOB: 1 BB: 0 P: 10	R: 0 E: 0 K: 0 S: 10	H: 1 LOB: 1 BB: 0 P: 15	R: 0 E: 0 K: 1 S: 7	H: 1 LOB: 1 BB: 0 P: 11	R: 1 E: 0 K: 0 S: 8	H: 1 LOB: 0 BB: 1 P: 17	1B: 4 2B: 0 3B: 1 HR: 1	SF: 1 SAC: 0 DP: 1 HBP: 0	WP: 0 PB: 0 SB: 0 CS: 0	PA: 34		
PITCHER	IP WLS BF H R ER SO BB IBB HBP BLK WP HR S P ERA WHIP	8.0 W 30 5 1 1 6 0 0 0 0 0 0 64 101 1.12 0.625	1.0 L 4 1 1 1 0 1 0 0 0 0 1 8 17 9.00 2.000																			

Batter	1	2	3	4	5	6	7	8	9	AB	R	H	RBI	BB	SO	LOB	BOTTOM					
Carlos Garcia, R (1,4) OBP: 0.313, SLG: 0.389	G6-3		L7			G5-3				4	0	1	0	0	0	0	New York Mets @ Pittsburgh Pirates Three Rivers Stadium, Pittsburgh, PA Fri Jun 18 1993, 7:05 PM EDT Att: 21,521 - Unknown - 75 F					
Jay Bell, R (1,6) OBP: 0.373, SLG: 0.435	E S					HR				2	1	0	0	2	1	1						
Al Martin, L (1,8) OBP: 0.288, SLG: 0.442	K									4	1	1	2	0	1	1						
Orlando Merced, S (1,9) OBP: 0.460, SLG: 0.484	L7									4	2	3	1	0	0	1						
Jeff King, R (1,5) OBP: 0.336, SLG: 0.354	G4-3									3	1	1	0	1	0	0						
Don Slaught, R (1,2) OBP: 0.357, SLG: 0.369	G5-4-3									4	0	1	0	0	0	4						
Ben Shelton, R (1,7) OBP: 0.250, SLG: 0.250	G5-4-3									3	0	1	2	0	0	1						
Will Pennyfeather, R (7,8) OBP: 0.250, SLG: 0.250	G5-4-3									0	0	0	0	0	0	0						
Kevin Young, R (1,3) OBP: 0.286, SLG: 0.305										3	0	0	0	0	0	1						
Paul Wagner, R (1,1) OBP: 0.250, SLG: 0.250	G4-3									3	0	0	0	0	1	1						
Stan Belinda, R (9,1) OBP: 0.250, SLG: 0.250	G4-3									0	0	0	0	0	0	0						
Inning Stats	R: 0 E: 0 K: 1 S: 12	H: 0 LOB: 1 BB: 1 P: 22	R: 0 E: 0 K: 0 S: 5	H: 1 LOB: 0 BB: 0 P: 7	R: 0 E: 0 K: 0 S: 4	H: 0 LOB: 0 BB: 0 P: 5	R: 4 E: 0 K: 1 S: 17	H: 4 LOB: 1 BB: 1 P: 32	R: 0 E: 0 K: 1 S: 8	H: 0 LOB: 0 BB: 0 P: 9	R: 1 E: 0 K: 0 S: 9	H: 1 LOB: 0 BB: 0 P: 14	R: 0 E: 0 K: 0 S: 9	H: 1 LOB: 1 BB: 0 P: 12	R: 0 E: 0 K: 0 S: 4	H: 1 LOB: 1 BB: 1 P: 11	1B: 4 2B: 1 3B: 1 HR: 2	SF: 0 SAC: 0 DP: 2 HBP: 0	WP: 0 PB: 0 SB: 1 CS: 0	PA: 33		
PITCHER	IP WLS BF H R ER SO BB IBB HBP BLK WP HR S P ERA WHIP	7.0 L 29 7 5 5 3 2 0 0 0 0 0 64 101 6.43 1.286	1.0 L 4 1 0 0 0 1 0 0 0 0 0 4 11 0.00 2.000																			



Batter	1	2	3	4	5	6	7	8	9	AB	R	H	RBI	BB	SO	LOB	TOP					
Darrin Jackson, R (1,8) OBP: 0.225, SLG: 0.322										5	0	0	0	0	3	2						
Doug Saunders, R (1,4) OBP: 0.241, SLG: 0.241										4	0	2	0	0	0	0						
Dave Gallagher, R (1,3) OBP: 0.363, SLG: 0.494										4	0	0	0	0	0	2						
Bobby Bonilla, S (1,9) OBP: 0.337, SLG: 0.516										3	2	2	0	1	0	0						
Chico Walker, S (1,7) OBP: 0.261, SLG: 0.349										4	1	2	0	0	1	2						
Jeff Kent, R (1,5) OBP: 0.278, SLG: 0.356										3	0	1	1	0	0	2						
Charlie O'Brien, R (1,2) OBP: 0.254										1	0	1	1	1	0	0						
Todd Hundley, S (6, PH) OBP: 0.280, SLG: 0.390										2	0	0	0	0	0	2						
Tim Bogar, R (1,6) OBP: 0.303, SLG: 0.384										3	0	2	1	0	0	1						
Joe Orsulak, L (9, PH) OBP: 0.339, SLG: 0.398										1	0	0	0	0	0	0						
Frank Tanana, L (1,1) OBP: 0.154, SLG: 0.120										2	0	0	0	0	1	2						
Mike Maddux, L (4,1) OBP: 0.286, SLG: 0.340										1	0	0	0	0	0	1						
Vince Coleman, S (6, PH) OBP: 0.286, SLG: 0.340										0	0	0	0	0	0	0						
Pete Schourek, L (6,1) OBP: 0.286, SLG: 0.340										0	0	0	0	0	0	0						
Jeff Innis, R (7,1) OBP: 0.286, SLG: 0.340										0	0	0	0	0	0	0						
Jeff McKnight, S (9, PH) OBP: 0.286, SLG: 0.340										1	0	0	0	0	0	0						
Inning Stats	R: 0 E: 0 K: 1 S: 6	H: 0 LOB: 0 BB: 0 P: 10	R: 1 E: 0 K: 1 S: 9	H: 2 LOB: 1 BB: 0 P: 10	R: 0 E: 0 K: 1 S: 10	H: 1 LOB: 1 BB: 0 P: 14	R: 2 E: 0 K: 0 S: 16	H: 3 LOB: 2 BB: 1 P: 27	R: 0 E: 0 K: 0 S: 8	H: 1 LOB: 1 BB: 1 P: 16	R: 0 E: 0 K: 0 S: 13	H: 2 LOB: 1 BB: 0 P: 17	R: 0 E: 0 K: 1 S: 14	H: 0 LOB: 0 BB: 0 P: 20	R: 0 E: 0 K: 0 S: 6	H: 1 LOB: 1 BB: 0 P: 6	R: 0 E: 0 K: 1 S: 10	H: 0 LOB: 0 BB: 0 P: 14	1B: 7 2B: 3 3B: 0 HR: 0	SF: 1 SAC: 0 DP: 2 HBP: 0	WP: 0 PB: 0 SB: 0 CS: 0	PA: 37
PITCHER	IP WLS BF H R ER SO BB IBB HBP BLK WP HR S P ERA WHIP																					
Denny Neagle, L (1,1) ERA: 4.87	3.2	18	6	3	3	3	0	1	0	0	0	0	0	0	39	58	7.36	1.636				
Freddie Toliver, R (4,1) ERA: 3.95	0.1	W	1	0	0	0	0	0	0	0	0	0	0	2	3	0.00	0.000					
Bias Minor, R (5,1) ERA: 3.2	5.0	S	18	4	0	0	2	1	0	0	0	0	0	51	73	0.00	1.000					

New York Mets @ Pittsburgh Pirates
Three Rivers Stadium, Pittsburgh, PA
Sat Jun 19 1993, 7:05 PM EDT
Att: 24,199 - Unknown - 86 F

AB 34
R 3
H 10
RBI 3
BB 2
SO 5
LOB 14



Batter	1	2	3	4	5	6	7	8	9	AB	R	H	RBI	BB	SO	LOB	BOTTOM				
Carlos Garcia, R (1,4) OBP: 0.305, SLG: 0.378										5	0	0	0	0	1	3					
Jay Bell, R (1,6) OBP: 0.380, SLG: 0.451										4	2	3	3	1	0	0					
Kevin Young, R (1,3) OBP: 0.289, SLG: 0.308										5	1	2	0	0	0	2					
Jeff King, R (1,5) OBP: 0.342, SLG: 0.360										4	1	3	2	0	0	0					
Lloyd McClendon, R (1,9) OBP: 0.242, SLG: 0.274										4	1	1	0	0	1	4					
Don Slaught, R (1,2) OBP: 0.360, SLG: 0.378										4	1	2	1	0	2	2					
Ben Shetton, R (1,7) OBP: 0.429, SLG: 0.333										2	1	1	1	1	0	0					
Al Martin, L (6, PR) OBP: 0.292, SLG: 0.442										0	0	0	0	1	0	0					
Will Pennyfeather, R (1,8) OBP: 0.125, SLG: 0.250										4	0	1	1	0	1	5					
Denny Neagle, L (1,1) ERA: 4.96	3.2	L	20	7	6	3	1	1	0	0	0	0	0	10	15	0.00	0.000				
Mike Maddux, R (4,1) ERA: 4.75	1.1		4	0	0	0	1	0	0	0	0	0	0	20	34	10.80	3.000				
Pete Schourek, L (6,1) ERA: 5.95	1.2		8	4	2	2	2	1	0	0	0	0	0	14	24	0.00	1.500				
Jeff Innis, R (7,1) ERA: 4.13	1.1		7	2	0	0	2	0	1	0	0	0	0	14	24	0.00	1.500				
Inning Stats	R: 1 E: 0 K: 2 S: 19	H: 3 LOB: 2 BB: 0 P: 29	R: 0 E: 0 K: 1 S: 8	H: 0 LOB: 0 BB: 0 P: 12	R: 0 E: 0 K: 0 S: 7	H: 0 LOB: 0 BB: 0 P: 12	R: 5 E: 0 K: 0 S: 14	H: 4 LOB: 1 BB: 2 P: 31	R: 0 E: 0 K: 1 S: 8	H: 0 LOB: 0 BB: 0 P: 12	R: 0 E: 0 K: 1 S: 8	H: 2 LOB: 1 BB: 0 P: 11	R: 2 E: 0 K: 2 S: 17	H: 3 LOB: 3 BB: 2 P: 34	R: 0 E: 1 K: 1 S: 9	H: 1 LOB: 1 BB: 0 P: 13	1B: 9 2B: 3 3B: 1 HR: 0	SF: 0 SAC: 0 DP: 0 HBP: 0	WP: 0 PB: 0 SB: 0 CS: 1	PA: 39	
PITCHER	IP WLS BF H R ER SO BB IBB HBP BLK WP HR S P ERA WHIP																				
Frank Tanana, L (1,1) ERA: 4.96	3.2	L	20	7	6	3	1	1	0	0	0	0	0	10	15	0.00	0.000				
Mike Maddux, R (4,1) ERA: 4.75	1.1		4	0	0	0	1	0	0	0	0	0	0	20	34	10.80	3.000				
Pete Schourek, L (6,1) ERA: 5.95	1.2		8	4	2	2	2	1	0	0	0	0	0	14	24	0.00	1.500				
Jeff Innis, R (7,1) ERA: 4.13	1.1		7	2	0	0	2	0	1	0	0	0	0	14	24	0.00	1.500				

New York Mets @ Pittsburgh Pirates
Three Rivers Stadium, Pittsburgh, PA
Sat Jun 19 1993, 7:05 PM EDT
Att: 24,199 - Unknown - 86 F

AB 35
R 8
H 13
RBI 8
BB 4
SO 8
LOB 18




Batter	1	2	3	4	5	6	7	8	9	AB	R	H	RBI	BB	SO	LOB	TOP			
Darrin Jackson, R (1, 8) OBP: 0.222, SLG: 0.317										3	0	0	0	0	3	0	<p>New York Mets @ Pittsburgh Pirates Three Rivers Stadium, Pittsburgh, PA</p> <p>Sun Jun 20 1993, 7:05 PM EDT Att: 14,180 - Unknown - 80 F</p>			
Chico Walker, S (8, PH) OBP: 0.270, SLG: 0.349										0	0	0	0	1	0	0				
Joe Orsulak, L (8, 7) OBP: 0.339, SLG: 0.398										0	0	0	0	0	0	0				
Doug Saunders, R (1, 4) OBP: 0.219, SLG: 0.219										3	0	0	0	0	0	0				
Eddie Murray, S (1, 3) OBP: 0.292, SLG: 0.357										2	1	0	0	2	1	2				
Bobby Bonilla, S (1, 9) OBP: 0.336, SLG: 0.516										4	1	1	0	0	1	3				
Dave Gallagher, R (1, 7) OBP: 0.368, SLG: 0.506										4	0	2	1	0	0	2				
Jeff Kent, R (1, 5) OBP: 0.272, SLG: 0.348										4	0	0	0	0	0	2				
Charlie O'Brien, R (1, 2) OBP: 0.284, SLG: 0.302										4	0	2	0	0	0	1	<p>AB 31 R 2 H 5 RBI 1 BB 4 SO 6 LOB 15</p>			
Tim Bogar, R (1, 6) OBP: 0.300, SLG: 0.368										3	0	0	0	1	0	2				
Bret Saberhagen, R (1, 1) OBP: 0.188, SLG: 0.138										4	0	0	0	0	1	3				
John Franco, L (9, 1)										0	0	0	0	0	0	0				
Inning Stats	R: 0 E: 0 K: 1 S: 8	H: 0 LOB: 1 BB: 1 P: 16	R: 0 E: 0 K: 0 S: 8	H: 1 LOB: 1 BB: 0 P: 9	R: 0 E: 0 K: 1 S: 7	H: 0 LOB: 0 BB: 0 P: 13	R: 2 E: 0 K: 0 S: 10	H: 2 LOB: 0 BB: 1 P: 17	R: 0 E: 0 K: 1 S: 9	H: 0 LOB: 0 BB: 0 P: 13	R: 0 E: 0 K: 1 S: 6	H: 1 LOB: 2 BB: 1 P: 16	R: 0 E: 0 K: 1 S: 12	H: 0 LOB: 2 BB: 1 P: 22	R: 0 E: 0 K: 0 S: 10	H: 1 LOB: 1 BB: 0 P: 16	1B: 1 2B: 4 3B: 0 HR: 0	SF: 0 SAC: 1 DP: 1 HBP: 0	WP: 0 PB: 0 SB: 1 CS: 0	PA: 36
PITCHER	IP WLS BF H R ER SO BB IBB HBP BLK WP HR S P ERA WHIP																			
Steve Cooke, L (1, 1) ERA: 3.48	8.0	32	4	2	2	6	3	1	0	0	0	0	0	0	66	114	2.25	0.875		
Stan Belinda, R (9, 1) ERA: 2.64	1.0	W 4	1	0	0	0	0	0	0	0	0	0	0	10	16	0.00	1.000			

Batter	1	2	3	4	5	6	7	8	9	AB	R	H	RBI	BB	SO	LOB	BOTTOM					
Carlos Garcia, R (1, 4) OBP: 0.300, SLG: 0.370										4	0	0	0	0	0	1	<p>New York Mets @ Pittsburgh Pirates Three Rivers Stadium, Pittsburgh, PA</p> <p>Sun Jun 20 1993, 7:05 PM EDT Att: 14,180 - Unknown - 80 F</p>					
Jay Bell, R (1, 6) OBP: 0.378, SLG: 0.448										4	0	1	0	0	1	1						
Al Martin, L (1, 8) OBP: 0.301, SLG: 0.462										3	2	2	1	1	1	0						
Orlando Merced, S (1, 9) OBP: 0.456, SLG: 0.479										4	1	1	0	0	0	2						
Dave Clark, L (1, 7) OBP: 0.326, SLG: 0.312										3	0	0	0	0	3	2						
Lonnie Smith, R (9, PH) OBP: 0.367, SLG: 0.343										0	0	0	0	0	0	0						
Jeff King, R (1, 5) OBP: 0.340, SLG: 0.356										3	0	0	0	1	1	0						
Kevin Young, R (1, 3) OBP: 0.293, SLG: 0.314										3	0	1	1	1	0	0						
Tom Prince, R (1, 2) OBP: 0.267, SLG: 0.277										3	0	0	0	0	0	1	<p>AB 31 R 3 H 7 RBI 3 BB 3 SO 6 LOB 8</p>					
Don Slaught, R (9, PH) OBP: 0.363, SLG: 0.382										1	0	1	1	0	0	0						
Steve Cooke, R (1, 1) OBP: 0.081, SLG: 0.091										2	0	0	0	0	0	1						
Tom Foley, L (8, PH) OBP: 0.251, SLG: 0.342										1	0	1	0	0	0	0						
Will Pennyfeather, R (8, PH) OBP: 0.153, SLG: 0.250										0	0	0	0	0	0	0						
Stan Belinda, R (9, 1)										0	0	0	0	0	0	0						
Inning Stats	R: 0 E: 0 K: 2 S: 9	H: 0 LOB: 0 BB: 0 P: 14	R: 0 E: 0 K: 2 S: 7	H: 0 LOB: 0 BB: 0 P: 13	R: 0 E: 0 K: 0 S: 5	H: 0 LOB: 0 BB: 0 P: 7	R: 0 E: 0 K: 1 S: 17	H: 1 LOB: 2 BB: 1 P: 28	R: 0 E: 0 K: 0 S: 9	H: 1 LOB: 1 BB: 0 P: 14	R: 1 E: 0 K: 0 S: 7	H: 1 LOB: 0 BB: 0 P: 8	R: 0 E: 0 K: 1 S: 9	H: 0 LOB: 0 BB: 0 P: 13	R: 0 E: 0 K: 0 S: 8	H: 1 LOB: 3 BB: 0 P: 11	R: 2 E: 0 K: 0 S: 12	H: 3 LOB: 3 BB: 2 P: 25	1B: 5 2B: 1 3B: 0 HR: 1	SF: 0 SAC: 1 DP: 0 HBP: 0	WP: 0 PB: 0 SB: 1 CS: 0	PA: 35
PITCHER	IP WLS BF H R ER SO BB IBB HBP BLK WP HR S P ERA WHIP																					
Bret Saberhagen, R (1, 1) ERA: 3.07	8.0	L 31	4	3	3	6	1	0	0	0	0	0	0	0	77	116	3.38	0.875				
John Franco, L (9, 1) ERA: 1.5	0.1	4	1	0	0	0	1	1	0	0	0	0	0	6	17	0.00	6.000					

Batter	1	2	3	4	5	6	7	8	9	AB	R	H	RBI	BB	SO	LOB	TOP			
Delino DeShields, L OBP: 0.369, SLG: 0.531 Mike Lansing, R OBP: 0.351, SLG: 0.399	G6-4-3 1B	G6-3			F8 2B		G3			4	1	2	0	0	0	2				
Moises Alou, R OBP: 0.373, SLG: 0.413	G6-4-3		G5-3		F8		E5		SF7 1B	4	0	0	1	0	0	2				
Marque Grissom, R OBP: 0.373, SLG: 0.492 Tim McIntosh, R OBP: 0.125, SLG: 0.188	F9		G4-3		CS 2B		K		G5-3	4	0	1	1	0	1	2				
Larry Walker, L OBP: 0.382, SLG: 0.463 Frank Bolick, S OBP: 0.336, SLG: 0.391					G4-3				G6-3	2	0	0	0	2	0	1				
John Vander Wal, L OBP: 0.339, SLG: 0.398	F7		P4						F9	4	0	1	0	0	0	3				
Darin Fletcher, L OBP: 0.293, SLG: 0.295		FC2-5 HBP BB			F8				E4	3	0	1	0	1	0	0				
Sean Berry, R OBP: 0.379, SLG: 0.414		K							G6-3	4	1	1	1	0	2	4				
Wil Cordero, R OBP: 0.287, SLG: 0.379									G6-3	3	0	1	0	0	0	2				
Brian Barnes, L OBP: 0.250, SLG: 0.200 Jeff Fassero, L (5, 1)		FC2-5 HBP			G2-6-4 1B				G6-3	2	0	0	0	0	0	3				
Lou Frazier, S OBP: 0.375, SLG: 0.394 Bill Risley, R (7, 1)		FC2-5			G2-6-4				1B SF7 2B	0	0	0	0	0	0	0				
Greg Colbrunn, R OBP: 0.288, SLG: 0.427		1-2 2-3F			1-2F					1	1	1	0	0	0	0				
Inning Stats	R: 0 E: 0 K: 0 S: 4	H: 1 LOB: 2 BB: 1 P: 8	R: 0 E: 0 K: 1 S: 5	H: 0 LOB: 2 BB: 1 P: 10	R: 0 E: 0 K: 0 S: 3	H: 0 LOB: 1 BB: 1 P: 7	R: 1 E: 0 K: 0 S: 4	H: 2 LOB: 0 BB: 0 P: 4	R: 0 E: 0 K: 1 S: 6	H: 2 LOB: 1 BB: 0 P: 6	R: 0 E: 1 K: 2 S: 8	H: 0 LOB: 1 BB: 0 P: 8	R: 0 E: 1 K: 0 S: 4	H: 0 LOB: 1 BB: 0 P: 4	R: 1 E: 0 K: 0 S: 5	H: 2 LOB: 1 BB: 0 P: 5	1B: 5 2B: 3 3B: 0 HR: 1	SF: 1 SAC: 0 DP: 2 HBP: 1	WP: 0 PB: 0 SB: 0 CS: 1	PA: 39
PITCHER	IP WLS BF H R ER SO BB IBB HBP BLK WP HR S P ERA WHIP																			
Dave Telgheder, R ERA: 4.91 Mike Maddux, R ERA: 4.5	5.0 W 22 5 2 2 1 3 3 0 1 0 0 1 20 33 3.60 1.600																			

Montreal Expos @ New York Mets
Shea Stadium, Flushing, NY
Mon Jun 21 1993, 7:05 PM EDT
Att: 21,279 - Unknown - 69 F


AB 34
R 3
H 9
RBI 3
BB 3
SO 4
LOB 20



Batter	1	2	3	4	5	6	7	8	9	AB	R	H	RBI	BB	SO	LOB	BOTTOM			
Vince Coleman, S OBP: 0.288, SLG: 0.336	P4	F3		L7						3	1	0	0	1	0	1				
Doug Saunders, R OBP: 0.257, SLG: 0.257										3	2	2	0	0	0	0				
Eddie Murray, S OBP: 0.299, SLG: 0.377 Jeff McKnight, S OBP: 0.296, SLG: 0.222										4	3	3	2	0	0	1				
Bobby Bonilla, S OBP: 0.339, SLG: 0.533 Jeromy Burnitz, L (7, 9)										3	2	2	4	0	0	1				
Dave Gallagher, R OBP: 0.354, SLG: 0.483										4	0	0	0	0	1	3				
Jeff Kent, R OBP: 0.272, SLG: 0.346										4	0	1	2	0	0	1				
Charlie O'Brien, R OBP: 0.268, SLG: 0.284										4	0	0	0	0	0	1				
Tim Bogar, R OBP: 0.289, SLG: 0.354 Kevin Baez, R (8, PH) (9, 6)										3	0	0	0	0	1	0				
Dave Telgheder, R OBP: 0.500, SLG: 1.000 Mike Maddux, L (6, 1)										2	0	1	0	0	1	0				
Inning Stats	R: 2 E: 0 K: 0 S: 6	H: 3 LOB: 1 BB: 0 P: 6	R: 0 E: 0 K: 0 S: 4	H: 1 LOB: 0 BB: 0 P: 4	R: 2 E: 1 K: 0 S: 6	H: 2 LOB: 1 BB: 0 P: 6	R: 0 E: 0 K: 2 S: 7	H: 0 LOB: 0 BB: 0 P: 7	R: 2 E: 0 K: 1 S: 7	H: 2 LOB: 0 BB: 0 P: 7	R: 0 E: 0 K: 1 S: 5	H: 0 LOB: 0 BB: 0 P: 5	R: 2 E: 0 K: 1 S: 6	H: 1 LOB: 0 BB: 1 P: 10	R: 0 E: 0 K: 0 S: 3	H: 0 LOB: 0 BB: 0 P: 3	1B: 5 2B: 2 3B: 0 HR: 2	SF: 0 SAC: 1 DP: 0 HBP: 0	WP: 0 PB: 0 SB: 0 CS: 0	PA: 35
PITCHER	IP WLS BF H R ER SO BB IBB HBP BLK WP HR S P ERA WHIP																			
Brian Barnes, L ERA: 3.47 Jeff Fassero, L ERA: 2.79 Bill Risley, R ERA: 6.0	4.0 L 19 6 4 2 2 2 0 0 0 0 0 1 12 12 9.00 1.000																			

Montreal Expos @ New York Mets
Shea Stadium, Flushing, NY
Mon Jun 21 1993, 7:05 PM EDT
Att: 21,279 - Unknown - 69 F

AB 33
R 8
H 9
RBI 8
BB 1
SO 5
LOB 8



Batter	1	2	3	4	5	6	7	8	9	AB	R	H	RBI	BB	SO	LOB	TOP								
Delino DeShields, L OBP: 0.370, SLG: 0.532 (1, 4)										5	0	2	2	0	0	2									
Moises Alou, R OBP: 0.332, SLG: 0.425 (1, 7)										5	2	2	1	0	0	2									
Marquis Grissom, R OBP: 0.370, SLG: 0.484 (1, 8)										4	0	0	0	1	3	1									
Larry Walker, L OBP: 0.379, SLG: 0.458 (1, 9)										4	1	1	0	0	1	1									
Frank Botick, S OBP: 0.336, SLG: 0.385 Greg Colbrunn, R OBP: 0.286, SLG: 0.424 (5, 3)										2	1	0	0	1	0	0									
Darin Fletcher, L OBP: 0.299, SLG: 0.295 (1, 2)										3	0	1	1	1	0	1									
Mike Lansing, R OBP: 0.348, SLG: 0.392 (1, 5)										4	1	0	1	0	0	5									
Wil Cordero, R OBP: 0.286, SLG: 0.374 (1, 6)										3	1	0	0	1	1	3									
Chris Nabholz, L OBP: 0.118, SLG: 0.118 Mike Gardiner, S (4, 1)										2	0	0	1	0	1	4									
Mel Rojas, R John Wetteland, R (9, 1)										1	0	0	0	0	1	0									
										0	0	0	0	0	0	0									
Inning Stats	R: 0 E: 0 K: 0 S: 3	H: 1 LOB: 1 BB: 1 P: 7	R: 3 E: 2 K: 0 S: 6	H: 1 LOB: 1 BB: 1 P: 10	R: 0 E: 0 K: 0 S: 3	H: 0 LOB: 0 BB: 0 P: 3	R: 0 E: 1 K: 1 S: 7	H: 1 LOB: 2 BB: 0 P: 7	R: 2 E: 1 K: 1 S: 8	H: 2 LOB: 2 BB: 2 P: 15	R: 1 E: 0 K: 2 S: 5	H: 1 LOB: 0 BB: 0 P: 5	R: 0 E: 0 K: 1 S: 5	H: 0 LOB: 0 BB: 0 P: 7	R: 0 E: 0 K: 1 S: 5	H: 0 LOB: 0 BB: 0 P: 5	R: 0 E: 0 K: 1 S: 5	H: 0 LOB: 0 BB: 0 P: 5	1B: 5 2B: 0 3B: 0 HR: 1	SF: 0 SAC: 0 DP: 1 HBP: 0	WP: 0 PB: 0 CS: 0	PA: 39			
PITCHER	IP	WLS	BF	H	R	ER	SO	BB	IBB	HBP	BLK	WP	HR	S	P	ERA	WHIP								
Anthony Young, R ERA: 4.08 Mike Draper, R ERA: 3.25 Jeff Innis, R ERA: 4.01	(1, 1) (7, 1) (9, 1)	6.0 2.0 1.0	L 6 3	30 0 0	6 0 0	6 0 0	3 3 0	4 0 1	0 0 0	0 0 0	0 0 0	0 0 0	1 12 5	34 12 5	50 12 5	4.50 0.00 0.00	1.667 0.000 0.000								

Montreal Expos @ New York Mets
Shea Stadium, Flushing, NY
Tue Jun 22 1993, 7:05 PM EDT
Att: 22,036 - Unknown - 83 F

AB 35
R 6
H 6
RBI 6
BB 4
SO 8
LOB 19

Batter	1	2	3	4	5	6	7	8	9	AB	R	H	RBI	BB	SO	LOB	BOTTOM								
Vince Coleman, S OBP: 0.290, SLG: 0.341 Jeff Innis, R (9, 1)										5	0	2	2	0	1	3									
Doug Saunders, R OBP: 0.237, SLG: 0.237 Chico Walker, S OBP: 0.264, SLG: 0.341 (6, PH) (7, 4) (9, 7)										3	0	0	0	0	0	2									
Eddie Murray, S OBP: 0.305, SLG: 0.379 (1, 3)										4	0	2	0	1	0	1									
Bobby Bonilla, S OBP: 0.333, SLG: 0.523 (1, 9)										5	0	0	0	0	1	5									
Darin Jackson, R OBP: 0.225, SLG: 0.319 Joe Orsulak, L OBP: 0.333, SLG: 0.390 (5, PH) (6, 8)										2	0	1	0	0	0	0									
Jeff Kent, R OBP: 0.276, SLG: 0.354 (1, 5)										4	1	2	0	0	1	2									
Charlie O'Brien, R OBP: 0.274, SLG: 0.279 Todd Hundley, S OBP: 0.277, SLG: 0.385 (6, PH) (7, 2)										1	0	0	0	1	0	1									
Tim Bogar, R OBP: 0.287, SLG: 0.361 (1, 6)										4	1	1	1	0	0	2									
Anthony Young, R OBP: 0.500, SLG: 0.400 Jeromy Burnitz, L OBP: 0.500, SLG: 0.500 Mike Draper, R OBP: 0.667, SLG: 0.667 Jeff McKnight, S OBP: 0.291, SLG: 0.217 (8, PH) (9, 4)										1	0	1	0	1	0	0									
										1	1	1	0	0	0	0									
										0	0	0	0	0	0	0									
										1	0	0	0	1	0	0									
Inning Stats	R: 0 E: 0 K: 1 S: 5	H: 0 LOB: 0 BB: 0 P: 5	R: 0 E: 1 K: 1 S: 6	H: 0 LOB: 1 BB: 0 P: 6	R: 0 E: 0 K: 0 S: 5	H: 2 LOB: 3 BB: 1 P: 9	R: 0 E: 0 K: 0 S: 4	H: 1 LOB: 3 BB: 2 P: 12	R: 0 E: 0 K: 1 S: 6	H: 1 LOB: 1 BB: 0 P: 6	R: 3 E: 0 K: 0 S: 7	H: 4 LOB: 1 BB: 0 P: 7	R: 0 E: 0 K: 0 S: 4	H: 1 LOB: 1 BB: 0 P: 4	R: 0 E: 0 K: 1 S: 5	H: 0 LOB: 0 BB: 0 P: 5	R: 0 E: 0 K: 1 S: 6	H: 1 LOB: 1 BB: 0 P: 6	1B: 7 2B: 3 3B: 0 HR: 0	SF: 0 SAC: 0 DP: 0 HBP: 0	WP: 0 PB: 0 CS: 0	PA: 41			
PITCHER	IP	WLS	BF	H	R	ER	SO	BB	IBB	HBP	BLK	WP	HR	S	P	ERA	WHIP								
Chris Nabholz, L ERA: 7.15 Mike Gardiner, R ERA: 4.67 Mel Rojas, R ERA: 4.28 John Wetteland, R ERA: 1.3	(1, 1) (4, 1) (6, 1) (9, 1)	3.2 1.2 2.2 1.0	L W S	18 8 11 4	3 3 1 1	0 2 1 0	0 2 1 1	0 1 1 1	0 0 0 0	0 0 0 0	0 0 0 0	0 0 0 0	0 0 0 0	10 10 13 6	10 10 13 6	10.80 3.38 0.00	1.800 1.125 1.000								

Montreal Expos @ New York Mets
Shea Stadium, Flushing, NY
Tue Jun 22 1993, 7:05 PM EDT
Att: 22,036 - Unknown - 83 F

AB 38
R 3
H 10
RBI 3
BB 3
SO 5
LOB 21

Batter	1	2	3	4	5	6	7	8	9	AB	R	H	RBI	BB	SO	LOB	TOP					
Delino DeShields, L OBP: 0.372, SLG: 0.335 (1,4)	2-2 FC4-6 1B		1-1 G4-3 1B		2-3 K		0-1 G3			4	0	2	0	0	1	0						
Moises Alou, R OBP: 0.331, SLG: 0.420 (1,7)	0-1 FC4-6 FC6-4 1-2f		3-1 G4-3 1-2f			2-2 F9		1-1 G5-3-6 HBP		3	0	0	0	0	0	2						
Marquis Grissom, R OBP: 0.368, SLG: 0.484 (1,8)	2-1 FC6-4 1-2f			2-2 G1-3		1-0 HR 2B		2-2 G5-3-6 1-2f		4	1	1	0	0	0	2						
Larry Walker, L OBP: 0.381, SLG: 0.473 (1,9)	1-1 G6-3			1-2 E6 BB 1B		0-1 HR		2-2 HBP		3	2	1	2	0	0	1						
Sean Berry, R OBP: 0.396, SLG: 0.458 (1,5)		1-0 HR		4-0 1B BB		4-0 E 1B BB		2-3 K		2	1	1	1	2	1	1						
Greg Colbrunn, R OBP: 0.292, SLG: 0.426 (1,3)	3-1 F8			0-0 G1-6-3 1B 1-2 2-H		0-2 E5 G6-4-3 1B		0-6 G5-6-3		4	0	2	1	0	0	0						
Wil Cordero, R OBP: 0.282, SLG: 0.368 (1,6)	1-0 G5-3			3-1 G1-6-3 1-2f		0-1 G6-4-3 1-2f		1-3 K		4	0	0	0	0	1	4						
Darrin Fletcher, L OBP: 0.291, SLG: 0.287 John Wetteland, R (9,1)	2-2 F9			1-1 F9		1-1 G4-3		2-0 P6		4	0	0	0	0	0	0						
Dennis Martinez, R OBP: 0.257, SLG: 0.314 Tim Laker, R OBP: 0.203, SLG: 0.227 (9,2)			3-3 K		1-3 K		1-2 F7			3	0	0	0	0	2	0						
Inning Stats	R: 0 E: 0 K: 0 S: 9	H: 1 LOB: 1 BB: 0 P: 14	R: 1 E: 0 K: 0 S: 7	H: 1 LOB: 0 BB: 0 P: 14	R: 0 E: 0 K: 1 S: 8	H: 1 LOB: 1 BB: 0 P: 15	R: 1 E: 1 K: 0 S: 10	H: 1 LOB: 1 BB: 1 P: 20	R: 0 E: 0 K: 2 S: 8	H: 0 LOB: 0 BB: 0 P: 12	R: 2 E: 0 K: 0 S: 12	H: 3 LOB: 1 BB: 1 P: 19	R: 0 E: 0 K: 0 S: 7	H: 0 LOB: 1 BB: 0 P: 9	R: 0 E: 0 K: 1 S: 10	H: 0 LOB: 0 BB: 0 P: 16	R: 0 E: 0 K: 1 S: 5	H: 0 LOB: 2 BB: 0 P: 8	1B: 4 2B: 2 3B: 0 HR: 2	SF: 0 SAC: 0 DP: 4 HBP: 2	WP: 0 PB: 0 SB: 1 CS: 0	PA: 35
PITCHER	IP	WLS	BF	H	R	ER	SO	BB	IBB	HBP	BLK	WP	HR	S	P	ERA	WHIP					
Frank Tanana, L ERA: 4.87 Jeff Innis, R ERA: 3.59 John Franco, L ERA: 1.38	(1,1)	7.0	L	28	7	4	3	3	2	0	0	0	0	2	61	103	3.86	1.286				
PITCHER	IP	WLS	BF	H	R	ER	SO	BB	IBB	HBP	BLK	WP	HR	S	P	ERA	WHIP					

Montreal Expos @ New York Mets
Shea Stadium, Flushing, NY
Wed Jun 23 1993, 3:33 AM EDT
Att: 22,786 - Sunny - 77 F

AB	31
R	4
H	7
RBI	4
BB	2
SO	5
LOB	10



Batter	1	2	3	4	5	6	7	8	9	AB	R	H	RBI	BB	SO	LOB	BOTTOM					
Vince Coleman, S OBP: 0.288, SLG: 0.336 (1,7)	2-3 K		0-0 FC1-6 S 1-2f		0-1 E6 FC3-6 S 2-3 3-H		4-2 E S BB		1-3 K	4	0	0	1	1	2	4						
Doug Saunders, R OBP: 0.282, SLG: 0.225 Jeff Innis, R (8,1)	2-2 G5-3		4-1 BB		4-2 FC3-6 BB		2-3 K		0-2 1-2 2-H 1B	2	0	0	0	2	1	1						
Jeff McKnight, S OBP: 0.304, SLG: 0.234 (9,4)			1-3 BB		1-2 BB		1-3 K		1-2 2-H 1B	1	0	1	1	0	0	0						
Eddie Murray, S OBP: 0.299, SLG: 0.371 (1,3)	3-2 G3		1-3 K		0-0 FC3-6 1-2f 2-3 3-H 2-1		2-2 G4-3		0-1 P6	5	0	0	1	0	1	7						
Bobby Bonilla, S OBP: 0.332, SLG: 0.523 (1,9)		1-2 F9 2B		1-2 F9		1-2 G1-3		3-2 F8		4	0	1	0	0	0	2						
Joe Orsulak, L OBP: 0.331, SLG: 0.387 (1,8)		2-2 P9		1-1 F8		0-0 G4-1 1B		0-1 P4		4	0	1	0	0	0	1						
Jeff Kent, R OBP: 0.271, SLG: 0.347 John Franco, L (9,1)		0-0 F9		0-0 P3		0-0 F7		2-2 F9		4	0	0	0	0	0	2						
Todd Hundley, S OBP: 0.277, SLG: 0.388 (1,2)	1-2 G3				0-0 SH3 E 2B		0-0 G4-1		2-1 P5	4	1	1	0	0	0	2						
Tim Bogar, R OBP: 0.303, SLG: 0.369 Jeromy Burnitz, L OBP: 0.333, SLG: 0.333 Kevin Baez, R OBP: 0.500, SLG: 0.500 (6,PH)			0-0 FC1-6 1B		2-2 E SH3 FC3-6 HBP		0-3 K		2-2 BB 1B	1	1	1	0	0	0	0						
Frank Tanana, L OBP: 0.148, SLG: 0.115 Chico Walker, S OBP: 0.269, SLG: 0.337 (7,PH)			0-3 K		0-0 SH3		2-3 K		4-0 BB 1B	1	0	0	0	0	1	1						
Inning Stats	R: 0 E: 0 K: 1 S: 11	H: 0 LOB: 0 BB: 0 P: 18	R: 0 E: 0 K: 0 S: 13	H: 1 LOB: 1 BB: 0 P: 17	R: 0 E: 0 K: 2 S: 9	H: 1 LOB: 2 BB: 1 P: 14	R: 0 E: 0 K: 0 S: 6	H: 0 LOB: 0 BB: 0 P: 8	R: 2 E: 1 K: 0 S: 11	H: 1 LOB: 2 BB: 1 P: 19	R: 0 E: 0 K: 1 S: 6	H: 1 LOB: 1 BB: 0 P: 6	R: 0 E: 0 K: 2 S: 14	H: 0 LOB: 1 BB: 1 P: 24	R: 0 E: 0 K: 0 S: 8	H: 0 LOB: 0 BB: 0 P: 13	R: 1 E: 0 K: 1 S: 14	H: 2 LOB: 2 BB: 1 P: 23	1B: 4 2B: 2 3B: 0 HR: 0	SF: 0 SAC: 1 DP: 0 HBP: 1	WP: 0 PB: 0 SB: 4 CS: 0	PA: 39
PITCHER	IP	WLS	BF	H	R	ER	SO	BB	IBB	HBP	BLK	WP	HR	S	P	ERA	WHIP					
Dennis Martinez, R ERA: 3.15 John Wetteland, R ERA: 1.27	(1,1)	8.1	W	35	5	3	2	6	3	0	0	0	0	9	83	128	2.16	0.960				
PITCHER	IP	WLS	BF	H	R	ER	SO	BB	IBB	HBP	BLK	WP	HR	S	P	ERA	WHIP					

Montreal Expos @ New York Mets
Shea Stadium, Flushing, NY
Wed Jun 23 1993, 3:33 AM EDT
Att: 22,786 - Sunny - 77 F

AB	33
R	3
H	6
RBI	3
BB	4
SO	7
LOB	21



Batter	1	2	3	4	5	6	7	8	9	AB	R	H	RBI	BB	SO	LOB	TOP								
Bernard Gilkey, R (1, 7) OBP: 0.369, SLG: 0.495	1-1 P2		0-3 K			1-1 HR	0-0 S 1B 2B		0-1 1-H 2B	5	2	3	3	0	1	0									
Ozzie Smith, S (1, 6) OBP: 0.318, SLG: 0.361	0-0 G4-3		2-2 G3			0-0 G3-1	2-0 SAFE G5-4-3 1B		1-2 F9	5	0	1	1	0	0	1									
Gregg Jefferies, S (1, 3) OBP: 0.376, SLG: 0.504	2-1 1B			2-2 1B-3 1B		1-1 G6-3	1-0 G5-4-3 1-2			4	0	2	0	0	0	1									
Todd Zeile, R (1, 5) OBP: 0.315, SLG: 0.328	2-1 F9			2-2 L8-3		1-0 G4-3		1-0 F7		4	0	0	0	0	0	2									
Tracy Woodson, R (9, 5) OBP: 0.234, SLG: 0.244				1-2						0	0	0	0	0	0	0									
Mark Whiten, S (1, 9) OBP: 0.314, SLG: 0.373		0-3 K		2-3 K			0-2 1B 2B	2-3 K		4	1	0	0	0	3	0									
Brian Jordan, R (1, 8) OBP: 0.211, SLG: 0.243		2-0 1B			0-1 F9		0-1 2B 1B	0-0 F9		4	1	2	0	0	0	0									
Geronimo Pena, S (1, 4) OBP: 0.338, SLG: 0.379		1-3 K			3-2 SF9 3B		0-2 1B 2B		0-0 B1-3	4	2	2	1	0	1	1									
Erik Pappas, R (1, 2) OBP: 0.423, SLG: 0.409		1-2 L1			1-0 SF9		1-2 SH1-4 2B 1B	1-1 FC7-4 1B		3	1	2	3	0	0	1									
Donovan Osborne, S (1, 1) OBP: 0.226, SLG: 0.172			1-2 G6-3			1-3 K	0-1 SH1-4	2-1 FC7-4 2B		2	0	0	0	0	1	0									
Omar Olivares, R (5, 1) OBP: 0.214, SLG: 0.214										0	0	0	0	0	0	0									
Rob Murphy, L (8, 1) OBP: 1.000, SLG: 1.000										0	0	0	0	0	0	0									
Gerald Perry, L (9, PH) OBP: 0.429, SLG: 0.552										1	1	0	0	0	0	1									
Lee Smith, R (9, 1) OBP: 0.429, SLG: 0.552										0	0	0	0	0	0	0									
Inning Stats	R: 0 E: 0 K: 0 S: 7	H: 1 LOB: 1 BB: 0 P: 12	R: 0 E: 0 K: 2 S: 11	H: 1 LOB: 1 BB: 0 P: 14	R: 0 E: 0 K: 1 S: 11	H: 0 LOB: 0 BB: 0 P: 14	R: 0 E: 0 K: 1 S: 10	H: 1 LOB: 0 BB: 0 P: 16	R: 1 E: 0 K: 1 S: 12	H: 1 LOB: 0 BB: 0 P: 17	R: 1 E: 0 K: 0 S: 6	H: 1 LOB: 0 BB: 0 P: 9	R: 5 E: 1 K: 0 S: 17	H: 5 LOB: 0 BB: 0 P: 21	R: 0 E: 0 K: 1 S: 6	H: 0 LOB: 0 BB: 0 P: 9	R: 1 E: 0 K: 0 S: 10	H: 2 LOB: 1 BB: 0 P: 14	1B: 7 2B: 4 3B: 1 HR: 1	SF: 1 SAC: 1 DP: 2 HBP: 0	WP: 0 PB: 0 SB: 1 CS: 0	PA: 38			
PITCHER	IP	WLS	BF	H	R	ER	SO	BB	IBB	HBP	BLK	WP	HR	S	P	ERA	WHIP								
Bret Saberhagen, R (1, 1) ERA: 3.42	6.1	L	28	9	7	6	5	0	0	0	0	0	1	72	98	8.53	1.421								
Pete Schourek, L (7, 1) ERA: 5.81	1.2		5	1	0	0	1	0	0	0	0	0	0	8	14	0.00	0.600								
Mike Draper, R (9, 1) ERA: 3.45	1.0		5	2	1	1	0	0	0	0	0	0	0	10	14	9.00	2.000								

St. Louis Cardinals @ New York Mets
Shea Stadium, Flushing, NY
Fri Jun 25 1993, 7:05 PM EDT
Att: 26,282 - Unknown

AB 36
R 8
H 12
RBI 8
BB 0
SO 6
LOB 7



Batter	1	2	3	4	5	6	7	8	9	AB	R	H	RBI	BB	SO	LOB	BOTTOM								
Vince Coleman, S (1, 7) OBP: 0.297, SLG: 0.360	1-2 HR		1-1 BB 1B		1-0 G6-3 3B	4-0 E IBB		1-3 K		4	2	3	1	1	1	0									
Mike Draper, R (9, 1) OBP: 0.667, SLG: 0.667										0	0	0	0	0	0	0									
Kevin Baez, R (1, 6) OBP: 0.167, SLG: 0.167	0-0 G3		0-0 B1		1-1 G6-3	1-0 E4		1-3 K		4	0	0	2	0	0	4									
Jeff McKnight, S (9, PH) OBP: 0.298, SLG: 0.229										1	0	0	0	0	1	0									
Eddie Murray, S (1, 3) OBP: 0.301, SLG: 0.379	2-2 F8		3-2 F7		3-H 2-0 G6-3 1B	3-2 F7-2		0-0 2B		5	1	2	0	0	0	5									
Bobby Bonilla, S (1, 9) OBP: 0.330, SLG: 0.517	2-0 F9		1-1 BB 1B		2-1 G6-3		0-0 F8		1-0 F7	5	0	1	1	0	0	2									
Darrin Jackson, R (1, 8) OBP: 0.234, SLG: 0.324		2-1 G4-6-3 1B	4-2 1B		0-1 1B	2-2 G6-3		2-0 G4-3		3	0	2	1	1	0	0									
Jeromy Burnitz, L (9, PH) OBP: 0.250, SLG: 0.250			1-2 2-3 BB		3-H 0-1 G4-3					1	0	0	0	0	0	1									
Charlie O'Brien, R (1, 2) OBP: 0.276, SLG: 0.282	1-1 1B		0-0 P2		1-1 SAFE SAFE SAFE G4-3	4-2 BB				3	0	1	0	0	0	4									
Todd Hundley, S (7, PH) OBP: 0.281, SLG: 0.388										0	0	0	0	1	0	0									
Doug Saunders, R (1, 4) OBP: 0.287, SLG: 0.233		0-2 G4-6-3		1-1 P3		0-1 E 1B	1-1 L7			3	1	1	0	0	0	2									
Chico Walker, S (7, PH) OBP: 0.266, SLG: 0.333			1-2 2-3							1	0	0	0	0	0	1									
Tim Bogar, R (1, 5) OBP: 0.293, SLG: 0.356		2-1 G6-3		2-3 K		1-1 SAFE SAFE SAFE P3		2-2 F7		3	0	0	0	0	1	2									
Joe Orsulak, L (9, PH) OBP: 0.330, SLG: 0.385										1	0	0	0	0	0	0									
Bret Saberhagen, R (1, 1) OBP: 0.229, SLG: 0.188			0-0 1B		1-3 K	2-1 E 1B	1-1 G5-3			3	1	2	0	0	1	0									
Pete Schourek, L (7, 1) OBP: 0.211, SLG: 0.118										0	0	0	0	0	0	0									
Dave Gallagher, R (9, PH) OBP: 0.350, SLG: 0.478										1	0	0	0	0	0	0									
Inning Stats	R: 1 E: 0 K: 0 S: 9	H: 1 LOB: 0 BB: 0 P: 14	R: 0 E: 0 K: 0 S: 9	H: 2 LOB: 1 BB: 0 P: 14	R: 1 E: 0 K: 0 S: 12	H: 3 LOB: 3 BB: 1 P: 21	R: 0 E: 0 K: 2 S: 8	H: 0 LOB: 0 BB: 0 P: 12	R: 2 E: 2 K: 0 S: 10	H: 3 LOB: 1 BB: 0 P: 16	R: 1 E: 0 K: 0 S: 11	H: 2 LOB: 2 BB: 1 P: 21	R: 0 E: 0 K: 0 S: 9	H: 0 LOB: 1 BB: 1 P: 16	R: 0 E: 0 K: 1 S: 9	H: 0 LOB: 0 BB: 0 P: 13	R: 0 E: 0 K: 1 S: 6	H: 1 LOB: 1 BB: 0 P: 10	1B: 8 2B: 3 3B: 1 HR: 1	SF: 0 SAC: 0 DP: 2 HBP: 0	WP: 0 PB: 0 SB: 0 CS: 0	PA: 41			
PITCHER	IP	WLS	BF	H	R	ER	SO	BB	IBB	HBP	BLK	WP	HR	S	P	ERA	WHIP								
Donovan Osborne, L (1, 1) ERA: 3.48	4.2		23	9	4	4	2	1	0	0	0	0	0	22	39	3.86	1.286								
Omar Olivares, R (5, 1) ERA: 4.03	2.1	W	11	2	1	1	0	1	1	0	0	0	0	9	13	0.00	0.000								
Rob Murphy, L (8, 1) ERA: 3.23	1.0		3	0	0	0	1	0	0	0	0	0	0	6	10	0.00	1.000								
Lee Smith, R (9, 1) ERA: 3.99	1.0	S	4	1	0	0	1	0	0	0	0	0	0	6	10	0.00	1.000								

St. Louis Cardinals @ New York Mets
Shea Stadium, Flushing, NY
Fri Jun 25 1993, 7:05 PM EDT
Att: 26,282 - Unknown

AB 38
R 5
H 12
RBI 5
BB 3
SO 4
LOB 21



Batter	1	2	3	4	5	6	7	8	9	AB	R	H	RBI	BB	SO	LOB	TOP										
Bernard Gilkey, R (1, 7) OBP: 0.370, SLG: 0.493 Rod Brewer, L (4, 7) OBP: 0.279, SLG: 0.246	4-1 G6-3 BB		2-2 E5 G4-3		0-1 FC6-4			0-0 G3-1		1	0	0	0	1	0	0											
Ozzie Smith, S (1, 6) OBP: 0.317, SLG: 0.357	0-2 G6-3 1-2f		1-0 G4-3			4-1 FC4-6 BB		3-2 F8		3	1	0	0	1	0	2											
Gregg Jefferies, S (1, 3) OBP: 0.378, SLG: 0.507	3-1 2B 1B		1-3 K			1-0 E3 FC4-6		1-1 2B		4	1	2	0	0	1	2											
Todd Zeile, R (1, 5) OBP: 0.314, SLG: 0.331 Tracy Woodson, R (9, 5) OBP: 0.234, SLG: 0.244	2-2 1-H 2B			0-1 L7		1-0 P2		3-1 P3		4	0	1	1	0	0	3											
Mark Whiten, S (1, 9) OBP: 0.310, SLG: 0.368	1-3 K			0-2 G1-3		1-2 FC4-6 CS		2-3 K		4	0	0	1	0	2	2											
Brian Jordan, R (1, 8) OBP: 0.238, SLG: 0.250		2-2 G1-3		1-2 P4		1-0 CS	4-2 1B G6-4-3 BB	0-0 1B SF9		3	2	1	0	1	0	0											
Geronimo Pena, S (1, 4) OBP: 0.342, SLG: 0.382		3-3 K		3-3 K		2-0 G6-4-3 1B	1-3 1B	2-1 1B		4	0	2	0	0	2	0											
Tom Pagnozzi, R (1, 2) OBP: 0.281, SLG: 0.375		3-2 F9		0-0 G5-3		0-1 G6-4-3	1-2f G6-4-3	0-0 SF9		3	0	0	1	0	0	1											
Bob Tewksbury, R (1, 1) OBP: 0.265, SLG: 0.219 Gerald Perry, L (9, PH) OBP: 0.417, SLG: 0.533 Lee Smith, R (9, 1)			0-0 G6-3		0-1 FC6-4 1B		0-3 K	0-0 G4-3		3	0	1	0	0	1	0											
Inning Stats	R: 1 E: 0 K: 1 S: 15	H: 2 LOB: 1 BB: 1 P: 25	R: 0 E: 0 K: 1 S: 15	H: 0 LOB: 0 BB: 0 P: 23	R: 0 E: 1 K: 1 S: 9	H: 0 LOB: 0 BB: 0 P: 13	R: 0 E: 0 K: 0 S: 8	H: 0 LOB: 0 BB: 0 P: 9	R: 0 E: 0 K: 0 S: 6	H: 1 LOB: 1 BB: 1 P: 14	R: 1 E: 1 K: 0 S: 8	H: 1 LOB: 0 BB: 1 P: 14	R: 0 E: 0 K: 0 S: 9	H: 1 LOB: 1 BB: 0 P: 16	R: 1 E: 0 K: 1 S: 8	H: 2 LOB: 1 BB: 0 P: 12	1B: 5 2B: 2 3B: 0 HR: 0	SF: 1 SAC: 0 DP: 2 HBP: 0	WP: 0 PB: 0 SB: 0 CS: 1	PA: 37							
PITCHER	IP	WLS	BF	H	R	ER	SO	BB	IBB	HBP	BLK	WP	HR	S	P	ERA	WHIP										
Dwight Gooden, R (1, 1) ERA: 3.03 Mike Maddux, R (9, 1) ERA: 4.61	8.0	L	31	5	3	2	5	3	0	0	0	0	0	79	126	2.25	1.000										

St. Louis Cardinals @ New York Mets
Shea Stadium, Flushing, NY
Sat Jun 26 1993, 3:33 AM EDT
Att: 33,180 - Sunny - 81 F

AB	32
R	4
H	7
RBI	3
BB	3
SO	6
LOB	12



Batter	1	2	3	4	5	6	7	8	9	AB	R	H	RBI	BB	SO	LOB	BOTTOM										
Vince Coleman, S (1, 7) OBP: 0.300, SLG: 0.362	1-2 1B G6-3		2-0 S 1B		0-1 L9			0-0 B1		4	2	2	0	0	0	2											
Doug Saunders, R (1, 4) OBP: 0.285, SLG: 0.234 Mike Maddux, L (9, 1)	1-2 1B G6-3		2-0 G1-3		1-1 G5-3			0-0 G6-4-3		4	0	1	0	0	0	3											
Eddie Murray, S (1, 3) OBP: 0.300, SLG: 0.377	0-1 G6-3 1-2f		0-1 2-H 1B		0-2 F8			1-0 G3		4	0	1	1	0	0	1											
Bobby Bonilla, S (1, 9) OBP: 0.329, SLG: 0.513	3-0 1B		2-0 G4-3		2-3 K			2-2 F7		4	0	1	0	0	1	1											
Jeromy Burnitz, L (1, 8) OBP: 0.125, SLG: 0.125	1-2 G4-3		1-2 G3-1		1-1 G4-3			2-2 P5		4	0	0	0	0	0	1											
Chico Walker, S (1, 5) OBP: 0.258, SLG: 0.322		3-1 G3		1-2 G1-3		1-2 G3				3	0	0	0	0	0	0											
Todd Hundley, S (1, 2) OBP: 0.276, SLG: 0.382		2-2 G6-3		0-3 K		0-1 G4-3				3	0	0	0	0	1	0											
Tim Bogar, R (1, 6) OBP: 0.287, SLG: 0.348 Joe Orsulak, L (7, PH) OBP: 0.326, SLG: 0.382 Kevin Baez, R (8, 6) OBP: 0.167, SLG: 0.167		0-3 K		1-0 P3		0-0 G4-3				2	0	0	0	0	1	0											
Dwight Gooden, R (1, 1) OBP: 0.268, SLG: 0.390 Jeff McKnight, S (8, PH) OBP: 0.310, SLG: 0.245			0-1 G5-3		3-2 E4		1-0 G6-4-3 1B			2	0	0	0	0	0	0											
Inning Stats	R: 1 E: 0 K: 0 S: 12	H: 3 LOB: 1 BB: 0 P: 18	R: 0 E: 0 K: 1 S: 8	H: 0 LOB: 0 BB: 0 P: 13	R: 1 E: 0 K: 0 S: 7	H: 2 LOB: 1 BB: 0 P: 13	R: 0 E: 0 K: 1 S: 11	H: 0 LOB: 0 BB: 0 P: 13	R: 0 E: 0 K: 0 S: 9	H: 0 LOB: 1 BB: 0 P: 14	R: 0 E: 0 K: 1 S: 8	H: 0 LOB: 0 BB: 0 P: 11	R: 0 E: 0 K: 0 S: 7	H: 0 LOB: 0 BB: 0 P: 8	R: 0 E: 0 K: 0 S: 3	H: 1 LOB: 0 BB: 0 P: 4	R: 0 E: 0 K: 0 S: 7	H: 0 LOB: 0 BB: 0 P: 12	1B: 6 2B: 0 3B: 0 HR: 0	SF: 0 SAC: 0 DP: 2 HBP: 0	WP: 0 PB: 0 SB: 1 CS: 0	PA: 32					
PITCHER	IP	WLS	BF	H	R	ER	SO	BB	IBB	HBP	BLK	WP	HR	S	P	ERA	WHIP										
Bob Tewksbury, R (1, 1) ERA: 4.01 Lee Smith, R (9, 1) ERA: 3.95	8.0	W	29	6	2	2	3	0	0	0	0	0	0	65	94	2.25	0.750										

St. Louis Cardinals @ New York Mets
Shea Stadium, Flushing, NY
Sat Jun 26 1993, 3:33 AM EDT
Att: 33,180 - Sunny - 81 F

AB	32
R	2
H	6
RBI	1
BB	0
SO	3
LOB	8



Batter	1	2	3	4	5	6	7	8	9	AB	R	H	RBI	BB	SO	LOB	TOP							
Luis Alicaia, S OBP: 0.395, SLG: 0.384 (1, 4)										5	0	0	0	0	1	2								
José Oquendo, S OBP: 0.375, SLG: 0.255 (1, 6)										3	0	1	0	1	0	0								
Gregg Jefferies, S OBP: 0.376, SLG: 0.504 (1, 3)										4	0	1	0	0	1	1								
Todd Zeile, R OBP: 0.313, SLG: 0.329 (1, 5)										4	1	1	0	0	0	2								
Mark Whiten, S OBP: 0.309, SLG: 0.366 (1, 9)										4	1	1	0	0	0	1								
Brian Jordan, R OBP: 0.239, SLG: 0.250 (1, 8)										4	2	1	1	0	0	1								
Rod Brewer, L OBP: 0.292, SLG: 0.266 (1, 7)										3	1	1	2	1	0	1								
Tom Pagnozzi, R OBP: 0.280, SLG: 0.370 (1, 2)										4	0	1	1	0	0	1								
Joe Magrane, R OBP: 0.129, SLG: 0.133 Mike Perez, R (8, 1)										3	0	1	1	0	2	0								
Gerald Perry, L OBP: 0.405, SLG: 0.516 Lee Smith, R (9, 1)										0	0	0	0	0	0	0								
										1	0	0	0	0	0	0								
										0	0	0	0	0	0	0								
Inning Stats	R: 0 E: 0 K: 2 S: 7	H: 0 LOB: 0 BB: 0 P: 7	R: 0 E: 1 K: 0 S: 4	H: 0 LOB: 1 BB: 0 P: 4	R: 0 E: 0 K: 1 S: 5	H: 0 LOB: 0 BB: 0 P: 5	R: 3 E: 0 K: 0 S: 6	H: 4 LOB: 1 BB: 0 P: 10	R: 0 E: 0 K: 1 S: 6	H: 1 LOB: 0 BB: 0 P: 6	R: 2 E: 0 K: 0 S: 6	H: 3 LOB: 2 BB: 1 P: 10	R: 0 E: 0 K: 0 S: 3	H: 0 LOB: 0 BB: 0 P: 3	R: 0 E: 0 K: 0 S: 3	H: 0 LOB: 0 BB: 0 P: 3	R: 0 E: 0 K: 0 S: 3	H: 0 LOB: 0 BB: 0 P: 3	1B: 7 2B: 1 3B: 0 HR: 0	SF: 0 SAC: 0 DP: 1 HBP: 0	WP: 0 PB: 0 SB: 1 CS: 0	PA: 37		
PITCHER	IP	WLS	BF	H	R	ER	SO	BB	IBB	HBP	BLK	WP	HR	S	P	ERA	WHIP							
Anthony Young, R ERA: 4.35 Dave Telgheder, R ERA: 4.5 John Franco, L ERA: 1.29	7.0	L	31	8	5	5	4	1	1	0	0	0	0	37	45	6.43	1.286							

St. Louis Cardinals @ New York Mets
Shea Stadium, Flushing, NY
Sun Jun 27 1993, 3:33 AM EDT
Att: 36,911 - Unknown - 74 F

AB	35
R	5
H	8
RBI	5
BB	2
SO	4
LOB	9



Batter	1	2	3	4	5	6	7	8	9	AB	R	H	RBI	BB	SO	LOB	BOTTOM							
Vince Coleman, S OBP: 0.299, SLG: 0.360 (1, 7)										4	1	1	0	0	0	0								
Dave Gallagher, R OBP: 0.356, SLG: 0.479 (1, 9)										4	0	2	0	0	0	0								
Bobby Bonilla, S OBP: 0.331, SLG: 0.513 (1, 5)										4	0	2	0	0	0	2								
Eddie Murray, S OBP: 0.299, SLG: 0.387 (1, 3)										4	1	1	1	0	0	4								
Darrin Jackson, R OBP: 0.235, SLG: 0.323 (1, 8)										4	1	1	0	0	1	0								
Jeff Kent, R OBP: 0.276, SLG: 0.357 Jeromy Burnitz, L OBP: 0.111, SLG: 0.111 (9, PH)										3	0	2	0	0	0	0								
Todd Hundley, S OBP: 0.276, SLG: 0.379 (1, 2)										4	0	1	1	0	0	1								
Tim Bogar, R OBP: 0.289, SLG: 0.348 Jeff McKnight, S OBP: 0.305, SLG: 0.240 (9, PH)										3	0	1	0	0	1	3								
Anthony Young, R OBP: 0.375, SLG: 0.286 Chico Walker, S OBP: 0.255, SLG: 0.319 Dave Telgheder, R OBP: 0.500, SLG: 1.000 John Franco, L (9, 1)										2	0	0	0	0	0	1								
										1	0	0	0	0	0	0								
										0	0	0	0	0	0	0								
										0	0	0	0	0	0	0								
Inning Stats	R: 2 E: 0 K: 0 S: 5	H: 3 LOB: 0 BB: 0 P: 5	R: 0 E: 0 K: 0 S: 4	H: 1 LOB: 1 BB: 0 P: 4	R: 0 E: 1 K: 0 S: 4	H: 1 LOB: 1 BB: 0 P: 4	R: 0 E: 0 K: 0 S: 4	H: 1 LOB: 0 BB: 0 P: 4	R: 0 E: 0 K: 0 S: 3	H: 0 LOB: 0 BB: 0 P: 3	R: 1 E: 0 K: 1 S: 8	H: 4 LOB: 2 BB: 0 P: 8	R: 0 E: 0 K: 0 S: 3	H: 0 LOB: 0 BB: 0 P: 3	R: 0 E: 0 K: 1 S: 5	H: 1 LOB: 0 BB: 0 P: 5	R: 0 E: 0 K: 1 S: 5	H: 0 LOB: 0 BB: 0 P: 5	1B: 9 2B: 1 3B: 0 HR: 1	SF: 0 SAC: 0 DP: 4 HBP: 0	WP: 0 PB: 0 SB: 1 CS: 0	PA: 35		
PITCHER	IP	WLS	BF	H	R	ER	SO	BB	IBB	HBP	BLK	WP	HR	S	P	ERA	WHIP							
Joe Magrane, L ERA: 3.46 Mike Perez, R ERA: 2.22 Lee Smith, R ERA: 3.73	7.0	W	29	10	3	3	1	0	0	0	0	0	0	5	5	0.00	1.000							

St. Louis Cardinals @ New York Mets
Shea Stadium, Flushing, NY
Sun Jun 27 1993, 3:33 AM EDT
Att: 36,911 - Unknown - 74 F

AB	35
R	3
H	11
RBI	2
BB	0
SO	3
LOB	11



Batter	1	2	3	4	5	6	7	8	9	10	11	12	AB	R	H	RBI	BB	SO	LOB	TOP											
Vince Coleman, S Mike Draper, R John Franco, L Doug Saunders, R Dave Telgheder, R	F9		CS			F8	K	1B		SH1-3		SH2-4	4	0	1	0	0	1	2												
Todd Hundley, S OBP: 0.276, SLG: 0.390	P6		CS	HR		F8	SF9	K				F8	5	1	1	2	1	1	3												
Bobby Bonilla, S OBP: 0.328, SLG: 0.505	K			G6-3			G4-3			G4-3		L6	6	0	1	0	0	1	3												
Eddie Murray, S OBP: 0.300, SLG: 0.395			K	G4-3		F9		HR				F7	5	1	1	1	1	1	1												
Joe Orsulak, L OBP: 0.328, SLG: 0.382 Darnin Jackson, R OBP: 0.236, SLG: 0.323		G3		F8			WP	HR		K		F7	3	1	1	0	0	0	0												
Jeff Kent, R OBP: 0.279, SLG: 0.373 Kevin Baez, R OBP: 0.143, SLG: 0.143					G5-3		K	HR				K	5	2	2	2	0	2	1												
Jeremy Burnitz, L OBP: 0.333, SLG: 0.643			HR				2B	HR				G4-3	5	3	3	2	0	1	2												
Tim Lincecum, R OBP: 0.301, SLG: 0.365		F8					2B	HR				SF7	4	1	2	3	1	1	1												
Frank Tanana, L OBP: 0.138, SLG: 0.107 Chico Walker, S OBP: 0.263, SLG: 0.326 Jeff Innis, R OBP: 0.358, SLG: 0.479		G6-3			G3		SF9	BB		SH3		SH2-4	2	0	0	0	0	0	1												
Inning Stats	R: 0 E: 0 K: 1 S: 6	H: 0 LOB: 0 BB: 11	R: 0 E: 0 K: 2 S: 12	H: 0 LOB: 0 BB: 0 P: 16	R: 1 E: 0 K: 0 S: 10	H: 2 LOB: 0 BB: 0 P: 13	R: 1 E: 0 K: 0 S: 8	H: 1 LOB: 0 BB: 0 P: 10	R: 0 E: 0 K: 1 S: 6	H: 0 LOB: 1 BB: 0 P: 9	R: 0 E: 0 K: 0 S: 9	H: 1 LOB: 1 BB: 15	R: 4 E: 0 K: 2 S: 17	H: 4 LOB: 1 BB: 0 P: 27	R: 3 E: 0 K: 2 S: 21	H: 4 LOB: 2 BB: 1 P: 33	R: 0 E: 0 K: 0 S: 9	H: 1 LOB: 2 BB: 1 P: 15	R: 0 E: 0 K: 1 S: 8	H: 0 LOB: 0 BB: 0 P: 15	R: 1 E: 1 K: 0 S: 11	H: 2 LOB: 1 BB: 0 P: 16	1B: 9 2B: 3 3B: 0 HR: 4	SF: 2 SAC: 3 DP: 0 HBP: 1	WP: 1 PB: 0 SB: 2 CS: 1	PA: 57					
PITCHER	IP WLS BF H R ER SO BB IBB HBP BLK WP HR S P ERA WHIP	1P 2.0 1.0 0.0 1.0 2.0	2P 6.0 5 2 2 2 10	3P 6.0 5 2 2 0 2	4P 5 1 1 1 0 0	5P 5 2 2 2 0 0	6P 2 0 0 0 0 0	7P 2 0 0 0 0 0	8P 11 18 4 5 ∞	9P 28 35 9 0 0	10P 19 31 4.50 1.000	11P 0 0 0 0 0	12P 0 0 0 0 0	13P 0 0 0 0 0	14P 0 0 0 0 0	15P 0 0 0 0 0	16P 0 0 0 0 0	17P 0 0 0 0 0	18P 0 0 0 0 0	19P 0 0 0 0 0	20P 0 0 0 0 0	21P 0 0 0 0 0	22P 0 0 0 0 0	23P 0 0 0 0 0	24P 0 0 0 0 0	25P 0 0 0 0 0	26P 0 0 0 0 0	27P 0 0 0 0 0	28P 0 0 0 0 0	29P 0 0 0 0 0	30P 0 0 0 0 0

New York Mets @ Florida Marlins
Joe Robbie Stadium, Miami, FL
Tue Jun 29 1993, 7:05 PM EDT
Att. 43,138 - Unknown - 89 F

AB 47
R 10
H 16
RBI 10
BB 3
SO 10
LOB 16



Batter	1	2	3	4	5	6	7	8	9	10	11	12	AB	R	H	RBI	BB	SO	LOB	BOTTOM											
Chuck Carr, S OBP: 0.322, SLG: 0.335 Henry Cotto, R OBP: 0.209, SLG: 0.252	1B	F7			G6-3		HR	F8	PO	F9			4	1	2	1	0	0	2												
Rick Renteria, R OBP: 0.370, SLG: 0.418	G1-3		F7		G6-3		HR	BB		G6-3			5	1	2	4	1	0	0												
Gary Sheffield, R OBP: 0.347, SLG: 0.474	P5		F8			L9	HR	BB		L9			5	1	1	0	1	0	1												
Crestes DeStrade, S Rich Rodriguez, L Bryan Harvey, R Alex Arias, R Jim Corsi, R Matt Turner, R	G1-3					P3	HR	BB				K	4	1	2	0	0	0	1												
Jeff Conine, R OBP: 0.374, SLG: 0.398	P5			P5		FC6-4	HR	BB		FC3-6		G5-3	5	1	1	3	1	0	4												
Benito Santiago, R OBP: 0.311, SLG: 0.386						FC6-4	HR	BB		SH3-4		P3	5	1	3	0	1	0	1												
Darrell Whitmore, L OBP: 0.178, SLG: 0.353										SH3-4		K	5	1	1	0	0	3	3												
Walt Weiss, S OBP: 0.383, SLG: 0.349										G1-3		G1-3	5	0	0	0	1	0	4												
Ryan Bowen, R OBP: 0.126, SLG: 0.188 Richie Lewis, R OBP: 0.284, SLG: 0.373												G3	2	0	0	0	0	1	2												
Inning Stats	R: 1 E: 0 K: 0 S: 13	H: 2 LOB: 1 BB: 19	R: 0 E: 0 K: 2 S: 11	H: 1 LOB: 2 BB: 1 P: 20	R: 0 E: 0 K: 0 S: 12	H: 1 LOB: 1 BB: 0 P: 16	R: 0 E: 0 K: 0 S: 9	H: 1 LOB: 0 BB: 0 P: 19	R: 0 E: 0 K: 0 S: 9	H: 0 LOB: 0 BB: 0 P: 14	R: 0 E: 0 K: 0 S: 9	H: 0 LOB: 3 BB: 2 P: 26	R: 1 E: 0 K: 0 S: 12	H: 2 LOB: 0 BB: 0 P: 21	R: 0 E: 0 K: 0 S: 5	H: 0 LOB: 0 BB: 0 P: 7	R: 0 E: 0 K: 1 S: 5	H: 0 LOB: 0 BB: 0 P: 8	R: 0 E: 0 K: 0 S: 7	H: 0 LOB: 0 BB: 0 P: 11	1B: 11 2B: 2 3B: 0 HR: 2	SF: 0 SAC: 1 DP: 0 HBP: 0	WP: 0 PB: 0 SB: 1 CS: 0	PA: 55							
PITCHER	IP WLS BF H R ER SO BB IBB HBP BLK WP HR S P ERA WHIP	1P 6.0 4 3 3 1 0	2P 24 3 3 3 0 0	3P 24 3 3 3 1 1	4P 5 1 1 1 0 0	5P 63 105 6 5 10	6P 0 0 0 0 0	7P 7 39 0 0 0	8P 0 0 0 0 0	9P 0 0 0 0 0	10P 18 26 0.00 0.000	11P 0 0 0 0 0	12P 0 0 0 0 0	13P 0 0 0 0 0	14P 0 0 0 0 0	15P 0 0 0 0 0	16P 0 0 0 0 0	17P 0 0 0 0 0	18P 0 0 0 0 0	19P 0 0 0 0 0	20P 0 0 0 0 0	21P 0 0 0 0 0	22P 0 0 0 0 0	23P 0 0 0 0 0	24P 0 0 0 0 0	25P 0 0 0 0 0	26P 0 0 0 0 0	27P 0 0 0 0 0	28P 0 0 0 0 0	29P 0 0 0 0 0	30P 0 0 0 0 0

New York Mets @ Florida Marlins
Joe Robbie Stadium, Miami, FL
Tue Jun 29 1993, 7:05 PM EDT
Att. 43,138 - Unknown - 89 F

AB 48
R 9
H 15
RBI 9
BB 5
SO 6
LOB 18



Batter	1	2	3	4	5	6	7	8	9	AB R H RBI BB SO LOB	TOP			
Darren Lewis, R (1, 8) OBP: 0.316, SLG: 0.353	4-1 SH1-3 1B BB	1-2 G6-3		0-0 1B 1-3 2H						2 1 1 1 1 0 1	San Francisco Giants @ New York Mets Shea Stadium, Flushing, NY Fri Jul 02, 1993, 7:05 PM EDT Att: 20,811 - Unknown - 66 F livebaseballscorecards.com			
Robby Thompson, R (1, 4) OBP: 0.375, SLG: 0.494	1-1 SH1-3		1-1 F9		2-3 K					2 0 0 0 0 1 0				
Will Clark, L (1, 3) OBP: 0.352, SLG: 0.377	2-0 1B BB G1-2-3 1B		0-0 G3-1		0-3 K					3 0 1 1 0 1 0				
Barry Bonds, L (1, 7) OBP: 0.471, SLG: 0.698	4-2 1B BB SAFE		3-0 F7		2-2 E 2B					2 0 1 0 1 0 0				
Willie McGee, S (1, 9) OBP: 0.380, SLG: 0.423	2-1 1B		0-0 E 1B 1B		4-0 E IBB					2 1 2 0 1 0 0				
Royce Clayton, R (1, 6) OBP: 0.315, SLG: 0.350	0-0 G1-2-3		0-0 E1 1B 1B		1-0 E5					3 1 1 0 0 0 5				
Kirt Manwaring, R (1, 2) OBP: 0.347, SLG: 0.340		2-2 G6-3		0-1 1B 1B		0-2 G4-3				3 0 1 1 0 0 3				
Mike Benjamin, R (1, 5) OBP: 0.240, SLG: 0.313		3-2 BLK SH2-4 HBP		0-0 P6						1 0 0 0 0 0 2				
Trevor Wilson, L (1, 1) OBP: 0.192, SLG: 0.250		1-1 SH2-4		0-3 K						1 0 0 0 0 1 2				
Dave Burba, R (4, 1) OBP: 0.250, SLG: 0.375		1-2								0 0 0 0 0 0 0				
Inning Stats	R: 1 E: 0 K: 0 S: 9	H: 2 LOB: 2 BB: 2 P: 22	R: 0 E: 0 K: 0 S: 12	H: 0 LOB: 1 BB: 0 P: 19	R: 2 E: 1 K: 1 S: 9	H: 4 LOB: 2 BB: 0 P: 9	R: 0 E: 1 K: 2 S: 14	H: 1 LOB: 3 BB: 1 P: 23			1B: 6 2B: 1 3B: 0 HR: 0	SF: 0 SAC: 2 DP: 1 HBP: 1	WP: 0 PB: 0 SB: 1 CS: 0	PA: 25
PITCHER Anthony Young, R (1, 1) ERA: 4.43	IP: 5.0 WLS: L BF: 25 H: 7 R: 3 ER: 3 SO: 3		BB: 2 IBB: 1 HBP: 1 BLK: 1	WP: 0 HR: 0 S: 48 P: 81	ERA: 5.40 WHIP: 1.800									

Batter	1	2	3	4	5	6	7	8	9	AB R H RBI BB SO LOB	BOTTOM			
Vince Coleman, S (1, 7) OBP: 0.305, SLG: 0.362	1-0 G6-3 1B		1-0 1B							2 1 2 0 0 0 0	San Francisco Giants @ New York Mets Shea Stadium, Flushing, NY Fri Jul 02, 1993, 7:05 PM EDT Att: 20,811 - Unknown - 66 F livebaseballscorecards.com			
Howard Johnson, S (1, 5) OBP: 0.350, SLG: 0.383	1-0 G6-3		3-1 P8							2 0 0 0 0 0 2				
Eddie Murray, S (1, 3) OBP: 0.302, SLG: 0.404	1-1 G6-4-3 1B		0-0 P6							2 0 1 1 0 0 0				
Bobby Bonilla, S (1, 9) OBP: 0.323, SLG: 0.490	0-2 G6-4-3		2-1 L9							2 0 0 0 0 0 1				
Darrin Jackson, R (1, 8) OBP: 0.234, SLG: 0.320		2-3 K		1-1 L8						2 0 0 0 0 1 0				
Jeff Kent, R (1, 4) OBP: 0.279, SLG: 0.367		0-3 K		1-1 G4-3						2 0 0 0 0 1 0				
Charlie O'Brien, R (1, 2) OBP: 0.269, SLG: 0.274		2-0 G6-3		1-2 F8						2 0 0 0 0 0 0				
Tim Lincecum, R (1, 6) OBP: 0.310, SLG: 0.368			0-2 G6-3		0-3 K					2 0 0 0 0 1 0				
Anthony Young, R (1, 1) OBP: 0.333, SLG: 0.250			1-2 G5-3							1 0 0 0 0 0 0				
Inning Stats	R: 1 E: 0 K: 0 S: 7	H: 2 LOB: 0 BB: 0 P: 10	R: 0 E: 0 K: 2 S: 9	H: 0 LOB: 0 BB: 0 P: 13	R: 0 E: 0 K: 0 S: 5	H: 1 LOB: 1 BB: 0 P: 14	R: 0 E: 0 K: 1 S: 12	H: 0 LOB: 0 BB: 0 P: 14			1B: 3 2B: 0 3B: 0 HR: 0	SF: 0 SAC: 0 DP: 1 HBP: 0	WP: 0 PB: 0 SB: 0 CS: 0	PA: 17
PITCHER Trevor Wilson, L (1, 1) ERA: 3.6 Dave Burba, R (4, 1) ERA: 4.24	IP: 3.2 WLS: W BF: 13 H: 3 R: 1 ER: 1 SO: 2		BB: 0 IBB: 0 HBP: 0 BLK: 0	WP: 0 HR: 0 S: 28 P: 42	ERA: 2.46 WHIP: 0.818									

Batter	1	2	3	4	5	6	7	8	9	AB	R	H	RBI	BB	SO	LOB	TOP								
Ricky Gutierrez, R (1, 6) OBP: 0.359, SLG: 0.341	G5-3		F7			G1-3		G4-3	G4-3	5	1	1	0	1	0	1									
Tony Gwynn, L (1, 9) OBP: 0.387, SLG: 0.439	G4-3									4	2	3	1	1	0	0									
Bill Bean, L (8, PR) OBP: 0.262, SLG: 0.304										1	1	1	0	0	0	0									
Derek Bell, R (1, 8) OBP: 0.315, SLG: 0.428			P3							6	2	3	1	0	0	4									
Fred McGriff, L (1, 3) OBP: 0.361, SLG: 0.500										4	2	1	1	1	0	3									
Kevin Higgins, L (9, 5) OBP: 0.346, SLG: 0.272	G4-3									0	0	0	0	0	0	0									
Tim Teufel, R (1, 4) OBP: 0.333, SLG: 0.454										4	0	3	3	0	0	0									
Jeff Gardner, L (7, PR) OBP: 0.326, SLG: 0.347										1	2	1	3	0	0	0									
Archi Cianfranco, R (1, 5) OBP: 0.200, SLG: 0.288										5	0	3	1	0	1	1									
Phil Plantier, L (1, 7) OBP: 0.322, SLG: 0.510										4	1	1	2	1	0	4									
Bob Geren, R (1, 2) OBP: 0.286, SLG: 0.311										5	1	1	0	0	0	3									
Wally Whitehurst, R (1, 1) OBP: 0.125, SLG: 0.125										2	0	1	0	0	0	0									
Trevor Hoffman, R (7, 1)										1	0	0	0	0	0	0									
Mark Ettles, R (8, 1)										1	0	0	0	0	0	0									
Pedro Martinez, L (9, 1)										0	0	0	0	0	0	0									
Inning Stats	R: 0 E: 0 K: 0 S: 5	H: 1 LOB: 1 BB: 0 P: 7	R: 0 E: 0 K: 1 S: 9	H: 0 LOB: 0 BB: 0 P: 13	R: 0 E: 0 K: 1 S: 12	H: 2 LOB: 2 BB: 0 P: 15	R: 0 E: 0 K: 0 S: 7	H: 2 LOB: 1 BB: 0 P: 12	R: 4 E: 1 K: 0 S: 19	H: 5 LOB: 2 BB: 1 P: 32	R: 0 E: 0 K: 0 S: 4	H: 0 LOB: 0 BB: 0 P: 5	R: 4 E: 0 K: 0 S: 12	H: 4 LOB: 1 BB: 0 P: 17	R: 4 E: 0 K: 0 S: 13	H: 4 LOB: 2 BB: 3 P: 30	R: 0 E: 0 K: 0 S: 7	H: 1 LOB: 1 BB: 0 P: 10	1B: 13 2B: 6 3B: 0 HR: 1	SF: 0 SAC: 1 DP: 1 HBP: 0	WP: 0 PB: 0 SB: 0 CS: 0	PA: 48			
PITCHER	IP	WLS	BF	H	R	ER	SO	BB	IBB	HBP	BLK	WP	HR	S	P	ERA	WHIP								
Pete Schourek, L (1, 1) ERA: 6.35	6.1	L	32	13	7	7	1	1	0	0	0	0	0	62	93	9.95	2.211								
Jeff Innis, R (7, 1) ERA: 5.5	1.2		12	5	5	5	0	2	1	0	0	0	1	19	38	27.00	4.200								
Mike Draper, R (9, 1) ERA: 3.93	1.0		4	1	0	0	0	0	0	0	0	0	0	7	10	0.00	1.000								

San Diego Padres @ New York Mets
Shea Stadium, Flushing, NY
Mon Jul 05 1993, 7:05 PM EDT
Att: 18,625 - Unknown - 78 F

AB 43
R 12
H 19
RBI 12
BB 4
SO 1
LOB 16



Batter	1	2	3	4	5	6	7	8	9	AB	R	H	RBI	BB	SO	LOB	BOTTOM								
Vince Coleman, S (1, 7) OBP: 0.313, SLG: 0.365	F8		K	G3						5	1	1	0	0	1	2									
Howard Johnson, S (1, 5) OBP: 0.359, SLG: 0.394	F7									3	1	1	0	2	0	0									
Eddie Murray, S (1, 3) OBP: 0.305, SLG: 0.424	F7									5	1	1	3	0	0	4									
Bobby Bonilla, S (1, 9) OBP: 0.325, SLG: 0.484										3	0	1	0	2	0	0									
Jeromy Burnitz, L (1, 8) OBP: 0.406, SLG: 0.714										3	1	0	0	1	2	3									
Darrin Jackson, R (9, PH) OBP: 0.234, SLG: 0.319										1	0	0	0	0	0	1									
Jeff Kent, R (1, 4) OBP: 0.275, SLG: 0.363										5	2	2	1	0	0	1									
Todd Hundley, S (1, 2) OBP: 0.287, SLG: 0.382										4	1	3	1	1	0	1									
Tim Bogar, R (1, 6) OBP: 0.303, SLG: 0.357										3	0	1	0	0	1	3									
Chico Walker, S (8, PH) OBP: 0.292, SLG: 0.368										1	0	1	0	0	0	0									
Mike Draper, R (9, 1) OBP: 0.667, SLG: 0.667										0	0	0	0	0	0	0									
Pete Schourek, L (1, 1) OBP: 0.227, SLG: 0.158										2	0	1	2	0	0	2									
Jeff Innis, R (7, 1) ERA: 5.5										0	0	0	0	0	0	0									
Jeff McKnight, S (8, PH) OBP: 0.297, SLG: 0.236										1	0	0	0	0	0	1									
Inning Stats	R: 0 E: 0 K: 0 S: 7	H: 0 LOB: 0 BB: 0 P: 9	R: 2 E: 0 K: 0 S: 14	H: 3 LOB: 1 BB: 1 P: 26	R: 0 E: 0 K: 1 S: 10	H: 2 LOB: 0 BB: 0 P: 20	R: 0 E: 0 K: 1 S: 12	H: 3 LOB: 3 BB: 1 P: 23	R: 0 E: 0 K: 0 S: 10	H: 0 LOB: 0 BB: 0 P: 11	R: 1 E: 0 K: 0 S: 10	H: 0 LOB: 0 BB: 1 P: 19	R: 0 E: 0 K: 1 S: 13	H: 0 LOB: 1 BB: 1 P: 23	R: 0 E: 0 K: 0 S: 9	H: 2 LOB: 1 BB: 0 P: 15	R: 3 E: 0 K: 0 S: 20	H: 2 LOB: 1 BB: 2 P: 34	1B: 10 2B: 1 3B: 0 HR: 1	SF: 1 SAC: 0 DP: 1 HBP: 0	WP: 3 PB: 0 SB: 0 CS: 0	PA: 43			
PITCHER	IP	WLS	BF	H	R	ER	SO	BB	IBB	HBP	BLK	WP	HR	S	P	ERA	WHIP								
Wally Whitehurst, R (1, 1) ERA: 3.55	6.0	W	28	4	4	4	3	3	0	0	0	0	0	60	108	6.00	1.833								
Trevor Hoffman, R (7, 1) ERA: 4.39	1.0		4	0	0	0	1	1	0	0	0	0	0	13	23	0.00	1.000								
Mark Ettles, R (8, 1) ERA: 7.31	1.0		8	4	3	3	0	2	0	0	0	0	1	22	38	27.00	6.000								
Pedro Martinez, L (9, 1) ERA: 6.75	1.0		3	0	0	0	0	0	0	0	0	0	0	7	11	0.00	0.000								

San Diego Padres @ New York Mets
Shea Stadium, Flushing, NY
Mon Jul 05 1993, 7:05 PM EDT
Att: 18,625 - Unknown - 78 F

AB 36
R 7
H 12
RBI 7
BB 6
SO 4
LOB 18



Batter	1	2	3	4	5	6	7	8	9	AB	R	H	RBI	BB	SO	LOB	TOP								
Jeff Gardner, L (1,4) OBP: 0.331, SLG: 0.350			G6-3			K		L3		4	1	2	0	0	1	0	<p>San Diego Padres @ New York Mets Shea Stadium, Flushing, NY Tue Jul 06 1993, 7:05 PM EDT Att: 19,740 - Unknown - 80 F</p>								
Bill Bean, L (1,9) OBP: 0.277, SLG: 0.317			G3			3B		L3		4	1	2	0	0	0	1									
Derek Bell, R (1,8) OBP: 0.314, SLG: 0.434					F8			L6		3	1	1	2	0	0	0									
Fred McGriff, L (1,3) OBP: 0.360, SLG: 0.498					K			SF8		3	1	1	1	0	1	1									
Phil Plantier, L (1,7) OBP: 0.321, SLG: 0.505					G4-3			G6-3		4	1	1	0	0	1	1									
Ricky Gutierrez, R (1,6) OBP: 0.357, SLG: 0.345										4	1	1	0	0	2	2									
Kevin Higgins, L (1,2) OBP: 0.337, SLG: 0.262 Phil Clark, R (9, PH) OBP: 0.333, SLG: 0.429										3	0	0	0	0	0	1									
Archi Cianfrocco, R (1,5) OBP: 0.220, SLG: 0.357										4	1	2	3	0	0	0									
Doug Brocail, L (1,1) Kurt Stillwell, S (7, PH) OBP: 0.295, SLG: 0.288 Tim Mauser, R (7, PH) Tim Teufel, R (9, PH) OBP: 0.331, SLG: 0.450										2	0	0	0	0	1	0									
Inning Stats	R: 1 E: 0 K: 0 S: 6	H: 2 LOB: 1 BB: 0 P: 12	R: 0 E: 0 K: 1 S: 7	H: 0 LOB: 0 BB: 0 P: 9	R: 0 E: 0 K: 1 S: 9	H: 0 LOB: 0 BB: 0 P: 10	R: 0 E: 0 K: 1 S: 7	H: 0 LOB: 0 BB: 0 P: 13	R: 1 E: 0 K: 1 S: 10	H: 1 LOB: 0 BB: 0 P: 15	R: 2 E: 0 K: 2 S: 18	H: 2 LOB: 1 BB: 0 P: 26	R: 0 E: 0 K: 1 S: 13	H: 1 LOB: 1 BB: 0 P: 22	R: 0 E: 0 K: 0 S: 4	H: 1 LOB: 0 BB: 0 P: 6		R: 3 E: 0 K: 1 S: 13	H: 3 LOB: 0 BB: 0 P: 21	1B: 7 2B: 2 3B: 1 HR: 1	SF: 2 SAC: 0 DP: 1 HBP: 0	WP: 1 PB: 0 SB: 1 CS: 0	PA: 36		
PITCHER	IP	WLS	BF	H	R	ER	SO	BB	IBB	HBP	BLK	WP	HR	S	P	ERA	WHIP								
Dwight Gooden, R (1,1) ERA: 3.4	8.0	W	30	7	4	4	6	0	0	0	0	0	0	74	113	4.50	0.875								
John Franco, L (9,1) ERA: 3.0	1.0		6	3	3	3	1	0	0	0	0	1	1	13	21	27.00	3.000								

AB	34
R	7
H	10
RBI	7
BB	0
SO	7
LOB	8



Batter	1	2	3	4	5	6	7	8	9	AB	R	H	RBI	BB	SO	LOB	BOTTOM								
Vince Coleman, S (1,7) OBP: 0.316, SLG: 0.367 Bobby Bonilla, S (6, PH) OBP: 0.328, SLG: 0.485										3	1	2	0	0	1	1	<p>San Diego Padres @ New York Mets Shea Stadium, Flushing, NY Tue Jul 06 1993, 7:05 PM EDT Att: 19,740 - Unknown - 80 F</p>								
Howard Johnson, S (1,5) OBP: 0.360, SLG: 0.391										4	0	1	1	1	1	3									
Eddie Murray, S (1,3) OBP: 0.309, SLG: 0.427										5	1	3	0	0	0	4									
Joe Orsulak, L (1,9) OBP: 0.345, SLG: 0.410										4	1	2	1	0	0	2									
Jeromy Burnitz, L (1,8) OBP: 0.405, SLG: 0.677										3	1	1	1	1	1	2									
Jeff Kent, R (1,4) OBP: 0.273, SLG: 0.372										5	1	1	3	0	1	4									
Todd Hundley, S (1,2) OBP: 0.294, SLG: 0.389										4	1	2	0	1	0	2									
Tim Bogar, R (1,6) OBP: 0.320, SLG: 0.377 Chico Walker, S (7, PH) OBP: 0.298, SLG: 0.368 Kevin Baez, R (8,6) OBP: 0.182, SLG: 0.273										2	2	2	0	1	0	0									
Dwight Gooden, R (1,1) OBP: 0.283, SLG: 0.500 John Franco, L (9,1) ERA: 5.75										3	0	1	3	0	0	4									
Inning Stats	R: 1 E: 0 K: 0 S: 8	H: 1 LOB: 1 BB: 1 P: 20	R: 0 E: 0 K: 0 S: 8	H: 1 LOB: 0 BB: 0 P: 12	R: 0 E: 0 K: 1 S: 9	H: 2 LOB: 1 BB: 0 P: 13	R: 3 E: 0 K: 1 S: 12	H: 2 LOB: 1 BB: 2 P: 26	R: 0 E: 0 K: 0 S: 9	H: 2 LOB: 2 BB: 0 P: 16	R: 1 E: 0 K: 0 S: 11	H: 2 LOB: 1 BB: 1 P: 21	R: 0 E: 0 K: 2 S: 11	H: 1 LOB: 3 BB: 2 P: 22	R: 4 E: 0 K: 0 S: 19	H: 5 LOB: 1 BB: 0 P: 31		1B: 11 2B: 4 3B: 1 HR: 1	SF: 2 SAC: 1 DP: 1 HBP: 0	WP: 0 PB: 1 SB: 0 CS: 1	PA: 44				
PITCHER	IP	WLS	BF	H	R	ER	SO	BB	IBB	HBP	BLK	WP	HR	S	P	ERA	WHIP								
Doug Brocail, R (1,1) ERA: 3.91	6.0	L	30	10	5	4	2	3	1	0	0	0	0	57	108	6.00	2.167								
Tim Mauser, R (7,1) ERA: 5.75	2.0		14	6	4	4	2	1	1	0	0	0	1	30	53	18.00	3.500								

AB	35
R	9
H	16
RBI	9
BB	6
SO	4
LOB	23



Batter	1	2	3	4	5	6	7	8	9	AB	R	H	RBI	BB	SO	LOB	TOP			
Jeff Gardner, L (1, 4) OBP: 0.333, SLG: 0.357	G3-1 BLK 1B		F7			G3-1			SH1-3 2B	4	0	2	0	0	0	0				
Tony Gwynn, L (1, 9) OBP: 0.384, SLG: 0.435	F7			G6-3		G3-1			SH1-3	3	0	0	0	0	0	1				
Derek Bell, R (1, 8) OBP: 0.310, SLG: 0.428	G3-1			F7		K			FC6-2-5 1B	4	0	0	0	0	1	2				
Fred McGriff, L (1, 3) OBP: 0.359, SLG: 0.495	G4-3			F8		K			3-H 1-2 1B	4	0	1	0	0	1	1				
Phil Plantier, L (1, 7) OBP: 0.315, SLG: 0.495		G3-1			K				F7	4	0	0	0	0	2	2				
Ricky Gutierrez, R (1, 6) OBP: 0.352, SLG: 0.339		G5-3			G3					3	0	0	0	0	1	0				
Kevin Higgins, L (1, 2) OBP: 0.337, SLG: 0.264		G4-3			G4-3				HR 1B	3	1	1	0	0	0	0				
Archi Cianfrocco, R (1, 5) OBP: 0.226, SLG: 0.407			F7			G6-3			HR	3	1	1	2	0	0	0				
Andy Benes, R (1, 1) OBP: 0.163, SLG: 0.244						K			F9	3	0	0	0	0	2	0				
Gene Harris, R (9, 1)										0	0	0	0	0	0	0				
Bill Bean, L (9, 7) OBP: 0.277, SLG: 0.317										0	0	0	0	0	0	0				
Inning Stats	R: 0 E: 0 K: 0 S: 14	H: 1 LOB: 1 BB: 0 P: 20	R: 0 E: 0 K: 0 S: 9	H: 0 LOB: 0 BB: 0 P: 15	R: 0 E: 0 K: 1 S: 7	H: 0 LOB: 0 BB: 0 P: 7	R: 0 E: 0 K: 0 S: 7	H: 0 LOB: 0 BB: 0 P: 10	R: 0 E: 0 K: 1 S: 6	H: 0 LOB: 0 BB: 0 P: 7	R: 0 E: 0 K: 2 S: 12	H: 0 LOB: 0 BB: 0 P: 20	R: 2 E: 0 K: 2 S: 12	H: 2 LOB: 2 BB: 0 P: 14	R: 0 E: 0 K: 0 S: 8	H: 2 LOB: 2 BB: 0 P: 11	1B: 3 2B: 1 3B: 0 HR: 1	SF: 0 SAC: 1 DP: 0 HBP: 0	WP: 0 PB: 0 SB: 0 CS: 0	PA: 32
PITCHER	IP WLS BF H R ER SO BB IBB HBP BLK WP HR S P ERA WHIP																			
Anthony Young, R (1, 1) ERA: 4.19	8.0 L 27 3 2 2 7 0 0 0 0 1 0 1 73 100 2.25 0.375																			
Jeff Innis, R (9, 1) ERA: 5.35	1.0 5 2 0 0 0 0 0 0 0 0 0 0 8 11 0.00 2.000																			

San Diego Padres @ New York Mets
Shea Stadium, Flushing, NY
Wed Jul 07 1993, 3:33 AM EDT
Att: 23,079 - Sunny - 97 F

AB 31
R 2
H 5
RBI 2
BB 0
SO 7
LOB 6



Batter	1	2	3	4	5	6	7	8	9	AB	R	H	RBI	BB	SO	LOB	BOTTOM					
Joe Orsulak, L (1, 7) OBP: 0.348, SLG: 0.405	FC4-6 BB		G4-3			F7			G6-3 BB	2	0	0	0	2	0	0						
Howard Johnson, S (1, 5) OBP: 0.354, SLG: 0.383	FC4-6 1-2F			K		F7			K	4	0	0	0	0	2	2						
Eddie Murray, S (1, 3) OBP: 0.306, SLG: 0.421	K			G3-1		P5			G6-3 1-2F	4	0	0	0	0	1	2						
Bobby Bonilla, S (1, 9) OBP: 0.329, SLG: 0.482	F8			WP BB		K			K	2	0	0	0	1	1	1						
Jeremy Burnitz, L (1, 8) OBP: 0.400, SLG: 0.636		F9		K		K			CS BB	2	0	0	0	1	1	1						
Jeff Kent, R (1, 4) OBP: 0.274, SLG: 0.372		CS 1B			K				K	3	0	1	0	0	2	1						
Todd Hundley, S (1, 2) OBP: 0.290, SLG: 0.384		F9			G4-3				F8	3	0	0	0	0	0	1						
Tim Bogar, R (1, 6) OBP: 0.323, SLG: 0.374		CS							G3-1	1	0	0	0	1	0	0						
Vince Coleman, S (8, PH) OBP: 0.286, SLG: 0.366			F8							1	0	0	0	0	0	0						
Jeff Innis, R (9, 1)										0	0	0	0	0	0	0						
Anthony Young, R (1, 1) OBP: 0.273, SLG: 0.200										2	0	0	0	0	1	1						
Chico Walker, S (8, PH) OBP: 0.286, SLG: 0.365										1	0	0	0	0	1	0						
Kevin Baez, R (9, 6) OBP: 0.182, SLG: 0.273										0	0	0	0	0	0	0						
Inning Stats	R: 0 E: 0 K: 1 S: 8	H: 0 LOB: 1 BB: 1 P: 14	R: 0 E: 0 K: 0 S: 11	H: 1 LOB: 0 BB: 0 P: 16	R: 0 E: 0 K: 1 S: 7	H: 0 LOB: 0 BB: 0 P: 8	R: 0 E: 0 K: 2 S: 10	H: 0 LOB: 1 BB: 1 P: 18	R: 0 E: 0 K: 1 S: 8	H: 0 LOB: 0 BB: 1 P: 13	R: 0 E: 0 K: 0 S: 8	H: 0 LOB: 0 BB: 0 P: 12	R: 0 E: 0 K: 2 S: 9	H: 0 LOB: 1 BB: 1 P: 13	R: 0 E: 0 K: 1 S: 9	H: 0 LOB: 0 BB: 0 P: 14	R: 0 E: 0 K: 1 S: 5	H: 0 LOB: 0 BB: 1 P: 12	1B: 1 2B: 1 3B: 0 HR: 0	SF: 0 SAC: 0 DP: 2 HBP: 0	WP: 1 PB: 0 SB: 1 CS: 2	PA: 31
PITCHER	IP WLS BF H R ER SO BB IBB HBP BLK WP HR S P ERA WHIP																					
Andy Benes, R (1, 1) ERA: 2.57	8.0 W 28 1 0 0 8 5 0 0 0 0 1 0 71 113 0.00 0.750																					
Gene Harris, R (9, 1) ERA: 2.36	1.0 S 2 0 0 0 1 0 0 0 0 0 0 0 4 7 0.00 0.000																					

San Diego Padres @ New York Mets
Shea Stadium, Flushing, NY
Wed Jul 07 1993, 3:33 AM EDT
Att: 23,079 - Sunny - 97 F

AB 25
R 0
H 1
RBI 0
BB 5
SO 9
LOB 9



Batter	1	2	3	4	5	6	7	8	9	AB	R	H	RBI	BB	SO	LOB	TOP										
Brett Butler, L OBP: 0.373, SLG: 0.355 Tom Goodwin, L OBP: 0.333, SLG: 0.500	L8		F9	B3	FC1-2		G4-3		K	4	0	0	0	0	0	4	Los Angeles Dodgers @ New York Mets Shea Stadium, Flushing, NY Thu Jul 08 1993, 7:05 PM EDT Sunny - 96 F livebaseballscores.com										
Jose Offerman, S OBP: 0.350, SLG: 0.339	2B		1B	K	G4-3		G4-3		G6-4-3	6	2	2	1	0	1	6											
Cory Snyder, R OBP: 0.371, SLG: 0.443	1B		1B	L5	G4-3		FC6-2			5	1	2	0	0	0	4											
Eric Karros, R OBP: 0.325, SLG: 0.425	G6-4-3		1B				E6		F7	5	3	3	3	0	0	1											
Mike Piazza, R OBP: 0.361, SLG: 0.539	G6-4-3		1B						G4-3	5	3	3	2	0	0	2											
Tim Lincecum, R OBP: 0.281, SLG: 0.367		G5-3	G3-1				G3-1		K	4	1	1	2	1	1	0											
Henry Rodriguez, L OBP: 0.216, SLG: 0.333	P5		G3-1				G6-3		G6-3	5	0	1	0	0	0	1											
Lenny Harris, L OBP: 0.333, SLG: 0.307			G4-3						1B	3	1	2	1	2	0	1											
Kevin Gross, R OBP: 0.250, SLG: 0.353 Roger McDowell, R OBP: 0.500, SLG: 0.500 Dave Hansen, L OBP: 0.400, SLG: 0.419 Omar Daal, L Jim Gott, R	P5						G5-3		G6-4-3	3	0	1	1	1	0	2											
Inning Stats	R: 1 E: 0 K: 0 S: 11	H: 3 LOB: 1 BB: 0 P: 17	R: 0 E: 0 K: 0 S: 7	H: 0 LOB: 1 BB: 1 P: 11	R: 4 E: 0 K: 0 S: 20	H: 5 LOB: 1 BB: 0 P: 27	R: 0 E: 0 K: 1 S: 6	H: 1 LOB: 0 BB: 0 P: 7	R: 4 E: 0 K: 0 S: 23	H: 4 LOB: 2 BB: 2 P: 40	R: 2 E: 1 K: 0 S: 13	H: 1 LOB: 1 BB: 0 P: 21	R: 0 E: 0 K: 1 S: 10	H: 0 LOB: 0 BB: 0 P: 10	R: 0 E: 0 K: 1 S: 10	H: 2 LOB: 1 BB: 0 P: 11		1B: 12 2B: 3 3B: 0 HR: 2	SF: 0 SAC: 0 DP: 2 HBP: 0	WP: 0 PB: 0 SB: 1 CS: 1	PA: 47						
PITCHER	IP	WLS	BF	H	R	ER	SO	BB	IBB	HBP	BLK	WP	HR	S	P	ERA	WHIP										
Dave Telgheder, R ERA: 5.67	4.0	L	24	11	8	8	1	2	0	0	0	0	1	54	79	18.00	3.250										
Mike Draper, R ERA: 4.21	2.0		12	3	3	2	0	2	0	0	0	0	1	26	44	9.00	2.500										
Mike Maddux, R ERA: 4.5	2.0		7	1	0	0	1	0	0	0	0	0	0	18	21	0.00	0.500										
Jeff Innis, R ERA: 5.22	1.0		4	2	0	0	1	0	0	0	0	0	0	10	11	0.00	2.000										

Batter	1	2	3	4	5	6	7	8	9	AB	R	H	RBI	BB	SO	LOB	BOTTOM										
Vince Coleman, S OBP: 0.317, SLG: 0.373	K		1B	CS			F7		F7	5	1	2	1	0	1	1	Los Angeles Dodgers @ New York Mets Shea Stadium, Flushing, NY Thu Jul 08 1993, 7:05 PM EDT Sunny - 96 F livebaseballscores.com										
Joe Orsulak, L OBP: 0.354, SLG: 0.410	G5-3		3B	B2-3			1B		BLK	5	2	3	1	0	0	1											
Eddie Murray, S OBP: 0.310, SLG: 0.422			1B	CS			1B		1B	4	2	2	0	1	0	1											
Bobby Bonilla, S OBP: 0.330, SLG: 0.490	K		1B				F8		SF7	3	1	1	2	1	1	3											
Jeremy Burnitz, L OBP: 0.409, SLG: 0.649 Dave Gallagher, R OBP: 0.370, SLG: 0.490			1B	P6			G4-3		1B	4	1	2	1	0	0	2											
Jeff Kent, R OBP: 0.280, SLG: 0.377			1B				1B		1B	1	0	1	0	0	0	0											
Todd Hundley, S OBP: 0.284, SLG: 0.375	G1-6-3		1B				P8		G5-3	5	0	3	3	0	0	2											
Tim Bogar, R OBP: 0.331, SLG: 0.390 Mike Maddux, L							K		G4-3	5	0	0	0	0	1	5											
Chico Walker, S OBP: 0.292, SLG: 0.371 Jeff Innis, R			1B	SH3			G6-3		G4-3	3	1	2	0	0	0	0											
Dave Telgheder, R OBP: 0.167, SLG: 0.333 Mike Draper, R OBP: 0.567, SLG: 0.667 Jeff McKnight, S OBP: 0.288, SLG: 0.228			K	SH3			G3-1		G4-3	1	0	0	0	0	1	1											
Inning Stats	R: 0 E: 0 K: 2 S: 10	H: 0 LOB: 1 BB: 1 P: 18	R: 1 E: 0 K: 1 S: 15	H: 3 LOB: 0 BB: 0 P: 22	R: 2 E: 0 K: 0 S: 14	H: 3 LOB: 2 BB: 1 P: 21	R: 1 E: 0 K: 0 S: 8	H: 2 LOB: 0 BB: 0 P: 11	R: 1 E: 0 K: 0 S: 7	H: 1 LOB: 0 BB: 0 P: 8	R: 0 E: 0 K: 1 S: 9	H: 0 LOB: 0 BB: 0 P: 11	R: 1 E: 0 K: 0 S: 13	H: 3 LOB: 2 BB: 0 P: 17	R: 0 E: 0 K: 0 S: 6	H: 1 LOB: 1 BB: 0 P: 9	R: 2 E: 0 K: 0 S: 13	H: 4 LOB: 1 BB: 0 P: 19	1B: 13 2B: 2 3B: 1 HR: 1	SF: 1 SAC: 1 DP: 2 HBP: 0	WP: 0 PB: 0 SB: 0 CS: 1	PA: 44					
PITCHER	IP	WLS	BF	H	R	ER	SO	BB	IBB	HBP	BLK	WP	HR	S	P	ERA	WHIP										
Kevin Gross, R ERA: 4.39	6.2	W	32	12	6	6	4	2	0	0	0	0	0	72	103	8.10	2.100										
Roger McDowell, R ERA: 1.25	1.1		5	1	0	0	0	0	0	0	0	0	0	10	14	0.00	0.750										
Omar Daal, L ERA: 3.94	0.1		3	2	2	2	0	0	0	0	1	0	0	9	15	54.00	6.000										
Jim Gott, R ERA: 2.16	0.2		3	2	0	0	0	0	0	0	0	0	0	4	4	0.00	3.000										

AB 43
R 11
H 17
RBI 10
BB 4
SO 3
LOB 23



AB 39
R 8
H 17
RBI 8
BB 2
SO 4
LOB 17




Batter	1	2	3	4	5	6	7	8	9	10	AB	R	H	RBI	BB	SO	LOB	TOP								
Jose Offerman, S OBP: 0.349, SLG: 0.338 Brett Butler, L OBP: 0.369, SLG: 0.350	G6-3			G6-3		G3-1		K		E6	1	0	0	0	0	0	0									
Mitch Webster, S OBP: 0.323, SLG: 0.358	G4-3			G4-3		BLK		F8		SH2-4	4	1	2	1	0	0	0									
Cory Snyder, R OBP: 0.364, SLG: 0.434	G5-3			F8		K		K		K	5	0	0	0	0	3	2									
Eric Karros, R OBP: 0.324, SLG: 0.419		L6		G5-3				G5-3		F7	4	0	0	0	1	0	1									
Tim Wallach, R OBP: 0.257, SLG: 0.361		K				K2-3		G5-3		F8	5	0	0	0	0	2	2									
Eric Davis, R OBP: 0.325, SLG: 0.382		K				F9		1B		1B	4	1	2	0	0	1	0									
Carlos Hernandez, R OBP: 0.261, SLG: 0.341				G4-3		G4-3		2B		1B	3	0	1	0	1	0	0									
Mike Sharperson, R OBP: 0.245, SLG: 0.292 Lenny Harris, L OBP: 0.339, SLG: 0.314				G6-3				G3-1		SH1-4	3	1	2	1	0	0	0									
Tom Candiotti, R OBP: 0.152, SLG: 0.156 Dave Hansen, L OBP: 0.369, SLG: 0.406 Pedro Martinez, R OBP: 0.339, SLG: 0.314				G6-3				SH1-4		1B	1	0	0	0	0	0	0									
Henry Rodriguez, L OBP: 0.211, SLG: 0.324 Rod Nichols, R								K		K	1	0	0	0	0	1	3									
Inning Stats	R: 0 E: 0 K: 0 S: 6	H: 0 LOB: 0 BB: 0 P: 9	R: 0 E: 0 K: 2 S: 8	H: 0 LOB: 0 BB: 0 P: 11	R: 0 E: 0 K: 0 S: 4	H: 0 LOB: 0 BB: 0 P: 7	R: 0 E: 0 K: 0 S: 7	H: 1 LOB: 1 BB: 0 P: 11	R: 0 E: 0 K: 1 S: 7	H: 0 LOB: 0 BB: 0 P: 9	R: 2 E: 0 K: 1 S: 15	H: 2 LOB: 0 BB: 0 P: 18	R: 1 E: 0 K: 1 S: 15	H: 3 LOB: 2 BB: 0 P: 21	R: 0 E: 0 K: 2 S: 12	H: 0 LOB: 0 BB: 0 P: 16	R: 0 E: 0 K: 1 S: 12	H: 2 LOB: 3 BB: 1 P: 23	R: 0 E: 1 K: 1 S: 7	H: 0 LOB: 2 BB: 1 P: 16	1B: 6 2B: 1 3B: 1 HR: 0	SF: 0 SAC: 2 DP: 0 HBP: 0	WP: 0 PB: 0 SB: 1 CS: 0	PA: 41		
PITCHER	IP 7.0	WLS 27	BF 6	H 3	R 3	ER 3	SO 5	BB 0	IBB 0	HBP 0	BLK 1	WP 0	HR 0	S 62	P 86	ERA 3.86	WHIP 0.857									
Eric Hillman, L ERA: 5.03	(1, 1)																									
Pete Schourek, L ERA: 6.21	(8, 1)	1.2	7	1	0	0	2	1	0	0	0	0	0	19	32	0.00	1.200									
Jeff Innis, R ERA: 5.05	(9, 1)	1.1	W	7	1	0	0	2	0	1	0	0	0	12	23	0.00	0.750									

Los Angeles Dodgers @ New York Mets
Shea Stadium, Flushing, NY
Thu Jul 08 1993, 7:05 PM EDT
Att: 25,186 - Unknown - 93 F

livebaseballscores.com

AB 37
R 3
H 8
RBI 2
BB 2
SO 9
LOB 11




Batter	1	2	3	4	5	6	7	8	9	10	AB	R	H	RBI	BB	SO	LOB	BOTTOM							
Vince Coleman, S OBP: 0.312, SLG: 0.367	G5-3	P6			F7		K		G6-3		5	0	0	0	0	1	1								
Joe Orsulak, L OBP: 0.364, SLG: 0.427	3B			F7	WP	SF7		G3		HR	4	3	3	0	1	0	0								
Jeromy Burnitz, L OBP: 0.408, SLG: 0.659	E			F7		F8		P2		HR	4	2	1	1	1	0	2								
Bobby Bonilla, S OBP: 0.331, SLG: 0.498	E4			SF7				K		HR	3	1	1	5	1	1	0								
Dave Gallagher, R OBP: 0.266, SLG: 0.475 Jeff Innis, R	K			K		L3				HR	3	0	0	0	1	2	3								
Jeff Kent, R OBP: 0.284, SLG: 0.379	WP					L6		K			4	0	2	0	0	1	1								
Charlie O'Brien, R OBP: 0.286, SLG: 0.282 Todd Hundley, S OBP: 0.283, SLG: 0.373	K			G6-4-3		G6-4-3		G4-3			2	0	0	0	0	1	3								
Tim Bogar, R OBP: 0.328, SLG: 0.380		K				FC5-4				P6	3	0	0	0	0	1	1								
Eric Hillman, L OBP: 0.077, SLG: 0.077 Pete Schourek, L OBP: 0.227, SLG: 0.158 Jeff McKnight, S OBP: 0.289, SLG: 0.241		K				P6		F8		G6-3	3	0	0	0	0	1	2								
Inning Stats	R: 2 E: 1 K: 2 S: 17	H: 3 LOB: 2 BB: 0 P: 23	R: 0 E: 0 K: 2 S: 10	H: 0 LOB: 0 BB: 0 P: 16	R: 1 E: 0 K: 1 S: 11	H: 1 LOB: 0 BB: 0 P: 16	R: 0 E: 0 K: 0 S: 10	H: 1 LOB: 1 BB: 0 P: 15	R: 0 E: 0 K: 0 S: 7	H: 0 LOB: 0 BB: 0 P: 8	R: 0 E: 0 K: 2 S: 9	H: 0 LOB: 1 BB: 1 P: 17	R: 0 E: 0 K: 0 S: 9	H: 1 LOB: 0 BB: 0 P: 11	R: 3 E: 0 K: 0 S: 4	H: 2 LOB: 0 BB: 1 P: 9	1B: 4 2B: 2 3B: 1 HR: 1	SF: 1 SAC: 0 DP: 2 HBP: 2	WP: 2 PB: 0 SB: 0 CS: 0	PA: 40					
PITCHER	IP 6.0	WLS 27	BF 5	H 3	R 3	ER 3	SO 5	BB 2	IBB 0	HBP 2	BLK 0	WP 2	HR 0	S 61	P 103	ERA 4.50	WHIP 1.167								
Tom Candiotti, R ERA: 3.07	(1, 1)																								
Pedro Martinez, R ERA: 2.63	(7, 1)	2.0	7	0	0	0	3	1	0	0	0	0	0	16	25	0.00	0.500								
Rod Nichols, R ERA: 10.8	(9, 1)	1.0	L	6	3	3	0	0	1	0	0	0	1	13	20	27.00	3.000								

Los Angeles Dodgers @ New York Mets
Shea Stadium, Flushing, NY
Thu Jul 08 1993, 7:05 PM EDT
Att: 25,186 - Unknown - 93 F

livebaseballscores.com

AB 33
R 6
H 8
RBI 6
BB 4
SO 8
LOB 14



Batter	1	2	3	4	5	6	7	8	9	AB	R	H	RBI	BB	SO	LOB	TOP					
Brett Butler, L OBP: 0.372, SLG: 0.357 (1, 8)	1-0 SH2-3 1B	2-3 K		0-0 B1-3			1-1 G4-3 1B		0-1 2B	5	0	3	0	0	1	2						
Jose Offerman, S OBP: 0.347, SLG: 0.340 (1, 6)	0-0 SH2-3		3-2 F9		0-1 G6-3		1-0 G4-3		2-1 2B	4	0	1	0	0	0	1						
Cory Snyder, R OBP: 0.368, SLG: 0.435 (1, 9) (5, 3)	0-3 K		0-0 HR		3-1 FC6 1B		4-0 IBB		0-0 L7	4	1	2	0	1	1	2						
Eric Karros, R OBP: 0.321, SLG: 0.415 Mitch Webster, S OBP: 0.319, SLG: 0.352 (5, 9)	1-3 K		0-0 F9		1-3 K		1-2 L1		1-0 G6-3	3	0	0	0	0	2	3						
Mike Piazza, R OBP: 0.359, SLG: 0.545 (1, 2)		2-1 G5-3		2-1 HR		1-2 FC6		2-1 F8		4	1	1	2	0	0	1						
Eric Davis, R OBP: 0.324, SLG: 0.378 (1, 7)		4-2 S BB 1B BB		1-0 F7		0-0 G6-3		0-3 K		3	1	0	0	1	1	0						
Tim Wallach, R OBP: 0.260, SLG: 0.360 (1, 5)		4-2 SH5-4 1B BB				0-1 G6-3		2-3 K		3	1	1	0	1	1	0						
Mike Sharperson, R OBP: 0.281, SLG: 0.385 (1, 4)		2-1 SH5-4 1B		0-2 WP S SH5-3 1B		1-1 G5-3		1-0 HR		4	2	3	3	0	0	0						
Orel Hershiser, R OBP: 0.359, SLG: 0.395 (1, 1)		0-0 SH5-4		2-2 SH5-3		2-2 F8		0-0 G5-3		2	0	0	1	0	0	0						
Inning Stats	R: 0 E: 0 K: 2 S: 8	H: 1 LOB: 1 BB: 0 P: 10	R: 1 E: 0 K: 1 S: 12	H: 1 LOB: 2 BB: 2 P: 26	R: 2 E: 0 K: 0 S: 9	H: 2 LOB: 0 BB: 0 P: 15	R: 1 E: 0 K: 0 S: 9	H: 1 LOB: 0 BB: 0 P: 11	R: 0 E: 0 K: 1 S: 10	H: 0 LOB: 0 BB: 0 P: 15	R: 0 E: 0 K: 0 S: 9	H: 1 LOB: 2 BB: 1 P: 18	R: 2 E: 0 K: 1 S: 9	H: 2 LOB: 1 BB: 0 P: 14	R: 0 E: 0 K: 0 S: 6	H: 2 LOB: 1 BB: 0 P: 9	1B: 7 2B: 2 3B: 0 HR: 2	SF: 0 SAC: 3 DP: 0 HBP: 0	WP: 1 PB: 0 SB: 2 CS: 0	PA: 40		
PITCHER	IP	WLS	BF	H	R	ER	SO	BB	IBB	HBP	BLK	WP	HR	S	P	ERA	WHIP					
Frank Tanana, L ERA: 5.02	(1, 1)	8.0	L	36	9	6	6	6	2	1	0	0	1	2	75	121	6.75	1.375				
Mike Draper, R ERA: 4.1	(9, 1)	1.0		4	2	0	0	0	0	0	0	0	0	6	9	0.00	2.000					

Los Angeles Dodgers @ New York Mets
Shea Stadium, Flushing, NY
Fri Jul 09 1993, 7:05 PM EDT
Att: 24,258 - Unknown

AB 34
R 6
H 11
RBI 6
BB 3
SO 6
LOB 12



Batter	1	2	3	4	5	6	7	8	9	AB	R	H	RBI	BB	SO	LOB	BOTTOM					
Vince Coleman, S OBP: 0.314, SLG: 0.369 (1, 7)	0-3 K		0-0 E1 1B		3-2 CS 1B			0-1 F8		4	0	2	0	0	1	0						
Joe Orsulak, L OBP: 0.357, SLG: 0.419 (1, 9)	1-0 G4-3		0-2 G6-3		1-1 F8			0-0 G5-3		4	0	0	0	0	0	2						
Eddie Murray, S OBP: 0.308, SLG: 0.420 Jeff McKnight, S OBP: 0.290, SLG: 0.233 (6, 3)	1-1 G1-3		0-0 G6-3		3-2 P5			2-3 K		2	0	0	0	0	0	1						
Bobby Bonilla, S OBP: 0.332, SLG: 0.498 (1, 5)		2-1 SH1-3 1B SF9 1B		2-2 F9		1-1 F7		1-2 1B		4	1	2	0	0	0	0						
Jeremy Burnitz, L OBP: 0.396, SLG: 0.622 (1, 8)		0-1 SF9 SH1-3 1B		0-0 G2-3		1-3 K		1-1 F8		4	0	1	0	0	1	1						
Jeff Kent, R OBP: 0.288, SLG: 0.382 (1, 4)		1-0 SH1-3		1-0 1B 1B		0-2 F7		0-1 FC6-4 1B		3	1	2	0	0	0	0						
Todd Hundley, S OBP: 0.282, SLG: 0.373 (1, 2)		0-0 SF9		0-0 1B		1-1 F7		1-3 K		3	0	1	1	0	1	2						
Tim Bogar, R OBP: 0.328, SLG: 0.379 Chico Walker, S OBP: 0.230, SLG: 0.367 (9, PH)		2-3 3-H G4-3		0-0 1B		1-3 K		2-1 FC6-4		3	0	1	1	0	1	1						
Frank Tanana, L OBP: 0.147, SLG: 0.152 Mike Draper, R OBP: 0.667, SLG: 0.667 (9, 1)			2-2 G3-1		0-0 F8		1-0 G3			3	0	0	0	0	0	2						
Inning Stats	R: 0 E: 0 K: 1 S: 6	H: 0 LOB: 0 BB: 0 P: 8	R: 1 E: 0 K: 0 S: 7	H: 2 LOB: 1 BB: 0 P: 10	R: 0 E: 1 K: 0 S: 8	H: 1 LOB: 1 BB: 0 P: 10	R: 1 E: 0 K: 0 S: 9	H: 3 LOB: 2 BB: 0 P: 12	R: 0 E: 0 K: 0 S: 11	H: 1 LOB: 0 BB: 0 P: 18	R: 0 E: 0 K: 1 S: 9	H: 0 LOB: 0 BB: 0 P: 11	R: 0 E: 0 K: 1 S: 6	H: 0 LOB: 0 BB: 0 P: 9	R: 0 E: 0 K: 1 S: 7	H: 0 LOB: 0 BB: 0 P: 9	R: 0 E: 0 K: 1 S: 12	H: 2 LOB: 2 BB: 0 P: 17	1B: 9 2B: 0 3B: 0 HR: 0	SF: 1 SAC: 1 DP: 0 HBP: 0	WP: 0 PB: 0 SB: 0 CS: 1	PA: 35
PITCHER	IP	WLS	BF	H	R	ER	SO	BB	IBB	HBP	BLK	WP	HR	S	P	ERA	WHIP					
Orel Hershiser, R ERA: 3.56	(1, 1)	9.0	W	35	9	2	2	5	0	0	0	0	0	75	104	2.00	1.000					

Los Angeles Dodgers @ New York Mets
Shea Stadium, Flushing, NY
Fri Jul 09 1993, 7:05 PM EDT
Att: 24,258 - Unknown

AB 33
R 2
H 9
RBI 2
BB 0
SO 5
LOB 12




Batter	1	2	3	4	5	6	7	8	9	AB	R	H	RBI	BB	SO	LOB	TOP										
Brett Butler, L (1, 8) OBP: 0.370, SLG: 0.355 Tom Goodwin, L (4, 8) OBP: 0.376, SLG: 0.500 Carlos Hernandez, R (9, PH) OBP: 0.255, SLG: 0.333	3-2 P6			1-2 G1-3		0-2 P6		0-2 1B 2B 1B	2-2 F9	2	0	0	0	0	0	0	Los Angeles Dodgers @ New York Mets Shea Stadium, Flushing, NY Sat Jul 10 1993, 3:33 AM EDT Att: 33,666 - Sunny - 101 F										
Jose Offerman, S (1, 6) OBP: 0.349, SLG: 0.340	2-2 F8			0-0 B1-3			4-2 1B BB	1-1 2B 1B		3	1	1	2	1	0	0											
Cory Snyder, R (1, 9) OBP: 0.370, SLG: 0.440	0-0 P3			1-2 L6			0-0 1B 1B	3-1 G6-3 1B		4	0	2	2	0	0	0											
Eric Karros, R (1, 3)		0-1 G5-4-3 1B			1-0 P6		0-1 F8	2-0 G6-3 2B		4	0	1	0	0	0	3											
Mike Piazza, R (1, 2) OBP: 0.358, SLG: 0.541		1-1 G5-4-3 1-2			1-2 1B		0-0 L4-6	2-2 F7		4	0	1	0	0	0	4											
Eric Davis, R (1, 7) OBP: 0.323, SLG: 0.380		1-3 K			2-2 P3			0-2 P4 1B 2B	2-3 K	4	1	1	0	0	2	1											
Tim Wallach, R (1, 5) OBP: 0.260, SLG: 0.369			2-2 G4-3		1-0 P4			1-0 P4 2B	1-2 HR	4	1	1	1	0	0	2											
Lenny Harris, L (1, 4) OBP: 0.339, SLG: 0.314 Mike Sharperson, R (9, PH) OBP: 0.235, SLG: 0.395			1-0 F7		0-1 G4-3			0-2 1B 1B 1B	2-1 1B	3	1	1	1	0	0	0											
Pedro Astacio, R (1, 1) OBP: 0.125, SLG: 0.125 Rod Nichols, R (3, 1) OBP: 0.276, SLG: 0.394 Dave Hansen, L (6, PH) Ricky Tricek, R (6, 1) Henry Rodriguez, L (8, PH) Roger McDowell, R (8, 1) Mitch Webster, S (9, PH) OBP: 0.316, SLG: 0.350			0-2 G1-3		3-1 G3			0-0 1B 1B	1-0 F9	1	0	0	0	0	0	0											
Inning Stats	R: 0 E: 0 K: 0 S: 7	H: 0 LOB: 0 BB: 0 P: 12	R: 0 E: 0 K: 1 S: 7	H: 1 LOB: 0 BB: 0 P: 9	R: 0 E: 0 K: 0 S: 7	H: 0 LOB: 0 BB: 0 P: 10	R: 0 E: 0 K: 0 S: 7	H: 0 LOB: 0 BB: 0 P: 9	R: 0 E: 0 K: 0 S: 9	H: 1 LOB: 1 BB: 0 P: 14	R: 0 E: 0 K: 0 S: 7	H: 0 LOB: 0 BB: 0 P: 10	R: 0 E: 0 K: 0 S: 6	H: 1 LOB: 1 BB: 1 P: 10	R: 5 E: 0 K: 0 S: 22	H: 6 LOB: 1 BB: 0 P: 31		R: 1 E: 0 K: 1 S: 12	H: 2 LOB: 1 BB: 0 P: 20	1B: 8 2B: 3 3B: 0 HR: 1	SF: 0 SAC: 0 DP: 2 HBP: 0	WP: 0 PB: 0 SB: 1 CS: 0	PA: 37				
PITCHER	IP	WLS	BF	H	R	ER	SO	BB	IBB	HBP	BLK	WP	HR	S	P	ERA	WHIP										
Bret Saberhagen, R (1, 1) ERA: 3.17	7.1	W	26	5	2	2	1	1	0	0	0	0	0	59	84	2.46	0.818										
Anthony Young, R (8, 1) ERA: 4.55	0.0		4	4	3	3	0	0	0	0	0	0	0	8	12	∞	∞										
John Franco, L (8, 1) ERA: 3.2	1.2	S	7	2	1	1	1	0	0	0	0	0	1	17	29	5.40	1.200										
Batter	1	2	3	4	5	6	7	8	9	AB	R	H	RBI	BB	SO	LOB	BOTTOM										
Vince Coleman, S (1, 7) OBP: 0.314, SLG: 0.370 Dave Gallagher, R (8, 7) OBP: 0.366, SLG: 0.475	1-1 G4-3 SF7 2B	0-0 FC3-6		2-2 G4-3			0-3 K			4	1	1	0	0	1	1	Los Angeles Dodgers @ New York Mets Shea Stadium, Flushing, NY Sat Jul 10 1993, 3:33 AM EDT Att: 33,666 - Sunny - 101 F										
Howard Johnson, S (1, 5) OBP: 0.348, SLG: 0.376	2-0 G4-3	3-3 K		3-2 P6		3-1 G3				4	0	0	0	0	1	2											
Eddie Murray, S (1, 3) OBP: 0.304, SLG: 0.416	3-2 SF7	1-3 K		0-0 F8		1-0 F7				3	0	0	1	0	1	1											
Bobby Bonilla, S (1, 9) OBP: 0.334, SLG: 0.495	4-2 HR BB		4-2 1B BB G4-3 BB		1-2 F9		0-3 K			2	2	0	0	2	1	0											
Jeremy Burnitz, L (1, 8) OBP: 0.404, SLG: 0.667	0-1 HR		4-2 G4-3 1B BB		1-1 F7		0-1 G3-1			3	1	1	2	1	0	0											
Jeff Kent, R (1, 4) OBP: 0.295, SLG: 0.388	1-1 HR 1B		0-0 G4-3 1B		1-3 K		0-1 2B 1B			4	2	3	0	0	1	0											
Todd Hundley, S (1, 2) OBP: 0.286, SLG: 0.392	0-0 HR		0-0 G4-3		0-2 G4-3		3-2 FC5 2B			4	1	2	4	0	0	2											
Tim Bogar, R (1, 6) OBP: 0.326, SLG: 0.370	1-0 P6		0-2 L1		2-3 K		4-0 IBB			3	0	0	0	1	1	2											
Bret Saberhagen, R (1, 1) OBP: 0.233, SLG: 0.158 Anthony Young, R (8, 1) OBP: 0.273, SLG: 0.200 John Franco, L (8, 1) ERA: 1.42		4-0 FC3-6 BB	3-3 K		0-0 G5-3		0-0 FC5			2	0	0	0	1	1	2											
Inning Stats	R: 5 E: 0 K: 0 S: 17	H: 4 LOB: 0 BB: 1 P: 29	R: 0 E: 0 K: 2 S: 7	H: 0 LOB: 1 BB: 1 P: 15	R: 1 E: 0 K: 1 S: 14	H: 1 LOB: 2 BB: 2 P: 25	R: 0 E: 0 K: 0 S: 7	H: 0 LOB: 0 BB: 0 P: 12	R: 0 E: 0 K: 1 S: 8	H: 0 LOB: 0 BB: 0 P: 11	R: 0 E: 0 K: 1 S: 8	H: 0 LOB: 0 BB: 0 P: 10	R: 0 E: 0 K: 1 S: 6	H: 0 LOB: 0 BB: 0 P: 10	R: 1 E: 0 K: 1 S: 11	H: 2 LOB: 2 BB: 1 P: 18		1B: 3 2B: 2 3B: 0 HR: 2	SF: 1 SAC: 0 DP: 0 HBP: 0	WP: 0 PB: 0 SB: 1 CS: 0	PA: 36						
PITCHER	IP	WLS	BF	H	R	ER	SO	BB	IBB	HBP	BLK	WP	HR	S	P	ERA	WHIP										
Pedro Astacio, R (1, 1) ERA: 4.69	2.0	L	14	4	6	6	2	4	0	0	0	0	0	23	34	0.00	0.333										
Rod Nichols, R (3, 1) ERA: 5.68	3.0		10	1	0	0	2	0	0	0	0	0	0	14	20	0.00	0.000										
Ricky Tricek, R (6, 1) ERA: 5.18	2.0		6	0	0	0	2	0	0	0	0	0	0	11	18	9.00	2.000										
Roger McDowell, R (8, 1) ERA: 1.42	1.0		6	2	1	1	1	0	1	0	0	0	0	11	18	9.00	2.000										

Batter	1	2	3	4	5	6	7	8	9	AB	R	H	RBI	BB	SO	LOB	TOP							
Brett Butler, L OBP: 0.373, SLG: 0.358 (1, 8)										5	0	3	0	0	0	0								
Jose Offerman, S OBP: 0.348, SLG: 0.339 (1, 6)										4	0	1	0	0	0	4								
Cory Snyder, R OBP: 0.363, SLG: 0.431 (1, 9)										5	0	0	0	0	4	5								
Eric Karros, R OBP: 0.316, SLG: 0.408 (1, 3)										4	0	0	0	0	2									
Mike Piazza, R OBP: 0.360, SLG: 0.539 (1, 2)										3	1	1	0	1	0									
Eric Davis, R OBP: 0.329, SLG: 0.398 (1, 7)										4	1	3	1	0	1									
Tim Wallach, R OBP: 0.263, SLG: 0.368 (1, 5)										3	0	1	1	1	0	2								
Lenny Harris, L OBP: 0.328, SLG: 0.303 Jim Gott, R (8, 1)										4	0	0	0	0	1	3								
Tom Candiotti, R OBP: 0.171, SLG: 0.176 Dave Hansen, L OBP: 0.368, SLG: 0.382 Pedro Martinez, R (6, 1) Mike Sharperson, R OBP: 0.288, SLG: 0.389 (8, 4)										2	0	1	0	0	0	0								
Inning Stats	R: 0 E: 0 K: 1 S: 11	H: 1 LOB: 1 BB: 0 P: 19	R: 0 E: 0 K: 1 S: 7	H: 0 LOB: 0 BB: 0 P: 11	R: 0 E: 0 K: 0 S: 7	H: 1 LOB: 1 BB: 0 P: 11	R: 0 E: 0 K: 1 S: 14	H: 1 LOB: 2 BB: 1 P: 22	R: 0 E: 0 K: 1 S: 11	H: 2 LOB: 2 BB: 0 P: 17	R: 1 E: 0 K: 2 S: 22	H: 3 LOB: 2 BB: 0 P: 29	R: 0 E: 1 K: 0 S: 6	H: 0 LOB: 1 BB: 0 P: 6	R: 1 E: 0 K: 0 S: 8	H: 1 LOB: 1 BB: 1 P: 15	R: 0 E: 0 K: 1 S: 9	H: 1 LOB: 1 BB: 0 P: 18	1B: 9 2B: 0 3B: 0 HR: 1	SF: 0 SAC: 1 DP: 1 HBP: 0	WP: 0 PB: 0 SB: 2 CS: 0	PA: 39		
PITCHER	IP	WLS	BF	H	R	ER	SO	BB	IBB	HBP	BLK	WP	HR	S	P	ERA	WHIP							
Dwight Gooden, R ERA: 3.34 Pete Schourek, L ERA: 6.16 Jeff Innis, R ERA: 5.01	(1, 1) (9, 1) (9, 1)	8.0 0.2 0.1	L 3 1	35 1 0	9 0 0	2 0 0	6 0 1	2 0 0	0 0 0	0 0 0	0 0 0	0 0 0	1 6 3	86 13 5	130	2.25 0.00 0.00	1.375 1.500 0.000							

Los Angeles Dodgers @ New York Mets
 Shea Stadium, Flushing, NY
 Sun Jul 11 1993, 7:05 PM EDT
 Att: 26,239 - Unknown - 91 F


AB 36
R 2
H 10
RBI 2
BB 2
SO 7
LOB 18



Batter	1	2	3	4	5	6	7	8	9	AB	R	H	RBI	BB	SO	LOB	BOTTOM							
Vince Coleman, S OBP: 0.313, SLG: 0.369 (1, 7)										4	0	1	0	0	1	0								
Howard Johnson, S OBP: 0.347, SLG: 0.373 (1, 5)										4	0	1	0	0	0	0								
Eddie Murray, S OBP: 0.304, SLG: 0.413 (1, 3)										4	0	1	0	0	2									
Bobby Bonilla, S OBP: 0.336, SLG: 0.497 (1, 9)										3	0	1	0	1	0									
Jeromy Burnitz, L OBP: 0.377, SLG: 0.615 (1, 8)										4	0	0	0	0	1	3								
Jeff Kent, R OBP: 0.298, SLG: 0.391 (1, 4)										3	1	1	0	1	0	1								
Todd Hundley, S OBP: 0.286, SLG: 0.391 (1, 2)										3	0	1	0	0	2									
Tim Bogar, R OBP: 0.326, SLG: 0.369 (1, 6)										3	0	1	1	0	2									
Dwight Gooden, R OBP: 0.271, SLG: 0.479 Chico Walker, S OBP: 0.287, SLG: 0.364 Pete Schourek, L OBP: 0.227, SLG: 0.158 Jeff Innis, R (9, 1)										2	0	0	0	0	1									
Inning Stats	R: 0 E: 0 K: 0 S: 10	H: 2 LOB: 2 BB: 0 P: 15	R: 1 E: 0 K: 0 S: 7	H: 2 LOB: 0 BB: 0 P: 14	R: 0 E: 0 K: 1 S: 7	H: 0 LOB: 0 BB: 0 P: 11	R: 0 E: 0 K: 0 S: 9	H: 1 LOB: 2 BB: 1 P: 15	R: 0 E: 0 K: 0 S: 6	H: 0 LOB: 0 BB: 0 P: 10	R: 0 E: 0 K: 1 S: 7	H: 0 LOB: 0 BB: 0 P: 13	R: 0 E: 0 K: 0 S: 3	H: 0 LOB: 0 BB: 1 P: 9	R: 0 E: 0 K: 0 S: 11	H: 2 LOB: 1 BB: 0 P: 15	R: 0 E: 0 K: 0 S: 6	H: 0 LOB: 0 BB: 0 P: 10	1B: 5 2B: 3 3B: 0 HR: 0	SF: 0 SAC: 0 DP: 2 HBP: 0	WP: 0 PB: 0 SB: 0 CS: 0	PA: 33		
PITCHER	IP	WLS	BF	H	R	ER	SO	BB	IBB	HBP	BLK	WP	HR	S	P	ERA	WHIP							
Tom Candiotti, R ERA: 3.02 Pedro Martinez, R ERA: 2.53 Jim Gott, R ERA: 2.09	(1, 1) (6, 1) (8, 1)	5.0 2.1 1.2	W 8 5	8 1 0	1 0 0	0 0 0	1 1 0	1 0 0	0 0 0	0 0 0	0 0 0	0 0 0	0 16 11	39 16 16	5 31 16	0.00 0.00 0.00	0.857 0.600							

Los Angeles Dodgers @ New York Mets
 Shea Stadium, Flushing, NY
 Sun Jul 11 1993, 7:05 PM EDT
 Att: 26,239 - Unknown - 91 F

AB 31
R 1
H 7
RBI 1
BB 2
SO 2
LOB 11



Batter	1	2	3	4	5	6	7	8	9	AB	R	H	RBI	BB	SO	LOB	TOP								
Vince Coleman, S (1, 7) OBP: 0.315, SLG: 0.371										4	1	2	0	0	0	1									
Howard Johnson, S (1, 5) OBP: 0.341, SLG: 0.366										4	0	0	0	0	0	3									
Eddie Murray, S (1, 3) OBP: 0.303, SLG: 0.411										4	0	1	0	0	0	0									
Bobby Bonilla, S (1, 9) OBP: 0.338, SLG: 0.495										3	0	1	0	1	0	0									
Jeremy Burnitz, L (1, 8) OBP: 0.375, SLG: 0.600										3	0	1	0	0	1	4									
Dave Gallagher, R (9, PH) OBP: 0.363, SLG: 0.471										1	0	0	0	0	0	0									
Jeff Kent, R (1, 4) OBP: 0.293, SLG: 0.385										4	0	0	0	0	0	4									
Todd Hundley, S (1, 2) OBP: 0.282, SLG: 0.385										4	0	0	0	0	0	4									
Tim Lincecum, R (1, 6) OBP: 0.319, SLG: 0.361										3	0	0	0	0	1	0									
Eric Hillman, L (1, 1) OBP: 0.071, SLG: 0.071										1	0	0	0	0	1	0									
Jeff Mackinnon, S (5, PH) OBP: 0.300, SLG: 0.240										1	0	1	0	0	0	0									
Mike Maddux, L (5, 1) OBP: 0.300, SLG: 0.240										0	0	0	0	0	0	0									
Darwin Jackson, R (7, PH) OBP: 0.225, SLG: 0.315										1	0	0	0	0	1	0									
Pete Schourek, L (7, 1) OBP: 0.225, SLG: 0.315										0	0	0	0	0	0	0									
Dave Telgheder, R (7, 1) OBP: 0.225, SLG: 0.315										0	0	0	0	0	0	0									
Inning Stats	R: 0 E: 0 K: 0 S: 6	H: 1 LOB: 0 BB: 0 P: 8	R: 0 E: 0 K: 0 S: 6	H: 1 LOB: 0 BB: 0 P: 8	R: 0 E: 0 K: 2 S: 8	H: 0 LOB: 0 BB: 0 P: 10	R: 1 E: 1 K: 1 S: 13	H: 2 LOB: 3 BB: 1 P: 23	R: 0 E: 0 K: 0 S: 9	H: 1 LOB: 1 BB: 0 P: 13	R: 0 E: 0 K: 0 S: 11	H: 1 LOB: 1 BB: 0 P: 16	R: 0 E: 0 K: 1 S: 6	H: 0 LOB: 0 BB: 0 P: 11	R: 0 E: 0 K: 0 S: 4	H: 0 LOB: 0 BB: 0 P: 6	R: 0 E: 1 K: 0 S: 8	H: 0 LOB: 1 BB: 0 P: 10	1B: 6 2B: 0 3B: 0 HR: 0	SF: 0 SAC: 0 DP: 2 HBP: 0	WP: 0 PB: 0 SB: 1 CS: 0	PA: 34			
PITCHER	IP	WLS	BF	H	R	ER	SO	BB	IBB	HBP	BLK	WP	HR	S	P	ERA	WHIP								
Bill Swift, R (1, 1) ERA: 2.77	7.0	W	27	6	1	0	4	1	0	0	0	0	0	59	89	0.00	1.000								
Jeff Brantley, R (8, 1) ERA: 4.59	1.0		3	0	0	0	0	0	0	0	0	0	0	4	6	0.00	0.000								
Kevin Rogers, L (9, 1) ERA: 3.0	1.0		4	0	0	0	0	0	0	0	0	0	0	8	10	0.00	0.000								

New York Mets @ San Francisco Giants
Candlestick Park, San Francisco, CA
Thu Jul 15 1993, 6:33 AM EDT
Att: 26,036 - Cloudy - 70 F

AB	33
R	1
H	6
RBI	0
BB	1
SO	4
LOB	16



Batter	1	2	3	4	5	6	7	8	9	AB	R	H	RBI	BB	SO	LOB	BOTTOM								
Darren Lewis, R (1, 8) OBP: 0.328, SLG: 0.358										4	1	2	1	0	0	1									
Steve Scarsone, R (1, 4) OBP: 0.395, SLG: 0.525										5	0	1	0	0	0	2									
Will Clark, L (1, 3) OBP: 0.371, SLG: 0.412										5	1	2	0	0	0	5									
Barry Bonds, L (1, 7) OBP: 0.465, SLG: 0.690										4	1	1	0	1	1	2									
Kevin Rogers, L (9, 1)										0	0	0	0	0	0	0									
Matt Williams, R (1, 5) OBP: 0.330, SLG: 0.586										2	1	2	2	1	0	0									
Erik Johnson, R (7, PR) OBP: 0.400, SLG: 0.800										1	1	0	0	0	0	3									
Mark Carreon, R (1, 9) OBP: 0.404, SLG: 0.605										4	2	2	2	0	0	2									
Royce Clayton, R (1, 6) OBP: 0.336, SLG: 0.381										4	0	2	1	0	0	2									
Kirt Manwaring, R (1, 2) OBP: 0.367, SLG: 0.356										4	1	1	1	0	1	2									
Bill Swift, R (1, 1) OBP: 0.333, SLG: 0.262										2	0	0	0	0	1	1									
Jeff Brantley, R (8, 1) OBP: 0.087, SLG: 0.087										0	0	0	0	0	0	0									
Todd Benzinger, S (6, PH) OBP: 0.282, SLG: 0.301										1	0	0	0	0	0	0									
Inning Stats	R: 0 E: 0 K: 0 S: 9	H: 1 LOB: 0 BB: 0 P: 11	R: 0 E: 0 K: 0 S: 5	H: 1 LOB: 0 BB: 0 P: 7	R: 1 E: 1 K: 1 S: 9	H: 1 LOB: 1 BB: 0 P: 14	R: 4 E: 0 K: 0 S: 13	H: 6 LOB: 2 BB: 0 P: 15	R: 0 E: 0 K: 0 S: 4	H: 0 LOB: 0 BB: 0 P: 8	R: 0 E: 0 K: 1 S: 10	H: 1 LOB: 1 BB: 0 P: 12	R: 3 E: 0 K: 1 S: 14	H: 3 LOB: 1 BB: 1 P: 24	R: 0 E: 1 K: 0 S: 15	H: 0 LOB: 3 BB: 1 P: 29	1B: 8 2B: 3 3B: 1 HR: 1	SF: 0 SAC: 1 DP: 2 HBP: 2	WP: 0 PB: 0 SB: 2 CS: 0	PA: 41					
PITCHER	IP	WLS	BF	H	R	ER	SO	BB	IBB	HBP	BLK	WP	HR	S	P	ERA	WHIP								
Eric Hillman, L (1, 1) ERA: 5.4	4.0	L	21	9	5	4	1	0	0	0	0	0	0	14	20	0.00	0.500								
Mike Maddux, R (5, 1) ERA: 4.3	2.0		7	1	0	0	1	0	0	1	0	0	0	8	15	27.00	1.500								
Pete Schourek, L (7, 1) ERA: 6.34	0.2		4	1	2	2	1	0	1	0	0	0	0	21	38	6.75	1.500								
Dave Telgheder, R (7, 1) ERA: 5.72	1.1		9	2	1	1	0	0	1	1	0	0	0	21	38	6.75	1.500								

New York Mets @ San Francisco Giants
Candlestick Park, San Francisco, CA
Thu Jul 15 1993, 6:33 AM EDT
Att: 26,036 - Cloudy - 70 F

AB	36
R	8
H	13
RBI	7
BB	2
SO	3
LOB	20



Batter	1	2	3	4	5	6	7	8	9	AB	R	H	RBI	BB	SO	LOB	TOP
Vince Coleman, S (1, 7) OBP: 0.317, SLG: 0.378	2-2 1B 3B		0-0 1B		1-0 F7			1-3 K		4	1	2	0	0	1	0	
Howard Johnson, S (1, 5) OBP: 0.340, SLG: 0.364	0-0 P4		2-0 F8		1-0 G5-3			1-2 G4-6-3 1B		4	0	1	0	0	0	2	
Eddie Murray, S (1, 3) OBP: 0.303, SLG: 0.409	2-1 FC6 1B		0-1 F9			3-2 L9		0-1 G4-6-3 1-2f		4	0	1	1	0	0	2	
Bobby Bonilla, S (1, 9) OBP: 0.337, SLG: 0.491	1-2 F7			4-1 SH3 1B BB		2-2 P3		2-3 K		3	1	0	0	1	1	1	
Darrin Jackson, R (1, 8) OBP: 0.231, SLG: 0.314 Jeff McKnight, S (9, PH) OBP: 0.296, SLG: 0.242	0-2 FC6 1-2f			0-1 SH3 1-2		0-1 G5-3		0-3 K		2	0	0	0	0	0	1	
Jeff Kent, R (1, 4) OBP: 0.290, SLG: 0.381 Todd Hundley, S (9, PH) OBP: 0.281, SLG: 0.383				0-2 L4				1-3 K		3	0	0	0	0	1	1	
Charlie O'Brien, R (1, 2) OBP: 0.287, SLG: 0.284				1-0 G6-3		1-0 FC5-4 2H 1B		0-0 B1-3		3	0	1	1	0	0	0	
Tim Bogar, R (1, 6) OBP: 0.320, SLG: 0.360				0-0 L7		0-0 FC5-4 1-2f		0-2 FC6-4 1B		3	0	1	0	0	0	1	
Dwight Gooden, R (1, 1) OBP: 0.255, SLG: 0.451				0-0 G4-3		2-2 G4-3		1-0 FC6-4 1-2f		3	0	0	0	0	0	1	
Inning Stats	R: 1 E: 0 K: 0 S: 13	H: 2 LOB: 1 BB: 0 P: 18	R: 0 E: 0 K: 0 S: 4	H: 0 LOB: 2 BB: 0 P: 5	R: 0 E: 0 K: 0 S: 5	H: 1 LOB: 1 BB: 0 P: 7	R: 1 E: 0 K: 0 S: 8	H: 1 LOB: 1 BB: 1 P: 13	R: 0 E: 0 K: 1 S: 9	H: 1 LOB: 1 BB: 0 P: 11	R: 0 E: 0 K: 1 S: 10	H: 1 LOB: 0 BB: 0 P: 15	R: 0 E: 0 K: 3 S: 10	H: 0 LOB: 0 BB: 0 P: 15	1B: 5 2B: 0 3B: 1 HR: 0	SF: 0 SAC: 1 DP: 1 HBP: 0	WP: 0 PA: 33 PB: 0 SB: 0 CS: 0
PITCHER	IP WLS BF H R ER SO BB IBB HBP BLK WP HR S P ERA WHIP																
Bryan Hickerson, L (1, 1) ERA: 4.43	7.0 W 27 5 2 2 1 1 0 0 0 0 0 0 53 77 2.57 0.857																
Michael Jackson, R (8, 1) ERA: 2.47	1.0 S 3 0 0 0 3 0 0 0 0 0 0 0 9 11 0.00 1.000																
Rod Beck, R (9, 1) ERA: 1.74																	

New York Mets @ San Francisco Giants
Candlestick Park, San Francisco, CA
Fri Jul 16 1993, 10:05 PM EDT
Att: 27,439 - Unknown - 62 F

AB	31
R	2
H	6
RBI	2
BB	1
SO	5
LOB	9



Batter	1	2	3	4	5	6	7	8	9	AB	R	H	RBI	BB	SO	LOB	BOTTOM
Darren Lewis, R (1, 8) OBP: 0.330, SLG: 0.360	0-1 SH1-3 1B		0-0 E9 1-3 2H 1B		1-2 G4-3		0-2 G4-3			4	0	2	1	0	0	1	
Steve Scarsone, R (1, 4) OBP: 0.370, SLG: 0.488	1 SAFE SH1-3 1-3		1-2 E5 2-3 3H 1B		1-3 K			0-3 K		3	0	0	0	0	2	1	
Will Clark, L (1, 3) OBP: 0.370, SLG: 0.419	3-3 K		0-0 F7		0-0 G6-3			2-1 HR		4	1	1	1	0	1	3	
Barry Bonds, L (1, 7) OBP: 0.461, SLG: 0.681	1-1 G3		1-1 F7			1-1 F7		2-2 G6-3		4	0	0	0	0	0	1	
Matt Williams, R (1, 5) OBP: 0.335, SLG: 0.588			1-1 G3-1 1B 2B		4-0 F9-6-3 BB		1-0 G5-3		1-2 1B HBP	2	1	1	0	1	0	0	
Dave Martinez, L (1, 9) OBP: 0.316, SLG: 0.375			0-1 G3-1 2-3		0-1 F9-6-3 1-2		1-3 K2-3		1 SAFE 1 SAFE 1B	4	0	1	0	0	1	2	
Royce Clayton, R (1, 6) OBP: 0.337, SLG: 0.383			1-2 FC5 1B 1B		3-2 G4-3			0-0 SH5-3 2B		4	1	1	0	0	0	3	
Kirt Manwaring, R (1, 2) OBP: 0.368, SLG: 0.357			2-2 E 1B 1B		2-2 G4-3			0-0 SH5-3		2	1	1	1	0	0	0	
Bryan Hickerson, L (1, 1) OBP: 0.083, SLG: 0.083 Todd Benzing, S (7, PH) OBP: 0.278, SLG: 0.297 Michael Jackson, R (8, 1) OBP: 0.667, SLG: 1.333 Rod Beck, R (9, 1)			1-2 3H K		0-3 G1-3			1-3 K		2	0	0	0	0	1	2	
Inning Stats	R: 0 E: 0 K: 1 S: 9	H: 1 LOB: 1 BB: 0 P: 13	R: 3 E: 2 K: 1 S: 18	H: 3 LOB: 2 BB: 0 P: 24	R: 0 E: 0 K: 0 S: 4	H: 0 LOB: 0 BB: 1 P: 9	R: 0 E: 0 K: 0 S: 10	H: 0 LOB: 0 BB: 0 P: 16	R: 0 E: 0 K: 1 S: 7	H: 0 LOB: 0 BB: 0 P: 9	R: 0 E: 0 K: 1 S: 6	H: 1 LOB: 1 BB: 0 P: 9	R: 0 E: 0 K: 1 S: 8	H: 2 LOB: 2 BB: 0 P: 23	1B: 4 2B: 3 3B: 0 HR: 1	SF: 0 SAC: 2 DP: 1 HBP: 1	WP: 0 PA: 34 PB: 0 SB: 1 CS: 0
PITCHER	IP WLS BF H R ER SO BB IBB HBP BLK WP HR S P ERA WHIP																
Dwight Gooden, R (1, 1) ERA: 3.34	8.0 L 34 7 4 3 6 1 0 1 0 0 1 78 112 3.38 1.000																

New York Mets @ San Francisco Giants
Candlestick Park, San Francisco, CA
Fri Jul 16 1993, 10:05 PM EDT
Att: 27,439 - Unknown - 62 F

AB	30
R	4
H	7
RBI	3
BB	1
SO	6
LOB	14



Batter	1	2	3	4	5	6	7	8	9	AB	R	H	RBI	BB	SO	LOB	TOP					
Vince Coleman, S (1, 7) OBP: 0.323, SLG: 0.384 John Franco, L (9, 1)	0-0 1B		3-2 CS		0-2 2B SF8		3-1 G6-3		3-2 1B	5	1	4	0	0	0	0						
Howard Johnson, S (1, 5) OBP: 0.341, SLG: 0.387	0-1 P5		1-0 CS	0-3 K	1-1 1B 2B			4-1 BB 1B	2-2 F9	4	0	1	0	1	1	2						
Eddie Murray, S (1, 3) OBP: 0.308, SLG: 0.415	2-2 1B			1-1 2B 1B	2-1 SF8			1-0 BB	1-2 1B	3	1	3	1	0	0	0						
Bobby Bonilla, S (1, 9) OBP: 0.339, SLG: 0.494	1-2 F8			1-2 1B 2B	1-1 3H			1-2 P4		4	1	2	0	0	0	3						
Jeremy Burnitz, L (1, 8) OBP: 0.368, SLG: 0.569		2-3 K		4-0 SF9 1B		1-2 F8		0-3 K		3	0	0	0	1	2	2						
Jeff Kent, R (1, 4) OBP: 0.297, SLG: 0.384	0-1 G4-3			0-1 IBB		0-0 CS		4-2 BB		3	0	2	1	1	0	0						
Todd Hundley, S (1, 2) OBP: 0.277, SLG: 0.379	3-2 F7			1-2 2-3 3H	1-1 SF9		0-1 F7		0-0 P5	3	0	0	1	0	0	4						
Tim Lincecum, R (1, 6) OBP: 0.311, SLG: 0.350			1-2 F7	0-0 P6		2-0 CS	2-2 F9		2-0 F7	4	0	0	0	0	0	2						
Frank Tanana, L (1, 1) OBP: 0.135, SLG: 0.139 Jeff Innis, R (8, 1)			0-1 G3		0-0 G6-3		1-2 K		2-3 K	3	0	0	0	0	1	0						
Dave Gallagher, R (9, PH) OBP: 0.368, SLG: 0.466 (9, 7)										1	0	0	0	0	1	0						
Inning Stats	R: 0 E: 0 K: 0 S: 10	H: 2 LOB: 1 BB: 0 P: 13	R: 0 E: 0 K: 1 S: 8	H: 0 LOB: 0 BB: 0 P: 13	R: 0 E: 0 K: 0 S: 10	H: 1 LOB: 0 BB: 0 P: 14	R: 2 E: 0 K: 1 S: 13	H: 3 LOB: 2 BB: 1 P: 20	R: 1 E: 0 K: 0 S: 10	H: 3 LOB: 2 BB: 0 P: 14	R: 0 E: 0 K: 1 S: 9	H: 0 LOB: 0 BB: 0 P: 15	R: 0 E: 0 K: 1 S: 12	H: 1 LOB: 3 BB: 2 P: 22	R: 0 E: 0 K: 1 S: 10	H: 1 LOB: 1 BB: 0 P: 19	1B: 10 2B: 2 3B: 0 HR: 0	SF: 2 SAC: 0 DP: 0 HBP: 0	WP: 0 PB: 0 SB: 0 CS: 2	PA: 40		
PITCHER	IP WLS BF H R ER SO BB IBB HBP BLK WP HR S P ERA WHIP	IP WLS BF H R ER SO BB IBB HBP BLK WP HR S P ERA WHIP	IP WLS BF H R ER SO BB IBB HBP BLK WP HR S P ERA WHIP	IP WLS BF H R ER SO BB IBB HBP BLK WP HR S P ERA WHIP	IP WLS BF H R ER SO BB IBB HBP BLK WP HR S P ERA WHIP	IP WLS BF H R ER SO BB IBB HBP BLK WP HR S P ERA WHIP	IP WLS BF H R ER SO BB IBB HBP BLK WP HR S P ERA WHIP	IP WLS BF H R ER SO BB IBB HBP BLK WP HR S P ERA WHIP	IP WLS BF H R ER SO BB IBB HBP BLK WP HR S P ERA WHIP	IP WLS BF H R ER SO BB IBB HBP BLK WP HR S P ERA WHIP	IP WLS BF H R ER SO BB IBB HBP BLK WP HR S P ERA WHIP	IP WLS BF H R ER SO BB IBB HBP BLK WP HR S P ERA WHIP	IP WLS BF H R ER SO BB IBB HBP BLK WP HR S P ERA WHIP	IP WLS BF H R ER SO BB IBB HBP BLK WP HR S P ERA WHIP	IP WLS BF H R ER SO BB IBB HBP BLK WP HR S P ERA WHIP	IP WLS BF H R ER SO BB IBB HBP BLK WP HR S P ERA WHIP	IP WLS BF H R ER SO BB IBB HBP BLK WP HR S P ERA WHIP	IP WLS BF H R ER SO BB IBB HBP BLK WP HR S P ERA WHIP	IP WLS BF H R ER SO BB IBB HBP BLK WP HR S P ERA WHIP	IP WLS BF H R ER SO BB IBB HBP BLK WP HR S P ERA WHIP	IP WLS BF H R ER SO BB IBB HBP BLK WP HR S P ERA WHIP	IP WLS BF H R ER SO BB IBB HBP BLK WP HR S P ERA WHIP

New York Mets @ San Francisco Giants
Candlestick Park, San Francisco, CA
Sat Jul 17 1993, 6:33 AM EDT
Att: 51,317 - Sunny - 70 F

AB	33
R	3
H	12
RBI	3
BB	3
SO	5
LOB	13

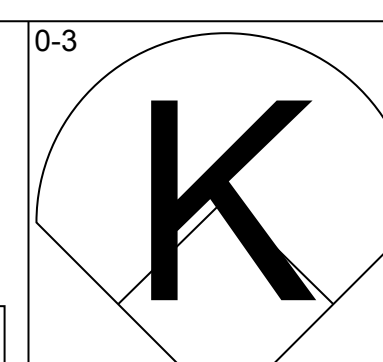
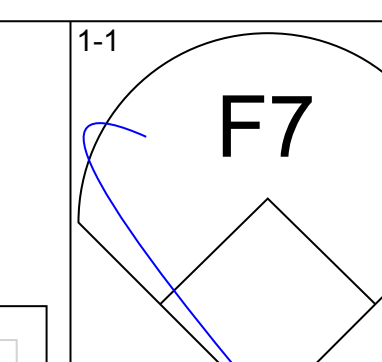
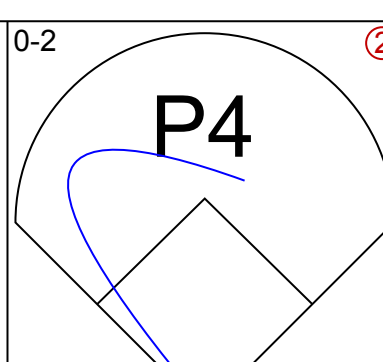
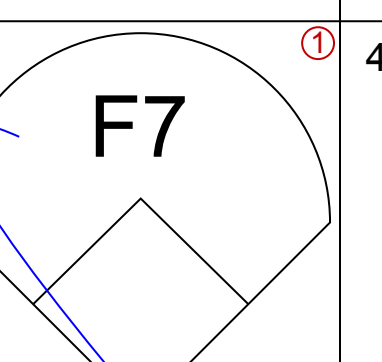
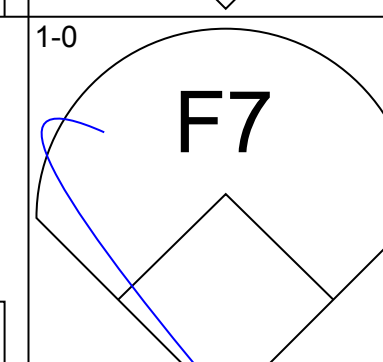
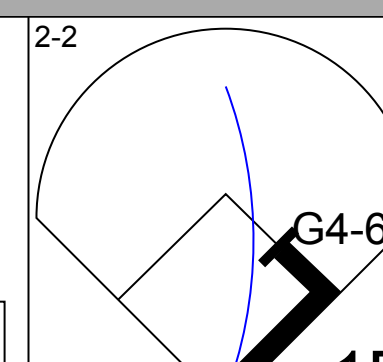
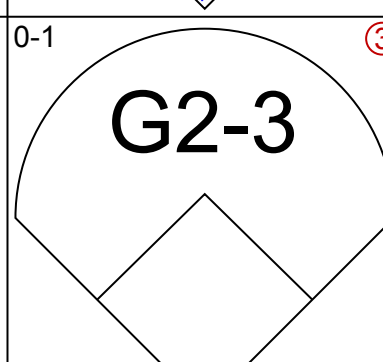
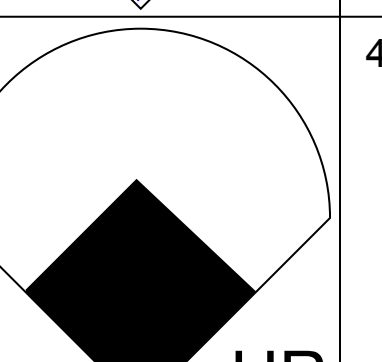
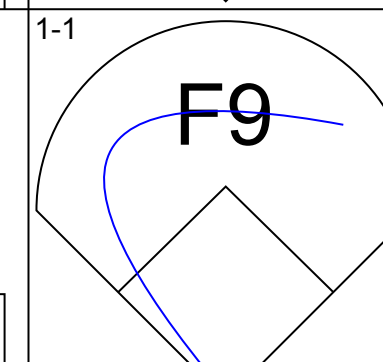
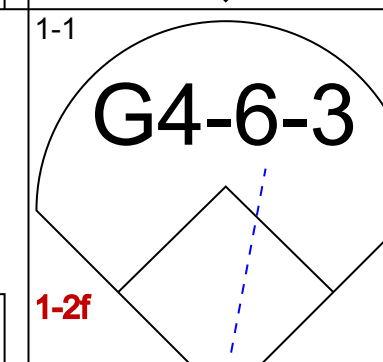
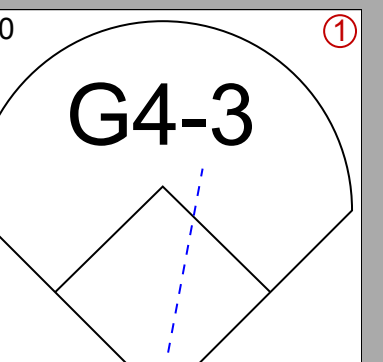
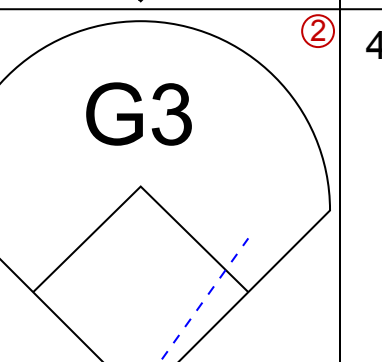
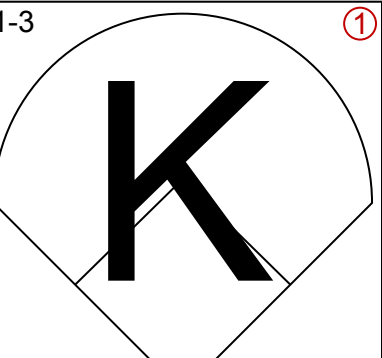
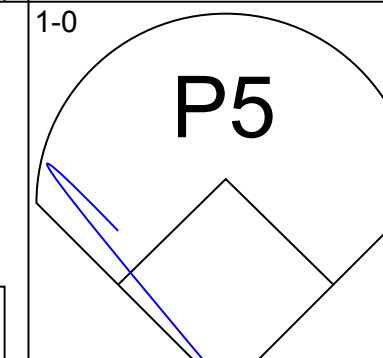
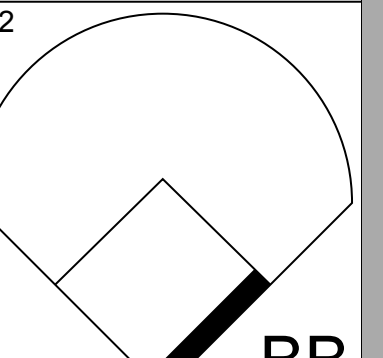
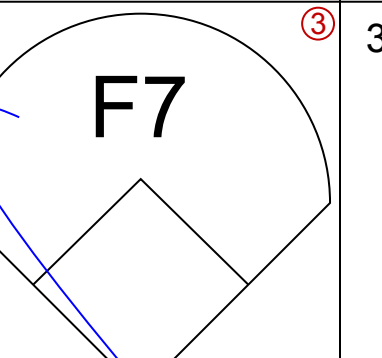
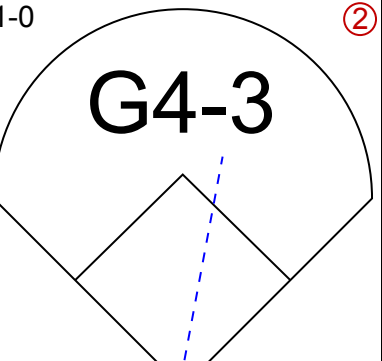
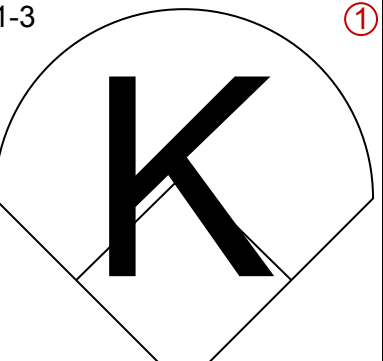
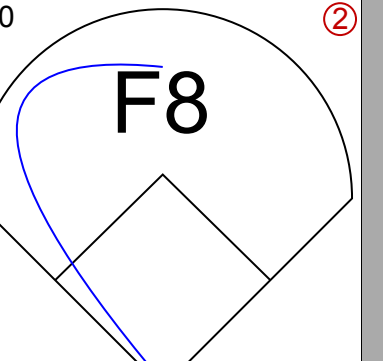
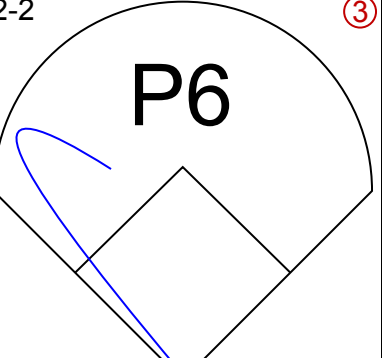
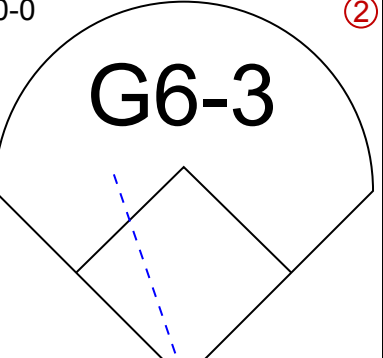
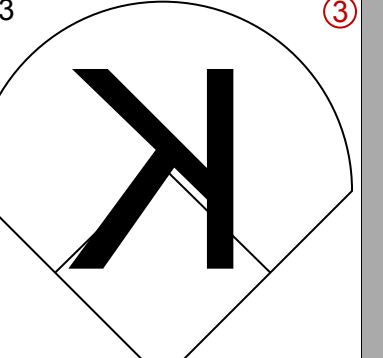
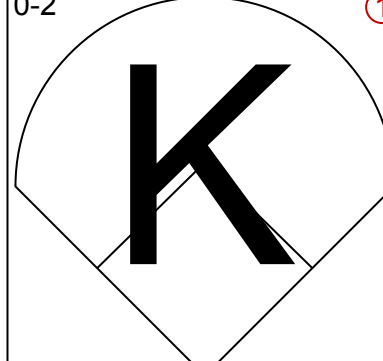
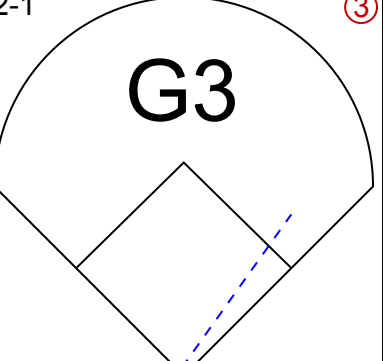
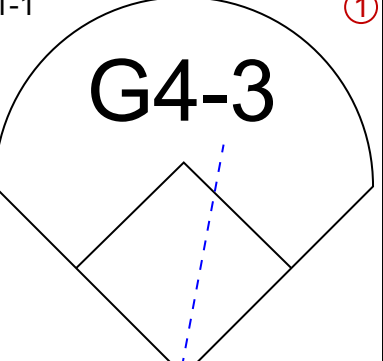
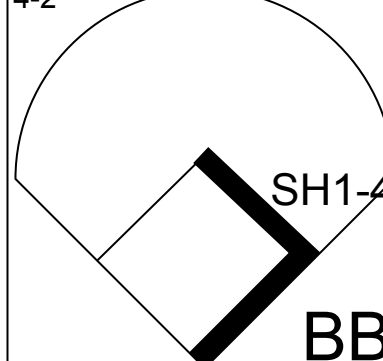
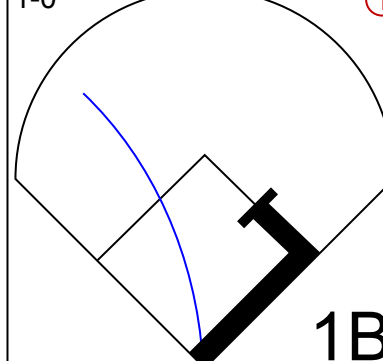
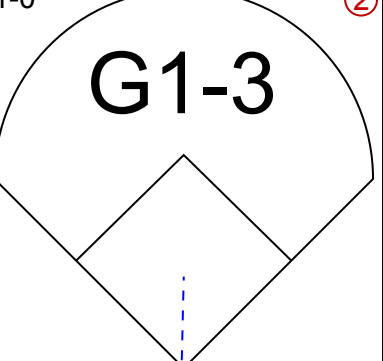
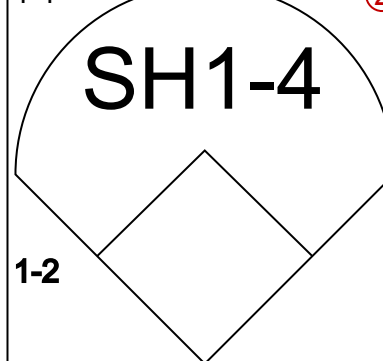
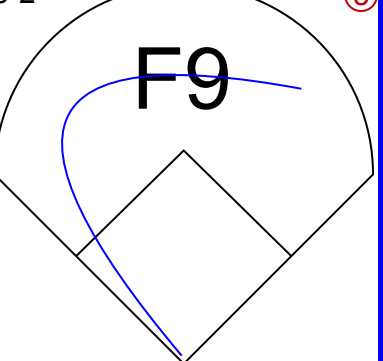


Batter	1	2	3	4	5	6	7	8	9	AB	R	H	RBI	BB	SO	LOB	BOTTOM					
Darren Lewis, R (1, 8) OBP: 0.326, SLG: 0.356	1-1 G4-3		1-1 G6-3			1-0 G6-3		0-1 F8		4	0	0	0	0	0	1						
Steve Scarsone, R (1, 4) OBP: 0.340, SLG: 0.447	2-2 K			0-1 L7			2-1 F8		0-0 G6-3	4	0	0	0	0	1	0						
Will Clark, L (1, 3) OBP: 0.369, SLG: 0.415	2-2 HBP			1-0 F8			1-2 L4		2-0 F8	3	0	0	0	0	0	0						
Barry Bonds, L (1, 7) OBP: 0.458, SLG: 0.685	0-1 F8			1-2 P5			1-0 HR		1-0 G4-3	4	1	1	1	0	0	1						
Matt Williams, R (1, 5) OBP: 0.335, SLG: 0.589		0-0 G6-3			3-2 F9		0-2 2B			3	0	1	0	0	0	0						
Mark Carreon, R (1, 9) OBP: 0.392, SLG: 0.584		0-1 G4-3			1-1 F9		3-2 P5			3	0	0	0	0	0	1						
Royce Clayton, R (1, 6) OBP: 0.334, SLG: 0.379		3-1 P4			0-3 K			0-2 P4		3	0	0	0	0	1	0						
Kirt Manwaring, R (1, 2) OBP: 0.363, SLG: 0.352			2-2 F8			1-2 P4		0-0 F7		3	0	0	0	0	0	0						
John Burkett, R (1, 1) OBP: 0.188, SLG: 0.152 Luis Mercedes, R (6, PH) OBP: 0.340, SLG: 0.287 Jeff Brantley, R (7, 1) OBP: 0.087, SLG: 0.087 Todd Benzinger, S (8, PH) OBP: 0.288, SLG: 0.320 Dave Righetti, L (9, 1) OBP: 1.000, SLG: 1.000			0-0 G3			2-2 L6		2-1 2B		1	0	0	0	0	0	0						
Inning Stats	R: 0 E: 0 K: 1 S: 10	H: 0 LOB: 0 BB: 0 P: 15	R: 0 E: 0 K: 0 S: 5	H: 0 LOB: 0 BB: 0 P: 8	R: 0 E: 0 K: 0 S: 6	H: 0 LOB: 0 BB: 0 P: 9	R: 0 E: 0 K: 0 S: 8	H: 0 LOB: 0 BB: 0 P: 10	R: 0 E: 0 K: 0 S: 8	H: 0 LOB: 0 BB: 0 P: 12	R: 1 E: 0 K: 0 S: 17	H: 2 LOB: 1 BB: 0 P: 24	R: 0 E: 0 K: 0 S: 8	H: 1 LOB: 1 BB: 0 P: 10	R: 0 E: 0 K: 0 S: 3	H: 0 LOB: 0 BB: 0 P: 6	1B: 0 2B: 2 3B: 0 HR: 1	SF: 0 SAC: 0 DP: 0 HBP: 1	WP: 0 PB: 0 SB: 0 CS: 0	PA: 31		
PITCHER	IP WLS BF H R ER SO BB IBB HBP BLK WP HR S P ERA WHIP	IP WLS BF H R ER SO BB IBB HBP BLK WP HR S P ERA WHIP	IP WLS BF H R ER SO BB IBB HBP BLK WP HR S P ERA WHIP	IP WLS BF H R ER SO BB IBB HBP BLK WP HR S P ERA WHIP	IP WLS BF H R ER SO BB IBB HBP BLK WP HR S P ERA WHIP	IP WLS BF H R ER SO BB IBB HBP BLK WP HR S P ERA WHIP	IP WLS BF H R ER SO BB IBB HBP BLK WP HR S P ERA WHIP	IP WLS BF H R ER SO BB IBB HBP BLK WP HR S P ERA WHIP	IP WLS BF H R ER SO BB IBB HBP BLK WP HR S P ERA WHIP	IP WLS BF H R ER SO BB IBB HBP BLK WP HR S P ERA WHIP	IP WLS BF H R ER SO BB IBB HBP BLK WP HR S P ERA WHIP	IP WLS BF H R ER SO BB IBB HBP BLK WP HR S P ERA WHIP	IP WLS BF H R ER SO BB IBB HBP BLK WP HR S P ERA WHIP	IP WLS BF H R ER SO BB IBB HBP BLK WP HR S P ERA WHIP	IP WLS BF H R ER SO BB IBB HBP BLK WP HR S P ERA WHIP	IP WLS BF H R ER SO BB IBB HBP BLK WP HR S P ERA WHIP	IP WLS BF H R ER SO BB IBB HBP BLK WP HR S P ERA WHIP	IP WLS BF H R ER SO BB IBB HBP BLK WP HR S P ERA WHIP	IP WLS BF H R ER SO BB IBB HBP BLK WP HR S P ERA WHIP	IP WLS BF H R ER SO BB IBB HBP BLK WP HR S P ERA WHIP	IP WLS BF H R ER SO BB IBB HBP BLK WP HR S P ERA WHIP	IP WLS BF H R ER SO BB IBB HBP BLK WP HR S P ERA WHIP

New York Mets @ San Francisco Giants
Candlestick Park, San Francisco, CA
Sat Jul 17 1993, 6:33 AM EDT
Att: 51,317 - Sunny - 70 F

AB	30
R	1
H	3
RBI	1
BB	0
SO	2
LOB	3

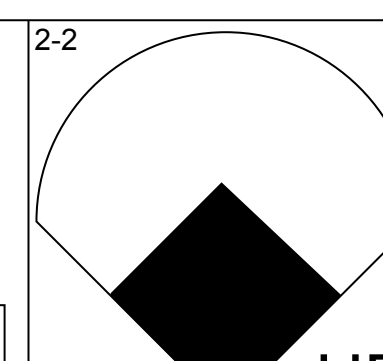
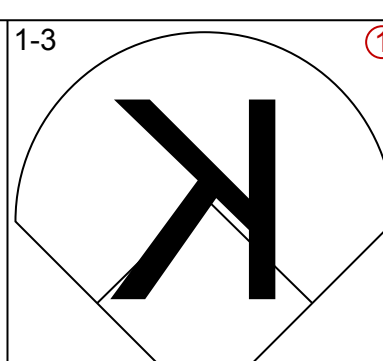
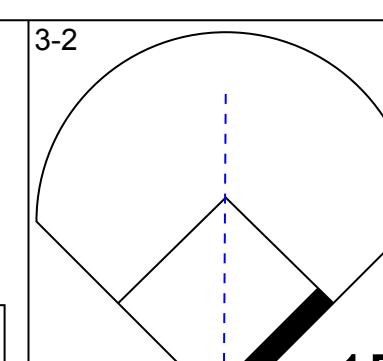
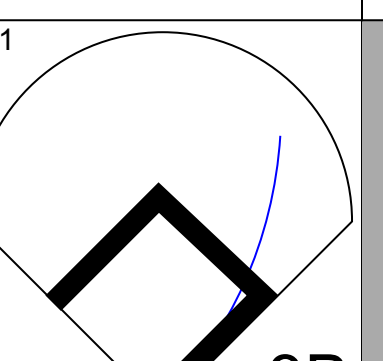
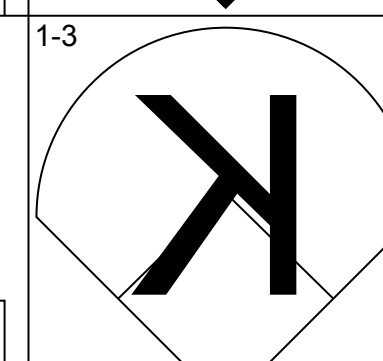
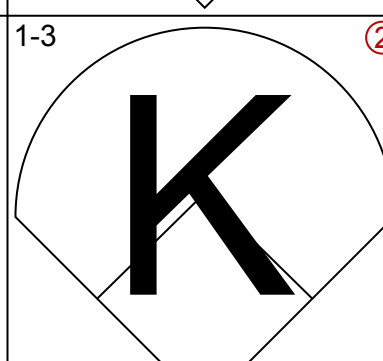
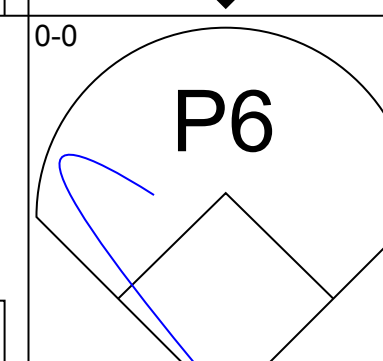
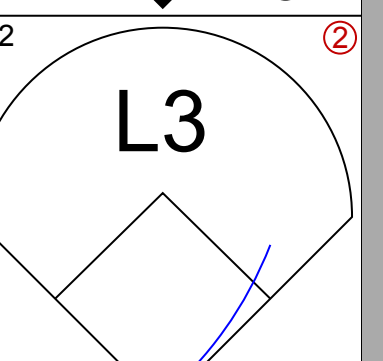
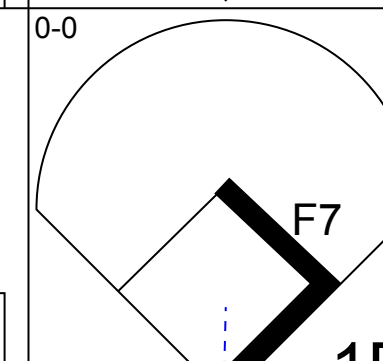
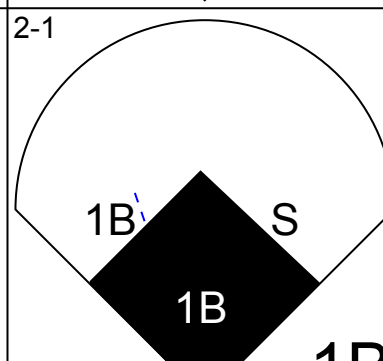
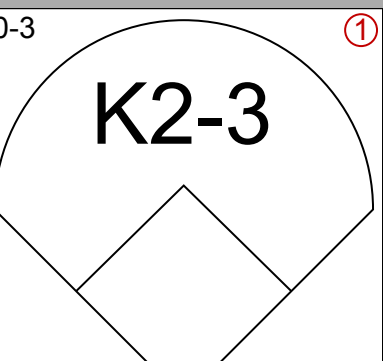
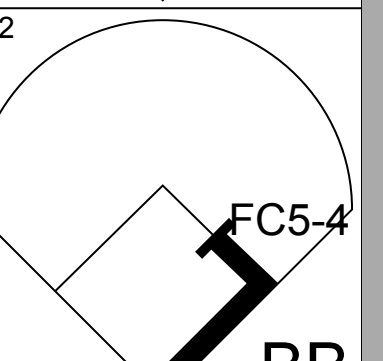
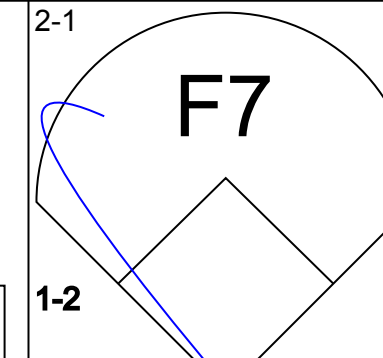
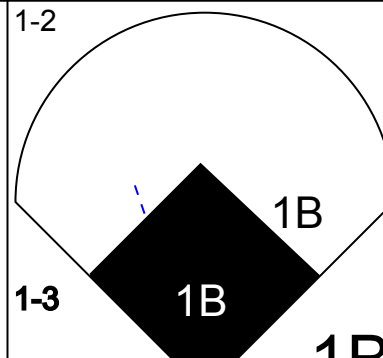
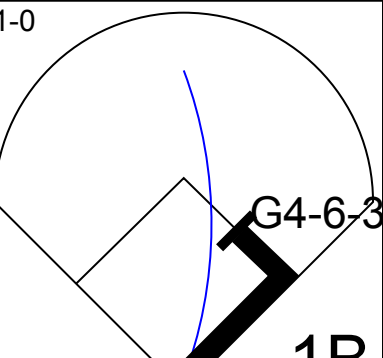
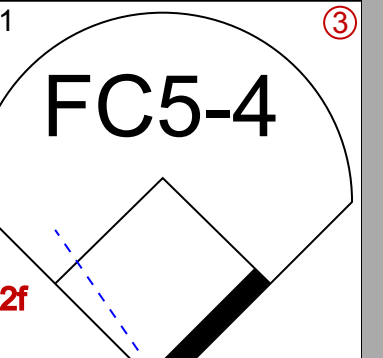
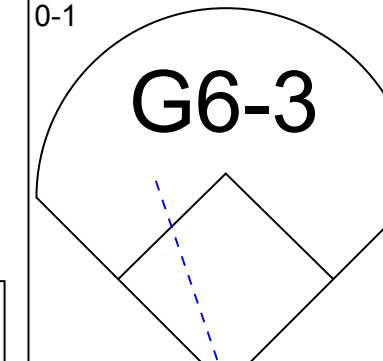
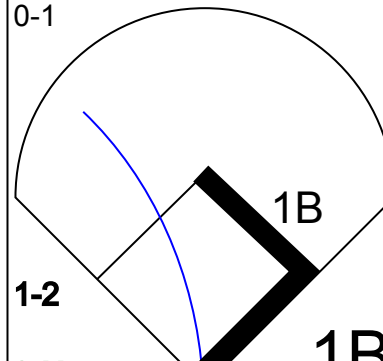

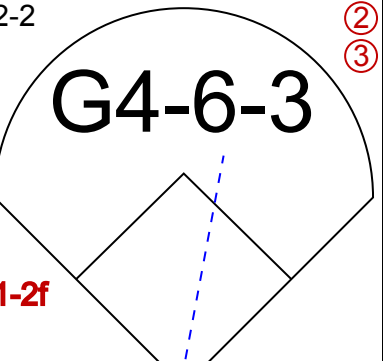
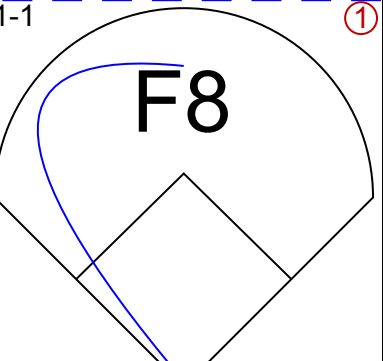
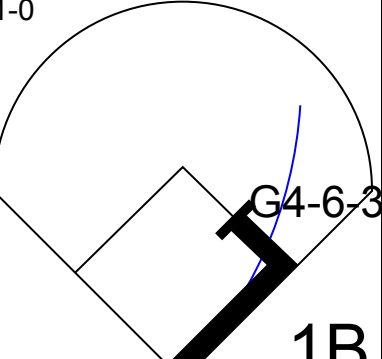
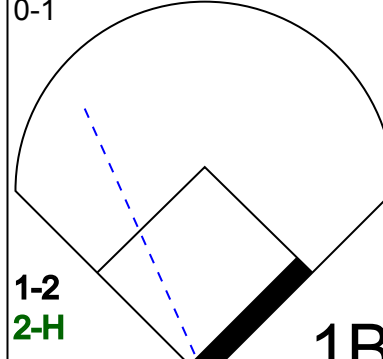
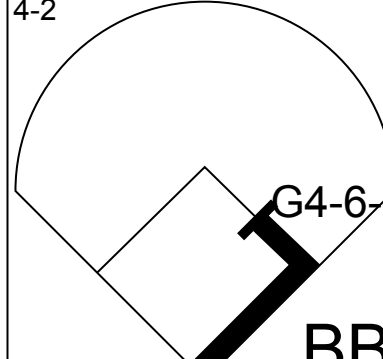
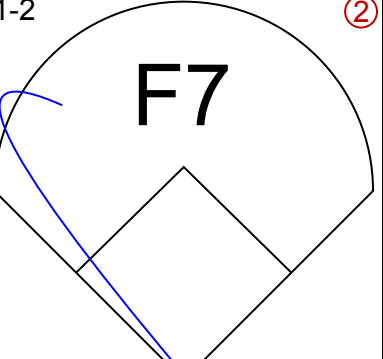
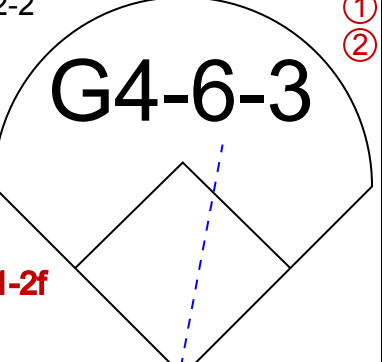
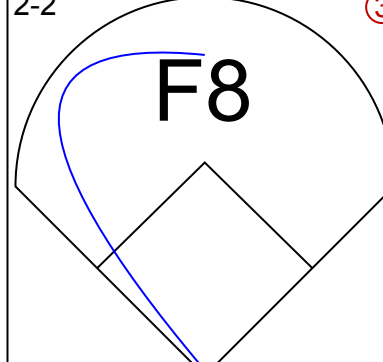
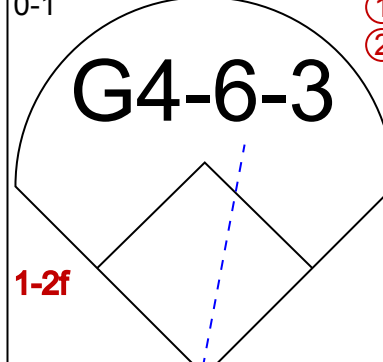
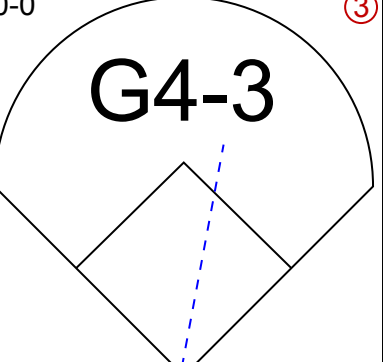
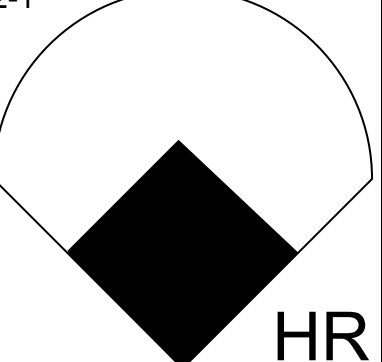
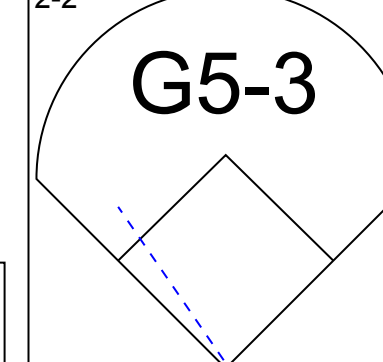
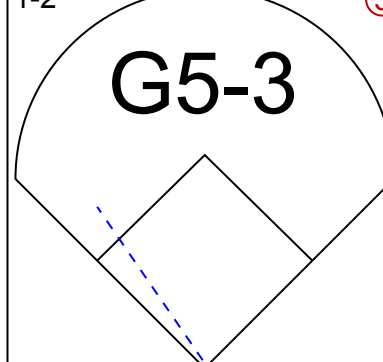
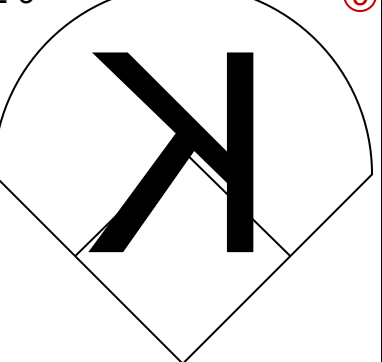
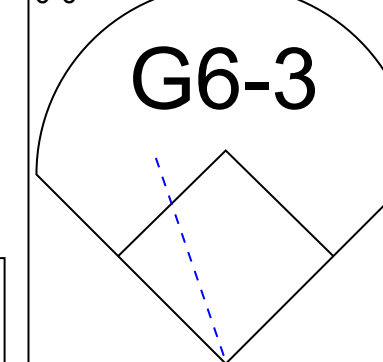
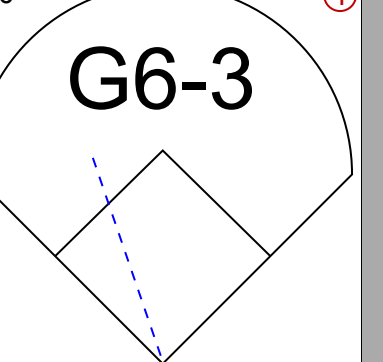


Batter	1	2	3	4	5	6	7	8	9	AB	R	H	RBI	BB	SO	LOB	TOP					
Vince Coleman, S (1, 7) OBP: 0.324, SLG: 0.384										4	0	0	0	0	1	2						
Howard Johnson, S (1, 5) OBP: 0.349, SLG: 0.379										4	1	2	1	0	0	1						
Eddie Murray, S (1, 3) OBP: 0.307, SLG: 0.421										4	0	0	0	0	0	1						
Bobby Bonilla, S (1, 9)										3	0	0	0	1	1	0						
Joe Orsulak, L (1, 8) OBP: 0.345, SLG: 0.403										3	0	0	0	0	1	1						
Jeff Kent, R (1, 4) OBP: 0.298, SLG: 0.401										3	0	0	0	0	1	1						
Todd Hundley, S (1, 2) OBP: 0.268, SLG: 0.365										3	0	0	0	0	1	0						
Tim Lincecum, R (1, 6) OBP: 0.315, SLG: 0.342										2	0	1	0	1	0	0						
Dave Telgheder, R (1, 1) OBP: 0.167, SLG: 0.333										0	0	0	0	0	0	0						
Jeff McKnight, S (6, PH) OBP: 0.306, SLG: 0.254										1	0	1	0	0	0	0						
Mike Maddux, L (6, 1)										0	0	0	0	0	0	0						
Jeromy Burnitz, L (8, PH) OBP: 0.365, SLG: 0.540										1	0	0	0	0	0	0						
Mike Draper, R (8, 1) OBP: 0.697, SLG: 0.667										0	0	0	0	0	0	0						
Inning Stats	R: 0 E: 0 K: 1 S: 6	H: 0 LOB: 0 BB: 0 P: 8	R: 0 E: 0 K: 1 S: 11	H: 0 LOB: 0 BB: 0 P: 15	R: 0 E: 0 K: 1 S: 9	H: 0 LOB: 1 BB: 1 P: 15	R: 0 E: 0 K: 0 S: 6	H: 1 LOB: 0 BB: 0 P: 10	R: 0 E: 0 K: 1 S: 6	H: 0 LOB: 0 BB: 0 P: 9	R: 0 E: 0 K: 0 S: 7	H: 2 LOB: 1 BB: 0 P: 10	R: 0 E: 0 K: 1 S: 8	H: 0 LOB: 1 BB: 1 P: 13	R: 0 E: 0 K: 0 S: 6	H: 0 LOB: 0 BB: 0 P: 11	R: 1 E: 0 K: 0 S: 6	H: 1 LOB: 0 BB: 0 P: 11	1B: 3 2B: 0 3B: 0 HR: 1	SF: 0 SAC: 1 DP: 1 HBP: 0	WP: 0 PB: 0 SB: 0 CS: 0	PA: 31
PITCHER Greg Harris, R (1, 1) ERA: 3.73	IP: 9.0 WLS: W BF: 31 H: 4 R: 1 ER: 1 SO: 5 BB: 2 IBB: 0 HBP: 0 BLK: 0 WP: 0 HR: 1 S: 65 P: 102 ERA: 1.00 WHIP: 0.667															PITCHER						

New York Mets @ San Diego Padres
Jack Murphy Stadium, San Diego, CA
Tue Jul 20 1993, 10:05 PM EDT
Att: 13,231 - Unknown - 72 F

AB 28
R 1
H 4
RBI 1
BB 2
SO 5
LOB 6



Batter	1	2	3	4	5	6	7	8	9	AB	R	H	RBI	BB	SO	LOB	BOTTOM			
Jeff Gardner, L (1, 4) OBP: 0.335, SLG: 0.376										4	1	3	1	0	1	0				
Bill Bean, L (1, 8) OBP: 0.250, SLG: 0.316										4	0	0	0	0	2	2				
Tony Gwynn, L (1, 9) OBP: 0.381, SLG: 0.472										3	1	2	0	1	1	0				
Phil Plantier, L (1, 7) OBP: 0.303, SLG: 0.482										4	1	2	0	0	0	3				
Guillermo Velasquez, L (1, 3) OBP: 0.231, SLG: 0.171										4	0	1	1	0	0	2				
Ricky Gutierrez, R (1, 6) OBP: 0.353, SLG: 0.340										3	0	2	1	1	0	0				
Kevin Higgins, L (1, 2) OBP: 0.314, SLG: 0.274										4	0	0	0	0	0	4				
Archi Cianfrocco, R (1, 5) OBP: 0.237, SLG: 0.418										3	1	1	1	0	0	0				
Greg Harris, R (1, 1) OBP: 0.236, SLG: 0.235										3	0	0	0	0	1	0				
Inning Stats	R: 1 E: 0 K: 1 S: 11	H: 2 LOB: 1 BB: 0 P: 16	R: 1 E: 0 K: 1 S: 12	H: 2 LOB: 0 BB: 0 P: 18	R: 2 E: 0 K: 2 S: 19	H: 4 LOB: 2 BB: 0 P: 26	R: 0 E: 0 K: 0 S: 10	H: 1 LOB: 0 BB: 0 P: 15	R: 0 E: 0 K: 0 S: 7	H: 1 LOB: 1 BB: 1 P: 10	R: 0 E: 0 K: 0 S: 7	H: 0 LOB: 0 BB: 1 P: 12	R: 0 E: 0 K: 0 S: 10	H: 1 LOB: 2 BB: 1 P: 17	R: 0 E: 0 K: 0 S: 7	H: 0 LOB: 0 BB: 0 P: 9	1B: 8 2B: 0 3B: 1 HR: 2	SF: 0 SAC: 0 DP: 3 HBP: 0	WP: 0 PB: 0 SB: 1 CS: 0	PA: 34
PITCHER Dave Telgheder, R (1, 1) ERA: 5.94 Mike Maddux, R (6, 1) ERA: 4.1 Mike Draper, R (8, 1) ERA: 3.99	IP: 5.0 WLS: L BF: 23 H: 10 R: 4 ER: 4 SO: 4 BB: 0 IBB: 0 HBP: 0 BLK: 0 WP: 0 HR: 2 S: 25 P: 85 ERA: 7.20 WHIP: 2.000															PITCHER				

New York Mets @ San Diego Padres
Jack Murphy Stadium, San Diego, CA
Tue Jul 20 1993, 10:05 PM EDT
Att: 13,231 - Unknown - 72 F

AB 32
R 4
H 11
RBI 4
BB 2
SO 5
LOB 11



Batter	1	2	3	4	5	6	7	8	9	AB	R	H	RBI	BB	SO	LOB	TOP			
Joe Orsulak, L (1, 7) OBP: 0.343, SLG: 0.400										4	0	1	0	0	1	0				
Howard Johnson, S (1, 5) OBP: 0.351, SLG: 0.376										2	1	0	0	2	0	1				
Eddie Murray, S (1, 3) OBP: 0.309, SLG: 0.429										3	1	1	2	1	1	1				
Bobby Bonilla, S (1, 9) OBP: 0.343, SLG: 0.499										3	1	1	1	1	0	1				
Jeremy Burnitz, L (1, 8) OBP: 0.359, SLG: 0.522										4	1	1	0	0	3	3				
Jeff Kent, R (1, 4) OBP: 0.298, SLG: 0.402										4	0	1	1	0	0	3				
Charlie O'Brien, R (1, 2) OBP: 0.293, SLG: 0.360										4	1	1	1	0	0	1				
Tim Bogar, R (1, 6) OBP: 0.307, SLG: 0.333										4	0	0	0	0	1	1				
Dwight Gooden, R (1, 1) OBP: 0.241, SLG: 0.426										3	0	0	0	0	1	0				
Anthony Young, R (8, 1) OBP: 0.273, SLG: 0.200										0	0	0	0	0	0	0				
Chico Walker, S (9, PH) OBP: 0.284, SLG: 0.360										1	0	0	0	0	1	0				
John Franco, L (9, 1) OBP: 0.284, SLG: 0.360										0	0	0	0	0	0	0				
Inning Stats	R: 0 E: 0 K: 0 S: 9	H: 1 LOB: 0 BB: 0 P: 15	R: 1 E: 0 K: 1 S: 12	H: 1 LOB: 0 BB: 0 P: 21	R: 0 E: 0 K: 0 S: 9	H: 0 LOB: 0 BB: 0 P: 15	R: 3 E: 0 K: 0 S: 24	H: 3 LOB: 1 BB: 1 P: 38	R: 0 E: 0 K: 1 S: 6	H: 0 LOB: 0 BB: 0 P: 9	R: 1 E: 0 K: 2 S: 9	H: 1 LOB: 0 BB: 0 P: 14	R: 0 E: 0 K: 2 S: 11	H: 0 LOB: 2 BB: 2 P: 25	R: 0 E: 0 K: 1 S: 5	H: 0 LOB: 0 BB: 0 P: 7	1B: 2 2B: 1 3B: 0 HR: 3	SF: 0 SAC: 0 DP: 1 HBP: 0	WP: 0 PB: 1 SB: 1 CS: 0	PA: 36
PITCHER	IP WLS BF H R ER SO BB IBB HBP BLK WP HR S P ERA WHIP																			
Wally Whitehurst, R (1, 1) ERA: 3.64	4.0 L 17 5 4 4 1 1 0 0 0 0 2 54 89 9.00 1.500																			
Pedro Martinez, L (5, 1) ERA: 3.12	2.0 7 0 0 0 2 1 0 0 0 0 0 15 24 0.00 0.500																			
Trevor Hoffman, R (7, 1) ERA: 4.63	2.0 9 1 1 1 4 1 1 0 0 0 1 20 39 4.50 1.000																			
Tim Lincecum, R (9, 1) ERA: 5.01	1.0 3 0 0 0 1 0 0 0 0 0 0 5 7 0.00 0.000																			

New York Mets @ San Diego Padres
Jack Murphy Stadium, San Diego, CA
Wed Jul 21 1993, 6:33 AM EDT
Att: 14,381 - Sunny - 72 F

AB 32
R 5
H 6
RBI 5
BB 4
SO 8
LOB 11



Batter	1	2	3	4	5	6	7	8	9	AB	R	H	RBI	BB	SO	LOB	BOTTOM					
Jeff Gardner, L (1, 4) OBP: 0.337, SLG: 0.378										4	1	2	0	0	1	1						
Craig Shipley, R (9, PH) OBP: 0.248, SLG: 0.310										1	0	0	0	0	0	0						
Ricky Gutierrez, R (1, 6) OBP: 0.350, SLG: 0.333										4	0	0	0	1	2	5						
Tony Gwynn, L (1, 9) OBP: 0.384, SLG: 0.474										3	0	1	0	2	0	1						
Phil Plantier, L (1, 7) OBP: 0.301, SLG: 0.477										5	0	1	1	0	1	2						
Derek Bell, R (1, 8) OBP: 0.294, SLG: 0.401										3	0	0	0	0	2	2						
Guillermo Velasquez, L (1, 3) OBP: 0.233, SLG: 0.158										3	0	0	0	1	1	2						
Kevin Higgins, L (1, 2) OBP: 0.320, SLG: 0.282									4	0	2	0	0	0	5							
Archi Cianfrocco, R (1, 5) OBP: 0.248, SLG: 0.436									3	1	1	0	1	0	2							
Wally Whitehurst, R (1, 1) ERA: 3.25	7.0 W 34 7 2 1 7 5 0 1 0 0 0 79 122 1.29 1.714																					
Anthony Young, R (8, 1) ERA: 4.38	1.0 2 0 0 0 0 0 0 0 0 0 0 2 2 0.00 0.000																					
John Franco, L (9, 1) ERA: 3.04	1.0 S 4 0 0 0 1 1 0 0 0 0 0 7 16 0.00 1.000																					
Inning Stats	R: 1 E: 0 K: 1 S: 17	H: 2 LOB: 3 BB: 1 P: 29	R: 0 E: 0 K: 2 S: 12	H: 0 LOB: 1 BB: 1 P: 20	R: 0 E: 0 K: 0 S: 7	H: 0 LOB: 0 BB: 0 P: 11	R: 0 E: 0 K: 1 S: 13	H: 2 LOB: 3 BB: 1 P: 20	R: 0 E: 0 K: 1 S: 11	H: 1 LOB: 2 BB: 1 P: 16	R: 1 E: 1 K: 1 S: 11	H: 1 LOB: 1 BB: 1 P: 17	R: 0 E: 0 K: 1 S: 7	H: 0 LOB: 0 BB: 0 P: 8	R: 0 E: 0 K: 0 S: 3	H: 1 LOB: 0 BB: 0 P: 3	R: 0 E: 0 K: 1 S: 7	H: 0 LOB: 1 BB: 1 P: 16	1B: 5 2B: 1 3B: 1 HR: 0	SF: 0 SAC: 1 DP: 1 HBP: 1	WP: 0 PB: 0 SB: 1 CS: 0	PA: 40
PITCHER	IP WLS BF H R ER SO BB IBB HBP BLK WP HR S P ERA WHIP																					
Dwight Gooden, R (1, 1) ERA: 3.25	7.0 W 34 7 2 1 7 5 0 1 0 0 0 79 122 1.29 1.714																					
Anthony Young, R (8, 1) ERA: 4.38	1.0 2 0 0 0 0 0 0 0 0 0 0 2 2 0.00 0.000																					
John Franco, L (9, 1) ERA: 3.04	1.0 S 4 0 0 0 1 1 0 0 0 0 0 7 16 0.00 1.000																					

New York Mets @ San Diego Padres
Jack Murphy Stadium, San Diego, CA
Wed Jul 21 1993, 6:33 AM EDT
Att: 14,381 - Sunny - 72 F

AB 32
R 2
H 7
RBI 1
BB 6
SO 8
LOB 20

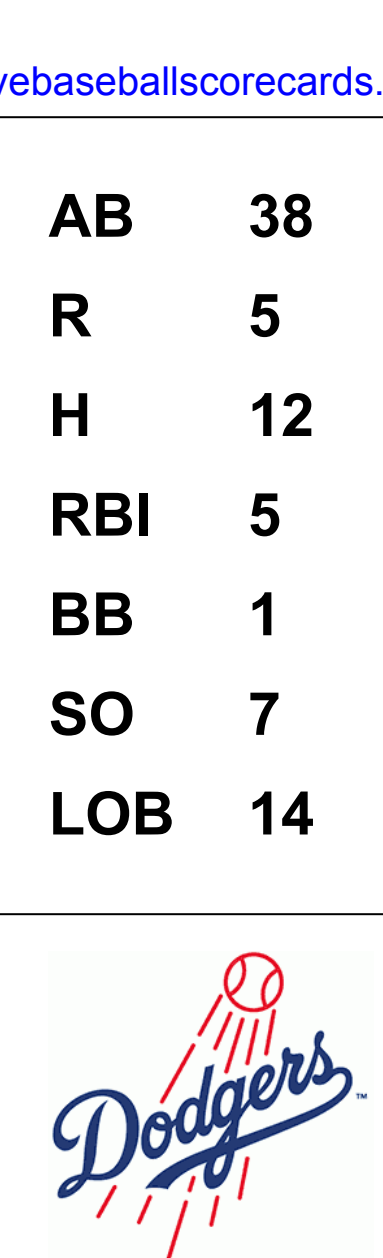


Batter	1	2	3	4	5	6	7	8	9	AB	R	H	RBI	BB	SO	LOB	TOP				
Joe Orsulak, L (1, 7) OBP: 0.349, SLG: 0.405	G4-3	HR 1B		PB 1B		G4-3			HR 1B	5	2	3	2	0	0	0	New York Mets @ Los Angeles Dodgers Dodger Stadium, Los Angeles, CA Thu Jul 22 1993, 7:05 PM PDT Att: 32,348 - Unknown - 74 F				
Howard Johnson, S (1, 5) Chico Walker, S (1, 5) OBP: 0.354, SLG: 0.379 OBP: 0.283, SLG: 0.359	CS 1B	E4 HR		FC4-6 1B		G3			SF8	1	0	1	0	0	0	0					
Eddie Murray, S (1, 3) OBP: 0.310, SLG: 0.446	L7	HR		FC4-6 1B		F8			HR	5	2	2	5	0	0	3					
Bobby Bonilla, S (1, 9) OBP: 0.342, SLG: 0.493						G4-3			HR	4	1	0	0	1	3	0					
Jeromy Burnitz, L (1, 8) OBP: 0.354, SLG: 0.507		K		G5-4-3 1B		L3			P4	4	0	1	0	0	1	1					
Jeff Kent, R (1, 4) OBP: 0.297, SLG: 0.404				G5-4-3		E7			P5	4	1	1	1	0	0	1					
Todd Hundley, S (1, 2) Anthony Young, R (8, 1) OBP: 0.273, SLG: 0.200		E2 1B		F8		L8			K	4	1	0	0	0	1	1					
Tim Bogar, R (1, 6) OBP: 0.300, SLG: 0.325		E5 1B		G5-3		K			G6-3	4	1	0	0	0	1	1					
Bret Saberhagen, R (1, 1) Charlie O'Brien, R (8, 2) OBP: 0.222, SLG: 0.150 OBP: 0.301, SLG: 0.368		SH1-4 1B		G4-3		G6-3			1B SF8 1B	2	0	0	0	0	0	0					
Inning Stats	R: 0 E: 0 K: 0 S: 6	H: 1 LOB: 0 BB: 0 P: 11	R: 7 E: 3 K: 2 S: 19	H: 3 LOB: 0 BB: 1 P: 31	R: 0 E: 0 K: 0 S: 8	H: 1 LOB: 2 BB: 0 P: 13	R: 0 E: 0 K: 1 S: 10	H: 0 LOB: 1 BB: 0 P: 14	R: 0 E: 0 K: 1 S: 6	H: 0 LOB: 0 BB: 0 P: 9	R: 0 E: 0 K: 0 S: 4	H: 0 LOB: 0 BB: 0 P: 6	R: 0 E: 0 K: 1 S: 12	H: 0 LOB: 0 BB: 0 P: 17	R: 3 E: 0 K: 1 S: 13	H: 3 LOB: 0 BB: 0 P: 18		1B: 7 2B: 1 3B: 0 HR: 2	SF: 1 SAC: 1 DP: 1 HBP: 0	WP: 0 PB: 1 SB: 1 CS: 1	PA: 40
PITCHER	IP	WLS	BF	H	R	ER	SO	BB	IBB	HBP	BLK	WP	HR	S	P	ERA	WHIP				
Kevin Gross, R (1, 1) ERA: 4.18	7.0	L	31	7	7	1	4	1	0	0	0	0	1	65	102	1.29	1.143				
Todd Worrell, R (8, 1) ERA: 9.28	2.0	S	9	3	3	3	2	0	0	0	0	0	1	25	35	13.50	1.500				

AB	37
R	10
H	10
RBI	9
BB	1
SO	6
LOB	8



Batter	1	2	3	4	5	6	7	8	9	AB	R	H	RBI	BB	SO	LOB	BOTTOM					
Brett Butler, L (1, 8) OBP: 0.385, SLG: 0.364	G6-4-3 BB		1B		3B		1B 1B		G6-3	4	1	3	0	1	0	0	New York Mets @ Los Angeles Dodgers Dodger Stadium, Los Angeles, CA Thu Jul 22 1993, 7:05 PM PDT Att: 32,348 - Unknown - 74 F					
Jose Offerman, S (1, 6) OBP: 0.347, SLG: 0.341	G6-4-3		1B		G6-3		1B 1B		1B	5	1	3	1	0	0	2						
Cory Snyder, R (1, 5) OBP: 0.343, SLG: 0.413	G1-3		K		P6		1B		K	5	0	1	1	0	2	4						
Eric Karros, R (1, 3) OBP: 0.305, SLG: 0.387		F9	L7		G5-3		F7			4	0	0	0	0	0	4						
Mike Piazza, R (1, 2) OBP: 0.356, SLG: 0.536		HR 1B	F9		G1-3		P3			4	1	1	0	0	0	2						
Eric Davis, R (1, 7) OBP: 0.321, SLG: 0.375		HR 1B		K		G1-3		K2-3		4	1	1	0	0	2	0						
Henry Rodriguez, L (1, 9) OBP: 0.271, SLG: 0.426		HR		K		F7		1B		4	1	2	3	0	1	0						
Jody Reed, R (1, 4) OBP: 0.342, SLG: 0.361		K				G6-3		G5-3		4	0	1	0	0	1	1						
Kevin Gross, R (1, 1) Lenny Harris, L (7, PH) Todd Worrell, R (8, 1) Mitch Webster, S (8, PH) OBP: 0.244, SLG: 0.316 OBP: 0.315, SLG: 0.289 OBP: 0.313, SLG: 0.362		K		F8		G1-3		G3-1		2	0	0	0	0	1	1						
Inning Stats	R: 0 E: 0 K: 0 S: 9	H: 0 LOB: 0 BB: 1 P: 14	R: 3 E: 0 K: 2 S: 16	H: 3 LOB: 0 BB: 0 P: 24	R: 0 E: 0 K: 1 S: 11	H: 2 LOB: 0 BB: 0 P: 17	R: 0 E: 0 K: 2 S: 9	H: 1 LOB: 1 BB: 0 P: 14	R: 0 E: 0 K: 0 S: 10	H: 0 LOB: 0 BB: 0 P: 12	R: 0 E: 0 K: 0 S: 8	H: 0 LOB: 0 BB: 0 P: 10	R: 2 E: 0 K: 0 S: 14	H: 3 LOB: 1 BB: 0 P: 20	R: 0 E: 0 K: 1 S: 12	H: 1 LOB: 1 BB: 0 P: 18		R: 0 E: 0 K: 1 S: 11	H: 1 LOB: 1 BB: 0 P: 16	1B: 9 2B: 1 3B: 1 HR: 1	SF: 0 SAC: 0 DP: 1 HBP: 0	WP: 0 PB: 0 SB: 1 CS: 0
PITCHER	IP	WLS	BF	H	R	ER	SO	BB	IBB	HBP	BLK	WP	HR	S	P	ERA	WHIP					
Bret Saberhagen, R (1, 1) ERA: 3.36	7.0	W	31	10	5	5	5	1	0	0	0	0	1	77	111	6.43	1.571					
Anthony Young, R (8, 1) ERA: 4.27	2.0	S	8	2	0	0	2	0	0	0	0	0	0	23	34	0.00	1.000					



Batter	1	2	3	4	5	6	7	8	9	AB	R	H	RBI	BB	SO	LOB	TOP					
Vince Coleman, S (1, 7) OBP: 0.320, SLG: 0.380 Kevin Baez, R (8, 6) OBP: 0.182, SLG: 0.273	L3		F8		FC6			G6-3		4	0	0	0	0	0	1						
Todd Hundley, S (1, 2) OBP: 0.294, SLG: 0.357	F9		P2					G2-3		4	0	1	0	0	0	0						
Eddie Murray, S (1, 3) OBP: 0.310, SLG: 0.443	G3							F9		3	0	0	0	1	0	1						
Bobby Bonilla, S (1, 5) OBP: 0.338, SLG: 0.487								F7		4	0	0	0	0	0	1						
Joe Orsulak, L (1, 9) OBP: 0.349, SLG: 0.404										3	1	1	0	0	0	0						
Jeff Kent, R (1, 4) OBP: 0.301, SLG: 0.417										3	1	2	1	0	0	0						
Jeremy Burnitz, L (1, 8) OBP: 0.341, SLG: 0.486										3	0	0	0	0	1	2						
Tim Bogar, R (1, 6) OBP: 0.302, SLG: 0.327 Jeff McKnight, S (8, PH) OBP: 0.301, SLG: 0.250 Jeff Innis, R (8, 1)										2	0	1	0	0	1	1						
Frank Tanana, L (1, 1) OBP: 0.128, SLG: 0.132 Mike Maddux, L (7, 1) Chico Walker, S (8, PH) OBP: 0.281, SLG: 0.356 (8, 7)										0	0	0	0	0	0	0						
										1	0	0	0	0	1	0						
Inning Stats	R: 0 E: 0 K: 0 S: 11	H: 0 LOB: 0 BB: 0 P: 18	R: 1 E: 0 K: 1 S: 13	H: 2 LOB: 1 BB: 0 P: 22	R: 0 E: 0 K: 1 S: 7	H: 0 LOB: 0 BB: 0 P: 10	R: 0 E: 0 K: 0 S: 5	H: 0 LOB: 0 BB: 1 P: 10	R: 1 E: 0 K: 1 S: 11	H: 2 LOB: 1 BB: 0 P: 13	R: 0 E: 0 K: 0 S: 6	H: 1 LOB: 0 BB: 0 P: 8	R: 0 E: 0 K: 1 S: 11	H: 0 LOB: 0 BB: 0 P: 15	R: 0 E: 0 K: 1 S: 7	H: 0 LOB: 0 BB: 0 P: 12	R: 0 E: 0 K: 0 S: 7	H: 0 LOB: 0 BB: 0 P: 11	1B: 4 2B: 0 3B: 0 HR: 1	SF: 0 SAC: 0 DP: 2 HBP: 0	WP: 0 PB: 1 SB: 0 CS: 0	PA: 31
PITCHER Tom Candiotti, R (1, 1) ERA: 2.79	IP: 9.0 WLS: W BF: 31 H: 5 R: 2 ER: 1 SO: 5 BB: 1 IBB: 0 HBP: 0 BLK: 0 WP: 0 HR: 1 S: 78 P: 119 ERA: 1.00 WHIP: 0.667															PITCHER						

New York Mets @ Los Angeles Dodgers
Dodger Stadium, Los Angeles, CA
Fri Jul 23 1993, 7:05 PM PDT
Att: 39,538 - Unknown

AB 30
R 2
H 5
RBI 1
BB 1
SO 5
LOB 7



Batter	1	2	3	4	5	6	7	8	9	AB	R	H	RBI	BB	SO	LOB	BOTTOM					
Brett Butler, L (1, 8) OBP: 0.384, SLG: 0.361	K		F7			B1-3				3	0	0	0	1	1	0						
Jose Offerman, S (1, 6) OBP: 0.343, SLG: 0.337	F9					P4				4	0	0	0	0	1	3						
Eric Davis, R (1, 7) OBP: 0.320, SLG: 0.374	P4					F9				4	1	1	0	0	1	0						
Eric Karros, R (1, 3) OBP: 0.304, SLG: 0.394						G6-3				4	1	1	1	0	0	1						
Mike Piazza, R (1, 2) OBP: 0.357, SLG: 0.543						G5-3				3	1	1	1	1	0	0						
Cory Snyder, R (1, 5) OBP: 0.339, SLG: 0.407						L4				4	0	0	0	0	0	1						
Raul Mondesi, R (1, 9) OBP: 0.333, SLG: 0.333						G5-3				4	2	2	0	0	1	2						
Jody Reed, R (1, 4) OBP: 0.345, SLG: 0.363						F9				4	0	2	1	0	0	2						
Tom Candiotti, R (1, 1) OBP: 0.175, SLG: 0.179						G5-3				3	0	1	1	0	0	1						
Inning Stats	R: 0 E: 0 K: 1 S: 11	H: 0 LOB: 0 BB: 0 P: 14	R: 1 E: 0 K: 0 S: 8	H: 1 LOB: 0 BB: 0 P: 15	R: 0 E: 0 K: 0 S: 6	H: 0 LOB: 0 BB: 0 P: 8	R: 0 E: 0 K: 1 S: 8	H: 0 LOB: 0 BB: 0 P: 12	R: 1 E: 0 K: 0 S: 8	H: 2 LOB: 1 BB: 0 P: 14	R: 0 E: 0 K: 0 S: 6	H: 0 LOB: 0 BB: 0 P: 10	R: 2 E: 0 K: 1 S: 16	H: 4 LOB: 3 BB: 1 P: 24	R: 1 E: 1 K: 1 S: 10	H: 1 LOB: 2 BB: 1 P: 23	R: 0 E: 0 K: 0 S: 0	H: 0 LOB: 0 BB: 0 P: 0	1B: 6 2B: 0 3B: 0 HR: 2	SF: 0 SAC: 0 DP: 0 HBP: 0	WP: 0 PB: 0 SB: 1 CS: 0	PA: 35
PITCHER Frank Tanana, L (1, 1) ERA: 4.82 Mike Maddux, R (7, 1) ERA: 4.07 Jeff Innis, R (8, 1) ERA: 5.32	IP: 6.2 WLS: L BF: 28 H: 7 R: 4 ER: 4 SO: 4 BB: 1 IBB: 0 HBP: 0 BLK: 0 WP: 0 HR: 2 S: 60 P: 94 ERA: 5.40 WHIP: 1.200															PITCHER						

New York Mets @ Los Angeles Dodgers
Dodger Stadium, Los Angeles, CA
Fri Jul 23 1993, 7:05 PM PDT
Att: 39,538 - Unknown

AB 33
R 5
H 8
RBI 4
BB 2
SO 4
LOB 10



Batter	1	2	3	4	5	6	7	8	9	AB	R	H	RBI	BB	SO	LOB	TOP					
Chuck Carr, S OBP: 0.321, SLG: 0.331 (1, 8)										5	1	1	0	0	3	3	Florida Marlins @ New York Mets Shea Stadium, Flushing, NY Tue Jul 27 1993, 7:05 PM EDT Att: 25,214 - Unknown - 85 F					
Bret Barberie, S OBP: 0.394, SLG: 0.351 (1, 4)										3	0	0	0	1	0	2						
Jeff Conine, R OBP: 0.383, SLG: 0.427 (1, 7)										4	1	2	0	0	0	2						
Gary Sheffield, R OBP: 0.344, SLG: 0.468 (1, 5)										3	0	0	1	0	1	2						
Orestes Destrade, S OBP: 0.311, SLG: 0.384 Henry Cotto, R OBP: 0.238, SLG: 0.323 (1, 3)										2	1	1	2	2	1	1						
Bento Santiago, R OBP: 0.296, SLG: 0.373 (1, 2)										4	0	0	0	0	0	3						
Darrell Whitmore, L OBP: 0.289, SLG: 0.413 Alex Arias, R OBP: 0.343, SLG: 0.326 (1, 9)										3	0	0	0	0	2	2						
Walt Weiss, S OBP: 0.360, SLG: 0.323 (1, 6)										3	0	2	0	1	0	0						
Pat Rapp, R OBP: 0.222, SLG: 0.222 Richie Lewis, R (8, 1)										3	0	0	0	0	1	2						
Rick Renteria, R OBP: 0.328, SLG: 0.372 (9, PH)										0	0	0	0	0	0	0						
Inning Stats	R: 1 E: 1 K: 1 S: 6	H: 1 LOB: 1 BB: 1 P: 13	R: 0 E: 0 K: 0 S: 5	H: 0 LOB: 0 BB: 0 P: 8	R: 0 E: 0 K: 1 S: 10	H: 0 LOB: 0 BB: 0 P: 12	R: 2 E: 0 K: 1 S: 9	H: 2 LOB: 0 BB: 0 P: 11	R: 0 E: 0 K: 2 S: 8	H: 1 LOB: 2 BB: 1 P: 20	R: 0 E: 0 K: 2 S: 9	H: 0 LOB: 1 BB: 1 P: 14	R: 0 E: 0 K: 0 S: 11	H: 0 LOB: 2 BB: 0 P: 19	R: 0 E: 0 K: 2 S: 16	H: 1 LOB: 1 BB: 0 P: 19		1B: 5 2B: 0 3B: 0 HR: 1	SF: 1 SAC: 0 DP: 0 HBP: 0	WP: 0 PB: 0 SB: 2 CS: 0	PA: 37	
PITCHER	IP	WLS	BF	H	R	ER	SO	BB	IBB	HBP	BLK	WP	HR	S	P	ERA		WHIP				
Dwight Gooden, R ERA: 3.22 Jeff Innis, R ERA: 5.24 John Franco, L ERA: 2.88	(1, 1)	7.0	W	29	5	3	2	7	3	0	0	0	0	1	56	89		2.57	1.143			
(8, 1)	0.2	2	0	0	0	0	0	0	0	0	0	0	0	5	6	0.00	0.000					
(8, 1)	1.1	S	6	1	0	0	2	1	0	0	0	0	0	22	32	0.00	1.500					

Batter	1	2	3	4	5	6	7	8	9	AB	R	H	RBI	BB	SO	LOB	BOTTOM					
Ryan Thompson, R OBP: 0.191, SLG: 0.244 (1, 8)										4	0	2	0	0	0	1	Florida Marlins @ New York Mets Shea Stadium, Flushing, NY Tue Jul 27 1993, 7:05 PM EDT Att: 25,214 - Unknown - 85 F					
Joe Orsulak, L OBP: 0.344, SLG: 0.409 (1, 7)										4	0	0	0	0	0	2						
Eddie Murray, S OBP: 0.312, SLG: 0.443 (1, 3)										3	1	1	0	1	0	1						
Bobby Bonilla, S OBP: 0.342, SLG: 0.489 (1, 5)										3	0	1	0	1	0	1						
Jeremy Burnitz, L OBP: 0.320, SLG: 0.442 (1, 9)										4	1	0	0	0	0	4						
Jeff Kent, R OBP: 0.307, SLG: 0.437 (1, 4)										3	2	2	4	1	0	0						
Todd Hundley, S OBP: 0.265, SLG: 0.348 (1, 2)										3	0	0	0	1	0	3						
Tim Bogar, R OBP: 0.299, SLG: 0.319 (1, 6)										2	0	0	0	0	1	0						
Dwight Gooden, R OBP: 0.232, SLG: 0.411 Jeff McKnight, S OBP: 0.299, SLG: 0.254 Jeff Innis, R (8, 1)										2	0	0	0	0	0	0						
John Franco, L (8, 1)										1	0	0	0	0	0	1						
Inning Stats	R: 0 E: 0 K: 0 S: 12	H: 1 LOB: 1 BB: 0 P: 17	R: 0 E: 0 K: 0 S: 9	H: 0 LOB: 0 BB: 0 P: 14	R: 0 E: 0 K: 0 S: 10	H: 1 LOB: 1 BB: 0 P: 15	R: 3 E: 0 K: 1 S: 17	H: 2 LOB: 0 BB: 1 P: 26	R: 0 E: 0 K: 0 S: 5	H: 0 LOB: 0 BB: 0 P: 7	R: 0 E: 0 K: 0 S: 7	H: 0 LOB: 0 BB: 0 P: 9	R: 1 E: 0 K: 0 S: 7	H: 1 LOB: 1 BB: 1 P: 16	R: 0 E: 0 K: 0 S: 11	H: 1 LOB: 3 BB: 2 P: 26		1B: 2 2B: 2 3B: 0 HR: 2	SF: 0 SAC: 1 DP: 0 HBP: 0	WP: 0 PB: 0 SB: 0 CS: 0	PA: 34	
PITCHER	IP	WLS	BF	H	R	ER	SO	BB	IBB	HBP	BLK	WP	HR	S	P	ERA		WHIP				
Pat Rapp, R ERA: 3.91 Richie Lewis, R ERA: 3.09	(1, 1)	7.2	L	32	6	4	4	1	2	0	0	0	0	74	119	4.70		1.043				
(8, 1)	0.1	2	0	0	0	0	0	1	0	0	0	0	0	4	11	0.00	3.000					

Batter	1	2	3	4	5	6	7	8	9	AB	R	H	RBI	BB	SO	LOB	TOP		
Chuck Carr, S OBP: 0.322, SLG: 0.332 (1, 8)	F7		FC3-6			HR		F8		5	1	2	1	0	0	1			
Bret Barberie, S OBP: 0.384, SLG: 0.373 (1, 4)	G6-3			F7		HR		1B		5	2	2	2	0	1	2			
Jeff Conine, R OBP: 0.381, SLG: 0.425 (1, 7)	F7			1B		G4-3		K		4	0	1	0	0	1	1			
Gary Sheffield, R OBP: 0.345, SLG: 0.468 (1, 5)		G6-3		1B		F9		1B		4	0	2	0	0	0	0			
Orestes Destrade, S OBP: 0.310, SLG: 0.385 (1, 3)	K			F7		F7		1B		4	0	1	1	0	1	2			
Bento Santiago, R OBP: 0.295, SLG: 0.372 (1, 2)	G4-3			K				2B		4	0	1	0	0	1	2			
Darrell Whitmore, L OBP: 0.290, SLG: 0.404 (1, 9)			F9			K		SH		2	1	0	0	1	1	0			
Walt Weiss, S OBP: 0.357, SLG: 0.320 (1, 6)			F7		G4-1		FC1-6	SH		3	0	0	0	0	0	1			
Jack Armstrong, R OBP: 0.146, SLG: 0.167 (1, 1)								SH		2	0	1	0	0	1	0			
Greg Briley, L OBP: 0.279, SLG: 0.344 (7, PH)								SH		1	0	0	0	0	1	1			
Matt Turner, R OBP: 0.326, SLG: 0.370 (9, PH)								SH		0	0	0	0	0	0	0			
Rick Renteria, R OBP: 0.326, SLG: 0.370 (9, PH)								SH		1	0	0	0	0	0	3			
Bryan Harvey, R OBP: 0.374, SLG: 0.518 (9, 1)								SH		0	0	0	0	0	0	0			
Inning Stats	R: 0 E: 0 K: 0 S: 9	H: 0 LOB: 0 BB: 0 P: 13	R: 0 E: 0 K: 1 S: 8	H: 0 LOB: 0 BB: 0 P: 13	R: 0 E: 0 K: 0 S: 9	H: 1 LOB: 1 BB: 0 P: 13	R: 0 E: 0 K: 1 S: 11	H: 2 LOB: 2 BB: 0 P: 15	R: 0 E: 0 K: 2 S: 10	H: 0 LOB: 0 BB: 1 P: 15	R: 1 E: 0 K: 1 S: 10	H: 3 LOB: 2 BB: 0 P: 15	R: 1 E: 1 K: 1 S: 10	H: 2 LOB: 2 BB: 0 P: 15	1B: 8 2B: 1 3B: 0 HR: 1	SF: 0 SAC: 2 DP: 1 HBP: 0	WP: 0 PB: 0 SB: 0 CS: 0	PA: 38	
PITCHER	IP WLS BF H R ER SO BB IBB HBP BLK WP HR S P ERA WHIP																		
Bret Saberhagen, R ERA: 3.36 (1, 1)	8.0	32	8	3	3	6	1	0	0	0	0	0	0	0	1	77	116	3.38	1.125
Anthony Young, R ERA: 4.19 (9, 1)	1.0	W	6	2	1	0	1	0	0	0	0	0	0	0	0	10	15	0.00	2.000

Florida Marlins @ New York Mets
Shea Stadium, Flushing, NY
Wed Jul 28 1993, 7:05 PM EDT
Att: 24,377 - Unknown - 82 F

AB 35
R 4
H 10
RBI 4
BB 1
SO 7
LOB 13



Batter	1	2	3	4	5	6	7	8	9	AB	R	H	RBI	BB	SO	LOB	BOTTOM			
Ryan Thompson, R OBP: 0.212, SLG: 0.320 (1, 8)	K		G6-3			F8		HR		5	2	2	2	0	1	0				
Joe Orsulak, L OBP: 0.345, SLG: 0.419 (1, 7)	HR		F7			F9		1B		4	1	1	1	1	0	1				
Eddie Murray, S OBP: 0.318, SLG: 0.451 (1, 3)	G5-3		1B			1B		PO		5	0	4	1	0	0	0				
Bobby Bonilla, S OBP: 0.341, SLG: 0.489 (1, 5)	2B		G6-3			G4-3		G4-3		4	0	1	0	0	0	2				
Jeromy Burnitz, L OBP: 0.327, SLG: 0.438 (1, 9)						WP		G4-3		3	1	1	0	1	1	0				
Anthony Young, R OBP: 0.273, SLG: 0.200 (9, 1)						1B		G4-3		0	0	0	0	0	0	0				
Jeff Kent, R OBP: 0.307, SLG: 0.435 (1, 4)	G1-3					L9		1B		4	0	1	0	0	1	3				
Todd Hundley, S OBP: 0.262, SLG: 0.343 (1, 2)			P5			L9		G4-3		4	0	0	0	0	0	2				
Tim Bogar, R OBP: 0.300, SLG: 0.319 (1, 6)			G5-3			L9		F7		3	0	1	1	0	0	0				
Jeff McKnight, S OBP: 0.305, SLG: 0.265 (9, PH)						1B		SH1-4		1	1	1	0	0	0	0				
Bret Saberhagen, R OBP: 0.208, SLG: 0.140 (1, 1)			G5-3			L9		SH1-4		3	0	0	0	0	0	1				
Dave Gallagher, R OBP: 0.374, SLG: 0.518 (9, 9)						L9		SH1-4		0	0	0	0	0	0	0				
Inning Stats	R: 1 E: 0 K: 1 S: 17	H: 2 LOB: 2 BB: 1 P: 31	R: 0 E: 0 K: 0 S: 8	H: 0 LOB: 0 BB: 0 P: 14	R: 0 E: 0 K: 0 S: 7	H: 1 LOB: 1 BB: 0 P: 12	R: 1 E: 0 K: 0 S: 12	H: 2 LOB: 1 BB: 0 P: 17	R: 0 E: 0 K: 2 S: 11	H: 0 LOB: 0 BB: 0 P: 16	R: 1 E: 0 K: 0 S: 12	H: 2 LOB: 1 BB: 1 P: 22	R: 0 E: 0 K: 0 S: 9	H: 1 LOB: 1 BB: 0 P: 14	R: 2 E: 0 K: 0 S: 5	H: 3 LOB: 1 BB: 0 P: 7	1B: 8 2B: 2 3B: 0 HR: 2	SF: 0 SAC: 1 DP: 0 HBP: 0	WP: 1 PB: 0 SB: 1 CS: 0	PA: 40
PITCHER	IP WLS BF H R ER SO BB IBB HBP BLK WP HR S P ERA WHIP																			
Jack Armstrong, R ERA: 4.32 (1, 1)	6.0	25	6	2	2	3	1	0	0	0	0	0	0	0	1	65	103	3.00	1.167	
Matt Turner, R ERA: 2.45 (7, 1)	2.0	9	3	1	1	0	1	0	0	0	0	1	21	36	4.50	2.000				
Bryan Harvey, R ERA: 2.05 (9, 1)	0.2	L	5	3	2	2	0	0	0	0	0	0	5	7	27.00	4.500				

Florida Marlins @ New York Mets
Shea Stadium, Flushing, NY
Wed Jul 28 1993, 7:05 PM EDT
Att: 24,377 - Unknown - 82 F

AB 36
R 5
H 12
RBI 5
BB 2
SO 3
LOB 9



Batter	1	2	3	4	5	6	7	8	9	AB	R	H	RBI	BB	SO	LOB	TOP								
Chuck Carr, S OBP: 0.319, SLG: 0.328	1-0 P2			2-2 G6-3		2-2 G6-3		0-0 B1-3		4	0	0	0	0	0	0									
Bret Barberie, S OBP: 0.376, SLG: 0.363	1-3 K			0-0 F8			1-0 G6-3		1-1 E4	4	0	0	0	0	1	0									
Jeff Conine, R OBP: 0.380, SLG: 0.421	0-1 G6-3			3-2 F7			4-0 1B E BB		1-2 F8	3	1	0	0	1	0	1									
Gary Sheffield, R OBP: 0.347, SLG: 0.474		1-2 L7			0-1 F9 1B S		1-0 P4		1-0 3B	4	0	2	0	0	0	1									
Orestes Destrade, S OBP: 0.310, SLG: 0.384 Bryan Harvey, R		2-0 G4-3			2-1 F9		1 SAFE 2-1 E8 1B 1B		1-3 K	4	1	1	0	0	1	2									
Benito Santiago, R OBP: 0.295, SLG: 0.369		0-0 L4			1-0 F9		4-0 1B IBB			2	0	0	0	1	0	1									
Darrell Whitmore, L OBP: 0.294, SLG: 0.396 Henry Cotto, R OBP: 0.243, SLG: 0.327			3-3 K		1-0 L9		1-2 1B 1-3 2-H 1B			2	0	0	0	0	1	1									
Walt Weiss, S OBP: 0.354, SLG: 0.317		1-3 K				2-3 K		0-0 G3-1		3	0	0	0	0	2	0									
Charlie Hough, R OBP: 0.070, SLG: 0.048 Matt Turner, R			0-0 G5-3			0-0 F8		1-2 G6-3		3	0	0	0	0	0	0									
Greg Biley, L OBP: 0.279, SLG: 0.344										0	0	0	0	0	0	0									
Inning Stats	R: 0 E: 0 K: 1 S: 6	H: 0 LOB: 0 BB: 0 P: 8	R: 0 E: 0 K: 0 S: 6	H: 0 LOB: 0 BB: 0 P: 9	R: 0 E: 0 K: 2 S: 7	H: 0 LOB: 0 BB: 0 P: 11	R: 0 E: 0 K: 0 S: 10	H: 0 LOB: 0 BB: 0 P: 15	R: 0 E: 0 K: 0 S: 6	H: 1 LOB: 1 BB: 0 P: 10	R: 0 E: 0 K: 1 S: 7	H: 0 LOB: 0 BB: 0 P: 11	R: 2 E: 1 K: 0 S: 7	H: 2 LOB: 2 BB: 2 P: 20	R: 0 E: 0 K: 0 S: 5	H: 0 LOB: 0 BB: 0 P: 6	R: 0 E: 1 K: 1 S: 10	H: 1 LOB: 1 BB: 0 P: 14	1B: 3 2B: 0 3B: 1 HR: 0	SF: 0 SAC: 0 DP: 0 HBP: 0	WP: 0 PB: 0 SB: 1 CS: 1	PA: 32			
PITCHER	IP WLS BF H R ER SO BB IBB HBP BLK WP HR S P ERA WHIP	IP WLS BF H R ER SO BB IBB HBP BLK WP HR S P ERA WHIP	IP WLS BF H R ER SO BB IBB HBP BLK WP HR S P ERA WHIP	IP WLS BF H R ER SO BB IBB HBP BLK WP HR S P ERA WHIP	IP WLS BF H R ER SO BB IBB HBP BLK WP HR S P ERA WHIP	IP WLS BF H R ER SO BB IBB HBP BLK WP HR S P ERA WHIP	IP WLS BF H R ER SO BB IBB HBP BLK WP HR S P ERA WHIP	IP WLS BF H R ER SO BB IBB HBP BLK WP HR S P ERA WHIP	IP WLS BF H R ER SO BB IBB HBP BLK WP HR S P ERA WHIP	IP WLS BF H R ER SO BB IBB HBP BLK WP HR S P ERA WHIP	IP WLS BF H R ER SO BB IBB HBP BLK WP HR S P ERA WHIP	IP WLS BF H R ER SO BB IBB HBP BLK WP HR S P ERA WHIP	IP WLS BF H R ER SO BB IBB HBP BLK WP HR S P ERA WHIP	IP WLS BF H R ER SO BB IBB HBP BLK WP HR S P ERA WHIP	IP WLS BF H R ER SO BB IBB HBP BLK WP HR S P ERA WHIP	IP WLS BF H R ER SO BB IBB HBP BLK WP HR S P ERA WHIP	IP WLS BF H R ER SO BB IBB HBP BLK WP HR S P ERA WHIP	IP WLS BF H R ER SO BB IBB HBP BLK WP HR S P ERA WHIP	IP WLS BF H R ER SO BB IBB HBP BLK WP HR S P ERA WHIP	IP WLS BF H R ER SO BB IBB HBP BLK WP HR S P ERA WHIP	IP WLS BF H R ER SO BB IBB HBP BLK WP HR S P ERA WHIP	IP WLS BF H R ER SO BB IBB HBP BLK WP HR S P ERA WHIP	IP WLS BF H R ER SO BB IBB HBP BLK WP HR S P ERA WHIP	IP WLS BF H R ER SO BB IBB HBP BLK WP HR S P ERA WHIP	IP WLS BF H R ER SO BB IBB HBP BLK WP HR S P ERA WHIP

Florida Marlins @ New York Mets
Shea Stadium, Flushing, NY
Thu Jul 29 1993, 3:33 AM EDT
Att: 32,282 - Sunny - 87 F

AB 30
R 2
H 4
RBI 1
BB 2
SO 5
LOB 6



Batter	1	2	3	4	5	6	7	8	9	AB	R	H	RBI	BB	SO	LOB	BOTTOM									
Ryan Thompson, R OBP: 0.218, SLG: 0.308	1-0 G5-3		0-1 P3		0-2 CS	4-1 CS BB		1-0 SH1-4		2	0	0	0	1	0	1										
Joe Orsulak, L OBP: 0.347, SLG: 0.418	1-2 L3 1B		0-2 L6		2-2 G4-3	1-2 1B		4-0 BB		3	0	1	0	1	0	2										
Eddie Murray, S OBP: 0.318, SLG: 0.448	0-0 L3			1-2 F8		1-0 1B		1-3 K		4	0	1	0	0	1	3										
Bobby Bonilla, S OBP: 0.338, SLG: 0.484 Mike Maddux, L		2-3 K		1-1 G5-3		2-2 F8		3-3 K		4	0	0	0	0	2	3										
Jeremy Burnitz, L OBP: 0.333, SLG: 0.484		1-2 2B		0-0 HR		2-2 G4-3		1-3 K		4	1	2	1	0	1	0										
Jeff Kent, R OBP: 0.306, SLG: 0.430		2-1 G5-3		0-1 G4-3		4-1 BB		1-1 F8		3	0	0	0	1	0	1										
Charlie O'Brien, R OBP: 0.293, SLG: 0.175 Chico Walker, S OBP: 0.293, SLG: 0.362		2-1 F8			0-0 G5-3		0-1 F8		4-2 BB	3	0	0	0	0	0	2										
Tim Bogar, R OBP: 0.293, SLG: 0.312			0-0 F8		2-2 G5-3		1-0 F8		0-0 G5-3	4	0	0	0	0	0	2										
Frank Tanana, L OBP: 0.171, SLG: 0.175 Jeff McKnight, S OBP: 0.316, SLG: 0.275		1-2 1B			0-0 CS 1B			1-1 SH1-4 1B		2	0	2	0	0	0	0										
Inning Stats	R: 0 E: 0 K: 0 S: 6	H: 1 LOB: 0 BB: 0 P: 8	R: 0 E: 0 K: 1 S: 10	H: 1 LOB: 0 BB: 0 P: 17	R: 0 E: 0 K: 0 S: 10	H: 1 LOB: 1 BB: 0 P: 11	R: 1 E: 0 K: 0 S: 8	H: 1 LOB: 0 BB: 0 P: 10	R: 0 E: 0 K: 0 S: 7	H: 1 LOB: 0 BB: 0 P: 9	R: 0 E: 0 K: 0 S: 8	H: 1 LOB: 1 BB: 1 P: 17	R: 0 E: 0 K: 0 S: 7	H: 0 LOB: 1 BB: 1 P: 14	R: 0 E: 0 K: 2 S: 11	H: 1 LOB: 2 BB: 1 P: 21	R: 0 E: 0 K: 1 S: 9	H: 0 LOB: 1 BB: 1 P: 15	1B: 5 2B: 2 3B: 0 HR: 1	SF: 0 SAC: 1 DP: 1 HBP: 0	WP: 0 PB: 0 SB: 0 CS: 2	PA: 36				
PITCHER	IP WLS BF H R ER SO BB IBB HBP BLK WP HR S P ERA WHIP	IP WLS BF H R ER SO BB IBB HBP BLK WP HR S P ERA WHIP	IP WLS BF H R ER SO BB IBB HBP BLK WP HR S P ERA WHIP	IP WLS BF H R ER SO BB IBB HBP BLK WP HR S P ERA WHIP	IP WLS BF H R ER SO BB IBB HBP BLK WP HR S P ERA WHIP	IP WLS BF H R ER SO BB IBB HBP BLK WP HR S P ERA WHIP	IP WLS BF H R ER SO BB IBB HBP BLK WP HR S P ERA WHIP	IP WLS BF H R ER SO BB IBB HBP BLK WP HR S P ERA WHIP	IP WLS BF H R ER SO BB IBB HBP BLK WP HR S P ERA WHIP	IP WLS BF H R ER SO BB IBB HBP BLK WP HR S P ERA WHIP	IP WLS BF H R ER SO BB IBB HBP BLK WP HR S P ERA WHIP	IP WLS BF H R ER SO BB IBB HBP BLK WP HR S P ERA WHIP	IP WLS BF H R ER SO BB IBB HBP BLK WP HR S P ERA WHIP	IP WLS BF H R ER SO BB IBB HBP BLK WP HR S P ERA WHIP	IP WLS BF H R ER SO BB IBB HBP BLK WP HR S P ERA WHIP	IP WLS BF H R ER SO BB IBB HBP BLK WP HR S P ERA WHIP	IP WLS BF H R ER SO BB IBB HBP BLK WP HR S P ERA WHIP	IP WLS BF H R ER SO BB IBB HBP BLK WP HR S P ERA WHIP	IP WLS BF H R ER SO BB IBB HBP BLK WP HR S P ERA WHIP	IP WLS BF H R ER SO BB IBB HBP BLK WP HR S P ERA WHIP	IP WLS BF H R ER SO BB IBB HBP BLK WP HR S P ERA WHIP	IP WLS BF H R ER SO BB IBB HBP BLK WP HR S P ERA WHIP	IP WLS BF H R ER SO BB IBB HBP BLK WP HR S P ERA WHIP	IP WLS BF H R ER SO BB IBB HBP BLK WP HR S P ERA WHIP	IP WLS BF H R ER SO BB IBB HBP BLK WP HR S P ERA WHIP	IP WLS BF H R ER SO BB IBB HBP BLK WP HR S P ERA WHIP

Florida Marlins @ New York Mets
Shea Stadium, Flushing, NY
Thu Jul 29 1993, 3:33 AM EDT
Att: 32,282 - Sunny - 87 F

AB 30
R 1
H 7
RBI 1
BB 4
SO 4
LOB 14




Batter	1	2	3	4	5	6	7	8	9	AB	R	H	RBI	BB	SO	LOB	TOP								
Ryan Thompson, R OBP: 0.220, SLG: 0.304	1-3 K			3-2 L8		1-3 K		2-2 BB 1B		4	0	1	0	0	2	1	New York Mets @ St. Louis Cardinals Busch Stadium, St. Louis, MO Fri Jul 30 1993, 7:05 PM CDT Att: 49,920 - Unknown - 85 F								
Charlie O'Brien, R OBP: 0.301, SLG: 0.347 Vince Coleman, S OBP: 0.315, SLG: 0.375	0-0 F9			1-0 P2		2-2 1B 1B		4-1 BB 1-2 BB		3	0	1	1	1	0	0									
Eddie Murray, S OBP: 0.317, SLG: 0.446	2-2 G1-3			2-3 K		0-0 1B		3-2 F8		4	0	1	0	0	1	2									
Bobby Bonilla, S OBP: 0.339, SLG: 0.492		1-1 F9			0-0 G6-3		1-0 G3 1B		2-1 HR	4	1	2	1	0	0	0									
Dave Gallagher, R OBP: 0.365, SLG: 0.504 Todd Hundley, S OBP: 0.261, SLG: 0.342		1-0 G4-3			0-0 F8		2-0 P3		1-2 F7	3	0	0	0	0	0	1									
Jeff Kent, R OBP: 0.306, SLG: 0.430 Mike Maddux, L Joe Orsulak, L OBP: 0.346, SLG: 0.417		1-0 F9			1-1 1B		0-2 G3		0-1 G1-3	3	0	1	0	0	0	1									
Chico Walker, S OBP: 0.292, SLG: 0.352			4-2 G6-4-3 BB		1-1 F8		1-0 F7		3-2 L8	3	0	0	0	1	0	2									
Tim Bogar, R OBP: 0.294, SLG: 0.308			2-1 G6-4-3			4-0 SH1-4 1B BB		2-1 P9		2	1	0	0	1	0	1									
Sid Fernandez, L Pete Schourek, L OBP: 0.269, SLG: 0.217 Jeff McKnight, S OBP: 0.313, SLG: 0.271			1-3 K			0-2 SH1-4		0-0 G6-3		1	0	0	0	0	1	0									
Inning Stats	R: 0 E: 0 K: 1 S: 8	H: 0 LOB: 0 BB: 0 P: 11	R: 0 E: 0 K: 0 S: 4	H: 0 LOB: 0 BB: 0 P: 7	R: 0 E: 0 K: 1 S: 7	H: 0 LOB: 0 BB: 1 P: 14	R: 0 E: 0 K: 1 S: 7	H: 0 LOB: 0 BB: 0 P: 13	R: 0 E: 0 K: 0 S: 6	H: 1 LOB: 1 BB: 0 P: 8	R: 1 E: 0 K: 1 S: 10	H: 2 LOB: 2 BB: 1 P: 17	R: 0 E: 0 K: 0 S: 6	H: 1 LOB: 1 BB: 0 P: 10	R: 0 E: 0 K: 0 S: 12	H: 1 LOB: 2 BB: 1 P: 23		R: 1 E: 0 K: 0 S: 11	H: 1 LOB: 0 BB: 0 P: 17	1B: 5 2B: 0 3B: 0 HR: 1	SF: 0 SAC: 1 DP: 1 HBP: 0	WP: 0 PB: 0 SB: 0 CS: 0	PA: 34		
PITCHER	IP	WLS	BF	H	R	ER	SO	BB	IBB	HBP	BLK	WP	HR	S	P	ERA	WHIP								
Allen Watson, L ERA: 4.5	(1, 1)	7.0	W	25	4	1	1	4	2	0	0	0	0	48	80	1.29	0.857								
Rob Murphy, L ERA: 4.7	(8, 1)	0.2		4	1	0	0	0	1	0	0	0	0	7	15	0.00	3.000								
Lee Smith, R ERA: 4.32	(8, 1)	1.1	S	5	1	1	1	0	0	0	0	0	1	16	25	6.75	0.750								

AB	30
R	2
H	6
RBI	2
BB	3
SO	4
LOB	8



Batter	1	2	3	4	5	6	7	8	9	AB	R	H	RBI	BB	SO	LOB	BOTTOM								
Luis Altea, S OBP: 0.394, SLG: 0.394	2-3 K		1-0 2B		0-1 L9		0-1 G1-3			4	0	1	0	0	1	1	New York Mets @ St. Louis Cardinals Busch Stadium, St. Louis, MO Fri Jul 30 1993, 7:05 PM CDT Att: 49,920 - Unknown - 85 F								
Ozzie Smith, S OBP: 0.334, SLG: 0.360	1-0 F7		2-0 F8			2-1 E 1B SF8	2-1 2B			4	1	2	1	0	0	1									
Brian Jordan, R OBP: 0.327, SLG: 0.478	1-3 K			1-0 G5-3		1-0 E5 SF8 1B	0-1 G5-3			4	0	1	0	0	1	1									
Todd Zeile, R OBP: 0.345, SLG: 0.433		2-1 F8		1-2 HR		0-1 SF8		4-1 BB		2	1	1	2	1	0	0									
Mark Whiten, S OBP: 0.328, SLG: 0.431		1-1 F8		0-1 P3		2-3 K		0-3 K		4	0	0	0	0	2	2									
Ray Lankford, L OBP: 0.389, SLG: 0.355		2-0 E4		4-2 BB		4-1 S BB		1 SAFE 2-1 F9		2	0	0	0	2	0	1									
Erik Pappas, R OBP: 0.398, SLG: 0.384 Rod Brewer, L OBP: 0.320, SLG: 0.348		0-1 F9		2-3 K		1-0 G4-3		1-0 G4-3		3	0	0	0	0	1	4									
Tom Pagnozzi, R OBP: 0.285, SLG: 0.351			0-0 G5-6-4 1B		1-0 F9		0-1 G6-3			3	0	1	0	0	0	0									
Allen Watson, L Tracy Woodson, R OBP: 0.233, SLG: 0.259 Rob Murphy, L OBP: 0.500, SLG: 0.500 Lee Smith, R		1-0 G5-6-4		1-2 F9		3-2 G1-3 2B 2B				2	0	0	0	0	0	1									
Inning Stats	R: 0 E: 0 K: 2 S: 10	H: 0 LOB: 0 BB: 0 P: 14	R: 0 E: 1 K: 0 S: 7	H: 0 LOB: 1 BB: 0 P: 12	R: 0 E: 0 K: 0 S: 4	H: 2 LOB: 1 BB: 0 P: 8	R: 1 E: 0 K: 1 S: 11	H: 1 LOB: 1 BB: 1 P: 19	R: 0 E: 0 K: 0 S: 9	H: 0 LOB: 0 BB: 0 P: 11	R: 1 E: 1 K: 1 S: 10	H: 2 LOB: 2 BB: 1 P: 20	R: 1 E: 0 K: 0 S: 12	H: 2 LOB: 1 BB: 0 P: 17	R: 0 E: 0 K: 1 S: 7	H: 0 LOB: 1 BB: 1 P: 14		1B: 3 2B: 3 3B: 0 HR: 1	SF: 1 SAC: 0 DP: 1 HBP: 0	WP: 0 PB: 0 SB: 1 CS: 0	PA: 34				
PITCHER	IP	WLS	BF	H	R	ER	SO	BB	IBB	HBP	BLK	WP	HR	S	P	ERA	WHIP								
Sid Fernandez, L ERA: 3.67	(1, 1)	6.0	L	25	5	2	1	4	2	0	0	0	0	51	84	1.50	1.167								
Pete Schourek, L ERA: 6.25	(7, 1)	0.2		4	2	1	1	0	0	0	0	0	0	10	15	13.50	3.000								
Mike Maddux, R ERA: 3.88	(7, 1)	1.1		5	0	0	0	1	1	0	0	0	0	9	16	0.00	0.750								

AB	30
R	3
H	7
RBI	3
BB	3
SO	5
LOB	12



Batter	1	2	3	4	5	6	7	8	9	AB	R	H	RBI	BB	SO	LOB	TOP			
Ryan Thompson, R (1, 8) OBP: 0.219, SLG: 0.311	F8		F8		K				P2	5	0	1	0	0	1	3				
Joe Orsulak, L (1, 7) OBP: 0.342, SLG: 0.412	G3			L9		G6-3		P4		3	0	0	0	0	0	0				
Dave Gallagher, R (8, PH) OBP: 0.362, SLG: 0.500										1	0	0	0	0	0	2				
Jeff Kent, R (8, 4) OBP: 0.306, SLG: 0.430										0	0	0	0	0	0	0				
Eddie Murray, S (1, 3) OBP: 0.319, SLG: 0.449	G3			WP 1B				G5-3		4	1	2	1	0	0	1				
Bobby Bonilla, S (1, 5) OBP: 0.339, SLG: 0.489										4	0	1	1	0	3	2				
Anthony Young, R (8, 1) OBP: 0.273, SLG: 0.200				G6-3 1B		K		K		0	0	0	0	0	0	0				
Chico Walker, S (1, 4) OBP: 0.298, SLG: 0.357	L7									4	1	2	0	0	0	1				
Charlie O'Brien, R (1, 2) OBP: 0.302, SLG: 0.340										2	0	0	0	1	1	2				
Jeff McKnight, S (9, PH) OBP: 0.321, SLG: 0.282				G6-3						1	0	1	0	0	0	0				
Jeremy Burnitz, L (1, 9) OBP: 0.321, SLG: 0.464	G2-3							K		4	0	0	0	0	1	5				
Tim Bogar, R (1, 6) OBP: 0.289, SLG: 0.303										3	0	0	0	0	0	0				
Todd Hundley, S (9, PH) OBP: 0.260, SLG: 0.341				G5-3		F7		P5		1	0	0	0	0	0	2				
Eric Hillman, L (1, 1) OBP: 0.150, SLG: 0.150										2	0	1	0	0	1	0				
Jeff Innis, R (7, 1)										0	0	0	0	0	0	0				
Vince Coleman, S (8, PH) OBP: 0.316, SLG: 0.375										2	1	1	0	0	1	1				
Inning Stats	R: 0 E: 0 K: 0 S: 3	H: 0 LOB: 0 BB: 0 P: 3	R: 0 E: 0 K: 1 S: 9	H: 0 LOB: 1 BB: 1 P: 16	R: 0 E: 0 K: 0 S: 9	H: 1 LOB: 1 BB: 0 P: 14	R: 1 E: 0 K: 0 S: 13	H: 3 LOB: 2 BB: 0 P: 21	R: 0 E: 0 K: 1 S: 7	H: 0 LOB: 0 BB: 0 P: 12	R: 0 E: 0 K: 1 S: 10	H: 0 LOB: 0 BB: 0 P: 14	R: 1 E: 0 K: 1 S: 10	H: 2 LOB: 1 BB: 0 P: 14	R: 1 E: 0 K: 2 S: 14	H: 2 LOB: 2 BB: 0 P: 17	1B: 7 2B: 2 3B: 0 HR: 0	SF: 0 SAC: 0 DP: 0 HBP: 0	WP: 2 PB: 0 SB: 0 CS: 0	PA: 37
PITCHER	IP WLS BF H R ER SO BB IBB HBP BLK WP HR S P ERA WHIP																			
Rene Arocha, R (1, 1) ERA: 3.49	7.0 W 28 7 2 2 5 1 0 0 0 0 1 0 62 91 2.57 1.143																			
Lee Guetterman, L (8, 1) ERA: 4.66	1.0 3 0 0 0 1 0 0 0 0 0 0 0 8 12 0.00 0.000																			
Lee Smith, R (9, 1) ERA: 4.43	1.0 S 6 2 1 1 2 0 0 0 0 0 1 0 14 17 9.00 2.000																			

New York Mets @ St. Louis Cardinals
Busch Stadium, St. Louis, MO
Sat Jul 31 1993, 7:05 PM CDT
Att: 50,948 - Unknown

AB 36
R 3
H 9
RBI 2
BB 1
SO 8
LOB 19



Batter	1	2	3	4	5	6	7	8	9	AB	R	H	RBI	BB	SO	LOB	BOTTOM			
Bernard Gilkey, R (1, 7) OBP: 0.383, SLG: 0.508				G6-3						4	2	3	3	0	0	1				
Rod Brewer, L (8, 3) OBP: 0.320, SLG: 0.348										0	0	0	0	0	0	0				
Ozzie Smith, S (1, 6) OBP: 0.333, SLG: 0.359	G6-3									4	0	1	0	0	0	1				
Brian Jordan, R (1, 8) OBP: 0.331, SLG: 0.486	E6									4	0	2	1	0	0	0				
Todd Zeile, R (1, 5) OBP: 0.341, SLG: 0.428	G5-3									4	0	0	0	0	1	4				
Mark Whiten, S (1, 9) OBP: 0.332, SLG: 0.438	G5-3									4	0	3	0	0	0	1				
Erik Papas, R (1, 2) OBP: 0.394, SLG: 0.380										4	1	1	0	0	0	3				
Tracy Woodson, R (1, 3) OBP: 0.238, SLG: 0.282										3	1	1	0	0	0	0				
Ray Lankford, L (8, 8) OBP: 0.391, SLG: 0.355										0	0	0	0	1	0	0				
José Oquendo, S (1, 4) OBP: 0.329, SLG: 0.217										4	0	0	0	0	0	3				
Rene Arocha, R (1, 1) OBP: 0.083, SLG: 0.111										3	0	1	0	0	0	2				
Lee Guetterman, L (8, 1) OBP: 0.500, SLG: 1.000										0	0	0	0	0	0	0				
Lee Smith, R (9, 1) ERA: 4.14										0	0	0	0	0	0	0				
Inning Stats	R: 1 E: 1 K: 0 S: 12	H: 1 LOB: 1 BB: 0 P: 21	R: 2 E: 0 K: 0 S: 13	H: 3 LOB: 1 BB: 0 P: 20	R: 0 E: 0 K: 0 S: 10	H: 1 LOB: 1 BB: 0 P: 17	R: 0 E: 0 K: 0 S: 8	H: 1 LOB: 1 BB: 0 P: 10	R: 0 E: 0 K: 1 S: 7	H: 1 LOB: 0 BB: 0 P: 11	R: 0 E: 0 K: 0 S: 6	H: 1 LOB: 0 BB: 0 P: 11	R: 1 E: 0 K: 0 S: 14	H: 3 LOB: 2 BB: 0 P: 19	R: 0 E: 0 K: 0 S: 4	H: 1 LOB: 1 BB: 1 P: 11	1B: 8 2B: 4 3B: 0 HR: 1	SF: 0 SAC: 0 DP: 2 HBP: 0	WP: 0 PB: 0 SB: 0 CS: 1	PA: 35
PITCHER	IP WLS BF H R ER SO BB IBB HBP BLK WP HR S P ERA WHIP																			
Eric Hillman, L (1, 1) ERA: 4.03	6.2 L 30 11 4 4 1 0 0 0 0 0 0 0 68 105 5.40 1.650																			
Jeff Innis, R (7, 1) ERA: 5.2	0.1 1 0 0 0 0 0 0 0 0 0 0 0 2 4 0.00 0.000																			
Anthony Young, R (8, 1) ERA: 4.14	1.0 4 1 0 0 0 1 0 0 0 0 0 0 4 11 0.00 2.000																			

New York Mets @ St. Louis Cardinals
Busch Stadium, St. Louis, MO
Sat Jul 31 1993, 7:05 PM CDT
Att: 50,948 - Unknown

AB 34
R 4
H 12
RBI 4
BB 1
SO 1
LOB 15



Batter	1	2	3	4	5	6	7	8	9	AB	R	H	RBI	BB	SO	LOB	TOP																		
Ryan Thompson, R (1, 8) OBP: 0.261, SLG: 0.409										5	3	4	1	0	0	0	New York Mets @ St. Louis Cardinals Busch Stadium, St. Louis, MO Sun Aug 01 1993, 3:33 AM CDT Att: 31,277 - Sunny - 92 F																		
Charlie O'Brien, R (1, 2) OBP: 0.300, SLG: 0.347										4	1	1	0	0	0	2																			
Eddie Murray, S (1, 3) OBP: 0.322, SLG: 0.462										5	2	3	3	0	0	2																			
Bobby Bonilla, S (1, 5) OBP: 0.342, SLG: 0.491										3	0	2	0	1	0	0																			
Tim Bogar, R (8, 5) OBP: 0.293, SLG: 0.313										1	1	1	1	0	0	0																			
Dave Gallagher, R (1, 9) OBP: 0.354, SLG: 0.487										3	0	0	0	0	0	3																			
Joe Orsulak, L (8, PH) OBP: 0.347, SLG: 0.416										2	1	2	2	0	0	0																			
Jeff Kent, R (1, 4) OBP: 0.304, SLG: 0.424										4	1	0	0	1	1	1																			
Chico Walker, S (1, 7) OBP: 0.342, SLG: 0.342										5	1	0	0	0	1	4																			
Jeremy Burnitz, L (8, PH) OBP: 0.321, SLG: 0.464										0	0	0	0	0	0	0																			
Kevin Baez, R (1, 6) OBP: 0.333, SLG: 0.471										4	0	3	3	0	0	0																			
Dwight Gooden, R (1, 1) OBP: 0.220, SLG: 0.390										3	0	0	0	0	0	2																			
Jeff McKnight, S (8, PH) OBP: 0.317, SLG: 0.278										1	0	0	0	0	0	1																			
Pete Schourek, L (8, 1) OBP: 0.269, SLG: 0.217										0	0	0	0	0	0	0																			
Inning Stats	R: 0 E: 0 K: 0 S: 6	H: 1 LOB: 0 BB: 0 P: 7	R: 0 E: 0 K: 0 S: 4	H: 1 LOB: 0 BB: 0 P: 5	R: 0 E: 0 K: 0 S: 4	H: 0 LOB: 0 BB: 0 P: 4	R: 0 E: 0 K: 0 S: 14	H: 2 LOB: 2 BB: 0 P: 21	R: 0 E: 0 K: 1 S: 9	H: 1 LOB: 1 BB: 0 P: 12	R: 2 E: 0 K: 0 S: 12	H: 2 LOB: 0 BB: 0 P: 17	R: 0 E: 0 K: 1 S: 12	H: 1 LOB: 1 BB: 0 P: 17	R: 5 E: 0 K: 0 S: 14	H: 4 LOB: 1 BB: 2 P: 28	R: 3 E: 0 K: 0 S: 15	H: 4 LOB: 1 BB: 0 P: 22	1B: 8 2B: 6 3B: 0 HR: 2	SF: 0 SAC: 1 DP: 2 HBP: 0	WP: 0 PB: 0 SB: 0 CS: 0	PA: 43													
PITCHER	IP WLS BF H R ER SO BB IBB HBP BLK WP HR S P ERA WHIP																																		
Rheal Cormier, L (1, 1) ERA: 4.54	6.0	23	7	2	2	1	0	0	0	0	0	0	0	0	1	49	66	3.00	1.167																
Omar Olivares, R (7, 1) ERA: 4.77	1.0	4	1	0	0	1	0	0	0	0	0	0	0	0	0	12	17	0.00	1.000																
Todd Burns, R (8, 1) ERA: 4.83	0.1	L	4	2	3	3	0	0	1	0	0	0	0	0	0	6	12	81.00	6.000																
Lee Guetterman, L (8, 1) ERA: 5.4	0.2	5	2	2	2	0	0	1	0	0	0	0	0	0	8	16	27.00	3.000																	
Joe Magrane, L (9, 1) ERA: 4.92	1.0	7	4	3	3	0	0	0	0	0	0	0	0	1	15	22	27.00	4.000																	

AB	40
R	10
H	16
RBI	10
BB	2
SO	2
LOB	15



Batter	1	2	3	4	5	6	7	8	9	AB	R	H	RBI	BB	SO	LOB	BOTTOM																		
Luis Altea, S (1, 4) OBP: 0.387, SLG: 0.386										4	0	0	0	0	1	3	New York Mets @ St. Louis Cardinals Busch Stadium, St. Louis, MO Sun Aug 01 1993, 3:33 AM CDT Att: 31,277 - Sunny - 92 F																		
Ozzie Smith, S (1, 6) OBP: 0.333, SLG: 0.356										3	1	0	0	1	0	1																			
Ray Lankford, L (1, 8) OBP: 0.392, SLG: 0.358										3	1	1	0	1	0	0																			
Todd Zeile, R (1, 5) OBP: 0.345, SLG: 0.430										3	0	2	1	1	1	1																			
Bernard Gilkey, R (1, 7) OBP: 0.379, SLG: 0.501										4	0	0	0	0	0	4																			
Brian Jordan, R (1, 9) OBP: 0.335, SLG: 0.486										4	0	2	1	0	0	0																			
Rod Brewer, L (1, 3) OBP: 0.308, SLG: 0.333										4	0	0	0	0	1	1																			
Tom Pagnozzi, R (1, 2) OBP: 0.289, SLG: 0.367										3	1	1	1	0	0	0																			
Rheal Cormier, L (1, 1) OBP: 0.206, SLG: 0.233										2	0	1	0	0	0	0																			
Omar Olivares, R (7, 1) OBP: 0.294, SLG: 0.353										0	0	0	0	0	0	0																			
Geraldo Peñafiel, R (7, PH) OBP: 0.217, SLG: 0.459										0	0	0	0	0	0	0																			
Todd Burns, R (8, 1) ERA: 4.83										0	0	0	0	0	0	0																			
Lee Guetterman, L (8, 1) OBP: 0.302, SLG: 0.403										0	0	0	0	0	0	0																			
Joe Magrane, R (9, 1) OBP: 0.294, SLG: 0.443										1	0	0	0	0	0	1																			
Tracy Woodson, R (8, PH) OBP: 0.254, SLG: 0.259										0	0	0	0	0	0	0																			
Inning Stats	R: 0 E: 0 K: 1 S: 8	H: 0 LOB: 0 BB: 0 P: 13	R: 0 E: 0 K: 0 S: 10	H: 2 LOB: 1 BB: 0 P: 17	R: 0 E: 0 K: 0 S: 6	H: 1 LOB: 1 BB: 0 P: 13	R: 1 E: 0 K: 1 S: 12	H: 2 LOB: 0 BB: 0 P: 18	R: 0 E: 0 K: 1 S: 7	H: 0 LOB: 0 BB: 0 P: 7	R: 1 E: 0 K: 0 S: 12	H: 1 LOB: 1 BB: 2 P: 21	R: 0 E: 0 K: 0 S: 8	H: 0 LOB: 2 BB: 1 P: 17	R: 0 E: 0 K: 0 S: 10	H: 0 LOB: 1 BB: 1 P: 18	R: 1 E: 0 K: 1 S: 12	H: 1 LOB: 0 BB: 0 P: 18	1B: 4 2B: 2 3B: 0 HR: 1	SF: 0 SAC: 0 DP: 0 HBP: 1	WP: 0 PB: 0 SB: 0 CS: 2	PA: 37													
PITCHER	IP WLS BF H R ER SO BB IBB HBP BLK WP HR S P ERA WHIP																																		
Dwight Gooden, R (1, 1) ERA: 3.19	7.0	W	28	6	2	2	3	0	0	0	0	0	0	0	1	63	106	2.57	1.286																
Pete Schourek, L (8, 1) ERA: 6.21	2.0	8	1	1	1	1	1	0	0	0	0	1	22	36	4.50	1.000																			

AB	31
R	3
H	7
RBI	3
BB	4
SO	4
LOB	10



Batter	1	2	3	4	5	6	7	8	9	AB	R	H	RBI	BB	SO	LOB	TOP					
Ryan Thompson, R (1.8) OBP: 0.270, SLG: 0.400										4	0	1	0	1	2	2	<p>New York Mets @ Montreal Expos Olympic Stadium, Montreal, QB Mon Aug 02 1993, 7:05 PM EDT Att: 16,005 - Dome</p> <p>livebaseballscores.com</p> <p>AB 33 R 4 H 11 RBI 4 BB 2 SO 4 LOB 14</p>					
Todd Hundley, S (1.2) OBP: 0.260, SLG: 0.339										4	0	1	0	0	1	2						
Eddie Murray, S (1.3) OBP: 0.319, SLG: 0.457										4	0	0	0	0	2							
Bobby Bonilla, S (1.5) OBP: 0.344, SLG: 0.491										4	1	2	0	0	1	0						
Joe Orsulak, L (1.7) OBP: 0.349, SLG: 0.418										4	2	2	0	0	0	1						
Jeff Kent, R (1.4) OBP: 0.311, SLG: 0.433										3	1	3	1	0	0	0						
Jeremy Burnitz, L (1.9) OBP: 0.319, SLG: 0.450										3	0	0	0	1	0	4						
Tim Bogar, R (1.6) OBP: 0.297, SLG: 0.322										4	0	2	3	0	0	2						
Bret Saberhagen, R (1.1) OBP: 0.200, SLG: 0.133										2	0	0	0	0	0	1						
Chico Walker, S (9, PH) OBP: 0.285, SLG: 0.339										1	0	0	0	0	0	0						
John Franco, L (9.1)										0	0	0	0	0	0	0						
Inning Stats	R: 0 E: 0 K: 1 S: 5	H: 1 LOB: 0 BB: 0 P: 5	R: 0 E: 0 K: 0 S: 5	H: 2 LOB: 2 BB: 0 P: 5	R: 0 E: 0 K: 1 S: 6	H: 1 LOB: 1 BB: 0 P: 6	R: 2 E: 0 K: 0 S: 6	H: 3 LOB: 1 BB: 0 P: 6	R: 0 E: 0 K: 0 S: 2	H: 0 LOB: 0 BB: 1 P: 6	R: 2 E: 0 K: 1 S: 8	H: 3 LOB: 2 BB: 1 P: 12	R: 0 E: 0 K: 1 S: 5	H: 0 LOB: 0 BB: 0 P: 5	R: 0 E: 0 K: 0 S: 3	H: 1 LOB: 0 BB: 0 P: 3	R: 0 E: 0 K: 0 S: 3	H: 0 LOB: 0 BB: 0 P: 3	1B: 9 2B: 3 3B: 0 HR: 0	SF: 0 SAC: 2 DP: 2 HBP: 0	WP: 0 PB: 0 SB: 1 CS: 0	PA: 37
PITCHER	IP WLS BF H R ER SO BB IBB HBP BLK WP HR S P ERA WHIP																					
Ken Hill, R (1.1) ERA: 2.77	5.1 L 26 10 4 4 2 1 1 0 0 0 0 0 28 36 6.75 2.062																					
Gil Heredia, R (6.1) ERA: 5.92	1.2 5 0 0 0 2 0 0 0 0 0 0 0 9 9 0.00 0.000																					
Jeff Shaw, R (8.1) ERA: 4.26	2.0 6 1 0 0 0 0 0 0 0 0 0 0 6 6 0.00 0.500																					

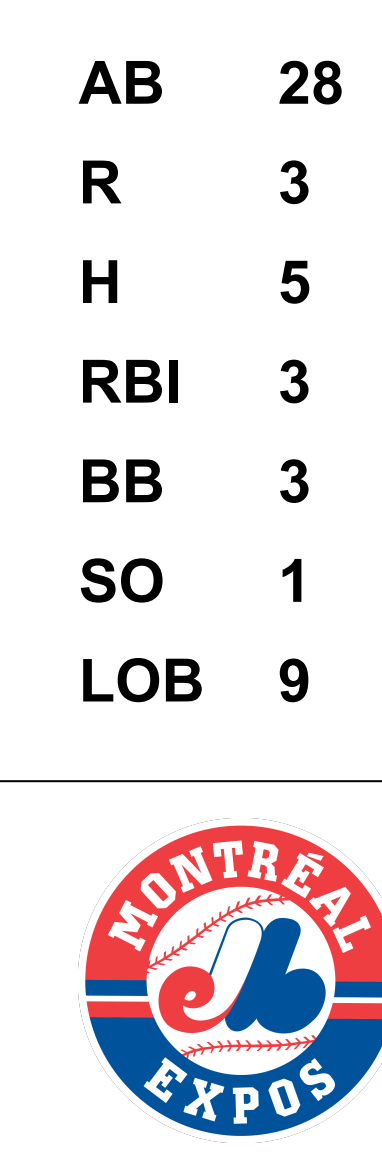
Batter	1	2	3	4	5	6	7	8	9	AB	R	H	RBI	BB	SO	LOB	BOTTOM			
Delino DeShields, L (1.4) OBP: 0.390, SLG: 0.377										3	1	1	0	1	0	0	<p>New York Mets @ Montreal Expos Olympic Stadium, Montreal, QB Mon Aug 02 1993, 7:05 PM EDT Att: 16,005 - Dome</p> <p>livebaseballscores.com</p> <p>AB 32 R 3 H 7 RBI 3 BB 3 SO 2 LOB 10</p>			
Sean Berry, R (1.5) OBP: 0.347, SLG: 0.395										4	0	0	0	0	3					
Marquis Grissom, R (1.8) OBP: 0.336, SLG: 0.423										4	0	1	0	0	3					
Larry Walker, L (1.9) OBP: 0.381, SLG: 0.474										3	1	1	2	1	0	1				
Moises Alou, R (1.7) OBP: 0.333, SLG: 0.470										4	0	1	0	0	1	1				
Darin Fletcher, L (1.2) OBP: 0.356, SLG: 0.384										4	0	0	1	0	0	1				
Tim Spehr, R (9, FR) OBP: 0.203, SLG: 0.235										0	0	0	0	0	0	0				
John Vander Wal, L (1.3) OBP: 0.325, SLG: 0.397										1	0	0	0	1	0	0				
Gil Heredia, R (6.1) OBP: 0.386, SLG: 0.394										0	0	0	0	0	0	0				
Lou Frazier, S (7, PH) OBP: 0.067, SLG: 0.067										1	0	0	0	0	0	0				
Jeff Shaw, R (8.1) OBP: 0.349, SLG: 0.370										1	0	1	0	0	0	0				
Mike Lansing, R (9, PH) OBP: 0.309, SLG: 0.376										4	0	1	0	0	0	1				
Wil Cordero, R (1.6) OBP: 0.309, SLG: 0.376										4	0	1	0	0	0	1				
Ken Hill, R (1.1) OBP: 0.158, SLG: 0.139										1	0	0	0	0	0	0				
Frank Bolick, S (6.3) OBP: 0.309, SLG: 0.349										2	1	1	0	0	1	0				
Inning Stats	R: 0 E: 0 K: 0 S: 4	H: 1 LOB: 1 BB: 0 P: 4	R: 0 E: 0 K: 0 S: 3	H: 0 LOB: 1 BB: 1 P: 7	R: 0 E: 0 K: 0 S: 3	H: 0 LOB: 0 BB: 0 P: 3	R: 0 E: 0 K: 0 S: 3	H: 0 LOB: 0 BB: 0 P: 3	R: 2 E: 0 K: 1 S: 7	H: 2 LOB: 1 BB: 1 P: 11	R: 0 E: 0 K: 0 S: 3	H: 0 LOB: 0 BB: 0 P: 3	R: 0 E: 0 K: 1 S: 5	H: 0 LOB: 0 BB: 0 P: 5	R: 1 E: 0 K: 0 S: 5	H: 4 LOB: 2 BB: 1 P: 9	1B: 6 2B: 0 3B: 1 HR: 0	SF: 0 SAC: 0 DP: 0 HBP: 0	WP: 0 PB: 0 SB: 1 CS: 0	PA: 35
PITCHER	IP WLS BF H R ER SO BB IBB HBP BLK WP HR S P ERA WHIP																			
Bret Saberhagen, R (1.1) ERA: 3.29	8.0 W 29 3 2 2 2 2 0 0 0 0 0 0 31 39 2.25 0.625																			
John Franco, L (9.1) ERA: 3.12	1.0 S 6 4 1 1 0 1 0 0 0 0 0 0 5 9 9.00 5.000																			

Batter	1	2	3	4	5	6	7	8	9	AB	R	H	RBI	BB	SO	LOB	TOP										
Ryan Thompson, R (1, 8) OBP: 0.268, SLG: 0.385	E6 SH2-3		F7		F9			P3		4	0	0	0	0	0	2	<p>New York Mets @ Montreal Expos Olympic Stadium, Montreal, QB Wed Aug 04, 1993, 7:05 PM EDT Att: 17,906 - Dome</p>										
Charlie O'Brien, R (1, 2) OBP: 0.398, SLG: 0.355	SH2-3		F7					L9		3	1	1	0	0	0	1											
Eddie Murray, S (1, 3) OBP: 0.313, SLG: 0.448	G5-3			G5-3		F9		F8		4	0	0	0	0	0	3											
Bobby Bonilla, S (1, 5) OBP: 0.344, SLG: 0.494				L9		G5-3			F8	3	0	0	1	1	0	0											
Dave Gallagher, R (1, 9) OBP: 0.338, SLG: 0.463 Joe Orsulak, L (9, PH) OBP: 0.351, SLG: 0.416	L6		E5			F7		G3		3	0	0	0	0	0	2											
Jeff Kent, R (1, 4) OBP: 0.316, SLG: 0.436			K				K			4	0	2	0	0	2	1											
Chico Walker, S (1, 7) OBP: 0.275, SLG: 0.325		G4-6-3 1B			P3		G6-3		K	4	0	0	0	0	1	2											
Tim Bogar, R (1, 6) OBP: 0.294, SLG: 0.314		L5					K			2	0	0	0	1	1	0											
Sid Fernandez, L (1, 1) Jeff McKnight, S (8, PH) OBP: 0.321, SLG: 0.284 Mike Maddux, L (8, 1)			K		F8					2	0	0	0	0	1	1											
										1	0	1	0	0	0	0											
										0	0	0	0	0	0	0											
Inning Stats	R: 0 E: 1 K: 0 S: 5	H: 0 LOB: 2 BB: 1 P: 12	R: 0 E: 0 K: 0 S: 5	H: 1 LOB: 0 BB: 0 P: 12	R: 0 E: 0 K: 1 S: 5	H: 0 LOB: 0 BB: 0 P: 5	R: 0 E: 1 K: 1 S: 7	H: 0 LOB: 1 BB: 0 P: 12	R: 0 E: 0 K: 0 S: 8	H: 0 LOB: 1 BB: 1 P: 15	R: 1 E: 0 K: 0 S: 4	H: 1 LOB: 0 BB: 0 P: 6	R: 0 E: 0 K: 2 S: 8	H: 0 LOB: 0 BB: 0 P: 12	R: 0 E: 0 K: 0 S: 10	H: 1 LOB: 1 BB: 0 P: 12	R: 0 E: 0 K: 1 S: 10	H: 1 LOB: 1 BB: 0 P: 15	1B: 3 2B: 1 3B: 0 HR: 0	SF: 0 SAC: 1 DP: 1 HBP: 0	WP: 1 PB: 0 SB: 0 CS: 0	PA: 34					
PITCHER	IP	WLS	BF	H	R	ER	SO	BB	IBB	HBP	BLK	WP	HR	S	P	ERA	WHIP										
Chris Nabholz, L (1, 1) ERA: 4.53	8.0	W	30	3	1	1	4	2	0	0	0	1	0	52	86	1.12	0.625										
John Wetteland, R (9, 1) ERA: 1.73	1.0	S	4	1	0	0	1	0	0	0	0	0	0	10	15	0.00	1.000										

AB 31
R 1
H 4
RBI 1
BB 2
SO 5
LOB 12



Batter	1	2	3	4	5	6	7	8	9	AB	R	H	RBI	BB	SO	LOB	BOTTOM										
Delino DeShields, L (1, 4) OBP: 0.389, SLG: 0.373		F8			BB					2	1	1	0	2	0	1	<p>New York Mets @ Montreal Expos Olympic Stadium, Montreal, QB Wed Aug 04, 1993, 7:05 PM EDT Att: 17,906 - Dome</p>										
Sean Berry, R (1, 5) OBP: 0.354, SLG: 0.399			F8		F7		L5			3	1	0	0	1	0	3											
Marquis Grissom, R (1, 8) OBP: 0.337, SLG: 0.422	P3		F7		P6			G5-3		4	0	0	0	0	0	3											
Larry Walker, L (1, 9) OBP: 0.384, SLG: 0.485				HR		F8		G3-1		4	1	2	2	0	0	0											
Moises Alou, R (1, 7) OBP: 0.331, SLG: 0.466	FC6-4					F9		F7		4	0	1	1	0	0	1											
Frank Bolick, S (1, 3) OBP: 0.305, SLG: 0.344 Derrick White, R (7, 3) OBP: 0.270, SLG: 0.324	F7		CS		F9		P3			3	0	0	0	0	0	1											
										0	0	0	0	0	0	0											
Darrin Fletcher, L (1, 2) OBP: 0.352, SLG: 0.379		F8			L9		P6			3	0	0	0	0	0	0											
Wil Cordero, R (1, 6) OBP: 0.307, SLG: 0.372		P3			F7		E3 SH5-4			3	0	0	0	0	0	0											
Chris Nabholz, L (1, 1) OBP: 0.139, SLG: 0.139 John Wetteland, R (9, 1)							SH5-4			2	0	1	0	0	1	0											
										0	0	0	0	0	0	0											
Inning Stats	R: 2 E: 0 K: 0 S: 16	H: 2 LOB: 1 BB: 1 P: 24	R: 0 E: 0 K: 0 S: 8	H: 1 LOB: 0 BB: 0 P: 9	R: 1 E: 0 K: 0 S: 7	H: 2 LOB: 0 BB: 0 P: 11	R: 0 E: 0 K: 0 S: 7	H: 0 LOB: 0 BB: 0 P: 9	R: 0 E: 0 K: 1 S: 11	H: 0 LOB: 1 BB: 1 P: 20	R: 0 E: 0 K: 0 S: 9	H: 0 LOB: 0 BB: 0 P: 14	R: 0 E: 1 K: 0 S: 13	H: 0 LOB: 2 BB: 1 P: 22	R: 0 E: 0 K: 0 S: 8	H: 0 LOB: 0 BB: 0 P: 11	1B: 4 2B: 0 3B: 0 HR: 1	SF: 0 SAC: 1 DP: 0 HBP: 0	WP: 0 PB: 0 SB: 3 CS: 1	PA: 33							
PITCHER	IP	WLS	BF	H	R	ER	SO	BB	IBB	HBP	BLK	WP	HR	S	P	ERA	WHIP										
Sid Fernandez, L (1, 1) ERA: 3.7	7.0	L	29	5	3	3	1	3	0	0	0	0	0	71	109	3.86	1.143										
Mike Maddux, R (8, 1) ERA: 3.81	1.0		3	0	0	0	0	0	0	0	0	0	0	8	11	0.00	0.000										



Batter	1	2	3	4	5	6	7	8	9	10	11	12	13	AB	R	H	RBI	BB	SO	LOB	TOP													
Ryan Thompson, R OBP: 0.250, SLG: 0.357	G6-3	G5-3			F8	G5-4-3		G4-3			L8		SH	6	1	0	0	0	0	2														
Joe Orsulak, L OBP: 0.253, SLG: 0.424	1B		G6-3		2B	HR	1B	F8			G3		2B	7	3	3	1	0	0	0														
Eddie Murray, S OBP: 0.313, SLG: 0.446	K		L8		HR	2B		F8			BB		K	6	1	1	1	1	2	3														
Bobby Bonilla, S OBP: 0.240, SLG: 0.489	HR		L9		HR	1B		BB	1B				P5	4	2	0	0	3	1	3														
Anthony Young, R OBP: 0.273, SLG: 0.200	HR				HR	1B		BB	BB					0	0	0	0	0	0	0														
Jeromy Burnitz, L OBP: 0.347, SLG: 0.500	HR			G3				BB	S					5	2	4	7	2	0	0														
Jeff Kent, R OBP: 0.319, SLG: 0.452	HR				HR			1B	BB			G5-3	SH1-4	6	1	3	3	0	0	4														
Todd Hundley, S OBP: 0.264, SLG: 0.337	F8				G3								F7	4	0	1	0	2	0	1														
Kevin Baez, R OBP: 0.270, SLG: 0.381																																		
Mike Washington, L OBP: 0.253, SLG: 0.323		G6-3																																
Chico Walker, S OBP: 0.253, SLG: 0.323																																		
Dave Telgheder, R OBP: 0.245, SLG: 0.333																																		
Dave Telgheder, R OBP: 0.245, SLG: 0.333																																		
Mike Madux, R OBP: 0.245, SLG: 0.333																																		
Tim Lincecum, R OBP: 0.245, SLG: 0.333																																		
Eric Hillman, L OBP: 0.182, SLG: 0.227																																		
Pete Schourek, L OBP: 0.296, SLG: 0.217																																		
Jeff Innis, R OBP: 0.322, SLG: 0.286																																		
Jeff McKnight, S OBP: 0.322, SLG: 0.286																																		
Inning Stats	R: 4 E: 0 K: 1 S: 21	H: 3 LOB: 0 BB: 1 P: 32	R: 0 E: 0 K: 1 S: 8	H: 0 LOB: 0 BB: 0 P: 9	R: 0 E: 0 K: 0 S: 9	H: 0 LOB: 0 BB: 0 P: 11	R: 0 E: 0 K: 0 S: 10	H: 2 LOB: 1 BB: 0 P: 14	R: 5 E: 0 K: 0 S: 13	H: 5 LOB: 1 BB: 1 P: 22	R: 0 E: 0 K: 0 S: 6	H: 0 LOB: 0 BB: 1 P: 12	R: 0 E: 0 K: 1 S: 19	H: 1 LOB: 3 BB: 2 P: 33	R: 0 E: 0 K: 1 S: 15	H: 0 LOB: 0 BB: 1 P: 23	R: 0 E: 0 K: 0 S: 9	H: 0 LOB: 0 BB: 0 P: 14	R: 0 E: 0 K: 0 S: 7	H: 0 LOB: 1 BB: 1 P: 13	R: 0 E: 0 K: 0 S: 6	H: 0 LOB: 1 BB: 2 P: 17	R: 3 E: 1 K: 1 S: 19	H: 3 LOB: 1 BB: 0 P: 28	1B: 6 2B: 5 3B: 1 HR: 2	SF: 0 SAC: 2 DP: 2 HBP: 0	W/P: 0 PB: 0 SB: 1 CS: 0	PA: 60						
PITCHER	IP 4.1	WLS 24	H 10	R 9	ER 9	SO 2	BB 1	IBB 1	HBP 0	BLK 0	W/P 0	HR 2	S 59	P 86	ERA 18.69	WHIP 2.538	PITCHER	IP 2.0	WLS 8	H 0	R 0	ER 0	SO 0	BB 2	IBB 1	HBP 0	BLK 0	W/P 0	HR 0	S 13	P 30	ERA 0.00	WHIP 1.000	
Dennis Martinez, R ERA: 4.01																	Mel Rojas, R ERA: 3.51																	
Gil Hareida, R ERA: 3.64																	John Wetteland, R ERA: 1.7																	
Jeff Shaw, R ERA: 4.2																																		
Brian Barnes, L ERA: 4.41																																		
Tim Scott, R ERA: 2.58																																		

New York Mets @ Montreal Expos
Olympic Stadium, Montreal, QB
Thu Aug 05 1993, 3:33 AM EDT
Att: 26,484 - Dome

AB 49
R 12
H 14
RBI 12
BB 9
SO 6
LOB 20



Batter	1	2	3	4	5	6	7	8	9	10	11	12	13	AB	R	H	RBI	BB	SO	LOB	BOTTOM													
Delino DeShields, L OBP: 0.360, SLG: 0.382	1B		G4-3		1B		G3			F8			FC6-4	4	3	3	1	0	0	0														
Lou Frazier, S OBP: 0.355, SLG: 0.388	1B												BB	2	0	0	0	1	0	1														
Mike Lansing, R OBP: 0.347, SLG: 0.368	1B		G6-3		P5			G5-3			P5		FC6-4	6	1	2	2	1	0	1														
Marquis Grissom, R OBP: 0.336, SLG: 0.422	1B		G6-3		1B								BB	7	1	3	2	0	1	4														
Larry Walker, L OBP: 0.379, SLG: 0.479	SF8				G3						L7		K	6	0	1	1	0	1	4														
Moises Alou, R OBP: 0.326, SLG: 0.460	P4				K					F8			F9	5	0	0	1	0	1	3														
Darrin Fletcher, L OBP: 0.348, SLG: 0.374			G3-1		K					F7			G6-3	6	0	1	0	0	1	2														
Eric Hillman, L ERA: 4.42																																		
Pete Schourek, L ERA: 6.43																																		
Jeff Innis, R ERA: 5.18																																		
Mike Madux, R ERA: 3.64																																		
Dave Telgheder, R ERA: 5.45																																		
Derrick White, R OBP: 0.302, SLG: 0.450																																		
John Wetteland, R ERA: 1.7																																		
Dennis Martinez, R OBP: 0.200, SLG: 0.245																																		
Sean Berry, R OBP: 0.355, SLG: 0.401																																		
Inning Stats	R: 1 E: 0 K: 0 S: 14	H: 2 LOB: 1 BB: 0 P: 22	R: 0 E: 0 K: 0 S: 7	H: 1 LOB: 1 BB: 0 P: 10	R: 0 E: 0 K: 2 S: 11	H: 0 LOB: 0 BB: 0 P: 14	R: 4 E: 1 K: 0 S: 19	H: 5 LOB: 2 BB: 1 P: 31	R: 0 E: 0 K: 2 S: 10	H: 1 LOB: 1 BB: 0 P: 18	R: 0 E: 0 K: 1 S: 7	H: 0 LOB: 0 BB: 0 P: 8	R: 0 E: 0 K: 0 S: 6	H: 0 LOB: 0 BB: 0 P: 10	R: 0 E: 0 K: 0 S: 7	H: 1 LOB: 1 BB: 0 P: 10	R: 0 E: 0 K: 0 S: 7	H: 0 LOB: 0 BB: 0 P: 11	R: 0 E: 0 K: 1 S: 8	H: 0 LOB: 2 BB: 2 P: 18	1B: 10 2B: 3 3B: 1 HR: 1	SF: 2 SAC: 0 DP: 0 HBP: 0	W/P: 0 PB: 1 SB: 1 CS: 0	PA: 58										
PITCHER	IP 4.1	WLS 22	H 7	R 5	ER 5	SO 2	BB 1	IBB 0	HBP 0	BLK 0	W/P 0	HR 1	S 53	P 80	ERA 10.38	WHIP 1.846	PITCHER	IP 1.0	WLS 3	H 0	R 0	ER 0	SO 0	BB 0	IBB 0	HBP 0	BLK 0	W/P 0	HR 0	S 7	P 11	ERA 0.00	WHIP 0.000	
Eric Hillman, L ERA: 4.42																	Mike Draper, R ERA: 3.89																	
Pete Schourek, L ERA: 6.43																	Anthony Young, R ERA: 4.09																	
Jeff Innis, R ERA: 5.18																																		
Mike Madux, R ERA: 3.64																																		
Dave Telgheder, R ERA: 5.45																																		

New York Mets @ Montreal Expos
Olympic Stadium, Montreal, QB
Thu Aug 05 1993, 3:33 AM EDT
Att: 26,484 - Dome

AB 53
R 9
H 15
RBI 9
BB 3
SO 8
LOB 21



Batter	1	2	3	4	5	6	7	8	9	AB	R	H	RBI	BB	SO	LOB	TOP			
Carlos Garcia, R OBP: 0.318, SLG: 0.419	1-2 E5 FC5-4		0-1 1B 2B 1B		2-2 L4		0-1 P3			4	1	1	0	0	0	1				
Jay Bell, R OBP: 0.377, SLG: 0.447	0-0 FC5-4 CS		2-0 2B 1B		3-2 L9			3-3 K		4	1	1	0	0	1	1				
Orlando Merced, S OBP: 0.434, SLG: 0.481	3-3 K		0-0 L4			0-3 K		0-1 G6-3		4	0	0	0	0	2	3				
Jeff King, R OBP: 0.358, SLG: 0.403		1-2 G5-3	3-1 2B			4-1 CS 1B BB		3-3 K		3	0	1	2	1	1	0				
Dave Clark, L OBP: 0.351, SLG: 0.357		4-0 1B BB BB	2-2 G4-3			0-0 1B		0-0 L6		3	0	1	0	1	0	1				
Scott Bullett, L OBP: 0.232, SLG: 0.269						1-2 1B				0	0	0	0	0	0	0				
Don Slaught, R OBP: 0.368, SLG: 0.456		4-1 1B BB		1-0 B5-3		3-3 K		3-3 K		3	0	0	0	1	2	2				
Al Martin, L OBP: 0.326, SLG: 0.418		0-0 G4-6-3 1B		3-3 K		0-0 CS 1B		2-0 F8		4	0	2	0	0	1	0				
Tom Foley, L OBP: 0.291, SLG: 0.390		0-0 G4-6-3		0-1 G4-3		2-0 SH1 1B				3	0	1	0	0	0	3				
Steve Cooke, R OBP: 0.157, SLG: 0.180					2-3 K					2	0	0	0	0	2	0				
Mark Dewey, R OBP: 0.318, SLG: 0.419								1-2 SH1		0	0	0	0	0	0	0				
Inning Stats	R: 0 E: 1 K: 1 S: 9	H: 0 LOB: 0 BB: 0 P: 13	R: 0 E: 0 K: 0 S: 6	H: 1 LOB: 2 BB: 2 P: 15	R: 2 E: 0 K: 1 S: 14	H: 3 LOB: 1 BB: 0 P: 19	R: 0 E: 0 K: 1 S: 6	H: 0 LOB: 0 BB: 0 P: 10	R: 0 E: 0 K: 2 S: 9	H: 1 LOB: 1 BB: 1 P: 16	R: 0 E: 0 K: 0 S: 5	H: 2 LOB: 1 BB: 0 P: 7	R: 0 E: 0 K: 2 S: 10	H: 0 LOB: 0 BB: 0 P: 16	R: 0 E: 0 K: 1 S: 6	H: 0 LOB: 0 BB: 0 P: 11	1B: 6 2B: 2 3B: 0 HR: 0	SF: 0 SAC: 1 DP: 2 HBP: 0	WP: 0 PB: 0 SB: 0 CS: 3	PA: 34
PITCHER Dwight Gooden, R ERA: 3.14	IP: 9.0 WLS: L BF: 34 H: 7 R: 2 ER: 2 SO: 9 BB: 3 IBB: 0 HBP: 0 BLK: 0 WP: 0 HR: 0 S: 74 P: 123 ERA: 2.00 WHIP: 1.111																			

Pittsburgh Pirates @ New York Mets
Shea Stadium, Flushing, NY
Sat Aug 07 1993, 3:33 AM EDT
Cloudy - 70 F

AB 30
R 2
H 7
RBI 2
BB 3
SO 9
LOB 11



Batter	1	2	3	4	5	6	7	8	9	AB	R	H	RBI	BB	SO	LOB	BOTTOM					
Ryan Thompson, R OBP: 0.239, SLG: 0.341	1-2 G5-3		0-0 L6		1-2 P4		3-3 K			4	0	0	0	0	1	2						
Charlie O'Brien, R OBP: 0.314, SLG: 0.387	3-2 G1-3 1B			3-2 F9		0-0 HR		0-0 G6-3		4	1	2	1	0	0	0						
Eddie Murray, S OBP: 0.312, SLG: 0.444	0-2 G1-3			1-1 1B 1B		2-1 F9		2-1 F7		4	0	1	0	0	0	1						
Bobby Bonilla, S OBP: 0.345, SLG: 0.489	0-3 K			1-0 P6		0-3 K		1-2 2B		4	0	1	0	0	2	2						
Dave Gallagher, R OBP: 0.340, SLG: 0.461		1-1 G5-3		0-1 1B		2-1 1B		2-1 F7		4	0	2	0	0	0	1						
Jeff Kent, R OBP: 0.315, SLG: 0.447		0-0 F8		3-0 P4		0-1 G3-1			0-0 G3	4	0	0	0	0	3							
Jeremy Burnitz, L OBP: 0.352, SLG: 0.514		3-2 F9			4-1 B2-4 1B BB		3-1 3B		2-1 P6	3	0	1	0	1	0	0						
Tim Bogar, R OBP: 0.294, SLG: 0.314			0-1 F7		0-0 1B		2-1 G6-3		0-1 1B	3	0	1	0	0	0	1						
Joe Orsulak, L OBP: 0.355, SLG: 0.426					1-2 1B					1	0	1	0	0	0	0						
Dwight Gooden, R OBP: 0.210, SLG: 0.371			1-2 K		1-0 B2-4		0-0 P3		0-0 F9	3	0	0	0	0	1	3						
Jeff McKnight, S OBP: 0.318, SLG: 0.282					2-3 K					1	0	0	0	0	0	1						
Inning Stats	R: 0 E: 0 K: 1 S: 15	H: 1 LOB: 1 BB: 0 P: 19	R: 0 E: 0 K: 0 S: 6	H: 0 LOB: 0 BB: 0 P: 10	R: 0 E: 0 K: 1 S: 6	H: 0 LOB: 0 BB: 0 P: 7	R: 0 E: 0 K: 0 S: 10	H: 2 LOB: 2 BB: 0 P: 18	R: 0 E: 0 K: 1 S: 7	H: 1 LOB: 1 BB: 1 P: 13	R: 1 E: 0 K: 1 S: 10	H: 2 LOB: 1 BB: 0 P: 14	R: 0 E: 0 K: 0 S: 8	H: 1 LOB: 1 BB: 0 P: 16	R: 0 E: 0 K: 0 S: 8	H: 1 LOB: 1 BB: 0 P: 13	R: 0 E: 0 K: 0 S: 6	H: 1 LOB: 1 BB: 0 P: 8	1B: 6 2B: 2 3B: 1 HR: 1	SF: 0 SAC: 0 DP: 1 HBP: 0	WP: 0 PB: 0 SB: 0 CS: 0	PA: 36
PITCHER Steve Cooke, L ERA: 3.88	IP: 8.0 WLS: W BF: 32 H: 8 R: 1 ER: 1 SO: 4 BB: 1 IBB: 0 HBP: 0 BLK: 0 WP: 0 HR: 1 S: 70 P: 110 ERA: 1.12 WHIP: 1.125																					
Mark Dewey, R ERA:	IP: 1.0 WLS: S BF: 4 H: 1 R: 0 ER: 0 SO: 0 BB: 0 IBB: 0 HBP: 0 BLK: 0 WP: 0 HR: 0 S: 6 P: 8 ERA: 0.00 WHIP: 1.000																					

Pittsburgh Pirates @ New York Mets
Shea Stadium, Flushing, NY
Sat Aug 07 1993, 3:33 AM EDT
Cloudy - 70 F

AB 35
R 1
H 9
RBI 1
BB 1
SO 4
LOB 14



Batter	1	2	3	4	5	6	7	8	9	AB	R	H	RBI	BB	SO	LOB	TOP										
Carlos Garcia, R (1, 4) OBP: 0.323, SLG: 0.425	F7		2-2 2H 1B		0-0 1B 1B		0-0 F8			4	1	2	1	0	0	0											
Jay Bell, R (1, 6) OBP: 0.380, SLG: 0.451	G5-3		3-2 1B		1-1 1B 1B		0-0 G6-3 1B			4	1	3	0	0	0	0											
Orlando Merced, S (1, 9) OBP: 0.436, SLG: 0.481	FC3-6 BB		0-0 G4-3		0-0 L7-4 1B		1-2 G6-3 1-2			3	0	1	1	1	0	2											
Jeff King, R (1, 5) OBP: 0.360, SLG: 0.406	FC3-6 1-2			1-1 HBP 1B	1-1 3-H 1B		0-3 K			4	0	2	1	0	1	1											
Lonnie Smith, R (1, 8) OBP: 0.409, SLG: 0.410		1-2 P7		2-0 F9	3-1 L7-4		2-2 F8			4	0	0	0	0	0	3											
Scott Bulett, L (8, 8) OBP: 0.228, SLG: 0.264										0	0	0	0	0	0	0											
Lloyd McClendon, R (1, 7) OBP: 0.296, SLG: 0.285	G5-3			1-2 F8		2-2 G6-3 1B		2-2 F9		4	0	1	0	0	0	1											
Don Slaught, R (1, 2) OBP: 0.366, SLG: 0.450	G5-3			1-0 HBP		1-0 G6-3			1-0 P5	3	0	0	0	0	0	1											
Kevin Young, R (1, 3) OBP: 0.302, SLG: 0.316			2-2 SH1 1B	1-3 K		1-0 P9			1-3 K	4	1	1	0	0	2	3											
Zane Smith, L (1, 1) OBP: 0.100, SLG: 0.100			0-1 SH1		0-1 P5		0-3 K		0-1 F8	3	0	0	0	0	1	1											
Inning Stats	R: 0 E: 0 K: 0 S: 11	H: 0 LOB: 1 BB: 1 P: 19	R: 0 E: 0 K: 0 S: 6	H: 0 LOB: 0 BB: 0 P: 8	R: 1 E: 0 K: 0 S: 12	H: 3 LOB: 1 BB: 0 P: 19	R: 0 E: 0 K: 1 S: 12	H: 1 LOB: 2 BB: 0 P: 18	R: 2 E: 0 K: 0 S: 10	H: 4 LOB: 1 BB: 0 P: 15	R: 0 E: 0 K: 1 S: 9	H: 1 LOB: 1 BB: 0 P: 13	R: 0 E: 0 K: 0 S: 5	H: 1 LOB: 0 BB: 0 P: 6	R: 0 E: 0 K: 1 S: 11	H: 0 LOB: 0 BB: 0 P: 15	R: 0 E: 0 K: 1 S: 6	H: 0 LOB: 0 BB: 0 P: 8	1B: 10 2B: 1 3B: 0 HR: 0	SF: 0 SAC: 1 DP: 2 HBP: 1	WP: 0 PB: 0 SB: 0 CS: 0	PA: 36					
PITCHER	IP	WLS	BF	H	R	ER	SO	BB	IBB	HBP	BLK	WP	HR	S	P	ERA	WHIP										
Frank Tanana, L (1, 1) ERA: 4.53	8.0	L	33	10	3	3	3	1	0	1	0	0	0	76	113	3.38	1.375										
Dave Telgheder, R (9, 1) ERA: 5.3	1.0		3	0	0	0	1	0	0	0	0	0	0	6	8	0.00	0.000										

Pittsburgh Pirates @ New York Mets
Shea Stadium, Flushing, NY
Sun Aug 08 1993, 3:33 AM EDT
Att: 27,231 - Sunny - 81 F

AB 33
R 3
H 10
RBI 3
BB 1
SO 4
LOB 12



Batter	1	2	3	4	5	6	7	8	9	AB	R	H	RBI	BB	SO	LOB	BOTTOM										
Ryan Thompson, R (1, 8) OBP: 0.267, SLG: 0.375	K		0-1 F8		3-2 1B			2-3 K		4	0	1	0	0	2	0											
Charlie O'Brien, R (1, 2) OBP: 0.304, SLG: 0.374	G3		2-2 G4-3		3-1 F9			1-2 G5-3		4	0	0	0	0	0	1											
Eddie Murray, S (1, 3) OBP: 0.312, SLG: 0.459	G4-3			1-0 HR		2-3 K			1-3 K	4	1	1	1	0	2	0											
Bobby Bonilla, S (1, 5) OBP: 0.343, SLG: 0.483		2-3 K		1-1 G6-3		1-0 G4-3			2-2 G3	3	0	0	0	0	1	0											
Jeff McKnight, S (9, PH) OBP: 0.315, SLG: 0.278										1	0	0	0	0	0	0											
Dave Gallagher, R (1, 7) OBP: 0.347, SLG: 0.493		2-2 1B 3B		3-3 K		1-1 F7			1-1 G3	4	1	1	0	0	1	0											
Jeff Kent, R (1, 4) OBP: 0.322, SLG: 0.452		1-2 1B		1-2 1B			1-0 F7			3	0	2	1	0	0	0											
Jeremy Burnitz, L (1, 9) OBP: 0.361, SLG: 0.504		3-H F9		0-0 G3			4-2 CS BB			2	0	0	0	1	0	2											
Tim Bogar, R (1, 6) OBP: 0.288, SLG: 0.307		1-2 G4-3			2-2 P6		1-3 K			3	0	0	0	0	1	2											
Frank Tanana, L (1, 1) OBP: 0.156, SLG: 0.159			0-0 G4-3		0-3 K2-3			1-3 K		2	0	0	0	0	1	0											
Chico Walker, S (8, PH) OBP: 0.277, SLG: 0.333										1	0	0	0	0	1	0											
Dave Telgheder, R (9, 1) OBP: 0.167, SLG: 0.333										0	0	0	0	0	0	0											
Inning Stats	R: 0 E: 0 K: 1 S: 8	H: 2 LOB: 1 BB: 0 P: 10	R: 1 E: 0 K: 1 S: 14	H: 2 LOB: 0 BB: 0 P: 20	R: 0 E: 0 K: 0 S: 6	H: 0 LOB: 0 BB: 0 P: 8	R: 1 E: 0 K: 1 S: 15	H: 2 LOB: 1 BB: 0 P: 22	R: 0 E: 0 K: 1 S: 12	H: 1 LOB: 0 BB: 0 P: 20	R: 0 E: 0 K: 1 S: 6	H: 0 LOB: 0 BB: 0 P: 10	R: 0 E: 0 K: 1 S: 13	H: 0 LOB: 0 BB: 1 P: 19	R: 0 E: 0 K: 2 S: 10	H: 0 LOB: 0 BB: 0 P: 14	R: 0 E: 0 K: 1 S: 9	H: 0 LOB: 0 BB: 0 P: 13	1B: 3 2B: 0 3B: 1 HR: 1	SF: 0 SAC: 0 DP: 0 HBP: 0	WP: 0 PB: 0 SB: 0 CS: 1	PA: 32					
PITCHER	IP	WLS	BF	H	R	ER	SO	BB	IBB	HBP	BLK	WP	HR	S	P	ERA	WHIP										
Zane Smith, L (1, 1) ERA: 3.86	9.0	W	32	5	2	2	9	1	0	0	0	0	1	93	136	2.00	0.667										

Pittsburgh Pirates @ New York Mets
Shea Stadium, Flushing, NY
Sun Aug 08 1993, 3:33 AM EDT
Att: 27,231 - Sunny - 81 F

AB 31
R 2
H 5
RBI 2
BB 1
SO 9
LOB 5



Batter	1	2	3	4	5	6	7	8	9	AB	R	H	RBI	BB	SO	LOB	TOP	
Otis Nixon, S <small>OBP: 0.316, SLG: 0.281</small> (1, 8)											4	1	2	0	1	0	0	Atlanta Braves @ New York Mets Shea Stadium, Flushing, NY Tue Aug 10 1993, 7:05 PM EDT Att: 27,181 - Unknown - 75 F
Jeff Blausler, R <small>OBP: 0.400, SLG: 0.414</small> (1, 6)										5	1	2	0	0	0	1		
Ron Gant, R <small>OBP: 0.342, SLG: 0.532</small> (1, 7)										2	0	0	1	1	1	2		
Fred McGriff, L <small>OBP: 0.366, SLG: 0.549</small> (1, 3)										4	1	1	0	0	0	4		
Terry Pendleton, S <small>OBP: 0.297, SLG: 0.368</small> (1, 5)										4	0	1	1	0	0	4		
David Justice, L <small>OBP: 0.348, SLG: 0.493</small> (1, 9)										4	0	0	0	0	1	2		
Damon Berryhill, S <small>OBP: 0.275, SLG: 0.385</small> (1, 2)										3	0	0	0	1	1	1		
Mark Lemke, S <small>OBP: 0.354, SLG: 0.389</small> (1, 4)										4	0	1	0	0	0	3		
Tom Glavine, L <small>OBP: 0.226, SLG: 0.175</small> (7, PH) Francisco Cabrera, R <small>OBP: 0.307, SLG: 0.270</small> (7, 1) Steve Bedrosian, R <small>OBP: 0.307, SLG: 0.270</small> (7, 1) Mark Wohlers, R <small>OBP: 0.307, SLG: 0.270</small> (8, 1) Bill Pasotta, R <small>OBP: 0.307, SLG: 0.270</small> (9, PH) Greg McMichael, R <small>OBP: 0.307, SLG: 0.270</small> (9, 1)										2	0	1	0	0	1	0		
Inning Stats	R: 0 H: 1 E: 0 LOB: 2 K: 0 BB: 2 S: 15 P: 25	R: 0 H: 2 E: 0 LOB: 2 K: 1 BB: 0 S: 9 P: 12	R: 0 H: 0 E: 0 LOB: 0 K: 0 BB: 0 S: 7 P: 10	R: 0 H: 0 E: 0 LOB: 0 K: 1 BB: 0 S: 9 P: 13	R: 0 H: 0 E: 0 LOB: 0 K: 1 BB: 0 S: 7 P: 7	R: 0 H: 1 E: 1 LOB: 2 K: 1 BB: 0 S: 15 P: 22	R: 0 H: 0 E: 0 LOB: 1 K: 0 BB: 1 S: 6 P: 12	R: 3 H: 4 E: 1 LOB: 2 K: 0 BB: 0 S: 13 P: 16	R: 0 H: 0 E: 0 LOB: 0 K: 0 BB: 7 S: 6 P: 7	1B: 7 SF: 1 2B: 1 SAC: 0 3B: 0 DP: 0 HR: 0 HBP: 0	WP: 0 PA: 38 PB: 0 SB: 1 CS: 2	AB 34 R 3 H 8 RBI 2 BB 3 SO 4 LOB 18						
PITCHER Eric Hillman, L <small>ERA: 4.15</small> (1, 1)	IP: 9.0 WLS: L BF: 38 H: 8 R: 3 ER: 2 SO: 4 BB: 3 IBB: 0 HBP: 0 BLK: 0 WP: 0 HR: 0 S: 87 P: 124 ERA: 2.00 WHIP: 1.222											PITCHER IP: WLS: BF: H: R: ER: SO: BB: IBB: HBP: BLK: WP: HR: S: P: ERA: WHIP						

Batter	1	2	3	4	5	6	7	8	9	AB	R	H	RBI	BB	SO	LOB	BOTTOM
Ryan Thompson, R <small>OBP: 0.283, SLG: 0.380</small> (1, 8)										4	1	2	0	1	1	2	Atlanta Braves @ New York Mets Shea Stadium, Flushing, NY Tue Aug 10 1993, 7:05 PM EDT Att: 27,181 - Unknown - 75 F
Jeff McKnight, S <small>OBP: 0.330, SLG: 0.298</small> (1, 5)									5	0	3	0	0	0	1		
Eddie Murray, S <small>OBP: 0.309, SLG: 0.453</small> (1, 3)									5	0	0	0	0	1	5		
Dave Gallagher, R <small>OBP: 0.346, SLG: 0.486</small> (7, PH) Joe Orsulak, L <small>OBP: 0.354, SLG: 0.425</small> (8, 7)									2	0	0	0	1	2	1		
Jeff Kent, R <small>OBP: 0.322, SLG: 0.450</small> (1, 4)										4	1	1	0	0	2	1	
Charlie O'Brien, R <small>OBP: 0.305, SLG: 0.373</small> (8, PH) Bobby Bonilla, S <small>OBP: 0.345, SLG: 0.483</small> (9, 5)										3	0	1	0	0	0	1	
Jeremy Burnitz, L <small>OBP: 0.350, SLG: 0.487</small> (1, 9)										4	0	0	0	0	3		
Tim Bogar, R <small>OBP: 0.294, SLG: 0.309</small> (8, PH) Todd Hundley, S <small>OBP: 0.268, SLG: 0.344</small> (9, 2)										2	0	1	1	1	0	1	
Eric Hillman, L <small>OBP: 0.200, SLG: 0.240</small> (9, PH) Chico Walker, S <small>OBP: 0.275, SLG: 0.331</small> (9, PH)										3	0	1	0	0	1	1	
Inning Stats	R: 0 H: 1 E: 0 LOB: 1 K: 2 BB: 0 S: 10 P: 12	R: 1 H: 2 E: 0 LOB: 1 K: 0 BB: 0 S: 8 P: 16	R: 1 H: 1 E: 0 LOB: 1 K: 1 BB: 2 S: 13 P: 26	R: 0 H: 1 E: 0 LOB: 2 K: 1 BB: 1 S: 11 P: 21	R: 0 H: 0 E: 0 LOB: 0 K: 1 BB: 0 S: 8 P: 12	R: 0 H: 1 E: 0 LOB: 1 K: 1 BB: 0 S: 14 P: 23	R: 0 H: 2 E: 0 LOB: 2 K: 1 BB: 0 S: 17 P: 22	R: 0 H: 0 E: 0 LOB: 1 K: 0 BB: 1 S: 8 P: 13	R: 0 H: 1 E: 0 LOB: 1 K: 0 BB: 0 S: 8 P: 11	1B: 9 SF: 0 2B: 0 SAC: 0 3B: 0 DP: 1 HR: 0 HBP: 0	WP: 0 PA: 39 PB: 0 SB: 0 CS: 0	AB 35 R 2 H 9 RBI 1 BB 4 SO 7 LOB 19					
PITCHER Tom Glavine, L <small>ERA: 3.11</small> (7, 1) Steve Bedrosian, R <small>ERA: 1.51</small> (8, 1) Mark Wohlers, R <small>ERA: 3.14</small> (9, 1) Greg McMichael, R <small>ERA: 2.27</small> (9, 1)	IP: 6.0 WLS: W BF: 26 H: 6 R: 2 ER: 0 SO: 1 BB: 2 IBB: 0 HBP: 0 BLK: 0 WP: 0 HR: 0 S: 64 P: 110 ERA: 3.00 WHIP: 1.500											PITCHER IP: WLS: BF: H: R: ER: SO: BB: IBB: HBP: BLK: WP: HR: S: P: ERA: WHIP					

Batter	1	2	3	4	5	6	7	8	9	AB	R	H	RBI	BB	SO	LOB	TOP					
Otis Nixon, S <small>OBP: 0.318, SLG: 0.284</small> (1, 8)	 1B		 K			 G5-3		 HBP 1B		4	1	2	0	0	1	0						
Jeff Blauser, R <small>OBP: 0.400, SLG: 0.421</small> (1, 6)	 K		 G5-3			 HR		 HBP		3	1	1	1	0	1	1						
Ron Gant, R <small>OBP: 0.341, SLG: 0.530</small> (1, 7)	 E S 1B		 F7			 F8		 P5		4	1	1	1	0	0	2						
Fred McGriff, L <small>OBP: 0.363, SLG: 0.543</small> (1, 3)	 K			 G3-1		 G3			 L8		4	0	0	0	0	1						
Terry Pendleton, S <small>OBP: 0.297, SLG: 0.367</small> (1, 5)	 1B			 G4-3			 G5-3		 G4-3		4	0	1	1	0	0						
David Justice, L <small>OBP: 0.348, SLG: 0.498</small> (1, 9)	 K			 G3			 G1-3		 HR		4	1	1	1	0	1						
Damon Berryhill, S <small>OBP: 0.270, SLG: 0.377</small> (1, 2)		 B1-3			 P9			 F8	 G4-3		4	0	0	0	0	0						
Mark Lemke, S <small>OBP: 0.352, SLG: 0.386</small> (1, 4)		 F9			 P6			 F7		3	0	0	0	0	0	0						
Greg Maddux, R <small>OBP: 0.154, SLG: 0.156</small> (1, 1)		 K			 K			 P2		3	0	0	0	0	2	0						
Inning Stats	R: 2 H: 3 E: 1 K: 3 S: 17	H: 3 LOB: 1 BB: 0 P: 28	R: 0 H: 0 E: 0 K: 1 S: 7	H: 0 LOB: 0 BB: 0 P: 10	R: 0 H: 0 E: 0 K: 1 S: 8	H: 0 LOB: 0 BB: 0 P: 10	R: 0 H: 0 E: 0 K: 0 S: 5	H: 0 LOB: 0 BB: 0 P: 8	R: 0 H: 0 E: 0 K: 0 S: 9	H: 0 LOB: 0 BB: 0 P: 11	R: 1 H: 1 E: 0 K: 0 S: 7	H: 1 LOB: 0 BB: 0 P: 8	R: 0 H: 0 E: 0 K: 0 S: 5	H: 0 LOB: 0 BB: 0 P: 8	R: 0 H: 1 E: 0 K: 0 S: 5	H: 1 LOB: 2 BB: 0 P: 9	R: 1 H: 1 E: 0 K: 0 S: 7	H: 1 LOB: 0 BB: 0 P: 10	1B: 4 2B: 0 3B: 0 HR: 2	SF: 0 SAC: 0 DP: 0 HBP: 1	WP: 0 PB: 0 CS: 0	PA: 34
PITCHER	IP	WLS	BF	H	R	ER	SO	BB	IBB	HBP	BLK	WP	HR	S	P	ERA	WHIP					
Sid Fernandez, L <small>ERA: 3.65</small>	(1, 1)	8.0	L	30	5	3	3	6	0	0	1	0	0	1	63	92	3.38	0.625				
Anthony Young, R <small>ERA: 4.05</small>	(9, 1)	1.0		4	1	1	1	0	0	0	0	0	0	1	7	10	9.00	1.000				

Atlanta Braves @ New York Mets
 Shea Stadium, Flushing, NY
 Wed Aug 11, 1993, 7:05 PM EDT
 Att: 22,477 - Unknown - 75 F

AB 33
 R 4
 H 6
 RBI 4
 BB 0
 SO 6
 LOB 5



Batter	1	2	3	4	5	6	7	8	9	AB	R	H	RBI	BB	SO	LOB	BOTTOM					
Ryan Thompson, R <small>OBP: 0.275, SLG: 0.369</small> (1, 8)	 L6		 P3		 G5-3			 SH1-4		3	0	0	0	0	0	1						
Todd Hundley, S <small>OBP: 0.285, SLG: 0.346</small> (1, 2)	 G1-3 1B		 G4-3			 G4-3		 G3-1		4	1	1	0	0	0	1						
Eddie Murray, S <small>OBP: 0.308, SLG: 0.451</small> (1, 3)	 G1-3			 G6-3		 1B		 G5-3		4	0	1	0	0	0	2						
Bobby Bonilla, S <small>OBP: 0.344, SLG: 0.481</small> (1, 5)	 FC4-6 1B			 F8		 F8		 P5		4	0	1	1	0	0	1						
Joe Orsulak, L <small>OBP: 0.349, SLG: 0.418</small> (1, 7)	 FC4-6			 G6-3		 G4-3		 G6-3		4	0	0	0	0	0	2						
Jeff Kent, R <small>OBP: 0.321, SLG: 0.448</small> (1, 4)		 K			 FC3-6 1B		 F8		 F7		4	0	1	0	0	1						
Jeremy Burnitz, L <small>OBP: 0.343, SLG: 0.475</small> (1, 9)		 F7			 FC3-6 G3-1 1B		 K			3	1	0	0	0	1	1						
Tim Bogar, R <small>OBP: 0.290, SLG: 0.305</small> (1, 6)		 K			 G3-1		 F9			3	0	0	0	0	1	1						
Sid Fernandez, L <small>OBP: 0.250, SLG: 0.100</small> Chico Walker, S <small>OBP: 0.280, SLG: 0.336</small> (8, PH) Anthony Young, R <small>OBP: 0.273, SLG: 0.200</small> (9, 1)		 F7			 F7		 SH1-4 1B			2	0	1	1	0	0	0						
Inning Stats	R: 1 H: 2 E: 0 K: 0 S: 10	H: 2 LOB: 1 BB: 0 P: 13	R: 0 H: 0 E: 0 K: 2 S: 9	H: 0 LOB: 0 BB: 0 P: 12	R: 0 H: 0 E: 0 K: 0 S: 5	H: 0 LOB: 0 BB: 0 P: 7	R: 0 H: 0 E: 0 K: 0 S: 9	H: 0 LOB: 0 BB: 0 P: 12	R: 1 H: 2 E: 0 K: 0 S: 12	H: 2 LOB: 1 BB: 0 P: 17	R: 0 H: 1 E: 0 K: 0 S: 9	H: 1 LOB: 1 BB: 0 P: 15	R: 0 H: 0 E: 0 K: 1 S: 6	H: 0 LOB: 0 BB: 0 P: 7	R: 0 H: 1 E: 0 K: 0 S: 6	H: 1 LOB: 1 BB: 0 P: 8	R: 0 H: 0 E: 0 K: 0 S: 5	H: 0 LOB: 0 BB: 0 P: 7	1B: 5 2B: 1 3B: 0 HR: 0	SF: 0 SAC: 1 DP: 0 HBP: 0	WP: 0 PB: 0 CS: 0	PA: 33
PITCHER	IP	WLS	BF	H	R	ER	SO	BB	IBB	HBP	BLK	WP	HR	S	P	ERA	WHIP					
Greg Maddux, R <small>ERA: 2.75</small>	(1, 1)	9.0	W	33	6	2	2	3	0	0	0	0	0	0	71	98	2.00	0.667				


Atlanta Braves @ New York Mets
 Shea Stadium, Flushing, NY
 Wed Aug 11, 1993, 7:05 PM EDT
 Att: 22,477 - Unknown - 75 F

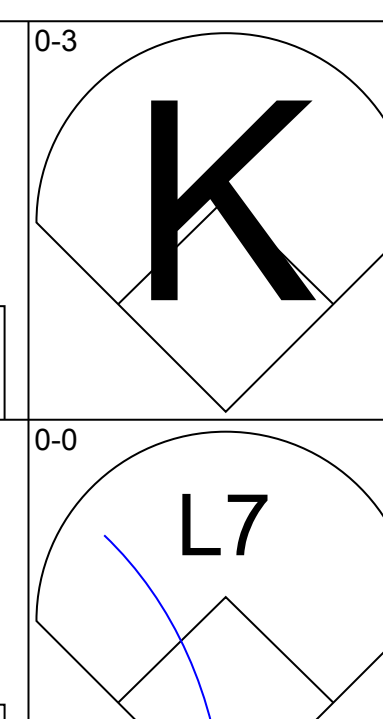
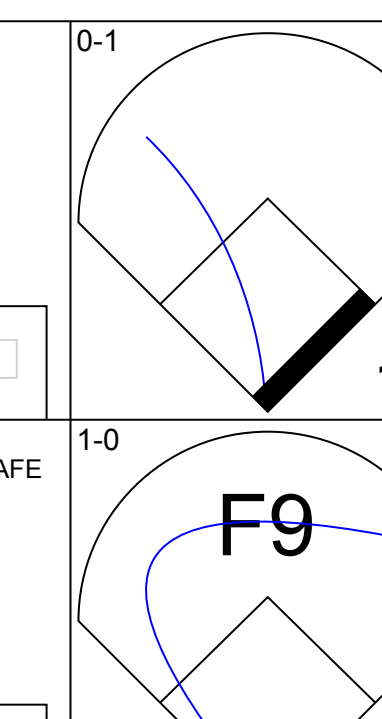
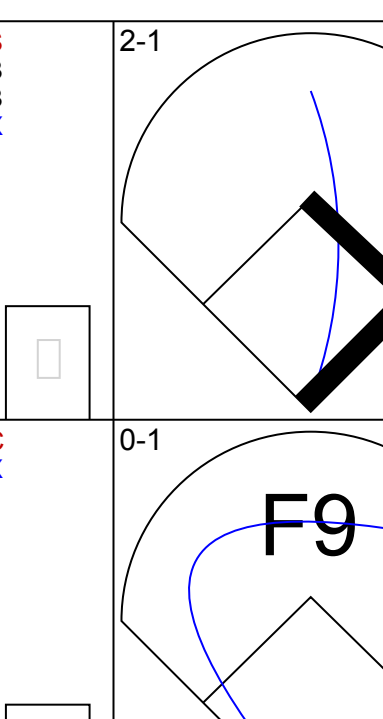
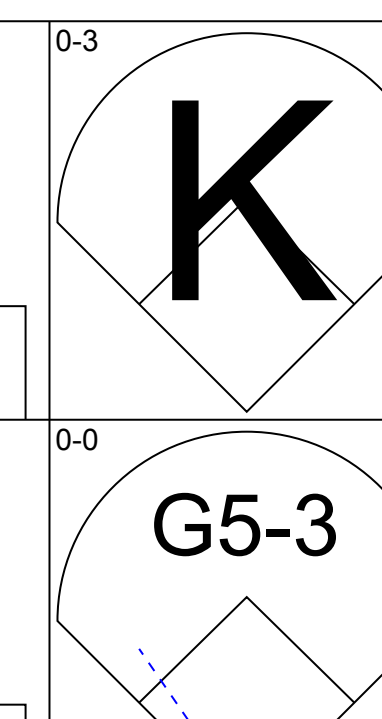
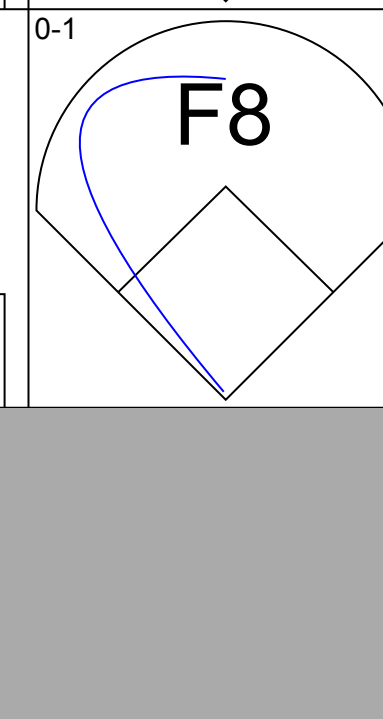
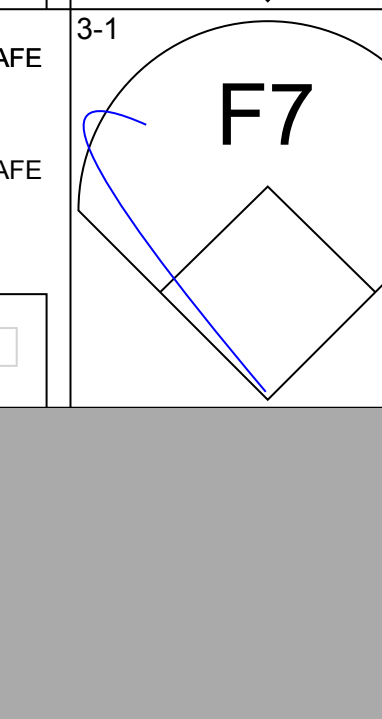

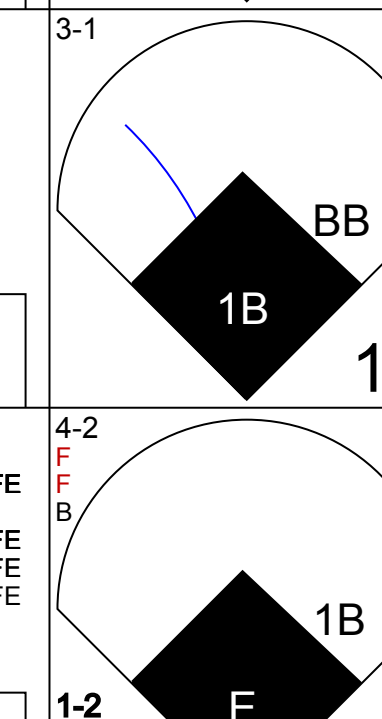



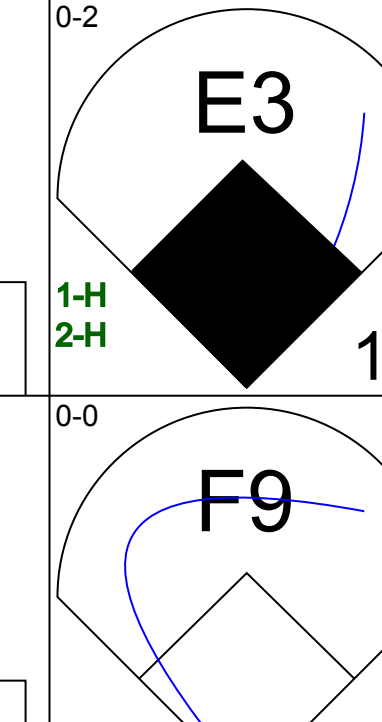
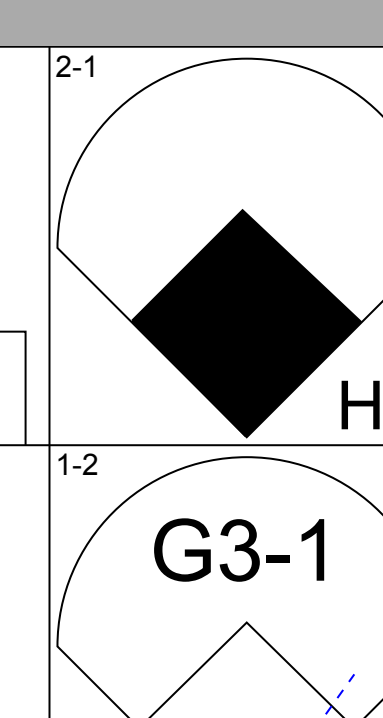
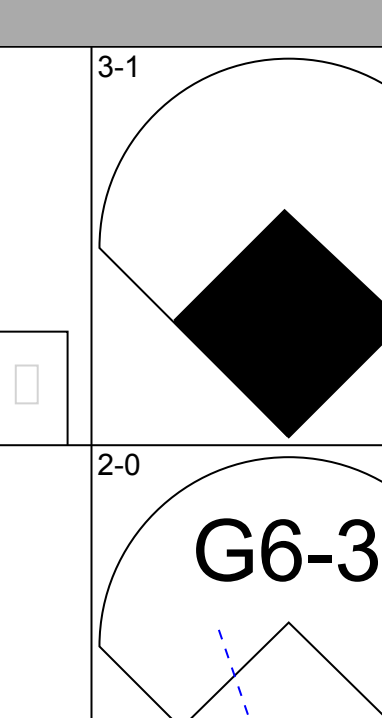
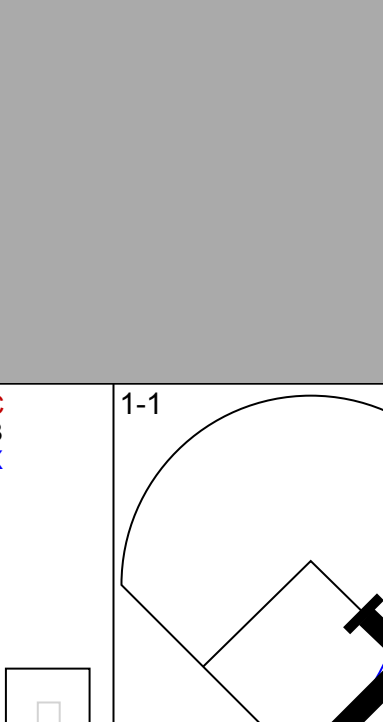

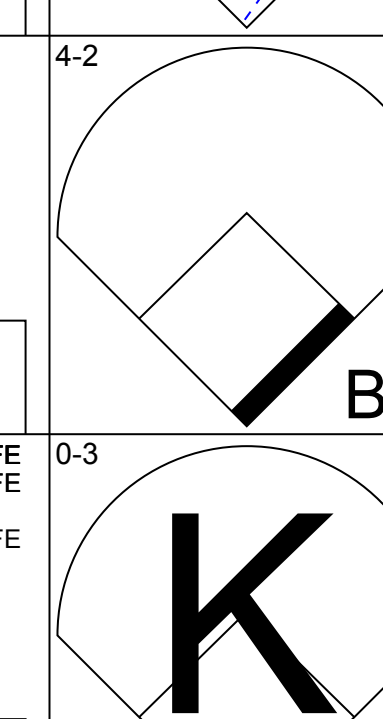
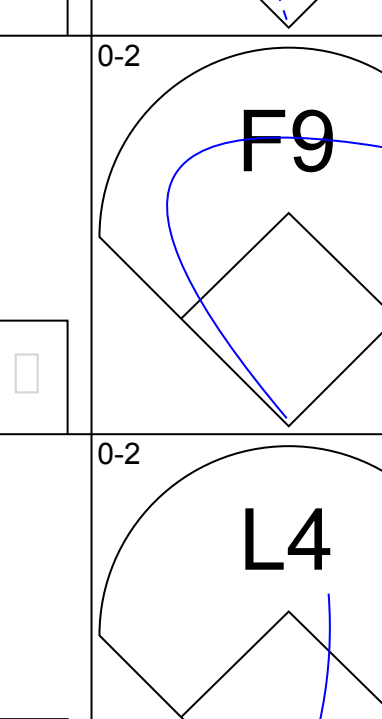
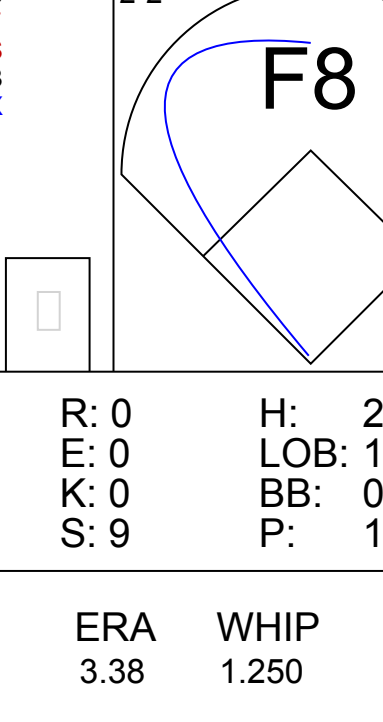
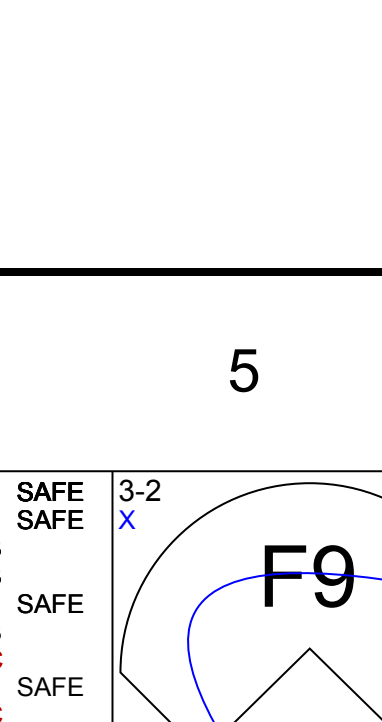
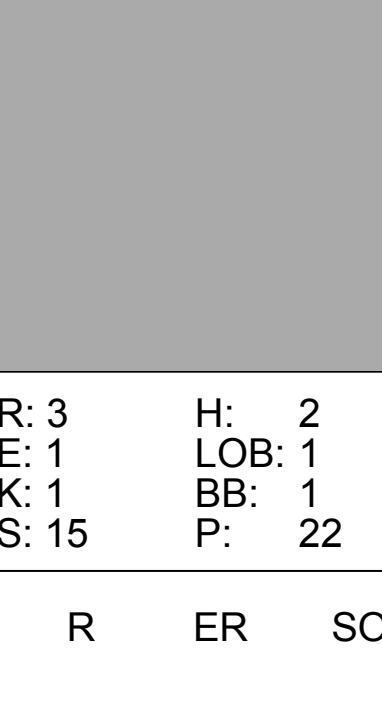
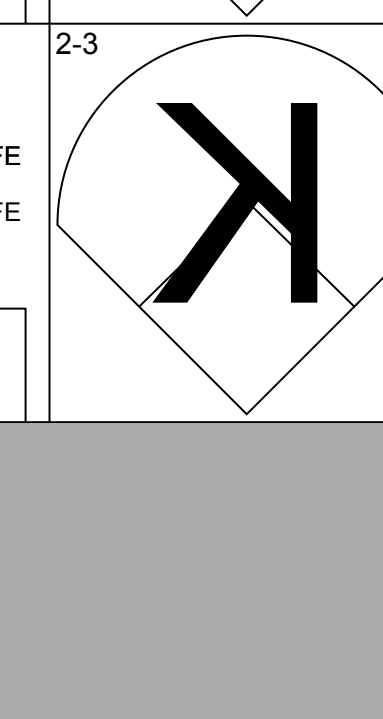



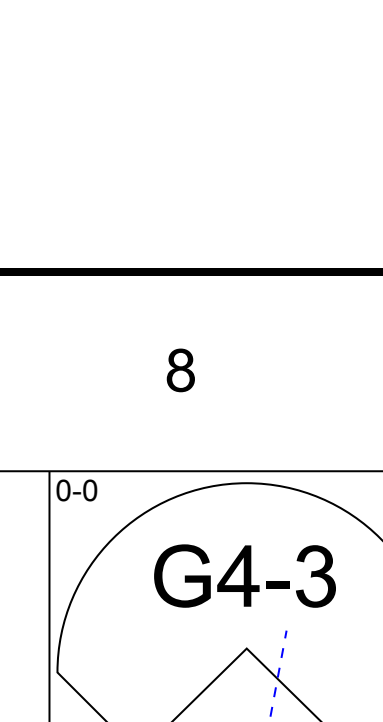
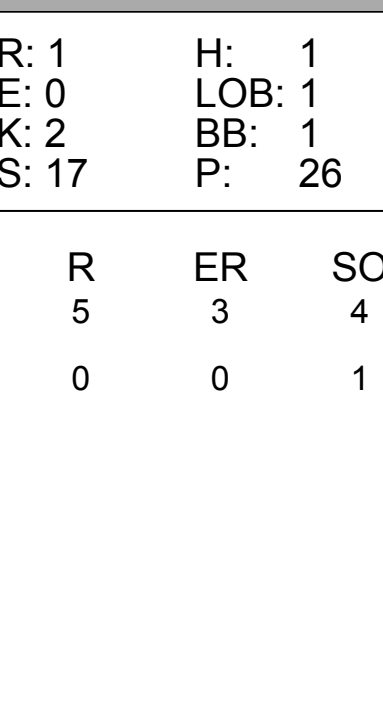
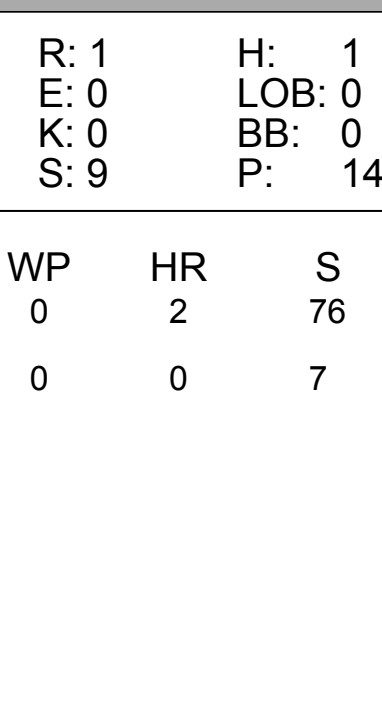
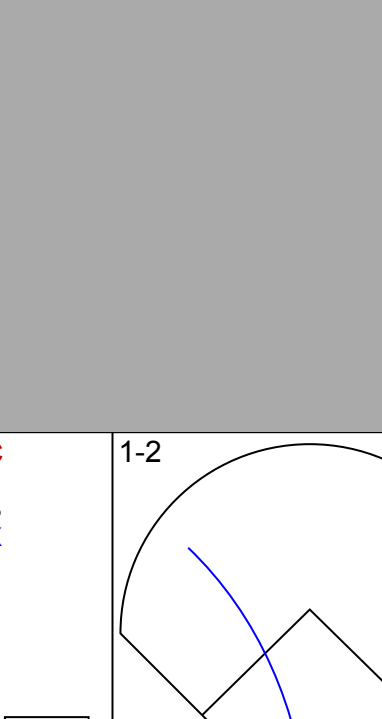
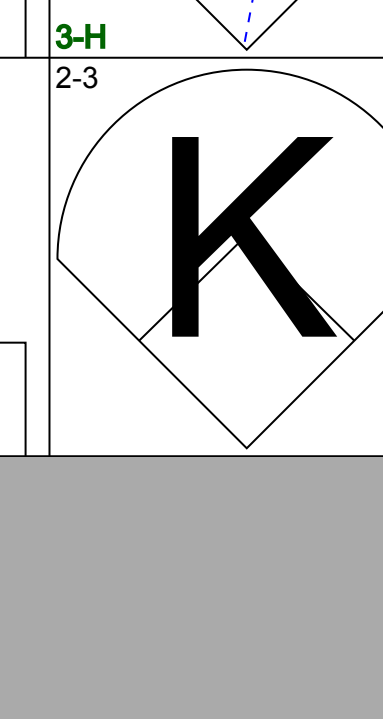

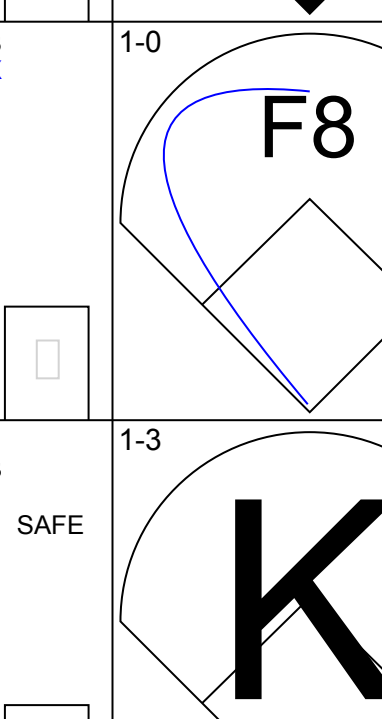
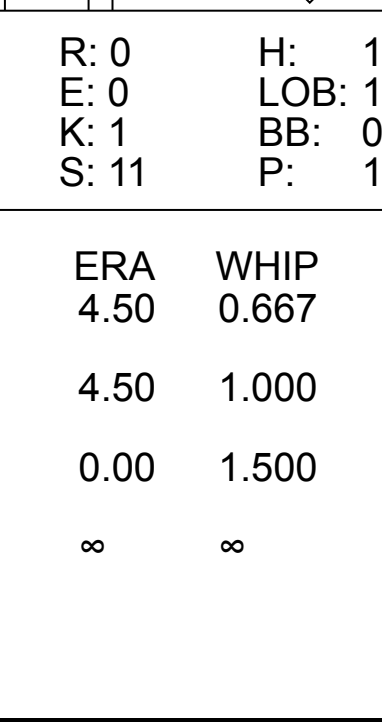

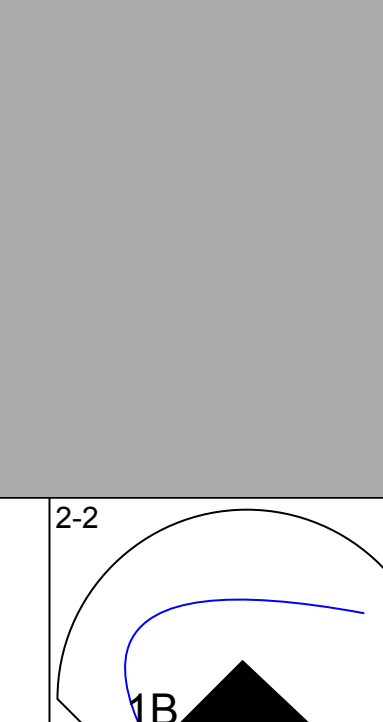
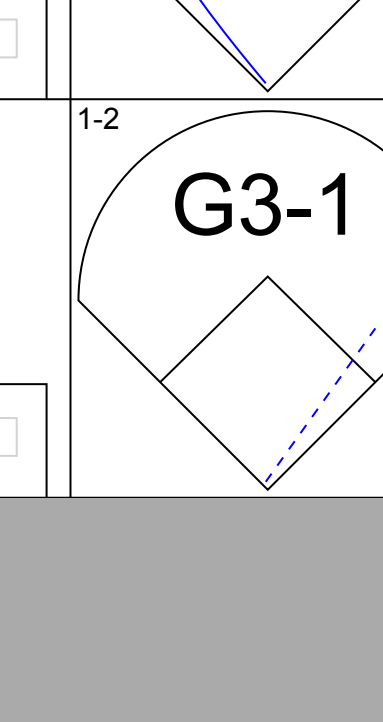
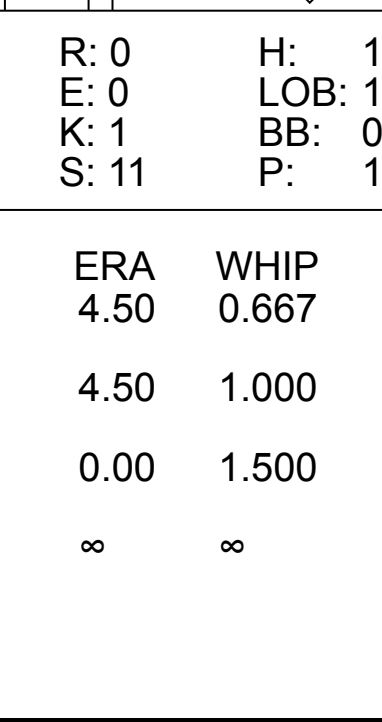

AB 32
 R 2
 H 6
 RBI 2
 BB 0
 SO 3
 LOB 9



Batter	1	2	3	4	5	6	7	8	9	AB	R	H	RBI	BB	SO	LOB	TOP					
Deion Sanders, L (1, 8) OBP: 0.308, SLG: 0.426										5	2	2	0	0	0	1	<p>Atlanta Braves @ New York Mets Shea Stadium, Flushing, NY Thu Aug 12 1993, 7:05 PM EDT Att: 23,556 - Unknown - 73 F</p> <p>livebaseballscores.com</p>					
Jeff Blausler, R (1, 6) OBP: 0.400, SLG: 0.420										4	1	1	0	1	0	1						
Ron Gant, R (1, 7) OBP: 0.344, SLG: 0.537										5	2	3	3	0	0	1						
Fred McGriff, L (1, 3) OBP: 0.362, SLG: 0.540										4	0	1	0	0	3	3						
David Justice, L (1, 9) OBP: 0.350, SLG: 0.504										3	2	1	2	1	0	3						
Terry Pendleton, S (1, 5) OBP: 0.296, SLG: 0.368										4	1	2	1	0	0	1						
Damon Berryhill, S (1, 2) OBP: 0.205, SLG: 0.369										4	0	0	0	0	1	3						
Mark Lemke, S (1, 4) OBP: 0.348, SLG: 0.383										3	0	0	1	0	0	0						
29 John Smoltz, R (1, 1) OBP: 0.218, SLG: 0.176										4	0	0	0	0	1	1						
Mike Stanton, L (8, 1)										0	0	0	0	0	0	0						
Greg McMichael, R (9, 1)										0	0	0	0	0	0	0						
Inning Stats	R: 2 E: 0 K: 2 S: 17	H: 4 LOB: 2 BB: 0 P: 25	R: 0 E: 0 K: 0 S: 7	H: 0 LOB: 0 BB: 0 P: 12	R: 0 E: 0 K: 1 S: 7	H: 0 LOB: 0 BB: 0 P: 11	R: 2 E: 1 K: 0 S: 11	H: 1 LOB: 1 BB: 1 P: 18	R: 2 E: 0 K: 1 S: 15	H: 2 LOB: 0 BB: 0 P: 19	R: 0 E: 0 K: 0 S: 9	H: 0 LOB: 0 BB: 0 P: 11	R: 2 E: 0 K: 0 S: 15	H: 3 LOB: 1 BB: 0 P: 22	R: 0 E: 0 K: 1 S: 6	H: 0 LOB: 0 BB: 1 P: 6	R: 0 E: 0 K: 0 S: 8	H: 0 LOB: 0 BB: 1 P: 14	1B: 7 2B: 1 3B: 0 HR: 2	SF: 1 SAC: 0 DP: 1 HBP: 0	WP: 1 PB: 0 SB: 2 CS: 0	PA: 39
PITCHER	IP WLS BF H R ER SO BB IBB HBP BLK WP HR S P ERA WHIP																					
Dwight Gooden, R (1, 1) ERA: 3.29	5.0 L 24 7 6 5 4 1 0 0 0 0 1 1 57 85 9.00 1.600																					
Dave Telgheder, R (6, 1) ERA: 5.39	3.0 12 3 2 2 1 0 0 0 0 0 1 30 39 6.00 1.000																					
Jeff Innis, R (9, 1) ERA: 5.11	1.0 3 0 0 0 0 1 0 0 0 0 0 8 14 0.00 1.000																					

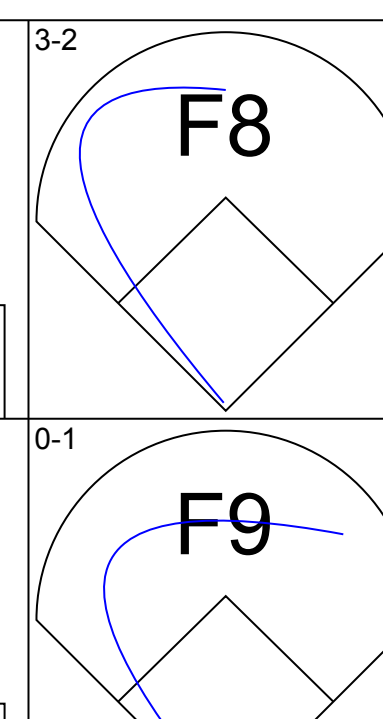
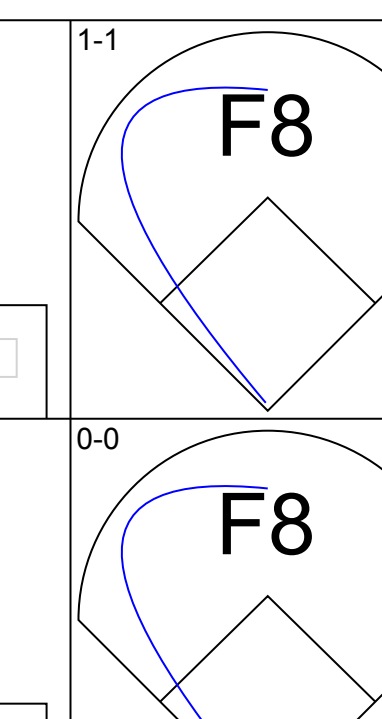
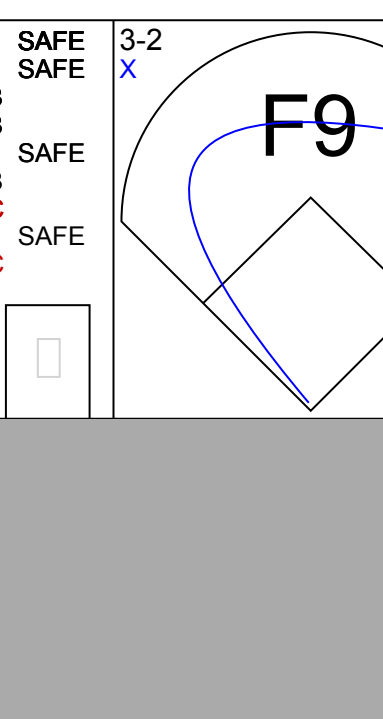
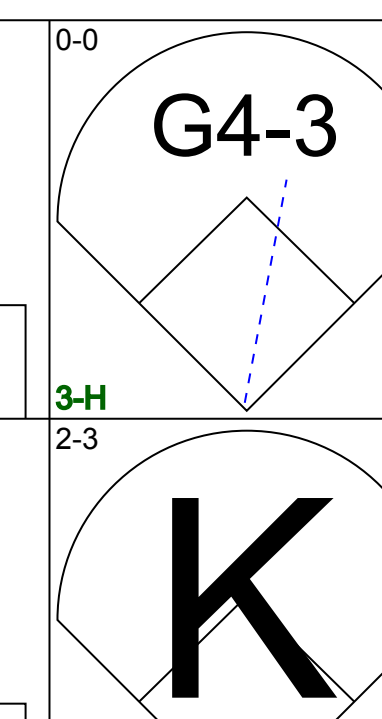
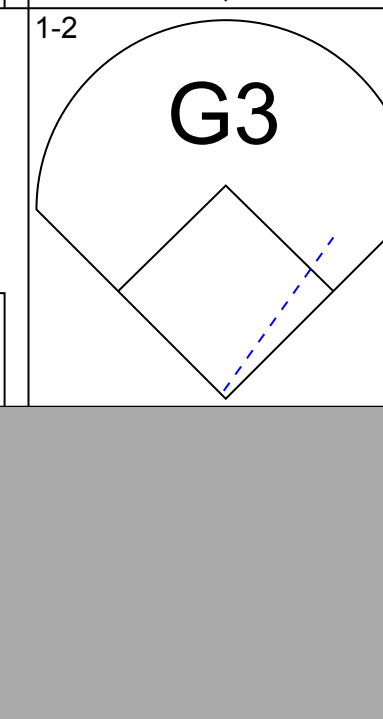
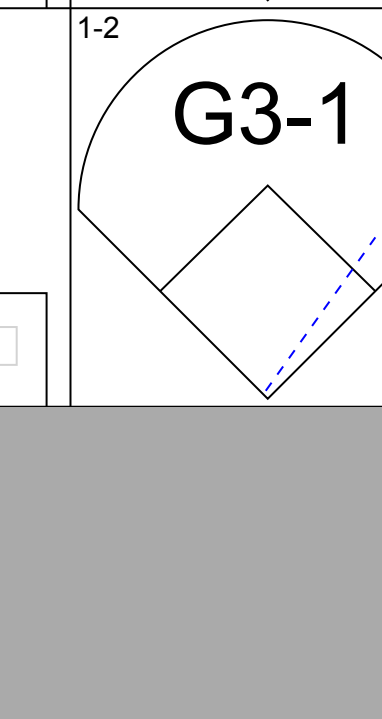






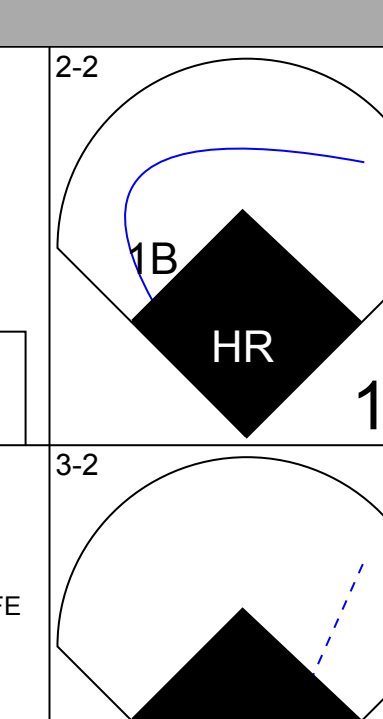
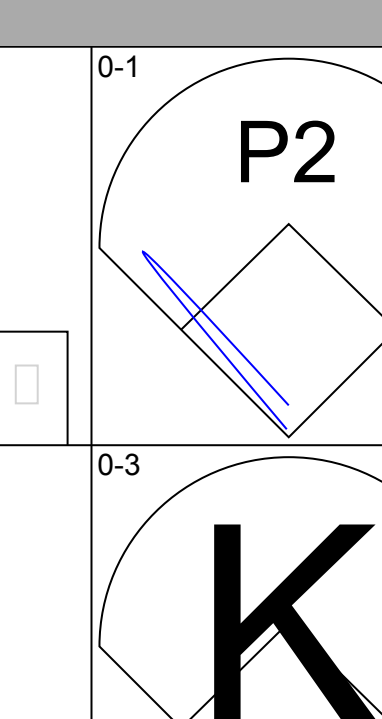
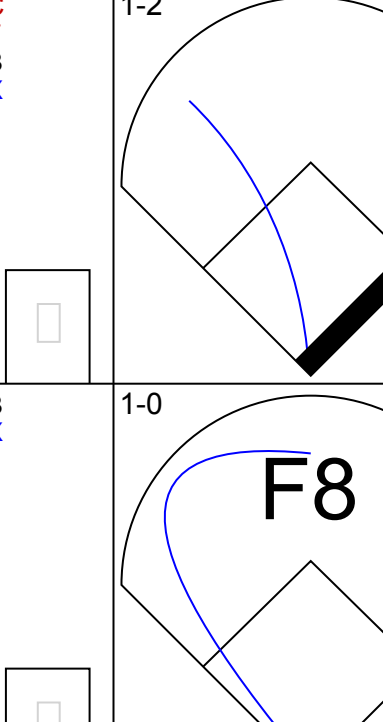
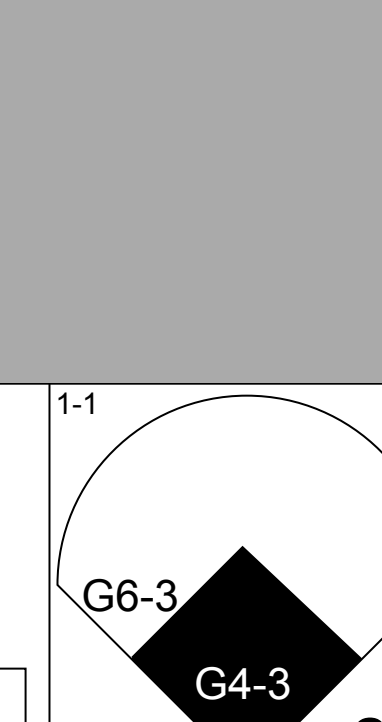
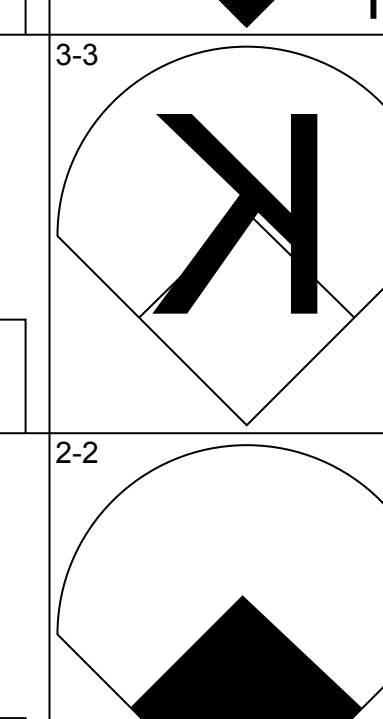
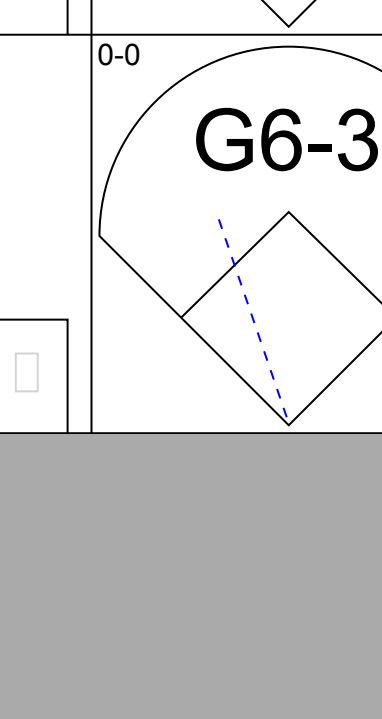
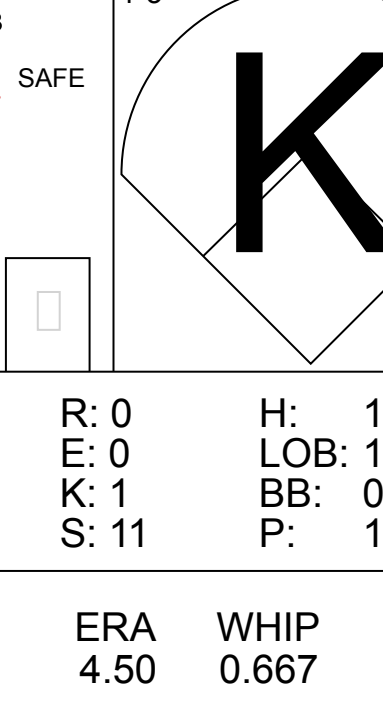
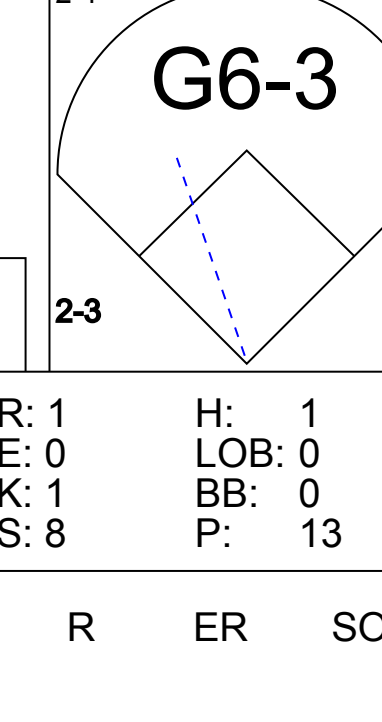
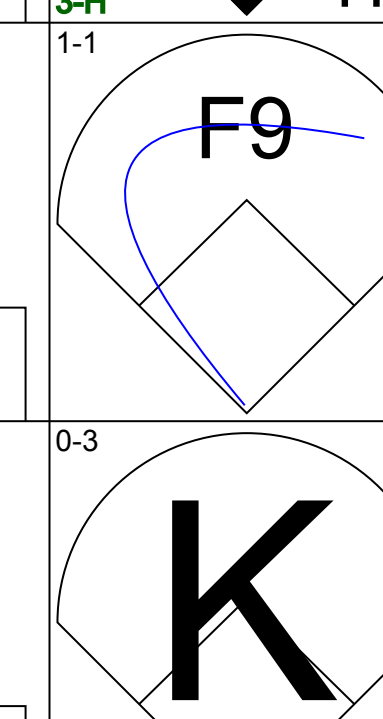

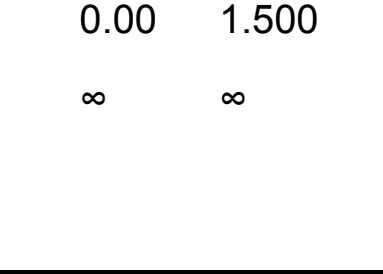

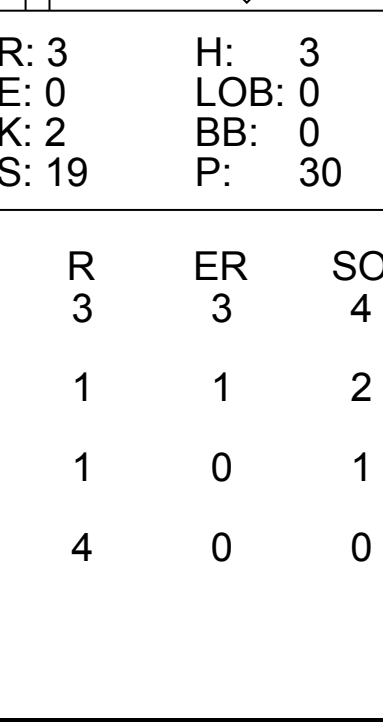
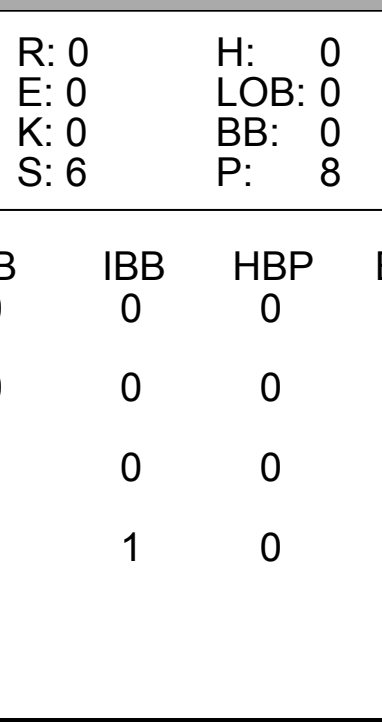
Batter	1	2	3	4	5	6	7	8	9	AB	R	H	RBI	BB	SO	LOB	BOTTOM					
Ryan Thompson, R (1, 8) OBP: 0.274, SLG: 0.393										4	1	1	3	0	1	0	<p>Atlanta Braves @ New York Mets Shea Stadium, Flushing, NY Thu Aug 12 1993, 7:05 PM EDT Att: 23,556 - Unknown - 73 F</p> <p>livebaseballscores.com</p>					
Todd Hundley, S (1, 2) OBP: 0.285, SLG: 0.341										4	0	0	0	0	0	0						
Eddie Murray, S (1, 3) OBP: 0.308, SLG: 0.449										4	0	1	0	0	0	0						
Bobby Bonilla, S (1, 5) OBP: 0.345, SLG: 0.488										4	1	2	1	0	0	0						
Joe Orsulak, L (1, 7) OBP: 0.344, SLG: 0.412										4	0	0	0	0	1	2						
Jeff Kent, R (1, 4) OBP: 0.318, SLG: 0.444										3	0	0	0	0	0	0						
Kevin Baez, R (8, 6) OBP: 0.308, SLG: 0.375										1	0	0	0	1	0	0						
Jeremy Burnitz, L (1, 9) OBP: 0.347, SLG: 0.468										2	1	0	0	2	2	1						
Tim Bogar, R (1, 6) OBP: 0.289, SLG: 0.300										3	1	0	0	1	1	2						
Dwight Gooden, R (1, 1) OBP: 0.206, SLG: 0.365										1	0	0	0	0	1	0						
Jeff McKnight, S (5, PH) OBP: 0.326, SLG: 0.294										1	0	0	0	0	0	1						
Dave Telgheder, R (6, 1) OBP: 0.167, SLG: 0.333										0	0	0	0	0	0	0						
Chico Walker, S (8, PH) OBP: 0.278, SLG: 0.333										1	0	0	0	0	2	0						
Inning Stats	R: 0 E: 0 K: 0 S: 5	H: 0 LOB: 0 BB: 0 P: 7	R: 1 E: 1 K: 2 S: 13	H: 1 LOB: 1 BB: 0 P: 21	R: 0 E: 0 K: 1 S: 6	H: 0 LOB: 0 BB: 0 P: 7	R: 0 E: 0 K: 0 S: 6	H: 0 LOB: 0 BB: 0 P: 9	R: 0 E: 0 K: 1 S: 6	H: 0 LOB: 1 BB: 1 P: 14	R: 0 E: 0 K: 1 S: 6	H: 0 LOB: 0 BB: 0 P: 9	R: 0 E: 0 K: 0 S: 5	H: 0 LOB: 0 BB: 0 P: 5	R: 3 E: 0 K: 0 S: 15	H: 3 LOB: 2 BB: 2 P: 27	R: 0 E: 0 K: 2 S: 9	H: 0 LOB: 0 BB: 0 P: 13	1B: 2 2B: 0 3B: 0 HR: 2	SF: 0 SAC: 0 DP: 0 HBP: 0	WP: 0 PB: 0 SB: 0 CS: 0	PA: 35
PITCHER	IP WLS BF H R ER SO BB IBB HBP BLK WP HR S P ERA WHIP																					
29 John Smoltz, R (1, 1) ERA: 3.43	7.2 W 30 3 4 4 4 3 0 0 0 0 0 2 58 95 4.70 0.783																					
Mike Stanton, L (8, 1) ERA: 4.49	0.1 2 1 0 0 0 0 0 0 0 0 0 4 4 0.00 3.000																					
Greg McMichael, R (9, 1) ERA: 2.24	1.0 3 0 0 0 0 2 0 0 0 0 0 9 13 0.00 0.000																					



Batter	1	2	3	4	5	6	7	8	9	AB	R	H	RBI	BB	SO	LOB	TOP							
Ryan Thompson, R (1, 8) OBP: 0.282, SLG: 0.405										4	0	2	0	0	2	0	New York Mets @ Philadelphia Phillies Veterans Stadium, Philadelphia, PA Fri Aug 13 1993, 7:05 PM EDT Att: 40,552 - Unknown - 81 F							
Charlie O'Brien, R (1, 2) OBP: 0.295, SLG: 0.361										4	0	0	0	0	0	2								
Eddie Murray, S (1, 3) OBP: 0.310, SLG: 0.450 Ced Landrum, L (8, 7) (8, 7)										4	0	2	0	0	0	1								
Bobby Bonilla, S (1, 5) OBP: 0.348, SLG: 0.504										3	3	2	2	1	0	1								
Dave Gallagher, R (1, 7) OBP: 0.344, SLG: 0.479 (8, 3)										4	1	1	1	0	0	1								
Jeff Kent, R (1, 4) OBP: 0.317, SLG: 0.440										3	0	0	0	1	0	2								
Jeromy Burnitz, L (1, 9) OBP: 0.338, SLG: 0.453										4	0	0	0	0	2	1								
Kevin Baez, R (1, 6) OBP: 0.300, SLG: 0.357										4	0	1	0	0	1	1								
Frank Tanana, L (1, 1) OBP: 0.149, SLG: 0.152 Jeff Macknight, S (7, PH) OBP: 0.320, SLG: 0.291 Mike Maddux, L (7, 1) (7, 1) Chico Walker, S (8, PH) OBP: 0.278, SLG: 0.331 Pete Schourek, L (8, 1) OBP: 0.276, SLG: 0.200 Anthony Young, R (8, 1) OBP: 0.271, SLG: 0.200										2	0	0	0	0	0	0								
Inning Stats	R: 0 E: 0 K: 1 S: 6	H: 0 LOB: 0 BB: 0 P: 6	R: 1 E: 0 K: 2 S: 17	H: 1 LOB: 1 BB: 1 P: 26	R: 0 E: 0 K: 0 S: 6	H: 1 LOB: 1 BB: 0 P: 10	R: 1 E: 0 K: 0 S: 9	H: 1 LOB: 0 BB: 0 P: 14	R: 0 E: 0 K: 0 S: 9	H: 2 LOB: 1 BB: 0 P: 14	R: 0 E: 0 K: 0 S: 7	H: 1 LOB: 0 BB: 0 P: 8	R: 0 E: 0 K: 0 S: 7	H: 0 LOB: 0 BB: 0 P: 12	R: 3 E: 1 K: 1 S: 15	H: 2 LOB: 1 BB: 1 P: 22		R: 0 E: 0 K: 1 S: 7	H: 0 LOB: 0 BB: 0 P: 14	1B: 5 2B: 1 3B: 0 HR: 2	SF: 0 SAC: 0 DP: 0 HBP: 0	WP: 0 PB: 0 SB: 0 CS: 0	PA: 36	
PITCHER	IP WLS BF H R ER SO BB IBB HBP BLK WP HR S P ERA WHIP	IP WLS BF H R ER SO BB IBB HBP BLK WP HR S P ERA WHIP	IP WLS BF H R ER SO BB IBB HBP BLK WP HR S P ERA WHIP	IP WLS BF H R ER SO BB IBB HBP BLK WP HR S P ERA WHIP	IP WLS BF H R ER SO BB IBB HBP BLK WP HR S P ERA WHIP	IP WLS BF H R ER SO BB IBB HBP BLK WP HR S P ERA WHIP	IP WLS BF H R ER SO BB IBB HBP BLK WP HR S P ERA WHIP	IP WLS BF H R ER SO BB IBB HBP BLK WP HR S P ERA WHIP	IP WLS BF H R ER SO BB IBB HBP BLK WP HR S P ERA WHIP	IP WLS BF H R ER SO BB IBB HBP BLK WP HR S P ERA WHIP	IP WLS BF H R ER SO BB IBB HBP BLK WP HR S P ERA WHIP	IP WLS BF H R ER SO BB IBB HBP BLK WP HR S P ERA WHIP	IP WLS BF H R ER SO BB IBB HBP BLK WP HR S P ERA WHIP	IP WLS BF H R ER SO BB IBB HBP BLK WP HR S P ERA WHIP	IP WLS BF H R ER SO BB IBB HBP BLK WP HR S P ERA WHIP	IP WLS BF H R ER SO BB IBB HBP BLK WP HR S P ERA WHIP	IP WLS BF H R ER SO BB IBB HBP BLK WP HR S P ERA WHIP	IP WLS BF H R ER SO BB IBB HBP BLK WP HR S P ERA WHIP	IP WLS BF H R ER SO BB IBB HBP BLK WP HR S P ERA WHIP	IP WLS BF H R ER SO BB IBB HBP BLK WP HR S P ERA WHIP	IP WLS BF H R ER SO BB IBB HBP BLK WP HR S P ERA WHIP	IP WLS BF H R ER SO BB IBB HBP BLK WP HR S P ERA WHIP	IP WLS BF H R ER SO BB IBB HBP BLK WP HR S P ERA WHIP	IP WLS BF H R ER SO BB IBB HBP BLK WP HR S P ERA WHIP

AB	34
R	5
H	8
RBI	3
BB	2
SO	5
LOB	9



Batter	1	2	3	4	5	6	7	8	9	AB	R	H	RBI	BB	SO	LOB	BOTTOM							
Lenny Dykstra, L (1, 8) OBP: 0.423, SLG: 0.470										4	0	0	1	0	0	1	New York Mets @ Philadelphia Phillies Veterans Stadium, Philadelphia, PA Fri Aug 13 1993, 7:05 PM EDT Att: 40,552 - Unknown - 81 F							
Mariano Duncan, R (1, 4) OBP: 0.301, SLG: 0.403										4	0	0	0	0	1	0								
John Kruk, L (1, 3) OBP: 0.461, SLG: 0.481										3	1	0	0	1	0	0								
Dave Hollins, S (1, 5) OBP: 0.380, SLG: 0.460 Bobby Thigpen, R (8, 1) OBP: 0.289, SLG: 0.325										3	1	1	0	0	0	0								
Darren Daulton, L (1, 2) OBP: 0.404, SLG: 0.515										4	1	2	0	0	2	1								
Pete Incaviglia, R (1, 7) OBP: 0.304, SLG: 0.538										3	1	0	0	1	1	3								
Wes Chamberlain, R (1, 9) OBP: 0.327, SLG: 0.531 Jim Eisenreich, L (8, 9) OBP: 0.365, SLG: 0.465										3	1	2	3	0	1	0								
Kevin Stocker, S (1, 6) OBP: 0.434, SLG: 0.451										3	2	1	0	1	0	1								
Terry Mulholland, R (1, 1) OBP: 0.091, SLG: 0.074 Milt Thompson, L (8, PH) OBP: 0.350, SLG: 0.362 Kim Batiste, R (8, 5) OBP: 0.292, SLG: 0.439										2	0	0	0	0	2	1								
Inning Stats	R: 0 E: 0 K: 0 S: 10	H: 3 LOB: 0 BB: 0 P: 14	R: 3 E: 0 K: 2 S: 19	H: 3 LOB: 0 BB: 0 P: 30	R: 0 E: 0 K: 0 S: 6	H: 0 LOB: 0 BB: 0 P: 8	R: 0 E: 0 K: 1 S: 6	H: 0 LOB: 0 BB: 0 P: 6	R: 0 E: 0 K: 0 S: 7	H: 0 LOB: 0 BB: 0 P: 10	R: 0 E: 0 K: 1 S: 6	H: 1 LOB: 0 BB: 0 P: 8	R: 0 E: 0 K: 0 S: 8	H: 1 LOB: 0 BB: 0 P: 13	R: 1 E: 0 K: 1 S: 8	H: 1 LOB: 0 BB: 0 P: 13		R: 5 E: 1 K: 1 S: 17	H: 1 LOB: 0 BB: 3 P: 33	1B: 4 2B: 1 3B: 0 HR: 2	SF: 0 SAC: 0 DP: 1 HBP: 0	WP: 0 PB: 0 SB: 0 CS: 0	PA: 36	
PITCHER	IP WLS BF H R ER SO BB IBB HBP BLK WP HR S P ERA WHIP	IP WLS BF H R ER SO BB IBB HBP BLK WP HR S P ERA WHIP	IP WLS BF H R ER SO BB IBB HBP BLK WP HR S P ERA WHIP	IP WLS BF H R ER SO BB IBB HBP BLK WP HR S P ERA WHIP	IP WLS BF H R ER SO BB IBB HBP BLK WP HR S P ERA WHIP	IP WLS BF H R ER SO BB IBB HBP BLK WP HR S P ERA WHIP	IP WLS BF H R ER SO BB IBB HBP BLK WP HR S P ERA WHIP	IP WLS BF H R ER SO BB IBB HBP BLK WP HR S P ERA WHIP	IP WLS BF H R ER SO BB IBB HBP BLK WP HR S P ERA WHIP	IP WLS BF H R ER SO BB IBB HBP BLK WP HR S P ERA WHIP	IP WLS BF H R ER SO BB IBB HBP BLK WP HR S P ERA WHIP	IP WLS BF H R ER SO BB IBB HBP BLK WP HR S P ERA WHIP	IP WLS BF H R ER SO BB IBB HBP BLK WP HR S P ERA WHIP	IP WLS BF H R ER SO BB IBB HBP BLK WP HR S P ERA WHIP	IP WLS BF H R ER SO BB IBB HBP BLK WP HR S P ERA WHIP	IP WLS BF H R ER SO BB IBB HBP BLK WP HR S P ERA WHIP	IP WLS BF H R ER SO BB IBB HBP BLK WP HR S P ERA WHIP	IP WLS BF H R ER SO BB IBB HBP BLK WP HR S P ERA WHIP	IP WLS BF H R ER SO BB IBB HBP BLK WP HR S P ERA WHIP	IP WLS BF H R ER SO BB IBB HBP BLK WP HR S P ERA WHIP	IP WLS BF H R ER SO BB IBB HBP BLK WP HR S P ERA WHIP	IP WLS BF H R ER SO BB IBB HBP BLK WP HR S P ERA WHIP	IP WLS BF H R ER SO BB IBB HBP BLK WP HR S P ERA WHIP	IP WLS BF H R ER SO BB IBB HBP BLK WP HR S P ERA WHIP

AB	33
R	9
H	7
RBI	8
BB	3
SO	7
LOB	10



Batter	1	2	3	4	5	6	7	8	9	AB	R	H	RBI	BB	SO	LOB	TOP									
Ryan Thompson, R OBP: 0.278, SLG: 0.391	G6-3		G1-3	G5-3					P2	4	1	0	0	1	0	1										
Tim Bogar, R OBP: 0.300, SLG: 0.351	F8		G6-3	E	2B	1B	2B		IHR	5	4	4	4	0	0	0										
Eddie Murray, S OBP: 0.308, SLG: 0.447	1B		G6-3		F7	F7			G3	5	0	1	0	0	0	2										
Bobby Bonilla, S OBP: 0.345, SLG: 0.498	K		E1	2B	G6-3				F7	5	1	0	0	0	2	2										
Dave Gallagher, R OBP: 0.354, SLG: 0.483		1B	FC4-6	1B	2B	BB			F7	3	2	2	1	1	0	0										
Charlie O'Brien, R OBP: 0.301, SLG: 0.373		1B	FC4-6	1B	2B	BB			L5	4	0	2	2	0	0	1										
Jeremy Burnitz, L OBP: 0.329, SLG: 0.439		FC4-6			L9				P5	4	0	0	1	0	0	1										
Kevin Baez, R OBP: 0.324, SLG: 0.387		L4							L7	3	1	1	0	1	0	1										
Bobby Jones, R		G4-3			F9				F9	2	0	0	0	0	0	2										
Dave Telgheder, R OBP: 0.167, SLG: 0.333										0	0	0	0	0	0	0										
Jeff McKnight, S OBP: 0.320, SLG: 0.287										1	0	0	0	0	0	0										
Pete Schourek, L OBP: 0.276, SLG: 0.200										0	0	0	0	0	0	0										
Jeff Innis, R										0	0	0	0	0	0	0										
Inning Stats	R: 0 E: 0 K: 1 S: 9	H: 1 LOB: 1 BB: 0 P: 14	R: 1 E: 0 K: 0 S: 7	H: 2 LOB: 1 BB: 0 P: 12	R: 3 E: 1 K: 0 S: 14	H: 2 LOB: 1 BB: 1 P: 23	R: 0 E: 0 K: 0 S: 12	H: 1 LOB: 1 BB: 0 P: 14	R: 1 E: 0 K: 0 S: 12	H: 2 LOB: 1 BB: 0 P: 21	R: 3 E: 0 K: 0 S: 14	H: 1 LOB: 0 BB: 2 P: 26	R: 0 E: 0 K: 1 S: 8	H: 0 LOB: 0 BB: 0 P: 14	R: 0 E: 0 K: 0 S: 8	H: 0 LOB: 0 BB: 0 P: 13	R: 1 E: 0 K: 0 S: 7	H: 1 LOB: 0 BB: 0 P: 12	1B: 4 2B: 4 3B: 0 HR: 2	SF: 0 SAC: 1 DP: 0 HBP: 0	WP: 0 PB: 0 SB: 0 CS: 0	PA: 40				
PITCHER	IP	WLS	BF	H	R	ER	SO	BB	IBB	HBP	BLK	WP	HR	S	P	ERA	WHIP									
Danny Jackson, L ERA: 3.76	(1, 1)	5.0	L	24	8	5	2	1	1	0	0	0	0	0	54	84	3.60	1.800								
Mike Williams, R ERA: 6.59	(6, 1)	1.0		6	1	3	3	0	2	0	0	0	0	1	14	26	27.00	3.000								
Roger Mason, R ERA: 3.59	(7, 1)	2.0		6	0	0	0	1	0	0	0	0	0	0	16	27	0.00	0.000								
Bobby Thigpen, R ERA: 5.65	(9, 1)	1.0		4	1	1	1	0	0	0	0	0	0	7	12	9.00	1.000									

New York Mets @ Philadelphia Phillies
Veterans Stadium, Philadelphia, PA

AB 36
R 9
H 10
RBI 8
BB 3
SO 2
LOB 10



Sat Aug 14 1993, 7:05 PM EDT
Att: 46,393 - Unknown - 88 F

Batter	1	2	3	4	5	6	7	8	9	AB	R	H	RBI	BB	SO	LOB	BOTTOM									
Lenny Dykstra, L OBP: 0.420, SLG: 0.466	L8		P4						G3-1	4	0	0	0	0	1	2										
Mariano Duncan, R OBP: 0.306, SLG: 0.410	G4-3		K						1B	4	1	3	0	0	1	0										
John Kruk, L OBP: 0.459, SLG: 0.482	G4-3				F7				F7	4	0	1	2	0	0	2										
Darren Daulton, L OBP: 0.405, SLG: 0.514	G3-1				F7				F7	3	0	1	0	1	0	2										
Jim Eisenreich, L OBP: 0.364, SLG: 0.466		G3-1			FC4-6				K	4	1	1	0	0	1	2										
Milt Thompson, L OBP: 0.346, SLG: 0.357										3	0	0	0	0	0	2										
Roger Mason, R OBP: 0.200, SLG: 0.200		P5			G4-3				G4-3	0	0	0	0	0	0	0										
Wes Chamberlain, R OBP: 0.326, SLG: 0.528									G6-4-3	1	0	0	0	0	0	1										
Bobby Thigpen, R										0	0	0	0	0	0	0										
Kim Batiste, R OBP: 0.297, SLG: 0.441		G5-3			E5				G4-6-3	4	1	2	1	0	0	0										
Kevin Stocker, S OBP: 0.436, SLG: 0.463					E9				G4-6-3	4	2	2	0	0	0	1										
Danny Jackson, R OBP: 0.143, SLG: 0.130										1	0	0	1	0	0	0										
Ricky Jordan, R OBP: 0.325, SLG: 0.429					G6-3				L3	1	0	0	0	0	1	2										
Mike Williams, R										0	0	0	0	0	0	0										
Pete Incaviglia, R OBP: 0.302, SLG: 0.534										2	0	0	0	0	0	0										
Inning Stats	R: 0 E: 0 K: 0 S: 9	H: 1 LOB: 0 BB: 0 P: 16	R: 0 E: 0 K: 0 S: 6	H: 0 LOB: 0 BB: 0 P: 11	R: 1 E: 1 K: 1 S: 11	H: 1 LOB: 0 BB: 0 P: 18	R: 0 E: 1 K: 0 S: 4	H: 0 LOB: 1 BB: 1 P: 10	R: 3 E: 2 K: 2 S: 13	H: 3 LOB: 1 BB: 0 P: 20	R: 1 E: 0 K: 0 S: 6	H: 2 LOB: 0 BB: 0 P: 10	R: 0 E: 0 K: 1 S: 9	H: 1 LOB: 1 BB: 0 P: 13	R: 0 E: 0 K: 1 S: 9	H: 1 LOB: 0 BB: 0 P: 13	R: 0 E: 0 K: 0 S: 6	H: 1 LOB: 0 BB: 0 P: 9	1B: 6 2B: 4 3B: 0 HR: 0	SF: 0 SAC: 0 DP: 2 HBP: 0	WP: 0 PB: 0 SB: 0 CS: 0	PA: 36				
PITCHER	IP	WLS	BF	H	R	ER	SO	BB	IBB	HBP	BLK	WP	HR	S	P	ERA	WHIP									
Bobby Jones, R ERA: 1.5	(1, 1)	6.0	W	26	7	5	1	3	1	0	0	0	0	0	49	85	1.50	1.333								
Dave Telgheder, R ERA: 5.23	(7, 1)	1.0		4	1	0	0	0	0	0	0	0	0	7	13	0.00	1.000									
Pete Schourek, L ERA: 6.59	(8, 1)	0.1		2	1	0	0	1	0	0	0	0	0	5	7	0.00	3.000									
Jeff Innis, R ERA: 4.94	(8, 1)	1.2	S	4	1	0	0	0	0	0	0	0	0	10	15	0.00	0.600									

New York Mets @ Philadelphia Phillies
Veterans Stadium, Philadelphia, PA

AB 35
R 5
H 10
RBI 4
BB 1
SO 4
LOB 14



Sat Aug 14 1993, 7:05 PM EDT
Att: 46,393 - Unknown - 88 F

Batter	1	2	3	4	5	6	7	8	9	AB	R	H	RBI	BB	SO	LOB	TOP			
Ryan Thompson, R (1, 8) OBP: 0.286, SLG: 0.398										3	1	1	0	1	0	1				
Todd Hundley, S (1, 2) OBP: 0.294, SLG: 0.340										4	1	1	0	0	2	1				
Eddie Murray, S (1, 3) OBP: 0.306, SLG: 0.443										4	0	0	0	0	0	2				
Bobby Bonilla, S (1, 5) OBP: 0.344, SLG: 0.495										4	1	1	1	0	1	0				
Joe Orsulak, L (1, 7) OBP: 0.344, SLG: 0.411										3	0	1	0	0	2	1				
Dave Gallagher, R (9, PH) OBP: 0.352, SLG: 0.479										1	0	0	0	0	1	0				
Jeremy Burnitz, L (1, 9) OBP: 0.329, SLG: 0.444										3	1	1	0	0	1	1				
Chico Walker, S (9, PH) OBP: 0.274, SLG: 0.328										1	0	0	0	0	0	0				
Jeff McKnight, S (1, 4) OBP: 0.307, SLG: 0.275										4	0	0	0	0	2	1				
Kevin Baez, R (1, 6) OBP: 0.342, SLG: 0.382										3	0	1	0	1	0	0				
Eric Hillman, L (1, 1) OBP: 0.185, SLG: 0.222										2	0	0	0	0	0	0				
Anthony Young, R (8, 1) OBP: 0.273, SLG: 0.200										0	0	0	0	0	0	0				
Charlie O'Brien, R (9, PH) OBP: 0.299, SLG: 0.370										1	0	0	0	0	0	2				
Inning Stats	R: 4 H: 3 E: 1 K: 2 S: 21	H: 3 R: 0 ER: 0 LOB: 1 BB: 1 P: 35	R: 0 H: 1 E: 0 K: 1 S: 6	H: 0 R: 0 ER: 0 LOB: 1 BB: 0 P: 9	R: 0 H: 0 E: 0 K: 2 S: 12	H: 0 R: 0 ER: 0 LOB: 0 BB: 0 P: 18	R: 0 H: 0 E: 0 K: 0 S: 8	H: 0 R: 0 ER: 0 LOB: 0 BB: 0 P: 9	R: 0 H: 0 E: 0 K: 1 S: 9	H: 1 R: 0 ER: 0 LOB: 1 BB: 0 P: 10	R: 0 H: 1 E: 0 K: 0 S: 7	H: 1 R: 0 ER: 0 LOB: 1 BB: 0 P: 12	R: 0 H: 0 E: 0 K: 0 S: 8	H: 0 R: 0 ER: 1 LOB: 2 BB: 1 P: 24	R: 0 H: 0 E: 1 K: 2 S: 18	H: 0 R: 0 ER: 0 LOB: 0 BB: 1 P: 24	1B: 4 2B: 2 3B: 0 HR: 0	SF: 0 SAC: 1 DP: 0 HBP: 0	WP: 2 PB: 0 SB: 0 CS: 0	PA: 36
PITCHER	IP WLS BF H R ER SO BB IBB HBP BLK WP HR S P ERA WHIP																			
Curt Schilling, R (1, 1) ERA: 4.07	7.0	28	6	4	2	7	1	0	0	0	0	1	0	71	102	2.57	1.000			
David West, L (8, 1) ERA: 2.81	1.0	W 3	0	0	0	0	0	0	0	0	0	0	0	8	12	0.00	0.000			
Mitch Williams, L (9, 1) ERA: 2.74	1.0	S 5	0	0	0	2	1	0	0	0	0	0	0	18	24	0.00	1.000			


New York Mets @ Philadelphia Phillies
Veterans Stadium, Philadelphia, PA
Sun Aug 15 1993, 3:33 AM EDT
Att: 58,103 - Sunny - 91 F


AB 33
R 4
H 6
RBI 1
BB 2
SO 9
LOB 9

Batter	1	2	3	4	5	6	7	8	9	AB	R	H	RBI	BB	SO	LOB	BOTTOM			
Lenny Dykstra, L (1, 8) OBP: 0.420, SLG: 0.464										2	1	0	0	2	0	1				
Mariano Duncan, R (1, 4) OBP: 0.306, SLG: 0.408										4	0	1	1	0	1	2				
John Kruk, L (1, 3) OBP: 0.459, SLG: 0.490										4	1	2	2	0	0	0				
Pete Incaviglia, R (1, 7) OBP: 0.302, SLG: 0.529										3	0	0	0	1	0	3				
Darren Daulton, L (1, 2) OBP: 0.403, SLG: 0.514										4	1	1	0	0	1	1				
Wes Chamberlain, R (1, 9) OBP: 0.325, SLG: 0.523										4	1	1	1	0	2	1				
Mitch Williams, L (9, 1) OBP: 1.000, SLG: 1.000										0	0	0	0	0	0	0				
Kim Batiste, R (1, 5) OBP: 0.303, SLG: 0.442										4	0	2	1	0	1	0				
Kevin Stocker, S (1, 6) OBP: 0.439, SLG: 0.465										4	1	2	0	0	0	1				
Curt Schilling, R (1, 1) OBP: 0.204, SLG: 0.192										1	0	0	0	0	0	2				
Milt Thompson, L (7, PH) OBP: 0.345, SLG: 0.356										1	0	0	0	0	1	0				
David West, L (8, 1) OBP: 0.500, SLG: 0.750										0	0	0	0	0	0	0				
Jim Eisenreich, L (9, 9) OBP: 0.364, SLG: 0.466										0	0	0	0	0	0	0				
Inning Stats	R: 0 H: 0 E: 0 K: 0 S: 7	H: 0 R: 0 ER: 0 LOB: 0 BB: 0 P: 8	R: 0 H: 0 E: 0 K: 2 S: 11	H: 0 R: 0 ER: 0 LOB: 0 BB: 0 P: 18	R: 1 H: 4 E: 0 K: 0 S: 15	H: 4 R: 0 ER: 0 LOB: 3 BB: 1 P: 25	R: 0 H: 0 E: 0 K: 1 S: 6	H: 0 R: 0 ER: 0 LOB: 0 BB: 0 P: 9	R: 0 H: 1 E: 0 K: 0 S: 6	H: 1 R: 0 ER: 0 LOB: 1 BB: 0 P: 9	R: 0 H: 0 E: 0 K: 1 S: 10	H: 0 R: 0 ER: 0 LOB: 1 BB: 1 P: 17	R: 0 H: 0 E: 0 K: 1 S: 8	H: 0 R: 0 ER: 0 LOB: 0 BB: 0 P: 12	R: 4 H: 4 E: 0 K: 1 S: 19	H: 4 R: 0 ER: 0 LOB: 1 BB: 1 P: 30	1B: 7 2B: 1 3B: 0 HR: 1	SF: 0 SAC: 1 DP: 0 HBP: 0	WP: 0 PB: 0 SB: 0 CS: 2	PA: 35
PITCHER	IP WLS BF H R ER SO BB IBB HBP BLK WP HR S P ERA WHIP																			
Eric Hillman, L (1, 1) ERA: 4.11	7.1	30	6	3	3	0	3	0	0	0	0	0	0	71	110	3.68	1.227			
Anthony Young, R (8, 1) ERA: 4.23	0.2	L 5	3	2	2	0	0	0	0	0	0	0	0	11	18	27.00	4.500			

New York Mets @ Philadelphia Phillies
Veterans Stadium, Philadelphia, PA
Sun Aug 15 1993, 3:33 AM EDT
Att: 58,103 - Sunny - 91 F

AB 31
R 5
H 9
RBI 5
BB 3
SO 6
LOB 11

Batter	1	2	3	4	5	6	7	8	9	AB R H RBI BB SO LOB	TOP							
Ryan Thompson, R (1, 8) OBP: 0.290, SLG: 0.407	0-0 G4-3 1B	2-1 FC5-2			2-2 G4-3		0-2 SF7 HR 2B		0-2 F8	5 1 2 0 0 0 2	<p>New York Mets @ Cincinnati Reds Riverfront Stadium, Cincinnati, OH Mon Aug 16 1993, 7:05 PM EDT Att: 27,113 - Unknown - 73 F</p> <p>livebaseballscores.com</p> <p>AB 34 R 6 H 10 RBI 5 BB 1 SO 6 LOB 11</p> 							
Todd Hundley, S (1, 2) OBP: 0.291, SLG: 0.337	2-0 G4-3	1-1 F8			2-3 K		0-0 SF7			3 0 0 1 0 1 3								
Eddie Murray, S (1, 3) OBP: 0.305, SLG: 0.448	1-1 F8		1-2 G4-3		2-2 G6-3		3-1 HR			4 1 1 2 0 0 1								
Bobby Bonilla, S (1, 5) OBP: 0.343, SLG: 0.493	1-2 P6		1-0 F7		0-0 G6-4-3 1B		3-1 G5-3			4 0 1 0 0 0 1								
Joe Orsulak, L (1, 7) OBP: 0.342, SLG: 0.409		0-0 1B WP PB 1B	0-1 G6-3		1-1 G6-4-3 1B		0-1 P6			4 1 1 0 0 0 1								
Jeff Kent, R (1, 4) OBP: 0.317, SLG: 0.438		3-2 PB 1B		3-3 K		3-2 G5-3		0-3 K		4 1 1 0 0 2 0								
Jeromy Burnitz, L (1, 9) Mike Maddux, L (8, 1)		2-0 1B FC5-2 1B		1-0 G3		0-0 SH 1B		0-0 3B		4 1 2 1 0 0 0 0 0 0 0 0 0 0								
Kevin Baez, R (1, 6)		2-1 FC5-2 1B		4-0 BB		0-1 SH 2B		0-0 F9		2 0 1 0 1 0 0								
Sid Fernandez, L (1, 1) Ced Landrum, L (8, 7)		0-3 K		2-3 K		2-2 2B SF7 1B		1-3 K		3 1 1 1 0 2 3 1 0 0 0 0 1 0								
Inning Stats	R: 0 E: 0 K: 1 S: 8	H: 1 LOB: 1 BB: 0 P: 11	R: 2 E: 0 K: 1 S: 15	H: 4 LOB: 2 BB: 0 P: 25	R: 0 E: 0 K: 2 S: 7	H: 0 LOB: 1 BB: 1 P: 17	R: 0 E: 0 K: 1 S: 11	H: 1 LOB: 0 BB: 0 P: 10	R: 4 E: 2 K: 0 S: 15	H: 3 LOB: 0 BB: 0 P: 20		R: 0 E: 0 K: 1 S: 6	H: 1 LOB: 1 BB: 0 P: 6	R: 0 E: 0 K: 1 S: 7	H: 0 LOB: 0 BB: 0 P: 8	1B: 7 2B: 1 3B: 1 HR: 1	SF: 1 SAC: 1 DP: 1 HBP: 0	WP: 1 PB: 1 SB: 0 CS: 0
PITCHER	IP WLS BF H R ER SO BB IBB HBP BLK WP HR S P ERA WHIP											IP WLS BF H R ER SO BB IBB HBP BLK WP HR S P ERA WHIP						
Larry Luebbers, R (1, 1) ERA: 4.46	6.2 L 30 9 6 2 4 1 0 0 0 1 1 68 108 2.70 1.500																	
Jerry Spradlin, R (7, 1) ERA: 3.33	0.1 1 0 0 0 0 0 0 0 0 0 0 1 1 0.00 0.000																	
Johnny Ruffin, R (8, 1) ERA: 6.75	2.0 6 1 0 0 2 0 0 0 0 0 0 13 14 0.00 0.500																	

Batter	1	2	3	4	5	6	7	8	9	AB R H RBI BB SO LOB	BOTTOM									
Greg Tubbs, R (1, 8) OBP: 0.438, SLG: 0.270	0-2 E7 1B WP 1B		0-1 F7		1-3 K		0-1 G5-3		2-0 P4	4 1 1 0 0 1 2 1 0 0 0 0 0 2	<p>New York Mets @ Cincinnati Reds Riverfront Stadium, Cincinnati, OH Mon Aug 16 1993, 7:05 PM EDT Att: 27,113 - Unknown - 73 F</p> <p>livebaseballscores.com</p> <p>AB 34 R 2 H 7 RBI 1 BB 4 SO 9 LOB 23</p> 									
Tommy Gregg, L (9, FH) OBP: 0.167, SLG: 0.182			0-0 G3		1-1 F7			0-2 G1-3	1-1 F9	4 0 0 0 1 0 2										
Hal Morris, L (1, 3) OBP: 0.384, SLG: 0.386	4-0 WP 1B BB		0-0 G3		1-1 F7			0-2 G1-3	1-1 F9	4 0 0 0 1 0 2										
Kevin Mitchell, R (1, 9) OBP: 0.392, SLG: 0.621	0-3 K		2-1 HR		0-2 L7			1-0 BB 1B		4 1 2 1 0 1 2										
Randy Milligan, R (1, 7) OBP: 0.394, SLG: 0.406	0-2 WP 1B		0-1 P3		0-2 L7			4-0 FC5-4 BB		3 0 1 0 1 1 0										
Chris Sabo, R (1, 5) OBP: 0.321, SLG: 0.434	2-2 P2			2-2 G5-3		2-1 L7		1-3 K		4 0 0 0 0 1 5										
Joe Oliver, R (1, 2) OBP: 0.276, SLG: 0.392	3-2 G6-3			0-1 P8			0-0 2B	0-2 FC5-4		4 0 1 0 0 0 4										
Juan Samuel, R (1, 4) OBP: 0.291, SLG: 0.347		0-1 G5-3		4-2 S BB			4-0 BB BB	0-1 1B 1B		2 0 1 0 2 0 0										
Willie Greene, L (1, 6) OBP: 0.205, SLG: 0.317		2-3 K		2-3 K			1-0 P2	1-3 K		4 0 0 0 0 3 4										
Larry Luebbers, R (1, 1) OBP: 0.167, SLG: 0.167		1-3 K			1-3 K		2-2 P7	0-0 1B		2 0 0 0 0 2 0 0 0 0 0 0 0 0 1 0 0 0 0 0 2 0 0 0 0 0 0 0										
Jack Daugherty, S (7, PH) OBP: 0.390, SLG: 0.514										1 0 0 0 0 0 0										
Johnny Ruffin, R (8, 1) OBP: 0.311, SLG: 0.344										1 0 1 0 0 0 0										
Inning Stats	R: 1 E: 1 K: 1 S: 19	H: 2 LOB: 2 BB: 1 P: 28	R: 0 E: 0 K: 2 S: 8	H: 0 LOB: 0 BB: 0 P: 11	R: 1 E: 0 K: 0 S: 7	H: 1 LOB: 0 BB: 0 P: 9	R: 0 E: 0 K: 1 S: 12	H: 0 LOB: 1 BB: 1 P: 20	R: 0 E: 0 K: 2 S: 8	H: 0 LOB: 0 BB: 0 P: 11	R: 0 E: 0 K: 1 S: 9	H: 0 LOB: 0 BB: 0 P: 11	R: 0 E: 0 K: 1 S: 10	H: 1 LOB: 2 BB: 1 P: 16	R: 0 E: 0 K: 1 S: 9	H: 2 LOB: 2 BB: 0 P: 13	1B: 5 2B: 1 3B: 0 HR: 1	SF: 0 SAC: 0 DP: 0 HBP: 0	WP: 1 PB: 0 SB: 1 CS: 0	PA: 38
PITCHER	IP WLS BF H R ER SO BB IBB HBP BLK WP HR S P ERA WHIP											IP WLS BF H R ER SO BB IBB HBP BLK WP HR S P ERA WHIP								
Sid Fernandez, L (1, 1) ERA: 3.49	7.1 W 31 5 2 2 7 4 0 0 0 1 1 74 113 2.46 1.227																			
Mike Maddux, R (8, 1) ERA: 3.53	1.2 S 7 2 0 0 2 0 0 0 0 0 0 15 20 0.00 1.200																			

Batter	1	2	3	4	5	6	7	8	9	AB	R	H	RBI	BB	SO	LOB	TOP			
Ryan Thompson, R (1, 8) OBP: 0.281, SLG: 0.394	P4		P2		P3		K			4	0	0	0	0	1	3				
Todd Hundley, S (1, 2) OBP: 0.295, SLG: 0.333	K		G6-3		G3-6-1			K		3	0	0	0	0	1	2				
Charlie O'Brien, R (5, 2) OBP: 0.297, SLG: 0.367										1	0	0	0	0	1	0				
Eddie Murray, S (1, 3) OBP: 0.305, SLG: 0.448	2B		G6-3		G6-3			G3-1		4	0	1	0	0	0	0				
Bobby Bonilla, S (1, 5) OBP: 0.347, SLG: 0.493	K			1B BB				1B		2	0	1	0	2	1	1				
Joe Orsulak, L (1, 7) OBP: 0.341, SLG: 0.406		G3		F9				FC1-6 1B		4	0	1	0	0	0	2				
Jeff Kent, R (1, 4) OBP: 0.319, SLG: 0.439		1B		1B				FC1-6 FC3-6		4	0	2	0	0	0	2				
Jeromy Burnitz, L (1, 9) OBP: 0.325, SLG: 0.448		F8		K2-3				FC3-6 1B		4	0	0	0	0	2	4				
Kevin Baez, R (1, 6) OBP: 0.364, SLG: 0.368		G4-3								2	0	0	0	1	0	1				
Jeff McKnight, S (9, PH) OBP: 0.314, SLG: 0.283					E BB			G4-3		1	0	1	0	0	0	0				
Dwight Gooden, R (1, 1) OBP: 0.200, SLG: 0.354										2	0	0	0	0	0	1				
Ced Landrum, L (7, PH) OBP: 0.500, SLG: 0.500					E1					1	0	1	0	0	0	0				
Dave Telgheder, R (7, 1) OBP: 0.167, SLG: 0.333					G3-6-1					0	0	0	0	0	0	0				
Chico Walker, S (9, PH) OBP: 0.272, SLG: 0.326								F8		1	0	0	0	0	0	2				
Inning Stats	R: 0 H: 1 E: 0 K: 2 S: 11	H: 1 LOB: 1 BB: 0 P: 12	R: 0 H: 1 E: 0 K: 0 S: 10	H: 1 LOB: 1 BB: 0 P: 12	R: 0 H: 0 E: 0 K: 1 S: 5	H: 0 LOB: 0 BB: 0 P: 8	R: 0 H: 1 E: 0 K: 1 S: 7	H: 2 LOB: 2 BB: 1 P: 15	R: 0 H: 0 E: 1 K: 0 S: 7	H: 0 LOB: 1 BB: 1 P: 12	R: 0 H: 0 E: 0 K: 0 S: 9	H: 0 LOB: 1 BB: 1 P: 17	R: 0 H: 1 E: 0 K: 2 S: 9	H: 1 LOB: 1 BB: 0 P: 12	R: 0 H: 1 E: 0 K: 1 S: 5	H: 2 LOB: 2 BB: 0 P: 18	1B: 6 2B: 1 3B: 0 HR: 0	SF: 0 SAC: 0 DP: 1 HBP: 0	WP: 0 PB: 0 SB: 0 CS: 0	PA: 36
PITCHER	IP WLS BF H R ER SO BB IBB HBP BLK WP HR S P ERA WHIP																			
Bobby Ayala, R (1, 1) ERA: 3.38	7.0 W 28 4 0 0 5 3 0 0 0 0 0 0 58 88 0.00 1.000																			
Scott Service, R (8, 1) ERA: 3.18	2.0 8 3 0 0 1 0 0 0 0 0 0 0 17 28 0.00 1.500																			

New York Mets @ Cincinnati Reds
Riverfront Stadium, Cincinnati, OH
Tue Aug 17 1993, 7:05 PM EDT
Att: 25,166 - Unknown - 81 F

AB 33
R 0
H 7
RBI 0
BB 3
SO 6
LOB 18



Batter	1	2	3	4	5	6	7	8	9	AB	R	H	RBI	BB	SO	LOB	BOTTOM			
Greg Tubbs, R (1, 8) OBP: 0.423, SLG: 0.341	G6-3		K		G5-3			HR		4	1	1	1	0	1	0				
Jeff Branson, L (1, 4) OBP: 0.310, SLG: 0.343	G3 S 1B		K		G3			L6		4	0	1	0	0	1	0				
Hal Morris, L (1, 3) OBP: 0.366, SLG: 0.385	G3			1B HR BB				1B 1B		3	2	1	0	1	0	1				
Kevin Mitchell, R (1, 7) OBP: 0.393, SLG: 0.620	K			HR 1B				F9 1B 1B		4	1	2	0	0	2	1				
Chris Sabo, R (1, 5) OBP: 0.324, SLG: 0.444				HR				FC5-4 1B		4	1	3	4	0	1	0				
Joe Oliver, R (1, 2) OBP: 0.275, SLG: 0.398				L6				F9		4	1	1	1	0	0	3				
Willie Greene, L (1, 6) OBP: 0.188, SLG: 0.289	G4-3			G3				K		4	0	0	0	0	2	2				
Jacob Brumfield, R (1, 9) OBP: 0.335, SLG: 0.424	K			F9				K		3	0	0	0	0	1	0				
Bobby Ayala, R (1, 1) ERA: 3.38								G4-3		2	0	0	0	0	2	0				
Tommy Gregg, L (7, PH) OBP: 0.154, SLG: 0.167										1	0	0	0	0	0	0				
Scott Service, R (8, 1) OBP: 0.167, SLG: 0.167										0	0	0	0	0	0	0				
Inning Stats	R: 0 H: 1 E: 0 K: 1 S: 9	H: 1 LOB: 0 BB: 0 P: 16	R: 1 H: 1 E: 0 K: 2 S: 8	H: 1 LOB: 0 BB: 0 P: 11	R: 0 H: 0 E: 0 K: 3 S: 9	H: 0 LOB: 0 BB: 0 P: 13	R: 3 H: 2 E: 0 K: 0 S: 7	H: 2 LOB: 1 BB: 1 P: 11	R: 0 H: 0 E: 0 K: 1 S: 8	H: 0 LOB: 0 BB: 0 P: 12	R: 0 H: 1 E: 0 K: 1 S: 9	H: 1 LOB: 1 BB: 0 P: 12	R: 0 H: 0 E: 0 K: 1 S: 9	H: 0 LOB: 0 BB: 0 P: 14	R: 2 H: 4 E: 0 K: 1 S: 13	H: 4 LOB: 2 BB: 0 P: 21	1B: 6 2B: 0 3B: 0 HR: 3	SF: 0 SAC: 0 DP: 0 HBP: 0	WP: 0 PB: 0 SB: 1 CS: 0	PA: 34
PITCHER	IP WLS BF H R ER SO BB IBB HBP BLK WP HR S P ERA WHIP																			
Dwight Gooden, R (1, 1) ERA: 3.38	6.0 L 24 5 4 4 8 1 0 0 0 0 0 1 22 35 9.00 2.000																			
Dave Telgheder, R (7, 1) ERA: 5.4	2.0 10 4 2 2 2 0 0 0 0 0 0 1 22 35 9.00 2.000																			

New York Mets @ Cincinnati Reds
Riverfront Stadium, Cincinnati, OH
Tue Aug 17 1993, 7:05 PM EDT
Att: 25,166 - Unknown - 81 F

AB 33
R 6
H 9
RBI 6
BB 1
SO 10
LOB 7



Batter	1	2	3	4	5	6	7	8	9	AB	R	H	RBI	BB	SO	LOB	TOP																					
Ryan Thompson, R OBP: 0.277, SLG: 0.379	G5-3	F7		K		P4		K	FC6-4 HBP	5	0	0	0	0	2	4																						
Todd Hundley, S OBP: 0.260, SLG: 0.343	1B 3B		G6-3		L8	HR		K	FC6-4	6	2	2	2	0	1	5																						
Eddie Murray, S OBP: 0.344, SLG: 0.448 Dave Gallagher, R OBP: 0.356, SLG: 0.483	1B 3B		G3-6-3 BB		G3	L8		1B		3	1	1	0	1	0	0																						
Bobby Bonilla, S OBP: 0.311, SLG: 0.280 Jeff McKnight, S	F9		G3-6-3		K			K	G4-3	4	0	0	0	0	2	3																						
Joe Orsulak, L OBP: 0.349, SLG: 0.428	1B 2B 3B				G4-3	HR		WP 1B	G1-3 1B	5	2	4	2	0	0	0																						
Jeff Kent, R OBP: 0.320, SLG: 0.435	L8				HR	BB		L7	G1-3	3	2	0	0	2	0	3																						
Jeromy Burnitz, L OBP: 0.333, SLG: 0.466			G3		HR	BB		G3-1	HBP 1B BB	3	2	1	3	2	0	1																						
Kevin Baez, R OBP: 0.367, SLG: 0.341			G6-3		P6			1B BB	K	3	2	0	0	2	1	2																						
Frank Tanana, L OBP: 0.176, SLG: 0.220 Chico Walker, S OBP: 0.277, SLG: 0.331 Jeff Innis, R					F7			E4 1B	HBP 1B	4	1	2	3	0	0	1																						
Inning Stats	R: 2 H: 3 E: 0 K: 0 S: 14	H: 3 LOB: 1 BB: 0 P: 18	R: 0 H: 1 E: 0 K: 0 S: 11	LOB: 1 BB: 0 P: 12	R: 0 H: 0 E: 0 K: 0 S: 4	LOB: 0 BB: 1 P: 8	R: 3 H: 2 E: 0 K: 1 S: 7	H: 2 LOB: 0 BB: 1 P: 13	R: 0 H: 0 E: 0 K: 1 S: 8	LOB: 0 BB: 0 P: 11	R: 5 H: 2 E: 0 K: 0 S: 18	H: 2 LOB: 1 BB: 3 P: 35	R: 0 H: 1 E: 0 K: 1 S: 12	H: 1 LOB: 1 BB: 0 P: 15	R: 1 H: 1 E: 1 K: 2 S: 12	H: 1 LOB: 2 BB: 1 P: 20	R: 1 H: 2 E: 0 K: 1 S: 14	H: 2 LOB: 3 BB: 1 P: 25	1B: 6 2B: 2 3B: 2 HR: 2	SF: 0 SAC: 0 DP: 1 HBP: 1	WP: 1 PA: 47 PB: 0 SB: 0 CS: 0																	
PITCHER	IP	WLS	BF	H	R	ER	SO	BB	IBB	HBP	BLK	WP	HR	S	P	ERA	WHIP	PITCHER				IP	WLS	BF	H	R	ER	SO	BB	IBB	HBP	BLK	WP	HR	S	P	ERA	WHIP
Tim Pugh, R ERA: 5.39	(1, 1)	5.1	L	26	6	8	8	2	5	0	0	0	0	1	53	85	13.50	2.062																				
Jerry Spradlin, R ERA: 3.9	(6, 1)	0.2		4	2	2	2	0	0	0	0	0	0	1	9	12	27.00	3.000																				
Johnny Ruffin, R ERA: 5.4	(7, 1)	2.0		10	2	1	0	3	1	0	0	0	1	0	24	35	0.00	1.500																				
Kevin Wickander, L ERA: 5.96	(9, 1)	1.0		7	2	1	1	1	1	0	1	0	0	0	14	25	9.00	3.000																				

New York Mets @ Cincinnati Reds
Riverfront Stadium, Cincinnati, OH
Wed Aug 18 1993, 7:05 PM EDT
Att: 27,191 - Unknown - 86 F

AB 39
R 12
H 12
RBI 12
BB 7
SO 6
LOB 21



Batter	1	2	3	4	5	6	7	8	9	AB	R	H	RBI	BB	SO	LOB	BOTTOM																					
Greg Tubbs, R OBP: 0.400, SLG: 0.318 Johnny Ruffin, R	F7		G5-3			F8		P3		3	0	0	0	0	0	0																						
Juan Samuel, R OBP: 0.289, SLG: 0.344 Kevin Wickander, L										0	0	0	0	0	0	0																						
Hal Morris, L OBP: 0.364, SLG: 0.387	G6-3		G3			2B			F7	4	0	1	0	0	0	0																						
Tim Costo, R OBP: 0.091, SLG: 0.091	F9				G4-6-3 1B	L8			F9	4	0	1	0	0	0	1																						
Kevin Mitchell, R OBP: 0.390, SLG: 0.614 Brian Dorsett, R OBP: 0.323, SLG: 0.483			G5-3		G4-6-3			G6-3	G5-3	3	0	0	0	0	0	1																						
Chris Sabo, R OBP: 0.324, SLG: 0.446					L8					3	0	1	0	0	0	0																						
Joe Oliver, R OBP: 0.273, SLG: 0.395 Jack Daugherty, S OBP: 0.390, SLG: 0.514						F8		G6-3		3	0	0	0	0	0	1																						
Jeff Branson, L OBP: 0.311, SLG: 0.355					G1-3			F9		3	1	1	1	0	0	1																						
Willie Greene, L OBP: 0.196, SLG: 0.354					HR	L8		K		3	1	1	1	0	1	0																						
Tim Pugh, R OBP: 0.191, SLG: 0.174 Jerry Spradlin, S Jacob Brumfield, R OBP: 0.331, SLG: 0.418					K2-3	F9		P4		1	0	0	0	0	1	0																						
Inning Stats	R: 0 H: 0 E: 0 K: 0 S: 9	H: 0 LOB: 0 BB: 0 P: 15	R: 0 H: 0 E: 0 K: 0 S: 7	LOB: 0 BB: 0 P: 11	R: 2 H: 2 E: 0 K: 1 S: 11	H: 2 LOB: 0 BB: 0 P: 14	R: 0 H: 1 E: 0 K: 0 S: 12	H: 1 LOB: 0 BB: 0 P: 19	R: 0 H: 0 E: 0 K: 0 S: 7	LOB: 0 BB: 0 P: 12	R: 0 H: 1 E: 0 K: 0 S: 14	H: 1 LOB: 1 BB: 0 P: 20	R: 0 H: 1 E: 0 K: 0 S: 7	H: 1 LOB: 1 BB: 0 P: 10	R: 0 H: 0 E: 0 K: 1 S: 6	H: 0 LOB: 0 BB: 0 P: 11	R: 0 H: 0 E: 0 K: 0 S: 8	H: 0 LOB: 0 BB: 0 P: 9	1B: 1 2B: 2 3B: 0 HR: 2	SF: 0 SAC: 0 DP: 1 HBP: 0	WP: 0 PA: 31 PB: 0 SB: 0 CS: 0																	
PITCHER	IP	WLS	BF	H	R	ER	SO	BB	IBB	HBP	BLK	WP	HR	S	P	ERA	WHIP	PITCHER				IP	WLS	BF	H	R	ER	SO	BB	IBB	HBP	BLK	WP	HR	S	P	ERA	WHIP
Frank Tanana, L ERA: 4.41	(1, 1)	8.0	W	28	5	2	2	2	0	0	0	0	0	2	73	112	2.25	0.625																				
Jeff Innis, R ERA: 4.85	(9, 1)	1.0		3	0	0	0	0	0	0	0	0	0	0	8	9	0.00	0.000																				

New York Mets @ Cincinnati Reds
Riverfront Stadium, Cincinnati, OH
Wed Aug 18 1993, 7:05 PM EDT
Att: 27,191 - Unknown - 86 F

AB 31
R 2
H 5
RBI 2
BB 0
SO 2
LOB 4



Batter	1	2	3	4	5	6	7	8	9	AB	R	H	RBI	BB	SO	LOB	TOP					
Ryan Thompson, R (1, 8) OBP: 0.283, SLG: 0.400	L7		K			HR		G3-6-3 BB		3	1	1	1	1	1	1						
Todd Hundley, S (1, 2) OBP: 0.260, SLG: 0.340	G4-3			F7		BB		G3-6-3 1-2f		3	0	0	0	1	0	1						
Eddie Murray, S (1, 3) Ced Landrum, L (8, PR) OBP: 0.500, SLG: 0.500	G1-3			G1-3		G4-6-3 1-2f		BB BB		3	0	0	0	1	0	1						
Bobby Bonilla, S (1, 5) OBP: 0.349, SLG: 0.498		G6-4-3 1B		BB			HR	BB BB		2	1	2	1	2	0	0						
Joe Orsulak, L (1, 7) OBP: 0.344, SLG: 0.422		K		K			F7	G3		4	0	0	0	0	2	4						
Jeff Kent, R (1, 4) OBP: 0.322, SLG: 0.437		G6-4-3 1-2f			F9		3B BB	G4-3 2B		3	1	1	0	1	0	1						
Jeremy Burnitz, L (1, 9) OBP: 0.331, SLG: 0.473			P6		F9		3B	K		4	0	1	1	0	1	1						
Kevin Baez, R (1, 6) Jeff McKnight, S (9, PH) OBP: 0.365, SLG: 0.326			SH1-4 BB		F7		L7	G4-3		2	0	0	0	1	0	1						
Eric Hillman, L (1, 1) Chico Walker, S (7, PH) Jeff Innis, R (7, 1) Dave Gallagher, R (9, PH) OBP: 0.179, SLG: 0.214			SH1-4			K	G1-3	G5-3		1	0	0	0	0	1	0						
Inning Stats	R: 0 E: 0 K: 0 S: 5	H: 0 LOB: 0 BB: 0 P: 8	R: 0 E: 0 K: 1 S: 10	H: 1 LOB: 0 BB: 0 P: 14	R: 0 E: 0 K: 1 S: 12	H: 0 LOB: 1 BB: 1 P: 18	R: 0 E: 0 K: 1 S: 12	H: 0 LOB: 1 BB: 0 P: 22	R: 0 E: 0 K: 0 S: 5	H: 0 LOB: 0 BB: 0 P: 7	R: 1 E: 0 K: 1 S: 9	H: 1 LOB: 0 BB: 1 P: 14	R: 2 E: 0 K: 0 S: 8	H: 2 LOB: 1 BB: 1 P: 16	R: 0 E: 0 K: 0 S: 9	H: 0 LOB: 2 BB: 3 P: 21	R: 0 E: 0 K: 1 S: 11	H: 1 LOB: 1 BB: 0 P: 14	1B: 1 2B: 1 3B: 1 HR: 2	SF: 0 SAC: 1 DP: 3 HBP: 0	WP: 0 PB: 0 SB: 0 CS: 0	PA: 36
PITCHER	IP	WLS	BF	H	R	ER	SO	BB	IBB	HBP	BLK	WP	HR	S	P	ERA	WHIP					
Greg Harris, R (1, 1) ERA: 4.17	7.0	W	27	4	3	3	4	4	0	0	0	0	2	61	99	3.86	1.143					
Marcus Moore, R (8, 1) ERA: 3.45	0.2		3	0	0	0	0	2	0	0	0	0	0	5	13	0.00	3.000					
Darren Holmes, R (8, 1) ERA: 5.06	1.1	S	6	1	0	0	1	1	0	0	0	0	0	15	22	0.00	1.500					

New York Mets @ Colorado Rockies
Mile High Stadium, Denver, CO
Sat Aug 21 1993, 5:33 AM EDT
Cloudy - 85 F

AB 28
R 3
H 5
RBI 3
BB 7
SO 5
LOB 13



Batter	1	2	3	4	5	6	7	8	9	AB	R	H	RBI	BB	SO	LOB	BOTTOM					
Eric Young Sr., R (1, 7) OBP: 0.338, SLG: 0.330	E1 3B		S 1B HBP		K		F7			3	1	0	0	0	1	1						
Joe Girardi, R (1, 2) OBP: 0.320, SLG: 0.382	1-H SF8 3B		CS 1B		G3-1			G5-3		4	1	2	1	0	0	0						
Andres Galarraga, R (1, 3) Jerald Clark, R (9, 3) OBP: 0.423, SLG: 0.631	SF8		K		F9			G4-3		3	0	0	1	0	1	2						
Dante Bichette, R (1, 9) OBP: 0.354, SLG: 0.545	3-H F8		G5-3		P3			E4		4	0	0	0	0	0	2						
Charlie Hayes, R (1, 5) OBP: 0.344, SLG: 0.499	G6-3		F8		G6-3			P3		4	0	0	0	0	0	1						
Vinny Castilla, R (1, 6) OBP: 0.301, SLG: 0.436		G1-6-3 1B		L9		SH1-4 1B				3	1	2	0	0	0	0						
Chris Jones, R (1, 8) OBP: 0.316, SLG: 0.470		G1-6-3 1-2f		F8		SH1-4				2	0	0	0	0	0	1						
Freddie Benavides, R (1, 4) OBP: 0.302, SLG: 0.386					E SF9 2B		2-H 1B			3	1	3	1	0	0	0						
Greg Harris, R (1, 1) Daryl Boston, L (7, PH) Marcus Moore, S (8, 1) Darren Holmes, R (8, 1) OBP: 0.221, SLG: 0.213		G6-3			SF9		K			1	0	0	1	0	0	1						
Inning Stats	R: 2 E: 1 K: 0 S: 14	H: 1 LOB: 0 BB: 0 P: 23	R: 0 E: 0 K: 0 S: 5	H: 2 LOB: 1 BB: 0 P: 9	R: 0 E: 0 K: 1 S: 9	H: 1 LOB: 1 BB: 0 P: 13	R: 0 E: 0 K: 0 S: 6	H: 0 LOB: 0 BB: 0 P: 11	R: 1 E: 1 K: 1 S: 10	H: 1 LOB: 0 BB: 0 P: 19	R: 0 E: 0 K: 0 S: 4	H: 0 LOB: 0 BB: 0 P: 6	R: 1 E: 0 K: 1 S: 12	H: 2 LOB: 1 BB: 0 P: 19	R: 0 E: 1 K: 0 S: 9	H: 0 LOB: 1 BB: 0 P: 13	1B: 5 2B: 1 3B: 1 HR: 0	SF: 2 SAC: 1 DP: 1 HBP: 1	WP: 0 PB: 0 SB: 2 CS: 1	PA: 32		
PITCHER	IP	WLS	BF	H	R	ER	SO	BB	IBB	HBP	BLK	WP	HR	S	P	ERA	WHIP					
Eric Hillman, L (1, 1) ERA: 3.94	6.0		23	5	3	1	2	0	0	0	0	0	0	48	81	1.50	0.833					
Jeff Innis, R (7, 1) ERA: 4.83	2.0	L	9	2	1	1	1	0	0	0	0	0	0	21	32	4.50	1.000					

New York Mets @ Colorado Rockies
Mile High Stadium, Denver, CO
Sat Aug 21 1993, 5:33 AM EDT
Cloudy - 85 F

AB 28
R 4
H 7
RBI 4
BB 0
SO 3
LOB 9



Batter	1	2	3	4	5	6	7	8	9	AB	R	H	RBI	BB	SO	LOB	TOP		
Ryan Thompson, R (1,8) OBP: 0.275, SLG: 0.388	F8			G1-3		G6-3		E1 WP 1B G4-6-3		4	1	0	0	0	0	2	New York Mets @ Colorado Rockies Mile High Stadium, Denver, CO Sat Aug 21 1993, 9:05 PM EDT Att: 60,613 - Unknown - 72 F		
Charlie O'Brien, R (1,2) OBP: 0.303, SLG: 0.371	G6-3			WP 1B BLK 1B		G5-3		G4-6-3 1B		4	1	2	2	0	0	0			
Eddie Murray, S (1,3) OBP: 0.303, SLG: 0.441	G4-3			P6			L8	G4-6-3 1-2 2-H 2-H		4	0	0	0	0	0	2			
Bobby Bonilla, S (1,5) OBP: 0.350, SLG: 0.497		P3		1-H 1B			F7	BB BB		3	0	1	1	1	0	0			
Dave Gallagher, R (1,7) OBP: 0.348, SLG: 0.473		F7		P6			HR 1B	1-2 BB		2	0	0	0	0	0	1			
Joe Orsulak, L (7,PH) OBP: 0.348, SLG: 0.424										1	1	1	0	1	0	0			
Jeff Kent, R (1,4) OBP: 0.326, SLG: 0.447										3	1	2	2	1	1	2			
Pete Schourek, L (8,1) OBP: 0.276, SLG: 0.200										0	0	0	0	0	0	0			
Jeromy Burnitz, L (1,9) OBP: 0.324, SLG: 0.461	PO 1-2		G6-3		G4-6-3 1-2		K		F8	4	0	0	0	0	1	1			
Kevin Baez, R (1,6) OBP: 0.352, SLG: 0.311			P6		G3			E4 BB 1B	K	2	0	0	0	0	0	0			
Jeff McKnight, S (8,PH) OBP: 0.302, SLG: 0.271										2	1	0	0	0	1	0			
Bobby Jones, R (1,1)										1	0	0	0	0	1	0			
Ced Landrum, L (8,PH) OBP: 0.333, SLG: 0.333										1	0	0	0	0	0	0			
Josias Manzanillo, R (6,1)										0	0	0	0	0	0	0			
Chico Walker, S (8,PH) OBP: 0.278, SLG: 0.326										1	1	0	0	1	0	0			
Inning Stats	R: 0 E: 0 K: 0 S: 6	H: 0 LOB: 0 BB: 0 P: 11	R: 0 E: 0 K: 0 S: 7	H: 0 LOB: 0 BB: 1 P: 13	R: 0 E: 0 K: 1 S: 9	H: 0 LOB: 0 BB: 0 P: 11	R: 1 E: 0 K: 0 S: 11	H: 2 LOB: 1 BB: 0 P: 17	R: 0 E: 0 K: 0 S: 4	H: 0 LOB: 0 BB: 0 P: 8	R: 2 E: 0 K: 1 S: 10	H: 2 LOB: 0 BB: 0 P: 21	R: 3 E: 2 K: 1 S: 23	H: 1 LOB: 2 BB: 3 P: 40	R: 0 E: 0 K: 1 S: 8	H: 0 LOB: 0 BB: 0 P: 12	1B: 5 2B: 0 3B: 0 HR: 1	SF: 0 SAC: 0 DP: 2 HBP: 0	WP: 2 PA: 37 PB: 0 SB: 0 CS: 0
PITCHER	IP WLS BF H R ER SO BB IBB HBP BLK WP HR S P ERA WHIP																		
Bruce Hurst, L (1,1) ERA: 7.88	3.2		13	2	1	1	1	1	0	0	0	0	0	0	0	0	0	2.46	0.818
Steve Reed, R (4,1) ERA: 4.87	2.1	W	7	1	0	0	0	0	0	0	0	0	0	0	9	18	0.00	0.429	
Curt Leskanic, R (7,1) ERA: 6.23	1.0		9	3	5	2	1	1	0	0	0	0	1	19	35	18.00	4.000		
Marcus Moore, R (8,1) ERA: 3.31	0.2		3	0	0	0	0	2	0	0	0	0	1	0	11	22	0.00	3.000	
Darren Holmes, R (8,1) ERA: 4.93	1.1	S	4	0	0	0	2	0	0	0	0	0	0	0	11	16	0.00	0.000	

Batter	1	2	3	4	5	6	7	8	9	AB	R	H	RBI	BB	SO	LOB	BOTTOM		
Alex Cole, L (1,8) OBP: 0.343, SLG: 0.323	G4-3		SF9 3B	2B		K				4	2	2	0	0	1	0	New York Mets @ Colorado Rockies Mile High Stadium, Denver, CO Sat Aug 21 1993, 9:05 PM EDT Att: 60,613 - Unknown - 72 F		
Roberto Mejia, R (1,4) OBP: 0.291, SLG: 0.366	P3		P3	2H 2B		K				4	0	1	1	0	1	1			
Daryl Boston, L (1,7) OBP: 0.308, SLG: 0.402	G3		SF9 2B HBP BB	F7			P7			3	1	0	0	1	0	1			
Dante Bichette, R (1,9) OBP: 0.353, SLG: 0.543		F8		F8				G6-3		2	1	0	0	0	0	1			
Eric Young Sr., R (7,7) OBP: 0.337, SLG: 0.329			2B HBP							1	0	0	0	0	0	0			
Charlie Hayes, R (1,5) OBP: 0.345, SLG: 0.507		HR 1B						G5-3		3	2	2	2	0	0	0			
Jerald Clark, R (1,3) OBP: 0.331, SLG: 0.435										4	2	2	4	0	1	0			
Danny Sheaffer, R (1,2) OBP: 0.294, SLG: 0.384		G5-3		1B 1B				G4-3		4	0	1	1	0	0	0			
Freddie Benavides, R (1,6) OBP: 0.307, SLG: 0.388										4	0	2	0	0	1	0			
Bruce Hurst, L (1,1) ERA: 7.88										1	0	0	0	0	1	1			
Steve Reed, R (4,1) ERA: 4.87										1	0	0	0	0	0	0			
Andres Galaraga, R (8,PH) ERA: 8.53										0	0	0	0	0	0	0			
Curt Leskanic, R (7,1) ERA: 6.23										0	0	0	0	0	0	0			
Marcus Moore, S (8,1) ERA: 3.31										0	0	0	0	0	0	0			
Darren Holmes, R (8,1) ERA: 4.93										0	0	0	0	0	0	0			
Inning Stats	R: 0 E: 0 K: 0 S: 8	H: 0 LOB: 0 BB: 0 P: 11	R: 2 E: 0 K: 1 S: 14	H: 3 LOB: 1 BB: 0 P: 22	R: 4 E: 0 K: 0 S: 19	H: 4 LOB: 2 BB: 1 P: 38	R: 1 E: 0 K: 0 S: 13	H: 2 LOB: 1 BB: 0 P: 18	R: 1 E: 0 K: 1 S: 10	H: 1 LOB: 0 BB: 0 P: 15	R: 0 E: 0 K: 2 S: 9	H: 0 LOB: 0 BB: 0 P: 11	R: 0 E: 0 K: 0 S: 8	H: 0 LOB: 0 BB: 0 P: 9	R: 0 E: 0 K: 1 S: 7	H: 0 LOB: 0 BB: 0 P: 10	1B: 4 2B: 3 3B: 1 HR: 2	SF: 1 SAC: 0 DP: 0 HBP: 1	WP: 0 PA: 35 PB: 0 SB: 0 CS: 0
PITCHER	IP WLS BF H R ER SO BB IBB HBP BLK WP HR S P ERA WHIP																		
Bobby Jones, R (1,1)	5.0	L	26	10	8	2	1	0	0	0	0	0	0	0	17	20	0.00	0.000	
Josias Manzanillo, R (6,1)	2.0		6	0	0	0	2	0	0	0	0	0	0	0	7	10	0.00	0.000	
Pete Schourek, L (8,1) ERA: 6.52	1.0		3	0	0	0	1	0	0	0	0	0	0	0	7	10	0.00	0.000	


AB	32
R	6
H	6
RBI	5
BB	4
SO	4
LOB	8



Batter	1	2	3	4	5	6	7	8	9	AB	R	H	RBI	BB	SO	LOB	TOP				
Thomas Howard, S OBP: 0.288, SLG: 0.342 (1, 8)	F7		BB 2B BB	BB BB			P3		CS 1B	3	1	1	0	2	0	0					
Jeff Branson, L OBP: 0.307, SLG: 0.359 (1, 6)	K		2B 1B BB	FC6 BB			K		K	3	1	0	0	2	3	1					
Hal Morris, L OBP: 0.350, SLG: 0.375 (1, 3)	K		1B 2B	FC6			P6			4	1	1	2	0	1	2					
Kevin Mitchell, R OBP: 0.391, SLG: 0.610 Jacob Brumfield, R OBP: 0.331, SLG: 0.418 (8, 8)			1B BB		G5-4-3 BB			1B SF8 1B		2	0	1	0	2	1	0					
Chris Sabo, R OBP: 0.324, SLG: 0.447 (1, 5)	F9		K		K			1B		4	0	1	0	0	2	4					
Reggie Sanders, R OBP: 0.344, SLG: 0.443 (1, 9)	HR		1B		G5-4-3			SF8		3	1	2	4	0	0	1					
Brian Dorsett, R OBP: 0.289, SLG: 0.500 (1, 2)	L9		L7		K			L7		4	0	0	0	0	1	3					
Brian Koelling, R Jeff Reardon, R (1, 4) (8, 1)			BB SH3 2B HBP		F8			P6		3	1	0	0	0	0	1					
Tim Pugh, R OBP: 0.184, SLG: 0.167 Juan Samuel, R OBP: 0.288, SLG: 0.342 (1, 1) (8, 4)			SH3		P3			G6-3		2	0	0	0	0	0	0					
								G6-3		1	0	0	0	0	1	0					
Inning Stats	R: 0 E: 0 K: 2 S: 9	H: 0 LOB: 0 BB: 0 P: 14	R: 1 E: 0 K: 1 S: 8	H: 1 LOB: 0 BB: 0 P: 13	R: 4 E: 0 K: 1 S: 20	H: 2 LOB: 3 BB: 3 P: 39	R: 0 E: 0 K: 0 S: 11	H: 0 LOB: 2 BB: 2 P: 20	R: 0 E: 0 K: 1 S: 6	H: 0 LOB: 0 BB: 1 P: 12	R: 0 E: 0 K: 1 S: 9	H: 0 LOB: 0 BB: 0 P: 12	R: 1 E: 0 K: 0 S: 8	H: 2 LOB: 1 BB: 0 P: 10	R: 0 E: 0 K: 2 S: 9	H: 1 LOB: 0 BB: 0 P: 11	1B: 4 2B: 1 3B: 0 HR: 1	SF: 1 SAC: 1 DP: 1 HBP: 1	WP: 0 PB: 0 SB: 0 CS: 1	PA: 38	
PITCHER	IP	WLS	BF	H	R	ER	SO	BB	IBB	HBP	BLK	WP	HR	S	P	ERA	WHIP				
Dwight Gooden, R ERA: 3.43	2.0	L	8	1	2	2	3	0	0	1	0	0	1	17	28	9.00	0.500				
Josias Manzanillo, R ERA: 9.0	2.0		13	2	3	3	1	5	0	0	0	0	0	31	58	13.50	3.500				
Dave Telgheder, R ERA: 5.16	2.0		6	0	0	0	2	1	0	0	0	0	0	12	20	0.00	0.500				
Pete Schourek, L ERA: 6.48	2.0		8	2	1	1	1	0	0	0	0	0	0	17	24	4.50	1.000				
Mike Maddux, R ERA: 3.47	1.0		3	1	0	0	2	0	0	0	0	0	0	9	11	0.00	1.000				

Cincinnati Reds @ New York Mets
Shea Stadium, Flushing, NY
Mon Aug 23 1993, 7:05 PM EDT
Att: 19,729 - Unknown - 75 F


AB 29
R 6
H 6
RBI 6
BB 6
SO 9
LOB 12



Batter	1	2	3	4	5	6	7	8	9	AB	R	H	RBI	BB	SO	LOB	BOTTOM					
Joe Orsulak, L OBP: 0.347, SLG: 0.418 (1, 7)	L6		E 1B SF7		G1-3				L7	4	1	1	0	0	0	0						
Jeromy Burnitz, L OBP: 0.333, SLG: 0.484 (1, 9)	G5-3 1B		E 1B		1B SF9				F8	4	1	3	0	0	0	0						
Eddie Murray, S OBP: 0.303, SLG: 0.438 (1, 3)	1B		E4		1B				G5-3	4	0	2	0	0	0	2						
Bobby Bonilla, S OBP: 0.347, SLG: 0.492 (1, 5)	G5-3		SF7		SF9				L3	2	0	0	2	0	0	2						
Jeff Kent, R OBP: 0.324, SLG: 0.451 Mike Maddux, L (1, 4) (9, 1)			G6-3		K				F7	4	0	0	0	0	2	3						
Ryan Thompson, R OBP: 0.274, SLG: 0.372 (1, 8)	F7		K		K2-3				K	4	0	0	0	0	2	0						
Charlie O'Brien, R OBP: 0.302, SLG: 0.358 (1, 2)			FC5-4 HBP		BB				G6-3	2	0	0	0	1	0	0						
Kevin Baez, R OBP: 0.350, SLG: 0.300 Pete Schourek, L OBP: 0.276, SLG: 0.200 Chico Walker, S OBP: 0.281, SLG: 0.343 (1, 6) (7, 1) (9, 4)			FC5-4		K				L8	3	0	0	0	0	1	2						
Dwight Gooden, R OBP: 0.200, SLG: 0.354 Josias Manzanillo, R Ced Landrum, L OBP: 0.200, SLG: 0.200 Dave Telgheder, R OBP: 0.167, SLG: 0.333 Jeff McKnight, S OBP: 0.306, SLG: 0.276 (1, 1) (3, 1) (4, PH) (5, 1) (7, 6)			K		P6				G3	0	0	0	0	0	0	0						
Inning Stats	R: 0 E: 0 K: 0 S: 10	H: 2 LOB: 1 BB: 0 P: 16	R: 0 E: 0 K: 0 S: 8	H: 0 LOB: 1 BB: 0 P: 12	R: 1 E: 1 K: 2 S: 15	H: 2 LOB: 2 BB: 0 P: 22	R: 0 E: 0 K: 2 S: 10	H: 0 LOB: 1 BB: 1 P: 17	R: 1 E: 0 K: 1 S: 9	H: 2 LOB: 1 BB: 0 P: 14	R: 0 E: 0 K: 1 S: 10	H: 0 LOB: 0 BB: 0 P: 12	R: 0 E: 0 K: 0 S: 5	H: 0 LOB: 0 BB: 0 P: 8	R: 0 E: 0 K: 0 S: 3	H: 0 LOB: 0 BB: 0 P: 7	R: 0 E: 0 K: 0 S: 9	H: 0 LOB: 0 BB: 0 P: 13	1B: 6 2B: 0 3B: 0 HR: 0	SF: 2 SAC: 0 DP: 1 HBP: 1	WP: 0 PB: 0 SB: 0 CS: 0	PA: 35
PITCHER	IP	WLS	BF	H	R	ER	SO	BB	IBB	HBP	BLK	WP	HR	S	P	ERA	WHIP					
Tim Pugh, R ERA: 5.18	7.0	W	29	6	0	1	6	1	0	0	0	0	0	67	101	1.29	1.000					
Jeff Reardon, R ERA: 2.49	2.0		6	0	0	0	0	0	0	0	0	0	0	12	20	0.00	0.000					

Cincinnati Reds @ New York Mets
Shea Stadium, Flushing, NY
Mon Aug 23 1993, 7:05 PM EDT
Att: 19,729 - Unknown - 75 F

AB 31
R 2
H 6
RBI 2
BB 1
SO 6
LOB 10



Batter	1	2	3	4	5	6	7	8	9	AB	R	H	RBI	BB	SO	LOB	TOP					
Juan Samuel, R OBP: 0.286, SLG: 0.333	F8		BB		E5		G3		P1	4	0	0	0	1	0	2	Cincinnati Reds @ New York Mets Shea Stadium, Flushing, NY Tue Aug 24 1993, 7:05 PM EDT Att: 19,517 - Unknown - 78 F					
Hal Morris, L OBP: 0.345, SLG: 0.369	G4-1		K		K			L4		4	0	0	0	0	2	4						
Chris Sabo, R OBP: 0.323, SLG: 0.443	K		F9					K		3	0	0	0	1	2	2						
Kevin Mitchell, R OBP: 0.386, SLG: 0.602		G5-3	F7		F9			G6-3		4	0	0	0	0	0	5						
Reggie Sanders, R OBP: 0.343, SLG: 0.439	G6-3				F8			G4-3		3	1	0	0	1	0	0						
Tim Coste, R OBP: 0.190, SLG: 0.381					L6			F8		3	1	1	1	0	0	0						
Thomas Howard, S OBP: 0.287, SLG: 0.340	HR							E6		1	1	0	0	0	0	1						
Brian Dorsett, R OBP: 0.268, SLG: 0.462								P5		3	0	0	0	0	2	0						
Jack Daugherty, S OBP: 0.364, SLG: 0.474	F8				K					1	0	0	0	0	0	2						
Jerry Spradlin, S OBP: 0.167, SLG: 0.167										0	0	0	0	0	0	0						
Kevin Wickander, L OBP: 0.272, SLG: 0.394										0	0	0	0	0	0	0						
Jeff Branson, L OBP: 0.306, SLG: 0.357					P6			B1-3		4	1	1	0	0	1	2						
Larry Luebbers, R OBP: 0.286, SLG: 0.231								G6-3		1	0	1	0	0	0	0						
Jacob Brumfield, R OBP: 0.329, SLG: 0.416										1	0	0	0	0	0	0						
Scott Service, R OBP: 0.167, SLG: 0.167										0	0	0	0	0	0	0						
Joe Oliver, R OBP: 0.272, SLG: 0.394										1	0	1	1	0	0	0						
Inning Stats	R: 0 E: 0 K: 1 S: 10	H: 0 LOB: 0 BB: 0 P: 14	R: 1 E: 0 K: 0 S: 7	H: 1 LOB: 0 BB: 0 P: 11	R: 1 E: 0 K: 1 S: 12	H: 1 LOB: 2 BB: 1 P: 19	R: 0 E: 0 K: 1 S: 8	H: 0 LOB: 0 BB: 0 P: 12	R: 0 E: 1 K: 1 S: 13	H: 1 LOB: 3 BB: 1 P: 20	R: 0 E: 0 K: 0 S: 8	H: 0 LOB: 0 BB: 0 P: 10	R: 0 E: 0 K: 0 S: 9	H: 0 LOB: 0 BB: 0 P: 14	R: 0 E: 0 K: 1 S: 8	H: 0 LOB: 0 BB: 0 P: 9	R: 2 E: 1 K: 1 S: 17	H: 1 LOB: 1 BB: 1 P: 29	1B: 2 2B: 1 3B: 0 HR: 1	SF: 0 SAC: 0 DP: 0 HBP: 1	WP: 1 PB: 0 SB: 3 CS: 0	PA: 37
PITCHER	IP WLS BF H R ER SO BB IBB HBP BLK WP HR S P ERA WHIP	IP WLS BF H R ER SO BB IBB HBP BLK WP HR S P ERA WHIP	IP WLS BF H R ER SO BB IBB HBP BLK WP HR S P ERA WHIP	IP WLS BF H R ER SO BB IBB HBP BLK WP HR S P ERA WHIP	IP WLS BF H R ER SO BB IBB HBP BLK WP HR S P ERA WHIP	IP WLS BF H R ER SO BB IBB HBP BLK WP HR S P ERA WHIP	IP WLS BF H R ER SO BB IBB HBP BLK WP HR S P ERA WHIP	IP WLS BF H R ER SO BB IBB HBP BLK WP HR S P ERA WHIP	IP WLS BF H R ER SO BB IBB HBP BLK WP HR S P ERA WHIP	IP WLS BF H R ER SO BB IBB HBP BLK WP HR S P ERA WHIP	IP WLS BF H R ER SO BB IBB HBP BLK WP HR S P ERA WHIP	IP WLS BF H R ER SO BB IBB HBP BLK WP HR S P ERA WHIP	IP WLS BF H R ER SO BB IBB HBP BLK WP HR S P ERA WHIP	IP WLS BF H R ER SO BB IBB HBP BLK WP HR S P ERA WHIP	IP WLS BF H R ER SO BB IBB HBP BLK WP HR S P ERA WHIP	IP WLS BF H R ER SO BB IBB HBP BLK WP HR S P ERA WHIP	IP WLS BF H R ER SO BB IBB HBP BLK WP HR S P ERA WHIP					
Frank Tanana, L ERA: 4.33	7.0	28	3	2	2	5	2	0	1	0	1	1	67	100	2.57	0.714						
Jeff Innis, R ERA: 4.59	1.0	5	0	2	0	1	1	0	0	0	0	0	10	17	0.00	1.000						
Mike Maddux, R ERA: 3.41	1.0	W	4	1	0	0	1	0	0	0	1	0	0	15	21	0.00	1.000					

AB 33
R 4
H 4
RBI 2
BB 3
SO 7
LOB 18



AB 33
R 5
H 8
RBI 3
BB 3
SO 3
LOB 13



Batter	1	2	3	4	5	6	7	8	9	AB	R	H	RBI	BB	SO	LOB	TOP					
Jacob Brumfield, R (1, 8) OBP: 0.331, SLG: 0.421	G3-1		1B 2B				FC5 SF8 1B		L9	5	2	2	0	0	0	1	Cincinnati Reds @ New York Mets Shea Stadium, Flushing, NY Wed Aug 25 1993, 3:33 AM EDT Att: 19,483 - Sunny - 86 F					
Thomas Howard, S (1, 7) OBP: 0.285, SLG: 0.338	G4-3		2B 1B			K	SF8		G4-3	4	1	1	1	0	1	1						
Reggie Sanders, R (1, 9) OBP: 0.344, SLG: 0.442	E5		F8 1-H 3-H 2-3			F9	3-H 3-1			4	0	2	3	0	0	1						
Chris Sabo, R (1, 5) OBP: 0.323, SLG: 0.442	1B		K			L9	3-H 0-0		F9	4	0	1	0	0	1	3						
Tim Costo, R (1, 3) OBP: 0.208, SLG: 0.375 Hal Morris, L (7, PH) OBP: 0.344, SLG: 0.367	L4		F8				G5-3			3	0	1	0	0	0	3						
Joe Oliver, R (1, 2) OBP: 0.270, SLG: 0.390			F9				1B		F9	1	0	0	0	0	0	2						
Juan Samuel, R (1, 4) OBP: 0.279, SLG: 0.325			F7			K	P8		E5	4	0	0	0	0	1	1						
Brian Koelling, R (1, 6) OBP: 0.154, SLG: 0.083 Jeff Branson, L (7, 6) OBP: 0.305, SLG: 0.356			FC6-4 1B			B1-3	P9		L8	3	0	1	0	0	0	1						
Jose Rijo, R (1, 1) OBP: 0.269, SLG: 0.313 Greg Tubbs, R (9, PH) OBP: 0.386, SLG: 0.304 Rob Dibble, L (9, 1) OBP: 1.000, SLG: 1.000			FC6-4			L7			P5	3	1	1	0	0	0	1						
			1-2				E SF8 1B			1	0	0	0	0	0	0						
Inning Stats	R: 0 E: 1 K: 0 S: 9	H: 1 LOB: 2 BB: 0 P: 11	R: 0 E: 0 K: 0 S: 7	H: 1 LOB: 1 BB: 0 P: 9	R: 2 E: 0 K: 1 S: 14	H: 3 LOB: 1 BB: 0 P: 21	R: 0 E: 0 K: 1 S: 6	H: 0 LOB: 0 BB: 0 P: 10	R: 0 E: 0 K: 1 S: 7	H: 1 LOB: 1 BB: 0 P: 11	R: 0 E: 1 K: 0 S: 8	H: 2 LOB: 1 BB: 0 P: 13	R: 0 E: 1 K: 0 S: 7	H: 0 LOB: 0 BB: 0 P: 12	R: 0 E: 0 K: 0 S: 7	H: 0 LOB: 0 BB: 0 P: 11	1B: 7 2B: 2 3B: 0 HR: 0	SF: 1 SAC: 0 DP: 0 HBP: 0	WP: 0 PB: 0 CS: 0	PA: 38		
PITCHER	IP WLS BF H R ER SO BB IBB HBP BLK WP HR S P ERA WHIP	IP WLS BF H R ER SO BB IBB HBP BLK WP HR S P ERA WHIP	IP WLS BF H R ER SO BB IBB HBP BLK WP HR S P ERA WHIP	IP WLS BF H R ER SO BB IBB HBP BLK WP HR S P ERA WHIP	IP WLS BF H R ER SO BB IBB HBP BLK WP HR S P ERA WHIP	IP WLS BF H R ER SO BB IBB HBP BLK WP HR S P ERA WHIP	IP WLS BF H R ER SO BB IBB HBP BLK WP HR S P ERA WHIP	IP WLS BF H R ER SO BB IBB HBP BLK WP HR S P ERA WHIP	IP WLS BF H R ER SO BB IBB HBP BLK WP HR S P ERA WHIP	IP WLS BF H R ER SO BB IBB HBP BLK WP HR S P ERA WHIP	IP WLS BF H R ER SO BB IBB HBP BLK WP HR S P ERA WHIP	IP WLS BF H R ER SO BB IBB HBP BLK WP HR S P ERA WHIP	IP WLS BF H R ER SO BB IBB HBP BLK WP HR S P ERA WHIP	IP WLS BF H R ER SO BB IBB HBP BLK WP HR S P ERA WHIP	IP WLS BF H R ER SO BB IBB HBP BLK WP HR S P ERA WHIP	IP WLS BF H R ER SO BB IBB HBP BLK WP HR S P ERA WHIP	IP WLS BF H R ER SO BB IBB HBP BLK WP HR S P ERA WHIP	IP WLS BF H R ER SO BB IBB HBP BLK WP HR S P ERA WHIP	IP WLS BF H R ER SO BB IBB HBP BLK WP HR S P ERA WHIP	IP WLS BF H R ER SO BB IBB HBP BLK WP HR S P ERA WHIP	IP WLS BF H R ER SO BB IBB HBP BLK WP HR S P ERA WHIP	IP WLS BF H R ER SO BB IBB HBP BLK WP HR S P ERA WHIP

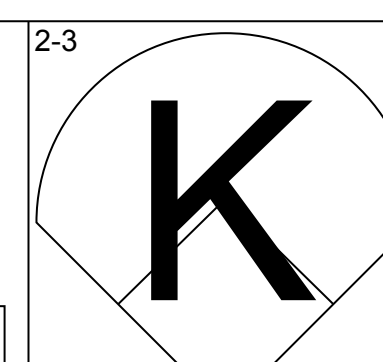
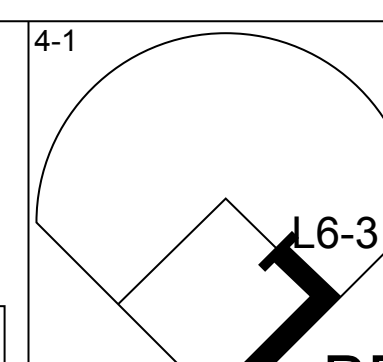
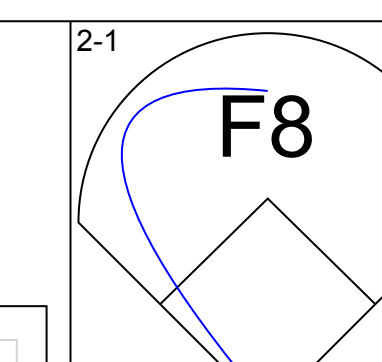
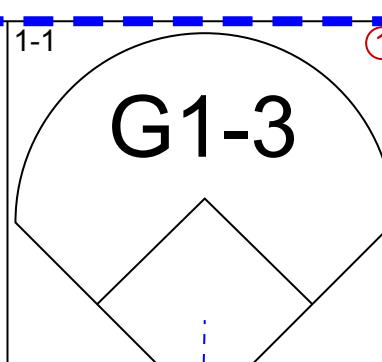
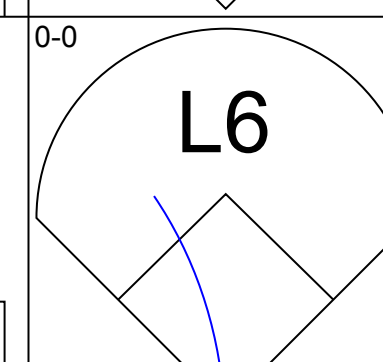
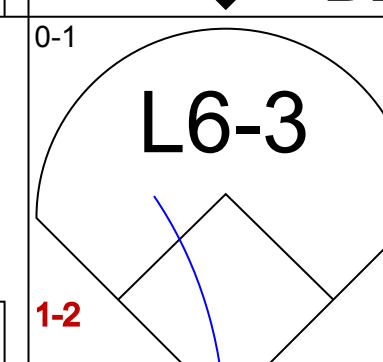
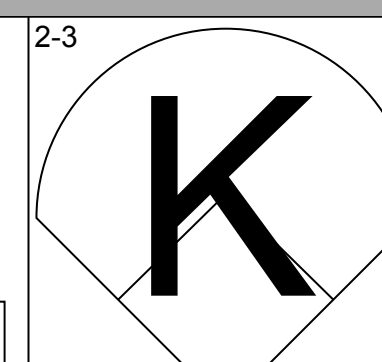
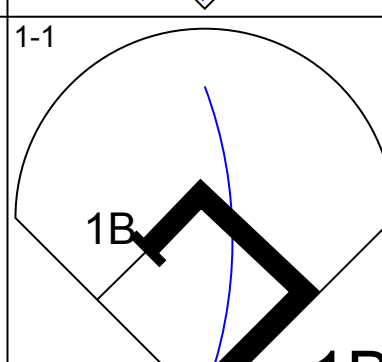
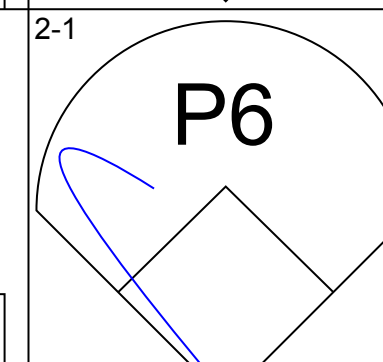
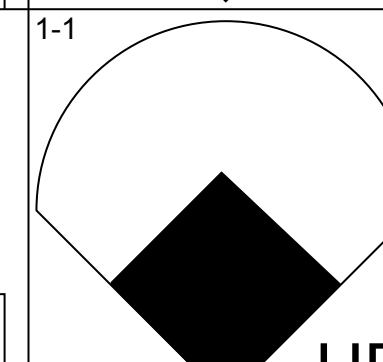
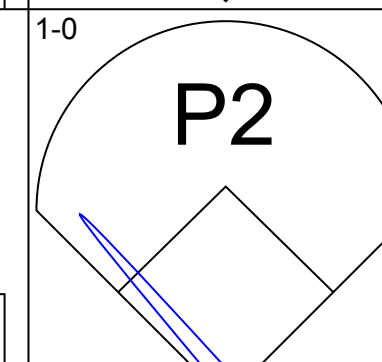
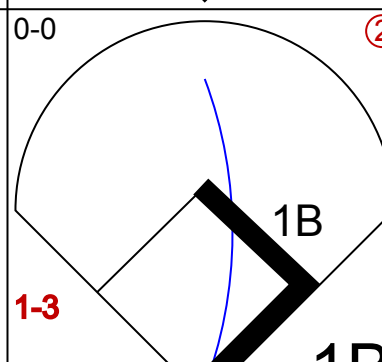
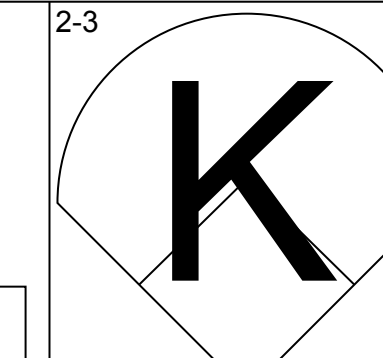
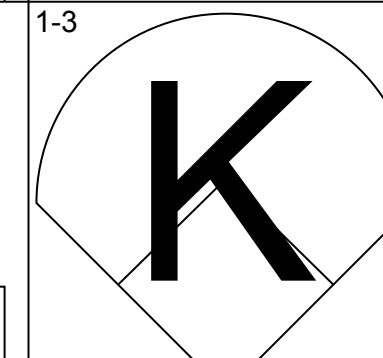
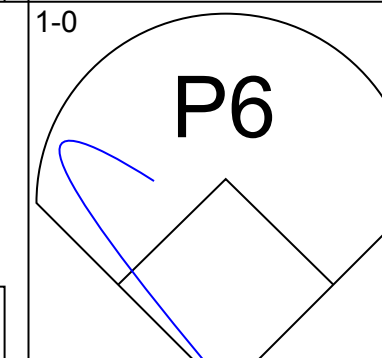
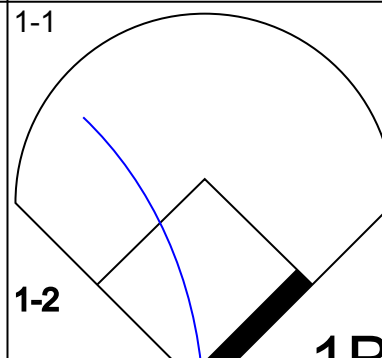
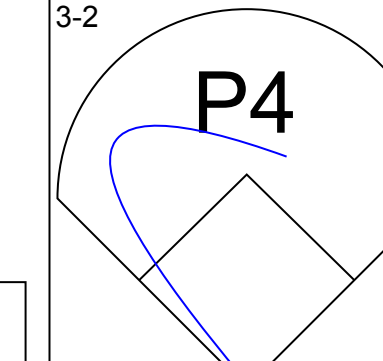
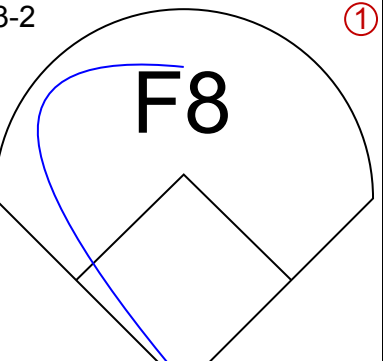
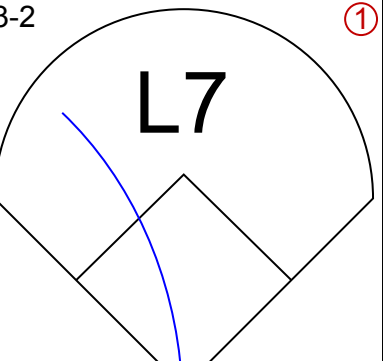
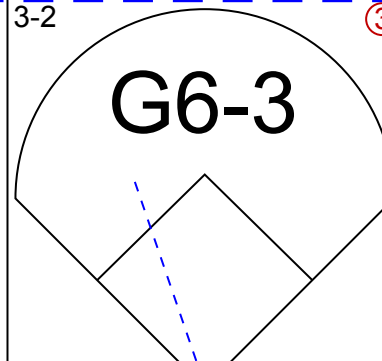
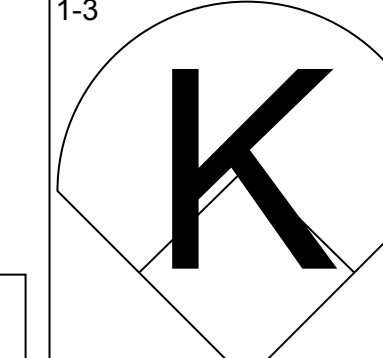
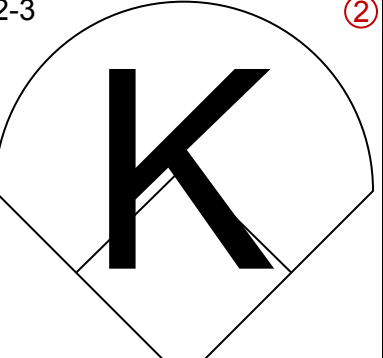
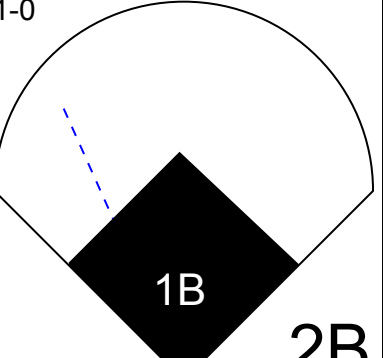
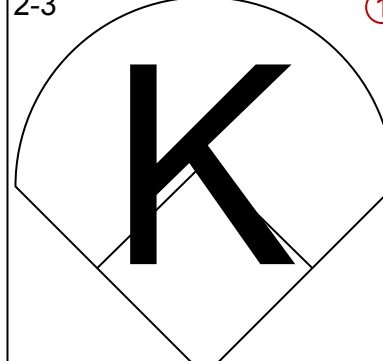
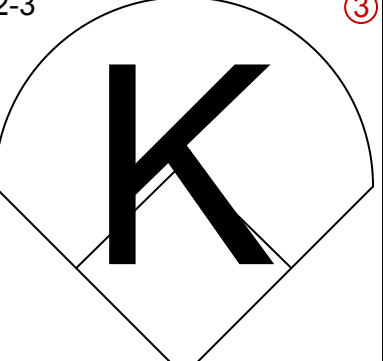
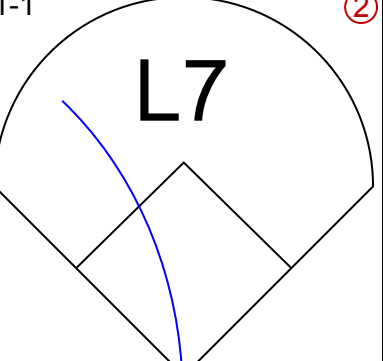
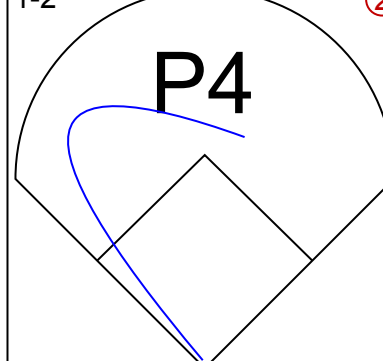
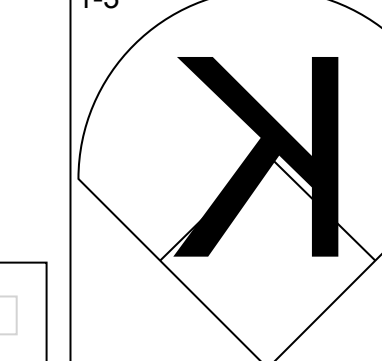
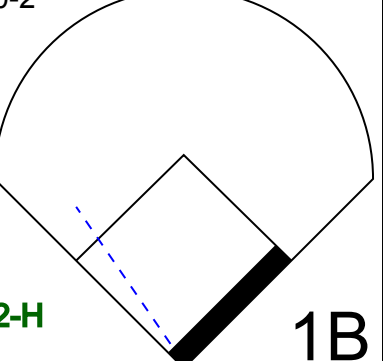
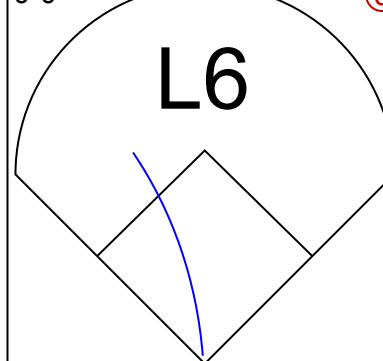
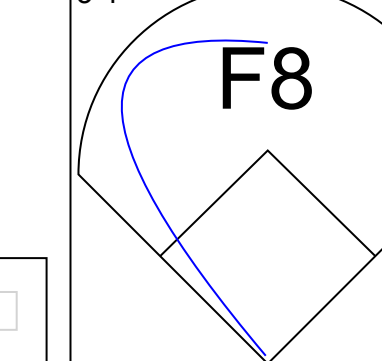
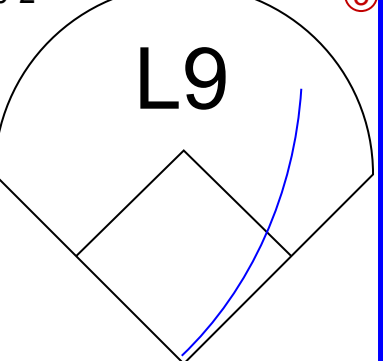
AB	37
R	4
H	9
RBI	4
BB	0
SO	3
LOB	15



Batter	1	2	3	4	5	6	7	8	9	AB	R	H	RBI	BB	SO	LOB	BOTTOM					
Joe Orsulak, L (1, 7) OBP: 0.342, SLG: 0.414	F7		P6			F8		F7		4	0	0	0	0	0	1	Cincinnati Reds @ New York Mets Shea Stadium, Flushing, NY Wed Aug 25 1993, 3:33 AM EDT Att: 19,483 - Sunny - 86 F					
Jeremy Burnitz, L (1, 9) OBP: 0.325, SLG: 0.464 Pete Schourek, L (9, 1) OBP: 0.276, SLG: 0.200	K		BB			K		G4-3		3	0	0	0	1	2	1						
Eddie Murray, S (1, 3) OBP: 0.302, SLG: 0.439	F7		G1-3			G3-1			F7	4	0	0	0	0	0	1						
Bobby Bonilla, S (1, 5) OBP: 0.353, SLG: 0.507			1B BB			P7		FC6-4 1B		3	1	2	1	1	0	0						
Jeff Kent, R (1, 4) OBP: 0.325, SLG: 0.448			L8			L8		FC6-4		4	0	1	0	0	0	1						
Ryan Thompson, R (1, 8) OBP: 0.288, SLG: 0.362 Ced Landrum, L (9, PH) OBP: 0.286, SLG: 0.429			K			F8		F8		3	0	0	0	0	1	3						
Todd Hundley, S (1, 2) OBP: 0.257, SLG: 0.335			F8			G6-3			K	1	0	0	0	0	1	0						
Kevin Baez, R (1, 6) OBP: 0.323, SLG: 0.273 Jeff McKnight, S (9, PH) OBP: 0.316, SLG: 0.310			K					FC4-6 1B		2	0	0	0	0	2	2						
Eric Hillman, L (1, 1) OBP: 0.167, SLG: 0.200 Jeff Innis, R (7, 1)			G3			K		FC4-6		2	0	0	0	0	1	0						
Chico Walker, S (9, 7) OBP: 0.277, SLG: 0.338								1-2		1	0	0	0	0	0	1						
Inning Stats	R: 0 E: 0 K: 1 S: 6	H: 0 LOB: 0 BB: 0 P: 9	R: 0 E: 0 K: 2 S: 12	H: 1 LOB: 2 BB: 1 P: 21	R: 0 E: 0 K: 0 S: 5	H: 0 LOB: 0 BB: 0 P: 7	R: 0 E: 0 K: 2 S: 10	H: 0 LOB: 0 BB: 0 P: 12	R: 0 E: 0 K: 1 S: 7	H: 0 LOB: 0 BB: 0 P: 10	R: 0 E: 0 K: 0 S: 7	H: 1 LOB: 1 BB: 0 P: 13	R: 0 E: 0 K: 0 S: 10	H: 1 LOB: 1 BB: 0 P: 16	R: 1 E: 0 K: 1 S: 11	H: 1 LOB: 0 BB: 0 P: 15	1B: 3 2B: 0 3B: 0 HR: 1	SF: 0 SAC: 0 DP: 0 HBP: 0	WP: 0 PB: 0 CS: 0	PA: 33		
PITCHER	IP WLS BF H R ER SO BB IBB HBP BLK WP HR S P ERA WHIP	IP WLS BF H R ER SO BB IBB HBP BLK WP HR S P ERA WHIP	IP WLS BF H R ER SO BB IBB HBP BLK WP HR S P ERA WHIP	IP WLS BF H R ER SO BB IBB HBP BLK WP HR S P ERA WHIP	IP WLS BF H R ER SO BB IBB HBP BLK WP HR S P ERA WHIP	IP WLS BF H R ER SO BB IBB HBP BLK WP HR S P ERA WHIP	IP WLS BF H R ER SO BB IBB HBP BLK WP HR S P ERA WHIP	IP WLS BF H R ER SO BB IBB HBP BLK WP HR S P ERA WHIP	IP WLS BF H R ER SO BB IBB HBP BLK WP HR S P ERA WHIP	IP WLS BF H R ER SO BB IBB HBP BLK WP HR S P ERA WHIP	IP WLS BF H R ER SO BB IBB HBP BLK WP HR S P ERA WHIP	IP WLS BF H R ER SO BB IBB HBP BLK WP HR S P ERA WHIP	IP WLS BF H R ER SO BB IBB HBP BLK WP HR S P ERA WHIP	IP WLS BF H R ER SO BB IBB HBP BLK WP HR S P ERA WHIP	IP WLS BF H R ER SO BB IBB HBP BLK WP HR S P ERA WHIP	IP WLS BF H R ER SO BB IBB HBP BLK WP HR S P ERA WHIP	IP WLS BF H R ER SO BB IBB HBP BLK WP HR S P ERA WHIP	IP WLS BF H R ER SO BB IBB HBP BLK WP HR S P ERA WHIP	IP WLS BF H R ER SO BB IBB HBP BLK WP HR S P ERA WHIP	IP WLS BF H R ER SO BB IBB HBP BLK WP HR S P ERA WHIP	IP WLS BF H R ER SO BB IBB HBP BLK WP HR S P ERA WHIP	IP WLS BF H R ER SO BB IBB HBP BLK WP HR S P ERA WHIP

AB	31
R	1
H	4
RBI	1
BB	2
SO	7
LOB	13

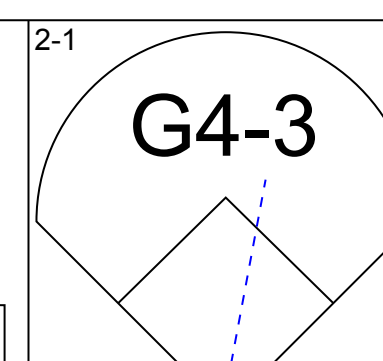
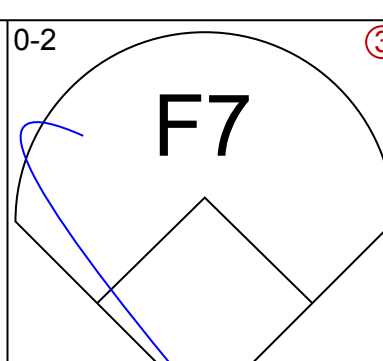
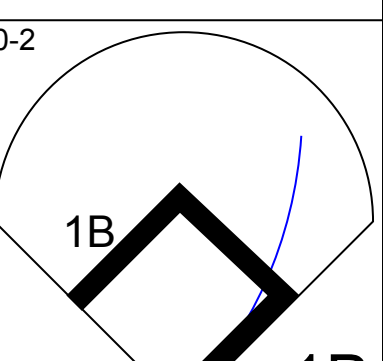
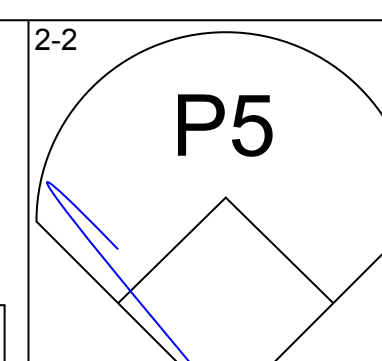
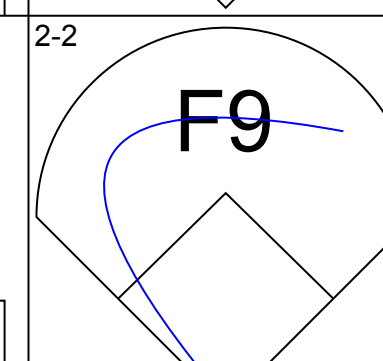
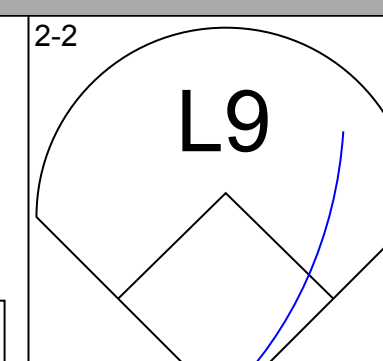
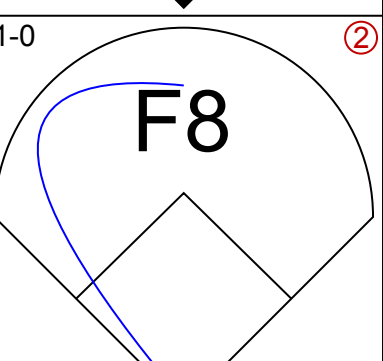
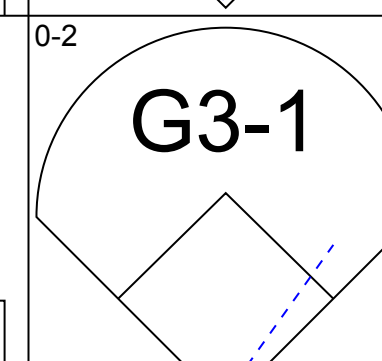
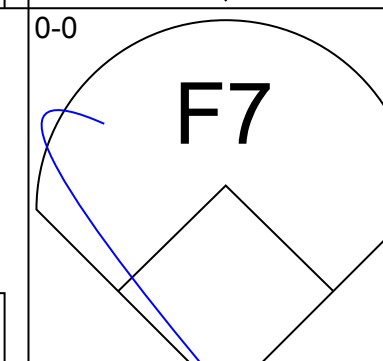
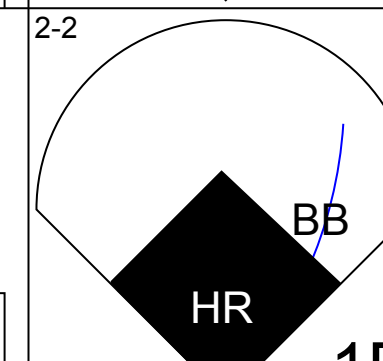
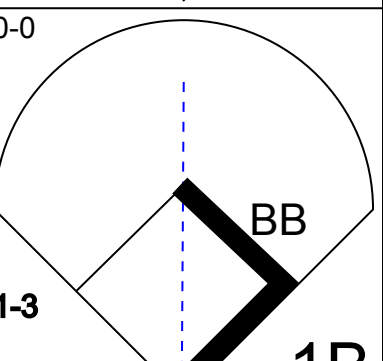
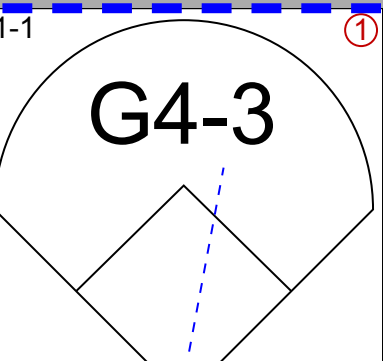
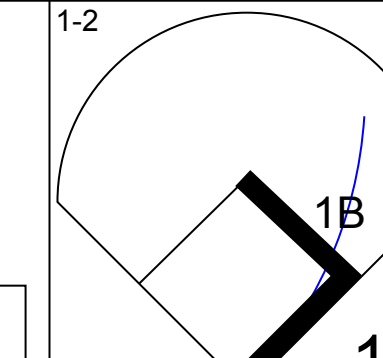
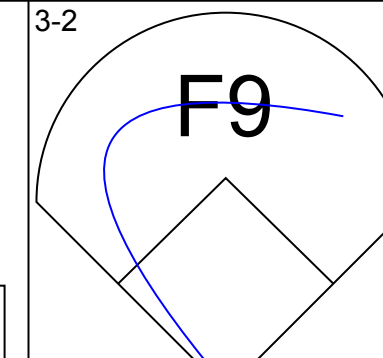
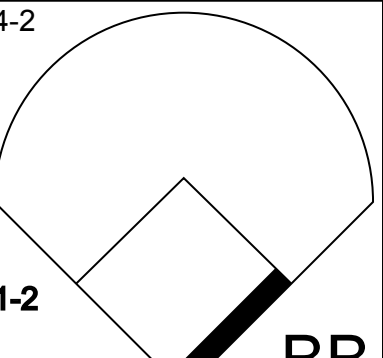
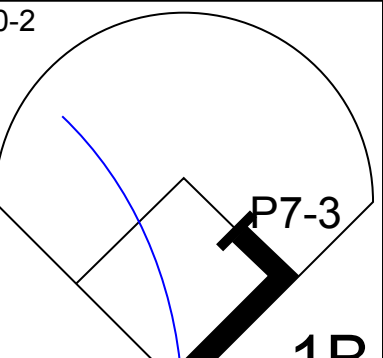
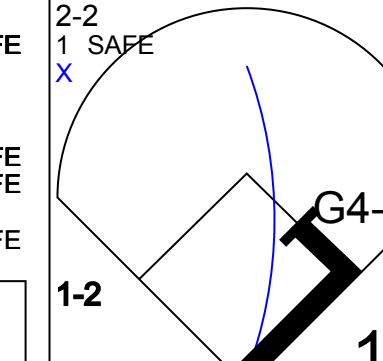
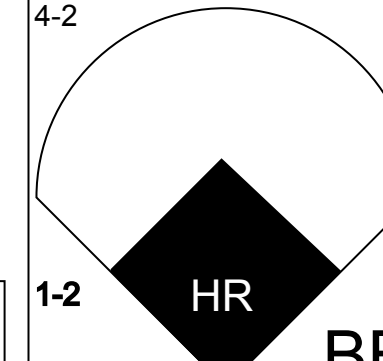
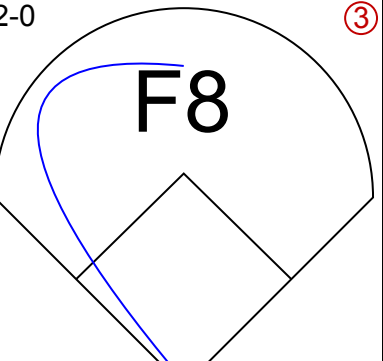
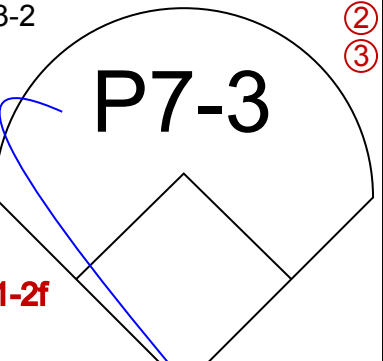
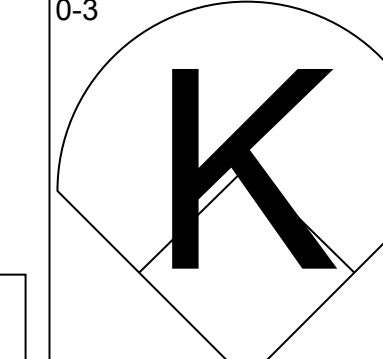
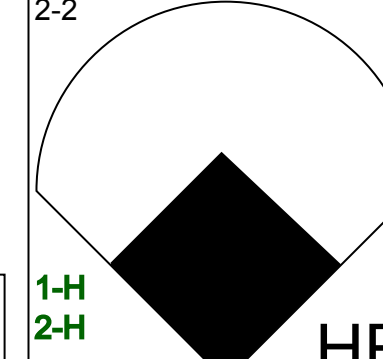
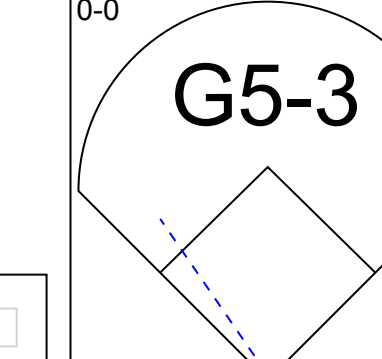
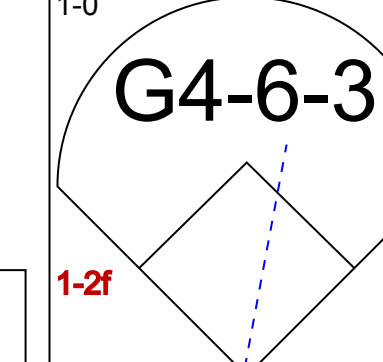
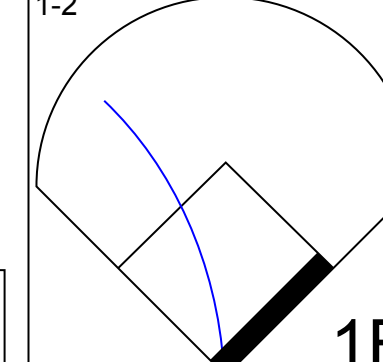
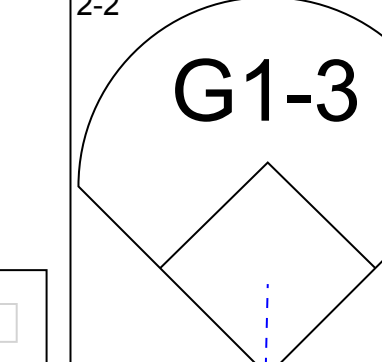
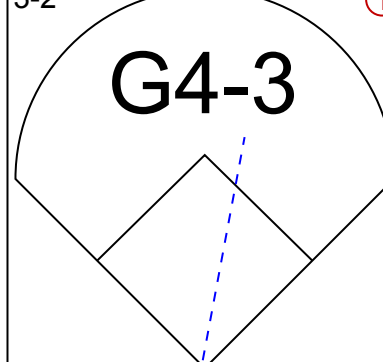
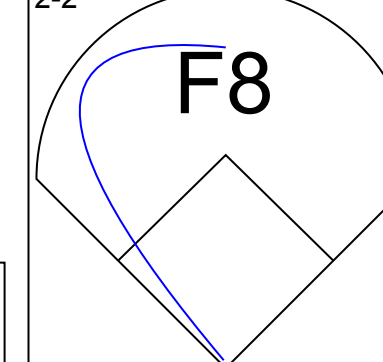
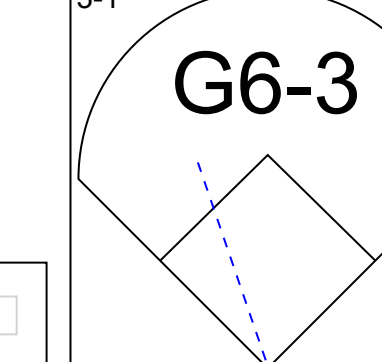
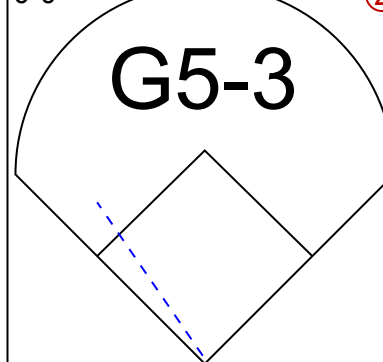
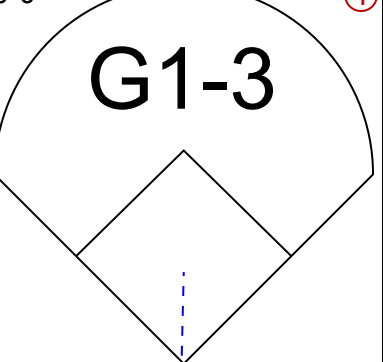
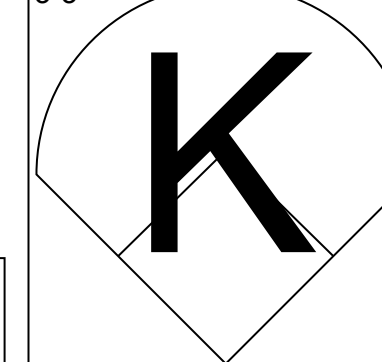


Batter	1	2	3	4	5	6	7	8	9	AB	R	H	RBI	BB	SO	LOB	TOP				
Eric Young Sr. R OBP: 0.333, SLG: 0.321 (1, 7)										3	0	0	0	1	1	0					
Joe Girardi R OBP: 0.317, SLG: 0.393 Alex Cole, L OBP: 0.349, SLG: 0.326 (1, 2)										4	0	1	0	0	1	1					
Andres Galarraga R OBP: 0.419, SLG: 0.630 Danny Sheaffer, R OBP: 0.289, SLG: 0.376 (1, 3)										4	1	2	1	0	0	0					
Dante Bichette R OBP: 0.347, SLG: 0.538 (1, 9)										4	0	1	0	0	2	0					
Charlie Hayes R OBP: 0.341, SLG: 0.503 (1, 5)										4	0	0	0	0	0	2					
Chris Jones R OBP: 0.308, SLG: 0.458 (1, 8)										3	1	1	0	0	2	0					
Freddie Benavides R OBP: 0.293, SLG: 0.364 (1, 6)										3	0	0	0	0	2	1					
Roberto Mejia R OBP: 0.275, SLG: 0.359 (1, 4)										3	0	1	1	0	1	0					
Kent Bottenfield R OBP: 0.195, SLG: 0.154 Bruce Ruffin, S OBP: 0.157, SLG: 0.136 Jerald Clark, R OBP: 0.353, SLG: 0.424 Steve Reed, R (8, 1)										2	0	0	0	0	0	0					
Inning Stats	R: 0 E: 0 K: 1 S: 6	H: 0 LOB: 0 BB: 0 P: 10	R: 0 E: 0 K: 2 S: 9	H: 0 LOB: 0 BB: 0 P: 15	R: 0 E: 0 K: 1 S: 7	H: 0 LOB: 0 BB: 1 P: 10	R: 1 E: 0 K: 1 S: 9	H: 1 LOB: 0 BB: 1 P: 15	R: 0 E: 0 K: 2 S: 11	H: 0 LOB: 0 BB: 0 P: 18	R: 0 E: 0 K: 1 S: 5	H: 0 LOB: 0 BB: 0 P: 9	R: 1 E: 0 K: 0 S: 16	H: 2 LOB: 1 BB: 0 P: 21	R: 0 E: 0 K: 0 S: 11	H: 3 LOB: 2 BB: 0 P: 17	1B: 4 2B: 2 3B: 0 HR: 1	SF: 0 SAC: 0 DP: 1 HBP: 0	WP: 0 PB: 0 SB: 0 CS: 0	PA: 32	
PITCHER	IP	WLS	BF	H	R	ER	SO	BB	IBB	HBP	BLK	WP	HR	S	P	ERA	WHIP				
Sid Fernandez, L ERA: 3.52	8.0	W	27	3	2	2	9	1	0	0	0	0	1	70	111	2.25	0.500				
Mike Maddux, R ERA: 3.38	0.2		4	3	0	0	0	0	0	0	0	0	0	7	10	0.00	4.500				
Jeff Innis, R ERA: 4.5	0.1	S	1	0	0	0	0	0	0	0	0	0	0	4	7	0.00	0.000				

Colorado Rockies @ New York Mets
Shea Stadium, Flushing, NY
Fri Aug 27 1993, 7:05 PM EDT
Att: 21,765 - Unknown

AB	31
R	2
H	6
RBI	2
BB	1
SO	9
LOB	5



Batter	1	2	3	4	5	6	7	8	9	AB	R	H	RBI	BB	SO	LOB	BOTTOM				
Joe Orsulak L OBP: 0.341, SLG: 0.415 (1, 7)										4	0	1	0	0	0	0					
Jeremy Burnitz L OBP: 0.322, SLG: 0.455 (1, 9)										4	0	0	0	0	0	1					
Eddie Murray S OBP: 0.307, SLG: 0.449 (1, 3)										4	1	2	0	0	0	0					
Bobby Bonilla S OBP: 0.353, SLG: 0.503 (1, 5)										3	0	2	0	1	0	1					
Jeff Kent R OBP: 0.329, SLG: 0.446 (1, 4)										3	1	1	0	1	0	4					
Ryan Thompson R OBP: 0.275, SLG: 0.390 (1, 8)										3	1	1	3	0	1	2					
Todd Hundley S OBP: 0.258, SLG: 0.334 (1, 2)										3	0	1	0	0	0	2					
Kevin Baez R OBP: 0.306, SLG: 0.246 (1, 6)										3	0	0	0	0	0	1					
Sid Fernandez L OBP: 0.211, SLG: 0.118 Mike Maddux L Jeff Innis R (1, 1)										3	0	0	0	0	1	0					
Inning Stats	R: 0 E: 0 K: 0 S: 6	H: 2 LOB: 1 BB: 0 P: 10	R: 0 E: 0 K: 1 S: 11	H: 2 LOB: 0 BB: 0 P: 15	R: 0 E: 0 K: 0 S: 8	H: 0 LOB: 0 BB: 0 P: 11	R: 3 E: 0 K: 0 S: 25	H: 3 LOB: 1 BB: 1 P: 41	R: 0 E: 0 K: 0 S: 13	H: 2 LOB: 3 BB: 1 P: 20	R: 0 E: 0 K: 0 S: 7	H: 0 LOB: 0 BB: 0 P: 12	R: 0 E: 0 K: 1 S: 10	H: 0 LOB: 0 BB: 0 P: 15	R: 0 E: 0 K: 0 S: 9	H: 1 LOB: 0 BB: 0 P: 13	1B: 7 2B: 1 3B: 0 HR: 1	SF: 0 SAC: 0 DP: 2 HBP: 0	WP: 0 PB: 0 SB: 0 CS: 0	PA: 32	
PITCHER	IP	WLS	BF	H	R	ER	SO	BB	IBB	HBP	BLK	WP	HR	S	P	ERA	WHIP				
Kent Bottenfield, R ERA: 4.93	6.0	L	26	7	3	3	1	2	0	0	0	0	0	10	15	0.00	0.000				
Bruce Ruffin, L ERA: 4.47	1.0		3	0	0	0	1	0	0	0	0	0	0	9	13	0.00	1.000				
Steve Reed, R ERA: 4.56	1.0		3	1	0	0	0	0	0	0	0	0	0	9	13	0.00	1.000				

Colorado Rockies @ New York Mets
Shea Stadium, Flushing, NY
Fri Aug 27 1993, 7:05 PM EDT
Att: 21,765 - Unknown

AB	30
R	3
H	8
RBI	3
BB	2
SO	2
LOB	11



Batter	1	2	3	4	5	6	7	8	9	AB	R	H	RBI	BB	SO	LOB	TOP					
Craig Biggio, R OBP: 0.366, SLG: 0.465 (1, 4)	L1	F9			B1			HR	L8	5	1	1	2	0	0	3						
Steve Finley, L OBP: 0.304, SLG: 0.363 (1, 8)	G6-3		G6-3		G4-3			B3		4	0	0	0	0	0	0						
5 Jeff Bagwell, R OBP: 0.384, SLG: 0.519 (1, 3)	K		E5			G6-3		1B	1B	4	0	1	0	0	1	0						
Chris James, R OBP: 0.343, SLG: 0.508 Xavier Hernandez, L (8, 1)			G6-3			G3-6-3		K		3	1	1	0	1	1	2						
Luis Gonzalez, L OBP: 0.359, SLG: 0.455 (1, 7)						G3-6-3				4	1	3	0	0	0	1						
Andujar Cedeno, R OBP: 0.349, SLG: 0.393 (1, 6)										4	0	0	0	0	0	5						
Scott Servais, R OBP: 0.316, SLG: 0.430 (1, 2)										3	0	0	0	1	0	1						
Chris Donnels, L OBP: 0.330, SLG: 0.350 Eric Anthony, L OBP: 0.325, SLG: 0.414 (8, 9)										3	0	1	1	0	1	1						
Mark Portugal, R OBP: 0.238, SLG: 0.260 Casey Candaele, S OBP: 0.337, SLG: 0.341 (8, PH)										1	1	1	0	0	0	0						
Kevin Bass, S OBP: 0.326, SLG: 0.404 (9, PH)										0	0	0	0	1	0	0						
Inning Stats	R: 0 E: 0 K: 1 S: 8	H: 0 LOB: 0 BB: 0 P: 13	R: 2 E: 0 K: 0 S: 12	H: 3 LOB: 2 BB: 1 P: 19	R: 0 E: 1 K: 0 S: 9	H: 0 LOB: 0 BB: 0 P: 14	R: 0 E: 1 K: 1 S: 11	H: 1 LOB: 1 BB: 0 P: 13	R: 0 E: 0 K: 0 S: 5	H: 0 LOB: 0 BB: 0 P: 7	R: 0 E: 0 K: 0 S: 7	H: 0 LOB: 0 BB: 0 P: 13	R: 0 E: 0 K: 0 S: 7	H: 0 LOB: 0 BB: 0 P: 10	R: 2 E: 0 K: 1 S: 13	H: 4 LOB: 2 BB: 0 P: 20	R: 0 E: 0 K: 1 S: 9	H: 0 LOB: 1 BB: 1 P: 15	1B: 6 2B: 1 3B: 0 HR: 1	SF: 1 SAC: 0 DP: 1 HBP: 0	WP: 0 PB: 0 SB: 0 CS: 2	PA: 37
PITCHER	IP	WLS	BF	H	R	ER	SO	BB	IBB	HBP	BLK	WP	HR	S	P	ERA	WHIP					
Eric Hillman, L ERA: 3.93 (1, 1)	7.2		32	8	4	4	3	1	1	0	0	0	1	69	105	4.70	1.174					
Mike Maddux, R ERA: 3.35 (8, 1)	0.1	W	1	0	0	0	0	0	0	0	0	0	0	3	4	0.00	0.000					
John Franco, L ERA: 3.1 (9, 1)	1.0	S	4	0	0	0	1	1	0	0	0	0	0	9	15	0.00	1.000					

Houston Astros @ New York Mets
Shea Stadium, Flushing, NY
Mon Aug 30 1993, 7:05 PM EDT
Att: 18,061 - Unknown - 77 F

AB 33
R 4
H 8
RBI 4
BB 3
SO 4
LOB 13



Batter	1	2	3	4	5	6	7	8	9	AB	R	H	RBI	BB	SO	LOB	BOTTOM				
Joe Orsulak, L OBP: 0.339, SLG: 0.429 (1, 7)	G3		P5			P8		HR		4	1	1	1	0	0	1					
Todd Hundley, S OBP: 0.285, SLG: 0.338 (1, 2)	K				G3	F9		G5-3		4	2	2	0	0	1	0					
Eddie Murray, S OBP: 0.302, SLG: 0.442 (1, 3)	G3-1				G3	F9		G6-3		4	0	0	0	0	0	2					
Bobby Bonilla, S OBP: 0.353, SLG: 0.510 (1, 5)		G4-3						L4		4	1	2	3	0	0	0					
Jeremy Burnitz, L OBP: 0.316, SLG: 0.448 (1, 9)		G5-3								3	0	0	0	0	2	0					
Jeff Kent, R OBP: 0.330, SLG: 0.452 (1, 4)		G6-3								3	0	1	0	0	0	0					
Jeff McKnight, S OBP: 0.310, SLG: 0.302 (1, 6)			F8		F7			G3-6-3		3	0	0	0	0	0	1					
Ryan Thompson, R OBP: 0.286, SLG: 0.414 (1, 8)										3	1	3	1	0	0	0					
Eric Hillman, L OBP: 0.152, SLG: 0.182 Mike Maddux, L (8, 1)										3	0	0	0	0	1	2					
John Franco, L (9, 1)										0	0	0	0	0	0	0					
Inning Stats	R: 0 E: 0 K: 1 S: 8	H: 0 LOB: 0 BB: 0 P: 9	R: 0 E: 0 K: 0 S: 5	H: 0 LOB: 0 BB: 0 P: 8	R: 0 E: 0 K: 1 S: 12	H: 1 LOB: 1 BB: 0 P: 19	R: 1 E: 0 K: 1 S: 11	H: 2 LOB: 0 BB: 0 P: 17	R: 0 E: 0 K: 0 S: 5	H: 1 LOB: 1 BB: 0 P: 6	R: 2 E: 0 K: 0 S: 13	H: 2 LOB: 0 BB: 0 P: 17	R: 1 E: 0 K: 0 S: 9	H: 2 LOB: 0 BB: 0 P: 14	R: 1 E: 0 K: 0 S: 10	H: 1 LOB: 0 BB: 0 P: 18	1B: 4 2B: 2 3B: 0 HR: 3	SF: 0 SAC: 0 DP: 1 HBP: 0	WP: 0 PB: 0 SB: 0 CS: 0	PA: 31	
PITCHER	IP	WLS	BF	H	R	ER	SO	BB	IBB	HBP	BLK	WP	HR	S	P	ERA	WHIP				
Mark Portugal, R ERA: 3.08 (1, 1)	7.0		27	8	4	4	4	0	0	0	0	0	1	10	18	9.00	1.143				
Xavier Hernandez, R ERA: 2.87 (8, 1)	1.0	L	4	1	1	1	0	0	0	0	0	0	1	10	18	9.00	1.000				

Houston Astros @ New York Mets
Shea Stadium, Flushing, NY
Mon Aug 30 1993, 7:05 PM EDT
Att: 18,061 - Unknown - 77 F

AB 31
R 5
H 9
RBI 5
BB 0
SO 4
LOB 6



Batter	1	2	3	4	5	6	7	8	9	AB	R	H	RBI	BB	SO	LOB	TOP
Casey Candaele, S OBP: 0.333, SLG: 0.372	G6-3		HR			L6		G4-3		4	1	1	1	0	0	0	Houston Astros @ New York Mets Shea Stadium, Flushing, NY Wed Sep 01 1993, 3:33 AM EDT Att: 15,851 - Sunny - 85 F
Steve Finley, L OBP: 0.395, SLG: 0.361	5 2B		G6-3			L9		K		3	1	0	0	1	1	0	
5 Jeff Bagwell, R OBP: 0.387, SLG: 0.524	1-H		P4			G5-3		K		4	0	1	1	0	1	0	
Chris James, R OBP: 0.343, SLG: 0.512	P9					F8		F8		3	0	1	0	0	0	1	
Eric Anthony, L OBP: 0.327, SLG: 0.413						1B		2B		1	1	0	0	0	0	0	
Luis Gonzalez, L OBP: 0.357, SLG: 0.451	K					F7		F7		4	0	0	0	0	2	2	
Andujar Cedeno, R OBP: 0.347, SLG: 0.390						F8		F8		4	0	0	0	0	0	1	
Scott Servais, R OBP: 0.324, SLG: 0.434						G6-4-3		BB		2	0	2	1	1	0	0	
Chris Donnels, L OBP: 0.325, SLG: 0.336	L3					G6-4-3		BB		2	0	0	0	1	0	2	
Doug Drabek, R OBP: 0.125, SLG: 0.177						P4				3	0	0	0	0	1	2	
Al Osuna, R										0	0	0	0	0	0	0	
Doug Jones, R										0	0	0	0	0	0	0	
Inning Stats	R: 1 H: 1 E: 0 K: 1 S: 11	H: 1 LOB: 1 BB: 1 P: 21	R: 0 H: 0 E: 0 K: 0 S: 10	H: 0 LOB: 0 BB: 1 P: 14	R: 1 H: 1 E: 0 K: 0 S: 7	H: 1 LOB: 0 BB: 0 P: 12	R: 0 H: 0 E: 0 K: 0 S: 4	H: 0 LOB: 0 BB: 0 P: 7	R: 0 H: 1 E: 0 K: 0 S: 5	H: 2 LOB: 2 BB: 1 P: 21	R: 0 H: 0 E: 0 K: 1 S: 13	H: 0 LOB: 0 BB: 0 P: 16	R: 0 H: 0 E: 0 K: 1 S: 8	H: 0 LOB: 0 BB: 0 P: 9	1B: 2 2B: 3 3B: 0 HR: 1	SF: 0 SAC: 0 DP: 2 HBP: 0	WP: 0 PA: 33 PB: 0 SB: 0 CS: 0
PITCHER	IP WLS BF H R ER SO BB IBB HBP BLK WP HR S P ERA WHIP																
Sid Fernandez, L ERA: 3.55	(1, 1) 7.0 L 27 5 3 3 2 3 0 0 0 0 0 1 56 93 3.86 1.143																
Mike Maddux, R ERA: 3.25	(8, 1) 2.0 6 0 0 0 3 0 0 0 0 0 0 0 21 25 0.00 0.000																

Batter	1	2	3	4	5	6	7	8	9	AB	R	H	RBI	BB	SO	LOB	BOTTOM
Joe Orsulak, L OBP: 0.334, SLG: 0.422	F8					F8		P6		4	0	0	0	0	0	1	Houston Astros @ New York Mets Shea Stadium, Flushing, NY Wed Sep 01 1993, 3:33 AM EDT Att: 15,851 - Sunny - 85 F
Todd Hundley, S OBP: 0.257, SLG: 0.336	1B		G6-3			F9		P9		4	1	1	0	0	0	0	
Eddie Murray, S OBP: 0.305, SLG: 0.448	F8					2B		1B		3	1	3	1	1	0	0	
Bobby Bonilla, S OBP: 0.355, SLG: 0.517	BB					K		L9		4	0	2	1	0	1	1	
Jeremy Burnitz, L OBP: 0.313, SLG: 0.453	F8					G3		P1		4	0	0	0	0	0	4	
Jeff Kent, R OBP: 0.329, SLG: 0.447	G6-3					G6-3		F9		3	0	1	0	1	0	2	
Jeff McKnight, S OBP: 0.320, SLG: 0.315	F8					L4		P4		3	0	1	0	0	0	3	
Ryan Thompson, R OBP: 0.280, SLG: 0.400						G3-6-4		FC5-4		3	0	0	0	1	1	2	
Sid Fernandez, L OBP: 0.190, SLG: 0.105						BB		SH3-4		2	0	0	0	0	0	1	
Chico Walker, S OBP: 0.280, SLG: 0.338	G6-3					G3-6-4		K		1	0	0	0	0	1	1	
Mike Maddux, L										0	0	0	0	0	0	0	
Ced Landrum, L OBP: 0.200, SLG: 0.300										1	0	0	0	0	1	1	
Inning Stats	R: 1 H: 2 E: 0 K: 0 S: 12	H: 2 LOB: 3 BB: 2 P: 26	R: 0 H: 0 E: 0 K: 0 S: 5	H: 0 LOB: 0 BB: 0 P: 6	R: 0 H: 1 E: 0 K: 1 S: 6	H: 1 LOB: 1 BB: 0 P: 9	R: 0 H: 0 E: 0 K: 0 S: 5	H: 0 LOB: 0 BB: 0 P: 8	R: 0 H: 2 E: 0 K: 0 S: 15	H: 1 LOB: 1 BB: 0 P: 18	R: 0 H: 1 E: 0 K: 0 S: 9	H: 1 LOB: 0 BB: 0 P: 15	R: 0 H: 1 E: 0 K: 2 S: 9	H: 1 LOB: 1 BB: 0 P: 15	1B: 5 2B: 3 3B: 0 HR: 1	SF: 0 SAC: 1 DP: 2 HBP: 0	WP: 0 PA: 36 PB: 0 SB: 0 CS: 1
PITCHER	IP WLS BF H R ER SO BB IBB HBP BLK WP HR S P ERA WHIP																
Doug Drabek, R ERA: 3.53	(1, 1) 7.1 W 30 7 2 2 2 2 3 0 0 0 0 0 1 60 94 2.46 1.364																
Al Osuna, L ERA: 3.27	(8, 1) 0.2 2 0 0 0 0 0 0 0 0 0 0 0 6 12 0.00 0.000																
Doug Jones, R ERA: 4.24	(9, 1) 1.0 S 4 1 0 0 2 0 0 0 0 0 0 0 9 15 0.00 1.000																

Batter	1	2	3	4	5	6	7	8	9	AB	R	H	RBI	BB	SO	LOB	TOP										
Joe Orsulak, L (1, 7) OBP: 0.338, SLG: 0.429	G1-3		HR	FC4-6		F9			1B	4	2	2	2	1	0	1											
Todd Hundley, S (1, 2) OBP: 0.299, SLG: 0.346	F7		HR	FC4-6			K		1B	5	1	2	5	0	1	2											
Eddie Murray, S (1, 3) OBP: 0.302, SLG: 0.443	G3-1		G3		G3		G6-3		K	5	0	0	0	0	1	1											
Bobby Bonilla, S (1, 5) OBP: 0.353, SLG: 0.520		K	G1-3				G4-3		G6-4-3	5	1	1	1	0	1	1											
Jeremy Burnitz, L (1, 9) OBP: 0.313, SLG: 0.451 Dave Gallagher, R (8, PH) OBP: 0.337, SLG: 0.455	K2-3			FC5-4		F9		P3		3	0	1	0	0	1	0											
Jeff Kent, R (1, 4) OBP: 0.328, SLG: 0.445	L9			FC5-4		L7		1B		4	1	1	0	0	0	1											
Jeff McKnight, S (1, 6) OBP: 0.333, SLG: 0.342			1B	1B		2B		FC6-4		3	2	2	0	1	0	1											
Ryan Thompson, R (1, 8) OBP: 0.290, SLG: 0.404			SH3-4	1B		IBB		1B		3	1	2	0	1	1	1											
Bobby Jones, R (1, 1) Josias Manzanillo, R (8, 1)			SH3-4	K		K		FC4-6		3	0	0	0	0	2	6											
								1-2t		0	0	0	0	0	0	0											
Inning Stats	R: 0 E: 0 K: 0 S: 6	H: 0 LOB: 0 BB: 0 P: 11	R: 0 E: 0 K: 2 S: 9	H: 0 LOB: 0 BB: 0 P: 13	R: 4 E: 0 K: 0 S: 10	H: 2 LOB: 0 BB: 2 P: 23	R: 2 E: 0 K: 1 S: 12	H: 3 LOB: 2 BB: 1 P: 18	R: 1 E: 0 K: 0 S: 12	H: 1 LOB: 0 BB: 0 P: 19	R: 0 E: 0 K: 2 S: 10	H: 1 LOB: 1 BB: 0 P: 14	R: 0 E: 0 K: 1 S: 7	H: 0 LOB: 0 BB: 0 P: 11	R: 0 E: 0 K: 0 S: 12	H: 2 LOB: 2 BB: 0 P: 19	R: 1 E: 0 K: 1 S: 7	H: 2 LOB: 0 BB: 0 P: 8	1B: 6 2B: 2 3B: 1 HR: 2	SF: 0 SAC: 1 DP: 1 HBP: 0	WP: 0 PA: 40 PB: 0 SB: 0 CS: 0						
PITCHER	IP	WLS	BF	H	R	ER	SO	BB	IBB	HBP	BLK	WP	HR	S	P	ERA	WHIP										
Jose Guzman, R (1, 1) ERA: 4.36	6.0	L	28	7	7	7	5	2	1	0	0	0	2	59	98	10.50	1.500										
Chuck McElroy, L (7, 1) ERA: 4.87	2.0		8	2	0	0	1	0	0	0	0	0	0	19	30	0.00	1.000										
Randy Myers, L (9, 1) ERA: 3.51	1.0		4	2	1	1	1	0	0	0	0	0	0	7	8	9.00	2.000										

New York Mets @ Chicago Cubs
Wrigley Field, Chicago, IL
Thu Sep 02 1993, 7:05 PM CDT
Att: 28,678 - Unknown - 72 F

AB	36
R	8
H	11
RBI	8
BB	3
SO	7
LOB	14



Batter	1	2	3	4	5	6	7	8	9	AB	R	H	RBI	BB	SO	LOB	BOTTOM										
Dwight Smith, L (1, 9) OBP: 0.391, SLG: 0.506	K		G6-3			1B		23 1B		3	0	1	0	1	1	1											
Jose Vizcaino, S (1, 6) OBP: 0.333, SLG: 0.345	K			G3		23 G6-4-3		SF8		3	0	1	1	0	1	0											
23 Ryne Sandberg, R (1, 4) OBP: 0.357, SLG: 0.419	P6			FC6-4		G6-4-3		1B		3	0	1	1	1	0	2											
Mark Grace, L (1, 3) OBP: 0.391, SLG: 0.472		L3-6		F8		F8		F8		4	0	1	0	0	0	3											
Steve Buechele, R (1, 5) OBP: 0.317, SLG: 0.420		L3-6		FC6-4		P3		G5-3		4	0	0	0	0	0	2											
Rick Wilkins, L (1, 2) OBP: 0.380, SLG: 0.546		F7				G4-3		G6-3		4	0	0	0	0	0	0											
Sammy Sosa, R (1, 8) OBP: 0.308, SLG: 0.501			L7			K		SF8		4	2	2	1	0	1	0											
Kevin Roberson, S (1, 7) OBP: 0.257, SLG: 0.396			SH1-4			K		K		4	0	1	0	0	2	1											
Jose Guzman, R (1, 1) OBP: 0.131, SLG: 0.117 Shawon Dunston, R (6, PH) Chuck McElroy, L (7, 1) Glenallen Hill, R (8, PH) Randy Myers, L (9, 1)			SH1-4			G5-3		23 1B		0	0	0	0	0	0	0											
								2-3		1	0	0	0	0	0	0											
								1B		0	0	0	0	0	0	0											
								23 1B		1	1	1	0	0	0	0											
								1B		0	0	0	0	0	0	0											
Inning Stats	R: 0 E: 0 K: 2 S: 8	H: 0 LOB: 0 BB: 0 P: 13	R: 0 E: 0 K: 0 S: 9	H: 1 LOB: 0 BB: 0 P: 14	R: 0 E: 0 K: 0 S: 8	H: 1 LOB: 1 BB: 0 P: 12	R: 0 E: 0 K: 0 S: 7	H: 0 LOB: 1 BB: 1 P: 13	R: 0 E: 0 K: 2 S: 7	H: 0 LOB: 0 BB: 0 P: 12	R: 0 E: 0 K: 0 S: 8	H: 2 LOB: 1 BB: 0 P: 14	R: 0 E: 0 K: 1 S: 14	H: 0 LOB: 2 BB: 1 P: 20	R: 1 E: 0 K: 0 S: 10	H: 1 LOB: 0 BB: 0 P: 15	1B: 5 2B: 3 3B: 0 HR: 1	SF: 1 SAC: 1 DP: 2 HBP: 0	WP: 0 PA: 35 PB: 0 SB: 0 CS: 0								
PITCHER	IP	WLS	BF	H	R	ER	SO	BB	IBB	HBP	BLK	WP	HR	S	P	ERA	WHIP										
Bobby Jones, R (1, 1) ERA: 5.63	7.1	W	28	6	2	2	5	2	0	0	0	0	0	59	102	2.46	1.091										
Josias Manzanillo, R (8, 1) ERA: 8.03	1.2		7	2	1	1	0	0	0	0	0	0	1	18	23	5.40	1.200										

New York Mets @ Chicago Cubs
Wrigley Field, Chicago, IL
Thu Sep 02 1993, 7:05 PM CDT
Att: 28,678 - Unknown - 72 F

AB	31
R	3
H	8
RBI	3
BB	2
SO	5
LOB	9



Batter	1	2	3	4	5	6	7	8	9	AB	R	H	RBI	BB	SO	LOB	TOP											
Ryan Thompson, R OBP: 0.283, SLG: 0.393	G6-3		K		F8			L7	K	5	0	0	0	0	2	2												
Charlie O'Brien, R OBP: 0.280, SLG: 0.329	K		F8		FC6-4			G5-3		4	0	0	0	0	1	2												
Eddie Murray, S OBP: 0.307, SLG: 0.449	FC6-4				G1-2-3			FC6-4		3	0	3	0	1	0	0												
Bobby Bonilla, S OBP: 0.351, SLG: 0.515	FC6-4				E8			FC6-4		4	0	0	0	0	0	4												
Dave Gallagher, R OBP: 0.341, SLG: 0.456		G5-3			G1-2-3					4	1	2	0	0	0	1												
Jeff Kent, R OBP: 0.327, SLG: 0.442	5-3				G1-2-3					3	1	0	0	1	0	4												
Chico Walker, S OBP: 0.279, SLG: 0.355	G6-3				G6-3					4	1	1	3	0	0	2												
Jeff McKnight, S OBP: 0.323, SLG: 0.331			K		G1-3			G6-3		4	0	0	0	0	1	0												
Frank Tanana, L OBP: 0.193, SLG: 0.218								G6-3		1	0	1	0	1	0	0												
Darrin Jackson, R OBP: 0.229, SLG: 0.312								G6-3		1	0	0	0	0	1	0												
Jeff Innis, R OBP: 0.259, SLG: 0.345								G6-3		0	0	0	0	0	0	0												
Todd Hundley, S OBP: 0.259, SLG: 0.345								G6-3		1	0	0	0	0	0	0												
Inning Stats	R: 0 E: 0 K: 1 S: 8	H: 0 LOB: 1 BB: 1 P: 16	R: 0 E: 0 K: 0 S: 5	H: 0 LOB: 0 BB: 0 P: 9	R: 0 E: 0 K: 2 S: 9	H: 1 LOB: 1 BB: 0 P: 15	R: 0 E: 1 K: 0 S: 11	H: 2 LOB: 2 BB: 0 P: 15	R: 0 E: 0 K: 0 S: 5	H: 0 LOB: 1 BB: 0 P: 11	R: 0 E: 0 K: 1 S: 7	H: 0 LOB: 0 BB: 0 P: 11	R: 0 E: 0 K: 0 S: 7	H: 1 LOB: 1 BB: 0 P: 9	R: 3 E: 0 K: 1 S: 12	H: 2 LOB: 0 BB: 1 P: 25	1B: 5 2B: 1 3B: 0 HR: 1	SF: 0 SAC: 0 DP: 1 HBP: 0	WP: 0 PB: 0 SB: 0 CS: 0	PA: 37								
PITCHER	IP	WLS	BF	H	R	ER	SO	BB	IBB	HBP	BLK	WP	HR	S	P	ERA	WHIP											
Greg Hibbard, L ERA: 3.78	(1, 1)	8.0	W	34	7	3	3	4	3	0	0	0	0	1	63	107	3.38	1.250										
Randy Myers, L ERA: 3.45	(9, 1)	1.0	S	3	0	0	0	1	0	0	0	0	0	6	12	0.00	0.000											

New York Mets @ Chicago Cubs
Wrigley Field, Chicago, IL
Fri Sep 03 1993, 3:33 AM CDT
Att: 27,053 - Sunny - 69 F

AB 34
R 3
H 7
RBI 3
BB 3
SO 5
LOB 15



Batter	1	2	3	4	5	6	7	8	9	AB	R	H	RBI	BB	SO	LOB	BOTTOM											
Jose Vizcaino, S OBP: 0.332, SLG: 0.345	L8		L8		FC5-4					4	1	1	0	0	0	2												
23 Ryne Sandberg, R OBP: 0.357, SLG: 0.420	K		F9		P4					4	0	1	1	0	1	2												
Mark Grace, L OBP: 0.394, SLG: 0.472	K		FC6-4							2	1	1	0	2	1	0												
Glenallen Hill, R OBP: 0.284, SLG: 0.418		L5	FC6-4							4	1	1	2	0	0	4												
Sammy Sosa, R OBP: 0.308, SLG: 0.505		HR			G5-3					4	1	1	1	0	0	0												
Steve Buechele, R OBP: 0.316, SLG: 0.419					P3					4	0	1	0	0	0	0												
Kevin Roberson, S OBP: 0.250, SLG: 0.384			F9		K					4	0	0	0	0	2	1												
Steve Lake, R OBP: 0.252, SLG: 0.384		F8								3	0	0	0	0	0	1												
Greg Hibbard, L OBP: 0.115, SLG: 0.100										3	0	2	0	0	1	0												
Randy Myers, L OBP: 0.867, SLG: 1.000										0	0	0	0	0	0	0												
Inning Stats	R: 0 E: 0 K: 2 S: 9	H: 2 LOB: 1 BB: 0 P: 12	R: 1 E: 0 K: 0 S: 13	H: 2 LOB: 1 BB: 0 P: 19	R: 0 E: 0 K: 0 S: 9	H: 1 LOB: 2 BB: 1 P: 19	R: 0 E: 0 K: 1 S: 8	H: 0 LOB: 0 BB: 0 P: 13	R: 0 E: 0 K: 0 S: 10	H: 1 LOB: 1 BB: 0 P: 14	R: 2 E: 0 K: 1 S: 12	H: 2 LOB: 2 BB: 0 P: 16	R: 1 E: 0 K: 1 S: 14	H: 2 LOB: 1 BB: 1 P: 29	R: 0 E: 0 K: 0 S: 5	H: 0 LOB: 0 BB: 0 P: 9	1B: 5 2B: 1 3B: 0 HR: 2	SF: 0 SAC: 0 DP: 0 HBP: 0	WP: 0 PB: 0 SB: 1 CS: 0	PA: 34								
PITCHER	IP	WLS	BF	H	R	ER	SO	BB	IBB	HBP	BLK	WP	HR	S	P	ERA	WHIP											
Frank Tanana, L ERA: 4.4	(1, 1)	6.0	L	25	6	3	3	4	1	0	0	0	0	2	61	93	4.50	1.167										
Jeff Innis, R ERA: 4.43	(7, 1)	2.0		9	2	1	1	1	0	1	0	0	0	19	38	4.50	1.000											

New York Mets @ Chicago Cubs
Wrigley Field, Chicago, IL
Fri Sep 03 1993, 3:33 AM CDT
Att: 27,053 - Sunny - 69 F

AB 32
R 4
H 8
RBI 4
BB 2
SO 5
LOB 10



Batter	1	2	3	4	5	6	7	8	9	AB	R	H	RBI	BB	SO	LOB	TOP				
Joe Orsulak, L OBP: 0.333, SLG: 0.423 (1, 7)	F8	G5-3			G6-3	G6-3		G6-3		5	0	0	0	0	0	2	New York Mets @ Chicago Cubs Wrigley Field, Chicago, IL Sat Sep 04 1993, 3:33 AM CDT Att: 38,484 - Cloudy - 71 F				
Todd Hundley, S OBP: 0.256, SLG: 0.346 (1, 2)	G4-3		G4-3		F7	P6				5	0	1	0	0	0	1					
Eddie Murray, S OBP: 0.310, SLG: 0.455 (1, 3)	HR		HR		1B	BB		F7		4	2	2	1	1	1	1					
Bobby Bonilla, S OBP: 0.355, SLG: 0.529 (1, 5)	HR		K		1B					4	2	3	3	1	1	0					
Jeremy Burnitz, L OBP: 0.321, SLG: 0.448 Mike Maddux, L (7, 1)	HR				G4-3					1	0	0	0	3	0	2					
John Franco, L (8, 1)			CS							0	0	0	0	0	0	0					
Charlie O'Brien, R OBP: 0.278, SLG: 0.327 (8, 2)	BB		BB							1	0	0	0	0	0	1					
Jeff Kent, R OBP: 0.326, SLG: 0.441 (1, 4)	L6		CS		F8					5	1	1	0	0	2	2					
Jeff McKnight, S OBP: 0.321, SLG: 0.328 (1, 6)					G6-3					4	0	1	0	0	0	2					
Ryan Thompson, R OBP: 0.292, SLG: 0.439 (1, 8)										4	3	3	3	0	1	1					
Eric Hillman, L OBP: 0.152, SLG: 0.182 Dave Telgheder, R OBP: 0.253, SLG: 0.296 Ced Landrum, L OBP: 0.253, SLG: 0.364 Josias Manzanillo, R (6, 1)	SH2-4				F8					0	0	0	0	0	0	0					
Chico Walker, S OBP: 0.277, SLG: 0.353 (7, 7)	1-2					WP		G3-1		1	0	1	1	0	0	0					
										1	0	0	0	0	0	0					
										1	0	0	0	0	0	0					
										1	0	0	0	0	0	0					
Inning Stats	R: 2 E: 0 K: 0 S: 5	H: 2 LOB: 1 BB: 1 P: 9	R: 0 E: 0 K: 1 S: 6	H: 1 LOB: 1 BB: 0 P: 6	R: 1 E: 0 K: 1 S: 5	H: 1 LOB: 0 BB: 1 P: 9	R: 1 E: 0 K: 0 S: 4	H: 1 LOB: 2 BB: 1 P: 8	R: 0 E: 0 K: 0 S: 6	H: 3 LOB: 1 BB: 0 P: 6	R: 1 E: 0 K: 2 S: 8	H: 1 LOB: 1 BB: 1 P: 12	R: 1 E: 0 K: 0 S: 5	H: 2 LOB: 1 BB: 0 P: 5	R: 0 E: 0 K: 1 S: 4	H: 0 LOB: 0 BB: 1 P: 8	1B: 4 2B: 3 3B: 0 HR: 5	SF: 0 SAC: 1 DP: 1 HBP: 0	WP: 1 PB: 0 SB: 0 CS: 1	PA: 43	
PITCHER	IP WLS BF H R ER SO BB IBB HBP BLK WP HR S P ERA WHIP	IP WLS BF H R ER SO BB IBB HBP BLK WP HR S P ERA WHIP	IP WLS BF H R ER SO BB IBB HBP BLK WP HR S P ERA WHIP	IP WLS BF H R ER SO BB IBB HBP BLK WP HR S P ERA WHIP	IP WLS BF H R ER SO BB IBB HBP BLK WP HR S P ERA WHIP	IP WLS BF H R ER SO BB IBB HBP BLK WP HR S P ERA WHIP	IP WLS BF H R ER SO BB IBB HBP BLK WP HR S P ERA WHIP	IP WLS BF H R ER SO BB IBB HBP BLK WP HR S P ERA WHIP	IP WLS BF H R ER SO BB IBB HBP BLK WP HR S P ERA WHIP	IP WLS BF H R ER SO BB IBB HBP BLK WP HR S P ERA WHIP	IP WLS BF H R ER SO BB IBB HBP BLK WP HR S P ERA WHIP	IP WLS BF H R ER SO BB IBB HBP BLK WP HR S P ERA WHIP	IP WLS BF H R ER SO BB IBB HBP BLK WP HR S P ERA WHIP	IP WLS BF H R ER SO BB IBB HBP BLK WP HR S P ERA WHIP	IP WLS BF H R ER SO BB IBB HBP BLK WP HR S P ERA WHIP	IP WLS BF H R ER SO BB IBB HBP BLK WP HR S P ERA WHIP	IP WLS BF H R ER SO BB IBB HBP BLK WP HR S P ERA WHIP	IP WLS BF H R ER SO BB IBB HBP BLK WP HR S P ERA WHIP	IP WLS BF H R ER SO BB IBB HBP BLK WP HR S P ERA WHIP	IP WLS BF H R ER SO BB IBB HBP BLK WP HR S P ERA WHIP	IP WLS BF H R ER SO BB IBB HBP BLK WP HR S P ERA WHIP
Frank Castillo, R ERA: 4.78 (1, 1)	4.0	18	5	4	4	2	2	0	0	0	0	0	0	6	10	9.00	1.750				
Chuck McElroy, L ERA: 4.93 (5, 1)	1.1	7	2	1	1	0	1	0	0	0	0	0	0	1	8	6.75	2.250				
Shawn Boskie, R ERA: 3.36 (6, 1)	1.0	7	3	2	2	1	1	0	0	0	0	1	1	8	12	18.00	4.000				
Jose Bautista, R ERA: 2.28 (7, 1)	1.2	W	7	2	1	1	1	0	0	0	0	0	1	9	9	5.40	1.200				
Randy Myers, L ERA: 3.39 (9, 1)	1.0	S	3	0	0	0	1	1	0	0	0	0	0	4	8	0.00	1.000				
Batter	1	2	3	4	5	6	7	8	9	AB	R	H	RBI	BB	SO	LOB	BOTTOM				
Jose Vizcaino, S OBP: 0.333, SLG: 0.345 (1, 6)	K		E7	L3-6		E	K			5	1	2	0	0	2	4	New York Mets @ Chicago Cubs Wrigley Field, Chicago, IL Sat Sep 04 1993, 3:33 AM CDT Att: 38,484 - Cloudy - 71 F				
23 Ryne Sandberg, R OBP: 0.357, SLG: 0.418 (1, 4)	HR		G5-3	G4-3		K		G3-1		4	2	1	0	1	1	2					
Mark Grace, L OBP: 0.396, SLG: 0.472 (1, 3)	F9							G3-1		4	0	2	1	1	0	2					
Glenallen Hill, R OBP: 0.283, SLG: 0.430 Jose Bautista, R OBP: 0.100, SLG: 0.100 Shawon Dunston, R OBP: 0.500, SLG: 1.000 Randy Myers, L OBP: 0.867, SLG: 1.000 (9, 1)	HR		F3			K		1B		4	1	1	2	0	2	4					
Sammy Sosa, R OBP: 0.310, SLG: 0.508 (7, 9)	CS		K							5	0	3	1	0	1	1					
Steve Buechele, R OBP: 0.325, SLG: 0.422 (1, 5)	CS									2	2	2	0	3	0	0					
Kevin Roberson, S OBP: 0.255, SLG: 0.380 (7, 7)			G1-3							4	1	1	0	0	0	4					
Steve Lake, R OBP: 0.255, SLG: 0.392 Shawn Boskie, R OBP: 0.273, SLG: 0.273 Willie Wilson, S OBP: 0.288, SLG: 0.312 (7, 8)			F8							3	1	1	1	0	1	4					
Frank Castillo, R OBP: 0.182, SLG: 0.163 Dwight Smith, L OBP: 0.353, SLG: 0.511 Chuck McElroy, L (5, 1)										0	0	0	0	0	0	0					
Rick Wilkins, L OBP: 0.361, SLG: 0.545 (6, 2)										1	0	0	1	1	0	0					
Inning Stats	R: 2 E: 0 K: 1 S: 7	H: 3 LOB: 0 BB: 0 P: 7	R: 1 E: 0 K: 0 S: 4	H: 2 LOB: 1 BB: 0 P: 4	R: 1 E: 1 K: 1 S: 7	H: 2 LOB: 1 BB: 0 P: 7	R: 3 E: 0 K: 0 S: 5	H: 3 LOB: 3 BB: 1 P: 9	R: 0 E: 0 K: 2 S: 9	H: 3 LOB: 2 BB: 0 P: 10	R: 0 E: 0 K: 3 S: 10	H: 1 LOB: 2 BB: 1 P: 14	R: 0 E: 0 K: 1 S: 6	H: 1 LOB: 3 BB: 2 P: 14	R: 2 E: 0 K: 0 S: 4	H: 2 LOB: 1 BB: 2 P: 12	1B: 12 2B: 5 3B: 0 HR: 1	SF: 0 SAC: 0 DP: 2 HBP: 1	WP: 0 PB: 0 SB: 2 CS: 2	PA: 44	
PITCHER	IP WLS BF H R ER SO BB IBB HBP BLK WP HR S P ERA WHIP	IP WLS BF H R ER SO BB IBB HBP BLK WP HR S P ERA WHIP	IP WLS BF H R ER SO BB IBB HBP BLK WP HR S P ERA WHIP	IP WLS BF H R ER SO BB IBB HBP BLK WP HR S P ERA WHIP	IP WLS BF H R ER SO BB IBB HBP BLK WP HR S P ERA WHIP	IP WLS BF H R ER SO BB IBB HBP BLK WP HR S P ERA WHIP	IP WLS BF H R ER SO BB IBB HBP BLK WP HR S P ERA WHIP	IP WLS BF H R ER SO BB IBB HBP BLK WP HR S P ERA WHIP	IP WLS BF H R ER SO BB IBB HBP BLK WP HR S P ERA WHIP	IP WLS BF H R ER SO BB IBB HBP BLK WP HR S P ERA WHIP	IP WLS BF H R ER SO BB IBB HBP BLK WP HR S P ERA WHIP	IP WLS BF H R ER SO BB IBB HBP BLK WP HR S P ERA WHIP	IP WLS BF H R ER SO BB IBB HBP BLK WP HR S P ERA WHIP	IP WLS BF H R ER SO BB IBB HBP BLK WP HR S P ERA WHIP	IP WLS BF H R ER SO BB IBB HBP BLK WP HR S P ERA WHIP	IP WLS BF H R ER SO BB IBB HBP BLK WP HR S P ERA WHIP	IP WLS BF H R ER SO BB IBB HBP BLK WP HR S P ERA WHIP	IP WLS BF H R ER SO BB IBB HBP BLK WP HR S P ERA WHIP	IP WLS BF H R ER SO BB IBB HBP BLK WP HR S P ERA WHIP	IP WLS BF H R ER SO BB IBB HBP BLK WP HR S P ERA WHIP	IP WLS BF H R ER SO BB IBB HBP BLK WP HR S P ERA WHIP
Eric Hillman, L ERA: 4.85 (1, 1)	2.1	12	7	4	3	1	0	0	0	0	0	18	23	10.12	2.625						
Dave Telgheder, R ERA: 5.85 (3, 1)	2.2	14	6	3	3	3	1	0	1	0	0	13	25	0.00	3.000						
Josias Manzanillo, R ERA: 7.55 (6, 1)	1.2	10	2	0	0	3	3	0	0	0	0	0	3	25	0.00	3.000					
Mike Maddux, R ERA: 3.38 (7, 1)	0.1	2	0	1	1	1	1	0	0	0	0	0	3	27.00	3.000						
John Franco, L ERA: 3.3 (8, 1)	1.0	L	5	2	1	1	0	1	0	0	0	0	4	8	9.00	2.000					

Batter	1	2	3	4	5	6	7	8	9	AB	R	H	RBI	BB	SO	LOB	TOP				
Joe Orsulak, L (1, 7) OBP: 0.332, SLG: 0.419	F7			G3-1 BB		G1-3		F7		3	0	0	0	1	0	0					
Todd Hundley, S (1, 2) OBP: 0.298, SLG: 0.344	G4-3			G3-1 1-2				F7		4	0	1	0	0	0	1					
Eddie Murray, S (1, 3) OBP: 0.309, SLG: 0.453	F8			G6-3				F8		4	0	1	0	0	0	1					
Bobby Bonilla, S (1, 5) OBP: 0.352, SLG: 0.525		K				G3				4	0	0	0	0	2	2					
Jeremy Burnitz, L (1, 9) John Franco, L (9, 1) OBP: 0.324, SLG: 0.444	L6					WP S BB				2	0	0	0	2	1	0					
Jeff Kent, R (1, 4) OBP: 0.324, SLG: 0.438	G4-3					K				3	0	0	0	0	1	2					
Jeff McKnight, S (1, 6) OBP: 0.321, SLG: 0.323				G4-3				F8		2	0	0	0	1	0	0					
Ryan Thompson, R (1, 8) OBP: 0.298, SLG: 0.455				P3						2	1	1	1	1	0	0					
Anthony Young, R (1, 1) Dave Gallagher, R (9, 9) OBP: 0.214, SLG: 0.154	G4-3			G4-3		F8				3	0	0	0	0	0	3					
								G6-3		0	0	0	0	0	0	0					
Inning Stats	R: 0 H: 0 E: 0 K: 0 S: 7	H: 0 LOB: 0 BB: 0 P: 10	R: 0 H: 0 E: 0 K: 1 S: 5	H: 0 LOB: 0 BB: 0 P: 7	R: 0 H: 0 E: 0 K: 0 S: 9	H: 0 LOB: 0 BB: 0 P: 12	R: 0 H: 0 E: 0 K: 0 S: 8	H: 0 LOB: 0 BB: 1 P: 15	R: 0 H: 1 E: 0 K: 1 S: 7	H: 0 LOB: 1 BB: 0 P: 12	R: 0 H: 0 E: 0 K: 0 S: 4	H: 0 LOB: 0 BB: 1 P: 10	R: 1 H: 1 E: 0 K: 0 S: 7	H: 1 LOB: 0 BB: 0 P: 10	R: 0 H: 1 E: 0 K: 1 S: 7	H: 1 LOB: 0 BB: 0 P: 9	1B: 2 2B: 0 3B: 0 HR: 1	SF: 0 SAC: 0 DP: 1 HBP: 0	WP: 1 PB: 0 SB: 1 CS: 1	PA: 32	
PITCHER	IP	WLS	BF	H	R	ER	SO	BB	IBB	HBP	BLK	WP	HR	S	P	ERA	WHIP				
Mike Morgan, R (1, 1) ERA: 3.83	8.0		29	2	1	1	3	4	1	0	0	1	1	61	105	1.12	0.750				
Jose Bautista, R (9, 1) ERA: 2.26	1.0	W	3	1	0	0	1	0	0	0	0	0	0	7	9	0.00	1.000				

New York Mets @ Chicago Cubs
Wrigley Field, Chicago, IL
Sun Sep 05 1993, 3:33 AM CDT
Att. 38,691 - Cloudy

AB	27
R	1
H	3
RBI	1
BB	5
SO	4
LOB	9



Batter	1	2	3	4	5	6	7	8	9	AB	R	H	RBI	BB	SO	LOB	BOTTOM				
Dwight Smith, L (1, 9) OBP: 0.355, SLG: 0.509	B1-3									3	0	1	0	1	1	1					
Jose Vizcaino, S (1, 6) OBP: 0.332, SLG: 0.344	L7									4	0	1	0	0	0	2					
23 Ryne Sandberg, R (1, 4) OBP: 0.356, SLG: 0.417										4	0	1	0	0	0	4					
Mark Grace, L (1, 3) OBP: 0.397, SLG: 0.471	G3									3	1	1	0	1	1	1					
Sammy Sosa, R (1, 8) OBP: 0.308, SLG: 0.504										4	0	0	0	0	2	3					
Rick Wilkins, L (1, 2) Glenallen Hill, R (9, PH) OBP: 0.358, SLG: 0.540										3	0	0	0	0	1	0					
Steve Buechele, R (1, 5) OBP: 0.325, SLG: 0.421										1	1	1	2	0	0	0					
Kevin Roberson, S (1, 7) OBP: 0.250, SLG: 0.372										3	0	0	0	0	2	1					
Mike Morgan, R (1, 1) Shawon Dunston, R (8, PH) Jose Bautista, R (9, 1) OBP: 0.083, SLG: 0.069										2	0	0	0	0	1	0					
OBP: 0.687, SLG: 1.000										1	0	1	0	0	0	0					
OBP: 0.100, SLG: 0.100										0	0	0	0	0	0	0					
Inning Stats	R: 0 H: 1 E: 0 K: 0 S: 6	H: 1 LOB: 1 BB: 0 P: 9	R: 0 H: 1 E: 0 K: 2 S: 14	H: 1 LOB: 0 BB: 0 P: 19	R: 0 H: 2 E: 0 K: 1 S: 11	H: 1 LOB: 1 BB: 0 P: 16	R: 0 H: 0 E: 0 K: 1 S: 7	H: 0 LOB: 0 BB: 0 P: 10	R: 0 H: 1 E: 0 K: 0 S: 11	H: 0 LOB: 2 BB: 1 P: 18	R: 0 H: 0 E: 0 K: 2 S: 11	H: 0 LOB: 0 BB: 0 P: 13	R: 0 H: 1 E: 0 K: 1 S: 9	H: 1 LOB: 1 BB: 0 P: 14	R: 2 H: 1 E: 0 K: 1 S: 10	H: 1 LOB: 0 BB: 1 P: 18	1B: 6 2B: 0 3B: 0 HR: 1	SF: 0 SAC: 0 DP: 1 HBP: 0	WP: 0 PB: 1 SB: 0 CS: 0	PA: 33	
PITCHER	IP	WLS	BF	H	R	ER	SO	BB	IBB	HBP	BLK	WP	HR	S	P	ERA	WHIP				
Anthony Young, R (1, 1) ERA: 3.87	8.0		30	6	0	0	8	1	0	0	0	0	1	75	108	0.00	0.875				
John Franco, L (9, 1) ERA: 3.86	0.1	L	3	1	2	2	1	1	0	0	0	0	1	10	18	54.00	6.000				

New York Mets @ Chicago Cubs
Wrigley Field, Chicago, IL
Sun Sep 05 1993, 3:33 AM CDT
Att. 38,691 - Cloudy

AB	31
R	2
H	7
RBI	2
BB	2
SO	9
LOB	12



Batter	1	2	3	4	5	6	7	8	9	AB	R	H	RBI	BB	SO	LOB	TOP					
Ryan Thompson, R (1, 8) Chico Walker, S (9, PH) OBP: 0.292, SLG: 0.442 OBP: 0.282, SLG: 0.350										3	0	0	0	0	2	0						
Jeff McKnight, S (1, 6) OBP: 0.308, SLG: 0.303										2	1	0	0	1	0	0						
Eddie Murray, S (1, 3) OBP: 0.313, SLG: 0.458										3	0	0	0	0	0	1						
Joe Orsulak, L (1, 7) Dave Gallagher, R (7, 7) OBP: 0.332, SLG: 0.413 OBP: 0.341, SLG: 0.456										3	0	0	0	0	0	0						
Jeromy Burnitz, L (1, 9) OBP: 0.331, SLG: 0.451										3	0	0	0	0	1	0						
Jeff Kent, R (1, 4) OBP: 0.325, SLG: 0.443										3	0	0	0	0	1	0						
Butch Huskey, R (1, 5)										3	0	0	0	0	3	0						
Todd Hundley, S (1, 2) OBP: 0.253, SLG: 0.336										3	0	0	0	0	0	0						
Frank Tanana, L (1, 1) Ced Landrum, L (8, PH) Josias Manzanillo, R (6, 1) Dave Telgheder, R (8, 1) Tito Navarro, S (9, PH) OBP: 0.190, SLG: 0.214 OBP: 0.214, SLG: 0.286 OBP: 0.143, SLG: 0.286										1	0	0	0	0	0	0						
Inning Stats	R: 0 E: 0 K: 1 S: 6	H: 0 LOB: 0 BB: 0 P: 7	R: 0 E: 0 K: 1 S: 7	H: 0 LOB: 0 BB: 0 P: 10	R: 0 E: 0 K: 1 S: 5	H: 0 LOB: 0 BB: 0 P: 5	R: 1 E: 0 K: 1 S: 7	H: 0 LOB: 0 BB: 1 P: 15	R: 0 E: 0 K: 1 S: 8	H: 0 LOB: 0 BB: 0 P: 12	R: 0 E: 0 K: 0 S: 5	H: 0 LOB: 0 BB: 0 P: 6	R: 0 E: 0 K: 2 S: 5	H: 0 LOB: 0 BB: 0 P: 6	R: 0 E: 0 K: 2 S: 7	H: 0 LOB: 0 BB: 0 P: 8	R: 0 E: 0 K: 2 S: 9	H: 0 LOB: 0 BB: 0 P: 14	1B: 0 2B: 0 3B: 0 HR: 0	SF: 0 SAC: 0 DP: 0 HBP: 0	WP: 1 PB: 0 SB: 0 CS: 0	PA: 28
PITCHER Darryl Kile, R (1, 1) ERA: 3.13	IP: 9.0 WLS: W BF: 28 H: 0 R: 1 ER: 0 SO: 9 BB: 1 IBB: 0 HBP: 0 BLK: 0 WP: 1 HR: 0 S: 59 P: 83 ERA: 0.00 WHIP: 0.111															PITCHER	IP: 9.0 WLS: W BF: 28 H: 0 R: 1 ER: 0 SO: 9 BB: 1 IBB: 0 HBP: 0 BLK: 0 WP: 1 HR: 0 S: 59 P: 83 ERA: 0.00 WHIP: 0.111					

New York Mets @ Houston Astros
Astrodome, Houston, TX
Wed Sep 08 1993, 8:05 PM EDT
Att: 15,684 - Dome

AB	27
R	1
H	0
RBI	0
BB	1
SO	9
LOB	1



Batter	1	2	3	4	5	6	7	8	9	AB	R	H	RBI	BB	SO	LOB	BOTTOM			
Craig Biggio, R (1, 4) OBP: 0.367, SLG: 0.469										4	0	1	0	0	0	1				
Casey Candaele, S (1, 8) Steve Finley, L (8, FR) OBP: 0.315, SLG: 0.347 OBP: 0.305, SLG: 0.364										4	1	1	1	0	0	1				
5 Jeff Bagwell, R (1, 3) OBP: 0.387, SLG: 0.519										4	1	2	1	0	0	2				
Eric Anthony, L (1, 9) OBP: 0.321, SLG: 0.401										4	0	0	0	0	1	3				
Ken Caminiti, S (1, 5) OBP: 0.308, SLG: 0.395										3	2	1	1	1	1	0				
Luis Gonzalez, L (1, 7) OBP: 0.380, SLG: 0.471										4	0	2	2	0	1	0				
Scott Servais, R (1, 2) OBP: 0.315, SLG: 0.418										4	0	0	0	0	0	2				
Andujar Cedeno, R (1, 6) OBP: 0.346, SLG: 0.395										4	2	2	1	0	1	2				
Darryl Kile, R (1, 1) OBP: 0.106, SLG: 0.174										2	0	0	0	0	0	0				
Inning Stats	R: 0 E: 1 K: 0 S: 13	H: 2 LOB: 0 BB: 0 P: 21	R: 1 E: 0 K: 0 S: 7	H: 2 LOB: 0 BB: 0 P: 8	R: 2 E: 0 K: 0 S: 17	H: 3 LOB: 1 BB: 0 P: 26	R: 0 E: 0 K: 0 S: 4	H: 0 LOB: 0 BB: 0 P: 7	R: 1 E: 0 K: 0 S: 10	H: 2 LOB: 1 BB: 0 P: 16	R: 0 E: 0 K: 2 S: 9	H: 0 LOB: 0 BB: 0 P: 15	R: 0 E: 0 K: 1 S: 5	H: 0 LOB: 0 BB: 0 P: 6	R: 3 E: 2 K: 1 S: 14	H: 2 LOB: 2 BB: 1 P: 26	1B: 4 2B: 3 3B: 0 HR: 2	SF: 0 SAC: 1 DP: 1 HBP: 0	WP: 0 PB: 0 SB: 0 CS: 0	PA: 35
PITCHER Frank Tanana, L (1, 1) ERA: 4.47 Josias Manzanillo, R (6, 1) Dave Telgheder, R (8, 1) ERA: 5.81	IP: 5.0 WLS: L BF: 21 H: 7 R: 4 ER: 4 SO: 4 BB: 0 IBB: 0 HBP: 0 BLK: 0 WP: 0 HR: 2 S: 51 P: 78 ERA: 7.20 WHIP: 1.400	2.2 L BF: 12 H: 2 R: 3 ER: 0 SO: 4 BB: 1 IBB: 0 HBP: 0 BLK: 0 WP: 0 HR: 0 S: 26 P: 44 ERA: 0.00 WHIP: 1.125	0.1 L BF: 2 H: 0 R: 0 ER: 0 SO: 0 BB: 0 IBB: 0 HBP: 0 BLK: 0 WP: 0 HR: 0 S: 2 P: 3 ERA: 0.00 WHIP: 0.000															PITCHER	IP: 5.0 WLS: L BF: 21 H: 7 R: 4 ER: 4 SO: 4 BB: 0 IBB: 0 HBP: 0 BLK: 0 WP: 0 HR: 2 S: 51 P: 78 ERA: 7.20 WHIP: 1.400	

New York Mets @ Houston Astros
Astrodome, Houston, TX
Wed Sep 08 1993, 8:05 PM EDT
Att: 15,684 - Dome

AB	33
R	7
H	9
RBI	6
BB	1
SO	4
LOB	11



Batter	1	2	3	4	5	6	7	8	9	AB	R	H	RBI	BB	SO	LOB	TOP					
Shawn Dunston, R OBP: 0.500, SLG: 0.750 Jose Vizcaino, S OBP: 0.331, SLG: 0.342	0-1 G4-3 G3-1 2B		2-0 F8		1-1 3B 1B	2-1 G6-3		0-0 E3 1B FC5-2	0-2 1B	3	2	1	0	0	0	0						
23 Ryne Sandberg, R OBP: 0.331, SLG: 0.415	3-2 G4-3 2-3		1-2 P4		2-2 3B 1B		4-1 FC4-6 BB	1-1 FC5-2 1B	1-2 1B	5	1	2	1	1	0	4						
Mark Grace, L OBP: 0.392, SLG: 0.471	1-1 G3-1 3-H			2-0 L4	2-0 3B		1-2 FC4-6 BB	3-2 SF9	1-2 F7	5	0	1	4	0	0	3						
Glenallen Hill, R OBP: 0.298, SLG: 0.460 Bob Scanlan, R OBP: 0.333, SLG: 0.500 Willie Wilson, S OBP: 0.304, SLG: 0.351	0-0 1B			0-0 G5-4-3 1B	1-0 G6-3		1-3 K	2-2 K		5	0	3	0	0	1	2						
Sammy Sosa, R OBP: 0.308, SLG: 0.494	3-2 G5-3			0-1 G5-4-3 1-2		0-0 E1 1B HR	4-2 FC4 BB	2-3 K		4	1	0	0	1	1	5						
Steve Buechele, R OBP: 0.327, SLG: 0.436		1-3 K			0-1 HR	1-0 HR 1B	0-1 FC4		1-1 F9	5	2	2	1	0	1	2						
Kevin Roberson, S OBP: 0.274, SLG: 0.429		3-2 G5-3			0-0 G6-3 1B 2B	2-1 HR		2-1 1B 1B E HBP	0-0 1B 2B	4	4	3	3	0	0	0						
Steve Lake, R OBP: 0.254, SLG: 0.409 Rick Wilkins, L OBP: 0.353, SLG: 0.547	1-1 F8				2-0 G6-3	0-0 G5-3		2-1 E 23 FC5-2 1B	3-3 K	3	0	0	0	0	0	1						
Mike Morgan, R OBP: 0.381, SLG: 0.687 Derrick May, L OBP: 0.344, SLG: 0.431 Shawn Boskie, R OBP: 0.276, SLG: 0.273 Chuck McElroy, L OBP: 0.304, SLG: 0.351 William Brennan, R OBP: 0.276, SLG: 0.290 Dwight Smith, L OBP: 0.250, SLG: 0.495 Randy Myers, L OBP: 0.267, SLG: 1.000			0-1 G6-3		0-1 G6-3	0-0 G6-3		3-2 23 FC5-2 E 1B	4-0 1B 23 1B IBB	2	0	0	0	0	0	1						
Inning Stats	R: 1 E: 0 K: 0 S: 14	H: 2 LOB: 1 BB: 0 P: 21	R: 0 E: 0 K: 1 S: 8	H: 0 LOB: 0 BB: 0 P: 13	R: 0 E: 0 K: 0 S: 7	H: 0 LOB: 0 BB: 0 P: 10	R: 0 E: 0 K: 0 S: 4	H: 1 LOB: 0 BB: 0 P: 6	R: 4 E: 0 K: 0 S: 14	H: 5 LOB: 1 BB: 0 P: 22	R: 3 E: 0 K: 0 S: 8	H: 2 LOB: 2 BB: 2 P: 13	R: 0 E: 0 K: 1 S: 12	H: 0 LOB: 0 BB: 2 P: 22	R: 2 E: 1 K: 1 S: 21	H: 3 LOB: 3 BB: 1 P: 36	R: 2 E: 0 K: 1 S: 16	H: 3 LOB: 2 BB: 1 P: 26	1B: 10 2B: 3 3B: 1 HR: 2	SF: 1 SAC: 0 DP: 1 HBP: 1	WP: 0 PB: 0 SB: 0 CS: 0	PA: 48
PITCHER	IP WLS BF H R ER SO BB IBB HBP BLK WP HR S P ERA WHIP																					
Eric Hillman, L ERA: 4.46	(1, 1) 5.0 25 10 8 7 1 0 0 0 0 0 0 2 51 79 12.60 2.000																					
Jeff Innis, R ERA: 4.22	(6, 1) 2.0 8 0 0 0 1 2 0 0 0 0 0 0 16 28 0.00 1.000																					
Mike Maddux, R ERA: 3.65	(8, 1) 1.2 L 14 6 4 3 2 0 1 1 0 0 0 0 34 58 16.20 3.600																					
Pete Schourek, L ERA: 6.53	(9, 1) 0.1 1 0 0 0 0 0 0 0 0 0 0 0 3 4 0.00 0.000																					

Chicago Cubs @ New York Mets
Shea Stadium, Flushing, NY
Fri Sep 10 1993, 7:05 PM EDT
Att: 19,434 - Unknown

AB 43
R 12
H 16
RBI 12
BB 3
SO 4
LOB 21



Batter	1	2	3	4	5	6	7	8	9	AB	R	H	RBI	BB	SO	LOB	BOTTOM			
Ryan Thompson, R OBP: 0.297, SLG: 0.441	1-1 FC3-6 1B HBP			0-0 FC9-6 1-2 2-3 3-H		0-0 1B 1B	1-3 K		0-1 1B	5	2	1	0	2	2					
Jeff McKnight, S OBP: 0.309, SLG: 0.304	2-2 FC3-6 1B		3-1 P6	2-0 G4-3		1-1 1B 1B	3-2 F7		2-1 F8	6	1	2	0	0	0	3				
Eddie Murray, S OBP: 0.312, SLG: 0.456	2-3 K		1-0 L3		0-0 L7	1-0 BB 1B		2-1 G4-3		5	0	1	1	0	1	2				
Joe Orsulak, L OBP: 0.330, SLG: 0.409 Dave Gallagher, R OBP: 0.348, SLG: 0.466	0-2 FC3-6 3B		2-0 G3-1		2-3 K	4-2 BB		1-1 1B 2B		3	1	0	0	0	1	2				
Jeromy Burnitz, L OBP: 0.336, SLG: 0.466	1-0 1B 3B			4-0 1B BB	0-0 HR 2B	1-1 P6		1-0 F9		4	2	2	2	1	0	4				
Jeff Kent, R OBP: 0.330, SLG: 0.452	2-3 K			1-1 HBP 1B FC9-6	0-1 HR	4-1 BB		0-2 1B		4	2	3	4	1	1	1				
Todd Hundley, S OBP: 0.257, SLG: 0.350		2-1 HR		2-2 FC9-6 1B HBP	1-0 2B	1-3 K		0-3 K		5	1	3	2	0	2	4				
Butch Huskey, R OBP: 0.228, SLG: 0.310		0-1 F8		0-0 P6	4-0 IBB	2-0 G5-3		2-1 G6-3		3	0	0	0	1	0	5				
Eric Hillman, L OBP: 0.357, SLG: 0.171 Jeff Innis, R OBP: 0.305, SLG: 0.287 Ced Landrum, L OBP: 0.276, SLG: 0.290 Mike Maddux, R OBP: 0.304, SLG: 0.348 Pete Schourek, L OBP: 0.250, SLG: 0.348 Chico Walker, S OBP: 0.250, SLG: 0.348		0-0 L8		2-2 FC9-6 HBP	1-0 G4-3	1-0 G5-3		1-1 F9		2	0	0	0	0	0	2				
Inning Stats	R: 2 E: 0 K: 2 S: 15	H: 2 LOB: 1 BB: 0 P: 23	R: 1 E: 0 K: 1 S: 8	H: 1 LOB: 0 BB: 0 P: 11	R: 0 E: 0 K: 0 S: 4	H: 0 LOB: 0 BB: 0 P: 10	R: 2 E: 0 K: 0 S: 10	H: 3 LOB: 2 BB: 1 P: 21	R: 2 E: 0 K: 1 S: 13	H: 3 LOB: 3 BB: 2 P: 27	R: 0 E: 0 K: 1 S: 10	H: 0 LOB: 0 BB: 0 P: 15	R: 1 E: 0 K: 1 S: 11	H: 2 LOB: 1 BB: 0 P: 15	R: 0 E: 0 K: 0 S: 8	H: 1 LOB: 1 BB: 0 P: 13	1B: 8 2B: 3 3B: 1 HR: 2	SF: 0 SAC: 0 DP: 0 HBP: 2	WP: 0 PB: 0 SB: 0 CS: 0	PA: 47
PITCHER	IP WLS BF H R ER SO BB IBB HBP BLK WP HR S P ERA WHIP																			
Mike Morgan, R ERA: 4.07	(1, 1) 5.0 27 8 7 7 4 1 1 2 0 0 0 0 46 82 12.60 1.800																			
Shawn Boskie, R ERA: 3.75	(6, 1) 0.0 3 3 2 2 0 0 0 0 0 0 0 0 4 6 -- --																			
Chuck McElroy, L ERA: 4.57	(6, 1) 0.1 2 0 0 0 0 1 0 0 0 0 0 0 4 9 0.00 3.000																			
William Brennan, R ERA: 4.57	(6, 1) 1.2 6 0 0 0 2 1 0 0 0 0 0 0 15 27 0.00 0.600																			
Bob Scanlan, R ERA: 4.92	(8, 1) W 5 2 1 1 1 0 0 0 0 0 0 0 11 15 9.00 2.000																			

Chicago Cubs @ New York Mets
Shea Stadium, Flushing, NY
Fri Sep 10 1993, 7:05 PM EDT
Att: 19,434 - Unknown

AB 41
R 10
H 14
RBI 10
BB 4
SO 7
LOB 25



Batter	1	2	3	4	5	6	7	8	9	AB	R	H	RBI	BB	SO	LOB	TOP								
Jose Vizcaino, S (1, 5) OBP: 0.328, SLG: 0.339										4	0	0	1	0	1	3	Chicago Cubs @ New York Mets Shea Stadium, Flushing, NY Sat Sep 11 1993, 3:33 AM EDT Att: 23,580 - Overcast - 65 F								
Rey Sanchez, R (1, 6) OBP: 0.321, SLG: 0.331										4	1	1	1	0	0	1									
Mark Grace, L (1, 3) OBP: 0.391, SLG: 0.471										4	0	1	1	0	1	0									
Kevin Roberson, S (1, 7) OBP: 0.273, SLG: 0.421										3	1	0	0	1	0	1									
Rick Wilkins, L (1, 2) OBP: 0.360, SLG: 0.541										4	0	0	0	0	0	1									
Dwight Smith, L (1, 9) OBP: 0.353, SLG: 0.495										2	0	1	0	1	0	0									
Glenallen Hill, R (9, PH) OBP: 0.301, SLG: 0.463										1	0	1	0	0	0	0									
Randy Myers, L (9, 1) OBP: 0.697, SLG: 1.000										0	0	0	0	0	0	0									
Willie Wilson, S (1, 8) OBP: 0.303, SLG: 0.349										4	1	1	0	0	0	1									
Eric Yelding, R (1, 4) OBP: 0.277, SLG: 0.300										4	1	1	1	0	0	3									
Mike Harkey, R (1, 1) OBP: 0.115, SLG: 0.118										2	0	1	0	0	0	2									
Dan Plesac, L (8, 1)										0	0	0	0	0	0	0									
Sammy Sosa, R (9, PH) OBP: 0.309, SLG: 0.494										0	0	0	0	1	0	0									
Inning Stats	R: 0 E: 0 K: 2 S: 8	H: 0 LOB: 0 BB: 0 P: 13	R: 1 E: 1 K: 0 S: 10	H: 1 LOB: 2 BB: 2 P: 19	R: 0 E: 0 K: 0 S: 4	H: 0 LOB: 0 BB: 0 P: 7	R: 0 E: 0 K: 0 S: 6	H: 0 LOB: 0 BB: 0 P: 10	R: 3 E: 1 K: 0 S: 16	H: 3 LOB: 1 BB: 0 P: 23	R: 0 E: 0 K: 0 S: 6	H: 1 LOB: 1 BB: 0 P: 10	R: 0 E: 0 K: 0 S: 6	H: 1 LOB: 1 BB: 0 P: 7	R: 0 E: 0 K: 0 S: 4	H: 0 LOB: 0 BB: 0 P: 6	R: 0 E: 0 K: 0 S: 9	H: 1 LOB: 2 BB: 1 P: 23	1B: 6 2B: 1 3B: 0 HR: 0	SF: 1 SAC: 1 DP: 0 HBP: 0	WP: 0 PA: 37 PB: 0 SB: 1 CS: 0				
PITCHER	IP	WLS	BF	H	R	ER	SO	BB	IBB	HBP	BLK	WP	HR	S	P	ERA	WHIP								
Anthony Young, R (1, 1) ERA: 3.77	5.0	L	22	4	4	1	2	2	0	0	0	0	0	44	72	1.80	1.200								
Mauro Gozzo, R (6, 1) ERA: 9.0	2.0		7	2	0	0	0	0	0	0	0	0	0	12	17	0.00	1.000								
Pete Schourek, L (8, 1) ERA: 6.42	1.2		7	1	0	0	0	0	1	0	0	0	0	11	24	0.00	0.600								
John Franco, L (9, 1) ERA: 4.02	0.1		1	0	0	0	0	0	0	0	0	0	0	2	5	0.00	0.000								

Chicago Cubs @ New York Mets
 Shea Stadium, Flushing, NY
 Sat Sep 11 1993, 3:33 AM EDT
 Att: 23,580 - Overcast - 65 F

AB	32
R	4
H	7
RBI	4
BB	3
SO	2
LOB	12



Batter	1	2	3	4	5	6	7	8	9	AB	R	H	RBI	BB	SO	LOB	BOTTOM								
Tito Navarro, S (1, 6)										4	0	0	0	0	0	0	Chicago Cubs @ New York Mets Shea Stadium, Flushing, NY Sat Sep 11 1993, 3:33 AM EDT Att: 23,580 - Overcast - 65 F								
Todd Hundley, S (1, 2) OBP: 0.257, SLG: 0.349										4	1	1	0	0	1	0									
Eddie Murray, S (1, 3) OBP: 0.312, SLG: 0.460										4	1	1	2	0	0	0									
Jeremy Burnitz, L (1, 9) OBP: 0.336, SLG: 0.464										3	1	1	0	0	1	0									
Dave Gallagher, R (9, PH) OBP: 0.346, SLG: 0.463										1	0	0	0	0	0	0									
Darrin Jackson, R (1, 7) OBP: 0.224, SLG: 0.305										4	0	0	0	0	1	1									
Jeff Kent, R (1, 4) OBP: 0.329, SLG: 0.451										4	0	1	0	0	2	0									
Butch Huskey, R (1, 5) OBP: 0.276, SLG: 0.200										2	0	0	1	0	1	0									
Pete Schourek, L (8, 1) OBP: 0.276, SLG: 0.200										0	0	0	0	0	0	0									
John Franco, L (9, 1)										0	0	0	0	0	0	0									
Ryan Thompson, R (1, 8) OBP: 0.307, SLG: 0.451										2	0	2	0	1	0	0									
Anthony Young, R (1, 1) OBP: 0.200, SLG: 0.143										1	0	0	0	0	0	1									
Ced Landrum, L (5, PH) OBP: 0.198, SLG: 0.250										1	0	0	0	0	0	2									
Mauro Gozzo, R (6, 1) ERA: 4.95										0	0	0	0	0	0	0									
Chico Walker, S (7, PH) OBP: 0.278, SLG: 0.346										1	0	0	0	0	1	1									
Inning Stats	R: 0 E: 0 K: 0 S: 5	H: 0 LOB: 0 BB: 0 P: 7	R: 0 E: 0 K: 2 S: 10	H: 0 LOB: 0 BB: 0 P: 17	R: 0 E: 0 K: 0 S: 6	H: 1 LOB: 0 BB: 0 P: 8	R: 0 E: 0 K: 0 S: 3	H: 0 LOB: 0 BB: 0 P: 4	R: 1 E: 0 K: 0 S: 11	H: 3 LOB: 2 BB: 0 P: 15	R: 2 E: 0 K: 1 S: 11	H: 2 LOB: 0 BB: 0 P: 16	R: 0 E: 0 K: 2 S: 9	H: 0 LOB: 1 BB: 1 P: 18	R: 0 E: 0 K: 1 S: 7	H: 0 LOB: 0 BB: 0 P: 11	R: 0 E: 0 K: 1 S: 6	H: 0 LOB: 0 BB: 0 P: 9	1B: 4 2B: 1 3B: 0 HR: 1	SF: 1 SAC: 0 DP: 1 HBP: 0	WP: 1 PA: 33 PB: 0 SB: 1 CS: 0				
PITCHER	IP	WLS	BF	H	R	ER	SO	BB	IBB	HBP	BLK	WP	HR	S	P	ERA	WHIP								
Mike Harkey, R (1, 1) ERA: 4.81	7.0	W	27	6	3	3	5	1	0	0	0	0	0	55	85	3.86	1.000								
Dan Plesac, L (8, 1) ERA: 4.95	1.0		3	0	0	0	1	0	0	0	0	0	0	7	11	0.00	0.000								
Randy Myers, L (9, 1) ERA: 3.24	1.0	S	3	0	0	0	1	0	0	0	0	0	0	6	9	0.00	0.000								

Chicago Cubs @ New York Mets
 Shea Stadium, Flushing, NY
 Sat Sep 11 1993, 3:33 AM EDT
 Att: 23,580 - Overcast - 65 F

AB	31
R	3
H	6
RBI	3
BB	1
SO	7
LOB	5



Batter	1	2	3	4	5	6	7	8	9	AB	R	H	RBI	BB	SO	LOB	TOP			
Shawn Dunston, R (1, 6) OBP: 0.400, SLG: 0.600 Rey Sanchez, R (3, 6) OBP: 0.319, SLG: 0.329	1-2 F8		3-1 P6		1-0 F9			1-0 F9		2	0	0	0	0	0	0				
Jose Vizcaino, S (1, 5) OBP: 0.326, SLG: 0.338	0-0 1B			2-1 F8		0-0 F7		3-2 F8		4	0	1	0	0	0	0				
23 Ryne Sandberg, R (1, 4) OBP: 0.360, SLG: 0.414	2-3 K			2-1 F8		3-2 BB 1B		3-3 K		4	0	1	0	0	2	1				
Glenallen Hill, R (1, 7) OBP: 0.300, SLG: 0.464	1-3 K			0-1 BB 2B		0-2 F7			0-0 P2	4	0	1	0	0	1	2				
Sammy Sosa, R (1, 8) OBP: 0.309, SLG: 0.491		0-1 F9		3-3 K		4-0 BB			2-2 P6	3	0	0	0	1	1	1				
Steve Buechele, R (1, 3) OBP: 0.326, SLG: 0.436	0-1 BB 1B				4-1 BB BB	0-2 F7			3-1 P3	3	0	1	0	1	0	2				
Kevin Roberson, S (1, 9) OBP: 0.269, SLG: 0.414	1-0 F7				0-0 F7		1-3 K			3	0	0	0	0	1	1				
Steve Lake, R (1, 2) OBP: 0.246, SLG: 0.398		1-1 P6			2-2 F8		0-0 P2			3	0	0	0	0	0	1				
William Brennan, R (1, 1) Chuck McElroy, L (6, 1) Willie Wilson, S (7, PH) Shawn Boskie, R (7, 1) OBP: 0.301, SLG: 0.347 OBP: 0.273, SLG: 0.273			1-3 K		4-2 BB		2-2 F9			1	0	0	0	1	1	0				
					1-2 BB					0	0	0	0	0	0	0				
										0	0	0	0	0	0	0				
										0	0	0	0	0	0	0				
Inning Stats	R: 0 E: 0 K: 2 S: 10	H: 1 LOB: 1 BB: 0 P: 14	R: 0 E: 0 K: 0 S: 5	H: 1 LOB: 0 BB: 0 P: 6	R: 0 E: 0 K: 1 S: 7	H: 0 LOB: 0 BB: 0 P: 12	R: 0 E: 0 K: 1 S: 11	H: 1 LOB: 1 BB: 0 P: 18	R: 0 E: 0 K: 0 S: 12	H: 0 LOB: 2 BB: 2 P: 23	R: 0 E: 0 K: 1 S: 18	H: 0 LOB: 0 BB: 0 P: 10	R: 0 E: 0 K: 1 S: 8	H: 0 LOB: 0 BB: 0 P: 15	R: 0 E: 0 K: 0 S: 6	H: 0 LOB: 0 BB: 0 P: 11	1B: 3 2B: 1 3B: 0 HR: 0	SF: 0 SAC: 0 DP: 0 HBP: 0	WP: 0 PB: 0 SB: 0 CS: 0	PA: 33
PITCHER Sid Fernandez, L (1, 1) ERA: 3.21	IP: 9.0 WLS: W BF: 33 H: 4 R: 0 ER: 0 SO: 6 BB: 3 IBB: 0 HBP: 0 BLK: 0 WP: 0 HR: 0 S: 84 P: 134 ERA: 0.00 WHIP: 0.778															PITCHER				

Chicago Cubs @ New York Mets
Shea Stadium, Flushing, NY
Sun Sep 12 1993, 3:33 AM EDT
Att: 21,924 - Sunny - 71 F

AB	30
R	0
H	4
RBI	0
BB	3
SO	6
LOB	10

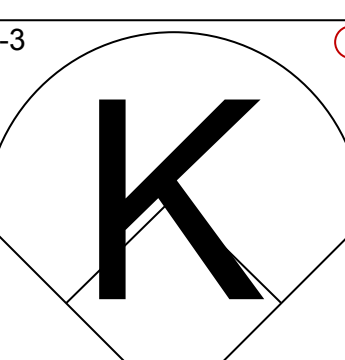
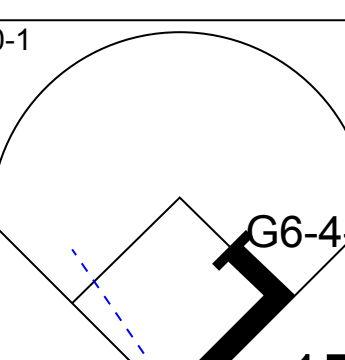
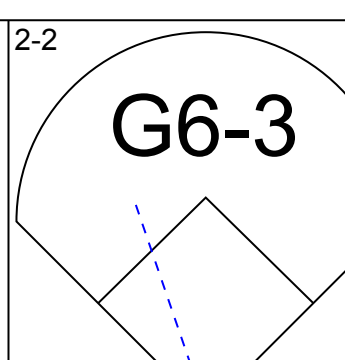
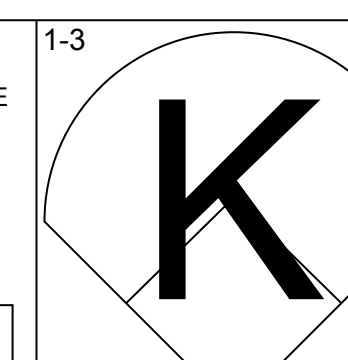
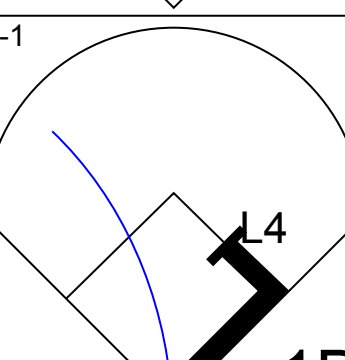
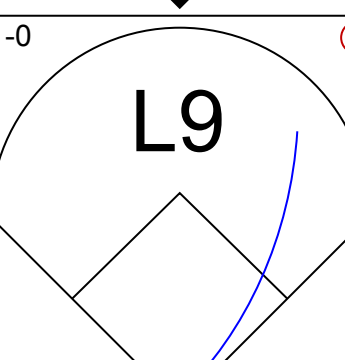
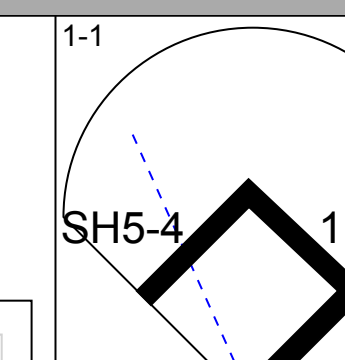
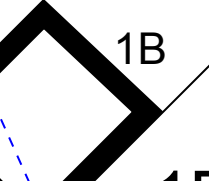
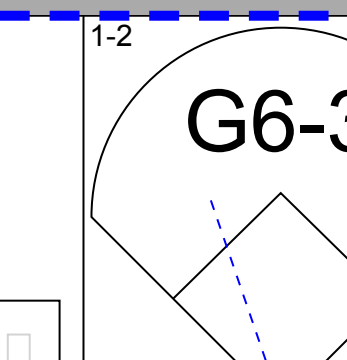
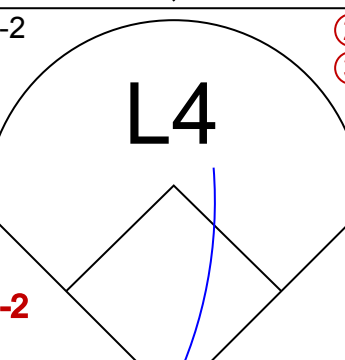
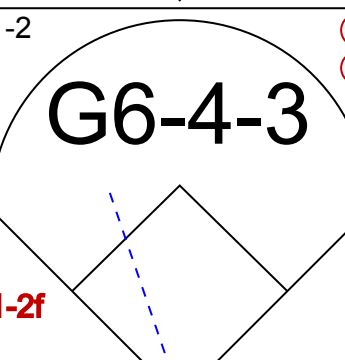
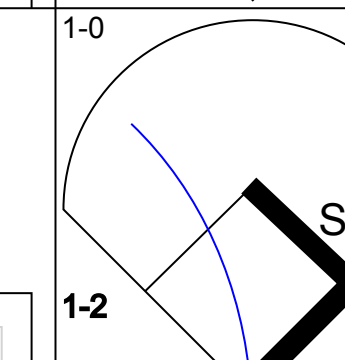
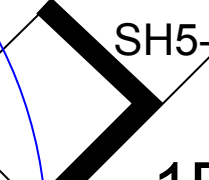
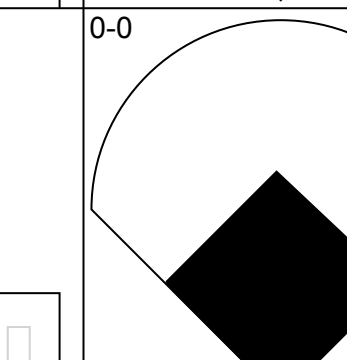
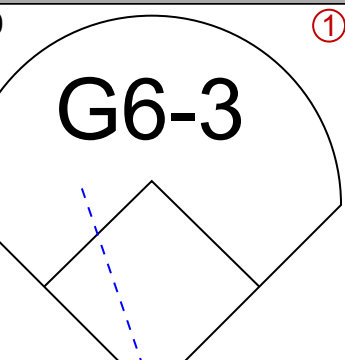
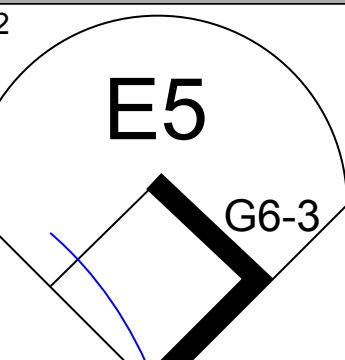
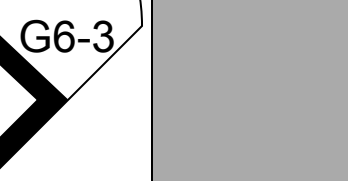
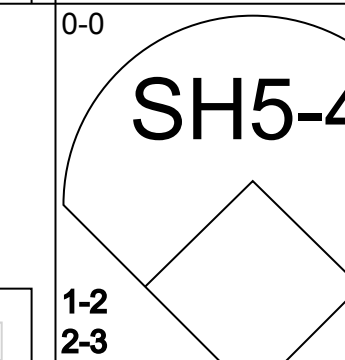
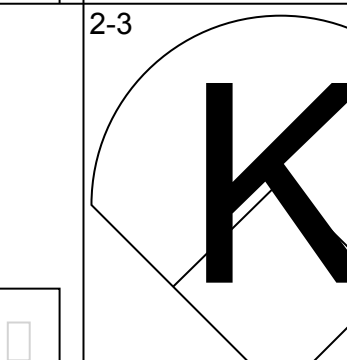
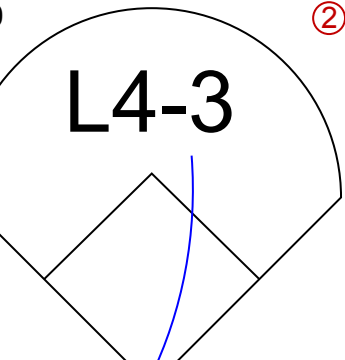
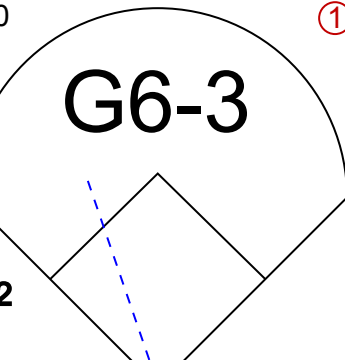
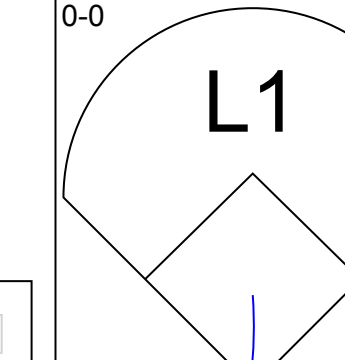
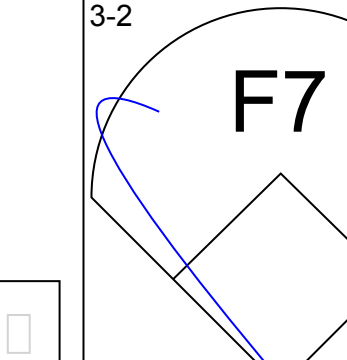
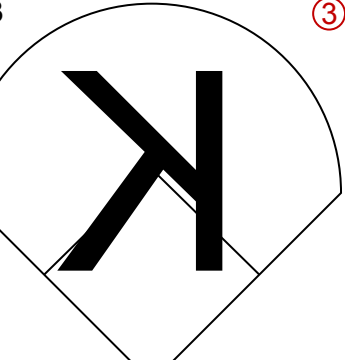
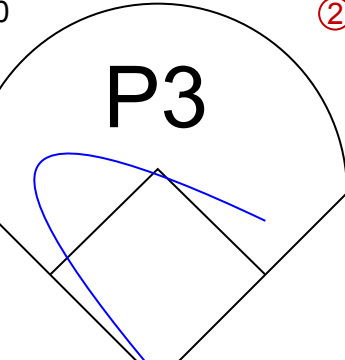
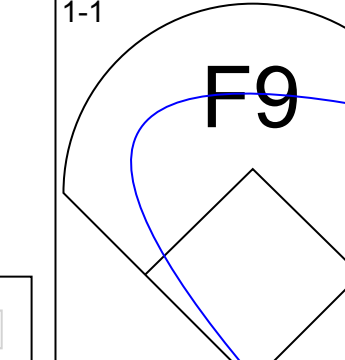
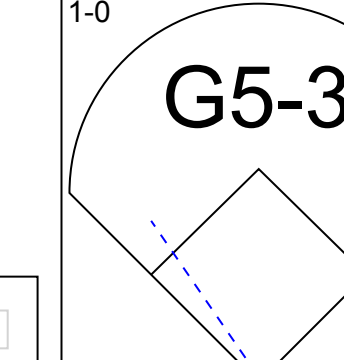
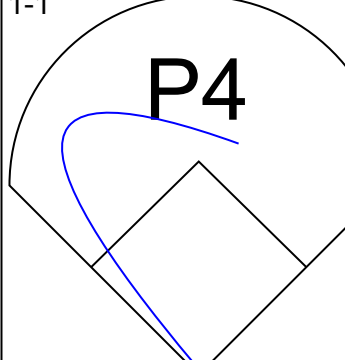
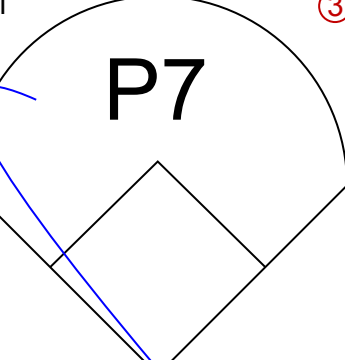
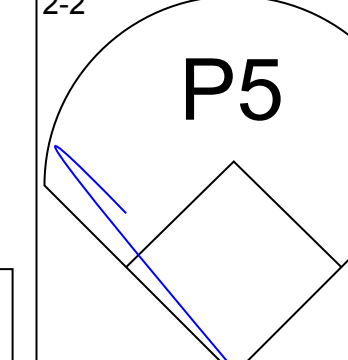
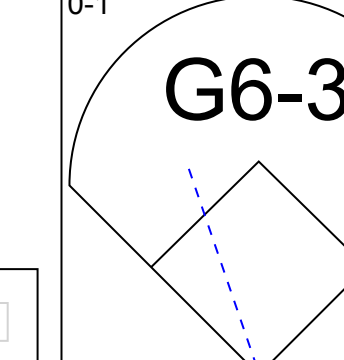
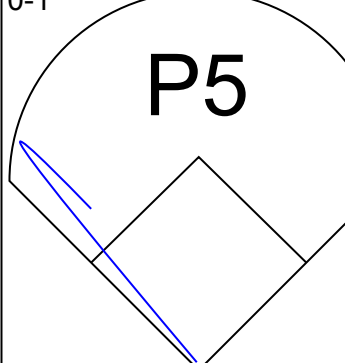
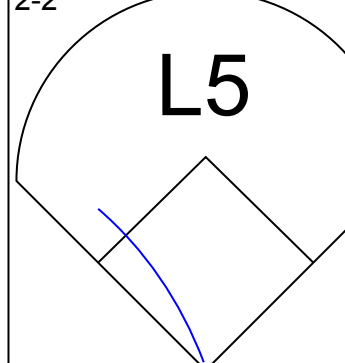
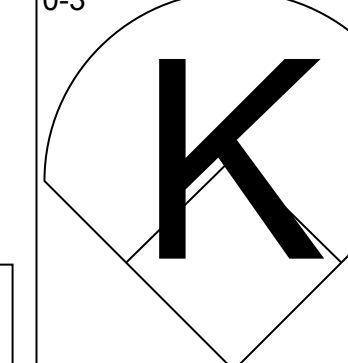
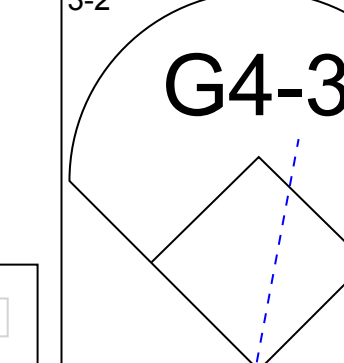

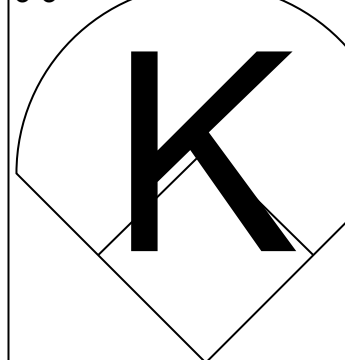
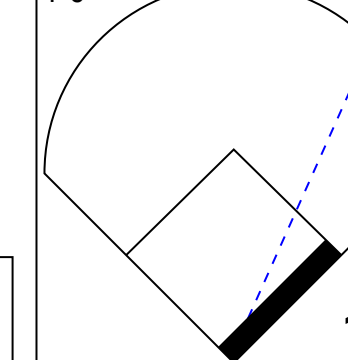


Batter	1	2	3	4	5	6	7	8	9	AB	R	H	RBI	BB	SO	LOB	BOTTOM	
Ryan Thompson, R (1, 8) OBP: 0.313, SLG: 0.455	0-2 CS 1B		0-0 BB 1B		0-0 G5-3	0-1 BB 1B	2-3 K			5	1	3	0	0	1	2		
Todd Hundley, S (1, 2) OBP: 0.283, SLG: 0.360	3-2 BB 1B		2-1 F8		1-2 HR	2-0 BB 1B		2-0 G6-3 2B		5	2	4	0	0	0	1		
Eddie Murray, S (1, 3) OBP: 0.314, SLG: 0.466	1-0 F7		4-0 BB		2-1 HR	1-1 BB 1B		3-1 G6-3		4	1	2	3	1	0	2		
Joe Orsulak, L (1, 7) OBP: 0.336, SLG: 0.410	4-1 BB		2-2 F8		4-2 HBP BB	2-2 BB 1B		4-0 WP BB		2	0	1	1	3	0	2		
Jeromy Burnitz, L (1, 9) OBP: 0.329, SLG: 0.454	1-3 K		0-0 L7		2-2 P2	3-2 L9		1-1 P5		5	0	0	0	0	1	9		
Jeff Kent, R (1, 4) OBP: 0.332, SLG: 0.450 Doug Saunders, R (8, FR) OBP: 0.265, SLG: 0.234		2-1 SF9 1B		2-0 F7	1-0 HBP	0-0 L6		3-2 FC6-4 HBP		3	1	1	0	0	0	0		
Jeff McKnight, S (1, 6) Kevin Baez, R (8, 6) OBP: 0.295, SLG: 0.254		2-3 K		4-1 BB	2-2 G4-3	1-2 BB 1B		0-0 FC6-4		3	0	1	0	1	1	3		
Butch Huskey, R (1, 5) OBP: 0.143, SLG: 0.091		1-1 SF9		1-1 BB	1-1 G4-6-3 1B	1-2 F8		3-3 K		3	0	1	1	0	1	1		
Sid Fernandez, L (1, 1) OBP: 0.185, SLG: 0.120		3-H K		1-0 G4-6-3	1-2 K	1-2 BB				4	0	1	0	0	2	2		
Inning Stats	R: 0 E: 0 K: 1 S: 12	H: 2 LOB: 2 BB: 1 P: 21	R: 1 E: 0 K: 2 S: 11	H: 1 LOB: 0 BB: 0 P: 17	R: 0 E: 0 K: 0 S: 9	H: 1 LOB: 1 BB: 1 P: 16	R: 0 E: 0 K: 0 S: 5	H: 1 LOB: 1 BB: 1 P: 13	R: 2 E: 0 K: 1 S: 21	H: 4 LOB: 2 BB: 0 P: 29	R: 0 E: 0 K: 2 S: 17	H: 2 LOB: 2 BB: 0 P: 24	R: 0 E: 0 K: 0 S: 8	H: 1 LOB: 3 BB: 1 P: 21	1B: 11 2B: 2 3B: 0 HR: 1	SF: 1 SAC: 0 DP: 1 HBP: 2	WP: 1 PB: 0 SB: 1 CS: 1	PA: 43
PITCHER William Brennan, R (1, 1) ERA: 4.91 Chuck McElroy, L (6, 1) ERA: 4.53 Shawn Boskie, R (7, 1) ERA: 3.62	IP: 5.2 WLS: L BF: 29 H: 9 R: 5 ER: 4 SO: 4 BB: 4 IBB: 0 HBP: 1 BLK: 0 WP: 0 HR: 1 S: 64 P: 107 ERA: 6.35 WHIP: 2.294															PITCHER		

Chicago Cubs @ New York Mets
Shea Stadium, Flushing, NY
Sun Sep 12 1993, 3:33 AM EDT
Att: 21,924 - Sunny - 71 F

AB	35
R	5
H	14
RBI	5
BB	5
SO	6
LOB	25



Batter	1	2	3	4	5	6	7	8	9	10	AB	R	H	RBI	BB	SO	LOB				
Ryan Thompson, R OBP: 0.310, SLG: 0.446 Mike Maddux, L (8, 1)												4	0	1	0	0	2	1			
Darin Jackson, R OBP: 0.230, SLG: 0.308 (1, 7)												4	0	2	0	0	0	1			
Eddie Murray, S OBP: 0.318, SLG: 0.469 (1, 3)												4	1	2	1	0	0	2			
Dave Gallagher, R OBP: 0.342, SLG: 0.450 (8, 8)												3	0	0	0	0	1	0			
Jeff Kent, R OBP: 0.328, SLG: 0.442 (1, 4)												4	0	0	0	0	0	3			
Butch Huskey, R OBP: 0.100, SLG: 0.059 Chico Walker, S OBP: 0.275, SLG: 0.333 (10, PH) (10, 5)												3	0	0	0	0	1	3			
Charlie O'Brien, R OBP: 0.277, SLG: 0.323 Joe Orsulak, L OBP: 0.338, SLG: 0.408 Todd Hundley, S OBP: 0.262, SLG: 0.356 (8, 2)												2	0	0	0	0	0	1			
Kevin Baez, R OBP: 0.277, SLG: 0.236 Jeff McKnight, S OBP: 0.305, SLG: 0.298 (8, 6)												2	0	0	0	0	1	0			
Sid Fernandez, L OBP: 0.172, SLG: 0.111 Jeremy Burnitz, L OBP: 0.333, SLG: 0.467 (8, 9)												2	0	0	0	0	2	0			
Inning Stats	R: 0 E: 0 K: 1 S: 10	H: 1 LOB: 0 BB: 0 P: 17	R: 0 E: 0 K: 1 S: 5	H: 0 LOB: 0 BB: 0 P: 6	R: 0 E: 0 K: 1 S: 7	H: 0 LOB: 0 BB: 0 P: 8	R: 0 E: 0 K: 0 S: 6	H: 1 LOB: 0 BB: 0 P: 8	R: 0 E: 1 K: 0 S: 7	H: 0 LOB: 1 BB: 0 P: 10	R: 0 E: 0 K: 0 S: 10	H: 2 LOB: 2 BB: 0 P: 10	R: 0 E: 0 K: 2 S: 10	H: 1 LOB: 1 BB: 0 P: 14	R: 1 E: 0 K: 1 S: 11	H: 1 LOB: 0 BB: 0 P: 17	R: 0 E: 0 K: 0 S: 8	H: 0 LOB: 0 BB: 0 P: 12	1B: 5 2B: 0 3B: 0 HR: 1	SF: 0 SAC: 1 DP: 1 HBP: 0	WP: 0 PA: 35 PB: 0 SB: 0 CS: 0
PITCHER	IP 7.0	WLS 24	H 4	R 0	ER 0	SO 4	BB 0	IBB 0	HBP 0	BLK 0	WP 0	HR 0	S 52	P 76	ERA 0.00	WHIP 0.571					
Steve Avery, L ERA: 2.8 Mark Wohlers, R ERA: 4.23 Greg McMichael, R ERA: 2.07 Jay Howell, R ERA: 2.43 (10, 1)	1.0	4	1	0	0	2	0	0	0	0	0	0	10	14	0.00	1.000					

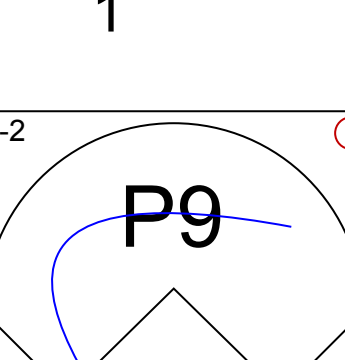
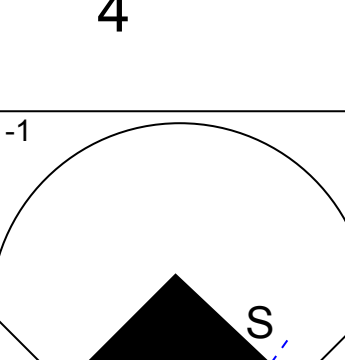
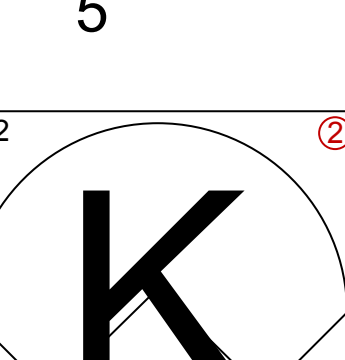
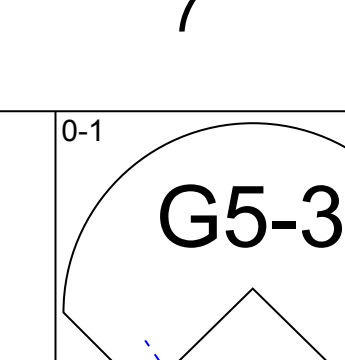
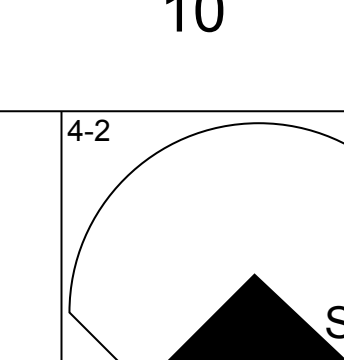
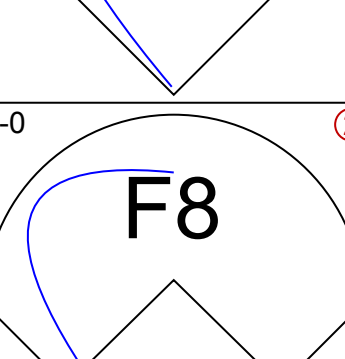

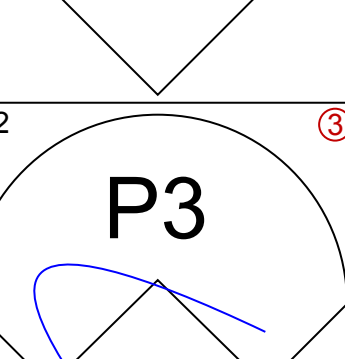
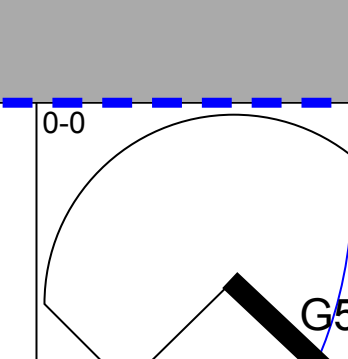
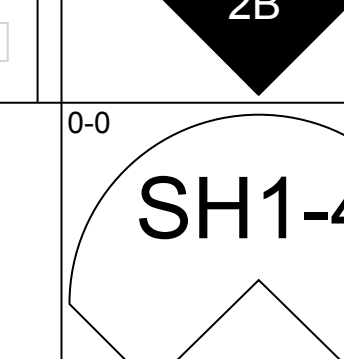
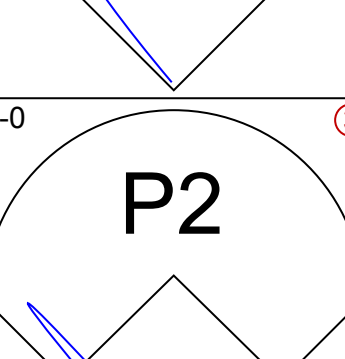
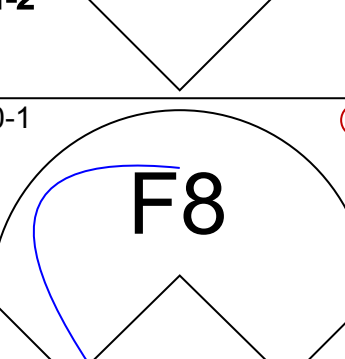
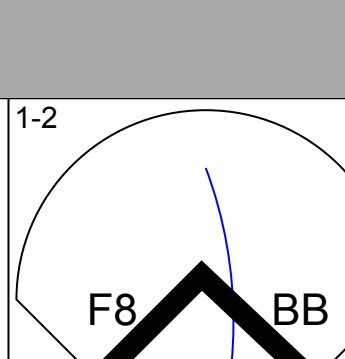
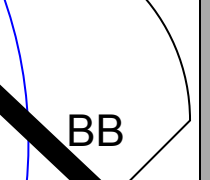
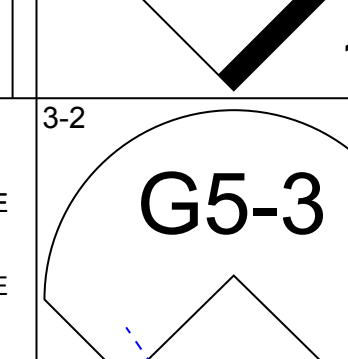
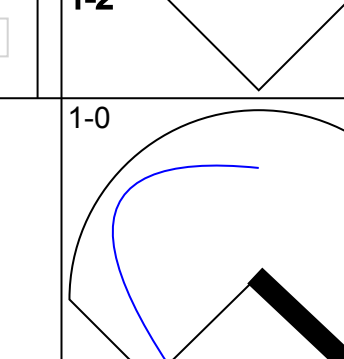
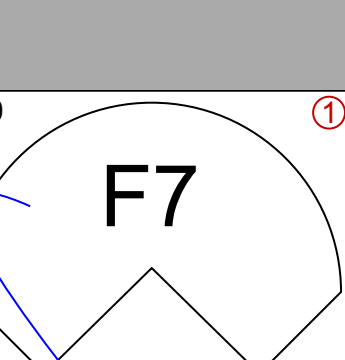
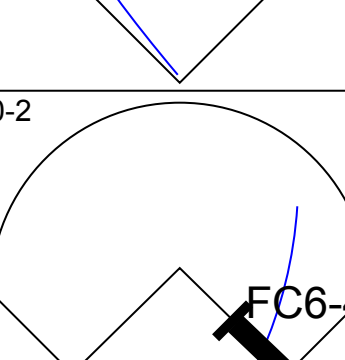

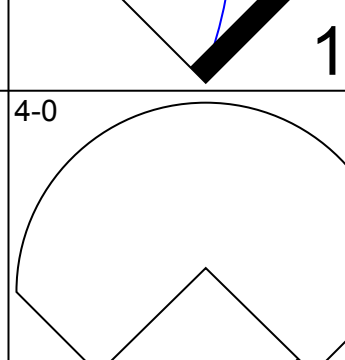
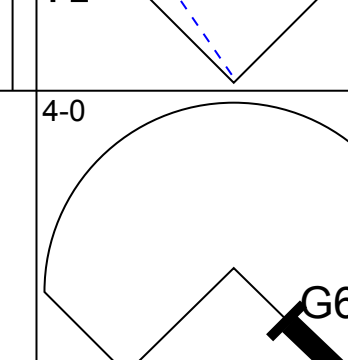
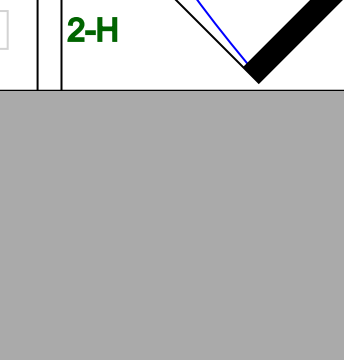
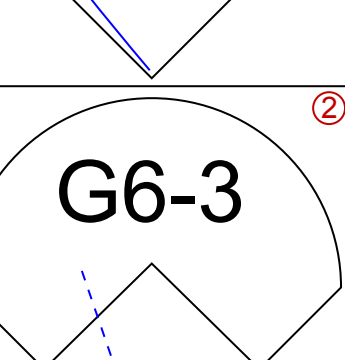
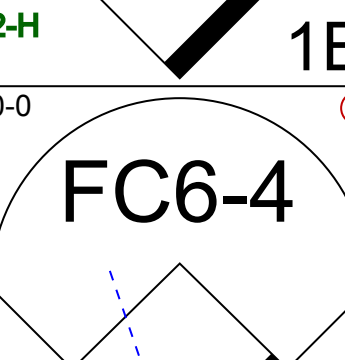

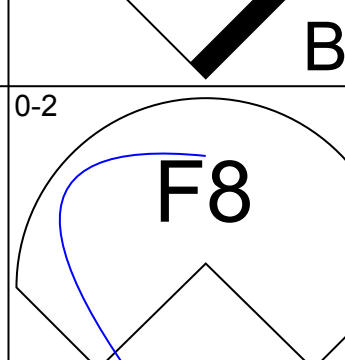
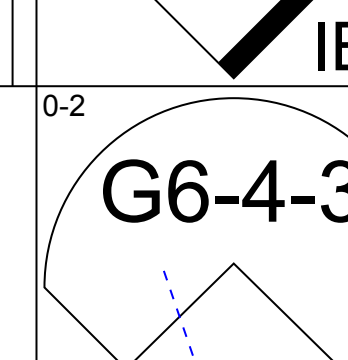
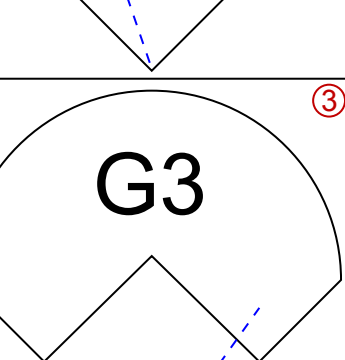
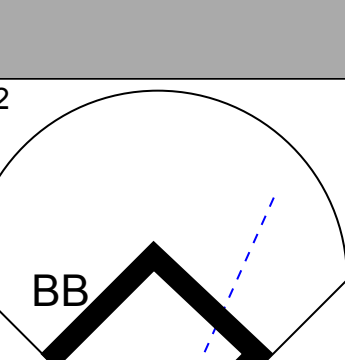
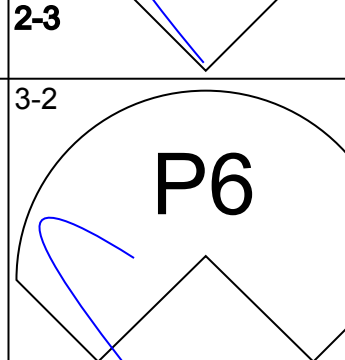
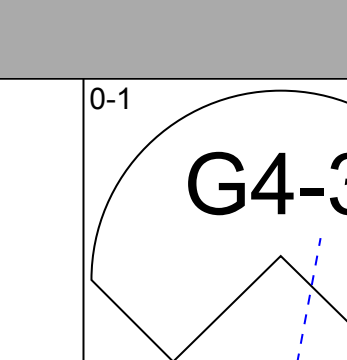
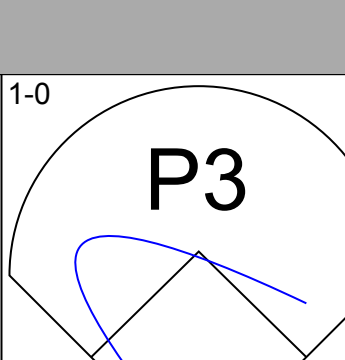
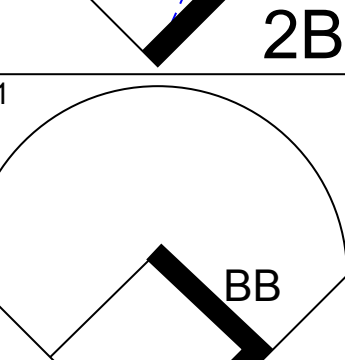
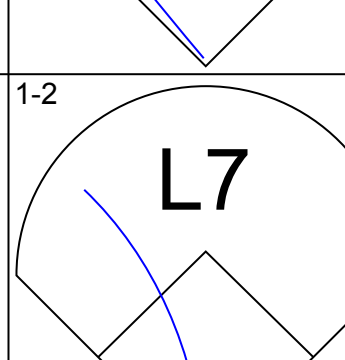
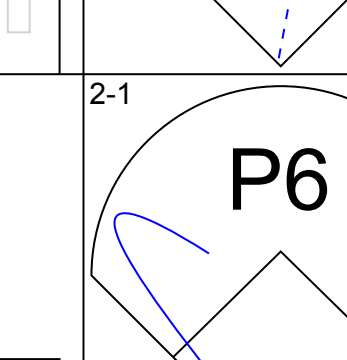
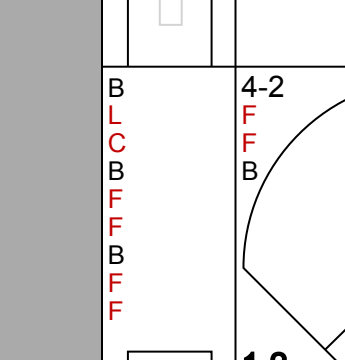
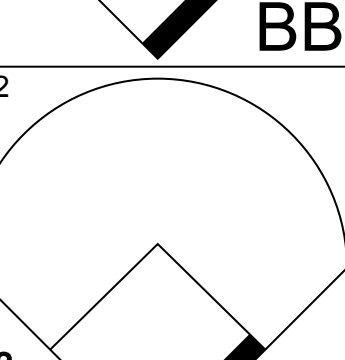
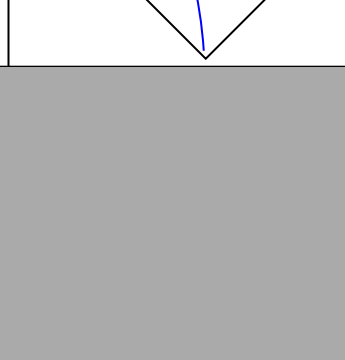
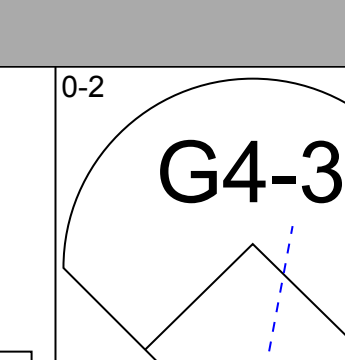
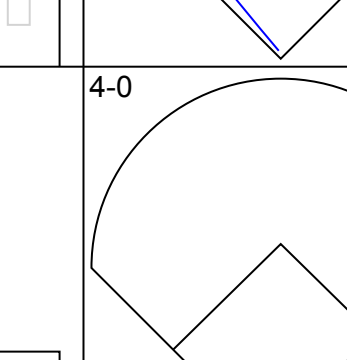
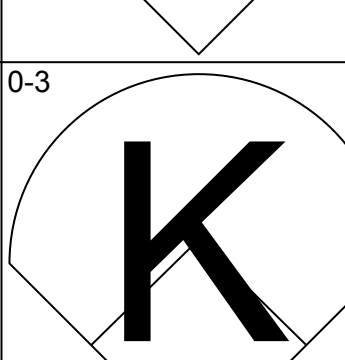
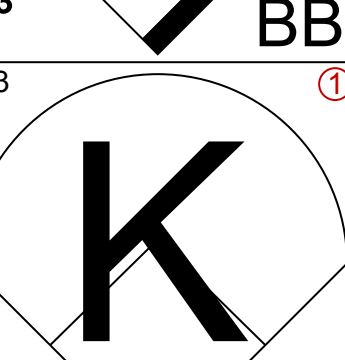

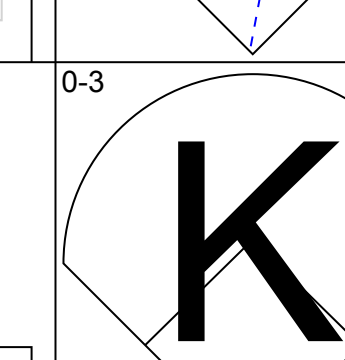
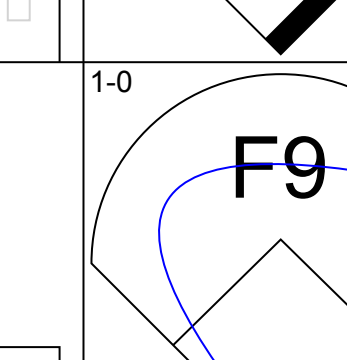
TOP

New York Mets @ Atlanta Braves
Atlanta-Fulton County Stadium, Atlanta, GA

Fri Sep 17 1993, 7:05 PM EDT
Att: 48,837 - Unknown

AB 34
R 1
H 6
RBI 1
BB 0
SO 7
LOB 11




Batter	1	2	3	4	5	6	7	8	9	10	AB	R	H	RBI	BB	SO	LOB					
Otis Nixon, S OBP: 0.338, SLG: 0.305 (1, 8)												4	2	1	0	1	3					
Jeff Blausler, R OBP: 0.406, SLG: 0.440 (1, 6)												4	0	1	0	0	4					
Ron Gant, R OBP: 0.347, SLG: 0.524 (1, 7)												5	0	2	1	0	2					
Fred McGriff, L OBP: 0.367, SLG: 0.547 (1, 3)												2	0	1	1	2	0					
Terry Pendleton, S OBP: 0.308, SLG: 0.390 (1, 5)												4	0	0	0	0	5					
David Justice, L OBP: 0.344, SLG: 0.506 (1, 9)											4	0	1	0	0	0	2					
Greg Olson, R OBP: 0.297, SLG: 0.310 Ryan Klesko, L OBP: 0.375, SLG: 0.714 Damon Berryhill, S OBP: 0.292, SLG: 0.382 (10, 2)											2	0	0	0	1	0	2					
Rafael Belliard, R OBP: 0.296, SLG: 0.307 Sid Bream, L OBP: 0.333, SLG: 0.415 Ramon Caraballo, S (10, 4)												2	0	0	0	1	0					
Steve Avery, L OBP: 0.197, SLG: 0.239 Francisco Cabrera, R OBP: 0.116, SLG: 0.148 Mark Wohlers, R OBP: 0.292, SLG: 0.382 Greg McMichael, R OBP: 0.305, SLG: 0.298 Tony Tarasco, L OBP: 0.342, SLG: 0.450 Jay Howell, R (10, 1)												2	0	0	0	0	2	3				
Inning Stats	R: 0 E: 0 K: 0 S: 5	H: 0 LOB: 0 BB: 0 P: 8	R: 0 E: 0 K: 0 S: 5	H: 0 LOB: 0 BB: 0 P: 6	R: 0 E: 0 K: 2 S: 7	H: 0 LOB: 0 BB: 0 P: 10	R: 1 E: 0 K: 1 S: 11	H: 2 LOB: 1 BB: 0 P: 14	R: 0 E: 0 K: 2 S: 22	H: 1 LOB: 3 BB: 2 P: 32	R: 0 E: 0 K: 1 S: 9	H: 0 LOB: 0 BB: 0 P: 9	R: 0 E: 0 K: 0 S: 8	H: 1 LOB: 1 BB: 0 P: 15	R: 0 E: 0 K: 0 S: 5	H: 0 LOB: 1 BB: 1 P: 12	R: 1 E: 0 K: 0 S: 4	H: 1 LOB: 1 BB: 1 P: 9	1B: 4 2B: 2 3B: 0 HR: 0	SF: 0 SAC: 1 DP: 1 HBP: 0	WP: 0 PA: 39 PB: 0 SB: 1 CS: 0	
PITCHER	IP 7.0	WLS 28	H 4	R 1	ER 1	SO 6	BB 3	IBB 0	HBP 0	BLK 0	WP 0	HR 0	S 72	P 101	ERA 1.29	WHIP 1.000						
Sid Fernandez, L ERA: 3.07 Mike Maddux, R ERA: 3.71 (8, 1)	2.1	L	11	2	1	0	2	1	0	0	0	0	0	17	36	3.86	1.714					

BOTTOM

New York Mets @ Atlanta Braves
Atlanta-Fulton County Stadium, Atlanta, GA

Fri Sep 17 1993, 7:05 PM EDT
Att: 48,837 - Unknown

AB 32
R 2
H 6
RBI 2
BB 6
SO 6
LOB 22



Batter	1	2	3	4	5	6	7	8	9	10	AB	R	H	RBI	BB	SO	LOB	TOP	
Ryan Thompson, R OBP: 0.315, SLG: 0.449 (1, 8)	SH FC1-5 2B		1B		P9		K		1B BB	K	5	0	2	0	1	2	3		
Todd Hundley, S OBP: 0.269, SLG: 0.363 (1, 2)	SH BB FC1-5		FC4-6 1B		FC6-4 1B		G3 G4-3 1B		1B 1B		4	0	4	1	0	0	0		
Eddie Murray, S OBP: 0.317, SLG: 0.468 Dave Gallagher, R OBP: 0.342, SLG: 0.448 (1, 3) (3, 3)	FC1-5 BB		K		FC6-4 1-2f		G4-3 1-2		G4-3 1-2 2-3 3-H	1B	2	0	0	0	0	1	4		
Joe Orsulak, L OBP: 0.333, SLG: 0.402 (1, 7) (10, 9)	K		L8				G1-3		G3	L1-3	5	0	0	0	0	1	8		
Chico Walker, S OBP: 0.278, SLG: 0.331 (1, 5)			FC4-6 1-2f				G4-3 G5-4-3 1B		G4-3		4	0	1	0	1	0	3		
Jeff Kent, R OBP: 0.325, SLG: 0.437 (1, 4)	K				F9		G5-4-3 1-2f			K	5	0	0	0	0	2	4		
Jeromy Burnitz, L OBP: 0.332, SLG: 0.463 Darin Jackson, R OBP: 0.233, SLG: 0.310 (1, 9) (10, PH) (10, 7)			G4-6-3 1B		F9				K	K	4	0	1	0	0	2	0		
Jeff McKnight, S OBP: 0.308, SLG: 0.301 (1, 6)		G4-6-3			K2-3				G4-3		5	1	2	0	0	1	1		
Bobby Jones, R OBP: 0.265, SLG: 0.363 John Franco, L OBP: 0.235, SLG: 0.294 Ced Landrum, L OBP: 0.235, SLG: 0.294 Jeff Innis, R OBP: 0.265, SLG: 0.363 Tito Navarro, S OBP: 0.265, SLG: 0.363 Mauro Gozzo, R OBP: 0.265, SLG: 0.363 (1, 11) (8, 11) (9, PH) (9, 11) (10, PH) (10, 11)			K								3	0	1	0	0	2	0		
Inning Stats	R: 0 E: 1 K: 2 S: 12	H: 1 LOB: 3 BB: 1 P: 21	R: 0 E: 0 K: 1 S: 8	H: 1 LOB: 0 BB: 0 P: 10	R: 0 E: 0 K: 1 S: 12	H: 2 LOB: 2 BB: 0 P: 17	R: 0 E: 0 K: 1 S: 6	H: 0 LOB: 0 BB: 0 P: 9	R: 0 E: 0 K: 1 S: 10	H: 1 LOB: 1 BB: 0 P: 17	R: 0 E: 0 K: 0 S: 8	H: 1 LOB: 1 BB: 0 P: 11	R: 2 E: 0 K: 2 S: 18	H: 4 LOB: 3 BB: 1 P: 33	R: 1 E: 0 K: 1 S: 14	H: 3 LOB: 2 BB: 0 P: 19	1B: 14 2B: 1 3B: 0 HR: 0	SF: 0 SAC: 1 DP: 2 HBP: 0	WP: 0 PA: 46
PITCHER	IP WLS BF H R ER SO BB IBB HBP BLK WP HR S P ERA WHIP	IP WLS BF H R ER SO BB IBB HBP BLK WP HR S P ERA WHIP	IP WLS BF H R ER SO BB IBB HBP BLK WP HR S P ERA WHIP	IP WLS BF H R ER SO BB IBB HBP BLK WP HR S P ERA WHIP	IP WLS BF H R ER SO BB IBB HBP BLK WP HR S P ERA WHIP	IP WLS BF H R ER SO BB IBB HBP BLK WP HR S P ERA WHIP	IP WLS BF H R ER SO BB IBB HBP BLK WP HR S P ERA WHIP	IP WLS BF H R ER SO BB IBB HBP BLK WP HR S P ERA WHIP	IP WLS BF H R ER SO BB IBB HBP BLK WP HR S P ERA WHIP	IP WLS BF H R ER SO BB IBB HBP BLK WP HR S P ERA WHIP	IP WLS BF H R ER SO BB IBB HBP BLK WP HR S P ERA WHIP	IP WLS BF H R ER SO BB IBB HBP BLK WP HR S P ERA WHIP	IP WLS BF H R ER SO BB IBB HBP BLK WP HR S P ERA WHIP	IP WLS BF H R ER SO BB IBB HBP BLK WP HR S P ERA WHIP	IP WLS BF H R ER SO BB IBB HBP BLK WP HR S P ERA WHIP	IP WLS BF H R ER SO BB IBB HBP BLK WP HR S P ERA WHIP	IP WLS BF H R ER SO BB IBB HBP BLK WP HR S P ERA WHIP	IP WLS BF H R ER SO BB IBB HBP BLK WP HR S P ERA WHIP	
Greg Maddux, R ERA: 2.48 (1, 1)	8.2	3	2	0	0	0	0	0	0	0	0	0	7	12	0.00	6.000			
Greg McMichael, R ERA: 2.06 (9, 1)	0.1	3	2	0	0	0	0	0	0	0	0	0	7	12	0.00	6.000			
Mike Stanton, L ERA: 5.01 (10, 1)	0.2	L	4	2	1	1	0	0	0	0	0	0	9	14	13.50	3.000			
Steve Bedrosian, R ERA: 1.58 (10, 1)	0.1	2	1	0	0	1	0	0	0	0	0	0	5	5	0.00	3.000			

New York Mets @ Atlanta Braves
Atlanta-Fulton County Stadium, Atlanta, GA
Sat Sep 18 1993, 3:33 AM EDT
Alt. 49.051 - Sunny - 84 F

AB	43
R	3
H	15
RBI	3
BB	2
SO	11
LOB	25



Batter	1	2	3	4	5	6	7	8	9	10	AB	R	H	RBI	BB	SO	LOB	BOTTOM			
Otis Nixon, S OBP: 0.338, SLG: 0.303 (1, 8)	G4-3		F7		F7						3	0	0	0	2	0	0				
Jeff Blauser, R OBP: 0.406, SLG: 0.444 (1, 6)	BB		HR		P5		P4		G5-3		4	1	1	1	1	0	2				
Ron Gant, R OBP: 0.346, SLG: 0.521 (1, 7)	P6		CS 1B		F7				K		5	1	1	0	0	1	1				
Fred McGriff, L OBP: 0.367, SLG: 0.546 (1, 3)	F8		PB 1B				G3 S 1B		K		5	0	2	1	0	2	1				
David Justice, L OBP: 0.344, SLG: 0.504 (1, 9)			F8		P5				E 1B		4	0	1	0	1	0	1				
Terry Pendleton, S OBP: 0.308, SLG: 0.389 (1, 5)			1B		F9		G3		E4 1-2		4	0	1	0	0	0	4				
Damon Berryhill, S OBP: 0.288, SLG: 0.377 (1, 2)	F7				G3		G4-3		K		4	0	0	0	0	1	4				
Mark Lemke, S OBP: 0.334, SLG: 0.352 Deion Sanders, L OBP: 0.320, SLG: 0.460 Rafael Belliard, R OBP: 0.296, SLG: 0.307 (1, 4) (9, PH) (10, 4)	F9				F7				F7		3	0	0	0	0	0	1				
Greg Maddux, R OBP: 0.153, SLG: 0.155 Greg McMichael, R OBP: 0.332, SLG: 0.413 Sid Bream, L OBP: 0.332, SLG: 0.413 Mike Stanton, L OBP: 0.332, SLG: 0.413 Steve Bedrosian, R OBP: 0.332, SLG: 0.413 (1, 1) (9, 1) (9, PH) (10, 1) (10, 1)	G5-3				G4-3				G5-3		3	0	0	0	0	0	0				
Inning Stats	R: 0 E: 0 K: 0 S: 10	H: 0 LOB: 1 BB: 1 P: 18	R: 0 E: 0 K: 0 S: 9	H: 1 LOB: 1 BB: 0 P: 16	R: 2 E: 0 K: 0 S: 12	H: 3 LOB: 2 BB: 1 P: 22	R: 0 E: 0 K: 0 S: 5	H: 0 LOB: 0 BB: 0 P: 7	R: 0 E: 0 K: 0 S: 10	H: 1 LOB: 1 BB: 0 P: 18	R: 0 E: 0 K: 0 S: 12	H: 0 LOB: 1 BB: 1 P: 18	R: 0 E: 1 K: 0 S: 11	H: 1 LOB: 2 BB: 0 P: 17	R: 0 E: 0 K: 0 S: 6	H: 0 LOB: 1 BB: 1 P: 13	R: 0 E: 0 K: 1 S: 6	H: 0 LOB: 0 BB: 0 P: 10	1B: 5 2B: 0 3B: 0 HR: 1	SF: 0 SAC: 0 DP: 0 HBP: 0	WP: 0 PA: 41
PITCHER	IP WLS BF H R ER SO BB IBB HBP BLK WP HR S P ERA WHIP	IP WLS BF H R ER SO BB IBB HBP BLK WP HR S P ERA WHIP	IP WLS BF H R ER SO BB IBB HBP BLK WP HR S P ERA WHIP	IP WLS BF H R ER SO BB IBB HBP BLK WP HR S P ERA WHIP	IP WLS BF H R ER SO BB IBB HBP BLK WP HR S P ERA WHIP	IP WLS BF H R ER SO BB IBB HBP BLK WP HR S P ERA WHIP	IP WLS BF H R ER SO BB IBB HBP BLK WP HR S P ERA WHIP	IP WLS BF H R ER SO BB IBB HBP BLK WP HR S P ERA WHIP	IP WLS BF H R ER SO BB IBB HBP BLK WP HR S P ERA WHIP	IP WLS BF H R ER SO BB IBB HBP BLK WP HR S P ERA WHIP	IP WLS BF H R ER SO BB IBB HBP BLK WP HR S P ERA WHIP	IP WLS BF H R ER SO BB IBB HBP BLK WP HR S P ERA WHIP	IP WLS BF H R ER SO BB IBB HBP BLK WP HR S P ERA WHIP	IP WLS BF H R ER SO BB IBB HBP BLK WP HR S P ERA WHIP	IP WLS BF H R ER SO BB IBB HBP BLK WP HR S P ERA WHIP	IP WLS BF H R ER SO BB IBB HBP BLK WP HR S P ERA WHIP	IP WLS BF H R ER SO BB IBB HBP BLK WP HR S P ERA WHIP	IP WLS BF H R ER SO BB IBB HBP BLK WP HR S P ERA WHIP			
Bobby Jones, R ERA: 4.34 (1, 1)	7.1	3	0	1	1	1	0	0	0	0	0	0	6	10	0.00	0.000					
John Franco, L ERA: 3.74 (8, 1)	0.2	4	1	0	0	2	0	0	0	0	0	0	8	12	0.00	1.500					
Jeff Innis, R ERA: 4.07 (9, 1)	1.0	W	4	0	0	0	1	0	0	0	0	0	6	13	0.00	1.000					
Mauro Gozzo, R ERA: 5.4 (10, 1)	1.0	S	3	0	0	1	0	0	0	0	0	0	6	10	0.00	0.000					

New York Mets @ Atlanta Braves
Atlanta-Fulton County Stadium, Atlanta, GA
Sat Sep 18 1993, 3:33 AM EDT
Alt. 49.051 - Sunny - 84 F


AB	37
R	2
H	6
RBI	2
BB	4
SO	4
LOB	14




Batter	1	2	3	4	5	6	7	8	9	AB	R	H	RBI	BB	SO	LOB	TOP			
Ryan Thompson, R OBP: 0.311, SLG: 0.445	E6 WP		2B		K			G1-6-3 1B		4	0	2	0	0	1	0	New York Mets @ Pittsburgh Pirates Three Rivers Stadium, Pittsburgh, PA Mon Sep 20 1993, 7:05 PM EDT Att. 9,069 - Unknown - 65 F			
Doug Saunders, R OBP: 0.250, SLG: 0.220	F8		K					G1-6-3		3	0	0	0	0	2	2				
Tito Navarro, S OBP: 0.071, SLG: 0.071										1	0	0	0	0	0	2				
John Franco, L										0	0	0	0	0	0	0				
Jeff Innis, R										0	0	0	0	0	0	0				
Eddie Murray, S OBP: 0.319, SLG: 0.468	K2-3									4	0	2	0	0	1	1				
Joe Orsulak, L OBP: 0.329, SLG: 0.397	L9									4	1	0	0	0	0	3				
Butch Huskey, R OBP: 0.125, SLG: 0.143		P4								4	1	1	1	0	0	1				
Jeremy Burnitz, L OBP: 0.335, SLG: 0.461		K2-3								3	0	1	0	1	2	1				
Todd Hundley, S OBP: 0.269, SLG: 0.361		G6-3								4	0	1	1	0	1	3				
Kevin Baez, R OBP: 0.273, SLG: 0.224										2	0	0	0	0	0	0				
Jeff McKnight, S OBP: 0.314, SLG: 0.308										2	0	2	0	0	0	0				
Eric Hillman, L OBP: 0.150, SLG: 0.154										2	0	0	0	0	0	0				
Chico Walker, S OBP: 0.285, SLG: 0.342										2	0	0	0	0	0	3				
Inning Stats	R: 0 E: 1 K: 1 S: 6	H: 0 LOB: 1 BB: 0 P: 10	R: 0 E: 0 K: 1 S: 7	H: 0 LOB: 0 BB: 0 P: 12	R: 0 E: 0 K: 1 S: 10	H: 1 LOB: 1 BB: 0 P: 15	R: 0 E: 0 K: 1 S: 7	H: 1 LOB: 2 BB: 1 P: 17	R: 0 E: 0 K: 1 S: 7	H: 0 LOB: 0 BB: 0 P: 8	R: 0 E: 0 K: 0 S: 3	H: 1 LOB: 0 BB: 0 P: 5	R: 0 E: 0 K: 0 S: 8	H: 2 LOB: 1 BB: 0 P: 10	R: 2 E: 1 K: 1 S: 15	H: 4 LOB: 2 BB: 0 P: 21	1B: 7 2B: 2 3B: 0 HR: 0	SF: 0 SAC: 0 DP: 2 HBP: 0	WP: 2 PB: 0 SB: 0 CS: 0	PA: 36
PITCHER	IP WLS BF H R ER SO BB IBB HBP BLK WP HR S P ERA WHIP																			
Paul Wagner, R ERA: 4.45	(1, 1)	8.2 W 35 9 2 2 7 1 0 0 0 0 1 0 67 101 2.08 1.154																		
Joel Johnston, R ERA: 3.45	(9, 1)	0.1 S 1 0 0 0 0 0 0 0 0 0 0 0 0 3 5 0.00 0.000																		

Batter	1	2	3	4	5	6	7	8	9	AB	R	H	RBI	BB	SO	LOB	BOTTOM			
Carlos Garcia, R OBP: 0.320, SLG: 0.397	G6-3		SH 1B 1B					G5-3 FC5-4		4	0	1	0	0	0	2	New York Mets @ Pittsburgh Pirates Three Rivers Stadium, Pittsburgh, PA Mon Sep 20 1993, 7:05 PM EDT Att. 9,069 - Unknown - 65 F			
Jay Bell, R OBP: 0.386, SLG: 0.437	G3-6-3 1B		L3 1B					G6-3 1B		3	1	2	0	1	0	1				
Andy Van Slyke, L OBP: 0.359, SLG: 0.457	G3-6-3 1-2		L3 1-1					L8 1B		4	1	1	0	0	0	5				
Jeff King, R OBP: 0.349, SLG: 0.397		SF8 2B	1B BB					G4-3 1B		3	2	2	2	1	0	1				
Lloyd McClendon, R OBP: 0.301, SLG: 0.314		FC6-4 1B	1-2 3H 1B					P7 1B		4	1	3	2	0	0	0				
Al Martin, L OBP: 0.340, SLG: 0.475		SF8 3H	G3-1 SAFE					G4-3 2B		3	0	0	1	0	1	4				
Rich Aude, R OBP: 0.273, SLG: 0.364		FC6-4 1-2 2B						G5-3 1B		4	0	1	1	0	0	1				
Tom Prince, R OBP: 0.262, SLG: 0.294		1-2 1H 2B						G5-3 K		4	0	1	0	0	1	1				
Paul Wagner, R OBP: 0.205, SLG: 0.184			1-1 1B SH 1B					G6-3 1B		4	1	2	0	0	0	0				
Joel Johnston, R OBP: 0.400, SLG: 0.600								L8 FC5-4 1B		0	0	0	0	0	0	0				
Inning Stats	R: 0 E: 0 K: 0 S: 8	H: 1 LOB: 0 BB: 0 P: 15	R: 1 E: 0 K: 0 S: 13	H: 3 LOB: 2 BB: 0 P: 20	R: 1 E: 1 K: 0 S: 12	H: 3 LOB: 3 BB: 1 P: 23	R: 0 E: 0 K: 0 S: 4	H: 0 LOB: 0 BB: 0 P: 7	R: 0 E: 0 K: 1 S: 5	H: 1 LOB: 1 BB: 0 P: 11	R: 0 E: 0 K: 0 S: 7	H: 0 LOB: 0 BB: 0 P: 15	R: 0 E: 0 K: 1 S: 20	H: 5 LOB: 2 BB: 1 P: 36	R: 4 E: 0 K: 1 S: 20	H: 5 LOB: 2 BB: 1 P: 36	1B: 10 2B: 4 3B: 0 HR: 0	SF: 1 SAC: 1 DP: 2 HBP: 0	WP: 0 PB: 0 SB: 3 CS: 0	PA: 37
PITCHER	IP WLS BF H R ER SO BB IBB HBP BLK WP HR S P ERA WHIP																			
Eric Hillman, L ERA: 4.19	(1, 1)	7.0 L 28 8 2 1 1 1 1 0 0 0 0 0 0 18 109 1.29 1.286																		
John Franco, L ERA: 4.72	(8, 1)	0.2 8 5 4 4 1 1 0 0 0 0 0 0 0 18 31 54.00 9.000																		
Jeff Innis, R ERA: 4.52	(8, 1)	0.1 1 0 0 0 0 0 0 0 0 0 0 0 0 2 5 0.00 0.000																		

AB 35
R 2
H 9
RBI 2
BB 1
SO 7
LOB 16



AB 33
R 6
H 13
RBI 6
BB 2
SO 2
LOB 15



Batter	1	2	3	4	5	6	7	8	9	AB	R	H	RBI	BB	SO	LOB	TOP					
Marquis Grissom, R OBP: 0.347, SLG: 0.434										5	2	2	1	0	0	3						
Delino DeShields, L OBP: 0.397, SLG: 0.399										3	0	0	0	2	1	0						
Rondell White, R OBP: 0.333, SLG: 0.489										5	0	4	1	0	1	1						
Larry Walker, L OBP: 0.376, SLG: 0.478										5	0	0	0	0	0	6						
Darrin Fletcher, L OBP: 0.331, SLG: 0.390										4	1	1	1	1	0	3						
Sean Berry, R OBP: 0.350, SLG: 0.472										4	1	1	0	0	0	3						
Cliff Floyd, L OBP: 0.222, SLG: 0.222										4	1	2	0	0	0	0	AB 37					
Mike Lansing, R OBP: 0.344, SLG: 0.352										4	1	2	1	0	0	0	R 6					
Chris Nabholz, L OBP: 0.128, SLG: 0.128										2	0	0	0	0	1	1	H 12					
Tim Scott, R										0	0	0	0	0	0	0	RBI 4					
Mel Rojas, R										1	0	0	0	0	1	0	BB 3					
John Wetteland, R										0	0	0	0	0	0	0	SO 4					
Inning Stats	R: 0 E: 0 K: 0 S: 8	H: 1 LOB: 1 BB: 0 P: 16	R: 1 E: 0 K: 0 S: 14	H: 3 LOB: 2 BB: 0 P: 23	R: 0 E: 0 K: 1 S: 8	H: 0 LOB: 0 BB: 2 P: 21	R: 0 E: 0 K: 1 S: 7	H: 0 LOB: 0 BB: 0 P: 11	R: 1 E: 0 K: 0 S: 11	H: 2 LOB: 1 BB: 0 P: 19	R: 3 E: 1 K: 1 S: 11	H: 3 LOB: 0 BB: 0 P: 15	R: 0 E: 0 K: 0 S: 9	H: 1 LOB: 1 BB: 0 P: 14	R: 0 E: 0 K: 1 S: 7	H: 0 LOB: 0 BB: 0 P: 7	R: 1 E: 0 K: 0 S: 9	H: 2 LOB: 1 BB: 1 P: 15	1B: 7 2B: 4 3B: 0 HR: 2	SF: 0 SAC: 1 DP: 2 HBP: 0	WP: 0 PB: 0 SB: 1 CS: 0	PA: 41
PITCHER	IP WLS BF H R ER SO BB IBB HBP BLK WP HR S P ERA WHIP																					
Bobby Jones, R ERA: 4.35	6.0 L 29 9 5 3 3 2 0 0 0 0 0 2 59 105 4.50 1.833																					
Mauro Gozzo, R ERA: 2.7	1.0 4 1 0 0 0 0 0 0 0 0 0 0 9 14 0.00 1.000																					
Pete Schourek, L ERA: 6.57	2.0 8 2 1 1 1 1 0 0 0 0 0 0 16 22 4.50 1.500																					

Montreal Expos @ New York Mets
Shea Stadium, Flushing, NY
Fri Sep 24 1993, 7:05 PM EDT
Att: 17,842 - Unknown

AB	37
R	6
H	12
RBI	4
BB	3
SO	4
LOB	17



Batter	1	2	3	4	5	6	7	8	9	AB	R	H	RBI	BB	SO	LOB	BOTTOM			
Ryan Thompson, R OBP: 0.306, SLG: 0.442										4	0	0	0	0	2	0				
Kevin Baez, R OBP: 0.250, SLG: 0.216										3	0	0	0	0	0	0				
Ced Landrum, L OBP: 0.222, SLG: 0.278										1	0	0	0	0	0	0				
Doug Saunders, R OBP: 0.226, SLG: 0.217										0	0	0	0	0	0	0				
Eddie Murray, S OBP: 0.322, SLG: 0.467										3	1	1	0	1	1	0				
Dave Gallagher, R OBP: 0.355, SLG: 0.475										3	1	1	0	1	0	1				
Butch Huskey, R OBP: 0.143, SLG: 0.156										2	0	0	0	0	0	0				
Jeff McKnight, S OBP: 0.311, SLG: 0.304										2	0	0	0	0	2	3				
Jeff Kent, R OBP: 0.321, SLG: 0.438										4	1	1	3	0	1	1				
Darrin Jackson, R OBP: 0.235, SLG: 0.307										1	0	0	0	1	1	0				
Joe Orsulak, L OBP: 0.330, SLG: 0.396										2	0	0	0	0	0	1				
Charlie O'Brien, R OBP: 0.291, SLG: 0.365										2	0	0	0	0	0	1				
Todd Hundley, S OBP: 0.270, SLG: 0.363										1	0	1	0	0	0	0				
Bobby Jones, R OBP: 0.059, SLG: 0.059										1	0	0	0	0	0	0				
Tito Navarro, S OBP: 0.087, SLG: 0.067										1	0	0	0	0	0	0				
Mauro Gozzo, R										0	0	0	0	0	0	0				
Jeromy Burnitz, L OBP: 0.335, SLG: 0.468										1	0	0	0	0	0	1				
Pete Schourek, L OBP: 0.290, SLG: 0.222										0	0	0	0	0	0	0				
Inning Stats	R: 0 E: 0 K: 0 S: 7	H: 0 LOB: 1 BB: 1 P: 15	R: 0 E: 0 K: 0 S: 11	H: 0 LOB: 1 BB: 1 P: 22	R: 0 E: 0 K: 1 S: 8	H: 0 LOB: 0 BB: 0 P: 11	R: 0 E: 0 K: 0 S: 6	H: 0 LOB: 0 BB: 0 P: 12	R: 0 E: 0 K: 1 S: 7	H: 0 LOB: 0 BB: 0 P: 11	R: 3 E: 0 K: 1 S: 21	H: 4 LOB: 1 BB: 0 P: 34	R: 0 E: 0 K: 2 S: 9	H: 0 LOB: 0 BB: 0 P: 12	R: 0 E: 0 K: 2 S: 7	H: 0 LOB: 0 BB: 1 P: 11	1B: 2 2B: 1 3B: 0 HR: 1	SF: 0 SAC: 0 DP: 0 HBP: 0	WP: 0 PB: 0 SB: 0 CS: 0	PA: 34
PITCHER	IP WLS BF H R ER SO BB IBB HBP BLK WP HR S P ERA WHIP																			
Chris Nabholz, L ERA: 4.31	6.0 W 21 9 1 1 2 1 0 0 0 0 0 1 49 15 54.00 6.000																			
Tim Scott, R ERA: 3.01	0.1 3 2 2 2 1 0 0 0 0 0 0 1 9 15 0.00 0.600																			
Mel Rojas, R ERA: 2.94	1.2 6 1 0 0 2 0 0 0 0 0 0 0 18 26 0.00 0.600																			
John Wetteland, R ERA: 1.44	1.0 S 4 0 0 0 2 1 0 0 0 0 0 0 7 11 0.00 1.000																			

Montreal Expos @ New York Mets
Shea Stadium, Flushing, NY
Fri Sep 24 1993, 7:05 PM EDT
Att: 17,842 - Unknown

AB	31
R	3
H	4
RBI	3
BB	3
SO	7
LOB	8



Batter	1	2	3	4	5	6	7	8	9	AB	R	H	RBI	BB	SO	LOB	TOP							
Marquis Grissom, R OBP: 0.346, SLG: 0.432	0-1 1B		1-1 F8		1-1 E5 1B		1-1 G5-3		1-1 G5-3	5	1	1	0	0	0	1								
Delino DeShields, L OBP: 0.386, SLG: 0.368	2-0 F8		1-3 K		0-2 1B		0-0 G3-1			4	0	1	0	0	0	1								
Rondell White, R OBP: 0.345, SLG: 0.480	0-0 F9			1-0 F7	1-1 G5-4-3 1B			4-2 G6-4-3 BB		3	0	1	1	1	0	1								
Larry Walker, L OBP: 0.375, SLG: 0.475	1-0 G4-3			4-1 FC5-4 BB	1-3 K			0-0 G6-4-3 1-2		3	0	0	0	1	1	4								
Sean Berry, R OBP: 0.349, SLG: 0.473		1-3 K		2-0 FC5-4 1B	0-1 G5-4-3			1-1 2B		4	1	1	0	0	1	3								
Wil Cordero, R OBP: 0.314, SLG: 0.399	0-2 G4-3 1B			1-1 1B		0-0 G6-3		1-1 G5-3		4	1	2	0	0	0	1								
Randy Ready, R OBP: 0.376, SLG: 0.339	1-2 G4-3 1-2			0-0 1B		3-2 L6		1-0 SH2-4 1B		4	0	2	1	0	0	1								
Tim Spehr, R OBP: 0.282, SLG: 0.382			0-0 HR	2-1 1B		3-3 K		1-1 F7		4	1	2	2	0	1	1								
Denis Boucher, R Gil Heredia, R OBP: 0.167, SLG: 0.250			0-0 G4-3	0-3 K			1-0 G5-3		0-2 SH2-4 1-2	2	0	0	0	0	1	2								
Inning Stats	R: 0 E: 0 K: 0 S: 5	H: 1 LOB: 1 BB: 0 P: 8	R: 0 E: 0 K: 1 S: 11	H: 1 LOB: 0 BB: 0 P: 13	R: 1 E: 0 K: 1 S: 8	H: 1 LOB: 0 BB: 0 P: 10	R: 2 E: 0 K: 1 S: 11	H: 3 LOB: 2 BB: 1 P: 21	R: 1 E: 1 K: 1 S: 12	H: 2 LOB: 1 BB: 0 P: 15	R: 0 E: 0 K: 1 S: 9	H: 0 LOB: 0 BB: 0 P: 15	R: 0 E: 0 K: 0 S: 4	H: 0 LOB: 0 BB: 0 P: 6	R: 0 E: 0 K: 0 S: 8	H: 1 LOB: 1 BB: 1 P: 14	R: 0 E: 0 K: 0 S: 8	H: 1 LOB: 1 BB: 0 P: 11	1B: 8 2B: 1 3B: 0 HR: 1	SF: 0 SAC: 1 DP: 3 HBP: 0	WP: 0 PB: 0 SB: 1 CS: 0	PA: 37		
PITCHER	IP WLS BF H R ER SO BB IBB HBP BLK WP HR S P ERA WHIP	7.0 L 29 8 4 3 5 1 0 0 0 0 1 60 88 3.86 1.286	2.0 8 2 0 0 0 1 0 0 0 0 0 16 25 0.00 1.500																					

Montreal Expos @ New York Mets
Shea Stadium, Flushing, NY
Sat Sep 25 1993, 7:05 PM EDT
Att: 19,728 - Unknown

AB	34
R	4
H	10
RBI	4
BB	2
SO	5
LOB	15



Batter	1	2	3	4	5	6	7	8	9	AB	R	H	RBI	BB	SO	LOB	BOTTOM						
Ryan Thompson, R OBP: 0.302, SLG: 0.435	1-0 F8		2-2 G1-3		0-3 K		1-3 K			4	0	0	0	0	2	3							
Kevin Baez, R OBP: 0.243, SLG: 0.209	2-1 P4		2-2 F7			0-1 F7		1-3 K		3	0	0	0	0	0	1							
Jeff McKnight, S OBP: 0.309, SLG: 0.302										1	0	0	0	0	1	0							
Doug Saunders, R OBP: 0.226, SLG: 0.217										0	0	0	0	0	0	0							
Eddie Murray, S OBP: 0.323, SLG: 0.467	2-0 F8			1-2 S CS 1B		0-0 1B		2-2 G3		4	0	2	0	0	0	0							
Dave Gallagher, R OBP: 0.348, SLG: 0.465		3-1 F7		3-2 P4		3-2 L7		0-0 G6-3		4	0	0	0	0	0	2							
Butch Huskey, R OBP: 0.158, SLG: 0.171		2-1 F8		2-3 K		1-2 1B		1-1 L6		3	0	1	0	0	1	1							
Joe Orsulak, L OBP: 0.329, SLG: 0.395										1	0	0	0	0	0	0							
Jeff Kent, R OBP: 0.319, SLG: 0.435		0-0 L9		3-2 F8		0-3 K		1-0 G6-3		4	0	0	0	0	1	3							
Jeremy Burnitz, L OBP: 0.333, SLG: 0.473			0-1 SF8 3B		2-3 K		2-3 K		1-3 K	4	1	1	0	0	3	0							
Charlie O'Brien, R OBP: 0.288, SLG: 0.363			1-0 SF8		3-1 F7		2-0 G3			1	0	0	1	0	0	0							
Todd Hundley, S OBP: 0.270, SLG: 0.362										1	0	0	0	0	0	0							
Eric Hillman, L OBP: 0.190, SLG: 0.195			3-H G1-3 1B		1-2 1B		1-1 1B			2	0	2	0	0	0	0							
Ced Landrum, L OBP: 0.283, SLG: 0.316										1	0	1	0	0	0	0							
Jeff Innis, R										0	0	0	0	0	0	0							
Inning Stats	R: 0 E: 0 K: 0 S: 4	H: 0 LOB: 0 BB: 0 P: 9	R: 0 E: 0 K: 0 S: 5	H: 0 LOB: 0 BB: 0 P: 10	R: 1 E: 0 K: 0 S: 10	H: 2 LOB: 1 BB: 0 P: 16	R: 0 E: 0 K: 1 S: 12	H: 1 LOB: 1 BB: 0 P: 21	R: 0 E: 0 K: 2 S: 13	H: 2 LOB: 2 BB: 0 P: 17	R: 0 E: 0 K: 2 S: 11	H: 1 LOB: 1 BB: 0 P: 17	R: 0 E: 0 K: 1 S: 8	H: 0 LOB: 0 BB: 0 P: 11	R: 0 E: 0 K: 1 S: 6	H: 0 LOB: 0 BB: 0 P: 9	1B: 6 2B: 0 3B: 1 HR: 0	SF: 1 SAC: 0 DP: 0 HBP: 0	WP: 0 PB: 0 SB: 1 CS: 1	PA: 34			
PITCHER	IP WLS BF H R ER SO BB IBB HBP BLK WP HR S P ERA WHIP	5.2 W 23 6 1 1 3 6 1 1 3 0 0 29 41 0.00 0.300	3.1 S 11 1 0 0 5 0 0 0 0 0 0 29 41 0.00 0.300																				


Montreal Expos @ New York Mets
Shea Stadium, Flushing, NY
Sat Sep 25 1993, 7:05 PM EDT
Att: 19,728 - Unknown

AB	33
R	1
H	7
RBI	1
BB	0
SO	8
LOB	10




Batter	1	2	3	4	5	6	7	8	9	AB	R	H	RBI	BB	SO	LOB	TOP								
Bernard Gilkey, R OBP: 0.379, SLG: 0.498 (1, 7)	G5-3	K			G6-4-3 1B		G4-3		G4-3	5	0	1	0	0	1	4	St. Louis Cardinals @ New York Mets Shea Stadium, Flushing, NY Mon Sep 27 1993, 7:05 PM EDT Att: 16,597 - Unknown - 68 F								
Gerónimo Peña, S OBP: 0.340, SLG: 0.398 (1, 4)	L5		F8		G6-4-3 1B			HR	4	1	2	1	0	0	0										
Gregg Jefferies, S OBP: 0.408, SLG: 0.490 (1, 3)	P6		F8		G6-4-3 1-2 2-3			F8	4	0	0	0	0	0	2										
Todd Zeile, R OBP: 0.353, SLG: 0.439 (1, 5)		1B WP 1B BB			P4			F7	3	2	1	1	1	0	1										
Mark Whiten, S OBP: 0.327, SLG: 0.436 (1, 9)		P4			G6-3			L7	3	0	0	0	1	0	1										
Ray Lankford, L OBP: 0.379, SLG: 0.361 (1, 8)		1B FC5 1-3			K			S E BB	3	1	1	0	1	1	1										
Erik Pappas, R OBP: 0.356, SLG: 0.333 (1, 2)		BB FC5 1-3 3-H			P4			K	4	0	1	1	0	2	1										
Tripp Cromer, R (1, 6)		FC5			G1-3			E8 1B	3	0	0	0	0	1	2										
Gerald Perry, L OBP: 0.435, SLG: 0.521 (9, PH)		BB							1	0	1	1	0	0	0										
Tim Jones, L OBP: 0.377, SLG: 0.346 (9, 6)		1-2 3-H						F8	0	0	0	0	0	0	0										
Tom Urbani, L OBP: 0.235, SLG: 0.133 (7, PH)									1	0	0	0	1	1	0										
Tracy Woodson, R OBP: 0.219, SLG: 0.236 (7, 1)									0	0	0	0	0	0	0										
Les Lancaster, R OBP: 0.256, SLG: 0.500 (8, 1)									0	0	0	0	0	0	0										
Rob Murphy, L OBP: 0.356, SLG: 0.399 (9, PH)									1	0	0	0	0	0	1										
Rod Brewer, R OBP: 0.356, SLG: 0.399 (9, 1)									0	0	0	0	0	0	0										
Mike Perez, R (9, 1)									0	0	0	0	0	0	0										
Inning Stats	R: 0 E: 0 K: 0 S: 7	H: 0 LOB: 0 BB: 0 P: 10	R: 1 E: 0 K: 1 S: 14	H: 2 LOB: 3 BB: 2 P: 24	R: 1 E: 0 K: 0 S: 9	H: 1 LOB: 1 BB: 1 P: 15	R: 0 E: 0 K: 1 S: 5	H: 0 LOB: 0 BB: 0 P: 6	R: 0 E: 0 K: 2 S: 7	H: 2 LOB: 1 BB: 0 P: 10	R: 0 E: 0 K: 2 S: 9	H: 0 LOB: 0 BB: 0 P: 13	R: 0 E: 0 K: 1 S: 6	H: 0 LOB: 0 BB: 0 P: 8	R: 1 E: 0 K: 0 S: 9	H: 1 LOB: 0 BB: 0 P: 12	R: 1 E: 1 K: 1 S: 10	H: 1 LOB: 1 BB: 1 P: 21	1B: 5 2B: 0 3B: 0 HR: 2	SF: 0 SAC: 0 DP: 1 HBP: 0	WP: 1 PB: 0 SB: 1 CS: 0	PA: 37			
PITCHER	IP	WLS	BF	H	R	ER	SO	BB	IBB	HBP	BLK	WP	HR	S	P	ERA	WHIP								
Sid Fernandez, L ERA: 3.04 (1, 1)	8.0		32	6	3	3	5	3	0	0	0	1	2	66	98	3.38	1.125								
Mauro Gozzo, R ERA: 3.27 (9, 1)	1.0	L	5	1	1	1	1	1	0	0	0	0	0	10	21	9.00	2.000								

AB	33
R	4
H	7
RBI	4
BB	4
SO	6
LOB	13



Batter	1	2	3	4	5	6	7	8	9	AB	R	H	RBI	BB	SO	LOB	BOTTOM								
Ryan Thompson, R OBP: 0.298, SLG: 0.426 (1, 8)	G5-3		K		FC5 1B		F8		P4	5	0	0	1	0	1	1	St. Louis Cardinals @ New York Mets Shea Stadium, Flushing, NY Mon Sep 27 1993, 7:05 PM EDT Att: 16,597 - Unknown - 68 F								
Kevin Baez, R OBP: 0.259, SLG: 0.240 (1, 6)	G6-3 2B		F8		L9			K	4	0	1	0	0	1	1										
Eddie Murray, S OBP: 0.325, SLG: 0.469 (1, 3)	G6-3							G4-3	4	0	2	0	0	0	1										
Jeff McKnight, S OBP: 0.309, SLG: 0.302 (8, 3)					1B				0	0	0	0	0	0	0										
Dave Gallagher, R OBP: 0.349, SLG: 0.461 (1, 7)					L6			G5-3	3	0	0	0	1	0	3										
Butch Huskey, R OBP: 0.159, SLG: 0.171 (1, 5)									2	0	0	0	0	0	2										
Doug Saunders, R OBP: 0.231, SLG: 0.238 (5, 5)	F9				P8			F8 HR 2B	2	1	1	0	0	0	0										
Jeff Kent, R OBP: 0.320, SLG: 0.442 (1, 4)			G1-3		G6-3			F8	4	0	0	0	0	0	1										
Jeremy Burnitz, L OBP: 0.333, SLG: 0.484 (1, 9)			K		K			G4-3	4	1	1	2	0	2	0										
Mauro Gozzo, R (9, 1)									0	0	0	0	0	0	0										
Charlie O'Brien, R OBP: 0.299, SLG: 0.376 (1, 2)									2	1	2	0	1	0	0										
Joe Orsulak, L OBP: 0.329, SLG: 0.393 (9, PH)					SH2-4 FC5 2B			SH2-4 BB	1	0	0	0	0	0	0										
Sid Fernandez, L OBP: 0.156, SLG: 0.100 (1, 1)					SH2-4				1	0	0	0	0	0	1										
Chico Walker, S OBP: 0.284, SLG: 0.341 (9, 7)								K	1	0	0	0	0	1	0										
Inning Stats	R: 0 E: 0 K: 0 S: 5	H: 1 LOB: 2 BB: 1 P: 10	R: 0 E: 0 K: 1 S: 10	H: 1 LOB: 0 BB: 0 P: 15	R: 0 E: 0 K: 1 S: 7	H: 0 LOB: 0 BB: 0 P: 12	R: 0 E: 0 K: 1 S: 9	H: 0 LOB: 0 BB: 0 P: 13	R: 1 E: 0 K: 0 S: 16	H: 2 LOB: 2 BB: 0 P: 23	R: 2 E: 0 K: 0 S: 11	H: 2 LOB: 1 BB: 1 P: 19	R: 0 E: 0 K: 1 S: 6	H: 0 LOB: 0 BB: 0 P: 9	R: 0 E: 0 K: 0 S: 9	H: 0 LOB: 0 BB: 0 P: 15	R: 0 E: 0 K: 1 S: 8	H: 0 LOB: 0 BB: 0 P: 12	1B: 3 2B: 3 3B: 0 HR: 1	SF: 0 SAC: 2 DP: 0 HBP: 0	WP: 0 PB: 0 SB: 0 CS: 0	PA: 37			
PITCHER	IP	WLS	BF	H	R	ER	SO	BB	IBB	HBP	BLK	WP	HR	S	P	ERA	WHIP								
Tom Urbani, L ERA: 5.07 (1, 1)	6.0		28	7	3	3	3	2	0	0	0	0	0	10	17	0.00	0.000								
Les Lancaster, R ERA: 2.9 (7, 1)	1.2		5	0	0	0	1	0	0	0	0	0	0	5	7	0.00	0.000								
Rob Murphy, L ERA: 5.11 (8, 1)	0.1	W	1	0	0	0	0	0	0	0	0	0	0	5	7	0.00	0.000								
Mike Perez, R ERA: 2.53 (9, 1)	1.0	S	3	0	0	0	1	0	0	0	0	0	0	8	12	0.00	0.000								



Batter	1	2	3	4	5	6	7	8	9	AB	R	H	RBI	BB	SO	LOB	TOP					
Bernard Gilkey, R OBP: 0.380, SLG: 0.497	2-2 L9 1B		2-1 B1-3		2-0 G6-3		0-1 FC4		1-1 1B	5	0	2	0	0	0	1						
Gerónimo Peña, S OBP: 0.337, SLG: 0.394	1-2 G4-6-3 1B		1-0 L6		2-3 K		0-0 F9		1-0 F9	5	0	1	0	0	0	1						
Gregg Jefferies, S OBP: 0.409, SLG: 0.490	0-1 L9		2-0 1B		2-2 F7		1-0 BB 1B		4-0 BB 1B	4	1	2	0	0	0	2						
Todd Zeile, R OBP: 0.352, SLG: 0.437	1-1 G4-6-3		1-0 P2		1-0 F7		4-0 BB 1B		1-2 BB	3	0	0	0	1	0	3						
Mark Whiten, S OBP: 0.328, SLG: 0.435		1-1 G4-3		0-0 F9		4-1 BB		0-0 1B		3	0	1	1	1	0	0						
Ray Lankford, L OBP: 0.376, SLG: 0.357		1-0 L8		3-1 G4-3		0-2 G3		0-1 F7		4	0	0	0	0	0	3						
Erik Pappas, R OBP: 0.358, SLG: 0.341		2-2 2B		1-0 1B		3-2 G6-3		3-1 L5		4	0	2	0	0	0	2						
Tripp Cromer, R OBP: 0.325, SLG: 0.325		4-2 BB		0-0 F9		2-2 G4-3		2-3 K		3	0	0	0	1	1	1						
Rene Arocha, R OBP: 0.136, SLG: 0.123		1-3 K		0-3 K		1-0 FC4 1B		2-2 F8		2	0	0	0	0	2	2						
Tracy Woodson, R OBP: 0.227, SLG: 0.247										1	0	1	0	0	0	0						
Steve Dixon, L OBP: 0.348, SLG: 0.461										0	0	0	0	0	0	0						
Rich Batchelor, R OBP: 0.432, SLG: 0.516										1	0	0	0	0	0	0						
Gerald Perry, L OBP: 0.325, SLG: 0.467										1	0	0	0	0	0	0						
Inning Stats	R: 0 E: 0 K: 0 S: 11	H: 2 LOB: 1 BB: 0 P: 15	R: 0 E: 0 K: 1 S: 12	H: 1 LOB: 2 BB: 1 P: 21	R: 0 E: 0 K: 0 S: 5	H: 1 LOB: 1 BB: 0 P: 11	R: 0 E: 0 K: 0 S: 5	H: 1 LOB: 1 BB: 0 P: 9	R: 0 E: 0 K: 2 S: 8	H: 0 LOB: 0 BB: 0 P: 12	R: 0 E: 0 K: 0 S: 12	H: 0 LOB: 1 BB: 1 P: 19	R: 0 E: 0 K: 0 S: 10	H: 1 LOB: 0 BB: 0 P: 16	R: 1 E: 0 K: 0 S: 7	H: 2 LOB: 2 BB: 1 P: 15	R: 0 E: 0 K: 1 S: 9	H: 1 LOB: 1 BB: 0 P: 15	1B: 8 2B: 1 3B: 0 HR: 0	SF: 0 SAC: 0 DP: 1 HBP: 0	WP: 0 PB: 0 SB: 0 CS: 0	PA: 38
PITCHER	IP	WLS	BF	H	R	ER	SO	BB	IBB	HBP	BLK	WP	HR	S	P	ERA	WHIP					
Pete Schourek, L ERA: 6.21	(1, 1)	8.0	W	34	8	1	1	3	3	0	0	0	0	70	118	1.12	1.375					
Mike Maddux, R ERA: 3.53	(9, 1)	1.0		4	1	0	0	1	0	0	0	0	0	9	15	0.00	1.000					

St. Louis Cardinals @ New York Mets
Shea Stadium, Flushing, NY
Tue Sep 28 1993, 7:05 PM EDT
Att: 17,324 - Unknown - 65 F

AB 35
R 1
H 9
RBI 1
BB 3
SO 4
LOB 15



Batter	1	2	3	4	5	6	7	8	9	AB	R	H	RBI	BB	SO	LOB	BOTTOM					
Ryan Thompson, R OBP: 0.302, SLG: 0.440	1-1 SH3-4 1B		0-3 K		0-0 HR		0-1 SH1-4			3	1	2	1	0	1	1						
Kevin Baez, R OBP: 0.254, SLG: 0.235	0-0 SH3-4		1-3 K		2-3 K		2-2 HR			2	0	0	0	0	2	0						
Jeff McKnight, S OBP: 0.313, SLG: 0.325	1-2 1B		2-2 F8		2-1 G4-3		2-2 F8			1	1	1	3	0	0	0						
Eddie Murray, S OBP: 0.325, SLG: 0.467	4-2 BB		2-2 F8		2-1 G4-3		2-2 F8			3	0	0	0	1	0	0						
Dave Gallagher, R OBP: 0.348, SLG: 0.461	1-0 G4-6-3		2-1 2B		1-1 CS 1B		0-1 L9			4	0	2	0	0	0	2						
Joe Orsulak, L OBP: 0.331, SLG: 0.396	1-2 G4-6-3		0-0 1B 1B		1-0 F4		0-0 G1			4	1	1	0	0	0	2						
Chico Walker, S OBP: 0.283, SLG: 0.339		1-2 1B 1B		2-3 K		4-2 BB		3-2 L6-3 1B		3	1	2	0	1	1	0						
Jeromy Burnitz, L OBP: 0.339, SLG: 0.486		2-1 PB G6-3 1B		0-0 B1-3		0-0 G3		2-1 L6-3		4	0	1	1	0	0	2						
Todd Hundley, S OBP: 0.269, SLG: 0.360		1-2 2H 1B		0-1 L4		4-1 SH1-4 SH HR BB		1-2 1B		2	1	0	0	1	0	2						
Doug Saunders, R OBP: 0.235, SLG: 0.231		1-2 G6-3		1-2 2-3		1-0 SH HR				2	1	0	0	1	0	2						
Pete Schourek, L OBP: 0.273, SLG: 0.207		1-3 K		1-0 P3		1-2 SH HR				2	1	0	0	0	1	1						
Mike Maddux, L ERA: 10.13		2-3 3H								0	0	0	0	0	0	0						
Inning Stats	R: 2 E: 0 K: 2 S: 6	H: 3 LOB: 1 BB: 0 P: 12	R: 2 E: 0 K: 2 S: 15	H: 3 LOB: 1 BB: 0 P: 20	R: 0 E: 0 K: 1 S: 11	H: 1 LOB: 0 BB: 0 P: 19	R: 0 E: 0 K: 1 S: 8	H: 0 LOB: 0 BB: 0 P: 10	R: 1 E: 0 K: 1 S: 7	H: 1 LOB: 0 BB: 0 P: 12	R: 0 E: 0 K: 0 S: 8	H: 1 LOB: 1 BB: 1 P: 13	R: 3 E: 0 K: 0 S: 12	H: 1 LOB: 0 BB: 1 P: 21	R: 0 E: 0 K: 0 S: 8	H: 1 LOB: 0 BB: 0 P: 13	1B: 6 2B: 2 3B: 0 HR: 2	SF: 0 SAC: 3 DP: 2 HBP: 0	WP: 0 PB: 1 SB: 0 CS: 1	PA: 34		
PITCHER	IP	WLS	BF	H	R	ER	SO	BB	IBB	HBP	BLK	WP	HR	S	P	ERA	WHIP					
Rene Arocha, R ERA: 3.91	(1, 1)	6.0	L	25	7	3	2	5	2	0	0	0	0	55	86	3.00	1.500					
Steve Dixon, L ERA: 33.75	(7, 1)	0.1		3	0	2	2	0	1	0	0	0	0	4	9	54.00	3.000					
Rich Batchelor, R ERA: 10.13	(7, 1)	1.2		6	2	1	1	0	0	0	0	0	1	16	25	5.40	1.200					

St. Louis Cardinals @ New York Mets
Shea Stadium, Flushing, NY
Tue Sep 28 1993, 7:05 PM EDT
Att: 17,324 - Unknown - 65 F

AB 28
R 6
H 9
RBI 5
BB 3
SO 5
LOB 10



Batter	1	2	3	4	5	6	7	8	9	AB	R	H	RBI	BB	SO	LOB	TOP			
Gerónimo Pena, S OBP: 0.331, SLG: 0.393 (1,4)										5	0	1	0	0	1	5				
Tripp Cromer, R OBP: 0.136, SLG: 0.095 (1,6)										4	0	2	0	0	0	0				
Bernard Gilkey, R OBP: 0.374, SLG: 0.488 (1,7)										4	0	0	0	0	0	3				
Todd Zeile, R OBP: 0.353, SLG: 0.436 (1,5)										3	0	0	0	1	1	0				
Mark Whiten, S OBP: 0.324, SLG: 0.428 (1,8)										4	1	1	0	0	0	2				
Stan Royer, R OBP: 0.359, SLG: 0.487 (1,3)										4	0	1	0	0	1	1				
Erik Pappas, R OBP: 0.360, SLG: 0.341 (1,9)										4	1	2	0	0	0	1				
Tom Pagnozzi, R OBP: 0.297, SLG: 0.375 (1,2)										3	0	1	1	0	0	2				
Allen Watson, L OBP: 0.259, SLG: 0.346 (1,1)										2	0	1	1	0	0	0				
Tracy Woodson, R OBP: 0.221, SLG: 0.240 (7, PH)										1	0	0	0	0	0	2				
Rich Batchelor, R OBP: 0.442, SLG: 0.521 (9, PH)										0	0	0	0	0	0	0				
Gerald Perry, L OBP: 0.077, SLG: 0.083 (9, PR)										1	0	1	0	0	0	0				
Lonnie MacLin, L OBP: 0.077, SLG: 0.083 (9, PR)										0	0	0	0	0	0	0				
Inning Stats	R: 0 E: 0 K: 0 S: 8	H: 2 LOB: 2 BB: 1 P: 16	R: 1 E: 1 K: 0 S: 11	H: 1 LOB: 1 BB: 0 P: 14	R: 0 E: 0 K: 0 S: 3	H: 0 LOB: 0 BB: 0 P: 6	R: 0 E: 0 K: 0 S: 6	H: 1 LOB: 1 BB: 0 P: 9	R: 0 E: 0 K: 0 S: 4	H: 0 LOB: 0 BB: 0 P: 4	R: 0 E: 0 K: 0 S: 6	H: 2 LOB: 2 BB: 0 P: 8	R: 0 E: 0 K: 1 S: 15	H: 1 LOB: 0 BB: 0 P: 8	R: 1 E: 0 K: 1 S: 12	H: 3 LOB: 2 BB: 0 P: 13	1B: 8 2B: 3 3B: 0 HR: 0	SF: 1 SAC: 0 DP: 2 HBP: 0	WP: 0 PB: 0 SB: 0 CS: 0	PA: 37
PITCHER Eric Hillman, L ERA: 3.97 (1,1)	IP: 9.0 WLS: W BF: 37 H: 10 R: 2 ER: 1 SO: 3 BB: 1 IBB: 0 HBP: 0 BLK: 0 WP: 0 HR: 0 S: 70 P: 99 ERA: 1.00 WHIP: 1.222															PITCHER				

St. Louis Cardinals @ New York Mets
Shea Stadium, Flushing, NY
Thu Sep 30 1993, 7:05 PM EDT
Att: 17,567 - Unknown - 51 F

AB 35
R 2
H 10
RBI 2
BB 1
SO 3
LOB 16



Batter	1	2	3	4	5	6	7	8	9	AB	R	H	RBI	BB	SO	LOB	BOTTOM			
Ryan Thompson, R OBP: 0.298, SLG: 0.433 (1,8)										4	1	2	0	0	2	0				
Kevin Baez, R OBP: 0.242, SLG: 0.223 (1,6)										3	0	1	0	0	0	1				
Eddie Murray, S OBP: 0.325, SLG: 0.468 (1,3)										3	1	1	2	0	0	2				
Dave Gallagher, R OBP: 0.335, SLG: 0.440 (1,9)										3	1	0	0	0	2	2				
Chico Walker, S OBP: 0.279, SLG: 0.332 (1,5)										3	0	1	0	0	0	0				
Jeff Kent, R OBP: 0.317, SLG: 0.441 (1,4)										3	0	1	1	0	0	0				
Doug Saunders, R OBP: 0.235, SLG: 0.231 (8,4)										0	0	0	0	0	0	0				
Darrin Jackson, R OBP: 0.237, SLG: 0.312 (1,7)										3	0	1	0	0	0	0				
Charlie O'Brien, R OBP: 0.295, SLG: 0.369 (1,2)										3	0	0	0	0	0	0				
Eric Hillman, L OBP: 0.178, SLG: 0.182 (1,1)										3	0	0	0	0	0	0				
Inning Stats	R: 0 E: 0 K: 1 S: 7	H: 1 LOB: 1 BB: 0 P: 14	R: 0 E: 0 K: 0 S: 5	H: 0 LOB: 0 BB: 0 P: 8	R: 0 E: 0 K: 1 S: 10	H: 0 LOB: 0 BB: 0 P: 15	R: 1 E: 0 K: 0 S: 7	H: 3 LOB: 2 BB: 0 P: 11	R: 0 E: 0 K: 0 S: 8	H: 0 LOB: 0 BB: 0 P: 12	R: 2 E: 0 K: 1 S: 15	H: 2 LOB: 0 BB: 0 P: 25	R: 0 E: 0 K: 0 S: 7	H: 1 LOB: 0 BB: 0 P: 8	R: 0 E: 0 K: 1 S: 8	H: 0 LOB: 0 BB: 0 P: 8	1B: 4 2B: 2 3B: 0 HR: 1	SF: 0 SAC: 1 DP: 0 HBP: 0	WP: 0 PB: 0 SB: 0 CS: 0	PA: 29
PITCHER Allen Watson, L ERA: 4.6 (1,1)	IP: 6.0 WLS: L BF: 23 H: 6 R: 3 ER: 3 SO: 3 BB: 6 IBB: 3 HBP: 3 BLK: 3 WP: 0 HR: 1 S: 52 P: 85 ERA: 4.50 WHIP: 1.000															PITCHER				
Rich Batchelor, R ERA: 8.1 (7,1)	IP: 2.0 WLS: L BF: 6 H: 1 R: 0 ER: 0 SO: 1 BB: 0 IBB: 0 HBP: 0 BLK: 0 WP: 0 HR: 0 S: 15 P: 16 ERA: 0.00 WHIP: 0.500															PITCHER				

St. Louis Cardinals @ New York Mets
Shea Stadium, Flushing, NY
Thu Sep 30 1993, 7:05 PM EDT
Att: 17,567 - Unknown - 51 F

AB 28
R 3
H 7
RBI 3
BB 0
SO 4
LOB 5



Batter	1	2	3	4	5	6	7	8	9	AB	R	H	RBI	BB	SO	LOB	TOP							
Joe Orsulak, L (1, 7) OBP: 0.333, SLG: 0.401	P6	FC4		1B		G5-3			1B FC3	5	2	2	2	0	0	2								
Kevin Baez, R (1, 6) OBP: 0.254, SLG: 0.240	L4		K	F8		G4-3			1B	5	0	1	0	0	1	1								
Eddie Murray, S (1, 3) OBP: 0.324, SLG: 0.467			G6-3			G3			FC3	5	0	2	2	0	0	1								
Dave Gallagher, R (9, PR) OBP: 0.338, SLG: 0.443	1B								1-2 3-H	0	0	0	0	0	0	0								
Jeremy Burnitz, L (1, 9) OBP: 0.341, SLG: 0.481	P6		2B	F8			G4-3		F8	4	1	0	0	1	0	4								
Chico Walker, S (1, 5) OBP: 0.272, SLG: 0.327		F9			G1-3		F7		K	5	0	1	1	0	1	2								
Doug Saunders, R (9, PR) OBP: 0.235, SLG: 0.231			2B						K	0	0	0	0	0	0	0								
Jeff Kent, R (1, 4) OBP: 0.320, SLG: 0.446	BB 1B		K				F7		K	5	2	2	1	0	2	3								
Charlie O'Brien, R (1, 2) OBP: 0.315, SLG: 0.377	1-2 SAFE 1B	FC1-5 BB		SH1-4 1B					L1-3 BB	2	1	2	0	2	0	0								
Ryan Thompson, R (1, 8) OBP: 0.296, SLG: 0.428	2-2 1-2 2-H	FC1-5 1B		SH1-4 1B		P6			K	4	1	2	1	0	1	2								
Sid Fernandez, L (1, 1) OBP: 0.147, SLG: 0.094		FC1-5		SH1-4					L1-3	2	0	0	0	0	1	3								
Tito Navarro, S (8, PH) OBP: 0.059, SLG: 0.059	1-2 2-3									1	0	0	0	0	0	1								
Jeff Innis, R (8, 1)										0	0	0	0	0	0	0								
Inning Stats	R: 0 E: 0 K: 0 S: 7	H: 1 LOB: 1 BB: 0 P: 11	R: 1 E: 0 K: 0 S: 14	H: 2 LOB: 2 BB: 1 P: 23	R: 1 E: 0 K: 2 S: 16	H: 1 LOB: 1 BB: 1 P: 26	R: 3 E: 0 K: 0 S: 13	H: 4 LOB: 1 BB: 0 P: 19	R: 1 E: 0 K: 1 S: 10	H: 2 LOB: 1 BB: 0 P: 10	R: 0 E: 0 K: 0 S: 5	H: 0 LOB: 0 BB: 0 P: 11	R: 0 E: 0 K: 0 S: 6	H: 0 LOB: 0 BB: 0 P: 12	R: 0 E: 0 K: 1 S: 7	H: 0 LOB: 0 BB: 1 P: 13	R: 1 E: 1 K: 2 S: 15	H: 2 LOB: 2 BB: 0 P: 20	1B: 10 2B: 2 3B: 0 HR: 1	SF: 0 SAC: 1 DP: 1 HBP: 0	WP: 0 PB: 0 SB: 0 CS: 0	PA: 42		
PITCHER	IP	WLS	BF	H	R	ER	SO	BB	IBB	HBP	BLK	WP	HR	S	P	ERA	WHIP							
Pat Rapp, R (1, 1) ERA: 4.02	5.0	L	27	10	6	6	3	2	0	0	0	0	1	60	89	10.80	2.400							
Richie Lewis, R (6, 1) ERA: 3.07	2.0		6	0	0	0	0	0	0	0	0	0	0	11	23	0.00	0.000							
Robb Nen, R (8, 1) ERA: 6.75	2.0		9	2	1	1	3	1	0	0	0	0	0	22	33	4.50	1.500							

New York Mets @ Florida Marlins
Joe Robbie Stadium, Miami, FL
Sat Oct 02 1993, 7:05 PM EDT
Att: 43,210 - Unknown

AB 38
R 7
H 12
RBI 7
BB 3
SO 6
LOB 19



Batter	1	2	3	4	5	6	7	8	9	AB	R	H	RBI	BB	SO	LOB	BOTTOM							
Chuck Carr, S (1, 8) OBP: 0.327, SLG: 0.332	G6-3		S BB			P5		G4-3		3	0	0	0	1	0	0								
Bret Barberie, S (1, 4) OBP: 0.343, SLG: 0.367	P4		F7			BB 1B		G4-3		4	1	1	0	0	0	1								
Jeff Conine, R (1, 7) OBP: 0.353, SLG: 0.406	F8			L9		P4		G4-3		4	0	0	0	0	0	1								
Orestes Destrade, S (1, 3) OBP: 0.321, SLG: 0.402		P4		F7		BB 1B			K	3	0	0	0	1	1	0								
Alex Arias, R (1, 5) OBP: 0.348, SLG: 0.325		L7		F9		BB 1B			1B 1B	4	0	2	1	0	0	0								
Terry McGriff, R (1, 2)					G6-3	L9			K	3	0	0	0	1	1	3								
Darrell Whitmore, L (1, 9) OBP: 0.252, SLG: 0.304									FC4 1B	3	0	1	0	0	2	1								
Walt Weiss, S (1, 6) OBP: 0.367, SLG: 0.308									FC4	4	0	0	0	0	2	3								
Pat Rapp, R (1, 1) OBP: 0.219, SLG: 0.226										1	0	0	0	0	0	0								
Rick Renteria, R (5, PH) OBP: 0.315, SLG: 0.328										1	0	0	0	0	0	1								
Richie Lewis, R (6, 1) OBP: 0.500, SLG: 0.500										0	0	0	0	0	0	0								
Matias Carrillo, L (7, PH) OBP: 0.281, SLG: 0.364										1	0	0	0	0	1	0								
Robb Nen, R (8, 1)										0	0	0	0	0	0	0								
Inning Stats	R: 0 E: 0 K: 0 S: 5	H: 0 LOB: 0 BB: 0 P: 8	R: 0 E: 0 K: 1 S: 9	H: 0 LOB: 1 BB: 1 P: 17	R: 0 E: 0 K: 1 S: 12	H: 0 LOB: 1 BB: 1 P: 20	R: 0 E: 0 K: 0 S: 9	H: 0 LOB: 0 BB: 0 P: 13	R: 0 E: 0 K: 1 S: 11	H: 0 LOB: 1 BB: 0 P: 15	R: 1 E: 0 K: 0 S: 15	H: 2 LOB: 2 BB: 1 P: 26	R: 0 E: 0 K: 2 S: 8	H: 0 LOB: 0 BB: 0 P: 11	R: 0 E: 0 K: 0 S: 5	H: 0 LOB: 0 BB: 0 P: 5	R: 0 E: 0 K: 2 S: 16	H: 2 LOB: 2 BB: 0 P: 21	1B: 4 2B: 0 3B: 0 HR: 0	SF: 0 SAC: 0 DP: 0 HBP: 1	WP: 0 PB: 0 SB: 1 CS: 0	PA: 35		
PITCHER	IP	WLS	BF	H	R	ER	SO	BB	IBB	HBP	BLK	WP	HR	S	P	ERA	WHIP							
Sid Fernandez, L (1, 1) ERA: 2.93	7.0	W	27	2	1	1	5	3	0	1	0	0	0	69	110	1.29	0.714							
Jeff Innis, R (8, 1) ERA: 4.11	2.0		8	2	0	0	2	0	0	0	0	0	0	21	26	0.00	1.000							

New York Mets @ Florida Marlins
Joe Robbie Stadium, Miami, FL
Sat Oct 02 1993, 7:05 PM EDT
Att: 43,210 - Unknown

AB 31
R 1
H 4
RBI 1
BB 3
SO 7
LOB 10



Batter	1	2	3	4	5	6	7	8	9	AB	R	H	RBI	BB	SO	LOB	TOP					
Joe Orsulak, L (1.7) OBP: 0.331, SLG: 0.399										5	1	1	1	0	1	2	New York Mets @ Florida Marlins Joe Robbie Stadium, Miami, FL Sun Oct 03 1993, 3:33 AM EDT Att: 45,900 - Cloudy - 86 F					
Kevin Baez, R (1.6) OBP: 0.259, SLG: 0.254										5	2	2	0	0	0	0						
Eddie Murray, S (1.3) Dave Gallagher, R (9.3) OBP: 0.338, SLG: 0.443										4	1	1	2	1	0	2						
Jeremy Burnitz, L (1.9) OBP: 0.339, SLG: 0.475										3	1	0	1	1	1	1						
Chico Walker, S (1.5) OBP: 0.271, SLG: 0.338										5	1	1	1	0	2	3						
Jeff Kent, R (1.4) Doug Saunders, R (6.4) OBP: 0.320, SLG: 0.446 OBP: 0.243, SLG: 0.239										3	0	1	1	0	0	0						
Charlie O'Brien, R (1.2) OBP: 0.312, SLG: 0.378										5	0	1	1	0	0	2						
Ryan Thompson, R (1.8) OBP: 0.302, SLG: 0.444										3	2	2	1	1	1	0						
Pete Schourek, L (1.1) Dwight Gooden, R (9. PH) Tito Navarro, S (9. PR) Mike Maddux, L (9.1) OBP: 0.278, SLG: 0.219 OBP: 0.200, SLG: 0.371 OBP: 0.059, SLG: 0.059										3	0	1	0	0	1	3						
Inning Stats	R: 3 E: 0 K: 1 S: 9	H: 4 LOB: 3 BB: 2 P: 17	R: 0 E: 0 K: 0 S: 3	H: 0 LOB: 0 BB: 0 P: 3	R: 0 E: 0 K: 1 S: 5	H: 0 LOB: 0 BB: 0 P: 5	R: 1 E: 0 K: 1 S: 6	H: 1 LOB: 0 BB: 0 P: 6	R: 0 E: 0 K: 1 S: 5	H: 0 LOB: 1 BB: 1 P: 9	R: 0 E: 0 K: 0 S: 3	H: 0 LOB: 0 BB: 0 P: 3	R: 0 E: 0 K: 1 S: 5	H: 0 LOB: 0 BB: 0 P: 5	R: 5 E: 0 K: 0 S: 9	H: 6 LOB: 2 BB: 0 P: 9		1B: 5 2B: 4 3B: 1 HR: 2	SF: 1 SAC: 0 DP: 0 HBP: 0	WP: 2 PB: 0 CS: 0	PA: 43	
PITCHER	IP WLS BF H R ER SO BB IBB HBP BLK WP HR S P ERA WHIP																					
Jack Armstrong, R (1.1) ERA: 4.49	5.0 L 23 5 4 4 4 2 1 0 0 0 0 1 28 40 7.20 1.400																					
Luis Aquino, R (6.1) ERA: 3.42	2.0 8 1 0 0 1 0 0 0 0 0 1 0 10 10 0.00 0.500																					
Richie Lewis, R (8.1) ERA: 3.26	1.0 5 2 2 2 1 0 0 0 0 0 0 0 7 7 18.00 2.000																					
Joe Klink, L (9.1) ERA: 5.02	0.0 2 2 0 0 0 0 0 0 0 0 0 0 2 2 ∞ ∞																					
Matt Turner, R (9.1) ERA: 2.91	1.0 5 2 3 3 0 0 0 0 0 0 1 1 5 5 27.00 2.000																					
Batter	1	2	3	4	5	6	7	8	9	AB	R	H	RBI	BB	SO	LOB	BOTTOM					
Chuck Carr, S (1.8) OBP: 0.327, SLG: 0.330										3	1	0	0	1	1	1	New York Mets @ Florida Marlins Joe Robbie Stadium, Miami, FL Sun Oct 03 1993, 3:33 AM EDT Att: 45,900 - Cloudy - 86 F					
Bret Barberie, S (1.4) OBP: 0.344, SLG: 0.371										4	1	2	0	0	0	1						
Jeff Conine, R (1.7) OBP: 0.351, SLG: 0.403										4	0	0	1	0	0	2						
Orestes Destrade, S (1.3) OBP: 0.324, SLG: 0.406										4	0	3	1	0	0	0						
Alex Arias, R (1.5) OBP: 0.344, SLG: 0.321										3	0	0	0	0	0	1						
Terry McGriff, R (1.2)										3	0	0	0	0	1	2						
Darrell Whitmore, L (1.9) OBP: 0.249, SLG: 0.300										3	0	0	0	0	1	1						
Walt Weiss, S (1.6) OBP: 0.367, SLG: 0.308										3	0	1	0	0	0	1						
Jack Armstrong, R (1.1) Mitch Lydell, R (5. PH) Luis Aquino, R (6.1) Rick Remertis, R (7. PH) Richie Lewis, R (8.1) Joe Klink, L (9.1) Matt Turner, R (9.1) OBP: 0.152, SLG: 0.167 OBP: 0.300, SLG: 0.600 OBP: 0.096, SLG: 0.096 OBP: 0.092, SLG: 0.327 OBP: 0.292, SLG: 0.500										1	0	0	0	0	1	0						
Inning Stats	R: 1 E: 0 K: 0 S: 3	H: 0 LOB: 1 BB: 0 P: 7	R: 0 E: 1 K: 0 S: 4	H: 0 LOB: 1 BB: 0 P: 4	R: 0 E: 0 K: 1 S: 6	H: 1 LOB: 1 BB: 0 P: 6	R: 0 E: 0 K: 0 S: 3	H: 1 LOB: 0 BB: 0 P: 3	R: 0 E: 0 K: 1 S: 6	H: 1 LOB: 1 BB: 0 P: 6	R: 1 E: 0 K: 1 S: 7	H: 2 LOB: 1 BB: 0 P: 7	R: 0 E: 0 K: 1 S: 5	H: 0 LOB: 0 BB: 0 P: 5	R: 0 E: 0 K: 1 S: 5	H: 0 LOB: 0 BB: 0 P: 5		R: 0 E: 0 K: 0 S: 1	H: 1 LOB: 1 BB: 0 P: 1	1B: 4 2B: 2 3B: 0 HR: 0	SF: 0 SAC: 0 DP: 0 HBP: 0	WP: 0 PB: 0 CS: 0
PITCHER	IP WLS BF H R ER SO BB IBB HBP BLK WP HR S P ERA WHIP																					
Pete Schourek, L (1.1) ERA: 5.96	8.0 W 30 5 2 2 5 1 0 0 0 0 0 0 39 43 2.25 0.750																					
Mike Maddux, R (9.1) ERA: 3.6	0.0 1 1 0 0 0 0 0 0 0 0 0 0 1 1 ∞ ∞																					