


# New York Mets - 1994

Batter	1	2	3	4	5	6	7	8	9	AB	R	H	RBI	BB	SO	LOB	TOP	
Jose Vizcaino, S (1, 6) OBP: 0.667, SLG: 2.333	4-1 1B BB		1-0 HR	1-1 SF7	0-3 K		0-1 3B		4-1 BB 1B	3	2	2	2	2	1	2		
Todd Hundley, S (1, 2) OBP: 0.500, SLG: 1.000	1-3 K		1-0 HR	1-3 K		3-2 1B 1B	0-2 G3-1		4-1 1B BB	5	2	2	1	1	2	2		
Kevin McReynolds, R (1, 7) OBP: 0.500, SLG: 0.400	0-1 1B		2-2 P3		4-1 2B FC6-5 BB	0-0 F7		1-0 G6-3	1-1 1B	5	1	2	1	1	0	1		
Bobby Bonilla, S (1, 5) OBP: 0.400, SLG: 0.600	2-3 K		2-3 K		1-2 F8	1-2 1B 1B		0-0 1B SF8 2B	1-0 F8	5	1	2	0	0	2	3		
Tim Bogar, R (8, 5)										1	0	0	0	0	0	2		
Jeff Kent, R (1, 4) OBP: 0.800, SLG: 1.600	2-2 G4-3			0-0 HR	1-0 FC6-5 2B	0-0 1B		2-0 1B		5	1	4	2	0	0	2		
Fernando Vina, L (9, 4)										0	0	0	0	0	0	0		
David Segui, S (1, 3)		0-1 G4-3		4-0 2B BB	2-1 FC6-5 1B BB	4-0 IBB		0-0 SF8		2	2	0	2	2	0	1		
Jeromy Burnitz, L (1, 9) OBP: 0.500, SLG: 0.667		0-0 F7		0-0 2B	1-0 1B BB	0-3 K		1-0 G3		3	2	1	0	1	1	2	AB 39	
Eric Hillman, L (6, 1)										0	0	0	0	0	0	1	R 12	
Jeff McKnight, S (8, PH)										0	0	0	0	0	0	0	H 16	
Mike Maddux, L (8, 1)										0	0	0	0	0	0	0	RBI 12	
John Franco, L (9, 1)										0	0	0	0	0	0	0	BB 7	
Ryan Thompson, R (1, 8) OBP: 0.400, SLG: 0.600	1-1 G6-3		1-0 SH1-4 SF7 2B	1-0 1B	0-2 1B		1-1 P4		1-3 K	5	1	2	2	0	1	0	SO 7	
Dwight Gooden, R (1, 1) OBP: 0.500, SLG: 0.500			2-0 G6-3	1-1 SH1-4	2-1 1B		2-1 G4-3		1-2 G3	2	0	1	2	0	0	0	PA 49	
Joe Orsulak, L (6, 9)										2	0	0	0	0	0	0	WP: 0 PB: 0 SB: 1 CS: 0	
<b>Inning Stats</b>	R: 0 E: 0 K: 2 S: 13	H: 1 LOB: 2 BB: 1 P: 22	R: 0 E: 0 K: 0 S: 5	H: 0 LOB: 0 BB: 0 P: 6	R: 2 E: 0 K: 1 S: 9	H: 2 LOB: 0 BB: 0 P: 17	R: 4 E: 0 K: 1 S: 10	H: 3 LOB: 0 BB: 1 P: 18	R: 3 E: 0 K: 1 S: 15	H: 3 LOB: 2 BB: 1 P: 19	R: 0 E: 0 K: 0 S: 11	H: 1 LOB: 1 BB: 0 P: 14	R: 1 E: 0 K: 0 S: 5	H: 2 LOB: 1 BB: 0 P: 9	R: 1 E: 0 K: 1 S: 12	H: 1 LOB: 2 BB: 2 P: 24	1B: 8 2B: 4 3B: 1 HR: 3	SF: 2 SAC: 1 DP: 0 HBP: 0
<b>PITCHER</b>	IP WLS BF H R ER SO BB IBB HBP BLK WP HR S P ERA WHIP	IP WLS BF H R ER SO BB IBB HBP BLK WP HR S P ERA WHIP	IP WLS BF H R ER SO BB IBB HBP BLK WP HR S P ERA WHIP	IP WLS BF H R ER SO BB IBB HBP BLK WP HR S P ERA WHIP	IP WLS BF H R ER SO BB IBB HBP BLK WP HR S P ERA WHIP	IP WLS BF H R ER SO BB IBB HBP BLK WP HR S P ERA WHIP	IP WLS BF H R ER SO BB IBB HBP BLK WP HR S P ERA WHIP	IP WLS BF H R ER SO BB IBB HBP BLK WP HR S P ERA WHIP	IP WLS BF H R ER SO BB IBB HBP BLK WP HR S P ERA WHIP	IP WLS BF H R ER SO BB IBB HBP BLK WP HR S P ERA WHIP	IP WLS BF H R ER SO BB IBB HBP BLK WP HR S P ERA WHIP	IP WLS BF H R ER SO BB IBB HBP BLK WP HR S P ERA WHIP	IP WLS BF H R ER SO BB IBB HBP BLK WP HR S P ERA WHIP	IP WLS BF H R ER SO BB IBB HBP BLK WP HR S P ERA WHIP	IP WLS BF H R ER SO BB IBB HBP BLK WP HR S P ERA WHIP	IP WLS BF H R ER SO BB IBB HBP BLK WP HR S P ERA WHIP	IP WLS BF H R ER SO BB IBB HBP BLK WP HR S P ERA WHIP	
Mike Morgan, R (1, 1) ERA: 13.5	4.0 L	2.0 L	2.0 3	1.0 6	2.0 6	3.0 3	3.0 3	1.0 6	2.0 L	13.50 2.000								
Blaise Isley, L (5, 1) ERA: 18.0	2.0 3	2.0 9	2.0 6	1.0 1	2.0 4	1.0 1	2.0 2	1.0 1	1.0 1	4.50 1.500								
Jim Bullinger, R (7, 1) ERA: 4.5	2.0 3	2.0 9	2.0 6	1.0 1	2.0 4	1.0 1	2.0 2	1.0 1	1.0 1	9.00 3.000								
Dan Plesac, L (9, 1) ERA: 9.0	1.0 6	1.0 6	1.0 6	1.0 6	1.0 6	1.0 6	1.0 6	1.0 6	1.0 6									

**New York Mets @ Chicago Cubs**  
Wrigley Field, Chicago, IL  
Mon Apr 04 1994, 3:33 AM CDT  
Att: 38,413 - Sunny - 53 F


AB 39  
R 12  
H 16  
RBI 12  
BB 7  
SO 7  
LOB 16



Batter	1	2	3	4	5	6	7	8	9	AB	R	H	RBI	BB	SO	LOB	BOTTOM	
Karl Rhoades, L (1, 8) OBP: 1.000, SLG: 3.250	3-2 HR		3-1 HR		1-0 HR	4-0 BB			1-2 FC5-4 1B	4	3	4	3	1	0	0		
23 Ryne Sandberg, R (1, 4) OBP: 0.400, SLG: 0.600	1-1 G6-4-3 1B		1-0 G4-3		2-2 G3 G4-3 2B	0-1 L7			3-2 FC5-4 G4-3 1B	5	2	2	0	0	0	4		
Mark Grace, L (1, 3) OBP: 0.200, SLG: 0.200	0-1 G6-4-3 1-2			1-0 2B 1B	0-0 G3		1-0 F7		1-0 G4-3	5	1	1	0	0	0	3		
Derrick May, L (1, 7) OBP: 0.600, SLG: 0.800	1-1 G1-3			0-2 1B	0-0 G4-3		0-0 G4-3		1-0 FC6-4 1B	5	0	3	3	0	0	0		
Sammy Sosa, R (1, 9)				1-3 K	2-3 K	0-2 G1-3			0-2 FC6-4 1B	5	0	0	0	0	2	2		
Rick Wilkins, L (1, 2) OBP: 0.250, SLG: 0.250				3-2 L9	1-1 E6 1B 2B		3-1 BB 1B		2-2 P4	4	1	1	0	0	0	1		
Steve Buechele, R (1, 5) OBP: 0.500, SLG: 0.500				1-2 G4-3	2-0 1B			2-3 K		4	1	2	0	0	1	0	AB 40	
Shawon Dunston, R (1, 6) OBP: 0.333, SLG: 0.667					0-2 P4				0-0 G6-3	3	0	1	2	0	0	2	R 8	
Rey Sanchez, R (7, 6)										1	0	0	0	0	0	0	H 14	
Mike Morgan, R (1, 1) ERA: 7.94	5.2 W	1.1 6	1.0 6	1.0 6	2.0 6	1.0 6	2.0 6	1.0 6	1.0 6	7.94 1.941								
Eric Hillman, L (6, 1) ERA: 18.0	1.1 6	1.1 6	1.0 6	1.0 6	1.0 6	1.0 6	1.0 6	1.0 6	1.0 6	0.00 1.500								
Mike Maddux, R (8, 1) ERA: 4.5	1.0 6	1.0 6	1.0 6	1.0 6	1.0 6	1.0 6	1.0 6	1.0 6	1.0 6	0.00 0.000								
John Franco, L (9, 1) ERA: 9.0	1.0 6	1.0 6	1.0 6	1.0 6	1.0 6	1.0 6	1.0 6	1.0 6	1.0 6	9.00 2.000								
<b>Inning Stats</b>	R: 1 E: 0 K: 0 S: 9	H: 2 LOB: 0 BB: 0 P: 14	R: 0 E: 0 K: 1 S: 10	H: 0 LOB: 0 BB: 0 P: 15	R: 1 E: 0 K: 1 S: 9	H: 1 LOB: 0 BB: 0 P: 13	R: 3 E: 1 K: 2 S: 16	H: 4 LOB: 1 BB: 0 P: 24	R: 2 E: 0 K: 0 S: 9	H: 2 LOB: 3 BB: 1 P: 12	R: 0 E: 0 K: 1 S: 10	H: 2 LOB: 1 BB: 0 P: 10	R: 0 E: 0 K: 2 S: 8	H: 0 LOB: 0 BB: 0 P: 11	R: 1 E: 0 K: 0 S: 11	H: 2 LOB: 1 BB: 0 P: 17	1B: 8 2B: 3 3B: 0 HR: 3	SF: 0 SAC: 0 DP: 1 HBP: 0
<b>PITCHER</b>	IP WLS BF H R ER SO BB IBB HBP BLK WP HR S P ERA WHIP	IP WLS BF H R ER SO BB IBB HBP BLK WP HR S P ERA WHIP	IP WLS BF H R ER SO BB IBB HBP BLK WP HR S P ERA WHIP	IP WLS BF H R ER SO BB IBB HBP BLK WP HR S P ERA WHIP	IP WLS BF H R ER SO BB IBB HBP BLK WP HR S P ERA WHIP	IP WLS BF H R ER SO BB IBB HBP BLK WP HR S P ERA WHIP	IP WLS BF H R ER SO BB IBB HBP BLK WP HR S P ERA WHIP	IP WLS BF H R ER SO BB IBB HBP BLK WP HR S P ERA WHIP	IP WLS BF H R ER SO BB IBB HBP BLK WP HR S P ERA WHIP	IP WLS BF H R ER SO BB IBB HBP BLK WP HR S P ERA WHIP	IP WLS BF H R ER SO BB IBB HBP BLK WP HR S P ERA WHIP	IP WLS BF H R ER SO BB IBB HBP BLK WP HR S P ERA WHIP	IP WLS BF H R ER SO BB IBB HBP BLK WP HR S P ERA WHIP	IP WLS BF H R ER SO BB IBB HBP BLK WP HR S P ERA WHIP	IP WLS BF H R ER SO BB IBB HBP BLK WP HR S P ERA WHIP	IP WLS BF H R ER SO BB IBB HBP BLK WP HR S P ERA WHIP	IP WLS BF H R ER SO BB IBB HBP BLK WP HR S P ERA WHIP	
Dwight Gooden, R (1, 1) ERA: 7.94	5.2 W	1.1 6	1.0 6	1.0 6	2.0 6	1.0 6	2.0 6	1.0 6	1.0 6	7.94 1.941								
Eric Hillman, L (6, 1) ERA: 18.0	1.1 6	1.1 6	1.0 6	1.0 6	1.0 6	1.0 6	1.0 6	1.0 6	1.0 6	0.00 1.500								
Mike Maddux, R (8, 1) ERA: 4.5	1.0 6	1.0 6	1.0 6	1.0 6	1.0 6	1.0 6	1.0 6	1.0 6	1.0 6	0.00 0.000								
John Franco, L (9, 1) ERA: 9.0	1.0 6	1.0 6	1.0 6	1.0 6	1.0 6	1.0 6	1.0 6	1.0 6	1.0 6	9.00 2.000								

**New York Mets @ Chicago Cubs**  
Wrigley Field, Chicago, IL  
Mon Apr 04 1994, 3:33 AM CDT  
Att: 38,413 - Sunny - 53 F

AB 40  
R 8  
H 14  
RBI 8  
BB 1  
SO 7  
LOB 15





Batter	1	2	3	4	5	6	7	8	9	AB	R	H	RBI	BB	SO	LOB	TOP		
Jose Vizcaino, S OBP: 0.636, SLG: 1.333	4-1 G6-3 1B BB		4-2 2B BB	2-1 P8		0-1 G3			1-2 FC6-4 1B	3	2	1	0	2	0	0			
David Segui, S OBP: 0.300, SLG: 0.286	0-0 G6-3		2-1 2B 2B	0-1 L8			3-1 F8		1-2 FC6-4	5	1	1	1	0	0	2			
Joe Orsulak, L OBP: 0.333, SLG: 0.333	0-1 F8 2H 1B		1-1 P8	3-2 WP 1B			1-1 G3-1			4	0	2	1	0	0	1			
Bobby Bonilla, S OBP: 0.444, SLG: 0.429 Tim Bogar, R	4-2 F8 BB		4-1 2B BB	2-3 K			3-3 K			2	1	0	0	2	2	1			
Jeff Kent, R OBP: 0.556, SLG: 1.111	0-0 F8 1-2 2-3		3-2 2B 2B		0-0 F7			1-0 P4		4	1	1	2	0	0	2			
Jeremy Burnitz, L OBP: 0.375, SLG: 0.333 Jonathan Hurst, R	0-1 P4		4-2 2B BB		1-1 G4-3			3-2 G6-3		3	1	0	0	1	0	2			
Kelly Stinnett, R OBP: 0.250, SLG: 0.500		2-1 F9	2-0 2B		0-0 G1-3			2-2 G6-3		4	0	1	2	0	0	0			
Ryan Thompson, R OBP: 0.222, SLG: 0.333		2-1 F9	0-1 G6-3		0-0 L9			0-1 P5		4	0	0	0	0	0	1			
Pete Smith, R John Cangelosi, S		2-1 G6-3	1-1 L5		1-1 L8			1-0 G1-3		3	0	0	0	0	0	1			
<b>Inning Stats</b>	R: 1 E: 0 K: 0 S: 9	H: 1 LOB: 2 BB: 2 P: 17	R: 0 E: 0 K: 0 S: 6	H: 0 LOB: 0 BB: 0 P: 12	R: 5 E: 0 K: 0 S: 17	H: 3 LOB: 1 BB: 3 P: 38	R: 0 E: 0 K: 1 S: 10	H: 1 LOB: 1 BB: 0 P: 17	R: 0 E: 0 K: 0 S: 4	H: 0 LOB: 0 BB: 0 P: 5	R: 0 E: 0 K: 1 S: 7	H: 0 LOB: 0 BB: 0 P: 14	R: 0 E: 0 K: 0 S: 10	H: 0 LOB: 0 BB: 0 P: 16	R: 0 E: 0 K: 0 S: 9	H: 1 LOB: 1 BB: 0 P: 12	1B: 3 2B: 3 3B: 0 HR: 0	SF: 0 SAC: 0 DP: 0 HBP: 0	WP: 1 PA: 38 PB: 0 SB: 0 CS: 0
<b>PITCHER</b>	IP WLS BF H R ER SO BB IBB HBP BLK WP HR S P ERA WHIP	IP WLS BF H R ER SO BB IBB HBP BLK WP HR S P ERA WHIP	IP WLS BF H R ER SO BB IBB HBP BLK WP HR S P ERA WHIP	IP WLS BF H R ER SO BB IBB HBP BLK WP HR S P ERA WHIP	IP WLS BF H R ER SO BB IBB HBP BLK WP HR S P ERA WHIP	IP WLS BF H R ER SO BB IBB HBP BLK WP HR S P ERA WHIP	IP WLS BF H R ER SO BB IBB HBP BLK WP HR S P ERA WHIP	IP WLS BF H R ER SO BB IBB HBP BLK WP HR S P ERA WHIP	IP WLS BF H R ER SO BB IBB HBP BLK WP HR S P ERA WHIP	IP WLS BF H R ER SO BB IBB HBP BLK WP HR S P ERA WHIP	IP WLS BF H R ER SO BB IBB HBP BLK WP HR S P ERA WHIP	IP WLS BF H R ER SO BB IBB HBP BLK WP HR S P ERA WHIP	IP WLS BF H R ER SO BB IBB HBP BLK WP HR S P ERA WHIP	IP WLS BF H R ER SO BB IBB HBP BLK WP HR S P ERA WHIP	IP WLS BF H R ER SO BB IBB HBP BLK WP HR S P ERA WHIP	IP WLS BF H R ER SO BB IBB HBP BLK WP HR S P ERA WHIP	IP WLS BF H R ER SO BB IBB HBP BLK WP HR S P ERA WHIP		
Jose Guzman, R ERA: 23.14	2.1 L		3 6 6 0	5 0 0 0	0 0 0 0	0 0 0 0	0 0 19 30	23.14 3.429											
Shawn Boskie, R ERA	3.1	2.2 10	2 0 0 1	0 0 0 0	0 0 0 0	0 0 0 0	0 0 12 20	0.00 0.000											
Jose Bautista, R ERA	6.1	2.0 6	0 0 0 1	0 0 0 0	0 0 0 0	0 0 0 0	0 0 19 28	0.00 0.500											
Dan Plesac, L ERA: 3.0	8.1	2.0 7	1 0 0 0	0 0 0 0	0 0 0 0	0 0 0 0													

New York Mets @ Chicago Cubs  
Wrigley Field, Chicago, IL  
Tue Apr 05 1994, 3:33 AM CDT  
Att: 34,879 - Cloudy - 35 F

AB	33
R	6
H	6
RBI	6
BB	5
SO	2
LOB	10



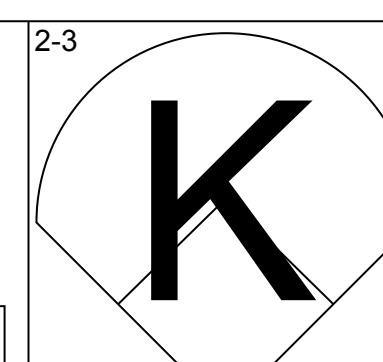
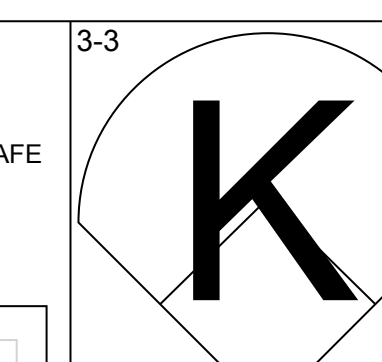
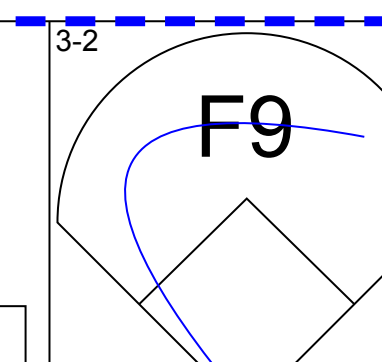
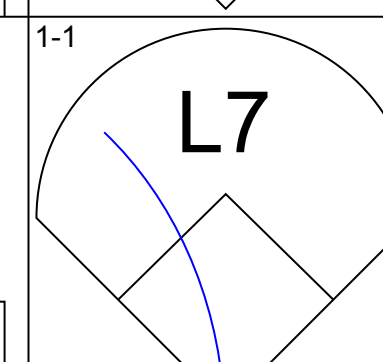
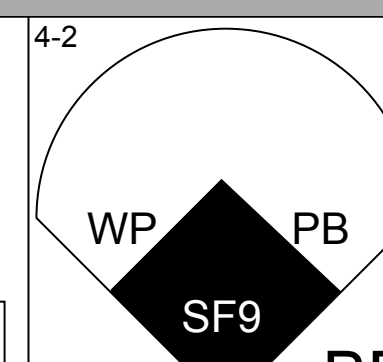
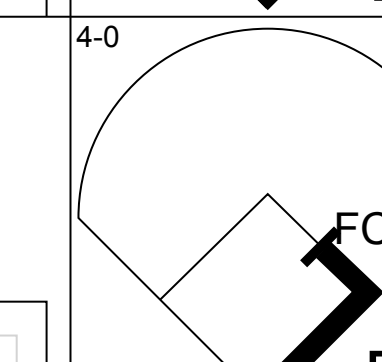
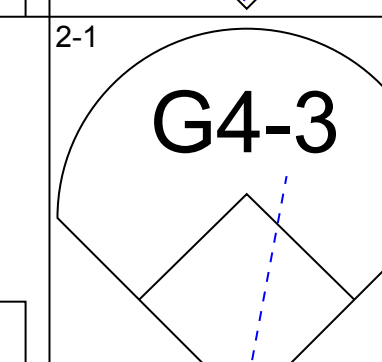
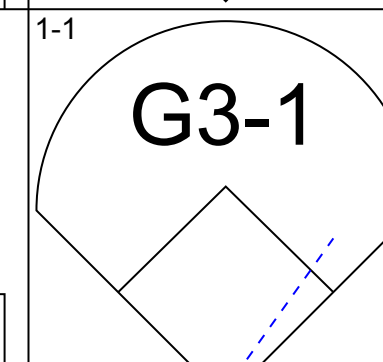
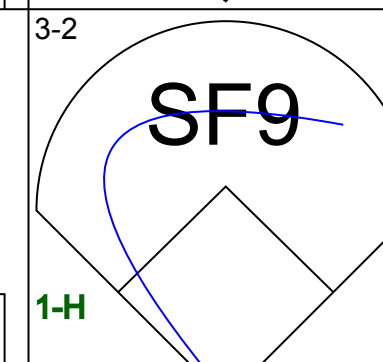
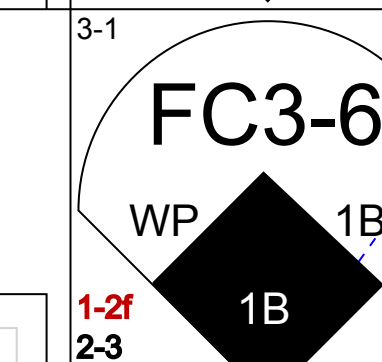
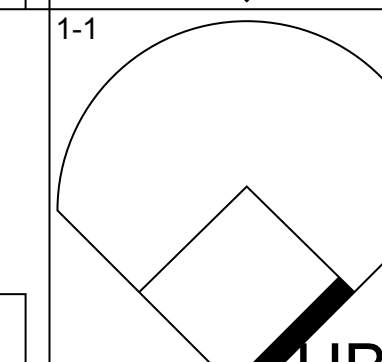
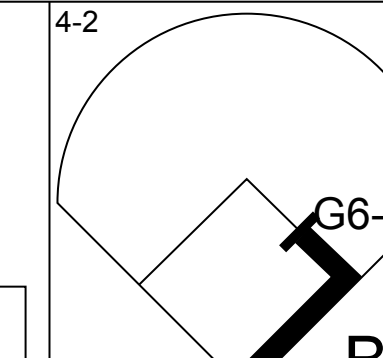
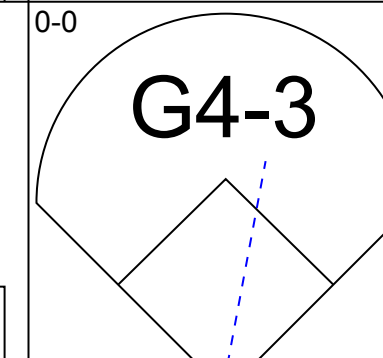
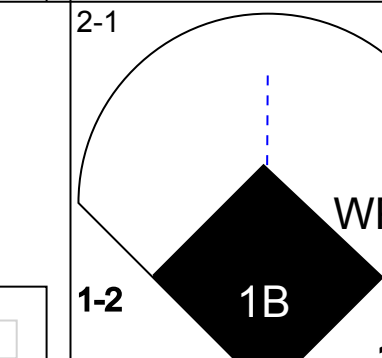
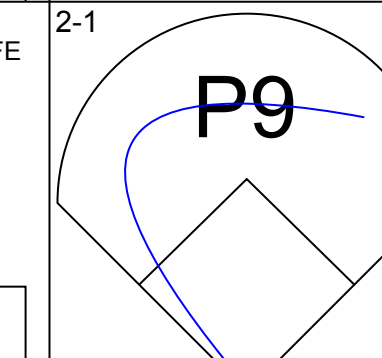
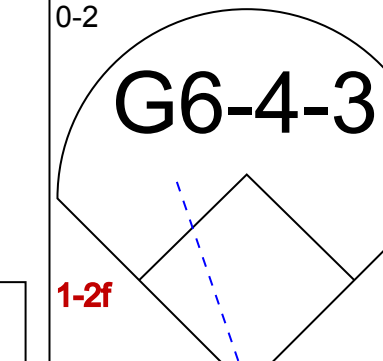
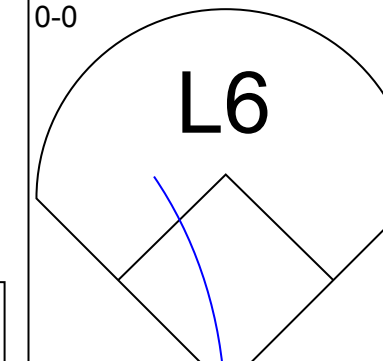
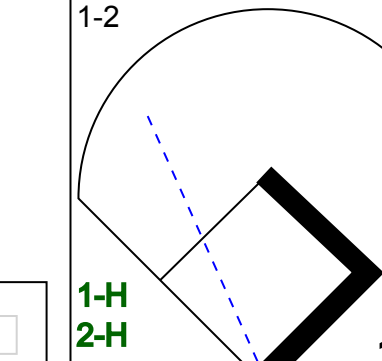
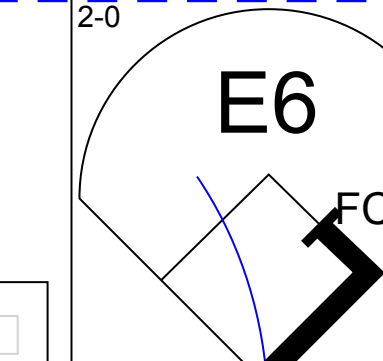
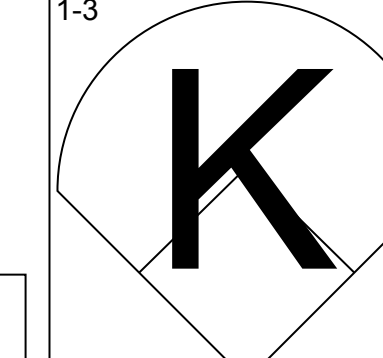
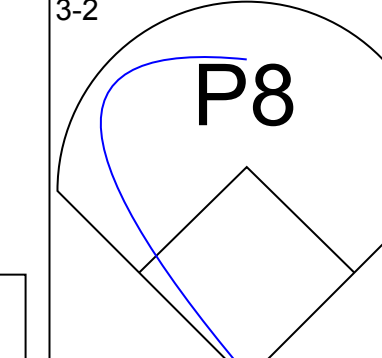
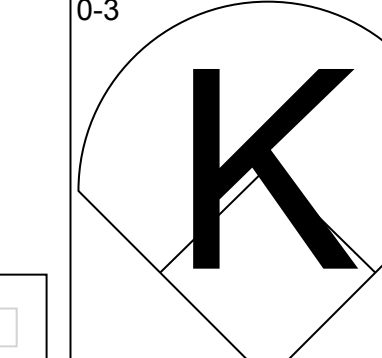
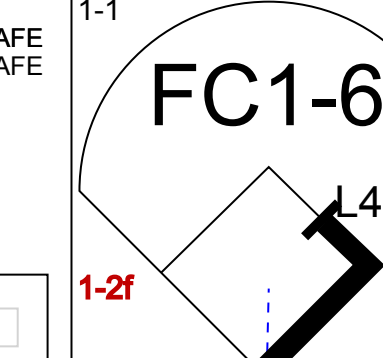
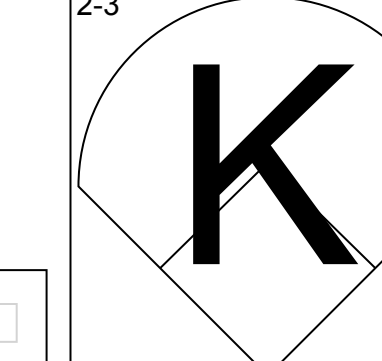
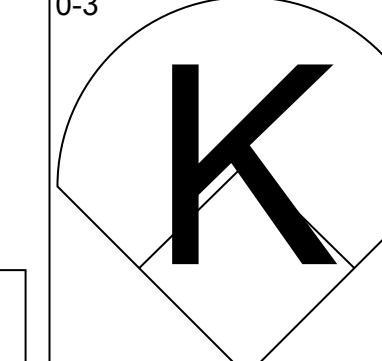
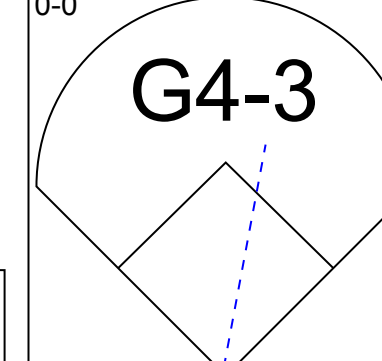
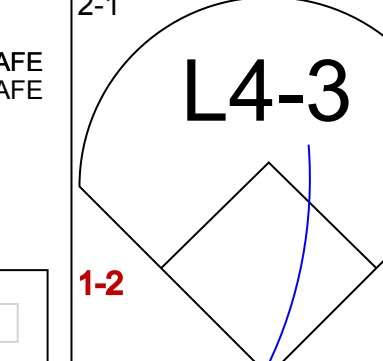
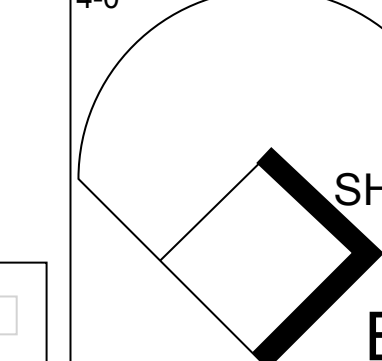
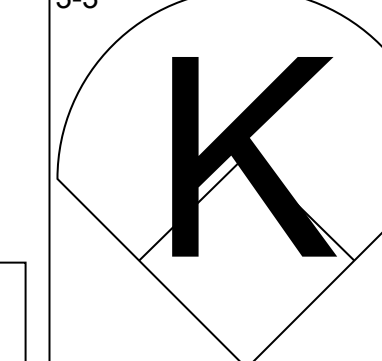
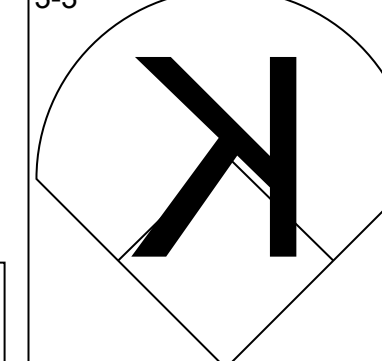
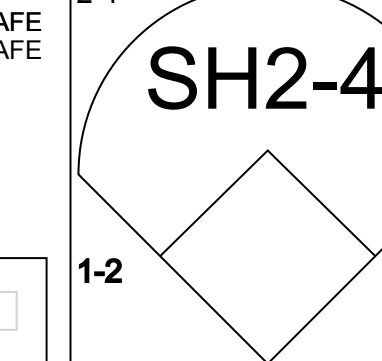
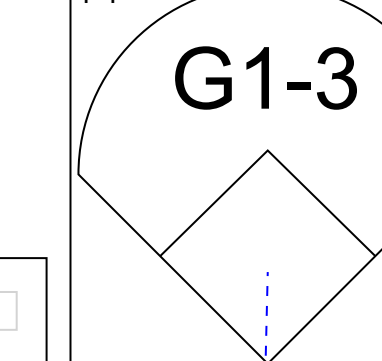
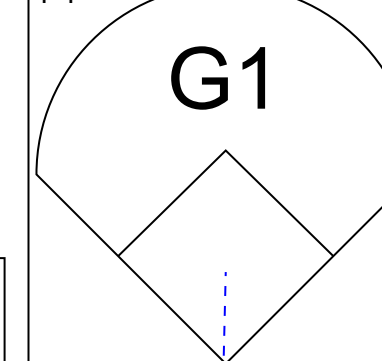
Batter	1	2	3	4	5	6	7	8	9	AB	R	H	RBI	BB	SO	LOB	BOTTOM		
Karl Rhoades, L OBP: 0.800, SLG: 1.875	2-1 F7		1-0 FC5-4 1B		1-0 G6-4-3 1B		1-3 K		4-1 G6-4-3 BB	4	0	2	0	1	1	1			
Ray Sanchez, R	1-2 G5-3		0-0 FC5-4 1-2f		2-2 G6-4-3 1-2f 2-3		2-1 P8		3-1 G6-4-3 1-2f	5	0	0	0	0	0	5			
23 Ryne Sandberg, R OBP: 0.444, SLG: 0.500	4-1 BLK BB		1-2 P5		1-2 L7		1-1 2H 1B			3	0	1	1	1	0	2			
Derrick May, L OBP: 0.556, SLG: 0.667	1-1 1-2 1B		0-1 G3			1-2 F8 E 1B		2-2 L3		4	0	2	0	0	0	2			
Sammy Sosa, R	0-1 P8 2-3			0-0 B1-3		0-1 E6 1-2		1-3 K		4	0	0	0	0	1	3			
Rick Wilkins, L OBP: 0.375, SLG: 0.500		2-0 S 1B		2-2 2B		0-1 P8		2-2 P7		4	1	2	0	0	0	2			
Steve Buechele, R OBP: 0.500, SLG: 0.429		3-2 G1-4-3 1H 1B		2-3 K		1-0 F8 2-3		4-2 BB		3	0	1	1	1	1	3			
José Hernández, R		1-0 G1-4-3 1-2f		0-3 K		1-1 G5-3		0-2 G1-4-3		4	0	0	0	0	1	5			
Jose Guzman, R Shawn Boskie, R Willie Wilson, S Jose Bautista, R Shawon Dunston, R Dan Plesac, L Eduardo Zambrano, R		0-0 G6-3		4-1 G6-4-3 1B BB		1-2 23 1B 2B		2-1 F7		1	0	0	0	0	0	0			
<b>Inning Stats</b>	R: 0 E: 0 K: 0 S: 11	H: 1 LOB: 1 BB: 1 P: 19	R: 1 E: 0 K: 0 S: 6	H: 2 LOB: 0 BB: 0 P: 12	R: 0 E: 0 K: 2 S: 12	H: 1 LOB: 1 BB: 0 P: 16	R: 0 E: 0 K: 0 S: 11	H: 1 LOB: 1 BB: 1 P: 19	R: 0 E: 1 K: 0 S: 10	H: 1 LOB: 2 BB: 0 P: 13	R: 1 E: 0 K: 1 S: 13	H: 2 LOB: 1 BB: 0 P: 20	R: 0 E: 0 K: 1 S: 14	H: 0 LOB: 1 BB: 1 P: 21	R: 0 E: 0 K: 0 S: 5	H: 0 LOB: 0 BB: 1 P: 14	1B: 7 2B: 2 3B: 0 HR: 0	SF: 0 SAC: 0 DP: 3 HBP: 0	WP: 0 PA: 38 PB: 0 SB: 1 CS: 0
<b>PITCHER</b>	IP WLS BF H R ER SO BB IBB HBP BLK WP HR S P ERA WHIP	IP WLS BF H R ER SO BB IBB HBP BLK WP HR S P ERA WHIP	IP WLS BF H R ER SO BB IBB HBP BLK WP HR S P ERA WHIP	IP WLS BF H R ER SO BB IBB HBP BLK WP HR S P ERA WHIP	IP WLS BF H R ER SO BB IBB HBP BLK WP HR S P ERA WHIP	IP WLS BF H R ER SO BB IBB HBP BLK WP HR S P ERA WHIP	IP WLS BF H R ER SO BB IBB HBP BLK WP HR S P ERA WHIP	IP WLS BF H R ER SO BB IBB HBP BLK WP HR S P ERA WHIP	IP WLS BF H R ER SO BB IBB HBP BLK WP HR S P ERA WHIP	IP WLS BF H R ER SO BB IBB HBP BLK WP HR S P ERA WHIP	IP WLS BF H R ER SO BB IBB HBP BLK WP HR S P ERA WHIP	IP WLS BF H R ER SO BB IBB HBP BLK WP HR S P ERA WHIP	IP WLS BF H R ER SO BB IBB HBP BLK WP HR S P ERA WHIP	IP WLS BF H R ER SO BB IBB HBP BLK WP HR S P ERA WHIP	IP WLS BF H R ER SO BB IBB HBP BLK WP HR S P ERA WHIP	IP WLS BF H R ER SO BB IBB HBP BLK WP HR S P ERA WHIP	IP WLS BF H R ER SO BB IBB HBP BLK WP HR S P ERA WHIP		
Pete Smith, R ERA: 2.57	7.0 W	31	9 2 2 3	2 0 0 1	2 0 0 0	0 0 19 35	0.00 1.000												
Jonathan Hurst, R ERA	8.1	2.0 7	0 0 0 1	2 0 0 0	0 0 0 0	0 0 19 35													

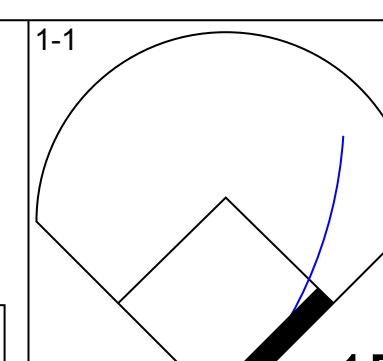
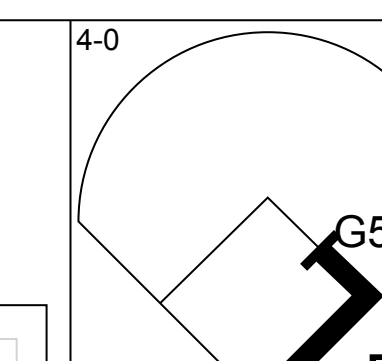
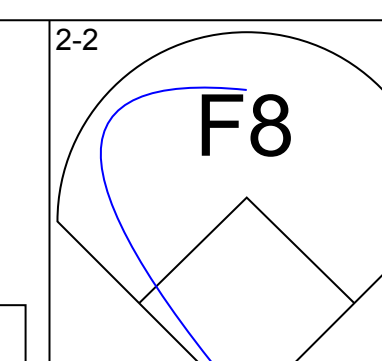
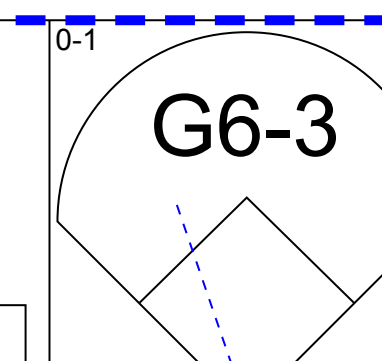
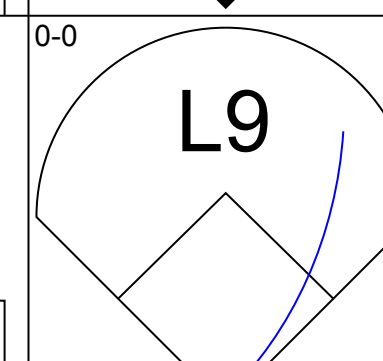
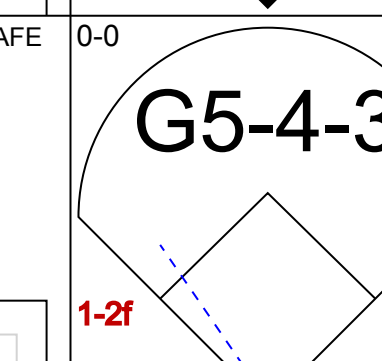
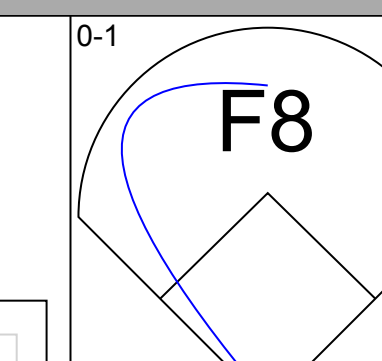
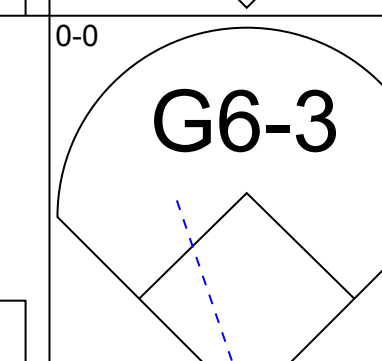
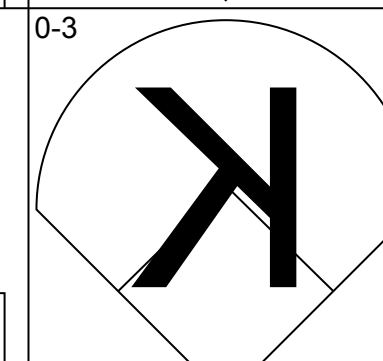
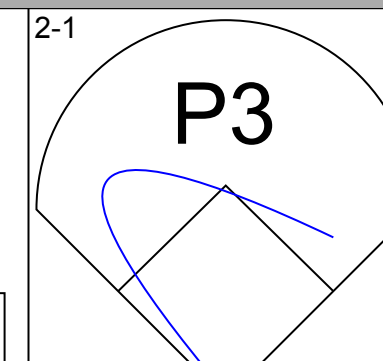
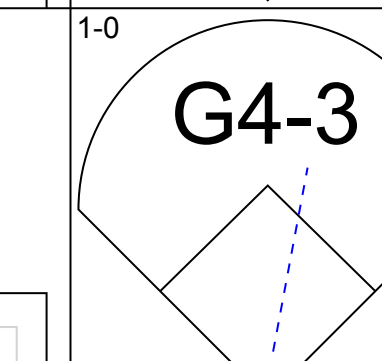
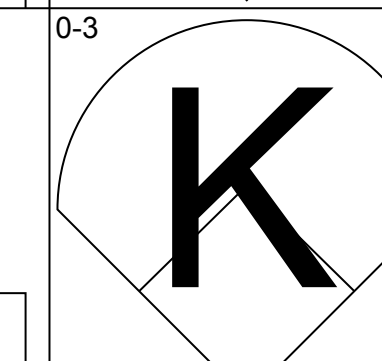
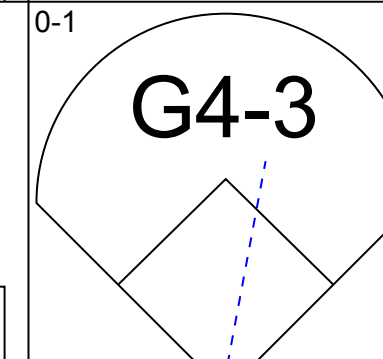
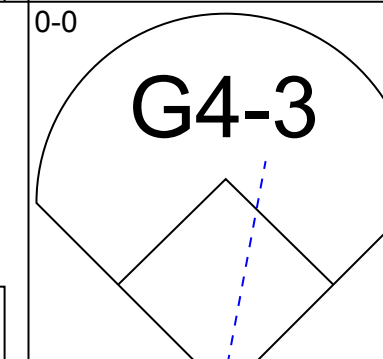
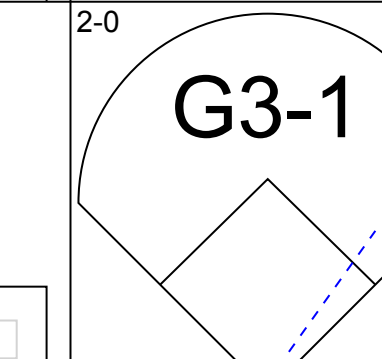
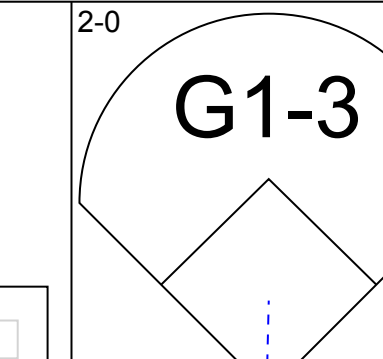
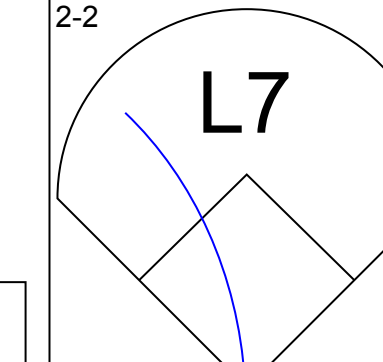
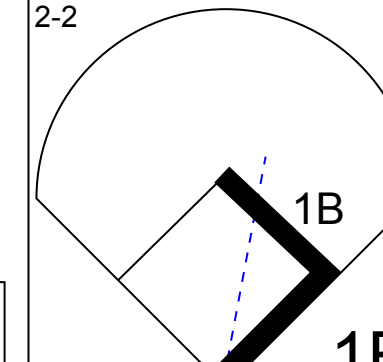
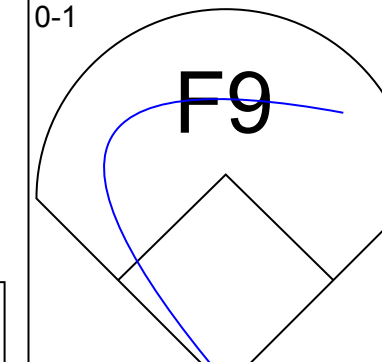
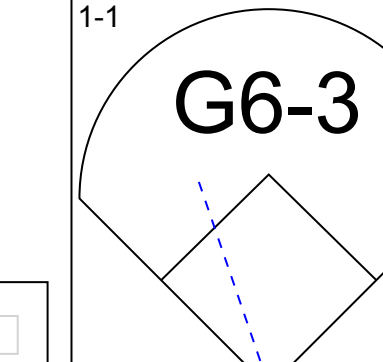
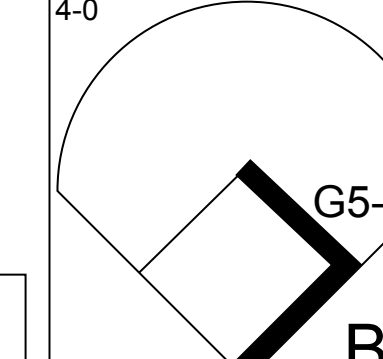
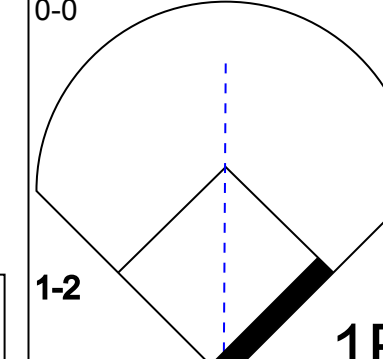
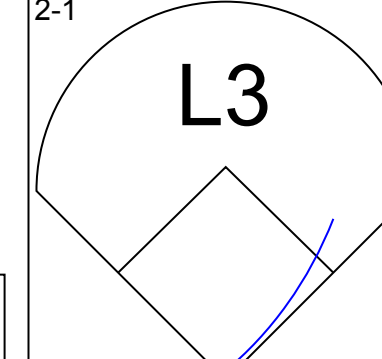
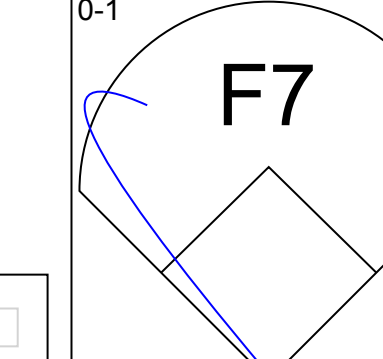
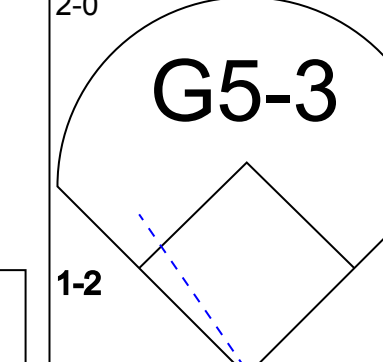
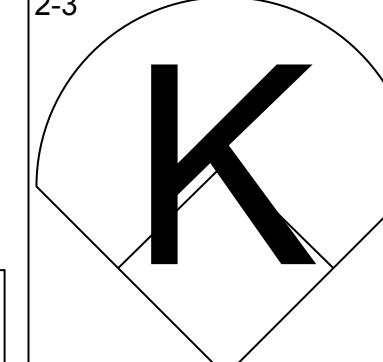
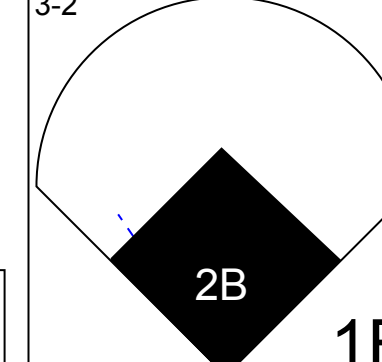
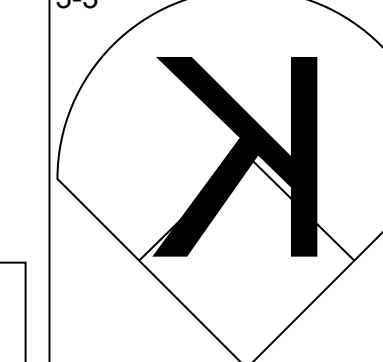
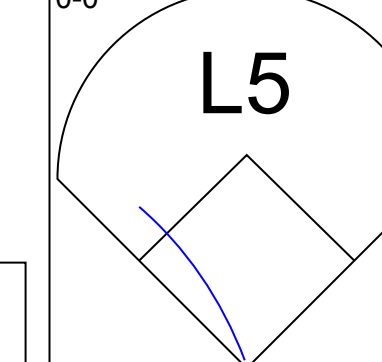
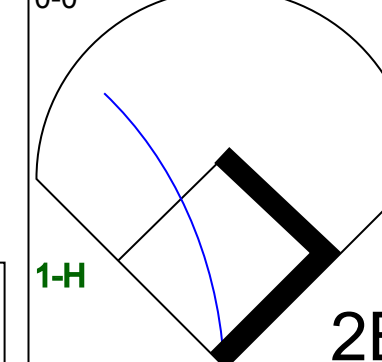
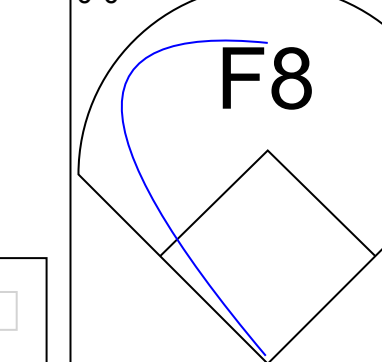
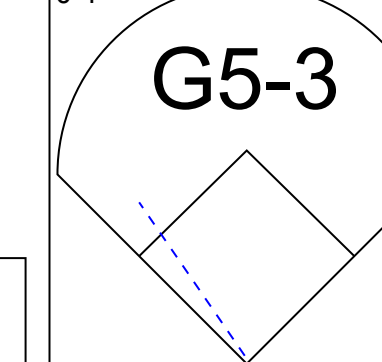
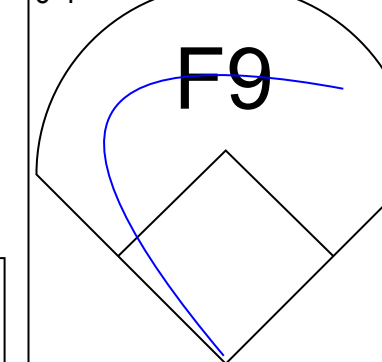
New York Mets @ Chicago Cubs  
Wrigley Field, Chicago, IL  
Tue Apr 05 1994, 3:33 AM CDT  
Att: 34,879 - Cloudy - 35 F

AB	34
R	2
H	9
RBI	2
BB	4
SO	4
LOB	23





Batter	1	2	3	4	5	6	7	8	9	AB	R	H	RBI	BB	SO	LOB	TOP						
Jose Vizcaino, S OBP: 0.533, SLG: 1.000 (1, 6)										4	1	1	0	0	2	1	<b>New York Mets @ Chicago Cubs</b> Wrigley Field, Chicago, IL Wed Apr 06 1994, 3:33 AM CDT Att: 15,261 - Cloudy - 35 F						
David Segui, S OBP: 0.357, SLG: 0.222 (1, 3)										2	1	0	0	2	0	0							
Joe Orsulak, L OBP: 0.300, SLG: 0.250 (1, 7)										2	1	0	1	0	0	2							
Bobby Bonilla, S OBP: 0.462, SLG: 0.400 Mike Maddux, L (8, 1)										3	1	1	1	1	0	1							
Jeff Kent, R OBP: 0.462, SLG: 0.846 (1, 4)										4	0	1	2	0	0	1							
Jeremy Burnitz, L OBP: 0.250, SLG: 0.200 (1, 9)										4	0	0	0	0	2	2							
Kelly Stinnett, R OBP: 0.125, SLG: 0.250 (1, 2)										4	0	0	0	0	2	1							
Ryan Thompson, R OBP: 0.250, SLG: 0.273 (1, 8)										2	0	0	0	1	2	0							
Bobby Jones, R Tim Bogar, R (1, 1) (8, 5)										2	0	0	0	0	0	0							
<b>Inning Stats</b>	R: 0 E: 0 K: 1 S: 7	H: 0 LOB: 0 BB: 0 P: 11	R: 0 E: 0 K: 1 S: 9	H: 0 LOB: 0 BB: 1 P: 14	R: 0 E: 0 K: 2 S: 10	H: 0 LOB: 1 BB: 1 P: 21	R: 1 E: 0 K: 0 S: 10	H: 0 LOB: 0 BB: 1 P: 17	R: 0 E: 0 K: 2 S: 12	H: 0 LOB: 0 BB: 0 P: 18	R: 3 E: 0 K: 1 S: 15	H: 3 LOB: 1 BB: 1 P: 28	R: 0 E: 0 K: 1 S: 6	H: 0 LOB: 0 BB: 0 P: 10	R: 0 E: 0 K: 0 S: 11	H: 0 LOB: 1 BB: 0 P: 19	R: 0 E: 1 K: 0 S: 6	H: 0 LOB: 0 BB: 0 P: 10	1B: 2 2B: 2 3B: 0 HR: 0	SF: 1 SAC: 1 DP: 2 HBP: 1	WP: 2 PB: 1 SB: 0 CS: 0	PA: 34	
<b>PITCHER</b>	IP WLS BF H R ER SO BB IBB HBP BLK WP HR S P ERA WHIP																						
Willie Banks, R ERA: 4.76 Blaise Ilsley, L ERA: 15.43 Anthony Young, R ERA: Dan Plesac, L ERA: 2.25 Randy Myers, L ERA:	(1, 1) (6, 1) (7, 1) (8, 1) (9, 1)	5.2 0.1 1.0 1.0 1.0	L 1 3 4 3	23 0 0 0 0	H 3 R 4 ER 3 SO 6	BB 4 IBB 0 HBP 0 BLK 0	WP 2 HR 0 S 60 P 106 ERA 4.76 WHIP 1.235																

Batter	1	2	3	4	5	6	7	8	9	AB	R	H	RBI	BB	SO	LOB	BOTTOM					
Karl Rhoades, L OBP: 0.714, SLG: 1.455 (1, 8)										3	0	1	0	1	0	0	<b>New York Mets @ Chicago Cubs</b> Wrigley Field, Chicago, IL Wed Apr 06 1994, 3:33 AM CDT Att: 15,261 - Cloudy - 35 F					
Rey Sanchez, R (1, 6)										4	0	0	0	0	2							
23 Ryne Sandberg, R OBP: 0.308, SLG: 0.333 (1, 4)										4	0	0	0	0	2	1						
Derrick May, L OBP: 0.385, SLG: 0.462 (1, 7)										4	0	0	0	0	1							
Sammy Sosa, R OBP: 0.077, SLG: 0.077 (1, 9)										4	0	1	0	0	0	0						
Rick Wilkins, L OBP: 0.417, SLG: 0.455 (1, 2)										3	0	1	0	1	0	0						
Steve Buechele, R OBP: 0.455, SLG: 0.400 (1, 3) (8, 5)										3	1	1	0	0	1	3						
José Hernández, R Eduardo Zambrano, R (1, 5) (7, PH) (8, 3)										2	0	0	0	0	1	1						
Willie Banks, R Blaise Ilsley, L Anthony Young, R Mark Grace, L Dan Plesac, L Randy Myers, L (1, 1) (6, 1) (7, 1) (7, PH) (8, 1) (9, 1)										2	0	0	0	0	0	0						
<b>Inning Stats</b>	R: 0 E: 0 K: 1 S: 8	H: 1 LOB: 1 BB: 0 P: 9	R: 0 E: 0 K: 1 S: 8	H: 0 LOB: 1 BB: 1 P: 19	R: 0 E: 0 K: 0 S: 2	H: 0 LOB: 0 BB: 1 P: 6	R: 0 E: 0 K: 1 S: 10	H: 2 LOB: 2 BB: 0 P: 16	R: 0 E: 0 K: 0 S: 4	H: 0 LOB: 0 BB: 0 P: 7	R: 1 E: 0 K: 0 S: 10	H: 2 LOB: 1 BB: 0 P: 15	R: 0 E: 0 K: 1 S: 6	H: 0 LOB: 0 BB: 0 P: 6	R: 0 E: 0 K: 0 S: 5	H: 0 LOB: 0 BB: 0 P: 8	1B: 4 2B: 1 3B: 0 HR: 0	SF: 0 SAC: 0 DP: 1 HBP: 0	WP: 0 PB: 0 SB: 0 CS: 0	PA: 33		
<b>PITCHER</b>	IP WLS BF H R ER SO BB IBB HBP BLK WP HR S P ERA WHIP																					
Bobby Jones, R ERA: 1.29 Mike Maddux, R ERA:	(1, 1) (8, 1)	7.0 2.0	W 5 L 6	H 5 R 0 ER 1 SO 1	BB 2 IBB 0 HBP 0 BLK 0	WP 0 HR 0 S 11 P 14 ERA 0.00 WHIP 0.000																

AB	27
R	4
H	3
RBI	4
BB	4
SO	8
LOB	8





Batter	1	2	3	4	5	6	7	8	9	AB	R	H	RBI	BB	SO	LOB	TOP			
Jose Vizcaino, S (1, 6) OBP: 0.600, SLG: 0.929	0-1 1B		4-0 BB		1-2 L8		3-2 1B		0-2 G6-3 1B	4	0	3	0	1	0	0	<b>New York Mets @ Houston Astros</b> Astrodome, Houston, TX Fri Apr 08 1994, 8:05 PM EDT Att: 31,522 - Dome			
David Segui, S (1, 3) OBP: 0.263, SLG: 0.143	1-0 F7		0-1 F7		0-3 K		0-2 G5-3		0-1 G6-3	5	0	0	0	0	1	5				
Kevin McReynolds, R (1, 7) OBP: 0.364, SLG: 0.222	3-2 F8		3-2 P6		3-2 P4			2-3 K	4-1 BB	4	0	0	0	1	1	2				
Bobby Bonilla, S (1, 5) OBP: 0.389, SLG: 0.533	2-3 K		2-0 P6			0-0 F8		1-0 HR	1-1 F7	5	1	1	1	0	1	5				
Jeff Kent, R (1, 4) OBP: 0.471, SLG: 0.750		1-2 FC6-4 HBP		3-2 HR 1B		3-2 L7		1-3 K		3	1	1	0	0	1	0				
Ryan Thompson, R (1, 8) OBP: 0.375, SLG: 0.667		1-2 FC6-4 BB 1B 1-2 F9-2		1-2 HR		0-1 2B		0-1 1B		4	1	3	2	0	0	1				
Jeromy Burnitz, L (1, 9) Doug Linton, R (6, 1) Dave Telgheder, R (7, 1) Fernando Vina, L (8, PH) Jonathan Hurst, R (8, 1)		2-2 BB 1B		0-3 K		0-0 F8		2-2 F9		3	0	1	0	0	1	1				
Kelly Stinnett, R (1, 2) Todd Hundley, S (7, PH) Eric Hillman, L (1, 1)		4-2 BB		2-2 F9			1-0 P6		3-3 K	1	0	0	0	1	0	0				
Joe Orsulak, L (6, 9) John Cangelosi, S (9, PH)		1-2 2-3 BB		0-0 F9			2-1 F8		4-1 G6-3 1B BB	2	0	0	0	0	0	3				
<b>Inning Stats</b>	R: 0 E: 0 K: 1 S: 9	H: 1 LOB: 1 BB: 0 P: 15	R: 0 E: 0 K: 0 S: 13	H: 1 LOB: 2 BB: 1 P: 21	R: 0 E: 0 K: 1 S: 6	H: 0 LOB: 0 BB: 1 P: 15	R: 2 E: 0 K: 1 S: 16	H: 2 LOB: 0 BB: 0 P: 22	R: 0 E: 0 K: 0 S: 9	H: 1 LOB: 1 BB: 0 P: 12	R: 0 E: 0 K: 0 S: 9	H: 1 LOB: 1 BB: 0 P: 15	R: 1 E: 0 K: 2 S: 13	H: 2 LOB: 1 BB: 0 P: 19	R: 0 E: 0 K: 1 S: 12	H: 1 LOB: 3 BB: 2 P: 24		1B: 6 2B: 2 3B: 0 HR: 2	SF: 0 SAC: 0 DP: 1 HBP: 1	WP: 0 PB: 0 SB: 0 CS: 0
<b>PITCHER</b>	IP WLS BF H R ER SO BB IBB HBP BLK WP HR S P ERA WHIP	IP WLS BF H R ER SO BB IBB HBP BLK WP HR S P ERA WHIP	IP WLS BF H R ER SO BB IBB HBP BLK WP HR S P ERA WHIP	IP WLS BF H R ER SO BB IBB HBP BLK WP HR S P ERA WHIP	IP WLS BF H R ER SO BB IBB HBP BLK WP HR S P ERA WHIP	IP WLS BF H R ER SO BB IBB HBP BLK WP HR S P ERA WHIP	IP WLS BF H R ER SO BB IBB HBP BLK WP HR S P ERA WHIP	IP WLS BF H R ER SO BB IBB HBP BLK WP HR S P ERA WHIP	IP WLS BF H R ER SO BB IBB HBP BLK WP HR S P ERA WHIP	IP WLS BF H R ER SO BB IBB HBP BLK WP HR S P ERA WHIP	IP WLS BF H R ER SO BB IBB HBP BLK WP HR S P ERA WHIP	IP WLS BF H R ER SO BB IBB HBP BLK WP HR S P ERA WHIP	IP WLS BF H R ER SO BB IBB HBP BLK WP HR S P ERA WHIP	IP WLS BF H R ER SO BB IBB HBP BLK WP HR S P ERA WHIP	IP WLS BF H R ER SO BB IBB HBP BLK WP HR S P ERA WHIP	IP WLS BF H R ER SO BB IBB HBP BLK WP HR S P ERA WHIP	IP WLS BF H R ER SO BB IBB HBP BLK WP HR S P ERA WHIP	IP WLS BF H R ER SO BB IBB HBP BLK WP HR S P ERA WHIP	IP WLS BF H R ER SO BB IBB HBP BLK WP HR S P ERA WHIP	IP WLS BF H R ER SO BB IBB HBP BLK WP HR S P ERA WHIP

AB	35
R	3
H	9
RBI	3
BB	4
SO	6
LOB	18



Batter	1	2	3	4	5	6	7	8	9	AB	R	H	RBI	BB	SO	LOB	BOTTOM			
James Mouton, R (1, 9) OBP: 0.316, SLG: 0.389	0-0 G1-3		2-3 K		2-1 G5-3	1-1 P3				4	0	0	0	0	1	2	<b>New York Mets @ Houston Astros</b> Astrodome, Houston, TX Fri Apr 08 1994, 8:05 PM EDT Att: 31,522 - Dome			
Steve Finley, L (1, 8) OBP: 0.313, SLG: 0.267	3-2 G4-3		0-2 G5-3			0-0 B1-3	0-0 F9			4	0	0	0	0	0	0				
Craig Biggio, R (1, 4) OBP: 0.333, SLG: 0.467	1-0 G5-3		0-1 2B			4-2 5B 3B BB	1-1 G4-3			3	1	1	0	1	0	0				
5 Jeff Bagwell, R (1, 3) OBP: 0.500, SLG: 0.625		0-1 G5-3	2-2 L5			0-0 3B 1B	3-3 K			4	1	1	0	0	1	1				
Ken Caminiti, S (1, 5) OBP: 0.222, SLG: 0.353		4-0 BB 1B BB		1-3 K		0-0 2B 3B	3-2 2B 1B			3	3	2	2	1	1	0				
Luis Gonzalez, L (1, 7)		0-0 P4		1-1 P8		4-1 2B FC1 BB	0-0 P8			3	1	0	0	1	0	2				
Scott Servais, R (1, 2) OBP: 0.267, SLG: 0.308		4-2 FC5 1B BB		0-2 G5-3		2-2 FC4-6 2B	1-0 P5			3	0	1	1	1	0	1				
Andujar Cedeno, R (1, 6) OBP: 0.529, SLG: 0.667		1-1 1B			2-2 CS 1B	FC1 FC4-6	0-1 2B			4	0	3	3	0	0	1				
Greg Swindell, L (1, 1) Kevin Bass, S (6, PH) Todd Jones, L (7, 1) Chris Donnels, L (8, PH) Mitch Williams, L (9, 1)		0-0 FC5		0-3 K		0-1 FC4-6	0-0 G6-3			2	0	0	0	0	1	3				
<b>Inning Stats</b>	R: 0 E: 0 K: 0 S: 6	H: 0 LOB: 0 BB: 0 P: 10	R: 1 E: 0 K: 0 S: 9	H: 1 LOB: 2 BB: 2 P: 18	R: 0 E: 0 K: 1 S: 15	H: 1 LOB: 0 BB: 0 P: 19	R: 0 E: 0 K: 1 S: 9	H: 0 LOB: 0 BB: 0 P: 11	R: 0 E: 0 K: 1 S: 7	H: 0 LOB: 0 BB: 0 P: 11	R: 1 E: 0 K: 0 S: 10	H: 2 LOB: 1 BB: 0 P: 14	R: 0 E: 0 K: 0 S: 10	H: 0 LOB: 0 BB: 0 P: 11	R: 1 E: 0 K: 0 S: 10	H: 2 LOB: 1 BB: 0 P: 14		1B: 4 2B: 3 3B: 1 HR: 0	SF: 0 SAC: 0 DP: 0 HBP: 0	WP: 0 PB: 0 SB: 0 CS: 1
<b>PITCHER</b>	IP WLS BF H R ER SO BB IBB HBP BLK WP HR S P ERA WHIP	IP WLS BF H R ER SO BB IBB HBP BLK WP HR S P ERA WHIP	IP WLS BF H R ER SO BB IBB HBP BLK WP HR S P ERA WHIP	IP WLS BF H R ER SO BB IBB HBP BLK WP HR S P ERA WHIP	IP WLS BF H R ER SO BB IBB HBP BLK WP HR S P ERA WHIP	IP WLS BF H R ER SO BB IBB HBP BLK WP HR S P ERA WHIP	IP WLS BF H R ER SO BB IBB HBP BLK WP HR S P ERA WHIP	IP WLS BF H R ER SO BB IBB HBP BLK WP HR S P ERA WHIP	IP WLS BF H R ER SO BB IBB HBP BLK WP HR S P ERA WHIP	IP WLS BF H R ER SO BB IBB HBP BLK WP HR S P ERA WHIP	IP WLS BF H R ER SO BB IBB HBP BLK WP HR S P ERA WHIP	IP WLS BF H R ER SO BB IBB HBP BLK WP HR S P ERA WHIP	IP WLS BF H R ER SO BB IBB HBP BLK WP HR S P ERA WHIP	IP WLS BF H R ER SO BB IBB HBP BLK WP HR S P ERA WHIP	IP WLS BF H R ER SO BB IBB HBP BLK WP HR S P ERA WHIP	IP WLS BF H R ER SO BB IBB HBP BLK WP HR S P ERA WHIP	IP WLS BF H R ER SO BB IBB HBP BLK WP HR S P ERA WHIP	IP WLS BF H R ER SO BB IBB HBP BLK WP HR S P ERA WHIP	IP WLS BF H R ER SO BB IBB HBP BLK WP HR S P ERA WHIP	IP WLS BF H R ER SO BB IBB HBP BLK WP HR S P ERA WHIP

AB	32
R	6
H	8
RBI	6
BB	4
SO	4
LOB	13





Batter	1	2	3	4	5	6	7	8	9	AB R H RBI BB SO LOB	TOP											
Jose Vizcaino, S (1, 6) OBP: 0.625, SLG: 1.059 Luis Rivera, R (6, 6) OBP: 1.000, SLG: 3.000	1-1 L3 1B		4-1 HR BB	0-1 HR		2-2 K			0-0 1B 3B	3 2 2 2 1 1 1 1 1 1 0 0 0 0												
Todd Hundley, S (1, 2) OBP: 0.395, SLG: 0.833	0-0 L3		0-0 HR	1-0 G4-3		2-1 G3-1			2-2 PB 1B	5 1 2 3 0 0 2												
Kevin McReynolds, R (1, 7) OBP: 0.313, SLG: 0.286	1-0 G5-3		2-3 K		0-1 1B 2B				0-0 F7	5 0 1 0 0 1 1												
Bobby Bonilla, S (1, 5) OBP: 0.304, SLG: 0.400 Tim Bogar, R (9, 5)		0-2 F9	3-2 P2		2-3 K				2-3 K	5 0 0 0 0 3 2 0 0 0 0 0 0 0												
Jeff Kent, R (1, 4) OBP: 0.429, SLG: 0.632 Fernando Vina, L (7, 4)		0-0 F8		0-1 G6-3	1-2 1B HBP				1-2 G4-3	3 0 0 0 0 0 0 1 0 0 0 0 0 1												
David Segui, S (1, 3) OBP: 0.348, SLG: 0.235 Joe Orsulak, L (9, 3)		2-1 1B		4-2 1B 2B BB	1-0 1B				0-0 F7	3 1 2 0 1 0 0 0 0 0 0 0 0 0												
Jeromy Burnitz, L (1, 9) OBP: 0.263, SLG: 0.235		1-2 F9		0-0 2B 1B	3-0 F8				1-3 K	4 1 1 0 0 1 3												
Ryan Thompson, R (1, 8) OBP: 0.474, SLG: 0.941 John Cangelosi, S (6, PR) OBP: 0.697, SLG: 1.000			1-0 HR	3-2 HR 2B		4-0 SH3-4 BB			1-1 2B	2 2 2 3 1 0 0 1 0 1 0 0 0 0												
Bret Saberhagen, R (1, 1)			0-0 G4-3	0-0 G1-3		1-2 SH3-4			0-0 F8	3 0 0 0 0 0 2												
<b>Inning Stats</b>	R: 0 E: 0 K: 0 S: 4	H: 1 LOB: 0 BB: 0 P: 6	R: 0 E: 0 K: 0 S: 9	H: 1 LOB: 1 BB: 0 P: 12	R: 3 E: 0 K: 1 S: 11	H: 2 LOB: 0 BB: 1 P: 21	R: 4 E: 0 K: 0 S: 13	H: 3 LOB: 0 BB: 1 P: 21	R: 0 E: 0 K: 1 S: 11	H: 2 LOB: 2 BB: 0 P: 18	R: 0 E: 0 K: 1 S: 7	H: 0 LOB: 1 BB: 1 P: 14	R: 0 E: 0 K: 1 S: 7	H: 0 LOB: 0 BB: 0 P: 12	R: 0 E: 0 K: 1 S: 7	H: 1 LOB: 1 BB: 0 P: 9	R: 1 E: 0 K: 1 S: 14	H: 2 LOB: 1 BB: 0 P: 19	1B: 5 2B: 4 3B: 1 HR: 3	SF: 0 SAC: 1 DP: 1 HBP: 1	WP: 0 PB: 1 SB: 0 CS: 0	PA: 41
<b>PITCHER</b>	IP WLS BF H R ER SO BB IBB HBP BLK WP HR S P ERA WHIP											<b>PITCHER</b>	IP WLS BF H R ER SO BB IBB HBP BLK WP HR S P ERA WHIP									
Pete Harnisch, R (1, 1) ERA: 7.84	3.1 L 17 6 6 6 1 2 0 0 0 0 2 33 55 16.20 2.400																					
Brian Williams, R (4, 1) ERA: 3.18	2.2 12 3 1 1 2 1 0 1 0 0 1 21 37 3.38 1.500																					
Tom Edens, R (7, 1) ERA: 2.7	3.0 12 3 1 1 3 0 0 0 0 0 0 28 40 3.00 1.000																					

New York Mets @ Houston Astros  
Astrodome, Houston, TX  
Sat Apr 09 1994, 8:05 PM EDT  
Att: 23,872 - Dome

AB 36  
R 8  
H 12  
RBI 8  
BB 3  
SO 6  
LOB 12



Batter	1	2	3	4	5	6	7	8	9	AB R H RBI BB SO LOB	BOTTOM									
James Mouton, R (1, 9) OBP: 0.304, SLG: 0.364	2-2 P4		1-2 G4-3			1-1 G4-3			1-2 1B	4 0 1 0 0 0 1										
Steve Finley, L (1, 8) OBP: 0.250, SLG: 0.211	1-0 P6			2-2 F7					0-0 F7	4 0 0 0 0 0 1										
Craig Biggio, R (1, 4) OBP: 0.286, SLG: 0.399 Andy Stankiewicz, R (8, 4)				3-1 G5-3					1-1 F8	3 0 0 0 0 2 0 1 0 0 0 0 0 1										
5 Jeff Bagwell, R (1, 3) OBP: 0.429, SLG: 0.526 Roberto Petagine, L (8, 3)		1-0 F8		0-0 F8					1-2 G4-3	3 0 0 0 0 0 0 1 0 0 0 0 0 1										
Luis Gonzalez, L (1, 7) OBP: 0.118, SLG: 0.063		1-2 FC4-6 1B			1-0 F8				0-1 F7	3 0 1 0 0 0 0										
Ken Caminiti, S (1, 5) OBP: 0.190, SLG: 0.300		2-2 FC4-6 FC6-4			1-3 K				1-2 G4-3	3 0 0 0 0 1 1										
Eddie Taubensee, L (1, 2) OBP: 0.200, SLG: 0.200		1-0 FC6-4			1-0 G3-1				2-3 K	3 0 0 0 0 1 1										
Andujar Cedeno, R (1, 6) OBP: 0.500, SLG: 0.778						1-2 G6-3			1-0 HR	3 1 1 1 0 1 0										
Pete Harnisch, S (1, 1)									0-0 HR	1 0 0 0 0 0 0										
Brian Williams, R (4, 1)									0-0 HR	0 0 0 0 0 0 0										
Mike Felder, S (6, PH) OBP: 0.667, SLG: 0.667 Tom Edens, R (7, 1)									0-0 HR	1 0 1 0 0 0 0 0 0 0 0 0 0 0										
Chris Donnels, L (9, PH) OBP: 0.333, SLG: 1.333									0-0 HR	1 1 1 1 0 0 0										
<b>Inning Stats</b>	R: 0 E: 0 K: 1 S: 8	H: 0 LOB: 0 BB: 0 P: 12	R: 0 E: 0 K: 0 S: 9	H: 1 LOB: 1 BB: 0 P: 14	R: 0 E: 0 K: 1 S: 7	H: 0 LOB: 0 BB: 0 P: 10	R: 0 E: 0 K: 0 S: 6	H: 0 LOB: 0 BB: 0 P: 11	R: 0 E: 0 K: 1 S: 8	H: 1 LOB: 0 BB: 0 P: 11	R: 0 E: 0 K: 1 S: 8	H: 0 LOB: 0 BB: 0 P: 12	R: 0 E: 0 K: 1 S: 8	H: 0 LOB: 0 BB: 0 P: 11	R: 2 E: 0 K: 0 S: 11	H: 3 LOB: 1 BB: 0 P: 15	1B: 3 2B: 0 3B: 0 HR: 2	SF: 0 SAC: 0 DP: 1 HBP: 0	WP: 0 PB: 0 SB: 0 CS: 0	PA: 31
<b>PITCHER</b>	IP WLS BF H R ER SO BB IBB HBP BLK WP HR S P ERA WHIP											<b>PITCHER</b>	IP WLS BF H R ER SO BB IBB HBP BLK WP HR S P ERA WHIP							
Bret Saberhagen, R (1, 1) ERA: 2.0	9.0 W 31 5 2 2 5 0 0 0 0 0 2 73 107 2.00 0.556																			

New York Mets @ Houston Astros  
Astrodome, Houston, TX  
Sat Apr 09 1994, 8:05 PM EDT  
Att: 23,872 - Dome

AB 31  
R 2  
H 5  
RBI 2  
BB 0  
SO 5  
LOB 6










Batter	1	2	3	4	5	6	7	8	9	AB	R	H	RBI	BB	SO	LOB	TOP										
Karl Rhodes, L OBP: 0.467, SLG: 0.731	G4-3		P9			23 BB 1B		23 BB 1B		5	0	2	1	0	0	1	<b>Chicago Cubs @ New York Mets</b> Shea Stadium, Flushing, NY Mon Apr 11 1994, 3:33 AM EDT Att: 42,627 - Sunny - 58 F										
23 Ryne Sandberg, R OBP: 0.313, SLG: 0.310	L7		BB 2B 1B	E5		BB SAFE 1B	BB SAFE 1B	BB SAFE 1B		3	1	1	0	2	0	0											
Mark Grace, L OBP: 0.286, SLG: 0.167	G4-3		BB 2B 1B	F9		BB SAFE 1B	P7	P9		4	1	0	0	1	0	6											
Derrick May, L OBP: 0.269, SLG: 0.320		K	BB 2B	P2		BB SAFE 1B	G1-2-3	P9		4	1	1	1	0	1	4											
Jose Bautista, R OBP: 0.313, SLG: 0.310			BB 2B	E		BB SAFE 1B				1	0	0	0	0	0	2											
Dan Plesac, L OBP: 0.286, SLG: 0.167			BB 2B	HR		BB SAFE 1B				0	0	0	0	0	0	0											
Randy Myers, L OBP: 0.286, SLG: 0.167			BB 2B	HR		BB SAFE 1B				0	0	0	0	0	0	0											
Sammy Sosa, R OBP: 0.226, SLG: 0.148	P9		BB 2B 1B	E9		BB SAFE 1B	F7		K	5	1	1	1	0	1	1											
Rick Wilkins, L OBP: 0.333, SLG: 0.333	BB 2B		BB HR	BB		BB SAFE 1B	F7		K	3	2	0	0	2	2	0											
Steve Buechele, R OBP: 0.393, SLG: 0.480	BB 1B		BB HR	HR		BB SAFE 1B	K		F8	4	2	2	4	1	1	0											
Shawon Dunston, R OBP: 0.412, SLG: 0.688	BB 1B		BB HR	HR		BB SAFE 1B	F8		E5	4	0	1	1	1	0	1											
Willie Banks, R OBP: 0.200, SLG: 0.400	K2-3		BB FC8-5			BB SAFE 1B			K	3	0	1	0	0	1	2											
Willie Wilson, S OBP: 0.444, SLG: 0.875			BB FC8-5			BB SAFE 1B	G1-2-3		K	2	1	1	0	0	1	2											
<b>Inning Stats</b>	R: 0 E: 0 K: 0 S: 8	H: 0 LOB: 0 BB: 0 P: 12	R: 2 E: 0 K: 2 S: 11	H: 2 LOB: 1 BB: 1 P: 21	R: 6 E: 2 K: 0 S: 17	H: 4 LOB: 1 BB: 3 P: 36	R: 0 E: 1 K: 0 S: 13	H: 0 LOB: 1 BB: 0 P: 22	R: 0 E: 0 K: 1 S: 10	H: 2 LOB: 2 BB: 1 P: 17	R: 0 E: 0 K: 1 S: 8	H: 0 LOB: 0 BB: 0 P: 11	R: 1 E: 0 K: 0 S: 8	H: 2 LOB: 2 BB: 1 P: 16	R: 0 E: 1 K: 3 S: 12	H: 0 LOB: 2 BB: 1 P: 22	1B: 5 2B: 3 3B: 1 HR: 1	SF: 0 SAC: 0 DP: 1 HBP: 0	WP: 0 PB: 0 SB: 0 CS: 0	PA: 45							
<b>PITCHER</b>	IP	WLS	BF	H	R	ER	SO	BB	IBB	HBP	BLK	WP	HR	S	P	ERA	WHIP										
Bobby Jones, R ERA: 6.75	2.1	L	14	5	6	6	2	2	0	0	0	0	0	26	41	23.14	3.000										
Dave Telgheder, R ERA: 6.75	0.2		5	1	2	2	0	2	0	0	0	0	1	10	21	27.00	4.500										
Jonathan Hurst, R ERA: 1.8	2.0		7	0	0	0	1	0	0	0	0	0	0	23	38	0.00	0.000										
Mike Maddux, R ERA: 4.5	2.0		8	2	0	0	1	1	0	0	0	0	0	18	28	0.00	1.500										
John Franco, L ERA: 4.5	2.0		11	2	1	1	3	2	0	0	0	0	0	20	38	4.50	2.000										

Batter	1	2	3	4	5	6	7	8	9	AB	R	H	RBI	BB	SO	LOB	BOTTOM										
Jose Vizcaino, S OBP: 0.515, SLG: 0.760	CS BB		L8		F9		G4-3		BB 1B	4	0	1	0	1	0	0	<b>Chicago Cubs @ New York Mets</b> Shea Stadium, Flushing, NY Mon Apr 11 1994, 3:33 AM EDT Att: 42,627 - Sunny - 58 F										
Fernando Vina, L OBP: 0.625, SLG: 0.571	BB K		BB HR		FC1-6 1B		BB 1B		K	4	1	3	0	0	1	1											
Tim Bogar, R OBP: 0.625, SLG: 0.571	BB K		BB HR		FC1-6 1B		BB 1B		K	1	0	0	0	0	1	1											
Kevin McReynolds, R OBP: 0.400, SLG: 0.300	G5-3		BB HR		FC1-6 1B		F8		BB 1B	4	1	1	0	1	0	2											
Jeromy Burnitz, L OBP: 0.250, SLG: 0.250		K			K		G4-3		P9	2	0	0	0	0	0	2											
Jonathan Hurst, R ERA: 1.8										0	0	0	0	0	0	0											
Jeff McKnight, S ERA: 1.8										0	0	0	0	0	0	1											
Mike Maddux, L ERA: 1.8										0	0	0	0	0	0	0											
John Cangelosi, S OBP: 0.000, SLG: 0.750										0	0	0	0	0	0	1											
John Franco, L ERA: 4.5										0	0	0	0	0	0	2											
Todd Hundley, S OBP: 0.278, SLG: 0.588										1	0	0	0	0	0	2											
Jeff Kent, R OBP: 0.433, SLG: 0.704	F8		BB HR		G5-3		G4-3		P9	4	2	2	3	1	0	0											
David Segui, S OBP: 0.375, SLG: 0.320	BB 1B		BB HR		F8		BB 1B		K	5	1	3	1	0	1	3											
Ryan Thompson, R OBP: 0.476, SLG: 0.842	BB 1B		BB HR		F7		K		G5-4-3 HBP	2	0	0	0	1	1	1											
Kelly Stinnett, R OBP: 0.286, SLG: 0.250	BB 1B		BB HR		G6-3		BB 1B		G5-4-3	3	0	1	1	1	0	2											
Bobby Jones, R ERA: 6.75									F8	1	0	0	0	0	0	2											
Dave Telgheder, R ERA: 6.75									F8	0	0	0	0	0	0	0											
Joe Orsulak, L OBP: 0.222, SLG: 0.188									F8	3	0	0	0	0	0	3											
<b>Inning Stats</b>	R: 0 E: 0 K: 1 S: 7	H: 0 LOB: 0 BB: 1 P: 15	R: 1 E: 0 K: 1 S: 11	H: 2 LOB: 2 BB: 1 P: 23	R: 3 E: 0 K: 1 S: 10	H: 2 LOB: 0 BB: 1 P: 21	R: 0 E: 0 K: 0 S: 3	H: 0 LOB: 0 BB: 0 P: 4	R: 0 E: 0 K: 1 S: 11	H: 1 LOB: 1 BB: 0 P: 15	R: 0 E: 0 K: 1 S: 8	H: 1 LOB: 1 BB: 1 P: 14	R: 0 E: 0 K: 0 S: 8	H: 1 LOB: 0 BB: 0 P: 10	R: 1 E: 0 K: 0 S: 11	H: 2 LOB: 1 BB: 0 P: 22	R: 0 E: 0 K: 2 S: 18	H: 2 LOB: 3 BB: 1 P: 25	1B: 8 2B: 2 3B: 0 HR: 1	SF: 0 SAC: 0 DP: 1 HBP: 1	WP: 0 PB: 0 SB: 0 CS: 1	PA: 42					
<b>PITCHER</b>	IP	WLS	BF	H	R	ER	SO	BB	IBB	HBP	BLK	WP	HR	S	P	ERA	WHIP										
Willie Banks, R ERA: 5.4	6.0	W	27	6	4	4	4	4	0	0	0	0	0	18	29	6.00	1.667										
Jose Bautista, R ERA: 2.09	1.2		8	3	1	1	0	0	0	1	0	0	0	18	29	5.40	1.800										
Dan Plesac, L ERA: 1.29	1.0		5	2	0	0	1	0	0	0	0	0	0	12	16	0.00	2.000										
Randy Myers, L ERA: 6.75	0.1	S	2	0	0	0	1	1	0	0	0	0	0	7	12	0.00	3.000										


livebaseballscores.com

AB 38  
R 9  
H 10  
RBI 8  
BB 7  
SO 7  
LOB 19



livebaseballscores.com

AB 36  
R 5  
H 11  
RBI 5  
SO 7  
LOB 21

















Batter	1	2	3	4	5	6	7	8	9	AB	R	H	RBI	BB	SO	LOB	TOP			
Mike Felder, S OBP: 0.417, SLG: 0.417 (1, 9)	1-1 1B 5 SF8		1-2 G4-3		2-2 F7		1-1 BLK 1B			4	1	2	0	0	0	0				
Steve Finley, L OBP: 0.277, SLG: 0.511 (1, 8)	3-1 P5		0-1 F9		2-1 G4-3		3-1 F8			4	0	0	0	0	0	2				
Craig Biggio, R OBP: 0.367, SLG: 0.405 (1, 4)	2-2 1B		1-3 K		1-1 F8			1-0 G6-3		4	0	1	0	0	1	0				
5 Jeff Bagwell, R OBP: 0.380, SLG: 0.578 (1, 3)	0-2 SF8			0-1 HR		0-0 1B		2-3 K		3	1	2	2	0	1	0				
Luis Gonzalez, L OBP: 0.217, SLG: 0.262 Todd Jones, L (8, 1)	0-0 F8			4-2 S BB		0-0 P6		2-0 F8		3	0	0	0	0	1	0				
Ken Caminiti, S OBP: 0.209, SLG: 0.282 (1, 5)		1-2 P5		0-0 F7		1-0 F7			1-0 F8	4	0	0	0	0	0	2				
Scott Servais, R OBP: 0.235, SLG: 0.300 (1, 2)		1-1 F8		1-3 K		1-1 L1			1-0 G5-3	4	0	0	0	0	1	2				
Andujar Cedeno, R OBP: 0.447, SLG: 0.762 (1, 6)		2-2 HBP		4-0 IBB			1-1 G5-3		2-3 K	2	0	0	0	1	1	0				
Darryl Kile, R James Mouton, R OBP: 0.267, SLG: 0.286 (8, 9)		1-1 F7		0-3 K			2-2 P5			3	0	0	0	0	1	3				
<b>Inning Stats</b>	R: 1 E: 1 K: 0 S: 12	H: 2 LOB: 1 BB: 0 P: 17	R: 0 E: 0 K: 0 S: 9	H: 0 LOB: 1 BB: 0 P: 14	R: 0 E: 0 K: 1 S: 9	H: 0 LOB: 2 BB: 0 P: 11	R: 1 E: 0 K: 2 S: 12	H: 1 LOB: 0 BB: 0 P: 21	R: 0 E: 0 K: 0 S: 7	H: 1 LOB: 1 BB: 0 P: 7	R: 0 E: 0 K: 0 S: 9	H: 1 LOB: 0 BB: 0 P: 16	R: 0 E: 0 K: 1 S: 5	H: 0 LOB: 0 BB: 0 P: 10	R: 0 E: 0 K: 1 S: 5	H: 0 LOB: 0 BB: 0 P: 9	1B: 4 2B: 0 3B: 0 HR: 1	SF: 1 SAC: 0 DP: 0 HBP: 1	WP: 0 PB: 0 SB: 1 CS: 0	PA: 35
<b>PITCHER</b>	IP WLS BF H R ER SO BB IBB HBP BLK WP HR S P ERA WHIP	IP WLS BF H R ER SO BB IBB HBP BLK WP HR S P ERA WHIP																		
Bobby Jones, R ERA: 4.67 John Franco, L ERA: 3.0	(1, 1) 8.0 W 32 5 2 2 4 1 1 1 1 0 1 68 108 2.25 0.750	(9, 1) 1.0 S 3 0 0 0 1 0 0 0 0 0 0 5 9 0.00 0.000																		

Houston Astros @ New York Mets  
Shea Stadium, Flushing, NY  
Sun Apr 17 1994, 3:33 AM EDT  
Att: 20,951 - Overcast - 64 F

AB	31
R	2
H	5
RBI	2
BB	2
SO	5
LOB	11



Batter	1	2	3	4	5	6	7	8	9	AB	R	H	RBI	BB	SO	LOB	BOTTOM		
Jose Vizcaino, S OBP: 0.440, SLG: 0.575 (1, 6)	1-3 K		3-2 G3		0-0 2H 1B		0-1 1B			4	0	2	0	0	1	0			
Fernando Vina, L OBP: 0.385, SLG: 0.375 (1, 5)	1-0 F9		2-1 F8			0-3 K	2-0 G3			4	0	0	0	0	1	2			
Kevin McReynolds, R OBP: 0.397, SLG: 0.351 (1, 7)	2-1 1B		1-2 P4			0-0 G4-3 2B		2-3 K2-3		4	0	2	0	0	1	0			
Joe Orsulak, L OBP: 0.259, SLG: 0.208 (1, 9)	1-1 G4-3			2-1 G4-3		1-2 G4-3		1-0 HR 1B		4	1	1	0	0	0	2			
Jeff Kent, R OBP: 0.447, SLG: 0.977 (1, 4)		1-1 HR		0-1 G1-3		2-3 K		1-1 HR		4	2	2	3	0	1	1			
David Segui, S OBP: 0.367, SLG: 0.325 (1, 3)		2-2 G4-3		1-0 F8			0-0 F8	1-0 1B		4	0	1	0	0	0	0			
Ryan Thompson, R OBP: 0.200, SLG: 0.676 John Franco, L (9, 1)		3-3 K			1-3 K		3-3 K	0-3 K		4	0	0	0	0	4	1			
Todd Hundley, S OBP: 0.400, SLG: 0.792 (1, 2)		2-2 1B			2-2 SH1-4 1B					3	1	3	1	0	0	0			
Bobby Jones, R OBP: 0.200, SLG: 0.200 John Cangelosi, S OBP: 0.750, SLG: 0.800 (9, 8)		2-3 K			1-0 SH1-4			0-0 1B		2	0	1	0	0	1	1			
<b>Inning Stats</b>	R: 0 E: 0 K: 1 S: 8	H: 1 LOB: 1 BB: 0 P: 13	R: 1 E: 0 K: 2 S: 15	H: 2 LOB: 1 BB: 0 P: 25	R: 0 E: 0 K: 0 S: 9	H: 0 LOB: 0 BB: 0 P: 15	R: 0 E: 0 K: 1 S: 8	H: 2 LOB: 2 BB: 0 P: 12	R: 0 E: 0 K: 2 S: 10	H: 1 LOB: 1 BB: 0 P: 13	R: 1 E: 0 K: 1 S: 10	H: 3 LOB: 2 BB: 0 P: 15	R: 2 E: 0 K: 2 S: 10	H: 3 LOB: 1 BB: 0 P: 15	1B: 8 2B: 1 3B: 0 HR: 3	SF: 0 SAC: 1 DP: 0 HBP: 0	WP: 0 PB: 0 SB: 0 CS: 0	PA: 34	
<b>PITCHER</b>	IP WLS BF H R ER SO BB IBB HBP BLK WP HR S P ERA WHIP	IP WLS BF H R ER SO BB IBB HBP BLK WP HR S P ERA WHIP																	
Darryl Kile, R ERA: 3.5 Todd Jones, R ERA: 5.0	(1, 1) 7.0 L 29 9 2 2 7 2 0 0 0 0 0 1 10 15 18.00 3.000	(8, 1) 1.0 L 5 3 2 2 2 0 0 0 0 0 0 1 10 15 18.00 3.000																	

Houston Astros @ New York Mets  
Shea Stadium, Flushing, NY  
Sun Apr 17 1994, 3:33 AM EDT  
Att: 20,951 - Overcast - 64 F

AB	33
R	4
H	12
RBI	4
BB	0
SO	9
LOB	7










Batter	1	2	3	4	5	6	7	8	9	AB	R	H	RBI	BB	SO	LOB	TOP					
Jose Vizcaino, S OBP: 0.424, SLG: 0.551										5	1	2	0	0	2	4						
David Segui, S OBP: 0.345, SLG: 0.347										5	1	1	0	0	2	4						
Kevin McReynolds, R OBP: 0.373, SLG: 0.376										4	1	2	1	1	0	0						
Bobby Bonilla, S OBP: 0.333, SLG: 0.333 John Franco, L										4	0	0	0	1	2	4						
Jeff Kent, R OBP: 0.464, SLG: 0.962										5	0	3	1	0	1	2						
Joe Orsulak, L OBP: 0.285, SLG: 0.200 John Cangelosi, S OBP: 0.545, SLG: 0.500										3	1	1	0	0	1	3						
Ryan Thompson, R OBP: 0.391, SLG: 0.634										4	0	2	1	0	1	1						
Todd Hundley, S OBP: 0.424, SLG: 0.750										4	0	3	1	0	1	2						
Bret Saberhagen, R OBP: 0.385, SLG: 0.375										4	0	0	0	0	1	4						
<b>Inning Stats</b>	R: 1 E: 0 K: 2 S: 13	H: 2 LOB: 1 BB: 0 P: 20	R: 1 E: 0 K: 2 S: 14	H: 2 LOB: 1 BB: 0 P: 20	R: 2 E: 0 K: 2 S: 14	H: 4 LOB: 2 BB: 0 P: 23	R: 0 E: 0 K: 1 S: 12	H: 1 LOB: 0 BB: 0 P: 19	R: 0 E: 0 K: 2 S: 11	H: 0 LOB: 1 BB: 1 P: 20	R: 0 E: 0 K: 1 S: 10	H: 1 LOB: 1 BB: 0 P: 17	R: 0 E: 0 K: 0 S: 13	H: 1 LOB: 2 BB: 1 P: 24	R: 0 E: 0 K: 1 S: 8	H: 2 LOB: 2 BB: 0 P: 12	R: 0 E: 0 K: 0 S: 13	H: 1 LOB: 1 BB: 0 P: 21	1B: 11 2B: 3 3B: 0 HR: 0	SF: 0 SAC: 0 DP: 0 HBP: 0	WP: 0 PB: 0 SB: 0 CS: 1	PA: 43
<b>PITCHER</b>	IP	WLS	BF	H	R	ER	SO	BB	IBB	HBP	BLK	WP	HR	S	P	ERA	WHIP					
Andy Benes, R ERA: 4.67	(1, 1)	6.2	L	32	11	4	4	10	2	0	0	0	0	83	136	5.40	1.950					
Pedro Martinez, L ERA: 0.84	(7, 1)	2.1		10	3	0	0	1	0	0	0	0	0	25	40	0.00	1.286					

New York Mets @ San Diego Padres  
Jack Murphy Stadium, San Diego, CA  
Tue Apr 19 1994, 10:05 PM EDT  
Att: 8,613 - Unknown - 67 F


AB 40  
R 4  
H 14  
RBI 4  
BB 2  
SO 11  
LOB 27



Batter	1	2	3	4	5	6	7	8	9	AB	R	H	RBI	BB	SO	LOB	BOTTOM					
Bip Roberts, S OBP: 0.293, SLG: 0.255 Archi Cianfrocco, R OBP: 0.253, SLG: 0.460										2	1	1	0	0	0	0						
Tony Gwynn, L OBP: 0.351, SLG: 0.514										4	1	2	1	0	1	0						
Derek Bell, R OBP: 0.333, SLG: 0.544										4	1	2	0	0	0	2						
Bill Bean, L OBP: 0.290, SLG: 0.355										3	0	1	1	0	0	2						
Phil Clark, R OBP: 0.381, SLG: 0.722										4	0	3	1	0	0	1						
Keith Lockhart, L OBP: 0.150, SLG: 0.474										4	0	0	0	0	2	5						
Craig Shipley, R OBP: 0.348, SLG: 0.435										4	0	2	0	0	1	3						
Brad Ausmus, R OBP: 0.292, SLG: 0.444 Pedro Martinez, L										3	0	0	0	0	0	2						
Brian Johnson, R OBP: 0.111, SLG: 0.111										1	0	0	0	0	1	1						
Andy Benes, R OBP: 0.111, SLG: 0.111 Tim Hyers, L OBP: 0.333, SLG: 0.333 Dave Staton, R OBP: 0.275, SLG: 0.324										2	0	0	0	0	1	0						
<b>Inning Stats</b>	R: 3 E: 0 K: 1 S: 13	H: 5 LOB: 1 BB: 0 P: 20	R: 0 E: 0 K: 1 S: 7	H: 0 LOB: 0 BB: 0 P: 10	R: 0 E: 0 K: 1 S: 8	H: 0 LOB: 0 BB: 0 P: 12	R: 0 E: 0 K: 0 S: 10	H: 2 LOB: 1 BB: 0 P: 15	R: 0 E: 0 K: 1 S: 7	H: 1 LOB: 1 BB: 0 P: 9	R: 0 E: 0 K: 0 S: 11	H: 0 LOB: 0 BB: 0 P: 15	R: 0 E: 0 K: 1 S: 17	H: 1 LOB: 1 BB: 0 P: 21	R: 0 E: 0 K: 3 S: 12	H: 1 LOB: 1 BB: 0 P: 17	1B: 10 2B: 2 3B: 0 HR: 0	SF: 0 SAC: 1 DP: 1 HBP: 0	WP: 0 PB: 0 SB: 1 CS: 2	PA: 37		
<b>PITCHER</b>	IP	WLS	BF	H	R	ER	SO	BB	IBB	HBP	BLK	WP	HR	S	P	ERA	WHIP					
Bret Saberhagen, R ERA: 3.0	(1, 1)	8.0	W	33	11	3	3	5	0	0	0	0	0	84	115	3.38	1.375					
John Franco, L ERA: 2.57	(9, 1)	1.0	S	4	1	0	0	3	0	0	0	0	0	12	17	0.00	1.000					

New York Mets @ San Diego Padres  
Jack Murphy Stadium, San Diego, CA  
Tue Apr 19 1994, 10:05 PM EDT  
Att: 8,613 - Unknown - 67 F

AB 36  
R 3  
H 12  
RBI 3  
BB 0  
SO 8  
LOB 18



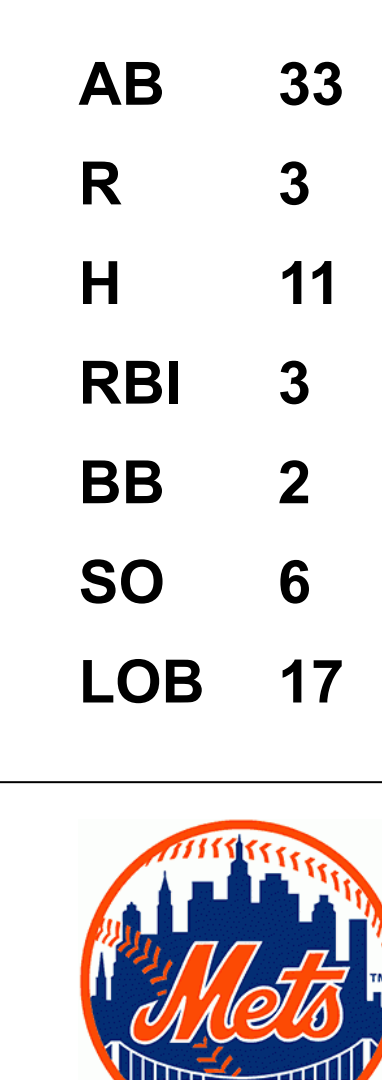






Batter	1	2	3	4	5	6	7	8	9	AB	R	H	RBI	BB	SO	LOB	TOP					
Jose Vizcaino, S (1,6) OBP: 0.377, SLG: 0.475 Jonathan Hurst, R (7,1)										4	0	1	0	0	1	2	<b>New York Mets @ Los Angeles Dodgers</b> Dodger Stadium, Los Angeles, CA Thu Apr 21 1994, 7:05 PM PDT Att: 34,717 - Unknown - 65 F					
Todd Hundley, S (9,PH) OBP: 0.368, SLG: 0.649										0	0	0	0	0	0	0						
David Segui, S (1,3) OBP: 0.353, SLG: 0.356 Luis Rivera, R (8,4)										4	0	2	1	0	0	0						
Joe Orsulak, L (1,7) OBP: 0.286, SLG: 0.316										4	0	1	0	0	1	3						
Bobby Bonilla, S (1,5) OBP: 0.357, SLG: 0.333 Tim Bogar, R (8,5)										3	0	1	0	1	1	2						
Jeff Kent, R (1,4) OBP: 0.438, SLG: 0.883 John Cangelosi, S (8,7)										3	0	0	0	0	0	3						
Jeremy Burnitz, L (1,9) OBP: 0.286, SLG: 0.194										3	1	0	0	1	1	2						
Ryan Thompson, R (1,8) OBP: 0.418, SLG: 0.755										4	1	3	2	0	1	1						
Kelly Stinnett, R (1,2) OBP: 0.375, SLG: 0.333 Jeff McKnight, S (9,PH) OBP: 0.333, SLG: 0.500										3	1	1	0	0	1	2						
Dwight Gooden, R (1,1) OBP: 0.250, SLG: 0.250 Doug Linton, R (6,1)										1	0	0	0	0	0	0						
Fernando Vina, L (7,PH) OBP: 0.414, SLG: 0.385										1	0	1	0	0	0	0						
<b>Inning Stats</b>	R: 0 E: 0 K: 2 S: 10	H: 0 LOB: 0 BB: 0 P: 15	R: 0 E: 0 K: 1 S: 9	H: 1 LOB: 1 BB: 0 P: 13	R: 1 E: 0 K: 0 S: 10	H: 3 LOB: 2 BB: 0 P: 16	R: 0 E: 0 K: 2 S: 9	H: 1 LOB: 1 BB: 0 P: 10	R: 0 E: 0 K: 0 S: 7	H: 0 LOB: 0 BB: 0 P: 10	R: 0 E: 0 K: 0 S: 7	H: 1 LOB: 1 BB: 1 P: 13	R: 0 E: 0 K: 0 S: 8	H: 2 LOB: 1 BB: 0 P: 13	R: 0 E: 0 K: 1 S: 7	H: 1 LOB: 0 BB: 0 P: 9	R: 2 E: 0 K: 0 S: 17	H: 2 LOB: 1 BB: 1 P: 29	1B: 7 2B: 3 3B: 0 HR: 1	SF: 0 SAC: 1 DP: 4 HBP: 1	WP: 0 PB: 0 SB: 0 CS: 0	PA: 37
<b>PITCHER</b>	IP WLS BF H R ER SO BB IBB HBP BLK WP HR S P ERA WHIP																					
Orel Hershiser, R (1,1) ERA: 2.52	7.0 W 28 8 1 1 5 1 0 0 0 0 0 0 60 90 1.29 1.286																					
Omar Daal, L (8,1) ERA:	1.0 3 1 0 0 1 0 0 0 0 0 0 0 7 9 0.00 1.000																					
Jim Gott, R (9,1) ERA: 7.56	1.0 6 2 2 2 0 1 0 1 0 0 0 1 17 29 18.00 3.000																					

Batter	1	2	3	4	5	6	7	8	9	AB	R	H	RBI	BB	SO	LOB	BOTTOM			
Delino DeShields, L (1,4) OBP: 0.313, SLG: 0.236										4	2	3	2	0	0	0	<b>New York Mets @ Los Angeles Dodgers</b> Dodger Stadium, Los Angeles, CA Thu Apr 21 1994, 7:05 PM PDT Att: 34,717 - Unknown - 65 F			
Brett Butler, L (1,8) OBP: 0.448, SLG: 0.436 Chris Gwynn, L (7,PH) OBP: 0.286, SLG: 0.286										0	1	0	0	4	0	0				
Mike Piazza, R (1,2) OBP: 0.235, SLG: 0.328 Tom Prince, R (8,2) OBP: 0.428, SLG: 0.333										3	0	1	2	0	1	3				
Tim Wallach, R (1,5) OBP: 0.394, SLG: 0.526 Jeff Treadway, L (8,PH) OBP: 0.429, SLG: 0.545										3	0	1	2	0	1	2				
Henry Rodriguez, L (1,7) OBP: 0.362, SLG: 0.545										0	1	0	0	1	0	0				
Eric Karros, R (1,3) OBP: 0.377, SLG: 0.385 Cory Snyder, R (8,3) OBP: 0.348, SLG: 0.762										4	2	3	1	0	0	0				
Raul Mondesi, R (1,9) OBP: 0.303, SLG: 0.485										5	3	3	3	0	0	1				
Jose Offerman, S (1,6) OBP: 0.286, SLG: 0.327										5	1	1	2	0	0	1				
Orel Hershiser, R (1,1) OBP: 0.273, SLG: 0.200 Dave Hansen, L (7,PH) OBP: 0.429, SLG: 0.500 Omar Daal, L (8,1) Jim Gott, R (9,1)										3	1	1	0	0	1	0				
<b>Inning Stats</b>	R: 0 E: 0 K: 0 S: 4	H: 0 LOB: 0 BB: 1 P: 9	R: 0 E: 0 K: 0 S: 7	H: 0 LOB: 0 BB: 0 P: 11	R: 0 E: 0 K: 1 S: 6	H: 0 LOB: 0 BB: 0 P: 8	R: 3 E: 0 K: 1 S: 17	H: 4 LOB: 1 BB: 1 P: 27	R: 1 E: 0 K: 1 S: 19	H: 2 LOB: 3 BB: 1 P: 29	R: 3 E: 1 K: 1 S: 13	H: 4 LOB: 2 BB: 1 P: 24	R: 3 E: 0 K: 1 S: 17	H: 3 LOB: 1 BB: 1 P: 28	R: 3 E: 0 K: 0 S: 12	H: 2 LOB: 0 BB: 1 P: 23		1B: 12 2B: 1 3B: 1 HR: 1	SF: 2 SAC: 0 DP: 1 HBP: 1	WP: 1 PB: 0 SB: 4 CS: 2
<b>PITCHER</b>	IP WLS BF H R ER SO BB IBB HBP BLK WP HR S P ERA WHIP																			
Dwight Gooden, R (1,1) ERA: 6.35	5.1 L 28 10 7 7 3 1 0 0 0 0 1 0 7 14 0.00 1.500																			
Doug Linton, R (6,1) ERA:	0.2 3 0 0 0 1 1 0 0 0 0 1 0 7 14 0.00 1.500																			
Jonathan Hurst, R (7,1) ERA: 12.6	2.0 13 5 6 6 1 2 0 0 0 0 0 1 29 51 27.00 3.500																			





Batter	1	2	3	4	5	6	7	8	9	AB	R	H	RBI	BB	SO	LOB	TOP					
Fernando Vina, L (1, 6) OBP: 0.412, SLG: 0.367	G4-3		HBP		G6-3			HR	K	4	1	1	0	0	1	1	<b>New York Mets @ San Francisco Giants</b> Candlestick Park, San Francisco, CA Fri Apr 22 1994, 10:05 PM EDT Att: 24,185 - Unknown - 58 F					
David Segui, S (1, 3) OBP: 0.347, SLG: 0.397	G6-3		K			L7		HR		4	1	1	2	0	1	1						
Kevin McReynolds, R (1, 7) OBP: 0.397, SLG: 0.360	G5-3				F9	G5-3		1B		4	0	1	1	0	0	0						
Bobby Bonilla, S (1, 5) OBP: 0.370, SLG: 0.333 Tim Bogar, R (8, PR) (8, 5)	K			1B		L3		1B		3	0	1	0	1	1	0						
Jeff Kent, R (1, 4) OBP: 0.441, SLG: 0.859				BB				1B		0	0	0	0	0	0	0						
Jeremy Burnitz, L (1, 9) OBP: 0.289, SLG: 0.282		1B							1B	4	0	2	0	0	0	2						
Ryan Thompson, R (1, 8) OBP: 0.407, SLG: 0.717		BB						HR	K	3	1	1	1	1	2	4						
Kelly Stinnett, R (1, 2) OBP: 0.357, SLG: 0.292										3	1	1	1	1	2	4						
Bobby Jones, R (1, 1) OBP: 0.125, SLG: 0.125 Jeff McKnight, S (9, PH) John Franco, L (9, 1)	G5-3									4	0	1	0	0	1	2	<b>AB</b> 33 <b>R</b> 3 <b>H</b> 8 <b>RBI</b> 3 <b>BB</b> 2 <b>SO</b> 8 <b>LOB</b> 13					
<b>Inning Stats</b>	R: 0 E: 0 K: 0 S: 5	H: 0 LOB: 0 BB: 0 P: 8	R: 0 E: 0 K: 1 S: 13	H: 2 LOB: 2 BB: 1 P: 20	R: 0 E: 0 K: 1 S: 8	H: 0 LOB: 0 BB: 0 P: 12	R: 0 E: 0 K: 1 S: 18	H: 1 LOB: 2 BB: 1 P: 25	R: 0 E: 0 K: 0 S: 7	H: 0 LOB: 0 BB: 0 P: 10	R: 0 E: 0 K: 0 S: 7	H: 0 LOB: 0 BB: 0 P: 9	R: 1 E: 0 K: 1 S: 8	H: 1 LOB: 0 BB: 0 P: 11	R: 2 E: 0 K: 1 S: 11	H: 4 LOB: 2 BB: 0 P: 13	R: 0 E: 0 K: 2 S: 10	H: 0 LOB: 1 BB: 0 P: 12	1B: 6 2B: 0 3B: 0 HR: 2	SF: 0 SAC: 0 DP: 0 HBP: 2	WP: 0 PB: 0 SB: 0 CS: 1	PA: 37
<b>PITCHER</b>	IP WLS BF H R ER SO BB IBB HBP BLK WP HR S P ERA WHIP																					
Mark Portugal, R (1, 1) ERA: 4.1	7.1 L 31 8 3 3 5 2 0 1 0 0 2 73 103 3.68 1.364																					
Dave Burba, R (8, 1) ERA: 2.45	1.2 6 0 0 0 3 0 0 1 0 0 0 14 17 0.00 0.000																					

Batter	1	2	3	4	5	6	7	8	9	AB	R	H	RBI	BB	SO	LOB	BOTTOM			
Darren Lewis, R (1, 8) OBP: 0.352, SLG: 0.306	BB	K			B1-3			P6		3	0	0	0	1	1	1	<b>New York Mets @ San Francisco Giants</b> Candlestick Park, San Francisco, CA Fri Apr 22 1994, 10:05 PM EDT Att: 24,185 - Unknown - 58 F			
Robby Thompson, R (1, 4) OBP: 0.313, SLG: 0.345	P3		F8			L7		G6-3		4	0	0	0	0	0	1				
Willie McGee, S (1, 9) OBP: 0.323, SLG: 0.424	P6		K			G4-3			HR	4	1	1	1	0	1	1				
Matt Williams, R (1, 5) OBP: 0.329, SLG: 0.582	BB		G6-3					G6-3		3	0	1	0	1	0	0				
Barry Bonds, L (1, 7) OBP: 0.371, SLG: 0.482					F7					3	0	0	0	1	0	1				
Todd Benzinger, S (1, 3) OBP: 0.286, SLG: 0.302	P5					P5		P6		4	0	0	0	0	1	3				
Royce Clayton, R (1, 6) OBP: 0.367, SLG: 0.462			L4		F8					3	0	0	0	0	1	0				
Kirt Manwaring, R (1, 2) OBP: 0.204, SLG: 0.146 Dave Burba, R (8, 1)		SH1-4								3	0	1	0	0	1	0				
Mark Portugal, R (1, 1) OBP: 0.111, SLG: 0.125 Jeff Reed, L (8, 2)		SH1-4								1	0	0	0	0	0	0	<b>AB</b> 29 <b>R</b> 1 <b>H</b> 3 <b>RBI</b> 1 <b>BB</b> 3 <b>SO</b> 5 <b>LOB</b> 7			
<b>Inning Stats</b>	R: 0 E: 0 K: 0 S: 19	H: 0 LOB: 3 BB: 3 P: 38	R: 0 E: 0 K: 1 S: 12	H: 1 LOB: 0 BB: 0 P: 18	R: 0 E: 0 K: 1 S: 6	H: 0 LOB: 0 BB: 0 P: 11	R: 0 E: 0 K: 1 S: 5	H: 0 LOB: 0 BB: 0 P: 6	R: 0 E: 0 K: 0 S: 4	H: 1 LOB: 1 BB: 0 P: 8	R: 0 E: 0 K: 1 S: 5	H: 0 LOB: 0 BB: 0 P: 6	R: 0 E: 0 K: 0 S: 7	H: 0 LOB: 0 BB: 0 P: 12	R: 1 E: 0 K: 0 S: 10	H: 1 LOB: 0 BB: 0 P: 18	1B: 2 2B: 0 3B: 0 HR: 1	SF: 0 SAC: 1 DP: 0 HBP: 0	WP: 0 PB: 0 SB: 1 CS: 0	PA: 33
<b>PITCHER</b>	IP WLS BF H R ER SO BB IBB HBP BLK WP HR S P ERA WHIP																			
Bobby Jones, R (1, 1) ERA: 3.2	8.0 W 29 2 0 0 0 3 0 0 0 0 0 63 105 0.00 0.625																			
John Franco, L (9, 1) ERA: 3.39	1.0 S 4 1 1 1 0 0 0 0 0 0 0 1 10 18 9.00 1.000																			



Batter	1	2	3	4	5	6	7	8	9	AB	R	H	RBI	BB	SO	LOB	TOP										
John Cangelosi, S (1, 9) OBP: 0.526, SLG: 0.467	L8		E 1B 1B		G5-4-3 1-2			G4-3 2-1		4	0	1	0	0	0	1	<b>New York Mets @ San Francisco Giants</b> Candlestick Park, San Francisco, CA Sat Apr 23 1994, 6:33 AM EDT Att: 25,281 - Cloudy - 52 F										
David Segui, S (1, 3) OBP: 0.342, SLG: 0.388	G5-3 1B		F8 2-2		K 2-3			K 1-3		4	0	1	0	0	2	1											
Kevin McReynolds, R (1, 7) OBP: 0.350, SLG: 0.352	G5-3 1-2		E6 1-3 1B		G4-3 2-2			K 1-3		4	0	1	0	0	1	1											
Bobby Bonilla, S (1, 5) OBP: 0.340, SLG: 0.300	K 0-3		L7 1-0		K 2-3			G4-3 0-1		4	0	0	0	0	2	3											
Jeff Kent, R (1, 4) OBP: 0.444, SLG: 0.851		G5-3 2-1		G4-3 2B 2-2			F7 0-1		K 2-1	3	1	1	0	0	0	0											
Ryan Thompson, R (1, 8) OBP: 0.397, SLG: 0.679		G4-3 FC6-4 HBP 1-2		G4-3 2-3			F7 0-0		F7 0-0	3	0	0	0	0	0	2											
Kelly Stinnett, R (1, 2) OBP: 0.323, SLG: 0.259		FC6-4 1-2		G5-3 3-H 1-3			K 1-3			3	0	0	1	0	1	1											
Tim Bogar, R (1, 6) Doug Linton, R (7, 1)		F8 0-0		K 1-3			K 2-3			2	0	0	0	0	1	1											
Eric Hillman, L (1, 1) Dave Telgheder, R (4, 1) Luis Rivera, R (4, 6) Jeff McKnight, S (7, PH) OBP: 0.250, SLG: 0.375			G6-3 2-2					G5-3 1B 2-2		1	0	0	0	0	0	0											
<b>Inning Stats</b>	R: 0 E: 0 K: 1 S: 8	H: 1 LOB: 1 BB: 0 P: 12	R: 0 E: 0 K: 0 S: 7	H: 0 LOB: 1 BB: 0 P: 12	R: 0 E: 1 K: 0 S: 14	H: 2 LOB: 2 BB: 0 P: 22	R: 1 E: 0 K: 1 S: 12	H: 1 LOB: 0 BB: 0 P: 17	R: 0 E: 0 K: 1 S: 11	H: 0 LOB: 0 BB: 0 P: 15	R: 0 E: 0 K: 2 S: 9	H: 0 LOB: 0 BB: 0 P: 12	R: 0 E: 0 K: 1 S: 8	H: 0 LOB: 0 BB: 0 P: 13	R: 0 E: 0 K: 1 S: 7	H: 0 LOB: 1 BB: 0 P: 10		1B: 4 2B: 1 3B: 0 HR: 0	SF: 0 SAC: 0 DP: 1 HBP: 2	WP: 0 PB: 0 SB: 0 CS: 0	PA: 33						
<b>PITCHER</b>	IP	WLS	BF	H	R	ER	SO	BB	IBB	HBP	BLK	WP	HR	S	P	ERA	WHIP										
Bryan Hickerson, L (1, 1) ERA: 1.31	7.0	W	26	5	1	1	6	0	0	1	0	0	0	73	106	1.29	0.714										
Kevin Rogers, L (8, 1) ERA: 4.32	1.0		3	0	0	0	1	0	0	0	0	0	0	8	13	0.00	0.000										
Michael Jackson, R (9, 1) ERA:	1.0		4	0	0	0	1	0	0	1	0	0	0	7	10	0.00	0.000										

Batter	1	2	3	4	5	6	7	8	9	AB	R	H	RBI	BB	SO	LOB	BOTTOM											
Darren Lewis, R (1, 8) OBP: 0.368, SLG: 0.364	HR	1-2 2-H 1B		G6-4-3 1-2 3-H		3B BB		G6-3 0-0		4	2	2	2	1	0	1	<b>New York Mets @ San Francisco Giants</b> Candlestick Park, San Francisco, CA Sat Apr 23 1994, 6:33 AM EDT Att: 25,281 - Cloudy - 52 F											
Robby Thompson, R (1, 4) Kevin Rogers, L (8, 1) Jeff Reed, L (9, 2)	FC6-4 1B	G6-3 3-2		F7 1-0		3B 1-H		K 3-3		4	0	2	1	0	0	2												
Willie McGee, S (1, 9) Dave Martinez, L (7, 9) OBP: 0.250, SLG: 0.267	FC6-4 1-2	G5-3 1-2		HR 1B		G3 0-1		G6-3 4-0		4	1	2	0	0	0	2												
Matt Williams, R (1, 5) Mike Benjamin, R (6, PR) OBP: 0.533, SLG: 2.000	G5-3 1-2			HR 1-H		P3 0-2		IBB 1B		3	1	1	2	1	0	2												
Mark Carreon, R (1, 7) OBP: 0.125, SLG: 0.071	F8 3-2		K 2-3		FC6-4 1-2 HR		K 0-3		F7 2-2	5	1	0	0	0	2	4												
Royce Clayton, R (1, 6) OBP: 0.375, SLG: 0.518		L6-4 1B 1B	G5-3 1-0		HR 2-H		G6-3 0-0			4	1	2	2	0	0	2												
Steve Scarson, R (1, 3) OBP: 0.286, SLG: 0.167	SAFE 1B 1B	1B 1B	K 1-3		1B BB		P3 2-2			3	1	1	0	1	1	0												
Kirt Manwaring, R (1, 2) Michael Jackson, R (9, 1)	L6-4 2-3			SH G6-4-3 2B		G5-3 1-1				4	1	2	0	0	0	2												
Bryan Hickerson, L (1, 1) John Patterson, S (7, PH) OBP: 0.235, SLG: 0.313	1B 1-2			SH G6-4-3 2B		K 1-3		K 0-3		2	0	1	0	0	1	2												
<b>Inning Stats</b>	R: 1 E: 0 K: 0 S: 9	H: 2 LOB: 1 BB: 0 P: 14	R: 1 E: 0 K: 0 S: 10	H: 4 LOB: 2 BB: 0 P: 16	R: 2 E: 0 K: 2 S: 10	H: 2 LOB: 0 BB: 0 P: 15	R: 1 E: 0 K: 0 S: 5	H: 1 LOB: 0 BB: 0 P: 7	R: 2 E: 1 K: 1 S: 14	H: 3 LOB: 2 BB: 1 P: 24	R: 1 E: 0 K: 1 S: 11	H: 1 LOB: 2 BB: 2 P: 20	R: 0 E: 0 K: 1 S: 11	H: 0 LOB: 0 BB: 0 P: 14	R: 2 E: 0 K: 1 S: 10	H: 1 LOB: 0 BB: 1 P: 19		1B: 8 2B: 2 3B: 1 HR: 4	SF: 0 SAC: 1 DP: 2 HBP: 0	WP: 0 PB: 0 SB: 0 CS: 0	PA: 41							
<b>PITCHER</b>	IP	WLS	BF	H	R	ER	SO	BB	IBB	HBP	BLK	WP	HR	S	P	ERA	WHIP											
Eric Hillman, L (1, 1) ERA: 7.63	3.0	L	18	9	5	5	2	0	0	0	0	0	0	2	32	48	15.00	3.000										
Dave Telgheder, R (4, 1) ERA: 7.5	3.0		15	4	3	3	2	2	1	0	0	0	1	27	48	9.00	2.000											
Doug Linton, R (7, 1) ERA: 3.38	2.0		8	1	2	2	2	1	0	0	0	0	0	21	33	9.00	1.000											

AB	31
R	1
H	5
RBI	1
BB	0
SO	8
LOB	10

AB	36
R	10
H	14
RBI	9
BB	4
SO	6
LOB	17





Batter	1	2	3	4	5	6	7	8	9	AB	R	H	RBI	BB	SO	LOB	TOP										
Jose Vizcaino, S OBP: 0.370, SLG: 0.460 (1, 6)	P5		G6-4-3 1B			G6-3		K		4	0	1	0	0	1	0	<b>New York Mets @ San Francisco Giants</b> Candlestick Park, San Francisco, CA Sun Apr 24 1994, 6:33 AM EDT Att: 30,691 - Cloudy - 58 F										
Joe Orsulak, L OBP: 0.261, SLG: 0.286 (1, 8)	F8		G6-4-3 1-2			G4-3		P4		4	0	0	0	0	0	1											
Kevin McReynolds, R OBP: 0.359, SLG: 0.414 (1, 7)	HR			G6-4-3 1B		P2			F8	4	1	2	1	0	0	0											
Bobby Bonilla, S OBP: 0.315, SLG: 0.273 (1, 5)	K			F8		G4-3			G3	4	0	0	0	0	1	1											
Jeff Kent, R OBP: 0.421, SLG: 0.803 (1, 4)		K		G6-4-3 1-2		L7			K	4	0	0	0	0	2	1											
David Segui, S OBP: 0.354, SLG: 0.391 (1, 3)		FC4-6 BB		G4-3		1B				2	0	1	0	1	0	0											
Jeromy Burnitz, L OBP: 0.292, SLG: 0.286 (1, 9)		FC4-6 1-2		K		1B				3	0	1	0	0	1	1											
Todd Hundley, S OBP: 0.366, SLG: 0.700 (1, 2)		K		HR		K				3	1	1	1	0	2	3											
Bret Saberhagen, R (1, 1)			G4-3					K		2	0	0	0	0	1	0											
Mike Maddux, L (7, 1)										0	0	0	0	0	0	0											
Fernando Vina, L OBP: 0.400, SLG: 0.355 (8, PH)										1	0	0	0	0	1	0											
John Franco, L (8, 1)										0	0	0	0	0	0	0											
<b>Inning Stats</b>	R: 1 E: 0 K: 1 S: 13	H: 1 LOB: 0 BB: 0 P: 21	R: 0 E: 0 K: 2 S: 9	H: 0 LOB: 1 BB: 1 P: 17	R: 0 E: 0 K: 0 S: 4	H: 1 LOB: 0 BB: 0 P: 6	R: 0 E: 0 K: 0 S: 7	H: 1 LOB: 0 BB: 0 P: 11	R: 1 E: 0 K: 2 S: 8	H: 1 LOB: 0 BB: 0 P: 14	R: 0 E: 0 K: 0 S: 14	H: 0 LOB: 0 BB: 0 P: 20	R: 0 E: 0 K: 1 S: 9	H: 2 LOB: 2 BB: 0 P: 16	R: 0 E: 0 K: 2 S: 10	H: 0 LOB: 0 BB: 0 P: 16	R: 0 E: 0 K: 1 S: 9	H: 0 LOB: 0 BB: 0 P: 13	1B: 4 2B: 0 3B: 0 HR: 2	SF: 0 SAC: 0 DP: 2 HBP: 0	WP: 0 PB: 0 SB: 0 CS: 0	PA: 32					
<b>PITCHER</b>	IP	WLS	BF	H	R	ER	SO	BB	IBB	HBP	BLK	WP	HR	S	P	ERA	WHIP										
John Burkett, R ERA: 2.41 (1, 1)	7.0	W	26	6	2	2	6	1	0	0	0	0	2	64	105	2.57	1.000										
Dave Burba, R ERA: 2.25 (8, 1)	1.0		3	0	0	0	2	0	0	0	0	0	0	10	16	0.00	0.000										
Michael Jackson, R ERA: (9, 1)	1.0	S	3	0	0	0	1	0	0	0	0	0	0	9	13	0.00	0.000										

Batter	1	2	3	4	5	6	7	8	9	AB	R	H	RBI	BB	SO	LOB	BOTTOM										
Darren Lewis, R OBP: 0.375, SLG: 0.371 (1, 8)	K		G5-4-3 1B			HR 1B	L4			4	1	2	0	0	1	3	<b>New York Mets @ San Francisco Giants</b> Candlestick Park, San Francisco, CA Sun Apr 24 1994, 6:33 AM EDT Att: 30,691 - Cloudy - 58 F										
Robby Thompson, R OBP: 0.319, SLG: 0.381 (1, 4)	K		G5-3			G5-3	1B			4	0	1	1	0	1	2											
Todd Benzinger, S OBP: 0.311, SLG: 0.328 (1, 3)				G5-4-3 1B		HR 1B	K			4	1	3	1	0	1	3											
Matt Williams, R OBP: 0.333, SLG: 0.635 (1, 5)	P4			G5-4-3 1-2		HR 1B	K			4	1	1	2	0	1	5											
Barry Bonds, L OBP: 0.378, SLG: 0.517 (1, 7)		K		G4-3		L8		F8		4	0	2	0	0	0	0											
Willie McGee, S OBP: 0.319, SLG: 0.409 (1, 9)				G4-3		G6-3		P9		3	0	0	0	0	1	2											
Dave Martinez, L OBP: 0.235, SLG: 0.250 (7, 9)										1	0	0	0	0	0	0											
Royce Clayton, R OBP: 0.366, SLG: 0.500 (1, 6)		K		G6-3		HR 1B	F8			4	1	1	0	0	1	1											
Jeff Reed, L OBP: 0.071, SLG: 0.071 (1, 2)			P6			G6-3				3	0	1	0	0	0	0											
John Burkett, R (1, 1)										2	0	0	0	0	0	0											
John Patterson, S OBP: 0.319, SLG: 0.313 (7, PH)			G5-3			G1-3				0	0	0	0	1	0	0											
Dave Burba, R (8, 1)										0	0	0	0	0	0	0											
Michael Jackson, R (9, 1)										0	0	0	0	0	0	0											
<b>Inning Stats</b>	R: 0 E: 0 K: 2 S: 11	H: 1 LOB: 1 BB: 0 P: 19	R: 0 E: 0 K: 2 S: 16	H: 1 LOB: 0 BB: 0 P: 20	R: 0 E: 0 K: 0 S: 10	H: 1 LOB: 1 BB: 0 P: 15	R: 0 E: 0 K: 0 S: 10	H: 2 LOB: 1 BB: 0 P: 17	R: 0 E: 0 K: 0 S: 8	H: 0 LOB: 0 BB: 0 P: 12	R: 3 E: 0 K: 0 S: 11	H: 3 LOB: 3 BB: 1 P: 14	R: 1 E: 0 K: 2 S: 22	H: 3 LOB: 3 BB: 1 P: 30	R: 0 E: 0 K: 0 S: 3	H: 0 LOB: 0 BB: 0 P: 4	R: 0 E: 0 K: 0 S: 3	H: 0 LOB: 0 BB: 0 P: 4	1B: 8 2B: 2 3B: 0 HR: 1	SF: 0 SAC: 0 DP: 1 HBP: 0	WP: 0 PB: 0 SB: 1 CS: 0	PA: 34					
<b>PITCHER</b>	IP	WLS	BF	H	R	ER	SO	BB	IBB	HBP	BLK	WP	HR	S	P	ERA	WHIP										
Bret Saberhagen, R ERA: 3.56 (1, 1)	6.1	L	29	11	4	4	4	1	0	0	0	0	1	80	117	5.68	1.895										
Mike Maddux, R ERA: 4.09 (7, 1)	0.2		2	0	0	0	2	0	0	0	0	0	0	8	10	0.00	0.000										
John Franco, L ERA: 3.0 (8, 1)	1.0		3	0	0	0	0	0	0	0	0	0	0	3	4	0.00	0.000										

AB 31  
R 2  
H 6  
RBI 2  
BB 1  
SO 9  
LOB 7



AB 33  
R 4  
H 11  
RBI 4  
BB 1  
SO 6  
LOB 16





Batter	1	2	3	4	5	6	7	8	9	AB	R	H	RBI	BB	SO	LOB	TOP								
<b>Bip Roberts, S</b> (1,4) OBP: 0.281, SLG: 0.246	1-1 G6-3		0-1 G4-3		0-0 FC6-4		0-0 F7		2-2 PB S 2B 1B	5	1	1	0	0	0	2									
<b>Tony Gwynn, L</b> (1,9) OBP: 0.453, SLG: 0.645	0-0 F7			1-2 G3-1		2-1 F8 1B 2B	1-1 E4		4-0 2B 1B	4	2	1	0	1	0	0									
<b>Bill Bean, L</b> (1,8) OBP: 0.239, SLG: 0.295	2-2 G3-1			4-2 BB		1-1 L9	3-2 P6		1-0 1-H 2-H 2B	4	0	1	2	1	0	2									
<b>Phil Plantier, L</b> (1,7) OBP: 0.361, SLG: 0.651		2-2 HR		1-0 P5		2-0 F8		1-1 G1-3	4-0 1B	4	1	1	1	1	0	2									
<b>Phil Clark, R</b> (1,3) OBP: 0.313, SLG: 0.524		0-1 F7		3-2 F8		0-0 1B 2B		3-2 L7	2-1 G1-3	5	1	1	1	0	0	3									
<b>Tim Hyers, L</b> (9,3) OBP: 0.444, SLG: 0.375										0	0	0	0	0	0	0									
<b>Archi Cianfrocco, R</b> (1,5) OBP: 0.273, SLG: 0.471		2-3 K			0-2 P4		2-1 2B 1B		3-1 S 1B	4	1	2	0	0	1	0									
<b>Scott Sanders, R</b> (8,1) OBP: 0.333, SLG: 0.333							1-2 2B 1B			0	0	0	0	0	0	0									
<b>Ricky Gutierrez, R</b> (1,6) OBP: 0.228, SLG: 0.345		0-1 G6-3			0-1 F8		2-2 1-H 2-H 2B		3-3 K	4	0	1	2	0	1	1									
<b>Brad Ausmus, R</b> (1,2) OBP: 0.282, SLG: 0.400			2-3 K		1-0 WP 1B		0-1 L6		1-2 L8	4	0	1	0	0	1	1									
<b>Wally Whitehurst, R</b> (1,1) OBP: 0.273, SLG: 0.200			0-0 P3			4-2 FC6-4 BB		0-3 K	0-0 P5	2	0	0	0	1	1	0									
<b>Mark Davis, L</b> (8,1) OBP: 0.281, SLG: 0.448										0	0	0	0	0	0	0									
<b>Keith Lockhart, L</b> (8,5) OBP: 0.281, SLG: 0.448										1	0	0	0	0	0	0									
<b>Inning Stats</b>	R: 0 E: 0 K: 0 S: 6	H: 0 LOB: 0 BB: 0 P: 9	R: 1 E: 0 K: 1 S: 13	H: 1 LOB: 0 BB: 0 P: 17	R: 0 E: 0 K: 1 S: 7	H: 0 LOB: 0 BB: 0 P: 9	R: 0 E: 0 K: 0 S: 11	H: 0 LOB: 1 BB: 1 P: 20	R: 0 E: 0 K: 0 S: 9	H: 1 LOB: 2 BB: 1 P: 14	R: 3 E: 0 K: 0 S: 13	H: 4 LOB: 1 BB: 0 P: 22	R: 0 E: 1 K: 1 S: 9	H: 0 LOB: 1 BB: 0 P: 13	R: 0 E: 0 K: 1 S: 10	H: 1 LOB: 1 BB: 0 P: 20	R: 2 E: 0 K: 0 S: 11	H: 2 LOB: 2 BB: 2 P: 25	1B: 5 2B: 3 3B: 0 HR: 1	SF: 0 SAC: 0 DP: 0 HBP: 0	WP: 1 PB: 1 SB: 2 CS: 0	PA: 41			
<b>PITCHER</b>	IP	WLS	BF	H	R	ER	SO	BB	IBB	HBP	BLK	WP	HR	S	P	ERA	WHIP								
<b>Pete Smith, R</b> (1,1) ERA: 5.87	7.0	L	30	6	4	4	3	2	0	0	0	1	1	68	104	5.14	1.143								
<b>Mike Maddux, R</b> (8,1) ERA: 4.85	2.0		11	3	2	2	1	0	2	0	0	0	0	21	45	9.00	1.500								

San Diego Padres @ New York Mets  
Shea Stadium, Flushing, NY  
Tue Apr 26 1994, 7:05 PM EDT  
Att: 15,147 - Unknown - 52 F

AB 37  
R 6  
H 9  
RBI 6  
BB 4  
SO 4  
LOB 11



Batter	1	2	3	4	5	6	7	8	9	AB	R	H	RBI	BB	SO	LOB	BOTTOM								
<b>Jose Vizcaino, S</b> (1,6) OBP: 0.390, SLG: 0.470	1-2 G3		4-2 BB		1-2 CS 1B			0-0 FC6-4 1B		3	0	2	0	1	0	0									
<b>Jeremy Burnitz, L</b> (1,9) OBP: 0.275, SLG: 0.267	0-1 G3		1-3 K		1-0 F7			3-3 K		3	0	0	0	0	1	2									
<b>John Cangelosi, S</b> (8,PH) OBP: 0.500, SLG: 0.438					1-2 F7					1	0	0	0	0	1	1									
<b>Kevin McReynolds, R</b> (1,7) OBP: 0.330, SLG: 0.387	2-3 K			2-3 K	0-1 F9			1-1 F8		4	0	0	0	0	2	1									
<b>Bobby Bonilla, S</b> (1,5) OBP: 0.310, SLG: 0.255		3-2 G3-1		4-2 2B BB		2-2 K		1-2 FC6-4		3	1	0	0	1	1	1									
<b>Jeff Kent, R</b> (1,4) OBP: 0.425, SLG: 0.800		0-0 L6-3 1B		0-0 1-H 2B 2B		1-0 F8		1-0 P3		4	1	2	1	0	0	0									
<b>David Segui, S</b> (1,3) OBP: 0.349, SLG: 0.397		2-2 L6-3		3-1 2-H 2B		0-2 P2		3-2 G1		4	0	1	1	0	0	1									
<b>Ryan Thompson, R</b> (1,8) OBP: 0.379, SLG: 0.644			1-3 K	2-3 K			2-3 K		0-0 E6	3	0	0	0	0	3	1									
<b>Joe Orsulak, L</b> (9,PH) OBP: 0.255, SLG: 0.279										1	0	0	0	0	0	0									
<b>Todd Hundley, S</b> (1,2) OBP: 0.378, SLG: 0.744			1-2 HR	4-0 HR		1-1 F8		1-2 F7		3	1	1	1	1	0	1									
<b>Pete Smith, R</b> (1,1) ERA: 5.87			1-3 K	2-3 K			0-0 B5			2	0	0	0	0	2	2									
<b>Fernando Vina, L</b> (7,PH) OBP: 0.369, SLG: 0.344										1	0	0	0	0	0	0									
<b>Mike Maddux, L</b> (8,1) ERA: 4.85										0	0	0	0	0	0	0									
<b>Inning Stats</b>	R: 0 E: 0 K: 1 S: 9	H: 0 LOB: 0 BB: 0 P: 12	R: 0 E: 0 K: 0 S: 8	H: 1 LOB: 0 BB: 0 P: 13	R: 1 E: 0 K: 3 S: 15	H: 1 LOB: 1 BB: 1 P: 23	R: 2 E: 0 K: 3 S: 14	H: 2 LOB: 2 BB: 2 P: 31	R: 0 E: 0 K: 1 S: 7	H: 0 LOB: 0 BB: 0 P: 10	R: 0 E: 0 K: 1 S: 7	H: 0 LOB: 0 BB: 0 P: 10	R: 0 E: 0 K: 1 S: 9	H: 1 LOB: 1 BB: 0 P: 14	R: 0 E: 0 K: 0 S: 8	H: 0 LOB: 1 BB: 0 P: 13	1B: 3 2B: 3 3B: 0 HR: 1	SF: 0 SAC: 0 DP: 1 HBP: 0	WP: 0 PB: 0 SB: 0 CS: 1	PA: 35					
<b>PITCHER</b>	IP	WLS	BF	H	R	ER	SO	BB	IBB	HBP	BLK	WP	HR	S	P	ERA	WHIP								
<b>Wally Whitehurst, R</b> (1,1) ERA: 5.53	7.0	W	27	5	3	3	9	2	1	0	0	0	0	67	108	3.86	1.000								
<b>Mark Davis, L</b> (8,1) ERA: 12.27	0.1		2	1	0	0	1	0	0	0	0	0	0	4	7	0.00	3.000								
<b>Scott Sanders, R</b> (8,1) ERA: 3.6	1.2	S	6	0	0	0	0	0	0	0	0	0	0	13	20	0.00	0.000								

San Diego Padres @ New York Mets  
Shea Stadium, Flushing, NY  
Tue Apr 26 1994, 7:05 PM EDT  
Att: 15,147 - Unknown - 52 F

AB 32  
R 3  
H 6  
RBI 3  
BB 3  
SO 10  
LOB 10









Batter	1	2	3	4	5	6	7	8	9	AB	R	H	RBI	BB	SO	LOB	TOP					
<b>Brett Butler</b> , L (1, 8) OBP: 0.459, SLG: 0.447										4	2	2	0	1	0	2						
<b>Jose Offerman</b> , S (1, 6) OBP: 0.292, SLG: 0.295										4	0	1	0	0	0	1						
<b>Mike Piazza</b> , R (1, 2) OBP: 0.272, SLG: 0.398										5	0	2	1	0	0	3						
<b>Tim Wallach</b> , R (1, 5) OBP: 0.435, SLG: 0.649										3	1	2	1	1	1	1						
<b>Henry Rodriguez</b> , L (1, 9) OBP: 0.358, SLG: 0.540										4	0	1	1	0	1	4						
<b>Eric Karros</b> , R (1, 3) OBP: 0.391, SLG: 0.413										4	1	1	1	0	0	1						
<b>Chris Gwynn</b> , L (1, 7) OBP: 0.308, SLG: 0.250										3	0	1	0	0	0	0						
<b>Cory Snyder</b> , R (6, 9) OBP: 0.382, SLG: 0.774										1	0	0	0	0	0	0						
<b>Jeff Treadway</b> , L (1, 4) OBP: 0.310, SLG: 0.346										4	0	1	0	0	0	1						
<b>Tom Candiotti</b> , R (1, 1) OBP: 0.273, SLG: 0.273										1	0	0	0	0	0	1						
<b>37 Darren Dreifort</b> , R (8, 1)										0	0	0	0	0	0	0						
<b>Gary Wayne</b> , L (8, 1)										0	0	0	0	0	0	0						
<b>Todd Worrell</b> , R (8, 1)										0	0	0	0	0	0	0						
<b>Mitch Webster</b> , S (8, 9) OBP: 0.428, SLG: 0.444										1	0	0	0	0	1	0						
<b>Inning Stats</b>	R: 2 E: 0 K: 0 S: 23	H: 3 LOB: 1 BB: 0 P: 34	R: 0 E: 0 K: 0 S: 13	H: 1 LOB: 1 BB: 0 P: 14	R: 0 E: 0 K: 1 S: 11	H: 2 LOB: 1 BB: 0 P: 11	R: 0 E: 1 K: 1 S: 7	H: 0 LOB: 1 BB: 2 P: 8	R: 1 E: 0 K: 0 S: 15	H: 1 LOB: 1 BB: 2 P: 30	R: 1 E: 0 K: 0 S: 14	H: 2 LOB: 1 BB: 0 P: 17	R: 0 E: 0 K: 1 S: 9	H: 1 LOB: 0 BB: 0 P: 13	R: 0 E: 0 K: 0 S: 7	H: 0 LOB: 0 BB: 0 P: 8	R: 0 E: 0 K: 1 S: 6	H: 1 LOB: 1 BB: 0 P: 10	1B: 8 2B: 2 3B: 0 HR: 1	SF: 0 SAC: 3 DP: 1 HBP: 0	WP: 0 PB: 0 SB: 0 CS: 1	PA: 39
<b>PITCHER</b>	IP WLS BF H R ER SO BB IBB HBP BLK WP HR S P ERA WHIP																					
<b>Bret Saberhagen</b> , R (1, 1) ERA: 3.76	8.0 W 35 10 4 4 4 2 0 0 0 0 0 1 99 135 4.50 1.500																					
<b>John Franco</b> , L (9, 1) ERA: 2.25	1.0 S 4 1 0 0 1 0 0 0 0 0 0 0 6 10 0.00 1.000																					

Los Angeles Dodgers @ New York Mets  
Shea Stadium, Flushing, NY  
Fri Apr 29 1994, 7:05 PM EDT  
Att: 17,161 - Unknown

livebaseballscorecards.com

AB 34  
R 4  
H 11  
RBI 4  
BB 2  
SO 5  
LOB 15

Batter	1	2	3	4	5	6	7	8	9	AB	R	H	RBI	BB	SO	LOB	BOTTOM				
<b>Jose Vizcaino</b> , S (1, 6) OBP: 0.398, SLG: 0.453										5	1	2	1	0	0	2					
<b>Jeromy Burnitz</b> , L (1, 9) OBP: 0.250, SLG: 0.241										5	1	1	1	0	2	3					
<b>Kevin McReynolds</b> , R (1, 7) OBP: 0.350, SLG: 0.417										4	0	1	1	1	1	3					
<b>John Franco</b> , L (9, 1)										0	0	0	0	0	0	0					
<b>Bobby Bonilla</b> , S (1, 5) OBP: 0.348, SLG: 0.309										3	0	2	1	1	1	0					
<b>Fernando Vina</b> , L (9, 5) OBP: 0.421, SLG: 0.364										0	0	0	0	0	0	0					
<b>Jeff Kent</b> , R (1, 4) OBP: 0.411, SLG: 0.750										3	0	0	0	1	3	3					
<b>David Segui</b> , S (1, 3) OBP: 0.326, SLG: 0.358										3	0	0	0	1	0	6					
<b>Tim Bogar</b> , R (8, FR) (9, 3)										0	1	0	0	0	0	0					
<b>Ryan Thompson</b> , R (1, 8) OBP: 0.384, SLG: 0.609										2	0	0	0	0	0	3					
<b>Joe Orsulak</b> , L (8, PH) OBP: 0.280, SLG: 0.289										0	1	0	0	0	0	0					
<b>Todd Hundley</b> , S (1, 2) OBP: 0.352, SLG: 0.647										4	1	1	1	0	0	1					
<b>Bret Saberhagen</b> , R (1, 1) OBP: 0.133, SLG: 0.071										3	1	1	0	0	1	0					
<b>John Cangelosi</b> , S (8, PH) OBP: 0.480, SLG: 0.400										0	0	0	0	1	0	0					
<b>Inning Stats</b>	R: 0 E: 0 K: 0 S: 12	H: 1 LOB: 3 BB: 3 P: 32	R: 0 E: 0 K: 1 S: 7	H: 0 LOB: 0 BB: 0 P: 11	R: 2 E: 1 K: 1 S: 17	H: 3 LOB: 2 BB: 0 P: 28	R: 1 E: 0 K: 0 S: 13	H: 2 LOB: 1 BB: 0 P: 19	R: 0 E: 0 K: 0 S: 7	H: 0 LOB: 0 BB: 0 P: 13	R: 0 E: 0 K: 2 S: 9	H: 0 LOB: 0 BB: 0 P: 14	R: 3 E: 1 K: 3 S: 24	H: 1 LOB: 2 BB: 2 P: 40	R: 0 E: 0 K: 0 S: 0	H: 0 LOB: 0 BB: 0 P: 0	R: 0 E: 0 K: 0 S: 0	1B: 7 2B: 1 3B: 0 HR: 0	SF: 0 SAC: 0 DP: 1 HBP: 2	WP: 0 PB: 0 SB: 0 CS: 0	PA: 39
<b>PITCHER</b>	IP WLS BF H R ER SO BB IBB HBP BLK WP HR S P ERA WHIP																				
<b>Tom Candiotti</b> , R (1, 1) ERA: 3.93	7.0 31 7 3 2 5 3 0 1 0 0 0 0 4 8 27.00 3.000																				
<b>37 Darren Dreifort</b> , R (8, 1) ERA: 1.38	0.1 2 0 1 1 1 1 0 0 0 0 0 0 7 13 ∞ ∞																				
<b>Gary Wayne</b> , L (8, 1) ERA: 5.14	0.0 L 3 1 0 0 0 1 0 1 0 0 0 0 7 13 ∞ ∞																				
<b>Todd Worrell</b> , R (8, 1) ERA: 1.74	0.2 3 0 2 0 2 0 0 0 0 0 0 0 13 19 0.00 0.000																				

Los Angeles Dodgers @ New York Mets  
Shea Stadium, Flushing, NY  
Fri Apr 29 1994, 7:05 PM EDT  
Att: 17,161 - Unknown

livebaseballscorecards.com

AB 32  
R 6  
H 8  
RBI 5  
BB 5  
SO 8  
LOB 21



Batter	1	2	3	4	5	6	7	8	9	AB	R	H	RBI	BB	SO	LOB	TOP										
<b>Brett Butler</b> , L (1.8) OBP: 0.462, SLG: 0.451	F8		P3			F9	1B	1B	F9	6	2	3	0	0	0	1	<b>Los Angeles Dodgers @ New York Mets</b> Shea Stadium, Flushing, NY Sat Apr 30 1994, 3:33 AM EDT Att: 21,734 - Cloudy - 72 F										
<b>Mitch Webster</b> , S (1.7) OBP: 0.375, SLG: 0.381 <b>Henry Rodriguez</b> , L (7. PH) OBP: 0.377, SLG: 0.554	F8			G6-3		F9	1B	HR		3	0	0	0	0	0	1											
<b>Mike Piazza</b> , R (1.2) OBP: 0.299, SLG: 0.462	F7					HR	1B	HR		5	2	4	4	0	0	0											
<b>Tim Wallach</b> , R (1.5) OBP: 0.443, SLG: 0.732		2B		G5-3		HR	K	HR		5	2	3	3	0	1	4											
<b>Eric Karros</b> , R (1.3) OBP: 0.374, SLG: 0.392 <b>Jeff Treadway</b> , L (7.4) OBP: 0.333, SLG: 0.346 <b>Delino DeShields</b> , L (8. PH) OBP: 0.306, SLG: 0.226	P3			G5-3		F9	FC6-4	HR		4	0	0	0	0	0	5											
<b>Cory Snyder</b> , R (1.4) OBP: 0.385, SLG: 0.750 <b>37 Darren Dreifort</b> , R (8.1)	G5-3					F7				5	1	2	0	0	0	2											
<b>Raul Mondesi</b> , R (1.9) OBP: 0.297, SLG: 0.461	G5-3					K				5	2	2	0	0	1	3											
<b>Jose Offerman</b> , S (1.6) OBP: 0.287, SLG: 0.289				K		K				5	1	1	1	0	2	3											
<b>Ramon Martinez</b> , R (1.1) OBP: 0.111, SLG: 0.111 <b>Roger McDowell</b> , R (8.1) <b>Omar Daal</b> , L (7. PH) OBP: 0.111, SLG: 0.429 <b>Jim Gott</b> , R (7.1) <b>Chris Gwynn</b> , L (8. PH) OBP: 0.100, SLG: 0.538	G5-3					L4				2	0	0	0	0	0	1											
<b>Inning Stats</b>	R: 0 E: 0 K: 0 S: 7	H: 0 LOB: 0 BB: 0 P: 8	R: 0 E: 0 K: 0 S: 12	H: 1 LOB: 1 BB: 0 P: 15	R: 0 E: 0 K: 1 S: 6	H: 0 LOB: 0 BB: 0 P: 7	R: 0 E: 0 K: 0 S: 9	H: 1 LOB: 1 BB: 0 P: 14	R: 0 E: 0 K: 2 S: 11	H: 1 LOB: 1 BB: 0 P: 17	R: 3 E: 0 K: 0 S: 11	H: 3 LOB: 0 BB: 0 P: 17	R: 2 E: 0 K: 1 S: 20	H: 5 LOB: 3 BB: 0 P: 27	R: 6 E: 0 K: 0 S: 25	H: 6 LOB: 1 BB: 0 P: 42		R: 1 E: 0 K: 0 S: 10	H: 1 LOB: 0 BB: 1 P: 21	1B: 9 2B: 4 3B: 1 HR: 4	SF: 0 SAC: 0 DP: 0 HBP: 1	WP: 1 PB: 0 SB: 0 CS: 0	PA: 46				
<b>PITCHER</b>	IP	WLS	BF	H	R	ER	SO	BB	IBB	HBP	BLK	WP	HR	S	P	ERA	WHIP										
<b>Eric Hillman</b> , L (1.1) ERA: 6.75 <b>Doug Linton</b> , R (7.1) ERA: 4.15 <b>Josias Manzanillo</b> , R (7.1) ERA: 16.2 <b>Frank Seminara</b> , R (8.1) ERA: 6.75	6.0	24	6	3	3	3	3	0	0	0	1	0	1	56	78	4.50	1.000										

Batter	1	2	3	4	5	6	7	8	9	AB	R	H	RBI	BB	SO	LOB	BOTTOM										
<b>Jose Vizcaino</b> , S (1.6) OBP: 0.376, SLG: 0.425	F7		G4-3			L8		G6-3		5	0	0	0	0	1	1	<b>Los Angeles Dodgers @ New York Mets</b> Shea Stadium, Flushing, NY Sat Apr 30 1994, 3:33 AM EDT Att: 21,734 - Cloudy - 72 F										
<b>Jeromy Burnitz</b> , L (1.9) OBP: 0.277, SLG: 0.298	F8		BB			HR		F7		3	3	1	1	2	0	0											
<b>Joe Orsulak</b> , L (1.7) OBP: 0.291, SLG: 0.286	F9		BB			G3-1		F7		4	2	1	1	1	0	0											
<b>Bobby Bonilla</b> , S (1.5) OBP: 0.384, SLG: 0.407 <b>Tim Bogar</b> , R (7. PR) (8.5)								G5-3		4	1	4	2	0	0	0											
<b>Fernando Vina</b> , L (8. PH) OBP: 0.410, SLG: 0.353		HR	1B			FC6-4		1B		1	0	0	0	0	0	0											
<b>Jeff Kent</b> , R (1.4) OBP: 0.421, SLG: 0.739		CS	1B			FC6-4		E2		4	1	2	1	0	1	1											
<b>David Segui</b> , S (1.3) OBP: 0.320, SLG: 0.341		HBP	1B			FC6-4		G1-3		4	0	0	0	1	1	4											
<b>Ryan Thompson</b> , R (1.8) OBP: 0.364, SLG: 0.574						FC4-6		P5-3		4	1	0	0	0	1	5											
<b>Todd Hundley</b> , S (1.2) OBP: 0.379, SLG: 0.704						G3-1		E4		3	2	2	2	1	0	0											
<b>Eric Hillman</b> , L (1.1) <b>Jeff McKnight</b> , S (8. PH) OBP: 0.273, SLG: 0.364 <b>Doug Linton</b> , R (7.1) <b>Josias Manzanillo</b> , R (7.1) <b>Frank Seminara</b> , R (8.1)						HR		F8		2	0	0	0	0	2	0											
<b>Inning Stats</b>	R: 0 E: 0 K: 0 S: 6	H: 0 LOB: 0 BB: 0 P: 8	R: 1 E: 0 K: 1 S: 8	H: 1 LOB: 0 BB: 0 P: 16	R: 3 E: 0 K: 1 S: 10	H: 3 LOB: 2 BB: 2 P: 19	R: 0 E: 0 K: 1 S: 8	H: 0 LOB: 0 BB: 0 P: 12	R: 1 E: 0 K: 2 S: 14	H: 1 LOB: 0 BB: 0 P: 19	R: 3 E: 1 K: 0 S: 17	H: 3 LOB: 1 BB: 1 P: 28	R: 2 E: 2 K: 0 S: 21	H: 3 LOB: 3 BB: 2 P: 34	R: 0 E: 0 K: 0 S: 4	H: 0 LOB: 0 BB: 0 P: 6	R: 0 E: 0 K: 1 S: 8	H: 0 LOB: 0 BB: 0 P: 11	1B: 8 2B: 1 3B: 0 HR: 3	SF: 0 SAC: 0 DP: 1 HBP: 1	WP: 0 PB: 0 SB: 0 CS: 1	PA: 42					
<b>PITCHER</b>	IP	WLS	BF	H	R	ER	SO	BB	IBB	HBP	BLK	WP	HR	S	P	ERA	WHIP										
<b>Ramon Martinez</b> , R (1.1) ERA: 5.23 <b>Roger McDowell</b> , R (6.1) ERA: 4.7 <b>Omar Daal</b> , L (6.1) ERA: 3.38 <b>Jim Gott</b> , R (7.1) ERA: 6.94 <b>37 Darren Dreifort</b> , R (8.1) ERA: 1.2	5.0	21	5	5	5	5	5	2	0	1	0	0	0	11	20	27.00	4.500										





Batter	1	2	3	4	5	6	7	8	9	AB	R	H	RBI	BB	SO	LOB	TOP				
<b>Delino DeShields, L</b> (1.4) OBP: 0.289, SLG: 0.212 <b>Cory Snyder, R</b> (9. PH) OBP: 0.376, SLG: 0.730	G6-3		K		G4-3		G6-4-3		G6-4-3	4	0	0	0	0	1	1	<b>Los Angeles Dodgers @ New York Mets</b> Shea Stadium, Flushing, NY Sun May 01, 1994, 3:33 AM EDT Att: 25,502 - Overcast - 68 F <a href="http://livebaseballscorecards.com">livebaseballscorecards.com</a>				
<b>Brett Butler, L</b> (1.8) OBP: 0.454, SLG: 0.435	G4-3		G6-3			F8				3	0	0	0	1	0						
<b>Mike Piazza, R</b> (1.2) OBP: 0.307, SLG: 0.458			G6-3			FC7-5	BB		F8	3	0	1	0	1	0						
<b>Tim Wallach, R</b> (1.5) OBP: 0.446, SLG: 0.714	G4-3			G6-3		FC7-5	1B		BB	2	1	0	0	2	0						
<b>Eric Karros, R</b> (1.3) OBP: 0.368, SLG: 0.398		F9	SF8	2B		F9			P2	4	2	1	0	0	0						
<b>Henry Rodriguez, L</b> (1.7) OBP: 0.370, SLG: 0.536		F9			G5-3				F9	4	0	1	1	0	0						
<b>Raul Mondesi, R</b> (1.9) <b>Chris Gwynn, L</b> (6. PH) OBP: 0.412, SLG: 0.533		SF8							G3	1	1	1	2	0	0						
<b>Jose Offerman, S</b> (1.6) OBP: 0.286, SLG: 0.287					G4-3				G5-3	4	0	1	0	0	0						
<b>Pedro Astacio, R</b> (1.1) OBP: 0.190, SLG: 0.020 <b>Roger McDowell, R</b> (5.1) OBP: 0.250, SLG: 0.348 <b>Jeff Treadway, L</b> (7. PH) <b>Jim Gott, R</b> (7.1) <b>Omar Daal, L</b> (7.1) <b>Mitch Webster, S</b> (9. PH) OBP: 0.400, SLG: 0.383		G1-3				K			G6-4-3	2	0	0	0	0	0						
<b>Inning Stats</b>	R: 0 E: 0 K: 0 S: 10	H: 1 LOB: 1 BB: 0 P: 13	R: 1 E: 0 K: 0 S: 13	H: 2 LOB: 1 BB: 0 P: 20	R: 0 E: 0 K: 1 S: 10	H: 0 LOB: 0 BB: 0 P: 16	R: 0 E: 0 K: 0 S: 5	H: 0 LOB: 0 BB: 0 P: 8	R: 1 E: 0 K: 1 S: 10	H: 1 LOB: 0 BB: 0 P: 13	R: 2 E: 0 K: 0 S: 7	H: 2 LOB: 1 BB: 2 P: 18	R: 0 E: 0 K: 0 S: 9	H: 0 LOB: 1 BB: 1 P: 15	R: 0 E: 0 K: 0 S: 9	H: 0 LOB: 0 BB: 1 P: 18		1B: 4 2B: 1 3B: 0 HR: 1	SF: 1 SAC: 0 DP: 2 HBP: 0	WP: 0 PB: 0 SB: 0 CS: 0	PA: 37
<b>PITCHER</b>	IP	WLS	BF	H	R	ER	SO	BB	IBB	HBP	BLK	WP	HR	S	P	ERA	WHIP				
<b>Pete Smith, R</b> (1.1) ERA: 5.73	7.0	W	30	6	4	4	2	4	0	0	0	0	1	62	103	5.14	1.429				
<b>Roger Mason, R</b> (8.1) ERA: 4.95	1.0		4	0	0	0	0	1	0	0	0	0	0	9	18	0.00	1.000				
<b>John Franco, L</b> (9.1) ERA: 2.08	1.0	S	3	0	0	0	0	1	0	0	0	0	0	9	18	0.00	1.000				

Batter	1	2	3	4	5	6	7	8	9	AB	R	H	RBI	BB	SO	LOB	BOTTOM				
<b>Jose Vizcaino, S</b> (1.6) OBP: 0.388, SLG: 0.429	L5		L8			HR				4	2	2	0	1	0	1	<b>Los Angeles Dodgers @ New York Mets</b> Shea Stadium, Flushing, NY Sun May 01, 1994, 3:33 AM EDT Att: 25,502 - Overcast - 68 F <a href="http://livebaseballscorecards.com">livebaseballscorecards.com</a>				
<b>Jeremy Burnitz, L</b> (1.9) OBP: 0.304, SLG: 0.356 <b>David Segui, S</b> (7. PH) OBP: 0.316, SLG: 0.337	K		1B			HR			G4-3	2	2	1	2	2	1	0					
<b>Joe Orsulak, L</b> (1.3) OBP: 0.300, SLG: 0.352	G3					HR				5	1	2	3	0	0						
<b>Bobby Bonilla, S</b> (1.5) OBP: 0.397, SLG: 0.444 <b>John Franco, L</b> (9.1)		G6-3				F9			F8	4	0	2	0	1	0						
<b>Jeff Kent, R</b> (1.4) OBP: 0.410, SLG: 0.707						F9			P3	4	0	0	0	1	2						
<b>Todd Hundley, S</b> (1.2) OBP: 0.403, SLG: 0.807		G1-3				HR				3	2	2	2	0	0						
<b>Ryan Thompson, R</b> (1.8) OBP: 0.358, SLG: 0.549						K			G5-3	3	0	0	0	1	2						
<b>John Cangelosi, S</b> (1.7) OBP: 0.448, SLG: 0.348						F7				3	0	0	0	1	0						
<b>Pete Smith, R</b> (1.1) <b>Jeff McKnight, S</b> (7. PH) OBP: 0.250, SLG: 0.333 <b>Roger Mason, R</b> (8.1) <b>Tim Bogar, R</b> (9.5)						1B				2	0	0	0	1	1						
<b>Inning Stats</b>	R: 0 E: 0 K: 1 S: 6	H: 0 LOB: 0 BB: 0 P: 12	R: 0 E: 0 K: 0 S: 11	H: 0 LOB: 2 BB: 2 P: 27	R: 0 E: 0 K: 1 S: 11	H: 1 LOB: 3 BB: 3 P: 24	R: 1 E: 0 K: 1 S: 7	H: 1 LOB: 0 BB: 0 P: 9	R: 3 E: 0 K: 1 S: 12	H: 3 LOB: 2 BB: 1 P: 24	R: 2 E: 0 K: 2 S: 13	H: 3 LOB: 1 BB: 0 P: 19	R: 1 E: 0 K: 1 S: 13	H: 1 LOB: 2 BB: 2 P: 22	R: 0 E: 0 K: 0 S: 6	H: 0 LOB: 0 BB: 0 P: 10		1B: 3 2B: 2 3B: 0 HR: 4	SF: 0 SAC: 0 DP: 0 HBP: 1	WP: 0 PB: 0 SB: 1 CS: 0	PA: 41
<b>PITCHER</b>	IP	WLS	BF	H	R	ER	SO	BB	IBB	HBP	BLK	WP	HR	S	P	ERA	WHIP				
<b>Pedro Astacio, R</b> (1.1) ERA: 6.6	4.1		23	5	4	4	3	6	0	0	0	0	2	43	87	8.31	2.538				
<b>Roger McDowell, R</b> (5.1) ERA: 5.73	1.2	L	9	3	2	2	3	0	0	1	0	0	1	17	28	10.80	1.800				
<b>Jim Gott, R</b> (7.1) ERA: 7.3	0.2		5	1	1	1	1	2	0	0	0	0	1	12	21	13.50	4.500				
<b>Omar Daal, L</b> (7.1) ERA: 2.25	1.1		4	0	0	0	0	0	0	0	0	0	0	7	11	0.00	0.000				





Batter	1	2	3	4	5	6	7	8	9	AB	R	H	RBI	BB	SO	LOB	TOP										
<b>Darren Lewis, R</b> OBP: 0.358, SLG: 0.319 (1, 8)	G1-3		B1-3				L4			4	0	1	1	1	0	1	<b>San Francisco Giants @ New York Mets</b> Shea Stadium, Flushing, NY Mon May 02 1994, 7:05 PM EDT Att: 16,239 - Unknown - 60 F										
<b>John Patterson, S</b> OBP: 0.222, SLG: 0.240 (1, 4)	G4-3		E6					E4		5	1	1	1	0	0												
<b>Matt Williams, R</b> OBP: 0.339, SLG: 0.704 <b>Steve Frey, R</b> (8, 1)	G6-3							G5-4-3		5	1	1	2	0	0	3											
<b>Rich Monteleone, R</b> (9, 1)								G5-4-3		0	0	0	0	0	0	0											
<b>Michael Jackson, R</b> (9, 1)								G5-4-3		0	0	0	0	0	0	0											
<b>Barry Bonds, L</b> OBP: 0.371, SLG: 0.488 <b>Dave Martinez, L</b> OBP: 0.235, SLG: 0.258 (6, 9)		P7						G3-1		4	1	1	0	0	0	0											
<b>Willie McGee, S</b> OBP: 0.355, SLG: 0.435 <b>Mark Carreon, R</b> (6, PR) (6, 7)								G1-3		3	1	3	0	1	0	0											
<b>Royce Clayton, R</b> OBP: 0.341, SLG: 0.420 <b>Mike Benjamin, R</b> OBP: 0.857, SLG: 2.000 (7, 6)								G1-3		4	1	1	0	0	1	4											
<b>Todd Benzing, S</b> OBP: 0.276, SLG: 0.281 (1, 3)								HBP		0	0	0	0	0	0	0											
<b>Jeff Reed, L</b> OBP: 0.160, SLG: 0.125 (1, 2)								F8		5	1	2	2	0	0	3											
<b>Mark Portugal, R</b> OBP: 0.267, SLG: 0.385 <b>Steve Scarosone, R</b> OBP: 0.375, SLG: 0.286 (8, 5)								F7		4	2	2	2	0	1	1											
<b>Inning Stats</b>	R: 0 E: 0 K: 0 S: 7	H: 0 LOB: 0 BB: 0 P: 8	R: 0 E: 0 K: 0 S: 5	H: 1 LOB: 1 BB: 0 P: 7	R: 9 E: 2 K: 0 S: 20	H: 6 LOB: 1 BB: 2 P: 43	R: 0 E: 0 K: 0 S: 9	H: 3 LOB: 2 BB: 0 P: 13	R: 1 E: 0 K: 0 S: 6	H: 2 LOB: 1 BB: 1 P: 12	R: 0 E: 0 K: 1 S: 8	H: 1 LOB: 1 BB: 0 P: 10	R: 0 E: 0 K: 1 S: 7	H: 0 LOB: 0 BB: 0 P: 9	R: 0 E: 1 K: 0 S: 6	H: 0 LOB: 0 BB: 0 P: 9	R: 0 E: 0 K: 0 S: 5	H: 0 LOB: 0 BB: 0 P: 11	1B: 11 2B: 0 3B: 1 HR: 1	SF: 0 SAC: 0 DP: 2 HBP: 1	WP: 1 PB: 0 SB: 1 CS: 0	PA: 44					
<b>PITCHER</b>	IP	WLS	BF	H	R	ER	SO	BB	IBB	HBP	BLK	WP	HR	S	P	ERA	WHIP										
<b>Bobby Jones, R</b> ERA: 2.91 <b>Frank Seminara, R</b> ERA: 4.91 <b>Doug Linton, R</b> ERA: 3.38 <b>Josias Manzanillo, R</b> ERA: 10.13	2.2	L	19	7	9	0	0	1	1	0	0	1	1	30	55	0.00	3.000										
	2.1		11	5	1	1	0	1	0	0	0	0	0	17	28	3.86	2.571										
	2.0		7	1	0	0	2	0	0	0	0	0	0	15	19	0.00	0.500										
	2.0		7	0	0	0	0	0	0	1	0	0	0	11	20	0.00	0.000										

Batter	1	2	3	4	5	6	7	8	9	AB	R	H	RBI	BB	SO	LOB	BOTTOM										
<b>Jose Vizcaino, S</b> OBP: 0.382, SLG: 0.420 <b>Josias Manzanillo, R</b> (8, 1)	K									4	0	1	0	0	1	1	<b>San Francisco Giants @ New York Mets</b> Shea Stadium, Flushing, NY Mon May 02 1994, 7:05 PM EDT Att: 16,239 - Unknown - 60 F										
<b>Jeff McKnight, S</b> OBP: 0.308, SLG: 0.333 (9, PH)										0	0	0	0	0	0	0											
<b>Jeromy Burnitz, L</b> OBP: 0.324, SLG: 0.355 (1, 9)										3	0	1	1	2	0	3											
<b>David Segui, S</b> OBP: 0.330, SLG: 0.378 (1, 3)										4	1	2	2	1	0	2											
<b>Bobby Bonilla, S</b> OBP: 0.390, SLG: 0.433 <b>Tim Bogar, R</b> (8, PR) (9, 5)										4	0	1	0	0	1	4											
<b>Jeff Kent, R</b> OBP: 0.408, SLG: 0.691 <b>Luis Rivera, R</b> OBP: 0.286, SLG: 0.571 (7, 4)										2	0	0	0	0	0	0											
<b>Todd Hundley, S</b> OBP: 0.400, SLG: 0.783 <b>Kelly Stinnett, R</b> OBP: 0.313, SLG: 0.250 (8, PH) (9, 2)										3	0	1	0	0	0	1											
<b>Ryan Thompson, R</b> OBP: 0.341, SLG: 0.520 (1, 8)										4	0	0	0	0	1	2											
<b>John Cangelosi, S</b> OBP: 0.424, SLG: 0.308 (1, 7)										3	0	0	0	1	0	1											
<b>Bobby Jones, R</b> OBP: 0.160, SLG: 0.200 <b>Frank Seminara, R</b> ERA: 4.91 <b>Joe Orsulak, L</b> OBP: 0.225, SLG: 0.345 <b>Doug Linton, R</b> ERA: 3.38 <b>Kevin McReynolds, R</b> OBP: 0.309, SLG: 0.443 <b>Fernando Vina, L</b> OBP: 0.425, SLG: 0.371 (8, 6)										0	0	0	0	0	0	0											
<b>Inning Stats</b>	R: 0 E: 0 K: 1 S: 9	H: 0 LOB: 1 BB: 1 P: 15	R: 0 E: 0 K: 0 S: 13	H: 0 LOB: 0 BB: 0 P: 18	R: 0 E: 0 K: 1 S: 11	H: 1 LOB: 3 BB: 2 P: 21	R: 0 E: 0 K: 0 S: 5	H: 1 LOB: 1 BB: 0 P: 9	R: 0 E: 0 K: 1 S: 11	H: 0 LOB: 1 BB: 0 P: 16	R: 0 E: 0 K: 0 S: 4	H: 0 LOB: 1 BB: 1 P: 9	R: 1 E: 0 K: 0 S: 9	H: 2 LOB: 1 BB: 0 P: 12	R: 2 E: 0 K: 1 S: 16	H: 3 LOB: 2 BB: 1 P: 26	1B: 6 2B: 0 3B: 0 HR: 1	SF: 0 SAC: 0 DP: 1 HBP: 1	WP: 0 PB: 0 SB: 0 CS: 0	PA: 40							
<b>PITCHER</b>	IP	WLS	BF	H	R	ER	SO	BB	IBB	HBP	BLK	WP	HR	S	P	ERA	WHIP										
<b>Mark Portugal, R</b> ERA: 3.99 <b>Steve Frey, L</b> ERA: 9.0 <b>Rich Monteleone, R</b> ERA: 5.23 <b>Michael Jackson, R</b> ERA:	7.0	W	29	2	0	0	3	5	0	0	0	0	0	59	101	0.00	1.000										
	1.0		4	2	1	1	0	0	0	0	0	0	1	9	12	9.00	2.000										
	0.2		6	3	2	2	0	1	0	0	0	0	0	12	20	27.00	6.000										
	0.1		1	0	0	0	1	0	0	0	0	0	0	4	6	0.00	0.000										





Batter	1	2	3	4	5	6	7	8	9	AB	R	H	RBI	BB	SO	LOB	TOP					
<b>Darren Lewis, R</b> OBP: 0.360, SLG: 0.344 (1, 8)										5	1	2	1	0	0	2	<b>San Francisco Giants @ New York Mets</b> Shea Stadium, Flushing, NY Tue May 03 1994, 7:05 PM EDT Att: 16,000 - Unknown - 57 F					
<b>Robby Thompson, R</b> OBP: 0.260, SLG: 0.302 (1, 4)										5	0	0	0	0	0	4						
<b>Matt Williams, R</b> OBP: 0.342, SLG: 0.686 (1, 5)										4	1	1	0	1	0	2						
<b>Barry Bonds, L</b> OBP: 0.363, SLG: 0.488 (1, 7)										4	1	1	2	0	0	1						
<b>Willie McGee, S</b> OBP: 0.333, SLG: 0.405 (1, 9)										5	0	0	1	0	3	3						
<b>Royce Clayton, R</b> OBP: 0.326, SLG: 0.400 (1, 6)										4	0	0	0	0	1	0						
<b>Todd Benzinger, S</b> OBP: 0.284, SLG: 0.301 (1, 3)										4	1	2	0	0	0	0						
<b>Kirt Manwaring, R</b> OBP: 0.250, SLG: 0.275 (9, PH)										3	0	2	1	0	0	2						
<b>Dave Martinez, L</b> OBP: 0.257, SLG: 0.281 (9, 1)										1	1	1	0	0	0	0						
<b>Rod Beck, R</b> (9, 1)										0	0	0	0	0	0	0						
<b>Salomon Torres, R</b> (1, 1)										2	0	0	0	0	1	1						
<b>Steve Frey, R</b> (7, 1)										0	0	0	0	0	0	0						
<b>Michael Jackson, R</b> (7, 1)										0	0	0	0	0	0	0						
<b>Jeff Reed, L</b> OBP: 0.192, SLG: 0.160 (9, 2)										1	1	1	0	0	0	0						
<b>Inning Stats</b>	R: 3 E: 1 K: 0 S: 17	H: 3 LOB: 2 BB: 0 P: 28	R: 0 E: 0 K: 0 S: 8	H: 1 LOB: 1 BB: 0 P: 11	R: 0 E: 0 K: 1 S: 7	H: 0 LOB: 0 BB: 0 P: 14	R: 1 E: 0 K: 0 S: 6	H: 2 LOB: 1 BB: 0 P: 6	R: 0 E: 0 K: 1 S: 6	H: 0 LOB: 0 BB: 0 P: 8	R: 0 E: 0 K: 2 S: 13	H: 1 LOB: 1 BB: 0 P: 16	R: 0 E: 0 K: 0 S: 9	H: 1 LOB: 1 BB: 0 P: 15	R: 0 E: 0 K: 1 S: 8	H: 0 LOB: 0 BB: 0 P: 11	R: 2 E: 1 K: 0 S: 15	H: 2 LOB: 2 BB: 1 P: 25	1B: 7 2B: 2 3B: 1 HR: 0	SF: 1 SAC: 1 DP: 0 HBP: 0	WP: 0 PB: 0 SB: 0 CS: 0	PA: 41
<b>PITCHER</b>	IP WLS BF H R ER SO BB IBB HBP BLK WP HR S P ERA WHIP																					
<b>Mauro Gozzo, R</b> ERA: 3.38	(1, 1) 6.0 27 7 4 3 4 0 0 0 0 0 0 0 0 57 83 4.50 1.167																					
<b>Frank Seminara, R</b> ERA: 3.95	(7, 1) 1.0 4 1 0 0 0 0 0 0 0 0 0 0 0 9 15 0.00 1.000																					
<b>Roger Mason, R</b> ERA: 4.22	(8, 1) 1.0 3 0 0 0 1 0 0 0 0 0 0 0 0 8 11 0.00 0.000																					
<b>John Franco, L</b> ERA: 2.57	(9, 1) 1.0 L 7 2 2 1 0 1 0 0 0 0 0 0 0 15 25 9.00 3.000																					

Batter	1	2	3	4	5	6	7	8	9	AB	R	H	RBI	BB	SO	LOB	BOTTOM					
<b>Fernando Vina, L</b> OBP: 0.409, SLG: 0.385 (1, 4)										4	0	1	0	0	1	0	<b>San Francisco Giants @ New York Mets</b> Shea Stadium, Flushing, NY Tue May 03 1994, 7:05 PM EDT Att: 16,000 - Unknown - 57 F					
<b>Jose Vizcaino, S</b> OBP: 0.385, SLG: 0.402 (1, 6)										4	0	0	0	0	0	1						
<b>Kevin McReynolds, R</b> OBP: 0.353, SLG: 0.405 (1, 7)										4	0	1	0	0	2	2						
<b>Bobby Bonilla, S</b> OBP: 0.384, SLG: 0.423 (9, 1)										4	1	1	0	0	1	1						
<b>John Franco, L</b> (9, 1)										0	0	0	0	0	0	0						
<b>Jeremy Burnitz, L</b> OBP: 0.321, SLG: 0.348 (1, 9)										4	1	1	0	0	2	0						
<b>Todd Hundley, S</b> OBP: 0.377, SLG: 0.734 (1, 2)										4	0	0	0	0	0	2						
<b>David Segui, S</b> OBP: 0.327, SLG: 0.372 (1, 3)										4	1	1	0	0	0	0						
<b>Ryan Thompson, R</b> OBP: 0.345, SLG: 0.558 (7, PH)										2	1	1	1	0	0	0						
<b>Joe Orsulak, L</b> OBP: 0.305, SLG: 0.411 (8, 8)										1	1	1	4	0	0	0						
<b>Mauro Gozzo, R</b> ERA: 4.39	(1, 1) 6.0 23 5 3 3 3 0 0 0 0 0 0 0 1 55 91 4.50 0.833																					
<b>Steve Frey, L</b> ERA: 9.62	(7, 1) 0.1 2 1 0 0 0 0 0 0 0 0 0 0 2 4 0.00 3.000																					
<b>Michael Jackson, R</b> ERA: 0.6	(7, 1) 1.2 W 6 1 2 2 1 0 0 0 0 0 0 1 15 21 10.80 0.600																					
<b>Rod Beck, R</b> ERA:	(9, 1) 1.0 S 3 0 0 0 1 0 0 0 0 0 0 0 0 11 14 0.00 0.000																					
<b>Inning Stats</b>	R: 0 E: 0 K: 1 S: 10	H: 1 LOB: 1 BB: 0 P: 17	R: 0 E: 0 K: 0 S: 10	H: 0 LOB: 0 BB: 0 P: 17	R: 0 E: 0 K: 1 S: 5	H: 0 LOB: 0 BB: 0 P: 6	R: 0 E: 1 K: 1 S: 7	H: 0 LOB: 0 BB: 0 P: 12	R: 0 E: 0 K: 1 S: 6	H: 0 LOB: 0 BB: 0 P: 11	R: 1 E: 0 K: 1 S: 13	H: 2 LOB: 1 BB: 0 P: 20	R: 4 E: 0 K: 0 S: 12	H: 4 LOB: 0 BB: 0 P: 21	R: 0 E: 0 K: 1 S: 9	H: 0 LOB: 0 BB: 0 P: 12	R: 0 E: 0 K: 1 S: 11	H: 0 LOB: 0 BB: 0 P: 14	1B: 4 2B: 1 3B: 0 HR: 2	SF: 0 SAC: 0 DP: 1 HBP: 0	WP: 0 PB: 0 SB: 0 CS: 0	PA: 34
<b>PITCHER</b>	IP WLS BF H R ER SO BB IBB HBP BLK WP HR S P ERA WHIP																					



Batter	1	2	3	4	5	6	7	8	9	AB	R	H	RBI	BB	SO	LOB	TOP										
<b>Darren Lewis, R</b> OBP: 0.348, SLG: 0.330 (1, 8)	G3	FC6-4		G6-3			L9			4	0	0	0	0	0	1	<b>San Francisco Giants @ New York Mets</b> Shea Stadium, Flushing, NY Wed May 04 1994, 3:33 AM EDT Att: 16,789 - Sunny - 60 F										
<b>Robby Thompson, R</b> OBP: 0.280, SLG: 0.348 (1, 4)	HR	1B		HR		PB WP BB	K			3	2	1	1	1	0												
<b>Barry Bonds, L</b> OBP: 0.375, SLG: 0.529 <b>Mark Carreon, R</b> OBP: 0.136, SLG: 0.100 (1, 7) (4, 7)	HR	HR		CS		L8		G5-4-3		1	1	1	2	0	0												
<b>Matt Williams, R</b> OBP: 0.347, SLG: 0.686 (1, 5)	HR	FC6-4		1B		L5		G5-4-3		3	1	1	0	1	0	2											
<b>Willie McGee, S</b> OBP: 0.318, SLG: 0.385 (1, 9)	FC6-4	FC6-4		G6-3		G4-3		G6-3		4	0	0	0	0	0	3											
<b>Todd Benzinger, S</b> OBP: 0.283, SLG: 0.299 (1, 3)	F9			1B		G3			G5-3	4	0	1	1	0	0	1											
<b>Mike Benjamin, R</b> OBP: 0.500, SLG: 1.143 <b>Jeff Reed, L</b> OBP: 0.185, SLG: 0.154 (9, PH) (9, PH)		P4		F8		P5			K	3	0	0	0	0	0	1											
<b>Kirt Manwaring, R</b> OBP: 0.241, SLG: 0.264 <b>Dave Martinez, L</b> OBP: 0.250, SLG: 0.273 (9, PH) (9, PH)		G5-3		F7		G6-3			G3-1	3	0	0	0	0	0	0											
<b>Bryan Hickerson, L</b> OBP: 0.500, SLG: 0.375 <b>Dave Burba, R</b> (6, 1) <b>Michael Jackson, R</b> <b>Steve Frey, R</b> (8, 1) (8, 1)		FC6-4		G5-3		G6-3				1	0	0	0	1	0	0											
<b>Inning Stats</b>	R: 2 E: 0 K: 0 S: 13	H: 2 LOB: 1 BB: 1 P: 23	R: 0 E: 0 K: 0 S: 8	H: 0 LOB: 1 BB: 1 P: 16	R: 2 E: 0 K: 0 S: 10	H: 3 LOB: 1 BB: 0 P: 19	R: 0 E: 0 K: 0 S: 5	H: 0 LOB: 0 BB: 0 P: 7	R: 0 E: 0 K: 0 S: 8	H: 0 LOB: 1 BB: 1 P: 16	R: 0 E: 0 K: 0 S: 8	H: 0 LOB: 0 BB: 0 P: 13	R: 0 E: 0 K: 1 S: 7	H: 1 LOB: 0 BB: 0 P: 10	R: 0 E: 0 K: 0 S: 6	H: 0 LOB: 0 BB: 0 P: 9		R: 0 E: 0 K: 1 S: 7	H: 0 LOB: 0 BB: 0 P: 9	1B: 3 2B: 1 3B: 0 HR: 2	SF: 0 SAC: 0 DP: 1 HBP: 1	WP: 1 PB: 1 SB: 0 CS: 0	PA: 35				
<b>PITCHER</b>	IP	WLS	BF	H	R	ER	SO	BB	IBB	HBP	BLK	WP	HR	S	P	ERA	WHIP										
<b>Eric Hillman, L</b> ERA: 7.11 <b>Josias Manzanillo, R</b> ERA: 7.36 <b>Doug Linton, R</b> ERA: 2.94 <b>John Franco, L</b> ERA: 2.4	(1, 1) (5, 1) (7, 1) (9, 1)	4.0 2.0 2.0 1.0	19 7 6 3	5 0 1 0	4 0 0 0	4 0 0 0	0 0 1 1	0 0 0 0	2 1 0 0	0 0 0 0	1 0 0 0	0 0 0 0	2 1 0 0	36 16 13 7	65 29 19 9	9.00 0.00 0.50 0.00	1.750 0.500 0.500 0.000										

Batter	1	2	3	4	5	6	7	8	9	AB	R	H	RBI	BB	SO	LOB	BOTTOM										
<b>John Cangelosi, S</b> OBP: 0.410, SLG: 0.344 (1, 9) (9, 8)	2B		F8		G6-3		K	G6-4-3		5	0	2	1	0	1	0	<b>San Francisco Giants @ New York Mets</b> Shea Stadium, Flushing, NY Wed May 04 1994, 3:33 AM EDT Att: 16,789 - Sunny - 60 F										
<b>Jose Vizcaino, S</b> OBP: 0.351, SLG: 0.381 (1, 6)	G6-3		G6-3		L9		P5	G6-4-3		5	0	0	0	0	0	3											
<b>Kevin McReynolds, R</b> OBP: 0.348, SLG: 0.400 (1, 7)	F9		F9		G6-3		HR	1B		4	1	1	0	0	0	1											
<b>Bobby Bonilla, S</b> OBP: 0.389, SLG: 0.507 (1, 5)	G5-3		G5-3		G5-3		HR	HR		4	2	2	3	0	0	1											
<b>Jeff Kent, R</b> OBP: 0.421, SLG: 0.691 (1, 4)		G5-3	1B	FC6-5	BB	G5-3	1B	SF9	1B	3	2	2	0	1	0	0											
<b>Kelly Stinnett, R</b> OBP: 0.388, SLG: 0.323 (1, 2)		FC6-5	G5-3	1B		G5-3	1B	FC4-6	1B	3	1	3	0	1	0	0											
<b>Ryan Thompson, R</b> OBP: 0.341, SLG: 0.544 <b>Jeremy Burnitz, L</b> OBP: 0.321, SLG: 0.348 (1, 8) (9, 9)		G5-3	G5-3		G5-3		SF9	BB	HBP	2	1	0	1	0	0	4											
<b>David Segui, S</b> OBP: 0.333, SLG: 0.365 (1, 3)		FC6-5	1B		IBB		FC4-6	1B	BB	2	0	0	1	2	0	2											
<b>Eric Hillman, L</b> <b>Luis Rivera, R</b> <b>Josias Manzanillo, R</b> <b>Fernando Vina, L</b> <b>Doug Linton, R</b> <b>Jeff McKnight, S</b> <b>John Franco, L</b> (1, 1) (4, PH) (5, 1) (6, PH) (7, 1) (8, PH) (9, 1)		P6		K		G4-3		SF7		1	0	0	0	0	0	1											
<b>Inning Stats</b>	R: 0 E: 0 K: 0 S: 9	H: 1 LOB: 1 BB: 0 P: 15	R: 1 E: 0 K: 0 S: 5	H: 1 LOB: 1 BB: 1 P: 11	R: 0 E: 0 K: 0 S: 5	H: 0 LOB: 0 BB: 0 P: 8	R: 0 E: 0 K: 1 S: 10	H: 2 LOB: 3 BB: 1 P: 21	R: 0 E: 0 K: 0 S: 7	H: 0 LOB: 0 BB: 0 P: 10	R: 2 E: 1 K: 0 S: 9	H: 3 LOB: 1 BB: 0 P: 15	R: 2 E: 0 K: 1 S: 13	H: 2 LOB: 0 BB: 0 P: 17	R: 2 E: 0 K: 0 S: 13	H: 1 LOB: 1 BB: 2 P: 26		R: 2 E: 0 K: 0 S: 13	H: 1 LOB: 1 BB: 2 P: 26	1B: 7 2B: 1 3B: 0 HR: 2	SF: 2 SAC: 0 DP: 1 HBP: 1	WP: 0 PB: 0 SB: 0 CS: 0	PA: 38				
<b>PITCHER</b>	IP	WLS	BF	H	R	ER	SO	BB	IBB	HBP	BLK	WP	HR	S	P	ERA	WHIP										
<b>Bryan Hickerson, L</b> <b>Dave Burba, R</b> <b>Michael Jackson, R</b> <b>Steve Frey, L</b> (1, 1) (6, 1) (8, 1) (8, 1)	(1, 1) (6, 1) (8, 1) (8, 1)	5.0 2.0 0.1 0.2	24 10 3 1	7 2 1 0	3 4 0 0	3 4 0 0	3 1 0 0	1 1 0 0	1 0 0 0	1 0 0 0	0 0 0 0	0 0 0 0	0 0 0 0	1 21 7 4	39 34 14 5	7.00 18.00 0.00 0.00	1.600 1.500 6.000 0.000										

AB	31
R	4
H	6
RBI	4
BB	3
SO	2
LOB	9





Batter	1	2	3	4	5	6	7	8	9	AB R H RBI BB SO LOB	TOP									
<b>John Cangelosi, S</b> (1, 8) OBP: 0.381, SLG: 0.314	P4		SH1	P3		G6-3			SH3-4	3 0 0 0 0 0 1	<b>New York Mets @ St. Louis Cardinals</b> Busch Stadium, St. Louis, MO Thu May 05 1994, 7:05 PM CDT Att: 26,911 - Unknown - 80 F  <b>AB 34</b> <b>R 8</b> <b>H 10</b> <b>RBI 8</b> <b>BB 3</b> <b>SO 7</b> <b>LOB 9</b>									
<b>Jose Vizcaino, S</b> (1, 6) OBP: 0.355, SLG: 0.376	FC5-4 BB		K		G5-3	G6-3		E9 2B 1B	4 1 1 1 1 1 1											
<b>Kevin McReynolds, R</b> (1, 7) OBP: 0.340, SLG: 0.388	FC5-4 BB		2B 1B		G5-3	F8		F8	5 0 1 1 0 0 2											
<b>Bobby Bonilla, S</b> (1, 5) OBP: 0.411, SLG: 0.582 <b>Tim Bogar, R</b> (9, PR) (9, 5)	FC5-4 BB				P6				4 1 3 2 1 0 0 0 0 0 0 0 0 0											
<b>Jeff Kent, R</b> (1, 4) OBP: 0.402, SLG: 0.657	K		K			F8	K	L7	5 0 0 0 0 3 5											
<b>Kelly Stinnett, R</b> (1, 2) OBP: 0.375, SLG: 0.400		F8		L5				K2-3	4 1 1 1 0 1 0											
<b>Joe Orsulak, L</b> (1, 9) OBP: 0.318, SLG: 0.424		K		HR 2B				G3-1	3 2 1 0 0 1 0											
<b>David Segui, S</b> (1, 3) OBP: 0.339, SLG: 0.400		G1-3						K	4 1 2 3 0 1 0											
<b>Bret Saberhagen, R</b> (1, 1) OBP: 0.222, SLG: 0.125			SH1 1B	G4-3		SH1-4		WP SH3-4 E BB	2 2 1 0 1 0 0											
<b>Inning Stats</b>	R: 0 H: 0 E: 0 K: 1 S: 14	H: 0 LOB: 2 BB: 2 P: 26	R: 0 H: 0 E: 0 K: 1 S: 13	H: 0 LOB: 0 BB: 0 P: 20	R: 1 H: 3 E: 0 K: 2 S: 13	H: 3 LOB: 2 BB: 0 P: 20	R: 2 H: 2 E: 0 K: 0 S: 7	H: 2 LOB: 0 BB: 0 P: 11	R: 0 H: 0 E: 0 K: 0 S: 11	H: 0 LOB: 0 BB: 0 P: 13	R: 1 H: 1 E: 0 K: 1 S: 8	H: 1 LOB: 0 BB: 0 P: 15	R: 0 H: 0 E: 0 K: 2 S: 9	H: 0 LOB: 0 BB: 0 P: 13	R: 2 H: 2 E: 1 K: 0 S: 10	H: 2 LOB: 1 BB: 1 P: 25	1B: 4 2B: 3 3B: 0 HR: 3	SF: 0 SAC: 3 DP: 0 HBP: 1	WP: 1 PB: 1 SB: 0 CS: 0	PA: 41
<b>PITCHER</b>	IP WLS BF H R ER SO BB IBB HBP BLK WP HR S P ERA WHIP											<b>PITCHER</b>	IP WLS BF H R ER SO BB IBB HBP BLK WP HR S P ERA WHIP							
<b>Allen Watson, L</b> (1, 1) ERA: 5.66	5.1 L 26 7 5 4 4 2 0 0 0 0 0 2 61 103 6.75 1.688																			
<b>Bryan Eversgerd, L</b> (6, 1) ERA: 2.09	2.2 9 1 1 1 3 0 0 0 0 0 1 21 33 3.38 0.375																			
<b>Rich Rodriguez, L</b> (9, 1) ERA: 5.4	1.0 6 2 2 1 0 1 0 0 0 0 1 0 10 25 9.00 3.000																			

Batter	1	2	3	4	5	6	7	8	9	AB R H RBI BB SO LOB	BOTTOM									
<b>Ray Lankford, L</b> (1, 8) OBP: 0.476, SLG: 0.650	K		E 2B		F9			F7		4 1 1 0 0 1 1	<b>New York Mets @ St. Louis Cardinals</b> Busch Stadium, St. Louis, MO Thu May 05 1994, 7:05 PM CDT Att: 26,911 - Unknown - 80 F  <b>AB 31</b> <b>R 1</b> <b>H 5</b> <b>RBI 1</b> <b>BB 0</b> <b>SO 7</b> <b>LOB 4</b>									
<b>Ozzie Smith, S</b> (1, 6) OBP: 0.301, SLG: 0.236	G4-3		E2 1B		F8			K		4 0 1 1 0 1 0										
<b>Gregg Jefferies, S</b> (1, 3) OBP: 0.436, SLG: 0.505	F9		G3		G1-3			L8		4 0 0 0 0 0 1										
<b>Todd Zeile, R</b> (1, 5) OBP: 0.312, SLG: 0.520		K		G4-3				F7		4 0 1 0 0 1 0										
<b>Bernard Gilkey, R</b> (1, 7) OBP: 0.361, SLG: 0.395	P4		P3		L9			G6-3		4 0 0 0 0 0 1										
<b>Mark Whiten, S</b> (1, 9) OBP: 0.325, SLG: 0.286				K				G4-3		3 0 1 0 0 1 0										
<b>Geronimo Pena, S</b> (1, 4) OBP: 0.273, SLG: 0.368					G4-3			F7		3 0 0 0 0 1 1										
<b>Tom Pagnozzi, R</b> (1, 2) OBP: 0.333, SLG: 0.333			K		SH1-3 1B			L9		3 0 1 0 0 1 0										
<b>Allen Watson, L</b> (1, 1) OBP: 0.167, SLG: 0.250 <b>Bryan Eversgerd, R</b> (6, 1) <b>Luis Altea, S</b> (6, PH) <b>Rich Rodriguez, L</b> (9, 1)			G4-3		SH1-3			K		1 0 0 0 0 0 0 0 0 0 0 0 0 0 1 0 0 0 0 1 0 0 0 0 0 0 0 0										
<b>Inning Stats</b>	R: 0 H: 0 E: 0 K: 1 S: 6	H: 1 LOB: 1 BB: 0 P: 14	R: 0 H: 1 E: 0 K: 2 S: 11	H: 1 LOB: 1 BB: 0 P: 14	R: 1 H: 2 E: 1 K: 1 S: 15	H: 2 LOB: 1 BB: 0 P: 19	R: 0 H: 0 E: 0 K: 1 S: 6	H: 0 LOB: 0 BB: 0 P: 8	R: 0 H: 1 E: 0 K: 0 S: 6	H: 1 LOB: 1 BB: 0 P: 9	R: 0 H: 1 E: 0 K: 0 S: 9	H: 0 LOB: 0 BB: 0 P: 16	R: 0 H: 0 E: 0 K: 2 S: 11	H: 0 LOB: 0 BB: 0 P: 18	R: 0 H: 0 E: 0 K: 0 S: 9	H: 0 LOB: 0 BB: 0 P: 12	1B: 2 2B: 3 3B: 0 HR: 0	SF: 0 SAC: 1 DP: 0 HBP: 0	WP: 0 PB: 0 SB: 0 CS: 0	PA: 32
<b>PITCHER</b>	IP WLS BF H R ER SO BB IBB HBP BLK WP HR S P ERA WHIP											<b>PITCHER</b>	IP WLS BF H R ER SO BB IBB HBP BLK WP HR S P ERA WHIP							
<b>Bret Saberhagen, R</b> (1, 1) ERA: 3.23	9.0 W 32 5 1 1 7 0 0 0 0 0 0 80 116 1.00 0.556																			



Batter	1	2	3	4	5	6	7	8	9	AB	R	H	RBI	BB	SO	LOB	TOP				
<b>Jose Vizcaino, S</b> OBP: 0.350, SLG: 0.371 (1, 6)										4	1	1	0	0	0	2					
<b>Jeremy Burnitz, L</b> OBP: 0.317, SLG: 0.343 (1, 9)										4	0	1	0	0	0	1					
<b>Kevin McReynolds, R</b> OBP: 0.337, SLG: 0.375 (1, 7)										3	0	0	0	1	0	2					
<b>Bobby Bonilla, S</b> OBP: 0.394, SLG: 0.561 (1, 5)										3	0	0	1	0	1	1					
<b>Jeff Kent, R</b> OBP: 0.405, SLG: 0.676 (1, 4)										3	1	1	1	1	0	0					
<b>Joe Orsulak, L</b> OBP: 0.333, SLG: 0.435 (1, 8)										3	0	2	0	0	0	1					
<b>Todd Hundley, S</b> OBP: 0.361, SLG: 0.701 (1, 2)										3	0	0	0	0	1	2					
<b>David Segui, S</b> OBP: 0.339, SLG: 0.398 (1, 3)										3	0	1	0	0	0	1					
<b>Pete Smith, R</b> OBP: 0.188, SLG: 0.143 <b>John Franco, L</b> (9, 1)										2	0	1	0	0	0	0					
<b>Inning Stats</b>	R: 1 E: 0 K: 0 S: 12	H: 2 LOB: 0 BB: 0 P: 19	R: 0 E: 0 K: 1 S: 8	H: 0 LOB: 0 BB: 0 P: 12	R: 0 E: 0 K: 0 S: 7	H: 0 LOB: 1 BB: 2 P: 16	R: 0 E: 0 K: 0 S: 11	H: 1 LOB: 1 BB: 0 P: 21	R: 0 E: 0 K: 0 S: 9	H: 0 LOB: 0 BB: 0 P: 12	R: 0 E: 0 K: 0 S: 5	H: 1 LOB: 0 BB: 0 P: 8	R: 0 E: 0 K: 1 S: 7	H: 1 LOB: 1 BB: 0 P: 9	R: 0 E: 0 K: 1 S: 8	H: 0 LOB: 0 BB: 0 P: 14	1B: 5 2B: 2 3B: 0 HR: 1	SF: 1 SAC: 1 DP: 3 HBP: 0	WP: 0 PB: 0 SB: 0 CS: 1	PA: 33	
<b>PITCHER</b>	IP	WLS	BF	H	R	ER	SO	BB	IBB	HBP	BLK	WP	HR	S	P	ERA	WHIP				
<b>Bob Tewksbury, R</b> ERA: 3.54	8.0		29	7	2	2	1	2	0	0	0	0	1	66	106	2.25	1.125				
<b>John Habyan, R</b> ERA: 1.2	1.0	W	3	0	0	0	1	0	0	0	0	0	0	8	14	0.00	0.000				

**New York Mets @ St. Louis Cardinals**  
Busch Stadium, St. Louis, MO  
Fri May 06 1994, 7:05 PM CDT  
Att: 37,542 - Unknown

AB 28  
R 2  
H 7  
RBI 2  
BB 2  
SO 2  
LOB 10



Batter	1	2	3	4	5	6	7	8	9	AB	R	H	RBI	BB	SO	LOB	BOTTOM					
<b>Ray Lankford, L</b> OBP: 0.469, SLG: 0.635 (1, 8)										4	0	1	0	0	1	1						
<b>Ozzie Smith, S</b> OBP: 0.455, SLG: 0.226 (1, 6)										4	0	0	0	0	0	4						
<b>Gregg Jefferies, S</b> OBP: 0.421, SLG: 0.485 (1, 3)										4	0	0	0	0	0	2						
<b>Todd Zeile, R</b> OBP: 0.327, SLG: 0.515 (1, 5)										1	1	0	0	2	0	0						
<b>Bernard Gilkey, R</b> OBP: 0.347, SLG: 0.378 (1, 7)										4	0	0	0	0	1	3						
<b>Mark Whiten, S</b> OBP: 0.341, SLG: 0.385 (1, 9)										4	2	2	1	0	0	2						
<b>Luis Alicea, S</b> OBP: 0.338, SLG: 0.292 <b>Brian Jordan, R</b> (9, PH) OBP: 0.299, SLG: 0.417										3	0	0	0	0	0	1						
<b>Tom Paganzzi, R</b> OBP: 0.333, SLG: 0.333 <b>Gerald Perry, L</b> (9, PH) OBP: 0.455, SLG: 0.412										3	0	1	0	0	1	0						
<b>Bob Tewksbury, R</b> OBP: 0.286, SLG: 0.300 <b>José Oquendo, S</b> (9, PH) OBP: 0.455, SLG: 0.333 <b>Geronimo Peña, S</b> (9, PR) OBP: 0.273, SLG: 0.368 <b>John Habyan, R</b> (9, 1) OBP: 0.429, SLG: 0.344										1	0	0	0	0	1	0						
<b>Inning Stats</b>	R: 0 E: 0 K: 0 S: 6	H: 0 LOB: 0 BB: 0 P: 12	R: 0 E: 0 K: 0 S: 12	H: 0 LOB: 1 BB: 0 P: 18	R: 0 E: 0 K: 0 S: 7	H: 2 LOB: 2 BB: 0 P: 12	R: 0 E: 0 K: 0 S: 3	H: 0 LOB: 0 BB: 1 P: 10	R: 0 E: 0 K: 2 S: 7	H: 0 LOB: 0 BB: 0 P: 11	R: 0 E: 0 K: 1 S: 7	H: 0 LOB: 0 BB: 0 P: 13	R: 1 E: 0 K: 0 S: 11	H: 1 LOB: 0 BB: 0 P: 16	R: 0 E: 0 K: 0 S: 10	H: 0 LOB: 2 BB: 1 P: 17	R: 2 E: 0 K: 1 S: 17	H: 1 LOB: 3 BB: 4 P: 39	1B: 3 2B: 0 3B: 0 HR: 1	SF: 0 SAC: 1 DP: 1 HBP: 1	WP: 0 PB: 0 SB: 0 CS: 0	PA: 36
<b>PITCHER</b>	IP	WLS	BF	H	R	ER	SO	BB	IBB	HBP	BLK	WP	HR	S	P	ERA	WHIP					
<b>Pete Smith, R</b> ERA: 4.93	8.0		29	3	1	1	3	2	0	1	0	0	0	63	109	1.12	0.625					
<b>John Franco, L</b> ERA: 3.45	0.2	L	7	1	2	2	1	4	0	0	0	0	0	17	39	27.00	7.500					

**New York Mets @ St. Louis Cardinals**  
Busch Stadium, St. Louis, MO  
Fri May 06 1994, 7:05 PM CDT  
Att: 37,542 - Unknown

AB 28  
R 3  
H 4  
RBI 3  
BB 6  
SO 4  
LOB 13





Batter	1	2	3	4	5	6	7	8	9	AB	R	H	RBI	BB	SO	LOB	TOP							
<b>John Cangelosi, S</b> (1, 8) OBP: 0.370, SLG: 0.333										4	1	1	0	0	1	0								
<b>Jose Vizcaino, S</b> (1, 6) OBP: 0.347, SLG: 0.367										4	0	1	0	0	0	0								
<b>Kevin McReynolds, R</b> (1, 7) OBP: 0.343, SLG: 0.402										4	0	2	1	0	0	0								
<b>Bobby Bonilla, S</b> (1, 5) OBP: 0.379, SLG: 0.535										4	0	0	0	0	1	3								
<b>Jeff Kent, R</b> (1, 4) OBP: 0.412, SLG: 0.673										2	0	1	0	1	0	0								
<b>David Segui, S</b> (1, 3) OBP: 0.331, SLG: 0.387										3	0	0	0	0	0	2								
<b>Joe Orsulak, L</b> (1, 9) OBP: 0.319, SLG: 0.415										3	0	0	0	0	0	0								
<b>Todd Hundley, S</b> (1, 2) OBP: 0.347, SLG: 0.671										3	0	0	0	0	2	0								
<b>Bobby Jones, R</b> (1, 1) OBP: 0.077, SLG: 0.077										3	0	0	0	0	2	0								
<b>Inning Stats</b>	R: 0 E: 0 K: 0 S: 8	H: 1 LOB: 1 BB: 0 P: 15	R: 0 E: 0 K: 0 S: 3	H: 0 LOB: 0 BB: 1 P: 7	R: 0 E: 0 K: 1 S: 10	H: 0 LOB: 0 BB: 0 P: 14	R: 0 E: 0 K: 0 S: 7	H: 0 LOB: 0 BB: 0 P: 10	R: 0 E: 0 K: 0 S: 11	H: 1 LOB: 1 BB: 0 P: 19	R: 1 E: 0 K: 1 S: 15	H: 3 LOB: 2 BB: 0 P: 25	R: 0 E: 0 K: 0 S: 5	H: 0 LOB: 0 BB: 0 P: 7	R: 0 E: 0 K: 3 S: 10	H: 0 LOB: 0 BB: 0 P: 12	R: 0 E: 0 K: 1 S: 8	H: 0 LOB: 0 BB: 0 P: 11	1B: 2 2B: 3 3B: 0 HR: 0	SF: 0 SAC: 0 DP: 1 HBP: 0	WP: 0 PB: 0 SB: 0 CS: 1	PA: 31		
<b>PITCHER</b>	IP	WLS	BF	H	R	ER	SO	BB	IBB	HBP	BLK	WP	HR	S	P	ERA	WHIP							
<b>Tom Urbani, L</b> (1, 1) ERA: 5.03	6.0	L	22	5	1	1	2	1	0	0	0	0	0	54	90	1.50	1.000							
<b>John Habyan, R</b> (7, 1) ERA: 1.13	1.0		3	0	0	0	0	0	0	0	0	0	0	5	7	0.00	0.000							
<b>Rich Rodriguez, L</b> (8, 1) ERA: 4.7	2.0		6	0	0	0	4	0	0	0	0	0	0	18	23	0.00	0.000							

New York Mets @ St. Louis Cardinals  
Busch Stadium, St. Louis, MO  
Sat May 07 1994, 7:05 PM CDT  
Att: 37,121 - Unknown

AB 30  
R 1  
H 5  
RBI 1  
BB 1  
SO 6  
LOB 5



Batter	1	2	3	4	5	6	7	8	9	AB	R	H	RBI	BB	SO	LOB	BOTTOM							
<b>Ray Lankford, L</b> (1, 8) OBP: 0.477, SLG: 0.657										4	0	3	0	0	0	0								
<b>Ozzie Smith, S</b> (1, 6) OBP: 0.297, SLG: 0.237										4	0	2	0	0	0	1								
<b>Gregg Jefferies, S</b> (1, 3) OBP: 0.415, SLG: 0.470										3	0	0	0	1	0	2								
<b>Todd Zeile, R</b> (1, 5) OBP: 0.325, SLG: 0.505										4	0	1	0	0	2	4								
<b>Mark Whiten, S</b> (1, 9) OBP: 0.313, SLG: 0.349											4	0	0	0	0	1								
<b>Bernard Gilkey, R</b> (1, 7) OBP: 0.352, SLG: 0.383											4	0	2	0	0	1								
<b>Luis Alicea, S</b> (1, 4) OBP: 0.321, SLG: 0.275											4	0	0	0	1	3								
<b>Tom Pagnozzi, R</b> (1, 2) OBP: 0.222, SLG: 0.222											3	0	0	0	0	1								
<b>Gerald Perry, L</b> (9, PH) OBP: 0.475, SLG: 0.412											0	0	0	0	1	0								
<b>Tom Urbani, L</b> (1, 1) OBP: 0.400, SLG: 0.250											2	0	0	0	0	2								
<b>John Habyan, R</b> (7, 1)										0	0	0	0	0	0	0								
<b>Stan Royer, R</b> (7, PH) OBP: 0.182, SLG: 0.455										1	0	0	0	0	0	0								
<b>Rich Rodriguez, L</b> (8, 1)										0	0	0	0	0	0	0								
<b>Brian Jordan, R</b> (9, PH) OBP: 0.294, SLG: 0.410										1	0	0	0	0	0	2								
<b>Inning Stats</b>	R: 0 E: 0 K: 1 S: 9	H: 1 LOB: 1 BB: 0 P: 17	R: 0 E: 0 K: 0 S: 6	H: 0 LOB: 0 BB: 0 P: 9	R: 0 E: 0 K: 1 S: 16	H: 2 LOB: 3 BB: 1 P: 29	R: 0 E: 0 K: 0 S: 10	H: 1 LOB: 1 BB: 0 P: 14	R: 0 E: 0 K: 1 S: 8	H: 2 LOB: 1 BB: 0 P: 13	R: 0 E: 0 K: 1 S: 8	H: 1 LOB: 1 BB: 0 P: 12	R: 0 E: 0 K: 0 S: 6	H: 0 LOB: 0 BB: 0 P: 11	R: 0 E: 0 K: 1 S: 9	H: 0 LOB: 0 BB: 0 P: 15	R: 0 E: 0 K: 0 S: 11	H: 1 LOB: 2 BB: 1 P: 23	1B: 6 2B: 2 3B: 0 HR: 0	SF: 0 SAC: 0 DP: 0 HBP: 0	WP: 0 PB: 0 SB: 0 CS: 0	PA: 36		
<b>PITCHER</b>	IP	WLS	BF	H	R	ER	SO	BB	IBB	HBP	BLK	WP	HR	S	P	ERA	WHIP							
<b>Bobby Jones, R</b> (1, 1) ERA: 2.3	9.0	W	36	8	0	0	5	1	1	0	0	0	0	83	143	0.00	1.000							

New York Mets @ St. Louis Cardinals  
Busch Stadium, St. Louis, MO  
Sat May 07 1994, 7:05 PM CDT  
Att: 37,121 - Unknown

AB 34  
R 0  
H 8  
RBI 0  
BB 2  
SO 5  
LOB 15

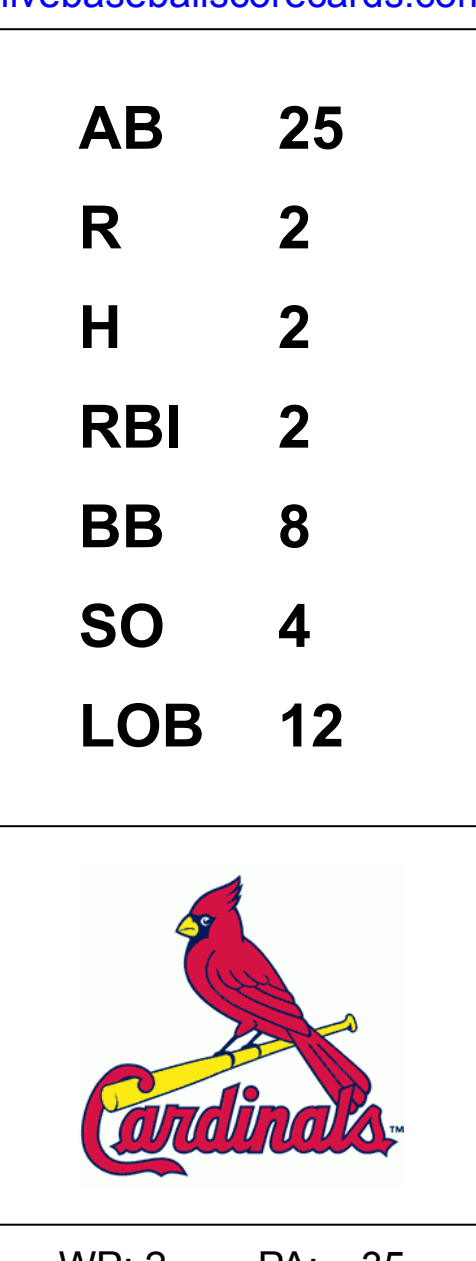





Batter	1	2	3	4	5	6	7	8	9	AB	R	H	RBI	BB	SO	LOB	TOP								
<b>Fernando Vina, L</b> OBP: 0.448, SLG: 0.390 (1, 6)	1-2 BB 1B		4-0 S BB		4-0 SH5-4 BB		2-2 S HBP			1	0	1	0	2	0	0	<b>New York Mets @ St. Louis Cardinals</b> Busch Stadium, St. Louis, MO Sun May 08 1994, 3:33 AM CDT Att: 30,601 - Sunny - 68 F								
<b>Jeremy Burnitz, L</b> OBP: 0.305, SLG: 0.329 (1, 9)	3-2 K		1-3 K		0-1 SH5-4		0-3 K			3	0	0	0	0	3	3									
<b>Kevin McReynolds, R</b> OBP: 0.330, SLG: 0.389 (1, 7)	2-3 K		1-0 G5-3		3-1 SF8			2-1 G6-3		3	0	0	1	0	1	2									
<b>Bobby Bonilla, S</b> OBP: 0.383, SLG: 0.562 (1, 5)	4-2 BB			1-0 G3-1		3-H K		0-0 HR		3	1	1	1	1	1	1									
<b>Jeff Kent, R</b> OBP: 0.407, SLG: 0.658 (1, 4)	1-3 K			1-0 WP SF9 1B		3-1 F9		2-1 G6-3		4	1	1	0	0	1	2									
<b>Joe Orsulak, L</b> OBP: 0.316, SLG: 0.397 (1, 8)		0-3 K		1 SAFE 4-2 B FC6 BB		0-0 G4-3		1-0 L7		3	0	0	0	1	1	0									
<b>David Segui, S</b> OBP: 0.320, SLG: 0.376 (1, 3)		1-3 K		1-0 SF9		1-3 K		1-1 G3		3	0	0	1	0	2	0									
<b>Kelly Stinnett, R</b> OBP: 0.341, SLG: 0.359 (1, 2)		0-0 G4-3		3-H 0-0 FC6			2-1 F9		0-3 K	4	0	0	0	0	1	1									
<b>Mauro Gozzo, R</b> OBP: 0.250, SLG: 0.250 <b>Josias Manzanillo, R</b> (8, 1)			0-0 G5-3		2-2 SH5-4 BB SF8 1B		2-1 L3		2-1 G5-3	3	1	1	0	0	0	0									
<b>Inning Stats</b>	R: 0 E: 0 K: 3 S: 20	H: 1 LOB: 2 BB: 1 P: 31	R: 0 E: 0 K: 2 S: 9	H: 0 LOB: 0 BB: 0 P: 10	R: 0 E: 0 K: 1 S: 6	H: 0 LOB: 1 BB: 1 P: 12	R: 1 E: 0 K: 0 S: 8	H: 1 LOB: 1 BB: 1 P: 15	R: 1 E: 0 K: 1 S: 10	H: 1 LOB: 1 BB: 1 P: 20	R: 0 E: 0 K: 1 S: 6	H: 0 LOB: 0 BB: 0 P: 10	R: 0 E: 0 K: 1 S: 12	H: 0 LOB: 0 BB: 0 P: 18	R: 1 E: 0 K: 0 S: 6	H: 1 LOB: 0 BB: 0 P: 11	R: 0 E: 0 K: 1 S: 8	H: 0 LOB: 0 BB: 0 P: 11	1B: 3 2B: 0 3B: 0 HR: 1	SF: 2 SAC: 1 DP: 0 HBP: 1	WP: 2 PB: 0 SB: 2 CS: 0	PA: 36			
<b>PITCHER</b>	IP	WLS	BF	H	R	ER	SO	BB	IBB	HBP	BLK	WP	HR	S	P	ERA	WHIP								
<b>Vicente Palacios, R</b> ERA: 4.88 <b>Rich Rodriguez, L</b> ERA: 4.6 <b>Willie Smith, R</b> ERA: 9.0	(1, 1)	6.2	28	3	2	2	8	4	0	1	0	1	0	67	112	2.70	1.050								

Batter	1	2	3	4	5	6	7	8	9	AB	R	H	RBI	BB	SO	LOB	BOTTOM								
<b>Ray Lankford, L</b> OBP: 0.471, SLG: 0.640 (1, 8)	2-3 K		2-2 G4-3		1-1 G4-3		4-2 G4-3 BB			3	0	0	0	1	1	0	<b>New York Mets @ St. Louis Cardinals</b> Busch Stadium, St. Louis, MO Sun May 08 1994, 3:33 AM CDT Att: 30,601 - Sunny - 68 F								
<b>Luis Alica, S</b> OBP: 0.310, SLG: 0.264 <b>Gerald Perry, L</b> OBP: 0.455, SLG: 0.389 <b>Willie Smith, R</b> (8, 1)	1-0 G4-3			1-1 L9		0-1 G1-6-3	1-0 G4-3			3	0	0	0	0	0	0									
<b>Gregg Jefferies, S</b> OBP: 0.426, SLG: 0.480 (1, 3)	2-2 G3			4-2 WP SF7 BB		2-1 1B 2B		4-0 CS BB		2	2	1	0	2	0	0									
<b>Mark Whiten, S</b> OBP: 0.346, SLG: 0.356 (1, 9)		4-2 L3 BB		4-2 S BB		1-2 FC6 1B		2-3 K		2	0	1	1	2	1	1									
<b>Todd Zeile, R</b> OBP: 0.322, SLG: 0.491 (1, 5)		0-2 L3		4-0 FC6-4 IBB		3-2 FC6		0-2 L9		3	0	0	0	1	0	2									
<b>Bernard Gilkey, R</b> OBP: 0.349, SLG: 0.375 (1, 7)		4-1 BB		3-1 SF7		1-0 L5		1-3 K		2	0	0	1	1	1	2									
<b>Terry McGriff, R</b> OBP: 0.391, SLG: 0.306 (1, 2)		1-0 L5		3-H 2-1 FC6-4		2-1 G6-3		0-0 G6-3		4	0	0	0	0	0	5									
<b>José Oquendo, S</b> OBP: 0.440, SLG: 0.300 <b>Gerónimo Peña, S</b> OBP: 0.297, SLG: 0.359 (7, PR) (8, 4)			1-0 G4-3		2-3 K		4-0 WP SH1-3 BB		2-1 L5	2	0	0	0	1	1	0									
<b>Vicente Palacios, R</b> <b>Rich Rodriguez, L</b> <b>Ozzie Smith, S</b> OBP: 0.297, SLG: 0.237 (7, PH) (8, 6)		2-1 G6-3		2-1 G5-3		1-2 G5-3		1 SAFE 0-0 SH1-3		2	0	0	0	0	0	0									
<b>Inning Stats</b>	R: 0 E: 0 K: 1 S: 8	H: 0 LOB: 0 BB: 0 P: 13	R: 0 E: 0 K: 0 S: 8	H: 0 LOB: 2 BB: 2 P: 17	R: 0 E: 0 K: 0 S: 7	H: 0 LOB: 0 BB: 0 P: 12	R: 1 E: 0 K: 0 S: 10	H: 0 LOB: 2 BB: 3 P: 28	R: 0 E: 0 K: 1 S: 8	H: 0 LOB: 0 BB: 0 P: 12	R: 1 E: 0 K: 0 S: 13	H: 2 LOB: 2 BB: 0 P: 22	R: 0 E: 0 K: 0 S: 4	H: 0 LOB: 2 BB: 2 P: 13	R: 0 E: 0 K: 1 S: 7	H: 0 LOB: 0 BB: 1 P: 13	R: 0 E: 0 K: 1 S: 6	H: 0 LOB: 0 BB: 0 P: 9	1B: 1 2B: 2 3B: 0 HR: 0	SF: 1 SAC: 1 DP: 2 HBP: 0	WP: 2 PB: 0 SB: 2 CS: 1	PA: 35			
<b>PITCHER</b>	IP	WLS	BF	H	R	ER	SO	BB	IBB	HBP	BLK	WP	HR	S	P	ERA	WHIP								
<b>Mauro Gozzo, R</b> ERA: 3.0 <b>Josias Manzanillo, R</b> ERA: 5.79	(1, 1)	7.0	29	2	2	2	2	6	1	0	0	0	0	58	117	2.57	1.143								

AB	28
R	3
H	4
RBI	3
BB	4
SO	10
LOB	9





Batter	1	2	3	4	5	6	7	8	9	AB	R	H	RBI	BB	SO	LOB	TOP										
<b>John Cangelosi, S</b> (1, 8) OBP: 0.333, SLG: 0.295			G6-3	E6			F8		K	5	0	0	0	0	2	0											
<b>Jose Vizcaino, S</b> (1, 6) OBP: 0.357, SLG: 0.377	2B		BB	G3-1			1B		K	5	2	3	0	0	1	1											
<b>Kevin McReynolds, R</b> (1, 7) OBP: 0.327, SLG: 0.376	F7		BB	1B	SF8		F7			3	1	0	0	1	0	2											
<b>Bobby Bonilla, S</b> (1, 5) OBP: 0.387, SLG: 0.570	1B		SF8	BB			G4-3		K	4	1	2	2	0	1	1											
<b>Jeff Kent, R</b> (1, 4) OBP: 0.409, SLG: 0.649	2B		1B	SF8			P9		K	3	0	1	1	1	1	0											
<b>Joe Orsulak, L</b> (1, 9) OBP: 0.300, SLG: 0.380	G4-3		SF8	BB			G4-3		K	3	0	0	1	0	1	1											
<b>David Segui, S</b> (1, 3) OBP: 0.333, SLG: 0.420			P6						HR	3	1	2	1	1	0	2											
<b>Kelly Stinnett, R</b> (1, 2) OBP: 0.313, SLG: 0.326			G6-4-3				F8		F8	4	0	0	0	0	0	2											
<b>Frank Seminara, R</b> (1, 1) OBP: 0.302, SLG: 0.324							F8		F8	2	0	0	0	0	1	0											
<b>Jeromy Burnitz, L</b> (6, PH) OBP: 0.302, SLG: 0.324										1	0	0	0	0	0	1											
<b>Roger Mason, R</b> (6, PH) OBP: 0.440, SLG: 0.381										0	0	0	0	0	0	0											
<b>Fernando Vina, L</b> (9, PH) OBP: 0.440, SLG: 0.381										1	0	0	0	0	0	0											
<b>John Franco, L</b> (9, 1) OBP: 0.440, SLG: 0.381										0	0	0	0	0	0	0											
<b>Inning Stats</b>	R: 2 E: 0 K: 1 S: 15	H: 3 LOB: 1 BB: 0 P: 21	R: 0 E: 0 K: 1 S: 12	H: 0 LOB: 0 BB: 1 P: 19	R: 2 E: 0 K: 0 S: 11	H: 2 LOB: 2 BB: 2 P: 25	R: 0 E: 1 K: 0 S: 7	H: 0 LOB: 1 BB: 0 P: 10	R: 0 E: 0 K: 0 S: 4	H: 1 LOB: 1 BB: 0 P: 11	R: 0 E: 0 K: 1 S: 9	H: 1 LOB: 0 BB: 0 P: 17	R: 1 E: 0 K: 2 S: 9	H: 1 LOB: 0 BB: 0 P: 14	R: 0 E: 0 K: 2 S: 8	H: 0 LOB: 0 BB: 0 P: 13	1B: 5 2B: 2 3B: 0 HR: 1	SF: 1 SAC: 0 DP: 1 HBP: 0	WP: 0 PB: 0 SB: 1 CS: 0	PA: 38							
<b>PITCHER</b>	IP	WLS	BF	H	R	ER	SO	BB	IBB	HBP	BLK	WP	HR	S	P	ERA	WHIP										
<b>Kirk Rueter, L</b> (1, 1) ERA: 6.1	3.0		16	5	4	4	2	3	0	0	0	0	0	38	65	12.00	2.667										
<b>Jeff Shaw, R</b> (4, 1) ERA: 2.7	3.0	W	11	1	0	0	0	0	0	0	0	0	0	19	27	0.00	0.333										
<b>Tim Scott, R</b> (7, 1) ERA: 3.68	0.2		3	1	0	0	0	0	0	0	0	0	0	6	13	0.00	1.500										
<b>Mel Rojas, R</b> (7, 1) ERA: 1.96	2.1	L	8	1	1	1	5	0	0	0	0	0	1	20	31	3.86	0.429										

**New York Mets @ Montreal Expos**  
Olympic Stadium, Montreal, QB  
Mon May 09, 1994, 7:05 PM EDT  
Att. 13,194 - Dome

AB 34  
R 5  
H 8  
RBI 5  
BB 3  
SO 7  
LOB 10

Batter	1	2	3	4	5	6	7	8	9	AB	R	H	RBI	BB	SO	LOB	BOTTOM										
<b>Lou Frazier, S</b> (1, 8) OBP: 0.364, SLG: 0.176	2B		G3		F9		G6-3		K	2	2	0	0	2	0	0											
<b>Randy Milligan, R</b> (9, PH) OBP: 0.321, SLG: 0.190	BB				SF8					1	0	0	0	0	1	1											
<b>Cliff Floyd, L</b> (1, 3) OBP: 0.316, SLG: 0.413	G3-1		P5		F9		E3			4	0	1	1	0	0	1											
<b>Moises Alou, R</b> (1, 7) OBP: 0.410, SLG: 0.552	F9		HR		SF8		F8			3	1	1	1	0	0	2											
<b>Larry Walker, L</b> (1, 9) OBP: 0.346, SLG: 0.487	G3-1		1B		3H				G5-3	4	1	2	2	0	0	1											
<b>Darrin Fletcher, L</b> (1, 2) OBP: 0.368, SLG: 0.427			HR		2-2					3	0	0	0	1	0	1											
<b>Tim Spehr, R</b> (8, PR) OBP: 0.286, SLG: 0.308	G4-3		P2				G5-3		L5-3	0	0	0	0	0	0	0											
<b>Sean Berry, R</b> (1, 5) OBP: 0.396, SLG: 0.489							P3		L5-3	4	0	0	0	0	1	1											
<b>Wil Cordero, R</b> (1, 6) OBP: 0.344, SLG: 0.360										0	0	0	0	4	0	0											
<b>Mike Lansing, R</b> (1, 4) OBP: 0.318, SLG: 0.333									FC5-4	3	0	0	0	0	0	3											
<b>Tim Scott, R</b> (7, 1) ERA: 2.7	G5-3						L8		FC5-4	0	0	0	0	0	0	0											
<b>Mel Rojas, R</b> (7, 1) ERA: 1.96									FC6-4	0	0	0	0	0	0	0											
<b>Lenny Webster, R</b> (9, PH) OBP: 0.333, SLG: 0.448										1	0	0	0	0	0	1											
<b>Kirk Rueter, L</b> (1, 1) ERA: 6.1										1	0	0	0	0	1	1											
<b>Jeff Shaw, R</b> (4, 1) ERA: 2.7										1	0	0	0	0	0	1											
<b>Freddie Benavides, R</b> (7, 4) OBP: 0.273, SLG: 0.318										2	0	0	0	0	0	1											
<b>Inning Stats</b>	R: 1 E: 0 K: 0 S: 10	H: 1 LOB: 1 BB: 1 P: 19	R: 0 E: 0 K: 2 S: 9	H: 0 LOB: 1 BB: 1 P: 17	R: 2 E: 0 K: 0 S: 11	H: 2 LOB: 0 BB: 0 P: 16	R: 0 E: 0 K: 0 S: 12	H: 0 LOB: 1 BB: 1 P: 21	R: 1 E: 0 K: 0 S: 11	H: 1 LOB: 1 BB: 1 P: 20	R: 0 E: 0 K: 0 S: 7	H: 0 LOB: 0 BB: 1 P: 15	R: 0 E: 0 K: 0 S: 5	H: 0 LOB: 1 BB: 1 P: 10	R: 0 E: 0 K: 1 S: 9	H: 0 LOB: 1 BB: 1 P: 18	1B: 1 2B: 3 3B: 0 HR: 1	SF: 1 SAC: 0 DP: 1 HBP: 0	WP: 0 PB: 0 SB: 3 CS: 0	PA: 37							
<b>PITCHER</b>	IP	WLS	BF	H	R	ER	SO	BB	IBB	HBP	BLK	WP	HR	S	P	ERA	WHIP										
<b>Frank Seminara, R</b> (1, 1) ERA: 5.59	5.0		22	4	4	4	2	4	0	0	0	0	0	53	93	7.20	1.600										
<b>Roger Mason, R</b> (6, 1) ERA: 3.29	3.0	W	11	0	0	0	0	2	0	0	0	0	0	20	39	0.00	0.667										
<b>John Franco, L</b> (9, 1) ERA: 3.24	1.0	S	4	0	0	0	1	1	0	0	0	0	0	9	18	0.00	1.000										

**New York Mets @ Montreal Expos**  
Olympic Stadium, Montreal, QB  
Mon May 09, 1994, 7:05 PM EDT  
Att. 13,194 - Dome

AB 29  
R 4  
H 4  
RBI 4  
BB 7  
SO 3  
LOB 14



Batter	1	2	3	4	5	6	7	8	9	10	AB	R	H	RBI	BB	SO	LOB	TOP									
John Cangelosi, S OBP: 0.375, SLG: 0.347 (1.8) (9.9)	1-0 FC6-4 1B	0-0 1-3 2-H 1B		2-0 F7			0-1 1B		1-2 1-2 2-H 1B		5	0	4	2	0	0	0										
Jose Vizcaino, S OBP: 0.343, SLG: 0.361 (1.6) (9.9)	1-2 FC6-4 1B	0-0 G5-3			0-2 G4-3		1-1 L6		0-3 K		5	0	0	0	0	1	6										
Kevin McReynolds, R OBP: 0.315, SLG: 0.359 Doug Linton, R (1.7) (9.1)	0-2 F8		1-1 L9		1-0 L6		1-0 G5-3		1-1 P3		5	0	0	0	0	0	4										
Bobby Bonilla, S OBP: 0.388, SLG: 0.557 (1.5) (9.5)	1-1 1-2 1B		4-2 1B BB		2-3 K			0-3 K		1-3 K	4	0	1	0	1	3	0										
Jeff Kent, R OBP: 0.324, SLG: 0.622 (1.4) (9.9)	2-3 K		1-0 P6		1-3 K		0-1 P4		3-2 G5-3		5	0	0	0	0	2	3										
Jose Orsulak, L OBP: 0.329, SLG: 0.447 (1.9) (9.7)		1-1 BB 1B	1-1 1-2 1B		1-0 FC5-4 1B		1-0 F7			0-2 HR	5	2	4	1	0	0	0										
David Segui, S OBP: 0.331, SLG: 0.414 Ryan Thompson, R OBP: 0.337, SLG: 0.538 (1.3) (9.8)		1-0 F9	1-2 F8		1-3 K		1-0 K		0-2 BB 1B	0-3 K	4	0	1	0	0	1	4										
Kelly Stinnett, R OBP: 0.294, SLG: 0.304 Fernando Vina, L OBP: 0.431, SLG: 0.372 Todd Hundley, S OBP: 0.347, SLG: 0.671 (1.2) (9.8)		1-3 K		1-0 F9		0-0 FC5-4		1-3 K			3	0	0	0	0	1	2										
Bret Saberhagen, R OBP: 0.238, SLG: 0.111 Jeff McKnight, S OBP: 0.315, SLG: 0.308 (1.1) (9.3)		4-2 1B BB	1-3 K	1-3 K		2-2 G5-3		4-2 1B BB			2	0	0	0	1	1	0										
<b>Inning Stats</b>	R: 0 E: 0 K: 1 S: 13	H: 2 LOB: 2 BB: 1 P: 18	R: 1 E: 0 K: 1 S: 10	H: 2 LOB: 2 BB: 1 P: 17	R: 0 E: 0 K: 0 S: 14	H: 1 LOB: 2 BB: 1 P: 22	R: 0 E: 0 K: 1 S: 5	H: 0 LOB: 0 BB: 0 P: 9	R: 0 E: 0 K: 1 S: 7	H: 0 LOB: 0 BB: 0 P: 10	R: 0 E: 0 K: 2 S: 10	H: 1 LOB: 1 BB: 0 P: 13	R: 0 E: 0 K: 0 S: 10	H: 1 LOB: 1 BB: 0 P: 14	R: 0 E: 0 K: 1 S: 7	H: 0 LOB: 0 BB: 0 P: 8	R: 1 E: 0 K: 2 S: 17	H: 2 LOB: 2 BB: 1 P: 24	R: 1 E: 0 K: 1 S: 14	H: 1 LOB: 0 BB: 0 P: 18	1B: 9 2B: 0 3B: 0 HR: 1	SF: 0 SAC: 0 DP: 0 HBP: 0	WP: 0 PB: 0 SB: 0 CS: 0	PA: 43			
<b>PITCHER</b>	IP 4.0	WLS 19	BF 5	H 1	R 1	ER 3	SO 3	BB 2	IBB 0	HBP 0	BLK 0	WP 0	HR 0	S 42	P 66	ERA 2.25	WHIP 1.750										
Butch Henry, L ERA: 2.45 Gil Heredia, R ERA: 5.31 John Wetteland, R ERA: 3.95	(1.1) (5.1) (9.1)	4.0 14 2.0	19 14 10	5 2 3	1 0 2	3 0 2	3 4 4	2 0 1	0 0 0	0 0 0	0 0 0	0 0 0	0 0 1	0 34 31	66 45 42	2.25 0.00 9.00	1.750 0.500 2.000										

**New York Mets @ Montreal Expos**  
 Olympic Stadium, Montreal, QB  
 Tue May 10 1994, 7:05 PM EDT  
 Att. 13,158 - Dome

AB	40
R	3
H	10
RBI	3
BB	3
SO	11
LOB	20



Batter	1	2	3	4	5	6	7	8	9	10	AB	R	H	RBI	BB	SO	LOB	BOTTOM									
Lou Frazier, S OBP: 0.407, SLG: 0.273 (1.8) (9.9)	2-2 1B SF9	2-2 G4-3			2-3 K			2-2 G1-6-3 1B		1-1 S 1B	5	1	3	0	0	1	1										
Cliff Floyd, L OBP: 0.311, SLG: 0.404 (1.3) (9.9)	1-2 S 1B		0-0 G3-1		1-2 G3		1-0 G1-6-3		2-3 S K		5	0	1	0	0	1	2										
Moises Alou, R OBP: 0.413, SLG: 0.583 (1.7) (9.9)	3-2 SF9		1-0 G6-3			0-1 HR		0-0 1B			3	1	2	2	0	0	0										
Larry Walker, L OBP: 0.343, SLG: 0.488 (1.9) (9.9)	1-3 K		2-2 2B		1-3 K		1-3 K		2-2 F8		4	0	1	0	0	2	2										
Darrin Fletcher, L OBP: 0.397, SLG: 0.417 Tim Spehr, R OBP: 0.286, SLG: 0.308 Rondell White, R OBP: 0.263, SLG: 0.316 Lenny Webster, R OBP: 0.333, SLG: 0.448 (1.2) (9.2) (9.9) (10.2)	4-2 BB		1-1 G3-1		1-1 F8		1-1 F8		1-2 F8		2	0	0	0	1	0	1										
Sean Bery, R OBP: 0.381, SLG: 0.468 (1.5) (9.9)	1-2 G1-3			2-0 F9		1-2 G1-3			2-1 G5-3		4	0	0	0	0	0	2										
Wil Cordero, R OBP: 0.333, SLG: 0.348 (1.6) (9.9)		2-2 F7		0-3 K				0-0 G6-3		0-2 G4-3	4	0	0	0	0	1	0										
Freddie Benavides, R OBP: 0.269, SLG: 0.308 (1.4) (9.9)		1-2 SH1-4 1B		1-2 G1-3				1-2 L1		0-0 G4-3	4	0	1	0	0	0	0										
Butch Henry, L OBP: 0.333, SLG: 0.333 John Wetteland, R OBP: 0.315, SLG: 0.182 (1.1) (9.1) (10.8)		0-0 SH1-4			0-2 G6-3			0-1 G1-3		2-2 G4-3	2	0	0	0	0	0	0										
<b>Inning Stats</b>	R: 1 E: 0 K: 1 S: 21	H: 2 LOB: 2 BB: 1 P: 33	R: 0 E: 0 K: 0 S: 12	H: 1 LOB: 1 BB: 0 P: 17	R: 0 E: 0 K: 0 S: 7	H: 1 LOB: 1 BB: 0 P: 11	R: 0 E: 0 K: 1 S: 7	H: 0 LOB: 0 BB: 0 P: 10	R: 0 E: 0 K: 1 S: 11	H: 0 LOB: 0 BB: 0 P: 14	R: 1 E: 0 K: 1 S: 10	H: 1 LOB: 0 BB: 0 P: 13	R: 0 E: 0 K: 0 S: 6	H: 0 LOB: 0 BB: 0 P: 7	R: 0 E: 0 K: 0 S: 8	H: 2 LOB: 1 BB: 0 P: 13	R: 0 E: 0 K: 0 S: 8	H: 0 LOB: 0 BB: 0 P: 11	R: 0 E: 0 K: 1 S: 9	H: 1 LOB: 1 BB: 0 P: 14	1B: 6 2B: 1 3B: 0 HR: 1	SF: 1 SAC: 1 DP: 1 HBP: 0	WP: 0 PB: 0 SB: 3 CS: 0	PA: 38			
<b>PITCHER</b>	IP 8.0	WLS 31	BF 7	H 2	R 2	ER 4	SO 4	BB 1	IBB 0	HBP 0	BLK 0	WP 0	HR 1	S 82	P 118	ERA 2.25	WHIP 1.000										
Bret Saberhagen, R ERA: 3.09 Doug Linton, R ERA: 2.45	(1.1) (9.1)	8.0 2.0	31 7	2 1	2 0	4 1	4 1	1 0	0 0	0 0	0 0	0 0	0 0	1 17	118 25	2.25 0.00	1.000 0.500										

**New York Mets @ Montreal Expos**  
 Olympic Stadium, Montreal, QB  
 Tue May 10 1994, 7:05 PM EDT  
 Att. 13,158 - Dome

AB	35
R	2
H	8
RBI	2
BB	1
SO	5
LOB	8





Batter	1	2	3	4	5	6	7	8	9	AB	R	H	RBI	BB	SO	LOB	TOP					
<b>John Cangelosi, S</b> (1, 8) OBP: 0.367, SLG: 0.340										4	0	1	0	0	1	2						
<b>Jose Vizcaino, S</b> (1, 6) OBP: 0.346, SLG: 0.374										4	1	2	1	0	1	2						
<b>Joe Orsulak, L</b> (1, 7) OBP: 0.326, SLG: 0.430										3	0	0	0	1	1							
<b>Bobby Bonilla, S</b> (1, 5) OBP: 0.400, SLG: 0.566										2	0	1	1	2	0							
<b>Jeff Kent, R</b> (1, 4) OBP: 0.390, SLG: 0.610										4	0	1	0	0	1	4						
<b>Jeremy Burnitz, L</b> (1, 9) OBP: 0.300, SLG: 0.321										4	1	1	0	0	2	2						
<b>David Segui, S</b> (1, 3) OBP: 0.321, SLG: 0.400										4	0	0	0	0	2	1						
<b>Todd Hundley, S</b> (1, 2) OBP: 0.342, SLG: 0.662										4	1	1	1	0	1	0						
<b>Pete Smith, R</b> (1, 1) OBP: 0.278, SLG: 0.200										1	0	1	0	1	0	0						
<b>Fernando Vina, L</b> (7, PH) OBP: 0.423, SLG: 0.364										1	0	0	0	0	1	0						
<b>Roger Mason, R</b> (7, 1) OBP: 0.294, SLG: 0.286										0	0	0	0	0	0	1						
<b>Jeff McKnight, S</b> (9, PH) OBP: 0.294, SLG: 0.286										1	0	0	0	0	1	0						
<b>Inning Stats</b>	R: 1 E: 0 K: 1 S: 15	H: 2 LOB: 1 BB: 0 P: 24	R: 0 E: 0 K: 1 S: 9	H: 0 LOB: 0 BB: 0 P: 12	R: 0 E: 0 K: 1 S: 13	H: 2 LOB: 3 BB: 2 P: 24	R: 2 E: 0 K: 0 S: 15	H: 3 LOB: 2 BB: 1 P: 26	R: 0 E: 0 K: 1 S: 6	H: 0 LOB: 0 BB: 0 P: 8	R: 0 E: 0 K: 2 S: 10	H: 0 LOB: 0 BB: 0 P: 12	R: 0 E: 0 K: 2 S: 7	H: 0 LOB: 0 BB: 0 P: 10	R: 0 E: 0 K: 0 S: 12	H: 1 LOB: 1 BB: 1 P: 18	R: 0 E: 0 K: 3 S: 9	H: 0 LOB: 0 BB: 0 P: 9	1B: 5 2B: 3 3B: 0 HR: 0	SF: 0 SAC: 0 DP: 2 HBP: 0	WP: 0 PB: 0 SB: 0 CS: 0	PA: 36
<b>PITCHER</b>	IP	WLS	BF	H	R	ER	SO	BB	IBB	HBP	BLK	WP	HR	S	P	ERA	WHIP					
<b>Pedro Martinez, R</b> (1, 1) ERA: 3.43	7.0	W	29	7	3	3	8	3	0	0	0	0	0	75	116	3.86	1.429					
<b>Mel Rojas, R</b> (8, 1) ERA: 1.6	2.0	S	7	1	0	0	3	1	0	0	0	0	0	21	27	0.00	1.000					

**New York Mets @ Montreal Expos**  
Olympic Stadium, Montreal, QB  
Wed May 11, 1994, 7:05 PM EDT  
Att: 18,511 - Dome

AB 32  
R 3  
H 8  
RBI 3  
BB 4  
SO 11  
LOB 12



Batter	1	2	3	4	5	6	7	8	9	AB	R	H	RBI	BB	SO	LOB	BOTTOM				
<b>Lou Frazier, S</b> (1, 8) OBP: 0.452, SLG: 0.346										4	1	3	0	0	0	0					
<b>Cliff Floyd, L</b> (1, 3) OBP: 0.302, SLG: 0.390										4	1	0	0	0	1	3					
<b>Moises Alou, R</b> (1, 7) OBP: 0.416, SLG: 0.586										3	1	1	1	1	0	1					
<b>Larry Walker, L</b> (1, 9) OBP: 0.340, SLG: 0.488										4	1	1	1	0	0	2					
<b>Darrin Fletcher, L</b> (1, 2) OBP: 0.382, SLG: 0.432										4	0	3	2	0	0	0					
<b>Sean Berry, R</b> (1, 5) OBP: 0.370, SLG: 0.454										3	0	0	0	0	0	3					
<b>Mike Lansing, R</b> (1, 6) OBP: 0.311, SLG: 0.325										3	0	0	0	0	0	0					
<b>Freddie Benavides, R</b> (1, 4) OBP: 0.241, SLG: 0.276										3	0	0	0	0	0	0					
<b>Pedro Martinez, R</b> (1, 1) ERA: 5.05										2	0	0	0	0	0	0					
<b>Lenny Webster, R</b> (7, PH) OBP: 0.323, SLG: 0.433										1	0	0	0	0	0	0					
<b>Mel Rojas, R</b> (8, 1) ERA: 2.67										0	0	0	0	0	0	0					
<b>Inning Stats</b>	R: 2 E: 0 K: 0 S: 12	H: 3 LOB: 1 BB: 0 P: 21	R: 0 E: 0 K: 0 S: 5	H: 0 LOB: 0 BB: 0 P: 7	R: 2 E: 0 K: 0 S: 11	H: 3 LOB: 1 BB: 0 P: 18	R: 0 E: 0 K: 0 S: 5	H: 0 LOB: 0 BB: 0 P: 6	R: 0 E: 0 K: 1 S: 10	H: 0 LOB: 1 BB: 1 P: 19	R: 0 E: 0 K: 0 S: 6	H: 1 LOB: 0 BB: 0 P: 9	R: 0 E: 0 K: 0 S: 14	H: 1 LOB: 1 BB: 0 P: 18	R: 0 E: 0 K: 0 S: 6	H: 0 LOB: 0 BB: 0 P: 8	1B: 6 2B: 2 3B: 0 HR: 0	SF: 0 SAC: 0 DP: 1 HBP: 0	WP: 0 PB: 0 SB: 2 CS: 0	PA: 32	
<b>PITCHER</b>	IP	WLS	BF	H	R	ER	SO	BB	IBB	HBP	BLK	WP	HR	S	P	ERA	WHIP				
<b>Pedro Martinez, R</b> (1, 1) ERA: 5.05	6.0	L	25	7	4	4	1	0	0	0	0	0	0	49	80	6.00	1.333				
<b>Roger Mason, R</b> (7, 1) ERA: 2.67	2.0		7	1	0	0	0	0	0	0	0	0	0	20	26	0.00	0.500				

**New York Mets @ Montreal Expos**  
Olympic Stadium, Montreal, QB  
Wed May 11, 1994, 7:05 PM EDT  
Att: 18,511 - Dome

AB 31  
R 4  
H 8  
RBI 4  
BB 1  
SO 1  
LOB 9









Batter	1	2	3	4	5	6	7	8	9	AB	R	H	RBI	BB	SO	LOB	TOP				
<b>Deion Sanders, L</b> OBP: 0.375, SLG: 0.440 (1, 8)										5	0	1	0	0	1	1	<b>Atlanta Braves @ New York Mets</b> Shea Stadium, Flushing, NY Sat May 14 1994, 3:33 AM EDT Att: 28,974 - Sunny				
<b>Terry Pendleton, S</b> OBP: 0.295, SLG: 0.415 (1, 5)										5	0	0	0	0	1	3					
<b>Ryan Klesko, L</b> OBP: 0.390, SLG: 0.633 (1, 7)										4	1	2	1	0	0	1					
<b>Fred McGriff, L</b> OBP: 0.363, SLG: 0.570 (1, 3)										4	0	0	0	0	1	1					
<b>David Justice, L</b> OBP: 0.387, SLG: 0.442 (1, 9)										4	0	1	0	0	0	1					
<b>Mark Lemke, S</b> OBP: 0.350, SLG: 0.390 (1, 4)										4	1	2	0	0	0	2					
<b>Charlie O'Brien, R</b> OBP: 0.342, SLG: 0.514 (1, 2)										4	1	1	1	0	1	3					
<b>Rafael Belliard, R</b> OBP: 0.288, SLG: 0.340 (8, PH)										3	1	1	0	0	0	0					
<b>Javy Lopez, R</b> OBP: 0.318, SLG: 0.510 (8, PH)										1	0	0	0	0	0	0					
<b>Mike Mordecai, R</b> OBP: 0.400, SLG: 1.000 (8, 6)										0	0	0	0	0	0	2					
<b>29 John Smoltz, R</b> OBP: 0.421, SLG: 0.571 (5, 1)										1	0	0	0	0	0	0					
<b>20 Mitch Hill, R</b> OBP: 0.241, SLG: 0.271 (6, 1)										0	0	0	0	0	0	0					
<b>Tony Tarasco, L</b> OBP: 0.241, SLG: 0.271 (6, 1)										0	0	0	0	0	0	0					
<b>Mike Bielecki, R</b> OBP: 0.241, SLG: 0.271 (6, 1)										0	0	0	0	0	0	0					
<b>Bill Pecota, R</b> OBP: 0.241, SLG: 0.271 (7, PH)										0	0	1	2	0	0	0					
<b>Steve Bedrosian, R</b> OBP: 0.241, SLG: 0.271 (7, 1)										0	0	0	0	0	0	0					
<b>Mark Wohlers, R</b> OBP: 0.241, SLG: 0.271 (8, 1)										0	0	0	0	0	0	0					
<b>Dave Gallagher, R</b> OBP: 0.241, SLG: 0.271 (8, PH)										0	0	0	0	0	0	0					
<b>Inning Stats</b>	R: 0 E: 0 K: 1 S: 8	H: 0 LOB: 0 BB: 0 P: 12	R: 0 E: 0 K: 0 S: 6	H: 1 LOB: 1 BB: 0 P: 9	R: 0 E: 0 K: 0 S: 8	H: 0 LOB: 0 BB: 0 P: 13	R: 0 E: 0 K: 1 S: 8	H: 1 LOB: 1 BB: 0 P: 13	R: 0 E: 0 K: 0 S: 9	H: 0 LOB: 0 BB: 0 P: 12	R: 0 E: 0 K: 0 S: 5	H: 1 LOB: 1 BB: 0 P: 9	R: 3 E: 0 K: 1 S: 16	H: 5 LOB: 2 BB: 0 P: 22	R: 1 E: 0 K: 1 S: 12	H: 2 LOB: 2 BB: 0 P: 17	R: 0 E: 0 K: 0 S: 8	H: 0 LOB: 0 BB: 0 P: 12	1B: 5 2B: 4 3B: 0 HR: 1	SF: 0 SAC: 0 DP: 0 HBP: 0	WP: 0 PA: 38 PB: 0 SB: 0 CS: 0
<b>PITCHER</b>	IP WLS BF H R ER SO BB IBB HBP BLK WP HR S P ERA WHIP																				
<b>Mauro Gozzo, R</b> ERA: 3.32 (1, 1)	6.2 W 26 6 3 3 2 0 0 0 0 0 0 53 79 4.05 0.900																				
<b>Doug Linton, R</b> ERA: 3.0 (7, 1)	0.1 6 4 1 1 1 0 0 0 0 0 0 1 14 22 27.00 12.000																				
<b>Roger Mason, R</b> ERA: 2.7 (8, 1)	1.0 3 0 0 0 1 0 0 0 0 0 0 0 5 6 0.00 0.000																				
<b>John Franco, L</b> ERA: 3.06 (9, 1)	1.0 3 0 0 0 0 0 0 0 0 0 0 0 8 12 0.00 0.000																				

Batter	1	2	3	4	5	6	7	8	9	AB	R	H	RBI	BB	SO	LOB	BOTTOM		
<b>Jose Vizcaino, S</b> OBP: 0.340, SLG: 0.359 (1, 6)										5	1	1	0	0	1	3	<b>Atlanta Braves @ New York Mets</b> Shea Stadium, Flushing, NY Sat May 14 1994, 3:33 AM EDT Att: 28,974 - Sunny		
<b>Todd Hundley, S</b> OBP: 0.345, SLG: 0.658 (1, 2)										5	2	2	1	0	1	0			
<b>Joe Orsulak, L</b> OBP: 0.337, SLG: 0.447 (1, 9)										5	2	3	2	0	0	1			
<b>Bobby Bonilla, S</b> OBP: 0.394, SLG: 0.557 (1, 5)										3	1	2	1	0	0	1			
<b>Fernando Vina, L</b> OBP: 0.436, SLG: 0.383 (7, 5)										2	0	2	1	0	0	0			
<b>Jeff Kent, R</b> OBP: 0.382, SLG: 0.588 (1, 4)										4	1	1	0	0	0	2			
<b>David Segui, S</b> OBP: 0.331, SLG: 0.444 (1, 3)										3	2	1	1	1	0	0			
<b>Ryan Thompson, R</b> OBP: 0.323, SLG: 0.540 (1, 8)										4	1	1	4	0	2	0			
<b>John Cangelosi, S</b> OBP: 0.388, SLG: 0.333 (1, 7)										1	1	1	0	0	0	0			
<b>Rick Parker, R</b> (5, PR) (6, 7)										1	0	0	0	0	0	0			
<b>Mauro Gozzo, R</b> OBP: 0.333, SLG: 0.333 (7, 1)										2	0	1	0	0	0	1			
<b>Doug Linton, R</b> (7, 1)										0	0	0	0	0	0	0			
<b>Roger Mason, R</b> (8, 1)										0	0	0	0	0	0	0			
<b>Jeff McKnight, S</b> OBP: 0.278, SLG: 0.267 (8, PH)										0	0	0	0	0	0	0			
<b>John Franco, L</b> (9, 1)										0	0	0	0	0	0	0			
<b>Inning Stats</b>	R: 0 E: 0 K: 1 S: 8	H: 1 LOB: 1 BB: 0 P: 12	R: 0 E: 0 K: 1 S: 10	H: 0 LOB: 0 BB: 0 P: 14	R: 3 E: 2 K: 0 S: 12	H: 3 LOB: 1 BB: 0 P: 21	R: 0 E: 1 K: 1 S: 9	H: 1 LOB: 2 BB: 0 P: 12	R: 4 E: 0 K: 0 S: 11	H: 3 LOB: 1 BB: 1 P: 20	R: 0 E: 0 K: 1 S: 5	H: 1 LOB: 0 BB: 0 P: 8	R: 1 E: 0 K: 0 S: 8	H: 2 LOB: 0 BB: 0 P: 10	R: 3 E: 0 K: 0 S: 12	H: 4 LOB: 1 BB: 0 P: 21	1B: 10 2B: 3 3B: 0 HR: 2	SF: 0 SAC: 1 DP: 1 HBP: 2	WP: 1 PA: 40 PB: 0 SB: 0 CS: 0
<b>PITCHER</b>	IP WLS BF H R ER SO BB IBB HBP BLK WP HR S P ERA WHIP																		
<b>29 John Smoltz, R</b> ERA: 3.95 (1, 1)	4.2 L 26 8 7 4 3 0 0 0 0 0 0 2 3 0.00 0.000																		
<b>Mitch Hill, R</b> ERA: 5.68 (5, 1)	0.1 1 0 0 0 0 0 0 0 0 0 0 0 2 3 0.00 0.000																		
<b>Mike Bielecki, R</b> ERA: 3.52 (6, 1)	1.0 3 1 0 0 1 0 0 0 0 0 0 0 5 8 0.00 1.000																		
<b>Steve Bedrosian, R</b> ERA: 5.85 (7, 1)	1.2 9 5 4 4 0 0 0 0 0 0 0 1 19 28 21.60 3.000																		
<b>Mark Wohlers, R</b> ERA: 4.8 (8, 1)	0.1 1 1 0 0 0 0 0 0 0 0 0 0 1 3 0.00 3.000																		

AB	38
R	4
H	10
RBI	4
BB	0
SO	4
LOB	14



livebaseballscores.com



Batter	1	2	3	4	5	6	7	8	9	AB	R	H	RBI	BB	SO	LOB	TOP				
Deion Sanders, L (1, 8) OBP: 0.366, SLG: 0.428	G4-3	K			B3			K		4	0	0	0	0	2	0	<b>Atlanta Braves @ New York Mets</b> Shea Stadium, Flushing, NY Sun May 15 1994, 3:33 AM EDT Att: 32,891 - Unknown - 69 F				
Dave Gallagher, R (1, 7) OBP: 0.273, SLG: 0.282	HR		L8		G5-3			G1-3		3	1	0	0	0	0	0					
Terry Pendleton, S (1, 5) OBP: 0.285, SLG: 0.404	P4		G5-3		E1			K		4	0	0	0	0	1	1					
Fred McGriff, L (1, 3) OBP: 0.373, SLG: 0.598	HR		FC6-4		G4-6-3			HR		4	2	3	2	0	0	1					
Javy Lopez, R (1, 2) OBP: 0.324, SLG: 0.567	HR		FC6-4		L9			HR		4	2	3	0	0	1						
David Justice, L (1, 9) OBP: 0.374, SLG: 0.424	G6-3				G4-3			F7		4	0	0	0	0	0	0					
Mark Lemke, S (1, 4) OBP: 0.355, SLG: 0.394		2B			G4-6-3			F8		4	1	2	0	0	0	0					
Rafael Belliard, R (1, 6) OBP: 0.291, SLG: 0.358		HR			G4-6-3			K		3	0	1	1	0	1	1					
Steve Avery, L (1, 1) OBP: 0.056, SLG: 0.059		K			L4			G1-3		3	0	0	0	0	1	0					
Greg McMichael, R (9, 1)										0	0	0	0	0	0	0					
<b>Inning Stats</b>	R: 3 E: 0 K: 0 S: 5	H: 2 LOB: 0 BB: 0 P: 6	R: 1 E: 0 K: 2 S: 8	H: 2 LOB: 0 BB: 0 P: 8	R: 0 E: 0 K: 0 S: 4	H: 1 LOB: 1 BB: 0 P: 4	R: 0 E: 0 K: 0 S: 3	H: 1 LOB: 0 BB: 0 P: 3	R: 0 E: 0 K: 0 S: 3	H: 0 LOB: 0 BB: 0 P: 3	R: 0 E: 0 K: 1 S: 5	H: 0 LOB: 0 BB: 0 P: 5	R: 0 E: 0 K: 1 S: 5	H: 0 LOB: 0 BB: 0 P: 5	R: 2 E: 0 K: 1 S: 7	H: 2 LOB: 0 BB: 0 P: 7	1B: 4 2B: 1 3B: 0 HR: 3	SF: 0 SAC: 0 DP: 2 HBP: 1	WP: 0 PB: 0 CS: 0	PA: 34	
<b>PITCHER</b>	IP	WLS	BF	H	R	ER	SO	BB	IBB	HBP	BLK	WP	HR	S	P	ERA	WHIP				
Eric Hillman, L (1, 1) ERA: 7.12	5.0	L	20	6	4	4	2	0	0	1	0	0	2	23	24	7.20	1.200				
Frank Seminara, R (6, 1) ERA: 4.53	2.0		6	0	0	0	1	0	0	0	0	0	0	8	8	0.00	0.000				
Mike Maddux, R (8, 1) ERA: 5.63	2.0		8	2	2	2	2	0	0	0	0	0	1	12	12	9.00	1.000				

Batter	1	2	3	4	5	6	7	8	9	AB	R	H	RBI	BB	SO	LOB	BOTTOM					
Jose Vizcaino, S (1, 6) OBP: 0.338, SLG: 0.356	K2-3		FC6-4		K			G1-3		4	0	1	0	0	2	0	<b>Atlanta Braves @ New York Mets</b> Shea Stadium, Flushing, NY Sun May 15 1994, 3:33 AM EDT Att: 32,891 - Unknown - 69 F					
Todd Hundley, S (1, 2) OBP: 0.341, SLG: 0.639	2B		K		K			K		4	1	1	0	0	3	1						
Kevin McReynolds, R (1, 7) OBP: 0.319, SLG: 0.374	HR		FC6-4		G6-3					4	0	2	1	0	0	1						
Bobby Bonilla, S (1, 5) OBP: 0.405, SLG: 0.556	2B		FC6-4		FC5			F9		2	0	1	0	2	0	1						
Jeff Kent, R (1, 4) OBP: 0.378, SLG: 0.575	G5-3		F9		F9			G4-3		3	0	0	0	0	0	3						
Ryan Thompson, R (1, 8) OBP: 0.314, SLG: 0.522		B1-3			P4			K		3	0	0	0	0	0	3						
Fernando Vina, L (9, PH) OBP: 0.429, SLG: 0.375					FC5			K		1	0	0	0	0	1	0						
David Segui, S (1, 3) OBP: 0.329, SLG: 0.438	G5-3		FC6-4		K					4	0	1	0	0	1	1						
Rick Parker, R (1, 9)					G4-3			G5-3		3	0	0	0	0	1	0						
Joe Orsulak, L (9, PH) OBP: 0.333, SLG: 0.442					K			G4-3		1	0	0	0	0	0	1						
Eric Hillman, L (1, 1)					K			L7		1	0	0	0	0	1	0						
Luis Rivera, R (5, PH) OBP: 0.300, SLG: 0.800					K					1	0	0	0	0	1	0						
Frank Seminara, R (6, 1)										0	0	0	0	0	0	0						
Kelly Stinnett, R (7, PH) OBP: 0.273, SLG: 0.280										1	0	0	0	0	0	0						
Mike Maddux, L (8, 1)										0	0	0	0	0	0	0						
<b>Inning Stats</b>	R: 1 E: 0 K: 1 S: 6	H: 2 LOB: 1 BB: 1 P: 10	R: 0 E: 0 K: 1 S: 5	H: 0 LOB: 0 BB: 0 P: 5	R: 0 E: 0 K: 2 S: 8	H: 1 LOB: 1 BB: 0 P: 8	R: 0 E: 0 K: 0 S: 3	H: 0 LOB: 1 BB: 1 P: 7	R: 0 E: 0 K: 2 S: 7	H: 0 LOB: 0 BB: 0 P: 7	R: 0 E: 0 K: 1 S: 6	H: 1 LOB: 2 BB: 0 P: 7	R: 0 E: 0 K: 1 S: 5	H: 0 LOB: 0 BB: 0 P: 5	R: 0 E: 0 K: 1 S: 6	H: 1 LOB: 1 BB: 0 P: 6	R: 0 E: 0 K: 1 S: 6	H: 1 LOB: 1 BB: 0 P: 6	1B: 5 2B: 1 3B: 0 HR: 0	SF: 0 SAC: 0 DP: 1 HBP: 1	WP: 0 PB: 0 CS: 0	PA: 35
<b>PITCHER</b>	IP	WLS	BF	H	R	ER	SO	BB	IBB	HBP	BLK	WP	HR	S	P	ERA	WHIP					
Steve Avery, L (1, 1) ERA: 2.7	8.0	W	31	5	1	1	9	2	0	1	0	0	0	46	55	1.12	0.875					
Greg McMichael, R (9, 1) ERA: 2.61	1.0		4	1	0	0	1	0	0	0	0	0	0	6	6	0.00	1.000					





Batter	1	2	3	4	5	6	7	8	9	AB	R	H	RBI	BB	SO	LOB	TOP		
<b>Chuck Carr, S</b> OBP: 0.388, SLG: 0.414 (1, 8)										5	2	3	0	0	2	0			
<b>Kurt Abbott, R</b> OBP: 0.325, SLG: 0.361 (1, 6)										2	0	0	0	0	1	1			
<b>Dave Magadan, L</b> OBP: 0.385, SLG: 0.320 (1, 5)										4	0	0	1	0	1	2			
<b>Jeff Conine, R</b> OBP: 0.386, SLG: 0.557 (8, 3)										4	1	4	1	0	0	0			
<b>Bento Santiago, R</b> OBP: 0.309, SLG: 0.373 (1, 2)										4	0	2	0	0	0	2			
<b>Orestes Destrade, S</b> OBP: 0.352, SLG: 0.355 (1, 3)										4	0	1	1	0	1	3			
<b>Matias Carrillo, L</b> OBP: 0.297, SLG: 0.314 (8, 7)										0	0	0	0	0	0	0			
<b>Carl Everett, S</b> OBP: 0.250, SLG: 0.263 (1, 9)										4	0	0	0	0	1	4			
<b>Bret Barberie, S</b> OBP: 0.303, SLG: 0.400 (1, 4)										4	0	0	0	0	2	0			
<b>David Weathers, R</b> OBP: 0.045, SLG: 0.045 (1, 1)										3	0	0	0	0	3	0			
<b>Robb Nen, R</b> OBP: 0.317, SLG: 0.369 (7, 1)										0	0	0	0	0	0	0			
<b>Greg O'Halloran, L</b> OBP: 0.283, SLG: 0.250 (9, PH)										1	0	0	0	0	0	0			
<b>Jeremy Hernandez, R</b> OBP: 0.400, SLG: 0.541 (9, 1)										0	0	0	0	0	0	0			
<b>Inning Stats</b>	R: 1 E: 0 K: 0 S: 9	H: 2 LOB: 1 BB: 0 P: 14	R: 0 E: 0 K: 0 S: 7	H: 0 LOB: 0 BB: 0 P: 11	R: 0 E: 0 K: 2 S: 8	H: 0 LOB: 0 BB: 0 P: 10	R: 0 E: 0 K: 3 S: 16	H: 2 LOB: 2 BB: 0 P: 23	R: 0 E: 0 K: 3 S: 10	H: 1 LOB: 1 BB: 0 P: 14	R: 0 E: 0 K: 2 S: 9	H: 0 LOB: 0 BB: 0 P: 10	R: 2 E: 0 K: 0 S: 13	H: 4 LOB: 2 BB: 0 P: 19	R: 0 E: 0 K: 1 S: 9	H: 0 LOB: 0 BB: 0 P: 11	1B: 7 2B: 3 3B: 0 HR: 0	SF: 0 SAC: 1 DP: 0 HBP: 1	WP: 0 PA: 37 PB: 0 SB: 1 CS: 0
<b>PITCHER</b>	IP WLS BF H R ER SO BB IBB HBP BLK WP HR S P ERA WHIP	IP WLS BF H R ER SO BB IBB HBP BLK WP HR S P ERA WHIP	IP WLS BF H R ER SO BB IBB HBP BLK WP HR S P ERA WHIP	IP WLS BF H R ER SO BB IBB HBP BLK WP HR S P ERA WHIP	IP WLS BF H R ER SO BB IBB HBP BLK WP HR S P ERA WHIP	IP WLS BF H R ER SO BB IBB HBP BLK WP HR S P ERA WHIP	IP WLS BF H R ER SO BB IBB HBP BLK WP HR S P ERA WHIP	IP WLS BF H R ER SO BB IBB HBP BLK WP HR S P ERA WHIP	IP WLS BF H R ER SO BB IBB HBP BLK WP HR S P ERA WHIP	IP WLS BF H R ER SO BB IBB HBP BLK WP HR S P ERA WHIP	IP WLS BF H R ER SO BB IBB HBP BLK WP HR S P ERA WHIP	IP WLS BF H R ER SO BB IBB HBP BLK WP HR S P ERA WHIP	IP WLS BF H R ER SO BB IBB HBP BLK WP HR S P ERA WHIP	IP WLS BF H R ER SO BB IBB HBP BLK WP HR S P ERA WHIP	IP WLS BF H R ER SO BB IBB HBP BLK WP HR S P ERA WHIP	IP WLS BF H R ER SO BB IBB HBP BLK WP HR S P ERA WHIP	IP WLS BF H R ER SO BB IBB HBP BLK WP HR S P ERA WHIP	IP WLS BF H R ER SO BB IBB HBP BLK WP HR S P ERA WHIP	
<b>Bret Saberhagen, R</b> ERA: 3.13 (1, 1)	8.0 L	34 3	10 0	3 0	3 0	10 1	0 0	0 0	0 0	0 0	0 0	80 9	112 11	3.38 0.00	1.250 0.000				
<b>Josias Manzanillo, R</b> ERA: 5.25 (9, 1)	1.0 S	3 4	0 0	0 0	0 0	1 0	0 0	0 0	0 0	0 0	0 0	9 11	11 11	0.00 0.000	0.000 0.000				

Florida Marlins @ New York Mets  
Shea Stadium, Flushing, NY  
Mon May 16 1994, 7:05 PM EDT  
Att: 15,714 - Unknown - 78 F

AB 35  
R 3  
H 10  
RBI 3  
BB 0  
SO 11  
LOB 12




Batter	1	2	3	4	5	6	7	8	9	AB	R	H	RBI	BB	SO	LOB	BOTTOM		
<b>Jose Vizcaino, S</b> OBP: 0.340, SLG: 0.353 (1, 6)										4	0	1	0	0	0	1			
<b>Todd Hundley, S</b> OBP: 0.337, SLG: 0.621 (1, 2)										4	0	1	0	0	0	3			
<b>Kevin McReynolds, R</b> OBP: 0.317, SLG: 0.369 (1, 7)										4	0	1	0	0	2	4			
<b>Jeff McKnight, S</b> OBP: 0.283, SLG: 0.250 (9, PH)										1	0	0	0	0	0	1			
<b>Bobby Bonilla, S</b> OBP: 0.400, SLG: 0.541 (1, 5)										3	1	0	0	1	0	2			
<b>Jeff Kent, R</b> OBP: 0.382, SLG: 0.594 (1, 4)										4	0	2	1	0	1	2			
<b>Joe Orsulak, L</b> OBP: 0.320, SLG: 0.422 (1, 9)										4	0	0	0	0	0	2			
<b>David Segui, S</b> OBP: 0.333, SLG: 0.432 (1, 3)										2	0	0	0	2	0	0			
<b>Ryan Thompson, R</b> OBP: 0.305, SLG: 0.505 (1, 8)										3	0	0	0	0	2	4			
<b>John Cangelosi, S</b> OBP: 0.382, SLG: 0.328 (8, 8)										1	0	0	0	0	0	0			
<b>Bret Saberhagen, R</b> OBP: 0.250, SLG: 0.143 (1, 1)										3	0	1	0	0	0	4			
<b>Josias Manzanillo, R</b> OBP: 0.250, SLG: 0.143 (9, 1)										0	0	0	0	0	0	0			
<b>Fernando Vina, L</b> OBP: 0.439, SLG: 0.375 (9, PH)										0	0	0	0	0	0	0			
<b>Inning Stats</b>	R: 0 E: 0 K: 0 S: 12	H: 1 LOB: 1 BB: 0 P: 18	R: 0 E: 0 K: 0 S: 6	H: 0 LOB: 0 BB: 0 P: 11	R: 0 E: 0 K: 2 S: 11	H: 2 LOB: 2 BB: 0 P: 15	R: 1 E: 1 K: 0 S: 10	H: 1 LOB: 2 BB: 1 P: 21	R: 0 E: 0 K: 1 S: 11	H: 1 LOB: 2 BB: 1 P: 20	R: 0 E: 0 K: 2 S: 10	H: 0 LOB: 2 BB: 1 P: 23	R: 0 E: 0 K: 0 S: 10	H: 0 LOB: 0 BB: 0 P: 18	R: 0 E: 0 K: 0 S: 11	H: 0 LOB: 1 BB: 0 P: 18	1B: 4 2B: 1 3B: 1 HR: 0	SF: 0 SAC: 1 DP: 0 HBP: 2	WP: 1 PA: 39 PB: 0 SB: 0 CS: 0
<b>PITCHER</b>	IP WLS BF H R ER SO BB IBB HBP BLK WP HR S P ERA WHIP	IP WLS BF H R ER SO BB IBB HBP BLK WP HR S P ERA WHIP	IP WLS BF H R ER SO BB IBB HBP BLK WP HR S P ERA WHIP	IP WLS BF H R ER SO BB IBB HBP BLK WP HR S P ERA WHIP	IP WLS BF H R ER SO BB IBB HBP BLK WP HR S P ERA WHIP	IP WLS BF H R ER SO BB IBB HBP BLK WP HR S P ERA WHIP	IP WLS BF H R ER SO BB IBB HBP BLK WP HR S P ERA WHIP	IP WLS BF H R ER SO BB IBB HBP BLK WP HR S P ERA WHIP	IP WLS BF H R ER SO BB IBB HBP BLK WP HR S P ERA WHIP	IP WLS BF H R ER SO BB IBB HBP BLK WP HR S P ERA WHIP	IP WLS BF H R ER SO BB IBB HBP BLK WP HR S P ERA WHIP	IP WLS BF H R ER SO BB IBB HBP BLK WP HR S P ERA WHIP	IP WLS BF H R ER SO BB IBB HBP BLK WP HR S P ERA WHIP	IP WLS BF H R ER SO BB IBB HBP BLK WP HR S P ERA WHIP	IP WLS BF H R ER SO BB IBB HBP BLK WP HR S P ERA WHIP	IP WLS BF H R ER SO BB IBB HBP BLK WP HR S P ERA WHIP	IP WLS BF H R ER SO BB IBB HBP BLK WP HR S P ERA WHIP		
<b>David Weathers, R</b> ERA: 2.93 (1, 1)	6.2 W	31 4	1 0	0 0	4 1	0 0	0 0	0 0	0 0	66 13	23 23	0.00 0.000	0.000 0.000						
<b>Robb Nen, R</b> ERA: 3.93 (7, 1)	1.1 S	4 4	0 0	0 0	0 0	1 0	0 0	0 0	0 0	11 11	18 18	0.00 0.000	0.000 0.000						
<b>Jeremy Hernandez, R</b> ERA: 0.96 (9, 1)	1.0 S	4 4	0 0	0 0	0 0	0 0	0 0	1 1	0 0	0 0	11 11	18 18	0.00 0.000	0.000 0.000					


Florida Marlins @ New York Mets  
Shea Stadium, Flushing, NY  
Mon May 16 1994, 7:05 PM EDT  
Att: 15,714 - Unknown - 78 F

AB 33  
R 1  
H 6  
RBI 1  
BB 3  
SO 5  
LOB 23





Batter	1	2	3	4	5	6	7	8	9	AB	R	H	RBI	BB	SO	LOB	TOP								
<b>Chuck Carr, S</b> OBP: 0.386, SLG: 0.410 (1, 8)	F7		G4-3			G4-3				4	0	1	0	0	0	0	<b>Florida Marlins @ New York Mets</b> Shea Stadium, Flushing, NY Tue May 17 1994, 7:05 PM EDT Att: 15,503 - Unknown - 59 F								
<b>Alex Arias, R</b> OBP: 0.321, SLG: 0.327 (1, 6)	G5-3					K			G5-3	4	0	1	0	0	1	0									
<b>Dave Magadan, L</b> OBP: 0.388, SLG: 0.327 (1, 5)	G4-3								G3	4	1	2	0	0	0	0									
<b>Jeff Conine, R</b> OBP: 0.388, SLG: 0.582 (1, 3)										4	2	2	2	0	0	2									
<b>Bento Santiago, R</b> OBP: 0.316, SLG: 0.377 (1, 2)										4	0	2	1	0	0	2									
<b>Jerry Browne, S</b> OBP: 0.391, SLG: 0.377 (1, 7)										3	0	0	0	1	0	3									
<b>Carl Everett, S</b> OBP: 0.292, SLG: 0.304 (1, 9)										4	0	2	0	0	0	0									
<b>Bret Barberie, S</b> OBP: 0.301, SLG: 0.391 (1, 4)										3	0	0	0	1	0	1									
<b>Pat Rapp, R</b> Greg O'Halloran, L Luis Aquino, R Jeff Mutis, L Matias Carrillo, L Kurt Abbott, R Yorkis Perez, L Jeremy Hernandez, R										2	0	0	0	0	0	0									
<b>Inning Stats</b>	R: 0 E: 0 K: 0 S: 7	H: 0 LOB: 0 BB: 0 P: 11	R: 0 E: 0 K: 0 S: 5	H: 1 LOB: 2 BB: 1 P: 13	R: 0 E: 0 K: 0 S: 5	H: 0 LOB: 0 BB: 0 P: 9	R: 0 E: 0 K: 0 S: 10	H: 2 LOB: 2 BB: 0 P: 18	R: 0 E: 0 K: 1 S: 9	H: 0 LOB: 1 BB: 0 P: 13	R: 2 E: 0 K: 1 S: 9	H: 3 LOB: 1 BB: 0 P: 16	R: 0 E: 0 K: 0 S: 9	H: 2 LOB: 2 BB: 0 P: 14	R: 1 E: 0 K: 0 S: 9	H: 2 LOB: 1 BB: 0 P: 14			R: 0 E: 0 K: 0 S: 11	H: 0 LOB: 1 BB: 1 P: 20	1B: 8 2B: 1 3B: 0 HR: 1	SF: 0 SAC: 0 DP: 0 HBP: 0	WP: 0 PB: 0 SB: 0 CS: 0	PA: 36	
<b>PITCHER</b>	IP	WLS	BF	H	R	ER	SO	BB	IBB	HBP	BLK	WP	HR	S	P	ERA	WHIP								
<b>Pete Smith, R</b> ERA: 4.76 (1, 1)	7.0		28	8	2	2	1	1	0	0	0	0	1	55	94	2.57	1.286								
<b>Roger Mason, R</b> ERA: 2.95 (8, 1)	1.2		7	2	1	1	0	1	0	0	0	0	0	18	31	5.40	1.800								
<b>John Franco, L</b> ERA: 3.0 (9, 1)	0.1	W	1	0	0	0	0	0	0	0	0	0	0	2	3	0.00	0.000								

Batter	1	2	3	4	5	6	7	8	9	AB	R	H	RBI	BB	SO	LOB	BOTTOM								
<b>Jose Vizcaino, S</b> OBP: 0.360, SLG: 0.371 (1, 6)	G6-3									1	2	1	0	4	0	0	<b>Florida Marlins @ New York Mets</b> Shea Stadium, Flushing, NY Tue May 17 1994, 7:05 PM EDT Att: 15,503 - Unknown - 59 F								
<b>Ryan Thompson, R</b> OBP: 0.294, SLG: 0.485 (1, 8)	G6-3									4	0	0	1	0	1	5									
<b>Jeff McKnight, S</b> OBP: 0.300, SLG: 0.250 (9, PH)										0	0	0	0	1	0	0									
<b>Joe Orsulak, L</b> OBP: 0.324, SLG: 0.453 (1, 9)	G4-3									5	1	2	3	0	0	2									
<b>Bobby Bonilla, S</b> OBP: 0.396, SLG: 0.530 (1, 5)	F8									4	0	1	0	0	0	0									
<b>Jeff Kent, R</b> OBP: 0.372, SLG: 0.577 (1, 4)										4	0	0	0	0	1	1									
<b>David Segui, S</b> OBP: 0.331, SLG: 0.422 (1, 3)										3	0	0	0	1	0	1									
<b>Kelly Stinnett, R</b> OBP: 0.283, SLG: 0.269 (1, 2)										2	0	0	0	0	2	1									
<b>Todd Hundley, S</b> OBP: 0.340, SLG: 0.614 (7, PH)										1	1	0	0	1	1	0									
<b>John Cangelosi, S</b> OBP: 0.394, SLG: 0.344 (1, 7)										3	0	2	0	0	0	0									
<b>Pete Smith, R</b> ERA: 5.28 Fernando Vina, L Roger Mason, R John Franco, L Kevin McReynolds, R										2	0	0	0	0	1	1									
<b>Inning Stats</b>	R: 1 E: 0 K: 0 S: 6	H: 1 LOB: 0 BB: 0 P: 10	R: 0 E: 0 K: 1 S: 7	H: 0 LOB: 0 BB: 0 P: 12	R: 0 E: 0 K: 1 S: 8	H: 1 LOB: 2 BB: 1 P: 13	R: 0 E: 0 K: 2 S: 10	H: 0 LOB: 1 BB: 1 P: 16	R: 0 E: 0 K: 1 S: 7	H: 0 LOB: 1 BB: 1 P: 13	R: 1 E: 0 K: 0 S: 12	H: 1 LOB: 2 BB: 1 P: 17	R: 0 E: 0 K: 1 S: 7	H: 1 LOB: 2 BB: 1 P: 14	R: 0 E: 0 K: 0 S: 10	H: 1 LOB: 1 BB: 0 P: 12		R: 2 E: 0 K: 0 S: 14	H: 1 LOB: 2 BB: 3 P: 29	1B: 4 2B: 0 3B: 1 HR: 1	SF: 0 SAC: 1 DP: 0 HBP: 0	WP: 0 PB: 0 SB: 1 CS: 0	PA: 39		
<b>PITCHER</b>	IP	WLS	BF	H	R	ER	SO	BB	IBB	HBP	BLK	WP	HR	S	P	ERA	WHIP								
<b>Pat Rapp, R</b> ERA: 8.47 (7, 1)	6.0		24	3	2	2	5	3	0	0	0	0	0	16	25	0.00	1.200								
<b>Jeff Mutis, L</b> ERA: 5.4 (8, 1)	0.1		1	0	0	0	0	0	0	0	0	0	0	1	1	0.00	0.000								
<b>Yorkis Perez, L</b> ERA: 4.2 (9, 1)	0.1	L	4	1	1	1	0	2	0	0	0	0	0	5	8	27.00	3.000								
<b>Jeremy Hernandez, R</b> ERA: 1.42 (9, 1)	0.1	L	4	1	1	1	0	2	0	0	0	0	0	9	21	27.00	9.000								



Batter	1	2	3	4	5	6	7	8	9	AB	R	H	RBI	BB	SO	LOB	TOP					
<b>Chuck Carr, S</b> OBP: 0.392, SLG: 0.408 (1, 8)										3	0	1	1	2	1	0	<b>Florida Marlins @ New York Mets</b> Shea Stadium, Flushing, NY Wed May 18 1994, 7:05 PM EDT Att: 15,223 - Unknown - 63 F					
<b>Alex Arias, R</b> OBP: 0.328, SLG: 0.321 (1, 6)										4	0	1	1	1	0	2						
<b>Dave Magadan, L</b> OBP: 0.381, SLG: 0.314 (1, 5)										4	0	0	0	1	0	4						
<b>Jeff Conine, R</b> OBP: 0.379, SLG: 0.567 (1, 3)										4	0	0	0	0	1	1						
<b>Matias Carrillo, L</b> OBP: 0.293, SLG: 0.308 (1, 9)										4	1	1	0	0	0	1						
<b>Jerry Browne, S</b> OBP: 0.385, SLG: 0.370 (1, 7)										4	0	1	0	0	1	1						
<b>Ron Tingley, R</b> OBP: 0.211, SLG: 0.212 (1, 2)										3	1	1	2	1	1	1						
<b>Robb Nen, R</b> (8, 1)										0	0	0	0	0	0	0						
<b>Bret Barberie, S</b> OBP: 0.307, SLG: 0.385 (1, 4)										2	1	0	0	2	1	1						
<b>Charlie Hough, R</b> OBP: 0.263, SLG: 0.222 ERA: 3.05 (1, 1)										1	0	0	0	0	1	0						
<b>Greg O'Halloran, L</b> OBP: 0.333, SLG: 0.333 (7, PH)										1	1	1	0	0	0	0						
<b>Jeff Mutis, L</b> (7, 1)										0	0	0	0	0	0	0						
<b>Benito Santiago, R</b> OBP: 0.313, SLG: 0.374 (8, 2)										1	0	0	0	0	1	0						
<b>Inning Stats</b>	R: 0 E: 1 K: 2 S: 11	H: 0 LOB: 1 BB: 1 P: 20	R: 2 E: 0 K: 1 S: 9	H: 2 LOB: 2 BB: 2 P: 17	R: 0 E: 0 K: 0 S: 5	H: 0 LOB: 0 BB: 0 P: 11	R: 0 E: 0 K: 0 S: 3	H: 0 LOB: 0 BB: 1 P: 9	R: 0 E: 0 K: 1 S: 8	H: 0 LOB: 0 BB: 0 P: 10	R: 0 E: 0 K: 0 S: 4	H: 0 LOB: 0 BB: 0 P: 8	R: 2 E: 0 K: 0 S: 21	H: 3 LOB: 2 BB: 1 P: 35	R: 0 E: 0 K: 1 S: 10	H: 1 LOB: 1 BB: 0 P: 16	R: 0 E: 0 K: 2 S: 16	H: 0 LOB: 2 BB: 2 P: 30	1B: 5 2B: 1 3B: 0 HR: 1	SF: 0 SAC: 1 DP: 2 HBP: 0	WP: 2 PB: 2 SB: 0 CS: 1	PA: 39
<b>PITCHER</b>	IP	WLS	BF	H	R	ER	SO	BB	IBB	HBP	BLK	WP	HR	S	P	ERA	WHIP					
<b>Bobby Jones, R</b> ERA: 3.05 (1, 1)	6.2	L	29	5	4	4	4	4	1	0	0	0	1	58	106	5.40	1.350					
<b>Doug Linton, R</b> ERA: 2.93 (7, 1)	0.1		1	0	0	0	0	0	0	0	0	1	0	3	4	0.00	0.000					
<b>Josias Manzanillo, R</b> ERA: 4.5 (8, 1)	2.0		9	1	0	0	3	2	0	0	0	1	0	26	46	0.00	1.500					

Batter	1	2	3	4	5	6	7	8	9	AB	R	H	RBI	BB	SO	LOB	BOTTOM					
<b>Jose Vizcaino, S</b> OBP: 0.352, SLG: 0.361 (1, 6)										4	0	0	0	0	2	1	<b>Florida Marlins @ New York Mets</b> Shea Stadium, Flushing, NY Wed May 18 1994, 7:05 PM EDT Att: 15,223 - Unknown - 63 F					
<b>Ryan Thompson, R</b> OBP: 0.301, SLG: 0.480 (1, 8)										3	1	1	0	1	0	0						
<b>Joe Orsulak, L</b> OBP: 0.330, SLG: 0.449 (1, 9)										3	1	1	0	1	0	2						
<b>Bobby Bonilla, S</b> OBP: 0.399, SLG: 0.525 (1, 5)										3	1	1	0	1	1	0						
<b>Jeff Kent, R</b> OBP: 0.369, SLG: 0.582 (1, 4)										4	0	1	2	0	2	2						
<b>Todd Hundley, S</b> OBP: 0.337, SLG: 0.593 (1, 2)										3	0	0	0	1	1	0						
<b>David Segui, S</b> OBP: 0.323, SLG: 0.410 (1, 3)										4	0	0	0	0	0	2						
<b>John Cangelosi, S</b> OBP: 0.373, SLG: 0.323 (1, 7)										4	0	0	0	0	2	0						
<b>Bobby Jones, R</b> OBP: 0.059, SLG: 0.059 (7, 1)										2	0	0	0	0	0	0						
<b>Luis Rivera, R</b> OBP: 0.364, SLG: 0.818 (7, PH)										1	0	1	0	0	0	0						
<b>Josias Manzanillo, R</b> (8, 1)										0	0	0	0	0	0	0						
<b>Fernando Vina, L</b> OBP: 0.424, SLG: 0.360 (9, PH)										1	0	0	0	0	0	0						
<b>Inning Stats</b>	R: 0 E: 0 K: 2 S: 14	H: 0 LOB: 2 BB: 2 P: 24	R: 0 E: 0 K: 1 S: 9	H: 0 LOB: 0 BB: 0 P: 11	R: 0 E: 0 K: 1 S: 7	H: 0 LOB: 0 BB: 0 P: 11	R: 0 E: 0 K: 0 S: 5	H: 0 LOB: 0 BB: 0 P: 5	R: 0 E: 0 K: 1 S: 7	H: 0 LOB: 0 BB: 0 P: 10	R: 3 E: 0 K: 0 S: 15	H: 3 LOB: 2 BB: 2 P: 27	R: 0 E: 0 K: 1 S: 9	H: 2 LOB: 2 BB: 0 P: 12	R: 0 E: 0 K: 2 S: 8	H: 0 LOB: 0 BB: 0 P: 11	R: 0 E: 0 K: 0 S: 5	H: 0 LOB: 0 BB: 0 P: 5	1B: 4 2B: 0 3B: 1 HR: 0	SF: 0 SAC: 0 DP: 0 HBP: 0	WP: 0 PB: 1 SB: 0 CS: 0	PA: 36
<b>PITCHER</b>	IP	WLS	BF	H	R	ER	SO	BB	IBB	HBP	BLK	WP	HR	S	P	ERA	WHIP					
<b>Charlie Hough, R</b> ERA: 4.24 (1, 1)	6.0	W	25	3	3	3	5	4	0	0	0	0	0	57	88	4.50	1.167					
<b>Jeff Mutis, L</b> ERA: 4.7 (7, 1)	1.0		5	2	0	0	1	0	0	0	0	0	0	9	12	0.00	2.000					
<b>Robb Nen, R</b> ERA: 3.54 (8, 1)	2.0	S	6	0	0	0	2	0	0	0	0	0	0	13	16	0.00	0.000					

AB	31
R	4
H	6
RBI	4
BB	7
SO	7
LOB	11









Batter	1	2	3	4	5	6	7	8	9	AB	R	H	RBI	BB	SO	LOB	TOP											
<b>Fernando Vina, L</b> OBP: 0.431, SLG: 0.364 (1, 4)	2-1 G1-6-3	0-0 1B		0-0 1B		4-2 BB		1-2 F8		4	1	2	0	1	0	0	<b>New York Mets @ Philadelphia Phillies</b> Veterans Stadium, Philadelphia, PA Sat May 21 1994, 7:05 PM EDT Att: 43,443 - Unknown											
<b>Jose Vizcaino, S</b> OBP: 0.356, SLG: 0.373 (1, 6)	1-1 2B	3-1 1B		1-2 F8		2-2 G6-3		2-2 2B		5	1	3	1	0	0	2												
<b>Jim Lindeman, R</b> OBP: 0.667, SLG: 1.000 (1, 7)	3-2 1B	1-2 2B		1-2 1B		1-2 WP		1-2 G5-3		5	2	3	1	0	0	1												
<b>Bobby Bonilla, S</b> OBP: 0.408, SLG: 0.532 (1, 5)	0-0 1B	2-2 G3				1-2 WP		1-0 1B		5	3	3	1	0	0	3												
<b>Joe Orsulak, L</b> OBP: 0.322, SLG: 0.430 (1, 9)	0-0 1B		3-1 G4-3			2-3 K		1-2 P4		5	0	1	0	0	1	3												
<b>Ryan Thompson, R</b> OBP: 0.311, SLG: 0.476 (1, 8)	0-0 SF8		0-1 G5-3			1-2 2B		4-1 1B		2	1	0	1	1	0	0												
<b>Todd Hundley, S</b> OBP: 0.318, SLG: 0.560 (1, 2)	3-2 F9		3-3 K			3-2 2B		2-2 P4		5	0	1	2	0	2	3												
<b>David Segui, S</b> OBP: 0.320, SLG: 0.397 (1, 3)		2-2 F8		2-2 P5		0-1 L8		1-1 1B		4	0	1	1	0	0	1												
<b>Bret Saberhagen, R</b> OBP: 0.231, SLG: 0.130 (5, PH)		0-0 G3		3-3 K		1-0 F8		0-3 K		2	0	0	0	0	0	1												
<b>Jeff McGinnis, S</b> OBP: 0.279, SLG: 0.222 (5, 1)										0	0	0	0	0	0	0												
<b>Doug Linton, R</b> OBP: 0.369, SLG: 0.399 (6, 1)										0	0	0	0	0	0	0												
<b>Roger Mason, R</b> OBP: 0.269, SLG: 0.289 (7, PH)										0	0	0	0	0	0	0												
<b>John Cangelosi, S</b> OBP: 0.359, SLG: 0.399 (7, 1)										0	0	0	0	0	0	0												
<b>Josias Manzanillo, R</b> OBP: 0.359, SLG: 0.399 (7, 1)										0	0	0	0	0	0	0												
<b>Inning Stats</b>	R: 3 E: 0 K: 0 S: 16	H: 4 LOB: 1 BB: 0 P: 25	R: 1 E: 0 K: 0 S: 14	H: 3 LOB: 2 BB: 0 P: 22	R: 0 E: 0 K: 1 S: 7	H: 0 LOB: 0 BB: 0 P: 13	R: 0 E: 1 K: 1 S: 10	H: 1 LOB: 1 BB: 0 P: 16	R: 3 E: 0 K: 1 S: 17	H: 3 LOB: 1 BB: 0 P: 28	R: 0 E: 0 K: 0 S: 8	H: 0 LOB: 0 BB: 1 P: 17	R: 1 E: 0 K: 1 S: 16	H: 2 LOB: 2 BB: 1 P: 25	R: 0 E: 0 K: 0 S: 14	H: 1 LOB: 1 BB: 0 P: 8	R: 0 E: 0 K: 1 S: 6	H: 0 LOB: 0 BB: 0 P: 8	1B: 9 2B: 5 3B: 0 HR: 0	SF: 1 SAC: 0 DP: 1 HBP: 1	WP: 2 PB: 0 SB: 1 CS: 0	PA: 43						
<b>PITCHER</b>	IP	WLS	BF	H	R	ER	SO	BB	IBB	HBP	BLK	WP	HR	S	P	ERA	WHIP											
<b>Shawn Boskie, R</b> ERA: 4.39	(1, 1)	4.1		24	10	7	7	3	0	0	1	0	2	0	58	95	14.54	2.308										
<b>Bob Wells, R</b> ERA: 2.45	(5, 1)	0.2	W	3	1	0	0	0	0	0	0	0	0	0	6	9	0.00	1.500										
<b>Andy Carter, L</b> ERA: 3.86	(6, 1)	1.1		6	1	1	1	0	2	0	0	0	0	0	13	28	6.75	2.250										
<b>Larry Andersen, R</b> ERA: 3.0	(7, 1)	1.2		7	2	0	0	1	0	0	0	0	0	0	25	35	0.00	1.200										
<b>Doug Jones, R</b> ERA: 2.7	(9, 1)	1.0	S	3	0	0	0	1	0	0	0	0	0	6	8	0.00	0.000											

Batter	1	2	3	4	5	6	7	8	9	AB	R	H	RBI	BB	SO	LOB	BOTTOM											
<b>Lenny Dykstra, L</b> OBP: 0.426, SLG: 0.556 (1, 8)	1-1 F8	2-0 2B		0-2 2B				1-3 K		4	2	2	1	1	1	1	<b>New York Mets @ Philadelphia Phillies</b> Veterans Stadium, Philadelphia, PA Sat May 21 1994, 7:05 PM EDT Att: 43,443 - Unknown											
<b>Mariano Duncan, R</b> OBP: 0.319, SLG: 0.441 (1, 6)	1-2 F9	0-2 E5		1-0 2B				3-3 K		5	1	2	1	0	1	3												
<b>Dave Hollins, S</b> OBP: 0.337, SLG: 0.363 (1, 5)	2-3 K	1-1 1B		3-3 2B				0-3 K		4	0	1	1	0	2	1												
<b>Tom Quinlan, R</b> OBP: 0.143, SLG: 0.143 (7, 5)		2-3 1B		1-1 G4-3				3-3 K		1	0	0	0	0	1	0												
<b>Darren Daulton, L</b> OBP: 0.384, SLG: 0.530 (1, 2)		K						1-2 K		5	0	1	0	0	2	1												
<b>Jim Eisenreich, L</b> OBP: 0.349, SLG: 0.369 (1, 9)		1-1 1B		1-1 G6-4-3				4-0 2B		3	2	3	0	1	0	0												
<b>Ricky Jordan, R</b> OBP: 0.326, SLG: 0.523 (1, 3)		0-2 1B		0-0 G6-4-3				1-0 G5-3		4	1	1	0	0	0	4												
<b>Milt Thompson, L</b> OBP: 0.374, SLG: 0.449 (1, 7)		2-2 1B		3-1 G6-3				0-0 1B		4	2	2	3	0	0	0												
<b>Mickey Morandini, L</b> OBP: 0.345, SLG: 0.324 (1, 4)		0-0 G6-3		1-3 K				1-0 G3-1		4	0	1	1	0	1	0												
<b>Shawn Boskie, R</b> OBP: 0.193, SLG: 0.200 (5, 1)		1-1 2B		0-2 G3-1				4-1 BB		2	1	1	0	0	0	0												
<b>Bob Wells, R</b> ERA: 3.74	(5, 1)	1.1	L	11	5	2	2	1	0	2	0	0	0	0	0	0												
<b>Doug Linton, R</b> ERA: 3.63	(6, 1)	0.2		1	0	0	0	0	0	0	0	0	0	0	0	0												
<b>Roger Mason, R</b> ERA: 2.75	(6, 1)	0.2		1	0	0	0	0	0	0	0	0	0	0	0	0												
<b>Josias Manzanillo, R</b> ERA: 3.94	(7, 1)	2.0		7	0	0	0	4	1	0	0	0	0	0	0	0												
<b>Inning Stats</b>	R: 0 E: 0 K: 1 S: 8	H: 0 LOB: 0 BB: 0 P: 12	R: 6 E: 1 K: 1 S: 23	H: 7 LOB: 1 BB: 0 P: 32	R: 0 E: 0 K: 0 S: 5	H: 1 LOB: 0 BB: 0 P: 9	R: 1 E: 0 K: 1 S: 14	H: 2 LOB: 1 BB: 0 P: 17	R: 2 E: 0 K: 0 S: 15	H: 4 LOB: 3 BB: 1 P: 25	R: 0 E: 0 K: 1 S: 10	H: 1 LOB: 1 BB: 1 P: 21	R: 0 E: 0 K: 1 S: 6	H: 0 LOB: 1 BB: 1 P: 13	R: 0 E: 0 K: 3 S: 11	H: 0 LOB: 0 BB: 0 P: 15	1B: 8 2B: 5 3B: 1 HR: 1	SF: 0 SAC: 0 DP: 2 HBP: 0	WP: 0 PB: 0 SB: 0 CS: 0	PA: 40								
<b>PITCHER</b>	IP	WLS	BF	H	R	ER	SO	BB	IBB	HBP	BLK	WP	HR	S	P	ERA	WHIP											
<b>Bret Saberhagen, R</b> ERA: 3.74	(1, 1)	4.0		21	10	6	3	0	0	0	0	0	0	1	50	70	13.50	2.500										
<b>Doug Linton, R</b> ERA: 3.63	(5, 1)	1.1	L	11	5	2	2	1	0	2	0	0	0	0	22	41	13.50	3.750										
<b>Roger Mason, R</b> ERA: 2.75	(6, 1)	0.2		1	0	0	0	0	0	0	0	0	0	3	5	0.00	0.000											
<b>Josias Manzanillo, R</b> ERA: 3.94	(7, 1)	2.0		7	0	0	0	4	1	0	0	0	0	17	28	0.00	0.500											

AB	39
R	8
H	14
RBI	7
BB	2
SO	5
LOB	16



AB	37
R	9
H	15
RBI	8
BB	3
SO	8
LOB	10










Batter	1	2	3	4	5	6	7	8	9	AB	R	H	RBI	BB	SO	LOB	TOP					
Jose Vizcaino, S OBP: 0.361, SLG: 0.373 (1, 6)	G6-3 SH1-3 1B		4-1 BB		L9		3-3 K		2-0 1B	4	0	2	1	1	1	1						
Rick Parker, R (1, 9)	SH1-3		2-1 F9		L4			1-0 G3-1	0-0 1B	2	0	0	0	0	0	2						
Joe Orsulak, L OBP: 0.315, SLG: 0.416 (8, PH) (8, 9)	1-2								1-3 2-H 1B	2	0	1	1	0	0	0						
Jim Lindeman, R OBP: 0.400, SLG: 0.462 (1, 7) (9, 3)	G6-3			1-1 F8		0-3 K		2-3 K	1-0 F9	5	0	0	0	0	2	3						
Bobby Bonilla, S OBP: 0.413, SLG: 0.560 (1, 5)	L9			2-2 HR		0-1 FC6-4 1B		2-3 K		4	1	2	1	0	1	1						
Jeff Kent, R OBP: 0.363, SLG: 0.565 (1, 4)		2-0 G6-3		0-1 1B		2-0 FC6-4 1B			2-2 P6	4	0	1	0	0	0	1						
Ryan Thompson, R OBP: 0.308, SLG: 0.487 (1, 8)	G1-3			2-2 P4		1-1 1B			0-1 HR	4	1	2	1	0	0	1						
David Segui, S OBP: 0.318, SLG: 0.393 (9, PH) John Cangelosi, S OBP: 0.357, SLG: 0.301 (9, 7)	1-2 F7			0-1 G6-3		3-1 G6-3			1-2 1B	4	0	1	0	0	0	3						
Kelly Stinnett, R OBP: 0.279, SLG: 0.286 (1, 2)			0-0 G5-3			0-0 1B		1-0 F8	0-0 1B	4	1	2	0	0	0	0						
Bobby Jones, R OBP: 0.050, SLG: 0.050 Jeff McKnight, S OBP: 0.250, SLG: 0.200 John Franco, L (9, 1)			1-3 K		2-2 K		1-2 G5-3		1-3 K	3	0	0	0	0	2	1						
<b>Inning Stats</b>	R: 0 E: 0 K: 0 S: 6	H: 1 LOB: 1 BB: 0 P: 9	R: 0 E: 0 K: 0 S: 7	H: 0 LOB: 0 BB: 0 P: 10	R: 0 E: 0 K: 1 S: 7	H: 0 LOB: 1 BB: 1 P: 14	R: 1 E: 0 K: 0 S: 13	H: 2 LOB: 0 BB: 0 P: 18	R: 0 E: 0 K: 1 S: 10	H: 2 LOB: 1 BB: 0 P: 16	R: 0 E: 0 K: 1 S: 8	H: 0 LOB: 0 BB: 0 P: 13	R: 0 E: 0 K: 2 S: 8	H: 0 LOB: 0 BB: 0 P: 13	R: 3 E: 0 K: 1 S: 17	H: 5 LOB: 2 BB: 0 P: 24	1B: 9 2B: 0 3B: 0 HR: 2	SF: 0 SAC: 1 DP: 0 HBP: 0	WP: 0 PB: 0 SB: 0 CS: 0	PA: 39		
<b>PITCHER</b>	IP WLS BF H R ER SO BB IBB HBP BLK WP HR S P ERA WHIP	IP WLS BF H R ER SO BB IBB HBP BLK WP HR S P ERA WHIP																				
Zane Smith, L ERA: 3.75 John Hope, R ERA: 6.23 Rick White, R ERA: 2.78 Jeff Ballard, L ERA: 3.55	6.0 2.0 0.2 0.1	25 6 0 1	6 0 4 1	1 0 3 0	3 0 1 0	3 0 1 0	0 0 0 0	0 0 0 0	0 0 0 0	0 0 0 0	0 0 0 0	0 0 0 0	0 0 0 0	0 0 0 0	0 0 0 0	0 0 0 0	0 0 0 0	0 0 0 0	0 0 0 0	0 0 0 0	1.50 0.00 40.50 0.00	1.167 0.000 6.000 3.000

**New York Mets @ Pittsburgh Pirates**  
**Three Rivers Stadium, Pittsburgh, PA**  
 Tue May 24 1994, 7:05 PM EDT  
 Att: 11,781 - Unknown - 71 F

livebaseballscores.com

AB 37  
 R 4  
 H 11  
 RBI 4  
 BB 1  
 SO 7  
 LOB 15



Batter	1	2	3	4	5	6	7	8	9	AB	R	H	RBI	BB	SO	LOB	BOTTOM			
Al Martin, L OBP: 0.385, SLG: 0.478 (1, 7)	SH1-4 G6-3 2B		2-2 L6			3-2 F9		4-1 1B		3	1	1	0	1	0	1				
Jay Bell, R OBP: 0.291, SLG: 0.344 (1, 6)	SH1-4			1-2 G5-3		4-2 1B		1-0 BB		2	0	1	0	1	0	0				
Andy Van Slyke, L OBP: 0.346, SLG: 0.361 (1, 8)	2-3			0-0 F7		2-2 BB		1-2 1B		4	0	1	2	0	0	2				
Jeff King, R OBP: 0.323, SLG: 0.376 Tom Foley, L OBP: 0.277, SLG: 0.368 (1, 5) (2, 5)	3-H L7			2-0 F7		0-0 F7			0-1 F8	1	0	0	0	0	0	0				
Dave Clark, L OBP: 0.375, SLG: 0.425 (1, 9)		2-0 G4-3		1-1 L8		2-1 F9			0-0 G6-3	4	0	0	0	0	0	0				
Orlando Merced, S OBP: 0.344, SLG: 0.341 (1, 3)		0-0 G1-3		2-2 G3-1 2B		1-1 L7			1-3 K	4	0	1	0	0	1	0				
Don Slaught, R OBP: 0.396, SLG: 0.286 (1, 2)		2-2 G6-3		1-1 G3-1		2-3			0-0 G6-3	3	0	0	0	0	0	1				
Carlos Garcia, R OBP: 0.351, SLG: 0.379 (1, 4)			0-0 G6-3		1-2 F8			3-2 G6-3		3	0	0	0	0	0	1				
Zane Smith, L OBP: 0.364, SLG: 0.364 Gary Varsho, L OBP: 0.429, SLG: 1.000 John Hope, R (7, 1) Brian Hunter, R OBP: 0.285, SLG: 0.480 Rick White, R (9, 1) Jeff Ballard, L OBP: 0.500, SLG: 0.500 (9, 1)			1-1 G3		0-2 F9 1B 2B		2-2 G5-3			1	0	0	0	0	0	0				
<b>Inning Stats</b>	R: 1 E: 0 K: 0 S: 6	H: 1 LOB: 0 BB: 0 P: 11	R: 0 E: 0 K: 0 S: 5	H: 0 LOB: 0 BB: 0 P: 9	R: 0 E: 0 K: 0 S: 5	H: 0 LOB: 0 BB: 0 P: 8	R: 0 E: 0 K: 0 S: 10	H: 1 LOB: 1 BB: 0 P: 15	R: 1 E: 0 K: 0 S: 14	H: 2 LOB: 1 BB: 1 P: 23	R: 0 E: 0 K: 0 S: 5	H: 0 LOB: 0 BB: 0 P: 8	R: 0 E: 0 K: 0 S: 10	H: 1 LOB: 2 BB: 1 P: 20	R: 0 E: 0 K: 1 S: 6	H: 0 LOB: 0 BB: 0 P: 7	1B: 2 2B: 3 3B: 0 HR: 0	SF: 0 SAC: 1 DP: 0 HBP: 0	WP: 0 PB: 0 SB: 0 CS: 0	PA: 33
<b>PITCHER</b>	IP WLS BF H R ER SO BB IBB HBP BLK WP HR S P ERA WHIP	IP WLS BF H R ER SO BB IBB HBP BLK WP HR S P ERA WHIP																		
Bobby Jones, R ERA: 2.95 John Franco, L ERA: 2.84	8.0 1.0	30 3	5 0	2 0	2 0	0 1	0 0	0 0	0 0	0 0	0 0	6 7	0 0	0 0	0 0	0 0	0 0	0.00 0.000	0.875	

**New York Mets @ Pittsburgh Pirates**  
**Three Rivers Stadium, Pittsburgh, PA**  
 Tue May 24 1994, 7:05 PM EDT  
 Att: 11,781 - Unknown - 71 F

livebaseballscores.com

AB 30  
 R 2  
 H 5  
 RBI 2  
 BB 2  
 SO 1  
 LOB 6





Batter	1	2	3	4	5	6	7	8	9	AB	R	H	RBI	BB	SO	LOB	TOP			
Jose Vizcaino, S OBP: 0.356, SLG: 0.367 (1, 6)	G6-3		B2-3		K2-3		F9 S 1B		F8	5	0	1	2	0	1	0				
John Cangelosi, S OBP: 0.371, SLG: 0.303 (1, 7)	G6-3		FC4-6 1B			G4-3	1B BB		F9 1B BB	3	1	1	0	2	0	0				
Joe Orsulak, L OBP: 0.318, SLG: 0.415 (1, 9)	PB 1B		FC4-6 1-2				F9 1B		F9 1-2	5	1	2	0	0	0	4				
Bobby Bonilla, S OBP: 0.412, SLG: 0.551 (1, 5)	1-H 1B		G3-1			K	K		1B IBB	4	0	1	1	1	2	4				
Jeff Kent, R OBP: 0.358, SLG: 0.553 (1, 4)	G6-3			K		K		G5-3	1-3 2-H 1B	5	0	1	1	0	2	2				
Jim Lindeman, R OBP: 0.421, SLG: 0.588 (8, PR)		F8		G5-3			1B 2B		K	4	1	2	0	0	0	0				
Mike Maddux, L (8, 1)										0	1	0	0	0	0	0				
John Franco, L (8, 1)										0	0	0	0	0	0	0				
Ryan Thompson, R OBP: 0.313, SLG: 0.483 (1, 8)		K		K			2B 1B			3	1	1	0	1	2	0				
Kelly Stinnett, R OBP: 0.292, SLG: 0.317 (1, 2)		1B			G6-3		1B 2B		FC5-4 WP	4	1	2	1	0	0	1				
Bret Saberhagen, R OBP: 0.207, SLG: 0.115 (7, 1)			K							3	0	0	0	0	1	3				
Roger Mason, R OBP: 0.207, SLG: 0.115 (7, 1)					G3					0	0	0	0	0	0	0				
Josias Manzanillo, R OBP: 0.230, SLG: 0.190 (8, PH)										0	0	0	0	0	0	0				
David Segul, S OBP: 0.318, SLG: 0.393 (8, 3)										1	0	0	0	0	0	2				
										0	0	0	0	0	0	0				
<b>Inning Stats</b>	R: 1 E: 0 K: 0 S: 9	H: 2 LOB: 1 BB: 0 P: 17	R: 0 E: 0 K: 2 S: 13	H: 1 LOB: 1 BB: 0 P: 19	R: 0 E: 0 K: 0 S: 7	H: 1 LOB: 0 BB: 0 P: 8	R: 0 E: 0 K: 2 S: 7	H: 0 LOB: 0 BB: 0 P: 11	R: 0 E: 0 K: 1 S: 5	H: 1 LOB: 1 BB: 0 P: 16	R: 3 E: 0 K: 1 S: 17	H: 4 LOB: 2 BB: 1 P: 24	R: 1 E: 1 K: 0 S: 12	H: 1 LOB: 1 BB: 2 P: 24	R: 1 E: 0 K: 1 S: 10	H: 1 LOB: 2 BB: 2 P: 20	1B: 8 2B: 3 3B: 0 HR: 0	SF: 0 SAC: 0 DP: 0 HBP: 0	WP: 1 PB: 1 SB: 1 CS: 0	PA: 42
<b>PITCHER</b>	IP WLS BF H R ER SO BB IBB HBP BLK WP HR S P ERA WHIP	IP WLS BF H R ER SO BB IBB HBP BLK WP HR S P ERA WHIP	IP WLS BF H R ER SO BB IBB HBP BLK WP HR S P ERA WHIP	IP WLS BF H R ER SO BB IBB HBP BLK WP HR S P ERA WHIP	IP WLS BF H R ER SO BB IBB HBP BLK WP HR S P ERA WHIP	IP WLS BF H R ER SO BB IBB HBP BLK WP HR S P ERA WHIP	IP WLS BF H R ER SO BB IBB HBP BLK WP HR S P ERA WHIP	IP WLS BF H R ER SO BB IBB HBP BLK WP HR S P ERA WHIP	IP WLS BF H R ER SO BB IBB HBP BLK WP HR S P ERA WHIP	IP WLS BF H R ER SO BB IBB HBP BLK WP HR S P ERA WHIP	IP WLS BF H R ER SO BB IBB HBP BLK WP HR S P ERA WHIP	IP WLS BF H R ER SO BB IBB HBP BLK WP HR S P ERA WHIP	IP WLS BF H R ER SO BB IBB HBP BLK WP HR S P ERA WHIP	IP WLS BF H R ER SO BB IBB HBP BLK WP HR S P ERA WHIP	IP WLS BF H R ER SO BB IBB HBP BLK WP HR S P ERA WHIP	IP WLS BF H R ER SO BB IBB HBP BLK WP HR S P ERA WHIP	IP WLS BF H R ER SO BB IBB HBP BLK WP HR S P ERA WHIP	IP WLS BF H R ER SO BB IBB HBP BLK WP HR S P ERA WHIP	IP WLS BF H R ER SO BB IBB HBP BLK WP HR S P ERA WHIP	IP WLS BF H R ER SO BB IBB HBP BLK WP HR S P ERA WHIP

New York Mets @ Pittsburgh Pirates  
Three Rivers Stadium, Pittsburgh, PA  
Wed May 25 1994, 7:05 PM EDT  
Att: 16,847 - Unknown - 66 F

AB	38
R	6
H	11
RBI	5
BB	4
SO	9
LOB	18



Batter	1	2	3	4	5	6	7	8	9	AB	R	H	RBI	BB	SO	LOB	BOTTOM					
Al Martin, L OBP: 0.382, SLG: 0.472 (1, 7)	K		K			P6		BB 1B		4	0	1	0	0	2	0						
Jay Bell, R OBP: 0.284, SLG: 0.335 (1, 6)	F9		G4-3			F8		F9		4	0	0	0	0	0	1						
Andy Van Slyke, L OBP: 0.349, SLG: 0.360 (1, 8)	L6			G6-3 1B		K		BB		3	0	1	0	1	1	0						
Dave Clark, L OBP: 0.386, SLG: 0.434 (8, PH)		E4 1B G4-6-3 1B		G6-3 1-2		BB 2B 1B		K		3	2	2	0	0	0	1						
Brian Hunter, R OBP: 0.299, SLG: 0.474 (9, 3)										1	0	0	0	0	1	2						
Orlando Merced, S OBP: 0.354, SLG: 0.362 (9, 9)			G4-6-3 1B		3B	2B 1B BB		K		3	1	2	0	1	1	2						
Don Slaught, R OBP: 0.390, SLG: 0.295 (1, 2)		G4-6-3 1-2		G4-3		1B 2B		G5-3		4	0	1	1	0	0	2						
Tom Foley, L OBP: 0.294, SLG: 0.383 (8, PH)					G3			P4		3	0	2	1	0	0	0						
Kevin Young, R OBP: 0.232, SLG: 0.283 (9, PH)						2-H 3-H 1B				1	0	0	0	0	0	0						
Carlos Garcia, R OBP: 0.342, SLG: 0.369 (1, 4)		P9			G6-3	G5-3		E5		4	0	0	0	0	0	2						
Paul Wagner, R OBP: 0.190, SLG: 0.239 (7, 1)										2	0	0	0	0	0	0						
Ravelo Manzanillo, L OBP: 1.000, SLG: 1.000 (7, PH)										0	0	0	0	0	0	0						
Gary Varsho OBP: 0.000, SLG: 0.000 (7, PH)										1	0	0	0	0	0	1						
Alejandro Pena, R OBP: 0.000, SLG: 0.000 (8, 1)										0	0	0	0	0	0	0						
Jeff Ballard, L OBP: 0.000, SLG: 0.000 (9, 1)										0	0	0	0	0	0	0						
Mark Devey, R OBP: 0.000, SLG: 1.000 (9, PH)										0	0	0	0	0	0	0						
Lloyd McClendon, R OBP: 0.000, SLG: 0.000 (9, PH)										1	0	0	0	0	0	1						
<b>Inning Stats</b>	R: 0 E: 0 K: 1 S: 11	H: 0 LOB: 0 BB: 0 P: 17	R: 1 E: 1 K: 0 S: 11	H: 3 LOB: 1 BB: 0 P: 18	R: 0 E: 0 K: 1 S: 11	H: 0 LOB: 0 BB: 0 P: 14	R: 0 E: 0 K: 0 S: 7	H: 2 LOB: 1 BB: 0 P: 11	R: 0 E: 0 K: 1 S: 4	H: 0 LOB: 0 BB: 0 P: 4	R: 0 E: 0 K: 1 S: 6	H: 0 LOB: 0 BB: 0 P: 9	R: 2 E: 0 K: 1 S: 16	H: 3 LOB: 1 BB: 1 P: 28	R: 0 E: 0 K: 2 S: 14	H: 1 LOB: 2 BB: 1 P: 25	R: 0 E: 1 K: 0 S: 6	H: 0 LOB: 1 BB: 0 P: 11	1B: 7 2B: 1 3B: 1 HR: 0	SF: 0 SAC: 0 DP: 2 HBP: 0	WP: 0 PB: 0 SB: 0 CS: 0	PA: 36
<b>PITCHER</b>	IP WLS BF H R ER SO BB IBB HBP BLK WP HR S P ERA WHIP	IP WLS BF H R ER SO BB IBB HBP BLK WP HR S P ERA WHIP	IP WLS BF H R ER SO BB IBB HBP BLK WP HR S P ERA WHIP	IP WLS BF H R ER SO BB IBB HBP BLK WP HR S P ERA WHIP	IP WLS BF H R ER SO BB IBB HBP BLK WP HR S P ERA WHIP	IP WLS BF H R ER SO BB IBB HBP BLK WP HR S P ERA WHIP	IP WLS BF H R ER SO BB IBB HBP BLK WP HR S P ERA WHIP	IP WLS BF H R ER SO BB IBB HBP BLK WP HR S P ERA WHIP	IP WLS BF H R ER SO BB IBB HBP BLK WP HR S P ERA WHIP	IP WLS BF H R ER SO BB IBB HBP BLK WP HR S P ERA WHIP	IP WLS BF H R ER SO BB IBB HBP BLK WP HR S P ERA WHIP	IP WLS BF H R ER SO BB IBB HBP BLK WP HR S P ERA WHIP	IP WLS BF H R ER SO BB IBB HBP BLK WP HR S P ERA WHIP	IP WLS BF H R ER SO BB IBB HBP BLK WP HR S P ERA WHIP	IP WLS BF H R ER SO BB IBB HBP BLK WP HR S P ERA WHIP	IP WLS BF H R ER SO BB IBB HBP BLK WP HR S P ERA WHIP	IP WLS BF H R ER SO BB IBB HBP BLK WP HR S P ERA WHIP	IP WLS BF H R ER SO BB IBB HBP BLK WP HR S P ERA WHIP	IP WLS BF H R ER SO BB IBB HBP BLK WP HR S P ERA WHIP	IP WLS BF H R ER SO BB IBB HBP BLK WP HR S P ERA WHIP		

New York Mets @ Pittsburgh Pirates  
Three Rivers Stadium, Pittsburgh, PA  
Wed May 25 1994, 7:05 PM EDT  
Att: 16,847 - Unknown - 66 F

AB	34
R	3
H	9
RBI	2
BB	2
SO	6
LOB	12









Batter	1	2	3	4	5	6	7	8	9	AB	R	H	RBI	BB	SO	LOB	TOP					
Barry Larkin, R OBP: 0.358, SLG: 0.363 Jerry Spradlin, S (8, 1)	F7		K		G6-3			F8		4	0	0	0	0	1	2	<p>Cincinnati Reds @ New York Mets Shea Stadium, Flushing, NY Fri May 27 1994, 7:05 PM EDT Att: 23,303 - Unknown</p>					
Jerome Walton, R OBP: 0.292, SLG: 0.292	1B		G5-3			B1-3		P6		4	0	1	0	0	0	2						
Hal Morris, L OBP: 0.386, SLG: 0.500	K			L6		L8		F9		4	0	0	0	0	1	1						
Roberto Kelly, R OBP: 0.353, SLG: 0.400				WP		F8		FC6-4	1B	4	0	3	0	0	0	0						
Reggie Sanders, R OBP: 0.326, SLG: 0.471	G4-3			1B				FC6-4	BB	4	0	0	0	0	2	3						
Tony Fernandez, S OBP: 0.381, SLG: 0.444 (8, 6)	G4-3			G3-1				G6-4-3	BB	3	0	1	0	1	0	1						
Bret Boone, R OBP: 0.352, SLG: 0.490			E					G6-4-3		4	2	2	1	0	0	3						
Brian Dorsett, R OBP: 0.362, SLG: 0.427			FC6		G4-3					3	0	0	0	0	0	1						
Tim Pugh, R OBP: 0.438, SLG: 0.429 Pete Schourek, L OBP: 0.167, SLG: 0.167 Jeff Branson, L OBP: 0.304, SLG: 0.279 (8, 5)	G5-3		G5-3		G5-3					1	0	0	0	0	0	1						
										1	0	0	0	0	0	0						
										1	0	1	0	0	0	0						
<b>Inning Stats</b>	R: 0 E: 0 K: 1 S: 5	H: 1 LOB: 0 BB: 0 P: 8	R: 0 E: 0 K: 0 S: 6	H: 1 LOB: 0 BB: 1 P: 10	R: 1 E: 1 K: 1 S: 13	H: 1 LOB: 1 BB: 0 P: 21	R: 0 E: 0 K: 1 S: 7	H: 1 LOB: 1 BB: 0 P: 11	R: 1 E: 0 K: 0 S: 9	H: 1 LOB: 0 BB: 0 P: 12	R: 0 E: 0 K: 0 S: 5	H: 0 LOB: 0 BB: 0 P: 8	R: 0 E: 0 K: 1 S: 9	H: 1 LOB: 1 BB: 0 P: 14	R: 0 E: 0 K: 0 S: 7	H: 1 LOB: 1 BB: 1 P: 9	R: 0 E: 0 K: 0 S: 7	H: 1 LOB: 1 BB: 1 P: 11	1B: 6 2B: 1 3B: 0 HR: 1	SF: 0 SAC: 0 DP: 1 HBP: 0	WP: 1 PB: 0 SB: 0 CS: 1	PA: 34
<b>PITCHER</b> Pete Smith, R ERA: 4.88	IP: 9.0 WLS: W BF: 34 H: 8 R: 2 ER: 1 SO: 4 BB: 1 IBB: 0 HBP: 0 BLK: 0 WP: 1 HR: 1 S: 68 P: 104 ERA: 1.00 WHIP: 1.000															<b>PITCHER</b>						

AB	33
R	2
H	8
RBI	1
BB	1
SO	4
LOB	14



Batter	1	2	3	4	5	6	7	8	9	AB	R	H	RBI	BB	SO	LOB	BOTTOM					
Luis Rivera, R OBP: 0.429, SLG: 0.947	G4-3		G6-3		E9			1B		4	2	1	2	1	0	1	<p>Cincinnati Reds @ New York Mets Shea Stadium, Flushing, NY Fri May 27 1994, 7:05 PM EDT Att: 23,303 - Unknown</p>					
David Sequi, S OBP: 0.322, SLG: 0.391	1B				G6-3			1B		4	3	2	0	1	0	0						
Joe Orsulak, L OBP: 0.321, SLG: 0.413	1B							1B		5	1	3	1	0	0	1						
Bobby Bonilla, S OBP: 0.418, SLG: 0.550	1B							1B		5	0	2	1	0	0	4						
Jeff Kent, R OBP: 0.362, SLG: 0.563	1B							1B		2	0	0	2	1	1	0						
Shawn Hare, L OBP: 0.400, SLG: 0.250	1B							1B		4	1	1	0	1	1	4						
Ryan Thompson, R OBP: 0.324, SLG: 0.512	1B							1B		2	1	1	1	1	1	1						
Todd Hundley, S OBP: 0.319, SLG: 0.587	1B							1B		4	1	2	3	0	0	4						
Pete Smith, R OBP: 0.240, SLG: 0.182								1B		4	1	1	0	0	2	2						
										1B: 9 2B: 1 3B: 1 HR: 2	SF: 2 SAC: 0 DP: 1 HBP: 1	WP: 1 PB: 1 SB: 0 CS: 0	PA: 42									
<b>Inning Stats</b>	R: 2 E: 2 K: 0 S: 20	H: 2 LOB: 3 BB: 2 P: 36	R: 3 E: 0 K: 1 S: 13	H: 3 LOB: 0 BB: 1 P: 25	R: 1 E: 0 K: 2 S: 18	H: 2 LOB: 1 BB: 0 P: 28	R: 0 E: 0 K: 0 S: 10	H: 2 LOB: 2 BB: 1 P: 18	R: 2 E: 0 K: 1 S: 9	H: 1 LOB: 0 BB: 0 P: 14	R: 0 E: 0 K: 0 S: 7	H: 0 LOB: 0 BB: 0 P: 9	R: 0 E: 0 K: 0 S: 8	H: 1 LOB: 1 BB: 0 P: 18	R: 2 E: 0 K: 1 S: 19	H: 2 LOB: 1 BB: 1 P: 29	R: 2 E: 0 K: 1 S: 19	H: 2 LOB: 1 BB: 1 P: 29	1B: 9 2B: 1 3B: 1 HR: 2	SF: 2 SAC: 0 DP: 1 HBP: 1	WP: 1 PB: 1 SB: 0 CS: 0	PA: 42
<b>PITCHER</b> Tim Pugh, R ERA: 6.04 Pete Schourek, L ERA: 5.09 Jerry Spradlin, R ERA: 9.45	IP: 3.0 WLS: L BF: 19 H: 7 R: 6 ER: 4 SO: 3 BB: 3 IBB: 0 HBP: 0 BLK: 0 WP: 0 HR: 1 S: 51 P: 89 ERA: 12.00 WHIP: 3.333															<b>PITCHER</b>						

AB	34
R	10
H	13
RBI	10
BB	5
SO	5
LOB	17





Batter	1	2	3	4	5	6	7	8	9	AB	R	H	RBI	BB	SO	LOB	TOP				
<b>Barry Larkin, R</b> OBP: 0.364, SLG: 0.372 (1, 6)	F8	2B		1B		F9			G6-4-3 BB	4	0	2	2	1	0	0	<b>Cincinnati Reds @ New York Mets</b> Shea Stadium, Flushing, NY Sat May 28 1994, 3:33 AM EDT Att: 20,605 - Sunny				
<b>Tony Fernandez, S</b> OBP: 0.398, SLG: 0.442 (1, 5)	B1-3	BB		1B			G6-3 1B		G6-4-3 1-2f	3	0	1	0	2	0	1					
<b>Hal Morris, L</b> OBP: 0.384, SLG: 0.495 (1, 3)	1B	G4-3		G6-3			G6-3 1-2f			4	1	1	0	0	0	5					
<b>Roberto Kelly, R</b> OBP: 0.351, SLG: 0.397 (1, 8)	1B			L9		G4-3		F8		4	0	1	0	0	0	0					
<b>Thomas Howard, S</b> OBP: 0.270, SLG: 0.333 (1, 7)	1B			G5-3		G6-3		G4-3		4	0	1	1	0	0	0					
<b>Reggie Sanders, R</b> OBP: 0.330, SLG: 0.472 (1, 9)	K			K		E S 1B		CS 1B		4	0	2	0	0	2	2					
<b>Bret Boone, R</b> OBP: 0.355, SLG: 0.490 (1, 4)		SH3-4 2B		1B		CS 1B		K		4	1	2	0	0	2	2					
<b>Brian Dorsett, R</b> OBP: 0.358, SLG: 0.421 (1, 2)		L7		G4-3 CS 1B		G1-3		K		4	1	1	0	0	1	1					
<b>John Smiley, L</b> OBP: 0.304, SLG: 0.409 ERA: 4.64 <b>Johnny Ruffin, R</b> (8, 1)	SH3-4			G4-3		G6-3				2	0	0	0	0	0	2					
<b>Kevin Mitchell, R</b> OBP: 0.385, SLG: 0.643 (9, PH)								HR		0	0	0	0	0	0	0					
<b>Inning Stats</b>	R: 1 E: 0 K: 1 S: 13	H: 3 LOB: 2 BB: 0 P: 20	R: 1 E: 0 K: 0 S: 14	H: 2 LOB: 2 BB: 1 P: 21	R: 0 E: 0 K: 1 S: 7	H: 0 LOB: 0 BB: 1 P: 12	R: 1 E: 0 K: 0 S: 15	H: 3 LOB: 2 BB: 1 P: 26	R: 0 E: 0 K: 1 S: 9	H: 1 LOB: 1 BB: 0 P: 13	R: 0 E: 0 K: 0 S: 7	H: 0 LOB: 0 BB: 0 P: 10	R: 0 E: 0 K: 1 S: 6	H: 1 LOB: 0 BB: 0 P: 9	R: 0 E: 0 K: 1 S: 11	H: 1 LOB: 0 BB: 1 P: 16	1B: 10 2B: 1 3B: 0 HR: 1	SF: 0 SAC: 1 DP: 2 HBP: 0	WP: 1 PB: 0 CS: 1	PA: 38	
<b>PITCHER</b>	IP	WLS	BF	H	R	ER	SO	BB	IBB	HBP	BLK	WP	HR	S	P	ERA	WHIP				
<b>Doug Linton, R</b> ERA: 4.64	(1, 1)	3.2		20	8	3	3	2	0	0	0	0	0	46	75	7.36	2.727				
<b>Mike Maddux, R</b> ERA: 4.57	(4, 1)	3.1	W	11	2	0	0	1	0	0	0	1	0	26	37	0.00	0.600				
<b>Josias Manzanillo, R</b> ERA: 3.05	(8, 1)	1.0		3	1	0	0	1	0	0	0	0	0	6	9	0.00	1.000				
<b>John Franco, L</b> ERA: 2.91	(9, 1)	1.0	S	4	1	1	1	1	0	0	0	0	1	11	16	9.00	2.000				

AB	34
R	4
H	12
RBI	4
BB	3
SO	5
LOB	13



Batter	1	2	3	4	5	6	7	8	9	AB	R	H	RBI	BB	SO	LOB	BOTTOM				
<b>Luis Rivera, R</b> OBP: 0.360, SLG: 0.783 (1, 6)	G5-3		K		K		K			4	0	0	0	0	3	0	<b>Cincinnati Reds @ New York Mets</b> Shea Stadium, Flushing, NY Sat May 28 1994, 3:33 AM EDT Att: 20,605 - Sunny				
<b>Rick Parker, R</b> OBP: 0.063, SLG: 0.063 (8, 7)	K		L8		L7		F7			4	0	0	0	0	1	0					
<b>John Franco, L</b> (9, 1)										0	0	0	0	0	0	0					
<b>Jim Lindeman, R</b> OBP: 0.497, SLG: 0.500 ERA: 3.05 <b>Josias Manzanillo, R</b> (8, 1)	K		L5					F7		3	0	1	0	0	1	0					
<b>Joe Orsulak, L</b> OBP: 0.319, SLG: 0.409 (8, PH) (9, 7)										0	0	0	0	0	0	0					
<b>Bobby Bonilla, S</b> OBP: 0.425, SLG: 0.575 (1, 5)		1B		HR		HR		G6-3		4	2	3	1	0	0	0					
<b>Jeff Kent, R</b> OBP: 0.365, SLG: 0.585 (1, 4)	K			SH2-3 G4-3		F8		HR		4	2	2	1	0	1	2					
<b>David Segui, S</b> OBP: 0.317, SLG: 0.384 (1, 3)	F7			SH2-3		L6		K		3	0	0	0	0	1	2					
<b>Ryan Thompson, R</b> OBP: 0.324, SLG: 0.531 (1, 8)	E5			G4-3		HR				3	1	1	3	0	0	1					
<b>Kelly Stinnett, R</b> OBP: 0.311, SLG: 0.313 (1, 2)	FC6			1B		G4-3				3	0	2	0	0	0	0					
<b>Doug Linton, R</b> (1, 1)	FC6									1	0	0	0	0	0	3					
<b>Mike Maddux, L</b> (4, 1)										1	0	0	0	0	1	1					
<b>John Cangelosi, S</b> OBP: 0.351, SLG: 0.277 (7, PH) (8, 9)				K						1	0	0	0	0	0	0					
<b>Inning Stats</b>	R: 0 E: 0 K: 2 S: 12	H: 0 LOB: 0 BB: 0 P: 17	R: 0 E: 1 K: 1 S: 14	H: 2 LOB: 3 BB: 0 P: 20	R: 0 E: 0 K: 1 S: 10	H: 0 LOB: 0 BB: 0 P: 14	R: 2 E: 0 K: 1 S: 11	H: 3 LOB: 1 BB: 0 P: 13	R: 0 E: 0 K: 1 S: 6	H: 1 LOB: 1 BB: 0 P: 11	R: 2 E: 0 K: 0 S: 8	H: 2 LOB: 0 BB: 0 P: 9	R: 0 E: 0 K: 1 S: 6	H: 0 LOB: 0 BB: 0 P: 10	R: 1 E: 0 K: 1 S: 10	H: 1 LOB: 0 BB: 0 P: 14	1B: 5 2B: 1 3B: 0 HR: 3	SF: 0 SAC: 1 DP: 0 HBP: 0	WP: 0 PB: 0 CS: 0	PA: 33	
<b>PITCHER</b>	IP	WLS	BF	H	R	ER	SO	BB	IBB	HBP	BLK	WP	HR	S	P	ERA	WHIP				
<b>John Smiley, L</b> ERA: 3.23	(1, 1)	7.0	L	29	8	4	4	7	0	0	0	0	2	67	94	5.14	1.143				
<b>Johnny Ruffin, R</b> ERA: 2.79	(8, 1)	1.0		4	1	1	1	0	0	0	0	0	1	10	14	9.00	1.000				





Batter	1	2	3	4	5	6	7	8	9	AB	R	H	RBI	BB	SO	LOB	TOP					
Lenny Harris, L OBP: 0.432, SLG: 0.488 (1, 9)										4	0	2	1	1	1	1	<b>Cincinnati Reds @ New York Mets</b> Shea Stadium, Flushing, NY Sun May 29 1994, 3:33 AM EDT Att: 24,997 - Sunny					
Bary Larkin, R OBP: 0.360, SLG: 0.367 (1, 6)										5	0	1	2	0	0	3						
Hal Morris, L OBP: 0.379, SLG: 0.487 Tim Fortugno, L (5, 1)										3	0	0	0	0	1	3						
Reggie Sanders, R OBP: 0.328, SLG: 0.469 Chuck McElroy, L (8, PH)										0	0	0	0	0	0	0						
Thomas Howard, S OBP: 0.269, SLG: 0.330 (1, 7)										4	1	1	0	0	1	1						
Tony Fernandez, S OBP: 0.387, SLG: 0.440 Jerome Walton, R OBP: 0.280, SLG: 0.280 (6, 9)										3	0	1	0	0	1	0						
Bret Boone, R OBP: 0.358, SLG: 0.490 (1, 4)										4	1	2	1	0	0	1						
Jacob Brumfield, R OBP: 0.200, SLG: 0.185 (1, 8)										4	0	0	0	0	0	2						
Eddie Taubensee, L OBP: 0.267, SLG: 0.328 Brian Dorsett, R OBP: 0.364, SLG: 0.426 (9, PH)										3	2	2	0	0	1	0						
Erik Hanson, R OBP: 0.200, SLG: 0.267 Jerry Spradlin, S (3, 1)										1	0	0	0	0	1	0						
Jeff Branson, L OBP: 0.306, SLG: 0.283 (5, 3)										3	1	1	1	0	1	2						
<b>Inning Stats</b>	R: 0 E: 0 K: 1 S: 8	H: 1 LOB: 1 BB: 0 P: 13	R: 0 E: 0 K: 0 S: 10	H: 0 LOB: 0 BB: 0 P: 13	R: 0 E: 0 K: 2 S: 10	H: 0 LOB: 0 BB: 0 P: 14	R: 0 E: 0 K: 1 S: 7	H: 0 LOB: 0 BB: 0 P: 11	R: 3 E: 0 K: 1 S: 15	H: 4 LOB: 2 BB: 1 P: 27	R: 0 E: 0 K: 0 S: 5	H: 1 LOB: 0 BB: 0 P: 9	R: 1 E: 0 K: 1 S: 9	H: 2 LOB: 1 BB: 0 P: 13	R: 1 E: 1 K: 1 S: 12	H: 2 LOB: 1 BB: 0 P: 19	R: 0 E: 0 K: 1 S: 14	H: 1 LOB: 1 BB: 0 P: 20	1B: 10 2B: 1 3B: 0 HR: 0	SF: 0 SAC: 0 DP: 1 HBP: 0	WP: 1 PB: 0 SB: 0 CS: 0	PA: 38
<b>PITCHER</b>	IP WLS BF H R ER SO BB IBB HBP BLK WP HR S P ERA WHIP																					
Bobby Jones, R ERA: 3.13 John Franco, L ERA: 2.78	(1, 1) 8.0 W 34 10 5 4 7 1 0 0 0 0 0 0 76 119 4.50 1.375																					
(9, 1) 1.0 S 4 1 0 0 1 0 0 0 0 0 1 0 14 20 0.00 1.000																						

AB	37
R	5
H	11
RBI	5
BB	1
SO	8
LOB	14



Batter	1	2	3	4	5	6	7	8	9	AB	R	H	RBI	BB	SO	LOB	BOTTOM			
Luis Rivera, R OBP: 0.367, SLG: 0.704 (1, 6)										4	1	1	0	0	0	1	<b>Cincinnati Reds @ New York Mets</b> Shea Stadium, Flushing, NY Sun May 29 1994, 3:33 AM EDT Att: 24,997 - Sunny			
David Segui, S OBP: 0.326, SLG: 0.389 (1, 3)										3	2	2	1	1	0	0				
Joe Orsulak, L OBP: 0.331, SLG: 0.415 (1, 9)										3	2	2	1	1	0	0				
Bobby Bonilla, S OBP: 0.427, SLG: 0.573 (1, 5)										4	0	2	2	0	2	2				
Jeff Kent, R OBP: 0.373, SLG: 0.589 (1, 4)										4	1	3	2	0	0	0				
Shawn Hare, L OBP: 0.375, SLG: 0.286 Jim Lindeman, R OBP: 0.393, SLG: 0.480 John Cangelosi, S OBP: 0.351, SLG: 0.277 (7, PH)										3	1	1	0	0	2	3				
Ryan Thompson, R OBP: 0.322, SLG: 0.523 (1, 8)										4	0	1	1	0	1	2				
Todd Hundley, S OBP: 0.308, SLG: 0.566 (1, 2)										4	0	0	1	0	3	1				
Bobby Jones, R OBP: 0.087, SLG: 0.130 Kelly Stinnett, R OBP: 0.307, SLG: 0.309 John Franco, L (8, PH)										3	1	1	0	0	1	1				
John Franco, L ERA: 1.09	(9, 1) 1.0 S 4 1 0 0 1 0 0 0 0 0 1 0 14 20 0.00 1.000																			
<b>Inning Stats</b>	R: 2 E: 0 K: 1 S: 12	H: 3 LOB: 1 BB: 1 P: 24	R: 2 E: 0 K: 2 S: 21	H: 4 LOB: 2 BB: 0 P: 36	R: 2 E: 0 K: 0 S: 11	H: 3 LOB: 1 BB: 0 P: 14	R: 2 E: 0 K: 1 S: 13	H: 3 LOB: 1 BB: 1 P: 26	R: 0 E: 0 K: 2 S: 8	H: 0 LOB: 0 BB: 0 P: 11	R: 0 E: 0 K: 1 S: 6	H: 0 LOB: 0 BB: 0 P: 8	R: 0 E: 0 K: 2 S: 7	H: 0 LOB: 0 BB: 0 P: 10	R: 0 E: 0 K: 1 S: 8	H: 0 LOB: 0 BB: 0 P: 12	1B: 12 2B: 1 3B: 0 HR: 0	SF: 0 SAC: 0 DP: 1 HBP: 1	WP: 1 PB: 0 SB: 0 CS: 1	PA: 38
<b>PITCHER</b>	IP WLS BF H R ER SO BB IBB HBP BLK WP HR S P ERA WHIP																			
Erik Hanson, R ERA: 5.7 Jerry Spradlin, R ERA: 10.13 Tim Fortugno, L ERA: Chuck McElroy, L ERA: 1.09	(1, 1) 2.2 L 18 10 6 6 3 1 1 0 0 0 0 0 0 16 30 13.50 3.000																			
(3, 1) 1.1 7 3 2 2 1 1 0 0 0 0 0 0 16 30 13.50 3.000																				
(5, 1) 3.0 9 0 0 0 5 0 0 1 0 0 0 0 21 29 0.00 0.000																				
(8, 1) 1.0 3 0 0 0 1 0 0 0 0 0 0 0 8 12 0.00 0.000																				

















Batter	1	2	3	4	5	6	7	8	9	AB	R	H	RBI	BB	SO	LOB	TOP					
Jose Vizcaino, S (1,6) OBP: 0.344, SLG: 0.358	G5-3		2B		K		FC5-4			4	1	2	1	0	1	0	<p><b>New York Mets @ Cincinnati Reds</b> Riverfront Stadium, Cincinnati, OH Fri Jun 03 1994, 7:05 PM EDT Att: 32,028 - Unknown</p> <p>livebaseballscores.com</p>					
David Segui, S (1,3) OBP: 0.332, SLG: 0.434	K		2B		HR		FC5-4			4	1	2	2	0	1	1						
Jim Lindeman, R (1,9) John Cangelosi, S (8,9) OBP: 0.373, SLG: 0.291	F7		2B		F9			G4-6-3		3	0	0	0	0	1	1						
Bobby Bonilla, S (1,5) OBP: 0.416, SLG: 0.541		F9		L5				G4-6-3		4	0	1	0	0	0	1						
Jeff Kent, R (1,4) OBP: 0.378, SLG: 0.587		1B		S				G5-3		3	1	1	0	1	1	1						
Kevin McReynolds, R (1,7) Joe Orsulak, L (8,9) OBP: 0.325, SLG: 0.400		F9		1B					G3-1	2	0	0	0	1	1	1						
Ryan Thompson, R (1,8) OBP: 0.307, SLG: 0.507				1B						1	0	0	0	0	0	0						
Todd Hundley, S (1,2) OBP: 0.296, SLG: 0.516			G6-3		G5-3					4	0	0	0	0	1	1						
Bret Saberhagen, R (1,1) John Franco, L (9,1)			P3		G6-3					3	1	1	0	0	0	0						
										0	0	0	0	0	0	0						
<b>Inning Stats</b>	R: 0 H: 0 E: 0 K: 1 S: 10	H: 0 LOB: 0 BB: 0 P: 15	R: 0 H: 1 E: 0 K: 1 S: 8	LOB: 1 BB: 0 P: 12	R: 1 H: 2 E: 0 K: 1 S: 10	LOB: 1 BB: 0 P: 15	R: 1 H: 1 E: 0 K: 0 S: 9	LOB: 0 BB: 2 P: 20	R: 1 H: 1 E: 0 K: 1 S: 12	LOB: 0 BB: 0 P: 17	R: 0 H: 1 E: 0 K: 2 S: 11	H: 1 LOB: 1 BB: 0 P: 16	R: 1 H: 2 E: 0 K: 0 S: 8	LOB: 1 BB: 0 P: 10	R: 0 H: 0 E: 0 K: 1 S: 4	LOB: 0 BB: 1 P: 9	R: 0 H: 0 E: 0 K: 1 S: 8	LOB: 0 BB: 0 P: 11	1B: 5 2B: 2 3B: 0 HR: 1	SF: 0 SAC: 0 DP: 1 HBP: 0	WP: 0 PB: 0 SB: 1 CS: 1	PA: 35
<b>PITCHER</b>	IP	WLS	BF	H	R	ER	SO	BB	IBB	HBP	BLK	WP	HR	S	P	ERA	WHIP					
John Smiley, L (1,1) ERA: 3.39	7.0	L	29	8	4	4	6	2	0	0	0	0	1	68	105	5.14	1.429					
Hector Carrasco, R (8,1) ERA: 2.12	2.0		6	0	0	0	1	1	0	0	0	0	0	12	20	0.00	0.500					

Batter	1	2	3	4	5	6	7	8	9	AB	R	H	RBI	BB	SO	LOB	BOTTOM					
Deion Sanders, L (1,8) OBP: 0.345, SLG: 0.416	G4-3		P5		K			K		4	0	0	0	0	2	2	<p><b>New York Mets @ Cincinnati Reds</b> Riverfront Stadium, Cincinnati, OH Fri Jun 03 1994, 7:05 PM EDT Att: 32,028 - Unknown</p> <p>livebaseballscores.com</p>					
Barry Larkin, R (1,6) OBP: 0.335, SLG: 0.337	K				K		G1-3	G6-3		4	0	0	0	0	2	0						
Hal Morris, L (1,3) OBP: 0.376, SLG: 0.498	F7				K		HR	F7		4	1	1	1	0	1	0						
Kevin Mitchell, R (1,7) OBP: 0.407, SLG: 0.719		K			HR		FC1-6	K		4	1	2	1	0	2	0						
Thomas Howard, S (1,9) OBP: 0.263, SLG: 0.330		F8			K		FC1-6	2B		4	0	1	0	0	1	1						
Tony Fernandez, S (1,5) Jerome Walton, R (8,PH) OBP: 0.294, SLG: 0.353		F8			1B		F8	K		3	1	1	0	0	0	1						
					2B			K		1	0	0	0	0	1	1						
Bret Boone, R (1,4) OBP: 0.353, SLG: 0.479			G4-6-3		P6		F9	G4-3		4	0	1	0	0	0	2						
Brian Dorsett, R (1,2) OBP: 0.353, SLG: 0.407			G4-6-3		G4-6-3		K			3	0	1	1	0	1	1						
John Smiley, L (1,1) Lenny Harris, L (7,PH) Hector Carrasco, R (8,1)			1B		B3		K			2	0	1	0	0	0	1						
										1	0	0	0	0	1	0						
										0	0	0	0	0	0	0						
<b>Inning Stats</b>	R: 0 H: 0 E: 0 K: 1 S: 9	H: 0 LOB: 0 BB: 0 P: 12	R: 0 H: 0 E: 0 K: 1 S: 10	LOB: 0 BB: 0 P: 14	R: 0 H: 2 E: 0 K: 0 S: 10	LOB: 1 BB: 0 P: 13	R: 1 H: 1 E: 0 K: 3 S: 11	LOB: 0 BB: 0 P: 13	R: 1 H: 2 E: 0 K: 0 S: 14	LOB: 1 BB: 0 P: 18	R: 0 H: 0 E: 0 K: 2 S: 12	H: 0 LOB: 0 BB: 0 P: 16	R: 0 H: 0 E: 0 K: 1 S: 12	LOB: 0 BB: 0 P: 19	R: 0 H: 1 E: 0 K: 2 S: 13	LOB: 1 BB: 0 P: 20	R: 0 H: 0 E: 0 K: 2 S: 13	LOB: 0 BB: 0 P: 20	1B: 4 2B: 2 3B: 0 HR: 2	SF: 0 SAC: 0 DP: 1 HBP: 0	WP: 0 PB: 0 SB: 0 CS: 0	PA: 34
<b>PITCHER</b>	IP	WLS	BF	H	R	ER	SO	BB	IBB	HBP	BLK	WP	HR	S	P	ERA	WHIP					
Bret Saberhagen, R (1,1) ERA: 3.54	8.0	W	30	7	3	3	9	0	0	0	0	0	0	89	122	3.38	0.875					
John Franco, L (9,1) ERA: 2.66	1.0	S	4	1	0	0	2	0	0	0	0	0	0	13	20	0.00	1.000					



Batter	1	2	3	4	5	6	7	8	9	AB	R	H	RBI	BB	SO	LOB	TOP			
Jose Vizcaino, S (1, 6) OBP: 0.343, SLG: 0.361										4	2	1	0	0	0	1				
David Segui, S (1, 3) OBP: 0.327, SLG: 0.427										3	1	0	0	0	0	1				
Joe Orsulak, L (1, 9) OBP: 0.329, SLG: 0.410										4	0	2	2	0	0	0				
Bobby Bonilla, S (1, 5) OBP: 0.408, SLG: 0.528										4	0	0	0	0	3	2				
Jeff Kent, R (1, 4) OBP: 0.371, SLG: 0.575											4	0	0	0	0	3	1			
Kevin McReynolds, R (1, 7) OBP: 0.355, SLG: 0.347											4	0	0	0	0	1	0			
Todd Hundley, S (1, 2) OBP: 0.295, SLG: 0.504										3	1	0	0	1	1	0				
Ryan Thompson, R (1, 8) OBP: 0.314, SLG: 0.530										3	1	2	2	0	0	0				
Bobby Jones, R (1, 1) OBP: 0.080, SLG: 0.120										2	0	0	0	0	1	0				
Josias Manzanillo, R (7, 1)										0	0	0	0	0	0	0				
Roger Mason, R (8, 1)										0	0	0	0	0	0	0				
Mike Maddux, L (8, 1)										0	0	0	0	0	0	0				
<b>Inning Stats</b>	R: 1 E: 0 K: 2 S: 13	H: 2 LOB: 1 BB: 0 P: 20	R: 0 E: 0 K: 1 S: 7	H: 0 LOB: 0 BB: 0 P: 11	R: 0 E: 0 K: 1 S: 7	H: 0 LOB: 0 BB: 0 P: 11	R: 0 E: 0 K: 1 S: 7	H: 0 LOB: 0 BB: 0 P: 11	R: 2 E: 0 K: 0 S: 5	H: 1 LOB: 0 BB: 1 P: 20	R: 0 E: 0 K: 1 S: 9	H: 0 LOB: 0 BB: 0 P: 14	R: 0 E: 0 K: 1 S: 10	H: 2 LOB: 1 BB: 0 P: 14	R: 0 E: 0 K: 2 S: 8	H: 0 LOB: 0 BB: 0 P: 13	1B: 2 2B: 2 3B: 0 HR: 1	SF: 0 SAC: 1 DP: 0 HBP: 0	WP: 0 PA: 34 PB: 0 SB: 0 CS: 0	
<b>PITCHER</b>	IP WLS BF H R ER SO BB IBB HBP BLK WP HR S P ERA WHIP	8.0 W 31 5 5 3 7 1 0 0 0 0 1 69 107 3.38 0.750	1.0 S 3 0 0 0 2 0 0 0 0 0 0 0 8 13 0.00 0.000																	

**New York Mets @ Cincinnati Reds**  
Riverfront Stadium, Cincinnati, OH  
Sat Jun 04 1994, 7:05 PM EDT  
Att: 38,890 - Unknown - 82 F

AB	31
R	5
H	5
RBI	4
BB	1
SO	9
LOB	5



Batter	1	2	3	4	5	6	7	8	9	AB	R	H	RBI	BB	SO	LOB	BOTTOM					
Deion Sanders, L (1, 8) OBP: 0.350, SLG: 0.418										4	1	2	1	1	0	1						
Barry Larkin, R (1, 6) OBP: 0.332, SLG: 0.338										5	0	1	0	0	2	4						
Hal Morris, L (1, 3) OBP: 0.372, SLG: 0.491										5	0	1	1	0	1	4						
Kevin Mitchell, R (1, 7) OBP: 0.413, SLG: 0.711										3	1	1	0	2	2	2						
Lenny Harris, L (1, 5) OBP: 0.404, SLG: 0.449										4	1	1	0	0	0	4						
Bret Boone, R (1, 4) OBP: 0.382, SLG: 0.482										3	2	2	0	1	0	1						
Thomas Howard, S (1, 9) OBP: 0.265, SLG: 0.361										3	1	1	2	0	0	2						
Brian Dorsett, R (1, 2) OBP: 0.360, SLG: 0.413										3	0	2	0	0	0	1						
Jacob Brumfield, R (7, PR) OBP: 0.194, SLG: 0.179										0	0	0	0	0	0	0						
Eddie Taubensee, L (8, 2) OBP: 0.266, SLG: 0.339										1	1	1	2	0	0	0						
Jose Rijo, R (1, 1) OBP: 0.238, SLG: 0.238										1	0	0	0	0	0	1						
Jeff Branson, L (8, PH) OBP: 0.302, SLG: 0.300										1	1	1	1	0	0	0						
Jeff Brantley, R (9, 1) ERA: 2.99										0	0	0	0	0	0	0						
<b>Inning Stats</b>	R: 0 E: 0 K: 1 S: 10	H: 1 LOB: 2 BB: 1 P: 19	R: 0 E: 0 K: 0 S: 9	H: 1 LOB: 1 BB: 0 P: 13	R: 0 E: 0 K: 1 S: 9	H: 1 LOB: 1 BB: 0 P: 17	R: 0 E: 0 K: 0 S: 4	H: 1 LOB: 0 BB: 0 P: 4	R: 0 E: 0 K: 1 S: 7	H: 0 LOB: 1 BB: 1 P: 13	R: 2 E: 0 K: 1 S: 18	H: 3 LOB: 2 BB: 1 P: 26	R: 6 E: 1 K: 1 S: 33	H: 5 LOB: 1 BB: 1 P: 45	1B: 9 2B: 5 3B: 0 HR: 1	SF: 0 SAC: 3 DP: 2 HBP: 0	WP: 0 PA: 40 PB: 2 SB: 3 CS: 0					
<b>PITCHER</b>	IP WLS BF H R ER SO BB IBB HBP BLK WP HR S P ERA WHIP	6.1 27 6 1 3 3 2 0 0 0 0 0 55 86 2.84 1.579	0.2 6 1 3 3 1 2 0 0 0 0 0 0 15 23 40.50 4.500	0.1 L 2 1 0 0 0 0 0 0 0 0 0 4 5 0.00 3.000	0.2 5 3 3 2 1 0 0 0 0 0 0 20 27 27.00 4.500																	

**New York Mets @ Cincinnati Reds**  
Riverfront Stadium, Cincinnati, OH  
Sat Jun 04 1994, 7:05 PM EDT  
Att: 38,890 - Unknown - 82 F

AB	33
R	8
H	13
RBI	7
BB	4
SO	5
LOB	20













Batter	1	2	3	4	5	6	7	8	9	AB	R	H	RBI	BB	SO	LOB	TOP			
Jose Vizcaino, S (1,6) OBP: 0.349, SLG: 0.365	1-3 K		0-0 SF7		0-1 FC5-4 1B		0-0 F8	0-1 2B 1B		4	1	1	2	0	1	1	<b>New York Mets @ Colorado Rockies</b> Mile High Stadium, Denver, CO Tue Jun 07 1994, 9:05 PM EDT Att: 51,018 - Unknown - 84 F			
Kelly Stinnett, R (1,2) OBP: 0.372, SLG: 0.429	2-2 G5-3		0-0 1B 3B		3-2 1B		2-1 1B SF8 HBP	0-2 1B 2B		4	3	3	3	0	0	0				
Jim Lindeman, R (1,9) OBP: 0.385, SLG: 0.444 Roger Mason, R (8,1)	2-1 G5-3		1-2 WP 1B		2-3 K		1-2 1B SF8	0-0 1B		5	0	3	2	0	1	2				
Bobby Bonilla, S (1,5) OBP: 0.423, SLG: 0.554		3-3 K	4-1 1B BB		0-0 L1		1-1 SF8	4-2 BB		2	0	0	1	2	1	2				
Jeff Kent, R (1,4) OBP: 0.366, SLG: 0.551		3-2 G2-3	0-0 F8			1-0 F7 G6-3 1B	1-3 K	1-0 F8		5	0	1	0	0	1	5				
David Segui, S (1,3) OBP: 0.327, SLG: 0.419		1-0 G4-3		1-2 G4-3		3-1 G6-3		1-2 1B 2B	2-3 K	5	1	1	0	0	1	1				
Kevin McReynolds, R (1,7) OBP: 0.310, SLG: 0.357			4-1 SH1-4 SF7 HBP BB	0-0 F7		4-0 IBB		2-1 G6-3	1-0 G5-3	3	1	0	0	2	0	1				
Ryan Thompson, R (1,8) OBP: 0.326, SLG: 0.534			1-1 SH1-4 3B HBP	1-0 F8		0-0 F7		0-0 1B 2B	0-0 F9	4	2	1	0	0	0	2				
Pete Smith, R (1,1) OBP: 0.259, SLG: 0.208 Fernando Vina, L (6,PH) OBP: 0.426, SLG: 0.362 Mike Maddux, L (6,1)			0-0 SH1-4		3-1 FC5-4 1B	0-1 G3		1-3 K		1	0	1	0	0	0	0				
Luis Rivera, R (8,PH) OBP: 0.324, SLG: 0.613 John Cangelosi, S (8,9) OBP: 0.353, SLG: 0.287			1-2 2-3							1	0	0	0	0	0	0				
<b>Inning Stats</b>	R: 0 E: 0 K: 1 S: 8	H: 0 LOB: 0 BB: 0 P: 13	R: 0 E: 0 K: 1 S: 7	H: 0 LOB: 0 BB: 0 P: 14	R: 3 E: 0 K: 0 S: 12	H: 2 LOB: 2 BB: 2 P: 22	R: 0 E: 0 K: 0 S: 5	H: 0 LOB: 0 BB: 0 P: 7	R: 0 E: 0 K: 1 S: 11	H: 2 LOB: 2 BB: 1 P: 19	R: 1 E: 0 K: 1 S: 12	H: 1 LOB: 1 BB: 0 P: 17	R: 4 E: 0 K: 1 S: 19	H: 5 LOB: 2 BB: 1 P: 28	R: 0 E: 0 K: 1 S: 5	H: 0 LOB: 0 BB: 0 P: 8		1B: 8 2B: 2 3B: 1 HR: 0	SF: 2 SAC: 1 DP: 0 HBP: 2	WP: 2 PA: 44 PB: 0 CS: 0
<b>PITCHER</b>	IP WLS BF H R ER SO BB IBB HBP BLK WP HR S P ERA WHIP																			
Lance Painter, L (1,1) ERA: 8.36	5.1	25	5	3	3	3	2	1	1	0	1	0	0	0	0	0	15	20	5.40	0.600
Steve Reed, R (6,1) ERA: 3.03	1.2	7	1	1	1	1	0	0	1	0	0	0	0	0	0	0	19	28	36.00	6.000
Bruce Ruffin, L (8,1) ERA: 3.72	1.0	W	9	5	4	4	1	0	0	0	0	0	0	0	0	0	5	8	0.00	0.000
Mike Munoz, L (9,1) ERA: 3.38	1.0	S	3	0	0	1	0	0	0	0	0	0	0	0	0	0	5	8	0.00	0.000

AB	35
R	8
H	11
RBI	8
BB	4
SO	6
LOB	18



Batter	1	2	3	4	5	6	7	8	9	AB	R	H	RBI	BB	SO	LOB	BOTTOM			
Walt Weiss, S (1,6) OBP: 0.352, SLG: 0.352	0-2 G3		4-1 G4-3 WP SF7 BB		2-0 F9 G3 HR 1B					4	2	1	0	1	1	2	<b>New York Mets @ Colorado Rockies</b> Mile High Stadium, Denver, CO Tue Jun 07 1994, 9:05 PM EDT Att: 51,018 - Unknown - 84 F			
Nelson Lirio, S (1,4) OBP: 0.354, SLG: 0.424	3-2 1B		2-0 G4-3		3-2 G3		1-0 PB 2B	2-2 E 2B		5	2	3	0	0	0	2				
Howard Johnson, S (1,7) OBP: 0.351, SLG: 0.425	2-1 1B		2-0 SF7		0-1 F9		4-2 PB BB	0-3 K		3	1	1	1	1	1	2				
Andres Galarraga, R (1,3) OBP: 0.362, SLG: 0.636	0-0 F8		3-3 K		3-2 HR		4-1 2B 1B	4-0 E SF7 IBB		3	3	1	2	2	1	2				
Dante Bichette, R (1,9) OBP: 0.326, SLG: 0.543	1-2 G5-3			1-0 F8	0-0 FC6-4 1B		1-0 2B 1B	0-1 E6 FC6-4		5	1	2	2	0	0	3				
Charlie Hayes, R (1,5) OBP: 0.320, SLG: 0.414		3-2 SH2-3 CS 1B		1-0 F9	0-1 FC6-4		1-0 F9	0-1 SF7		4	0	1	1	0	0	3				
Mike Kingery, L (1,8) OBP: 0.377, SLG: 0.490		2-2 CS SH2-3 1B		3-2 1B		1-3 K	1-0 1B 2B	0-0 FC6-4		5	1	3	2	0	1	1				
Joe Girardi, R (1,2) OBP: 0.333, SLG: 0.325		0-0 SH2-3		0-0 1B		1-3 K	0-1 1B			3	0	2	1	0	1	0				
Lance Painter, L (1,1) Steve Reed, R (6,1) John Vander Wal, L (7,PH) OBP: 0.298, SLG: 0.489 Bruce Ruffin, S (8,1) OBP: 0.667, SLG: 0.500 Mike Munoz, L (9,1)		1-2 G6-3		1-2 1B		0-0 G6-3	2-2 1B			2	0	0	0	0	0	4				
<b>Inning Stats</b>	R: 0 E: 0 K: 0 S: 12	H: 2 LOB: 2 BB: 0 P: 18	R: 0 E: 0 K: 0 S: 11	H: 2 LOB: 1 BB: 0 P: 16	R: 1 E: 0 K: 1 S: 6	H: 0 LOB: 0 BB: 1 P: 16	R: 0 E: 0 K: 0 S: 9	H: 2 LOB: 2 BB: 0 P: 15	R: 2 E: 0 K: 0 S: 13	H: 3 LOB: 1 BB: 0 P: 21	R: 0 E: 0 K: 2 S: 7	H: 0 LOB: 0 BB: 0 P: 9	R: 5 E: 0 K: 1 S: 16	H: 5 LOB: 2 BB: 2 P: 32	R: 2 E: 1 K: 1 S: 12	H: 1 LOB: 1 BB: 1 P: 18		1B: 11 2B: 3 3B: 0 HR: 1	SF: 2 SAC: 1 DP: 0 HBP: 0	WP: 1 PA: 43 PB: 1 SB: 0 CS: 2
<b>PITCHER</b>	IP WLS BF H R ER SO BB IBB HBP BLK WP HR S P ERA WHIP																			
Pete Smith, R (1,1) ERA: 4.99	5.0	24	5	3	3	1	1	1	51	8	5.40	2.000								
Mike Maddux, R (6,1) ERA: 6.04	2.0	13	5	5	5	3	1	1	0	23	41	22.50	3.000							
Roger Mason, R (8,1) ERA: 3.29	1.0	L	6	1	2	0	1	0	12	18	0.00	1.000								

AB	36
R	10
H	15
RBI	9
BB	4
SO	5
LOB	19





Batter	1	2	3	4	5	6	7	8	9	AB	R	H	RBI	BB	SO	LOB	TOP								
<b>Jose Vizcaino, S</b> (1, 6) OBP: 0.359, SLG: 0.373	1-1 L5		2-2 1B		0-0 1B		0-1 1B		4-0 FC5 BB	4	0	3	1	1	0	0	<b>New York Mets @ Colorado Rockies</b> <b>Mile High Stadium, Denver, CO</b> Wed Jun 08 1994, 5:33 AM EDT Att: 52,117 - Sunny - 79 F								
<b>Kelly Stinnett, R</b> (1, 2) OBP: 0.374, SLG: 0.420	3-3 K		1-2 P4		1-3 K		0-0 1B		4-1 BB	4	0	1	0	1	2	3									
<b>Joe Orsulak, L</b> (1, 9) OBP: 0.312, SLG: 0.382	2-3 K		0-2 P6		1-2 G4-6-3		1-1 FC1-2		0-0 FC5	4	0	0	0	0	1	5									
<b>Todd Hundley, S</b> (9, PH) OBP: 0.297, SLG: 0.515					1-2 1-2f		1-2 3-H		2-3f	1	0	0	0	0	0	2									
<b>Bobby Bonilla, S</b> (1, 5) OBP: 0.416, SLG: 0.542		2-3 K		1-1 G3-1		1-3 K				4	0	0	0	0	3	2									
<b>Jeff Kent, R</b> (1, 4) OBP: 0.359, SLG: 0.541		1-3 K		3-2 F8		2-2 F8		2-2 G3		4	0	0	0	0	1	0									
<b>David Segui, S</b> (1, 3) OBP: 0.335, SLG: 0.423		0-1 FC5-4 1B		4-2 WP 1B BB		0-1 1B		1-3 K		3	1	2	0	1	1	0									
<b>Kevin McReynolds, R</b> (1, 7) OBP: 0.309, SLG: 0.353		0-1 FC5-4 1-2f		2-1 1-H HR 1B		3-2 F9		0-1 G4-3		4	1	1	1	0	0	2									
<b>Ryan Thompson, R</b> (1, 8) OBP: 0.335, SLG: 0.557			2-0 1B SH1-4 1B	0-2 1-H HR 1B		0-0 SH1-4 1B		0-1 F8		4	2	3	2	0	0	0									
<b>Bret Saberhagen, R</b> (1, 1) OBP: 0.212, SLG: 0.167			0-1 SH1-4	0-0 L4		0-0 SH1-4		1-1 F9		1	0	0	0	0	0	0									
<b>Jim Lindeman, R</b> (9, PH) OBP: 0.375, SLG: 0.432										1	0	0	0	0	0	0									
<b>Inning Stats</b>	R: 0 E: 0 K: 2 S: 8	H: 0 LOB: 0 BB: 0 P: 14	R: 0 E: 0 K: 2 S: 11	H: 1 LOB: 1 BB: 0 P: 14	R: 0 E: 0 K: 0 S: 12	H: 2 LOB: 2 BB: 0 P: 17	R: 3 E: 0 K: 0 S: 13	H: 2 LOB: 0 BB: 1 P: 23	R: 0 E: 0 K: 1 S: 7	H: 1 LOB: 1 BB: 0 P: 9	R: 0 E: 0 K: 1 S: 12	H: 1 LOB: 1 BB: 0 P: 18	R: 1 E: 0 K: 1 S: 10	H: 3 LOB: 2 BB: 0 P: 14	R: 0 E: 0 K: 1 S: 9	H: 0 LOB: 0 BB: 2 P: 12	R: 0 E: 0 K: 0 S: 6	H: 0 LOB: 2 BB: 2 P: 15	1B: 9 2B: 0 3B: 0 HR: 1	SF: 0 SAC: 2 DP: 1 HBP: 0	WP: 1 PB: 0 SB: 0 CS: 0	PA: 39			
<b>PITCHER</b>	IP	WLS	BF	H	R	ER	SO	BB	IBB	HBP	BLK	WP	HR	S	P	ERA	WHIP								
<b>Marvin Freeman, R</b> (1, 1) ERA: 3.09	7.0		31	10	4	4	7	1	0	0	0	1	1	73	109	5.14	1.571								
<b>Marcus Moore, R</b> (8, 1) ERA: 4.99	1.0	W	3	0	0	0	1	0	0	0	0	0	0	9	12	0.00	0.000								
<b>Bruce Ruffin, L</b> (9, 1) ERA: 3.6	1.0	S	5	0	0	0	0	2	0	0	0	0	0	6	15	0.00	2.000								

livebaseballscorecards.com

AB 34  
R 4  
H 10  
RBI 4  
BB 3  
SO 8  
LOB 14



Batter	1	2	3	4	5	6	7	8	9	AB	R	H	RBI	BB	SO	LOB	BOTTOM								
<b>Nelson Liriano, S</b> (1, 4) OBP: 0.360, SLG: 0.427	1-0 P2 1B	0-0 G4-6-3 1B			3-2 L7		3-2 G3			4	1	2	1	0	0	2	<b>New York Mets @ Colorado Rockies</b> <b>Mile High Stadium, Denver, CO</b> Wed Jun 08 1994, 5:33 AM EDT Att: 52,117 - Sunny - 79 F								
<b>Mike Kingsley, L</b> (1, 8) OBP: 0.381, SLG: 0.500	0-1 P2	1-1 G4-6-3			1-1 1B			0-0 1B		4	1	2	0	0	0	2									
<b>Howard Johnson, S</b> (1, 7) OBP: 0.348, SLG: 0.420	1-1 1B		0-0 F8		1-3 K			2-3 K		4	1	1	1	0	2	3									
<b>Andres Galarraga, R</b> (1, 3) OBP: 0.364, SLG: 0.632	0-1 1B		2-0 L7			1-0 G6-3		2-1 1B		3	1	1	0	0	0	0									
<b>Dante Bichette, R</b> (1, 9) OBP: 0.333, SLG: 0.547	1-2 1B		0-2 G6-3			0-0 G4-6-3 1B		1-2 1B		4	0	3	2	0	0	0									
<b>Charlie Hayes, R</b> (1, 5) OBP: 0.315, SLG: 0.406	1-1 P3			1-1 G5-3		0-0 G4-6-3		2-3 K		4	0	0	0	0	1	5									
<b>Joe Girardi, R</b> (1, 2) OBP: 0.332, SLG: 0.323	0-1 L1			0-3 K			0-3 K		0-0 1B	4	0	1	1	0	2	2									
<b>Vinny Castilla, R</b> (1, 6) OBP: 0.294, SLG: 0.563		0-1 1B			2-0 F8		2-2 2B		3-H F7	3	1	2	0	0	0	0									
<b>Watt Weiss, S</b> (7, PR) OBP: 0.350, SLG: 0.351										1	0	0	0	0	0	2									
<b>Marvin Freeman, R</b> (1, 1) OBP: 0.111, SLG: 0.059		0-3 3B								1	0	0	0	0	1	1									
<b>John Vander Wal, L</b> (7, PH) OBP: 0.292, SLG: 0.478					1-2 1B					1	0	0	0	0	1	1									
<b>Marcus Moore, S</b> (8, 1) OBP: 0.375, SLG: 0.406										0	0	0	0	0	0	0									
<b>Bruce Ruffin, S</b> (9, 1) OBP: 0.667, SLG: 0.500										0	0	0	0	0	0	0									
<b>Inning Stats</b>	R: 2 E: 0 K: 0 S: 18	H: 4 LOB: 2 BB: 0 P: 22	R: 1 E: 0 K: 1 S: 8	H: 2 LOB: 0 BB: 0 P: 9	R: 0 E: 0 K: 0 S: 5	H: 0 LOB: 0 BB: 0 P: 7	R: 0 E: 0 K: 1 S: 6	H: 0 LOB: 0 BB: 0 P: 9	R: 0 E: 0 K: 1 S: 11	H: 1 LOB: 1 BB: 0 P: 17	R: 0 E: 0 K: 0 S: 3	H: 1 LOB: 1 BB: 0 P: 4	R: 0 E: 0 K: 2 S: 15	H: 1 LOB: 1 BB: 0 P: 23	R: 2 E: 0 K: 2 S: 13	H: 3 LOB: 2 BB: 0 P: 20	R: 2 E: 0 K: 2 S: 13	H: 3 LOB: 2 BB: 0 P: 20	1B: 9 2B: 2 3B: 1 HR: 0	SF: 0 SAC: 0 DP: 2 HBP: 2	WP: 0 PB: 0 SB: 0 CS: 0	PA: 35			
<b>PITCHER</b>	IP	WLS	BF	H	R	ER	SO	BB	IBB	HBP	BLK	WP	HR	S	P	ERA	WHIP								
<b>Bret Saberhagen, R</b> (1, 1) ERA: 3.73	8.0	L	35	12	5	5	7	0	0	2	0	0	0	79	111	5.62	1.500								

livebaseballscorecards.com

AB 33  
R 5  
H 12  
RBI 5  
BB 0  
SO 7  
LOB 18

















Batter	1	2	3	4	5	6	7	8	9	AB	R	H	RBI	BB	SO	LOB	TOP					
Marquis Grissom, R OBP: 0.332, SLG: 0.394										4	1	0	0	1	1	4	<b>Montreal Expos @ New York Mets</b> Shea Stadium, Flushing, NY Sun Jun 12 1994, 3:33 AM EDT Att: 28,429 - Overcast - 82 F					
Cliff Floyd, L OBP: 0.330, SLG: 0.398										4	1	2	2	0	0	0						
Moises Alou, R OBP: 0.410, SLG: 0.578										4	0	1	1	0	0	2						
Larry Walker, L OBP: 0.362, SLG: 0.513										4	0	0	0	0	0	1						
Darrin Fletcher, L OBP: 0.359, SLG: 0.449										4	0	1	0	0	0	0						
Tim Spehr, R OBP: 0.269, SLG: 0.333										0	0	0	0	0	0	0						
Wil Cordero, R OBP: 0.331, SLG: 0.413										4	0	1	0	0	1	1						
Sean Berry, R OBP: 0.347, SLG: 0.407										4	0	0	0	0	1	1						
Freddie Benavides, R OBP: 0.274, SLG: 0.350										1	2	1	0	2	0	0						
Lenny Webster, R OBP: 0.361, SLG: 0.409										0	0	0	0	1	0	0						
Mike Lansing, R OBP: 0.311, SLG: 0.352										0	0	0	0	0	0	0						
Gabe White, L OBP: 0.231, SLG: 0.250										0	0	0	0	0	0	0						
Butch Henry, L OBP: 0.443, SLG: 0.415										1	0	0	0	0	0	2						
Lou Frazier, S OBP: 0.443, SLG: 0.415										0	0	0	0	1	0	0						
Mel Rojas, R OBP: 0.311, SLG: 0.352										0	0	0	0	0	0	0						
Randy Milligan, R OBP: 0.311, SLG: 0.352										0	0	0	0	1	0	0						
<b>Inning Stats</b>	R: 0 E: 0 K: 0 S: 5	H: 0 LOB: 0 BB: 0 P: 9	R: 0 E: 0 K: 0 S: 9	H: 1 LOB: 0 BB: 0 P: 12	R: 3 E: 0 K: 0 S: 17	H: 2 LOB: 1 BB: 2 P: 33	R: 0 E: 0 K: 0 S: 6	H: 1 LOB: 2 BB: 1 P: 11	R: 0 E: 0 K: 0 S: 4	H: 0 LOB: 0 BB: 0 P: 6	R: 0 E: 0 K: 0 S: 7	H: 0 LOB: 0 BB: 0 P: 8	R: 1 E: 0 K: 1 S: 20	H: 2 LOB: 2 BB: 1 P: 32	R: 0 E: 0 K: 1 S: 6	H: 0 LOB: 0 BB: 0 P: 7	R: 0 E: 0 K: 1 S: 10	H: 0 LOB: 2 BB: 2 P: 22	1B: 5 2B: 1 3B: 0 HR: 0	SF: 0 SAC: 1 DP: 2 HBP: 0	WP: 0 PB: 0 CS: 0	PA: 37
<b>PITCHER</b>	IP WLS BF H R ER SO BB IBB HBP BLK WP HR S P ERA WHIP																					
Pete Smith, R ERA: 5.04	(1, 1) 6.1 26 5 4 4 0 2 1 0 0 0 0 0 58 94 5.68 1.105																					
Josias Manzanillo, R ERA: 2.86	(7, 1) 1.2 W 7 1 0 0 2 1 0 0 0 0 0 0 16 24 0.00 1.200																					
John Franco, L ERA: 2.67	(9, 1) 1.0 S 4 0 0 0 1 2 0 0 0 0 0 0 10 22 0.00 2.000																					

AB	30
R	4
H	6
RBI	3
BB	6
SO	3
LOB	11



Batter	1	2	3	4	5	6	7	8	9	AB	R	H	RBI	BB	SO	LOB	BOTTOM			
Jose Vizcaino, S OBP: 0.348, SLG: 0.357										3	1	1	0	1	0	0	<b>Montreal Expos @ New York Mets</b> Shea Stadium, Flushing, NY Sun Jun 12 1994, 3:33 AM EDT Att: 28,429 - Overcast - 82 F			
Kelly Stinnett, R OBP: 0.350, SLG: 0.389										3	0	1	0	0	2					
Todd Hundley, S OBP: 0.289, SLG: 0.493										1	0	0	0	1	1					
Kevin McReynolds, R OBP: 0.321, SLG: 0.419										4	2	3	4	0	1	1				
Bobby Bonilla, S OBP: 0.402, SLG: 0.529										4	0	0	0	0	1	1				
Jeff Kent, R OBP: 0.356, SLG: 0.535										4	0	1	0	0	2	0				
David Segui, S OBP: 0.326, SLG: 0.431										4	1	1	1	0	2	1				
Jim Lindeman, R OBP: 0.348, SLG: 0.465										3	0	0	0	0	1	1				
Josias Manzanillo, R ERA: 2.37										0	0	0	0	0	0	0				
John Franco, L ERA: 2.67										0	0	0	0	0	0	0				
John Cangelosi, S OBP: 0.364, SLG: 0.280										3	0	0	0	0	1	0				
Pete Smith, R OBP: 0.276, SLG: 0.231	(1, 1) 2.1 12 4 4 4 2 1 0 0 0 0 0 2 36 59 15.43 2.143																			
Joe Orsulak, L OBP: 0.315, SLG: 0.382	(7, 9) 1.0 S 4 0 0 0 1 2 0 0 0 0 0 0 10 22 0.00 2.000																			
<b>Inning Stats</b>	R: 0 E: 0 K: 0 S: 7	H: 1 LOB: 1 BB: 0 P: 12	R: 1 E: 0 K: 2 S: 17	H: 1 LOB: 0 BB: 0 P: 26	R: 3 E: 0 K: 0 S: 14	H: 2 LOB: 0 BB: 1 P: 24	R: 0 E: 0 K: 0 S: 6	H: 0 LOB: 0 BB: 0 P: 7	R: 0 E: 0 K: 2 S: 12	H: 1 LOB: 1 BB: 0 P: 17	R: 0 E: 0 K: 2 S: 11	H: 1 LOB: 1 BB: 0 P: 14	R: 0 E: 0 K: 1 S: 7	H: 1 LOB: 1 BB: 0 P: 10	R: 1 E: 0 K: 3 S: 14	H: 1 LOB: 0 BB: 0 P: 24	1B: 4 2B: 0 3B: 1 HR: 3	SF: 0 SAC: 0 DP: 0 HBP: 0	WP: 0 PB: 0 CS: 0	PA: 33
<b>PITCHER</b>	IP WLS BF H R ER SO BB IBB HBP BLK WP HR S P ERA WHIP																			
Gabe White, L ERA: 5.12	(1, 1) 3.2 13 2 0 0 4 0 0 0 0 0 0 0 31 41 0.00 0.545																			
Butch Henry, L ERA: 2.37	(3, 1) 2.0 L 8 2 1 1 4 0 0 0 0 0 0 1 21 34 4.50 1.000																			

AB	32
R	5
H	8
RBI	5
BB	1
SO	10
LOB	7





Batter	1	2	3	4	5	6	7	8	9	AB	R	H	RBI	BB	SO	LOB	TOP													
Lenny Dykstra, L OBP: 0.417, SLG: 0.486 (1, 8)										5	0	1	0	0	2	1	Philadelphia Phillies @ New York Mets Shea Stadium, Flushing, NY Mon Jun 13 1994, 7:05 PM EDT Att: 17,555 - Unknown - 80 F													
Mickey Morandini, L OBP: 0.302, SLG: 0.350 Mariano Duncan, R OBP: 0.329, SLG: 0.427 (1, 4) (9, PH)										4	0	1	0	0	1	1														
Ricky Jordan, R OBP: 0.299, SLG: 0.493 (1, 3)										5	1	0	0	0	0	3														
Darren Daulton, L OBP: 0.366, SLG: 0.535 (1, 2)										4	0	0	0	0	1	3														
Jim Eisenreich, L OBP: 0.387, SLG: 0.409 (1, 9)										3	0	1	1	1	2	0														
Milt Thompson, L OBP: 0.333, SLG: 0.393 (1, 7)										4	0	0	0	0	3	4														
Kim Batiste, R OBP: 0.239, SLG: 0.315 (1, 5)										4	1	3	0	0	0	0														
Kevin Stocker, S OBP: 0.370, SLG: 0.263 (1, 6)										3	0	0	0	1	1	2														
David West, L John Kruk, L Larry Andersen, R Tony Longamine, L Paul Quanttrill, L Pete Incaviglia, R (1, 1) (5, PH) (6, 1) (7, PH) (7, 1) (9, PH)										1	0	0	0	0	0	0														
<b>Inning Stats</b>	R: 0 E: 0 K: 2 S: 11	H: 0 LOB: 0 BB: 0 P: 17	R: 0 E: 0 K: 2 S: 7	H: 0 LOB: 0 BB: 0 P: 8	R: 0 E: 0 K: 0 S: 6	H: 1 LOB: 0 BB: 0 P: 9	R: 0 E: 0 K: 0 S: 8	H: 0 LOB: 0 BB: 0 P: 11	R: 0 E: 0 K: 1 S: 8	H: 2 LOB: 1 BB: 0 P: 15	R: 1 E: 1 K: 1 S: 15	H: 2 LOB: 3 BB: 1 P: 25	R: 0 E: 1 K: 3 S: 16	H: 1 LOB: 3 BB: 1 P: 26	R: 1 E: 0 K: 1 S: 20	H: 3 LOB: 2 BB: 0 P: 31	1B: 6 2B: 3 HR: 0	SF: 0 SAC: 0 HBP: 0	WP: 0 PB: 0 SB: 0 CS: 0	PA: 39										
<b>PITCHER</b>	IP WLS BF H R ER SO BB IBB HBP BLK WP HR S P ERA WHIP																													
Bret Saberhagen, R ERA: 3.55 Josias Manzanillo, R ERA: 2.76 John Franco, L ERA: 2.89	(1, 1) (8, 1) (9, 1)	7.0 W 27	5 2 1 6	2 1 0 3	1 0 0 0	1 0 0 0	1 0 0 0	0 0 0 0	0 0 0 0	0 0 0 0	0 0 0 0	65 94	1.29 2.00 9.00	0.857 2.000 3.000																

Batter	1	2	3	4	5	6	7	8	9	AB	R	H	RBI	BB	SO	LOB	BOTTOM											
Jose Vizcaino, S OBP: 0.352, SLG: 0.361 Josias Manzanillo, R John Franco, L (1, 6) (8, 1) (9, 1)										3	0	2	0	0	0	0	Philadelphia Phillies @ New York Mets Shea Stadium, Flushing, NY Mon Jun 13 1994, 7:05 PM EDT Att: 17,555 - Unknown - 80 F											
Kelly Stinnett, R OBP: 0.350, SLG: 0.385 Todd Hundley, S OBP: 0.288, SLG: 0.489 (1, 2) (7, PH) (8, 2)										1	0	0	1	1	1	0												
Kevin McReynolds, R OBP: 0.319, SLG: 0.416 John Cangelosi, S OBP: 0.363, SLG: 0.274 (1, 7) (3, 7)										1	0	0	0	0	0	0												
Bobby Bonilla, S OBP: 0.396, SLG: 0.519 (1, 5)										4	0	0	0	0	0	3												
Jeff Kent, R OBP: 0.354, SLG: 0.529 (1, 4)										4	1	1	0	0	0	0												
David Segui, S OBP: 0.329, SLG: 0.437 (1, 3)										4	1	2	0	0	0	1												
Jim Lindeman, R OBP: 0.333, SLG: 0.444 Joe Orsulak, L OBP: 0.317, SLG: 0.380 (1, 9) (6, PH) (7, 9)										2	0	0	0	0	2	1												
Ryan Thompson, R OBP: 0.325, SLG: 0.522 (1, 8)										3	1	1	1	1	2	0												
Bret Saberhagen, R OBP: 0.235, SLG: 0.194 Fernando Vina, L OBP: 0.418, SLG: 0.368 (1, 1) (7, PH) (8, 6)										1	1	1	0	0	0	0												
<b>Inning Stats</b>	R: 0 E: 0 K: 1 S: 6	H: 0 LOB: 0 BB: 0 P: 8	R: 0 E: 0 K: 1 S: 10	H: 1 LOB: 0 BB: 0 P: 13	R: 1 E: 0 K: 2 S: 11	H: 2 LOB: 1 BB: 0 P: 15	R: 0 E: 0 K: 0 S: 5	H: 0 LOB: 0 BB: 0 P: 13	R: 1 E: 1 K: 1 S: 12	H: 1 LOB: 3 BB: 3 P: 28	R: 1 E: 1 K: 1 S: 8	H: 1 LOB: 0 BB: 0 P: 10	R: 0 E: 0 K: 0 S: 8	H: 0 LOB: 1 BB: 0 P: 13	R: 1 E: 0 K: 0 S: 6	H: 2 LOB: 2 BB: 1 P: 12	1B: 6 2B: 1 3B: 0 HR: 0	SF: 1 SAC: 2 HBP: 1	WP: 0 PB: 0 SB: 0 CS: 0	PA: 36								
<b>PITCHER</b>	IP WLS BF H R ER SO BB IBB HBP BLK WP HR S P ERA WHIP																											
David West, L ERA: 2.91 Larry Andersen, R ERA: 4.41 Paul Quanttrill, R ERA: 3.18	(1, 1) (6, 1) (7, 1)	5.0 L 22	4 1 1 0	2 2 1 0	3 0 0 0	0 0 0 0	0 0 0 0	0 0 0 0	0 0 0 0	8 10 25	0.00 0.00 4.50	1.000 1.000 1.000																

AB	37
R	3
H	9
RBI	3
BB	2
SO	10
LOB	17



AB	28
R	4
H	7
RBI	2
BB	4
SO	6
LOB	11





Batter	1	2	3	4	5	6	7	8	9	AB	R	H	RBI	BB	SO	LOB	TOP			
<b>Billy Hatcher, R</b> OBP: 0.294, SLG: 0.331 (1, 8)										3	0	1	0	1	0	0	<b>Philadelphia Phillies @ New York Mets</b> Shea Stadium, Flushing, NY Tue Jun 14 1994, 7:05 PM EDT Att: 17,914 - Unknown - 85 F			
<b>Mariano Duncan, R</b> OBP: 0.328, SLG: 0.424 (1, 4)										4	1	1	0	0	1	2				
<b>John Kruk, L</b> OBP: 0.406, SLG: 0.420 <b>Doug Jones, R</b> OBP: 1.000, SLG: 1.000 (8, 1)										4	1	1	1	0	1	2				
<b>Darren Daulton, L</b> OBP: 0.368, SLG: 0.532 (1, 2)										3	0	1	1	1	0	0				
<b>Jim Eisenreich, L</b> OBP: 0.378, SLG: 0.399 (1, 9)										4	0	0	0	0	2	3				
<b>Mitt Thompson, L</b> OBP: 0.331, SLG: 0.388 (1, 7)										4	1	1	0	0	2	0				
<b>Kim Batiste, R</b> OBP: 0.239, SLG: 0.313 <b>Tom Quinlan, R</b> OBP: 0.294, SLG: 0.387 (9, 5)										4	0	1	1	0	1	0				
<b>Kevin Stocker, S</b> OBP: 0.366, SLG: 0.262 (1, 6)										4	0	1	0	0	2	0				
<b>Bobby Munoz, R</b> OBP: 0.111, SLG: 0.111 <b>Tony Longmire, L</b> OBP: 0.255, SLG: 0.290 <b>Heathcliff Slocumb, R</b> OBP: 0.360, SLG: 0.500 <b>Ricky Jordan, R</b> OBP: 0.299, SLG: 0.493 <b>Mickey Morandini, L</b> OBP: 0.362, SLG: 0.350 (7, PH)										2	0	0	0	0	1	0				
<b>Inning Stats</b>	R: 0 H: 1 E: 0 K: 2 S: 12	H: 1 LOB: 2 BB: 1 P: 21	R: 0 H: 0 E: 0 K: 3 S: 9	H: 0 LOB: 0 BB: 0 P: 11	R: 0 H: 0 E: 0 K: 1 S: 11	H: 0 LOB: 0 BB: 0 P: 15	R: 0 H: 0 E: 0 K: 1 S: 8	H: 0 LOB: 0 BB: 0 P: 10	R: 0 H: 0 E: 0 K: 1 S: 7	H: 0 LOB: 0 BB: 1 P: 11	R: 2 H: 4 E: 1 K: 1 S: 15	H: 4 LOB: 2 BB: 0 P: 21	R: 1 H: 2 E: 0 K: 0 S: 6	H: 2 LOB: 1 BB: 0 P: 11	R: 0 H: 0 E: 0 K: 1 S: 8	H: 0 LOB: 0 BB: 0 P: 10		1B: 5 2B: 1 3B: 0 HR: 1	SF: 0 SAC: 0 DP: 0 HBP: 0	WP: 0 PB: 0 SB: 0 CS: 1
<b>PITCHER</b>	IP WLS BF H R ER SO BB IBB HBP BLK WP HR S P ERA WHIP																			
<b>Dwight Gooden, R</b> ERA: 6.43 <b>Roger Mason, R</b> ERA: 3.62 (1, 1)	7.0 L 27 5 2 2 10 2 0 0 0 0 0 1 70 103 2.57 1.000																			
<b>PITCHER</b>	IP WLS BF H R ER SO BB IBB HBP BLK WP HR S P ERA WHIP																			

AB	33
R	3
H	7
RBI	3
BB	2
SO	11
LOB	9



Batter	1	2	3	4	5	6	7	8	9	AB	R	H	RBI	BB	SO	LOB	BOTTOM			
<b>Fernando Vina, L</b> OBP: 0.405, SLG: 0.370 (1, 6)										5	1	1	0	0	1	4	<b>Philadelphia Phillies @ New York Mets</b> Shea Stadium, Flushing, NY Tue Jun 14 1994, 7:05 PM EDT Att: 17,914 - Unknown - 85 F			
<b>Todd Hundley, S</b> OBP: 0.285, SLG: 0.476 (1, 2)										4	0	0	0	1	1	2				
<b>Joe Orsulak, L</b> OBP: 0.321, SLG: 0.381 (1, 9)										2	1	1	1	1	0	0				
<b>Bobby Bonilla, S</b> OBP: 0.394, SLG: 0.512 (1, 5)										3	0	0	0	1	0	3				
<b>Jeff Kent, R</b> OBP: 0.352, SLG: 0.524 (1, 4)										4	0	1	0	0	2	0				
<b>David Segui, S</b> OBP: 0.328, SLG: 0.433 (1, 3)										4	0	1	1	0	1	2				
<b>Shawn Hare, L</b> OBP: 0.375, SLG: 0.455 (1, 7)										4	0	2	0	0	1	3				
<b>Ryan Thompson, R</b> OBP: 0.324, SLG: 0.522 (1, 8)										4	0	1	0	0	1	3				
<b>Dwight Gooden, R</b> OBP: 0.143, SLG: 0.143 <b>John Cangelosi, S</b> OBP: 0.360, SLG: 0.271 <b>Roger Mason, R</b> (8, 1)										2	0	0	0	0	1	1				
<b>Jim Lindeman, R</b> OBP: 0.347, SLG: 0.444 <b>Tim Bogar, R</b> (9, PR)										1	0	0	0	0	1	2				
<b>Inning Stats</b>	R: 1 H: 1 E: 0 K: 0 S: 7	H: 1 LOB: 1 BB: 0 P: 11	R: 0 H: 1 E: 0 K: 1 S: 14	H: 1 LOB: 3 BB: 2 P: 31	R: 0 H: 1 E: 0 K: 2 S: 12	H: 1 LOB: 1 BB: 0 P: 21	R: 0 H: 0 E: 0 K: 1 S: 6	H: 0 LOB: 0 BB: 0 P: 9	R: 0 H: 0 E: 0 K: 0 S: 4	H: 0 LOB: 0 BB: 0 P: 5	R: 0 H: 1 E: 1 K: 1 S: 12	H: 1 LOB: 2 BB: 0 P: 16	R: 1 H: 2 E: 0 K: 2 S: 14	H: 2 LOB: 1 BB: 1 P: 20	R: 0 H: 0 E: 0 K: 1 S: 8	H: 0 LOB: 1 BB: 1 P: 14	1B: 5 2B: 2 3B: 0 HR: 0	SF: 1 SAC: 0 DP: 0 HBP: 0	WP: 0 PB: 0 SB: 0 CS: 0	PA: 38
<b>PITCHER</b>	IP WLS BF H R ER SO BB IBB HBP BLK WP HR S P ERA WHIP																			
<b>Bobby Munoz, R</b> ERA: 2.65 <b>Heathcliff Slocumb, R</b> ERA: 2.89 <b>Doug Jones, R</b> ERA: 1.93 (1, 1)	6.0 W 23 4 1 1 5 2 0 0 0 0 0 0 0 22 32 6.75 3.000																			
<b>PITCHER</b>	IP WLS BF H R ER SO BB IBB HBP BLK WP HR S P ERA WHIP																			

AB	33
R	2
H	7
RBI	2
BB	4
SO	9
LOB	20





Batter	1	2	3	4	5	6	7	8	9	AB	R	H	RBI	BB	SO	LOB	TOP					
<b>Billy Hatcher, R</b> OBP: 0.298, SLG: 0.335 (1, 8)										4	0	2	0	0	0	2	<b>Philadelphia Phillies @ New York Mets</b> Shea Stadium, Flushing, NY Wed Jun 15 1994, 7:05 PM EDT Att: 18,397 - Unknown - 83 F					
<b>Mariano Duncan, R</b> OBP: 0.323, SLG: 0.416 (1, 4)										4	0	0	0	0	0	2						
<b>John Kruk, L</b> OBP: 0.394, SLG: 0.495 (1, 3)										4	0	0	0	0	0	1						
<b>Darren Daulton, L</b> OBP: 0.362, SLG: 0.523 (1, 2)										4	0	0	0	0	0	1						
<b>Jim Eisenreich, L</b> OBP: 0.372, SLG: 0.392 (1, 9)										3	0	0	0	0	0	0						
<b>Milt Thompson, L</b> OBP: 0.331, SLG: 0.387 (1, 7)										3	0	1	0	0	0	0						
<b>Kim Batiste, R</b> OBP: 0.233, SLG: 0.305 (1, 5)										3	0	0	0	0	0	1						
<b>Kevin Stocker, S</b> OBP: 0.357, SLG: 0.255 (1, 6)										3	0	0	0	0	0	1						
<b>Mike Williams, R</b> OBP: 0.091, SLG: 0.182 (8, PH)										2	0	0	0	0	1	0						
<b>Lenny Dykstra, L</b> OBP: 0.419, SLG: 0.488 (8, PR)										1	0	1	0	0	0	0						
<b>Tony Longmire, L</b> OBP: 0.255, SLG: 0.280 (8, 1)										0	0	0	0	0	0	0						
<b>Larry Andersen, R</b> (8, 1)										0	0	0	0	0	0	0						
<b>Inning Stats</b>	R: 0 H: 1 E: 0 K: 1 S: 11	H: 1 LOB: 1 BB: 0 P: 18	R: 0 H: 0 E: 0 K: 0 S: 4	H: 0 LOB: 0 BB: 0 P: 5	R: 0 H: 0 E: 0 K: 0 S: 9	H: 0 LOB: 0 BB: 0 P: 14	R: 0 H: 0 E: 0 K: 0 S: 4	H: 0 LOB: 0 BB: 0 P: 6	R: 0 H: 0 E: 0 K: 0 S: 8	H: 0 LOB: 0 BB: 0 P: 11	R: 0 H: 1 E: 0 K: 1 S: 12	H: 1 LOB: 1 BB: 0 P: 14	R: 0 H: 0 E: 0 K: 0 S: 10	H: 0 LOB: 0 BB: 0 P: 16	R: 0 H: 2 E: 0 K: 0 S: 12	H: 2 LOB: 2 BB: 0 P: 17	R: 0 H: 0 E: 0 K: 0 S: 5	H: 0 LOB: 0 BB: 0 P: 7	1B: 4 2B: 0 3B: 0 HR: 0	SF: 0 SAC: 0 DP: 0 HBP: 0	WP: 0 PB: 0 SB: 0 CS: 0	PA: 31
<b>PITCHER</b>	IP	WLS	BF	H	R	ER	SO	BB	IBB	HBP	BLK	WP	HR	S	P	ERA	WHIP					
<b>Bobby Jones, R</b> ERA: 3.15 (1, 1)	8.0	W	28	4	0	0	2	0	0	0	1	0	0	70	101	0.00	0.500					
<b>John Franco, L</b> ERA: 2.79 (9, 1)	1.0	S	3	0	0	0	0	0	0	0	0	0	0	5	7	0.00	0.000					

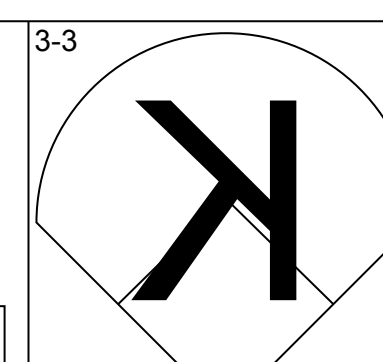
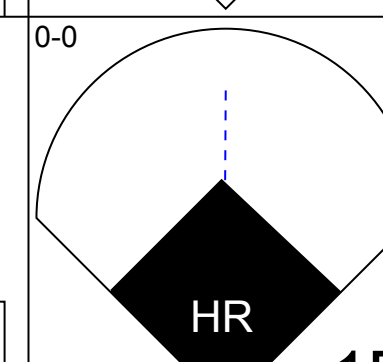
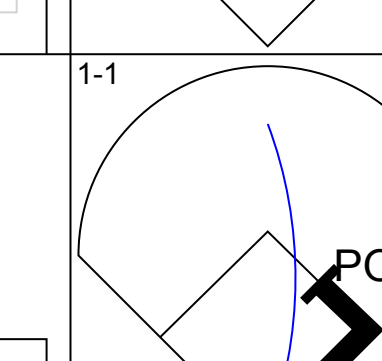
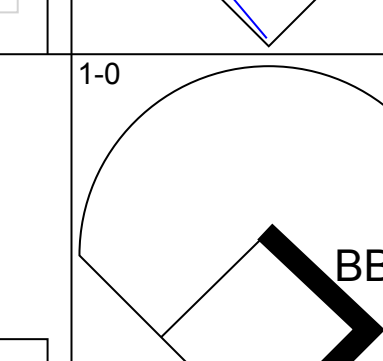
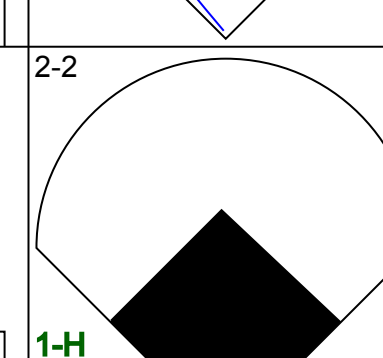
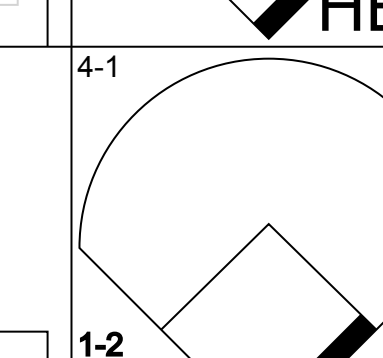
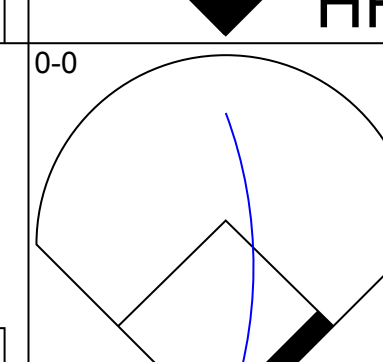
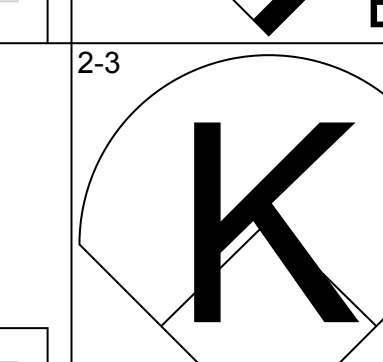
AB	31
R	0
H	4
RBI	0
BB	0
SO	2
LOB	8



Batter	1	2	3	4	5	6	7	8	9	AB	R	H	RBI	BB	SO	LOB	BOTTOM				
<b>Fernando Vina, L</b> OBP: 0.391, SLG: 0.355 (1, 6)										3	0	0	0	0	0	1	<b>Philadelphia Phillies @ New York Mets</b> Shea Stadium, Flushing, NY Wed Jun 15 1994, 7:05 PM EDT Att: 18,397 - Unknown - 83 F				
<b>John Franco, L</b> (9, 1)										0	0	0	0	0	0	0					
<b>Todd Hundley, S</b> OBP: 0.292, SLG: 0.480 (1, 2)										3	0	2	1	0	0	0					
<b>Joe Orsulak, L</b> OBP: 0.316, SLG: 0.374 (1, 9)										3	0	0	0	0	0	2					
<b>Bobby Bonilla, S</b> OBP: 0.393, SLG: 0.509 (1, 5)										3	0	1	0	0	2	0					
<b>Jeff Kent, R</b> OBP: 0.352, SLG: 0.522 (1, 4)										3	0	1	0	0	0	1					
<b>David Segui, S</b> OBP: 0.332, SLG: 0.436 (1, 3)										3	0	2	0	0	0	0					
<b>Shawn Hare, L</b> OBP: 0.333, SLG: 0.490 (1, 7)										3	0	0	0	0	0	4					
<b>Ryan Thompson, R</b> OBP: 0.319, SLG: 0.513 (1, 8)										3	0	0	0	0	0	0					
<b>Bobby Jones, R</b> OBP: 0.103, SLG: 0.138 (1, 1)										2	1	1	0	0	0	0					
<b>Jose Vizcaino, S</b> OBP: 0.350, SLG: 0.359 (8, PH)										1	0	0	0	0	0	0					
<b>Larry Andersen, R</b> (8, 1)										0	0	0	0	0	0	0					
<b>Inning Stats</b>	R: 0 H: 1 E: 0 K: 1 S: 9	H: 2 LOB: 1 BB: 0 P: 15	R: 0 H: 0 E: 0 K: 0 S: 8	H: 2 LOB: 1 BB: 0 P: 13	R: 0 H: 1 E: 0 K: 0 S: 5	H: 1 LOB: 0 BB: 0 P: 7	R: 0 H: 0 E: 0 K: 2 S: 9	H: 0 LOB: 0 BB: 0 P: 16	R: 0 H: 0 E: 0 K: 0 S: 7	H: 0 LOB: 0 BB: 0 P: 12	R: 1 H: 1 E: 1 K: 0 S: 13	H: 1 LOB: 1 BB: 0 P: 18	R: 0 H: 2 E: 0 K: 1 S: 8	H: 2 LOB: 1 BB: 0 P: 11	R: 0 H: 0 E: 0 K: 0 S: 8	H: 0 LOB: 0 BB: 0 P: 13	1B: 7 2B: 0 3B: 0 HR: 0	SF: 0 SAC: 1 DP: 4 HBP: 0	WP: 0 PB: 0 SB: 0 CS: 0	PA: 28	
<b>PITCHER</b>	IP	WLS	BF	H	R	ER	SO	BB	IBB	HBP	BLK	WP	HR	S	P	ERA	WHIP				
<b>Mike Williams, R</b> ERA: 4.56 (1, 1)	7.0	L	25	7	1	0	4	0	0	0	0	0	0	59	92	0.00	1.000				
<b>Larry Andersen, R</b> ERA: 4.15 (8, 1)	1.0		3	0	0	0	0	0	0	0	0	0	0	8	13	0.00	0.000				



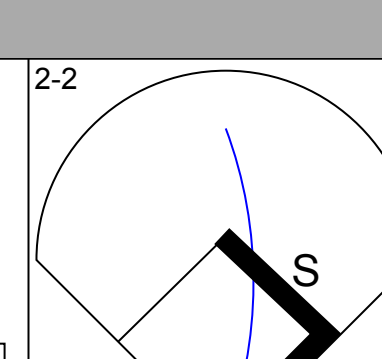
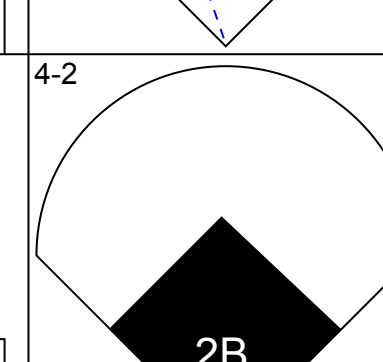
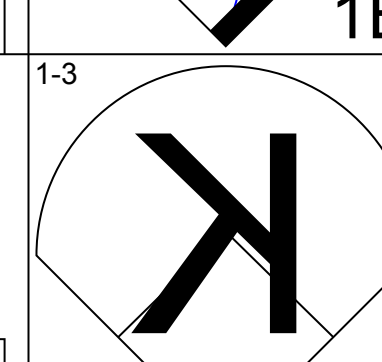
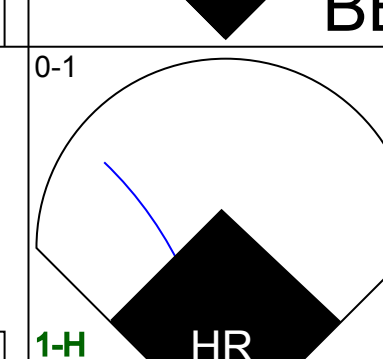
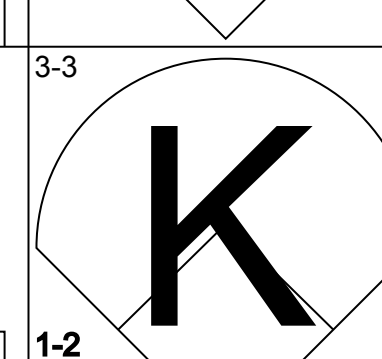
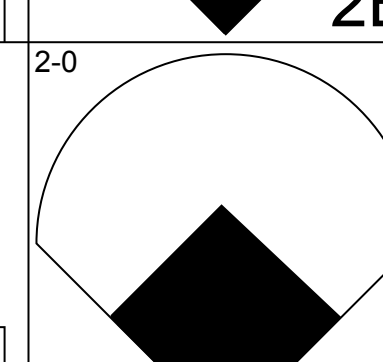
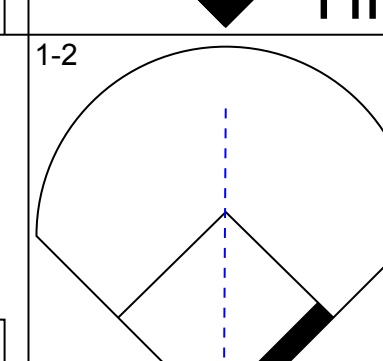
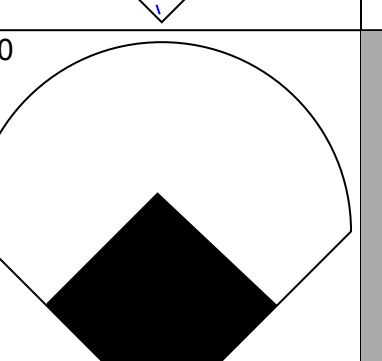
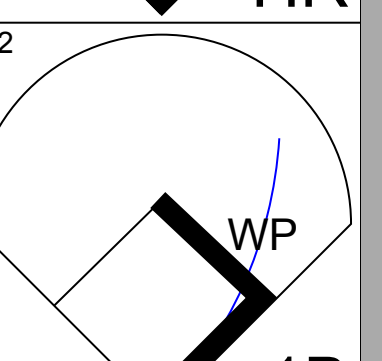
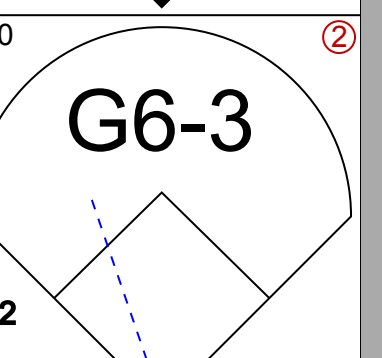



Batter	1	2	3	4	5	6	7	8	9	AB	R	H	RBI	BB	SO	LOB	TOP				
Jose Vizcaino, S (1, 6) OBP: 0.345, SLG: 0.353			G5-3 (1)			G4-3 (1)			F9 (1)	4	0	0	0	0	1	0					
Kelly Stinnett, R (1, 2) OBP: 0.348, SLG: 0.383 Todd Hundley, S (9, PH) OBP: 0.290, SLG: 0.477			K (2)			G6-3 (2)			P5 (2)	3	1	1	0	0	1	0					
Fernando Vina, L (1, 5) OBP: 0.396, SLG: 0.354	F7 (2)					F8 (3)				3	0	1	0	0	0	1					
Joe Orsulak, L (1, 9) OBP: 0.316, SLG: 0.391 Bobby Bonilla, S (9, PH) OBP: 0.395, SLG: 0.509			PO (3)		G3-1 (1)			G5-3 (1)		3	1	1	2	0	0	0					
Jeff Kent, R (1, 4) OBP: 0.350, SLG: 0.517					G6-3 (2)			F9 (2)		4	0	1	0	0	1	2					
David Segui, S (1, 3) OBP: 0.328, SLG: 0.430	K (3)				G1-3 (3)			G3 (3)		3	0	0	0	0	1	1					
Shawn Hare, L (1, 7) OBP: 0.300, SLG: 0.357		E4 (1)			G4-3 (1)			F8 (1)		3	0	0	0	0	0	0					
Ryan Thompson, R (1, 8) OBP: 0.315, SLG: 0.505		FC5-4 (1)			G5-3 (2)			P4 (2)		3	0	0	0	0	0	1					
Mike Remlinger, L (1, 1) Doug Linton, R (6, 1) Jim Lindeman, R (8, PH) OBP: 0.340, SLG: 0.435 Roger Mason, R (8, 1)		B1-3 (2)			K (3)			G4-3 (3)		2	0	0	0	0	1	1					
<b>Inning Stats</b>	R: 2 E: 0 K: 2 S: 14	H: 3 LOB: 1 BB: 0 P: 21	R: 0 E: 1 K: 0 S: 5	H: 0 LOB: 0 BB: 0 P: 7	R: 0 E: 0 K: 1 S: 11	H: 1 LOB: 0 BB: 0 P: 13	R: 0 E: 0 K: 0 S: 4	H: 0 LOB: 0 BB: 0 P: 8	R: 0 E: 0 K: 1 S: 7	H: 0 LOB: 0 BB: 0 P: 8	R: 0 E: 0 K: 0 S: 6	H: 0 LOB: 0 BB: 0 P: 11	R: 0 E: 0 K: 0 S: 5	H: 0 LOB: 0 BB: 0 P: 6	R: 0 E: 0 K: 1 S: 13	H: 0 LOB: 2 BB: 1 P: 22	1B: 3 2B: 1 3B: 0 HR: 1	SF: 0 SAC: 0 DP: 1 HBP: 1	WP: 0 PB: 0 CS: 0	PA: 33	
<b>PITCHER</b>	IP WLS BF H R ER SO	IP WLS BF H R ER SO	IP WLS BF H R ER SO	IP WLS BF H R ER SO	IP WLS BF H R ER SO	IP WLS BF H R ER SO	IP WLS BF H R ER SO	IP WLS BF H R ER SO	IP WLS BF H R ER SO	IP WLS BF H R ER SO	IP WLS BF H R ER SO	IP WLS BF H R ER SO	IP WLS BF H R ER SO	IP WLS BF H R ER SO	IP WLS BF H R ER SO	IP WLS BF H R ER SO	ERA WHIP	ERA WHIP			
Kurt Miller, R (1, 1) ERA: 6.39	8.2	W	31	4	2	2	4											2.08	0.577		
Robb Nen, R (9, 1) ERA: 3.18	0.1	S	1	0	0	0	1											0.00	0.000		

New York Mets @ Florida Marlins  
Joe Robbie Stadium, Miami, FL  
Thu Jun 16 1994, 7:05 PM EDT  
Att: 31,032 - Unknown - 85 F

AB	30
R	2
H	4
RBI	2
BB	1
SO	5
LOB	6



Batter	1	2	3	4	5	6	7	8	9	AB	R	H	RBI	BB	SO	LOB	BOTTOM				
Chuck Carr, S (1, 8) OBP: 0.349, SLG: 0.370	L7 (1)			G6-3 (3)		G3 (3)				4	0	0	0	0	1	3					
Jerry Browne, S (1, 4) OBP: 0.402, SLG: 0.379	G6-3 (2)				E6 (1)					4	0	1	0	0	1	1					
Gary Sheffield, R (1, 9) OBP: 0.420, SLG: 0.634				G3 (1)		G6-3 (1)				3	1	0	0	1	1	2					
Jeff Conine, R (1, 7) OBP: 0.375, SLG: 0.538				G4-3 (2)						3	1	1	1	1	1	1					
Benito Santiago, R (1, 2) OBP: 0.350, SLG: 0.433				L7 (3)		P3 (2)			G5-3 (3)	4	1	1	2	0	0	3					
Dave Magadan, L (1, 3) OBP: 0.379, SLG: 0.313				G6-3 (1)		L6 (3)			G4-3 (1)	4	0	1	0	0	0	2					
Kurt Abbott, R (1, 6) OBP: 0.317, SLG: 0.421	K (3)								P4 (1)	4	1	1	1	0	2	1					
Alex Arias, R (1, 5) OBP: 0.313, SLG: 0.301 Robb Nen, R (9, 1)									G6-3 (3)	3	0	2	0	1	0	0					
Kurt Miller, R (1, 1) OBP: 0.250, SLG: 0.250 Greg Colbrunn, R (9, 3) OBP: 0.386, SLG: 0.550										2	0	0	0	0	1	2					
<b>Inning Stats</b>	R: 3 E: 0 K: 1 S: 16	H: 3 LOB: 1 BB: 1 P: 27	R: 0 E: 0 K: 2 S: 15	H: 0 LOB: 1 BB: 1 P: 24	R: 0 E: 0 K: 0 S: 8	H: 0 LOB: 0 BB: 0 P: 12	R: 1 E: 0 K: 0 S: 8	H: 2 LOB: 1 BB: 0 P: 12	R: 0 E: 0 K: 0 S: 9	H: 0 LOB: 2 BB: 1 P: 19	R: 0 E: 0 K: 1 S: 9	H: 1 LOB: 0 BB: 0 P: 16	R: 0 E: 0 K: 2 S: 11	H: 1 LOB: 1 BB: 0 P: 19	R: 0 E: 0 K: 1 S: 10	H: 0 LOB: 0 BB: 0 P: 14	1B: 3 2B: 2 3B: 0 HR: 2	SF: 0 SAC: 1 DP: 0 HBP: 0	WP: 2 PB: 0 CS: 0	PA: 35	
<b>PITCHER</b>	IP WLS BF H R ER SO	IP WLS BF H R ER SO	IP WLS BF H R ER SO	IP WLS BF H R ER SO	IP WLS BF H R ER SO	IP WLS BF H R ER SO	IP WLS BF H R ER SO	IP WLS BF H R ER SO	IP WLS BF H R ER SO	IP WLS BF H R ER SO	IP WLS BF H R ER SO	IP WLS BF H R ER SO	IP WLS BF H R ER SO	IP WLS BF H R ER SO	IP WLS BF H R ER SO	IP WLS BF H R ER SO	ERA WHIP	ERA WHIP			
Mike Remlinger, L (1, 1) ERA: 7.2	5.0	L	24	5	4	4	3											7.20	1.400		
Doug Linton, R (6, 1) ERA: 4.17	2.0		8	2	0	0	3											0.00	1.000		
Roger Mason, R (8, 1) ERA: 3.51	1.0		3	0	0	0	1											0.00	0.000		

New York Mets @ Florida Marlins  
Joe Robbie Stadium, Miami, FL  
Thu Jun 16 1994, 7:05 PM EDT  
Att: 31,032 - Unknown - 85 F

AB	31
R	4
H	7
RBI	4
BB	3
SO	7
LOB	15





Batter	1	2	3	4	5	6	7	8	9	AB	R	H	RBI	BB	SO	LOB	TOP																					
Fernando Vina, L OBP: 0.375, SLG: 0.333 (1, 7)	G3	F7			P6		F8		B4-3	5	0	0	0	0	0	2																						
Jose Vizcaino, S OBP: 0.338, SLG: 0.346 (1, 6)	G4-3		G5-3		F7		G4-3		F8	5	0	0	0	0	0	0																						
Joe Orsulak, L OBP: 0.320, SLG: 0.393 (1, 9)	G6-3		BLK WP 1B		3B 1B		P6			4	1	2	0	0	0	0																						
Bobby Bonilla, S OBP: 0.401, SLG: 0.535 (1, 5)		HR	F8		1B 3B			1B E SF8 BB		3	3	2	2	1	0	1																						
Jeff Kent, R OBP: 0.357, SLG: 0.519 (1, 4)	E WP G3 1B		BLK HBP		1B		FC5 1B			3	1	2	1	0	0	1																						
David Segui, S OBP: 0.327, SLG: 0.427 (1, 3)	F7		G5-3		G1-3			G5-4-3 1B		4	0	1	0	0	0	4																						
Todd Hundley, S OBP: 0.289, SLG: 0.470 (1, 2)	G3 E 1-2 BB			K		F7		SF8		2	0	0	1	1	1	0	AB 34																					
Ryan Thompson, R OBP: 0.309, SLG: 0.495 (1, 8)	E5 G3		F9		G6-3		G5-4-3			4	0	0	0	0	0	4	R 5																					
Pete Smith, R OBP: 0.258, SLG: 0.214 (1, 1)	G3		L9		K			L4		2	0	0	1	0	0	2	H 7																					
Luis Rivera, R OBP: 0.306, SLG: 0.576 (6, PH)										1	0	0	0	0	1	0	RBI 5																					
Mauro Gozzo, R OBP: 0.333, SLG: 0.357 (6, PH)										0	0	0	0	0	0	0	BB 2																					
Shawn Hare, L OBP: 0.290, SLG: 0.345 (9, PH)										1	0	0	0	0	0	0	SO 2																					
																	LOB 14																					
<b>Inning Stats</b>	R: 0 E: 0 K: 0 S: 5	H: 0 LOB: 0 BB: 0 P: 6	R: 2 E: 1 K: 0 S: 9	H: 2 LOB: 2 BB: 1 P: 19	R: 0 E: 0 K: 1 S: 10	H: 1 LOB: 2 BB: 0 P: 16	R: 0 E: 0 K: 1 S: 9	H: 0 LOB: 0 BB: 0 P: 11	R: 2 E: 0 K: 0 S: 13	H: 3 LOB: 1 BB: 0 P: 19	R: 0 E: 0 K: 1 S: 5	H: 0 LOB: 0 BB: 0 P: 7	R: 0 E: 0 K: 0 S: 6	H: 0 LOB: 0 BB: 0 P: 8	R: 1 E: 1 K: 0 S: 10	H: 1 LOB: 1 BB: 1 P: 18	R: 0 E: 0 K: 0 S: 6	H: 0 LOB: 0 BB: 0 P: 9	1B: 5 2B: 0 3B: 1 HR: 1	SF: 1 SAC: 0 DP: 1 HBP: 1	WP: 2 PA: 38 CS: 0																	
<b>PITCHER</b>	IP	WLS	BF	H	R	ER	SO	BB	IBB	HBP	BLK	WP	HR	S	P	ERA	WHIP	<b>PITCHER</b>				IP	WLS	BF	H	R	ER	SO	BB	IBB	HBP	BLK	WP	HR	S	P	ERA	WHIP
David Weathers, R ERA: 3.21 (1, 1)	7.0	W	32	6	5	3	2	2	0	1	1	2	1	61	95	3.86	1.143																					
Mike Jeffcoat, L ERA: (8, 1)	0.1		2	1	0	0	0	0	0	0	0	0	0	5	7	0.00	3.000																					
Robb Nen, R ERA: 3.03 (8, 1)	1.2	S	4	0	0	0	0	0	0	0	0	0	0	7	11	0.00	0.000																					

New York Mets @ Florida Marlins  
Joe Robbie Stadium, Miami, FL  
Fri Jun 17 1994, 7:05 PM EDT  
Att: 33,026 - Unknown - 87 F

AB	34
R	5
H	7
RBI	5
BB	2
SO	2
LOB	14



Batter	1	2	3	4	5	6	7	8	9	AB	R	H	RBI	BB	SO	LOB	BOTTOM																					
Chuck Carr, S OBP: 0.348, SLG: 0.368 (1, 8)	G1-3		FC1-5 E 1B	L9		F9				4	0	1	0	0	0	3																						
Jerry Browne, S OBP: 0.399, SLG: 0.382 (1, 5)	G1-3		FC1-5 HR		1B G6-4-3 2B		G3-1			4	2	1	0	0	0	1																						
Gary Sheffield, R OBP: 0.422, SLG: 0.628 (1, 9)	3B BB		K		G6-4-3 1B		G5-3			3	1	1	0	1	1	1																						
Jeff Conine, R OBP: 0.381, SLG: 0.545 (1, 7)	1-2 3B		HR IBB		G6-4-3		BB			2	1	1	1	2	0	1																						
Greg Colbrunn, R OBP: 0.375, SLG: 0.591 (1, 3)	F7		HR		F9		K			4	1	1	3	0	1	2																						
Robb Nen, R (8, 1)			1-2 2-H HR		F9					0	0	0	0	0	0	0																						
Benito Santiago, R OBP: 0.348, SLG: 0.429 (1, 2)	F7		K		G5-3		G4-6-3 1B			4	0	1	0	0	1	0																						
Kurt Abbott, R OBP: 0.316, SLG: 0.433 (1, 6)			HR		F9		E5 SH1-3		F9	4	1	1	1	0	0	1	AB 30																					
Bret Barberie, S OBP: 0.339, SLG: 0.392 (1, 4)	L8						SH1-3 BB		G4-6-3	3	0	1	0	1	0	1	R 6																					
David Weathers, R OBP: 0.143, SLG: 0.063 (1, 1)										2	0	0	0	0	2	1	H 8																					
Mike Jeffcoat, L (8, 1)										0	0	0	0	0	0	0	RBI 5																					
Matias Carrillo, L OBP: 0.330, SLG: 0.323 (8, 7)										0	0	0	0	0	0	0	BB 4																					
										0	0	0	0	0	0	0	SO 5																					
																	LOB 11																					
<b>Inning Stats</b>	R: 1 E: 0 K: 0 S: 14	H: 1 LOB: 1 BB: 1 P: 23	R: 1 E: 0 K: 1 S: 11	H: 1 LOB: 0 BB: 0 P: 14	R: 3 E: 1 K: 2 S: 12	H: 2 LOB: 0 BB: 1 P: 24	R: 0 E: 0 K: 1 S: 8	H: 1 LOB: 1 BB: 0 P: 12	R: 1 E: 0 K: 0 S: 5	H: 2 LOB: 0 BB: 0 P: 7	R: 0 E: 1 K: 0 S: 8	H: 0 LOB: 2 BB: 1 P: 13	R: 0 E: 0 K: 1 S: 7	H: 0 LOB: 1 BB: 1 P: 14	R: 0 E: 0 K: 0 S: 7	H: 1 LOB: 0 BB: 0 P: 11	1B: 4 2B: 1 3B: 1 HR: 2	SF: 0 SAC: 1 DP: 2 HBP: 0	WP: 0 PA: 35 CS: 0																			
<b>PITCHER</b>	IP	WLS	BF	H	R	ER	SO	BB	IBB	HBP	BLK	WP	HR	S	P	ERA	WHIP	<b>PITCHER</b>				IP	WLS	BF	H	R	ER	SO	BB	IBB	HBP	BLK	WP	HR	S	P	ERA	WHIP
Pete Smith, R ERA: 5.34 (1, 1)	5.0	L	23	7	6	6	4	1	1	0	0	0	0	22	38	10.80	1.600																					
Mauro Gozzo, R ERA: 4.59 (6, 1)	3.0		12	1	0	0	1	2	0	0	0	0	0	22	38	0.00	1.000																					

New York Mets @ Florida Marlins  
Joe Robbie Stadium, Miami, FL  
Fri Jun 17 1994, 7:05 PM EDT  
Att: 33,026 - Unknown - 87 F

AB	30
R	6
H	8
RBI	5
BB	4
SO	5
LOB	11










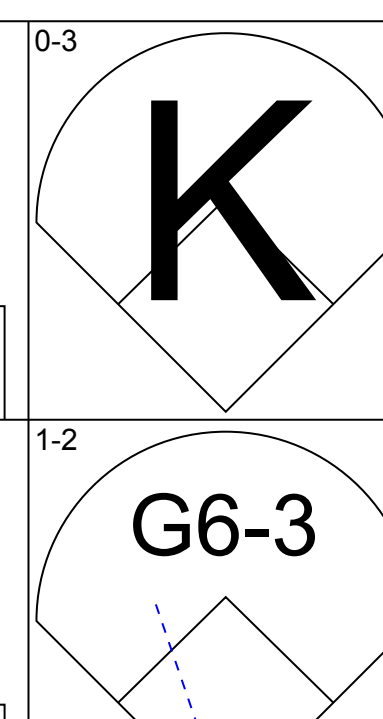
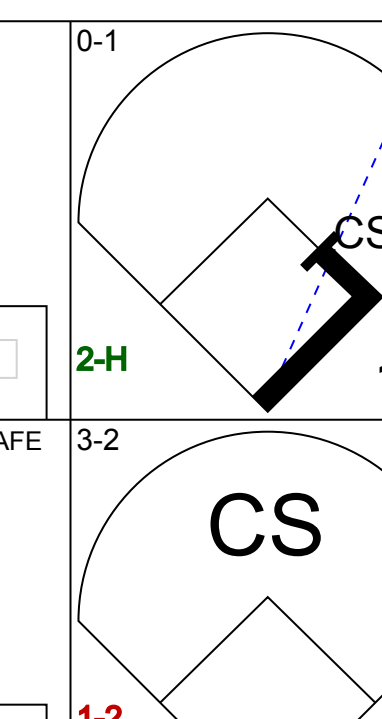
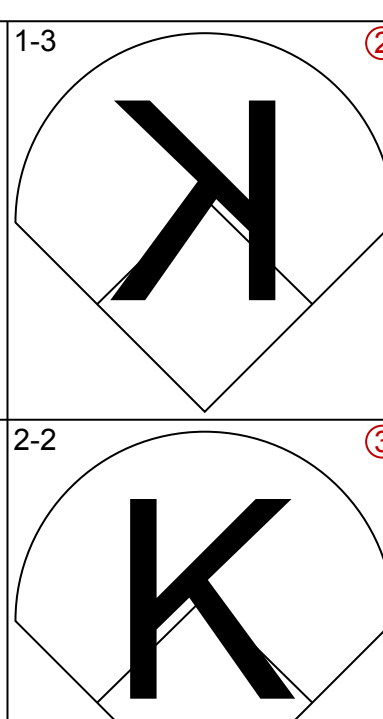
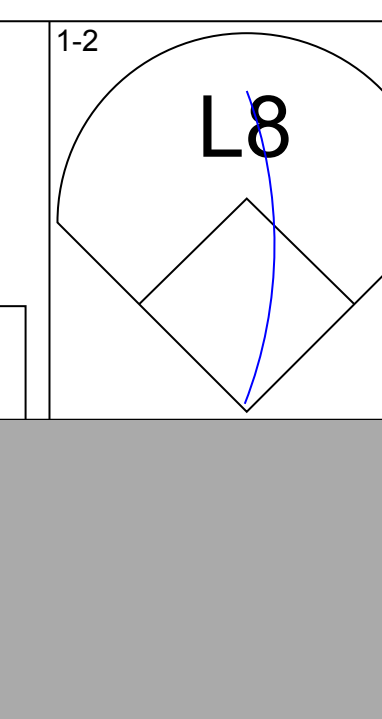
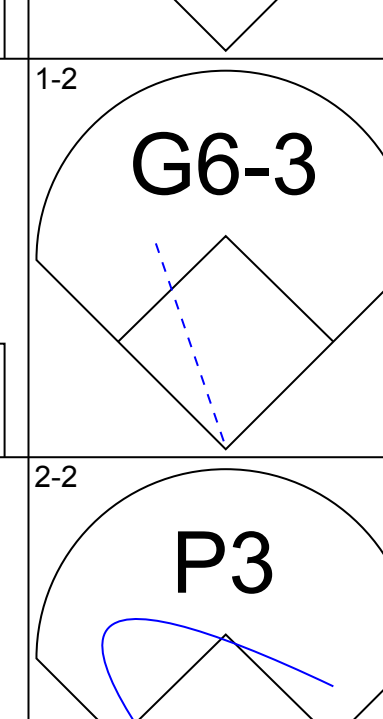
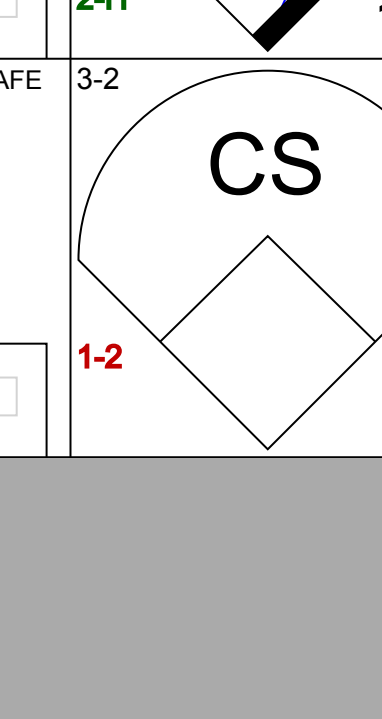
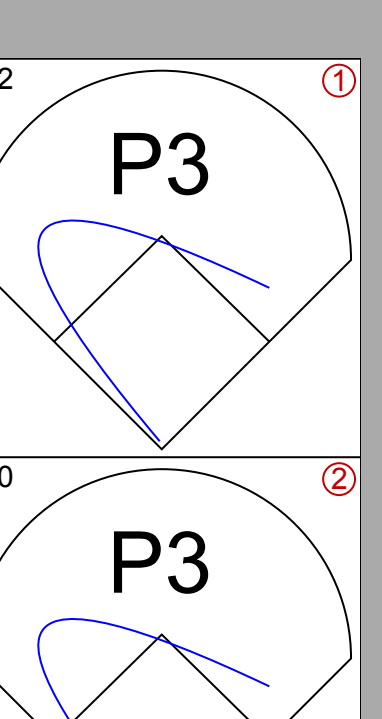

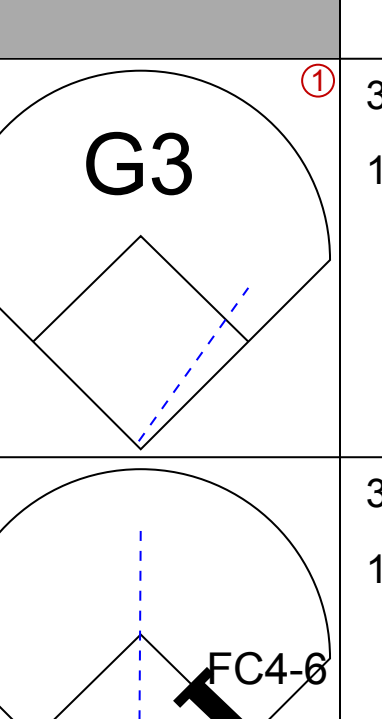
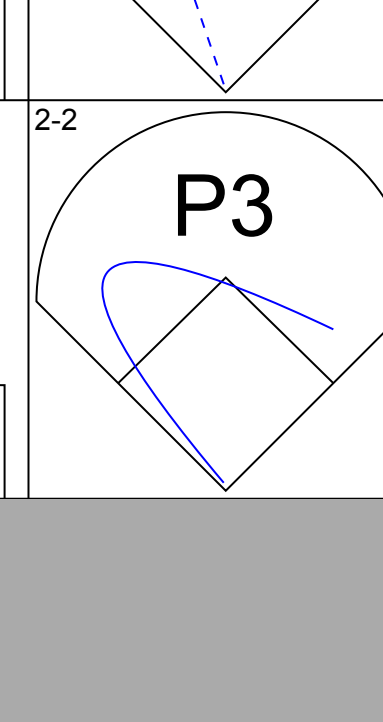
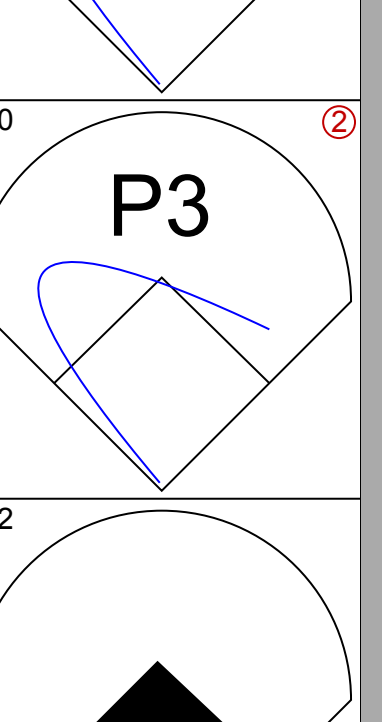
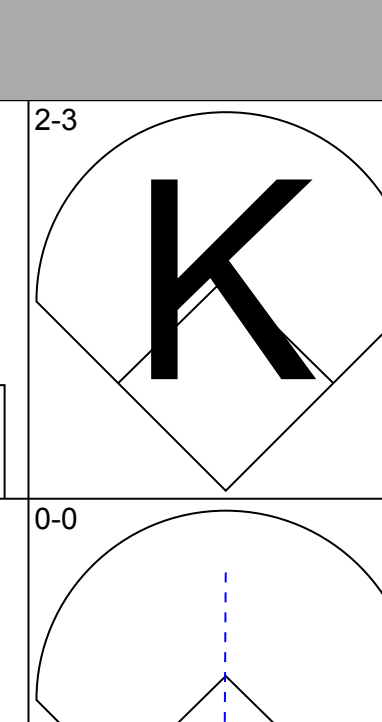
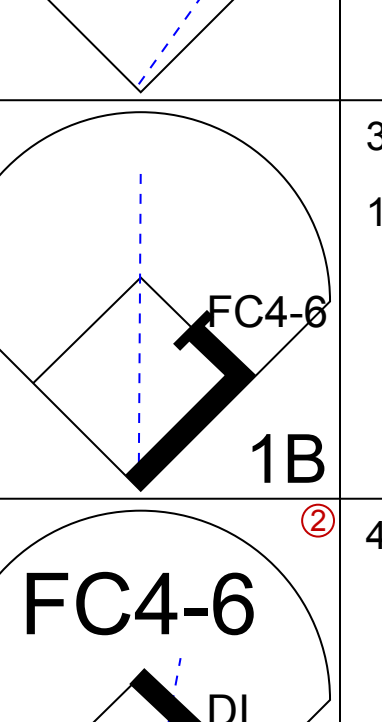
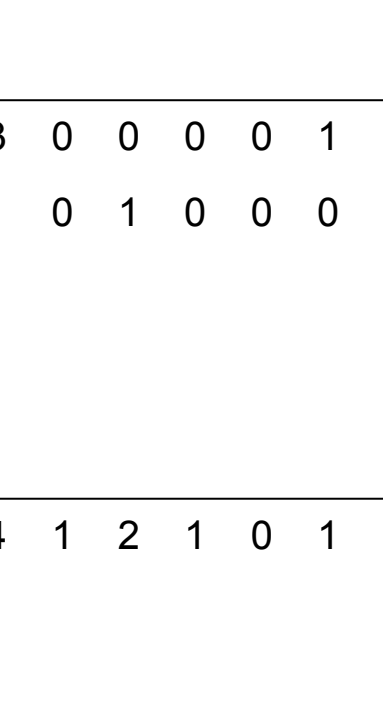
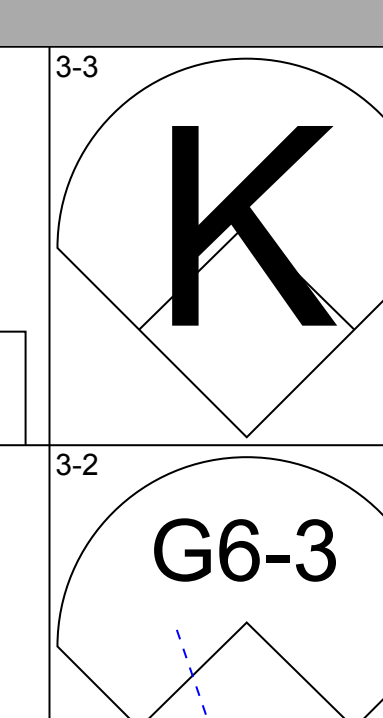
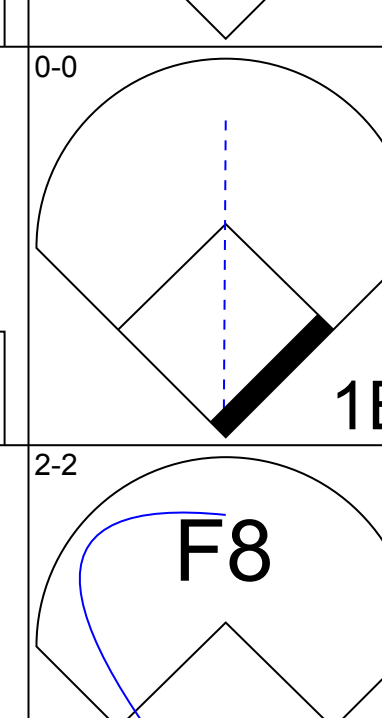
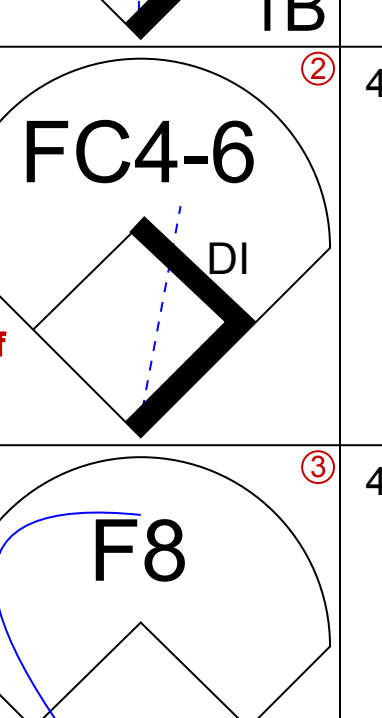
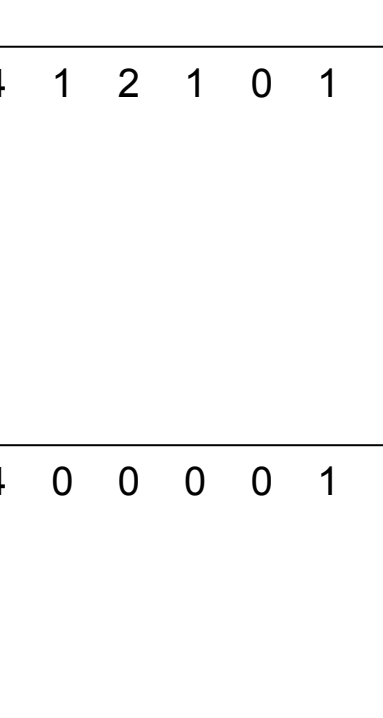
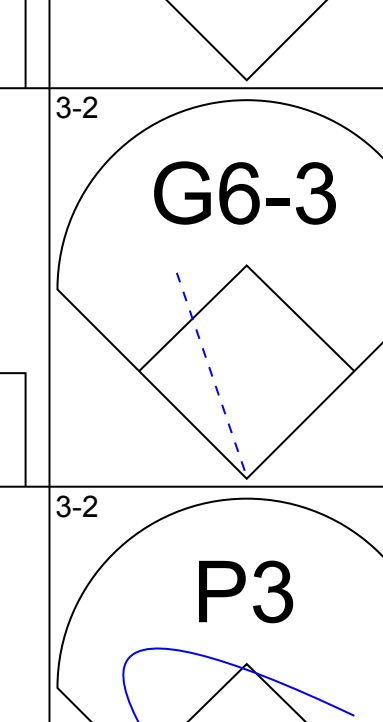
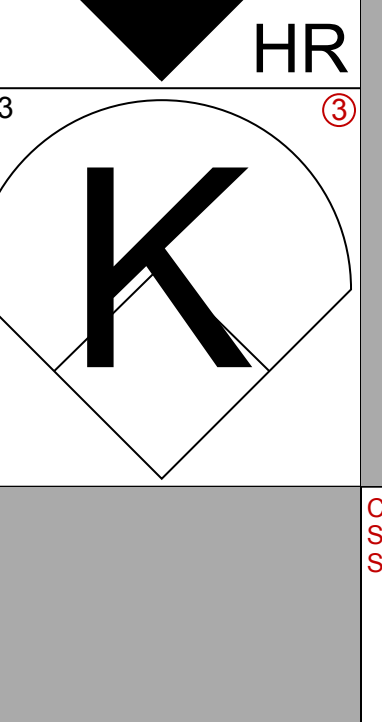
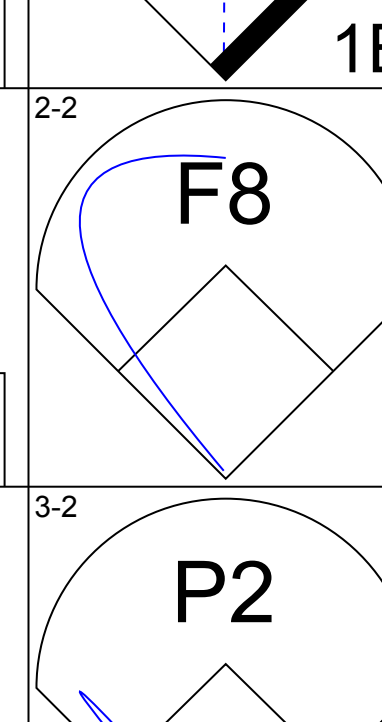
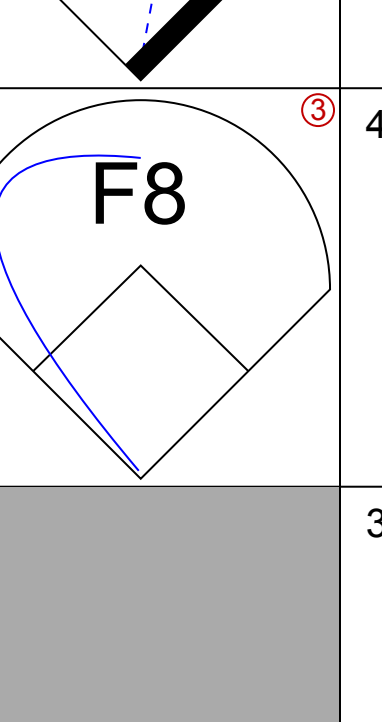
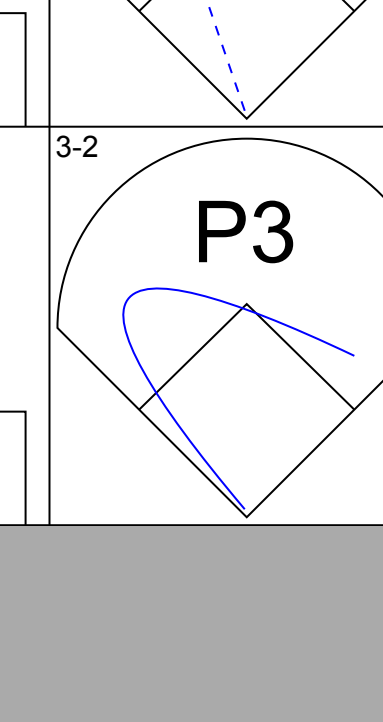
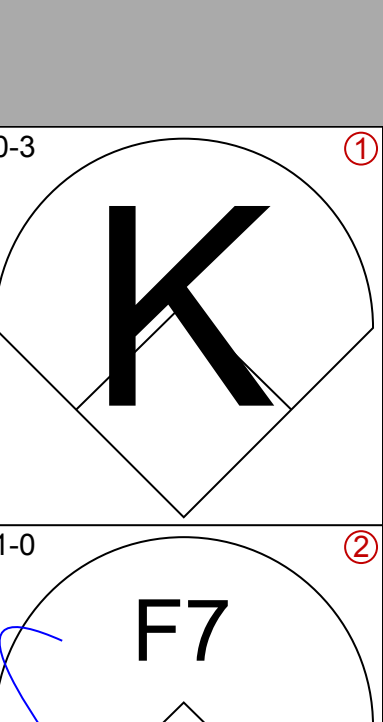
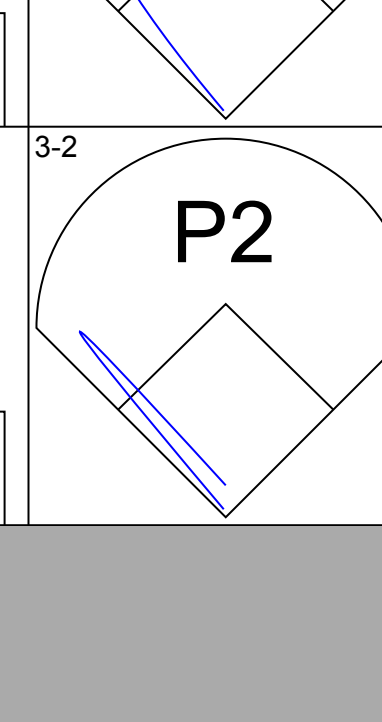
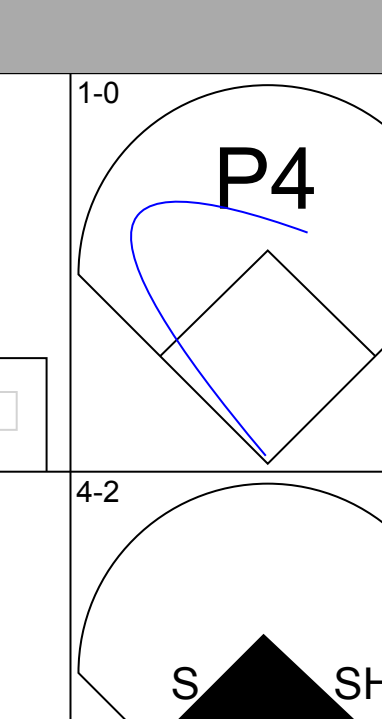
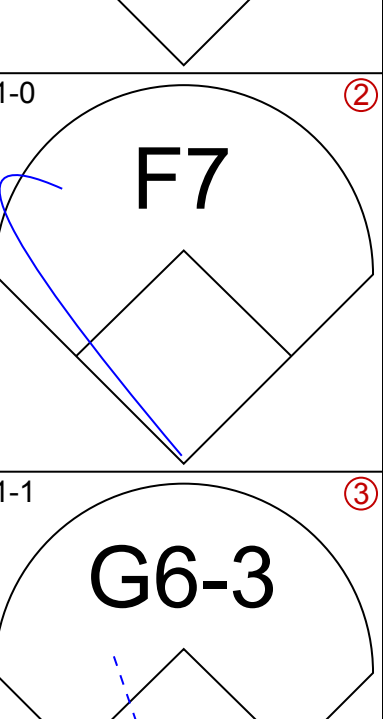
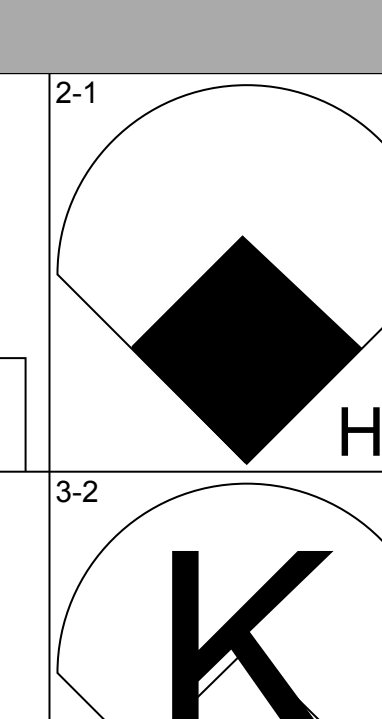
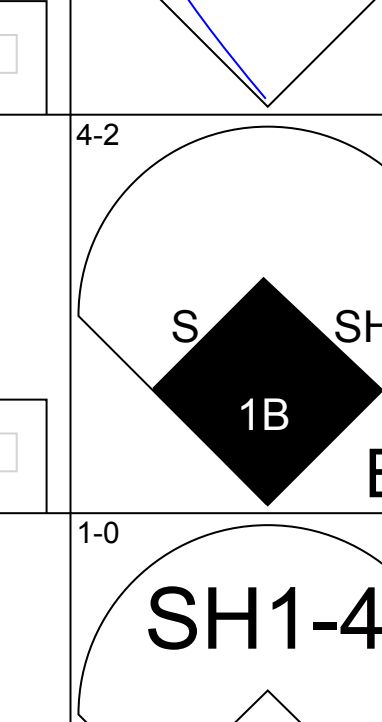
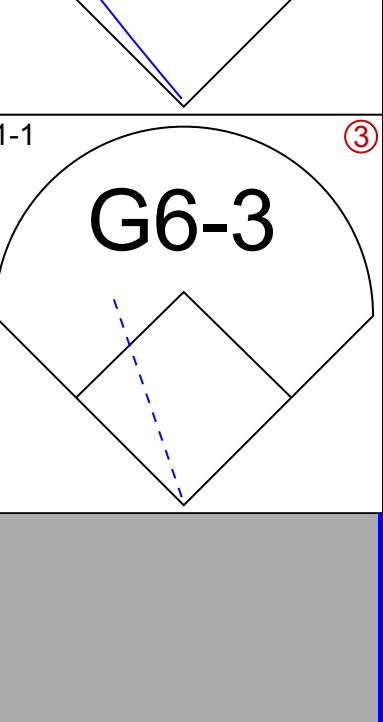
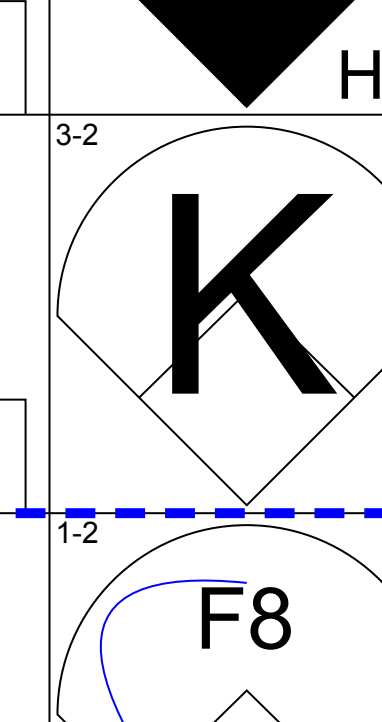
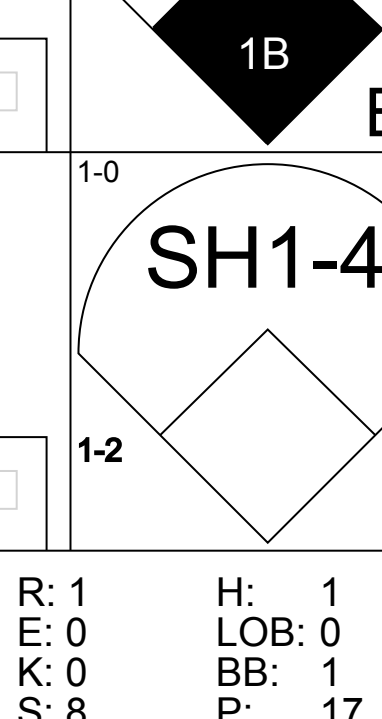
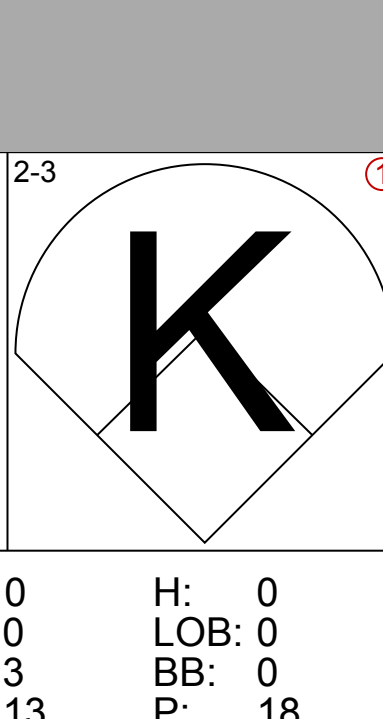
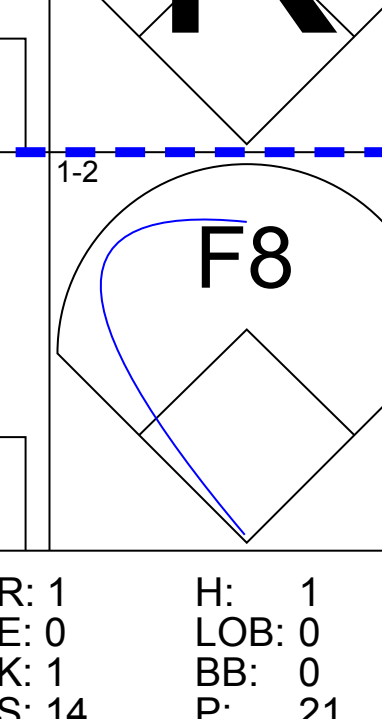
Batter	1	2	3	4	5	6	7	8	9	AB	R	H	RBI	BB	SO	LOB	TOP																						
Fernando Vina, L OBP: 0.375, SLG: 0.315 John Cangelosi, S OBP: 0.365, SLG: 0.278	G4-3	SF8 1B BB	HBP		G4-3			F8 1B		2	1	0	0	1	0	1	New York Mets @ Florida Marlins Joe Robbie Stadium, Miami, FL Sun Jun 19 1994, 7:05 PM EDT Att: 37,014 - Unknown - 82 F																						
Jose Vizcaino, S OBP: 0.335, SLG: 0.347	PB BB 2B	G3	K			G6-3 1B		F8		5	1	2	0	0	1	5																							
Joe Orsulak, L OBP: 0.317, SLG: 0.385	BB S PB BB	SF8			1B	G6-3 1B		L7		3	1	1	1	1	0	1																							
Bobby Bonilla, S OBP: 0.404, SLG: 0.529	F8	BB 1B			1B	L8		1B BB		4	1	2	1	1	0	2																							
Jeff Kent, R OBP: 0.364, SLG: 0.517	PB BB BB	3-H 1B			P3 1B		P3	G3 1B 1B		3	0	1	0	2	0	2																							
David Segui, S OBP: 0.335, SLG: 0.447 Tim Bogar, R OBP: 0.125, SLG: 0.143	PB BB	F7			G4-6-3 1B		1B 2B	G3 1B		3	1	1	1	1	0	4																							
Todd Hundley, S OBP: 0.313, SLG: 0.513	1-2 2-3 3-H BB				1-2		2-2 1-3 1B	G3		4	0	2	1	1	0	2																							
Ryan Thompson, R OBP: 0.322, SLG: 0.500	F8				F8		L1-3	1B IBB		3	0	0	0	1	0	5																							
Dwight Gooden, R OBP: 0.200, SLG: 0.200 Shawn Hare, L OBP: 0.333, SLG: 0.355 Jim Lindeman, R OBP: 0.333, SLG: 0.425 Josias Manzanillo, R OBP: 0.125, SLG: 0.143		G3 BB SF8 1B	SH3 HBP		F9		F9	G4-3		3	1	1	0	0	0	1																							
Inning Stats	R: 2 E: 0 K: 0 S: 16	H: 1 LOB: 3 BB: 4 P: 38	R: 2 E: 0 K: 0 S: 16	H: 2 LOB: 2 BB: 2 P: 27	R: 0 E: 0 K: 1 S: 13	H: 0 LOB: 2 BB: 0 P: 21	R: 0 E: 0 K: 0 S: 11	H: 2 LOB: 1 BB: 0 P: 17	R: 0 E: 0 K: 0 S: 6	H: 1 LOB: 1 BB: 0 P: 12	R: 0 E: 0 K: 0 S: 7	H: 1 LOB: 0 BB: 0 P: 9	R: 1 E: 0 K: 0 S: 11	H: 2 LOB: 0 BB: 0 P: 15	R: 0 E: 0 K: 0 S: 8	H: 1 LOB: 0 BB: 0 P: 12		R: 1 E: 0 K: 0 S: 11	H: 2 LOB: 3 BB: 2 P: 23	1B: 10 2B: 3 3B: 0 HR: 0	SF: 1 SAC: 1 DP: 3 HBP: 2	WP: 0 PB: 2 CS: 0	PA: 45																
PITCHER	IP	WLS	BF	H	R	ER	SO	BB	IBB	HBP	BLK	WP	HR	S	P	ERA	WHIP	PITCHER				IP	WLS	BF	H	R	ER	SO	BB	IBB	HBP	BLK	WP	HR	S	P	ERA	WHIP	
Charlie Hough, R ERA: 4.17	(1, 1)	2.2	L	19	3	4	4	0	6	0	2	0	0	0	37	77	13.50	3.375																					
Richie Lewis, R ERA: 3.44	(3, 1)	2.1		9	3	0	0	1	0	0	0	0	0	0	25	38	0.00	1.286																					
Terry Mathews, R ERA: 1.8	(6, 1)	3.0		10	4	1	1	0	0	0	0	0	0	0	26	36	3.00	1.333																					
Brian Drahman, R ERA: 9.0	(9, 1)	0.2		6	2	1	1	0	1	1	0	0	0	0	8	18	13.50	4.500																					
Mike Jeffcoat, L ERA:	(9, 1)	0.1		1	0	0	0	0	0	0	0	0	0	0	3	5	0.00	0.000																					
Chuck Carr, S OBP: 0.340, SLG: 0.356	G3																																						
Jerry Browne, S OBP: 0.398, SLG: 0.387	F7																																						
Gary Sheffield, R OBP: 0.414, SLG: 0.614	S 1B																																						
Jeff Conine, R OBP: 0.377, SLG: 0.535	K																																						
Greg Colbrunn, R OBP: 0.373, SLG: 0.638																																							
Bret Barberie, S OBP: 0.329, SLG: 0.379	G4-3																																						
Ron Tingley, R OBP: 0.259, SLG: 0.347 Bento Santiago, R OBP: 0.349, SLG: 0.434	K																																						
Kurt Abbott, R OBP: 0.306, SLG: 0.418	P4																																						
Charlie Hough, R OBP: 0.125, SLG: 0.143 Richie Lewis, R OBP: 0.333, SLG: 0.355 Matiag Carrillo, L OBP: 0.333, SLG: 0.357 Terry Mathews, L OBP: 0.333, SLG: 0.359 Dave Magadan, R OBP: 0.333, SLG: 0.359 Brian Drahman, R OBP: 0.333, SLG: 0.425 Mike Jeffcoat, L ERA:	(1, 1)	(3, 1)	(5, PH)	(6, PH)	(9, 1)	(9, 1)																																	
Inning Stats	R: 0 E: 0 K: 1 S: 9	H: 1 LOB: 1 BB: 0 P: 13	R: 1 E: 0 K: 1 S: 8	H: 1 LOB: 0 BB: 0 P: 10	R: 0 E: 0 K: 0 S: 4	H: 0 LOB: 0 BB: 0 P: 7	R: 0 E: 0 K: 1 S: 7	H: 1 LOB: 1 BB: 0 P: 9	R: 0 E: 0 K: 2 S: 8	H: 0 LOB: 0 BB: 0 P: 9	R: 0 E: 0 K: 0 S: 7	H: 0 LOB: 0 BB: 0 P: 13	R: 0 E: 0 K: 0 S: 6	H: 0 LOB: 0 BB: 0 P: 11	R: 0 E: 0 K: 1 S: 12	H: 0 LOB: 1 BB: 1 P: 20	R: 0 E: 0 K: 0 S: 6	H: 1 LOB: 0 BB: 0 P: 10	1B: 3 2B: 0 3B: 0 HR: 1	SF: 0 SAC: 0 DP: 1 HBP: 0	WP: 0 PB: 0 CS: 0	PA: 31																	
PITCHER	IP	WLS	BF	H	R	ER	SO	BB	IBB	HBP	BLK	WP	HR	S	P	ERA	WHIP	PITCHER				IP	WLS	BF	H	R	ER	SO	BB	IBB	HBP	BLK	WP	HR	S	P	ERA	WHIP	
Dwight Gooden, R ERA: 5.25	(1, 1)	8.0	W	28	3	1	1	6	1	0	0	0	0	61	92	1.12	0.500																						
Josias Manzanillo, R ERA: 2.59	(9, 1)	1.0		3	1	0	0	0	0	0	0	0	0	6	10	0.00	1.000																						

AB	33
R	6
H	12
RBI	5
BB	8
SO	1
LOB	26

AB	30
R	1
H	4
RBI	1
BB	1
SO	6
LOB	6

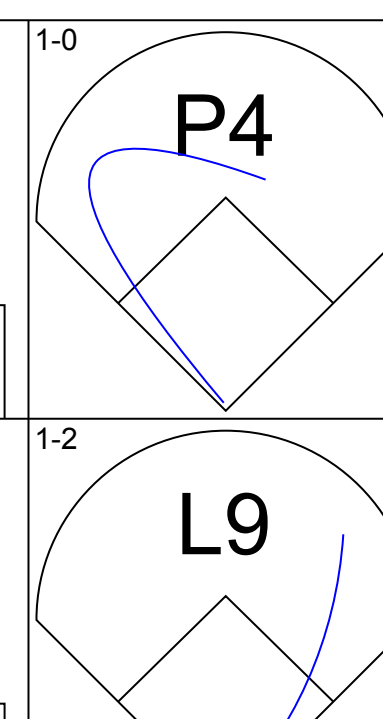
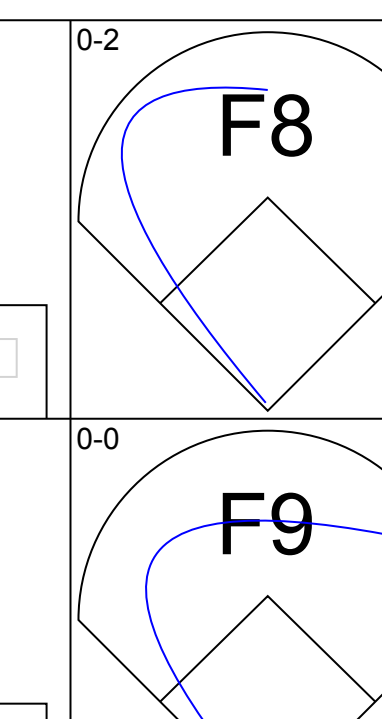
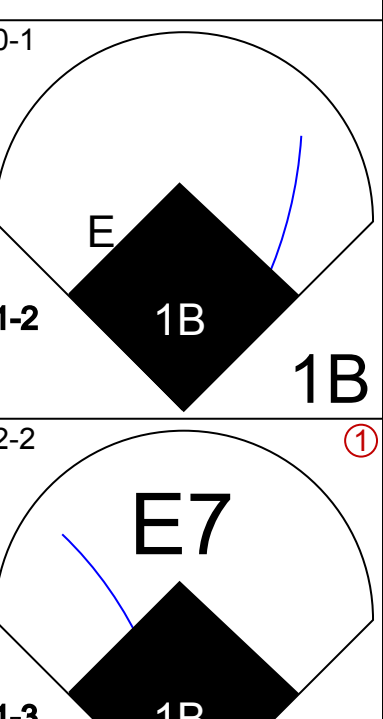
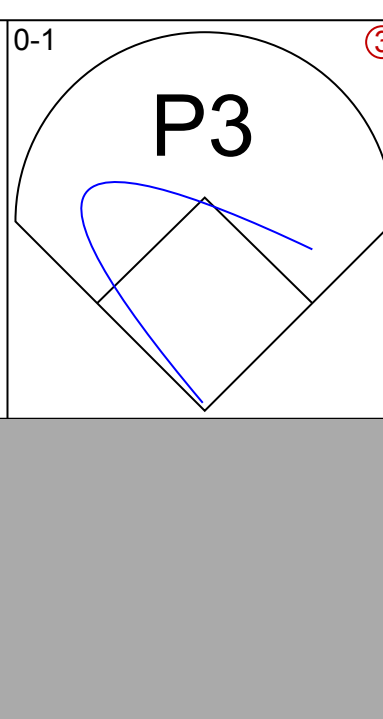
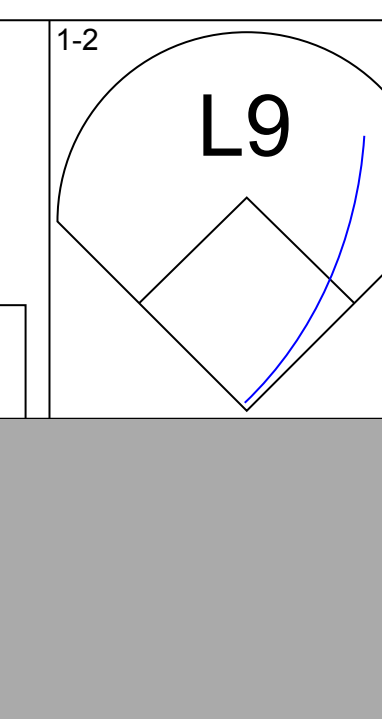
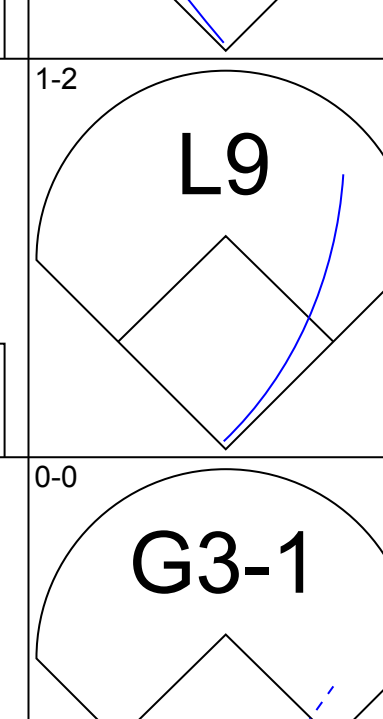
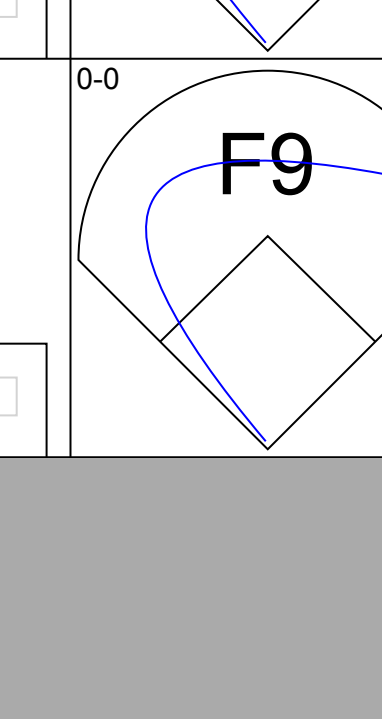
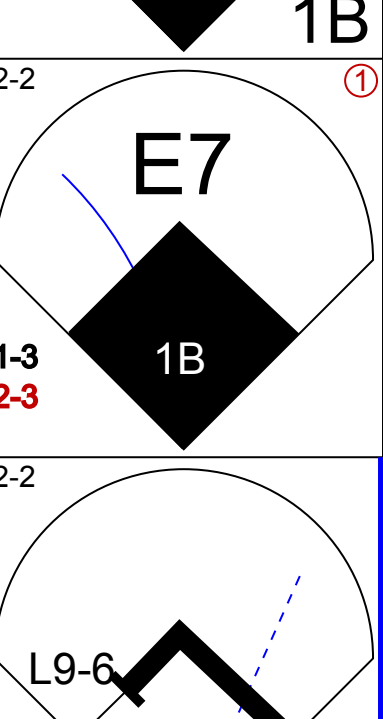
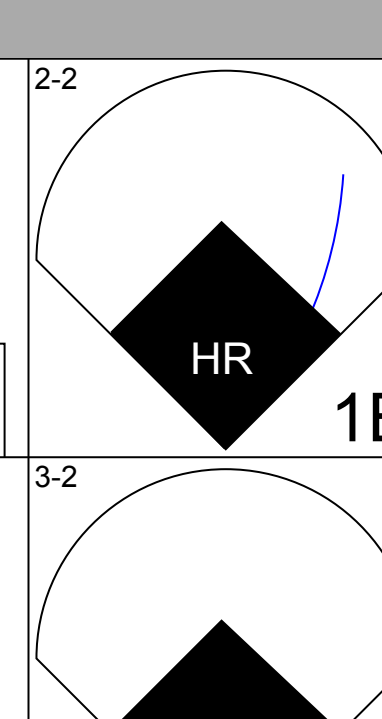
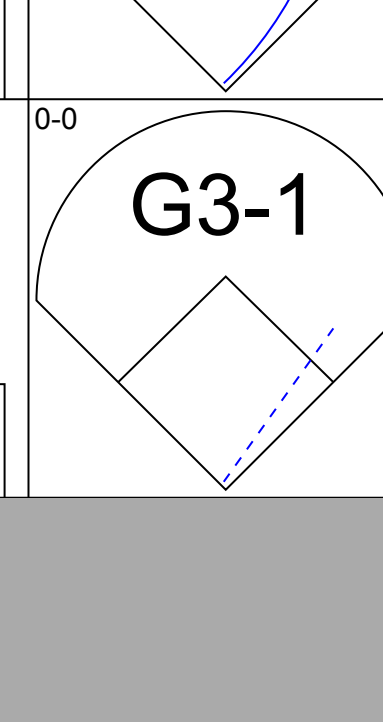
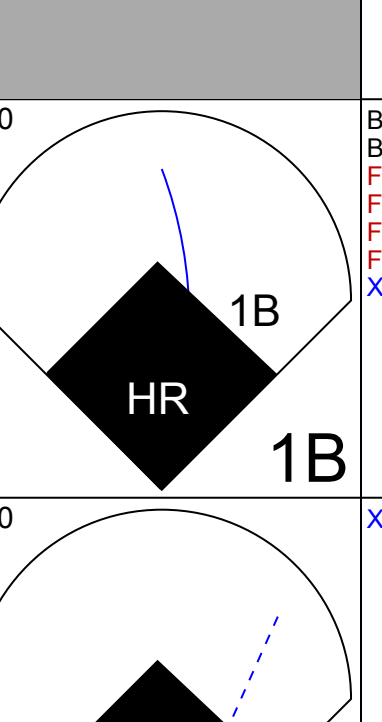
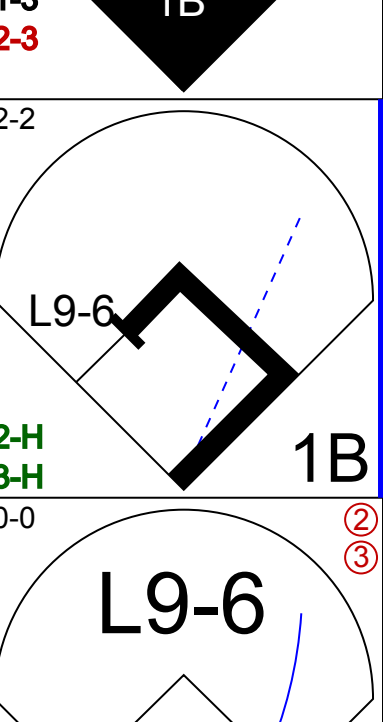

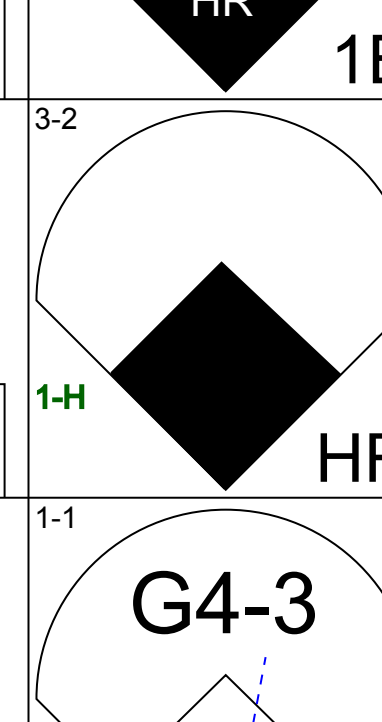
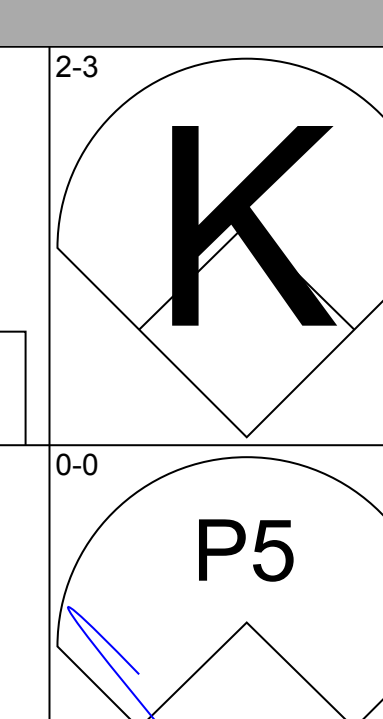
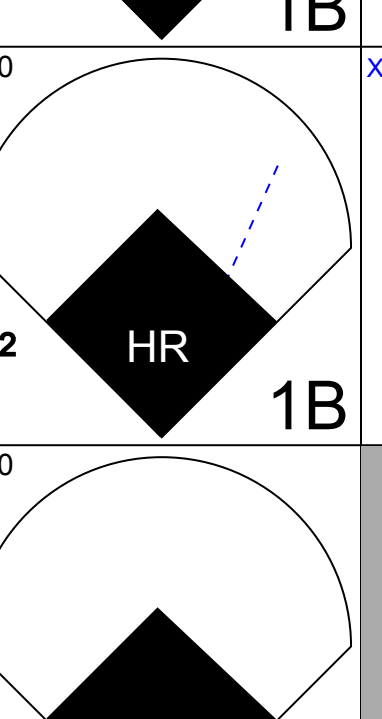
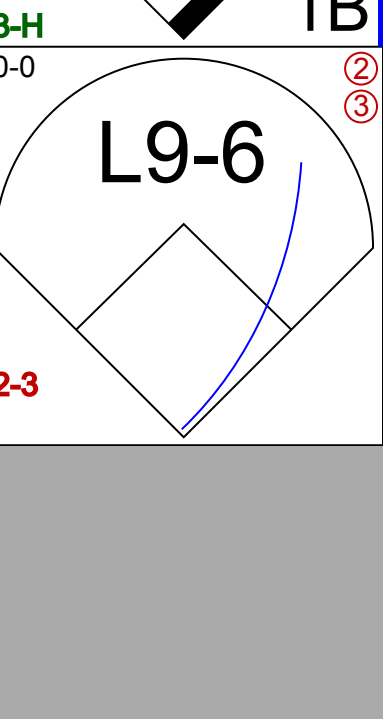
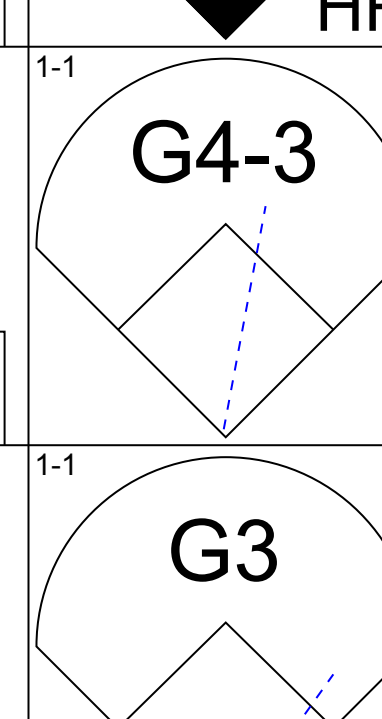
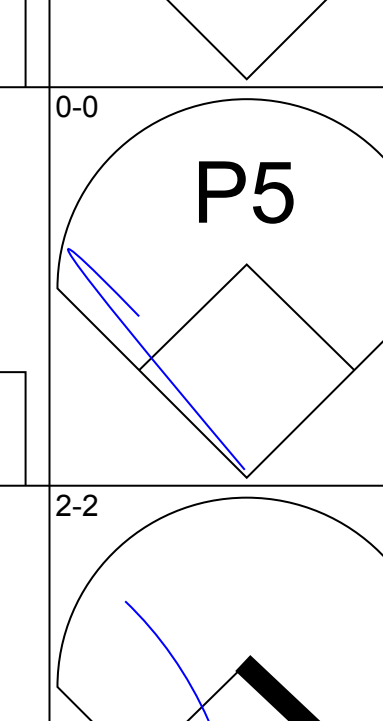
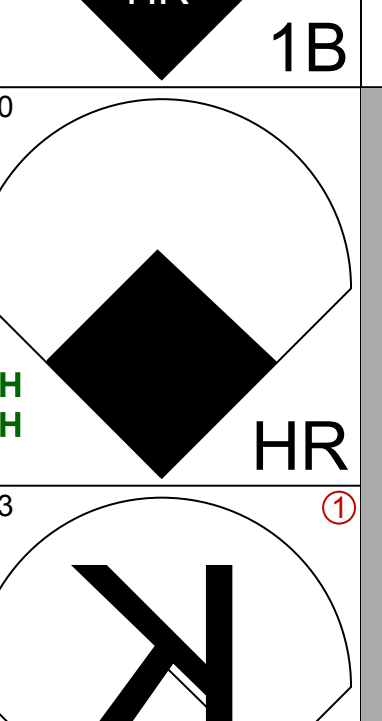
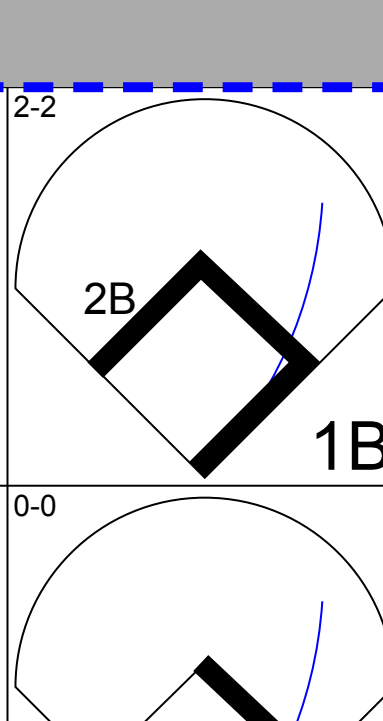
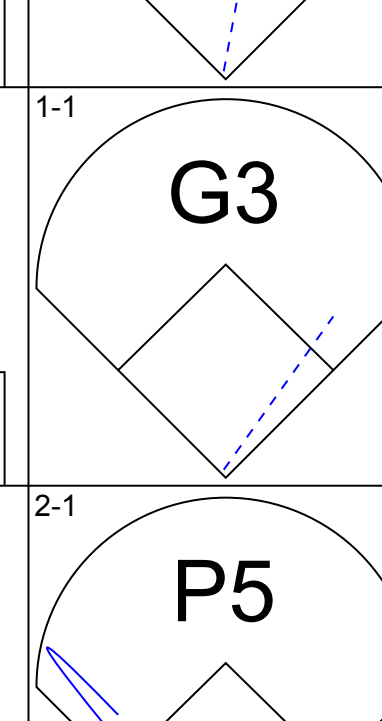
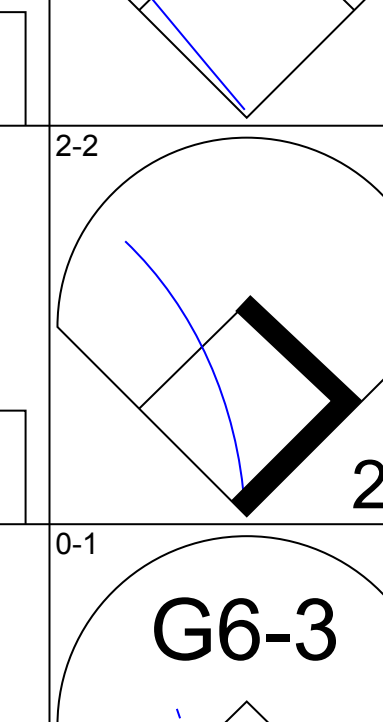
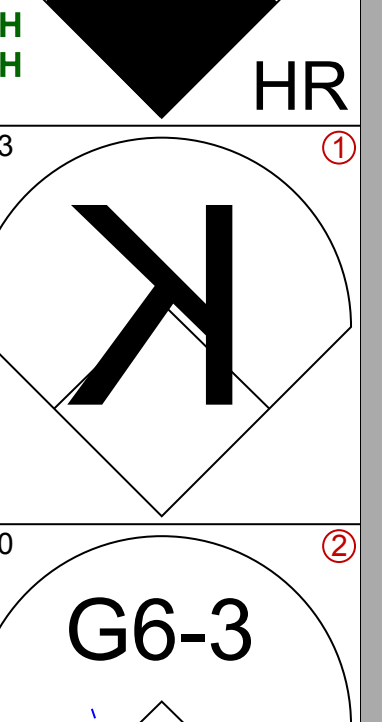
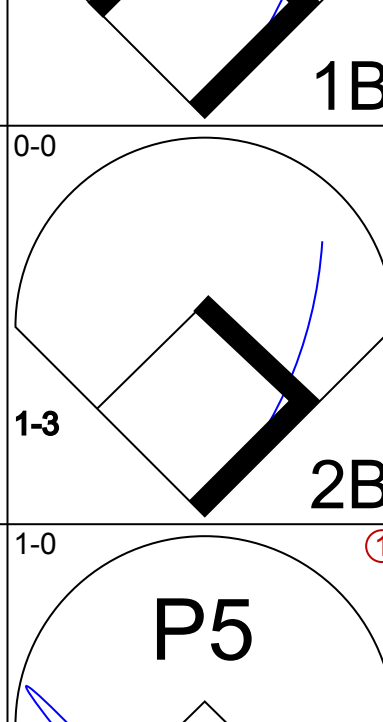
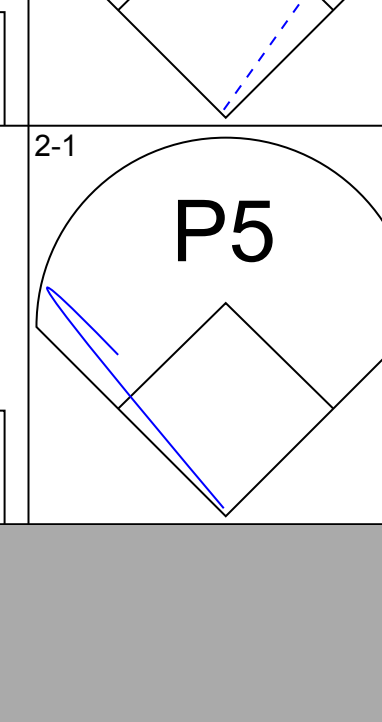
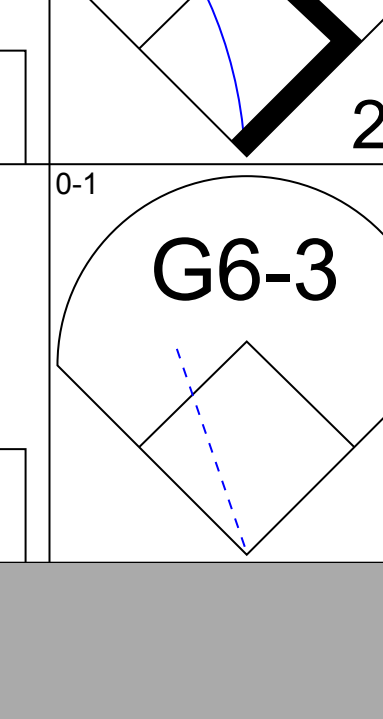
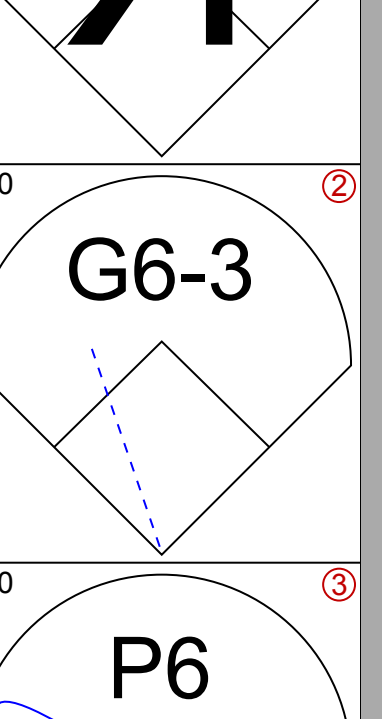
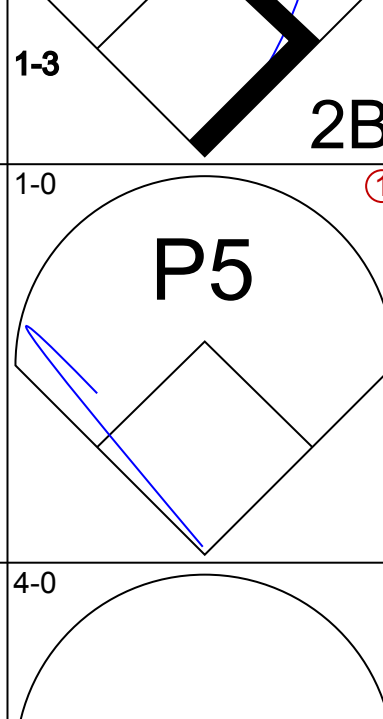
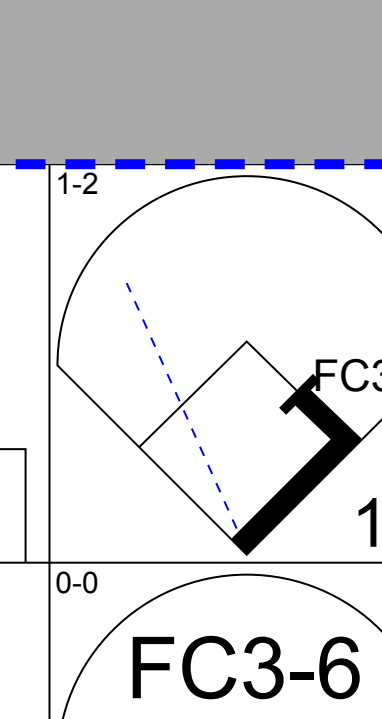

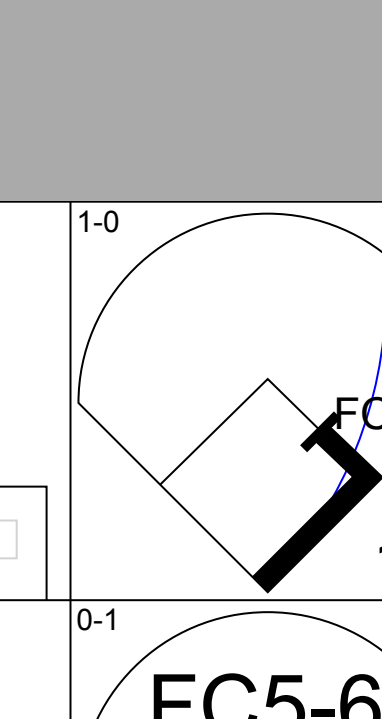
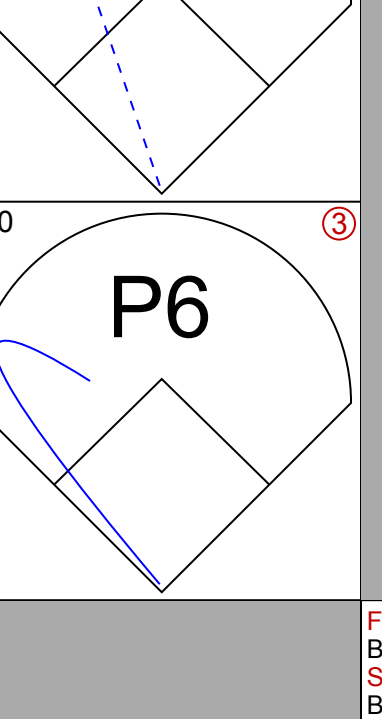
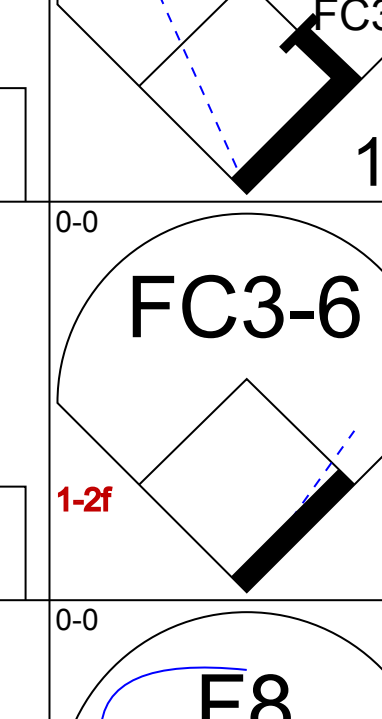
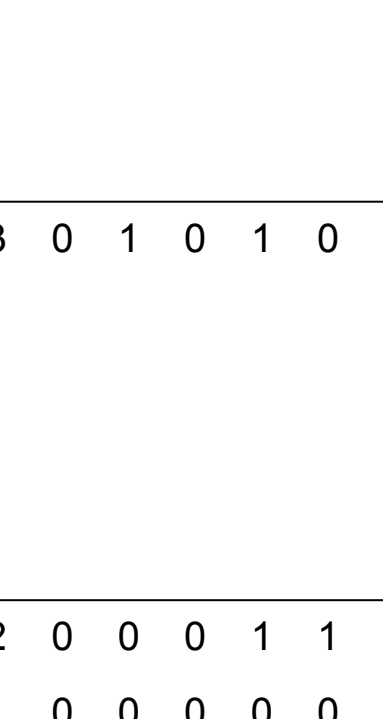

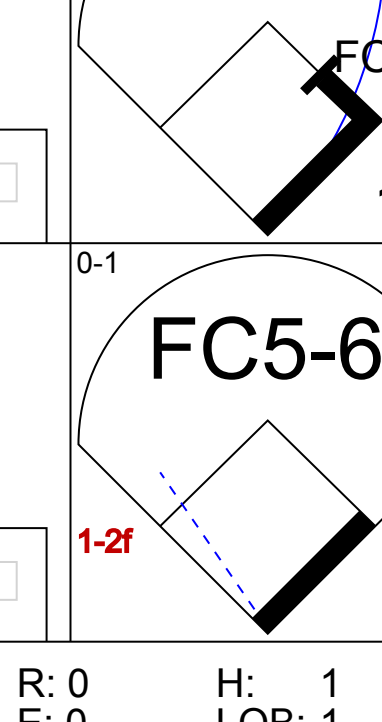
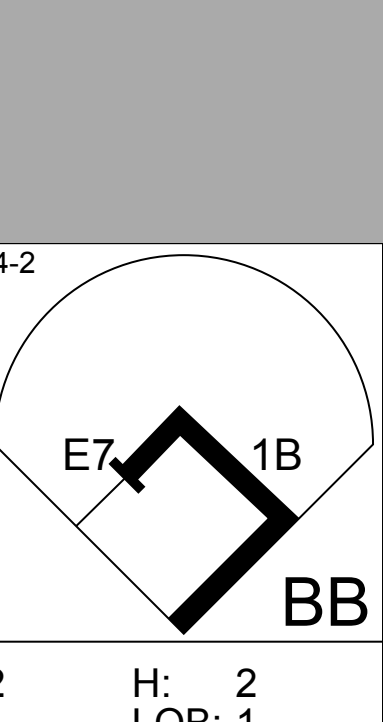
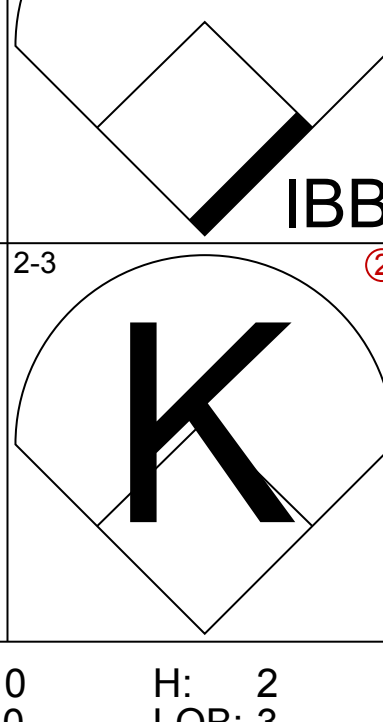
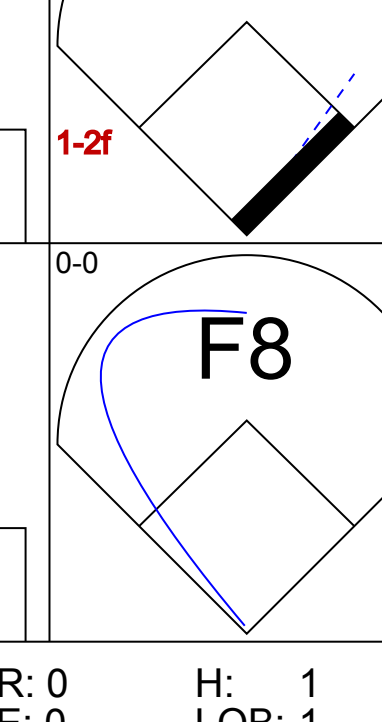




Batter	1	2	3	4	5	6	7	8	9	AB	R	H	RBI	BB	SO	LOB	TOP			
Jose Vizcaino, S (1,6) OBP: 0.335, SLG: 0.345										4	0	1	1	0	2	0	<b>New York Mets @ Atlanta Braves</b> Atlanta-Fulton County Stadium, Atlanta, GA Mon Jun 20 1994, 7:05 PM EDT Att: 46,681 - Unknown - 92 F			
Kelly Stinnett, R (1,2) OBP: 0.339, SLG: 0.371 Shawn Hare, L (9,PH) OBP: 0.294, SLG: 0.344										3	0	0	0	0	1	0				
Jim Lindeman, R (1,7) OBP: 0.319, SLG: 0.400 Todd Hundley, S (9,PH) OBP: 0.316, SLG: 0.516										3	0	0	0	0	1	0				
Bobby Bonilla, S (1,5) OBP: 0.406, SLG: 0.541										4	1	2	1	0	1	1				
Jeff Kent, R (1,4) OBP: 0.359, SLG: 0.508										4	0	0	0	0	1	2				
Ryan Thompson, R (1,8) OBP: 0.317, SLG: 0.493										3	0	0	0	0	1	1				
Tim Bogar, R (1,3) OBP: 0.182, SLG: 0.500										3	1	1	1	0	0	0				
John Cangelosi, S (1,9) OBP: 0.364, SLG: 0.273										2	1	0	0	1	1	0				
Bobby Jones, R (1,1) OBP: 0.103, SLG: 0.138 Luis Rivera, R (6,PH) OBP: 0.316, SLG: 0.571 Roger Mason, R (6,1) Fernando Vina, L (8,PH) OBP: 0.371, SLG: 0.311 Mike Maddux, L (8,1) OBP: 0.317, SLG: 0.493										0	0	0	0	0	0	0				
<b>Inning Stats</b>	R: 0 E: 0 K: 1 S: 11	H: 0 LOB: 0 BB: 0 P: 14	R: 0 E: 0 K: 1 S: 12	H: 0 LOB: 0 BB: 0 P: 21	R: 1 E: 0 K: 0 S: 8	H: 1 LOB: 0 BB: 1 P: 17	R: 1 E: 0 K: 1 S: 12	H: 1 LOB: 0 BB: 0 P: 17	R: 0 E: 0 K: 3 S: 13	H: 0 LOB: 0 BB: 0 P: 18	R: 0 E: 0 K: 1 S: 11	H: 1 LOB: 1 BB: 0 P: 18	R: 1 E: 0 K: 0 S: 14	H: 1 LOB: 0 BB: 0 P: 21	R: 0 E: 0 K: 0 S: 9	H: 1 LOB: 1 BB: 0 P: 14		1B: 3 2B: 0 3B: 0 HR: 2	SF: 0 SAC: 1 DP: 0 HBP: 0	WP: 0 PB: 0 CS: 1
<b>PITCHER</b>	IP WLS BF H R ER SO BB IBB HBP BLK WP HR S P ERA WHIP	7.1 W 26 4 3 3 9 1 0 0 0 0 2 81 126 3.68 0.682	1.2 6 1 0 0 0 0 0 0 0 0 0 15 22 0.00 0.600																	

AB	30
R	3
H	5
RBI	3
BB	1
SO	9
LOB	4



Batter	1	2	3	4	5	6	7	8	9	AB	R	H	RBI	BB	SO	LOB	BOTTOM				
Roberto Kelly, R (1,8) OBP: 0.367, SLG: 0.441										5	1	1	0	0	0	5	<b>New York Mets @ Atlanta Braves</b> Atlanta-Fulton County Stadium, Atlanta, GA Mon Jun 20 1994, 7:05 PM EDT Att: 46,681 - Unknown - 92 F				
Jeff Blauser, R (1,6) OBP: 0.324, SLG: 0.355										4	2	1	0	0	0	3					
Ryan Klesko, L (1,7) OBP: 0.374, SLG: 0.620 Tony Tarasco, L (5,PR) OBP: 0.337, SLG: 0.500										3	1	2	2	0	0	0					
Fred McGriff, L (1,3) OBP: 0.377, SLG: 0.591										4	1	1	0	0	1	1					
David Justice, L (1,9) OBP: 0.437, SLG: 0.545										4	1	2	3	0	0	0					
Terry Pendleton, S (1,5) OBP: 0.270, SLG: 0.370 Greg McMichael, R (8,1) OBP: 0.365, SLG: 0.364										4	0	2	0	0	1	0					
Javy Lopez, R (1,2) OBP: 0.291, SLG: 0.441										4	0	1	0	0	0	3					
Mark Lemke, S (1,4) OBP: 0.363, SLG: 0.367										3	0	1	0	1	0	1					
Kent Mercker, L (1,1) OBP: 0.136, SLG: 0.050 Bill Pecota, R (8,5) OBP: 0.365, SLG: 0.364										2	0	0	0	1	1	4					
<b>Inning Stats</b>	R: 0 E: 0 K: 0 S: 5	H: 0 LOB: 0 BB: 0 P: 7	R: 0 E: 0 K: 1 S: 9	H: 1 LOB: 0 BB: 0 P: 13	R: 0 E: 0 K: 0 S: 7	H: 1 LOB: 1 BB: 0 P: 8	R: 3 E: 0 K: 1 S: 9	H: 3 LOB: 0 BB: 0 P: 13	R: 2 E: 1 K: 0 S: 16	H: 2 LOB: 1 BB: 1 P: 23	R: 0 E: 0 K: 1 S: 10	H: 2 LOB: 3 BB: 1 P: 19	R: 2 E: 0 K: 0 S: 14	H: 2 LOB: 0 BB: 0 P: 23	R: 0 E: 0 K: 0 S: 8	H: 1 LOB: 1 BB: 0 P: 10		1B: 8 2B: 3 3B: 0 HR: 2	SF: 0 SAC: 0 DP: 1 HBP: 0	WP: 0 PB: 0 CS: 0	PA: 37
<b>PITCHER</b>	IP WLS BF H R ER SO BB IBB HBP BLK WP HR S P ERA WHIP	5.0 L 22 7 5 3 2 1 0 1 0 0 0 1 46 64 5.40 1.600	2.0 11 4 2 2 1 0 1 0 0 0 1 24 42 9.00 2.000	1.0 4 1 0 0 0 0 0 0 0 0 0 8 10 0.00 1.000																	









Batter	1	2	3	4	5	6	7	8	9	AB	R	H	RBI	BB	SO	LOB	TOP					
Fernando Vina, L (1.7) OBP: 0.361, SLG: 0.301 Mauro Gozzo, R (8.1) OBP: 0.333, SLG: 0.357 John Franco, L (9.1)	0-1 G4-3		0-0 G6-3			1-1 P6		0-0 SH SF9		3	1	0	0	0	0	0						
Jose Vizcaino, S (1.6) OBP: 0.332, SLG: 0.344	0-2 G1-3 1B		1-0 G6-3			0-0 L7		0-1 SF9		3	0	1	1	0	0	0						
Joe Orsulak, L (1.9) OBP: 0.311, SLG: 0.377	0-0 G1-3		1-2 F9			0-0 G4-3		0-0 G6-3		4	0	0	0	0	0	1						
Bobby Bonilla, S (1.5) OBP: 0.401, SLG: 0.534	3-3 K			1-3 K				3-2 K		4	0	1	0	0	3	1						
Jeff Kent, R (1.4) OBP: 0.359, SLG: 0.510		1-1 G6-3 1B 2B		2-1 G6-3				0-0 F9		4	1	1	0	0	0	1						
Rico Brogna, L (1.3)		0-0 G6-3		0-1 G4-3				1-3 K		3	0	0	0	1	1	1						
Todd Hundley, S (1.2) OBP: 0.315, SLG: 0.509		1-3 K2-3			0-0 G4-3			0-1 1B 1B		4	1	1	0	0	2	2						
Ryan Thompson, R (1.8) OBP: 0.319, SLG: 0.488		3-1 1B			0-0 F9			1-2 1B SH		4	1	2	1	0	0	1						
Pete Smith, R (1.1) OBP: 0.242, SLG: 0.200 Shawn Hare, L (8.7) OBP: 0.324, SLG: 0.353	0-2 G4-3				0-0 G5-3			1-2 SH 1B		2	0	0	0	0	0	1						
<b>Inning Stats</b>	R: 0 E: 0 K: 1 S: 9	H: 1 LOB: 1 BB: 0 P: 12	R: 1 E: 0 K: 1 S: 13	H: 2 LOB: 1 BB: 0 P: 18	R: 0 E: 0 K: 0 S: 5	H: 0 LOB: 0 BB: 0 P: 7	R: 0 E: 0 K: 1 S: 7	H: 0 LOB: 0 BB: 0 P: 10	R: 0 E: 0 K: 0 S: 3	H: 0 LOB: 0 BB: 0 P: 3	R: 0 E: 0 K: 0 S: 4	H: 0 LOB: 0 BB: 0 P: 5	R: 0 E: 0 K: 2 S: 7	H: 0 LOB: 0 BB: 0 P: 13	R: 4 E: 1 K: 0 S: 18	H: 4 LOB: 1 BB: 0 P: 23	R: 0 E: 0 K: 2 S: 14	H: 0 LOB: 1 BB: 1 P: 26	1B: 5 2B: 2 HR: 0	SF: 1 SAC: 1 DP: 0 HBP: 0	WP: 0 PB: 0 CS: 1	PA: 36
<b>PITCHER</b> Greg Maddux, R (1.1) ERA: 1.63	IP: 9.0 WLS: L BF: 36	H: 7 R: 5 ER: 3 SO: 7	BB: 1 IBB: 0 HBP: 0 BLK: 0	WP: 0 HR: 0 S: 80 P: 117	ERA: 3.00 WHIP: 0.889																	

**New York Mets @ Atlanta Braves**  
Atlanta-Fulton County Stadium, Atlanta, GA  
Wed Jun 22 1994, 7:05 PM EDT  
Att: 47,907 - Unknown - 85 F

**AB 33**  
**R 5**  
**H 7**  
**RBI 3**  
**BB 1**  
**SO 7**  
**LOB 9**



Batter	1	2	3	4	5	6	7	8	9	AB	R	H	RBI	BB	SO	LOB	BOTTOM					
Roberto Kelly, R (1.8) OBP: 0.373, SLG: 0.454	2-2 HR		1-1 G6-4-3 1B		1-0 G5-3			1-1 L8		4	1	2	1	0	0	0						
Jeff Blauser, R (1.6) OBP: 0.324, SLG: 0.369	1-2 HR		2-2 G6-4-3 1-2f			1-0 F7		2-3 K		4	1	1	1	0	1	1						
Ryan Klesko, L (1.7) OBP: 0.367, SLG: 0.609 Tony Tarasco, L (7.7) OBP: 0.340, SLG: 0.500	0-1 G5-3		0-0 G4-3			0-0 F7		0-0 2B 1B		3	0	0	0	0	0	0						
Fred McGriff, L (1.3) OBP: 0.386, SLG: 0.594	4-0 BB			1-3 K				4-2 BB		2	0	1	0	2	1	0						
David Justice, L (1.9) OBP: 0.431, SLG: 0.529	0-0 F8			4-0 FC4-6 BB				2-1 L7		3	0	0	0	1	0	4						
Javy Lopez, R (1.2) OBP: 0.290, SLG: 0.438	3-2 F9			0-0 F9				1-1 P8		4	0	0	0	0	0	2						
Bill Pecota, R (1.5) OBP: 0.362, SLG: 0.339		1-0 G6-3		1-0 FC4-6				3-2 G3-1		4	0	0	0	0	0	1						
Mark Lemke, S (1.4) OBP: 0.355, SLG: 0.359		2-0 L9			0-0 G4-3			2-2 1B		4	0	1	0	0	0	0						
Greg Maddux, R (1.1) OBP: 0.211, SLG: 0.243		0-3 K			0-2 G4-3			1-0 L8		3	0	0	0	0	1	1						
<b>Inning Stats</b>	R: 2 E: 0 K: 0 S: 15	H: 2 LOB: 1 BB: 1 P: 25	R: 0 E: 0 K: 1 S: 5	H: 0 LOB: 0 BB: 0 P: 8	R: 0 E: 0 K: 1 S: 6	H: 1 LOB: 0 BB: 0 P: 9	R: 0 E: 0 K: 1 S: 5	H: 0 LOB: 1 BB: 1 P: 11	R: 0 E: 0 K: 0 S: 6	H: 0 LOB: 0 BB: 0 P: 6	R: 0 E: 0 K: 0 S: 6	H: 0 LOB: 1 BB: 1 P: 13	R: 0 E: 0 K: 0 S: 9	H: 1 LOB: 1 BB: 0 P: 16	R: 0 E: 0 K: 1 S: 9	H: 2 LOB: 2 BB: 0 P: 14	R: 0 E: 0 K: 0 S: 6	H: 0 LOB: 0 BB: 0 P: 12	1B: 3 2B: 1 3B: 0 HR: 2	SF: 0 SAC: 0 DP: 1 HBP: 0	WP: 0 PB: 0 CS: 0	PA: 35
<b>PITCHER</b> Pete Smith, R (1.1) ERA: 5.15 Mauro Gozzo, R (8.1) ERA: 4.47 John Franco, L (9.1) ERA: 2.59	IP: 7.0 WLS: W BF: 27	H: 4 R: 2 ER: 2 SO: 2	BB: 3 IBB: 0 HBP: 0 BLK: 0	WP: 0 HR: 2 S: 51 P: 88	ERA: 2.57 WHIP: 1.000																	
<b>PITCHER</b>	IP: 1.0 WLS: S BF: 3	H: 2 R: 0 ER: 0 SO: 0	BB: 0 IBB: 0 HBP: 0 BLK: 0	WP: 0 HR: 0 S: 6 P: 12	ERA: 0.00 WHIP: 0.000																	

**New York Mets @ Atlanta Braves**  
Atlanta-Fulton County Stadium, Atlanta, GA  
Wed Jun 22 1994, 7:05 PM EDT  
Att: 47,907 - Unknown - 85 F

**AB 32**  
**R 2**  
**H 6**  
**RBI 2**  
**BB 3**  
**SO 3**  
**LOB 9**





Batter	1	2	3	4	5	6	7	8	9	AB	R	H	RBI	BB	SO	LOB	TOP					
Gary Varsho, L OBP: 0.289, SLG: 0.382										5	1	2	0	4	1		<b>Pittsburgh Pirates @ New York Mets</b> Shea Stadium, Flushing, NY Fri Jun 24 1994, 7:05 PM EDT Att: 19,977 - Unknown					
Jay Bell, R OBP: 0.315, SLG: 0.410										5	1	2	1	0	0							
Orlando Merced, S OBP: 0.373, SLG: 0.427										5	1	1	0	0	1							
Dave Clark, L OBP: 0.388, SLG: 0.535 Kevin Young, R OBP: 0.276, SLG: 0.345										4	2	2	4	0	1	1						
Al Martin, L OBP: 0.383, SLG: 0.464										3	1	0	0	1	2	0						
Jeff King, R OBP: 0.336, SLG: 0.413										3	1	1	0	1	0	0						
Don Slaught, R OBP: 0.389, SLG: 0.321										3	1	1	0	1	0	1						
Tom Foley, L OBP: 0.286, SLG: 0.347										3	1	0	0	1	1	2						
Denny Neagle, L OBP: 0.138, SLG: 0.138 Lloyd McClendon, R OBP: 0.259, SLG: 0.286 Rick White, R Mark Dewey, R OBP: 1.000, SLG: 1.000										2	0	0	0	0	1	4						
<b>Inning Stats</b>	R: 3 E: 0 K: 2 S: 17	H: 3 LOB: 0 BB: 0 P: 27	R: 0 E: 0 K: 2 S: 10	H: 1 LOB: 1 BB: 0 P: 15	R: 0 E: 0 K: 1 S: 9	H: 0 LOB: 0 BB: 0 P: 14	R: 0 E: 0 K: 1 S: 6	H: 1 LOB: 2 BB: 1 P: 14	R: 0 E: 0 K: 1 S: 13	H: 0 LOB: 0 BB: 0 P: 20	R: 6 E: 1 K: 2 S: 22	H: 3 LOB: 1 BB: 3 P: 41	R: 0 E: 0 K: 0 S: 7	H: 0 LOB: 0 BB: 0 P: 11	R: 0 E: 0 K: 1 S: 8	H: 0 LOB: 0 BB: 0 P: 12	R: 0 E: 0 K: 0 S: 9	H: 0 LOB: 0 BB: 0 P: 16	1B: 3 2B: 2 3B: 1 HR: 2	SF: 0 SAC: 1 DP: 0 HBP: 0	WP: 0 PB: 1 SB: 1 CS: 0	PA: 40
<b>PITCHER</b>	IP WLS BF H R ER SO BB IBB HBP BLK WP HR S P ERA WHIP																					
Dwight Gooden, R ERA: 6.31	(1, 1) 5.1 L 28 7 9 8 7 3 1 0 0 0 0 2 69 119 13.50 1.875																					
Roger Mason, R ERA: 3.92	(6, 1) 0.2 3 1 0 0 1 0 0 0 0 0 0 0 8 12 0.00 1.500																					
Mike Maddux, R ERA: 5.77	(7, 1) 2.0 6 0 0 0 1 0 0 0 0 0 0 0 15 23 0.00 0.000																					
Doug Linton, R ERA: 3.98	(9, 1) 1.0 3 0 0 0 0 0 0 0 0 0 0 0 9 16 0.00 0.000																					

Batter	1	2	3	4	5	6	7	8	9	AB	R	H	RBI	BB	SO	LOB	BOTTOM					
Jose Vizcaino, S OBP: 0.331, SLG: 0.342 Doug Linton, R										4	0	1	0	0	1	0	<b>Pittsburgh Pirates @ New York Mets</b> Shea Stadium, Flushing, NY Fri Jun 24 1994, 7:05 PM EDT Att: 19,977 - Unknown					
Kelly Stinnett, R OBP: 0.350, SLG: 0.400										4	1	2	0	0	1							
Jim Lindeman, R OBP: 0.290, SLG: 0.362										4	0	1	0	0	2	3						
Bobby Bonilla, S OBP: 0.403, SLG: 0.531										3	1	1	0	1	0	1						
Jeff Kent, R OBP: 0.361, SLG: 0.508										3	1	1	1	1	0	0						
Joe Orsulak, L OBP: 0.315, SLG: 0.395										4	1	2	3	0	0	2						
Ryan Thompson, R OBP: 0.314, SLG: 0.479											4	0	0	0	0	1						
Tim Bogar, R OBP: 0.111, SLG: 0.294											3	0	0	0	0	1						
Shawn Hare, L OBP: 0.316, SLG: 0.343											1	0	0	0	0	1						
Dwight Gooden, R OBP: 0.167, SLG: 0.167 Roger Mason, R Mike Maddux, L Fernando Vina, L OBP: 0.358, SLG: 0.298 Rico Brogna, L											2	0	0	0	0	0						
<b>Inning Stats</b>	R: 0 E: 0 K: 1 S: 11	H: 1 LOB: 1 BB: 0 P: 16	R: 0 E: 0 K: 0 S: 10	H: 0 LOB: 0 BB: 0 P: 14	R: 0 E: 0 K: 1 S: 15	H: 0 LOB: 0 BB: 0 P: 20	R: 1 E: 0 K: 1 S: 12	H: 2 LOB: 2 BB: 1 P: 22	R: 0 E: 0 K: 0 S: 6	H: 0 LOB: 0 BB: 0 P: 9	R: 0 E: 0 K: 0 S: 9	H: 1 LOB: 1 BB: 0 P: 13	R: 0 E: 0 K: 0 S: 10	H: 1 LOB: 1 BB: 0 P: 18	R: 0 E: 0 K: 1 S: 12	H: 1 LOB: 0 BB: 0 P: 18	R: 3 E: 0 K: 1 S: 17	H: 2 LOB: 0 BB: 1 P: 26	1B: 6 2B: 2 3B: 0 HR: 1	SF: 0 SAC: 0 DP: 1 HBP: 0	WP: 0 PB: 0 SB: 0 CS: 1	PA: 36
<b>PITCHER</b>	IP WLS BF H R ER SO BB IBB HBP BLK WP HR S P ERA WHIP																					
Denny Neagle, L ERA: 4.32	(1, 1) 7.0 W 26 5 1 1 4 0 1 0 0 0 0 0 73 112 1.29 0.857																					
Rick White, R ERA: 4.95	(8, 1) 1.0 4 1 0 0 1 0 0 0 0 0 0 0 12 18 0.00 1.000																					
Mark Dewey, R ERA: 3.29	(9, 1) 1.0 6 2 3 3 1 1 0 0 0 0 0 1 17 26 27.00 3.000																					





Batter	1	2	3	4	5	6	7	8	9	AB	R	H	RBI	BB	SO	LOB	TOP				
Gary Varsho, L (1, 7) OBP: 0.286, SLG: 0.395	0-0 P3		0-0 HR 2B		2-3 K			1-2 G4-3		4	1	1	0	0	1	0					
Carlos Garcia, R (1, 4) OBP: 0.318, SLG: 0.349	1-0 CS 1B		1-0 HR 1B		2-3 K			1-0 G6-3		4	1	2	0	0	1	0					
Orlando Merced, S (1, 3) OBP: 0.371, SLG: 0.437	1-1 G6-3		0-0 HR			1-2 G4-3		0-3 K		4	1	1	3	0	1	1					
Dave Clark, L (1, 9) OBP: 0.392, SLG: 0.531		4-2 1B BB	2-2 F8			0-0 1B		1-3 K		3	0	1	0	1	1	0					
Kevin Young, R (9, 3) OBP: 0.276, SLG: 0.345						1-1 1B				0	0	0	0	0	0	0					
Al Martin, L (1, 8) OBP: 0.385, SLG: 0.465	0-1 F7		1-3 K			1-1 G5-4-3 1B				4	0	2	0	0	1	1					
Jeff King, R (1, 5) OBP: 0.330, SLG: 0.404	1-0 F8			1-0 P4		1-2 G5-4-3				4	0	0	0	0	0	4					
Don Slaught, R (1, 2) OBP: 0.388, SLG: 0.322	1-0 1B			1-2 G5-3						3	0	1	0	0	0	0					
Tom Foley, L (1, 6) OBP: 0.276, SLG: 0.333	1-1 G4-3			1-2 F8						3	0	0	0	0	0	2					
Zane Smith, L (1, 1) OBP: 0.237, SLG: 0.237			2-3 K			0-3 K				3	0	0	0	0	3	0					
Alejandro Pena, R (9, 1)										0	0	0	0	0	0	0					
<b>Inning Stats</b>	R: 0 E: 0 K: 0 S: 4	H: 1 LOB: 0 BB: 0 P: 6	R: 0 E: 0 K: 0 S: 9	H: 1 LOB: 2 BB: 1 P: 16	R: 3 E: 0 K: 2 S: 13	H: 3 LOB: 0 BB: 0 P: 19	R: 0 E: 0 K: 0 S: 7	H: 0 LOB: 0 BB: 0 P: 10	R: 0 E: 0 K: 3 S: 9	H: 2 LOB: 1 BB: 0 P: 13	R: 0 E: 0 K: 1 S: 6	H: 0 LOB: 0 BB: 0 P: 6	R: 0 E: 0 K: 1 S: 7	H: 0 LOB: 0 BB: 0 P: 9	R: 0 E: 0 K: 1 S: 6	H: 1 LOB: 0 BB: 0 P: 9	1B: 6 2B: 1 3B: 0 HR: 1	SF: 0 SAC: 0 DP: 2 HBP: 0	WP: 0 PB: 0 SB: 0 CS: 1	PA: 33	
<b>PITCHER</b>	IP WLS BF H R ER SO BB IBB HBP BLK WP HR S P ERA WHIP	IP WLS BF H R ER SO BB IBB HBP BLK WP HR S P ERA WHIP	IP WLS BF H R ER SO BB IBB HBP BLK WP HR S P ERA WHIP	IP WLS BF H R ER SO BB IBB HBP BLK WP HR S P ERA WHIP	IP WLS BF H R ER SO BB IBB HBP BLK WP HR S P ERA WHIP	IP WLS BF H R ER SO BB IBB HBP BLK WP HR S P ERA WHIP	IP WLS BF H R ER SO BB IBB HBP BLK WP HR S P ERA WHIP	IP WLS BF H R ER SO BB IBB HBP BLK WP HR S P ERA WHIP	IP WLS BF H R ER SO BB IBB HBP BLK WP HR S P ERA WHIP	IP WLS BF H R ER SO BB IBB HBP BLK WP HR S P ERA WHIP	IP WLS BF H R ER SO BB IBB HBP BLK WP HR S P ERA WHIP	IP WLS BF H R ER SO BB IBB HBP BLK WP HR S P ERA WHIP	IP WLS BF H R ER SO BB IBB HBP BLK WP HR S P ERA WHIP	IP WLS BF H R ER SO BB IBB HBP BLK WP HR S P ERA WHIP	IP WLS BF H R ER SO BB IBB HBP BLK WP HR S P ERA WHIP	IP WLS BF H R ER SO BB IBB HBP BLK WP HR S P ERA WHIP	IP WLS BF H R ER SO BB IBB HBP BLK WP HR S P ERA WHIP	IP WLS BF H R ER SO BB IBB HBP BLK WP HR S P ERA WHIP	IP WLS BF H R ER SO BB IBB HBP BLK WP HR S P ERA WHIP	IP WLS BF H R ER SO BB IBB HBP BLK WP HR S P ERA WHIP	IP WLS BF H R ER SO BB IBB HBP BLK WP HR S P ERA WHIP

Pittsburgh Pirates @ New York Mets  
Shea Stadium, Flushing, NY  
Sat Jun 25 1994, 7:05 PM EDT  
Att: 32,962 - Unknown

AB 32  
R 3  
H 8  
RBI 3  
BB 1  
SO 8  
LOB 8



Batter	1	2	3	4	5	6	7	8	9	AB	R	H	RBI	BB	SO	LOB	BOTTOM				
Jose Vizcaino, S (1, 6) OBP: 0.327, SLG: 0.337	1-0 G6-3		2-1 E6			0-0 G5-3		1-1 G4-3		4	0	0	0	0	0	0					
Kelly Stinnett, R (1, 2) OBP: 0.342, SLG: 0.389	1-2 F9		0-0 P4			1-1 G4-3				3	0	0	0	0	0	1					
Fernando Vina, L (9, PH) OBP: 0.355, SLG: 0.295										1	0	0	0	0	0	0					
Jim Lindeman, R (1, 7) OBP: 0.292, SLG: 0.410	1-1 G3			1-2 F9		0-0 HR				3	1	1	1	0	0	0					
Rico Brogna, L (9, PH)										1	0	0	0	0	1	0					
Bobby Bonilla, S (1, 5) OBP: 0.397, SLG: 0.523		1-3 K		2-3 K		0-0 G6-3				4	0	0	0	0	3	0					
Jeff Kent, R (1, 4) OBP: 0.365, SLG: 0.510		2-1 1B		1-0 G1-3						3	0	2	0	0	0	0					
Joe Orsulak, L (1, 9) OBP: 0.311, SLG: 0.389		1-3 K			1-0 G3					3	0	0	0	0	1	2					
Ryan Thompson, R (1, 8) OBP: 0.310, SLG: 0.473		2-2 L8			1-0 G6-3					3	0	0	0	0	0	1					
Tim Bogar, R (1, 3) OBP: 0.143, SLG: 0.300			1-1 G5-3		2-0 FC6-4 1B					3	0	1	0	0	1	0					
Bret Saberhagen, R (1, 1) OBP: 0.243, SLG: 0.206			1-1 G1-4-3		0-0 FC6-4					2	0	0	0	0	0	1					
John Cangalosi, S (8, PH) OBP: 0.256, SLG: 0.272										1	0	0	0	0	0	0					
Josias Manzanillo, R (9, 1)										0	0	0	0	0	0	0					
<b>Inning Stats</b>	R: 0 E: 0 K: 0 S: 6	H: 0 LOB: 0 BB: 0 P: 9	R: 0 E: 0 K: 2 S: 12	H: 1 LOB: 1 BB: 0 P: 18	R: 0 E: 1 K: 0 S: 7	H: 0 LOB: 1 BB: 0 P: 11	R: 0 E: 0 K: 1 S: 8	H: 0 LOB: 0 BB: 0 P: 12	R: 0 E: 0 K: 0 S: 5	H: 1 LOB: 0 BB: 0 P: 6	R: 0 E: 0 K: 0 S: 4	H: 1 LOB: 0 BB: 0 P: 5	R: 0 E: 0 K: 1 S: 6	H: 0 LOB: 0 BB: 0 P: 9	R: 0 E: 0 K: 2 S: 9	H: 0 LOB: 0 BB: 0 P: 12	1B: 3 2B: 1 3B: 0 HR: 1	SF: 0 SAC: 0 DP: 1 HBP: 0	WP: 0 PB: 0 SB: 0 CS: 0	PA: 31	
<b>PITCHER</b>	IP WLS BF H R ER SO BB IBB HBP BLK WP HR S P ERA WHIP	IP WLS BF H R ER SO BB IBB HBP BLK WP HR S P ERA WHIP	IP WLS BF H R ER SO BB IBB HBP BLK WP HR S P ERA WHIP	IP WLS BF H R ER SO BB IBB HBP BLK WP HR S P ERA WHIP	IP WLS BF H R ER SO BB IBB HBP BLK WP HR S P ERA WHIP	IP WLS BF H R ER SO BB IBB HBP BLK WP HR S P ERA WHIP	IP WLS BF H R ER SO BB IBB HBP BLK WP HR S P ERA WHIP	IP WLS BF H R ER SO BB IBB HBP BLK WP HR S P ERA WHIP	IP WLS BF H R ER SO BB IBB HBP BLK WP HR S P ERA WHIP	IP WLS BF H R ER SO BB IBB HBP BLK WP HR S P ERA WHIP	IP WLS BF H R ER SO BB IBB HBP BLK WP HR S P ERA WHIP	IP WLS BF H R ER SO BB IBB HBP BLK WP HR S P ERA WHIP	IP WLS BF H R ER SO BB IBB HBP BLK WP HR S P ERA WHIP	IP WLS BF H R ER SO BB IBB HBP BLK WP HR S P ERA WHIP	IP WLS BF H R ER SO BB IBB HBP BLK WP HR S P ERA WHIP	IP WLS BF H R ER SO BB IBB HBP BLK WP HR S P ERA WHIP	IP WLS BF H R ER SO BB IBB HBP BLK WP HR S P ERA WHIP	IP WLS BF H R ER SO BB IBB HBP BLK WP HR S P ERA WHIP	IP WLS BF H R ER SO BB IBB HBP BLK WP HR S P ERA WHIP	IP WLS BF H R ER SO BB IBB HBP BLK WP HR S P ERA WHIP	IP WLS BF H R ER SO BB IBB HBP BLK WP HR S P ERA WHIP

Pittsburgh Pirates @ New York Mets  
Shea Stadium, Flushing, NY  
Sat Jun 25 1994, 7:05 PM EDT  
Att: 32,962 - Unknown

AB 31  
R 1  
H 4  
RBI 1  
BB 0  
SO 6  
LOB 5





Batter	1	2	3	4	5	6	7	8	9	AB	R	H	RBI	BB	SO	LOB	TOP				
<b>Carlos Garcia, R</b> OBP: 0.319, SLG: 0.349 (1, 4)										6	1	2	0	0	1	2					
<b>Jay Bell, R</b> OBP: 0.323, SLG: 0.419 (1, 6)										4	1	3	0	1	0	0					
<b>Orlando Merced, S</b> OBP: 0.367, SLG: 0.432 (1, 9)										5	1	1	0	0	2	5					
<b>Dave Clark, L</b> OBP: 0.399, SLG: 0.537 (1, 7)										4	1	3	1	0	0	1					
<b>Brian Hunter, R</b> OBP: 0.310, SLG: 0.494 (1, 3)										5	1	1	2	0	2	6					
<b>Kevin Young, R</b> OBP: 0.276, SLG: 0.345 (8, 3)										0	0	0	0	0	0	0					
<b>Al Martin, L</b> OBP: 0.385, SLG: 0.474 (1, 8)										4	2	1	1	1	1	1					
<b>Jeff King, R</b> OBP: 0.336, SLG: 0.409 (1, 5)										5	0	3	2	0	0	1					
<b>Lance Parrish, R</b> OBP: 0.382, SLG: 0.365 (1, 2)										4	0	2	0	1	1	1					
<b>Paul Wagner, R</b> OBP: 0.196, SLG: 0.188 (1, 1)										5	0	0	0	0	2	6					
<b>Ravelo Manzanillo, L</b> OBP: 0.500, SLG: 0.500 (9, 1)										0	0	0	0	0	0	0					
<b>Inning Stats</b>	R: 0 E: 0 K: 1 S: 12	H: 1 LOB: 1 BB: 0 P: 15	R: 1 E: 0 K: 2 S: 10	H: 2 LOB: 1 BB: 0 P: 15	R: 3 E: 0 K: 0 S: 12	H: 3 LOB: 1 BB: 1 P: 20	R: 0 E: 0 K: 0 S: 4	H: 1 LOB: 0 BB: 0 P: 6	R: 3 E: 1 K: 1 S: 18	H: 2 LOB: 2 BB: 2 P: 35	R: 0 E: 0 K: 1 S: 7	H: 1 LOB: 1 BB: 0 P: 9	R: 0 E: 0 K: 0 S: 11	H: 2 LOB: 2 BB: 0 P: 17	R: 0 E: 0 K: 1 S: 11	H: 2 LOB: 2 BB: 0 P: 15	1B: 13 2B: 1 3B: 0 HR: 2	SF: 1 SAC: 0 DP: 0 HBP: 0	WP: 0 PB: 0 SB: 0 CS: 1	PA: 47	
<b>PITCHER</b>	IP	WLS	BF	H	R	ER	SO	BB	IBB	HBP	BLK	WP	HR	S	P	ERA	WHIP				
<b>Bobby Jones, R</b> ERA: 3.46 (1, 1)	4.2	L	25	9	7	4	3	2	0	0	0	0	2	50	78	7.71	2.357				
<b>Doug Linton, R</b> ERA: 3.95 (5, 1)	0.1		2	0	0	0	1	1	0	0	0	0	0	6	13	0.00	3.000				
<b>Mauro Gozzo, R</b> ERA: 4.22 (6, 1)	3.0		14	5	0	0	4	0	0	0	0	0	0	33	49	0.00	1.667				
<b>Mike Maddux, R</b> ERA: 5.6 (9, 1)	1.0		5	2	0	0	1	0	0	0	0	0	0	11	15	0.00	2.000				

Pittsburgh Pirates @ New York Mets  
Shea Stadium, Flushing, NY  
Sun Jun 26 1994, 3:33 AM EDT  
Att: 29,814 - Sunny - 87 F

AB 42  
R 7  
H 16  
RBI 6  
BB 3  
SO 9  
LOB 23



Batter	1	2	3	4	5	6	7	8	9	AB	R	H	RBI	BB	SO	LOB	BOTTOM					
<b>Fernando Vina, L</b> OBP: 0.351, SLG: 0.286 (1, 7)										3	0	0	0	0	0	1						
<b>Jose Vizcaino, S</b> OBP: 0.326, SLG: 0.336 (1, 6)										4	1	1	0	0	0	1						
<b>Joe Orsulak, L</b> OBP: 0.314, SLG: 0.391 (1, 9)										4	1	2	0	0	0	1						
<b>Bobby Bonilla, S</b> OBP: 0.399, SLG: 0.522 (1, 5)										4	1	2	1	0	0	0						
<b>Jeff Kent, R</b> OBP: 0.361, SLG: 0.504 (1, 4)										3	0	0	0	0	1	2						
<b>Luis Rivera, R</b> OBP: 0.308, SLG: 0.556 (8, 4)										1	0	0	0	0	0	2						
<b>Rico Brogna, L</b> OBP: 0.300, SLG: 0.222 (1, 3)										4	0	2	1	0	2	2						
<b>Todd Hundley, S</b> OBP: 0.308, SLG: 0.497 (1, 2)										4	0	0	0	0	0	2						
<b>Ryan Thompson, R</b> OBP: 0.309, SLG: 0.469 (1, 8)										4	0	1	0	0	1	1						
<b>Bobby Jones, R</b> OBP: 0.303, SLG: 0.138 (1, 1)										0	0	0	0	0	0	0						
<b>Doug Linton, R</b> OBP: 0.326, SLG: 0.336 (5, 1)										0	0	0	0	0	0	0						
<b>Shawn Hare, L</b> OBP: 0.308, SLG: 0.353 (5, 1)										1	0	0	0	0	1	0						
<b>Mauro Gozzo, R</b> OBP: 0.323, SLG: 0.357 (6, 1)										0	0	0	0	0	0	0						
<b>John Cangas, S</b> OBP: 0.303, SLG: 0.299 (8, 1)										1	0	0	0	0	0	0						
<b>Mike Maddux, L</b> ERA: 5.6 (9, 1)										0	0	0	0	0	0	0						
<b>Inning Stats</b>	R: 0 E: 0 K: 0 S: 7	H: 0 LOB: 0 BB: 0 P: 9	R: 0 E: 0 K: 1 S: 8	H: 0 LOB: 0 BB: 0 P: 13	R: 0 E: 0 K: 0 S: 6	H: 1 LOB: 1 BB: 0 P: 11	R: 0 E: 0 K: 2 S: 16	H: 2 LOB: 2 BB: 0 P: 21	R: 0 E: 0 K: 1 S: 8	H: 0 LOB: 0 BB: 0 P: 12	R: 0 E: 0 K: 0 S: 4	H: 0 LOB: 0 BB: 0 P: 7	R: 0 E: 0 K: 0 S: 10	H: 1 LOB: 1 BB: 0 P: 18	R: 0 E: 0 K: 0 S: 4	H: 0 LOB: 0 BB: 0 P: 5	R: 3 E: 1 K: 1 S: 16	H: 4 LOB: 1 BB: 0 P: 24	1B: 8 2B: 0 3B: 0 HR: 0	SF: 0 SAC: 1 DP: 1 HBP: 1	WP: 0 PB: 0 SB: 1 CS: 0	PA: 35
<b>PITCHER</b>	IP	WLS	BF	H	R	ER	SO	BB	IBB	HBP	BLK	WP	HR	S	P	ERA	WHIP					
<b>Paul Wagner, R</b> ERA: 4.5 (1, 1)	8.1	W	33	8	3	2	4	0	0	1	0	0	0	74	112	2.16	0.960					
<b>Ravelo Manzanillo, L</b> ERA: 2.51 (9, 1)	0.2		2	0	0	0	1	0	0	0	0	0	0	5	8	0.00	0.000					

Pittsburgh Pirates @ New York Mets  
Shea Stadium, Flushing, NY  
Sun Jun 26 1994, 3:33 AM EDT  
Att: 29,814 - Sunny - 87 F

AB 33  
R 3  
H 8  
RBI 2  
BB 0  
SO 5  
LOB 12





Batter	1	2	3	4	5	6	7	8	9	AB	R	H	RBI	BB	SO	LOB	TOP									
Brian Jordan, R OBP: 0.320, SLG: 0.384 Rene Arocha, R OBP: 0.222, SLG: 0.250	0-1 G6-3 3B		2-0 G1-3		2-3 K		0-0 G6-3	2-0 FC5-2	0-2 FC5-2	6	1	2	0	0	1	3										
Ozzie Smith, S OBP: 0.307, SLG: 0.308	0-0 G6-3 3H		0-3 K		2-1 G3		2-2 BB 2B	1-1 P4	2-0 P3	6	1	1	1	0	1	3										
Ray Lankford, L OBP: 0.385, SLG: 0.528	4-1 FC3-6 BB		2-2 HR		0-0 HR		4-2 2B 1B	2-1 F7		3	3	2	2	2	0	1										
Gerald Perry, L OBP: 0.443, SLG: 0.520	2-1 FC3-6 1-2 BB		4-2 BB		1-2 HR		0-1 1B E	0-0 F8		4	1	2	1	1	0	2										
Mark Whiten, S OBP: 0.343, SLG: 0.441	4-2 1-2 BB		0-0 G3-1		2-2 G3-1		4-0 E G4-3 IBB	1-1 F8		3	1	0	0	2	0	2										
Todd Zeile, R OBP: 0.324, SLG: 0.405	2-1 F9				0-3 K		2-2 2B	0-0 E9 G4-3 1B	1-0 1B 2B	5	1	3	1	0	1	2										
Luis Alica, S Bernard Gilkey, R OBP: 0.348, SLG: 0.376		4-1 CS BB		4-1 BB		2-0 F9	0-1 G4-3 IBB	0-2 2B E 1B	1-2 1B	1	0	0	0	3	0	1	AB 39									
Terry McGriff, R OBP: 0.333, SLG: 0.297 Gregg Jefferies, S OBP: 0.416, SLG: 0.508 Geronimo Pena, S OBP: 0.309, SLG: 0.369		2-3 1-2 BB		2-3 BB		0-0 L8	0-1 G4-3	0-1 E FC5-2 2B	4-0 0 1 1 0 0 0	4	0	0	1	0	2	5	R 9									
Omar Olivares, R OBP: 0.273, SLG: 0.273 John Habyan, R Rich Rodriguez, L Stan Royer, R OBP: 0.136, SLG: 0.273 Tom Pagnozzi, R OBP: 0.339, SLG: 0.452		0-3 K		1-1 G4-3		0-3 K	0-3 K	1-2 E6 FC5-2	0-0 0 0 0 0 0	4	0	0	0	0	3	4	H 12									
<b>Inning Stats</b>	R: 1 E: 0 K: 0 S: 10	H: 1 LOB: 2 BB: 2 P: 22	R: 0 E: 0 K: 2 S: 8	H: 0 LOB: 0 BB: 1 P: 14	R: 1 E: 0 K: 1 S: 10	H: 1 LOB: 1 BB: 1 P: 18	R: 0 E: 0 K: 2 S: 11	H: 0 LOB: 1 BB: 0 P: 18	R: 1 E: 0 K: 1 S: 14	H: 2 LOB: 1 BB: 0 P: 21	R: 0 E: 0 K: 1 S: 8	H: 1 LOB: 1 BB: 0 P: 12	R: 4 E: 1 K: 1 S: 15	H: 3 LOB: 2 BB: 3 P: 29	R: 0 E: 0 K: 0 S: 6	H: 1 LOB: 1 BB: 0 P: 11	R: 2 E: 1 K: 0 S: 16	H: 3 LOB: 2 BB: 0 P: 21	1B: 6 2B: 3 3B: 1 HR: 2	SF: 0 SAC: 0 DP: 0 HBP: 0	WP: 0 PB: 0 SB: 0 CS: 1	PA: 47				
<b>PITCHER</b>	IP WLS BF H R ER SO BB IBB HBP BLK WP HR S P ERA WHIP	IP WLS BF H R ER SO BB IBB HBP BLK WP HR S P ERA WHIP	IP WLS BF H R ER SO BB IBB HBP BLK WP HR S P ERA WHIP	IP WLS BF H R ER SO BB IBB HBP BLK WP HR S P ERA WHIP	IP WLS BF H R ER SO BB IBB HBP BLK WP HR S P ERA WHIP	IP WLS BF H R ER SO BB IBB HBP BLK WP HR S P ERA WHIP	IP WLS BF H R ER SO BB IBB HBP BLK WP HR S P ERA WHIP	IP WLS BF H R ER SO BB IBB HBP BLK WP HR S P ERA WHIP	IP WLS BF H R ER SO BB IBB HBP BLK WP HR S P ERA WHIP	IP WLS BF H R ER SO BB IBB HBP BLK WP HR S P ERA WHIP	IP WLS BF H R ER SO BB IBB HBP BLK WP HR S P ERA WHIP	IP WLS BF H R ER SO BB IBB HBP BLK WP HR S P ERA WHIP	IP WLS BF H R ER SO BB IBB HBP BLK WP HR S P ERA WHIP	IP WLS BF H R ER SO BB IBB HBP BLK WP HR S P ERA WHIP	IP WLS BF H R ER SO BB IBB HBP BLK WP HR S P ERA WHIP	IP WLS BF H R ER SO BB IBB HBP BLK WP HR S P ERA WHIP	IP WLS BF H R ER SO BB IBB HBP BLK WP HR S P ERA WHIP	IP WLS BF H R ER SO BB IBB HBP BLK WP HR S P ERA WHIP	IP WLS BF H R ER SO BB IBB HBP BLK WP HR S P ERA WHIP	IP WLS BF H R ER SO BB IBB HBP BLK WP HR S P ERA WHIP	IP WLS BF H R ER SO BB IBB HBP BLK WP HR S P ERA WHIP	IP WLS BF H R ER SO BB IBB HBP BLK WP HR S P ERA WHIP	IP WLS BF H R ER SO BB IBB HBP BLK WP HR S P ERA WHIP	IP WLS BF H R ER SO BB IBB HBP BLK WP HR S P ERA WHIP	IP WLS BF H R ER SO BB IBB HBP BLK WP HR S P ERA WHIP	IP WLS BF H R ER SO BB IBB HBP BLK WP HR S P ERA WHIP

St. Louis Cardinals @ New York Mets  
Shea Stadium, Flushing, NY  
Mon Jun 27 1994, 7:05 PM EDT  
Att: 17,766 - Unknown - 79 F

AB 39  
R 9  
H 12  
RBI 7  
BB 8  
SO 8  
LOB 24



Batter	1	2	3	4	5	6	7	8	9	AB	R	H	RBI	BB	SO	LOB	BOTTOM									
Jose Vizcaino, S OBP: 0.324, SLG: 0.333	0-0 L8				1-0 G3-1					5	0	1	2	0	0	4										
Todd Hundley, S OBP: 0.311, SLG: 0.491	4-2 G6-4-3 BB		0-1 F8		2-2 G4-3					4	1	1	0	1	1	2										
Joe Orsulak, L OBP: 0.311, SLG: 0.386	3-1 G6-4-3		0-0 G6-3		0-1 P6					5	1	1	0	0	0	2										
Bobby Bonilla, S OBP: 0.402, SLG: 0.524	2-1 L7		0-1 FC5-4 1B		1-1 FC5-4 1B					5	1	3	1	0	0	2										
Jeff Kent, R OBP: 0.361, SLG: 0.513		2-2 G1-3		2-1 FC5-4 1B		0-2 L9				5	1	2	3	0	0	2										
Rico Brogna, L OBP: 0.333, SLG: 0.429		1-1 E6 1B HBP		0-0 FC5-4 1B		0-0 FC5-4				5	1	2	0	0	1	1										
Jim Lindeman, R OBP: 0.304, SLG: 0.406 John Cangelosi, S OBP: 0.388, SLG: 0.269		1-1 1B HBP		1-1 G4-3		1-0 G6-3				3	1	1	1	0	0	2	AB 39									
Ryan Thompson, R OBP: 0.315, SLG: 0.469		1-0 1B		1-1 G3-1 SH1-4 1B		0-0 F9				4	1	2	0	1	1	1	R 8									
Pete Smith, R OBP: 0.220, SLG: 0.192 Josias Manzanillo, R OBP: 0.294, SLG: 0.296 Tim Boggar, R OBP: 0.339, SLG: 0.333 Roger Mason, R John Franco, L		1-3 K		1-1 SH1-4		2-1 G5-3				2	0	0	0	0	1	3	H 14									
<b>Inning Stats</b>	R: 0 E: 0 K: 0 S: 8	H: 0 LOB: 3 BB: 1 P: 17	R: 0 E: 1 K: 1 S: 13	H: 1 LOB: 0 BB: 0 P: 19	R: 1 E: 0 K: 0 S: 10	H: 3 LOB: 2 BB: 0 P: 13	R: 0 E: 0 K: 0 S: 9	H: 1 LOB: 1 BB: 0 P: 14	R: 0 E: 0 K: 0 S: 4	H: 0 LOB: 0 BB: 0 P: 7	R: 7 E: 2 K: 1 S: 23	H: 6 LOB: 1 BB: 1 P: 36	R: 0 E: 0 K: 0 S: 9	H: 2 LOB: 0 BB: 0 P: 12	R: 0 E: 0 K: 2 S: 16	H: 0 LOB: 1 BB: 1 P: 24	1B: 12 2B: 1 3B: 1 HR: 1	SF: 0 SAC: 1 DP: 2 HBP: 1	WP: 0 PB: 0 SB: 0 CS: 2	PA: 45						
<b>PITCHER</b>	IP WLS BF H R ER SO BB IBB HBP BLK WP HR S P ERA WHIP	IP WLS BF H R ER SO BB IBB HBP BLK WP HR S P ERA WHIP	IP WLS BF H R ER SO BB IBB HBP BLK WP HR S P ERA WHIP	IP WLS BF H R ER SO BB IBB HBP BLK WP HR S P ERA WHIP	IP WLS BF H R ER SO BB IBB HBP BLK WP HR S P ERA WHIP	IP WLS BF H R ER SO BB IBB HBP BLK WP HR S P ERA WHIP	IP WLS BF H R ER SO BB IBB HBP BLK WP HR S P ERA WHIP	IP WLS BF H R ER SO BB IBB HBP BLK WP HR S P ERA WHIP	IP WLS BF H R ER SO BB IBB HBP BLK WP HR S P ERA WHIP	IP WLS BF H R ER SO BB IBB HBP BLK WP HR S P ERA WHIP	IP WLS BF H R ER SO BB IBB HBP BLK WP HR S P ERA WHIP	IP WLS BF H R ER SO BB IBB HBP BLK WP HR S P ERA WHIP	IP WLS BF H R ER SO BB IBB HBP BLK WP HR S P ERA WHIP	IP WLS BF H R ER SO BB IBB HBP BLK WP HR S P ERA WHIP	IP WLS BF H R ER SO BB IBB HBP BLK WP HR S P ERA WHIP	IP WLS BF H R ER SO BB IBB HBP BLK WP HR S P ERA WHIP	IP WLS BF H R ER SO BB IBB HBP BLK WP HR S P ERA WHIP	IP WLS BF H R ER SO BB IBB HBP BLK WP HR S P ERA WHIP	IP WLS BF H R ER SO BB IBB HBP BLK WP HR S P ERA WHIP	IP WLS BF H R ER SO BB IBB HBP BLK WP HR S P ERA WHIP	IP WLS BF H R ER SO BB IBB HBP BLK WP HR S P ERA WHIP	IP WLS BF H R ER SO BB IBB HBP BLK WP HR S P ERA WHIP	IP WLS BF H R ER SO BB IBB HBP BLK WP HR S P ERA WHIP	IP WLS BF H R ER SO BB IBB HBP BLK WP HR S P ERA WHIP	IP WLS BF H R ER SO BB IBB HBP BLK WP HR S P ERA WHIP	IP WLS BF H R ER SO BB IBB HBP BLK WP HR S P ERA WHIP

St. Louis Cardinals @ New York Mets  
Shea Stadium, Flushing, NY  
Mon Jun 27 1994, 7:05 PM EDT  
Att: 17,766 - Unknown - 79 F

AB 39  
R 8  
H 14  
RBI 7  
BB 3  
SO 4  
LOB 19






Batter	1	2	3	4	5	6	7	8	9	AB	R	H	RBI	BB	SO	LOB	TOP					
<b>Bernard Gilkey, R</b> (1, 7) OBP: 0.347, SLG: 0.378	F9		K		L8		2B		SH1-3	4	1	1	0	0	1	2	<b>St. Louis Cardinals @ New York Mets</b> Shea Stadium, Flushing, NY Tue Jun 28 1994, 7:05 PM EDT Att: 18,080 - Unknown - 84 F					
<b>John Habyan, R</b> (7, 1)										0	0	0	0	0	0	0						
<b>Rob Murphy, L</b> (7, 1)										0	0	0	0	0	0	0						
<b>Luis Alicea, S</b> (9, PH) OBP: 0.346, SLG: 0.397										1	1	1	0	0	0	0						
<b>José Oquendo, S</b> (9, 6) OBP: 0.397, SLG: 0.302										0	0	0	0	0	0	0						
<b>Ozzie Smith, S</b> (1, 6) OBP: 0.307, SLG: 0.311	P4		G4-3		FC6-4				SH1-3	4	0	1	1	0	0	2						
<b>Mike Perez, R</b> (9, 1)										0	0	0	0	0	0	0						
<b>Rich Rodriguez, L</b> (9, 1)										0	0	0	0	0	0	0						
<b>Rene Arocha, R</b> (9, 1) OBP: 0.222, SLG: 0.250										0	0	0	0	0	0	0						
<b>Ray Lankford, L</b> (1, 8) OBP: 0.382, SLG: 0.520	F7			G4-3		K	G4-3		E 1B 1B	4	1	0	0	1	1							
<b>Todd Zeile, R</b> (1, 5) OBP: 0.325, SLG: 0.405		L8		G5-3		G6-3			E7 1B	5	1	2	2	0	0							
<b>Mark Whiten, S</b> (1, 9) OBP: 0.344, SLG: 0.437		1B PB SF7 1B		E3		P3			L7 1B	4	1	1	0	1	0	1						
<b>Stan Royer, R</b> (1, 3) OBP: 0.148, SLG: 0.277																						
<b>Gerald Perry, L</b> (8, PH) OBP: 0.444, SLG: 0.510					F9				K	3	0	1	0	0	0	1						
<b>Gerónimo Peña, S</b> (1, 4) OBP: 0.313, SLG: 0.368		SF7							F7 1B	3	0	1	3	1	1	2						
<b>Terry McGriff, R</b> (1, 2) OBP: 0.326, SLG: 0.291		L8			FC6-4 1B				G6-3 FC5-4	5	1	1	0	0	0	6						
<b>Bob Tewksbury, R</b> (1, 1) OBP: 0.244, SLG: 0.231																						
<b>Brian Jordan, R</b> (7, PH) OBP: 0.328, SLG: 0.410			P3						SH1-3 1B	2	0	1	0	0	0	0						
<b>Inning Stats</b>	R: 0 E: 0 K: 0 S: 5	H: 0 LOB: 0 BB: 0 P: 9	R: 1 E: 0 K: 0 S: 10	H: 2 LOB: 1 BB: 0 P: 18	R: 0 E: 0 K: 1 S: 9	H: 0 LOB: 0 BB: 0 P: 14	R: 0 E: 1 K: 0 S: 10	H: 0 LOB: 1 BB: 0 P: 16	R: 0 E: 0 K: 0 S: 11	H: 1 LOB: 2 BB: 1 P: 21	R: 0 E: 0 K: 1 S: 8	H: 0 LOB: 0 BB: 0 P: 11	R: 3 E: 0 K: 1 S: 13	H: 4 LOB: 1 BB: 0 P: 17	R: 0 E: 0 K: 0 S: 9	H: 1 LOB: 2 BB: 1 P: 15	R: 4 E: 1 K: 1 S: 15	H: 4 LOB: 2 BB: 2 P: 28	1B: 9 2B: 2 3B: 0 HR: 1	SF: 1 SAC: 1 DP: 0 HBP: 0	WP: 0 PB: 1 SB: 0 CS: 0	PA: 44
<b>PITCHER</b>	IP	WLS	BF	H	R	ER	SO	BB	IBB	HBP	BLK	WP	HR	S	P	ERA	WHIP					
<b>Mike Remlinger, L</b> (1, 1) ERA: 4.42	7.0	L	30	7	4	3	3	1	0	0	0	0	1	66	106	3.86	1.143					
<b>Roger Mason, R</b> (8, 1) ERA: 4.31	1.1		11	4	4	4	0	1	2	0	0	0	0	16	31	27.00	3.750					
<b>Josias Manzanillo, R</b> (9, 1) ERA: 2.34	0.2		3	1	0	0	1	0	0	0	0	0	0	8	12	0.00	1.500					

Batter	1	2	3	4	5	6	7	8	9	AB	R	H	RBI	BB	SO	LOB	BOTTOM				
<b>Jose Vizcaino, S</b> (1, 6) OBP: 0.325, SLG: 0.343	G3		L8		F7					4	1	1	2	1	0	1	<b>St. Louis Cardinals @ New York Mets</b> Shea Stadium, Flushing, NY Tue Jun 28 1994, 7:05 PM EDT Att: 18,080 - Unknown - 84 F				
<b>Todd Hundley, S</b> (1, 2) OBP: 0.323, SLG: 0.503										4	0	3	0	1	0	2					
<b>Joe Orsulak, L</b> (1, 9) OBP: 0.306, SLG: 0.381																					
<b>Tim Bogar, R</b> (9, PH) OBP: 0.174, SLG: 0.318																					
<b>Bobby Bonilla, S</b> (1, 5) OBP: 0.397, SLG: 0.516		F7	G3							4	0	0	0	0	1	1					
<b>Jeff Kent, R</b> (1, 4) OBP: 0.360, SLG: 0.513					F9					4	1	1	0	0	0	0					
<b>Rico Brogna, L</b> (1, 3) OBP: 0.388, SLG: 0.667		G4-3								4	2	2	1	0	0	1					
<b>Jim Lindeman, R</b> (1, 7) OBP: 0.329, SLG: 0.456										4	0	3	2	0	0	0					
<b>Ryan Thompson, R</b> (1, 8) OBP: 0.311, SLG: 0.463										3	0	0	0	0	3	2					
<b>Mike Remlinger, L</b> (1, 1) ERA: 5.45	6.0	W	24	6	3	2	3	1	0	0	0	0	0	0	0	0					
<b>Shawn Hare, L</b> (7, PH) OBP: 0.300, SLG: 0.324	0.2		4	1	0	0	0	1	0	0	0	0	0	0	0	0					
<b>Rob Murphy, L</b> (7, 1) ERA: 4.13	1.1		4	0	0	0	0	0	0	0	0	0	0	0	0	0					
<b>Mike Perez, R</b> (9, 1) ERA: 7.71	0.2		5	2	3	3	1	0	0	1	0	0	2	10	18	40.50					
<b>Rich Rodriguez, L</b> (9, 1) ERA: 2.19	0.0		1	1	0	0	0	0	0	0	0	0	1	2	∞	∞					
<b>Inning Stats</b>	R: 0 E: 0 K: 0 S: 5	H: 0 LOB: 1 BB: 0 P: 10	R: 1 E: 0 K: 1 S: 12	H: 2 LOB: 0 BB: 0 P: 16	R: 1 E: 1 K: 0 S: 7	H: 1 LOB: 1 BB: 0 P: 9	R: 1 E: 0 K: 1 S: 15	H: 2 LOB: 0 BB: 0 P: 21	R: 0 E: 0 K: 0 S: 9	H: 0 LOB: 0 BB: 0 P: 9	R: 0 E: 0 K: 0 S: 12	H: 1 LOB: 2 BB: 1 P: 17	R: 0 E: 0 K: 0 S: 4	H: 0 LOB: 0 BB: 0 P: 4	R: 3 E: 0 K: 1 S: 18	H: 3 LOB: 1 BB: 0 P: 29	1B: 3 2B: 5 3B: 0 HR: 2	SF: 1 SAC: 1 DP: 1 HBP: 1	WP: 0 PB: 0 SB: 0 CS: 1	PA: 39	
<b>PITCHER</b>	IP	WLS	BF	H	R	ER	SO	BB	IBB	HBP	BLK	WP	HR	S	P	ERA	WHIP				
<b>Bob Tewksbury, R</b> (1, 1) ERA: 5.45	0.1		1	0	0	0	0	0	0	0	0	0	0	10	15	0.00	3.000				
<b>John Habyan, R</b> (7, 1) ERA: 4.14	0.2		4	0	0	0	0	0	0	0	0	0	0	6	6	0.00	0.000				
<b>Mike Remlinger, L</b> (1, 1) ERA: 4.42	0.2		5	2	3	3	1	0	0	1	0	0	2	10	18	40.50	3.000				
<b>Rene Arocha, R</b> (9, 1) ERA: 4.45	0.1		1	0	0	0	0	0	0	0	0	0	0	7	9	0.00	0.000				

AB 38  
R 8  
H 12  
RBI 8  
BB 4  
SO 4  
LOB 18



AB 34  
R 6  
H 10  
RBI 6  
BB 2  
SO 4  
LOB 12





Batter	1	2	3	4	5	6	7	8	9	AB	R	H	RBI	BB	SO	LOB	TOP					
Jose Vizcaino, S (1, 6) OBP: 0.324, SLG: 0.339	4-2 BB BB		1-2 F7		1-3 K			0-0 FC2-6 2B		3	1	0	0	1	1	2						
Todd Hundley, S (1, 2) OBP: 0.322, SLG: 0.503	1-0 P4		3-2 F8			2-3 K		1-2 BLK 1B 2B		4	1	1	1	0	1	1						
Joe Orsulak, L (1, 9) OBP: 0.301, SLG: 0.374	1-1 L7		2-2 F9			3-2 G3-1		3-2 G3		4	0	0	0	0	0	2						
Bobby Bonilla, S (1, 5) OBP: 0.401, SLG: 0.516	4-1 BB			0-3 K		3-2 1B		4-0 1B IBB		2	0	1	0	2	1	0						
Jeff Kent, R (1, 4) OBP: 0.359, SLG: 0.509	1-0 P3			0-3 K		3-3 1B		0-0 1B		4	0	1	1	0	2	3						
Rico Brogna, L (1, 3) OBP: 0.348, SLG: 0.727		0-0 HR		2-1 P6			1-3 K	0-0 G6-3		4	1	1	1	0	1	2						
Jim Lindeman, R (1, 7) OBP: 0.325, SLG: 0.444		3-2 G4-3			0-1 F8			2-2 G6-4-3 1B	0-0 F9	4	0	1	0	0	0	0						
Ryan Thompson, R (1, 8) OBP: 0.310, SLG: 0.460		1-1 F8			0-0 SH1-3 1B			0-2 G6-4-3 1-2	0-0 L4	4	0	1	0	0	0	1						
Bret Saberhagen, R (1, 1) OBP: 0.237, SLG: 0.200		2-3 K			0-0 SH1-3			4-0 FC2-6 BB	1-3 K	1	0	0	0	0	1	0						
Fernando Vina, L (8, PH) OBP: 0.352, SLG: 0.286					1-2 K					0	0	0	0	1	0	0						
Josias Manzanillo, R (8, 1)										1	0	0	0	0	1	0						
<b>Inning Stats</b>	R: 0 H: 0 E: 0 K: 0 S: 7	H: 0 LOB: 2 BB: 2 P: 18	R: 1 H: 1 E: 0 K: 1 S: 11	LOB: 0 BB: 0 P: 17	R: 0 H: 0 E: 0 K: 0 S: 10	LOB: 0 BB: 0 P: 16	R: 0 H: 0 E: 0 K: 2 S: 9	LOB: 0 BB: 0 P: 11	R: 0 H: 1 E: 0 K: 1 S: 7	LOB: 1 BB: 0 P: 8	R: 0 H: 1 E: 0 K: 1 S: 17	LOB: 1 BB: 0 P: 28	R: 0 H: 1 E: 0 K: 1 S: 12	LOB: 0 BB: 0 P: 15	R: 2 H: 2 E: 0 K: 0 S: 11	LOB: 2 BB: 2 P: 25	R: 0 H: 0 E: 0 K: 1 S: 5	LOB: 0 BB: 0 P: 6	1B: 4 2B: 1 3B: 0 HR: 1	SF: 0 SAC: 1 DP: 1 HBP: 0	WP: 0 PB: 0 SB: 0 CS: 0	PA: 36
<b>PITCHER</b>	IP WLS BF H R ER SO BB IBB HBP BLK WP HR S P ERA WHIP																					
Joey Hamilton, R (1, 1) ERA: 2.02	7.1 L 29 5 3 3 7 3 0 0 0 0 1 78 125 3.68 1.091																					
Doug Brocail, R (8, 1) ERA: 6.23	1.2 7 1 0 0 1 0 1 0 1 0 0 0 11 19 0.00 0.600																					

New York Mets @ San Diego Padres  
Jack Murphy Stadium, San Diego, CA  
Thu Jun 30 1994, 10:05 PM EDT  
Att: 8,108 - Unknown - 75 F

AB 31  
R 3  
H 6  
RBI 3  
BB 4  
SO 8  
LOB 11



Batter	1	2	3	4	5	6	7	8	9	AB	R	H	RBI	BB	SO	LOB	BOTTOM			
Bip Roberts, S (1, 4) OBP: 0.392, SLG: 0.392	1-3 K		0-3 K		1-2 2B			0-1 G6-3		4	0	1	0	0	2	0				
Scott Livingston, L (1, 5) OBP: 0.276, SLG: 0.336	0-0 F7		4-2 2B BB		1-2 G1-3			0-1 G4-3		3	0	0	0	1	0	1				
Tony Gwynn, L (1, 9) OBP: 0.449, SLG: 0.573	2-0 1B		0-1 1-3 2B			1-1 L8		1-3 K		4	0	2	0	0	1	0				
Derek Bell, R (1, 8) OBP: 0.346, SLG: 0.452	2-3 K		3-2 G4-3			2-1 HR			1-2 G6-3	4	1	1	1	0	1	3				
Phil Plantier, L (1, 7) OBP: 0.326, SLG: 0.494		2-0 G3		2-2 P5		2-3 K			0-1 P5	4	0	0	0	0	1	0				
Bill Bean, L (1, 3) OBP: 0.245, SLG: 0.276		0-3 K		2-3 K		1-3 K			1-0 G4-3	4	0	0	0	0	3	0				
Luis Lopez, S (1, 6) OBP: 0.377, SLG: 0.447		1-0 2B		1-0 G6-3			2-2 G1-3			3	0	1	0	0	0	0				
Brad Ausmus, R (1, 2) OBP: 0.302, SLG: 0.335		2-3 K			0-2 G4-3		0-1 L6-3			3	0	0	0	0	1	1				
Joey Hamilton, R (1, 1) Doug Brocail, L (8, 1)			1-2 P7		0-0 G5-3		2-3 K			3	0	0	0	0	1	0				
<b>Inning Stats</b>	R: 0 H: 1 E: 0 K: 2 S: 9	H: 1 LOB: 0 BB: 0 P: 14	R: 0 H: 1 E: 0 K: 2 S: 8	LOB: 1 BB: 0 P: 13	R: 0 H: 1 E: 0 K: 1 S: 13	LOB: 1 BB: 1 P: 21	R: 0 H: 0 E: 0 K: 1 S: 9	LOB: 0 BB: 0 P: 14	R: 0 H: 1 E: 0 K: 2 S: 11	LOB: 0 BB: 0 P: 17	R: 0 H: 0 E: 0 K: 1 S: 8	LOB: 0 BB: 0 P: 12	R: 0 H: 0 E: 0 K: 1 S: 7	LOB: 0 BB: 0 P: 8	R: 0 H: 0 E: 0 K: 0 S: 7	LOB: 0 BB: 0 P: 9	1B: 1 2B: 3 3B: 0 HR: 1	SF: 0 SAC: 0 DP: 0 HBP: 0	WP: 0 PB: 0 SB: 0 CS: 0	PA: 33
<b>PITCHER</b>	IP WLS BF H R ER SO BB IBB HBP BLK WP HR S P ERA WHIP																			
Bret Saberhagen, R (1, 1) ERA: 3.43	7.0 W 27 5 1 1 9 1 0 0 0 0 0 1 71 106 1.29 0.857																			
Josias Manzanillo, R (8, 1) ERA: 2.21	2.0 S 6 0 0 0 1 0 0 0 0 0 0 0 0 14 17 0.00 0.000																			

New York Mets @ San Diego Padres  
Jack Murphy Stadium, San Diego, CA  
Thu Jun 30 1994, 10:05 PM EDT  
Att: 8,108 - Unknown - 75 F

AB 32  
R 1  
H 5  
RBI 1  
BB 1  
SO 10  
LOB 5





Batter	1	2	3	4	5	6	7	8	9	AB	R	H	RBI	BB	SO	LOB	TOP			
<b>John Cangelosi, S</b> OBP: 0.377, SLG: 0.294	G4-3 WP 2B	1-0 HR 1B		1-0 HR 1B		3-1 F8			1-1 F8	5	3	3	1	0	0	1				
<b>Kelly Stinnett, R</b> OBP: 0.344, SLG: 0.411	G4-3	1-0 HR		0-0 F9		2-3 K			4-1 BB 1B	4	2	1	2	1	1	3				
<b>Jim Lindeman, R</b> OBP: 0.338, SLG: 0.493	2-1 HR 1B	1-0 F9		3-1 HR					4-0 1B 1B	3	2	2	2	0	0	0				
<b>Shawn Hare, L</b> OBP: 0.310, SLG: 0.316	3-2 HR 1B	3-2 G5-3		2-3 HR					0-0 1B 2H	5	1	2	3	0	2	0				
<b>Bobby Bonilla, S</b> OBP: 0.401, SLG: 0.525	1-0 HR			0-0 K					3-2 1B	3	0	1	0	0	1	0				
<b>Jeff Kent, R</b> OBP: 0.358, SLG: 0.511	2-0 2B			1-3 K					1-3 1B	2	0	1	1	0	0	0				
<b>Fernando Vina, L</b> OBP: 0.364, SLG: 0.290				1-3 K					3-2 1B	5	0	0	0	0	3	3				
<b>Ryan Thompson, R</b> OBP: 0.305, SLG: 0.450	K			2-2 K					1-2 F8	3	0	0	0	1	1	0				
<b>Tim Bogar, R</b> OBP: 0.185, SLG: 0.280	4-2 BB			2-2 P6					1-2 F9	3	0	0	0	1	1	0				
<b>Luis Rivera, R</b> OBP: 0.326, SLG: 0.526	1-0 F8			4-2 SH1-4 1B BB					1-0 F9	2	1	0	0	2	0	2				
<b>Mauro Gozzo, R</b> OBP: 0.333, SLG: 0.357				0-1 SH1-4 1B BB					1-2 G5-3	0	0	0	0	0	0	0				
<b>Bobby Jones, R</b> OBP: 0.097, SLG: 0.129				1-2 K						2	0	0	0	0	2	1				
<b>Roger Mason, R</b> OBP: 0.323, SLG: 0.338										0	0	0	0	0	0	0				
<b>Jose Vizcaino, S</b> OBP: 0.323, SLG: 0.338										1	0	0	0	0	0	0				
<b>Inning Stats</b>	R: 3 E: 0 K: 1 S: 20	H: 4 LOB: 2 BB: 1 P: 36	R: 2 E: 0 K: 1 S: 10	H: 2 LOB: 0 BB: 0 P: 16	R: 0 E: 0 K: 1 S: 7	H: 0 LOB: 0 BB: 0 P: 10	R: 3 E: 0 K: 1 S: 13	H: 2 LOB: 0 BB: 1 P: 23	R: 0 E: 0 K: 3 S: 9	H: 0 LOB: 0 BB: 0 P: 14	R: 0 E: 0 K: 1 S: 6	H: 0 LOB: 0 BB: 0 P: 9	R: 0 E: 0 K: 0 S: 6	H: 0 LOB: 0 BB: 0 P: 9	R: 2 E: 0 K: 0 S: 14	H: 2 LOB: 2 BB: 2 P: 29	1B: 5 2B: 2 3B: 0 HR: 3	SF: 0 SAC: 1 DP: 0 HBP: 0	WP: 1 PB: 0 SB: 1 CS: 0	PA: 42
<b>PITCHER</b>	IP WLS BF H R ER SO BB IBB HBP BLK WP HR S P ERA WHIP																			
<b>Bill Kraeger, L</b> ERA: 10.8	2.0 L 13 6 5 5 2 1 0 0 0 0 1 2 30 52 22.50 3.500																			
<b>Tim Mauser, R</b> ERA: 3.92	3.0 12 2 3 3 5 1 0 0 0 0 0 1 29 47 9.00 1.000																			
<b>Donnie Elliott, R</b> ERA: 2.97	2.0 7 0 0 0 3 1 0 0 0 0 0 0 15 28 0.00 0.500																			
<b>Jeff Tabaka, L</b> ERA: 7.83	2.0 10 2 2 2 0 2 0 0 0 0 0 0 20 38 9.00 2.000																			

New York Mets @ San Diego Padres  
Jack Murphy Stadium, San Diego, CA  
Fri Jul 01 1994, 10:05 PM EDT  
Att: 32,763 - Unknown

AB 36  
R 10  
H 10  
RBI 9  
BB 5  
SO 10  
LOB 10



Batter	1	2	3	4	5	6	7	8	9	AB	R	H	RBI	BB	SO	LOB	BOTTOM					
<b>Bip Roberts, S</b> OBP: 0.392, SLG: 0.396	G1-3 1B			2-3 K		1-0 G6-3	3-2 G4-3		2-0 G4-3 2B	5	1	2	1	0	1	1						
<b>Scott Livingstone, L</b> OBP: 0.276, SLG: 0.333	1-3 K			1-0 G4-1		1-3 K	0-0 1B		0-0 G4-3	4	0	1	0	0	2	2						
<b>Jeff Tabaka, R</b> OBP: 0.374, SLG: 0.444									2-3 G4-3	1	0	0	0	0	0	1						
<b>Luis Lopez, S</b> OBP: 0.374, SLG: 0.444									2-2 G4-3	2	0	0	0	1	0	1						
<b>Tony Gwynn, L</b> OBP: 0.448, SLG: 0.569	1-1 G1-3			1-1 F8		4-1 BB	1-3 K		2-2 G4-3	2	0	0	0	1	0	1						
<b>Melvin Nieves, S</b> OBP: 0.625, SLG: 1.167	1-2 K			0-1 F8		1-1 F8			3-2 K	5	1	1	0	0	2	2						
<b>Derek Bell, R</b> OBP: 0.343, SLG: 0.451	0-3 K								0-2 F7 1B 2B	4	1	1	0	0	1	1						
<b>Phil Plantier, L</b> OBP: 0.325, SLG: 0.490				1-3 K					2-2 F7	4	1	1	0	0	1	1						
<b>Eddie Williams, R</b> OBP: 0.460, SLG: 0.659									2-3 L5	3	1	0	0	1	0	1						
<b>Ricky Gutierrez, R</b> OBP: 0.339, SLG: 0.332									1-2 HR BB	3	1	1	1	1	0	0						
<b>Brian Johnson, R</b> OBP: 0.315, SLG: 0.440									3-1 F9	4	1	2	4	0	1	1						
<b>Bill Krueger, L</b> OBP: 1.000, SLG: 1.000										0	0	0	0	0	0	0						
<b>Tim Mauser, R</b> OBP: 0.276, SLG: 0.333										0	0	0	0	1	0	1						
<b>Bill Seay, L</b> OBP: 0.273, SLG: 0.273										0	0	0	0	0	0	0						
<b>Donnie Elliott, R</b> OBP: 0.333, SLG: 0.333										0	0	0	0	0	0	0						
<b>Phil Clark, R</b> OBP: 0.333, SLG: 0.333										0	0	0	0	0	0	0						
<b>Craig Shipley, R</b> OBP: 0.333, SLG: 0.400										1	1	1	0	0	0	0						
<b>Inning Stats</b>	R: 0 E: 0 K: 2 S: 9	H: 1 LOB: 0 BB: 0 P: 11	R: 0 E: 0 K: 0 S: 5	H: 0 LOB: 0 BB: 0 P: 9	R: 0 E: 0 K: 2 S: 11	H: 0 LOB: 1 BB: 1 P: 20	R: 0 E: 0 K: 1 S: 7	H: 0 LOB: 0 BB: 0 P: 9	R: 0 E: 0 K: 1 S: 8	H: 1 LOB: 0 BB: 0 P: 11	R: 0 E: 0 K: 1 S: 7	H: 0 LOB: 1 BB: 1 P: 14	R: 4 E: 0 K: 2 S: 23	H: 3 LOB: 1 BB: 2 P: 36	R: 1 E: 0 K: 0 S: 13	H: 2 LOB: 1 BB: 0 P: 20	R: 2 E: 0 K: 1 S: 10	H: 2 LOB: 0 BB: 0 P: 17	1B: 5 2B: 3 3B: 0 HR: 1	SF: 0 SAC: 0 DP: 0 HBP: 0	WP: 0 PB: 0 SB: 0 CS: 0	PA: 40
<b>PITCHER</b>	IP WLS BF H R ER SO BB IBB HBP BLK WP HR S P ERA WHIP																					
<b>Bobby Jones, R</b> ERA: 3.52	6.0 W 25 3 3 3 7 4 0 0 0 0 0 0 1 55 91 4.50 1.167																					
<b>Roger Mason, R</b> ERA: 4.43	1.0 5 2 1 1 2 0 0 0 0 0 0 1 15 19 9.00 2.000																					
<b>Mauro Gozzo, R</b> ERA: 4.55	2.0 10 4 3 3 1 0 0 0 0 0 0 0 23 37 13.50 2.000																					

New York Mets @ San Diego Padres  
Jack Murphy Stadium, San Diego, CA  
Fri Jul 01 1994, 10:05 PM EDT  
Att: 32,763 - Unknown

AB 36  
R 7  
H 9  
RBI 7  
BB 4  
SO 10  
LOB 12





Batter	1	2	3	4	5	6	7	8	9	AB	R	H	RBI	BB	SO	LOB	TOP					
Jose Vizcaino, S (1,6) OBP: 0.319, SLG: 0.333	G6-3		G4-3		K			L5		4	0	0	0	0	1	1	<p>New York Mets @ San Diego Padres Jack Murphy Stadium, San Diego, CA</p> <p>Sat Jul 02 1994, 10:05 PM EDT Att: 10,227 - Unknown - 75 F</p> <p>livebaseballscores.com</p>					
Todd Hundley, S (1,2) OBP: 0.320, SLG: 0.497	F 1B		F7				K	G3		4	0	1	0	0	1	0						
Joe Orsulak, L (1,9) OBP: 0.300, SLG: 0.372	E8 1B		F7				G4-3	G4-3		4	0	1	0	0	0	0						
Bobby Bonilla, S (1,5) OBP: 0.399, SLG: 0.519					K		G4-3		F8	3	0	0	0	1	1	0						
Jeff Kent, R (1,4) OBP: 0.354, SLG: 0.504	K				K				K	4	0	0	0	0	3	3						
Rico Brogna, L (1,3) OBP: 0.333, SLG: 0.769	G3-1				G4-3					4	1	1	1	0	0	4						
Jim Lindeman, R (1,7) OBP: 0.333, SLG: 0.481										4	0	1	0	0	1	0						
Ryan Thompson, R (1,8) OBP: 0.305, SLG: 0.446										2	0	0	0	0	0	2						
Jason Jacome, L (1,1) Shawn Hare, L (7,PH) Doug Linton, R (7,1) Mike Maddux, L (7,1)										1	0	0	0	0	1	0						
										1	0	0	0	0	1	2						
										0	0	0	0	0	0	0						
										0	0	0	0	0	0	0						
<b>Inning Stats</b>	R: 0 E: 1 K: 1 S: 14	H: 2 LOB: 3 BB: 1 P: 23	R: 0 E: 0 K: 2 S: 8	H: 0 LOB: 0 BB: 0 P: 11	R: 0 E: 0 K: 0 S: 4	H: 0 LOB: 0 BB: 0 P: 7	R: 0 E: 0 K: 2 S: 11	H: 0 LOB: 1 BB: 0 P: 15	R: 0 E: 0 K: 1 S: 9	H: 0 LOB: 0 BB: 0 P: 13	R: 0 E: 0 K: 1 S: 6	H: 1 LOB: 2 BB: 0 P: 10	R: 0 E: 0 K: 1 S: 10	H: 1 LOB: 0 BB: 0 P: 13	R: 0 E: 0 K: 0 S: 6	H: 0 LOB: 0 BB: 0 P: 7	R: 1 E: 0 K: 1 S: 7	H: 1 LOB: 0 BB: 0 P: 11	1B: 3 2B: 0 3B: 0 HR: 1	SF: 0 SAC: 1 DP: 0 HBP: 1	WP: 0 PB: 0 SB: 0 CS: 0	PA: 34
<b>PITCHER</b> Andy Ashby, R (1,1) ERA: 2.81	IP: 9.0 WLS: W BF: 34 H: 4 R: 1 ER: 1 SO: 9 BB: 1 IBB: 0 HBP: 1 BLK: 0 WP: 0 HR: 1 S: 75 P: 110 ERA: 1.00 WHIP: 0.556															<b>PITCHER</b>						


Batter	1	2	3	4	5	6	7	8	9	AB	R	H	RBI	BB	SO	LOB	BOTTOM			
Bip Roberts, S (1,4) OBP: 0.395, SLG: 0.407	1B 1B 2B		G5-3		K			2B 2B		5	2	3	0	0	1	0	<p>New York Mets @ San Diego Padres Jack Murphy Stadium, San Diego, CA</p> <p>Sat Jul 02 1994, 10:05 PM EDT Att: 10,227 - Unknown - 75 F</p> <p>livebaseballscores.com</p>			
Craig Shipley, R (1,5) OBP: 0.370, SLG: 0.459	1B FC6-4 1B		L4		CS BB 1B		E6 2B	FC3-6 BB		4	2	2	0	1	0	1				
Tony Gwynn, L (1,9) OBP: 0.453, SLG: 0.575	FC6-4 1B						1B 1B 2B	FC3-6		4	0	3	3	1	0	2				
Derek Bell, R (1,8) OBP: 0.341, SLG: 0.447	FC6-4 1-2 3-H						CS 2-3	L5		5	0	1	1	0	1	4				
Eddie Williams, R (1,3) OBP: 0.444, SLG: 0.622	P3				F8			WP 1B 1B		4	0	1	0	0	1	3				
Melvin Nieves, S (1,7) OBP: 0.545, SLG: 0.889 Bill Bean, L (6,FR) (7,7)	K				G3-1			WP 1B		3	0	1	0	0	1	1				
								1B IBB		0	0	0	0	1	0	0				
								IBB		3	0	1	0	1	0	3				
Ricky Gutierrez, R (1,6) OBP: 0.342, SLG: 0.332			G6-3		1B			L4		4	0	0	0	0	1	7				
Brad Ausmus, R (1,2) OBP: 0.297, SLG: 0.329			G4-3		F7			L9		4	0	0	0	0	1	7				
Andy Ashby, R (1,1) OBP: 0.184, SLG: 0.162										4	0	0	0	0	3	3				
<b>Inning Stats</b>	R: 2 E: 0 K: 1 S: 15	H: 3 LOB: 1 BB: 0 P: 23	R: 0 E: 0 K: 1 S: 9	H: 0 LOB: 0 BB: 0 P: 14	R: 0 E: 0 K: 1 S: 8	H: 1 LOB: 1 BB: 0 P: 11	R: 0 E: 0 K: 0 S: 5	H: 1 LOB: 1 BB: 0 P: 11	R: 0 E: 0 K: 2 S: 9	H: 1 LOB: 1 BB: 1 P: 16	R: 0 E: 0 K: 1 S: 9	H: 2 LOB: 3 BB: 1 P: 18	R: 2 E: 1 K: 1 S: 19	H: 3 LOB: 1 BB: 1 P: 29	R: 0 E: 0 K: 1 S: 8	H: 1 LOB: 2 BB: 1 P: 15	1B: 9 2B: 3 3B: 0 HR: 0	SF: 0 SAC: 0 DP: 0 HBP: 0	WP: 1 PB: 0 SB: 0 CS: 1	PA: 41
<b>PITCHER</b> Jason Jacome, L (1,1) ERA: 3.0 Doug Linton, R (7,1) ERA: 4.15 Mike Maddux, R (7,1) ERA: 5.3	IP: 6.0 WLS: L BF: 27 H: 8 R: 2 ER: 2 SO: 6 BB: 1 IBB: 1 HBP: 0 BLK: 0 WP: 1 HR: 0 S: 55 P: 93 ERA: 3.00 WHIP: 1.500															<b>PITCHER</b>				

New York Mets @ San Diego Padres  
Jack Murphy Stadium, San Diego, CA

Sat Jul 02 1994, 10:05 PM EDT  
Att: 10,227 - Unknown - 75 F

livebaseballscores.com

AB 31  
R 1  
H 4  
RBI 1  
BB 1  
SO 9  
LOB 12




New York Mets @ San Diego Padres  
Jack Murphy Stadium, San Diego, CA

Sat Jul 02 1994, 10:05 PM EDT  
Att: 10,227 - Unknown - 75 F

livebaseballscores.com

AB 36  
R 4  
H 12  
RBI 4  
BB 4  
SO 8  
LOB 24





Batter	1	2	3	4	5	6	7	8	9	AB	R	H	RBI	BB	SO	LOB	TOP		
<b>Jose Vizcaino, S</b> (1, 6) <small>OBP: 0.316, SLG: 0.330</small> <b>Shawn Hare, L</b> (8, 7) <small>OBP: 0.295, SLG: 0.300</small>										3	0	0	0	0	2	1			
<b>Todd Hundley, S</b> (1, 2) <small>OBP: 0.314, SLG: 0.487</small>										4	0	0	0	0	2	0			
<b>Joe Orsulak, L</b> (1, 9) <small>OBP: 0.295, SLG: 0.365</small>										4	0	0	0	0	1	0			
<b>Bobby Bonilla, S</b> (1, 5) <small>OBP: 0.396, SLG: 0.513</small>										3	0	0	0	0	1	0			
<b>Jeff Kent, R</b> (1, 4) <small>OBP: 0.350, SLG: 0.498</small>										3	0	0	0	0	1	0			
<b>Rico Brogna, L</b> (1, 3) <small>OBP: 0.333, SLG: 0.759</small>										3	0	1	0	0	1	0			
<b>Jim Lindeman, R</b> (1, 7) <small>OBP: 0.322, SLG: 0.463</small>										3	0	0	0	0	2	1			
<b>Ryan Thompson, R</b> (1, 8) <b>Doug Linton, R</b> (8, 1)										3	0	0	0	0	2	2			
<b>Pete Smith, R</b> (1, 1) <b>Roger Mason, R</b> (5, 1) <b>John Cangelosi, S</b> (6, Ph) <b>Mauro Gozzo, R</b> (6, 1) <b>Fernando Vina, L</b> (8, Ph)										0	0	0	0	1	0	0			
<b>Inning Stats</b>	R: 0 E: 0 K: 1 S: 9	H: 0 LOB: 0 BB: 0 P: 13	R: 0 E: 0 K: 2 S: 8	H: 0 LOB: 0 BB: 0 P: 13	R: 0 E: 0 K: 3 S: 14	H: 0 LOB: 1 BB: 1 P: 23	R: 0 E: 0 K: 1 S: 7	H: 0 LOB: 0 BB: 0 P: 8	R: 0 E: 0 K: 3 S: 14	H: 0 LOB: 1 BB: 0 P: 19	R: 0 E: 0 K: 1 S: 5	H: 0 LOB: 0 BB: 0 P: 5	R: 0 E: 0 K: 0 S: 9	H: 1 LOB: 1 BB: 0 P: 13	R: 0 E: 0 K: 1 S: 8	H: 0 LOB: 0 BB: 0 P: 10	1B: 0 2B: 1 3B: 0 HR: 0	SF: 0 SAC: 0 DP: 0 HBP: 0	WP: 1 PA: 30 PB: 0 SB: 0 CS: 0
<b>PITCHER</b>	IP WLS BF H R ER SO BB IBB HBP BLK WP HR S P ERA WHIP																		
<b>Andy Benes, R</b> (1, 1) <small>ERA: 3.6</small>	9.0 W 30 1 0 0 13 1 0 0 0 1 0 82 116 0.00 0.222																		

**New York Mets @ San Diego Padres**  
 Jack Murphy Stadium, San Diego, CA  
 Sun Jul 03 1994, 6:33 AM EDT  
 Att: 14,219 - Sunny - 77 F

AB 29  
 R 0  
 H 1  
 RBI 0  
 BB 1  
 SO 13  
 LOB 5



Batter	1	2	3	4	5	6	7	8	9	AB	R	H	RBI	BB	SO	LOB	BOTTOM		
<b>Bip Roberts, S</b> (1, 4) <small>OBP: 0.395, SLG: 0.406</small>										3	1	1	1	1	0	0			
<b>Luis Lopez, S</b> (1, 5) <small>OBP: 0.362, SLG: 0.428</small>										5	0	0	0	0	0	5			
<b>Tony Gwynn, L</b> (1, 9) <small>OBP: 0.451, SLG: 0.569</small>										3	0	0	1	1	1	1			
<b>Derek Bell, R</b> (1, 8) <small>OBP: 0.340, SLG: 0.443</small>										3	1	0	0	1	1	1			
<b>Phil Plantier, L</b> (1, 7) <small>OBP: 0.324, SLG: 0.487</small>										4	0	1	0	0	1	2			
<b>Eddie Williams, R</b> (1, 3) <small>OBP: 0.483, SLG: 0.702</small>										2	2	2	2	1	0	0			
<b>Ricky Gutierrez, R</b> (1, 6) <small>OBP: 0.340, SLG: 0.330</small>										4	1	1	0	0	1	3			
<b>Brad Ausmus, R</b> (1, 2) <small>OBP: 0.304, SLG: 0.340</small>										4	2	3	0	0	0	2			
<b>Andy Benes, R</b> (1, 1) <small>OBP: 0.175, SLG: 0.179</small>										2	0	1	3	0	1	0			
<b>Inning Stats</b>	R: 0 E: 0 K: 0 S: 7	H: 0 LOB: 0 BB: 0 P: 8	R: 1 E: 0 K: 2 S: 10	H: 1 LOB: 0 BB: 0 P: 16	R: 1 E: 0 K: 0 S: 6	H: 1 LOB: 0 BB: 0 P: 9	R: 0 E: 0 K: 2 S: 7	H: 0 LOB: 0 BB: 0 P: 11	R: 4 E: 0 K: 0 S: 17	H: 4 LOB: 2 BB: 2 P: 36	R: 0 E: 0 K: 0 S: 9	H: 1 LOB: 3 BB: 1 P: 24	R: 1 E: 0 K: 0 S: 12	H: 2 LOB: 2 BB: 1 P: 19	R: 0 E: 0 K: 1 S: 7	H: 0 LOB: 0 BB: 0 P: 9	1B: 6 2B: 2 3B: 0 HR: 1	SF: 1 SAC: 2 DP: 0 HBP: 1	WP: 0 PA: 38 PB: 0 SB: 1 CS: 0
<b>PITCHER</b>	IP WLS BF H R ER SO BB IBB HBP BLK WP HR S P ERA WHIP																		
<b>Pete Smith, R</b> (1, 1) <small>ERA: 5.72</small>	4.0 L 18 5 6 6 4 1 0 0 0 0 0 1 37 60 13.50 1.500																		
<b>Roger Mason, R</b> (5, 1) <small>ERA: 4.32</small>	1.0 5 1 0 0 0 1 0 0 0 0 0 0 10 20 0.00 2.000																		
<b>Mauro Gozzo, R</b> (6, 1) <small>ERA: 4.55</small>	2.0 12 3 1 1 0 1 1 1 0 0 0 0 21 43 4.50 2.000																		
<b>Doug Linton, R</b> (8, 1) <small>ERA: 4.06</small>	1.0 3 0 0 0 0 1 0 0 0 0 0 0 7 9 0.00 0.000																		

**New York Mets @ San Diego Padres**  
 Jack Murphy Stadium, San Diego, CA  
 Sun Jul 03 1994, 6:33 AM EDT  
 Att: 14,219 - Sunny - 77 F

AB 30  
 R 7  
 H 9  
 RBI 7  
 BB 4  
 SO 5  
 LOB 14





Batter	1	2	3	4	5	6	7	8	9	10	AB	R	H	RBI	BB	SO	LOB	TOP			
Jose Vizcaino, S OBP: 0.314, SLG: 0.331	(1,6) 2-2 1B 2B	0-0 L3			0-1 L8			0-2 G3		1-2 F8	5	0	1	0	0	0	2				
Todd Hundley, S OBP: 0.311, SLG: 0.479	(1,2) 1-1 1B				0-1 F8		0-3 K	2-3 K		0-1 L8	5	0	1	0	0	2	1				
Joe Orsulak, L OBP: 0.290, SLG: 0.358	(1,9) 1-3 K				1-1 G4-3		0-1 F8	0-0 G1-6-3			4	0	0	0	0	1	2				
Bobby Bonilla, S OBP: 0.391, SLG: 0.505	(1,5) 0-1 P6				1-3 K		0-0 G3		2-2 K		4	0	0	0	0	2	2				
Jeff Kent, R OBP: 0.349, SLG: 0.493	(1,4) 0-3 K				0-0 F8		0-0 E5 1B		4-2 BB		3	0	0	0	0	1	1	2			
Josias Manzanillo, R OBP: 0.374, SLG: 0.291	(9,1) 0-3 K										0	0	0	0	0	0	0	0			
John Cangelosi, S	(10,7) 0-3 K										0	0	0	0	0	0	0	0			
Rico Brogna, L OBP: 0.294, SLG: 0.667	(1,3) 2-2 L6				2-0 F9		0-1 P5		2-2 G4-6-3 BB		4	0	0	0	0	0	2				
Jim Lindeman, R OBP: 0.330, SLG: 0.500	(1,7) 2-2 P6				2-0 P7		1-1 1B				4	1	2	1	0	0	0				
John Franco, L (10,1)							2-3 1B				0	0	0	0	0	0	0				
Ryan Thompson, R OBP: 0.304, SLG: 0.454	(1,8) 1-1 HR				0-3 K		0-3 K				4	1	2	1	0	2	2				
Mike Remlinger, L (1,1)	4-1 HR				2-3 K		1-0 P5				2	0	0	0	1	1	2				
Tim Bogar, R OBP: 0.185, SLG: 0.280	(9,4) 0-0 BB									1-2 SH3	0	0	0	0	0	0	0				
Inning Stats	R: 0 E: 0 K: 2 S: 15	H: 2 LOB: 2 BB: 0 P: 19	R: 1 E: 0 K: 1 S: 10	H: 1 LOB: 1 BB: 1 P: 19	R: 0 E: 0 K: 1 S: 9	H: 0 LOB: 0 BB: 0 P: 11	R: 0 E: 0 K: 2 S: 10	H: 0 LOB: 0 BB: 0 P: 7	R: 0 E: 0 K: 1 S: 6	H: 0 LOB: 0 BB: 0 P: 6	R: 0 E: 1 K: 1 S: 9	H: 1 LOB: 2 BB: 0 P: 11	R: 0 E: 0 K: 1 S: 7	H: 0 LOB: 0 BB: 0 P: 9	R: 0 E: 0 K: 1 S: 10	H: 0 LOB: 0 BB: 1 P: 18	R: 1 E: 0 K: 0 S: 13	H: 2 LOB: 1 BB: 0 P: 17	1B: 3 2B: 1 3B: 0 HR: 2	SF: 0 SAC: 1 DP: 1 HBP: 0	WP: 0 PA: 38
PITCHER	IP	WLS	BF	H	R	ER	SO	BB	IBB	HBP	BLK	WP	HR	S	P	ERA	WHIP				
William Van Lanningham, R ERA: 3.35	(1,1)	7.0	27	4	1	1	7	1	0	0	0	0	1	62	85	1.29	0.714				
Pat Gomez, L ERA: 3.87	(8,1)	2.0	6	0	0	0	2	1	0	0	0	0	0	17	27	0.00	0.500				
Rod Beck, R ERA: 3.99	(10,1)	1.0	5	2	1	1	0	0	0	0	0	0	1	13	17	9.00	2.000				

New York Mets @ San Francisco Giants  
Candlestick Park, San Francisco, CA  
Mon Jul 04 1994, 6:33 AM EDT  
Att. 20,548 - Sunny - 64 F

AB	35
R	2
H	6
RBI	2
BB	2
SO	9
LOB	15

WP: 0	PA: 38
PB: 0	
SB: 0	
CS: 0	

Batter	1	2	3	4	5	6	7	8	9	10	AB	R	H	RBI	BB	SO	LOB	BOTTOM			
Darren Lewis, R OBP: 0.355, SLG: 0.328	(1,8) 1-1 P4	0-2 L7			2-1 G4-3			0-2 G6-3		1-1 G6-4-3	5	0	0	0	0	0	2				
Robby Thompson, R OBP: 0.290, SLG: 0.349	(1,4) 4-1 BB 1B BB				1-2 S 1B		2-1 L8	1-0 F8			3	0	1	0	1	0	0				
Barry Bonds, L OBP: 0.422, SLG: 0.584	(1,7) 0-0 BB				1-2 L8		1-0 G4-3	3-1 HR			4	1	2	1	0	0	1				
Matt Williams, R OBP: 0.305, SLG: 0.575	(1,5) 1-2 P3				3-3 K		1-2 K	1-1 P2			4	0	0	0	0	2	3				
Mark Carreon, R OBP: 0.337, SLG: 0.419	(1,9) 4-0 BB				0-3 K		2-1 P7		0-1 F8		3	0	0	0	1	1	1				
Royce Clayton, R OBP: 0.302, SLG: 0.347	(1,6) 1-1 F9				0-3 K		2-2 P4		0-3 K		4	0	0	0	0	2	3				
Todd Benzinger, S OBP: 0.284, SLG: 0.364	(1,3) 1-1 G5-3				0-1 F9		2-2 F9		1-3 K		4	0	0	0	0	1	0				
Rod Beck, R (10,1)											0	0	0	0	0	0	0				
Kirt Manwaring, R OBP: 0.295, SLG: 0.318	(1,2) 0-1 1B				4-0 BB		1-2 P3		1-3 K		3	0	1	0	1	1	0				
William Van Lanningham, R (1,1)	0-0 B3				2-3 K		2-3 K				2	0	0	0	0	1	2				
Rikkert Faneyle, R OBP: 0.238, SLG: 0.222	(7,PH)										1	0	0	0	0	1	0				
Pat Gomez, L (8,1)											0	0	0	0	0	0	0				
Steve Scarsone, R OBP: 0.262, SLG: 0.357	(10,3)										0	0	0	0	0	0	0				
Dave Martinez, L OBP: 0.326, SLG: 0.364	(10,PH)										1	0	1	0	0	0	0				
Inning Stats	R: 0 E: 0 K: 0 S: 9	H: 1 LOB: 3 BB: 2 P: 20	R: 0 E: 0 K: 0 S: 8	H: 1 LOB: 1 BB: 0 P: 9	R: 0 E: 0 K: 2 S: 14	H: 1 LOB: 1 BB: 1 P: 14	R: 0 E: 0 K: 0 S: 5	H: 0 LOB: 0 BB: 0 P: 10	R: 0 E: 0 K: 1 S: 8	H: 0 LOB: 0 BB: 0 P: 13	R: 0 E: 0 K: 1 S: 10	H: 0 LOB: 0 BB: 0 P: 15	R: 1 E: 0 K: 0 S: 8	H: 1 LOB: 0 BB: 0 P: 13	R: 0 E: 0 K: 2 S: 9	H: 0 LOB: 0 BB: 0 P: 10	R: 0 E: 0 K: 1 S: 6	H: 1 LOB: 0 BB: 0 P: 9	1B: 4 2B: 0 3B: 0 HR: 1	SF: 0 SAC: 0 DP: 1 HBP: 0	WP: 0 PA: 37
PITCHER	IP	WLS	BF	H	R	ER	SO	BB	IBB	HBP	BLK	WP	HR	S	P	ERA	WHIP				
Mike Remlinger, L ERA: 3.42	(1,1)	8.0	31	4	1	1	6	3	0	0	0	0	1	70	113	1.12	0.875				
Josias Manzanillo, R ERA: 2.15	(8,1)	1.0	3	0	0	0	2	0	0	0	0	0	0	9	10	0.00	0.000				
John Franco, L ERA: 2.7	(10,1)	1.0	3	1	0	0	1	0	0	0	0	0	0	6	9	0.00	1.000				

New York Mets @ San Francisco Giants  
Candlestick Park, San Francisco, CA  
Mon Jul 04 1994, 6:33 AM EDT  
Att. 20,548 - Sunny - 64 F

AB	34
R	1
H	5
RBI	1
BB	3
SO	9
LOB	12

WP: 0	PA: 37
PB: 0	
SB: 1	
CS: 0	





Batter	1	2	3	4	5	6	7	8	9	AB	R	H	RBI	BB	SO	LOB	TOP								
Jose Vizcaino, S (1, 6) OBP: 0.316, SLG: 0.337	G4	1-2 1B		L4-6		2B			SH3-4	4	0	2	1	0	0	2									
Todd Hundley, S (1, 2) OBP: 0.304, SLG: 0.467	F8	G1-3			G3	F8			K	5	0	0	0	0	1	4									
Joe Orsulak, L (1, 9) OBP: 0.292, SLG: 0.359	1B		G6-3		G4-3		F8		1-2 1B	5	1	2	1	0	0	0									
Bobby Bonilla, S (1, 5) OBP: 0.394, SLG: 0.511	1B		F8		1B		K		F8	5	0	3	0	0	1	1									
Jeff Kent, R (1, 4) OBP: 0.348, SLG: 0.490	1-2 1B		F8		K		F7			4	0	1	1	0	1	2									
Rico Brogna, L (1, 3) OBP: 0.283, SLG: 0.595			K			L5		G6-3		4	0	0	0	0	1	3									
Jim Lindeman, R (1, 7) John Cangelosi, S (7, 7) OBP: 0.371, SLG: 0.288				E4	G1-3			K		3	0	0	0	0	0	0									
Ryan Thompson, R (1, 8) OBP: 0.304, SLG: 0.455		K		K		WP 2B		G3-1		4	1	1	0	0	2	1									
Bret Saberhagen, R (1, 1) OBP: 0.293, SLG: 0.270 Fernando Vina, L (9, PH) John Franco, L (9, 1) OBP: 0.367, SLG: 0.294		1B				2B			SH3-4 1B	2	1	2	1	1	0	0									
<b>Inning Stats</b>	R: 1 E: 0 K: 0 S: 6	H: 3 LOB: 2 BB: 0 P: 6	R: 0 E: 0 K: 1 S: 14	H: 2 LOB: 2 BB: 0 P: 17	R: 0 E: 0 K: 1 S: 10	H: 1 LOB: 1 BB: 0 P: 14	R: 0 E: 1 K: 1 S: 11	H: 0 LOB: 1 BB: 0 P: 18	R: 0 E: 0 K: 1 S: 11	H: 1 LOB: 1 BB: 0 P: 17	R: 2 E: 0 K: 0 S: 19	H: 3 LOB: 1 BB: 0 P: 31	R: 0 E: 0 K: 1 S: 8	H: 0 LOB: 0 BB: 0 P: 11	R: 0 E: 0 K: 1 S: 7	H: 0 LOB: 0 BB: 0 P: 10	R: 1 E: 0 K: 1 S: 13	H: 2 LOB: 1 BB: 0 P: 16	1B: 8 2B: 5 3B: 0 HR: 0	SF: 0 SAC: 1 DP: 1 HBP: 0	WP: 1 PB: 0 SB: 0 CS: 0	PA: 40			
<b>PITCHER</b>	IP	WLS	BF	H	R	ER	SO	BB	IBB	HBP	BLK	WP	HR	S	P	ERA	WHIP								
John Burkett, R (1, 1) ERA: 3.87	5.2	L	28	10	3	3	4	1	0	0	0	1	0	64	93	4.76	1.941								
Steve Frey, L (6, 1) ERA: 5.7	0.1		1	0	0	0	0	0	0	0	0	0	0	7	10	0.00	0.000								
Rich Monteleone, R (7, 1) ERA: 3.38	3.0		11	2	1	1	3	0	0	0	0	0	0	28	37	3.00	0.667								

**New York Mets @ San Francisco Giants**  
Candlestick Park, San Francisco, CA  
Tue Jul 05 1994, 6:33 AM EDT  
Att: 16,084 - Sunny - 68 F

AB 38  
R 4  
H 12  
RBI 4  
BB 1  
SO 7  
LOB 13



Batter	1	2	3	4	5	6	7	8	9	AB	R	H	RBI	BB	SO	LOB	BOTTOM								
Darren Lewis, R (1, 8) OBP: 0.353, SLG: 0.336				G4-3			HR		L4	4	1	1	1	0	0	0									
John Patterson, S (1, 4) OBP: 0.285, SLG: 0.333				K			F8		G6-3	4	0	0	0	0	1	0									
Barry Bonds, L (1, 7) OBP: 0.418, SLG: 0.577	F9			G4-3			F9			3	0	0	0	0	0	0									
Matt Williams, R (1, 5) OBP: 0.303, SLG: 0.570		F7			K		G2-3			3	0	0	0	0	1	0									
Dave Martinez, L (1, 3) OBP: 0.326, SLG: 0.382		G4-3			G4-3			HR		3	1	1	1	0	0	0									
Mark Carreon, R (1, 9) OBP: 0.327, SLG: 0.404				K			K			3	0	0	0	0	3	0									
Royce Clayton, R (1, 6) OBP: 0.299, SLG: 0.343				G5-3			L9		F7	3	0	0	0	0	0	0									
Jeff Reed, L (1, 2) OBP: 0.226, SLG: 0.160				K			K		G6-3	3	0	0	0	0	2	0									
John Burkett, R (1, 1) Steve Frey, R (6, 1) Rikkert Faneyte, R (6, PH) Rich Monteleone, R (7, 1) Steve Scarsone, R (9, PH) OBP: 0.351				G5-3			K		K	1	0	0	0	0	0	0									
<b>Inning Stats</b>	R: 0 E: 0 K: 0 S: 3	H: 0 LOB: 0 BB: 0 P: 3	R: 0 E: 0 K: 1 S: 9	H: 0 LOB: 0 BB: 0 P: 12	R: 0 E: 0 K: 1 S: 9	H: 0 LOB: 0 BB: 0 P: 12	R: 0 E: 0 K: 2 S: 8	H: 0 LOB: 0 BB: 0 P: 12	R: 0 E: 0 K: 2 S: 8	H: 0 LOB: 0 BB: 0 P: 12	R: 1 E: 0 K: 0 S: 10	H: 1 LOB: 0 BB: 0 P: 16	R: 1 E: 0 K: 1 S: 11	H: 1 LOB: 0 BB: 0 P: 19	R: 0 E: 0 K: 1 S: 7	H: 0 LOB: 0 BB: 0 P: 9	1B: 0 2B: 0 3B: 0 HR: 2	SF: 0 SAC: 0 DP: 0 HBP: 0	WP: 0 PB: 0 SB: 0 CS: 0	PA: 29					
<b>PITCHER</b>	IP	WLS	BF	H	R	ER	SO	BB	IBB	HBP	BLK	WP	HR	S	P	ERA	WHIP								
Bret Saberhagen, R (1, 1) ERA: 3.36	8.0	W	26	2	2	2	8	0	0	0	0	0	2	65	97	2.25	0.250								
John Franco, L (9, 1) ERA: 2.62	1.0	S	3	0	0	0	1	0	0	0	0	0	0	7	9	0.00	0.000								

**New York Mets @ San Francisco Giants**  
Candlestick Park, San Francisco, CA  
Tue Jul 05 1994, 6:33 AM EDT  
Att: 16,084 - Sunny - 68 F

AB 29  
R 2  
H 2  
RBI 2  
BB 0  
SO 9  
LOB 0





Batter	1	2	3	4	5	6	7	8	9	AB	R	H	RBI	BB	SO	LOB	TOP											
<b>Jose Vizcaino, S</b> OBP: 0.323, SLG: 0.351 (1, 6)	1-1 1B 1B	3-2 1B			1-1 G6-3		0-1 2B		3-2 E 2B	5	2	4	0	0	0	0	<b>New York Mets @ San Francisco Giants</b> Candlestick Park, San Francisco, CA Wed Jul 06 1994, 10:05 PM EDT Att: 16,978 - Unknown - 59 F											
<b>Kelly Stinnett, R</b> OBP: 0.354, SLG: 0.409 (1, 2)	0-0 G3 1B FC6-4	1-2 F8			0-1 E6 E S		4-1 FC5-4 BB		4-2 FC4-6 BB	3	1	1	0	2	0	1												
<b>Jim Lindeman, R</b> OBP: 0.313, SLG: 0.468 (1, 9) (7, 7)	0-2 FC6-4 G3 1-2 2-H 1B		2-2 P8		2-2 G6-3		0-0 FC5-4		0-1 FC4-6	5	0	1	1	0	0	4												
<b>Bobby Bonilla, S</b> OBP: 0.391, SLG: 0.504 (1, 5)	2-1 G3		2-3 K		1-2 G4-3		0-0 G3-1		4-0 IBB	4	0	0	0	1	1	2												
<b>Jeff Kent, R</b> OBP: 0.349, SLG: 0.486 (1, 4)	4-0 FC6-4 IBB		0-0 F9		2-3 K		1-1 1B 1B		1-0 G6-3	4	0	1	0	1	1	2												
<b>David Segui, S</b> OBP: 0.330, SLG: 0.439 (1, 7) (7, 3)	2-2 FC6-4 1-2 2-3 3-H		0-1 G6-3		1-2 G5-3		1-1 P6			4	0	0	1	0	0	3												
<b>Ryan Thompson, R</b> OBP: 0.306, SLG: 0.467 (1, 8)	1-1 P6		0-1 F7		0-0 HR		3-0 1B			4	1	2	1	0	0	2												
<b>Tim Bogar, R</b> OBP: 0.167, SLG: 0.250 (1, 3)		3-1 P8		2-3 K		0-1 L5		0-1 P6		3	0	0	0	0	1	0												
<b>Joe Orsulak, L</b> OBP: 0.291, SLG: 0.358 (7, 9)		1-3 K			0-0 F7		1-0 F8		0-2 G4-3	1	0	0	0	0	0	0												
<b>Bobby Jones, R</b> OBP: 0.088, SLG: 0.118 (1, 1)										3	0	0	0	0	1	0												
<b>Josias Manzanillo, R</b> (8, 1)										0	0	0	0	0	0	0												
<b>Fernando Vina, L</b> OBP: 0.364, SLG: 0.291 (9, PH)										1	0	0	0	0	0	0												
<b>John Franco, L</b> (9, 1)										0	0	0	0	0	0	0												
<b>Inning Stats</b>	R: 2 E: 0 K: 0 S: 15	H: 3 LOB: 2 BB: 1 P: 25	R: 0 E: 0 K: 1 S: 11	H: 1 LOB: 1 BB: 0 P: 19	R: 0 E: 0 K: 1 S: 8	H: 0 LOB: 0 BB: 0 P: 12	R: 0 E: 0 K: 1 S: 7	H: 0 LOB: 0 BB: 0 P: 9	R: 0 E: 1 K: 0 S: 9	H: 0 LOB: 1 BB: 0 P: 12	R: 0 E: 0 K: 1 S: 9	H: 0 LOB: 0 BB: 0 P: 13	R: 1 E: 0 K: 0 S: 8	H: 2 LOB: 2 BB: 1 P: 13	R: 0 E: 0 K: 0 S: 8	H: 2 LOB: 2 BB: 0 P: 13	R: 1 E: 1 K: 0 S: 11	H: 1 LOB: 2 BB: 2 P: 23	1B: 6 2B: 2 3B: 0 HR: 1	SF: 0 SAC: 0 DP: 0 HBP: 0	WP: 0 PB: 0 SB: 1 CS: 0	PA: 41						
<b>PITCHER</b>	IP	WLS	BF	H	R	ER	SO	BB	IBB	HBP	BLK	WP	HR	S	P	ERA	WHIP											
<b>Bryan Hickerson, L</b> ERA: 5.03 (1, 1)	6.2	L	28	6	3	3	4	0	1	0	0	0	0	1	65	97	4.05	0.900										
<b>Dave Burba, R</b> ERA: 4.42 (7, 1)	1.0		6	2	0	0	0	1	0	0	0	0	0	0	8	17	0.00	3.000										
<b>Steve Frey, L</b> ERA: 5.63 (8, 1)	0.1		1	0	0	0	0	0	0	0	0	0	0	2	2	0.00	0.000											
<b>Michael Jackson, R</b> ERA: 1.49 (9, 1)	0.1		3	1	1	0	0	1	0	0	0	0	0	8	15	0.00	6.000											
<b>Rod Beck, R</b> ERA: 3.9 (9, 1)	0.2		3	0	0	0	0	0	1	0	0	0	0	3	8	0.00	0.000											
<b>Darren Lewis, R</b> OBP: 0.352, SLG: 0.335 (1, 8)	2-1 L8		1-1 G6-3		0-0 G5-3		1-1 G4-3 1B		1-2 G4-3	4	1	1	0	0	0	1	<b>New York Mets @ San Francisco Giants</b> Candlestick Park, San Francisco, CA Wed Jul 06 1994, 10:05 PM EDT Att: 16,978 - Unknown - 59 F											
<b>John Patterson, S</b> OBP: 0.284, SLG: 0.331 (1, 4)	2-1 G4-3		0-0 G3-1		1-0 1B		1-2 G4-3		1-2 P9	4	0	1	0	0	0	1												
<b>Barry Bonds, L</b> OBP: 0.413, SLG: 0.569 (1, 7)	2-2 L6		1-2 K		3-3 K		1-2 K		1-2 P9	4	0	0	0	0	2	2												
<b>Matt Williams, R</b> OBP: 0.302, SLG: 0.566 (1, 5)		1-0 G6-3		0-2 L6-3		3-3 K		0-1 HBP	4	0	1	1	0	1	1													
<b>Dave Martinez, L</b> OBP: 0.330, SLG: 0.381 (1, 9)		1-2 G1-6-3 1B		0-0 F9		3-2 P5		1-1 HBP	3	0	1	0	0	0	1													
<b>Royce Clayton, R</b> OBP: 0.295, SLG: 0.338 (1, 6)		2-1 G1-6-3		1-1 F8		1-1 L8		2-0 P3	4	0	0	0	0	0	3													
<b>Todd Benzinger, S</b> OBP: 0.288, SLG: 0.371 (1, 3)			2-1 G1-3		2-2 SH2-4 1B		2-1 2B			3	0	2	0	0	0	0												
<b>Kirt Manwaring, R</b> OBP: 0.291, SLG: 0.314 (1, 2)			1-1 L7		0-0 L8		1-3 K			3	0	0	0	0	1	2												
<b>Bryan Hickerson, L</b> ERA: 5.03 (1, 1)			0-3 K2-3		0-1 SH2-4		1-2 P8			1	0	0	0	0	1	0												
<b>Dave Burba, R</b> ERA: 3.9 (7, 1)										0	0	0	0	0	0	0												
<b>Steve Frey, R</b> (8, 1)										0	0	0	0	0	0	0												
<b>Mark Carreon, R</b> OBP: 0.289, SLG: 0.250 (8, PH)										1	0	0	0	0	0	1												
<b>Michael Jackson, R</b> (9, 1)										0	0	0	0	0	0	0												
<b>Rod Beck, R</b> (9, 1)										0	0	0	0	0	0	0												
<b>Inning Stats</b>	R: 0 E: 0 K: 0 S: 7	H: 0 LOB: 0 BB: 0 P: 13	R: 0 E: 0 K: 0 S: 7	H: 1 LOB: 0 BB: 0 P: 11	R: 0 E: 0 K: 1 S: 7	H: 0 LOB: 0 BB: 0 P: 10	R: 0 E: 0 K: 1 S: 6	H: 0 LOB: 0 BB: 0 P: 8	R: 0 E: 0 K: 0 S: 8	H: 1 LOB: 1 BB: 0 P: 10	R: 0 E: 0 K: 2 S: 13	H: 1 LOB: 1 BB: 0 P: 23	R: 0 E: 0 K: 1 S: 12	H: 1 LOB: 1 BB: 0 P: 17	R: 1 E: 0 K: 0 S: 13	H: 2 LOB: 2 BB: 0 P: 19	1B: 5 2B: 1 3B: 0 HR: 0	SF: 0 SAC: 1 DP: 1 HBP: 1	WP: 0 PB: 0 SB: 1 CS: 0	PA: 33								
<b>PITCHER</b>	IP	WLS	BF	H	R	ER	SO	BB	IBB	HBP	BLK	WP	HR	S	P	ERA	WHIP											
<b>Bobby Jones, R</b> ERA: 3.9 (1, 1)	7.1	W	25	4	0	0	4	0	0	0	0	0	0	8	89	0.00	0.545											
<b>Josias Manzanillo, R</b> ERA: 2.11 (8, 1)	0.2		2	0	0	0	1	0	0	0	0	0	0	8	10	0.00	0.000											
<b>John Franco, L</b> ERA: 2.8 (9, 1)	1.0		6	2	1	1	0	0	0	1	0	0	0	13	19	9.00	2.000											
<b>GIANTS</b>																												



Batter	1	2	3	4	5	6	7	8	9	AB	R	H	RBI	BB	SO	LOB	TOP
Jose Vizcaino, S (1,6) OBP: 0.326, SLG: 0.353	1-2 1B		2-2 F8		1-2 G1-3			0-0 CS 1B		4	0	2	0	0	0	0	
Todd Hundley, S (1,2) OBP: 0.303, SLG: 0.478	1-2 F8			3-1 HR	2-1 G4-3			0-0 F8		4	1	1	1	0	0	2	
Joe Orsulak, L (1,9) OBP: 0.295, SLG: 0.357	2-2 G6-4-3 1B			4-1 1B FC1 BB	0-3 K			3-3 K 1-2		3	1	1	0	1	2	1	
Bobby Bonilla, S (1,5) OBP: 0.386, SLG: 0.497	1-0 G6-4-3			2-2 P5		2-3 K			1-3 K	4	0	0	0	0	2	3	
Tim Bogar, R (9,5) OBP: 0.167, SLG: 0.250	1-2									0	0	0	0	0	0	0	
Jeff Kent, R (1,4) OBP: 0.347, SLG: 0.483		0-1 P3		0-1 1B FC1 SF7 1B		2-2 L5			0-3 K	4	1	1	0	0	1	0	
David Segui, S (1,7) OBP: 0.328, SLG: 0.440		1-1 F7		2-0 FC1 SF7 1B		1-0 P2			1-2 2B	4	0	1	1	0	0	1	
John Cangelosi, S (9, PR) OBP: 0.371, SLG: 0.288				1-2 3-H 2-0 1B						0	0	0	0	0	0	0	
Rico Brogna, L (1,3) OBP: 0.262, SLG: 0.561		3-2 P5		1-2 2-3 1B			3-2 G1-3		2-1 G4-3	4	0	1	0	0	0	1	
Ryan Thompson, R (1,8) OBP: 0.303, SLG: 0.463			0-1 G6-3	1-2 SF7		0-3 K				2	0	0	1	0	1	0	
Jason Jacome, L (1,1) OBP: 0.303, SLG: 0.463			0-3 K	2-3 3-H 0-3 K			0-0 G4-3			3	0	0	0	0	2	2	
<b>Inning Stats</b>	R: 0 H: 2 E: 0 LOB: 1 K: 0 BB: 0 S: 11	R: 0 H: 0 E: 0 LOB: 0 K: 0 BB: 0 S: 7	R: 0 H: 0 E: 0 LOB: 0 K: 1 BB: 0 S: 8	R: 3 H: 3 E: 0 LOB: 2 K: 1 BB: 1 S: 18	R: 0 H: 0 E: 0 LOB: 0 K: 1 BB: 0 S: 9	R: 0 H: 0 E: 0 LOB: 0 K: 1 BB: 0 S: 10	R: 0 H: 0 E: 0 LOB: 0 K: 1 BB: 0 S: 7	R: 0 H: 1 E: 0 LOB: 1 K: 2 BB: 0 S: 6	R: 0 H: 1 E: 0 LOB: 1 K: 2 BB: 0 S: 13	1B: 5 SF: 1 2B: 2 3B: 0 HR: 1	WP: 0 PB: 0 SB: 0 CS: 1	PA: 34					
<b>PITCHER</b>	IP WLS BF H R ER SO BB IBB HBP BLK WP HR S P ERA WHIP	IP WLS BF H R ER SO BB IBB HBP BLK WP HR S P ERA WHIP	IP WLS BF H R ER SO BB IBB HBP BLK WP HR S P ERA WHIP	IP WLS BF H R ER SO BB IBB HBP BLK WP HR S P ERA WHIP	IP WLS BF H R ER SO BB IBB HBP BLK WP HR S P ERA WHIP	IP WLS BF H R ER SO BB IBB HBP BLK WP HR S P ERA WHIP	IP WLS BF H R ER SO BB IBB HBP BLK WP HR S P ERA WHIP	IP WLS BF H R ER SO BB IBB HBP BLK WP HR S P ERA WHIP	IP WLS BF H R ER SO BB IBB HBP BLK WP HR S P ERA WHIP	IP WLS BF H R ER SO BB IBB HBP BLK WP HR S P ERA WHIP	IP WLS BF H R ER SO BB IBB HBP BLK WP HR S P ERA WHIP	IP WLS BF H R ER SO BB IBB HBP BLK WP HR S P ERA WHIP					
Tom Candiotti, R (1,1) ERA: 4.0	8.0 L 30 6 3 3 6 1 0 0 0 0 1 76 115 3.38 0.875	1.0 4 1 0 0 2 0 0 0 0 0 0 13 17 0.00 1.000															
Ismael Valdez, R (9,1) ERA: 1.74																	

New York Mets @ Los Angeles Dodgers  
Dodger Stadium, Los Angeles, CA  
Thu Jul 07 1994, 7:05 PM PDT  
Att: 38,194 - Unknown

AB 32  
R 3  
H 7  
RBI 3  
BB 1  
SO 8  
LOB 10



Batter	1	2	3	4	5	6	7	8	9	AB	R	H	RBI	BB	SO	LOB	BOTTOM
Brett Butler, L (1,8) OBP: 0.420, SLG: 0.444	3-1 G3		2-3 K			0-0 F7		2-1 G4-3		4	0	0	0	0	1	0	
Delino DeShields, L (1,4) OBP: 0.363, SLG: 0.310	1-3 K		1-2 F8			3-2 G4-3		2-2 G4-3		4	0	0	0	0	1	0	
Raul Mondesi, R (1,9) OBP: 0.341, SLG: 0.545	0-0 1B			0-1 G1-3		0-2 1B			1-1 G6-4-3 1B	4	0	3	0	0	0	0	
Tim Wallach, R (1,5) OBP: 0.332, SLG: 0.477	1-1 1B			1-0 1B		0-0 F9			3-3 K	4	0	2	0	0	1	2	
Eric Karros, R (1,3) OBP: 0.307, SLG: 0.395	1-2 G6-3			1-0 F9		2-2 G6-3			2-2 G6-4-3 1-2	4	0	0	0	0	0	4	
Cory Snyder, R (1,7) OBP: 0.323, SLG: 0.454		1-1 G4-3		2-3 K		1-0 G6-3 2B				3	0	1	0	0	1	1	
Carlos Hernandez, R (1,2) OBP: 0.244, SLG: 0.356		0-0 G5-3			1-2 L5		1-0 G6-3			3	0	0	0	0	0	1	
Rafael Bourquim, R (1,6) OBP: 0.361, SLG: 0.323		2-2 G6-3			1-1 F7		0-1 G5-3			3	0	0	0	0	0	1	
Tom Candiotti, R (1,1) OBP: 0.125, SLG: 0.150			1-0 G4-3		0-0 L4			2-1 F9		2	0	0	0	0	0	0	
Mitch Webster, S (8, PH) OBP: 0.314, SLG: 0.385										1	0	0	0	0	0	0	
Ismael Valdez, R (9,1) ERA: 1.74										0	0	0	0	0	0	0	
<b>Inning Stats</b>	R: 0 H: 2 E: 1 LOB: 2 K: 1 BB: 0 S: 14	R: 0 H: 0 E: 0 LOB: 0 K: 0 BB: 0 S: 6	R: 0 H: 0 E: 0 LOB: 0 K: 1 BB: 0 S: 7	R: 0 H: 1 E: 0 LOB: 1 K: 1 BB: 0 S: 7	R: 0 H: 0 E: 0 LOB: 0 K: 0 BB: 0 S: 8	R: 0 H: 0 E: 0 LOB: 0 K: 0 BB: 0 S: 8	R: 0 H: 1 E: 0 LOB: 1 K: 0 BB: 0 S: 7	R: 0 H: 1 E: 0 LOB: 1 K: 0 BB: 0 S: 7	R: 0 H: 0 E: 0 LOB: 0 K: 0 BB: 0 S: 8	R: 0 H: 1 E: 0 LOB: 0 K: 1 BB: 0 S: 9	1B: 5 SF: 0 2B: 1 3B: 0 HR: 0	WP: 0 PB: 0 SB: 0 CS: 0	PA: 32				
<b>PITCHER</b>	IP WLS BF H R ER SO BB IBB HBP BLK WP HR S P ERA WHIP	IP WLS BF H R ER SO BB IBB HBP BLK WP HR S P ERA WHIP	IP WLS BF H R ER SO BB IBB HBP BLK WP HR S P ERA WHIP	IP WLS BF H R ER SO BB IBB HBP BLK WP HR S P ERA WHIP	IP WLS BF H R ER SO BB IBB HBP BLK WP HR S P ERA WHIP	IP WLS BF H R ER SO BB IBB HBP BLK WP HR S P ERA WHIP	IP WLS BF H R ER SO BB IBB HBP BLK WP HR S P ERA WHIP	IP WLS BF H R ER SO BB IBB HBP BLK WP HR S P ERA WHIP	IP WLS BF H R ER SO BB IBB HBP BLK WP HR S P ERA WHIP	IP WLS BF H R ER SO BB IBB HBP BLK WP HR S P ERA WHIP	IP WLS BF H R ER SO BB IBB HBP BLK WP HR S P ERA WHIP	IP WLS BF H R ER SO BB IBB HBP BLK WP HR S P ERA WHIP					
Jason Jacome, L (1,1) ERA: 1.2	9.0 W 32 6 0 0 4 0 0 0 0 0 0 74 112 0.00 0.667																

New York Mets @ Los Angeles Dodgers  
Dodger Stadium, Los Angeles, CA  
Thu Jul 07 1994, 7:05 PM PDT  
Att: 38,194 - Unknown

AB 32  
R 0  
H 6  
RBI 0  
BB 0  
SO 4  
LOB 9





Batter	1	2	3	4	5	6	7	8	9	10	AB	R	H	RBI	BB	SO	LOB	TOP						
Jose Vizcaino, S (1, 6) OBP: 0.327, SLG: 0.351	G4-3		G4-6-3 1B		G6-3					K	4	0	1	0	1	1	0	<b>New York Mets @ Los Angeles Dodgers</b> Dodger Stadium, Los Angeles, CA Fri Jul 08 1994, 7:05 PM PDT Att: 41,017 - Unknown  <b>AB 37</b> <b>R 2</b> <b>H 10</b> <b>RBI 2</b> <b>BB 2</b> <b>SO 8</b> <b>LOB 17</b>						
Todd Hundley, S (1, 2) OBP: 0.301, SLG: 0.471	G4-3		G4-6-3 1-2				F8			G3-1	5	0	1	0	0	0	3							
Bobby Bonilla, S (1, 5) OBP: 0.389, SLG: 0.497	K						L7				4	1	2	0	1	1	1							
Kevin McReynolds, R (1, 7) OBP: 0.322, SLG: 0.422											5	1	2	1	0	3	3							
Joe Orsulak, L (1, 8) OBP: 0.298, SLG: 0.360											4	0	2	0	0	0	2							
Jeff Kent, R (1, 4) OBP: 0.343, SLG: 0.479											3	0	0	1	0	1	4							
Rico Brogna, L (1, 3) OBP: 0.261, SLG: 0.533											4	0	1	0	0	0	1							
Jim Lindeman, R (1, 9) OBP: 0.311, SLG: 0.459											4	0	1	0	0	2	2							
Pete Smith, R (1, 1) OBP: 0.231, SLG: 0.171											3	0	0	0	0	0	1							
Josias Manzanillo, R (8, 1)											0	0	0	0	0	0	0							
Fernando Vina, L (9, PH) OBP: 0.261, SLG: 0.288											1	0	0	0	0	0	0							
Roger Mason, R (9, 1)											0	0	0	0	0	0	0							
<b>Inning Stats</b>	R: 0 E: 0 K: 1 S: 7	H: 0 LOB: 0 BB: 0 P: 10	R: 0 E: 1 K: 1 S: 11	H: 1 LOB: 2 BB: 0 P: 15	R: 0 E: 0 K: 0 S: 5	H: 1 LOB: 0 BB: 0 P: 8	R: 2 E: 0 K: 0 S: 10	H: 3 LOB: 0 BB: 0 P: 13	R: 0 E: 0 K: 1 S: 6	H: 0 LOB: 0 BB: 0 P: 9	R: 0 E: 0 K: 2 S: 15	H: 2 LOB: 2 BB: 0 P: 19	R: 0 E: 0 K: 0 S: 7	H: 2 LOB: 2 BB: 1 P: 14	R: 0 E: 0 K: 2 S: 18	H: 1 LOB: 1 BB: 0 P: 22	R: 0 E: 0 K: 0 S: 8	H: 0 LOB: 0 BB: 0 P: 11	R: 0 E: 0 K: 2 S: 10	H: 0 LOB: 1 BB: 1 P: 16	1B: 9 2B: 2 3B: 0 HR: 0	SF: 1 SAC: 0 DP: 2 HBP: 0	WP: 0 PB: 0 SB: 0 CS: 0	PA: 40
<b>PITCHER</b>	IP WLS BF H R ER SO	IP WLS BF H R ER SO	IP WLS BF H R ER SO	IP WLS BF H R ER SO	IP WLS BF H R ER SO	IP WLS BF H R ER SO	IP WLS BF H R ER SO	IP WLS BF H R ER SO	IP WLS BF H R ER SO	IP WLS BF H R ER SO	IP WLS BF H R ER SO	IP WLS BF H R ER SO	IP WLS BF H R ER SO	IP WLS BF H R ER SO	IP WLS BF H R ER SO	IP WLS BF H R ER SO	IP WLS BF H R ER SO	IP WLS BF H R ER SO	IP WLS BF H R ER SO	IP WLS BF H R ER SO	ERA WHIP	ERA WHIP		
Orel Hershiser, R (1, 1) ERA: 3.73	7.0	29	9	2	2	4	BB: 1	IBB: 0	HBP: 0	BLK: 0	WP: 0	HR: 0	S: 61	P: 88	ERA: 2.57	WHIP: 1.429								
Ismael Valdez, R (8, 1) ERA: 1.59	1.0	4	1	0	0	2	BB: 0	IBB: 0	HBP: 0	BLK: 0	WP: 0	HR: 0	S: 18	P: 22	ERA: 0.00	WHIP: 1.000								
Todd Worrell, R (9, 1) ERA: 2.4	2.0	7	0	0	0	2	BB: 1	IBB: 0	HBP: 0	BLK: 0	WP: 0	HR: 0	S: 18	P: 27	ERA: 0.00	WHIP: 0.500								

Batter	1	2	3	4	5	6	7	8	9	10	AB	R	H	RBI	BB	SO	LOB	BOTTOM						
Brett Butler, L (1, 8) OBP: 0.417, SLG: 0.441	K	P5			G1-3					G3	5	0	1	0	0	1	2	<b>New York Mets @ Los Angeles Dodgers</b> Dodger Stadium, Los Angeles, CA Fri Jul 08 1994, 7:05 PM PDT Att: 41,017 - Unknown  <b>AB 36</b> <b>R 3</b> <b>H 8</b> <b>RBI 3</b> <b>BB 2</b> <b>SO 7</b> <b>LOB 10</b>						
Delino DeShields, L (1, 4) OBP: 0.363, SLG: 0.314	HR 2B				G6-3						4	2	1	0	1	0	2							
Mike Piazza, R (1, 2) OBP: 0.362, SLG: 0.558	HR				G1-3						5	1	2	3	0	1	0							
Henry Rodriguez, L (1, 3) OBP: 0.340, SLG: 0.443	F7				G1-3						4	0	0	0	0	2	0							
Raul Mondesi, R (1, 9) OBP: 0.340, SLG: 0.544	K2-3										4	0	1	0	0	1	0							
Chris Gwynn, L (1, 7) OBP: 0.328, SLG: 0.377					G6-3						4	0	0	0	0	1								
Dave Hansen, L (1, 5) OBP: 0.412, SLG: 0.433					G6-3						2	0	2	0	1	0	0							
Mitch Webster, S (7, PR) OBP: 0.314, SLG: 0.385											0	0	0	0	0	0	0							
Tim Lincecum, R (8, 5) OBP: 0.331, SLG: 0.476											1	0	0	0	0	1	0							
Rafael Bourquoin, R (1, 6) OBP: 0.359, SLG: 0.324											3	0	1	0	0	0	1							
Orel Hershiser, R (1, 1) OBP: 0.238, SLG: 0.184											2	0	0	0	0	0	2							
Jeff Treadway, L (7, PH) OBP: 0.398, SLG: 0.381											1	0	0	0	0	1	2							
Ismael Valdez, R (8, 1)											0	0	0	0	0	0	0							
Todd Worrell, R (9, 1)											0	0	0	0	0	0	0							
Eric Karros, R (10, PH) OBP: 0.308, SLG: 0.394											1	0	0	0	0	0	0							
<b>Inning Stats</b>	R: 2 E: 0 K: 2 S: 15	H: 2 LOB: 0 BB: 0 P: 24	R: 0 E: 0 K: 0 S: 8	H: 2 LOB: 2 BB: 0 P: 13	R: 0 E: 0 K: 1 S: 7	H: 0 LOB: 0 BB: 0 P: 12	R: 0 E: 0 K: 0 S: 8	H: 0 LOB: 1 BB: 1 P: 14	R: 0 E: 0 K: 0 S: 7	H: 0 LOB: 0 BB: 0 P: 10	R: 0 E: 0 K: 2 S: 9	H: 1 LOB: 1 BB: 0 P: 13	R: 0 E: 0 K: 1 S: 13	H: 2 LOB: 2 BB: 0 P: 20	R: 0 E: 0 K: 0 S: 9	H: 0 LOB: 0 BB: 0 P: 13	R: 0 E: 0 K: 1 S: 10	H: 0 LOB: 0 BB: 0 P: 16	R: 1 E: 0 K: 0 S: 10	H: 1 LOB: 1 BB: 1 P: 19	1B: 4 2B: 3 3B: 0 HR: 1	SF: 0 SAC: 1 DP: 0 HBP: 0	WP: 0 PB: 0 SB: 1 CS: 0	PA: 39
<b>PITCHER</b>	IP WLS BF H R ER SO	IP WLS BF H R ER SO	IP WLS BF H R ER SO	IP WLS BF H R ER SO	IP WLS BF H R ER SO	IP WLS BF H R ER SO	IP WLS BF H R ER SO	IP WLS BF H R ER SO	IP WLS BF H R ER SO	IP WLS BF H R ER SO	IP WLS BF H R ER SO	IP WLS BF H R ER SO	IP WLS BF H R ER SO	IP WLS BF H R ER SO	IP WLS BF H R ER SO	IP WLS BF H R ER SO	IP WLS BF H R ER SO	IP WLS BF H R ER SO	IP WLS BF H R ER SO	IP WLS BF H R ER SO	ERA WHIP	ERA WHIP		
Pete Smith, R (1, 1) ERA: 5.54	7.0	29	7	2	2	6	BB: 1	IBB: 0	HBP: 0	BLK: 0	WP: 0	HR: 1	S: 67	P: 106	ERA: 2.57	WHIP: 1.143								
Josias Manzanillo, R (8, 1) ERA: 2.06	1.0	3	0	0	0	0	BB: 0	IBB: 0	HBP: 0	BLK: 0	WP: 0	HR: 0	S: 9	P: 13	ERA: 0.00	WHIP: 0.000								
Roger Mason, R (9, 1) ERA: 4.36	1.2	7	1	1	1	1	BB: 0	IBB: 0	HBP: 0	BLK: 0	WP: 0	HR: 0	S: 20	P: 35	ERA: 5.40	WHIP: 1.200								



Batter	1	2	3	4	5	6	7	8	9	AB	R	H	RBI	BB	SO	LOB	TOP					
<b>Jose Vizcaino, S</b> OBP: 0.325, SLG: 0.347 (1, 6)	E6 CS		G4-3			1B E BB		P5	L8	4	1	0	0	1	0	2						
<b>Todd Hundley, S</b> OBP: 0.304, SLG: 0.469 (1, 2)	P5		K			E9 1-H 1B		1B BB		3	0	1	0	1	1	1						
<b>Bobby Bonilla, S</b> OBP: 0.388, SLG: 0.493 (1, 5)	K				K			1B BB		4	0	1	0	0	2	1						
<b>Kevin McReynolds, R</b> OBP: 0.314, SLG: 0.411 (1, 7)		K			P5			P4		4	0	0	0	0	1	3						
<b>Joe Orsulak, L</b> OBP: 0.293, SLG: 0.354 (1, 8)	F8				P5			G3		4	0	0	0	0	0	2						
<b>Jeff Kent, R</b> OBP: 0.345, SLG: 0.479 (1, 4)					G4-3			P3		4	1	2	0	0	0	0						
<b>Rico Brogna, L</b> OBP: 0.300, SLG: 0.625 (1, 3)					K			2B		3	1	2	2	1	1	0						
<b>Jim Lindeman, R</b> OBP: 0.299, SLG: 0.441 (1, 9)					K			L7		4	0	0	0	0	2	3						
<b>Mike Remlinger, L</b> (6, 1)					K			BB		2	0	0	0	0	1	0						
<b>Mike Maddux, L</b> (6, 1)										0	0	0	0	0	0	0						
<b>Fernando Vina, L</b> OBP: 0.366, SLG: 0.286 (7, PH)										1	0	0	0	0	0	0						
<b>Doug Linton, R</b> (7, 1)										0	0	0	0	0	0	0						
<b>Mauro Gozzo, R</b> OBP: 0.303, SLG: 0.357 (8, 1)										0	0	0	0	0	0	0						
<b>Tim Bogar, R</b> OBP: 0.194, SLG: 0.290 (8, PH)										0	0	0	0	1	0	0						
<b>Inning Stats</b>	R: 0 E: 1 K: 1 S: 9	H: 0 LOB: 0 BB: 0 P: 16	R: 0 E: 0 K: 2 S: 13	H: 1 LOB: 2 BB: 1 P: 21	R: 0 E: 0 K: 1 S: 8	H: 0 LOB: 0 BB: 0 P: 13	R: 0 E: 0 K: 1 S: 6	H: 0 LOB: 0 BB: 0 P: 11	R: 0 E: 0 K: 2 S: 9	H: 0 LOB: 0 BB: 0 P: 15	R: 1 E: 1 K: 0 S: 9	H: 1 LOB: 1 BB: 1 P: 20	R: 2 E: 0 K: 0 S: 9	H: 2 LOB: 2 BB: 0 P: 17	R: 0 E: 0 K: 0 S: 9	H: 1 LOB: 2 BB: 1 P: 16	R: 0 E: 0 K: 0 S: 10	H: 1 LOB: 2 BB: 1 P: 19	1B: 4 2B: 1 3B: 0 HR: 1	SF: 0 SAC: 0 DP: 0 HBP: 0	WP: 0 PB: 0 SB: 0 CS: 1	PA: 37
<b>PITCHER</b>	IP	WLS	BF	H	R	ER	SO	BB	IBB	HBP	BLK	WP	HR	S	P	ERA	WHIP					
<b>Ramon Martinez, R</b> ERA: 4.18 (1, 1)	7.1	W	30	5	3	2	8	3	0	0	0	0	1	66	121	2.46	1.091					
<b>Kevin Gross, R</b> ERA: 3.64 (8, 1)	1.2	S	7	1	0	0	0	1	0	0	0	0	0	16	27	0.00	1.200					

**New York Mets @ Los Angeles Dodgers**  
Dodger Stadium, Los Angeles, CA  
Sat Jul 09 1994, 7:05 PM PDT  
Att: 39,589 - Unknown

AB 33  
R 3  
H 6  
RBI 2  
BB 4  
SO 8  
LOB 12



Batter	1	2	3	4	5	6	7	8	9	AB	R	H	RBI	BB	SO	LOB	BOTTOM					
<b>Brett Butler, L</b> OBP: 0.414, SLG: 0.435 (1, 8)	B1-3			G5-3	F9		G4-3	1B BB		4	0	0	0	1	0	2						
<b>Delino DeShields, L</b> OBP: 0.394, SLG: 0.316 (1, 4)	K			CS 1B	F7		2B 1B	F7		5	1	2	0	0	1	3						
<b>Mike Piazza, R</b> OBP: 0.369, SLG: 0.556 (1, 2)	G6-3			1B BB			L9	FC5-4 1B		4	1	2	1	1	0	1						
<b>Carlos Hernandez, R</b> OBP: 0.244, SLG: 0.356 (9, 2)				1B BB			HR	FC5-4		0	0	0	0	0	0	0						
<b>Tim Wallach, R</b> OBP: 0.335, SLG: 0.475 (1, 5)		L9		1B			HR BB	FC5-4		3	2	1	0	2	0	2						
<b>Raul Mondesi, R</b> OBP: 0.342, SLG: 0.556 (1, 9)		K		F9			HR BB	2B		4	1	2	4	0	1	2						
<b>Eric Karros, R</b> OBP: 0.309, SLG: 0.393 (1, 3)		P9					HR BB	2B		3	1	1	0	1	0	1						
<b>Kevin Gross, R</b> OBP: 0.189, SLG: 0.206 (8, 1)							HR BB	F7		0	0	0	0	0	0	0						
<b>Cory Snyder, R</b> OBP: 0.328, SLG: 0.455 (1, 7)				F8			1B BB	G5-4-3 1B		4	1	2	0	0	0	1						
<b>Rafael Bourquimigal, R</b> OBP: 0.381, SLG: 0.351 (1, 6)				P4			1B	SH3-4 1B		3	0	2	1	0	0	0						
<b>Ramon Martinez, R</b> OBP: 0.260, SLG: 0.306 (1, 1)				L8			1B	SH3-4		3	0	0	0	0	2	3						
<b>Henry Rodriguez, L</b> OBP: 0.342, SLG: 0.458 (8, 3)							K	HR		1	1	1	2	0	0	0						
<b>Inning Stats</b>	R: 0 E: 0 K: 1 S: 8	H: 0 LOB: 0 BB: 0 P: 10	R: 0 E: 0 K: 1 S: 9	H: 0 LOB: 0 BB: 0 P: 14	R: 0 E: 0 K: 0 S: 6	H: 0 LOB: 0 BB: 0 P: 12	R: 0 E: 0 K: 0 S: 13	H: 2 LOB: 2 BB: 1 P: 25	R: 1 E: 0 K: 1 S: 12	H: 2 LOB: 2 BB: 1 P: 23	R: 3 E: 0 K: 1 S: 12	H: 4 LOB: 1 BB: 1 P: 20	R: 2 E: 0 K: 0 S: 13	H: 2 LOB: 1 BB: 1 P: 16	R: 2 E: 0 K: 0 S: 20	H: 3 LOB: 2 BB: 1 P: 33	1B: 9 2B: 1 3B: 0 HR: 3	SF: 0 SAC: 1 DP: 1 HBP: 0	WP: 0 PB: 0 SB: 0 CS: 1	PA: 40		
<b>PITCHER</b>	IP	WLS	BF	H	R	ER	SO	BB	IBB	HBP	BLK	WP	HR	S	P	ERA	WHIP					
<b>Mike Remlinger, L</b> ERA: 4.02 (1, 1)	5.0	L	23	6	4	4	3	3	0	0	0	0	0	7	11	0.00	2.000					
<b>Mike Maddux, R</b> ERA: 5.17 (6, 1)	1.0		4	2	0	0	1	0	0	0	0	0	0	7	11	0.00	2.000					
<b>Doug Linton, R</b> ERA: 4.7 (7, 1)	1.2		12	5	4	4	0	2	0	0	0	0	1	28	42	21.60	4.200					
<b>Mauro Gozzo, R</b> ERA: 4.53 (8, 1)	0.1		1	0	0	0	0	0	0	0	0	0	0	5	7	0.00	0.000					

**New York Mets @ Los Angeles Dodgers**  
Dodger Stadium, Los Angeles, CA  
Sat Jul 09 1994, 7:05 PM PDT  
Att: 39,589 - Unknown

AB 34  
R 8  
H 13  
RBI 8  
BB 5  
SO 4  
LOB 15





Batter	1	2	3	4	5	6	7	8	9	AB	R	H	RBI	BB	SO	LOB	TOP																			
Jose Vizcaino, S (1, 6) OBP: 0.320, SLG: 0.342	L7		G3		K			K	F7	5	0	0	0	0	2	1																				
Todd Hundley, S (1, 2) OBP: 0.299, SLG: 0.460	K		K			G3-1		F7		4	0	0	0	0	2	0																				
Bobby Bonilla, S (1, 5) OBP: 0.389, SLG: 0.502	BB		K				K		HR	3	1	1	1	1	2	0																				
Kevin McReynolds, R (1, 7) OBP: 0.324, SLG: 0.416	K				1B			HR	1B	3	1	2	0	1	1	1																				
Joe Orsulak, L (1, 8) OBP: 0.293, SLG: 0.364		G4-3		F9		F7		HR	1B	4	1	1	2	0	0	2																				
Jeff Kent, R (1, 4) OBP: 0.344, SLG: 0.474		HR		K					HR	3	1	0	0	0	1	1																				
Rico Brogna, L (1, 3) OBP: 0.333, SLG: 0.706		HR		F8			BB		2B	3	1	2	2	1	0	1																				
Jim Lindeman, R (1, 9) OBP: 0.288, SLG: 0.425		K				G6-3		K	G5-3	4	0	0	0	0	2	2																				
Bret Saberhagen, R (1, 1) OBP: 0.273, SLG: 0.250								L7		3	0	0	0	0	1	1																				
Fernando Vina, L (9, PH) OBP: 0.355, SLG: 0.283		G6-3							F8	1	0	0	0	0	0	1																				
John Franco, L (9, 1)										0	0	0	0	0	0	0																				
<b>Inning Stats</b>	R: 0 H: 0 E: 0 K: 2 S: 8	H: 0 LOB: 1 BB: 1 P: 18	R: 2 H: 1 E: 0 K: 1 S: 11	H: 1 LOB: 0 BB: 0 P: 18	R: 0 H: 0 E: 0 K: 2 S: 7	H: 0 LOB: 1 BB: 0 P: 10	R: 0 H: 1 E: 0 K: 1 S: 12	H: 1 LOB: 1 BB: 0 P: 22	R: 0 H: 0 E: 0 K: 2 S: 6	H: 0 LOB: 1 BB: 1 P: 12	R: 0 H: 0 E: 0 K: 1 S: 9	H: 0 LOB: 1 BB: 1 P: 15	R: 3 H: 3 E: 0 K: 1 S: 14	H: 3 LOB: 0 BB: 0 P: 21	R: 0 H: 1 E: 0 K: 0 S: 6	H: 1 LOB: 1 BB: 0 P: 7	1B: 2 2B: 1 3B: 0 HR: 3	SF: 0 SAC: 0 DP: 0 HBP: 1	WP: 0 PA: 37 PB: 0 SB: 0 CS: 0																	
<b>PITCHER</b>	IP	WLS	BF	H	R	ER	SO	BB	IBB	HBP	BLK	WP	HR	S	P	ERA	WHIP	<b>PITCHER</b>		IP	WLS	BF	H	R	ER	SO	BB	IBB	HBP	BLK	WP	HR	S	P	ERA	WHIP
Pedro Astacio, R (1, 1) ERA: 3.77	7.0	L	27	2	2	2	10	3	0	1	0	0	1	60	104	2.57	0.714																			
Ismael Valdez, R (8, 1) ERA: 3.65	1.0		6	3	3	3	1	0	0	0	0	0	2	14	21	27.00	3.000																			
Rudy Seanez, R (9, 1) ERA: 5.19	1.0		4	1	0	0	0	0	0	0	0	0	0	6	7	0.00	1.000																			

New York Mets @ Los Angeles Dodgers  
 Dodger Stadium, Los Angeles, CA  
 Sun Jul 10 1994, 3:33 AM PDT  
 Att: 45,436 - Sunny - 88 F

AB	33
R	5
H	6
RBI	5
BB	3
SO	11
LOB	10



Batter	1	2	3	4	5	6	7	8	9	AB	R	H	RBI	BB	SO	LOB	BOTTOM																			
Brett Butler, L (1, 8) OBP: 0.418, SLG: 0.443	G6-3		E4					G5-3		3	1	2	0	1	0	0																				
Delino DeShields, L (1, 4) OBP: 0.398, SLG: 0.310	G4-3		G4-3		G6-3			G5-3		4	0	0	0	0	0	3																				
Mike Piazza, R (1, 2) OBP: 0.364, SLG: 0.563	1B				P4			K		4	0	1	0	0	1	1																				
Tim Wallach, R (1, 5) OBP: 0.334, SLG: 0.472	P4				K			L7		4	0	1	0	0	1	2																				
Henry Rodriguez, L (1, 7) OBP: 0.342, SLG: 0.456		P5						F9		3	0	1	0	0	0	1																				
Mitch Webster, S (9, PH) OBP: 0.310, SLG: 0.379					1B			FC4-6		1	0	0	0	0	0	0																				
Raul Mondesi, R (1, 9) OBP: 0.338, SLG: 0.549		F9			L9			K		4	0	0	0	0	2	2																				
Eric Karros, R (1, 3) OBP: 0.311, SLG: 0.393		G5-3						SH1-4		3	0	1	0	1	0	0																				
Rafael Bourimigal, R (1, 6) OBP: 0.356, SLG: 0.325								1B																												
Cory Snyder, R (9, PH) OBP: 0.326, SLG: 0.452			G5-3					K		3	0	0	0	0	1	1																				
Pedro Astacio, R (1, 1) OBP: 0.075, SLG: 0.075								G1-3		1	0	0	0	0	1	0																				
Chris Gwynn, L (7, PH) OBP: 0.322, SLG: 0.370										1	0	0	0	0	1	0																				
Ismael Valdez, R (8, 1) OBP: 0.310, SLG: 0.379										0	0	0	0	0	0	0																				
Rudy Seanez, R (9, 1)										0	0	0	0	0	0	0																				
<b>Inning Stats</b>	R: 0 H: 1 E: 0 K: 0 S: 11	H: 0 LOB: 0 BB: 0 P: 16	R: 0 H: 0 E: 0 K: 0 S: 6	H: 0 LOB: 0 BB: 0 P: 9	R: 1 H: 1 E: 1 K: 1 S: 9	H: 1 LOB: 0 BB: 0 P: 10	R: 0 H: 1 E: 0 K: 1 S: 9	H: 1 LOB: 1 BB: 0 P: 12	R: 0 H: 1 E: 0 K: 1 S: 16	H: 1 LOB: 2 BB: 1 P: 20	R: 0 H: 0 E: 0 K: 1 S: 9	H: 0 LOB: 0 BB: 0 P: 14	R: 0 H: 1 E: 0 K: 1 S: 12	H: 1 LOB: 1 BB: 0 P: 17	R: 0 H: 0 E: 0 K: 1 S: 9	H: 0 LOB: 1 BB: 1 P: 16	1B: 5 2B: 0 3B: 1 HR: 0	SF: 0 SAC: 1 DP: 0 HBP: 0	WP: 0 PA: 35 PB: 0 SB: 0 CS: 0																	
<b>PITCHER</b>	IP	WLS	BF	H	R	ER	SO	BB	IBB	HBP	BLK	WP	HR	S	P	ERA	WHIP	<b>PITCHER</b>		IP	WLS	BF	H	R	ER	SO	BB	IBB	HBP	BLK	WP	HR	S	P	ERA	WHIP
Bret Saberhagen, R (1, 1) ERA: 3.15	8.0	W	31	6	1	0	6	1	0	0	0	0	0	83	118	0.00	0.875																			
John Franco, L (9, 1) ERA: 2.72	1.0		4	0	0	0	1	1	0	0	0	0	0	9	16	0.00	1.000																			

New York Mets @ Los Angeles Dodgers  
 Dodger Stadium, Los Angeles, CA  
 Sun Jul 10 1994, 3:33 AM PDT  
 Att: 45,436 - Sunny - 88 F

AB	32
R	1
H	6
RBI	0
BB	2
SO	7
LOB	11





Batter	1	2	3	4	5	6	7	8	9	AB	R	H	RBI	BB	SO	LOB	TOP					
<b>Bip Roberts, S</b> OBP: 0.376, SLG: 0.387 (1, 4)	F7		E9		E4 1B		G1-3		K	5	1	0	1	0	1	1						
<b>Scott Livingstone, L</b> OBP: 0.276, SLG: 0.354 (1, 5)	G3		G6-3				G6-4-3 1B			4	0	2	0	0	0	1						
<b>Tony Gwynn, L</b> OBP: 0.448, SLG: 0.551 (1, 9)	F9						G6-4-3			4	0	2	1	0	0	2						
<b>Eddie Williams, R</b> OBP: 0.396, SLG: 0.557 (1, 3)		G6-3			F7				P6	4	0	0	0	0	0	3						
<b>Phil Plantier, L</b> OBP: 0.313, SLG: 0.467 (1, 7)		K			F8		K			4	1	1	1	0	2	1						
<b>Luis Lopez, S</b> OBP: 0.372, SLG: 0.453 <b>Pedro Martinez, L</b> (8, 1)							F8		HR	3	0	1	0	1	1	0						
<b>Ray McDavid, L</b> (1, 8)		2B			BB				K	0	0	0	0	0	0	0						
<b>Brad Ausmus, R</b> OBP: 0.299, SLG: 0.344 (1, 2)					F7		G5-3		G4-3	4	1	2	0	0	0	0						
<b>Andy Ashby, R</b> OBP: 0.176, SLG: 0.154 <b>Ricky Gutierrez, R</b> OBP: 0.338, SLG: 0.326 <b>Tim Mauser, R</b> OBP: 0.247, SLG: 0.500 <b>Jeff Tabaka, L</b> (8, 1) <b>Bill Bean, L</b> OBP: 0.246, SLG: 0.279 <b>Doug Brocail, L</b> (7, 1) <b>Craig Shipley, R</b> OBP: 0.326, SLG: 0.471 (8, 6)					G4-6-3		G4-6-3		G6-3	1	0	0	0	0	0	0						
<b>Inning Stats</b>	R: 0 E: 0 K: 0 S: 9	H: 0 LOB: 0 BB: 0 P: 14	R: 0 E: 0 K: 2 S: 12	H: 1 LOB: 1 BB: 0 P: 19	R: 0 E: 1 K: 1 S: 8	H: 0 LOB: 1 BB: 0 P: 11	R: 0 E: 0 K: 0 S: 8	H: 1 LOB: 2 BB: 1 P: 15	R: 1 E: 1 K: 0 S: 15	H: 3 LOB: 2 BB: 0 P: 20	R: 0 E: 0 K: 1 S: 7	H: 0 LOB: 0 BB: 0 P: 10	R: 1 E: 0 K: 0 S: 11	H: 3 LOB: 1 BB: 0 P: 17	R: 1 E: 0 K: 1 S: 10	H: 1 LOB: 0 BB: 0 P: 14	R: 0 E: 0 K: 1 S: 12	H: 0 LOB: 0 BB: 0 P: 16	1B: 6 2B: 2 3B: 0 HR: 1	SF: 0 SAC: 0 DP: 2 HBP: 0	WP: 0 PB: 0 SB: 0 CS: 0	PA: 37
<b>PITCHER</b>	IP	WLS	BF	H	R	ER	SO	BB	IBB	HBP	BLK	WP	HR	S	P	ERA	WHIP					
<b>Bobby Jones, R</b> ERA: 3.2 (1, 1)	6.1	W	29	8	2	1	4	1	0	0	0	0	0	68	104	1.42	1.421					
<b>Eric Gunderson, L</b> ERA: (7, 1)	0.2		1	0	0	0	0	0	0	0	0	0	0	2	2	0.00	0.000					
<b>Josias Manzanillo, R</b> ERA: 2.18 (8, 1)	2.0		7	1	1	1	2	0	0	0	0	0	1	22	30	4.50	0.500					

San Diego Padres @ New York Mets  
Shea Stadium, Flushing, NY  
Fri Jul 15 1994, 3:33 AM EDT  
Sunny

AB 36  
R 3  
H 9  
RBI 3  
BB 1  
SO 6  
LOB 12



Batter	1	2	3	4	5	6	7	8	9	AB	R	H	RBI	BB	SO	LOB	BOTTOM				
<b>Jose Vizcaino, S</b> OBP: 0.322, SLG: 0.341 (1, 6)	1B G6-3		HR 1B		G3		F7			3	2	1	0	0	0	2					
<b>Todd Hundley, S</b> OBP: 0.307, SLG: 0.463 (1, 2)			HR 1B		K		2B		BB	3	2	2	0	1	1	0					
<b>Bobby Bonilla, S</b> OBP: 0.393, SLG: 0.518 <b>Josias Manzanillo, R</b> (8, 1)			HR		1B		2B		BB	4	1	3	4	0	0	1					
<b>Kevin McReynolds, R</b> OBP: 0.317, SLG: 0.406 (1, 7)	P3		F7		F6		F8			4	0	0	0	0	0	2					
<b>Joe Orsulak, L</b> OBP: 0.288, SLG: 0.359 (1, 8)		F7			L3		F7		P5	4	0	0	0	0	0	2					
<b>Jeff Kent, R</b> OBP: 0.346, SLG: 0.475 (1, 4)		K			2B SH1-3		K		CS SH1-3 1B	4	1	2	0	0	2	0					
<b>Rico Brogna, L</b> OBP: 0.351, SLG: 0.741 (1, 3)		G4-3			SH1-3 2B		PB SF8 2B		SH1-3	3	1	2	0	0	0	0					
<b>Jim Lindeman, R</b> OBP: 0.287, SLG: 0.417 (1, 9)					K		SF8		K	2	0	0	1	1	2	1					
<b>Bobby Jones, R</b> OBP: 0.083, SLG: 0.111 <b>Eric Gunderson, R</b> (7, 1) <b>Tim Bogar, R</b> OBP: 0.194, SLG: 0.250 (8, 5)					G3		K			2	0	0	1	0	1	0					
<b>Inning Stats</b>	R: 1 E: 0 K: 0 S: 5	H: 2 LOB: 0 BB: 0 P: 5	R: 0 E: 0 K: 1 S: 7	H: 0 LOB: 0 BB: 0 P: 11	R: 3 E: 0 K: 1 S: 16	H: 2 LOB: 0 BB: 0 P: 24	R: 0 E: 0 K: 0 S: 9	H: 2 LOB: 2 BB: 1 P: 14	R: 0 E: 0 K: 1 S: 13	H: 1 LOB: 1 BB: 0 P: 19	R: 1 E: 0 K: 2 S: 15	H: 1 LOB: 0 BB: 0 P: 22	R: 1 E: 0 K: 0 S: 18	H: 1 LOB: 1 BB: 1 P: 28	R: 0 E: 0 K: 1 S: 7	H: 1 LOB: 0 BB: 0 P: 11	1B: 6 2B: 3 3B: 0 HR: 1	SF: 1 SAC: 2 DP: 1 HBP: 1	WP: 0 PB: 1 SB: 0 CS: 1	PA: 35	
<b>PITCHER</b>	IP	WLS	BF	H	R	ER	SO	BB	IBB	HBP	BLK	WP	HR	S	P	ERA	WHIP				
<b>Andy Ashby, R</b> ERA: 3.39 (1, 1)	4.0	L	19	6	5	5	2	0	0	0	0	0	0	13	19	0.00	1.000				
<b>Tim Mauser, R</b> ERA: 3.69 (5, 1)	1.0		4	1	0	0	1	0	0	0	0	0	0	15	22	0.00	1.000				
<b>Jeff Tabaka, L</b> ERA: 6.21 (6, 1)	1.0		4	1	1	0	2	0	0	0	0	0	0	18	28	9.00	2.000				
<b>Doug Brocail, R</b> ERA: 8.88 (7, 1)	1.0		5	1	1	1	0	1	0	0	0	0	0	7	11	0.00	1.000				
<b>Pedro Martinez, L</b> ERA: 2.57 (8, 1)	1.0		3	1	0	0	1	0	0	0	0	0	0	7	11	0.00	1.000				

San Diego Padres @ New York Mets  
Shea Stadium, Flushing, NY  
Fri Jul 15 1994, 3:33 AM EDT  
Sunny

AB 29  
R 7  
H 10  
RBI 6  
BB 2  
SO 6  
LOB 8





Batter	1	2	3	4	5	6	7	8	9	10	11	12	13	14	AB	R	H	RBI	BB	SO	LOB	TOP								
<b>Big Roberts, S</b> OBP: 0.376, SLG: 0.384 (13, 1)	<b>K</b>		<b>G4-3</b>			<b>P6</b>			<b>G6-4-3</b> 1B		<b>BB</b>		<b>F7</b>		5	0	1	0	1	1	0									
<b>Ricky Gutierrez, R</b> OBP: 0.338, SLG: 0.325 (14, 6)															0	0	0	0	0	0	0									
<b>Bill Bean, L</b> OBP: 0.239, SLG: 0.269 (9, 1)	<b>F8</b>					<b>G4-3</b>			<b>P5</b>		<b>F9</b>		<b>G3-1</b>		4	0	0	0	0	0	1									
<b>Phil Clark, R</b> OBP: 0.206, SLG: 0.366 (11, PH)															0	0	0	0	0	0	0									
<b>Scott Livingstone, L</b> OBP: 0.275, SLG: 0.351 (13, 5)						<b>G4-3</b>			<b>G6-4-3</b>		<b>G4-3</b>				6	1	2	1	0	0	3									
<b>Tony Gwynn, L</b> OBP: 0.446, SLG: 0.557 (1, 9)	<b>1B</b>																													
<b>Phil Plantier, L</b> OBP: 0.310, SLG: 0.471 (1, 7)	<b>K</b>														6	1	1	1	0	3	1									
<b>Craig Shibley, R</b> OBP: 0.374, SLG: 0.466 (13, 4)																														
<b>Luis Lopez, S</b> OBP: 0.371, SLG: 0.448 (1, 6)																														
<b>Tim Mauser, R</b> OBP: 0.667, SLG: 0.500 (14, 1)	<b>F8</b>												<b>G6-3</b>		6	0	2	0	0	0	1									
<b>Ray McDavid, L</b> (1, 8)																														
<b>Brian Johnson, R</b> OBP: 0.299, SLG: 0.387 (11, PR)																														
<b>Brad Ausmus, R</b> OBP: 0.298, SLG: 0.342 (11, 2)						<b>K</b>			<b>F9</b>		<b>SH2-4</b> 1B		<b>G5-3</b>		4	0	1	0	0	2	2									
<b>Andy Benes, R</b> OBP: 0.163, SLG: 0.167 (9, 3)																														
<b>Eddie Williams, R</b> OBP: 0.391, SLG: 0.550 (9, 3)						<b>K</b>					<b>SH2-4</b>		<b>F7</b>		3	0	0	0	0	3	2									
<b>Inning Stats</b>	R: 0 E: 0 K: 2 S: 13	H: 1 LOB: 1 BB: 0 P: 19	R: 0 E: 0 K: 0 S: 8	H: 0 LOB: 0 BB: 0 P: 13	R: 0 E: 0 K: 2 S: 9	H: 0 LOB: 0 BB: 0 P: 12	R: 0 E: 0 K: 1 S: 9	H: 0 LOB: 0 BB: 0 P: 11	R: 0 E: 0 K: 2 S: 16	H: 2 LOB: 2 BB: 0 P: 20	R: 0 E: 0 K: 2 S: 9	H: 0 LOB: 0 BB: 0 P: 13	R: 0 E: 0 K: 2 S: 7	H: 0 LOB: 0 BB: 0 P: 10	R: 0 E: 0 K: 0 S: 9	H: 1 LOB: 0 BB: 0 P: 10	R: 0 E: 0 K: 0 S: 11	H: 1 LOB: 1 BB: 1 P: 13	R: 0 E: 0 K: 0 S: 7	H: 1 LOB: 2 BB: 1 P: 14	R: 0 E: 0 K: 2 S: 15	H: 1 LOB: 1 BB: 0 P: 23	R: 0 E: 0 K: 0 S: 4	H: 0 LOB: 0 BB: 0 P: 4	R: 2 E: 0 K: 0 S: 14	H: 2 LOB: 0 BB: 0 P: 19	1B: 7 2B: 0 3B: 0 HR: 2	SF: 0 SAC: 1 DP: 1 HBP: 0	WP: 0 PB: 0 SB: 0 CS: 0	PA: 51
<b>PITCHER</b>	IP	WLS	BF	H	R	ER	SO	BB	IBB	HBP	BLK	WP	HR	S	P	ERA	WHIP													
<b>Bret Saberhagen, R</b> ERA: 2.92 (11, 1)	10.0		34	5	0	0	11	0	0	0	0	0	0	7	131	0.00	2.000													
<b>John Franco, L</b> ERA: 2.95 (11, 1)	1.0	5	1	0	0	0	0	1	0	0	0	0	0	7	14	0.00	2.000													
<b>Roger Mason, R</b> ERA: 4.17 (12, 1)	2.0	7	1	0	0	2	0	0	0	0	0	0	0	19	27	0.00	0.500													
<b>Mike Maddux, R</b> ERA: 5.49 (14, 1)	1.0	L	5	2	2	2	0	0	0	0	0	0	2	14	19	18.00	2.000													

San Diego Padres @ New York Mets  
Shea Stadium, Flushing, NY  
Fri Jul 15 1994, 7:05 PM EDT  
Att. 18,861 - Unknown - 75 F

AB 49  
R 2  
H 9  
RBI 2  
BB 1  
SO 13  
LOB 16




Batter	1	2	3	4	5	6	7	8	9	10	11	12	13	14	AB	R	H	RBI	BB	SO	LOB	BOTTOM					
<b>Jose Vizcaino, S</b> OBP: 0.322, SLG: 0.344 (1, 6)	<b>G3-1</b>					<b>K</b>			<b>2B</b>				<b>F9</b>		6	0	2	0	0	1	2						
<b>Kelly Stinnett, R</b> OBP: 0.346, SLG: 0.397 (1, 2)	<b>K</b>								<b>P5</b>				<b>K</b>		6	0	1	0	0	3	4						
<b>Bobby Bonilla, S</b> OBP: 0.392, SLG: 0.513 (1, 5)						<b>K</b>																					
<b>Joe Orsulak, L</b> OBP: 0.283, SLG: 0.352 (1, 8)																											
<b>Luis Rivera, R</b> OBP: 0.341, SLG: 0.538 (14, PH)	<b>F8</b>																										
<b>David Segui, S</b> OBP: 0.325, SLG: 0.438 (14, PR)																											
<b>Fernando Vina, L</b> OBP: 0.355, SLG: 0.283 (14, PR)						<b>K</b>																					
<b>Jeff Kent, R</b> OBP: 0.340, SLG: 0.466 (1, 4)																											
<b>Rico Brogna, L</b> OBP: 0.349, SLG: 0.695 (1, 3)																											
<b>Jim Lindeman, R</b> OBP: 0.283, SLG: 0.402 (1, 9)																											
<b>Bret Saberhagen, R</b> ERA: 3.73 (9, 1)																											
<b>John Franco, L</b> ERA: 2.72 (9, 1)																											
<b>Kevin Mulvey, R</b> ERA: 3.02, SLG: 0.504 (12, 1)																											
<b>Roger Mason, R</b> ERA: 4.17 (12, 1)																											
<b>Tim Bogar, R</b> ERA: 5.93 (13, PH)																											
<b>Mike Maddux, L</b> ERA: 5.63 (14, 1)																											
<b>Inning Stats</b>	R: 0 E: 0 K: 1 S: 17	H: 1 LOB: 1 BB: 0 P: 25	R: 0 E: 0 K: 1 S: 11	H: 0 LOB: 0 BB: 0 P: 15	R: 0 E: 0 K: 1 S: 9	H: 0 LOB: 1 BB: 0 P: 12	R: 0 E: 0 K: 3 S: 12	H: 0 LOB: 1 BB: 1 P: 17	R: 0 E: 0 K: 3 S: 11	H: 0 LOB: 0 BB: 0 P: 16	R: 0 E: 0 K: 1 S: 9	H: 0 LOB: 0 BB: 0 P: 14	R: 0 E: 0 K: 1 S: 10	H: 0 LOB: 0 BB: 0 P: 14	R: 0 E: 0 K: 1 S: 10	H: 1 LOB: 1 BB: 0 P: 15	R: 0 E: 0 K: 0 S: 4	H: 0 LOB: 0 BB: 0 P: 8	R: 0 E: 0 K: 1 S: 15	H: 1 LOB: 2 BB: 1 P: 25	R: 1 E: 1 K: 0 S: 14	H: 2 LOB: 1 BB: 0 P: 19	1B: 5 2B: 2 3B: 0 HR: 0	SF: 0 SAC: 0 DP: 0 HBP: 0	WP: 1 PB: 1 SB: 0 CS: 0	PA: 52	
<b>PITCHER</b>	IP	WLS	BF	H	R	ER	SO	BB	IBB	HBP	BLK	WP	HR	S	P	ERA	WHIP										
<b>Andy Benes, R</b> ERA: 3.73 (9, 1)	8.0		27	2	0	0	14	0	0	0	0	0	0	17	30	0.00	0.500										
<b>Trevor Hoffman, R</b> ERA: 2.72 (9, 1)	2.0	7	1	0	0	1	0	1	0	0	0	0	0	17	30	0.00	0.500										
<b>Pedro Martinez, L</b> ERA: 2.48 (11, 1)	2.0	7	1	0	0	1	0	0	0	0	0	0	0	14	23	0.00	0.500										
<b>Jeff Tabaka, L</b> ERA: 5.93 (13, 1)	1.1	W	8	3	1	0	1	0	1	0	0	0	0	25	38	0.00	2.250										
<b>Tim Mauser, R</b> ERA: 3.63 (14, 1)	0.2	S	2	0	0	0	0	0	0	0	0	0	0	4	6	0.00	0.000										

San Diego Padres @ New York Mets  
Shea Stadium, Flushing, NY  
Fri Jul 15 1994, 7:05 PM EDT  
Att. 18,861 - Unknown - 75 F

AB 49  
R 1  
H 7  
RBI 0  
BB 3  
SO 17  
LOB 21





Batter	1	2	3	4	5	6	7	8	9	AB	R	H	RBI	BB	SO	LOB	TOP											
<b>Bip Roberts, S</b> OBP: 0.376, SLG: 0.384 (1, 8)	1-1 G6-3		0-0 F9		3-1 G5-4-3		0-0 CS 1B		0-1 FC6-4 1B	5	0	2	0	0	0	1	<b>San Diego Padres @ New York Mets</b> Shea Stadium, Flushing, NY Sat Jul 16 1994, 7:05 PM EDT Att: 23,897 - Unknown  livebaseballscores.com											
<b>Craig Shipley, R</b> OBP: 0.369, SLG: 0.458 (1, 5)	1-0 G6-3		3-1 1B		0-0 G4-3		0-1 F8 1-2		0-0 FC6-4 1B 1-2	5	0	1	1	0	0	2												
<b>Tony Gwynn, L</b> OBP: 0.448, SLG: 0.563 (1, 9)	3-1 2B		3-1 F8			0-1 2B 2B		0-0 G3	5	1	3	0	0	0	1													
<b>Eddie Williams, R</b> OBP: 0.392, SLG: 0.548 (1, 3)	4-0 FC6-3 BB			1-1 G5-3		3-2 1B 2H SF9 2B		1-3 K	4	1	1	1	1	2	2													
<b>Phil Clark, R</b> OBP: 0.236, SLG: 0.363 (1, 7)	0-1 FC6-3 1-2			0-0 1B		0-1 L3		1-0 F8	4	0	1	0	0	0	3													
<b>Luis Lopez, S</b> OBP: 0.374, SLG: 0.449 (1, 6)		0-1 G6-3		0-0 1B		0-0 1B		1-3 K	4	0	2	0	0	1	0													
<b>Ricky Gutierrez, R</b> OBP: 0.333, SLG: 0.321 (1, 4)		0-3 K		2-0 P4		0-0 SF9		0-0 G4-3	3	0	0	1	0	1	2													
<b>Brad Ausmus, R</b> OBP: 0.301, SLG: 0.345 (1, 2)		0-0 G6-3		0-3 K		0-0 FC6-4 1B		0-0 2B 1B	4	1	2	0	0	1	2													
<b>Scott Sanders, R</b> OBP: 0.185, SLG: 0.120 <b>Doug Brocail, L</b> (8, 1)			0-3 K		0-1 E5		0-1 FC6-4		1-0 FC6-4 2B	3	0	0	0	0	1	2												
<b>Brian Johnson, R</b> OBP: 0.309, SLG: 0.413 (9, PH)										0	0	0	0	0	0	0												
<b>Inning Stats</b>	R: 0 E: 0 K: 0 S: 7	H: 1 LOB: 2 BB: 1 P: 16	R: 0 E: 0 K: 1 S: 6	H: 0 LOB: 0 BB: 0 P: 6	R: 0 E: 0 K: 1 S: 8	H: 1 LOB: 1 BB: 0 P: 14	R: 0 E: 0 K: 1 S: 8	H: 2 LOB: 2 BB: 0 P: 11	R: 0 E: 1 K: 0 S: 5	H: 0 LOB: 0 BB: 0 P: 8	R: 2 E: 0 K: 0 S: 13	H: 4 LOB: 2 BB: 0 P: 16	R: 0 E: 0 K: 2 S: 4	H: 1 LOB: 0 BB: 0 P: 4	R: 0 E: 0 K: 2 S: 8	H: 0 LOB: 0 BB: 0 P: 11	R: 2 E: 0 K: 1 S: 11	H: 4 LOB: 2 BB: 0 P: 16	1B: 9 2B: 4 3B: 0 HR: 0	SF: 1 SAC: 0 DP: 1 HBP: 0	WP: 0 PB: 0 SB: 0 CS: 1	PA: 40						
<b>PITCHER</b>	IP	WLS	BF	H	R	ER	SO	BB	IBB	HBP	BLK	WP	HR	S	P	ERA	WHIP											
<b>Jason Jacome, L</b> ERA: 1.71 <b>Roger Mason, R</b> ERA: 4.08 <b>Josias Manzanillo, R</b> ERA: 2.13 <b>John Franco, L</b> ERA: 3.05	(1, 1)	6.0	W	27	8	2	2	3	1	0	0	0	0	0	47	71	3.00	1.500										
<b>Batter</b>	1	2	3	4	5	6	7	8	9	AB	R	H	RBI	BB	SO	LOB	BOTTOM											
<b>Jose Vizcaino, S</b> OBP: 0.324, SLG: 0.346 (1, 6)	1-1 E 1B	0-0 G4-3			3-2 G4-3 1B	1-2 F8				4	1	2	0	0	0	1	<b>San Diego Padres @ New York Mets</b> Shea Stadium, Flushing, NY Sat Jul 16 1994, 7:05 PM EDT Att: 23,897 - Unknown  livebaseballscores.com											
<b>Joe Orsulak, L</b> OBP: 0.283, SLG: 0.350 (1, 8) (7, 9)	1-2 E6 BB 1B	1-0 1B			1-2 F7		0-0 F7			4	1	1	0	0	0	2												
<b>Bobby Bonilla, S</b> OBP: 0.393, SLG: 0.511 (1, 5)	2-1 BB 1B	2-1 G4-3			3-1 G4-3		4-2 BB			3	1	1	1	1	0	2												
<b>Kevin McReynolds, R</b> OBP: 0.319, SLG: 0.399 (1, 7)	4-0 1B 2-3 BB		1-3 K		4-2 BB		0-3 K			2	0	0	0	2	2	1												
<b>Todd Hundley, S</b> OBP: 0.306, SLG: 0.459 (1, 2)	2-1 1B		1-3 K2-3		3-3 K2-3		2-1 G3			4	0	1	2	0	2	3												
<b>Jeff Kent, R</b> OBP: 0.336, SLG: 0.460 (1, 4)	1-2 2H 3H F8		0-0 F8			0-0 F8		1-1 F9	4	0	0	0	0	0	2													
<b>David Segui, S</b> OBP: 0.324, SLG: 0.443 (1, 9) (7, 3)	0-0 F7		2-0 G4-3		0-3 K		0-2 SF7 3B			4	1	1	0	0	1	2												
<b>Rico Brogna, L</b> OBP: 0.348, SLG: 0.694 <b>Ryan Thompson, R</b> OBP: 0.302, SLG: 0.463 (1, 3) (7, 8)	3-2 P5		2-0 G4-3		2-0 2B 2B		0-0 SF7			3	1	1	0	0	0	2												
<b>Jason Jacome, L</b> <b>Fernando Vina, L</b> <b>Roger Mason, R</b> <b>Josias Manzanillo, R</b> <b>Jim Lindeman, R</b> <b>John Franco, L</b> (1, 1) (6, PH) (7, 1) (8, 1) (8, PH) (9, 1)		0-3 K		1-3 K		3-1 2B		3-H P4	2	0	0	0	0	0	2	0												
<b>Inning Stats</b>	R: 3 E: 1 K: 0 S: 16	H: 3 LOB: 2 BB: 1 P: 31	R: 0 E: 0 K: 1 S: 7	H: 1 LOB: 0 BB: 0 P: 10	R: 0 E: 0 K: 2 S: 7	H: 0 LOB: 0 BB: 0 P: 9	R: 0 E: 0 K: 1 S: 5	H: 0 LOB: 0 BB: 0 P: 10	R: 0 E: 0 K: 1 S: 17	H: 1 LOB: 2 BB: 1 P: 31	R: 1 E: 0 K: 1 S: 10	H: 2 LOB: 1 BB: 0 P: 16	R: 0 E: 0 K: 1 S: 12	H: 0 LOB: 1 BB: 1 P: 18	R: 1 E: 0 K: 0 S: 8	H: 1 LOB: 0 BB: 0 P: 10		1B: 5 2B: 2 3B: 1 HR: 0	SF: 1 SAC: 0 DP: 0 HBP: 0	WP: 0 PB: 0 SB: 0 CS: 0	PA: 36							
<b>PITCHER</b>	IP	WLS	BF	H	R	ER	SO	BB	IBB	HBP	BLK	WP	HR	S	P	ERA	WHIP											
<b>Scott Sanders, R</b> ERA: 5.09 <b>Doug Brocail, R</b> ERA: 8.71	(1, 1)	7.0	L	32	7	4	3	7	3	0	0	0	0	0	74	125	3.86	1.429										
	(8, 1)	1.0		4	1	1	1	0	0	0	0	0	0	8	10	9.00	1.000											







Batter	1	2	3	4	5	6	7	8	9	10	AB	R	H	RBI	BB	SO	LOB	TOP				
<b>Brett Butler, L</b> OBP: 0.414, SLG: 0.437 (1.8)	0-1 HR BB 1B	2-0 2B		1-2 FC6-4 1-2f			4-2 2B BB	4-2 SAFE BB		3-2 E4 G5-4-3	4	2	2	0	2	0	1					
<b>Raul Mondesi, R</b> OBP: 0.333, SLG: 0.535 (1.9)	1-1 F7	2-3 K			0-3 K		2-2 2B	2-0 FC5-4 HBP		0-0 G5-4-3	6	1	1	0	0	2	5					
<b>Mike Piazza, R</b> OBP: 0.371, SLG: 0.551 <b>Delino DeShields, L</b> OBP: 0.357, SLG: 0.303 (10.4)	4-0 HR BB		0-1 F8 2B		0-3 K		4-0 2B IBB	1-0 HBP		1-0 S 1B	3	2	2	0	2	1	0					
<b>Tim Wallach, R</b> OBP: 0.344, SLG: 0.493 (1.5)	3-1 HR		3-3 K		4-0 1B BB		1-1 G3 1-H 2-H 3-H	1-0 P3		4-1 E 1B IBB	4	1	2	6	2	1	4					
<b>Eric Karros, R</b> OBP: 0.314, SLG: 0.390 <b>Jim Gott, R</b> (10.1)	4-0 BB		1-0 F8		0-1 1B		1-3 K		0-2 F7	3-2 E7 1B	5	0	2	1	1	1	2					
<b>Cory Snyder, R</b> OBP: 0.318, SLG: 0.426 <b>Chris Gwynn, L</b> OBP: 0.328, SLG: 0.362 (7.7)	0-2 P4		2-1 G5-3		2-3 1B		0-1 G3		4-1 1B BB	1-2 L7	3	0	0	0	0	1	4					
<b>Mitch Webster, S</b> OBP: 0.329, SLG: 0.417 (10.7)	1-0 F7						2-3 G3		0-0 F7		1	0	0	0	0	0	2					
<b>Jeff Treadway, L</b> OBP: 0.390, SLG: 0.396 <b>Carlos Hernandez, R</b> OBP: 0.275, SLG: 0.426 (10.2)	1-0 F7						2-2 G5-3		0-0 F7		5	0	1	0	0	0	3					
<b>Rafael Bourniquel, R</b> OBP: 0.349, SLG: 0.321 (1.6)		1-2 G5-3		1-0 F7			1-0 G4-6-3 1B		0-0 FC5-4 BB	1-2 1B	5	0	2	0	0	0	1					
<b>Ismael Valdez, R</b> (1.1)		0-0 F9		4-2 FC6-4 BB			0-0 F9		1-3 K	1-2 G3	1	0	0	0	0	0	0					
<b>Tom Candiotti, R</b> OBP: 0.156, SLG: 0.159 <b>Dave Hansen, L</b> OBP: 0.389, SLG: 0.406 <b>Todd Worrell, R</b> OBP: 0.338, SLG: 0.449 (10.3)											1	0	0	0	0	0	0					
<b>Inning Stats</b>	R: 3 E: 0 K: 1 S: 10	H: 2 LOB: 1 BB: 2 P: 23	R: 0 E: 0 K: 1 S: 8	H: 1 LOB: 1 BB: 0 P: 13	R: 0 E: 0 K: 1 S: 8	H: 1 LOB: 1 BB: 0 P: 14	R: 0 E: 0 K: 0 S: 15	H: 0 LOB: 1 BB: 1 P: 23	R: 0 E: 0 K: 3 S: 11	H: 1 LOB: 2 BB: 1 P: 17	R: 0 E: 0 K: 1 S: 4	H: 2 LOB: 1 BB: 2 P: 31	R: 0 E: 0 K: 1 S: 11	H: 1 LOB: 3 BB: 1 P: 20	R: 0 E: 0 K: 0 S: 10	H: 1 LOB: 2 BB: 1 P: 15	R: 1 E: 2 K: 0 S: 12	H: 2 LOB: 2 BB: 1 P: 24	1B: 7 2B: 4 3B: 0 HR: 1	SF: 0 SAC: 0 DP: 2 HBP: 1	WP: 0 PB: 0 SB: 1 CS: 0	PA: 51
<b>PITCHER</b>	IP WLS BF H R ER SO	IP WLS BF H R ER SO	IP WLS BF H R ER SO	IP WLS BF H R ER SO	IP WLS BF H R ER SO	IP WLS BF H R ER SO	IP WLS BF H R ER SO	IP WLS BF H R ER SO	IP WLS BF H R ER SO	IP WLS BF H R ER SO	IP WLS BF H R ER SO	IP WLS BF H R ER SO	IP WLS BF H R ER SO	IP WLS BF H R ER SO	IP WLS BF H R ER SO	IP WLS BF H R ER SO	IP WLS BF H R ER SO	IP WLS BF H R ER SO	ERA WHIP	ERA WHIP		
<b>Mike Remlinger, L</b> ERA: 4.82	6.0	30	7	6	6	5	5	1	0	0	0	0	0	10	13	0.00	1.000					
<b>Josias Manzanillo, R</b> ERA: 2.06	1.0	4	1	0	0	1	0	0	0	0	0	0	0	21	35	0.00	2.000					
<b>Roger Mason, R</b> ERA: 3.91	2.0	11	2	0	0	1	2	0	1	0	0	0	0	9	20	13.50	3.000					
<b>Mauro Gozzo, R</b> ERA: 4.75	0.2	L	5	2	1	1	0	1	0	0	0	0	0	3	4	0.00	0.000					
<b>Eric Gunderson, L</b> ERA:	0.1	1	0	0	0	0	0	0	0	0	0	0	0	3	4	0.00	0.000					

Los Angeles Dodgers @ New York Mets  
Shea Stadium, Flushing, NY  
Mon Jul 18 1994, 7:05 PM EDT  
Att: 17,538 - Unknown - 74 F

AB 41  
R 7  
H 12  
RBI 7  
BB 9  
SO 7  
LOB 26



Batter	1	2	3	4	5	6	7	8	9	10	AB	R	H	RBI	BB	SO	LOB	BOTTOM				
<b>Jose Vizcaino, S</b> OBP: 0.325, SLG: 0.344 (1.6)	0-1 G6-3	3-3 K		3-2 G3		4-1 E BB			0-2 1B 1B	3-2 CS 1B	5	1	2	0	1	1	3					
<b>Todd Hundley, S</b> OBP: 0.302, SLG: 0.452 (1.2)	2-2 2B		1-2 L8		1-1 G3	2-2 E4 1-2 2-H			0-2 F7	3-2 1B	6	0	2	0	0	0	2					
<b>Bobby Bonilla, S</b> OBP: 0.388, SLG: 0.500 (1.5)	2-3 K		1-3 K		4-2 1B BB	0-0 F9			1-2 1B 1B	1-1 L9	5	1	1	0	1	2	4					
<b>Kevin McReynolds, R</b> OBP: 0.321, SLG: 0.354 <b>Roger Mason, R</b> ERA: 3.91 <b>Jim Lindeman, R</b> OBP: 0.287, SLG: 0.404 <b>Tim Bogar, R</b> OBP: 0.174, SLG: 0.226 (10.3)	4-2 BB		2-2 L8		1-2 1B BB		1-3 K		3-2 1B 1B FC4-6 1B	0-3 K	3	0	1	0	1	1	0					
<b>Joe Orsulak, L</b> OBP: 0.232, SLG: 0.356 (1.9)	0-0 G3-1			3-1 G4-3 1B	1-3 K	1-1 L6			0-0 FC4-6 1B		5	1	2	1	0	1	4					
<b>Jeff Kent, R</b> OBP: 0.335, SLG: 0.456 (1.4)		3-2 2B 1B		2-1 G3 G4-3 1B	1-3 K	1-0 G6-3			1-3 3-H FC4-6 1B	2-0 BB 1B	5	1	2	1	0	1	3					
<b>David Segui, S</b> OBP: 0.322, SLG: 0.441 (10.7)		1-0 2B		3-2 G4-3		1-1 L8			1-2 BB 1B		5	0	2	1	0	0	2					
<b>Ryan Thompson, R</b> OBP: 0.307, SLG: 0.456 (1.8)		2-3 K		4-2 G3 BB		2-2 E5 SH1-4 E			4-2 G5-4-3 BB	1-2 2-3 BB	2	1	0	0	3	1	1					
<b>Mike Remlinger, L</b> (1.1)		3-3 K		2-2 G3		0-0 SH1-4			2-0 G5-4-3	2-2 P6	2	0	0	1	0	1	3					
<b>Josias Manzanillo, R</b> (7.1)	1.0	29	3	2	1	7	4	0	0	0	0	0	0	0	0	0	4					
<b>Fernando Vina, L</b> ERA: 3.74	7.0	29	3	2	1	7	4	0	0	0	0	0	0	0	0	0	4					
<b>Mauro Gozzo, R</b> OBP: 0.333, SLG: 0.357 <b>Eric Gunderson, R</b> (10.1)	1.0	S	4	2	0	0	1	0	0	0	0	0	0	0	0	0	0					
<b>Inning Stats</b>	R: 0 E: 0 K: 1 S: 11	H: 1 LOB: 2 BB: 1 P: 19	R: 1 E: 0 K: 3 S: 14	H: 2 LOB: 1 BB: 0 P: 26	R: 0 E: 0 K: 1 S: 10	H: 0 LOB: 0 BB: 0 P: 14	R: 1 E: 0 K: 0 S: 15	H: 2 LOB: 2 BB: 1 P: 32	R: 0 E: 0 K: 2 S: 13	H: 1 LOB: 2 BB: 1 P: 21	R: 1 E: 2 K: 0 S: 11	H: 0 LOB: 0 BB: 0 P: 9	R: 0 E: 0 K: 0 S: 6	H: 0 LOB: 0 BB: 1 P: 14	R: 3 E: 0 K: 0 S: 28	H: 5 LOB: 3 BB: 41	R: 0 E: 0 K: 1 S: 13	H: 2 LOB: 1 BB: 0 P: 20	1B: 11 2B: 2 3B: 0 HR: 0	SF: 0 SAC: 1 DP: 1 HBP: 0	WP: 0 PB: 0 SB: 0 CS: 1	PA: 49
<b>PITCHER</b>	IP WLS BF H R ER SO	IP WLS BF H R ER SO	IP WLS BF H R ER SO	IP WLS BF H R ER SO	IP WLS BF H R ER SO	IP WLS BF H R ER SO	IP WLS BF H R ER SO	IP WLS BF H R ER SO	IP WLS BF H R ER SO	IP WLS BF H R ER SO	IP WLS BF H R ER SO	IP WLS BF H R ER SO	IP WLS BF H R ER SO	IP WLS BF H R ER SO	IP WLS BF H R ER SO	IP WLS BF H R ER SO	IP WLS BF H R ER SO	IP WLS BF H R ER SO	ERA WHIP	ERA WHIP		
<b>Ismael Valdez, R</b> ERA: 3.52	1.0	7	3	1	1	1	1	0	0	0	0	0	0	16	28	9.00	4.000					
<b>Tom Candiotti, R</b> (2.1)	7.0	29	3	2	1	7	4	0	0	0	0	0	0	70	127	1.29	1.000					
<b>Todd Worrell, R</b> ERA: 3.27	1.0	W	9	5	3	3	0	1	0	0	0	0	0	28	41	27.00	6.000					
<b>Jim Gott, R</b> ERA: 4.91	1.0	S	4	2	0	0	1	0	0	0	0	0	0	13	20	0.00	2.000					

Los Angeles Dodgers @ New York Mets  
Shea Stadium, Flushing, NY  
Mon Jul 18 1994, 7:05 PM EDT  
Att: 17,538 - Unknown - 74 F

AB 42  
R 6  
H 13  
RBI 5  
BB 6  
SO 9  
LOB 27









Batter	1	2	3	4	5	6	7	8	9	AB	R	H	RBI	BB	SO	LOB	TOP																	
<b>Brett Butler, L</b> OBP: 0.416, SLG: 0.453 (1, 8)	P6		HR		G4-3		3B 1B		FC1-5 2B	5	2	3	1	0	0	0	<b>Los Angeles Dodgers @ New York Mets</b> Shea Stadium, Flushing, NY Wed Jul 20 1994, 3:33 AM EDT Att: 29,578 - Sunny - 92 F																	
<b>Delino DeShields, L</b> OBP: 0.366, SLG: 0.324 (1, 4) (8, 6)	1B BB						SF9 3B		FC1-5 CS	4	2	1	1	1	2	1																		
<b>Henry Rodriguez, L</b> OBP: 0.336, SLG: 0.444 <b>Mitch Webster, S</b> OBP: 0.333, SLG: 0.432 (1, 7) (9, PH)	1B 1B				P5		SF9		F8	3	0	2	1	0	0	0																		
<b>Tim Wallach, R</b> OBP: 0.349, SLG: 0.494 (1, 5)					F8		K			4	0	1	0	0	2	3																		
<b>Raul Mondesi, R</b> OBP: 0.333, SLG: 0.532 (1, 9)	FC5-4 1B						L6			4	0	2	1	0	1	0																		
<b>Eric Karros, R</b> OBP: 0.312, SLG: 0.390 (1, 3)	FC5-4				L5		P8			4	0	1	0	0	0	2																		
<b>Carlos Hernandez, R</b> OBP: 0.250, SLG: 0.382 (1, 2)					E5		G1-3			4	0	0	0	0	2	1																		
<b>Rafael Bourimigal, R</b> OBP: 0.343, SLG: 0.306 <b>Jeff Treadway, L</b> OBP: 0.410, SLG: 0.418 (1, 6) (8, PH) (8, 4)	G4-3				F9		HBP		FC6-4 1B	2	0	0	0	0	0	1																		
<b>Ramon Martinez, R</b> OBP: 0.278, SLG: 0.321 <b>Dave Hansen, L</b> OBP: 0.378, SLG: 0.394 <b>Rudy Seanez, R</b> <b>Mike Piazza, R</b> OBP: 0.368, SLG: 0.554 <b>Jim Gott, R</b> (1, 1) (6, PH) (6, 1) (8, 1)	L5				F7		F9		FC6-4	2	0	0	0	0	0	1																		
<b>Inning Stats</b>	R: 1 E: 0 K: 1 S: 17	H: 2 LOB: 2 BB: 1 P: 28	R: 0 E: 0 K: 1 S: 8	H: 0 LOB: 0 BB: 0 P: 11	R: 1 E: 0 K: 1 S: 9	H: 3 LOB: 1 BB: 0 P: 13	R: 0 E: 1 K: 0 S: 10	H: 0 LOB: 1 BB: 0 P: 12	R: 0 E: 0 K: 1 S: 9	H: 1 LOB: 1 BB: 0 P: 14	R: 0 E: 0 K: 1 S: 12	H: 1 LOB: 2 BB: 0 P: 16	R: 2 E: 0 K: 1 S: 15	H: 2 LOB: 0 BB: 0 P: 23	R: 0 E: 0 K: 1 S: 10	H: 1 LOB: 1 BB: 0 P: 17		R: 0 E: 0 K: 0 S: 4	H: 1 LOB: 0 BB: 0 P: 5	1B: 7 2B: 1 3B: 2 HR: 1	SF: 1 SAC: 0 DP: 0 HBP: 1	WP: 0 PB: 0 SB: 0 CS: 1	PA: 40											
<b>PITCHER</b>	IP WLS BF H R ER SO BB IBB HBP BLK WP HR S P ERA WHIP																																	
<b>Bret Saberhagen, R</b> ERA: 3.04 <b>Josias Manzanillo, R</b> ERA: 1.99 <b>John Franco, L</b> ERA: 2.9	(1, 1) (7, 1) (9, 1)	6.1 1.2 1.0	W 6 S	30 6 3	H 9 1	R 4 0	ER 4 0	SO 5 2	BB 1 0	IBB 0 0	HBP 1 0	BLK 0 0	WP 0 0	HR 1 0	S 74 16	P 109 25		ERA 5.68 0.00	WHIP 1.579 0.600															

Batter	1	2	3	4	5	6	7	8	9	AB	R	H	RBI	BB	SO	LOB	BOTTOM																	
<b>Fernando Vina, L</b> OBP: 0.356, SLG: 0.281 (1, 4)	P3		HR BB		FC3-6 BB		HBP		F8	2	1	0	0	2	0	1	<b>Los Angeles Dodgers @ New York Mets</b> Shea Stadium, Flushing, NY Wed Jul 20 1994, 3:33 AM EDT Att: 29,578 - Sunny - 92 F																	
<b>Jose Vizcaino, S</b> OBP: 0.327, SLG: 0.345 (1, 6)	CS 1B				FC3-6		F7		E9	5	0	2	1	0	1	5																		
<b>Bobby Bonilla, S</b> OBP: 0.388, SLG: 0.509 (1, 5)	K				K		F9			4	1	1	2	0	2	5																		
<b>Jim Lindeman, R</b> OBP: 0.299, SLG: 0.437 (1, 7)					F8		K			4	1	2	0	0	1	0																		
<b>Joe Orsulak, L</b> OBP: 0.292, SLG: 0.354 (1, 9)	G3				F8		S 1B			4	0	2	1	0	0	0																		
<b>David Segui, S</b> OBP: 0.317, SLG: 0.431 (1, 3)	FC4-6 1B				F8		F7		P3	4	0	1	0	0	0	3																		
<b>Kelly Stinnett, R</b> OBP: 0.350, SLG: 0.490 (1, 2)	FC4-6				BB 1B FC3-6 1B		SH5-4 1B		G6-3	4	1	2	0	0	0	2																		
<b>Ryan Thompson, R</b> OBP: 0.313, SLG: 0.461 (1, 8)	F8				K		SH5-4 1B		1B 1B	4	0	2	0	0	1	2																		
<b>Bret Saberhagen, R</b> OBP: 0.285, SLG: 0.244 <b>Josias Manzanillo, R</b> <b>Rico Brogna, L</b> OBP: 0.348, SLG: 0.677 <b>John Franco, L</b> (1, 1) (7, 1) (8, PH) (9, 1)	G3-1				G3-1		SH5-4		K	2	1	1	0	0	0	0																		
<b>Inning Stats</b>	R: 0 E: 0 K: 1 S: 7	H: 1 LOB: 1 BB: 0 P: 12	R: 1 E: 0 K: 0 S: 11	H: 2 LOB: 1 BB: 0 P: 16	R: 2 E: 0 K: 1 S: 10	H: 3 LOB: 2 BB: 1 P: 22	R: 2 E: 1 K: 2 S: 19	H: 2 LOB: 1 BB: 1 P: 31	R: 0 E: 0 K: 0 S: 5	H: 0 LOB: 0 BB: 0 P: 5	R: 0 E: 0 K: 0 S: 11	H: 2 LOB: 3 BB: 0 P: 17	R: 0 E: 0 K: 1 S: 12	H: 1 LOB: 1 BB: 0 P: 19	R: 0 E: 1 K: 1 S: 11	H: 2 LOB: 2 BB: 0 P: 13		R: 0 E: 0 K: 1 S: 4	H: 0 LOB: 0 BB: 0 P: 5	1B: 11 2B: 1 3B: 1 HR: 1	SF: 0 SAC: 1 DP: 1 HBP: 1	WP: 0 PB: 0 SB: 1 CS: 1	PA: 38											
<b>PITCHER</b>	IP WLS BF H R ER SO BB IBB HBP BLK WP HR S P ERA WHIP																																	
<b>Ramon Martinez, R</b> ERA: 4.48 <b>Rudy Seanez, R</b> ERA: 4.3 <b>Jim Gott, R</b> ERA: 5.58	(1, 1) (6, 1) (8, 1)	5.0 2.0 1.0	L	24 10 4	H 8 3	R 5 0	ER 4 0	SO 4 1	BB 2 0	IBB 0 0	HBP 0 1	BLK 0 0	WP 0 0	HR 1 0	S 52 23	P 86 36		ERA 7.20 0.00	WHIP 2.000 1.500															





Batter	1	2	3	4	5	6	7	8	9	AB	R	H	RBI	BB	SO	LOB	TOP										
<b>Darren Lewis, R</b> OBP: 0.346, SLG: 0.355	G6-3	K		L6		F8		G4-3		5	0	0	0	0	1	3											
<b>Steve Scarsone, R</b> OBP: 0.319, SLG: 0.405	E6	P8								4	0	1	0	0	0	2											
<b>John Patterson, S</b> OBP: 0.291, SLG: 0.320										1	0	0	0	0	1	0											
<b>Barry Bonds, L</b> OBP: 0.416, SLG: 0.625										4	2	2	1	1	1	1											
<b>Matt Williams, R</b> OBP: 0.305, SLG: 0.567	F8									5	0	1	0	0	3	3											
<b>Darryl Strawberry, L</b> OBP: 0.415, SLG: 0.556										2	0	1	1	2	1	0											
<b>Todd Benzinger, S</b> OBP: 0.270, SLG: 0.347	F9									3	0	0	0	0	0	5											
<b>Pat Gomez, L</b> OBP: 0.291, SLG: 0.320										0	0	0	0	0	0	0											
<b>Mark Leonard, L</b> OBP: 0.750, SLG: 0.667										1	0	1	0	0	0	0											
<b>William Van Landingham, R</b> OBP: 0.245, SLG: 0.345										0	0	0	0	0	0	0											
<b>Royce Clayton, R</b> OBP: 0.296, SLG: 0.341										4	1	2	0	0	0	2											
<b>Kirt Manwaring, R</b> OBP: 0.286, SLG: 0.297										3	0	1	1	1	0	0											
<b>Bill Swift, R</b> OBP: 0.241, SLG: 0.231										1	0	0	0	0	0	0											
<b>Dave Martinez, L</b> OBP: 0.338, SLG: 0.393										1	0	0	0	0	0	0											
<b>Inning Stats</b>	R: 0 H: 0 E: 1 K: 0 S: 8	H: 0 LOB: 3 BB: 2 P: 21	R: 0 H: 1 E: 0 K: 1 S: 11	R: 1 H: 1 E: 0 K: 2 S: 8	H: 1 LOB: 0 BB: 0 P: 9	R: 0 H: 1 E: 0 K: 0 S: 5	H: 1 LOB: 1 BB: 0 P: 7	R: 0 H: 2 E: 0 K: 0 S: 10	H: 2 LOB: 2 BB: 1 P: 17	R: 1 H: 1 E: 0 K: 0 S: 7	H: 1 LOB: 0 BB: 0 P: 9	R: 1 H: 3 E: 0 K: 1 S: 9	H: 3 LOB: 2 BB: 0 P: 15	R: 0 H: 0 E: 0 K: 3 S: 6	H: 0 LOB: 0 BB: 0 P: 8	R: 0 H: 0 E: 0 K: 3 S: 9	H: 0 LOB: 0 BB: 0 P: 15	1B: 6 2B: 2 3B: 1 HR: 1	SF: 0 SAC: 2 DP: 1 HBP: 0	WP: 0 PB: 1 SB: 0 CS: 1	PA: 40						
<b>PITCHER</b>	IP	WLS	BF	H	R	ER	SO	BB	IBB	HBP	BLK	WP	HR	S	P	ERA	WHIP										
<b>Jason Jacome, L</b> ERA: 2.0	6.0	W	28	6	2	2	3	4	0	0	0	0	1	49	84	3.00	1.667										
<b>Roger Mason, R</b> ERA: 3.99	0.2		4	2	1	1	1	0	0	0	0	0	0	6	8	13.50	3.000										
<b>Eric Gunderson, L</b> ERA: 3.99	0.0		1	1	0	0	0	0	0	0	0	0	0	2	4	∞	∞										
<b>Josias Manzanillo, R</b> ERA: 1.93	1.1		4	0	0	0	0	0	0	0	0	0	0	7	11	0.00	0.000										
<b>John Franco, L</b> ERA: 2.83	1.0	S	3	0	0	0	3	0	0	0	0	0	0	9	15	0.00	0.000										

**San Francisco Giants @ New York Mets**  
Shea Stadium, Flushing, NY  
Fri Jul 22 1994, 7:05 PM EDT  
Att: 26,397 - Unknown



Batter	1	2	3	4	5	6	7	8	9	AB	R	H	RBI	BB	SO	LOB	BOTTOM										
<b>Jose Vizcaino, S</b> OBP: 0.324, SLG: 0.341	G4-3	F8				G6-3		F9		4	0	0	0	0	0	2											
<b>Todd Hundley, S</b> OBP: 0.300, SLG: 0.456										3	1	0	0	1	0	0											
<b>Bobby Bonilla, S</b> OBP: 0.387, SLG: 0.508										3	1	1	0	0	0	0											
<b>Tim Lincecum, R</b> OBP: 0.171, SLG: 0.219										1	0	0	0	0	0	0											
<b>Jeremy Burnitz, L</b> OBP: 0.309, SLG: 0.329										4	1	2	0	0	0	2											
<b>David Segui, S</b> OBP: 0.316, SLG: 0.426										3	1	0	0	1	0	2											
<b>Jeff Kent, R</b> OBP: 0.336, SLG: 0.467										4	1	1	4	0	0	2											
<b>Rico Brogna, L</b> OBP: 0.356, SLG: 0.696										4	1	2	1	0	0	0											
<b>John Franco, L</b> OBP: 0.302, SLG: 0.354										0	0	0	0	0	0	0											
<b>Ryan Thompson, R</b> OBP: 0.313, SLG: 0.458										2	0	0	0	1	1	1											
<b>Jason Jacome, L</b> ERA: 3.07										2	0	0	0	0	1	0											
<b>Fernando Vina, L</b> ERA: 3.07										1	0	1	1	0	0	0											
<b>Roger Mason, R</b> ERA: 1.23										0	0	0	0	0	0	0											
<b>Eric Gunderson, R</b> ERA: 1.23										0	0	0	0	0	0	0											
<b>Josias Manzanillo, R</b> ERA: 1.93										0	0	0	0	0	0	0											
<b>Joe Orsulak, L</b> ERA: 3.1										0	0	0	0	0	0	0											
<b>Inning Stats</b>	R: 4 H: 3 E: 0 K: 1 S: 17	H: 3 LOB: 1 BB: 2 P: 29	R: 0 H: 0 E: 0 K: 1 S: 5	R: 0 H: 1 E: 0 K: 0 S: 7	H: 1 LOB: 0 BB: 0 P: 11	R: 0 H: 0 E: 0 K: 0 S: 3	H: 0 LOB: 0 BB: 0 P: 6	R: 0 H: 0 E: 0 K: 0 S: 7	H: 0 LOB: 0 BB: 0 P: 11	R: 2 H: 3 E: 0 K: 0 S: 16	H: 3 LOB: 2 BB: 1 P: 30	R: 0 H: 0 E: 0 K: 0 S: 10	H: 0 LOB: 0 BB: 0 P: 15	R: 0 H: 0 E: 0 K: 0 S: 8	H: 0 LOB: 0 BB: 0 P: 12	R: 0 H: 0 E: 0 K: 0 S: 8	H: 0 LOB: 0 BB: 0 P: 12	1B: 5 2B: 0 3B: 1 HR: 1	SF: 0 SAC: 0 DP: 0 HBP: 0	WP: 0 PB: 0 SB: 0 CS: 0	PA: 34						
<b>PITCHER</b>	IP	WLS	BF	H	R	ER	SO	BB	IBB	HBP	BLK	WP	HR	S	P	ERA	WHIP										
<b>Bill Swift, R</b> ERA: 3.07	5.2	L	27	7	6	6	2	1	2	0	0	0	0	54	90	9.53	1.412										
<b>Pat Gomez, L</b> ERA: 1.23	0.1		1	0	0	0	0	0	0	0	0	0	0	1	3	0.00	0.000										
<b>William Van Landingham, R</b> ERA: 3.1	2.0		6	0	0	0	0	0	0	0	0	0	0	18	27	0.00	0.000										

**San Francisco Giants @ New York Mets**  
Shea Stadium, Flushing, NY  
Fri Jul 22 1994, 7:05 PM EDT  
Att: 26,397 - Unknown





Batter	1	2	3	4	5	6	7	8	9	AB	R	H	RBI	BB	SO	LOB	TOP				
Darren Lewis, R OBP: 0.349, SLG: 0.363 (1, 8)	G5-3		G4-3				F9 2B	SH1-4 2B		5	1	3	0	0	0	0	<b>San Francisco Giants @ New York Mets</b> Shea Stadium, Flushing, NY Sat Jul 23 1994, 3:33 AM EDT Att: 29,592 - Overcast - 87 F				
Steve Scarsone, R OBP: 0.337, SLG: 0.407 (1, 4)	HR BB		1B				BB	SH1-4	L6	2	1	1	0	2	0	2					
Barry Bonds, L OBP: 0.415, SLG: 0.634 (1, 7)	F7		K				F9			5	1	2	2	0	1	4					
Matt Williams, R OBP: 0.303, SLG: 0.570 (1, 5)	1-H HR				P4		K	P4		5	1	1	2	0	1	3					
Darryl Strawberry, L OBP: 0.413, SLG: 0.513 Todd Benzinger, S OBP: 0.276, SLG: 0.347 (1, 9)	G3-1				K			F7		3	0	0	0	0	2	1		0			
Dave Martinez, L OBP: 0.340, SLG: 0.394 (1, 3)					HBP 1B			1B	P5	5	0	2	0	0	0	3					
Royce Clayton, R OBP: 0.298, SLG: 0.341 (1, 6)			K		1-2 HBP			1B		3	0	1	0	0	2	0					
Kirt Manwaring, R OBP: 0.282, SLG: 0.292 (1, 2)	G4-3				F8			K	G6-3	4	0	0	0	0	1	4					
John Burkett, R OBP: 0.289, SLG: 0.369 Rich Monteleone, R OBP: 0.330, SLG: 0.320 Mark Leonard, L OBP: 0.260, SLG: 0.320 Bryan Hickerson, L OBP: 0.260, SLG: 0.320 John Patterson, S OBP: 0.260, SLG: 0.320 Dave Burba, R OBP: 0.260, SLG: 0.320 Rod Beck, R OBP: 0.260, SLG: 0.320 (1, 1)			K					G4-3		2	0	0	0	0	0	2					
									1B BB	0	0	0	0	0	0	0					
<b>Inning Stats</b>	R: 2 E: 0 K: 0 S: 10	H: 1 LOB: 0 BB: 1 P: 18	R: 0 E: 0 K: 1 S: 8	H: 0 LOB: 0 BB: 0 P: 12	R: 0 E: 0 K: 2 S: 10	H: 1 LOB: 1 BB: 0 P: 19	R: 0 E: 0 K: 1 S: 10	H: 2 LOB: 2 BB: 0 P: 15	R: 0 E: 0 K: 1 S: 12	H: 2 LOB: 2 BB: 1 P: 14	R: 1 E: 0 K: 0 S: 7	H: 2 LOB: 2 BB: 1 P: 14	R: 0 E: 0 K: 1 S: 15	H: 1 LOB: 0 BB: 1 P: 24	R: 1 E: 0 K: 0 S: 7	H: 1 LOB: 0 BB: 1 P: 14	1B: 5 2B: 4 3B: 0 HR: 2	SF: 0 SAC: 1 DP: 1 HBP: 1	WP: 0 PB: 0 SB: 0 CS: 0	PA: 42	
<b>PITCHER</b>	IP WLS BF H R ER SO BB IBB HBP BLK WP HR S P ERA WHIP	IP WLS BF H R ER SO BB IBB HBP BLK WP HR S P ERA WHIP	IP WLS BF H R ER SO BB IBB HBP BLK WP HR S P ERA WHIP	IP WLS BF H R ER SO BB IBB HBP BLK WP HR S P ERA WHIP	IP WLS BF H R ER SO BB IBB HBP BLK WP HR S P ERA WHIP	IP WLS BF H R ER SO BB IBB HBP BLK WP HR S P ERA WHIP	IP WLS BF H R ER SO BB IBB HBP BLK WP HR S P ERA WHIP	IP WLS BF H R ER SO BB IBB HBP BLK WP HR S P ERA WHIP	IP WLS BF H R ER SO BB IBB HBP BLK WP HR S P ERA WHIP	IP WLS BF H R ER SO BB IBB HBP BLK WP HR S P ERA WHIP	IP WLS BF H R ER SO BB IBB HBP BLK WP HR S P ERA WHIP	IP WLS BF H R ER SO BB IBB HBP BLK WP HR S P ERA WHIP	IP WLS BF H R ER SO BB IBB HBP BLK WP HR S P ERA WHIP	IP WLS BF H R ER SO BB IBB HBP BLK WP HR S P ERA WHIP	IP WLS BF H R ER SO BB IBB HBP BLK WP HR S P ERA WHIP	IP WLS BF H R ER SO BB IBB HBP BLK WP HR S P ERA WHIP	IP WLS BF H R ER SO BB IBB HBP BLK WP HR S P ERA WHIP				
Mike Reminger, L ERA: 4.71 (1, 1)	4.2 L 21 4 2 2 5																				
Mauro Gozzo, R ERA: 4.74 (5, 1)	2.0 11 4 1 1 2																				
Eric Gunderson, L ERA: (7, 1)	0.1 1 0 0 0 0																				
Roger Mason, R ERA: 4.01 (8, 1)	2.0 9 2 1 1 1																				

AB	35
R	4
H	10
RBI	4
BB	5
SO	8
LOB	18



Batter	1	2	3	4	5	6	7	8	9	AB	R	H	RBI	BB	SO	LOB	BOTTOM				
Jose Vizcaino, S OBP: 0.321, SLG: 0.337 (1, 6)	F7		F7			G6-3		K		4	0	0	0	0	1	1	<b>San Francisco Giants @ New York Mets</b> Shea Stadium, Flushing, NY Sat Jul 23 1994, 3:33 AM EDT Att: 29,592 - Overcast - 87 F				
Todd Hundley, S OBP: 0.295, SLG: 0.452 (1, 2)	2B 1B		F8			F8		CS	G3	4	1	1	0	0	0	0					
Bobby Bonilla, S OBP: 0.384, SLG: 0.503 Tim Bogar, R OBP: 0.171, SLG: 0.219 Fernando Vina, L OBP: 0.358, SLG: 0.284 (1, 5)	P5				G4-3					3	0	0	0	0	0	1					
Jeremy Burnitz, L OBP: 0.327, SLG: 0.365 (1, 9)	1-H 2B				HBP			F7	1B 2B	3	0	2	1	0	0	0					
David Segui, S OBP: 0.315, SLG: 0.424 (1, 7)	G5-3				F9			F8		4	0	1	0	0	0	2					
Jeff Kent, R OBP: 0.335, SLG: 0.474 (1, 4)			L9		F8				P3	4	1	1	1	0	0	3					
Rico Brogna, L OBP: 0.360, SLG: 0.690 Jim Lindeman, R OBP: 0.297, SLG: 0.433 Roger Mason, R (8, 1)			G5-4-3 1B			F8		F8		2	0	1	0	0	0	0					
Ryan Thompson, R OBP: 0.310, SLG: 0.453 (1, 8)			G5-4-3			L7			K	3	0	0	0	0	1	1					
Mike Reminger, L (1, 1)					F9				CS 1B	1	0	0	0	0	0	0					
Mauro Gozzo, R OBP: 0.313, SLG: 0.333 Eric Gunderson, R (7, 1)						K				1	0	0	0	0	1	0					
Joe Orsulak, L OBP: 0.294, SLG: 0.356 (8, 7)										1	0	1	0	0	0	0					
<b>Inning Stats</b>	R: 1 E: 0 K: 0 S: 11	H: 2 LOB: 1 BB: 0 P: 16	R: 0 E: 0 K: 0 S: 4	H: 1 LOB: 0 BB: 0 P: 7	R: 0 E: 0 K: 0 S: 8	H: 0 LOB: 0 BB: 0 P: 13	R: 0 E: 0 K: 1 S: 5	H: 0 LOB: 0 BB: 0 P: 9	R: 0 E: 0 K: 0 S: 6	H: 0 LOB: 0 BB: 0 P: 10	R: 1 E: 0 K: 0 S: 10	H: 1 LOB: 0 BB: 0 P: 17	R: 0 E: 0 K: 2 S: 10	H: 1 LOB: 0 BB: 0 P: 16	R: 0 E: 0 K: 0 S: 15	H: 2 LOB: 2 BB: 0 P: 23	1B: 4 2B: 2 3B: 0 HR: 1	SF: 0 SAC: 0 DP: 1 HBP: 1	WP: 0 PB: 0 SB: 0 CS: 1	PA: 34	
<b>PITCHER</b>	IP WLS BF H R ER SO BB IBB HBP BLK WP HR S P ERA WHIP	IP WLS BF H R ER SO BB IBB HBP BLK WP HR S P ERA WHIP	IP WLS BF H R ER SO BB IBB HBP BLK WP HR S P ERA WHIP	IP WLS BF H R ER SO BB IBB HBP BLK WP HR S P ERA WHIP	IP WLS BF H R ER SO BB IBB HBP BLK WP HR S P ERA WHIP	IP WLS BF H R ER SO BB IBB HBP BLK WP HR S P ERA WHIP	IP WLS BF H R ER SO BB IBB HBP BLK WP HR S P ERA WHIP	IP WLS BF H R ER SO BB IBB HBP BLK WP HR S P ERA WHIP	IP WLS BF H R ER SO BB IBB HBP BLK WP HR S P ERA WHIP	IP WLS BF H R ER SO BB IBB HBP BLK WP HR S P ERA WHIP	IP WLS BF H R ER SO BB IBB HBP BLK WP HR S P ERA WHIP	IP WLS BF H R ER SO BB IBB HBP BLK WP HR S P ERA WHIP	IP WLS BF H R ER SO BB IBB HBP BLK WP HR S P ERA WHIP	IP WLS BF H R ER SO BB IBB HBP BLK WP HR S P ERA WHIP	IP WLS BF H R ER SO BB IBB HBP BLK WP HR S P ERA WHIP	IP WLS BF H R ER SO BB IBB HBP BLK WP HR S P ERA WHIP					
John Burkett, R ERA: 3.61 (5, 1)	4.0 3 0 0 0 1																				
Rich Monteleone, R ERA: 3.18 (6, 1)	1.0 W 7 1 1 1																				
Bryan Hickerson, L ERA: 4.98 (8, 1)	2.0 3 1 0 0 2																				
Dave Burba, R ERA: 4.15 Rod Beck, R ERA: 3.26 (8, 1)	0.2 S 5 2 0 0																				

AB	32
R	2
H	7
RBI	2
BB	0
SO	3
LOB	8





Batter	1	2	3	4	5	6	7	8	9	AB	R	H	RBI	BB	SO	LOB	TOP
<b>Darren Lewis, R</b> OBP: 0.352, SLG: 0.366 (1, 8)	4-2 SH5-3 1B BB	0-1 2B			1-1 P4	4-0 BB		0-0 G4-3		3	1	1	0	2	0	2	
<b>John Patterson, S</b> OBP: 0.303, SLG: 0.321 <b>Pat Gomez, L</b> (8, 1) <b>Rod Beck, R</b> (8, 1)	2-0 SH5-3	4-2 BB			1-1 E4 2B 1B	0-2 F8		1-2 1B HBP		2	2	1	0	1	0	1	
<b>Barry Bonds, L</b> OBP: 0.415, SLG: 0.630 (1, 7)	2-1 1B SF7	0-0 F8			1-0 F7		0-1 F9	1-0 1B		5	1	2	3	0	0	3	
<b>Matt Williams, R</b> OBP: 0.307, SLG: 0.573 (1, 5)	0-2 1B			0-2 G5-3	1-0 1B 2B		0-0 G5-3	1-1 1B		5	1	3	2	0	0	0	
<b>Darryl Strawberry, L</b> OBP: 0.412, SLG: 0.500 <b>Todd Benzinger, S</b> OBP: 0.276, SLG: 0.347 (9, 3)	1-0 SF7			0-1 G6-3	4-0 1B IBB		2-0 1B	0-0 P3		3	0	1	1	1	0	2	
<b>Dave Martinez, L</b> OBP: 0.336, SLG: 0.389 (9, 9)	0-1 G5-3			2-1 P5	1-1 1B		1-1 P2		1-2 L9	5	0	1	1	0	0	2	
<b>Royce Clayton, R</b> OBP: 0.303, SLG: 0.343 (1, 6)		0-0 G4-3 G6-3 1B		1-2 G4-3	0-0 F8			2-2 FC4-6 1B	4-1 CS BB	4	1	2	0	1	0	2	AB 36
<b>Jeff Reed, L</b> OBP: 0.219, SLG: 0.161 (1, 2)	2-2 G4-3			1-0 F8		0-3 K		1-1 FC4-6 2B 1B	1-3 K	5	1	0	0	0	2	3	R 8
<b>Bud Black, L</b> OBP: 0.067, SLG: 0.067 <b>Dave Burba, R</b> <b>Rich Monteleone, R</b> <b>Mark Leonard, L</b> <b>Mike Benjamin, R</b> OBP: 0.350, SLG: 0.385 (8, 4)	0-0 G6-3			3-2 G6-3	1-2 G6-3			0-0 1B 2B		3	0	0	1	0	0	0	H 12
<b>Inning Stats</b>	R: 2 E: 0 K: 0 S: 11	H: 2 LOB: 1 BB: 1 P: 20	R: 1 E: 0 K: 0 S: 11	H: 2 LOB: 2 BB: 1 P: 16	R: 0 E: 0 K: 0 S: 7	H: 0 LOB: 0 BB: 0 P: 9	R: 0 E: 0 K: 0 S: 9	H: 0 LOB: 1 BB: 1 P: 15	R: 0 E: 0 K: 0 S: 6	H: 1 LOB: 1 BB: 0 P: 9	R: 3 E: 0 K: 0 S: 13	H: 4 LOB: 2 BB: 0 P: 19	R: 0 E: 0 K: 1 S: 7	H: 0 LOB: 0 BB: 1 P: 13	1B: 9 2B: 3 3B: 0 HR: 0	SF: 1 SAC: 1 DP: 0 HBP: 1	WP: 0 PA: 44
<b>PITCHER</b>	IP WLS BF H R ER SO BB IBB HBP BLK WP HR S P ERA WHIP	IP WLS BF H R ER SO BB IBB HBP BLK WP HR S P ERA WHIP	IP WLS BF H R ER SO BB IBB HBP BLK WP HR S P ERA WHIP	IP WLS BF H R ER SO BB IBB HBP BLK WP HR S P ERA WHIP	IP WLS BF H R ER SO BB IBB HBP BLK WP HR S P ERA WHIP	IP WLS BF H R ER SO BB IBB HBP BLK WP HR S P ERA WHIP	IP WLS BF H R ER SO BB IBB HBP BLK WP HR S P ERA WHIP	IP WLS BF H R ER SO BB IBB HBP BLK WP HR S P ERA WHIP	IP WLS BF H R ER SO BB IBB HBP BLK WP HR S P ERA WHIP	IP WLS BF H R ER SO BB IBB HBP BLK WP HR S P ERA WHIP	IP WLS BF H R ER SO BB IBB HBP BLK WP HR S P ERA WHIP	IP WLS BF H R ER SO BB IBB HBP BLK WP HR S P ERA WHIP	IP WLS BF H R ER SO BB IBB HBP BLK WP HR S P ERA WHIP	IP WLS BF H R ER SO BB IBB HBP BLK WP HR S P ERA WHIP	IP WLS BF H R ER SO BB IBB HBP BLK WP HR S P ERA WHIP	IP WLS BF H R ER SO BB IBB HBP BLK WP HR S P ERA WHIP	IP WLS BF H R ER SO BB IBB HBP BLK WP HR S P ERA WHIP

San Francisco Giants @ New York Mets  
Shea Stadium, Flushing, NY  
Sun Jul 24 1994, 3:33 AM EDT  
Att: 32,940 - Cloudy - 84 F



Batter	1	2	3	4	5	6	7	8	9	AB	R	H	RBI	BB	SO	LOB	BOTTOM		
<b>Jose Vizcaino, S</b> OBP: 0.317, SLG: 0.334 (1, 6)	1-3 K			1-3 K	1-0 SF8		1-1 SF7		2-2 F8	3	0	0	2	0	2	1			
<b>Kelly Stinnett, R</b> OBP: 0.343, SLG: 0.391 <b>Todd Hundley, S</b> OBP: 0.301, SLG: 0.465 (7, PH) (8, 2)	3-2 F8			3-2 L9	1-2 P4		3-1 HR		1-2 G3	3	0	0	0	0	0	0			
<b>Bobby Bonilla, S</b> OBP: 0.383, SLG: 0.499 (1, 5)	2-2 G6-3			4-2 HR BB		0-0 F8	3-2 P6			3	1	0	0	1	0	0			
<b>Jim Lindeman, R</b> OBP: 0.305, SLG: 0.463 <b>Joe Orsulak, L</b> OBP: 0.295, SLG: 0.355 (8, 7)		1-0 F8		1-0 HR		2-1 FC6-4 1B		3-2 G1-3		3	1	2	2	0	0	0			
<b>David Segui, S</b> OBP: 0.314, SLG: 0.419 (1, 3)		1-2 F8		4-2 1B BB		3-2 FC6-4		2-2 K		3	0	0	0	1	1	1			
<b>Jeff Kent, R</b> OBP: 0.337, SLG: 0.474 (1, 4)		1-3 K		1-1 1B		2-2 F9		1-0 1B		4	0	2	0	0	1	1			
<b>Ryan Thompson, R</b> OBP: 0.306, SLG: 0.446 (1, 8)			1-0 F8	2-1 P2			2-2 G5-3	1-3 K		4	0	0	0	0	1	3	AB 32		
<b>Jeromy Burnitz, L</b> OBP: 0.333, SLG: 0.364 (1, 9)			1-1 G4-3		1-2 WP SH1-4 SF8 1B		4-0 1B SF7 BB		1-2 P4	3	2	1	0	1	0	0	R 6		
<b>Bobby Jones, R</b> OBP: 0.103, SLG: 0.128 <b>Rico Sirotta, L</b> OBP: 0.208, SLG: 0.092 <b>Josias Manzanillo, R</b> <b>John Franco, L</b> <b>Eric Gunderson, R</b> <b>Fernando Vina, L</b> OBP: 0.302, SLG: 0.291 (8, PH)			1-1 P3		0-2 SH1-4		3-2 HR 1B		0-1 1B	1	0	0	0	0	0	0	H 8		
<b>Inning Stats</b>	R: 0 E: 0 K: 1 S: 11	H: 0 LOB: 0 BB: 0 P: 17	R: 0 E: 0 K: 1 S: 7	H: 0 LOB: 0 BB: 0 P: 10	R: 0 E: 0 K: 1 S: 5	H: 0 LOB: 0 BB: 0 P: 8	R: 2 E: 0 K: 1 S: 18	H: 2 LOB: 2 BB: 2 P: 34	R: 1 E: 0 K: 0 S: 10	H: 1 LOB: 0 BB: 0 P: 13	R: 0 E: 0 K: 0 S: 9	H: 1 LOB: 1 BB: 0 P: 16	R: 3 E: 0 K: 2 S: 10	H: 2 LOB: 1 BB: 0 P: 17	R: 0 E: 0 K: 0 S: 12	H: 1 LOB: 1 BB: 0 P: 16	1B: 6 2B: 0 3B: 0 HR: 2	SF: 2 SAC: 1 DP: 0 HBP: 0	WP: 1 PA: 38
<b>PITCHER</b>	IP WLS BF H R ER SO BB IBB HBP BLK WP HR S P ERA WHIP	IP WLS BF H R ER SO BB IBB HBP BLK WP HR S P ERA WHIP	IP WLS BF H R ER SO BB IBB HBP BLK WP HR S P ERA WHIP	IP WLS BF H R ER SO BB IBB HBP BLK WP HR S P ERA WHIP	IP WLS BF H R ER SO BB IBB HBP BLK WP HR S P ERA WHIP	IP WLS BF H R ER SO BB IBB HBP BLK WP HR S P ERA WHIP	IP WLS BF H R ER SO BB IBB HBP BLK WP HR S P ERA WHIP	IP WLS BF H R ER SO BB IBB HBP BLK WP HR S P ERA WHIP	IP WLS BF H R ER SO BB IBB HBP BLK WP HR S P ERA WHIP	IP WLS BF H R ER SO BB IBB HBP BLK WP HR S P ERA WHIP	IP WLS BF H R ER SO BB IBB HBP BLK WP HR S P ERA WHIP	IP WLS BF H R ER SO BB IBB HBP BLK WP HR S P ERA WHIP	IP WLS BF H R ER SO BB IBB HBP BLK WP HR S P ERA WHIP	IP WLS BF H R ER SO BB IBB HBP BLK WP HR S P ERA WHIP	IP WLS BF H R ER SO BB IBB HBP BLK WP HR S P ERA WHIP	IP WLS BF H R ER SO BB IBB HBP BLK WP HR S P ERA WHIP	IP WLS BF H R ER SO BB IBB HBP BLK WP HR S P ERA WHIP		

San Francisco Giants @ New York Mets  
Shea Stadium, Flushing, NY  
Sun Jul 24 1994, 3:33 AM EDT  
Att: 32,940 - Cloudy - 84 F





Batter	1	2	3	4	5	6	7	8	9	AB	R	H	RBI	BB	SO	LOB	TOP					
Jose Vizcaino, S OBP: 0.314, SLG: 0.331 Tim Bogar, R OBP: 0.167, SLG: 0.212	G6-3		F7	G4-3	L8		G5-3			4	0	0	0	0	0	4	<b>New York Mets @ St. Louis Cardinals</b> Busch Stadium, St. Louis, MO Mon Jul 25 1994, 7:05 PM CDT Att: 25,828 - Unknown - 89 F <a href="http://livebaseballscorecards.com">livebaseballscorecards.com</a>					
Todd Hundley, S OBP: 0.306, SLG: 0.461	K				1B	BB		G3		2	2	0	0	3	1	0						
Bobby Bonilla, S OBP: 0.378, SLG: 0.491	K		F7		F8	F7		G5-3		5	0	0	0	0	1	3						
Jeremy Burnitz, L OBP: 0.346, SLG: 0.370					F9	1B		G3-1		4	1	2	0	1	0	0						
Jeff Kent, R OBP: 0.340, SLG: 0.476 Fernando Vina, L OBP: 0.362, SLG: 0.291	K			1B	FC5	1B		G1-3		5	2	3	2	0	1	1						
Rico Brogna, L OBP: 0.307, SLG: 0.740				1B	HBP	FC5		G4-1		5	1	5	2	0	0	0						
David Segui, S OBP: 0.315, SLG: 0.419				1B	FC5	HBP		G4-1		5	1	2	2	0	0	4						
Ryan Thompson, R OBP: 0.310, SLG: 0.449	G5-4-3									3	0	1	1	1	0	3						
Bret Saberhagen, R OBP: 0.241, SLG: 0.220			F8	P8	F9		K	G2-3		5	0	0	0	0	1	6						
<b>Inning Stats</b>	R: 0 E: 0 K: 2 S: 12	H: 0 LOB: 0 BB: 0 P: 20	R: 0 E: 0 K: 1 S: 13	H: 3 LOB: 2 BB: 0 P: 22	R: 0 E: 0 K: 0 S: 10	H: 0 LOB: 1 BB: 1 P: 18	R: 1 E: 0 K: 0 S: 18	H: 2 LOB: 3 BB: 0 P: 29	R: 5 E: 0 K: 0 S: 14	H: 5 LOB: 1 BB: 1 P: 28	R: 1 E: 0 K: 0 S: 7	H: 2 LOB: 2 BB: 2 P: 18	R: 0 E: 0 K: 1 S: 9	H: 0 LOB: 0 BB: 0 P: 15	R: 0 E: 0 K: 0 S: 8	H: 0 LOB: 0 BB: 0 P: 14		R: 0 E: 0 K: 0 S: 12	H: 1 LOB: 2 BB: 1 P: 21	1B: 10 2B: 3 3B: 0 HR: 0	SF: 0 SAC: 0 DP: 1 HBP: 1	WP: 0 PB: 0 SB: 0 CS: 0
<b>PITCHER</b>	IP	WLS	BF	H	R	ER	SO	BB	IBB	HBP	BLK	WP	HR	S	P	ERA	WHIP					
Omar Olivares, R ERA: 5.34	4.1	L	25	9	6	6	3	2	0	1	0	0	0	62	107	12.46	2.538					
Rich Rodriguez, L ERA: 3.95	0.2		3	1	0	0	0	0	0	0	0	0	0	5	10	0.00	1.500					
Bryan Eversgerd, L ERA: 4.42	3.0		12	2	1	1	1	2	0	0	0	0	0	24	47	3.00	1.333					
Gary Buckels, R ERA:	1.0		5	1	0	0	0	0	1	0	0	0	0	12	21	0.00	1.000					

Batter	1	2	3	4	5	6	7	8	9	AB	R	H	RBI	BB	SO	LOB	BOTTOM				
Bernard Gilkey, R OBP: 0.335, SLG: 0.364	F8		G3			G3-6-3		P4		4	0	2	0	0	0	0	<b>New York Mets @ St. Louis Cardinals</b> Busch Stadium, St. Louis, MO Mon Jul 25 1994, 7:05 PM CDT Att: 25,828 - Unknown - 89 F <a href="http://livebaseballscorecards.com">livebaseballscorecards.com</a>				
Ozzie Smith, S OBP: 0.307, SLG: 0.322			G3			G3-6-3		G6-3		4	0	1	0	0	0	2					
Gregg Jefferies, S OBP: 0.388, SLG: 0.485	P5		G3			L5		G4-3		4	0	0	0	0	0	2					
Ray Lankford, L OBP: 0.375, SLG: 0.509	P5					1B		K		4	1	2	0	0	1	1					
Todd Zeile, R OBP: 0.334, SLG: 0.441			FC5-4			G3-6-3		K		3	0	2	0	1	1	0					
Mark Whiten, S OBP: 0.383, SLG: 0.480			K			G3-6-3		K		2	0	0	1	0	1	2					
Geronimo Pena, S OBP: 0.308, SLG: 0.405			F9			K		F8		3	0	0	0	0	1	2					
Tom Pagnozzi, R OBP: 0.332, SLG: 0.420			FC5-4			G1-3		L6		3	0	0	0	0	0	2					
Omar Olivares, R OBP: 0.281, SLG: 0.227 Rich Rodriguez, L OBP: 0.307, SLG: 0.322 José Oquendo, S OBP: 0.307, SLG: 0.318 Bryan Eversgerd, R OBP: 0.307, SLG: 0.318 Gerald Young, S OBP: 0.307, SLG: 0.318 Gary Buckels, R ERA:			G5-3			K		F7		1	0	0	0	0	0	0					
<b>Inning Stats</b>	R: 0 E: 0 K: 0 S: 7	H: 1 LOB: 1 BB: 0 P: 12	R: 0 E: 0 K: 1 S: 8	H: 1 LOB: 1 BB: 0 P: 11	R: 0 E: 0 K: 0 S: 6	H: 1 LOB: 1 BB: 0 P: 12	R: 0 E: 0 K: 0 S: 5	H: 2 LOB: 0 BB: 0 P: 7	R: 0 E: 0 K: 0 S: 4	H: 1 LOB: 0 BB: 0 P: 6	R: 1 E: 0 K: 0 S: 8	H: 1 LOB: 1 BB: 1 P: 16	R: 0 E: 0 K: 0 S: 5	H: 0 LOB: 0 BB: 0 P: 7	R: 0 E: 0 K: 2 S: 10	H: 0 LOB: 0 BB: 0 P: 14		1B: 4 2B: 3 3B: 0 HR: 0	SF: 1 SAC: 0 DP: 2 HBP: 0	WP: 0 PB: 1 SB: 0 CS: 0	PA: 32
<b>PITCHER</b>	IP	WLS	BF	H	R	ER	SO	BB	IBB	HBP	BLK	WP	HR	S	P	ERA	WHIP				
Bret Saberhagen, R ERA: 2.86	9.0	W	32	7	1	0	5	1	0	0	0	0	0	63	100	0.00	0.889				



Batter	1	2	3	4	5	6	7	8	9	10	11	AB	R	H	RBI	BB	SO	LOB	TOP	
Fernando Vina, L OBP: 0.375, SLG: 0.306 (1, 6)	F9		1B HBP		G1-3		1B 2B	BB 1B		BB		4	1	2	0	1	0	0		
Todd Hundley, S OBP: 0.310, SLG: 0.472 (1, 2)	P5		1B		HR		G3	BB 1B		P3		5	1	2	1	1	0	3		
Bobby Bonilla, S OBP: 0.383, SLG: 0.491 Mike Maddux, L (10, 1) John Franco, L (11, 1)	1B		1B		CS		1B IBB	F8		L8		4	2	2	1	2	0	5		
Jeremy Burnitz, L OBP: 0.354, SLG: 0.371 (1, 9)	K2-3		1B		BB		1B 1B	K				5	2	2	1	1	3	4		
Jeff Kent, R OBP: 0.343, SLG: 0.480 (1, 4)	L9		G6-4-3		2B		1B IBB			F7		5	1	2	1	1	0	1		
Rico Brogna, L OBP: 0.402, SLG: 0.747 (1, 3)	G4-3				F8		G3			G3		6	1	2	4	0	0	1		
David Segui, S OBP: 0.313, SLG: 0.414 (1, 7)	HR				E6		G4-3	L4		P4		6	1	1	0	0	0	2		
Ryan Thompson, R OBP: 0.317, SLG: 0.460 (1, 8)	HR				FC6-4		1B			K		4	1	2	2	2	1	1		
John Castro, R Luis Rojas, R Mike Remlinger, L Roger Mason, R John Franco, L Jose Martinez, R Manny Delgado, R Eric Gargano, R John Velazquez, R	K				G4-3		K			SH1-4		2	0	0	0	0	1	1		
<b>Inning Stats</b>	R: 0 E: 0 K: 1 S: 7	H: 1 LOB: 1 BB: 0 P: 9	R: 2 E: 0 K: 1 S: 11	H: 2 LOB: 0 BB: 0 P: 15	R: 2 E: 0 K: 0 S: 9	H: 3 LOB: 0 BB: 0 P: 16	R: 0 E: 1 K: 0 S: 8	H: 0 LOB: 1 BB: 0 P: 12	R: 2 E: 0 K: 0 S: 10	H: 2 LOB: 1 BB: 2 P: 22	R: 0 E: 0 K: 2 S: 20	H: 0 LOB: 3 BB: 0 P: 8	R: 0 E: 0 K: 0 S: 11	H: 0 LOB: 2 BB: 2 P: 24	R: 2 E: 0 K: 1 S: 16	H: 2 LOB: 1 BB: 1 P: 25	1B: 10 2B: 3 3B: 0 HR: 3	SF: 0 SAC: 1 DP: 1 HBP: 1	WP: 0 PB: 0 SB: 1 CS: 1	PA: 54
<b>PITCHER</b>	Vicente Palacios, R ERA: 4.43 (1, 1)	IP: 4.2 WLS: 23 BF: 23 H: 4 R: 1 ER: 0 SO: 2	WLS: 4 BF: 1 H: 0 R: 0 ER: 0 SO: 1	WLS: 11 BF: 2 H: 2 R: 2 ER: 2 SO: 1	WLS: 2 BF: 0 H: 0 R: 0 ER: 0 SO: 0	WLS: 11 BF: 2 H: 2 R: 2 ER: 2 SO: 1	WLS: 0 BF: 0 H: 0 R: 0 ER: 0 SO: 0	WLS: 10 BF: 6 H: 2 R: 2 ER: 2 SO: 1	WLS: 25 BF: 6 H: 3 R: 2 ER: 2 SO: 1	WLS: 29 BF: 6 H: 2 R: 2 ER: 2 SO: 1	WLS: 16 BF: 1 H: 0 R: 0 ER: 0 SO: 0	WLS: 25 BF: 1 H: 0 R: 0 ER: 0 SO: 0	WLS: 16 BF: 1 H: 0 R: 0 ER: 0 SO: 0	WLS: 24 BF: 1 H: 0 R: 0 ER: 0 SO: 0	WLS: 16 BF: 1 H: 0 R: 0 ER: 0 SO: 0	WLS: 25 BF: 1 H: 0 R: 0 ER: 0 SO: 0	ERA: 16.00 WHIP: 3.000			

New York Mets @ St. Louis Cardinals  
 Busch Stadium, St. Louis, MO  
 Tue Jul 26 1994, 7:05 PM CDT  
 Att: 28,000 - Unknown - 72 F

AB 44  
 R 10  
 H 16  
 RBI 10  
 BB 8  
 SO 6  
 LOB 19



Batter	1	2	3	4	5	6	7	8	9	10	11	AB	R	H	RBI	BB	SO	LOB	BOTTOM							
Bernard Gilkey, R OBP: 0.343, SLG: 0.367 (1, 7)	SH1-3 2B 1B		S 1B BB		F9 BB HR 1B		BB 1B BB	G6-3		BB		3	4	2	0	3	0	0								
Ozzie Smith, S OBP: 0.368, SLG: 0.321 Gary Buckels, R (11, 1)	SH1-3		F7		HR BB		F7			F9		4	1	1	0	1	0	3								
Ray Lankford, L OBP: 0.375, SLG: 0.508 Rene Arocha, R OBP: 0.200, SLG: 0.222 Jose Oquendo, S OBP: 0.364, SLG: 0.312 (1, 8) (9, 1) (11, 6)	2B		P6		P6		F7 1B BB	L6				4	0	1	1	1	0	4								
Gerald Perry, L OBP: 0.446, SLG: 0.544 Gregg Jefferies, S OBP: 0.368, SLG: 0.484 (7, PH) (8, 3)	G5-3		1B		F9		1B			G6-3		3	0	1	1	0	0	3								
Todd Zeile, R OBP: 0.337, SLG: 0.453 (1, 5)	F8		F7		HR		F7			G4-3		6	2	3	3	0	0	4								
Mark Whiten, S OBP: 0.359, SLG: 0.473 (1, 9)	G4-3		G4-3		G4-3		G4-3			G4-3		6	0	1	0	0	0	3								
Geronimo Pena, S OBP: 0.314, SLG: 0.423 (1, 4)	2B		G1-3		G1-3		F8			G3		6	1	3	1	0	0	1								
Tom Pagnozzi, R OBP: 0.327, SLG: 0.414 (1, 2)	G6-3		1B		1B		F8			SF7		5	0	1	1	0	1	3								
Vicente Palacios, R John Habyan, R Scott Cooper, R Rob Murphy, L Rich Rodriguez, L Luis Alcala, S Gerald Young, S	G1-3		K		K		K			G6-3		2	0	0	0	0	1	2								
<b>Inning Stats</b>	R: 1 E: 0 K: 0 S: 10	H: 2 LOB: 1 BB: 0 P: 15	R: 0 E: 0 K: 0 S: 7	H: 1 LOB: 1 BB: 0 P: 11	R: 1 E: 0 K: 0 S: 8	H: 1 LOB: 1 BB: 1 P: 20	R: 0 E: 0 K: 1 S: 15	H: 1 LOB: 1 BB: 0 P: 21	R: 3 E: 0 K: 0 S: 6	H: 2 LOB: 0 BB: 1 P: 16	R: 0 E: 0 K: 1 S: 8	H: 0 LOB: 0 BB: 0 P: 13	R: 1 E: 0 K: 0 S: 14	H: 1 LOB: 2 BB: 2 P: 27	R: 2 E: 0 K: 0 S: 11	H: 3 LOB: 1 BB: 0 P: 18	R: 0 E: 0 K: 0 S: 10	H: 1 LOB: 1 BB: 0 P: 17	R: 0 E: 0 K: 0 S: 9	H: 0 LOB: 1 BB: 1 P: 14	R: 1 E: 0 K: 1 S: 13	H: 3 LOB: 2 BB: 0 P: 21	1B: 9 2B: 3 3B: 1 HR: 2	SF: 1 SAC: 1 DP: 0 HBP: 0	WP: 0 PB: 0 SB: 1 CS: 0	PA: 53
<b>PITCHER</b>	Juan Castillo, R ERA: 9.0 (1, 1)	IP: 5.0 WLS: 24 BF: 24 H: 7 R: 1 ER: 5 SO: 1	IP: 7 WLS: 7 BF: 1 H: 1 R: 1 ER: 1 SO: 1	IP: 1 WLS: 1 BF: 1 H: 1 R: 1 ER: 0 SO: 0	IP: 2 WLS: 0 BF: 0 H: 0 R: 0 ER: 0 SO: 0	IP: 2 WLS: 0 BF: 0 H: 0 R: 0 ER: 0 SO: 0	IP: 0 WLS: 0 BF: 0 H: 0 R: 0 ER: 0 SO: 0	IP: 0 WLS: 0 BF: 0 H: 0 R: 0 ER: 0 SO: 0	IP: 0 WLS: 0 BF: 0 H: 0 R: 0 ER: 0 SO: 0	IP: 0 WLS: 0 BF: 0 H: 0 R: 0 ER: 0 SO: 0	IP: 0 WLS: 0 BF: 0 H: 0 R: 0 ER: 0 SO: 0	IP: 0 WLS: 0 BF: 0 H: 0 R: 0 ER: 0 SO: 0	IP: 0 WLS: 0 BF: 0 H: 0 R: 0 ER: 0 SO: 0	IP: 0 WLS: 0 BF: 0 H: 0 R: 0 ER: 0 SO: 0	IP: 0 WLS: 0 BF: 0 H: 0 R: 0 ER: 0 SO: 0	IP: 0 WLS: 0 BF: 0 H: 0 R: 0 ER: 0 SO: 0	IP: 0 WLS: 0 BF: 0 H: 0 R: 0 ER: 0 SO: 0	ERA: 9.00 WHIP: 1.800								
Eric Gunderson, L ERA: 9.00 (8, 1)	IP: 1.1 WLS: 1 BF: 4 H: 1 R: 0 ER: 0 SO: 0	IP: 1.0 WLS: 4 BF: 0 H: 0 R: 0 ER: 0 SO: 0	IP: 1.0 WLS: 6 BF: 3 H: 1 R: 1 ER: 1 SO: 1	IP: 0 WLS: 0 BF: 0 H: 0 R: 0 ER: 0 SO: 0	IP: 0 WLS: 0 BF: 0 H: 0 R: 0 ER: 0 SO: 0	IP: 0 WLS: 0 BF: 0 H: 0 R: 0 ER: 0 SO: 0	IP: 0 WLS: 0 BF: 0 H: 0 R: 0 ER: 0 SO: 0	IP: 0 WLS: 0 BF: 0 H: 0 R: 0 ER: 0 SO: 0	IP: 0 WLS: 0 BF: 0 H: 0 R: 0 ER: 0 SO: 0	IP: 0 WLS: 0 BF: 0 H: 0 R: 0 ER: 0 SO: 0	IP: 0 WLS: 0 BF: 0 H: 0 R: 0 ER: 0 SO: 0	IP: 0 WLS: 0 BF: 0 H: 0 R: 0 ER: 0 SO: 0	IP: 0 WLS: 0 BF: 0 H: 0 R: 0 ER: 0 SO: 0	IP: 0 WLS: 0 BF: 0 H: 0 R: 0 ER: 0 SO: 0	IP: 0 WLS: 0 BF: 0 H: 0 R: 0 ER: 0 SO: 0	IP: 0 WLS: 0 BF: 0 H: 0 R: 0 ER: 0 SO: 0	IP: 0 WLS: 0 BF: 0 H: 0 R: 0 ER: 0 SO: 0	ERA: 9.00 WHIP: 3.000								

New York Mets @ St. Louis Cardinals  
 Busch Stadium, St. Louis, MO  
 Tue Jul 26 1994, 7:05 PM CDT  
 Att: 28,000 - Unknown - 72 F

AB 46  
 R 9  
 H 15  
 RBI 9  
 BB 5  
 SO 3  
 LOB 23





Batter	1	2	3	4	5	6	7	8	9	AB	R	H	RBI	BB	SO	LOB	TOP				
<b>Tim Bogar, R</b> OBP: 0.171, SLG: 0.289	G6-3		B2		P4			2H HR	K	5	1	1	2	0	1	2					
<b>Todd Hundley, S</b> OBP: 0.313, SLG: 0.472	FC1-6 1B		F8			F8		HR	1B	4	1	2	0	0	0	1					
<b>Rico Brogna, L</b> OBP: 0.396, SLG: 0.724	FC1-6 1-2			HR	1B	G4-3		K		4	1	1	0	0	1	2					
<b>Bobby Bonilla, S</b> OBP: 0.384, SLG: 0.509	K			HR	1B	K		HR		4	2	2	4	0	2	1					
<b>Jeff Kent, R</b> OBP: 0.339, SLG: 0.475		G5-3		F9			F9	K		4	0	0	0	0	1	0					
<b>David Segui, S</b> OBP: 0.309, SLG: 0.408		L7		P4			G5-3		P3	4	0	0	0	0	0	0					
<b>Ryan Thompson, R</b> OBP: 0.316, SLG: 0.467				K			G5-3		HR	4	1	1	1	0	2	0					
<b>Jeremy Burnitz, L</b> OBP: 0.350, SLG: 0.360			E3		F9			K	S BB	3	0	0	0	1	1	0					
<b>Jason Jacome, L</b> OBP: 0.354, SLG: 0.548			F8		K			HR	F8	2	0	0	0	0	1	1					
<b>Luis Rivera, R</b> OBP: 0.308, SLG: 0.464								HR	2B	1	1	1	0	0	0	0					
<b>Jim Lindeman, R</b> OBP: 0.308, SLG: 0.464									1-2	0	0	0	0	0	0	1					
<b>John Franco, L</b>										0	0	0	0	0	0	0					
<b>Inning Stats</b>	R: 0 E: 0 K: 1 S: 9	H: 1 LOB: 1 BB: 0 P: 12	R: 0 E: 0 K: 1 S: 10	H: 0 LOB: 0 BB: 0 P: 16	R: 0 E: 1 K: 0 S: 7	H: 0 LOB: 1 BB: 0 P: 12	R: 2 E: 0 K: 1 S: 9	H: 2 LOB: 0 BB: 0 P: 13	R: 0 E: 0 K: 1 S: 6	H: 0 LOB: 0 BB: 0 P: 6	R: 0 E: 0 K: 0 S: 4	H: 0 LOB: 0 BB: 0 P: 7	R: 4 E: 0 K: 3 S: 16	H: 4 LOB: 0 BB: 0 P: 22	R: 1 E: 0 K: 1 S: 11	H: 1 LOB: 1 BB: 1 P: 20	1B: 3 2B: 1 3B: 0 HR: 4	SF: 0 SAC: 0 DP: 0 HBP: 0	WP: 0 PB: 0 SB: 1 CS: 0	PA: 37	
<b>PITCHER</b>	IP	WLS	BF	H	R	ER	SO	BB	IBB	HBP	BLK	WP	HR	S	P	ERA	WHIP				
<b>Tom Urbani, L</b> ERA: 4.52	7.1	L	29	6	5	5	6	0	0	0	0	0	2	62	93	6.14	0.818				
<b>Rich Rodriguez, L</b> ERA: 3.93	0.2		3	1	1	1	2	0	0	0	0	0	1	7	8	13.50	1.500				
<b>Bryan Eversgerd, L</b> ERA: 4.55	0.1		3	1	1	1	0	1	0	0	0	0	1	6	14	27.00	6.000				
<b>John Habyan, R</b> ERA: 3.61	0.2		2	0	0	0	1	0	0	0	0	0	0	5	6	0.00	0.000				

**New York Mets @ St. Louis Cardinals**  
 Busch Stadium, St. Louis, MO  
 Wed Jul 27 1994, 7:05 PM CDT  
 Att: 35,730 - Unknown

AB 36  
 R 7  
 H 8  
 RBI 7  
 BB 1  
 SO 9  
 LOB 8



Batter	1	2	3	4	5	6	7	8	9	AB	R	H	RBI	BB	SO	LOB	BOTTOM					
<b>Bernard Gilkey, R</b> OBP: 0.345, SLG: 0.373	K		CS BB		HR		P6			3	1	1	0	1	1	0						
<b>Gerónimo Peña, S</b> OBP: 0.326, SLG: 0.452	WP 1B		1B 2B		HR			BB		3	2	3	2	1	0	0						
<b>Gregg Jefferies, S</b> OBP: 0.391, SLG: 0.486	WP 1B		E S G6-3 1B		G5-4-3 BB			P4		3	1	2	1	1	0	1						
<b>Todd Zeile, R</b> OBP: 0.336, SLG: 0.449	1B IBB		G6-3		G5-4-3			F8		3	0	0	1	1	0	2						
<b>Ray Lankford, L</b> OBP: 0.371, SLG: 0.503	K		G4-3			G1-3		K		4	0	0	0	0	2	4						
<b>Mark Whiten, S</b> OBP: 0.358, SLG: 0.468	K			K		G5-4-3 BB		G6-3		3	0	0	0	1	2	3						
<b>Terry McGriff, R</b> OBP: 0.301, SLG: 0.269		G4-6-3 1B		P3		G5-4-3		G5-3		4	0	1	0	0	0	1						
<b>José Oquendo, S</b> OBP: 0.361, SLG: 0.310		G4-6-3		G4-3			F9		1B	4	0	1	0	0	0	1						
<b>Tom Urbani, L</b> OBP: 0.300, SLG: 0.222					F7					3	0	0	0	0	1	0						
<b>Rich Rodriguez, L</b>										0	0	0	0	0	0	0						
<b>Bryan Eversgerd, R</b>										0	0	0	0	0	0	0						
<b>John Habyan, R</b>										0	0	0	0	0	0	0						
<b>Luis Alica, S</b> OBP: 0.343, SLG: 0.433										1	0	0	0	0	0	1						
<b>Inning Stats</b>	R: 0 E: 0 K: 3 S: 13	H: 2 LOB: 3 BB: 1 P: 28	R: 0 E: 0 K: 0 S: 9	H: 1 LOB: 0 BB: 0 P: 10	R: 2 E: 0 K: 0 S: 12	H: 2 LOB: 0 BB: 1 P: 24	R: 0 E: 0 K: 1 S: 8	H: 0 LOB: 0 BB: 0 P: 10	R: 2 E: 0 K: 0 S: 11	H: 2 LOB: 0 BB: 1 P: 22	R: 0 E: 0 K: 0 S: 4	H: 0 LOB: 0 BB: 0 P: 9	R: 0 E: 0 K: 1 S: 7	H: 0 LOB: 0 BB: 0 P: 11	R: 0 E: 0 K: 1 S: 12	H: 0 LOB: 1 BB: 1 P: 19	R: 0 E: 0 K: 0 S: 9	H: 1 LOB: 1 BB: 0 P: 14	1B: 5 2B: 1 3B: 1 HR: 1	SF: 0 SAC: 0 DP: 3 HBP: 0	WP: 1 PB: 0 SB: 1 CS: 1	PA: 36
<b>PITCHER</b>	IP	WLS	BF	H	R	ER	SO	BB	IBB	HBP	BLK	WP	HR	S	P	ERA	WHIP					
<b>Jason Jacome, L</b> ERA: 2.38	7.0	W	28	7	4	3	5	3	1	0	0	0	1	64	114	3.86	1.429					
<b>Roger Mason, R</b> ERA: 3.89	1.0		4	0	0	0	1	1	0	0	0	0	0	12	19	0.00	1.000					
<b>John Franco, L</b> ERA: 2.89	1.0	S	4	1	0	0	0	0	0	0	0	0	0	9	14	0.00	1.000					

**New York Mets @ St. Louis Cardinals**  
 Busch Stadium, St. Louis, MO  
 Wed Jul 27 1994, 7:05 PM CDT  
 Att: 35,730 - Unknown

AB 31  
 R 4  
 H 8  
 RBI 4  
 BB 5  
 SO 6  
 LOB 13









Batter	1	2	3	4	5	6	7	8	9	10	AB	R	H	RBI	BB	SO	LOB	TOP				
Jose Vizcaino, S OBP: 0.317, SLG: 0.333 (1, 6)	4-1 F9 BB			1-0 G5-3			0-0 G3 HR 2B		1-1 SH5-4		2	1	1	0	1	0	0					
Todd Hundley, S OBP: 0.308, SLG: 0.466 (1, 2)	2-3 SAFE K			2-3 K			2-1 B2		3-1 F9		4	0	0	0	0	0	2	3				
Jeremy Burnitz, L OBP: 0.336, SLG: 0.343 (1, 9)	2-2 F9			0-0 P2			0-0 G3		0-0 P2		4	0	0	0	0	0	3					
Bobby Bonilla, S OBP: 0.386, SLG: 0.520 (1, 5)		2-3 K		3-2 L4			1-1 HR G4-3		2-0 SH1-4 1B		4	1	2	2	0	1	0					
Jeff Kent, R OBP: 0.336, SLG: 0.469 (1, 4)		3-2 G3-1		1-1 G6-3			3-1 HR G4-3		0-1 SH1-4		3	0	0	0	0	0	0					
David Segui, S OBP: 0.246, SLG: 0.397 Roger Mason, R Eric Gunderson, R (1, 7) (10, 1) (10, 1)	2-2 F9			1-1 F9			0-2 L9		1-2 K		4	0	0	0	0	0	1	1				
Ryan Thompson, R OBP: 0.315, SLG: 0.470 (1, 8)			1-2 F8			0-3 K		4-2 G5-4-3 BB		3-1 P5		3	0	0	0	1	1					
Rico Brogna, L OBP: 0.388, SLG: 0.702 (1, 3)			0-1 1B			1-3 K		0-0 G5-4-3				3	0	1	0	0	1					
Bret Saberhagen, R OBP: 0.246, SLG: 0.226 Jim Lindeman, R Tim Bogar, R (1, 1) (10, 7) (10, 7)	3-1 F7			0-3 K				2-2 F9 SH5-4 1B				3	0	1	0	0	1	0				
<b>Inning Stats</b>	R: 0 E: 0 K: 1 S: 7	H: 0 LOB: 1 BB: 1 P: 15	R: 0 E: 0 K: 1 S: 9	H: 0 LOB: 0 BB: 0 P: 16	R: 0 E: 0 K: 0 S: 9	H: 1 LOB: 0 BB: 0 P: 13	R: 0 E: 0 K: 1 S: 5	H: 0 LOB: 0 BB: 0 P: 8	R: 0 E: 0 K: 3 S: 9	H: 0 LOB: 0 BB: 0 P: 10	R: 2 E: 0 K: 0 S: 7	H: 2 LOB: 0 BB: 0 P: 10	R: 0 E: 0 K: 0 S: 6	H: 0 LOB: 0 BB: 1 P: 10	R: 0 E: 0 K: 0 S: 8	H: 1 LOB: 1 BB: 0 P: 14	R: 0 E: 0 K: 1 S: 9	H: 1 LOB: 1 BB: 0 P: 15	1B: 3 2B: 1 3B: 0 HR: 1	SF: 0 SAC: 2 DP: 1 HBP: 0	WP: 0 PA: 34 PB: 0 SB: 0 CS: 0	
<b>PITCHER</b>	IP WLS BF H R ER SO BB IBB HBP BLK WP HR S P ERA WHIP																					
Denny Neagle, L ERA: 4.77 Mark Dewey, R ERA: 3.98 Mike Dyer, R ERA: 2.13 Dan Miceli, R ERA: 4.68	(1, 1) (8, 1) (9, 1) (10, 1)	7.0 1.0 1.0 1.0	WLS 3 4 1 W	BF 23 0 4 4	H 3 0 1 1	R 2 0 0 0	ER 2 0 0 0	SO 6 0 0 1	BB 1 0 0 0	IBB 0 0 0 0	HBP 0 0 0 0	BLK 0 0 0 0	WP 0 0 0 0	HR 1 0 0 0	S 53 6 8 9	P 84 10 14 15	ERA 2.57 0.00 0.00 0.00	WHIP 0.571 1.000 1.000 1.000				

New York Mets @ Pittsburgh Pirates  
Three Rivers Stadium, Pittsburgh, PA  
Sat Jul 30 1994, 7:05 PM EDT  
Att: 29,516 - Unknown

AB	30
R	2
H	5
RBI	2
BB	2
SO	7
LOB	9



Batter	1	2	3	4	5	6	7	8	9	10	AB	R	H	RBI	BB	SO	LOB	BOTTOM				
Carlos Garcia, R OBP: 0.302, SLG: 0.347 (1, 4)	1-1 SH1-3 2B		0-1 G5-3		1-0 FC6-4			1-3 K		0-1 FC4 1B 2B	5	1	2	0	0	1	1					
Jay Bell, R OBP: 0.350, SLG: 0.441 (1, 6)	1-0 SH1-3		1-2 G4-3		2-2 G1-3		0-0 F8		SAFE 4-1 1B FC4 BB	3	0	0	0	1	0	0						
Orlando Merced, S OBP: 0.356, SLG: 0.427 (1, 3)	1-3 K			0-1 E S 1B		0-0 L9		0-1 G4-3		1-1 FC4 1B	5	0	1	0	0	1	3					
Dave Clark, L OBP: 0.344, SLG: 0.480 Lloyd McClendon, R OBP: 0.276, SLG: 0.380 (1, 9) (10, PH)	3-3 K			0-3 K		1-0 G3			2-3 K	0-1 1-2 2-3 1B	4	0	0	0	0	3	2					
Jeff King, R OBP: 0.310, SLG: 0.364 (1, 5)		0-0 G6-3		2-1 G5-3			0-1 E5 1B		0-0 1B 2B		4	2	2	0	0	0	1					
Midre Cummings, L OBP: 0.305, SLG: 0.339 (1, 8)		1-0 F8		2-1 F8			0-0 FC1-6 1B		3-2 F8		4	0	1	1	0	0	2					
Steve Peques, R OBP: 0.467, SLG: 0.429 (1, 7)					1-0 FC5-4 1B		SAFE 2-0 FC1-6		2-1 1B		4	0	3	1	0	0	1					
Don Slaught, R OBP: 0.388, SLG: 0.356 (1, 2)			1-1 L8		SAFE 1-1 FC5-4 FC6-4		SAFE 0-2 F9		0-0 1B		4	0	1	0	0	0	3					
Denny Neagle, L OBP: 0.268, SLG: 0.275 Gary Varsho, L Mark Dewey, R Mike Dyer, R Andy Van Slyke, L Dan Miceli, R (1, 1) (7, PH) (8, 1) (9, 1) (9, PH) (10, 1)			0-1 F8		1-3 K		0-0 F9		1-2 G3		2	0	0	0	0	1	1					
<b>Inning Stats</b>	R: 0 E: 0 K: 2 S: 10	H: 1 LOB: 1 BB: 0 P: 16	R: 0 E: 0 K: 0 S: 6	H: 1 LOB: 1 BB: 0 P: 8	R: 0 E: 0 K: 0 S: 7	H: 0 LOB: 0 BB: 0 P: 8	R: 0 E: 1 K: 1 S: 9	H: 1 LOB: 1 BB: 0 P: 11	R: 0 E: 0 K: 0 S: 5	H: 0 LOB: 0 BB: 0 P: 8	R: 1 E: 1 K: 0 S: 8	H: 2 LOB: 1 BB: 0 P: 10	R: 0 E: 0 K: 1 S: 6	H: 0 LOB: 0 BB: 0 P: 7	R: 1 E: 0 K: 1 S: 14	H: 3 LOB: 2 BB: 0 P: 22	R: 1 E: 0 K: 0 S: 7	H: 2 LOB: 3 BB: 1 P: 12	1B: 8 2B: 3 3B: 0 HR: 0	SF: 0 SAC: 1 DP: 0 HBP: 0	WP: 0 PA: 40 PB: 0 SB: 1 CS: 0	
<b>PITCHER</b>	IP WLS BF H R ER SO BB IBB HBP BLK WP HR S P ERA WHIP																					
Bret Saberhagen, R ERA: 2.82 Roger Mason, R ERA: 4.05 Eric Gunderson, L ERA:	(1, 1) (10, 1) (10, 1)	9.0 0.0 0.0	WLS L	BF 36 3 1	H 9 1 1	R 2 1 0	ER 2 0 0	SO 6 0 0	BB 1 0 0	IBB 0 0 0	HBP 0 0 0	BLK 0 0 0	WP 0 0 0	HR 0 0 0	S 72 5 2	P 103 10 2	ERA 2.00 ∞ ∞	WHIP 1.000 ∞ ∞				

New York Mets @ Pittsburgh Pirates  
Three Rivers Stadium, Pittsburgh, PA  
Sat Jul 30 1994, 7:05 PM EDT  
Att: 29,516 - Unknown

AB	38
R	3
H	11
RBI	3
BB	1
SO	6
LOB	17





Batter	1	2	3	4	5	6	7	8	9	AB	R	H	RBI	BB	SO	LOB	TOP								
Jose Vizcaino, S OBP: 0.316, SLG: 0.330	1-1 F9		0-0 G3	1-1 F9			0-0 F9		4-0 1B HBP BB IBB	4	1	0	0	1	0	2									
Kelly Stinnett, R OBP: 0.345, SLG: 0.386 John Franco, L (9, 1)	0-1 FC4-6 1B		0-2 G4-3		0-0 G6-3			2-2 G6-3	2-0 BB 1B 1-2 2-3 3-H HBP	4	0	1	1	0	0	0									
Jeremy Burnitz, L OBP: 0.331, SLG: 0.336	1-1 FC4-6 1-2		1-3 K		2-3 K			2-2 F7	1-1 BB 1B 1-2 2-3 3-H	5	0	1	1	0	2	1									
Bobby Bonilla, S OBP: 0.386, SLG: 0.517	3-2 G5-3			1-0 1B G6-4-3	1-0 F9			3-1 E4	1-1 BB 1B 1-2 2-3 3-H	4	1	1	1	1	0	1									
Jeff Kent, R OBP: 0.337, SLG: 0.468		0-0 B1-3		2-1 1B G6-4-3		1-0 1B G6-4-3		0-2 P4	0-1 F8-2 3-H	5	0	2	0	0	0	4									
Ryan Thompson, R OBP: 0.311, SLG: 0.464		0-2 G6-3		1-1 1B G6-4-3		1-0 F8			0-1 P4	4	0	0	0	0	0	2									
David Segui, S OBP: 0.307, SLG: 0.400		1-0 1B		1-0 1B		1-2 G6-4-3 1-2		4-0 1B 2B BB		3	2	2	0	1	0	1									
Rico Brogna, L OBP: 0.302, SLG: 0.704 Fernando Vina, L OBP: 0.372, SLG: 0.303 Tim Bogar, R OBP: 0.171, SLG: 0.289		0-0 1B		0-1 1B		2-3 K		0-0 2B HBP 1B		4	0	3	0	0	1	0									
Juan Castillo, R OBP: 0.200, SLG: 0.200 Eric Gunderson, R (7, 1) Mauro Gozzo, R OBP: 0.313, SLG: 0.333 Todd Hundley, S OBP: 0.310, SLG: 0.471 (9, 2)		3-2 G1-3		2-2 1B		1-0 F9		1-2 HBP 1B 1-3 2-H 2B		3	0	1	1	0	0	2									
<b>Inning Stats</b>	R: 0 E: 0 K: 0 S: 10	H: 1 LOB: 1 BB: 0 P: 15	R: 0 E: 0 K: 0 S: 10	H: 2 LOB: 2 BB: 0 P: 14	R: 0 E: 0 K: 1 S: 8	H: 0 LOB: 0 BB: 0 P: 9	R: 2 E: 0 K: 0 S: 14	H: 5 LOB: 2 BB: 0 P: 21	R: 0 E: 0 K: 0 S: 5	H: 0 LOB: 0 BB: 0 P: 8	R: 0 E: 0 K: 0 S: 6	H: 1 LOB: 0 BB: 0 P: 9	R: 0 E: 0 K: 1 S: 6	H: 0 LOB: 0 BB: 0 P: 9	R: 0 E: 1 K: 0 S: 12	H: 0 LOB: 1 BB: 0 P: 19	R: 4 E: 0 K: 0 S: 14	H: 3 LOB: 2 BB: 3 P: 30	1B: 11 2B: 2 3B: 0 HR: 0	SF: 0 SAC: 0 DP: 3 HBP: 1	WP: 0 PB: 0 SB: 0 CS: 0	PA: 41			
<b>PITCHER</b>	IP	WLS	BF	H	R	ER	SO	BB	IBB	HBP	BLK	WP	HR	S	P	ERA	WHIP								
Zane Smith, L ERA: 3.53	7.0		28	9	2	2	3	0	0	0	0	0	0	59	85	2.57	1.286								
Paul Wagner, R ERA: 4.56	1.0		4	0	0	0	0	0	0	0	0	0	0	12	19	0.00	0.000								
Mike Dyer, R ERA: 4.85	0.1	L	8	3	4	4	0	2	1	1	0	0	0	12	28	108.00	15.000								
Mark Dewey, R ERA: 3.92	0.2		1	0	0	0	0	0	0	0	0	0	0	2	2	0.00	0.000								

New York Mets @ Pittsburgh Pirates  
Three Rivers Stadium, Pittsburgh, PA

AB 37  
R 6  
H 12  
RBI 5  
BB 3  
SO 3  
LOB 13



WP: 0 PA: 41  
PB: 0  
SB: 0  
CS: 0

Sun Jul 31 1994, 3:33 AM EDT  
Att: 24,308 - Cloudy - 83 F

Batter	1	2	3	4	5	6	7	8	9	AB	R	H	RBI	BB	SO	LOB	BOTTOM								
Carlos Garcia, R OBP: 0.304, SLG: 0.353	0-0 F7		1-2 F8		0-0 F7		1-1 SH1-3 3B		2-2 1B	5	1	2	1	0	0	0									
Jay Bell, R OBP: 0.349, SLG: 0.437	2-2 G6-3		3-1 F9		4-2 G1-6-3 BB		2-1 SH1-3		1-0 F8	3	0	0	1	1	0	1									
Orlando Merced, S OBP: 0.358, SLG: 0.430	0-1 G1-3		0-0 1B		2-0 G1-6-3 1-2		1-0 2B			4	0	2	0	0	0	1									
Dave Clark, L OBP: 0.347, SLG: 0.478 Paul Wagner, R OBP: 0.162, SLG: 0.189 Mike Dyer, R OBP: 1.000, SLG: 1.000		2-0 CS 1B		4-2 1B		1-1 F8		2-2 G5-3		3	0	1	0	1	0	1									
Jeff King, R OBP: 0.313, SLG: 0.366		1-0 1B		1-0 P3		1-1 BB 1B		1-0 F7		4	1	2	0	0	0	2									
Midre Cummings, L OBP: 0.333, SLG: 0.407		0-0 HR		3-2 FC3-6 1B		4-1 BB 1B		2-2 G4-3		3	1	2	2	1	0	0									
Steve Pegues, R OBP: 0.321, SLG: 0.389		2-0 G3-1 1B		0-2 FC3-6 1-2		0-1 G4-6-3 1-2		1-2 K		4	0	1	0	0	1	3									
Lance Parrish, R OBP: 0.358, SLG: 0.379		1-2 G3-1		0-0 P4		0-0 G5-3		1-1 F8		4	0	0	0	0	0	2									
Zane Smith, L OBP: 0.216, SLG: 0.235 Gary Varsho, L OBP: 0.309, SLG: 0.421 Lloyd McClendon, R OBP: 0.273, SLG: 0.375 (9, PH)		0-0 F9		1-0 L1		1-2 3B		0-0 G5-3		2	0	0	0	0	0	2									
<b>Inning Stats</b>	R: 0 E: 0 K: 0 S: 6	H: 0 LOB: 0 BB: 0 P: 8	R: 2 E: 0 K: 0 S: 8	H: 4 LOB: 1 BB: 0 P: 14	R: 0 E: 0 K: 0 S: 9	H: 1 LOB: 2 BB: 1 P: 18	R: 0 E: 0 K: 0 S: 9	H: 1 LOB: 1 BB: 0 P: 13	R: 0 E: 0 K: 0 S: 4	H: 0 LOB: 0 BB: 1 P: 10	R: 0 E: 0 K: 0 S: 7	H: 1 LOB: 1 BB: 1 P: 13	R: 2 E: 0 K: 0 S: 12	H: 3 LOB: 1 BB: 0 P: 19	R: 0 E: 0 K: 1 S: 8	H: 0 LOB: 0 BB: 0 P: 12	R: 0 E: 0 K: 0 S: 7	H: 1 LOB: 1 BB: 0 P: 11	1B: 7 2B: 1 3B: 2 HR: 1	SF: 0 SAC: 1 DP: 2 HBP: 0	WP: 0 PB: 0 SB: 1 CS: 1	PA: 38			
<b>PITCHER</b>	IP	WLS	BF	H	R	ER	SO	BB	IBB	HBP	BLK	WP	HR	S	P	ERA	WHIP								
Juan Castillo, R ERA: 6.94	6.2		30	10	4	4	0	3	0	0	0	0	0	3	5	0.00	0.000								
Eric Gunderson, L ERA	0.1		1	0	0	0	0	0	0	0	0	0	0	3	5	0.00	0.000								
Mauro Gozzo, R ERA: 4.76	1.0	W	3	0	0	0	1	0	0	0	0	0	0	8	12	0.00	0.000								
John Franco, L ERA: 2.76	1.0	S	4	1	0	0	0	0	0	0	0	0	0	7	11	0.00	1.000								

New York Mets @ Pittsburgh Pirates  
Three Rivers Stadium, Pittsburgh, PA

AB 34  
R 4  
H 11  
RBI 4  
BB 3  
SO 1  
LOB 12



WP: 0 PA: 38  
PB: 0  
SB: 0  
CS: 1

Sun Jul 31 1994, 3:33 AM EDT  
Att: 24,308 - Cloudy - 83 F



Batter	1	2	3	4	5	6	7	8	9	AB	R	H	RBI	BB	SO	LOB	TOP				
Dave Gallagher, R OBP: 0.327, SLG: 0.299 (1, 7)	P7		F9			F9		PB 2B 1B		5	1	2	1	0	0	0					
Jeff Blausler, R OBP: 0.325, SLG: 0.374 (1, 6)	F8			F9		BB 1B 1B		K	G5-3	5	1	1	0	0	1	3					
Roberto Kelly, R OBP: 0.344, SLG: 0.415 Tony Tarasco, L OBP: 0.317, SLG: 0.441 (4, PR) (4, 7)	G4-3				1B					2	0	1	0	0	0	0					
Fred McGriff, L OBP: 0.382, SLG: 0.589 (1, 3)		HR		L9		1B BB				3	1	1	1	1	1	2					
David Justice, L OBP: 0.437, SLG: 0.534 (1, 9)				G4-3						4	0	1	1	0	2	2					
Terry Pendleton, S OBP: 0.295, SLG: 0.372 (1, 5)										4	0	2	0	0	1	2					
Javy Lopez, R OBP: 0.292, SLG: 0.421 (1, 2)										3	1	0	0	1	0	1					
Mark Lemke, S OBP: 0.362, SLG: 0.365 (1, 4)										4	0	1	0	0	0	1					
Greg Maddux, R OBP: 0.214, SLG: 0.236 (1, 1)										4	0	0	0	0	1	3					
<b>Inning Stats</b>	R: 0 E: 0 K: 0 S: 5	H: 0 LOB: 0 BB: 0 P: 8	R: 1 E: 0 K: 1 S: 8	H: 1 LOB: 0 BB: 0 P: 13	R: 0 E: 0 K: 0 S: 4	H: 0 LOB: 0 BB: 0 P: 6	R: 0 E: 0 K: 0 S: 11	H: 1 LOB: 1 BB: 0 P: 15	R: 0 E: 1 K: 0 S: 9	H: 1 LOB: 1 BB: 1 P: 15	R: 0 E: 0 K: 0 S: 5	H: 0 LOB: 0 BB: 0 P: 8	R: 1 E: 0 K: 3 S: 15	H: 2 LOB: 1 BB: 0 P: 20	R: 1 E: 1 K: 1 S: 11	H: 3 LOB: 2 BB: 1 P: 17	1B: 7 2B: 2 3B: 0 HR: 1	SF: 0 SAC: 0 DP: 0 HBP: 0	WP: 0 PB: 2 CS: 0	PA: 38	
<b>PITCHER</b>	IP	WLS	BF	H	R	ER	SO	BB	IBB	HBP	BLK	WP	HR	S	P	ERA	WHIP				
Jason Jacome, L ERA: 2.41 (1, 1)	7.0	L	27	5	2	2	3	1	0	0	0	0	1	54	84	2.57	0.857				
Roger Mason, R ERA: 4.02 (8, 1)	0.1		2	1	1	0	1	0	0	0	0	0	0	7	10	0.00	3.000				
Eric Gunderson, L ERA: (8, 1)	0.2		3	1	0	0	2	0	0	0	0	0	0	8	10	0.00	1.500				
Doug Linton, R ERA: 4.82 (9, 1)	0.2		5	3	1	1	1	1	0	0	0	0	0	9	14	13.50	6.000				
Mauro Gozzo, R ERA: 4.73 (9, 1)	0.1		1	0	0	0	0	0	0	0	0	0	0	2	3	0.00	0.000				

Atlanta Braves @ New York Mets  
Shea Stadium, Flushing, NY  
Mon Aug 01 1994, 7:05 PM EDT  
Att: 22,651 - Unknown - 83 F

AB 36  
R 4  
H 10  
RBI 4  
BB 2  
SO 7  
LOB 15



Batter	1	2	3	4	5	6	7	8	9	AB	R	H	RBI	BB	SO	LOB	BOTTOM				
Jose Vizcaino, S OBP: 0.313, SLG: 0.326 (1, 6)	K									4	0	0	0	0	2	4					
Todd Hundley, S OBP: 0.306, SLG: 0.464 (1, 2)	K									4	0	0	0	0	2	0					
Jeromy Burnitz, L OBP: 0.336, SLG: 0.336 (1, 9)										3	0	1	0	1	0	0					
Bobby Bonilla, S OBP: 0.385, SLG: 0.522 (1, 5)										4	1	1	1	0	2	2					
Jeff Kent, R OBP: 0.336, SLG: 0.465 (1, 4)										4	1	1	0	0	0	1					
Rico Brogna, L OBP: 0.396, SLG: 0.686 (1, 3)										4	0	1	0	0	2	2					
Joe Orsulak, L OBP: 0.299, SLG: 0.361 (1, 7)										4	0	3	0	0	0	0					
Ryan Thompson, R OBP: 0.308, SLG: 0.459 (1, 8)										3	0	0	0	0	0	4					
Jason Jacome, L OBP: 0.295, SLG: 0.283 Fernando Vina, L OBP: 0.377, SLG: 0.300 Roger Mason, R OBP: 0.317, SLG: 0.300 Eric Gunderson, R OBP: 0.317, SLG: 0.300 Doug Linton, R OBP: 0.317, SLG: 0.300 Mauro Gozzo, R OBP: 0.317, SLG: 0.300 (1, 1) (7, PR) (8, 1) (8, 1) (9, 1) (9, 1)										2	0	1	1	0	0	0					
<b>Inning Stats</b>	R: 0 E: 0 K: 3 S: 10	H: 0 LOB: 1 BB: 1 P: 19	R: 1 E: 0 K: 2 S: 12	H: 3 LOB: 2 BB: 0 P: 15	R: 0 E: 0 K: 0 S: 5	H: 0 LOB: 0 BB: 0 P: 8	R: 0 E: 0 K: 0 S: 8	H: 2 LOB: 1 BB: 0 P: 9	R: 0 E: 0 K: 1 S: 7	H: 1 LOB: 1 BB: 0 P: 9	R: 0 E: 0 K: 0 S: 3	H: 1 LOB: 1 BB: 0 P: 4	R: 1 E: 0 K: 1 S: 11	H: 1 LOB: 0 BB: 0 P: 14	R: 0 E: 0 K: 1 S: 6	H: 0 LOB: 0 BB: 0 P: 8	1B: 7 2B: 0 3B: 0 HR: 1	SF: 0 SAC: 1 DP: 2 HBP: 1	WP: 0 PB: 0 CS: 0	PA: 35	
<b>PITCHER</b>	IP	WLS	BF	H	R	ER	SO	BB	IBB	HBP	BLK	WP	HR	S	P	ERA	WHIP				
Greg Maddux, R ERA: 1.7 (1, 1)	9.0	W	35	8	2	2	8	1	0	1	0	0	1	67	96	2.00	1.000				

Atlanta Braves @ New York Mets  
Shea Stadium, Flushing, NY  
Mon Aug 01 1994, 7:05 PM EDT  
Att: 22,651 - Unknown - 83 F

AB 32  
R 2  
H 8  
RBI 2  
BB 1  
SO 8  
LOB 13





Batter	1	2	3	4	5	6	7	8	9	AB	R	H	RBI	BB	SO	LOB	TOP					
Dave Gallagher, R (1,7) OBP: 0.323, SLG: 0.291	G4-3		G4-3 BB	G6-3			F7		FC3-6	4	0	0	0	1	0	3						
Jeff Blausler, R (1,6) OBP: 0.326, SLG: 0.371	K		G4-3				F7		F7	3	0	0	0	2	1	2						
Mike Kelly, R (1,8) OBP: 0.245, SLG: 0.404	2B		P4				L6		K	5	0	1	0	0	1	4						
Fred McGriff, L (1,3) OBP: 0.378, SLG: 0.583	F7		G4-3				G4-3			4	0	0	0	0	0	3						
David Justice, L (1,9) OBP: 0.437, SLG: 0.531			K				P6			2	1	0	0	2	1	0						
Terry Pendleton, S (1,5) OBP: 0.272, SLG: 0.378			2B				L9		G6-3	4	0	2	0	0	0	1						
Javy Lopez, R (1,2) OBP: 0.295, SLG: 0.424			G6-3				P4			3	0	1	0	1	0	3						
Mark Lemke, S (1,4) OBP: 0.364, SLG: 0.363							E5			2	0	0	0	2	0	3						
Kent Mercker, L (1,1) OBP: 0.105, SLG: 0.057							IBB			2	0	0	0	2	0	3						
Steve Bedrosian, R (8,1)			G1-3				SF7			2	0	0	1	0	0	5						
Mark Wohlers, R (8,1) OBP: 1.000, SLG: 1.000							B2-5			0	0	0	0	0	0	0						
Bill Pecota, R (9,PH) OBP: 0.313, SLG: 0.315									FC3-6 1B	1	0	1	0	0	0	0						
<b>Inning Stats</b>	R: 0 E: 0 K: 1 S: 9	H: 1 LOB: 1 BB: 0 P: 16	R: 0 E: 0 K: 1 S: 9	H: 1 LOB: 2 BB: 1 P: 20	R: 0 E: 0 K: 0 S: 6	H: 0 LOB: 1 BB: 1 P: 12	R: 1 E: 1 K: 0 S: 8	H: 1 LOB: 2 BB: 1 P: 15	R: 0 E: 0 K: 0 S: 8	H: 0 LOB: 0 BB: 1 P: 14	R: 0 E: 0 K: 0 S: 5	H: 1 LOB: 2 BB: 2 P: 14	R: 0 E: 0 K: 0 S: 7	H: 0 LOB: 1 BB: 1 P: 16	R: 0 E: 0 K: 0 S: 4	H: 0 LOB: 1 BB: 1 P: 8	R: 0 E: 0 K: 1 S: 11	H: 1 LOB: 1 BB: 0 P: 17	1B: 2 2B: 4 3B: 0 HR: 0	SF: 1 SAC: 0 DP: 2 HBP: 0	WP: 0 PB: 0 SB: 0 CS: 0	PA: 39
<b>PITCHER</b>	IP	WLS	BF	H	R	ER	SO	BB	IBB	HBP	BLK	WP	HR	S	P	ERA	WHIP					
Mike Remlinger, L (1,1) ERA: 4.03	8.0	W	35	4	1	0	2	6	2	0	0	0	0	56	115	0.00	1.250					
John Franco, L (9,1) ERA: 2.7	1.0	S	4	1	0	0	1	0	0	0	0	0	0	11	17	0.00	1.000					

Atlanta Braves @ New York Mets  
Shea Stadium, Flushing, NY  
Tue Aug 02 1994, 7:05 PM EDT  
Att: 22,635 - Unknown - 82 F

AB 30  
R 1  
H 5  
RBI 1  
BB 8  
SO 3  
LOB 24



Batter	1	2	3	4	5	6	7	8	9	AB	R	H	RBI	BB	SO	LOB	BOTTOM				
Tim Bogar, R (1,6) OBP: 0.200, SLG: 0.293	L9						G6-3			3	0	1	0	1	0	0					
Kelly Stinnett, R (1,2) OBP: 0.342, SLG: 0.378	F9						F9			3	0	0	0	1	0	1					
Jeromy Burnitz, L (1,9) OBP: 0.326, SLG: 0.325	K						K			4	0	0	0	0	3	4					
Bobby Bonilla, S (1,5) OBP: 0.386, SLG: 0.527							K			4	2	2	0	0	2	0					
Jeff Kent, R (1,4) OBP: 0.337, SLG: 0.466							G4-3			4	1	2	1	0	0	1					
David Segui, S (1,7) OBP: 0.306, SLG: 0.398							F7			4	0	1	1	0	1	2					
John Franco, L (9,1)							G3			0	0	0	0	0	0	0					
Rico Brogna, L (1,3) OBP: 0.309, SLG: 0.717							G3			4	1	3	2	0	0	1					
Ryan Thompson, R (1,8) OBP: 0.307, SLG: 0.455							G3			3	0	0	0	1	2	3					
Mike Remlinger, L (1,1)							F9			2	0	0	0	0	1	2					
Joe Orsulak, L (8,PH) OBP: 0.298, SLG: 0.359										1	0	0	0	0	0	0					
<b>Inning Stats</b>	R: 0 E: 0 K: 1 S: 12	H: 0 LOB: 0 BB: 0 P: 14	R: 0 E: 0 K: 1 S: 11	H: 2 LOB: 2 BB: 0 P: 13	R: 0 E: 0 K: 2 S: 9	H: 1 LOB: 1 BB: 0 P: 13	R: 1 E: 0 K: 0 S: 9	H: 2 LOB: 2 BB: 1 P: 18	R: 0 E: 0 K: 1 S: 5	H: 0 LOB: 0 BB: 0 P: 7	R: 0 E: 0 K: 2 S: 8	H: 0 LOB: 0 BB: 0 P: 12	R: 0 E: 0 K: 1 S: 14	H: 1 LOB: 3 BB: 2 P: 27	R: 3 E: 0 K: 1 S: 13	H: 3 LOB: 0 BB: 0 P: 18	1B: 6 2B: 2 3B: 0 HR: 1	SF: 0 SAC: 1 DP: 0 HBP: 0	WP: 0 PB: 0 SB: 1 CS: 0	PA: 36	
<b>PITCHER</b>	IP	WLS	BF	H	R	ER	SO	BB	IBB	HBP	BLK	WP	HR	S	P	ERA	WHIP				
Kent Mercker, L (1,1) ERA: 3.42	7.0	L	4	3	3	3	0	0	0	0	0	0	1	9	13	81.00	9.000				
Steve Bedrosian, R (8,1) ERA: 3.25	0.1	L	4	3	3	3	0	0	0	0	0	0	0	4	5	0.00	0.000				
Mark Wohlers, R (8,1) ERA: 4.17	0.2		0	0	0	0	1	0	0	0	0	0	0	4	5	0.00	0.000				

Atlanta Braves @ New York Mets  
Shea Stadium, Flushing, NY  
Tue Aug 02 1994, 7:05 PM EDT  
Att: 22,635 - Unknown - 82 F

AB 32  
R 4  
H 9  
RBI 4  
BB 3  
SO 9  
LOB 14





Batter	1	2	3	4	5	6	7	8	9	AB	R	H	RBI	BB	SO	LOB	TOP																			
<b>Roberto Kelly, R</b> OBP: 0.341, SLG: 0.411 (1, 8)	G4-3		L8		K			G5-3		4	0	0	0	0	1	1	<b>Atlanta Braves @ New York Mets</b> Shea Stadium, Flushing, NY Wed Aug 03 1994, 7:05 PM EDT Att: 24,519 - Unknown - 83 F																			
<b>Jeff Blausler, R</b> OBP: 0.327, SLG: 0.370 (1, 6)	G4-6-3 1B		BB		G5-3			G6-3		3	0	1	0	1	0	1																				
<b>Ryan Klesko, L</b> OBP: 0.337, SLG: 0.577 (1, 7) <b>Dave Gallagher, R</b> OBP: 0.323, SLG: 0.291 (8, PR) (8, 7)	G4-6-3 1-2		G4-3		P3			BB		3	0	0	0	1	0	2																				
<b>Fred McGriff, L</b> OBP: 0.379, SLG: 0.589 (1, 3)		F7		G6-4-3 1B		HR		K		4	1	2	1	0	1	1																				
<b>David Justice, L</b> OBP: 0.433, SLG: 0.525 (1, 9)		G5-3		F8		K		K		4	0	0	0	0	2	1																				
<b>Terry Pendleton, S</b> OBP: 0.271, SLG: 0.379 (1, 5)				G6-4-3 1-2		G4-3		F8		4	0	1	0	0	0	1																				
<b>Charlie O'Brien, R</b> OBP: 0.316, SLG: 0.490 (1, 2)					G1-3			G1-6-3 BB		2	0	0	0	2	1	0																				
<b>Mark Lemke, S</b> OBP: 0.363, SLG: 0.363 (1, 4)						SH 1B		G1-6-3 1-2		3	1	1	0	0	0	3																				
<b>Steve Avery, L</b> OBP: 0.122, SLG: 0.152 (1, 1) <b>Greg McMichael, R</b> OBP: 0.100, SLG: 1.000 (9, 1) <b>Mark Wohlers, R</b> OBP: 1.000, SLG: 1.000 (9, 1)			L8		SH 1-H			L6		2	0	0	0	0	0	0																				
<b>Inning Stats</b>	R: 0 E: 0 K: 0 S: 3	H: 1 LOB: 0 BB: 0 P: 3	R: 0 E: 0 K: 0 S: 4	H: 1 LOB: 2 BB: 1 P: 8	R: 0 E: 0 K: 0 S: 3	H: 0 LOB: 1 BB: 1 P: 7	R: 0 E: 0 K: 0 S: 3	H: 1 LOB: 0 BB: 0 P: 3	R: 1 E: 1 K: 1 S: 7	H: 1 LOB: 1 BB: 0 P: 7	R: 0 E: 0 K: 0 S: 2	H: 0 LOB: 0 BB: 1 P: 6	R: 0 E: 0 K: 1 S: 5	H: 0 LOB: 1 BB: 1 P: 9	R: 0 E: 0 K: 2 S: 7	H: 0 LOB: 0 BB: 0 P: 7		1B: 3 2B: 1 3B: 0 HR: 1	SF: 0 SAC: 1 DP: 3 HBP: 0	WP: 0 PB: 0 CS: 0	PA: 34															
<b>PITCHER</b>	IP	WLS	BF	H	R	ER	SO	BB	IBB	HBP	BLK	WP	HR	S	P	ERA	WHIP	<b>PITCHER</b>		IP	WLS	BF	H	R	ER	SO	BB	IBB	HBP	BLK	WP	HR	S	P	ERA	WHIP
<b>Bobby Jones, R</b> ERA: 3.18 (1, 1)	8.0		31	5	2	1	3	4	0	0	0	0	1	33	49	1.12	1.125			8.0		31	5	2	1	3	4	0	0	0	0	1	33	49	1.12	1.125
<b>Roger Mason, R</b> ERA: 3.95 (9, 1)	1.0	W	3	0	0	0	2	0	0	0	0	0	0	7	7	0.00	0.000			1.0	W	3	0	0	0	2	0	0	0	0	0	7	7	0.00	0.000	

AB 29  
R 2  
H 5  
RBI 1  
BB 4  
SO 5  
LOB 10



Batter	1	2	3	4	5	6	7	8	9	AB	R	H	RBI	BB	SO	LOB	BOTTOM																			
<b>Tim Bogar, R</b> OBP: 0.245, SLG: 0.318 (1, 6) <b>Todd Hundley, S</b> OBP: 0.305, SLG: 0.463 (9, PH)	1B BB		G6-3 1-2 BLK 1B		F7			WP 1B		3	0	2	0	1	0	0	<b>Atlanta Braves @ New York Mets</b> Shea Stadium, Flushing, NY Wed Aug 03 1994, 7:05 PM EDT Att: 24,519 - Unknown - 83 F																			
<b>Kelly Stinnett, R</b> OBP: 0.340, SLG: 0.374 (1, 2) <b>Jose Vizcaino, S</b> OBP: 0.314, SLG: 0.328 (9, PH)			G6-3		G6-3			F9		4	0	1	1	0	0	2																				
<b>Jeremy Burnitz, L</b> OBP: 0.324, SLG: 0.317 (1, 9)			F5		K			FC4 BB		3	0	0	0	1	1	3																				
<b>Bobby Bonilla, S</b> OBP: 0.382, SLG: 0.522 (1, 5)			G4-3		K			FC4		4	0	0	0	0	1	5																				
<b>Jeff Kent, R</b> OBP: 0.339, SLG: 0.467 (1, 4)		F7		G5-3		F9 2B		1B BB		3	1	1	0	1	0	0																				
<b>David Segui, S</b> OBP: 0.308, SLG: 0.399 (1, 7) <b>Fernando Vina, L</b> OBP: 0.377, SLG: 0.303 (9, PR)			FC6-4 1B		G6-3		F7	SH1-4 1B		4	0	2	0	0	0	1																				
<b>Rico Brogna, L</b> OBP: 0.304, SLG: 0.700 (1, 3)			K		K		F9	1B SH1-4		4	0	1	1	0	2	2																				
<b>Ryan Thompson, R</b> OBP: 0.305, SLG: 0.450 (1, 8)			FC6-4 1-2		G5-3		G5-3	SH1-4		3	0	0	0	0	2																					
<b>Bobby Jones, R</b> OBP: 0.114, SLG: 0.136 (1, 1) <b>Jim Lindeman, R</b> OBP: 0.306, SLG: 0.460 (8, PH) <b>Roger Mason, R</b> OBP: 0.301, SLG: 0.359 (9, PH)			BLK 1B G6-3 1B		K		G6-3	1B IBB		2	1	1	0	0	1	0																				
<b>Inning Stats</b>	R: 0 E: 0 K: 0 S: 3	H: 1 LOB: 1 BB: 1 P: 7	R: 0 E: 0 K: 1 S: 6	H: 1 LOB: 1 BB: 0 P: 6	R: 1 E: 0 K: 0 S: 5	H: 2 LOB: 1 BB: 0 P: 5	R: 0 E: 0 K: 1 S: 5	H: 0 LOB: 0 BB: 0 P: 5	R: 0 E: 0 K: 2 S: 7	H: 0 LOB: 0 BB: 0 P: 7	R: 0 E: 0 K: 0 S: 4	H: 1 LOB: 1 BB: 0 P: 4	R: 0 E: 0 K: 0 S: 4	H: 1 LOB: 2 BB: 1 P: 8	R: 2 E: 0 K: 1 S: 7	H: 3 LOB: 3 BB: 2 P: 15		1B: 8 2B: 1 3B: 0 HR: 0	SF: 0 SAC: 1 DP: 1 HBP: 0	WP: 1 PB: 0 CS: 0	PA: 38															
<b>PITCHER</b>	IP	WLS	BF	H	R	ER	SO	BB	IBB	HBP	BLK	WP	HR	S	P	ERA	WHIP	<b>PITCHER</b>		IP	WLS	BF	H	R	ER	SO	BB	IBB	HBP	BLK	WP	HR	S	P	ERA	WHIP
<b>Steve Avery, L</b> ERA: 4.26 (1, 1)	8.0	L	31	6	1	1	5	2	0	0	1	1	0	39	47	1.12	1.000			8.0	L	31	6	1	1	5	2	0	0	1	39	47	1.12	1.000		
<b>Greg McMichael, R</b> ERA: 4.12 (9, 1)	0.0		3	2	2	2	0	1	0	0	0	0	0	2	6	∞	∞			0.0		3	2	2	2	0	1	0	0	0	2	6	∞	∞		
<b>Mark Wohlers, R</b> ERA: 4.11 (9, 1)	0.2		4	1	0	0	1	0	1	0	0	0	0	5	9	0.00	1.500			0.2		4	1	0	0	1	0	1	0	0	5	9	0.00	1.500		





Batter	1	2	3	4	5	6	7	8	9	AB	R	H	RBI	BB	SO	LOB	TOP					
Jerry Browne, S OBP: 0.388, SLG: 0.394	F9			G5-3		G3 SF7 2B	F8	F9		5	1	1	0	0	0	2						
Chuck Carr, S OBP: 0.308, SLG: 0.330	G5-3			1B S		G3		HR	G3-1	5	1	2	0	0	0	1						
Gary Sheffield, R OBP: 0.384, SLG: 0.585	K			L7		SF7		HR	G6-4-3	4	1	2	3	0	1	1						
Jeff Conine, R OBP: 0.374, SLG: 0.531				G6-3		FC5-4		HR	G6-4-3	5	1	3	0	0	0	1						
Greg Colbrunn, R OBP: 0.340, SLG: 0.466	G6-3			FC5-4		F9		E		4	1	0	0	0	0	3						
Bento Santiago, R OBP: 0.326, SLG: 0.435	K							P6		4	0	1	0	0	2	1						
Kurt Abbott, R OBP: 0.286, SLG: 0.381				F8		K		F8		4	1	1	0	0	1	2						
Bret Barberie, S OBP: 0.352, SLG: 0.395				L3		F8		2B		4	1	2	1	0	0	1						
David Weathers, R Terry Mathews, L Greg Colbrunn, R Richie Lewis, R Rick Renteria, R Rich Scheid, L Matias Carrillo, L John Johnstone, R	K			K		K		L3		1	0	0	0	0	1	0						
<b>Inning Stats</b>	R: 0 E: 0 K: 1 S: 7	H: 0 LOB: 0 BB: 0 P: 11	R: 0 E: 0 K: 1 S: 8	H: 0 LOB: 0 BB: 0 P: 13	R: 0 E: 0 K: 1 S: 7	H: 0 LOB: 0 BB: 0 P: 9	R: 0 E: 0 K: 0 S: 11	H: 2 LOB: 2 BB: 0 P: 18	R: 0 E: 0 K: 2 S: 13	H: 1 LOB: 1 BB: 0 P: 18	R: 1 E: 0 K: 0 S: 14	H: 2 LOB: 1 BB: 0 P: 21	R: 1 E: 0 K: 1 S: 9	H: 2 LOB: 1 BB: 0 P: 13	R: 5 E: 1 K: 0 S: 23	H: 5 LOB: 1 BB: 0 P: 34	R: 0 E: 0 K: 0 S: 8	H: 1 LOB: 0 BB: 0 P: 8	1B: 8 2B: 4 3B: 0 HR: 1	SF: 1 SAC: 0 DP: 1 HBP: 0	WP: 0 PB: 0 SB: 1 CS: 0	PA: 40
<b>PITCHER</b>	IP	WLS	BF	H	R	ER	SO	BB	IBB	HBP	BLK	WP	HR	S	P	ERA	WHIP					
Bret Saberhagen, R ERA: 2.81	7.0	W	28	7	2	2	6	0	0	0	0	0	0	69	103	2.57	1.000					
Mauro Gozzo, R ERA: 4.99	0.2		8	5	5	2	0	0	0	0	0	0	1	21	31	27.00	7.500					
Roger Mason, R ERA: 3.86	1.1	S	4	1	0	0	0	0	0	0	0	0	0	10	11	0.00	0.750					

Florida Marlins @ New York Mets  
Shea Stadium, Flushing, NY  
Fri Aug 05 1994, 7:05 PM EDT  
Att: 18,625 - Unknown - 68 F

AB 39  
R 7  
H 13  
RBI 6  
BB 0  
SO 6  
LOB 14



Batter	1	2	3	4	5	6	7	8	9	AB	R	H	RBI	BB	SO	LOB	BOTTOM				
Jose Vizcaino, S OBP: 0.315, SLG: 0.334	F7	E4 BB		BB		1B	G4-3			5	2	2	0	0	0	1					
Todd Hundley, S OBP: 0.307, SLG: 0.460	1B	L6		K		1B		K		4	2	1	0	1	2	2					
Jeromy Burnitz, L OBP: 0.340, SLG: 0.325	E			2B		BB		K		3	2	2	1	2	1	0					
Bobby Bonilla, S OBP: 0.383, SLG: 0.524	E8	F8		2B		BB		E9		4	2	2	3	0	0	3					
Tim Bogar, R OBP: 0.240, SLG: 0.311	2B			1B		BB		E9		1	0	0	0	0	0	0					
Jeff Kent, R OBP: 0.340, SLG: 0.469	1B			2B		BB		P3		5	1	2	3	0	1	1					
Rico Brogna, L OBP: 0.398, SLG: 0.684	1B			G3		L5		K		4	0	1	1	0	1	1					
David Segui, S OBP: 0.308, SLG: 0.397	G6-4-3			E6		P5		F9		4	0	1	0	0	0	0					
Ryan Thompson, R OBP: 0.304, SLG: 0.448	G6-4-3			FC5-4		P3		2B		4	1	1	0	0	0	3					
Bret Saberhagen, R OBP: 0.233, SLG: 0.214		G6-3		G6-3		F7				3	0	0	0	0	0	0					
Luis Rivera, R OBP: 0.367, SLG: 0.581										1	0	1	1	0	0	0					
Mauro Gozzo, R OBP: 0.313, SLG: 0.333										0	0	0	0	0	0	0					
Roger Mason, R										0	0	0	0	0	0	0					
<b>Inning Stats</b>	R: 4 E: 1 K: 0 S: 20	H: 6 LOB: 1 BB: 0 P: 30	R: 0 E: 1 K: 0 S: 12	H: 0 LOB: 1 BB: 1 P: 24	R: 0 E: 0 K: 1 S: 8	H: 0 LOB: 1 BB: 0 P: 13	R: 3 E: 0 K: 1 S: 15	H: 3 LOB: 1 BB: 1 P: 25	R: 0 E: 0 K: 0 S: 7	H: 0 LOB: 0 BB: 0 P: 7	R: 2 E: 0 K: 0 S: 8	H: 2 LOB: 0 BB: 1 P: 15	R: 1 E: 0 K: 1 S: 11	H: 2 LOB: 1 BB: 0 P: 15	R: 0 E: 1 K: 2 S: 11	H: 0 LOB: 1 BB: 0 P: 15	1B: 9 2B: 3 3B: 1 HR: 0	SF: 0 SAC: 0 DP: 2 HBP: 0	WP: 0 PB: 0 SB: 0 CS: 0	PA: 41	
<b>PITCHER</b>	IP	WLS	BF	H	R	ER	SO	BB	IBB	HBP	BLK	WP	HR	S	P	ERA	WHIP				
David Weathers, R ERA: 5.0	3.2	L	22	8	7	7	2	2	0	0	0	0	0	3	3	0.00	3.000				
Terry Mathews, R ERA: 2.93	0.1		2	1	0	0	0	0	0	0	0	0	0	3	3	0.00	3.000				
Richie Lewis, R ERA: 5.4	2.0		8	2	2	2	0	1	0	0	0	0	0	15	22	9.00	1.500				
Rich Scheid, L ERA: 2.63	1.0		5	2	1	1	1	0	0	0	0	0	0	11	15	9.00	2.000				
John Johnstone, R ERA: 6.16	1.0		4	0	0	0	2	0	0	0	0	0	0	11	15	0.00	0.000				

Florida Marlins @ New York Mets  
Shea Stadium, Flushing, NY  
Fri Aug 05 1994, 7:05 PM EDT  
Att: 18,625 - Unknown - 68 F

AB 38  
R 10  
H 13  
RBI 9  
BB 3  
SO 5  
LOB 11





Batter	1	2	3	4	5	6	7	8	9	AB	R	H	RBI	BB	SO	LOB	TOP								
Jerry Browne, S OBP: 0.391, SLG: 0.393 (1, 5)										3	0	1	0	2	0	3									
Chuck Carr, S OBP: 0.306, SLG: 0.327 (1, 8)										4	1	0	1	1	1	6									
Gary Sheffield, R OBP: 0.385, SLG: 0.579 (1, 9)										3	1	0	0	2	0	2									
Jeff Conine, R OBP: 0.376, SLG: 0.533 (7, 3)										4	0	2	3	1	1	0									
Greg Colbrunn, R OBP: 0.338, SLG: 0.460 Yorkis Perez, L (7, 1)										4	0	1	0	0	0	2									
Greg O'Halloran, L OBP: 0.167, SLG: 0.182 Robb Nen, R (9, 1)										1	0	0	0	0	0	1									
Benito Santiago, R OBP: 0.324, SLG: 0.432 (1, 2)										5	0	1	0	0	0	1									
Kurt Abbott, R OBP: 0.294, SLG: 0.388 (1, 6)										4	1	4	0	0	0	0									
Bret Barberie, S OBP: 0.354, SLG: 0.397 (1, 4)										4	1	2	0	0	0	3									
Pat Rapp, R OBP: 0.103, SLG: 0.128 Rick Renteria, R OBP: 0.279, SLG: 0.381 Luis Aquino, R OBP: 0.167, SLG: 0.167 Matiaga Carrillo, R OBP: 0.308, SLG: 0.311 Alex Arias, R OBP: 0.301, SLG: 0.286 (1, 1)										1	0	0	0	0	1	0									
<b>Inning Stats</b>	R: 0 E: 0 K: 0 S: 6	H: 1 LOB: 0 BB: 0 P: 9	R: 0 E: 0 K: 1 S: 8	H: 2 LOB: 2 BB: 0 P: 11	R: 0 E: 0 K: 1 S: 9	H: 0 LOB: 1 BB: 2 P: 17	R: 0 E: 0 K: 0 S: 5	H: 0 LOB: 0 BB: 0 P: 7	R: 4 E: 0 K: 0 S: 15	H: 4 LOB: 2 BB: 2 P: 29	R: 0 E: 0 K: 0 S: 9	H: 1 LOB: 1 BB: 0 P: 16	R: 0 E: 0 K: 1 S: 9	H: 0 LOB: 2 BB: 2 P: 20	R: 0 E: 0 K: 0 S: 12	H: 2 LOB: 3 BB: 1 P: 24	R: 0 E: 0 K: 0 S: 8	H: 1 LOB: 1 BB: 0 P: 10	1B: 10 2B: 1 3B: 0 HR: 0	SF: 0 SAC: 1 DP: 2 HBP: 0	WP: 0 PB: 0 SB: 1 CS: 0	PA: 42			
<b>PITCHER</b>	IP	WLS	BF	H	R	ER	SO	BB	IBB	HBP	BLK	WP	HR	S	P	ERA	WHIP								
Jason Jacome, L ERA: 2.87 (1, 1)	6.0	L	27	8	4	4	2	4	0	0	0	0	0	52	89	6.00	2.000								
Doug Linton, R ERA: 4.69 (7, 1)	1.1		8	2	0	0	1	1	1	0	0	0	0	14	30	0.00	2.250								
Eric Gunderson, L ERA: (8, 1)	0.2		3	0	0	0	0	1	0	0	0	0	0	7	10	0.00	1.500								
Roger Mason, R ERA: 3.79 (9, 1)	1.0		4	1	0	0	0	0	0	0	0	0	0	8	14	0.00	1.000								

Florida Marlins @ New York Mets  
Shea Stadium, Flushing, NY  
Sat Aug 06 1994, 7:05 PM EDT  
Att: 33,813 - Unknown - 73 F

AB 34  
R 4  
H 11  
RBI 4  
BB 7  
SO 3  
LOB 19



Batter	1	2	3	4	5	6	7	8	9	AB	R	H	RBI	BB	SO	LOB	BOTTOM								
Jose Vizcaino, S OBP: 0.312, SLG: 0.330 (1, 6)										5	0	0	0	0	1	4									
Todd Hundley, S OBP: 0.305, SLG: 0.458 (1, 2)										5	1	2	0	0	0	2									
Jeremy Burnitz, L OBP: 0.349, SLG: 0.326 (1, 9)										3	1	1	0	2	2	3									
Bobby Bonilla, S OBP: 0.381, SLG: 0.520 (1, 5)										5	0	1	0	0	2	5									
Jeff Kent, R OBP: 0.343, SLG: 0.471 (1, 4)										5	0	3	1	0	1	3									
Rico Brogna, L OBP: 0.398, SLG: 0.669 Tim Bogar, R OBP: 0.240, SLG: 0.311 (1, 3)										4	0	1	0	1	2	5									
David Segui, S OBP: 0.309, SLG: 0.394 (1, 7)										3	1	0	0	2	0	3									
Ryan Thompson, R OBP: 0.304, SLG: 0.443 (1, 8)										3	0	0	0	1	1	3									
Jason Jacome, L OBP: 0.071, SLG: 0.071 Fernando Vina, L OBP: 0.374, SLG: 0.301 Doug Linton, R OBP: 0.172, SLG: 0.172 Eric Gunderson, R OBP: 0.308, SLG: 0.311 Kelly Stinnett, R OBP: 0.301, SLG: 0.286 Roger Mason, R OBP: 0.301, SLG: 0.286 (1, 1)										2	0	0	0	0	1	3									
<b>Inning Stats</b>	R: 0 E: 0 K: 1 S: 14	H: 2 LOB: 2 BB: 0 P: 21	R: 1 E: 1 K: 2 S: 16	H: 1 LOB: 3 BB: 2 P: 31	R: 0 E: 0 K: 2 S: 14	H: 1 LOB: 1 BB: 0 P: 18	R: 0 E: 0 K: 0 S: 5	H: 0 LOB: 0 BB: 0 P: 7	R: 1 E: 0 K: 1 S: 15	H: 1 LOB: 1 BB: 1 P: 28	R: 0 E: 0 K: 1 S: 8	H: 0 LOB: 1 BB: 0 P: 12	R: 1 E: 0 K: 2 S: 17	H: 2 LOB: 3 BB: 2 P: 31	R: 0 E: 0 K: 0 S: 6	H: 0 LOB: 0 BB: 0 P: 11	R: 0 E: 0 K: 1 S: 15	H: 1 LOB: 2 BB: 1 P: 25	1B: 8 2B: 0 3B: 0 HR: 0	SF: 0 SAC: 0 DP: 0 HBP: 0	WP: 2 PB: 0 SB: 0 CS: 0	PA: 43			
<b>PITCHER</b>	IP	WLS	BF	H	R	ER	SO	BB	IBB	HBP	BLK	WP	HR	S	P	ERA	WHIP								
Pat Rapp, R ERA: 3.6 (1, 1)	5.0	W	24	5	2	1	6	3	0	0	0	0	0	64	105	1.80	1.600								
Luis Aquino, R ERA: 3.72 (6, 1)	1.1		8	2	1	1	1	1	0	0	0	0	0	15	26	6.75	2.250								
Yorkis Perez, L ERA: 3.58 (7, 1)	1.2		6	0	0	0	2	1	0	0	0	1	0	16	28	0.00	0.600								
Robb Nen, R ERA: 3.0 (9, 1)	1.0	S	5	1	0	0	1	1	0	0	0	0	0	15	25	0.00	2.000								

Florida Marlins @ New York Mets  
Shea Stadium, Flushing, NY  
Sat Aug 06 1994, 7:05 PM EDT  
Att: 33,813 - Unknown - 73 F

AB 37  
R 3  
H 8  
RBI 1  
BB 6  
SO 10  
LOB 32





Batter	1	2	3	4	5	6	7	8	9	AB	R	H	RBI	BB	SO	LOB	TOP				
Jerry Browne, S OBP: 0.390, SLG: 0.391	F8		HBP 1B		G4-3			G4-3-1		4	0	1	0	0	0	0					
Mario Diaz, R OBP: 0.373, SLG: 0.427	G3-1		HBP				F8	P8		3	0	0	0	0	0	0					
Gary Sheffield, R OBP: 0.380, SLG: 0.573	K		SF8-3-5				G6-3	P3		3	0	0	1	0	1	0					
Jeff Conine, R OBP: 0.373, SLG: 0.529		K	K				G6-3		G6-3	4	0	0	0	0	2	1					
Greg Colbrunn, R OBP: 0.349, SLG: 0.489					G5-3					4	1	3	1	0	0	0					
Matias Carrillo, L OBP: 0.290, SLG: 0.301		E																			
Robb Nen, R		E5			K			F8		4	0	0	0	0	2	2					
										0	0	0	0	0	0	0					
Kurt Abbott, R OBP: 0.291, SLG: 0.384					F8			P6		4	0	0	0	0	2	3					
Rob Natal, R OBP: 0.382, SLG: 0.345										3	0	1	0	0	0	2					
Ryan Bowen, R OBP: 0.400, SLG: 0.500										3	1	1	0	0	1	2					
Yorkis Perez, L										0	0	0	0	0	0	0					
Chuck Carr, S OBP: 0.306, SLG: 0.327										0	0	0	0	0	0	0					
										0	0	0	0	0	0	0					
<b>Inning Stats</b>	R: 0 E: 0 K: 1 S: 8	H: 0 LOB: 0 BB: 0 P: 13	R: 0 E: 1 K: 2 S: 14	H: 1 LOB: 2 BB: 0 P: 17	R: 1 E: 0 K: 1 S: 10	H: 2 LOB: 1 BB: 0 P: 14	R: 0 E: 0 K: 1 S: 8	H: 0 LOB: 0 BB: 0 P: 11	R: 0 E: 0 K: 1 S: 6	H: 0 LOB: 0 BB: 0 P: 7	R: 0 E: 0 K: 0 S: 7	H: 2 LOB: 2 BB: 0 P: 13	R: 0 E: 0 K: 0 S: 4	H: 0 LOB: 0 BB: 0 P: 7	R: 1 E: 0 K: 2 S: 9	H: 1 LOB: 0 BB: 0 P: 13	1B: 4 2B: 2 3B: 0 HR: 1	SF: 1 SAC: 0 DP: 1 HBP: 1	WP: 0 PB: 0 SB: 0 CS: 0	PA: 34	
<b>PITCHER</b>	IP	WLS	BF	H	R	ER	SO	BB	IBB	HBP	BLK	WP	HR	S	P	ERA	WHIP				
Pete Smith, R ERA: 5.55	8.0	L	30	5	1	1	6	0	0	1	0	0	0	65	95	1.12	0.625				
Roger Mason, R ERA: 3.85	1.0		4	1	1	1	2	0	0	0	0	0	1	9	13	9.00	1.000				

Florida Marlins @ New York Mets  
Shea Stadium, Flushing, NY  
Sun Aug 07 1994, 3:33 AM EDT  
Att: 28,060 - Sunny - 76 F

AB 32  
R 2  
H 6  
RBI 2  
BB 0  
SO 8  
LOB 10



Batter	1	2	3	4	5	6	7	8	9	AB	R	H	RBI	BB	SO	LOB	BOTTOM					
Jose Vizcaino, S OBP: 0.314, SLG: 0.328	G3 BB		P7							2	0	0	0	2	0	0						
Todd Hundley, S OBP: 0.307, SLG: 0.456	K									4	0	1	0	0	2	3						
Joe Orsulak, L OBP: 0.300, SLG: 0.356	G3									3	0	0	0	1	1	3						
Bobby Bonilla, S OBP: 0.380, SLG: 0.517	P8									4	0	1	0	0	0	3						
Jeff Kent, R OBP: 0.339, SLG: 0.466										4	0	0	0	0	0	2						
Rico Brogna, L OBP: 0.402, SLG: 0.669										3	0	1	0	1	2	1						
Jeremy Bumitz, L OBP: 0.340, SLG: 0.316										4	0	0	0	0	3	3						
Ryan Thompson, R OBP: 0.301, SLG: 0.439										3	0	0	0	0	1	1						
Pete Smith, R ERA: 4.94										2	0	0	0	0	1	1						
Fernando Vina, L OBP: 0.372, SLG: 0.298										1	0	0	0	0	0	0						
Roger Mason, R										0	0	0	0	0	0	0						
<b>Inning Stats</b>	R: 0 E: 0 K: 1 S: 11	H: 0 LOB: 1 BB: 1 P: 19	R: 0 E: 0 K: 1 S: 9	H: 0 LOB: 0 BB: 0 P: 12	R: 0 E: 0 K: 1 S: 9	H: 0 LOB: 0 BB: 0 P: 13	R: 0 E: 0 K: 0 S: 7	H: 1 LOB: 1 BB: 1 P: 14	R: 0 E: 0 K: 1 S: 10	H: 1 LOB: 1 BB: 0 P: 12	R: 0 E: 0 K: 0 S: 5	H: 0 LOB: 0 BB: 0 P: 7	R: 0 E: 0 K: 1 S: 7	H: 0 LOB: 1 BB: 1 P: 12	R: 0 E: 1 K: 3 S: 13	H: 0 LOB: 2 BB: 1 P: 23	R: 0 E: 0 K: 2 S: 10	H: 1 LOB: 1 BB: 0 P: 14	1B: 2 2B: 1 3B: 0 HR: 0	SF: 0 SAC: 0 DP: 1 HBP: 0	WP: 1 PB: 0 SB: 1 CS: 0	PA: 34
<b>PITCHER</b>	IP	WLS	BF	H	R	ER	SO	BB	IBB	HBP	BLK	WP	HR	S	P	ERA	WHIP					
Ryan Bowen, R ERA: 4.94	7.1	W	28	2	0	0	6	4	0	0	0	0	0	7	10	0.00	0.818					
Yorkis Perez, L ERA: 3.52	0.2		2	0	0	0	2	0	0	0	0	0	0	7	10	0.00	0.000					
Robb Nen, R ERA: 2.95	1.0	S	4	1	0	0	2	0	0	0	0	0	0	10	14	0.00	1.000					

Florida Marlins @ New York Mets  
Shea Stadium, Flushing, NY  
Sun Aug 07 1994, 3:33 AM EDT  
Att: 28,060 - Sunny - 76 F


AB 30  
R 0  
H 3  
RBI 0  
BB 4  
SO 10  
LOB 17










Batter	1	2	3	4	5	6	7	8	9	AB	R	H	RBI	BB	SO	LOB	TOP				
<b>Jose Vizcaino, S</b> OBP: 0.312, SLG: 0.326 (1, 6)	1-2 P2		2-2 G6-3		1-0 F8			2-2 G4-3		4	0	0	0	0	0	0	<b>New York Mets @ Philadelphia Phillies</b> Veterans Stadium, Philadelphia, PA Tue Aug 09 1994, 7:05 PM EDT Att: 31,740 - Unknown - 81 F  <b>AB</b> 32 <b>R</b> 1 <b>H</b> 5 <b>RBI</b> 1 <b>BB</b> 1 <b>SO</b> 5 <b>LOB</b> 6 				
<b>Todd Hundley, S</b> OBP: 0.305, SLG: 0.449 (1, 2)	1-1 F8		4-0 1B 1B BB		3-1 F8			0-0 F9		3	1	0	0	1	0	0					
<b>Joe Orsulak, L</b> OBP: 0.299, SLG: 0.354 (1, 8)	2-1 G4-3		0-0 1B 1-2 1B		0-1 G5-3			2-1 G3		4	0	1	0	0	0	0					
<b>Bobby Bonilla, S</b> OBP: 0.376, SLG: 0.509 (1, 5)		1-2 G4-3	0-0 1-2 2H 1B		3-1 P4			0-0 G5-3		4	0	1	1	0	0	0					
<b>Jeff Kent, R</b> OBP: 0.340, SLG: 0.472 (1, 4)		0-0 1B 1B	0-0 G3		0-1 G5-3			0-0 F9		4	0	1	0	0	0	2					
<b>Rico Brogna, L</b> OBP: 0.388, SLG: 0.648 (1, 3)		0-3 K		0-0 F8			2-3 K	1-1 P5		4	0	0	0	0	2	1					
<b>David Segui, S</b> OBP: 0.309, SLG: 0.390 (1, 7)		2-2 1-3 1B		0-2 F9			2-0 F8			3	0	1	0	0	0	0					
<b>Jeremy Burnitz, L</b> OBP: 0.344, SLG: 0.329 (1, 9)		0-3 K		1-2 G4-3			1-1 1B			3	0	1	0	0	1	2					
<b>Mike Remlinger, L</b> (1, 1)			0-3 K		2-2 G6-3			1-3 K		1	0	0	0	0	1	0					
<b>Mike Maddux, L</b> (4, 1)										1	0	0	0	0	0	0					
<b>Jim Lindeman, R</b> OBP: 0.309, SLG: 0.489 (7, PH)										1	0	0	0	0	1	1					
<b>Doug Linton, R</b> (7, 1)										0	0	0	0	0	0	0					
<b>Inning Stats</b>	R: 0 E: 0 K: 0 S: 9	H: 0 LOB: 0 BB: 0 P: 13	R: 0 E: 0 K: 2 S: 17	H: 2 LOB: 2 BB: 0 P: 20	R: 1 E: 0 K: 1 S: 9	H: 2 LOB: 2 BB: 1 P: 15	R: 0 E: 0 K: 0 S: 7	H: 0 LOB: 0 BB: 0 P: 8	R: 0 E: 0 K: 0 S: 9	H: 0 LOB: 0 BB: 0 P: 15	R: 0 E: 0 K: 2 S: 6	H: 1 LOB: 1 BB: 0 P: 15	R: 0 E: 0 K: 0 S: 7	H: 0 LOB: 0 BB: 0 P: 11	R: 0 E: 0 K: 0 S: 4	H: 0 LOB: 0 BB: 0 P: 5	1B: 5 2B: 0 3B: 0 HR: 0	SF: 0 SAC: 0 DP: 0 HBP: 0	WP: 0 PB: 0 SB: 0 CS: 0	PA: 33	
<b>PITCHER</b> <b>Curt Schilling, R</b> ERA: 4.48 (1, 1)	IP 9.0	WLS W	BF 33	H 5	R 1	ER 1	SO 5	BB 1	IBB 0	HBP 0	BLK 0	WP 0	HR 0	S 77	P 111	ERA 1.00	WHIP 0.667				

Batter	1	2	3	4	5	6	7	8	9	AB	R	H	RBI	BB	SO	LOB	BOTTOM				
<b>Lenny Dykstra, L</b> OBP: 0.408, SLG: 0.446 (1, 8)	2-1 S 1B			0-2 FC4-6 1-2H HR	1-1 F8			3-1 FC6-4 1B		5	2	3	0	0	0	1	<b>New York Mets @ Philadelphia Phillies</b> Veterans Stadium, Philadelphia, PA Tue Aug 09 1994, 7:05 PM EDT Att: 31,740 - Unknown - 81 F  <b>AB</b> 36 <b>R</b> 5 <b>H</b> 13 <b>RBI</b> 5 <b>BB</b> 2 <b>SO</b> 5 <b>LOB</b> 19 				
<b>Mariano Duncan, R</b> OBP: 0.308, SLG: 0.409 (1, 5)	1-2 F8	0-3 K		1 SAFE 0-0 1-H HR		1-0 L6		0-1 L5		5	1	1	2	0	1	3					
<b>Ricky Jordan, R</b> OBP: 0.299, SLG: 0.474 (1, 3)	3-2 1-H 2B 1B	0-3 K		0-0 1B FC1-2 1B		1-0 F9		1-2 FC6-4 1-2H		5	1	2	1	0	1	2					
<b>Pete Incaviglia, R</b> OBP: 0.282, SLG: 0.446 (1, 7)	1-0 2B SF9 1B		2-1 G6-3	0-0 FC1-2 1B		1-3 K				4	1	2	0	0	1	0					
<b>Jim Eisenreich, L</b> OBP: 0.309, SLG: 0.412 (7, 9)	1-2 SF9 1B		1-2 FC1-2 1B							0	0	0	0	0	0	0					
<b>Randy Ready, R</b> OBP: 0.500, SLG: 0.500 (1, 4)	2-2 1-3 2H 2B		2-0 P3	1-0 FC1-2 1B		1-0 FC4-6 1B				4	0	3	1	0	0	0					
<b>Todd Pratt, R</b> OBP: 0.289, SLG: 0.302 (1, 2)	4-0 FC6-4 BB		2-2 1B	1-1 FC1-2 FC6-4		1-3 K				3	0	1	0	1	1	4					
<b>Billy Hatcher, R</b> OBP: 0.283, SLG: 0.333 (1, 9) (7, 7)	1-2 SF9		0-0 1B	1-2 FC6-4 1-2H 3-H		0-0 FC4-6				3	0	1	1	0	0	4					
<b>Kevin Stocker, S</b> OBP: 0.389, SLG: 0.359 (1, 6)	0-2 FC6-4 1-2H		1-0 F8		0-0 G5-3			1-1 G4-3		4	0	0	0	0	0	5					
<b>Curt Schilling, R</b> OBP: 0.138, SLG: 0.107 (1, 1)		2-1 G5-3		4-2 FC4-6 BB	1-3 K			0-1 G4-3		3	0	0	0	1	1	0					
<b>Inning Stats</b>	R: 3 E: 0 K: 0 S: 21	H: 4 LOB: 2 BB: 1 P: 35	R: 0 E: 0 K: 2 S: 10	H: 1 LOB: 1 BB: 0 P: 13	R: 0 E: 0 K: 0 S: 8	H: 2 LOB: 2 BB: 0 P: 15	R: 2 E: 0 K: 0 S: 14	H: 4 LOB: 3 BB: 1 P: 22	R: 0 E: 0 K: 1 S: 6	H: 0 LOB: 0 BB: 0 P: 8	R: 0 E: 0 K: 1 S: 5	H: 1 LOB: 1 BB: 0 P: 10	R: 0 E: 0 K: 0 S: 9	H: 1 LOB: 1 BB: 0 P: 13	R: 0 E: 0 K: 0 S: 9	H: 1 LOB: 1 BB: 0 P: 13	1B: 11 2B: 1 3B: 0 HR: 1	SF: 1 SAC: 0 DP: 0 HBP: 0	WP: 0 PB: 0 SB: 0 CS: 0	PA: 39	
<b>PITCHER</b> <b>Mike Remlinger, L</b> ERA: 4.61 (1, 1)	IP 3.1	WLS L	BF 23	H 11	R 5	ER 5	SO 2	BB 2	IBB 0	HBP 0	BLK 0	WP 0	HR 1	S 48	P 77	ERA 13.50	WHIP 3.900				
<b>Mike Maddux, R</b> ERA: 5.11 (4, 1)	IP 2.2	WLS 8	BF 8	H 0	R 0	ER 0	SO 2	BB 0	IBB 0	HBP 0	BLK 0	WP 0	HR 0	S 16	P 24	ERA 0.00	WHIP 0.000				
<b>Doug Linton, R</b> ERA: 4.5 (7, 1)	IP 2.0	WLS 8	BF 8	H 2	R 0	ER 0	SO 1	BB 0	IBB 0	HBP 0	BLK 0	WP 0	HR 0	S 16	P 23	ERA 0.00	WHIP 1.000				



Batter	1	2	3	4	5	6	7	8	9	AB	R	H	RBI	BB	SO	LOB	TOP					
Jose Vizcaino, S (1, 6) OBP: 0.310, SLG: 0.324	P4		P4			G6-3		1B	P7	5	1	1	0	0	0	1						
Todd Hundley, S (1, 2) OBP: 0.304, SLG: 0.445	G5-3					F8		1B	P9	5	0	1	0	0	0	3						
Jim Lindeman, R (1, 7) OBP: 0.303, SLG: 0.478																						
Joe Orsulak, L (6, 7) OBP: 0.302, SLG: 0.356	P3					F9		1B		3	0	0	0	0	0	1						
Bobby Bonilla, S (1, 5) OBP: 0.374, SLG: 0.506																						
Jeff Kent, R (1, 4) OBP: 0.342, SLG: 0.474																						
David Segui, S (1, 3) OBP: 0.311, SLG: 0.391																						
Fernando Vina, L (9, PR) OBP: 0.372, SLG: 0.298																						
Rico Brogna, L (9, 3) OBP: 0.389, SLG: 0.648																						
Ryan Thompson, R (1, 8) OBP: 0.303, SLG: 0.441																						
Jeremy Burnitz, L (1, 9) OBP: 0.347, SLG: 0.329																						
Bret Saberhagen, R (1, 1) OBP: 0.226, SLG: 0.207																						
John Franco, L (8, 1)																						
<b>Inning Stats</b>	R: 0 E: 0 K: 0 S: 9	H: 0 LOB: 0 BB: 0 P: 15	R: 0 E: 0 K: 2 S: 13	H: 1 LOB: 1 BB: 0 P: 17	R: 0 E: 0 K: 1 S: 8	H: 0 LOB: 0 BB: 0 P: 13	R: 0 E: 0 K: 1 S: 8	H: 0 LOB: 0 BB: 0 P: 11	R: 1 E: 0 K: 0 S: 10	H: 2 LOB: 1 BB: 0 P: 15	R: 0 E: 0 K: 0 S: 14	H: 1 LOB: 1 BB: 0 P: 24	R: 0 E: 0 K: 1 S: 6	H: 0 LOB: 0 BB: 0 P: 8	R: 3 E: 0 K: 0 S: 13	H: 4 LOB: 2 BB: 1 P: 24	R: 2 E: 0 K: 1 S: 15	H: 3 LOB: 1 BB: 0 P: 20	1B: 9 2B: 2 3B: 0 HR: 0	SF: 0 SAC: 1 DP: 0 HBP: 0	WP: 0 PB: 1 SB: 0 CS: 0	PA: 38
<b>PITCHER</b>	IP WLS BF H R ER SO BB IBB HBP BLK WP HR S P ERA WHIP																					
David West, L (1, 1) ERA: 3.35	7.2 L 31 7 4 3 5 1 0 0 0 0 0 0 79 123 3.52 1.043																					
Heathcliff Slocumb, R (8, 1) ERA: 2.86	0.1 4 4 2 2 0 0 0 0 0 0 0 0 12 17 54.00 12.000																					
Toby Borland, R (9, 1) ERA: 2.99	1.0 3 0 0 0 1 0 0 0 0 0 0 0 5 7 0.00 0.000																					

New York Mets @ Philadelphia Phillies  
Veterans Stadium, Philadelphia, PA

AB 36  
R 6  
H 11  
RBI 6  
BB 1  
SO 6  
LOB 11



Wed Aug 10 1994, 7:05 PM EDT  
Att: 36,716 - Unknown - 78 F

Batter	1	2	3	4	5	6	7	8	9	AB	R	H	RBI	BB	SO	LOB	BOTTOM					
Lenny Dykstra, L (1, 8) OBP: 0.404, SLG: 0.441	P5		P6			G4-3		F7		4	0	0	0	0	0	0						
Mariano Duncan, R (1, 5) OBP: 0.307, SLG: 0.408	K		G4-3			3B		E5		4	1	1	0	0	1	0						
Jim Eisenreich, L (1, 9) OBP: 0.373, SLG: 0.424	F7					1B		1B		4	0	3	1	0	0	0						
John Kruk, L (1, 3) OBP: 0.393, SLG: 0.427						L8		1B		3	0	1	0	1	0	3						
Tony Longmire, L (1, 7) OBP: 0.285, SLG: 0.312																						
Billy Hatcher, R (9, PH) OBP: 0.285, SLG: 0.339																						
Mickey Morandini, L (1, 4) OBP: 0.379, SLG: 0.410																						
Mike Lieberthal, R (1, 2) OBP: 0.305, SLG: 0.372																						
Kevin Stocker, S (1, 6) OBP: 0.384, SLG: 0.353																						
David West, L (1, 1) OBP: 0.071, SLG: 0.071																						
Heathcliff Slocumb, R (8, 1) OBP: 0.250, SLG: 0.250																						
Toby Borland, R (9, 1) ERA: 2.7																						
<b>Inning Stats</b>	R: 0 E: 0 K: 1 S: 6	H: 0 LOB: 0 BB: 0 P: 7	R: 0 E: 0 K: 1 S: 10	H: 2 LOB: 2 BB: 0 P: 11	R: 0 E: 0 K: 0 S: 8	H: 0 LOB: 0 BB: 0 P: 11	R: 0 E: 0 K: 1 S: 6	H: 1 LOB: 1 BB: 0 P: 7	R: 0 E: 0 K: 2 S: 8	H: 0 LOB: 0 BB: 0 P: 13	R: 1 E: 0 K: 0 S: 11	H: 2 LOB: 1 BB: 1 P: 20	R: 0 E: 0 K: 1 S: 9	H: 1 LOB: 1 BB: 0 P: 12	R: 0 E: 1 K: 0 S: 10	H: 1 LOB: 1 BB: 0 P: 13	R: 1 E: 0 K: 1 S: 10	H: 1 LOB: 0 BB: 0 P: 14	1B: 5 2B: 2 3B: 1 HR: 0	SF: 0 SAC: 0 DP: 2 HBP: 0	WP: 0 PB: 0 SB: 0 CS: 0	PA: 35
<b>PITCHER</b>	IP WLS BF H R ER SO BB IBB HBP BLK WP HR S P ERA WHIP																					
Bret Saberhagen, R (1, 1) ERA: 2.74	7.1 W 29 6 1 1 1 1 0 0 0 0 0 0 64 87 1.23 0.955																					
John Franco, L (8, 1) ERA: 2.7	1.2 S 6 2 1 1 1 0 0 0 0 0 0 0 14 21 5.40 1.200																					

New York Mets @ Philadelphia Phillies  
Veterans Stadium, Philadelphia, PA

AB 34  
R 2  
H 8  
RBI 2  
BB 1  
SO 7  
LOB 15



Wed Aug 10 1994, 7:05 PM EDT  
Att: 36,716 - Unknown - 78 F



Batter	1	2	3	4	5	6	7	8	9	10	11	12	13	14	15	AB	R	H	RBI	BB	SO	LOB	TOP
Tim Bogar, R OBP: 0.211, SLG: 0.289 (14.5)	L8		P3			G5-3		F9		G6-3			K		F9	7	0	0	0	0	1	1	
Kelly Stinnett, R OBP: 0.323, SLG: 0.360 (1.2)	2B			L9		G5-3		K		G6-3			K			6	0	1	0	0	2	0	
Jim Lindeman, R OBP: 0.303, SLG: 0.496 Joe Orsulik, L OBP: 0.299, SLG: 0.353 (8.9)	K			HR			K		F9		G6-3		G6-3			3	1	1	1	0	2	1	
Bobby Bonilla, S Luis Rivera, R OBP: 0.387, SLG: 0.581 (14.6)	P3			G3			2B	1B	E1						G3	6	0	2	0	0	0	1	
Jeff Kent, R OBP: 0.341, SLG: 0.475 (1.4)		G6-3							FC6-4							6	0	2	0	0	1	1	
David Segui, S OBP: 0.308, SLG: 0.387 (1.7)	F9				G1-3			P3							F7	6	0	1	0	0	0	4	
Ryan Thompson, R OBP: 0.301, SLG: 0.434 (1.8)		G1-3														5	0	0	0	1	2	2	
Rico Brogna, L OBP: 0.380, SLG: 0.626 (1.3)																6	0	1	0	0	1	3	
Jason Jacome, L Kevin Rodriguez, R Roger Mason, R Doug Linton, R Eric Gunderson, R Jeff McKnight, R Mauro Gozzo, R OBP: 0.259, SLG: 0.310 (11.1)																2	0	0	0	0	1	0	
																1	0	0	0	0	0	0	
																1	0	0	0	0	0	0	
																1	0	0	0	0	0	0	
																1	0	0	0	0	0	0	
																1	0	1	0	0	0	1	
																1	0	0	0	0	0	1	
																1	0	0	0	0	0	1	
																1	0	0	0	0	0	1	
																1	0	0	0	0	0	1	
																1	0	0	0	0	0	1	
																1	0	0	0	0	0	1	
																1	0	0	0	0	0	1	
																1	0	0	0	0	0	1	
																1	0	0	0	0	0	1	
																1	0	0	0	0	0	1	
																1	0	0	0	0	0	1	
																1	0	0	0	0	0	1	
																1	0	0	0	0	0	1	
																1	0	0	0	0	0	1	
																1	0	0	0	0	0	1	
																1	0	0	0	0	0	1	
																1	0	0	0	0	0	1	
																1	0	0	0	0	0	1	
																1	0	0	0	0	0	1	
																1	0	0	0	0	0	1	
																1	0	0	0	0	0	1	
																1	0	0	0	0	0	1	
																1	0	0	0	0	0	1	
																1	0	0	0	0	0	1	
																1	0	0	0	0	0	1	
																1	0	0	0	0	0	1	
																1	0	0	0	0	0	1	
																1	0	0	0	0	0	1	
																1	0	0	0	0	0	1	
																1	0	0	0	0	0	1	
																1	0	0	0	0	0	1	
																1	0	0	0	0	0	1	
																1	0	0	0	0	0	1	
																1	0	0	0	0	0	1	
																1	0	0	0	0	0	1	
																1	0	0	0	0	0	1	
																1	0	0	0	0	0	1	
																1	0	0	0	0	0	1	
																1	0	0	0	0	0	1	
																1	0	0	0	0	0	1	
																1	0	0	0	0	0	1	
																1	0	0	0	0	0	1	
																1	0	0	0	0	0	1	
																1	0	0	0	0	0	1	
																1	0	0	0	0	0	1	
																1	0	0	0	0	0	1	
																1	0	0	0	0	0	1	
																1	0	0	0	0	0	1	
																1	0	0	0	0	0	1	
																1	0	0	0	0	0	1	
																1	0	0	0	0	0	1	
																1	0	0	0	0	0	1	
																1	0	0	0	0	0	1	
																1	0	0	0	0	0	1	
																1	0	0	0	0	0	1	
																1	0	0	0	0	0	1	
																1	0	0	0	0	0	1	
																1	0	0	0	0	0	1	
																1	0	0	0	0	0	1	
																1	0	0	0	0	0	1	
																1	0	0	0	0	0	1	
																1	0	0	0	0	0	1	
																1	0	0	0	0	0	1	
																1	0	0	0	0	0	1	
																1	0	0	0	0	0	1	
																1	0	0	0	0	0	1	
																1	0	0	0	0	0	1	
																1	0	0	0	0	0	1	
																1	0	0	0	0	0	1	