New York Mets - 1995

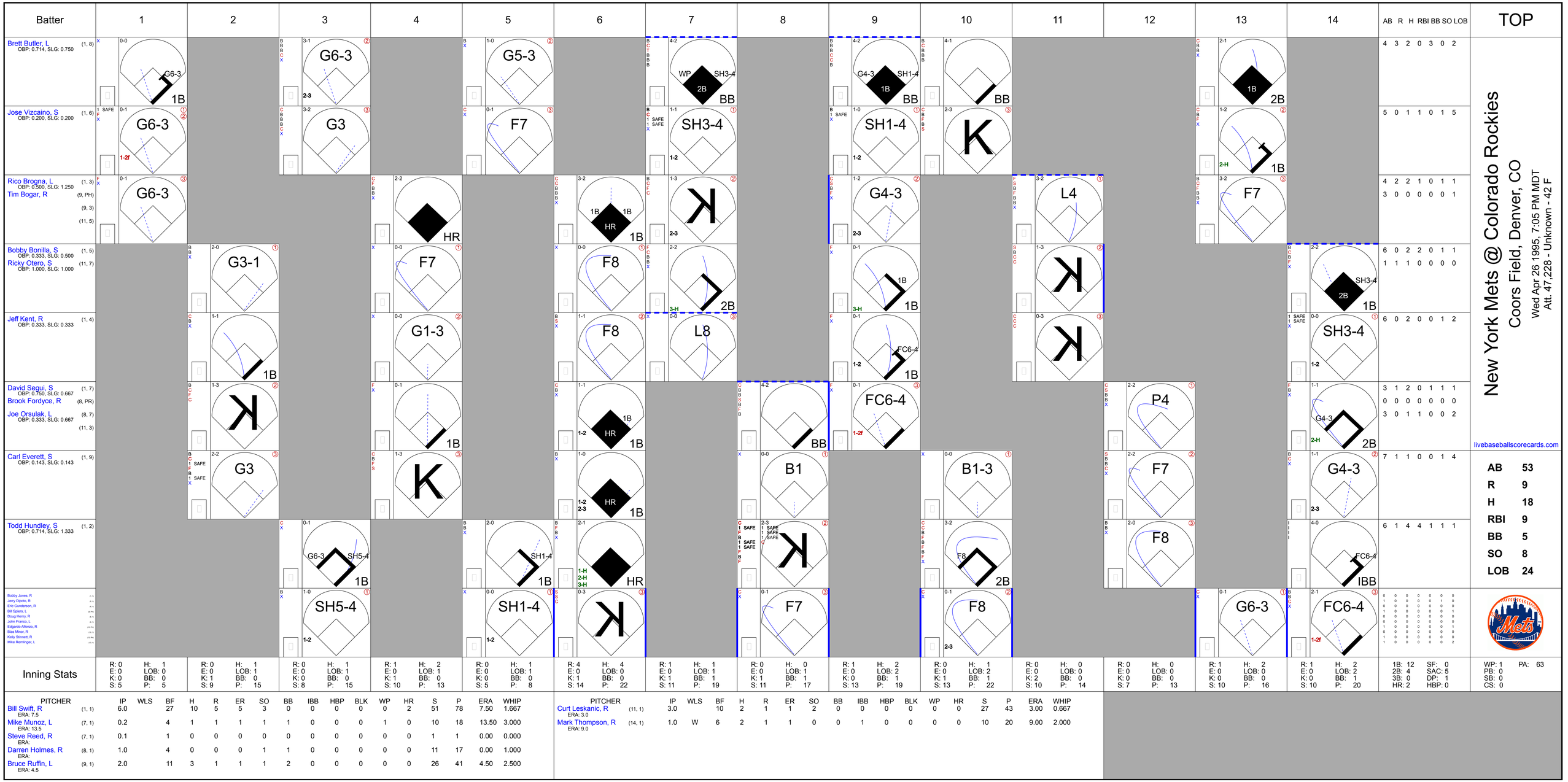

New York Mets @ Colorado Rockies

Coors Field, Denver, CO

Wed Apr 26 1995, 7:05 PM MDT
Att. 47,228 - Unknown - 42 F

Batter	1	2	3	4	5	6	7	8	9	10	11	12	13	14	AB	R	H	RBI	BB	SO	LOB
Brett Butler, L (1, 8) OBP: 0.714, SLG: 0.750	G6-3 1B		G6-3 2-3		G5-3		WP SH3-4 2B BB		G4-3 SH1-4 1B BB	BB			1B 2B		4	3	2	0	3	0	2
Jose Vizcaino, S (1, 6) OBP: 0.200, SLG: 0.200	G6-3 1-2f		G3		F7		SH3-4 1-2		SH1-4 1-2	K			1B 2-H		5	0	1	1	0	1	5
Rico Brogna, L (1, 3) OBP: 0.500, SLG: 1.250	G6-3			HR		1B HR 1B	K 2-3		G4-3 2-3		L4		F7		4	2	2	1	0	1	1
Tim Bogar, R (9, PH) (9, 3) (11, 5)															3	0	0	0	0	0	1
Bobby Bonilla, S (1, 5) OBP: 0.333, SLG: 0.500		G3-1		F7		F8	2B 3-H		1B 3-H		K			SH3-4 2B 1B	6	0	2	2	0	1	1
Ricky Otero, S (11, 7) OBP: 1.000, SLG: 1.000															1	1	1	0	0	0	0
Jeff Kent, R (1, 4) OBP: 0.333, SLG: 0.333		1B		G1-3		F8	L8		FC6-4 1-2 1B		K			SH3-4 1-2	6	0	2	0	0	1	2
David Segui, S (1, 7) OBP: 0.750, SLG: 0.667		K		1B		1B 1-2 HR 1B		BB	FC6-4 1-2f			P4		G4-3 2-H 2B	3	1	2	0	1	1	1
Brook Fordyce, R (8, PR)															0	0	0	0	0	0	0
Joe Orsulak, L (8, 7) OBP: 0.333, SLG: 0.667 (11, 3)															3	0	1	1	0	0	2
Carl Everett, S (1, 9) OBP: 0.143, SLG: 0.143		G3		K		1B 1-2 2-3 HR 1B		B1		B1-3		F7		G4-3 2-3	7	1	1	0	0	1	4
Todd Hundley, S (1, 2) OBP: 0.714, SLG: 1.333			G6-3 SH5-4 1B		SH1-4 1B	1-H 2-H 3-H HR		K		F8 2B		F8		FC6-4 IBB	6	1	4	4	1	1	1
Bobby Jones, R																					
Jerry Dipoto, R																					
Eric Gunderson, R																					
Bill Spiers, L																					
Doug Henry, R																					
John Franco, L																					
Edgardo Alfonzo, R																					
Blas Minor, R																					
Kelly Stinnett, R																					
Mike Remlinger, L																					

Inning Stats	1	2	3	4	5	6	7	8	9	10	11	12	13	14	AB	R	H	RBI	BB	SO	LOB
	R: 0 E: 0 K: 0 S: 5	H: 1 LOB: 0 BB: 0 P: 5	R: 0 E: 0 K: 1 S: 9	H: 1 LOB: 1 BB: 0 P: 15	R: 0 E: 0 K: 0 S: 8	H: 1 LOB: 1 BB: 0 P: 15	R: 1 E: 0 K: 1 S: 10	H: 2 LOB: 1 BB: 0 P: 13	R: 0 E: 0 K: 0 S: 5	H: 1 LOB: 1 BB: 0 P: 8	R: 4 E: 0 K: 1 S: 14	H: 4 LOB: 0 BB: 0 P: 22	R: 1 E: 0 K: 1 S: 11	H: 1 LOB: 1 BB: 1 P: 19	R: 0 E: 0 K: 1 S: 11	H: 0 LOB: 1 BB: 1 P: 17	R: 1 E: 0 K: 0 S: 13	H: 2 LOB: 2 BB: 1 P: 19	R: 0 E: 0 K: 1 S: 13	H: 1 LOB: 2 BB: 1 P: 22	R: 0 E: 0 K: 2 S: 10	H: 0 LOB: 0 BB: 0 P: 14	R: 0 E: 0 K: 0 S: 7	H: 0 LOB: 0 BB: 0 P: 13	R: 1 E: 0 K: 0 S: 10	H: 2 LOB: 0 BB: 0 P: 16	R: 1 E: 0 K: 0 S: 10	H: 2 LOB: 2 BB: 1 P: 20	1B: 12 2B: 4 3B: 0 HR: 2	SF: 0 SAC: 5 DP: 1 HBP: 0	WP: 1 PB: 0 SB: 0 CS: 0	PA: 63

PITCHER		IP	WLS	BF	H	R	ER	SO	BB	IBB	HBP	BLK	WP	HR	S	P	ERA	WHIP
Bill Swift, R ERA: 7.5	(1, 1)	6.0		27	10	5	5	3	0	0	0	0	0	2	51	78	7.50	1.667
Mike Munoz, L ERA: 13.5	(7, 1)	0.2		4	1	1	1	1	1	0	0	0	1	0	10	18	13.50	3.000
Steve Reed, R ERA:	(7, 1)	0.1		1	0	0	0	0	0	0	0	0	0	0	1	1	0.00	0.000
Darren Holmes, R ERA:	(8, 1)	1.0		4	0	0	0	1	1	0	0	0	0	0	11	17	0.00	1.000
Bruce Ruffin, L ERA: 4.5	(9, 1)	2.0		11	3	1	1	1	2	0	0	0	0	0	26	41	4.50	2.500

PITCHER		IP	WLS	BF	H	R	ER	SO	BB	IBB	HBP	BLK	WP	HR	S	P	ERA	WHIP
Curt Leskanic, R ERA: 3.0	(11, 1)	3.0		10	2	1	1	2	0	0	0	0	0	0	27	43	3.00	0.667
Mark Thompson, R ERA: 9.0	(14, 1)	1.0	W	6	2	1	1	0	0	1	0	0	0	0	10	20	9.00	2.000

livebaseballscorecards.com

AB	53
R	9
H	18
RBI	9
BB	5
SO	8
LOB	24

BOTTOM

New York Mets @ Colorado Rockies

Coors Field, Denver, CO

Wed Apr 26 1995, 7:05 PM MDT

Att. 47,228 - Unknown - 42 F

livebaseballscorecards.com

Batter	1	2	3	4	5	6	7	8	9	10	11	12	13	14	AB	R	H	RBI	BB	SO	LOB
Walt Weiss, S (1, 6) OBP: 0.333, SLG: 0.200	1-2 1B 2B 1B		G1-3		SH1-3 1-2	K			2B BB		G3		FC5-4 1-2f		5	2	1	0	1	1	3
Joe Girardi, R (1, 2) OBP: 0.571, SLG: 0.714	2-0 2B SF9 1-3 1B		1-1 2B 1B		1-1 1B 2-H 2B		F8		1-3 K			G6-3		1-1 HR E 1B	7	4	4	1	0	1	1
Larry Walker, L (1, 9) OBP: 0.429, SLG: 0.857	0-0 SF9 1-3 3-H 2B		2-1 1-H 2B		1-0 G6-3		F9		2-1 1-H 2B			G3-1		2-3 K	7	0	3	3	0	1	2
Andres Galarraga, R (1, 3) OBP: 0.143, SLG: 0.143	2-0 G1-3		2-1 L8		0-2 2-H 1B		F8		P4			F8		0-0 E5 1-2 HR	7	1	1	1	0	0	5
Dante Bichette, R (1, 7) OBP: 0.286, SLG: 1.000	1-0 SF9 2-3 3-H		G6-3		F7			G4-3 2B		F9	G6-3			2-1 1-H 2-H HR	6	1	2	4	0	0	2
Mike Kingery, L (1, 8) OBP: 0.333, SLG: 0.333	L8			K		HBP 1B SF9-6-5-2 1B		G4-3 2-3		F7			3-2 2B 1B		6	2	2	0	0	1	2
Vinny Castilla, R (1, 5) OBP: 0.200, SLG: 0.200		K		K		2-2 HBP SF9-6-5-2 1-2 1B		G6-3		G6-3			2-1 1-H 2B		5	0	1	0	0	2	1
Curt Leskanic, R (11, 1)															0	0	0	0	0	0	0
Jim Tatum, R (13, PH) OBP: 1.000, SLG: 2.000															1	0	1	1	0	0	0
Omar Olivares, R (13, PR)															0	0	0	0	0	0	0
Mark Thompson, R (14, 1)															0	0	0	0	0	0	0
Roberto Mejia, R (1, 4)		1-0 G6-3		G6-3		1-1 1-2 2-3 HBP		G5-3			P4		0-3 K		3	0	0	0	0	0	1
Bruce Ruffin, S (9, 1)															0	0	0	0	0	0	0
Pedro Castellano, R (11, 5)															2	0	0	0	0	1	1
Bill Swift, R (1, 1)		G5-3			SH1-3 2B BB	SF9-6-5-2 2-3 3-H			P3		P6		FC5-4 BB		1	1	0	0	1	0	0
John Vander Wal, L (6, PH)															0	0	0	0	0	0	0
Eric Young Sr., R (6, PH)															0	0	0	1	0	0	0
Mike Munoz, L (7, 1)															0	0	0	0	0	0	0
Steve Reed, R (7, 1)															0	0	0	0	0	0	0
Darren Holmes, R (8, 1)															0	0	0	0	0	0	0
Jason Bates, S (9, 4)															2	0	0	0	1	0	0
Inning Stats	R: 2 E: 0 K: 0 S: 9 H: 3 LOB: 1 BB: 0 P: 17	R: 0 E: 0 K: 1 S: 5 H: 0 LOB: 0 BB: 0 P: 8	R: 1 E: 0 K: 0 S: 11 H: 2 LOB: 1 BB: 0 P: 17	R: 0 E: 0 K: 2 S: 8 H: 0 LOB: 0 BB: 0 P: 12	R: 2 E: 0 K: 0 S: 12 H: 2 LOB: 1 BB: 1 P: 20	R: 1 E: 0 K: 1 S: 10 H: 2 LOB: 1 BB: 0 P: 15	R: 0 E: 0 K: 0 S: 7 H: 0 LOB: 0 BB: 0 P: 13	R: 0 E: 0 K: 0 S: 11 H: 1 LOB: 1 BB: 0 P: 18	R: 1 E: 0 K: 1 S: 10 H: 1 LOB: 1 BB: 1 P: 18	R: 0 E: 0 K: 0 S: 5 H: 0 LOB: 0 BB: 0 P: 8	R: 0 E: 0 K: 0 S: 6 H: 0 LOB: 0 BB: 0 P: 12	R: 0 E: 0 K: 0 S: 10 H: 0 LOB: 0 BB: 0 P: 11	R: 1 E: 0 K: 1 S: 13 H: 2 LOB: 2 BB: 1 P: 23	R: 3 E: 1 K: 1 S: 8 H: 2 LOB: 0 BB: 0 P: 13	1B: 8 2B: 7 3B: 0 HR: 1	SF: 2 SAC: 1 DP: 1 HBP: 1					

	AB	52
	R	11
	H	15
	RBI	11
	BB	3
	SO	7
	LOB	18

WP: 0 PB: 0 SB: 0 CS: 0 PA: 59

PITCHER		IP	WLS	BF	H	R	ER	SO	BB	IBB	HBP	BLK	WP	HR	S	P	ERA	WHIP
Bobby Jones, R ERA: 9.64	(1, 1)	4.2		22	7	5	5	3	1	0	0	0	0	0	42	70	9.64	1.714
Jerry Dipoto, R ERA: 27.0	(5, 1)	0.1		4	2	1	1	0	0	0	1	0	0	0	9	14	27.00	6.000
Eric Gunderson, L ERA:	(6, 1)	2.0		5	0	0	0	1	0	0	0	0	0	0	11	18	0.00	0.000
Doug Henry, R ERA:	(8, 1)	1.0		4	1	0	0	0	0	0	0	0	0	0	11	18	0.00	1.000
John Franco, L ERA: 9.0	(9, 1)	1.0		5	1	1	1	1	1	0	0	0	0	0	10	18	9.00	2.000

PITCHER		IP	WLS	BF	H	R	ER	SO	BB	IBB	HBP	BLK	WP	HR	S	P	ERA	WHIP
Blas Minor, R ERA:	(10, 1)	3.0		9	0	0	0	0	0	0	0	0	0	0	21	31	0.00	0.000
Mike Remlinger, L ERA: 20.25	(13, 1)	1.1	L	10	4	4	3	2	1	0	0	0	0	1	21	36	20.25	3.750

Batter	1	2	3	4	5	6	7	8	9	AB	R	H	RBI	BB	SO	LOB
Brett Butler, L (1, 8) OBP: 0.667, SLG: 0.750	0-0 1B 1B	3-2 L5-3 2-3	SAFE SAFE CS 1-2	2-2 G5-3		1-1 SF8 2-H 3-H			3-2 SH1-4	4	1	3	1	0	0	0
Jose Vizcaino, S (1, 6) OBP: 0.222, SLG: 0.222	0-1 PB 1B 1-2	0-0 L5-3 1-2		1-2 L8		1-1 G5-3			0-1 SH1-4 1-2	4	0	1	0	0	0	2
Rico Brogna, L (1, 3) OBP: 0.333, SLG: 0.778	0-0 P5		2-0 BB 2B	1-0 L8			1-3 K		0-3 K	5	1	1	0	0	2	3
Bobby Bonilla, S (1, 5) OBP: 0.455, SLG: 0.444	2-2 PB 1-2 2-H		4-2 BB 2B		1-3 K		1-2 E6 CS		4-0 IBB	3	1	1	1	2	1	0
Jeff Kent, R (1, 4) OBP: 0.364, SLG: 0.222	0-3 K		4-2 2B 1B BB 1-2 2-3		4-1 G1-6-3 BB		3-3 K2 1-2		2-2 L4	3	1	0	0	2	2	5
David Segui, S (1, 7) OBP: 0.825, SLG: 0.667 Kevin Lomon, R (7, 1)	4-1 BB 1-2 2-3		0-2 1B 2B 1-3 2-H 3-H		0-0 G1-6-3 1-2f		2-1 G4-3			3 0	1 0	1 0	2 0	1 0	0 0	2 0
Carl Everett, S (1, 9) OBP: 0.273, SLG: 0.200	3-3 K		0-0 CS 1B 2-H 3-H			4-2 1B WP BB		3-3 K		3	1	1	2	1	2	3
Kelly Stinnett, R (1, 2) OBP: 0.500, SLG: 0.500 Todd Hundley, S (8, PH) OBP: 0.625, SLG: 1.143 (8, 2)		2-1 1B SH3 1B	0-0 F9			1-2 SAFE WP S SF8 1-3 1B		0-1 F9		3 1	1 0	2 0	0 0	0 0	0 0	1 0
Jason Jacome, L (1, 1) Bill Spiers, L (6, PH) Josias Manzanillo, R (6, 1) Eric Gunderson, R (6, 1) Doug Henry, R (6, 1) Joe Orsulak, L (7, 7) OBP: 0.250, SLG: 0.500		0-0 SH3 1-2	SAFE SAFE 1-3 K			2-3 K 1-2		1-0 F8		1 1 0 0 0 1	0 0 0 0 0 0	0 0 0 0 0 0	0 0 0 0 0 0	1 1 0 0 0 1	1 2 0 0 0 0	1 2 0 0 0 0
Inning Stats	R: 1 E: 0 K: 2 S: 14 H: 3 LOB: 3 BB: 1 P: 23	R: 0 E: 0 K: 0 S: 7 H: 2 LOB: 1 BB: 0 P: 12	R: 4 E: 0 K: 1 S: 15 H: 3 LOB: 0 BB: 2 P: 28	R: 0 E: 0 K: 0 S: 7 H: 0 LOB: 0 BB: 0 P: 11	R: 0 E: 0 K: 1 S: 5 H: 0 LOB: 0 BB: 1 P: 10	R: 2 E: 0 K: 1 S: 14 H: 1 LOB: 0 BB: 1 P: 23	R: 0 E: 1 K: 2 S: 11 H: 0 LOB: 1 BB: 0 P: 18	R: 0 E: 0 K: 1 S: 7 H: 0 LOB: 0 BB: 0 P: 11	R: 0 E: 0 K: 1 S: 12 H: 1 LOB: 2 BB: 1 P: 21	1B: 8 2B: 3 3B: 0 HR: 0	SF: 1 SAC: 2 DP: 2 HBP: 0						

PITCHER		IP	WLS	BF	H	R	ER	SO	BB	IBB	HBP	BLK	WP	HR	S	P	ERA	WHIP
Marvin Freeman, R ERA: 22.5	(1, 1)	2.0		15	7	5	5	2	3	0	0	0	0	0	31	55	22.50	5.000
A.J. Sager, R ERA:	(3, 1)	3.0		9	1	0	0	2	1	0	0	0	0	0	17	29	0.00	0.667
Roger Bailey, R ERA: 54.0	(6, 1)	0.1		3	1	2	2	1	1	0	0	0	0	0	10	17	54.00	6.000
Mike Munoz, L ERA: 6.75	(6, 1)	0.2		2	0	0	0	0	0	0	0	0	1	0	4	6	0.00	0.000
Darren Holmes, R ERA:	(7, 1)	1.0		4	0	0	0	2	0	0	0	0	0	0	11	18	0.00	0.000

PITCHER		IP	WLS	BF	H	R	ER	SO	BB	IBB	HBP	BLK	WP	HR	S	P	ERA	WHIP
Steve Reed, R ERA:	(8, 1)	2.0	W	8	1	0	0	2	0	1	0	0	0	0	19	32	0.00	0.500

TOP

New York Mets @ Colorado Rockies

Coors Field, Denver, CO

Thu Apr 27 1995, 3:33 AM MDT

Att. 38,087 - Cloudy - 49 F

livebaseballscorecards.com

AB	32
R	7
H	10
RBI	6
BB	6
SO	9
LOB	19

WP: 1 PB: 1 SB: 1 CS: 2 PA: 42

Batter	1	2	3	4	5	6	7	8	9	AB	R	H	RBI	BB	SO	LOB
Walt Weiss, S (1, 6) OBP: 0.417, SLG: 0.364	C B C X 1-2 1B		L B X 1-1 ② P8		B C X 1-1 E5 S 1-2 3-H	B B X 2-0 ② G4-3 1-3 2-H		B 1 SAFE B X 2-0 G6-3 1-2 1B	B B C B C X 3-2 1-2 2-3 3-H 1B	6	0	3	3	0	0	2
Joe Girardi, R (1, 2) OBP: 0.417, SLG: 0.583	1 SAFE B S C X 1-2 P9 ①		B B B C X 3-1 F9 ③		S S S 0-3 ② K	B C B S X 2-2 2B 3-H		B B X 2-0 G6-3 1-2 2-3 ②		5	0	1	1	0	1	5
Larry Walker, L (1, 9) OBP: 0.417, SLG: 0.600	1 SAFE B L X 1-1 P6 ②			X 0-0 F8 ①	B C S S B B C 3-3 ③ K 1-2 2-3	F H 1-1 HBP		I I I I 4-0 FC6-4 IBB		3	0	0	0	1	1	3
Andres Galarraga, R (1, 3) OBP: 0.167, SLG: 0.333	B B X 2-0 F9 ③			C X 0-1 G4-3 3B		K P4		X 0-0 ③ FC6-4 1-2f		5	1	1	0	0	1	6
Dante Bichette, R (1, 7) OBP: 0.250, SLG: 0.636		C C B F F B X 2-2 ① F9	B B X 2-0 ② G4-3 3-H		S X 0-1 1B 1B 2B 1B	B C F B S 2-3 ① K			B B X 2-0 ① P9	5	1	1	1	0	1	0
Vinny Castilla, R (1, 5) OBP: 0.333, SLG: 0.444 Steve Reed, R (8, 1) Jim Tatum, R (9, PH) OBP: 1.000, SLG: 1.500		B X 1-0 2B	S B F B S 2-3 ③ K		C C X 0-2 1B 2B 1B 1-2	S X 0-1 ② G6-3			B C X 1-1 1B 1B	4 0 1	1 0 1	2 0 1	0 0 1	0 0 0	1 0 0	0 0 0
Mike Kingery, L (1, 8) OBP: 0.455, SLG: 0.400		B B B F F T 3-2 ② K			B B B B 4-0 G4-3 WP E BB	C S X 0-2 2B 1B 1B 1-2 2-3	B B X 2-0 ③ L9		B B 1 SAFE B C X 3-1 1B DI 1B 1-3	4	2	2	0	1	1	1
Roberto Mejia, R (1, 4) John Vander Wal, L (6, PH) OBP: 1.000, SLG: 2.000 Darren Holmes, R (7, 1) Pedro Castellano, R (8, 5)		B F X 1-1 ③ L5			F S 1 SAFE B F 1 SAFE F B X 2-2 ① G4-3 1-3	C X 0-1 WP G4-3 2B 1-3 2-H 3-H		B B B B 4-0 G6-3 1B BB	B C B B F B 4-2 1B BB 1-2	2 1 0 0	0 1 0 0	0 1 0 0	0 2 0 0	0 0 0 0	0 0 0 2	2 0 0 0
Marvin Freeman, R (1, 1) A.J. Sager, R (3, 1) Eric Young Sr., R (5, PH) Roger Bailey, R (6, 1) Mike Munoz, L (6, 1) Jason Bates, S (6, PH) (7, 4) OBP: 0.333, SLG: 0.200			B S X 1-1 ① F9		B B B C B 4-1 S E BB	X 0-0 G4-3 WP 2B 1B 3-H		1 SAFE B C 1 SAFE C X 1-2 ① F8	C C B X 1-2 ② L6	0 1 0 0 0 3	0 0 0 0 0 1	0 0 0 0 0 1	0 0 0 1 0 4	0 0 0 0 0 0	0 0 0 0 0 0	0 0 0 0 0 4
Inning Stats	R: 0 H: 1 E: 0 LOB: 1 K: 0 BB: 0 S: 9 P: 14	R: 0 H: 1 E: 0 LOB: 1 K: 1 BB: 0 S: 12 P: 19	R: 0 H: 0 E: 0 LOB: 0 K: 0 BB: 0 S: 6 P: 11	R: 1 H: 1 E: 0 LOB: 0 K: 1 BB: 0 S: 7 P: 11	R: 1 H: 0 E: 1 LOB: 2 K: 2 BB: 2 S: 14 P: 28	R: 5 H: 6 E: 0 LOB: 2 K: 1 BB: 0 S: 21 P: 29	R: 0 H: 0 E: 0 LOB: 0 K: 1 BB: 0 S: 6 P: 10	R: 0 H: 1 E: 0 LOB: 3 K: 0 BB: 2 S: 6 P: 19	R: 1 H: 3 E: 0 LOB: 3 K: 0 BB: 1 S: 13 P: 27	1B: 9 2B: 3 3B: 1 HR: 0	SF: 0 SAC: 0 DP: 0 HBP: 1						

PITCHER		IP	WLS	BF	H	R	ER	SO	BB	IBB	HBP	BLK	WP	HR	S	P	ERA	WHIP
Jason Jacome, L ERA: 3.6	(1, 1)	5.0		21	3	2	2	4	2	0	0	0	1	0	48	83	3.60	1.000
Josias Manzanillo, R ERA: 67.5	(6, 1)	0.2		8	6	5	5	1	0	0	0	0	1	0	18	23	67.50	9.000
Eric Gunderson, L ERA:	(6, 1)	0.0		1	0	0	0	0	0	0	1	0	0	0	1	2	∞	∞
Doug Henry, R ERA:	(6, 1)	0.1		1	0	0	0	0	0	0	0	0	0	0	2	4	0.00	0.000
Kevin Lomon, R ERA: 3.38	(7, 1)	2.2	L	15	4	1	1	1	2	1	0	0	0	0	25	56	3.38	2.250

PITCHER	IP	WLS	BF	H	R	ER	SO	BB	IBB	HBP	BLK	WP	HR	S	P	ERA	WHIP

BOTTOM

New York Mets @ Colorado Rockies

Coors Field, Denver, CO

Thu Apr 27 1995, 3:33 AM MDT

Att. 38,087 - Cloudy - 49 F

livebaseballscorecards.com

AB	40
R	8
H	13
RBI	8
BB	5
SO	6
LOB	23

WP: 2	PA: 46		
PB: 0			
SB: 2			
CS: 0			

Batter	1	2	3	4	5	6	7	8	9	AB	R	H	RBI	BB	SO	LOB
Bernard Gilkey, R (1, 7) OBP: 0.333, SLG: 0.286	B X 1-0 SH1-3 2B 1B		B C C X 1-2 1B SH1-3 1-2 1B	C F B X 1-2 G3-6-3 2-H 1B		S X 0-1 ② G4-3 2-3		B 1 SAFE S S X 1-2 ② FC6-4 1-2f		5	2	3	1	0	0	2
Ozzie Smith, S (1, 6) OBP: 0.308, SLG: 0.417	X 0-0 ① SH1-3 1-2		X 0-0 ① SH1-3 1-2 2-3	B X 1-0 ②③ G3-6-3 1-2f		C B B B X 3-1 2B 3-H		B F P X 2-1 ③ F7		3	0	1	1	0	0	2
Ray Lankford, L (1, 8) OBP: 0.467, SLG: 0.636	B X 1-0 2B 2-H		B F X 1-1 ② G4-3	C F B F B F X 2-2 HR		B X 1-0 ③ P8			B S S S T C 1-3 ① K	5	1	2	2	0	1	3
Scott Cooper, L (1, 5) OBP: 0.467, SLG: 0.333	C C B C 1-3 ② K		B I I 4-0 1B 1B IBB	C C B F X 1-2 ① F8			C B B X 2-1 ① L4		F C B B C 2-3 ② K	4	1	0	0	1	2	1
Brian Jordan, R (1, 9) OBP: 0.571, SLG: 1.000	B C T S 1-3 ③ K		S X 0-1 1B 1-2 2-3 3-H 1B	B C X 1-1 HR			B F X 1-1 1B FC9-2 1B		F B B B B B 4-1 BB	4	1	3	2	1	1	1
John Mabry, L (1, 3) OBP: 0.333, SLG: 0.333 Rene Arocha, R (7, 1) Tony Fossas, L (8, 1) John Habyan, R (8, 1) Gerald Perry, L (9, PH)		F F B B B X 3-2 ① G6-3	X 0-0 ② 1-3 2-H 3-H 1B	X 0-0 ② G4-3			1 SAFE B B B B C X 3-1 1-3 1B		C C C 0-3 ③ K	4 0 0 0 1	0 0 0 0 0	2 0 0 0 0	2 0 0 0 0	0 0 0 0 1	0 0 0 0 1	0 0 0 0 1
Tom Pagnozzi, R (1, 2) OBP: 0.333, SLG: 0.500		X 0-0 ② G5-3	C F 1 SAFE X 0-2 ③ F9	B X 1-0 ③ L8			B S 1 SAFE X 1-1 ②③ FC9-2 3-H			4	0	0	0	0	0	4
José Oquendo, S (1, 4) OBP: 0.364, SLG: 0.333		F B X 1-1 ③ F8		F F X 0-2 ① G6-3		B B B B 4-0 G4-3 SH5-4 2B BB		C B F X 1-2 ① G1-3		3	1	0	0	1	0	0
Allen Watson, L (1, 1) OBP: 1.000, SLG: 1.500 Vicente Palacios, R (5, 1) Darnell Coles, R (7, 3) OBP: 0.400, SLG: 0.250			F B B X 2-1 SH1-3 1B 1B 1B	B X 1-0 1B 2B		C B X 1-1 ① SH5-4 1-2		S X 0-1 FC6-4 1B		2 0 1	2 0 0	2 0 1	0 0 0	0 0 0	0 0 0	0 0 0
Inning Stats	R: 1 H: 2 E: 0 LOB: 1 K: 2 BB: 0 S: 9 P: 13	R: 0 H: 0 E: 0 LOB: 0 K: 0 BB: 0 S: 6 P: 10	R: 3 H: 4 E: 0 LOB: 2 K: 0 BB: 1 S: 14 P: 22	R: 1 H: 2 E: 0 LOB: 0 K: 0 BB: 0 S: 8 P: 11	R: 2 H: 2 E: 0 LOB: 0 K: 0 BB: 0 S: 13 P: 18	R: 1 H: 1 E: 0 LOB: 1 K: 0 BB: 1 S: 7 P: 16	R: 0 H: 2 E: 0 LOB: 1 K: 0 BB: 0 S: 8 P: 15	R: 0 H: 1 E: 0 LOB: 1 K: 0 BB: 0 S: 11 P: 14	R: 0 H: 0 E: 0 LOB: 1 K: 3 BB: 1 S: 11 P: 18	1B: 9 SF: 0 2B: 4 SAC: 3 3B: 0 DP: 2 HR: 2 HBP: 0						

PITCHER		IP	WLS	BF	H	R	ER	SO	BB	IBB	HBP	BLK	WP	HR	S	P	ERA	WHIP
Bret Saberhagen, R ERA: 12.6	(1, 1)	5.0		25	10	7	7	2	0	1	0	0	0	2	50	74	12.60	2.000
Mike Remlinger, L ERA: 15.43	(6, 1)	1.0		5	1	1	1	0	1	0	0	0	0	0	7	16	9.00	2.000
Blas Minor, R ERA:	(7, 1)	1.0	W	4	2	0	0	0	0	0	0	0	0	0	8	15	0.00	2.000
Jerry Dipoto, R ERA: 6.75	(8, 1)	1.0		4	1	0	0	0	0	0	0	0	0	0	11	14	0.00	1.000
John Franco, L ERA: 4.5	(9, 1)	1.0	S	4	0	0	0	3	1	0	0	0	0	0	11	18	0.00	1.000

PITCHER	IP	WLS	BF	H	R	ER	SO	BB	IBB	HBP	BLK	WP	HR	S	P	ERA	WHIP

St. Louis Cardinals @ New York Mets

Shea Stadium, Flushing, NY

Fri Apr 28 1995, 7:05 PM EDT

Att. 26,604 - Unknown

TOP

livebaseballscorecards.com

AB	36
R	8
H	14
RBI	8
BB	3
SO	5
LOB	14

PA: 42

WP: 0
PB: 0
SB: 0
CS: 0

Batter	1	2	3	4	5	6	7	8	9	AB	R	H	RBI	BB	SO	LOB
Brett Butler, L (1, 8) OBP: 0.588, SLG: 0.583	C B B B F F F X 3-2 F8 ①		B B X 2-0 L9 ②		B B C B B 4-1 FC5 1B 2B 1-2 BB	C F B B B F X 2-2 1B	B B F B C X 3-2 P7 ③			4	1	1	0	1	0	3
Jose Vizcaino, S (1, 6) OBP: 0.286, SLG: 0.286	F B F C 1-3 K ②		B X 1-0 FC4 1-3 1B		X 0-0 FC5 2B 1-2 2-3 1B	C F 1 B S SAFE 1-3 K ③		C B C B X 2-2 E5 SH3-4 E		5	2	2	0	0	2	1
Rico Brogna, L (1, 3) OBP: 0.308, SLG: 0.846	C B F F F S 1-3 K ③		X 0-0 FC4 ③ 1-2f		B S X 1-1 FC5 2B G6-3 1-2 2-3 3-H		B X 1-0 HR	B X 1-0 SH3-4 ① 1-2		4	2	1	2	0	1	4
Bobby Bonilla, S (1, 5) OBP: 0.563, SLG: 0.923		F B C F F B X 2-2 G4-3 ①		S F F B X 1-2 HR	F X 0-1 1-3 2-H 3-H 2B		F B B X 2-1 SH1-4 2B 2B	I I I 4-0 E IBB		4	2	3	3	1	0	0
Jeff Kent, R (1, 4) OBP: 0.375, SLG: 0.308		F B F X 1-2 G3 ②		F X 0-1 BLK 2B	X 0-0 G6-3 ① 3-H		F H 1-1 SH1-4 2B HBP	B X 1-0 E6 G4-6-3 1-3 2-H		4	1	1	1	0	0	2
David Segui, S (1, 7) OBP: 0.455, SLG: 0.444 Jerry Dipoto, R (8, 1) Ricky Otero, S (8, PH) OBP: 0.500, SLG: 0.500 John Franco, L (9, 1)		X 0-0 F9 ③		T B S F F X 1-2 G5-3 ① C C B B C 2-3 K ②			C X 0-1 SH1-4 ① 1-2 2-3	B X 1-0 G4-6-3 ②③ 1-2f		3 0 1 0	0 0 0 0	0 0 0 0	0 0 0 0	0 0 0 0	1 0 0 0	2 0 2 0
Carl Everett, S (1, 9) OBP: 0.333, SLG: 0.462			X 0-0 HR C F B S 1-3 K ② 2-3		X 0-0 P7 ③		I I I I 4-0 2B IBB			3	1	1	1	1	1	2
Todd Hundley, S (1, 2) OBP: 0.500, SLG: 0.909			B B C F X 2-2 G5-3 ① B S F B B F S 3-3 K ③			C C F B B B F X 3-2 P5 ① X 0-0 1-3 2-H 3-H 2B				4	0	1	2	0	1	1
Bret Saberhagen, R (1, 1) OBP: 1.000, SLG: 1.000 Brook Fordyce, R (5, PH) Mike Remlinger, L (6, 1) Bill Spiers, L (6, PH) Blas Minor, R (7, 1) Joe Orsulak, L (7, PH) OBP: 0.200, SLG: 0.400 (8, 7)			B S X 1-1 1B 1B		B B C B B 4-1 1B BB FC5 BB	B X 1-0 F9 ② B F B F S 2-3 K ②				1 0 0 1 0 0 1	0 1 0 0 0 0 0	1 0 0 0 0 0 0	0 0 0 0 0 0 0	0 1 0 0 0 0 1	0 0 0 0 0 0 2	0 0 0 0 0 0 2
Inning Stats	R: 0 H: 0 E: 0 LOB: 0 K: 2 BB: 0 S: 13 P: 18	R: 0 H: 0 E: 0 LOB: 0 K: 0 BB: 0 S: 9 P: 12	R: 1 H: 3 E: 0 LOB: 2 K: 0 BB: 0 S: 9 P: 15	R: 1 H: 2 E: 0 LOB: 1 K: 2 BB: 0 S: 18 P: 24	R: 4 H: 2 E: 0 LOB: 1 K: 1 BB: 2 S: 12 P: 23	R: 0 H: 1 E: 0 LOB: 1 K: 1 BB: 0 S: 14 P: 21	R: 3 H: 3 E: 0 LOB: 2 K: 1 BB: 1 S: 13 P: 26	R: 1 H: 0 E: 2 LOB: 1 K: 0 BB: 1 S: 6 P: 15		1B: 4 SF: 0 2B: 4 SAC: 2 3B: 0 DP: 1 HR: 3 HBP: 1						

BOTTOM

St. Louis Cardinals @ New York Mets

Shea Stadium, Flushing, NY

Fri Apr 28 1995, 7:05 PM EDT

Att. 26,604 - Unknown

livebaseballscorecards.com

AB	35
R	10
H	11
RBI	9
BB	4
SO	7
LOB	19

PITCHER		IP	WLS	BF	H	R	ER	SO	BB	IBB	HBP	BLK	WP	HR	S	P	ERA	WHIP
Allen Watson, L ERA: 13.5	(1, 1)	4.0		22	7	6	6	4	2	0	0	1	0	2	56	85	13.50	2.250
Vicente Palacios, R ERA: 2.25	(5, 1)	2.0		7	1	0	0	2	0	0	0	0	0	0	19	28	0.00	0.500
Rene Arocha, R ERA: 13.5	(7, 1)	1.0	L	9	3	4	3	1	0	1	1	0	0	1	16	31	27.00	3.000
Tony Fossas, L ERA:	(8, 1)	0.1		1	0	0	0	0	0	0	0	0	0	0	1	2	0.00	0.000
John Habyan, R ERA:	(8, 1)	0.2		3	0	0	0	0	0	1	0	0	0	0	2	8	0.00	0.000

PITCHER	IP	WLS	BF	H	R	ER	SO	BB	IBB	HBP	BLK	WP	HR	S	P	ERA	WHIP

Batter	1	2	3	4	5	6	7	8	9	10	11	AB	R	H	RBI	BB	SO	LOB
Bernard Gilkey, R (1, 7) OBP: 0.300, SLG: 0.263	B S B F B F F S 3-3 K ①		C B B X 2-1 F8 ②			B B X 2-0 E5 G4-6-3		F X 0-1 F8 ①		C B C X 1-2 CS 1B		5	0	1	0	0	1	0
Tripp Cromer, R (1, 6) OBP: 0.200, SLG: 0.400	S S B X 1-2 2B 2B		B S X 1-1 P9 ③			X 0-0 G4-6-3 ②③ 1-2f		C S S 0-3 K ②		C 0-1 CS ③ 1-2	F C B X 1-2 G5-3 ①	5	1	1	0	0	1	1
Ray Lankford, L (1, 8) OBP: 0.500, SLG: 0.750	B C B X 2-1 G3-1 2B 2-H			C B B X 2-1 L9-6 F8 1B			C B F B B X 3-2 2B 2B	C S B B C 2-3 K ③			F S B S 1-3 K ②	5	1	3	1	0	2	0
Gerald Perry, L (1, 3) OBP: 0.143, SLG: 0.143	C X 0-1 G3-1 ② 2-3			1 SAFE B X 1-0 F8 ① 1-2			F C S 0-3 K ①		B C X 1-1 WP 1B		F B B B F S S 3-3 K ③	4	0	1	0	0	1	3
Brian Jordan, R (9, PR) OBP: 0.571, SLG: 1.000 (9, 9)												0	0	0	0	0	0	0
Allen Battle, R (11, PH) (11, 9)												1	0	0	0	0	1	0
Scott Cooper, L (1, 5) OBP: 0.421, SLG: 0.267	B F F C 1-3 K ③			B X 1-0 L9-6 ②③ 2-3			B C F B B B 4-2 2B SF9 BB		L S 1 SAFE F C 0-3 K ①			3	1	0	0	1	2	3
John Mabry, L (1, 9) OBP: 0.333, SLG: 0.417		C F B C 1-3 K ①			F X 0-1 G4-3 ①		T B F F F B X 2-2 SF9 1B 2B 1-3 2-H		C F B B C 2-3 K ② 1-2			3	1	1	1	0	1	0
Darnell Coles, R (9, PH) OBP: 0.333, SLG: 0.200 (9, 3)												1	0	0	0	0	1	1
Tom Pagnozzi, R (1, 2) OBP: 0.250, SLG: 0.400		F F X 0-2 L9 ②			B F C B X 2-2 G5-3 ②		C B X 1-1 SF9 ② 2-3 3-H		B S C F C 1-3 K ③			3	0	0	1	0	1	2
José Oquendo, S (1, 4) OBP: 0.333, SLG: 0.308		B C F X 1-2 G6-3 ③			F B F F F C 1-3 K ③		B F B B X 3-1 1B 3-H			B B C F B F F F F 3-2 X F8 ①		4	0	1	1	0	1	0
Donovan Osborne, S (1, 1) Scott Hemond, R (6, PH) Jeff Parrett, R (6, 1) Geronimo Pena, S (7, PH) Rich DeLucia, R (7, 1) Rene Arocha, R (9, 1) Ozzie Smith, S (10, PH) OBP: 0.286, SLG: 0.385 Vicente Palacios, R (10, 1)			C S B S 1-3 K ①			C S B S 1-3 K ①	F B F C 1-3 K ③			B C B F F F F X 2-2 G4-3 ②		1 1 0 1 0 0 1 0	0 0 0 0 0 0 0 0	0 0 0 0 0 0 0 0	0 0 0 0 0 0 0 0	0 0 0 0 0 0 0 0	1 1 0 1 0 0 0 0	0 0 0 1 0 0 0 0
Inning Stats	R: 1 H: 2 E: 0 LOB: 1 K: 2 BB: 0 S: 15 P: 22	R: 0 H: 0 E: 0 LOB: 0 K: 1 BB: 0 S: 9 P: 11	R: 0 H: 0 E: 0 LOB: 0 K: 1 BB: 0 S: 7 P: 11	R: 0 H: 1 E: 0 LOB: 0 K: 0 BB: 0 S: 4 P: 8	R: 0 H: 0 E: 0 LOB: 0 K: 1 BB: 0 S: 10 P: 13	R: 0 H: 0 E: 1 LOB: 0 K: 1 BB: 0 S: 5 P: 8	R: 3 H: 3 E: 0 LOB: 1 K: 2 BB: 1 S: 19 P: 33	R: 0 H: 0 E: 0 LOB: 0 K: 2 BB: 0 S: 8 P: 10	R: 0 H: 1 E: 0 LOB: 2 K: 3 BB: 0 S: 13 P: 17	R: 0 H: 1 E: 0 LOB: 0 K: 0 BB: 0 S: 16 P: 22	R: 0 H: 0 E: 0 LOB: 0 K: 2 BB: 0 S: 10 P: 15	1B: 4 2B: 5 3B: 0 HR: 0	SF: 1 SAC: 0 DP: 2 HBP: 0		WP: 1 PB: 0 SB: 0 CS: 1		PA: 41	

PITCHER		IP	WLS	BF	H	R	ER	SO	BB	IBB	HBP	BLK	WP	HR	S	P	ERA	WHIP
Pete Harnisch, R ERA: 1.5	(1, 1)	6.0		20	3	1	1	6	0	0	0	0	0	0	50	73	1.50	0.500
Jerry Dipoto, R ERA: 15.43	(7, 1)	1.0		7	3	3	3	2	1	0	0	0	0	0	19	33	27.00	4.000
Josias Manzanillo, R ERA: 27.0	(8, 1)	1.0		4	1	0	0	2	0	0	0	0	0	0	10	13	0.00	1.000
Eric Gunderson, L ERA:	(9, 1)	0.1		1	0	0	0	1	0	0	0	0	0	0	4	4	0.00	0.000
Doug Henry, R ERA:	(9, 1)	1.2		5	1	0	0	2	0	0	0	0	1	0	23	32	0.00	0.600

PITCHER		IP	WLS	BF	H	R	ER	SO	BB	IBB	HBP	BLK	WP	HR	S	P	ERA	WHIP
Dave Mlicki, R ERA:	(11, 1)	1.0	W	3	0	0	0	2	0	0	0	0	0	0	10	15	0.00	0.000

TOP

St. Louis Cardinals @ New York Mets

Shea Stadium, Flushing, NY

Sat Apr 29 1995, 3:33 AM EDT
Att. 44,636 - Overcast - 64 F

livebaseballscorecards.com

AB	38
R	4
H	8
RBI	4
BB	1
SO	15
LOB	11

Batter	1	2	3	4	5	6	7	8	9	10	11	AB	R	H	RBI	BB	SO	LOB
Brett Butler, L (1, 8) OBP: 0.545, SLG: 0.647	C B F B C 2-3 ① K		F B X 1-1 G5-3 2B		B F B X 2-1 2B		C B C B C 2-3 ② K			C C X 0-2 ② G1-3		5	0	2	0	0	2	0
Jose Vizcaino, S (1, 6) OBP: 0.263, SLG: 0.222	B C L B B B 4-2 CS BB		B B B C C X 3-2 ② G5-3 2-3		X 0-0 ② P3		X 0-0 ③ F7			B B C X 2-1 ③ F8		4	0	0	0	1	0	2
Dave Mlicki, R (11, 1)												0	0	0	0	0	0	0
Jeff Kent, R (1, 4) OBP: 0.286, SLG: 0.222	B B C C B 1 SAFE F S 3-3 ②③ K 1-2		S B F B F B S 3-3 ③ K		B C X 1-1 ③ G5-3			B B X 2-0 ① P2			B B X 2-0 ① G5-3	5	0	0	0	0	2	3
Bobby Bonilla, S (1, 5) OBP: 0.476, SLG: 0.706		X 0-0 ① G6-3		B B F X 2-1 ① P6		F S B F S 1-3 ① K		B C X 1-1 ② G6-3			C B C B B F B 4-2 1B 1B BB	4	1	0	0	1	1	0
Carl Everett, S (1, 9) OBP: 0.421, SLG: 0.765		B X 1-0 1B SF8 2B		B X 1-0 HR		S B X 1-1 S 2B 1B		C X 0-1 ③ G6-3			1 SAFE B B B X 2-0 1B IBB 1-3 1B	4	3	3	1	0	0	0
Doug Henry, R (9, 1)												0	0	0	0	0	0	0
Tim Bogar, R (11, 6) OBP: 0.250, SLG: 0.250												1	0	1	0	0	0	0
Rico Brogna, L (1, 3) OBP: 0.389, SLG: 0.824		L B S X 1-2 FC6-4 2-3 1B		B S X 1-1 ② P4		B B B C X 3-1 1-H 2B			C B B F S 2-3 ① K		I I I I 4-0 1B 1-2 IBB	4	0	2	1	1	1	0
David Segui, S (1, 7) OBP: 0.429, SLG: 0.727	C C B X 1-2 ② SF8 3-H			X 0-0 HR		F B B X 2-1 ② F8			X 0-0 ② G4-3		S C X 0-2 1-2 2-3 3-H 1B	2	1	1	2	0	0	1
Jerry Dipoto, R (7, 1)												0	0	0	0	0	0	0
Josias Manzanillo, R (8, 1)												0	0	0	0	0	0	0
Eric Gunderson, R (9, 1)												0	0	0	0	0	0	0
Joe Orsulak, L (9, 9) OBP: 0.286, SLG: 0.429												2	0	1	1	0	0	0
Todd Hundley, S (1, 2) OBP: 0.375, SLG: 0.667	X 0-0 ③ FC6-4 1-2f			C S S 0-3 ③ K		B F B X 2-1 ③ G4-3			X 0-0 ③ F9			4	0	0	0	0	1	2
Pete Harnisch, S (1, 1)			F C F S 0-3 ① K		X 0-0 ① P4		C B F X 1-2 ① F7			B C C C 1-3 ① K		2	0	0	0	0	1	0
Ricky Otero, S (7, 7) OBP: 0.250, SLG: 0.250												2	0	0	0	0	1	0
Inning Stats	R: 0 H: 0 E: 0 LOB: 1 K: 2 BB: 1 S: 9 P: 18	R: 1 H: 2 E: 0 LOB: 1 K: 0 BB: 0 S: 9 P: 12	R: 0 H: 1 E: 0 LOB: 1 K: 2 BB: 0 S: 14 P: 21	R: 2 H: 2 E: 0 LOB: 0 K: 1 BB: 0 S: 9 P: 13	R: 0 H: 1 E: 0 LOB: 1 K: 0 BB: 0 S: 6 P: 9	R: 1 H: 2 E: 0 LOB: 1 K: 1 BB: 0 S: 12 P: 21	R: 0 H: 0 E: 0 LOB: 0 K: 1 BB: 0 S: 7 P: 10	R: 0 H: 0 E: 0 LOB: 0 K: 0 BB: 0 S: 5 P: 8	R: 0 H: 0 E: 0 LOB: 0 K: 1 BB: 0 S: 5 P: 7	R: 0 H: 0 E: 0 LOB: 0 K: 1 BB: 0 S: 8 P: 11	R: 1 H: 2 E: 0 LOB: 3 K: 0 BB: 2 S: 8 P: 20	1B: 4 SF: 1 2B: 5 SAC: 0 3B: 0 DP: 1 HR: 2 HBP: 0						

PITCHER		IP	WLS	BF	H	R	ER	SO	BB	IBB	HBP	BLK	WP	HR	S	P	ERA	WHIP
Donovan Osborne, L ERA: 5.4	(1, 1)	5.0		21	6	3	3	5	1	0	0	0	0	2	47	73	5.40	1.400
Jeff Parrett, R ERA: 16.2	(6, 1)	1.0		5	2	1	1	1	0	0	0	0	0	0	12	21	9.00	2.000
Rich DeLucia, R ERA:	(7, 1)	2.0		6	0	0	0	1	0	0	0	0	0	0	12	18	0.00	0.000
Rene Arocha, R ERA: 9.0	(9, 1)	1.0		3	0	0	0	1	0	0	0	0	0	0	5	7	0.00	0.000
Vicente Palacios, R ERA: 3.38	(10, 1)	1.1	L	8	2	1	1	1	1	1	0	0	0	0	16	31	6.75	2.250

PITCHER	IP	WLS	BF	H	R	ER	SO	BB	IBB	HBP	BLK	WP	HR	S	P	ERA	WHIP

BOTTOM

St. Louis Cardinals @ New York Mets

Shea Stadium, Flushing, NY

Sat Apr 29 1995, 3:33 AM EDT
Att. 44,636 - Overcast - 64 F

livebaseballscorecards.com

AB	39
R	5
H	10
RBI	5
BB	3
SO	9
LOB	8

WP: 0 PA: 43
PB: 0
SB: 1
CS: 1

Batter	1	2	3	4	5	6	7	8	9	AB	R	H	RBI	BB	SO	LOB
Bernard Gilkey, R (1, 7) OBP: 0.360, SLG: 0.333	L1-3		G6-3, 1B		1B		G5-3		FC6-4, 1-3, 1B	5	0	3	0	0	0	0
Tripp Cromer, R (1, 6) OBP: 0.200, SLG: 0.300	G6-3		G6-3, 1-2		F7		1B		FC6-4, 1-2f	5	0	1	0	0	0	4
Ray Lankford, L (1, 8) OBP: 0.440, SLG: 0.619	1B, 1B		P7			G3-1	P8		K	5	0	1	0	0	1	4
Scott Cooper, L (1, 5) OBP: 0.458, SLG: 0.400	1-2, 1B		K			G4-3, E, HR, 1B		0-0, 2B	G4-3	5	1	3	0	0	1	3
Brian Jordan, R (1, 9) OBP: 0.444, SLG: 0.765	L8			G5-3		E5, G4-3, HR, 1-2		P3		4	1	0	0	0	0	4
John Mabry, L (1, 3) OBP: 0.313, SLG: 0.375		F8, E, 1B		F8		G4-3, 1-2, 2-3		G1-3		4	0	1	0	0	0	3
Danny Sheaffer, R (1, 2) OBP: 0.600, SLG: 1.333		E5, 1-2		F8		HR, 2-H, 3-H		BB		3	1	1	3	1	0	1
José Oquendo, S (1, 4) OBP: 0.263, SLG: 0.235		B3			G6-3	P7		F8		4	0	0	0	0	0	4
Tom Urbani, L (1, 1) Scott Hemond, R (7, PH) Rich DeLucia, R (7, 1) Allen Battle, R (9, PH) OBP: 0.333, SLG: 0.333 Tom Henke, R (9, 1)		F8, 2-3			G3		K		1B	2 1 0 1 0	0 0 0 0 0	0 0 0 1 0	0 0 0 0 0	0 1 0 0 0	0 0 0 0 0	2 0 0 0 0

Inning Stats	1	2	3	4	5	6	7	8	9
	R: 0 E: 0 K: 0 S: 12	R: 0 E: 1 K: 0 S: 9	R: 0 E: 0 K: 1 S: 12	R: 0 E: 0 K: 0 S: 6	R: 0 E: 0 K: 0 S: 8	R: 3 E: 1 K: 0 S: 15	R: 0 E: 0 K: 1 S: 7	R: 0 E: 0 K: 0 S: 7	R: 0 E: 0 K: 1 S: 13
	H: 2 LOB: 2 BB: 0 P: 17	H: 1 LOB: 1 BB: 0 P: 13	H: 1 LOB: 1 BB: 0 P: 19	H: 0 LOB: 0 BB: 0 P: 10	H: 1 LOB: 1 BB: 0 P: 12	H: 2 LOB: 0 BB: 0 P: 23	H: 1 LOB: 1 BB: 0 P: 11	H: 1 LOB: 2 BB: 1 P: 16	H: 2 LOB: 2 BB: 0 P: 23

1B: 9 SF: 0
2B: 1 SAC: 0
3B: 0 DP: 0
HR: 1 HBP: 0

WP: 0 PA: 40
PB: 0
SB: 0
CS: 0

PITCHER		IP	WLS	BF	H	R	ER	SO	BB	IBB	HBP	BLK	WP	HR	S	P	ERA	WHIP
Bobby Jones, R ERA: 3.86	(1, 1)	7.0	L	30	8	3	0	2	0	0	0	0	0	1	69	105	0.00	1.143
Eric Gunderson, L ERA:	(8, 1)	1.0		5	1	0	0	0	1	0	0	0	0	0	7	16	0.00	2.000
Kevin Lomon, R ERA: 3.0	(9, 1)	0.1		3	2	0	0	0	0	0	0	0	0	0	7	13	0.00	6.000
Mike Remlinger, L ERA: 12.0	(9, 1)	0.2		2	0	0	0	1	0	0	0	0	0	0	6	10	0.00	0.000

PITCHER IP WLS BF H R ER SO BB IBB HBP BLK WP HR S P ERA WHIP

TOP

St. Louis Cardinals @ New York Mets

Shea Stadium, Flushing, NY

Sun Apr 30 1995, 3:33 AM EDT
Att. 51,715 - Cloudy - 54 F

livebaseballscorecards.com

AB	39
R	3
H	11
RBI	3
BB	1
SO	3
LOB	25

BOTTOM

St. Louis Cardinals @ New York Mets

Shea Stadium, Flushing, NY

Sun Apr 30 1995, 3:33 AM EDT
Att. 51,715 - Cloudy - 54 F

Batter	1	2	3	4	5	6	7	8	9	AB	R	H	RBI	BB	SO	LOB
Brett Butler, L (1, 8) OBP: 0.538, SLG: 0.600	4-2 F8 SH1-3 BB		0-3 K ②			2-2 G5-3 ①		1-1 G1-6-3 1B		3	0	1	0	1	1	1
Jose Vizcaino, S (1, 6) OBP: 0.273, SLG: 0.238	0-0 SH1-3 ① 1-2		2 SAFE 0-0 PO ③ 2-3	3-2 G6-3 ①		0-2 F8 HBP 1B		0-1 G1-6-3 ①② 1-2f		3	0	1	0	0	0	1
David Segui, S (1, 7) OBP: 0.444, SLG: 0.615 Kevin Lomon, R (9, 1) Mike Remlinger, L (9, 1)	0-1 F8 ② 2-3			4-1 G6-4-3 BB		2-2 HBP 1-2		2-3 K ③		2 0 0	0 0 0	0 0 0	0 0 0	1 0 0	1 0 0	1 0 0
Bobby Bonilla, S (1, 5) OBP: 0.400, SLG: 0.571	0-2 F9 ③			1 SAFE 0-0 G6-4-3 ②③ 1-2f		0-1 F8 ② 2-3			3-2 F8 ①	4	0	0	0	0	0	4
Carl Everett, S (1, 9) OBP: 0.348, SLG: 0.619		0-0 F8 ①			2-1 G5-3 ①	1-0 F8 ③			2-2 F8 ②	4	0	0	0	0	0	2
Rico Brogna, L (1, 3) OBP: 0.364, SLG: 0.762		1-3 K ②			0-0 2B		1-1 F8 ①		0-1 L8 ③	4	0	1	0	0	1	0
Edgardo Alfonzo, R (1, 4)		3-2 L6 ③			0-1 P2 ②		0-1 F9 ②			3	0	0	0	0	0	1
Kelly Stinnett, R (1, 2) OBP: 0.667, SLG: 0.600 Bill Spiers, L (7, PH) Eric Gunderson, R (8, 1) Ricky Otero, S (9, 7) OBP: 0.250, SLG: 0.250			1-1 PO SH2-4 1B		4-0 IBB		4-1 BB			1 0 0 0	0 0 0 0	1 0 0 0	0 0 0 0	1 1 0 0	0 0 0 0	0 0 0 0
Bobby Jones, R (1, 1) Todd Hundley, S (7, PH) OBP: 0.353, SLG: 0.625 (8, 2)			0-0 SH2-4 ① 1-2		0-3 K ③		2-1 G4-3 ③			1 1	0 0	0 0	0 0	0 0	1 0	2 1

livebaseballscorecards.com

AB	26
R	0
H	4
RBI	0
BB	4
SO	4
LOB	13

Inning Stats	1	2	3	4	5	6	7	8	9
	R: 0 E: 0 K: 0 S: 8	H: 0 LOB: 1 BB: 1 P: 12	R: 0 E: 0 K: 1 S: 9	H: 0 LOB: 0 BB: 0 P: 13	R: 0 E: 0 K: 1 S: 6	H: 1 LOB: 0 BB: 0 P: 7	R: 0 E: 0 K: 0 S: 5	H: 0 LOB: 0 BB: 1 P: 12	R: 0 E: 0 K: 1 S: 8	H: 1 LOB: 2 BB: 1 P: 14	R: 0 E: 0 K: 0 S: 11	H: 1 LOB: 2 BB: 0 P: 16	R: 0 E: 0 K: 0 S: 7	H: 0 LOB: 1 BB: 1 P: 14	R: 0 E: 0 K: 1 S: 8	H: 1 LOB: 0 BB: 0 P: 11	R: 0 E: 0 K: 0 S: 10	H: 0 LOB: 0 BB: 0 P: 15

1B: 3	SF: 0
2B: 1	SAC: 2
3B: 0	DP: 2
HR: 0	HBP: 1

WP: 0	PA: 34
PB: 0	
SB: 0	
CS: 0	

PITCHER		IP	WLS	BF	H	R	ER	SO	BB	IBB	HBP	BLK	WP	HR	S	P	ERA	WHIP
Tom Urbani, L	(1, 1)	6.0	W	23	3	0	0	3	2	1	1	0	0	0	47	74	0.00	0.833
ERA:																		
Rich DeLucia, R	(7, 1)	2.0		7	1	0	0	1	1	0	0	0	0	0	15	25	0.00	1.000
ERA:																		
Tom Henke, R	(9, 1)	1.0	S	3	0	0	0	0	0	0	0	0	0	0	10	15	0.00	0.000
ERA:																		

PITCHER		IP	WLS	BF	H	R	ER	SO	BB	IBB	HBP	BLK	WP	HR	S	P	ERA	WHIP

Batter	1	2	3	4	5	6	7	8	9	AB	R	H	RBI	BB	SO	LOB
Ricky Otero, S (1, 8) OBP: 0.222, SLG: 0.125 Josias Manzanillo, R (8, 1)	B B B C B 4-1 SH1-3 E G5-3 BB		B B B C C F X 3-2 ① G4-3		L B B F X 2-2 ① F8		C F S 0-3 K 2B	C X 0-1 ③ G3		4 0	2 0	0 0	0 0	1 0	1 0	1 0
Jose Vizcaino, S (1, 6) OBP: 0.346, SLG: 0.360	1 SAFE 1 SAFE 1 SAFE X 0-0 ① SH1-3 1-3		F B F C 1-3 ② K		X 0-0 FC5 BB 1B		F F 1 SAFE F X 0-2 1-H 2B		B C X 1-1 G5-4-3 1B	4	0	3	1	0	1	0
Jeff Kent, R (1, 4) OBP: 0.308, SLG: 0.190	S B B B B X 3-1 ② G5-3 3-H		F X 0-1 ③ L6		1 SAFE F B B B B B 4-1 FC5 FC5 1-2 BB		H 1-0 G4-6-3 HBP		X 0-0 ① ② G5-4-3 1-2f	3	0	0	1	1	0	1
Bobby Bonilla, S (1, 3) OBP: 0.400, SLG: 0.520	X 0-0 1B			B X 1-0 ① G5-3	X 0-0 ② FC5 1-2 2-3f		C C F S 0-3 ① K		B B B B 4-0 BB	4	0	1	0	1	1	4
Carl Everett, S (1, 9) OBP: 0.321, SLG: 0.654	S S F S 0-3 ③ K			C B X 1-1 HR	B B X 2-0 ③ FC5 2-3f		C S B B F F B B B X 3-2 ② ③ G4-6-3 1-2f		C S B B P S 2-3 ③ K	5	1	1	1	0	2	6
David Segui, S (1, 7) OBP: 0.429, SLG: 0.688 Jerry Dipoto, R (6, 1) Brett Butler, L (8, PH) OBP: 0.556, SLG: 0.619 (8, 8)		C F X 0-2 ① G4-3		B X 1-0 2B 3B		F C S 0-3 ① K		B X 1-0 G4-3 2B 1B		3 0 1	1 0 1	1 0 1	0 0 0	0 0 0	1 0 0	0 0 0
Edgardo Alfonzo, R (1, 5) OBP: 0.143, SLG: 0.286 Bill Spiers, L (8, PH) Tim Bogar, R (8, 5) OBP: 0.250, SLG: 0.250		B B F L S 2-3 ② K		C C X 0-2 3-H 2B		C X 0-1 ② G6-3		X 0-0 ① P6		3 1 0	0 0 0	1 0 0	1 0 0	0 0 0	1 0 0	0 1 0
Todd Hundley, S (1, 2) OBP: 0.381, SLG: 0.737		C B S B B B 4-2 BB		B C B S S S 2-3 ② K		B B B C X 3-1 HR		C 1 SAFE B B B X 2-1 ② G4-3 1-2		3	1	1	1	1	1	2
Jason Jacome, L (1, 1) Dave Micki, R (3, 1) Kelly Stinnett, R (4, PH) OBP: 0.571, SLG: 0.500 Blas Minor, R (4, 1) Joe Orsulak, L (6, PH) OBP: 0.333, SLG: 0.556 (6, 7)		B S F S 1-3 ③ K		X 0-0 ③ L7		L B F B F S 2-3 ③ K		B B B C F X 3-2 2-H 2B		1 0 1 0 2	0 0 0 0 0	0 0 0 0 1	0 0 0 0 1	0 0 0 0 0	1 0 1 0 1	1 0 1 0 0
Inning Stats	R: 1 E: 1 K: 1 S: 9 H: 1 LOB: 1 BB: 1 P: 16	R: 0 E: 0 K: 2 S: 11 H: 0 LOB: 1 BB: 1 P: 18	R: 0 E: 0 K: 1 S: 9 H: 0 LOB: 0 BB: 0 P: 13	R: 2 E: 0 K: 1 S: 11 H: 3 LOB: 1 BB: 0 P: 16	R: 0 E: 0 K: 0 S: 7 H: 1 LOB: 2 BB: 1 P: 15	R: 1 E: 0 K: 2 S: 12 H: 1 LOB: 0 BB: 0 P: 17	R: 1 E: 0 K: 2 S: 16 H: 1 LOB: 1 BB: 0 P: 20	R: 1 E: 0 K: 0 S: 9 H: 2 LOB: 1 BB: 0 P: 15	R: 0 E: 0 K: 1 S: 7 H: 1 LOB: 1 BB: 1 P: 13	1B: 4 2B: 3 3B: 1 HR: 2 SF: 0 SAC: 1 DP: 2 HBP: 1						

TOP

New York Mets @ Montreal Expos

Olympic Stadium, Montreal, QB

Tue May 02 1995, 7:05 PM EDT

Att. 46,515 - Unknown - 60 F

livebaseballscorecards.com

AB	35
R	6
H	10
RBI	6
BB	4
SO	10
LOB	17

WP: 1 PA: 41
PB: 0
SB: 0
CS: 0

PITCHER		IP	WLS	BF	H	R	ER	SO	BB	IBB	HBP	BLK	WP	HR	S	P	ERA	WHIP
Jeff Fassero, L ERA: 3.6	(1, 1)	5.0	W	23	5	3	3	5	3	0	0	0	0	1	47	78	5.40	1.600
Luis Aquino, R ERA: 9.0	(6, 1)	1.0		7	2	2	2	3	0	0	1	0	1	1	19	25	18.00	2.000
Jeff Shaw, R ERA: 2.84	(7, 1)	1.1		4	1	1	1	1	0	0	0	0	0	0	11	15	6.75	0.750
Tim Scott, R ERA: 3.38	(8, 1)	0.1		2	1	0	0	0	0	0	0	0	0	0	5	10	0.00	3.000
Mel Rojas, R ERA: 1.69	(8, 1)	1.1	S	5	1	0	0	1	1	0	0	0	0	0	9	15	0.00	1.500

PITCHER	IP	WLS	BF	H	R	ER	SO	BB	IBB	HBP	BLK	WP	HR	S	P	ERA	WHIP

Batter	1	2	3	4	5	6	7	8	9	AB	R	H	RBI	BB	SO	LOB
Rondell White, R (1, 7) OBP: 0.313, SLG: 0.733	B X 1-0 G5-3 ①	C B X 1-1 FC6-4 ③ 1-2f	B B B C B 4-1 1B BB		1 SAFE C B 1 P X 2-1 ② 1-2 HR		C B B X 2-1 G6-3 ③			4	1	1	1	1	3	
Wil Cordero, R (1, 6) OBP: 0.400, SLG: 0.522	B X 1-0 G3 ②	2B 1B 1-2 2-H 3-H 1B	C F B B F B F S 3-3 ③ K			B C F B B C 2-3 ① K				5	1	3	2	0	1	0
Roberto Kelly, R (1, 8) OBP: 0.280, SLG: 0.480	C F B F F X 1-2 1B	1-3 2B K2-3 ③	1-0 2B 2B			X 0-0 1B 1B		C S X 0-2 FC4-6 1B		5	2	3	0	0	1	3
Moises Alou, R (1, 9) OBP: 0.381, SLG: 0.632	B B F X 2-1 F7 ③		B X 1-0 1B 1B 2-H 3-H 2B	F X 0-1 HR		B F B 1 SAFE 1 F F S 2-3 ① K		X 0-0 ② FC4-6 BB WP 1-2f WP		4	2	2	3	1	1	2
Shane Andrews, R (1, 3) OBP: 0.389, SLG: 0.813 Luis Aquino, R (6, 1) OBP: 0.500, SLG: 0.500 Jeff Shaw, R (7, 1) Tim Scott, R (8, 1) Tim Spehr, R (8, 2) OBP: 1.000, SLG: 2.000		B B S B B B 4-1 E 1B FC5-2 BB	C X 0-1 ① F9	C S B F B B F X 3-2 ① G6-3		X 0-0 ② F2		F B I I I 4-1 WP BB 1-2 IBB		2 2 0 0 0	0 0 0 0 0	0 1 0 0 0	0 0 0 0 0	1 0 0 0 1	0 0 0 0 0	1 1 0 0 0
Sean Berry, R (1, 5) OBP: 0.545, SLG: 0.167	B 1 SAFE 1 F B X 2-1 FC5-2 E 1-2 1B	B B B 4-0 1B 1B BB	C F T 0-2 ② K			B 1 SAFE X 1-0 1-2 1B		B B C B B 4-1 WP 1-2 2-3 BB		3	1	1	0	2	1	2
Mike Lansing, R (1, 4) OBP: 0.182, SLG: 0.150	B 2 SAFE B B B B 4-0 FC5-2 1-2 2-3 BB	F C F B B X 1-2 SH5-4 1B 1B 1-2 2-3 1B	B C B C B F C 3-3 ③ K			B X 1-0 ③ G1-3		C B F B F B B 4-2 1-2 2-3 3-H BB		4	1	1	0	1	1	3
Tim Laker, R (1, 2) OBP: 0.222, SLG: 0.222 Mel Rojas, R (8, 1)	F C F B F S 1-3 ① K	B B X 2-0 SH5-4 1-2 2-H 3-H 1B			C S S 0-3 ① K		X 0-0 ① G1-3	X 0-0 ③ F9		4 0	1 0	1 0	2 0	0 0	2 0	3 0
Jeff Fassero, L (1, 1) Chad Fonville, S (5, PH) OBP: 1.000, SLG: 1.000 Cliff Floyd, L (6, 3) OBP: 0.350, SLG: 0.235	F S X 0-2 ② FC5-2 FC6-4 1-2 2-3 3-Hf	C 2 SAFE B X 1-1 ② SH5-4 1-2 2-3			X 0-0 CS 1B		C B B X 2-1 ② F8			1 1 1	0 0 0	0 1 0	0 0 0	0 0 0	0 0 0	3 0 0
Inning Stats	R: 0 E: 0 K: 0 S: 9 H: 1 LOB: 1 BB: 0 P: 14	R: 0 E: 1 K: 1 S: 13 H: 1 LOB: 3 BB: 2 P: 25	R: 6 E: 0 K: 1 S: 19 H: 6 LOB: 2 BB: 2 P: 36	R: 1 E: 0 K: 2 S: 14 H: 1 LOB: 0 BB: 0 P: 20	R: 1 E: 0 K: 2 S: 12 H: 2 LOB: 2 BB: 0 P: 16	R: 0 E: 0 K: 1 S: 8 H: 2 LOB: 2 BB: 0 P: 12	R: 0 E: 0 K: 0 S: 5 H: 0 LOB: 0 BB: 0 P: 9	R: 1 E: 0 K: 1 S: 13 H: 1 LOB: 3 BB: 3 P: 27		1B: 10 2B: 2 3B: 0 HR: 2	SF: 0 SAC: 1 DP: 0 HBP: 0			WP: 2 PB: 0 SB: 0 CS: 1	PA: 44	

PITCHER		IP	WLS	BF	H	R	ER	SO	BB	IBB	HBP	BLK	WP	HR	S	P	ERA	WHIP
Jason Jacome, L ERA: 9.39	(1, 1)	2.2	L	20	8	6	6	1	4	0	0	0	0	0	38	71	20.25	4.500
Dave Mlicki, R ERA:	(3, 1)	0.1		1	0	0	0	1	0	0	0	0	0	0	3	4	0.00	0.000
Blas Minor, R ERA: 3.0	(4, 1)	2.0		8	3	2	2	4	0	0	0	0	0	2	26	36	9.00	1.500
Jerry Dipoto, R ERA: 8.31	(6, 1)	2.0		8	2	0	0	1	0	0	0	0	0	0	13	21	0.00	1.000
Josias Manzanillo, R ERA: 20.25	(8, 1)	1.0		7	1	1	1	1	2	1	0	0	2	0	13	27	9.00	3.000

PITCHER	IP	WLS	BF	H	R	ER	SO	BB	IBB	HBP	BLK	WP	HR	S	P	ERA	WHIP

New York Mets @ Montreal Expos

BOTTOM

Olympic Stadium, Montreal, QB

Tue May 02 1995, 7:05 PM EDT
Att. 46,515 - Unknown - 60 F

livebaseballscorecards.com

AB	36
R	9
H	14
RBI	8
BB	7
SO	8
LOB	21

New York Mets @ Montreal Expos

Olympic Stadium, Montreal, QB

Wed May 03 1995, 7:05 PM EDT

Att. 13,923 - Dome

Batter	1	2	3	4	5	6	7	8	9	AB	R	H	RBI	BB	SO	LOB
Brett Butler, L (1, 8) OBP: 0.516, SLG: 0.542	0-3 K		4-0 G1-4-3 BB			0-0 G6-3		0-0 G6-3		3	0	0	0	1	1	0
Jose Vizcaino, S (1, 6) OBP: 0.333, SLG: 0.321	0-0 G6-3		0-0 G1-4-3 1-2 2-3			0-0 G1-3		4-0 BB		3	0	0	0	1	0	2
Rico Brogna, L (1, 3) OBP: 0.346, SLG: 0.680	0-0 P6		0-3 K			0-0 1B 1B		0-3 K		4	0	1	0	0	2	3
Bobby Bonilla, S (1, 5) OBP: 0.382, SLG: 0.483		0-3 K		0-0 P4		0-0 1-2 1B			0-0 P4	4	0	1	0	0	1	0
Jeff Kent, R (1, 4) OBP: 0.300, SLG: 0.320		0-0 HR		0-3 K		0-3 K			0-0 F7	4	1	1	1	0	2	2
David Segui, S (1, 7) OBP: 0.440, SLG: 0.611		4-0 CS BB		0-0 G4-3			0-3 K		4-0 DI BB	2	0	0	0	2	1	0
Tim Bogar, R (9, PR) OBP: 0.250, SLG: 0.250										0	0	0	0	0	0	0
Carl Everett, S (1, 9) OBP: 0.281, SLG: 0.567		0-3 K 1-2			0-3 K		0-3 K		0-3 K 1-2	4	0	0	0	0	4	2
Todd Hundley, S (1, 2) OBP: 0.375, SLG: 0.682			0-0 G1-4-3 SH1-3 1B		0-0 G4-3		0-3 K			3	0	1	0	0	1	0
Bret Saberhagen, R (1, 1) OBP: 0.500, SLG: 0.500			0-0 SH1-3 1-2		0-0 G4-3			0-3 K		1	0	0	0	0	0	0
Bill Spiers, L (8, PH)										1	0	0	0	0	1	0
Doug Henry, R (8, 1)										0	0	0	0	0	0	0

Inning Stats	1	2	3	4	5	6	7	8	9		
	R: 0 H: 0 E: 0 LOB: 0 K: 1 BB: 0 S: 5 P: 5	R: 1 H: 1 E: 0 LOB: 1 K: 2 BB: 1 S: 7 P: 11	R: 0 H: 1 E: 0 LOB: 2 K: 1 BB: 1 S: 6 P: 10	R: 0 H: 0 E: 0 LOB: 0 K: 1 BB: 0 S: 5 P: 5	R: 0 H: 0 E: 0 LOB: 0 K: 1 BB: 0 S: 5 P: 5	R: 0 H: 2 E: 0 LOB: 2 K: 1 BB: 0 S: 7 P: 7	R: 0 H: 0 E: 0 LOB: 0 K: 3 BB: 0 S: 9 P: 9	R: 0 H: 0 E: 0 LOB: 1 K: 2 BB: 1 S: 7 P: 11	R: 0 H: 0 E: 0 LOB: 2 K: 1 BB: 1 S: 5 P: 9	1B: 3 SF: 0 2B: 1 SAC: 1 3B: 0 DP: 1 HR: 1 HBP: 0	WP: 0 PA: 34 PB: 0 SB: 0 CS: 1

PITCHER		IP	WLS	BF	H	R	ER	SO	BB	IBB	HBP	BLK	WP	HR	S	P	ERA	WHIP
Pedro Martinez, R ERA: 0.71	(1, 1)	7.0	W	26	4	1	1	10	2	0	0	0	0	1	44	52	1.29	0.857
Tim Scott, R ERA: 2.45	(8, 1)	1.0		4	0	0	0	2	1	0	0	0	0	0	7	11	0.00	1.000
Mel Rojas, R ERA: 1.42	(9, 1)	1.0	S	4	0	0	0	1	1	0	0	0	0	0	5	9	0.00	1.000

PITCHER	IP	WLS	BF	H	R	ER	SO	BB	IBB	HBP	BLK	WP	HR	S	P	ERA	WHIP

TOP

AB	29
R	1
H	4
RBI	1
BB	4
SO	13
LOB	9

livebaseballscorecards.com

Batter	1	2	3	4	5	6	7	8	9	AB	R	H	RBI	BB	SO	LOB
Tony Tarasco, L (1, 7) OBP: 0.476, SLG: 0.600	3B 1B		L9		1-H 2B		IBB			3	1	2	1	1	0	0
Wil Cordero, R (1, 6) OBP: 0.414, SLG: 0.577	1-H G6-3 3B		G5-3		BBBB G1-6-3 BB		G3			3	1	1	1	1	0	2
Roberto Kelly, R (1, 8) OBP: 0.241, SLG: 0.414	P4		G4-3		G1-6-3 1-2f			F7		4	0	0	0	0	0	3
Moises Alou, R (1, 9) OBP: 0.360, SLG: 0.545	G6-3 3-H			H G4-6-3 1B HBP		P3		F8		3	0	0	1	0	0	0
Darrin Fletcher, L (1, 2) OBP: 0.368, SLG: 0.471 Tim Spehr, R (8, PR) OBP: 1.000, SLG: 2.000 (9, 2)	F7			G4-6-3 1-2 1B		G4-3		BBBB BB		3 0	0 0	1 0	0 0	1 0	0 0	0 0
Cliff Floyd, L (1, 3) OBP: 0.292, SLG: 0.190		SSS K		G4-6-3 1-2f 2-3		G4-3		SSS K		4	0	0	0	0	2	3
Mike Lansing, R (1, 4) OBP: 0.200, SLG: 0.174		G6-3		P4			1B 1B			3	0	1	0	0	0	1
Sean Berry, R (1, 5) OBP: 0.643, SLG: 0.556		2B			2B 1B		1-3 1B			3	1	3	0	0	0	0
Pedro Martinez, R (1, 1) Lou Frazier, S (7, PH) Tim Scott, R (8, 1) Mel Rojas, R (9, 1)		G1-3			SSS K		SSS K			2 1 0 0	0 0 0 0	0 0 0 0	0 0 0 0	1 1 0 0	2 1 0 0	2 1 0 0
Inning Stats	R: 2 H: 2 E: 0 LOB: 0 K: 0 BB: 0 S: 5 P: 5	R: 0 H: 1 E: 0 LOB: 1 K: 1 BB: 0 S: 6 P: 6	R: 0 H: 0 E: 0 LOB: 0 K: 0 BB: 0 S: 3 P: 3	R: 0 H: 1 E: 0 LOB: 1 K: 0 BB: 0 S: 3 P: 4	R: 1 H: 2 E: 0 LOB: 1 K: 1 BB: 1 S: 6 P: 10	R: 0 H: 0 E: 0 LOB: 0 K: 0 BB: 0 S: 3 P: 3	R: 0 H: 2 E: 0 LOB: 2 K: 1 BB: 1 S: 6 P: 10	R: 0 H: 0 E: 0 LOB: 1 K: 1 BB: 1 S: 5 P: 9		1B: 5 SF: 0 2B: 2 SAC: 0 3B: 1 DP: 2 HR: 0 HBP: 1						

PITCHER	IP	WLS	BF	H	R	ER	SO	BB	IBB	HBP	BLK	WP	HR	S	P	ERA	WHIP
Bret Saberhagen, R (1, 1) ERA: 7.5	7.0	L	29	8	3	3	3	1	1	1	0	0	0	32	41	3.86	1.286
Doug Henry, R (8, 1) ERA:	1.0		4	0	0	0	1	1	0	0	0	0	0	5	9	0.00	1.000

PITCHER	IP	WLS	BF	H	R	ER	SO	BB	IBB	HBP	BLK	WP	HR	S	P	ERA	WHIP

BOTTOM

New York Mets @ Montreal Expos

Olympic Stadium, Montreal, QB

Wed May 03 1995, 7:05 PM EDT

Att. 13,923 - Dome

livebaseballscorecards.com

AB	29
R	3
H	8
RBI	3
BB	3
SO	4
LOB	12

Batter	1	2	3	4	5	6	7	8	9	10	AB	R	H	RBI	BB	SO	LOB
Brett Butler, L (1, 8) OBP: 0.444, SLG: 0.448	C B B F F X 2-2 G3 ①		C X 0-1 G4-3 ②			F C B B S 2-3 K ②		C B B F B X 3-2 G4-3 ③		B F C X 1-2 G5-3 ②	5	0	0	0	0	1	0
Jose Vizcaino, S (1, 6) OBP: 0.314, SLG: 0.281	B C S F F B F B B 4-2 BB BB		C X 0-1 G4-3 ③			B F B X 2-1 E5			B B C C X 2-2 P6 ①	C B X 1-1 G6-3 ③	4	0	0	0	1	0	0
Jeff Kent, R (1, 4) OBP: 0.294, SLG: 0.310	X 0-0 F9 ②			C F B C 1-3 K ①		X 0-0 F9 ③			X 0-0 G3-6-3 1B		4	0	1	0	0	1	2
Bobby Bonilla, S (1, 3) OBP: 0.395, SLG: 0.531 Mike Remlinger, L (10, 1)	1 SAFE 1 SAFE B C B B B 1-2 4-1 BB			F B B T B X 3-2 G6-3 ②			B X 1-0 SF9 3B		1 SAFE B F X 1-1 G3-6-3 ② ③ 1-2f		3	1	1	0	1	0	1
											0	0	0	0	0	0	0
Carl Everett, S (1, 9) OBP: 0.278, SLG: 0.559	C C F B X 1-2 P3 ③			C X 0-1 L3 ③			F B X 1-1 G6-3 ①			X 0-0 SH2-4 HR 2B	4	1	1	0	0	0	3
David Segui, S (1, 7) OBP: 0.393, SLG: 0.550 Josias Manzanillo, R (7, 1) Joe Orsulak, L (8, 7) OBP: 0.300, SLG: 0.500		C S X 0-2 G3-1 ①			F B X 1-1 G6-3 ①		X 0-0 SF9 ② 3-H			X 0-0 FC1 HR SH2-4	2	0	0	1	0	0	0
											0	0	0	0	0	0	0
											1	1	0	0	0	0	1
Edgardo Alfonzo, R (1, 5) OBP: 0.100, SLG: 0.200		B B S F C 2-3 K ②			X 0-0 G1-3 ②		B B C B X 3-1 F8 ③			C X 0-1 SH2-4 ① 1-2 2-3	3	0	0	0	0	1	0
Kelly Stinnett, R (1, 2) OBP: 0.400, SLG: 0.333 Rico Brogna, L (10, PH) OBP: 0.370, SLG: 0.680	C B F X 1-2 G5-3 ③			F F B C 1-3 K ③				B S B X 2-1 G6-3 ①		I I I 4-0 HR IBB	3	0	0	0	0	1	0
(10, 3)											0	1	0	0	1	0	0
Pete Harnisch, S (1, 1)			S T L 0-3 K ①			F X 0-1 G6-3 ①		B X 1-0 G4-3 ②		X 0-0 HR 1-H 2-H 3-H	2	0	0	0	0	1	0
Ricky Otero, S (7, 7) OBP: 0.200, SLG: 0.111											1	0	0	0	0	0	0
John Franco, L (8, 1)											0	0	0	0	0	0	0
Todd Hundley, S (10, PH) OBP: 0.400, SLG: 0.826											1	1	1	4	0	0	0
(10, 2)																	
Inning Stats	R: 0 E: 0 K: 0 S: 14 H: 0 LOB: 2 BB: 2 P: 25	R: 0 E: 0 K: 1 S: 9 H: 0 LOB: 0 BB: 0 P: 12	R: 0 E: 0 K: 1 S: 7 H: 0 LOB: 0 BB: 0 P: 7	R: 0 E: 0 K: 1 S: 8 H: 0 LOB: 0 BB: 0 P: 12	R: 0 E: 0 K: 1 S: 6 H: 0 LOB: 0 BB: 0 P: 8	R: 0 E: 1 K: 1 S: 8 H: 0 LOB: 1 BB: 0 P: 12	R: 1 E: 0 K: 0 S: 6 H: 1 LOB: 0 BB: 0 P: 11	R: 0 E: 0 K: 0 S: 6 H: 0 LOB: 0 BB: 0 P: 12	R: 0 E: 0 K: 0 S: 6 H: 1 LOB: 0 BB: 0 P: 9	R: 4 E: 0 K: 0 S: 10 H: 2 LOB: 0 BB: 1 P: 16	1B: 1 2B: 1 3B: 1 HR: 1	SF: 1 SAC: 1 DP: 1 HBP: 0						

PITCHER		IP	WLS	BF	H	R	ER	SO	BB	IBB	HBP	BLK	WP	HR	S	P	ERA	WHIP
Butch Henry, L ERA: 3.27	(1, 1)	7.0		25	1	1	1	5	2	0	0	0	0	0	58	87	1.29	0.429
Carlos Perez, L ERA:	(8, 1)	1.1		5	1	0	0	0	0	0	0	0	0	0	10	18	0.00	0.750
Jeff Shaw, R ERA: 6.14	(9, 1)	1.0	L	5	1	3	3	0	0	1	0	0	0	0	6	11	27.00	1.000
Bryan Eversgerd, L ERA: 3.86	(10, 1)	0.2		3	1	1	1	0	0	0	0	0	0	1	6	8	13.50	1.500

PITCHER	IP	WLS	BF	H	R	ER	SO	BB	IBB	HBP	BLK	WP	HR	S	P	ERA	WHIP

TOP

New York Mets @ Montreal Expos

Olympic Stadium, Montreal, QB

Thu May 04 1995, 7:05 PM EDT

Att. 12,993 - Dome

livebaseballscorecards.com

AB	33
R	5
H	4
RBI	5
BB	3
SO	5
LOB	7

1B: 1 SF: 1
2B: 1 SAC: 1
3B: 1 DP: 1
HR: 1 HBP: 0

WP: 0 PA: 38
PB: 0
SB: 0
CS: 0

Batter	1	2	3	4	5	6	7	8	9	10	AB	R	H	RBI	BB	SO	LOB
Tony Tarasco, L (1, 7) OBP: 0.440, SLG: 0.542 Rondell White, R (10, PH) OBP: 0.294, SLG: 0.688	C B X 1-1 F9 ①		F B B X 2-1 F8 ①		B F X 1-1 S 1B		C B C B S 2-3 K ③			C F B X 1-2 G3 ②	4 1	0 0	1 0	0 0	0 0	1 0	0 0
Wil Cordero, R (1, 6) OBP: 0.394, SLG: 0.533 Mark Grudzielanek, R (10, 6) OBP: 0.167, SLG: 0.333	B B X 2-0 F8 ②		X 0-0 2B SF8 1B		B B C S F B F X 3-2 G5-3 ② 1-2			B X 1-0 L5 ①		F F B F X 1-2 2B	4 1	1 0	1 1	0 0	0 0	0 0	1 0
Roberto Kelly, R (1, 8) OBP: 0.294, SLG: 0.471	B X 1-0 1B		B X 1-0 SF8 1-3 2B		C X 0-1 G1-3 ③			B X 1-0 BB 1B		C B X 1-1 G5-3 ③	5	0	3	0	0	0	2
Moises Alou, R (1, 9) OBP: 0.345, SLG: 0.500	C X 0-1 P4 ③		B X 1-0 SF8 ② 2-3 3-H			S X 0-1 G6-3 ①		B B B B 4-0 G4-6-3 1-2 BB			2	0	0	1	1	0	1
Darrin Fletcher, L (1, 2) OBP: 0.348, SLG: 0.429 Tim Spehr, R (9, 2) OBP: 1.000, SLG: 2.000		C F B B B F F F B X 3-2 E 1B	C X 0-1 G4-3 ③			F X 0-1 P4 ②		C 2 SAFE C B 2 B X 2-2 G4-6-3 ② ③ 1-2f			4 0	0 0	1 0	0 0	0 0	0 0	3 0
Cliff Floyd, L (1, 3) OBP: 0.286, SLG: 0.167		C B F F B S 2-3 K ①	X 0-0 G5-3 ①			B H 2-0 S HBP			B B X 2-0 G4-3 ①		3	0	0	0	0	1	1
Mike Lansing, R (1, 4) OBP: 0.172, SLG: 0.148		1 SAFE S C B F F C 1-3 K ②	C X 0-1 G4-3 ②			1 SAFE 1 SAFE T 1 SAFE F 1 SAFE B B B X 2-2 G5-3 ③ 1-2			B C F B S 2-3 K ②		4	0	0	0	0	2	2
Sean Berry, R (1, 5) OBP: 0.500, SLG: 0.385 Bryan Eversgerd, R (10, 1)		X 0-0 E1 1-2	C B X 1-1 F9 ③				F S X 0-2 G3 ①		S B S B F F T 2-2 K ③		4 0	0 0	0 0	0 0	0 0	1 0	1 0
Butch Henry, L (1, 1) Chad Fonville, S (7, PH) OBP: 0.667, SLG: 0.667 Carlos Perez, L (8, 1) Jeff Shaw, R (9, 1) Shane Andrews, R (10, 5) OBP: 0.368, SLG: 0.765		S X 0-1 L3 ③			F C B X 1-2 P5 ①		B B X 2-0 G6-3 ②			F S B X 1-2 F9 ①	2 1 0 0 1	0 0 0 0 0	0 0 0 0 0	0 0 0 0 0	0 0 0 0 0	0 0 0 0 0	2 0 0 0 0
Inning Stats	R: 0 H: 1 E: 0 LOB: 1 K: 0 BB: 0 S: 6 P: 10	R: 0 H: 1 E: 1 LOB: 2 K: 2 BB: 0 S: 18 P: 24	R: 1 H: 2 E: 0 LOB: 1 K: 0 BB: 0 S: 7 P: 11	R: 0 H: 0 E: 0 LOB: 0 K: 0 BB: 0 S: 5 P: 6	R: 0 H: 1 E: 0 LOB: 1 K: 0 BB: 0 S: 12 P: 17	R: 0 H: 0 E: 0 LOB: 1 K: 0 BB: 0 S: 7 P: 11	R: 0 H: 0 E: 0 LOB: 0 K: 1 BB: 0 S: 7 P: 11	R: 0 H: 1 E: 0 LOB: 1 K: 0 BB: 1 S: 5 P: 13	R: 0 H: 0 E: 0 LOB: 0 K: 2 BB: 0 S: 9 P: 15	R: 0 H: 1 E: 0 LOB: 1 K: 0 BB: 0 S: 12 P: 16	1B: 5 2B: 2 3B: 0 HR: 0	SF: 1 SAC: 0 DP: 1 HBP: 1		WP: 0 PB: 0 SB: 2 CS: 0		PA: 39		

PITCHER		IP	WLS	BF	H	R	ER	SO	BB	IBB	HBP	BLK	WP	HR	S	P	ERA	WHIP
Pete Harnisch, R ERA: 1.5	(1, 1)	6.0		25	5	1	1	2	0	0	1	0	0	0	55	79	1.50	0.833
Josias Manzanillo, R ERA: 13.5	(7, 1)	1.1		6	1	0	0	1	1	0	0	0	0	0	9	19	0.00	1.500
John Franco, L ERA: 2.45	(8, 1)	1.2	W	4	0	0	0	2	0	0	0	0	0	0	12	20	0.00	0.000
Mike Remlinger, L ERA: 9.0	(10, 1)	1.0		4	1	0	0	0	0	0	0	0	0	0	12	16	0.00	1.000

PITCHER	IP	WLS	BF	H	R	ER	SO	BB	IBB	HBP	BLK	WP	HR	S	P	ERA	WHIP

BOTTOM

New York Mets @ Montreal Expos

Olympic Stadium, Montreal, QB

Thu May 04 1995, 7:05 PM EDT

Att. 12,993 - Dome

livebaseballscorecards.com

AB	36
R	1
H	7
RBI	1
BB	1
SO	5
LOB	13

Batter	1	2	3	4	5	6	7	8	9	AB	R	H	RBI	BB	SO	LOB
Ricky Otero, S (1, 8) OBP: 0.200, SLG: 0.214	6-3		2B	G6-3		L4			F8	5	1	1	0	0	0	3
Edgardo Alfonzo, R (1, 5) OBP: 0.267, SLG: 0.429	BB		F8 2-H	4-3		1-3			1-H	4	0	2	2	1	0	0
Jeff Kent, R (1, 4) OBP: 0.282, SLG: 0.273	1-2 BB		F8 2-3	P4		5-3			F8	4	0	0	0	1	0	2
Bobby Bonilla, S (1, 3) OBP: 0.405, SLG: 0.600	F8		HBP	HR		4-3				3	1	1	1	0	0	2
Carl Everett, S (1, 9) OBP: 0.275, SLG: 0.514	K		K	BLK BB				P4		3	0	0	0	1	2	4
David Segui, S (1, 7) OBP: 0.375, SLG: 0.478		5-3		6-3	BB 1-2			3-1		3	0	0	0	1	0	0
Joe Orsulak, L (8, 7) OBP: 0.300, SLG: 0.500										0	0	0	0	0	0	0
Todd Hundley, S (1, 2) OBP: 0.345, SLG: 0.704		F9	K	L4				F8		4	0	0	0	0	1	2
Tim Bogar, R (1, 6) OBP: 0.250, SLG: 0.250		F7	1B			F9			3-1	4	0	1	0	0	0	0
Bobby Jones, R (1, 1) OBP: 0.250, SLG: 0.250			K	1B 1-2		K			2B	3	0	1	0	0	2	0
Bill Spiers, L (9, PH) OBP: 0.286, SLG: 0.167										1	1	1	0	0	0	0
John Franco, L (9, 1)										0	0	0	0	0	0	0
Inning Stats	R: 0 E: 0 K: 1 S: 5 H: 0 LOB: 2 BB: 2 P: 13	R: 0 E: 0 K: 0 S: 3 H: 0 LOB: 0 BB: 0 P: 3	R: 1 E: 0 K: 2 S: 9 H: 2 LOB: 2 BB: 0 P: 10	R: 0 E: 0 K: 1 S: 7 H: 2 LOB: 2 BB: 0 P: 7	R: 1 E: 0 K: 0 S: 4 H: 1 LOB: 2 BB: 2 P: 12	R: 0 E: 0 K: 1 S: 5 H: 0 LOB: 0 BB: 0 P: 5	R: 0 E: 0 K: 0 S: 3 H: 0 LOB: 0 BB: 0 P: 3	R: 0 E: 0 K: 0 S: 3 H: 0 LOB: 0 BB: 0 P: 3	R: 1 E: 0 K: 0 S: 5 H: 2 LOB: 1 BB: 0 P: 5	1B: 3 2B: 3 3B: 0 HR: 1 SF: 0 SAC: 0 DP: 0 HBP: 1	WP: 0 PB: 0 SB: 0 CS: 0 PA: 39					

PITCHER		IP	WLS	BF	H	R	ER	SO	BB	IBB	HBP	BLK	WP	HR	S	P	ERA	WHIP
Pete Schourek, L ERA: 12.27	(1, 1)	4.2	L	24	5	2	2	4	4	0	1	1	0	1	27	44	3.86	1.929
Tim Pugh, R ERA: 1.23	(5, 1)	3.1		10	0	0	0	1	0	0	0	0	0	0	12	12	0.00	0.000
Xavier Hernandez, R ERA: 9.45	(9, 1)	1.0		5	2	1	1	0	0	0	0	0	0	0	5	5	9.00	2.000

PITCHER	IP	WLS	BF	H	R	ER	SO	BB	IBB	HBP	BLK	WP	HR	S	P	ERA	WHIP

TOP

New York Mets @ Cincinnati Reds

Riverfront Stadium, Cincinnati, OH

Fri May 05 1995, 7:05 PM EDT
Att. 23,788 - Unknown - 61 F

livebaseballscorecards.com

AB	34
R	3
H	7
RBI	3
BB	4
SO	5
LOB	13

Batter	1	2	3	4	5	6	7	8	9	AB	R	H	RBI	BB	SO	LOB
Deion Sanders, L (1, 8) OBP: 0.175, SLG: 0.205	F8		1-3			F8		4-3		4	0	0	0	0	0	0
Bret Boone, R (1, 4) OBP: 0.378, SLG: 0.457	BB		5-3			K			F7	3	0	0	0	1	1	0
Barry Larkin, R (1, 6) OBP: 0.475, SLG: 0.778	K			6-3		2B			2B 1B	4	0	2	0	0	1	1
Ron Gant, R (1, 7) OBP: 0.417, SLG: 0.818	F8			G5-4-3 1B BB		5-3			1-3 2B	3	0	1	0	1	0	2
Hal Morris, L (1, 3) OBP: 0.194, SLG: 0.152		E 2B		1-2 G5-4-3 1B			6-3		F3	3	0	2	0	0	0	0
Brian Hunter, R (9, PH) OBP: 0.214, SLG: 0.154										1	0	0	0	0	0	2
Reggie Sanders, R (1, 9) OBP: 0.389, SLG: 0.357		K2-3		G5-4-3 1-2f 2-3			P3		BB	3	0	0	0	1	1	3
Damon Berryhill, S (1, 2)		P6			K		4-3		4-3	3	0	0	0	0	1	1
Benito Santiago, R (9, PH) OBP: 0.286, SLG: 0.444										1	0	0	0	0	0	3
Jeff Branson, L (1, 5) OBP: 0.111, SLG: 0.111		4-3 2-3			4-3			6-3		3	0	0	0	0	0	1
Pete Schourek, L (1, 1)			P6		6-3			L8		1	0	0	0	0	0	0
Tim Pugh, R (5, 1)										1	0	0	0	0	0	0
Lenny Harris, L (8, PH) OBP: 0.400, SLG: 0.250										1	0	0	0	0	0	0
Xavier Hernandez, L (9, 1)										0	0	0	0	0	0	0
Inning Stats	R: 0 E: 0 K: 1 S: 5 H: 0 LOB: 1 BB: 1 P: 9	R: 0 E: 1 K: 1 S: 6 H: 1 LOB: 1 BB: 0 P: 6	R: 0 E: 0 K: 0 S: 3 H: 0 LOB: 0 BB: 0 P: 3	R: 0 E: 0 K: 0 S: 3 H: 1 LOB: 1 BB: 1 P: 7	R: 0 E: 0 K: 1 S: 5 H: 0 LOB: 0 BB: 0 P: 5	R: 0 E: 0 K: 1 S: 6 H: 1 LOB: 1 BB: 0 P: 6	R: 0 E: 0 K: 0 S: 3 H: 0 LOB: 0 BB: 0 P: 3	R: 0 E: 0 K: 0 S: 3 H: 0 LOB: 0 BB: 0 P: 3	R: 0 E: 0 K: 0 S: 5 H: 2 LOB: 3 BB: 1 P: 9	1B: 2 2B: 3 3B: 0 HR: 0 SF: 0 SAC: 0 DP: 1 HBP: 0						

PITCHER		IP	WLS	BF	H	R	ER	SO	BB	IBB	HBP	BLK	WP	HR	S	P	ERA	WHIP
Bobby Jones, R ERA: 2.29	(1, 1)	8.0	W	28	3	0	0	4	2	0	0	0	0	0	34	42	0.00	0.625
John Franco, L ERA: 1.93	(9, 1)	1.0	S	6	2	0	0	0	1	0	0	0	0	0	5	9	0.00	3.000

PITCHER	IP	WLS	BF	H	R	ER	SO	BB	IBB	HBP	BLK	WP	HR	S	P	ERA	WHIP

BOTTOM

New York Mets @ Cincinnati Reds

Riverfront Stadium, Cincinnati, OH

Fri May 05 1995, 7:05 PM EDT

Att. 23,788 - Unknown - 61 F

livebaseballscorecards.com

AB	31
R	0
H	5
RBI	0
BB	3
SO	4
LOB	13

New York Mets @ Cincinnati Reds

Riverfront Stadium, Cincinnati, OH

Sat May 06 1995, 3:33 AM EDT

Att. 21,220 - Sunny - 63 F

TOP

livebaseballscorecards.com

Batter	1	2	3	4	5	6	7	8	9	AB	R	H	RBI	BB	SO	LOB
Brett Butler, L (1, 8) OBP: 0.439, SLG: 0.471	L C X 0-2 ① G4-3		C X 0-1 G4-6-3 1B		F B C X 1-2 ① G1-3	B X 1-0 1B 2-H 2B	B B C F X 2-2 ③ G5-3			5	1	2	1	0	0	2
Jose Vizcaino, S (1, 6) OBP: 0.325, SLG: 0.278	B F X 1-1 ② G4-3		1 SAFE F 1 SAFE C 1 SAFE X 0-2 ① ② G4-6-3 1-2f		B B B B 4-0 HR BB	C B F S 1-3 ② K		F B X 1-1 SH5-3 G4-3 1B 1B		4	2	1	0	1	1	2
Rico Brogna, L (1, 3) OBP: 0.438, SLG: 0.793	B F B B B 4-1 2B BB		B F B C F B X 3-2 ③ G3		S 1 SAFE B 1 SAFE 1 SAFE B 1 SAFE X 2-1 1-H HR	C B B F X 2-2 2-H 1B		C B X 1-1 G4-3 SH5-3 1-2 1B		4	2	3	3	1	0	0
Bobby Bonilla, S (1, 5) Jerry Dipoto, R (6, 1) Eric Gunderson, R (8, 1) Doug Henry, R (8, 1)	X 0-0 1-H 1B 2B			B B B B 4-0 1B G3 G1-3 BB	B F X 1-1 IHR 3B	C X 0-1 ③ P5		X 0-0 ① SH5-3 1-2 2-3		3 0 0 0	3 0 0 0	2 0 0 0	1 0 0 0	1 0 0 0	0 0 0 0	1 0 0 0
Joe Orsulak, L (1, 7) OBP: 0.267, SLG: 0.400	B C F B F X 2-2 2-H 1B			C 1 SAFE B 1 SAFE B 1 SAFE X 2-1 ① G3 1-2	X 0-0 ② G6-3		X 0-0 ① F8	C F B F X 1-2 ② G4-3 2-3 3-H		5	0	1	2	0	0	3
Edgardo Alfonzo, R (1, 4) OBP: 0.350, SLG: 0.632	B X 1-0 ③ G6-3			B X 1-0 G1-3 2-3 1B	B F L B X 2-2 3-H IHR		C F B X 1-2 BB G1-5-3 1B	B B X 2-0 ③ G6-3		5	2	3	2	0	0	2
Carl Everett, S (1, 9) OBP: 0.267, SLG: 0.476		C L F B S 1-3 ① K2-3	C 1 SAFE T X 0-2 ② G1-3 1-2 3-H	S F S 0-3 ③ K		B X 1-0 G1-5-3 BB 1-2 1B			B X 1-0 ① F8	5	0	1	1	0	2	1
Todd Hundley, S (1, 2) OBP: 0.382, SLG: 0.700		B B C B X 3-1 ② G3-1	I I I 4-0 IBB			B X 1-0 2B 2B	B B B B 4-0 G1-5-3 1-2 2-3 BB		C S S 0-3 ② K	3	1	1	0	2	1	0
Dave Mlicki, R (1, 1) Brook Fordyce, R (6, PH) Tim Bogar, R (6, 5) OBP: 0.200, SLG: 0.200		F F C 0-3 ③ K	B F C X 1-2 ③ G4-3			C X 0-1 ① G5-3	S X 0-1 ② G1-5-3 1-2 2-3 3-H		F B X 1-1 ③ P2	2 1 2	0 0 0	0 0 0	0 0 1	1 0 0	2 0 2	2 1 2
Inning Stats	R: 2 E: 0 K: 0 S: 12 H: 2 LOB: 1 BB: 1 P: 20	R: 0 E: 0 K: 2 S: 9 H: 0 LOB: 0 BB: 0 P: 13	R: 0 E: 0 K: 0 S: 9 H: 1 LOB: 0 BB: 0 P: 12	R: 1 E: 0 K: 0 S: 9 H: 1 LOB: 2 BB: 2 P: 21	R: 4 E: 0 K: 1 S: 14 H: 3 LOB: 0 BB: 1 P: 24	R: 2 E: 0 K: 1 S: 12 H: 3 LOB: 1 BB: 0 P: 17	R: 1 E: 0 K: 0 S: 10 H: 2 LOB: 2 BB: 1 P: 18	R: 1 E: 0 K: 0 S: 10 H: 2 LOB: 1 BB: 0 P: 15	R: 0 E: 0 K: 1 S: 6 H: 0 LOB: 0 BB: 0 P: 8	1B: 8 2B: 3 3B: 1 HR: 2 SF: 0 SAC: 1 DP: 1 HBP: 0						

AB	39
R	11
H	14
RBI	11
BB	5
SO	5
LOB	16

WP: 0 PB: 0 SB: 0 CS: 0 PA: 45

PITCHER		IP	WLS	BF	H	R	ER	SO	BB	IBB	HBP	BLK	WP	HR	S	P	ERA	WHIP
Pete Smith, R ERA: 3.65	(1, 1)	4.1		21	5	5	5	2	3	1	0	0	0	1	44	78	10.38	1.846
Matt Grott, L ERA: 21.6	(5, 1)	1.1		9	5	4	4	2	0	0	0	0	0	0	19	27	27.00	3.750
Scott Sullivan, R ERA: 6.75	(6, 1)	1.1		7	2	1	1	0	1	0	0	0	0	0	12	20	6.75	2.250
John Courtright, L ERA: 9.0	(8, 1)	1.0		5	2	1	1	0	0	0	0	0	0	0	10	15	9.00	2.000
Xavier Hernandez, R ERA: 8.22	(9, 1)	1.0	W	3	0	0	0	1	0	0	0	0	0	0	6	8	0.00	0.000

PITCHER	IP	WLS	BF	H	R	ER	SO	BB	IBB	HBP	BLK	WP	HR	S	P	ERA	WHIP

New York Mets @ Cincinnati Reds

Riverfront Stadium, Cincinnati, OH

Sat May 06 1995, 3:33 AM EDT

Att. 21,220 - Sunny - 63 F

BOTTOM

Batter	1	2	3	4	5	6	7	8	9	AB	R	H	RBI	BB	SO	LOB
Deion Sanders, L (1, 8) OBP: 0.182, SLG: 0.279	F8		HR		F8		K	SF8		4	1	1	1	0	1	1
John Courtright, L (8, 1)										0	0	0	0	0	0	0
Lenny Harris, L (8, PH) OBP: 0.333, SLG: 0.250										0	0	0	1	0	0	0
Xavier Hernandez, L (9, 1)										0	0	0	0	0	0	0
Bret Boone, R (1, 4) OBP: 0.381, SLG: 0.475	F9		F9			1B 2B		BB HR 1B F9		5	2	2	0	0	0	1
Barry Larkin, R (1, 6) OBP: 0.489, SLG: 0.750	E5		G6-3			WP G3 1B		HR BB	G5-3 1B	4	3	2	1	1	0	0
Ron Gant, R (1, 7) OBP: 0.379, SLG: 0.815	F9		L7			F9		HR	G5-3	5	1	1	3	0	0	3
Hal Morris, L (1, 3) OBP: 0.220, SLG: 0.263		HR		F8		G3		G1-3	HR 1B	5	2	2	3	0	0	0
Reggie Sanders, R (1, 9) OBP: 0.368, SLG: 0.333	K			K		K		1B 2B 1B	HR	2	0	0	0	0	2	0
Matt Grott, L (5, 1)										0	0	0	0	0	0	0
Scott Sullivan, R (6, 1)										1	0	0	0	0	1	0
Jerome Walton, R (8, 8) OBP: 0.429, SLG: 1.000										2	2	2	2	0	0	0
Benito Santiago, R (1, 2) OBP: 0.344, SLG: 0.516	2B			K			1B	2B 1B		4	1	3	0	0	1	0
Jeff Branson, L (1, 5) OBP: 0.083, SLG: 0.083	K2-3				G4-3		F7	SF8 2B		3	0	0	0	0	1	2
Mark Lewis, R (8, PH) OBP: 0.300, SLG: 0.375										1	1	1	1	0	0	0
(9, 5)																
Pete Smith, R (1, 1)	K				K		P5	1B		1	0	0	0	0	1	1
Thomas Howard, S (5, 9) OBP: 0.308, SLG: 0.250										3	0	1	1	0	1	1

Inning Stats										
	R: 0	H: 0	R: 1	H: 2	R: 1	H: 1	R: 0	H: 0	R: 0	H: 0
	E: 1	LOB: 1	E: 0	LOB: 1	E: 0	LOB: 0	E: 0	LOB: 0	E: 0	LOB: 0
	K: 0	BB: 0	K: 3	BB: 0	K: 0	BB: 0	K: 2	BB: 0	K: 1	BB: 0
	S: 11	P: 16	S: 17	P: 27	S: 9	P: 14	S: 9	P: 14	S: 5	P: 8

Inning Stats										
	R: 2	H: 2	R: 0	H: 1	R: 6	H: 6	R: 3	H: 3		
	E: 0	LOB: 0	E: 0	LOB: 1	E: 0	LOB: 1	E: 0	LOB: 0		
	K: 1	BB: 0	K: 1	BB: 0	K: 0	BB: 1	K: 0	BB: 0		
	S: 16	P: 25	S: 6	P: 9	S: 21	P: 34	S: 13	P: 21		

| | | | | | | | | | | | | | | | |

New York Mets @ Cincinnati Reds

Riverfront Stadium, Cincinnati, OH

Sun May 07 1995, 3:33 AM EDT

Att. 24,759 - Unknown - 71 F

livebaseballscorecards.com

TOP

Batter	1	2	3	4	5	6	7	8	9	AB	R	H	RBI	BB	SO	LOB
Brett Butler, L (1, 8) OBP: 0.435, SLG: 0.462	F X 0-1 G4-6-3 1B		C B B C F X 2-2 G3 G6-3 1B		C B F B X 2-2 ② F8		B C F B F F X 2-2 ③ G4-3		B F S F B F F X 2-2 ③ L8	5	0	2	0	0	0	0
Jose Vizcaino, S (1, 6) OBP: 0.318, SLG: 0.350	B 1 SAFE 1 SAFE C 1 SAFE L X 1-2 ① ② G4-6-3 1-2f		X 0-0 ① G6-3 1-2		B F X 1-1 ③ F8			C C B B B X 3-2 HR		4	1	1	1	0	0	2
Rico Brogna, L (1, 3) OBP: 0.444, SLG: 0.788	C X 0-1 2B		B X 1-0 ② G3 2-3			C X 0-1 1B 2B 1B		S B B S S 2-3 ① K		4	1	2	0	0	1	1
Bobby Bonilla, S (1, 5) OBP: 0.440, SLG: 0.659	B C B B S B 4-2 BB		X 0-0 ③ F9			S F B C 1-3 ① K		X 0-0 1B		3	0	1	0	1	1	2
Jeff Kent, R (1, 4) OBP: 0.302, SLG: 0.278 Edgardo Alfonzo, R (8, 4) OBP: 0.350, SLG: 0.632	X 0-0 ③ F8			B B B C B 4-1 WP S 1B BB		F B 1 SAFE B X 2-1 2B 1-2 L5 1B		C F B C 1-3 ② K		3	1	1	0	1	1	3
										0	0	0	0	0	0	0
Joe Orsulak, L (1, 9) OBP: 0.263, SLG: 0.421		X 0-0 ① G4-1		B C 1 SAFE 1 SAFE 1 SAFE B B 1 SAFE S 3-3 S ① K 1-3		B X 1-0 1-3 2-H 2B		X 0-0 ③ F8		4	0	1	1	0	1	2
David Segui, S (1, 7) OBP: 0.371, SLG: 0.462 Ricky Otero, S (8, 7) OBP: 0.188, SLG: 0.200		X 0-0 S 1B		S C B C 1-3 ② K		C B X 1-1 ② ③ L5 3-3			C F C 0-3 ① K	3	0	1	0	0	1	3
										1	0	0	0	0	1	0
Todd Hundley, S (1, 2) OBP: 0.395, SLG: 0.765	1 SAFE B 1 SAFE B S C C	2-3 ② K 1-2		C B B B X 3-1 PO 3-H 1B			F B B X 2-1 ① G5-3		S B C X 1-2 HR	4	1	2	2	0	1	1
Jason Jacome, L (1, 1) Josias Manzanillo, R (5, 1) Kelly Stinnett, R (7, PH) OBP: 0.364, SLG: 0.300 Kevin Lomon, R (7, 1) Blas Minor, R (7, 1) Mike Remlinger, L (7, 1) Carl Everett, S (9, PH) OBP: 0.261, SLG: 0.465	F B S B S 2-3 ③ K			C F B 1 SAFE 1-2 ③ PO 1-2	C B C B B F F F 3-3 S ① K		S B X 1-1 ② F9		B B B C X 3-1 ② P5	2	0	0	0	0	2	1
										0	0	0	0	0	0	0
										1	0	0	0	0	0	0
										0	0	0	0	0	0	0
										0	0	0	0	0	0	0
										1	0	0	0	0	0	0
Inning Stats	R: 0 E: 0 K: 0 S: 10 H: 2 LOB: 2 BB: 1 P: 15	R: 0 E: 0 K: 2 S: 8 H: 1 LOB: 1 BB: 0 P: 12	R: 0 E: 0 K: 0 S: 7 H: 1 LOB: 1 BB: 0 P: 10	R: 1 E: 0 K: 2 S: 11 H: 1 LOB: 0 BB: 1 P: 23	R: 0 E: 0 K: 1 S: 12 H: 0 LOB: 0 BB: 0 P: 18	R: 1 E: 0 K: 1 S: 10 H: 3 LOB: 1 BB: 0 P: 15	R: 0 E: 0 K: 0 S: 10 H: 0 LOB: 0 BB: 0 P: 15	R: 1 E: 0 K: 2 S: 11 H: 2 LOB: 1 BB: 0 P: 17	R: 1 E: 0 K: 1 S: 14 H: 1 LOB: 0 BB: 0 P: 20	1B: 7 2B: 3 3B: 0 HR: 2 SF: 0 SAC: 0 DP: 2 HBP: 0						

	AB	35
	R	4
	H	11
	RBI	4
	BB	2
	SO	9
	LOB	15

WP: 1 PB: 0 SB: 2 CS: 0 PA: 38

PITCHER		IP	WLS	BF	H	R	ER	SO	BB	IBB	HBP	BLK	WP	HR	S	P	ERA	WHIP
Jose Rijo, R ERA: 7.2	(1, 1)	5.1	W	23	7	2	2	6	2	0	0	0	1	0	55	88	3.38	1.688
Chuck McElroy, L ERA:	(6, 1)	1.2		5	1	0	0	0	0	0	0	0	0	0	13	20	0.00	0.600
Jeff Brantley, R ERA: 6.75	(8, 1)	2.0		9	3	2	2	3	0	0	0	0	0	2	25	37	9.00	1.500

PITCHER		IP	WLS	BF	H	R	ER	SO	BB	IBB	HBP	BLK	WP	HR	S	P	ERA	WHIP

BOTTOM

New York Mets @ Cincinnati Reds

Riverfront Stadium, Cincinnati, OH

Sun May 07 1995, 3:33 AM EDT

Att. 24,759 - Unknown - 71 F

Batter	1	2	3	4	5	6	7	8	9	AB	R	H	RBI	BB	SO	LOB
Jerome Walton, R (1, 8) (8, 7) OBP: 0.417, SLG: 1.000	X 0-0 HR		C B B B B 4-1 CS S BB	B B S F B C 3-3 ③ K		L B B F B X 3-2 ② P3	B B S X 2-1 ③ F7			4	1	1	1	1	1	3
Bret Boone, R (1, 4) OBP: 0.404, SLG: 0.465	B B S B B B 4-1 G6-4-3 BB BB		C B B S F B B 4-2 E 1-2 2B BB		B F X 1-1 BB BB 1B 1B	C B B X 2-1 ③ G6-3		C F C 0-3 ① K		3	2	1	0	2	1	0
Barry Larkin, R (1, 6) OBP: 0.500, SLG: 0.721	B 1 SAFE B C B B 4-1 G6-4-3 1-2 BB		B C S S B B 2 SAFE F B 4-2 ① 2B 1-3 2-3 BB		B F 1 SAFE B 1 SAFE C F 1 SAFE X 2-2 ① P3		C F X 0-2 S 1B 1B	B B B C S S 3-3 ② K		3	1	1	0	2	1	1
Ron Gant, R (1, 7) OBP: 0.364, SLG: 0.733 Deion Sanders, L (8, 8) OBP: 0.178, SLG: 0.273	B F B C X 2-2 ① ② G6-4-3 1-2f 2-3		B C 1 SAFE C 1 F C 1-3 ② K		B 1 SAFE S B B B 4-1 BB 1-2 1B BB		B 1 SAFE B F C 1 SAFE 1 SAFE X 2-2 ① F8	B F B X 2-1 ③ G3		3 1	1 0	0 0	0 0	1 0	1 0	5 0
Reggie Sanders, R (1, 9) OBP: 0.405, SLG: 0.394	C B F X 1-2 ③ F9		C B 1 SAFE X 1-1 1-3 3-H 2B		B B B B 4-0 S 1B 1-2 2-3 CS BB		F 1 SAFE B B B C X 3-2 1-H 3B 1B			3	1	2	2	1	0	1
Hal Morris, L (1, 3) OBP: 0.244, SLG: 0.333		B C B X 2-1 ① G4-3 S C F F X 0-2 ③ G1-3			X 0-0 1-2 2-H 3-H 1B		1 SAFE 1 SAFE 1 SAFE B 1 SAFE 1 SAFE X 1-0 1-H 1B 3B			4	1	2	3	0	0	2
Benito Santiago, R (1, 2) OBP: 0.361, SLG: 0.500	L B X 1-1 FC6-4 1B			B B X 2-0 ① G1-3	S C S 0-3 ② K 2-3		B F B B B 4-1 1B BB			3	0	1	0	1	1	2
Mark Lewis, R (1, 5) OBP: 0.333, SLG: 0.500 Jeff Branson, L (5, PH) (6, 5) OBP: 0.214, SLG: 0.429	B B F X 2-1 ② F9			C F X 0-2 2B	B F S S B B 3-2 ③ CS 3-H	X 0-0 HR	X 0-0 1-2 3-H 1B			2 2	0 1	1 2	0 2	0 0	0 0	1 0
Jose Rijo, R (1, 1) Chuck McElroy, L (6, 1) Brian Hunter, R (7, PH) OBP: 0.200, SLG: 0.143 Jeff Brantley, R (8, 1)	S X 0-1 ③ FC6-4 1-2f			B X 1-0 ② F9		S F X 0-2 ① G6-3	F C B B F S 2-3 ② K			2 1 1 0	0 0 0 0	0 0 0 0	0 0 0 0	0 0 0 0	0 0 1 0	2 0 2 0
Inning Stats	R: 1 E: 0 K: 0 S: 9 H: 1 LOB: 1 BB: 2 P: 20	R: 0 E: 0 K: 0 S: 8 H: 1 LOB: 1 BB: 0 P: 13	R: 1 E: 0 K: 1 S: 18 H: 1 LOB: 2 BB: 3 P: 32	R: 0 E: 0 K: 1 S: 8 H: 1 LOB: 1 BB: 0 P: 14	R: 2 E: 0 K: 1 S: 13 H: 2 LOB: 1 BB: 2 P: 27	R: 1 E: 0 K: 0 S: 9 H: 1 LOB: 0 BB: 0 P: 14	R: 3 E: 0 K: 1 S: 18 H: 4 LOB: 2 BB: 1 P: 32	R: 0 E: 0 K: 2 S: 8 H: 0 LOB: 0 BB: 0 P: 13		1B: 6 2B: 2 3B: 1 HR: 2	SF: 0 SAC: 0 DP: 1 HBP: 0			WP: 0 PB: 0 SB: 4 CS: 2	PA: 41	

livebaseballscorecards.com

	AB	32
	R	8
	H	11
	RBI	8
	BB	8
	SO	6
	LOB	19

PITCHER		IP	WLS	BF	H	R	ER	SO	BB	IBB	HBP	BLK	WP	HR	S	P	ERA	WHIP
Jason Jacome, L ERA: 9.0	(1, 1)	4.1	L	24	6	4	4	2	7	0	0	0	0	1	51	98	8.31	3.000
Josias Manzanillo, R ERA: 11.12	(5, 1)	1.2		5	1	1	1	1	0	0	0	0	0	1	14	22	5.40	0.600
Kevin Lomon, R ERA: 10.8	(7, 1)	0.1		4	3	3	3	0	0	0	0	0	0	0	10	16	81.00	9.000
Blas Minor, R ERA: 3.0	(7, 1)	0.0		1	0	0	0	0	1	0	0	0	0	0	1	5	∞	∞
Mike Remlinger, L ERA: 6.35	(7, 1)	1.2		6	1	0	0	3	0	0	0	0	0	0	15	24	0.00	0.600

PITCHER	IP	WLS	BF	H	R	ER	SO	BB	IBB	HBP	BLK	WP	HR	S	P	ERA	WHIP

Batter	1	2	3	4	5	6	7	8	9	AB	R	H	RBI	BB	SO	LOB
Marquis Grissom, R (1, 8) OBP: 0.271, SLG: 0.309	C B S F S 1-3 K		F B F X 1-2 G6-3		B B F X 2-1 G4-3			B X 1-0 P4		4	0	0	0	0	1	0
Jeff Blauser, R (1, 6) OBP: 0.386, SLG: 0.304	X 0-0 P4		B B C F H 3-2 10 1B HBP			C B X 1-1 10 FC6-4 1B		C B X 1-1 G6-3		3	0	1	0	0	0	0
10 Chipper Jones, S (1, 7) OBP: 0.386, SLG: 0.383	C T B B S 2-3 K		B B 1 SAFE F B X 3-1 1-2 1B			X 0-0 FC6-4 G4-6-3 1-2f			B B X 2-0 HR	4	1	2	1	0	1	1
Fred McGriff, L (1, 3) OBP: 0.333, SLG: 0.438		B S F F X 1-2 G4-3	B C C F S 1-3 K			F F B X 1-2 G4-6-3 1-2f			B F F B C 2-3 K	4	0	0	0	0	2	3
Dwight Smith, L (1, 9) OBP: 0.438, SLG: 0.500 Greg McMichael, R (7, 1) Mike Sharperson, R (9, PH) Brad Clontz, R (9, 1)		B S B B S B B 4-2 HR BB		F C F B B F B S 3-3 K			X 0-0 G4-3 2B		C F X 0-2 F7	2 0 1 0	1 0 0 0	1 0 0 0	0 0 0 0	1 0 0 0	1 0 0 0	0 0 0 0
Jose Oliva, R (1, 5) OBP: 0.310, SLG: 0.520		S B B S X 2-2 P2		X 0-0 G6-3			X 0-0 G4-3 2-3		S F X 0-2 G6-3	4	0	0	0	0	0	2
Charlie O'Brien, R (1, 2) OBP: 0.500, SLG: 0.625		B C B X 2-1 1-H HR		B F F X 1-2 G5-3			B B C B X 3-1 L5			3	1	1	2	0	0	1
Mark Lemke, S (1, 4) OBP: 0.333, SLG: 0.409		F B F F X 1-2 G4-3			X 0-0 G4-3		B X 1-0 F8			3	0	0	0	0	0	1
Steve Avery, L (1, 1) Mike Kelly, R (7, 9) OBP: 0.240, SLG: 0.182			F S S 0-3 K		S X 0-1 G1-3			C B X 1-1 G5-3		2 1	0 0	0 0	0 0	0 0	1 0	0 0
Inning Stats	R: 0 E: 0 K: 2 S: 8 H: 0 LOB: 0 BB: 0 P: 11	R: 2 E: 0 K: 0 S: 14 H: 1 LOB: 0 BB: 1 P: 24	R: 0 E: 0 K: 2 S: 14 H: 1 LOB: 2 BB: 0 P: 22	R: 0 E: 0 K: 1 S: 9 H: 0 LOB: 0 BB: 0 P: 13	R: 0 E: 0 K: 0 S: 5 H: 0 LOB: 0 BB: 0 P: 7	R: 0 E: 0 K: 0 S: 6 H: 1 LOB: 0 BB: 0 P: 8	R: 0 E: 0 K: 0 S: 5 H: 1 LOB: 1 BB: 0 P: 9	R: 0 E: 0 K: 0 S: 5 H: 0 LOB: 0 BB: 0 P: 8	R: 1 E: 0 K: 1 S: 10 H: 1 LOB: 0 BB: 0 P: 14	1B: 2 2B: 1 3B: 0 HR: 2 SF: 0 SAC: 0 DP: 1 HBP: 1						

PITCHER		IP	WLS	BF	H	R	ER	SO	BB	IBB	HBP	BLK	WP	HR	S	P	ERA	WHIP
Bret Saberhagen, R ERA: 5.68	(1, 1)	7.0		26	4	2	2	5	1	0	1	0	0	1	61	94	2.57	0.714
Josias Manzanillo, R ERA: 9.39	(8, 1)	2.0	L	7	1	1	1	1	0	0	0	0	0	1	15	22	4.50	0.500

PITCHER	IP	WLS	BF	H	R	ER	SO	BB	IBB	HBP	BLK	WP	HR	S	P	ERA	WHIP

TOP

Atlanta Braves @ New York Mets

Shea Stadium, Flushing, NY

Tue May 09 1995, 7:05 PM EDT

Att. 14,882 - Unknown - 62 F

livebaseballscorecards.com

AB	31
R	3
H	5
RBI	3
BB	1
SO	6
LOB	8

1B: 2 SF: 0 PA: 33
2B: 1 SAC: 0
3B: 0 DP: 1
HR: 2 HBP: 1

WP: 0
PB: 0
SB: 0
CS: 0

Atlanta Braves @ New York Mets

Shea Stadium, Flushing, NY

Tue May 09 1995, 7:05 PM EDT

Att. 14,882 - Unknown - 62 F

livebaseballscorecards.com

BOTTOM

Batter	1	2	3	4	5	6	7	8	9	AB	R	H	RBI	BB	SO	LOB
Brett Butler, L (1, 8) OBP: 0.429, SLG: 0.452	G6-3		CS 1B			SH5-3		G4-3		3	0	1	0	0	0	0
Edgardo Alfonzo, R (1, 5) (8, 6) OBP: 0.333, SLG: 0.636	G6-3		CS	2B		SF8		F9		3	0	1	1	0	0	0
Jeff Kent, R (1, 4) OBP: 0.319, SLG: 0.400	G5-3			P2		1B 2B		HR		4	1	2	1	0	0	1
Bobby Bonilla, S (1, 3) (8, 5) OBP: 0.426, SLG: 0.622		F9		P8		FC6-4 1B		G4-3		4	0	1	0	0	0	1
Todd Hundley, S (1, 2) OBP: 0.405, SLG: 0.757 Tim Bogar, R (9, PR) OBP: 0.200, SLG: 0.200		2B		K		FC6-4			SH3-4 HBP	3 0	0 0	1 0	0 0	0 0	1 0	3 0
Carl Everett, S (1, 9) OBP: 0.245, SLG: 0.435	G5-3				F9		K		SH3-4	3	0	0	0	0	1	1
Ricky Otero, S (1, 7) OBP: 0.150, SLG: 0.158	G4-3			G6-3			K		F7	4	0	0	0	0	1	3
Jose Vizcaino, S (1, 6) OBP: 0.319, SLG: 0.349 Josias Manzanillo, R (8, 1) David Segui, S (9, PH) OBP: 0.361, SLG: 0.444			G6-3	G4-3			1B		F8	3 0 1	0 0 0	1 0 0	0 0 0	0 0 0	0 0 0	0 0 2
Bret Saberhagen, R (1, 1) OBP: 0.500, SLG: 0.750 Rico Brogna, L (7, PH) (8, 3) OBP: 0.432, SLG: 0.765			F8			SH5-3 SF8 2B	G4-3			2 1	1 0	1 0	0 0	0 0	0 0	0 1
Inning Stats	R: 0 H: 0 E: 0 LOB: 0 K: 0 BB: 0 S: 6 P: 10	R: 0 H: 1 E: 0 LOB: 1 K: 0 BB: 0 S: 9 P: 15	R: 0 H: 1 E: 0 LOB: 0 K: 0 BB: 0 S: 8 P: 13	R: 0 H: 1 E: 0 LOB: 1 K: 1 BB: 0 S: 13 P: 20	R: 0 H: 0 E: 0 LOB: 0 K: 0 BB: 0 S: 11 P: 15	R: 1 H: 3 E: 0 LOB: 2 K: 0 BB: 0 S: 10 P: 18	R: 0 H: 1 E: 0 LOB: 1 K: 2 BB: 0 S: 11 P: 13	R: 1 H: 1 E: 0 LOB: 0 K: 0 BB: 0 S: 12 P: 15	R: 0 H: 0 E: 0 LOB: 2 K: 0 BB: 0 S: 9 P: 12	1B: 3 SF: 1 2B: 4 SAC: 2 3B: 0 DP: 0 HR: 1 HBP: 1						WP: 0 PA: 36 PB: 0 SB: 0 CS: 1	

	AB	31
	R	2
	H	8
	RBI	2
	BB	0
	SO	3
	LOB	12

PITCHER		IP	WLS	BF	H	R	ER	SO	BB	IBB	HBP	BLK	WP	HR	S	P	ERA	WHIP
Steve Avery, L ERA: 3.68	(1, 1)	6.0		23	6	1	1	1	0	0	0	0	0	0	57	91	1.50	1.000
Greg McMichael, R ERA: 3.55	(7, 1)	2.0	W	8	2	1	1	2	0	0	0	0	0	1	23	28	4.50	1.000
Brad Clontz, R ERA: 1.35	(9, 1)	1.0	S	4	0	0	0	0	0	0	1	0	0	0	9	12	0.00	0.000

PITCHER	IP	WLS	BF	H	R	ER	SO	BB	IBB	HBP	BLK	WP	HR	S	P	ERA	WHIP

Atlanta Braves @ New York Mets

Shea Stadium, Flushing, NY

Wed May 10 1995, 7:05 PM EDT

Att. 12,620 - Unknown - 51 F

TOP

livebaseballscorecards.com

Batter	1	2	3	4	5	6	7	8	9	AB	R	H	RBI	BB	SO	LOB
Marquis Grissom, R (1, 8) OBP: 0.254, SLG: 0.288	C F B X 1-2 F8 ①		X 0-0 L9 ③		X 0-0 G6-3 ③			B X 1-0 L7 ①		4	0	0	0	0	0	0
Jeff Blauser, R (1, 6) OBP: 0.393, SLG: 0.360	F B B B X 3-1 L7 ②			B X 1-0 10 G3 SF7 2B		C B B B F X 3-2 F8 ①		F B X 1-1 2B		4	1	2	0	0	0	0
10 Chipper Jones, S (1, 7) OBP: 0.377, SLG: 0.431	C X 0-1 F8 ③			C X 0-1 G3 ① 2-3		B F X 1-1 HR		F B B C B F S 3-3 K ②		4	1	1	1	0	1	2
Fred McGriff, L (1, 3) OBP: 0.328, SLG: 0.420		F F X 0-2 G6-3 ①		F B F B X 2-2 SF7 ② 3-H		X 0-0 L4 ②		I I I I 4-0 IBB		2	0	0	1	1	0	0
Dwight Smith, L (1, 9) OBP: 0.421, SLG: 0.588 Mike Kelly, R (6, 9) OBP: 0.231, SLG: 0.174	C B X 1-1 G4-3 ②			X 0-0 3B		T C B B B X 2-2 L9 ③		F S T B S 1-3 K ③		3 1	0 0	1 0	0 0	0 0	0 1	0 2
Jose Oliva, R (1, 5) OBP: 0.333, SLG: 0.536		X 0-0 2B		B C B B B C B 4-2 BB			B B X 2-0 F7 ①		S X 0-1 G6-3 ①	3	0	1	0	1	0	0
Javy Lopez, R (1, 2) OBP: 0.348, SLG: 0.545		B B F C B X 3-2 F8 ③		S X 0-1 F8 ③			B F F B X 2-2 1B		C B B X 2-1 G6-3 ②	4	0	1	0	0	0	3
Mark Lemke, S (1, 4) OBP: 0.327, SLG: 0.396			F X 0-1 G4-3 ①		X 0-0 CS 1B		B S X 1-1 P7 ②		B C B F X 2-2 G1-3 ③	4	0	1	0	0	0	1
Kent Mercer, L (1, 1) Mike Stanton, L (7, 1) Mark Wohlers, R (7, 1) Steve Bedrosian, R (8, 1)			S S B B S 2-3 K ②		S B C B X 2-2 ① ② G3 1-2		B F F F B S 2-3 K ③			3 0 0 0	0 0 0 0	0 0 0 0	0 0 0 0	0 0 0 0	2 0 0 0	2 0 0 0
Inning Stats	R: 0 E: 0 K: 0 S: 7 H: 0 LOB: 0 BB: 0 P: 11	R: 0 E: 0 K: 0 S: 9 H: 1 LOB: 1 BB: 0 P: 13	R: 0 E: 0 K: 1 S: 6 H: 0 LOB: 0 BB: 0 P: 8	R: 1 E: 0 K: 0 S: 11 H: 2 LOB: 2 BB: 1 P: 18	R: 0 E: 0 K: 0 S: 5 H: 1 LOB: 0 BB: 0 P: 7	R: 1 E: 0 K: 0 S: 9 H: 1 LOB: 0 BB: 0 P: 15	R: 0 E: 0 K: 1 S: 10 H: 1 LOB: 1 BB: 0 P: 17	R: 0 E: 0 K: 2 S: 11 H: 1 LOB: 2 BB: 1 P: 21	R: 0 E: 0 K: 0 S: 7 H: 0 LOB: 0 BB: 0 P: 11	1B: 2 2B: 3 3B: 1 HR: 1 SF: 1 SAC: 0 DP: 0 HBP: 0						

	AB	32
	R	2
	H	7
	RBI	2
	BB	2
	SO	4
	LOB	10

WP: 0 PB: 0 SB: 0 CS: 1 PA: 35

PITCHER		IP	WLS	BF	H	R	ER	SO	BB	IBB	HBP	BLK	WP	HR	S	P	ERA	WHIP
Pete Harnisch, R ERA: 1.89	(1, 1)	7.0		27	6	2	2	2	1	0	0	0	0	1	57	89	2.57	1.000
Doug Henry, R ERA: 4.5	(8, 1)	1.0	W	5	1	0	0	2	0	1	0	0	0	0	11	21	0.00	1.000
John Franco, L ERA: 1.59	(9, 1)	1.0	S	3	0	0	0	0	0	0	0	0	0	0	7	11	0.00	0.000

PITCHER		IP	WLS	BF	H	R	ER	SO	BB	IBB	HBP	BLK	WP	HR	S	P	ERA	WHIP

BOTTOM

Atlanta Braves @ New York Mets

Shea Stadium, Flushing, NY

Wed May 10 1995, 7:05 PM EDT

Att. 12,620 - Unknown - 51 F

Batter	1	2	3	4	5	6	7	8	9	AB	R	H	RBI	BB	SO	LOB
Brett Butler, L (1, 8) OBP: 0.444, SLG: 0.468	3-2 SH1-3 1B		0-0 BB E 1B		3-2 G1-3		0-1 L7	1-0 S 1B 2-3 3-H		5	0	3	1	0	0	2
Edgardo Alfonzo, R (1, 5) OBP: 0.308, SLG: 0.583 Rico Brogna, L (7, PH) OBP: 0.436, SLG: 0.743 (8, 3)	1 SAFE 2-1 SH1-3 ① 1-2		1 SAFE 1-2 E5 BB 1-2			1-1 L8 ① 1-2 2-3	4-1 BB	1-2 K ② 1-2		2 1	0 0	0 0	0 0	0 1	0 1	1 2
Jeff Kent, R (1, 4) OBP: 0.308, SLG: 0.364	2-2 G5-3 ②		4-1 BB 1-2 2-3			0-3 K ② 2-3f	1-0 FC5 ③	0-3 K ③		4	0	0	0	1	2	6
Bobby Bonilla, S (1, 3) OBP: 0.414, SLG: 0.592 (8, 5)	0-0 F7 ③		0-0 F9 ③			2-1 FC6-4 1B		0-3 K 1B BB BB		4	1	1	0	0	1	4
Todd Hundley, S (1, 2) OBP: 0.391, SLG: 0.700		0-0 F8 ①		2-1 L8 ①		2-2 FC6-4 ③ 1-2f		4-0 BB 1B 1B 1-2 BB		3	1	0	0	1	0	1
Carl Everett, S (1, 9) OBP: 0.245, SLG: 0.420		1-3 K ②		3-3 K ②			2-2 G5-3 ① 1-2 2-3	0-0 BB 1B 1-2 2-3 1B		4	1	1	0	0	2	0
Ricky Otero, S (1, 7) OBP: 0.174, SLG: 0.143 Joe Orsulak, L (8, PH) OBP: 0.300, SLG: 0.421 (9, 7)		2-1 G4-3 ③		1-3 K2-3 ③			4-2 BLK 2B BB	4-2 SH5-4 1B 1B 1-2 2-3 3-H BB		2 0	1 1	0 0	0 1	1 1	1 0	0 0
Jose Vizcaino, S (1, 6) OBP: 0.333, SLG: 0.383			3-3 K2-3 ①		3-3 K ①		1 SAFE 0-0 BB 1-H 2B	0-0 1B SH5-4 1-2 2-H 3-H 1B		4	0	2	3	0	2	0
Pete Harnisch, S (1, 1) Kelly Stinnett, R (7, PH) OBP: 0.417, SLG: 0.300 Doug Henry, R (8, 1) David Segui, S (8, PH) OBP: 0.361, SLG: 0.444 John Franco, L (9, 1)			1-3 K ②		0-3 K ②		4-2 FC5 BB BB	1-0 SH5-4 ① 1-2 2-3		2 0 0 0 0	0 0 0 0 0	0 0 0 0 0	0 0 0 0 0	2 1 0 0 0	0 0 0 0 0	0 0 0 0 0
Inning Stats	R: 0 E: 0 K: 0 S: 11 H: 1 LOB: 1 BB: 0 P: 18	R: 0 E: 0 K: 1 S: 6 H: 0 LOB: 0 BB: 0 P: 9	R: 0 E: 1 K: 2 S: 13 H: 1 LOB: 3 BB: 1 P: 22	R: 0 E: 0 K: 2 S: 8 H: 0 LOB: 0 BB: 0 P: 14	R: 0 E: 0 K: 2 S: 12 H: 0 LOB: 0 BB: 0 P: 18	R: 0 E: 0 K: 1 S: 11 H: 1 LOB: 1 BB: 0 P: 16	R: 1 E: 0 K: 0 S: 13 H: 1 LOB: 3 BB: 3 P: 28	R: 4 E: 0 K: 3 S: 15 H: 3 LOB: 2 BB: 2 P: 26		1B: 6 2B: 1 3B: 0 HR: 0		SF: 0 SAC: 2 DP: 0 HBP: 0		WP: 1 PB: 0 SB: 1 CS: 0	PA: 39	

PITCHER		IP	WLS	BF	H	R	ER	SO	BB	IBB	HBP	BLK	WP	HR	S	P	ERA	WHIP
Kent Mercker, L ERA: 4.05	(1, 1)	6.1		25	3	1	1	8	2	0	0	0	0	0	67	109	1.42	0.789
Mike Stanton, L ERA: 4.26	(7, 1)	0.1		3	1	0	0	0	1	0	0	1	0	0	5	9	0.00	6.000
Mark Wohlers, R ERA: 9.0	(7, 1)	0.1	L	6	1	4	4	1	3	0	0	0	1	0	8	21	108.00	12.000
Steve Bedrosian, R ERA: 4.26	(8, 1)	1.0		5	2	0	0	2	0	0	0	0	0	0	9	12	0.00	2.000

PITCHER	IP	WLS	BF	H	R	ER	SO	BB	IBB	HBP	BLK	WP	HR	S	P	ERA	WHIP

livebaseballscorecards.com

AB	31
R	5
H	7
RBI	5
BB	6
SO	11
LOB	16

Atlanta Braves @ New York Mets

Shea Stadium, Flushing, NY

Thu May 11 1995, 7:05 PM EDT

Att. 13,073 - Unknown - 56 F

livebaseballscorecards.com

Batter	1	2	3	4	5	6	7	8	9	AB	R	H	RBI	BB	SO	LOB
Marquis Grissom, R (1, 8) OBP: 0.250, SLG: 0.297	C C C 0-3 ① K		B F F B B X 3-2 2-H 2B		C F F X 0-2 E1 1B			B X 1-0 ① G4-3	S F S 1-3 ③ K	5	0	1	1	0	2	2
Jeff Blauser, R (1, 6) OBP: 0.400, SLG: 0.370	B C X 1-1 ② G6-3		B C F C 1-3 ③ K		C B 1 P B X 3-1 1-3 SAFE 1B			S B C X 1-2 1B		4	0	2	0	0	1	1
10 Chipper Jones, S (1, 7) OBP: 0.354, SLG: 0.400	F B B X 2-1 ③ F9			B B X 2-0 ① G3-1	X 0-0 ③ G3			X 0-0 ② F7		4	0	0	0	0	0	3
Fred McGriff, L (1, 3) OBP: 0.308, SLG: 0.389		C B S F X 1-2 ① G3-1		S C B B X 2-2 ② F9		F X 0-1 ① F7		B X 1-0 ③ L9		4	0	0	0	0	0	1
Dwight Smith, L (1, 9) OBP: 0.435, SLG: 0.714		X 0-0 G5-4-3 1B		X 0-0 HR		B X 1-0 ② L7			S C B F B S 2-3 ① K	4	1	2	1	0	1	0
Jose Oliva, R (1, 5) OBP: 0.351, SLG: 0.625		B F F X 1-2 ② ③ G5-4-3 1-2f		X 0-0 1B		B X 1-0 ③ G1-3			B S B F X 2-2 HR	4	1	2	1	0	0	1
Javy Lopez, R (1, 2) OBP: 0.360, SLG: 0.522			B H 2-0 FC4-6 HBP	C B F B C 2-3 ③ K			S X 0-1 ① P3		S B B B B 4-1 G3-1 1B BB	2	0	0	0	1	1	1
Mark Lemke, S (1, 4) OBP: 0.310, SLG: 0.373 Mike Mordecai, R (8, 4) OBP: 0.250, SLG: 0.250			B F 1 SAFE X 1-1 ① FC4-6 29 SH1-4 1-2f 2B		B X 1-0 ① G4-3		X 0-0 ② F7		C C B B X 2-2 G3-1 1-2 1B	3 1	1 0	0 1	0 0	0 0	0 0	1 0
29 John Smoltz, R (1, 1) Mike Sharperson, R (7, PH) Brad Woodall, S (7, 1) OBP: 1.000, SLG: 1.000 Pedro Borbon, R (8, 1) Mike Kelly, R (9, PH) OBP: 0.222, SLG: 0.167			F B X 1-1 ② SH1-4 1-2		C B B B F X 3-2 ② F8		B B F X 2-1 ③ P2		X 0-0 ② G3-1 1-2 2-3	1 1 0 0 1	0 0 0 0 0	0 0 0 0 0	0 0 0 0 0	0 0 0 0 0	0 0 0 0 2	0 0 0 0 0
Inning Stats	R: 0 E: 0 K: 1 S: 7 H: 0 LOB: 0 BB: 0 P: 10	R: 0 E: 0 K: 0 S: 8 H: 1 LOB: 0 BB: 0 P: 10	R: 1 E: 0 K: 1 S: 10 H: 1 LOB: 0 BB: 0 P: 18	R: 1 E: 0 K: 1 S: 9 H: 2 LOB: 1 BB: 0 P: 15	R: 0 E: 1 K: 0 S: 12 H: 1 LOB: 2 BB: 0 P: 18	R: 0 E: 0 K: 0 S: 4 H: 0 LOB: 0 BB: 0 P: 6	R: 0 E: 0 K: 0 S: 5 H: 0 LOB: 0 BB: 0 P: 7	R: 0 E: 0 K: 0 S: 6 H: 1 LOB: 1 BB: 0 P: 9	R: 1 E: 0 K: 2 S: 15 H: 2 LOB: 2 BB: 1 P: 26	1B: 5 2B: 1 3B: 0 HR: 2 SF: 0 SAC: 1 DP: 1 HBP: 1						

TOP	
AB	34
R	3
H	8
RBI	3
BB	1
SO	5
LOB	12

PITCHER		IP	WLS	BF	H	R	ER	SO	BB	IBB	HBP	BLK	WP	HR	S	P	ERA	WHIP
Bobby Jones, R ERA: 2.28	(1, 1)	8.0	W	31	6	2	2	3	0	0	1	0	0	1	61	93	2.25	0.750
John Franco, L ERA: 2.7	(9, 1)	1.0	S	6	2	1	1	2	1	0	0	0	0	1	15	26	9.00	3.000

PITCHER	IP	WLS	BF	H	R	ER	SO	BB	IBB	HBP	BLK	WP	HR	S	P	ERA	WHIP

Atlanta Braves @ New York Mets

Shea Stadium, Flushing, NY

Thu May 11 1995, 7:05 PM EDT

Att. 13,073 - Unknown - 56 F

BOTTOM

Batter	1	2	3	4	5	6	7	8	9	AB	R	H	RBI	BB	SO	LOB
Brett Butler, L (1, 8) OBP: 0.441, SLG: 0.481	X 0-0 SH5-4 2B 2B	B 1 SAFE C 1 SAFE B F F C 2-3 ③ K		B X 1-0 2-3 1B		C B B B X 3-1 ② F8		B F B S F X 2-2 ① ② G1-4-3 1-2f		5	1	2	0	0	1	2
John Franco, L (9, 1)										0	0	0	0	0	0	0
Jose Vizcaino, S (1, 6) OBP: 0.327, SLG: 0.360	X 0-0 ① SH5-4 2-3		B B B C C B 4-2 2B BB	B B C 1 SAFE B X 3-1 ③ G4-3		B B F C B F X 3-2 ③ F8		X 0-0 ③ F9		3	0	0	0	1	0	2
Rico Brogna, L (1, 3) OBP: 0.465, SLG: 0.769	B X 1-0 G4-3 3-H 2B		C B F B F S 2-3 ① K		B S X 1-1 1B G6-4-3 1B		B B F S B X 3-2 E 1B 1B 1B			4	2	3	1	0	1	1
Bobby Bonilla, S (1, 5) OBP: 0.435, SLG: 0.623	S B B B F F F X 3-2 ② G4-3 2-3		1 SAFE 1 SAFE F B F B X 2-2 1-3 2B		F X 0-1 G6-4-3 1-3 1B		S 1 SAFE X 0-1 E 1-2 1B 1B			4	0	3	0	0	0	1
Jeff Kent, R (1, 4) OBP: 0.286, SLG: 0.333	F S F S 0-3 ③ K		C X 0-1 ② P9		S X 0-1 ① ② G6-4-3 1-2f 3-H		F C X 0-2 E4 WP 1B FC4-6 1-2 2-3			4	1	0	0	0	1	6
Joe Orsulak, L (1, 9) OBP: 0.375, SLG: 0.478 (9, 7)		C B X 1-1 1B SF7 1B	C F B X 1-2 ③ G1-3		B X 1-0 1B 1B		X 0-0 ① FC4-6 1-2 2-H 3-H 1B			4	1	3	1	0	0	2
David Segui, S (1, 7) OBP: 0.400, SLG: 0.467		B 1 SAFE 1 SAFE X 1-0 1-3 1B		B C B B B 4-1 1B SH1-4 BB	F 1 SAFE C X 0-2 1-3 1B		B F B X 2-1 ② FC4-6 1-2f 2-H			3	0	2	1	1	0	1
Ricky Otero, S (7, PR) OBP: 0.174, SLG: 0.143 (8, 7) (9, 8)										0	0	0	0	0	0	0
Todd Hundley, S (1, 2) OBP: 0.360, SLG: 0.651		B X 1-0 ① SF7 3-H		C C B S 1-3 ① K	B X 1-0 ③ G4-3		B B C X 2-1 ③ P3			3	0	0	1	0	1	4
Bobby Jones, R (1, 1) OBP: 0.167, SLG: 0.167		C L L 0-3 ② K		L L X 0-2 ② SH1-4 1-2		B S F B S 2-3 ① K		B C F X 1-2 E5 G1-4-3		2	0	0	0	0	2	1
Edgardo Alfonzo, R (8, PH) OBP: 0.296, SLG: 0.560										1	0	0	0	0	0	0
Carl Everett, S (9, 9) OBP: 0.245, SLG: 0.420										0	0	0	0	0	0	0
Inning Stats	R: 1 E: 0 K: 1 S: 12 H: 2 LOB: 1 BB: 0 P: 16	R: 1 E: 0 K: 2 S: 12 H: 2 LOB: 1 BB: 0 P: 17	R: 0 E: 0 K: 1 S: 14 H: 1 LOB: 2 BB: 1 P: 23	R: 0 E: 0 K: 1 S: 10 H: 1 LOB: 2 BB: 1 P: 19	R: 1 E: 0 K: 0 S: 11 H: 4 LOB: 2 BB: 0 P: 14	R: 0 E: 0 K: 1 S: 9 H: 0 LOB: 0 BB: 0 P: 17	R: 2 E: 1 K: 0 S: 13 H: 3 LOB: 1 BB: 0 P: 20	R: 0 E: 1 K: 0 S: 8 H: 0 LOB: 0 BB: 0 P: 11		1B: 10 2B: 3 3B: 0 HR: 0 SF: 1 SAC: 2 DP: 2 HBP: 0						

livebaseballscorecards.com

AB	33
R	5
H	13
RBI	4
BB	2
SO	6
LOB	20

WP: 1 PA: 38
PB: 0
SB: 0
CS: 0

PITCHER		IP	WLS	BF	H	R	ER	SO	BB	IBB	HBP	BLK	WP	HR	S	P	ERA	WHIP
29 John Smoltz, R ERA: 3.38	(1, 1)	6.0	L	29	10	3	3	6	2	0	0	0	0	0	68	106	4.50	2.000
Brad Woodall, L ERA: 9.0	(7, 1)	1.0		6	3	2	1	0	0	0	0	0	1	0	13	20	9.00	3.000
Pedro Borbon, L ERA: 6.75	(8, 1)	1.0		3	0	0	0	0	0	0	0	0	0	0	8	11	0.00	0.000

PITCHER	IP	WLS	BF	H	R	ER	SO	BB	IBB	HBP	BLK	WP	HR	S	P	ERA	WHIP

Batter	1	2	3	4	5	6	7	8	9	AB	R	H	RBI	BB	SO	LOB
Sean Berry, R (1, 5) OBP: 0.361, SLG: 0.419	C F B F F F B X 2-2 G4-3 ①		B F F X 1-2 F9 ②			X 0-0 2B 2B	B S S X 1-2 G3 ①		X 0-0 E5 CS	5	1	1	0	0	0	1
Wil Cordero, R (1, 6) OBP: 0.343, SLG: 0.431	B X 1-0 L6 ②		B C X 1-1 L4-3 ③			X 0-0 F9 2B 2-H 2B	B C B F X 2-2 E1 E 1B 2-3		B S S S B B S 3-3 K ② ③ 1-2	5	1	1	1	0	1	2
Roberto Kelly, R (1, 8) OBP: 0.294, SLG: 0.369	C B X 1-1 G6-3 ③			C B B X 2-1 F9 ①		B B X 2-0 F9 ① 2-3	B F F 1 SAFE 1 SAFE F F S 1-3 K ②			4	0	0	0	0	1	3
Moises Alou, R (1, 9) OBP: 0.397, SLG: 0.556		X 0-0 G5-3 ①		X 0-0 E6 G5-4-3		X 0-0 HR 2B 3-H	X 0-0 E4 ③ 1B 1-H 3-H			4	1	2	2	0	0	0
Rondell White, R (1, 7) OBP: 0.424, SLG: 0.793		B C F X 1-2 3B 2B		X 0-0 G5-4-3 ② ③ 1-2f		B 2 SAFE B C 2 B B 4-1 HR BB		C C B B B X 3-2 1B 2B		3	3	2	0	1	0	1
Shane Andrews, R (1, 3) OBP: 0.344, SLG: 0.724		B 2 SAFE C X 1-1 SF7 2-H 3B			B X 1-0 F8 ①	F B X 1-1 P3 ②		X 0-0 ① 2-H 1B		3	1	1	1	0	0	2
Cliff Floyd, L (7, 3) OBP: 0.313, SLG: 0.310										1	0	1	1	0	0	0
Mike Lansing, R (1, 4) OBP: 0.290, SLG: 0.291		B X 1-0 SF7 ② 3-H			B B C X 2-1 G5-3 ②	S C X 0-2 HR 1-H 2-H		X 0-0 G4-3 ②		3	1	1	4	0	0	0
Tim Spehr, R (1, 2) OBP: 0.500, SLG: 1.143		C B B X 2-1 G5-3 ③			F B C X 1-2 2B	X 0-0 G6-3 ③		B B C X 2-1 F8 ③		4	0	1	0	0	0	0
Jeff Fassero, L (1, 1)			S F C 0-3 K ①		F F C 0-3 K ③		B C B C F B B 4-2 E G3 E BB		C F B X 1-2 G5-3 ①	2	1	0	0	1	2	1
Jeff Shaw, R (7, 1)										0	0	0	0	0	0	0
Tim Scott, R (8, 1)										1	0	0	0	0	0	0
Inning Stats	R: 0 E: 0 K: 0 S: 9 H: 0 LOB: 0 BB: 0 P: 13	R: 2 E: 0 K: 0 S: 9 H: 2 LOB: 0 BB: 0 P: 14	R: 0 E: 0 K: 1 S: 8 H: 0 LOB: 0 BB: 0 P: 10	R: 0 E: 1 K: 0 S: 4 H: 0 LOB: 0 BB: 0 P: 6	R: 0 E: 0 K: 1 S: 9 H: 1 LOB: 1 BB: 0 P: 13	R: 5 E: 0 K: 0 S: 11 H: 4 LOB: 0 BB: 1 P: 18	R: 1 E: 2 K: 1 S: 15 H: 1 LOB: 1 BB: 1 P: 23	R: 1 E: 0 K: 0 S: 7 H: 2 LOB: 0 BB: 0 P: 12	R: 0 E: 1 K: 1 S: 7 H: 0 LOB: 1 BB: 0 P: 11	1B: 2 2B: 7 3B: 1 HR: 1 SF: 1 SAC: 0 DP: 2 HBP: 0						

TOP

Montreal Expos @ New York Mets

Shea Stadium, Flushing, NY

Fri May 12 1995, 7:05 PM EDT

Att. 14,385 - Unknown - 61 F

livebaseballscorecards.com

AB	35
R	9
H	10
RBI	9
BB	2
SO	4
LOB	10

PITCHER		IP	WLS	BF	H	R	ER	SO	BB	IBB	HBP	BLK	WP	HR	S	P	ERA	WHIP
Jason Jacome, L ERA: 9.68	(1, 1)	5.2	L	25	7	7	7	2	1	0	0	0	0	1	49	73	11.12	1.412
Blas Minor, R ERA: 2.84	(6, 1)	0.1		1	0	0	0	0	0	0	0	0	0	0	1	1	0.00	0.000
Kevin Lomon, R ERA: 8.44	(7, 1)	2.0		9	3	2	1	1	1	0	0	0	0	0	22	35	4.50	2.000
Jerry Dipoto, R ERA: 11.05	(9, 1)	1.0		3	0	0	0	1	0	0	0	0	0	0	7	11	0.00	0.000

PITCHER	IP	WLS	BF	H	R	ER	SO	BB	IBB	HBP	BLK	WP	HR	S	P	ERA	WHIP

WP: 0	PA: 38
PB: 0	
SB: 0	
CS: 1	

Batter	1	2	3	4	5	6	7	8	9	AB	R	H	RBI	BB	SO	LOB
Ricky Otero, S (1, 8) OBP: 0.179, SLG: 0.154	B C F S 1-3 K ①	C F X 0-2 1B 1B		B F M B X 2-2 G5-3 ①		C X 0-1 P4 ③		C B B C B X 3-2 FC6-4 ① G4-1 1-2f 2-3 3-H		5	0	1	1	0	1	3
Jose Vizcaino, S (1, 6) OBP: 0.317, SLG: 0.345	C X 0-1 E6 1B 1B	1 SAFE 1 SAFE B 1 SAFE 1 F X 1-1 1B 1-3		B B B C X 3-1 F9 ②			B B C B C F X 3-2 E6 1B	F B F F X 1-2 G4-1 ② 1-2 3-H		5	1	1	1	0	0	1
Jeff Kent, R (1, 4) OBP: 0.295, SLG: 0.340	B 1 SAFE F X 1-1 1B 1B BB 1B 1-3	B C 1 SAFE F X 1-2 F9 ③		X 0-0 L9 ③			S B X 1-1 1B 1-2	X 0-0 G5-3 ③		5	1	2	0	0	0	3
Bobby Bonilla, S (1, 3) OBP: 0.448, SLG: 0.724 (8, 5)	B X 1-0 BB 1B P3-2 1B 1-2 3-H		B S B B X 2-1 HR		B X 1-0 G2-3 ①		F B F B S 2-3 K ①		C B S F B X 2-2 HR	5	2	3	3	0	1	2
Edgardo Alfonzo, R (1, 5) OBP: 0.333, SLG: 0.607 Rico Brogna, L (7, PH) OBP: 0.444, SLG: 0.732 (8, 3)	B B X 2-0 BB 1B 1-2 2-3		C B X 1-1 SH1-3 2B		S S S 0-3 K2-3 ②		S B S S 1-3 K ②		B F F F B F X 2-2 F7 ①	3 2	0 0	2 0	0 0	0 0	1 1	0 2
David Segui, S (1, 7) OBP: 0.386, SLG: 0.424	S B C B B B 4-2 BB 1-2 2-3 3-H		X 0-0 SH1-3 ① 2-3		S B S B F F C 2-3 K ③		B B C F F F S 2-3 K ③		B F S B F F X 2-2 G4-3 ②	3	0	0	1	1	2	2
Carl Everett, S (1, 9) OBP: 0.246, SLG: 0.407 Jerry Dipoto, R (9, 1) Bill Spiers, L (9, PH) OBP: 0.250, SLG: 0.143	S S X 0-2 P3-2 ② ③ 3-Hf		S S B B B S 2-3 K ②			C X 0-1 L8 ①		X 0-0 1B FC6-4 1B	X 0-0 P5 ③	4 0 1	1 0 0	1 0 0	0 0 0	0 0 0	1 0 0	4 0 0
Kelly Stinnett, R (1, 2) OBP: 0.400, SLG: 0.250 Todd Hundley, S (8, PH) OBP: 0.373, SLG: 0.659 (9, 2)		S X 0-1 G5-3 ①	I I I I 4-0 IBB			F S B B X 2-2 G5-3 ②		C C X 0-2 FC6-4 1B G4-1 1B 1-2		2 1	0 1	0 1	0 0	1 0	0 0	0 0
Jason Jacome, L (1, 1) Blas Minor, R (6, 1) Brook Fordyce, R (6, PH) OBP: 0.667, SLG: 1.000 Kevin Lomon, R (7, 1) Joe Orsulak, L (8, PH) OBP: 0.400, SLG: 0.500 (9, 9)		F C S 0-3 K ②	S S B C 1-3 K ③			X 0-0 2B		B C F B B X 3-2 FC6-4 1-2 2-3 1B		2 0 1 0 1	0 0 0 0 0	0 0 1 0 1	0 0 0 0 0	0 0 0 0 0	2 0 0 0 0	2 0 0 0 0
Inning Stats	R: 2 E: 1 K: 1 S: 14 H: 3 LOB: 2 BB: 1 P: 23	R: 0 E: 0 K: 1 S: 13 H: 2 LOB: 2 BB: 0 P: 15	R: 1 E: 0 K: 2 S: 11 H: 2 LOB: 2 BB: 1 P: 21	R: 0 E: 0 K: 0 S: 6 H: 0 LOB: 0 BB: 0 P: 11	R: 0 E: 0 K: 2 S: 9 H: 0 LOB: 0 BB: 0 P: 12	R: 0 E: 0 K: 0 S: 8 H: 1 LOB: 1 BB: 0 P: 10	R: 0 E: 1 K: 3 S: 17 H: 1 LOB: 2 BB: 0 P: 26	R: 2 E: 0 K: 0 S: 14 H: 3 LOB: 1 BB: 0 P: 21	R: 1 E: 0 K: 0 S: 15 H: 1 LOB: 0 BB: 0 P: 21	1B: 9 2B: 3 3B: 0 HR: 2 SF: 0 SAC: 1 DP: 1 HBP: 0						

PITCHER		IP	WLS	BF	H	R	ER	SO	BB	IBB	HBP	BLK	WP	HR	S	P	ERA	WHIP
Jeff Fassero, L ERA: 3.52	(1, 1)	6.0	W	30	9	3	2	6	1	1	0	0	0	1	67	102	3.00	1.667
Jeff Shaw, R ERA: 7.15	(7, 1)	1.0		6	3	2	2	3	0	0	0	0	0	0	18	26	18.00	3.000
Tim Scott, R ERA: 2.0	(8, 1)	2.0		7	1	1	1	0	0	0	0	0	0	1	22	32	4.50	0.500

PITCHER	IP	WLS	BF	H	R	ER	SO	BB	IBB	HBP	BLK	WP	HR	S	P	ERA	WHIP

BOTTOM

Montreal Expos @ New York Mets

Shea Stadium, Flushing, NY

Fri May 12 1995, 7:05 PM EDT

Att. 14,385 - Unknown - 61 F

livebaseballscorecards.com

AB	40
R	6
H	13
RBI	6
BB	2
SO	9
LOB	19

WP: 0 PA: 43
PB: 0
SB: 0
CS: 0

Batter	1	2	3	4	5	6	7	8	9	AB	R	H	RBI	BB	SO	LOB
Tony Tarasco, L (1, 9) OBP: 0.466, SLG: 0.698	C L X 0-2 ① G4-3		C B X 1-1 ③ F8			X 0-0 G6-3 1B	B X 1-0 ③ G4-3		X 0-0 2B	5	0	2	0	0	0	0
Wil Cordero, R (1, 6) OBP: 0.320, SLG: 0.400	B X 1-0 ② G5-3			B C X 1-1 ① G5-3		1 SAFE 1 SAFE B X 1-0 ① G6-3 1-2		F F B S 1-3 ① K	B X 1-0 ② G6-3	5	0	0	0	0	1	2
Cliff Floyd, L (1, 3) OBP: 0.283, SLG: 0.277	C X 0-1 ③ L8			S B X 1-1 ② P5		C B F B S 2-3 ② K		C B F F S 1-3 K 2B SF9	C B X 1-1 ③ G4-3	5	1	0	0	0	2	2
Moises Alou, R (1, 8) OBP: 0.403, SLG: 0.561		F B B F X 2-2 ① F9		B B S B F S 3-3 ③ K		B B B C C B 4-2 BB		B X 1-0 SF9 1-3 HR 2B		3	1	1	0	1	1	0
Darrin Fletcher, L (1, 2) OBP: 0.348, SLG: 0.425 Chad Fonville, S (8, PR) OBP: 0.375, SLG: 0.375 Tim Spehr, R (8, 2) OBP: 0.500, SLG: 1.143		B C B F X 2-2 ② G4-3			C X 0-1 2B 1B	S B B F B F X 3-2 ③ F9		I I I I 4-0 HR IBB		3 0 0	0 1 0	1 0 0	0 0 0	1 0 0	0 0 0	2 0 0
Rondell White, R (1, 7) OBP: 0.432, SLG: 0.774		B C B B B 4-1 BB			B B X 2-0 ① L8		X 0-0 2B 1B	B X 1-0 ② SF9 2-3 3-H		2	1	1	1	1	0	1
Mike Lansing, R (1, 4) OBP: 0.303, SLG: 0.373		1 SAFE 1 SAFE B X 1-0 ③ L7			B X 1-0 ② F8		F 1 SAFE B 1 SAFE C 1 SAFE B 1 SAFE 1 SAFE 2-2 F8 1-H SF9 2B	B X 1-0 1-H 3-H HR		4	2	2	4	0	0	2
Mark Grudzielanek, R (1, 5) OBP: 0.357, SLG: 0.500			X 0-0 ① F8		C B X 1-1 1-3 2B		X 0-0 ① F8 2-3	B X 1-0 ③ F9		4	0	1	0	0	0	2
Pedro Martinez, R (1, 1) Luis Aquino, R (7, 1) OBP: 0.333, SLG: 0.333			B C F X 1-2 ② G6-3		C X 0-1 ③ P4		B X 1-0 ② SF9 3-H		B F F B X 2-2 ① F9	2 1	0 0	0 0	1 0	0 0	0 0	2 0
Inning Stats	R: 0 E: 0 K: 0 S: 6 H: 0 LOB: 0 BB: 0 P: 7	R: 0 E: 0 K: 0 S: 8 H: 0 LOB: 1 BB: 1 P: 17	R: 0 E: 0 K: 0 S: 6 H: 0 LOB: 0 BB: 0 P: 8	R: 0 E: 0 K: 1 S: 7 H: 0 LOB: 0 BB: 0 P: 12	R: 0 E: 0 K: 0 S: 8 H: 2 LOB: 2 BB: 0 P: 12	R: 0 E: 0 K: 1 S: 11 H: 1 LOB: 2 BB: 1 P: 21	R: 2 E: 0 K: 0 S: 7 H: 2 LOB: 0 BB: 0 P: 11	R: 4 E: 0 K: 2 S: 11 H: 2 LOB: 1 BB: 1 P: 21	R: 0 E: 0 K: 0 S: 7 H: 1 LOB: 1 BB: 0 P: 11	1B: 3 2B: 4 3B: 0 HR: 1 SF: 2 SAC: 0 DP: 0 HBP: 0						

TOP

Montreal Expos @ New York Mets

Shea Stadium, Flushing, NY

Sat May 13 1995, 3:33 AM EDT

Att. 21,184 - Cloudy - 69 F

livebaseballscorecards.com

AB	34
R	6
H	8
RBI	6
BB	3
SO	4
LOB	13

WP: 1 PA: 39
PB: 0
SB: 0
CS: 0

PITCHER		IP	WLS	BF	H	R	ER	SO	BB	IBB	HBP	BLK	WP	HR	S	P	ERA	WHIP
Dave Mlicki, R ERA: 1.46	(1, 1)	6.0		23	3	0	0	2	2	0	0	0	0	0	46	77	0.00	0.833
Josias Manzanillo, R ERA: 13.0	(7, 1)	1.1	L	9	3	5	5	2	0	1	0	0	1	0	15	26	33.75	2.250
Doug Henry, R ERA: 5.4	(8, 1)	0.2		3	1	1	1	0	0	0	0	0	0	1	3	6	13.50	1.500
Eric Gunderson, L ERA: 5.79	(9, 1)	1.0		4	1	0	0	0	0	0	0	0	0	0	7	11	0.00	1.000

PITCHER	IP	WLS	BF	H	R	ER	SO	BB	IBB	HBP	BLK	WP	HR	S	P	ERA	WHIP

Montreal Expos @ New York Mets

Shea Stadium, Flushing, NY

Sat May 13 1995, 3:33 AM EDT

Att. 21,184 - Cloudy - 69 F

livebaseballscorecards.com

BOTTOM

Batter	1	2	3	4	5	6	7	8	9	AB	R	H	RBI	BB	SO	LOB
Brett Butler, L (1, 8) OBP: 0.460, SLG: 0.481	BBBB 4-0 1B BB		CMBX 1-2 ③ F7			CBBFFX 2-2 1B		CCBBBB 4-2 BB		2	0	1	0	2	0	0
Jose Vizcaino, S (1, 6) OBP: 0.313, SLG: 0.339	FX 0-1 ① 1-3 1B			BCBBCS 3-3 ① K		1 SAFE B 1 SAFE FS 1 SAFE BX 2-2 ③ G6-3		BCX 1-1 ② F7		4	0	1	0	0	1	3
Rico Brogna, L (1, 3) OBP: 0.408, SLG: 0.667	BBX 2-0 ② P6			LCFX 0-2 ② P4			CCBX 1-2 ① F7	BFX 1-1 ③ P5		4	0	0	0	0	0	3
Bobby Bonilla, S (1, 5) OBP: 0.437, SLG: 0.694	SC 1 SAFE 1 SAFE FBF 1 SAFE B 2-2 X ③ F7			CBFX 1-2 ③ G4-3			SBFBFBX 3-2 ② F7		BTFBFX 2-2 G4-3 1B 1B	4	0	1	0	0	0	1
Joe Orsulak, L (1, 9) OBP: 0.448, SLG: 0.593		CBX 1-1 ① F7			BBBCB 4-1 CS BB		X 0-0 1B 3B		LFBBBX 3-2 G4-3 1-2 1B	3	1	2	0	1	0	0
Jeff Kent, R (1, 4) OBP: 0.297, SLG: 0.339 Doug Henry, R (8, 1) Eric Gunderson, R (9, 1) Carl Everett, S (9, PH) OBP: 0.241, SLG: 0.400		X 0-0 ② F9			1 SAFE 1 SAFE SFBBBFF 3-2 X ①② G5-3 1-2		BX 1-0 3-H 1B		BBTLBFX 3-2 ① G4-3 1-2 2-3	3 0 0 1	0 0 0 0	1 0 0 0	1 0 0 0	0 0 0 0	0 0 0 2	1 0 0 2
Todd Hundley, S (1, 2) OBP: 0.345, SLG: 0.604		BCX 1-1 ③ P3			CCX 0-2 ③ L4		1 SAFE SBX 1-1 ③ P4		SSS 0-3 ② K	4	0	0	0	0	1	3
David Segui, S (1, 7) OBP: 0.375, SLG: 0.432			FBBBBFFX 3-2 ① G1-3			TBBX 2-1 ① G5-3		SBBBX 2-1 2B	CBX 1-1 ③ P6	4	0	1	0	0	0	2
Dave Mlicki, R (1, 1) Bill Spiers, L (6, PH) OBP: 0.222, SLG: 0.125 Josias Manzanillo, R (7, 1) Tim Bogar, R (8, 4) OBP: 0.182, SLG: 0.182			CCS 0-3 ② K			BCLBX 2-2 ② L3		CFFBFFX 1-2 ① G5-3		1 1 0 1	0 0 0 0	0 0 0 0	0 0 0 0	0 0 0 0	1 0 0 0	0 0 0 1
Inning Stats	R: 0 H: 1 E: 0 LOB: 1 K: 0 BB: 1 S: 8 P: 16	R: 0 H: 0 E: 0 LOB: 0 K: 0 BB: 0 S: 5 P: 7	R: 0 H: 0 E: 0 LOB: 0 K: 1 BB: 0 S: 10 P: 14	R: 0 H: 0 E: 0 LOB: 0 K: 1 BB: 0 S: 10 P: 14	R: 0 H: 0 E: 0 LOB: 0 K: 0 BB: 1 S: 9 P: 16	R: 0 H: 1 E: 0 LOB: 1 K: 0 BB: 0 S: 12 P: 20	R: 1 H: 2 E: 0 LOB: 1 K: 0 BB: 0 S: 11 P: 17	R: 0 H: 1 E: 0 LOB: 2 K: 0 BB: 1 S: 14 P: 23	R: 0 H: 2 E: 0 LOB: 2 K: 1 BB: 0 S: 16 P: 25	1B: 5 SF: 0 2B: 1 SAC: 0 3B: 1 DP: 0 HR: 0 HBP: 0						WP: 0 PA: 35 PB: 0 SB: 0 CS: 1

	AB	32
	R	1
	H	7
	RBI	1
	BB	3
	SO	3
	LOB	16

PITCHER		IP	WLS	BF	H	R	ER	SO	BB	IBB	HBP	BLK	WP	HR	S	P	ERA	WHIP
Pedro Martinez, R ERA: 2.03	(1, 1)	6.2	W	24	4	1	1	2	2	0	0	0	0	0	63	101	1.35	0.900
Luis Aquino, R ERA: 4.5	(7, 1)	2.1	S	11	3	0	0	1	1	0	0	0	0	0	32	51	0.00	1.714

PITCHER	IP	WLS	BF	H	R	ER	SO	BB	IBB	HBP	BLK	WP	HR	S	P	ERA	WHIP

Batter	1	2	3	4	5	6	7	8	9	10	11	12	13	AB	R	H	RBI	BB	SO	LOB
Tony Tarasco, L OBP: 0.444, SLG: 0.649 (1, 9)	X 0-0 P6 ①		C B B C X 2-2 G3 ③			C C B X 1-2 P5 ①		B B F B X 3-1 FC4-6 ② 1-2f		1 SAFE X 0-0 SH1-3 ① 1-2		I I I 4-0 SH5-4 IBB		4	0	0	0	1	0	1
Wil Cordero, R OBP: 0.300, SLG: 0.373 (1, 6)	C X 0-1 G1-3 ②			B X 1-0 G5-3 ①		B C B X 2-1 G6-3 ②		C C 1 SAFE S 0-3 K ③		X 0-0 G3-1 ② 2-3		L X 0-1 SH5-4 ① 1-2 2-3		5	0	0	0	0	1	2
Roberto Kelly, R OBP: 0.311, SLG: 0.362 (1, 8)	F B S X 1-2 G5-3 ③			C F X 0-2 F7 ②		F F B F X 1-2 FC6-4 1B			X 0-0 G6-3 ①	B B B B 4-0 S BB		I I I 4-0 IBB		4	0	1	0	2	0	0
Moises Alou, R OBP: 0.408, SLG: 0.557 (1, 7) Lou Frazier, S OBP: 0.100, SLG: 0.100 (9, PR) (9, 7)	S F X 0-2 BB 1B			F X 0-1 L4 ③		X 0-0 FC6-4 ③ 1-2f			S F B X 1-2 FC6 1B 1B	C F B B F X 2-2 G6-3 ③ 1-2		B F C C 1-3 K ②		4 2	0 1	2 0	0 0	0 1	0 5	1 5
Darrin Fletcher, L (1, 2) Rondell White, R (9, PH) Jeff Shaw, R (9, ?) Bryan Eversgerd, R (9, ?) Chad Fonville, S (10, PR) Reid Cornelius, R (10, ?) Tim Laker, R (10, PH) Ugueth Urbina, R (10, ?) Mel Rojas, R (10, ?)	C F C 0-3 K ①		B F X 1-1 FC3-6 BB SF7 1B	B X 1-0 F8 ①					1 SAFE 1 SAFE 1 SAFE 1 SAFE 1 SAFE B B C S 2-2 1 SAFE X FC6 FC4-6 1B 1-2		B C B C X 2-2 G6-4-3 1B	B S F B X 2-2 G1-3 ③		3 1 0 0 1 0 1 0 1	1 1 0 0 0 0 0 0 0	1 0 0 0 1 0 0 0 0	0 0 0 0 0 0 0 0 0	0 0 0 0 0 0 0 0 0	1 0 0 0 0 0 0 0 0	1 0 0 0 0 0 3 0 0
Mike Lansing, R OBP: 0.333, SLG: 0.381 (1, 4)	B 1 SAFE S B B B F B 4-2 BB 1-2		B C B B F B F B 4-2 FC3-6 BB 1-2				B C X 1-1 L5 ②		C B F B F X 2-2 FC4-6 1B 1-2 2-H	1 SAFE L 1 SAFE L B B X 2-2 G6-4-3 ① ② 1-2f			B B X 2-0 WP SH3 G3 1B	4	1	2	1	2	0	1
Cliff Floyd, L OBP: 0.268, SLG: 0.260 (1, 3) Shane Andrews, R OBP: 0.353, SLG: 0.700 (9, PH) (9, 3)	C 1 SAFE F B 1 SAFE B B B F X 3-2 G4-3 ③		X 0-0 FC3-6 ① 1-2f 2-3				X 0-0 G4-3 ③		X 0-0 FC4-6 ② 1-2f 2-3		B B C F B F B 4-2 BB		1 SAFE 1 SAFE X 0-0 SH3 ① 1-2	3 1	0 0	0 0	0 1	0 0	0 2	3 2
Sean Berry, R OBP: 0.359, SLG: 0.406 (1, 5) Mark Grudzielanek, R OBP: 0.323, SLG: 0.448 (9, PH) (9, 5)	X 0-0 G5-3 ①		C X 0-1 SF7 ② 3-H					B B B B 4-0 CS BB	B S X 2-1 L6 ③		B S F B S 2-3 K ③		F B X 1-1 G3 ② 2-H	1 3	0 0	0 0	1 1	1 0	0 1	0 3
Butch Henry, L (1, 1) Tim Scott, R (7, 1) OBP: 0.333, SLG: 0.333 Tim Spehr, R (9, 2) OBP: 0.545, SLG: 1.111	F C F B C 1-3 K ②		F B S C 1-3 K ③					1 SAFE B B X 1-1 FC4-6 ① 1-2		B B C S F F F B 4-2 G3-1 SH1-3 BB		C C B B B X 3-2 SH5-4 2B	C F X 0-2 G4-3 ③	2 1 2	0 0 0	0 1 1	0 0 0	0 0 1	2 0 0	1 0 0
Inning Stats	R: 0 E: 0 K: 0 S: 6 H: 0 LOB: 0 BB: 0 P: 7	R: 0 E: 0 K: 1 S: 12 H: 1 LOB: 1 BB: 1 P: 19	R: 0 E: 0 K: 1 S: 8 H: 0 LOB: 0 BB: 0 P: 11	R: 0 E: 0 K: 0 S: 6 H: 0 LOB: 0 BB: 0 P: 7	R: 1 E: 0 K: 1 S: 11 H: 1 LOB: 1 BB: 1 P: 17	R: 0 E: 0 K: 0 S: 11 H: 1 LOB: 1 BB: 0 P: 15	R: 0 E: 0 K: 0 S: 4 H: 0 LOB: 0 BB: 0 P: 6	R: 0 E: 0 K: 1 S: 7 H: 1 LOB: 1 BB: 1 P: 15	R: 1 E: 0 K: 0 S: 14 H: 2 LOB: 2 BB: 0 P: 21	R: 0 E: 0 K: 0 S: 14 H: 0 LOB: 2 BB: 2 P: 24	R: 0 E: 0 K: 1 S: 13 H: 1 LOB: 1 BB: 1 P: 23	R: 0 E: 0 K: 1 S: 11 H: 1 LOB: 3 BB: 2 P: 25	R: 1 E: 0 K: 0 S: 7 H: 1 LOB: 0 BB: 0 P: 10	1B: 8 2B: 1 3B: 0 HR: 0	SF: 1 SAC: 3 DP: 1 HBP: 0		WP: 1 PB: 0 SB: 1 CS: 1		PA: 54	

PITCHER		IP	WLS	BF	H	R	ER	SO	BB	IBB	HBP	BLK	WP	HR	S	P	ERA	WHIP
Bret Saberhagen, R ERA: 4.5	(1, 1)	7.0		25	3	1	1	3	2	0	0	0	0	0	58	82	1.29	0.714
Doug Henry, R ERA: 5.14	(8, 1)	0.1		2	1	0	0	0	1	0	0	0	0	0	2	7	0.00	6.000
Eric Gunderson, L ERA: 5.06	(8, 1)	0.2		2	0	0	0	1	0	0	0	0	0	0	5	8	0.00	0.000
John Franco, L ERA: 3.52	(9, 1)	1.0		6	2	1	1	0	0	0	0	0	0	0	14	21	9.00	2.000
Blas Minor, R ERA: 2.16	(10, 1)	2.0		9	1	0	0	1	3	0	0	0	0	0	27	47	0.00	2.000

PITCHER		IP	WLS	BF	H	R	ER	SO	BB	IBB	HBP	BLK	WP	HR	S	P	ERA	WHIP
Jerry Dipoto, R ERA: 9.64	(12, 1)	2.0	L	10	2	1	1	1	0	2	0	0	1	0	18	35	4.50	1.000

TOP

Montreal Expos @ New York Mets

Shea Stadium, Flushing, NY

Sun May 14 1995, 7:05 PM EDT

Att. 14,300 - Unknown - 56 F

livebaseballscorecards.com

AB	42
R	3
H	9
RBI	3
BB	8
SO	6
LOB	24

Batter	1	2	3	4	5	6	7	8	9	10	11	12	13	AB	R	H	RBI	BB	SO	LOB
Brett Butler, L (1, 8) OBP: 0.426, SLG: 0.441	X 0-0 E6 G4-3 SH1-3		B C B L C 2-3 K			C B X 1-1 G5-3		X 0-0 G4-3		X 0-0 SH2-3 1-2		B B C X 2-1 B5-3		5	0	0	0	0	1	0
Jose Vizcaino, S (1, 6) OBP: 0.304, SLG: 0.359	1 SAFE 1 B X 1-0 SH1-3 1-2			S C X 0-2 G4-3		C X 0-1 F8		C X 0-1 HR 3B		X 0-0 G4-3 2-3		B B X 2-0 F8		5	1	1	0	0	0	1
Rico Brogna, L (1, 3) OBP: 0.400, SLG: 0.686 Tim Bogar, R (13, PR) OBP: 0.182, SLG: 0.182	B F B F X 2-2 G4-3 2-3			B C X 1-1 F8		F B C B X 2-2 F9		S X 0-1 HR 3-H		F B X 1-1 F8			B S B X 2-1 G4-6-3 1B	6 0	1 0	2 0	2 0	0 0	0 0	2 0
Bobby Bonilla, S (1, 5) OBP: 0.416, SLG: 0.647	X 0-0 F8			B X 1-0 G5-3			X 0-0 F7	F C X 0-2 F7			B S B X 2-1 CS 1B		B S F B B X 3-2 G4-6-3 1-2f	6	0	1	0	0	0	2
Jeff Kent, R (1, 4) OBP: 0.286, SLG: 0.323		F X 0-1 F9			F B B F F X 2-2 E3 G1-4-3 1B		F X 0-1 HBP 1B 1B	C B B F C 2-3 K			1 SAFE S S S F X 1-2 F7 1-2		C S X 0-2 G5-3	6	0	1	0	0	1	2
Todd Hundley, S (1, 2) OBP: 0.367, SLG: 0.596		B S C C C 1-3 K				X 0-0 G1-4-3 1-2 1B	C B 1 SAFE X 1-1 HBP 1-2 1B		B S F T 1-2 K		B C B C B B 4-2 HBP BB			4	0	2	0	1	2	0
Carl Everett, S (1 for 4, 1 R, 1 BB) Edgardo Alfonzo, R (2 for 4, 1 HR, 1 RBI) Doug Henry, R Eric Gunderson, R John Franco, L Bill Spiers, L (1 for 3, 1 RBI, 1 BB, 0 K) Blas Minor, R Kelly Stinnett, R (1 for 3, 1 RBI) Jerry Dipoto, R		B X 1-0 G5-3			C X 0-1 G1-4-3 1-2f 2-3		C C H 1-2 1-2 2-3 HBP		B B B B 4-0 CS BB		B H 2-0 1-2 HBP			2 0 0 0 0 0 0 0 0	0 0 0 0 0 0 0 0 0	0 0 0 0 0 0 0 0 0	0 0 0 0 0 1 0 0 0	0 0 0 0 0 0 0 0 0	0 0 0 0 0 0 0 0 0	2 0 0 0 0 0 0 0 0
Ricky Otero, S (1, 7) OBP: 0.200, SLG: 0.148 David Segui, S (7, PH) OBP: 0.353, SLG: 0.400 (8, 7)			C C B X 1-2 G5-3		B B B B 4-0 S BB		F C B X 1-2 P5		B 1 SAFE 1 SAFE 1 SAFE B F B F F 3-3 K 1-2		B T F X 1-2 G3-1			1 3	0 0	0 0	0 0	1 0	0 1	0 6
Bret Saberhagen, R (1, 1) OBP: 0.333, SLG: 0.500 Joe Orsulak, L (7, PH) OBP: 0.438, SLG: 0.567 (8, 9)			B C B S F B B F C 3-3 K		C 1 SAFE F B B B X 2-2 G6-3 1-2		X 0-0 F9			B C B C F X 2-2 G4-3 SH2-3 1B		B X 1-0 P4		2 3	0 0	0 1	0 0	0 0	1 0	2 3
Inning Stats	R: 0 H: 0 E: 1 LOB: 1 K: 0 BB: 0 S: 6 P: 9	R: 0 H: 0 E: 0 LOB: 0 K: 1 BB: 0 S: 6 P: 8	R: 0 H: 0 E: 0 LOB: 0 K: 2 BB: 0 S: 11 P: 17	R: 0 H: 0 E: 0 LOB: 0 K: 0 BB: 0 S: 6 P: 8	R: 0 H: 0 E: 1 LOB: 2 K: 0 BB: 1 S: 10 P: 18	R: 0 H: 0 E: 0 LOB: 0 K: 0 BB: 0 S: 7 P: 10	R: 0 H: 2 E: 0 LOB: 3 K: 0 BB: 0 S: 11 P: 14	R: 2 H: 2 E: 0 LOB: 0 K: 1 BB: 0 S: 11 P: 13	R: 0 H: 0 E: 0 LOB: 1 K: 2 BB: 1 S: 7 P: 15	R: 0 H: 1 E: 0 LOB: 1 K: 0 BB: 0 S: 8 P: 11	R: 0 H: 1 E: 0 LOB: 2 K: 0 BB: 1 S: 11 P: 21	R: 0 H: 0 E: 0 LOB: 0 K: 0 BB: 0 S: 4 P: 9	R: 0 H: 1 E: 0 LOB: 1 K: 0 BB: 0 S: 8 P: 13	1B: 6 2B: 1 3B: 1 HR: 1	SF: 0 SAC: 2 DP: 3 HBP: 2	WP: 0 PB: 0 SB: 1 CS: 2	PA: 50		

PITCHER		IP	WLS	BF	H	R	ER	SO	BB	IBB	HBP	BLK	WP	HR	S	P	ERA	WHIP
Butch Henry, L ERA: 2.79	(1, 1)	6.1		25	3	0	0	3	1	0	1	0	0	0	53	79	0.00	0.632
Tim Scott, R ERA: 3.38	(7, 1)	1.2		7	2	2	2	1	0	0	0	0	0	1	15	18	10.80	1.200
Jeff Shaw, R ERA: 6.23	(9, 1)	1.2		6	1	0	0	2	1	0	0	0	0	0	13	23	0.00	1.200
Bryan Eversgerd, L ERA: 6.0	(10, 1)	0.1		1	0	0	0	0	0	0	0	0	0	0	2	3	0.00	0.000
Reid Cornelius, R ERA: 7.71	(11, 1)	1.0		5	1	0	0	0	1	0	1	0	0	0	11	21	0.00	2.000

PITCHER		IP	WLS	BF	H	R	ER	SO	BB	IBB	HBP	BLK	WP	HR	S	P	ERA	WHIP
Ugueth Urbina, R ERA: 6.0	(12, 1)	1.0	W	3	0	0	0	0	0	0	0	0	0	0	4	9	0.00	0.000
Mel Rojas, R ERA: 1.64	(13, 1)	1.0	S	3	1	0	0	0	0	0	0	0	0	0	8	13	0.00	1.000

BOTTOM

Montreal Expos @ New York Mets

Shea Stadium, Flushing, NY

Sun May 14 1995, 7:05 PM EDT

Att. 14,300 - Unknown - 56 F

livebaseballscorecards.com

AB	43
R	2
H	8
RBI	2
BB	3
SO	6
LOB	20

Batter	1	2	3	4	5	6	7	8	9	AB	R	H	RBI	BB	SO	LOB
Tony Tarasco, L (1, 9) OBP: 0.448, SLG: 0.639	X 0-0 FC3-6 1B	C X 0-1 ③ G4-3			F B X 1-1 ③ G4-3			B B F F B F X 3-2 1B		4	0	2	0	0	0	0
Wil Cordero, R (1, 6) OBP: 0.298, SLG: 0.367	B X 1-0 ① FC3-6 HBP 1-2f E		F B X 1-1 ① G6-3			C B F F F X 1-2 G4-3 S 1B		B 1 SAFE 1 SAFE X 1-0 ① P3		4	1	1	0	0	0	2
Roberto Kelly, R (1, 8) OBP: 0.308, SLG: 0.347	1 SAFE B F 1 SAFE H 2-1 FC6-4 E 1B HBP 1-2		X 0-0 ② G6-3			C B B C 1 SAFE F B F C 3-3 ① K 1-2		F S B S 1-3 ② K		3	1	0	0	0	2	2
Darrin Fletcher, L (1, 2) OBP: 0.321, SLG: 0.383 Tim Spehr, R (8, 2) OBP: 0.545, SLG: 1.111	X 0-0 E6 FC6-4 1-2 2-H		C X 0-1 ③ P3			F B B B X 3-1 ② G4-3 2-3		S B S 1 SAFE 1 SAFE F B F F 2-3 S ③ K		4	0	0	0	0	1	3
										0	0	0	0	0	0	0
Rondell White, R (1, 7) OBP: 0.405, SLG: 0.686	C B X 1-1 ② FC6-4 1B 1-2f 2-3			F C B S 1-3 ① K		F C S 0-3 ③ K			B B B C B 4-1 FC5-4 BB	3	0	0	0	1	2	3
Mike Lansing, R (1, 4) OBP: 0.329, SLG: 0.373	B C X 1-1 1-2 3-H 1B			B C B X 2-1 P3			F B X 1-1 ① F8		C X 0-1 ① F9	4	0	1	1	0	0	1
Cliff Floyd, L (1, 3) OBP: 0.263, SLG: 0.255 Mark Grudzielanek, R (2, 5) OBP: 0.324, SLG: 0.500	B S B S F S 2-3 ③ K			B B S S S 2-3 ③ K			C B X 1-1 SF7 3B		F 1 SAFE S X 0-2 ② F8	1	0	0	0	0	1	2
										3	1	1	0	0	1	1
Shane Andrews, R (1, 5) OBP: 0.316, SLG: 0.636 (2, 3)		F C F B B X 2-2 ① P6			X 0-0 ① G6-3		C S B B B X 2-2 ② SF7 3-H		B X 1-0 ③ FC5-4 1-2f	3	0	0	1	0	0	1
Gil Heredia, R (1, 1) OBP: 0.167, SLG: 0.167 Chad Fonville, S (7, PH) OBP: 0.400, SLG: 0.400 Bryan Eversgerd, R (7, 1) Jeff Shaw, R (7, 1) Ugueth Urbina, R (8, 1) Gabe White, L (8, 1)		X 0-0 ② P3			C X 0-1 ② G6-3		B X 1-0 ③ F8			2	0	0	0	0	0	0
										1	0	0	0	0	0	0
										0	0	0	0	0	0	0
										0	0	0	0	0	0	0
										0	0	0	0	0	0	0
										0	0	0	0	0	0	0

TOP

Montreal Expos @ New York Mets

Shea Stadium, Flushing, NY

Mon May 15 1995, 7:05 PM EDT

Att. 13,136 - Unknown - 59 F

livebaseballscorecards.com

AB	32
R	3
H	5
RBI	2
BB	1
SO	7
LOB	15

Inning Stats	1	2	3	4	5	6	7	8	9
	R: 2 E: 1 K: 1 S: 12	R: 0 E: 0 K: 0 S: 7	R: 0 E: 0 K: 0 S: 5	R: 0 E: 0 K: 2 S: 8	R: 0 E: 0 K: 0 S: 5	R: 0 E: 0 K: 2 S: 15	R: 1 E: 0 K: 0 S: 8	R: 0 E: 0 K: 2 S: 14	R: 0 E: 0 K: 0 S: 7
	H: 2 LOB: 2 BB: 0 P: 19	H: 0 LOB: 0 BB: 0 P: 9	H: 0 LOB: 0 BB: 0 P: 6	H: 0 LOB: 0 BB: 0 P: 13	H: 0 LOB: 0 BB: 0 P: 6	H: 1 LOB: 1 BB: 0 P: 22	H: 1 LOB: 0 BB: 0 P: 13	H: 1 LOB: 1 BB: 0 P: 21	H: 0 LOB: 1 BB: 1 P: 12

1B: 4	SF: 1	WP: 0
2B: 0	SAC: 0	PB: 0
3B: 1	DP: 0	SB: 1
HR: 0	HBP: 1	CS: 0
		PA: 35

PITCHER		IP	WLS	BF	H	R	ER	SO	BB	IBB	HBP	BLK	WP	HR	S	P	ERA	WHIP
Pete Harnisch, R ERA: 1.73	(1, 1)	7.0		27	4	3	1	5	0	0	1	0	0	0	60	88	1.29	0.571
Josias Manzanillo, R ERA: 11.7	(8, 1)	1.0	W	4	1	0	0	2	0	0	0	0	0	0	14	21	0.00	1.000
John Franco, L ERA: 3.12	(9, 1)	1.0	S	4	0	0	0	0	1	0	0	0	0	0	7	12	0.00	1.000

PITCHER	IP	WLS	BF	H	R	ER	SO	BB	IBB	HBP	BLK	WP	HR	S	P	ERA	WHIP

Batter	1	2	3	4	5	6	7	8	9	AB	R	H	RBI	BB	SO	LOB
Brett Butler, L (1, 8) OBP: 0.423, SLG: 0.435	G5-3		SH5-3 1-2			1B SF7 1B	G1-3			3	1	1	0	0	0	1
Jose Vizcaino, S (1, 6) OBP: 0.329, SLG: 0.373	G6-3		G4-6-3 2-3			1B SF9 1-3 1B		1B 1B BB		3	2	2	0	1	0	0
Tim Bogar, R (9, 6) OBP: 0.182, SLG: 0.182										0	0	0	0	0	0	0
Rico Brogna, L (1, 3) OBP: 0.390, SLG: 0.667	G3		G4-6-3 1-2f			SF7 3-H		1B BB 1-2 1B		3	1	1	1	0	0	2
Bobby Bonilla, S (1, 5) OBP: 0.420, SLG: 0.639		K		K		SF9 1-3 1B		BB 1B 1-2 2-H 1B		4	1	2	1	0	2	0
Joe Orsulak, L (1, 9) OBP: 0.444, SLG: 0.563		FC6-4 1B		G4-3		SF9 1-2 3-H		SH1-3 1B 1-2 2-3 BB		2	0	1	1	1	0	0
Edgardo Alfonzo, R (1, 4) OBP: 0.343, SLG: 0.563		FC6-4 1B 1-2f		K		G5-3		SH1-3 1-2 2-H 3-H 1B		4	0	1	2	0	1	2
Todd Hundley, S (1, 2) OBP: 0.381, SLG: 0.593		1B 1-3		G3-1			SH1-3 BB	SH1-3 1-2 2-3		2	0	1	0	1	0	0
Ricky Otero, S (1, 7) OBP: 0.182, SLG: 0.133	F8			K			SH1-3 1-2	K		3	0	0	0	0	2	4
Pete Harnisch, S (1, 1) OBP: 0.125, SLG: 0.125			1B SH5-3 1-1			G1-3	K	K		2	0	1	0	0	0	0
Jeff Kent, R (7, PH) OBP: 0.282, SLG: 0.317										1	0	0	0	0	1	1
Josias Manzanillo, R (8, 1)										0	0	0	0	0	0	0
Kelly Stinnett, R (8, PH) OBP: 0.412, SLG: 0.231										1	0	0	0	0	1	2
John Franco, L (9, 1)										0	0	0	0	0	0	0
Inning Stats	R: 0 E: 0 K: 0 S: 4 H: 0 LOB: 0 BB: 0 P: 7	R: 0 E: 0 K: 1 S: 15 H: 2 LOB: 2 BB: 0 P: 21	R: 0 E: 0 K: 0 S: 9 H: 2 LOB: 1 BB: 0 P: 12	R: 0 E: 0 K: 2 S: 11 H: 0 LOB: 0 BB: 0 P: 11	R: 0 E: 0 K: 1 S: 8 H: 0 LOB: 0 BB: 0 P: 11	R: 2 E: 0 K: 0 S: 8 H: 3 LOB: 1 BB: 0 P: 12	R: 0 E: 0 K: 1 S: 9 H: 0 LOB: 1 BB: 1 P: 15	R: 3 E: 0 K: 2 S: 17 H: 3 LOB: 2 BB: 2 P: 28		1B: 10 2B: 0 3B: 0 HR: 0	SF: 2 SAC: 3 DP: 1 HBP: 0						

PITCHER		IP	WLS	BF	H	R	ER	SO	BB	IBB	HBP	BLK	WP	HR	S	P	ERA	WHIP
Gil Heredia, R ERA: 5.3	(1, 1)	6.0		24	7	2	2	4	0	0	0	0	0	0	55	74	3.00	1.167
Bryan Eversgerd, L ERA: 5.68	(7, 1)	0.1		2	0	0	0	0	1	0	0	0	0	0	4	9	0.00	3.000
Jeff Shaw, R ERA: 7.9	(7, 1)	0.2	L	5	2	3	3	1	1	0	0	0	0	0	10	15	40.50	4.500
Ugueth Urbina, R ERA: 6.0	(8, 1)	0.0		2	1	0	0	0	1	0	0	0	0	0	4	9	∞	∞
Gabe White, L ERA: 9.0	(8, 1)	1.0		3	0	0	0	2	0	0	0	0	0	0	8	10	0.00	0.000

PITCHER	IP	WLS	BF	H	R	ER	SO	BB	IBB	HBP	BLK	WP	HR	S	P	ERA	WHIP

BOTTOM

Montreal Expos @ New York Mets

Shea Stadium, Flushing, NY

Mon May 15 1995, 7:05 PM EDT

Att. 13,136 - Unknown - 59 F

livebaseballscorecards.com

AB	28
R	5
H	10
RBI	5
BB	3
SO	7
LOB	12

Batter	1	2	3	4	5	6	7	8	9	AB	R	H	RBI	BB	SO	LOB
Brett Butler, L (1, 8) OBP: 0.432, SLG: 0.446	F C X 0-2 ① G3-1		F C B F X 1-2 E2 2-H 1B			X 0-0 ① SH1-3 1-2			X 0-0 L4-6 SH1-3 1B	3	0	2	1	0	0	0
Jose Vizcaino, S (1, 6) OBP: 0.316, SLG: 0.357	B B C B C X 3-2 ② L7		X 0-0 ③ G1-3			X 0-0 ② G6-3 2-3			B 1 SAFE 1 SAFE X 1-0 ① SH1-3 1-2	3	0	0	0	0	0	2
Rico Brogna, L (1, 3) OBP: 0.365, SLG: 0.621	B S B F S 2-3 ③ K			X 0-0 ① G4-3		B B S B S S 3-3 ③ K			C B X 1-1 ②③ L4-6 2-2	4	0	0	0	0	2	2
Bobby Bonilla, S (1, 5) OBP: 0.405, SLG: 0.613		S S S 0-3 ① K		S B S F B X 2-2 ② L9			C B B X 2-1 ① G3-1			3	0	0	0	0	1	0
Joe Orsulak, L (1, 9) OBP: 0.410, SLG: 0.514		X 0-0 ② G1-3		C X 0-1 ③ G6-3			F S X 0-2 ② L8			3	0	0	0	0	0	0
Edgardo Alfonzo, R (1, 4) OBP: 0.342, SLG: 0.543		C C X 0-2 ③ G5-3			B S B B X 3-1 G4-6-3 1B		S B X 1-1 ③ G5-3			3	0	1	0	0	0	0
Todd Hundley, S (1, 2) OBP: 0.364, SLG: 0.561			S C B S 1-3 ① K		X 0-0 ①② G4-6-3 1-2f			B C B X 2-1 ① G3-1		3	0	0	0	0	1	1
Chris Jones, R (1, 7) OBP: 0.667, SLG: 0.667			B B X 2-0 SH1-4 E 1B		C S B B S 2-3 ③ K			B X 1-0 G3-6-3 1B		3	1	2	0	0	1	0
Bobby Jones, R (1, 1) OBP: 0.286, SLG: 0.286 David Segui, S (8, PH) OBP: 0.346, SLG: 0.390 Doug Henry, R (8, 1)			X 0-0 ② SH1-4 1-2			X 0-0 G6-3 SH1-3 1B		1 SAFE B 1 SAFE X 1-0 ②③ G3-6-3 1-2f		1 1 0	0 0 0	1 0 0	0 0 0	0 0 0	0 0 0	0 1 0
Inning Stats	R: 0 E: 0 K: 1 S: 9 H: 0 LOB: 0 BB: 0 P: 14	R: 0 E: 0 K: 1 S: 7 H: 0 LOB: 0 BB: 0 P: 7	R: 1 E: 1 K: 1 S: 10 H: 2 LOB: 1 BB: 0 P: 14	R: 0 E: 0 K: 0 S: 7 H: 0 LOB: 0 BB: 0 P: 9	R: 0 E: 0 K: 1 S: 6 H: 1 LOB: 0 BB: 0 P: 11	R: 0 E: 0 K: 1 S: 6 H: 1 LOB: 1 BB: 0 P: 9	R: 0 E: 0 K: 0 S: 7 H: 0 LOB: 0 BB: 0 P: 10	R: 0 E: 0 K: 0 S: 4 H: 1 LOB: 0 BB: 0 P: 8	R: 0 E: 0 K: 0 S: 4 H: 1 LOB: 0 BB: 0 P: 6	1B: 6 2B: 1 3B: 0 HR: 0 SF: 0 SAC: 3 DP: 3 HBP: 0						

TOP

New York Mets @ Houston Astros

Astrodome, Houston, TX

Tue May 16 1995, 8:05 PM EDT

Att. 15,368 - Dome - 68 F

livebaseballscorecards.com

AB	27
R	1
H	6
RBI	1
BB	0
SO	5
LOB	6

PITCHER		IP	WLS	BF	H	R	ER	SO	BB	IBB	HBP	BLK	WP	HR	S	P	ERA	WHIP
Shane Reynolds, R ERA: 2.61	(1, 1)	7.0	L	24	4	1	1	5	0	0	0	0	0	0	52	74	1.29	0.571
Dave Veres, R ERA:	(8, 1)	1.0		3	1	0	0	0	0	0	0	0	0	0	4	8	0.00	1.000
Pedro Martinez, L ERA: 7.11	(9, 1)	1.0		3	1	0	0	0	0	0	0	0	0	0	4	6	0.00	1.000

PITCHER	IP	WLS	BF	H	R	ER	SO	BB	IBB	HBP	BLK	WP	HR	S	P	ERA	WHIP

Batter	1	2	3	4	5	6	7	8	9	AB	R	H	RBI	BB	SO	LOB
Craig Biggio, R (1, 4) OBP: 0.427, SLG: 0.443	B F B C X 2-2 5 CS 2B		F B B B B 4-1 FC5 1B BB		B B B 4-0 BB		B B F F X 2-2 L7 ③			2	0	1	0	2	0	0
Luis Gonzalez, L (1, 7) OBP: 0.299, SLG: 0.493	B X 1-0 G4-3 ①		X 0-0 FC5 1-2 1B		B F X 1-1 G3-1 ③			C F B B S 2-3 K ①		4	0	1	0	0	1	2
5 Jeff Bagwell, R (1, 3) OBP: 0.329, SLG: 0.299	C F B B B S 3-3 K ② ③ 2-3		F B B F S 2-3 K ②			B B B B 4-0 HBP BB		F B F C 1-3 K ②		3	0	0	0	1	3	3
Derek Bell, R (1, 8) OBP: 0.395, SLG: 0.446		B B F F X 2-2 FC4-6 BB 1B	C B C B F X 2-2 FC5 ③ 1-2 2-3f			F B 1 SAFE S S 1-3 K ①		C B S F B X 2-2 F8 ③		4	0	1	0	0	1	3
Dave Magadan, L (1, 5) OBP: 0.446, SLG: 0.383		1 SAFE 1 SAFE C B B B B B 4-1 FC4-6 1-2 BB		B B C B B B 4-1 G6-4-3 BB		X 0-0 F7 ②			C B B B B X 3-1 F7 ①	2	0	0	0	2	0	1
Phil Plantier, L (1, 9) OBP: 0.333, SLG: 0.500		C B X 1-1 P6 ①		B B C F B F C 3-3 K ①		B S F F H 2-2 1-2 HBP			S B X 1-1 F8 ②	3	0	0	0	0	1	3
Scott Servais, R (1, 2) OBP: 0.303, SLG: 0.345 Milt Thompson, L (9, PH) OBP: 0.400, SLG: 0.267 James Mouton, R (9, PR) OBP: 0.323, SLG: 0.345		B C F F X 1-2 FC4-6 FC4-6 1-2f 2-3		C X 0-1 G6-4-3 ② ③ 1-2f		C X 0-1 F7 ③			B C B F B B B 4-2 BB	3 0 0	0 0 0	0 0 0	0 0 0	0 1 0	0 0 0	5 0 0
Orlando Miller, R (1, 6) OBP: 0.291, SLG: 0.373 Tony Eusebio, R (9, PH) OBP: 0.410, SLG: 0.500		X 0-0 FC4-6 ③ 1-2f			B C S X 1-2 G1-3 ①		B X 1-0 L6 ①		C F F X 0-2 G5-3 ③	3 1	0 0	0 0	0 0	0 0	0 0	2 1
Shane Reynolds, R (1, 1) Chris Donnels, L (7, PH) OBP: 0.500, SLG: 0.500 Dave Veres, R (8, 1) Pedro Martinez, L (9, 1)			B X 1-0 G6-3 ①		C B S B C 2-3 K ②		C F F F X 0-2 P4 ②			2 1 0 0	0 0 0 0	0 0 0 0	0 0 0 0	0 0 0 0	1 0 0 0	0 0 0 0
Inning Stats	R: 0 H: 1 E: 0 LOB: 0 K: 1 BB: 0 S: 7 P: 13	R: 0 H: 1 E: 0 LOB: 2 K: 0 BB: 1 S: 11 P: 19	R: 0 H: 1 E: 0 LOB: 2 K: 1 BB: 1 S: 10 P: 19	R: 0 H: 0 E: 0 LOB: 0 K: 1 BB: 1 S: 7 P: 14	R: 0 H: 0 E: 0 LOB: 1 K: 1 BB: 1 S: 8 P: 16	R: 0 H: 0 E: 0 LOB: 2 K: 1 BB: 1 S: 9 P: 16	R: 0 H: 0 E: 0 LOB: 0 K: 0 BB: 0 S: 9 P: 12	R: 0 H: 0 E: 0 LOB: 0 K: 2 BB: 0 S: 10 P: 15	R: 0 H: 0 E: 0 LOB: 1 K: 0 BB: 1 S: 9 P: 17	1B: 2 2B: 1 3B: 0 HR: 0	SF: 0 SAC: 0 DP: 1 HBP: 1			WP: 0 PB: 0 SB: 0 CS: 1	PA: 35		

PITCHER		IP	WLS	BF	H	R	ER	SO	BB	IBB	HBP	BLK	WP	HR	S	P	ERA	WHIP
Bobby Jones, R ERA: 1.82	(1, 1)	7.0	W	28	3	0	0	5	5	0	1	0	0	0	61	109	0.00	1.143
Doug Henry, R ERA: 4.0	(8, 1)	2.0	S	7	0	0	0	2	1	0	0	0	0	0	19	32	0.00	0.500

PITCHER	IP	WLS	BF	H	R	ER	SO	BB	IBB	HBP	BLK	WP	HR	S	P	ERA	WHIP

BOTTOM

New York Mets @ Houston Astros

Astrodome, Houston, TX

Tue May 16 1995, 8:05 PM EDT

Att. 15,368 - Dome - 68 F

livebaseballscorecards.com

AB	28
R	0
H	3
RBI	0
BB	6
SO	7
LOB	20

Batter	1	2	3	4	5	6	7	8	9	AB	R	H	RBI	BB	SO	LOB
Brett Butler, L (1, 8) OBP: 0.436, SLG: 0.449	X 0-0 E3 F9 1B		B B X 2-0 ① F7		C B B B C F X 3-2 ② G1-3 2-3			L B B B C X 3-2 2B 1B		4	1	2	0	0	0	1
Jose Vizcaino, S (1, 6) OBP: 0.325, SLG: 0.370 Edgardo Alfonzo, R (8, 6) OBP: 0.342, SLG: 0.543	L X 0-1 ① B2		C B X 1-1 ② G4-3		F B B B B 4-1 BB			L C B 1 SAFE X 1-2 F9 1-H 2B		3 0	0 0	1 0	1 0	1 0	0 0	1 0
Jeff Kent, R (1, 4) OBP: 0.267, SLG: 0.299	B X 1-0 ② F9 2-3		X 0-0 ③ L7		B C 1 SAFE X 1-1 ③ G4-3			F B X 1-1 ① F9 2-3		4	0	0	0	0	0	4
Bobby Bonilla, S (1, 5) OBP: 0.386, SLG: 0.582	B B B X 3-0 ③ G4-3			B S B C X 2-2 ① F8		F B B F B F S 3-3 ① K		F F F T 0-2 ② K		4	0	0	0	0	2	2
Chris Jones, R (1, 9) OBP: 0.429, SLG: 0.429		C B X 1-1 L3-6 1B 1B		B C X 1-1 ② G5-3		X 0-0 ② G2-3		C X 0-1 ③ P4		4	0	1	0	0	0	1
Rico Brogna, L (1, 3) OBP: 0.358, SLG: 0.597		C B 1 SAFE X 1-1 1B 1-2 1B		B B S S S 2-3 ③ K		F X 0-1 ③ G3-1			C B X 1-1 ① G6-3	4	0	1	0	0	1	0
Kelly Stinnett, R (1, 2) OBP: 0.400, SLG: 0.438 Todd Hundley, S (9, PH) OBP: 0.358, SLG: 0.552		B X 1-0 ① ② L3-6 2-3			X 0-0 HR		F B S X 1-2 ① G5-3		B B B B C F X 3-2 ② F9	3 1	1 0	1 0	1 0	0 0	0 0	2 0
David Segui, S (1, 7) OBP: 0.345, SLG: 0.386 Jerry Dipoto, R (7, 1) Joe Orsulak, L (9, PH) OBP: 0.400, SLG: 0.500		1 SAFE B C X 1-1 1-2 1B			C B F X 1-2 ① G4-3		F B F X 1-2 ② F8		S S S 0-3 ③ K	3 0 1	0 0 0	1 0 0	0 0 0	0 0 1	0 0 0	0 0 0
Jason Jacome, L (1, 1) Blas Minor, R (4, 1) Ricky Otero, S (5, PH) OBP: 0.206, SLG: 0.194 Kevin Lomon, R (5, 1) Tim Bogar, R (7, PH) OBP: 0.167, SLG: 0.167 (7, 7)		B X 1-0 ③ F8			C F B X 1-2 G1-3 2B		F X 0-1 ③ F8			1 0 1 0 1	0 0 0 0 0	0 0 1 0 0	0 0 0 0 0	0 0 0 0 0	0 0 0 0 0	2 0 0 0 0

TOP

New York Mets @ Houston Astros

Astrodome, Houston, TX

Wed May 17 1995, 8:05 PM EDT

Att. 16,621 - Dome

livebaseballscorecards.com

AB	34
R	2
H	8
RBI	2
BB	1
SO	4
LOB	13

Inning Stats	1	2	3	4	5	6	7	8	9
	R: 0 E: 1 K: 0 S: 5	R: 0 E: 0 K: 0 S: 8	R: 0 E: 0 K: 0 S: 4	R: 0 E: 0 K: 1 S: 8	R: 1 E: 0 K: 0 S: 14	R: 0 E: 0 K: 1 S: 7	R: 0 E: 0 K: 0 S: 8	R: 1 E: 0 K: 1 S: 14	R: 0 E: 0 K: 1 S: 8
	H: 1 LOB: 1 BB: 0 P: 9	H: 3 LOB: 2 BB: 0 P: 13	H: 0 LOB: 0 BB: 0 P: 7	H: 0 LOB: 0 BB: 0 P: 13	H: 2 LOB: 2 BB: 1 P: 24	H: 0 LOB: 0 BB: 0 P: 10	H: 0 LOB: 0 BB: 0 P: 10	H: 2 LOB: 1 BB: 0 P: 19	H: 0 LOB: 0 BB: 0 P: 12

1B: 5	SF: 0	WP: 0	PA: 35
2B: 3	SAC: 0	PB: 0	
3B: 0	DP: 1	SB: 0	
HR: 1	HBP: 0	CS: 0	

PITCHER	IP	WLS	BF	H	R	ER	SO	BB	IBB	HBP	BLK	WP	HR	S	P	ERA	WHIP
Greg Swindell, L (1, 1) ERA: 4.71	7.0	W	29	8	2	2	2	1	0	0	0	0	1	60	96	2.57	1.286
Todd Jones, R (8, 1) ERA: 1.23	2.0		6	0	0	0	2	0	0	0	0	0	0	16	21	0.00	0.000

PITCHER	IP	WLS	BF	H	R	ER	SO	BB	IBB	HBP	BLK	WP	HR	S	P	ERA	WHIP

BOTTOM

New York Mets @ Houston Astros

Astrodome, Houston, TX

Wed May 17 1995, 8:05 PM EDT

Att. 16,621 - Dome

livebaseballscorecards.com

Batter	1	2	3	4	5	6	7	8	9	AB	R	H	RBI	BB	SO	LOB
James Mouton, R (1, 9) OBP: 0.361, SLG: 0.455	2-1 CS 1B	0-0 HR		4-2 S 1B HBP		2-3 K ②		1-1 G4-6-3 ②③ 1-2f		4	2	2	1	0	1	1
Craig Biggio, R (1, 4) OBP: 0.430, SLG: 0.446	1 SAFE 0-1 ① F9 5 1B 2B 1B 1-2	1-1 ② F9		1 SAFE 1-0 PB 1B 1-H		3-2 F8 ③				4	1	2	1	0	0	0
5 Jeff Bagwell, R (1, 3) OBP: 0.337, SLG: 0.310	3-0 2B 3B 1B 1-2	2-0 FC6-4 1B		1-1 ② F7			2-3 K ①			4	1	2	0	0	1	1
Derek Bell, R (1, 8) OBP: 0.388, SLG: 0.449	1-2 ② F9 2-3	0-0 ③ FC6-4 1-2f		1-3 ③ K 2-3			0-0 G3 1B 2B			4	1	1	0	0	1	4
Craig Shipley, R (1, 5) OBP: 0.500, SLG: 0.667	1 SAFE 1-1 3B 1-3 3-H 2B	0-0 ① L9			1-1 1B S G5-4-3 1B		2-2 ② G3 2-3			4	2	2	1	0	0	1
Luis Gonzalez, L (1, 7) OBP: 0.333, SLG: 0.547	1-1 3B 2-H 3-H	2-1 1B			1-1 G5-4-3 1-3 1B		1-0 3-H 1B			4	0	4	3	0	0	0
Tony Eusebio, R (1, 2) OBP: 0.395, SLG: 0.462	4-1 BB	2-1 ② P4			0-1 ①② G5-4-3 1-2f 3-H		2-3 ③ K			3	0	0	0	1	1	3
Orlando Miller, R (1, 6) OBP: 0.288, SLG: 0.364	1-3 ③ K	1-1 ③ F8			1-0 ③ G6-3			0-0 G4-6-3 1B		4	0	1	0	0	1	3
Greg Swindell, L (1, 1) OBP: 0.222, SLG: 0.125 Todd Jones, L (8, 1)		1-3 ① K		0-0 ① P6		1-0 ① G6-3		1-3 ① K		3 1	0 0	0 0	0 0	0 0	1 1	0 1
Inning Stats	R: 3 H: 5 E: 0 LOB: 2 K: 1 BB: 1 S: 16 P: 29	R: 1 H: 2 E: 0 LOB: 1 K: 1 BB: 0 S: 8 P: 12	R: 0 H: 1 E: 0 LOB: 1 K: 0 BB: 0 S: 7 P: 12	R: 1 H: 1 E: 0 LOB: 1 K: 1 BB: 0 S: 9 P: 16	R: 1 H: 2 E: 0 LOB: 0 K: 0 BB: 0 S: 7 P: 10	R: 0 H: 0 E: 0 LOB: 0 K: 1 BB: 0 S: 7 P: 13	R: 1 H: 2 E: 0 LOB: 1 K: 2 BB: 0 S: 14 P: 21	R: 0 H: 1 E: 0 LOB: 0 K: 1 BB: 0 S: 6 P: 8		1B: 10 SF: 0 2B: 2 SAC: 0 3B: 1 DP: 2 HR: 1 HBP: 1						

	AB	35
	R	7
	H	14
	RBI	6
	BB	1
	SO	7
	LOB	14

WP: 0 PA: 37
PB: 1
SB: 2
CS: 1

PITCHER		IP	WLS	BF	H	R	ER	SO	BB	IBB	HBP	BLK	WP	HR	S	P	ERA	WHIP
Jason Jacome, L ERA: 10.29	(1, 1)	3.1	L	20	9	5	5	2	1	0	1	0	0	1	35	62	13.50	3.000
Blas Minor, R ERA: 2.0	(4, 1)	0.2		2	0	0	0	1	0	0	0	0	0	0	5	7	0.00	0.000
Kevin Lomon, R ERA: 7.36	(5, 1)	2.0		7	2	1	1	1	0	0	0	0	0	0	14	23	4.50	1.000
Jerry Dipoto, R ERA: 8.74	(7, 1)	2.0		8	3	1	1	3	0	0	0	0	0	0	20	29	4.50	1.500

PITCHER	IP	WLS	BF	H	R	ER	SO	BB	IBB	HBP	BLK	WP	HR	S	P	ERA	WHIP

Batter	1	2	3	4	5	6	7	8	9	AB	R	H	RBI	BB	SO	LOB
Brett Butler, L (1, 8) OBP: 0.434, SLG: 0.473 Josias Manzanillo, R (8, 1)	0-1 2B 3B	0-1 FC2-4 G3 1-2f		2-2 1B 1B G4-6-3 1B		1-3 K		2-2 G6-3 1-2f		5	2	2	0	0	1	2
										0	0	0	0	0	0	0
Jose Vizcaino, S (1, 6) OBP: 0.333, SLG: 0.368 Tim Bogar, R (7, 6) OBP: 0.154, SLG: 0.154	0-1 G3	1 SAFE 1 SAFE 1-0 G3 1-2		1 SAFE 0-0 G4-6-3 1B 1-2 1B		4-2 2B BB		2-1 F7		3	1	1	0	1	0	2
										1	0	0	0	0	0	0
Rico Brogna, L (1, 3) OBP: 0.389, SLG: 0.615	4-2 2B BB BB	4-0 BB		0-1 G4-6-3 1-2 2-3 1B		2-0 HR 1-H 2B			1-1 F8	3	2	2	1	2	0	0
Bobby Bonilla, S (1, 5) OBP: 0.380, SLG: 0.602 Edgardo Alfonzo, R (6, 5) OBP: 0.333, SLG: 0.528	2-3 K	3-3 K		2-1 G4-6-3 1-2f 2-3 3-H		0-0 HR 2-H			2-3 K	4	1	1	2	0	2	6
										1	0	0	0	0	1	0
Joe Orsulak, L (1, 9) OBP: 0.378, SLG: 0.450	4-1 2B 1B 1-2 BB		1-1 G4-3	1-2 G3-1		2-2 F9			0-1 F7	4	1	0	0	1	0	1
Jeff Kent, R (1, 4) OBP: 0.266, SLG: 0.310	0-0 1B 2B 1-3 2-H 3-H		0-2 G6-3		0-0 F9		0-3 K			4	1	1	2	0	1	0
Todd Hundley, S (1, 2) OBP: 0.366, SLG: 0.565	1-1 FC6-4 1B 2-H 3-H		2-0 2B		3-2 G3		2-2 G1-3			4	0	2	2	0	0	0
Chris Jones, R (1, 7) OBP: 0.364, SLG: 0.300	0-2 FC6-4 1-2f		4-0 IBB		2-2 G5-3		0-3 K			3	0	0	0	1	1	1
Dave Mlicki, R (1, 1) Ricky Otero, S (8, PH) (8, 8) OBP: 0.229, SLG: 0.219		4-2 FC2-4 BB	1-3 K			0-3 K		X 0-0 G6-3 1B		2	0	0	0	1	2	2
										1	0	1	0	0	0	0
Inning Stats	R: 4 E: 0 K: 1 S: 18 H: 3 LOB: 1 BB: 2 P: 29	R: 0 E: 0 K: 1 S: 8 H: 0 LOB: 2 BB: 2 P: 20	R: 0 E: 0 K: 1 S: 9 H: 1 LOB: 2 BB: 1 P: 17	R: 1 E: 0 K: 0 S: 11 H: 3 LOB: 1 BB: 0 P: 16	R: 0 E: 0 K: 0 S: 8 H: 0 LOB: 0 BB: 0 P: 13	R: 3 E: 0 K: 2 S: 14 H: 2 LOB: 0 BB: 1 P: 23	R: 0 E: 0 K: 2 S: 11 H: 0 LOB: 0 BB: 0 P: 13	R: 0 E: 0 K: 0 S: 7 H: 1 LOB: 0 BB: 0 P: 11	R: 0 E: 0 K: 1 S: 7 H: 0 LOB: 0 BB: 0 P: 10	1B: 5 2B: 3 3B: 1 HR: 1 SF: 0 SAC: 0 DP: 2 HBP: 0						

TOP

New York Mets @ Houston Astros

Astrodome, Houston, TX

Thu May 18 1995, 8:05 PM EDT

Att. 12,118 - Dome

livebaseballscorecards.com

AB	35
R	8
H	10
RBI	7
BB	6
SO	8
LOB	14

PITCHER		IP	WLS	BF	H	R	ER	SO	BB	IBB	HBP	BLK	WP	HR	S	P	ERA	WHIP
Doug Drabek, R ERA: 6.38	(1, 1)	4.0	L	23	7	5	5	3	4	1	0	0	0	0	46	82	11.25	2.750
Jim Dougherty, R ERA: 4.85	(5, 1)	3.0		12	2	3	3	4	1	0	0	0	0	1	33	49	9.00	1.000
Dean Hartgraves, L ERA: 3.18	(8, 1)	2.0		6	1	0	0	1	0	0	0	0	0	0	14	21	0.00	0.500

PITCHER	IP	WLS	BF	H	R	ER	SO	BB	IBB	HBP	BLK	WP	HR	S	P	ERA	WHIP

Batter	1	2	3	4	5	6	7	8	9	AB	R	H	RBI	BB	SO	LOB
James Mouton, R (1, 9) OBP: 0.350, SLG: 0.432	C B S F B X 2-2 5 1B E 1B	B X 1-0 ③ P4			B C F X 1-2 ① G5-3		F X 0-1 ③ G5-3			4	1	1	0	0	0	1
Craig Biggio, R (1, 4) OBP: 0.423, SLG: 0.436	1 SAFE X 0-0 ① F9	B C X 1-1 5 FC3-6 1B			C B X 1-1 ② P4			B X 1-0 ① F9		4	0	1	0	0	0	1
5 Jeff Bagwell, R (1, 3) OBP: 0.333, SLG: 0.307	1 SAFE 1 SAFE 1 SAFE B B C 1 SAFE X 2-1 G1-3 E 1-3 1B	F 1 SAFE B F B X 2-2 ① FC3-6 1B 1-2f			X 0-0 ③ F8			C F F B S 1-3 ② K		4	0	1	0	0	1	1
Derek Bell, R (1, 8) OBP: 0.393, SLG: 0.451	F F F X 0-2 E5 G1-3 1-2 3-H	B F F B B X 3-2 1-2 1B				F F F B X 1-2 E4 G6-3		F B X 1-1 WP 1B		4	0	2	1	0	0	1
Luis Gonzalez, L (1, 7) OBP: 0.329, SLG: 0.526	X 0-0 ② G1-3 1-2 2-3	B B B C F S 3-3 ② K				B B B C C X 3-1 ① ② G6-3 1-2f		C B B C B B 4-2 FC6-4 1-2 BB		3	0	0	0	1	1	5
Chris Donnels, L (1, 5) OBP: 0.375, SLG: 0.286	B B B B C F B 4-2 BB	C B C X 1-2 ③ F8				F S X 0-2 ③ F9		X 0-0 ③ FC6-4 1-2f		3	0	0	0	1	0	4
Scott Servais, R (1, 2) OBP: 0.270, SLG: 0.303	C X 0-1 ③ G6-3			F C X 0-2 ① P4			X 0-0 ① F7		F C X 0-2 ① G5-3	4	0	0	0	0	0	3
Orlando Miller, R (1, 6) OBP: 0.270, SLG: 0.339		X 0-0 ① G5-3		B F B B F X 3-2 ② F9			C B X 1-1 ② F8		X 0-0 ② L8	4	0	0	0	0	0	0
Doug Drabek, R (1, 1) Milt Thompson, L (4, PH) OBP: 0.361, SLG: 0.250 Jim Dougherty, R (5, 1) Dave Magadan, L (7, PH) OBP: 0.455, SLG: 0.396 Dean Hartgraves, R (8, 1) John Cangelosi, S (9, PH)		C S B C 1-3 ② K		B C X 1-1 ③ G6-3			X 0-0 1B		F F B B B S 3-3 ③ K	1 1 0 1 0 0 1	0 0 0 0 0 0 0	0 0 0 1 0 0 0	0 0 0 0 0 0 0	0 0 0 0 0 0 0	1 0 0 0 0 0 1	0 0 0 0 0 0 0
Inning Stats	R: 1 H: 2 E: 1 LOB: 3 K: 0 BB: 1 S: 16 P: 24	R: 0 H: 0 E: 0 LOB: 0 K: 1 BB: 0 S: 5 P: 7	R: 0 H: 2 E: 0 LOB: 2 K: 1 BB: 0 S: 14 P: 24	R: 0 H: 0 E: 0 LOB: 0 K: 0 BB: 0 S: 8 P: 12	R: 0 H: 0 E: 0 LOB: 0 K: 0 BB: 0 S: 6 P: 8	R: 0 H: 0 E: 1 LOB: 0 K: 0 BB: 0 S: 9 P: 13	R: 0 H: 1 E: 0 LOB: 1 K: 0 BB: 0 S: 6 P: 7	R: 0 H: 1 E: 0 LOB: 2 K: 1 BB: 1 S: 10 P: 17	R: 0 H: 0 E: 0 LOB: 0 K: 1 BB: 0 S: 7 P: 10	1B: 6 2B: 0 3B: 0 HR: 0	SF: 0 SAC: 0 DP: 1 HBP: 0			WP: 1 PB: 0 SB: 0 CS: 0	PA: 36		

PITCHER		IP	WLS	BF	H	R	ER	SO	BB	IBB	HBP	BLK	WP	HR	S	P	ERA	WHIP
Dave Mlicki, R ERA: 1.4	(1, 1)	7.0	W	28	5	1	1	2	1	0	0	0	0	0	64	95	1.29	0.857
Josias Manzanillo, R ERA: 9.75	(8, 1)	2.0		8	1	0	0	2	1	0	0	0	1	0	17	27	0.00	1.000

PITCHER	IP	WLS	BF	H	R	ER	SO	BB	IBB	HBP	BLK	WP	HR	S	P	ERA	WHIP

New York Mets @ Houston Astros

Astrodome, Houston, TX

Thu May 18 1995, 8:05 PM EDT

Att. 12,118 - Dome

BOTTOM

livebaseballscorecards.com

AB	34
R	1
H	6
RBI	1
BB	2
SO	4
LOB	16

Batter	1	2	3	4	5	6	7	8	9	AB	R	H	RBI	BB	SO	LOB
Brett Butler, L (1, 8) OBP: 0.414, SLG: 0.449	C B X 1-1 G5-3 ①		X 0-0 P2 ②		C C S 0-3 K ②		B X 1-0 SH1-4 ① 1-2 2-3	F B B B C X 3-2 G6-3 ② 1-2 2-3		4	0	0	0	0	1	3
Jose Vizcaino, S (1, 6) OBP: 0.315, SLG: 0.346 Doug Henry, R (8, 1)	B B B C C X 3-2 F7 ②		X 0-0 G4-3 ③		B B C F C 2-3 K ③		F C B X 1-2 FC3 HR 2-3 3-H	B C S B X 2-2 G3 ③		5 0	1 0	0 0	1 0	0 0	1 0	4 0
Rico Brogna, L (1, 3) OBP: 0.377, SLG: 0.629	X 0-0 G1-3 ③			C B S F F F S 1-3 K ①		C B B F F F X 2-2 G6-3 ①	B X 1-0 1-H 3-H HR		X 0-0 G3 ①	5	1	1	3	0	1	0
Bobby Bonilla, S (1, 5) OBP: 0.412, SLG: 0.640		B F B X 2-1 G4-3 2B		B B B B 4-0 1B 1B BB		F S B B B F F B X 3-2 FC6-5 2B	B F S F X 1-2 FC3-6 1B		T F B F B B B 4-2 G4-6-3 BB	3	1	3	0	2	0	0
Joe Orsulak, L (1, 9) OBP: 0.360, SLG: 0.422		F F F X 0-2 F7 ①		X 0-0 1B 1-2 1B		X 0-0 FC6-5 BB ② 2-3	B B B B C X 3-1 FC3-6 ② 1-2f		B X 1-0 G4-6-3 ② ③ 1-2f	5	0	1	0	0	0	4
Jeff Kent, R (1, 4) OBP: 0.277, SLG: 0.311		C B F B X 2-2 G4-3 ② 2-3		B X 1-0 1-2 2-H 1B		1 SAFE C B B 1 SAFE S B 1 SAFE B 4-2 1-2 BB	B B X 2-0 L9 ③			3	0	1	1	1	0	2
Todd Hundley, S (1, 2) OBP: 0.360, SLG: 0.538		C C C 0-3 K ③		X 0-0 L9 ②		B F B S F F F B X 3-2 L4 ③		B B B C B 4-1 G6-3 1B BB		3	0	0	0	1	1	5
Chris Jones, R (1, 7) OBP: 0.400, SLG: 0.357		B X 1-0 SH1-4 1B		B C B C F B C 3-3 K ③			C B X 1-1 SH1-4 HBP FC3 1B	B B F S C 2-3 K ①		4	1	2	0	0	2	3
Bret Saberhagen, R (1, 1) OBP: 0.286, SLG: 0.429 Eric Gunderson, R (6, 1) David Segui, S (8, PH) OBP: 0.357, SLG: 0.400 Tim Bogar, R (8, 6) OBP: 0.154, SLG: 0.154		M 1 SAFE L X 0-2 SH1-4 ① 1-2			C X 0-1 G1-3 ①		C 1 SAFE L 1 SAFE H 1-2 FC3 SH1-4 1-2 HR HBP	C X 0-1 G6-3 1-2 1B		1 0 1 0	0 1 0 0	0 0 1 0	0 0 0 0	0 0 0 0	0 0 0 0	0 0 0 0
Inning Stats	R: 0 E: 0 K: 0 S: 6 H: 0 LOB: 0 BB: 0 P: 10	R: 0 E: 0 K: 1 S: 12 H: 1 LOB: 1 BB: 0 P: 16	R: 0 E: 0 K: 0 S: 6 H: 1 LOB: 1 BB: 0 P: 7	R: 1 E: 0 K: 2 S: 13 H: 2 LOB: 2 BB: 1 P: 22	R: 0 E: 0 K: 2 S: 8 H: 0 LOB: 0 BB: 0 P: 10	R: 0 E: 0 K: 0 S: 19 H: 1 LOB: 2 BB: 1 P: 31	R: 4 E: 1 K: 0 S: 16 H: 3 LOB: 1 BB: 0 P: 27	R: 0 E: 0 K: 1 S: 12 H: 1 LOB: 2 BB: 1 P: 23	R: 0 E: 0 K: 0 S: 5 H: 0 LOB: 0 BB: 1 P: 10	1B: 6 2B: 2 3B: 0 HR: 1	SF: 0 SAC: 2 DP: 1 HBP: 1					

PITCHER		IP	WLS	BF	H	R	ER	SO	BB	IBB	HBP	BLK	WP	HR	S	P	ERA	WHIP
Paul Quantrill, R ERA: 4.06	(1, 1)	6.1	L	31	8	5	5	5	2	0	1	0	0	1	77	115	7.11	1.579
Kyle Abbott, L ERA: 3.52	(7, 1)	0.2		2	0	0	0	0	0	0	0	0	0	0	3	8	0.00	0.000
Ricky Bottalico, R ERA: 0.71	(8, 1)	2.0		8	1	0	0	1	2	0	0	0	0	0	17	33	0.00	1.500

PITCHER	IP	WLS	BF	H	R	ER	SO	BB	IBB	HBP	BLK	WP	HR	S	P	ERA	WHIP

TOP

New York Mets @ Philadelphia Phillies

Veterans Stadium, Philadelphia, PA

Fri May 19 1995, 7:05 PM EDT

Att. 31,601 - Unknown - 66 F

livebaseballscorecards.com

AB	34
R	5
H	9
RBI	5
BB	4
SO	6
LOB	21

BOTTOM

New York Mets @ Philadelphia Phillies

Veterans Stadium, Philadelphia, PA

Fri May 19 1995, 7:05 PM EDT

Att. 31,601 - Unknown - 66 F

livebaseballscorecards.com

Batter	1	2	3	4	5	6	7	8	9	AB	R	H	RBI	BB	SO	LOB
Lenny Dykstra, L (1, 8) OBP: 0.400, SLG: 0.329	BBCBB 4-1 G4-3 SH1-3 BB		X 0-0 ① 1B		FX 0-1 BB 1-2 1B		BX 1-0 1-2 1B			3	0	3	0	1	0	0
Mickey Morandini, L (1, 4) OBP: 0.355, SLG: 0.382	X 0-0 ① SH1-3 1-2		BFFFBX 2-2 G1-6-3 1B		SBFFBBB 4-2 1-2 2-3 BB		X 0-0 ②③ G5-3 2-3f			2	0	1	0	1	0	2
Gregg Jefferies, S (1, 7) OBP: 0.267, SLG: 0.410	BCX 1-1 ② G4-3 2-3		X 0-0 ②③ G1-6-3 1-2f		FBX 1-1 ② SF7 3-H			CX 0-1 G3 2B		3	0	1	1	0	0	2
Dave Hollins, S (1, 3) OBP: 0.474, SLG: 0.507	CBCC 1-3 ③ K			CBBX 2-1 ① F8	X 0-0 ③ G1-3			BBBCTFX 3-2 ① F7		4	0	0	0	0	1	4
Darren Daulton, L (1, 2) OBP: 0.346, SLG: 0.397		CCX 0-2 ① G3-1		SX 0-1 ② G4-3		X 0-0 ① G1-3		BCX 1-1 ② G3 2-3		4	0	0	0	0	0	1
Jim Eisenreich, L (1, 9) OBP: 0.404, SLG: 0.478		CX 0-1 BB 1B		BX 1-0 1B		CX 0-1 ② G4-3		X 0-0 ③ G3-1		4	0	2	0	0	0	1
Charlie Hayes, R (1, 5) OBP: 0.378, SLG: 0.453		BCBBF1BBB SAFE 4-2 1-3 BB		BBCX 2-1 ③ F9		X 0-0 ③ F8			SBCBBX 3-2 ① F9	3	0	0	0	1	0	1
Kevin Stocker, S (1, 6) OBP: 0.288, SLG: 0.179		CCBC 1-3 ② K			X 0-0 ① F7		CBBX 2-1 G5-3 1B 1B		BCX 1-1 ② F9	4	0	1	0	0	1	2
Paul Quantrill, L (1, 1) Kyle Abbott, L (7, 1) Randy Ready, R (7, PH) OBP: 0.250, SLG: 0.182 Ricky Bottalico, L (8, 1) Tony Longmire, L (9, PH) OBP: 0.435, SLG: 0.609		SSBFS 1-3 ③ K			BBCLBB 4-2 BB 1B SF7 BB		BCF1BX SAFE 2-1 ① F8		X 0-0 ③ F7	1 0 1 0 1	1 0 0 0 0	0 0 0 0 0	0 0 0 0 0	1 0 0 0 0	1 0 0 0 0	2 0 1 0 0
Inning Stats	R: 0 H: 0 E: 0 LOB: 1 K: 1 BB: 1 S: 7 P: 13	R: 0 H: 1 E: 0 LOB: 2 K: 2 BB: 1 S: 14 P: 20	R: 0 H: 2 E: 0 LOB: 0 K: 0 BB: 0 S: 6 P: 8	R: 0 H: 1 E: 0 LOB: 1 K: 0 BB: 0 S: 7 P: 12	R: 1 H: 1 E: 0 LOB: 2 K: 0 BB: 2 S: 11 P: 20	R: 0 H: 0 E: 0 LOB: 0 K: 0 BB: 0 S: 4 P: 4	R: 0 H: 2 E: 0 LOB: 1 K: 0 BB: 0 S: 6 P: 11	R: 0 H: 1 E: 0 LOB: 1 K: 0 BB: 0 S: 9 P: 13	R: 0 H: 0 E: 0 LOB: 0 K: 0 BB: 0 S: 6 P: 10	1B: 7 2B: 1 3B: 0 HR: 0	SF: 1 SAC: 1 DP: 2 HBP: 0			WP: 0 PB: 0 SB: 0 CS: 0		PA: 36	

	AB	30
	R	1
	H	8
	RBI	1
	BB	4
	SO	3
	LOB	16

PITCHER		IP	WLS	BF	H	R	ER	SO	BB	IBB	HBP	BLK	WP	HR	S	P	ERA	WHIP
Bret Saberhagen, R ERA: 4.06	(1, 1)	5.0		22	5	1	1	3	4	0	0	0	0	0	45	73	1.80	1.800
Eric Gunderson, L ERA: 3.68	(6, 1)	2.0	W	7	2	0	0	0	0	0	0	0	0	0	10	15	0.00	1.000
Doug Henry, R ERA: 3.27	(8, 1)	2.0		7	1	0	0	0	0	0	0	0	0	0	15	23	0.00	0.500

PITCHER	IP	WLS	BF	H	R	ER	SO	BB	IBB	HBP	BLK	WP	HR	S	P	ERA	WHIP

New York Mets @ Philadelphia Phillies

Veterans Stadium, Philadelphia, PA

Sat May 20 1995, 7:05 PM EDT

Att. 38,829 - Unknown - 70 F

TOP

livebaseballscorecards.com

Batter	1	2	3	4	5	6	7	8	9	AB	R	H	RBI	BB	SO	LOB
Brett Butler, L (1, 8) OBP: 0.424, SLG: 0.444	B B C X 2-1 ① L7		B B B B 4-0 S 1B BB	C X 0-1 1-2 1B		B B C F B B B 4-2 E 1B 2-3 BB	B B B C C X 3-2 ③ G6-3			3	2	1	0	2	0	0
Jose Vizcaino, S (1, 6) OBP: 0.309, SLG: 0.329	X 0-0 ② G4-3		C B 1 B F B B SAFE 4-2 1B 1B 1-2 BB	B F X 1-1 ③ G4-3		X 0-0 E6 1B 1B WP 1-2 3-H		F B X 1-1 ① G4-3		4	2	0	1	1	0	3
Rico Brogna, L (1, 3) OBP: 0.366, SLG: 0.600	B X 1-0 ③ G3		C C B B 2 SAFE C 2-3 ② K		F B C X 1-2 ① F7	C B C B B F X 3-2 WP 1B 1-3 2-H 1B		C F B X 1-2 ② F7		5	1	1	1	0	1	2
Bobby Bonilla, S (1, 5) OBP: 0.422, SLG: 0.648		B B F F S 2-3 ① K	X 0-0 1B 1-3 2-H 1B		F B C B F X 2-2 1B 2B	B S F B X 2-2 1B 1-H 1B 3-H 1B		B C F F B B S 3-3 ③ K		5	1	3	2	0	2	0
Joe Orsulak, L (1, 9) OBP: 0.382, SLG: 0.460		B X 1-0 G4-3 1B 2B	B X 1-0 1-3 3-H 1B		B F F S 1-3 ② K	X 0-0 1B 1-2 1B 1B			F X 0-1 ① G3	5	1	3	1	0	1	1
Jeff Kent, R (1, 4) OBP: 0.287, SLG: 0.321 Jerry Dipoto, R (6, 1) David Segui, S (9, PH) OBP: 0.351, SLG: 0.391		B F F X 1-2 ② G4-3 2-3	X 0-0 ③ P4		C X 0-1 2-H 1B	B S B S X 2-2 ② 1B 1-2 2-H 1B			F X 0-1 ② G4-3	4 0 1	0 0 0	2 0 0	1 0 0	0 0 0	0 0 0	3 0 0
Todd Hundley, S (1, 2) OBP: 0.375, SLG: 0.543		B F C F X 1-2 3-H 1B	B F B X 2-1 FC6-4 1B		F B X 1-1 ③ F8	B F F B F X 2-2 ③ 1B 1-2 2-H 1B			C B C S 1-3 ③ K	5	0	3	1	0	1	1
Chris Jones, R (1, 7) OBP: 0.368, SLG: 0.333		B B C X 2-1 ③ G3	B X 1-0 ① FC6-4 1B 1-2f			X 0-0 WP SH3-4 E 1B	B C X 1-1 ① G4-3			4	1	1	0	0	0	2
Pete Harnisch, S (1, 1) OBP: 0.111, SLG: 0.111 Blas Minor, R (3, 1) Ricky Otero, S (4, PH) OBP: 0.222, SLG: 0.212 Kevin Lomon, R (4, 1) Edgardo Alfonzo, R (6, 4) OBP: 0.325, SLG: 0.514			X 0-0 ① G6-3	B B C X 2-1 ② P4		X 0-0 ① SH3-4 1-2	B C F F X 1-2 ② L9			1 0 1 0 1	0 0 0 0 0	0 0 0 0 0	0 0 0 0 0	0 0 0 0 0	0 0 0 0 0	0 0 1 0 0
Inning Stats	R: 0 E: 0 K: 0 S: 4 H: 0 LOB: 0 BB: 0 P: 7	R: 1 E: 0 K: 1 S: 13 H: 2 LOB: 1 BB: 0 P: 20	R: 2 E: 0 K: 1 S: 9 H: 2 LOB: 2 BB: 2 P: 20	R: 0 E: 0 K: 0 S: 9 H: 2 LOB: 2 BB: 0 P: 15	R: 1 E: 0 K: 1 S: 14 H: 2 LOB: 1 BB: 0 P: 19	R: 4 E: 1 K: 0 S: 19 H: 6 LOB: 2 BB: 1 P: 32	R: 0 E: 0 K: 0 S: 9 H: 0 LOB: 0 BB: 0 P: 14	R: 0 E: 0 K: 1 S: 9 H: 0 LOB: 0 BB: 0 P: 14	R: 0 E: 0 K: 1 S: 7 H: 0 LOB: 0 BB: 0 P: 8	1B: 12 2B: 2 3B: 0 HR: 0	SF: 0 SAC: 1 DP: 0 HBP: 0					

	AB	39
	R	8
	H	14
	RBI	7
	BB	3
	SO	5
	LOB	13

WP: 2 PB: 0 SB: 1 CS: 0 PA: 43

PITCHER		IP	WLS	BF	H	R	ER	SO	BB	IBB	HBP	BLK	WP	HR	S	P	ERA	WHIP
Tyler Green, R ERA: 5.47	(1, 1)	5.1	W	28	9	6	6	3	3	0	0	0	1	0	53	89	10.12	2.250
Toby Borland, R ERA: 3.12	(6, 1)	0.1		5	4	2	1	0	0	0	0	0	1	0	12	19	27.00	12.000
Norm Charlton, L ERA: 12.86	(6, 1)	1.1		4	1	0	0	0	0	0	0	0	0	0	12	19	0.00	0.750
Gene Harris, R ERA: 0.66	(8, 1)	1.0		3	0	0	0	1	0	0	0	0	0	0	9	14	0.00	0.000
Heathcliff Slocumb, R ERA: 1.26	(9, 1)	1.0	S	3	0	0	0	1	0	0	0	0	0	0	7	8	0.00	0.000

PITCHER	IP	WLS	BF	H	R	ER	SO	BB	IBB	HBP	BLK	WP	HR	S	P	ERA	WHIP

BOTTOM

New York Mets @ Philadelphia Phillies

Veterans Stadium, Philadelphia, PA

Sat May 20 1995, 7:05 PM EDT

Att. 38,829 - Unknown - 70 F

livebaseballscorecards.com

Batter	1	2	3	4	5	6	7	8	9	AB	R	H	RBI	BB	SO	LOB
Lenny Dykstra, L (1, 8) OBP: 0.410, SLG: 0.348	G4-3	HR 1-3 2-H	G3 BB		2B 1B	G4-6-3 1-2f				4	1	2	1	1	0	1
Mickey Morandini, L (1, 4) OBP: 0.383, SLG: 0.466	1B	HR 2-H 3-H	G3 1-2 2-3		1-H 2B			G6-3 G4-3 1B		5	1	4	3	0	0	2
Gregg Jefferies, S (1, 7) OBP: 0.253, SLG: 0.386	F8	G6-3	G4-3		K			G4-3 1-2		5	0	0	0	0	1	5
Dave Hollins, S (1, 3) OBP: 0.471, SLG: 0.486	L9		2B 2B BB	1B G3-1 BB		G6-3		G6-3 2-3		3	2	0	0	2	0	2
Darren Daulton, L (1, 2) OBP: 0.360, SLG: 0.411		1B 1B	P4	G3-1 1-3		1B		P6		5	1	3	0	0	0	2
Jim Eisenreich, L (1, 9) OBP: 0.393, SLG: 0.480	F8	2B 1-3	G3-1 1-2 3-H			K				4	1	1	1	0	1	3
Charlie Hayes, R (1, 5) OBP: 0.383, SLG: 0.449	1B 1-3	2B BB	L8			G1-3				3	2	1	0	1	0	2
Kevin Stocker, S (1, 6) OBP: 0.300, SLG: 0.217	2B HR 1-2 3-H	1-H 2-H 3-H 2B	K				G4-3			4	2	2	4	0	1	1
Tyler Green, R (1, 1) OBP: 0.111, SLG: 0.222										3	0	1	1	0	1	2
Toby Borland, R (6, 1)										0	0	0	0	0	0	0
Norm Charlton, S (6, 1)										0	0	0	0	0	0	0
Tony Longmire, L (7, PH) OBP: 0.458, SLG: 0.609										0	0	0	1	0	0	0
Gene Harris, R (8, 1)										0	0	0	0	0	0	0
Heathcliff Slocumb, R (9, 1)										0	0	0	0	0	0	0
Inning Stats	R: 0 E: 0 K: 0 S: 10 H: 1 LOB: 1 BB: 0 P: 13	R: 5 E: 0 K: 0 S: 23 H: 5 LOB: 0 BB: 0 P: 34	R: 4 E: 0 K: 0 S: 24 H: 3 LOB: 2 BB: 3 P: 44	R: 1 E: 0 K: 1 S: 12 H: 1 LOB: 1 BB: 1 P: 23	R: 0 E: 0 K: 2 S: 12 H: 2 LOB: 1 BB: 0 P: 19	R: 0 E: 0 K: 1 S: 9 H: 1 LOB: 1 BB: 0 P: 15	R: 0 E: 0 K: 0 S: 5 H: 0 LOB: 0 BB: 1 P: 11	R: 0 E: 0 K: 0 S: 7 H: 1 LOB: 1 BB: 0 P: 12		1B: 8 2B: 5 3B: 0 HR: 1 SF: 0 SAC: 0 DP: 1 HBP: 0					WP: 0 PB: 0 SB: 0 CS: 0 PA: 41	

	AB	36
	R	10
	H	14
	RBI	10
	BB	5
	SO	4
	LOB	20

PITCHER		IP	WLS	BF	H	R	ER	SO	BB	IBB	HBP	BLK	WP	HR	S	P	ERA	WHIP
Pete Harnisch, R ERA: 4.45	(1, 1)	2.1	L	17	8	9	9	0	2	0	0	0	0	1	47	72	34.71	4.286
Blas Minor, R ERA: 1.86	(3, 1)	0.2		4	1	0	0	0	1	0	0	0	0	0	10	19	0.00	3.000
Kevin Lomon, R ERA: 6.75	(4, 1)	2.0		9	3	1	1	3	1	0	0	0	0	0	24	42	4.50	2.000
Jerry Dipoto, R ERA: 6.91	(6, 1)	3.0		11	2	0	0	1	1	0	0	0	0	0	21	38	0.00	1.000

PITCHER	IP	WLS	BF	H	R	ER	SO	BB	IBB	HBP	BLK	WP	HR	S	P	ERA	WHIP

Batter	1	2	3	4	5	6	7	8	9	AB	R	H	RBI	BB	SO	LOB
Brett Butler, L (1, 8) OBP: 0.406, SLG: 0.424	C B F B F F C 2-3 ① K		F F B X 1-2 ③ P6		S B X 1-1 ③ G4-3		B B X 2-0 ② ③ G4-6-3 1-2f			4	0	0	0	0	1	2
Josias Manzanillo, R (7, 1)										0	0	0	0	0	0	0
Jose Vizcaino, S (1, 6) OBP: 0.306, SLG: 0.326	X 0-0 ② B2-3			B X 1-0 ① G4-3		C C X 0-2 2B SF9 1B		F B X 1-1 ① F7		4	1	1	0	0	0	0
Rico Brogna, L (1, 3) OBP: 0.360, SLG: 0.595	B S F S 1-3 ③ K			B S F C 1-3 ② K		1 B C X SAFE 1-1 SF9 1-3 2B		B B S B S F S 3-3 ② K		4	0	1	0	0	3	0
Bobby Bonilla, S (1, 7) OBP: 0.425, SLG: 0.649		B F B F B X 3-2 ① G4-3		S B X 1-1 1B		F B X 1-1 ① SF9 2-3 3-H		B C F B X 2-2 1B		3	0	2	1	0	0	0
Jeff Kent, R (1, 4) OBP: 0.286, SLG: 0.317		F C X 0-2 FC1-6 1B		B F F B F S 2-3 ③ K		C X 0-1 ② P9		B X 1-0 ③ P5		4	0	1	0	0	1	3
Chris Jones, R (1, 9) OBP: 0.348, SLG: 0.318		B X 1-0 ② FC1-6 FC6-4 1-2f			B S B B B X 3-1 WP HR 1B	F F F B B X 2-2 G6-3			C F S 0-3 ① K	4	1	1	0	0	1	2
Edgardo Alfonzo, R (1, 5) OBP: 0.295, SLG: 0.463		B S B B B X 3-1 ③ FC6-4 1-2f			F S F B S 1-3 ① K 1-2		X 0-0 ① P4		B B B B C C X 3-2 ② G5-3	4	0	0	0	0	1	2
Kelly Stinnett, R (1, 2) OBP: 0.435, SLG: 0.632			B S X 1-1 ① G4-3		X 0-0 2-H HR		B S S B B F X 3-2 E S 1B		C X 0-1 ③ G4-3	3	1	2	2	0	0	0
Ricky Otero, S (7, PR) OBP: 0.216, SLG: 0.206										1	0	0	0	0	0	0
(7, 8)																
Bobby Jones, R (1, 1) OBP: 0.222, SLG: 0.222			F B F C 1-3 ② K		S C B S 1-3 ② K		B F 1 B B S B SAFE 4-2 G4-6-3 1-3 BB			2	0	0	0	0	2	0
Joe Orsulak, L (7, PH) OBP: 0.393, SLG: 0.460										0	0	0	0	1	0	0
Todd Hundley, S (7, 2) OBP: 0.375, SLG: 0.543										0	0	0	0	0	0	0
Inning Stats	R: 0 E: 0 K: 2 S: 9 H: 0 LOB: 0 BB: 0 P: 12	R: 0 E: 0 K: 0 S: 9 H: 1 LOB: 1 BB: 0 P: 16	R: 0 E: 0 K: 1 S: 8 H: 0 LOB: 0 BB: 0 P: 11	R: 0 E: 0 K: 2 S: 10 H: 1 LOB: 1 BB: 0 P: 15	R: 2 E: 0 K: 2 S: 12 H: 2 LOB: 0 BB: 0 P: 18	R: 1 E: 0 K: 0 S: 13 H: 2 LOB: 1 BB: 0 P: 17	R: 0 E: 0 K: 0 S: 8 H: 1 LOB: 2 BB: 1 P: 17	R: 0 E: 0 K: 1 S: 10 H: 1 LOB: 1 BB: 0 P: 17	R: 0 E: 0 K: 1 S: 8 H: 0 LOB: 0 BB: 0 P: 11	1B: 6 2B: 1 3B: 0 HR: 1 SF: 1 SAC: 0 DP: 1 HBP: 0						

PITCHER		IP	WLS	BF	H	R	ER	SO	BB	IBB	HBP	BLK	WP	HR	S	P	ERA	WHIP
Mike Mimbs, L ERA: 5.63	(1, 1)	6.0	W	24	6	3	3	7	0	0	0	0	1	1	61	89	4.50	1.000
Ricky Bottalico, R ERA: 0.69	(7, 1)	0.1		3	1	0	0	0	1	0	0	0	0	0	7	14	0.00	6.000
Norm Charlton, L ERA: 10.8	(7, 1)	1.1		4	1	0	0	1	0	0	0	0	0	0	10	18	0.00	0.750
Gene Harris, R ERA: 0.64	(8, 1)	0.1		1	0	0	0	0	0	0	0	0	0	0	1	2	0.00	0.000
Heathcliff Slocumb, R ERA: 1.17	(9, 1)	1.0	S	3	0	0	0	1	0	0	0	0	0	0	8	11	0.00	0.000

PITCHER	IP	WLS	BF	H	R	ER	SO	BB	IBB	HBP	BLK	WP	HR	S	P	ERA	WHIP

TOP

New York Mets @ Philadelphia Phillies

Veterans Stadium, Philadelphia, PA

Sun May 21 1995, 3:33 AM EDT

Att. 43,134 - Sunny - 81 F

livebaseballscorecards.com

AB	33
R	3
H	8
RBI	3
BB	1
SO	9
LOB	9

New York Mets @ Philadelphia Phillies

Veterans Stadium, Philadelphia, PA

Sun May 21 1995, 3:33 AM EDT

Att. 43,134 - Sunny - 81 F

livebaseballscorecards.com

BOTTOM

Batter	1	2	3	4	5	6	7	8	9	AB	R	H	RBI	BB	SO	LOB
Lenny Dykstra, L (1, 8) OBP: 0.407, SLG: 0.348	X 0-0 E S 1B 1B	B C C T F X 1-2 F7 ③		C X 0-1 G6-3 ③		B B T F B X 3-2 F8 ②				3	1	1	0	0	0	2
Dave Gallagher, R (7, 8) OBP: 0.406, SLG: 0.483										1	0	0	0	0	0	0
Mickey Morandini, L (1, 4) OBP: 0.388, SLG: 0.468	B B 1 S F X SAFE 2-2 1B 2B 1-H 1B	C B B X 2-1 G4-3 S FC4-2 1B	M F B B X 2-2 F8 ①			C F B X 1-2 L5 ③				4	1	2	1	0	0	0
Gregg Jefferies, S (1, 7) OBP: 0.253, SLG: 0.380	B C B 1 C F X SAFE 2-2 2B 1B 1-2 1B	B B B C C C X 3-2 G4-3 ① 1-3	F X 0-1 G3 ②					B B C F F F X 2-2 F7 ①		4	1	1	0	0	0	1
Dave Hollins, S (1, 3) OBP: 0.453, SLG: 0.461	B B S T S 2-3 K ①	X 0-0 FC4-2 WP ② 3-H	C C S 0-3 K ③					B B X 2-0 G3 ②		4	0	0	0	0	2	3
Darren Daulton, L (1, 2) OBP: 0.367, SLG: 0.442	X 0-0 1B 2B 1-3 2-H	B B X 2-0 G3 ③ 1-2			F S X 0-2 F8 ①			X 0-0 E 2B		4	2	2	1	0	0	1
Charlie Hayes, R (1, 5) OBP: 0.388, SLG: 0.451	C B B S X 2-2 1B 2-H 3-H ②			C C X 0-2 G4-3 ①	T X 0-1 1B			B B X 2-0 E9 2-H		4	0	2	2	0	0	0
Gary Varsho, L (1, 9) OBP: 0.350, SLG: 0.294	S B B S C 2-3 K ③			B X 1-0 SH3-4 1B 1B	1 SAFE B B B 1 SAFE F B 1 SAFE X 3-1 F8 ②			X 0-0 G3-1 ③		3	0	1	0	0	1	1
Ricky Bottalico, L (7, 1)										0	0	0	0	0	0	0
Norm Charlton, S (7, 1)										0	0	0	0	0	0	0
Gene Harris, R (8, 1)										0	0	0	0	0	0	0
Tony Longmire, L (8, PH) OBP: 0.340, SLG: 0.593										1	0	0	0	0	0	1
Heathcliff Slocumb, R (9, 1)										0	0	0	0	0	0	0
Kevin Stocker, S (1, 6) OBP: 0.301, SLG: 0.222		C X 0-1 F7 ①		1 SAFE C F F F X 0-2 SH3-4 1-2 1B	F B B F F X 1-2 G3 ③					3	0	1	0	0	0	1
Mike Mimbs, L (1, 1)		X 0-0 G4-3 ②		L L X 0-2 SH3-4 ② 1-2 2-3		B C F B T 2-2 K ①				1	0	0	0	0	0	0
Jim Eisenreich, L (7, 9) OBP: 0.386, SLG: 0.471										1	0	0	0	0	1	0

Inning Stats	1	2	3	4	5	6	7	8	9
	R: 4 H: 5 E: 0 LOB: 0 K: 2 BB: 0 S: 18 P: 28	R: 0 H: 0 E: 0 LOB: 0 K: 0 BB: 0 S: 8 P: 9	R: 0 H: 1 E: 0 LOB: 1 K: 0 BB: 0 S: 7 P: 14	R: 0 H: 2 E: 0 LOB: 2 K: 0 BB: 0 S: 14 P: 15	R: 0 H: 0 E: 0 LOB: 0 K: 1 BB: 0 S: 8 P: 10	R: 0 H: 1 E: 0 LOB: 1 K: 0 BB: 0 S: 11 P: 15	R: 0 H: 0 E: 0 LOB: 0 K: 1 BB: 0 S: 9 P: 15	R: 1 H: 1 E: 1 LOB: 1 K: 0 BB: 0 S: 9 P: 15	

	AB	
AB	33	
R	5	
H	10	
RBI	4	
BB	0	
SO	4	
LOB	10	

1B: 8	SF: 0
2B: 2	SAC: 1
3B: 0	DP: 0
HR: 0	HBP: 0

WP: 1	PA: 34
PB: 0	
SB: 2	
CS: 0	

PITCHER		IP	WLS	BF	H	R	ER	SO	BB	IBB	HBP	BLK	WP	HR	S	P	ERA	WHIP
Bobby Jones, R ERA: 2.43	(1, 1)	6.0	L	26	9	4	4	3	0	0	0	0	1	0	66	91	6.00	1.500
Josias Manzanillo, R ERA: 8.36	(7, 1)	2.0		8	1	1	0	1	0	0	0	0	0	0	18	30	0.00	0.500

PITCHER	IP	WLS	BF	H	R	ER	SO	BB	IBB	HBP	BLK	WP	HR	S	P	ERA	WHIP

Los Angeles Dodgers @ New York Mets

Shea Stadium, Flushing, NY

Tue May 23 1995, 7:05 PM EDT

Att. 19,107 - Unknown - 68 F

TOP

livebaseballscorecards.com

Batter	1	2	3	4	5	6	7	8	9	AB	R	H	RBI	BB	SO	LOB
Jose Offerman, S (1, 6) OBP: 0.500, SLG: 0.466	F9		WP 2B		L5-3 HBP		1B		G3	4	1	2	1	0	0	0
Roberto Kelly, R (1, 8) OBP: 0.321, SLG: 0.330	F8		K		L5-3		G6-3		K	5	0	0	0	0	2	3
Raul Mondesi, R (1, 9) OBP: 0.385, SLG: 0.654	HR		P4		G6-3			G6-3 S 3B 1B		4	2	2	1	0	0	0
Eric Karros, R (1, 3) OBP: 0.446, SLG: 0.610	K		HR			F9		F7		4	1	1	1	0	1	1
Billy Ashley, R (1, 7) OBP: 0.321, SLG: 0.452		G5-3	K			G5-3		G6-3		4	0	0	0	0	1	1
Rick Parker, R (8, 7)										0	0	0	0	0	0	0
Tim Wallach, R (1, 5) OBP: 0.308, SLG: 0.538		G4-3 BB 1B		FC6-4 1B		P4		1B 3B		4	1	3	1	0	0	0
Delino DeShields, L (1, 4) OBP: 0.330, SLG: 0.313		G4-3 BB		P6			F8 SH1 1B 1B	FC6-4 1B		3	1	2	1	1	0	1
Carlos Hernandez, R (1, 2) OBP: 0.170, SLG: 0.083		G4-3		F9			SH1	FC6-4		3	0	0	0	0	0	4
Rudy Seanez, R (8, 1)										0	0	0	0	0	0	0
Todd Worrell, R (8, 1)										0	0	0	0	0	0	0
Hideo Nomo, R (1, 1)		G5-3		FC6-4			F8		K2-3	2	0	0	0	0	0	3
Dave Hansen, L (7, PH) OBP: 0.361, SLG: 0.275										1	0	0	0	0	0	1
Omar Daal, L (7, 1)										0	0	0	0	0	0	0
Tom Prince, R (8, 2)										1	0	0	0	0	1	0

Inning Stats	1	2	3	4	5	6	7	8	9
R	1	0	2	0	0	0	1	2	0
E	0	0	0	0	0	0	0	0	0
K	1	0	2	0	0	0	0	0	2
S	12	12	12	6	8	10	12	14	9
H	1	1	2	1	0	0	2	3	0
LOB	0	2	0	1	0	0	1	1	0
BB	0	1	0	0	0	0	0	0	0
P	22	21	22	9	12	14	20	21	10

1B	6
2B	2
3B	1
HR	2
SF	0
SAC	1
DP	1
HBP	1

WP	1
PB	0
SB	1
CS	0
PA	38

AB	35
R	6
H	10
RBI	5
BB	1
SO	5
LOB	14

PITCHER		IP	WLS	BF	H	R	ER	SO	BB	IBB	HBP	BLK	WP	HR	S	P	ERA	WHIP
Dave Mlicki, R ERA: 2.42	(1, 1)	6.2		27	6	4	4	3	1	0	1	0	1	2	66	109	5.40	1.050
Doug Henry, R ERA: 4.5	(7, 1)	1.0	L	6	3	2	2	0	0	0	0	0	0	0	17	26	18.00	3.000
Eric Gunderson, L ERA: 3.52	(8, 1)	0.1		2	1	0	0	0	0	0	0	0	0	0	3	6	0.00	3.000
Blas Minor, R ERA: 1.69	(9, 1)	1.0		3	0	0	0	2	0	0	0	0	0	0	9	10	0.00	0.000

PITCHER		IP	WLS	BF	H	R	ER	SO	BB	IBB	HBP	BLK	WP	HR	S	P	ERA	WHIP

Los Angeles Dodgers @ New York Mets

Shea Stadium, Flushing, NY

Tue May 23 1995, 7:05 PM EDT

Att. 19,107 - Unknown - 68 F

livebaseballscorecards.com

BOTTOM

Batter	1	2	3	4	5	6	7	8	9	AB	R	H	RBI	BB	SO	LOB
Brett Butler, L (1, 8) OBP: 0.406, SLG: 0.416	C B X 1-1 P3 ①		C S B B B F B 4-2 1-2 BB	L F F C 0-3 K ②		X 0-0 2-H 1B ③		B X 1-0 P5 ③		4	0	1	0	1	1	3
Jose Vizcaino, S (1, 6) OBP: 0.301, SLG: 0.319	B B C C C 2-3 K ②		F B S X 1-2 1B 2B 1B 1-2 2-H	C B C B C 2-3 K ③			M S B S 1-3 K ①		B B C B C S 3-3 K ①	5	1	1	1	0	4	0
Rico Brogna, L (1, 3) OBP: 0.363, SLG: 0.583	B C B S B S 3-3 K ③		B B S B F X 3-2 2B 1-3 2-H 1B		X 0-0 G5-3 1B		B C B B X 3-1 G6-3 ②		C S F C 0-3 K ②	5	0	2	1	0	2	0
Bobby Bonilla, S (1, 5) OBP: 0.418, SLG: 0.643 Tim Bogar, R (8, 5) OBP: 0.143, SLG: 0.143		C B X 1-1 G4-3 ①	B S B X 2-1 1-3 3-H 2B		S X 0-1 F8 ①	X 0-0 G6-3 ③			C X 0-1 F7 ③	4 1	0 0	1 0	1 0	0 0	0 0	1 0
Joe Orsulak, L (1, 9) OBP: 0.407, SLG: 0.462 Chris Jones, R (8, PH) OBP: 0.375, SLG: 0.318 (9, 9)		F X 0-1 WP 1B	I I I I 4-0 IBB		B X 1-0 G5-3 ② 1-2			B B C C B B 4-2 HBP 1B BB		2 0	0 0	1 0	0 0	1 1	0 0	1 0
Jeff Kent, R (1, 4) OBP: 0.284, SLG: 0.314		B C C B F T 2-2 K ②	B C F B S 1-3 K ②		B C S X 1-2 G5-3 ③			1 SAFE X 0-0 HBP 1-2 1B		4	0	1	0	0	2	5
Todd Hundley, S (1, 2) OBP: 0.381, SLG: 0.534		F B S B S 2-3 K ③ 1-2	B X 1-0 P5 ③			B C X 1-1 SH3-4 1B 1B		H 1-0 1-2 2-3 HBP		3	0	1	0	0	1	4
David Segui, S (1, 7) OBP: 0.350, SLG: 0.449 Ricky Otero, S (7, 7) OBP: 0.211, SLG: 0.200			B B C B X 3-1 E1 BB 1B	B B F B F F X 3-2 HR		C B X 1-1 P6 ①		C F F F B F B S 2-3 K ①		3 1	2 0	1 0	1 0	0 0	0 1	1 3
Dave Mlicki, R (1, 1) Doug Henry, R (7, 1) Eric Gunderson, R (8, 1) Edgardo Alfonzo, R (8, PH) OBP: 0.289, SLG: 0.452 Blas Minor, R (9, 1)			X 0-0 B3 ①	B B C C F F X 2-2 F9 ①		X 0-0 SH3-4 ② 1-2		X 0-0 P3 ②		2 0 0 1 0	0 0 0 0 0	0 0 0 0 0	0 0 0 0 0	0 0 0 0 0	0 0 0 0 0	1 0 0 3 0
Inning Stats	R: 0 E: 0 K: 2 S: 8 H: 0 LOB: 0 BB: 0 P: 14	R: 0 E: 0 K: 2 S: 11 H: 1 LOB: 1 BB: 0 P: 16	R: 3 E: 1 K: 1 S: 18 H: 3 LOB: 3 BB: 2 P: 37	R: 1 E: 0 K: 2 S: 15 H: 1 LOB: 0 BB: 0 P: 22	R: 0 E: 0 K: 0 S: 7 H: 1 LOB: 1 BB: 0 P: 9	R: 0 E: 0 K: 0 S: 6 H: 2 LOB: 2 BB: 0 P: 8	R: 0 E: 0 K: 1 S: 6 H: 0 LOB: 0 BB: 0 P: 10	R: 0 E: 0 K: 1 S: 11 H: 1 LOB: 3 BB: 1 P: 19	R: 0 E: 0 K: 2 S: 9 H: 0 LOB: 0 BB: 0 P: 12	1B: 7 2B: 1 3B: 0 HR: 1	SF: 0 SAC: 1 DP: 0 HBP: 1			WP: 1 PB: 0 SB: 0 CS: 0		PA: 40	

	AB	35
	R	3
	H	9
	RBI	4
	BB	3
	SO	11
	LOB	22

PITCHER		IP	WLS	BF	H	R	ER	SO	BB	IBB	HBP	BLK	WP	HR	S	P	ERA	WHIP
Hideo Nomo, R ERA: 3.71	(1, 1)	6.0		28	8	4	3	7	1	1	0	0	1	1	65	106	4.50	1.500
Omar Daal, L ERA: 1.23	(7, 1)	1.0	W	3	0	0	0	1	0	0	0	0	0	0	6	10	0.00	0.000
Rudy Seanez, R ERA: 3.0	(8, 1)	0.0		3	1	0	0	0	1	0	1	0	0	0	3	8	∞	∞
Todd Worrell, R ERA:	(8, 1)	2.0	S	6	0	0	0	3	0	0	0	0	0	0	17	23	0.00	0.000

PITCHER	IP	WLS	BF	H	R	ER	SO	BB	IBB	HBP	BLK	WP	HR	S	P	ERA	WHIP

Batter	1	2	3	4	5	6	7	8	9	AB	R	H	RBI	BB	SO	LOB
Jose Offerman, S (1, 6) OBP: 0.483, SLG: 0.446	4-3		4-3		K			K		4	0	0	0	0	2	0
Roberto Kelly, R (1, 8) OBP: 0.327, SLG: 0.337	5-3 1B		6-3			E WP S 1B		K		4	1	2	0	0	1	0
Raul Mondesi, R (1, 9) OBP: 0.372, SLG: 0.631	5-3 1-2		6-3			K 1-3		6-3		4	0	0	0	0	1	2
Eric Karros, R (1, 3) OBP: 0.440, SLG: 0.625	F7			F3		6-3 3-H			HR	4	1	1	1	0	0	1
Tim Wallach, R (1, 5) OBP: 0.471, SLG: 0.875		G6-4-3 BB		WP 1B 1B		HR			WP 1B 2B	3	2	3	1	1	0	0
Billy Ashley, R (1, 7) OBP: 0.321, SLG: 0.447		G6-4-3 1-2f		1-H 1B		5-3			S 2-H 1B	3	0	1	0	0	0	1
Rick Parker, R (6, 7) OBP: 1.000, SLG: 1.000										1	0	1	1	0	0	0
Delino DeShields, L (1, 4) OBP: 0.328, SLG: 0.320		WP 3B 2B		5-3			K		F8	4	1	1	0	0	1	2
Tom Prince, R (1, 2) OBP: 0.077, SLG: 0.231		2-H 3B	P5				F8		K 1-2	4	0	1	1	0	1	1
Pedro Astacio, R (1, 1)		G3	6-3				K		4-3	4	0	0	0	0	1	2
Inning Stats	R: 0 E: 0 K: 0 S: 4 H: 1 LOB: 1 BB: 0 P: 4	R: 1 E: 0 K: 0 S: 4 H: 2 LOB: 1 BB: 1 P: 8	R: 0 E: 0 K: 0 S: 3 H: 0 LOB: 0 BB: 0 P: 3	R: 0 E: 0 K: 0 S: 4 H: 2 LOB: 1 BB: 0 P: 4	R: 0 E: 0 K: 1 S: 5 H: 0 LOB: 0 BB: 0 P: 5	R: 2 E: 0 K: 1 S: 7 H: 2 LOB: 0 BB: 0 P: 7	R: 0 E: 0 K: 2 S: 7 H: 0 LOB: 0 BB: 0 P: 7	R: 0 E: 0 K: 2 S: 7 H: 0 LOB: 0 BB: 0 P: 7	R: 2 E: 0 K: 1 S: 8 H: 3 LOB: 1 BB: 0 P: 8	1B: 5 2B: 2 3B: 1 HR: 2	SF: 0 SAC: 0 DP: 1 HBP: 0					

TOP

Los Angeles Dodgers @ New York Mets

Shea Stadium, Flushing, NY

Wed May 24 1995, 7:05 PM EDT

Att. 14,423 - Unknown - 89 F

livebaseballscorecards.com

AB	35
R	5
H	10
RBI	4
BB	1
SO	7
LOB	9

WP: 4 PB: 0 SB: 2 CS: 0 PA: 36

PITCHER	IP	WLS	BF	H	R	ER	SO	BB	IBB	HBP	BLK	WP	HR	S	P	ERA	WHIP
Mike Birkbeck, R (1, 1) ERA: 4.5	6.0	L	24	7	3	3	2	1	0	0	0	3	1	27	31	4.50	1.333
Jerry Dipoto, R (7, 1) ERA: 6.06	2.0		6	0	0	0	4	0	0	0	0	0	0	14	14	0.00	0.000
Blas Minor, R (9, 1) ERA: 3.09	1.0		6	3	2	2	1	0	0	0	0	1	1	8	8	18.00	3.000

PITCHER	IP	WLS	BF	H	R	ER	SO	BB	IBB	HBP	BLK	WP	HR	S	P	ERA	WHIP

Batter	1	2	3	4	5	6	7	8	9	AB	R	H	RBI	BB	SO	LOB
Brett Butler, L (1, 8) OBP: 0.390, SLG: 0.398	K		1-3			4-3		L7		4	0	0	0	0	1	3
Jose Vizcaino, S (1, 6) OBP: 0.299, SLG: 0.316	G4-6-3 1B		3-1			5-3			F7	4	0	1	0	0	0	2
Rico Brogna, L (1, 3) OBP: 0.368, SLG: 0.575	G4-6-3			FC3-6 1B			F8		BB	3	0	1	0	1	0	1
Joe Orsulak, L (1, 9) OBP: 0.397, SLG: 0.446		4-3		FC3-6 9-3			FC6-4 1B		F7	4	0	1	0	0	0	2
Edgardo Alfonzo, R (1, 5) OBP: 0.265, SLG: 0.413		6-3		9-3			F8		L3	4	0	0	0	0	0	3
Jeff Kent, R (1, 4) OBP: 0.276, SLG: 0.303		5-3			5-3		FC6-4			3	0	0	0	0	0	1
David Segui, S (1, 7) OBP: 0.365, SLG: 0.462			F7		CS 1B			FC6-4 1B		3	0	2	0	0	0	0
Kelly Stinnett, R (1, 2) OBP: 0.423, SLG: 0.636			1-3 2B		K			FC6-4		3	0	1	0	0	1	2
Mike Birkbeck, R (1, 1)			HBP			6-3		K		0	0	0	0	0	0	0
Ricky Otero, S (6, PH) OBP: 0.205, SLG: 0.194										1	0	0	0	0	0	0
Jerry Dipoto, R (7, 1)										0	0	0	0	0	0	0
Chris Jones, R (8, PH) OBP: 0.360, SLG: 0.304										1	0	0	0	0	1	1
Blas Minor, R (9, 1)										0	0	0	0	0	0	0
Inning Stats	R: 0 H: 1 E: 0 LOB: 0 K: 1 BB: 0 S: 5 P: 5	R: 0 H: 0 E: 0 LOB: 0 K: 0 BB: 0 S: 3 P: 3	R: 0 H: 1 E: 0 LOB: 2 K: 0 BB: 0 S: 4 P: 5	R: 0 H: 1 E: 0 LOB: 0 K: 0 BB: 0 S: 3 P: 3	R: 0 H: 1 E: 0 LOB: 1 K: 1 BB: 0 S: 5 P: 5	R: 0 H: 0 E: 0 LOB: 0 K: 0 BB: 0 S: 3 P: 3	R: 0 H: 1 E: 0 LOB: 1 K: 0 BB: 0 S: 4 P: 4	R: 0 H: 1 E: 0 LOB: 1 K: 1 BB: 0 S: 6 P: 6	R: 0 H: 0 E: 0 LOB: 1 K: 0 BB: 1 S: 3 P: 7	1B: 5 SF: 0 2B: 3 SAC: 0 3B: 0 DP: 3 HR: 0 HBP: 1						

PITCHER	IP	WLS	BF	H	R	ER	SO	BB	IBB	HBP	BLK	WP	HR	S	P	ERA	WHIP
Pedro Astacio, R (1, 1) ERA: 3.22	9.0	W	32	6	0	0	3	1	0	1	0	0	0	36	41	0.00	0.778

PITCHER	IP	WLS	BF	H	R	ER	SO	BB	IBB	HBP	BLK	WP	HR	S	P	ERA	WHIP

BOTTOM

Los Angeles Dodgers @ New York Mets

Shea Stadium, Flushing, NY

Wed May 24 1995, 7:05 PM EDT

Att. 14,423 - Unknown - 89 F

livebaseballscorecards.com

AB	30
R	0
H	6
RBI	0
BB	1
SO	3
LOB	15

WP: 0	PA: 32
PB: 0	
SB: 0	
CS: 1	

Batter	1	2	3	4	5	6	7	8	9	AB	R	H	RBI	BB	SO	LOB
Jose Offerman, S (1, 6) OBP: 0.471, SLG: 0.433	B F X 1-1 CS 1B		L X 0-1 ② G4-3		C 1 SAFE F B B B X 2-2 ③ G3-1 1-2			F X 0-1 ① F8	B B X 2-0 ③ F9	5	0	1	0	0	0	4
Roberto Kelly, R (1, 8) OBP: 0.325, SLG: 0.333	C X 0-1 ① S 1-2 1B		X 0-0 ③ G4-3			B X 1-0 ① F9		C S B B F X 2-2 ② F7		4	0	1	0	0	0	0
Raul Mondesi, R (1, 9) OBP: 0.360, SLG: 0.609	B F B S B S 3-3 ② K 1-2			B F X 1-1 ① G6-3		B F X 2-1 ② F8		F S X 0-2 ③ G6-3		4	0	0	0	0	1	1
Eric Karros, R (1, 3) OBP: 0.442, SLG: 0.620	B T C S 1-3 ③ K			B B B C X 3-1 1B		B F B S B X 3-2 ③ G4-3			B B X 2-0 1B 1B FC4-2 1B	4	0	2	0	0	1	1
Tim Wallach, R (1, 5) OBP: 0.476, SLG: 0.800		B S S S B B F X 3-2 ① G6-3		C F X 0-2 ② F9			F B X 1-1 FC4-6 1B		B C B X 2-1 FC4-2 1B 1-2 FC3-2 1B	4	0	2	0	0	0	1
Billy Ashley, R (1, 7) OBP: 0.310, SLG: 0.430 Rick Parker, R (7, 7) OBP: 1.000, SLG: 1.000		F S B C 1-3 ② K		S S B S 1-3 ③ K			F S S 0-3 ① K		L B B B X 3-1 FC3-2 FC4-2 1-2 2-3 1B	3 1	0 1	0 1	0 0	0 0	3 0	2 0
Delino DeShields, L (1, 4) OBP: 0.325, SLG: 0.317		F B X 1-1 ③ G4-3		C B B B X 3-1 PB 1B			X 0-0 ② FC4-6 1-2f 2B		B B C X 2-1 ① FC4-2 1B FC3-2 1-2 2-3 3-Hf	4	1	1	0	0	0	4
Tom Prince, R (1, 2) OBP: 0.176, SLG: 0.529		B B X 2-0 HR		1 SAFE 1 SAFE B S 1 SAFE P S 1 SAFE F 2-2 ① L8			C X 0-1 1-H 2B		S B X 1-1 ② FC3-2 1B 1-2 2-3 3-Hf	4	1	2	2	0	0	4
Tom Candiotti, R (1, 1) OBP: 0.133, SLG: 0.071		S X 0-1 ① F9		B B M B C L 3-3 ② K			X 0-0 ③ L6		B X 1-0 1-2 2-3 3-H 1B	4	0	1	1	0	1	2
Inning Stats	R: 0 E: 0 K: 2 S: 10 H: 2 LOB: 1 BB: 0 P: 15	R: 0 E: 0 K: 1 S: 9 H: 0 LOB: 0 BB: 0 P: 14	R: 1 E: 0 K: 0 S: 6 H: 1 LOB: 0 BB: 0 P: 8	R: 0 E: 0 K: 1 S: 10 H: 1 LOB: 1 BB: 0 P: 15	R: 0 E: 0 K: 1 S: 13 H: 1 LOB: 1 BB: 0 P: 22	R: 0 E: 0 K: 0 S: 6 H: 0 LOB: 0 BB: 0 P: 12	R: 1 E: 0 K: 1 S: 9 H: 2 LOB: 1 BB: 0 P: 10	R: 0 E: 0 K: 0 S: 9 H: 0 LOB: 0 BB: 0 P: 11	R: 1 E: 0 K: 0 S: 11 H: 4 LOB: 3 BB: 0 P: 24	1B: 9 2B: 1 3B: 0 HR: 1 SF: 0 SAC: 0 DP: 0 HBP: 0						

Los Angeles Dodgers @ New York Mets

Shea Stadium, Flushing, NY

Thu May 25 1995, 7:05 PM EDT

Att. 13,728 - Unknown - 63 F

TOP

livebaseballscorecards.com

AB	37
R	3
H	11
RBI	3
BB	0
SO	6
LOB	19

PITCHER		IP	WLS	BF	H	R	ER	SO	BB	IBB	HBP	BLK	WP	HR	S	P	ERA	WHIP
Pete Harnisch, R ERA: 4.08	(1, 1)	7.0	L	27	7	2	2	6	0	0	0	0	0	1	63	96	2.57	1.000
Josias Manzanillo, R ERA: 7.8	(8, 1)	1.0		3	0	0	0	0	0	0	0	0	0	0	9	11	0.00	0.000
John Franco, L ERA: 3.72	(9, 1)	1.0		7	4	1	1	0	0	0	0	0	0	0	11	24	9.00	4.000

PITCHER	IP	WLS	BF	H	R	ER	SO	BB	IBB	HBP	BLK	WP	HR	S	P	ERA	WHIP

Batter	1	2	3	4	5	6	7	8	9	AB	R	H	RBI	BB	SO	LOB
Brett Butler, L (1, 8) OBP: 0.385, SLG: 0.385	C F X 0-2 P5 ①		B X 1-0 G6-3 ②			B C B B B 4-1 BB		F C B C 1-3 K ①		3	0	0	0	1	1	0
Jose Vizcaino, S (1, 6) OBP: 0.300, SLG: 0.317	B C X 1-1 G6-3 ②		B C B F X 2-2 1B			X 0-0 SH2-4 ① 1-2		F F B F S 1-3 K ②		3	0	1	0	0	1	0
Rico Brogna, L (1, 3) OBP: 0.354, SLG: 0.549	F B X 1-1 G1-3 ③		X 0-0 F7 ③			B X 1-0 G4-3 ② 2-3		C S X 0-2 G6-3 ③		4	0	0	0	0	0	2
Joe Orsulak, L (1, 9) OBP: 0.403, SLG: 0.450		B C B C F B X 3-2 CS 1B		B C B C B X 3-2 G3 ①		B B C B F X 3-2 F8 ③			C S B X 1-2 1B	4	0	2	0	0	0	1
Edgardo Alfonzo, R (1, 5) OBP: 0.264, SLG: 0.400		1 SAFE B B C X 1-1 G3 HBP 1B ① 1-2		B C X 1-1 G6-3 ②			B X 1-0 F8 ①		B L B B X 3-1 F7 ①	4	0	1	0	0	0	1
Jeff Kent, R (1, 4) OBP: 0.284, SLG: 0.297		B F B B H 3-1 G3 HBP 1-2		B X 1-0 F8 ③			H 1-0 G4-3 BB HBP		C B B C F S 2-3 K ②	2	0	0	0	0	1	1
David Segui, S (1, 7) OBP: 0.379, SLG: 0.463 Ricky Otero, S (7, PR) OBP: 0.200, SLG: 0.189 (8, 7)		X 0-0 G3 ② 1-2 2-3			B C B X 2-1 CS 1B		B B C F B F B 4-2 G4-3 BB 1-2		B X 1-0 L9 ③	2 1	0 0	1 0	0 0	1 0	0 0	2 1
Kelly Stinnett, R (1, 2) OBP: 0.379, SLG: 0.560		C X 0-1 G5-3 ③			B B B C C S 3-3 K ①② 1-2		B C X 1-1 G4-3 ② 1-2 2-3			3	0	0	0	0	1	5
Pete Harnisch, S (1, 1) OBP: 0.091, SLG: 0.091 Chris Jones, R (7, PH) OBP: 0.346, SLG: 0.292 Josias Manzanillo, R (8, 1) John Franco, L (9, 1)			C F B S 1-3 K2-3 ①		F X 0-1 P3 ③		B C X 1-1 G6-3 ③			2 1 0 0	0 0 0 0	0 0 0 0	0 0 0 0	0 0 0 0	1 0 0 0	0 3 0 0
Inning Stats	R: 0 H: 0 E: 0 LOB: 0 K: 0 BB: 0 S: 8 P: 10	R: 0 H: 2 E: 0 LOB: 2 K: 0 BB: 0 S: 10 P: 17	R: 0 H: 1 E: 0 LOB: 1 K: 1 BB: 0 S: 8 P: 12	R: 0 H: 0 E: 0 LOB: 0 K: 0 BB: 0 S: 6 P: 11	R: 0 H: 1 E: 0 LOB: 0 K: 1 BB: 0 S: 7 P: 12	R: 0 H: 0 E: 0 LOB: 1 K: 0 BB: 1 S: 6 P: 14	R: 0 H: 0 E: 0 LOB: 3 K: 0 BB: 1 S: 8 P: 16	R: 0 H: 0 E: 0 LOB: 0 K: 2 BB: 0 S: 10 P: 12	R: 0 H: 1 E: 0 LOB: 1 K: 1 BB: 0 S: 10 P: 17	1B: 5 2B: 0 3B: 0 HR: 0	SF: 0 SAC: 1 DP: 0 HBP: 2			WP: 0 PB: 0 SB: 0 CS: 2	PA: 34		

PITCHER		IP	WLS	BF	H	R	ER	SO	BB	IBB	HBP	BLK	WP	HR	S	P	ERA	WHIP
Tom Candiotti, R ERA: 5.22	(1, 1)	9.0	W	34	5	0	0	5	2	0	2	0	0	0	73	121	0.00	0.778

PITCHER	IP	WLS	BF	H	R	ER	SO	BB	IBB	HBP	BLK	WP	HR	S	P	ERA	WHIP

BOTTOM

Los Angeles Dodgers @ New York Mets

Shea Stadium, Flushing, NY

Thu May 25 1995, 7:05 PM EDT
Att. 13,728 - Unknown - 63 F

livebaseballscorecards.com

AB	29
R	0
H	5
RBI	0
BB	2
SO	5
LOB	16

Batter	1	2	3	4	5	6	7	8	9	AB	R	H	RBI	BB	SO	LOB
Darren Lewis, R (1, 8) OBP: 0.260, SLG: 0.294	F9		G3-6-1 1-2 2-3 1B		P6		S 2-H 1B		WP 1-2 3-H 1B	5	0	3	2	0	0	0
John Patterson, S (1, 4) OBP: 0.282, SLG: 0.250	K		G3-6-1 1-2f			G3 1 SAFE 1 SAFE	F8		L9 2-3	5	0	0	0	0	1	6
Barry Bonds, L (1, 7) OBP: 0.416, SLG: 0.500	F9			F8		E6 S 1B 1B	1 SAFE F7		K 1-2 3-H	5	1	0	0	0	1	2
Matt Williams, R (1, 5) OBP: 0.425, SLG: 0.748		L9		3B 1B		F7	G6-3 1-2		IBB	4	1	1	0	1	0	2
Glenallen Hill, R (1, 9) OBP: 0.356, SLG: 0.557		1B		F7		S 1-2 1B		P5	K	5	1	2	0	0	1	3
Royce Clayton, R (1, 6) OBP: 0.322, SLG: 0.392		P4		3B 1-H		1B 1-H 2-H		K		4	0	2	3	0	1	0
J.R. Phillips, L (1, 3) OBP: 0.202, SLG: 0.270			E4 1B 1B	G5-3		IBB		G1-3		3	0	0	0	1	0	1
Kirt Manwaring, R (1, 2) OBP: 0.333, SLG: 0.319 Shawn Barton, R (6, 1) Mark Dewey, R (7, 1) Mark Carreon, R (9, PH) OBP: 0.296, SLG: 0.423 Rod Beck, R (9, 1) OBP: 0.333, SLG: 0.333			1B 1-2 1B		K	K			SH 1B 2B	3 0 0 1 0	0 0 0 1 0	1 0 0 1 0	0 0 0 1 0	0 0 0 0 0	2 0 0 0 0	2 0 0 0 0
Terry Mulholland, R (1, 1) Tom Lampkin, L (5, PH) OBP: 0.313, SLG: 0.154 Chris Hook, R (5, 1) Jeff Reed, L (6, 2) OBP: 0.500, SLG: 0.435			B3		F7		2B		SH L9 1B WP 2-3	1 1 0 1	0 0 0 2	0 0 0 1	0 0 0 2	0 0 0 0	0 0 0 0	2 0 0 0

TOP

San Francisco Giants @ New York Mets

Shea Stadium, Flushing, NY

Fri May 26 1995, 7:05 PM EDT

Att. 20,924 - Unknown - 62 F

livebaseballscorecards.com

AB	38
R	6
H	11
RBI	5
BB	2
SO	6
LOB	18

Inning Stats	1	2	3	4	5	6	7	8	9	1B: 8	SF: 0	WP: 1	PA: 41
R:	0	0	0	1	0	2	1	0	2	2B: 2	SAC: 1	PB: 0	
E:	0	0	1	0	0	1	0	0	2	3B: 1	DP: 1	SB: 3	
K:	1	0	0	0	1	1	0	1	0	HR: 0	HBP: 0	CS: 0	
S:	11	7	5	10	6	19	12	7	10				
H:	0	1	2	2	0	2	2	0	2				
LOB:	0	0	2	1	0	2	1	0	2				
BB:	0	0	0	0	0	1	0	0	1				
P:	17	12	8	17	8	32	17	11	19				

PITCHER		IP	WLS	BF	H	R	ER	SO	BB	IBB	HBP	BLK	WP	HR	S	P	ERA	WHIP
Bobby Jones, R ERA: 2.4	(1, 1)	8.0		34	9	4	2	4	0	1	0	0	0	0	77	122	2.25	1.125
Doug Henry, R ERA: 5.11	(9, 1)	0.1	L	4	2	2	1	0	0	0	0	0	0	0	4	5	27.00	6.000
Eric Gunderson, L ERA: 3.38	(9, 1)	0.1		2	0	0	0	1	0	1	0	0	1	0	3	9	0.00	0.000
Jerry Dipoto, R ERA: 5.94	(9, 1)	0.1		1	0	0	0	1	0	0	0	0	0	0	3	5	0.00	0.000

PITCHER	IP	WLS	BF	H	R	ER	SO	BB	IBB	HBP	BLK	WP	HR	S	P	ERA	WHIP

BOTTOM

Batter	1	2	3	4	5	6	7	8	9	AB	R	H	RBI	BB	SO	LOB
Brett Butler, L (1, 8) OBP: 0.377, SLG: 0.376	G6-3	G5-3		L8		L4			G3	5	0	1	0	0	0	5
Ricky Otero, S (1, 7) OBP: 0.205, SLG: 0.195 Joe Orsulak, L (9, PH) OBP: 0.397, SLG: 0.443	G6-3	G6-3	G4-3		CS		G3		4 1	0 0	1 0	0 0	0 0	0 0	0 1
Chris Jones, R (1, 9) OBP: 0.323, SLG: 0.379	HR	F9	K		L7		K		5	1	1	1	0	2	2
Jeff Kent, R (1, 4) OBP: 0.299, SLG: 0.337	FC6	HR	F7		1B BB		K		4	1	2	1	1	1	1
Edgardo Alfonzo, R (1, 5) OBP: 0.281, SLG: 0.407	FC6	1B	F7		1B		K		4	0	2	0	0	0	1
David Segui, S (1, 3) OBP: 0.386, SLG: 0.466	G6-3	G5-3	BB 1B		L4				4	1	2	0	0	0	2
Kelly Stinnett, R (1, 2) OBP: 0.394, SLG: 0.552	G5-3	G5-3	BB		F7				4	1	2	0	0	0	1
Tim Bogar, R (1, 6) OBP: 0.222, SLG: 0.176	G5-3	SH3-4	BB		F8				3	0	1	1	1	0	1
Bobby Jones, R (1, 1) OBP: 0.273, SLG: 0.273 Bobby Bonilla, S (8, PH) OBP: 0.414, SLG: 0.636 Doug Henry, R (9, 1) Eric Gunderson, R (9, 1) Jerry Dipoto, R (9, 1)	1B	SH3-4	K		K				2 1 0 0 0	0 0 0 0 0	1 0 0 0 0	1 0 0 0 0	0 1 0 0 0	1 0 0 0 0	3 0 0 0 0

Inning Stats	1	2	3	4	5	6	7	8	9	1B	SF	WP	PA
	R: 1 E: 0 K: 0 S: 9 H: 2 LOB: 1 BB: 0 P: 11	R: 1 E: 0 K: 0 S: 7 H: 2 LOB: 1 BB: 0 P: 9	R: 1 E: 0 K: 0 S: 8 H: 2 LOB: 1 BB: 0 P: 15	R: 1 E: 0 K: 0 S: 12 H: 2 LOB: 1 BB: 0 P: 18	R: 0 E: 0 K: 1 S: 9 H: 0 LOB: 0 BB: 0 P: 13	R: 0 E: 0 K: 0 S: 13 H: 2 LOB: 3 BB: 1 P: 22	R: 0 E: 0 K: 0 S: 9 H: 2 LOB: 2 BB: 1 P: 15	R: 0 E: 0 K: 1 S: 6 H: 0 LOB: 0 BB: 0 P: 7	R: 0 E: 0 K: 2 S: 10 H: 1 LOB: 1 BB: 0 P: 13	1B: 11 2B: 0 3B: 0 HR: 2	SF: 0 SAC: 1 DP: 0 HBP: 0	WP: 0 PB: 0 SB: 0 CS: 1	PA: 40

PITCHER	IP	WLS	BF	H	R	ER	SO	BB	IBB	HBP	BLK	WP	HR	S	P	ERA	WHIP
Terry Mulholland, L (1, 1) ERA: 6.69	4.0		19	8	4	4	0	0	0	0	0	0	2	36	53	9.00	2.000
Chris Hook, R (5, 1) ERA: 3.86	1.2		8	2	0	0	2	1	0	0	0	0	0	19	30	0.00	1.800
Shawn Barton, L (6, 1) ERA: 3.0	0.2		3	1	0	0	0	0	0	0	0	0	0	9	13	0.00	1.500
Mark Dewey, R (7, 1) ERA: 2.6	1.2	W	6	1	0	0	1	1	0	0	0	0	0	9	14	0.00	1.200
Rod Beck, R (9, 1) ERA: 3.94	1.0	S	4	1	0	0	2	0	0	0	0	0	0	10	13	0.00	1.000

PITCHER	IP	WLS	BF	H	R	ER	SO	BB	IBB	HBP	BLK	WP	HR	S	P	ERA	WHIP

San Francisco Giants @ New York Mets

Shea Stadium, Flushing, NY

Fri May 26 1995, 7:05 PM EDT

Att. 20,924 - Unknown - 62 F

livebaseballscorecards.com

AB	37
R	4
H	13
RBI	4
BB	2
SO	5
LOB	17

Batter	1	2	3	4	5	6	7	8	9	AB	R	H	RBI	BB	SO	LOB
Darren Lewis, R (1, 8) OBP: 0.259, SLG: 0.292	B F B S B X 3-2 ① G6-3		L F B X 1-2 ③ G3			B X 1-0 G3-6-1 1B		X 0-0 ③ G6-3		4	0	1	0	0	0	0
John Patterson, S (1, 4) OBP: 0.256, SLG: 0.225	S X 0-1 ② F7			B B F X 2-1 ① G5-3		F X 0-1 ①② G3-6-1 1-2f			C B S F S 1-3 ① K	4	0	0	0	0	1	1
Barry Bonds, L (1, 7) OBP: 0.411, SLG: 0.486	S S F F C 0-3 ③ K			B B X 2-0 ② G3		X 0-0 ③ F8			B F B F B B 4-2 1B HR BB	3	1	0	0	1	1	0
Matt Williams, R (1, 5) OBP: 0.444, SLG: 0.766		C X 0-1 1B		F X 0-1 2B			B T F B F X 2-2 G4-3 1B		F X 0-1 1-2 HR 1B	4	1	4	0	0	0	0
Glenallen Hill, R (1, 9) OBP: 0.352, SLG: 0.573		F S X 0-2 ① P6		C F B X 1-2 ③ G3-1			B S B B S X 3-2 ① F7		S B F X 1-2 1-H 2-H HR	4	1	1	3	0	0	3
Royce Clayton, R (1, 6) OBP: 0.311, SLG: 0.377		X 0-0 ② L7			B C B F X 2-2 ① L4		X 0-0 ② G4-3 1-2		X 0-0 ② G5-3	4	0	0	0	0	0	2
J.R. Phillips, L (1, 3) OBP: 0.194, SLG: 0.258		B B F X 2-1 ③ P5			F B F F B X 2-2 ② F9		B C B X 2-1 ③ L5		C X 0-1 ③ G3	4	0	0	0	0	0	2
Tom Lampkin, L (1, 2) OBP: 0.316, SLG: 0.188			B B B C X 3-1 ① F8		B C B F X 2-2 E S 1B			B B C T X 2-2 ① G3		3	0	1	0	0	0	0
Jose Bautista, R (1, 1) Steve Mintz, L (3, 1) Mike Benjamin, R (8, PH) OBP: 0.250, SLG: 0.250 Dave Burba, R (8, 1)			F S F S 0-3 ② K		S S B B C 2-3 ③ K 1-3			S T S 0-3 ② K		1 1 1 0	0 0 0 0	0 0 0 0	0 0 0 0	1 1 1 0	0 1 0 0	0 1 0 0
Inning Stats	R: 0 H: 0 E: 0 LOB: 0 K: 1 BB: 0 S: 10 P: 13	R: 0 H: 1 E: 0 LOB: 1 K: 0 BB: 0 S: 8 P: 10	R: 0 H: 0 E: 0 LOB: 0 K: 1 BB: 0 S: 9 P: 13	R: 0 H: 1 E: 0 LOB: 1 K: 0 BB: 0 S: 8 P: 13	R: 0 H: 1 E: 0 LOB: 1 K: 1 BB: 0 S: 13 P: 21	R: 0 H: 1 E: 0 LOB: 0 K: 0 BB: 0 S: 4 P: 5	R: 0 H: 1 E: 0 LOB: 1 K: 0 BB: 0 S: 10 P: 17	R: 0 H: 0 E: 0 LOB: 0 K: 1 BB: 0 S: 7 P: 9	R: 3 H: 2 E: 0 LOB: 0 K: 1 BB: 1 S: 14 P: 20	1B: 5 SF: 0 2B: 1 SAC: 0 3B: 0 DP: 1 HR: 1 HBP: 0						

PITCHER	IP	WLS	BF	H	R	ER	SO	BB	IBB	HBP	BLK	WP	HR	S	P	ERA	WHIP
Bret Saberhagen, R (1, 1) ERA: 3.83	9.0	W	34	7	3	3	5	1	0	0	0	0	1	83	121	3.00	0.889

PITCHER	IP	WLS	BF	H	R	ER	SO	BB	IBB	HBP	BLK	WP	HR	S	P	ERA	WHIP

TOP

San Francisco Giants @ New York Mets

Shea Stadium, Flushing, NY

Sat May 27 1995, 3:33 AM EDT

Att. 19,494 - Sunny - 72 F

livebaseballscorecards.com

AB	33
R	3
H	7
RBI	3
BB	1
SO	5
LOB	9

WP: 0	PA: 34		
PB: 0			
SB: 1			
CS: 0			

Batter	1	2	3	4	5	6	7	8	9	AB	R	H	RBI	BB	SO	LOB
Brett Butler, L (1, 8) OBP: 0.370, SLG: 0.362	B B B 4-0 F9 1B 1B BB	C B X 1-1 G6-3 ③		B C F B F X 2-2 P6 ①		B C B X 2-1 FC6-4 ① 1-2f		F B T X 1-2 G6-3 ② 2-3		4	1	0	0	1	0	2
Edgardo Alfonzo, R (1, 5) OBP: 0.258, SLG: 0.373	1 SAFE C 1 SAFE P 1 SAFE P 1 SAFE X 2-1 P3 ①		M B X 1-1 G4-3 ①	X 0-0 F9 ②		1 SAFE B C 1 SAFE 1 SAFE C 1 P F 2-3 S K ②		B B F F B F F X 3-2 F9 ③ 3-H		5	0	0	0	0	1	2
David Segui, S (1, 3) OBP: 0.405, SLG: 0.484	C 1 SAFE X 0-1 1B 1B 1-2 1B		B B F F X 2-2 HR 1B	B F B X 2-1 BB 1B		1 SAFE B F F F 1 SAFE B X 2-2 G6-3 ③				4	2	3	0	0	0	1
Bobby Bonilla, S (1, 7) OBP: 0.417, SLG: 0.657	F B 2 B C B X SAFE 3-2 F9 ② 2-3		X 0-0 HR 1-H	C C B B B B 4-2 BB 1-2			X 0-0 L3 ①			3	1	1	2	1	0	2
Joe Orsulak, L (1, 9) OBP: 0.389, SLG: 0.431	S B X 1-1 1B 1-2 1B 3-H		B B C X 2-1 G4-3 ②	B X 1-0 F8 ③			B B X 2-0 L9 ②			4	0	1	1	0	0	2
Jeff Kent, R (1, 4) OBP: 0.315, SLG: 0.384	B F B F X 2-2 1B 1-2 2-H		X 0-0 HR	B X 1-0 F9 ①			B X 1-0 1B			4	1	3	2	0	0	0
Kelly Stinnett, R (1, 2) OBP: 0.378, SLG: 0.500	B C X 1-1 F7 ③		H 1-0 S HBP	F B F C 1-3 K ②			B F S 1 SAFE S 1-3 K ③			3	0	0	0	0	2	3
Jose Vizcaino, S (1, 6) OBP: 0.307, SLG: 0.317		T C B S 1-3 K ①	S B F B B I 4-2 IBB 1-2	B S B F X 2-2 G4-3 ③				X 0-0 G6-3 SH3-4 PB 1B		3	1	1	0	1	1	0
Bret Saberhagen, R (1, 1) OBP: 0.300, SLG: 0.400		L F S 0-3 K ②	B C F F S 1-3 K ③			B F X 1-1 FC6-4 1B		X 0-0 SH3-4 ① 1-2		3	0	1	0	0	2	2
Inning Stats	R: 2 E: 0 K: 0 S: 16 H: 3 LOB: 2 BB: 1 P: 27	R: 0 E: 0 K: 2 S: 8 H: 0 LOB: 0 BB: 0 P: 10	R: 3 E: 0 K: 1 S: 15 H: 3 LOB: 2 BB: 1 P: 26	R: 0 E: 0 K: 0 S: 10 H: 1 LOB: 2 BB: 1 P: 19	R: 0 E: 0 K: 1 S: 7 H: 0 LOB: 0 BB: 0 P: 11	R: 0 E: 0 K: 1 S: 12 H: 1 LOB: 1 BB: 0 P: 18	R: 0 E: 0 K: 1 S: 6 H: 1 LOB: 1 BB: 0 P: 10	R: 1 E: 0 K: 0 S: 10 H: 1 LOB: 0 BB: 0 P: 14		1B: 8 2B: 0 3B: 0 HR: 2	SF: 0 SAC: 1 DP: 0 HBP: 1					

BOTTOM

San Francisco Giants @ New York Mets

Shea Stadium, Flushing, NY

Sat May 27 1995, 3:33 AM EDT
Att. 19,494 - Sunny - 72 F

livebaseballscorecards.com

AB	33
R	6
H	10
RBI	5
BB	3
SO	6
LOB	14

WP: 0 PB: 1 SB: 1 CS: 0 PA: 38

PITCHER		IP	WLS	BF	H	R	ER	SO	BB	IBB	HBP	BLK	WP	HR	S	P	ERA	WHIP
Jose Bautista, R ERA: 6.46	(1, 1)	2.2	L	16	6	5	5	2	1	0	1	0	0	2	33	52	16.88	2.625
Steve Mintz, R ERA: 7.71	(3, 1)	4.1		18	3	0	0	4	1	1	0	0	0	0	41	69	0.00	0.923
Dave Burba, R ERA: 6.32	(8, 1)	1.0		4	1	1	0	0	0	0	0	0	0	0	10	14	0.00	1.000

PITCHER	IP	WLS	BF	H	R	ER	SO	BB	IBB	HBP	BLK	WP	HR	S	P	ERA	WHIP

Batter	1	2	3	4	5	6	7	8	9	AB	R	H	RBI	BB	SO	LOB
Darren Lewis, R (1, 8) OBP: 0.264, SLG: 0.296	C X 0-1 ① G5-3		C B X 1-1 CS 1B		B C B C F X 2-2 ③ L4			C B X 1-1 HR 1B	C X 0-1 ② ③ G6-3 1-2f	5	1	2	0	0	0	2
Steve Scarsone, R (1, 4) OBP: 0.458, SLG: 0.826	B F X 1-1 ② P8		C B F B 1 S SAFE 2-3 ② K			B B C S S 2-3 ① K		B C 1 SAFE X 1-1 1-H HR		4	1	1	2	0	2	1
Barry Bonds, L (1, 7) OBP: 0.421, SLG: 0.532	C C B X 1-2 1B 2B		S C F B B 2-2 ③ CS 1-2	C B B B X 3-1 ① F8		S B B C F B X 3-2 HR		B B C X 2-1 HR 1B		4	2	3	1	0	0	0
Matt Williams, R (1, 5) OBP: 0.453, SLG: 0.791	B C X 1-1 2-3 1B			B B X 2-0 1B		C B F X 1-2 ② F8		B S B F F 1 SAFE X 2-2 1-H HR		4	1	3	2	0	0	0
Glenallen Hill, R (1, 9) OBP: 0.349, SLG: 0.558	X 0-0 ③ L4			F C F S 0-3 ② K		S F B B B B 4-2 BB		B X 1-0 ① P5		3	0	0	0	1	1	3
Royce Clayton, R (1, 6) OBP: 0.301, SLG: 0.364		B X 1-0 ① P2		F F C 0-3 ③ K		F B F B X 2-2 ③ G4-3		B S F X 1-2 ② G6-3		4	0	0	0	0	1	2
J.R. Phillips, L (1, 3) OBP: 0.187, SLG: 0.247		B X 1-0 ② P5		B X 1-0 ① G4-3		F B C F X 1-2 ① P2		S C B B X 2-2 ③ G2-3		4	0	0	0	0	0	0
Kirt Manwaring, R (1, 2) OBP: 0.329, SLG: 0.315		B B B C X 3-1 ③ G5-3		S X 0-1 E5 SH1-4		B S F B B F F C 2-3 ② K		C B B F F B F X 3-2 G6-3 1B		4	0	1	0	0	1	0
Mark Portugal, R (1, 1) Mark Carreon, R (9, PH) OBP: 0.286, SLG: 0.407 Rod Beck, R (9, 1) OBP: 0.333, SLG: 0.333			S C B X 1-2 ① P6		L X 0-1 ② SH1-4 1-2		B F X 1-1 ③ G6-3		B B X 2-0 ① F9	2 1 0	0 0 0	0 0 0	0 0 0	0 0 0	0 0 0	0 1 0
Inning Stats	R: 0 E: 0 K: 0 S: 10 H: 2 LOB: 2 BB: 0 P: 13	R: 0 E: 0 K: 0 S: 4 H: 0 LOB: 0 BB: 0 P: 9	R: 0 E: 0 K: 1 S: 11 H: 1 LOB: 0 BB: 0 P: 17	R: 0 E: 0 K: 2 S: 10 H: 1 LOB: 1 BB: 0 P: 15	R: 0 E: 1 K: 0 S: 9 H: 0 LOB: 1 BB: 0 P: 12	R: 1 E: 0 K: 1 S: 15 H: 1 LOB: 1 BB: 1 P: 27	R: 0 E: 0 K: 1 S: 11 H: 0 LOB: 0 BB: 0 P: 15	R: 4 E: 0 K: 0 S: 17 H: 4 LOB: 0 BB: 0 P: 27	R: 0 E: 0 K: 0 S: 8 H: 1 LOB: 0 BB: 0 P: 13	1B: 6 2B: 1 3B: 0 HR: 3 SF: 0 SAC: 1 DP: 1 HBP: 0						

TOP

San Francisco Giants @ New York Mets

Shea Stadium, Flushing, NY

Sun May 28 1995, 3:33 AM EDT

Att. 24,456 - Overcast - 70 F

livebaseballscorecards.com

AB	35
R	5
H	10
RBI	5
BB	1
SO	5
LOB	9

PITCHER		IP	WLS	BF	H	R	ER	SO	BB	IBB	HBP	BLK	WP	HR	S	P	ERA	WHIP
Dave Mlicki, R ERA: 3.0	(1, 1)	7.0	L	30	8	4	4	5	1	0	0	0	0	2	76	118	5.14	1.286
Josias Manzanillo, R ERA: 7.88	(8, 1)	1.0		4	1	1	1	0	0	0	0	0	0	1	11	17	9.00	1.000
John Franco, L ERA: 3.38	(9, 1)	1.0		3	1	0	0	0	0	0	0	0	0	0	8	13	0.00	1.000

PITCHER	IP	WLS	BF	H	R	ER	SO	BB	IBB	HBP	BLK	WP	HR	S	P	ERA	WHIP

Batter	1	2	3	4	5	6	7	8	9	AB	R	H	RBI	BB	SO	LOB
Brett Butler, L (1, 8) OBP: 0.366, SLG: 0.376	C B F S 1-3 K ①		C C B X 1-2 G6-3 ③			X 0-0 F9 ①		S B C B F B F X 3-2 3B		4	0	1	0	0	1	0
Edgardo Alfonzo, R (1, 5) OBP: 0.242, SLG: 0.349	B C C X 1-2 F8 ②			C X 0-1 G4-3 ①		B C C X 1-2 G6-3 ②		C F B B B F F X 3-2 P4 ②		4	0	0	0	0	0	1
David Segui, S (1, 3) OBP: 0.397, SLG: 0.470	C F X 0-2 F7 ③			B F B X 2-1 1B		X 0-0 G3-1 ③		X 0-0 F9 ③		4	0	1	0	0	0	1
Bobby Bonilla, S (1, 7) OBP: 0.412, SLG: 0.642		B S X 1-1 G3-1 ①		C F B S 1-3 K ②			X 0-0 G3 ①		F C X 0-2 1B 1B	4	0	1	0	0	1	1
Joe Orsulak, L (1, 9) OBP: 0.368, SLG: 0.406		B X 1-0 F7 ②		1 SAFE C X 0-1 G4-3 ③			B X 1-0 G3 ②		C B B B B X 3-1 P6 ①	4	0	0	0	0	0	2
Jeff Kent, R (1, 4) OBP: 0.330, SLG: 0.412		C F B X 1-2 3B			C S X 0-2 G4-6-3 1B		B S B B B 4-1 BB		B X 1-0 F9 ②	3	0	2	0	1	0	1
Jose Vizcaino, S (1, 6) OBP: 0.305, SLG: 0.315		B B S B F X 3-2 F8 ③			1 SAFE X 0-0 G4-6-3 ① ② 1-2f		X 0-0 L3 ③		C B F X 1-2 1-3 1B	4	0	1	0	0	0	3
Alberto Castillo, R (1, 2)			C B S B T 2-2 K ①		S B B B B 4-1 BB			X 0-0 G1-3 ①	B C X 1-1 F7 ③	3	0	0	0	1	1	2
Dave Mlicki, R (1, 1) Josias Manzanillo, R (8, 1) Chris Jones, R (8, PH) OBP: 0.344, SLG: 0.500 John Franco, L (9, 1)			B B B C F X 3-2 G6-3 ②		X 0-0 G5-3 ③			B X 1-0 HR		2 0 1 0	0 0 1 0	0 0 1 0	0 0 1 0	0 0 0 0	0 0 0 0	1 0 0 0
Inning Stats	R: 0 E: 0 K: 1 S: 9 H: 0 LOB: 0 BB: 0 P: 11	R: 0 E: 0 K: 0 S: 9 H: 1 LOB: 1 BB: 0 P: 15	R: 0 E: 0 K: 1 S: 9 H: 0 LOB: 0 BB: 0 P: 15	R: 0 E: 0 K: 1 S: 9 H: 1 LOB: 1 BB: 0 P: 12	R: 0 E: 0 K: 0 S: 6 H: 1 LOB: 1 BB: 1 P: 10	R: 0 E: 0 K: 0 S: 5 H: 0 LOB: 0 BB: 0 P: 6	R: 0 E: 0 K: 0 S: 4 H: 0 LOB: 1 BB: 1 P: 9	R: 1 E: 0 K: 0 S: 13 H: 2 LOB: 1 BB: 0 P: 20	R: 0 E: 0 K: 0 S: 11 H: 2 LOB: 2 BB: 0 P: 17	1B: 4 2B: 0 3B: 2 HR: 1	SF: 0 SAC: 0 DP: 1 HBP: 0						

PITCHER		IP	WLS	BF	H	R	ER	SO	BB	IBB	HBP	BLK	WP	HR	S	P	ERA	WHIP
Mark Portugal, R ERA: 3.35	(1, 1)	8.0	W	30	5	1	1	3	2	0	0	0	0	1	64	98	1.12	0.875
Rod Beck, R ERA: 3.71	(9, 1)	1.0		5	2	0	0	0	0	0	0	0	0	0	11	17	0.00	2.000

PITCHER	IP	WLS	BF	H	R	ER	SO	BB	IBB	HBP	BLK	WP	HR	S	P	ERA	WHIP

BOTTOM

San Francisco Giants @ New York Mets

Shea Stadium, Flushing, NY

Sun May 28 1995, 3:33 AM EDT
Att. 24,456 - Overcast - 70 F

livebaseballscorecards.com

AB	33
R	1
H	7
RBI	1
BB	2
SO	3
LOB	12

1B: 4 2B: 0 3B: 2 HR: 1	SF: 0 SAC: 0 DP: 1 HBP: 0	WP: 0 PB: 0 SB: 0 CS: 0	PA: 35

Batter	1	2	3	4	5	6	7	8	9	10	11	12	13	AB	R	H	RBI	BB	SO	LOB
Bip Roberts, S (1, 4) (13, 7) OBP: 0.422, SLG: 0.412	B B C X 2-1 G4-3 ①	C F C 0-3 K ③			F B F X 1-2 G4-6-3 1-3 1B			B B F B F F X 3-2 F8 ①	B B X 2-0 F7 ③			X 0-0 G1-3 ①		6	0	1	0	0	1	5
Steve Finley, L (1, 8) OBP: 0.345, SLG: 0.364	B C X 1-1 G4-3 BLK 1B	C C B X 1-2 G6-3 ①			B X 1-0 G4-6-3 ② ③ 1-2f			B B B F X 3-1 HR		X 0-0 G6-3 1B		C B F X 1-2 P4 ②		6	1	3	1	0	0	2
Tony Gwynn, L (1, 9) OBP: 0.366, SLG: 0.397	C B X 1-1 G4-3 ② 1-3	C X 0-1 F8 ②				C B B X 2-1 G6-3 ①		F F F C 0-3 K ②		B F B F F X 2-2 G6-3 ① 1-2		C C X 0-2 F7 ③		6	0	0	0	0	1	2
Ken Caminiti, S (1, 5) OBP: 0.383, SLG: 0.552	B C B B B C F X 3-2 G4-3 ③		X 0-0 F7 ③			C B X 1-1 G3 ②		X 0-0 1B 2B		B B B B F F B 4-2 L5-3 BB			B S C X 1-2 G6-3 ①	5	1	1	0	1	0	1
Eddie Williams, R (1, 3) OBP: 0.324, SLG: 0.400		C B B B X 2-1 FC1-5 1B 1B		C X 0-1 F8 ①		B X 1-0 F9 ③		B F B X 2-1 2-H 1B ③		B X 1-0 L5-3 ② ③ 1-1			B X 1-0 G5-3 ②	6	0	2	1	0	0	2
Melvin Nieves, S (1, 7) OBP: 0.315, SLG: 0.423 Trevor Hoffman, R (13, 1) OBP: 1.000, SLG: 2.000		B X 1-0 1B FC1-5 1-2 1B		C B C S 1-3 K ②		C B C S 1-3 K2-3 ①			C X 0-1 G5-3 ①		C F C 0-3 K ①		S X 0-1 HR	6 0	1 0	2 0	1 0	0 0	3 0	0 0
Andujar Cedeno, R (1, 6) OBP: 0.259, SLG: 0.354		X 0-0 FC1-5 ① 1B 1-2 2-3f		F B C X 1-2 G5-3 ③		X 0-0 G5-3 ②			X 0-0 G4-3 ②		S B B F S 2-3 K ②		C B B F F C 1-3 K ③	6	0	0	0	0	2	2
Brad Ausmus, R (1, 2) OBP: 0.379, SLG: 0.494		B F C B X 2-2 1-2 2-3 1B			X 0-0 1B 1B		C X 0-1 2B		C B B B 4-1 1B BB		C B X 1-1 1B			4	0	4	0	1	0	0
Joey Hamilton, R (1, 1) Roberto Petagine, L (7, PH) OBP: 0.574, SLG: 0.545 Dustin Hermanson, R (7, 1) Bryce Florie, R (7, 1) Scott Livingstone, L (9, PH) OBP: 0.378, SLG: 0.455 Brian Williams, R (9, 1) Willie Blair, R (10, 1) Jody Reed, R (13, 4) OBP: 0.314, SLG: 0.237		X 0-0 P3 ②			L B B C C C 2-3 K ①		B B B S X 2-1 G1-3 ③		X 0-0 1-3 1B		F B B S 2-3 K ③			2 1 0 0 1 0 0 1	0 0 0 0 0 0 0 0	0 0 0 0 0 0 0 0	0 0 0 0 0 0 0 0	1 0 0 0 0 0 0 1	4 1 0 0 0 0 0 1

Inning Stats														
	R: 0 E: 0 K: 0 S: 10	H: 1 LOB: 1 BB: 0 P: 17	R: 0 E: 0 K: 1 S: 11	H: 3 LOB: 3 BB: 0 P: 16	R: 0 E: 0 K: 0 S: 6	H: 0 LOB: 0 BB: 0 P: 7	R: 0 E: 0 K: 1 S: 8	H: 0 LOB: 0 BB: 0 P: 10	R: 0 E: 0 K: 1 S: 8	H: 2 LOB: 1 BB: 0 P: 12	R: 0 E: 0 K: 0 S: 5	H: 0 LOB: 0 BB: 0 P: 9	R: 0 E: 0 K: 1 S: 8	H: 1 LOB: 1 BB: 0 P: 11
	R: 2 E: 0 K: 1 S: 13	H: 3 LOB: 1 BB: 0 P: 21	R: 0 E: 0 K: 0 S: 6	H: 1 LOB: 2 BB: 1 P: 12	R: 0 E: 0 K: 0 S: 8	H: 1 LOB: 1 BB: 1 P: 15	R: 0 E: 0 K: 3 S: 11	H: 1 LOB: 1 BB: 0 P: 16	R: 0 E: 0 K: 0 S: 7	H: 0 LOB: 0 BB: 0 P: 8	R: 1 E: 0 K: 1 S: 11	H: 1 LOB: 0 BB: 0 P: 14		

PITCHER		IP	WLS	BF	H	R	ER	SO	BB	IBB	HBP	BLK	WP	HR	S	P	ERA	WHIP
Mike Birkbeck, R ERA: 2.08	(1, 1)	7.0		27	7	0	0	4	0	0	0	1	0	0	56	82	0.00	1.000
Eric Gunderson, L ERA: 5.19	(8, 1)	0.2		4	2	2	2	1	0	0	0	0	0	1	11	17	27.00	3.000
Jerry Dipoto, R ERA: 5.5	(8, 1)	1.1		6	2	0	0	0	1	0	0	0	0	0	8	16	0.00	2.250
John Franco, L ERA: 3.09	(10, 1)	1.0		4	1	0	0	0	1	0	0	0	0	0	8	15	0.00	2.000
Blas Minor, R ERA: 3.07	(11, 1)	3.0	L	11	2	1	1	4	0	0	0	0	0	1	29	38	3.00	0.667

PITCHER	IP	WLS	BF	H	R	ER	SO	BB	IBB	HBP	BLK	WP	HR	S	P	ERA	WHIP

TOP

San Diego Padres @ New York Mets

Shea Stadium, Flushing, NY

Mon May 29 1995, 3:33 AM EDT

Att. 14,905 - Overcast - 69 F

livebaseballscorecards.com

AB	50
R	3
H	14
RBI	3
BB	2
SO	9
LOB	20

1B: 10	SF: 0	WP: 0	PA: 52
2B: 3	SAC: 0	PB: 0	
3B: 0	DP: 2	SB: 0	
HR: 2	HBP: 0	CS: 0	

Batter	1	2	3	4	5	6	7	8	9	10	11	12	13	AB	R	H	RBI	BB	SO	LOB
Brett Butler, L (1, 8) OBP: 0.357, SLG: 0.360	G6-3		K		FC6-4 G4-3		FC3-6 S		IBB		F9			5	0	0	0	1	1	3
Edgardo Alfonzo, R (1, 5) OBP: 0.264, SLG: 0.353	G5-3		1B		G4-3		BB		F8			FC3-6 1B		5	0	2	0	1	0	3
Rico Brogna, L (1, 3) OBP: 0.048, SLG: 0.526 Eric Gunderson, R (8, 1) Jerry Dipoto, R (8, 1) Tim Bogar, R (9, PH) OBP: 0.211, SLG: 0.167 John Franco, L (10, 1) Blas Minor, R (11, 1)	G4-3		K		K		G4-3		G6-3			FC3-6 L4-3		4 0 0 1 0 1	0 0 0 0 0 0	0 0 0 0 0 0	0 0 0 0 0 0	2 0 0 0 0 0	5 0 0 2 0 1
Bobby Bonilla, S (1, 7) OBP: 0.408, SLG: 0.652		HR		FC4-6 1B		G4-3		G4-3		P5		L4-3		6	1	2	1	0	0	1
Joe Orsulak, L (1, 9) OBP: 0.366, SLG: 0.392		G6-3		FC4-6 BB		F9		K		1B			L3 BB	5	0	1	0	1	1	1
Jeff Kent, R (1, 4) OBP: 0.331, SLG: 0.435		FC6 1B		K		G6-3		HR		F7			L3	6	1	2	1	0	1	3
Jose Vizcaino, S (1, 6) OBP: 0.298, SLG: 0.301		FC6 FC6-4		BB			P5	K		G6-3			K	5	0	0	0	1	2	2
Alberto Castillo, R (1, 2)		FC6-4		K			FC3-6 BB		SH1-4 HBP			F9		3	0	0	0	1	1	3
Mike Birkbeck, R (1, 1) OBP: 0.667, SLG: 0.500 Chris Jones, R (7, PH) OBP: 0.364, SLG: 0.500 David Segui, S (8, 3) OBP: 0.392, SLG: 0.463			F8		FC6-4 1B		FC3-6 BB		SH1-4			G4-3		2 0 1	0 0 0	1 0 0	0 0 0	0 1 0	0 0 0	0 0 0
Inning Stats	R: 0 E: 0 K: 0 S: 6 H: 0 LOB: 0 BB: 0 P: 9	R: 1 E: 0 K: 0 S: 11 H: 2 LOB: 1 BB: 0 P: 19	R: 0 E: 0 K: 2 S: 13 H: 1 LOB: 1 BB: 0 P: 19	R: 0 E: 0 K: 2 S: 13 H: 1 LOB: 2 BB: 1 P: 19	R: 0 E: 0 K: 1 S: 9 H: 1 LOB: 1 BB: 0 P: 12	R: 0 E: 0 K: 0 S: 7 H: 0 LOB: 0 BB: 0 P: 10	R: 0 E: 0 K: 0 S: 15 H: 0 LOB: 3 BB: 3 P: 34	R: 1 E: 0 K: 2 S: 9 H: 1 LOB: 0 BB: 0 P: 14	R: 0 E: 0 K: 0 S: 7 H: 0 LOB: 2 BB: 1 P: 17	R: 0 E: 0 K: 0 S: 12 H: 1 LOB: 1 BB: 0 P: 21	R: 0 E: 0 K: 0 S: 8 H: 0 LOB: 0 BB: 0 P: 12	R: 0 E: 0 K: 0 S: 6 H: 1 LOB: 0 BB: 0 P: 9	R: 0 E: 0 K: 1 S: 5 H: 0 LOB: 0 BB: 1 P: 12	1B: 6 2B: 2 3B: 0 HR: 2 SF: 0 SAC: 1 DP: 2 HBP: 1	WP: 0 PB: 0 SB: 1 CS: 0 PA: 52					

PITCHER		IP	WLS	BF	H	R	ER	SO	BB	IBB	HBP	BLK	WP	HR	S	P	ERA	WHIP
Joey Hamilton, R ERA: 4.17	(1, 1)	6.0		24	5	1	1	5	1	0	0	0	0	1	59	88	1.50	1.000
Dustin Hermanson, R ERA: 7.0	(7, 1)	0.2		5	0	0	0	0	3	0	0	0	0	0	12	29	0.00	4.500
Bryce Florie, R ERA: 4.6	(7, 1)	1.1		5	1	1	1	2	0	0	0	0	0	1	12	19	6.75	0.750
Brian Williams, R ERA: 5.6	(9, 1)	1.0		5	0	0	0	0	1	1	0	0	0	0	7	17	0.00	0.000
Willie Blair, R ERA: 5.74	(10, 1)	3.0	W	10	2	0	0	0	0	0	0	0	0	0	26	42	0.00	0.667

PITCHER		IP	WLS	BF	H	R	ER	SO	BB	IBB	HBP	BLK	WP	HR	S	P	ERA	WHIP
Trevor Hoffman, R ERA: 3.65	(13, 1)	1.0	S	3	0	0	0	1	1	0	0	0	0	0	5	12	0.00	1.000

BOTTOM

San Diego Padres @ New York Mets

Shea Stadium, Flushing, NY

Mon May 29 1995, 3:33 AM EDT

Att. 14,905 - Overcast - 69 F

livebaseballscorecards.com

AB	44
R	2
H	8
RBI	2
BB	6
SO	8
LOB	24

San Diego Padres @ New York Mets

Shea Stadium, Flushing, NY

Tue May 30 1995, 7:05 PM EDT

Att. 13,636 - Unknown - 70 F

TOP

livebaseballscorecards.com

Batter	1	2	3	4	5	6	7	8	9	AB	R	H	RBI	BB	SO	LOB
Bip Roberts, S (1, 4) OBP: 0.417, SLG: 0.407	C S B B B F F F F 3-2 F X ① F7		X 0-0 ② F7		B X 1-0 PB BB 1B		B B F F S 2-3 ③ K			4	0	1	0	0	1	0
Steve Finley, L (1, 8) OBP: 0.349, SLG: 0.371	C B B X 2-1 1B 2B		C X 0-1 ③ G4-3		B B B C F B 4-2 PB 1-2 BB			X 0-0 ① G4-3		3	0	1	0	1	0	0
Tony Gwynn, L (1, 9) OBP: 0.377, SLG: 0.411	B X 1-0 2-3 1B			X 0-0 2B	B B B I 4-0 1-2 2-3 IBB			C X 0-1 ② G4-3		3	0	2	0	1	0	0
Ken Caminiti, S (1, 5) OBP: 0.371, SLG: 0.533	F S F B F F F S 1-3 ② K			B F B B F F X 3-2 ① F7	B S F F T 1-2 ③ K			F B F S 1-3 ③ K		4	0	0	0	0	3	6
Eddie Williams, R (1, 3) OBP: 0.313, SLG: 0.385	C B X 1-1 ③ F8			C X 0-1 E6		F S C 0-3 ① K			C F S 0-3 ① K	4	0	0	0	0	2	3
Melvin Nieves, S (1, 7) OBP: 0.302, SLG: 0.402		B B F S C 2-3 ① K		F F X 0-2 ② F9		C B B F B S 3-3 ② K			B B F B X 3-1 ② F8	4	0	0	0	0	2	2
Andujar Cedeno, R (1, 6) OBP: 0.250, SLG: 0.342		B X 1-0 ② F8		C F S 0-3 ③ K		F S F X 0-2 ③ G4-3			B B F S B F F X 3-2 ③ G6-3	4	0	0	0	0	1	2
Brad Ausmus, R (1, 2) OBP: 0.367, SLG: 0.478		B C S X 1-2 ③ F7			F B C B X 2-2 ① P4		X 0-0 ① F8			3	0	0	0	0	0	0
Scott Sanders, R (1, 1) OBP: 0.357, SLG: 0.385 Scott Livingstone, L (7, PH) OBP: 0.304, SLG: 0.435 Fernando Valenzuela, L (7, 1) Andres Berumen, R (8, 1)			B C F F X 1-2 ① F9		F X 0-1 ② G6-3		S T F B X 1-2 ② G4-3			2 1 0 0	0 0 0 0	0 0 0 0	0 0 0 0	0 0 0 0	0 0 0 0	0 0 0 0
Inning Stats	R: 0 H: 2 E: 0 LOB: 2 K: 1 BB: 0 S: 20 P: 28	R: 0 H: 0 E: 0 LOB: 0 K: 1 BB: 0 S: 7 P: 11	R: 0 H: 0 E: 0 LOB: 0 K: 0 BB: 0 S: 7 P: 8	R: 0 H: 1 E: 1 LOB: 2 K: 1 BB: 0 S: 13 P: 16	R: 0 H: 1 E: 0 LOB: 3 K: 1 BB: 2 S: 12 P: 24	R: 0 H: 0 E: 0 LOB: 0 K: 2 BB: 0 S: 10 P: 13	R: 0 H: 0 E: 0 LOB: 0 K: 1 BB: 0 S: 8 P: 11	R: 0 H: 0 E: 0 LOB: 0 K: 1 BB: 0 S: 6 P: 7	R: 0 H: 0 E: 0 LOB: 0 K: 1 BB: 0 S: 10 P: 16	1B: 2 SF: 0 2B: 2 SAC: 0 3B: 0 DP: 0 HR: 0 HBP: 0						

	AB	32
	R	0
	H	4
	RBI	0
	BB	2
	SO	9
	LOB	13

WP: 0 PB: 1 SB: 0 CS: 0 PA: 34

PITCHER	IP	WLS	BF	H	R	ER	SO	BB	IBB	HBP	BLK	WP	HR	S	P	ERA	WHIP
Pete Harnisch, R (1, 1) ERA: 3.32	8.0	W	31	4	0	0	8	1	1	0	0	0	0	83	118	0.00	0.625
Doug Henry, R (9, 1) ERA: 4.73	1.0		3	0	0	0	1	0	0	0	0	0	0	10	16	0.00	0.000

PITCHER	IP	WLS	BF	H	R	ER	SO	BB	IBB	HBP	BLK	WP	HR	S	P	ERA	WHIP

BOTTOM

Batter	1	2	3	4	5	6	7	8	9	AB	R	H	RBI	BB	SO	LOB
Brett Butler, L (1, 8) OBP: 0.351, SLG: 0.356	C F B B F B X 3-2 F8 ①		F B X 1-1 L5 ③		F C F X 0-2 2B BLK 1B 2-H 3-H		F X 0-1 F7 ①	C F X 0-2 SF7 ① 1-2 3-H		4	1	1	3	0	0	1
Edgardo Alfonzo, R (1, 5) OBP: 0.247, SLG: 0.329	C B B X 2-1 G5-3 ②			C X 0-1 F8 ①	C X 0-1 G5-3 ② 1-2		F F X 0-2 P2 ②	B B F X 2-1 G6-3 ②		5	0	0	0	0	0	2
Rico Brogna, L (1, 3) OBP: 0.343, SLG: 0.525	C B X 1-1 G4-3 ③			S B B F B F B 4-2 E BB	B B F B F F F X 3-2 2B 2-H		C C S 0-3 K ③	B F C F F B F F S 2-3 K ③		4	0	1	1	1	2	1
Bobby Bonilla, S (1, 7) OBP: 0.411, SLG: 0.640 Chris Jones, R (9, 7) OBP: 0.364, SLG: 0.500		C B X 1-1 G4-3 ①		X 0-0 F7 ② B B I I 4-0 IBB				B B C C B B 4-2 WP BB 1B BB		2 0	1 0	0 0	0 0	2 0	0 0	1 0
Jeff Kent, R (1, 4) OBP: 0.328, SLG: 0.423		B B F F S 2-3 K ②		F B S B X 2-2 E5 1-3	B F B S B X 2-2 F8 ③			B B B B 4-0 WP 1-2 1B BB		3	1	0	0	1	1	3
Ryan Thompson, R (1, 9) OBP: 0.250, SLG: 0.250		C B F S 1-3 K ③		B S C S S 1-3 K ③		C X 0-1 E6 G4-3		B S F B X 2-2 WP S 1B 1-H 2-H 1B		4	1	1	2	0	2	2
Jose Vizcaino, S (1, 6) OBP: 0.305, SLG: 0.302 Tim Bogar, R (9, 6) OBP: 0.211, SLG: 0.167			X 0-0 G6-3 ①		X 0-0 SH5-4 1B 1B	F F B P C 2-3 K ①		F F F B F F F F B 4-2 F B B WP 1B 1-2 BB		3 0	2 0	1 0	0 0	1 0	1 0	1 0
Alberto Castillo, R (1, 2) OBP: 0.385, SLG: 0.111			B B C T C 2-3 K ②		B B X 2-0 SH5-4 1-2 1B 1B	S C B X 1-2 G4-3 ② 1-2		B B F B B 4-1 1B SF7 1-2 2-3 BB		3	2	1	0	1	1	1
Pete Harnisch, S (1, 1) OBP: 0.154, SLG: 0.154 David Segui, S (8, PH) OBP: 0.400, SLG: 0.471 Doug Henry, R (9, 1)			F C X 0-2 1B		X 0-0 SH5-4 ① 1-2 2-3	X 0-0 G6-3 ③		B B F X 2-1 SF7 1-3 2-H 3-H 1B		2 1 0	0 0 0	1 1 0	0 2 0	0 0 0	0 0 0	1 0 0
Inning Stats	R: 0 H: 0 E: 0 LOB: 0 K: 0 BB: 0 S: 8 P: 14	R: 0 H: 0 E: 0 LOB: 0 K: 2 BB: 0 S: 8 P: 12	R: 0 H: 1 E: 0 LOB: 1 K: 1 BB: 0 S: 9 P: 12	R: 0 H: 0 E: 1 LOB: 2 K: 1 BB: 1 S: 12 P: 19	R: 3 H: 4 E: 0 LOB: 2 K: 0 BB: 1 S: 17 P: 28	R: 0 H: 0 E: 1 LOB: 1 K: 1 BB: 0 S: 10 P: 12	R: 0 H: 0 E: 0 LOB: 0 K: 1 BB: 0 S: 8 P: 8	R: 5 H: 2 E: 0 LOB: 1 K: 1 BB: 4 S: 28 P: 52		1B: 6 SF: 1 2B: 1 SAC: 1 3B: 0 DP: 0 HR: 0 HBP: 0						

PITCHER		IP	WLS	BF	H	R	ER	SO	BB	IBB	HBP	BLK	WP	HR	S	P	ERA	WHIP
Scott Sanders, R ERA: 3.95	(1, 1)	6.0	L	27	5	3	3	5	1	1	0	1	0	0	64	97	4.50	1.000
Fernando Valenzuela, L ERA: 6.75	(7, 1)	1.0		5	0	2	2	1	2	0	0	0	0	0	10	18	18.00	2.000
Andres Berumen, R ERA: 3.86	(8, 1)	1.0		7	2	3	3	1	2	0	0	0	2	0	26	42	27.00	4.000

PITCHER	IP	WLS	BF	H	R	ER	SO	BB	IBB	HBP	BLK	WP	HR	S	P	ERA	WHIP
R: 0 H: 0 E: 0 LOB: 0 K: 1 BB: 0 S: 8 P: 8																	

San Diego Padres @ New York Mets

Shea Stadium, Flushing, NY

Tue May 30 1995, 7:05 PM EDT

Att. 13,636 - Unknown - 70 F

livebaseballscorecards.com

AB	31
R	8
H	7
RBI	8
BB	6
SO	7
LOB	13

WP: 2 PA: 39
PB: 0
SB: 1
CS: 0

Batter	1	2	3	4	5	6	7	8	9	10	AB	R	H	RBI	BB	SO	LOB
Bip Roberts, S (1, 7) OBP: 0.416, SLG: 0.415	F7		E S CS 1B		G4-3			1B 2B		E5 1B G4-3	5	3	2	0	0	0	0
Trevor Hoffman, R (10, 1) OBP: 1.000, SLG: 2.000											0	0	0	0	0	0	0
Steve Finley, L (1, 8) OBP: 0.358, SLG: 0.375	G4-6-3 BB		K 1-3			1B G4-3-6 1B		2-H 1B		B3	4	1	2	1	1	1	2
Tony Gwynn, L (1, 9) OBP: 0.385, SLG: 0.426	G4-6-3 1-2f		K			0-1 G4-3-6 1-3 1B		2B		G4-3 1-3 1B	5	0	3	0	0	1	2
Ken Caminiti, S (1, 5) OBP: 0.365, SLG: 0.516		K	CS BB			K		G4-3		G4-3 1-2 3-H	4	0	0	1	1	2	4
Eddie Williams, R (1, 3) OBP: 0.316, SLG: 0.413		G5-3 1B 1B	CS 1-2 3-H	F7		G4-3-6 1-2f 3-H			HR	L5	5	1	2	2	0	0	2
Brian Johnson, R (1, 2) OBP: 0.263, SLG: 0.447		G5-3 1-2 1B		K			F7		G6-3		4	0	1	0	0	1	0
Andujar Cedeno, R (1, 6) OBP: 0.250, SLG: 0.347		G5-3 1-2 2-3		K2-3			F9			2B	4	0	1	0	0	1	2
Jody Reed, R (1, 4) OBP: 0.311, SLG: 0.226		BB		L5			G4-3			G5-3	3	0	0	0	1	0	1
Andy Benes, R (1, 1) OBP: 0.071, SLG: 0.071		P4		G5-3				K	K		3	0	0	0	0	1	3
Brian Williams, R (8, 1)											0	0	0	0	0	0	0
Phil Clark, R (9, PH) OBP: 0.368, SLG: 0.556											1	0	0	0	0	1	1
Bryce Florie, R (9, 1)											0	0	0	0	0	0	0
Melvin Nieves, S (10, 7) OBP: 0.302, SLG: 0.402											0	0	0	0	0	0	0
Inning Stats	R: 0 E: 0 K: 0 S: 6 H: 0 LOB: 0 BB: 1 P: 12	R: 0 E: 0 K: 1 S: 13 H: 2 LOB: 3 BB: 1 P: 20	R: 1 E: 1 K: 2 S: 15 H: 1 LOB: 0 BB: 1 P: 26	R: 0 E: 0 K: 2 S: 8 H: 0 LOB: 0 BB: 0 P: 10	R: 0 E: 0 K: 0 S: 8 H: 0 LOB: 0 BB: 0 P: 14	R: 1 E: 0 K: 1 S: 13 H: 2 LOB: 0 BB: 0 P: 17	R: 0 E: 0 K: 0 S: 5 H: 0 LOB: 0 BB: 0 P: 8	R: 1 E: 0 K: 1 S: 8 H: 3 LOB: 1 BB: 0 P: 11	R: 1 E: 0 K: 1 S: 12 H: 2 LOB: 1 BB: 0 P: 16	R: 1 E: 1 K: 0 S: 11 H: 1 LOB: 1 BB: 0 P: 16	1B: 7 2B: 4 3B: 0 HR: 1	SF: 0 SAC: 0 DP: 2 HBP: 0						

PITCHER	IP	WLS	BF	H	R	ER	SO	BB	IBB	HBP	BLK	WP	HR	S	P	ERA	WHIP
Bobby Jones, R (1, 1) ERA: 2.38	8.0		31	8	3	2	7	3	0	0	0	0	0	76	118	2.25	1.375
John Franco, L (9, 1) ERA: 3.29	2.0	W	10	3	2	1	1	0	0	0	0	0	1	23	32	4.50	1.500

PITCHER	IP	WLS	BF	H	R	ER	SO	BB	IBB	HBP	BLK	WP	HR	S	P	ERA	WHIP

TOP

San Diego Padres @ New York Mets

Shea Stadium, Flushing, NY

Wed May 31 1995, 3:33 AM EDT
Att. 13,794 - Unknown - 82 F

livebaseballscorecards.com

AB	38
R	5
H	11
RBI	4
BB	3
SO	8
LOB	17

WP: 0	PA: 42		
PB: 0			
SB: 1			
CS: 2			

BOTTOM

San Diego Padres @ New York Mets

Shea Stadium, Flushing, NY

Wed May 31 1995, 3:33 AM EDT
Att. 13,794 - Unknown - 82 F

livebaseballscorecards.com

Batter	1	2	3	4	5	6	7	8	9	10	AB	R	H	RBI	BB	SO	LOB
Brett Butler, L (1, 8) OBP: 0.353, SLG: 0.352	F7		CS, BB		FC6-4, 1B 1-2 3-H			G6-3	G5-3 1-2		4	0	1	1	1	0	1
Edgardo Alfonzo, R (1, 5) OBP: 0.256, SLG: 0.325	1B 1B		CS 1-2	G2-3	FC6-4 1-2f			1B 1B, BB	L4		4	1	1	0	1	0	3
Rico Brogna, L (1, 3) OBP: 0.348, SLG: 0.524 Tim Bogar, R (8, PR) OBP: 0.200, SLG: 0.158 (9, 6)	G3-6-1 1-2 1B			F8		G3-1		WP, 1B 1-3 1B	F7		4 1	0 1	2 0	0 0	0 0	0 0	0 1
Bobby Bonilla, S (1, 7) OBP: 0.410, SLG: 0.630	G3-6-1 1-2f			1B		P5		WP 1-2 3-H 1B		F8 1B	5	1	2	1	0	0	2
Jeff Kent, R (1, 4) OBP: 0.323, SLG: 0.414		K		G5-3		K		K		1B, HR 1B	5	1	1	0	0	3	3
Ryan Thompson, R (1, 9) OBP: 0.143, SLG: 0.143 Joe Orsulak, L (8, PH) OBP: 0.369, SLG: 0.395 (9, 9)	K		K		P4 1-2 2-3			K 1B 1-2 2-3		HR 1-3 1B	3 2	0 1	0 1	0 0	0 1	2 2	0 2
Jose Vizcaino, S (1, 6) OBP: 0.318, SLG: 0.311 John Franco, L (9, 1) Chris Jones, R (10, PH) OBP: 0.382, SLG: 0.613	P4		1B 1B	1B	G3 HBP			1B 1-2 2-H 3-H		HR 1-H 3-H	3 0 1	1 0 1	2 0 1	2 0 3	0 0 0	0 0 0	0 0 0
Alberto Castillo, R (1, 2) OBP: 0.333, SLG: 0.091 Todd Hundley, S (7, PH) OBP: 0.372, SLG: 0.520 (8, 2)		K		F8		G3 1-2		G4-3			2 2	0 0	0 0	0 0	0 0	1 0	1 3
Bobby Jones, R (1, 1) OBP: 0.286, SLG: 0.286 David Segui, S (9, 3) OBP: 0.407, SLG: 0.471		K		1B 1-3	G6-3				G5-3 BB		3 0	0 0	1 0	0 0	0 1	1 0	1 0

Inning Stats	1	2	3	4	5	6	7	8	9	10
	R: 0 E: 0 K: 0 S: 12	R: 0 E: 0 K: 2 S: 7	R: 0 E: 0 K: 2 S: 7	R: 0 E: 0 K: 0 S: 13	R: 1 E: 0 K: 1 S: 15	R: 0 E: 0 K: 1 S: 9	R: 0 E: 0 K: 0 S: 12	R: 3 E: 0 K: 2 S: 20	R: 0 E: 0 K: 0 S: 10	R: 3 E: 0 K: 0 S: 10
	H: 2 LOB: 1 BB: 0 P: 23	H: 0 LOB: 0 BB: 0 P: 9	H: 0 LOB: 0 BB: 1 P: 14	H: 1 LOB: 1 BB: 0 P: 22	H: 3 LOB: 2 BB: 0 P: 21	H: 0 LOB: 0 BB: 0 P: 12	H: 0 LOB: 1 BB: 0 P: 18	H: 3 LOB: 2 BB: 1 P: 29	H: 0 LOB: 1 BB: 1 P: 19	H: 3 LOB: 0 BB: 0 P: 18

| | | | |

Batter	1	2	3	4	5	6	7	8	9	AB	R	H	RBI	BB	SO	LOB
Brett Butler, L (1, 8) OBP: 0.343, SLG: 0.341	B C C B X 2-2 ① L7		B C F C 1-3 ② K		B B X 2-0 ③ F7			X 0-0 ② G6-3		0	0	0	0	0	0	0
Edgardo Alfonzo, R (1, 5) OBP: 0.244, SLG: 0.309	B X 1-0 ② F9		C B B F B X 3-2 ③ G6-3			B B X 2-0 ① F8		B F B X 2-1 ③ P3		4	0	0	0	0	0	0
Rico Brogna, L (1, 3) OBP: 0.345, SLG: 0.509	B C B F B X 3-2 ③ F9			B X 1-0 ① F7		B S X 1-1 ② G3			B B F F B B 4-2 HBP BB	3	0	0	0	1	0	0
Tim Bogar, R (9, PR) OBP: 0.200, SLG: 0.158										0	0	0	0	0	0	0
Bobby Bonilla, S (1, 7) OBP: 0.420, SLG: 0.656		B B B C X 3-1 HR		B B C B F B 4-2 BLK WP BB		B S B B X 3-1 1B			B C F B F F C 2-3 ① K	3	1	2	1	1	1	1
Jeff Kent, R (1, 4) OBP: 0.313, SLG: 0.400		B X 1-0 ① P9		C B S 1 SAFE X 1-2 ② F7		B B F F B F S 3-3 ③ K			B 1 SAFE X 1-0 ② F8	4	0	0	0	0	1	3
Todd Hundley, S (1, 2) OBP: 0.378, SLG: 0.506	S C S 0-3 ② K			B S B B B F B 4-2 1-3 BB			S B B F X 2-2 ① G4-3		C H 1-1 1-2 HBP	2	0	0	0	1	1	0
Alberto Castillo, R (9, PR) OBP: 0.333, SLG: 0.091										0	0	0	0	0	0	0
Ryan Thompson, R (1, 9) OBP: 0.200, SLG: 0.111	C F B H 2-2 HBP			C S F B F B C 2-3 ③ K			F S X 0-2 ② P3		F B C X 1-2 ③ G4-3	2	0	0	0	0	1	2
David Segui, S (9, PH) OBP: 0.402, SLG: 0.464										1	0	0	0	0	0	2
Jose Vizcaino, S (1, 6) OBP: 0.311, SLG: 0.303		F B F F S 1-3 ③ K			L B C F X 1-2 ① G3		B X 1-0 ③ F9			3	0	0	0	0	1	1
Bret Saberhagen, R (1, 1) OBP: 0.250, SLG: 0.333			B X 1-0 ① P4		X 0-0 ② G6-3			F F B S 1-3 ① K		2	0	0	0	0	0	0
Joe Orsulak, L (8, PH) OBP: 0.365, SLG: 0.390										1	0	0	0	0	1	0
Jerry Dipoto, R (8, 1)										0	0	0	0	0	0	0

TOP

New York Mets @ Los Angeles Dodgers

Dodger Stadium, Los Angeles, CA

Fri Jun 02 1995, 7:05 PM PDT

Att. 31,002 - Unknown

livebaseballscorecards.com

AB	25
R	1
H	2
RBI	1
BB	3
SO	6
LOB	9

Inning Stats	1	2	3	4	5	6	7	8	9
	R: 0 E: 0 K: 0 S: 8	H: 0 LOB: 0 BB: 0 P: 14	R: 1 E: 0 K: 2 S: 12	H: 1 LOB: 1 BB: 0 P: 19	R: 0 E: 0 K: 1 S: 7	H: 0 LOB: 0 BB: 0 P: 12	R: 0 E: 0 K: 1 S: 13	H: 0 LOB: 2 BB: 2 P: 25	R: 0 E: 0 K: 0 S: 6	H: 0 LOB: 0 BB: 0 P: 9
	R: 0 E: 0 K: 1 S: 9	H: 1 LOB: 1 BB: 0 P: 18	R: 0 E: 0 K: 0 S: 7	H: 0 LOB: 0 BB: 0 P: 10	R: 0 E: 0 K: 1 S: 6	H: 0 LOB: 0 BB: 0 P: 9	R: 0 E: 0 K: 1 S: 12	H: 0 LOB: 2 BB: 1 P: 21	1B: 1 2B: 0 3B: 0 HR: 1	SF: 0 SAC: 0 DP: 0 HBP: 2

WP: 1 PB: 0 SB: 0 CS: 0 PA: 34

PITCHER		IP	WLS	BF	H	R	ER	SO	BB	IBB	HBP	BLK	WP	HR	S	P	ERA	WHIP
Hideo Nomo, R ERA: 3.29	(1, 1)	8.0	W	30	2	1	1	6	3	0	1	1	1	1	70	122	1.12	0.625
Todd Worrell, R ERA:	(9, 1)	1.0	S	4	0	0	0	1	0	0	1	0	0	0	10	15	0.00	0.000

PITCHER	IP	WLS	BF	H	R	ER	SO	BB	IBB	HBP	BLK	WP	HR	S	P	ERA	WHIP

Batter	1	2	3	4	5	6	7	8	9	AB	R	H	RBI	BB	SO	LOB
Delino DeShields, L (1, 4) OBP: 0.303, SLG: 0.312	B C B F F X 2-2 FC1 G6-3 1B		B C F B B X 3-2 ① P6		C B B F F B B 4-2 S BB		C X 0-1 ③ G1-3			3	0	1	0	1	0	0
Jose Offerman, S (1, 6) OBP: 0.471, SLG: 0.457	B S B F F X 2-2 ① G6-3 1-2		C F F B S 1-3 ② K		B 1 B C X SAFE 2-1 ③ G4-3 1-2			C B B X 2-1 ① G6-3		4	0	0	0	0	1	2
Roberto Kelly, R (1, 8) OBP: 0.340, SLG: 0.367	B S X 1-1 ② FC1 2-3		C B F B X 2-2 ③ L9			X 0-0 ① 1B		B F X 1-1 ② L7		4	0	1	0	0	0	1
Eric Karros, R (1, 3) OBP: 0.429, SLG: 0.623	1 SAFE F B C B X 2-2 ③ F9			S B F B F B X 3-2 ① F9		B F F B X 2-2 HR		X 0-0 ③ L1		4	1	1	1	0	0	1
Raul Mondesi, R (1, 9) OBP: 0.340, SLG: 0.551		B B X 2-0 E6 G6-4-3 1B 2B		S B S X 1-2 ② G6-3		S C X 0-2 ② F9				3	1	0	0	0	0	0
Tim Wallach, R (1, 5) OBP: 0.412, SLG: 0.532		C 1 SAFE B F F F X 1-2 G6-4-3 1-2 1B		B X 1-0 1B		C X 0-1 1B				3	0	3	0	0	0	0
Chris Gwynn, L (1, 7) OBP: 0.313, SLG: 0.391 Rick Parker, R (9, 7) OBP: 0.800, SLG: 0.800		C F X 0-2 ① ② G6-4-3 1-2f 2-3		S C S 0-3 ③ K		X 0-0 ③ F7				3 0 0 0 0 1 4 0 0 0 0 0 0 0						
Tom Prince, R (1, 2) OBP: 0.275, SLG: 0.389		C B B X 2-1 3-H 2B			B C S F X 1-2 ① G6-3		C B X 1-1 ① P3			3	0	1	1	0	0	0
Hideo Nomo, R (1, 1) Todd Worrell, R (9, 1)		C C C 0-3 ③			C F C 0-3 ②		B X 1-0 ② G6-3			3 0 0 0 0 2 1 0 0 0 0 0 0 0						
Inning Stats	R: 0 H: 1 E: 0 LOB: 1 K: 0 BB: 0 S: 13 P: 20	R: 1 H: 2 E: 1 LOB: 1 K: 1 BB: 0 S: 14 P: 19	R: 0 H: 0 E: 0 LOB: 0 K: 1 BB: 0 S: 11 P: 17	R: 0 H: 1 E: 0 LOB: 1 K: 1 BB: 0 S: 11 P: 16	R: 0 H: 0 E: 0 LOB: 1 K: 1 BB: 1 S: 12 P: 19	R: 1 H: 3 E: 0 LOB: 1 K: 0 BB: 0 S: 10 P: 12	R: 0 H: 0 E: 0 LOB: 0 K: 0 BB: 0 S: 5 P: 7	R: 0 H: 0 E: 0 LOB: 0 K: 0 BB: 0 S: 5 P: 8		1B: 5 SF: 0 2B: 1 SAC: 0 3B: 0 DP: 1 HR: 1 HBP: 0				WP: 0 PA: 31 PB: 0 SB: 1 CS: 0		

PITCHER		IP	WLS	BF	H	R	ER	SO	BB	IBB	HBP	BLK	WP	HR	S	P	ERA	WHIP
Bret Saberhagen, R ERA: 3.45	(1, 1)	7.0	L	28	7	2	1	4	1	0	0	0	0	1	76	110	1.29	1.143
Jerry Dipoto, R ERA: 5.21	(8, 1)	1.0		3	0	0	0	0	0	0	0	0	0	0	5	8	0.00	0.000

PITCHER	IP	WLS	BF	H	R	ER	SO	BB	IBB	HBP	BLK	WP	HR	S	P	ERA	WHIP

BOTTOM

New York Mets @ Los Angeles Dodgers

Dodger Stadium, Los Angeles, CA

Fri Jun 02 1995, 7:05 PM PDT

Att. 31,002 - Unknown

livebaseballscorecards.com

AB	30
R	2
H	7
RBI	2
BB	1
SO	4
LOB	9

Batter	1	2	3	4	5	6	7	8	9	AB	R	H	RBI	BB	SO	LOB
Brett Butler, L (1, 8) OBP: 0.338, SLG: 0.336	X 0-0 ① G6-3		C B B C F B X 3-2 ② G6-3		F B C B F X 2-2 E6 2-H		X 0-0 3-H 1B		B C B C B T 3-2 ③ K	0	0	0	0	0	0	0
Edgardo Alfonzo, R (1, 5) OBP: 0.256, SLG: 0.318	C B X 1-1 HR 1B		C F F F B X 2-2 E6		C X 0-1 ③ P3		1 SAFE C S X 0-2 1-3 G3-6-3 1B			4	1	2	0	0	0	1
Rico Brogna, L (1, 3) OBP: 0.333, SLG: 0.491	S C B X 1-2 ② F7		B C B X 2-1 ③ F9			C X 0-1 ① L7	B X 1-0 ②③ G3-6-3 1-2f			4	0	0	0	0	0	4
Bobby Bonilla, S (1, 7) OBP: 0.423, SLG: 0.675	X 0-0 1-H HR			B X 1-0 ① F7		B F C B F B F F X 3-2 1B		B F X 1-1 ① G6-3		4	1	2	2	0	0	0
Jeff Kent, R (1, 4) OBP: 0.312, SLG: 0.395	B F C B C 2-3 ③ K			S B S X 1-2 ② G4-3		F X 0-1 ② F9		B B F B X 3-1 1B 1B		4	0	1	0	0	1	1
Todd Hundley, S (1, 2)		C B B F B X 3-2 ① G6-3		F S B C 1-3 ③ K		X 0-0 ③ F7		1 SAFE C X 0-1 1-2 G6-4-3 1B		4	0	1	0	0	1	1
Ryan Thompson, R (1, 9) OBP: 0.214, SLG: 0.154		C X 0-1 ② L1		F C S 0-3 ① K		X 0-0 SH2-3 1B 1B		B F X 1-1 ②③ G6-4-3 1-2f		4	1	1	0	0	1	2
Jose Vizcaino, S (1, 6) OBP: 0.312, SLG: 0.298		X 0-0 ③ G5-3		B B B C F B 4-2 S SH1-4 E BB		F 1 SAFE X 0-1 ① SH2-3 1-2			F B B B X 2-1 ① L9	2	1	0	0	1	0	0
Dave Mlicki, R (1, 1) Joe Orsulak, L (7, PH) OBP: 0.372, SLG: 0.397 Blas Minor, R (7, 1) Chris Jones, R (9, PH) OBP: 0.371, SLG: 0.594 John Franco, L (9, 1)			C B X 1-1 ① F9		1 SAFE X 0-0 ② SH1-4 1-2		B X 1-0 E9 1B 2-H 1B		C C B B B S 2-3 ② K2-3	1 1 0 1 0	0 1 0 0 0	0 1 0 0 0	0 1 0 1 0	0 0 0 0 0	0 0 0 1 0	0 0 0 0 0
Inning Stats	R: 2 H: 2 E: 0 LOB: 0 K: 1 BB: 0 S: 10 P: 14	R: 0 H: 0 E: 0 LOB: 0 K: 0 BB: 0 S: 6 P: 9	R: 0 H: 0 E: 1 LOB: 1 K: 0 BB: 0 S: 12 P: 20	R: 0 H: 0 E: 0 LOB: 0 K: 1 BB: 0 S: 7 P: 10	R: 1 H: 0 E: 1 LOB: 1 K: 1 BB: 1 S: 12 P: 18	R: 0 H: 1 E: 0 LOB: 1 K: 0 BB: 0 S: 11 P: 14	R: 2 H: 4 E: 1 LOB: 1 K: 0 BB: 0 S: 9 P: 11	R: 0 H: 2 E: 0 LOB: 1 K: 0 BB: 0 S: 8 P: 13	R: 0 H: 0 E: 0 LOB: 0 K: 2 BB: 0 S: 8 P: 15	1B: 8 SF: 0 2B: 0 SAC: 2 3B: 0 DP: 2 HR: 1 HBP: 0						WP: 0 PA: 37 PB: 0 SB: 1 CS: 0

New York Mets @ Los Angeles Dodgers

Dodger Stadium, Los Angeles, CA

Sat Jun 03 1995, 7:05 PM PDT

Att. 33,364 - Unknown

TOP

livebaseballscorecards.com

AB	29
R	5
H	8
RBI	3
BB	1
SO	4
LOB	9

PITCHER		IP	WLS	BF	H	R	ER	SO	BB	IBB	HBP	BLK	WP	HR	S	P	ERA	WHIP
Pedro Astacio, R ERA: 4.47	(1, 1)	6.1	L	27	5	5	4	3	1	0	0	0	0	1	62	90	5.68	0.947
Omar Daal, L ERA: 1.54	(7, 1)	1.2		7	4	0	0	0	0	0	0	1	0	0	13	19	0.00	2.400
Joey Eischen, L ERA: 1.8	(9, 1)	1.0		3	0	0	0	2	0	0	0	0	0	0	8	15	0.00	0.000

PITCHER	IP	WLS	BF	H	R	ER	SO	BB	IBB	HBP	BLK	WP	HR	S	P	ERA	WHIP

New York Mets @ Los Angeles Dodgers

Dodger Stadium, Los Angeles, CA

Sat Jun 03 1995, 7:05 PM PDT

Att. 33,364 - Unknown

livebaseballscorecards.com

BOTTOM

Batter	1	2	3	4	5	6	7	8	9	AB	R	H	RBI	BB	SO	LOB
Delino DeShields, L (1, 4) OBP: 0.302, SLG: 0.310	L7		B3			1B BB	1-2 K			4	1	1	0	0	1	2
Jose Offerman, S (1, 6) OBP: 0.475, SLG: 0.465 Chad Fonville, S (7, 6) OBP: 0.308, SLG: 0.308	2B		G4-3 2-3			2B 1B 1-2 BB		G3		2 1	1 0	1 0	0 0	1 0	0 0	1 0
Roberto Kelly, R (1, 8) OBP: 0.338, SLG: 0.364	G5-3		G5-3			2B 1B 1-2 2-H		G1-6-3		4	1	1	1	0	0	2
Eric Karros, R (1, 3) OBP: 0.424, SLG: 0.610	BB			G5-3		K		G6-3		3	0	0	0	1	1	2
Raul Mondesi, R (1, 9) OBP: 0.331, SLG: 0.536	K2-3			G5-3		K			K	4	0	0	0	0	3	4
Tim Wallach, R (1, 5) OBP: 0.400, SLG: 0.529		F8		K		2B 1-H 2-H			G5-3	4	0	1	2	0	1	0
Chris Gwynn, L (1, 7) OBP: 0.294, SLG: 0.367 Omar Daal, L (7, 1) Joey Eischen, L (9, 1) Mitch Webster, S (9, PH) OBP: 0.208, SLG: 0.304	G5-3		G3			K			1B	3 0 0 1	0 0 0 0	0 0 0 1	0 0 0 0	0 0 0 0	1 0 0 0	1 0 0 0
Tom Prince, R (1, 2) OBP: 0.262, SLG: 0.368 Carlos Hernandez, R (7, 2) OBP: 0.172, SLG: 0.077 Billy Ashley, R (9, PH) OBP: 0.284, SLG: 0.370	K		G5-3			K	K		K	2 1 1	0 0 0	0 0 0	0 0 0	0 0 0	1 1 1	0 0 1
Pedro Astacio, R (1, 1) OBP: 0.067, SLG: 0.133 Rick Parker, R (7, 7) OBP: 0.833, SLG: 0.833			G4-3 2B			G5-3	CS 1B			2 1	0 0	1 1	0 0	0 0	0 0	0 0
Inning Stats	R: 0 H: 1 E: 0 LOB: 2 K: 1 BB: 1 S: 17 P: 29	R: 0 H: 0 E: 0 LOB: 0 K: 1 BB: 0 S: 6 P: 9	R: 0 H: 1 E: 0 LOB: 1 K: 0 BB: 0 S: 7 P: 10	R: 0 H: 0 E: 0 LOB: 0 K: 1 BB: 0 S: 9 P: 13	R: 0 H: 0 E: 0 LOB: 0 K: 0 BB: 0 S: 8 P: 11	R: 3 H: 3 E: 0 LOB: 1 K: 3 BB: 1 S: 20 P: 34	R: 0 H: 1 E: 0 LOB: 1 K: 2 BB: 0 S: 8 P: 11	R: 0 H: 0 E: 0 LOB: 0 K: 0 BB: 0 S: 7 P: 10	R: 0 H: 1 E: 0 LOB: 1 K: 2 BB: 0 S: 10 P: 17	1B: 4 SF: 0 2B: 4 SAC: 0 3B: 0 DP: 1 HR: 0 HBP: 0							WP: 0 PA: 35 PB: 0 SB: 0 CS: 1

	AB	33
	R	3
	H	7
	RBI	3
	BB	2
	SO	10
	LOB	13

PITCHER		IP	WLS	BF	H	R	ER	SO	BB	IBB	HBP	BLK	WP	HR	S	P	ERA	WHIP
Dave Mlicki, R ERA: 3.23	(1, 1)	6.0	W	25	5	3	3	6	2	0	0	0	0	0	67	106	4.50	1.167
Blas Minor, R ERA: 2.7	(7, 1)	2.0		6	1	0	0	2	0	0	0	0	0	0	15	21	0.00	0.500
John Franco, L ERA: 3.07	(9, 1)	1.0	S	4	1	0	0	2	0	0	0	0	0	0	10	17	0.00	1.000

PITCHER	IP	WLS	BF	H	R	ER	SO	BB	IBB	HBP	BLK	WP	HR	S	P	ERA	WHIP

Batter	1	2	3	4	5	6	7	8	9	AB	R	H	RBI	BB	SO	LOB
Brett Butler, L (1, 8) OBP: 0.340, SLG: 0.333	C B C X 1-2 G6-3 ①		B B B L B 4-1 BB		X 0-0 1B		C B B X 2-1 G1-3 ① 1-2		C B X 1-1 G6-3 ①	0	1	0	0	0	0	0
Edgardo Alfonzo, R (1, 5) OBP: 0.263, SLG: 0.322	C X 0-1 G6-3 ②		B 1 SAFE F L B 1 SAFE 1 SAFE X 2-2 G5-3 ① 1-2		X 0-0 FC6-4 1B 1B 1-2		F F B X 1-2 G3 1B 2-3		B X 1-0 F9 ②	5	0	2	0	0	0	1
Rico Brogna, L (1, 3) OBP: 0.336, SLG: 0.487	X 0-0 G5-3 ③		B X 1-0 G6-3 ② 2-3		F B X 1-1 FC6-4 1B 1-2 2-H		B S X 1-1 G3 ② 1-2 3-H		B F F B X 2-2 1B	5	0	2	2	0	0	2
Bobby Bonilla, S (1, 7) OBP: 0.415, SLG: 0.656		X 0-0 BB 1B 1B	B S B F B X 3-2 G4-3 ③		F B S X 1-2 FC6-4 ② 1-2f 2-3		X 0-0 P4 ③		B B S B F C 3-3 K ③	5	0	1	0	0	1	5
Joe Orsulak, L (1, 9) OBP: 0.371, SLG: 0.395 Chris Jones, R (8, PH) OBP: 0.389, SLG: 0.594 (8, 9)		C X 0-1 BB 1-2 1B		C C B F X 1-2 G4-3 ① H	B F F B X 2-2 G4-3 ③			B F C B B 4-2 2B BB		3	0	1	0	0	0	2
										0	1	0	0	1	0	0
Jeff Kent, R (1, 4) OBP: 0.310, SLG: 0.386		B B S F 2 SAFE B X 3-2 L7 ①		1-0 HBP		B F F C 1-3 K ①		S S B 1 SAFE C 1-3 K ①		3	0	0	0	0	2	3
Todd Hundley, S (1, 2) OBP: 0.367, SLG: 0.476		C B B B B 4-1 BB 1-2 2-3		C B X 1-1 F8 ②		B B X 2-0 G4-3 ②		B 1 SAFE B 1 SAFE S F 1 SAFE B F 3-2 F 1 SAFE X F7 ②		3	0	0	0	1	0	2
Tim Bogar, R (1, 6) OBP: 0.174, SLG: 0.136 David Segui, S (8, PH) OBP: 0.410, SLG: 0.486 Jerry Dipoto, R (8, 1)		C B F B B F F X 2-2 P4 ②		B X 1-0 L1 ③		B X 1-0 F7 ③		B 1 SAFE B 1 SAFE S S F 1 SAFE F 3-2 B F F F K 1-H 2B		3	0	0	0	0	0	4
										1	0	1	1	0	0	0
										0	0	0	0	0	0	0
Pete Harnisch, S (1, 1) OBP: 0.133, SLG: 0.133 Ryan Thompson, R (7, PH) OBP: 0.267, SLG: 0.214 Doug Henry, R (7, 1) Jose Vizcaino, S (8, PH) OBP: 0.309, SLG: 0.296 (8, 6)		X 0-0 F9 ③			C B X 1-1 G6-3 ①		F B S B X 2-2 1B G1-3 G3 1B	F B X 1-1 G4-3 ③		2	0	0	0	0	0	3
										1	1	1	0	0	0	0
										0	0	0	0	0	0	0
										1	0	0	0	0	0	1
Inning Stats	R: 0 H: 0 E: 0 LOB: 0 K: 0 BB: 0 S: 6 P: 7	R: 0 H: 2 E: 0 LOB: 3 K: 0 BB: 1 S: 13 P: 22	R: 0 H: 0 E: 0 LOB: 1 K: 0 BB: 1 S: 8 P: 18	R: 0 H: 0 E: 0 LOB: 1 K: 0 BB: 0 S: 7 P: 11	R: 1 H: 3 E: 0 LOB: 2 K: 0 BB: 0 S: 12 P: 17	R: 0 H: 0 E: 0 LOB: 0 K: 1 BB: 0 S: 5 P: 9	R: 1 H: 2 E: 0 LOB: 1 K: 0 BB: 0 S: 11 P: 17	R: 1 H: 1 E: 0 LOB: 1 K: 1 BB: 1 S: 21 P: 33	R: 0 H: 1 E: 0 LOB: 1 K: 1 BB: 0 S: 9 P: 16	1B: 8 SF: 0 2B: 1 SAC: 0 3B: 0 DP: 0 HR: 0 HBP: 1						

PITCHER		IP	WLS	BF	H	R	ER	SO	BB	IBB	HBP	BLK	WP	HR	S	P	ERA	WHIP
Tom Candiotti, R ERA: 4.44	(1, 1)	7.0		31	7	2	2	1	2	0	1	0	0	0	62	101	2.57	1.286
Omar Daal, L ERA: 2.31	(8, 1)	0.0		1	0	1	1	0	1	0	0	0	0	0	2	6	∞	∞
Felix Rodriguez, R ERA: 3.86	(8, 1)	1.0	W	4	1	0	0	1	0	0	0	0	0	0	19	27	0.00	1.000
Todd Worrell, R ERA:	(9, 1)	1.0	S	4	1	0	0	1	0	0	0	0	0	0	9	16	0.00	1.000

PITCHER	IP	WLS	BF	H	R	ER	SO	BB	IBB	HBP	BLK	WP	HR	S	P	ERA	WHIP

TOP

New York Mets @ Los Angeles Dodgers

Dodger Stadium, Los Angeles, CA

Sun Jun 04 1995, 3:33 AM PDT

Att. 36,339 - Sunny - 75 F

livebaseballscorecards.com

AB	32
R	3
H	8
RBI	3
BB	2
SO	3
LOB	23

1B: 8	SF: 0	WP: 0	PA: 40
2B: 1	SAC: 0	PB: 0	
3B: 0	DP: 0	SB: 0	
HR: 0	HBP: 1	CS: 0	

Batter	1	2	3	4	5	6	7	8	9	AB	R	H	RBI	BB	SO	LOB
Chad Fonville, S (1, 6) OBP: 0.235, SLG: 0.235	L X 0-1 G4-3 ①		F B F C 1-3 K ②		F C C 0-3 K ③		C S S 0-3 K ③			4	0	0	0	0	3	3
Roberto Kelly, R (1, 8) OBP: 0.335, SLG: 0.361	C B F B B F S 3-3 K ②		X 0-0 S 2-H 1B			C B S C 1-3 K ①		F S B X 1-2 L9 ①		4	0	1	1	0	2	0
Raul Mondesi, R (1, 9) OBP: 0.341, SLG: 0.548	C B S F F F B X 2-2 1B		B F F F F F B B S 3-3 K ③ 1-2			B C X 1-1 HR 1B		C B B S F F X 2-2 BB 1B 2B		4	2	3	0	0	1	1
Mike Piazza, R (1, 2) OBP: 0.543, SLG: 0.955	B B X 2-0 L8 ③			X 0-0 P4 ①		B X 1-0 1-H HR		B B I I 4-0 1B BB E IBB		3	2	1	2	1	0	1
Eric Karros, R (1, 3) OBP: 0.420, SLG: 0.597		C B F F X 1-2 G1-3 ①		X 0-0 G6-3 ②		S B B B S F X 2-2 F8 ②		B B B C B 4-1 E 1-2 2-3 BB		3	0	0	0	1	0	0
Tim Wallach, R (1, 5) OBP: 0.373, SLG: 0.491		C F B X 1-2 G5-3 ②		C B S B B F X 3-2 G3-1 ③		F B F F S 1-3 K ③		S B F S 1-3 K ②		4	0	0	0	0	2	3
Rick Parker, R (1, 7) OBP: 0.600, SLG: 0.600		F B B F B F C 3-3 K ③			B X 1-0 L7 ①		B X 1-0 P5 ①	C B X 1-1 E1 1-3 2-H 3-H 1B		4	0	1	1	0	1	0
Delino DeShields, L (1, 4) OBP: 0.313, SLG: 0.308			B F B B B 4-1 SH1-4 1B BB		F F X 0-2 F9 ②		B B C B B S	I I I I 4-0 IBB		1	1	0	0	3	0	0
Tom Candiotti, R (1, 1) OBP: 0.176, SLG: 0.067 Dave Hansen, L (7, PH) OBP: 0.368, SLG: 0.293 Omar Daal, L (8, 1) Felix Rodriguez, R (8, 1) Chris Gwynn, L (8, PH) OBP: 0.288, SLG: 0.360 Todd Worrell, R (9, 1)			L 1 SAFE 1 SAFE X 0-1 SH1-4 ① 1-2		B C C B B F F B 4-2 BB		C 1 SAFE 1 SAFE C 1 SAFE F P B C 2-3 K ② 1-2	F B B B X 3-1 F8 ③		0 1 0 0 1	0 0 0 0 0	0 0 0 0 0	0 0 0 0 0	1 1 0 0 0	0 0 0 0 0	0 1 0 0 3
Inning Stats	R: 0 E: 0 K: 1 S: 13 H: 1 LOB: 1 BB: 0 P: 20	R: 0 E: 0 K: 1 S: 11 H: 0 LOB: 0 BB: 0 P: 16	R: 1 E: 0 K: 2 S: 13 H: 1 LOB: 1 BB: 1 P: 21	R: 0 E: 0 K: 0 S: 6 H: 0 LOB: 0 BB: 0 P: 9	R: 0 E: 0 K: 1 S: 11 H: 0 LOB: 1 BB: 1 P: 16	R: 2 E: 0 K: 2 S: 14 H: 2 LOB: 0 BB: 0 P: 20	R: 0 E: 0 K: 2 S: 10 H: 0 LOB: 1 BB: 1 P: 16	R: 2 E: 1 K: 1 S: 16 H: 2 LOB: 3 BB: 3 P: 36		1B: 4 2B: 1 3B: 0 HR: 1	SF: 0 SAC: 1 DP: 0 HBP: 0					

PITCHER		IP	WLS	BF	H	R	ER	SO	BB	IBB	HBP	BLK	WP	HR	S	P	ERA	WHIP
Pete Harnisch, R ERA: 3.47	(1, 1)	6.0		24	4	3	3	7	2	0	0	0	0	1	68	102	4.50	1.000
Doug Henry, R ERA: 4.4	(7, 1)	1.0		4	0	0	0	2	1	0	0	0	0	0	10	16	0.00	1.000
Jerry Dipoto, R ERA: 5.85	(8, 1)	1.0	L	8	2	2	2	1	1	2	0	0	0	0	16	36	18.00	3.000

PITCHER	IP	WLS	BF	H	R	ER	SO	BB	IBB	HBP	BLK	WP	HR	S	P	ERA	WHIP

BOTTOM

New York Mets @ Los Angeles Dodgers

Dodger Stadium, Los Angeles, CA

Sun Jun 04 1995, 3:33 AM PDT

Att. 36,339 - Sunny - 75 F

livebaseballscorecards.com

AB	29
R	5
H	6
RBI	4
BB	6
SO	10
LOB	12

WP: 0	PB: 0	SB: 2	CS: 0
PA: 36			

Batter	1	2	3	4	5	6	7	8	9	AB	R	H	RBI	BB	SO	LOB
Ryan Thompson, R (1, 8) (7, 7) OBP: 0.350, SLG: 0.444	HR	F8 2-3		HR 2-H 1B		K2-3		BB		4	2	2	2	1	1	1
Edgardo Alfonzo, R (1, 5) OBP: 0.270, SLG: 0.358	F9	FC6-4 3-H 1B		1-H HR		F8		K		5	1	2	3	0	1	1
Chris Jones, R (1, 9) OBP: 0.415, SLG: 0.583	E E 2B BB	FC6-4 1-2f		FC5-4 1B			F8		E9 1B	4	1	2	0	1	0	1
Bobby Bonilla, S (1, 7) OBP: 0.411, SLG: 0.644	E5 E 1-2 2B	F8		FC5-4 1-2f			1B 1B		S BB	4	1	1	0	0	0	2
Brett Butler, L (7, 8) OBP: 0.344, SLG: 0.333										0	0	0	0	1	0	0
Jeff Kent, R (1, 4) OBP: 0.303, SLG: 0.377	K 1-2 2-3	6-3			E5 WP		F7		K 1-2	3	0	0	0	0	1	2
Bill Spiers, L (6, 4) OBP: 0.250, SLG: 0.100										2	0	0	0	0	1	3
David Segui, S (1, 3) OBP: 0.420, SLG: 0.479	2B BB	G3			F8 1-2		1-3 1B		IBB	3	0	1	0	2	0	1
Kelly Stinnett, R (1, 2) OBP: 0.357, SLG: 0.486	1-H 2-H 3-H 2B			F8	K		F9		K	5	0	1	2	0	2	6
Tim Bogar, R (1, 6) OBP: 0.214, SLG: 0.185		F8 SH2-4 1B 1B		SH1-4 1B 1B	F7			4-3	F9	5	2	2	0	0	0	4
Bobby Jones, R (1, 1) OBP: 0.250, SLG: 0.250		SH2-4 1-2		SH1-4 1-2		K		5-3		2	0	0	0	0	1	0
Inning Stats	R: 3 H: 2 E: 2 LOB: 2 K: 1 BB: 2 S: 7 P: 15	R: 1 H: 2 E: 0 LOB: 1 K: 0 BB: 0 S: 5 P: 5	R: 0 H: 0 E: 0 LOB: 0 K: 0 BB: 0 S: 3 P: 3	R: 3 H: 4 E: 0 LOB: 1 K: 0 BB: 0 S: 7 P: 7	R: 0 H: 0 E: 1 LOB: 1 K: 1 BB: 0 S: 6 P: 6	R: 0 H: 0 E: 0 LOB: 0 K: 2 BB: 0 S: 7 P: 7	R: 0 H: 2 E: 0 LOB: 2 K: 0 BB: 0 S: 5 P: 5	R: 0 H: 0 E: 0 LOB: 1 K: 1 BB: 1 S: 5 P: 9	R: 0 H: 1 E: 1 LOB: 3 K: 2 BB: 2 S: 8 P: 16	1B: 8 SF: 0 2B: 1 SAC: 2 3B: 0 DP: 0 HR: 2 HBP: 0						

TOP

New York Mets @ San Francisco Giants

Candlestick Park, San Francisco, CA

Mon Jun 05 1995, 6:33 AM EDT

Att. 9,275 - Unknown

livebaseballscorecards.com

AB	37
R	7
H	11
RBI	7
BB	5
SO	7
LOB	21

WP: 1 PA: 44
PB: 0
SB: 1
CS: 0

PITCHER		IP	WLS	BF	H	R	ER	SO	BB	IBB	HBP	BLK	WP	HR	S	P	ERA	WHIP
Terry Mulholland, L ERA: 7.04	(1, 1)	4.0	L	22	8	7	5	1	2	0	0	0	0	2	22	30	11.25	2.500
Dave Burba, R ERA: 5.95	(5, 1)	2.0		7	0	0	0	3	0	0	0	0	1	0	13	13	0.00	0.000
Steve Mintz, R ERA: 4.91	(7, 1)	2.0		9	2	0	0	1	1	0	0	0	0	0	10	14	0.00	1.500
Mark Dewey, R ERA: 3.38	(9, 1)	1.0		6	1	0	0	2	1	1	0	0	0	0	8	16	0.00	2.000

PITCHER	IP	WLS	BF	H	R	ER	SO	BB	IBB	HBP	BLK	WP	HR	S	P	ERA	WHIP

BOTTOM

Batter	1	2	3	4	5	6	7	8	9	AB	R	H	RBI	BB	SO	LOB
Darren Lewis, R (1, 8) OBP: 0.250, SLG: 0.272	K	5-3		E1		FC5-4			G1-3	5	0	1	0	0	1	3
John Patterson, S (1, 4) OBP: 0.214, SLG: 0.194				4-3			P5			5	1	3	0	0	0	2
Mark Carreon, R (1, 3) OBP: 0.300, SLG: 0.410			P4		6-3		4-3		K	5	0	1	0	0	1	2
Barry Bonds, L (1, 7) OBP: 0.417, SLG: 0.556	K				K		F8			4	0	1	0	0	2	2
Glenallen Hill, R (1, 9) OBP: 0.325, SLG: 0.493	1-3		K		F8			E5		4	0	0	0	0	1	4
Royce Clayton, R (1, 6) OBP: 0.344, SLG: 0.394									K	4	1	3	1	0	1	1
Steve Scarsone, R (1, 5) OBP: 0.417, SLG: 0.773				K				F8		3	0	1	1	0	1	1
Kirt Manwaring, R (1, 2) OBP: 0.324, SLG: 0.333 Mark Dewey, R (9, 1)				K		F9		6-3		4 0	0 0	0 0	0 0	0 0	2 0	4 0
Terry Mulholland, R (1, 1) Tom Lampkin, L (4, PH) OBP: 0.333, SLG: 0.222 Dave Burba, R (5, 1) Rikkert Faneyte, R (6, PH) OBP: 0.333, SLG: 0.200 Steve Mintz, L (7, 1) Jeff Reed, L (9, 2) OBP: 0.429, SLG: 0.367		SH1-3		E 1B		F9			L7	0 1 0 1 0 1	0 0 0 0 0 0	0 1 0 0 0 1	0 0 0 0 0 0	0 0 0 0 0 0	0 0 0 0 0 0	0 0 0 1 0 0
Inning Stats	R: 0 E: 0 K: 2 S: 9 H: 2 LOB: 2 BB: 0 P: 9	R: 0 E: 0 K: 1 S: 6 H: 1 LOB: 2 BB: 0 P: 7	R: 1 E: 0 K: 1 S: 7 H: 3 LOB: 2 BB: 0 P: 7	R: 0 E: 1 K: 2 S: 9 H: 2 LOB: 2 BB: 0 P: 9	R: 0 E: 0 K: 1 S: 5 H: 0 LOB: 0 BB: 0 P: 5	R: 1 E: 0 K: 0 S: 5 H: 2 LOB: 1 BB: 0 P: 5	R: 0 E: 0 K: 0 S: 3 H: 0 LOB: 0 BB: 0 P: 3	R: 0 E: 1 K: 1 S: 6 H: 0 LOB: 1 BB: 0 P: 6	R: 0 E: 0 K: 1 S: 6 H: 1 LOB: 1 BB: 0 P: 6	1B: 9 2B: 2 3B: 0 HR: 0 SF: 0 SAC: 1 DP: 0 HBP: 1						

PITCHER	IP	WLS	BF	H	R	ER	SO	BB	IBB	HBP	BLK	WP	HR	S	P	ERA	WHIP
Bobby Jones, R (1, 1) ERA: 2.33	9.0	W	39	11	2	2	9	0	0	1	0	0	0	56	57	2.00	1.222

PITCHER	IP	WLS	BF	H	R	ER	SO	BB	IBB	HBP	BLK	WP	HR	S	P	ERA	WHIP

New York Mets @ San Francisco Giants

Candlestick Park, San Francisco, CA

Mon Jun 05 1995, 6:33 AM EDT

Att. 9,275 - Unknown

livebaseballscorecards.com

AB	37
R	2
H	11
RBI	2
BB	0
SO	9
LOB	20

WP: 0	PA: 39		
PB: 0			
SB: 1			
CS: 0			

New York Mets @ San Francisco Giants

Candlestick Park, San Francisco, CA

Tue Jun 06 1995, 6:33 AM EDT

Att. 10,539 - Sunny - 63 F

TOP

livebaseballscorecards.com

Batter	1	2	3	4	5	6	7	8	9	AB	R	H	RBI	BB	SO	LOB
Brett Butler, L (1, 8) OBP: 0.354, SLG: 0.343	BBCBCB 4-2 E S BB		BX 1-0 S 2B		BBBCCB 4-2 BB		X 0-0 ③ P7			2	0	1	0	2	0	2
Edgardo Alfonzo, R (1, 5) OBP: 0.260, SLG: 0.343	BCSX 1-2 ① G6-3 1-3		BFFX 1-2 ③ G5-3 2-3		CFC 0-3 ③ K			SSFX 0-2 ① G6-3		4	0	0	0	0	1	4
Rico Brogna, L (1, 3) OBP: 0.333, SLG: 0.475	SBBFBB 4-2 G1-6-3 BB			BCBX 2-1 ① F9		FCC 0-3 ① K		X 0-0 ② G3-1		3	0	0	0	1	1	0
John Franco, L (8, 1)										0	0	0	0	0	0	0
Bobby Bonilla, S (1, 7) OBP: 0.400, SLG: 0.626	BX 1-0 ②③ G1-6-3 1-2f			X 0-0 ② G3		CBBX 2-1 ② G4-3		BBBX 3-0 ③ G6-3		4	0	0	0	0	0	2
Todd Hundley, S (1, 2) OBP: 0.353, SLG: 0.455		CFBS 1-3 ① K		FBFC 1-3 ③ K		CCBX 1-2 ③ F7			X 0-0 ① F7	4	0	0	0	0	2	0
Jeff Kent, R (1, 4) OBP: 0.315, SLG: 0.410		CSS 0-3 ② K			BSFFBFFX 2-2 HR		BX 1-0 F9 1B 1B		BX 1-0 G4-6-3 1B	4	1	3	1	0	1	0
Jose Vizcaino, S (1, 6) OBP: 0.315, SLG: 0.302		BBX 2-0 ③ G6-3			X 0-0 SH1-4 1B		X 0-0 1-2 1B		1 SAFE L 1 SAFE X 0-1 ②③ G4-6-3 1-2f	4	0	2	0	0	0	1
Ryan Thompson, R (1, 9) OBP: 0.304, SLG: 0.381			BSFFS 1-3 ① K		SB 1 SAFE F 1 SAFE F 1 SAFE C 1-3 ① K		CFX 0-2 ① F9 2-3			3	0	0	0	0	2	3
Mike Birkbeck, R (1, 1) OBP: 0.400, SLG: 0.250			BCX 1-1 ② G4-1		1 SAFE BBL 1 SAFE LX 2-2 ② SH1-4 1-2		1 SAFE 1 SAFE X 0-0 ② B1			2	0	0	0	0	0	2
David Segui, S (8, 3) OBP: 0.420, SLG: 0.479										0	0	0	0	0	0	0

	AB	30
	R	1
	H	6
	RBI	1
	BB	3
	SO	7
	LOB	14

Inning Stats	1	2	3	4	5	6	7	8	9	1B: 4	SF: 0	WP: 0	PA: 34
R:	0	0	0	0	1	0	0	0	0	2B: 1	SAC: 1	PB: 0	
E:	0	0	0	0	0	0	0	0	0	3B: 0	DP: 2	SB: 2	
K:	0	2	1	1	2	1	0	0	0	HR: 1	HBP: 0	CS: 0	
S:	8	7	9	6	19	8	7	6	4				
H:	0	0	1	0	2	0	2	0	1				
LOB:	1	0	0	0	2	0	2	0	0				
BB:	2	0	0	0	1	0	0	0	0				
P:	18	10	13	9	28	11	8	9	5				

PITCHER		IP	WLS	BF	H	R	ER	SO	BB	IBB	HBP	BLK	WP	HR	S	P	ERA	WHIP
William Van Landingham, R ERA: 1.29	(1, 1)	7.0		28	5	1	1	7	3	0	0	0	0	1	64	97	1.29	1.143
Chris Hook, R ERA: 3.86	(8, 1)	2.0	W	6	1	0	0	0	0	0	0	0	0	0	10	14	0.00	0.500

PITCHER	IP	WLS	BF	H	R	ER	SO	BB	IBB	HBP	BLK	WP	HR	S	P	ERA	WHIP

Batter	1	2	3	4	5	6	7	8	9	AB	R	H	RBI	BB	SO	LOB
John Patterson, S (1, 4) OBP: 0.216, SLG: 0.197	C B S F B X 2-2 G3 ①		F B B C C 2-3 K ①		B F X 1-1 G4-3 ② 2-3			S X 0-1 SH3-4 2B 1B		4	1	1	0	0	1	1
Darren Lewis, R (1, 8) OBP: 0.246, SLG: 0.267	C X 0-1 L6 ②		C B F B S 2-3 K ②		C B X 1-1 G1-3 ③			C X 0-1 SH3-4 ① 1-2		3	0	0	0	0	1	1
Mark Carreon, R (1, 3) OBP: 0.273, SLG: 0.372	X 0-0 G6-3 ③		B X 1-0 G6-3 ③			S F B B B F X 3-2 G5-3 ①		B B X 2-0 L8 ②		4	0	0	0	0	0	1
Barry Bonds, L (1, 7) OBP: 0.419, SLG: 0.561		C B X 1-1 G4-3 ①		B C C B F X 2-2 E S 1B		X 0-0 G4-3 ②		B B X 2-0 2-H 2B		4	0	2	1	0	0	0
Glenallen Hill, R (1, 9) OBP: 0.323, SLG: 0.486		C S B F B X 2-2 F9 E 1B		B F 1 SAFE B S B X 3-2 G5-3 ① 1-3		F X 0-1 P6 ③		S S B B F F S 2-3 K ③		4	0	1	0	0	1	2
Royce Clayton, R (1, 6) OBP: 0.342, SLG: 0.397		C 1 SAFE B B P X 2-1 E4 BB 1-2		F B F S 1-3 K ②			B F C C 1-3 K ①	B X 1-0 SH1-4 1B 2B		4	1	1	0	0	2	2
Steve Scarsone, R (1, 5) OBP: 0.392, SLG: 0.723		C B X 1-1 F9 ② 2-3		B B T F F B S 3-3 K ③			F B X 1-1 P5 ②	L X 0-1 SH1-4 ① 2-3		3	0	0	0	0	1	3
Kirt Manwaring, R (1, 2) OBP: 0.349, SLG: 0.347		1 SAFE B B B B 4-0 1-2 BB			B F C B X 2-2 G4-3 SH3-4 1B		B B X 2-0 1B	I I I I 4-0 1B IBB		2	0	2	0	2	0	0
William Van Landingham, R (1, 1) Jeff Reed, L (7, PH) OBP: 0.417, SLG: 0.355 Chris Hook, R (8, 1) Rikkert Faneyte, R (9, PH) OBP: 0.429, SLG: 0.333		S B F X 1-2 F7 ③			X 0-0 SH3-4 ① 1-2		B B X 2-0 F8 ③	S X 0-1 1-2 3-H 1B		1 1 0 1	0 0 0 0	0 0 0 1	0 0 0 1	0 0 0 0	0 0 0 0	3 1 0 0
Inning Stats	R: 0 E: 0 K: 0 S: 7 H: 0 LOB: 0 BB: 0 P: 9	R: 0 E: 1 K: 0 S: 14 H: 1 LOB: 3 BB: 1 P: 24	R: 0 E: 0 K: 2 S: 7 H: 0 LOB: 0 BB: 0 P: 12	R: 0 E: 0 K: 2 S: 14 H: 1 LOB: 1 BB: 0 P: 23	R: 0 E: 0 K: 0 S: 8 H: 1 LOB: 1 BB: 0 P: 12	R: 0 E: 0 K: 0 S: 7 H: 0 LOB: 0 BB: 0 P: 10	R: 0 E: 0 K: 1 S: 7 H: 1 LOB: 1 BB: 0 P: 13	R: 1 E: 0 K: 1 S: 11 H: 2 LOB: 1 BB: 0 P: 17	R: 1 E: 0 K: 0 S: 5 H: 2 LOB: 2 BB: 1 P: 10	1B: 6 2B: 2 3B: 0 HR: 0	SF: 0 SAC: 3 DP: 0 HBP: 0				WP: 0 PB: 0 SB: 1 CS: 0	PA: 36	

PITCHER		IP	WLS	BF	H	R	ER	SO	BB	IBB	HBP	BLK	WP	HR	S	P	ERA	WHIP
Mike Birkbeck, R ERA: 1.74	(1, 1)	7.2		30	5	1	1	5	1	0	0	0	0	0	69	110	1.17	0.783
John Franco, L ERA: 3.52	(8, 1)	0.2	L	6	3	1	1	1	0	1	0	0	0	0	11	20	13.50	4.500

PITCHER	IP	WLS	BF	H	R	ER	SO	BB	IBB	HBP	BLK	WP	HR	S	P	ERA	WHIP

BOTTOM

New York Mets @ San Francisco Giants

Candlestick Park, San Francisco, CA

Tue Jun 06 1995, 6:33 AM EDT
Att. 10,539 - Sunny - 63 F

livebaseballscorecards.com

AB	31
R	2
H	8
RBI	2
BB	2
SO	6
LOB	14

New York Mets @ San Francisco Giants

Candlestick Park, San Francisco, CA

Wed Jun 07 1995, 10:05 PM EDT

Att. 12,604 - Unknown - 60 F

livebaseballscorecards.com

TOP

Batter	1	2	3	4	5	6	7	8	9	AB	R	H	RBI	BB	SO	LOB
Brett Butler, L (1, 8) OBP: 0.356, SLG: 0.345	L S B S 1-3 ① K		B 1 SAFE C C B X 2-2 HR 1-2 1B	C X 0-1 G6-4-3 1B		C F C 0-3 ① K		F L B B X 2-2 ③ P7		5	1	2	0	0	2	1
Edgardo Alfonzo, R (1, 5) OBP: 0.266, SLG: 0.379	S T B X 1-2 ② F7		X 0-0 HR 1-H 2-H	1 SAFE B F 1 SAFE B 1 SAFE X 2-1 ② ③ G6-4-3 1-2f		X 0-0 ② SF9 3-H			C X 0-1 F9 WP SF8-4-3 1B	4	2	2	4	0	0	1
Rico Brogna, L (1, 3) OBP: 0.336, SLG: 0.480	C C S 0-3 ③ K		B S X 1-1 G2-3 2B 1B		B B X 2-0 L9 2B	B B X 2-0 P4			F F B X 1-2 ① F9 1-3	5	1	2	0	0	1	1
Bobby Bonilla, S (1, 7) OBP: 0.400, SLG: 0.615		X 0-0 FC6 1B	B S B X 2-1 ② G2-3 1-2		B B B X 3-0 ① L9 2-3		B X 1-0 ① L8		B B F B F B 4-2 BB SF8-4-3	4	0	1	0	1	0	2
Todd Hundley, S (1, 2) OBP: 0.364, SLG: 0.467	C F S 0-3 ① K		B F X 1-1 1B 2-H 2B		B B H 3-0 HBP		C B B F B F F B 4-2 BB		C C X 0-2 ② ③ SF8-4-3 1-2 3-H	2	1	1	2	1	1	1
Jeff Kent, R (1, 4) OBP: 0.314, SLG: 0.401	B C 1 SAFE S S 1 SAFE C 1-3 ② K		B B B 2 SAFE F B 4-1 1B BB		S 1 SAFE 1 SAFE B B 1 B X 3-1 ② P8		1 SAFE F C S 0-3 ② K			3	0	0	0	1	2	4
Jose Vizcaino, S (1, 6) OBP: 0.313, SLG: 0.301	S B F X 1-2 ③ FC6 1-2f		S B B F X 2-2 1-3 2-H 1B		B B F F B X 3-2 ③ P5		S B 1 SAFE C F X 1-2 ③ G4-3			4	0	1	1	0	0	4
Ryan Thompson, R (1, 9) OBP: 0.333, SLG: 0.400	S B B B S S 3-2 HR 1B 1B 1-3 ③ K			X 0-0 3B 1B				S B B S S S 2-3 ① K		4	2	2	0	0	2	2
Bret Saberhagen, R (1, 1) OBP: 0.214, SLG: 0.286 Bill Spiers, L (6, PH) OBP: 0.308, SLG: 0.364 Pete Walker, R (6, 1) Blas Minor, R (7, 1) Eric Gunderson, R (8, 1) Jerry Dipoto, R (8, 1)			C M 1 SAFE C 0-3 ① K	B F X 1-1 ① L6		F 1 SAFE 1 SAFE 1 SAFE C X 0-2 1-H SF9 3B		C B X 1-1 ② P3		2 1 0 1 0 0	0 1 0 0 0 0	0 1 0 0 0 0	0 1 0 0 0 0	0 0 0 0 0 0	1 0 0 0 0 0	1 0 0 0 0 0

Inning Stats																																			
	R: 0	E: 0	K: 2	S: 9	H: 0	LOB: 0	BB: 0	P: 11	R: 0	E: 0	K: 2	S: 10	H: 1	LOB: 1	BB: 0	P: 12	R: 5	E: 0	K: 2	S: 24	H: 6	LOB: 2	BB: 1	P: 40	R: 0	E: 0	K: 0	S: 6	H: 1	LOB: 0	BB: 0	P: 9	R: 0	E: 0	K: 0	S: 7	H: 1	LOB: 2	BB: 0	P: 21
	R: 2	E: 0	K: 1	S: 9	H: 2	LOB: 0	BB: 0	P: 11	R: 0	E: 0	K: 1	S: 12	H: 0	LOB: 1	BB: 1	P: 18	R: 0	E: 0	K: 1	S: 8	H: 0	LOB: 0	BB: 0	P: 13	R: 1	E: 0	K: 0	S: 10	H: 1	LOB: 0	BB: 1	P: 15	1B: 8	2B: 3	3B: 1	HR: 1	SF: 2	SAC: 0	DP: 2	HBP: 1	WP: 1	PB: 0	SB: 0	CS: 0	PA: 41

PITCHER		IP	WLS	BF	H	R	ER	SO	BB	IBB	HBP	BLK	WP	HR	S	P	ERA	WHIP
Mark Portugal, R (1, 1) ERA: 3.9		2.2		16	7	5	5	5	1	0	0	0	0	1	40	59	16.88	3.000
Enrique Burgos, L (3, 1) ERA:		1.2		7	2	0	0	1	0	0	1	0	0	0	11	23	0.00	1.200
Steve Mintz, R (5, 1) ERA: 6.0		1.2		7	2	2	2	1	0	0	0	0	0	0	14	22	10.80	1.200
Dave Burba, R (7, 1) ERA: 5.4		2.0	W	7	0	0	0	2	1	0	0	0	0	0	20	31	0.00	0.500
Rod Beck, R (9, 1) ERA: 3.32		1.0	S	4	1	1	1	0	1	0	0	0	1	0	10	15	9.00	2.000

PITCHER	IP	WLS	BF	H	R	ER	SO	BB	IBB	HBP	BLK	WP	HR	S	P	ERA	WHIP

AB	35
R	8
H	12
RBI	8
BB	3
SO	9
LOB	17

BOTTOM

New York Mets @ San Francisco Giants

Candlestick Park, San Francisco, CA

Wed Jun 07 1995, 10:05 PM EDT

Att. 12,604 - Unknown - 60 F

livebaseballscorecards.com

Batter	1	2	3	4	5	6	7	8	9	AB	R	H	RBI	BB	SO	LOB
John Patterson, S (1, 4) OBP: 0.203, SLG: 0.184	P2		K		FC4-6 1B 1-2f	FC4-6 1-2f		K		5	1	0	0	0	2	5
Darren Lewis, R (1, 8) OBP: 0.256, SLG: 0.272	K		1B S 1B 1B		F9		2B 1B	2B BB 1-2 2-3		4	3	2	0	1	1	1
Barry Bonds, L (1, 7) OBP: 0.430, SLG: 0.583	G4-3		SAFE F9 1B 1B 1-3		1B 1-2		2B 1-H	PB 2B 1-H 2-H 3-H		5	0	4	4	0	0	0
Glenallen Hill, R (1, 9) OBP: 0.338, SLG: 0.493		SH1-3 HR BB	SAFE 1-2 3-H 1B		1-2 2-H 1B		2-1 1B	3-3 K 2-3		4	1	3	2	1	1	1
Royce Clayton, R (1, 6) OBP: 0.335, SLG: 0.388		SH1-3 1-2	SAFE F9 2-3		F8		0-3 K			3	0	0	0	0	1	5
Tom Lampkin, L (1, 2) OBP: 0.320, SLG: 0.364		0-2 HR 2-H	P6		F9	P4				4	1	1	2	0	0	1
Steve Scarsone, R (1, 5) (9, 3) OBP: 0.400, SLG: 0.760		HR	F7		L8			BB SH1-4 HBP 2B		3	2	1	1	0	0	0
J.R. Phillips, L (1, 3) OBP: 0.166, SLG: 0.234 Steve Mintz, L (5, 1) Jeff Reed, L (6, PH) OBP: 0.432, SLG: 0.355 Dave Burba, R (7, 1) Rikkert Faneyte, R (8, PH) OBP: 0.429, SLG: 0.333 Mike Benjamin, R (9, 5) OBP: 0.214, SLG: 0.154		L7	K				BB 4-0	SH1-4 1-2		2 0 0 0 0 0	0 0 0 0 0 0	0 0 0 0 0 0	0 0 1 0 0 0	0 0 0 0 0 0	1 0 0 0 0 0	0 0 0 0 0 0
Mark Portugal, R (1, 1) OBP: 0.071, SLG: 0.071 Enrique Burgos, L (3, 1) Mark Carreon, R (5, 3) OBP: 0.319, SLG: 0.386 Rod Beck, R (9, 1) OBP: 0.333, SLG: 0.333		K			FC4-6 1B 0-0	FC4-6 BB 1-2 4-1		BB 2B BB 4-1		1 0 1 0	0 0 1 0	0 0 1 0	0 0 0 0	0 0 0 0	1 0 2 0	0 0 0 0
Inning Stats	R: 0 E: 0 K: 1 S: 6 H: 0 LOB: 0 BB: 0 P: 9	R: 3 E: 0 K: 1 S: 12 H: 2 LOB: 0 BB: 1 P: 18	R: 1 E: 0 K: 1 S: 12 H: 3 LOB: 1 BB: 0 P: 18	R: 0 E: 0 K: 1 S: 6 H: 0 LOB: 0 BB: 0 P: 10	R: 1 E: 0 K: 0 S: 11 H: 3 LOB: 2 BB: 0 P: 13	R: 0 E: 0 K: 0 S: 6 H: 0 LOB: 2 BB: 2 P: 17	R: 1 E: 0 K: 1 S: 9 H: 3 LOB: 1 BB: 0 P: 12	R: 3 E: 0 K: 2 S: 16 H: 1 LOB: 1 BB: 2 P: 33		1B: 8 2B: 2 3B: 0 HR: 2 SF: 0 SAC: 2 DP: 0 HBP: 1						

	AB	32
	R	9
	H	12
	RBI	9
	BB	5
	SO	7
	LOB	13

WP: 0 PB: 1 SB: 1 CS: 0 PA: 40

PITCHER		IP	WLS	BF	H	R	ER	SO	BB	IBB	HBP	BLK	WP	HR	S	P	ERA	WHIP
Bret Saberhagen, R ERA: 3.98	(1, 1)	5.0		23	8	5	5	4	1	0	0	0	0	2	47	68	9.00	1.800
Pete Walker, R ERA: 6.75	(6, 1)	1.1		7	2	1	1	0	2	0	0	0	0	0	9	21	6.75	3.000
Blas Minor, R ERA: 4.0	(7, 1)	1.1	L	8	1	3	3	2	2	0	1	0	0	0	18	32	20.25	2.250
Eric Gunderson, L ERA: 5.19	(8, 1)	0.0		1	1	0	0	0	0	0	0	0	0	0	1	3	∞	∞
Jerry Dipoto, R ERA: 5.75	(8, 1)	0.1		1	0	0	0	1	0	0	0	0	0	0	3	6	0.00	0.000

PITCHER	IP	WLS	BF	H	R	ER	SO	BB	IBB	HBP	BLK	WP	HR	S	P	ERA	WHIP

New York Mets @ San Francisco Giants

Candlestick Park, San Francisco, CA

Thu Jun 08 1995, 6:33 AM EDT

Att. 10,973 - Sunny - 60 F

TOP

livebaseballscorecards.com

Batter	1	2	3	4	5	6	7	8	9	AB	R	H	RBI	BB	SO	LOB
Brett Butler, L (1, 8) OBP: 0.363, SLG: 0.349	BBB 4-0 1B 2B BB	x 0-0 2-H 3-H 1B		x 0-0 ① F8	x 0-0 ① ② G5-4-3 1-2f	x 0-0 G6-4-3 1-2 1B				4	1	2	2	1	0	1
Edgardo Alfonzo, R (1, 5) OBP: 0.268, SLG: 0.377 Rico Brogna, L (5, 3) OBP: 0.331, SLG: 0.472	x 0-0 2B 1-3 E 1B	SSS 0-3 ③ K		SSS 0-3 ② K	x 0-0 E6	x 0-0 G6-4-3 ② ③ 1-2f				3 1 1 0 0 2 1 2 0 0 0 0 0 2						
Chris Jones, R (1, 7) OBP: 0.435, SLG: 0.659	x 0-0 E7 1-H 3-H 2B 2B	x 0-0 ① G6-3		x 0-0 1B	x 0-0 ③ P4				x 0-0 1B 3B	5	2	3	1	0	0	1
Bobby Bonilla, S (1, 3) (5, 5) OBP: 0.406, SLG: 0.628	x 0-0 PB 2-H 1B 2B	x 0-0 2B		x 0-0 ③ F9			x 0-0 G1-6-3 1B		x 0-0 ① L6	5	1	3	1	0	0	2
Jeff Kent, R (1, 4) OBP: 0.310, SLG: 0.394	x 0-0 ① P4	x 0-0 ② G5-3			SSS 0-3 ① K		x 0-0 ① F8		x 0-0 CS 3-H 1B	5	0	1	1	0	1	3
Kelly Stinnett, R (1, 2) OBP: 0.362, SLG: 0.463	x 0-0 BB 1B G3 2-H 1B	SSS 0-3 ③ K			BBBB 4-0 BB		x 0-0 ② ③ G1-6-3 1-2f		SSS 0-3 ② ③ K 1-2	4	1	1	1	1	2	3
Ryan Thompson, R (1, 9) OBP: 0.355, SLG: 0.517	x 0-0 G3 BB 1-2 1B 1B	x 0-0 ① F9			SSS 0-3 ② K			x 0-0 HR		4	2	2	1	0	1	1
Tim Bogar, R (1, 6) OBP: 0.250, SLG: 0.200 Jose Vizcaino, S (8, PR) (8, 6) OBP: 0.313, SLG: 0.301	BBBB 4-0 G3 1B 1-2 2-3 BB	SSS 0-3 ② K			SSS 0-3 ③ K			x 0-0 1B 1B		3 1 1 0 1 2 1 0 0 0 0 0 0 0						
Dave Mlicki, R (1, 1) Doug Henry, R (8, 1)	x 0-0 ② G3 1-2 2-3 3-H	x 0-0 ③ F9			BBBB 4-0 G5-4-3 BB			SSS 0-3 ① K		3 0 0 1 1 1 3 0 0 0 0 0 0 0						
Inning Stats	R: 7 E: 1 K: 1 S: 11 H: 6 LOB: 1 BB: 2 P: 19	R: 0 E: 0 K: 1 S: 6 H: 1 LOB: 1 BB: 0 P: 6	R: 0 E: 0 K: 1 S: 5 H: 0 LOB: 0 BB: 0 P: 5	R: 0 E: 0 K: 1 S: 6 H: 1 LOB: 1 BB: 0 P: 6	R: 0 E: 0 K: 3 S: 9 H: 0 LOB: 1 BB: 1 P: 13	R: 0 E: 1 K: 0 S: 3 H: 0 LOB: 1 BB: 1 P: 7	R: 0 E: 0 K: 0 S: 3 H: 1 LOB: 0 BB: 0 P: 3	R: 1 E: 0 K: 1 S: 7 H: 3 LOB: 1 BB: 0 P: 7	R: 1 E: 0 K: 1 S: 6 H: 2 LOB: 1 BB: 0 P: 6	1B: 9 2B: 4 3B: 1 HR: 1	SF: 0 SAC: 0 DP: 4 HBP: 0						

AB	38
R	9
H	14
RBI	8
BB	4
SO	9
LOB	18

WP: 0 PB: 1 SB: 0 CS: 1 PA: 42

PITCHER		IP	WLS	BF	H	R	ER	SO	BB	IBB	HBP	BLK	WP	HR	S	P	ERA	WHIP
Trevor Wilson, L ERA: 3.8	(1, 1)	0.1	L	7	5	6	6	0	1	0	0	0	0	0	6	10	162.00	18.000
Mark Dewey, R ERA: 3.09	(1, 1)	4.2		19	3	1	1	7	2	0	0	0	0	0	31	39	1.93	1.071
Shawn Barton, L ERA: 2.25	(6, 1)	2.0		7	1	0	0	0	1	0	0	0	0	0	6	10	0.00	1.000
Chris Hook, R ERA: 4.5	(8, 1)	2.0		9	5	2	2	2	0	0	0	0	0	1	13	13	9.00	2.500

PITCHER	IP	WLS	BF	H	R	ER	SO	BB	IBB	HBP	BLK	WP	HR	S	P	ERA	WHIP

Batter	1	2	3	4	5	6	7	8	9	AB	R	H	RBI	BB	SO	LOB
John Patterson, S (1, 4) OBP: 0.214, SLG: 0.213	G3 3B		F9		F9-1 BB		E4 1-3		G1-3	4	1	1	0	1	0	1
Darren Lewis, R (1, 8) OBP: 0.254, SLG: 0.270	G3 3-H		K		F9-1 1-2		F9		BB 1B 1B	5	1	1	1	0	1	3
Mark Carreon, R (1, 3) OBP: 0.365, SLG: 0.479	P4			HR		G6-3 1B		HR 1B	1B 1-2 BB	4	2	3	1	1	0	0
Barry Bonds, L (1, 7) OBP: 0.435, SLG: 0.611	F7			1B 2B	G6-3 1-2			HR 1-H HR	S 1-3 2-H 1B	5	2	3	3	0	0	1
Glenallen Hill, R (1, 9) OBP: 0.333, SLG: 0.483		K		S 2-H 1B		G2		K	G6-3 1-2	5	0	1	1	0	2	3
Royce Clayton, R (1, 6) OBP: 0.333, SLG: 0.380		G1-3		P4 1-2		K2-3		S BB		3	0	0	0	1	1	2
Steve Scarsone, R (1, 5) OBP: 0.407, SLG: 0.736		BB		P6			FC6-4 1B	K 1-2		3	0	1	0	1	1	2
Kirt Manwaring, R (1, 2) OBP: 0.336, SLG: 0.333		G5-3		K			FC6-4 FC3-6 1-2f	K		4	0	0	0	0	2	4
Trevor Wilson, L (1, 1) OBP: 0.250, SLG: 0.313 Mark Dewey, R (1, 1) Tom Lampkin, L (5, PH) OBP: 0.308, SLG: 0.348 Shawn Barton, R (6, 1) J.R. Phillips, L (7, PH) OBP: 0.185, SLG: 0.231 Chris Hook, R (8, 1) Jeff Reed, L (9, PH) OBP: 0.421, SLG: 0.344			K		G4-3		FC3-6 E 1-2f		K	0 1 1 0 1 0 1	0 0 0 0 0 0 0	0 1 0 0 0 0 1	0 0 0 0 0 0 0	0 1 0 0 0 0 0	0 0 0 0 0 0 0	0 0 0 0 1 0 0
Inning Stats	R: 1 H: 1 E: 0 LOB: 0 K: 0 BB: 0 S: 4 P: 4	R: 0 H: 0 E: 0 LOB: 1 K: 1 BB: 1 S: 5 P: 9	R: 0 H: 0 E: 0 LOB: 0 K: 2 BB: 0 S: 7 P: 7	R: 2 H: 3 E: 0 LOB: 1 K: 1 BB: 0 S: 8 P: 8	R: 0 H: 0 E: 0 LOB: 0 K: 0 BB: 1 S: 2 P: 6	R: 0 H: 1 E: 0 LOB: 1 K: 1 BB: 0 S: 6 P: 6	R: 0 H: 1 E: 1 LOB: 2 K: 0 BB: 0 S: 5 P: 5	R: 2 H: 2 E: 0 LOB: 1 K: 3 BB: 1 S: 11 P: 15	R: 1 H: 2 E: 0 LOB: 2 K: 1 BB: 1 S: 7 P: 11	1B: 6 SF: 0 2B: 2 SAC: 0 3B: 1 DP: 1 HR: 2 HBP: 0						WP: 0 PA: 41 PB: 0 SB: 3 CS: 0

PITCHER		IP	WLS	BF	H	R	ER	SO	BB	IBB	HBP	BLK	WP	HR	S	P	ERA	WHIP
Dave Mlicki, R ERA: 3.69	(1, 1)	7.1	W	33	8	5	5	6	3	0	0	0	0	2	42	54	6.14	1.500
Doug Henry, R ERA: 4.5	(8, 1)	1.2	S	8	2	1	1	3	1	0	0	0	0	0	13	17	5.40	1.800

PITCHER	IP	WLS	BF	H	R	ER	SO	BB	IBB	HBP	BLK	WP	HR	S	P	ERA	WHIP

BOTTOM

New York Mets @ San Francisco Giants

Candlestick Park, San Francisco, CA

Thu Jun 08 1995, 6:33 AM EDT

Att. 10,973 - Sunny - 60 F

livebaseballscorecards.com

AB	37
R	6
H	10
RBI	6
BB	4
SO	9
LOB	17

Batter	1	2	3	4	5	6	7	8	9	AB	R	H	RBI	BB	SO	LOB
Brett Butler, L (1, 8) OBP: 0.366, SLG: 0.349	B C F B F B B 4-2 1B G3 BB	B C F F C 1-3 ③ K		B B X 2-0 ③ G6-3			B 2 SAFE X 1-0 G6-4-3 1-3 2-H 1B		F F B B F B S 3-3 ② K	3	1	1	1	1	1	3
Jeff Barry, S (7, 9)										1	0	0	0	0	1	2
Jose Vizcaino, S (1, 6) OBP: 0.309, SLG: 0.297	X 0-0 G3 G4-3 1-3 1B		L X 0-1 ① F9		B X 1-0 ① G4-3		X 0-0 ① ② G6-4-3 1-2f 3-H		B B C X 2-1 ③ P6	5	1	1	0	0	0	3
Rico Brogna, L (1, 3) OBP: 0.329, SLG: 0.465	B F F B X 2-2 ① G3 2-3 3-H		B B C B X 3-1 1B 1B		B X 1-0 ② G4-1		F X 0-1 ③ G4-3			4	0	1	1	0	0	1
Bobby Bonilla, S (1, 5) OBP: 0.402, SLG: 0.618	X 0-0 ② G4-3 3-H		X 0-0 1-3 1B		F X 0-1 ③ G6-3			F X 0-1 ① G4-3		4	0	1	1	0	0	0
Joe Orsulak, L (1, 7) OBP: 0.355, SLG: 0.376	C X 0-1 ③ F8		B F X 1-1 ② P4			X 0-0 ① G3-1		B B X 2-0 ② G3		4	0	0	0	0	0	2
Jeff Kent, R (1, 4) OBP: 0.304, SLG: 0.386		B C X 1-1 ① P3	C F F S 0-3 ③ K			X 0-0 ② G6-3		B B C X 2-1 ③ G6-3		3	0	0	0	0	1	2
Eric Gunderson, R (6, 1)										0	0	0	0	0	0	0
Edgardo Alfonzo, R (8, PH) OBP: 0.265, SLG: 0.374										1	0	0	0	0	0	0
Pete Walker, R (8, 1)										0	0	0	0	0	0	0
Todd Hundley, S (1, 2) OBP: 0.369, SLG: 0.457		C C B H 2-2 FC1-5 BB HBP	C F F B X 1-2 ① G1-6-3			F B B X 2-1 ③ G6-3			B C B S B B 4-2 1B BB	2	0	0	0	1	0	0
Ryan Thompson, R (1, 9) OBP: 0.429, SLG: 0.548		B B F B S F B 4-2 FC1-5 1-2 BB	B F B S F H 3-2 SH3-4 HBP				S X 0-1 E BB 1B 1B		B B C F X 2-2 1-2 1B	2	1	2	0	1	0	0
(7, 8)																
Pete Harnisch, S (1, 1) OBP: 0.125, SLG: 0.125	X 0-0 ② FC1-5 1-2 2-3f		B B L X 2-1 ② SH3-4 1-2				B B B C F B 4-2 1B E 1-2 G6-4-3 BB		F F B S 1-3 ① K	1	0	0	0	0	0	2
Blas Minor, R (5, 1)										0	0	0	0	0	0	0
Bill Spiers, L (6, 4) OBP: 0.333, SLG: 0.333										1	1	0	0	1	1	2
Inning Stats	R: 2 H: 1 E: 0 LOB: 0 K: 0 BB: 1 S: 10 P: 16	R: 0 H: 0 E: 0 LOB: 2 K: 1 BB: 1 S: 11 P: 19	R: 0 H: 2 E: 0 LOB: 2 K: 1 BB: 0 S: 11 P: 15	R: 0 H: 0 E: 0 LOB: 1 K: 0 BB: 0 S: 10 P: 18	R: 0 H: 0 E: 0 LOB: 0 K: 0 BB: 0 S: 4 P: 6	R: 0 H: 0 E: 0 LOB: 0 K: 0 BB: 0 S: 4 P: 6	R: 2 H: 2 E: 1 LOB: 0 K: 0 BB: 1 S: 8 P: 13	R: 0 H: 0 E: 0 LOB: 0 K: 0 BB: 0 S: 5 P: 9	R: 0 H: 1 E: 0 LOB: 2 K: 2 BB: 1 S: 14 P: 26	1B: 6 SF: 0 2B: 0 SAC: 1 3B: 0 DP: 1 HR: 0 HBP: 2						

TOP

New York Mets @ San Diego Padres

Jack Murphy Stadium, San Diego, CA

Fri Jun 09 1995, 10:05 PM EDT

Att. 11,047 - Unknown - 67 F

livebaseballscorecards.com

AB	31
R	4
H	6
RBI	3
BB	4
SO	4
LOB	17

PITCHER		IP	WLS	BF	H	R	ER	SO	BB	IBB	HBP	BLK	WP	HR	S	P	ERA	WHIP
Joey Hamilton, R ERA: 3.47	(1, 1)	7.0	W	30	5	4	3	2	3	0	2	0	0	0	58	93	3.86	1.143
Bryce Florie, R ERA: 3.43	(8, 1)	1.0		3	0	0	0	0	0	0	0	0	0	0	5	9	0.00	0.000
Andres Berumen, R ERA: 5.82	(9, 1)	0.0		2	1	0	0	0	1	0	0	0	0	0	5	11	∞	∞
Trevor Hoffman, R ERA: 4.6	(9, 1)	1.0	S	3	0	0	0	2	0	0	0	0	0	0	9	15	0.00	0.000

PITCHER	IP	WLS	BF	H	R	ER	SO	BB	IBB	HBP	BLK	WP	HR	S	P	ERA	WHIP

BOTTOM

New York Mets @ San Diego Padres

Jack Murphy Stadium, San Diego, CA

Fri Jun 09 1995, 10:05 PM EDT

Att. 11,047 - Unknown - 67 F

livebaseballscorecards.com

Batter	1	2	3	4	5	6	7	8	9	AB	R	H	RBI	BB	SO	LOB
Bip Roberts, S (1, 7) OBP: 0.392, SLG: 0.421	X 0-0 G4-3 SF7 2B		F C X 0-2 L8 ①		F S S 0-3 K ①	B B S F X 2-2 G3 ②				4	1	1	0	0	1	1
Melvin Nieves, S (7, 7) OBP: 0.284, SLG: 0.379										0	0	0	0	0	0	0
Steve Finley, L (1, 8) OBP: 0.333, SLG: 0.376	F X 0-1 G4-3 ① 2-3		B B X 2-0 1B 1B 2-H 2B		S X 0-1 2B 3B	X 0-0 F9 ③				4	2	2	1	0	0	1
Tony Gwynn, L (1, 9) OBP: 0.390, SLG: 0.432	X 0-0 SF7 ② 3-H		B F B X 2-1 1B 2-3 1B		X 0-0 BB SF8 3-H 2B		B S F F X 1-2 G3-1 ①			3	1	2	2	0	0	0
Ken Caminiti, S (1, 5) OBP: 0.339, SLG: 0.490	S S S 0-3 K ③		B F X 1-1 P6 ②		C B B F B F B 4-2 SF8 BB HR BB		B B F F B X 3-2 F9 ②			3	1	0	0	1	1	2
Roberto Petagine, L (1, 3) OBP: 0.564, SLG: 0.579		S B B X 2-1 SH3 FC5-2 2B	B X 1-0 1-2 3-H 1B		B B F F B F B 4-2 1-2 2-3 HR BB		B B B C X 3-1 2B			3	1	3	1	1	0	0
Brad Ausmus, R (1, 2) OBP: 0.314, SLG: 0.400		X 0-0 SH3 ① 2-3	C X 0-1 G1-3 ③		B F C B F X 2-2 SF8 ② 2-3 3-H		B X 1-0 G6-3 ③			2	0	0	1	0	0	3
Jody Reed, R (1, 4) OBP: 0.310, SLG: 0.260	C X 0-1 FC5-2 ② 3-H			F X 0-1 G6-3 ①	C B B X 2-1 1-H 3-H HR			B B B B 4-0 G5-4-3 BB		3	1	1	3	1	0	1
Andujar Cedeno, R (1, 6) OBP: 0.272, SLG: 0.362	B S F S 1-3 K ③			X 0-0 CS 1B	C C S 0-3 K ③			C B B X 2-1 ① ② G5-4-3 1-2f		4	0	1	0	0	2	2
Joey Hamilton, R (1, 1) OBP: 0.050, SLG: 0.100			C X 0-1 2B 2B	B C M S 1-3 ② ③ K 1-2		B F F S 1-3 ① K		B F F F F B X 2-2 ③ G6-3		3	1	1	0	0	2	1
Bryce Florie, R (8, 1)										0	0	0	0	0	0	0
Scott Livingstone, L (8, PH) OBP: 0.259, SLG: 0.370										1	0	0	0	0	0	0
Andres Berumen, R (9, 1)										0	0	0	0	0	0	0
Trevor Hoffman, R (9, 1) OBP: 1.000, SLG: 2.000										0	0	0	0	0	0	0
Inning Stats	R: 1 H: 1 E: 0 LOB: 0 K: 1 BB: 0 S: 7 P: 7	R: 0 H: 1 E: 0 LOB: 1 K: 1 BB: 0 S: 8 P: 11	R: 2 H: 4 E: 0 LOB: 2 K: 0 BB: 0 S: 13 P: 19	R: 0 H: 1 E: 0 LOB: 0 K: 1 BB: 0 S: 6 P: 7	R: 5 H: 3 E: 0 LOB: 0 K: 2 BB: 2 S: 20 P: 32	R: 0 H: 0 E: 0 LOB: 0 K: 1 BB: 0 S: 7 P: 10	R: 0 H: 1 E: 0 LOB: 1 K: 0 BB: 0 S: 10 P: 18	R: 0 H: 0 E: 0 LOB: 0 K: 0 BB: 1 S: 6 P: 14		1B: 3 SF: 2 2B: 6 SAC: 1 3B: 1 DP: 1 HR: 1 HBP: 0						

AB	30
R	8
H	11
RBI	8
BB	3
SO	6
LOB	11

WP: 0 PA: 36
PB: 0
SB: 0
CS: 1

PITCHER		IP	WLS	BF	H	R	ER	SO	BB	IBB	HBP	BLK	WP	HR	S	P	ERA	WHIP
Pete Harnisch, R ERA: 3.83	(1, 1)	4.2	L	25	10	8	4	4	2	0	0	0	0	1	51	73	7.71	2.571
Blas Minor, R ERA: 3.93	(5, 1)	0.1		1	0	0	0	1	0	0	0	0	0	0	3	3	0.00	0.000
Eric Gunderson, L ERA: 4.22	(6, 1)	2.0		7	1	0	0	1	0	0	0	0	0	0	17	28	0.00	0.500
Pete Walker, R ERA: 3.86	(8, 1)	1.0		3	0	0	0	0	1	0	0	0	0	0	6	14	0.00	1.000

PITCHER	IP	WLS	BF	H	R	ER	SO	BB	IBB	HBP	BLK	WP	HR	S	P	ERA	WHIP

Batter	1	2	3	4	5	6	7	8	9	AB	R	H	RBI	BB	SO	LOB
Brett Butler, L (1, 8) OBP: 0.358, SLG: 0.340	C B B F X 2-2 ① G5-3		B C X 1-1 ② F7			C B C B F B X 3-2 ① F8		X 0-0 ③ G4-3		4	0	0	0	0	0	1
Edgardo Alfonzo, R (1, 6) OBP: 0.256, SLG: 0.360	F B F B F B F X 3-2 ② G6-3		C S B S 1-3 ③ K			F X 0-1 ② B5-3			C S B C 1-3 ① K	4	0	0	0	0	2	0
Rico Brogna, L (1, 3) OBP: 0.326, SLG: 0.481	F B S B X 2-2 HR			B B S S S 2-3 ① K		C F B S 1-3 ③ K			B S B S C 2-3 ② K	4	1	1	1	0	3	0
Bobby Bonilla, S (1, 5) OBP: 0.393, SLG: 0.603	B X 1-0 ③ G5-3			B B F T B X 3-2 ② G1-3			S C B F B B C 3-3 ① K		F S X 0-2 ③ F8	4	0	0	0	0	1	0
Joe Orsulak, L (1, 7) OBP: 0.354, SLG: 0.386		C X 0-1 ① 2B		X 0-0 ③ F8			B B C F F X 2-2 ② F7			3	0	1	0	0	0	0
Jeff Kent, R (1, 4) OBP: 0.305, SLG: 0.385		B F B F S 2-3 ② K			X 0-0 FC4-6 1B		S B S S 1-3 ③ K			3	0	1	0	0	2	0
Todd Hundley, S (1, 2) OBP: 0.368, SLG: 0.447		S B C B B F S 3-3 ③ K2-3			B F C F B X 2-2 ① FC4-6 1-2f			C B B S B B 4-2 FC5-4 BB		2	0	0	0	1	1	1
Ryan Thompson, R (1, 9) OBP: 0.421, SLG: 0.618			X 0-0 HR		B B C S B C 3-3 ② K			S B S S B X 2-2 ① FC5-4 1-2f		3	1	1	1	0	1	2
Bobby Jones, R (1, 1) OBP: 0.222, SLG: 0.222 Bill Spiers, L (8, PH) OBP: 0.313, SLG: 0.308 Eric Gunderson, R (8, 1)			F X 0-1 ① F9		T S S 0-3 ③ K			C F B C 1-3 ② K		2 1 0	0 0 0	0 0 0	0 0 0	0 0 0	1 1 0	1 1 0
Inning Stats	R: 1 H: 1 E: 0 LOB: 0 K: 0 BB: 0 S: 12 P: 20	R: 0 H: 1 E: 0 LOB: 0 K: 2 BB: 0 S: 9 P: 14	R: 1 H: 1 E: 0 LOB: 0 K: 1 BB: 0 S: 8 P: 10	R: 0 H: 0 E: 0 LOB: 0 K: 1 BB: 0 S: 7 P: 12	R: 0 H: 1 E: 0 LOB: 1 K: 2 BB: 0 S: 11 P: 16	R: 0 H: 0 E: 0 LOB: 0 K: 1 BB: 0 S: 9 P: 13	R: 0 H: 0 E: 0 LOB: 0 K: 2 BB: 0 S: 11 P: 17	R: 0 H: 0 E: 0 LOB: 1 K: 1 BB: 1 S: 9 P: 16	R: 0 H: 0 E: 0 LOB: 0 K: 2 BB: 0 S: 9 P: 12	1B: 1 SF: 0 2B: 1 SAC: 0 3B: 0 DP: 0 HR: 2 HBP: 0						

PITCHER	IP	WLS	BF	H	R	ER	SO	BB	IBB	HBP	BLK	WP	HR	S	P	ERA	WHIP
Scott Sanders, R (1, 1) ERA: 3.54	9.0	W	31	4	2	2	12	1	0	0	0	0	2	85	130	2.00	0.556

PITCHER	IP	WLS	BF	H	R	ER	SO	BB	IBB	HBP	BLK	WP	HR	S	P	ERA	WHIP

TOP

New York Mets @ San Diego Padres

Jack Murphy Stadium, San Diego, CA

Sat Jun 10 1995, 10:05 PM EDT

Att. 11,129 - Unknown - 67 F

livebaseballscorecards.com

AB	30
R	2
H	4
RBI	2
BB	1
SO	12
LOB	6

PA: 31

WP: 0
PB: 0
SB: 0
CS: 0

Batter	1	2	3	4	5	6	7	8	9	AB	R	H	RBI	BB	SO	LOB
Steve Finley, L (1, 8) OBP: 0.332, SLG: 0.373	C S B B X 2-2 P6 ①		C T B B X 2-2 P6 ③ 1-2		B C B C S 2-3 K ②		C F X 0-2 1B			4	0	1	0	0	1	2
Jody Reed, R (1, 4) OBP: 0.319, SLG: 0.263	C C T X 0-2 G3 ②			B B F X 2-1 HR 1B	B B C B B 4-1 2B BB		B F X 1-1 G4-3 ③			3	2	1	0	1	0	1
Tony Gwynn, L (1, 9) OBP: 0.386, SLG: 0.434	C X 0-1 F7 ③			C F B F X 1-2 F9 ①	B X 1-0 1-H 2-H 2B			C B X 1-1 G4-3 ①		4	0	1	2	0	0	1
Ken Caminiti, S (1, 5) OBP: 0.337, SLG: 0.503		B S T B S 2-3 K ①		B X 1-0 1-H HR	C F X 0-2 P6 ③			X 0-0 G5-3 ②		4	1	1	2	0	1	1
Roberto Petagine, L (1, 3) OBP: 0.542, SLG: 0.571		B C B T B F X 3-2 F7 ②		B X 1-0 2B		B C X 1-1 F8 ①		X 0-0 G3-1 ③		4	0	1	0	0	0	0
Melvin Nieves, S (1, 7) OBP: 0.277, SLG: 0.367	B S C C C 1-3 K ③			S B F S 1-3 K ②		B F S C 1-3 K ②				3	0	0	0	0	3	1
Brad Ausmus, R (1, 2) OBP: 0.306, SLG: 0.389			C B C C C 1-3 K ①	B X 1-0 F9 ③		C C X 0-2 G4-3 ③				3	0	0	0	0	1	1
Andujar Cedeno, R (1, 6) OBP: 0.273, SLG: 0.357			B B F F S 2-3 K ②		B B C C B B 4-2 SH5-4 2B BB		X 0-0 G6-3 ①			2	1	0	0	1	1	0
Scott Sanders, R (1, 1) OBP: 0.389, SLG: 0.412			B S X 1-1 S 1B		L X 0-1 SH5-4 ① 1-2		C X 0-1 F9 ②			2	0	1	0	0	0	0
Inning Stats	R: 0 H: 0 E: 0 LOB: 0 K: 0 BB: 0 S: 9 P: 11	R: 0 H: 0 E: 0 LOB: 0 K: 2 BB: 0 S: 10 P: 16	R: 0 H: 1 E: 0 LOB: 1 K: 2 BB: 0 S: 11 P: 17	R: 2 H: 3 E: 0 LOB: 1 K: 1 BB: 0 S: 12 P: 19	R: 2 H: 1 E: 0 LOB: 1 K: 1 BB: 2 S: 12 P: 23	R: 0 H: 0 E: 0 LOB: 0 K: 1 BB: 0 S: 8 P: 10	R: 0 H: 1 E: 0 LOB: 1 K: 0 BB: 0 S: 8 P: 9	R: 0 H: 0 E: 0 LOB: 0 K: 0 BB: 0 S: 4 P: 5		1B: 3 SF: 0 2B: 2 SAC: 1 3B: 0 DP: 0 HR: 1 HBP: 0						

PITCHER		IP	WLS	BF	H	R	ER	SO	BB	IBB	HBP	BLK	WP	HR	S	P	ERA	WHIP
Bobby Jones, R ERA: 2.6	(1, 1)	7.0	L	29	6	4	4	7	2	0	0	0	0	1	70	105	5.14	1.143
Eric Gunderson, L ERA: 3.86	(8, 1)	1.0		3	0	0	0	0	0	0	0	0	0	0	4	5	0.00	0.000

PITCHER	IP	WLS	BF	H	R	ER	SO	BB	IBB	HBP	BLK	WP	HR	S	P	ERA	WHIP

BOTTOM

New York Mets @ San Diego Padres

Jack Murphy Stadium, San Diego, CA

Sat Jun 10 1995, 10:05 PM EDT

Att. 11,129 - Unknown - 67 F

livebaseballscorecards.com

AB	29
R	4
H	6
RBI	4
BB	2
SO	7
LOB	7

WP: 0 PA: 32
PB: 0
SB: 1
CS: 0

New York Mets @ San Diego Padres

Jack Murphy Stadium, San Diego, CA

Sun Jun 11 1995, 6:33 AM EDT

Att. 16,727 - Sunny - 80 F

TOP

livebaseballscorecards.com

Batter	1	2	3	4	5	6	7	8	9	AB	R	H	RBI	BB	SO	LOB
Brett Butler, L (1, 8) OBP: 0.359, SLG: 0.338	C B S B F F B B 4-2 BB	C B B F B X 3-2 1B 1-3 2-H 3-H 1B		F B X 1-1 ③ F7			B F F B B X 3-2 ① P5		C S B B B X 3-2 ③ G1-3	4	0	1	2	1	0	1
Jose Vizcaino, S (1, 6) OBP: 0.314, SLG: 0.303	C L B F S 1-3 ① K	C X 0-1 1-3 3-H 1B			B X 1-0 WP 1B		B F B S B X 3-2 ② F7			4	0	2	1	0	1	1
Rico Brogna, L (1, 3) OBP: 0.324, SLG: 0.474	B F F B F S 2-3 ② K	C S S 0-3 ③ K			F S B B S 2-3 ① K		B S B X 2-1 1B			4	0	1	0	0	3	4
Bobby Bonilla, S (1, 5) OBP: 0.384, SLG: 0.588	B B T C X 2-2 ③ F9		X 0-0 ① G4-3		S B C B X 2-2 ② P5 1-2		C B B F F B X 3-2 ③ P6			4	0	0	0	0	0	3
Joe Orsulak, L (1, 7) OBP: 0.350, SLG: 0.380		B X 1-0 FC5-4 BB 1B 1B	B F S F B C 2-3 ② K		X 0-0 ③ G4-3			F F B X 1-2 ① G4-3		4	1	1	0	0	1	1
Todd Hundley, S (1, 2) OBP: 0.356, SLG: 0.429		B F C B S 2-3 ① K	C B B X 2-1 ③ F7			S C B F X 1-2 ① G5-3		C F B B B S 3-3 ② K		4	0	0	0	0	2	1
Bill Spiers, L (1, 4) OBP: 0.316, SLG: 0.267		B F F B F F B B B 4-2 FC5-4 1-2 BB		C C F F S 0-3 ① K		F F B C 1-3 ② K		F F B S 1-3 ③ K		2	0	0	0	1	2	0
Jeff Barry, S (8, PH)										1	0	0	0	0	1	0
Jerry Dipoto, R (8, 1)										0	0	0	0	0	0	0
Doug Henry, R (9, 1)										0	0	0	0	0	0	0
Ryan Thompson, R (1, 9) OBP: 0.405, SLG: 0.579		C X 0-1 ② FC5-4 BB 1-2f 2-3 1B		C X 0-1 ② L1		B S F X 1-2 1B			B B C C S 2-3 ① K	4	1	1	0	0	1	2
Mike Birkbeck, R (1, 1) OBP: 0.500, SLG: 0.333		C B B S B B 4-2 1B 1-2 1B BB		C B F B F B X 3-2 1B		S C B S 1-3 ③ K			C B F X 1-2 ② F9	2	1	1	0	1	1	1
Edgardo Alfonzo, R (8, 4) OBP: 0.254, SLG: 0.357										1	0	0	0	0	0	0

	AB	34
	R	3
	H	7
	RBI	3
	BB	3
	SO	12
	LOB	14

Inning Stats										
	R: 0	H: 0	R: 3	H: 3	R: 0	H: 0	R: 0	H: 1	R: 0	H: 1
	E: 0	LOB: 1	E: 0	LOB: 2	E: 0	LOB: 0	E: 0	LOB: 1	E: 0	LOB: 1
	K: 2	BB: 1	K: 2	BB: 2	K: 1	BB: 0	K: 1	BB: 0	K: 1	BB: 0
	S: 15	P: 24	S: 20	P: 34	S: 7	P: 11	S: 13	P: 17	S: 8	P: 13

	R: 0	H: 1	R: 0	H: 1	R: 0	H: 0	R: 0	H: 0	1B: 7	SF: 0	WP: 1	PA: 37
	E: 0	LOB: 1	E: 0	LOB: 0	E: 0	LOB: 0	E: 0	LOB: 0	2B: 0	SAC: 0	PB: 0	
	K: 2	BB: 0	K: 0	BB: 0	K: 2	BB: 0	K: 1	BB: 0	3B: 0	DP: 0	SB: 0	
	S: 13	P: 17	S: 13	P: 24	S: 9	P: 14	S: 9	P: 15	HR: 0	HBP: 0	CS: 0	

PITCHER		IP	WLS	BF	H	R	ER	SO	BB	IBB	HBP	BLK	WP	HR	S	P	ERA	WHIP
Andy Benes, R ERA: 4.4	(1, 1)	6.0		27	6	3	3	9	3	0	0	0	1	0	76	116	4.50	1.500
Andres Berumen, R ERA: 5.5	(7, 1)	1.0		4	1	0	0	0	0	0	0	0	0	0	13	24	0.00	1.000
Fernando Valenzuela, L ERA: 5.08	(8, 1)	1.0		3	0	0	0	2	0	0	0	0	0	0	9	14	0.00	0.000
Brian Williams, R ERA: 5.57	(9, 1)	1.0	W	3	0	0	0	1	0	0	0	0	0	0	9	15	0.00	0.000

PITCHER	IP	WLS	BF	H	R	ER	SO	BB	IBB	HBP	BLK	WP	HR	S	P	ERA	WHIP

BOTTOM

Batter	1	2	3	4	5	6	7	8	9	AB	R	H	RBI	BB	SO	LOB
Bip Roberts, S (1, 7) OBP: 0.388, SLG: 0.417	F X 0-1 ① G4-3		F B X 1-1 ③ G1-3			C X 0-1 ② G1-3		B F S B X 2-2 2-H 3-H 1B		4	0	1	2	0	0	0
Steve Finley, L (1, 8) OBP: 0.330, SLG: 0.370	C C X 0-2 ② F7			X 0-0 L9-3 1B		B B C X 2-1 ③ G4-3		C B F F B F X 2-2 ③ G3		4	0	1	0	0	0	1
Tony Gwynn, L (1, 9) OBP: 0.383, SLG: 0.429	C F B B X 2-2 ③ G6-3			B B C X 2-1 ① ② L9-3 1-1			C B X 1-1 ① G4-3		X 0-0 WP HR 1B	4	1	1	0	0	0	1
Ken Caminiti, S (1, 5) OBP: 0.329, SLG: 0.490		C B B X 2-1 ① G4-3		B X 1-0 ③ G4-3			C B S S 1-3 ② K		F B B C S 2-3 ① K 1-2	4	0	0	0	0	2	1
Roberto Petagine, L (1, 3) OBP: 0.524, SLG: 0.533		B B F C C 2-3 ② K			S B B X 2-1 ① G4-3		B B B C C F X 3-2 ③ F8		I I I I 4-0 HR IBB	3	1	0	0	1	1	0
Brian Johnson, R (1, 2) OBP: 0.362, SLG: 0.568		B X 1-0 1B			B C X 1-1 ② F8			B S F F B F B X 3-2 FC1-5 2B	B X 1-0 1-H 2-H HR	4	1	3	3	0	0	0
Jody Reed, R (1, 4) OBP: 0.319, SLG: 0.256		B X 1-0 ③ P4			B X 1-0 ③ F8			B F B B B 4-1 G4-3 FC1-5 1B BB		2	1	0	0	1	0	1
Andujar Cedeno, R (1, 6) OBP: 0.275, SLG: 0.377			B X 1-0 ① P5			X 0-0 HR		C X 0-1 ① FC1-5 G4-3 1B 1-2 2-3f		3	2	1	1	0	0	2
Andy Benes, R (1, 1) OBP: 0.105, SLG: 0.105 Scott Livingstone, L (6, PH) OBP: 0.250, SLG: 0.357 Andres Berumen, R (7, 1) Fernando Valenzuela, L (8, 1) Melvin Nieves, S (8, PH) OBP: 0.274, SLG: 0.364 Brian Williams, R (9, 1)			B B C B X 3-1 ② G6-3			C B S S B C 2-3 ① K		X 0-0 ② G4-3 1-2 2-3		1 1 0 0 1 0	0 0 0 0 0 0	0 0 0 0 0 0	0 1 0 0 0 0	0 0 0 0 0 0	0 1 0 0 2 0	0 0 0 0 0 0
Inning Stats	R: 0 E: 0 K: 0 S: 8 / H: 0 LOB: 0 BB: 0 P: 10	R: 0 E: 0 K: 1 S: 7 / H: 1 LOB: 1 BB: 0 P: 13	R: 0 E: 0 K: 0 S: 5 / H: 0 LOB: 0 BB: 0 P: 10	R: 0 E: 0 K: 0 S: 4 / H: 1 LOB: 0 BB: 0 P: 7	R: 0 E: 0 K: 0 S: 5 / H: 0 LOB: 0 BB: 0 P: 9	R: 1 E: 0 K: 1 S: 8 / H: 1 LOB: 0 BB: 0 P: 12	R: 0 E: 0 K: 1 S: 9 / H: 0 LOB: 0 BB: 0 P: 14	R: 2 E: 0 K: 0 S: 18 / H: 2 LOB: 1 BB: 1 P: 29	R: 3 E: 0 K: 1 S: 5 / H: 2 LOB: 0 BB: 1 P: 12	1B: 4 2B: 2 3B: 0 HR: 2	SF: 0 SAC: 0 DP: 1 HBP: 0						

PITCHER		IP	WLS	BF	H	R	ER	SO	BB	IBB	HBP	BLK	WP	HR	S	P	ERA	WHIP
Mike Birkbeck, R ERA: 1.63	(1, 1)	7.0		23	3	1	1	3	0	0	0	0	0	1	46	75	1.29	0.429
Jerry Dipoto, R ERA: 6.75	(8, 1)	1.0	L	7	3	3	3	0	1	0	0	0	0	0	19	30	27.00	4.000
Doug Henry, R ERA: 5.51	(9, 1)	0.1		3	1	2	2	1	0	1	0	0	1	1	4	11	54.00	3.000

PITCHER	IP	WLS	BF	H	R	ER	SO	BB	IBB	HBP	BLK	WP	HR	S	P	ERA	WHIP

New York Mets @ San Diego Padres

Jack Murphy Stadium, San Diego, CA

Sun Jun 11 1995, 6:33 AM EDT

Att. 16,727 - Sunny - 80 F

livebaseballscorecards.com

AB	31
R	6
H	7
RBI	6
BB	2
SO	4
LOB	8

1B: 4	SF: 0	WP: 1	PA: 33		
2B: 2	SAC: 0	PB: 0			
3B: 0	DP: 1	SB: 0			
HR: 2	HBP: 0	CS: 0			

Florida Marlins @ New York Mets

Shea Stadium, Flushing, NY

Tue Jun 13 1995, 7:05 PM EDT

Att. 13,499 - Unknown - 68 F

TOP

livebaseballscorecards.com

Batter	1	2	3	4	5	6	7	8	9	AB	R	H	RBI	BB	SO	LOB
Quilvio Veras, S (1, 4) OBP: 0.394, SLG: 0.351	BBCCFBB 4-2 E6 BB		CBBBBCFFX 3-2 G4-3 1B 2B		BCCBBBS 3-3 K ①		CBBBCFX 2-2 FC6-4 1-2 1B		CFFX 0-2 ① G6-3	4	1	2	0	1	1	1
Chuck Carr, S (1, 8) OBP: 0.274, SLG: 0.180	CX 0-1 ① F8		BBX 2-0 ① G4-3 2-3		CFX 0-2 ② P6		CBSBX 2-2 ② FC6-4 BB 1-2f 2-3		BBCBCX 3-2 ② P5	5	0	0	0	0	0	5
Jeff Conine, R (1, 7) OBP: 0.413, SLG: 0.500	1 SAFE 1 SAFE 1 SAFE BSBBBX 3-1 ② E6 1-2		BTCBBC 2-3 ② K		SFBBBBFC 3-3 ③ K		BBBBCB 4-1 BB 1-2		CX 0-1 ③ F9	4	0	0	0	1	2	3
Terry Pendleton, S (1, 5) OBP: 0.311, SLG: 0.400	FBX 1-1 ③ G4-3		BSBFX 2-2 3-H 1B			BX 1-0 ① P5	FTBS 1-3 ③ K			4	0	1	1	0	1	4
Greg Colbrunn, R (1, 3) OBP: 0.320, SLG: 0.428		CFBS 1-3 ① K	BCX 1-1 ③ L7			CX 0-1 G4-3 WP 1B		BBCFFT 2-2 ① K		4	0	1	0	0	2	1
Andre Dawson, R (1, 9) OBP: 0.218, SLG: 0.255		X 0-0 G1-6-3 3B		CFS 0-3 ① K		FBBBFFX 2-2 ② G4-3 1-3		CFBBFX 1-2 2B SF7 1B		4	2	2	0	0	1	1
Kurt Abbott, R (1, 6) OBP: 0.298, SLG: 0.486		BX 1-0 ② G1-6-3 3-H	CX 0-1 ② G4-3			CX 0-1 ③ G3		SX 0-1 1-3 2B		4	0	1	1	0	0	1
Charles Johnson, R (1, 2) OBP: 0.260, SLG: 0.222 Tommy Gregg, L (8, PH) OBP: 0.282, SLG: 0.424 Steve Decker, R (8, 2) OBP: 0.238, SLG: 0.158		H 1-0 HBP	FBSC 1-3 ③ K				CFX 0-2 E5 FC6-4 1B	CTFBFX 1-2 ② SF7 3-H		2 0 0	0 0 0	0 0 0	0 1 0	0 0 0	1 0 0	0 0 0
John Burkett, R (1, 1) OBP: 0.136, SLG: 0.095 David Weathers, R (6, 1) OBP: 0.100, SLG: 0.100 Mario Diaz, R (7, PH) OBP: 0.167, SLG: 0.262 Terry Mathews, L (7, 1) OBP: 0.209, SLG: 0.200 Alex Arias, R (8, PH) OBP: 0.434, SLG: 0.500 Jeremy Hernandez, R (8, 1)		FCC 0-3 ③ K			FX 0-1 1B		CBX 1-1 ① F7	CBCCBC 2-3 ③ K		2 0 1 0 1 0	0 0 0 0 0 0	1 0 0 0 0 0	0 0 0 0 1 0	0 0 0 0 0 0	1 0 1 0 1 0	1 0 0 0 1 0

Inning Stats																								
	R: 0	E: 1	K: 0	S: 9	H: 0	LOB: 1	BB: 1	P: 17	R: 1	E: 0	K: 2	S: 8	H: 1	LOB: 1	BB: 0	P: 11	R: 1	E: 0	K: 1	S: 14	H: 2	LOB: 1	BB: 0	P: 24
	R: 0	E: 0	K: 2	S: 8	H: 0	LOB: 0	BB: 0	P: 9	R: 0	E: 0	K: 2	S: 12	H: 1	LOB: 1	BB: 0	P: 18	R: 0	E: 0	K: 0	S: 9	H: 1	LOB: 1	BB: 0	P: 12
	R: 0	E: 1	K: 1	S: 16	H: 1	LOB: 3	BB: 1	P: 26	R: 1	E: 0	K: 2	S: 18	H: 2	LOB: 1	BB: 0	P: 24	R: 0	E: 0	K: 0	S: 9	H: 0	LOB: 0	BB: 0	P: 12

1B: 5	SF: 1	WP: 1	PA: 39
2B: 2	SAC: 0	PB: 0	
3B: 1	DP: 0	SB: 0	
HR: 0	HBP: 1	CS: 0	

	AB	35
	R	3
	H	8
	RBI	3
	BB	2
	SO	10
	LOB	19

PITCHER		IP	W/L/S	BF	H	R	ER	SO	BB	IBB	HBP	BLK	WP	HR	S	P	ERA	WHIP
Bret Saberhagen, R ERA: 3.9	(1, 1)	8.0	W	36	8	3	3	10	2	0	1	0	1	0	94	141	3.38	1.250
Blas Minor, R ERA: 3.72	(9, 1)	1.0		3	0	0	0	0	0	0	0	0	0	0	9	12	0.00	0.000

PITCHER		IP	W/L/S	BF	H	R	ER	SO	BB	IBB	HBP	BLK	WP	HR	S	P	ERA	WHIP

BOTTOM

Florida Marlins @ New York Mets

Shea Stadium, Flushing, NY

Tue Jun 13 1995, 7:05 PM EDT

Att. 13,499 - Unknown - 68 F

Batter	1	2	3	4	5	6	7	8	9	AB	R	H	RBI	BB	SO	LOB
Brett Butler, L (1, 8) OBP: 0.355, SLG: 0.333	K	G4-3		1B		K		G6-3		5	0	1	1	0	2	2
Jose Vizcaino, S (1, 6) OBP: 0.323, SLG: 0.313	F7		G5-3	1 SAFE 1 SAFE		HR		1B		5	1	3	1	0	0	0
Rico Brogna, L (1, 3) OBP: 0.327, SLG: 0.493	1B		K	F8		1-H HR		F9		5	1	2	2	0	1	3
Bobby Bonilla, S (1, 5) OBP: 0.381, SLG: 0.579	K		F9		FC6-4 1B	K				4	0	1	0	0	2	1
Chris Jones, R (1, 7) OBP: 0.400, SLG: 0.600		L5		G5-3	FC6-4 1-2f 3B	K				4	1	0	0	0	1	1
Jeff Kent, R (1, 4) OBP: 0.315, SLG: 0.428		2B 1B		HR	1-H 3B		K			4	2	3	2	0	1	0
Todd Hundley, S (1, 2) OBP: 0.352, SLG: 0.422		L9		SH1-4 1B 1B	G6-3		K			4	1	1	0	0	1	2
Ryan Thompson, R (1, 9) OBP: 0.435, SLG: 0.610		1-H 2B		1B SH1-4 1-2 1B	IBB		K			3	1	2	1	1	1	0
Bret Saberhagen, R (1, 1) OBP: 0.250, SLG: 0.267		BB		SH1-4 1-2 2-3	K			P4		1	0	0	0	1	1	2
Bill Spiers, L (8, PH) OBP: 0.300, SLG: 0.250										1	0	0	0	0	0	0
Blas Minor, R (9, 1)										0	0	0	0	0	0	0
Inning Stats	R: 0 E: 0 K: 2 S: 12 H: 1 LOB: 1 BB: 0 P: 17	R: 1 E: 0 K: 0 S: 11 H: 2 LOB: 2 BB: 1 P: 20	R: 0 E: 0 K: 1 S: 6 H: 0 LOB: 0 BB: 0 P: 10	R: 3 E: 0 K: 0 S: 19 H: 5 LOB: 2 BB: 0 P: 26	R: 1 E: 0 K: 1 S: 14 H: 2 LOB: 2 BB: 1 P: 24	R: 2 E: 0 K: 3 S: 12 H: 2 LOB: 2 BB: 0 P: 18	R: 0 E: 0 K: 3 S: 10 H: 0 LOB: 0 BB: 0 P: 15	R: 0 E: 0 K: 0 S: 13 H: 1 LOB: 1 BB: 0 P: 16		1B: 9 2B: 1 3B: 1 HR: 2 SF: 0 SAC: 1 DP: 0 HBP: 0				WP: 0 PB: 0 SB: 0 CS: 0 PA: 39	

livebaseballscorecards.com

	AB	36
	R	7
	H	13
	RBI	7
	BB	2
	SO	10
	LOB	11

PITCHER		IP	WLS	BF	H	R	ER	SO	BB	IBB	HBP	BLK	WP	HR	S	P	ERA	WHIP
John Burkett, R ERA: 5.4	(1, 1)	5.1	L	30	12	7	7	5	1	1	0	0	0	2	67	105	11.81	2.438
David Weathers, R ERA: 5.92	(6, 1)	0.2		2	0	0	0	2	0	0	0	0	0	0	7	10	0.00	0.000
Terry Mathews, R ERA: 3.1	(7, 1)	1.0		3	0	0	0	3	0	0	0	0	0	0	10	15	0.00	0.000
Jeremy Hernandez, R ERA: 5.4	(8, 1)	1.0		4	1	0	0	0	0	0	0	0	0	0	13	16	0.00	1.000

PITCHER	IP	WLS	BF	H	R	ER	SO	BB	IBB	HBP	BLK	WP	HR	S	P	ERA	WHIP

Batter	1	2	3	4	5	6	7	8	9	AB	R	H	RBI	BB	SO	LOB
Quilvio Veras, S (1, 4) OBP: 0.391, SLG: 0.348	B L C B S 2-3 ① K		C C B X 1-2 ③ F7			L L F B B F X 2-2 1B 1-3 E 1B		B X 1-0 ① G4-3 2-3		4	1	1	0	0	1	1
Chuck Carr, S (1, 8) OBP: 0.286, SLG: 0.215	C X 0-1 ② G6-3			C B B C X 2-2 ① G3-1		B S X 1-1 E5 F9 1-H 1B 3-H 1B		X 0-0 3-H 2B		4	1	2	2	0	0	0
Jeff Conine, R (1, 7) OBP: 0.409, SLG: 0.489	B B F S B B 4-2 BB			B C F C 1-3 ② K		B X 1-0 ① F9 2-3		C B F B X 2-2 ② G5-3		3	0	0	0	1	1	2
Terry Pendleton, S (1, 5) OBP: 0.309, SLG: 0.396	S F B B B F F F F 3-2 ③ G4-3			C X 0-1 ③ G5-3		B B C X 2-1 ② 3-H 1B		X 0-0 ③ G6-3		4	0	1	1	0	0	2
Greg Colbrunn, R (1, 3) OBP: 0.318, SLG: 0.430		B C B S X 2-2 ① P4			B F B C B X 3-2 F7 2B	C B S B S 2-3 ③ K			B F B X 2-1 ① F9	4	0	1	0	0	1	0
Andre Dawson, R (1, 9) OBP: 0.220, SLG: 0.255		C S B X 1-2 L5-3 1B			C F B B X 2-2 ① F7 2-3		S S B X 1-2 ① G4-3		B F X 1-1 ② P3	4	0	1	0	0	0	1
Alex Arias, R (1, 6) OBP: 0.413, SLG: 0.471		B C F X 1-2 ② ③ L5-3 1-1			B B X 2-0 ② G6-3		X 0-0 ② F9		B F X 1-1 ③ G6-3	4	0	0	0	0	0	2
Charles Johnson, R (1, 2) OBP: 0.255, SLG: 0.217			F B B X 2-1 ① G5-3		C B B S S 2-3 ③ K		B F T F B B S 3-3 ③ K			3	0	0	0	0	2	1
Chris Hammond, L (1, 1) OBP: 0.471, SLG: 0.643			X 0-0 ② F9			B B C F B B 4-2 1B 1B BB		X 0-0 G4-3 2B 2B		2	2	1	0	1	0	0
Inning Stats	R: 0 E: 0 K: 1 S: 14 H: 0 LOB: 1 BB: 1 P: 23	R: 0 E: 0 K: 0 S: 9 H: 1 LOB: 0 BB: 0 P: 13	R: 0 E: 0 K: 0 S: 6 H: 0 LOB: 0 BB: 0 P: 9	R: 0 E: 0 K: 1 S: 8 H: 0 LOB: 0 BB: 0 P: 11	R: 0 E: 0 K: 1 S: 10 H: 1 LOB: 1 BB: 0 P: 19	R: 3 E: 1 K: 1 S: 15 H: 3 LOB: 0 BB: 1 P: 27	R: 0 E: 0 K: 1 S: 8 H: 0 LOB: 0 BB: 0 P: 12	R: 1 E: 0 K: 0 S: 7 H: 2 LOB: 1 BB: 0 P: 10	R: 0 E: 0 K: 0 S: 6 H: 0 LOB: 0 BB: 0 P: 10	1B: 4 2B: 4 3B: 0 HR: 0 SF: 0 SAC: 0 DP: 1 HBP: 0						

TOP

Florida Marlins @ New York Mets

Shea Stadium, Flushing, NY

Wed Jun 14 1995, 7:05 PM EDT

Att. 13,650 - Unknown - 71 F

livebaseballscorecards.com

AB	32
R	4
H	7
RBI	3
BB	2
SO	5
LOB	9

WP: 0 PB: 0 SB: 0 CS: 0 PA: 34

PITCHER		IP	WLS	BF	H	R	ER	SO	BB	IBB	HBP	BLK	WP	HR	S	P	ERA	WHIP
Dave Micki, R ERA: 3.71	(1, 1)	7.0	L	26	5	3	3	5	2	0	0	0	0	0	70	114	3.86	1.000
Pete Walker, R ERA: 4.15	(8, 1)	2.0		8	2	1	1	0	0	0	0	0	0	0	13	20	4.50	1.000

PITCHER	IP	WLS	BF	H	R	ER	SO	BB	IBB	HBP	BLK	WP	HR	S	P	ERA	WHIP

Florida Marlins @ New York Mets

Shea Stadium, Flushing, NY

Wed Jun 14 1995, 7:05 PM EDT

Att. 13,650 - Unknown - 71 F

livebaseballscorecards.com

BOTTOM

Batter	1	2	3	4	5	6	7	8	9	AB	R	H	RBI	BB	SO	LOB
Brett Butler, L (1, 8) OBP: 0.346, SLG: 0.323	L5		K		F9			G5-3	FC6-4 1-2f	5	0	0	0	0	1	2
Jose Vizcaino, S (1, 6) OBP: 0.327, SLG: 0.313	G1, 1B 1B		G4-3		FC6-4 BB			G4-3		3	0	1	0	1	0	0
Chris Jones, R (1, 7) OBP: 0.407, SLG: 0.592	G1 1-2 1B		K2-3		FC6-4 1-2f			BB 1B		4	0	2	0	0	1	1
Bobby Bonilla, S (1, 3) OBP: 0.378, SLG: 0.569	G1 1-2 2-3			K		G6-3		BB 1-2		3	0	0	0	1	1	2
Jeff Kent, R (1, 4) OBP: 0.308, SLG: 0.417	L8			G6-3		K2-3		F9		4	0	0	0	0	1	4
Edgardo Alfonzo, R (1, 5) OBP: 0.262, SLG: 0.362		1B		1B		P6			G6-3	4	0	2	0	0	0	0
Todd Hundley, S (1, 2) OBP: 0.349, SLG: 0.415		K		1-2 1B			K		F8	4	0	1	0	0	2	1
Ryan Thompson, R (1, 9) OBP: 0.420, SLG: 0.578		K		K			G5-3		BLK 1B	4	0	1	0	0	2	3
Dave Mlicki, R (1, 1) Jeff Barry, S (7, PH) Pete Walker, R (8, 1) Kelly Stinnett, R (9, PH) OBP: 0.375, SLG: 0.463		G4-3			G1-3		G3-1		FC6-4 1-2	2 1 0 0	0 0 0 0	0 0 0 0	0 0 0 1	0 0 0 0	0 0 0 0	1 0 0 0
Inning Stats	R: 0 E: 0 K: 0 S: 8 H: 2 LOB: 2 BB: 0 P: 10	R: 0 E: 0 K: 2 S: 13 H: 1 LOB: 1 BB: 0 P: 17	R: 0 E: 0 K: 2 S: 10 H: 0 LOB: 0 BB: 0 P: 12	R: 0 E: 0 K: 2 S: 10 H: 2 LOB: 2 BB: 0 P: 16	R: 0 E: 0 K: 0 S: 6 H: 0 LOB: 1 BB: 1 P: 12	R: 0 E: 0 K: 1 S: 7 H: 0 LOB: 0 BB: 0 P: 10	R: 0 E: 0 K: 1 S: 7 H: 0 LOB: 0 BB: 0 P: 9	R: 0 E: 0 K: 0 S: 9 H: 1 LOB: 2 BB: 1 P: 21	R: 0 E: 0 K: 0 S: 9 H: 1 LOB: 2 BB: 1 P: 13	1B: 7 2B: 0 3B: 0 HR: 0 SF: 0 SAC: 0 DP: 0 HBP: 0						

	AB	34
	R	0
	H	7
	RBI	0
	BB	3
	SO	8
	LOB	14

WP: 0 PB: 0 SB: 0 CS: 0 PA: 37

PITCHER	IP	WLS	BF	H	R	ER	SO	BB	IBB	HBP	BLK	WP	HR	S	P	ERA	WHIP
Chris Hammond, L (1, 1) ERA: 1.85	9.0	W	37	7	0	0	8	3	0	0	1	0	0	79	120	0.00	1.111

PITCHER	IP	WLS	BF	H	R	ER	SO	BB	IBB	HBP	BLK	WP	HR	S	P	ERA	WHIP

Batter	1	2	3	4	5	6	7	8	9	10	AB	R	H	RBI	BB	SO	LOB
Quilvio Veras, S (1, 4) OBP: 0.385, SLG: 0.343	S L B B F B X 3-2 ① G4-3	C B X 1-1 ③ F7			C B L F B B X 3-2 ① F8		C B B F X 2-2 1B		C B C F B S 2-3 ③ K		5	0	1	0	0	1	3
Chuck Carr, S (1, 8) OBP: 0.280, SLG: 0.214	C C B S 1-3 ② K		X 0-0 ① G6-3		B L X 1-1 ② G3-1		1 SAFE X 0-0 ③ F9			C L X 0-2 1B 1B	5	0	1	0	0	1	1
Jeff Conine, R (1, 7) OBP: 0.402, SLG: 0.500	F C C 0-3 ③ K		S C B C 1-3 ② K		F B F X 1-2 ③ F8			B X 1-0 HR		B 1 SAFE C 1 SAFE B F 1 SAFE 1 SAFE S 2-3 ① K	5	1	1	1	0	3	1
Terry Pendleton, S (1, 5) OBP: 0.317, SLG: 0.402		B C X 1-1 1B 1B 1B	C S C 0-3 ③ K			L X 0-1 1B		C B B X 2-1 ① F7		1 SAFE X 0-0 FC6-4 1-3 1B	5	1	3	0	0	1	0
Greg Colbrunn, R (1, 3) OBP: 0.321, SLG: 0.448		F X 0-1 BB 1B 1-3 SF9 1B		B B X 2-0 HR		X 0-0 ① F7		B B S X 2-1 ② G1-3		C B B B F F F S 3-3 ② K	5	2	2	1	0	1	3
Andre Dawson, R (1, 9) OBP: 0.219, SLG: 0.250		F B F X 1-2 SF9 BB 1-2 3-H 1B		B C F B X 2-2 ① F8		C F X 0-2 ② F8		B F F B S 2-3 ③ K		B B X 2-0 ③ FC6-4 1-2f	5	0	1	1	0	1	3
Alex Arias, R (1, 6) OBP: 0.405, SLG: 0.452		B C B F B B 4-2 1-2 2-3 BB		B F F B X 2-2 ② F9		C B X 1-1 ③ F8			F B F F B X 2-2 ① G6-3		3	0	0	0	1	0	1
Steve Decker, R (1, 2) OBP: 0.280, SLG: 0.227		C B F B C 2-3 ① K		B C B B F B 4-2 BB			F X 0-1 ① F9		B X 1-0 2B		3	0	1	0	1	1	3
Bobby Witt, R (1, 1) OBP: 0.167, SLG: 0.188 Yorkis Perez, L (9, 1) Randy Veres, R (9, 1)		B B C X 2-1 ② SF9 2-3 3-H		F S C 0-3 ③ K			X 0-0 ② F8		B X 1-0 ② F9		3 0 0	0 0 0	0 0 0	1 0 0	0 0 0	1 0 0	2 0 0
Inning Stats	R: 0 H: 0 E: 0 LOB: 0 K: 2 BB: 0 S: 10 P: 14	R: 2 H: 3 E: 0 LOB: 2 K: 1 BB: 1 S: 16 P: 27	R: 0 H: 0 E: 0 LOB: 0 K: 2 BB: 0 S: 7 P: 8	R: 1 H: 1 E: 0 LOB: 1 K: 1 BB: 1 S: 12 P: 22	R: 0 H: 0 E: 0 LOB: 0 K: 0 BB: 0 S: 9 P: 14	R: 0 H: 1 E: 0 LOB: 1 K: 0 BB: 0 S: 8 P: 9	R: 0 H: 1 E: 0 LOB: 1 K: 0 BB: 0 S: 7 P: 9	R: 1 H: 1 E: 0 LOB: 0 K: 1 BB: 0 S: 8 P: 15	R: 0 H: 1 E: 0 LOB: 1 K: 1 BB: 0 S: 10 P: 16	R: 0 H: 2 E: 0 LOB: 2 K: 2 BB: 0 S: 13 P: 20	1B: 7 SF: 1 2B: 1 SAC: 0 3B: 0 DP: 0 HR: 2 HBP: 0						

PITCHER		IP	WLS	BF	H	R	ER	SO	BB	IBB	HBP	BLK	WP	HR	S	P	ERA	WHIP
Pete Harnisch, R ERA: 3.84	(1, 1)	7.0		29	6	3	3	6	2	0	0	0	0	1	69	103	3.86	1.143
Jerry Dipoto, R ERA: 6.85	(8, 1)	1.0		4	1	1	1	1	0	0	0	0	0	1	8	15	9.00	1.000
John Franco, L ERA: 3.31	(9, 1)	1.0		4	1	0	0	1	0	0	0	0	0	0	10	16	0.00	1.000
Blas Minor, R ERA: 3.54	(10, 1)	1.0	W	5	2	0	0	2	0	0	0	0	0	0	13	20	0.00	2.000

PITCHER	IP	WLS	BF	H	R	ER	SO	BB	IBB	HBP	BLK	WP	HR	S	P	ERA	WHIP

TOP

Florida Marlins @ New York Mets

Shea Stadium, Flushing, NY

Thu Jun 15 1995, 7:05 PM EDT

Att. 14,103 - Unknown

livebaseballscorecards.com

AB	39
R	4
H	10
RBI	4
BB	2
SO	10
LOB	17

WP: 0 PA: 42
PB: 0
SB: 0
CS: 0

Batter	1	2	3	4	5	6	7	8	9	10	AB	R	H	RBI	BB	SO	LOB
Brett Butler, L (1, 8) OBP: 0.354, SLG: 0.329 Chris Jones, R (9, PH) OBP: 0.418, SLG: 0.592 Blas Minor, R (10, 1)	4-0 F9 G5-3 BB		1-1 WP 1-2 1B		0-0 1B 1B 1B		1-2 ② G1-3		4-2 1B 1B BB		3 0 0	1 1 0	2 0 0	0 0 0	1 1 0	0 0 0	0 0 0
Jose Vizcaino, S (1, 6) OBP: 0.329, SLG: 0.316	0-1 ① G5-3 1-2		1-2 ① F7		0-0 PB 1-3 1B		0-1 ③ G4-3		1-2 1B 1-2 2-H 1B		5	0	2	1	0	0	3
Rico Brogna, L (1, 3) OBP: 0.329, SLG: 0.490	2-1 ② F9 2-3		3-0 ② P6 1-2 2-3		1-1 G4-3 1-3 3-H 1B			1-3 ① K	1-0 L4 IBB 1-3 2-H 1B		5	0	2	2	0	1	3
Bobby Bonilla, S (1, 7) OBP: 0.374, SLG: 0.556	2-3 ③ K2-3		0-1 ③ G4-3		1-0 ②③ G4-3 1-2f			0-0 ② F8	4-0 IBB 1-2		4	0	0	0	1	1	5
Jeff Kent, R (1, 4) OBP: 0.311, SLG: 0.416		2-2 ① G6-3		0-0 ① F9		1-1 G4-3 1B		0-1 1B	1-0 ②③ L4 2-2		5	0	2	0	0	0	3
Todd Hundley, S (1, 2) OBP: 0.351, SLG: 0.404 Tim Bogar, R (10, PR) OBP: 0.250, SLG: 0.200		4-2 FC5-4 BB		1-2 ② L9		1-1 ① G4-3 1-2		2-3 ③		4-2 SH3-4 1B BB	3 0	0 1	0 0	0 0	2 0	1 0	2 0
Edgardo Alfonzo, R (1, 5) OBP: 0.270, SLG: 0.383		1-2 ② FC5-4 1-2f		3-1 2B		2-3 ② K			0-1 2B 2B	0-0 ① SH3-4 1-2	4	1	2	0	0	1	2
Ryan Thompson, R (1, 9) OBP: 0.400, SLG: 0.531 (10, 8)	0-0 ③ G5-3		0-0 ③ F8		2-3 ③ K				0-3 ① K	4-2 1B BB	4	0	0	0	1	2	4
Pete Harnisch, S (1, 1) OBP: 0.167, SLG: 0.167 Bill Spiers, L (7, PH) OBP: 0.286, SLG: 0.235 Jerry Dipoto, R (8, 1) John Franco, L (9, 1) Joe Orsulak, L (9, PH) OBP: 0.363, SLG: 0.404 (10, 9)			1-2 WP 1B 1B		1-2 ① G1-3		0-0 ① F8		1-2 1B 2-H 2B	1-1 1-2 2-H 1B	2 1 0 0 2	0 0 0 0 1	1 0 0 0 2	0 0 0 0 2	0 0 0 0 0	0 0 0 0 0	0 0 0 0 0
Inning Stats	R: 0 E: 0 K: 1 S: 7 H: 0 LOB: 1 BB: 1 P: 15	R: 0 E: 0 K: 0 S: 9 H: 0 LOB: 1 BB: 1 P: 16	R: 0 E: 0 K: 0 S: 13 H: 2 LOB: 2 BB: 0 P: 19	R: 0 E: 0 K: 0 S: 7 H: 1 LOB: 1 BB: 0 P: 11	R: 1 E: 0 K: 0 S: 10 H: 3 LOB: 1 BB: 0 P: 13	R: 0 E: 0 K: 2 S: 11 H: 1 LOB: 1 BB: 0 P: 17	R: 0 E: 0 K: 0 S: 6 H: 0 LOB: 0 BB: 0 P: 7	R: 0 E: 0 K: 2 S: 11 H: 1 LOB: 1 BB: 0 P: 14	R: 3 E: 0 K: 1 S: 15 H: 4 LOB: 2 BB: 2 P: 27	R: 1 E: 0 K: 0 S: 7 H: 1 LOB: 2 BB: 2 P: 16	1B: 10 2B: 4 3B: 0 HR: 0	SF: 0 SAC: 1 DP: 2 HBP: 0						

PITCHER		IP	WLS	BF	H	R	ER	SO	BB	IBB	HBP	BLK	WP	HR	S	P	ERA	WHIP
Bobby Witt, R	(1, 1)	8.1		36	10	3	3	6	2	0	0	0	1	0	82	121	3.24	1.440
ERA: 5.0																		
Yorkis Perez, L	(9, 1)	0.0		3	2	1	1	0	1	0	0	0	0	0	6	12	∞	∞
ERA: 5.23																		
Randy Veres, R	(9, 1)	1.0	L	6	1	1	1	0	2	1	0	0	0	0	8	22	9.00	3.000
ERA: 2.25																		

PITCHER	IP	WLS	BF	H	R	ER	SO	BB	IBB	HBP	BLK	WP	HR	S	P	ERA	WHIP

BOTTOM

Florida Marlins @ New York Mets

Shea Stadium, Flushing, NY

Thu Jun 15 1995, 7:05 PM EDT

Att. 14,103 - Unknown

livebaseballscorecards.com

AB	38
R	5
H	13
RBI	5
BB	6
SO	6
LOB	22

1B: 10 SF: 0 WP: 1 PA: 45
2B: 4 SAC: 1 PB: 1
3B: 0 DP: 2 SB: 0
HR: 0 HBP: 0 CS: 0

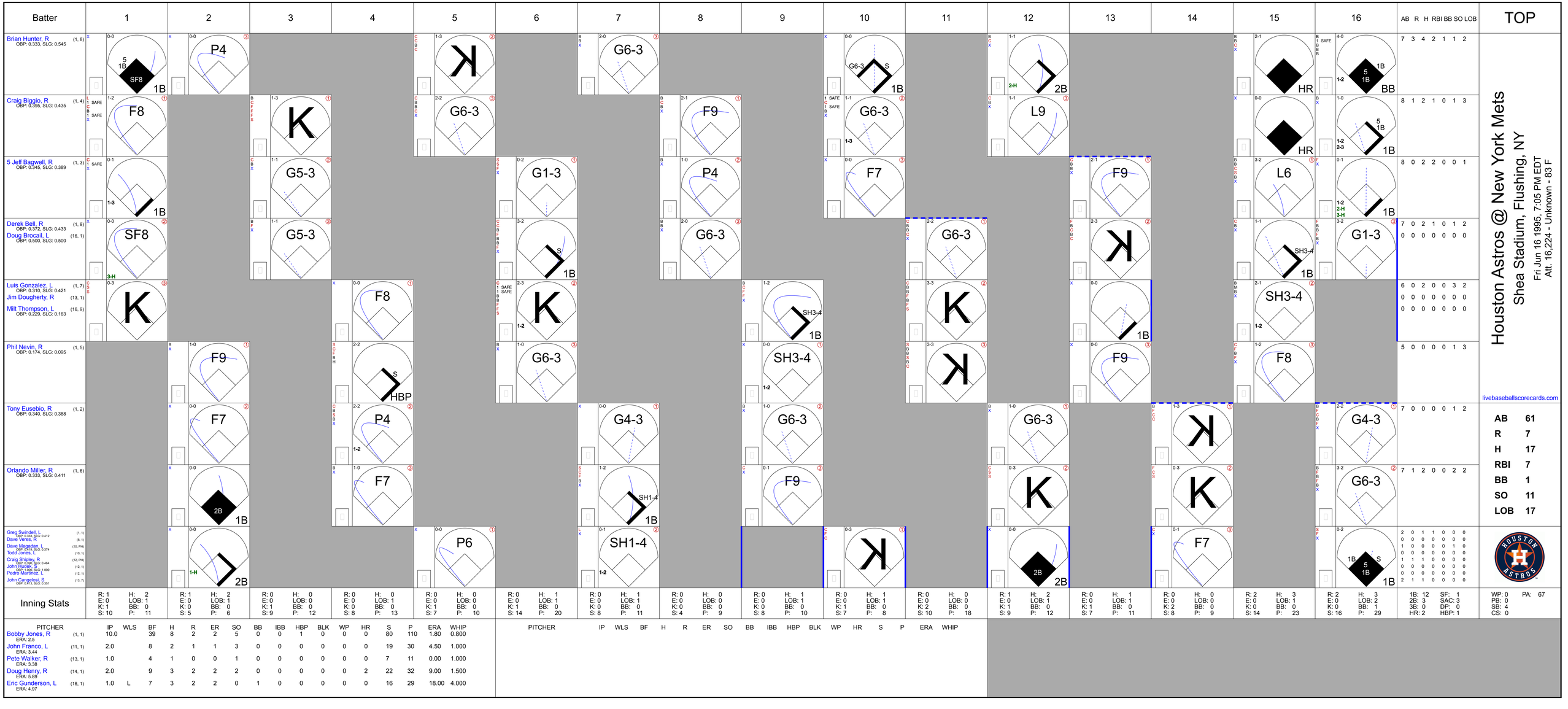
Batter
1
2
3
4
5
6
7
8
9
10
11
12
13
14
15
16
AB R H RBI BB SO LOB
TOP
Brian Hunter, R (1, 8) OBP: 0.333, SLG: 0.545
Craig Biggio, R (1, 4) OBP: 0.395, SLG: 0.435
5 Jeff Bagwell, R (1, 3) OBP: 0.345, SLG: 0.389
Derek Bell, R (1, 9) OBP: 0.372, SLG: 0.433
Doug Brocail, L (16, 1) OBP: 0.500, SLG: 0.500
Luis Gonzalez, L (1, 7) OBP: 0.310, SLG: 0.421
Jim Dougherty, R (13, 1)
Milt Thompson, L (16, 9) OBP: 0.229, SLG: 0.163
Phil Nevin, R (1, 5) OBP: 0.174, SLG: 0.095
Tony Eusebio, R (1, 2) OBP: 0.340, SLG: 0.388
Orlando Miller, R (1, 6) OBP: 0.333, SLG: 0.411
Greg Swindell, L (1, 1) OBP: 0.320, SLG: 0.412
Dave Veres, R (8, 1)
Dave Magadan, L (10, PH) OBP: 0.333, SLG: 0.374
Todd Jones, R (15, 1)
Craig Shipley, R (12, PH) OBP: 0.000, SLG: 0.000
John Hudek, R (12, 1) OBP: 1.000, SLG: 1.000
Pedro Martinez, L (12, 1)
John Cangelosi, S (13, 7) OBP: 0.643, SLG: 0.951
Houston Astros @ New York Mets
Shea Stadium, Flushing, NY
Fri Jun 16 1995, 7:05 PM EDT
Att. 16,224 - Unknown - 83 F
livebaseballscorecards.com
AB 61
R 7
H 17
RBI 7
BB 1
SO 11
LOB 17
Inning Stats
PITCHER IP WLS BF H R ER SO BB IBB HBP BLK WP HR S P ERA WHIP
Bobby Jones, R (1, 1) ERA: 2.5 10.0 39 8 2 2 5 0 0 1 0 0 0 0 80 110 1.80 0.800
John Franco, L (11, 1) ERA: 3.44 2.0 8 2 1 1 3 0 0 0 0 0 0 0 19 30 4.50 1.000
Pete Walker, R (13, 1) ERA: 3.38 1.0 4 1 0 0 1 0 0 0 0 0 0 0 7 11 0.00 1.000
Doug Henry, R (14, 1) ERA: 5.89 2.0 9 3 2 2 2 0 0 0 0 0 0 2 22 32 9.00 1.500
Eric Gunderson, L (16, 1) ERA: 4.97 1.0 L 7 3 2 2 0 1 0 0 0 0 0 0 16 29 18.00 4.000
1B: 12 SF: 1
2B: 3 SAC: 3
3B: 0 DP: 0
HR: 2 HBP: 1
WP: 0 PA: 67
PB: 0
SB: 4
CS: 0

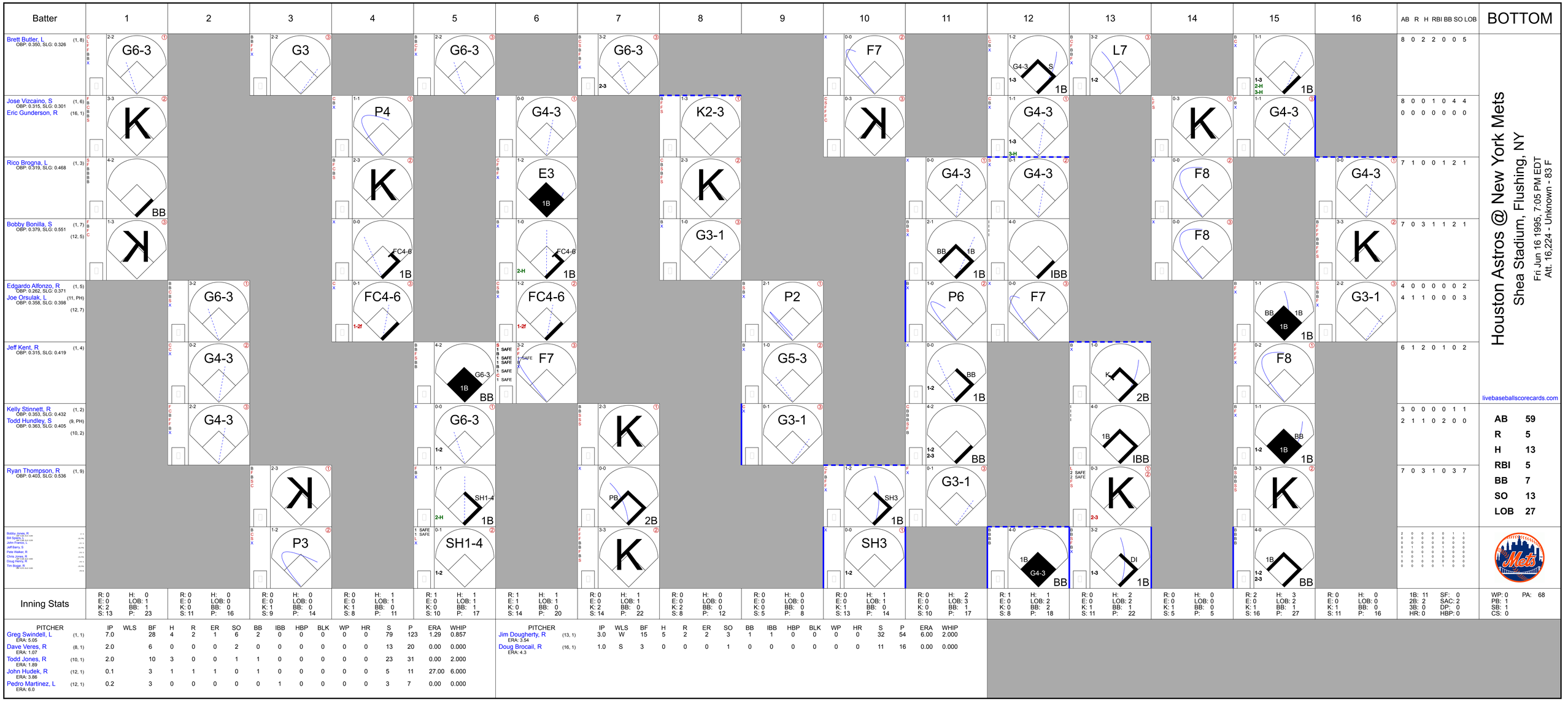
Batter
1
2
3
4
5
6
7
8
9
10
11
12
13
14
15
16
AB R H RBI BB SO LOB
BOTTOM
Brett Butler, L (1, 8) OBP: 0.350, SLG: 0.326
8 0 2 2 0 0 5
Jose Vizcaino, S (1, 6) OBP: 0.315, SLG: 0.301
Eric Gunderson, R (16, 1)
8 0 0 1 0 4 4
0 0 0 0 0 0 0
Rico Brogna, L (1, 3) OBP: 0.319, SLG: 0.468
7 1 0 0 1 2 1
Bobby Bonilla, S (1, 7) OBP: 0.379, SLG: 0.551 (12, 5)
7 0 3 1 1 2 1
Edgardo Alfonzo, R (1, 5) OBP: 0.262, SLG: 0.371
Joe Orsulak, L (11, PH) OBP: 0.358, SLG: 0.398 (12, 7)
4 0 0 0 0 0 2
4 1 1 0 0 0 3
Jeff Kent, R (1, 4) OBP: 0.315, SLG: 0.419
6 1 2 0 1 0 2
Kelly Stinnett, R (1, 2) OBP: 0.353, SLG: 0.432
Todd Hundley, S (9, PH) OBP: 0.363, SLG: 0.405 (10, 2)
3 0 0 0 0 1 1
2 1 1 0 2 0 0
Ryan Thompson, R (1, 9) OBP: 0.403, SLG: 0.536
7 0 3 1 0 3 7
Houston Astros @ New York Mets
Shea Stadium, Flushing, NY
Fri Jun 16 1995, 7:05 PM EDT
Att. 16,224 - Unknown - 83 F
livebaseballscorecards.com
AB 59
R 5
H 13
RBI 5
BB 7
SO 13
LOB 27
Inning Stats
PITCHER IP WLS BF H R ER SO BB IBB HBP BLK WP HR S P ERA WHIP
Greg Swindell, L (1, 1) ERA: 5.05 7.0 28 4 2 1 6 2 0 0 0 0 0 0 79 123 1.29 0.857
Dave Veres, R (8, 1) ERA: 1.07 2.0 6 0 0 0 2 0 0 0 0 0 0 0 13 20 0.00 0.000
Todd Jones, R (10, 1) ERA: 1.89 2.0 10 3 0 0 1 1 0 0 0 0 0 0 23 31 0.00 2.000
John Hudek, R (12, 1) ERA: 3.86 0.1 3 1 1 1 0 1 0 0 0 0 0 0 5 11 27.00 6.000
Pedro Martinez, L (12, 1) ERA: 6.0 0.2 3 0 0 0 0 0 1 0 0 0 0 0 3 7 0.00 0.000
PITCHER IP WLS BF H R ER SO BB IBB HBP BLK WP HR S P ERA WHIP
Jim Dougherty, R (13, 1) ERA: 3.54 3.0 W 15 5 2 2 3 1 0 0 0 0 0 0 32 54 6.00 2.000
Doug Brocail, R (16, 1) ERA: 4.3 1.0 S 3 0 0 0 1 0 0 0 0 0 0 0 11 16 0.00 0.000
1B: 11 SF: 0
2B: 2 SAC: 2
3B: 0 DP: 0
HR: 0 HBP: 0
WP: 0 PA: 68
PB: 1
SB: 1
CS: 0

Batter	1	2	3	4	5	6	7	8	9	AB	R	H	RBI	BB	SO	LOB
Brian Hunter, R (1, 8) OBP: 0.379, SLG: 0.520	B B T S B F B 4-2 5 S 5 2B BB	B C X 1-1 ① L5		B S X 1-1 FC4-6 1B		F B B F B B B 4-2 1-2 BB		C S X 0-2 ② G4-3 2-3		3	1	1	0	2	0	1
Craig Shipley, R (1, 4) (1, 5) OBP: 0.359, SLG: 0.426	C F X 0-2 ① P4	B B X 2-0 ② F8		1 SAFE X 0-0 ② FC4-6 1-2f		X 0-0 ② F8		B S F C 1-3 ③ K		5	0	0	0	0	1	5
5 Jeff Bagwell, R (1, 3) OBP: 0.351, SLG: 0.397	C B B B X 3-1 1B 1-H BB 2B	B B B C B 4-1 FC6-4 BB		C B B F F B F F F 3-3 ③ S K		B F F S 1-3 ③ K			X 0-0 G1-6-3 1B	4	1	2	1	1	2	3
Derek Bell, R (1, 9) OBP: 0.373, SLG: 0.432	C F F F B B X 2-2 BB BB 2B 2-3 1B	B S B X 2-1 ③ FC6-4 1-2f			X 0-0 S 1B		B X 1-0 ① G5-3		S 1 SAFE B F S 1-3 ① K	5	2	2	0	0	1	2
Luis Gonzalez, L (1, 7) OBP: 0.312, SLG: 0.429	B B B C B 4-1 BB 1-2 2B BB	B F S F X 1-2 FC6-2 3B			B F B C S 2-3 ① K 1-2		S B B C B X 3-2 ② P2		F B F B X 2-2 ②③ G1-6-3 1-2f	4	1	1	0	1	1	2
Phil Nevin, R (1, 5) OBP: 0.174, SLG: 0.095 Craig Biggio, R (1, PH) OBP: 0.397, SLG: 0.453 (1, 4)	B B B F F F F X 3-2 ② P6	X 0-0 ① G6-3			C X 0-1 G5-4-3 2-H 1B		C B B X 2-1 HR			0 4	0 1	0 2	0 2	0 0	0 0	0 4
Orlando Miller, R (1, 6) OBP: 0.331, SLG: 0.403	B B B B 4-0 2B 1B 1-2 2-3 3-H BB	C X 0-1 ② FC6-2 3-H			1 SAFE B 1 SAFE F X 1-1 ②③ G5-4-3 1-2f		B B C X 2-1 ③ G6-3			3	1	0	1	1	0	2
Scott Servais, R (1, 2) OBP: 0.313, SLG: 0.408	X 0-0 1B 1-3 2-H 3-H 2B	S B 1 SAFE F F X 1-2 ③ F9				B B B B 4-0 BB BB		F H 1-1 G4-3 SH1-4 HBP		2	0	1	2	1	0	1
Doug Drabek, R (1, 1) OBP: 0.190, SLG: 0.238 Dave Veres, R (8, 1)	S B B B X 2-1 ③ 2-H 3-H 1B			X 0-0 ① F8		B X 1-0 ① B2		1 SAFE X 0-0 ① SH1-4 1-2		3 0	0 0	1 0	1 0	0 0	0 0	1 0
Inning Stats	R: 5 E: 0 K: 0 S: 22 H: 4 LOB: 2 BB: 3 P: 44	R: 0 E: 0 K: 0 S: 6 H: 0 LOB: 1 BB: 1 P: 15	R: 0 E: 0 K: 0 S: 11 H: 1 LOB: 1 BB: 0 P: 13	R: 0 E: 0 K: 1 S: 11 H: 1 LOB: 1 BB: 0 P: 15	R: 1 E: 0 K: 1 S: 8 H: 2 LOB: 0 BB: 0 P: 11	R: 0 E: 0 K: 1 S: 7 H: 0 LOB: 2 BB: 2 P: 17	R: 1 E: 0 K: 0 S: 8 H: 1 LOB: 0 BB: 0 P: 16	R: 0 E: 0 K: 1 S: 8 H: 0 LOB: 1 BB: 0 P: 10	R: 0 E: 0 K: 1 S: 7 H: 1 LOB: 0 BB: 0 P: 10	1B: 6 2B: 2 3B: 1 HR: 1 SF: 0 SAC: 1 DP: 2 HBP: 1						

TOP

Houston Astros @ New York Mets

Shea Stadium, Flushing, NY

Sat Jun 17 1995, 3:33 AM EDT

Att. 20,429 - Unknown - 85 F

livebaseballscorecards.com

AB	33
R	7
H	10
RBI	7
BB	6
SO	5
LOB	21

WP: 0 PB: 0 SB: 3 CS: 0 PA: 41

PITCHER		IP	WLS	BF	H	R	ER	SO	BB	IBB	HBP	BLK	WP	HR	S	P	ERA	WHIP
Bill Pulsipher, L ERA: 9.0	(1, 1)	7.0	L	34	9	7	7	3	6	0	0	0	0	1	73	131	9.00	2.143
Jerry Dipoto, R ERA: 6.29	(8, 1)	2.0		7	1	0	0	2	0	0	1	0	0	0	15	20	0.00	0.500

PITCHER	IP	WLS	BF	H	R	ER	SO	BB	IBB	HBP	BLK	WP	HR	S	P	ERA	WHIP

BOTTOM

Houston Astros @ New York Mets

Shea Stadium, Flushing, NY

Sat Jun 17 1995, 3:33 AM EDT

Att. 20,429 - Unknown - 85 F

Batter	1	2	3	4	5	6	7	8	9	AB	R	H	RBI	BB	SO	LOB
Brett Butler, L (1, 8) OBP: 0.346, SLG: 0.328	C X 0-1 B1-3 ①		B B B C C T 3-2 K ②		B F C X 1-2 G3-1 ②			C B X 1-1 1B 2B	B B C X 2-1 G6-3 ③	5	0	1	0	0	1	1
Jose Vizcaino, S (1, 6) OBP: 0.319, SLG: 0.305	M B C B X 2-2 G3-1 ②		B X 1-0 1B 1B		L S B X 1-2 G4-3 ③			B B F L 2 SAFE X 2-2 1B 1B 2-3		4	0	2	0	0	0	0
Rico Brogna, L (1, 3) OBP: 0.324, SLG: 0.468	C F S 0-3 K ③		F B 1 SAFE 1 SAFE S F B X 2-2 1B 1-3			X 0-0 F7 ①		B B S S X 2-2 1B 1-3		4	0	2	0	0	1	0
Bobby Bonilla, S (1, 7) OBP: 0.376, SLG: 0.555		C B F X 1-2 2B 3B	B B X 2-0 F8 ③			F F B B S 2-3 K ②		X 0-0 F9 ②		4	1	1	0	0	1	4
Todd Hundley, S (1, 2) OBP: 0.360, SLG: 0.395		B F F S 1-3 K ①	B S B F F F F F B F 3-2 X F8 ①			B B B C B 4-1 BB		C F C 0-3 K ③		3	0	0	0	1	2	3
Jeff Kent, R (1, 4) OBP: 0.324, SLG: 0.429		X 0-0 3B 2B 3-H	F B F B F B F B 4-2 FC6 BB			C X 0-1 F8 ③			X 0-0 1B SF8 1B	3	2	2	1	1	0	1
Edgardo Alfonzo, R (1, 5) OBP: 0.269, SLG: 0.391		B B F B X 3-1 FC8-2 3B 2-H	B 1 SAFE X 1-0 FC6 ② 1-2f			B C B X 2-1 F7 ①			B C X 1-1 G4-3 1B 1-3	4	0	2	1	0	0	1
Ryan Thompson, R (1, 9) OBP: 0.385, SLG: 0.508 Bill Spiers, L (9, PH) OBP: 0.273, SLG: 0.235		X 0-0 FC8-2 ② ③ 3-H	C X 0-1 F8 ③			B X 1-0 F7 ②			F B X 1-1 SF8 ① 3-H	3 0	0 0	0 0	0 1	0 0	0 0	2 0
Bill Pulsipher, L (1, 1) Jeff Barry, S (7, PH) Jerry Dipoto, R (8, 1) Joe Orsulak, L (9, PH) OBP: 0.355, SLG: 0.394			B C S B X 2-2 G4-3 ①		S C B S 1-3 K ①		S S C 0-3 K ③		C B F X 1-2 G4-3 ② 1-2	2 1 0 1	0 0 0 0	0 0 0 0	0 0 0 0	1 1 0 0	0 0 0 0	0 0 0 1
Inning Stats	R: 0 E: 0 K: 1 S: 8 H: 0 LOB: 0 BB: 0 P: 10	R: 2 E: 0 K: 1 S: 10 H: 3 LOB: 0 BB: 0 P: 15	R: 0 E: 0 K: 1 S: 12 H: 2 LOB: 2 BB: 0 P: 22	R: 0 E: 0 K: 0 S: 14 H: 0 LOB: 1 BB: 1 P: 22	R: 0 E: 0 K: 1 S: 9 H: 0 LOB: 0 BB: 0 P: 12	R: 0 E: 0 K: 1 S: 7 H: 0 LOB: 1 BB: 1 P: 13	R: 0 E: 0 K: 1 S: 6 H: 0 LOB: 0 BB: 0 P: 9	R: 0 E: 0 K: 1 S: 12 H: 3 LOB: 2 BB: 0 P: 17	R: 1 E: 0 K: 0 S: 10 H: 2 LOB: 1 BB: 0 P: 15	1B: 6 2B: 3 3B: 2 HR: 0	SF: 1 SAC: 0 DP: 1 HBP: 0						

livebaseballscorecards.com

AB	34
R	3
H	10
RBI	3
BB	2
SO	7
LOB	13

WP: 0 PB: 0 SB: 0 CS: 0 PA: 37

PITCHER		IP	WLS	BF	H	R	ER	SO	BB	IBB	HBP	BLK	WP	HR	S	P	ERA	WHIP
Doug Drabek, R ERA: 4.25	(1, 1)	7.1	W	30	8	2	2	6	2	0	0	0	0	0	74	116	2.46	1.364
Dave Veres, R ERA: 1.27	(8, 1)	1.2		7	2	1	1	1	0	0	0	0	0	0	14	19	5.40	1.200

PITCHER	IP	WLS	BF	H	R	ER	SO	BB	IBB	HBP	BLK	WP	HR	S	P	ERA	WHIP

Batter	1	2	3	4	5	6	7	8	9	AB	R	H	RBI	BB	SO	LOB
Brian Hunter, R (1, 8) OBP: 0.333, SLG: 0.448	C B X 1-1 G1-3		B S F X 1-2 G4-3		B F F F B B S 3-3 K		F X 0-1 G6-3		C X 0-1 G3-1 BB 1-2 2-H 1B	4	0	0	0	0	1	0
Jim Dougherty, R (7, 1)										0	0	0	0	0	0	0
Tony Eusebio, R (9, PH) OBP: 0.346, SLG: 0.394										1	0	1	1	0	0	0
Dave Magadan, L (1, 5) OBP: 0.426, SLG: 0.372	C S B C 1-3 K		F B B F F F B B 4-2 BB		F C X 0-2 5 2B 1B		B B C B F X 3-2 L5		B B B C B 4-1 G3-1 1-2 2-3 BB	3	0	1	0	2	1	0
5 Jeff Bagwell, R (1, 3) OBP: 0.355, SLG: 0.412	X 0-0 2B		X 0-0 F7		C B X 1-1 1-3 2B			S X 0-1 P5	B C S X 1-2 G3-1 1-2 2-3 3-H	3	1	2	0	0	0	1
Mike Brumley, S (7, 3)	2B									2	0	0	1	0	0	2
Derek Bell, R (1, 9) OBP: 0.377, SLG: 0.441	C B F X 1-2 2-H 2B			X 0-0 BB 1B	C B B C B S 3-3 K			X 0-0 G3-1	C X 0-1 G5-3	3	0	2	1	0	1	2
Pedro Martinez, L (7, 1)										0	0	0	0	0	0	0
John Cangelosi, S (7, 8) OBP: 0.396, SLG: 0.333										2	0	0	0	0	0	2
Luis Gonzalez, L (1, 7) OBP: 0.306, SLG: 0.419	C S F X 0-2 F9			1 SAFE B C X 1-1 F9		F S B F X 1-2 G4-3		F X 0-1 F9		4	0	0	0	0	0	2
Craig Shipley, R (1, 4) OBP: 0.353, SLG: 0.406		B F X 1-1 P9		B 1 SAFE S C 1 SAFE 1 SAFE X 1-2 F8		C S F H 1-2 HBP			X 0-0 G6-3	3	0	0	0	0	0	1
Orlando Miller, R (1, 6) OBP: 0.335, SLG: 0.420		B F F F B F X 2-2 F8		B B B 4-0 1-2 BB		B C S B S 2-3 K			B F C F B F F F F 2-2 X HR	3	1	1	1	1	1	1
Scott Servais, R (1, 2) OBP: 0.310, SLG: 0.400		C X 0-1 P6		B 2 SAFE F X 1-1 G6-3		B F B X 2-1 F9			F B X 1-1 1B 1B 1B	4	1	1	0	0	0	3
Mike Hampton, R (1, 1)			X 0-0 G6-3		X 0-0 G4-3		X 0-0 F8		C X 0-1 BB 1B 1-2 G3-1 1B	2	0	0	0	0	0	0
Doug Brocail, L (5, 1) OBP: 0.500, SLG: 0.500										0	0	0	0	0	0	0
Milt Thompson, L (7, PH) OBP: 0.240, SLG: 0.178										2	1	1	0	0	0	0
(7, 9)																
Inning Stats	R: 1 E: 0 K: 1 S: 13 H: 2 LOB: 1 BB: 0 P: 16	R: 0 E: 0 K: 0 S: 9 H: 0 LOB: 0 BB: 0 P: 12	R: 0 E: 0 K: 0 S: 9 H: 0 LOB: 1 BB: 1 P: 14	R: 0 E: 0 K: 0 S: 8 H: 1 LOB: 2 BB: 1 P: 15	R: 0 E: 0 K: 2 S: 13 H: 2 LOB: 2 BB: 0 P: 20	R: 0 E: 0 K: 1 S: 12 H: 0 LOB: 1 BB: 0 P: 18	R: 0 E: 0 K: 0 S: 6 H: 0 LOB: 0 BB: 0 P: 9	R: 0 E: 0 K: 0 S: 5 H: 0 LOB: 0 BB: 0 P: 5	R: 3 E: 0 K: 0 S: 21 H: 4 LOB: 2 BB: 1 P: 29	1B: 5 2B: 3 3B: 0 HR: 1 SF: 0 SAC: 0 DP: 0 HBP: 1							

PITCHER		IP	WLS	BF	H	R	ER	SO	BB	IBB	HBP	BLK	WP	HR	S	P	ERA	WHIP
Bret Saberhagen, R ERA: 3.57	(1, 1)	8.0	W	32	5	1	1	4	2	0	1	0	0	0	75	109	1.12	0.875
Pete Walker, R ERA: 7.11	(9, 1)	1.0		8	4	3	3	0	1	0	0	0	0	1	21	29	27.00	5.000

PITCHER		IP	WLS	BF	H	R	ER	SO	BB	IBB	HBP	BLK	WP	HR	S	P	ERA	WHIP

TOP

Houston Astros @ New York Mets

Shea Stadium, Flushing, NY

Sun Jun 18 1995, 3:33 AM EDT

Att. 18,859 - Sunny - 89 F

livebaseballscorecards.com

AB	36
R	4
H	9
RBI	4
BB	3
SO	4
LOB	14

Houston Astros @ New York Mets

Shea Stadium, Flushing, NY

Sun Jun 18 1995, 3:33 AM EDT

Att. 18,859 - Sunny - 89 F

livebaseballscorecards.com

BOTTOM

Batter	1	2	3	4	5	6	7	8	9	AB	R	H	RBI	BB	SO	LOB
Brett Butler, L (1, 8) OBP: 0.349, SLG: 0.332	C B S F C 1-3 ① K	B B X 2-0 S 1B 2-H 3-H			B C B C F B X 3-2 ① L4	B C B C X 2-2 1B	B X 1-0 ③ G1-3			4	0	2	2	0	1	0
Chris Jones, R (7, 9) OBP: 0.421, SLG: 0.588										1	0	0	0	0	0	2
Jose Vizcaino, S (1, 6) OBP: 0.317, SLG: 0.304	B C S S B F X 2-2 ② G4-3	B 1 SAFE 1 SAFE C X 1-1 ③ G6-3 1-2			S C X 0-2 E E 1B	F B X 1-1 ③ G4-3		X 0-0 ① P4		4	1	1	0	0	0	2
Tim Bogar, R (7, 6) OBP: 0.265, SLG: 0.194										1	0	0	0	0	0	0
Rico Brogna, L (1, 3) OBP: 0.320, SLG: 0.460	S F S 0-3 ③ K		B F X 1-1 ① G4-3		1 SAFE 1 SAFE C B B 1 SAFE X 2-1 E E9 1-3 SF7 1B		F S B B F F S 2-3 ① K	B F B X 2-1 ② P7		5	1	1	0	0	2	0
Bobby Bonilla, S (1, 7) OBP: 0.383, SLG: 0.559		F S B X 1-2 1B 1B 1B	B F F B X 2-2 G5-4-3 1B		B F S X 1-2 E5 2-3 3-H		B X 1-0 1B HR 1B	X 0-0 ③ G3-1		4	2	3	0	0	0	1
Joe Orsulak, L (8, 7) OBP: 0.352, SLG: 0.390										1	0	0	0	0	0	0
Jeff Kent, R (1, 4) OBP: 0.328, SLG: 0.434	C F B F F 1 SAFE X 1-2 S 1B G5-3 1B 1-2	X 0-0 ② ③ G5-4-3 1-2f			B X 1-0 ② SF7 3-H		B S B X 2-1 HR 1B 1-3			3	2	2	1	0	0	1
Bill Spiers, L (9, 4) OBP: 0.273, SLG: 0.235										0	0	0	0	0	0	0
Todd Hundley, S (1, 2) OBP: 0.371, SLG: 0.427		F B B B F B X 3-2 G1-3 S 1B 1B 1-2 2-H		B C B B S F B B B 4-2 BB	X 0-0 ③ F9		C B X 1-1 1-H HR 3-H			3	2	2	4	1	0	1
Edgardo Alfonzo, R (1, 5) OBP: 0.268, SLG: 0.386	B S S F F E X 1-2 ① G5-3 1-2 2-H			B L X 1-1 ① F9		B X 1-0 ① F8	B X 1-0 BB 1B			4	0	1	1	0	0	2
Ryan Thompson, R (1, 9) OBP: 0.391, SLG: 0.548 (7, 8)	C F X 0-2 E6 G1-3 1B			1 SAFE X 0-0 ② F8		X 0-0 HR	B S B B B 4-1 1-2 BB			3	2	1	1	1	0	2
Bret Saberhagen, R (1, 1) OBP: 0.200, SLG: 0.211	L B X 1-1 ② G1-3 1-2 2-3			B B X 2-0 ③ P4		F X 0-1 ② G4-3	F B C S 1-3 ② K			4	0	0	0	0	1	5
Pete Walker, R (9, 1)										0	0	0	0	0	0	0
Inning Stats	R: 0 E: 0 K: 2 S: 11 H: 0 LOB: 0 BB: 0 P: 14	R: 4 E: 1 K: 0 S: 25 H: 4 LOB: 1 BB: 0 P: 35	R: 0 E: 0 K: 0 S: 6 H: 1 LOB: 0 BB: 0 P: 9	R: 0 E: 0 K: 0 S: 7 H: 0 LOB: 1 BB: 1 P: 14	R: 2 E: 2 K: 0 S: 14 H: 2 LOB: 1 BB: 0 P: 21	R: 1 E: 0 K: 0 S: 9 H: 2 LOB: 1 BB: 0 P: 13	R: 3 E: 0 K: 2 S: 16 H: 4 LOB: 2 BB: 1 P: 29	R: 0 E: 0 K: 0 S: 4 H: 0 LOB: 0 BB: 0 P: 6		1B: 11 2B: 0 3B: 0 HR: 2 SF: 1 SAC: 0 DP: 1 HBP: 0						

	AB	37
	R	10
	H	13
	RBI	9
	BB	2
	SO	4
	LOB	16

	WP: 0	PA: 40
	PB: 0	
	SB: 3	
	CS: 0	

PITCHER		IP	WLS	BF	H	R	ER	SO	BB	IBB	HBP	BLK	WP	HR	S	P	ERA	WHIP
Mike Hampton, L ERA: 2.63	(1, 1)	4.1	L	22	7	6	2	2	1	0	0	0	0	0	61	90	4.15	1.846
Doug Brocail, R ERA: 4.41	(5, 1)	1.2		7	2	1	1	0	0	0	0	0	0	1	11	16	5.40	1.200
Pedro Martinez, L ERA: 7.63	(7, 1)	0.1		6	4	3	3	1	1	0	0	0	0	1	12	23	81.00	15.000
Jim Dougherty, R ERA: 3.34	(7, 1)	1.2		5	0	0	0	1	0	0	0	0	0	0	8	12	0.00	0.000

PITCHER	IP	WLS	BF	H	R	ER	SO	BB	IBB	HBP	BLK	WP	HR	S	P	ERA	WHIP

Batter	1	2	3	4	5	6	7	8	9	AB	R	H	RBI	BB	SO	LOB
Mickey Morandini, L (1, 4) OBP: 0.352, SLG: 0.418	B F B B X 3-1 P6 ①		B C B T X 2-2 L9 ①		C C B B X 2-2 L4 ①	C B B F X 2-2 F7 ③		C B B B X 3-1 G3 ③		5	0	0	0	0	0	4
Mariano Duncan, R (1, 3) OBP: 0.265, SLG: 0.350	C F B C 1-3 K ②		X 0-0 F9 ②		F C B C 1-3 K ②		B X 1-0 P3 ①		X 0-0 G4-3 ①	5	0	0	0	0	2	1
Andy Van Slyke, L (1, 8) OBP: 0.247, SLG: 0.373	F S B X 1-2 1B		C X 0-1 1-H HR		B C C C 1-3 K ③		B B X 2-0 G6-3 ②		B B B F F B 4-2 G3-6-3 BB	4	1	2	2	1	1	0
Darren Daulton, L (1, 2) OBP: 0.352, SLG: 0.429	B B B F X 3-1 P6 ③		B F B B B 4-1 BB			S F B B B F X 3-2 S 1B 1B	B X 1-0 F9 ③		B B F 1 B X SAFE 3-1 G3-6-3 ② ③ 1-2f	4	1	1	0	1	0	2
Jim Eisenreich, L (1, 9) OBP: 0.417, SLG: 0.527		C F B B F B X 3-2 G6-4-3 1B	S B X 1-1 F7 ③			C B B B B 4-1 1-2 E 1B BB		C B C F B X 2-2 S G6-3 2B		3	2	2	0	1	0	1
Charlie Hayes, R (1, 5) OBP: 0.391, SLG: 0.450		B B X 2-0 G6-4-3 ① ② 1-2f		C B B B B 4-1 FC4-6 BB		B F B X 2-1 1-2 2-H FC5-4 1B		C F X 0-2 L1 ①		3	0	1	1	1	0	2
Tom Marsh, R (1, 7) OBP: 0.250, SLG: 0.250		B B X 2-0 1B		B S F X 1-2 F8 ①	X 0-0 1-2f 2-H FC5-4 ①			B C F B X 2-2 2-H G6-3 ②		4	0	1	1	0	0	2
Kevin Stocker, S (1, 6) OBP: 0.323, SLG: 0.229		S B F X 1-2 G1-3 ③		X 0-0 1-2f FC4-6 ②		B F B B B 4-1 BB		C B B X 2-1 2B 1B		3	1	1	0	1	0	2
Paul Quantrill, L (1, 1) OBP: 0.167, SLG: 0.091 Norm Charlton, S (7, 1) OBP: 1.000, SLG: 2.000 Heathcliff Slocumb, R (9, 1)			B B C F X 2-2 HR 1B	1 SAFE X 0-0 F7 ③		L L M 0-3 K ②		X 0-0 1-H 2B		3 1 0	1 0 0	1 1 0	0 1 0	0 0 0	1 0 0	3 0 0
Inning Stats	R: 0 H: 1 E: 0 LOB: 1 K: 1 BB: 0 S: 10 P: 18	R: 0 H: 2 E: 0 LOB: 1 K: 0 BB: 0 S: 9 P: 17	R: 2 H: 2 E: 0 LOB: 1 K: 0 BB: 1 S: 12 P: 21	R: 0 H: 0 E: 0 LOB: 1 K: 0 BB: 1 S: 6 P: 11	R: 0 H: 0 E: 0 LOB: 0 K: 2 BB: 0 S: 9 P: 13	R: 2 H: 2 E: 1 LOB: 2 K: 1 BB: 2 S: 15 P: 30	R: 0 H: 0 E: 0 LOB: 0 K: 0 BB: 0 S: 3 P: 7	R: 2 H: 3 E: 0 LOB: 1 K: 0 BB: 0 S: 15 P: 24	R: 0 H: 0 E: 0 LOB: 0 K: 0 BB: 1 S: 5 P: 12	1B: 7 SF: 0 2B: 2 SAC: 0 3B: 0 DP: 2 HR: 1 HBP: 0						

TOP

Philadelphia Phillies @ New York Mets

Shea Stadium, Flushing, NY

Mon Jun 19 1995, 7:05 PM EDT

Att. 14,250 - Unknown - 91 F

livebaseballscorecards.com

AB	35
R	6
H	10
RBI	5
BB	5
SO	4
LOB	17

WP: 0 PA: 40
PB: 0
SB: 2
CS: 0

PITCHER		IP	WLS	BF	H	R	ER	SO	BB	IBB	HBP	BLK	WP	HR	S	P	ERA	WHIP
Dave Micki, R ERA: 3.73	(1, 1)	7.0	L	31	7	4	3	4	4	0	0	0	0	1	64	117	3.86	1.571
Blas Minor, R ERA: 4.29	(8, 1)	0.2		5	3	2	2	0	0	0	0	0	0	0	13	19	27.00	4.500
Eric Gunderson, L ERA: 4.5	(8, 1)	1.1		4	0	0	0	0	1	0	0	0	0	0	7	17	0.00	0.750

PITCHER	IP	WLS	BF	H	R	ER	SO	BB	IBB	HBP	BLK	WP	HR	S	P	ERA	WHIP

Batter	1	2	3	4	5	6	7	8	9	AB	R	H	RBI	BB	SO	LOB
Brett Butler, L (1, 8) OBP: 0.343, SLG: 0.325	C B C C 1-3 ① K		C F B B B X 3-2 ① F7		X 0-0 ③ G6-3		F L B X 1-2 ③ G6-3			4	0	0	0	0	1	0
Jose Vizcaino, S (1, 6) OBP: 0.316, SLG: 0.314	B F C F B F F X 2-2 ② F8		B X 1-0 ② G6-3			X 0-0 1B 3B		B X 1-0 ① F8		4	1	1	0	0	0	0
Rico Brogna, L (1, 3) OBP: 0.330, SLG: 0.461	X 0-0 1B		F S B B S 2-3 ③ K			B B B F F F B 4-2 1B BB		C C H 1-2 G6-4-3 HBP		2	0	1	0	1	1	0
Bobby Bonilla, S (1, 7) OBP: 0.376, SLG: 0.547	F B C X 1-2 ③ F7			C B F C 1-3 ① K		F B F C 1-3 ① K		B B F B X 3-1 ② ③ G6-4-3 1-2f		4	0	0	0	0	2	4
Todd Hundley, S (1, 2) OBP: 0.372, SLG: 0.429 Kelly Stinnett, R (6, 2) OBP: 0.358, SLG: 0.435	C X 0-1 1B SF8 1B			B X 1-0 ② F7		C B S F F B T 2-2 ② K			S X 0-1 G6-4-3 1B	2 2	1 0	1 1	0 0	0 0	0 1	0 2
Jeff Kent, R (1, 4) OBP: 0.327, SLG: 0.429	S B F 1 SAFE X 1-2 ① F9			B X 1-0 ③ G6-3		C B B X 2-1 1-2 3-H 1B			X 0-0 ① F9	4	0	1	1	0	0	2
Edgardo Alfonzo, R (1, 5) OBP: 0.268, SLG: 0.382	1 SAFE C X 0-1 1-3 1B				F B X 1-1 ① G6-3	B C F F B B X 3-2 ③ G4-3			B C X 1-1 ② ③ G6-4-3 1-2f	4	0	1	0	0	0	3
Ryan Thompson, R (1, 9) OBP: 0.389, SLG: 0.594		B F F X 1-2 ② SF8 3-H			S X 0-1 HR		C X 0-1 ① F7			2	1	1	2	0	0	0
Dave Mlicki, R (1, 1) Bill Spiers, L (7, PH) OBP: 0.261, SLG: 0.222 Blas Minor, R (8, 1) Eric Gunderson, R (8, 1)		B X 1-0 ③ G6-3			X 0-0 ② G4-3		B X 1-0 ② P5			2 1 0 0	0 0 0 0	0 0 0 0	0 0 0 0	0 0 0 0	0 0 0 0	1 0 0 0
Inning Stats	R: 0 H: 1 E: 0 LOB: 1 K: 1 BB: 0 S: 13 P: 17	R: 1 H: 2 E: 0 LOB: 1 K: 0 BB: 0 S: 11 P: 14	R: 0 H: 0 E: 0 LOB: 0 K: 1 BB: 0 S: 7 P: 13	R: 0 H: 0 E: 0 LOB: 0 K: 1 BB: 0 S: 5 P: 8	R: 1 H: 1 E: 0 LOB: 0 K: 0 BB: 0 S: 6 P: 7	R: 1 H: 2 E: 0 LOB: 2 K: 2 BB: 1 S: 18 P: 30	R: 0 H: 0 E: 0 LOB: 0 K: 0 BB: 0 S: 6 P: 8	R: 0 H: 0 E: 0 LOB: 0 K: 0 BB: 0 S: 5 P: 10	R: 0 H: 1 E: 0 LOB: 0 K: 0 BB: 0 S: 5 P: 6	1B: 5 2B: 0 3B: 1 HR: 1	SF: 1 SAC: 0 DP: 2 HBP: 1					WP: 0 PB: 0 SB: 0 CS: 0	PA: 34

PITCHER		IP	WLS	BF	H	R	ER	SO	BB	IBB	HBP	BLK	WP	HR	S	P	ERA	WHIP
Paul Quantrill, R ERA: 3.65	(1, 1)	6.1	W	26	6	3	3	5	1	0	0	0	0	1	62	91	4.26	1.105
Norm Charlton, L ERA: 7.71	(7, 1)	1.2		5	0	0	0	0	0	0	1	0	0	0	9	16	0.00	0.000
Heathcliff Slocumb, R ERA: 1.03	(9, 1)	1.0	S	3	1	0	0	0	0	0	0	0	0	0	5	6	0.00	1.000

PITCHER	IP	WLS	BF	H	R	ER	SO	BB	IBB	HBP	BLK	WP	HR	S	P	ERA	WHIP

BOTTOM

Philadelphia Phillies @ New York Mets

Shea Stadium, Flushing, NY

Mon Jun 19 1995, 7:05 PM EDT

Att. 14,250 - Unknown - 91 F

livebaseballscorecards.com

AB	31
R	3
H	7
RBI	3
BB	1
SO	5
LOB	12

Philadelphia Phillies @ New York Mets

Shea Stadium, Flushing, NY

Tue Jun 20 1995, 7:05 PM EDT

Att. 15,308 - Unknown - 93 F

TOP

livebaseballscorecards.com

Batter	1	2	3	4	5	6	7	8	9	AB	R	H	RBI	BB	SO	LOB
Mickey Morandini, L (1, 4) OBP: 0.348, SLG: 0.408	C C B X 1-2 P1 ①		H 1-0 2B 1B HBP	F B X 1-1 F7 ②		C B F C 1-3 K ③		B F B B X 3-1 F7 ②		4	1	0	0	0	1	2
Mariano Duncan, R (1, 3) OBP: 0.262, SLG: 0.352	C F B X 1-2 G4-3 ②		B F X 1-1 1B E 2B 1-3 2-H	X 0-0 FC6-4 ③ 1-2f			B S F B F X 2-2 P3 ①	X 0-0 FC5-4 ③ 1-2f		5	1	1	1	0	0	2
Andy Van Slyke, L (1, 8) OBP: 0.260, SLG: 0.362 Dave Gallagher, R (7, 8) OBP: 0.379, SLG: 0.430	C B B X 2-1 G4-3 ③		S F B B B B 4-2 E BB		L B B B B 4-1 G4-3 S 2B BB		B B X 2-0 G3-1 ②		X 0-0 G4-6-3 1B	2 1	1 0	0 1	0 0	2 0	0 0	0 0
Darren Daulton, L (1, 2) OBP: 0.353, SLG: 0.429		B C C X 1-2 G5-3 1B 1B	B F X 1-1 E9 1B 1-2 2-H 3-H		C B B F F 1 SAFE B F F 3-3 S K ① 1-2		B X 1-0 G6-3 ③		F X 0-1 F8 ①	5	1	2	1	0	1	2
Jim Eisenreich, L (1, 9) OBP: 0.409, SLG: 0.515		B B X 2-0 G5-3 ① 1-2	B F F F B X 2-2 F9 ①		F F X 0-2 G4-3 ② 2-3			C S B B B X 3-2 E1 1B 1B	C B B B X 3-1 G4-6-3 ②③ 1-2f	5	1	1	0	0	0	5
Charlie Hayes, R (1, 5) OBP: 0.393, SLG: 0.457		X 0-0 F9 ②	S B F S 1-3 K ②		X 0-0 2B ② 3-H			C F B F X 1-2 1B 1B 1B 2-H		4	1	2	2	0	1	3
Tom Marsh, R (1, 7) OBP: 0.313, SLG: 0.313		B X 1-0 1B ② 2-H	F F S 0-3 K ③		B S X 1-1 G3 ③			C B X 1-1 1B 1B 1-3		4	1	2	1	0	1	3
Kevin Stocker, S (1, 6) OBP: 0.321, SLG: 0.230		1 SAFE X 0-0 G4-3 ③		F B B F F X 2-2 G3-1 ①		X 0-0 G4-3 ①		C B X 1-1 FC5-4 1B 2-H 3-H		4	0	1	2	0	0	1
Tyler Green, R (1, 1) OBP: 0.160, SLG: 0.280			C X 0-1 2B 2B	C C F F B F X 1-2 FC6-4 1B		B B C S S 2-3 K ②		C X 0-1 F7 ①		4	1	2	0	0	1	1

	AB	R	H	RBI	BB	SO	LOB
	38	8	12	7	2	5	19

Inning Stats																																		
	R: 0	E: 0	K: 0	S: 8	H: 0	LOB: 0	BB: 0	P: 12	R: 1	E: 0	K: 0	S: 7	H: 2	LOB: 1	BB: 0	P: 11	R: 3	E: 1	K: 2	S: 17	H: 3	LOB: 2	BB: 1	P: 27	R: 0	E: 0	K: 0	S: 13	H: 1	LOB: 1	BB: 0	P: 17	R: 1	E: 0	K: 1	S: 13	H: 1	LOB: 1	BB: 1	P: 21
	R: 0	E: 0	K: 2	S: 7	H: 0	LOB: 0	BB: 0	P: 10	R: 0	E: 0	K: 0	S: 6	H: 0	LOB: 0	BB: 0	P: 11	R: 3	E: 1	K: 0	S: 16	H: 4	LOB: 1	BB: 0	P: 25	R: 0	E: 0	K: 0	S: 5	H: 1	LOB: 0	BB: 0	P: 8	1B: 9	2B: 3	3B: 0	HR: 0	SF: 0	SAC: 0	DP: 1	HBP: 1	WP: 0	PB: 0	SB: 1	CS: 0	PA: 41

PITCHER		IP	WLS	BF	H	R	ER	SO	BB	IBB	HBP	BLK	WP	HR	S	P	ERA	WHIP
Pete Harnisch, R ERA: 4.09	(1, 1)	5.0	L	25	7	5	4	3	2	0	1	0	0	0	58	88	7.20	1.800
Jerry Dipoto, R ERA: 6.84	(6, 1)	2.0		10	4	3	3	2	0	0	0	0	0	0	24	38	13.50	2.000
Doug Henry, R ERA: 5.59	(8, 1)	1.0		3	0	0	0	0	0	0	0	0	0	0	5	8	0.00	0.000
Pete Walker, R ERA: 6.14	(9, 1)	1.0		3	1	0	0	0	0	0	0	0	0	0	5	8	0.00	1.000

PITCHER	IP	WLS	BF	H	R	ER	SO	BB	IBB	HBP	BLK	WP	HR	S	P	ERA	WHIP

BOTTOM

Batter	1	2	3	4	5	6	7	8	9	AB	R	H	RBI	BB	SO	LOB
Brett Butler, L (1, 8) OBP: 0.345, SLG: 0.325	C B B B C B 4-2 L3 BB		F B B X 2-1 E 1B 1B		X 0-0 B3-1 ② 1-2			B X 1-0 G4-3 ① 2-3		3	0	1	0	1	0	2
Pete Walker, R (9, 1)										0	0	0	0	0	0	0
Jose Vizcaino, S (1, 6) OBP: 0.314, SLG: 0.315	B 1 SAFE X 1-0 L3 ①② 1-1		1 SAFE P 1 SAFE F X 1-1 E 1B 1-2		F S B F X 1-2 G5-3 ③			X 0-0 SF7 ② 3-H		3	0	1	1	0	0	2
Rico Brogna, L (1, 3) OBP: 0.322, SLG: 0.450	X 0-0 L4 ③		C X 0-1 E4 G3-6-1 1-2 2-3			B X 1-0 G4-3 ①		B F C B S 2-3 K ③		4	0	0	0	0	1	2
Bobby Bonilla, S (1, 7) OBP: 0.374, SLG: 0.541		B B X 2-0 1B SF9 1B	B F B X 2-1 G3-6-1 ②③ 1-2f			C C C 0-3 K ②			B X 1-0 G4-3 ①	4	1	1	0	0	1	3
Todd Hundley, S (1, 2) OBP: 0.369, SLG: 0.423		B C B 1 SAFE 1 SAFE X 2-1 G4-3 1-3 1B	B B X 2-0 F8 ①			X 0-0 E7 ③			C F B B F X 2-2 F9 ②	4	0	1	0	0	0	0
Jeff Kent, R (1, 4) OBP: 0.325, SLG: 0.428	B S B X 2-1 SF9 ① 3-H		X 0-0 F8 ②				X 0-0 G6-3 ①		S S B B F X 2-2 1B	3	0	1	1	0	0	0
Edgardo Alfonzo, R (1, 5) OBP: 0.267, SLG: 0.379	B F B X 2-1 G4-3 ② 1-2		C B B B X 3-1 F8 ③				B X 1-0 G5-4-3 1B		C X 0-1 G4-3 ③	4	0	1	0	0	0	2
Ryan Thompson, R (1, 9) OBP: 0.373, SLG: 0.567 (9, 8)	B B X 2-0 F7 ③				S X 0-1 F7 ①		S X 0-1 G5-4-3 ②③ 1-2f			3	0	0	0	0	0	2
Pete Harnisch, S (1, 1) OBP: 0.158, SLG: 0.158 Bill Spiers, L (5, PH) OBP: 0.292, SLG: 0.263 Jerry Dipoto, R (6, 1) Doug Henry, R (8, 1) Joe Orsulak, L (8, PH) OBP: 0.358, SLG: 0.406 (9, 9)			C B B F F F X 1-2 G3 ①		B B C F F B X 3-2 B3-1 1B			B B C F X 2-2 G4-3 SF7 2B		1 1 0 0 1	0 0 0 0 1	0 1 0 0 1	0 0 0 0 1	0 0 0 0 0	0 0 0 0 0	0 0 0 0 0
Inning Stats	R: 0 H: 0 E: 0 LOB: 0 K: 0 BB: 1 S: 4 P: 9	R: 1 H: 2 E: 0 LOB: 1 K: 0 BB: 0 S: 8 P: 18	R: 0 H: 2 E: 1 LOB: 2 K: 0 BB: 0 S: 15 P: 20	R: 0 H: 0 E: 0 LOB: 0 K: 0 BB: 0 S: 4 P: 9	R: 0 H: 1 E: 0 LOB: 1 K: 0 BB: 0 S: 10 P: 14	R: 0 H: 0 E: 1 LOB: 1 K: 1 BB: 0 S: 5 P: 6	R: 0 H: 1 E: 0 LOB: 0 K: 0 BB: 0 S: 4 P: 5	R: 1 H: 1 E: 0 LOB: 0 K: 1 BB: 0 S: 8 P: 13	R: 0 H: 1 E: 0 LOB: 1 K: 0 BB: 0 S: 11 P: 16	1B: 7 2B: 2 3B: 0 HR: 0	SF: 2 SAC: 0 DP: 3 HBP: 0	WP: 0 PB: 0 SB: 0 CS: 0	PA: 34				

PITCHER		IP	WLS	BF	H	R	ER	SO	BB	IBB	HBP	BLK	WP	HR	S	P	ERA	WHIP
Tyler Green, R ERA: 2.88	(1, 1)	9.0	W	34	8	2	2	2	1	0	0	0	0	0	69	110	2.00	1.000

PITCHER	IP	WLS	BF	H	R	ER	SO	BB	IBB	HBP	BLK	WP	HR	S	P	ERA	WHIP

Philadelphia Phillies @ New York Mets

Shea Stadium, Flushing, NY

Tue Jun 20 1995, 7:05 PM EDT

Att. 15,308 - Unknown - 93 F

livebaseballscorecards.com

AB	31
R	2
H	8
RBI	2
BB	1
SO	2
LOB	13

Batter	1	2	3	4	5	6	7	8	9	AB	R	H	RBI	BB	SO	LOB
Mickey Morandini, L (1, 4) OBP: 0.344, SLG: 0.414	B S X 1-1 ① G4-3	C B B X 2-1 2-H 3-H 3B			F F F X 0-2 ① G5-3		S F X 0-2 ② P6		F S C 0-3 ① K	5	0	1	2	0	1	2
Mariano Duncan, R (1, 3) OBP: 0.268, SLG: 0.364	B S B F F B F X 3-2 2B	X 0-0 ③ G5-3			B B S F F F F S 2-3 ② K		B X 1-0 ③ 1-3 2-H 1B		C F B B S 2-3 ② K	5	0	2	1	0	2	1
Jim Eisenreich, L (1, 9) OBP: 0.416, SLG: 0.507	B B B B 4-0 G4-3 BB		C F F B B B 4-2 BB		B F F B X 2-2 ③ L7			B B B B 4-0 G5-3 HR BB	B X 1-0 ③ G4-3	2	1	0	0	3	0	0
Darren Daulton, L (1, 2) OBP: 0.351, SLG: 0.421	S X 0-1 ② ③ G4-3 1-2f		X 0-0 ① F7			B F S H 2-2 G4-6-3 HBP		C S 1 SAFE B 1 SAFE 1 SAFE B S 2-3 ① K		3	0	0	0	0	1	4
Charlie Hayes, R (1, 5) OBP: 0.386, SLG: 0.447		B F B F S 2-3 ① K	S B B X 2-1 ② F8			B C F B B X 3-2 ① ② G4-6-3 1-2f		F C X 0-2 ② G5-3 1-2		4	0	0	0	0	1	3
Tom Marsh, R (1, 7) OBP: 0.350, SLG: 0.650		B B B C X 3-1 HR	F C C 0-3 ③ K			X 0-0 ③ F8		X 0-0 2-H HR		4	2	2	3	0	1	1
Dave Gallagher, R (1, 8) OBP: 0.396, SLG: 0.446		B X 1-0 SH1-4 E 3B 1B	C B F F C 1-3 ① K				F B X 1-1 1B 1B	B F B X 2-1 2B 1B		4	2	3	0	0	1	0
Kevin Stocker, S (1, 6) OBP: 0.325, SLG: 0.245		1 SAFE B B 1 SAFE C B T X 3-2 E1 SH1-4 1-2 3B	F B X 1-1 ② G3				S F B 1 SAFE F F B F X 2-2 1B 1-2 1B	S B X 1-1 1-3 2B		4	1	2	0	0	0	1
David West, L (1, 1) Ricky Bottalico, L (7, 1)		L C X 0-2 ② SH1-4 1-2 2-3	B C B S C 2-3 ③ K				M B M L 1-3 ① K	B S S S 1-3 ③ K2-3		2 1	0 0	0 0	0 0	0 0	2 1	2 2
Inning Stats	R: 0 H: 1 E: 0 LOB: 1 K: 0 BB: 1 S: 9 P: 17	R: 3 H: 3 E: 1 LOB: 1 K: 1 BB: 0 S: 15 P: 26	R: 0 H: 0 E: 0 LOB: 1 K: 1 BB: 1 S: 9 P: 15	R: 0 H: 0 E: 0 LOB: 0 K: 2 BB: 0 S: 9 P: 13	R: 0 H: 0 E: 0 LOB: 0 K: 1 BB: 0 S: 13 P: 17	R: 0 H: 0 E: 0 LOB: 0 K: 0 BB: 0 S: 6 P: 11	R: 1 H: 3 E: 0 LOB: 2 K: 1 BB: 0 S: 15 P: 20	R: 2 H: 3 E: 0 LOB: 2 K: 2 BB: 1 S: 14 P: 24	R: 0 H: 0 E: 0 LOB: 0 K: 2 BB: 0 S: 7 P: 10	1B: 5 SF: 0 2B: 2 SAC: 1 3B: 1 DP: 2 HR: 2 HBP: 1						

PITCHER		IP	WLS	BF	H	R	ER	SO	BB	IBB	HBP	BLK	WP	HR	S	P	ERA	WHIP
Bobby Jones, R ERA: 2.51	(1, 1)	7.0	L	29	7	4	2	6	2	0	1	0	0	1	76	119	2.57	1.286
Eric Gunderson, L ERA: 5.02	(8, 1)	0.1		2	0	1	1	1	1	0	0	0	0	0	3	9	27.00	3.000
Blas Minor, R ERA: 4.57	(8, 1)	0.2		5	3	1	1	1	0	0	0	0	0	1	11	15	13.50	4.500
Doug Henry, R ERA: 5.31	(9, 1)	1.0		3	0	0	0	2	0	0	0	0	0	0	7	10	0.00	0.000

PITCHER	IP	WLS	BF	H	R	ER	SO	BB	IBB	HBP	BLK	WP	HR	S	P	ERA	WHIP

TOP

Philadelphia Phillies @ New York Mets

Shea Stadium, Flushing, NY

Wed Jun 21 1995, 7:05 PM EDT
Att. 14,446 - Unknown - 72 F

livebaseballscorecards.com

AB	34
R	6
H	10
RBI	6
BB	3
SO	10
LOB	16

BOTTOM

Philadelphia Phillies @ New York Mets

Shea Stadium, Flushing, NY

Wed Jun 21 1995, 7:05 PM EDT

Att. 14,446 - Unknown - 72 F

Batter	1	2	3	4	5	6	7	8	9	AB	R	H	RBI	BB	SO	LOB
Ryan Thompson, R (1, 8) OBP: 0.375, SLG: 0.569	K	F8			1B		1B		G1-4-3	5	1	2	0	0	1	2
Edgardo Alfonzo, R (1, 5) OBP: 0.273, SLG: 0.382	F9		F9		1-2 1B		2-H 1B			4	0	2	1	0	0	0
Chris Jones, R (1, 9) OBP: 0.417, SLG: 0.566	BB		L8		L8		L8			2	0	0	0	1	0	2
Joe Orsulak, L (7, PH) (8, 9) OBP: 0.355, SLG: 0.402										1	0	0	0	0	0	1
Bobby Bonilla, S (1, 7) OBP: 0.367, SLG: 0.530	G4-3		P3			F9	G5-3			4	0	0	0	0	0	2
Jeff Kent, R (1, 4) OBP: 0.324, SLG: 0.424		P6		CS 1B		K		G3-1		4	0	1	0	0	1	0
Kelly Stinnett, R (1, 2) OBP: 0.375, SLG: 0.426		1B 1B BB		K		FC5 E BB		P6		1	1	0	0	2	1	1
Bill Spiers, L (8, PH) OBP: 0.280, SLG: 0.250										1	0	0	0	0	0	0
Doug Henry, R (9, 1)										0	0	0	0	0	0	0
Tim Bogar, R (1, 3) OBP: 0.270, SLG: 0.206		1B 1-2 1B		F9 1-2		E7 1-2		K		3	0	1	0	0	0	2
Rico Brogna, L (8, PH) OBP: 0.321, SLG: 0.447										1	0	0	0	0	1	0
(9, 3)																
Jose Vizcaino, S (1, 6) OBP: 0.313, SLG: 0.313		F8 1-3 2-H 1B			G4-3	FC5 2-3f			K	4	0	1	1	0	1	2
Bobby Jones, R (1, 1) OBP: 0.182, SLG: 0.182		F8 1-2			G5-3		K		K	2	0	0	0	0	0	2
Jeff Barry, S (7, PH)										1	0	0	0	0	1	0
Eric Gunderson, R (8, 1)										0	0	0	0	0	0	0
Blas Minor, R (8, 1)										0	0	0	0	0	0	0
Todd Hundley, S (9, 2) OBP: 0.367, SLG: 0.419										1	0	0	0	0	1	0
Inning Stats	R: 0 E: 0 K: 1 S: 7 H: 0 LOB: 1 BB: 1 P: 12	R: 1 E: 0 K: 0 S: 14 H: 2 LOB: 2 BB: 1 P: 23	R: 0 E: 0 K: 0 S: 3 H: 0 LOB: 0 BB: 0 P: 3	R: 0 E: 0 K: 1 S: 10 H: 1 LOB: 0 BB: 0 P: 12	R: 0 E: 0 K: 0 S: 11 H: 2 LOB: 2 BB: 0 P: 18	R: 0 E: 1 K: 1 S: 6 H: 0 LOB: 2 BB: 1 P: 12	R: 1 E: 0 K: 1 S: 13 H: 2 LOB: 1 BB: 0 P: 19	R: 0 E: 0 K: 1 S: 8 H: 0 LOB: 0 BB: 0 P: 14	R: 0 E: 0 K: 2 S: 10 H: 0 LOB: 0 BB: 0 P: 12	1B: 6 2B: 1 3B: 0 HR: 0	SF: 0 SAC: 0 DP: 0 HBP: 0						

livebaseballscorecards.com

AB	34
R	2
H	7
RBI	2
BB	3
SO	7
LOB	14

WP: 0 PB: 0 SB: 0 CS: 1 PA: 37

PITCHER		IP	WLS	BF	H	R	ER	SO	BB	IBB	HBP	BLK	WP	HR	S	P	ERA	WHIP
David West, L ERA: 3.38	(1, 1)	6.1	W	29	7	2	2	4	3	0	0	0	0	0	59	92	2.84	1.579
Ricky Bottalico, R ERA: 1.27	(7, 1)	2.2	S	8	0	0	0	3	0	0	0	0	0	0	23	33	0.00	0.000

PITCHER	IP	WLS	BF	H	R	ER	SO	BB	IBB	HBP	BLK	WP	HR	S	P	ERA	WHIP

Batter	1	2	3	4	5	6	7	8	9	AB	R	H	RBI	BB	SO	LOB
Dave Gallagher, R (1, 8) OBP: 0.402, SLG: 0.437	C F C 0-3 ① K	B B B B 4-0 3-H BB		C B X 1-1 ② G5-3		B B B B 4-0 1-2 1B BB	C X 0-1 ③ G5-3		B C B S X 2-2 1-2 1B 1B	4	0	1	0	2	1	3
Mariano Duncan, R (1, 4) OBP: 0.288, SLG: 0.397	B X 1-0 E 1B 1B	C B S X 1-2 ③ F9		X 0-0 2-H 1B 3B		F X 0-1 ② F9 2-3		X 0-0 3B 1B	S B S X 1-2 1-2 2-3 1B	6	3	4	1	0	0	3
Tom Marsh, R (1, 7) OBP: 0.385, SLG: 0.692	B X 1-0 E4 1B 1-2	F S B S 1-3 ① K	F F X 0-2 3-H CS 1B			C S B B B F X 2-2 1-2 3-H 1B		X 0-0 1-H G4-3 3B	C S X 0-2 ③ G4-3	6	1	3	3	0	1	4
Charlie Hayes, R (1, 5) OBP: 0.391, SLG: 0.451	B B X 2-0 1-3 2-H 1B	B C X 1-1 2B 1B	1 SAFE B 1-0 ③ CS 1-2	C F X 0-2 G5-3 1B 1B		S B C B S 2-3 ③ K		X 0-0 ① G4		5	0	3	1	0	1	3
Gene Schall, R (1, 3) OBP: 0.600, SLG: 0.625	C C B 1 SAFE X 1-2 ② F8	B F F X 1-2 1-3 2B			S F B X 1-2 G5-3 1-2 1B		B B X 2-0 ① F9	B B X 2-0 ② G4-3 3-H		5	0	2	1	0	0	2
Lenny Webster, R (1, 2) OBP: 0.256, SLG: 0.222	C B F B X 2-2 ③ F7	B F F X 1-1 ② P4			C C X 0-2 ① ② G5-3 1-2 2-3f		F B B B B 4-1 1B 1B BB	F F C 0-3 ③ K		4	1	0	0	1	1	6
Jim Eisenreich, L (1, 9) OBP: 0.421, SLG: 0.511	C B F B F B X 3-2 E7 G3-1 PB 1B	F B B F X 2-2 ③ P6			C B X 1-1 ③ F8		B X 1-0 SH2-3 1B 1-2 1B		C X 0-1 1B 1B 1B	5	1	3	0	0	0	3
Kevin Stocker, S (1, 6) OBP: 0.327, SLG: 0.250	C C B F F X 1-2 ① G5-3		F B X 1-1 ① F8			X 0-0 F9 BB 1B 1B	C X 0-1 SH2-3 1-2 2-H 1B		X 0-0 ① F7	5	1	2	1	0	0	2
Mike Mimbs, L (1, 1) OBP: 0.095, SLG: 0.143	X 0-0 ② G3-1 2-3		C B B X 2-1 3B 2B			M L L 0-3 ① K	X 0-0 ② SH2-3 1-2 2-3		F F S 0-3 ② K	4	1	1	0	0	2	3
Inning Stats	R: 1 E: 1 K: 1 S: 12 H: 2 LOB: 2 BB: 0 P: 19	R: 1 E: 1 K: 0 S: 13 H: 1 LOB: 1 BB: 1 P: 22	R: 0 E: 0 K: 1 S: 13 H: 2 LOB: 2 BB: 0 P: 19	R: 2 E: 0 K: 0 S: 10 H: 3 LOB: 0 BB: 0 P: 15	R: 0 E: 0 K: 0 S: 11 H: 2 LOB: 1 BB: 0 P: 13	R: 1 E: 0 K: 2 S: 13 H: 2 LOB: 2 BB: 1 P: 21	R: 1 E: 0 K: 0 S: 8 H: 2 LOB: 2 BB: 1 P: 15	R: 2 E: 0 K: 1 S: 7 H: 2 LOB: 0 BB: 0 P: 9	R: 0 E: 0 K: 1 S: 15 H: 3 LOB: 3 BB: 0 P: 18	1B: 15 2B: 2 3B: 2 HR: 0 SF: 0 SAC: 1 DP: 1 HBP: 0						

TOP

Philadelphia Phillies @ New York Mets

Shea Stadium, Flushing, NY

Thu Jun 22 1995, 7:05 PM EDT

Att. 15,216 - Unknown - 75 F

livebaseballscorecards.com

AB	44
R	8
H	19
RBI	7
BB	3
SO	6
LOB	29

WP: 0 PB: 1 SB: 0 CS: 1 PA: 49

PITCHER		IP	WLS	BF	H	R	ER	SO	BB	IBB	HBP	BLK	WP	HR	S	P	ERA	WHIP
Bill Pulsipher, L ERA: 7.24	(1, 1)	6.2	L	36	14	6	4	4	3	0	0	0	0	0	78	122	5.40	2.550
Jerry Dipoto, R ERA: 7.16	(7, 1)	1.1		6	2	2	2	1	0	0	0	0	0	0	9	11	13.50	1.500
Pete Walker, R ERA: 5.4	(9, 1)	1.0		6	3	0	0	1	0	0	0	0	0	0	15	18	0.00	3.000

PITCHER	IP	WLS	BF	H	R	ER	SO	BB	IBB	HBP	BLK	WP	HR	S	P	ERA	WHIP

BOTTOM

Philadelphia Phillies @ New York Mets

Shea Stadium, Flushing, NY

Thu Jun 22 1995, 7:05 PM EDT

Att. 15,216 - Unknown - 75 F

Batter	1	2	3	4	5	6	7	8	9	AB	R	H	RBI	BB	SO	LOB
Ryan Thompson, R (1, 8) OBP: 0.393, SLG: 0.579	X 0-0 L5-3 1B		S X 0-1 G6-3-5 1B		S B S X 1-2 1B			F B X 1-1 ② F9		4	0	3	0	0	0	0
Edgardo Alfonzo, R (1, 5) OBP: 0.266, SLG: 0.372	B 1 SAFE X 1-0 ①② L5-3 1-2		B B 1 SAFE S L X 2-2 ① F9		B C 1 SAFE X 1-1 ③ F8			F X 0-1 ③ G6-3		4	0	0	0	0	0	3
Chris Jones, R (1, 9) OBP: 0.391, SLG: 0.526	B S S S 1-3 ③ K		B X 1-0 ②③ G6-3-5 1-2f			C B B B X 3-1 ① G5-3			C F B B B X 3-2 ① G4-3	4	0	0	0	0	1	1
Bobby Bonilla, S (1, 7) OBP: 0.369, SLG: 0.530		B B X 2-0 ① G4-3		B F B X 2-1 G4-3 1B		B X 1-0 ② G4-3			F B S B F X 2-2 2B 1B	4	0	2	0	0	0	0
Jeff Kent, R (1, 4) OBP: 0.324, SLG: 0.439 Bill Spiers, L (8, 4) OBP: 0.308, SLG: 0.333		B B B C X 3-1 HR		B X 1-0 ① F9		X 0-0 ③ G6-3			B X 1-0 1-3 2B	3 1	1 0	1 1	1 0	0 0	0 0	1 0
Kelly Stinnett, R (1, 2) OBP: 0.383, SLG: 0.431		B B X 2-0 G5-3 1B 1B		C B C B X 2-2 ② G4-3 1-2			B X 1-0 FC5-4 1B		S B S S 1-3 ② K	4	1	2	0	0	1	3
Tim Bogar, R (1, 3) OBP: 0.244, SLG: 0.184		B X 1-0 ② G5-3 1-2		B S B B X 3-1 G5-3			C S X 0-2 ① FC5-4 G6-4-3 1-2f		X 0-0 ③ G6-3	4	0	0	0	0	0	5
Jose Vizcaino, S (1, 6) OBP: 0.313, SLG: 0.314		B C B C X 2-2 2-H 1B			B B C B C X 3-2 ① P3		X 0-0 ②③ G6-4-3 1-2f			3	0	1	1	0	0	1
Bill Pulsipher, L (1, 1) Jerry Dipoto, R (7, 1) Jeff Barry, S (8, PH) Pete Walker, R (9, 1)		X 0-0 ③ G6-3			C B X 1-1 ② P5			C F F C 0-3 ① K		2 0 1 0	0 0 0 0	0 0 0 0	0 0 0 0	0 0 1 0	0 0 0 0	1 0 0 0
Inning Stats	R: 0 E: 0 K: 1 S: 5 H: 1 LOB: 0 BB: 0 P: 7	R: 2 E: 0 K: 0 S: 9 H: 3 LOB: 1 BB: 0 P: 19	R: 0 E: 0 K: 0 S: 6 H: 1 LOB: 0 BB: 0 P: 9	R: 0 E: 0 K: 0 S: 8 H: 1 LOB: 1 BB: 0 P: 16	R: 0 E: 0 K: 0 S: 10 H: 1 LOB: 1 BB: 0 P: 16	R: 0 E: 0 K: 0 S: 4 H: 0 LOB: 0 BB: 0 P: 8	R: 0 E: 0 K: 0 S: 5 H: 1 LOB: 0 BB: 0 P: 6	R: 0 E: 0 K: 1 S: 9 H: 0 LOB: 0 BB: 0 P: 10	R: 0 E: 0 K: 1 S: 12 H: 2 LOB: 2 BB: 0 P: 19	1B: 8 2B: 3 3B: 0 HR: 1	SF: 0 SAC: 0 DP: 3 HBP: 0					

livebaseballscorecards.com

AB	34
R	2
H	10
RBI	2
BB	0
SO	3
LOB	15

WP: 0 PB: 0 SB: 0 CS: 0 PA: 34

PITCHER		IP	WLS	BF	H	R	ER	SO	BB	IBB	HBP	BLK	WP	HR	S	P	ERA	WHIP
Mike Mimbs, L ERA: 3.03	(1, 1)	9.0	W	34	10	2	2	3	0	0	0	0	0	1	68	110	2.00	1.111

PITCHER	IP	WLS	BF	H	R	ER	SO	BB	IBB	HBP	BLK	WP	HR	S	P	ERA	WHIP

Batter	1	2	3	4	5	6	7	8	9	AB	R	H	RBI	BB	SO	LOB
Ryan Thompson, R (1, 8) OBP: 0.393, SLG: 0.568	C B X 1-1 F9 ①		X 0-0 F8 ③		X 0-0 F8		F F B B B X 2-2 S 2B 1B		B B B C X 3-1 1-3 2B 1B	5	2	2	0	0	0	1
Edgardo Alfonzo, R (1, 5) OBP: 0.270, SLG: 0.386	B X 1-0 F8 ②			S B X 1-1 P3 ①		B B X 2-0 P6 ①	B B X 2-0 1-H 1B 2B		B F B X 2-1 2-H 3-H 2B	5	1	2	3	0	0	0
Rico Brogna, L (1, 3) OBP: 0.323, SLG: 0.463	F B C X 1-2 HR			C B C C 1-3 K ②		C B S S 1-3 K ②	X 0-0 2-H 1B		C C B S 1-3 K ①	5	1	2	2	0	3	1
Bobby Bonilla, S (1, 7) OBP: 0.367, SLG: 0.522 Joe Orsulak, L (7, 7) OBP: 0.351, SLG: 0.398	F X 0-1 F8 ③			B B B C B 4-1 BB		X 0-0 F8 ③	B C B F 1 SAFE F F B X 3-2 P4 ③		S X 0-1 F7 ②	3 1	0 0	0 0	0 0	1 0	0 0	1 1
Jeff Kent, R (1, 4) OBP: 0.318, SLG: 0.429 Jose Vizcaino, S (8, 4) OBP: 0.312, SLG: 0.312		F B B F X 2-2 G5-3 ①		B B 1 SAFE X 2-0 F9 ③			X 0-0 F8 ①	X 0-0 G5-3 ①	C B B B F X 3-2 G6-3 ③	4 1	0 0	0 0	0 0	0 0	0 0	1 1
Chris Jones, R (1, 9) OBP: 0.412, SLG: 0.541		B C C B B X 3-2 L9 ②			B B X 2-0 G5-3 1B 1B		B C X 1-1 BB HR 1B	B S B B X 3-1 FC4 1B		4	2	3	0	0	0	0
Todd Hundley, S (1, 2) OBP: 0.364, SLG: 0.409		C B S S 1-3 K ③			B B F F X 2-2 G5-3 ① 1-2		1 SAFE 1 SAFE B S 1 SAFE 1 B 1 B B 4-1 1-2 HR BB	F C X 0-2 F7 ②		3	1	0	0	1	1	2
Tim Bogar, R (1, 6) OBP: 0.267, SLG: 0.286			F B C F B B C 3-3 K ①		B B X 2-0 2-H 1B		B B X 2-0 1-H 2-H HR	B F X 1-1 1-2f FC4 ③		4	1	2	4	0	1	1
Bret Saberhagen, R (1, 1) OBP: 0.167, SLG: 0.174			B X 1-0 P3 ②		B B C F B X 3-2 F8 ②		F F F B X 1-2 F8 ②		S F X 0-2 1B 2B E1	4	1	0	0	0	0	1
Inning Stats	R: 1 E: 0 K: 0 S: 8 H: 1 LOB: 0 BB: 0 P: 11	R: 0 E: 0 K: 1 S: 9 H: 0 LOB: 0 BB: 0 P: 15	R: 0 E: 0 K: 1 S: 6 H: 0 LOB: 0 BB: 0 P: 10	R: 0 E: 0 K: 1 S: 7 H: 0 LOB: 1 BB: 1 P: 15	R: 1 E: 0 K: 0 S: 9 H: 2 LOB: 1 BB: 0 P: 18	R: 0 E: 0 K: 1 S: 5 H: 0 LOB: 0 BB: 0 P: 8	R: 5 E: 0 K: 0 S: 18 H: 5 LOB: 1 BB: 1 P: 33	R: 0 E: 0 K: 0 S: 8 H: 1 LOB: 1 BB: 0 P: 12	R: 2 E: 1 K: 1 S: 15 H: 2 LOB: 1 BB: 0 P: 24	1B: 7 2B: 2 3B: 0 HR: 2	SF: 0 SAC: 0 DP: 0 HBP: 0						

TOP

New York Mets @ Atlanta Braves

Atlanta-Fulton County Stadium, Atlanta, GA

Fri Jun 23 1995, 7:05 PM EDT

Att. 38,000 - Unknown - 85 F

livebaseballscorecards.com

AB	39
R	9
H	11
RBI	9
BB	2
SO	5
LOB	10

PITCHER		IP	WLS	BF	H	R	ER	SO	BB	IBB	HBP	BLK	WP	HR	S	P	ERA	WHIP
Kent Mercker, L ERA: 4.77	(1, 1)	6.1	L	26	5	5	5	4	2	0	0	0	0	2	49	89	7.11	1.105
Steve Bedrosian, R ERA: 4.91	(7, 1)	0.2		5	3	2	2	0	0	0	0	0	0	0	13	21	27.00	4.500
Brad Clontz, R ERA: 5.48	(8, 1)	1.0		4	1	0	0	0	0	0	0	0	0	0	8	12	0.00	1.000
Mike Stanton, L ERA: 5.4	(9, 1)	1.0		6	2	2	0	1	0	0	0	0	0	0	15	24	0.00	2.000

PITCHER	IP	WLS	BF	H	R	ER	SO	BB	IBB	HBP	BLK	WP	HR	S	P	ERA	WHIP

BOTTOM

New York Mets @ Atlanta Braves

Atlanta-Fulton County Stadium, Atlanta, GA

Fri Jun 23 1995, 7:05 PM EDT

Att. 38,000 - Unknown - 85 F

Batter	1	2	3	4	5	6	7	8	9	AB	R	H	RBI	BB	SO	LOB
Marquis Grissom, R (1, 8) OBP: 0.335, SLG: 0.436	B X 1-0 P3 ①		B B C X 2-1 FC5-4 ① 1-2f		S B X 1-1 FC5-4 1-2 1B			F B B B X 3-1 1B		4	0	2	0	0	0	1
Jeff Blauser, R (1, 6) OBP: 0.346, SLG: 0.402	B X 1-0 HR		1 SAFE B C C 1 SAFE B X 2-2 F9 ②		B X 1-0 FC5-4 ③ 1-2f			C B S B S 2-3 K ②		4	1	1	1	0	1	4
10 Chipper Jones, S (1, 5) OBP: 0.357, SLG: 0.476	B S B S C X 2-2 F8 ②		1 SAFE X 0-0 P7 ③			X 0-0 P6 ①		B S X 1-1 G4-3 ③		4	0	0	0	0	0	2
Fred McGriff, L (1, 3) OBP: 0.383, SLG: 0.487	B X 1-0 F7 ③			B C F B X 2-2 L7 ①		C S B B B X 3-2 G6-3 ②			X 0-0 G1-3 ①	4	0	0	0	0	0	0
David Justice, L (1, 9) OBP: 0.383, SLG: 0.462		F X 0-1 P5 ①		X 0-0 L9 ②		B B X 2-0 F8 ③			B B F F X 2-2 P2 ②	4	0	0	0	0	0	0
Ryan Klesko, L (1, 7) OBP: 0.400, SLG: 0.577		F F C 0-3 K ②		B F X 1-1 F7 ③			F X 0-1 F7 ①		B X 1-0 HR	4	1	1	1	0	1	0
Javy Lopez, R (1, 2) OBP: 0.335, SLG: 0.476		X 0-0 HR			X 0-0 1B 1B		X 0-0 L3 ②		X 0-0 G5-3 ③	4	1	2	1	0	0	0
Mark Lemke, S (1, 4) OBP: 0.326, SLG: 0.356		X 0-0 G6-3 ③			C C X 0-2 F8 ①		C X 0-1 G6-3 ③			3	0	0	0	0	0	1
Kent Mercker, L (1, 1) OBP: 0.136, SLG: 0.182			X 0-0 E6 FC5-4		L B L L 1-3 K ②			B S C X 1-2 G1-3 ①		2	0	0	0	0	1	1
Steve Bedrosian, R (7, 1)										0	0	0	0	0	0	0
Brad Clontz, R (8, 1)										0	0	0	0	0	0	0
Dwight Smith, L (8, PH) OBP: 0.339, SLG: 0.500										1	0	0	0	0	0	0
Mike Stanton, L (9, 1)										0	0	0	0	0	0	0
Inning Stats	R: 1 E: 0 K: 0 S: 7 H: 1 LOB: 0 BB: 0 P: 12	R: 1 E: 0 K: 1 S: 7 H: 1 LOB: 0 BB: 0 P: 7	R: 0 E: 1 K: 0 S: 7 H: 0 LOB: 1 BB: 0 P: 11	R: 0 E: 0 K: 0 S: 6 H: 0 LOB: 0 BB: 0 P: 9	R: 0 E: 0 K: 1 S: 10 H: 2 LOB: 2 BB: 0 P: 13	R: 0 E: 0 K: 0 S: 5 H: 0 LOB: 0 BB: 0 P: 10	R: 0 E: 0 K: 0 S: 5 H: 0 LOB: 0 BB: 0 P: 5	R: 0 E: 0 K: 1 S: 10 H: 1 LOB: 1 BB: 0 P: 17	R: 1 E: 0 K: 0 S: 6 H: 1 LOB: 0 BB: 0 P: 9	1B: 3 2B: 0 3B: 0 HR: 3	SF: 0 SAC: 0 DP: 0 HBP: 0						

livebaseballscorecards.com

AB	34
R	3
H	6
RBI	3
BB	0
SO	3
LOB	9

WP: 0 PB: 0 SB: 0 CS: 0 PA: 34

PITCHER		IP	WLS	BF	H	R	ER	SO	BB	IBB	HBP	BLK	WP	HR	S	P	ERA	WHIP
Bret Saberhagen, R ERA: 3.51	(1, 1)	9.0	W	34	6	3	3	3	0	0	0	0	0	3	63	93	3.00	0.667

PITCHER	IP	WLS	BF	H	R	ER	SO	BB	IBB	HBP	BLK	WP	HR	S	P	ERA	WHIP

New York Mets @ Atlanta Braves

Atlanta-Fulton County Stadium, Atlanta, GA

Sat Jun 24 1995, 7:05 PM EDT

Att. 46,121 - Unknown

TOP

livebaseballscorecards.com

Batter	1	2	3	4	5	6	7	8	9	AB	R	H	RBI	BB	SO	LOB
Brett Butler, L (1, 8) OBP: 0.339, SLG: 0.318	C B X 1-1 ① G4-3		B B X 2-0 ② E9 1-3		B C C F F B C 2-3 ③ K		C X 0-1 ② G1-3			4	0	0	0	0	1	1
Joe Orsulak, L (1, 7) OBP: 0.348, SLG: 0.393	X 0-0 ② G3		X 0-0 ② F9			B C X 1-1 ③ 1B 1B 1B	C S S 0-3 ③ K			4	1	1	0	0	1	2
Rico Brogna, L (1, 3) OBP: 0.326, SLG: 0.464	C F B B S 2-3 ③ K		C B X 1-1 ③ L7			X 0-0 ① 1B 1B FC5-4 1-3 1B		C B B F F X 2-2 2-6 1B		4	1	2	0	0	1	2
Bobby Bonilla, S (1, 5) OBP: 0.365, SLG: 0.517		X 0-0 ① G3-1		X 0-0 ① G3-1		B X 1-0 ① FC5-4 1-3 3-H 1B		B B X 2-0 ① P5		4	0	1	1	0	0	1
Ryan Thompson, R (1, 9) OBP: 0.376, SLG: 0.541 John Franco, L (8, 1)	C S B X 1-2 ② G6-3		C F S 1-3 ② K		S B S B B X 3-2 ① FC5-4 HR 1-2f 3-H			B B S S C 2-3 ② K		4 0	1 0	0 0	1 0	0 0	2 0	2 0
Jeff Kent, R (1, 4) OBP: 0.324, SLG: 0.435 Eric Gunderson, R (4, 1) Jeff Barry, S (6, PH) Blas Minor, R (6, 1) Chris Jones, R (8, PH) (8, 9) OBP: 0.406, SLG: 0.532	X 0-0 WP 1B		S S X 0-2 1B		B S F S 1-3 ② K			C B 1-1 ③ 2-6 1-2	B C B S C 2-3 ① K	2 0 1 0 1	0 0 0 0 0	2 0 0 0 0	0 0 0 0 0	0 0 0 0 0	0 0 1 0 1	0 0 1 0 0
Todd Hundley, S (1, 2) OBP: 0.361, SLG: 0.427	C B 1 SAFE 1 SAFE C 1 SAFE B 1 SAFE F 3-2 B X ③ G4-3 1-2		C B B B F S 3-3 ③ K			C B F 1 SAFE 1 SAFE 1 SAFE 1 SAFE F X 1-2 HR 1-H			F F X 0-2 ② G4-3	4	1	1	2	0	1	2
Jose Vizcaino, S (1, 6) OBP: 0.311, SLG: 0.311		B X 1-0 ① L6			B C C C 1-3 ① K	X 0-0 ③ F7			X 0-0 E6 1B 1B	4	0	1	0	0	1	0
Dave Mlicki, R (1, 1) OBP: 0.150, SLG: 0.056 Bill Spiers, L (4, 4) OBP: 0.286, SLG: 0.304 Edgardo Alfonzo, R (8, 4) OBP: 0.275, SLG: 0.390		F C X 0-2 E 1B			B C F X 1-2 ② G4-3	C C B B S 2-3 ① K			B F S X 1-2 ③ 2-H 1B	1 2 1	0 0 0	1 0 1	0 0 0	0 0 0	0 1 0	0 0 0
Inning Stats	R: 0 E: 0 K: 1 S: 6 H: 0 LOB: 0 BB: 0 P: 9	R: 0 E: 0 K: 0 S: 9 H: 1 LOB: 1 BB: 0 P: 13	R: 0 E: 1 K: 0 S: 8 H: 1 LOB: 2 BB: 0 P: 12	R: 0 E: 0 K: 2 S: 10 H: 1 LOB: 1 BB: 0 P: 14	R: 0 E: 0 K: 2 S: 11 H: 0 LOB: 0 BB: 0 P: 15	R: 4 E: 0 K: 1 S: 15 H: 4 LOB: 0 BB: 0 P: 22	R: 0 E: 0 K: 2 S: 8 H: 0 LOB: 0 BB: 0 P: 10	R: 0 E: 0 K: 1 S: 9 H: 1 LOB: 1 BB: 0 P: 16	R: 0 E: 1 K: 1 S: 10 H: 2 LOB: 2 BB: 0 P: 13	1B: 9 2B: 0 3B: 0 HR: 1	SF: 0 SAC: 0 DP: 0 HBP: 0						

	AB	36
	R	4
	H	10
	RBI	4
	BB	0
	SO	10
	LOB	11

WP: 1 PB: 0 SB: 0 CS: 0 PA: 36

PITCHER		IP	WLS	BF	H	R	ER	SO	BB	IBB	HBP	BLK	WP	HR	S	P	ERA	WHIP
29 John Smoltz, R ERA: 2.91	(1, 1)	5.2	W	25	7	4	4	6	0	0	0	0	1	1	58	84	6.35	1.235
Greg McMichael, R ERA: 2.86	(6, 1)	2.1		8	1	0	0	3	0	0	0	0	0	0	18	27	0.00	0.429
Mark Wohlers, R ERA: 3.68	(9, 1)	1.0	S	4	2	0	0	1	0	0	0	0	0	0	10	13	0.00	2.000

PITCHER		IP	WLS	BF	H	R	ER	SO	BB	IBB	HBP	BLK	WP	HR	S	P	ERA	WHIP

New York Mets @ Atlanta Braves

Atlanta-Fulton County Stadium, Atlanta, GA

Sat Jun 24 1995, 7:05 PM EDT

Att. 46,121 - Unknown

livebaseballscorecards.com

BOTTOM

Batter	1	2	3	4	5	6	7	8	9	AB	R	H	RBI	BB	SO	LOB
Marquis Grissom, R (1, 8) OBP: 0.333, SLG: 0.432	F C F X 0-2 G5-3 ①		B S B X 2-1 10 E 1B 1-2 1B	F B B S C 2-3 K ②			C X 0-1 G5-3 ①			4	1	1	0	0	1	1
Jeff Blauser, R (1, 6) OBP: 0.353, SLG: 0.403	F B X 1-1 F8 ②		2 SAFE X 0-0 G1-6-3 10 E 2B 1-2 2-3 1B	B B C B B B 4-1 BB			B B F B B B 4-1 BB			2	1	1	0	2	0	0
10 Chipper Jones, S (1, 5) OBP: 0.355, SLG: 0.476	B X 1-0 2B		B B B X 3-0 FC4 G1-6-3 1-2 2-H 3-H	C B F B C 2-3 K ③			B C 1 SAFE 1 SAFE S X 1-2 L7 ②			4	0	1	1	0	1	4
Fred McGriff, L (1, 3) OBP: 0.377, SLG: 0.477	B X 1-0 P5 ③		B C F B F X 2-2 G1-6-3 ① ② 1-2f 2-3		C B F B F S 2-3 K ①		B C B S S 2-3 K ③			4	0	0	0	0	2	4
David Justice, L (1, 9) OBP: 0.386, SLG: 0.467		B F B B B S F X 3-2 G3-1 ①	C B B B S F X 2-2 HR 3-H 2B		C F C 0-3 K ②			C C B F B B B 4-2 E 1B BB		3	1	1	1	1	1	0
Ryan Klesko, L (1, 7) OBP: 0.404, SLG: 0.604 Mark Wohlers, R (9, 1)		B C C X 1-2 1B 1B	X 0-0 2-H HR		C F F X 0-2 F7 ③			C 1 SAFE C C 0-3 K ①		4 0	1 0	2 0	2 0	0 0	1 0	1 0
Javy Lopez, R (1, 2) OBP: 0.340, SLG: 0.477		X 0-0 G3-6-1 1-2 1B	S F F B B F S 2-3 K ③			B F B S S 2-3 K2-3 ①		B X 1-0 E3 ② 1-3 1B		4	0	2	0	0	2	0
Mark Lemke, S (1, 4) OBP: 0.326, SLG: 0.355 Rafael Belliard, R (7, 4) OBP: 0.269, SLG: 0.269		B B X 2-0 G3-6-1 ② ③ 1-2f		X 0-0 29 SH3-4 1B		C B X 1-1 G4-3 ②		B X 1-0 G5-3 ③		3 1	0 0	1 0	0 0	0 0	0 0	2 1
29 John Smoltz, R (1, 1) OBP: 0.192, SLG: 0.045 Greg McMichael, R (6, 1) Mike Kelly, R (9, 7) OBP: 0.279, SLG: 0.365			C B C B B B 4-2 1B 10 E 1B BB	X 0-0 SH3-4 ① 1-2		B C C S 1-3 K ③				0 1 0	1 0 0	0 0 0	0 0 0	1 0 0	0 1 0	0 0 0
Inning Stats	R: 0 E: 0 K: 0 S: 8 H: 1 LOB: 1 BB: 0 P: 11	R: 0 E: 0 K: 0 S: 9 H: 2 LOB: 1 BB: 0 P: 15	R: 5 E: 1 K: 1 S: 20 H: 4 LOB: 0 BB: 1 P: 35	R: 0 E: 0 K: 2 S: 9 H: 1 LOB: 2 BB: 1 P: 17	R: 0 E: 0 K: 2 S: 11 H: 0 LOB: 0 BB: 0 P: 13	R: 0 E: 0 K: 2 S: 8 H: 0 LOB: 0 BB: 0 P: 12	R: 0 E: 0 K: 1 S: 9 H: 0 LOB: 1 BB: 1 P: 16	R: 0 E: 1 K: 1 S: 8 H: 1 LOB: 1 BB: 1 P: 14		1B: 6 2B: 2 3B: 0 HR: 1	SF: 0 SAC: 1 DP: 2 HBP: 0					

	AB	30
	R	5
	H	9
	RBI	4
	BB	4
	SO	9
	LOB	13

WP: 0 PB: 0 SB: 0 CS: 0 PA: 35

PITCHER		IP	WLS	BF	H	R	ER	SO	BB	IBB	HBP	BLK	WP	HR	S	P	ERA	WHIP
Dave Mlicki, R ERA: 3.66	(1, 1)	3.2	L	20	8	5	1	2	2	0	0	0	0	1	43	73	2.46	2.727
Eric Gunderson, L ERA: 4.6	(4, 1)	1.1		4	0	0	0	3	0	0	0	0	0	0	14	18	0.00	0.000
Blas Minor, R ERA: 4.18	(6, 1)	2.0		7	0	0	0	3	1	0	0	0	0	0	17	28	0.00	0.500
John Franco, L ERA: 3.26	(8, 1)	1.0		4	1	0	0	1	1	0	0	0	0	0	8	14	0.00	2.000

PITCHER	IP	WLS	BF	H	R	ER	SO	BB	IBB	HBP	BLK	WP	HR	S	P	ERA	WHIP

Batter	1	2	3	4	5	6	7	8	9	AB	R	H	RBI	BB	SO	LOB
Brett Butler, L (1, 8) OBP: 0.332, SLG: 0.310	X 0-0 ① G6-3	C C X 0-2 ③ F7			X 0-0 ① G1-3		B B S F S 2-3 ① K		B C F S 1-3 ① K	5	0	0	0	0	2	0
Joe Orsulak, L (1, 7) OBP: 0.350, SLG: 0.393	C X 0-1 1B		B B C F F B S 3-3 ① K		X 0-0 G4-3 1B		F S X 0-2 ② F9		C B X 1-1 ② F8	5	1	2	0	0	1	0
Rico Brogna, L (1, 3) OBP: 0.338, SLG: 0.470	1 SAFE C B X 1-1 1-3 1B		F S X 0-2 G1-6-3 1B		1 SAFE X 0-0 ② G4-3 1-2		C B B S B X 3-2 2B 1B		B C C B B B 4-2 BB	4	1	3	0	1	0	1
Bobby Bonilla, S (1, 5) OBP: 0.362, SLG: 0.514	X 0-0 ② P5		X 0-0 ② ③ G1-6-3 1-2f		C F B S 1-3 ③ K		B C 1 SAFE F F F F B F 2-2 X 1-3 2B		B B F X 2-1 ③ F8	5	0	1	0	0	1	5
Ryan Thompson, R (1, 9) OBP: 0.371, SLG: 0.528	C X 0-1 1B 1-2 3-H 1B			F S F F B F B X 2-2 ① F8		B X 1-0 ① P4	C F X 0-2 ③ P3			4	0	1	1	0	0	2
Jeff Kent, R (1, 4) OBP: 0.327, SLG: 0.437	X 0-0 1-3 2-H 1B			B S B X 2-1 1B 1B		S X 0-1 ② P4		B B F B X 3-1 ① G5-3		4	0	2	1	0	0	0
Todd Hundley, S (1, 2) OBP: 0.370, SLG: 0.437	B C X 1-1 ③ G4-3			B 1 SAFE 1 SAFE F B 1 SAFE B X 3-1 1-3 1B		C B X 1-1 1B 1B		X 0-0 1B		4	0	3	0	0	0	2
Jose Vizcaino, S (1, 6) OBP: 0.310, SLG: 0.309		B X 1-0 ① G6-3		F F S 0-3 ② K		1 SAFE X 0-0 1-2 1B		F S B B S 2-3 ② K		4	0	1	0	0	2	3
Pete Harnisch, S (1, 1) OBP: 0.136, SLG: 0.136		X 0-0 ② G5-3		B X 1-0 ③ G4-3		F F X 0-2 ③ G1-3		B B X 2-0 ③ F8		3	0	0	0	0	0	4
Eric Gunderson, R (7, 1)										0	0	0	0	0	0	0
Jerry Dipoto, R (7, 1)										0	0	0	0	0	0	0
Bill Spiers, L (8, PH) OBP: 0.276, SLG: 0.292										1	0	0	0	0	0	1
Doug Henry, R (8, 1)										0	0	0	0	0	0	0
Inning Stats	R: 2 E: 0 K: 0 S: 11 H: 4 LOB: 2 BB: 0 P: 13	R: 0 E: 0 K: 0 S: 5 H: 0 LOB: 0 BB: 0 P: 6	R: 0 E: 0 K: 1 S: 8 H: 1 LOB: 0 BB: 0 P: 11	R: 0 E: 0 K: 1 S: 14 H: 2 LOB: 2 BB: 0 P: 22	R: 0 E: 0 K: 1 S: 6 H: 1 LOB: 1 BB: 0 P: 7	R: 0 E: 0 K: 0 S: 9 H: 2 LOB: 2 BB: 0 P: 11	R: 0 E: 0 K: 1 S: 19 H: 2 LOB: 2 BB: 0 P: 26	R: 0 E: 0 K: 1 S: 7 H: 1 LOB: 1 BB: 0 P: 14	R: 0 E: 0 K: 1 S: 9 H: 0 LOB: 1 BB: 1 P: 17	1B: 12 2B: 1 3B: 0 HR: 0 SF: 0 SAC: 0 DP: 1 HBP: 0						

TOP

New York Mets @ Atlanta Braves

Atlanta-Fulton County Stadium, Atlanta, GA

Sun Jun 25 1995, 3:33 AM EDT

Att. 34,120 - Overcast - 86 F

livebaseballscorecards.com

AB	39
R	2
H	13
RBI	2
BB	1
SO	6
LOB	18

WP: 0 PB: 0 SB: 0 CS: 0 PA: 40

PITCHER		IP	WLS	BF	H	R	ER	SO	BB	IBB	HBP	BLK	WP	HR	S	P	ERA	WHIP
Greg Maddux, R ERA: 1.85	(1, 1)	6.0	W	27	10	2	2	3	0	0	0	0	0	0	53	70	3.00	1.667
Pedro Borbon, L ERA: 3.27	(7, 1)	0.2		4	2	0	0	1	0	0	0	0	0	0	16	23	0.00	3.000
Brad Clontz, R ERA: 5.16	(7, 1)	1.1		5	1	0	0	1	0	0	0	0	0	0	10	17	0.00	0.750
Mark Wohlers, R ERA: 3.52	(9, 1)	1.0	S	4	0	0	0	1	1	0	0	0	0	0	9	17	0.00	1.000

PITCHER	IP	WLS	BF	H	R	ER	SO	BB	IBB	HBP	BLK	WP	HR	S	P	ERA	WHIP

Batter	1	2	3	4	5	6	7	8	9	AB	R	H	RBI	BB	SO	LOB
Marquis Grissom, R (1, 8) OBP: 0.335, SLG: 0.432	C X 0-1 S 10 1B 1B	C X 0-1 ③ F8		C B X 1-1 1B 1-2 1B		S F X 0-2 ② G4-3		C B B B C F X 3-2 ② G4-3		5	1	2	0	0	0	0
Jeff Blauser, R (1, 6) OBP: 0.354, SLG: 0.400	B F B 1 SAFE F 1 B B SAFE 4-2 10 E 10 1B 1-2 BB		B C B F B X 3-2 ① F7	X 0-0 10 FC6-4 1-3 2-H 1B		C X 0-1 ③ F7		F C B B C 2-3 ③ K		4	0	1	1	1	1	0
10 Chipper Jones, S (1, 5) OBP: 0.357, SLG: 0.477	C B B S F X 2-2 E7 1-3 2-H 1B		X 0-0 ② F7	X 0-0 ③ FC6-4 1-2f			B X 1-0 1B E 1B			4	1	2	1	0	0	2
Fred McGriff, L (1, 3) OBP: 0.379, SLG: 0.483	B X 1-0 ① F7		B B X 2-0 2B		B F C B S 2-3 ① K		X 0-0 E 1-3 G6-2-3 1B			4	0	2	0	0	1	2
David Justice, L (1, 9) OBP: 0.396, SLG: 0.475	B B F F F X 2-2 ② P5		F B C T F F B F F B 4-2 B BB		X 0-0 2B 2B		I I I I 4-0 G6-2-3 E IBB			2	1	1	0	2	0	2
Ryan Klesko, L (1, 7) OBP: 0.407, SLG: 0.606 Mike Kelly, R (7, PR) OBP: 0.279, SLG: 0.365 (8, 7)	I I I 4-0 IBB		X 0-0 ③ G3-1		S B X 1-1 2-H 2B		S S X 0-2 FC4 G6-2-3 1-2 2-3 3-H			3 0	0 0	1 0	1 0	1 0	0 0	4 0
Charlie O'Brien, R (1, 2) OBP: 0.400, SLG: 0.594	C B B F B F S 3-3 ③ K			X 0-0 ① F7	B F B B F F X 3-2 ② F7		F X 0-1 ①② G6-2-3 1-2 2-3 3-Hf			4	0	0	0	0	1	7
Rafael Belliard, R (1, 4) OBP: 0.267, SLG: 0.267		X 0-0 ① F9		C X 0-1 1B 1B 1B	C X 0-1 ③ P3		F X 0-1 ③ F9			4	1	1	0	0	0	4
Greg Maddux, R (1, 1) OBP: 0.233, SLG: 0.179 Dwight Smith, L (6, PH) OBP: 0.333, SLG: 0.492 Pedro Borbon, R (7, 1) Brad Clontz, R (7, 1) Jose Oliva, R (8, PH) OBP: 0.210, SLG: 0.368 Mark Wohlers, R (9, 1)		C B F X 1-2 ② G6-3		X 0-0 ② L5		X 0-0 ① G3-1		C B B C C 2-3 ① K		2 1 0 0 1	0 0 0 0 0	0 0 0 0 0	0 0 0 0 0	0 0 0 0 1	0 0 0 0 0	1 0 0 0 0
Inning Stats	R: 1 E: 1 K: 1 S: 17 H: 2 LOB: 3 BB: 2 P: 33	R: 0 E: 0 K: 0 S: 6 H: 0 LOB: 0 BB: 0 P: 7	R: 0 E: 0 K: 0 S: 12 H: 1 LOB: 2 BB: 1 P: 21	R: 1 E: 0 K: 0 S: 8 H: 3 LOB: 2 BB: 0 P: 9	R: 1 E: 0 K: 1 S: 12 H: 2 LOB: 1 BB: 0 P: 18	R: 1 E: 0 K: 0 S: 6 H: 0 LOB: 0 BB: 0 P: 6	R: 1 E: 1 K: 0 S: 9 H: 2 LOB: 3 BB: 1 P: 14	R: 0 E: 0 K: 2 S: 10 H: 0 LOB: 0 BB: 0 P: 17		1B: 7 2B: 3 3B: 0 HR: 0	SF: 0 SAC: 0 DP: 1 HBP: 0			WP: 0 PB: 0 SB: 1 CS: 0	PA: 38	

PITCHER		IP	WLS	BF	H	R	ER	SO	BB	IBB	HBP	BLK	WP	HR	S	P	ERA	WHIP
Pete Harnisch, R ERA: 4.13	(1, 1)	6.0	L	32	10	4	3	2	2	2	0	0	0	0	63	101	4.50	2.000
Eric Gunderson, L ERA: 4.6	(7, 1)	0.0		1	0	0	0	0	0	0	0	0	0	0	3	3	∞	∞
Jerry Dipoto, R ERA: 6.91	(7, 1)	1.0		2	0	0	0	0	0	0	0	0	0	0	4	4	0.00	0.000
Doug Henry, R ERA: 5.06	(8, 1)	1.0		3	0	0	0	2	0	0	0	0	0	0	10	17	0.00	0.000

PITCHER	IP	WLS	BF	H	R	ER	SO	BB	IBB	HBP	BLK	WP	HR	S	P	ERA	WHIP

BOTTOM

New York Mets @ Atlanta Braves

Atlanta-Fulton County Stadium, Atlanta, GA

Sun Jun 25 1995, 3:33 AM EDT

Att. 34,120 - Overcast - 86 F

livebaseballscorecards.com

AB	34
R	4
H	10
RBI	3
BB	4
SO	4
LOB	22

Batter	1	2	3	4	5	6	7	8	9	AB	R	H	RBI	BB	SO	LOB
Brett Butler, L (1, 8) OBP: 0.335, SLG: 0.311	F8		G3		BB			1B		3	0	1	0	1	0	0
Joe Orsulak, L (1, 7) OBP: 0.350, SLG: 0.391	HR 1B		G6-3		CS 2-3	G4-3		L8		3	1	1	0	0	0	0
Chris Jones, R (8, PH) OBP: 0.400, SLG: 0.524										1	0	0	0	0	0	1
Chris Jones, R (8, 7)																
Rico Brogna, L (1, 3) OBP: 0.337, SLG: 0.471	F7			1B 2B		K		F8 1-2		4	1	1	0	0	1	2
Bobby Bonilla, S (1, 5) OBP: 0.368, SLG: 0.546	1-H HR			CS 2-H 1B		G3-1			HR	4	2	3	4	0	0	0
Todd Hundley, S (1, 2) OBP: 0.367, SLG: 0.428	P4			P5 1-2			K		BB	3	0	0	0	1	1	1
Jeff Kent, R (1, 4) OBP: 0.321, SLG: 0.428		F9	F9				F7		K	4	0	0	0	0	1	1
Edgardo Alfonzo, R (1, 6) OBP: 0.276, SLG: 0.389		K			1B		E5		K	3	0	1	0	0	1	0
Pete Walker, R (7, 1)					CS SH2-4					0	0	0	0	0	0	0
Jeff Barry, S (9, PH)										1	0	0	0	0	1	1
Ryan Thompson, R (1, 9) OBP: 0.356, SLG: 0.505		K			F7		F9		G6-3	4	0	0	0	0	1	3
Bobby Jones, R (1, 1) OBP: 0.174, SLG: 0.174			K		SH2-4 1-2			L9		1	0	0	0	0	1	0
Jose Vizcaino, S (7, 6) OBP: 0.308, SLG: 0.308										1	0	0	0	0	0	0

TOP

New York Mets @ Florida Marlins

Joe Robbie Stadium, Miami, FL

Mon Jun 26 1995, 7:05 PM EDT

Att. 21,967 - Unknown - 89 F

livebaseballscorecards.com

AB	32
R	4
H	7
RBI	4
BB	2
SO	7
LOB	9

Inning Stats	1	2	3	4	5	6	7	8	9
	R: 2 E: 0 K: 0 S: 7	H: 2 LOB: 0 BB: 0 P: 15	R: 0 E: 0 K: 2 S: 12	H: 0 LOB: 0 BB: 0 P: 20	R: 0 E: 0 K: 1 S: 11	H: 0 LOB: 0 BB: 0 P: 14	R: 1 E: 0 K: 0 S: 11	H: 2 LOB: 0 BB: 0 P: 15	R: 0 E: 0 K: 0 S: 6	H: 1 LOB: 1 BB: 1 P: 15	R: 0 E: 0 K: 1 S: 5	H: 0 LOB: 0 BB: 0 P: 8	R: 0 E: 1 K: 1 S: 11	H: 0 LOB: 1 BB: 0 P: 15	R: 0 E: 0 K: 0 S: 10	H: 1 LOB: 1 BB: 0 P: 19	R: 1 E: 0 K: 2 S: 10	H: 1 LOB: 1 BB: 1 P: 16

| | | | | | | | | | | | | | | | |

BOTTOM

New York Mets @ Florida Marlins

Joe Robbie Stadium, Miami, FL

Mon Jun 26 1995, 7:05 PM EDT

Att. 21,967 - Unknown - 89 F

Batter	1	2	3	4	5	6	7	8	9	AB	R	H	RBI	BB	SO	LOB
Quilvio Veras, S (1, 4) OBP: 0.364, SLG: 0.328	G4-3	G4-3			F8	L8		SF8 1-3 2B		5	0	1	0	0	0	1
Kurt Abbott, R (1, 6) OBP: 0.301, SLG: 0.479	SF7 1B 1B		G6-4-3 1B			HR BB	L8	SF8 2-3 3-H		3	2	2	1	1	0	0
Jeff Conine, R (1, 7) OBP: 0.422, SLG: 0.573	1B 2B 1-3 1B		F8			1-H HR	F9 1B 1B	G6-3		5	3	3	2	0	0	2
Terry Pendleton, S (1, 5) OBP: 0.332, SLG: 0.418	SF7 3-H		B 1 SAFE S B T X G6-4-3 1-2f			1B G6-4-3 1B	1B 1-2 1B			3	1	2	1	0	0	1
Greg Colbrunn, R (1, 3) OBP: 0.306, SLG: 0.412	2B 1-2 1B			G4-3		G6-4-3 1-3 1B	F9 2-3			4	0	2	0	0	0	2
Andre Dawson, R (1, 9) OBP: 0.292, SLG: 0.461 Rob Murphy, L (8, 1) OBP: 1.000, SLG: 1.000 Robb Nen, R (9, 1)	1-3 2-H 2B			G5-3		G6-4-3 1-2f 3-H	1-2 3-H 1B			4 0 0	0 0 0	2 0 0	2 0 0	0 0 0	0 0 0	1 0 0
Tommy Gregg, L (1, 8) (8, 9) OBP: 0.317, SLG: 0.453	G4-3			G4-3		HR 1B	G4-3			4	1	1	0	0	0	4
Charles Johnson, R (1, 2) OBP: 0.279, SLG: 0.284		F9			G4-3	1-H HR		2B SF8 BB		3	2	1	2	1	0	0
Pat Rapp, R (1, 1) OBP: 0.278, SLG: 0.333 Chuck Carr, S (8, 8) OBP: 0.292, SLG: 0.213		K			F9	K		F8		3 1	0 0	0 0	0 0	0 0	2 0	0 1
Inning Stats	R: 2 E: 0 K: 0 S: 11 H: 4 LOB: 2 BB: 0 P: 16	R: 0 E: 0 K: 1 S: 7 H: 0 LOB: 0 BB: 0 P: 9	R: 0 E: 0 K: 0 S: 7 H: 1 LOB: 0 BB: 0 P: 9	R: 0 E: 0 K: 0 S: 7 H: 0 LOB: 0 BB: 0 P: 11	R: 0 E: 0 K: 0 S: 11 H: 0 LOB: 0 BB: 0 P: 18	R: 5 E: 0 K: 1 S: 19 H: 5 LOB: 1 BB: 1 P: 29	R: 1 E: 0 K: 0 S: 13 H: 3 LOB: 2 BB: 0 P: 16	R: 1 E: 0 K: 0 S: 8 H: 1 LOB: 1 BB: 1 P: 16		1B: 10 2B: 2 3B: 0 HR: 2		SF: 2 SAC: 0 DP: 2 HBP: 0				

	AB	35
	R	9
	H	14
	RBI	8
	BB	2
	SO	2
	LOB	12

WP: 0 PB: 1 SB: 0 CS: 0 PA: 39

PITCHER		IP	WLS	BF	H	R	ER	SO	BB	IBB	HBP	BLK	WP	HR	S	P	ERA	WHIP
Bobby Jones, R ERA: 3.01	(1, 1)	6.0	L	28	10	7	7	2	1	0	0	0	0	2	62	92	10.50	1.833
Pete Walker, R ERA: 6.1	(7, 1)	2.0		11	4	2	2	0	1	0	0	0	0	0	21	32	9.00	2.500

PITCHER	IP	WLS	BF	H	R	ER	SO	BB	IBB	HBP	BLK	WP	HR	S	P	ERA	WHIP

livebaseballscorecards.com

Batter	1	2	3	4	5	6	7	8	9	AB	R	H	RBI	BB	SO	LOB
Brett Butler, L (1, 8) OBP: 0.332, SLG: 0.308	B B B C X 3-1 F9 ①		B C X 1-1 P5 ②		C B X 1-1 F9 ③			B B L X 2-1 1B SH5-4 E 1-2 1B	F C S 0-3 K ③ 2-3	5	1	1	0	0	1	2
Joe Orsulak, L (1, 7) OBP: 0.349, SLG: 0.390	B F B F F X 2-2 F9 ②		B F X 1-1 BB 1B 1-2			B C X 1-1 L5 ①		B 2 SAFE B B C X 3-1 SH5-4 ① 1-2 2-3		3	0	1	0	0	0	0
Rico Brogna, L (1, 3) OBP: 0.340, SLG: 0.468	B B F X 2-1 P6 ③		B F B 2 SAFE B B 4-1 BB 1-2 2-3			X 0-0 L4-3 1B		B S B B S C 3-3 K ②		3	0	1	0	1	1	2
Bobby Bonilla, S (1, 5) OBP: 0.366, SLG: 0.538		X 0-0 L7 ①	B S B S B S 3-3 K ③			S B S X 1-2 L4-3 ② ③ 1-2		I I I I 4-0 E IBB		3	0	0	0	1	1	4
Todd Hundley, S (1, 2) OBP: 0.371, SLG: 0.430		C B B F F X 2-2 P3 ②		F X 0-1 P8 ①			B F F B F F X 2-2 FC5-4 1B	X 0-0 E4 1B 1-3 2-H 3-H		4	0	2	1	0	0	0
Jeff Kent, R (1, 4) OBP: 0.320, SLG: 0.424 John Franco, L (8, 1)		F S B X 1-2 1B		F F B X 1-2 L9 ②			X 0-0 FC5-4 ① 1-2f	S B X 1-1 G5-3 ③		4 0	0 0	1 0	0 0	0 0	0 0	3 0
Edgardo Alfonzo, R (1, 6) OBP: 0.269, SLG: 0.379 (8, 4)		B B C X 2-1 G1-3 ③		B F F X 1-2 F9 ③			X 0-0 F8 ②		X 0-0 G6-3 ①	4	0	0	0	0	0	2
Ryan Thompson, R (1, 9) OBP: 0.343, SLG: 0.485			X 0-0 G1-3 ①		B F C X 1-2 L8 ①		B C X 1-1 F8 ③		X 0-0 G4-3 ②	4	0	0	0	0	0	1
Bill Pulsipher, L (1, 1) Jose Vizcaino, S (8, 6) OBP: 0.311, SLG: 0.316			B T B B B 4-1 BB 1B BB		F F S 0-3 K ②			B S B B B 4-1 SH5-4 1B 1B BB	X 0-0 S 2B	1 1	1 0	0 1	0 0	2 0	1 0	0 0
Inning Stats	R: 0 E: 0 K: 0 S: 8 H: 0 LOB: 0 BB: 0 P: 15	R: 0 E: 0 K: 0 S: 10 H: 1 LOB: 1 BB: 0 P: 15	R: 0 E: 0 K: 1 S: 10 H: 1 LOB: 3 BB: 2 P: 23	R: 0 E: 0 K: 0 S: 8 H: 0 LOB: 0 BB: 0 P: 10	R: 0 E: 0 K: 1 S: 8 H: 0 LOB: 0 BB: 0 P: 10	R: 0 E: 0 K: 0 S: 6 H: 1 LOB: 0 BB: 0 P: 8	R: 0 E: 0 K: 0 S: 9 H: 1 LOB: 1 BB: 0 P: 12	R: 2 E: 1 K: 1 S: 11 H: 2 LOB: 2 BB: 2 P: 28	R: 0 E: 0 K: 1 S: 6 H: 1 LOB: 1 BB: 0 P: 6	1B: 6 2B: 2 3B: 0 HR: 0 SF: 0 SAC: 1 DP: 1 HBP: 0						

TOP

New York Mets @ Florida Marlins

Joe Robbie Stadium, Miami, FL

Tue Jun 27 1995, 7:05 PM EDT

Att. 24,214 - Unknown - 92 F

livebaseballscorecards.com

AB	32
R	2
H	7
RBI	1
BB	4
SO	4
LOB	14

WP: 0 PB: 0 SB: 1 CS: 0 PA: 37

PITCHER		IP	WLS	BF	H	R	ER	SO	BB	IBB	HBP	BLK	WP	HR	S	P	ERA	WHIP
Bobby Witt, R ERA: 4.35	(1, 1)	7.0		26	4	0	0	2	2	0	0	0	0	0	59	93	0.00	0.857
Rob Murphy, L ERA: 11.05	(8, 1)	0.2	L	5	1	2	1	1	1	1	0	0	0	0	8	24	13.50	3.000
Randy Veres, R ERA: 1.75	(8, 1)	1.0		5	2	0	0	0	0	0	0	0	0	0	6	7	0.00	2.000
Yorkis Perez, L ERA: 6.65	(9, 1)	0.1		1	0	0	0	1	0	0	0	0	0	0	3	3	0.00	0.000

PITCHER	IP	WLS	BF	H	R	ER	SO	BB	IBB	HBP	BLK	WP	HR	S	P	ERA	WHIP

New York Mets @ Florida Marlins

Joe Robbie Stadium, Miami, FL

Tue Jun 27 1995, 7:05 PM EDT

Att. 24,214 - Unknown - 92 F

livebaseballscorecards.com

BOTTOM

Batter	1	2	3	4	5	6	7	8	9	AB	R	H	RBI	BB	SO	LOB
Quilvio Veras, S (1, 4) OBP: 0.367, SLG: 0.324	BBBCCFB 4-2 1B S BB		X 0-0 ② G5-3		CCS 0-3 ③ K			BCBBB 4-1 G1-3 BB		2	0	0	0	2	1	1
Chuck Carr, S (1, 8) OBP: 0.299, SLG: 0.216	FBX 1-1 1-3 1B		BFBBB 4-1 BB			CSS 0-3 ① K2-3		BBFFX 2-2 ① G1-3 1-2		3	0	1	0	1	1	1
Jeff Conine, R (1, 7) OBP: 0.423, SLG: 0.567	SB1X SAFE 1-1 ① P4		CBB1X SAFE 2-1 ③ L8			BFBBB 4-1 PB 1B BB		BBFBB 4-1 G1-4-6-3 BB		2	0	0	0	2	0	3
Andre Dawson, R (1, 9) OBP: 0.280, SLG: 0.441	1 SAFE 1 SAFE CFS 0-3 ② K			CFX 0-2 ① G6-3		SBSFX 1-2 ② L5		BBSBX 2-1 ②③ G1-4-6-3 1-2f		4	0	0	0	0	1	5
Terry Pendleton, S (1, 5) OBP: 0.330, SLG: 0.415	FF1X SAFE 0-2 ③ G5-3			CSS 0-3 ② K		X 0-0 PB 1-2 1B			CBSBX 2-2 ① L9	4	0	1	0	0	1	2
Greg Colbrunn, R (1, 3) OBP: 0.300, SLG: 0.404		CFBBT 2-2 ① K		SCBBS 2-3 ③ K		BSFS 1-3 ③ K 1-2 2-3			SX 0-1 ② G6-3	4	0	0	0	0	3	2
Kurt Abbott, R (1, 6) OBP: 0.293, SLG: 0.465		BCSFBBC 3-3 ② K			BX 1-0 ① G4-3		BX 1-0 ① F8		BBFFBX 3-2 ③ F7	4	0	0	0	0	1	0
Charles Johnson, R (1, 2) OBP: 0.280, SLG: 0.291		SBBBX 2-1 ③ P6			BX 1-0 F9 2B		FBFFS 1-3 ② K			3	0	1	0	0	1	0
Bobby Witt, R (1, 1) OBP: 0.150, SLG: 0.167			BX 1-0 ① F8		X 0-0 ② F9 2-3		CCBX 1-2 ③ G5-3			2	0	0	0	0	0	1
Russ Morman, R (7, PH) OBP: 0.429, SLG: 0.857										1	0	0	0	0	0	0
Rob Murphy, L (8, 1) OBP: 1.000, SLG: 1.000										0	0	0	0	0	0	0
Randy Veres, R (8, 1)										0	0	0	0	0	0	0
Yorkis Perez, L (9, 1)										0	0	0	0	0	0	0
Inning Stats	R: 0 E: 0 K: 1 S: 13 H: 1 LOB: 2 BB: 1 P: 19	R: 0 E: 0 K: 2 S: 9 H: 0 LOB: 0 BB: 0 P: 16	R: 0 E: 0 K: 0 S: 5 H: 0 LOB: 1 BB: 1 P: 12	R: 0 E: 0 K: 2 S: 9 H: 0 LOB: 0 BB: 0 P: 11	R: 0 E: 0 K: 1 S: 6 H: 1 LOB: 1 BB: 0 P: 8	R: 0 E: 0 K: 2 S: 12 H: 1 LOB: 2 BB: 1 P: 18	R: 0 E: 0 K: 1 S: 8 H: 0 LOB: 0 BB: 0 P: 11	R: 0 E: 0 K: 0 S: 7 H: 0 LOB: 1 BB: 2 P: 19	R: 0 E: 0 K: 0 S: 8 H: 0 LOB: 0 BB: 0 P: 13							

	AB	29
	R	0
	H	3
	RBI	0
	BB	5
	SO	9
	LOB	15

	1B: 2	SF: 0	WP: 0	PA: 34
	2B: 1	SAC: 0	PB: 1	
	3B: 0	DP: 1	SB: 1	
	HR: 0	HBP: 0	CS: 0	

PITCHER		IP	WLS	BF	H	R	ER	SO	BB	IBB	HBP	BLK	WP	HR	S	P	ERA	WHIP
Bill Pulsipher, L ERA: 4.71	(1, 1)	7.1	W	30	3	0	0	9	5	0	0	0	0	0	67	110	0.00	1.091
John Franco, L ERA: 3.0	(8, 1)	1.2	S	4	0	0	0	0	0	0	0	0	0	0	10	17	0.00	0.000

PITCHER	IP	WLS	BF	H	R	ER	SO	BB	IBB	HBP	BLK	WP	HR	S	P	ERA	WHIP

Batter	1	2	3	4	5	6	7	8	9	AB	R	H	RBI	BB	SO	LOB
Joe Orsulak, L (1, 7) OBP: 0.336, SLG: 0.374	C F F B B B C 3-3 ① K			C B B F X 2-2 ① G3-1		X 0-0 ① G5-3		C X 0-1 ① G1-3	F X 0-1 ① G4-3	5	0	0	0	0	1	0
Jose Vizcaino, S (1, 6) OBP: 0.309, SLG: 0.323	F F B C 1-3 ② K			B C B F S 2-3 ② K		B X 1-0 ② F7		X 0-0 ② F7	B F B B X 3-1 3B	5	0	1	0	0	2	0
Rico Brogna, L (1, 3) OBP: 0.336, SLG: 0.467	B B C S B S 3-3 ③ K			B C X 1-1 ③ G3-1		S F F B X 1-2 ③ G4-3		B X 1-0 BB 1B 2B	C S B S 1-3 ② K	5	1	1	0	0	2	1
Bobby Bonilla, S (1, 5) OBP: 0.367, SLG: 0.538		X 0-0 ① G6-3			B B C F F B X 3-2 F9 1B 2B		B X 1-0 ① G5-3	I I I 4-0 BB 1B IBB	B S X 1-1 ③ F7	4	2	1	0	1	0	1
Jeff Kent, R (1, 4) OBP: 0.328, SLG: 0.442 Edgardo Alfonzo, R (8, 4) OBP: 0.269, SLG: 0.379		X 0-0 G5-4-3 1B			B B C B X 3-1 ① F9 2-3		B C F B X 2-2 HR	F B B B S B 4-2 1B HR BB 1-2 2-3		3 0	2 0	2 0	1 0	1 0	0 0	1 0
Todd Hundley, S (1, 2) OBP: 0.368, SLG: 0.425		S X 0-1 ② ③ G5-4-3 1-2f			C C B F B B F C 3-3 ② K		B C X 1-1 ② F7	B S S B X 2-2 HR 1B 1-3 2-H 3-H		4	1	1	2	0	1	2
Chris Jones, R (1, 9) OBP: 0.432, SLG: 0.585			B C X 1-1 G6-4-3 1B		B F B B B 4-1 FC5 1B BB		B C F B B B 4-2 2B BB	X 0-0 HR 1-H 3-H		2	2	2	3	2	0	0
Ryan Thompson, R (1, 8) OBP: 0.358, SLG: 0.505			X 0-0 ① ② G6-4-3 1-2f		F X 0-1 FC5 1B 1-2 3-H		X 0-0 2B 1-H	B C B S B X 3-2 1B		4	0	3	2	0	0	1
Bret Saberhagen, R (1, 1) OBP: 0.143, SLG: 0.148			B B X 2-0 ③ G3-1		X 0-0 ③ FC5 1-2 2-3		F F X 0-2 ③ G1-3	B F F B F B X 3-2 ③ F8		4	0	0	0	0	0	4
Inning Stats	R: 0 E: 0 K: 3 S: 11 H: 0 LOB: 0 BB: 0 P: 18	R: 0 E: 0 K: 0 S: 4 H: 1 LOB: 0 BB: 0 P: 4	R: 0 E: 0 K: 0 S: 4 H: 1 LOB: 0 BB: 0 P: 7	R: 0 E: 0 K: 1 S: 8 H: 0 LOB: 0 BB: 0 P: 13	R: 1 E: 0 K: 1 S: 15 H: 2 LOB: 2 BB: 1 P: 28	R: 0 E: 0 K: 0 S: 6 H: 0 LOB: 0 BB: 0 P: 8	R: 2 E: 0 K: 0 S: 12 H: 2 LOB: 1 BB: 1 P: 20	R: 5 E: 0 K: 0 S: 17 H: 4 LOB: 1 BB: 2 P: 34	R: 0 E: 0 K: 1 S: 9 H: 1 LOB: 1 BB: 0 P: 14	1B: 5 2B: 3 3B: 1 HR: 2 SF: 0 SAC: 0 DP: 2 HBP: 0						

TOP

New York Mets @ Florida Marlins

Joe Robbie Stadium, Miami, FL

Wed Jun 28 1995, 7:05 PM EDT

Att. 28,096 - Unknown

livebaseballscorecards.com

AB	36
R	8
H	11
RBI	8
BB	4
SO	6
LOB	10

WP: 0 PB: 0 SB: 0 CS: 0 PA: 40

PITCHER		IP	WLS	BF	H	R	ER	SO	BB	IBB	HBP	BLK	WP	HR	S	P	ERA	WHIP
John Burkett, R ERA: 5.5	(1, 1)	7.2	L	32	7	6	6	5	3	1	0	0	0	1	66	113	7.04	1.304
Randy Veres, R ERA: 2.42	(8, 1)	0.1		4	3	2	2	0	0	0	0	0	0	1	11	19	54.00	9.000
Robb Nen, R ERA: 4.3	(9, 1)	1.0		4	1	0	0	1	0	0	0	0	0	0	9	14	0.00	1.000

PITCHER	IP	WLS	BF	H	R	ER	SO	BB	IBB	HBP	BLK	WP	HR	S	P	ERA	WHIP

New York Mets @ Florida Marlins

Joe Robbie Stadium, Miami, FL

Wed Jun 28 1995, 7:05 PM EDT

Att. 28,096 - Unknown

livebaseballscorecards.com

BOTTOM

Batter	1	2	3	4	5	6	7	8	9	AB	R	H	RBI	BB	SO	LOB
Quilvio Veras, S (1, 4) OBP: 0.363, SLG: 0.321	C F F B X 1-2 F7 ①	X 0-0 FC6-4 ③ 1-2		C B X 1-1 1-2 1B		B F B X 2-1 FC1-2 ② 2-3 3-H			C B B X 2-1 G4-3 ②	5	0	1	0	0	0	4
Chuck Carr, S (1, 8) OBP: 0.295, SLG: 0.216	B F F X 2-1 G4-3 ②		M B C B F X 2-2 1B 1B 1B	X 0-0 F9 ③		X 0-0 B3-1 ③			C X 0-1 G1-3 ③	5	1	1	0	0	0	4
Jeff Conine, R (1, 7) OBP: 0.420, SLG: 0.560	S B B X 2-1 L7 ③		B 1 SAFE B 1 SAFE X 2-0 1B 1-3 1B		F F F B X 1-2 F9 ①		F B B B F X 3-2 F8 ①			4	0	1	0	0	0	0
Terry Pendleton, S (1, 5) OBP: 0.324, SLG: 0.407		F B S B T 2-2 K ①	B C F S 1-3 K ①		C F X 0-2 E5 1B		F F B B X 2-2 F7 ②			4	0	0	0	0	2	2
Andre Dawson, R (1, 9) OBP: 0.288, SLG: 0.443		F X 0-1 E6 HR	F B X 1-1 G6-4-3 1-2 3-H 1B		1 SAFE C X 0-1 G6-4-3 1-2 1B		B B C X 2-1 P3 ③			4	1	2	1	0	0	0
Greg Colbrunn, R (1, 3) OBP: 0.294, SLG: 0.396		X 0-0 F9 ②	X 0-0 G6-4-3 ② ③ 1-2f		B C 2 SAFE B X 2-1 G6-4-3 ② ③ 1-2f			C B B F F X 2-2 G6-3 ①		4	0	0	0	0	0	5
Kurt Abbott, R (1, 6) OBP: 0.298, SLG: 0.486		C F B X 1-2 1-H HR		C F B B F S 2-3 K ①		F T B X 1-2 1B FC1-2 1B		B B C F X 2-2 F9 ②		4	1	2	2	0	1	0
Charles Johnson, R (1, 2) OBP: 0.285, SLG: 0.292		H 1-0 1B HBP		B X 1-0 F9 ②	1 SAFE S B 1 SAFE X 1-1 FC1-2 SH1-4 1-3 1B			C X 0-1 P5 ③		3	0	1	0	0	0	0
John Burkett, R (1, 1) OBP: 0.179, SLG: 0.148 Randy Veres, R (8, 1) Robb Nen, R (9, 1) Tommy Gregg, L (9, PH) OBP: 0.313, SLG: 0.444		B X 1-0 FC6-4 1-2 1B		B B S X 2-1 1B 1B		C B X 1-1 SH1-4 ① 1-2			C F B S 1-3 K ①	2	0	2	0	0	0	0
										0	0	0	0	0	0	0
										0	0	0	0	0	0	0
										1	0	0	0	0	1	0
Inning Stats	R: 0 E: 0 K: 0 S: 8 H: 0 LOB: 0 BB: 0 P: 13	R: 2 E: 1 K: 1 S: 11 H: 2 LOB: 2 BB: 0 P: 16	R: 1 E: 0 K: 1 S: 11 H: 3 LOB: 1 BB: 0 P: 17	R: 0 E: 0 K: 1 S: 10 H: 2 LOB: 2 BB: 0 P: 16	R: 0 E: 1 K: 0 S: 11 H: 1 LOB: 1 BB: 0 P: 14	R: 0 E: 0 K: 0 S: 10 H: 2 LOB: 2 BB: 0 P: 15	R: 0 E: 0 K: 0 S: 8 H: 0 LOB: 0 BB: 0 P: 15	R: 0 E: 0 K: 0 S: 9 H: 0 LOB: 0 BB: 0 P: 13	R: 0 E: 0 K: 1 S: 7 H: 0 LOB: 0 BB: 0 P: 10	1B: 9 2B: 0 3B: 0 HR: 1	SF: 0 SAC: 1 DP: 2 HBP: 1						

PITCHER	IP	WLS	BF	H	R	ER	SO	BB	IBB	HBP	BLK	WP	HR	S	P	ERA	WHIP
Bret Saberhagen, R (1, 1) ERA: 3.24	9.0	W	38	10	3	1	4	0	0	1	0	0	1	85	129	1.00	1.111

PITCHER	IP	WLS	BF	H	R	ER	SO	BB	IBB	HBP	BLK	WP	HR	S	P	ERA	WHIP

AB	36
R	3
H	10
RBI	3
BB	0
SO	4
LOB	15

WP: 0 PA: 38
PB: 0
SB: 0
CS: 0

Cincinnati Reds @ New York Mets

Shea Stadium, Flushing, NY

Fri Jun 30 1995, 7:05 PM EDT

Att. 15,594 - Unknown

TOP

livebaseballscorecards.com

Batter	1	2	3	4	5	6	7	8	9	AB	R	H	RBI	BB	SO	LOB
Barry Larkin, R (1, 6) OBP: 0.391, SLG: 0.468	L3		FC5-4 BB	F9			L4-6 2-2		G6-3 3-H	4	0	0	1	1	0	3
Thomas Howard, S (1, 8) OBP: 0.354, SLG: 0.366 Craig Worthington, R (9, PH) OBP: 0.350, SLG: 0.500	G4-3		FC5-4 S 2B 1-2f 2-3		K		G4-3		G4-3	4 1	1 0	0 0	0 0	0 0	1 0	2 1
Ron Gant, R (1, 7) OBP: 0.409, SLG: 0.629	HR		SF7 3-H		K			2B		3	1	2	2	0	1	0
Reggie Sanders, R (1, 9) OBP: 0.398, SLG: 0.602	F7		1 SAFE S 1 SAFE F 1 SAFE P 2 SAFE 2B 1-H		G3-1			K		4	0	1	1	0	1	1
Eric Anthony, L (1, 3) OBP: 0.375, SLG: 0.586 Hector Carrasco, R (8, 1)		2B	F9			HR		K		4 0	1 0	2 0	1 0	0 0	1 0	2 0
Eddie Taubensee, L (1, 2) OBP: 0.323, SLG: 0.445		F7		HR		F9		L9		4	1	1	1	0	0	2
Bret Boone, R (1, 4) OBP: 0.328, SLG: 0.381		P6		F9		K			SH1-4 BB G6-3 1B	4	1	1	0	0	1	1
Jeff Branson, L (1, 5) OBP: 0.344, SLG: 0.466 Mark Lewis, R (9, PH) OBP: 0.414, SLG: 0.556		K		3B		G3			SH1-4 1-2 BB	3 0	0 0	1 0	0 0	0 1	1 0	1 0
Jose Rijo, R (1, 1) OBP: 0.111, SLG: 0.167 Xavier Hernandez, L (6, 1) Michael Jackson, R (6, 1) Lenny Harris, L (7, PH) OBP: 0.264, SLG: 0.308 Chuck McElroy, L (7, 1) Jerome Walton, R (8, 3) OBP: 0.327, SLG: 0.489			FC5-4 SF7 2B	G5-3			L4-6 2B		SH1-4 1-2 2-3	2 0 0 1 0 0	1 0 0 0 0 0	1 0 0 1 0 0	0 0 0 0 0 0	0 0 0 0 0 0	0 0 0 0 0 0	1 0 0 0 0 0

Inning Stats	1	2	3	4	5	6	7	8	9
	R: 1 E: 0 K: 0 S: 16	H: 1 LOB: 0 BB: 0 P: 25	R: 0 E: 0 K: 1 S: 8	H: 1 LOB: 1 BB: 0 P: 13	R: 2 E: 0 K: 0 S: 15	H: 2 LOB: 1 BB: 1 P: 26	R: 1 E: 0 K: 0 S: 10	H: 2 LOB: 0 BB: 0 P: 18	R: 0 E: 0 K: 2 S: 14	H: 0 LOB: 0 BB: 0 P: 22
	R: 1 E: 0 K: 1 S: 10	H: 1 LOB: 0 BB: 0 P: 16	R: 0 E: 0 K: 0 S: 5	H: 1 LOB: 0 BB: 0 P: 6	R: 0 E: 0 K: 2 S: 13	H: 1 LOB: 1 BB: 0 P: 19	R: 1 E: 0 K: 0 S: 15	H: 1 LOB: 1 BB: 1 P: 23	1B: 1 2B: 6 3B: 1 HR: 3	SF: 1 SAC: 1 DP: 1 HBP: 0	WP: 0 PB: 0 SB: 1 CS: 0	PA: 38

	AB	34
	R	6
	H	10
	RBI	6
	BB	2
	SO	6
	LOB	14

PITCHER		IP	WLS	BF	H	R	ER	SO	BB	IBB	HBP	BLK	WP	HR	S	P	ERA	WHIP
Dave Micki, R ERA: 3.99	(1, 1)	6.0		26	7	5	5	4	1	0	0	0	0	3	73	120	7.50	1.333
Blas Minor, R ERA: 3.96	(7, 1)	1.1	W	5	2	0	0	1	0	0	0	0	0	0	11	15	0.00	1.500
John Franco, L ERA: 3.18	(8, 1)	1.2	S	7	1	1	1	1	1	0	0	0	0	0	22	33	5.40	1.200

PITCHER		IP	WLS	BF	H	R	ER	SO	BB	IBB	HBP	BLK	WP	HR	S	P	ERA	WHIP

Cincinnati Reds @ New York Mets

Shea Stadium, Flushing, NY

Fri Jun 30 1995, 7:05 PM EDT

Att. 15,594 - Unknown

BOTTOM

Batter	1	2	3	4	5	6	7	8	9	AB	R	H	RBI	BB	SO	LOB
Brett Butler, L (1, 8) OBP: 0.333, SLG: 0.307	F B B F B X 3-2 ① P6		B F B X 2-1 ① 1B		X 0-0 ② G4-3		B L C F F F B F B 3-3 F C ① K	C B C B B B 4-2 1-2 BB		4	0	1	0	1	1	0
Jose Vizcaino, S (1, 6) OBP: 0.311, SLG: 0.325	B X 1-0 1B SF9 1B		F S B C 1-3 ② K		C B F B B X 3-2 ③ F9		X 0-0 HR 1B	B X 1-0 ③ F7		5	2	2	0	0	1	2
Rico Brogna, L (1, 3) OBP: 0.340, SLG: 0.482	B X 1-0 BB 1-3 1B		B F B C C 2-3 ③ K			B S X 1-1 ① G4-3	L B X 1-1 1-H HR			4	1	2	2	0	1	0
Bobby Bonilla, S (1, 5) OBP: 0.373, SLG: 0.564	C X 0-1 ② SF9 3-H			C B C B B X 3-2 HR		B B B C B 4-1 HR BB	B F F X 1-2 3B			2	2	2	2	1	0	0
Todd Hundley, S (1, 2) OBP: 0.371, SLG: 0.443	B 1 B B C 1 C B SAFE SAFE 4-2 FC5-4 1-2 BB			B C B S C 2-3 ① K		B X 1-0 1-H HR	B B B C X 3-1 ② G5-3			3	1	1	2	1	1	1
Jeff Kent, R (1, 4) OBP: 0.330, SLG: 0.453 John Franco, L (8, 1)	C B F X 1-2 ③ FC5-4 1-2f			C X 0-1 1B		X 0-0 SF7 3B	B C X 1-1 ③ G4-3			4	1	2	0	0	0	3
										0	0	0	0	0	0	0
Chris Jones, R (1, 7) OBP: 0.423, SLG: 0.559		S B B F B X 3-2 ① P2		B C C F 1 C SAFE 1-3 ② K		B B F B B 4-1 BB	B B F B F X 3-2 ① G5-3			3	0	0	0	1	1	1
Ryan Thompson, R (1, 9) OBP: 0.345, SLG: 0.490		S S F C 0-3 ② K		C F C 0-3 ③ K		X 0-0 ② SF7 3-H	X 0-0 ② L8			3	0	0	1	0	2	1
Dave Mlicki, R (1, 1) OBP: 0.136, SLG: 0.050 Jeff Barry, S (6, PH) Blas Minor, R (7, 1) Edgardo Alfonzo, R (8, 4) OBP: 0.274, SLG: 0.383		F B X 1-1 ③ G4-3			X 0-0 ① G6-3	X 0-0 ③ G4-3	B F B X 2-1 BB 1B			2	0	0	0	0	0	0
										1	0	0	0	0	0	1
										0	0	0	0	0	0	0
										1	0	1	0	0	0	0
Inning Stats	R: 1 E: 0 K: 0 S: 12 H: 2 LOB: 2 BB: 1 P: 22	R: 0 E: 0 K: 1 S: 9 H: 0 LOB: 0 BB: 0 P: 13	R: 0 E: 0 K: 2 S: 8 H: 1 LOB: 0 BB: 0 P: 13	R: 1 E: 0 K: 3 S: 15 H: 2 LOB: 1 BB: 0 P: 21	R: 0 E: 0 K: 0 S: 5 H: 0 LOB: 0 BB: 0 P: 8	R: 3 E: 0 K: 0 S: 8 H: 2 LOB: 1 BB: 2 P: 18	R: 2 E: 0 K: 1 S: 18 H: 3 LOB: 1 BB: 0 P: 27	R: 0 E: 0 K: 0 S: 9 H: 1 LOB: 2 BB: 1 P: 19		1B: 6 2B: 0 3B: 2 HR: 3 SF: 2 SAC: 0 DP: 0 HBP: 0						

livebaseballscorecards.com

AB	32
R	7
H	11
RBI	7
BB	4
SO	7
LOB	9

WP: 0 PB: 0 SB: 0 CS: 0 PA: 38

PITCHER		IP	WLS	BF	H	R	ER	SO	BB	IBB	HBP	BLK	WP	HR	S	P	ERA	WHIP
Jose Rijo, R ERA: 4.58	(1, 1)	5.0		20	5	2	2	6	1	0	0	0	0	1	49	77	3.60	1.200
Xavier Hernandez, R ERA: 4.54	(6, 1)	0.1		5	2	3	3	0	2	0	0	0	0	1	6	16	81.00	12.000
Michael Jackson, R ERA: 7.36	(6, 1)	0.2		2	0	0	0	0	0	0	0	0	0	0	2	2	0.00	0.000
Chuck McElroy, L ERA: 6.17	(7, 1)	1.0	L	6	3	2	2	1	0	0	0	0	0	1	18	27	18.00	3.000
Hector Carrasco, R ERA: 2.85	(8, 1)	1.0		5	1	0	0	0	1	0	0	0	0	0	9	19	0.00	2.000

PITCHER	IP	WLS	BF	H	R	ER	SO	BB	IBB	HBP	BLK	WP	HR	S	P	ERA	WHIP

Cincinnati Reds @ New York Mets

Shea Stadium, Flushing, NY

Sat Jul 01 1995, 7:05 PM EDT

Att. 16,080 - Unknown

TOP

livebaseballscorecards.com

Batter	1	2	3	4	5	6	7	8	9	AB	R	H	RBI	BB	SO	LOB
Barry Larkin, R (1, 6) OBP: 0.387, SLG: 0.461	K2-3	FC4-6 1-2f		E6 S		G4-3			FC4-6 1B	5	0	1	0	0	1	2
Thomas Howard, S (1, 8) OBP: 0.357, SLG: 0.408 (9, 7)	S 1B		HR	K 1-2		G4-3			FC4-6 CS 1-2f	5	1	2	1	0	1	2
Ron Gant, R (1, 7) OBP: 0.409, SLG: 0.636 Jerome Walton, R (9, 8) OBP: 0.327, SLG: 0.489	G4-3 1-2 BB	P6			HR	L7			K 1-2 SAFE SAFE	4 0	1 0	1 0	1 0	1 0	1 0	1 0
Reggie Sanders, R (1, 9) OBP: 0.396, SLG: 0.609	G4-3 1-2f		HR		L5		F9			4	1	1	1	0	0	2
Eric Anthony, L (1, 3) OBP: 0.382, SLG: 0.574 Hector Carrasco, R (7, 1) Craig Worthington, R (8, 3) OBP: 0.350, SLG: 0.500		BB 1B BB	S 1B		G4-3		G3			3 0 0	1 0 0	1 0 0	0 0 0	1 0 0	0 0 0	0 0 0
Eddie Taubensee, L (1, 2) OBP: 0.321, SLG: 0.463		F8	P2 1-2		HR		G3-1			4	1	1	1	0	0	2
Bret Boone, R (1, 4) OBP: 0.331, SLG: 0.385		1B 1-2 BB SAFE	P4		2B			G6-3		3	0	1	0	1	0	1
Jeff Branson, L (1, 5) OBP: 0.348, SLG: 0.462		FC4-6 1-3 2-H 1B		K	IBB			K		3	0	1	1	1	2	0
Tim Pugh, R (1, 1) OBP: 0.167, SLG: 0.222 Lenny Harris, L (7, 3) OBP: 0.262, SLG: 0.305 Jeff Brantley, R (8, 1)				F9	L8			G4-3		3 1 0	0 0 0	0 0 0	0 0 0	0 0 0	1 0 0	4 0 0

	AB	35
	R	5
	H	9
	RBI	5
	BB	4
	SO	6
	LOB	14

Inning Stats	1	2	3	4	5	6	7	8	9	1B: 4	SF: 0	WP: 0	PA: 39
	R: 0 E: 0 K: 1 S: 9 H: 1 LOB: 1 BB: 1 P: 17	R: 1 E: 0 K: 1 S: 12 H: 1 LOB: 2 BB: 2 P: 21	R: 2 E: 0 K: 0 S: 17 H: 3 LOB: 1 BB: 0 P: 29	R: 0 E: 1 K: 2 S: 9 H: 0 LOB: 1 BB: 0 P: 13	R: 2 E: 0 K: 0 S: 14 H: 3 LOB: 2 BB: 1 P: 25	R: 0 E: 0 K: 0 S: 10 H: 0 LOB: 0 BB: 0 P: 16	R: 0 E: 0 K: 0 S: 7 H: 0 LOB: 0 BB: 0 P: 13	R: 0 E: 0 K: 1 S: 6 H: 0 LOB: 0 BB: 0 P: 9	R: 0 E: 0 K: 1 S: 7 H: 1 LOB: 1 BB: 0 P: 11	2B: 2 3B: 0 HR: 4	SAC: 0 DP: 2 HBP: 0	PB: 0 SB: 3 CS: 1	

PITCHER		IP	WLS	BF	H	R	ER	SO	BB	IBB	HBP	BLK	WP	HR	S	P	ERA	WHIP
Pete Harnisch, R ERA: 4.44	(1, 1)	5.0	L	27	8	5	5	4	3	1	0	0	0	4	61	105	9.00	2.200
Doug Henry, R ERA: 4.63	(6, 1)	2.0		6	0	0	0	0	0	0	0	0	0	0	17	29	0.00	0.000
Jerry Dipoto, R ERA: 6.46	(8, 1)	2.0		6	1	0	0	2	0	0	0	0	0	0	13	20	0.00	0.500

PITCHER	IP	WLS	BF	H	R	ER	SO	BB	IBB	HBP	BLK	WP	HR	S	P	ERA	WHIP

Batter	1	2	3	4	5	6	7	8	9	AB	R	H	RBI	BB	SO	LOB
Brett Butler, L (1, 8) OBP: 0.335, SLG: 0.309	B C B C X 2-2 ① L8		B C L X 1-2 1B		B X 1-0 ② FC3-6 S 1-2f 3-H		B B X 2-0 WP 1-3 2-H 1B		1 SAFE 1 SAFE B C 1 SAFE B F F F 2-2 ③ F F X F9	5	0	2	2	0	0	2
Jose Vizcaino, S (1, 6) OBP: 0.305, SLG: 0.321	X 0-0 ② G4-3		C X 0-1 ③ L9		C C F B B X 2-2 ③ L1-3 1-2		F F X 0-2 ② SF9 3-H			3	0	0	1	0	0	2
Rico Brogna, L (1, 3) OBP: 0.333, SLG: 0.473	B X 1-0 ③ F7			C F B X 1-2 ① G4-3		S F B F B F B C 3-3 ① K	C S B X 1-2 ③ L7 1-2			4	0	0	0	0	1	1
Bobby Bonilla, S (1, 5) OBP: 0.367, SLG: 0.554		C B B F F X 2-2 ① G3		S B F F X 1-2 ② G3-1		B C C B X 2-2 ② F8		B T C F B X 2-2 ① L9		4	0	0	0	0	0	0
Todd Hundley, S (1, 2) OBP: 0.385, SLG: 0.467		B S F B B X 3-2 HR		B C S B F B B 4-2 BB		B B B 4-0 FC6-4 BB		C B C B F F B B 4-2 G5-4-3 BB		1	1	1	1	3	0	0
Jeff Kent, R (1, 4) OBP: 0.325, SLG: 0.444		F B S B B S 3-3 ② K		F C X 0-2 ③ G5-3		B B X 2-0 ③ FC6-4 1-2f		F C F X 0-2 ②③ G5-4-3 1-2f		4	0	0	0	0	1	3
Chris Jones, R (1, 7) OBP: 0.420, SLG: 0.549 Jerry Dipoto, R (8, 1) Edgardo Alfonzo, R (9, PH) OBP: 0.278, SLG: 0.387		C B B B X 3-1 CS 1B			C C B S 1-3 ① K		B F S T 1-2 ① K		B C X 1-1 1B	3 0 1	0 0 0	1 0 1	0 0 0	0 0 0	2 0 0	0 0 0
Ryan Thompson, R (1, 9) OBP: 0.350, SLG: 0.491	S 1 SAFE B F P 2-2 ③ CS 1-2	F F B S 1-3 ① K			B X 1-0 1B FC3-6 1B		X 0-0 WP 1B 1B		X 0-0 ① B2	4	2	2	0	0	1	1
Pete Harnisch, S (1, 1) OBP: 0.130, SLG: 0.130 Jeff Barry, S (5, PH) OBP: 0.182, SLG: 0.100 Doug Henry, R (6, 1) Joe Orsulak, L (7, PH) OBP: 0.338, SLG: 0.376 (8, 7)			X 0-0 ② G4-3		C 1 SAFE 1 SAFE B F B X 2-2 FC3-6 1-3 1B		X 0-0 1B 1-2 SF9 1B		1 SAFE F 1 SAFE B F 1 SAFE S 1-3 ② K	1 1 0 2	0 0 0 1	0 1 0 1	0 0 0 1	0 0 0 1	0 0 0 1	0 0 0 1
Inning Stats	R: 0 E: 0 K: 0 S: 5 H: 0 LOB: 0 BB: 0 P: 8	R: 1 E: 0 K: 1 S: 15 H: 2 LOB: 0 BB: 0 P: 27	R: 0 E: 0 K: 1 S: 9 H: 1 LOB: 1 BB: 0 P: 11	R: 0 E: 0 K: 0 S: 13 H: 0 LOB: 1 BB: 1 P: 19	R: 1 E: 0 K: 1 S: 12 H: 2 LOB: 1 BB: 0 P: 19	R: 0 E: 0 K: 1 S: 9 H: 0 LOB: 1 BB: 1 P: 20	R: 2 E: 0 K: 1 S: 12 H: 3 LOB: 1 BB: 0 P: 16	R: 0 E: 0 K: 0 S: 12 H: 0 LOB: 0 BB: 1 P: 18	R: 0 E: 0 K: 1 S: 13 H: 1 LOB: 1 BB: 0 P: 17	1B: 8 2B: 0 3B: 0 HR: 1	SF: 1 SAC: 0 DP: 1 HBP: 0	WP: 2 PB: 0 SB: 1 CS: 1	PA: 38				

PITCHER		IP	WLS	BF	H	R	ER	SO	BB	IBB	HBP	BLK	WP	HR	S	P	ERA	WHIP
Tim Pugh, R ERA: 3.58	(1, 1)	6.0	W	24	5	2	2	4	2	0	0	0	0	1	63	104	3.00	1.167
Hector Carrasco, R ERA: 3.21	(7, 1)	1.0		6	3	2	2	1	0	0	0	0	2	0	12	16	18.00	3.000
Jeff Brantley, R ERA: 2.48	(8, 1)	2.0	S	7	1	0	0	1	1	0	0	0	0	0	25	35	0.00	1.000

PITCHER	IP	WLS	BF	H	R	ER	SO	BB	IBB	HBP	BLK	WP	HR	S	P	ERA	WHIP

BOTTOM

Cincinnati Reds @ New York Mets

Shea Stadium, Flushing, NY

Sat Jul 01 1995, 7:05 PM EDT

Att. 16,080 - Unknown

livebaseballscorecards.com

AB	33
R	4
H	9
RBI	4
BB	3
SO	6
LOB	10

Batter	1	2	3	4	5	6	7	8	9	AB	R	H	RBI	BB	SO	LOB
Barry Larkin, R (1, 6) OBP: 0.383, SLG: 0.455	C B X 1-1 G4-3 ①		B B C F F X 2-2 F8 ③		C F B X 1-2 G4-3 ③			C S X 0-2 1B 2B 1B ③	C F X 0-2 FC6-4 1-2f ③	5	1	1	0	0	0	2
Thomas Howard, S (1, 8) OBP: 0.375, SLG: 0.425	C B S B X 2-2 L4 ②			X 0-0 2B 1B		X 0-0 L9 E 1B		L F 1 B X SAFE 1-2 2B 1B 1B 1-3		4	1	3	0	0	0	0
Ron Gant, R (1, 7) OBP: 0.407, SLG: 0.634	B F B B C C 3-3 K ③			X 0-0 P2 ①		1 SAFE C B B B S X 3-2 G2 ① 1-2		X 0-0 1B CS 2B 1-3 3-H		4	1	1	1	0	1	2
Reggie Sanders, R (1, 9) OBP: 0.402, SLG: 0.614		B X 1-0 G6-3 ①		1 SAFE 1 SAFE X 0-0 1B 2B ② 1-H		B B B I 4-0 S IBB		F X 0-1 CS 1B 2-3 3-H		3	1	2	1	1	0	0
Eric Anthony, L (1, 3) OBP: 0.375, SLG: 0.554		S B F B X 2-2 F7 ②		B B C X 2-1 2B 1B 2-H		S B X 1-1 L9 ② 2-3		B 1 S B B F X SAFE 3-2 F8 ① ② 1-2 3-H		4	0	1	1	0	0	3
Bret Boone, R (1, 4) OBP: 0.329, SLG: 0.387		X 0-0 G1-3 ③		1 SAFE P S S S X 1-2 2B 1-3		C F B B S 2-3 K ③ 1-2		S X 0-1 G6-3 ③		4	0	1	0	0	1	2
Jeff Branson, L (1, 5) OBP: 0.345, SLG: 0.455			C B F X 1-2 SH1-3 1B S C B F S 1-3 K ③			B C B B F F X 3-2 G4-3 ①			F X 0-1 F8 ①	4	0	1	0	0	1	2
Damon Berryhill, S (1, 2) OBP: 0.228, SLG: 0.246			F B S F B S 2-3 K ①		X 0-0 G4-3 ①			S C C 0-3 K ②	B C C X 1-2 FC4-6 1B	4	0	1	0	0	2	1
John Smiley, L (1, 1) OBP: 0.200, SLG: 0.414 Lenny Harris, L (9, PH) OBP: 0.260, SLG: 0.303 Jeff Brantley, R (9, 1)			X 0-0 SH1-3 ② 1-2		X 0-0 G3-1 ②			S C C 0-3 K ③	S X 0-1 FC4-6 FC6-4 ② 1-2f	2 1 0	0 0 0	0 0 0	0 0 0	0 0 0	1 0 0	0 1 0
Inning Stats	R: 0 E: 0 K: 1 S: 8 H: 0 LOB: 0 BB: 0 P: 14	R: 0 E: 0 K: 0 S: 5 H: 0 LOB: 0 BB: 0 P: 8	R: 0 E: 0 K: 1 S: 12 H: 1 LOB: 1 BB: 0 P: 17	R: 1 E: 0 K: 1 S: 13 H: 4 LOB: 2 BB: 0 P: 16	R: 0 E: 0 K: 0 S: 5 H: 0 LOB: 0 BB: 0 P: 6	R: 0 E: 1 K: 1 S: 9 H: 1 LOB: 2 BB: 1 P: 19	R: 0 E: 0 K: 2 S: 10 H: 0 LOB: 0 BB: 0 P: 13	R: 3 E: 0 K: 0 S: 15 H: 4 LOB: 0 BB: 0 P: 19	R: 0 E: 0 K: 0 S: 10 H: 1 LOB: 1 BB: 0 P: 11	1B: 8 2B: 3 3B: 0 HR: 0	SF: 0 SAC: 1 DP: 0 HBP: 0						

PITCHER	IP	WLS	BF	H	R	ER	SO	BB	IBB	HBP	BLK	WP	HR	S	P	ERA	WHIP
Bobby Jones, R (1, 1) ERA: 3.16	7.0	L	31	10	4	4	6	0	1	0	0	0	0	72	104	5.14	1.429
Eric Gunderson, L (8, 1) ERA: 4.32	1.0		2	0	0	0	0	0	0	0	0	0	0	5	8	0.00	0.000
Pete Walker, R (9, 1) ERA: 5.56	1.0		4	1	0	0	0	0	0	0	0	0	0	10	11	0.00	1.000

PITCHER	IP	WLS	BF	H	R	ER	SO	BB	IBB	HBP	BLK	WP	HR	S	P	ERA	WHIP

TOP

Cincinnati Reds @ New York Mets

Shea Stadium, Flushing, NY

Sun Jul 02 1995, 3:33 AM EDT

Att. 19,882 - Overcast - 74 F

livebaseballscorecards.com

AB	35
R	4
H	11
RBI	3
BB	1
SO	6
LOB	13

WP: 0	PA: 37
PB: 0	
SB: 1	
CS: 2	

Batter	1	2	3	4	5	6	7	8	9	AB	R	H	RBI	BB	SO	LOB
Brett Butler, L (1, 8) OBP: 0.329, SLG: 0.304	C C X 0-2 ① G1-3		B B F B C F F C 3-3 ① K		C X 0-1 ③ F8			L F F B B X 2-2 ① FC3-6 G6-4-3 1-2f 2-3		4	0	0	0	0	1	3
Edgardo Alfonzo, R (1, 5) OBP: 0.277, SLG: 0.383	F C B X 1-2 2B 1B		C B B X 2-1 ② G5-3			C B B X 2-1 ① P4		B C B F F F X 2-2 ②③ G6-4-3 1-2f		4	1	1	0	0	0	2
Chris Jones, R (1, 7) (7, 9) OBP: 0.405, SLG: 0.527 Joe Orsulak, L (9, PH) OBP: 0.336, SLG: 0.373	F B X 1-1 ② L7		X 0-0 ③ G5-3			C C S 0-3 ② K			C B X 1-1 ① G5-3	3 1	0 0	0 0	0 0	0 0	1 0	1 0
Bobby Bonilla, S (1, 3) (7, 7) OBP: 0.369, SLG: 0.562	B B X 2-0 1-H 2B			C B F B S 2-3 ① K		F C B C 1-3 ③ K			X 0-0 1B 2B	4	0	2	1	0	2	0
Jeff Kent, R (1, 4) OBP: 0.320, SLG: 0.436	C F B F S 1-3 ③ K			B S F C 1-3 ② K			X 0-0 ① G5-3		S F X 0-2 ② F9	4	0	0	0	0	2	2
Ryan Thompson, R (1, 9) OBP: 0.353, SLG: 0.491 Jose Vizcaino, S (7, 6) OBP: 0.307, SLG: 0.322		B B X 2-0 FC4-6 1B		C F S 0-3 ③ K			S C C 0-3 ② K		C B B F X 2-2 2-3 1B	2 2	0 0	1 1	0 0	0 0	1 1	0 0
Kelly Stinnett, R (1, 2) OBP: 0.365, SLG: 0.407 Rico Brogna, L (9, PH) OBP: 0.332, SLG: 0.471		B X 1-0 ① FC4-6 G4-3 1-2f			C B S S 1-3 ① K		F X 0-1 ③ F8		C B F C 1-3 ③ K	3 1	0 0	0 0	0 0	0 0	1 2	1 2
Tim Bogar, R (1, 6) (7, 3) OBP: 0.292, SLG: 0.311		B X 1-0 ② G4-3 1-2			C X 0-1 SH3-4 1B			C X 0-1 FC3-6 1B		3	0	2	0	0	0	1
Bobby Jones, R (1, 1) OBP: 0.167, SLG: 0.167 Eric Gunderson, R (8, 1) Aaron Ledesma, R (8, PH) OBP: 1.000, SLG: 1.000 Pete Walker, R (9, 1)		C F S 0-3 ③ K			X 0-0 ② SH3-4 1-2			X 0-0 FC3-6 1-2 1B		1 0 1 0	0 0 0 0	0 0 1 0	0 0 0 0	0 0 0 0	1 0 0 0	1 0 0 0
Inning Stats	R: 1 H: 2 E: 0 LOB: 1 K: 1 BB: 0 S: 13 P: 18	R: 0 H: 1 E: 0 LOB: 1 K: 1 BB: 0 S: 6 P: 10	R: 0 H: 0 E: 0 LOB: 0 K: 1 BB: 0 S: 8 P: 13	R: 0 H: 0 E: 0 LOB: 0 K: 3 BB: 0 S: 9 P: 12	R: 0 H: 1 E: 0 LOB: 1 K: 1 BB: 0 S: 8 P: 9	R: 0 H: 0 E: 0 LOB: 0 K: 2 BB: 0 S: 8 P: 11	R: 0 H: 0 E: 0 LOB: 0 K: 1 BB: 0 S: 6 P: 6	R: 0 H: 2 E: 0 LOB: 1 K: 0 BB: 0 S: 12 P: 16	R: 0 H: 2 E: 0 LOB: 2 K: 1 BB: 0 S: 12 P: 16	1B: 6 2B: 2 3B: 0 HR: 0	SF: 0 SAC: 1 DP: 1 HBP: 0						

PITCHER		IP	WLS	BF	H	R	ER	SO	BB	IBB	HBP	BLK	WP	HR	S	P	ERA	WHIP
John Smiley, L ERA: 3.12	(1, 1)	8.0	W	29	6	1	1	10	0	0	0	0	0	0	70	95	1.12	0.750
Jeff Brantley, R ERA: 2.41	(9, 1)	1.0	S	5	2	0	0	1	0	0	0	0	0	0	12	16	0.00	2.000

PITCHER	IP	WLS	BF	H	R	ER	SO	BB	IBB	HBP	BLK	WP	HR	S	P	ERA	WHIP

BOTTOM

Cincinnati Reds @ New York Mets

Shea Stadium, Flushing, NY

Sun Jul 02 1995, 3:33 AM EDT

Att. 19,882 - Overcast - 74 F

livebaseballscorecards.com

AB	33
R	1
H	8
RBI	1
BB	0
SO	11
LOB	13

WP: 0 PA: 34
PB: 0
SB: 0
CS: 0

Chicago Cubs @ New York Mets

Shea Stadium, Flushing, NY

Mon Jul 03 1995, 7:05 PM EDT

Att. 15,993 - Unknown

TOP

livebaseballscorecards.com

Batter	1	2	3	4	5	6	7	8	9	AB	R	H	RBI	BB	SO	LOB
Brian McRae, S (1, 8) OBP: 0.335, SLG: 0.431	B C B F B S 3-3 ① K		S F C 0-3 ② K			B F B F B S 3-3 ① K		B S T X 1-2 ② G5-3		4	0	0	0	0	3	2
Rey Sanchez, R (1, 4) OBP: 0.313, SLG: 0.372	B C S F S 1-3 ② K		B B B C X 3-1 ③ G4-3			B X 1-0 ② P6		B X 1-0 2-H HR		4	1	1	2	0	1	0
Mark Grace, L (1, 3) OBP: 0.399, SLG: 0.594	B B F B B 4-1 1B BB			X 0-0 ① G3-1		C B X 1-1 ③ L4		F X 0-1 1B		3	0	1	0	1	0	0
Sammy Sosa, R (1, 9) OBP: 0.335, SLG: 0.510	B X 1-0 1-2 1B			B B F F X 2-2 ② G5-3			C F S 0-3 ① K	X 0-0 ③ F8		4	0	1	0	0	1	1
Todd Zeile, R (1, 5) OBP: 0.354, SLG: 0.467	B B B C S F F S 3-3 ③ K			C B C X 1-2 ③ G4-3			X 0-0 ② F9		B X 1-0 HR	4	1	1	1	0	1	2
Shawon Dunston, R (1, 6) OBP: 0.349, SLG: 0.520		B F B X 2-1 G4-6-3 1B			X 0-0 G4-3 S G5-3 1B		B B C B C X 3-2 1B		C X 0-1 ① G6-3	4	1	3	0	0	0	0
Luis Gonzalez, L (1, 7) OBP: 0.309, SLG: 0.409		1 SAFE X 0-0 ① ② G4-6-3 1-2f			C F B F F 1 SAFE F F F B 3-2 B X ① G4-3 1-3		F 1 SAFE B 1 SAFE X 1-1 ③ G4-3		X 0-0 ② G6-3	4	0	0	0	0	0	3
Scott Servais, R (1, 2) OBP: 0.294, SLG: 0.337 Scott Bullett, L (8, PR) OBP: 0.279, SLG: 0.340 Chris Nabholz, L (8, 1) Howard Johnson, S (9, PH) OBP: 0.275, SLG: 0.313 Randy Myers, L (9, 1)		C T S 0-3 ③ K			S X 0-1 ② G5-3 3-H			B B B C C B 4-2 HR SH1-4 BB	C B F B X 2-2 ③ F7	2 0 0 1 0	0 1 0 0 0	0 0 0 0 0	1 0 0 0 0	1 0 0 0 0	1 0 0 0 0	0 0 0 0 0
Jaime Navarro, R (1, 1) OBP: 0.107, SLG: 0.111 José Hernández, R (8, PH) OBP: 0.282, SLG: 0.427 Todd Pratt, R (8, 2) OBP: 0.186, SLG: 0.105			B C F S 1-3 ① K		F B S C 1-3 ③ K			B X 1-0 ① SH1-4 1-2		2 0 0	0 0 0	0 0 0	0 0 0	0 0 0	2 0 0	0 0 0
Inning Stats	R: 0 E: 0 K: 3 S: 14 H: 1 LOB: 2 BB: 1 P: 26	R: 0 E: 0 K: 1 S: 6 H: 1 LOB: 0 BB: 0 P: 8	R: 0 E: 0 K: 2 S: 8 H: 0 LOB: 0 BB: 0 P: 12	R: 0 E: 0 K: 0 S: 7 H: 0 LOB: 0 BB: 0 P: 10	R: 1 E: 0 K: 1 S: 13 H: 1 LOB: 0 BB: 0 P: 17	R: 0 E: 0 K: 1 S: 6 H: 0 LOB: 0 BB: 0 P: 11	R: 0 E: 0 K: 1 S: 9 H: 1 LOB: 1 BB: 0 P: 13	R: 2 E: 0 K: 0 S: 10 H: 2 LOB: 1 BB: 1 P: 17	R: 1 E: 0 K: 0 S: 7 H: 1 LOB: 0 BB: 0 P: 10	1B: 5 2B: 0 3B: 0 HR: 2 SF: 0 SAC: 1 DP: 1 HBP: 0						

	AB	32
	R	4
	H	7
	RBI	4
	BB	2
	SO	9
	LOB	8

WP: 0 PB: 0 SB: 1 CS: 0 PA: 35

PITCHER		IP	WLS	BF	H	R	ER	SO	BB	IBB	HBP	BLK	WP	HR	S	P	ERA	WHIP
Bill Pulsipher, L ERA: 4.66	(1, 1)	8.0	L	32	7	4	4	9	2	0	0	0	0	2	74	116	4.50	1.125
Jerry Dipoto, R ERA: 6.25	(9, 1)	1.0		3	0	0	0	0	0	0	0	0	0	0	6	8	0.00	0.000

PITCHER	IP	WLS	BF	H	R	ER	SO	BB	IBB	HBP	BLK	WP	HR	S	P	ERA	WHIP

Chicago Cubs @ New York Mets

Shea Stadium, Flushing, NY

Mon Jul 03 1995, 7:05 PM EDT

Att. 15,993 - Unknown

BOTTOM

livebaseballscorecards.com

Batter	1	2	3	4	5	6	7	8	9	AB	R	H	RBI	BB	SO	LOB
Brett Butler, L (1, 8) OBP: 0.328, SLG: 0.303	C B L F F B B F X 3-2 ① F7		B F L C 1-3 ① K		B C C B B X 3-2 CS 1B			L X 0-1 ① L6		4	0	1	0	0	1	0
Joe Orsulak, L (1, 7) OBP: 0.326, SLG: 0.362	B F B B X 3-1 ② F9		B F X 1-1 ② P6		C B 1 SAFE 1 SAFE S 1 SAFE 1 SAFE P 2-2 ③ CS 1-2	X 0-0 ① G4-3		B B F X 2-1 ② G3		4	0	0	0	0	0	0
Rico Brogna, L (1, 3) OBP: 0.330, SLG: 0.466	C F S 0-3 ③ K		F B X 1-1 ③ P5			C S B X 1-2 PB 1B		B S S X 1-2 G4-3		4	0	1	0	0	1	0
Bobby Bonilla, S (1, 5) OBP: 0.364, SLG: 0.552		B B C F X 2-2 ① G3-1		F B C F X 1-2 ① G4-3		C F B F F F X 1-2 ② F8			C B S B S 2-3 ① K	4	0	0	0	0	1	1
Todd Hundley, S (1, 2) OBP: 0.392, SLG: 0.490		B C C F B X 2-2 1B 1B 1B		C B B X 2-1 HR		B C B B B 4-1 1-2 BB			B B C F B X 3-2 ② G5-3	3	2	2	1	1	0	0
Chris Jones, R (1, 9) OBP: 0.386, SLG: 0.500	B F 1 SAFE B F F X 2-2 ② P4		B C C F B X 2-2 ② L8			S B F X 1-2 ③ G4-3			C X 0-1 ③ P3	4	0	0	0	0	0	3
Edgardo Alfonzo, R (1, 4) OBP: 0.278, SLG: 0.382	B 1 SAFE C B F X 2-2 1B 1-3 1B		B B X 2-0 ③ G6-3			B X 1-0 ① G6-3				3	0	1	0	0	0	0
Jose Vizcaino, S (1, 6) OBP: 0.307, SLG: 0.322	B B S F X 2-2 1-3 3-H 1B				X 0-0 ① G3	B X 1-0 ② F8				3	0	1	1	0	0	0
Bill Pulsipher, L (1, 1) Jerry Dipoto, R (9, 1)	B F B B C S 3-3 ③ K				B F T F B C 2-3 ② K	S C S 0-3 ③ K				3	0	0	0	0	3	2
										0	0	0	0	0	0	0

Inning Stats	1	2	3	4	5	6	7	8	9
	R: 0 H: 0 E: 0 LOB: 0 K: 1 BB: 0 S: 11 P: 17	R: 1 H: 3 E: 0 LOB: 2 K: 1 BB: 0 S: 21 P: 34	R: 0 H: 0 E: 0 LOB: 0 K: 1 BB: 0 S: 7 P: 10	R: 1 H: 1 E: 0 LOB: 0 K: 0 BB: 0 S: 11 P: 18	R: 0 H: 1 E: 0 LOB: 0 K: 1 BB: 0 S: 11 P: 17	R: 0 H: 1 E: 0 LOB: 2 K: 0 BB: 1 S: 14 P: 21	R: 0 H: 0 E: 0 LOB: 0 K: 1 BB: 0 S: 5 P: 7	R: 0 H: 0 E: 0 LOB: 0 K: 0 BB: 0 S: 7 P: 10	R: 0 H: 0 E: 0 LOB: 0 K: 1 BB: 0 S: 8 P: 13

	AB	32
	R	2
	H	6
	RBI	2
	BB	1
	SO	6
	LOB	6

1B: 5 SF: 0
2B: 0 SAC: 0
3B: 0 DP: 0
HR: 1 HBP: 0

WP: 0 PA: 34
PB: 1
SB: 0
CS: 1

PITCHER		IP	WLS	BF	H	R	ER	SO	BB	IBB	HBP	BLK	WP	HR	S	P	ERA	WHIP
Jaime Navarro, R ERA: 3.09	(1, 1)	7.0	W	27	6	2	2	5	1	0	0	0	0	1	80	124	2.57	1.000
Chris Nabholz, L ERA: 4.61	(8, 1)	1.0		3	0	0	0	0	0	0	0	0	0	0	7	10	0.00	0.000
Randy Myers, L ERA: 2.73	(9, 1)	1.0	S	3	0	0	0	1	0	0	0	0	0	0	8	13	0.00	0.000

PITCHER	IP	WLS	BF	H	R	ER	SO	BB	IBB	HBP	BLK	WP	HR	S	P	ERA	WHIP

Batter	1	2	3	4	5	6	7	8	9	AB	R	H	RBI	BB	SO	LOB
Brian McRae, S (1, 8) OBP: 0.340, SLG: 0.459	B X 1-0 HR		F B X 1-1 WP 3B		B B C B F F X 3-2 ③ G1-3			B F X 1-1 SH1-4 FC6-4 2B		4	3	3	1	0	0	1
Rey Sanchez, R (1, 4) OBP: 0.310, SLG: 0.368 José Hernández, R (6, 4) OBP: 0.282, SLG: 0.427	B X 1-0 ① L3		B L X 1-1 ③ G5-3 3-H			B C F X 1-2 ① P6		B X 1-0 ① SH1-4 2-3		3 0	0 0	0 0	0 0	0 0	0 0	0 0
Mark Grace, L (1, 3) OBP: 0.397, SLG: 0.587	C B B B F X 3-2 ② G3-1			X 0-0 ① F8		B C B C S 2-3 ② K		I I I I 4-0 FC6-4 IBB		3	0	0	0	1	1	0
Sammy Sosa, R (1, 9) OBP: 0.330, SLG: 0.502	B C F C 1-3 ③ K			B X 1-0 ② P9		B F F B S 2-3 ③ K		X 0-0 ② FC6-4 CS 1-2f 3-H		4	0	0	1	0	2	1
Todd Zeile, R (1, 5) OBP: 0.357, SLG: 0.468		C C B F B F F X 2-2 ① G5-3		X 0-0 1B			C B T B X 2-2 1B 1B	B 1-0 ③ CS 1-2	B C B B S S 3-3 ① K	4	0	2	0	0	1	0
Luis Gonzalez, L (1, 7) OBP: 0.304, SLG: 0.402		B X 1-0 ② P4		C F 1 SAFE C 0-3 ③ K			1 SAFE S T F B X 1-2 ① F8		C X 0-1 ② G3	4	0	0	0	0	1	2
Shawon Dunston, R (1, 6) OBP: 0.343, SLG: 0.510		B X 1-0 ③ G6-3			B X 1-0 ① L9		X 0-0 ② F9		B X 1-0 ③ F9	4	0	0	0	0	0	1
Todd Pratt, R (1, 2) OBP: 0.196, SLG: 0.122			C C B B F F X 2-2 ① G5-3		B F B F F X 2-2 ② G4-3		C B S B X 2-2 1-2 1B			3	0	1	0	0	0	0
Kevin Foster, R (1, 1) OBP: 0.310, SLG: 0.464 Randy Myers, L (9, 1)			C B S X 1-2 ② L5		F B F B F X 2-2 1B		X 0-0 ③ G1-3			3 0	0 0	1 0	0 0	0 0	0 0	2 0
Inning Stats	R: 1 E: 0 K: 1 S: 8 H: 1 LOB: 0 BB: 0 P: 14	R: 0 E: 0 K: 0 S: 8 H: 0 LOB: 0 BB: 0 P: 12	R: 1 E: 0 K: 0 S: 12 H: 1 LOB: 0 BB: 0 P: 17	R: 0 E: 0 K: 1 S: 6 H: 1 LOB: 1 BB: 0 P: 7	R: 0 E: 0 K: 0 S: 13 H: 1 LOB: 1 BB: 0 P: 21	R: 0 E: 0 K: 2 S: 9 H: 0 LOB: 0 BB: 0 P: 14	R: 0 E: 0 K: 0 S: 12 H: 2 LOB: 2 BB: 0 P: 17	R: 1 E: 0 K: 0 S: 4 H: 1 LOB: 0 BB: 1 P: 11	R: 0 E: 0 K: 1 S: 6 H: 0 LOB: 0 BB: 0 P: 10	1B: 4 2B: 1 3B: 1 HR: 1 SF: 0 SAC: 1 DP: 0 HBP: 0						

TOP

Chicago Cubs @ New York Mets

Shea Stadium, Flushing, NY

Tue Jul 04 1995, 7:05 PM EDT

Att. 21,611 - Unknown - 76 F

livebaseballscorecards.com

AB	32
R	3
H	7
RBI	2
BB	1
SO	5
LOB	7

PITCHER		IP	WLS	BF	H	R	ER	SO	BB	IBB	HBP	BLK	WP	HR	S	P	ERA	WHIP
Bret Saberhagen, R ERA: 3.19	(1, 1)	7.0	L	27	6	2	2	4	0	0	0	0	1	1	68	102	2.57	0.857
Jerry Dipoto, R ERA: 6.34	(8, 1)	1.0		4	1	1	1	0	0	1	0	0	0	0	4	11	9.00	1.000
Blas Minor, R ERA: 3.81	(9, 1)	1.0		3	0	0	0	1	0	0	0	0	0	0	6	10	0.00	0.000

PITCHER	IP	WLS	BF	H	R	ER	SO	BB	IBB	HBP	BLK	WP	HR	S	P	ERA	WHIP

Chicago Cubs @ New York Mets

Shea Stadium, Flushing, NY

Tue Jul 04 1995, 7:05 PM EDT

Att. 21,611 - Unknown - 76 F

BOTTOM

Batter	1	2	3	4	5	6	7	8	9	AB	R	H	RBI	BB	SO	LOB
Brett Butler, L (1, 8) OBP: 0.335, SLG: 0.307	S B X 1-1 S 1B		B B C B X 3-1 1B 1B		B F F X 1-2 ②③ L5-3 1-2			B B F B B 4-1 BB		3	0	2	0	1	0	1
Joe Orsulak, L (1, 7) OBP: 0.331, SLG: 0.366	C 1 SAFE X 0-1 ① F9		B X 1-0 1-3 1B			F F X 0-2 G4-6-3 1B		F B X 1-1 ② L9		4	0	2	0	0	0	2
Rico Brogna, L (1, 3) OBP: 0.325, SLG: 0.458	1 SAFE B B B S 2 SAFE S T T 3-2 ② K 1-2		B 1 SAFE B F B X 3-1 ③ P5			B C S B F X 2-2 ①② G4-6-3 1-2f		C 1 SAFE X 0-1 ③ P6		4	0	0	0	0	1	5
Bobby Bonilla, S (1, 5) OBP: 0.366, SLG: 0.551	B B S F B S 3-3 ③ K			F B X 1-1 ① P6		X 0-0 1B			X 0-0 1B 1B	4	0	2	0	0	1	1
Todd Hundley, S (1, 2) OBP: 0.389, SLG: 0.481		C B B F F B T 3-2 ① K		B C B B F B 4-2 BB		B C B C S 2-3 ③ K			C C B C 1-3 ① K	3	0	0	0	1	3	2
Ryan Thompson, R (1, 9) OBP: 0.341, SLG: 0.474		C S S 0-3 ② K		S C C 0-3 ② K			C X 0-1 ① F8		X 0-0 ② P9	4	0	0	0	0	2	2
Edgardo Alfonzo, R (1, 4) OBP: 0.278, SLG: 0.379		C C B F X 1-2 ③ F9		C B B F S 2-3 ③ K			B F X 1-1 ② F8		C B X 1-1 1-2 1B	4	0	1	0	0	1	1
Tim Bogar, R (1, 6) OBP: 0.275, SLG: 0.292 Jeff Kent, R (9, PH) OBP: 0.318, SLG: 0.434			B C F B B C 3-3 ① K		X 0-0 ① F8		B C S B S 2-3 ③ K		X 0-0 ③ G4-3	3 1	0 0	0 0	0 0	0 0	2 0	0 2
Bret Saberhagen, R (1, 1) OBP: 0.167, SLG: 0.172 Jerry Dipoto, R (8, 1) Aaron Ledesma, R (8, PH) OBP: 0.500, SLG: 0.500 Blas Minor, R (9, 1)			C X 0-1 ② F7		B X 1-0 L5-3 1B			C F X 0-2 ① G3-1		2 0 0 1 0	0 0 0 0 0	1 0 0 0 0	0 0 0 0 0	0 0 0 0 0	0 0 0 0 0	0 0 0 0 0
Inning Stats	R: 0 E: 0 K: 2 S: 11 H: 1 LOB: 1 BB: 0 P: 18	R: 0 E: 0 K: 2 S: 11 H: 0 LOB: 0 BB: 0 P: 15	R: 0 E: 0 K: 1 S: 10 H: 2 LOB: 2 BB: 0 P: 20	R: 0 E: 0 K: 2 S: 10 H: 0 LOB: 1 BB: 1 P: 17	R: 0 E: 0 K: 0 S: 5 H: 1 LOB: 0 BB: 0 P: 7	R: 0 E: 0 K: 1 S: 11 H: 2 LOB: 1 BB: 0 P: 15	R: 0 E: 0 K: 1 S: 7 H: 0 LOB: 0 BB: 0 P: 10	R: 0 E: 0 K: 0 S: 8 H: 0 LOB: 1 BB: 1 P: 13	R: 0 E: 0 K: 1 S: 8 H: 2 LOB: 2 BB: 0 P: 10	1B: 8 2B: 1 3B: 0 HR: 0	SF: 0 SAC: 0 DP: 2 HBP: 0			WP: 0 PB: 0 SB: 1 CS: 0	PA: 35		

livebaseballscorecards.com

	AB	33
	R	0
	H	8
	RBI	0
	BB	2
	SO	10
	LOB	16

PITCHER		IP	WLS	BF	H	R	ER	SO	BB	IBB	HBP	BLK	WP	HR	S	P	ERA	WHIP
Kevin Foster, R ERA: 4.82	(1, 1)	8.0	W	30	6	0	0	9	2	0	0	0	0	0	73	115	0.00	1.000
Randy Myers, L ERA: 2.63	(9, 1)	1.0	S	5	2	0	0	1	0	0	0	0	0	0	8	10	0.00	2.000

PITCHER	IP	WLS	BF	H	R	ER	SO	BB	IBB	HBP	BLK	WP	HR	S	P	ERA	WHIP

Chicago Cubs @ New York Mets

Shea Stadium, Flushing, NY

Wed Jul 05 1995, 7:05 PM EDT

Att. 14,377 - Unknown

TOP

livebaseballscorecards.com

Batter	1	2	3	4	5	6	7	8	9	AB	R	H	RBI	BB	SO	LOB
Brian McRae, S (1, 8) OBP: 0.341, SLG: 0.456	C C H 1-2 WP G5-3 1B HBP	B X 1-0 G3 ③			X 0-0 WP S 1B	C S S 0-3 K ③			X 0-0 B1-3 ②	4	1	1	0	0	1	0
José Hernández, R (1, 4) OBP: 0.277, SLG: 0.438	1 SAFE 1 SAFE X 0-0 G5-3 ① 1-2	B X 1-0 G5-3 ①			1 SAFE 1 SAFE X 0-0 L9 ①		B X 1-0 G6-3 ①		B F S X 1-2 3B	5	0	1	0	0	0	2
Mark Grace, L (1, 3) OBP: 0.401, SLG: 0.598	F B B X 2-1 HBP 2-H 1B	C B X 1-1 G3 ②			1 SAFE B B B S X 2-1 F7 ②		F F X 0-2 HR		F B B B B 4-1 BB	4	1	2	2	1	0	1
Sammy Sosa, R (1, 9) OBP: 0.331, SLG: 0.496	S S B H 2-2 1-2 HBP	C B S B B X 3-2 L9 ③			F B B B C B 4-2 S 1-3 BB		S X 0-1 G5-3 ②		B B B X 3-0 F7 ③	3	0	0	0	1	0	2
Todd Zeile, R (1, 5) OBP: 0.359, SLG: 0.466	B X 1-0 F9 ②			C B F F B B X 3-2 1B 1B	B B B B 4-0 1-2 BB		B C C B X 2-2 G4-3 ③			3	0	1	0	1	0	2
Luis Gonzalez, L (1, 7) OBP: 0.304, SLG: 0.399	B X 1-0 L8 ③			B X 1-0 1-3 1B	B F F B F S 2-3 K ③			C B X 1-1 G1-3 ①		4	0	1	0	0	1	5
Shawon Dunston, R (1, 6) OBP: 0.341, SLG: 0.519		C C C 0-3 K ①		F S 1 SAFE B S 1-3 K ①		S B X 1-1 HR		C L X 0-2 G6-3 ②		4	1	1	1	0	2	2
Scott Servais, R (1, 2) OBP: 0.293, SLG: 0.361		F B B B F X 3-2 HR		S 1 SAFE S C 0-3 K ②		F F C 0-3 K ①		C C F F S 0-3 K ③		4	1	1	1	0	3	2
Frank Castillo, R (1, 1) OBP: 0.172, SLG: 0.111		B B B C C X 3-2 G4-3 ②		S F C 0-3 K ③		F F C 0-3 K ②			C B F S 1-3 K ①	3	0	0	0	0	2	2
Chris Nabholz, L (6, 1)										0	0	0	0	0	0	0
Mike Perez, R (8, 1)										0	0	0	0	0	0	0
Scott Bullett, L (9, PH) OBP: 0.276, SLG: 0.337										1	0	0	0	0	1	0
Bryan Hickerson, L (9, 1) OBP: 0.667, SLG: 0.500										0	0	0	0	0	0	0
Inning Stats	R: 1 E: 0 K: 0 S: 9 H: 1 LOB: 2 BB: 0 P: 16	R: 1 E: 0 K: 1 S: 10 H: 1 LOB: 0 BB: 0 P: 17	R: 0 E: 0 K: 0 S: 6 H: 0 LOB: 0 BB: 0 P: 11	R: 0 E: 0 K: 3 S: 14 H: 2 LOB: 2 BB: 0 P: 19	R: 0 E: 0 K: 1 S: 10 H: 1 LOB: 3 BB: 2 P: 22	R: 1 E: 0 K: 3 S: 11 H: 1 LOB: 0 BB: 0 P: 12	R: 1 E: 0 K: 0 S: 9 H: 1 LOB: 0 BB: 0 P: 12	R: 0 E: 0 K: 1 S: 11 H: 0 LOB: 0 BB: 0 P: 12	R: 0 E: 0 K: 1 S: 9 H: 1 LOB: 2 BB: 1 P: 18	1B: 4 2B: 0 3B: 1 HR: 3 SF: 0 SAC: 0 DP: 0 HBP: 2						

AB	35
R	4
H	8
RBI	4
BB	3
SO	10
LOB	18

WP: 2 PB: 0 SB: 2 CS: 0 PA: 40

PITCHER		IP	WLS	BF	H	R	ER	SO	BB	IBB	HBP	BLK	WP	HR	S	P	ERA	WHIP
Dave Mlicki, R ERA: 4.09	(1, 1)	7.0		32	7	4	4	8	2	0	2	0	2	3	69	109	5.14	1.286
Doug Henry, R ERA: 4.32	(8, 1)	1.2		7	1	0	0	2	1	0	0	0	0	0	19	26	0.00	1.200
John Franco, L ERA: 3.13	(9, 1)	0.1	W	1	0	0	0	0	0	0	0	0	0	0	1	4	0.00	0.000

PITCHER	IP	WLS	BF	H	R	ER	SO	BB	IBB	HBP	BLK	WP	HR	S	P	ERA	WHIP

Batter	1	2	3	4	5	6	7	8	9	AB	R	H	RBI	BB	SO	LOB
Brett Butler, L (1, 8) OBP: 0.328, SLG: 0.301	B X 1-0 P3 ①		C C B X 1-2 G4-3 ①		B B X 2-0 G5-3 ② 2-3	B B C X 2-1 G6-3 ③			C C S 0-3 K S 1B	5	1	0	0	0	1	2
Joe Orsulak, L (1, 7) OBP: 0.333, SLG: 0.374	C X 0-1 1B		C F X 0-2 L4 ②		C B B F X 2-2 E 1B 2B 3-H	B B C X 2-1 G4-3 ①			B X 1-0 F8 ②	5	1	2	1	0	0	1
Rico Brogna, L (1, 3) OBP: 0.326, SLG: 0.451	S S X 0-2 L6 ②		B C S X 1-2 L8 ③		C X 0-1 E4 1B 2-3	B B B B 4-0 BB			1 SAFE B 1 SAFE 1 SAFE C 1 SAFE P B F 4-2 B 1B 1-2 BB	3	0	0	0	2	0	2
Bobby Bonilla, S (1, 5) OBP: 0.366, SLG: 0.548	B F B 1 SAFE X 2-1 G6-3 ③			X 0-0 G6-3 ①	F B B X 2-1 1B 1-3 3-H	F B F B S 2-3 K ②			X 0-0 1B 1-2 2-H	5	0	2	2	0	1	2
Todd Hundley, S (1, 2) OBP: 0.381, SLG: 0.469		B B X 2-0 G2-3 ①		C C B F S 1-3 K ②	B 1 SAFE C X 1-1 G4-3 ③		B C B B T X 3-2 F8 ③			4	0	0	0	0	1	3
Jeff Kent, R (1, 4) OBP: 0.324, SLG: 0.453 Edgardo Alfonzo, R (5, 4) OBP: 0.275, SLG: 0.375		C C X 0-2 BB 1B		B B F X 2-1 HR		B C F F X 1-2 L8 ①		C C X 0-2 G3 ①		2 2	1 0	2 0	1 0	0 0	0 0	0 0
Chris Jones, R (1, 9) OBP: 0.391, SLG: 0.494		B B 1 SAFE B B 4-0 FC5-4 BB 1-2		C F B S 1-3 K ③		C X 0-1 1B SH1-4 1B		C B F F B X 2-2 G6-3 ②		3	1	1	0	1	1	0
Jose Vizcaino, S (1, 6) OBP: 0.306, SLG: 0.321 John Franco, L (9, 1)		C B S B S 2-3 K ②			C B B B F X 3-2 E4 G5-3 SH3 2B	1 SAFE F 1 SAFE B X 1-1 SH1-4 1B 1-3		B C X 1-1 L7 ③		4 0	1 0	1 0	0 0	0 0	1 0	2 0
Dave Mlicki, R (1, 1) OBP: 0.130, SLG: 0.048 Doug Henry, R (8, 1) Aaron Ledesma, R (9, 6) OBP: 0.333, SLG: 0.333		C X 0-1 FC5-4 ③ 1-2f			X 0-0 SH3 ① 1-2	X 0-0 SH1-4 ② 1-2 3-H			F X 0-1 L9 ①	1 0 1	0 0 0	0 0 0	1 0 0	0 0 0	0 0 0	2 0 0
Inning Stats	R: 0 H: 1 E: 0 LOB: 1 K: 0 BB: 0 S: 8 P: 11	R: 0 H: 1 E: 0 LOB: 2 K: 1 BB: 1 S: 9 P: 17	R: 0 H: 0 E: 0 LOB: 0 K: 0 BB: 0 S: 9 P: 11	R: 1 H: 1 E: 0 LOB: 0 K: 2 BB: 0 S: 10 P: 14	R: 2 H: 2 E: 2 LOB: 2 K: 0 BB: 0 S: 14 P: 24	R: 1 H: 2 E: 0 LOB: 1 K: 0 BB: 0 S: 11 P: 15	R: 0 H: 0 E: 0 LOB: 1 K: 1 BB: 1 S: 8 P: 19	R: 0 H: 0 E: 0 LOB: 0 K: 0 BB: 0 S: 9 P: 12	R: 1 H: 1 E: 0 LOB: 2 K: 1 BB: 1 S: 10 P: 14	1B: 6 SF: 0 2B: 1 SAC: 2 3B: 0 DP: 0 HR: 1 HBP: 0						WP: 1 PA: 40 PB: 0 SB: 1 CS: 0

PITCHER		IP	WLS	BF	H	R	ER	SO	BB	IBB	HBP	BLK	WP	HR	S	P	ERA	WHIP
Frank Castillo, R ERA: 2.88	(1, 1)	5.2		27	7	4	2	3	1	0	0	0	0	1	59	88	3.18	1.412
Chris Nabholz, L ERA: 4.2	(6, 1)	1.1		5	0	0	0	1	1	0	0	0	0	0	10	23	0.00	0.750
Mike Perez, R ERA: 3.41	(8, 1)	1.0		3	0	0	0	0	0	0	0	0	0	0	9	12	0.00	0.000
Bryan Hickerson, L ERA: 6.39	(9, 1)	0.2	L	5	1	1	1	1	1	0	0	0	1	0	10	14	13.50	3.000

PITCHER	IP	WLS	BF	H	R	ER	SO	BB	IBB	HBP	BLK	WP	HR	S	P	ERA	WHIP

BOTTOM

Chicago Cubs @ New York Mets

Shea Stadium, Flushing, NY

Wed Jul 05 1995, 7:05 PM EDT

Att. 14,377 - Unknown

livebaseballscorecards.com

AB	35
R	5
H	8
RBI	5
BB	3
SO	5
LOB	14

Batter	1	2	3	4	5	6	7	8	9	AB	R	H	RBI	BB	SO	LOB
Brian McRae, S (1, 8) OBP: 0.346, SLG: 0.470	HR	1B			F8		1B		F7	5	2	3	2	0	0	0
José Hernández, R (1, 4) OBP: 0.273, SLG: 0.459	P6	G6-4-3			K		G6-3		HR	5	1	1	2	0	1	3
Mark Grace, L (1, 3) OBP: 0.404, SLG: 0.596	E 1B		F7		F8		1B E IBB		1B	4	2	2	0	1	0	0
Sammy Sosa, R (1, 9) OBP: 0.329, SLG: 0.491	P2		G5-3			K	E5		F9	5	0	1	1	0	1	2
Todd Zeile, R (1, 5) OBP: 0.356, SLG: 0.459	E7		K			F7	G4-3		1B	5	1	1	0	0	1	1
Luis Gonzalez, L (1, 7) OBP: 0.305, SLG: 0.399	E			1B BLK CS		G6-3		K	F7	5	0	2	1	0	1	2
Shawon Dunston, R (1, 6) OBP: 0.339, SLG: 0.514	K			P4			K	G5-3		4	1	1	0	0	2	2
Scott Servais, R (1, 2) OBP: 0.299, SLG: 0.366		F9		1B			G6-3	G5-3		4	1	2	0	0	0	1
Steve Trachsel, R (1, 1) OBP: 0.214, SLG: 0.185 Chris Nabholz, L (8, 1) Mike Walker, R (8, 1)		1B		K			K	G1-3		4 0 0	0 0 0	1 0 0	0 0 0	0 0 0	2 0 0	5 0 0
Inning Stats	R: 3 E: 2 K: 1 S: 18 H: 3 LOB: 1 BB: 0 P: 23	R: 0 E: 0 K: 0 S: 9 H: 2 LOB: 1 BB: 0 P: 12	R: 0 E: 0 K: 1 S: 6 H: 0 LOB: 0 BB: 0 P: 9	R: 0 E: 0 K: 1 S: 7 H: 2 LOB: 2 BB: 0 P: 9	R: 0 E: 0 K: 1 S: 7 H: 0 LOB: 0 BB: 0 P: 8	R: 0 E: 0 K: 1 S: 11 H: 0 LOB: 0 BB: 0 P: 16	R: 4 E: 2 K: 2 S: 13 H: 3 LOB: 1 BB: 1 P: 25	R: 0 E: 0 K: 1 S: 11 H: 1 LOB: 1 BB: 0 P: 12	R: 1 E: 0 K: 0 S: 14 H: 3 LOB: 2 BB: 0 P: 22	1B: 12 2B: 1 3B: 0 HR: 2 SF: 0 SAC: 0 DP: 2 HBP: 0						

PITCHER		IP	WLS	BF	H	R	ER	SO	BB	IBB	HBP	BLK	WP	HR	S	P	ERA	WHIP
Pete Harnisch, R ERA: 4.23	(1, 1)	6.0	L	24	7	3	1	5	0	0	0	1	0	1	58	77	1.50	1.167
Jerry Dipoto, R ERA: 6.21	(7, 1)	0.2		7	3	4	0	2	0	1	0	0	0	0	11	21	0.00	4.500
Blas Minor, R ERA: 3.76	(7, 1)	0.1		1	0	0	0	0	0	0	0	0	0	0	2	4	0.00	0.000
Pete Walker, R ERA: 5.4	(8, 1)	2.0		10	4	1	1	1	0	0	0	0	0	1	25	34	4.50	2.000

PITCHER	IP	WLS	BF	H	R	ER	SO	BB	IBB	HBP	BLK	WP	HR	S	P	ERA	WHIP

Chicago Cubs @ New York Mets

Shea Stadium, Flushing, NY

Thu Jul 06 1995, 3:33 AM EDT

Att. 20,718 - Sunny - 80 F

TOP

livebaseballscorecards.com

AB	41
R	8
H	14
RBI	6
BB	1
SO	8
LOB	16

Batter	1	2	3	4	5	6	7	8	9	AB	R	H	RBI	BB	SO	LOB
Brett Butler, L (1, 8) OBP: 0.330, SLG: 0.303	C B L F B B X 3-2 F8 ①		C S B F X 1-2 S 2-H 1B		X 0-0 FC6-4 1-2 1B		C X 0-1 G6-3 ③		C B B X 2-1 E4 G5-3 1-3	5	0	2	1	0	0	1
Edgardo Alfonzo, R (1, 4) OBP: 0.273, SLG: 0.370	C B B F F X 2-2 L8 ②		B 1 SAFE C B B F X 2-2 G6-3 ③ 1-2		C B X 1-1 FC6-4 ② 1-2f 2-3			X 0-0 2B G5-3 1B	F F F X 0-2 G5-3 ② 1-2 3-H	5	1	1	1	0	0	4
Rico Brogna, L (1, 3) OBP: 0.319, SLG: 0.441	B C C F X 1-2 G5-3 ③			B F F X 1-2 F4 ①	C B S X 1-2 L4 ③			B C C S 1-3 K ①	S F S 0-3 K ③	5	0	0	0	0	2	4
Bobby Bonilla, S (1, 5) OBP: 0.368, SLG: 0.552 (9, 7)		X 0-0 F8 ①		B B X 2-0 1B		F C F X 0-2 G4-3 ①		X 0-0 G5-3 1-3 2B		4	0	2	0	0	0	0
Joe Orsulak, L (1, 7) OBP: 0.333, SLG: 0.373 Aaron Ledesma, R (8, PH) OBP: 0.500, SLG: 0.333 (9, 5)		C B C B X 2-2 G4-3 ②		F X 0-1 F7 ②		B X 1-0 G4-3 S 1B		B B B B 4-0 G5-3 BB		3	0	1	0	0	0	1
										0	0	0	0	1	0	0
Chris Jones, R (1, 9) OBP: 0.375, SLG: 0.471		B X 1-0 G5-3 ③		B 1 SAFE F C F F X 1-2 F8 ③		S X 0-1 G4-3 ② 1-3		X 0-0 G5-3 ② 1-2 2-3 3-H		4	0	0	1	0	0	4
Todd Hundley, S (1, 2) OBP: 0.379, SLG: 0.482			B B F X 2-1 F8 ①		B B S B F F X 3-2 HR		C F B B F X 2-2 F7 ③		B C C B X 2-2 F9 ③	4	1	1	1	0	0	3
Jose Vizcaino, S (1, 6) OBP: 0.305, SLG: 0.320			L B B C S 2-3 K SH3-4 1B		C X 0-1 G3 ①		B C X 1-1 F8 ①		B C X 1-1 E G5-3 1B	4	2	1	0	0	1	0
Pete Harnisch, S (1, 1) OBP: 0.125, SLG: 0.125 Jerry Dipoto, R (7, 1) Blas Minor, R (7, 1) Jeff Barry, S (7, PH) OBP: 0.167, SLG: 0.091 Pete Walker, R (8, 1) Ricky Otero, S (9, PH) OBP: 0.200, SLG: 0.190			1 SAFE X 0-0 SH3-4 ② 1-2		B F X 1-1 E5 FC6-4 1B		X 0-0 P8 ②		B C B X 2-1 F9 ①	1	0	0	0	0	0	0
										0	0	0	0	0	0	0
										0	0	0	0	0	0	0
										1	0	0	0	0	0	0
										0	0	0	0	0	0	0
										1	0	0	0	0	0	1
Inning Stats	R: 0 E: 0 K: 0 S: 12 H: 0 LOB: 0 BB: 0 P: 18	R: 0 E: 0 K: 0 S: 5 H: 0 LOB: 0 BB: 0 P: 8	R: 1 E: 0 K: 1 S: 13 H: 1 LOB: 1 BB: 0 P: 20	R: 0 E: 0 K: 0 S: 11 H: 1 LOB: 1 BB: 0 P: 15	R: 1 E: 1 K: 0 S: 14 H: 2 LOB: 2 BB: 0 P: 20	R: 0 E: 0 K: 0 S: 11 H: 1 LOB: 1 BB: 0 P: 14	R: 0 E: 0 K: 0 S: 5 H: 0 LOB: 0 BB: 0 P: 6	R: 1 E: 0 K: 1 S: 9 H: 2 LOB: 2 BB: 1 P: 16	R: 1 E: 1 K: 1 S: 13 H: 1 LOB: 1 BB: 0 P: 18	1B: 6 2B: 1 3B: 0 HR: 1	SF: 0 SAC: 1 DP: 0 HBP: 0			WP: 0 PB: 1 SB: 2 CS: 0	PA: 39		

PITCHER		IP	WLS	BF	H	R	ER	SO	BB	IBB	HBP	BLK	WP	HR	S	P	ERA	WHIP
Steve Trachsel, R ERA: 4.0	(1, 1)	7.1	W	31	7	3	2	2	0	0	0	0	0	1	76	107	2.46	0.955
Chris Nabholz, L ERA: 4.2	(8, 1)	0.0		1	0	0	0	0	1	0	0	0	0	0	0	4	∞	∞
Mike Walker, R ERA: 2.27	(8, 1)	1.2	S	7	1	1	0	1	0	0	0	0	0	0	17	24	0.00	0.600

PITCHER	IP	WLS	BF	H	R	ER	SO	BB	IBB	HBP	BLK	WP	HR	S	P	ERA	WHIP

BOTTOM

Chicago Cubs @ New York Mets

Shea Stadium, Flushing, NY

Thu Jul 06 1995, 3:33 AM EDT

Att. 20,718 - Sunny - 80 F

livebaseballscorecards.com

AB	37
R	4
H	8
RBI	4
BB	1
SO	3
LOB	18

New York Mets @ Pittsburgh Pirates

Three Rivers Stadium, Pittsburgh, PA

Fri Jul 07 1995, 7:05 PM EDT

Att. 12,468 - Unknown - 76 F

TOP

livebaseballscorecards.com

Batter	1	2	3	4	5	6	7	8	9	AB	R	H	RBI	BB	SO	LOB
Brett Butler, L (1, 8) OBP: 0.330, SLG: 0.312	G4-3		G3		3B		FC6-4 1B	K	K	6	1	2	0	0	2	2
Edgardo Alfonzo, R (1, 4) OBP: 0.276, SLG: 0.368	1B 1B		F8		P3		FC6-4 BB 1B 1-2f	FC6-4 BB		4	2	1	0	1	0	2
Aaron Ledesma, R (1, 5) OBP: 0.556, SLG: 0.500	1-3		G6-3		FC6-4 3-H		BB 1-2	FC6-4 1-2f		5	1	3	1	0	0	1
Bobby Bonilla, S (1, 7) (8, 3) (9, 7) OBP: 0.376, SLG: 0.566	3-H			HR	FC6-4 1-2f		WP 1-2 2-3		SH1-4 HR	4	3	3	2	1	0	1
Chris Jones, R (1, 9) OBP: 0.370, SLG: 0.461	K			F8		G3-1	WP 1-2 2-H 3-H		SH1-4 1-2	4	1	1	2	0	1	1
Kelly Stinnett, R (1, 2) OBP: 0.379, SLG: 0.421		G1-6-3				G1-3	K		HR 2-H	3	0	2	0	0	0	0
Todd Hundley, S (7, PH) (7, 2) OBP: 0.380, SLG: 0.500										2	1	1	2	0	1	2
Tim Bogar, R (1, 3) OBP: 0.291, SLG: 0.308		G1-6-3 1-2f		F8		1B			FC6-4 1B	4	0	2	2	0	0	2
Jerry Dipoto, R (8, 1)										0	0	0	0	0	0	0
Rico Brogna, L (9, PH) (9, 3) OBP: 0.322, SLG: 0.443						1B	1-H 2-H			1	0	1	0	0	0	0
Jose Vizcaino, S (1, 6) OBP: 0.307, SLG: 0.322		E8		K		1-2	G6-3		FC6-4 1-2	5	0	2	0	0	1	2
Bobby Jones, R (1, 1) OBP: 0.185, SLG: 0.185 Eric Gunderson, R (3, 1) Jeff Barry, S (5, PH) OBP: 0.000, SLG: 0.000 Blas Minor, R (6, 1) Ricky Otero, S (6, PH) OBP: 0.190, SLG: 0.190 Doug Henry, R (8, 1) Joe Orsulak, L (8, PH) OBP: 0.333, SLG: 0.368 (8, 7) John Franco, L (9, 1)	K				G5-3	P3		G4-3	FC6-4 1-2f 2-3	1 0 1 0 1 0 0 2 0	0 0 0 0 0 0 0 0 0	0 0 0 0 0 0 0 2 0	0 0 0 0 0 0 0 0 0	1 0 0 0 0 0 0 2 0	1 0 0 0 0 0 0 2 0	1 0 0 0 0 0 0 2 0
Inning Stats	R: 1 E: 0 K: 1 S: 11 H: 3 LOB: 1 BB: 0 P: 16	R: 0 E: 1 K: 1 S: 12 H: 1 LOB: 1 BB: 0 P: 14	R: 0 E: 0 K: 0 S: 6 H: 0 LOB: 0 BB: 0 P: 7	R: 1 E: 0 K: 1 S: 18 H: 2 LOB: 1 BB: 0 P: 24	R: 1 E: 0 K: 0 S: 9 H: 2 LOB: 1 BB: 0 P: 13	R: 0 E: 0 K: 0 S: 9 H: 2 LOB: 2 BB: 0 P: 12	R: 4 E: 0 K: 1 S: 23 H: 4 LOB: 1 BB: 1 P: 35	R: 0 E: 0 K: 1 S: 11 H: 0 LOB: 1 BB: 1 P: 18	R: 2 E: 0 K: 1 S: 19 H: 4 LOB: 2 BB: 0 P: 29	1B: 15 2B: 0 3B: 1 HR: 2 SF: 0 SAC: 1 DP: 1 HBP: 0						

	AB	43
	R	9
	H	18
	RBI	9
	BB	2
	SO	6
	LOB	18

WP: 1 PB: 0 SB: 0 CS: 0 PA: 46

PITCHER		IP	WLS	BF	H	R	ER	SO	BB	IBB	HBP	BLK	WP	HR	S	P	ERA	WHIP
Denny Neagle, L ERA: 3.34	(1, 1)	6.1		30	12	5	5	3	0	0	0	0	0	1	72	96	7.11	1.895
Jeff McCurry, R ERA: 5.08	(7, 1)	0.0		2	1	0	0	0	1	0	0	0	0	0	8	13	∞	∞
Dan Plesac, L ERA: 2.08	(7, 1)	1.1		6	1	2	2	2	1	0	0	0	1	0	16	27	13.50	1.500
Dan Miceli, R ERA: 4.15	(8, 1)	1.1	L	8	4	2	2	1	0	0	0	0	0	1	22	32	13.50	3.000

PITCHER	IP	WLS	BF	H	R	ER	SO	BB	IBB	HBP	BLK	WP	HR	S	P	ERA	WHIP

Batter	1	2	3	4	5	6	7	8	9	AB	R	H	RBI	BB	SO	LOB
Jacob Brumfield, R (1, 8) OBP: 0.354, SLG: 0.352	4-3		E 1B BB		1B BB		K		G1-4-3	3	2	1	0	2	1	0
Dan Miceli, R (8, 1)										0	0	0	0	0	0	0
Steve Pegues, R (9, PH) OBP: 0.289, SLG: 0.440										1	0	0	0	0	0	2
Jay Bell, R (1, 6) OBP: 0.314, SLG: 0.307	F9		E5 FC3-6 1B 1-2 SF9 BB		1B 1-2 2-3 1B			G1-3		4	1	1	0	1	0	1
Orlando Merced, S (1, 9) OBP: 0.342, SLG: 0.438	BB 1B		FC3-6 1B 1-2 2-H K		1-3 2-H 3-H 1B			G6-3		5	0	3	3	0	1	3
Mark Johnson, L (1, 3) OBP: 0.380, SLG: 0.511	FC6-4 1-2 BB		FC3-6 1B 1-2f 2-3	F8	F8			FC6-4 1B		4	1	1	0	1	0	4
Jeff King, R (1, 5) OBP: 0.348, SLG: 0.457	FC6-4 1-2f		SF9 3-H	K		K		FC6-4 1-2f		4	0	0	1	0	2	3
Al Martin, L (1, 7) OBP: 0.311, SLG: 0.373		F8	1B S 1-2 1B	K		F9			F9	4	1	1	0	0	1	0
(8, 8)										1	0	0	0	0	0	0
Kevin Young, R (9, PH) OBP: 0.225, SLG: 0.308																
Carlos Garcia, R (1, 4) OBP: 0.319, SLG: 0.417		K	E S 1-3 2-H 1B		G5-3	F8			BB 1B	4	1	1	1	0	1	0
Dave Clark, L (8, 7) OBP: 0.393, SLG: 0.488										1	0	1	0	0	0	0
Don Slaught, R (1, 2) OBP: 0.313, SLG: 0.348		BB	2B 1-H 3-H 1B		1B WP 1B		G5-3		F9	4	2	2	1	1	0	1
Denny Neagle, L (1, 1) OBP: 0.143, SLG: 0.200		K	BB 1-H 2B		K		K		BB 1-2	3	0	1	1	0	2	2
Jeff McCurry, R (7, 1)										0	0	0	0	0	0	0
Dan Plesac, L (7, 1)										0	0	0	0	0	0	0
Nelson Liriano, S (7, 4) OBP: 0.360, SLG: 0.402										1	0	0	0	1	1	0
Inning Stats	R: 0 E: 0 K: 0 S: 8 H: 1 LOB: 2 BB: 1 P: 18	R: 0 E: 0 K: 2 S: 9 H: 0 LOB: 1 BB: 1 P: 15	R: 6 E: 2 K: 1 S: 21 H: 6 LOB: 3 BB: 2 P: 36	R: 0 E: 0 K: 2 S: 8 H: 0 LOB: 0 BB: 0 P: 12	R: 2 E: 0 K: 1 S: 16 H: 3 LOB: 2 BB: 1 P: 30	R: 0 E: 0 K: 1 S: 6 H: 0 LOB: 0 BB: 0 P: 9	R: 0 E: 0 K: 2 S: 8 H: 0 LOB: 0 BB: 0 P: 11	R: 0 E: 0 K: 0 S: 7 H: 1 LOB: 1 BB: 0 P: 14	R: 0 E: 0 K: 0 S: 9 H: 1 LOB: 2 BB: 1 P: 20	1B: 11 2B: 1 3B: 0 HR: 0 SF: 1 SAC: 0 DP: 0 HBP: 0						

BOTTOM

New York Mets @ Pittsburgh Pirates

Three Rivers Stadium, Pittsburgh, PA

Fri Jul 07 1995, 7:05 PM EDT

Att. 12,468 - Unknown - 76 F

livebaseballscorecards.com

AB	39
R	8
H	12
RBI	7
BB	6
SO	9
LOB	16

WP: 1 PA: 46
PB: 0
SB: 2
CS: 0

PITCHER		IP	WLS	BF	H	R	ER	SO	BB	IBB	HBP	BLK	WP	HR	S	P	ERA	WHIP
Bobby Jones, R ERA: 3.08	(1, 1)	2.2		20	7	6	0	2	4	0	0	0	0	0	35	65	0.00	4.125
Eric Gunderson, L ERA: 4.0	(3, 1)	1.1		4	0	0	0	3	0	0	0	0	0	0	11	16	0.00	0.000
Blas Minor, R ERA: 4.28	(5, 1)	1.0		7	3	2	2	1	1	0	0	0	1	0	16	30	18.00	4.000
Doug Henry, R ERA: 4.0	(6, 1)	2.0		6	0	0	0	3	0	0	0	0	0	0	14	20	0.00	0.000
Jerry Dipoto, R ERA: 6.03	(8, 1)	1.0	W	4	1	0	0	0	0	0	0	0	0	0	7	14	0.00	1.000

PITCHER		IP	WLS	BF	H	R	ER	SO	BB	IBB	HBP	BLK	WP	HR	S	P	ERA	WHIP
John Franco, L ERA: 3.0	(9, 1)	1.0	S	5	1	0	0	0	1	0	0	0	0	0	9	20	0.00	2.000

Batter	1	2	3	4	5	6	7	8	9	AB	R	H	RBI	BB	SO	LOB
Brett Butler, L (1, 8) OBP: 0.329, SLG: 0.311	B C B X 2-1 ① G6-3	X 0-0 ③ G5-3			L C B B F C 2-3 ② K			B X 1-0 G4-3 S 2B 1B		4	1	1	0	0	1	1
Edgardo Alfonzo, R (1, 4) OBP: 0.276, SLG: 0.365	B B B C C C 3-3 ② K		X 0-0 1B		B B C X 2-1 ③ F8			C B X 1-1 ② G4-3 1-3		4	0	1	0	0	1	1
Rico Brogna, L (1, 3) OBP: 0.325, SLG: 0.449	F B F X 1-2 E 1B		F C X 0-2 ① F7		S X 0-1 ① F7			B C X 1-1 3-H 2B		4	0	2	1	0	0	1
Bobby Bonilla, S (1, 7) OBP: 0.371, SLG: 0.558	C B B B F X 3-2 E3 1-3		X 0-0 ② L9			B B C C S 2-3 ② K		X 0-0 ③ F4		4	0	0	0	0	1	3
Todd Hundley, S (1, 2) OBP: 0.373, SLG: 0.488	B C C S S 2-3 ③ K		B C B B X 3-1 ③ F8			B B X 2-0 ③ F8			B F B S S 2-3 ① K	4	0	0	0	0	2	3
Joe Orsulak, L (1, 9) OBP: 0.321, SLG: 0.358		B C X 1-1 ① G3		B F S F X 1-2 ① G3-1			F X 0-1 ① F7		B S F F F F B F X 2-2 ② P5	4	0	0	0	0	0	0
Aaron Ledesma, R (1, 5) OBP: 0.462, SLG: 0.364		B B B B 4-0 2B SF8 BB		S B S S 1-3 ② K			C X 0-1 ② G5-3		B B C B X 3-1 E8	3	1	0	0	1	1	0
Jose Vizcaino, S (1, 6) OBP: 0.306, SLG: 0.325		S C B X 1-2 SF8 1-3 2B		B X 1-0 ③ G6-3			F S X 0-2 ③ G4-3		C X 0-1 ③ F8	4	0	1	0	0	0	1
Bill Pulsipher, L (1, 1) Ricky Otero, S (8, PH) OBP: 0.191, SLG: 0.182 Jerry Dipoto, R (8, 1)		S C B X 1-2 ② SF8 2-3 3-H			B B C B C S 3-3 ① K			B C B F B X 3-2 ① G6-3		1 1 0	0 0 0	0 0 0	1 0 0	0 0 0	1 0 0	0 0 0
Inning Stats	R: 0 E: 1 K: 2 S: 14 H: 1 LOB: 2 BB: 0 P: 25	R: 1 E: 0 K: 0 S: 9 H: 1 LOB: 1 BB: 1 P: 16	R: 0 E: 0 K: 0 S: 7 H: 1 LOB: 1 BB: 0 P: 10	R: 0 E: 0 K: 1 S: 8 H: 0 LOB: 0 BB: 0 P: 11	R: 0 E: 0 K: 2 S: 9 H: 0 LOB: 0 BB: 0 P: 16	R: 0 E: 0 K: 1 S: 6 H: 0 LOB: 0 BB: 0 P: 10	R: 0 E: 0 K: 0 S: 7 H: 0 LOB: 0 BB: 0 P: 7	R: 1 E: 0 K: 0 S: 9 H: 2 LOB: 1 BB: 0 P: 15	R: 0 E: 1 K: 1 S: 14 H: 0 LOB: 1 BB: 0 P: 21	1B: 3 2B: 2 3B: 0 HR: 0	SF: 1 SAC: 0 DP: 0 HBP: 0						

PITCHER	IP	WLS	BF	H	R	ER	SO	BB	IBB	HBP	BLK	WP	HR	S	P	ERA	WHIP
John Ericks, R (1, 1) ERA: 2.45	9.0	W	35	5	2	2	7	1	0	0	0	0	0	83	131	2.00	0.667

PITCHER	IP	WLS	BF	H	R	ER	SO	BB	IBB	HBP	BLK	WP	HR	S	P	ERA	WHIP

New York Mets @ Pittsburgh Pirates

Three Rivers Stadium, Pittsburgh, PA

Sat Jul 08 1995, 7:05 PM EDT

Att. 14,722 - Unknown - 72 F

TOP

livebaseballscorecards.com

AB	33
R	2
H	5
RBI	2
BB	1
SO	7
LOB	10

WP: 0 PB: 0 SB: 1 CS: 0 PA: 35

BOTTOM

New York Mets @ Pittsburgh Pirates

Three Rivers Stadium, Pittsburgh, PA

Sat Jul 08 1995, 7:05 PM EDT

Att. 14,722 - Unknown - 72 F

Batter	1	2	3	4	5	6	7	8	9	AB	R	H	RBI	BB	SO	LOB
Jacob Brumfield, R (1, 8) OBP: 0.357, SLG: 0.362	X 0-0 G6-3 ①		C X 0-1 1B 1B 2B	B F B M F S 2-3 K ③			F B B F X 2-2 1B 1-2 FC5-2 1B			4	1	2	0	0	1	0
Jay Bell, R (1, 6) OBP: 0.317, SLG: 0.311	B C F X 1-2 F9 ②		2 SAFE C C B C X 2-2 BB 1B 2-3 1B		B F B C X 2-2 G6-3 ①		F B X 1-1 FC5-2 1-3 2-H 1B			4	1	2	1	0	0	0
Carlos Garcia, R (1, 4) OBP: 0.322, SLG: 0.415	C X 0-1 1B 1B		B B B C 1 SAFE B 4-2 1B 1-2 BB		S X 0-1 G6-3 ②		C X 0-1 FC5-2 FC6-4 2-3 3-H ②			3	0	1	0	1	0	2
Jeff King, R (1, 3) OBP: 0.346, SLG: 0.453	X 0-0 1-3 1B		F F F S 0-3 K ①		B C S C 1-3 K ③		F B X 1-1 FC6-4 1-2f ③			4	0	1	0	0	2	5
Steve Pegues, R (1, 9) OBP: 0.280, SLG: 0.425 Orlando Merced, S (8, PH) OBP: 0.341, SLG: 0.436 (9, 9)	B F C S 1-3 K ③		S S B S S 1-3 K ②			C C S 0-3 K ①		B X 1-0 G6-3 ①		3 1	0 0	0 0	0 0	0 0	3 0	5 0
Don Slaught, R (1, 2) OBP: 0.327, SLG: 0.347		B B F B B 4-1 FC5-4 BB	F B B X 2-1 1-2 2-H 3-H 1B			X 0-0 G6-3 ②		B X 1-0 F9 ②		3	0	1	2	1	0	0
Kevin Young, R (1, 5) OBP: 0.205, SLG: 0.279		B S B X 2-1 F9 ①	X 0-0 F8 ③			F S B X 1-2 G1-3 ③		B F B S X 2-2 P4 ③		4	0	0	0	0	0	3
Freddy Garcia, R (1, 7) OBP: 0.150, SLG: 0.108		T B F B S 2-3 K ②		X 0-0 G5-3 ①			X 0-0 F9 ①			3	0	0	0	0	1	1
John Ericks, R (1, 1) OBP: 0.143, SLG: 0.143		F X 0-1 FC5-4 1-2f ③		S C S 0-3 K ②			X 0-0 1B 1B 1B			3	1	1	0	0	1	1
Inning Stats	R: 0 H: 2 E: 0 LOB: 2 K: 1 BB: 0 S: 10 P: 12	R: 0 H: 0 E: 0 LOB: 1 K: 1 BB: 1 S: 8 P: 16	R: 2 H: 3 E: 0 LOB: 2 K: 2 BB: 1 S: 17 P: 26	R: 0 H: 0 E: 0 LOB: 0 K: 2 BB: 0 S: 8 P: 10	R: 0 H: 0 E: 0 LOB: 0 K: 1 BB: 0 S: 8 P: 11	R: 0 H: 0 E: 0 LOB: 0 K: 1 BB: 0 S: 7 P: 8	R: 1 H: 3 E: 0 LOB: 2 K: 0 BB: 0 S: 11 P: 15	R: 0 H: 0 E: 0 LOB: 0 K: 0 BB: 0 S: 5 P: 9		1B: 7 SF: 0 2B: 1 SAC: 0 3B: 0 DP: 0 HR: 0 HBP: 0						

livebaseballscorecards.com

	AB	32
	R	3
	H	8
	RBI	3
	BB	2
	SO	8
	LOB	17

WP: 0 PA: 34
PB: 0
SB: 0
CS: 0

PITCHER		IP	WLS	BF	H	R	ER	SO	BB	IBB	HBP	BLK	WP	HR	S	P	ERA	WHIP
Bill Pulsipher, L ERA: 4.5	(1, 1)	7.0	L	31	8	3	3	8	2	0	0	0	0	0	69	98	3.86	1.429
Jerry Dipoto, R ERA: 5.86	(8, 1)	1.0		3	0	0	0	0	0	0	0	0	0	0	5	9	0.00	0.000

PITCHER	IP	WLS	BF	H	R	ER	SO	BB	IBB	HBP	BLK	WP	HR	S	P	ERA	WHIP

Batter	1	2	3	4	5	6	7	8	9	AB	R	H	RBI	BB	SO	LOB
Brett Butler, L (1, 8) OBP: 0.324, SLG: 0.306	C B B X 2-1 F7 ①		B B S X 2-1 G4-3 ①		B B C 3 SAFE C F X 2-2 F7 ② 3-H			C X 0-1 G3 ①		4	0	0	0	0	0	0
Edgardo Alfonzo, R (1, 4) OBP: 0.270, SLG: 0.358	B C X 1-1 F9 ②		C X 0-1 G6-3 ②		C B B X 2-1 G4-3 ③			C F F B X 1-2 G3 ②		4	0	0	0	0	0	0
Rico Brogna, L (1, 3) OBP: 0.324, SLG: 0.445	X 0-0 L8 ③		C S F S 0-3 K ③			B S X 1-1 F8 ①		X 0-0 1B		4	0	1	0	0	1	0
Joe Orsulak, L (1, 7) OBP: 0.319, SLG: 0.351		C F B F B F S 2-3 K ①		B B S B B 4-1 BB		F X 0-1 G1-3 ②		X 0-0 G5-3 ③		3	0	0	0	1	1	1
Todd Hundley, S (1, 2) OBP: 0.375, SLG: 0.503		B X 1-0 HR	C 1 SAFE B P F 1 SAFE F B X 3-2 F7 ①			B X 1-0 G3-1 ③			B B C B B 4-1 G6-4-3 BB	3	1	1	1	1	0	1
Chris Jones, R (1, 9) OBP: 0.365, SLG: 0.452		B C S X 1-2 WP PB SF8 1B	1 SAFE B B F B X 3-1 P6 ②				X 0-0 F8 ①		C S B S 1-3 K ①	4	1	1	0	0	1	2
Aaron Ledesma, R (1, 5) OBP: 0.471, SLG: 0.357		B B B B 4-0 SF8 WP 1-2 BB	F X 0-1 P3 ③				C F B F B X 2-2 G3-1 1B		F F F F B X 1-2 G6-4-3 ②③ 1-2f	3	0	1	0	1	0	2
Jose Vizcaino, S (1, 6) OBP: 0.307, SLG: 0.326		B S B F B X 3-2 SF8 ② 1-3 2-H			B S F X 1-2 SH1-4 S CS 1B		X 0-0 G3-1 ② 1-2			2	1	1	1	0	0	1
Bret Saberhagen, R (1, 1) OBP: 0.156, SLG: 0.161 Eric Gunderson, R (8, 1)		C F F S 0-3 K ③			B B X 2-0 SH1-4 ① 1-3		B X 1-0 G5-3 ③			2 0	0 0	0 0	0 0	0 0	1 0	2 0
Inning Stats	R: 0 E: 0 K: 0 S: 5 H: 0 LOB: 0 BB: 0 P: 8	R: 2 E: 0 K: 2 S: 16 H: 2 LOB: 1 BB: 1 P: 27	R: 0 E: 0 K: 1 S: 8 H: 0 LOB: 0 BB: 0 P: 10	R: 0 E: 0 K: 0 S: 10 H: 0 LOB: 1 BB: 1 P: 19	R: 1 E: 0 K: 0 S: 10 H: 1 LOB: 0 BB: 0 P: 17	R: 0 E: 0 K: 0 S: 5 H: 0 LOB: 0 BB: 0 P: 7	R: 0 E: 0 K: 0 S: 7 H: 1 LOB: 1 BB: 0 P: 10	R: 0 E: 0 K: 0 S: 8 H: 1 LOB: 1 BB: 0 P: 9	R: 0 E: 0 K: 1 S: 9 H: 0 LOB: 0 BB: 1 P: 15	1B: 4 2B: 0 3B: 0 HR: 1 SF: 1 SAC: 1 DP: 1 HBP: 0						WP: 1 PB: 1 SB: 1 CS: 1 PA: 34	

PITCHER	IP	WLS	BF	H	R	ER	SO	BB	IBB	HBP	BLK	WP	HR	S	P	ERA	WHIP
Esteban Loaiza, R (1, 1) ERA: 5.12	9.0	W	34	5	3	2	4	3	0	0	0	1	1	78	122	2.00	0.889

PITCHER	IP	WLS	BF	H	R	ER	SO	BB	IBB	HBP	BLK	WP	HR	S	P	ERA	WHIP

TOP

New York Mets @ Pittsburgh Pirates

Three Rivers Stadium, Pittsburgh, PA

Sun Jul 09 1995, 3:33 AM EDT

Att. 16,015 - Sunny - 76 F

livebaseballscorecards.com

AB	29
R	3
H	5
RBI	2
BB	3
SO	4
LOB	9

Batter	1	2	3	4	5	6	7	8	9	AB	R	H	RBI	BB	SO	LOB
Al Martin, L (1, 8) OBP: 0.310, SLG: 0.370	F B C F S 1-3 K ①		B F B X 2-1 L8 1B		B X 1-0 L7 ①	B S S S 1-3 K ③				4	0	1	0	0	2	1
Jay Bell, R (1, 6) OBP: 0.320, SLG: 0.326	C B B B S F X 3-2 1B 1B 1B		B 1 SAFE 1 SAFE C 1 SAFE S F 1 SAFE B 2-3 1 SAFE S K ①		B X 1-0 HR		F B B S B X 3-2 F9 ①			4	2	2	1	0	1	1
Dave Clark, L (1, 7) OBP: 0.382, SLG: 0.473	X 0-0 F7 ②		1 SAFE S S X 0-2 L8 1-2 ② ③		T S B S 1-3 K ②		B B X 2-0 E2			4	0	0	0	0	1	2
Mark Johnson, L (1, 3) OBP: 0.376, SLG: 0.504	X 0-0 1B 1-3 1B			C B F C 1-3 K ①	B C S B F S 2-3 K ③		B C S C 1-3 K ②			4	0	1	0	0	3	1
Jeff King, R (1, 5) OBP: 0.349, SLG: 0.454	X 0-0 1-2 3-H 1B			B X 1-0 E5 2B		C X 0-1 1B E 1B	C F B B F S 2-3 K ③			4	2	2	1	0	1	1
Orlando Merced, S (1, 9) OBP: 0.348, SLG: 0.461	F B X 1-1 F8 ③			X 0-0 FC6-4 1-H 2B		C B X 1-1 E8 F8 1-H 2B 1B		B S C X 1-2 HR		4	2	3	2	0	0	2
Mark Parent, R (1, 2) OBP: 0.342, SLG: 0.563		F B B B F X 3-2 F9 ①		B B B C B 4-1 FC6-4 BB		C X 0-1 F8 2-3 ①		X 0-0 G6-3 ①		3	0	0	0	1	0	1
Carlos Garcia, R (1, 4) OBP: 0.321, SLG: 0.417		S B F X 1-2 G5-3 ②		F X 0-1 FC6-4 FC3-6 1-2f 2-3 ②		B F B B F X 3-2 2B 3-H		B F B X 2-1 P4 ②		4	0	1	1	0	0	2
Esteban Loaiza, R (1, 1) OBP: 0.226, SLG: 0.207		B C F X 1-2 G1-3 ③		B S S B X 2-2 FC3-6 1-2f ③		S X 0-1 B1 ②		T S S 0-3 K ③		4	0	0	0	0	1	3
Inning Stats	R: 1 E: 0 K: 1 S: 13 H: 3 LOB: 2 BB: 0 P: 18	R: 0 E: 0 K: 0 S: 9 H: 0 LOB: 0 BB: 0 P: 14	R: 0 E: 0 K: 1 S: 9 H: 1 LOB: 0 BB: 0 P: 13	R: 1 E: 1 K: 1 S: 11 H: 1 LOB: 2 BB: 1 P: 19	R: 1 E: 0 K: 2 S: 9 H: 1 LOB: 0 BB: 0 P: 14	R: 2 E: 1 K: 1 S: 14 H: 3 LOB: 1 BB: 0 P: 19	R: 0 E: 1 K: 2 S: 11 H: 0 LOB: 1 BB: 0 P: 19	R: 1 E: 0 K: 1 S: 9 H: 1 LOB: 0 BB: 0 P: 12		1B: 6 2B: 2 3B: 0 HR: 2 SF: 0 SAC: 0 DP: 0 HBP: 0						

BOTTOM

New York Mets @ Pittsburgh Pirates

Three Rivers Stadium, Pittsburgh, PA

Sun Jul 09 1995, 3:33 AM EDT

Att. 16,015 - Sunny - 76 F

livebaseballscorecards.com

AB	35
R	6
H	10
RBI	5
BB	1
SO	9
LOB	14

WP: 0 PB: 0 SB: 0 CS: 0 PA: 36

PITCHER		IP	WLS	BF	H	R	ER	SO	BB	IBB	HBP	BLK	WP	HR	S	P	ERA	WHIP
Bret Saberhagen, R ERA: 3.33	(1, 1)	7.0	L	32	9	5	4	8	1	0	0	0	0	1	76	116	5.14	1.429
Eric Gunderson, L ERA: 4.26	(8, 1)	1.0		4	1	1	1	1	0	0	0	0	0	1	9	12	9.00	1.000

PITCHER	IP	WLS	BF	H	R	ER	SO	BB	IBB	HBP	BLK	WP	HR	S	P	ERA	WHIP

Batter	1	2	3	4	5	6	7	8	9	AB	R	H	RBI	BB	SO	LOB
Eric Young Sr., R (1, 4) OBP: 0.357, SLG: 0.373	C B B X 2-1 F8 ①		C B F F B X 2-2 G1-3 ③			F B 1 SAFE C F F 1 SAFE 1 SAFE B 4-2 B B 1-2 BB		B X 1-0 1B 1-2 SF7 1B		3	1	1	0	1	0	0
Mike Kingery, L (1, 8) OBP: 0.372, SLG: 0.426 Steve Reed, R (8, 1) OBP: 0.500, SLG: 0.500	C B F B F F X 2-2 G6-3 ②			C X 0-1 G4-3 ①		B X 1-0 F8 ②		F B X 1-1 F7 ①		4 0	0 0	0 0	0 0	0 0	0 0	4 0
Dante Bichette, R (1, 7) OBP: 0.364, SLG: 0.554	B B F C X 2-2 1B			C B C X 1-2 F7 ②		B F X 1-1 FC5 2-3f ③		S X 0-1 1-3 2-H 1B		4	0	2	1	0	0	2
Larry Walker, L (1, 9) OBP: 0.381, SLG: 0.643	F X 0-1 F8 ③			C X 0-1 G4-3 ③			X 0-0 F9 ①	B B B C S X 3-2 SF7 3-H ②		3	0	0	1	0	0	1
Andres Galarraga, R (1, 3) OBP: 0.344, SLG: 0.550		C F B F B X 2-2 F8 ①			B F X 1-1 F7 ①		C X 0-1 F9 ②	B F S X 1-2 P4 ③		4	0	0	0	0	0	1
Vinny Castilla, R (1, 5) OBP: 0.343, SLG: 0.585		B F S F B S 2-3 K ②			C F S 0-3 K ②		B B S S S B B 4-2 1B BB		B X 1-0 F9 ①	3	0	0	0	1	2	0
Joe Girardi, R (1, 2) OBP: 0.337, SLG: 0.383		C S X 0-2 G5-3 ③			F F F B X 1-2 G1-3 ③		B X 1-0 1-2 1B		C X 0-1 G4-3 ②	4	0	1	0	0	0	0
Walt Weiss, S (1, 6) OBP: 0.369, SLG: 0.292 John Vander Wal, L (7, PH) OBP: 0.517, SLG: 0.708 Jason Bates, S (7, 6) OBP: 0.353, SLG: 0.426		X 0-0 G1-3 ①				B C B B C X 3-2 F7 ①	B B S C F B S 3-3 K ③		F X 0-1 F9 ③	2 1 1	0 0 0	0 0 0	0 0 0	0 1 0	0 0 0	0 2 0
Kevin Ritz, R (1, 1) OBP: 0.333, SLG: 0.250 Jim Tatum, R (6, PH) OBP: 0.412, SLG: 0.563 Mark Thompson, R (6, 1) OBP: 0.375, SLG: 0.375 Lance Painter, L (7, 1) Ellis Burks, R (8, PH) OBP: 0.346, SLG: 0.452 (8, 8)		C X 0-1 G4-3 ②				B X 1-0 E1 FC5 BB		C B F B B B 4-2 1B 1B BB		1 1 0 0 0	0 0 0 0 1	0 0 0 0 0	0 0 0 0 1	0 0 0 0 0	0 0 0 0 0	0 0 0 0 0
Inning Stats	R: 0 E: 0 K: 0 S: 12 H: 1 LOB: 1 BB: 0 P: 18	R: 0 E: 0 K: 1 S: 11 H: 0 LOB: 0 BB: 0 P: 15	R: 0 E: 0 K: 0 S: 7 H: 0 LOB: 0 BB: 0 P: 9	R: 0 E: 0 K: 0 S: 7 H: 0 LOB: 0 BB: 0 P: 8	R: 0 E: 0 K: 1 S: 9 H: 0 LOB: 0 BB: 0 P: 11	R: 0 E: 1 K: 0 S: 11 H: 0 LOB: 2 BB: 1 P: 21	R: 0 E: 0 K: 1 S: 10 H: 1 LOB: 2 BB: 1 P: 18	R: 2 E: 0 K: 0 S: 13 H: 2 LOB: 1 BB: 1 P: 23	R: 0 E: 0 K: 0 S: 5 H: 0 LOB: 0 BB: 0 P: 6	1B: 4 2B: 0 3B: 0 HR: 0	SF: 1 SAC: 0 DP: 0 HBP: 0					

TOP

Colorado Rockies @ New York Mets

Shea Stadium, Flushing, NY

Thu Jul 13 1995, 7:05 PM EDT

Att. 15,276 - Unknown - 90 F

livebaseballscorecards.com

AB	31
R	2
H	4
RBI	2
BB	3
SO	3
LOB	10

PITCHER		IP	WLS	BF	H	R	ER	SO	BB	IBB	HBP	BLK	WP	HR	S	P	ERA	WHIP
Bobby Jones, R ERA: 3.04	(1, 1)	7.1	W	30	4	2	2	3	3	0	0	0	0	0	74	113	2.46	0.955
John Franco, L ERA: 2.81	(8, 1)	1.2	S	5	0	0	0	0	0	0	0	0	0	0	11	16	0.00	0.000

PITCHER	IP	WLS	BF	H	R	ER	SO	BB	IBB	HBP	BLK	WP	HR	S	P	ERA	WHIP

Colorado Rockies @ New York Mets

Shea Stadium, Flushing, NY

Thu Jul 13 1995, 7:05 PM EDT

Att. 15,276 - Unknown - 90 F

BOTTOM

livebaseballscorecards.com

Batter	1	2	3	4	5	6	7	8	9	AB	R	H	RBI	BB	SO	LOB
Brett Butler, L (1, 8) OBP: 0.323, SLG: 0.309	B B X 2-0 G3-1 SF7 2B	B C B B C C 3-3 K ③		C B B X 2-1 E5 BB 1-2 2-3		L B C B B F X 3-2 G5-3 ③				4	1	1	0	0	1	5
Edgardo Alfonzo, R (1, 4) OBP: 0.270, SLG: 0.352	X 0-0 G3-1 ① 2-3		C X 0-1 G6-3 ①	B B F F B B 4-2 BB 1-2 2-3 3-H			X 0-0 B5-3 ①			3	0	0	1	1	0	1
Rico Brogna, L (1, 3) OBP: 0.327, SLG: 0.446	C X 0-1 SF7 ② 3-H		F X 0-1 1B	S F B S 1-3 K ③			B B B B 4-0 2B WP BB			2	1	1	1	1	1	3
Bobby Bonilla, S (1, 5) OBP: 0.369, SLG: 0.557	B F B C X 2-2 F7 ③		B B S B F X 3-2 F8 ②		F B X 1-1 F9 ①		X 0-0 WP 2B 1-3			4	0	1	0	0	0	1
Joe Orsulak, L (1, 7) OBP: 0.319, SLG: 0.346 Chris Jones, R (7, PH) OBP: 0.362, SLG: 0.447 (8, 7) John Franco, L (8, 1)		B B B B 4-0 1B 2B BB	F X 0-1 G3-1 ③		C B F X 1-2 G4-3 ②		B F B F B C 3-3 K ②			2 1 0	1 0 0	0 0 0	0 0 0	1 0 0	0 1 0	1 2 0
Todd Hundley, S (1, 2) OBP: 0.377, SLG: 0.503		C C B F B 1 SAFE B F F 3-2 1 SAFE X 2B 1-3 1B		B C B F B X 3-2 G4-6-3 1B	B B F B C X 3-2 G4-3 ③		C C B B B S 3-3 K ③ 2-3 3-H			4	0	2	0	0	1	1
Ryan Thompson, R (1, 9) OBP: 0.331, SLG: 0.458		S 1 SAFE F B S 1-3 K ①		F F B F F X 1-2 G4-6-3 ①② 1-2f		B X 1-0 G6-3 ①		S B S B B S 3-3 K ①		4	0	0	0	0	2	3
Jose Vizcaino, S (1, 6) OBP: 0.314, SLG: 0.338		X 0-0 1-3 3-H 2B		C B B F B X 3-2 E 1B BB 1B		B C B F C X 2-2 G5-3 ②		C F F B B X 2-2 L3 1B		4	1	3	1	0	0	0
Bobby Jones, R (1, 1) OBP: 0.214, SLG: 0.185 Ricky Otero, S (8, 7) OBP: 0.188, SLG: 0.178		X 0-0 L4 ②		B X 1-0 BB E 1-2 1B		B B B C F F B 4-2 BB		1 SAFE 1 SAFE F X 0-1 L3 ②③ 1-1		2 1	0 0	1 0	0 0	1 0	0 0	2 1
Inning Stats	R: 1 E: 0 K: 0 S: 7 H: 1 LOB: 0 BB: 0 P: 11	R: 1 E: 0 K: 2 S: 14 H: 2 LOB: 2 BB: 1 P: 25	R: 0 E: 0 K: 0 S: 9 H: 1 LOB: 1 BB: 0 P: 12	R: 1 E: 1 K: 1 S: 19 H: 3 LOB: 3 BB: 1 P: 34	R: 0 E: 0 K: 0 S: 8 H: 0 LOB: 0 BB: 0 P: 13	R: 0 E: 0 K: 0 S: 12 H: 0 LOB: 1 BB: 1 P: 22	R: 1 E: 0 K: 2 S: 8 H: 1 LOB: 1 BB: 1 P: 18	R: 0 E: 0 K: 1 S: 9 H: 1 LOB: 0 BB: 0 P: 14		1B: 6 2B: 4 3B: 0 HR: 0	SF: 1 SAC: 0 DP: 2 HBP: 0			WP: 1 PB: 0 SB: 0 CS: 0	PA: 36		

	AB	31
	R	4
	H	9
	RBI	3
	BB	4
	SO	6
	LOB	20

PITCHER		IP	WLS	BF	H	R	ER	SO	BB	IBB	HBP	BLK	WP	HR	S	P	ERA	WHIP
Kevin Ritz, R ERA: 3.5	(1, 1)	5.0	L	24	7	3	2	3	2	0	0	0	0	0	57	95	3.60	1.800
Mark Thompson, R ERA: 6.04	(6, 1)	1.1		7	1	1	1	0	2	0	0	0	0	0	14	28	6.75	2.250
Lance Painter, L ERA: 12.15	(7, 1)	0.2		2	0	0	0	2	0	0	0	0	1	0	6	12	0.00	0.000
Steve Reed, R ERA: 2.25	(8, 1)	1.0		3	1	0	0	1	0	0	0	0	0	0	9	14	0.00	1.000

PITCHER	IP	WLS	BF	H	R	ER	SO	BB	IBB	HBP	BLK	WP	HR	S	P	ERA	WHIP

Colorado Rockies @ New York Mets

Shea Stadium, Flushing, NY

Fri Jul 14 1995, 7:05 PM EDT

Att. 15,377 - Unknown

TOP

livebaseballscorecards.com

Batter	1	2	3	4	5	6	7	8	9	AB	R	H	RBI	BB	SO	LOB
Eric Young Sr., R (1, 4) OBP: 0.358, SLG: 0.374	FC6-4 1B		B1-3		F9			1B	G4-3	5	1	2	0	0	0	1
Ellis Burks, R (1, 8) (6, 9) OBP: 0.350, SLG: 0.453	FC6-4 S 1-2f		K			FC6-4 1B		2B 1B 1-2		4	1	2	0	0	1	1
Dante Bichette, R (1, 7) OBP: 0.362, SLG: 0.553	K 1-2		G6-3			FC6-4 G6-3 1-2f		G1-3 1B 1-H 2-H		4	1	1	2	0	1	2
Larry Walker, L (1, 9) OBP: 0.378, SLG: 0.638	K			K		G6-3 1-2f		G1-3 2-3		2	0	0	0	0	2	1
Mike Kingery, L (6, PH) (6, 8) OBP: 0.368, SLG: 0.422										2	0	0	0	0	0	2
Andres Galarraga, R (1, 3) OBP: 0.347, SLG: 0.562		HR		G6-3			2B 1B	G4-3 3-H		3	1	2	1	0	0	0
John Vander Wal, L (7, 3) OBP: 0.525, SLG: 0.714										1	0	1	1	0	0	0
Vinny Castilla, R (1, 5) OBP: 0.344, SLG: 0.583		G5-3 BB		G5-3			1-H 2B	G4-3 1-2		1	0	0	0	1	0	0
Lance Painter, L (5, 1) OBP: 0.667, SLG: 1.000										2	0	1	0	0	0	1
Jorge Brito, R (1, 2) OBP: 0.255, SLG: 0.271	G5-3 1-2				G6-3		K	K		4	0	0	0	0	2	3
Walt Weiss, S (1, 6) OBP: 0.371, SLG: 0.289	K				BLK BB		BB		G4-3	2	0	0	0	2	1	1
Armando Reynoso, R (1, 1) OBP: 0.333, SLG: 0.200		F8			G5-3 1-2		G5-4-3		F7	0	0	0	0	0	0	0
Jim Tatum, R (2, PH) OBP: 0.389, SLG: 0.529										1	0	0	0	0	0	1
Juan Acevedo, R (2, 1) OBP: 0.105, SLG: 0.056										0	0	0	0	0	0	0
Jason Bates, S (5, PH) (5, 5) OBP: 0.348, SLG: 0.419										3	0	0	0	0	0	3

Inning Stats	1	2	3	4	5	6	7	8	9
R	0	1	0	0	0	0	0	3	0
E	0	0	0	0	0	0	0	0	0
K	2	1	1	1	0	0	1	1	0
S	11	15	5	6	8	3	11	24	3
H	1	1	0	0	0	1	2	4	0
LOB	1	1	0	0	1	0	2	1	0
BB	0	1	0	0	1	0	1	0	0
P	15	23	8	8	14	4	21	35	4

1B	6	
2B	2	
3B	0	
HR	1	
SF	0	
SAC	0	
DP	1	
HBP	0	

WP	0
PB	0
SB	1
CS	0
PA	37

AB	34
R	4
H	9
RBI	4
BB	3
SO	7
LOB	16

PITCHER		IP	WLS	BF	H	R	ER	SO	BB	IBB	HBP	BLK	WP	HR	S	P	ERA	WHIP
Bill Pulsipher, L ERA: 3.98	(1, 1)	7.0	W	27	5	1	1	6	3	0	0	1	0	1	59	93	1.29	1.143
Doug Henry, R ERA: 4.94	(8, 1)	0.1		4	3	3	3	0	0	0	0	0	0	0	14	22	81.00	9.000
Eric Gunderson, L ERA: 4.12	(8, 1)	0.2		3	1	0	0	1	0	0	0	0	0	0	10	13	0.00	1.500
Jerry Dipoto, R ERA: 5.7	(9, 1)	1.0		3	0	0	0	0	0	0	0	0	0	0	3	4	0.00	0.000

PITCHER		IP	WLS	BF	H	R	ER	SO	BB	IBB	HBP	BLK	WP	HR	S	P	ERA	WHIP

Batter	1	2	3	4	5	6	7	8	9	AB	R	H	RBI	BB	SO	LOB
Brett Butler, L (1, 8) OBP: 0.322, SLG: 0.308	0-1 F8 1B 2B 1B	1-2 G6-3	1-0 G3 2-3		0-1 G4-3		0-0 G5-3			4	1	1	0	0	0	1
Ricky Otero, S (6, 8) OBP: 0.184, SLG: 0.174										1	0	0	0	0	0	0
Edgardo Alfonzo, R (1, 4) OBP: 0.278, SLG: 0.360	1 SAFE 1 SAFE 1 SAFE 1-1 BB 1-2 2B 1B	1-0 HR 1B	0-1 SF8 3-H		1-1 F8		2-2 FC5-4 1B			4	2	3	1	0	0	0
Rico Brogna, L (1, 3) OBP: 0.332, SLG: 0.462	2 SAFE 1-0 F8 2-3	0-1 1-H HR	1-2 1B		1-0 1B 1B		1-3 K			5	1	3	2	0	1	3
Bobby Bonilla, S (1, 5) OBP: 0.374, SLG: 0.558	4-2 2B 1-2 1B BB	0-2 1B 1B	1-2 K		2-1 1-2 1B		0-0 FC5-4 1-2f			3	2	2	0	1	1	1
Aaron Ledesma, R (6, 5) OBP: 0.444, SLG: 0.333	1 SAFE 1 SAFE									1	0	0	0	0	0	1
Joe Orsulak, L (1, 7) OBP: 0.325, SLG: 0.359	1-0 1-3 2-H 3-H 1B 2B	1-2 1B 1-2 1B 1B		1-1 G4-3	2-3 K			0-0 WP HR 2B		3	2	2	2	0	0	0
Jeff Barry, S (5, 7) OBP: 0.200, SLG: 0.214										2	1	1	0	0	1	2
Todd Hundley, S (1, 2) OBP: 0.384, SLG: 0.508	1-1 2-H 3-H 2B 1B	3-2 1-2 2-H 1B 1B		0-2 WP E 1B		3-2 F7		0-0 G4-3		4	2	3	3	0	0	0
Kelly Stinnett, R (8, PH) OBP: 0.373, SLG: 0.414										1	0	0	0	0	0	1
(9, 2)																
Ryan Thompson, R (1, 9) OBP: 0.333, SLG: 0.480	1-3 K	1-1 G4-3 1-2 2-H 1B		3-2 E5 G6-3 1-H		0-0 G1		1-1 2-H HR		5	1	2	3	0	1	1
Jerry Dipoto, R (9, 1)										0	0	0	0	0	0	0
Jose Vizcaino, S (1, 6) OBP: 0.314, SLG: 0.342	3-2 1-H 2B	3-2 G4-3 1-2f		0-1 G6-3 1-2		0-0 2B		2-3 K		3	0	1	1	0	0	3
Tim Bogar, R (5, 6) OBP: 0.298, SLG: 0.333										2	0	1	0	0	1	0
Bill Pulsipher, L (1, 1) OBP: 0.188, SLG: 0.154	3-1 F8		X 0-0 G3 SF8 2B	1-2 P6		1-3 K		1-3 K		4	1	1	0	0	1	3
Doug Henry, R (8, 1)										0	0	0	0	0	0	0
Eric Gunderson, R (8, 1)										0	0	0	0	0	0	0
Chris Jones, R (8, PH) OBP: 0.358, SLG: 0.442										1	0	0	0	0	1	0
(9, 9)																
Inning Stats	R: 5 E: 0 K: 1 S: 19 H: 5 LOB: 1 BB: 1 P: 34	R: 4 E: 0 K: 0 S: 22 H: 6 LOB: 1 BB: 0 P: 32	R: 1 E: 0 K: 1 S: 11 H: 2 LOB: 1 BB: 0 P: 14	R: 1 E: 1 K: 0 S: 14 H: 1 LOB: 1 BB: 0 P: 19	R: 0 E: 0 K: 1 S: 11 H: 2 LOB: 2 BB: 0 P: 17	R: 0 E: 0 K: 1 S: 8 H: 1 LOB: 1 BB: 0 P: 12	R: 0 E: 0 K: 1 S: 8 H: 1 LOB: 1 BB: 0 P: 11	R: 2 E: 0 K: 2 S: 11 H: 2 LOB: 0 BB: 0 P: 15		1B: 13 2B: 5 3B: 0 HR: 2 SF: 1 SAC: 0 DP: 1 HBP: 0						

PITCHER		IP	WLS	BF	H	R	ER	SO	BB	IBB	HBP	BLK	WP	HR	S	P	ERA	WHIP
Armando Reynoso, R ERA: 6.55	(1, 1)	1.0	L	9	5	5	5	1	1	0	0	0	0	0	19	34	45.00	6.000
Juan Acevedo, R ERA: 6.44	(2, 1)	3.0		18	9	6	5	1	0	0	0	0	1	1	47	65	15.00	3.000
Lance Painter, L ERA: 9.28	(5, 1)	4.0		18	6	2	2	5	0	0	0	0	1	1	38	55	4.50	1.500

PITCHER	IP	WLS	BF	H	R	ER	SO	BB	IBB	HBP	BLK	WP	HR	S	P	ERA	WHIP

BOTTOM

Colorado Rockies @ New York Mets

Shea Stadium, Flushing, NY

Fri Jul 14 1995, 7:05 PM EDT

Att. 15,377 - Unknown

livebaseballscorecards.com

AB	43
R	13
H	20
RBI	12
BB	1
SO	7
LOB	16

WP: 2 PA: 45
PB: 0
SB: 0
CS: 0

Colorado Rockies @ New York Mets

Shea Stadium, Flushing, NY

Sat Jul 15 1995, 7:05 PM EDT

Att. 17,120 - Unknown

TOP

livebaseballscorecards.com

Batter	1	2	3	4	5	6	7	8	9	AB	R	H	RBI	BB	SO	LOB
Eric Young Sr., R (1, 4) OBP: 0.353, SLG: 0.367	F7	F9		1B		F9			G3	5	0	1	0	0	0	1
Walt Weiss, S (9, 6) OBP: 0.371, SLG: 0.289				1-3						0	0	0	0	0	0	0
Mike Kingery, L (1, 8) OBP: 0.373, SLG: 0.431	F9		2B	1B			F8		G6-3	5	2	3	1	0	0	0
	1B		2B	3-H												
Dante Bichette, R (1, 7) OBP: 0.366, SLG: 0.561	1B		1-3	P6			G5-3		2B	5	1	3	0	0	0	2
			2B													
Larry Walker, L (1, 9) OBP: 0.378, SLG: 0.641	F9		1B	P6			2-1		G6-3	5	1	2	2	0	0	5
	2-3		2-H 3-H				2B									
Andres Galarraga, R (1, 3) OBP: 0.353, SLG: 0.563	FC6-4		G4-6-3		P3		IBB			3	0	2	2	1	0	0
	1-3 3-H		2-H													
Vinny Castilla, R (1, 5) OBP: 0.339, SLG: 0.574	FC6-4		F9		F7		G5-3			4	0	0	0	0	0	5
	1-2f															
Joe Girardi, R (1, 2) OBP: 0.332, SLG: 0.376		K	G4-6-3		G1-3			G6-3		4	0	0	0	0	1	1
			1-2f													
Jason Bates, S (1, 6) OBP: 0.351, SLG: 0.418 (9, 4)		BB		1B		F8		G4-3		3	1	1	0	1	0	0
				1B												
Bill Swift, R (1, 1) OBP: 0.231, SLG: 0.292		K		B3		F9		F7		3	0	0	0	0	1	2
Mike Munoz, L (7, 1) OBP: 1.000, SLG: 2.000										0	0	0	0	0	0	0
John Vander Wal, L (8, PH) OBP: 0.517, SLG: 0.700										1	0	0	0	0	0	0
Curt Leskanic, R (8, 1) OBP: 0.250, SLG: 0.250										0	0	0	0	0	0	0
Darren Holmes, R (9, 1)										0	0	0	0	0	0	0
Inning Stats	R: 1 E: 0 K: 0 S: 9 H: 3 LOB: 2 BB: 0 P: 14	R: 0 E: 0 K: 2 S: 10 H: 0 LOB: 1 BB: 1 P: 18	R: 3 E: 0 K: 0 S: 14 H: 4 LOB: 0 BB: 0 P: 20	R: 1 E: 0 K: 0 S: 12 H: 3 LOB: 2 BB: 0 P: 17	R: 0 E: 0 K: 0 S: 8 H: 0 LOB: 0 BB: 0 P: 12	R: 0 E: 0 K: 0 S: 6 H: 0 LOB: 0 BB: 0 P: 9	R: 0 E: 0 K: 0 S: 7 H: 1 LOB: 2 BB: 1 P: 16	R: 0 E: 0 K: 0 S: 5 H: 0 LOB: 0 BB: 0 P: 9	R: 0 E: 0 K: 0 S: 8 H: 1 LOB: 1 BB: 0 P: 10	1B: 7 2B: 5 3B: 0 HR: 0 SF: 0 SAC: 0 DP: 1 HBP: 0						

	AB	38
	R	5
	H	12
	RBI	5
	BB	2
	SO	2
	LOB	16

WP: 0 PB: 0 SB: 0 CS: 0 PA: 40

PITCHER	IP	WLS	BF	H	R	ER	SO	BB	IBB	HBP	BLK	WP	HR	S	P	ERA	WHIP
Bret Saberhagen, R (1, 1) ERA: 3.62	2.0	L	13	6	4	4	2	1	0	0	0	0	0	25	41	18.00	3.500
Blas Minor, R (3, 1) ERA: 4.3	2.0		9	4	1	1	0	0	0	0	0	0	0	20	28	4.50	2.000
Doug Henry, R (5, 1) ERA: 4.45	3.0		11	1	0	0	0	0	1	0	0	0	0	21	37	0.00	0.333
Jerry Dipoto, R (8, 1) ERA: 5.4	2.0		7	1	0	0	0	0	0	0	0	0	0	13	19	0.00	0.500

PITCHER	IP	WLS	BF	H	R	ER	SO	BB	IBB	HBP	BLK	WP	HR	S	P	ERA	WHIP

Colorado Rockies @ New York Mets

Shea Stadium, Flushing, NY

Sat Jul 15 1995, 7:05 PM EDT

Att. 17,120 - Unknown

livebaseballscorecards.com

BOTTOM

Batter	1	2	3	4	5	6	7	8	9	AB	R	H	RBI	BB	SO	LOB
Brett Butler, L (1, 8) OBP: 0.323, SLG: 0.310	G4-6-3; 1B; 2B; 1B		G6-3		G6-3		FC4-6; S; 1-2f		1B; BB; 1-3; 1B	5	1	2	0	0	0	1
Edgardo Alfonzo, R (1, 4) OBP: 0.280, SLG: 0.358	G4-6-3; 1-2; 1B		G6-3		K		1 SAFE; 1 SAFE; 1 SAFE; L5		1 SAFE; 1B; 1-2; BB	4	0	1	0	1	1	1
Ricky Otero, S (9, PR) OBP: 0.184, SLG: 0.174										0	0	0	0	0	0	0
Rico Brogna, L (1, 3) OBP: 0.330, SLG: 0.456	G4-6-3; 1-2f; 2-3		K		G3		1 SAFE; F9; 1-2		1-2; 2-3; 3-H; 1B	5	0	1	1	0	1	3
Bobby Bonilla, S (1, 5) OBP: 0.378, SLG: 0.574	3-H; 2B			1B; 1B		HR		K	G4-3	5	1	3	2	0	1	3
Joe Orsulak, L (1, 7) OBP: 0.324, SLG: 0.356	G4-3			P6		FC4-6; 1B		F9		4	0	1	0	0	0	2
Todd Hundley, S (1, 2) OBP: 0.377, SLG: 0.497		G1-3		P6		FC4-6; G4-3; 1-2f		G4-3		4	0	0	0	0	0	2
Ryan Thompson, R (1, 9) OBP: 0.331, SLG: 0.472		K		BB; 1-3; 1B		G4-3; 1-2f			K	4	0	1	0	0	2	1
Jose Vizcaino, S (1, 6) OBP: 0.321, SLG: 0.350		1B		BB; 1-2		1B; 2B			K	3	1	2	0	1	1	0
Bret Saberhagen, R (1, 1) OBP: 0.152, SLG: 0.156		G5-3		G3		FC4-6; 2-H; 1B			1B; 1B	1	0	0	0	0	0	1
Blas Minor, R (3, 1)										0	0	0	0	0	0	0
Jeff Barry, S (4, PH) OBP: 0.188, SLG: 0.200										1	0	0	0	0	0	3
Doug Henry, R (5, 1)										0	0	0	0	0	0	0
Chris Jones, R (7, PH) OBP: 0.364, SLG: 0.448										1	0	1	1	0	0	0
Jerry Dipoto, R (8, 1)										0	0	0	0	0	0	0
Aaron Ledesma, R (9, PH) OBP: 0.474, SLG: 0.375										1	1	1	0	0	0	0

Inning Stats	1	2	3	4	5	6	7	8	9
	R: 1 H: 3 E: 0 LOB: 1 K: 0 BB: 0 S: 9 P: 18	R: 0 H: 1 E: 0 LOB: 1 K: 1 BB: 0 S: 12 P: 17	R: 0 H: 0 E: 0 LOB: 0 K: 1 BB: 0 S: 10 P: 12	R: 0 H: 2 E: 0 LOB: 3 K: 0 BB: 1 S: 12 P: 21	R: 0 H: 0 E: 0 LOB: 0 K: 1 BB: 0 S: 5 P: 7	R: 1 H: 2 E: 0 LOB: 0 K: 0 BB: 0 S: 8 P: 13	R: 1 H: 2 E: 0 LOB: 1 K: 0 BB: 0 S: 10 P: 15	R: 0 H: 0 E: 0 LOB: 0 K: 1 BB: 0 S: 6 P: 9	R: 1 H: 3 E: 0 LOB: 3 K: 2 BB: 1 S: 21 P: 33

1B: 10	SF: 0
2B: 2	SAC: 0
3B: 0	DP: 2
HR: 1	HBP: 0

WP: 0	PA: 40
PB: 0	
SB: 1	
CS: 0	

AB	38
R	4
H	13
RBI	4
BB	2
SO	6
LOB	17

PITCHER		IP	WLS	BF	H	R	ER	SO	BB	IBB	HBP	BLK	WP	HR	S	P	ERA	WHIP
Bill Swift, R ERA: 5.72	(1, 1)	6.2	W	29	10	3	3	3	1	0	0	0	0	1	63	98	4.05	1.650
Mike Munoz, L ERA: 5.32	(7, 1)	0.1		1	0	0	0	0	0	0	0	0	0	0	3	5	0.00	0.000
Curt Leskanic, R ERA: 3.33	(8, 1)	1.2		8	2	1	1	3	1	0	0	0	0	0	21	33	5.40	1.800
Darren Holmes, R ERA: 2.62	(9, 1)	0.1	S	2	1	0	0	0	0	0	0	0	0	0	6	9	0.00	3.000

PITCHER	IP	WLS	BF	H	R	ER	SO	BB	IBB	HBP	BLK	WP	HR	S	P	ERA	WHIP

TOP

Colorado Rockies @ New York Mets

Shea Stadium, Flushing, NY

Sun Jul 16 1995, 3:33 AM EDT

Att. 25,994 - Sunny - 81 F

livebaseballscorecards.com

Batter	1	2	3	4	5	6	7	8	9	10	AB	R	H	RBI	BB	SO	LOB
Eric Young Sr., R (1, 4) OBP: 0.347, SLG: 0.360	K 2-3 ①	G1-3 2-0 ③	F9 2-1 ③	P4 0-0 ③	CS 1-1 1B						5	0	1	0	0	1	4
Mike Kingery, L (1, 8) OBP: 0.365, SLG: 0.421	G5-3 0-1 ②	F9 0-2 ①	F8 0-0 ①	F8 0-1 ①	K 1-3 ①						5	0	0	0	0	1	1
Larry Walker, L (1, 9) OBP: 0.382, SLG: 0.639	G4-3 2-1 ③	1B 3-1	BB 4-1 S	K 3-3 ②	1B 2-1 ② 1-2						4	0	2	0	1	1	0
Andres Galarraga, R (1, 3) OBP: 0.350, SLG: 0.557		G6-3 1-1 ①	K 0-3 ②	K 0-3 ②				1B 2-0		F7 1-1 ③	5	0	1	0	0	2	3
Dante Bichette, R (1, 7) OBP: 0.362, SLG: 0.553		F7 1-2 ②	K 0-3 ③			K 2-3 ③ 1-2		G1-3 0-2 ③			4	0	0	0	0	2	3
Jason Bates, S (1, 5) OBP: 0.349, SLG: 0.420		F9 1-0 ③			2B SH5-4 2-2 2B		K 0-3 ①		F7 1-0 ①		4	1	1	0	0	1	0
Jorge Brito, R (1, 2) OBP: 0.259, SLG: 0.275			G1-6-3 0-1 ①		SH5-4 0-1 ① 2-3		1B 0-1		G5-3 1-2 ②		3	0	1	0	0	0	0
Walt Weiss, S (1, 6) OBP: 0.376, SLG: 0.299			SH1-4 2-2 1B		2B 1-1 3-H		F9 2-1 ②		BB 4-1		3	0	2	1	1	0	1
Marvin Freeman, R (1, 1) OBP: 0.100, SLG: 0.250 John Vander Wal, L (7, PH) OBP: 0.525, SLG: 0.706 Steve Reed, R (7, 1) OBP: 0.500, SLG: 0.500 Mike Munoz, L (8, 1) OBP: 1.000, SLG: 2.000 Ellis Burks, R (9, PH) OBP: 0.348, SLG: 0.450 Mark Thompson, R (9, 1) OBP: 0.375, SLG: 0.375			SH1-4 0-2 ② 1-2		K 0-3 ②		1B 1-1 1-3		G6-3 3-2 ③		1 1 0 0 1 0	0 1 0 0 0 0	0 0 0 0 0 0	0 0 0 0 0 0	0 0 0 0 0 0	1 0 0 0 0 0	1 0 0 0 1 0

	AB	36
	R	1
	H	9
	RBI	1
	BB	2
	SO	9
	LOB	14

Inning Stats	1	2	3	4	5	6	7	8	9	10
	R: 0 H: 0 E: 0 LOB: 0 K: 1 BB: 0 S: 7 P: 11	R: 0 H: 0 E: 0 LOB: 0 K: 0 BB: 0 S: 6 P: 9	R: 0 H: 1 E: 0 LOB: 1 K: 0 BB: 0 S: 9 P: 13	R: 0 H: 1 E: 0 LOB: 1 K: 2 BB: 0 S: 12 P: 15	R: 1 H: 2 E: 0 LOB: 1 K: 1 BB: 0 S: 12 P: 17	R: 0 H: 0 E: 0 LOB: 1 K: 2 BB: 1 S: 9 P: 15	R: 0 H: 2 E: 0 LOB: 2 K: 1 BB: 0 S: 10 P: 13	R: 0 H: 1 E: 0 LOB: 1 K: 1 BB: 0 S: 10 P: 15	R: 0 H: 0 E: 0 LOB: 1 K: 0 BB: 1 S: 9 P: 18	R: 0 H: 2 E: 0 LOB: 1 K: 1 BB: 0 S: 10 P: 15

1B: 7	SF: 0
2B: 2	SAC: 2
3B: 0	DP: 0
HR: 0	HBP: 0

WP: 0	PA: 40
PB: 0	
SB: 1	
CS: 1	

PITCHER	IP	WLS	BF	H	R	ER	SO	BB	IBB	HBP	BLK	WP	HR	S	P	ERA	WHIP
Pete Harnisch, R (1, 1) ERA: 3.96	8.0		32	7	1	1	8	1	0	0	0	0	0	75	108	1.12	1.000
John Franco, L (9, 1) ERA: 2.6	2.0	W	8	2	0	0	1	1	0	0	0	0	0	19	33	0.00	1.500

PITCHER	IP	WLS	BF	H	R	ER	SO	BB	IBB	HBP	BLK	WP	HR	S	P	ERA	WHIP

Batter	1	2	3	4	5	6	7	8	9	10	AB	R	H	RBI	BB	SO	LOB
Brett Butler, L (1, 8) OBP: 0.321, SLG: 0.308	C L F F F B F B S 2-3 K ①		x 0-0 G4-3 ③		x 0-0 L1 ③			C B X 1-1 1B ① 1B		C B F F B X 2-2 G3 ② 2-3	5	0	1	0	0	1	2
Edgardo Alfonzo, R (1, 4) OBP: 0.283, SLG: 0.356	C B F B B S 3-3 K ②			B X 1-0 G6-3 ① 1-3		B B X 2-0 G6-3 ①		1 SAFE C 1 SAFE F B 1 SAFE F 1 SAFE X 1-2 1-2 1B		B B B B 4-0 1B BB	4	0	1	0	1	1	0
Rico Brogna, L (1, 3) OBP: 0.335, SLG: 0.457	S B B C X 2-2 G6-3 ③			B B B C F F B 4-2 E BB		C B X 1-1 1B		B F X 1-1 F7 ②		X 0-0 1B 1-2 3-H	4	1	2	1	1	0	2
Bobby Bonilla, S (1, 5) OBP: 0.376, SLG: 0.572		F B B B X 3-1 G4-3 ① 1-3		B F B F B X 3-2 E9 2B 1-H		B B X 2-0 F8 ②		B X 1-0 F9 ③			4	0	1	1	0	0	3
Joe Orsulak, L (1, 7) OBP: 0.322, SLG: 0.360		B B X 2-0 2B ② 1-3		B B C C B S 3-3 K ② 1-2		B B X 2-0 F8 ③			B B C X 2-1 F7 ① 1-3		4	0	1	0	0	1	2
Todd Hundley, S (1, 2) OBP: 0.371, SLG: 0.487	C S F F F B X 1-2 F7 ②		C B S X 1-2 G6-3 ③			B C B C X 2-2 F9 ①			B B F B C X 3-2 P2 ②		4	0	0	0	0	0	2
Ryan Thompson, R (1, 9) OBP: 0.329, SLG: 0.462	S B F X 1-2 P4 ③			S B B B S B 4-2 G4-3 S BB		C S B F B X 2-2 P3 ②			F F S 0-3 K ③		3	0	0	0	1	1	1
Jose Vizcaino, S (1, 6) OBP: 0.320, SLG: 0.348			F X 0-1 G4-3 ① 1-3	B B 1 SAFE 1 SAFE S X 2-1 G4-3 ① 1-3		B C C F X 1-2 F7 ③				X 0-0 G3 SH1-4 1B 1B	4	1	1	0	0	0	1
Pete Harnisch, S (1, 1) OBP: 0.115, SLG: 0.115 Ricky Otero, S (8, PH) OBP: 0.180, SLG: 0.170 John Franco, L (9, 1) Tim Bogar, R (10, PH) OBP: 0.298, SLG: 0.333			S S X 0-2 G4-3 ② 1-3	M F X 0-2 G6-3 ② 1-3				X 0-0 B1-3 ① 1-3		X 0-0 SH1-4 ① 1-2	2 1 0 0	0 0 0 0	0 0 0 0	0 0 0 0	0 0 0 0	0 0 0 0	1 0 0 0
Inning Stats	R: 0 H: 0 E: 0 LOB: 0 K: 2 BB: 0 S: 13 P: 20	R: 0 H: 1 E: 0 LOB: 1 K: 0 BB: 0 S: 12 P: 19	R: 0 H: 0 E: 0 LOB: 0 K: 0 BB: 0 S: 6 P: 6	R: 1 H: 1 E: 1 LOB: 1 K: 1 BB: 1 S: 13 P: 25	R: 0 H: 0 E: 0 LOB: 1 K: 0 BB: 1 S: 8 P: 14	R: 0 H: 1 E: 0 LOB: 1 K: 0 BB: 0 S: 5 P: 12	R: 0 H: 0 E: 0 LOB: 0 K: 0 BB: 0 S: 11 P: 16	R: 0 H: 2 E: 0 LOB: 2 K: 0 BB: 0 S: 10 P: 14	R: 0 H: 0 E: 0 LOB: 0 K: 1 BB: 0 S: 8 P: 13	R: 1 H: 2 E: 0 LOB: 2 K: 0 BB: 1 S: 7 P: 13	1B: 5 2B: 2 3B: 0 HR: 0	SF: 0 SAC: 1 DP: 0 HBP: 0			WP: 0 PB: 0 SB: 1 CS: 0	PA: 39	

PITCHER	IP	WLS	BF	H	R	ER	SO	BB	IBB	HBP	BLK	WP	HR	S	P	ERA	WHIP
Marvin Freeman, R (1, 1) ERA: 5.49	6.0		23	3	1	1	3	2	0	0	0	0	0	57	96	1.50	0.833
Steve Reed, R (7, 1) ERA: 2.17	1.1		6	2	0	0	0	0	0	0	0	0	0	18	25	0.00	1.500
Mike Munoz, L (8, 1) ERA: 5.18	0.2		2	0	0	0	0	0	0	0	0	0	0	3	5	0.00	0.000
Mark Thompson, R (9, 1) ERA: 6.0	1.2	L	8	2	1	1	1	1	0	0	0	0	0	15	26	5.40	1.800

PITCHER	IP	WLS	BF	H	R	ER	SO	BB	IBB	HBP	BLK	WP	HR	S	P	ERA	WHIP

BOTTOM

Colorado Rockies @ New York Mets

Shea Stadium, Flushing, NY

Sun Jul 16 1995, 3:33 AM EDT
Att. 25,994 - Sunny - 81 F

livebaseballscorecards.com

AB	35
R	2
H	7
RBI	2
BB	3
SO	4
LOB	14

Batter	1	2	3	4	5	6	7	8	9	AB	R	H	RBI	BB	SO	LOB
Brett Butler, L (1, 8) OBP: 0.328, SLG: 0.313	C B S B B X 3-2 G6-3 G5-3 1B		B B F L X 2-2 G3 G5-3 1B		C C B B B F X 3-2 ① G4-3		C B B B F B 4-2 E S 2B BB	X 0-0 ③ 1-2 2-H 1B	F X 0-1 ③ G6-3	5	1	3	0	1	0	1
Edgardo Alfonzo, R (1, 4) OBP: 0.286, SLG: 0.358	B 1 SAFE F 1 SAFE C X 1-2 ① G5-3 1-2		C SAFE X 0-1 ① G5-3 1-2		C C B B X 1-2 E5 SH1-3		1 SAFE 1 SAFE P S F B B F X 3-2 F8 1-H 2B		F B B B B 4-1 S 1B BB	4	1	1	1	1	0	2
Rico Brogna, L (1, 3) OBP: 0.330, SLG: 0.450	B F S X 1-2 ② G6-3 2-3		B 2 SAFE 2 SAFE X 1-0 ② G3 2-3		X 0-0 ② SH1-3 1-2		B S B B F X 3-2 ② F8 2-3		1 SAFE B F X 1-1 ① F7 1-2	4	0	0	0	0	0	4
Bobby Bonilla, S (1, 5) OBP: 0.377, SLG: 0.566	C B S B B F X 3-2 ③ F9		B X 1-0 ③ G3		B S B B S C 3-3 ③ K		I I I I 4-0 IBB		I I I I 4-0 WP 1B 1B IBB	3	1	0	0	2	1	3
Joe Orsulak, L (1, 7) OBP: 0.326, SLG: 0.369 Kelly Stinnett, R (9, PH) OBP: 0.373, SLG: 0.414 Bill Spiers, L (9, PH) OBP: 0.300, SLG: 0.320 Ricky Otero, S (9, 7) OBP: 0.180, SLG: 0.170		C B X 1-1 FC4-6 G2-3 1B		B F X 1-2 ① G6-3		B F X 2-1 E 2B	S B F S 1-3 ③ K		C B X 1-1 WP 1-2 2-H 1B	4 0 1 0	1 0 1 0	2 0 1 0	0 0 1 0	0 0 0 0	1 0 0 0	2 0 0 0
Todd Hundley, S (1, 2) OBP: 0.376, SLG: 0.492		B B 1 SAFE B C 1 SAFE X 3-1 ① G2-3 1-2		B X 1-0 G4-3 2B		C B B F S 2-3 ① K		B B X 2-0 SH1-3 1B 1B	C B B I 4-1 1B 1B 1-2 2-3 IBB	4	1	2	0	1	1	2
Ryan Thompson, R (1, 9) OBP: 0.329, SLG: 0.455 Chris Jones, R (6, 9) OBP: 0.370, SLG: 0.454		B B C B B 4-1 FC4-6 BB		F S B X 1-2 ② G4-3 2-3		F B X 1-1 E5 L4-3 2-H		X 0-0 ① SH1-3 1-2	C B B F F X 2-2 1B E 1-3 2-H 3-H 1B	2 1	0 1	0 1	0 2	1 0	0 0	1 0
Jose Vizcaino, S (1, 6) OBP: 0.321, SLG: 0.347		F B F X 1-2 ② FC4-6 FC5-4 1-2f 2-3		B B I I 4-0 IBB		S 1 SAFE B B 1 B F F 1 SAFE 3-2 X ② ③ L4-3 1-2		F C B B F C 2-3 ② K	B S B X 2-1 E8 G4-3 1-H 3-H 1B	4	0	1	1	1	1	4
Jason Isringhausen, R (1, 1) Aaron Ledesma, R (8, PH) OBP: 0.500, SLG: 0.375 Jerry Dipoto, R (8, 1)		B X 1-0 ③ FC5-4 1-2f		B F S B 1 SAFE X 2-2 ③ G1-3			C X 0-1 ① G6-3	I I I I 4-0 1B IBB	F X 0-1 ② G4-3 1-2	3 0 1	0 0 0	0 0 0	0 0 0	0 1 0	0 0 0	4 0 1
Inning Stats	R: 0 H: 1 E: 0 LOB: 1 K: 0 BB: 0 S: 13 P: 21	R: 0 H: 1 E: 0 LOB: 2 K: 0 BB: 1 S: 9 P: 19	R: 0 H: 1 E: 0 LOB: 1 K: 0 BB: 0 S: 7 P: 11	R: 0 H: 1 E: 0 LOB: 2 K: 0 BB: 1 S: 10 P: 19	R: 0 H: 0 E: 1 LOB: 1 K: 1 BB: 0 S: 11 P: 18	R: 1 H: 1 E: 1 LOB: 0 K: 1 BB: 0 S: 11 P: 19	R: 1 H: 1 E: 0 LOB: 2 K: 1 BB: 2 S: 15 P: 29	R: 0 H: 2 E: 0 LOB: 2 K: 1 BB: 1 S: 7 P: 15	R: 5 H: 3 E: 1 LOB: 1 K: 0 BB: 3 S: 16 P: 34	1B: 8 SF: 0 2B: 4 SAC: 2 3B: 0 DP: 1 HR: 0 HBP: 0						

PITCHER		IP	WLS	BF	H	R	ER	SO	BB	IBB	HBP	BLK	WP	HR	S	P	ERA	WHIP
Frank Castillo, R ERA: 2.77	(1, 1)	6.1		29	6	2	1	2	2	1	0	0	0	0	70	122	1.42	1.263
Chris Nabholz, L ERA: 3.86	(7, 1)	1.2		8	2	0	0	2	0	2	0	0	0	0	13	29	0.00	1.200
Mike Walker, R ERA: 3.03	(9, 1)	0.0	L	1	0	1	1	0	1	0	0	0	0	0	1	5	∞	∞
Bryan Hickerson, L ERA: 7.14	(9, 1)	0.1		2	0	0	0	0	0	1	0	0	0	0	2	7	0.00	0.000
Mike Perez, R ERA: 3.69	(9, 1)	0.2		6	3	4	3	0	0	1	0	0	1	0	13	22	40.50	4.500

PITCHER	IP	WLS	BF	H	R	ER	SO	BB	IBB	HBP	BLK	WP	HR	S	P	ERA	WHIP

TOP

New York Mets @ Chicago Cubs

Wrigley Field, Chicago, IL

Mon Jul 17 1995, 7:05 PM CDT

Att. 29,033 - Unknown - 82 F

livebaseballscorecards.com

AB	36
R	7
H	11
RBI	5
BB	8
SO	4
LOB	24

WP: 1	PA: 46							
PB: 0								
SB: 2								
CS: 0								

BOTTOM

New York Mets @ Chicago Cubs

Wrigley Field, Chicago, IL

Mon Jul 17 1995, 7:05 PM CDT

Att. 29,033 - Unknown - 82 F

livebaseballscorecards.com

Batter	1	2	3	4	5	6	7	8	9	AB	R	H	RBI	BB	SO	LOB
Brian McRae, S (1, 8) OBP: 0.354, SLG: 0.482	L B B B F F X 3-2 G3 ①			X 0-0 B2 ①	X 0-0 G4-3 ③			B C X 1-1 G6-3 ③		4	0	0	0	0	0	0
Shawon Dunston, R (1, 6) OBP: 0.350, SLG: 0.551 Howard Johnson, S (5, 4) OBP: 0.278, SLG: 0.315	B S F X 1-2 F9 ②			B B B C B 4-1 1B FC5-4 BB		S B S B F X 2-2 G3 ①			C F F B X 1-2 F7 ①	1 2	1 0	0 0	0 0	1 0	0 0	0 0
Mark Grace, L (1, 3) OBP: 0.390, SLG: 0.547	B F B C S S 2-3 K ③			1 SAFE B C X 1-1 FC5-4 1-3 1B		F F B F B F F S 2-3 K ②			B C B B X 3-1 F7 ②	4	0	1	0	0	2	0
Sammy Sosa, R (1, 9) OBP: 0.345, SLG: 0.483		B F B X 2-1 G3-1 ①		X 0-0 FC5-4 WP S 2B 1-2f 3-H ②		X 0-0 F9 ③			C X 0-1 1B	4	1	1	1	0	0	1
Todd Zeile, R (1, 5) OBP: 0.338, SLG: 0.449		C B B B B F F X 3-2 G5-3 ②		C B B B B F B 4-2 2B 1-3 BB			B C B F B S 3-3 K ①		B B B C S F B X 3-2 G5-3 ③	3	0	0	0	1	1	1
Luis Gonzalez, L (1, 7) OBP: 0.321, SLG: 0.414		C B S B S 2-3 K ③		X 0-0 1-3 3-H 2B			F B B C F X 2-2 G3 ②			3	0	1	1	0	1	0
José Hernández, R (1, 4) OBP: 0.263, SLG: 0.438 (5, 6)		C S X 0-2 F8 ①		B B B X 3-0 G6-3 ③			C B B X 2-1 G6-3 ③			3	0	0	0	0	0	2
Todd Pratt, R (1, 2) OBP: 0.209, SLG: 0.167		C B B X 2-1 F8 ②			C F X 0-2 G5-3 ①			B B B C X 3-1 G6-3 ①		3	0	0	0	0	0	0
Frank Castillo, R (1, 1) OBP: 0.152, SLG: 0.097 Chris Nabholz, L (7, 1) Scott Bullett, L (8, PH) OBP: 0.282, SLG: 0.350 Mike Walker, R (9, 1) Bryan Hickerson, L (9, 1) OBP: 0.667, SLG: 0.500 Mike Perez, R (9, 1)		B C T C 1-3 K ③			B S B F C 2-3 K ②			F B X 1-1 G4-3 ②		2 0 1 0 0 0 0	0 0 0 0 0 0 0	0 0 0 0 0 0 0	0 0 0 0 0 0 0	2 0 0 0 0 0 0	0 0 0 0 0 0 0	0 0 0 0 0 0 0
Inning Stats	R: 0 H: 0 E: 0 LOB: 0 K: 1 BB: 0 S: 10 P: 16	R: 0 H: 0 E: 0 LOB: 0 K: 1 BB: 0 S: 9 P: 16	R: 0 H: 0 E: 0 LOB: 0 K: 1 BB: 0 S: 8 P: 11	R: 2 H: 2 E: 0 LOB: 2 K: 0 BB: 2 S: 9 P: 21	R: 0 H: 0 E: 0 LOB: 0 K: 1 BB: 0 S: 7 P: 9	R: 0 H: 0 E: 0 LOB: 0 K: 1 BB: 0 S: 11 P: 15	R: 0 H: 0 E: 0 LOB: 0 K: 1 BB: 0 S: 9 P: 16	R: 0 H: 0 E: 0 LOB: 0 K: 0 BB: 0 S: 6 P: 11	R: 0 H: 1 E: 0 LOB: 1 K: 0 BB: 0 S: 12 P: 19	1B: 2 SF: 0 2B: 1 SAC: 0 3B: 0 DP: 0 HR: 0 HBP: 0						

	AB	30
	R	2
	H	3
	RBI	2
	BB	2
	SO	6
	LOB	4

WP: 1 PA: 32
PB: 0
SB: 1
CS: 0

PITCHER		IP	WLS	BF	H	R	ER	SO	BB	IBB	HBP	BLK	WP	HR	S	P	ERA	WHIP
Jason Isringhausen, R ERA: 2.57	(1, 1)	7.0		25	2	2	2	6	2	0	0	0	1	0	63	104	2.57	0.571
Jerry Dipoto, R ERA: 5.13	(8, 1)	2.0	W	7	1	0	0	0	0	0	0	0	0	0	18	30	0.00	0.500

PITCHER	IP	WLS	BF	H	R	ER	SO	BB	IBB	HBP	BLK	WP	HR	S	P	ERA	WHIP

Batter	1	2	3	4	5	6	7	8	9	AB	R	H	RBI	BB	SO	LOB
Brett Butler, L (1, 8) OBP: 0.335, SLG: 0.322	B C X 1-1 E2 SH1-3 1B		C X 0-1 1B G6-3 1B	B C B X 2-1 1B 1B 1-2 2-3 2B 1B	C X 0-1 2B 1B 1B	F S B X 1-2 E4 1B 1B		C B B F X 2-2 ② F8		5	4	4	0	0	0	0
Ricky Otero, S (6, 8) OBP: 0.176, SLG: 0.167										1	0	0	0	0	0	0
Edgardo Alfonzo, R (1, 4) OBP: 0.297, SLG: 0.373	X 0-0 ① SH1-3 2-3		B 1 SAFE 1 SAFE C 1 SAFE 1 SAFE S F 1 SAFE 2-2 B F 1 SAFE X G6-3 1-3 1B	C F F X 0-2 1B 2B 1-2 2-3 3-H 1B	B B X 2-0 1B 1-3 1B 2B	S X 0-1 1B 1-2 1B		B B B C S C 3-3 ③ K		5	2	4	1	0	1	0
Rico Brogna, L (1, 3) OBP: 0.337, SLG: 0.453	B F B F F F B S 3-3 ② K		B F S B 1 SAFE B F 1 SAFE X 3-2 ① ② G6-3 1-2f 3-H	C X 0-1 2B SF7 1-2 2-3 3-H 1B	B B B 4-0 BB 1B BB	F C X 0-2 1-3 2-H 1B			S C X 0-2 FC3-6 1B	5	1	3	2	1	1	2
Bobby Bonilla, S (1, 5) OBP: 0.382, SLG: 0.574	B B B B 4-0 BB		B X 1-0 2B	X 0-0 SF7 1B 1-3 2-H 3-H 2B	X 0-0 BB 1-2 2-H 3-H 1B	C F S 0-3 ③ K			C C X 0-2 ① FC3-6 1-2f 2B	5	1	3	4	1	1	3
Aaron Ledesma, R (9, PR) OBP: 0.500, SLG: 0.375										0	1	0	0	0	0	0
(9, 5)																
Joe Orsulak, L (1, 7) OBP: 0.321, SLG: 0.370	B X 1-0 ③ F7		F F B S 1-3 ③ K	B C C F B X 2-2 ② SF7 2-3 3-H	X 0-0 ② F7		C F F X 0-2 ① G4-3		B S X 1-1 1-H 2B	5	0	1	2	0	1	5
Todd Hundley, S (1, 2) OBP: 0.383, SLG: 0.505		C C B F B F F F F F 2-3 ① S K	2-0 HR	B B B B 4-0 1-2 2-3 BB	B F B B B 4-1 FC6-4 BB			C B B B X 3-1 ② L9	3	1	1	1	3	1	2
Chris Jones, R (1, 9) OBP: 0.360, SLG: 0.437		F X 0-1 E4	2-3 K 1-2 3-H 1B	S F X 0-2 ③ L9	B C C F F S 1-3 ② K		C F F X 0-2 ③ F7		6	0	1	1	0	2	6
Jose Vizcaino, S (1, 6) OBP: 0.321, SLG: 0.344		S 1 SAFE B 1 SAFE 1 SAFE F X 1-2 ② F7	4-2 1B SH 1B BB 2-2 G3	F C B B F F S 2-3 ① K	B F C B X 2-2 ③ FC6-4 1-2f				2	1	0	0	1	0	3
Tim Bogar, R (4, 6) OBP: 0.288, SLG: 0.321										2	0	0	0	0	1	1
Bobby Jones, R (1, 1) OBP: 0.188, SLG: 0.161		C 1 SAFE X 0-1 ③ L8	X 0-0 SH 1B 1B 1-2 1B	S X 0-1 ① G5-3	X 0-0 ② P4		X 0-0 ① F9		4	1	0	0	0	0	1
Inning Stats	R: 0 E: 1 K: 1 S: 9 H: 1 LOB: 2 BB: 1 P: 18	R: 0 E: 1 K: 1 S: 15 H: 0 LOB: 1 BB: 0 P: 18	R: 1 E: 0 K: 1 S: 15 H: 3 LOB: 1 BB: 0 P: 22	R: 7 E: 0 K: 1 S: 26 H: 6 LOB: 2 BB: 2 P: 45	R: 2 E: 0 K: 0 S: 10 H: 3 LOB: 3 BB: 2 P: 20	R: 1 E: 1 K: 2 S: 17 H: 2 LOB: 2 BB: 0 P: 20	R: 0 E: 0 K: 1 S: 13 H: 0 LOB: 1 BB: 1 P: 20	R: 0 E: 0 K: 1 S: 7 H: 0 LOB: 0 BB: 0 P: 12	R: 1 E: 0 K: 0 S: 14 H: 2 LOB: 2 BB: 0 P: 18	1B: 12 2B: 4 3B: 0 HR: 1 SF: 1 SAC: 2 DP: 1 HBP: 0						

TOP

New York Mets @ Chicago Cubs

Wrigley Field, Chicago, IL

Tue Jul 18 1995, 3:33 AM CDT

Att. 25,117 - Sunny - 83 F

livebaseballscorecards.com

AB	43
R	12
H	17
RBI	11
BB	6
SO	8
LOB	23

PITCHER		IP	WLS	BF	H	R	ER	SO	BB	IBB	HBP	BLK	WP	HR	S	P	ERA	WHIP
Steve Trachsel, R ERA: 4.7	(1, 1)	3.1	L	21	8	7	7	4	2	0	0	0	0	1	54	83	18.90	3.000
Turk Wendell, R ERA: 4.45	(4, 1)	2.2		19	7	4	3	2	3	0	0	0	0	0	38	60	10.12	3.750
Rich Garces, R ERA: 4.7	(7, 1)	3.0		12	2	1	1	2	1	0	0	0	0	0	34	50	3.00	1.000

PITCHER	IP	WLS	BF	H	R	ER	SO	BB	IBB	HBP	BLK	WP	HR	S	P	ERA	WHIP

New York Mets @ Chicago Cubs

Wrigley Field, Chicago, IL

Tue Jul 18 1995, 3:33 AM CDT

Att. 25,117 - Sunny - 83 F

BOTTOM

livebaseballscorecards.com

Batter	1	2	3	4	5	6	7	8	9	AB	R	H	RBI	BB	SO	LOB
Brian McRae, S (1, 8) OBP: 0.356, SLG: 0.486	K		1-3 1B		2B			G3-1		4	0	2	0	0	1	0
Howard Johnson, S (1, 4) OBP: 0.268, SLG: 0.301	G1-3		G1-3		F8			K		4	0	0	0	0	1	3
Mark Grace, L (1, 3) OBP: 0.385, SLG: 0.540	G6-3			L7	F7				G4-3	4	0	0	0	0	0	0
Sammy Sosa, R (1, 9) OBP: 0.347, SLG: 0.493		F8		HR 1B	F8				HR	4	2	2	1	0	0	0
Todd Zeile, R (1, 5) OBP: 0.333, SLG: 0.442		K		F9	F9				K	4	0	0	0	0	2	1
Luis Gonzalez, L (1, 7) OBP: 0.323, SLG: 0.427		G6-3		1-H HR			F7		1B	4	1	2	2	0	0	0
José Hernández, R (1, 6) OBP: 0.252, SLG: 0.420			K2-3	G5-3			P3		P6	4	0	0	0	0	1	1
Mike Hubbard, R (1, 2) OBP: 0.286, SLG: 0.167			1B 1B		G5-3		G6-3			3	0	1	0	0	0	0
Steve Trachsel, R (1, 1) OBP: 0.207, SLG: 0.179			K		K2-3			G6-3		1	0	0	0	0	1	1
Turk Wendell, L (4, 1)										1	0	0	0	0	1	0
Rich Garces, R (7, 1)										1	0	0	0	0	0	0

	AB	34
	R	3
	H	7
	RBI	3
	BB	0
	SO	7
	LOB	6

Inning Stats	1	2	3	4	5	6	7	8	9
	R: 0 E: 0 K: 1 S: 6	H: 0 LOB: 0 BB: 0 P: 6	R: 0 E: 0 K: 1 S: 9	H: 0 LOB: 0 BB: 0 P: 13	R: 0 E: 0 K: 2 S: 10	H: 2 LOB: 2 BB: 0 P: 14	R: 2 E: 0 K: 0 S: 12	H: 2 LOB: 0 BB: 0 P: 21	R: 0 E: 0 K: 1 S: 10	H: 1 LOB: 1 BB: 0 P: 18	R: 0 E: 0 K: 0 S: 5	H: 0 LOB: 0 BB: 0 P: 10	R: 0 E: 0 K: 0 S: 8	H: 0 LOB: 0 BB: 0 P: 12	R: 0 E: 0 K: 1 S: 9	H: 0 LOB: 0 BB: 0 P: 13	R: 1 E: 0 K: 1 S: 8	H: 2 LOB: 1 BB: 0 P: 11

1B: 4	SF: 0	WP: 0	PA: 34
2B: 1	SAC: 0	PB: 0	
3B: 0	DP: 0	SB: 0	
HR: 2	HBP: 0	CS: 0	

PITCHER		IP	WLS	BF	H	R	ER	SO	BB	IBB	HBP	BLK	WP	HR	S	P	ERA	WHIP
Bobby Jones, R ERA: 3.03	(1, 1)	9.0	W	34	7	3	3	7	0	0	0	0	0	2	77	118	3.00	0.778

PITCHER	IP	WLS	BF	H	R	ER	SO	BB	IBB	HBP	BLK	WP	HR	S	P	ERA	WHIP

Batter	1	2	3	4	5	6	7	8	9	10	AB	R	H	RBI	BB	SO	LOB
Brett Butler, L (1, 8) OBP: 0.343, SLG: 0.344	2-1 1B 3B	1-2 1B			2-0 F8-2 3B		3-2 1B 1B		0-0 ② P5		5	2	4	0	0	0	0
Edgardo Alfonzo, R (1, 4) OBP: 0.299, SLG: 0.374	0-1 G6-4-3 1B 1B 1B 3-H	1 SAFE 1 SAFE F SAFE B 1 F F X 2-2 ③ P8			1-1 ①② F8-2 3-H		1-1 1B 1-2 1B		1-1 ③ P4		5	1	2	1	0	0	2
Rico Brogna, L (1, 3) OBP: 0.338, SLG: 0.452	2-2 G6-4-3 1-2 1B		0-1 ① G3-1		2-0 ③ F7		3-2 X 1-2 2-H 1B			1-3 ① K	5	0	2	1	0	1	0
Bobby Bonilla, S (1, 5) OBP: 0.379, SLG: 0.578	1-2 ①② G6-4-3 1-2f 2-3		1-0 ② G6-3			1-0 ① G1-3	3-3 ③ K			1-2 HR	5	1	1	1	0	1	4
Joe Orsulak, L (1, 7) OBP: 0.323, SLG: 0.367	4-0 1B BB		2-1 ③ F8			3-1 1B 1B		1-1 ① P7		2-2 ② L9	4	0	1	0	1	0	0
Todd Hundley, S (1, 2) OBP: 0.388, SLG: 0.505	2-2 FC6-4 1-2 3-H 1B			4-1 G4-3 BB		0-1 G6-4-3 1-2 1B		2-3 ② K		1-1 ③ F7	4	0	2	1	1	1	0
Chris Jones, R (1, 9) OBP: 0.356, SLG: 0.458	0-0 ③ FC6-4 1-2f			0-0 ① G4-3 1-2		1-2 ②③ G6-4-3 1-2f		1-0 HR			4	1	1	1	0	0	5
Jose Vizcaino, S (1, 6) OBP: 0.317, SLG: 0.339		0-0 ① G4-3		0-2 ② G6-3			0-0 ① F7	2-2 ③ P7			4	0	0	0	0	0	1
Bill Pulsipher, L (1, 1) OBP: 0.167, SLG: 0.133 Ricky Otero, S (7, PH) OBP: 0.173, SLG: 0.163 Doug Henry, R (7, 1) Bill Spiers, L (9, PH) OBP: 0.290, SLG: 0.308 Jerry Dipoto, R (9, 1) John Franco, L (10, 1)		0-3 ② K		1-0 ③ G3-1			2-3 ② K		0-0 ① G3-1		2 1 0 1 0 0	0 0 0 0 0 0	0 0 0 0 0 0	0 0 0 0 0 0	1 1 0 0 0 0	1 0 0 0 0 0	1 0 0 0 0 0
Inning Stats	R: 2 H: 4 E: 0 LOB: 2 K: 0 BB: 1 S: 15 P: 26	R: 0 H: 1 E: 0 LOB: 1 K: 1 BB: 0 S: 11 P: 14	R: 0 H: 0 E: 0 LOB: 0 K: 0 BB: 0 S: 5 P: 8	R: 0 H: 0 E: 0 LOB: 1 K: 0 BB: 1 S: 7 P: 12	R: 0 H: 1 E: 0 LOB: 0 K: 0 BB: 0 S: 4 P: 9	R: 0 H: 2 E: 0 LOB: 1 K: 0 BB: 0 S: 8 P: 13	R: 1 H: 3 E: 0 LOB: 2 K: 2 BB: 0 S: 22 P: 34	R: 1 H: 1 E: 0 LOB: 0 K: 1 BB: 0 S: 10 P: 16	R: 0 H: 0 E: 0 LOB: 0 K: 0 BB: 0 S: 4 P: 5	R: 1 H: 1 E: 0 LOB: 0 K: 1 BB: 0 S: 11 P: 16	1B: 9 2B: 1 3B: 2 HR: 2	SF: 0 SAC: 0 DP: 3 HBP: 0						

PITCHER		IP	WLS	BF	H	R	ER	SO	BB	IBB	HBP	BLK	WP	HR	S	P	ERA	WHIP
Mark Petkovsek, R ERA: 3.88	(1, 1)	6.0		25	8	2	2	1	2	0	0	0	0	0	50	82	3.00	1.667
Rene Arocha, R ERA: 3.42	(7, 1)	2.0		10	4	2	2	3	0	0	0	0	0	1	32	50	9.00	2.000
Tom Henke, R ERA: 1.44	(9, 1)	1.0		3	0	0	0	0	0	0	0	0	0	0	4	5	0.00	0.000
Rich DeLucia, R ERA: 3.31	(10, 1)	1.0	L	4	1	1	1	1	0	0	0	0	0	1	11	16	9.00	1.000

PITCHER	IP	WLS	BF	H	R	ER	SO	BB	IBB	HBP	BLK	WP	HR	S	P	ERA	WHIP

TOP

New York Mets @ St. Louis Cardinals

Busch Stadium, St. Louis, MO

Wed Jul 19 1995, 7:05 PM CDT
Att. 28,164 - Unknown - 91 F

livebaseballscorecards.com

AB	40
R	5
H	13
RBI	5
BB	2
SO	5
LOB	13

1B: 9	SF: 0	WP: 0	PA: 42
2B: 1	SAC: 0	PB: 0	
3B: 2	DP: 3	SB: 0	
HR: 2	HBP: 0	CS: 0	

Batter	1	2	3	4	5	6	7	8	9	10	AB	R	H	RBI	BB	SO	LOB
Geronimo Pena, S (1, 4) OBP: 0.375, SLG: 0.404	B F X 1-1 G5-6-3 1B		B X 1-0 2B		C B X 1-1 HR 3B		B X 1-0 ① F9		B S S S 1-3 ③ K		5	1	3	0	0	1	0
José Oquendo, S (1, 6) OBP: 0.337, SLG: 0.285	1 SAFE B B B B C X 3-1 ①② G5-6-3 1-2f		B B B B 4-0 BB		X 0-0 ② G5-3		B F F X 1-2 1B			C X 0-1 ① F8	4	0	1	0	1	0	2
Brian Jordan, R (1, 9) OBP: 0.337, SLG: 0.471	B S B X 2-1 ③ G6-3		B B C X 2-1 ③ F9		B F B B F B 4-2 HR BB		C F B C 1-3 ② K			F B F S 1-3 ② K	4	1	0	0	1	2	3
Ray Lankford, L (1, 8) OBP: 0.346, SLG: 0.493		B B C X 2-1 ① L5		C B F B X 2-2 ① G4-3	B F X 1-1 1-H 3-H HR		B B S F B X 3-2 ③ G3			C X 0-1 1B	5	1	2	3	0	0	1
Bernard Gilkey, R (1, 7) OBP: 0.364, SLG: 0.470		C F X 0-2 ② L4		B B B B 4-0 2B G4-3 BB	S F B B C 1-3 ③ K			B F S S X 1-2 ① P8		B F S S 1-3 ③ K	4	1	0	0	1	2	1
Darnell Coles, R (1, 5) OBP: 0.333, SLG: 0.329		C B B B S B 4-2 BB		F X 0-1 G4-3 1-3 2B		B C B X 2-1 E5 1B		C C T 0-2 ② K			3	0	2	0	1	1	0
John Mabry, L (1, 3) OBP: 0.332, SLG: 0.374		C T 1 SAFE 0-3 ③ K		B X 1-0 ② G4-3 2-3 3-H		F C X 0-2 ① G5-3		B B F B X 3-1 ③ G6-3			4	0	0	1	0	1	3
Danny Sheaffer, R (1, 2) OBP: 0.284, SLG: 0.363			B C F F X 1-2 ① G6-3	S B C F B B F X 2-2 ③ G6-3		X 0-0 ② F7			B B X 2-0 ① G6-3		4	0	0	0	0	0	2
Mark Petkovsek, R (1, 1) OBP: 0.222, SLG: 0.176 Allen Battle, R (6, PH) OBP: 0.352, SLG: 0.313 Rene Arocha, R (7, 1) Tom Henke, R (9, 1) Gerald Perry, L (9, PH) OBP: 0.170, SLG: 0.175 Rich DeLucia, R (10, 1) OBP: 0.333, SLG: 0.250			C T F B S 1-3 ② K		B T X 1-1 ① L6	B X 1-0 ③ F7			C F B B X 2-2 ② G5-3		2 1 0 0 1 0	0 0 0 0 0 0	0 0 0 0 0 0	0 0 0 0 0 0	1 0 0 0 0 0	0 0 0 0 0 0	0 1 0 0 0 0
Inning Stats	R: 0 H: 1 E: 0 LOB: 0 K: 0 BB: 0 S: 6 P: 12	R: 0 H: 0 E: 0 LOB: 1 K: 1 BB: 1 S: 10 P: 16	R: 0 H: 1 E: 0 LOB: 2 K: 1 BB: 1 S: 11 P: 20	R: 1 H: 1 E: 0 LOB: 1 K: 0 BB: 1 S: 11 P: 20	R: 3 H: 2 E: 0 LOB: 0 K: 1 BB: 1 S: 12 P: 20	R: 0 H: 1 E: 1 LOB: 1 K: 0 BB: 0 S: 7 P: 10	R: 0 H: 1 E: 0 LOB: 1 K: 1 BB: 0 S: 10 P: 16	R: 0 H: 0 E: 0 LOB: 0 K: 1 BB: 0 S: 8 P: 12	R: 0 H: 0 E: 0 LOB: 0 K: 1 BB: 0 S: 7 P: 12	R: 0 H: 1 E: 0 LOB: 1 K: 2 BB: 0 S: 10 P: 12	1B: 4 SF: 0 2B: 2 SAC: 0 3B: 1 DP: 1 HR: 1 HBP: 0						

PITCHER		IP	WLS	BF	H	R	ER	SO	BB	IBB	HBP	BLK	WP	HR	S	P	ERA	WHIP
Bill Pulsipher, L ERA: 4.22	(1, 1)	6.0		27	6	4	4	3	4	0	0	0	0	1	57	98	6.00	1.667
Doug Henry, R ERA: 4.18	(7, 1)	2.0		7	1	0	0	2	0	0	0	0	0	0	18	28	0.00	0.500
Jerry Dipoto, R ERA: 5.01	(9, 1)	1.0	W	3	0	0	0	1	0	0	0	0	0	0	7	12	0.00	0.000
John Franco, L ERA: 2.51	(10, 1)	1.0	S	4	1	0	0	2	0	0	0	0	0	0	10	12	0.00	1.000

PITCHER	IP	WLS	BF	H	R	ER	SO	BB	IBB	HBP	BLK	WP	HR	S	P	ERA	WHIP

BOTTOM

New York Mets @ St. Louis Cardinals

Busch Stadium, St. Louis, MO

Wed Jul 19 1995, 7:05 PM CDT
Att. 28,164 - Unknown - 91 F

livebaseballscorecards.com

AB	37
R	4
H	8
RBI	4
BB	4
SO	8
LOB	13

1B: 4 SF: 0 PA: 41
2B: 2 SAC: 0
3B: 1 DP: 1
HR: 1 HBP: 0

WP: 0
PB: 0
SB: 0
CS: 0

New York Mets @ St. Louis Cardinals

Busch Stadium, St. Louis, MO

Thu Jul 20 1995, 7:05 PM CDT

Att. 29,211 - Unknown - 81 F

TOP

livebaseballscorecards.com

Batter	1	2	3	4	5	6	7	8	9	AB	R	H	RBI	BB	SO	LOB
Brett Butler, L (1, 8) OBP: 0.350, SLG: 0.362	B C F X 1-2 E5 F9 G4-3 1B		B X 1-0 HR	X 0-0 1-2 2-H 1B		B C X 1-1 ② G1-3		M C B X 1-2 1-2 1B		5	2	4	2	0	0	1
Edgardo Alfonzo, R (1, 4) OBP: 0.293, SLG: 0.366	C X 0-1 ① F9 2-3		X 0-0 ① G1-3	B B X 2-0 ③ F8		C X 0-1 ③ G3		X 0-0 ③ F9		5	0	0	0	0	0	6
Aaron Ledesma, R (1, 5) OBP: 0.480, SLG: 0.350	X 0-0 ② G4-3 3-H		F B B X 2-1 ② G4-3		X 0-0 G6-4-3 1B		B B F C F B B 4-2 FC6-4 BB		C B C C 1-3 ① K	4	0	1	1	1	1	0
Bobby Bonilla, S (1, 7) OBP: 0.377, SLG: 0.575	F B B B F X 3-2 ③ G5-3		X 0-0 ③ G6-3		X 0-0 ① F8		C X 0-1 ① L8		B X 1-0 2B	5	0	1	0	0	0	2
Chris Jones, R (1, 9) OBP: 0.341, SLG: 0.438		C F B X 1-2 ① F8		C B B B X 3-1 ① G6-3	S X 0-1 ②③ G6-4-3 1-2f		1 SAFE C B S B B X 3-2 ② L9		X 0-0 ② G6-3	5	0	0	0	0	0	3
Jose Vizcaino, S (1, 6) OBP: 0.322, SLG: 0.341		B B X 2-0 1B 1B	B X 1-0 1B FC5-4 1B			B C B B B 4-1 E 2B BB	F B B X 2-1 ③ FC6-4 1-2f		F F B C 1-3 ③ K	4	2	2	0	1	1	2
Kelly Stinnett, R (1, 2) OBP: 0.366, SLG: 0.403		B 1 SAFE 1 SAFE X 1-0 ② F7	1 SAFE X 0-0 FC5-4 1-2 1B			B C 1 SAFE B X 2-1 E4 2B SF8 1-2		C X 0-1 ① G5-3		4	1	1	0	0	0	2
Tim Bogar, R (1, 3) OBP: 0.295, SLG: 0.328 Rico Brogna, L (6, PH) OBP: 0.339, SLG: 0.456 (6, 3)		F F B X 1-2 1-2 1B	B F F F X 1-2 ② FC5-4 BB 1B 1-2f 2-H			B F F F X 1-2 SF8 1-3 2-H 2B		B S B F C 2-3 ② K		2 2	1 0	1 1	1 1	0 0	0 1	1 0
Dave Mlicki, R (1, 1) OBP: 0.160, SLG: 0.045 Bill Spiers, L (6, PH) OBP: 0.281, SLG: 0.308 Blas Minor, R (6, 1) Ricky Otero, S (8, PH) OBP: 0.189, SLG: 0.180 Eric Gunderson, R (8, 1)		S T B S 1-3 ③ K	B F C B B F B 4-2 1B 1-2 BB			X 0-0 ① SF8 2-3 3-H		B B C X 2-1 1B 1B		1 0 0 1 0	0 0 0 0 0	0 0 0 1 0	0 1 0 0 0	1 0 0 0 0	1 0 0 0 0	2 0 0 0 0
Inning Stats	R: 1 E: 1 K: 0 S: 9 H: 1 LOB: 0 BB: 0 P: 13	R: 0 E: 0 K: 1 S: 11 H: 2 LOB: 2 BB: 0 P: 17	R: 1 E: 0 K: 0 S: 5 H: 1 LOB: 0 BB: 0 P: 8	R: 2 E: 0 K: 0 S: 12 H: 3 LOB: 2 BB: 1 P: 23	R: 0 E: 0 K: 0 S: 4 H: 1 LOB: 0 BB: 0 P: 4	R: 2 E: 1 K: 0 S: 12 H: 1 LOB: 1 BB: 1 P: 20	R: 0 E: 0 K: 0 S: 10 H: 0 LOB: 1 BB: 1 P: 19	R: 0 E: 0 K: 1 S: 11 H: 2 LOB: 2 BB: 0 P: 16	R: 0 E: 0 K: 2 S: 8 H: 1 LOB: 1 BB: 0 P: 11	1B: 9 2B: 2 3B: 0 HR: 1 SF: 1 SAC: 0 DP: 1 HBP: 0						

AB	38
R	6
H	12
RBI	6
BB	3
SO	4
LOB	19

WP: 0 PB: 0 SB: 0 CS: 0 PA: 42

PITCHER		IP	WLS	BF	H	R	ER	SO	BB	IBB	HBP	BLK	WP	HR	S	P	ERA	WHIP
Allen Watson, L ERA: 7.91	(1, 1)	5.0	W	25	8	6	4	1	2	0	0	0	0	1	44	74	7.20	2.000
Rich DeLucia, R ERA: 3.2	(6, 1)	2.0		8	1	0	0	0	1	0	0	0	0	0	19	30	0.00	1.000
Tony Fossas, L ERA: 1.59	(8, 1)	0.2		4	2	0	0	1	0	0	0	0	0	0	10	15	0.00	3.000
Tom Henke, R ERA: 1.38	(8, 1)	1.1	S	5	1	0	0	2	0	0	0	0	0	0	9	12	0.00	0.750

PITCHER	IP	WLS	BF	H	R	ER	SO	BB	IBB	HBP	BLK	WP	HR	S	P	ERA	WHIP

BOTTOM

New York Mets @ St. Louis Cardinals

Busch Stadium, St. Louis, MO

Thu Jul 20 1995, 7:05 PM CDT

Att. 29,211 - Unknown - 81 F

livebaseballscorecards.com

Batter	1	2	3	4	5	6	7	8	9	AB	R	H	RBI	BB	SO	LOB
Ramon Caraballo, S (1, 4) OBP: 0.352, SLG: 0.438 José Oquendo, S (9, 4) OBP: 0.337, SLG: 0.285	0-0 G4-3 SH1-3 1B		2-1 SF9 HR 1-3 2-H 2B	1-3 K		1-1 G6-3				4 0	1 0	2 0	1 0	0 0	1 0	1 0
Allen Battle, R (1, 9) OBP: 0.397, SLG: 0.333	0-0 SH1-3 1-2		0-3 K		2-2 FC6-4 1B		0-0 CS 1B			3	0	2	0	0	1	2
Bernard Gilkey, R (1, 7) OBP: 0.358, SLG: 0.464	3-1 G4-3 2-3		1-2 SF9 2-3 3-H		0-0 FC6-4 BB HR 1-2f		2-2 L9 1-2			3	1	0	1	0	0	3
Ray Lankford, L (1, 8) OBP: 0.351, SLG: 0.503	1-0 G3		2-1 HR 3-H		4-2 HR BB 1-2		4-1 BB			2	2	1	2	2	0	1
Darnell Coles, R (1, 5) OBP: 0.330, SLG: 0.360 Tom Henke, R (8, 1)		0-1 G6-3	3-2 F9		1-0 HR 1-H 2-H		2-2 P3			4 0	1 0	1 0	3 0	0 0	0 0	1 0
John Mabry, L (1, 3) OBP: 0.325, SLG: 0.366		1-0 G3-1		1-2 G6-3	2-1 G4-3			1-2 G6-3		4	0	0	0	0	0	0
Danny Sheaffer, R (1, 2) OBP: 0.293, SLG: 0.354		2-2 F9		4-2 G5-3 1B BB	1-3 K			4-1 G6-3 BB		2	1	0	0	2	1	0
Tripp Cromer, R (1, 6) OBP: 0.266, SLG: 0.348			0-0 BB 2B 1B	1-0 G5-3 1-2		1-1 G1-3		3-2 G6-3 1-2f		4	1	1	0	0	0	2
Allen Watson, L (1, 1) OBP: 0.533, SLG: 0.714 Rich DeLucia, R (6, 1) OBP: 0.300, SLG: 0.222 Tony Fossas, L (8, 1) Scott Cooper, L (8, 5) OBP: 0.342, SLG: 0.328			4-1 2B SF9 1-2 BB	0-0 2-H 1B		1-2 G5-3				1 1 0 0	1 0 0 0	1 0 0 0	1 0 0 0	1 0 0 0	0 0 0 0	0 0 0 0
Inning Stats	R: 0 E: 0 K: 0 S: 5 H: 1 LOB: 1 BB: 0 P: 9	R: 0 E: 0 K: 0 S: 7 H: 0 LOB: 0 BB: 0 P: 10	R: 4 E: 0 K: 1 S: 17 H: 3 LOB: 0 BB: 1 P: 29	R: 1 E: 0 K: 1 S: 12 H: 1 LOB: 1 BB: 1 P: 19	R: 3 E: 0 K: 1 S: 13 H: 2 LOB: 0 BB: 1 P: 23	R: 0 E: 0 K: 0 S: 7 H: 0 LOB: 0 BB: 0 P: 10	R: 0 E: 0 K: 0 S: 9 H: 1 LOB: 1 BB: 1 P: 16	R: 0 E: 0 K: 0 S: 7 H: 0 LOB: 0 BB: 1 P: 15		1B: 5 2B: 1 3B: 0 HR: 2	SF: 1 SAC: 1 DP: 1 HBP: 0			WP: 0 PB: 0 SB: 0 CS: 1	PA: 35	

	AB	28
	R	8
	H	8
	RBI	8
	BB	5
	SO	3
	LOB	10

PITCHER		IP	WLS	BF	H	R	ER	SO	BB	IBB	HBP	BLK	WP	HR	S	P	ERA	WHIP
Dave Mlicki, R ERA: 4.72	(1, 1)	5.0	L	25	7	8	8	3	3	0	0	0	0	2	54	90	14.40	2.000
Blas Minor, R ERA: 4.02	(6, 1)	2.0		7	1	0	0	0	1	0	0	0	0	0	16	26	0.00	1.000
Eric Gunderson, L ERA: 3.92	(8, 1)	1.0		3	0	0	0	0	1	0	0	0	0	0	7	15	0.00	1.000

PITCHER	IP	WLS	BF	H	R	ER	SO	BB	IBB	HBP	BLK	WP	HR	S	P	ERA	WHIP

Batter	1	2	3	4	5	6	7	8	9	AB	R	H	RBI	BB	SO	LOB
Brett Butler, L (1, 8) OBP: 0.348, SLG: 0.357	B S X 1-1 ① G1-4-3		C B B B B 4-1 CS BB		C X 0-1 ② G4-3		B C X 1-1 ② B1-3	B F S X 1-2 ② FC6-2 3B 2-3 3-H		4	1	0	0	1	0	2
Tim Bogar, R (8, 5) OBP: 0.295, SLG: 0.328										0	0	0	0	0	0	0
Edgardo Alfonzo, R (1, 4) OBP: 0.295, SLG: 0.375	B X 1-0 ② F9		B 1-0 ③ CS 1-2	X 0-0 FC5-4 1B	X 0-0 ③ G5-3		C B X 1-1 ③ P3	B F F X 1-2 1B 3B 1-H 3-H		5	1	2	2	0	0	0
Rico Brogna, L (1, 3) OBP: 0.340, SLG: 0.455	F X 0-1 ③ G4-3			F X 0-1 ① F8		F B X 1-1 ① G6-3		F X 2B 1B 1B 0-0 3-H 2B 1B		5	2	2	1	0	0	1
Bobby Bonilla, S (1, 5) OBP: 0.380, SLG: 0.585		S B C B B X 3-2 WP 2B		1 SAFE 1 SAFE X 0-0 ② FC5-4 1B 1B 1-2f		B C X 1-1 E6 1B 1B		B a s X 2-0 1-3 1B 2B 0-0 1-H 2B		5	2	3	1	0	0	1
Jerry Dipoto, R (8, 1)										0	0	0	0	0	0	0
Joe Orsulak, L (1, 7) OBP: 0.335, SLG: 0.385		B B F S X 2-2 ① P5		F F X 0-2 1B 1B 1-3		1 SAFE B 1 SAFE S X 1-1 1B 1-2		F X 0-1 E BB 1B 2-H 3-H	B S C B X 2-2 1B 2B	5	3	4	2	0	0	1
Todd Hundley, S (1, 2) OBP: 0.396, SLG: 0.510		B B C S C 2-3 ② K		B 1 SAFE F 1 SAFE C B X 2-2 1B 2B 1-2 3-H		B B F C F X 2-2 1B 1-2 2-3		B B C 1 SAFE C B 1 SAFE F B 4-2 E BB 1-2	B S C F B X 2-2 G4-6-3 1B 2-H	4	2	3	2	1	1	1
Kelly Stinnett, R (9, 2) OBP: 0.366, SLG: 0.403										0	0	0	0	0	0	0
Chris Jones, R (1, 9) OBP: 0.344, SLG: 0.436		C F B F C 1-3 ③ K 2-3		X 0-0 ② 1-2 2-H 2B 1B		X 0-0 ② F9		B L X 1-1 E3 2B FC6-2 1-2 2-3	C B X 1-1 G4-6-3 1B 1-2	5	0	2	1	0	1	6
Jose Vizcaino, S (1, 6) OBP: 0.323, SLG: 0.350			X 0-0 ① G3-1	B B X 2-0 ③ 1-H 2-H 2B		F C S 0-3 ③ K		X 0-0 ① ② FC6-2 3B 1-3 2-H 3-H	X 0-0 ① ② G4-6-3 1-2f 2-3	5	1	2	3	0	1	5
Pete Harnisch, S (1, 1) OBP: 0.103, SLG: 0.103			X 0-0 ② P5		S F S 0-3 ① K2-3		S S X 0-2 ① B1-3	X 0-0 ① G6-3	F B X 1-1 ③ G4-3	3	0	0	0	0	1	0
Bill Spiers, L (8, PH) OBP: 0.273, SLG: 0.296										1	0	0	0	0	0	2
Ricky Otero, S (8, 8) OBP: 0.185, SLG: 0.176										1	0	0	0	0	0	1
Inning Stats	R: 0 E: 0 K: 0 S: 5 H: 0 LOB: 0 BB: 0 P: 7	R: 0 E: 0 K: 2 S: 14 H: 1 LOB: 1 BB: 0 P: 22	R: 0 E: 0 K: 0 S: 3 H: 0 LOB: 0 BB: 1 P: 8	R: 3 E: 0 K: 0 S: 12 H: 5 LOB: 2 BB: 0 P: 16	R: 0 E: 0 K: 1 S: 6 H: 0 LOB: 0 BB: 0 P: 6	R: 0 E: 1 K: 1 S: 14 H: 2 LOB: 3 BB: 0 P: 19	R: 0 E: 0 K: 0 S: 7 H: 0 LOB: 0 BB: 0 P: 9	R: 8 E: 1 K: 0 S: 21 H: 7 LOB: 1 BB: 1 P: 31	R: 1 E: 0 K: 0 S: 12 H: 3 LOB: 1 BB: 0 P: 18	1B: 11 2B: 6 3B: 1 HR: 0 SF: 0 SAC: 0 DP: 1 HBP: 0						

TOP

New York Mets @ Colorado Rockies

Coors Field, Denver, CO

Fri Jul 21 1995, 7:05 PM MDT

Att. 48,059 - Unknown - 76 F

livebaseballscorecards.com

AB	43
R	12
H	18
RBI	12
BB	2
SO	4
LOB	20

PITCHER		IP	WLS	BF	H	R	ER	SO	BB	IBB	HBP	BLK	WP	HR	S	P	ERA	WHIP
Armando Reynoso, R ERA: 6.26	(1, 1)	5.1	L	24	8	3	3	3	1	0	0	0	1	0	50	74	5.06	1.688
Steve Reed, R ERA: 2.08	(6, 1)	1.2		5	0	0	0	1	0	0	0	0	0	0	11	13	0.00	0.000
Mike Munoz, L ERA: 6.15	(8, 1)	0.0		4	3	4	3	0	1	0	0	0	0	0	9	16	∞	∞
Mark Thompson, R ERA: 5.64	(8, 1)	2.0		12	7	5	1	0	0	0	0	0	0	0	24	33	4.50	3.500

PITCHER	IP	WLS	BF	H	R	ER	SO	BB	IBB	HBP	BLK	WP	HR	S	P	ERA	WHIP

WP: 1	PA: 46
PB: 0	
SB: 0	
CS: 1	

BOTTOM

New York Mets @ Colorado Rockies

Coors Field, Denver, CO

Fri Jul 21 1995, 7:05 PM MDT

Att. 48,059 - Unknown - 76 F

livebaseballscorecards.com

Batter	1	2	3	4	5	6	7	8	9	AB	R	H	RBI	BB	SO	LOB
Mike Kingery, L (1, 8) OBP: 0.377, SLG: 0.431	F9		1B 2B			G1-3		G4-3		4	0	1	0	0	0	2
Joe Girardi, R (1, 2) OBP: 0.331, SLG: 0.375	K		2-H 1B			SAFE 1-3			BLK 1B	3	0	1	0	0	2	1
Matt Nokes, L (9, 2) OBP: 0.200, SLG: 0.280										1	1	1	0	0	0	0
Dante Bichette, R (1, 7) OBP: 0.356, SLG: 0.566	1B			F8		SAFE G1-3			K 1-2	4	0	1	0	0	1	2
Larry Walker, L (1, 9) OBP: 0.385, SLG: 0.643	G4-3			G6-3			G6-4-3 1B		G4-3 2-H 1B	4	0	2	1	0	0	1
Andres Galarraga, R (1, 3) OBP: 0.339, SLG: 0.528		K		F8			G6-4-3 1-2f		G4-3 1-2	3	0	0	0	0	1	1
Vinny Castilla, R (1, 5) OBP: 0.349, SLG: 0.570		L9-3 1B			K		G6-3		G5-3	4	0	1	0	0	1	1
Jason Bates, S (1, 4) OBP: 0.347, SLG: 0.427 (6, 6)		L9-3 1-1			K			G3-1		3	0	0	0	0	1	1
Walt Weiss, S (1, 6) OBP: 0.382, SLG: 0.298			K		K			F8		2	0	0	0	0	2	0
Steve Reed, R (6, 1) OBP: 0.500, SLG: 0.500										0	0	0	0	0	0	0
Mike Munoz, L (8, 1) OBP: 1.000, SLG: 2.000										0	0	0	0	0	0	0
John Vander Wal, L (8, 3) OBP: 0.508, SLG: 0.679										1	0	0	0	0	0	0
Mark Thompson, R (8, 1) OBP: 0.375, SLG: 0.375										0	0	0	0	0	0	0
Jim Tatum, R (9, PH) OBP: 0.381, SLG: 0.500										1	0	0	0	0	0	1
Armando Reynoso, R (1, 1) OBP: 0.286, SLG: 0.167			G5-3			E9 1B				1	0	0	0	0	0	0
Eric Young Sr., R (6, 4) OBP: 0.357, SLG: 0.356										2	0	2	0	0	0	0
Inning Stats	R: 0 E: 0 K: 1 S: 10 H: 1 LOB: 1 BB: 0 P: 10	R: 0 E: 0 K: 1 S: 11 H: 1 LOB: 0 BB: 0 P: 17	R: 0 E: 0 K: 1 S: 9 H: 2 LOB: 2 BB: 0 P: 14	R: 0 E: 0 K: 0 S: 8 H: 0 LOB: 0 BB: 0 P: 10	R: 0 E: 0 K: 3 S: 9 H: 0 LOB: 0 BB: 0 P: 16	R: 0 E: 1 K: 1 S: 15 H: 1 LOB: 1 BB: 0 P: 21	R: 0 E: 0 K: 0 S: 5 H: 1 LOB: 0 BB: 0 P: 10	R: 0 E: 0 K: 0 S: 6 H: 1 LOB: 1 BB: 0 P: 11	R: 1 E: 0 K: 1 S: 17 H: 2 LOB: 1 BB: 0 P: 24	1B: 8 2B: 2 3B: 0 HR: 0	SF: 0 SAC: 0 DP: 2 HBP: 0						

	AB	33
	R	1
	H	9
	RBI	1
	BB	0
	SO	8
	LOB	10

WP: 0 PB: 0 SB: 0 CS: 0 PA: 33

PITCHER		IP	WLS	BF	H	R	ER	SO	BB	IBB	HBP	BLK	WP	HR	S	P	ERA	WHIP
Pete Harnisch, R ERA: 3.67	(1, 1)	7.0	W	24	6	0	0	7	0	0	0	0	0	0	67	98	0.00	0.857
Jerry Dipoto, R ERA: 4.98	(8, 1)	2.0		9	3	1	1	1	0	0	0	1	0	0	23	35	4.50	1.500

PITCHER	IP	WLS	BF	H	R	ER	SO	BB	IBB	HBP	BLK	WP	HR	S	P	ERA	WHIP

Batter	1	2	3	4	5	6	7	8	9	AB	R	H	RBI	BB	SO	LOB
Brett Butler, L (1, 8) OBP: 0.351, SLG: 0.359	F8		2-H 1B		E 1B		FC6 BB		L5	4	1	2	0	1	0	0
Edgardo Alfonzo, R (1, 5) Ricky Otero, S (9, PR) OBP: 0.185, SLG: 0.176	G5-3		K		E7 1B 1-2		FC6 FC5-4 1-2f		FC6 1B	5 0	0 0	1 0	0 0	0 0	1 0	3 0
Rico Brogna, L (1, 3) OBP: 0.334, SLG: 0.446	F8		G3		K		K		FC6 1-2f	5	0	0	0	0	2	5
Bobby Bonilla, S (1, 7) OBP: 0.384, SLG: 0.597		HR		G5-3 1B	1-2 2-H 1B		FC5-4 1-2f			4	2	3	2	0	0	1
Joe Orsulak, L (1, 9) OBP: 0.328, SLG: 0.376		F7		G5-3 1-2	K			K		4	0	0	0	0	2	3
Jeff Kent, R (1, 4) OBP: 0.327, SLG: 0.451		L4		1B 2-H 1B		G3 G6-3 BB		K		3	0	1	1	1	1	0
Todd Hundley, S (1, 2) OBP: 0.394, SLG: 0.507		F7		1-3 1B		G6-3 1-2		2B		1 3	0 0	0 2	0 0	0 0	0 0	0 1
Kelly Stinnett, R (4, PH) OBP: 0.378, SLG: 0.431 (4, 2)																
Jose Vizcaino, S (1, 6) OBP: 0.322, SLG: 0.348			S SH2-4 WP 1B	K		G3 2-3		G2-3		4	1	1	0	0	1	3
Jason Isringhausen, R (1, 1)			SH2-4 1-2		K	P5			G4-3	2	0	0	0	0	1	1
Eric Gunderson, R (6, 1)										0	0	0	0	0	0	0
Doug Henry, R (7, 1)										0	0	0	0	0	0	0
Bill Spiers, L (9, PH) OBP: 0.265, SLG: 0.286										1	0	0	0	0	0	0

Inning Stats	1	2	3	4	5	6	7	8	9
R:	0	1	1	1	1	0	0	0	0
E:	0	0	0	0	0	0	1	0	0
K:	0	0	1	1	3	0	1	2	0
S:	6	5	10	12	17	6	7	13	12
H:	0	1	2	3	2	0	0	1	1
LOB:	0	0	1	1	2	1	1	0	1
BB:	0	0	0	0	0	1	1	0	0
P:	10	9	15	16	23	14	13	20	18

1B: 8	SF: 0	WP: 1	PA: 39
2B: 1	SAC: 1	PB: 0	
3B: 0	DP: 0	SB: 1	
HR: 1	HBP: 0	CS: 0	

PITCHER	IP	WLS	BF	H	R	ER	SO	BB	IBB	HBP	BLK	WP	HR	S	P	ERA	WHIP
Marvin Freeman, R (1, 1) ERA: 5.55	4.0		17	6	3	3	2	0	0	0	0	1	1	33	50	6.75	1.500
Lance Painter, L (5, 1) ERA: 6.19	2.0		10	2	1	0	3	1	0	0	0	0	0	23	37	0.00	1.500
Curt Leskanic, R (7, 1) ERA: 3.2	2.0	W	8	1	0	0	3	1	0	0	0	0	0	20	33	0.00	1.000
Darren Holmes, R (9, 1) ERA: 2.35	1.0	S	4	1	0	0	0	0	0	0	0	0	0	12	18	0.00	1.000

PITCHER	IP	WLS	BF	H	R	ER	SO	BB	IBB	HBP	BLK	WP	HR	S	P	ERA	WHIP

TOP

New York Mets @ Colorado Rockies

Coors Field, Denver, CO

Sat Jul 22 1995, 7:05 PM MDT

Att. 48,042 - Unknown - 77 F

livebaseballscorecards.com

AB	36
R	4
H	10
RBI	3
BB	2
SO	8
LOB	17

BOTTOM

New York Mets @ Colorado Rockies

Coors Field, Denver, CO

Sat Jul 22 1995, 7:05 PM MDT

Att. 48,042 - Unknown - 77 F

livebaseballscorecards.com

Batter	1	2	3	4	5	6	7	8	9	AB	R	H	RBI	BB	SO	LOB
Eric Young Sr., R (1, 4) OBP: 0.364, SLG: 0.360	BCBBB 4-1 S 3B BB		X 0-0 G6-4-3 BB CS 1B		CX 0-1 ② G6-3		BCCBX 2-2 F9 S 1B	FFS 0-3 ② K		4	1	2	0	1	1	2
Darren Holmes, R (9, 1)										0	0	0	0	0	0	0
Ellis Burks, R (1, 8) OBP: 0.358, SLG: 0.470	B 1 SAFE B 1 SAFE BX 3-0 1-H G5-3 3B		BBBB 4-0 G6-4-3 1-2 BB		BBBB 4-0 1B BB		1 SAFE B 1 SAFE SCBC 2-3 ① 1-2	FBBSBS 3-3 ③ K		3	1	1	1	2	2	3
Dante Bichette, R (1, 7) OBP: 0.354, SLG: 0.562	X 0-0 ① G6-3		CX 0-1 ①② G6-4-3 1-2f 2-3		X 0-0 1-3 1B		X 0-0 ② F9 2-3			4	0	1	0	0	0	4
Larry Walker, L (1, 9) OBP: 0.387, SLG: 0.638	FX 0-1 ② G5-3 3-H		CBBBSB 4-2 BB		SBSSS 1-3 ③ K		IIII 4-0 IBB			2	0	0	1	2	1	2
Andres Galarraga, R (1, 3) OBP: 0.339, SLG: 0.526	BFBFS 2-3 ③ K		F 1 SAFE C 0-2 ③ CS 3-H	FX 0-1 ① G6-3		X 0-0 G6-3 G3-1 1B	BX 1-0 ③ P4			3	0	1	0	0	1	0
Mike Kingery, L (6, PR) OBP: 0.375, SLG: 0.429 (7, 3)										1	0	0	0	0	0	2
Vinny Castilla, R (1, 5) OBP: 0.354, SLG: 0.593		FX 0-1 HR		BSBX 2-1 HR		BCBBX 3-1 ① G3-1 1-2		BCX 1-1 WP 1B 1B		4	3	3	2	0	0	1
Joe Girardi, R (1, 2) OBP: 0.326, SLG: 0.369	X 0-0 ① F9		X 0-0 ② F8		BBX 2-0 ② G6-3 2-3		LLBFC 1-3 ① K 1-2			4	0	0	0	0	1	2
Jason Bates, S (1, 6) OBP: 0.349, SLG: 0.425 (9, 4)	BFBX 2-1 ② G3-1		BBX 2-0 ③ G5-3		BBBCB 4-1 BB		X 0-0 WP 2-H 1B			3	0	1	1	1	0	0
Marvin Freeman, R (1, 1) OBP: 0.095, SLG: 0.238	CX 0-1 ③ G1-3				X 0-0 ① F7	CBI 1 SAFE BC 1 SAFE S 2-3 ③ K	BIII 4-0 1-2 IBB			1	0	0	0	0	0	0
Lance Painter, L (5, 1) OBP: 0.500, SLG: 0.667										1	0	0	0	0	0	0
John Vander Wal, L (6, PH) OBP: 0.508, SLG: 0.679										0	0	0	0	0	0	0
Jim Tatum, R (6, PH) OBP: 0.364, SLG: 0.476										1	0	0	0	0	1	3
Curt Leskanic, R (7, 1) OBP: 0.250, SLG: 0.250										0	0	0	0	0	0	0
Matt Nokes, L (8, PH) OBP: 0.214, SLG: 0.280										0	0	0	0	1	0	0
Walt Weiss, S (9, 6) OBP: 0.382, SLG: 0.298										0	0	0	0	0	0	0
Inning Stats	R: 2 E: 0 K: 1 S: 8 H: 1 LOB: 0 BB: 1 P: 17	R: 1 E: 0 K: 0 S: 7 H: 1 LOB: 0 BB: 0 P: 9	R: 0 E: 0 K: 0 S: 7 H: 1 LOB: 1 BB: 2 P: 15	R: 1 E: 0 K: 0 S: 6 H: 1 LOB: 0 BB: 0 P: 10	R: 0 E: 0 K: 1 S: 7 H: 1 LOB: 2 BB: 1 P: 12	R: 0 E: 0 K: 1 S: 8 H: 1 LOB: 3 BB: 1 P: 19	R: 0 E: 0 K: 1 S: 8 H: 1 LOB: 2 BB: 1 P: 17	R: 1 E: 0 K: 3 S: 13 H: 2 LOB: 2 BB: 1 P: 22		1B: 6 2B: 0 3B: 1 HR: 2 SF: 0 SAC: 0 DP: 1 HBP: 0						

AB	31
R	5
H	9
RBI	5
BB	7
SO	7
LOB	19

WP: 2 PB: 0 SB: 2 CS: 1 PA: 39

PITCHER		IP	WLS	BF	H	R	ER	SO	BB	IBB	HBP	BLK	WP	HR	S	P	ERA	WHIP
Jason Isringhausen, R ERA: 4.26	(1, 1)	5.2		26	6	4	4	2	5	0	0	0	0	2	40	77	6.35	1.941
Eric Gunderson, L ERA: 3.86	(6, 1)	0.1		1	0	0	0	1	0	0	0	0	0	0	3	5	0.00	0.000
Doug Henry, R ERA: 4.19	(7, 1)	2.0	L	11	3	1	1	4	0	2	0	0	2	0	21	39	4.50	1.500

PITCHER	IP	WLS	BF	H	R	ER	SO	BB	IBB	HBP	BLK	WP	HR	S	P	ERA	WHIP

Batter	1	2	3	4	5	6	7	8	9	AB	R	H	RBI	BB	SO	LOB
Brett Butler, L (1, 8) OBP: 0.352, SLG: 0.363	B X 1-0 FC1-6 1B	B B C B X 3-1 F7 ③		B X 1-0 F7 ②			B B X 2-0 S G5-3 2B	1 SAFE C B X 1-1 F7 ②		5	1	2	0	0	0	4
Edgardo Alfonzo, R (1, 5) OBP: 0.290, SLG: 0.367	X 0-0 FC1-6 1B BB 1-2f ①		C X 0-1 G4-3 ①	C X 0-1 G4-3 ③			B B B C X 3-1 F7 ①	B B C B 1 B SAFE 4-1 BB 1-2 BB		3	0	0	0	0	0	3
Blas Minor, R (4, 1)										0	0	0	0	0	0	0
Bill Spiers, L (7, PH) (7, 5) OBP: 0.278, SLG: 0.276										1	0	0	0	1	0	1
Rico Brogna, L (1, 3) OBP: 0.336, SLG: 0.442	C X 0-1 F8 ②		B B B B 4-0 BB		B B C X 2-1 L7 ①		B C X 1-1 G5-3 ② 2-H	C B B C B B 4-2 BB 1-2 2-3		3	0	0	1	2	0	1
Bobby Bonilla, S (1, 7) OBP: 0.383, SLG: 0.592	B B B F B 4-1 1B BB 1-2		S B S C 1-3 K ②		B C B X 2-1 F8 ②		B F C B X 2-2 F8 ③	B C F B B S 3-3 K ③		3	0	0	0	1	1	1
Eric Gunderson, R (7, 1)										0	0	0	0	0	0	0
Tim Bogar, R (8, PH) OBP: 0.290, SLG: 0.322										1	0	0	0	0	1	3
Jerry Dipoto, R (8, 1)										0	0	0	0	0	0	0
Joe Orsulak, L (1, 9) OBP: 0.330, SLG: 0.382	C X 0-1 FC6-4 1B 1-2 2-3		X 0-0 F6 ③		B B X 2-0 G6-3 ③			X 0-0 HR 2B	C F X 0-2 G3 ①	5	1	2	0	0	0	1
Jeff Kent, R (1, 4) OBP: 0.328, SLG: 0.463	B S B X 2-1 FC6-4 ③ 1-2f			F X 0-1 F8 ①		F B B X 2-1 FC6-4 1B		X 0-0 HR 2-H	C B X 1-1 G6-3 ②	5	1	2	2	0	0	3
Jose Vizcaino, S (1, 6) OBP: 0.322, SLG: 0.352		X 0-0 L6 ①		X 0-0 1B 2B		B S X 1-1 FC6-4 ① 1-2f		C B B X 2-1 HR	B C B F F X 2-2 2B	3	1	1	0	0	0	1
Chris Jones, R (7, 7) OBP: 0.354, SLG: 0.479										2	1	2	1	0	0	0
Kelly Stinnett, R (1, 2) OBP: 0.380, SLG: 0.412		C C S 0-3 K ②		B B B C F F F B 4-2 1B BB		B C F C 1-3 K ②		B C F H 2-2 BB BB HBP	S F B B S 2-3 K2-3 ③	3	0	0	0	1	3	2
Bobby Jones, R (1, 1) OBP: 0.212, SLG: 0.188		F X 0-1 1B		F T F F B F X 1-2 2-H 1B		S F C 0-3 K ③		C C B S 1-3 K ①		1	0	1	0	0	0	0
Aaron Ledesma, R (4, PH) (4, 5) (7, 6) OBP: 0.464, SLG: 0.348										3	0	1	1	0	2	2
Inning Stats	R: 0 E: 0 K: 0 S: 9 H: 2 LOB: 3 BB: 1 P: 16	R: 0 E: 0 K: 1 S: 8 H: 1 LOB: 1 BB: 0 P: 11	R: 0 E: 0 K: 1 S: 6 H: 0 LOB: 1 BB: 1 P: 11	R: 1 E: 0 K: 0 S: 16 H: 2 LOB: 2 BB: 1 P: 22	R: 0 E: 0 K: 0 S: 5 H: 0 LOB: 0 BB: 0 P: 11	R: 0 E: 0 K: 2 S: 10 H: 1 LOB: 1 BB: 0 P: 14	R: 1 E: 0 K: 0 S: 8 H: 1 LOB: 0 BB: 0 P: 16	R: 3 E: 0 K: 2 S: 17 H: 3 LOB: 3 BB: 2 P: 34	R: 0 E: 0 K: 1 S: 12 H: 1 LOB: 1 BB: 0 P: 17	1B: 5 2B: 4 3B: 0 HR: 2 SF: 0 SAC: 0 DP: 0 HBP: 1						

TOP

New York Mets @ Colorado Rockies

Coors Field, Denver, CO

Sun Jul 23 1995, 3:33 AM MDT

Att. 48,129 - Sunny - 77 F

livebaseballscorecards.com

AB	38
R	5
H	11
RBI	5
BB	5
SO	7
LOB	22

WP: 0 PB: 0 SB: 1 CS: 0 PA: 44

PITCHER		IP	WLS	BF	H	R	ER	SO	BB	IBB	HBP	BLK	WP	HR	S	P	ERA	WHIP
Kevin Ritz, R ERA: 4.08	(1, 1)	7.0	W	35	10	5	5	4	3	0	1	0	0	2	68	111	6.43	1.857
Steve Reed, R ERA: 2.04	(8, 1)	0.2		3	0	0	0	1	1	0	0	0	0	0	6	12	0.00	1.500
Lance Painter, L ERA: 6.19	(8, 1)	0.0		1	0	0	0	0	1	0	0	0	0	0	2	6	∞	∞
Curt Leskanic, R ERA: 3.19	(8, 1)	0.1		1	0	0	0	1	0	0	0	0	0	0	3	6	0.00	0.000
Darren Holmes, R ERA: 2.29	(9, 1)	1.0	S	4	1	0	0	1	0	0	0	0	0	0	12	17	0.00	1.000

PITCHER	IP	WLS	BF	H	R	ER	SO	BB	IBB	HBP	BLK	WP	HR	S	P	ERA	WHIP

BOTTOM

New York Mets @ Colorado Rockies

Coors Field, Denver, CO

Sun Jul 23 1995, 3:33 AM MDT

Att. 48,129 - Sunny - 77 F

livebaseballscorecards.com

Batter	1	2	3	4	5	6	7	8	9	AB	R	H	RBI	BB	SO	LOB
Mike Kingery, L (1, 3) OBP: 0.372, SLG: 0.428	C X 0-1 HR 2B	B X 1-0 ② L3		C B X 1-1 ② G4-3 2-3		X 0-0 ③ G4-3		X 0-0 ③ G3		5	1	1	0	0	0	4
Jason Bates, S (1, 4) OBP: 0.352, SLG: 0.429	B B B B 4-0 HR BB	C F F F C 0-3 ③ K		B B S X 2-1 3-H 2B			B C X 1-1 ① L5			3	1	1	1	1	1	0
Dante Bichette, R (1, 7) OBP: 0.353, SLG: 0.567 (7, 9) Darren Holmes, R (9, 1)	C X 0-1 1-H 2-H HR	C C X 0-2 ① F7	C X 0-1 ③ G6-3				F S B B S 2-3 ② K			4 0	1 0	1 0	3 0	0 0	1 0	1 0
Larry Walker, L (1, 9) OBP: 0.383, SLG: 0.631 Eric Young Sr., R (7, 7) OBP: 0.368, SLG: 0.379	B C X 1-1 ① F8	F B S C 1-3 ② K			F B F S 1-3 ① K		X 0-0 3B			3 1	0 0	0 1	0 0	0 0	2 0	0 0
Vinny Castilla, R (1, 5) OBP: 0.356, SLG: 0.601	X 0-0 HR	S B B C F B B 4-2 HR BB			S X 0-1 ② F8		B X 1-0 ③ G5-3			3	2	1	1	1	0	1
Ellis Burks, R (1, 8) OBP: 0.362, SLG: 0.510	B X 1-0 HR	B S X 1-1 1-H HR			C C B S 1-3 ③ K			F F B B F F X 2-2 ① P4		4	2	2	3	0	1	0
Joe Girardi, R (1, 2) OBP: 0.321, SLG: 0.363	C X 0-1 ② G6-3	X 0-0 ③ F9				X 0-0 ① L5		X 0-0 ② F9		4	0	0	0	0	0	0
Walt Weiss, S (1, 6) OBP: 0.384, SLG: 0.298	X 0-0 ③ F8			B C B X 2-1 G4-3 SH3 2B 1B		B B X 2-0 ② L7		C B B B B 4-1 BB BB		3	1	1	0	1	0	0
Kevin Ritz, R (1, 1) OBP: 0.333, SLG: 0.261 Steve Reed, R (8, 1) OBP: 0.500, SLG: 0.500 Lance Painter, L (8, 1) OBP: 0.500, SLG: 0.667 Curt Leskanic, R (8, 1) OBP: 0.250, SLG: 0.250 John Vander Wal, L (8, PH) OBP: 0.515, SLG: 0.679 (9, 9)		C C T 0-2 ① K		X 0-0 ① SH3 1-2		X 0-0 1B		B C B B B 4-2 1-2 BB		2 0 0 0 0 0	0 0 0 0 0 0	1 0 0 0 0 0	0 0 0 0 1 0	0 0 0 0 0 0	1 0 0 0 0 0	0 0 0 0 0 0
Inning Stats	R: 5 H: 4 E: 0 LOB: 0 K: 0 BB: 1 S: 11 P: 17	R: 0 H: 0 E: 0 LOB: 0 K: 2 BB: 0 S: 10 P: 11	R: 2 H: 1 E: 0 LOB: 0 K: 1 BB: 1 S: 12 P: 18	R: 1 H: 2 E: 0 LOB: 1 K: 0 BB: 0 S: 9 P: 14	R: 0 H: 0 E: 0 LOB: 0 K: 2 BB: 0 S: 8 P: 10	R: 0 H: 1 E: 0 LOB: 1 K: 0 BB: 0 S: 4 P: 6	R: 0 H: 1 E: 0 LOB: 1 K: 1 BB: 0 S: 7 P: 11	R: 0 H: 0 E: 0 LOB: 2 K: 0 BB: 2 S: 10 P: 20		1B: 2 SF: 0 2B: 2 SAC: 1 3B: 1 DP: 0 HR: 4 HBP: 0						

	AB	32
	R	8
	H	9
	RBI	8
	BB	4
	SO	6
	LOB	6

PITCHER		IP	WLS	BF	H	R	ER	SO	BB	IBB	HBP	BLK	WP	HR	S	P	ERA	WHIP
Bobby Jones, R ERA: 3.47	(1, 1)	3.0	L	16	5	7	7	3	2	0	0	0	0	4	33	46	21.00	2.333
Blas Minor, R ERA: 3.93	(4, 1)	3.0		12	3	1	1	2	0	0	0	0	0	0	21	30	3.00	1.000
Eric Gunderson, L ERA: 3.68	(7, 1)	1.0		4	1	0	0	1	0	0	0	0	0	0	7	11	0.00	1.000
Jerry Dipoto, R ERA: 4.87	(8, 1)	1.0		5	0	0	0	0	2	0	0	0	0	0	10	20	0.00	2.000

PITCHER	IP	WLS	BF	H	R	ER	SO	BB	IBB	HBP	BLK	WP	HR	S	P	ERA	WHIP

Batter	1	2	3	4	5	6	7	8	9	AB	R	H	RBI	BB	SO	LOB
Brett Butler, L (1, 8) OBP: 0.357, SLG: 0.368	M B B B F X 3-2 ① G4-3		L B X 1-1 ① SH1-4 1-2 2-3		C B B X 2-1 1B 1B		L X 0-1 S 1B		B C F X 1-2 2-3 1B	4	0	3	0	0	0	0
Edgardo Alfonzo, R (1, 5) OBP: 0.288, SLG: 0.363	F X 0-1 ② G6-3		C X 0-1 ② FC3-2 2-3 3-H		1 SAFE 1 SAFE 1 SAFE B X 1-0 G4-6-3 1-2 1B		B B C X 2-1 ③ G4-3 1-3		C B B B X 3-1 ③ F9	5	0	1	0	0	0	5
Rico Brogna, L (1, 3) OBP: 0.332, SLG: 0.437	B B B C X 3-1 ③ G4-3		B X 1-0 ③ G3		B X 1-0 ②③ G4-6-3 1-2f			F B B C C B F C 3-3 ① K		3	0	0	0	0	0	4
Aaron Ledesma, R (8, PH) OBP: 0.448, SLG: 0.333 (8, 3)										1	0	0	0	0	1	0
Bobby Bonilla, S (1, 7) OBP: 0.387, SLG: 0.602		X 0-0 FC4-6 1B		B B X 2-0 HR		B S B F B B 4-2 FC5-4 BB		F B F B S 2-3 ② K		3	1	2	1	1	1	0
Joe Orsulak, L (1, 9) OBP: 0.325, SLG: 0.376		L 1 SAFE B B 1 SAFE X 2-1 ① FC4-6 1-2f		B C X 1-1 ① P4		B C X 2-0 ① P6		B X 1-0 ③ P3		3	0	0	0	0	0	2
Chris Jones, R (8, PH) OBP: 0.351, SLG: 0.475 (8, 9)										1	0	0	0	0	0	0
Jeff Kent, R (1, 4) OBP: 0.327, SLG: 0.464		B C 1 SAFE 1 SAFE B C 1 S 2-3 ② K		F B S B X 2-2 1B 2B		B S X 1-1 ② FC5-4 1-2f			B F F B X 2-2 ① F9	4	1	1	0	0	1	2
Jose Vizcaino, S (1, 6) OBP: 0.321, SLG: 0.350		C X 0-1 ③ G3		B B F C X 2-2 ② 2-H 1B		B X 1-0 ③ G3			C B B X 2-1 ② G4-3	4	0	1	1	0	0	2
Kelly Stinnett, R (1, 2) OBP: 0.386, SLG: 0.400		B B B B 4-0 SH1-4 SH FC3-2 BB		B B C F B F X 3-2 ③ G5-3			S B X 1-1 ① L6		C B B F F B B 4-2 2B BB	2	1	0	0	2	0	0
Bill Pulsipher, L (1, 1) OBP: 0.150, SLG: 0.118		B X 1-0 SH FC3-2 SH1-4 1-2			C B F F S 1-3 ① K		B S X 1-1 ② G3-1		F B B X 2-1 1B 1-H 2B	2	0	0	0	0	1	0
Tim Bogar, R (9, PH) OBP: 0.302, SLG: 0.350										1	0	1	1	0	0	0
Inning Stats	R: 0 E: 0 K: 0 S: 7 H: 0 LOB: 0 BB: 0 P: 13	R: 0 E: 0 K: 1 S: 8 H: 1 LOB: 1 BB: 0 P: 12	R: 0 E: 0 K: 0 S: 6 H: 0 LOB: 2 BB: 1 P: 13	R: 2 E: 0 K: 0 S: 13 H: 3 LOB: 0 BB: 0 P: 23	R: 0 E: 0 K: 1 S: 8 H: 2 LOB: 1 BB: 0 P: 13	R: 0 E: 0 K: 0 S: 6 H: 0 LOB: 1 BB: 1 P: 14	R: 0 E: 0 K: 0 S: 8 H: 1 LOB: 1 BB: 0 P: 12	R: 0 E: 0 K: 2 S: 8 H: 0 LOB: 0 BB: 0 P: 14	R: 1 E: 0 K: 0 S: 14 H: 2 LOB: 2 BB: 1 P: 28	1B: 6 2B: 2 3B: 0 HR: 1 SF: 0 SAC: 2 DP: 1 HBP: 0						

TOP

New York Mets @ Chicago Cubs

Wrigley Field, Chicago, IL

Mon Jul 24 1995, 7:05 PM CDT

Att. 25,860 - Unknown - 77 F

livebaseballscorecards.com

AB	33
R	3
H	9
RBI	3
BB	3
SO	4
LOB	15

WP: 0 PB: 0 SB: 2 CS: 0 PA: 38

PITCHER		IP	WLS	BF	H	R	ER	SO	BB	IBB	HBP	BLK	WP	HR	S	P	ERA	WHIP
Jim Bullinger, R ERA: 3.29	(1, 1)	7.0	W	29	7	2	2	2	2	0	0	0	0	1	56	100	2.57	1.286
Chris Nabholz, L ERA: 3.54	(8, 1)	1.0		3	0	0	0	2	0	0	0	0	0	0	8	14	0.00	0.000
Randy Myers, L ERA: 3.44	(9, 1)	1.0	S	6	2	1	1	0	1	0	0	0	0	0	14	28	9.00	3.000

PITCHER	IP	WLS	BF	H	R	ER	SO	BB	IBB	HBP	BLK	WP	HR	S	P	ERA	WHIP

New York Mets @ Chicago Cubs

Wrigley Field, Chicago, IL

Mon Jul 24 1995, 7:05 PM CDT

Att. 25,860 - Unknown - 77 F

BOTTOM

Batter	1	2	3	4	5	6	7	8	9	AB	R	H	RBI	BB	SO	LOB
Brian McRae, S (1, 8) OBP: 0.342, SLG: 0.457	BBCBB 4-1 S BB		BX 1-0 G5-3 1-2 ②		FFBBX 2-2 F8 2-3 ②		BX 1-0 G4-6-3 1-2f ②③			3	0	0	0	1	0	4
Shawon Dunston, R (1, 6) OBP: 0.356, SLG: 0.566	C SAFE 1 SAFE BPF 1 SAFE S 2-3 K 1-2 ①		FFBX 1-2 F8 ③		BFX 1-1 2B 1-3 3-H 1B			X 0-0 HR		4	2	2	2	0	1	2
Mark Grace, L (1, 3) OBP: 0.385, SLG: 0.543	BFCBS 2-3 K ②			BSBBX 3-2 G3-1 ①	BF1SX SAFE 1-2 1-H 3-H 2B			X 0-0 L8 ①		4	0	1	2	0	1	1
Sammy Sosa, R (1, 9) OBP: 0.344, SLG: 0.480	BBSSS 2-3 K ③			BBBCSX 3-2 G6-3 ②	CX 0-1 P6 ③			X 0-0 G1 ②		4	0	0	0	0	1	2
Todd Zeile, R (1, 5) OBP: 0.316, SLG: 0.418		BCCCX 1-2 G5-3 ①		CCBX 1-2 G4-3 ③		X 0-0 F8 ①		CBBBX 3-1 1B		4	0	1	0	0	0	0
Ozzie Timmons, R (1, 7) OBP: 0.309, SLG: 0.438 Scott Bullett, L (8, 7) OBP: 0.296, SLG: 0.398		BCSBBB 4-2 G4-6-3 BB			CBBFBB 4-2 1B S 1B BB	X 0-0 F8 ②		CFS 0-3 K ③		1 1	1 0	0 0	0 0	2 0	0 1	0 1
José Hernández, R (1, 4) OBP: 0.281, SLG: 0.440		CSX 0-2 G4-6-3 1-2f ②③			CB1 SAFE SX 1-2 F8 1B 1-3 1B	BCX 1-1 F8 ③				3	1	1	0	0	0	1
Mike Hubbard, R (1, 2) OBP: 0.263, SLG: 0.176 Chris Nabholz, L (8, 1) Randy Myers, L (9, 1)			BBBBCX 3-1 G4-3 ①		SX 0-1 1B 1-2 2B 3-H 1B		BX 1-0 G6-3 ①			3 0 0	1 0 0	1 0 0	1 0 0	0 0 0	0 0 0	0 0 0
Jim Bullinger, R (1, 1) OBP: 0.200, SLG: 0.083 Joe Kmak, R (7, PH) OBP: 0.429, SLG: 0.200 (8, 2)			BCBBBB 4-1 G5-3 BB		LMBBBBL 3-3 K ①		BCBFBB 4-2 G4-6-3 BB			1 0	0 0	0 0	0 0	1 1	1 0	2 0
Inning Stats	R: 0 H: 0 E: 0 LOB: 1 K: 3 BB: 1 S: 11 P: 20	R: 0 H: 0 E: 0 LOB: 0 K: 0 BB: 1 S: 8 P: 13	R: 0 H: 0 E: 0 LOB: 1 K: 0 BB: 1 S: 7 P: 16	R: 0 H: 0 E: 0 LOB: 0 K: 0 BB: 0 S: 9 P: 16	R: 4 H: 4 E: 0 LOB: 1 K: 1 BB: 1 S: 20 P: 32	R: 0 H: 0 E: 0 LOB: 0 K: 0 BB: 0 S: 4 P: 5	R: 0 H: 0 E: 0 LOB: 0 K: 0 BB: 1 S: 4 P: 10	R: 1 H: 2 E: 0 LOB: 1 K: 1 BB: 0 S: 8 P: 11		1B: 4 SF: 0 2B: 1 SAC: 0 3B: 0 DP: 2 HR: 1 HBP: 0					WP: 0 PA: 33 PB: 0 SB: 2 CS: 0	

livebaseballscorecards.com

AB	28
R	5
H	6
RBI	5
BB	5
SO	5
LOB	13

PITCHER		IP	WLS	BF	H	R	ER	SO	BB	IBB	HBP	BLK	WP	HR	S	P	ERA	WHIP
Bill Pulsipher, L ERA: 4.42	(1, 1)	8.0	L	33	6	5	5	5	5	0	0	0	0	1	71	123	5.62	1.375

PITCHER	IP	WLS	BF	H	R	ER	SO	BB	IBB	HBP	BLK	WP	HR	S	P	ERA	WHIP

New York Mets @ St. Louis Cardinals

Busch Stadium, St. Louis, MO

Tue Jul 25 1995, 7:05 PM CDT

Att. 26,343 - Unknown - 93 F

livebaseballscorecards.com

TOP

Batter	1	2	3	4	5	6	7	8	9	10	11	AB	R	H	RBI	BB	SO	LOB
Brett Butler, L (1, 8) OBP: 0.359, SLG: 0.368	C B B F B C 3-3 K ①		B B B S X 3-1 G6-4-3 1B		B X 1-0 F9 ①		F B C B B F B 4-2 BB		X 0-0 1B 1-2 1B		X 0-0 B2-3 ①	5	0	2	0	1	1	0
Edgardo Alfonzo, R (1, 5) OBP: 0.289, SLG: 0.378	B B X 2-0 HR		F 1 SAFE S 1 SAFE F F X 0-2 G6-4-3 ① ② 1-2f		B X 1-0 G3-1 2B		C F B F F 1 SAFE 1 SAFE S 1-3 K ②		B F F S 1-3 K ②		B B X 2-0 G6-3 ②	6	1	2	1	0	2	4
Carl Everett, S (1, 9) OBP: 0.231, SLG: 0.371	C T F B X 1-2 P8 ②		B B F B X 3-1 G3 ③		B X 1-0 G3-1 ② 2-3		C B C S 1-3 K ③		B F B T X 2-2 1-3 2-H 1B		C B S S 1-3 K ③	5	0	1	1	0	1	2
Jerry Dipoto, R (9, 1)												1	0	0	0	0	1	0
Bobby Bonilla, S (1, 7) OBP: 0.384, SLG: 0.605	C B B C B S 3-3 K ③			X 0-0 HR	B B F B F X 3-2 G4-3 ③			X 0-0 G3-1 ①	X 0-0 F8 ③			5	1	1	1	0	1	3
Rico Brogna, L (1, 3) OBP: 0.337, SLG: 0.457		X 0-0 HR 2B		X 0-0 1B 2B		B B C C B S 3-3 K ①		B X 1-0 HR		F X 0-1 G6-3 ①		5	3	3	1	0	1	0
Jeff Kent, R (1, 4) OBP: 0.336, SLG: 0.488		B B B C F X 3-2 2-H HR		S S X 0-2 G4-3 2-H 1B		X 0-0 1B		F F X 0-2 L4 ②		B X 1-0 2B		5	1	4	3	0	0	0
Jose Vizcaino, S (1, 6) OBP: 0.316, SLG: 0.344	C X 0-1 G3 ①		B F B 1 SAFE C B X 3-2 G4-3 ① 1-2		X 0-0 F7 ②		F F B B F X 2-2 L9 ③			S T B F X 1-2 F8 ②		5	0	0	0	0	0	3
Kelly Stinnett, R (1, 2) OBP: 0.372, SLG: 0.384	C F B C 1-3 K ②		S B S F B F X 2-2 F7 ②		C B B C S 2-3 K ③				C X 0-1 1B 1B 1B	I I I I 4-0 IBB		3	0	0	0	0	2	2
Joe Orsulak, L (9, PH) OBP: 0.332, SLG: 0.379												1	1	1	0	1	0	0
(9, 9)																		
Dave Mlicki, R (1, 1) OBP: 0.148, SLG: 0.042		B S F B B F X 3-2 P8 ③		B X 1-0 G6-3 ③			C C X 0-2 F9 ①		C B F 1 SAFE S C 2-3 K ①	X 0-0 F8 ③		2	0	0	0	0	0	1
Doug Henry, R (6, 1)												0	0	0	0	0	0	0
Bill Spiers, L (7, PH) OBP: 0.270, SLG: 0.267												1	0	0	0	0	0	0
Eric Gunderson, R (7, 1)												0	0	0	0	0	0	0
Chris Jones, R (9, PH) OBP: 0.348, SLG: 0.471												1	0	0	0	0	1	1
Alberto Castillo, R (9, 2) OBP: 0.313, SLG: 0.083												1	0	0	0	0	0	2
Inning Stats	R: 1 E: 0 K: 2 S: 10 H: 1 LOB: 0 BB: 0 P: 19	R: 2 E: 0 K: 1 S: 13 H: 2 LOB: 0 BB: 0 P: 20	R: 0 E: 0 K: 0 S: 9 H: 1 LOB: 0 BB: 0 P: 15	R: 2 E: 0 K: 0 S: 14 H: 3 LOB: 1 BB: 0 P: 20	R: 0 E: 0 K: 0 S: 6 H: 1 LOB: 1 BB: 0 P: 12	R: 0 E: 0 K: 2 S: 8 H: 1 LOB: 1 BB: 0 P: 13	R: 0 E: 0 K: 2 S: 14 H: 0 LOB: 1 BB: 1 P: 20	R: 1 E: 0 K: 0 S: 9 H: 1 LOB: 0 BB: 0 P: 12	R: 1 E: 0 K: 2 S: 13 H: 3 LOB: 2 BB: 0 P: 18	R: 0 E: 0 K: 0 S: 8 H: 1 LOB: 2 BB: 1 P: 14	R: 0 E: 0 K: 1 S: 5 H: 0 LOB: 0 BB: 0 P: 8							

AB	46
R	7
H	14
RBI	7
BB	2
SO	10
LOB	18

1B: 6	SF: 0
2B: 4	SAC: 0
3B: 0	DP: 1
HR: 4	HBP: 0

WP: 0	PA: 48
PB: 0	
SB: 0	
CS: 0	

PITCHER		IP	WLS	BF	H	R	ER	SO	BB	IBB	HBP	BLK	WP	HR	S	P	ERA	WHIP
Mike Morgan, R ERA: 3.14	(1, 1)	5.0		22	8	5	5	3	0	0	0	0	0	3	52	86	9.00	1.600
Jeff Parrett, R ERA: 4.87	(6, 1)	1.0		4	1	0	0	2	0	0	0	0	0	0	8	13	0.00	1.000
Rich DeLucia, R ERA: 3.2	(7, 1)	1.1		6	1	1	1	2	1	0	0	0	0	1	16	23	6.75	1.500
Rene Arocha, R ERA: 3.49	(8, 1)	0.2		2	0	0	0	0	0	0	0	0	0	0	7	9	0.00	0.000
Tom Henke, R ERA: 1.56	(9, 1)	1.0		6	3	1	1	2	0	0	0	0	0	0	13	18	9.00	3.000

PITCHER		IP	WLS	BF	H	R	ER	SO	BB	IBB	HBP	BLK	WP	HR	S	P	ERA	WHIP
Mark Petkovsek, R ERA: 3.74	(10, 1)	2.0	W	8	1	0	0	1	0	1	0	0	0	0	13	22	0.00	0.500

Batter	1	2	3	4	5	6	7	8	9	10	11	AB	R	H	RBI	BB	SO	LOB
José Oquendo, S (1, 4) OBP: 0.351, SLG: 0.313	C B C B B S 3-3 K ①		B B B C X 3-1 G6-3 HR 1B		C B B C S 2-3 K ①		C X 0-1 1B 2B	B B B C X 3-1 F9 ②			B B B C B 4-1 BB 1B BB	5	2	2	0	0	2	2
Gerald Perry, L (11, PH) OBP: 0.197, SLG: 0.182												0	1	0	0	1	0	0
John Mabry, L (1, 3) OBP: 0.324, SLG: 0.355	X 0-0 G5-3 ②		B X 1-0 G6-3 1-2 ②		S X 0-1 G4-3 ②		X 0-0 FC4-6 2-H 1B	C B B X 2-1 F8 ③			C B B B B 1 SAFE 1 SAFE B 4-1 1B 1-2 BB	5	0	1	1	1	0	3
Brian Jordan, R (1, 9) OBP: 0.340, SLG: 0.492	B C F X 1-2 HR		B X 1-0 2-H HR		X 0-0 G4-3 ③		S F X 0-2 FC4-6 PB 1-2f ①		X 0-0 G3-1 ①		X 0-0 1-2 2-H 1B	6	2	3	4	0	0	1
Ray Lankford, L (1, 8) OBP: 0.351, SLG: 0.495	B F F B F F F F F 2-3 K ③		B B C B B 4-1 2B BB			F B B B F F F B 4-2 E S 2B BB	1 SAFE 1 SAFE 1 SAFE C 1 SAFE B 1 SAFE F B 2-3 K ② 1-2		C B X 1-1 F8-4 2B			3	2	1	0	2	2	1
Bernard Gilkey, R (1, 7) OBP: 0.365, SLG: 0.464		B C S X 1-2 G5-3 ①	1 SAFE 1 SAFE F P X 1-1 1-H 2B			B B B B 4-0 S 1-3 2B BB	I I I I 4-0 IBB		B B B S X 3-1 F8-4 2-3 ② ③			3	1	1	1	2	0	1
Scott Cooper, L (1, 5) OBP: 0.339, SLG: 0.329		B B X 2-0 F8 ②	B B F F F S 2-3 K ③			C B B C B X 3-2 1-H 3-H 2B	B B F C F X 2-2 G3-1 ③			S C B F C 1-3 K ①		5	0	1	2	0	2	3
Danny Sheaffer, R (1, 2) OBP: 0.308, SLG: 0.359		B B B C B 4-1 BB		C C F F B B S 2-3 K ①		B B B B 4-0 G4-6-3 BB	B F X 1-1 F7 ①					3	0	0	0	2	1	0
Tripp Cromer, R (1, 6) OBP: 0.264, SLG: 0.343	X 0-0 P3 ③			S C B B C 1-3 K ②		B L B F S 2-3 K ①	X 0-0 2B			F B F B F B X 3-2 G5-3 ②		5	0	1	0	0	3	3
Mike Morgan, R (1, 1) OBP: 0.213, SLG: 0.000 Jeff Parrett, R (6, 1) OBP: 0.000, SLG: 0.000 Ramon Caraballo, S (6, PH) OBP: 0.000, SLG: 0.000 Rich DeLucia, R (7, 1) OBP: 0.000, SLG: 0.000 Rene Arocha, R (8, 1) Darnell Coles, R (8, PH) OBP: 0.000, SLG: 0.000 Tom Henke, R (9, 1) Mark Petkovsek, R (10, 1) Geronimo Pena, S (11, PH) OBP: 0.278, SLG: 0.397			B B C X 2-1 F9 ①	B B C X 2-1 G5-3 ③	X 0-0 G4-6-3 1-2f ② ③		I I I I 4-0 IBB		B C F B B F X 3-2 G1-3 ①		2 0 0 0 0 0 0 0 0 0 0 0 0 0 1 0 0 0 0 0 2 0 0 0 0 0 0 0 0 0 0 0 0 0 0 0 0 0 0 1 0 0 0 0 0 0 0 0 0 1 0 0 0 0 0 0						
Inning Stats	R: 1 H: 1 E: 0 LOB: 0 K: 2 BB: 0 S: 17 P: 23	R: 0 H: 0 E: 0 LOB: 1 K: 0 BB: 1 S: 6 P: 13	R: 3 H: 3 E: 0 LOB: 1 K: 1 BB: 1 S: 15 P: 28	R: 0 H: 0 E: 0 LOB: 0 K: 2 BB: 0 S: 10 P: 15	R: 0 H: 0 E: 0 LOB: 0 K: 1 BB: 0 S: 6 P: 8	R: 2 H: 1 E: 0 LOB: 1 K: 1 BB: 3 S: 10 P: 27	R: 1 H: 2 E: 0 LOB: 2 K: 1 BB: 1 S: 13 P: 21	R: 0 H: 1 E: 0 LOB: 2 K: 0 BB: 1 S: 7 P: 17	R: 0 H: 1 E: 0 LOB: 0 K: 0 BB: 0 S: 5 P: 9	R: 0 H: 0 E: 0 LOB: 0 K: 2 BB: 0 S: 11 P: 15	R: 1 H: 1 E: 0 LOB: 2 K: 0 BB: 2 S: 7 P: 18	1B: 3 2B: 6 3B: 0 HR: 2	SF: 0 SAC: 0 DP: 2 HBP: 0	WP: 0 PB: 1 SB: 2 CS: 0	PA: 48			

PITCHER		IP	WLS	BF	H	R	ER	SO	BB	IBB	HBP	BLK	WP	HR	S	P	ERA	WHIP
Dave Micki, R ERA: 5.07	(1, 1)	5.0		24	5	6	6	6	4	0	0	0	0	2	60	104	10.80	1.800
Doug Henry, R ERA: 4.08	(6, 1)	1.0		3	0	0	0	1	1	0	0	0	0	0	4	10	0.00	1.000
Eric Gunderson, L ERA: 3.75	(7, 1)	2.0		11	3	1	1	1	0	2	0	0	0	0	20	38	4.50	1.500
Jerry Dipoto, R ERA: 4.82	(9, 1)	2.1	L	10	2	1	1	2	2	0	0	0	0	0	23	42	3.86	1.714

PITCHER	IP	WLS	BF	H	R	ER	SO	BB	IBB	HBP	BLK	WP	HR	S	P	ERA	WHIP

BOTTOM

New York Mets @ St. Louis Cardinals

Busch Stadium, St. Louis, MO

Tue Jul 25 1995, 7:05 PM CDT

Att. 26,343 - Unknown - 93 F

livebaseballscorecards.com

AB	39
R	8
H	10
RBI	8
BB	9
SO	10
LOB	16

Batter	1	2	3	4	5	6	7	8	9	10	11	AB	R	H	RBI	BB	SO	LOB
Brett Butler, L (1, 8) OBP: 0.360, SLG: 0.373	B B X 2-0 SF8 3B		B C B B C F B 4-2 FC6-4 1B BB		C B X 1-1 G3 ③		B B F B F F F F 3-2 F F X F8 ③			C B F C 1-3 K ②		4	1	1	0	1	1	1
Edgardo Alfonzo, R (1, 5) OBP: 0.291, SLG: 0.380	S X 0-1 SF8 ① 3-H		B B 1 SAFE 1 SAFE 1 SAFE X 2-0 FC6-4 1-2 1B			C X 0-1 L9 ①		B B C B C X 3-2 G6-3 ①		B X 1-0 1B ③		4	0	2	1	0	0	0
Carl Everett, S (1, 9) OBP: 0.217, SLG: 0.348 John Franco, L (8, 1) Chris Jones, R (11, PH) OBP: 0.353, SLG: 0.484 Doug Henry, R (11, 1) Eric Gunderson, R (11, 1)	B X 1-0 G3 ②		S B F X 1-2 FC6-4 FC6-4 1-2f 2-3			S S F B B B S 3-3 K ②		F S B F C 2-3 K ②			F X 0-1 1B 2B	4 0 1 0 0	0 0 1 0 0	0 0 1 0 0	0 0 1 0 0	0 0 0 0 0	2 0 0 0 0	2 0 0 0 0
Bobby Bonilla, S (1, 7) OBP: 0.385, SLG: 0.599	B B B C S X 3-2 G6-3 ③		C B X 1-1 FC6-4 1-2f			C B B B B S B 4-2 2B BB		X 0-0 G3 ③			I I I I 4-0 FC5 1B IBB	3	0	0	0	2	0	2
Jeff Kent, R (1, 4) OBP: 0.337, SLG: 0.490		B B F X 2-1 FC1-6 1B		B B F F F F C 2-3 K ①		B B B X 3-0 1-3 2B			S C S 0-3 K ①		F B X 1-1 P6 ①	5	0	2	0	0	2	2
Rico Brogna, L (1, 3) OBP: 0.334, SLG: 0.456		X 0-0 FC1-6 ① FC6-4 1-2f		B C F B S 2-3 K ②		X 0-0 F7 ③			S F B X 1-2 2B		B X 1-0 F7 ②	5	0	1	0	0	1	5
Tim Bogar, R (1, 6) OBP: 0.309, SLG: 0.354		B F X 1-1 L4 ②		F B F B X 2-2 P3 ③			B X 1-0 1B		C B B B S B F X 3-2 L8 ②		X 0-0 1-2 2-H 1B	5	0	2	1	0	0	2
Alberto Castillo, R (1, 2) OBP: 0.238, SLG: 0.059 Kelly Stinnett, R (11, 2) OBP: 0.372, SLG: 0.384		C X 0-1 FC6-4 ③ 1-2f			X 0-0 G5-3 ①		F X 0-1 P3 ①		B S S C 1-3 K ③		B B X 2-0 FC5 ③ 2-3f	5 0	0 0	0 0	0 0	0 0	1 0	5 0
Pete Harnisch, S (1, 1) OBP: 0.094, SLG: 0.094 Joe Orsulak, L (8, 9) OBP: 0.330, SLG: 0.378			X 0-0 G4-3 ①		C F B X 1-2 P3 ②		X 0-0 B2 ②			X 0-0 F8 ①		3 1	0 0	0 0	0 0	0 0	0 0	1 0
Inning Stats	R: 1 E: 0 K: 0 S: 7 H: 1 LOB: 0 BB: 0 P: 13	R: 0 E: 0 K: 0 S: 7 H: 1 LOB: 1 BB: 0 P: 10	R: 0 E: 0 K: 0 S: 10 H: 1 LOB: 2 BB: 1 P: 18	R: 0 E: 0 K: 2 S: 11 H: 0 LOB: 0 BB: 0 P: 17	R: 0 E: 0 K: 0 S: 6 H: 0 LOB: 0 BB: 0 P: 8	R: 0 E: 0 K: 1 S: 10 H: 1 LOB: 2 BB: 1 P: 20	R: 0 E: 0 K: 0 S: 13 H: 1 LOB: 1 BB: 0 P: 17	R: 0 E: 0 K: 1 S: 8 H: 0 LOB: 0 BB: 0 P: 13	R: 0 E: 0 K: 2 S: 14 H: 1 LOB: 1 BB: 0 P: 19	R: 0 E: 0 K: 1 S: 5 H: 1 LOB: 1 BB: 0 P: 7	R: 1 E: 0 K: 0 S: 7 H: 2 LOB: 2 BB: 1 P: 15	1B: 5 2B: 3 3B: 1 HR: 0	SF: 1 SAC: 0 DP: 0 HBP: 0		WP: 0 PB: 0 SB: 0 CS: 0	PA: 44		

PITCHER		IP	WLS	BF	H	R	ER	SO	BB	IBB	HBP	BLK	WP	HR	S	P	ERA	WHIP
Donovan Osborne, L ERA: 4.46	(1, 1)	7.0		28	5	1	1	3	2	0	0	0	0	0	64	103	1.29	1.000
Jeff Parrett, R ERA: 4.66	(8, 1)	2.0		7	1	0	0	3	0	0	0	0	0	0	22	32	0.00	0.500
Tony Fossas, L ERA: 1.71	(10, 1)	2.0	W	9	3	1	1	1	0	1	0	0	0	0	12	22	4.50	1.500

PITCHER	IP	WLS	BF	H	R	ER	SO	BB	IBB	HBP	BLK	WP	HR	S	P	ERA	WHIP

New York Mets @ St. Louis Cardinals

Busch Stadium, St. Louis, MO

Wed Jul 26 1995, 3:33 AM CDT

Att. 20,909 - Cloudy - 84 F

TOP

livebaseballscorecards.com

AB	40
R	2
H	9
RBI	2
BB	3
SO	7
LOB	20

New York Mets @ St. Louis Cardinals

Busch Stadium, St. Louis, MO

Wed Jul 26 1995, 3:33 AM CDT

Att. 20,909 - Cloudy - 84 F

livebaseballscorecards.com

Batter	1	2	3	4	5	6	7	8	9	10	11	AB	R	H	RBI	BB	SO	LOB
Geronimo Pena, S (1, 4) OBP: 0.371, SLG: 0.371	F8		G3			K		G5-3			BB	4	1	0	0	1	1	1
José Oquendo, S (1, 6) OBP: 0.348, SLG: 0.311	1B		K			F8			F9		1B	4	0	1	0	0	1	0
Tony Fossas, L (10, 1)												0	0	0	0	0	0	0
Gerald Perry, L (11, PH) OBP: 0.208, SLG: 0.194											1B	1	0	1	0	0	0	0
Allen Battle, R (11, PR) OBP: 0.356, SLG: 0.308												0	1	0	0	0	0	0
Brian Jordan, R (1, 9) OBP: 0.334, SLG: 0.483	F9			L8		F7			K		K	5	0	0	0	0	2	3
Ray Lankford, L (1, 8) OBP: 0.349, SLG: 0.490	P5			K			K		G6-3		1B	5	0	1	1	0	2	1
Bernard Gilkey, R (1, 7) OBP: 0.366, SLG: 0.475		HR		F7			G3-1			K	1B	5	1	2	2	0	1	0
Scott Cooper, L (1, 5) OBP: 0.336, SLG: 0.325	K		G6-3				F7			G4-3		3	0	0	0	0	1	0
Jeff Parrett, R (8, 1) OBP: 1.000, SLG: 1.000												0	0	0	0	0	0	0
Tripp Cromer, R (10, 6) OBP: 0.263, SLG: 0.341												1	0	0	0	0	0	0
John Mabry, L (1, 3) OBP: 0.323, SLG: 0.353	L5		G5-3					F7		BB		4	0	1	0	0	0	0
Scott Hemond, R (1, 2) OBP: 0.180, SLG: 0.145	F7		1B					K		BB		3	0	1	0	1	1	0
Donovan Osborne, S (1, 1)			G3					1B		G6-3		2	0	0	0	0	0	1
Darnell Coles, R (8, 5) OBP: 0.336, SLG: 0.353						F9						2	0	1	0	0	0	2

Inning Stats	1	2	3	4	5	6	7	8	9	10	11
	R: 0 E: 0 K: 0 S: 11	H: 1 LOB: 1 BB: 0 P: 17	R: 1 E: 0 K: 1 S: 9	H: 1 LOB: 0 BB: 0 P: 17	R: 0 E: 0 K: 1 S: 7	H: 0 LOB: 0 BB: 0 P: 11	R: 0 E: 0 K: 1 S: 10	H: 0 LOB: 0 BB: 0 P: 16	R: 0 E: 0 K: 0 S: 9	H: 1 LOB: 1 BB: 0 P: 13	R: 0 E: 0 K: 1 S: 6	H: 0 LOB: 0 BB: 0 P: 9	R: 0 E: 0 K: 1 S: 6	H: 0 LOB: 0 BB: 0 P: 9	R: 0 E: 0 K: 1 S: 10	H: 1 LOB: 1 BB: 0 P: 14	R: 0 E: 0 K: 1 S: 7	H: 0 LOB: 0 BB: 0 P: 10	R: 0 E: 0 K: 1 S: 10	H: 1 LOB: 2 BB: 1 P: 20	R: 2 E: 0 K: 1 S: 11	H: 3 LOB: 2 BB: 1 P: 21

	AB	39
	R	3
	H	8
	RBI	3
	BB	2
	SO	9
	LOB	8

1B: 7 SF: 0 PA: 41
2B: 0 SAC: 0
3B: 0 DP: 0
HR: 1 HBP: 0

WP: 0
PB: 0
SB: 0
CS: 0

PITCHER		IP	WLS	BF	H	R	ER	SO	BB	IBB	HBP	BLK	WP	HR	S	P	ERA	WHIP
Pete Harnisch, R ERA: 3.51	(1, 1)	7.0		24	3	1	1	5	0	0	0	0	0	1	58	92	1.29	0.429
John Franco, L ERA: 2.27	(8, 1)	3.0		12	2	0	0	3	1	0	0	0	0	0	27	44	0.00	1.000
Doug Henry, R ERA: 4.54	(11, 1)	0.1	L	3	1	2	2	1	1	0	0	0	0	0	5	11	54.00	6.000
Eric Gunderson, L ERA: 3.75	(11, 1)	0.0		2	2	0	0	0	0	0	0	0	0	0	6	10	∞	∞

PITCHER	IP	WLS	BF	H	R	ER	SO	BB	IBB	HBP	BLK	WP	HR	S	P	ERA	WHIP

Pittsburgh Pirates @ New York Mets

Shea Stadium, Flushing, NY

Fri Jul 28 1995, 7:05 PM EDT

Att. 17,354 - Unknown - 85 F

livebaseballscorecards.com

TOP

Batter	1	2	3	4	5	6	7	8	9	AB	R	H	RBI	BB	SO	LOB
Jacob Brumfield, R (1, 8) OBP: 0.343, SLG: 0.360	C F C 0-3 ① K	S C B C 1-3 ③ K		B X 1-0 G3 1-3 3-H 2B		F C B F X 1-2 ① G6-3		C X 0-1 ① G5-3	B X 1-0 E7 1-H 2B	6	0	2	1	0	2	2
Jay Bell, R (1, 6) OBP: 0.324, SLG: 0.354	B C H 2-1 HR HBP		F B B B X 3-1 ① G4-3	B C X 1-1 ② G3 2-3 3-H		B F B F B X 3-2 ② G5-3		B F F S 1-3 ② K	B X 1-0 ③ G4-3	5	1	0	1	0	1	3
Orlando Merced, S (1, 9) OBP: 0.334, SLG: 0.456	B B F 1 SAFE X 2-1 ② F8		B S F X 1-2 ② L9	B X 1-0 ③ G3		B B X 2-0 HR		B X 1-0 1B 2-H 1B		5	1	2	2	0	0	2
Mark Johnson, L (1, 3) OBP: 0.365, SLG: 0.491	B B X 2-0 1-H HR		F B X 1-1 1B		S B F S 1-3 ① K	B B S H 3-1 WP HBP		B B F X 2-1 FC6-4 1-3 1B		4	1	3	2	0	1	0
Jeff King, R (1, 5) OBP: 0.331, SLG: 0.438 (4, 4) Jim Gott, R (8, 1)	B B C S B X 3-2 1B		C B C S 1-3 ③ K		F C B X 1-2 3B 1B	B B C B C S 3-3 ③ K 1-2		C X 0-1 ③ FC6-4 1-2f		5 0	1 0	2 0	0 0	0 0	2 0	4 0
Al Martin, L (1, 7) OBP: 0.333, SLG: 0.407 Midre Cummings, L (5, 7) OBP: 0.300, SLG: 0.296 Steve Pegues, R (9, PH) OBP: 0.262, SLG: 0.422 (9, 7)	B B X 2-0 ③ G4-3			F B X 1-1 1B 1B 1B	B F B F C 2-3 ② K		B B B C X 3-1 ① F8		B X 1-0 SH3-4 1B 1B	3 1 1	1 0 1	1 0 1	0 0 0	0 0 0	1 0 0	2 0 0
Carlos Garcia, R (1, 4) OBP: 0.331, SLG: 0.433 John Wehner, R (4, 5) OBP: 0.457, SLG: 0.469		C X 0-1 ① G3-1		B F B S B 1 SAFE X 3-2 1B 1-3 2B 1B	X 0-0 1-H 3B		X 0-0 ② G5-3		B X 1-0 ① SH3-4 1-2	2 2	1 0	1 1	0 1	0 0	0 0	0 0
Mark Parent, R (1, 2) OBP: 0.346, SLG: 0.549		C B B C B F F F B 4-2 BB		B F B X 2-1 ① F8	B I I I 4-0 IBB		S B C C 1-3 ③ K		S S S 0-3 ② K	3	0	0	0	2	2	3
Esteban Loaiza, R (1, 1) OBP: 0.189, SLG: 0.171 Mike Dyer, R (3, 1) OBP: 0.500, SLG: 0.500 Jeff McCurry, R (6, 1) Nelson Liriano, S (8, PH) OBP: 0.343, SLG: 0.403 (8, 4)		X 0-0 ② F9		S B X 1-1 2B 1-3 G3 3-H 1B	B C C S 1-3 ③ K			C F B B B B X 3-2 1B 2B	B B X 2-0 2B 2-H E 1B	1 2 0 2	0 1 0 2	0 1 0 2	0 1 0 1	0 0 0 0	0 1 0 0	1 2 0 0
Inning Stats	R: 2 E: 0 K: 1 S: 11 H: 2 LOB: 1 BB: 0 P: 22	R: 0 E: 0 K: 1 S: 11 H: 0 LOB: 1 BB: 1 P: 16	R: 0 E: 0 K: 1 S: 10 H: 1 LOB: 1 BB: 0 P: 16	R: 3 E: 0 K: 0 S: 13 H: 4 LOB: 1 BB: 0 P: 23	R: 1 E: 0 K: 3 S: 13 H: 2 LOB: 2 BB: 1 P: 22	R: 1 E: 0 K: 1 S: 12 H: 1 LOB: 1 BB: 0 P: 24	R: 0 E: 0 K: 1 S: 6 H: 0 LOB: 0 BB: 0 P: 10	R: 1 E: 0 K: 1 S: 13 H: 3 LOB: 2 BB: 0 P: 20	R: 2 E: 1 K: 1 S: 8 H: 3 LOB: 1 BB: 0 P: 14	1B: 10 2B: 3 3B: 1 HR: 2 SF: 0 SAC: 1 DP: 0 HBP: 2						

	AB	42
	R	10
	H	16
	RBI	9
	BB	2
	SO	10
	LOB	19

WP: 1 PA: 47
PB: 0
SB: 0
CS: 0

PITCHER		IP	WLS	BF	H	R	ER	SO	BB	IBB	HBP	BLK	WP	HR	S	P	ERA	WHIP
Bobby Jones, R ERA: 3.75	(1, 1)	5.0		27	9	6	6	6	1	1	1	0	0	1	58	99	10.80	2.000
Doug Henry, R ERA: 4.54	(6, 1)	2.0		8	1	1	1	2	0	0	1	0	1	1	18	34	4.50	0.500
Paul Byrd, R ERA: 13.5	(8, 1)	0.2		4	2	1	1	1	0	0	0	0	0	0	9	14	13.50	3.000
Eric Gunderson, L ERA: 3.75	(8, 1)	0.0		1	1	0	0	0	0	0	0	0	0	0	2	4	∞	∞
Jerry Dipoto, R ERA: 4.79	(8, 1)	0.1		1	0	0	0	0	0	0	0	0	0	0	2	2	0.00	0.000

PITCHER		IP	WLS	BF	H	R	ER	SO	BB	IBB	HBP	BLK	WP	HR	S	P	ERA	WHIP
John Franco, L ERA: 2.48	(9, 1)	1.0	L	6	3	2	1	1	0	0	0	0	0	0	8	14	9.00	3.000

Pittsburgh Pirates @ New York Mets

Shea Stadium, Flushing, NY

Fri Jul 28 1995, 7:05 PM EDT

Att. 17,354 - Unknown - 85 F

BOTTOM

Batter	1	2	3	4	5	6	7	8	9	AB	R	H	RBI	BB	SO	LOB
Brett Butler, L (1, 8) OBP: 0.363, SLG: 0.373	BCBCBB 4-2 1B SF7 BB	BBBB 4-0 1-2 2B BB	CBBBX 3-1 ③ G4-3			BCCBX 2-2 G6-3 1B		X 0-0 ② B5-3		3	2	1	0	2	0	1
Edgardo Alfonzo, R (1, 5) (6, 6) (9, 5) OBP: 0.297, SLG: 0.388	B1BBCFX SAFE 3-2 1-3 1B 1B	BFFX 1-2 1-H 2-H HR 2B		CX 0-1 ① G6-3		C1X SAFE 0-1 ② G6-3 1-2		CX 0-1 1B		5	1	3	2	0	0	1
Carl Everett, S (1, 9) OBP: 0.216, SLG: 0.380	FFBS 1-3 ① K	BCX 1-1 2-H HR		FBX 1-1 ② L7		FFX 0-2 ③ L6		BCB1BCT SAFE 3-2 ③ K		5	1	1	2	0	2	4
Joe Orsulak, L (1, 7) OBP: 0.327, SLG: 0.380	BBX 2-0 ② SF7 3-H	FBX 1-1 ③ P5		CFBX 1-2 ③ P5			BX 1-0 L8 3B 2B		BFFX 1-2 ① L9	4	1	1	1	0	0	0
Rico Brogna, L (1, 3) OBP: 0.339, SLG: 0.466	BBCSX 2-2 1-2 1B		CX 0-1 2B 2B		X 0-0 2B		SSFFFBS 1-3 ① K		SX 0-1 ② G4-3	5	1	3	0	0	1	1
Jeff Kent, R (1, 4) OBP: 0.338, SLG: 0.490	FFFBFBFS 2-3 ③ K		X 0-0 2-H 2B 2B		BFBFS 2-3 ① K		IIII 4-0 3B IBB		CFX 0-2 ③ G6-3	4	2	1	1	1	2	3
Jose Vizcaino, S (1, 6) OBP: 0.319, SLG: 0.349 Doug Henry, R (6, 1) Bill Spiers, L (7, PH) OBP: 0.263, SLG: 0.258 Paul Byrd, R (8, 1) Eric Gunderson, R (8, 1) Jerry Dipoto, R (8, 1) Tim Bogar, R (9, 6) OBP: 0.309, SLG: 0.354		BBCX 2-1 ① G4-3	FX 0-1 G5-3 2-H 2B		IIII 4-0 G5-4-3 IBB		CX 0-1 ② L8 2-3			2 0 1 1 1 0 0 0 0 0 0 0 0 0 1 0 0 0 0 0 2 0 0 0 0 0 0 0 0 0 0 0 0 0 0 0 0 0 0 0 0 0 0 0 0 0 0 0 0						
Kelly Stinnett, R (1, 2) OBP: 0.378, SLG: 0.416		X 0-0 BB 2B 1B	BBSCFFX 2-2 ① G6-3		BSFFFX 1-2 ②③ G5-4-3 1-2f		BBBX 3-0 ③ 1-H 3-H 3B			4	1	2	2	0	0	3
Bobby Jones, R (1, 1) OBP: 0.200, SLG: 0.176 Aaron Ledesma, R (6, 5) OBP: 0.419, SLG: 0.308 John Franco, L (9, 1)		X 0-0 ② B1	X 0-0 ② G5-3 2-3			BX 1-0 ① G6-3		X 0-0 ① P5		2 0 0 0 0 0 2 2 0 0 0 0 0 0 0 0 0 0 0 0 0						

Inning Stats																		
	R: 1 E: 0 K: 2 S: 19	H: 2 LOB: 2 BB: 1 P: 33	R: 4 E: 0 K: 0 S: 11	H: 3 LOB: 0 BB: 1 P: 20	R: 2 E: 0 K: 0 S: 13	H: 3 LOB: 1 BB: 0 P: 18	R: 0 E: 0 K: 0 S: 7	H: 0 LOB: 0 BB: 0 P: 9	R: 0 E: 0 K: 1 S: 9	H: 1 LOB: 1 BB: 1 P: 16	R: 0 E: 0 K: 0 S: 9	H: 1 LOB: 1 BB: 0 P: 12	R: 2 E: 0 K: 1 S: 10	H: 2 LOB: 1 BB: 1 P: 19	R: 0 E: 0 K: 1 S: 7	H: 1 LOB: 1 BB: 0 P: 10	R: 0 E: 0 K: 0 S: 8	H: 0 LOB: 0 BB: 0 P: 9

1B: 5 2B: 6 3B: 1 HR: 1	SF: 1 SAC: 0 DP: 1 HBP: 0	WP: 0 PB: 0 SB: 0 CS: 0	PA: 42
---	---	---	---

PITCHER		IP	WLS	BF	H	R	ER	SO	BB	IBB	HBP	BLK	WP	HR	S	P	ERA	WHIP
Esteban Loaiza, R ERA: 5.49	(1, 1)	2.0		16	8	7	7	2	2	0	0	0	0	1	35	58	31.50	5.000
Mike Dyer, R ERA: 4.54	(3, 1)	3.0		10	1	0	0	1	0	1	0	0	0	0	24	38	0.00	0.333
Jeff McCurry, R ERA: 4.23	(6, 1)	2.0		9	3	2	2	1	0	1	0	0	0	0	19	31	9.00	1.500
Jim Gott, R ERA: 5.59	(8, 1)	2.0	W	7	1	0	0	1	0	0	0	0	0	0	15	19	0.00	0.500

PITCHER	IP	WLS	BF	H	R	ER	SO	BB	IBB	HBP	BLK	WP	HR	S	P	ERA	WHIP

livebaseballscorecards.com

Batter	1	2	3	4	5	6	7	8	9	AB	R	H	RBI	BB	SO	LOB
Al Martin, L (1, 7) OBP: 0.329, SLG: 0.401	F F F C 0-3 ① K		B F X 1-1 ② F8			X 0-0 ① P6		B B X 2-0 ③ G6-3		4	0	0	0	0	1	1
Jay Bell, R (1, 6) OBP: 0.320, SLG: 0.349	B F F B S 2-3 ② K		B C B F F X 2-2 ③ FC5-4 1-2f			B S F X 1-2 ② G6-3			B C C B B X 3-2 ① G4-3	4	0	0	0	0	1	1
Orlando Merced, S (1, 9) OBP: 0.340, SLG: 0.465 (9, 3)	B F B F B F B 4-2 BB			C X 0-1 1B		B X 1-0 3B			C C B B X 2-2 ② F8	3	0	2	0	1	0	0
Mark Johnson, L (1, 3) OBP: 0.360, SLG: 0.483	B X 1-0 ③ P4			C B F S 1-3 ① K		S B X 1-1 ③ F9			B C C B X 2-2 2B 1B	3	0	0	0	0	1	3
Steve Pegues, R (9, PH) OBP: 0.268, SLG: 0.427 (9, 9)										1	1	1	0	0	0	0
Nelson Liriano, S (1, 4) OBP: 0.341, SLG: 0.407		B C B X 2-1 ① F9		1 SAFE B B 1 SAFE X 2-0 ② F9			X 0-0 ① F8		C X 0-1 1-H 2B	4	0	1	1	0	0	1
Midre Cummings, L (1, 8) OBP: 0.273, SLG: 0.267		S X 0-1 ② G4-3		1 SAFE F B X 1-1 ③ G3			F C B B X 2-2 ② P5		S S X 0-2 ③ G4-3	3	0	0	0	0	0	1
John Wehner, R (9, PH) OBP: 0.444, SLG: 0.455 (9, 8)										1	0	0	0	0	0	1
Jeff King, R (1, 5) OBP: 0.327, SLG: 0.433		X 0-0 ③ P3			X 0-0 ① P4		C B B F B X 3-2 ③ G4-3			3	0	0	0	0	0	0
Mark Parent, R (1, 2) OBP: 0.341, SLG: 0.539			C B C B C 2-3 ① K		S B B C C 2-3 ② K			S C B S 1-3 ① K		3	0	0	0	0	3	0
Denny Neagle, L (1, 1) OBP: 0.170, SLG: 0.235			X 0-0 FC5-4 1B		B F S X 1-2 ③ G3			F S B C 1-3 ② K		2	0	1	0	0	0	0
Jacob Brumfield, R (8, PH) OBP: 0.342, SLG: 0.358										1	0	0	0	0	1	0
Jason Christiansen, R (8, 1)										0	0	0	0	0	0	0
Jim Gott, R (8, 1)										0	0	0	0	0	0	0
Ross Powell, L (9, 1)										0	0	0	0	0	0	0

TOP

Pittsburgh Pirates @ New York Mets

Shea Stadium, Flushing, NY

Sat Jul 29 1995, 7:05 PM EDT

Att. 17,881 - Unknown - 92 F

livebaseballscorecards.com

AB	32
R	1
H	5
RBI	1
BB	1
SO	7
LOB	8

Inning Stats	1	2	3	4	5	6	7	8	9
	R: 0 E: 0 K: 2 S: 11	R: 0 E: 0 K: 0 S: 5	R: 0 E: 0 K: 1 S: 10	R: 0 E: 0 K: 1 S: 8	R: 0 E: 0 K: 1 S: 7	R: 0 E: 0 K: 0 S: 7	R: 0 E: 0 K: 0 S: 7	R: 0 E: 0 K: 2 S: 7	R: 1 E: 0 K: 0 S: 14
	H: 0 LOB: 1 BB: 1 P: 18	H: 0 LOB: 0 BB: 0 P: 7	H: 1 LOB: 1 BB: 0 P: 15	H: 1 LOB: 1 BB: 0 P: 12	H: 0 LOB: 1 BB: 0 P: 10	H: 1 LOB: 1 BB: 0 P: 10	H: 0 LOB: 0 BB: 0 P: 12	H: 0 LOB: 0 BB: 0 P: 11	H: 2 LOB: 1 BB: 0 P: 21

1B: 3 2B: 1 3B: 1 HR: 0 SF: 0 SAC: 0 DP: 0 HBP: 0

WP: 0 PB: 0 SB: 0 CS: 0 PA: 33

PITCHER		IP	WLS	BF	H	R	ER	SO	BB	IBB	HBP	BLK	WP	HR	S	P	ERA	WHIP
Bret Saberhagen, R ERA: 3.35	(1, 1)	8.0		28	3	0	0	7	1	0	0	0	0	0	62	95	0.00	0.500
John Franco, L ERA: 2.67	(9, 1)	1.0	W	5	2	1	1	0	0	0	0	0	0	0	14	21	9.00	2.000

PITCHER		IP	WLS	BF	H	R	ER	SO	BB	IBB	HBP	BLK	WP	HR	S	P	ERA	WHIP

Pittsburgh Pirates @ New York Mets

Shea Stadium, Flushing, NY

Sat Jul 29 1995, 7:05 PM EDT

Att. 17,881 - Unknown - 92 F

livebaseballscorecards.com

BOTTOM

Batter	1	2	3	4	5	6	7	8	9	AB	R	H	RBI	BB	SO	LOB
Brett Butler, L (1, 8) OBP: 0.367, SLG: 0.375	B X 1-0 CS 1B		X 0-0 E 1B		X 0-0 ③ F7			B B B C B 4-1 SH1-4 1B BB		3	1	2	0	1	0	0
Tim Bogar, R (1, 6) OBP: 0.310, SLG: 0.353	S 1 SAFE S C 0-3 ① ② K 1-2		B 1 SAFE B X 2-0 E8 1-3 1B			F X 0-1 ① L5		C X 0-1 ① SH1-4 1-2		3	0	1	0	0	1	1
Carl Everett, S (1, 9) OBP: 0.231, SLG: 0.387	S C B F X 1-2 1B		F B S X 1-2 ② P4			S C C 0-3 ② K		C F B B X 2-2 2-H 1B		4	0	2	1	0	1	2
Jeff Kent, R (1, 4) OBP: 0.337, SLG: 0.490	B B X 2-0 ③ G6-3		X 0-0 ③ G3-1			C B B X 2-1 2B		C F F B X 1-2 ② F8		4	0	1	0	0	0	4
Edgardo Alfonzo, R (1, 5) OBP: 0.296, SLG: 0.386		C B B X 2-1 ① G4-3		S B F B X 2-2 G6-4-3 1B		X 0-0 ③ G4-3		B X 1-0 ③ G4-3		4	0	1	0	0	0	2
Rico Brogna, L (1, 3) OBP: 0.339, SLG: 0.468 Chris Jones, R (9, PH) OBP: 0.358, SLG: 0.512		X 0-0 2B		F 1 SAFE B B F 1 SAFE S 2-3 ① K			B X 1-0 ① G3		C B X 1-1 HR	3 1	0 1	1 1	0 1	0 0	1 0	1 0
Damon Buford, R (1, 7) OBP: 0.214, SLG: 0.086	B S X 1-1 ② G6-3		L B F 1 SAFE B 1 SAFE F X 2-2 ② ③ G6-4-3 1-2f				B F B F X 2-2 G5-3 1B			3	0	1	0	0	0	2
Kelly Stinnett, R (1, 2) OBP: 0.366, SLG: 0.400		C S B S 1-3 ③ K			C B B S F S 2-3 ① K		B 1 SAFE S 1 SAFE 1 SAFE X 1-1 ② G5-3 1-2			3	0	0	0	0	2	2
Bret Saberhagen, R (1, 1) OBP: 0.139, SLG: 0.143 John Franco, L (9, 1)			X 0-0 ① G4-3		B X 1-0 ② L6		C S S 0-3 ③ K			3 0	0 0	0 0	0 0	0 0	1 0	1 0
Inning Stats	R: 0 E: 0 K: 1 S: 9 H: 2 LOB: 1 BB: 0 P: 13	R: 0 E: 0 K: 1 S: 8 H: 1 LOB: 1 BB: 0 P: 12	R: 0 E: 1 K: 0 S: 7 H: 2 LOB: 2 BB: 0 P: 10	R: 0 E: 0 K: 1 S: 10 H: 1 LOB: 0 BB: 0 P: 16	R: 0 E: 0 K: 1 S: 6 H: 0 LOB: 0 BB: 0 P: 9	R: 0 E: 0 K: 1 S: 8 H: 1 LOB: 1 BB: 0 P: 10	R: 0 E: 0 K: 1 S: 9 H: 1 LOB: 1 BB: 0 P: 13	R: 1 E: 0 K: 0 S: 11 H: 1 LOB: 1 BB: 1 P: 19	R: 1 E: 0 K: 0 S: 2 H: 1 LOB: 0 BB: 0 P: 3	1B: 7 2B: 2 3B: 0 HR: 1	SF: 0 SAC: 1 DP: 1 HBP: 0					

	AB	31
	R	2
	H	10
	RBI	2
	BB	1
	SO	6
	LOB	15

PITCHER		IP	WLS	BF	H	R	ER	SO	BB	IBB	HBP	BLK	WP	HR	S	P	ERA	WHIP
Denny Neagle, L ERA: 2.92	(1, 1)	7.0		27	8	0	0	6	0	0	0	0	0	0	57	83	0.00	1.143
Jason Christiansen, L ERA: 2.64	(8, 1)	0.1		3	1	1	1	0	1	0	0	0	0	0	6	12	27.00	6.000
Jim Gott, R ERA: 5.46	(8, 1)	0.2		2	0	0	0	0	0	0	0	0	0	0	5	7	0.00	0.000
Ross Powell, L ERA: 12.0	(9, 1)	0.0	L	1	1	1	1	0	0	0	0	0	0	1	2	3	∞	∞

PITCHER	IP	WLS	BF	H	R	ER	SO	BB	IBB	HBP	BLK	WP	HR	S	P	ERA	WHIP

Batter	1	2	3	4	5	6	7	8	9	AB	R	H	RBI	BB	SO	LOB
Jacob Brumfield, R (1, 8) OBP: 0.336, SLG: 0.351	F B B S B X 3-2 G6-3		B X 1-0 F8		B F B F B S 3-3 K		B S B X 2-1 FC4 1-2f			4	0	0	0	0	1	3
Jay Bell, R (1, 6) OBP: 0.317, SLG: 0.345	B B B C X 3-1 P3			X 0-0 P3		B X 1-0 G6-3		B B X 2-0 P3		4	0	0	0	0	0	0
Orlando Merced, S (1, 9) OBP: 0.342, SLG: 0.469	B X 1-0 L7			X 0-0 1B 2B		C B B B X 3-1 WP 1B		B F X 1-1 L8		4	1	2	0	0	0	0
Mark Johnson, L (1, 3) OBP: 0.358, SLG: 0.478		B F B F B C 3-3 K		X 0-0 S 1B 2-H 1B		B S F F B X 2-2 G6-3 1-2		C B B F F B S 3-3 K		4	0	1	1	0	2	1
Nelson Liriano, S (1, 4) OBP: 0.338, SLG: 0.402		X 0-0 P3		B X 1-0 1-H 1B		B X 1-0 G3			F C B F C 1-3	4	0	1	0	0	1	1
Al Martin, L (1, 7) OBP: 0.332, SLG: 0.402 Steve Pegues, R (9, PH) OBP: 0.266, SLG: 0.424		B B B X 3-0 G4-3		B S B B I 4-1 IBB			X 0-0 FC6-4 1B		C C X 0-2 G6-3	2 1	0 0	1 0	0 0	1 0	0 0	0 0
John Wehner, R (1, 5) OBP: 0.425, SLG: 0.417			B B B C B 4-1 2 FC6-4 BB	C B C B F F C 2-3 K			1 SAFE 1 SAFE C 1 SAFE B 1 SAFE B C F 2-2 1 SAFE X FC6-4 2 CS 1-2f		C B S B X 2-2 F9	3	0	0	0	1	1	3
2 Angelo Encarnacion, R (1, 2) OBP: 0.345, SLG: 0.333			X 0-0 FC6-4 SH3-4 1-2f		F C B B F C 2-3		B B B C B 4-1 1B 1-2 BB			2	0	0	0	1	1	1
Paul Wagner, R (1, 1) OBP: 0.300, SLG: 0.278			L X 0-1 SH3-4 1-2		B X 1-0 F9		C C X 0-2 FC4 1-2 1B			2	0	1	0	0	0	0
Inning Stats	R: 0 H: 0 E: 0 LOB: 0 K: 0 BB: 0 S: 6 P: 13	R: 0 H: 0 E: 0 LOB: 0 K: 1 BB: 0 S: 5 P: 11	R: 0 H: 0 E: 0 LOB: 1 K: 0 BB: 1 S: 5 P: 10	R: 1 H: 3 E: 0 LOB: 2 K: 1 BB: 1 S: 10 P: 17	R: 0 H: 0 E: 0 LOB: 0 K: 2 BB: 0 S: 8 P: 14	R: 0 H: 1 E: 0 LOB: 1 K: 0 BB: 0 S: 8 P: 15	R: 0 H: 2 E: 0 LOB: 2 K: 0 BB: 1 S: 11 P: 19	R: 0 H: 0 E: 0 LOB: 0 K: 1 BB: 0 S: 7 P: 13	R: 0 H: 0 E: 0 LOB: 0 K: 1 BB: 0 S: 10 P: 13	1B: 5 2B: 1 3B: 0 HR: 0	SF: 0 SAC: 1 DP: 0 HBP: 0			WP: 1 PB: 0 SB: 1 CS: 1		PA: 34	

TOP

Pittsburgh Pirates @ New York Mets

Shea Stadium, Flushing, NY

Sun Jul 30 1995, 3:33 AM EDT

Att. 18,258 - Sunny - 88 F

livebaseballscorecards.com

AB	30
R	1
H	6
RBI	1
BB	3
SO	6
LOB	9

PITCHER		IP	WLS	BF	H	R	ER	SO	BB	IBB	HBP	BLK	WP	HR	S	P	ERA	WHIP
Jason Isringhausen, R ERA: 3.05	(1, 1)	8.0	W	31	6	1	1	5	2	1	0	0	1	0	60	112	1.12	1.000
John Franco, L ERA: 2.6	(9, 1)	1.0	S	3	0	0	0	1	0	0	0	0	0	0	10	13	0.00	0.000

PITCHER	IP	WLS	BF	H	R	ER	SO	BB	IBB	HBP	BLK	WP	HR	S	P	ERA	WHIP

Batter	1	2	3	4	5	6	7	8	9	AB	R	H	RBI	BB	SO	LOB
Brett Butler, L (1, 8) OBP: 0.369, SLG: 0.375	B B C X 2-1 ① F8			X 0-0 ① G3		B B B C B 4-1 1B FC6-4 BB		B L X 1-1 G6-3 1B		3	1	1	0	1	0	0
Edgardo Alfonzo, R (1, 5) OBP: 0.295, SLG: 0.384	C C S 0-3 ② K			B X 1-0 ② G5-3		C X 0-1 FC6-4 1-3 1B		X 0-0 ①② G6-3 1-2f		4	0	1	0	0	1	1
Carl Everett, S (1, 9) OBP: 0.220, SLG: 0.367	C F C 0-3 ③ K			F X 0-1 ③ G6-3		F B B X 2-1 ② FC6-4 CS 1-2f 3-H		B B C S X 2-2 ③ G4-3		4	0	0	1	0	1	1
Jeff Kent, R (1, 4) OBP: 0.337, SLG: 0.488		B C B C X 2-2 ① G5-3			X 0-0 ① G5-3	P B 1 B SAFE 3-0 ③ CS 1-2	F S B B B X 3-2 1B SF8 1B			3	1	1	0	0	0	0
Rico Brogna, L (1, 3) OBP: 0.342, SLG: 0.468		B S F X 1-2 ② F8			B C B B B 4-1 1B BB		F B X 1-1 FC6-4 1B 1-3 1B			2	0	1	0	1	0	0
Damon Buford, R (1, 7) OBP: 0.205, SLG: 0.081 Joe Orsulak, L (7, PH) (8, 7) OBP: 0.326, SLG: 0.380		C B F F X 1-2 ③ L8			B F F F F S 1-3 ② K		B B X 2-0 ① SF8 3-H			2 0	0 0	0 0	0 1	0 0	1 0	1 0
Jose Vizcaino, S (1, 6) OBP: 0.323, SLG: 0.352		L S B B B T 2-2 ① K			F X 0-1 1-3 1B		F F F X 0-2 FC6-4 1-2 1B			3	0	2	0	0	1	0
Alberto Castillo, R (1, 2) OBP: 0.208, SLG: 0.050		S F C 0-3 ② K			B B S S T 2-2 ③ K		F S B F F X 1-2 ② FC6-4 1-2f 2-3			3	0	0	0	0	2	4
Jason Isringhausen, R (1, 1) John Franco, L (9, 1)		F F F S 0-3 ③ K2-3				C C S 0-3 ① K	B S X 1-1 ③ P6			3 0	0 0	0 0	0 0	0 0	2 0	2 0
Inning Stats	R: 0 H: 0 E: 0 LOB: 0 K: 2 BB: 0 S: 8 P: 10	R: 0 H: 0 E: 0 LOB: 0 K: 0 BB: 0 S: 10 P: 14	R: 0 H: 0 E: 0 LOB: 0 K: 3 BB: 0 S: 10 P: 12	R: 0 H: 0 E: 0 LOB: 0 K: 0 BB: 0 S: 4 P: 5	R: 0 H: 1 E: 0 LOB: 2 K: 2 BB: 1 S: 12 P: 19	R: 1 H: 1 E: 0 LOB: 0 K: 1 BB: 1 S: 9 P: 17	R: 1 H: 3 E: 0 LOB: 2 K: 0 BB: 0 S: 17 P: 25	R: 0 H: 1 E: 0 LOB: 0 K: 0 BB: 0 S: 6 P: 9		1B: 6 SF: 1 2B: 0 SAC: 0 3B: 0 DP: 1 HR: 0 HBP: 0						

PITCHER		IP	WLS	BF	H	R	ER	SO	BB	IBB	HBP	BLK	WP	HR	S	P	ERA	WHIP
Paul Wagner, R ERA: 4.96	(1, 1)	8.0	L	30	6	2	2	8	2	0	0	0	0	0	76	111	2.25	1.000

PITCHER	IP	WLS	BF	H	R	ER	SO	BB	IBB	HBP	BLK	WP	HR	S	P	ERA	WHIP

BOTTOM

Pittsburgh Pirates @ New York Mets

Shea Stadium, Flushing, NY

Sun Jul 30 1995, 3:33 AM EDT

Att. 18,258 - Sunny - 88 F

livebaseballscorecards.com

AB	27
R	2
H	6
RBI	2
BB	2
SO	8
LOB	9

WP: 0 PA: 31
PB: 0
SB: 0
CS: 1

Batter	1	2	3	4	5	6	7	8	9	AB	R	H	RBI	BB	SO	LOB
Jacob Brumfield, R (1, 8) OBP: 0.339, SLG: 0.354	F B C X 1-2 CS 1B		B S B F X 2-2 ② FC6-4 1-2f 2B		B F X 1-1 ③ L8			B C B X 2-1 1B 1B		4	1	2	0	0	0	2
Jay Bell, R (1, 6) OBP: 0.319, SLG: 0.350	1 SAFE 1 SAFE C B B B X 3-1 ① ② G6-3 1-2		B 1 SAFE 1 SAFE F 1 B B F X 3-2 ③ 1-H 2B			B X 1-0 ① G5-3		B B X 2-0 1-2 1B		4	0	2	1	0	0	1
Orlando Merced, S (1, 9) OBP: 0.338, SLG: 0.463	B B B C X 3-1 ③ F8			C B S S 1-3 ① K		B B X 2-0 ② G4-3		F B C S 1-3 ③ K		4	0	0	0	0	2	2
Jeff King, R (1, 3) OBP: 0.330, SLG: 0.442		B B X 2-0 2B		B F X 1-1 2B		B C B X 2-1 ③ L8			C X 0-1 ① G5-3	4	0	2	0	0	0	0
Steve Pegues, R (1, 7) OBP: 0.258, SLG: 0.410		F B S S 1-3 ① K		X 0-0 ② P4			X 0-0 ① B1-3		X 0-0 ② G6-3	4	0	0	0	0	1	2
John Wehner, R (1, 5) OBP: 0.409, SLG: 0.450		X 0-0 ② L7		B F B B S T 3-2 ③ K			S B B B X 3-1 ② G5-3		C F B X 1-2 3B	4	0	1	0	0	1	2
Nelson Liriano, S (1, 4) OBP: 0.336, SLG: 0.397		C X 0-1 ③ G5-3			X 0-0 2 G1-3 2 WP 1B		B F C F F B X 2-2 ③ F9		C C S 0-3 ③ K	4	0	1	0	0	1	2
2 Angelo Encarnacion, R (1, 2) OBP: 0.328, SLG: 0.315			C X 0-1 ① G4-3		1 SAFE 1 SAFE C S X 0-2 ① G1-3 1-3			B C C B X 2-2 ① G4-3		3	0	0	0	0	0	1
Steve Parris, R (1, 1) OBP: 0.278, SLG: 0.389 Dan Plesac, L (7, 1) Mike Dyer, R (7, 1) OBP: 0.500, SLG: 0.500 Ross Powell, L (7, 1) Freddy Garcia, R (8, PH) OBP: 0.208, SLG: 0.186 Dan Micelli, R (8, 1)			F X 0-1 FC6-4 1B		F F B S 1-3 ② K			C B B X 2-1 ② L7		2 0 0 0 1 0	0 0 0 0 0 0	1 0 0 0 0 0	0 0 0 0 0 0	0 0 0 0 0 0	1 0 0 0 0 0	1 0 0 0 0 0
Inning Stats	R: 0 E: 0 K: 0 S: 7 H: 1 LOB: 0 BB: 0 P: 14	R: 0 E: 0 K: 1 S: 7 H: 1 LOB: 1 BB: 0 P: 10	R: 1 E: 0 K: 0 S: 10 H: 2 LOB: 0 BB: 0 P: 15	R: 0 E: 0 K: 2 S: 9 H: 1 LOB: 1 BB: 0 P: 14	R: 0 E: 0 K: 1 S: 9 H: 1 LOB: 1 BB: 0 P: 11	R: 0 E: 0 K: 0 S: 4 H: 0 LOB: 0 BB: 0 P: 9	R: 0 E: 0 K: 0 S: 8 H: 0 LOB: 0 BB: 0 P: 13	R: 0 E: 0 K: 1 S: 11 H: 2 LOB: 2 BB: 0 P: 20	R: 0 E: 0 K: 1 S: 9 H: 1 LOB: 1 BB: 0 P: 10	1B: 5 2B: 3 3B: 1 HR: 0	SF: 0 SAC: 0 DP: 0 HBP: 0			WP: 1 PB: 0 SB: 0 CS: 1	PA: 34	

PITCHER	IP	WLS	BF	H	R	ER	SO	BB	IBB	HBP	BLK	WP	HR	S	P	ERA	WHIP
Bill Pulsipher, L (1, 1) ERA: 3.95	9.0	W	34	9	1	1	6	0	0	0	0	1	0	74	116	1.00	1.000

PITCHER	IP	WLS	BF	H	R	ER	SO	BB	IBB	HBP	BLK	WP	HR	S	P	ERA	WHIP

TOP

Pittsburgh Pirates @ New York Mets

Shea Stadium, Flushing, NY

Mon Jul 31 1995, 7:05 PM EDT

Att. 15,279 - Unknown - 86 F

livebaseballscorecards.com

AB	34
R	1
H	9
RBI	1
BB	0
SO	6
LOB	13

BOTTOM

Pittsburgh Pirates @ New York Mets

Shea Stadium, Flushing, NY

Mon Jul 31 1995, 7:05 PM EDT

Att. 15,279 - Unknown - 86 F

Batter	1	2	3	4	5	6	7	8	9	AB	R	H	RBI	BB	SO	LOB
Brett Butler, L (1, 8) OBP: 0.372, SLG: 0.375	C B F B B X 3-2 G3 ①		C B C F F B B B 4-2 BB		B C X 1-1 G4-3 ②		X 0-0 BLK WP 1B 1B 3-H	C C B F B F B B 4-2 BB		3	1	1	1	2	0	0
Edgardo Alfonzo, R (1, 5) OBP: 0.294, SLG: 0.381	C C B X 1-2 G5-3 ②		C X 0-1 L3 ③		X 0-0 P4 ③		1 SAFE B B C X 2-1 BB 1B 1B 1-H	C S X 0-2 P4 ③		5	0	1	1	0	0	3
Carl Everett, S (1, 9) OBP: 0.244, SLG: 0.386	B B X 2-0 L8 ③			F B S F B B X 3-2 G4-6-3 1B		X 0-0 G4-3 HR 1B	F 1 SAFE B B F F X 2-2 BB 1B 1-2			4	1	3	0	0	0	0
Jeff Kent, R (1, 4) OBP: 0.332, SLG: 0.481		C B F X 1-2 F9 ①		C C 1 SAFE X 0-2 G4-6-3 ① ② 1-2f		1 SAFE 1 SAFE X 0-0 G4-3 ① 1-2	C X 0-1 F4 ②			4	0	0	0	0	0	4
Rico Brogna, L (1, 3) OBP: 0.347, SLG: 0.480		C X 0-1 F7 ②		T X 0-1 BB BB 1B		S B B X 2-1 HR 2-H	S S B B B B F F B 4-2 FC5-4 BB 1-2 2-3			3	1	2	2	1	0	0
Kelly Stinnett, R (1, 2) OBP: 0.371, SLG: 0.410		B C B X 2-1 2B		S B B B B 4-1 BB BB 1-2		C B B B X 3-1 G4-3 ② B B B C X 3-1 FC5-4 ③ 1-2f				3	0	1	0	1	0	3
Jose Vizcaino, S (1, 6) OBP: 0.322, SLG: 0.348		X 0-0 L9 ③		B B B B 4-0 BB 1-2 2-3		C S F B S 1-3 K ③		C F S 0-3 K ①		3	0	0	0	1	2	1
Damon Buford, R (1, 7) OBP: 0.229, SLG: 0.125			C B T F B X 2-2 G4-3 ①	X 0-0 P6 ③			C B X 1-1 SH1-4 1B 2B	H 1-0 S HBP		3	1	1	0	0	0	3
Bill Pulsipher, L (1, 1) OBP: 0.130, SLG: 0.100			B S B F C 2-3 K ②		X 0-0 F8 ①		M L B X 1-2 SH1-4 ① 2-3	1 S B C F B F S 1 SAFE 2-3 K ② 1-2		3	0	0	0	0	2	1
Inning Stats	R: 0 H: 0 E: 0 LOB: 0 K: 0 BB: 0 S: 7 P: 13	R: 0 H: 1 E: 0 LOB: 1 K: 0 BB: 0 S: 8 P: 11	R: 0 H: 0 E: 0 LOB: 1 K: 1 BB: 1 S: 14 P: 22	R: 0 H: 2 E: 0 LOB: 3 K: 0 BB: 2 S: 11 P: 22	R: 0 H: 0 E: 0 LOB: 0 K: 0 BB: 0 S: 4 P: 5	R: 2 H: 2 E: 0 LOB: 0 K: 1 BB: 0 S: 11 P: 17	R: 2 H: 4 E: 0 LOB: 3 K: 0 BB: 1 S: 19 P: 32	R: 0 H: 0 E: 0 LOB: 2 K: 2 BB: 1 S: 15 P: 22		1B: 6 SF: 0 2B: 2 SAC: 1 3B: 0 DP: 1 HR: 1 HBP: 1				WP: 1 PA: 38 PB: 0 SB: 1 CS: 0		

livebaseballscorecards.com

	AB	31
	R	4
	H	9
	RBI	4
	BB	5
	SO	4
	LOB	15

PITCHER		IP	WLS	BF	H	R	ER	SO	BB	IBB	HBP	BLK	WP	HR	S	P	ERA	WHIP
Steve Parris, R ERA: 4.26	(1, 1)	6.0	L	26	6	3	3	2	3	0	0	0	0	1	57	93	4.50	1.500
Dan Plesac, L ERA: 3.68	(7, 1)	0.1		2	1	0	0	0	0	0	0	0	0	0	4	5	0.00	3.000
Mike Dyer, R ERA: 4.5	(7, 1)	0.1		3	2	1	1	0	0	0	0	1	1	0	7	11	27.00	6.000
Ross Powell, L ERA: 11.57	(7, 1)	0.1		2	0	0	0	0	1	0	0	0	0	0	6	13	0.00	3.000
Dan Miceli, R ERA: 3.27	(8, 1)	1.0		5	0	0	0	2	1	0	1	0	0	0	15	22	0.00	1.000

PITCHER	IP	WLS	BF	H	R	ER	SO	BB	IBB	HBP	BLK	WP	HR	S	P	ERA	WHIP

Batter	1	2	3	4	5	6	7	8	9	AB	R	H	RBI	BB	SO	LOB
Brett Butler, L (1, 8) OBP: 0.371, SLG: 0.373	B B F F F X 2-2 ① G3			F B C F F B B F X 3-2 ① G6-3		B X 1-0 G6-4-3 1B 1-2 2-3 1B		B C F B X 2-2 ② G6-3		4	0	1	0	0	0	0
Edgardo Alfonzo, R (1, 5) OBP: 0.293, SLG: 0.379	F B B X 2-1 ② P4			B C B B X 3-1 ② P4		S B X 1-1 G6-4-3 1-2 2-3 3-H 1B		B B F X 2-1 ③ G4-3		4	0	1	1	0	0	0
Carl Everett, S (1, 9) OBP: 0.244, SLG: 0.372	X 0-0 ③ L6			B S S S B C 2-3 ③ K		X 0-0 ① ② G6-4-3 1-2f 2-3 3-H			B B B B 4-0 WP 1B G6-3 BB	3	1	0	0	1	1	2
Jeff Kent, R (1, 4) OBP: 0.331, SLG: 0.477		B S B X 2-1 ① G6-3			B C B F X 2-2 ① G6-3	C S S 0-3 ③ K			X 0-0 G6-3 WP 1-2 1B	4	0	1	0	0	1	1
Chris Jones, R (1, 7) OBP: 0.348, SLG: 0.496		C S B S 1-3 ② K			B S B X 2-1 ② G4-3		B X 1-0 ① G5-3		L B F F F B X 2-2 ① G6-3 1-3 2-H	4	0	0	1	0	1	1
Kelly Stinnett, R (1, 2) OBP: 0.370, SLG: 0.400 Joe Orsulak, L (9, PH) OBP: 0.324, SLG: 0.378		C S S 0-3 ③ K			H 1-0 HBP		B F S B B X 3-2 ② L7		X 0-0 ② F7	2 1	0 0	0 0	0 0	0 0	1 0	0 1
Tim Bogar, R (1, 3) OBP: 0.311, SLG: 0.352 Rico Brogna, L (9, PH) OBP: 0.346, SLG: 0.478			C X 0-1 ① L6		S F F X 0-2 ③ F9		B X 1-0 1B		F B S B F X 2-2 ③ L9	3 1	0 0	1 0	0 0	0 0	0 1	1 1
Jose Vizcaino, S (1, 6) OBP: 0.322, SLG: 0.348			F X 0-1 ② F9			B S B B F X 3-2 1B 1B 1B 1B	B X 1-0 ③ L3			3	1	1	0	0	0	1
Pete Harnisch, S (1, 1) OBP: 0.091, SLG: 0.091 Damon Buford, R (6, PH) OBP: 0.245, SLG: 0.146 Dave Mlicki, R (6, 1) OBP: 0.148, SLG: 0.042 Bill Spiers, L (8, PH) OBP: 0.256, SLG: 0.250 Paul Byrd, R (8, 1)			B F S B F X 2-2 ③ G4-3			B X 1-0 1B 1B 1-2 G6-4-3 1B		B C B X 2-1 ① G3		1 1 0 1 0	0 1 0 0 0	0 1 0 0 0	0 0 0 0 0	0 0 0 0 0	0 0 0 0 0	0 0 0 0 0
Inning Stats	R: 0 E: 0 K: 0 S: 7 H: 0 LOB: 0 BB: 0 P: 11	R: 0 E: 0 K: 2 S: 8 H: 0 LOB: 0 BB: 0 P: 11	R: 0 E: 0 K: 0 S: 8 H: 0 LOB: 0 BB: 0 P: 10	R: 0 E: 0 K: 1 S: 11 H: 0 LOB: 0 BB: 0 P: 19	R: 0 E: 0 K: 0 S: 9 H: 0 LOB: 1 BB: 0 P: 14	R: 2 E: 0 K: 1 S: 11 H: 4 LOB: 1 BB: 0 P: 17	R: 0 E: 0 K: 0 S: 6 H: 1 LOB: 1 BB: 0 P: 12	R: 0 E: 0 K: 0 S: 7 H: 0 LOB: 0 BB: 0 P: 13	R: 1 E: 0 K: 0 S: 11 H: 1 LOB: 1 BB: 1 P: 19	1B: 6 2B: 0 3B: 0 HR: 0	SF: 0 SAC: 0 DP: 1 HBP: 1					

TOP

New York Mets @ Cincinnati Reds

Riverfront Stadium, Cincinnati, OH

Tue Aug 01 1995, 7:05 PM EDT
Att. 23,439 - Unknown - 75 F

livebaseballscorecards.com

AB	32
R	3
H	6
RBI	2
BB	1
SO	4
LOB	8

WP: 1 PA: 34
PB: 0
SB: 0
CS: 0

PITCHER		IP	WLS	BF	H	R	ER	SO	BB	IBB	HBP	BLK	WP	HR	S	P	ERA	WHIP
Pete Schourek, L ERA: 3.38	(1, 1)	7.0	W	26	5	2	2	4	0	0	1	0	0	0	60	94	2.57	0.714
Michael Jackson, R ERA: 2.7	(8, 1)	1.0		3	0	0	0	0	0	0	0	0	0	0	7	13	0.00	0.000
Jeff Brantley, R ERA: 2.88	(9, 1)	1.0	S	5	1	1	1	0	1	0	0	0	1	0	11	19	9.00	2.000

PITCHER	IP	WLS	BF	H	R	ER	SO	BB	IBB	HBP	BLK	WP	HR	S	P	ERA	WHIP

Batter	1	2	3	4	5	6	7	8	9	AB	R	H	RBI	BB	SO	LOB
Thomas Howard, S (1, 8) OBP: 0.358, SLG: 0.414	B C F F F X 1-2 G4-3 ①		F B X 1-1 1B 2B 1B		B X 1-0 HR		B S B X 2-1 G1-3 ③			4	2	2	1	0	0	0
Michael Jackson, R (8, 1)										0	0	0	0	0	0	0
Jerome Walton, R (9, 7) OBP: 0.336, SLG: 0.496										0	0	0	0	0	0	0
Barry Larkin, R (1, 6) OBP: 0.395, SLG: 0.500	B F X 1-1 S 1B 1B		1 SAFE B B B C X SAFE 3-1 1-3 2B 1B		C B X 1-1 F8 ①			C B S F B B S 3-3 K ①		4	2	2	0	0	1	0
Ron Gant, R (1, 7) OBP: 0.387, SLG: 0.580	B C F B B S 3-3 K ② 1-2		C B F B X 2-2 E 2-H 3-H 2B		C B F F B B F F B 4-2 CS BB			B X 1-0 F8 ②		3	0	1	2	1	1	1
Jeff Brantley, R (9, 1)										0	0	0	0	0	0	0
Reggie Sanders, R (1, 9) OBP: 0.400, SLG: 0.578	B C B B B C F B 4-2 1B BB		F F X 0-2 F9 ①		1 SAFE B C 1 SAFE B S B X 3-2 G6-3 ②③ 1-2			C B B F X 2-2 G6-3 ③		3	0	0	0	1	0	2
Hal Morris, L (1, 3) OBP: 0.246, SLG: 0.356	B C X 1-1 1-3 2-H 1B		X 0-0 E1 G1-6-3 2-3			X 0-0 G3 ①				3	0	1	1	0	0	1
Bret Boone, R (1, 4) OBP: 0.352, SLG: 0.491	B X 1-0 P3 ③		F B F F F X 1-2 G1-6-3 ②③ 1-2f			B X 1-0 L9 ②				3	0	0	0	0	0	4
Benito Santiago, R (1, 2) OBP: 0.362, SLG: 0.569		S X 0-1 F7 ①		C B F F B S 2-3 K ①		S B C X 1-2 P6 ③				3	0	0	0	0	1	0
Jeff Branson, L (1, 5) OBP: 0.324, SLG: 0.455		C F B B B X 3-2 G1-3 ②		B S B X 2-1 G4-3 ②			S F B B X 2-2 L3 ①			3	0	0	0	0	0	0
Pete Schourek, L (1, 1) OBP: 0.188, SLG: 0.188		F B F F B F X 2-2 G3-1 ③		X 0-0 F8 ③			B F B F B X 3-2 F8 ②			2	0	0	0	0	0	0
Lenny Harris, L (7, PH) OBP: 0.237, SLG: 0.293										1	0	0	0	0	0	0
Darren Lewis, R (8, 8) OBP: 0.304, SLG: 0.307										0	0	0	0	0	0	0
Inning Stats	R: 1 E: 0 K: 1 S: 16 / H: 2 LOB: 2 BB: 1 P: 27	R: 0 E: 0 K: 0 S: 10 / H: 0 LOB: 0 BB: 0 P: 15	R: 2 E: 1 K: 0 S: 16 / H: 3 LOB: 1 BB: 0 P: 23	R: 0 E: 0 K: 1 S: 7 / H: 0 LOB: 0 BB: 0 P: 11	R: 1 E: 0 K: 0 S: 11 / H: 1 LOB: 0 BB: 1 P: 20	R: 0 E: 0 K: 0 S: 5 / H: 0 LOB: 0 BB: 0 P: 7	R: 0 E: 0 K: 0 S: 8 / H: 0 LOB: 0 BB: 0 P: 15	R: 0 E: 0 K: 1 S: 8 / H: 0 LOB: 0 BB: 0 P: 14		1B: 4 2B: 1 3B: 0 HR: 1	SF: 0 SAC: 0 DP: 1 HBP: 0					

BOTTOM

New York Mets @ Cincinnati Reds

Riverfront Stadium, Cincinnati, OH

Tue Aug 01 1995, 7:05 PM EDT

Att. 23,439 - Unknown - 75 F

livebaseballscorecards.com

AB	29
R	4
H	6
RBI	4
BB	2
SO	3
LOB	8

WP: 0 PB: 0 SB: 1 CS: 1 PA: 31

PITCHER		IP	WLS	BF	H	R	ER	SO	BB	IBB	HBP	BLK	WP	HR	S	P	ERA	WHIP
Pete Harnisch, R ERA: 3.68	(1, 1)	5.0	L	22	6	4	4	2	2	0	0	0	0	1	60	96	7.20	1.600
Dave Mlicki, R ERA: 4.96	(6, 1)	2.0		6	0	0	0	0	0	0	0	0	0	0	13	22	0.00	0.000
Paul Byrd, R ERA: 5.4	(8, 1)	1.0		3	0	0	0	1	0	0	0	0	0	0	8	14	0.00	0.000

PITCHER	IP	WLS	BF	H	R	ER	SO	BB	IBB	HBP	BLK	WP	HR	S	P	ERA	WHIP

New York Mets @ Cincinnati Reds

Riverfront Stadium, Cincinnati, OH

Wed Aug 02 1995, 7:05 PM EDT

Att. 22,142 - Unknown - 88 F

TOP

livebaseballscorecards.com

Batter	1	2	3	4	5	6	7	8	9	AB	R	H	RBI	BB	SO	LOB
Brett Butler, L (1, 8) OBP: 0.367, SLG: 0.369	C C B F B X 2-2 ① F8	X 0-0 ③ P5			X 0-0 ① B4		C B X 1-1 ③ G3		C B B X 2-1 ③ FC5-4 1-2f	4	0	0	0	0	0	2
Damon Buford, R (7, 8) OBP: 0.240, SLG: 0.143										1	0	0	0	0	0	2
Edgardo Alfonzo, R (1, 5) OBP: 0.289, SLG: 0.374	X 0-0 ② F8		C C C 0-3 ① K		F C C 0-3 ② K			S C F F B X 1-2 ① G6-3		4	0	0	0	0	2	0
Carl Everett, S (1, 9) OBP: 0.245, SLG: 0.367	B X 1-0 ③ G4-3		B C X 1-1 ② P6		F B C S 1-3 ③ K			X 0-0 1B		4	0	1	0	0	1	0
Jeff Kent, R (1, 4) OBP: 0.337, SLG: 0.485		F F B X 1-2 HR 2B	B X 1-0 1B			B X 1-0 1B		B F F F F B S 2-3 ② K		4	1	3	0	0	1	1
Chris Jones, R (1, 7) OBP: 0.352, SLG: 0.519		X 0-0 2-H HR	B 1 SAFE 1 SAFE C 1 SAFE 1 SAFE X 1-1 ③ L9			B B X 2-0 1-2 G5-4-3 1B		F S C 0-3 ③ K		4	1	2	2	0	1	2
Kelly Stinnett, R (1, 2) OBP: 0.359, SLG: 0.386		C C B B F S 2-3 ① K		C C F B B B S 3-3 ① K		B F C S 1-3 ① K			C X 0-1 G4-3 2B	3	0	0	0	0	3	2
Joe Orsulak, L (9, PH) OBP: 0.327, SLG: 0.386										1	0	1	0	0	0	0
Tim Bogar, R (1, 3) OBP: 0.312, SLG: 0.351		X 0-0 2B 1B		F C X 0-2 ② G6-3		S X 0-1 ②③ G5-4-3 1-2f			X 0-0 ① P4	3	0	1	0	0	0	2
Jerry Dipoto, R (6, 1)										0	0	0	0	0	0	0
Doug Henry, R (8, 1)										0	0	0	0	0	0	0
Rico Brogna, L (9, PH) OBP: 0.345, SLG: 0.477										1	0	0	0	0	0	1
Jose Vizcaino, S (1, 6) OBP: 0.324, SLG: 0.354		X 0-0 1-3 2B		B X 1-0 1B			B X 1-0 F9		B B C X 2-1 ② G4-3 2-3	4	0	2	0	0	0	1
Bobby Jones, R (1, 1) OBP: 0.189, SLG: 0.167		B F B F F B X 3-2 ② P3		X 0-0 ③ F7			B S F X 1-2 ② G4-3		B B B C F F F F B 4-2 FC5-4 BB	2	0	0	0	0	0	3
Eric Gunderson, R (6, 1)										0	0	0	0	0	0	0
Aaron Ledesma, R (6, 3) OBP: 0.424, SLG: 0.296										1	0	0	0	1	0	0

	AB	R	H	RBI	BB	SO	LOB
	36	2	10	2	1	8	16

Inning Stats	1	2	3	4	5	6	7	8	9	1B: 6	SF: 0	WP: 0	PA: 37
R:	0	2	0	0	0	0	0	0	0	2B: 3	SAC: 0	PB: 0	
E:	0	0	0	0	0	0	0	0	0	3B: 0	DP: 1	SB: 0	
K:	0	1	1	1	2	1	0	2	0	HR: 1	HBP: 0	CS: 0	
S:	6	15	8	9	7	7	6	14	12				
H:	0	4	1	1	0	2	0	1	1				
LOB:	0	2	1	1	0	1	0	1	2				
BB:	0	0	0	0	0	0	0	0	1				
P:	9	21	11	13	8	11	9	17	20				

PITCHER		IP	WLS	BF	H	R	ER	SO	BB	IBB	HBP	BLK	WP	HR	S	P	ERA	WHIP
David Wells, L ERA: 3.01	(1, 1)	7.1	W	30	9	2	2	6	0	0	0	0	0	1	64	89	2.46	1.227
Hector Carrasco, R ERA: 2.75	(8, 1)	1.2		7	1	0	0	2	1	0	0	0	0	0	20	30	0.00	1.200

PITCHER	IP	WLS	BF	H	R	ER	SO	BB	IBB	HBP	BLK	WP	HR	S	P	ERA	WHIP

BOTTOM

New York Mets @ Cincinnati Reds

Riverfront Stadium, Cincinnati, OH

Wed Aug 02 1995, 7:05 PM EDT

Att. 22,142 - Unknown - 88 F

livebaseballscorecards.com

Batter	1	2	3	4	5	6	7	8	9	AB	R	H	RBI	BB	SO	LOB
Thomas Howard, S (1, 8) OBP: 0.369, SLG: 0.421	B X 1-0 G5-4-3 1B		B B F B B 4-1 E S G5-3 BB		C B B X 3-1 G4-3 1B	X 0-0 2-3 3-H 1B				2	1	2	0	1	0	0
Darren Lewis, R (6, PH) OBP: 0.305, SLG: 0.309 (7, 8)										1	0	1	1	0	0	0
Barry Larkin, R (1, 6) OBP: 0.390, SLG: 0.493	L 1 SAFE B P F X 2-2 ① L9		B C X 1-1 ① G5-3 1-H		C 1 SAFE B B X 2-1 ①② G4-3 1-2f	1 SAFE B X 1-0 ③ P4				4	0	0	1	0	0	4
Ron Gant, R (1, 7) OBP: 0.382, SLG: 0.571	B B X 2-0 ②③ G5-4-3 1-2f		C S F B B X 2-2 ② F8		C B B X 2-1 ③ G5-3		F X 0-1 ① G5-3			4	0	0	0	0	0	1
Jerome Walton, R (8, 7) OBP: 0.336, SLG: 0.496										0	0	0	0	0	0	0
Reggie Sanders, R (1, 9) OBP: 0.404, SLG: 0.579		C B X 1-1 G4-3 S 2B 1B	B X 1-0 ③ G6-3			B C H 2-1 1B FC9-6 HBP	C B X 1-1 S 1B			3	2	2	0	0	0	0
Hal Morris, L (1, 3) OBP: 0.251, SLG: 0.377		F 1 SAFE C T F F F E B F 1-2 X ① G4-3 1-3		B B X 2-0 HR		B F X 1-1 FC9-6 1-3 1B	B 1 SAFE B 1 SAFE F X 2-1 ② L7			4	1	2	1	0	0	2
Bret Boone, R (1, 4) OBP: 0.354, SLG: 0.494		B X 1-0 S 3-H 2B	F S X 0-2 1B			X 0-0 ① FC9-6 1B 2B 1-2f 3-H	B B X 2-0 ③ G6-3 1-2			4	1	2	2	0	0	2
Benito Santiago, R (1, 2) OBP: 0.358, SLG: 0.558		B B S B X 3-1 ② G5-3	1 SAFE X 0-0 ① L7		C C B F 1 SAFE B X 2-2 2B 1B 1-2 1B	C F S 0-3 ① K				4	1	1	0	0	1	2
Jeff Branson, L (1, 5) OBP: 0.326, SLG: 0.453		I I I I 4-0 S IBB	B 1 SAFE 1 SAFE B X 2-0 ② F8		X 0-0 1B 1-3 2-H 2B	B B C X 2-1 ② G6-3				1	0	0	0	1	0	1
Mark Lewis, R (6, PH) OBP: 0.417, SLG: 0.515 (7, 5)										2	0	1	1	0	0	0
David Wells, L (1, 1)		B S X 1-1 ③ F9 1-2 2-3		X 0-0 ③ P2	S B S C 1-3 ② K	F B B C S 2-3 ③ K				3	0	0	0	0	1	5
Hector Carrasco, R (8, 1)										1	0	0	0	0	1	0
Inning Stats	R: 0 E: 0 K: 0 S: 6 H: 1 LOB: 0 BB: 0 P: 10	R: 1 E: 0 K: 0 S: 15 H: 2 LOB: 2 BB: 1 P: 26	R: 1 E: 0 K: 0 S: 8 H: 0 LOB: 0 BB: 1 P: 16	R: 1 E: 0 K: 0 S: 7 H: 2 LOB: 1 BB: 0 P: 11	R: 0 E: 0 K: 0 S: 6 H: 1 LOB: 0 BB: 0 P: 13	R: 3 E: 0 K: 1 S: 14 H: 4 LOB: 2 BB: 0 P: 21	R: 0 E: 0 K: 0 S: 7 H: 1 LOB: 1 BB: 0 P: 12	R: 0 E: 0 K: 2 S: 8 H: 0 LOB: 0 BB: 0 P: 12		1B: 8 2B: 2 3B: 0 HR: 1 SF: 0 SAC: 0 DP: 2 HBP: 1					

	AB	33
	R	6
	H	11
	RBI	6
	BB	2
	SO	3
	LOB	17

PITCHER		IP	WLS	BF	H	R	ER	SO	BB	IBB	HBP	BLK	WP	HR	S	P	ERA	WHIP
Bobby Jones, R ERA: 4.0	(1, 1)	5.1	L	25	8	6	6	0	1	1	1	0	0	1	50	89	10.12	1.688
Eric Gunderson, L ERA: 3.7	(6, 1)	0.1		2	1	0	0	1	0	0	0	0	0	0	4	5	0.00	3.000
Jerry Dipoto, R ERA: 4.66	(6, 1)	1.1		6	2	0	0	0	0	0	0	0	0	0	9	15	0.00	1.500
Doug Henry, R ERA: 4.42	(8, 1)	1.0		3	0	0	0	2	0	0	0	0	0	0	8	12	0.00	0.000

PITCHER	IP	WLS	BF	H	R	ER	SO	BB	IBB	HBP	BLK	WP	HR	S	P	ERA	WHIP

Batter	1	2	3	4	5	6	7	8	9	AB	R	H	RBI	BB	SO	LOB
Brett Butler, L (1, 8) OBP: 0.366, SLG: 0.370	C B X 1-1 ① G4-3		B B B C X 3-1 ③ 1-3 2B		B C B F B F X 3-2 ③ G4-3			C F B X 1-2 ① F8		4	0	1	0	0	0	1
Edgardo Alfonzo, R (1, 5) OBP: 0.289, SLG: 0.372	C X 0-1 ② G4-3		C S B B S 2-3 ③ K			F B F X 1-2 ① G5-3		X 0-0 WP 1B		4	0	1	0	0	1	2
Carl Everett, S (1, 9) OBP: 0.255, SLG: 0.376	C X 0-1 ③ G4-3			X 0-0 E5 FC1-6		X 0-0 PB 1B 2B		B B B C B 4-1 1-2 BB		3	1	1	0	1	0	0
Jeff Kent, R (1, 4)		X 0-0 ① L8		X 0-0 ① FC1-6 E 1-2f		B B B F X 3-1 2B SF8-6-5 2-H 1B		C S B S 1-3 ② K		4	1	1	1	0	1	3
Rico Brogna, L (1, 3) OBP: 0.343, SLG: 0.477		C F B B F S 1-3 ② K		X 0-0 ② F7 1-3		B X 1-0 SF8-6-5 1-3 2B		X 0-0 ③ F7		4	0	1	0	0	1	3
Joe Orsulak, L (1, 7) OBP: 0.321, SLG: 0.380		C B B X 2-1 ③ G4-3		B B B X 3-0 ③ L9		B X 1-0 ②③ SF8-6-5 2-3 3-H			C B B X 2-1 ① P5	3	0	0	1	0	0	1
Jose Vizcaino, S (1, 6) OBP: 0.320, SLG: 0.349			F F C 0-3 ① K		X 0-0 ① L7		F S B B B X 2-2 ① F7		C C B F B B B F X 3-2 ② G3-1	4	0	0	0	0	1	0
Alberto Castillo, R (1, 2) OBP: 0.222, SLG: 0.087 Bill Spiers, L (9, PH) OBP: 0.250, SLG: 0.242			B S X 1-1 E3 FC1-6		F B S F X 1-2 S 1B		B F F S 1-3 ② K		C B F X 1-2 ③ F7	3 1	0 0	1 0	0 0	0 0	1 0	0 0
Reid Cornelius, R (1, 1) Aaron Ledesma, R (7, PH) OBP: 0.412, SLG: 0.286 Paul Byrd, R (7, 1)			M L 1 SAFE X 0-2 ② FC1-6 2B 1-2f		1 SAFE F L 1 B B F B S 3-3 ② K 1-2		C B F S 1-3 ③ K2-3			2 1 0	0 0 0	0 0 0	0 0 0	0 0 0	1 1 0	2 0 0
Inning Stats	R: 0 E: 0 K: 0 S: 6 H: 0 LOB: 0 BB: 0 P: 7	R: 0 E: 0 K: 1 S: 7 H: 0 LOB: 0 BB: 0 P: 10	R: 0 E: 1 K: 2 S: 13 H: 1 LOB: 2 BB: 0 P: 19	R: 0 E: 2 K: 0 S: 4 H: 0 LOB: 1 BB: 0 P: 7	R: 0 E: 0 K: 1 S: 13 H: 1 LOB: 1 BB: 0 P: 20	R: 2 E: 0 K: 0 S: 8 H: 3 LOB: 0 BB: 0 P: 14	R: 0 E: 0 K: 2 S: 9 H: 0 LOB: 0 BB: 0 P: 13	R: 0 E: 0 K: 1 S: 9 H: 1 LOB: 2 BB: 1 P: 15	R: 0 E: 0 K: 0 S: 10 H: 0 LOB: 0 BB: 0 P: 16	1B: 3 2B: 4 3B: 0 HR: 0 SF: 1 SAC: 0 DP: 1 HBP: 0						

TOP

New York Mets @ Cincinnati Reds

Riverfront Stadium, Cincinnati, OH

Thu Aug 03 1995, 7:05 PM EDT

Att. 22,323 - Unknown - 89 F

livebaseballscorecards.com

AB	33
R	2
H	6
RBI	2
BB	1
SO	7
LOB	12

PITCHER		IP	WLS	BF	H	R	ER	SO	BB	IBB	HBP	BLK	WP	HR	S	P	ERA	WHIP
Dave Burba, R ERA: 3.9	(1, 1)	5.0		19	2	0	0	4	0	0	0	0	0	0	43	63	0.00	0.400
Chuck McElroy, L ERA: 4.71	(6, 1)	1.0	W	5	3	2	2	0	0	0	0	0	0	0	8	14	18.00	3.000
Xavier Hernandez, R ERA: 3.88	(7, 1)	1.0		3	0	0	0	2	0	0	0	0	0	0	9	13	0.00	0.000
Michael Jackson, R ERA: 2.59	(8, 1)	1.0		5	1	0	0	1	1	0	0	0	1	0	9	15	0.00	2.000
Jeff Brantley, R ERA: 2.82	(9, 1)	1.0	S	3	0	0	0	0	0	0	0	0	0	0	10	16	0.00	0.000

PITCHER		IP	WLS	BF	H	R	ER	SO	BB	IBB	HBP	BLK	WP	HR	S	P	ERA	WHIP

BOTTOM

Batter	1	2	3	4	5	6	7	8	9	AB	R	H	RBI	BB	SO	LOB
Thomas Howard, S (1, 8) OBP: 0.366, SLG: 0.417	F S B F B S 2-3 K ①			C X 0-1 G1-3 ①	C F S 0-3 K ③		X 0-0 G4-6-3 1B			4	0	1	0	0	2	2
Michael Jackson, R (8, 1)										0	0	0	0	0	0	0
Jerome Walton, R (9, 7) OBP: 0.336, SLG: 0.496										0	0	0	0	0	0	0
Barry Larkin, R (1, 6) OBP: 0.386, SLG: 0.487	C B S B X 2-2 G5-3 ②			F B C X 1-2 G3-1 ②		X 0-0 F8 ①	1 SAFE C X 0-1 G4-6-3 1-2f ②③			4	0	0	0	0	0	1
Ron Gant, R (1, 7) OBP: 0.384, SLG: 0.567	F B B B B 4-1 CS BB			C C S 0-3 K ③		B C B B B 4-1 G3-1 BB BLK BB		C B X 1-1 P3 ①		2	1	0	0	2	1	0
Jeff Brantley, R (9, 1)										0	0	0	0	0	0	0
Reggie Sanders, R (1, 9) OBP: 0.408, SLG: 0.583	B C 1-1 CS 1-2 ③	C C X 0-2 CS 2B			C B X 1-1 BB 1B SF9 1B	1 SAFE B C B B 1 B SAFE 4-1 BLK G3-1 1-2 BB		B B F S C 2-3 K ②		3	1	2	0	1	1	0
Hal Morris, L (1, 3) OBP: 0.257, SLG: 0.380		B C B B X 3-1 L4 ①			1 SAFE B X 1-0 BB 1B 1-2 1B	B F B F B X 3-2 G3-1 ② 1-2 2-3		B X 1-0 PB 1B		4	1	2	0	0	0	3
Bret Boone, R (1, 4) OBP: 0.354, SLG: 0.491		B C S X 1-2 L5 ②③ 2-3			B C B B B 4-1 1B 1-2 2-3 BB	B C C P X 2-2 CI BB 2-3 3-H		F B B F C 2-3 K ③ 1-2		2	0	0	0	1	1	2
Benito Santiago, R (1, 2) OBP: 0.358, SLG: 0.553		C B F B F X 2-2 P3 ①			B B S F F X 2-2 SF9 ① 3-H	1 SAFE B B B F F B 4-2 FC6-4 1-2 BB				1	0	0	1	1	0	0
Jeff Branson, L (1, 5) OBP: 0.322, SLG: 0.446		B S F B X 2-2 G3 ②			B X 1-0 F8 ②	B X 1-0 FC6-4 1-2f ③				3	0	0	0	0	0	5
Dave Burba, R (1, 1)		X 0-0 G4-3 ③			B X 1-0 1-2 2-H 1B		C F X 0-2 G3-1 ①			1	0	0	0	0	0	0
Lenny Harris, L (5, PH) OBP: 0.242, SLG: 0.297										1	0	1	1	0	0	0
Chuck McElroy, L (6, 1)										0	0	0	0	0	0	0
Xavier Hernandez, L (7, 1)										0	0	0	0	0	0	0
Darren Lewis, R (7, PH) OBP: 0.305, SLG: 0.308										1	0	0	0	0	0	0
(8, 8)																
Inning Stats	R: 0 E: 0 K: 1 S: 9 H: 0 LOB: 0 BB: 1 P: 18	R: 0 E: 0 K: 0 S: 8 H: 1 LOB: 0 BB: 0 P: 12	R: 0 E: 0 K: 0 S: 8 H: 0 LOB: 0 BB: 0 P: 12	R: 0 E: 0 K: 1 S: 8 H: 0 LOB: 0 BB: 0 P: 9	R: 2 E: 0 K: 1 S: 13 H: 3 LOB: 2 BB: 1 P: 23	R: 1 E: 1 K: 0 S: 13 H: 0 LOB: 3 BB: 3 P: 30	R: 0 E: 0 K: 0 S: 6 H: 1 LOB: 0 BB: 0 P: 6	R: 0 E: 0 K: 2 S: 9 H: 1 LOB: 1 BB: 0 P: 15		1B: 5 2B: 1 3B: 0 HR: 0	SF: 1 SAC: 0 DP: 1 HBP: 0					

PITCHER		IP	WLS	BF	H	R	ER	SO	BB	IBB	HBP	BLK	WP	HR	S	P	ERA	WHIP
Reid Cornelius, R ERA: 6.6	(1, 1)	6.0	L	26	4	3	3	3	5	0	0	1	0	0	59	104	4.50	1.500
Paul Byrd, R ERA: 2.45	(7, 1)	2.0		7	2	0	0	2	0	0	0	0	0	0	15	21	0.00	1.000

PITCHER	IP	WLS	BF	H	R	ER	SO	BB	IBB	HBP	BLK	WP	HR	S	P	ERA	WHIP

New York Mets @ Cincinnati Reds

Riverfront Stadium, Cincinnati, OH

Thu Aug 03 1995, 7:05 PM EDT

Att. 22,323 - Unknown - 89 F

livebaseballscorecards.com

AB	26
R	3
H	6
RBI	2
BB	5
SO	5
LOB	13

WP: 0 PA: 34
PB: 1
SB: 0
CS: 2

Batter	1	2	3	4	5	6	7	8	9	AB	R	H	RBI	BB	SO	LOB
Quilvio Veras, S (1, 4) OBP: 0.360, SLG: 0.317	1-0 CS 1B	1-0 BB FC5 1B 1-2 2-3 3-H		1-3 K ①		2-2 G6-3 ② 2-3		2-3 K ①		5	0	2	1	0	2	4
Kurt Abbott, R (1, 6) OBP: 0.304, SLG: 0.439	1 SAFE C 1 SAFE 1 SAFE B 1 SAFE C 1 SAFE C 1-3 K ① ② 1-2	2-1 SF8 ① 3-H		2-0 G6-3 ②		4-1 BB		4-0 SF9 BB 1-2 2-3 3-H		2	0	0	2	2	1	1
Jeff Conine, R (1, 7) OBP: 0.402, SLG: 0.549	3-1 HR	0-1 FC5 FC5 BB ② 1-2 2-3f		4-2 BB		2-3 K ③		0-0 SF9 ② 1-2 2-3 3-H		3	1	1	2	1	1	4
Terry Pendleton, S (1, 5) OBP: 0.341, SLG: 0.435	3-2 K ③	4-0 FC5 BB 1-2 2-3		1-2 F9 ③			0-1 L7 ①	1-2 G6-3 ③		4	0	0	0	1	1	3
Greg Colbrunn, R (1, 3) OBP: 0.319, SLG: 0.463		2-0 BLK WP 2B 1-1 FC5 1-2 2-3f			1-3 K ①		1-0 L8 ②		1-1 G5-4-3 1B	5	1	2	0	0	1	3
Andre Dawson, R (1, 9) OBP: 0.306, SLG: 0.461 Chuck Carr, S (7, 8) OBP: 0.305, SLG: 0.262		2-2 1B 1B BB 1B 2-H	3-2 F8 ①		1-1 E5 ②		1-3 K ③		0-1 L7 ①	4 1	1 0	1 0	0 0	0 0	1 0	0 1
Charles Johnson, R (1, 2) OBP: 0.324, SLG: 0.379		2-0 BB 1B 1B 1-2	3-2 G3 ②		2-0 F8 ③			1-1 1B BB 2B	0-1 G5-4-3 ② ③ 1-2f	5	2	2	0	0	0	1
Jesus Tavarez, S (1, 8) OBP: 0.315, SLG: 0.286 (7, 9)		3-2 1B BB SF8 1B 1-2 2-3	1-0 1B			3-3 K ①		4-0 BB 1B SF9 BB		3	2	2	0	1	1	0
John Burkett, R (1, 1) OBP: 0.178, SLG: 0.140 Mario Diaz, R (6, PH) OBP: 0.226, SLG: 0.306 Mark Gardner, R (6, 1) OBP: 0.154, SLG: 0.154 Tommy Gregg, L (8, PH) OBP: 0.310, SLG: 0.413 Yorkis Perez, L (8, 1) Terry Mathews, L (9, 1) OBP: 0.462, SLG: 0.615		4-1 FC5 1B BB 1-2 2-3 3-H	0-0 L7 ③			0-0 E7 G6-3 1B		0-0 SF9 BB 1B 1-2 2-3		1 1 0 1 0 0	0 0 0 0 0 0	0 1 0 1 0 0	1 0 0 0 0 0	1 0 0 0 0 0	0 0 0 0 0 0	1 0 0 0 0 0
Inning Stats	R: 1 H: 2 E: 0 LOB: 0 K: 2 BB: 0 S: 9 P: 17	R: 4 H: 5 E: 0 LOB: 3 K: 0 BB: 2 S: 16 P: 37	R: 0 H: 1 E: 0 LOB: 1 K: 0 BB: 0 S: 10 P: 17	R: 0 H: 0 E: 0 LOB: 1 K: 1 BB: 1 S: 10 P: 18	R: 0 H: 0 E: 1 LOB: 0 K: 1 BB: 0 S: 6 P: 10	R: 0 H: 1 E: 1 LOB: 2 K: 2 BB: 1 S: 11 P: 22	R: 0 H: 0 E: 0 LOB: 0 K: 1 BB: 0 S: 7 P: 9	R: 2 H: 2 E: 0 LOB: 2 K: 1 BB: 2 S: 11 P: 23	R: 0 H: 1 E: 0 LOB: 0 K: 0 BB: 0 S: 6 P: 7	1B: 9 SF: 2 2B: 3 SAC: 0 3B: 0 DP: 2 HR: 1 HBP: 0						

PITCHER		IP	WLS	BF	H	R	ER	SO	BB	IBB	HBP	BLK	WP	HR	S	P	ERA	WHIP
Jason Isringhausen, R ERA: 4.56	(1, 1)	3.0	L	18	8	5	5	2	2	0	0	1	1	1	35	71	15.00	3.333
Dave Mlicki, R ERA: 4.85	(4, 1)	2.0		7	0	0	0	2	1	0	0	0	0	0	16	28	0.00	0.500
Doug Henry, R ERA: 4.2	(6, 1)	2.0		8	1	0	0	3	1	0	0	0	0	0	18	31	0.00	1.000
Jerry Dipoto, R ERA: 4.83	(8, 1)	2.0		10	3	2	2	1	2	0	0	0	0	0	17	30	9.00	2.500

PITCHER	IP	WLS	BF	H	R	ER	SO	BB	IBB	HBP	BLK	WP	HR	S	P	ERA	WHIP

TOP

Florida Marlins @ New York Mets

Shea Stadium, Flushing, NY

Fri Aug 04 1995, 7:05 PM EDT

Att. 16,285 - Unknown

livebaseballscorecards.com

AB	35
R	7
H	12
RBI	6
BB	6
SO	8
LOB	18

1B: 9 SF: 2
2B: 3 SAC: 0
3B: 0 DP: 2
HR: 1 HBP: 0

WP: 1 PA: 43
PB: 0
SB: 0
CS: 1

Batter	1	2	3	4	5	6	7	8	9	AB	R	H	RBI	BB	SO	LOB
Brett Butler, L (1, 8) OBP: 0.372, SLG: 0.380	B X 1-0 G4-6-3 1B		C B L B X 2-2 1B 1B		C B B B X 3-1 1B 2B		X 0-0 1-2 1B			4	1	4	0	0	0	0
Bill Spiers, L (1, 5) OBP: 0.256, SLG: 0.250 Tim Bogar, R (8, PH) OBP: 0.308, SLG: 0.347 (9, 5)	1 SAFE 1 SAFE C B 1 S C 1 SAFE 1-3 K ①		S B X 1-1 F8 ②		X 0-0 G4-6-3 2-H 1B		B B 2-0 CS ③ 2-3	F B C B F S S 2-3 K ①		3 1	0 0	1 0	1 0	0 0	1 1	3 0
Carl Everett, S (1, 9) OBP: 0.255, SLG: 0.371	X 0-0 G4-6-3 ② ③ 1-2f		X 0-0 1-2 2-3 1B		C B X 1-1 G4-6-3 ② ③ 1-2f			C C B B X 2-2 F9 ②		4	0	1	0	0	0	2
Jeff Kent, R (1, 4) OBP: 0.334, SLG: 0.478		C C F F X 0-2 G5-4-3 1B	F B X 1-1 F9 ③			C F F S 0-3 K ①		B C B B X 3-1 F9 ③		4	0	1	0	0	1	3
Rico Brogna, L (1, 3) OBP: 0.339, SLG: 0.471	X 0-0 L7 ①			B B F X 2-1 G3-1 ①		C F X 0-2 G3 ②			C S B B T 2-2 K ①	4	0	0	0	0	1	1
Jose Vizcaino, S (1, 6) OBP: 0.319, SLG: 0.348	X 0-0 G5-4-3 ② ③ 1-2f			C B S X 1-2 1B		C X 0-1 G6-3 ③			T F B S 1-3 K ②	4	0	1	0	0	1	1
Kelly Stinnett, R (1, 2) OBP: 0.355, SLG: 0.413			C X 0-1 HR	X 0-0 F8 ②			B B F B X 3-1 L9 ①		B F F S 1-3 K ③	4	1	1	1	0	1	1
Damon Buford, R (1, 7) OBP: 0.264, SLG: 0.159			B B C S B B 4-2 1B G5-3 BB	1 SAFE C S B F 1 F F S 1-3 K ③			L B C B X 2-2 CS 1B 1B			2	0	1	0	1	1	1
Jason Isringhausen, R (1, 1) Aaron Ledesma, R (3, PH) OBP: 0.400, SLG: 0.276 Dave Micki, R (4, 1) OBP: 0.148, SLG: 0.042 Edgardo Alfonzo, R (5, PH) OBP: 0.288, SLG: 0.371 Doug Henry, R (6, 1) Joe Orsulak, L (7, PH) OBP: 0.320, SLG: 0.379 Jerry Dipoto, R (8, 1)			B C X 1-1 G5-3 ① 1-2		C C B F C 1-3 K ①		B B X 2-0 L8 ②			0 1 0 1 0 0 1 0	0 0 0 0 0 0 0 0	0 0 0 0 1 0 0 0	0 0 0 0 0 0 0 0	0 1 0 0 0 0 0 0	0 0 0 0 1 0 0 1	0 0 0 0 0 0 0 0
Inning Stats	R: 0 E: 0 K: 1 S: 5 H: 1 LOB: 0 BB: 0 P: 7	R: 0 E: 0 K: 0 S: 7 H: 1 LOB: 0 BB: 0 P: 7	R: 1 E: 0 K: 0 S: 14 H: 3 LOB: 3 BB: 1 P: 23	R: 0 E: 0 K: 1 S: 12 H: 1 LOB: 1 BB: 0 P: 16	R: 1 E: 0 K: 1 S: 9 H: 2 LOB: 0 BB: 0 P: 14	R: 0 E: 0 K: 1 S: 9 H: 0 LOB: 0 BB: 0 P: 9	R: 0 E: 0 K: 0 S: 7 H: 2 LOB: 1 BB: 0 P: 16	R: 0 E: 0 K: 1 S: 10 H: 0 LOB: 0 BB: 0 P: 17	R: 0 E: 0 K: 3 S: 9 H: 0 LOB: 0 BB: 0 P: 13	1B: 8 2B: 1 3B: 0 HR: 1	SF: 0 SAC: 0 DP: 3 HBP: 0					WP: 0 PB: 0 SB: 0 CS: 1	PA: 35

PITCHER		IP	WLS	BF	H	R	ER	SO	BB	IBB	HBP	BLK	WP	HR	S	P	ERA	WHIP
John Burkett, R ERA: 4.47	(1, 1)	5.0	W	21	8	2	2	3	1	0	0	0	0	1	47	67	3.60	1.800
Mark Gardner, R ERA: 4.06	(6, 1)	2.0		7	2	0	0	1	0	0	0	0	0	0	16	25	0.00	1.000
Yorkis Perez, L ERA: 5.46	(8, 1)	1.1		4	0	0	0	2	0	0	0	0	0	0	13	22	0.00	0.000
Terry Mathews, R ERA: 3.34	(9, 1)	0.2		2	0	0	0	2	0	0	0	0	0	0	6	8	0.00	0.000

PITCHER	IP	WLS	BF	H	R	ER	SO	BB	IBB	HBP	BLK	WP	HR	S	P	ERA	WHIP

BOTTOM

Florida Marlins @ New York Mets

Shea Stadium, Flushing, NY

Fri Aug 04 1995, 7:05 PM EDT

Att. 16,285 - Unknown

livebaseballscorecards.com

AB	33
R	2
H	10
RBI	2
BB	1
SO	8
LOB	14

Batter	1	2	3	4	5	6	7	8	9	AB	R	H	RBI	BB	SO	LOB
Chuck Carr, S (1, 8) OBP: 0.308, SLG: 0.271	F3			1B FC1 2B	F2			HBP HR 1B		4	2	2	0	0	0	0
Kurt Abbott, R (1, 6) OBP: 0.310, SLG: 0.441	CS 1B			FC1 1B 1B 2-3		G6-3		1-2 HR HBP		3	2	2	0	0	0	0
Jeff Conine, R (1, 7) OBP: 0.401, SLG: 0.556	L6 1-2			FC1 1B 1-2 FC5-2 3-H		F8		1-H 2-H HR		4	1	1	4	0	0	2
Terry Pendleton, S (1, 5) OBP: 0.343, SLG: 0.439		P5		FC5 FC5-2 1-3 2-H 1B		1B 2B		G5-3		4	1	2	1	0	0	0
Greg Colbrunn, R (1, 3) OBP: 0.318, SLG: 0.461		G1-3		F3		FC5-4 2-H 1B		L6		4	0	1	1	0	0	2
Andre Dawson, R (1, 9) OBP: 0.297, SLG: 0.445 Jesus Tavarez, S (8, 9) OBP: 0.315, SLG: 0.286		G6-3		FC5-2 1-2 3-H		FC5-4 1-2f		F8		4 0	0 0	0 0	0 0	0 0	0 0	3 0
Charles Johnson, R (1, 2) OBP: 0.323, SLG: 0.375	S S S 0-3 K			FC5 2-3f	B B B 4-0 FC3-6 BB			S S S 0-3 K		3	0	0	0	1	2	2
Mario Diaz, R (1, 4) OBP: 0.215, SLG: 0.292 Quilvio Veras, S (8, 4) OBP: 0.359, SLG: 0.316	S S S 0-3 K				G4-3	FC3-6 1-2f G5-4-3		G4-3		3 1	0 0	0 0	0 0	0 0	1 0	1 0
Bobby Witt, R (1, 1) OBP: 0.056, SLG: 0.094 Alex Arias, R (7, PH) OBP: 0.361, SLG: 0.362 Randy Veres, R (7, 1) Yorkis Perez, L (8, 1) Tommy Gregg, L (9, PH) OBP: 0.308, SLG: 0.409 Robb Nen, R (9, 1)	S S S 0-3 K				S S S 0-3 K	G5-4-3 1-2f		P4		2 1 0 0 1 0	0 0 0 0 0 0	0 0 0 0 0 0	0 0 0 0 0 0	2 0 0 0 0 0	0 0 0 0 0 0	0 1 0 0 0 0
Inning Stats	R: 0 E: 0 K: 0 S: 3 H: 1 LOB: 0 BB: 0 P: 3	R: 0 E: 0 K: 0 S: 3 H: 0 LOB: 0 BB: 0 P: 3	R: 0 E: 0 K: 3 S: 9 H: 0 LOB: 0 BB: 0 P: 9	R: 2 E: 0 K: 0 S: 7 H: 3 LOB: 2 BB: 0 P: 7	R: 0 E: 0 K: 1 S: 5 H: 0 LOB: 0 BB: 0 P: 5	R: 1 E: 0 K: 0 S: 5 H: 2 LOB: 1 BB: 0 P: 5	R: 0 E: 0 K: 0 S: 2 H: 0 LOB: 0 BB: 1 P: 6	R: 3 E: 0 K: 0 S: 5 H: 2 LOB: 0 BB: 0 P: 6	R: 0 E: 0 K: 1 S: 5 H: 0 LOB: 0 BB: 0 P: 5	1B: 5 2B: 2 3B: 0 HR: 1	SF: 0 SAC: 0 DP: 1 HBP: 1					

PITCHER		IP	WLS	BF	H	R	ER	SO	BB	IBB	HBP	BLK	WP	HR	S	P	ERA	WHIP
Bill Pulsipher, L ERA: 4.26	(1, 1)	8.0	L	33	8	6	6	4	1	0	1	0	0	1	39	44	6.75	1.125
Paul Byrd, R ERA: 1.93	(9, 1)	1.0		3	0	0	0	1	0	0	0	0	0	0	5	5	0.00	0.000

PITCHER	IP	WLS	BF	H	R	ER	SO	BB	IBB	HBP	BLK	WP	HR	S	P	ERA	WHIP

TOP

Florida Marlins @ New York Mets

Shea Stadium, Flushing, NY

Sat Aug 05 1995, 7:05 PM EDT

Att. 14,884 - Unknown - 77 F

livebaseballscorecards.com

AB	34
R	6
H	8
RBI	6
BB	1
SO	5
LOB	11

BOTTOM

Florida Marlins @ New York Mets

Shea Stadium, Flushing, NY

Sat Aug 05 1995, 7:05 PM EDT
Att. 14,884 - Unknown - 77 F

livebaseballscorecards.com

Batter	1	2	3	4	5	6	7	8	9	AB	R	H	RBI	BB	SO	LOB
Brett Butler, L (1, 8) OBP: 0.375, SLG: 0.387	x 0-0 CS 1B		x 0-0 3B	B B B B 4-0 1-2 2-3 BB		x 0-0 ③ G4-3		x 0-0 ③ P4		4	0	2	0	1	0	1
Bill Spiers, L (1, 5) OBP: 0.229, SLG: 0.220	x 0-0 ① F7		S S S 0-3 ② K	S S S 0-3 ③ K			x 0-0 ① L6		x 0-0 ① B1-3	5	0	0	0	0	2	5
Carl Everett, S (1, 9) OBP: 0.271, SLG: 0.406	S S S 0-3 ② ③ K 1-2		B B B 4-0 FC6-4 BB		x 0-0 HR		x 0-0 G4-3 1B		x 0-0 ② G1-3	4	1	2	1	1	1	1
Jeff Kent, R (1, 4) OBP: 0.336, SLG: 0.480		x 0-0 BB 1B	x 0-0 ③ FC6-4 1-2f		x 0-0 ① F9		x 0-0 ② G4-3 1-2		x 0-0 2B	5	0	2	0	0	0	3
Rico Brogna, L (1, 3) OBP: 0.343, SLG: 0.478		S S S 0-3 ① K		x 0-0 E9 G4-3 1B	x 0-0 SH1-3 3B		4-0 IBB		x 0-0 ③ P6	4	2	2	0	1	1	2
Jose Vizcaino, S (1, 6) OBP: 0.316, SLG: 0.344		x 0-0 ② F7		x 0-0 ① G5-3	x 0-0 ② SH1-3 3-H		S S S 0-3 ③ K			3	0	0	1	0	1	4
Kelly Stinnett, R (1, 2) OBP: 0.369, SLG: 0.426		B B B 4-0 1-2 BB		B B B 4-0 BB G4-3 BB	x 0-0 ③ F9			x 0-0 2B		2	0	1	0	2	0	0
Damon Buford, R (1, 7) OBP: 0.246, SLG: 0.146		x 0-0 ③ F8		x 0-0 ② G4-3 1-2 3-H		x 0-0 ① G6-3		x 0-0 ① G4-3		4	0	0	1	0	0	4
Bill Pulsipher, L (1, 1) OBP: 0.154, SLG: 0.091 Joe Orsulak, L (8, PH) OBP: 0.320, SLG: 0.379 Chris Jones, R (8, PH) OBP: 0.350, SLG: 0.515 Paul Byrd, R (9, 1)			S S S 0-3 ① K	B B B 4-0 BB		x 0-0 ② F7		x 0-0 ② G6-3		2 0 1 0	0 0 0 0	0 0 0 0	0 0 0 0	1 0 0 0	1 0 0 0	0 0 1 0
Inning Stats	R: 0 E: 0 K: 1 S: 5 H: 1 LOB: 0 BB: 0 P: 5	R: 0 E: 0 K: 1 S: 6 H: 1 LOB: 2 BB: 1 P: 10	R: 0 E: 0 K: 2 S: 8 H: 1 LOB: 2 BB: 1 P: 12	R: 1 E: 1 K: 1 S: 6 H: 1 LOB: 3 BB: 3 P: 18	R: 2 E: 0 K: 0 S: 5 H: 2 LOB: 0 BB: 0 P: 5	R: 0 E: 0 K: 0 S: 3 H: 0 LOB: 0 BB: 0 P: 3	R: 0 E: 0 K: 1 S: 6 H: 1 LOB: 2 BB: 1 P: 10	R: 0 E: 0 K: 0 S: 4 H: 1 LOB: 1 BB: 0 P: 4	R: 0 E: 0 K: 0 S: 4 H: 1 LOB: 1 BB: 0 P: 4	1B: 4 2B: 2 3B: 2 HR: 1	SF: 0 SAC: 1 DP: 0 HBP: 0			WP: 0 PB: 0 SB: 0 CS: 1	PA: 41		

PITCHER		IP	WLS	BF	H	R	ER	SO	BB	IBB	HBP	BLK	WP	HR	S	P	ERA	WHIP
Bobby Witt, R ERA: 3.9	(1, 1)	6.0		28	6	3	3	5	5	0	0	0	0	1	33	53	4.50	1.833
Randy Veres, R ERA: 2.6	(7, 1)	1.1	W	7	2	0	0	1	0	1	0	0	0	0	8	12	0.00	1.500
Yorkis Perez, L ERA: 5.34	(8, 1)	0.2		2	0	0	0	0	0	0	0	0	0	0	2	2	0.00	0.000
Robb Nen, R ERA: 3.32	(9, 1)	1.0	S	4	1	0	0	0	0	0	0	0	0	0	4	4	0.00	1.000

PITCHER	IP	WLS	BF	H	R	ER	SO	BB	IBB	HBP	BLK	WP	HR	S	P	ERA	WHIP

AB	34
R	3
H	9
RBI	3
BB	6
SO	6
LOB	21

Batter	1	2	3	4	5	6	7	8	9	AB	R	H	RBI	BB	SO	LOB
Quilvio Veras, S (1, 4) OBP: 0.357, SLG: 0.313	L B B F F B F B 4-2 S 1B FC6-4 BB		B F B X 2-1 ① B2-3			F B B F F B F F X 3-2 ① F7		B L X 1-1 ① G3		3	1	0	0	1	0	0
Alex Arias, R (1, 6) OBP: 0.358, SLG: 0.359	1 SAFE C 1 SAFE X 0-1 FC6-4 1B 1-2		B B S X 2-1 ② L4			B X 1-0 ② P5		C B F B X 2-2 ② F8		4	0	1	0	0	0	0
Jeff Conine, R (1, 7) OBP: 0.396, SLG: 0.548	B X 1-0 ① F9 2-3		B X 1-0 ③ L7			C C B F X 1-2 ③ G5-3		F C B F F B S 2-3 ③ K		4	0	0	0	0	1	2
Terry Pendleton, S (1, 5) OBP: 0.342, SLG: 0.435	S B X 1-1 ② FC6-4 1B 1-2f 3-H			X 0-0 ① G4-3			B C B B S F F F B 4-2 2B 1B BB		B C X 1-1 ① F7	3	1	0	1	1	0	1
Greg Colbrunn, R (1, 3) OBP: 0.320, SLG: 0.464	C C X 0-2 1-2 1B			C B X 1-1 ② G5-3			X 0-0 1B G6-3 2B 1-3		B C X 1-1 ② F9	4	1	2	0	0	0	0
Tommy Gregg, L (1, 9) OBP: 0.301, SLG: 0.400 Kurt Abbott, R (9, PH) OBP: 0.309, SLG: 0.440	B S C C 1-3 ③ K			C C B S 1-3 ③ K			C S B X 1-2 ① G1-3		B S C F T 1-2 ③ K	3 1	0 0	0 0	0 0	0 0	2 1	4 0
Steve Decker, R (1, 2) OBP: 0.339, SLG: 0.375		B X 1-0 ① P2			B S F F S 1-3 ① K		B C B F X 2-2 G6-3 1B 2-3 3-H			3	0	1	1	0	1	0
Jesus Tavarez, S (1, 8) OBP: 0.316, SLG: 0.288		C B B F X 2-2 G3-6-4 1B			C B B X 2-1 ② L4		X 0-0 ② G6-3 1-2 3-H			3	0	1	1	0	0	1
Pat Rapp, R (1, 1) OBP: 0.161, SLG: 0.194 Jerry Browne, S (7, PH) OBP: 0.348, SLG: 0.292 Alejandro Pena, R (7, 1)		1 SAFE X 0-0 ②③ G3-6-4 1-2f			B C S S 1-3 ③ K		C F F X 0-2 ③ F8			2 1 0	0 0 0	0 0 0	0 0 0	1 0 0	1 0 0	1 1 0
Inning Stats	R: 1 H: 2 E: 0 LOB: 2 K: 1 BB: 1 S: 15 P: 22	R: 0 H: 1 E: 0 LOB: 0 K: 0 BB: 0 S: 5 P: 8	R: 0 H: 0 E: 0 LOB: 0 K: 0 BB: 0 S: 5 P: 10	R: 0 H: 0 E: 0 LOB: 0 K: 1 BB: 0 S: 6 P: 8	R: 0 H: 0 E: 0 LOB: 0 K: 2 BB: 0 S: 9 P: 13	R: 0 H: 0 E: 0 LOB: 0 K: 0 BB: 0 S: 11 P: 16	R: 2 H: 2 E: 0 LOB: 1 K: 0 BB: 1 S: 17 P: 24	R: 0 H: 0 E: 0 LOB: 0 K: 1 BB: 0 S: 10 P: 15	R: 0 H: 0 E: 0 LOB: 0 K: 1 BB: 0 S: 8 P: 11						

TOP

Florida Marlins @ New York Mets

Shea Stadium, Flushing, NY

Sun Aug 06 1995, 3:33 AM EDT

Att. 21,695 - Overcast - 71 F

livebaseballscorecards.com

AB	31
R	3
H	5
RBI	3
BB	2
SO	6
LOB	10

PITCHER		IP	WLS	BF	H	R	ER	SO	BB	IBB	HBP	BLK	WP	HR	S	P	ERA	WHIP	PITCHER		IP	WLS	BF	H	R	ER	SO	BB	IBB	HBP	BLK	WP	HR	S	P	ERA	WHIP
Bobby Jones, R ERA: 4.01	(1, 1)	6.1	W	25	5	3	3	4	2	0	0	0	0	0	63	96	4.26	1.105																			
Jerry Dipoto, R ERA: 4.67	(7, 1)	1.2		5	0	0	0	1	0	0	0	0	0	0	15	20	0.00	0.000																			
John Franco, L ERA: 2.52	(9, 1)	1.0		3	0	0	0	1	0	0	0	0	0	0	8	11	0.00	0.000																			

1B: 4	SF: 0	WP: 0	PA: 33
2B: 1	SAC: 0	PB: 0	
3B: 0	DP: 1	SB: 1	
HR: 0	HBP: 0	CS: 0	

Batter	1	2	3	4	5	6	7	8	9	AB	R	H	RBI	BB	SO	LOB
Brett Butler, L (1, 8) OBP: 0.373, SLG: 0.383	C C C 0-3 ① K	F B X 1-1 ② FC6-4 CS 1-2f 2-3		B C F F B B F B 4-2 FC4 BB		B X 1-0 E4 FC5-4 1B HR 1-3 2-H		C F B F B X 2-2 ② L7		4	1	0	0	1	1	3
John Franco, L (9, 1)										0	0	0	0	0	0	0
Edgardo Alfonzo, R (1, 5) OBP: 0.293, SLG: 0.372	B B B C L F B 4-2 FC6-4 BB BB	B 1-0 ③ CS 1-2	X 0-0 BB 1B	C F B B X 2-2 ③ FC4 1-2f		1 SAFE B X 1-0 FC5-4 1B 1-2 3-H		B X 1-0 ③ F9		4	0	2	1	1	0	2
Carl Everett, S (1, 9) OBP: 0.279, SLG: 0.398	C B F B 1 SAFE B 1 SAFE F B 4-2 FC6-4 BB 1-2		B B B C C 1 SAFE B 4-2 BB 1-2		C S B S 1-3 ① K	X 0-0 ② FC5-4 HR 1-2f 2-3				2	1	0	0	2	1	2
Jeff Kent, R (1, 4) OBP: 0.334, SLG: 0.488	C B X 1-1 ② FC6-4 1-2f 2-3		B B X 2-0 ① F8		X 0-0 ② F7	B S B X 2-1 1-H 3-H HR				4	1	1	3	0	0	4
Rico Brogna, L (1, 3) OBP: 0.342, SLG: 0.484	B X 1-0 ③ F8		B S X 1-1 ② L7		C B S B X 2-2 HR	B X 1-0 ③ F8				4	1	1	1	0	0	4
Jose Vizcaino, S (1, 6) OBP: 0.315, SLG: 0.346		C X 0-1 F7 1B 2B	C B F B B X 3-2 ③ F7		B B F B X 3-1 ③ G3		X 0-0 ① F8			4	1	1	0	0	0	2
Kelly Stinnett, R (1, 2) OBP: 0.383, SLG: 0.427		B B B B 4-0 FC6-4 1B BB		C B B X 2-1 SH1-4 1B		H 1-0 FC1-5 1B HBP	C B B C B S 3-3 ② K			2	0	1	0	1	1	0
Damon Buford, R (1, 7) OBP: 0.246, SLG: 0.154 (9, 8)	X 0-0 ① F7 2-3			B C X 1-1 ① F7		B B X 2-0 FC1-5 E 1B 1-2	C S S 0-3 ③ K			4	1	1	0	0	1	3
Bobby Jones, R (1, 1) OBP: 0.205, SLG: 0.184 Jerry Dipoto, R (7, 1) Joe Orsulak, L (8, PH) OBP: 0.318, SLG: 0.377 (9, 7)	F P C B X 2-2 FC6-4 1B 1-2 3-H			B L X 1-1 ② SH1-4 1-2		X 0-0 ① FC1-5 E 1B 1-2 2-3f		B F B S X 2-2 ① F7		2	1	1	1	0	0	2
										0	0	0	0	0	0	0
										1	0	0	0	0	0	0
Inning Stats	R: 0 E: 0 K: 1 S: 12 H: 0 LOB: 2 BB: 2 P: 22	R: 1 E: 0 K: 0 S: 9 H: 2 LOB: 1 BB: 1 P: 16	R: 0 E: 0 K: 0 S: 9 H: 1 LOB: 2 BB: 1 P: 19	R: 0 E: 0 K: 0 S: 14 H: 1 LOB: 2 BB: 1 P: 24	R: 1 E: 0 K: 1 S: 9 H: 1 LOB: 0 BB: 0 P: 15	R: 5 E: 1 K: 0 S: 8 H: 3 LOB: 0 BB: 0 P: 16	R: 0 E: 0 K: 2 S: 7 H: 0 LOB: 0 BB: 0 P: 10	R: 0 E: 0 K: 0 S: 8 H: 0 LOB: 0 BB: 0 P: 13		1B: 5 2B: 1 3B: 0 HR: 2 SF: 0 SAC: 1 DP: 0 HBP: 1						

PITCHER		IP	WLS	BF	H	R	ER	SO	BB	IBB	HBP	BLK	WP	HR	S	P	ERA	WHIP
Pat Rapp, R ERA: 4.47	(1, 1)	6.0	L	32	8	7	3	2	5	0	1	0	0	2	61	112	4.50	2.167
Alejandro Pena, R ERA: 6.59	(7, 1)	2.0		6	0	0	0	2	0	0	0	0	0	0	15	23	0.00	0.000

PITCHER	IP	WLS	BF	H	R	ER	SO	BB	IBB	HBP	BLK	WP	HR	S	P	ERA	WHIP

BOTTOM

Florida Marlins @ New York Mets

Shea Stadium, Flushing, NY

Sun Aug 06 1995, 3:33 AM EDT

Att. 21,695 - Overcast - 71 F

livebaseballscorecards.com

AB	31
R	7
H	8
RBI	6
BB	5
SO	4
LOB	22

Florida Marlins @ New York Mets

Shea Stadium, Flushing, NY

Mon Aug 07 1995, 7:05 PM EDT

Att. 15,653 - Unknown

TOP

livebaseballscorecards.com

Batter	1	2	3	4	5	6	7	8	9	AB	R	H	RBI	BB	SO	LOB
Jesus Tavarez, S (1, 8) (7, 9) OBP: 0.317, SLG: 0.291	C C X 0-2 CS 1B			S C B C 1-3 ① K		B L X 1-1 ① SH1-4 2-3	B B X 2-0 ③ G4-3			3	0	1	0	0	1	2
Kurt Abbott, R (1, 6) OBP: 0.308, SLG: 0.437	1 SAFE B 1 SAFE L P B F S 3-3 ① ② K 1-2			C X 0-1 ② G4-3		B B X 2-0 ③ 1B 3-H	X 0-0 ① P3			4	0	1	1	0	1	1
Jeff Conine, R (1, 7) OBP: 0.391, SLG: 0.540	B C B S F B X 3-2 ③ G1-3			X 0-0 ③ L4		F S B C 1-3 ② K	B C C C 1-3 ② K			4	0	0	0	0	2	1
Terry Pendleton, S (1, 5) OBP: 0.341, SLG: 0.433		B B F B F F X 3-2 ① G3			S S B X 1-2 1B 1B	B F B S S 2-3 ③ K		B C B F B F X 3-2 ③ F7		4	0	1	0	0	1	1
Greg Colbrunn, R (1, 3) OBP: 0.317, SLG: 0.459		C X 0-1 ② F9			C S B S 1-3 ① K		F S S X 1-2 ① F9		B C B F B X 3-2 ① P4	4	0	0	0	0	1	1
Andre Dawson, R (1, 9) OBP: 0.290, SLG: 0.434		B B F S X 2-2 ③ G5-3			B C S S S 1-3 ② K		B F B F S 2-3 ② K		B C S B B X 3-2 ② F8	3	0	0	0	0	2	1
Chuck Carr, S (7, 8) OBP: 0.307, SLG: 0.269										1	0	0	0	0	0	0
Charles Johnson, R (1, 2) OBP: 0.326, SLG: 0.380			S C F B B F S 2-3 ① K		B X 1-0 1-2 1B		F B C B X 2-2 1B 2B		B B C C F B C 3-3 ③ K	4	1	2	0	0	2	0
Jerry Browne, S (1, 4) OBP: 0.348, SLG: 0.288			C C B B B F S 2-3 ② K		X 0-0 ③ G3-1		B B B B 4-0 1B BB			2	0	0	0	1	1	2
David Weathers, R (1, 1) OBP: 0.105, SLG: 0.105			F S B C 1-3 ③ K			X 0-0 SH1-4 1B 2B	F S B X 1-2 1-2 2-H 1B			1	0	0	0	0	1	0
Mario Diaz, R (6, PH) OBP: 0.227, SLG: 0.318										1	1	1	0	0	0	0
Randy Veres, R (6, 1)										0	0	0	0	0	0	0
Tommy Gregg, L (7, PH) OBP: 0.306, SLG: 0.405										1	0	1	1	0	0	0
Terry Mathews, L (7, 1) OBP: 0.462, SLG: 0.615										0	0	0	0	0	0	0
Alejandro Pena, R (8, 1)										0	0	0	0	0	0	0

Inning Stats	1	2	3	4	5	6	7	8	9
	R: 0 E: 0 K: 1 S: 11	H: 1 LOB: 0 BB: 0 P: 16	R: 0 E: 0 K: 0 S: 9	H: 0 LOB: 0 BB: 0 P: 14	R: 0 E: 0 K: 3 S: 12	H: 0 LOB: 0 BB: 0 P: 17	R: 0 E: 0 K: 1 S: 6	H: 0 LOB: 0 BB: 0 P: 7	R: 0 E: 0 K: 2 S: 12	H: 2 LOB: 2 BB: 0 P: 16	R: 1 E: 0 K: 2 S: 10	H: 2 LOB: 1 BB: 0 P: 16	R: 1 E: 0 K: 1 S: 14	H: 2 LOB: 2 BB: 1 P: 26	R: 0 E: 0 K: 1 S: 8	H: 0 LOB: 0 BB: 0 P: 12	R: 0 E: 0 K: 1 S: 10	H: 0 LOB: 0 BB: 0 P: 19

1B: 5	SF: 0	WP: 0
2B: 2	SAC: 1	PB: 0
3B: 0	DP: 0	SB: 0
HR: 0	HBP: 0	CS: 1

PA: 34

AB	32
R	2
H	7
RBI	2
BB	1
SO	12
LOB	9

PITCHER		IP	WLS	BF	H	R	ER	SO	BB	IBB	HBP	BLK	WP	HR	S	P	ERA	WHIP
Dave Mlicki, R	(1, 1)	7.0	W	28	7	2	2	10	1	0	0	0	0	0	74	112	2.57	1.143
ERA: 4.68																		
Doug Henry, R	(8, 1)	1.0		3	0	0	0	1	0	0	0	0	0	0	8	12	0.00	0.000
ERA: 4.1																		
John Franco, L	(9, 1)	1.0	S	3	0	0	0	1	0	0	0	0	0	0	10	19	0.00	0.000
ERA: 2.45																		

PITCHER	IP	WLS	BF	H	R	ER	SO	BB	IBB	HBP	BLK	WP	HR	S	P	ERA	WHIP

BOTTOM

Florida Marlins @ New York Mets

Shea Stadium, Flushing, NY

Mon Aug 07 1995, 7:05 PM EDT

Att. 15,653 - Unknown

Batter	1	2	3	4	5	6	7	8	9	AB	R	H	RBI	BB	SO	LOB
Brett Butler, L (1, 8) OBP: 0.373, SLG: 0.383	C X 0-1 G6-3 1B 1B		B B C F B F X 3-2 G4-3 G1-3 1B	F B B X 2-1 ③ F8		C B F B X 2-2 ③ G4-3		B C S X 1-2 ① FC1-5 S 2-3		5	0	2	0	0	0	3
Edgardo Alfonzo, R (1, 5) OBP: 0.294, SLG: 0.373	B B X 2-0 G6-3 1-2 1B		1 SAFE X 0-0 ① G1-3 1-2		C B X 1-1 ① L8		B X 1-0 ① F9 1B FC6-4 1B	1 SAFE B C S B C 2-3 ② K 1-2		5	1	2	0	0	1	2
Carl Everett, S (1, 9) OBP: 0.293, SLG: 0.411	X 0-0 ① ② G6-3 1-2f 2-3		S B B X 2-1 ② G4-3 2-3		B S B S F B F X 3-2 2B		B X 1-0 FC6-4 BB HR 1-2 1B	F B B B B 4-1 FC6-4 BB		4	1	2	0	1	0	3
Jeff Kent, R (1, 4) OBP: 0.335, SLG: 0.483	B B B C B 4-1 BB		B B F S B B S 4-2 FC4 BB		B X 1-0 ② P5		B F S F B F F F X 2-2 ① F9 2-3	C X 0-1 ③ FC6-4 1-2f		3	0	0	0	2	0	5
Rico Brogna, L (1, 3) OBP: 0.344, SLG: 0.481	C X 0-1 ③ G3-1		B F F 1 SAFE X 1-2 ③ FC4 1-2f		C B B B I 4-1 IBB		B B B F B 4-1 FC6-4 1-2 BB			2	0	0	0	2	0	4
Jose Vizcaino, S (1, 6) OBP: 0.315, SLG: 0.343		C B F C 1-3 ① K	C F B B B B 4-2 G5-3 1B BB		B F X 1-1 ③ L7		B F X 1-1 ② FC6-4 HR 1-2f 2-3 3-H			3	2	0	1	1	1	4
Kelly Stinnett, R (1, 2) OBP: 0.373, SLG: 0.414 Joe Orsulak, L (7, PH) OBP: 0.321, SLG: 0.394 Alberto Castillo, R (8, 2) OBP: 0.222, SLG: 0.087		B C C C 1-3 ② K	F B 1 SAFE S B 1 SAFE X 2-2 ① G5-3 1-2			B X 1-0 ① G6-3	B B B X 3-0 HR 1-H 3-H			3 1 0	0 1 0	0 1 0	0 3 0	0 0 0	1 0 0	1 0 0
Damon Buford, R (1, 7) OBP: 0.262, SLG: 0.179		B C C X 1-2 1B	B C F B X 2-2 SH1-4 2-H 1B			B B C F X 2-2 ② L4	B B S X 2-1 ③ P3			4	0	2	1	0	0	0
Dave Mlicki, R (1, 1) OBP: 0.138, SLG: 0.038 Doug Henry, R (8, 1) Bill Spiers, L (8, PH) OBP: 0.245, SLG: 0.262 John Franco, L (9, 1)		C B S B X 2-2 ③ G6-3	L X 0-1 ② SH1-4 1-2			X 0-0 E6		B C B X 2-1 FC1-5 2B		2 0 0 1 0	0 0 0 0 0	0 0 0 1 0	0 0 0 0 0	0 0 0 0 0	0 0 0 0 0	1 0 0 0 0
Inning Stats	R: 0 H: 2 E: 0 LOB: 2 K: 0 BB: 1 S: 7 P: 13	R: 0 H: 1 E: 0 LOB: 1 K: 2 BB: 0 S: 12 P: 17	R: 0 H: 1 E: 0 LOB: 2 K: 0 BB: 1 S: 12 P: 22	R: 1 H: 1 E: 0 LOB: 1 K: 0 BB: 1 S: 12 P: 22	R: 0 H: 1 E: 0 LOB: 2 K: 0 BB: 1 S: 11 P: 21	R: 0 H: 0 E: 1 LOB: 1 K: 0 BB: 0 S: 8 P: 13	R: 4 H: 3 E: 0 LOB: 0 K: 0 BB: 1 S: 15 P: 29	R: 0 H: 1 E: 0 LOB: 2 K: 1 BB: 1 S: 11 P: 20		1B: 7 SF: 0 2B: 2 SAC: 1 3B: 0 DP: 1 HR: 1 HBP: 0						WP: 0 PA: 40 PB: 0 SB: 1 CS: 0

livebaseballscorecards.com

	AB	R	H	RBI	BB	SO	LOB
	33	5	10	5	6	3	23

PITCHER		IP	WLS	BF	H	R	ER	SO	BB	IBB	HBP	BLK	WP	HR	S	P	ERA	WHIP
David Weathers, R ERA: 6.51	(1, 1)	5.0		24	6	1	1	2	3	1	0	0	0	0	54	95	1.80	1.800
Randy Veres, R ERA: 2.52	(6, 1)	1.0		4	0	0	0	0	0	0	0	0	0	0	8	13	0.00	0.000
Terry Mathews, R ERA: 3.82	(7, 1)	1.2	L	11	4	4	4	1	2	0	0	0	0	1	24	47	21.60	3.600
Alejandro Pena, R ERA: 6.51	(8, 1)	0.1		1	0	0	0	0	0	0	0	0	0	0	2	2	0.00	0.000

PITCHER	IP	WLS	BF	H	R	ER	SO	BB	IBB	HBP	BLK	WP	HR	S	P	ERA	WHIP

New York Mets @ Philadelphia Phillies

Veterans Stadium, Philadelphia, PA

Tue Aug 08 1995, 7:05 PM EDT

Att. 28,536 - Unknown - 76 F

TOP

livebaseballscorecards.com

Batter	1	2	3	4	5	6	7	8	9	AB	R	H	RBI	BB	SO	LOB
Brett Butler, L (1, 8) OBP: 0.380, SLG: 0.390	C F B B F X 2-2 G1-3 HR 1B		X 0-0 BB 1B 1B 1B	B C B B C B 4-2 WP S BB		C B B B X 3-1 WP 2B	I I I 4-0 2B IBB	C B S X 1-2 ② P4		4	3	3	0	2	0	2
Dave Telgheder, R (8, 1)										0	0	0	0	0	0	0
Jerry Dipoto, R (9, 1)										0	0	0	0	0	0	0
John Franco, L (9, 1)										0	0	0	0	0	0	0
Edgardo Alfonzo, R (1, 5) OBP: 0.292, SLG: 0.369	1 SAFE B B X 2-0 ① G1-3 **1-2**		C S S 1 SAFE B X 1-2 ① BB 1B 1B	B C S S 1-3 ② K **1-2**		X 0-0 ① L3	B B X 2-0 ② P4	S B B F S 2-3 ③ K		6	1	1	0	0	2	8
Carl Everett, S (1, 9) OBP: 0.328, SLG: 0.464	B S B X 2-1 HR **2-H**		B S S B B F F B F B 4-2 ① 1B BB **1-2** **2-3**	C B B B C B 4-2 BB **2-3**		B C B B B 4-1 WP BB	B X 1-0 2B **1-H** **2-H** **3-H**		B S S X 1-2 2B 1B	3	3	3	5	3	0	0
Jeff Kent, R (1, 4) OBP: 0.332, SLG: 0.476	X 0-0 ② P4		B X 1-0 1B 1B **1-2** **2-H** **3-H**	X 0-0 ③ F8		S F B S 1-3 ② K **1-2** **2-3**	X 0-0 ③ F7		C B X 1-1 ① F9	6	0	1	2	0	1	6
Rico Brogna, L (1, 3) OBP: 0.347, SLG: 0.491	F B F B B X 3-2 ③ F9		S C B B X 1-2 ① F7		C S X 0-2 HR	I I I 4-0 IBB		C B F B X 2-2 1B 2B 1B	B C X 1-1 ② P3	4	2	2	1	1	0	2
Tim Bogar, R (9, PH) OBP: 0.304, SLG: 0.342 (9, 3)										1	0	0	0	0	0	1
Jose Vizcaino, S (1, 6) OBP: 0.321, SLG: 0.352		X 0-0 ① F8	B X 1-0 **1-2** **2-H** 1B		X 0-0 1B	F B X 1-1 ③ L7		B B F F B F X 3-2 2B SF7 **1-3** 1B	S B X 1-1 ② 2B **1-H**	6	1	4	2	0	0	3
Kelly Stinnett, R (1, 2) OBP: 0.371, SLG: 0.419		C B B B X 3-1 ② P6	B B X 2-0 ② P4		B 1 SAFE 1 SAFE C B 1 S S X 2-2 ① F7		B B C X 2-1 E2 1B 2B 1B	B X 1-0 SF7 2B **1-3** **3-H**	B S S S 1-3 ③ K	6	1	2	1	0	1	4
Damon Buford, R (1, 7) OBP: 0.286, SLG: 0.186 (8, 8)		B B B C B 4-1 BB	F B B S S X 2-2 ③ G6-3		F 1 SAFE S S 0-3 ② K		B C B B X 3-1 S 2B 1B **2-3**	B B C B C F B 4-2 SF7 BB		3	1	1	0	2	1	3
Reid Cornelius, R (1, 1)		C C B S 1-3 ③ K		X 0-0 ① G5-3	C X 0-1 ③ P4		B C F B C 2-3 ① K **1-2**	S X 0-1 ① SF7 **1-2** **2-3** **3-H**		3	0	0	0	0	1	2
Don Florence, R (6, 1)										1	0	0	0	0	1	2
Chris Jones, R (8, PH) OBP: 0.347, SLG: 0.515 (8, 7)										0	0	0	1	0	0	0

	AB	43
	R	12
	H	17
	RBI	12
	BB	8
	SO	7
	LOB	33

Inning Stats																		
	R: 2	H: 2	R: 0	H: 0	R: 3	H: 4	R: 0	H: 0	R: 1	H: 2	R: 0	H: 1	R: 3	H: 3	R: 2	H: 3	R: 1	H: 2
	E: 0	LOB: 0	E: 0	LOB: 1	E: 0	LOB: 2	E: 0	LOB: 2	E: 0	LOB: 1	E: 0	LOB: 3	E: 1	LOB: 1	E: 0	LOB: 2	E: 0	LOB: 1
	K: 0	BB: 0	K: 1	BB: 1	K: 0	BB: 1	K: 1	BB: 2	K: 1	BB: 0	K: 1	BB: 2	K: 1	BB: 1	K: 1	BB: 1	K: 1	BB: 0
	S: 11	P: 20	S: 7	P: 15	S: 18	P: 30	S: 9	P: 18	S: 12	P: 14	S: 9	P: 22	S: 10	P: 24	S: 19	P: 32	S: 12	P: 17

	1B: 11	SF: 1	WP: 2	PA: 52
	2B: 4	SAC: 0	PB: 0	
	3B: 0	DP: 0	SB: 2	
	HR: 2	HBP: 0	CS: 0	

PITCHER		IP	WLS	BF	H	R	ER	SO	BB	IBB	HBP	BLK	WP	HR	S	P	ERA	WHIP
Tyler Green, R ERA: 4.32	(1, 1)	2.1	L	15	6	5	5	1	2	0	0	0	0	1	32	57	19.29	3.429
Mike Williams, R ERA: 3.5	(3, 1)	2.2		12	2	1	1	2	2	0	0	0	1	1	25	40	3.38	1.500
Paul Fletcher, R ERA:	(6, 1)	1.0		6	1	0	0	1	1	1	0	0	1	0	9	22	0.00	2.000
Toby Borland, R ERA: 4.5	(7, 1)	1.0		10	6	5	5	1	0	1	0	0	0	0	18	38	45.00	6.000
Mike Mimbs, L ERA: 4.34	(8, 1)	2.0		9	2	1	1	2	1	0	0	0	0	0	23	35	4.50	1.500

PITCHER	IP	WLS	BF	H	R	ER	SO	BB	IBB	HBP	BLK	WP	HR	S	P	ERA	WHIP

New York Mets @ Philadelphia Phillies

Veterans Stadium, Philadelphia, PA

Tue Aug 08 1995, 7:05 PM EDT

Att. 28,536 - Unknown - 76 F

livebaseballscorecards.com

BOTTOM

Batter	1	2	3	4	5	6	7	8	9	AB	R	H	RBI	BB	SO	LOB
Mickey Morandini, L (1, 4) OBP: 0.351, SLG: 0.426	E 1B		1B BB		FC1 FC3-6		K	1-2 2-3 1B	1B BB	4	1	2	0	2	1	2
Gregg Jefferies, S (1, 3) OBP: 0.336, SLG: 0.407	F7		1-2 1B		FC3-6 FC6 1-2f 2-3 3-H		FC4-6 BB	SF8 2-3 3-H	FC4-6 1-2 2-H 3-H 1B	4	0	2	4	1	0	3
Andy Van Slyke, L (1, 8) OBP: 0.301, SLG: 0.338	F9		F7		FC6 S 1-2f 3-H		FC4-6 E 1B 1-2f	G4-3	FC4-6 1-2f	6	1	0	1	0	0	9
Mark Whiten, S (1, 9) OBP: 0.257, SLG: 0.279	E9 1-H 2B		G3		G4-3 1-2		E5 1B 1-2		HR 1B	5	1	2	1	0	0	4
Darren Daulton, L (1, 2) OBP: 0.353, SLG: 0.403	K			P6		HR	1-3 2-H 1B		1-H HR	5	2	3	4	0	1	1
Jim Eisenreich, L (1, 7) OBP: 0.368, SLG: 0.440		F9 L1-5 2B		L7	F9	G4-3			L8	4	0	1	0	0	0	2
Charlie Hayes, R (1, 5) OBP: 0.346, SLG: 0.397		F9 2-3		K	F7			1B SF8 1B BB	G4-3 BB 1B	4	2	1	0	1	1	1
Kevin Stocker, S (1, 6) OBP: 0.306, SLG: 0.252		L1-5 3-H			2B FC3-6 1B	1B		F8	G4-3 1-2 1B BB	4	2	2	0	1	0	2
Tyler Green, R (1, 1) OBP: 0.111, SLG: 0.200 Mike Williams, R (3, 1) OBP: 0.167, SLG: 0.167 Tom Marsh, R (5, PH) OBP: 0.333, SLG: 0.475 Paul Fletcher, R (6, 1) Gary Varsho, L (6, PH) OBP: 0.333, SLG: 0.292 Toby Borland, R (7, 1) Mike Mimbs, L (8, 1) OBP: 0.000, SLG: 0.000 Dave Gallagher, R (8, 7) OBP: 0.000, SLG: 0.000 23 Kevin Jordan, R (9, PH)			K		FC3-6 FC6 1-3 2B	K			G4-3 1-2 2-3	0 0 0 0 0 0 0 1 0 0 0 0 1 0 1 1 1 0 0 0 0 0 0 0 0 0 0 0 1 0 0 0 0 1 1 0 0 0 0 0 0 0 0 0 0 0 0 0 0 2 0 1 0 0 0 2 1 0 0 0 0 0 0						
Inning Stats	R: 1 E: 1 K: 1 S: 12 H: 2 LOB: 1 BB: 0 P: 21	R: 0 E: 0 K: 0 S: 6 H: 1 LOB: 0 BB: 0 P: 13	R: 0 E: 0 K: 1 S: 14 H: 1 LOB: 2 BB: 1 P: 24	R: 0 E: 0 K: 1 S: 7 H: 0 LOB: 0 BB: 0 P: 10	R: 2 E: 0 K: 0 S: 14 H: 2 LOB: 1 BB: 0 P: 18	R: 1 E: 0 K: 1 S: 14 H: 2 LOB: 1 BB: 0 P: 20	R: 1 E: 1 K: 1 S: 16 H: 1 LOB: 2 BB: 1 P: 23	R: 1 E: 0 K: 0 S: 14 H: 2 LOB: 2 BB: 1 P: 24	R: 4 E: 0 K: 0 S: 15 H: 4 LOB: 2 BB: 2 P: 28	1B: 10 2B: 4 3B: 0 HR: 2 SF: 1 SAC: 0 DP: 1 HBP: 0							

	AB	42
	R	10
	H	15
	RBI	10
	BB	5
	SO	5
	LOB	27

WP: 0 PB: 0 SB: 1 CS: 0 PA: 48

PITCHER		IP	WLS	BF	H	R	ER	SO	BB	IBB	HBP	BLK	WP	HR	S	P	ERA	WHIP
Reid Cornelius, R ERA: 6.53	(1, 1)	5.2	W	26	8	4	4	3	1	0	0	0	0	1	64	103	6.35	1.588
Don Florence, L ERA:	(6, 1)	1.1		7	1	1	0	2	1	0	0	0	0	0	19	26	0.00	1.500
Dave Telgheder, R ERA: 27.0	(8, 1)	1.1		10	5	4	4	0	1	0	0	0	0	1	23	35	27.00	4.500
Jerry Dipoto, R ERA: 4.82	(9, 1)	0.1		3	0	0	0	0	2	0	0	0	0	0	3	12	0.00	6.000
John Franco, L ERA: 2.43	(9, 1)	0.1	S	2	1	1	1	0	0	0	0	0	0	0	3	5	27.00	3.000

PITCHER	IP	WLS	BF	H	R	ER	SO	BB	IBB	HBP	BLK	WP	HR	S	P	ERA	WHIP

New York Mets @ Philadelphia Phillies

Veterans Stadium, Philadelphia, PA

Wed Aug 09 1995, 7:05 PM EDT

Att. 36,147 - Unknown - 78 F

livebaseballscorecards.com

TOP

Batter	1	2	3	4	5	6	7	8	9	AB	R	H	RBI	BB	SO	LOB
Brett Butler, L (1, 8) OBP: 0.381, SLG: 0.392	F C B X 1-2 ① G4-3		X 0-0 G6-3 1B 2B		X 0-0 ① G4-3		C B F F B B B 4-2 3B BB			3	2	1	0	1	0	0
Edgardo Alfonzo, R (1, 5) OBP: 0.298, SLG: 0.387	C C B B F F F X 2-2 FC6-4 1B		C 2 SAFE B X 1-2 ② G6-3 2-3		C B X 1-1 F8-2 3B		C B X 1-1 1-H 2-H 3B			4	0	3	2	0	0	1
Carl Everett, S (1, 9) OBP: 0.325, SLG: 0.456	C X 0-1 ② F8		F F F X 0-2 CS 3-H 1B		B C B F B X 3-2 ②③ F8-2 3-H		C F B B F B X 3-2 ③ G3-1			4	0	1	1	0	0	3
Jeff Kent, R (1, 4) OBP: 0.331, SLG: 0.473	1 SAFE X 0-0 ③ FC6-4 1-2f		B 1-0 ③ CS 1-2	X 0-0 1B E 1B 1B		B F X 1-1 ① P7		B C X 1-1 ① F8		4	1	1	0	0	0	1
Rico Brogna, L (1, 3) OBP: 0.346, SLG: 0.488		C B B X 2-1 ① G1-3		C F B B 1 SAFE X 1-2 E 1B B1-2-3 1-2 1B		X 0-0 ② F7		X 0-0 ② G4-3		4	0	1	0	0	0	0
Jose Vizcaino, S (1, 6) OBP: 0.323, SLG: 0.354		X 0-0 FC5-4 1B		X 0-0 E 1-2 2-3 1B		C C S 0-3 ③ K		B X 1-0 ③ G1-3		4	0	2	0	0	1	0
Kelly Stinnett, R (1, 2) OBP: 0.359, SLG: 0.404		C 1 SAFE 1 SAFE B X 1-1 ② F8		B B X 2-0 E6 1-2 2-3 3-H			X 0-0 ① G6-3		B C C B X 2-2 ① F7	4	0	0	1	0	0	3
Damon Buford, R (1, 7) OBP: 0.284, SLG: 0.206		B 1 SAFE B 1 SAFE X 2-0 ③ FC5-4 1-2f		B B C C S 2-3 ① K			C B X 1-1 3B 2B		F F B S 1-3 ② K	4	1	1	0	0	2	4
Jason Isringhausen, R (1, 1) Joe Orsulak, L (9, PH) OBP: 0.320, SLG: 0.392 Doug Henry, R (9, 1)			X 0-0 ① L6	X 0-0 ②③ B1-2-3 3-Hf			B T F B C 2-3 ② K		C X 0-1 ③ G3	3 1 0	0 0 0	0 0 0	0 0 0	0 0 0	1 0 0	4 0 0
Inning Stats	R: 0 H: 1 E: 0 LOB: 1 K: 0 BB: 0 S: 12 P: 15	R: 0 H: 1 E: 0 LOB: 1 K: 0 BB: 0 S: 6 P: 11	R: 1 H: 2 E: 0 LOB: 0 K: 0 BB: 0 S: 9 P: 11	R: 1 H: 3 E: 1 LOB: 2 K: 1 BB: 0 S: 11 P: 16	R: 0 H: 1 E: 0 LOB: 0 K: 0 BB: 0 S: 6 P: 10	R: 0 H: 0 E: 0 LOB: 0 K: 1 BB: 0 S: 6 P: 7	R: 2 H: 2 E: 0 LOB: 1 K: 1 BB: 1 S: 15 P: 26	R: 0 H: 0 E: 0 LOB: 0 K: 0 BB: 0 S: 4 P: 6	R: 0 H: 0 E: 0 LOB: 0 K: 1 BB: 0 S: 8 P: 11	1B: 6 SF: 0 2B: 3 SAC: 0 3B: 2 DP: 2 HR: 0 HBP: 0						

	AB	35
	R	4
	H	10
	RBI	4
	BB	1
	SO	4
	LOB	16

WP: 0 PA: 37
PB: 0
SB: 0
CS: 1

PITCHER		IP	WLS	BF	H	R	ER	SO	BB	IBB	HBP	BLK	WP	HR	S	P	ERA	WHIP
Paul Quantrill, R ERA: 4.34	(1, 1)	7.0	L	30	10	4	4	3	1	0	0	0	0	0	65	96	5.14	1.571
Ricky Bottalico, R ERA: 2.01	(8, 1)	2.0		6	0	0	0	1	0	0	0	0	0	0	12	17	0.00	0.000

PITCHER	IP	WLS	BF	H	R	ER	SO	BB	IBB	HBP	BLK	WP	HR	S	P	ERA	WHIP

BOTTOM

New York Mets @ Philadelphia Phillies

Veterans Stadium, Philadelphia, PA

Wed Aug 09 1995, 7:05 PM EDT

Att. 36,147 - Unknown - 78 F

livebaseballscorecards.com

Batter	1	2	3	4	5	6	7	8	9	AB	R	H	RBI	BB	SO	LOB
Mickey Morandini, L (1, 4) OBP: 0.347, SLG: 0.421	G6-3		G3			G3			F9	4	0	0	0	0	0	0
Gregg Jefferies, S (1, 3) OBP: 0.332, SLG: 0.402	G1-3			L9		G4-3			P5	4	0	0	0	0	0	0
Jim Eisenreich, L (1, 7) OBP: 0.372, SLG: 0.443	S 1B			G6-4-3 1B			G3		K	3	0	2	0	0	0	0
Ricky Bottalico, L (8, 1)										0	0	0	0	0	0	0
Gary Varsho, L (9, PH) OBP: 0.321, SLG: 0.288										1	0	0	0	0	1	0
Mark Whiten, S (1, 9) OBP: 0.252, SLG: 0.273	G1-3 1-2			G6-4-3 1-2f			F7			3	0	0	0	0	0	2
Darren Daulton, L (1, 2) OBP: 0.356, SLG: 0.406		G3-6-3 1B			G5-4-3 1B		G3			3	0	2	0	0	0	0
Charlie Hayes, R (1, 5) OBP: 0.344, SLG: 0.393		F8			G5-4-3 1-2f			F9		3	0	0	0	0	0	2
Andy Van Slyke, L (1, 8) OBP: 0.308, SLG: 0.345		G3-6-3 1-2f			S 1B			S 1B		3	0	2	0	0	0	1
Kevin Stocker, S (1, 6) OBP: 0.303, SLG: 0.249			F7		G4-3			G5-3 1-2		3	0	0	0	0	0	2
Paul Quantrill, L (1, 1) OBP: 0.158, SLG: 0.086			K			K		F9		2	0	0	0	0	2	0
Tom Marsh, R (8, 7) OBP: 0.317, SLG: 0.467										1	0	0	0	0	0	1
Inning Stats	R: 0 E: 0 K: 0 S: 9 H: 1 LOB: 1 BB: 0 P: 13	R: 0 E: 0 K: 0 S: 8 H: 1 LOB: 0 BB: 0 P: 13	R: 0 E: 0 K: 1 S: 11 H: 0 LOB: 0 BB: 0 P: 11	R: 0 E: 0 K: 0 S: 6 H: 1 LOB: 0 BB: 0 P: 12	R: 0 E: 0 K: 0 S: 6 H: 2 LOB: 1 BB: 0 P: 7	R: 0 E: 0 K: 1 S: 8 H: 0 LOB: 0 BB: 0 P: 13	R: 0 E: 0 K: 0 S: 5 H: 0 LOB: 0 BB: 0 P: 8	R: 0 E: 0 K: 0 S: 14 H: 1 LOB: 1 BB: 0 P: 23	R: 0 E: 0 K: 1 S: 9 H: 0 LOB: 0 BB: 0 P: 12	1B: 6 2B: 0 3B: 0 HR: 0	SF: 0 SAC: 0 DP: 3 HBP: 0						

	AB	30
	R	0
	H	6
	RBI	0
	BB	0
	SO	3
	LOB	8

PITCHER	IP	WLS	BF	H	R	ER	SO	BB	IBB	HBP	BLK	WP	HR	S	P	ERA	WHIP
Jason Isringhausen, R (1, 1) ERA: 3.41	8.0	W	27	6	0	0	2	0	0	0	0	0	0	67	100	0.00	0.750
Doug Henry, R (9, 1) ERA: 4.01	1.0		3	0	0	0	1	0	0	0	0	0	0	9	12	0.00	0.000

PITCHER	IP	WLS	BF	H	R	ER	SO	BB	IBB	HBP	BLK	WP	HR	S	P	ERA	WHIP

New York Mets @ Philadelphia Phillies

Veterans Stadium, Philadelphia, PA

Thu Aug 10 1995, 7:05 PM EDT

Att. 24,795 - Unknown - 83 F

livebaseballscorecards.com

Batter	1	2	3	4	5	6	7	8	9	10	11	AB	R	H	RBI	BB	SO	LOB
Damon Buford, R (1, 8) OBP: 0.313, SLG: 0.200	B H 2-0 F9 S HBP		B B B C B 4-1 S BB		B C B B F F X 2-2 ② P3		B F F B F B B B 4-2 WP 2-3 BB			B X 1-0 ② B3	B F B B C F B 4-2 E 1-2 BB	2	0	0	0	3	0	2
Edgardo Alfonzo, R (1, 5) OBP: 0.295, SLG: 0.383	C X 0-1 ① F9 1-3		X 0-0 ② F7		B X 1-0 ③ G1-3		B B B X 3-0 ③ P4 1-2 3-H			X 0-0 1B	S F B B X 2-2 E5 1-3 2-H 1B	3	0	0	0	0	0	4
Tim Bogar, R (6, 5) OBP: 0.317, SLG: 0.354												3	0	2	0	0	0	1
Carl Everett, S (1, 9) OBP: 0.311, SLG: 0.433	B F B F F F S 2-3 ② K		C B X 1-1 ③ F9 1-2			F F F S 0-3 ① K		X 0-0 ① G4-3		F C X 0-2 ③ L7	B B S F F S 2-3 ③ K	6	0	0	0	0	3	5
Jeff Kent, R (1, 4) OBP: 0.326, SLG: 0.465	C F S 0-3 ③ K			B X 1-0 ① G4-3		C S F B X 1-2 ② G5-3		X 0-0 ② F9			B C X 1-1 ① L7	5	0	0	0	0	1	1
Rico Brogna, L (1, 3) OBP: 0.347, SLG: 0.486		B B X 2-0 ① G4-3		S S C 0-3 ② K		C B B S B X 3-2 1B		B C X 1-1 ③ G4-3			B C F F X 1-2 1B 1B	5	1	2	0	0	1	0
Joe Orsulak, L (1, 7) OBP: 0.317, SLG: 0.388		B B X 2-0 ② F9		C B X 1-1 ③ G4-3		B B S S X 2-1 ③ G3			B F B B X 2-1 ① F8		B C 1 SAFE F F F B X 2-2 WP 1B 1-3 1B	5	1	1	0	0	0	1
Jose Vizcaino, S (1, 6) OBP: 0.330, SLG: 0.359		B B C X 2-1 1B			B X 1-0 ① G4-3		B B C X 2-1 S SH5-4 WP 1B		B B C B B 4-1 G6-4-3 BB		X 0-0 WP 1-2 1B 3-H 1B	4	1	3	1	1	0	0
Kelly Stinnett, R (1, 2) OBP: 0.361, SLG: 0.398		C B B B F X 3-2 ③ G6-3			B B F B B 4-1 PB BB		F 1 SAFE 1 SAFE B 1 SAFE 1 SAFE T F B F 2-3 S ① K		B F S X 1-2 1-2f ②③ G6-4-3		S B S F X 1-2 ② 1-H 2-H 1B	4	1	1	1	1	1	3
Bill Pulsipher, L (1, 1) OBP: 0.179, SLG: 0.087			B F X 1-1 ① G4-3		L B B B B 4-1 1-2 BB		X 0-0 ② SH5-4 1-2			B F L X 1-2 ① G4-3	B F X 1-1 1B S E 2-H 1B	1	0	0	0	1	0	0
Bill Spiers, L (10, PH) OBP: 0.240, SLG: 0.256												1	0	0	0	0	0	0
Don Florence, R (10, 1)												0	0	0	0	0	0	0
Chris Jones, R (11, PH) OBP: 0.352, SLG: 0.519												1	1	1	1	0	0	0
John Franco, L (11, 1)												0	0	0	0	0	0	0
Inning Stats	R: 0 E: 0 K: 2 S: 10 H: 0 LOB: 1 BB: 0 P: 14	R: 0 E: 0 K: 0 S: 7 H: 1 LOB: 1 BB: 0 P: 16	R: 0 E: 0 K: 0 S: 6 H: 0 LOB: 1 BB: 1 P: 12	R: 0 E: 0 K: 1 S: 6 H: 0 LOB: 0 BB: 0 P: 8	R: 0 E: 0 K: 0 S: 8 H: 0 LOB: 2 BB: 2 P: 20	R: 0 E: 0 K: 1 S: 13 H: 1 LOB: 1 BB: 0 P: 19	R: 1 E: 0 K: 1 S: 12 H: 1 LOB: 1 BB: 1 P: 23	R: 0 E: 0 K: 0 S: 4 H: 0 LOB: 0 BB: 0 P: 5	R: 0 E: 0 K: 0 S: 6 H: 0 LOB: 0 BB: 1 P: 13	R: 0 E: 0 K: 0 S: 8 H: 1 LOB: 1 BB: 0 P: 10	R: 4 E: 1 K: 1 S: 28 H: 6 LOB: 2 BB: 1 P: 42	1B: 10 2B: 0 3B: 0 HR: 0 SF: 0 SAC: 1 DP: 1 HBP: 1						

AB	40
R	5
H	10
RBI	3
BB	6
SO	6
LOB	17

WP: 2 PB: 1 SB: 4 CS: 0 PA: 48

PITCHER		IP	WLS	BF	H	R	ER	SO	BB	IBB	HBP	BLK	WP	HR	S	P	ERA	WHIP
Jeff Juden, R ERA: 2.6	(1, 1)	7.0		29	3	1	1	5	4	0	1	0	1	0	62	112	1.29	1.000
Ricky Bottalico, R ERA: 1.94	(8, 1)	2.0		6	0	0	0	1	0	0	0	0	0	0	10	18	0.00	0.500
Heathcliff Slocumb, R ERA: 2.77	(10, 1)	1.2	L	10	6	4	3	0	0	0	0	0	1	0	26	34	16.20	3.600
Toby Borland, R ERA: 4.47	(11, 1)	0.1		3	1	0	0	1	1	0	0	0	0	0	10	18	0.00	6.000

PITCHER	IP	WLS	BF	H	R	ER	SO	BB	IBB	HBP	BLK	WP	HR	S	P	ERA	WHIP

New York Mets @ Philadelphia Phillies

Veterans Stadium, Philadelphia, PA

Thu Aug 10 1995, 7:05 PM EDT

Att. 24,795 - Unknown - 83 F

livebaseballscorecards.com

Batter	1	2	3	4	5	6	7	8	9	10	11	AB	R	H	RBI	BB	SO	LOB
Tom Marsh, R (1, 7) OBP: 0.294, SLG: 0.431	C X 0-1 G6-3 ①		B X 1-0 G6-3 ③		X 0-0 L5 ③			S B B F S 2-3 K ①		B B C F X 2-2 F9 ③		5	0	0	0	0	1	2
23 Kevin Jordan, R (1, 4)	C B S S 1-3 K ②			S X 0-1 G6-3 ①		B X 1-0 L4 ①		F B B X 2-1 G5-3 ②			B X 1-0 F8 ①	5	0	0	0	0	1	0
Gregg Jefferies, S (1, 3) OBP: 0.331, SLG: 0.399	B F X 1-1 G1-3 ③			B B X 2-0 G6-3 ②		C C B B X 2-2 G5-3 ②		B C F S 1-3 K ③			B X 1-0 1B	5	0	1	0	0	1	0
Mark Whiten, S (1, 9) OBP: 0.269, SLG: 0.301		C B B X 2-1 HR		C B B B B 4-1 BB		B B B C S B 4-2 HBP BB			B X 1-0 1B		B C C B B S 3-3 K ②	3	1	2	1	2	1	1
Darren Daulton, L (1, 2) OBP: 0.354, SLG: 0.401		B X 1-0 P8 ①		1 SAFE C B B B X 2-1 P6 ③		B H 2-0 1-2 HBP			S B 1 SAFE X 1-1 P6 ①		B C F S 1-3 K ③	4	0	0	0	0	1	3
Charlie Hayes, R (1, 5) OBP: 0.343, SLG: 0.391	X 0-0 G6-3 ②		B C B X 2-1 G4-3 1B		X 0-0 F9 ③				B F B 1 SAFE X 2-1 P4 ②			4	0	1	0	0	0	3
Andy Van Slyke, L (1, 8) OBP: 0.301, SLG: 0.336	B C B B X 3-1 P5 ③			C C X 0-2 G4-3 ① 1-2		F X 0-1 F8 ①			X 0-0 G4-3 ③			4	0	0	0	0	0	2
Heathcliff Slocumb, R (10, 1)												0	0	0	0	0	0	0
Toby Borland, R (11, 1)												0	0	0	0	0	0	0
Kevin Stocker, S (1, 6) OBP: 0.299, SLG: 0.245			B X 1-0 G4-3 ①		B F B F B X 3-2 E5		C F X 0-2 G5-3 ②			C S B F B X 2-2 G4-3 ①		4	0	0	0	0	0	1
Jeff Juden, R (1, 1)			C F S 0-3 K ②		B L B C L 2-3 K ②		C X 0-1 F8 ③			X 0-0 F7 ②		2	0	0	0	0	2	2
Kevin Flora, R (7, PH)												1	0	0	0	0	0	0
Ricky Bottalico, L (8, 1)												0	0	0	0	0	0	0
Jim Eisenreich, L (10, 8) OBP: 0.370, SLG: 0.441												1	0	0	0	0	0	0
Inning Stats	R: 0 E: 0 K: 1 S: 7 H: 0 LOB: 0 BB: 0 P: 9	R: 1 E: 0 K: 0 S: 6 H: 1 LOB: 0 BB: 0 P: 12	R: 0 E: 0 K: 1 S: 5 H: 0 LOB: 0 BB: 0 P: 7	R: 0 E: 0 K: 0 S: 6 H: 0 LOB: 1 BB: 1 P: 14	R: 0 E: 1 K: 1 S: 12 H: 1 LOB: 2 BB: 0 P: 19	R: 0 E: 0 K: 0 S: 7 H: 0 LOB: 2 BB: 1 P: 16	R: 0 E: 0 K: 0 S: 7 H: 0 LOB: 0 BB: 0 P: 7	R: 0 E: 0 K: 2 S: 8 H: 0 LOB: 0 BB: 0 P: 13	R: 0 E: 0 K: 0 S: 6 H: 1 LOB: 1 BB: 0 P: 10	R: 0 E: 0 K: 0 S: 8 H: 0 LOB: 0 BB: 0 P: 12	R: 0 E: 0 K: 2 S: 8 H: 1 LOB: 1 BB: 0 P: 14	1B: 3 2B: 0 3B: 0 HR: 1	SF: 0 SAC: 0 DP: 0 HBP: 1		WP: 0 PB: 0 SB: 0 CS: 0	PA: 41		

PITCHER		IP	WLS	BF	H	R	ER	SO	BB	IBB	HBP	BLK	WP	HR	S	P	ERA	WHIP
Bill Pulsipher, L ERA: 3.9	(1, 1)	9.0		34	3	1	1	5	2	0	1	0	0	1	64	107	1.00	0.556
Don Florence, L ERA:	(10, 1)	1.0	W	3	0	0	0	0	0	0	0	0	0	0	8	12	0.00	0.000
John Franco, L ERA: 2.37	(11, 1)	1.0		4	1	0	0	2	0	0	0	0	0	0	8	14	0.00	1.000

PITCHER	IP	WLS	BF	H	R	ER	SO	BB	IBB	HBP	BLK	WP	HR	S	P	ERA	WHIP

BOTTOM	
AB	38
R	1
H	4
RBI	1
BB	2
SO	7
LOB	14

Batter	1	2	3	4	5	6	7	8	9	AB	R	H	RBI	BB	SO	LOB
Damon Buford, R (1, 8) OBP: 0.306, SLG: 0.243	B C B B X 3-1 HR	B B F X 2-1 ② ③ G1-6-3 1-2f			B C C B X 2-2 ① FC6-4 1-2f 2B		B B C C F S 2-3 ② K		C X 0-1 ① G6-3	5	2	1	1	0	1	2
Joe Orsulak, L (1, 7) OBP: 0.328, SLG: 0.404	B B B B 4-0 G3 HBP 1B BB		B B C B F X 3-2 F8 2B		X 0-0 1-H 1B 2B		C B X 1-1 ③ G4-3		X 0-0 HBP 1B	4	2	3	1	1	0	0
Carl Everett, S (1, 9) OBP: 0.314, SLG: 0.440	B X 1-0 ① L8		C B B X 2-1 ① F8 2-3		B S X 1-1 G6-3 2-H 1B			C S B X 1-2 G1 3B 2B	C B S X 1-2 ② L8	5	1	2	1	0	0	3
Jeff Kent, R (1, 4) OBP: 0.327, SLG: 0.461	B 1 F H SAFE 2-1 G3 1-2 1B HBP		C S S 0-3 ② K		B B X 2-0 ② G6-3 1-2			S B X 1-1 ① G1 2-3	H 1-0 1-2 HBP	3	1	0	0	0	1	3
Rico Brogna, L (1, 3) OBP: 0.345, SLG: 0.488	C X 0-1 ② G3 1-2 2-3		C S T B B B S 3-3 ③ K		S C B B C 1-3 ③ K			F X 0-1 SF7 3-H 3B	T C F F X 0-2 ③ F7	5	1	1	1	0	2	6
Jose Vizcaino, S (1, 6) OBP: 0.331, SLG: 0.358	B B B B C X 3-1 2-H 3-H 1B			L B B F F X 2-2 ① G4-3		X 0-0 ① G4-3		I I I I 4-0 1B IBB		3	0	1	2	1	0	0
Bill Spiers, L (1, 5) OBP: 0.226, SLG: 0.239	B X 1-0 ③ F8			X 0-0 ② G4-3		C L B X 1-2 ② G4-3		B S B F X 2-2 ② SF7 3-H		3	0	0	0	0	0	1
Doug Henry, R (6, 1)										0	0	0	0	0	0	0
Chris Jones, R (8, PH) OBP: 0.349, SLG: 0.519										0	0	0	1	0	0	0
Tim Bogar, R (8, 5) OBP: 0.317, SLG: 0.354										0	0	0	0	0	0	0
Kelly Stinnett, R (1, 2) OBP: 0.365, SLG: 0.397		B C B B B 4-1 FC1-6 BB		C B B S B X 2-2 ③ G5-3		B C C S 1-3 ③ K		1 SAFE C S X 0-2 1-2 1B		3	0	1	0	1	1	0
Bobby Jones, R (1, 1) OBP: 0.200, SLG: 0.179		X 0-0 ① FC1-6 G1-6-3 1-2f			X 0-0 FC6-4 1B		C B X 1-1 ① G4-3	B S F T 1-2 ③ K		1	0	0	0	0	0	1
Paul Byrd, R (3, 1) OBP: 1.000, SLG: 1.000										1	0	1	0	0	0	0
Aaron Ledesma, R (6, 5) OBP: 0.378, SLG: 0.258										2	0	0	0	0	1	2
Jerry Dipoto, R (8, 1)										0	0	0	0	0	0	0
John Franco, L (9, 1)										0	0	0	0	0	0	0
Inning Stats	R: 3 H: 2 E: 0 LOB: 1 K: 0 BB: 1 S: 9 P: 23	R: 0 H: 0 E: 0 LOB: 0 K: 0 BB: 1 S: 4 P: 10	R: 0 H: 1 E: 0 LOB: 1 K: 2 BB: 0 S: 12 P: 20	R: 0 H: 0 E: 0 LOB: 0 K: 0 BB: 0 S: 8 P: 12	R: 2 H: 3 E: 0 LOB: 1 K: 1 BB: 0 S: 11 P: 17	R: 0 H: 0 E: 0 LOB: 0 K: 1 BB: 0 S: 7 P: 9	R: 0 H: 0 E: 0 LOB: 0 K: 1 BB: 0 S: 8 P: 12	R: 2 H: 3 E: 0 LOB: 2 K: 1 BB: 1 S: 16 P: 25	R: 0 H: 1 E: 0 LOB: 2 K: 0 BB: 0 S: 11 P: 13	1B: 5 SF: 1 2B: 3 SAC: 0 3B: 1 DP: 1 HR: 1 HBP: 2						

PITCHER	IP	WLS	BF	H	R	ER	SO	BB	IBB	HBP	BLK	WP	HR	S	P	ERA	WHIP
Darryl Kile, R (1, 1) ERA: 4.87	4.2		22	6	5	5	2	2	0	1	0	0	1	41	78	9.64	1.714
Dean Hartgraves, L (5, 1) ERA: 2.66	0.1		1	0	0	0	1	0	0	0	0	0	0	3	4	0.00	0.000
Dave Veres, R (6, 1) ERA: 1.85	2.0		6	0	0	0	2	0	0	0	0	0	0	15	21	0.00	0.000
Todd Jones, R (8, 1) ERA: 2.41	2.0	L	12	4	2	2	1	0	1	1	0	0	0	27	38	9.00	2.000

PITCHER	IP	WLS	BF	H	R	ER	SO	BB	IBB	HBP	BLK	WP	HR	S	P	ERA	WHIP

TOP

New York Mets @ Houston Astros

Astrodome, Houston, TX

Fri Aug 11 1995, 8:05 PM EDT

Att. 32,469 - Dome

livebaseballscorecards.com

AB	35
R	7
H	10
RBI	7
BB	3
SO	6
LOB	18

WP: 0	PA: 41		
PB: 0			
SB: 0			
CS: 0			

BOTTOM

New York Mets @ Houston Astros

Astrodome, Houston, TX

Fri Aug 11 1995, 8:05 PM EDT

Att. 32,469 - Dome

livebaseballscorecards.com

Batter	1	2	3	4	5	6	7	8	9	AB	R	H	RBI	BB	SO	LOB
John Cangelosi, S (1, 8) OBP: 0.471, SLG: 0.432	G5-3 BB	1B BB		E5 BLK	BB			K		3	0	0	0	2	1	0
Craig Biggio, R (1, 4) OBP: 0.418, SLG: 0.515	1B G6-3 BB	1 SAFE 1 SAFE FC6-4 1-3 1B		1 SAFE 2 SAFE G1-3 1-2	F9			0-0 1B		4	1	2	0	1	0	3
Derek Bell, R (1, 9) OBP: 0.371, SLG: 0.434	G6-3 S 1B 1-3 1B	FC6-4 1-2f		K		F9		K		5	1	1	0	0	2	4
Derrick May, L (1, 7) OBP: 0.316, SLG: 0.354 Brian Hunter, R (9, PH) OBP: 0.371, SLG: 0.422	G6-3 1-3 3-H	1B 1B 2B	G3			K			K	4 1	1 0	1 0	1 0	0 0	1 1	2 0
Tony Eusebio, R (1, 2) OBP: 0.382, SLG: 0.462	BB 3-H 1B	1B 1B 2-3 1B			2B 2B	F8			K	5	1	3	1	0	1	0
Dave Magadan, L (1, 5) OBP: 0.415, SLG: 0.359 Craig Shipley, R (9, PH) OBP: 0.288, SLG: 0.340	FC5-4 1-2 BB	1B 1-2 3-H 1B		1B G1-3 2-H 2B		G3		G6-3		3 1	1 0	2 0	2 0	1 0	0 0	0 0
Mike Simms, R (1, 3) OBP: 0.375, SLG: 0.500	FC5-4 1-2f	G6-3 1-2 2-3 1B			G1-3 2-3 1B	P6				4	0	2	0	0	0	2
Ricky Gutierrez, R (1, 6) OBP: 0.240, SLG: 0.208 Todd Jones, L (8, 1) OBP: 0.200, SLG: 0.400	G4-3	K			K	G3				4 0	0 0	0 0	0 0	0 0	2 0	5 0
Darryl Kile, R (1, 1) OBP: 0.200, SLG: 0.139 Dean Hartgraves, R (5, 1) Milt Thompson, L (5, PH) OBP: 0.287, SLG: 0.300 Dave Veres, R (6, 1) Orlando Miller, R (8, 6) OBP: 0.318, SLG: 0.379	G5-3	G6-3 1-2f			1 SAFE G1-3 1-2 3-H			G4-3		2 0 1 0 1	0 0 0 0 0	0 0 1 0 0	0 0 1 0 0	0 0 0 0 0	0 0 0 0 0	3 0 1 0 0
Inning Stats	R: 2 E: 0 K: 0 S: 12 H: 2 LOB: 2 BB: 2 P: 26	R: 0 E: 0 K: 0 S: 10 H: 1 LOB: 2 BB: 1 P: 17	R: 1 E: 0 K: 1 S: 9 H: 4 LOB: 2 BB: 0 P: 16	R: 0 E: 1 K: 1 S: 11 H: 0 LOB: 1 BB: 0 P: 17	R: 2 E: 0 K: 1 S: 17 H: 3 LOB: 2 BB: 1 P: 30	R: 0 E: 0 K: 1 S: 9 H: 0 LOB: 0 BB: 0 P: 11	R: 0 E: 0 K: 0 S: 7 H: 0 LOB: 0 BB: 0 P: 13	R: 0 E: 0 K: 2 S: 12 H: 1 LOB: 1 BB: 0 P: 17	R: 0 E: 0 K: 2 S: 8 H: 0 LOB: 0 BB: 0 P: 14	1B: 8 2B: 3 3B: 0 HR: 0 SF: 0 SAC: 0 DP: 1 HBP: 0						

	AB	38
	R	5
	H	11
	RBI	5
	BB	4
	SO	8
	LOB	20

WP: 0 PA: 42
PB: 0
SB: 1
CS: 0

PITCHER		IP	WLS	BF	H	R	ER	SO	BB	IBB	HBP	BLK	WP	HR	S	P	ERA	WHIP
Bobby Jones, R ERA: 4.14	(1, 1)	2.0		16	7	3	3	0	3	0	0	0	0	0	27	52	13.50	5.000
Paul Byrd, R ERA: 3.52	(3, 1)	3.0		13	3	2	2	3	1	0	0	1	0	0	32	54	6.00	1.333
Doug Henry, R ERA: 3.83	(6, 1)	2.0	W	6	0	0	0	1	0	0	0	0	0	0	16	24	0.00	0.000
Jerry Dipoto, R ERA: 4.73	(8, 1)	1.0		4	1	0	0	2	0	0	0	0	0	0	12	17	0.00	1.000
John Franco, L ERA: 2.31	(9, 1)	1.0	S	3	0	0	0	2	0	0	0	0	0	0	8	14	0.00	0.000

PITCHER	IP	WLS	BF	H	R	ER	SO	BB	IBB	HBP	BLK	WP	HR	S	P	ERA	WHIP

Batter	1	2	3	4	5	6	7	8	9	AB	R	H	RBI	BB	SO	LOB
Damon Buford, R (1, 8) OBP: 0.292, SLG: 0.230	B C B X 2-1 G5-3 ①		X 0-0 B2 ①		C B B F X 2-2 FC5-4 ③ 1-2f			C B X 1-1 G4-3 ①		4	0	0	0	0	0	3
Tim Bogar, R (1, 5) OBP: 0.314, SLG: 0.349	S C B X 1-2 1B		S T X 0-2 FC5-4 ② 1-2f 2-3			X 0-0 G4-3 ①		T B B B C C 3-3 K ②		4	0	1	0	0	1	2
Carl Everett, S (1, 9) OBP: 0.305, SLG: 0.426	B S S S 1 SAFE S 1-3 K ②		F B 1 B X SAFE 2-1 G1-3 ③			C X 0-1 P4 ②		B S F X 1-2 G4-3 ③		4	0	0	0	0	1	3
Jeff Kent, R (1, 4) OBP: 0.326, SLG: 0.458	B F B S 1 SAFE S 2-3 K ③			B S B F S 2-3 K ①		S X 0-1 G5-3 ③			X 0-0 F8-4 1B 1B	4	0	1	0	0	2	1
Chris Jones, R (1, 7) OBP: 0.347, SLG: 0.511		C S S 0-3 K ①		X 0-0 G4-3 ②			C B T B F B X 3-2 1B 1B 1B		B S B B X 2-1 F8 ①	4	1	1	0	0	1	1
Rico Brogna, L (1, 3) OBP: 0.344, SLG: 0.485		B B C B F X 3-2 G6-3 ②		B X 1-0 G4-3 ③			C B X 1-1 P5 ①		X 0-0 1-2 1B	4	0	1	0	0	0	1
Jose Vizcaino, S (1, 6) OBP: 0.331, SLG: 0.357		B X 1-0 G4-3 ③			B C C B S 2-3 K ①		1 SAFE X 0-0 1-2 1B		S B F X 1-2 F8-4 ② ③ 2-3	4	0	1	0	0	1	2
Kelly Stinnett, R (1, 2) OBP: 0.379, SLG: 0.402			B B B C S B 4-2 FC5-4 BB BB		B B B B 4-0 FC5-4 BB		B C B C X 2-2 1-2 2-H G6-3 1B			1	0	1	1	2	0	0
Dave Mlicki, R (1, 1) Aaron Ledesma, R (7, PH) OBP: 0.368, SLG: 0.250 Dave Telgheder, R (7, 1)			B B B C B 4-1 FC5-4 1-2 BB		B B B C L 1 SAFE L 3-3 K ②		C X 0-1 G6-3 ② ③ 1-2f			1 1 0	0 0 0	0 0 0	0 0 0	1 0 0	1 0 0	1 2 0
Inning Stats	R: 0 H: 1 E: 0 LOB: 1 K: 2 BB: 0 S: 11 P: 17	R: 0 H: 0 E: 0 LOB: 0 K: 1 BB: 0 S: 7 P: 11	R: 0 H: 0 E: 0 LOB: 2 K: 0 BB: 2 S: 9 P: 19	R: 0 H: 0 E: 0 LOB: 0 K: 1 BB: 0 S: 5 P: 8	R: 0 H: 0 E: 0 LOB: 1 K: 2 BB: 1 S: 9 P: 20	R: 0 H: 0 E: 0 LOB: 0 K: 0 BB: 0 S: 5 P: 5	R: 1 H: 3 E: 0 LOB: 1 K: 0 BB: 1 S: 12 P: 18	R: 0 H: 0 E: 0 LOB: 0 K: 1 BB: 0 S: 8 P: 13	R: 0 H: 2 E: 0 LOB: 1 K: 0 BB: 0 S: 7 P: 10	1B: 6 SF: 0 2B: 1 SAC: 0 3B: 0 DP: 2 HR: 0 HBP: 0						

PITCHER		IP	WLS	BF	H	R	ER	SO	BB	IBB	HBP	BLK	WP	HR	S	P	ERA	WHIP
Mike Hampton, L ERA: 2.89	(1, 1)	7.0	W	27	4	1	1	6	3	0	0	0	0	0	58	98	1.29	1.000
Todd Jones, R ERA: 2.38	(8, 1)	1.0		3	0	0	0	1	0	0	0	0	0	0	8	13	0.00	0.000
Mike Henneman, R ERA: 1.48	(9, 1)	1.0	S	4	2	0	0	0	0	0	0	0	0	0	7	10	0.00	2.000

PITCHER	IP	WLS	BF	H	R	ER	SO	BB	IBB	HBP	BLK	WP	HR	S	P	ERA	WHIP

TOP

New York Mets @ Houston Astros

Astrodome, Houston, TX

Sat Aug 12 1995, 8:05 PM EDT

Att. 31,498 - Dome

livebaseballscorecards.com

AB	31
R	1
H	6
RBI	1
BB	3
SO	7
LOB	16

New York Mets @ Houston Astros

Astrodome, Houston, TX

Sat Aug 12 1995, 8:05 PM EDT

Att. 31,498 - Dome

BOTTOM

Batter	1	2	3	4	5	6	7	8	9	AB	R	H	RBI	BB	SO	LOB
John Cangelosi, S (1, 8) OBP: 0.472, SLG: 0.435	B X 1-0 2B 1B		B C X 1-1 S 1-3 1B	C C B B B X 3-2 G4-3 2-3 ②			C F B B X 2-2 G1-3 ②			4	0	2	0	0	0	1
Todd Jones, L (8, 1) OBP: 0.200, SLG: 0.400										0	0	0	0	0	0	0
James Mouton, R (9, 7) OBP: 0.335, SLG: 0.399										0	0	0	0	0	0	0
Craig Biggio, R (1, 4) OBP: 0.414, SLG: 0.509	B S 1 SAFE X 1-1 F8 ①		X 0-0 F9 ①	B C X 1-1 F8 ③			B C C X 1-2 G3 ③			4	0	0	0	0	0	4
Derek Bell, R (1, 9) OBP: 0.370, SLG: 0.431	1 SAFE 1 SAFE C 1 SAFE B S B 1 SAFE X 2-2 P6 ②		1 SAFE B B B 4-0 1-2 3-H BB		C B F B F X 2-2 G6-3 ①			S B X 1-1 G4-3 ①		3	0	0	0	1	0	1
Derrick May, L (1, 7) OBP: 0.315, SLG: 0.357	B X 1-0 1-H 2B ③		B X 1-0 F9 ②		B C X 1-1 L3 ②			F C X 0-2 F8 ②		4	0	1	0	0	0	2
Mike Henneman, R (9, 1) OBP: 0.284, SLG: 0.297										0	0	0	0	0	0	0
Tony Eusebio, R (1, 2) OBP: 0.380, SLG: 0.459		B C C C 1-3 K ①	C F F B B S 2-3 K ③		F S B S 1-3 K ③			F C B X 1-2 1B		4	0	1	0	0	3	2
Dave Magadan, L (1, 5) OBP: 0.413, SLG: 0.357		C B C B X 2-2 G3 ②	B B C B F X 3-2 HR 1B			C F F X 0-2 L5 ①		X 0-0 L7 ③		4	1	1	0	0	0	1
Mike Simms, R (1, 3) OBP: 0.371, SLG: 0.581		C X 0-1 E5	B C B B F X 3-2 1-H HR			B F B B X 3-1 F9 ②				3	1	1	2	0	0	0
Orlando Miller, R (1, 6) OBP: 0.318, SLG: 0.379		B B F X 2-1 G3 ③	C C X 0-2 WP SH3-4 1B			B X 1-0 G5-3 ③				3	0	1	0	0	0	1
Mike Hampton, R (1, 1) OBP: 0.152, SLG: 0.097			C B X 1-1 1B E 1B	X 0-0 SH3-4 ① 1-2			C S S F S 1-3 K2-3 ①			1	1	1	0	0	0	0
Milt Thompson, L (7, PH) OBP: 0.284, SLG: 0.297										1	0	0	0	0	1	0
Brian Hunter, R (8, 8) OBP: 0.371, SLG: 0.422										0	0	0	0	0	0	0
Inning Stats	R: 0 E: 0 K: 0 S: 7 H: 2 LOB: 2 BB: 0 P: 12	R: 0 E: 1 K: 1 S: 10 H: 0 LOB: 1 BB: 0 P: 15	R: 1 E: 0 K: 1 S: 10 H: 2 LOB: 2 BB: 1 P: 19	R: 2 E: 0 K: 0 S: 15 H: 3 LOB: 1 BB: 0 P: 25	R: 0 E: 0 K: 1 S: 9 H: 0 LOB: 0 BB: 0 P: 13	R: 0 E: 0 K: 0 S: 7 H: 0 LOB: 0 BB: 0 P: 11	R: 0 E: 0 K: 1 S: 11 H: 0 LOB: 0 BB: 0 P: 15	R: 0 E: 0 K: 0 S: 9 H: 1 LOB: 1 BB: 0 P: 11		1B: 6 2B: 1 3B: 0 HR: 1 SF: 0 SAC: 1 DP: 0 HBP: 0						

PITCHER		IP	WLS	BF	H	R	ER	SO	BB	IBB	HBP	BLK	WP	HR	S	P	ERA	WHIP
Dave Mlicki, R ERA: 4.67	(1, 1)	6.0	L	26	7	3	3	3	1	0	0	0	1	1	58	95	4.50	1.333
Dave Telgheder, R ERA: 10.8	(7, 1)	2.0		7	1	0	0	1	0	0	0	0	0	0	20	26	0.00	0.500

PITCHER	IP	WLS	BF	H	R	ER	SO	BB	IBB	HBP	BLK	WP	HR	S	P	ERA	WHIP

livebaseballscorecards.com

AB	31
R	3
H	8
RBI	2
BB	1
SO	4
LOB	12

PA: 33

WP: 1 PB: 0 SB: 1 CS: 0

New York Mets @ Houston Astros

Astrodome, Houston, TX

Sun Aug 13 1995, 8:05 PM EDT

Att. 17,287 - Dome

TOP

livebaseballscorecards.com

Batter	1	2	3	4	5	6	7	8	9	AB	R	H	RBI	BB	SO	LOB
Damon Buford, R (1, 8) OBP: 0.287, SLG: 0.218	C C B B X 2-2 F8 ①	B C F B X 2-2 F8 ③			C F B S 1-3 K ①		B X 1-0 F7 ②		B H 2-0 1-2 HBP	4	0	0	0	0	1	2
Joe Orsulak, L (1, 7) OBP: 0.325, SLG: 0.399	B X 1-0 1B 2B 1B		B B X 2-0 G4-3 ①		C F F F F X 0-2 L7 ②		B B C B C S 3-3 K ③ 1-2		F B S F S 1-3 K ③	5	1	1	0	0	2	4
Carl Everett, S (1, 9) OBP: 0.297, SLG: 0.414	B S I S 1 SAFE 1-3 K ②		X 0-0 G6-3 ②		B B B C F X 3-2 F7 ③			C F B X 1-2 P4 ①		4	0	0	0	0	1	2
Jeff Kent, R (1, 4) OBP: 0.328, SLG: 0.457	X 0-0 1-2 2B 1B		S C S 0-3 K ③			C B F B B S 3-3 K ①		B B B C F B 4-2 BB		3	1	1	0	1	2	0
Rico Brogna, L (1, 3) OBP: 0.346, SLG: 0.488	C B X 1-1 1-H 2-H 2B 2B			C S X 0-2 G6-3 ①		B T B F B F X 3-2 1B		S B 1 SAFE F X 1-2 L4 ②		4	1	2	2	0	0	1
Jose Vizcaino, S (1, 6) OBP: 0.332, SLG: 0.360	B S B F X 2-2 2-H 2B			B B B 4-0 BB		1 SAFE B F 1 SAFE B X 2-1 F7 ②		C C B S 1-3 K ③		3	0	1	1	1	1	2
Bill Spiers, L (1, 5) OBP: 0.211, SLG: 0.220	B S C S 1-3 K ③			1 SAFE S F 1 SAFE S 0-3 K ②		B X 1-0 F7 ③			B B C F F B X 3-2 F8 ①	4	0	0	0	0	2	3
Alberto Castillo, R (1, 2) OBP: 0.233, SLG: 0.115 Kelly Stinnett, R (9, PH) OBP: 0.376, SLG: 0.398		C S B X 1-2 G4-3 ①		B X 1-0 G4-3 ③			X 0-0 WP 1B		C C F B F F B B B C 3-3 K ②	3 1	0 0	1 0	0 0	0 0	0 1	1 0
Reid Cornelius, R (1, 1) Aaron Ledesma, R (7, PH) OBP: 0.359, SLG: 0.242 Jerry Dipoto, R (7, 1) Chris Jones, R (9, PH) OBP: 0.344, SLG: 0.507		C T F F S 0-3 K ②			B C X 1-1 E6		F B F 1 SAFE B X 2-2 F9 ①		B T F S 1-3 K HBP	2 1 0 1	0 0 0 0	0 0 0 0	0 0 0 0	0 0 0 0	1 0 0 1	0 1 0 0
Inning Stats	R: 3 H: 4 E: 0 LOB: 1 K: 2 BB: 0 S: 16 P: 24	R: 0 H: 0 E: 0 LOB: 0 K: 1 BB: 0 S: 11 P: 14	R: 0 H: 0 E: 0 LOB: 0 K: 1 BB: 0 S: 5 P: 7	R: 0 H: 0 E: 0 LOB: 1 K: 1 BB: 1 S: 7 P: 12	R: 0 H: 0 E: 1 LOB: 1 K: 1 BB: 0 S: 14 P: 19	R: 0 H: 1 E: 0 LOB: 1 K: 1 BB: 0 S: 10 P: 19	R: 0 H: 1 E: 0 LOB: 1 K: 1 BB: 0 S: 8 P: 14	R: 0 H: 0 E: 0 LOB: 1 K: 1 BB: 1 S: 11 P: 18	R: 0 H: 0 E: 0 LOB: 2 K: 3 BB: 0 S: 17 P: 27							

	AB	35
	R	3
	H	6
	RBI	3
	BB	2
	SO	12
	LOB	16

PITCHER		IP	WLS	BF	H	R	ER	SO	BB	IBB	HBP	BLK	WP	HR	S	P	ERA	WHIP	PITCHER	IP	WLS	BF	H	R	ER	SO	BB	IBB	HBP	BLK	WP	HR	S	P	ERA	WHIP
Shane Reynolds, R ERA: 2.9	(1, 1)	7.0	W	29	6	3	3	8	1	0	0	0	1	0	71	109	3.86	1.000																	
Dean Hartgraves, L ERA: 2.55	(8, 1)	1.0		4	0	0	0	1	1	0	0	0	0	0	11	18	0.00	1.000																	
Mike Henneman, R ERA: 1.44	(9, 1)	1.0	S	5	0	0	0	3	0	0	1	0	1	0	17	27	0.00	0.000																	

1B: 4	SF: 0	WP: 2	PA: 38
2B: 2	SAC: 0	PB: 0	
3B: 0	DP: 0	SB: 0	
HR: 0	HBP: 1	CS: 0	

BOTTOM

New York Mets @ Houston Astros

Astrodome, Houston, TX

Sun Aug 13 1995, 8:05 PM EDT

Att. 17,287 - Dome

livebaseballscorecards.com

Batter	1	2	3	4	5	6	7	8	9	AB	R	H	RBI	BB	SO	LOB
Brian Hunter, R (1, 8) OBP: 0.375, SLG: 0.422	B F B X 2-1 2B 1B	B B F B F B 4-2 1-2 2-3 1B BB		B C B B X 3-1 F9 ③			B 1 SAFE 1 SAFE B 1 SAFE S X 2-1 SH1-3 1-2 ①			2	1	1	0	1	0	0
James Mouton, R (1, 7) OBP: 0.342, SLG: 0.411	B F 1 SAFE B 1 SAFE X 2-1 SH1-3 G6-3 1-H 2B	C X 0-1 1-2 2-H 3-H 1B ③			B S F C 1-3 K ①		B B S B X 3-1 G6-4-3 2-H 1B			4	1	3	4	0	1	0
Craig Biggio, R (1, 4) OBP: 0.413, SLG: 0.507	X 0-0 SH1-3 2-3 ①	C B B B B 4-1 E S BB			B C X 1-1 G1-3 ②		1 SAFE X 0-0 G6-4-3 1-2f ② ③			2	0	0	0	1	0	1
Derek Bell, R (1, 9) OBP: 0.369, SLG: 0.429	B B B F F F X 3-2 G6-3 3-H ②	B B X 2-0 G5-3 1-2 ①			B C X 1-1 E S 1B			F B B X 2-1 G6-3 ①		4	0	1	1	0	0	1
Dave Magadan, L (1, 5) (2, 3) OBP: 0.414, SLG: 0.354	C C B F F B X 3-2 G1-3 ③	B B I I 4-0 FC4 IBB			C 1 SAFE B X 1-1 F9 1-3 ③			B B B B 4-0 G6-4-3 BB		2	0	0	0	2	0	1
Mike Simms, R (1, 3) OBP: 0.371, SLG: 0.581 Craig Shipley, R (2, 5) OBP: 0.287, SLG: 0.338	C X 0-1 BB 1B 1B 1B	C B S S 1-3 K ②				C S B B B F B X 3-2 G5-3 ①		B F X 1-1 G6-4-3 1-2f ② ③		0 4	0 1	0 1	0 0	0 0	0 1	0 3
Pat Borders, R (1, 2) OBP: 0.261, SLG: 0.377	B 1 SAFE 1 SAFE S S F C 1-3 ① S 2 SAFE B C X 1-2 FC4 1-2f 2-3 ③					C B B S X 2-2 G6-3 ②				3	0	0	0	0	1	3
Orlando Miller, R (1, 6) OBP: 0.315, SLG: 0.375	C C C 0-3 ② B B S X 2-1 G6-3 ①					C F X 0-2 G5-3 ③				3	0	0	0	0	1	1
Shane Reynolds, R (1, 1) OBP: 0.170, SLG: 0.152 John Cangelosi, S (7, PH) OBP: 0.477, SLG: 0.435 Dean Hartgraves, R (8, 1) Mike Henneman, R (9, 1)	B X 1-0 BB 1-2 1B 1B	B B X 2-0 F8 ②					C F B H 2-2 SH1-3 1B HBP			2 0 0 0	1 1 0 0	1 0 0 0	0 0 0 0	0 0 0 0	0 0 0 0	0 0 0 0
Inning Stats	R: 2 E: 0 K: 0 S: 14 H: 2 LOB: 0 BB: 0 P: 24	R: 2 E: 0 K: 2 S: 14 H: 3 LOB: 1 BB: 1 P: 20	R: 0 E: 1 K: 1 S: 8 H: 0 LOB: 2 BB: 2 P: 20	R: 0 E: 0 K: 0 S: 5 H: 0 LOB: 0 BB: 0 P: 12	R: 0 E: 0 K: 1 S: 9 H: 1 LOB: 1 BB: 0 P: 13	R: 0 E: 0 K: 0 S: 11 H: 0 LOB: 0 BB: 0 P: 16	R: 1 E: 0 K: 0 S: 7 H: 1 LOB: 0 BB: 0 P: 14	R: 0 E: 0 K: 0 S: 4 H: 0 LOB: 0 BB: 1 P: 11		1B: 6 2B: 1 3B: 0 HR: 0	SF: 0 SAC: 2 DP: 2 HBP: 1			WP: 0 PB: 0 SB: 2 CS: 0	PA: 33	

	AB	26
	R	5
	H	7
	RBI	5
	BB	4
	SO	4
	LOB	10

PITCHER	IP	WLS	BF	H	R	ER	SO	BB	IBB	HBP	BLK	WP	HR	S	P	ERA	WHIP
Reid Cornelius, R (1, 1) ERA: 6.41	6.0	L	26	6	4	4	4	2	1	0	0	0	0	61	105	6.00	1.333
Jerry Dipoto, R (7, 1) ERA: 4.72	2.0		7	1	1	1	0	1	0	1	0	0	0	11	25	4.50	1.000

PITCHER	IP	WLS	BF	H	R	ER	SO	BB	IBB	HBP	BLK	WP	HR	S	P	ERA	WHIP

Batter	1	2	3	4	5	6	7	8	9	AB	R	H	RBI	BB	SO	LOB
Rondell White, R (1, 8) OBP: 0.346, SLG: 0.456	F B B X 2-1 ① P3	B X 1-0 S 1B			S B S B T 2-2 ① K			C B S X 1-2 G5-3 E 1B		4	0	2	0	0	1	0
Wil Cordero, R (1, 6) OBP: 0.355, SLG: 0.440	B X 1-0 BB HR 1B	P B X 2-0 ③ P4 1-2			F B B F S 2-3 ② K			1 SAFE C 1 SAFE X 0-1 E9 G5-3 1-2		4	1	1	0	0	1	2
Moises Alou, R (1, 7) OBP: 0.340, SLG: 0.462	B B 1 SAFE 1 SAFE F B F B 4-2 HR 1-2 BB	B B F F F F B X 3-2 ① G5-3			C X 0-1 ③ G3			X 0-0 ① ② G5-3 1-2 2-3f		3	1	0	0	1	0	2
David Segui, S (1, 3) OBP: 0.386, SLG: 0.483	X 0-0 1-H 2-H HR	B S F C 1-3 ② K				S B X 1-1 ① G4-3		I I I I 4-0 IBB		3	1	1	3	1	1	0
Darrin Fletcher, L (1, 2) OBP: 0.388, SLG: 0.496	B B B C F X 3-2 1B	F B B F B X 3-2 ③ G6-3				X 0-0 ② F9		F X 0-1 ③ P2		4	0	1	0	0	0	2
Mike Lansing, R (1, 4) OBP: 0.317, SLG: 0.421	D F F B X 2-2 ② L8			X 0-0 S G1-3 FC2-6 1B		C B B T C 2-3 ③ K			B X 1-0 FC1-6 1B	4	0	2	0	0	1	1
Tony Tarasco, L (1, 9) OBP: 0.324, SLG: 0.397	S B C S 1-3 ③ K			X 0-0 ① G1-3 1-2			B S F S 1-3 ① K		X 0-0 ① FC1-6 G4-6-3 1-2f	4	0	0	0	0	2	3
Shane Andrews, R (1, 5) OBP: 0.268, SLG: 0.349		B B S C B X 3-2 ① L9		F C B B B X 3-2 ② FC2-6 2-H			X 0-0 ② P3		1 SAFE X 0-0 ② ③ G4-6-3 1-2f	4	0	0	0	0	0	2
Butch Henry, L (1, 1) OBP: 0.048, SLG: 0.048		B B C S F B X 3-2 ② G4-3		X 0-0 ③ P5			B C S T C 1-3 ③ K			2	0	0	0	0	0	1
Jeff Shaw, R (5, 1)										1	0	0	0	0	1	0
Tim Scott, R (7, 1) OBP: 0.250, SLG: 0.250										0	0	0	0	0	0	0
Mel Rojas, R (9, 1)										0	0	0	0	0	0	0
Inning Stats	R: 3 E: 0 K: 1 S: 15 H: 3 LOB: 1 BB: 1 P: 28	R: 0 E: 0 K: 0 S: 10 H: 1 LOB: 1 BB: 0 P: 18	R: 0 E: 0 K: 1 S: 10 H: 0 LOB: 0 BB: 0 P: 17	R: 0 E: 0 K: 0 S: 6 H: 1 LOB: 1 BB: 0 P: 9	R: 0 E: 0 K: 2 S: 8 H: 0 LOB: 0 BB: 0 P: 12	R: 0 E: 0 K: 1 S: 6 H: 0 LOB: 0 BB: 0 P: 9	R: 0 E: 0 K: 2 S: 8 H: 0 LOB: 0 BB: 0 P: 10	R: 0 E: 1 K: 0 S: 8 H: 1 LOB: 2 BB: 1 P: 13	R: 0 E: 0 K: 0 S: 3 H: 1 LOB: 0 BB: 0 P: 4	1B: 6 2B: 0 3B: 0 HR: 1	SF: 0 SAC: 0 DP: 2 HBP: 0					

PITCHER		IP	WLS	BF	H	R	ER	SO	BB	IBB	HBP	BLK	WP	HR	S	P	ERA	WHIP
Jason Isringhausen, R ERA: 3.4	(1, 1)	8.0	L	32	6	3	3	7	1	1	0	0	0	1	71	116	3.38	0.875
Don Florence, L ERA:	(9, 1)	1.0		3	1	0	0	0	0	0	0	0	0	0	3	4	0.00	1.000

PITCHER	IP	WLS	BF	H	R	ER	SO	BB	IBB	HBP	BLK	WP	HR	S	P	ERA	WHIP

Montreal Expos @ New York Mets

Shea Stadium, Flushing, NY

Tue Aug 15 1995, 7:05 PM EDT

Att. 15,829 - Unknown - 85 F

TOP

livebaseballscorecards.com

AB	33
R	3
H	7
RBI	3
BB	2
SO	7
LOB	13

1B: 6	SF: 0	WP: 0	PA: 35
2B: 0	SAC: 0	PB: 0	
3B: 0	DP: 2	SB: 2	
HR: 1	HBP: 0	CS: 0	

Montreal Expos @ New York Mets

Shea Stadium, Flushing, NY

Tue Aug 15 1995, 7:05 PM EDT

Att. 15,829 - Unknown - 85 F

livebaseballscorecards.com

BOTTOM

Batter	1	2	3	4	5	6	7	8	9	AB	R	H	RBI	BB	SO	LOB
Damon Buford, R (1, 8) OBP: 0.296, SLG: 0.213	B B C B B 4-1 CS BB		C B F C 1-3 ③ K			F B B B B 4-1 2B G3-1 BB		C B S B S 2-3 ② K		2	1	0	0	2	2	1
Tim Bogar, R (1, 5) Don Florence, R (9, 1)	B C 1 SAFE 1 SAFE 1 SAFE 1 S S 1-3 ① ② K 1-2			B X 1-0 ① F8		1 SAFE 1 SAFE X 0-1 ③ G3-1 1-3 2B		F F B F B X 2-2 ③ G6-3		4 0	0 0	1 0	0 0	0 0	1 0	1 0
Carl Everett, S (1, 9) OBP: 0.289, SLG: 0.401	C C F C 0-3 ③ K			X 0-0 ② G5-3		C F F F F X 0-2 ② G3-1 2-3 3-H			S S B S 1-3 ① K	4	0	0	1	0	2	1
Jeff Kent, R (1, 4) OBP: 0.328, SLG: 0.454		C B B X 2-1 ① L8		B B C F X 2-2 1B		S X 0-1 ③ F9			F S X 0-2 ② P9	4	0	1	0	0	0	1
Chris Jones, R (1, 7) OBP: 0.342, SLG: 0.496		B X 1-0 ② L8		F C 1 SAFE F 1 SAFE 1 SAFE X 0-2 ③ F7			F H 1-1 F9 S HBP		B C B F B S 3-3 ③ K	3	0	0	0	0	1	1
Rico Brogna, L (1, 3) OBP: 0.343, SLG: 0.484		X 0-0 ③ G4-3		B X 1-0 ① G3-1			1 SAFE F B 1 SAFE B F F S 2-3 ① K			3	0	0	0	0	1	1
Jose Vizcaino, S (1, 6) OBP: 0.330, SLG: 0.357			X 0-0 ① G4-3	C B X 1-1 ② F8			1 SAFE B B B C X 3-1 ② F9 1-3			3	0	0	0	0	0	1
Kelly Stinnett, R (1, 2) OBP: 0.368, SLG: 0.388			C B X 1-1 ② G6-3	B C B B F F F X 3-2 ③ G4-3			C C B C 1-3 ③ K			3	0	0	0	0	1	1
Jason Isringhausen, R (1, 1) OBP: 0.077, SLG: 0.077 Bill Spiers, L (8, PH) (9, 5) OBP: 0.207, SLG: 0.216			F S X 0-2 1B			B F L C 1-3 ① K		B X 1-0 ① L7		2 1	0 0	1 0	0 0	0 0	1 0	0 0

	AB	29
	R	1
	H	3
	RBI	1
	BB	2
	SO	9
	LOB	8

Inning Stats	1	2	3	4	5	6	7	8	9	1B: 2	SF: 0	WP: 0	PA: 32
	R: 0 E: 0 K: 2 S: 8 H: 0 LOB: 0 BB: 1 P: 13	R: 0 E: 0 K: 0 S: 4 H: 0 LOB: 0 BB: 0 P: 7	R: 0 E: 0 K: 1 S: 9 H: 1 LOB: 1 BB: 1 P: 11	R: 0 E: 0 K: 0 S: 9 H: 1 LOB: 1 BB: 0 P: 12	R: 0 E: 0 K: 0 S: 8 H: 0 LOB: 0 BB: 0 P: 13	R: 1 E: 0 K: 1 S: 14 H: 1 LOB: 1 BB: 1 P: 19	R: 0 E: 0 K: 2 S: 10 H: 0 LOB: 1 BB: 0 P: 17	R: 0 E: 0 K: 1 S: 7 H: 0 LOB: 0 BB: 0 P: 12	R: 0 E: 0 K: 2 S: 9 H: 0 LOB: 0 BB: 0 P: 13	2B: 1 3B: 0 HR: 0	SAC: 0 DP: 0 HBP: 1	PB: 0 SB: 1 CS: 1	

PITCHER		IP	WLS	BF	H	R	ER	SO	BB	IBB	HBP	BLK	WP	HR	S	P	ERA	WHIP
Butch Henry, L ERA: 2.84	(1, 1)	4.1		15	2	0	0	3	1	0	0	0	0	0	31	45	0.00	0.692
Jeff Shaw, R ERA: 4.76	(5, 1)	1.2		8	1	1	1	1	1	0	1	0	0	0	22	32	5.40	1.200
Tim Scott, R ERA: 4.21	(7, 1)	2.0	W	6	0	0	0	3	0	0	0	0	0	0	16	27	0.00	0.000
Mel Rojas, R ERA: 4.38	(9, 1)	1.0	S	3	0	0	0	2	0	0	0	0	0	0	9	13	0.00	0.000

PITCHER	IP	WLS	BF	H	R	ER	SO	BB	IBB	HBP	BLK	WP	HR	S	P	ERA	WHIP

Batter	1	2	3	4	5	6	7	8	9	AB	R	H	RBI	BB	SO	LOB
Rondell White, R (1, 8) OBP: 0.345, SLG: 0.453	X 0-0 CS 1B		C S F X 0-2 ② L9		B X 1-0 ③ L9			X 0-0 ② F8		4	0	1	0	0	0	2
F.P. Santangelo, S (1, 7) OBP: 0.447, SLG: 0.545 (1, 9)	1 SAFE 1 SAFE F B X 1-1 ①② L6 1-2		X 0-0 ③ FC5-4 1-2f			B B B C B 4-1 G5-4-3 BB		C F X 0-2 ③ P5		3	0	0	0	1	0	3
David Segui, S (1, 3) OBP: 0.387, SLG: 0.481	C B B S X 2-2 1B			X 0-0 ① F8		C B 1 SAFE X 1-1 ①② G5-4-3 1-2f			B B B C F B 4-2 FC1-4 BB	3	0	1	0	1	0	1
Moises Alou, R (1, 9) OBP: 0.339, SLG: 0.461 Dave Silvestri, R (1, 7) OBP: 0.227, SLG: 0.293 Curtis Pride, L (9, PR) OBP: 0.250, SLG: 0.200	F X 0-1 ③ F8			F B X 1-1 ② G5-3		B X 1-0 ③ L5			1 SAFE F F X 0-2 ① FC1-4 1-2f	1 3 0	0 0 0	0 0 0	0 0 0	0 0 0	0 0 0	1 1 0
Wil Cordero, R (1, 6) OBP: 0.356, SLG: 0.439		B F F B S 2-3 ① K		B S F B F B B 4-2 E BB			C F B X 1-2 CS 1B		1 SAFE C 1 SAFE X 0-1 ② F9	3	0	1	0	1	1	1
Mike Lansing, R (1, 4) OBP: 0.316, SLG: 0.419		X 0-0 G4-6-3 1B		S F X 0-2 FC1 1-2			1 SAFE B S B X 3-0 ①② G5-3 1-2		1 SAFE B 1 SAFE 1 SAFE C T C 1-3 ③ K	4	0	1	0	0	1	3
Shane Andrews, R (1, 5) OBP: 0.263, SLG: 0.343		1 SAFE C X 0-1 ②③ G4-6-3 1-2f		C C B B B X 3-2 ③ G6-3			S B F F B X 2-2 ③ G6-3			3	0	0	0	0	0	3
Tim Laker, R (1, 2) OBP: 0.303, SLG: 0.387			S B B B B X 3-1 ① G6-3		C B X 1-1 ① G6-3			B B C B X 3-1 ① G5-3		3	0	0	0	0	0	0
Carlos Perez, L (1, 1) OBP: 0.190, SLG: 0.282 Sean Berry, R (8, PH) OBP: 0.344, SLG: 0.487 Greg Harris, S (8, 1) OBP: 0.333, SLG: 0.667			S B F F X 1-2 FC5-4 1B		B C S F B X 2-2 ② L7			B B F X 2-1 1B		2 1 0	0 0 0	1 1 0	0 0 0	0 0 0	0 0 0	0 0 0
Inning Stats	R: 0 E: 0 K: 0 S: 8 H: 2 LOB: 1 BB: 0 P: 11	R: 0 E: 0 K: 1 S: 6 H: 1 LOB: 0 BB: 0 P: 8	R: 0 E: 0 K: 0 S: 11 H: 1 LOB: 1 BB: 0 P: 15	R: 0 E: 1 K: 0 S: 12 H: 0 LOB: 2 BB: 1 P: 20	R: 0 E: 0 K: 0 S: 7 H: 0 LOB: 0 BB: 0 P: 11	R: 0 E: 0 K: 0 S: 4 H: 0 LOB: 0 BB: 1 P: 10	R: 0 E: 0 K: 0 S: 9 H: 1 LOB: 0 BB: 0 P: 14	R: 0 E: 0 K: 0 S: 8 H: 1 LOB: 1 BB: 0 P: 13	R: 0 E: 0 K: 1 S: 10 H: 0 LOB: 1 BB: 1 P: 15	1B: 6 2B: 0 3B: 0 HR: 0	SF: 0 SAC: 0 DP: 2 HBP: 0					

PITCHER		IP	WLS	BF	H	R	ER	SO	BB	IBB	HBP	BLK	WP	HR	S	P	ERA	WHIP
Bill Pulsipher, L ERA: 3.56	(1, 1)	8.0	W	29	6	0	0	1	2	0	0	0	0	0	65	102	0.00	1.000
John Franco, L ERA: 2.25	(9, 1)	1.0	S	4	0	0	0	1	1	0	0	0	0	0	10	15	0.00	1.000

PITCHER	IP	WLS	BF	H	R	ER	SO	BB	IBB	HBP	BLK	WP	HR	S	P	ERA	WHIP

TOP

Montreal Expos @ New York Mets

Shea Stadium, Flushing, NY

Wed Aug 16 1995, 7:05 PM EDT

Att. 15,731 - Unknown - 88 F

livebaseballscorecards.com

AB	30
R	0
H	6
RBI	0
BB	3
SO	2
LOB	15

Batter	1	2	3	4	5	6	7	8	9	AB	R	H	RBI	BB	SO	LOB
Damon Buford, R (1, 8) OBP: 0.284, SLG: 0.202	C B B C B S 3-3 K ①		F D B X 2-1 P4 ③		C B X 1-1 FC5-4 ③ 1-2f			C L B S 1-3 K ③		4	0	0	0	0	2	2
Tim Bogar, R (1, 5) OBP: 0.312, SLG: 0.356	S B B X 2-1 P4 ②			B X 1-0 FC6-4 1B FC5-4 1B		X 0-0 F4 ①				3	1	1	0	0	0	0
Carl Everett, S (1, 9) OBP: 0.289, SLG: 0.400	B C X 1-1 G5-3 ③			X 0-0 FC6-4 1-2 1B		C F X 0-2 G6-3 ②				3	0	1	0	0	0	0
Jeff Kent, R (1, 4) OBP: 0.325, SLG: 0.450		B C T S 1-3 K ①		B X 1-0 FC6-4 FC5-4 1-2f 2-3		S B S S 1-3 K ③				3	0	0	0	0	2	2
Chris Jones, R (1, 7) OBP: 0.335, SLG: 0.486		B T C T S 1-3 K ②		B 1 SAFE B S 1 SAFE X 2-1 FC5-4 ② 1-2f 3-H			B B S S X 2-2 G6-3 ①			3	0	0	1	0	1	1
Rico Brogna, L (1, 3) OBP: 0.340, SLG: 0.480		B X 1-0 F8 ③		C 1 SAFE F 1 SAFE B S 1-3 K ③			C B S S 1-3 K ②			3	0	0	0	0	2	1
Jose Vizcaino, S (1, 6) OBP: 0.330, SLG: 0.357			C B B C S 2-3 K ①		B B X 2-0 FC5-4 1B		B B X 2-0 G4-3 ③			3	0	1	0	0	1	0
Kelly Stinnett, R (1, 2) OBP: 0.361, SLG: 0.379			B S X 1-1 G5-3 ②		1 SAFE 1 SAFE X 0-0 P4 ①			C B C S 1-3 K ①		3	0	0	0	0	1	1
Bill Pulsipher, L (1, 1) OBP: 0.200, SLG: 0.083 Bill Spiers, L (8, PH) OBP: 0.203, SLG: 0.212 John Franco, L (9, 1)			C F B B F B F B 4-2 BB		C T 1 SAFE L 0-3 K ②			B C B C X 2-2 G4-3 ②		1 1 0	0 0 0	0 0 0	0 0 0	1 0 0	1 0 0	1 0 0
Inning Stats	R: 0 E: 0 K: 1 S: 7 H: 0 LOB: 0 BB: 0 P: 13	R: 0 E: 0 K: 2 S: 8 H: 0 LOB: 0 BB: 0 P: 11	R: 0 E: 0 K: 1 S: 11 H: 0 LOB: 1 BB: 1 P: 20	R: 1 E: 0 K: 1 S: 8 H: 2 LOB: 1 BB: 0 P: 13	R: 0 E: 0 K: 1 S: 7 H: 1 LOB: 1 BB: 0 P: 10	R: 0 E: 0 K: 1 S: 7 H: 0 LOB: 0 BB: 0 P: 8	R: 0 E: 0 K: 1 S: 7 H: 0 LOB: 0 BB: 0 P: 12	R: 0 E: 0 K: 2 S: 9 H: 0 LOB: 0 BB: 0 P: 13		1B: 3 2B: 0 3B: 0 HR: 0	SF: 0 SAC: 0 DP: 0 HBP: 0					

PITCHER	IP	WLS	BF	H	R	ER	SO	BB	IBB	HBP	BLK	WP	HR	S	P	ERA	WHIP
Carlos Perez, L (1, 1) ERA: 3.37	7.0	L	25	3	1	1	8	1	0	0	0	0	0	55	87	1.29	0.571
Greg Harris, R (8, 1) ERA: 2.51	1.0		3	0	0	0	2	0	0	0	0	0	0	9	13	0.00	0.000

PITCHER	IP	WLS	BF	H	R	ER	SO	BB	IBB	HBP	BLK	WP	HR	S	P	ERA	WHIP

BOTTOM

Montreal Expos @ New York Mets

Shea Stadium, Flushing, NY

Wed Aug 16 1995, 7:05 PM EDT

Att. 15,731 - Unknown - 88 F

livebaseballscorecards.com

AB	27
R	1
H	3
RBI	1
BB	1
SO	10
LOB	8

WP: 0	PA: 28		
PB: 0			
SB: 0			
CS: 0			

Batter	1	2	3	4	5	6	7	8	9	AB	R	H	RBI	BB	SO	LOB
Brett Butler, L (1, 8) OBP: 0.384, SLG: 0.402	L X 0-1 ① G4-3		C B B B X 3-1 2B		C B B F B B 4-2 BB		B B X 2-0 1-H 3-H 3B		F B C B F F F X 2-2 ② G6-3	0	0	0	0	0	0	0
Jose Offerman, S (1, 6) OBP: 0.390, SLG: 0.391 Mark Guthrie, R (9, 1)	X 0-0 ② G4-3		B C C B S 2-3 ② K		C B X 1-1 ②③ L3 1-1		X 0-0 ③ G4-3		S S B F C 1-3 ③ K	5 0	0 0	0 0	0 0	0 0	2 0	4 0
Raul Mondesi, R (1, 9) OBP: 0.345, SLG: 0.509	B F B B B 4-1 BB		B S B F B B 4-2 FC6-4 BB			F B X 1-1 ① L7		X 0-0 1B G5-3 1B		2	0	1	0	2	0	0
Eric Karros, R (1, 3) OBP: 0.383, SLG: 0.559	1 SAFE B C 1 SAFE F 1 SAFE P F S 2-3 ③ K		C S F X 0-2 ③ FC6-4 1-2f			C B X 1-1 ② G5-3		1 SAFE X 0-0 ① L9		4	0	0	0	0	1	4
Roberto Kelly, R (1, 7) OBP: 0.296, SLG: 0.343		C B X 1-1 S 1B		C F X 0-2 ① G5-3		B B X 2-0 ③ F8		1 SAFE B F 1 SAFE S X 1-2 ② G5-3 1-2		4	0	1	0	0	0	1
Tim Wallach, R (1, 5) OBP: 0.328, SLG: 0.414	B C 1 SAFE F 1 SAFE C 1-3 ① K 1-2		B X 1-0 G6-4-3 1B				C S B X 1-2 F9 3B 2B	I I I I 4-0 1B IBB		3	1	2	0	1	1	1
Carlos Hernandez, R (1, 2) OBP: 0.216, SLG: 0.188 Antonio Osuna, R (7, 1) Delino DeShields, L (8, PH) OBP: 0.327, SLG: 0.324 John Cummings, L (8, 1) Pedro Astacio, R (9, 1) OBP: 0.167, SLG: 0.174 Garey Ingram, R (9, 4) OBP: 0.358, SLG: 0.289		X 0-0 ② G5-3		X 0-0 ②③ G6-4-3 1-2f			C S B X 1-2 ① G1-3	F B F B X 2-2 1-2 2-3 1B		3 0 1 0 0 0	0 0 0 0 0 0	0 0 1 0 0 0	0 0 0 0 0 0	0 0 0 0 0 0	0 0 0 0 0 0	3 0 0 0 0 0
Chad Fonville, S (1, 4) OBP: 0.337, SLG: 0.305 (9, 6)		B F T B S 2-3 ③ K			B C C F X 1-2 SH3-4 1B		B B B B 4-0 3B BB	C B S S 1-3 ③ K		3	1	1	0	1	2	4
Ramon Martinez, R (1, 1) OBP: 0.140, SLG: 0.163 Dave Hansen, L (7, PH) OBP: 0.384, SLG: 0.346 Mike Piazza, R (7, PH) OBP: 0.407, SLG: 0.580 (7, 2)			S F B F S 1-3 ① K		1 SAFE 1 SAFE L X 0-1 ① SH3-4 1-2		X 0-0 ② F9 2-3		B F B S F F S 2-3 ① K	1 0 2	0 0 0	0 0 0	0 0 0	0 0 0	1 0 1	0 0 2
Inning Stats	R: 0 E: 0 K: 1 S: 9 H: 0 LOB: 1 BB: 1 P: 14	R: 0 E: 0 K: 2 S: 9 H: 1 LOB: 1 BB: 0 P: 13	R: 0 E: 0 K: 2 S: 15 H: 1 LOB: 2 BB: 1 P: 25	R: 0 E: 0 K: 0 S: 6 H: 1 LOB: 0 BB: 0 P: 7	R: 0 E: 0 K: 0 S: 10 H: 1 LOB: 1 BB: 1 P: 16	R: 0 E: 0 K: 0 S: 5 H: 0 LOB: 0 BB: 0 P: 9	R: 2 E: 0 K: 0 S: 9 H: 2 LOB: 1 BB: 1 P: 17	R: 0 E: 0 K: 1 S: 11 H: 2 LOB: 3 BB: 1 P: 19	R: 0 E: 0 K: 2 S: 16 H: 0 LOB: 0 BB: 0 P: 21	1B: 5 2B: 3 3B: 1 HR: 0	SF: 0 SAC: 1 DP: 2 HBP: 0					

TOP

Los Angeles Dodgers @ New York Mets

Shea Stadium, Flushing, NY

Fri Aug 18 1995, 7:05 PM EDT

Att. 17,710 - Unknown

livebaseballscorecards.com

AB	28
R	2
H	6
RBI	0
BB	4
SO	8
LOB	19

PITCHER		IP	WLS	BF	H	R	ER	SO	BB	IBB	HBP	BLK	WP	HR	S	P	ERA	WHIP
Bobby Jones, R ERA: 4.09	(1, 1)	6.1		26	5	2	2	5	4	0	0	0	0	0	60	96	2.84	1.421
Don Florence, L ERA:	(7, 1)	0.2		3	1	0	0	0	0	0	0	0	0	0	3	5	0.00	1.500
Jerry Dipoto, R ERA: 4.63	(8, 1)	1.0		6	2	0	0	1	0	1	0	0	0	0	11	19	0.00	2.000
Doug Henry, R ERA: 3.74	(9, 1)	1.0	W	3	0	0	0	2	0	0	0	0	0	0	16	21	0.00	0.000

PITCHER	IP	WLS	BF	H	R	ER	SO	BB	IBB	HBP	BLK	WP	HR	S	P	ERA	WHIP

Batter	1	2	3	4	5	6	7	8	9	AB	R	H	RBI	BB	SO	LOB
Damon Buford, R (1, 8) OBP: 0.283, SLG: 0.205	C C B B X 2-2 ① P4		C B S B C 2-3 ② K			B C B X 2-1 ① L8		X 0-0 G4-3 1B 1B		4	0	1	0	0	1	0
Jose Vizcaino, S (1, 6) OBP: 0.332, SLG: 0.364	X 0-0 ② F7		B B C B S S 3-3 ③ K			B B X 2-0 FC6-4 3B		C S F 1 SAFE X 0-2 1-2 G4-3 1B		4	1	2	0	0	1	0
Carl Everett, S (1, 9) OBP: 0.288, SLG: 0.392	B S B B X 3-1 ③ F7			X 0-0 ① G4-3		I I I I 4-0 FC6-4 IBB		X 0-0 ② 1-2 2-3 G4-3		3	0	0	0	1	0	2
Jeff Kent, R (1, 4) OBP: 0.327, SLG: 0.447		C S B B B B B 4-2 G1-3 1B BB		B F X 1-1 ② F9		X 0-0 ② FC6-4 1-2f 3-H		I I I I 4-0 IBB		2	1	0	1	2	0	1
Rico Brogna, L (1, 3) OBP: 0.339, SLG: 0.476		1 SAFE C C B X 1-1 ① G1-3 1-3		B B B 4-0 BB		1 SAFE B B B C 1 B X 3-1 ③ G4-3		F B B F F X 2-2 ③ L8		3	0	0	0	1	0	5
Ryan Thompson, R (1, 7) OBP: 0.333, SLG: 0.463		S F B X 1-2 3-H 1B		X 0-0 ③ G5-3			C B X 1-1 ① F7		S B X 1-1 SH3 1B 2B	4	1	2	1	0	0	1
Butch Huskey, R (1, 5)		X 0-0 ② F9		F C S 0-3 ① K			B S S S 1-3 ② K		X 0-0 ① SH3 2-3	3	0	0	0	0	2	1
Kelly Stinnett, R (1, 2) OBP: 0.353, SLG: 0.370 Bill Spiers, L (9, PH) OBP: 0.217, SLG: 0.226		B B 1 SAFE F C 1 SAFE F F F 2-3 ③ F S K		C S S 0-3 ② K			X 0-0 ③ G4-3		X 0-0 3-H 1B	3 1	0 0	0 1	0 1	0 0	2 0	1 0
Bobby Jones, R (1, 1) OBP: 0.190, SLG: 0.171 Don Florence, R (7, 1) Jerry Dipoto, R (8, 1) Tim Bogar, R (8, PH) OBP: 0.309, SLG: 0.352 Doug Henry, R (9, 1)			C C B S 1-3 ① K		B X 1-0 ③ L9			F S C 0-3 ① K		2 0 0 0 1 0	0 0 0 0 0 0	0 0 0 0 0 0	0 0 0 0 0 0	0 0 0 0 0 0	1 0 0 0 1 0	0 0 0 0 0 0
Inning Stats	R: 0 H: 0 E: 0 LOB: 0 K: 0 BB: 0 S: 6 P: 11	R: 1 H: 1 E: 0 LOB: 1 K: 1 BB: 1 S: 15 P: 23	R: 0 H: 0 E: 0 LOB: 0 K: 3 BB: 0 S: 9 P: 15	R: 0 H: 0 E: 0 LOB: 1 K: 0 BB: 1 S: 4 P: 9	R: 0 H: 0 E: 0 LOB: 0 K: 2 BB: 0 S: 7 P: 8	R: 1 H: 1 E: 0 LOB: 1 K: 0 BB: 1 S: 6 P: 17	R: 0 H: 0 E: 0 LOB: 0 K: 1 BB: 0 S: 6 P: 8	R: 0 H: 2 E: 0 LOB: 3 K: 1 BB: 1 S: 13 P: 19	R: 1 H: 2 E: 0 LOB: 1 K: 0 BB: 0 S: 4 P: 5	1B: 4 2B: 1 3B: 1 HR: 0	SF: 0 SAC: 1 DP: 0 HBP: 0			WP: 0 PB: 0 SB: 0 CS: 0		PA: 35	

PITCHER	IP	WLS	BF	H	R	ER	SO	BB	IBB	HBP	BLK	WP	HR	S	P	ERA	WHIP
Ramon Martinez, R (1, 1) ERA: 3.93	6.0		23	2	2	2	6	2	1	0	0	0	0	47	83	3.00	0.667
Antonio Osuna, R (7, 1) ERA: 5.47	1.0		3	0	0	0	1	0	0	0	0	0	0	6	8	0.00	0.000
John Cummings, L (8, 1) ERA: 3.81	1.0	L	7	3	1	1	1	0	1	0	0	0	0	15	22	9.00	3.000
Pedro Astacio, R (9, 1) ERA: 4.46	0.1		1	0	0	0	0	0	0	0	0	0	0	1	1	0.00	0.000
Mark Guthrie, L (9, 1) ERA: 4.41	0.0		1	1	0	0	0	0	0	0	0	0	0	1	1	∞	∞

PITCHER	IP	WLS	BF	H	R	ER	SO	BB	IBB	HBP	BLK	WP	HR	S	P	ERA	WHIP

BOTTOM

Los Angeles Dodgers @ New York Mets

Shea Stadium, Flushing, NY

Fri Aug 18 1995, 7:05 PM EDT

Att. 17,710 - Unknown

livebaseballscorecards.com

AB	30
R	3
H	6
RBI	3
BB	4
SO	8
LOB	11

Batter	1	2	3	4	5	6	7	8	9	AB	R	H	RBI	BB	SO	LOB
Brett Butler, L (1, 8) OBP: 0.382, SLG: 0.401	B X 1-0 ① G6-3		B B F X 2-1 ② SF7 3-H			F L B C 1-3 ① K		B F B B X 3-1 1B		0	0	0	0	0	0	0
Jose Offerman, S (1, 6) OBP: 0.389, SLG: 0.388	B X 1-0 ② F7		C C B X 1-2 ③ G4-3			B B B C F X 3-2 ② F7		1 SAFE B B B C 1 SAFE 1 SAFE 1 SAFE 1 SAFE 4-1 B G4-3 1-2 BB		3	0	0	0	1	0	0
Mike Piazza, R (1, 2) OBP: 0.408, SLG: 0.583	B B C X 2-1 PB 2B			B F B F C 2-3 ① K		F F F B F X 1-2 1B		X 0-0 ②③ G4-3 1-2f		4	0	2	0	0	1	2
Eric Karros, R (1, 3) OBP: 0.379, SLG: 0.554	B C B B S F F S 3-3 ③ K 2-3			S B B X 2-1 ② F8		F B B X 2-1 ③ F9			B C F B B C 3-3 ① K	4	0	0	0	0	2	2
Raul Mondesi, R (1, 9) OBP: 0.344, SLG: 0.506		X 0-0 ① G1-3		S B C X 1-2 ③ G6-3			X 0-0 ① F8		F B X 1-1 G6-4-3 1B	4	0	1	0	0	0	0
Roberto Kelly, R (1, 7) OBP: 0.293, SLG: 0.339		C S B B S 2-3 ② K			F B S X 1-2 ① G5-3		X 0-0 E5		1 SAFE B C 1 SAFE 1 SAFE B 1 SAFE X 2-1 ②③ G6-4-3 1-2f	4	0	0	0	0	1	1
Tim Wallach, R (1, 5) OBP: 0.325, SLG: 0.409		S B C X 1-2 ③ P5			X 0-0 ② F9		C 1 SAFE B B 1 SAFE X 2-1 ② F7			3	0	0	0	0	0	1
Chad Fonville, S (1, 4) OBP: 0.342, SLG: 0.312			C B B C X 2-2 E1 SH1-4 SF7 1B		C B F F F X 1-2 FC6 1B		1 SAFE B 1 SAFE F F 1 SAFE 1 SAFE X 1-2 ③ G3			3	1	2	0	0	0	1
Tom Candiotti, R (1, 1) OBP: 0.178, SLG: 0.119 Delino DeShields, L (8, PH) OBP: 0.326, SLG: 0.323 Mark Guthrie, R (8, 1)			B X 1-0 ① SH1-4 2-3		B B C X 2-1 ③ FC6 1-2f			C B F F X 1-2 ① F7		1 1 0	0 0 0	0 0 0	0 0 0	0 0 0	0 0 0	1 0 0
Inning Stats	R: 0 H: 1 E: 0 LOB: 1 K: 1 BB: 0 S: 9 P: 16	R: 0 H: 0 E: 0 LOB: 0 K: 1 BB: 0 S: 7 P: 10	R: 1 H: 1 E: 1 LOB: 0 K: 0 BB: 0 S: 9 P: 15	R: 0 H: 0 E: 0 LOB: 0 K: 1 BB: 0 S: 8 P: 13	R: 0 H: 1 E: 0 LOB: 1 K: 0 BB: 0 S: 10 P: 14	R: 0 H: 1 E: 0 LOB: 1 K: 1 BB: 0 S: 12 P: 19	R: 0 H: 0 E: 1 LOB: 1 K: 0 BB: 0 S: 7 P: 10	R: 0 H: 1 E: 1 LOB: 1 K: 0 BB: 1 S: 7 P: 15	R: 0 H: 1 E: 0 LOB: 0 K: 1 BB: 0 S: 7 P: 13	1B: 5 SF: 1 2B: 1 SAC: 1 3B: 0 DP: 2 HR: 0 HBP: 0						WP: 0 PA: 33 PB: 1 SB: 0 CS: 0

Los Angeles Dodgers @ New York Mets

Shea Stadium, Flushing, NY

Sat Aug 19 1995, 7:05 PM EDT

Att. 25,726 - Unknown - 81 F

TOP

livebaseballscorecards.com

AB	27
R	1
H	5
RBI	0
BB	1
SO	4
LOB	8

PITCHER		IP	WLS	BF	H	R	ER	SO	BB	IBB	HBP	BLK	WP	HR	S	P	ERA	WHIP
Dave Mlicki, R ERA: 4.37	(1, 1)	7.1	W	28	5	1	0	4	0	0	0	0	0	0	67	106	0.00	0.682
Jerry Dipoto, R ERA: 4.58	(8, 1)	0.2		2	0	0	0	0	1	0	0	0	0	0	2	6	0.00	1.500
John Franco, L ERA: 2.2	(9, 1)	1.0	S	3	1	0	0	1	0	0	0	0	0	0	7	13	0.00	1.000

PITCHER	IP	WLS	BF	H	R	ER	SO	BB	IBB	HBP	BLK	WP	HR	S	P	ERA	WHIP

Batter	1	2	3	4	5	6	7	8	9	AB	R	H	RBI	BB	SO	LOB
Damon Buford, R (1, 8) OBP: 0.273, SLG: 0.196	C C S 0-3 ① K		C B F X 1-2 ② F9		L B S S 1-3 ② K			X 0-0 ② F9		4	0	0	0	0	2	0
Jose Vizcaino, S (1, 6) OBP: 0.328, SLG: 0.360	B C X 1-1 E6 F8		F B B C S 2-3 ③ K		X 0-0 ③ L9			F C B X 1-2 ③ G5-3		4	0	0	0	0	1	0
Carl Everett, S (1, 9) OBP: 0.289, SLG: 0.397	B B X 2-0 ② F8 1-2			B S X 1-1 WP 1B 2B		B B C X 2-1 ① G6-3				3	1	1	0	0	0	1
Jeff Kent, R (1, 4) OBP: 0.327, SLG: 0.444	B X 1-0 ③ G3			B H 2-0 1B WP SF9 HBP		B F C F B F B S 3-3 ② K				2	1	0	0	0	1	1
Rico Brogna, L (1, 3) OBP: 0.342, SLG: 0.478		X 0-0 G5-4-3 1B		B B X 2-0 SF9 1-3 2-H 1B		B X 1-0 ③ L7				3	0	2	1	0	0	0
Ryan Thompson, R (1, 7) OBP: 0.327, SLG: 0.453		B B C X 2-1 ① ② G5-4-3 1-2f		F B S B S 2-3 ① K			B X 1-0 ① G5-3			3	0	0	0	0	1	3
Butch Huskey, R (1, 5)		B S B S B F F X 3-2 E5		B S 1 SAFE X 1-1 ② SF9 1-2 3-H			B B X 2-0 ② P3			2	0	0	1	0	0	0
Kelly Stinnett, R (1, 2) OBP: 0.346, SLG: 0.362		B 1 SAFE F F B 1 SAFE S 2-3 ③ K		S B S B B S 3-3 ③ K2-3			B S S S 1-3 ③ K2-3			3	0	0	0	0	3	2
Dave Mlicki, R (1, 1) OBP: 0.152, SLG: 0.034			S B S B B X 3-2 ① L8		F F B S 1-3 ① K			B C B S X 2-2 ① F9		2	0	0	0	0	1	0
Jerry Dipoto, R (8, 1)										0	0	0	0	0	0	0
Chris Jones, R (8, PH) OBP: 0.333, SLG: 0.483										1	0	0	0	0	0	0
John Franco, L (9, 1)										0	0	0	0	0	0	0
Inning Stats	R: 0 E: 1 K: 1 S: 7 H: 0 LOB: 1 BB: 0 P: 11	R: 0 E: 1 K: 1 S: 11 H: 1 LOB: 1 BB: 0 P: 18	R: 0 E: 0 K: 1 S: 9 H: 0 LOB: 0 BB: 0 P: 15	R: 2 E: 0 K: 2 S: 11 H: 2 LOB: 1 BB: 0 P: 22	R: 0 E: 0 K: 2 S: 7 H: 0 LOB: 0 BB: 0 P: 9	R: 0 E: 0 K: 1 S: 8 H: 0 LOB: 0 BB: 0 P: 14	R: 0 E: 0 K: 1 S: 5 H: 0 LOB: 0 BB: 0 P: 9	R: 0 E: 0 K: 0 S: 7 H: 0 LOB: 0 BB: 0 P: 10		1B: 2 2B: 1 3B: 0 HR: 0 SF: 1 SAC: 0 DP: 1 HBP: 1						

PITCHER		IP	WLS	BF	H	R	ER	SO	BB	IBB	HBP	BLK	WP	HR	S	P	ERA	WHIP
Tom Candiotti, R ERA: 3.44	(1, 1)	7.0	L	26	3	2	2	9	0	0	1	0	1	0	58	98	2.57	0.429
Mark Guthrie, L ERA: 4.32	(8, 1)	1.0		3	0	0	0	0	0	0	0	0	0	0	7	10	0.00	0.000

PITCHER	IP	WLS	BF	H	R	ER	SO	BB	IBB	HBP	BLK	WP	HR	S	P	ERA	WHIP

BOTTOM

Los Angeles Dodgers @ New York Mets

Shea Stadium, Flushing, NY

Sat Aug 19 1995, 7:05 PM EDT

Att. 25,726 - Unknown - 81 F

livebaseballscorecards.com

AB	27
R	2
H	3
RBI	2
BB	0
SO	9
LOB	7

WP: 1 PA: 29
PB: 0
SB: 0
CS: 0

Batter	1	2	3	4	5	6	7	8	9	AB	R	H	RBI	BB	SO	LOB
Brett Butler, L (1, 8) OBP: 0.380, SLG: 0.397	C C S 0-3 ① K		B B C L B B 4-2 BB	X 0-0 ③ B1-3			B C F X 1-2 ① L9		F F B X 1-2 ① F8	0	0	0	0	0	0	0
Jose Offerman, S (1, 6) OBP: 0.391, SLG: 0.389	F X 0-1 FC6-4 1B		1 SAFE B C B X 2-1 ② F7 1-2		C F B H 2-2 S HBP		B C B B X 3-1 1B 1B		B F B B F F C 2-3 ② K	4	0	2	0	0	1	1
Mike Piazza, R (1, 2) OBP: 0.408, SLG: 0.578	B S 1 SAFE C F S 1-3 ② K		B S B B C B 4-2 2-3 BB		B S F X 1-2 ① F9		S B F B X 2-2 1-3 1B		X 0-0 ③ G6-3	4	0	1	0	1	1	2
Eric Karros, R (1, 3) OBP: 0.376, SLG: 0.548	B 1 SAFE X 1-0 ③ FC6-4 1-2f		B X 1-0 ③ G3		X 0-0 ② F8		B F B F C 2-3 ② K			4	0	0	0	0	1	6
Raul Mondesi, R (1, 9) OBP: 0.343, SLG: 0.504		B X 1-0 1B G6-4-3 1B		F B B B F S 3-3 ① K	1 SAFE S B B B F S 2-3 ③ K 1-2		X 0-0 ③ G1-3			4	1	1	0	0	2	3
Delino DeShields, L (1, 4) OBP: 0.331, SLG: 0.339		1 SAFE F B X 1-1 G6-4-3 1-3 1B		B B B C C X 3-2 HR	B B C B X 3-1 G4-3 S 1B			B C C F B F S 2-3 ① K		4	1	3	1	0	1	0
Dave Hansen, L (1, 5) OBP: 0.387, SLG: 0.346 Garey Ingram, R (8, PR) OBP: 0.358, SLG: 0.289 John Cummings, L (8, 1)		1 SAFE X 0-0 ① ② G6-4-3 1-2f 3-H		S B F B B B 4-2 1B G3 BB	1 SAFE 1 SAFE B B C X 2-1 ① G4-3 1-3			C B C B X 2-2 1B		3 0 0	1 0 0	1 0 0	0 0 0	1 0 0	0 0 0	2 0 0
Chad Fonville, S (1, 7) OBP: 0.340, SLG: 0.310		B C B B C X 3-2 ③ F8		B B C F B X 3-2 G3 S 1-3 1B	X 0-0 ② F8			B C C B C 2-3 ② K		4	0	1	0	0	1	2
Hideo Nomo, R (1, 1) OBP: 0.074, SLG: 0.074 Tim Wallach, R (8, PH) OBP: 0.323, SLG: 0.407 (8, 5)			C F S 0-3 ① K	L B B C X 2-2 ② G3 1-3 3-H	S B C B C 2-3 ③ K			S S C 0-3 ③ K		3 1	0 0	0 0	1 0	0 0	2 1	2 1

TOP

Los Angeles Dodgers @ New York Mets

Shea Stadium, Flushing, NY

Sun Aug 20 1995, 3:33 AM EDT

Att. 33,668 - Sunny - 75 F

livebaseballscorecards.com

AB	31
R	3
H	9
RBI	2
BB	2
SO	10
LOB	19

Inning Stats	1	2	3	4	5	6	7	8	9
	R: 0 H: 1 E: 0 LOB: 1 K: 2 BB: 0 S: 10 P: 12	R: 1 H: 2 E: 0 LOB: 0 K: 0 BB: 0 S: 7 P: 12	R: 0 H: 0 E: 0 LOB: 2 K: 1 BB: 2 S: 10 P: 21	R: 2 H: 2 E: 0 LOB: 1 K: 1 BB: 1 S: 15 P: 30	R: 0 H: 0 E: 0 LOB: 1 K: 1 BB: 0 S: 9 P: 14	R: 0 H: 1 E: 0 LOB: 1 K: 1 BB: 0 S: 8 P: 15	R: 0 H: 2 E: 0 LOB: 2 K: 1 BB: 0 S: 12 P: 20	R: 0 H: 1 E: 0 LOB: 1 K: 3 BB: 0 S: 14 P: 20	R: 0 H: 0 E: 0 LOB: 0 K: 1 BB: 0 S: 9 P: 12

1B: 8	SF: 0
2B: 0	SAC: 0
3B: 0	DP: 1
HR: 1	HBP: 1

WP: 0	PA: 39
PB: 0	
SB: 5	
CS: 0	

PITCHER		IP	WLS	BF	H	R	ER	SO	BB	IBB	HBP	BLK	WP	HR	S	P	ERA	WHIP
Jason Isringhausen, R ERA: 3.55	(1, 1)	6.0	W	27	6	3	3	6	3	0	1	0	0	1	59	104	4.50	1.500
Doug Henry, R ERA: 3.59	(7, 1)	2.0		9	3	0	0	4	0	0	0	0	0	0	26	40	0.00	1.500
John Franco, L ERA: 2.14	(9, 1)	1.0	S	3	0	0	0	1	0	0	0	0	0	0	9	12	0.00	0.000

PITCHER		IP	WLS	BF	H	R	ER	SO	BB	IBB	HBP	BLK	WP	HR	S	P	ERA	WHIP

Batter	1	2	3	4	5	6	7	8	9	AB	R	H	RBI	BB	SO	LOB
Joe Orsulak, L (1, 7) OBP: 0.324, SLG: 0.394	BCBX 2-1 G4-3 ①		FBBFBB 4-2 1-2 HR BB		BX 1-0 F8 ①		BCSX 1-2 2-3 G3 ②			3	1	0	0	1	0	2
Jose Vizcaino, S (1, 6) OBP: 0.327, SLG: 0.367	FX 0-1 F9 ②		BX 1-0 1-H 2-H HR		BSSFX 1-2 2-3 G3 ②		CBSS 1-3 K2-3 ③			4	1	1	3	0	1	2
Carl Everett, S (1, 9) OBP: 0.288, SLG: 0.413	CFBS 1-3 K ③		BBCFX 3-2 HR		BBSCBC 3-3 K ③			BCBX 2-1 G4-3 ①		4	1	1	1	0	2	1
Jeff Kent, R (1, 4) OBP: 0.326, SLG: 0.442		CX 0-1 S 1B	FBBFFS 2-3 K ②			CFBS 1-3 K ①		FBFFBBX 3-2 F8 ②		4	0	1	0	0	2	0
Rico Brogna, L (1, 3) OBP: 0.341, SLG: 0.475		FCFBB1S SAFE 2-3 K ①	CSBSS 1-3 K ③			BBFBX 3-1 F8 ②		X 0-0 1B		4	0	1	0	0	2	1
Ryan Thompson, R (1, 8) OBP: 0.320, SLG: 0.444 Doug Henry, R (7, 1) Chris Jones, R (8, PH) OBP: 0.331, SLG: 0.479 John Franco, L (9, 1)		SBBSS 2-3 K ②		FCC 0-3 K ①		BSBSC 2-3 K ③		CSFFS 0-3 K ③		3 0 1 0	0 0 0 0	0 0 0 0	0 0 0 0	0 0 1 0	3 0 1 0	1 0 1 0
Butch Huskey, R (1, 5) OBP: 0.111, SLG: 0.500		BSFBBFX 3-2 F9 1-2 ③		BBX 2-0 G5-3 ②			X 0-0 HR			3	1	1	1	0	0	1
Kelly Stinnett, R (1, 2) OBP: 0.340, SLG: 0.353			BSSCBBS 3-3 K ①	CCS 0-3 K ③			SBSS 1-3 K ①			3	0	0	0	0	3	0
Jason Isringhausen, R (1, 1) OBP: 0.200, SLG: 0.214 Damon Buford, R (7, 8) OBP: 0.279, SLG: 0.215			BBBBB 4-0 BB HR BB		X 0-0 G3 2B		X 0-0 G3 2B			1 1	1 0	1 1	0 0	1 0	0 0	0 0
Inning Stats	R: 0 E: 0 K: 1 S: 7 H: 0 LOB: 0 BB: 0 P: 10	R: 0 E: 0 K: 2 S: 13 H: 1 LOB: 1 BB: 0 P: 20	R: 4 E: 0 K: 3 S: 16 H: 2 LOB: 0 BB: 2 P: 34	R: 0 E: 0 K: 2 S: 7 H: 0 LOB: 0 BB: 0 P: 9	R: 0 E: 0 K: 1 S: 9 H: 1 LOB: 1 BB: 0 P: 14	R: 0 E: 0 K: 2 S: 8 H: 0 LOB: 0 BB: 0 P: 14	R: 1 E: 0 K: 2 S: 11 H: 2 LOB: 1 BB: 0 P: 14	R: 0 E: 0 K: 1 S: 12 H: 1 LOB: 1 BB: 0 P: 17		1B: 2 2B: 2 3B: 0 HR: 3	SF: 0 SAC: 0 DP: 0 HBP: 0			WP: 0 PB: 0 SB: 1 CS: 0	PA: 33	

PITCHER		IP	WLS	BF	H	R	ER	SO	BB	IBB	HBP	BLK	WP	HR	S	P	ERA	WHIP
Hideo Nomo, R ERA: 2.28	(1, 1)	7.0	L	29	6	5	5	13	2	0	0	0	0	3	71	115	6.43	1.143
John Cummings, L ERA: 3.67	(8, 1)	1.0		4	1	0	0	1	0	0	0	0	0	0	12	17	0.00	1.000

PITCHER	IP	WLS	BF	H	R	ER	SO	BB	IBB	HBP	BLK	WP	HR	S	P	ERA	WHIP

BOTTOM

Los Angeles Dodgers @ New York Mets

Shea Stadium, Flushing, NY

Sun Aug 20 1995, 3:33 AM EDT

Att. 33,668 - Sunny - 75 F

livebaseballscorecards.com

AB	31
R	5
H	7
RBI	5
BB	2
SO	14
LOB	9

Batter	1	2	3	4	5	6	7	8	9	10	11	AB	R	H	RBI	BB	SO	LOB
Deion Sanders, L (1, 8) OBP: 0.307, SLG: 0.394	F X 0-1 G4-3 ①		C B B F X 2-2 G5-3 ②			B B B B 4-0 G1-3 BB BB		B F B B X 3-1 E4 CS 2-3		C B B B C C 3-3 K ②	C S B X 1-2 G4-3 ③	5	0	0	0	1	1	4
Robby Thompson, R (1, 4) OBP: 0.310, SLG: 0.315	B F X 1-1 G6-3 ②		F B B X 2-1 G5-3 ③			B 1 SAFE B 1 SAFE 1 SAFE F B B 4-1 G1-3 1-2 BB		1 SAFE F B 1 SAFE 1 SAFE S P C 2-3 K ① ② 1-2		S B C X 1-2 E9		4	0	0	0	1	1	2
Barry Bonds, L (1, 7) OBP: 0.435, SLG: 0.571	C C B F F B B F X 3-2 F8 ③			B C F B B F X 3-2 G3 ①		X 0-0 G1-3 ② 1-2 2-3		B F B F X 2-2 S 1B 3-H 1B		B B B X 3-0 F8 ③		5	1	1	1	0	0	3
Matt Williams, R (1, 5) OBP: 0.438, SLG: 0.750 Mike Benjamin, R (11, PR) OBP: 0.281, SLG: 0.333 (11, 5)		F C B B S 2-3 K ①		C X 0-1 G5-3 ②		B C F B C 2-3 K ③		B F B F X 2-2 1-H 1B			C B X 1-1 BB 1B BLK 1B	5 0	0 1	2 0	1 0	0 0	2 0	2 0
Mark Carreon, R (1, 3) OBP: 0.335, SLG: 0.464		C B B B B 4-1 1B E BB		F B X 1-1 F8 ③			B B X 2-0 L9 ①	X 0-0 F9 ③			1 SAFE C B 1 SAFE X 1-1 BLK BB 1-2 1B	4	0	1	0	1	0	1
Glenallen Hill, R (1, 9) OBP: 0.318, SLG: 0.465		F X 0-1 FC4 1B 1-2			X 0-0 L5 ①		S B F S 1-3 K ②		F B X 1-1 G5-3 ①		B F B B B B 4-1 BLK 1-2 2-3 BB	4	0	0	0	1	1	1
Royce Clayton, R (1, 6) OBP: 0.307, SLG: 0.355	B X 1-0 G4-6-3 1-2 2-3 1B				C X 0-1 G4-3 ②		B F C F F X 1-2 HR		B X 1-0 G5-3 ②		B B C F B S 3-3 K ①	5	1	2	1	0	1	3
Kirt Manwaring, R (1, 2) OBP: 0.318, SLG: 0.342 Tom Lampkin, L (11, PH) OBP: 0.391, SLG: 0.393 Rod Beck, R (11, 1) OBP: 0.333, SLG: 0.333		F F B X 1-2 G4-6-3 ② ③ 1-2f			C F F F X 0-2 G5-3 ③		C X 0-1 G1-3 ③		F X 0-1 G6-3 ③		F H 1-1 1-2 2-3 3-H HBP	4 0 0	0 0 0	0 0 0	0 0 0	0 0 0	0 0 0	3 0 0
Jamie Brewington, R (1, 1) OBP: 0.250, SLG: 0.250 Steve Scarsone, R (8, PH) OBP: 0.340, SLG: 0.516 Chris Hook, R (8, 1) John Patterson, S (10, PH) OBP: 0.273, SLG: 0.277 Scott Service, R (10, 1) Jeff Reed, L (11, PH) OBP: 0.375, SLG: 0.284 (11, 2)			B C B B C F X 3-2 G5-3 ①			B F X 1-1 B1-3 ①		C X 0-1 E 1B 2B		X 0-0 F9 ①	B C F B S 2-3 K ②	2 1 0 1 0 1	0 1 0 0 0 3	0 1 0 0 0 0	0 1 0 0 0 0	0 0 0 0 0 1	0 0 0 0 0 3	0 0 0 0 0 3
Inning Stats	R: 0 E: 0 K: 0 S: 10 H: 0 LOB: 0 BB: 0 P: 14	R: 0 E: 1 K: 1 S: 10 H: 1 LOB: 2 BB: 1 P: 18	R: 0 E: 0 K: 0 S: 9 H: 0 LOB: 0 BB: 0 P: 16	R: 0 E: 0 K: 0 S: 8 H: 0 LOB: 0 BB: 0 P: 12	R: 0 E: 0 K: 0 S: 7 H: 0 LOB: 0 BB: 0 P: 7	R: 0 E: 0 K: 1 S: 7 H: 0 LOB: 2 BB: 2 P: 18	R: 1 E: 0 K: 1 S: 11 H: 1 LOB: 0 BB: 0 P: 15	R: 2 E: 1 K: 1 S: 15 H: 3 LOB: 1 BB: 0 P: 23	R: 0 E: 0 K: 0 S: 5 H: 0 LOB: 0 BB: 0 P: 7	R: 0 E: 1 K: 1 S: 8 H: 0 LOB: 1 BB: 0 P: 15	R: 1 E: 0 K: 2 S: 16 H: 2 LOB: 3 BB: 1 P: 29	1B: 5 2B: 1 3B: 0 HR: 1	SF: 0 SAC: 0 DP: 1 HBP: 1			WP: 0 PB: 0 SB: 1 CS: 1		PA: 46	

PITCHER		IP	WLS	BF	H	R	ER	SO	BB	IBB	HBP	BLK	WP	HR	S	P	ERA	WHIP
Bill Pulsipher, L ERA: 3.49	(1, 1)	7.0		28	3	3	3	3	3	0	0	0	0	1	66	107	3.86	0.857
Jerry Dipoto, R ERA: 4.58	(8, 1)	2.0		7	2	0	0	1	0	0	0	0	0	0	16	23	0.00	1.000
Don Florence, L ERA: 1.8	(10, 1)	1.0		6	2	1	1	1	0	0	0	0	0	0	12	21	9.00	2.000
Paul Byrd, R ERA: 3.12	(11, 1)	1.0	W	5	0	0	0	2	1	0	1	1	0	0	12	23	0.00	1.000

PITCHER	IP	WLS	BF	H	R	ER	SO	BB	IBB	HBP	BLK	WP	HR	S	P	ERA	WHIP

TOP

San Francisco Giants @ New York Mets

Shea Stadium, Flushing, NY

Mon Aug 21 1995, 7:05 PM EDT

Att. 15,000 - Unknown - 82 F

livebaseballscorecards.com

AB	41
R	4
H	7
RBI	3
BB	4
SO	7
LOB	22

San Francisco Giants @ New York Mets

Shea Stadium, Flushing, NY

Mon Aug 21 1995, 7:05 PM EDT

Att. 15,000 - Unknown - 82 F

BOTTOM

livebaseballscorecards.com

Batter	1	2	3	4	5	6	7	8	9	10	11	AB	R	H	RBI	BB	SO	LOB
Joe Orsulak, L (1, 7) OBP: 0.320, SLG: 0.392	F7		P4		G4-3		G4-3		G3		1-H 1B 2B	6	1	1	1	0	0	0
Jose Vizcaino, S (1, 6) OBP: 0.325, SLG: 0.364	K2-3		F7		L8		F8			F7	2-H 1B	6	0	1	1	0	1	0
Carl Everett, S (1, 9) OBP: 0.310, SLG: 0.464	CS 1B		HR		BB		HR			G5-3 BB		3	2	3	2	2	0	0
Jeff Kent, R (1, 4) OBP: 0.324, SLG: 0.437	CS	1B SF9 BB	F7		K		G5-3			G5-3		4	1	0	0	1	1	2
Rico Brogna, L (1, 3) OBP: 0.342, SLG: 0.473		BB 1B		F7		K		G4-3		IBB		4	0	1	0	1	1	0
Ryan Thompson, R (1, 8) OBP: 0.316, SLG: 0.445		SF9		2B		K		F9		K		4	0	1	1	0	2	2
Butch Huskey, R (1, 5) OBP: 0.214, SLG: 0.417		P4		BB		WP 1B		L7			P1	4	0	1	0	1	0	1
Kelly Stinnett, R (1, 2) OBP: 0.348, SLG: 0.353		BB		P5		IBB			K		2B 1B	3	0	1	0	2	1	2
Damon Buford, R (11, PR) OBP: 0.279, SLG: 0.215												0	1	0	0	0	0	0
Bill Pulsipher, L (1, 1) OBP: 0.182, SLG: 0.074												3	0	0	0	0	3	6
Jerry Dipoto, R (8, 1)		K		K		K			K 1B		K	0	0	0	0	0	0	0
Bill Spiers, L (9, PH) OBP: 0.230, SLG: 0.241												1	0	1	0	0	0	0
Don Florence, R (10, 1)												0	0	0	0	0	0	0
Paul Byrd, R (11, 1) OBP: 1.000, SLG: 1.000												0	0	0	0	0	0	0
Chris Jones, R (11, PH) OBP: 0.329, SLG: 0.476												1	0	0	0	0	1	1
Inning Stats	R: 0 E: 0 K: 1 S: 8 H: 1 LOB: 0 BB: 0 P: 12	R: 1 E: 0 K: 1 S: 9 H: 1 LOB: 2 BB: 2 P: 22	R: 1 E: 0 K: 0 S: 10 H: 1 LOB: 0 BB: 0 P: 16	R: 0 E: 0 K: 1 S: 11 H: 1 LOB: 2 BB: 1 P: 19	R: 0 E: 0 K: 1 S: 8 H: 0 LOB: 1 BB: 1 P: 15	R: 0 E: 0 K: 3 S: 11 H: 1 LOB: 2 BB: 1 P: 19	R: 1 E: 0 K: 0 S: 7 H: 1 LOB: 0 BB: 0 P: 11	R: 0 E: 0 K: 0 S: 6 H: 0 LOB: 0 BB: 0 P: 8	R: 0 E: 0 K: 1 S: 6 H: 1 LOB: 0 BB: 0 P: 8	R: 0 E: 0 K: 1 S: 7 H: 0 LOB: 2 BB: 2 P: 19	R: 2 E: 0 K: 1 S: 13 H: 3 LOB: 1 BB: 0 P: 17	1B: 6 2B: 2 3B: 0 HR: 2	SF: 1 SAC: 0 DP: 0 HBP: 0					

	AB	39
	R	5
	H	10
	RBI	5
	BB	7
	SO	10
	LOB	14

WP: 1 PA: 48
PB: 0
SB: 0
CS: 1

PITCHER		IP	WLS	BF	H	R	ER	SO	BB	IBB	HBP	BLK	WP	HR	S	P	ERA	WHIP
Jamie Brewington, R ERA: 3.76	(1, 1)	7.0		31	6	3	3	7	4	1	0	0	1	2	64	114	3.86	1.429
Chris Hook, R ERA: 5.09	(8, 1)	2.0		6	1	0	0	1	0	0	0	0	0	0	12	16	0.00	0.500
Scott Service, R ERA: 3.65	(10, 1)	1.0		5	0	0	0	1	1	1	0	0	0	0	7	19	0.00	1.000
Rod Beck, R ERA: 5.17	(11, 1)	0.2	L	5	3	2	2	1	0	0	0	0	0	0	13	17	27.00	4.500

PITCHER	IP	WLS	BF	H	R	ER	SO	BB	IBB	HBP	BLK	WP	HR	S	P	ERA	WHIP

Batter	1	2	3	4	5	6	7	8	9	AB	R	H	RBI	BB	SO	LOB
Deion Sanders, L (1, 8) OBP: 0.309, SLG: 0.391	BBCBBCFFB 4-2 2B SF8 BB		CFBX 1-2 P5 ①		BSX 1-1 G3 ①	CBX 1-1 E1 1-3 2-H 1B		BBBCX 3-1 G5-3 ③		4	1	1	1	1	0	1
Robby Thompson, R (1, 4) OBP: 0.311, SLG: 0.331	C 1 SAFE X 0-1 SF8 1-3 2B		BBBCX 3-1 E5 G1-6-3		BX 1-0 HR	X 0-0 P6 ③			BSX 1-1 L3 ①	5	1	2	1	0	0	2
Barry Bonds, L (1, 7) OBP: 0.432, SLG: 0.567	BBX 2-0 SF8 ① 2-3 3-H		X 0-0 G1-6-3 ②③ 1-2f		X 0-0 G4-3 ②		FBX 1-1 F7 ①		BCX 1-1 F8 S 1B	4	0	1	1	0	0	1
Matt Williams, R (1, 5) OBP: 0.430, SLG: 0.732	BBFCBFS 3-3 K ②			CX 0-1 BB 1B 1B	SFBC 1-3 K ③		CBFBX 2-2 G6-3 ②		C 1 SAFE BX 1-1 F8 1-3 ②	5	1	1	0	0	2	2
Glenallen Hill, R (1, 9) OBP: 0.321, SLG: 0.472	CCBX 1-2 G6-3 ③			FFC 0-3 K ①		BBFBX 3-1 HR	BFFBBB 4-2 S BB		BBBBB 4-0 BB	3	1	1	1	2	1	2
Royce Clayton, R (1, 6) OBP: 0.308, SLG: 0.357		F BX 1-1 G6-3 ①		1 SAFE CBSFBFFF 4-2 FFFBB CS 1B 1-2 BB		BBBX 2-1 1B 2B	BCX 1-1 G5-3 ③ 1-2		F 1 SAFE FBB 1 SAFE BBFS 3-3 K ③	4	1	1	0	1	1	3
J.R. Phillips, L (1, 3) OBP: 0.248, SLG: 0.328		BBSX 2-1 G4-3 1B		SX 0-1 CS 1-2 2-H 1B		SFBBBFS 2-3 K ①		BX 1-0 SH3-4 1B		4	0	3	1	0	1	1
Kirt Manwaring, R (1, 2) OBP: 0.317, SLG: 0.338		BFFBBBX 3-2 G4-3 ② 1-2		BFBBSB 4-2 1-2 2-3 BB		BBFBBCX 3-2 L9 ②		X 0-0 F9 ①		3	0	0	0	1	0	3
Mark Leiter, R (1, 1) OBP: 0.157, SLG: 0.104		SX 0-1 G6-3 ③		BBBCCCS 3-3 K ③		BCSBBFFB 4-2 E 1B BB		X 0-0 SH3-4 ② 1-2		2	0	0	0	1	1	3
Inning Stats	R: 1 E: 0 K: 1 S: 14 H: 1 LOB: 1 BB: 1 P: 24	R: 0 E: 0 K: 0 S: 9 H: 1 LOB: 1 BB: 0 P: 15	R: 0 E: 1 K: 0 S: 6 H: 0 LOB: 0 BB: 0 P: 10	R: 1 E: 0 K: 2 S: 21 H: 2 LOB: 2 BB: 2 P: 32	R: 1 E: 0 K: 1 S: 7 H: 1 LOB: 0 BB: 0 P: 10	R: 2 E: 1 K: 1 S: 18 H: 3 LOB: 2 BB: 1 P: 33	R: 0 E: 0 K: 0 S: 9 H: 0 LOB: 1 BB: 1 P: 17	R: 0 E: 0 K: 0 S: 5 H: 1 LOB: 1 BB: 0 P: 9	R: 0 E: 0 K: 1 S: 10 H: 1 LOB: 2 BB: 1 P: 20	1B: 6 2B: 2 3B: 0 HR: 2 SF: 1 SAC: 1 DP: 1 HBP: 0							

TOP

San Francisco Giants @ New York Mets

Shea Stadium, Flushing, NY

Tue Aug 22 1995, 7:05 PM EDT

Att. 16,203 - Unknown - 81 F

livebaseballscorecards.com

AB	34
R	5
H	10
RBI	5
BB	6
SO	6
LOB	18

PITCHER		IP	WLS	BF	H	R	ER	SO	BB	IBB	HBP	BLK	WP	HR	S	P	ERA	WHIP
Reid Cornelius, R ERA: 6.68	(1, 1)	5.2	L	27	7	5	5	5	4	0	0	0	0	2	72	120	7.94	1.941
Paul Byrd, R ERA: 2.7	(6, 1)	1.1		6	1	0	0	0	1	0	0	0	0	0	12	21	0.00	1.500
Don Florence, L ERA: 1.29	(8, 1)	2.0		9	2	0	0	1	1	0	0	0	0	0	15	29	0.00	1.500

PITCHER	IP	WLS	BF	H	R	ER	SO	BB	IBB	HBP	BLK	WP	HR	S	P	ERA	WHIP

WP: 0	PB: 0	SB: 2	CS: 2	PA: 42													

Batter	1	2	3	4	5	6	7	8	9	AB	R	H	RBI	BB	SO	LOB
Joe Orsulak, L (1, 7) OBP: 0.315, SLG: 0.386	C S B B S 2-3 ① K		X 0-0 ① FC6-4 BB 1-2f		F B X 1-1 ② F9		X 0-0 ② P5			4	0	0	0	0	1	2
Jose Vizcaino, S (1, 6) OBP: 0.324, SLG: 0.371	B B C B X 3-1 HR		1 SAFE B 1 SAFE B X 2-0 ② L7		X 0-0 ③ G3		B F X 1-1 ③ G4-3			4	1	1	1	0	0	2
Carl Everett, S (1, 9) OBP: 0.320, SLG: 0.461	B B B B 4-0 BB		B B S F B B 4-2 FC4 BB 1-2			B B B 4-0 PB 1B BB		B X 1-0 ① L4		1	0	0	0	3	0	0
Jeff Kent, R (1, 4) OBP: 0.321, SLG: 0.432	B C 1 SAFE 1 SAFE 1 F F 1 SAFE B 3-2 ② F9		X 0-0 ③ FC4 1-2f			F X 0-1 ① F9		B S S F B S 2-3 ② K		4	0	0	0	0	1	4
Rico Brogna, L (1, 3) OBP: 0.343, SLG: 0.473	B S S S 1-3 ③ K			B B X 2-0 1B		C F 1 SAFE B 1 SAFE B B B X 3-2 PB 1B 1-2		B B C F S 2-3 ③ K		4	0	2	0	0	2	1
Ryan Thompson, R (1, 8) OBP: 0.315, SLG: 0.436		B B B B 4-0 L6-3 BB		S S B B C 1-3 ① K		F C B X 1-2 ② P4			F X 0-1 ① G5-3	3	0	0	0	1	1	3
Butch Huskey, R (1, 5) OBP: 0.167, SLG: 0.313		C X 0-1 ① ② L6-3 1-2		B F B B S X 3-2 ② F8		B S F X 1-2 ③ G6-3 1-2 2-3			F X 0-1 ② F7	4	0	0	0	0	0	4
Kelly Stinnett, R (1, 2) OBP: 0.339, SLG: 0.343		X 0-0 ③ P3		B B X 2-0 ③ P3			F B X 1-1 ① G5-3		S X 0-1 ③ P8	4	0	0	0	0	0	1
Reid Cornelius, R (1, 1) OBP: 0.111, SLG: 0.111 Paul Byrd, R (6, 1) OBP: 1.000, SLG: 1.000 Bill Spiers, L (7, PH) OBP: 0.242, SLG: 0.241 Don Florence, R (8, 1)			X 0-0 FC6-4 1B		F S B B B C 2-3 ① K		B C B B B 4-1 BB			2 0 0 0	0 0 0 0	1 0 0 0	0 0 0 0	0 0 1 0	1 0 0 0	0 0 0 0
Inning Stats	R: 1 H: 1 E: 0 LOB: 1 K: 2 BB: 1 S: 13 P: 26	R: 0 H: 0 E: 0 LOB: 0 K: 0 BB: 1 S: 3 P: 7	R: 0 H: 1 E: 0 LOB: 2 K: 0 BB: 1 S: 6 P: 12	R: 0 H: 1 E: 0 LOB: 1 K: 1 BB: 0 S: 8 P: 16	R: 0 H: 0 E: 0 LOB: 0 K: 1 BB: 0 S: 6 P: 9	R: 0 H: 1 E: 0 LOB: 2 K: 0 BB: 1 S: 11 P: 20	R: 0 H: 0 E: 0 LOB: 1 K: 0 BB: 1 S: 6 P: 12	R: 0 H: 0 E: 0 LOB: 0 K: 2 BB: 0 S: 8 P: 13	R: 0 H: 0 E: 0 LOB: 0 K: 0 BB: 0 S: 6 P: 6	1B: 3 2B: 1 3B: 0 HR: 1	SF: 0 SAC: 0 DP: 1 HBP: 0					

PITCHER	IP	WLS	BF	H	R	ER	SO	BB	IBB	HBP	BLK	WP	HR	S	P	ERA	WHIP
Mark Leiter, R (1, 1) ERA: 3.12	9.0	W	35	4	1	1	6	5	0	0	0	0	1	67	121	1.00	1.000

PITCHER	IP	WLS	BF	H	R	ER	SO	BB	IBB	HBP	BLK	WP	HR	S	P	ERA	WHIP

BOTTOM

San Francisco Giants @ New York Mets

Shea Stadium, Flushing, NY

Tue Aug 22 1995, 7:05 PM EDT
Att. 16,203 - Unknown - 81 F

livebaseballscorecards.com

AB	30
R	1
H	4
RBI	1
BB	5
SO	6
LOB	17

WP: 0 PA: 35
PB: 1
SB: 0
CS: 0

Batter	1	2	3	4	5	6	7	8	9	AB	R	H	RBI	BB	SO	LOB
Deion Sanders, L (1, 8) OBP: 0.311, SLG: 0.404	C X 0-1 HR		S C F C 0-3 ② K		1 SAFE C S X 0-2 1B 2B 1-2 1B		L F X 0-2 ① F7		F S X 0-2 ③ G1-3	5	2	2	1	0	1	1
Robby Thompson, R (1, 4) OBP: 0.311, SLG: 0.330	C B B F S 2-3 ① K		X 0-0 ③ 4-3		X 0-0 2B 1-2 2-3 1B		X 0-0 ② F9			4	0	1	0	0	1	0
Barry Bonds, L (1, 7) OBP: 0.431, SLG: 0.567	C B F F C 1-3 ② K			F C F B X 1-2 ① G3	X 0-0 1-3 2-H 3-H 2B		B C B C X 2-2 ③ F7			4	0	1	2	0	1	0
Matt Williams, R (1, 5) OBP: 0.426, SLG: 0.717	F S B S 1-3 ③ K			B C S F B X 2-2 ② G5-3	I 4-0 G6-4-3 IBB			S S B F B F X 2-2 ① G5-3		3	0	0	0	1	1	0
Mark Carreon, R (1, 3) OBP: 0.333, SLG: 0.461		B X 1-0 ① P3		B F X 1-1 1B 1B	C X 0-1 ② ③ G6-4-3 1-2f			B B X 2-0 ② P4		4	0	1	0	0	0	3
Glenallen Hill, R (1, 9) OBP: 0.323, SLG: 0.474		B B S C C 2-3 ② K		X 0-0 1-2 1B		X 0-0 2B		C X 0-1 ③ G6-3		4	0	2	0	0	1	0
Royce Clayton, R (1, 6) OBP: 0.308, SLG: 0.356		B C C B X 2-2 1B		C F B F X 1-2 ③ G1-3		B B X 2-0 ① G5-3			F B B X 2-1 ① G4-3	4	0	1	0	0	0	3
Jeff Reed, L (1, 2) OBP: 0.371, SLG: 0.283	C 1 SAFE B 1 SAFE 1 SAFE C 1 SAFE 1 SAFE X 1-2 ③ G4-3			F B X 1-1 1B 1B 2B 1B		C B F F F S 1-3 ② K			B B X 2-0 ② F7	4	1	1	0	0	1	2
Terry Mulholland, R (1, 1) OBP: 0.088, SLG: 0.212			X 0-0 ① F9		1 SAFE C M L 0-3 ① K		B B F C X 2-2 ③ G6-3		F S B F B B X 3-2 E5	4	0	0	0	0	1	2
Inning Stats	R: 1 H: 1 E: 0 LOB: 0 K: 3 BB: 0 S: 12 P: 16	R: 0 H: 1 E: 0 LOB: 0 K: 1 BB: 0 S: 10 P: 16	R: 0 H: 0 E: 0 LOB: 0 K: 1 BB: 0 S: 6 P: 6	R: 0 H: 2 E: 0 LOB: 2 K: 0 BB: 0 S: 15 P: 20	R: 2 H: 4 E: 0 LOB: 2 K: 1 BB: 1 S: 12 P: 17	R: 0 H: 1 E: 0 LOB: 1 K: 1 BB: 0 S: 10 P: 15	R: 0 H: 0 E: 0 LOB: 0 K: 0 BB: 0 S: 7 P: 9	R: 0 H: 0 E: 0 LOB: 0 K: 0 BB: 0 S: 8 P: 12	R: 0 H: 0 E: 1 LOB: 1 K: 0 BB: 0 S: 10 P: 17	1B: 6 SF: 0 2B: 2 SAC: 0 3B: 0 DP: 1 HR: 1 HBP: 0						

TOP

San Francisco Giants @ New York Mets

Shea Stadium, Flushing, NY

Wed Aug 23 1995, 3:33 AM EDT

Att. 18,812 - Sunny - 79 F

livebaseballscorecards.com

AB	36
R	3
H	9
RBI	3
BB	1
SO	7
LOB	11

PITCHER		IP	WLS	BF	H	R	ER	SO	BB	IBB	HBP	BLK	WP	HR	S	P	ERA	WHIP
Dave Telgheder, R ERA: 6.75	(1, 1)	6.0	L	27	9	3	3	7	0	1	0	0	0	1	65	90	4.50	1.500
Jerry Dipoto, R ERA: 4.5	(7, 1)	1.0		3	0	0	0	0	0	0	0	0	0	0	7	9	0.00	0.000
Doug Henry, R ERA: 3.44	(8, 1)	2.0		7	0	0	0	0	0	0	0	0	0	0	18	29	0.00	0.000

PITCHER	IP	WLS	BF	H	R	ER	SO	BB	IBB	HBP	BLK	WP	HR	S	P	ERA	WHIP

Batter	1	2	3	4	5	6	7	8	9	AB	R	H	RBI	BB	SO	LOB
Damon Buford, R (1, 8) OBP: 0.278, SLG: 0.227	B X 1-0 SH5-3 3B 2B		B B C X 2-1 ① G4-3		B B C X 2-1 ② L5			B S X 1-1 ② G6-3		4	1	1	0	0	0	0
Jose Vizcaino, S (1, 6) OBP: 0.322, SLG: 0.368	B F X 1-1 ① SH5-3 2-3		X 0-0 ② G6-3		C X 0-1 ③ F8			B C C B F F X 2-2 ③ F9		3	0	0	0	0	0	0
Carl Everett, S (1, 9) OBP: 0.318, SLG: 0.468	F B B F B X 3-2 1B 3-H 3B		C C F B X 1-2 ③ F8			X 0-0 ① P4			S B X 1-1 ① P3	4	1	1	1	0	0	0
Jeff Kent, R (1, 4) OBP: 0.320, SLG: 0.429	B B B S F F X 3-2 G6-3 3-H 1B			X 0-0 E5 F9 G3		B X 1-0 ② P3			B F X 1-1 ② G4-3	4	0	1	1	0	0	0
Chris Jones, R (1, 3) OBP: 0.321, SLG: 0.464	C 1 SAFE B B C F X 2-2 ②③ G6-3 1-2			C 1 SAFE X 0-1 ① G3 1-2		S C B F B S 2-3 ③ K			C B F S 1-3 ③ K	4	0	0	0	0	2	2
Ryan Thompson, R (1, 7) OBP: 0.309, SLG: 0.428		S C C 0-3 ① K		B X 1-0 ② F9 2-3			S B F X 1-2 ① F9			3	0	0	0	0	1	1
Butch Huskey, R (1, 5) OBP: 0.238, SLG: 0.333		S X 0-1 FC3-6 1B		C B B B B 4-1 BB			C B B B F F F B C 3-3 ② K			2	0	1	0	1	1	0
Alberto Castillo, R (1, 2) OBP: 0.212, SLG: 0.103 Doug Henry, R (8, 1)	1 SAFE B B B S 1 SAFE 1 SAFE F X 2-2 ② FC3-6 1-2f			F B F S 1-3 ③ K			B F X 1-1 ③ P5			3 0	0 0	0 0	0 0	0 0	1 0	3 0
Dave Telgheder, R (1, 1) Jerry Dipoto, R (7, 1) Kelly Stinnett, R (8, 2) OBP: 0.337, SLG: 0.340	B C B S S 2-3 ③ K				X 0-0 ① P3			C S S B X 1-2 ① F8		2 0 1	0 0 0	0 0 0	0 0 0	0 0 0	1 0 0	1 0 0
Inning Stats	R: 2 H: 3 E: 0 LOB: 0 K: 0 BB: 0 S: 14 P: 24	R: 0 H: 1 E: 0 LOB: 1 K: 2 BB: 0 S: 11 P: 15	R: 0 H: 0 E: 0 LOB: 0 K: 0 BB: 0 S: 7 P: 10	R: 0 H: 0 E: 1 LOB: 2 K: 1 BB: 1 S: 8 P: 14	R: 0 H: 0 E: 0 LOB: 0 K: 0 BB: 0 S: 5 P: 7	R: 0 H: 0 E: 0 LOB: 0 K: 1 BB: 0 S: 6 P: 9	R: 0 H: 0 E: 0 LOB: 0 K: 1 BB: 0 S: 10 P: 15	R: 0 H: 0 E: 0 LOB: 0 K: 0 BB: 0 S: 10 P: 14	R: 0 H: 0 E: 0 LOB: 0 K: 1 BB: 0 S: 7 P: 10	1B: 2 SF: 0 2B: 1 SAC: 1 3B: 1 DP: 0 HR: 0 HBP: 0						

PITCHER		IP	WLS	BF	H	R	ER	SO	BB	IBB	HBP	BLK	WP	HR	S	P	ERA	WHIP
Terry Mulholland, L ERA: 6.57	(1, 1)	9.0	W	32	4	2	2	6	1	0	0	0	0	0	78	118	2.00	0.556

PITCHER	IP	WLS	BF	H	R	ER	SO	BB	IBB	HBP	BLK	WP	HR	S	P	ERA	WHIP

BOTTOM

San Francisco Giants @ New York Mets

Shea Stadium, Flushing, NY

Wed Aug 23 1995, 3:33 AM EDT
Att. 18,812 - Sunny - 79 F

livebaseballscorecards.com

AB	30
R	2
H	4
RBI	2
BB	1
SO	6
LOB	7

1B: 2 SF: 0
2B: 1 SAC: 1
3B: 1 DP: 0
HR: 0 HBP: 0

WP: 0 PA: 32
PB: 0
SB: 0
CS: 0

San Diego Padres @ New York Mets

Shea Stadium, Flushing, NY

Thu Aug 24 1995, 7:05 PM EDT

Att. 14,705 - Unknown - 85 F

TOP

livebaseballscorecards.com

Batter	1	2	3	4	5	6	7	8	9	AB	R	H	RBI	BB	SO	LOB
Steve Finley, L (1, 8) OBP: 0.382, SLG: 0.453	C C B F B X 2-2 ① G6-3		B X 1-0 ② G4-3		C B X 1-1 ③ G4-3		1 SAFE B 1 SAFE X 2-0 ② FC4-6 1-2f		C X 0-1 1B 1B	5	0	1	0	0	0	1
Bip Roberts, S (1, 7) OBP: 0.376, SLG: 0.402	X 0-0 ② G4-3		B X 1-0 2B			C F X 0-2 ① G4-3	B X 1-0 ③ P4		1 SAFE B 1 SAFE X 1-0 G6-4-3 1-2 1B	5	0	2	0	0	0	1
Tony Gwynn, L (1, 9) OBP: 0.395, SLG: 0.477	C X 0-1 S 1B 1B		C X 0-1 ③ G3			C F B X 1-2 2B SF9 1B		B B C X 2-1 ① G3-1	C X 0-1 ② ③ G6-4-3 1-2f	5	1	2	0	0	0	3
Ken Caminiti, S (1, 5) OBP: 0.368, SLG: 0.463	B B X 2-0 1-2 1B			B X 1-0 G1-3 SF9 2B		B S B F F X 2-2 SF9 1-3 2B		B C B B B 4-1 F9 S 2B BB		3	2	3	0	1	0	0
Scott Livingstone, L (1, 3) OBP: 0.369, SLG: 0.500 Archi Cianfrocco, R (8, 3) OBP: 0.370, SLG: 0.514	S F B X 1-2 ③ G3 2-3			B F F X 1-2 ① G1-3 2-3		I I I I 4-0 S IBB		F F F B F X 1-2 ② F9 1-3		3 0	0 0	0 0	0 0	1 0	0 0	4 0
Brad Ausmus, R (1, 2) OBP: 0.355, SLG: 0.402		C C B B X 2-2 ① P3		F C B X 1-2 ② SF9 3-H		C X 0-1 ② SF9 2-3 3-H		B S B B B 4-1 2B BB		1	1	0	2	1	0	0
Jody Reed, R (1, 4) OBP: 0.357, SLG: 0.306	X 0-0 ② P4			T B C B X 2-2 ③ G5-3		C C B C 1-3 ③ K 1-2		X 0-0 1-H 3-H 2B		4	0	1	2	0	1	2
Andujar Cedeno, R (1, 6) OBP: 0.273, SLG: 0.337		S B B F X 2-2 ③ G1-3			F S B B C 2-3 ① K		B C X 1-1 E5 FC4-6	B X 1-0 F9 3		4	0	0	0	0	1	1
Joey Hamilton, R (1, 1) OBP: 0.138, SLG: 0.127 Eddie Williams, R (9, PH) OBP: 0.333, SLG: 0.442 Trevor Hoffman, R (9, 1) OBP: 0.500, SLG: 1.000 Doug Bochtler, R (9, 1)			C B S F S 1-3 ① K		S B S C 1-3 ② K		L C L 0-3 ① K		C S B S 1-3 ① K	3 1 0 0	0 0 0 0	0 0 0 0	0 0 0 0	0 0 0 0	3 1 0 0	1 0 0 0
Inning Stats	R: 0 H: 2 E: 0 LOB: 2 K: 0 BB: 0 S: 11 P: 16	R: 0 H: 0 E: 0 LOB: 0 K: 0 BB: 0 S: 7 P: 11	R: 0 H: 1 E: 0 LOB: 1 K: 1 BB: 0 S: 8 P: 11	R: 1 H: 1 E: 0 LOB: 0 K: 0 BB: 0 S: 10 P: 15	R: 0 H: 0 E: 0 LOB: 0 K: 2 BB: 0 S: 8 P: 12	R: 1 H: 2 E: 0 LOB: 2 K: 1 BB: 1 S: 15 P: 23	R: 0 H: 0 E: 1 LOB: 1 K: 1 BB: 0 S: 7 P: 11	R: 2 H: 1 E: 0 LOB: 1 K: 0 BB: 2 S: 11 P: 23	R: 0 H: 2 E: 0 LOB: 1 K: 1 BB: 0 S: 8 P: 10	1B: 5 SF: 2 2B: 4 SAC: 0 3B: 0 DP: 1 HR: 0 HBP: 0						

	AB	34
	R	4
	H	9
	RBI	4
	BB	3
	SO	6
	LOB	13

WP: 0 PA: 39
PB: 0
SB: 3
CS: 0

PITCHER		IP	WLS	BF	H	R	ER	SO	BB	IBB	HBP	BLK	WP	HR	S	P	ERA	WHIP
Dave Micki, R ERA: 4.39	(1, 1)	7.2		34	7	4	4	5	2	1	0	0	0	0	76	120	4.70	1.174
Jerry Dipoto, R ERA: 4.48	(8, 1)	0.1		1	0	0	0	0	0	0	0	0	0	0	1	2	0.00	0.000
Don Florence, L ERA: 1.13	(9, 1)	1.0	W	4	2	0	0	1	0	0	0	0	0	0	8	10	0.00	2.000

PITCHER	IP	WLS	BF	H	R	ER	SO	BB	IBB	HBP	BLK	WP	HR	S	P	ERA	WHIP

BOTTOM

San Diego Padres @ New York Mets

Shea Stadium, Flushing, NY

Thu Aug 24 1995, 7:05 PM EDT

Att. 14,705 - Unknown - 85 F

Batter	1	2	3	4	5	6	7	8	9	AB	R	H	RBI	BB	SO	LOB
Damon Buford, R (1, 8) OBP: 0.269, SLG: 0.218	P5		K			B5		P2		4	0	0	0	0	1	1
Jose Vizcaino, S (1, 6) OBP: 0.318, SLG: 0.364	E6 G4-6-3			F9		G6-3		G4-3		4	0	0	0	0	0	0
Carl Everett, S (1, 9) OBP: 0.322, SLG: 0.469	G4-6-3 1-2f			CS 1B			G4-3		1B WP 1B	4	1	2	0	0	0	1
Jeff Kent, R (1, 4) OBP: 0.319, SLG: 0.436		G6-3		G5-3 1-2			HR		K	4	1	1	1	0	1	2
Rico Brogna, L (1, 3) OBP: 0.345, SLG: 0.476 Tim Bogar, R (9, PR) OBP: 0.309, SLG: 0.352		G5-3			F8		1B 2B		WP E 1B 1-3	4 0	1 1	2 0	0 0	0 0	0 0	0 0
Ryan Thompson, R (1, 7) OBP: 0.308, SLG: 0.423		F9			G5-3		F9		E7 1B 1-H 3-H	4	1	1	1	0	0	1
Butch Huskey, R (1, 5) OBP: 0.227, SLG: 0.316 Bill Spiers, L (4, 5) OBP: 0.277, SLG: 0.255			P4		BB		2-H 1B		1B IBB	1 1	0 0	0 1	0 1	0 2	0 0	0 0
Kelly Stinnett, R (1, 2) OBP: 0.335, SLG: 0.333			SH3-4 BB		P3		K		K	3	0	0	0	1	2	4
Dave Mlicki, R (1, 1) OBP: 0.147, SLG: 0.033 Jerry Dipoto, R (8, 1) Joe Orsulak, L (8, PH) OBP: 0.314, SLG: 0.384 Don Florence, R (9, 1) Chris Jones, R (9, PH) OBP: 0.325, SLG: 0.467			SH3-4 1-2			G4-3		K	1B 1-2 2-H	1 0 1 0 1	0 0 0 0 0	0 0 0 0 1	0 0 0 0 1	0 0 0 0 0	0 0 1 0 0	0 0 0 0 0
Inning Stats	R: 0 E: 1 K: 0 S: 6 H: 0 LOB: 0 BB: 0 P: 12	R: 0 E: 0 K: 0 S: 5 H: 0 LOB: 0 BB: 0 P: 7	R: 0 E: 0 K: 1 S: 11 H: 0 LOB: 1 BB: 1 P: 17	R: 0 E: 0 K: 0 S: 7 H: 1 LOB: 0 BB: 0 P: 10	R: 0 E: 0 K: 0 S: 13 H: 0 LOB: 1 BB: 1 P: 21	R: 0 E: 0 K: 0 S: 4 H: 0 LOB: 0 BB: 0 P: 4	R: 2 E: 0 K: 1 S: 18 H: 3 LOB: 1 BB: 0 P: 26	R: 0 E: 0 K: 1 S: 11 H: 0 LOB: 0 BB: 0 P: 14	R: 3 E: 1 K: 2 S: 14 H: 4 LOB: 2 BB: 1 P: 24	1B: 6 2B: 1 3B: 0 HR: 1	SF: 0 SAC: 1 DP: 1 HBP: 0			WP: 1 PB: 0 SB: 0 CS: 1	PA: 36		

	AB	32
	R	5
	H	8
	RBI	4
	BB	3
	SO	5
	LOB	9

livebaseballscorecards.com

PITCHER		IP	WLS	BF	H	R	ER	SO	BB	IBB	HBP	BLK	WP	HR	S	P	ERA	WHIP
Joey Hamilton, R ERA: 3.0	(1, 1)	8.0		29	4	2	2	3	2	0	0	0	0	1	75	111	2.25	0.750
Trevor Hoffman, R ERA: 4.79	(9, 1)	0.1	L	5	3	3	3	1	0	1	0	0	1	0	9	18	81.00	9.000
Doug Bochtler, R ERA: 2.05	(9, 1)	0.1		2	1	0	0	1	0	0	0	0	0	0	5	6	0.00	3.000

PITCHER	IP	WLS	BF	H	R	ER	SO	BB	IBB	HBP	BLK	WP	HR	S	P	ERA	WHIP

San Diego Padres @ New York Mets

Shea Stadium, Flushing, NY

Fri Aug 25 1995, 7:05 PM EDT

Att. 15,644 - Unknown - 65 F

TOP

livebaseballscorecards.com

Batter	1	2	3	4	5	6	7	8	9	AB	R	H	RBI	BB	SO	LOB
Steve Finley, L (1, 8) OBP: 0.378, SLG: 0.448	G3	G4-3			L8		K		G6-3 1-2 2-H 3-H	5	0	0	1	0	1	3
Bip Roberts, S (1, 7) OBP: 0.370, SLG: 0.395	L7	L5			F7		G4-3		K	4	0	0	0	0	0	1
Ron Villone, L (7, 1)										0	0	0	0	0	0	0
Phil Clark, R (8, 9) OBP: 0.283, SLG: 0.329										1	0	0	0	0	1	1
Tony Gwynn, L (1, 9) OBP: 0.394, SLG: 0.475	1B 1B 1B	G5-3				G4-3		K		4	1	1	0	0	1	0
Bryce Florie, R (8, 1)										0	0	0	0	0	0	0
Ken Caminiti, S (1, 5) OBP: 0.370, SLG: 0.464	1B WP 1-2 1B	L7				S 1B 1B		K		4	2	2	0	0	1	0
Scott Livingstone, L (1, 3) OBP: 0.373, SLG: 0.500	WP 1-3 2-H 1B		G3-1			1B 1-H 1B		F8		4	0	2	2	0	0	0
Archi Cianfrocco, R (1, 6) OBP: 0.365, SLG: 0.500	G5-3 2-3 3-H		F9			SAFE SAFE 1-2 1B			K2-3	4	0	1	0	0	1	1
Jody Reed, R (1, 4) OBP: 0.358, SLG: 0.307		G6-3 BB	G4-3			K			E BB WP 1B	3	1	1	0	1	1	2
Brian Johnson, R (1, 2) OBP: 0.284, SLG: 0.350		SAFE G6-3 1-3			SH3-4 BB	K			E5 WP BB 1-2 G6-3	3	1	0	0	1	1	4
Willie Blair, R (1, 1)		K			SAFE SH3-4 1-2		K		WP 1-2 2-3 BB	1	0	0	0	0	1	1
Dustin Hermanson, R (5, 1)										0	0	0	0	0	0	0
Melvin Nieves, S (7, PH) OBP: 0.272, SLG: 0.343										1	0	0	0	1	1	0
(7, 7)																

	AB	34
	R	5
	H	7
	RBI	3
	BB	3
	SO	9
	LOB	13

Inning Stats									
	R: 2 E: 0 K: 0 S: 11	H: 3 LOB: 1 BB: 0 P: 22	R: 0 E: 0 K: 1 S: 9	H: 0 LOB: 1 BB: 1 P: 16	R: 0 E: 0 K: 0 S: 5	H: 0 LOB: 0 BB: 0 P: 7	R: 0 E: 0 K: 0 S: 5	H: 0 LOB: 0 BB: 0 P: 7	R: 0 E: 0 K: 0 S: 11	H: 0 LOB: 1 BB: 1 P: 21	R: 1 E: 0 K: 2 S: 15	H: 3 LOB: 2 BB: 0 P: 24	R: 0 E: 0 K: 2 S: 9	H: 0 LOB: 0 BB: 0 P: 15	R: 0 E: 0 K: 2 S: 8	H: 0 LOB: 0 BB: 0 P: 13	R: 2 E: 1 K: 2 S: 16	H: 1 LOB: 1 BB: 1 P: 25	1B: 7 2B: 0 3B: 0 HR: 0	SF: 0 SAC: 1 DP: 0 HBP: 0	WP: 2 PB: 0 SB: 2 CS: 0	PA: 38

PITCHER		IP	WLS	BF	H	R	ER	SO	BB	IBB	HBP	BLK	WP	HR	S	P	ERA	WHIP
Jason Isringhausen, R ERA: 3.68	(1, 1)	6.0	W	26	6	3	3	3	2	0	0	0	1	0	56	97	4.50	1.333
Blas Minor, R ERA: 3.62	(7, 1)	3.0	S	12	1	2	0	6	1	0	0	0	1	0	33	53	0.00	0.667

PITCHER	IP	WLS	BF	H	R	ER	SO	BB	IBB	HBP	BLK	WP	HR	S	P	ERA	WHIP

Batter	1	2	3	4	5	6	7	8	9	AB	R	H	RBI	BB	SO	LOB
Damon Buford, R (1, 8) OBP: 0.258, SLG: 0.208 Bill Spiers, L (9, 5) OBP: 0.277, SLG: 0.255	B X 1-0 G6-3 ①	X 0-0 G5-2-3 ②③ 3-Hf			B X 1-0 E1 1B HR 1-2	C C B S 1-3 K ①	X 0-0 P3 ③			5 0	1 0	0 0	0 0	0 0	1 0	4 0
Jose Vizcaino, S (1, 6) OBP: 0.319, SLG: 0.364 Chris Jones, R (9, 7) OBP: 0.325, SLG: 0.467	C B B F B F C 3-3 K ②		S F X 0-2 P6 ①		B C X 1-1 HR 1B 1-2 2-3	X 0-0 G4-3 ②		S B X 1-1 BLK G5-3 G4-3 1B		5 0	2 0	2 0	0 0	0 0	1 0	0 0
Carl Everett, S (1, 9) OBP: 0.330, SLG: 0.485	S B B B F F B 4-2 BB		B C F B F B X 3-2 G5-3 ②		B B X 2-0 HR 1-H 2-H 3-H	B S B B B 4-1 1B 1B BB		B X 1-0 G5-3 ① 1-2		3	2	1	4	2	0	1
Jeff Kent, R (1, 4) OBP: 0.320, SLG: 0.436	B F B S 1 B F S SAFE 3-3 K ③		B B X 2-0 1B		S B X 1-1 L9 ①	B C X 1-1 1B 2B 1-2 1B		B X 1-0 G4-3 ② 2-H		5	1	2	1	0	1	1
Rico Brogna, L (1, 3) OBP: 0.348, SLG: 0.485		C X 0-1 HR	S C B B X 2-2 G4-3 ③		B S F B B X 3-2 HR 1B	X 0-0 2B 1-3 2-H 1B		B C C B F S 2-3 K ③		5	2	3	2	0	1	1
Ryan Thompson, R (1, 7) OBP: 0.306, SLG: 0.425 (9, 8)		B C X 1-1 G5-3 ①		F F S 0-3 K ①	S B B S S 2-3 K ②	X 0-0 1-3 3-H 2B				4	0	1	1	0	2	1
Butch Huskey, R (1, 5) OBP: 0.269, SLG: 0.478 Blas Minor, R (7, 1)		C B X 1-1 1B 1B G5-2-3 1B		S X 0-1 F8 ②	B S B S S B X 3-2 1-H HR	B X 1-0 L7 ③				4 0	1 0	2 0	2 0	0 0	0 0	2 0
Kelly Stinnett, R (1, 2) OBP: 0.339, SLG: 0.333		X 0-0 1B 1-2 1B		X 0-0 G4-3 ③	B S H 2-1 FC5-4 HBP		C B B F S 2-3 K ①			3	0	1	0	0	1	0
Jason Isringhausen, R (1, 1) OBP: 0.278, SLG: 0.294 Tim Bogar, R (7, 5) OBP: 0.305, SLG: 0.348 (9, 6)		X 0-0 1-2 2-3 1B			B X 1-0 1B E HR 1B X 0-1 FC5-4 ③ 1-2		S F B C 1-3 K ②			3 1	1 0	2 0	0 0	0 0	0 1	1 0
Inning Stats	R: 0 E: 0 K: 2 S: 12 H: 0 LOB: 1 BB: 1 P: 23	R: 1 E: 0 K: 0 S: 9 H: 4 LOB: 2 BB: 0 P: 11	R: 0 E: 0 K: 0 S: 12 H: 1 LOB: 1 BB: 0 P: 19	R: 0 E: 0 K: 1 S: 6 H: 0 LOB: 0 BB: 0 P: 6	R: 6 E: 1 K: 1 S: 19 H: 5 LOB: 1 BB: 0 P: 35	R: 2 E: 0 K: 1 S: 10 H: 3 LOB: 2 BB: 1 P: 17	R: 0 E: 0 K: 2 S: 7 H: 0 LOB: 0 BB: 0 P: 10	R: 1 E: 0 K: 1 S: 8 H: 1 LOB: 0 BB: 0 P: 13		1B: 10 2B: 1 3B: 0 HR: 3	SF: 0 SAC: 0 DP: 1 HBP: 1			WP: 0 PB: 0 SB: 0 CS: 0	PA: 41	

PITCHER		IP	WLS	BF	H	R	ER	SO	BB	IBB	HBP	BLK	WP	HR	S	P	ERA	WHIP
Willie Blair, R ERA: 3.79	(1, 1)	4.1	L	23	9	6	5	3	1	0	0	0	0	2	49	78	10.38	2.308
Dustin Hermanson, R ERA: 8.35	(5, 1)	1.2		11	4	3	2	2	1	0	1	0	0	1	19	33	10.80	3.000
Ron Villone, L ERA: 6.44	(7, 1)	1.0		3	0	0	0	2	0	0	0	0	0	0	7	10	0.00	0.000
Bryce Florie, R ERA: 3.18	(8, 1)	1.0		4	1	1	1	1	0	0	0	1	0	0	8	13	9.00	1.000

PITCHER	IP	WLS	BF	H	R	ER	SO	BB	IBB	HBP	BLK	WP	HR	S	P	ERA	WHIP

BOTTOM

San Diego Padres @ New York Mets

Shea Stadium, Flushing, NY

Fri Aug 25 1995, 7:05 PM EDT

Att. 15,644 - Unknown - 65 F

livebaseballscorecards.com

AB	38
R	10
H	14
RBI	10
BB	2
SO	8
LOB	11

San Diego Padres @ New York Mets

Shea Stadium, Flushing, NY

Sat Aug 26 1995, 7:05 PM EDT

Att. 18,594 - Unknown - 77 F

TOP

livebaseballscorecards.com

Batter	1	2	3	4	5	6	7	8	9	AB	R	H	RBI	BB	SO	LOB
Steve Finley, L (1, 8) OBP: 0.379, SLG: 0.448	C X	0-1 G6-3 1B	C F B F B X	2-2 ③ F8		C B X	1-1 G6-3 1B	B X	1-0 ③ G1-3	C C C	0-3 ③ K	4	0	2	0	0	0	1
Dustin Hermanson, R (8, 1)												0	0	0	0	0	0	0
Scott Livingstone, L (9, PH) OBP: 0.373, SLG: 0.500												0	0	0	0	0	0	0
Brad Ausmus, R (9, PH) OBP: 0.354, SLG: 0.401												1	0	0	0	0	1	0
Bip Roberts, S (1, 7) OBP: 0.368, SLG: 0.392	1 SAFE 1 SAFE C 1 SAFE B X	1-1 ① ② G6-3 1-2f		B C X	1-1 ① G6-3	S B X	1-1 ② G6-3 1-2		F F F X	0-2 1B 1B 1B	4	1	1	0	0	0	2
Tony Gwynn, L (1, 9) OBP: 0.394, SLG: 0.475	B X	1-0 FC5-4 1B		F B B B X	3-1 ② L7	C X	0-1 ③ G4-3		F X	0-1 1B 1-2 1B	4	1	2	0	0	0	1
Ken Caminiti, S (1, 5) OBP: 0.371, SLG: 0.467	X	0-0 ③ FC5-4 1-2f		B F B X	2-1 2B			C B B X	2-1 G6-4-3 1B	C B S B F C	2-3 ① K	4	0	2	0	0	1	3
Eddie Williams, R (1, 3) OBP: 0.330, SLG: 0.437		C C B F C	1-3 ① K	C B C C X	1-2 ③ G5-3			F B X	1-1 ① ② G6-4-3 1-2f	B B X	2-0 ② F9	3	0	0	0	0	1	2
Andujar Cedeno, R (7, 6) OBP: 0.272, SLG: 0.336												1	0	0	0	0	0	2
Archi Cianfrocco, R (1, 6) OBP: 0.360, SLG: 0.487		C X	0-1 ② G4-3		B X	1-0 ① G2-3		S X	0-1 ③ G4-3	X	0-0 BB 1B 1-2 2-H HR 1B	4	1	1	1	0	0	0
(7, 3)																		
Jody Reed, R (1, 4) OBP: 0.360, SLG: 0.309		X	0-0 ③ G3		B B B C X	3-1 ② G6-3		X	0-0 BB 1B	B X	1-0 BB 1-2 2-H HR 1B	4	1	2	0	0	0	0
Brian Johnson, R (1, 2) OBP: 0.285, SLG: 0.345	B X	1-0 ① G5-3		F B B F X	2-2 ③ F9			B B B C B	4-1 L3 1-2 BB	B B B B	4-0 1-2 2-3 HR BB	2	0	0	0	1	0	0
Phil Plantier, L (9, PH) OBP: 0.337, SLG: 0.400												0	1	0	0	1	0	0
Andy Ashby, R (1, 1) OBP: 0.150, SLG: 0.128			F C B X	1-2 ② G5-3		C B S C	1-3 ① K	X	0-0 ① ② L3 1-1	X	0-0 1-H 2-H 3-H HR	1	0	0	0	0	0	0
Phil Clark, R (6, PH) OBP: 0.280, SLG: 0.325												1	0	0	0	0	1	0
Glenn Dishman, R (6, 1) OBP: 0.231, SLG: 0.240												0	0	0	0	0	0	0
Melvin Nieves, S (8, PH) OBP: 0.274, SLG: 0.361												2	1	1	4	0	0	2
(8, 8)																		

	AB	35
	R	6
	H	11
	RBI	5
	BB	2
	SO	4
	LOB	13

Inning Stats																																
	R: 0 E: 0 K: 0 S: 6	H: 2 LOB: 1 BB: 0 P: 8	R: 0 E: 0 K: 1 S: 7	H: 0 LOB: 0 BB: 0 P: 8	R: 0 E: 0 K: 0 S: 8	H: 0 LOB: 0 BB: 0 P: 12	R: 0 E: 0 K: 0 S: 9	H: 1 LOB: 1 BB: 0 P: 16	R: 0 E: 0 K: 0 S: 6	H: 0 LOB: 0 BB: 0 P: 12	R: 0 E: 0 K: 1 S: 10	H: 1 LOB: 1 BB: 0 P: 13	R: 0 E: 0 K: 0 S: 6	H: 1 LOB: 0 BB: 0 P: 9	R: 0 E: 0 K: 0 S: 4	H: 1 LOB: 1 BB: 1 P: 9	R: 6 E: 0 K: 2 S: 17	H: 5 LOB: 0 BB: 1 P: 26	1B: 9 2B: 2 3B: 0 HR: 1	SF: 0 SAC: 0 DP: 3 HBP: 0	WP: 0 PB: 0 SB: 0 CS: 0	PA: 37

PITCHER		IP	WLS	BF	H	R	ER	SO	BB	IBB	HBP	BLK	WP	HR	S	P	ERA	WHIP
Bill Pulsipher, L ERA: 3.54	(1, 1)	8.2	W	34	10	4	4	3	1	0	0	0	0	0	69	105	4.15	1.269
Doug Henry, R ERA: 3.81	(9, 1)	0.0		2	1	2	2	0	1	0	0	0	0	1	1	5	∞	∞
John Franco, L ERA: 2.13	(9, 1)	0.1	S	1	0	0	0	1	0	0	0	0	0	0	3	3	0.00	0.000

PITCHER	IP	WLS	BF	H	R	ER	SO	BB	IBB	HBP	BLK	WP	HR	S	P	ERA	WHIP

Batter	1	2	3	4	5	6	7	8	9	AB	R	H	RBI	BB	SO	LOB
Joe Orsulak, L (1, 7) OBP: 0.319, SLG: 0.388	F7		1B	1B 1-2 2-H 3-H		G3		2-H 1B		5	1	3	3	0	0	0
Jose Vizcaino, S (1, 6) OBP: 0.321, SLG: 0.366 Tim Bogar, R (7, 6) OBP: 0.302, SLG: 0.344	G4-3		1-2 1B	1B 1-2 2-H		F8		F8		4 1	0 0	2 0	1 0	0 0	0 0	0 1
Carl Everett, S (1, 9) OBP: 0.328, SLG: 0.479	K		G3	FC5-4 1-2 2-H			P4			4	0	1	1	0	1	2
Jeff Kent, R (1, 4) OBP: 0.322, SLG: 0.436		E 1B G6-4-3		G5-3 FC5-4						4	1	2	0	0	0	2
Rico Brogna, L (1, 3) OBP: 0.347, SLG: 0.483		E8 G6-4-3 1-3		G3	F7		L6			4	0	1	0	0	0	1
Ryan Thompson, R (1, 8) OBP: 0.305, SLG: 0.421		G6-4-3 1-2f 3-H		1B E	F8		K			4	1	1	0	0	1	2
Butch Huskey, R (1, 5) OBP: 0.333, SLG: 0.500		G5-3		E BB 1B 1-3	E S 1B			SH1-3 1B BB		3	2	2	0	1	0	0
Kelly Stinnett, R (1, 2) OBP: 0.337, SLG: 0.327			F9	E 1B 1-2 BB	G5-3 1-3			F7		3	1	0	0	1	0	2
Bill Pulsipher, L (1, 1) OBP: 0.167, SLG: 0.067 Doug Henry, R (9, 1) John Franco, L (9, 1)			G1-3	E6 1B 1-2 2-3 3-H		F7		SH1-3 1-2		3 0 0	1 0 0	0 0 0	0 0 0	0 0 0	0 0 0	2 0 0
Inning Stats	R: 0 E: 0 K: 1 S: 8 H: 0 LOB: 0 BB: 0 P: 13	R: 1 E: 1 K: 0 S: 7 H: 2 LOB: 0 BB: 0 P: 13	R: 0 E: 0 K: 0 S: 13 H: 2 LOB: 2 BB: 0 P: 17	R: 5 E: 1 K: 0 S: 27 H: 5 LOB: 2 BB: 1 P: 44	R: 0 E: 0 K: 0 S: 10 H: 1 LOB: 1 BB: 0 P: 14	R: 0 E: 0 K: 0 S: 10 H: 0 LOB: 0 BB: 0 P: 13	R: 0 E: 0 K: 1 S: 10 H: 1 LOB: 1 BB: 0 P: 15	R: 1 E: 0 K: 0 S: 8 H: 1 LOB: 1 BB: 1 P: 16		1B: 12 2B: 0 3B: 0 HR: 0 SF: 0 SAC: 1 DP: 1 HBP: 0						

PITCHER		IP	WLS	BF	H	R	ER	SO	BB	IBB	HBP	BLK	WP	HR	S	P	ERA	WHIP
Andy Ashby, R ERA: 3.0	(1, 1)	5.0	L	26	10	6	0	1	1	0	0	0	0	0	65	101	0.00	2.200
Glenn Dishman, L ERA: 4.78	(6, 1)	2.0		7	1	0	0	1	0	0	0	0	0	0	20	28	0.00	0.500
Dustin Hermanson, R ERA: 8.38	(8, 1)	1.0		5	1	1	1	0	1	0	0	0	0	0	8	16	9.00	2.000

PITCHER	IP	WLS	BF	H	R	ER	SO	BB	IBB	HBP	BLK	WP	HR	S	P	ERA	WHIP

BOTTOM

San Diego Padres @ New York Mets

Shea Stadium, Flushing, NY

Sat Aug 26 1995, 7:05 PM EDT

Att. 18,594 - Unknown - 77 F

livebaseballscorecards.com

AB	35
R	7
H	12
RBI	5
BB	2
SO	2
LOB	12

San Diego Padres @ New York Mets

Shea Stadium, Flushing, NY

Sun Aug 27 1995, 3:33 AM EDT

Att. 19,925 - Cloudy - 87 F

TOP

livebaseballscorecards.com

Batter	1	2	3	4	5	6	7	8	9	AB	R	H	RBI	BB	SO	LOB
Bip Roberts, S (1, 4) (8, 7) OBP: 0.366, SLG: 0.390	F F B B X 2-2 ① L8		X 0-0 ① HR 1B		B X 1-0 ① F9		F C B X 1-2 ① L8			4	1	1	0	0	0	0
Steve Finley, L (1, 8) OBP: 0.378, SLG: 0.453	B B C X 2-1 ② G5-3		1 SAFE F 1 SAFE P 1 SAFE X 1-1 ② 1-H HR		S X 0-1 ② G5-3		C B X 1-1 ② G6-3			4	1	1	2	0	0	0
Tony Gwynn, L (1, 9) OBP: 0.393, SLG: 0.475	C X 0-1 ③ G4-3		C S B X 1-2 ③ 1B 2B		S X 0-1 ③ G3		F F B B X 2-2 ③ L8			4	1	1	0	0	0	0
Ken Caminiti, S (1, 5) OBP: 0.372, SLG: 0.467		C B F B S 2-3 ① K	B X 1-0 ① 2-H FC4-6 1B			X 0-0 ① S G5-3 FC5-2 1B		B X 1-0 ① G6-3		4	0	2	1	0	1	0
Scott Livingstone, L (1, 3) OBP: 0.369, SLG: 0.488 Archi Cianfrocco, R (9, 3) OBP: 0.360, SLG: 0.487		C B F S 1-3 ② K	C X 1 SAFE 0-1 ② 1-2f FC4-6			B 1 SAFE C 1 SAFE X 1-1 ① 1-2 G5-3		B B B C F F B 4-2 G6-3 BB		3 0	0 0	0 0	0 0	1 0	1 0	2 0
Phil Plantier, L (1, 7) OBP: 0.340, SLG: 0.399 Jody Reed, R (8, 4) OBP: 0.360, SLG: 0.309	B S X 1-1 1B PB 1B	B S 1 S S S 1-3 ③ K				B B I I 4-0 FC5-2 S IBB		C F B F B F F B X 3-2 ② ③ 1-2f G6-3		3 0	1 0	1 0	0 0	1 0	1 0	2 0
Brad Ausmus, R (1, 2) OBP: 0.356, SLG: 0.400	C X 0-1 PB S 1-3 1B		X 0-0 ① F8			C B B I I 4-1 1-2 2-3 FC5-2 IBB			C C F B B X 2-2 ① G6-3	3	0	1	0	1	0	0
Andujar Cedeno, R (1, 6) OBP: 0.269, SLG: 0.332	C B B B C F F F X 3-2 ③ 1-3 3-H F9		C X 0-1 ② G1-3			X 0-0 ② 1-2 2-3 3-Hf FC5-2			B F F C 1-3 ② K	4	0	0	0	0	1	4
Fernando Valenzuela, L (1, 1) OBP: 0.200, SLG: 0.400 Doug Bochtler, R (7, 1) Ron Villone, L (9, 1)			B S S S 1-3 ① K	X 0-0 ③ G4-3		X 0-0 ③ F8			S F B B X 2-2 ③ G5-3	3 1 0	0 0 0	0 0 0	0 0 0	0 0 0	1 0 0	3 0 0
Inning Stats	R: 0 E: 0 K: 0 S: 7 H: 0 LOB: 0 BB: 0 P: 11	R: 1 E: 0 K: 2 S: 16 H: 2 LOB: 1 BB: 0 P: 23	R: 3 E: 0 K: 2 S: 16 H: 4 LOB: 1 BB: 0 P: 20	R: 0 E: 0 K: 0 S: 4 H: 0 LOB: 0 BB: 0 P: 4	R: 0 E: 0 K: 0 S: 5 H: 0 LOB: 0 BB: 0 P: 6	R: 0 E: 0 K: 0 S: 6 H: 1 LOB: 3 BB: 2 P: 15	R: 0 E: 0 K: 0 S: 8 H: 0 LOB: 0 BB: 0 P: 12	R: 0 E: 0 K: 0 S: 10 H: 0 LOB: 0 BB: 1 P: 18	R: 0 E: 0 K: 1 S: 10 H: 0 LOB: 0 BB: 0 P: 15	1B: 5 2B: 1 3B: 0 HR: 1 SF: 0 SAC: 0 DP: 1 HBP: 0						

	AB	33
	R	4
	H	7
	RBI	3
	BB	3
	SO	5
	LOB	11

WP: 0 PB: 1 SB: 3 CS: 0 PA: 36

PITCHER		IP	WLS	BF	H	R	ER	SO	BB	IBB	HBP	BLK	WP	HR	S	P	ERA	WHIP
Reid Cornelius, R ERA: 6.18	(1, 1)	7.0	L	30	7	4	3	4	0	2	0	0	0	1	62	91	3.86	1.000
Jerry Dipoto, R ERA: 4.33	(8, 1)	2.0		6	0	0	0	1	1	0	0	0	0	0	20	33	0.00	0.500

PITCHER	IP	WLS	BF	H	R	ER	SO	BB	IBB	HBP	BLK	WP	HR	S	P	ERA	WHIP

BOTTOM

San Diego Padres @ New York Mets

Shea Stadium, Flushing, NY

Sun Aug 27 1995, 3:33 AM EDT
Att. 19,925 - Cloudy - 87 F

livebaseballscorecards.com

Batter	1	2	3	4	5	6	7	8	9	AB	R	H	RBI	BB	SO	LOB
Ryan Thompson, R (1, 8) OBP: 0.302, SLG: 0.414	C B B X 2-1 ① F7		X 0-0 BB 1B BB 1B		B S B F X 2-2 ① G4-3		B S X 1-1 ② F9		C S S 0-3 ③ K 1-2	5	1	1	0	0	1	1
Jose Vizcaino, S (1, 6) OBP: 0.328, SLG: 0.369	B B B C C F F B 4-2 G6-4-3 BB		X 0-0 BB BB 1-2 1B		B C B F X 2-2 E5 1B		B B C C B F B 4-2 BB			2	0	2	0	2	0	0
Carl Everett, S (1, 9) OBP: 0.326, SLG: 0.471	B F X 1-1 ② ③ G6-4-3 1-2f		B B B C B 4-1 BB 1-2 2-3 BB		B B B C 2 SAFE X 3-1 ② P4		C F F F X 0-2 ③ F9			3	0	0	0	1	0	3
Jeff Kent, R (1, 4) OBP: 0.324, SLG: 0.435		B B C B F X 3-2 1B	B B B C C B 4-2 1-2 2-3 3-H BB		B X 1-0 ③ G4-3			C S B C 1-3 ① K		3	0	1	1	1	1	1
Rico Brogna, L (1, 3) OBP: 0.344, SLG: 0.478		F X 0-1 ① F8	C B F F X 1-2 ③ F7			B F X 1-1 ① F7		B S S C 1-3 ② K		4	0	0	0	0	1	4
Chris Jones, R (1, 7) OBP: 0.324, SLG: 0.462		1 SAFE B 1 SAFE 1 SAFE F F C 1-3 ② K		C B X 1-1 1B		C B B F B S 3-3 ② K		B C B B C S 3-3 ③ K		4	0	1	0	0	3	1
Butch Huskey, R (1, 5) OBP: 0.324, SLG: 0.500		X 0-0 ③ F8		C X 0-1 ① L8		X 0-0 2B			B F S B F B F F F 3-2 F X ① F8	4	0	1	0	0	0	2
Kelly Stinnett, R (1, 2) OBP: 0.331, SLG: 0.320 Bill Spiers, L (9, PH) OBP: 0.288, SLG: 0.255			C B F C 1-3 ① K	X 0-0 ② F8		B X 1-0 ③ G5-3			B B B B B 4-0 DI BB	3	0	0	0	0	1	2
										0	0	0	0	1	0	0
Reid Cornelius, R (1, 1) OBP: 0.091, SLG: 0.091 Tim Bogar, R (7, PH) OBP: 0.299, SLG: 0.340 Jerry Dipoto, R (8, 1) Joe Orsulak, L (9, PH) OBP: 0.318, SLG: 0.387			B B C X 2-1 ② G4-3	C S S 0-3 ③ K			B S B C S 2-3 ① K		B S S B S 2-3 ② K	2	0	0	0	0	1	1
										1	0	0	0	0	1	0
										0	0	0	0	0	0	0
										1	0	0	0	0	1	1

Inning Stats	1	2	3	4	5	6	7	8	9
R:	0	0	1	0	0	0	0	0	0
E:	0	0	0	0	1	0	0	0	0
K:	0	1	1	1	0	1	0	3	2
S:	8	9	14	8	9	7	13	9	14
H:	0	1	2	1	1	1	0	0	0
LOB:	0	1	3	1	1	1	1	0	1
BB:	1	0	2	0	0	0	1	0	1
P:	15	13	26	9	17	12	20	14	23

1B:	5
2B:	1
3B:	0
HR:	0
SF:	0
SAC:	0
DP:	1
HBP:	0
WP:	0
PB:	0
SB:	0
CS:	0
PA:	37

PITCHER		IP	WLS	BF	H	R	ER	SO	BB	IBB	HBP	BLK	WP	HR	S	P	ERA	WHIP
Fernando Valenzuela, L ERA: 5.08	(1, 1)	6.0	W	26	6	1	1	4	3	0	0	0	0	0	55	92	1.50	1.500
Doug Bochtler, R ERA: 1.91	(7, 1)	2.1		9	0	0	0	4	2	0	0	0	0	0	30	49	0.00	0.857
Ron Villone, L ERA: 6.3	(9, 1)	0.2	S	2	0	0	0	2	0	0	0	0	0	0	6	8	0.00	0.000

PITCHER	IP	WLS	BF	H	R	ER	SO	BB	IBB	HBP	BLK	WP	HR	S	P	ERA	WHIP

New York Mets @ Los Angeles Dodgers

Dodger Stadium, Los Angeles, CA

Tue Aug 29 1995, 7:05 PM PDT

Att. 38,656 - Unknown

livebaseballscorecards.com

Batter	1	2	3	4	5	6	7	8	9	AB	R	H	RBI	BB	SO	LOB
Joe Orsulak, L (1, 7) OBP: 0.321, SLG: 0.386	C B B B F S 3-3 K ①		X 0-0 P4 ③			B C B X 2-1 1B G4-3 1B 2-3		B B B C B 4-1 CS BB		3	1	1	0	1	1	0
Jose Vizcaino, S (1, 6) OBP: 0.327, SLG: 0.368	B F X 1-1 F7 ②			B F X 1-1 P5 ①		1 SAFE X 0-0 G4-3 1B 1-3 3-H		1 SAFE C 1 SAFE S 1 SAFE P F B B 3-2 CS ③ 1-2	C F B C 1-3 K ①	4	0	1	1	0	1	0
Carl Everett, S (1, 9) OBP: 0.320, SLG: 0.460	C S F T F B F B S 2-3 K ③			B S B S B C 3-3 K ②		B X 1-0 G4-3 ② 2-3 3-H			B S B B B X 3-1 F7 ②	4	0	0	1	0	2	1
Jeff Kent, R (1, 4) OBP: 0.326, SLG: 0.444		B B X 2-0 G6-3 ①		B C C X 1-2 1B ③		B B C X 2-1 F7 ③			X 0-0 HR	4	1	2	1	0	0	1
Rico Brogna, L (1, 3) OBP: 0.345, SLG: 0.477		F B B B C F F X 3-2 1B			S B B X 2-1 F7 ①		B S B B X 2-1 G1-3 ①		B B C B F F F F B 4-2 1B 1B BB	3	1	1	0	1	0	0
Ryan Thompson, R (1, 8) OBP: 0.306, SLG: 0.413		B S C F C 1-3 K ②			C S S 0-3 K ②		S B B B S B B 4-2 G4-6-3 BB		C C X 0-2 1B 1-3 1B	3	0	1	0	1	2	1
Butch Huskey, R (1, 5) OBP: 0.316, SLG: 0.471		C F B C 1-3 K ③			B X 1-0 G1-3 ③		C X 0-1 G4-6-3 ②③ 1-2f		B F X 1-1 1B 1-2 3-H	4	0	1	1	0	1	2
Kelly Stinnett, R (1, 2) OBP: 0.330, SLG: 0.314			C B F S 1-3 K ①			B B B C F F F B 4-2 1B SH1-3 1B BB		B B F F S 2-3 K ①	C C B F B X 2-2 G1-3 ③	3	1	0	0	1	2	2
Bobby Jones, R (1, 1) OBP: 0.182, SLG: 0.163			C S C 0-3 K ②			P X 1-0 SH1-3 ① 1-2		S C S 0-3 K ②		2	0	0	0	0	2	0
Don Florence, R (8, 1)										0	0	0	0	0	0	0
Jerry Dipoto, R (8, 1)										0	0	0	0	0	0	0
John Franco, L (9, 1)										0	0	0	0	0	0	0
Inning Stats	R: 0 E: 0 K: 2 S: 11 H: 0 LOB: 0 BB: 0 P: 17	R: 0 E: 0 K: 2 S: 13 H: 1 LOB: 1 BB: 0 P: 20	R: 0 E: 0 K: 2 S: 7 H: 0 LOB: 0 BB: 0 P: 8	R: 0 E: 0 K: 1 S: 8 H: 1 LOB: 1 BB: 0 P: 13	R: 0 E: 0 K: 1 S: 6 H: 0 LOB: 0 BB: 0 P: 9	R: 2 E: 0 K: 0 S: 12 H: 2 LOB: 1 BB: 1 P: 21	R: 0 E: 0 K: 0 S: 6 H: 0 LOB: 0 BB: 1 P: 12	R: 0 E: 0 K: 2 S: 11 H: 0 LOB: 0 BB: 1 P: 19	R: 2 E: 0 K: 1 S: 20 H: 3 LOB: 2 BB: 1 P: 31	1B: 6 2B: 0 3B: 0 HR: 1 SF: 0 SAC: 1 DP: 1 HBP: 0						

TOP	
AB	30
R	4
H	7
RBI	4
BB	4
SO	11
LOB	7

WP: 0 PB: 0 SB: 0 CS: 1 PA: 36

PITCHER		IP	WLS	BF	H	R	ER	SO	BB	IBB	HBP	BLK	WP	HR	S	P	ERA	WHIP
Ramon Martinez, R ERA: 3.65	(1, 1)	8.0		28	4	2	2	10	3	0	0	0	0	0	74	119	2.25	0.875
Todd Worrell, R ERA: 2.19	(9, 1)	1.0	L	7	3	2	2	1	1	0	0	0	0	1	20	31	18.00	4.000

PITCHER	IP	WLS	BF	H	R	ER	SO	BB	IBB	HBP	BLK	WP	HR	S	P	ERA	WHIP

BOTTOM

New York Mets @ Los Angeles Dodgers

Dodger Stadium, Los Angeles, CA

Tue Aug 29 1995, 7:05 PM PDT

Att. 38,656 - Unknown

livebaseballscorecards.com

Batter	1	2	3	4	5	6	7	8	9	AB	R	H	RBI	BB	SO	LOB
Brett Butler, L (1, 8) OBP: 0.375, SLG: 0.387	C F B F X 1-2 ① G3		L B B F B C 3-3 ③ K			B X 1-0 1B		C F 1 B B 1 B F B SAFE SAFE 4-2 1-2 BB	B B B B 4-0 BB	3	0	1	0	2	1	0
Jose Offerman, S (1, 6) OBP: 0.380, SLG: 0.369	B B C C B B 4-2 BB			B X 1-0 ① G6-3		1 C 1 B F C SAFE SAFE 1-3 ① K		B X 1-0 ① 1-2 2-3f FC1-5 1B SF8	1 X SAFE 0-0 ③ F8	4	1	0	0	1	1	4
Mike Piazza, R (1, 2) OBP: 0.419, SLG: 0.649	C B C B F 1 S SAFE 2-3 ② K			X 0-0 ② F9		B X 1-0 1-3 FC1-4 1B		X 0-0 1-3 2-H BB 1B 1B		4	1	2	1	0	1	1
Eric Karros, R (1, 3) OBP: 0.370, SLG: 0.530	B X 1-0 ③ F8			C B S B X 2-2 ③ L3		B C C S 1-3 ② K		B F B F B F B 4-2 1B 1-2 BB		3	0	0	0	1	1	3
Raul Mondesi, R (1, 9) OBP: 0.336, SLG: 0.505		B X 1-0 ① P4			B C B X 2-1 ① F8	B B X 2-0 ③ 1-2f FC1-4		X 0-0 ② 3-H SF8		3	0	0	1	0	0	2
Delino DeShields, L (1, 4) OBP: 0.346, SLG: 0.368		C B S S 1-3 ② K			B B B C X 3-1 ② F8		B C B X 2-1 ① F7	B S X 1-1 1-3 2-H FC6-4 1B		4	0	1	1	0	1	0
Dave Hansen, L (1, 5) OBP: 0.371, SLG: 0.326 Todd Worrell, R (9, 1)		B B X 2-0 ③ F7			C B C F F F B X 2-2 1B 1B		B X 1-0 ② F7	1 X SAFE 0-0 ③ 1-2f FC6-4		4 0	0 0	1 0	0 0	0 0	0 0	2 0
Chad Fonville, S (1, 7) OBP: 0.329, SLG: 0.300			B B C C F F B X 3-2 ① G1-3		B X 1-0 1-3 1B		B C X 1-1 ③ G4-3		S B S C 1-3 ① K	4	0	1	0	0	1	0
Ramon Martinez, R (1, 1) OBP: 0.148, SLG: 0.170 Chris Gwynn, L (8, PH) OBP: 0.273, SLG: 0.304 Rick Parker, R (8, PR) OBP: 0.300, SLG: 0.276 (9, 5) Roberto Kelly, R (9, PH) OBP: 0.293, SLG: 0.338			F S S 0-3 ② K		C B S S 1-3 ③ K			B B B B 4-0 FC1-5 BB BB	C S B B S S 2-3 ② K	2 0 0 1	0 0 0 0	0 0 0 0	0 0 0 0	2 1 0 0	2 0 0 1	2 0 0 0
Inning Stats	R: 0 H: 0 E: 0 LOB: 1 K: 1 BB: 1 S: 11 P: 19	R: 0 H: 0 E: 0 LOB: 0 K: 1 BB: 0 S: 5 P: 9	R: 0 H: 0 E: 0 LOB: 0 K: 2 BB: 0 S: 11 P: 17	R: 0 H: 0 E: 0 LOB: 0 K: 0 BB: 0 S: 5 P: 8	R: 0 H: 2 E: 0 LOB: 2 K: 1 BB: 0 S: 14 P: 23	R: 0 H: 2 E: 0 LOB: 2 K: 2 BB: 0 S: 9 P: 15	R: 0 H: 0 E: 0 LOB: 0 K: 0 BB: 0 S: 5 P: 9	R: 3 H: 2 E: 0 LOB: 2 K: 0 BB: 3 S: 13 P: 27	R: 0 H: 0 E: 0 LOB: 1 K: 2 BB: 1 S: 8 P: 15	1B: 6 2B: 0 3B: 0 HR: 0	SF: 1 SAC: 0 DP: 0 HBP: 0			WP: 0 PB: 0 SB: 0 CS: 0	PA: 38		

PITCHER		IP	WLS	BF	H	R	ER	SO	BB	IBB	HBP	BLK	WP	HR	S	P	ERA	WHIP
Bobby Jones, R ERA: 3.96	(1, 1)	7.0		27	4	1	1	7	2	0	0	0	0	0	60	104	1.29	0.857
Don Florence, L ERA: 2.16	(8, 1)	0.1		2	0	0	0	0	1	0	0	0	0	0	4	9	0.00	3.000
Jerry Dipoto, R ERA: 4.43	(8, 1)	0.2	W	5	2	2	2	0	1	0	0	0	0	0	9	14	27.00	4.500
John Franco, L ERA: 2.08	(9, 1)	1.0	S	4	0	0	0	2	1	0	0	0	0	0	8	15	0.00	1.000

PITCHER	IP	WLS	BF	H	R	ER	SO	BB	IBB	HBP	BLK	WP	HR	S	P	ERA	WHIP

AB	32
R	2
H	6
RBI	3
BB	5
SO	9
LOB	14

New York Mets @ Los Angeles Dodgers

Dodger Stadium, Los Angeles, CA

Wed Aug 30 1995, 7:05 PM PDT

Att. 40,394 - Unknown - 89 F

livebaseballscorecards.com

Batter	1	2	3	4	5	6	7	8	9	AB	R	H	RBI	BB	SO	LOB
Joe Orsulak, L (1, 7) OBP: 0.319, SLG: 0.380	C F X 0-2 ① G6-3		B C C S 1-3 ② K 1-2		S B F S 1-3 ② K		X 0-0 ① G6-3		B B B B 4-0 2B 1-2 FC4-6 BB	4	1	0	0	1	2	3
Jose Vizcaino, S (1, 6) OBP: 0.325, SLG: 0.365	B F F B F F X 2-2 ② P8		B S F B C 2-3 ③ K		C B X 1-1 2-H 3-H 1B		B C B F S 2-3 ② K		C B F S 1-3 ① K	5	0	1	2	0	3	3
Carl Everett, S (1, 9) OBP: 0.322, SLG: 0.461	C B B B S B 4-2 PO WP BB			X 0-0 ① G3	L B F F B S 2-3 ③ K		C B B X 2-1 ③ G4-3		S X 0-1 FC4-6 1-3 2-H 2B	4	0	1	1	1	1	1
Jeff Kent, R (1, 4) OBP: 0.329, SLG: 0.445	1 SAFE B B B S B S 2 SAFE 3-2 ③ PO 1-3	X 0-0 ① G6-3 WP 1B		B C S F F S 1-3 ② K		X 0-0 ① F8		B B X 2-0 G1 2B 1B	I I I I 4-0 FC4-6 IBB	4	1	2	0	1	1	0
Rico Brogna, L (1, 3) OBP: 0.343, SLG: 0.481		S F B B B F F X 2-2 ① F8 1-2		B F B X 2-1 ③ G1-3		B X 1-0 HR		F B X 1-1 ① G1 1-2	C X 0-1 ② FC4-6 1-2f 2-3 3-H	5	1	1	2	0	0	4
Ryan Thompson, R (1, 8) OBP: 0.309, SLG: 0.424		B B B C X 3-1 ② G6-3 2-3			B F B X 2-1 E 2B	C C C 0-3 ② K		X 0-0 G6-3 2-H 2B	C F S 0-3 ③ K	5	1	2	1	0	2	3
Butch Huskey, R (1, 5) OBP: 0.310, SLG: 0.447 Tim Bogar, R (8, 5) OBP: 0.299, SLG: 0.340		S B B F B X 3-2 ③ G6-3			F S X 0-2 E6 SH3-4 1B 2-H 1B	S F B B X 2-2 2B 1B		S X 0-1 ② G6-3 2-3		4	2	1	0	0	0	2
										0	0	0	0	0	0	0
Kelly Stinnett, R (1, 2) OBP: 0.333, SLG: 0.325			B C X 1-1 ① G5-3		B B C C X 2-2 SH3-4 1-2 1B 1B	X 0-0 1-H 2B		C S C 0-3 ③ K		4	1	2	1	0	1	1
Dave Mlicki, R (1, 1) OBP: 0.167, SLG: 0.032 Doug Henry, R (6, 1) OBP: 1.000, SLG: 1.000			B B B B 4-0 PB BB		X 0-0 ① SH3-4 1-2 2-3	B S X 1-1 ③ G6-3			B X 1-0 BB 2B 1B	1	0	0	0	1	0	1
										1	1	1	0	0	0	0
Inning Stats	R: 0 E: 0 K: 0 S: 12 H: 0 LOB: 0 BB: 1 P: 21	R: 0 E: 0 K: 0 S: 11 H: 1 LOB: 1 BB: 0 P: 19	R: 0 E: 0 K: 2 S: 8 H: 0 LOB: 1 BB: 1 P: 16	R: 0 E: 0 K: 1 S: 8 H: 0 LOB: 0 BB: 0 P: 11	R: 3 E: 1 K: 2 S: 18 H: 3 LOB: 1 BB: 0 P: 26	R: 2 E: 0 K: 1 S: 11 H: 3 LOB: 1 BB: 0 P: 15	R: 0 E: 0 K: 1 S: 6 H: 0 LOB: 0 BB: 0 P: 10	R: 1 E: 0 K: 1 S: 9 H: 2 LOB: 1 BB: 0 P: 12	R: 2 E: 0 K: 2 S: 11 H: 2 LOB: 2 BB: 2 P: 21	1B: 6 2B: 4 3B: 0 HR: 1 SF: 0 SAC: 1 DP: 0 HBP: 0						

TOP	
AB	37
R	8
H	11
RBI	7
BB	4
SO	10
LOB	18

PITCHER		IP	WLS	BF	H	R	ER	SO	BB	IBB	HBP	BLK	WP	HR	S	P	ERA	WHIP
Tom Candiotti, R ERA: 3.45	(1, 1)	6.0	L	27	7	5	3	6	2	0	0	0	2	1	68	108	4.50	1.500
John Cummings, L ERA: 4.18	(7, 1)	1.0		3	0	0	0	1	0	0	0	0	0	0	6	10	0.00	0.000
Pedro Astacio, R ERA: 4.43	(8, 1)	1.0		5	2	1	1	1	0	0	0	0	0	0	9	12	9.00	2.000
Mark Guthrie, L ERA: 4.39	(9, 1)	1.0		7	2	2	2	2	1	1	0	0	0	0	11	21	18.00	3.000

PITCHER	IP	WLS	BF	H	R	ER	SO	BB	IBB	HBP	BLK	WP	HR	S	P	ERA	WHIP

BOTTOM

New York Mets @ Los Angeles Dodgers

Dodger Stadium, Los Angeles, CA

Wed Aug 30 1995, 7:05 PM PDT

Att. 40,394 - Unknown - 89 F

livebaseballscorecards.com

Batter	1	2	3	4	5	6	7	8	9	AB	R	H	RBI	BB	SO	LOB
Brett Butler, L (1, 8) OBP: 0.379, SLG: 0.390	B C B X 2-1 1B	B C B F B B 4-2 1-2 2-3 BB		B X 1-0 1-2 1B		B C B X 2-1 1-2 1B		C B B X 2-1 F9 ①		4	0	3	0	1	0	0
Jose Offerman, S (1, 6) OBP: 0.382, SLG: 0.368	1 X SAFE 0-0 B2 ①	B B B C C T B 4-2 1-2 2-3 3-H BB		B X 1-0 FC6-4 1-2 2-3 1B		B B B B 4-0 FC6-4 1-2 2-3 BB		C B X 1-1 G3-1 ②		3	0	1	1	2	0	1
Mike Piazza, R (1, 2) OBP: 0.416, SLG: 0.643	1 B S X SAFE 1-1 F9 ② 0-3 K ③	S S C		C F F B S 1-3 K ②		F F C 0-3 K ②		B F X 1-1 FC4-6 1B		5	0	1	0	0	3	10
Eric Karros, R (1, 3) OBP: 0.368, SLG: 0.528	1 B F X SAFE 1-1 1-3 2B	C F S 0-3 K ①		B C X 1-1 FC6-4 1-2f ③		B S X 1-1 FC6-4 1-2f ③		C B X 1-1 FC4-6 1-2f ③		5	0	1	0	0	1	7
Raul Mondesi, R (1, 9) OBP: 0.334, SLG: 0.501 John Cummings, L (7, 1) Rick Parker, R (7, PH) OBP: 0.323, SLG: 0.276 Pedro Astacio, R (8, 1) OBP: 0.160, SLG: 0.167 Mark Guthrie, R (9, 1) Mike Busch, R (9, PH)	B B S T B F S 3-3 K ③	F C C 1-3 K ②	S B B F B X 3-2 F8 ①	B B B C C F F F B 4-2 G3 BB	C C C 0-3 K ①	3 0 0 0 0 2 2 0 0 0 0 0 0 0 0 0 0 0 1 0 0 0 0 0 0 0 0 0 0 0 0 0 0 0 0 1 0 0 0 0 1 0										
Delino DeShields, L (1, 4) OBP: 0.347, SLG: 0.366		B B C F C 2-3 K ①	C B B B F F B 4-2 BB		C C B X 1-2 P6 ②		C B C B S 2-3 K ①		B X 1-0 G6-3 1B	4	0	1	0	1	2	1
Dave Hansen, L (1, 5) OBP: 0.366, SLG: 0.322	X 0-0 FC1-5 1B 1B	1 B C B C B C SAFE 3-3 K ③			S F X 0-2 G4-3 ③		B B C B B F F F 1 X SAFE 3-2 G3 1-2 ②		B B C F X 2-2 G6-3 1-2f ② ③	5	0	1	0	0	1	3
Chad Fonville, S (1, 7) OBP: 0.336, SLG: 0.305	F F X 0-2 BB FC1-5 1-2 BB 1B			C X 0-1 1B 1B 1B		B C X 1-1 F7 ①	B B B B 4-0 BB			3	1	2	0	1	0	0
Tom Candiotti, R (1, 1) OBP: 0.160, SLG: 0.106 Roberto Kelly, R (6, PH) OBP: 0.294, SLG: 0.339 (7, 9)	X 0-0 FC1-5 BB BB 1-2 2-3f ②			1 L X SAFE 0-1 B3 ①		B C B C F X 2-2 BB 1B 1B	B X 1-0 G3 ③			2	0	0	0	0	0	3
										2	0	1	0	0	0	2
Inning Stats	R: 0 E: 0 K: 1 S: 11 H: 2 LOB: 2 BB: 0 P: 18	R: 1 E: 0 K: 2 S: 16 H: 2 LOB: 3 BB: 2 P: 26	R: 0 E: 0 K: 3 S: 12 H: 0 LOB: 1 BB: 1 P: 20	R: 0 E: 0 K: 1 S: 12 H: 3 LOB: 3 BB: 0 P: 16	R: 0 E: 0 K: 0 S: 9 H: 0 LOB: 0 BB: 0 P: 13	R: 0 E: 0 K: 1 S: 13 H: 2 LOB: 3 BB: 1 P: 23	R: 0 E: 0 K: 1 S: 14 H: 0 LOB: 2 BB: 2 P: 28	R: 0 E: 0 K: 0 S: 8 H: 1 LOB: 1 BB: 0 P: 13	R: 0 E: 0 K: 1 S: 7 H: 1 LOB: 0 BB: 0 P: 10	1B: 10 2B: 1 3B: 0 HR: 0	SF: 0 SAC: 0 DP: 1 HBP: 0					

	AB	37
	R	1
	H	11
	RBI	1
	BB	6
	SO	10
	LOB	29

WP: 0 PB: 0 SB: 0 CS: 0 PA: 43

PITCHER		IP	WLS	BF	H	R	ER	SO	BB	IBB	HBP	BLK	WP	HR	S	P	ERA	WHIP
Dave Mlicki, R ERA: 4.27	(1, 1)	5.1	W	29	9	1	1	7	4	0	0	0	0	0	68	110	1.69	2.438
Doug Henry, R ERA: 3.54	(6, 1)	3.2	S	14	2	0	0	3	2	0	0	0	0	0	34	57	0.00	1.091

PITCHER	IP	WLS	BF	H	R	ER	SO	BB	IBB	HBP	BLK	WP	HR	S	P	ERA	WHIP

Batter	1	2	3	4	5	6	7	8	9	AB	R	H	RBI	BB	SO	LOB
Joe Orsulak, L (1, 7) OBP: 0.324, SLG: 0.381 Jerry Dipoto, R (9, 1)	F F X 0-2 1B		B C B B B 4-1 BB			C B B C B F F X 3-2 ① L3		B B B C F F B 4-2 BB	F S F B B F F X 2-2 ② ③ SF9-6 1-2 3-H	2 0	0 0	1 0	1 0	2 0	0 0	0 0
Jose Vizcaino, S (1, 6) OBP: 0.322, SLG: 0.362	B F S B 1 C SAFE 2-3 ① K		C F S 0-3 ② K			C F B F S 1-3 ② K		B F F B F F X 2-2 ③ F7		4	0	0	0	0	3	5
Carl Everett, S (1, 9) OBP: 0.316, SLG: 0.451	C B B S F S 2-3 ② K		B S F S 1-3 ③ K			B C S F B B S 3-3 ③ K			B B B C X 3-1 E6 FC1-4	4	0	0	0	0	3	3
Jeff Kent, R (1, 4) OBP: 0.326, SLG: 0.440	B F B F 1 S SAFE 2-3 ③ K			B B X 2-0 ① G5-3			B X 1-0 E6 G6-3		B F X 1-1 ① FC1-4 1B 1-2f 1B	4	1	0	0	0	1	2
Rico Brogna, L (1, 3) OBP: 0.341, SLG: 0.477 Chris Jones, R (9, PH) OBP: 0.327, SLG: 0.465 (9, 7)		C B S F S 1-3 ① K		X 0-0 ② L4			B X 1-0 ① ② G6-3 1-2f		C B C X 1-2 1B 1-2 1B 1B	3 1	0 1	0 1	0 1	0 0	1 0	1 0
Ryan Thompson, R (1, 8) OBP: 0.308, SLG: 0.420		S B S B B X 3-2 ② P5		C B S X 1-2 ③ G5-3			B S F F F C 1-3 ③ K		C B F B X 2-2 1B 1-2 2-H 1B	4	1	1	1	0	1	0
Butch Huskey, R (1, 5) OBP: 0.326, SLG: 0.439		X 0-0 ③ F8			B S S X 1-2 ① G6-3			B B B C F B 4-2 G3 BB	X 0-0 1B 1-2 2-H 1B	3	1	1	1	1	0	0
Kelly Stinnett, R (1, 2) OBP: 0.337, SLG: 0.329			B X 1-0 SH3-4 1B		C B B F S 2-3 ② K			B B C X 2-1 ① F8	X 0-0 1B 1-3 2-H SF9-6 1B	4	1	2	1	0	1	1
Dave Telgheder, R (1, 1) Don Florence, R (6, 1) Paul Byrd, R (7, 1) OBP: 1.000, SLG: 1.000 Bill Spiers, L (8, PH) OBP: 0.284, SLG: 0.250 Blas Minor, R (8, 1) Tim Bogar, R (9, PH) OBP: 0.306, SLG: 0.347 (9, 3)			X 0-0 ① SH3-4 1-2		C S F B S 1-3 ③ K			C B F B B F X 3-2 ② G3 1-2	C B B B X 3-1 SF9-6 1-3 3-H 1B	1 0 0 1 0 1	0 0 0 0 0 0	0 0 0 0 0 1	0 0 0 0 0 1	0 0 0 0 0 0	1 0 0 0 0 0	0 0 0 1 0 0
Inning Stats	R: 0 H: 1 E: 0 LOB: 1 K: 3 BB: 0 S: 13 P: 19	R: 0 H: 0 E: 0 LOB: 0 K: 1 BB: 0 S: 8 P: 12	R: 0 H: 1 E: 0 LOB: 2 K: 2 BB: 1 S: 9 P: 15	R: 0 H: 0 E: 0 LOB: 0 K: 0 BB: 0 S: 5 P: 8	R: 0 H: 0 E: 0 LOB: 0 K: 2 BB: 0 S: 10 P: 14	R: 0 H: 0 E: 0 LOB: 0 K: 2 BB: 0 S: 13 P: 20	R: 0 H: 0 E: 1 LOB: 0 K: 1 BB: 0 S: 7 P: 10	R: 0 H: 0 E: 0 LOB: 2 K: 0 BB: 2 S: 16 P: 31	R: 5 H: 5 E: 1 LOB: 0 K: 0 BB: 0 S: 20 P: 32	1B: 7 SF: 1 2B: 1 SAC: 1 3B: 0 DP: 2 HR: 0 HBP: 0						WP: 0 PA: 37 PB: 0 SB: 0 CS: 0	

TOP

New York Mets @ Los Angeles Dodgers

Dodger Stadium, Los Angeles, CA

Thu Aug 31 1995, 7:05 PM PDT

Att. 41,997 - Unknown - 84 F

livebaseballscorecards.com

AB	32
R	5
H	7
RBI	5
BB	3
SO	11
LOB	13

PITCHER		IP	WLS	BF	H	R	ER	SO	BB	IBB	HBP	BLK	WP	HR	S	P	ERA	WHIP
Hideo Nomo, R ERA: 2.47	(1, 1)	7.1		26	2	0	0	11	2	0	0	0	0	0	69	108	0.00	0.545
Antonio Osuna, R ERA: 4.6	(8, 1)	0.2		3	0	0	0	0	1	0	0	0	0	0	12	21	0.00	1.500
Mark Guthrie, L ERA: 4.69	(9, 1)	0.1		4	2	3	2	0	0	0	0	0	0	0	10	17	54.00	6.000
Todd Worrell, R ERA: 2.52	(9, 1)	0.2	W	4	3	2	2	0	0	0	0	0	0	0	10	15	27.00	4.500

PITCHER	IP	WLS	BF	H	R	ER	SO	BB	IBB	HBP	BLK	WP	HR	S	P	ERA	WHIP

Batter	1	2	3	4	5	6	7	8	9	AB	R	H	RBI	BB	SO	LOB
Brett Butler, L (1, 8) OBP: 0.382, SLG: 0.395	0-1 1B		1-1 ① G6-3			2-1 2B	0-0 ① L6		1-2 1B	5	0	3	0	0	0	0
Jose Offerman, S (1, 6) OBP: 0.384, SLG: 0.371	1-1 ① SH1-3 1-3		3-2 ② G4-3			2-1 ① SH1-4 2-3	3-1 1B		3-2 IBB 1-3 1B	3	0	2	0	0	0	0
Mike Piazza, R (1, 2) OBP: 0.416, SLG: 0.641	0-0 ② G4-3 3-H		1-3 ③ K			0-0 BLK HR 3-H 2B	1-1 ② P5		4-0 IBB 1-2	4	1	1	2	1	1	1
Eric Karros, R (1, 3) OBP: 0.369, SLG: 0.533	1-2 FC5-4 1B			0-0 ① G5-3		2-2 HR 2-H	0-3 ③ K		0-0 ① L8 3-H	5	1	2	2	0	1	3
Raul Mondesi, R (1, 9) OBP: 0.333, SLG: 0.501	0-0 ③ FC5-4 1-2f			0-0 ② P3		0-0 1B 2B		0-1 ① G5-3		4	0	1	0	0	0	1
Delino DeShields, L (1, 4) OBP: 0.348, SLG: 0.369		1-1 ① F7		2-2 ③ P5		4-0 1B 1B IBB		3-2 2B		3	1	1	0	1	0	0
Dave Hansen, L (1, 5) OBP: 0.362, SLG: 0.318 Mike Busch, R (6, PH) OBP: 0.333, SLG: 0.333 (7, 5)		0-1 ② G1			0-0 ① G3	1-1 ② 1B 1-3 2-H 1B		3-2 ② P4		2 2	0 0	0 1	0 0	0 0	0 0	0 1
Chad Fonville, S (1, 7) OBP: 0.343, SLG: 0.310	1-1 S 1B				1-3 ② K	2-2 FC6 1-2 3-H 1B		4-0 IBB		3	0	2	1	1	1	0
Hideo Nomo, R (1, 1) OBP: 0.086, SLG: 0.086 Antonio Osuna, R (8, 1) Chris Gwynn, L (8, PH) OBP: 0.269, SLG: 0.300 Mark Guthrie, R (9, 1) Todd Worrell, R (9, 1)	2-2 ③ F9 1-2				1-3 ③ K	1-1 ③ FC6 1-2f		0-1 ③ G6-3		3 0 1 0 0	0 0 0 0 0	0 0 0 0 0	0 0 0 0 0	1 0 0 0 0	3 0 2 0 0	
Inning Stats	R: 1 E: 0 K: 0 S: 10 H: 2 LOB: 1 BB: 0 P: 12	R: 0 E: 0 K: 0 S: 10 H: 1 LOB: 1 BB: 0 P: 14	R: 0 E: 0 K: 1 S: 8 H: 0 LOB: 0 BB: 0 P: 13	R: 0 E: 0 K: 0 S: 5 H: 0 LOB: 0 BB: 0 P: 7	R: 0 E: 0 K: 2 S: 7 H: 0 LOB: 0 BB: 0 P: 9	R: 4 E: 0 K: 0 S: 16 H: 6 LOB: 2 BB: 1 P: 30	R: 0 E: 0 K: 1 S: 8 H: 1 LOB: 1 BB: 0 P: 12	R: 0 E: 0 K: 0 S: 14 H: 1 LOB: 2 BB: 1 P: 24	R: 1 E: 1 K: 0 S: 7 H: 2 LOB: 3 BB: 1 P: 15	1B: 8 2B: 4 3B: 0 HR: 1	SF: 0 SAC: 2 DP: 0 HBP: 0						

PITCHER		IP	WLS	BF	H	R	ER	SO	BB	IBB	HBP	BLK	WP	HR	S	P	ERA	WHIP
Dave Telgheder, R ERA: 7.36	(1, 1)	5.1		24	7	5	5	3	0	1	0	1	0	1	49	74	8.44	1.312
Don Florence, L ERA: 1.93	(6, 1)	1.0		5	3	0	0	0	0	0	0	0	0	0	10	17	0.00	3.000
Paul Byrd, R ERA: 2.53	(7, 1)	0.2		2	0	0	0	1	0	0	0	0	0	0	5	6	0.00	0.000
Blas Minor, R ERA: 3.52	(8, 1)	1.0		5	1	0	0	0	0	1	0	0	0	0	14	24	0.00	1.000
Jerry Dipoto, R ERA: 4.41	(9, 1)	0.1	L	4	2	1	0	0	0	1	0	0	0	0	7	15	0.00	6.000

PITCHER	IP	WLS	BF	H	R	ER	SO	BB	IBB	HBP	BLK	WP	HR	S	P	ERA	WHIP

BOTTOM

New York Mets @ Los Angeles Dodgers

Dodger Stadium, Los Angeles, CA

Thu Aug 31 1995, 7:05 PM PDT

Att. 41,997 - Unknown - 84 F

livebaseballscorecards.com

AB	35
R	3
H	13
RBI	5
BB	3
SO	4
LOB	11

WP: 0 PB: 0 SB: 3 CS: 0 PA: 40

Batter	1	2	3	4	5	6	7	8	9	AB	R	H	RBI	BB	SO	LOB
Joe Orsulak, L (1, 7) OBP: 0.323, SLG: 0.379	X 0-0 ① G3		C B B X 2-1 G4-3 1B 2-H 1B	B F S F F S 1-3 ③ K		F C B X 1-2 ② ③ G3-6-1 1-2f			B S B B F B 4-2 FC6-4 BB	4	1	1	1	0	1	4
Chris Jones, R (9, PH) (9, 7) OBP: 0.331, SLG: 0.465										0	0	0	0	1	0	0
Jose Vizcaino, S (1, 6) OBP: 0.319, SLG: 0.357	C F B B B S 3-3 ② K		B F B F X 2-2 ② G4-3 2-3		X 0-0 ① F8		C X 0-1 ① G3-1		1 SAFE L 1 SAFE B 1 SAFE X 1-1 ① FC6-4 1-2f	5	0	0	0	0	1	2
Carl Everett, S (1, 9) OBP: 0.318, SLG: 0.447	F B B B B 4-1 BB		F B B X 2-1 3-H 1B		F F B X 1-2 ② F8		S B X 1-1 ② G5-3		B S 1 SAFE 1 SAFE B 1 SAFE 1 SAFE F S 2-3 ② K	4	0	1	1	1	1	1
Jeff Kent, R (1, 4) OBP: 0.322, SLG: 0.434	B 1 SAFE F 1 SAFE F 1 SAFE X 1-2 ③ G5-3		B 1 SAFE X 1-0 ③ G5-3		C C X 0-2 ③ P6		C X 0-1 ③ G6-3		B B C 1 SAFE 1 SAFE B F F F 3-3 C ③ K	5	0	0	0	0	1	3
Rico Brogna, L (1, 3) OBP: 0.345, SLG: 0.479		B F B B B X 3-1 ① L5		B S B B B 4-1 1B SF7 1B BB		B B X 2-0 1B 1B 1B		X 0-0 G6-3 WP 1B		3	2	2	0	1	0	0
Ryan Thompson, R (1, 8) OBP: 0.307, SLG: 0.416		X 0-0 ② L7		B S X 1-1 ① F8		S B F F B X 2-2 FC6-4 1B 1-2 1B		B F B X 2-1 ① G6-3 1-3		4	1	1	0	0	0	2
Butch Huskey, R (1, 5) OBP: 0.340, SLG: 0.444		B B S X 2-1 ③ G6-3		F X 0-1 1B 1-2 1B		B F X 1-1 FC6-4 1-2 2-H 1B		B S F X 1-2 ② G6-3		4	0	2	1	0	0	1
Tim Bogar, R (8, 5) OBP: 0.306, SLG: 0.347										0	0	0	0	0	0	0
Kelly Stinnett, R (1, 2) OBP: 0.340, SLG: 0.329			X 0-0 ① F8	X 0-0 1-2 2-3 1B		B B C B F X 3-2 ① FC6-4 1B 1-2f 2-3		B B C B B 4-1 BB		3	0	1	0	1	0	2
Bill Pulsipher, L (1, 1) OBP: 0.200, SLG: 0.152			X 0-0 1B 2B	X 0-0 ② SF7 3-H		1 SAFE F X 0-1 G3-6-1 1-2 3-H 1B		F X 0-1 ③ G5-3		3	1	2	2	0	0	2
John Franco, L (8, 1)										0	0	0	0	0	0	0
Inning Stats	R: 0 E: 0 K: 1 S: 8 H: 0 LOB: 1 BB: 1 P: 16	R: 0 E: 0 K: 0 S: 5 H: 0 LOB: 0 BB: 0 P: 10	R: 2 E: 0 K: 0 S: 10 H: 3 LOB: 1 BB: 0 P: 17	R: 1 E: 0 K: 1 S: 12 H: 2 LOB: 2 BB: 1 P: 18	R: 0 E: 0 K: 0 S: 7 H: 0 LOB: 0 BB: 0 P: 8	R: 2 E: 0 K: 0 S: 15 H: 4 LOB: 1 BB: 0 P: 24	R: 0 E: 0 K: 0 S: 6 H: 0 LOB: 0 BB: 0 P: 7	R: 0 E: 0 K: 0 S: 9 H: 1 LOB: 2 BB: 1 P: 16	R: 0 E: 0 K: 2 S: 12 H: 0 LOB: 1 BB: 1 P: 22	1B: 9 2B: 1 3B: 0 HR: 0 SF: 1 SAC: 0 DP: 1 HBP: 0							

TOP

New York Mets @ San Francisco Giants

Candlestick Park, San Francisco, CA

Fri Sep 01 1995, 10:05 PM EDT

Att. 13,218 - Unknown - 60 F

livebaseballscorecards.com

AB	35
R	5
H	10
RBI	5
BB	4
SO	4
LOB	17

WP: 1 PB: 0 SB: 0 CS: 0 PA: 40

PITCHER	IP	WLS	BF	H	R	ER	SO	BB	IBB	HBP	BLK	WP	HR	S	P	ERA	WHIP
Mark Leiter, R (1, 1) ERA: 3.14	5.1		27	9	5	5	2	2	0	0	0	0	0	54	89	8.44	2.062
Luis Aquino, R (6, 1) ERA: 4.46	1.2		4	0	0	0	0	0	0	0	0	0	0	9	11	0.00	0.000
Carlos Valdez, R (8, 1) ERA: 5.79	1.0		5	1	0	0	0	1	0	0	0	1	0	9	16	0.00	2.000
Shawn Barton, L (9, 1) ERA: 4.34	1.0	W	4	0	0	0	2	1	0	0	0	0	0	12	22	0.00	1.000

Batter	1	2	3	4	5	6	7	8	9	AB	R	H	RBI	BB	SO	LOB
Royce Clayton, R (1, 6) OBP: 0.303, SLG: 0.347	B C X 1-1 ① G6-3		C F B X 1-2 ① G2-3			X 0-0 ① G5-3	X 0-0 ②③ G4-6-3 1-2f			4	0	0	0	0	0	2
Rikkert Faneyte, R (1, 8) OBP: 0.313, SLG: 0.286	F S B S 1-3 ② K		B X 1-0 ② G5-3			C X 0-1 BB 1B		C F F B F S 1-3 ① K		4	0	1	0	0	2	0
Barry Bonds, L (1, 7) OBP: 0.424, SLG: 0.551	F X 0-1 ③ G3-1		C B B X 2-1 ③ L9			C S B C 1-3 ② K		H 1-0 S HR HBP		3	1	0	0	0	1	1
Matt Williams, R (1, 5) OBP: 0.397, SLG: 0.663		S B B B S F B 4-2 1B 1B FC6-4 BB		B S B F S 2-3 ① K		1 SAFE B F B B B 4-1 1-2 BB		1 SAFE B B B X 3-0 1-H HR		2	2	1	2	2	1	0
Mark Carreon, R (1, 9) OBP: 0.348, SLG: 0.481	B B B C X 3-1 FC6-4 1B 1-2 1B 1B			C X 0-1 ② G5-3		F B X 1-1 ③ G5-3		F B X 1-1 ② F9		4	1	1	0	0	0	2
Robby Thompson, R (1, 4) OBP: 0.304, SLG: 0.322	C S B B X 2-2 FC6-4 1-2 2-3 1B			X 0-0 ③ G6-3			B F C B B X 3-2 1B 1B 1B	X 0-0 ③ G4-3		4	1	2	0	0	0	0
Steve Scarsone, R (1, 3) OBP: 0.333, SLG: 0.497	F C X 0-2 ① P9				X 0-0 ① G4-3		X 0-0 1B 1-2 1B		X 0-0 ① G3-1	4	0	1	0	0	0	3
Kirt Manwaring, R (1, 2) OBP: 0.310, SLG: 0.328	B X 1-0 ② FC6-4 1B 1-2f 2-3 3-H				C X 0-1 ② G6-3		C B X 1-1 G4-6-3 1-3 2-H 1B		S F X 0-2 ② L7	4	0	1	2	0	0	2
Mark Leiter, R (1, 1) OBP: 0.167, SLG: 0.118	X 0-0 ③ 1-3 3-H 1B				F B F S 1-3 ③ K		F B B B X 3-1 ① L8		X 0-0 HR	2	0	1	1	0	1	0
Luis Aquino, R (6, 1) OBP: 0.333, SLG: 0.200										0	0	0	0	0	0	0
Dave McCarty, R (7, PH) OBP: 0.274, SLG: 0.304										1	0	0	0	0	0	2
Carlos Valdez, R (8, 1)										0	0	0	0	0	0	0
Shawn Barton, R (9, 1)										0	0	0	0	0	0	0
Glenallen Hill, R (9, PH) OBP: 0.320, SLG: 0.473										1	1	1	1	0	0	0
Inning Stats	R: 0 E: 0 K: 1 S: 7 H: 0 LOB: 0 BB: 0 P: 9	R: 2 E: 0 K: 0 S: 14 H: 3 LOB: 2 BB: 1 P: 24	R: 0 E: 0 K: 0 S: 6 H: 0 LOB: 0 BB: 0 P: 10	R: 0 E: 0 K: 1 S: 6 H: 0 LOB: 0 BB: 0 P: 8	R: 0 E: 0 K: 1 S: 6 H: 0 LOB: 0 BB: 0 P: 7	R: 0 E: 0 K: 1 S: 9 H: 1 LOB: 2 BB: 1 P: 15	R: 1 E: 0 K: 0 S: 9 H: 3 LOB: 1 BB: 0 P: 16	R: 2 E: 0 K: 1 S: 9 H: 1 LOB: 0 BB: 0 P: 15	R: 1 E: 0 K: 0 S: 5 H: 1 LOB: 0 BB: 0 P: 5	1B: 7 2B: 0 3B: 0 HR: 2 SF: 0 SAC: 0 DP: 1 HBP: 1						

PITCHER		IP	WLS	BF	H	R	ER	SO	BB	IBB	HBP	BLK	WP	HR	S	P	ERA	WHIP
Bill Pulsipher, L ERA: 3.63	(1, 1)	7.1		30	7	4	4	5	2	0	1	0	0	0	62	96	4.91	1.227
John Franco, L ERA: 2.42	(8, 1)	1.1	L	6	2	2	2	0	0	0	0	0	0	2	9	13	13.50	1.500

PITCHER	IP	WLS	BF	H	R	ER	SO	BB	IBB	HBP	BLK	WP	HR	S	P	ERA	WHIP

BOTTOM

New York Mets @ San Francisco Giants

Candlestick Park, San Francisco, CA

Fri Sep 01 1995, 10:05 PM EDT

Att. 13,218 - Unknown - 60 F

livebaseballscorecards.com

AB	33
R	6
H	9
RBI	6
BB	2
SO	5
LOB	12

GIANTS

Batter	1	2	3	4	5	6	7	8	9	AB	R	H	RBI	BB	SO	LOB
Damon Buford, R (1, 7) OBP: 0.252, SLG: 0.202	L8		G5-3			G5-3			G6-4-3 1B	3	0	0	0	0	0	0
Edgardo Alfonzo, R (9, PH) OBP: 0.297, SLG: 0.385										1	0	1	0	0	0	0
Jose Vizcaino, S (1, 6) OBP: 0.316, SLG: 0.354	G1-3		G4-3			F8			G6-4-3 1-2f	4	0	0	0	0	0	1
Carl Everett, S (1, 9) OBP: 0.312, SLG: 0.438	G4-3			F7			F9		G4-3	4	0	0	0	0	0	0
Jeff Kent, R (1, 4) OBP: 0.322, SLG: 0.436		HR 2B		G1-3			G6-3			3	1	1	0	0	0	0
Rico Brogna, L (1, 3) OBP: 0.345, SLG: 0.485		K		K			HR			3	1	1	1	0	2	1
Ryan Thompson, R (1, 8) OBP: 0.302, SLG: 0.410		K			G6-3		G5-3			3	0	0	0	0	1	1
Butch Huskey, R (1, 5) OBP: 0.340, SLG: 0.500		2-H HR			G5-3			P8		3	1	1	2	0	0	0
Kelly Stinnett, R (1, 2) OBP: 0.337, SLG: 0.325		F9			G1-3			K		2	0	0	0	0	0	0
Joe Orsulak, L (8, PH) OBP: 0.321, SLG: 0.377										1	0	0	0	0	1	0
Doug Henry, R (8, 1) OBP: 1.000, SLG: 1.000										0	0	0	0	0	0	0
Reid Cornelius, R (1, 1) OBP: 0.083, SLG: 0.083			G1-4-3			F8		P4		1	0	0	0	0	0	0
Bill Spiers, L (6, PH) OBP: 0.279, SLG: 0.246										1	0	0	0	0	0	0
Paul Byrd, R (6, 1) OBP: 1.000, SLG: 1.000										0	0	0	0	0	0	0
Todd Hundley, S (8, PH) (8, 2) OBP: 0.393, SLG: 0.505										1	0	0	0	0	0	0
Inning Stats	R: 0 E: 0 K: 0 S: 6 H: 0 LOB: 0 BB: 0 P: 10	R: 2 E: 0 K: 2 S: 10 H: 2 LOB: 0 BB: 0 P: 17	R: 0 E: 0 K: 0 S: 5 H: 0 LOB: 0 BB: 0 P: 7	R: 0 E: 0 K: 1 S: 5 H: 0 LOB: 0 BB: 0 P: 6	R: 0 E: 0 K: 0 S: 4 H: 0 LOB: 0 BB: 0 P: 7	R: 0 E: 0 K: 0 S: 8 H: 0 LOB: 0 BB: 0 P: 12	R: 1 E: 0 K: 0 S: 5 H: 1 LOB: 0 BB: 0 P: 9	R: 0 E: 0 K: 1 S: 10 H: 0 LOB: 0 BB: 0 P: 15	R: 0 E: 0 K: 0 S: 9 H: 1 LOB: 0 BB: 0 P: 14	1B: 1 2B: 1 3B: 0 HR: 2	SF: 0 SAC: 0 DP: 1 HBP: 0						

PITCHER	IP	WLS	BF	H	R	ER	SO	BB	IBB	HBP	BLK	WP	HR	S	P	ERA	WHIP
Sergio Valdez, R (1, 1) ERA: 4.73	9.0	W	30	4	3	3	4	0	0	0	0	0	2	62	97	3.00	0.444

PITCHER	IP	WLS	BF	H	R	ER	SO	BB	IBB	HBP	BLK	WP	HR	S	P	ERA	WHIP

TOP

New York Mets @ San Francisco Giants

Candlestick Park, San Francisco, CA

Sat Sep 02 1995, 6:33 AM EDT

Att. 24,822 - Sunny - 69 F

livebaseballscorecards.com

AB	30
R	3
H	4
RBI	3
BB	0
SO	4
LOB	3

WP: 0 PB: 0 SB: 0 CS: 0 PA: 30

Batter	1	2	3	4	5	6	7	8	9	AB	R	H	RBI	BB	SO	LOB
Royce Clayton, R (1, 6) OBP: 0.305, SLG: 0.348	S B B C B F X 3-2 2B 1B	X 0-0 ② G5-3			B F B F X 2-2 CS 1B		C S F S 0-3 ① K			4	1	2	0	0	1	1
Robby Thompson, R (1, 4) OBP: 0.304, SLG: 0.330	1 SAFE F B 1 SAFE X 1-1 ① L7	B X 1-0 ③ G5-3			S B C B B F X 3-2 ①② P6 1-2		C X 0-1 HR			4	1	1	1	0	0	3
Barry Bonds, L (1, 7) OBP: 0.425, SLG: 0.558	B 1 SAFE B F B X 3-1 1-H HR 2B		B B X 2-0 ① G1-3		C X 0-1 3B		B X 1-0 ② G3			4	1	2	1	0	0	0
Matt Williams, R (1, 5) OBP: 0.399, SLG: 0.663	B B B B 4-0 HR BB		B B C F B X 3-2 2B		C F X 0-2 ③ G5-3		X 0-0 ③ G5-3			3	1	1	0	1	0	1
Mark Leonard, L (1, 9) OBP: 0.250, SLG: 1.000	B B C B X 3-1 1-H 2-H HR		B C X 1-1 ② P8			C F C 0-3 ① K		B F F X 1-2 ① G5-3		4	1	1	3	0	1	1
J.R. Phillips, L (1, 3) OBP: 0.244, SLG: 0.327	B X 1-0 ② P6		S S B S 1-3 ③ K			T X 0-1 2B		F S S 0-3 ② K		4	0	1	0	0	2	1
Rikkert Faneyte, R (1, 8) OBP: 0.298, SLG: 0.270	X 0-0 ③ P4			B F X 1-1 ① P6		B C F S 1-3 ② K		F F X 0-2 ③ G6-3		4	0	0	0	0	1	1
Jeff Reed, L (1, 2) OBP: 0.378, SLG: 0.280		B B B B 4-0 SH1-4 BB		B B C B X 3-1 ② P5		I I I I 4-0 IBB				1	0	0	0	2	0	0
Sergio Valdez, R (1, 1) OBP: 0.071, SLG: 0.071		X 0-0 ① SH1-4 1-2		C B F S 1-3 ③ K		B F C S 1-3 ③ K				2	0	0	0	0	2	2
Inning Stats	R: 4 H: 3 E: 0 LOB: 0 K: 0 BB: 1 S: 12 P: 27	R: 0 H: 0 E: 0 LOB: 1 K: 0 BB: 1 S: 3 P: 8	R: 0 H: 1 E: 0 LOB: 1 K: 1 BB: 0 S: 9 P: 16	R: 0 H: 0 E: 0 LOB: 0 K: 1 BB: 0 S: 7 P: 12	R: 0 H: 2 E: 0 LOB: 1 K: 0 BB: 0 S: 12 P: 17	R: 0 H: 1 E: 0 LOB: 2 K: 3 BB: 1 S: 11 P: 17	R: 1 H: 1 E: 0 LOB: 0 K: 1 BB: 0 S: 8 P: 9	R: 0 H: 0 E: 0 LOB: 0 K: 1 BB: 0 S: 9 P: 10		1B: 2 SF: 0 2B: 3 SAC: 1 3B: 1 DP: 0 HR: 2 HBP: 0				WP: 0 PA: 34 PB: 0 SB: 0 CS: 1		

PITCHER		IP	WLS	BF	H	R	ER	SO	BB	IBB	HBP	BLK	WP	HR	S	P	ERA	WHIP
Reid Cornelius, R ERA: 6.29	(1, 1)	5.0	L	22	6	4	4	2	2	0	0	0	0	1	43	80	7.20	1.600
Paul Byrd, R ERA: 2.84	(6, 1)	2.0		9	2	1	1	4	0	1	0	0	0	1	19	26	4.50	1.000
Doug Henry, R ERA: 3.48	(8, 1)	1.0		3	0	0	0	1	0	0	0	0	0	0	9	10	0.00	0.000

PITCHER	IP	WLS	BF	H	R	ER	SO	BB	IBB	HBP	BLK	WP	HR	S	P	ERA	WHIP

BOTTOM

New York Mets @ San Francisco Giants

Candlestick Park, San Francisco, CA

Sat Sep 02 1995, 6:33 AM EDT
Att. 24,822 - Sunny - 69 F

livebaseballscorecards.com

AB	30
R	5
H	8
RBI	5
BB	3
SO	7
LOB	10

Batter	1	2	3	4	5	6	7	8	9	AB	R	H	RBI	BB	SO	LOB
Damon Buford, R (1, 7) OBP: 0.271, SLG: 0.221	C F H 1-2 CS HBP		X 0-0 1B 1-2 1B	B B B C B 4-1 BB		C B F X 1-2 ② G6-3		B B C F B F F X 3-2 1-3 1B 3-H 2B	B S B S X 2-2 ③ G5-3	4	2	2	1	1	0	1
Tim Bogar, R (1, 6) (7, 5)	B 1 SAFE C F S		B S B B F X 3-2 1B E 1-2 2-H 1B	X 0-0 ③ F9		B B C F X 2-2 WP 2B		B B B B 4-0 1B SF8 BB		4	2	2	1	1	1	3
Carl Everett, S (1, 9) OBP: 0.318, SLG: 0.447	B B F 1 SAFE F F 1 SAFE X 2-2 ② ③ L8 1-2		B X 1-0 1B E 1-3 2-H 1B		S B C B X 2-1 F8 SF8 2B	S F F B S 1-3 ③ K 2-3		C X 0-1 FC1-6 1-3 2-H 3-H 1B		5	2	3	3	0	1	2
Jeff Kent, R (1, 4) OBP: 0.318, SLG: 0.432		B B C X 2-1 ① G5-3	C B F B X 2-2 E7 1B 2-H 3-H		F F F F X 0-2 ① F8 2-3		X 0-0 ① P3	B B X 2-0 ① SF8 3-H		4	1	0	1	0	0	1
Chris Jones, R (1, 3) OBP: 0.333, SLG: 0.478		X 0-0 ② L8	C X 0-1 1B 2-H		F S B B X 1-2 ② SF8 3-H		C B C B B X 3-2 1B 3B	C X 0-1 ② FC1-6 1-2f		4	1	2	2	0	0	1
Ryan Thompson, R (1, 8) OBP: 0.300, SLG: 0.404		S F F C 0-3 ③ K	B C X 1-1 ③ G4-3		B B C B X 3-1 E3 1B		F X 0-1 CS 3-H 1B	S F 1 SAFE S 0-3 ③ K		5	0	1	1	0	2	2
Butch Huskey, R (1, 5) OBP: 0.333, SLG: 0.481			X 0-0 ① G1-3	C B B C F B F S 3-3 ① K	X 0-0 1-3 1B		B 1 SAFE B B C B F 1 F F 3-3 ② ③ K 1-2		C C X 0-2 ① G1-3	4	0	1	0	0	2	1
Jerry Dipoto, R (7, 1)										1	0	0	0	0	0	0
Kelly Stinnett, R (1, 2) OBP: 0.337, SLG: 0.326			C F S 0-3 ② K	B X 1-0 SH1-4 1B	S B C B X 2-2 G5-3			C F B X 1-2 1B BLK 2B 1B	B B X 2-0 ② P8	3	0	1	0	0	1	2
Todd Hundley, S (8, PH) OBP: 0.394, SLG: 0.505										2	1	1	0	0	0	0
Bobby Jones, R (1, 1) OBP: 0.200, SLG: 0.182			X 0-0 1B 1B	L 1 SAFE X 0-1 ② SH1-4 1-2		B C X 1-1 ① P2		L 1 SAFE B 1 SAFE X 1-1 2B 1B 1-3 1B	X 0-0 1B	1	1	1	0	0	0	0
Blas Minor, R (5, 1)										0	0	0	0	0	0	0
Edgardo Alfonzo, R (6, PH) OBP: 0.296, SLG: 0.384										1	0	0	0	0	0	0
Don Florence, R (6, 1)										0	0	0	0	0	0	0
Jose Vizcaino, S (7, 6) OBP: 0.319, SLG: 0.357										2	1	2	0	0	0	0
Inning Stats	R: 0 E: 0 K: 1 S: 9 H: 0 LOB: 0 BB: 0 P: 13	R: 0 E: 0 K: 1 S: 7 H: 0 LOB: 0 BB: 0 P: 9	R: 5 E: 1 K: 1 S: 17 H: 5 LOB: 1 BB: 0 P: 24	R: 0 E: 0 K: 1 S: 10 H: 1 LOB: 2 BB: 1 P: 18	R: 1 E: 1 K: 0 S: 16 H: 2 LOB: 2 BB: 0 P: 24	R: 0 E: 0 K: 1 S: 12 H: 1 LOB: 1 BB: 0 P: 17	R: 1 E: 0 K: 1 S: 13 H: 2 LOB: 1 BB: 0 P: 19	R: 4 E: 0 K: 1 S: 18 H: 4 LOB: 1 BB: 1 P: 29	R: 0 E: 0 K: 0 S: 8 H: 1 LOB: 1 BB: 0 P: 12	1B: 12 2B: 4 3B: 1 HR: 0 SF: 2 SAC: 1 DP: 1 HBP: 1						

PITCHER		IP	WLS	BF	H	R	ER	SO	BB	IBB	HBP	BLK	WP	HR	S	P	ERA	WHIP
Terry Mulholland, L ERA: 6.3	(1, 1)	6.0		30	9	6	3	5	1	0	1	0	1	0	71	105	4.50	1.667
Carlos Valdez, R ERA: 11.12	(7, 1)	1.0	L	7	5	4	4	1	0	0	0	1	0	0	23	34	36.00	5.000
Chris Hook, R ERA: 5.32	(8, 1)	1.0		5	1	1	1	1	1	0	0	0	0	0	8	14	9.00	2.000
Jose Bautista, R ERA: 6.53	(9, 1)	1.0		4	1	0	0	0	0	0	0	0	0	0	8	12	0.00	1.000

PITCHER	IP	WLS	BF	H	R	ER	SO	BB	IBB	HBP	BLK	WP	HR	S	P	ERA	WHIP

TOP

New York Mets @ San Francisco Giants

Candlestick Park, San Francisco, CA

Sun Sep 03 1995, 6:33 AM EDT

Att. 21,429 - Sunny - 66 F

livebaseballscorecards.com

AB	40
R	11
H	16
RBI	9
BB	2
SO	7
LOB	13

WP: 1 PB: 0 SB: 0 CS: 2 PA: 46

BOTTOM

New York Mets @ San Francisco Giants

Candlestick Park, San Francisco, CA

Sun Sep 03 1995, 6:33 AM EDT
Att. 21,429 - Sunny - 66 F

livebaseballscorecards.com

Batter	1	2	3	4	5	6	7	8	9	AB	R	H	RBI	BB	SO	LOB
Deion Sanders, L (1, 8) OBP: 0.317, SLG: 0.405	B B B C X 3-1 HR		X 0-0 E2 1B 3B	B F B X 2-1 ③ G3		F X 0-1 CS 1B			C B X 1-1 L8 1B 1B	5	2	3	1	0	0	1
Robby Thompson, R (1, 4) OBP: 0.308, SLG: 0.337	L X 0-1 1B 2B		1 SAFE F 1 SAFE F B F F F 1 SAFE X 1-2 3B 1B		B B C B X 3-1 ① G5-3	1 SAFE 1 SAFE C S X 0-2 ② ③ G1-3 1-2			F B B B C F X 3-2 1-2 1B	5	2	3	0	0	0	1
Barry Bonds, L (1, 7) OBP: 0.425, SLG: 0.568	B B S S B S 3-3 ① K		F B F X 1-2 ① 1-H 2-H 3B		B B X 2-0 HR		B C B X 2-1 ① G3		B B X 2-0 ② L8 2-3	5	1	2	3	0	1	3
Matt Williams, R (1, 5) OBP: 0.399, SLG: 0.654	X 0-0 2-H 1B		C B F B S 2-3 ② K		B B B F F B 4-2 2B BB		X 0-0 ② G4-3		B X 1-0 ③ P3	4	0	1	1	1	1	2
Mark Carreon, R (1, 3) OBP: 0.347, SLG: 0.482	X 0-0 ② L8		X 0-0 ③ L3		B F X 1-1 1-3 2B		F B X 1-1 ③ G6-3			4	0	1	0	0	0	1
Mark Leonard, L (1, 9) OBP: 0.375, SLG: 0.667	X 0-0 ③ G4-1			B B C B B 4-1 2B SF8 BB	I I I 4-0 FC6-4 IBB			C B B B F F F X 3-2 ① G4-3		2	1	0	0	2	0	1
Royce Clayton, R (1, 6) OBP: 0.305, SLG: 0.349		B B F S X 2-2 ① G1-3		B X 1-0 1-3 2B	F B B X 2-1 ② P4			F B X 1-1 ② L3		4	0	1	0	0	0	3
Kirt Manwaring, R (1, 2) OBP: 0.307, SLG: 0.324 Jose Bautista, R (9, 1)		B C X 1-1 ② G6-3		F B X 1-1 ① G1-3	F F B F B F X 2-2 ③ FC6-4 1-2f			C B F B B T 3-2 ③ K		4 0	0 0	0 0	0 0	0 0	1 0	5 0
Terry Mulholland, R (1, 1) OBP: 0.079, SLG: 0.194 Steve Scarsone, R (6, PH) OBP: 0.332, SLG: 0.495 Carlos Valdez, R (7, 1) Chris Hook, R (8, 1) Tom Lampkin, L (9, 2) OBP: 0.371, SLG: 0.371		F B S S 1-3 ③ K		X 0-0 ② SF8 3-H		B F B X 2-1 ① P2			X 0-0 ① G4-3	1 1 0 0 1	0 0 0 0 0	0 0 0 0 0	1 0 0 0 0	0 0 0 0 0	1 0 0 0 0	0 0 0 0 0
Inning Stats	R: 2 E: 0 K: 1 S: 10 H: 3 LOB: 1 BB: 0 P: 16	R: 0 E: 0 K: 1 S: 8 H: 0 LOB: 0 BB: 0 P: 12	R: 2 E: 1 K: 1 S: 13 H: 2 LOB: 0 BB: 0 P: 17	R: 1 E: 0 K: 0 S: 7 H: 1 LOB: 1 BB: 1 P: 15	R: 1 E: 0 K: 0 S: 14 H: 2 LOB: 3 BB: 2 P: 32	R: 0 E: 0 K: 0 S: 7 H: 1 LOB: 0 BB: 0 P: 9	R: 0 E: 0 K: 0 S: 5 H: 0 LOB: 0 BB: 0 P: 8	R: 0 E: 0 K: 1 S: 10 H: 0 LOB: 0 BB: 0 P: 17	R: 0 E: 0 K: 0 S: 9 H: 2 LOB: 2 BB: 0 P: 16	1B: 5 2B: 3 3B: 1 HR: 2	SF: 1 SAC: 0 DP: 0 HBP: 0					

	AB	36
	R	6
	H	11
	RBI	6
	BB	3
	SO	4
	LOB	17

PITCHER		IP	WLS	BF	H	R	ER	SO	BB	IBB	HBP	BLK	WP	HR	S	P	ERA	WHIP
Bobby Jones, R ERA: 4.14	(1, 1)	4.1		24	8	6	5	3	2	1	0	0	0	2	45	81	10.38	2.308
Blas Minor, R ERA: 3.46	(5, 1)	0.2		2	0	0	0	0	0	0	0	0	0	0	7	11	0.00	0.000
Don Florence, L ERA: 1.69	(6, 1)	1.1	W	4	1	0	0	0	0	0	0	0	0	0	9	13	0.00	0.750
Jerry Dipoto, R ERA: 4.23	(7, 1)	2.2	S	10	2	0	0	1	0	0	0	0	0	0	22	37	0.00	0.750

PITCHER		IP	WLS	BF	H	R	ER	SO	BB	IBB	HBP	BLK	WP	HR	S	P	ERA	WHIP

Batter	1	2	3	4	5	6	7	8	9	10	AB	R	H	RBI	BB	SO	LOB
Damon Buford, R (1, 7) OBP: 0.283, SLG: 0.231	FC6-4 1B		CS BB		F7			E 1B	K		4	0	2	0	1	1	2
Jose Vizcaino, S (1, 6) OBP: 0.320, SLG: 0.357	FC6-4 FC5-4 1-2f		G6-3 1-2		K 2-H 1B			E 1-2 1B		F9	5	0	2	1	0	0	2
Carl Everett, S (1, 9) OBP: 0.311, SLG: 0.436	F7		G4-3		K			K		K	5	0	0	0	0	3	4
Jeff Kent, R (1, 4) OBP: 0.319, SLG: 0.430	FC5-4 1-2f			BB		CS 1B		E6 1-2 2-3		F9	4	0	1	0	1	0	3
Rico Brogna, L (1, 3) OBP: 0.344, SLG: 0.483		BB 1B		K		F7		K			4	0	1	0	0	2	5
Ryan Thompson, R (1, 8) OBP: 0.299, SLG: 0.398		F9		G1-4-3 1-2 BB		K 1-2		P4			3	0	0	0	1	1	5
Butch Huskey, R (1, 5) OBP: 0.328, SLG: 0.455		FC4-6 1-2 BB		G1-4-3 1-2f			K		F8		3	0	0	0	1	1	2
Kelly Stinnett, R (1, 2) OBP: 0.337, SLG: 0.322 Todd Hundley, S (9, PH) OBP: 0.392, SLG: 0.502 (9, 2)	K			SH3 1B BB			K		G6-3		2 1	1 0	0 0	0 0	1 0	2 0	2 0
Dave Mlicki, R (1, 1) OBP: 0.158, SLG: 0.030 Bill Spiers, L (9, PH) OBP: 0.290, SLG: 0.259 Doug Henry, R (9, 1) OBP: 1.000, SLG: 1.000	FC4-6 1-2f				SH3 1-2		L4		1B		2 1 0	0 0 0	0 1 0	0 0 0	0 0 0	0 0 0	2 0 0
Inning Stats	R: 0 E: 0 K: 0 S: 8 H: 1 LOB: 1 BB: 0 P: 15	R: 0 E: 0 K: 1 S: 11 H: 1 LOB: 2 BB: 1 P: 17	R: 0 E: 0 K: 0 S: 9 H: 0 LOB: 0 BB: 1 P: 17	R: 0 E: 0 K: 1 S: 7 H: 0 LOB: 1 BB: 2 P: 15	R: 1 E: 0 K: 1 S: 11 H: 1 LOB: 1 BB: 1 P: 21	R: 0 E: 0 K: 1 S: 8 H: 1 LOB: 1 BB: 0 P: 12	R: 0 E: 0 K: 2 S: 7 H: 0 LOB: 0 BB: 0 P: 10	R: 0 E: 1 K: 2 S: 18 H: 2 LOB: 3 BB: 0 P: 26	R: 0 E: 0 K: 1 S: 17 H: 1 LOB: 1 BB: 0 P: 26	R: 0 E: 0 K: 1 S: 7 H: 0 LOB: 0 BB: 0 P: 9	1B: 7 2B: 1 3B: 0 HR: 0	SF: 0 SAC: 1 DP: 2 HBP: 0					

PITCHER		IP	WLS	BF	H	R	ER	SO	BB	IBB	HBP	BLK	WP	HR	S	P	ERA	WHIP
Willie Blair, R ERA: 3.51	(1, 1)	7.0		27	4	1	1	6	5	0	0	0	0	0	61	107	1.29	1.286
Ron Villone, L ERA: 6.03	(8, 1)	0.2		5	2	0	0	2	0	0	0	0	0	0	17	23	0.00	3.000
Doug Bochtler, R ERA: 1.73	(8, 1)	1.1		5	1	0	0	1	0	0	0	0	0	0	18	29	0.00	0.750
Trevor Hoffman, R ERA: 4.37	(10, 1)	1.0	W	3	0	0	0	1	0	0	0	0	0	0	7	9	0.00	0.000

PITCHER	IP	WLS	BF	H	R	ER	SO	BB	IBB	HBP	BLK	WP	HR	S	P	ERA	WHIP

TOP

New York Mets @ San Diego Padres

Jack Murphy Stadium, San Diego, CA

Mon Sep 04 1995, 10:05 PM EDT
Att. 10,135 - Unknown

livebaseballscorecards.com

AB	34
R	1
H	7
RBI	1
BB	5
SO	10
LOB	27

1B: 7 SF: 0
2B: 1 SAC: 1
3B: 0 DP: 2
HR: 0 HBP: 0

WP: 0 PA: 40
PB: 0
SB: 0
CS: 2

Batter	1	2	3	4	5	6	7	8	9	10	AB	R	H	RBI	BB	SO	LOB
Bip Roberts, S (1, 7) OBP: 0.357, SLG: 0.388	C S C 0-3 ① K			B F X 1-1 ① F8		B F X 1-1 ① G4-3	1 SAFE F B B X 2-1 ③ FC6-4 1-2f			X 0-0 1B 1B 1B	5	1	1	0	0	1	1
Steve Finley, L (1, 8) OBP: 0.370, SLG: 0.443	S B B X 2-1 ② P6			B C F C 1-3 ② K		B F X 1-1 F8 1B 1B 1B		C X 0-1 ① F8		B B B C 1 SAFE F X 3-2 ① F7	5	1	1	0	0	1	1
Tony Gwynn, L (1, 9) OBP: 0.398, SLG: 0.478	F B X 1-1 ③ F9			X 0-0 2B		1 SAFE C X 0-1 1B 1-2 1B		S X 0-1 ② F8		B 1 SAFE 1 SAFE 1 SAFE X 1-0 1B IBB 1-3 1B	5	0	3	0	0	0	0
Ken Caminiti, S (1, 5) OBP: 0.379, SLG: 0.475		C C B B B S 3-3 ① K		B B B I 4-0 IBB		X 0-0 ② F8 2-3		B B F B B 4-1 BB		I I I I 4-0 1B 1-2 IBB	2	0	0	0	3	1	2
Scott Livingstone, L (1, 3) OBP: 0.375, SLG: 0.493		F C B X 1-2 ② G6-3		B X 1-0 ③ G4-3		F B X 1-1 1B 1-2 3-H		B F 1 SAFE F B X 2-2 ③ L4		S F X 0-2 1B 1-2 2-3 3-H	5	0	2	2	0	0	3
Archi Cianfrocco, R (1, 6) OBP: 0.340, SLG: 0.467		C B B C X 2-2 ③ G6-3			C C S 0-3 ① K	F S C 0-3 ③ K			C B F B F X 2-2 ① G5-3		4	0	0	0	0	2	2
Jody Reed, R (1, 4) OBP: 0.358, SLG: 0.310			F X 0-1 ① F8		C B B X 2-1 1B		B B F X 2-1 ① F9		B X 1-0 FC6-4 1B		4	0	2	0	0	0	0
Brad Ausmus, R (1, 2) OBP: 0.352, SLG: 0.401			B B F C X 2-2 ② F8		B X 1-0 ② F8		F C B B B B 4-2 FC6-4 BB		1 SAFE C B S X 1-2 ② FC6-4 FC6-4 1-2f		3	0	0	0	1	0	2
Willie Blair, R (1, 1) Phil Plantier, L (7, PH) OBP: 0.336, SLG: 0.389 Ron Villone, L (8, 1) Doug Bochtler, R (8, 1) Melvin Nieves, S (9, PH) OBP: 0.269, SLG: 0.353 Trevor Hoffman, R (10, 1) OBP: 0.500, SLG: 1.000			F F S 0-3 ③ K		S F C 0-3 ③ K		B C B S F B X 3-2 ② F8		B X 1-0 ③ FC6-4 1-2f		2 0 0 0 0 2 1 1 0 0 0 0 0 1 0 0 0 0 0 0 0 0 0 0 0 0 0 0 1 0 0 0 0 0 1 0 0 0 0 0 0 0						
Inning Stats	R: 0 E: 0 K: 1 S: 7 H: 0 LOB: 0 BB: 0 P: 10	R: 0 E: 0 K: 1 S: 9 H: 0 LOB: 0 BB: 0 P: 15	R: 0 E: 0 K: 1 S: 8 H: 0 LOB: 0 BB: 0 P: 10	R: 0 E: 0 K: 1 S: 7 H: 1 LOB: 2 BB: 1 P: 14	R: 0 E: 0 K: 2 S: 9 H: 1 LOB: 1 BB: 0 P: 12	R: 1 E: 0 K: 1 S: 12 H: 3 LOB: 2 BB: 0 P: 15	R: 0 E: 0 K: 0 S: 10 H: 0 LOB: 1 BB: 1 P: 21	R: 0 E: 0 K: 0 S: 8 H: 0 LOB: 1 BB: 1 P: 14	R: 0 E: 0 K: 0 S: 9 H: 1 LOB: 1 BB: 0 P: 14	R: 1 E: 0 K: 0 S: 8 H: 3 LOB: 3 BB: 1 P: 16	1B: 8 2B: 1 3B: 0 HR: 0 SF: 0 SAC: 0 DP: 0 HBP: 0						

PITCHER		IP	WLS	BF	H	R	ER	SO	BB	IBB	HBP	BLK	WP	HR	S	P	ERA	WHIP
Dave Mlicki, R ERA: 4.08	(1, 1)	8.0		32	5	1	1	7	2	1	0	0	0	0	70	111	1.12	0.875
Doug Henry, R ERA: 3.56	(9, 1)	1.1	L	9	4	1	1	0	0	1	0	0	0	0	17	30	6.75	3.000

PITCHER	IP	WLS	BF	H	R	ER	SO	BB	IBB	HBP	BLK	WP	HR	S	P	ERA	WHIP

BOTTOM

New York Mets @ San Diego Padres

Jack Murphy Stadium, San Diego, CA

Mon Sep 04 1995, 10:05 PM EDT
Att. 10,135 - Unknown

livebaseballscorecards.com

AB	37
R	2
H	9
RBI	2
BB	4
SO	7
LOB	14

WP: 0 PB: 0 SB: 0 CS: 0 PA: 41

Batter	1	2	3	4	5	6	7	8	9	AB	R	H	RBI	BB	SO	LOB
Damon Buford, R (1, 7) OBP: 0.280, SLG: 0.256	C F F B B B C 3-3 K ①		B B C X 2-1 G6-3 ②		X 0-0 HR		C B S F B X 2-2 SF7 ② 3-H		B F B B X 3-1 G5-3 ② 1-2	4	1	1	2	0	1	2
Jose Vizcaino, S (1, 6) OBP: 0.316, SLG: 0.353	S B F F F B C 2-3 K ②		B B C C S 2-3 K 1B ② 2-3		X 0-0 G4-3 ③		B S X 1-1 FC4-6 ③ 1-2f		B B S S B S 3-3 K ③	5	0	0	0	0	3	4
Carl Everett, S (1, 9) OBP: 0.310, SLG: 0.432	C B X 1-1 G4-3 ③		B C B F X 2-2 1B ② 1-3 3-H			F B F X 1-2 G6-3 ①		S S X 0-2 F7 ①		4	0	1	1	0	0	0
Jeff Kent, R (1, 4) OBP: 0.321, SLG: 0.439 Tim Bogar, R (3, PH) OBP: 0.311, SLG: 0.353 (3, 4)		B C X 1-1 HR ② C S F X 0-2 P4 ③				B C X 1-1 G4-3 ②		S X 0-1 G5-3 ②		1 3	1 0	1 0	1 0	0 0	0 0	0 2
Rico Brogna, L (1, 3) OBP: 0.343, SLG: 0.479	X 0-0 G4-3 ①			B B B C F X 3-2 F8 ①		B B C S S 2-3 K2-3 ③		S B B T B B 4-2 BB BB		3	0	0	0	1	1	0
Ryan Thompson, R (1, 8) OBP: 0.302, SLG: 0.397	S B B S B F S 3-3 K ②			B X 1-0 G5-3 ②			C X 0-1 HBP WP SF7 1B	F B B B B 4-1 1-2 BB BB		3	1	1	0	1	1	0
Butch Huskey, R (1, 5) OBP: 0.308, SLG: 0.424	C B F X 1-2 F9 ③			S B F B X 2-2 P3 ③			B F B C S 2-3 K2-3 ① 1-2	F S B F F B B F C 3-3 K ③		4	0	0	0	0	2	3
Kelly Stinnett, R (1, 2) OBP: 0.340, SLG: 0.322			X 0-0 WP SH5-4 1B 1B		B C B S S 2-3 K2-3 ①		B B B B 4-0 HBP BB		X 0-0 F9 ①	3	1	1	0	1	1	0
Jason Isringhausen, R (1, 1) OBP: 0.300, SLG: 0.278 Bill Spiers, L (9, PH) OBP: 0.300, SLG: 0.259 Don Florence, R (9, 1) John Franco, L (9, 1)		1 SAFE X 0-0 SH5-4 ① 1-2			S F S 0-3 K ②		S C B H 2-2 FC4-6 HBP 1-2 2-3		B B B C F B 4-2 G5-3 BB	1 0 0 0	0 0 0 0	0 0 0 0	0 0 0 0	0 1 0 0	1 0 0 0	0 0 0 0

Inning Stats	1	2	3	4	5	6	7	8	9
	R: 0 E: 0 K: 2 S: 11	H: 0 LOB: 0 BB: 0 P: 17	R: 1 E: 0 K: 1 S: 10	H: 1 LOB: 0 BB: 0 P: 15	R: 1 E: 0 K: 1 S: 14	H: 2 LOB: 2 BB: 0 P: 20	R: 0 E: 0 K: 0 S: 7	H: 0 LOB: 0 BB: 0 P: 13	R: 1 E: 0 K: 2 S: 8	H: 1 LOB: 0 BB: 0 P: 10
	R: 0 E: 0 K: 1 S: 8	H: 0 LOB: 0 BB: 0 P: 12	R: 1 E: 0 K: 1 S: 14	H: 1 LOB: 2 BB: 1 P: 25	R: 0 E: 0 K: 1 S: 14	H: 0 LOB: 2 BB: 2 P: 25	R: 0 E: 0 K: 1 S: 8	H: 0 LOB: 1 BB: 1 P: 18	1B: 3 2B: 0 3B: 0 HR: 2	SF: 1 SAC: 1 DP: 0 HBP: 1	WP: 2 PB: 0 SB: 0 CS: 0	PA: 38

PITCHER		IP	WLS	BF	H	R	ER	SO	BB	IBB	HBP	BLK	WP	HR	S	P	ERA	WHIP
Andy Ashby, R ERA: 3.08	(1, 1)	5.0	L	20	4	3	3	6	0	0	0	0	1	2	50	75	5.40	0.800
Brian Williams, R ERA: 6.86	(6, 1)	2.0		9	1	1	1	2	1	0	1	0	1	0	22	37	4.50	1.000
Andres Berumen, R ERA: 5.92	(8, 1)	2.0		9	0	0	0	2	3	0	0	0	0	0	22	43	0.00	1.500

PITCHER	IP	WLS	BF	H	R	ER	SO	BB	IBB	HBP	BLK	WP	HR	S	P	ERA	WHIP

TOP

New York Mets @ San Diego Padres

Jack Murphy Stadium, San Diego, CA

Tue Sep 05 1995, 10:05 PM EDT

Att. 8,248 - Unknown - 84 F

livebaseballscorecards.com

AB	31
R	4
H	5
RBI	4
BB	4
SO	10
LOB	11

New York Mets @ San Diego Padres

Jack Murphy Stadium, San Diego, CA

Tue Sep 05 1995, 10:05 PM EDT

Att. 8,248 - Unknown - 84 F

BOTTOM

Batter	1	2	3	4	5	6	7	8	9	AB	R	H	RBI	BB	SO	LOB
Bip Roberts, S (1, 6) OBP: 0.352, SLG: 0.382	F8		G4-3		G4-3			G4-6-3 1-2f		4	0	0	0	0	0	3
Steve Finley, L (1, 8) OBP: 0.371, SLG: 0.442	S BB			G1-3 G1-3 1B		G1-3			G3	3	0	1	0	1	0	0
Tony Gwynn, L (1, 9) OBP: 0.397, SLG: 0.476	F7 1-2			G1-3 1-2		G3			1B 1B	4	0	1	0	0	0	2
Ken Caminiti, S (1, 5) OBP: 0.376, SLG: 0.470	G4-3			G1-3 2-3		K			L6	4	0	0	0	0	1	3
Scott Livingstone, L (1, 3) OBP: 0.374, SLG: 0.490		G6-3		G3-1			G4-6-3 1B		1B 1-2	3	0	1	0	0	0	1
Phil Clark, R (9, PH) OBP: 0.289, SLG: 0.333										1	0	1	0	0	0	0
Phil Plantier, L (1, 7) OBP: 0.341, SLG: 0.390		G6-4-3 BB			G5-4-3 1B		G4-6-3 1-2f		F7	2	0	1	0	1	0	1
Andres Berumen, R (8, 1)										0	0	0	0	0	0	0
Archi Cianfrocco, R (9, PH) OBP: 0.337, SLG: 0.462										1	0	0	0	0	0	2
Jody Reed, R (1, 4) OBP: 0.355, SLG: 0.307		G6-4-3 1-2f			G5-4-3 1-2f		F9			3	0	0	0	0	0	2
Brian Johnson, R (1, 2) OBP: 0.284, SLG: 0.341			G4-3		BB 1B			FC5-4 1B		3	0	2	0	0	0	0
Brad Ausmus, R (8, PR) OBP: 0.352, SLG: 0.401										0	0	0	0	0	0	0
(9, 2)																
Andy Ashby, R (1, 1) OBP: 0.143, SLG: 0.122			K		BB 1-2			FC5-4 G4-6-3 1-2f		1	0	0	0	0	1	0
Roberto Petagine, L (5, PH) OBP: 0.368, SLG: 0.391										0	0	0	0	1	0	0
Brian Williams, R (6, 1)										0	0	0	0	0	0	0
Marc Newfield, R (8, 7) OBP: 0.222, SLG: 0.326										1	0	0	0	0	0	1
Inning Stats	R: 0 E: 0 K: 0 S: 7 H: 0 LOB: 1 BB: 1 P: 16	R: 0 E: 0 K: 0 S: 6 H: 0 LOB: 0 BB: 1 P: 10	R: 0 E: 0 K: 1 S: 9 H: 0 LOB: 0 BB: 0 P: 13	R: 0 E: 0 K: 0 S: 8 H: 1 LOB: 1 BB: 0 P: 14	R: 0 E: 0 K: 0 S: 11 H: 2 LOB: 2 BB: 1 P: 20	R: 0 E: 0 K: 1 S: 8 H: 0 LOB: 0 BB: 0 P: 12	R: 0 E: 0 K: 0 S: 6 H: 1 LOB: 0 BB: 0 P: 10	R: 0 E: 0 K: 0 S: 7 H: 1 LOB: 1 BB: 0 P: 9	R: 0 E: 0 K: 0 S: 14 H: 2 LOB: 2 BB: 0 P: 25	1B: 7 2B: 0 3B: 0 HR: 0	SF: 0 SAC: 0 DP: 4 HBP: 0						

livebaseballscorecards.com

AB	30
R	0
H	7
RBI	0
BB	3
SO	2
LOB	15

WP: 0 PB: 0 SB: 1 CS: 0 PA: 33

PITCHER		IP	WLS	BF	H	R	ER	SO	BB	IBB	HBP	BLK	WP	HR	S	P	ERA	WHIP
Jason Isringhausen, R ERA: 3.17	(1, 1)	8.0	W	28	5	0	0	2	3	0	0	0	0	0	62	104	0.00	1.000
Don Florence, L ERA: 1.59	(9, 1)	0.2		4	2	0	0	0	0	0	0	0	0	0	12	20	0.00	3.000
John Franco, L ERA: 2.4	(9, 1)	0.1	S	1	0	0	0	0	0	0	0	0	0	0	2	5	0.00	0.000

Batter	1	2	3	4	5	6	7	8	9	AB	R	H	RBI	BB	SO	LOB
Damon Buford, R (1, 7) OBP: 0.284, SLG: 0.264	C B C X 1-2 F9 1B CS 1B		B S C C 1-3 ① K	X 0-0 ② SF7 3-H		B F B C X 2-2 ② F8		S S B F B F X 2-2 CS 1B		4	0	2	1	0	1	0
Jose Vizcaino, S (1, 6) OBP: 0.315, SLG: 0.351	L F B B X 2-2 1-2 1B		B F C B F F B X 3-2 ② F9	B C C F B B X 3-2 ③ L8		C B B B X 3-1 ③ F8		1 SAFE 0-0 ③ CS 1-2	B X 1-0 ① P4	5	0	1	0	0	0	2
Ryan Thompson, R (1, 8) OBP: 0.309, SLG: 0.396	X 0-0 ① F9 2-3		C B S F F B S 2-3 ③ K		B S X 1-1 E 1B		B F H 2-1 BB HBP		B C S B B B 4-2 1B BB	3	0	1	0	1	1	2
Chris Jones, R (1, 9) OBP: 0.337, SLG: 0.482 Joe Orsulak, L (9, PH) OBP: 0.324, SLG: 0.380 (9, 9)	B B B S C C 3-3 ② ③ K 3-H			C B F B X 2-2 1B 2B	C F C 0-3 ① K	B F B B B 4-1 1-2 BB			B C F X 1-2 G4-6-3 1-2 1B	3 1	1 0	1 1	0 0	1 0	2 0	3 0
Rico Brogna, L (1, 3) OBP: 0.344, SLG: 0.478		X 0-0 HR 1B		B B B F F F F X 3-2 1B BB 1B 2-H 1B	C 1 SAFE B X 1-1 E5 BB 1-3		X 0-0 ① B5		S B B X 2-1 ② ③ G4-6-3 1-2f	5	2	2	1	0	0	5
Todd Hundley, S (1, 2) OBP: 0.395, SLG: 0.517 Alberto Castillo, R (5, 2) OBP: 0.212, SLG: 0.103 Kelly Stinnett, R (7, PH) OBP: 0.338, SLG: 0.320 (7, 2)		C B F F B X 2-2 1-H HR		B B B F F 1 SAFE F F F 4-2 F B 1B 1B SF7 1-2 BB	B S B B F S 3-3 ② K		B C 2 SAFE B B C S S 2-3 ② K			2 0 1	2 0 0	1 0 0	2 0 0	1 0 0	1 0 1	2 0 2
Butch Huskey, R (1, 5) OBP: 0.319, SLG: 0.419		C B B S B T 3-2 ① K		B B X 2-0 1B 1-2 2-3 1B	B F B F F B B 4-2 1-2 BB		B S S S 1-3 ③ K			3	0	1	0	1	2	2
Tim Bogar, R (1, 4) OBP: 0.300, SLG: 0.340		B F B F F F X 2-2 ② G6-3		C F B S 1-3 ① K	F C F B X 1-2 ③ F7			S B B X 2-1 ① F7		4	0	0	0	0	1	6
Bill Pulsipher, L (1, 1) OBP: 0.209, SLG: 0.167 Jeff Kent, R (8, PH) OBP: 0.320, SLG: 0.438 Jerry Dipoto, R (8, 1)		C S S 0-3 ③ K		X 0-0 1-2 2-3 3-H 1B		F F C 0-3 ① K		F B S 1-3 ② K		3 1 0	0 0 0	1 0 0	1 0 0	0 0 0	2 1 0	0 0 0
Inning Stats	R: 0 H: 2 E: 0 LOB: 2 K: 1 BB: 0 S: 10 P: 16	R: 2 H: 2 E: 0 LOB: 0 K: 2 BB: 0 S: 16 P: 23	R: 0 H: 0 E: 0 LOB: 0 K: 2 BB: 0 S: 13 P: 19	R: 3 H: 4 E: 0 LOB: 2 K: 1 BB: 1 S: 24 P: 39	R: 0 H: 1 E: 1 LOB: 3 K: 2 BB: 1 S: 18 P: 28	R: 0 H: 0 E: 0 LOB: 0 K: 1 BB: 0 S: 8 P: 13	R: 0 H: 0 E: 0 LOB: 2 K: 2 BB: 1 S: 9 P: 18	R: 0 H: 1 E: 0 LOB: 0 K: 1 BB: 0 S: 10 P: 15	R: 0 H: 1 E: 0 LOB: 1 K: 0 BB: 1 S: 8 P: 16	1B: 9 SF: 1 2B: 2 SAC: 0 3B: 0 DP: 2 HR: 1 HBP: 1						

PITCHER		IP	WLS	BF	H	R	ER	SO	BB	IBB	HBP	BLK	WP	HR	S	P	ERA	WHIP
Fernando Valenzuela, L ERA: 5.35	(1, 1)	3.0		15	6	5	5	5	1	0	0	0	0	1	53	81	15.00	2.333
Scott Sanders, R ERA: 4.3	(4, 1)	1.0		5	2	0	0	1	0	0	0	0	0	0	10	16	0.00	2.000
Dustin Hermanson, R ERA: 7.97	(5, 1)	1.0		6	1	0	0	2	1	0	0	0	0	0	18	28	0.00	2.000
Tim Worrell, R ERA:	(6, 1)	1.0		5	0	0	0	1	1	0	1	0	0	0	10	21	0.00	1.000
Ron Villone, L ERA: 5.65	(7, 1)	2.1		8	1	0	0	3	1	0	0	0	0	0	20	33	0.00	0.857

PITCHER		IP	WLS	BF	H	R	ER	SO	BB	IBB	HBP	BLK	WP	HR	S	P	ERA	WHIP
Doug Bochtler, R ERA: 1.7	(9, 1)	0.2	W	2	1	0	0	0	0	0	0	0	0	0	5	8	0.00	1.500

TOP

New York Mets @ San Diego Padres

Jack Murphy Stadium, San Diego, CA

Wed Sep 06 1995, 6:33 AM EDT

Att. 8,363 - Sunny - 87 F

livebaseballscorecards.com

AB	35
R	5
H	11
RBI	5
BB	4
SO	12
LOB	24

WP: 0 PA: 42
PB: 0
SB: 0
CS: 2

New York Mets @ San Diego Padres

Jack Murphy Stadium, San Diego, CA

Wed Sep 06 1995, 6:33 AM EDT

Att. 8,363 - Sunny - 87 F

BOTTOM

livebaseballscorecards.com

Batter	1	2	3	4	5	6	7	8	9	AB	R	H	RBI	BB	SO	LOB
Bip Roberts, S (1, 8) OBP: 0.349, SLG: 0.379	G4-3		K		G6-3	G4-3			1B	5	0	1	1	0	1	1
Jody Reed, R (1, 4) OBP: 0.357, SLG: 0.312	2B		F7		E HR 1B		F7			4	2	2	0	0	0	0
Tony Gwynn, L (1, 9) OBP: 0.402, SLG: 0.480	BB		1B		E8 1-3 HR		G6-4-3 1B			3	1	3	0	1	0	0
Ken Caminiti, S (1, 5) OBP: 0.375, SLG: 0.475	L9		L4		2-H 3-H HR		G6-4-3 1-2f			4	1	1	3	0	0	4
Marc Newfield, R (1, 7) OBP: 0.234, SLG: 0.367	1-2 2-H 1B			L9	HR			G6-3		4	1	2	2	0	0	0
Archi Cianfrocco, R (1, 3) OBP: 0.324, SLG: 0.442 Doug Bochtler, R (9, 1)	F9			G6-3	K			G5-3		4 0	0 0	0 0	0 0	0 0	1 0	2 0
Brad Ausmus, R (1, 2) OBP: 0.351, SLG: 0.397	G4-3			BB	G6-3	G6-3				3	0	0	0	1	0	0
Andujar Cedeno, R (1, 6) OBP: 0.277, SLG: 0.330 Steve Finley, L (9, PH) OBP: 0.372, SLG: 0.443	G6-3			K	K				1B 1B	3 1	0 1	0 1	0 0	0 0	2 0	1 0
Fernando Valenzuela, L (1, 1) OBP: 0.228, SLG: 0.375 Scott Sanders, R (4, 1) OBP: 0.321, SLG: 0.333 Dustin Hermanson, R (5, 1) Ray Holbert, R (5, PH) OBP: 0.274, SLG: 0.241 Tim Worrell, R (6, 1) Ron Villone, L (7, 1) Scott Livingstone, L (9, 3) OBP: 0.378, SLG: 0.493	P4				B1-3	E5			1B 1B	1 0 0 0 1 1 0 1	0 0 0 0 0 0 0 0	0 0 0 0 0 0 0 1	0 0 0 0 0 0 0 0	0 0 0 0 0 0 0 0	0 0 0 0 0 0 0 0	0 0 0 0 0 0 0 0
Inning Stats	R: 1 E: 0 K: 0 S: 10 H: 2 LOB: 2 BB: 1 P: 17		R: 0 E: 0 K: 0 S: 7 H: 0 LOB: 0 BB: 0 P: 10	R: 0 E: 0 K: 1 S: 7 H: 1 LOB: 1 BB: 0 P: 10	R: 0 E: 0 K: 1 S: 9 H: 0 LOB: 1 BB: 1 P: 19	R: 4 E: 1 K: 1 S: 19 H: 4 LOB: 0 BB: 0 P: 30	R: 0 E: 1 K: 1 S: 13 H: 0 LOB: 1 BB: 0 P: 16	R: 0 E: 0 K: 0 S: 5 H: 1 LOB: 0 BB: 0 P: 8	R: 0 E: 0 K: 0 S: 5 H: 0 LOB: 0 BB: 0 P: 7	R: 1 E: 0 K: 0 S: 5 H: 3 LOB: 2 BB: 0 P: 8	1B: 8 2B: 1 3B: 0 HR: 2	SF: 0 SAC: 0 DP: 1 HBP: 0			WP: 0 PB: 0 SB: 0 CS: 0		PA: 37	

	AB	35
	R	6
	H	11
	RBI	6
	BB	2
	SO	4
	LOB	8

PITCHER		IP	WLS	BF	H	R	ER	SO	BB	IBB	HBP	BLK	WP	HR	S	P	ERA	WHIP
Bill Pulsipher, L ERA: 3.79	(1, 1)	7.0		31	8	5	5	4	2	0	0	0	0	2	70	110	6.43	1.429
Jerry Dipoto, R ERA: 4.3	(8, 1)	1.0	L	6	3	1	1	0	0	0	0	0	0	0	10	15	9.00	3.000

PITCHER	IP	WLS	BF	H	R	ER	SO	BB	IBB	HBP	BLK	WP	HR	S	P	ERA	WHIP

Batter	1	2	3	4	5	6	7	8	9	AB	R	H	RBI	BB	SO	LOB
Damon Buford, R (1, 7) OBP: 0.288, SLG: 0.264	C B C X 1-2 G5-3	B F X 1-1 L1		C X 0-1 2-H 1B		H 1-0 HBP		C F C 0-3 K		4	0	1	1	0	1	0
Jose Vizcaino, S (1, 6) OBP: 0.316, SLG: 0.352	C F B F X 1-2 G4-3 BB BB 1B	C B B C B F X 3-2 1B		B 1 SAFE F B 1 B F X 3-2 G5-3		S S S 0-3 K			C B B X 2-1 E1 2B	5	2	2	0	0	1	4
Carl Everett, S (1, 9) OBP: 0.316, SLG: 0.438	B B B C 1 SAFE B 4-1 BB G4-3 1-2 1B BB	F 1 SAFE 1 SAFE B X 1-1 L9			C B F B X 2-2 1B	B B S X 2-1 F7			S X 0-1 G3-1 2-H 2B	4	1	2	1	1	0	4
Chris Jones, R (1, 3) OBP: 0.330, SLG: 0.470 Rico Brogna, L (7, 3) OBP: 0.343, SLG: 0.477	C B X 1-1 G4-3 1-2 2-3		C X 0-1 G1-3		C 1 SAFE B X 1-1 F8		B B C F B F X 3-2 G1-3		X 0-0 G3-1 2-3	4 1	0 0	0 0	0 0	0 0	0 0	3 1
Ryan Thompson, R (1, 8) OBP: 0.311, SLG: 0.393	B B B C S B 4-2 BB 1B BB		B B F F X 2-2 F8		F 1 SAFE 1 SAFE C C 0-3 K		C X 0-1 1B		B C B C B F X 3-2 L4	4	1	1	0	1	1	2
Butch Huskey, R (1, 5) OBP: 0.311, SLG: 0.394	T B C B B B 4-2 1B 1-2 2-3 3-H BB		S X 0-1 P3		F 1 SAFE B S 1 SAFE B F S 2-3 K		X 0-0 F8		C S X 0-2 G5-3	4	0	0	1	1	1	3
Tim Bogar, R (1, 4) OBP: 0.307, SLG: 0.345	X 0-0 1-3 2-H 3-H 1B			C B B S X 2-2 F8		B S B B X 3-1 SH1-4 BB 1B	1 SAFE C 1 SAFE S S 0-3 K			4	0	2	2	0	1	1
Kelly Stinnett, R (1, 2) OBP: 0.341, SLG: 0.317	C B C F X 1-2 P3			S B F B F F F B B 4-2 SH2-4 1B BB		1 SAFE 1 SAFE F B 1 B C F F 4-2 B B SH1-4 1-2 BB		X 0-0 L9		2	1	0	0	2	0	2
Bobby Jones, R (1, 1) OBP: 0.191, SLG: 0.174		F B X 1-1 G6-3		X 0-0 SH2-4 1-2		X 0-0 SH1-4 1-2 2-3		X 0-0 F8		2	0	0	0	0	0	0
Inning Stats	R: 3 H: 2 E: 0 LOB: 2 K: 0 BB: 3 S: 19 P: 35	R: 0 H: 1 E: 0 LOB: 1 K: 0 BB: 0 S: 10 P: 16	R: 0 H: 0 E: 0 LOB: 0 K: 0 BB: 0 S: 7 P: 9	R: 1 H: 1 E: 0 LOB: 1 K: 0 BB: 1 S: 14 P: 23	R: 0 H: 1 E: 0 LOB: 1 K: 2 BB: 0 S: 12 P: 17	R: 0 H: 1 E: 0 LOB: 3 K: 1 BB: 1 S: 12 P: 22	R: 0 H: 1 E: 0 LOB: 1 K: 1 BB: 0 S: 10 P: 13	R: 0 H: 0 E: 0 LOB: 0 K: 1 BB: 0 S: 5 P: 5	R: 1 H: 1 E: 1 LOB: 1 K: 0 BB: 0 S: 12 P: 17	1B: 7 SF: 0 2B: 1 SAC: 2 3B: 0 DP: 0 HR: 0 HBP: 1						

TOP

New York Mets @ Montreal Expos

Olympic Stadium, Montreal, QB

Fri Sep 08 1995, 7:05 PM EDT

Att. 12,004 - Dome - 70 F

livebaseballscorecards.com

AB	34
R	5
H	8
RBI	5
BB	5
SO	5
LOB	20

WP: 0 PA: 42
PB: 0
SB: 0
CS: 0

PITCHER		IP	WLS	BF	H	R	ER	SO	BB	IBB	HBP	BLK	WP	HR	S	P	ERA	WHIP
Kirk Rueter, L ERA: 5.26	(1, 1)	4.0	L	20	4	4	4	0	4	0	0	0	0	0	50	83	9.00	2.000
Gil Heredia, R ERA: 4.73	(5, 1)	1.0		4	1	0	0	2	0	0	0	0	0	0	12	17	0.00	1.000
Curt Schmidt, R ERA: 6.23	(6, 1)	0.0		2	1	0	0	0	1	0	0	0	0	0	6	13	∞	∞
Willie Fraser, R ERA: 4.98	(6, 1)	3.0		11	1	0	0	3	0	0	1	0	0	0	21	27	0.00	0.333
Bryan Eversgerd, L ERA: 9.72	(9, 1)	1.0		5	1	1	0	0	0	0	0	0	0	0	12	17	0.00	1.000

PITCHER	IP	WLS	BF	H	R	ER	SO	BB	IBB	HBP	BLK	WP	HR	S	P	ERA	WHIP

New York Mets @ Montreal Expos

Olympic Stadium, Montreal, QB

Fri Sep 08 1995, 7:05 PM EDT

Att. 12,004 - Dome - 70 F

BOTTOM

Batter	1	2	3	4	5	6	7	8	9	AB	R	H	RBI	BB	SO	LOB
Rondell White, R (1, 8) OBP: 0.342, SLG: 0.450	E4 G4-3 FC1-3-5		G5-3			G5-3			1B	4	0	1	0	0	0	0
Tony Tarasco, L (1, 9) OBP: 0.323, SLG: 0.393	G4-3 2-3		K			K			P6	4	0	0	0	0	2	2
David Segui, S (1, 3) OBP: 0.370, SLG: 0.457	FC1-3-5 WP 3-H			G4-3		L3			F7	4	0	0	0	0	0	2
Sean Berry, R (1, 5) OBP: 0.383, SLG: 0.571	BB 2-3			K			G6-4-3 1B		G6-3	3	0	1	0	1	1	1
Darrin Fletcher, L (1, 2) OBP: 0.357, SLG: 0.448	G4-3			F8			G6-4-3 1-2f			3	0	0	0	0	0	3
Mike Lansing, R (1, 4) OBP: 0.305, SLG: 0.404		G6-3			G4-3		K			3	0	0	0	0	1	0
Wil Cordero, R (1, 7) OBP: 0.341, SLG: 0.410		G5-3			F8			G4-6-3 1B		3	0	1	0	0	0	0
Dave Silvestri, R (1, 6) OBP: 0.292, SLG: 0.382		K			BB			G4-6-3 1-2f		2	0	0	0	1	1	1
Kirk Rueter, L (1, 1)			G5-3		K			L8		1	0	0	0	0	0	0
Gil Heredia, R (5, 1) OBP: 0.194, SLG: 0.194										0	0	0	0	0	0	0
Henry Rodriguez, L (5, PH) OBP: 0.306, SLG: 0.360										1	0	0	0	0	1	1
Curt Schmidt, R (6, 1)										0	0	0	0	0	0	0
Willie Fraser, R (6, 1)										0	0	0	0	0	0	0
Jeff Treadway, L (8, PH) OBP: 0.261, SLG: 0.266										1	0	0	0	0	0	0
Bryan Eversgerd, R (9, 1)										0	0	0	0	0	0	0
Inning Stats	R: 0 E: 1 K: 0 S: 7 H: 0 LOB: 2 BB: 1 P: 14	R: 0 E: 0 K: 1 S: 6 H: 0 LOB: 0 BB: 0 P: 8	R: 0 E: 0 K: 1 S: 6 H: 0 LOB: 0 BB: 0 P: 9	R: 0 E: 0 K: 1 S: 7 H: 0 LOB: 0 BB: 0 P: 10	R: 0 E: 0 K: 1 S: 6 H: 0 LOB: 1 BB: 1 P: 14	R: 0 E: 0 K: 1 S: 8 H: 0 LOB: 0 BB: 0 P: 13	R: 0 E: 0 K: 1 S: 6 H: 1 LOB: 0 BB: 0 P: 8	R: 0 E: 0 K: 1 S: 7 H: 1 LOB: 0 BB: 0 P: 9	R: 0 E: 0 K: 0 S: 5 H: 1 LOB: 1 BB: 0 P: 9	1B: 3 2B: 0 3B: 0 HR: 0 SF: 0 SAC: 0 DP: 2 HBP: 0						

PITCHER		IP	WLS	BF	H	R	ER	SO	BB	IBB	HBP	BLK	WP	HR	S	P	ERA	WHIP
Bobby Jones, R ERA: 3.92	(1, 1)	9.0	W	31	3	0	0	6	2	0	0	0	1	0	58	94	0.00	0.556

PITCHER	IP	WLS	BF	H	R	ER	SO	BB	IBB	HBP	BLK	WP	HR	S	P	ERA	WHIP

AB	29
R	0
H	3
RBI	0
BB	2
SO	6
LOB	10

WP: 1 PA: 31
PB: 0
SB: 0
CS: 0

livebaseballscorecards.com

Batter	1	2	3	4	5	6	7	8	9	AB	R	H	RBI	BB	SO	LOB
Damon Buford, R (1, 7) OBP: 0.291, SLG: 0.258	C B C B B F B 4-2 CS BB	B B X 2-0 ③ G5-3		C S B B F F F B B 4-2 S BB	F B T X 1-2 ③ L9			S X 0-1 ② G5-3 2-3		3	0	0	0	2	0	4
Jose Vizcaino, S (1, 6) OBP: 0.317, SLG: 0.355	L B 1 SAFE L B X 2-2 ① E7 1-2 G6-3 2B		C F X 0-2 FC6-4 1B 2B 1B	1 SAFE 1 SAFE F B 1 P X 2-1 ① L9		X 0-0 ① G3		B C C B B S 3-3 ③ K		5	2	2	0	0	1	2
Carl Everett, S (1, 9) OBP: 0.322, SLG: 0.437	S X 0-1 ② G6-3 3-H	B F X 1-1 FC6-4 1-2 1B	B 1 SAFE F S S 1 SAFE 1 SAFE S 1-3 ② K 1-2			B B C B H 4-1 G4-6-3 HBP			B C B B S B 4-2 G1-6-3 BB	3	0	1	1	1	1	1
Jeff Kent, R (1, 4) OBP: 0.319, SLG: 0.435	F B X 1-1 FC6-4 1B	S B B X 2-1 ① FC6-4 2B 1B 1-2f 2-3	B X 1-0 G5-3			B B 1 SAFE X 2-0 ② ③ G4-6-3 1-2f			B F 1 SAFE C X 1-2 ① ② G1-6-3 1-2f	5	1	1	0	0	0	5
Chris Jones, R (1, 3) OBP: 0.330, SLG: 0.474 Rico Brogna, L (6, 3) OBP: 0.344, SLG: 0.477	X 0-0 ③ FC6-4 1-2f	F X 0-1 1B ① G1-3 1-3 SF7 2B 3-H			C B B B X 3-1 ① G1-3	F X 0-1 ① G1-3			B X 1-0 1B 1B	3	1	1	1	0	0	1
										2	0	1	0	0	0	0
Todd Hundley, S (1, 2) OBP: 0.399, SLG: 0.519		B X 1-0 ① F7	F B F F X 1-2 BB 2-3 3-H 1B		B B B C X 3-1 HR 1B	X 0-0 ② G6-3			C B X 1-1 1B 1-2	5	1	3	1	0	0	0
Ryan Thompson, R (1, 8) OBP: 0.313, SLG: 0.410		X 0-0 SH1-4 BB 1B	B S X 1-1 ② SF7 3-H		F S X 0-2 1-H HR	S S B F X 1-2 ③ F9			B F S C 1-3 ③ K	4	1	2	3	0	1	2
Butch Huskey, R (1, 5) OBP: 0.333, SLG: 0.388 Doug Henry, R (8, 1) OBP: 1.000, SLG: 1.000 John Franco, L (9, 1)	S B F B 1 SAFE 1 SAFE 1 SAFE B B 4-2 SH1-4 1-2 BB	B B B C F B 4-2 1-2 BB	B B B B 4-0 SH2-4 BB			C F X 0-2 ① G6-3			1	0	0	0	3	0	0
										0	0	0	0	0	0	0
										0	0	0	0	0	0	0
Dave Mlicki, R (1, 1) OBP: 0.154, SLG: 0.029 Don Florence, R (5, 1) Paul Byrd, R (5, 1) OBP: 1.000, SLG: 1.000 Tim Bogar, R (8, PH) OBP: 0.313, SLG: 0.360 (8, 5)	X 0-0 ② SH1-4 1-2 2-3	B B F C S 2-3 ③ K	X 0-0 ② SH2-4 1-2			B B X 2-0 G5-3 2B				1	0	0	0	0	1	2
										0	0	0	0	0	0	0
										0	0	0	0	0	0	0
										1	0	1	0	0	0	0

Inning Stats										
	R: 1 E: 1 K: 0 S: 11	H: 2 LOB: 1 BB: 1 P: 18	R: 0 E: 0 K: 0 S: 6	H: 1 LOB: 2 BB: 1 P: 13	R: 3 E: 0 K: 1 S: 20	H: 4 LOB: 2 BB: 1 P: 31	R: 0 E: 0 K: 1 S: 12	H: 0 LOB: 1 BB: 1 P: 19	R: 2 E: 0 K: 0 S: 11	H: 2 LOB: 1 BB: 1 P: 22
	R: 0 E: 0 K: 0 S: 3	H: 0 LOB: 0 BB: 0 P: 9	R: 0 E: 0 K: 0 S: 7	H: 0 LOB: 0 BB: 0 P: 8	R: 0 E: 0 K: 1 S: 9	H: 1 LOB: 1 BB: 0 P: 14	R: 0 E: 0 K: 1 S: 11	H: 2 LOB: 2 BB: 1 P: 19	1B: 8 2B: 3 3B: 0 HR: 1	SF: 1 SAC: 2 DP: 2 HBP: 1
									WP: 0 PB: 0 SB: 1 CS: 1	PA: 43

PITCHER		IP	WLS	BF	H	R	ER	SO	BB	IBB	HBP	BLK	WP	HR	S	P	ERA	WHIP
Jeff Fassero, L ERA: 4.15	(1, 1)	2.1	L	15	7	4	4	0	2	0	0	0	0	0	30	48	15.43	3.857
Jose DeLeon, R ERA: 5.28	(3, 1)	1.2		7	0	0	0	2	2	0	0	0	0	0	19	33	0.00	1.200
Greg Harris, R ERA: 2.72	(5, 1)	1.0		6	2	2	2	0	1	0	0	0	0	1	11	22	18.00	3.000
Curt Schmidt, R ERA: 5.06	(6, 1)	1.0		3	0	0	0	0	0	0	1	0	0	0	3	9	0.00	0.000
Dave Leiper, L ERA: 3.05	(7, 1)	2.0		7	1	0	0	1	0	0	0	0	0	0	16	22	0.00	0.500

PITCHER		IP	WLS	BF	H	R	ER	SO	BB	IBB	HBP	BLK	WP	HR	S	P	ERA	WHIP
Tim Scott, R ERA: 4.08	(9, 1)	1.0		5	2	0	0	1	1	0	0	0	0	0	11	19	0.00	3.000

TOP

New York Mets @ Montreal Expos

Olympic Stadium, Montreal, QB

Sat Sep 09 1995, 7:05 PM EDT

Att. 15,013 - Dome - 70 F

livebaseballscorecards.com

AB	33
R	6
H	12
RBI	6
BB	6
SO	4
LOB	17

New York Mets @ Montreal Expos

Olympic Stadium, Montreal, QB

Sat Sep 09 1995, 7:05 PM EDT
Att. 15,013 - Dome - 70 F

BOTTOM

Batter	1	2	3	4	5	6	7	8	9	AB	R	H	RBI	BB	SO	LOB
Rondell White, R (1, 8) OBP: 0.347, SLG: 0.452	2-2 G6-4-3 1B	2-1 G5-3 1-2 2-3f		4-2 E BB 1-2		2-1 G5-3 S 1B		4-2 BB		3	0	2	0	2	0	3
Wil Cordero, R (1, 7) OBP: 0.338, SLG: 0.406	1 SAFE 1 SAFE B 1 SAFE 1-2 G6-4-3 1-2f		1-1 G5-3 1-2 E5			2-3 K 1-2		0-0 F8		5	0	0	0	0	1	5
David Segui, S (1, 3) OBP: 0.370, SLG: 0.463	1-2 F8		2-2 HR	0-1 G4-3		2-2 G5-3 2-3			4-2 SH1-4 1B G5-3 BB	4	2	1	1	1	0	4
Sean Berry, R (1, 5) OBP: 0.387, SLG: 0.571	1-0 1B 1B 0-1 1B				2-0 F8 1-2 G4-3				1-2 SH1-4 1B	5	1	3	0	0	0	1
Henry Rodriguez, L (1, 9) OBP: 0.312, SLG: 0.365 Dave Silvestri, R (9, PH) OBP: 0.292, SLG: 0.382	3-2 HBP 1B 1B 1-3 2-3 K				2-1 BB BB WP 1B		1-1 G3		0-0 SH1-4 1-2 2-3	4 0	2 0	2 0	0 0	0 0	1 0	1 0
Mike Lansing, R (1, 4) OBP: 0.306, SLG: 0.402	1-2 1B HBP FC3-2 1B 1-2 3-H	1-1 P6		4-2 WP BB BB 1-2			0-0 G6-3		1-0 G5-3 3-H	4	0	1	2	1	0	2
Darrin Fletcher, L (1, 2) OBP: 0.359, SLG: 0.445 Moises Alou, R (9, PH) OBP: 0.342, SLG: 0.459	2-2 FC3-2 1B HBP 1-2 2-3			1-0 F8	4-0 WP BB 1-2 2-3		1-1 G4-3		4-0 IBB	2 0	0 0	0 0	0 0	1 1	0 0	0 0
Mark Grudzielanek, R (1, 6) OBP: 0.301, SLG: 0.311	2-2 G5-3 FC3-2 1B 1-2 2-3 3-H			2-2 E S 1B	2-3 K 1-2 2-3 3-H			2-2 G4-3	2-0 G1-4-3	5	0	2	1	0	1	4
Jeff Fassero, L (1, 1) OBP: 0.143, SLG: 0.059 Jose DeLeon, R (3, 1) F.P. Santangelo, S (4, PH) OBP: 0.667, SLG: 0.667 Greg Harris, S (6, 1) Jeff Treadway, L (5, PH) OBP: 0.333, SLG: 0.262 Curt Schmidt, R (8, 1) Dave Leiper, L (7, 1) Tony Tarasco, L (8, PH) OBP: 0.400, SLG: 0.392 Tim Scott, R (9, 1) OBP: 0.200, SLG: 0.200	0-1 FC3-2 G5-3 1-2 2-3 3-Hf			1-0 L4	2-3 K			0-0 F9		1 0 1 0 1 0 0 0 1 0	0 0 0 0 0 0 0 0 0 0	0 0 0 0 0 0 0 0 0 0	0 0 0 0 1 0 0 0 0 0	0 0 0 0 0 0 0 0 0 0	3 0 1 0 0 2 0 0 0 0
Inning Stats	R: 0 E: 0 K: 0 S: 9 H: 1 LOB: 0 BB: 0 P: 13	R: 2 E: 0 K: 0 S: 17 H: 4 LOB: 2 BB: 0 P: 28	R: 1 E: 0 K: 1 S: 13 H: 2 LOB: 1 BB: 0 P: 19	R: 0 E: 1 K: 0 S: 14 H: 1 LOB: 3 BB: 1 P: 23	R: 1 E: 0 K: 2 S: 14 H: 1 LOB: 2 BB: 2 P: 30	R: 0 E: 0 K: 1 S: 14 H: 1 LOB: 1 BB: 0 P: 21	R: 0 E: 0 K: 0 S: 5 H: 0 LOB: 0 BB: 0 P: 7	R: 0 E: 0 K: 0 S: 7 H: 0 LOB: 1 BB: 1 P: 13	R: 1 E: 0 K: 0 S: 8 H: 1 LOB: 2 BB: 2 P: 20	1B: 10 2B: 0 3B: 0 HR: 1 SF: 0 SAC: 1 DP: 2 HBP: 1						

PITCHER		IP	WLS	BF	H	R	ER	SO	BB	IBB	HBP	BLK	WP	HR	S	P	ERA	WHIP
Dave Mlicki, R ERA: 4.21	(1, 1)	4.1		24	9	4	4	1	2	0	1	0	0	1	61	99	8.31	2.538
Don Florence, L ERA: 1.59	(5, 1)	0.0		1	0	0	0	0	1	0	0	0	0	0	0	4	∞	∞
Paul Byrd, R ERA: 2.35	(5, 1)	2.2	W	9	1	0	0	3	0	0	0	0	1	0	25	38	0.00	0.375
Doug Henry, R ERA: 3.49	(8, 1)	1.0		4	0	0	0	0	1	0	0	0	0	0	7	13	0.00	1.000
John Franco, L ERA: 2.54	(9, 1)	1.0	S	6	1	1	1	0	1	1	0	0	0	0	8	20	9.00	2.000

PITCHER	IP	WLS	BF	H	R	ER	SO	BB	IBB	HBP	BLK	WP	HR	S	P	ERA	WHIP

livebaseballscorecards.com

AB	36
R	5
H	11
RBI	4
BB	6
SO	4
LOB	26

WP: 1 PA: 44
PB: 0
SB: 2
CS: 0

Batter	1	2	3	4	5	6	7	8	9	AB	R	H	RBI	BB	SO	LOB
Damon Buford, R (1, 7) OBP: 0.301, SLG: 0.270	K		HR 1B 2-H 1B		G4-3		1B		1B 1-3 1B	5	1	3	1	0	1	0
Jose Vizcaino, S (1, 6) OBP: 0.318, SLG: 0.355	G6-3		HR 1B 1-2		G6-3		G4-3		1B 1-2 3-H 1B	5	1	2	1	0	0	1
Carl Everett, S (1, 9) OBP: 0.328, SLG: 0.459	K		HR 1-H 2-H			L1-3 2B		1B	K	5	1	3	3	0	2	2
Jeff Kent, R (1, 4) OBP: 0.323, SLG: 0.444		G4-6-3 1B	HR			L1-3 BB		F9		3	1	2	1	1	0	1
Chris Jones, R (1, 3) OBP: 0.326, SLG: 0.468		P2	K			L1-3 1-2 2-3		K		2	0	0	0	0	1	1
Rico Brogna, L (6, PH) OBP: 0.342, SLG: 0.475										2	0	0	0	0	1	3
(6, 3)																
Ryan Thompson, R (1, 8) OBP: 0.308, SLG: 0.402		G4-6-3 1-2f		L7		L4		K		4	0	0	0	0	1	4
Butch Huskey, R (1, 5) OBP: 0.321, SLG: 0.371			K	G1-4-3		G6-3			FC5-4 HBP	3	0	0	0	0	1	2
Jerry Dipoto, R (8, 1)										0	0	0	0	0	0	0
Joe Orsulak, L (9, PH) OBP: 0.326, SLG: 0.380										0	0	0	0	0	0	0
Blas Minor, R (9, 1)										0	0	0	0	0	0	0
Kelly Stinnett, R (1, 2) OBP: 0.339, SLG: 0.321			1B 2B	K		K	K		K	4	1	1	0	0	3	1
Jason Isringhausen, R (1, 1) OBP: 0.261, SLG: 0.238			K	F8		G6-3			FC5-4 1B 1-2f 1B	3	0	0	0	0	1	1
Tim Bogar, R (8, 5) OBP: 0.310, SLG: 0.357										1	1	0	0	0	0	1
Inning Stats	R: 0 E: 0 K: 2 S: 10 H: 0 LOB: 0 BB: 0 P: 13	R: 0 E: 0 K: 0 S: 8 H: 1 LOB: 0 BB: 0 P: 9	R: 5 E: 0 K: 3 S: 23 H: 5 LOB: 0 BB: 0 P: 33	R: 0 E: 0 K: 1 S: 6 H: 0 LOB: 0 BB: 0 P: 9	R: 0 E: 0 K: 0 S: 7 H: 0 LOB: 0 BB: 0 P: 12	R: 0 E: 0 K: 0 S: 11 H: 1 LOB: 2 BB: 1 P: 20	R: 0 E: 0 K: 1 S: 6 H: 1 LOB: 1 BB: 0 P: 7	R: 0 E: 0 K: 2 S: 12 H: 1 LOB: 1 BB: 0 P: 17	R: 1 E: 0 K: 2 S: 13 H: 2 LOB: 2 BB: 0 P: 17	1B: 7 2B: 2 3B: 0 HR: 2 SF: 0 SAC: 0 DP: 1 HBP: 1	WP: 0 PB: 0 SB: 0 CS: 0 PA: 39					

PITCHER	IP	WLS	BF	H	R	ER	SO	BB	IBB	HBP	BLK	WP	HR	S	P	ERA	WHIP
Carlos Perez, L (1, 1) ERA: 3.49	5.0	L	20	6	5	5	6	0	0	0	0	0	2	54	76	9.00	1.200
Gil Heredia, R (6, 1) ERA: 4.64	2.0		9	2	0	0	1	1	0	0	0	0	0	17	27	0.00	1.500
Bryan Eversgerd, L (8, 1) ERA: 8.68	1.0		4	1	0	0	2	0	0	0	0	0	0	12	17	0.00	1.000
Mel Rojas, R (9, 1) ERA: 4.3	1.0		6	2	1	1	2	0	0	1	0	0	0	13	17	9.00	2.000

PITCHER	IP	WLS	BF	H	R	ER	SO	BB	IBB	HBP	BLK	WP	HR	S	P	ERA	WHIP

TOP

New York Mets @ Montreal Expos

Olympic Stadium, Montreal, QB

Sun Sep 10 1995, 3:33 AM EDT
Att. 14,358 - Dome - 68 F

livebaseballscorecards.com

AB	37
R	6
H	11
RBI	6
BB	1
SO	11
LOB	17

New York Mets @ Montreal Expos

Olympic Stadium, Montreal, QB

Sun Sep 10 1995, 3:33 AM EDT

Att. 14,358 - Dome - 68 F

livebaseballscorecards.com

BOTTOM

Batter	1	2	3	4	5	6	7	8	9	AB	R	H	RBI	BB	SO	LOB
Rondell White, R (1, 8) OBP: 0.348, SLG: 0.453	X 0-0 FC4-6 1B	X 0-0 FC5-4 1B		B B C F B S 3-3 ③ K			B 1 SAFE B C S S 1 SAFE S 2-3 ② K			4	0	2	0	0	2	2
Mark Grudzielanek, R (1, 6) OBP: 0.296, SLG: 0.305	1 SAFE B B X 2-0 ① FC4-6 S 1B 1-2f	S S F F C 0-3 ② K			F X 0-1 ① L8		C B 1 SAFE X 1-1 ③ FC6-4 1-2f			4	1	0	0	0	1	4
David Segui, S (1, 3) OBP: 0.369, SLG: 0.460	C B B X 2-1 1B 1B 1-H 1B	F B B X 2-1 ③ FC5-4 1-2f			B B F X 2-1 ② L8			B B B C X 3-1 ① L7		4	1	1	1	0	0	2
Sean Berry, R (1, 5) OBP: 0.385, SLG: 0.567	X 0-0 1B 2-3 1B		F F B B X 2-2 ① G5-3		B B F F B X 3-2 ③ P5			B C X 1-1 ② F9		4	0	1	0	0	0	0
Henry Rodriguez, L (1, 7) OBP: 0.302, SLG: 0.353	1 SAFE B B F X 2-1 ② P6		B B F X 2-1 ② F7			B B B C F X 3-2 ① L8		B X 1-0 ③ G4-3		4	0	0	0	0	0	2
Mike Lansing, R (1, 4) OBP: 0.308, SLG: 0.405	B S X 1-1 1-2 3-H 1B		S F C 0-3 ③ K			B C C S 1-3 ② K			X 0-0 2B	4	0	2	1	0	2	0
Tony Tarasco, L (1, 9) OBP: 0.319, SLG: 0.388	X 0-0 ③ G6-3			B X 1-0 ① F8		C C F F C 0-3 ③ K			C B B X 2-1 ① P4	4	0	0	0	0	1	3
Tim Laker, R (1, 2) OBP: 0.300, SLG: 0.363 Darrin Fletcher, L (2, PR) (3, 2) OBP: 0.359, SLG: 0.447		X 0-0 SH1-4 1B		B X 1-0 G3-1 2B			X 0-0 ① L9		B B C X 2-1 ② L9	1	0	1	0	0	0	0
										3	0	1	0	0	0	1
Carlos Perez, L (1, 1) OBP: 0.196, SLG: 0.279 Gil Heredia, R (6, 1) OBP: 0.194, SLG: 0.194 F.P. Santangelo, S (7, PH) OBP: 0.374, SLG: 0.405 Bryan Eversgerd, R (8, 1) Mel Rojas, R (9, 1) Jeff Treadway, L (9, PH) OBP: 0.254, SLG: 0.258		L X 0-1 ① SH1-4 1-2		X 0-0 ② G3-1 2-3			F B B F X 2-2 FC6-4 1B		F S X 0-2 ③ G3	1	0	0	0	0	0	1
										0	0	0	0	0	0	0
										1	0	1	0	0	0	0
										0	0	0	0	0	0	0
										0	0	0	0	0	0	0
										1	0	0	0	0	0	1
Inning Stats	R: 2 E: 0 K: 0 S: 10 H: 4 LOB: 2 BB: 0 P: 17	R: 0 E: 0 K: 1 S: 11 H: 2 LOB: 2 BB: 0 P: 13	R: 0 E: 0 K: 1 S: 8 H: 0 LOB: 0 BB: 0 P: 12	R: 0 E: 0 K: 1 S: 6 H: 1 LOB: 1 BB: 0 P: 11	R: 0 E: 0 K: 0 S: 7 H: 0 LOB: 0 BB: 0 P: 12	R: 0 E: 0 K: 2 S: 11 H: 0 LOB: 0 BB: 0 P: 15	R: 0 E: 0 K: 1 S: 9 H: 1 LOB: 1 BB: 0 P: 14	R: 0 E: 0 K: 0 S: 5 H: 0 LOB: 0 BB: 0 P: 10	R: 0 E: 0 K: 0 S: 8 H: 1 LOB: 1 BB: 0 P: 12	1B: 7 2B: 2 3B: 0 HR: 0		SF: 0 SAC: 1 DP: 0 HBP: 0			WP: 0 PB: 0 SB: 1 CS: 0		PA: 36

PITCHER		IP	WLS	BF	H	R	ER	SO	BB	IBB	HBP	BLK	WP	HR	S	P	ERA	WHIP
Jason Isringhausen, R ERA: 3.11	(1, 1)	7.0	W	29	8	2	2	6	0	0	0	0	0	0	62	94	2.57	1.143
Jerry Dipoto, R ERA: 4.24	(8, 1)	1.0		3	0	0	0	0	0	0	0	0	0	0	5	10	0.00	0.000
Blas Minor, R ERA: 3.38	(9, 1)	1.0		4	1	0	0	0	0	0	0	0	0	0	8	12	0.00	1.000

PITCHER	IP	WLS	BF	H	R	ER	SO	BB	IBB	HBP	BLK	WP	HR	S	P	ERA	WHIP

Batter	1	2	3	4	5	6	7	8	9	AB	R	H	RBI	BB	SO	LOB
Joe Orsulak, L (1, 7) OBP: 0.332, SLG: 0.383	FC6-4 1B		BB		L7			FC6-4 1B		3	0	2	0	1	0	0
Jose Vizcaino, S (1, 6) OBP: 0.317, SLG: 0.353	FC6-4 (1B, L6) 1-2f		BB 1-2		L8			F9		3	0	0	0	1	0	2
Carl Everett, S (1, 9) (7, 8) OBP: 0.327, SLG: 0.455	1B 1-3		G4-3			G4-3		FC6-4 1-2f		4	0	1	0	0	0	3
Jeff Kent, R (1, 4) OBP: 0.320, SLG: 0.440	L6 3-H			G6-3		G5-3			G5-3	4	0	0	0	0	0	2
Rico Brogna, L (1, 3) OBP: 0.339, SLG: 0.471		K		K		G1-3			F8	4	0	0	0	0	2	0
Todd Hundley, S (1, 2) OBP: 0.397, SLG: 0.514		K		WP 1B			F7		G3-1	4	0	1	0	0	1	0
Ryan Thompson, R (1, 8) OBP: 0.308, SLG: 0.398		K		BB 1-2			P6			2	0	0	0	1	1	0
Dave Telgheder, R (7, 1)										0	0	0	0	0	0	0
Butch Huskey, R (1, 5) OBP: 0.321, SLG: 0.371			F8	F7			G3-1			0	0	0	0	0	0	0
Bill Spiers, L (2, 5) OBP: 0.288, SLG: 0.246			K		G3-1			K		3	0	0	0	0	0	2
Bill Pulsipher, L (1, 1) OBP: 0.200, SLG: 0.158										2	0	0	0	0	1	0
Paul Byrd, R (6, 1) OBP: 1.000, SLG: 1.000										0	0	0	0	0	0	0
Chris Jones, R (7, 9) OBP: 0.325, SLG: 0.466										1	0	0	0	0	1	0

Inning Stats	1	2	3	4	5	6	7	8	9
	R: 0 H: 2 E: 0 LOB: 2 K: 0 BB: 0 S: 8 P: 13	R: 0 H: 0 E: 0 LOB: 0 K: 3 BB: 0 S: 13 P: 21	R: 0 H: 0 E: 0 LOB: 2 K: 1 BB: 2 S: 13 P: 25	R: 0 H: 1 E: 0 LOB: 2 K: 1 BB: 1 S: 11 P: 22	R: 0 H: 0 E: 0 LOB: 0 K: 0 BB: 0 S: 6 P: 11	R: 0 H: 0 E: 0 LOB: 0 K: 0 BB: 0 S: 8 P: 9	R: 0 H: 0 E: 0 LOB: 0 K: 0 BB: 0 S: 7 P: 9	R: 0 H: 1 E: 0 LOB: 1 K: 1 BB: 0 S: 8 P: 12	R: 0 H: 0 E: 0 LOB: 0 K: 0 BB: 0 S: 8 P: 10

PITCHER		IP	W/L/S	BF	H	R	ER	SO	BB	IBB	HBP	BLK	WP	HR	S	P	ERA	WHIP
Pedro Martinez, R ERA: 3.35	(1, 1)	9.0	W	33	4	0	0	6	3	0	0	0	1	0	82	132	0.00	0.778

PITCHER		IP	W/L/S	BF	H	R	ER	SO	BB	IBB	HBP	BLK	WP	HR	S	P	ERA	WHIP

1B: 4	SF: 0	WP: 1	PA: 33
2B: 0	SAC: 0	PB: 0	
3B: 0	DP: 0	SB: 0	
HR: 0	HBP: 0	CS: 0	

TOP

New York Mets @ Montreal Expos

Olympic Stadium, Montreal, QB

Mon Sep 11 1995, 7:05 PM EDT

Att. 9,715 - Dome - 68 F

livebaseballscorecards.com

AB	30
R	0
H	4
RBI	0
BB	3
SO	6
LOB	9

New York Mets @ Montreal Expos

Olympic Stadium, Montreal, QB

Mon Sep 11 1995, 7:05 PM EDT

Att. 9,715 - Dome - 68 F

livebaseballscorecards.com

BOTTOM

Batter	1	2	3	4	5	6	7	8	9	AB	R	H	RBI	BB	SO	LOB
F.P. Santangelo, S (1, 9) OBP: 0.375, SLG: 0.405	K		F7	1B		1-2 2-H 1B		F8		5	0	2	2	0	1	1
Mark Grudzielanek, R (1, 6) OBP: 0.304, SLG: 0.315	G3 WP BB		2B	1-3 2-H 1B		G3				3	0	2	1	1	0	2
Wil Cordero, R (1, 7) OBP: 0.337, SLG: 0.403	G3 1-3		K		G5-4-3 BB		F8			3	0	0	0	1	1	2
Sean Berry, R (1, 5) OBP: 0.380, SLG: 0.558	G1-3		F7		F9		F9			4	0	0	0	0	0	3
Rondell White, R (1, 8) OBP: 0.352, SLG: 0.458		G6-3 1B 1B		1B SF9 2B	G5-4-3 1-2f		1B			4	2	3	0	0	0	1
Mike Lansing, R (1, 4) OBP: 0.310, SLG: 0.406		G6-3 1-2		1B SF9 1B 2-3 1B		1B S 1B	L5			4	1	2	0	0	0	2
Shane Andrews, R (1, 3) OBP: 0.277, SLG: 0.358 David Segui, S (7, 3) OBP: 0.368, SLG: 0.459		FC4-6 2-H 1B		SF9 1-2 3-H		1B 1-2 1B HBP		K		1 1	1 0	1 0	2 0	0 0	0 1	0 0
Darrin Fletcher, L (1, 2) OBP: 0.360, SLG: 0.455		L7		1B 2-3 1B		L8		3B		4	1	2	0	0	0	3
Pedro Martinez, R (1, 1) OBP: 0.131, SLG: 0.121		FC4-6 1-2f		K		1B 1-2 2-3 1B		P4		4	0	1	0	0	1	4
Inning Stats	R: 0 H: 0 E: 0 LOB: 1 K: 1 BB: 1 S: 7 P: 16	R: 1 H: 2 E: 0 LOB: 1 K: 0 BB: 0 S: 8 P: 10	R: 0 H: 1 E: 0 LOB: 1 K: 1 BB: 0 S: 9 P: 14	R: 3 H: 5 E: 0 LOB: 2 K: 1 BB: 0 S: 15 P: 21	R: 0 H: 0 E: 0 LOB: 0 K: 0 BB: 1 S: 9 P: 18	R: 1 H: 3 E: 0 LOB: 2 K: 0 BB: 0 S: 15 P: 20	R: 0 H: 1 E: 0 LOB: 1 K: 0 BB: 0 S: 7 P: 12	R: 0 H: 1 E: 0 LOB: 1 K: 1 BB: 0 S: 10 P: 14		1B: 10 SF: 1 2B: 2 SAC: 0 3B: 1 DP: 1 HR: 0 HBP: 1						

| | | | | | |

Houston Astros @ New York Mets

Shea Stadium, Flushing, NY

Tue Sep 12 1995, 7:05 PM EDT

Att. 13,526 - Unknown - 69 F

TOP

livebaseballscorecards.com

Batter	1	2	3	4	5	6	7	8	9	AB	R	H	RBI	BB	SO	LOB
John Cangelosi, S (1, 7) OBP: 0.489, SLG: 0.423	C X 0-1 SH3 1B		B X 1-0 ③ F8		C B B F T 2-2 ② K		B B C F B B 4-2 E 5 1B 1B BB	B B B C C F F B 4-2 5 WP BB		3	1	1	0	2	1	1
Craig Biggio, R (1, 4) OBP: 0.405, SLG: 0.482	1 SAFE X 0-0 ① SH3 1-2			C F X 0-2 1B 1B	B F B X 2-1 5 CS 2-H 1B		C B F S 1-3 ② K	B B B C C X 3-2 ② P3		4	1	2	1	0	1	4
5 Jeff Bagwell, R (1, 3) OBP: 0.399, SLG: 0.485	C F S 0-3 ② K			1 SAFE B X 1-0 ① F8	1 SAFE 1 SAFE B 1 SAFE S B 2-1 ③ CS 1-2	B X 1-0 E5 HR	B B B F F X 3-2 E 1-2 2-H 1B	C S B B B F C 3-3 ③ K 1-2 2-3		5	2	1	1	0	2	4
Derrick May, L (1, 9) OBP: 0.321, SLG: 0.404 James Mouton, R (9, 9) OBP: 0.324, SLG: 0.374	B S B S X 2-2 ③ P5			C 1 SAFE B X 1-1 1B 1B 1-2 1B		F X 0-1 1-H HR	X 0-0 E5 1B E 1-2 2-3		X 0-0 ① G5-3	5	2	2	2	0	0	3
										0	0	0	0	0	0	0
Dave Magadan, L (1, 5) OBP: 0.421, SLG: 0.382 Craig Shipley, R (7, PH) OBP: 0.280, SLG: 0.348 (7, 5)		B B X 2-0 ① G6-3		C B B X 2-1 1B 1-2 2-H 1B		B B C X 2-1 ① F7	B X 1-0 E7 1-H 2-H 3-H 1B		C C S 0-3 ② K	3	0	1	1	0	0	0
										2	0	1	2	0	1	0
Brian Hunter, R (1, 8) OBP: 0.359, SLG: 0.416		B C B B C F S 3-3 ② K		X 0-0 G4-6-3 1-2 2-3 1B		X 0-0 ② G6-3	B C B B B 4-1 BB		F B B C S 2-3 ③ K	4	0	1	0	1	2	0
Rick Wilkins, L (1, 2) OBP: 0.341, SLG: 0.308 Tony Eusebio, R (7, PH) OBP: 0.369, SLG: 0.436 (7, 2)		C F B B F S 2-3 ③ K		B S B X 2-1 ②③ G4-6-3 1-2f		F C B S 1-3 ③ K	B X 1-0 ③ G5-3			3	0	0	0	0	2	3
										1	0	0	0	0	0	2
Ricky Gutierrez, R (1, 6) OBP: 0.284, SLG: 0.273			F B X 1-1 ① G5-3		X 0-0 SH3-4 1B 1B		F B B S F F X 2-2 5 SH1-4 1B 1B	X 0-0 5 WP SH1-4 1B		4	2	3	0	0	0	0
Donne Wall, R (1, 1) Jeff Tabaka, R (6, 1) Dave Veres, R (7, 1) Mike Henneman, R (9, 1)			B S F X 1-2 ② G6-3		B 1 SAFE L 1 SAFE B 1 SAFE X 2-1 ① SH3-4 1-2		B 1 SAFE L 1 SAFE F X 1-2 ① SH1-4 1-2	B L X 1-1 ① SH1-4 1-2		1	0	0	0	0	0	0
										0	0	0	0	0	0	0
										0	0	0	0	0	0	0
										0	0	0	0	0	0	0

	AB	35
	R	8
	H	12
	RBI	7
	BB	3
	SO	9
	LOB	17

Inning Stats										
	R: 0 E: 0 K: 1 S: 9	H: 1 LOB: 1 BB: 0 P: 11	R: 0 E: 0 K: 2 S: 9	H: 0 LOB: 0 BB: 0 P: 16	R: 0 E: 0 K: 0 S: 6	H: 0 LOB: 0 BB: 0 P: 9	R: 1 E: 0 K: 0 S: 12	H: 4 LOB: 2 BB: 0 P: 18	R: 1 E: 0 K: 1 S: 9	H: 2 LOB: 0 BB: 0 P: 17
	R: 2 E: 1 K: 1 S: 9	H: 1 LOB: 0 BB: 0 P: 13	R: 4 E: 2 K: 1 S: 20	H: 3 LOB: 2 BB: 2 P: 37	R: 0 E: 0 K: 1 S: 14	H: 1 LOB: 2 BB: 1 P: 25	R: 0 E: 0 K: 2 S: 7	H: 0 LOB: 0 BB: 0 P: 9	1B: 11 2B: 0 3B: 0 HR: 1	SF: 0 SAC: 4 DP: 1 HBP: 0

	WP: 1	PA: 43
	PB: 0	
	SB: 0	
	CS: 1	

PITCHER		IP	WLS	BF	H	R	ER	SO	BB	IBB	HBP	BLK	WP	HR	S	P	ERA	WHIP
Reid Cornelius, R ERA: 6.26	(1, 1)	6.0	L	26	9	5	4	5	0	0	0	0	0	1	59	91	6.00	1.500
Jerry Dipoto, R ERA: 4.19	(7, 1)	0.2		5	1	0	0	1	1	0	0	0	0	0	12	21	0.00	3.000
Don Florence, L ERA: 1.54	(7, 1)	0.1		3	1	3	0	0	1	0	0	0	0	0	3	9	0.00	6.000
Doug Henry, R ERA: 3.43	(8, 1)	1.0		5	1	0	0	1	1	0	0	0	1	0	14	25	0.00	2.000
Blas Minor, R ERA: 3.29	(9, 1)	1.0		3	0	0	0	2	0	0	0	0	0	0	7	9	0.00	0.000

PITCHER	IP	WLS	BF	H	R	ER	SO	BB	IBB	HBP	BLK	WP	HR	S	P	ERA	WHIP

Houston Astros @ New York Mets

Shea Stadium, Flushing, NY

Tue Sep 12 1995, 7:05 PM EDT

Att. 13,526 - Unknown - 69 F

BOTTOM

Batter	1	2	3	4	5	6	7	8	9	AB	R	H	RBI	BB	SO	LOB
Joe Orsulak, L (1, 7) OBP: 0.330, SLG: 0.380	G3		FC4-6 E 1B		P6		FC3-6		G6-3 1B	5	0	1	2	0	0	3
Jose Vizcaino, S (1, 6) OBP: 0.318, SLG: 0.353	G3-1		1 SAFE			FC5-4 1B	K		G6-3	5	0	2	0	0	1	3
Carl Everett, S (1, 9) OBP: 0.321, SLG: 0.447	G5-3			G4-3		FC5-4 2B	K	K		4	1	0	0	0	1	1
Jeff Kent, R (1, 4) OBP: 0.321, SLG: 0.443		K		G6-3 1B		S 1 SAFE				4	1	2	0	0	1	0
Rico Brogna, L (1, 3) OBP: 0.338, SLG: 0.476		HR		G6-3		G3-1		G3-1		4	1	1	2	0	0	2
Todd Hundley, S (1, 2) OBP: 0.398, SLG: 0.513		F7				K				4	1	2	1	0	1	1
Bill Spiers, L (1, 5) OBP: 0.299, SLG: 0.238		K		F8			FC3-6 1B BB			2	1	0	0	2	1	1
Ryan Thompson, R (1, 8) OBP: 0.311, SLG: 0.400			FC4-6 1B		K		K			4	1	2	0	0	2	1
Reid Cornelius, R (1, 1) OBP: 0.071, SLG: 0.071			K		G5-3		FC3-6 1B		K	2	0	0	0	0	1	1
Jerry Dipoto, R (7, 1)										0	0	0	0	0	0	0
Don Florence, R (7, 1)										0	0	0	0	0	0	0
Damon Buford, R (7, PH) OBP: 0.305, SLG: 0.275										1	0	1	0	0	0	0
Doug Henry, R (8, 1) OBP: 1.000, SLG: 1.000										0	0	0	0	0	0	0
Blas Minor, R (9, 1)										0	0	0	0	0	0	0
Chris Jones, R (9, PH) OBP: 0.323, SLG: 0.463										1	0	0	0	0	1	2

Inning Stats	1	2	3	4	5	6	7	8	9
R:	0	1	0	1	0	1	0	0	3
E:	0	0	1	0	0	0	0	0	0
K:	0	2	1	0	1	1	2	1	1
S:	9	13	12	11	5	11	12	11	13
H:	0	1	2	2	0	2	1	0	3
LOB:	0	0	2	1	0	1	2	0	0
BB:	0	0	0	0	0	1	1	0	1
P:	12	22	15	17	7	19	20	17	20

1B:	9
2B:	1
3B:	0
HR:	1
SF:	0
SAC:	0
DP:	1
HBP:	0

WP:	1
PB:	0
SB:	0
CS:	0
PA:	38

PITCHER		IP	WLS	BF	H	R	ER	SO	BB	IBB	HBP	BLK	WP	HR	S	P	ERA	WHIP
Donne Wall, R ERA: 8.64	(1, 1)	5.1	W	22	7	3	3	4	0	0	0	0	0	1	56	83	5.06	1.312
Jeff Tabaka, L ERA: 2.39	(6, 1)	0.2		3	0	0	0	1	1	0	0	0	0	0	6	14	0.00	1.500
Dave Veres, R ERA: 2.46	(7, 1)	2.0		10	3	3	3	3	1	0	0	0	0	0	27	42	13.50	2.000
Mike Henneman, R ERA: 1.67	(9, 1)	1.0	S	3	1	0	0	1	0	0	0	0	1	0	8	10	0.00	1.000

PITCHER	IP	WLS	BF	H	R	ER	SO	BB	IBB	HBP	BLK	WP	HR	S	P	ERA	WHIP

livebaseballscorecards.com

Batter	1	2	3	4	5	6	7	8	9	AB	R	H	RBI	BB	SO	LOB
John Cangelosi, S (1, 7) OBP: 0.487, SLG: 0.435	C B B F X 2-2 F7 ①		B F X 1-1 FC6-4 1-3 1B		B B X 2-0 3B		C B F S 1-3 K ②		X 0-0 G4-3 ③	5	0	2	0	0	1	1
Craig Biggio, R (1, 4) OBP: 0.404, SLG: 0.480	C B C B F X 2-2 5 G5-4-3 1B		B X 1-0 FC6-4 ① 5 HR 1-2f 3-H		B F B B X 3-1 G6-3 ②		F B F S 1-3 K ③			4	1	1	1	0	1	3
5 Jeff Bagwell, R (1, 3)	X 0-0 G5-4-3 ② ③ 1-2f		B B B X 3-0 HR 1-H		B C X 1-1 G6-3 ③			S B X 1-1 2B G6-3 1B		4	2	2	2	0	0	2
Derrick May, L (1, 9) OBP: 0.320, SLG: 0.406		F B F X 1-2 G4-3 1B 2B	B B F B C X 3-2 F8 ②			C B X 1-1 G6-3 ①		X 0-0 P4 ①		4	1	1	0	0	0	1
Dave Magadan, L (1, 5) OBP: 0.422, SLG: 0.390		B X 1-0 G6-3 ①	B C X 1-1 G4-3 ③			X 0-0 2B		B C X 1-1 1-3 2B		4	0	2	0	0	0	1
Tony Eusebio, R (1, 2) OBP: 0.365, SLG: 0.431		B X 1-0 G4-3 ② 2-3		X 0-0 G6-3 ①		B C F X 1-2 G5-3 ②		B X 1-0 G6-3 ② 3-H		4	0	0	1	0	0	3
Brian Hunter, R (1, 8) OBP: 0.358, SLG: 0.414		B F M X 1-2 S 3-H 1B		C F X 0-2 P3 ②		F B X 1-1 P6 ③		X 0-0 P3 ③		4	0	1	1	0	0	2
Ricky Gutierrez, R (1, 6) OBP: 0.283, SLG: 0.272		B B X 2-0 G6-3 ③ 1-2		S F C 0-3 K ③			B X 1-0 1B		B F C X 1-2 G4-3 ①	4	0	1	0	0	1	1
Mike Hampton, R (1, 1) OBP: 0.200, SLG: 0.100 Jim Dougherty, R (5, 1) OBP: 0.125, SLG: 0.125 Billy Wagner, L (6, 1) Milt Thompson, L (7, PH) OBP: 0.286, SLG: 0.284 Darryl Kile, R (7, 1) OBP: 0.200, SLG: 0.139 Mike Brumley, S (9, PH)			B C F B B B 4-2 1B FC6-4 BB		C F C 0-3 K ①		X 0-0 F7 ①		F F S 0-3 K ②	1 0 0 1 0 1	1 0 0 0 0 0	0 0 0 0 0 0	0 0 0 0 0 0	1 0 0 0 0 0	1 0 0 0 0 1	0 0 0 1 0 0
Inning Stats	R: 0 E: 0 K: 0 S: 8 H: 1 LOB: 0 BB: 0 P: 12	R: 1 E: 0 K: 0 S: 9 H: 2 LOB: 1 BB: 0 P: 15	R: 3 E: 0 K: 0 S: 11 H: 2 LOB: 0 BB: 1 P: 24	R: 0 E: 0 K: 1 S: 7 H: 0 LOB: 0 BB: 0 P: 7	R: 0 E: 0 K: 1 S: 8 H: 1 LOB: 1 BB: 0 P: 14	R: 0 E: 0 K: 0 S: 8 H: 1 LOB: 1 BB: 0 P: 11	R: 0 E: 0 K: 2 S: 8 H: 1 LOB: 1 BB: 0 P: 11	R: 1 E: 0 K: 0 S: 7 H: 2 LOB: 1 BB: 0 P: 10	R: 0 E: 0 K: 1 S: 7 H: 0 LOB: 0 BB: 0 P: 8	1B: 5 2B: 3 3B: 1 HR: 1 SF: 0 SAC: 0 DP: 1 HBP: 0						

PITCHER		IP	WLS	BF	H	R	ER	SO	BB	IBB	HBP	BLK	WP	HR	S	P	ERA	WHIP
Bobby Jones, R ERA: 3.99	(1, 1)	8.0	W	34	10	5	5	4	1	0	0	0	0	1	66	104	5.62	1.375
Doug Henry, R ERA: 3.38	(9, 1)	1.0		3	0	0	0	1	0	0	0	0	0	0	7	8	0.00	0.000

PITCHER	IP	WLS	BF	H	R	ER	SO	BB	IBB	HBP	BLK	WP	HR	S	P	ERA	WHIP

TOP

Houston Astros @ New York Mets

Shea Stadium, Flushing, NY

Wed Sep 13 1995, 7:05 PM EDT

Att. 13,165 - Unknown - 79 F

livebaseballscorecards.com

AB	36
R	5
H	10
RBI	5
BB	1
SO	5
LOB	15

Batter	1	2	3	4	5	6	7	8	9	AB	R	H	RBI	BB	SO	LOB
Damon Buford, R (1, 7) OBP: 0.308, SLG: 0.322	B X 1-0 HR	C B X 1-1 2-H HR		B C F X 1-2 ① L9		B C C S 1-3 ① K	B S B X 2-1 ③ L4			5	2	2	3	0	1	1
Jose Vizcaino, S (1, 6) OBP: 0.317, SLG: 0.352	X 0-0 E3 FC1-6	F X 0-1 1B 1B		F B X 1-1 ② G6-3		C B X 1-1 ② L6		X 0-0 ① F8		5	0	1	0	0	0	0
Carl Everett, S (1, 9) OBP: 0.327, SLG: 0.463	C B 1 SAFE F X 1-2 ① FC1-6 1-2f	B X 1-0 FC5-4 1-2 1B		F B B B X 3-1 ③ G6-3		B B B C S X 3-2 HR		X 0-0 HR 1B		5	2	3	1	0	0	1
Jeff Kent, R (1, 4) OBP: 0.322, SLG: 0.450	1 SAFE F 1 SAFE X 0-1 ② F9	B X 1-0 ③ FC5-4 1-2f			F F B F F X 1-2 ① G5-3	F C X 0-2 1B		B S F X 1-2 1-H HR		5	1	2	2	0	0	3
Rico Brogna, L (1, 3) OBP: 0.339, SLG: 0.476	1 SAFE 1 SAFE S X 0-1 ③ F8		B F X 1-1 F8 2B		B S B B B 4-1 1B 1B BB	C B B F 1 SAFE B X 3-2 ③ F8		X 0-0 ② F7		4	1	1	0	1	0	2
Ryan Thompson, R (1, 8) OBP: 0.313, SLG: 0.397		B S X 1-1 ① G4-3	S B B B F X 3-2 ① F8 2-3		B B S 1 SAFE X 2-1 1B E 1-2 1B		B B S B B 4-1 1B E BB	B C S S 1-3 ③ K		4	2	1	0	1	1	1
Tim Bogar, R (1, 5) OBP: 0.317, SLG: 0.371		C S B B B F F F X 2-2 E7 1B 2B	B B X 2-0 ② G1-3		B B X 2-0 ② F9		X 0-0 E8 1-H 1B			4	1	2	0	0	0	3
Kelly Stinnett, R (1, 2) OBP: 0.347, SLG: 0.326		B B F B F X 3-2 SH3-4 HR 3-H 1B	B B F B B 4-1 BB		B F X 1-1 E7 1-H 2-H 1B		B B S S B F T 3-2 ① K			3	1	2	2	1	1	1
Bobby Jones, R (1, 1) OBP: 0.180, SLG: 0.163 Doug Henry, R (9, 1) OBP: 1.000, SLG: 1.000	X 0-0 ② SH3-4 1-2	S S S 0-3 ③ K			S S S 0-3 ③ K		C F C 0-3 ② K			3 0	0 0	0 0	0 0	0 0	3 0	4 0
Inning Stats	R: 1 E: 1 K: 0 S: 9 H: 1 LOB: 1 BB: 0 P: 11	R: 3 E: 1 K: 0 S: 18 H: 5 LOB: 2 BB: 0 P: 27	R: 0 E: 0 K: 1 S: 10 H: 1 LOB: 2 BB: 1 P: 20	R: 0 E: 0 K: 0 S: 7 H: 0 LOB: 0 BB: 0 P: 12	R: 2 E: 1 K: 1 S: 14 H: 2 LOB: 1 BB: 1 P: 24	R: 1 E: 0 K: 1 S: 14 H: 2 LOB: 1 BB: 0 P: 22	R: 1 E: 1 K: 2 S: 11 H: 1 LOB: 1 BB: 1 P: 20	R: 2 E: 0 K: 1 S: 9 H: 2 LOB: 0 BB: 0 P: 11		1B: 8 2B: 2 3B: 0 HR: 4 SF: 0 SAC: 1 DP: 0 HBP: 0						

PITCHER		IP	WLS	BF	H	R	ER	SO	BB	IBB	HBP	BLK	WP	HR	S	P	ERA	WHIP
Mike Hampton, L ERA: 3.79	(1, 1)	4.2	L	26	9	6	5	1	2	0	0	0	0	2	55	91	9.64	2.357
Jim Dougherty, R ERA: 5.05	(5, 1)	1.0		5	2	1	1	2	0	0	0	0	0	1	14	19	9.00	2.000
Billy Wagner, L ERA:	(6, 1)	0.1		1	0	0	0	0	0	0	0	0	0	0	3	6	0.00	0.000
Darryl Kile, R ERA: 4.94	(7, 1)	2.0		10	3	3	2	3	1	0	0	0	0	1	20	31	9.00	2.000

PITCHER	IP	WLS	BF	H	R	ER	SO	BB	IBB	HBP	BLK	WP	HR	S	P	ERA	WHIP

BOTTOM

Houston Astros @ New York Mets

Shea Stadium, Flushing, NY

Wed Sep 13 1995, 7:05 PM EDT

Att. 13,165 - Unknown - 79 F

livebaseballscorecards.com

AB	38
R	10
H	14
RBI	8
BB	3
SO	6
LOB	16

WP: 0 PA: 42
PB: 0
SB: 0
CS: 0

Batter	1	2	3	4	5	6	7	8	9	AB	R	H	RBI	BB	SO	LOB
John Cangelosi, S (1, 8) OBP: 0.482, SLG: 0.427	B F B S F X 2-2 ① G1-3		B F X 1-1 ① L6		B B B 4-0 5 F8 G3 1B BB		F B B F X 2-2 ① P6		X 0-0 ③ G5-3	3	1	0	0	1	0	1
Mike Simms, R (9, PH) OBP: 0.308, SLG: 0.495										1	0	0	0	0	0	1
Craig Biggio, R (1, 4) OBP: 0.401, SLG: 0.476	C B B C X 2-2 ② F8		B C S X 1-2 ② G5-3		1 SAFE B B C X 2-1 ① G3 1-2		F B C C 1-3 ② K 1-2			4	0	0	0	0	1	2
5 Jeff Bagwell, R (1, 3) OBP: 0.396, SLG: 0.488	B S C T F B C 2-3 ③ K		C B F F B B X 3-2 ③ F9		X 0-0 ② F8 2-3		B B F B X 3-1 ③ G4-3			4	0	0	0	0	1	2
Derrick May, L (1, 7) OBP: 0.326, SLG: 0.409		C B B X 2-1 SH5-4 BB 1B		B B B B 4-0 BB 1B BB	F B X 1-1 3-H 1B			X 0-0 ① G6-3		3	1	2	1	1	0	0
Dave Magadan, L (1, 5) OBP: 0.420, SLG: 0.386		B B B B 4-0 1-2 SH5-4 BB		C B B X 2-1 ① F7	C C X 0-2 ③ F7			C S C 0-3 ② K		3	0	0	0	1	1	2
James Mouton, R (1, 9) OBP: 0.324, SLG: 0.371	X 0-0 ① SH5-4 1-2 2-3			B B B C 1 SAFE S B 4-2 1B 1-2 BB		B B B C C X 3-2 ① G5-3		B B B C X 3-1 ③ F8		2	0	0	0	1	0	0
Rick Wilkins, L (1, 2) OBP: 0.341, SLG: 0.305	C B S B B B F F B 4-2 BB			B F B T F B X 3-2 ② F9		B S B X 2-1 ② G4-3			C C C X 0-2 G6-4-3 1B	2	0	0	0	1	0	2
Brian Hunter, R (9, PH) OBP: 0.360, SLG: 0.416										1	0	1	0	0	0	0
Ricky Gutierrez, R (1, 6) OBP: 0.285, SLG: 0.274	B F F S 1-3 ② K			B B S B S X 3-2 1-3 2-H 1B		X 0-0 ③ G4-3			X 0-0 ① ② G6-4-3 1-2f	3	0	1	1	0	1	3
Todd Jones, L (6, 1) OBP: 0.200, SLG: 0.400										0	0	0	0	0	0	0
Tony Eusebio, R (9, PH) OBP: 0.364, SLG: 0.430										1	0	0	0	0	0	1
Shane Reynolds, R (1, 1) OBP: 0.138, SLG: 0.123	B X 1-0 ③ F8			F F C 0-3 ③ K			C X 0-1 S 1B		F F X 0-2 1B	2	0	0	0	0	1	5
Craig Shipley, R (6, 6) OBP: 0.286, SLG: 0.355										2	0	2	0	0	0	0
Inning Stats	R: 0 E: 0 K: 1 S: 12 H: 0 LOB: 0 BB: 0 P: 18	R: 0 E: 0 K: 1 S: 11 H: 1 LOB: 3 BB: 2 P: 23	R: 0 E: 0 K: 0 S: 9 H: 0 LOB: 0 BB: 0 P: 14	R: 1 E: 0 K: 1 S: 14 H: 1 LOB: 2 BB: 2 P: 30	R: 1 E: 0 K: 0 S: 8 H: 1 LOB: 1 BB: 1 P: 15	R: 0 E: 0 K: 0 S: 6 H: 0 LOB: 0 BB: 0 P: 11	R: 0 E: 0 K: 1 S: 10 H: 1 LOB: 1 BB: 0 P: 16	R: 0 E: 0 K: 1 S: 6 H: 0 LOB: 0 BB: 0 P: 9	R: 0 E: 0 K: 0 S: 8 H: 2 LOB: 1 BB: 0 P: 8	1B: 6 2B: 0 3B: 0 HR: 0 SF: 0 SAC: 1 DP: 1 HBP: 0						

PITCHER	IP	WLS	BF	H	R	ER	SO	BB	IBB	HBP	BLK	WP	HR	S	P	ERA	WHIP
Dave Mlicki, R (1, 1) ERA: 4.13	7.0	W	30	4	2	2	4	5	0	0	0	0	0	70	127	2.57	1.286
Paul Byrd, R (8, 1) ERA: 2.16	1.0		3	0	0	0	1	0	0	0	0	0	0	6	9	0.00	0.000
John Franco, L (9, 1) ERA: 2.49	1.0	S	4	2	0	0	0	0	0	0	0	0	0	8	8	0.00	2.000

PITCHER	IP	WLS	BF	H	R	ER	SO	BB	IBB	HBP	BLK	WP	HR	S	P	ERA	WHIP

TOP

Houston Astros @ New York Mets

Shea Stadium, Flushing, NY

Thu Sep 14 1995, 7:05 PM EDT

Att. 13,043 - Unknown - 86 F

livebaseballscorecards.com

AB	31
R	2
H	6
RBI	2
BB	5
SO	5
LOB	19

WP: 0 PB: 0 SB: 1 CS: 0 PA: 37

Houston Astros @ New York Mets

Shea Stadium, Flushing, NY

Thu Sep 14 1995, 7:05 PM EDT

Att. 13,043 - Unknown - 86 F

BOTTOM

livebaseballscorecards.com

Batter	1	2	3	4	5	6	7	8	9	AB	R	H	RBI	BB	SO	LOB
Damon Buford, R (1, 7) OBP: 0.305, SLG: 0.313	P5	FC4-6, BB		K		FC3-6		FC5-4, S		4	0	0	0	1	1	4
Jose Vizcaino, S (1, 6) OBP: 0.316, SLG: 0.349	1B, BB	FC4-6		K		G4-3		L7		4	0	0	0	1	1	6
Carl Everett, S (1, 9) OBP: 0.333, SLG: 0.466	1B	K		HR, BB			G4-3, 1B			3	1	2	0	1	1	0
Jeff Kent, R (1, 4) OBP: 0.319, SLG: 0.445	K	G5-3		L8			G4-3			4	0	0	0	0	1	4
Rico Brogna, L (1, 3) OBP: 0.340, SLG: 0.482	K	P6		HR			IBB			3	1	1	2	1	1	2
Todd Hundley, S (1, 2) OBP: 0.400, SLG: 0.513		1B, FC6-4, 1B		E 1B, 1B, 1B	G4-3		F7			4	2	2	0	0	0	2
Ryan Thompson, R (1, 8) OBP: 0.316, SLG: 0.399		FC6-4, 1B		E6, 1B	G1-3		K			4	0	2	0	0	1	2
Tim Bogar, R (1, 5) OBP: 0.315, SLG: 0.367		FC6-4, FC3-6		SH1-4		G4-3		G5-3		4	0	1	2	0	0	1
Dave Mlicki, R (1, 1) OBP: 0.171, SLG: 0.029		FC3-6, BB		SH1-4		FC3-6, BB		FC5-4, 1B		1	0	0	0	1	0	1
Paul Byrd, R (8, 1) OBP: 1.000, SLG: 1.000										0	0	0	0	0	0	0
Joe Orsulak, L (8, PH) OBP: 0.332, SLG: 0.382										1	0	1	0	0	0	0
John Franco, L (9, 1)										0	0	0	0	0	0	0
Inning Stats	R: 0 E: 0 K: 2 S: 12 H: 1 LOB: 2 BB: 1 P: 19	R: 1 E: 0 K: 0 S: 12 H: 2 LOB: 2 BB: 1 P: 22	R: 0 E: 0 K: 1 S: 10 H: 0 LOB: 0 BB: 0 P: 15	R: 1 E: 1 K: 2 S: 13 H: 3 LOB: 2 BB: 0 P: 18	R: 2 E: 0 K: 0 S: 10 H: 1 LOB: 0 BB: 1 P: 18	R: 0 E: 0 K: 0 S: 6 H: 0 LOB: 1 BB: 1 P: 13	R: 0 E: 0 K: 1 S: 9 H: 1 LOB: 2 BB: 1 P: 19	R: 0 E: 0 K: 0 S: 9 H: 1 LOB: 1 BB: 0 P: 12		1B: 8 2B: 0 3B: 0 HR: 1 SF: 0 SAC: 1 DP: 0 HBP: 0				WP: 0 PB: 0 SB: 1 CS: 0 PA: 38		

	AB	32
	R	4
	H	9
	RBI	4
	BB	5
	SO	6
	LOB	22

PITCHER		IP	WLS	BF	H	R	ER	SO	BB	IBB	HBP	BLK	WP	HR	S	P	ERA	WHIP
Shane Reynolds, R ERA: 3.26	(1, 1)	5.0	L	25	7	4	3	5	3	0	0	0	0	1	57	92	5.40	2.000
Todd Jones, R ERA: 2.89	(6, 1)	3.0		13	2	0	0	1	1	1	0	0	0	0	24	44	0.00	1.000

PITCHER	IP	WLS	BF	H	R	ER	SO	BB	IBB	HBP	BLK	WP	HR	S	P	ERA	WHIP

Philadelphia Phillies @ New York Mets

Shea Stadium, Flushing, NY

Fri Sep 15 1995, 7:05 PM EDT

Att. 15,637 - Unknown - 72 F

TOP

livebaseballscorecards.com

Batter	1	2	3	4	5	6	7	8	9	AB	R	H	RBI	BB	SO	LOB
Mickey Morandini, L (1, 4) OBP: 0.350, SLG: 0.426	K 1-3		SF9 3B 1-0		G4-3 3-1		G3 0-0	G4-6-3 1-2f 0-1		5	1	1	0	0	1	3
Andy Van Slyke, L (1, 8) OBP: 0.319, SLG: 0.347	G1-6-3 1B 0-2		SF9 3-H 1-1		K 2-3		1B S 1B 3-1		G6-3 2-2	4	0	2	1	0	1	0
Gregg Jefferies, S (1, 3) OBP: 0.351, SLG: 0.454	G1-6-3 1-2f 1-2		1B 2-2		1B 1-0		1-3 1B 1-2		2B 1-0	5	0	4	0	0	0	1
Mark Whiten, S (1, 9) OBP: 0.331, SLG: 0.405		F8 1-0	P2 2-2		FC6-4 1-2 1B 0-0		P2 1-0		P4 2-2	5	0	1	0	0	0	4
Charlie Hayes, R (1, 5) OBP: 0.343, SLG: 0.406		G4-3 0-2		1B 0-0	FC6-4 1-2f 2-2		P2 0-1		G3-1 0-1	5	0	1	0	0	0	5
Jim Eisenreich, L (1, 7) OBP: 0.374, SLG: 0.459		1B 1-1		1B 0-2 1-2		F8 2-0		F8 2-1		4	0	2	0	0	0	0
Mike Lieberthal, R (1, 2) OBP: 0.303, SLG: 0.267		1B 2-0 1-2		P4 3-2		F9 0-0		1B HBP 3-2		4	0	2	0	0	0	2
Kevin Stocker, S (1, 6) OBP: 0.308, SLG: 0.283		K 1-3		K 1-3		1B 0-0		1B HBP 1-1 1-2		3	0	1	0	0	2	4
Mike Mimbs, L (1, 1) OBP: 0.121, SLG: 0.152			P6 1-1			K 1-3		G4-6-3 1-2 2-3 0-0		2	0	0	0	0	1	2
Tom Marsh, R (6, PH) OBP: 0.304, SLG: 0.425										1	0	0	0	0	1	1
Russ Springer, R (6, 1)										0	0	0	0	0	0	0
Gary Varsho, L (8, PH) OBP: 0.314, SLG: 0.271										1	0	1	0	0	0	0
Chuck Ricci, R (8, 1)										0	0	0	0	0	0	0

	AB	39
	R	1
	H	15
	RBI	1
	BB	0
	SO	6
	LOB	22

Inning Stats	1	2	3	4	5	6	7	8	9
	R: 0 E: 0 K: 1 S: 12	H: 1 LOB: 0 BB: 0 P: 14	R: 0 E: 0 K: 1 S: 10	H: 2 LOB: 2 BB: 0 P: 15	R: 1 E: 0 K: 0 S: 13	H: 2 LOB: 1 BB: 0 P: 20	R: 0 E: 0 K: 2 S: 14	H: 2 LOB: 2 BB: 0 P: 18	R: 0 E: 0 K: 1 S: 10	H: 2 LOB: 2 BB: 0 P: 18
	R: 0 E: 0 K: 1 S: 6	H: 1 LOB: 1 BB: 0 P: 9	R: 0 E: 0 K: 0 S: 10	H: 2 LOB: 2 BB: 0 P: 15	R: 0 E: 0 K: 0 S: 11	H: 2 LOB: 2 BB: 0 P: 17	R: 0 E: 0 K: 0 S: 9	H: 1 LOB: 1 BB: 0 P: 14		

	1B: 13	SF: 1	WP: 0	PA: 41
	2B: 1	SAC: 0	PB: 0	
	3B: 1	DP: 2	SB: 1	
	HR: 0	HBP: 1	CS: 0	

PITCHER		IP	WLS	BF	H	R	ER	SO	BB	IBB	HBP	BLK	WP	HR	S	P	ERA	WHIP
Jason Isringhausen, R ERA: 2.92	(1, 1)	7.1	W	35	13	1	1	6	0	0	1	0	0	0	83	123	1.23	1.773
Jerry Dipoto, R ERA: 4.15	(8, 1)	0.2		2	1	0	0	0	0	0	0	0	0	0	3	3	0.00	1.500
John Franco, L ERA: 2.44	(9, 1)	1.0	S	4	1	0	0	0	0	0	0	0	0	0	9	14	0.00	1.000

PITCHER		IP	WLS	BF	H	R	ER	SO	BB	IBB	HBP	BLK	WP	HR	S	P	ERA	WHIP

BOTTOM

Batter	1	2	3	4	5	6	7	8	9	AB	R	H	RBI	BB	SO	LOB
Damon Buford, R (1, 7) OBP: 0.309, SLG: 0.318	B C X 1-1 F9 ①		L B B X 2-1 L7-4-7 1-2 1B		C B X 1-1 PB 1B 1B		C B C B F B X 3-2 F7 ①			4	1	2	0	0	0	0
Jose Vizcaino, S (1, 6) OBP: 0.315, SLG: 0.346	B B B C C S 3-3 K G4-3		L B X 1-1 B3 ①		1 B B B SAFE 4-0 1B 1-2 BB		F B B X 2-1 L4 ②			3	0	0	0	1	1	2
Carl Everett, S (1, 9) OBP: 0.332, SLG: 0.462	C B X 1-1 G4-3 1-2f ②③		X 0-0 L7-4-7 1-2 ②③		C X 0-1 FC6-4 1-2 2-H 1B		F B C S 1-3 K ③			4	0	1	1	0	1	3
Jeff Kent, R (1, 4) OBP: 0.321, SLG: 0.448		B X 1-0 G5-3 ①		S B S X 1-2 F9 2B	B S X 1-1 FC6-4 1-2f ③			B B S S B X 3-2 F9 1B 1B		4	0	2	0	0	0	2
Rico Brogna, L (1, 3) OBP: 0.342, SLG: 0.483		X 0-0 WP 1B 2B		B X 1-0 F9 ① 2-3		C F H 1-2 HR HBP		C B X 1-1 P4 ①		3	2	1	0	0	0	2
Todd Hundley, S (1, 2) OBP: 0.409, SLG: 0.532	C F B X 1-2 2-H 1B			B B B 4-0 G6-4-3 BB		F C X 0-2 1-H HR		B X 1-0 1-2 1B		3	1	3	3	1	0	0
Ryan Thompson, R (1, 8) OBP: 0.311, SLG: 0.392	B X 1-0 F9 ②			X 0-0 G6-4-3 1-2f ②③		C B F B F S 2-3 K ①		B C X 1-1 F9 2-3 ②		4	0	0	0	0	1	5
Tim Bogar, R (1, 5) OBP: 0.305, SLG: 0.355		F C B S 1-3 K ③			C F F F S 0-3 K ①		B F F B C 2-3 K ②	C S S 0-3 K ③		4	0	0	0	0	4	3
Jason Isringhausen, R (1, 1) OBP: 0.269, SLG: 0.217 Jerry Dipoto, R (8, 1) John Franco, L (9, 1)			B S B B B 4-1 1B BB		C B S S 1-3 K ②		C L S 0-3 K ③			2 0 0	0 0 0	0 0 0	0 0 0	1 0 0	2 0 0	0 0 0
Inning Stats	R: 0 E: 0 K: 1 S: 7 H: 0 LOB: 0 BB: 0 P: 12	R: 1 E: 0 K: 1 S: 9 H: 2 LOB: 1 BB: 0 P: 13	R: 0 E: 0 K: 0 S: 6 H: 1 LOB: 1 BB: 1 P: 13	R: 0 E: 0 K: 0 S: 5 H: 1 LOB: 1 BB: 1 P: 11	R: 1 E: 0 K: 2 S: 14 H: 2 LOB: 2 BB: 1 P: 21	R: 2 E: 0 K: 3 S: 16 H: 1 LOB: 0 BB: 0 P: 21	R: 0 E: 0 K: 1 S: 9 H: 0 LOB: 0 BB: 0 P: 15	R: 0 E: 0 K: 1 S: 11 H: 2 LOB: 2 BB: 0 P: 17		1B: 6 2B: 3 3B: 0 HR: 1	SF: 0 SAC: 0 DP: 3 HBP: 1					

PITCHER		IP	WLS	BF	H	R	ER	SO	BB	IBB	HBP	BLK	WP	HR	S	P	ERA	WHIP
Mike Mimbs, L ERA: 4.19	(1, 1)	5.0	L	22	6	2	2	4	3	0	0	0	2	0	41	70	3.60	1.800
Russ Springer, R ERA: 5.58	(6, 1)	2.0		8	1	2	2	4	0	0	1	0	0	1	25	36	9.00	0.500
Chuck Ricci, R ERA: 1.93	(8, 1)	1.0		5	2	0	0	1	0	0	0	0	0	0	11	17	0.00	2.000

PITCHER	IP	WLS	BF	H	R	ER	SO	BB	IBB	HBP	BLK	WP	HR	S	P	ERA	WHIP

Philadelphia Phillies @ New York Mets

Shea Stadium, Flushing, NY

Fri Sep 15 1995, 7:05 PM EDT

Att. 15,637 - Unknown - 72 F

livebaseballscorecards.com

AB	31
R	4
H	9
RBI	4
BB	3
SO	9
LOB	17

WP: 2 PB: 1 SB: 0 CS: 0 PA: 35

Philadelphia Phillies @ New York Mets

Shea Stadium, Flushing, NY

Sat Sep 16 1995, 3:33 AM EDT

Att. 18,351 - Overcast - 70 F

TOP

livebaseballscorecards.com

Batter	1	2	3	4	5	6	7	8	9	AB	R	H	RBI	BB	SO	LOB
Mickey Morandini, L (1, 4) OBP: 0.351, SLG: 0.425	C X 0-1 F8 ①		B C X 1-1 1B 1B 2-3 1B		X 0-0 L8 ①		F B S X 1-2 1B 2B 1B	B C B C C 2-3 K ②		5	2	2	0	0	1	0
Andy Van Slyke, L (1, 8) OBP: 0.320, SLG: 0.346	B B X 2-0 L1 ②		C B C S 1-3 K ②		C B B B B 4-1 BB		X 0-0 2B 1-2 1B	C C S 0-3 K ③		4	1	1	0	1	2	2
Gregg Jefferies, S (1, 3) OBP: 0.349, SLG: 0.451	C C F F F X 0-2 G6-3 ③		B C F X 1-2 1B 1-2 3-H 1B		F X 0-1 F7 ②		B C B S B X 3-2 L9 ②		B B C X 2-1 G5-3 ①	5	0	1	1	0	0	3
Mark Whiten, S (1, 9) OBP: 0.332, SLG: 0.409		B X 1-0 G3 ①	C C 2 SAFE B B B X 2-2 1-2 2-H 1B		B C B 1 X SAFE 2-1 F8 ③		B X 1-0 BLK 1B 1-H 2-H 2B		L X 0-1 P4 ②	5	1	2	3	0	0	1
Charlie Hayes, R (1, 5) OBP: 0.345, SLG: 0.413		C B F X 1-2 E S 1B	B C F B F X 2-2 G4-3 ③			B B C C F B F X 3-2 HR	S B B C B B 4-2 1B 2-3 BB		B F B B X 3-1 F8 ③	4	1	2	1	1	0	2
Tom Marsh, R (1, 7) OBP: 0.302, SLG: 0.418 Toby Borland, R (7, 1) OBP: 0.167, SLG: 0.200 Steve Frey, R (8, 1)		B C 1 SAFE B 1 SAFE F B F S 3-3 K ② 1-3		B F F B F X 2-2 G5-3 ①		F X 0-1 G3 ①	X 0-0 1-3 3-H 1B			4 0 0	0 0 0	1 0 0	1 0 0	0 0 0	1 0 0	1 0 0
Lenny Webster, R (1, 2) OBP: 0.321, SLG: 0.352	C X 0-1 L9 ③		X 0-0 HR		X 0-0 F8 ②	B B C C X 2-2 L3 ③				4	1	1	1	0	0	3
Kevin Elster, R (1, 6) OBP: 0.277, SLG: 0.357		F B F B B F F B 4-2 1B SH1-4 1B BB	B B X 2-0 G5-3 ②		F B F F B C 2-3 K ③			C F X 0-2 PB SF8 2B		3	2	1	0	1	1	0
Tommy Greene, R (1, 1) Jeff Juden, R (2, 1) OBP: 0.059, SLG: 0.235 23 Kevin Jordan, R (4, PH) OBP: 0.233, SLG: 0.366 Tyler Green, R (4, 1) OBP: 0.182, SLG: 0.364 Paul Fletcher, R (5, 1) Gary Varsho, L (7, PH) OBP: 0.311, SLG: 0.268 Jim Eisenreich, L (7, 7) OBP: 0.373, SLG: 0.459			C L X 0-2 SH1-4 ① 1-2 B X 1-0 F8 ③			M B X 1-1 F9 ①	B X 1-0 SF8 ① 2-H		0 0 1 0 0 1 0	0 0 0 0 0 0 0	0 0 0 0 0 0 0	0 0 0 0 0 0 1	0 0 0 0 0 0 0	0 0 0 0 0 0 0	0 0 0 0 0 0 0
Inning Stats	R: 0 H: 0 E: 0 LOB: 0 K: 0 BB: 0 S: 9 P: 11	R: 0 H: 1 E: 1 LOB: 1 K: 1 BB: 0 S: 10 P: 15	R: 2 H: 3 E: 0 LOB: 2 K: 1 BB: 1 S: 22 P: 33	R: 1 H: 1 E: 0 LOB: 0 K: 0 BB: 0 S: 7 P: 12	R: 0 H: 0 E: 0 LOB: 1 K: 0 BB: 1 S: 6 P: 12	R: 1 H: 1 E: 0 LOB: 0 K: 1 BB: 0 S: 12 P: 17	R: 3 H: 4 E: 0 LOB: 2 K: 0 BB: 1 S: 16 P: 28	R: 1 H: 1 E: 0 LOB: 0 K: 2 BB: 0 S: 10 P: 13	R: 0 H: 0 E: 0 LOB: 0 K: 0 BB: 0 S: 6 P: 11	1B: 7 SF: 1 2B: 2 SAC: 1 3B: 0 DP: 0 HR: 2 HBP: 0						

AB	36
R	8
H	11
RBI	8
BB	3
SO	5
LOB	12

WP: 0 PA: 41
PB: 1
SB: 1
CS: 0

PITCHER		IP	WLS	BF	H	R	ER	SO	BB	IBB	HBP	BLK	WP	HR	S	P	ERA	WHIP
Dave Telgheder, R ERA: 6.23	(1, 1)	5.0	W	22	5	3	3	2	2	0	0	0	0	1	54	83	5.40	1.400
Blas Minor, R ERA: 4.01	(6, 1)	1.2		9	4	4	4	1	0	0	0	0	0	1	22	33	21.60	2.400
Doug Henry, R ERA: 3.36	(7, 1)	0.1		3	1	0	0	0	1	0	0	1	0	0	6	12	0.00	6.000
Paul Byrd, R ERA: 2.04	(8, 1)	1.0		4	1	1	0	2	0	0	0	0	0	0	10	13	0.00	1.000
John Franco, L ERA: 2.39	(9, 1)	1.0	S	3	0	0	0	0	0	0	0	0	0	0	6	11	0.00	0.000

PITCHER	IP	WLS	BF	H	R	ER	SO	BB	IBB	HBP	BLK	WP	HR	S	P	ERA	WHIP

BOTTOM

Philadelphia Phillies @ New York Mets

Shea Stadium, Flushing, NY

Sat Sep 16 1995, 3:33 AM EDT
Att. 18,351 - Overcast - 70 F

livebaseballscorecards.com

Batter	1	2	3	4	5	6	7	8	9	AB	R	H	RBI	BB	SO	LOB
Damon Buford, R (1, 7) OBP: 0.317, SLG: 0.318	B B C F S 2-3 K ①	B B B B 4-0 BB 2B 1-2 2-3 BB		C B B X 2-1 FC1-5 1B 1-2	B C F B X 2-2 G5-3 ③			B B B C B 4-1 S E BB		3	2	1	0	2	1	1
Jose Vizcaino, S (1, 6) OBP: 0.316, SLG: 0.344	S B B C F B B 4-2 CS BB	B B F C B B 4-2 2B BB 1-2 2-3 3-H		X 0-0 FC1-5 L5-3 ① 1-2 2-3f		X 0-0 F8 ①		B F 1 SAFE 1 SAFE 1 SAFE L X 1-2 L9 ①		3	1	0	1	2	0	3
Carl Everett, S (1, 9) OBP: 0.337, SLG: 0.465	C B T SAFE B B B S B 4-2 BB ② 1-2	C B C F B B B F X 3-2 2B ②③ 1-H 2-H 3-H		S B B B C F X 3-2 L5-3 ②③ 1-2		C B B B 4-1 BB		C B B C B F F C 3-3 K ② 1-2		3	0	1	3	2	1	3
Jeff Kent, R (1, 4) OBP: 0.322, SLG: 0.450	B S B S S 2-3 K ③	B B C B C F F S 3-3 K ③			B B F B X 3-1 WP 2B 2B	B B X 2-0 F9 ②		C X 0-1 E5 1B 1B 2-H		5	1	2	0	0	2	3
Rico Brogna, L (1, 3) OBP: 0.344, SLG: 0.493		C B F B F F F S 2-3 K2-3 ① B X 1-0 HR			B B B C F X 2-2 G4-3 WP 2B 2-H	F B B C C X 2-2 G1-3 ③		X 0-0 1B 1-2		5	2	3	2	0	1	1
Todd Hundley, S (1, 2) OBP: 0.409, SLG: 0.526		B B C F B B B 4-2 BB 1B BB C C B S 1-3 K ①			B B B C B 4-1 G4-3 BB		B S B X 2-1 G6-3 ① C B X 1-1 F9 ③			3	1	0	0	2	1	2
Ryan Thompson, R (1, 8) OBP: 0.306, SLG: 0.386	S X 0-1 L7 ②	C S B S 1-3 K ②			C X 0-1 G4-3 ①② 1-2f 2-3		B B B C F S 3-3 K ②			4	0	0	0	0	2	3
Tim Bogar, R (1, 5) OBP: 0.318, SLG: 0.357	C C F B B B B B 4-2 BB 1B BB 1-2	S S S 0-3 K ③			C B B B B B 4-2 WP 1B BB		C B X 1-1 1B			2	2	1	0	2	1	0
Dave Telgheder, R (1, 1) OBP: 0.400, SLG: 0.400 Bill Sciters, L (5, PH) OBP: 0.308, SLG: 0.250 Blas Minor, R (6, 1) Doug Henry, R (7, 1) OBP: 1.000, SLG: 1.000 Joe Orsulak, L (7, PH) OBP: 0.331, SLG: 0.381 Paul Byrd, R (8, 1) OBP: 1.000, SLG: 1.000 John Franco, L (9, 1)	C X 0-1 BB BB 2B 1B 1-2 2-H			C B B B F F X 2-2 FC1-5 1B	B X 1-0 1B 1-H 3-H		C T B X 1-2 G6-3 ③			2 1 0 0 1 0 0	1 0 0 0 0 0 0	2 1 0 0 0 0 0	1 1 0 0 0 0 0	0 0 0 0 0 0 0	0 0 0 0 0 0 0	0 0 0 0 1 0 0
Inning Stats	R: 0 E: 0 K: 2 S: 11 H: 0 LOB: 1 BB: 2 P: 23	R: 5 E: 0 K: 2 S: 27 H: 2 LOB: 1 BB: 4 P: 51	R: 1 E: 0 K: 3 S: 10 H: 1 LOB: 0 BB: 0 P: 13	R: 0 E: 0 K: 0 S: 11 H: 2 LOB: 1 BB: 0 P: 18	R: 3 E: 0 K: 0 S: 14 H: 3 LOB: 1 BB: 2 P: 30	R: 0 E: 0 K: 0 S: 6 H: 0 LOB: 1 BB: 1 P: 14	R: 0 E: 0 K: 1 S: 10 H: 1 LOB: 1 BB: 0 P: 17	R: 1 E: 1 K: 1 S: 14 H: 2 LOB: 2 BB: 1 P: 23		1B: 7 2B: 4 3B: 0 HR: 1	SF: 0 SAC: 0 DP: 2 HBP: 0					

AB	32
R	10
H	11
RBI	8
BB	10
SO	9
LOB	17

WP: 2 PB: 0 SB: 1 CS: 1 PA: 42

PITCHER		IP	WLS	BF	H	R	ER	SO	BB	IBB	HBP	BLK	WP	HR	S	P	ERA	WHIP
Tommy Greene, R ERA: 8.24	(1, 1)	1.2	L	12	2	5	5	3	6	0	0	0	0	0	33	66	27.00	4.800
Jeff Juden, R ERA: 4.35	(2, 1)	1.1		5	1	1	1	4	0	0	0	0	0	1	15	21	6.75	0.750
Tyler Green, R ERA: 5.31	(4, 1)	1.2		10	5	3	3	0	2	0	0	0	2	0	22	43	16.20	4.200
Paul Fletcher, R ERA: 6.97	(5, 1)	1.1		5	0	0	0	0	1	0	0	0	0	0	9	19	0.00	0.750
Toby Borland, R ERA: 3.5	(7, 1)	1.2		8	2	1	1	2	1	0	0	0	0	0	21	36	5.40	1.800

PITCHER		IP	WLS	BF	H	R	ER	SO	BB	IBB	HBP	BLK	WP	HR	S	P	ERA	WHIP
Steve Frey, L ERA: 3.42	(8, 1)	0.1		2	1	0	0	0	0	0	0	0	0	0	3	4	0.00	3.000

Batter	1	2	3	4	5	6	7	8	9	AB	R	H	RBI	BB	SO	LOB
Mickey Morandini, L (1, 4) OBP: 0.353, SLG: 0.428	G4-3		2B		HBP		1B		F8	4	0	2	0	0	0	1
Andy Van Slyke, L (1, 8) OBP: 0.319, SLG: 0.344	K		K		F7		G6-4-3 1-2			4	0	1	0	0	2	2
Gregg Jefferies, S (1, 3) OBP: 0.346, SLG: 0.447	F4			P2	G4-3		G6-4-3 1-2f			4	0	0	0	0	0	3
Mark Whiten, S (1, 9) OBP: 0.331, SLG: 0.418		K		G4-3		HR		K		4	1	1	1	0	2	0
Charlie Hayes, R (1, 5) OBP: 0.346, SLG: 0.416		F9		1B		G6-4-3		G4-3		4	1	2	0	0	0	0
Jim Eisenreich, L (1, 7) OBP: 0.375, SLG: 0.458		BB		1B 2-H		G6-4-3 1-2f		L7		3	0	1	1	1	0	1
Mike Lieberthal, R (1, 2) OBP: 0.324, SLG: 0.273		G3		1B 1-2		BB			K	3	0	1	0	1	1	1
Kevin Stocker, S (1, 6) OBP: 0.307, SLG: 0.282			L7	P6		G1-3			G5-3	4	0	1	0	0	0	3
Mike Williams, R (1, 1) OBP: 0.143, SLG: 0.214			F7		K		F9		G5-3 1-2	1	0	0	0	0	0	0
23 Kevin Jordan, R (5, PH) OBP: 0.227, SLG: 0.357										1	0	0	0	0	1	0
Jeff Juden, R (5, 1) OBP: 0.059, SLG: 0.235										0	0	0	0	0	0	0
Gary Varsho, L (7, PH) OBP: 0.308, SLG: 0.265										1	0	0	0	0	0	0
Russ Springer, R (7, 1)										0	0	0	0	0	0	0
Gene Schall, R (9, PH) OBP: 0.333, SLG: 0.323										1	0	0	0	0	0	1

TOP

Philadelphia Phillies @ New York Mets

Shea Stadium, Flushing, NY

Sun Sep 17 1995, 3:33 AM EDT

Att. 16,325 - Cloudy - 68 F

livebaseballscorecards.com

AB	34
R	2
H	9
RBI	2
BB	2
SO	6
LOB	12

Inning Stats	1	2	3	4	5	6	7	8	9	1B: 6	SF: 0	WP: 0	PA: 37
R:	0	0	0	1	0	1	0	0	0	2B: 2	SAC: 0	PB: 0	
E:	0	0	0	0	0	0	0	0	0	3B: 0	DP: 2	SB: 0	
K:	1	1	1	0	1	0	0	1	1	HR: 1	HBP: 1	CS: 0	
S:	5	9	11	10	10	8	7	9	19				
H:	0	0	1	3	0	2	2	0	1				
LOB:	0	1	1	2	1	1	1	0	1				
BB:	0	1	0	0	0	1	0	0	0				
P:	8	17	16	17	13	16	13	16	28				

PITCHER		IP	WLS	BF	H	R	ER	SO	BB	IBB	HBP	BLK	WP	HR	S	P	ERA	WHIP
Reid Cornelius, R ERA: 5.88	(1, 1)	6.1	W	29	8	2	2	4	2	0	1	0	0	1	58	96	2.84	1.579
Jerry Dipoto, R ERA: 4.0	(7, 1)	2.2	S	8	1	0	0	2	0	0	0	0	0	0	30	48	0.00	0.375

PITCHER	IP	WLS	BF	H	R	ER	SO	BB	IBB	HBP	BLK	WP	HR	S	P	ERA	WHIP

Batter	1	2	3	4	5	6	7	8	9	AB	R	H	RBI	BB	SO	LOB
Damon Buford, R (1, 7) OBP: 0.309, SLG: 0.308	L7		K	K		G6-3		F4		5	0	0	0	0	2	2
Jose Vizcaino, S (1, 6) OBP: 0.315, SLG: 0.343	F7		BB WP HR 1B	L8		G4-3		F7		5	1	1	0	0	0	2
Carl Everett, S (1, 9) OBP: 0.343, SLG: 0.467	L3-1		BB HR BB	1-2 1B			E S HR 1B			3	2	2	0	1	0	0
Jeff Kent, R (1, 4) OBP: 0.323, SLG: 0.456		F9	1-2 2-3 HR BB	F8			1-H HR			3	2	1	2	1	0	2
Rico Brogna, L (1, 3) OBP: 0.348, SLG: 0.509		BB 1B 1B	1-H 2-H 3-H HR	HR			K			4	3	3	5	0	1	0
Todd Hundley, S (1, 2) OBP: 0.410, SLG: 0.527		1-2 1B BB	K	3-2 2B			K			3	0	1	0	1	2	0
Ryan Thompson, R (1, 8) OBP: 0.309, SLG: 0.392		1-2 2-H 1B	2B	P4			K			4	0	2	1	0	1	0
Tim Bogar, R (1, 5) OBP: 0.316, SLG: 0.354		L9	G5-3	F8				1B		4	0	1	0	0	0	3
Reid Cornelius, R (1, 1) OBP: 0.118, SLG: 0.118 Jerry Dipoto, R (7, 1)		G6-3		1B		G5-3		K		3 1	0 0	1 0	0 0	0 0	0 1	2 1
Inning Stats	R: 0 E: 0 K: 0 S: 7 H: 0 LOB: 0 BB: 0 P: 12	R: 1 E: 0 K: 0 S: 12 H: 2 LOB: 2 BB: 1 P: 20	R: 4 E: 0 K: 2 S: 30 H: 3 LOB: 1 BB: 2 P: 49	R: 0 E: 0 K: 1 S: 11 H: 2 LOB: 2 BB: 0 P: 17	R: 1 E: 0 K: 0 S: 16 H: 2 LOB: 0 BB: 0 P: 22	R: 0 E: 0 K: 0 S: 7 H: 0 LOB: 0 BB: 0 P: 10	R: 2 E: 0 K: 3 S: 17 H: 2 LOB: 0 BB: 0 P: 24	R: 0 E: 0 K: 1 S: 11 H: 1 LOB: 1 BB: 0 P: 19		1B: 7 2B: 2 3B: 0 HR: 3	SF: 0 SAC: 0 DP: 0 HBP: 0					

PITCHER		IP	WLS	BF	H	R	ER	SO	BB	IBB	HBP	BLK	WP	HR	S	P	ERA	WHIP
Mike Williams, R ERA: 3.79	(1, 1)	4.0	L	22	7	5	5	3	3	0	0	0	1	1	60	98	11.25	2.500
Jeff Juden, R ERA: 4.36	(5, 1)	2.0		7	2	1	1	0	0	0	0	0	0	1	23	32	4.50	1.000
Russ Springer, R ERA: 5.68	(7, 1)	2.0		9	3	2	2	4	0	0	0	0	0	1	28	43	9.00	1.500

PITCHER	IP	WLS	BF	H	R	ER	SO	BB	IBB	HBP	BLK	WP	HR	S	P	ERA	WHIP

BOTTOM

Philadelphia Phillies @ New York Mets

Shea Stadium, Flushing, NY

Sun Sep 17 1995, 3:33 AM EDT
Att. 16,325 - Cloudy - 68 F

livebaseballscorecards.com

AB	35
R	8
H	12
RBI	8
BB	3
SO	7
LOB	12

New York Mets @ Atlanta Braves

Atlanta-Fulton County Stadium, Atlanta, GA

Mon Sep 18 1995, 7:05 PM EDT

Att. 29,635 - Unknown - 73 F

TOP

livebaseballscorecards.com

Batter	1	2	3	4	5	6	7	8	9	AB	R	H	RBI	BB	SO	LOB
Damon Buford, R (1, 7) OBP: 0.313, SLG: 0.304	B B C B F F F B 4-2 G3 BB	B C F X 1-2 ② G5-3			X 0-0 ① B4-3 1-2	B B B C B 4-1 1B BB			2	0	0	0	2	0	1
Jose Vizcaino, S (1, 6) OBP: 0.315, SLG: 0.343 Tim Bogar, R (6, 6) OBP: 0.321, SLG: 0.359	C 1 SAFE X 0-1 ① G3 1-2		C B F F B S 2-3 ③ K			F F X 0-2 FC4-6 2-3 1B		X 0-0 1-3 1B		3 1	0 0	1 1	0 0	0 0	1 0	1 0
Carl Everett, S (1, 9) OBP: 0.343, SLG: 0.463 Robert Person, R (6, 1) Edgardo Alfonzo, R (8, PH) OBP: 0.295, SLG: 0.383 Blas Minor, R (8, 1)	X 0-0 ② G5-3			S F B H 2-2 G6-4-3 HBP		X 0-0 ② FC4-6 1-2f 3-H		C S B C 1-3 ③ K		2 0 1 0	0 0 0 0	0 0 0 0	1 0 0 0	0 0 0 0	0 0 1 0	2 0 2 0
Jeff Kent, R (1, 4) OBP: 0.320, SLG: 0.452	C F C 0-3 ③ K			1 SAFE B 1 SAFE X 1-0 ①② G6-4-3 1-2f		1 SAFE X 0-0 ③ F9			C B S F F B F F B 3-2 ① F9	4	0	0	0	0	1	3
Rico Brogna, L (1, 3) OBP: 0.345, SLG: 0.504		X 0-0 ① L7		B B X 2-0 ③ F8			B X 1-0 ① G5-3		X 0-0 ② F8	4	0	0	0	0	0	0
Todd Hundley, S (1, 2) OBP: 0.408, SLG: 0.523		C F X 0-2 1B			C B C X 1-2 ① F7		C B C C 1-3 ② K		X 0-0 ③ P3	4	0	1	0	0	1	0
Butch Huskey, R (1, 5) OBP: 0.310, SLG: 0.356		B X 1-0 ② F8			B F X 1-1 ② G6-3		B B F S S 2-3 ③ K			3	0	0	0	0	1	1
Ryan Thompson, R (1, 8) OBP: 0.306, SLG: 0.387		B C 1 SAFE S B B F X 3-2 ③ G6-3			B S F B S 2-3 ③ K			X 0-0 ① F8		3	0	0	0	0	1	1
Bobby Jones, R (1, 1) OBP: 0.176, SLG: 0.160 Pete Walker, R (3, 1) Alex Ochoa, R (6, PH) OBP: 0.500, SLG: 0.500 (6, 9)			S S F B C 1-3 ① K			B F S B X 2-2 1B B4-3 FC4-6 1B		F C B F F S 1-3 ② K		1 0 2	0 0 1	0 0 1	0 0 0	0 0 1	1 0 0	0 0 0
Inning Stats	R: 0 H: 0 E: 0 LOB: 1 K: 1 BB: 1 S: 10 P: 14	R: 0 H: 1 E: 0 LOB: 1 K: 0 BB: 0 S: 9 P: 13	R: 0 H: 0 E: 0 LOB: 0 K: 2 BB: 0 S: 11 P: 15	R: 0 H: 0 E: 0 LOB: 0 K: 0 BB: 0 S: 4 P: 9	R: 0 H: 0 E: 0 LOB: 0 K: 1 BB: 0 S: 8 P: 12	R: 1 H: 2 E: 0 LOB: 1 K: 0 BB: 0 S: 9 P: 11	R: 0 H: 0 E: 0 LOB: 0 K: 2 BB: 0 S: 7 P: 11	R: 0 H: 1 E: 0 LOB: 2 K: 2 BB: 1 S: 11 P: 17	R: 0 H: 0 E: 0 LOB: 0 K: 0 BB: 0 S: 9 P: 12	1B: 4 SF: 0 2B: 0 SAC: 0 3B: 0 DP: 1 HR: 0 HBP: 1						WP: 0 PA: 33 PB: 0 SB: 0 CS: 0

	AB	30
	R	1
	H	4
	RBI	1
	BB	2
	SO	8
	LOB	11

PITCHER	IP	WLS	BF	H	R	ER	SO	BB	IBB	HBP	BLK	WP	HR	S	P	ERA	WHIP
Steve Avery, L (1, 1) ERA: 4.91	9.0	W	33	4	1	1	8	2	0	1	0	0	0	78	114	1.00	0.667

PITCHER	IP	WLS	BF	H	R	ER	SO	BB	IBB	HBP	BLK	WP	HR	S	P	ERA	WHIP

New York Mets @ Atlanta Braves

Atlanta-Fulton County Stadium, Atlanta, GA

Mon Sep 18 1995, 7:05 PM EDT

Att. 29,635 - Unknown - 73 F

livebaseballscorecards.com

BOTTOM

Batter	1	2	3	4	5	6	7	8	9	AB	R	H	RBI	BB	SO	LOB
Luis Polonia, L (1, 7) OBP: 0.332, SLG: 0.364	F7		10 1B 2B 2-H	L7		F8				4	1	1	1	0	0	0
Ed Giovanola, L (1, 4) OBP: 0.308, SLG: 0.100	F8		F7	F7			10 G4-3 1B			4	0	1	0	0	0	1
10 Chipper Jones, S (1, 5) OBP: 0.348, SLG: 0.439	K		2B 1B 2-H		HR		G4-3 1-2			4	2	2	2	0	1	1
Fred McGriff, L (1, 3) OBP: 0.360, SLG: 0.494		G5-3	2B 1B BB		G4-3		P9			2	1	0	0	1	0	0
Mike Mordecai, R (6, 3) OBP: 0.368, SLG: 0.548										1	0	0	0	0	0	1
Dwight Smith, L (1, 9) OBP: 0.351, SLG: 0.452		F8	1B 2B 1-3 2-H		FC6-4 1B		K			4	1	2	1	0	1	1
Mike Devereaux, R (1, 8) OBP: 0.350, SLG: 0.462		2B	1B E BB		K			K		3	1	1	0	1	2	1
Eddie Pérez, R (1, 2) OBP: 0.333, SLG: 0.667		G6-3	E7 1-H 2-H 3-H 1B		FC6-4 1-2f			P6		4	0	1	2	0	0	2
Jeff Blauser, R (1, 6) OBP: 0.320, SLG: 0.343			G4-3 K			F8		L8		4	0	0	0	0	1	1
Steve Avery, L (1, 1) OBP: 0.235, SLG: 0.408			2B 2B	G4-3		P6				3	1	1	0	0	0	0
Inning Stats	R: 0 H: 0 E: 0 LOB: 0 K: 1 BB: 0 S: 6 P: 7	R: 0 H: 1 E: 0 LOB: 1 K: 0 BB: 0 S: 7 P: 12	R: 6 H: 5 E: 1 LOB: 1 K: 1 BB: 2 S: 23 P: 37	R: 0 H: 0 E: 0 LOB: 0 K: 0 BB: 0 S: 6 P: 8	R: 1 H: 2 E: 0 LOB: 1 K: 1 BB: 0 S: 12 P: 16	R: 0 H: 0 E: 0 LOB: 0 K: 0 BB: 0 S: 7 P: 10	R: 0 H: 1 E: 0 LOB: 1 K: 1 BB: 0 S: 13 P: 17	R: 0 H: 0 E: 0 LOB: 0 K: 1 BB: 0 S: 6 P: 8		1B: 4 SF: 0 2B: 4 SAC: 0 3B: 0 DP: 0 HR: 1 HBP: 0						WP: 0 PA: 35 PB: 0 SB: 0 CS: 0

PITCHER		IP	WLS	BF	H	R	ER	SO	BB	IBB	HBP	BLK	WP	HR	S	P	ERA	WHIP
Bobby Jones, R ERA: 4.18	(1, 1)	2.2	L	16	6	6	5	1	2	0	0	0	0	0	32	51	16.88	3.000
Pete Walker, R ERA: 5.17	(3, 1)	2.1		9	2	1	1	2	0	0	0	0	0	1	22	29	3.86	0.857
Robert Person, R ERA:	(6, 1)	2.0		7	1	0	0	1	0	0	0	0	0	0	20	27	0.00	0.500
Blas Minor, R ERA: 3.92	(8, 1)	1.0		3	0	0	0	1	0	0	0	0	0	0	6	8	0.00	0.000

PITCHER	IP	WLS	BF	H	R	ER	SO	BB	IBB	HBP	BLK	WP	HR	S	P	ERA	WHIP

AB	33
R	7
H	9
RBI	6
BB	2
SO	5
LOB	8

Batter	1	2	3	4	5	6	7	8	9	AB	R	H	RBI	BB	SO	LOB
Damon Buford, R (1, 7) OBP: 0.320, SLG: 0.309	C X 0-1 ① L4		B B C X 2-1 E5 SF9 1-3 2-H 2B 1B		B B B C X 3-1 ① F7		C L B F B B X 3-2 1B 1-2 2B 1B	B F B B B 4-1 2B BB		4	3	2	0	1	0	0
Tim Bogar, R (1, 6) OBP: 0.331, SLG: 0.373	X 0-0 ② G1-3		C S X 0-2 ① SF9 2-3 3-H		B C S F B F B B 4-2 S BB		B 2 SAFE X 1-0 2B 1B 1-2 2-3 1B	X 0-0 1-H 2-H 2B		3	1	2	3	1	0	0
Carl Everett, S (1, 8) OBP: 0.344, SLG: 0.464	B B C F B S 3-3 ③ K		F B B S F B B 4-2 2B BB		B F S S 1-3 ② K		F X 0-1 1B 1-3 2-H 3-H 2B	S X 0-1 ② G5-3		4	2	1	2	1	2	2
Jeff Kent, R (1, 4) OBP: 0.322, SLG: 0.455		F F B B B F X 3-2 ① P5	X 0-0 1-H 3-H 2B		1 SAFE S S B F B F X 2-2 ③ G2-3 1-2		S B X 1-1 G4-3 1B 2-H 3-H 1B	F F F B S 1-3 ③ K		4	0	2	4	0	0	1
Edgardo Alfonzo, R (7, 4) OBP: 0.294, SLG: 0.381										1	0	0	0	0	1	1
Rico Brogna, L (1, 3) OBP: 0.343, SLG: 0.501		B S X 1-1 ② G4-3	F B F B F B F S 3-3 ② K			S X 0-1 ① F9	B B F B X 3-1 G4-3 1-2 1B		X 0-0 ① G4-3	5	0	1	0	0	1	1
Todd Hundley, S (1, 2) OBP: 0.404, SLG: 0.520		B C X 1-1 2B	X 0-0 ③ F8			B S X 1-1 ② G4-3	B B X 2-0 ① ② G4-3 1-2f 2-3		B B X 2-0 ② G1-3	5	0	1	0	0	0	3
Butch Huskey, R (1, 5) OBP: 0.303, SLG: 0.346		B S T B F S 2-3 ③ K		B B X 2-0 ① L5		C B F X 1-2 1B	X 0-0 ③ L6		B B B C X 3-1 ③ G6-3	5	0	1	0	0	1	2
Alex Ochoa, R (1, 9) OBP: 0.500, SLG: 0.500			X 0-0 1B BB E 1B	B B X 2-0 ② G6-3		X 0-0 ③ L8		S B B B C F F X 3-2 SH1-3 2B 1B		4	2	2	0	0	0	1
Dave Mlicki, R (1, 1) OBP: 0.205, SLG: 0.054			B B L B B 4-1 E 1-2 SF9 BB	C B F F S 1-3 ③ K			X 0-0 1B 1B 2B 1B	X 0-0 ① 1-2 SH1-3		2	2	1	0	1	1	0
Don Florence, R (8, 1)										0	0	0	0	0	0	0
Paul Byrd, R (8, 1) OBP: 1.000, SLG: 1.000										0	0	0	0	0	0	0

TOP

New York Mets @ Atlanta Braves

Atlanta-Fulton County Stadium, Atlanta, GA

Tue Sep 19 1995, 7:05 PM EDT
Att. 28,837 - Unknown - 70 F

livebaseballscorecards.com

AB	37
R	10
H	13
RBI	9
BB	4
SO	6
LOB	11

Inning Stats	1	2	3	4	5	6	7	8	9	1B: 9 SF: 1	WP: 0 PA: 43
	R: 0 H: 0 E: 0 LOB: 0 K: 1 BB: 0 S: 6 P: 9	R: 0 H: 1 E: 0 LOB: 1 K: 1 BB: 0 S: 12 P: 19	R: 4 H: 3 E: 1 LOB: 1 K: 1 BB: 2 S: 17 P: 30	R: 0 H: 0 E: 0 LOB: 0 K: 1 BB: 0 S: 6 P: 11	R: 0 H: 0 E: 0 LOB: 1 K: 1 BB: 1 S: 13 P: 23	R: 0 H: 1 E: 0 LOB: 1 K: 0 BB: 0 S: 8 P: 10	R: 4 H: 6 E: 0 LOB: 1 K: 0 BB: 0 S: 14 P: 24	R: 2 H: 2 E: 0 LOB: 1 K: 1 BB: 1 S: 14 P: 22	R: 0 H: 0 E: 0 LOB: 0 K: 0 BB: 0 S: 4 P: 9	2B: 4 SAC: 1 3B: 0 DP: 1 HR: 0 HBP: 0	PB: 0 SB: 1 CS: 0

PITCHER		IP	WLS	BF	H	R	ER	SO	BB	IBB	HBP	BLK	WP	HR	S	P	ERA	WHIP
Jason Schmidt, R ERA: 4.5	(1, 1)	3.0	L	15	4	4	4	3	2	0	0	0	0	0	35	58	12.00	2.000
Brad Woodall, L ERA: 6.52	(4, 1)	2.0		7	0	0	0	2	1	0	0	0	0	0	19	34	0.00	0.500
Tom Thobe, L ERA: 7.71	(6, 1)	1.0		6	3	2	2	0	0	0	0	0	0	0	13	18	18.00	3.000
Brad Clontz, R ERA: 3.76	(7, 1)	1.0		6	4	2	2	0	0	0	0	0	0	0	9	16	18.00	4.000
Pedro Borbon, L ERA: 3.38	(8, 1)	1.0		6	2	2	2	1	1	0	0	0	0	0	14	22	18.00	3.000

PITCHER		IP	WLS	BF	H	R	ER	SO	BB	IBB	HBP	BLK	WP	HR	S	P	ERA	WHIP
Kent Mercker, L ERA: 4.24	(9, 1)	1.0		3	0	0	0	0	0	0	0	0	0	0	4	9	0.00	0.000

BOTTOM

Batter	1	2	3	4	5	6	7	8	9	AB	R	H	RBI	BB	SO	LOB
Marquis Grissom, R (1, 8) OBP: 0.317, SLG: 0.363	G5-3		F7			K		10 HR 1B	G6-3	4	1	1	0	0	1	1
Mike Kelly, R (9, 8) OBP: 0.264, SLG: 0.326										1	0	0	0	0	0	0
Mark Lemke, S (1, 4) OBP: 0.329, SLG: 0.352	F7			G4-3		BB 1B		10 HR 1B	K	5	1	2	0	0	1	0
10 Chipper Jones, S (1, 5) OBP: 0.349, SLG: 0.445	G4-3			G1		F7		HR	1B	5	1	2	3	0	0	1
Fred McGriff, L (1, 3) OBP: 0.363, SLG: 0.494		CS 1B		P6		BB		FC6-4 BB	K	2	0	1	0	2	0	0
Eddie Pérez, R (8, PR) OBP: 0.333, SLG: 0.667										0	0	0	0	0	0	0
Kent Mercker, L (9, 1) OBP: 0.106, SLG: 0.170										0	0	0	0	0	0	0
Javy Lopez, R (9, PH) OBP: 0.348, SLG: 0.505										1	0	0	0	0	1	1
David Justice, L (1, 9) OBP: 0.373, SLG: 0.489		F8			K	F7		FC6-4 BB 1B		4	0	0	0	0	1	4
Mike Mordecai, R (8, PR) OBP: 0.368, SLG: 0.548										0	0	0	0	0	0	0
(9, 3)																
Ryan Klesko, L (1, 7) OBP: 0.402, SLG: 0.603		K			1B 1B		K	BB 1B		4	0	2	0	0	2	1
Charlie O'Brien, R (1, 2) OBP: 0.346, SLG: 0.408			K		F7		L8			3	0	0	0	1	1	1
Jeff Blauser, R (1, 6) OBP: 0.324, SLG: 0.350			2B		S 1B		1B		P3	4	0	3	0	0	0	3
Jason Schmidt, R (1, 1) OBP: 0.500, SLG: 0.200			F K		F8		0-3 K		G1-3	0	0	0	0	0	0	0
Ed Giovanola, L (3, PH) OBP: 0.000, SLG: 0.000										1	0	0	0	0	1	1
Brad Woodall, S (4, 1) OBP: 0.000, SLG: 0.000										0	0	0	0	0	0	0
Dwight Smith, L (5, PH) OBP: 0.346, SLG: 0.448										1	0	0	0	0	0	2
Tom Thobe, L (6, 1)										0	0	0	0	0	0	0
Brad Clontz, R (7, 1)										0	0	0	0	0	0	0
Luis Polonia, L (7, PH) OBP: 0.357, SLG: 0.393										1	0	0	0	0	1	1
Pedro Borbon, R (8, 1)										0	0	0	0	0	0	0
Mike Devereaux, R (8, PH) OBP: 0.346, SLG: 0.481										1	0	0	0	0	0	3
(8, 9)																
Inning Stats	R: 0 E: 0 K: 0 S: 4 H: 0 LOB: 0 BB: 0 P: 5	R: 0 E: 0 K: 1 S: 7 H: 1 LOB: 1 BB: 0 P: 12	R: 0 E: 0 K: 2 S: 12 H: 1 LOB: 1 BB: 0 P: 20	R: 0 E: 0 K: 0 S: 4 H: 0 LOB: 0 BB: 0 P: 6	R: 0 E: 0 K: 1 S: 10 H: 2 LOB: 2 BB: 0 P: 20	R: 0 E: 0 K: 1 S: 13 H: 1 LOB: 2 BB: 1 P: 25	R: 0 E: 0 K: 2 S: 12 H: 1 LOB: 1 BB: 0 P: 18	R: 3 E: 0 K: 0 S: 21 H: 4 LOB: 3 BB: 2 P: 36	R: 0 E: 0 K: 2 S: 10 H: 1 LOB: 1 BB: 0 P: 13	1B: 9 2B: 2 3B: 0 HR: 1	SF: 0 SAC: 0 DP: 1 HBP: 0						

PITCHER		IP	WLS	BF	H	R	ER	SO	BB	IBB	HBP	BLK	WP	HR	S	P	ERA	WHIP
Dave Mlicki, R ERA: 4.12	(1, 1)	7.0	W	30	9	3	3	7	1	0	0	0	0	1	70	118	3.86	1.429
Don Florence, L ERA: 1.5	(8, 1)	0.1		3	1	0	0	0	1	0	0	0	0	0	7	11	0.00	6.000
Paul Byrd, R ERA: 1.86	(8, 1)	1.2		7	1	0	0	2	1	0	0	0	0	0	16	26	0.00	1.200

PITCHER	IP	WLS	BF	H	R	ER	SO	BB	IBB	HBP	BLK	WP	HR	S	P	ERA	WHIP

New York Mets @ Atlanta Braves

Atlanta-Fulton County Stadium, Atlanta, GA

Tue Sep 19 1995, 7:05 PM EDT

Att. 28,837 - Unknown - 70 F

livebaseballscorecards.com

AB	37
R	3
H	11
RBI	3
BB	3
SO	9
LOB	19

WP: 0	PA: 40						
PB: 0							
SB: 1							
CS: 1							

New York Mets @ Atlanta Braves

Atlanta-Fulton County Stadium, Atlanta, GA

Wed Sep 20 1995, 7:05 PM EDT

Att. 29,506 - Unknown - 79 F

TOP

livebaseballscorecards.com

Batter	1	2	3	4	5	6	7	8	9	AB	R	H	RBI	BB	SO	LOB
Joe Orsulak, L (1, 7) OBP: 0.332, SLG: 0.379	B B C X 2-1 G3-1 ①		X 0-0 WP 1B E 1B	C F B S 1-3 K ②		X 0-0 P5 ②		B F B C B F B 4-2 BB 1B BB		4	2	1	0	1	1	1
Tim Bogar, R (1, 6) OBP: 0.333, SLG: 0.370	B B X 2-0 F9 ②		1 SAFE C B 1 SAFE F B X 2-2 WP 1-2 E 1B	S S X 0-2 G1-3 ③		1 SAFE B 1 SAFE F B 1 SAFE F B B 4-2 1-2 BB		S C B S 1-3 K ②		4	1	1	0	1	1	2
Carl Everett, S (1, 9) OBP: 0.345, SLG: 0.461	B B B C F F S 3-3 K ③		B B X 2-0 E7 1-H 2-H 1B 1B		F C B B X 2-2 F8 ①	C B B B F C 3-3 K ③		F B B B F B 4-2 1B 1-2 2-3 BB		4	1	1	2	1	2	2
Jeff Kent, R (1, 4) OBP: 0.327, SLG: 0.463 Alex Ochoa, R (8, PR) OBP: 0.500, SLG: 0.500 Doug Henry, R (8, 1) OBP: 1.000, SLG: 1.000 John Franco, L (9, 1)		S B X 1-1 2B G4-3 1B	S S S 0-3 K ①	S S B B X 2-2 G3 2B		C B X 1-1 1B 2B		F S X 0-2 1-3 2-H 3-H 1B		5 0 0 0	2 0 0 0	4 0 0 0	2 0 0 0	0 0 0 0	1 0 0 0	1 0 0 0
Rico Brogna, L (1, 3) OBP: 0.348, SLG: 0.505		F B 1 SAFE X 1-1 G4-3 1-3 2B	X 0-0 G3 E 3-H 1B	C B B B S B F B 4-2 G3 BB		X 0-0 G4-6-3 2-H 1B		B X 1-0 L7 ③		4	1	3	2	1	0	2
Todd Hundley, S (1, 2) OBP: 0.397, SLG: 0.510		B X 1-0 L9 ①	C F B B B X 3-2 G3 ② 1-2	C B C X 1-2 G3 ② 1-2 2-3		F X 0-1 F9 ①			B C B C S 2-3 K ①	5	0	0	0	0	1	6
Butch Huskey, R (1, 5) OBP: 0.287, SLG: 0.325		B F B S X 2-2 G4-3 ② 2-3 3-H	X 0-0 E5 2-H	S B C B X 2-2 P3 ③		B S S B B F X 3-2 G4-6-3 ② ③ 1-2f			B F F F X 1-2 F9 ②	5	0	0	1	0	0	4
Ryan Thompson, R (1, 8) OBP: 0.311, SLG: 0.390		B S B S B B 4-2 BB	S B X 1-1 F8 ③			B C F F B B B 4-2 WP BB		X 0-0 BB 1B 2B	B B F X 2-1 G6-3 ③	3	1	1	0	2	0	1
Jason Isringhausen, R (1, 1) OBP: 0.250, SLG: 0.200 Damon Buford, R (6, PH) OBP: 0.318, SLG: 0.307 Jerry Dipoto, R (6, 1) Bill Spiers, L (8, PH) OBP: 0.304, SLG: 0.246 Edgardo Alfonzo, R (8, 4) OBP: 0.294, SLG: 0.381		C F F B S 1-3 K2-3 ③		B B C X 2-1 F9 ①		F 1 SAFE C E F F 1 SAFE X 0-2 F7 ①		S X 0-1 F7 ①		2 1 0 1 0	0 0 0 0 0	0 0 0 0 0	0 0 0 0 0	1 0 0 0 0	2 1 0 1 0	2 1 0 1 0
Inning Stats	R: 0 E: 0 K: 1 S: 7 H: 0 LOB: 0 BB: 0 P: 14	R: 1 E: 0 K: 1 S: 14 H: 2 LOB: 2 BB: 1 P: 24	R: 4 E: 2 K: 1 S: 15 H: 4 LOB: 1 BB: 0 P: 23	R: 0 E: 0 K: 1 S: 8 H: 0 LOB: 0 BB: 0 P: 11	R: 0 E: 0 K: 0 S: 15 H: 1 LOB: 2 BB: 1 P: 26	R: 0 E: 0 K: 1 S: 14 H: 0 LOB: 2 BB: 2 P: 25	R: 1 E: 0 K: 0 S: 9 H: 2 LOB: 0 BB: 0 P: 13	R: 2 E: 0 K: 1 S: 15 H: 2 LOB: 2 BB: 2 P: 25	R: 0 E: 0 K: 1 S: 9 H: 0 LOB: 0 BB: 0 P: 14	1B: 7 2B: 4 3B: 0 HR: 0		SF: 0 SAC: 0 DP: 1 HBP: 0				

	AB	38
	R	8
	H	11
	RBI	7
	BB	6
	SO	7
	LOB	23

WP: 2 PB: 0 SB: 0 CS: 0 PA: 44

PITCHER		IP	WLS	BF	H	R	ER	SO	BB	IBB	HBP	BLK	WP	HR	S	P	ERA	WHIP
29 John Smoltz, R ERA: 3.3	(1, 1)	5.0	L	25	7	5	3	4	2	0	0	0	1	0	59	98	5.40	1.800
Terrell Wade, L ERA: 3.0	(6, 1)	1.0		5	0	0	0	1	2	0	0	0	1	0	14	25	0.00	2.000
Greg McMichael, R ERA: 2.72	(7, 1)	1.0		4	2	1	1	0	0	0	0	0	0	0	9	13	9.00	2.000
Alejandro Pena, R ERA: 5.12	(8, 1)	0.2		6	2	2	2	1	2	0	0	0	0	0	14	23	27.00	6.000
Pedro Borbon, L ERA: 3.21	(8, 1)	1.1		4	0	0	0	1	0	0	0	0	0	0	10	16	0.00	0.000

PITCHER	IP	WLS	BF	H	R	ER	SO	BB	IBB	HBP	BLK	WP	HR	S	P	ERA	WHIP

BOTTOM

New York Mets @ Atlanta Braves

Atlanta-Fulton County Stadium, Atlanta, GA

Wed Sep 20 1995, 7:05 PM EDT

Att. 29,506 - Unknown - 79 F

livebaseballscorecards.com

Batter	1	2	3	4	5	6	7	8	9	AB	R	H	RBI	BB	SO	LOB
Marquis Grissom, R (1, 8) OBP: 0.317, SLG: 0.366 Mike Devereaux, R (6, 9) OBP: 0.347, SLG: 0.458	1-0 F7		1-1 G4-3		0-0 10 SF9 1-H 3B	2-3 K			3-2 G6-3	3 2	1 0	1 0	1 0	0 0	0 1	0 0
Mark Lemke, S (1, 4) OBP: 0.331, SLG: 0.353 Mike Mordecai, R (7, 4) OBP: 0.386, SLG: 0.556 (8, 3)	0-0 P5		3-2 10 FC5-4 1B		4-0 G5-3 1B BB		2-2 G4-6-3 10 BB 1B		4-2 BB 10 1B BB	2 1	1 0	1 1	0 0	1 1	0 0	0 0
10 Chipper Jones, S (1, 5) OBP: 0.351, SLG: 0.445	4-1 BB BB		1-2 FC5-4 1B 1-2f		2-0 SF9 3-H	1 SAFE	4-2 G4-6-3 1-2 BB		0-0 BB 1-2 1B	2	0	1	1	2	0	1
Fred McGriff, L (1, 3) OBP: 0.364, SLG: 0.493 Ed Giovanola, L (8, 4) OBP: 0.267, SLG: 0.083	4-2 SAFE 1-2 BB		0-0 1-2 1B		1-2 G5-3 1-2	1-0 G4-6-3 1-2f 2-3			2-3 K	3 1	0 0	1 0	0 0	1 0	0 1	3 2
David Justice, L (1, 9) OBP: 0.373, SLG: 0.488 Terrell Wade, L (6, 1) Greg McMichael, R (7, 1) Dwight Smith, L (7, PH) OBP: 0.346, SLG: 0.444 Alejandro Pena, R (8, 1) Pedro Borbon, R (8, 1) Mike Kelly, R (9, PH) OBP: 0.269, SLG: 0.326	3-2 G6-3		1-1 F7		3-1 BB 2-H 1B		2-2 L9		4-2 FC6-4 1-2 2-3 BB	3 0 0 1 0 0 0	0 0 0 0 0 0 0	1 0 0 0 0 0 0	1 0 0 0 0 0 0	0 0 0 0 0 0 1	0 0 0 0 0 0 0	4 0 0 1 0 0 0
Ryan Klesko, L (1, 7) OBP: 0.402, SLG: 0.608		0-1 HR		1-2 G4-3	4-0 FC6-4 1-2 BB			0-1 L8	0-1 FC6-4 1-2f	4	1	1	1	1	0	3
Javy Lopez, R (1, 2) OBP: 0.346, SLG: 0.505		0-0 F8		0-0 F9	0-0 FC6-4 1-2f			1-2 F8 2B		4	0	1	0	0	0	2
Jeff Blauser, R (1, 6) OBP: 0.321, SLG: 0.347		2-0 P6		0-0 F9		1-0 F8		2-2 F8 2-3		4	0	0	0	0	0	1
29 John Smoltz, R (1, 1) OBP: 0.197, SLG: 0.109 Luis Polonia, L (5, PH) OBP: 0.331, SLG: 0.362 (6, 8)		1-3 K			1-1 3B 1B	3-2 L4		1-2 F7		1 3	0 1	0 1	0 1	0 0	1 0	0 1
Inning Stats	R: 0 H: 0 E: 0 LOB: 2 K: 0 BB: 2 S: 8 P: 20	R: 1 H: 1 E: 0 LOB: 0 K: 1 BB: 0 S: 9 P: 12	R: 0 H: 2 E: 0 LOB: 2 K: 0 BB: 0 S: 11 P: 17	R: 0 H: 0 E: 0 LOB: 0 K: 0 BB: 0 S: 5 P: 6	R: 3 H: 3 E: 0 LOB: 2 K: 0 BB: 2 S: 10 P: 25	R: 0 H: 0 E: 0 LOB: 0 K: 1 BB: 0 S: 9 P: 15	R: 0 H: 1 E: 0 LOB: 1 K: 0 BB: 1 S: 9 P: 18	R: 0 H: 1 E: 0 LOB: 1 K: 0 BB: 0 S: 12 P: 16	R: 0 H: 1 E: 0 LOB: 3 K: 1 BB: 2 S: 14 P: 27	1B: 6 SF: 1 2B: 1 SAC: 0 3B: 1 DP: 1 HR: 1 HBP: 0						WP: 0 PA: 42 PB: 0 SB: 0 CS: 0	

PITCHER		IP	WLS	BF	H	R	ER	SO	BB	IBB	HBP	BLK	WP	HR	S	P	ERA	WHIP
Jason Isringhausen, R ERA: 3.19	(1, 1)	5.0	W	25	6	4	4	1	4	0	0	0	0	1	43	80	7.20	2.000
Jerry Dipoto, R ERA: 3.89	(6, 1)	2.0		7	1	0	0	1	1	0	0	0	0	0	18	33	0.00	1.000
Doug Henry, R ERA: 3.26	(8, 1)	1.2		9	2	0	0	1	2	0	0	0	0	0	24	41	0.00	2.400
John Franco, L ERA: 2.37	(9, 1)	0.1	S	1	0	0	0	0	0	0	0	0	0	0	2	2	0.00	0.000

PITCHER	IP	WLS	BF	H	R	ER	SO	BB	IBB	HBP	BLK	WP	HR	S	P	ERA	WHIP

Batter	1	2	3	4	5	6	7	8	9	AB	R	H	RBI	BB	SO	LOB
Joe Orsulak, L (1, 7) OBP: 0.328, SLG: 0.373	B C C B B S 3-3 ① K			X 0-0 ① L1-5-3		S F B S 1-3 ① K		B X 1-0 ② G1-3 2-3		4	0	0	0	0	2	1
Jose Vizcaino, S (1, 6) OBP: 0.314, SLG: 0.342	C X 0-1 ② F7			C X 0-1 ② G4-3		F T X 0-2 S G5-3 1B		F F C 0-3 ③ K		4	0	1	0	0	1	1
Carl Everett, S (1, 9) OBP: 0.344, SLG: 0.457	C F C 0-3 ③ K			S B X 1-1 1B 1B		B B 1 SAFE 1 SAFE X 2-0 ② G5-3 1-2			S B F C 1-3 ① K	4	0	1	0	0	2	1
Jeff Kent, R (1, 4) OBP: 0.326, SLG: 0.461		C F S 0-3 ① K		B X 1-0 ③ 1-3 1B		B X 1-0 ③ G6-3 2-3			X 0-0 ② P4	4	0	1	0	0	1	1
Rico Brogna, L (1, 3) OBP: 0.345, SLG: 0.501		F S F S 0-3 ② K		X 0-0 ③ G4-3			F F X 0-2 ① P5		C B F B X 2-2 ③ F7	4	0	0	0	0	1	2
Todd Hundley, S (1, 2) OBP: 0.397, SLG: 0.508		B B F T B X 3-2 ③ F7			C X 0-1 1B		B F C F C 1-3 ② K			3	0	1	0	0	1	0
Butch Huskey, R (1, 5) OBP: 0.278, SLG: 0.314			C B F X 1-2 ① G4-3		C X 0-1 ① P3		X 0-0 ③ F9			3	0	0	0	0	0	1
Ryan Thompson, R (1, 8) OBP: 0.311, SLG: 0.394			F B F X 1-2 ② G6-3		F B F B B X 3-2 ② F8			B X 1-0 G1-3 2B		3	0	1	0	0	0	1
Dave Telgheder, R (1, 1) OBP: 0.333, SLG: 0.333			C F B F S 1-3 ③ K		C C B S 1-3 ③ K			C B F B B B F X 3-2 ① P3		1	0	0	0	0	1	0
Damon Buford, R (5, PH) OBP: 0.317, SLG: 0.305										1	0	0	0	0	1	1
Robert Person, R (5, 1)										0	0	0	0	0	0	0
Edgardo Alfonzo, R (8, PH) OBP: 0.294, SLG: 0.380										1	0	0	0	0	0	1
Pete Walker, R (8, 1)										0	0	0	0	0	0	0
Inning Stats	R: 0 E: 0 K: 2 S: 8 H: 0 LOB: 0 BB: 0 P: 11	R: 0 E: 0 K: 2 S: 10 H: 0 LOB: 0 BB: 0 P: 13	R: 0 E: 0 K: 1 S: 10 H: 0 LOB: 0 BB: 0 P: 13	R: 0 E: 0 K: 0 S: 7 H: 2 LOB: 2 BB: 0 P: 9	R: 0 E: 0 K: 1 S: 10 H: 1 LOB: 1 BB: 0 P: 14	R: 0 E: 0 K: 1 S: 8 H: 1 LOB: 1 BB: 0 P: 12	R: 0 E: 0 K: 1 S: 8 H: 0 LOB: 0 BB: 0 P: 9	R: 0 E: 0 K: 1 S: 9 H: 1 LOB: 1 BB: 0 P: 14	R: 0 E: 0 K: 1 S: 7 H: 0 LOB: 0 BB: 0 P: 10	1B: 4 2B: 1 3B: 0 HR: 0 SF: 0 SAC: 0 DP: 0 HBP: 0						

TOP

New York Mets @ Atlanta Braves

Atlanta-Fulton County Stadium, Atlanta, GA

Thu Sep 21 1995, 7:05 PM EDT

Att. 29,982 - Unknown - 75 F

livebaseballscorecards.com

AB	32
R	0
H	5
RBI	0
BB	0
SO	10
LOB	10

PITCHER		IP	WLS	BF	H	R	ER	SO	BB	IBB	HBP	BLK	WP	HR	S	P	ERA	WHIP
Greg Maddux, R ERA: 1.68	(1, 1)	8.0	W	29	5	0	0	9	0	0	0	0	0	0	70	95	0.00	0.625
Mark Wohlers, R ERA: 2.21	(9, 1)	1.0	S	3	0	0	0	1	0	0	0	0	0	0	7	10	0.00	0.000

PITCHER	IP	WLS	BF	H	R	ER	SO	BB	IBB	HBP	BLK	WP	HR	S	P	ERA	WHIP

WP: 0 PA: 32
PB: 0
SB: 1
CS: 0

New York Mets @ Atlanta Braves

Atlanta-Fulton County Stadium, Atlanta, GA

Thu Sep 21 1995, 7:05 PM EDT

Att. 29,982 - Unknown - 75 F

BOTTOM

Batter	1	2	3	4	5	6	7	8	9	AB	R	H	RBI	BB	SO	LOB
Marquis Grissom, R (1, 8) OBP: 0.318, SLG: 0.365	T F B S 1-3 K ①		B C B B C B 4-2 E 10 2B BB	B I I I 4-0 IBB			X 0-0 F3 ①			2	1	0	0	2	1	0
Mark Lemke, S (1, 4) OBP: 0.329, SLG: 0.351 Rafael Belliard, R (4, 4) OBP: 0.258, SLG: 0.247	B C B X 2-1 P3 ②		C X 0-1 E3 10 2B G3 1-2 2-3	X 0-0 G6-3 ③			F X 0-1 1B			2 2	1 0	0 1	0 0	0 0	0 0	2 3
10 Chipper Jones, S (1, 5) OBP: 0.350, SLG: 0.446	B C B F F B X 3-2 P5 ③		X 0-0 G3 2B 1-3 2-H 3-H		X 0-0 F8 ①		B 1 SAFE B S 1 SAFE F B X 3-2 F9 ②			4	0	1	2	0	0	1
Fred McGriff, L (1, 3) OBP: 0.362, SLG: 0.489		C C X 0-2 F8 ①	S C B B X 2-2 G3 ② 2-3 3-H		S B C X 1-2 F7 ②		F X 0-1 F9 ③			4	0	0	1	0	0	2
David Justice, L (1, 9) OBP: 0.371, SLG: 0.486		C B X 1-1 1B	B F B F B X 3-2 G4-3 ③		B F B X 2-1 F8 ③			B B X 2-0 G6-3 ①		4	0	1	0	0	0	1
Dwight Smith, L (1, 7) OBP: 0.336, SLG: 0.430 Mark Wohlers, R (9, 1)		X 0-0 F7 ②		B B B X 3-0 F8 ①		F C B B B F F T 3-2 K ①		C B B X 2-1 G1-3 ②		4 0	0 0	0 0	0 0	0 0	1 0	1 0
Charlie O'Brien, R (1, 2) OBP: 0.339, SLG: 0.399		B C 1 SAFE C 1 SAFE F B 1 SAFE X 2-2 G1-6-3 ③		C S X 0-2 G6-3 ②		B F B X 2-1 E5		X 0-0 F8 ③		4	0	0	0	0	0	1
Jeff Blauser, R (1, 6) OBP: 0.321, SLG: 0.346			C B C C 1-3 K ①	X 0-0 2B 1B		X 0-0 P4 ②				3	0	1	0	0	1	1
Greg Maddux, R (1, 1) OBP: 0.181, SLG: 0.174 Mike Devereaux, R (9, 7) OBP: 0.347, SLG: 0.458			X 0-0 E 10 2B 2B	B B X 2-0 1-3 2B		B S F C 1-3 K ③				3 0	1 0	2 0	0 0	0 0	1 0	1 0
Inning Stats	R: 0 E: 0 K: 1 S: 9 H: 0 LOB: 0 BB: 0 P: 15	R: 0 E: 0 K: 0 S: 10 H: 1 LOB: 1 BB: 0 P: 13	R: 3 E: 1 K: 1 S: 15 H: 2 LOB: 1 BB: 1 P: 25	R: 0 E: 0 K: 0 S: 7 H: 2 LOB: 3 BB: 1 P: 16	R: 0 E: 0 K: 0 S: 6 H: 0 LOB: 0 BB: 0 P: 9	R: 0 E: 1 K: 2 S: 11 H: 0 LOB: 1 BB: 0 P: 17	R: 0 E: 0 K: 0 S: 8 H: 1 LOB: 1 BB: 0 P: 11	R: 0 E: 0 K: 0 S: 4 H: 0 LOB: 0 BB: 0 P: 8		1B: 3 2B: 3 3B: 0 HR: 0 SF: 0 SAC: 0 DP: 0 HBP: 0						

PITCHER		IP	WLS	BF	H	R	ER	SO	BB	IBB	HBP	BLK	WP	HR	S	P	ERA	WHIP
Dave Telgheder, R ERA: 5.61	(1, 1)	4.0	L	20	5	3	1	2	1	1	0	0	0	0	41	69	2.25	1.500
Robert Person, R ERA:	(5, 1)	3.0		11	1	0	0	2	0	0	0	0	0	0	25	37	0.00	0.333
Pete Walker, R ERA: 4.86	(8, 1)	1.0		3	0	0	0	0	0	0	0	0	0	0	4	8	0.00	0.000

PITCHER	IP	WLS	BF	H	R	ER	SO	BB	IBB	HBP	BLK	WP	HR	S	P	ERA	WHIP

livebaseballscorecards.com

AB	32
R	3
H	6
RBI	3
BB	2
SO	4
LOB	13

WP: 0 PA: 34
PB: 0
SB: 0
CS: 0

Batter	1	2	3	4	5	6	7	8	9	AB	R	H	RBI	BB	SO	LOB
Joe Orsulak, L (1, 7) OBP: 0.324, SLG: 0.368	B F X 1-1 ① F8		B B F X 2-1 ③ G6-3			B B C X 2-1 ① G4-3		X 0-0 ② G4-3		4	0	0	0	0	0	0
Jose Vizcaino, S (1, 6) OBP: 0.314, SLG: 0.344	X 0-0 2B			B S B X 2-1 ① G4-3		B X 1-0 ② G3				3	0	1	0	0	0	0
Carl Everett, S (1, 9) OBP: 0.344, SLG: 0.454	S S B B B X 3-2 ② G3			B C F B S 2-3 ② K		B B B C B 4-1 1B BB				2	0	0	0	1	1	1
Jeff Kent, R (1, 4) OBP: 0.326, SLG: 0.460	S B S S 1-3 ③ K			F F X 0-2 ③ F8		F B 1 SAFE B F 1 SAFE X 2-2 1-3 1B				3	0	1	0	0	1	1
Rico Brogna, L (1, 3) OBP: 0.345, SLG: 0.500		B B C X 2-1 ① F8			X 0-0 1B 1B	C S X 0-2 ③ G4-3				3	0	1	0	0	0	2
Todd Hundley, S (1, 2) OBP: 0.393, SLG: 0.502		B C B X 2-1 ② G4-3			B B F S 1 SAFE S 2-3 ① K		C F B B X 2-2 ① G1-3			3	0	0	0	0	1	1
Edgardo Alfonzo, R (1, 5) OBP: 0.294, SLG: 0.380 Tim Bogar, R (7, 5) OBP: 0.333, SLG: 0.370		X 0-0 ③ L9			1 SAFE F F B X 1-2 1-2 1B		F C B X 1-2 ② G6-3			3 0	0 0	1 0	0 0	0 0	0 0	0 0
Ryan Thompson, R (1, 8) OBP: 0.308, SLG: 0.389 Paul Byrd, R (7, 1) OBP: 1.000, SLG: 1.000			B B F S S 2-3 ① K		B B F B S S 3-3 ② K		B C F F S 1-3 ③ K2-3			3 0	0 0	0 0	0 0	0 0	3 0	2 0
Reid Cornelius, R (1, 1) OBP: 0.111, SLG: 0.111 Bill Spiers, L (5, PH) OBP: 0.300, SLG: 0.242 Blas Minor, R (5, 1) Damon Buford, R (7, 8) OBP: 0.315, SLG: 0.304			X 0-0 ② G4-3		X 0-0 ③ L6			B B C X 2-1 ① F8		1 1 0 1	0 0 0 0	0 0 0 0	0 0 0 0	0 0 0 0	0 0 0 0	0 2 0 0
Inning Stats	R: 0 H: 1 E: 0 LOB: 1 K: 1 BB: 0 S: 9 P: 14	R: 0 H: 0 E: 0 LOB: 0 K: 0 BB: 0 S: 5 P: 9	R: 0 H: 0 E: 0 LOB: 0 K: 1 BB: 0 S: 6 P: 10	R: 0 H: 0 E: 0 LOB: 0 K: 1 BB: 0 S: 8 P: 12	R: 0 H: 2 E: 0 LOB: 2 K: 2 BB: 0 S: 11 P: 17	R: 0 H: 1 E: 0 LOB: 2 K: 0 BB: 1 S: 10 P: 19	R: 0 H: 0 E: 0 LOB: 0 K: 1 BB: 0 S: 11 P: 15	R: 0 H: 0 E: 0 LOB: 0 K: 0 BB: 0 S: 3 P: 5		1B: 3 SF: 0 2B: 1 SAC: 0 3B: 0 DP: 0 HR: 0 HBP: 0						

PITCHER	IP	WLS	BF	H	R	ER	SO	BB	IBB	HBP	BLK	WP	HR	S	P	ERA	WHIP
Pat Rapp, R (1, 1) ERA: 3.59	7.2	W	28	4	0	0	6	1	0	0	0	0	0	63	101	0.00	0.652

PITCHER	IP	WLS	BF	H	R	ER	SO	BB	IBB	HBP	BLK	WP	HR	S	P	ERA	WHIP

TOP

New York Mets @ Florida Marlins

Joe Robbie Stadium, Miami, FL

Fri Sep 22 1995, 7:05 PM EDT

Att. 24,580 - Unknown - 85 F

livebaseballscorecards.com

AB	27
R	0
H	4
RBI	0
BB	1
SO	6
LOB	9

WP: 0 PA: 28
PB: 0
SB: 0
CS: 0

BOTTOM

Batter	1	2	3	4	5	6	7	8	9	AB	R	H	RBI	BB	SO	LOB
Quilvio Veras, S (1, 4) OBP: 0.384, SLG: 0.373	C B B X 2-1 1B 1B BB 1B	C C X 0-2 ③ P4		X 0-0 ② B5-3 1-2		C B F X 1-2 ③ L8				3	1	1	0	0	0	1
Jerry Browne, S (5, 4) OBP: 0.350, SLG: 0.284										1	0	0	0	0	0	2
Jesus Tavarez, S (1, 8) OBP: 0.337, SLG: 0.365	C 1 X SAFE 0-1 BB 1B SF9 1-2 1B	B B F X 2-1 S WP 2B	B X 1-0 ③ G1-3			F C B X 1-2 ① F8				4	2	2	0	0	0	1
Gary Sheffield, R (1, 9) OBP: 0.459, SLG: 0.571	X 0-0 SF9 BB 1-2 2-3 1B	B S B B F B 4-2 WP S BB			C B S S 1-3 ① K		B B B F S B 4-2 FC4-6 BB			2	0	1	0	2	1	0
Jeff Conine, R (1, 7) OBP: 0.378, SLG: 0.511	F B B F B B 4-2 1-2 2-3 3-H BB	C C F B X 1-2 ① L3 1-2 2-3			F S B S 1-3 ② K		B F C X 1-2 ② FC4-6 1-2			3	0	0	1	1	1	3
Greg Colbrunn, R (1, 3) OBP: 0.311, SLG: 0.452	F B X 1-1 ① SF9 2-3 3-H	I I I I 4-0 WP IBB			F B F B S 2-3 ③ K		C F B S 1-3 ③ K			2	0	0	1	1	2	1
Kurt Abbott, R (1, 6) OBP: 0.314, SLG: 0.442	C X 0-1 ② P3	C C S 0-3 ② K				X 0-0 SH1-4 2B				3	0	1	0	0	1	5
Alex Arias, R (1, 5) OBP: 0.336, SLG: 0.351	X 0-0 ③ P4	B B C B X 3-1 ③ F9 1-2 2-3 3-H				F B X 1-1 ① L6				3	0	0	0	0	0	5
Steve Decker, R (1, 2) OBP: 0.333, SLG: 0.342		C F X 0-2 ① F7		B B B C B 4-1 FC3-6 BB		B B B S B 4-1 SH1-4 BB				1	0	0	0	2	0	0
Pat Rapp, R (1, 1) OBP: 0.113, SLG: 0.132		X 0-0 ② G6-3		X 0-0 ① FC3-6 B5-3 1-2		B B X 2-0 ② SH1-4 1-2 2-3				2	0	0	0	0	0	1
Inning Stats	R: 2 H: 3 E: 0 LOB: 2 K: 0 BB: 1 S: 12 P: 19	R: 0 H: 0 E: 0 LOB: 0 K: 0 BB: 0 S: 7 P: 7	R: 1 H: 1 E: 0 LOB: 2 K: 1 BB: 2 S: 13 P: 27	R: 0 H: 0 E: 0 LOB: 1 K: 0 BB: 1 S: 4 P: 9	R: 0 H: 0 E: 0 LOB: 0 K: 3 BB: 0 S: 9 P: 13	R: 0 H: 1 E: 0 LOB: 2 K: 0 BB: 1 S: 8 P: 16	R: 0 H: 0 E: 0 LOB: 1 K: 1 BB: 1 S: 11 P: 18			1B: 3 SF: 1 2B: 2 SAC: 1 3B: 0 DP: 0 HR: 0 HBP: 0						

PITCHER		IP	WLS	BF	H	R	ER	SO	BB	IBB	HBP	BLK	WP	HR	S	P	ERA	WHIP
Reid Cornelius, R ERA: 5.93	(1, 1)	4.0	L	20	4	3	3	1	3	1	0	0	1	0	36	62	6.75	1.750
Blas Minor, R ERA: 3.74	(5, 1)	2.0		8	1	0	0	3	1	0	0	0	0	0	17	29	0.00	1.000
Paul Byrd, R ERA: 1.77	(7, 1)	1.0		4	0	0	0	1	1	0	0	0	0	0	11	18	0.00	1.000

PITCHER	IP	WLS	BF	H	R	ER	SO	BB	IBB	HBP	BLK	WP	HR	S	P	ERA	WHIP

New York Mets @ Florida Marlins

Joe Robbie Stadium, Miami, FL

Fri Sep 22 1995, 7:05 PM EDT

Att. 24,580 - Unknown - 85 F

livebaseballscorecards.com

AB	24
R	3
H	5
RBI	2
BB	6
SO	5
LOB	19

WP: 1 PA: 32
PB: 0
SB: 2
CS: 0

Batter	1	2	3	4	5	6	7	8	9	AB	R	H	RBI	BB	SO	LOB
Alex Ochoa, R (1, 9) OBP: 0.500, SLG: 0.375 Doug Henry, R (8, 1) OBP: 1.000, SLG: 1.000 Bill Spiers, L (9, PH) OBP: 0.296, SLG: 0.239	B B B C B 4-1 F8 1B BB		F B B B B 4-1 E 1B G6-3 BB	C B B X 2-1 ③ FC6-4 1-2			B B X 2-0 ① G6-3		C F F B F F F X 1-2 ① G4-3	2 0 1	1 0 0	0 0 0	0 0 0	2 0 0	0 0 0	1 0 0
Jose Vizcaino, S (1, 6) OBP: 0.321, SLG: 0.353	1 SAFE B C B F X 2-2 1-2 1B		X 0-0 G6-3 E 1-2 1B		X 0-0 E 1B		C F B X 1-2 FC5-4 1B		F S B B X 2-2 2B	5	0	5	0	0	0	0
Carl Everett, S (1, 8) OBP: 0.341, SLG: 0.447	X 0-0 ① F8 2-3		B X 1-0 E3 G6-3 1-2 2-3		B B 1 SAFE B B 4-0 FC5-4 1-2 BB		1 SAFE S B B S X 2-2 ② FC5-4 1-2 2B		B F B S X 2-2 ② F9	4	1	0	0	1	0	6
Jeff Kent, R (1, 4) OBP: 0.325, SLG: 0.460	X 0-0 ② F8		X 0-0 ① ② G6-3 1-2f 2-3 3-H		B B S F S 2-3 ① K		X 0-0 1-H 2B		C B F F B S 2-3 ③ K	5	0	1	1	0	2	7
Rico Brogna, L (1, 3) OBP: 0.342, SLG: 0.496	C C C 0-3 ③ K		F B C S 1-3 ③ K		S F B F S 1-3 ② K		X 0-0 ③ G6-3			4	0	0	0	0	3	6
Chris Jones, R (1, 7) OBP: 0.321, SLG: 0.458		B X 1-0 ① L3		B F X 1-1 ① L8	B S F X 1-2 ③ FC5-4 1-2			B C S F B X 2-2 1B		4	0	1	0	0	0	2
Tim Bogar, R (1, 5) OBP: 0.331, SLG: 0.366		X 0-0 1B		B F B X 2-1 ② G5-3		X 0-0 ① G5-3		X 0-0 ① B2		4	0	1	0	0	0	1
Kelly Stinnett, R (1, 2) OBP: 0.347, SLG: 0.342 Joe Orsulak, L (8, PH) OBP: 0.322, SLG: 0.367 (8, 9)		B B F C B S 3-3 ② K		B X 1-0 HR		B B B C X 3-1 ② L8		B C B F S 2-3 ② K		3 1	1 0	1 0	1 0	0 0	1 1	1 1
Bobby Jones, R (1, 1) OBP: 0.185, SLG: 0.170 Todd Hundley, S (8, PH) OBP: 0.391, SLG: 0.500 (8, 2)		S S S 0-3 ③ K		B X 1-0 FC6-4 1B		F B B X 2-1 ③ P2		B B X 2-0 ③ F8		3 1	0 0	1 0	0 0	0 0	1 0	1 1
Inning Stats	R: 0 H: 1 E: 0 LOB: 2 K: 1 BB: 1 S: 9 P: 15	R: 0 H: 1 E: 0 LOB: 1 K: 2 BB: 0 S: 8 P: 12	R: 1 H: 1 E: 1 LOB: 1 K: 1 BB: 1 S: 7 P: 13	R: 1 H: 2 E: 0 LOB: 1 K: 0 BB: 0 S: 8 P: 15	R: 0 H: 1 E: 1 LOB: 2 K: 2 BB: 1 S: 11 P: 19	R: 0 H: 0 E: 0 LOB: 0 K: 0 BB: 0 S: 5 P: 10	R: 1 H: 2 E: 0 LOB: 1 K: 0 BB: 0 S: 9 P: 14	R: 0 H: 1 E: 0 LOB: 1 K: 1 BB: 0 S: 9 P: 15	R: 0 H: 1 E: 0 LOB: 1 K: 1 BB: 0 S: 17 P: 24	1B: 7 SF: 0 2B: 2 SAC: 0 3B: 0 DP: 1 HR: 1 HBP: 0						

PITCHER		IP	WLS	BF	H	R	ER	SO	BB	IBB	HBP	BLK	WP	HR	S	P	ERA	WHIP
Chris Hammond, L ERA: 3.92	(1, 1)	7.0	W	32	8	3	3	6	3	0	0	0	0	1	57	98	3.86	1.571
Terry Mathews, R ERA: 3.45	(8, 1)	1.0		4	1	0	0	1	0	0	0	0	0	0	9	15	0.00	1.000
Robb Nen, R ERA: 3.1	(9, 1)	1.0	S	4	1	0	0	1	0	0	0	0	0	0	17	24	0.00	1.000

PITCHER	IP	WLS	BF	H	R	ER	SO	BB	IBB	HBP	BLK	WP	HR	S	P	ERA	WHIP

New York Mets @ Florida Marlins

Joe Robbie Stadium, Miami, FL

Sat Sep 23 1995, 7:05 PM EDT

Att. 27,729 - Unknown - 88 F

TOP

livebaseballscorecards.com

AB	37
R	3
H	10
RBI	2
BB	3
SO	8
LOB	27

WP: 0 PA: 40
PB: 0
SB: 0
CS: 0

New York Mets @ Florida Marlins

Joe Robbie Stadium, Miami, FL

Sat Sep 23 1995, 7:05 PM EDT

Att. 27,729 - Unknown - 88 F

livebaseballscorecards.com

BOTTOM

Batter	1	2	3	4	5	6	7	8	9	AB	R	H	RBI	BB	SO	LOB
Jesus Tavarez, S (1, 8) OBP: 0.332, SLG: 0.359	L7	FC1-6			SH5-3		G4-3			3	0	0	1	0	0	1
Jerry Browne, S (1, 4) OBP: 0.348, SLG: 0.289	1B 2B	1 SAFE 1 SAFE B 1 SAFE CFBFX	L9		P5		G4-3			4	1	1	0	0	0	2
Gary Sheffield, R (1, 9) OBP: 0.463, SLG: 0.587	BLK 1B 1B		G5-3		IBB		HR			3	2	2	2	1	0	0
Jeff Conine, R (1, 7) OBP: 0.377, SLG: 0.509	1B		K		P4		P5			4	0	1	1	0	1	2
Terry Pendleton, S (1, 5) OBP: 0.341, SLG: 0.442	L6		G3-1			L9		K		4	0	0	0	0	1	1
Greg Colbrunn, R (1, 3) OBP: 0.308, SLG: 0.448	P4			G5-3		L9		K		4	0	0	0	0	1	1
Kurt Abbott, R (1, 6) OBP: 0.318, SLG: 0.450		1B FC1-6 2B		CS 2B		1B 1B		K		4	1	3	0	0	1	0
Steve Decker, R (1, 2) OBP: 0.333, SLG: 0.341		G6-3		P2		1-2 1B				3	0	1	0	0	0	2
Chris Hammond, L (1, 1) OBP: 0.358, SLG: 0.383 Terry Mathews, L (8, 1) OBP: 0.462, SLG: 0.615 Robb Nen, R (9, 1)		2-3 FC1-6 1B			4-2 SH5-3 BB	1-3 K				2 0 0	0 0 0	1 0 0	0 0 0	1 0 0	1 0 0	2 0 0
Inning Stats	R: 2 E: 0 K: 0 S: 14 H: 3 LOB: 1 BB: 0 P: 17	R: 1 E: 0 K: 0 S: 13 H: 2 LOB: 1 BB: 0 P: 20	R: 0 E: 0 K: 1 S: 9 H: 0 LOB: 0 BB: 0 P: 16	R: 0 E: 0 K: 0 S: 5 H: 1 LOB: 0 BB: 0 P: 9	R: 0 E: 0 K: 0 S: 8 H: 0 LOB: 2 BB: 2 P: 17	R: 0 E: 0 K: 1 S: 9 H: 2 LOB: 2 BB: 0 P: 11	R: 1 E: 0 K: 0 S: 11 H: 1 LOB: 0 BB: 0 P: 17	R: 0 E: 0 K: 3 S: 13 H: 0 LOB: 0 BB: 0 P: 19		1B: 5 2B: 3 3B: 0 HR: 1	SF: 0 SAC: 1 DP: 0 HBP: 0				WP: 0 PB: 0 SB: 1 CS: 1	PA: 34	

PITCHER		IP	WLS	BF	H	R	ER	SO	BB	IBB	HBP	BLK	WP	HR	S	P	ERA	WHIP
Bobby Jones, R ERA: 4.22	(1, 1)	7.0	L	31	9	4	4	2	1	1	0	1	0	1	69	107	5.14	1.429
Doug Henry, R ERA: 3.21	(8, 1)	1.0		3	0	0	0	3	0	0	0	0	0	0	13	19	0.00	0.000

PITCHER	IP	WLS	BF	H	R	ER	SO	BB	IBB	HBP	BLK	WP	HR	S	P	ERA	WHIP

AB	31
R	4
H	9
RBI	4
BB	2
SO	5
LOB	11

Batter	1	2	3	4	5	6	7	8	9	AB	R	H	RBI	BB	SO	LOB
Alex Ochoa, R (1, 9) OBP: 0.467, SLG: 0.385	F B B X 2-1 S 1B 1B	B C S S 1-3 ① K		S B C B B X 3-2 1B		B B X 2-0 ③ G4-3			C B F S 1-3 ② K	5	1	2	0	0	2	1
Jose Vizcaino, S (1, 6) OBP: 0.324, SLG: 0.356	B 1 SAFE F B B F B 4-2 1B SF9 1-2 BB	X 0-0 1-2 1B		X 0-0 ② P4			B C X 1-1 ① G3		F B C F B X 2-2 S 2B	4	1	2	0	1	0	1
Carl Everett, S (1, 8) OBP: 0.345, SLG: 0.448	S B C X 1-2 1B BB 1-3 2-H 1B	F C B X 1-2 ② F7		X 0-0 ③ F8			B X 1-0 1B		B C B F B F B 4-2 2-3 BB	4	0	2	1	1	0	3
Jeff Kent, R (1, 4) OBP: 0.324, SLG: 0.465	X 0-0 ① SF9 3-H	B C F X 1-2 ③ F8			B F X 1-1 HR		C B 1 SAFE S 1 SAFE B B F 1 SAFE 3-2 X ② F7		B X 1-0 ③ P5	4	1	1	2	0	0	5
Rico Brogna, L (1, 3) OBP: 0.344, SLG: 0.494	B B B F B 4-1 FC5 1B 1-2 BB		B F X 1-1 ① G3		B B B B 4-0 G4-6-3 BB		B X 1-0 ③ G4-3			2	0	0	0	2	0	1
Todd Hundley, S (1, 2) OBP: 0.388, SLG: 0.494 Kelly Stinnett, R (5, 2) OBP: 0.345, SLG: 0.340	C F B C 1-3 ② K		S T B C 1-3 ② K		B C F X 1-2 ① ② G4-6-3 1-2f			S F B B C 2-3 ① K		3 1	0 0	0 0	0 0	0 0	2 1	3 0
Edgardo Alfonzo, R (1, 5) OBP: 0.296, SLG: 0.379	T C B F B X 2-2 FC5 1-2 2-3 1B		S B B B B 4-1 FC5-4 BB		B B X 2-0 ③ F9			C X 0-1 ② F8		3	0	1	0	1	0	0
Butch Huskey, R (1, 7) OBP: 0.267, SLG: 0.300	F B B C X 2-2 ③ FC5 1-2 2-3		S S B B B X 2-2 ③ FC5-4 1-2			B F F F B B X 3-2 ① G6-3		B F C B S 2-3 ③ K		4	0	0	0	0	1	4
Dave Mlicki, R (1, 1) OBP: 0.217, SLG: 0.053 Bill Spiers, L (6, PH) OBP: 0.293, SLG: 0.235 Jerry Dipoto, R (6, 1) Joe Orsulak, L (9, PH) OBP: 0.321, SLG: 0.365		B C B B B 4-1 1B BB		F C C 0-3 ① K		C F C 0-3 ② K			F F B S 1-3 ① K	1 1 0 1	0 0 0 0	0 0 0 0	0 0 0 0	1 0 0 1	1 1 0 0	0 0 0 0
Inning Stats	R: 2 H: 3 E: 0 LOB: 3 K: 1 BB: 2 S: 19 P: 35	R: 0 H: 1 E: 0 LOB: 2 K: 1 BB: 1 S: 11 P: 18	R: 0 H: 0 E: 0 LOB: 1 K: 1 BB: 1 S: 9 P: 17	R: 0 H: 1 E: 0 LOB: 1 K: 1 BB: 0 S: 8 P: 11	R: 1 H: 1 E: 0 LOB: 0 K: 0 BB: 1 S: 6 P: 14	R: 0 H: 0 E: 0 LOB: 0 K: 1 BB: 0 S: 7 P: 12	R: 0 H: 1 E: 0 LOB: 1 K: 0 BB: 0 S: 8 P: 14	R: 0 H: 0 E: 0 LOB: 0 K: 2 BB: 0 S: 9 P: 13	R: 0 H: 1 E: 0 LOB: 2 K: 2 BB: 1 S: 15 P: 24	1B: 6 SF: 1 2B: 1 SAC: 0 3B: 0 DP: 1 HR: 1 HBP: 0						WP: 0 PA: 40 PB: 0 SB: 2 CS: 0

PITCHER		IP	WLS	BF	H	R	ER	SO	BB	IBB	HBP	BLK	WP	HR	S	P	ERA	WHIP
Ryan Bowen, R ERA: 4.09	(1, 1)	5.0	W	25	6	3	3	4	5	0	0	0	0	1	53	95	5.40	2.200
Jay Powell, R ERA: 1.69	(6, 1)	1.0		3	0	0	0	1	0	0	0	0	0	0	7	12	0.00	0.000
Mark Gardner, R ERA: 4.53	(7, 1)	0.2		3	1	0	0	0	0	0	0	0	0	0	7	12	0.00	1.500
Yorkis Perez, L ERA: 5.48	(7, 1)	0.1		1	0	0	0	0	0	0	0	0	0	0	1	2	0.00	0.000
Terry Mathews, R ERA: 3.4	(8, 1)	1.0		3	0	0	0	2	0	0	0	0	0	0	9	13	0.00	0.000

PITCHER		IP	WLS	BF	H	R	ER	SO	BB	IBB	HBP	BLK	WP	HR	S	P	ERA	WHIP
Robb Nen, R ERA: 3.05	(9, 1)	1.0	S	5	1	0	0	2	1	0	0	0	0	0	15	24	0.00	2.000

TOP

New York Mets @ Florida Marlins

Joe Robbie Stadium, Miami, FL

Sun Sep 24 1995, 3:33 AM EDT

Att. 28,623 - Sunny - 89 F

livebaseballscorecards.com

AB	33
R	3
H	8
RBI	3
BB	6
SO	9
LOB	18

New York Mets @ Florida Marlins

Joe Robbie Stadium, Miami, FL

Sun Sep 24 1995, 3:33 AM EDT

Att. 28,623 - Sunny - 89 F

BOTTOM

livebaseballscorecards.com

Batter	1	2	3	4	5	6	7	8	9	AB	R	H	RBI	BB	SO	LOB
Jesus Tavarez, S (1, 8) (8, 9) OBP: 0.333, SLG: 0.360	X 0-0 BB 2B 1B	B B S F B X 3-2 ② FC9-8-6 1-2		B F B F C 2-3 ① K		B F X 1-1 S 1B		1 SAFE 1 SAFE B C F B X 2-2 ③ G4-3 1-2		5	1	2	0	0	1	2
Jerry Browne, S (1, 4) OBP: 0.346, SLG: 0.288	C 1 SAFE 1 SAFE F B F F X 1-2 ① P6	1 SAFE C 1 SAFE B S P B S 3-3 ③ K		B F F X 1-2 1B		1 SAFE B B C F X 2-2 ③ P7 1-2				4	0	1	0	0	1	3
Jeff Conine, R (1, 7) OBP: 0.379, SLG: 0.509	C C B B 1 SAFE F B F 1 SAFE 4-2 B 2B 1-2 BB	C B B X 2-1 FC5-4 1B	S F B B C 2-3 ② K				B B F B B 4-1 G6-4-3 BB			2	0	1	0	2	1	1
Terry Pendleton, S (1, 5) OBP: 0.341, SLG: 0.442	X 0-0 1-3 2-H 2B	B X 1-0 ① P3	B X 1-0 ③ F4				1 SAFE B C F B F X 2-2 ① ② G6-4-3 1-2f			4	0	1	1	0	0	3
Greg Colbrunn, R (1, 3) OBP: 0.308, SLG: 0.446	S S F B X 1-2 ② P4	C X 0-1 ② FC5-4 1B S 1-2 2B			F F B X 1-2 ① G5-3		B F X 1-1 1B			4	1	1	0	0	0	3
Tommy Gregg, L (1, 9) OBP: 0.314, SLG: 0.393 Terry Mathews, L (8, 1) OBP: 0.462, SLG: 0.615 Robb Nen, R (9, 1)	B B B 4-0 FC5-4 BB	B F B B X 3-1 S 1-3 2B 1B			B B C C B X 3-2 ② F7		B B X 2-0 ③ G1-3			3 0 0	1 0 0	1 0 0	0 0 0	1 0 0	0 0 0	1 0 0
Alex Arias, R (1, 6) OBP: 0.335, SLG: 0.354	C B X 1-1 ③ FC5-4 1-2	B F B X 2-1 WP 1B 1-H 3-H 2B			C F X 0-2 ③ G4-3			B F F F B S 2-3 ① K		4	1	1	2	0	1	3
Rob Natal, R (1, 2) OBP: 0.242, SLG: 0.469		B X 1-0 FC3-6 1B	C T B B X 2-2 2-H 1B			F B B F X 2-2 ① G1-3		C X 0-1 ② G6-3		4	0	2	1	0	0	0
Ryan Bowen, R (1, 1) Jay Powell, R (6, 1) Mario Diaz, R (6, PH) OBP: 0.224, SLG: 0.286 Mark Gardner, R (7, 1) OBP: 0.190, SLG: 0.190 Yorkis Perez, L (7, 1) Chuck Carr, S (8, 8) OBP: 0.327, SLG: 0.299		F X 0-1 ① FC3-6 FC9-8-6 1-2	F B C C 1-3 ③ K			X 0-0 ② G4-3		B B B B 4-0 S BB		2 0 1 0 0 0	0 0 0 0 0 0	0 0 0 0 0 0	0 0 0 0 0 1	1 0 0 0 0 0	0 0 0 0 0 0	2 0 0 0 0 0
Inning Stats	R: 1 E: 0 K: 0 S: 17 H: 2 LOB: 3 BB: 2 P: 28	R: 0 E: 0 K: 1 S: 10 H: 1 LOB: 1 BB: 0 P: 16	R: 3 E: 0 K: 1 S: 15 H: 4 LOB: 1 BB: 0 P: 26	R: 0 E: 0 K: 2 S: 10 H: 1 LOB: 1 BB: 0 P: 16	R: 0 E: 0 K: 0 S: 9 H: 0 LOB: 0 BB: 0 P: 13	R: 0 E: 0 K: 0 S: 9 H: 1 LOB: 1 BB: 0 P: 14	R: 0 E: 0 K: 0 S: 8 H: 1 LOB: 1 BB: 1 P: 17	R: 0 E: 0 K: 1 S: 9 H: 0 LOB: 1 BB: 1 P: 17		1B: 8 2B: 2 3B: 0 HR: 0	SF: 0 SAC: 0 DP: 1 HBP: 0					

PITCHER		IP	WLS	BF	H	R	ER	SO	BB	IBB	HBP	BLK	WP	HR	S	P	ERA	WHIP
Dave Mlicki, R	(1, 1)	5.0	L	25	8	4	4	4	2	0	0	0	1	0	61	99	7.20	2.000
ERA: 4.22																		
Jerry Dipoto, R	(6, 1)	3.0		12	2	0	0	1	2	0	0	0	0	0	26	48	0.00	1.333
ERA: 3.74																		

PITCHER	IP	WLS	BF	H	R	ER	SO	BB	IBB	HBP	BLK	WP	HR	S	P	ERA	WHIP

AB	33
R	4
H	10
RBI	4
BB	4
SO	5
LOB	18

WP: 1 PA: 37
PB: 0
SB: 4
CS: 0

Batter	1	2	3	4	5	6	7	8	9	AB	R	H	RBI	BB	SO	LOB
Thomas Howard, S (1, 8) OBP: 0.352, SLG: 0.405	B F X 1-1 G4-3 S 1B		C X 0-1 ② G1-3	B F F S 1-3 ③ K		X 0-0 ③ F7				4	0	1	0	0	1	6
Barry Larkin, R (1, 6) OBP: 0.395, SLG: 0.498 Mark Lewis, R (5, 5) OBP: 0.422, SLG: 0.500	1 SAFE C 1 C B B X 2-2 ① G4-3 1-3		F B X 1-1 S 1B		X 0-0 ① F9					3 0	0 0	1 0	0 0	0 0	0 0	1 0
Ron Gant, R (1, 7) OBP: 0.395, SLG: 0.575 Eric Anthony, L (5, 7) OBP: 0.331, SLG: 0.438	B B C B S B 4-2 S BB		C C F B C 1-3 ③ K 1-3		C B C B C 2-3 ② K					2 0	0 0	0 0	0 0	1 0	2 0	1 0
Reggie Sanders, R (1, 9) OBP: 0.398, SLG: 0.591	B F 1 SAFE B C C 2-3 ② K 1-2			S B B B F F X 3-2 ① F7	F F B B F B X 3-2 ③ G6-3					3	0	0	0	0	1	2
Hal Morris, L (1, 3) OBP: 0.333, SLG: 0.443	C C B B X 2-2 ③ G3-1			B B F X 2-1 1B BB 1B		X 0-0 ① G4-3				3	1	1	0	0	0	2
Benito Santiago, R (1, 2) OBP: 0.349, SLG: 0.496		F C B X 1-2 ① P4		F B B B F X 3-2 ② P5		B X 1-0 CS 1B 1B				3	0	1	0	0	0	1
Bret Boone, R (1, 4) OBP: 0.329, SLG: 0.427		C C B X 1-2 ② G6-3		X 0-0 BB BB 1B 1-3		B C C X 1-2 BB CS 1B 1-2				3	0	2	0	0	0	0
Jeff Branson, L (1, 5) OBP: 0.340, SLG: 0.439 (5, 6)		B F B C F C 2-3 ③ K		B 1 SAFE B B B 4-0 BB 1-2 BB		B C B B B F F B 4-2 ② BB 1-2 2-3 BB				1	0	0	0	2	1	0
Mark Portugal, R (1, 1) OBP: 0.183, SLG: 0.214 Lenny Harris, L (6, PH) OBP: 0.259, SLG: 0.295 Tim Pugh, R (6, 1) OBP: 0.148, SLG: 0.154			X 0-0 ① G5-3	C B B B 4-1 1-2 2-3 3-H BB		B B B B 4-0 1-2 2-3 BB				1 0 0	0 0 0	0 0 0	1 0 0	1 1 0	0 0 0	0 0 0
Inning Stats	R: 0 H: 1 E: 0 LOB: 2 K: 1 BB: 1 S: 13 P: 24	R: 0 H: 0 E: 0 LOB: 0 K: 1 BB: 0 S: 10 P: 14	R: 0 H: 1 E: 0 LOB: 1 K: 1 BB: 0 S: 9 P: 11	R: 1 H: 2 E: 0 LOB: 3 K: 1 BB: 2 S: 14 P: 31	R: 0 H: 0 E: 0 LOB: 0 K: 1 BB: 0 S: 8 P: 13	R: 0 H: 2 E: 0 LOB: 3 K: 0 BB: 2 S: 9 P: 19				1B: 6 SF: 0 2B: 0 SAC: 0 3B: 0 DP: 0 HR: 0 HBP: 0						

PITCHER	IP	WLS	BF	H	R	ER	SO	BB	IBB	HBP	BLK	WP	HR	S	P	ERA	WHIP
Jason Isringhausen, R (1, 1) ERA: 3.07	6.0	W	28	6	1	1	5	5	0	0	0	0	0	63	112	1.50	1.833

PITCHER	IP	WLS	BF	H	R	ER	SO	BB	IBB	HBP	BLK	WP	HR	S	P	ERA	WHIP

TOP

Cincinnati Reds @ New York Mets

Shea Stadium, Flushing, NY

Mon Sep 25 1995, 7:05 PM EDT

Att. 12,664 - Unknown - 62 F

livebaseballscorecards.com

AB	23
R	1
H	6
RBI	1
BB	5
SO	5
LOB	13

WP: 0 PA: 28
PB: 0
SB: 4
CS: 2

Batter	1	2	3	4	5	6	7	8	9	AB	R	H	RBI	BB	SO	LOB
Alex Ochoa, R (1, 9) OBP: 0.500, SLG: 0.438	C X 0-1 G6-3 SH5-3 1B		S C F B 2 SAFE X 1-2 ② F7		B X 1-0 ③ 2-H 1B					3	0	2	0	0	0	1
Jose Vizcaino, S (1, 6) OBP: 0.326, SLG: 0.359	L X 0-1 ① SH5-3 1-2		C F B B B X 2-2 2-H 1B			B X 1-0 BLK BB WP 1B				2	1	2	1	0	0	0
Carl Everett, S (1, 8) OBP: 0.345, SLG: 0.444	B X 1-0 ② G6-3 2-3		B B X 2-0 ③ G3			B L B B B 4-1 WP BLK 1-2 BB				2	0	0	0	1	0	2
Jeff Kent, R (1, 4) OBP: 0.323, SLG: 0.463	B B B C X 3-1 ③ F8			F B C F C 1-3 ① K		L B L F B 2-2 WP 1-3 2-H				3	0	0	0	0	1	2
Rico Brogna, L (1, 3) OBP: 0.344, SLG: 0.493		B B B C B 4-1 G6-4-3 BB		X 0-0 ② B1-3						1	0	0	0	1	0	0
Todd Hundley, S (1, 2) OBP: 0.385, SLG: 0.490		B S B F C 2-3 ① K		B B X 2-0 ③ G3-1						2	0	0	0	0	1	1
Edgardo Alfonzo, R (1, 5) OBP: 0.298, SLG: 0.380		1 SAFE B C X 1-1 ② ③ G6-4-3 1-2f			T X 0-1 SH1-4 1B 1B					2	0	1	0	0	0	1
Ryan Thompson, R (1, 7) OBP: 0.309, SLG: 0.387			B B B C B 4-1 WP SH3-1 1B BB		X 0-0 ① F9					1	1	0	0	1	0	1
Jason Isringhausen, R (1, 1) OBP: 0.250, SLG: 0.200			L L B 1 SAFE X 1-2 ① SH3-1 1-2		X 0-0 ② SH1-4 1-2					0	0	0	0	0	0	0
Inning Stats	R: 0 H: 1 E: 0 LOB: 1 K: 0 BB: 0 S: 7 P: 11	R: 0 H: 0 E: 0 LOB: 0 K: 1 BB: 1 S: 6 P: 13	R: 1 H: 1 E: 0 LOB: 1 K: 0 BB: 1 S: 12 P: 22	R: 0 H: 0 E: 0 LOB: 0 K: 1 BB: 0 S: 6 P: 9	R: 0 H: 2 E: 0 LOB: 2 K: 0 BB: 0 S: 5 P: 6	R: 1 H: 1 E: 0 LOB: 1 K: 0 BB: 1 S: 5 P: 12				1B: 5 SF: 0 2B: 0 SAC: 3 3B: 0 DP: 1 HR: 0 HBP: 0						

PITCHER	IP	WLS	BF	H	R	ER	SO	BB	IBB	HBP	BLK	WP	HR	S	P	ERA	WHIP
Mark Portugal, R (1, 1) ERA: 4.13	5.0		19	4	1	1	2	2	0	0	0	1	0	36	61	1.80	1.200
Tim Pugh, R (6, 1) ERA: 3.93	0.0	L	3	1	1	1	0	1	0	0	1	1	0	5	12	∞	∞

PITCHER	IP	WLS	BF	H	R	ER	SO	BB	IBB	HBP	BLK	WP	HR	S	P	ERA	WHIP

BOTTOM

Cincinnati Reds @ New York Mets

Shea Stadium, Flushing, NY

Mon Sep 25 1995, 7:05 PM EDT

Att. 12,664 - Unknown - 62 F

livebaseballscorecards.com

AB	16
R	2
H	5
RBI	1
BB	3
SO	2
LOB	8

WP: 2 PA: 22
PB: 0
SB: 0
CS: 0

Cincinnati Reds @ New York Mets

Shea Stadium, Flushing, NY

Wed Sep 27 1995, 7:05 PM EDT

Sunny - 74 F

TOP

livebaseballscorecards.com

Batter	1	2	3	4	5	6	7	8	9	AB	R	H	RBI	BB	SO	LOB
Thomas Howard, S (1, 8) OBP: 0.350, SLG: 0.403	S B C X 1-2 G3		C F B X 1-2 F7 ①		S B X 1-1 G4-3 ③			C X 0-1 1B 1-3 1B	B B F F F X 2-2 E4 1-H 2-H 1B	4	0	1	0	0	0	1
Brian Hunter, R (9, PH) OBP: 0.322, SLG: 0.351										1	0	1	1	0	0	0
Barry Larkin, R (1, 6) OBP: 0.395, SLG: 0.497	B F B X 2-1 S 1B		C B B F X 2-2 F8 ②			X 0-0 G5-3 ①		C B B B X 3-1 SF9 ① 3-H	C C B B F F X 2-2 F9 ③	3	0	1	0	0	0	0
Mark Lewis, R (6, 5) OBP: 0.418, SLG: 0.497										1	0	0	1	0	0	1
Ron Gant, R (1, 7) OBP: 0.392, SLG: 0.569	1 SAFE C C 1 SAFE B C B B S 3-3 K 1-2 ②		X 0-0 F8 ③			B C C C 1-3 K ②		B X 1-0 F9 ②		4	0	0	0	0	2	2
Reggie Sanders, R (1, 9) OBP: 0.399, SLG: 0.589	C B S F B X 2-2 F9 ③			B C B B C X 3-2 F9 ①		S B B B F B 4-2 BB		C B X 1-1 1-2 1B		3	0	1	0	1	0	1
Hal Morris, L (1, 3) OBP: 0.332, SLG: 0.450		X 0-0 HR		F B F B S 2-3 K ②		X 0-0 G4-3 ③		C F C 0-3 K ③		4	1	1	1	0	2	3
Benito Santiago, R (1, 2) OBP: 0.347, SLG: 0.490		C S B S 1-3 K ①		X 0-0 G5-3 ③			L S B B S 2-3 K ①		B C C B F B 4-2 1B 1B BB	3	1	0	0	1	2	0
Bret Boone, R (1, 4) OBP: 0.327, SLG: 0.423		B B X 2-0 G6-3 ②			C C F B F S 1-3 K ①		C F X 0-2 F7 ②		C B S B S 2-3 K ①	4	0	0	0	0	2	1
Jeff Branson, L (1, 5) OBP: 0.342, SLG: 0.440		B B B F B 4-1 BB			F B B X 2-1 FC3-6 1B		B F B X 2-1 P5 ③		B C B L F C 2-3 K ②	2	0	1	0	1	0	0
(6, 6)										1	0	0	0	0	1	1
Darren Lewis, R (9, PH) OBP: 0.311, SLG: 0.298																
John Smiley, L (1, 1) OBP: 0.217, SLG: 0.291		C S B F C 1-3 K ③			L X 0-1 FC3-6 1-2f ②			B X 1-0 1B SF9 1B	X 0-0 1-2 E 1B 1B	2	0	0	0	0	1	2
Hector Carrasco, R (7, 1)										0	0	0	0	0	0	0
Lenny Harris, L (8, PH) OBP: 0.262, SLG: 0.298										1	1	1	0	0	0	0
Chuck McElroy, L (8, 1)										0	0	0	0	0	0	0
Mariano Duncan, R (9, PH) OBP: 0.300, SLG: 0.437										1	1	1	0	0	0	0
Inning Stats	R: 0 E: 0 K: 1 S: 12 H: 1 LOB: 1 BB: 0 P: 20	R: 1 E: 0 K: 2 S: 10 H: 1 LOB: 1 BB: 1 P: 18	R: 0 E: 0 K: 0 S: 7 H: 0 LOB: 0 BB: 0 P: 10	R: 0 E: 0 K: 1 S: 7 H: 0 LOB: 0 BB: 0 P: 12	R: 0 E: 0 K: 1 S: 11 H: 1 LOB: 1 BB: 0 P: 15	R: 0 E: 0 K: 1 S: 7 H: 0 LOB: 1 BB: 1 P: 12	R: 0 E: 0 K: 1 S: 8 H: 0 LOB: 0 BB: 0 P: 12	R: 1 E: 0 K: 1 S: 11 H: 3 LOB: 2 BB: 0 P: 17	R: 2 E: 1 K: 2 S: 20 H: 2 LOB: 1 BB: 1 P: 32	1B: 7 2B: 0 3B: 0 HR: 1	SF: 1 SAC: 0 DP: 0 HBP: 0						

	AB	34
	R	4
	H	8
	RBI	3
	BB	3
	SO	10
	LOB	12

WP: 0 PB: 0 SB: 1 CS: 0 PA: 38

PITCHER	IP	WLS	BF	H	R	ER	SO	BB	IBB	HBP	BLK	WP	HR	S	P	ERA	WHIP
Robert Person, R (1, 1) ERA: 0.75	7.0	W	26	3	1	1	7	2	0	0	0	0	1	62	99	1.29	0.714
Paul Byrd, R (8, 1) ERA: 2.11	1.0		6	3	1	1	1	0	0	0	0	0	0	11	17	9.00	3.000
John Franco, L (9, 1) ERA: 2.5	1.0	S	6	2	2	1	2	1	0	0	0	0	0	20	32	9.00	3.000

PITCHER	IP	WLS	BF	H	R	ER	SO	BB	IBB	HBP	BLK	WP	HR	S	P	ERA	WHIP

Batter	1	2	3	4	5	6	7	8	9	AB	R	H	RBI	BB	SO	LOB
Alex Ochoa, R (1, 9) OBP: 0.545, SLG: 0.550	C C B X 1-2 G5-4-3 1B		F B B C X 2-2 1-3 2B 2B	B C X 1-1 1B 1B		C S X 0-2 ②③ G6-4-3 1-2f				4	1	3	0	0	0	1
Jose Vizcaino, S (1, 6) OBP: 0.328, SLG: 0.360	S C C 0-3 ① K		B F S X 1-2 2B 3-H 1B	X 0-0 1-3 1B			B F F S 1-3 ① K2-3			4	1	2	1	0	2	1
Carl Everett, S (1, 8) OBP: 0.344, SLG: 0.442	1 SAFE C B C T F X 1-2 ②③ G5-4-3 1-2f		F X 0-1 ① P3	F S S 0-3 ② K			B F X 1-1 1B			4	0	1	0	0	1	5
Jeff Kent, R (1, 4) OBP: 0.322, SLG: 0.463 Paul Byrd, R (8, 1) OBP: 1.000, SLG: 1.000 John Franco, L (9, 1)		C T B T X 1-2 ① G6-3	F T X 0-2 1-3 2-H 1B 2B	X 0-0 ③ L9			X 0-0 ② F8			4 0 0	1 0 0	1 0 0	1 0 0	0 0 0	0 0 0	3 0 0
Rico Brogna, L (1, 3) OBP: 0.344, SLG: 0.491	S T T B X 1-2 E3 3B	F X 0-1 2-H 3-H 1B 1B	F F F F B S 1-3 ① K				B B 1 SAFE 1 SAFE X 2-0 ③ G4-3			4	1	1	2	0	1	1
Edgardo Alfonzo, R (1, 5) OBP: 0.300, SLG: 0.388	X 0-0 1-H 3B	C X 0-1 1-2 1B	B S F X 1-2 ② L9					B C B X 2-1 ① F8		4	0	2	1	0	0	0
Ryan Thompson, R (1, 7) OBP: 0.309, SLG: 0.385	F S B B X 2-2 ② F9	F B B C F X 2-2 ② P2			X 0-0 ③ P2			B X 1-0 FC6-4 1B		4	0	1	0	0	0	3
Kelly Stinnett, R (1, 2) OBP: 0.339, SLG: 0.333	F C B F C 1-3 ③ K	B B S X 2-1 ③ P6				S B S T 1-2 ① K		S B 1 SAFE B F B F X 3-2 ② L9		4	0	0	0	0	2	4
Robert Person, R (1, 1) OBP: 0.667, SLG: 0.667 Tim Bogar, R (8, 4) OBP: 0.329, SLG: 0.364			B X 1-0 2B 1B 1B	F S F X 0-2 ① F9		B F S B B X 3-2 G6-4-3 1B		X 0-0 ③ FC6-4 1-2f		3 1	1 0	2 0	0 0	0 0	0 0	0 1
Inning Stats	R: 0 H: 1 E: 0 LOB: 0 K: 1 BB: 0 S: 11 P: 13	R: 1 H: 1 E: 1 LOB: 1 K: 1 BB: 0 S: 16 P: 21	R: 4 H: 6 E: 0 LOB: 2 K: 0 BB: 0 S: 22 P: 30	R: 0 H: 2 E: 0 LOB: 2 K: 1 BB: 0 S: 11 P: 12	R: 0 H: 0 E: 0 LOB: 0 K: 1 BB: 0 S: 9 P: 11	R: 0 H: 1 E: 0 LOB: 0 K: 1 BB: 0 S: 9 P: 13	R: 0 H: 1 E: 0 LOB: 1 K: 1 BB: 0 S: 7 P: 11	R: 0 H: 1 E: 0 LOB: 1 K: 0 BB: 0 S: 8 P: 14		1B: 10 SF: 0 2B: 2 SAC: 0 3B: 1 DP: 2 HR: 0 HBP: 0						

PITCHER		IP	WLS	BF	H	R	ER	SO	BB	IBB	HBP	BLK	WP	HR	S	P	ERA	WHIP
John Smiley, L ERA: 3.43	(1, 1)	6.0	L	28	11	5	4	5	0	0	0	0	0	0	78	100	6.00	1.833
Hector Carrasco, R ERA: 3.69	(7, 1)	1.0		4	1	0	0	1	0	0	0	0	0	0	7	11	0.00	1.000
Chuck McElroy, L ERA: 5.45	(8, 1)	1.0		4	1	0	0	0	0	0	0	0	0	0	8	14	0.00	1.000

PITCHER	IP	WLS	BF	H	R	ER	SO	BB	IBB	HBP	BLK	WP	HR	S	P	ERA	WHIP

BOTTOM

Cincinnati Reds @ New York Mets

Shea Stadium, Flushing, NY

Wed Sep 27 1995, 7:05 PM EDT

Sunny - 74 F

livebaseballscorecards.com

AB	36
R	5
H	13
RBI	5
BB	0
SO	6
LOB	19

Batter	1	2	3	4	5	6	7	8	9	AB	R	H	RBI	BB	SO	LOB
Darren Lewis, R (1, 8) OBP: 0.308, SLG: 0.295	B C S F B F C 2-3 ① K		B B F F B F F X 3-2 ③ P2			B B C F X 2-2 ① G1-4-3	B F L F B X 2-2 ② G6-3		C X 0-1 ③ G3-1	5	0	0	0	0	1	0
Lenny Harris, L (1, 7) (6, 5) OBP: 0.262, SLG: 0.313	X 0-0 ② G6-3			B B S B X 3-1 ① P3		C C B B X 2-2 HR	B F B C B X 3-2 ③ F9			4	1	1	1	0	0	0
Mariano Duncan, R (1, 4) OBP: 0.300, SLG: 0.434	B X 1-0 ③ P5			B B F F F F S 2-3 ② K		C C F X 0-2 FC3-6 BB E 1B		S C S 0-3 ① K		4	1	1	0	0	2	0
Eddie Taubensee, L (1, 2) OBP: 0.352, SLG: 0.483		C B X 1-1 1B		B X 1-0 2B		C B B B B 4-1 FC3-6 1-2 BB		C X 0-1 ② F8		3	0	2	0	1	0	0
Eric Anthony, L (1, 9) OBP: 0.329, SLG: 0.429		C F B F X 1-2 ① F9		C B X 1-1 ③ G3-1		F B X 1-1 ② FC3-6 E 1-2f 2-3		B B B B 4-0 PB BB		3	0	0	0	1	0	4
Brian Hunter, R (1, 3) OBP: 0.319, SLG: 0.338		B X 1-0 ② P5			C B T B X 2-2 ① G6-3	C B B X 2-1 E5 1-3 3-H		B B B B 4-0 1-2 BB		3	0	0	0	1	0	2
Jeff Branson, L (1, 6) OBP: 0.341, SLG: 0.436		B X 1-0 ③ G3			B F F C 1-3 ② K	I I I 4-0 IBB		B S B X 2-1 ③ F8		3	0	0	0	1	1	3
Mark Lewis, R (1, 5) OBP: 0.416, SLG: 0.494			B X 1-0 ① G6-3		C C B F X 1-2 1B	B C B X 2-1 ③ L6			B S S X 1-2 ① L7	3	0	1	0	0	0	3
Dave Burba, R (1, 1) OBP: 0.222, SLG: 0.067			C S F B C 1-3 ② K		B X 1-0 ③ F9		S F X 0-2 ① G4-3		B B C X 2-1 ② G4-3	2	0	0	0	0	1	1
Hector Carrasco, R (6, 1)										0	0	0	0	0	0	0
Thomas Howard, S (6, 7) OBP: 0.348, SLG: 0.400										2	0	0	0	0	0	0
Kevin Jarvis, L (7, 1) OBP: 0.182, SLG: 0.190										0	0	0	0	0	0	0
Nigel Wilson, L (9, PH)										1	0	0	0	0	0	0
Inning Stats	R: 0 E: 0 K: 1 S: 7 H: 0 LOB: 0 BB: 0 P: 10	R: 0 E: 0 K: 0 S: 8 H: 1 LOB: 1 BB: 0 P: 12	R: 0 E: 0 K: 1 S: 10 H: 0 LOB: 0 BB: 0 P: 15	R: 0 E: 0 K: 1 S: 10 H: 1 LOB: 1 BB: 0 P: 17	R: 0 E: 0 K: 1 S: 11 H: 1 LOB: 1 BB: 0 P: 16	R: 2 E: 1 K: 0 S: 17 H: 2 LOB: 3 BB: 2 P: 34	R: 0 E: 0 K: 0 S: 10 H: 0 LOB: 0 BB: 0 P: 15	R: 0 E: 0 K: 1 S: 7 H: 0 LOB: 2 BB: 2 P: 17	R: 0 E: 0 K: 0 S: 7 H: 0 LOB: 0 BB: 0 P: 10	1B: 3 2B: 1 3B: 0 HR: 1 SF: 0 SAC: 0 DP: 0 HBP: 0						

PITCHER		IP	WLS	BF	H	R	ER	SO	BB	IBB	HBP	BLK	WP	HR	S	P	ERA	WHIP
Reid Cornelius, R ERA: 5.54	(1, 1)	6.0	W	26	5	2	1	4	1	1	0	0	0	1	63	104	1.50	1.000
Doug Henry, R ERA: 3.06	(7, 1)	3.0	S	11	0	0	0	1	2	0	0	0	0	0	24	42	0.00	0.667

PITCHER	IP	WLS	BF	H	R	ER	SO	BB	IBB	HBP	BLK	WP	HR	S	P	ERA	WHIP

TOP

Cincinnati Reds @ New York Mets

Shea Stadium, Flushing, NY

Wed Sep 27 1995, 7:05 PM EDT

Att. 14,089 - Unknown - 72 F

livebaseballscorecards.com

AB	33
R	2
H	5
RBI	1
BB	4
SO	5
LOB	13

WP: 0	PB: 1	SB: 0	CS: 0	PA: 37														

Cincinnati Reds @ New York Mets

Shea Stadium, Flushing, NY

Wed Sep 27 1995, 7:05 PM EDT

Att. 14,089 - Unknown - 72 F

BOTTOM

livebaseballscorecards.com

Batter	1	2	3	4	5	6	7	8	9	AB	R	H	RBI	BB	SO	LOB
Alex Ochoa, R (1, 9) OBP: 0.444, SLG: 0.440	C B X 1-1 G4-3 ①		B F X 1-1 F9 ②		X 0-0 G4-3 ③	T C B S 1-3 K ③		C F B B X 2-2 G6-3 ② 2-3		5	0	0	0	0	1	4
Jose Vizcaino, S (1, 6) OBP: 0.328, SLG: 0.363	C F B B F X 2-2 L9 ②		F S X 0-2 F7 ③			C X 0-1 1B 3B	B B B B 4-0 1B 2B BB	F X 0-1 E5 3-H		4	2	1	0	1	0	0
Carl Everett, S (1, 8) OBP: 0.348, SLG: 0.442	C F B X 1-2 G6-3 ③			B F B B B C F B 4-2 1B 1B BB		B X 1-0 BB E 1B 3-H	B F S B F F X 2-2 1-2 2B 1B	X 0-0 F9 ③		4	3	2	1	1	0	1
Jeff Kent, R (1, 4) OBP: 0.327, SLG: 0.469		S X 0-1 BB 1B 1B		1 SAFE F 1 SAFE B P X 2-1 1-H 1B ①		1 SAFE C B 1 SAFE F F 1 SAFE B 4-2 B 1 SAFE F B E 1-2 1B BB	B B C X 2-1 1-H 2-H 2B			3	2	3	3	1	0	0
Rico Brogna, L (1, 3) OBP: 0.341, SLG: 0.487		B X 1-0 F7 ①		B C X 1-1 G3 ②		B X 1-0 E3 1B 1-3 2-H	B X 1-0 F7 ①			4	1	0	0	0	0	3
Todd Hundley, S (1, 2) OBP: 0.387, SLG: 0.487		B B B C B 4-1 1B 1-2 BB		F B B F C 2-3 K ③		I I I 4-0 1B FC6-2 IBB	X 0-0 F9 ②			2	0	0	0	2	1	1
Bill Spiers, L (1, 5) OBP: 0.318, SLG: 0.268 Tim Bogar, R (7, 5) OBP: 0.327, SLG: 0.361		B C X 1-1 G6-3 1-2 2-H 1B			X 0-0 G5-3 G5-3 1B	C B F B X 2-2 FC6-2 1-3 2-H 3-H 1B	B X 1-0 F7 ③			3 1	0 0	3 0	3 0	0 0	0 1	0 1
Ryan Thompson, R (1, 7) OBP: 0.308, SLG: 0.381		S X 0-1 G6-3 ② ③ 1-2f			B S B 1 SAFE C X 2-2 G5-3 ① 1-2	B B X 2-0 FC6-2 ① 1-2 3-H		T H 1-1 G6-3 SH1-4 E HBP		3	1	0	0	0	0	5
Reid Cornelius, R (1, 1) OBP: 0.100, SLG: 0.100 Joe Orsulak, L (6, PH) OBP: 0.320, SLG: 0.364 Doug Henry, R (7, 1) OBP: 1.000, SLG: 1.000			S B F T 1-2 K ①		X 0-0 G5-3 ② 2-3	X 0-0 P5 ②		C X 0-1 SH1-4 ① 1-2		2 1 0	0 0 0	0 0 0	0 0 0	0 0 0	1 0 0	1 2 0
Inning Stats	R: 0 E: 0 K: 0 S: 10 H: 0 LOB: 0 BB: 0 P: 14	R: 1 E: 0 K: 0 S: 8 H: 2 LOB: 1 BB: 1 P: 14	R: 0 E: 0 K: 1 S: 8 H: 0 LOB: 0 BB: 0 P: 10	R: 1 E: 0 K: 1 S: 11 H: 1 LOB: 0 BB: 1 P: 19	R: 0 E: 0 K: 0 S: 6 H: 1 LOB: 1 BB: 0 P: 8	R: 4 E: 1 K: 1 S: 16 H: 3 LOB: 2 BB: 2 P: 31	R: 2 E: 0 K: 0 S: 10 H: 2 LOB: 1 BB: 1 P: 20	R: 1 E: 1 K: 0 S: 9 H: 0 LOB: 1 BB: 0 P: 12		1B: 7 2B: 1 3B: 1 HR: 0	SF: 0 SAC: 1 DP: 1 HBP: 1					

	AB	32
	R	9
	H	9
	RBI	7
	BB	5
	SO	3
	LOB	18

WP: 0 PB: 0 SB: 0 CS: 0 PA: 39

PITCHER		IP	WLS	BF	H	R	ER	SO	BB	IBB	HBP	BLK	WP	HR	S	P	ERA	WHIP
Dave Burba, R ERA: 4.04	(1, 1)	5.0	L	21	6	4	4	2	2	0	0	0	0	0	46	69	7.20	1.600
Hector Carrasco, R ERA: 3.96	(6, 1)	1.0		10	3	4	3	1	2	1	0	0	0	0	20	42	27.00	5.000
Kevin Jarvis, R ERA: 5.77	(7, 1)	2.0		8	0	1	0	0	0	0	1	0	0	0	12	17	0.00	0.000

PITCHER	IP	WLS	BF	H	R	ER	SO	BB	IBB	HBP	BLK	WP	HR	S	P	ERA	WHIP

Batter	1	2	3	4	5	6	7	8	9	AB	R	H	RBI	BB	SO	LOB
Marquis Grissom, R (1, 8) OBP: 0.320, SLG: 0.379	X 0-0 P6		X 0-0 SF7 3-H		C X 0-1 10 S 1B		S C C 0-3 K			2	0	1	1	0	0	0
Kent Mercker, L (5, 1) OBP: 0.104, SLG: 0.167										0	0	0	0	0	0	0
Greg McMichael, R (6, 1)										0	0	0	0	0	0	0
Dwight Smith, L (7, PH) OBP: 0.322, SLG: 0.409										1	0	0	0	0	1	1
Alejandro Pena, R (7, 1)										0	0	0	0	0	0	0
Mike Mordecai, R (8, 3) OBP: 0.354, SLG: 0.500										0	0	0	0	0	0	0
Mark Lemke, S (1, 4) OBP: 0.328, SLG: 0.360	C B X 1-1 G4-3		B X 1-0 P6		X 0-0 F7		B C B C B X 3-2 P6			4	0	0	0	0	0	2
10 Chipper Jones, S (1, 5) OBP: 0.352, SLG: 0.451	X 0-0 G5-3			C B F B S 2-3 K	F B X 1-1 1-2 G4-3			S X 0-1 F7		4	0	0	0	0	1	1
Ed Giovanola, L (8, 5) OBP: 0.250, SLG: 0.077										0	0	0	0	0	0	0
Fred McGriff, L (1, 3) OBP: 0.360, SLG: 0.489		C S C 0-3 K		X 0-0 HR		F F C 0-3 K		B F B F B C 3-3 K		4	1	1	1	0	3	0
Mark Wohlers, R (8, 1)										0	0	0	0	0	0	0
David Justice, L (1, 9) OBP: 0.370, SLG: 0.488		C B B S B X 3-2 2B		C F B F B F B X 3-2 F7		B X 1-0 F8		B F X 1-1 L4		4	0	1	0	0	0	0
Mike Kelly, R (8, 9) OBP: 0.262, SLG: 0.319										0	0	0	0	0	0	0
Ryan Klesko, L (1, 7) OBP: 0.395, SLG: 0.607		C F C 0-3 K		B B B B 4-0 1B BB		B X 1-0 HR			C B B F X 2-2 G6-4-3 1B	3	1	2	1	1	1	1
Javy Lopez, R (1, 2) OBP: 0.349, SLG: 0.506		X 0-0 G6-3		X 0-0 1-2 1B		S F B F F X 1-2 G5-3			B X 1-0 G6-4-3 1-2f	4	0	1	0	0	0	2
Jeff Blauser, R (1, 6) OBP: 0.319, SLG: 0.340	B X 1-0 G3-1 SF7 2B			C S B C 1-3 K			B B C S B X 3-2 2B		S S S 0-3 K2-3	3	1	2	0	0	1	2
Rafael Belliard, R (7, PR) OBP: 0.253, SLG: 0.242										1	0	0	0	0	1	0
(7, 6)																
Tom Glavine, L (1, 1) OBP: 0.258, SLG: 0.286			F X 0-1 G3-1 2-3		S B F S 1-3 K		F C B B F X 2-2 P6			1	0	0	0	0	0	1
Luis Polonia, L (5, PH) OBP: 0.323, SLG: 0.355										2	0	0	0	0	1	1
(5, 8)																
Inning Stats	R: 0 H: 0 E: 0 LOB: 0 K: 0 BB: 0 S: 4 P: 5	R: 0 H: 1 E: 0 LOB: 1 K: 2 BB: 0 S: 10 P: 13	R: 1 H: 1 E: 0 LOB: 0 K: 0 BB: 0 S: 5 P: 7	R: 1 H: 2 E: 0 LOB: 2 K: 2 BB: 1 S: 13 P: 23	R: 0 H: 1 E: 0 LOB: 1 K: 1 BB: 0 S: 8 P: 10	R: 1 H: 1 E: 0 LOB: 0 K: 1 BB: 0 S: 10 P: 13	R: 0 H: 1 E: 0 LOB: 1 K: 1 BB: 0 S: 13 P: 21	R: 0 H: 0 E: 0 LOB: 0 K: 1 BB: 0 S: 7 P: 11	R: 0 H: 1 E: 0 LOB: 0 K: 1 BB: 0 S: 7 P: 10	1B: 3 SF: 1 2B: 3 SAC: 0 3B: 0 DP: 1 HR: 2 HBP: 0						

PITCHER		IP	WLS	BF	H	R	ER	SO	BB	IBB	HBP	BLK	WP	HR	S	P	ERA	WHIP
Bobby Jones, R ERA: 4.19	(1, 1)	8.0	W	32	7	3	3	8	1	0	0	0	0	2	70	103	3.38	1.000
John Franco, L ERA: 2.45	(9, 1)	1.0	S	3	1	0	0	1	0	0	0	0	0	0	7	10	0.00	1.000

PITCHER	IP	WLS	BF	H	R	ER	SO	BB	IBB	HBP	BLK	WP	HR	S	P	ERA	WHIP

TOP

Atlanta Braves @ New York Mets

Shea Stadium, Flushing, NY

Fri Sep 29 1995, 7:05 PM EDT

Att. 16,007 - Unknown - 62 F

livebaseballscorecards.com

AB	33
R	3
H	8
RBI	3
BB	1
SO	9
LOB	11

Batter	1	2	3	4	5	6	7	8	9	AB	R	H	RBI	BB	SO	LOB
Alex Ochoa, R (1, 9) OBP: 0.406, SLG: 0.400	B F X 1-1 1B BB FC6 1B	X 0-0 ① G4-3		B S F C 1-3 ① K		B C S S 1-3 ① K		C S C 0-3 ② K		5	1	1	0	0	3	0
Jose Vizcaino, S (1, 6) OBP: 0.331, SLG: 0.364	L B B 1 SAFE F B B 4-2 FC6 1B 1B BB 1-2	C F B F X 1-2 E1 1B 1B		X 0-0 1B 1B		X 0-0 ② G4-3		C C X 0-2 ③ G6-3		4	2	2	0	1	0	0
Carl Everett, S (1, 8) OBP: 0.353, SLG: 0.445	C X 0-1 FC6 1B 1B 1-2 2-3	B B S B B 4-1 1B BB		F S X 0-2 ② F7		C B X 1-1 1B				3	1	2	0	1	0	1
Jeff Kent, R (1, 4) OBP: 0.327, SLG: 0.467	X 0-0 FC6 1B G4-6-3 1-2 2-3 3-H	S B X 1-1 ② F9		B X 1-0 1B 1-3		1 SAFE F F B S 1-3 ③ K				4	1	1	1	0	1	5
Rico Brogna, L (1, 3) OBP: 0.342, SLG: 0.487	X 0-0 G4-6-3 BB 2B 1B 1-3 2-H 3-H	C B B X 2-1 1B 1-2 2-H		B F C B B S 3-3 ③ K			F S B S 1-3 ① K			4	1	2	3	0	2	2
Todd Hundley, S (1, 2) OBP: 0.385, SLG: 0.481	B B F B B 4-1 G4-6-3 BB 1-2	X 0-0 ③ G1-3			X 0-0 ① G5-3		C F F F B B B F X 3-2 E4			3	0	0	0	1	0	2
Edgardo Alfonzo, R (1, 5) OBP: 0.299, SLG: 0.386	B X 1-0 ① ② G4-6-3 1-2f 2-3 3-H	X 0-0 ① F9			C X 0-1 FC5-4 1B		F F B S 1-3 ② K			4	0	1	0	0	1	3
Ryan Thompson, R (1, 7) OBP: 0.307, SLG: 0.383	B X 1-0 2B 3-H	C X 0-1 ② P6			C S B B F F X 2-2 ② L8		C X 0-1 ③ G4-3			4	0	1	1	0	0	2
Bobby Jones, R (1, 1) OBP: 0.175, SLG: 0.161 Joe Orsulak, L (8, PH) OBP: 0.319, SLG: 0.363 John Franco, L (9, 1)	S S C 0-3 ③ K	S S B S 1-3 ③ K			B S F X 1-2 ③ FC5-4 1-2f			B B F F S 2-3 ① K		3 1 0	0 0 0	0 0 0	0 0 0	0 0 0	2 1 0	2 0 0
Inning Stats	R: 5 H: 4 E: 0 LOB: 1 K: 1 BB: 2 S: 14 P: 25	R: 1 H: 2 E: 1 LOB: 2 K: 0 BB: 1 S: 11 P: 19	R: 0 H: 0 E: 0 LOB: 0 K: 1 BB: 0 S: 6 P: 7	R: 0 H: 2 E: 0 LOB: 2 K: 2 BB: 0 S: 11 P: 16	R: 0 H: 1 E: 0 LOB: 1 K: 0 BB: 0 S: 11 P: 14	R: 0 H: 1 E: 0 LOB: 1 K: 2 BB: 0 S: 9 P: 12	R: 0 H: 0 E: 1 LOB: 1 K: 2 BB: 0 S: 14 P: 19	R: 0 H: 0 E: 0 LOB: 0 K: 2 BB: 0 S: 9 P: 11		1B: 9 SF: 0 2B: 1 SAC: 0 3B: 0 DP: 1 HR: 0 HBP: 0						

PITCHER		IP	WLS	BF	H	R	ER	SO	BB	IBB	HBP	BLK	WP	HR	S	P	ERA	WHIP
Tom Glavine, L ERA: 3.08	(1, 1)	4.0	L	23	8	6	6	4	3	0	0	0	0	0	42	67	13.50	2.750
Kent Mercker, L ERA: 4.18	(5, 1)	1.0		4	1	0	0	0	0	0	0	0	0	0	11	14	0.00	1.000
Greg McMichael, R ERA: 2.81	(6, 1)	1.0		4	1	0	0	2	0	0	0	0	0	0	9	12	0.00	1.000
Alejandro Pena, R ERA: 4.75	(7, 1)	1.0		4	0	0	0	2	0	0	0	0	0	0	14	19	0.00	0.000
Mark Wohlers, R ERA: 2.11	(8, 1)	1.0		3	0	0	0	2	0	0	0	0	0	0	9	11	0.00	0.000

PITCHER	IP	WLS	BF	H	R	ER	SO	BB	IBB	HBP	BLK	WP	HR	S	P	ERA	WHIP

BOTTOM

Atlanta Braves @ New York Mets

Shea Stadium, Flushing, NY

Fri Sep 29 1995, 7:05 PM EDT

Att. 16,007 - Unknown - 62 F

livebaseballscorecards.com

AB	35
R	6
H	10
RBI	5
BB	3
SO	10
LOB	17

Batter	1	2	3	4	5	6	7	8	9	AB	R	H	RBI	BB	SO	LOB
Marquis Grissom, R (1, 8) OBP: 0.319, SLG: 0.378	F S B X 1-2 G5-3 ①		F F F S 0-3 K ①	B C X 1-1 S 2-H 1B			S B S F B B S 3-3 K ①	B C S B X 2-2 G6-3 ③ 1-2 2-3 3-H		2	0	0	0	0	1	0
Mike Devereaux, R (3, 8) OBP: 0.344, SLG: 0.453										3	0	1	1	0	1	2
Mark Lemke, S (1, 4) OBP: 0.329, SLG: 0.360	X 0-0 G6-3 ②		B X 1-0 10 BB 1B 1B	C B B X 2-1 F8 ③ 1-2			C C B C 1-3 K ②		S B F B B F B 4-2 FC4-6 BB	2	0	1	0	0	0	0
Mike Mordecai, R (3, PR) (3, 4) OBP: 0.354, SLG: 0.486										2	1	0	0	1	1	1
10 Chipper Jones, S (1, 5) OBP: 0.353, SLG: 0.452	C B B C B S 3-3 K ③		B B B B 4-0 FC6-4 1B 1-2 BB		C F B X 1-2 G6-3 ①		S X 0-1 2B		C B B X 2-1 FC4-6 ① 2B 1-2f	3	0	1	0	1	1	0
Ed Giovanola, L (7, PR) (7, 5) OBP: 0.235, SLG: 0.071										1	0	0	0	0	0	1
Fred McGriff, L (1, 3) OBP: 0.362, SLG: 0.490		B B X 2-0 BB 2B 1B	B B F B X 3-1 FC6-4 1-2 2-H 1B		B B S X 2-1 P3 ②		C S X 0-2 F9 ③		F C B F F B B X 3-2 1-3 2B	3	1	2	1	0	0	0
Eddie Pérez, R (5, 3) OBP: 0.333, SLG: 0.667										2	0	1	0	0	0	1
David Justice, L (1, 9) OBP: 0.367, SLG: 0.483		B F B B B F F X 3-2 L8 ①	F C F B X 1-2 FC6-4 ② 1-2f 2-3		B B C X 2-1 G3 ③			C B B F C 2-3 K ①	B S F C 1-3 K ②	4	0	0	0	0	1	3
Tom Thobe, L (8, 1)										0	0	0	0	0	0	0
Javy Lopez, R (9, PH) OBP: 0.348, SLG: 0.505										1	0	0	0	0	1	2
Ryan Klesko, L (1, 7) OBP: 0.396, SLG: 0.606		B B F F B B 4-2 2B 1-2 BB	B X 1-0 P2 ③			X 0-0 1B		L B F F X 1-2 2B WP 1B	C B X 1-1 F8 ③	1	0	0	0	1	0	2
Dwight Smith, L (3, 7) OBP: 0.329, SLG: 0.415										3	1	2	0	0	0	2
Charlie O'Brien, R (1, 2) OBP: 0.343, SLG: 0.399		C C X 0-2 L9 ②		C X 0-1 BLK 1B 1B		L X 0-1 P6 ①		C X 0-1 WP 1-3 2B		4	1	2	0	0	0	3
Jeff Blauser, R (1, 6) OBP: 0.320, SLG: 0.343		B C C B X 2-2 1-3 2-H 2B		C C X 0-2 F9 ①		C X 0-1 L6 ②		H 1-0 WP HBP		3	0	1	1	0	0	2
Rafael Belliard, R (8, PR) (8, 6) OBP: 0.253, SLG: 0.242										0	0	0	0	0	0	0
Steve Avery, L (1, 1) OBP: 0.216, SLG: 0.377		B F C F S 1-3 K ③		C S B S 1-3 K ② 1-2		F F S 0-3 K2-3 ③		B B C S T 2-2 K ②		2	0	0	0	0	2	3
Luis Polonia, L (6, PH) OBP: 0.322, SLG: 0.354										1	0	0	0	0	1	1
Jason Schmidt, R (6, 1) OBP: 0.333, SLG: 0.200										0	0	0	0	0	0	0
Brad Clontz, R (6, 1)										0	0	0	0	0	0	0
Pedro Borbon, R (7, 1)										0	0	0	0	0	0	0
Mike Kelly, R (8, PH) OBP: 0.260, SLG: 0.316										1	0	0	0	0	1	3
(8, 9)																

TOP

Atlanta Braves @ New York Mets

Shea Stadium, Flushing, NY

Sat Sep 30 1995, 3:33 AM EDT

Att. 21,659 - Sunny - 61 F

livebaseballscorecards.com

AB	38
R	4
H	11
RBI	3
BB	3
SO	10
LOB	26

Inning Stats	1	2	3	4	5	6	7	8	9
	R: 0 E: 0 K: 1 S: 7	H: 0 LOB: 0 BB: 0 P: 11	R: 1 E: 0 K: 1 S: 17	H: 2 LOB: 2 BB: 1 P: 29	R: 1 E: 0 K: 1 S: 12	H: 2 LOB: 2 BB: 1 P: 22	R: 1 E: 0 K: 1 S: 12	H: 2 LOB: 1 BB: 0 P: 16	R: 0 E: 0 K: 0 S: 7	H: 0 LOB: 0 BB: 0 P: 12
	R: 0 E: 0 K: 1 S: 8	H: 1 LOB: 1 BB: 0 P: 8	R: 0 E: 0 K: 2 S: 12	H: 1 LOB: 1 BB: 0 P: 16	R: 1 E: 0 K: 2 S: 15	H: 2 LOB: 3 BB: 0 P: 23	R: 0 E: 0 K: 1 S: 15	H: 1 LOB: 2 BB: 1 P: 26	1B: 7 2B: 4 3B: 0 HR: 0	SF: 0 SAC: 0 DP: 0 HBP: 1

WP: 1 PB: 0 SB: 1 CS: 0 PA: 42

PITCHER		IP	WLS	BF	H	R	ER	SO	BB	IBB	HBP	BLK	WP	HR	S	P	ERA	WHIP
Dave Micki, R ERA: 4.26	(1, 1)	5.0		23	6	3	3	4	2	0	0	1	0	0	55	90	5.40	1.600
Blas Minor, R ERA: 3.66	(6, 1)	1.0	W	4	1	0	0	1	0	0	0	0	0	0	8	8	0.00	1.000
Jerry Dipoto, R ERA: 3.78	(7, 1)	1.2		9	3	1	1	4	0	0	1	0	0	0	24	34	5.40	1.800
Doug Henry, R ERA: 3.05	(8, 1)	0.1		1	0	0	0	0	0	0	0	0	1	0	3	5	0.00	0.000
Paul Byrd, R ERA: 2.05	(9, 1)	0.2		4	1	0	0	1	1	0	0	0	0	0	13	23	0.00	3.000

PITCHER		IP	WLS	BF	H	R	ER	SO	BB	IBB	HBP	BLK	WP	HR	S	P	ERA	WHIP
John Franco, L ERA: 2.44	(9, 1)	0.1	S	1	0	0	0	0	0	0	0	0	0	0	2	3	0.00	0.000

BOTTOM

Atlanta Braves @ New York Mets

Shea Stadium, Flushing, NY

Sat Sep 30 1995, 3:33 AM EDT

Att. 21,659 - Sunny - 61 F

Batter	1	2	3	4	5	6	7	8	9	AB	R	H	RBI	BB	SO	LOB
Alex Ochoa, R (1, 9) OBP: 0.361, SLG: 0.353 Jerry Dipoto, R (7, 1) Doug Henry, R (8, 1) OBP: 1.000, SLG: 1.000 Chris Jones, R (8, PH) OBP: 0.325, SLG: 0.467 Paul Byrd, R (9, 1) OBP: 1.000, SLG: 1.000 Tim Bogar, R (9, 4) OBP: 0.327, SLG: 0.361	G3		G5-3		G4-3	K		SAFE 1-3 1B 2B		4 0 0 0 1 0 0	0 0 0 0 1 0 0	0 0 0 0 1 0 0	0 0 0 0 0 0 0	0 0 0 0 0 0 0	1 0 0 0 0 0 0	2 0 0 0 0 0 0
Jose Vizcaino, S (1, 6) OBP: 0.333, SLG: 0.367	P9		S BB			1B 2B F8		3-1 2-H 3-H 1B		4	1	2	2	1	0	2
Carl Everett, S (1, 8) OBP: 0.354, SLG: 0.442	BB		K 1-2			1B 2B 2-H 1B K		F9		4	1	1	1	1	2	4
Jeff Kent, R (1, 4) OBP: 0.327, SLG: 0.465 John Franco, L (9, 1)	G6-3		F9			2B SF 1B 2-3	2B BB	K		4 0	1 0	1 0	0 0	1 0	1 0	3 0
Rico Brogna, L (1, 3) OBP: 0.341, SLG: 0.486		F8		K		SF 1B 2B 1-3 3-H	K	K	K	5	1	1	1	0	3	2
Todd Hundley, S (1, 2) OBP: 0.386, SLG: 0.491		2B		K		SF 1B 2-3 3-H	2B			3	1	2	1	0	1	0
Edgardo Alfonzo, R (1, 5) OBP: 0.302, SLG: 0.386		K		K		E 1B 1B 2-H 3-H	G6-4-3 IBB			3	1	1	2	1	2	1
Ryan Thompson, R (1, 7) OBP: 0.306, SLG: 0.378		BB			P3	E5 1B 1-2	G6-4-3 1-2f			3	0	0	0	1	0	4
Dave Mlicki, R (1, 1) OBP: 0.213, SLG: 0.051 Kelly Stinnett, R (5, PH) OBP: 0.338, SLG: 0.332 Blas Minor, R (6, 1) Joe Orsulak, L (6, PH) OBP: 0.324, SLG: 0.367 (7, 9)		K			L5	2B 1B 1-2 2-H		2B 1B		1 1 0 2	0 0 0 1	0 0 0 2	0 0 0 1	0 0 0 0	1 0 0 0	2 0 0 0
Inning Stats	R: 0 E: 0 K: 0 S: 11 H: 0 LOB: 1 BB: 1 P: 22	R: 0 E: 0 K: 2 S: 10 H: 1 LOB: 2 BB: 1 P: 20	R: 0 E: 0 K: 1 S: 10 H: 0 LOB: 1 BB: 1 P: 18	R: 0 E: 0 K: 3 S: 10 H: 0 LOB: 0 BB: 0 P: 15	R: 0 E: 0 K: 0 S: 9 H: 0 LOB: 0 BB: 0 P: 12	R: 6 E: 2 K: 2 S: 28 H: 6 LOB: 2 BB: 0 P: 40	R: 0 E: 0 K: 1 S: 8 H: 1 LOB: 2 BB: 2 P: 21	R: 2 E: 0 K: 2 S: 13 H: 3 LOB: 1 BB: 0 P: 23		1B: 6 2B: 5 3B: 0 HR: 0 SF: 1 SAC: 0 DP: 1 HBP: 0					

PITCHER		IP	WLS	BF	H	R	ER	SO	BB	IBB	HBP	BLK	WP	HR	S	P	ERA	WHIP
Steve Avery, L ERA: 4.67	(1, 1)	5.0		19	1	0	0	6	3	0	0	0	0	0	50	87	0.00	0.800
Jason Schmidt, R ERA: 5.76	(6, 1)	0.0	L	6	5	6	5	0	0	0	0	0	0	0	14	23	∞	∞
Brad Clontz, R ERA: 3.67	(6, 1)	1.0		5	1	0	0	2	0	0	0	0	0	0	14	17	0.00	1.000
Pedro Borbon, L ERA: 3.19	(7, 1)	1.0		5	1	0	0	1	1	1	0	0	0	0	8	21	0.00	2.000
Tom Thobe, L ERA: 10.8	(8, 1)	1.0		6	3	2	2	2	0	0	0	0	0	0	13	23	18.00	3.000

PITCHER	IP	WLS	BF	H	R	ER	SO	BB	IBB	HBP	BLK	WP	HR	S	P	ERA	WHIP

livebaseballscorecards.com

AB	35
R	8
H	11
RBI	8
BB	5
SO	11
LOB	20

WP: 0 PA: 41
PB: 0
SB: 1
CS: 0

TOP

Atlanta Braves @ New York Mets

Shea Stadium, Flushing, NY

Sun Oct 01 1995, 3:33 AM EDT

Att. 18,876 - Cloudy - 66 F

livebaseballscorecards.com

Batter	1	2	3	4	5	6	7	8	9	10	11	AB	R	H	RBI	BB	SO	LOB
Marquis Grissom, R (1, 8) OBP: 0.333, SLG: 0.379	F X 0-1 F9 ①		B B X 2-0 P3 ③			C S B 2 SAFE F X 1-2 G4-3 ② 2-3		B X 1-0 G6-3 ③ 2-3			B C B B X 3-1 F8 ②	3	0	0	0	0	1	
Kent Mercker, L (pitch log, b-p, s-p) OBP: 0.154, SLG: 0.231												0	0	0	0	0	0	
Greg McMichael, R (7, 1)												0	0	0	0	0	0	
Brad Clontz, R (7, 1)												0	0	0	0	0	0	
Dwight Smith, L (8, PH) OBP: 0.333, SLG: 0.500												1	0	0	0	0	1	
Alejandro Pena, R (8, 1)												0	0	0	0	0	0	
Mark Wohlers, R (8, 1)												0	0	0	0	0	0	
Pedro Borbon, R (8, 1)												0	0	0	0	0	0	
Eddie Pérez, R (10, 2) OBP: 0.308, SLG: 0.615												1	0	0	0	0	0	
Mark Lemke, S (1, 4) OBP: 0.325, SLG: 0.356	C X 0-1 P5 ②			B F C B B B X 3-2 G4-3 ①		B B X 2-0 G4-3 ③			B B B C C B X 3-2 G4-3 ①		C B F F X 1-2 G4-3 ③	5	0	0	0	0	0	1
Ed Giovanola, L (11, 4) OBP: 0.235, SLG: 0.071												0	0	0	0	0	0	0
10 Chipper Jones, S (1, 5) OBP: 0.353, SLG: 0.450	B X 1-0 G3-1 ③			F X 0-1 G6-3 ②			C B B X 2-1 G4-3 S 1B		B B C S S B X 3-2 P6 ②			4	0	1	0	0	0	0
Fred McGriff, L (1, 3) OBP: 0.361, SLG: 0.489		C X 0-1 G6-3 ①		B B X 2-0 G5-3 ③			X 0-0 F9 ①		C B X 1-1 1B			1	0	0	0	0	0	0
Mike Mordecai, R (2, 3) OBP: 0.353, SLG: 0.480												3	0	1	0	0	0	1
David Justice, L (1, 9) OBP: 0.365, SLG: 0.479		F F X 0-2 F8 ②			B F B F F X 2-2 F8 ①		F S X 0-2 G4-3 ② 1-3		X 0-0 F9 ③			3	0	0	0	0	0	1
Mike Kelly, R (7, 9) OBP: 0.258, SLG: 0.314												1	0	0	0	0	0	1
Ryan Klesko, L (1, 7) OBP: 0.396, SLG: 0.608		B F X 1-1 2B			F X 0-1 P5 ②		X 0-0 G6-3 ③			C B S X 1-2 P2 ①		2	0	1	0	0	0	0
Mike Devereaux, R (6, 8) OBP: 0.342, SLG: 0.451												2	0	0	0	0	0	1
Javy Lopez, R (1, 2) OBP: 0.344, SLG: 0.498		F C F B F S 1-3 K ③			X 0-0 F9 ③			C F B X 1-2 F9 ①		B F S F S 1-3 K ②		4	0	0	0	0	2	1
Terrell Wade, L (10, 1)												0	0	0	0	0	0	0
Brad Woodall, S (11, 1) OBP: 1.000, SLG: 1.000												0	0	0	0	0	0	0
Jeff Blauser, R (1, 6) OBP: 0.319, SLG: 0.341		S C X 0-2 P6 ①				B F X 1-1 F9 ①		X 0-0 PB E 1B		B B C F B F C 2-3 K ③		2	0	0	0	0	0	0
Rafael Belliard, R (6, 6) OBP: 0.255, SLG: 0.244												2	0	1	0	0	1	0
29 John Smoltz, R (1, 1) OBP: 0.206, SLG: 0.107		S S S 0-3 K ②				B X 1-0 E 2B		F 1 SAFE X 0-1 L8 ② 1-2			L S B X 1-2 G4-3 ①	1	0	0	0	0	1	0
Luis Polonia, L (6, PH) OBP: 0.322, SLG: 0.357												3	0	1	0	0	0	1
(6, 7)																		

	AB	38
	R	0
	H	5
	RBI	0
	BB	0
	SO	4
	LOB	9

Inning Stats	1	2	3	4	5	6	7	8	9	10	11
	R: 0 E: 0 K: 0 S: 5	H: 0 LOB: 0 BB: 0 P: 6	R: 0 E: 0 K: 1 S: 12	H: 1 LOB: 1 BB: 0 P: 14	R: 0 E: 0 K: 1 S: 7	H: 0 LOB: 0 BB: 0 P: 9	R: 0 E: 0 K: 0 S: 6	H: 0 LOB: 0 BB: 0 P: 11	R: 0 E: 0 K: 0 S: 7	H: 0 LOB: 0 BB: 0 P: 9	R: 0 E: 1 K: 0 S: 8	H: 1 LOB: 1 BB: 0 P: 13	R: 0 E: 0 K: 0 S: 7	H: 1 LOB: 1 BB: 0 P: 9	R: 0 E: 1 K: 0 S: 7	H: 1 LOB: 1 BB: 0 P: 9	R: 0 E: 0 K: 0 S: 9	H: 1 LOB: 1 BB: 0 P: 16	R: 0 E: 0 K: 2 S: 11	H: 0 LOB: 0 BB: 0 P: 15	R: 0 E: 0 K: 0 S: 9	H: 0 LOB: 0 BB: 0 P: 14

	1B: 3	SF: 0	WP: 0	PA: 38
	2B: 2	SAC: 0	PB: 1	
	3B: 0	DP: 0	SB: 1	
	HR: 0	HBP: 0	CS: 0	

PITCHER		IP	WLS	BF	H	R	ER	SO	BB	IBB	HBP	BLK	WP	HR	S	P	ERA	WHIP
Jason Isringhausen, R ERA: 2.81	(1, 1)	8.0		28	4	0	0	2	0	0	0	0	0	0	59	80	0.00	0.500
Doug Henry, R ERA: 2.96	(9, 1)	2.0		7	1	0	0	2	0	0	0	0	0	0	20	31	0.00	0.500
Pete Walker, R ERA: 4.58	(11, 1)	1.0	W	3	0	0	0	0	0	0	0	0	0	0	9	14	0.00	0.000

PITCHER	IP	WLS	BF	H	R	ER	SO	BB	IBB	HBP	BLK	WP	HR	S	P	ERA	WHIP

Batter	1	2	3	4	5	6	7	8	9	10	11	AB	R	H	RBI	BB	SO	LOB
Alex Ochoa, R (1, 9) OBP: 0.333, SLG: 0.324 Chris Jones, R (8, PH) OBP: 0.327, SLG: 0.467 (9, 9)	K		K			G6-3		K			BB, G1-2-3, 1B 1-2 2-3	3 2	0 0	0 1	0 0	0 0	2 1	0 1
Jose Vizcaino, S (1, 6) OBP: 0.332, SLG: 0.365	L7			G3-6-3, 1B		L8			L9		G1-2-3 1-2 2-3 3-Hf	5	0	1	0	0	0	3
Carl Everett, S (1, 8) OBP: 0.352, SLG: 0.436	E3			G3-6-3 1-2f			G3		G5-3		BB, BB	4	0	0	0	1	0	1
Jeff Kent, R (1, 4) OBP: 0.327, SLG: 0.464 Tim Bogar, R (7, PR) OBP: 0.329, SLG: 0.359 (8, 4)	L4			K			1B		K		BB 1-2 2-3 3-H	3 1	0 0	1 0	0 1	0 1	1 1	1 0
Rico Brogna, L (1, 3) OBP: 0.342, SLG: 0.485		F7			BB		L8			G4-3, 1B		3	0	1	0	1	0	1
Todd Hundley, S (1, 2) OBP: 0.382, SLG: 0.484		G3-1			P5		L8			P3		4	0	0	0	0	0	3
Joe Orsulak, L (1, 7) OBP: 0.323, SLG: 0.372 Pete Walker, R (11, 1)		G4-3			F7			3B		G4-3 1-2f		4 0	0 0	1 0	0 0	0 0	0 0	2 0
Edgardo Alfonzo, R (1, 5) OBP: 0.301, SLG: 0.382		G6-3			K			G6-3			BB, 1B, G1-2-3	3	0	0	0	1	1	2
Jason Isringhausen, R (1, 1) OBP: 0.233, SLG: 0.185 Bill Spiers, L (8, PH) OBP: 0.314, SLG: 0.264 Doug Henry, R (9, 1) OBP: 1.000, SLG: 1.000 Damon Buford, R (11, 7) OBP: 0.318, SLG: 0.304		F9				F7		P7			G1-2-3, 1B, BB 1-2 BB	2 1 0 0	0 0 0 1	0 0 0 0	0 0 0 1	0 0 0 0	0 0 0 0	0 1 0 0
Inning Stats	R: 0 E: 1 K: 1 S: 11 H: 0 LOB: 1 BB: 0 P: 17	R: 0 E: 0 K: 0 S: 8 H: 0 LOB: 0 BB: 0 P: 16	R: 0 E: 0 K: 1 S: 7 H: 0 LOB: 0 BB: 0 P: 10	R: 0 E: 0 K: 1 S: 6 H: 1 LOB: 0 BB: 0 P: 9	R: 0 E: 0 K: 1 S: 8 H: 0 LOB: 1 BB: 1 P: 16	R: 0 E: 0 K: 0 S: 6 H: 0 LOB: 0 BB: 0 P: 7	R: 0 E: 0 K: 0 S: 10 H: 1 LOB: 1 BB: 0 P: 16	R: 0 E: 0 K: 1 S: 13 H: 1 LOB: 1 BB: 0 P: 15	R: 0 E: 0 K: 1 S: 10 H: 0 LOB: 0 BB: 0 P: 13	R: 0 E: 0 K: 0 S: 9 H: 1 LOB: 0 BB: 0 P: 12	R: 1 E: 0 K: 0 S: 8 H: 1 LOB: 3 BB: 4 P: 25	1B: 4 2B: 0 3B: 1 HR: 0 SF: 0 SAC: 0 DP: 3 HBP: 0						

PITCHER		IP	WLS	BF	H	R	ER	SO	BB	IBB	HBP	BLK	WP	HR	S	P	ERA	WHIP
29 John Smoltz, R ERA: 3.18	(1, 1)	5.0		17	1	0	0	4	1	0	0	0	0	0	40	68	0.00	0.400
Kent Mercker, L ERA: 4.15	(6, 1)	1.0		3	0	0	0	0	0	0	0	0	0	0	6	7	0.00	0.000
Greg McMichael, R ERA: 2.79	(7, 1)	0.2		3	1	0	0	0	0	0	0	0	0	0	7	11	0.00	1.500
Brad Clontz, R ERA: 3.65	(7, 1)	0.1		1	0	0	0	0	0	0	0	0	0	0	3	5	0.00	0.000
Alejandro Pena, R ERA: 4.72	(8, 1)	0.1		2	1	0	0	0	0	0	0	0	0	0	8	10	0.00	3.000

PITCHER		IP	WLS	BF	H	R	ER	SO	BB	IBB	HBP	BLK	WP	HR	S	P	ERA	WHIP
Mark Wohlers, R ERA: 2.09	(8, 1)	0.2		2	0	0	0	1	0	0	0	0	0	0	5	5	0.00	0.000
Pedro Borbon, L ERA: 3.09	(9, 1)	1.0		3	0	0	0	1	0	0	0	0	0	0	10	13	0.00	0.000
Terrell Wade, L ERA: 4.5	(10, 1)	1.0	L	6	2	1	1	0	2	0	0	0	0	0	12	24	9.00	4.000
Brad Woodall, L ERA: 6.1	(11, 1)	0.2		3	0	0	0	0	2	0	0	0	0	0	5	13	0.00	3.000

Atlanta Braves @ New York Mets

Shea Stadium, Flushing, NY

Sun Oct 01 1995, 3:33 AM EDT

Att. 18,876 - Cloudy - 66 F

BOTTOM

livebaseballscorecards.com

AB	35
R	1
H	5
RBI	1
BB	5
SO	6
LOB	15

WP: 0 PA: 40
PB: 0
SB: 0
CS: 0