

# New York Mets - 1995

Batter	1	2	3	4	5	6	7	8	9	10	11	12	13	14	AB	R	H	RBI	BB	SO	LOB	TOP										
<b>Brett Butler, L</b> OBP: 0.714, SLG: 0.750 (1, 8)															4	3	2	0	3	0	2											
<b>Jose Vizcaino, S</b> OBP: 0.200, SLG: 0.200 (1, 6)															5	0	1	1	0	1	5											
<b>Rico Brogna, L</b> OBP: 0.300, SLG: 1.250 (9, PH) <b>Tim Lincecum, R</b> (9, 3) (11, 5)															4	2	2	1	0	1	1											
<b>Bobby Bonilla, S</b> OBP: 0.333, SLG: 0.500 <b>Ricky Otero, S</b> OBP: 1.000, SLG: 1.000 (11, 7)															6	0	2	2	0	1	1											
<b>Jeff Kent, R</b> OBP: 0.333, SLG: 0.333 (1, 4)															6	0	2	0	0	1	2											
<b>David Segui, S</b> OBP: 0.750, SLG: 0.667 <b>Brook Fordyce, R</b> (8, PR) <b>Joe Orsulak, L</b> OBP: 0.333, SLG: 0.667 (11, 3)															3	1	2	0	1	1	1											
<b>Carl Everett, S</b> OBP: 0.143, SLG: 0.143 (1, 9)															7	1	1	0	0	1	4											
<b>Todd Hundley, S</b> OBP: 0.714, SLG: 1.333 (1, 2)																6	1	4	4	1	1											
<b>Bobby Jones, R</b> <b>Andy Jones, R</b> <b>Eric Gunderson, R</b> <b>Jose Young, Sr., R</b> <b>Doug Henry, R</b> <b>John Franco, L</b> <b>Edgardo Alfonzo, R</b> <b>Jose Hernandez, R</b> <b>Mike Reminger, L</b>																																
<b>Inning Stats</b>	R: 0 E: 0 K: 0 S: 5	H: 1 LOB: 0 BB: 0 P: 5	R: 0 E: 0 K: 1 S: 9	H: 1 LOB: 1 BB: 0 P: 15	R: 0 E: 0 K: 0 S: 8	H: 1 LOB: 1 BB: 0 P: 15	R: 1 E: 0 K: 1 S: 10	H: 2 LOB: 1 BB: 0 P: 13	R: 0 E: 0 K: 1 S: 14	H: 1 LOB: 1 BB: 0 P: 8	R: 4 E: 0 K: 1 S: 5	H: 1 LOB: 1 BB: 0 P: 19	R: 0 E: 0 K: 1 S: 11	H: 0 LOB: 0 BB: 0 P: 17	R: 1 E: 0 K: 1 S: 13	H: 2 LOB: 2 BB: 1 P: 19	R: 0 E: 0 K: 2 S: 10	H: 0 LOB: 0 BB: 0 P: 14	R: 0 E: 0 K: 0 S: 7	H: 0 LOB: 0 BB: 0 P: 13	R: 1 E: 0 K: 0 S: 10	H: 2 LOB: 0 BB: 0 P: 16	R: 1 E: 0 K: 0 S: 10	H: 2 LOB: 2 BB: 1 P: 20	1B: 12 2B: 4 3B: 0 HR: 2	SF: 0 SAC: 5 DP: 1 HBP: 0	WP: 1 PB: 0 CS: 0	PA: 63				
<b>PITCHER</b>	IP ERA: 7.5	WLS BF 27	H R 10 5	ER SO 3	BB IBB HBP BLK 0 0 0 0	WP HR 2 5	S 51 78	P 78	ERA 7.50	WHIP 1.667	<b>PITCHER</b>	IP ERA: 3.0	WLS BF 10	H R 2 1	ER SO 1 0	BB IBB HBP BLK 0 0 0 0	WP HR 0 0	S 27 43	P 43	ERA 3.00	WHIP 0.667											
<b>Bill Swift, R</b> ERA: 7.5	(1, 1)	6.0	10	5	3	0	0	0	7.50	1.667	<b>Curt Leskanic, R</b> ERA: 3.0	(11, 1)	3.0	2	1	0	0	0	27	43	3.00	0.667										
<b>Mike Munoz, L</b> ERA: 13.5	(7, 1)	0.2	4	1	1	1	0	0	13.50	3.000	<b>Mark Thompson, R</b> ERA: 9.0	(14, 1)	1.0	6	2	1	0	0	10	20	9.00	2.000										
<b>Steve Reed, R</b> ERA: 13.5	(7, 1)	0.1	1	0	0	0	0	0	0.00	0.000																						
<b>Darren Holmes, R</b> ERA: 13.5	(8, 1)	1.0	4	0	0	0	1	0	0.00	1.000																						
<b>Bruce Ruffin, L</b> ERA: 4.5	(9, 1)	2.0	11	3	1	1	1	2	4.50	2.500																						

New York Mets @ Colorado Rockies  
Coors Field, Denver, CO  
Wed Apr 26 1995, 7:05 PM MDT  
Att. 47,228 - Unknown - 42 F

AB	53
R	9
H	18
RBI	9
BB	5
SO	8
LOB	24



Batter	1	2	3	4	5	6	7	8	9	10	11	12	13	14	AB	R	H	RBI	BB	SO	LOB	BOTTOM										
<b>Walt Weiss, S</b> OBP: 0.333, SLG: 0.200 (1, 6)															5	2	1	0	1	1	3											
<b>Joe Girardi, R</b> OBP: 0.571, SLG: 0.714 (1, 2)															7	4	4	1	0	1	1											
<b>Larry Walker, L</b> OBP: 0.429, SLG: 0.857 (1, 9)															7	0	3	3	0	1	2											
<b>Andres Galaraga, R</b> OBP: 0.143, SLG: 0.143 (1, 3)															7	1	1	1	0	0	5											
<b>Dante Bichette, R</b> OBP: 0.286, SLG: 1.000 (1, 7)															6	1	2	4	0	0	2											
<b>Mike Kingery, L</b> OBP: 0.333, SLG: 0.333 (1, 8)															6	2	2	0	0	1	2											
<b>Vinny Castilla, R</b> OBP: 0.200, SLG: 0.200 <b>Curt Leskanic, R</b> ERA: 7.0															5	0	1	0	0	2	1											
<b>Jim Tatum, R</b> OBP: 1.000, SLG: 2.000 <b>Omar Olivares, R</b> (13, PR) <b>Mark Thompson, R</b> (14, 1)															0	0	0	0	0	0	0											
<b>Roberto Mejia, R</b> <b>Bruce Ruffin, S</b> <b>Pedro Castellano, R</b> (11, 5)															3	0	0	0	0	0	1											
<b>Bill Swift, R</b> <b>John Vander Wal, L</b> <b>Eric Young, Sr., R</b> <b>Mike Munoz, L</b> <b>Steve Reed, R</b> <b>Darren Holmes, R</b> <b>John Franco, L</b> ERA: 9.0															1	1	0	0	1	0	0											
<b>Inning Stats</b>	R: 2 E: 0 K: 0 S: 9	H: 3 LOB: 1 BB: 0 P: 17	R: 0 E: 0 K: 1 S: 5	H: 0 LOB: 0 BB: 0 P: 8	R: 1 E: 0 K: 0 S: 11	H: 2 LOB: 1 BB: 0 P: 17	R: 0 E: 0 K: 2 S: 8	H: 0 LOB: 0 BB: 0 P: 12	R: 2 E: 0 K: 0 S: 12	H: 2 LOB: 1 BB: 1 P: 20	R: 1 E: 0 K: 1 S: 10	H: 1 LOB: 1 BB: 0 P: 15	R: 0 E: 0 K: 0 S: 7	H: 0 LOB: 0 BB: 0 P: 13	R: 0 E: 0 K: 0 S: 11	H: 1 LOB: 1 BB: 0 P: 18	R: 1 E: 0 K: 1 S: 10	H: 1 LOB: 1 BB: 1 P: 18	R: 0 E: 0 K: 0 S: 5	H: 0 LOB: 0 BB: 0 P: 8	R: 0 E: 0 K: 0 S: 6	H: 0 LOB: 0 BB: 0 P: 12	R: 0 E: 0 K: 0 S: 10	H: 0 LOB: 0 BB: 0 P: 11	R: 1 E: 0 K: 1 S: 13	H: 2 LOB: 2 BB: 1 P: 23	R: 3 E: 1 K: 1 S: 8	H: 2 LOB: 0 BB: 0 P: 13	1B: 8 2B: 7 3B: 0 HR: 1	SF: -2 SAC: 1 DP: 1 HBP: 1	WP: 0 PB: 0 CS: 0	PA: 59
<b>PITCHER</b>	IP ERA: 9.64	WLS BF 22	H R 7 5	ER SO 3	BB IBB HBP BLK 0 0 0 0	WP HR 0 0	S 42 70	P 70	ERA 9.64	WHIP 1.714	<b>PITCHER</b>	IP ERA: 20.25	WLS BF 9	H R 4 4	ER SO 3 2	BB IBB HBP BLK 1 0 0 0	WP HR 0 1	S 21 31	P 31	ERA 20.25	WHIP 3.750											
<b>Bobby Jones, R</b> ERA: 9.64	(1, 1)	4.2	7	5	3	0	0	0	9.64	1.714	<b>Bias Minor, R</b> ERA: 20.25	(10, 1)	3.0	4	4	3	2	1	21	31	20.25	3.750										
<b>Jerry Dipoto, R</b> ERA: 27.0	(6, 1)	0.1	4	2	1	1	0	0	27.00	6.000																						
<b>Eric Gunderson, L</b> ERA: 27.0	(6, 1)	2.0	5	0	0	0	1	0	0.00	0.000																						
<b>Doug Henry, R</b> ERA: 27.0	(8, 1)	1.0	4	1	0	0	0	0	0.00	1.000																						
<b>John Franco, L</b> ERA: 9.0	(9, 1)	1.0	5	1	1	1	1	1	9.00	2.000																						

New York Mets @ Colorado Rockies  
Coors Field, Denver, CO  
Wed Apr 26 1995, 7:05 PM MDT  
Att. 47,228 - Unknown - 42 F

AB	52
R	11
H	15
RBI	11
BB	3
SO	7
LOB	18





Batter	1	2	3	4	5	6	7	8	9	AB	R	H	RBI	BB	SO	LOB	TOP				
<b>Brett Butler, L</b> OBP: 0.667, SLG: 0.750 (1, 8)										4	1	3	1	0	0	0	<b>New York Mets @ Colorado Rockies</b> Coors Field, Denver, CO Thu Apr 27 1995, 3:33 AM MDT Att: 38,087 - Cloudy - 49 F				
<b>Jose Vizcaino, S</b> OBP: 0.222, SLG: 0.222 (1, 6)										4	0	1	0	0	0	2					
<b>Rico Brogna, L</b> OBP: 0.333, SLG: 0.778 (1, 3)										5	1	1	0	0	2	3					
<b>Bobby Bonilla, S</b> OBP: 0.455, SLG: 0.444 (1, 5)										3	1	1	1	2	1	0					
<b>Jeff Kent, R</b> OBP: 0.364, SLG: 0.222 (1, 4)										3	1	0	0	2	2	5					
<b>David Segui, S</b> OBP: 0.825, SLG: 0.667 Kevin Lomon, R (7, 1)										3	1	1	2	1	0	2					
<b>Carl Everett, S</b> OBP: 0.273, SLG: 0.200 (1, 9)										3	1	1	2	1	2	3					
<b>Kelly Stinnett, R</b> OBP: 0.500, SLG: 0.500 Todd Hundley, S (8, PH)										3	1	2	0	0	0	1					
<b>Jason Jacome, L</b> Bill Spiers, L Josias Manzanillo, R Eric Gunderson, R Doug Henry, R Joe Orsulak, L (7, 7)										1	0	0	0	0	1	1					
<b>Inning Stats</b>	R: 1 E: 0 K: 2 S: 14	H: 3 LOB: 3 BB: 1 P: 23	R: 0 E: 0 K: 0 S: 7	H: 2 LOB: 1 BB: 0 P: 12	R: 4 E: 0 K: 1 S: 15	H: 3 LOB: 2 BB: 2 P: 28	R: 0 E: 0 K: 0 S: 7	H: 0 LOB: 0 BB: 0 P: 11	R: 0 E: 0 K: 1 S: 5	H: 0 LOB: 0 BB: 1 P: 10	R: 2 E: 0 K: 1 S: 14	H: 1 LOB: 0 BB: 2 P: 23	R: 0 E: 1 K: 2 S: 11	H: 0 LOB: 1 BB: 0 P: 18	R: 0 E: 0 K: 1 S: 7	H: 0 LOB: 2 BB: 1 P: 21		1B: 8 2B: 3 3B: 0 HR: 0	SF: 1 SAC: 2 DP: 2 HBP: 0	WP: 1 PB: 1 SB: 1 CS: 2	PA: 42
<b>PITCHER</b>	IP	WLS	BF	H	R	ER	SO	BB	IBB	HBP	BLK	WP	HR	S	P	ERA	WHIP				
<b>Marvin Freeman, R</b> ERA: 22.5	(1, 1)	2.0	15	7	5	5	2	3	0	0	0	0	0	0	31	55	22.50	5.000			
<b>A.J. Sager, R</b> ERA:	(3, 1)	3.0	9	1	0	0	2	1	0	0	0	0	0	17	29	0.00	0.667				
<b>Roger Bailey, R</b> ERA: 54.0	(6, 1)	0.1	3	1	2	2	1	1	0	0	0	0	0	10	19	54.00	6.000				
<b>Mike Munoz, L</b> ERA: 6.75	(6, 1)	0.2	2	0	0	0	0	0	0	0	0	1	0	4	6	0.00	0.000				
<b>Darren Holmes, R</b> ERA:	(7, 1)	1.0	4	0	0	0	2	0	0	0	0	0	0	11	18	0.00	0.000				

AB	32
R	7
H	10
RBI	6
BB	6
SO	9
LOB	19



Batter	1	2	3	4	5	6	7	8	9	AB	R	H	RBI	BB	SO	LOB	BOTTOM					
<b>Walt Weiss, S</b> OBP: 0.417, SLG: 0.364 (1, 6)										6	0	3	3	0	0	2	<b>New York Mets @ Colorado Rockies</b> Coors Field, Denver, CO Thu Apr 27 1995, 3:33 AM MDT Att: 38,087 - Cloudy - 49 F					
<b>Joe Girardi, R</b> OBP: 0.417, SLG: 0.583 (1, 2)										5	0	1	1	0	1	5						
<b>Larry Walker, L</b> OBP: 0.417, SLG: 0.600 (1, 9)										3	0	0	0	1	1	3						
<b>Andres Galarraga, R</b> OBP: 0.167, SLG: 0.333 (1, 3)										5	1	1	0	0	1	6						
<b>Dante Bichette, R</b> OBP: 0.250, SLG: 0.636 (1, 7)										5	1	1	1	0	1	0						
<b>Vinny Castilla, R</b> OBP: 0.333, SLG: 0.444 Steve Reed, R (8, 1)										4	1	2	0	0	1	0						
<b>Jim Tatum, R</b> OBP: 1.000, SLG: 1.500 (9, PH)										1	1	1	0	0	0	0						
<b>Mike Kingery, L</b> OBP: 0.455, SLG: 0.400 (1, 8)										4	2	2	0	1	1	1						
<b>Roberto Mejia, R</b> John Vander Wal, L Darren Holmes, R Pedro Castellano, R (8, 5)										2	0	0	0	0	0	2						
<b>Marvin Freeman, R</b> A.J. Sager, R Eric Young Sr., R Roger Bailey, R Mike Munoz, L Jason Bates, S (7, 4)										0	0	0	0	0	0	0						
<b>Inning Stats</b>	R: 0 E: 0 K: 0 S: 9	H: 1 LOB: 1 BB: 0 P: 14	R: 0 E: 0 K: 1 S: 12	H: 1 LOB: 0 BB: 0 P: 19	R: 0 E: 0 K: 0 S: 6	H: 0 LOB: 0 BB: 0 P: 11	R: 1 E: 0 K: 1 S: 7	H: 1 LOB: 0 BB: 0 P: 11	R: 1 E: 1 K: 2 S: 14	H: 0 LOB: 2 BB: 2 P: 28	R: 5 E: 0 K: 1 S: 21	H: 6 LOB: 2 BB: 0 P: 29	R: 0 E: 0 K: 1 S: 6	H: 0 LOB: 0 BB: 0 P: 10	R: 0 E: 0 K: 0 S: 6	H: 1 LOB: 3 BB: 2 P: 19	R: 1 E: 0 K: 0 S: 13	H: 3 LOB: 3 BB: 1 P: 27	1B: 9 2B: 3 3B: 1 HR: 0	SF: 0 SAC: 0 DP: 0 HBP: 1	WP: 2 PB: 0 SB: 2 CS: 0	PA: 46
<b>PITCHER</b>	IP	WLS	BF	H	R	ER	SO	BB	IBB	HBP	BLK	WP	HR	S	P	ERA	WHIP					
<b>Jason Jacome, L</b> ERA: 3.6	(1, 1)	5.0	21	3	2	2	4	2	0	0	0	0	0	48	83	3.60	1.000					
<b>Josias Manzanillo, R</b> ERA: 67.5	(6, 1)	0.2	8	6	5	5	1	0	0	0	0	0	0	1	2	67.50	9.000					
<b>Eric Gunderson, L</b> ERA:	(6, 1)	0.0	1	0	0	0	0	0	0	1	0	0	0	1	2	∞	∞					
<b>Doug Henry, R</b> ERA:	(6, 1)	0.1	1	0	0	0	0	0	0	0	0	0	0	2	4	0.00	0.000					
<b>Kevin Lomon, R</b> ERA: 3.38	(7, 1)	2.2	15	4	1	1	1	2	1	0	0	0	0	25	56	3.38	2.250					

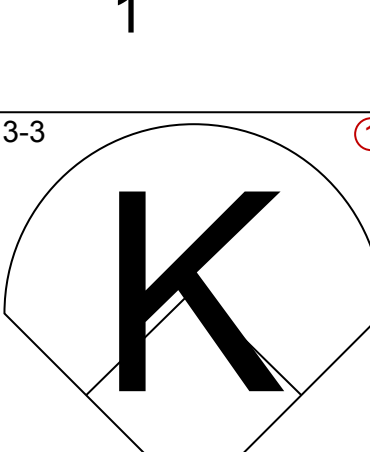
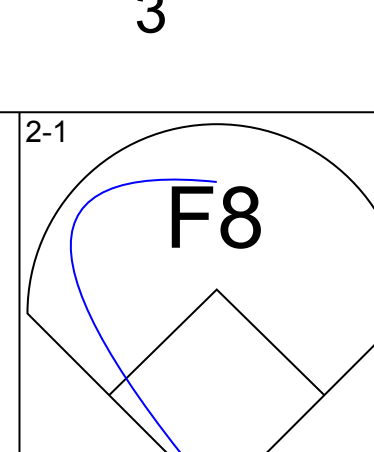
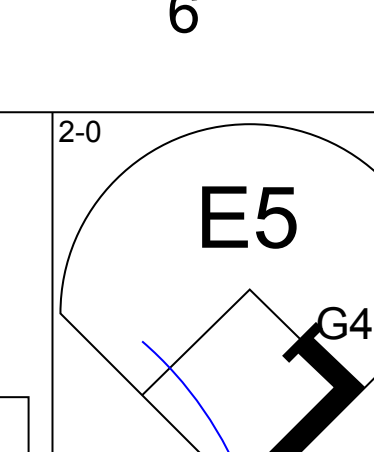
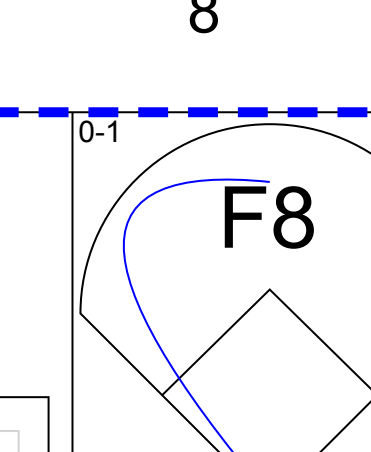
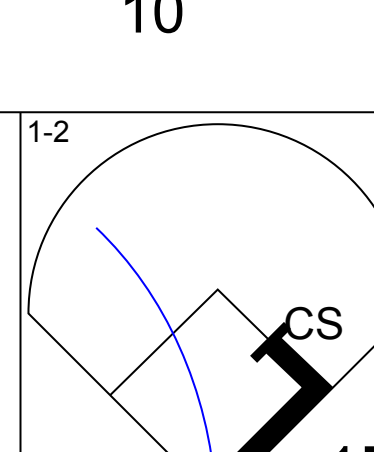
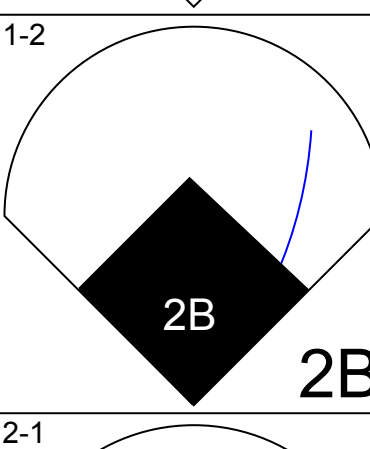
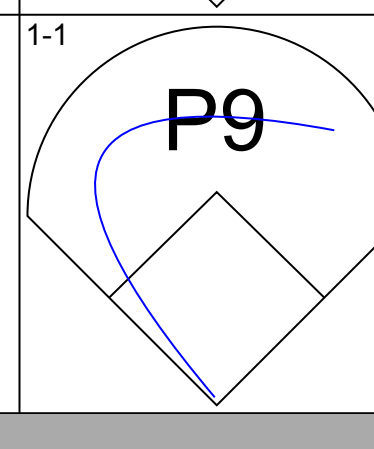
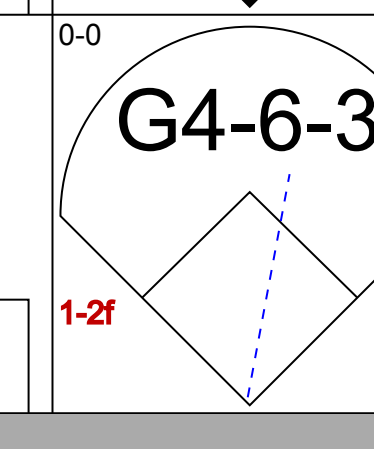
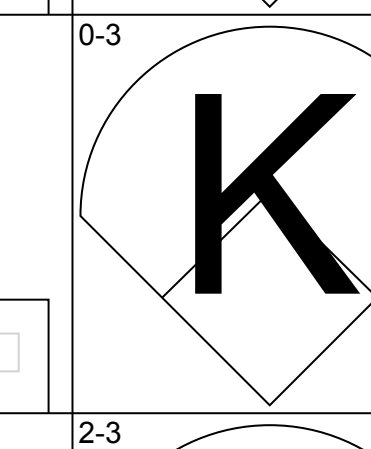
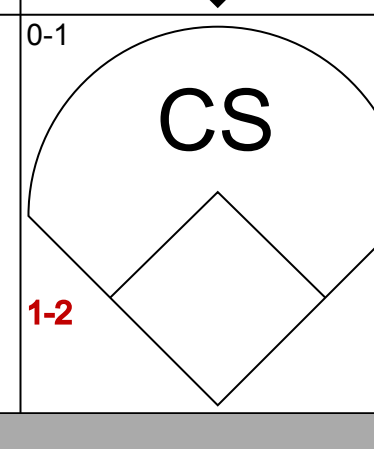
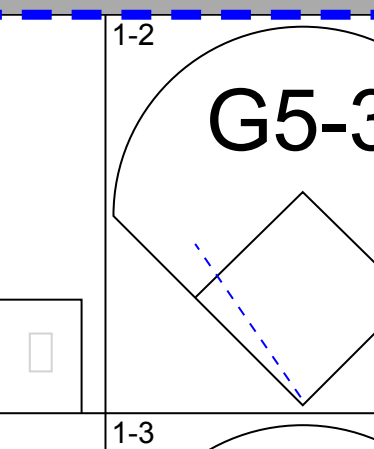
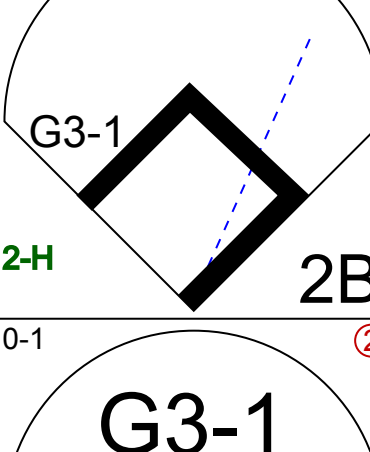
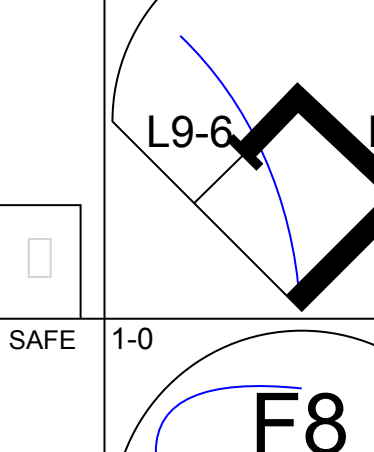
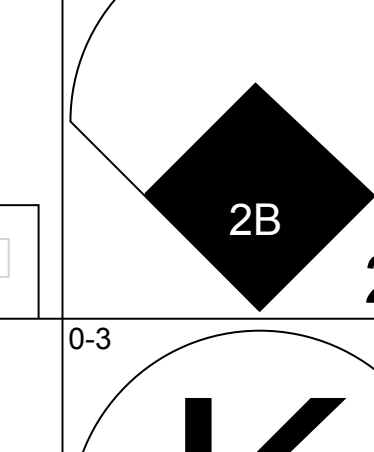
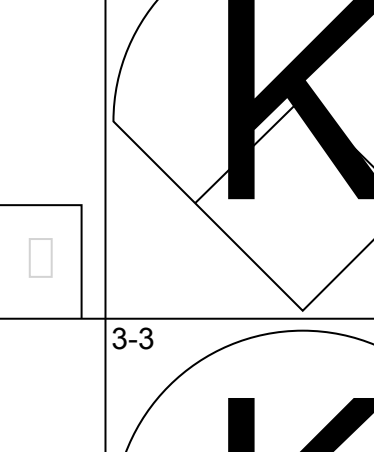
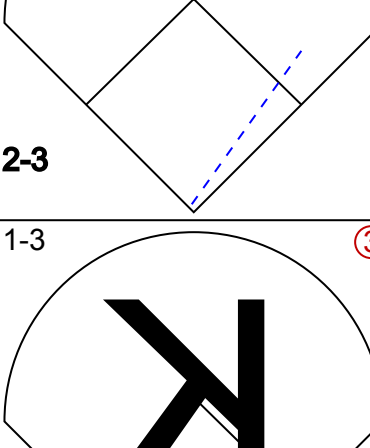
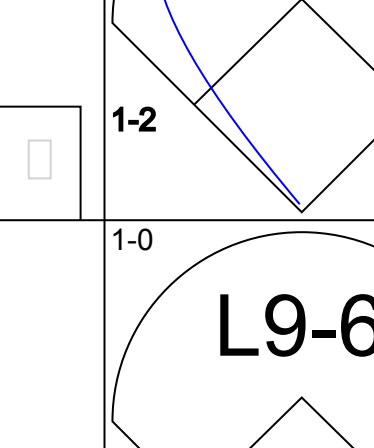
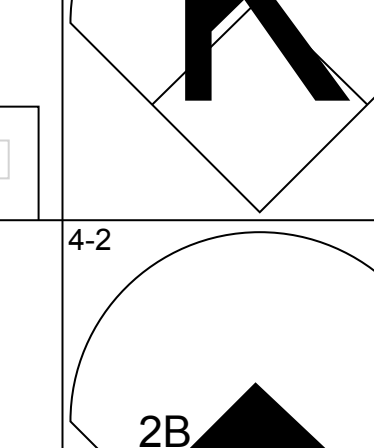
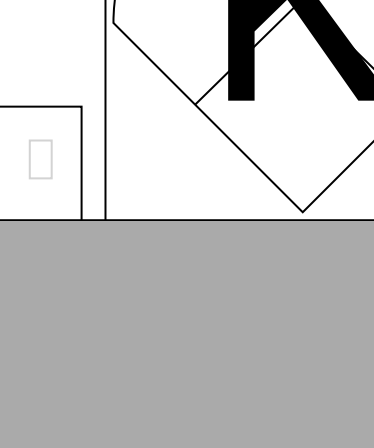
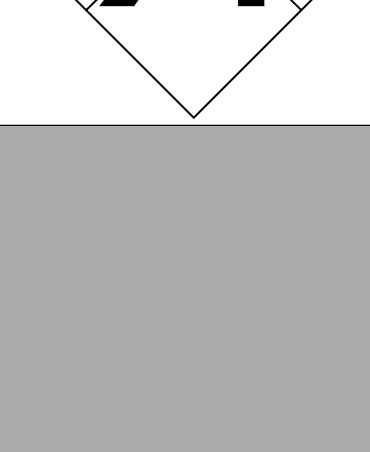
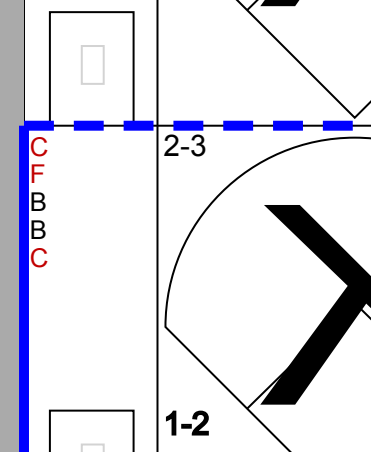



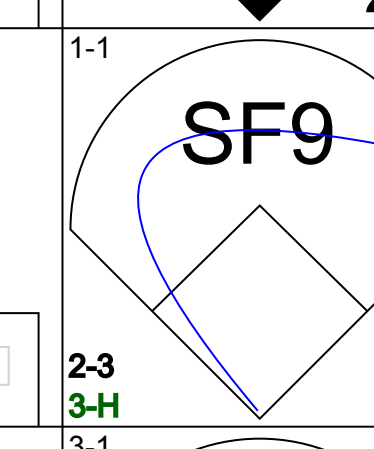
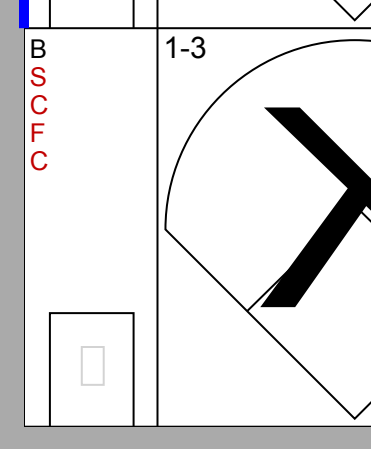

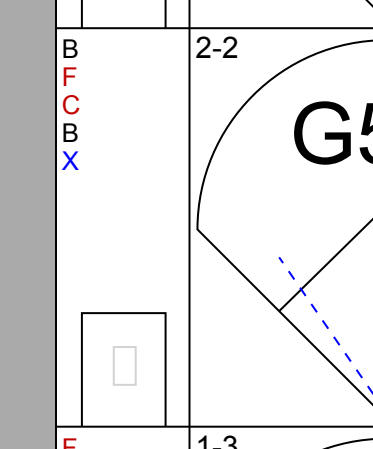
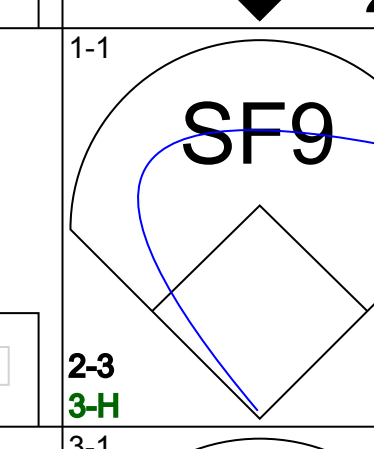
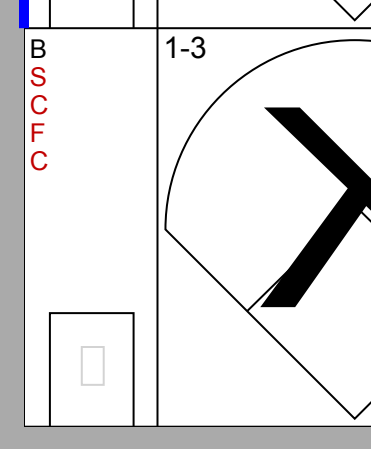

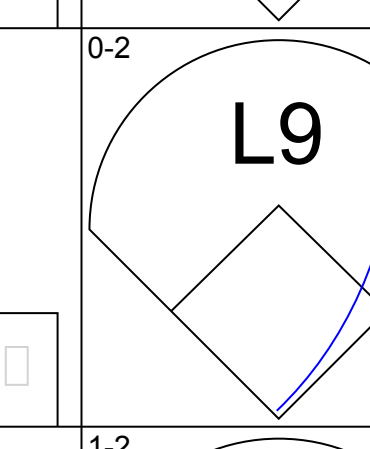
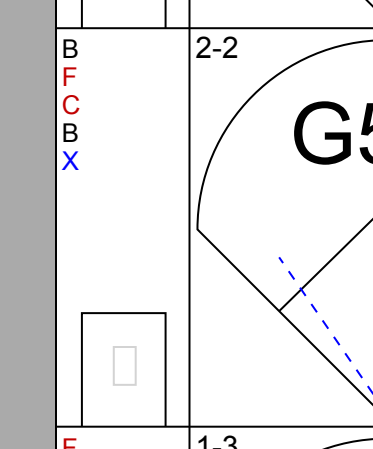
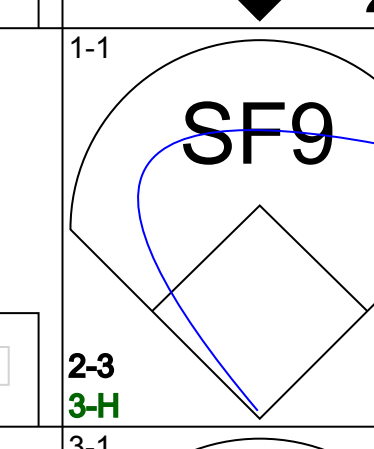
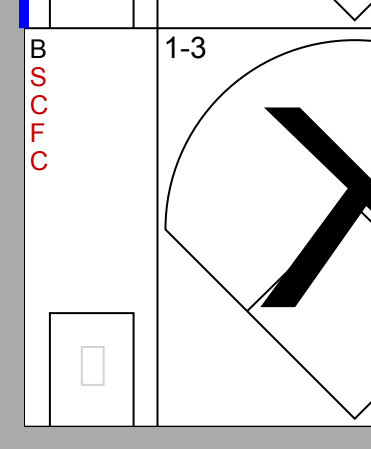

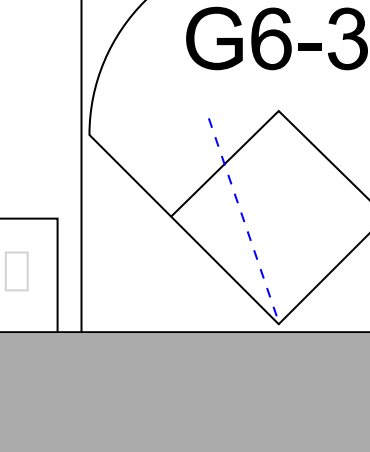
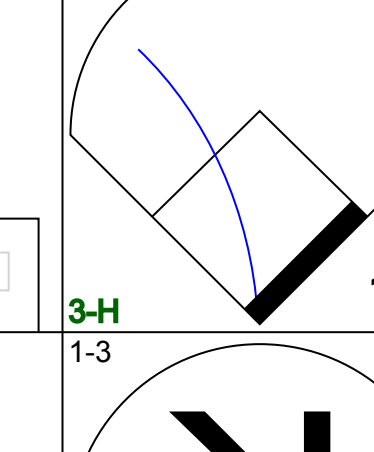
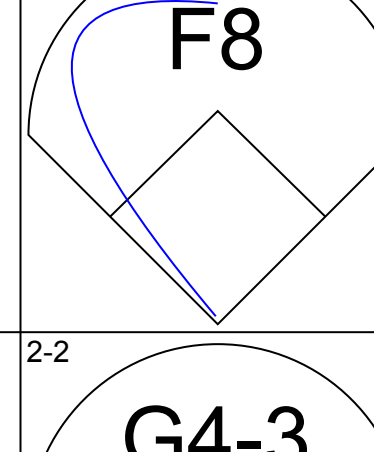
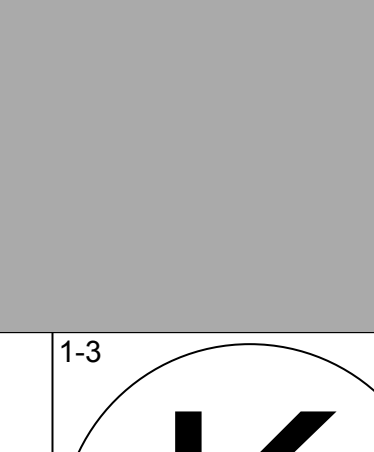
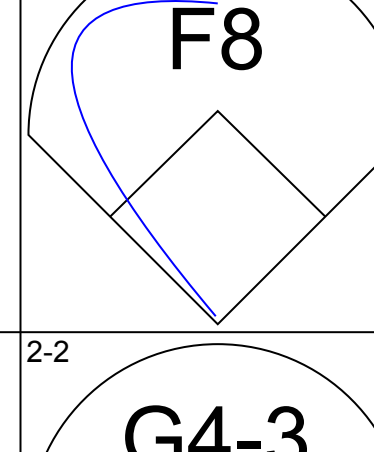
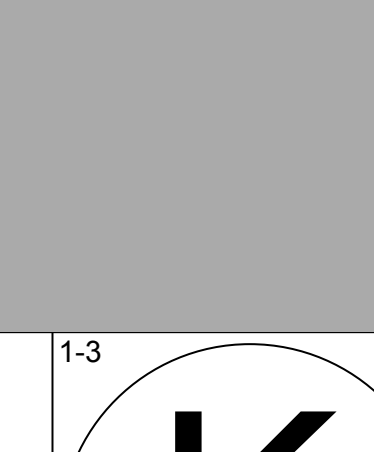
AB	40
R	8
H	13
RBI	8
BB	5
SO	6
LOB	23









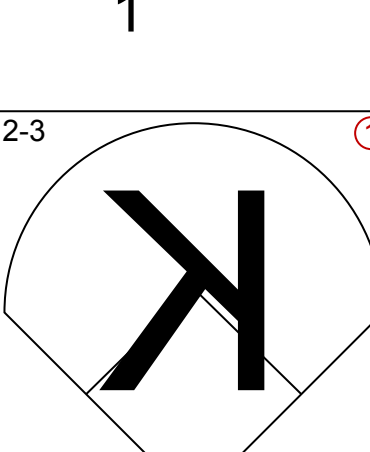
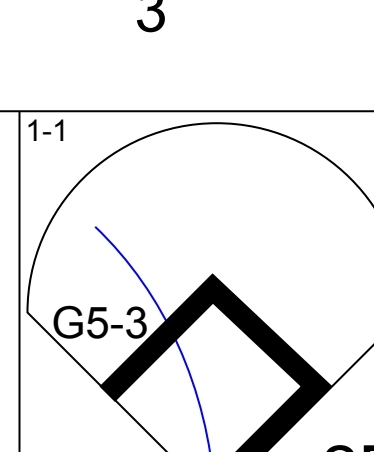
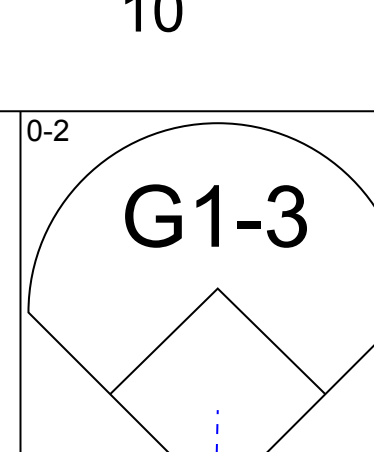
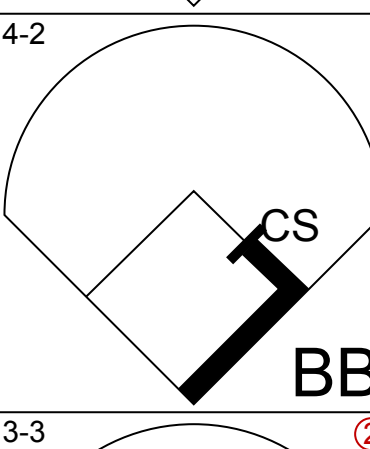
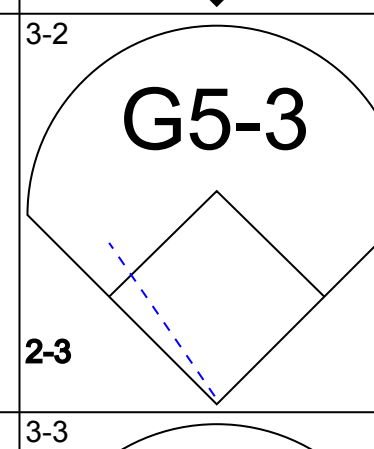
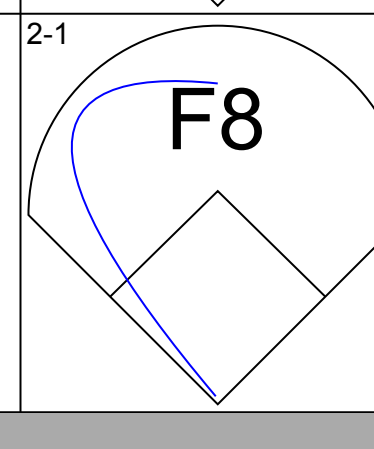
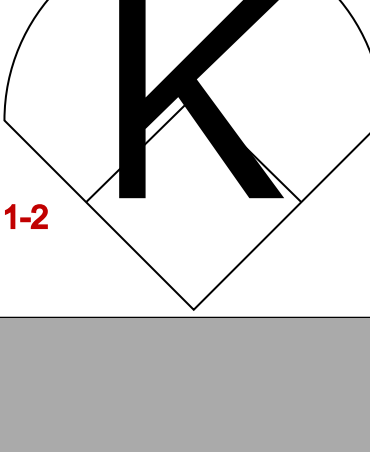



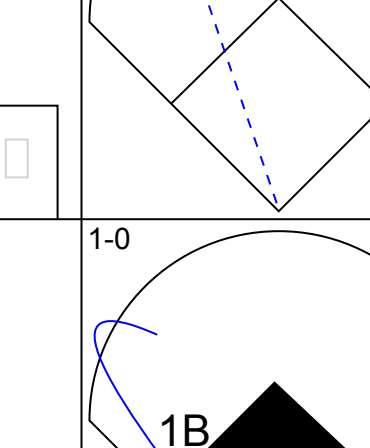
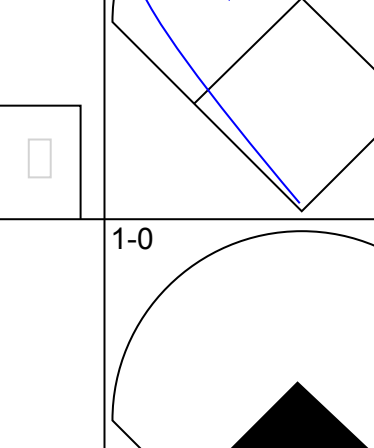
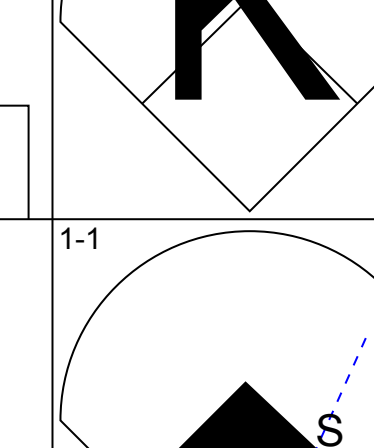
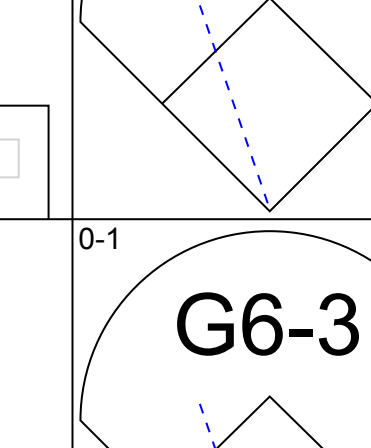
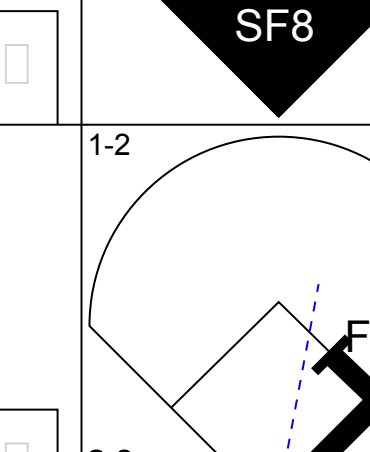
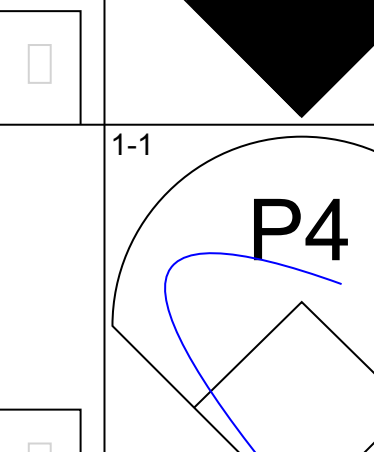
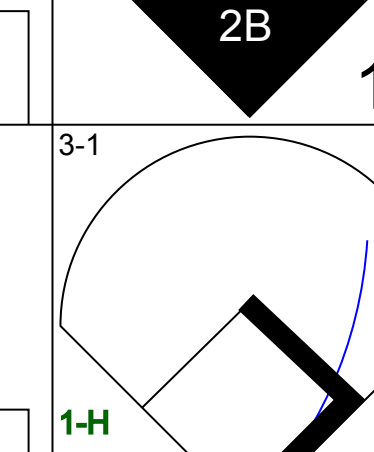
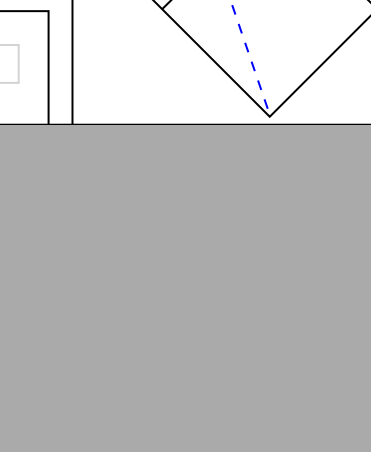
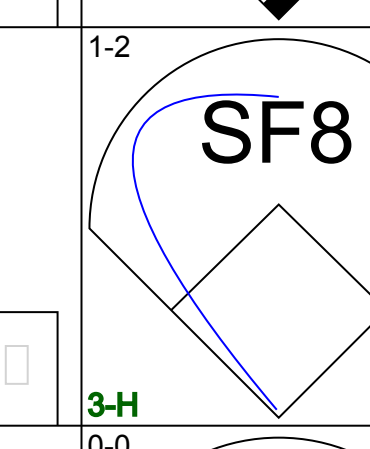
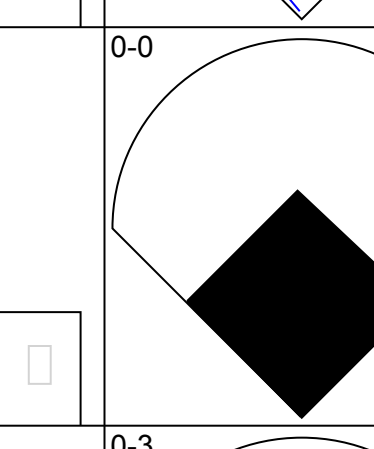
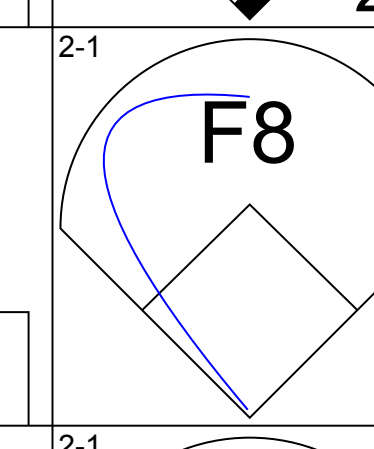
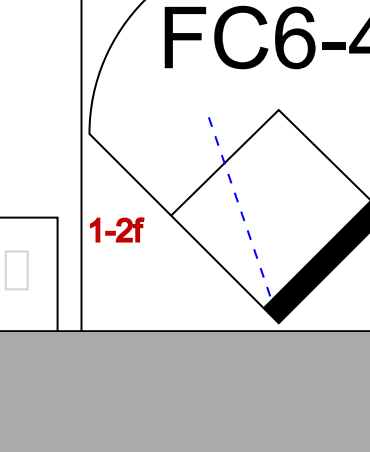
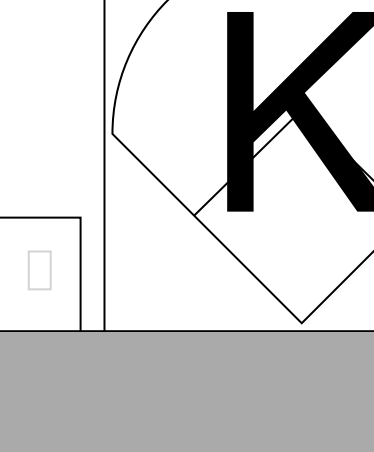
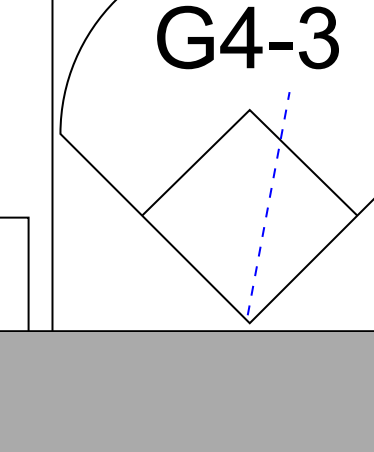

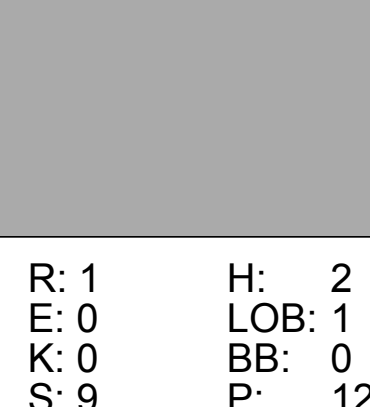
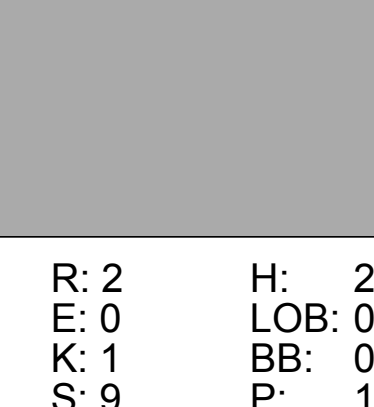

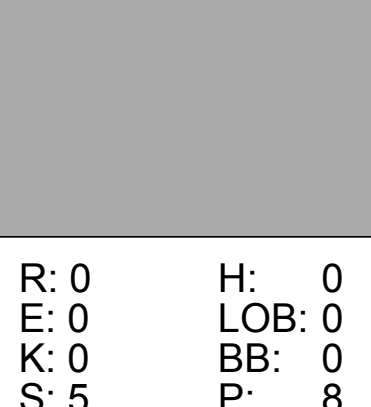

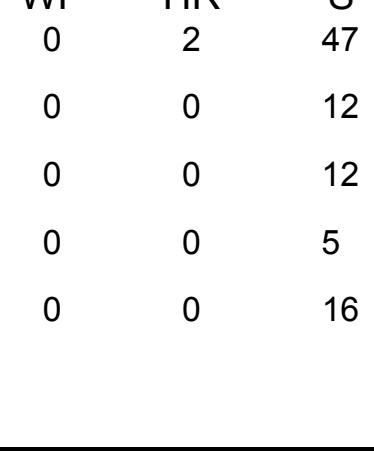

Batter	1	2	3	4	5	6	7	8	9	10	11	AB	R	H	RBI	BB	SO	LOB								
<b>Bernard Gilkey, R</b> OBP: 0.300, SLG: 0.263 (1, 7)												5	0	1	0	0	1	0								
<b>Tripp Cromer, R</b> OBP: 0.200, SLG: 0.400 (1, 6)												5	1	1	0	0	1	1								
<b>Ray Lankford, L</b> OBP: 0.500, SLG: 0.750 (1, 8)												5	1	3	1	0	2	0								
<b>Gerald Perry, L</b> OBP: 0.143, SLG: 0.143 (9, PR)												4	0	1	0	0	1	3								
<b>Brian Jordan, R</b> OBP: 0.571, SLG: 1.000 (9, 9)												0	0	0	0	0	0	0								
<b>Allen Battle, R</b> (11, PH) (11, 9)												1	0	0	0	0	1	0								
<b>Scott Cooper, L</b> OBP: 0.421, SLG: 0.267 (1, 5)												3	1	0	0	1	2	3								
<b>John Mabry, L</b> OBP: 0.333, SLG: 0.417 (1, 9)												3	1	1	1	0	1	0								
<b>Darnell Coles, R</b> OBP: 0.333, SLG: 0.200 (9, 3)												1	0	0	0	0	1	1								
<b>Tom Pagnozzi, R</b> OBP: 0.250, SLG: 0.400 (1, 2)												3	0	0	1	0	1	2								
<b>José Oquendo, S</b> OBP: 0.333, SLG: 0.308 (1, 4)												4	0	1	1	0	1	0								
<b>Donovan Osborne, S</b> (8, PH) (8, 1)												1	0	0	0	0	1	0								
<b>Scott Hemond, R</b> (8, 1)												1	0	0	0	0	1	0								
<b>Jeff Parrett, R</b> (7, PH)												0	0	0	0	0	0	0								
<b>Geronimo Pena, S</b> (7, PH)												0	0	0	0	0	1	1								
<b>Rich DeLucia, R</b> (7, 1)												0	0	0	0	0	0	0								
<b>Rene Arocha, R</b> (8, 1)												0	0	0	0	0	0	0								
<b>Ozzie Smith, S</b> OBP: 0.385, SLG: 0.385 (10, 1)												0	0	0	0	0	0	0								
<b>Vicente Palacios, R</b> (10, 1)												0	0	0	0	0	0	0								
<b>Inning Stats</b>	R: 1 E: 0 K: 2 S: 15	H: 2 LOB: 1 BB: 0 P: 22	R: 0 E: 0 K: 1 S: 9	H: 0 LOB: 0 BB: 0 P: 11	R: 0 E: 0 K: 1 S: 7	H: 0 LOB: 0 BB: 0 P: 11	R: 0 E: 0 K: 1 S: 4	H: 1 LOB: 0 BB: 0 P: 8	R: 0 E: 0 K: 1 S: 5	H: 0 LOB: 0 BB: 0 P: 8	R: 3 E: 0 K: 2 S: 19	H: 3 LOB: 1 BB: 1 P: 33	R: 0 E: 0 K: 2 S: 8	H: 0 LOB: 0 BB: 0 P: 10	R: 0 E: 0 K: 3 S: 13	H: 1 LOB: 2 BB: 0 P: 17	R: 0 E: 0 K: 0 S: 16	H: 1 LOB: 0 BB: 0 P: 22	R: 0 E: 0 K: 2 S: 10	H: 0 LOB: 0 BB: 0 P: 15	1B: 4 2B: 5 3B: 0 HR: 0	SF: 1 SAC: 0 DP: 2 HBP: 0	WP: 1 PB: 0 SB: 0 CS: 1	PA: 41		
<b>PITCHER</b>	IP: 6.0 WLS: 20 BF: 20 H: 3 R: 1 ER: 1 SO: 6 BB: 0 IBB: 0 HBP: 0 BLK: 0 WP: 0 HR: 0 S: 73 P: 73 ERA: 1.50 WHIP: 0.500	IP: 1.0 WLS: 7 BF: 3 H: 3 R: 3 ER: 3 SO: 2 BB: 1 IBB: 0 HBP: 0 BLK: 0 WP: 0 HR: 0 S: 19 P: 33 ERA: 27.00 WHIP: 4.000	IP: 1.0 WLS: 4 BF: 1 H: 0 R: 0 ER: 0 SO: 2 BB: 0 IBB: 0 HBP: 0 BLK: 0 WP: 0 HR: 0 S: 10 P: 13 ERA: 0.00 WHIP: 1.000	IP: 0.1 WLS: 1 BF: 0 H: 0 R: 0 ER: 0 SO: 1 BB: 0 IBB: 0 HBP: 0 BLK: 0 WP: 0 HR: 0 S: 4 P: 4 ERA: 0.00 WHIP: 0.000	IP: 0.1 WLS: 5 BF: 1 H: 0 R: 0 ER: 0 SO: 2 BB: 0 IBB: 0 HBP: 0 BLK: 0 WP: 1 HR: 0 S: 23 P: 32 ERA: 0.00 WHIP: 0.600	<b>PITCHER</b>	IP: 1.0 WLS: 3 BF: 3 H: 0 R: 0 ER: 0 SO: 2 BB: 0 IBB: 0 HBP: 0 BLK: 0 WP: 0 HR: 0 S: 15 P: 15 ERA: 0.00 WHIP: 0.000																			

**St. Louis Cardinals @ New York Mets**  
Shea Stadium, Flushing, NY  
Sat Apr 29 1995, 3:33 AM EDT  
Alt. 44.636 - Overcast - 64 F

livebaseballscorecards.com

AB 38  
R 4  
H 8  
RBI 4  
BB 1  
SO 15  
LOB 11




Batter	1	2	3	4	5	6	7	8	9	10	11	AB	R	H	RBI	BB	SO	LOB								
<b>Brett Butler, L</b> OBP: 0.545, SLG: 0.647 (1, 8)												5	0	2	0	0	2	0								
<b>Jose Vizcaino, S</b> OBP: 0.263, SLG: 0.222 (1, 6)												4	0	0	0	1	0	2								
<b>Dave Micki, R</b> (11, 1)												0	0	0	0	0	0	0								
<b>Jeff Kent, R</b> OBP: 0.286, SLG: 0.222 (1, 4)												5	0	0	0	0	2	3								
<b>Bobby Bonilla, S</b> OBP: 0.476, SLG: 0.706 (1, 5)												4	1	0	0	1	1	0								
<b>Carl Everett, S</b> OBP: 0.421, SLG: 0.765 (1, 9)												4	3	3	1	0	0	0								
<b>Doug Henry, R</b> (9, 1)												0	0	0	0	0	0	0								
<b>Tim Bogar, R</b> OBP: 0.250, SLG: 0.250 (11, 6)												1	0	1	0	0	0	0								
<b>Rico Brogna, L</b> OBP: 0.389, SLG: 0.824 (1, 3)												4	0	2	1	1	1	0								
<b>David Segui, S</b> OBP: 0.429, SLG: 0.727 (1, 7)												2	1	1	2	0	0	1								
<b>Jerry Dipoto, R</b> OBP: 0.250, SLG: 0.250 (7, 1)												0	0	0	0	0	0	0								
<b>Josias Manzanillo, R</b> (8, 1)												0	0	0	0	0	0	0								
<b>Eric Gunderson, L</b> OBP: 0.286, SLG: 0.429 (9, 9)												2	0	1	1	0	0	0								
<b>Joe Orsulak, L</b> OBP: 0.286, SLG: 0.429 (9, 9)												4	0	0	0	0	1	2								
<b>Todd Hundley, S</b> OBP: 0.375, SLG: 0.667 (1, 2)												2	0	0	0	0	1	0								
<b>Pete Harnisch, S</b> (1, 1)												2	0	0	0	0	1	0								
<b>Ricky Otero, S</b> OBP: 0.250, SLG: 0.250 (7, 7)												2	0	0	0	0	1	0								
<b>Inning Stats</b>	R: 0 E: 0 K: 2 S: 9	H: 0 LOB: 1 BB: 1 P: 18	R: 1 E: 0 K: 0 S: 9	H: 2 LOB: 1 BB: 0 P: 12	R: 0 E: 0 K: 2 S: 14	H: 1 LOB: 1 BB: 0 P: 21	R: 2 E: 0 K: 1 S: 9	H: 2 LOB: 0 BB: 0 P: 13	R: 0 E: 0 K: 0 S: 6	H: 1 LOB: 1 BB: 0 P: 9	R: 1 E: 0 K: 1 S: 12	H: 2 LOB: 1 BB: 0 P: 21	R: 0 E: 0 K: 1 S: 7	H: 0 LOB: 0 BB: 0 P: 10	R: 0 E: 0 K: 0 S: 5	H: 0 LOB: 0 BB: 0 P: 7	R: 0 E: 0 K: 1 S: 8	H: 0 LOB: 0 BB: 0 P: 11	R: 1 E: 0 K: 0 S: 8	H: 2 LOB: 3 BB: 2 P: 20	1B: 4 2B: 5 3B: 0 HR: 2	SF: 1 SAC: 0 DP: 1 HBP: 0	WP: 0 PB: 0 SB: 1 CS: 1	PA: 43		
<b>PITCHER</b>	IP: 5.0 WLS: 21 BF: 21 H: 6 R: 3 ER: 3 SO: 5 BB: 1 IBB: 0 HBP: 0 BLK: 0 WP: 0 HR: 2 S: 47 P: 73 ERA: 5.40 WHIP: 1.400	IP: 1.0 WLS: 5 BF: 2 H: 1 R: 1 ER: 1 SO: 1 BB: 0 IBB: 0 HBP: 0 BLK: 0 WP: 0 HR: 0 S: 12 P: 21 ERA: 9.00 WHIP: 2.000	IP: 2.0 WLS: 6 BF: 0 H: 0 R: 0 ER: 0 SO: 1 BB: 0 IBB: 0 HBP: 0 BLK: 0 WP: 0 HR: 0 S: 7 P: 7 ERA: 0.00 WHIP: 0.000	IP: 1.0 WLS: 3 BF: 0 H: 0 R: 0 ER: 0 SO: 1 BB: 0 IBB: 0 HBP: 0 BLK: 0 WP: 0 HR: 0 S: 5 P: 5 ERA: 0.00 WHIP: 0.000	IP: 1.1 WLS: 8 BF: 2 H: 1 R: 1 ER: 1 SO: 1 BB: 1 IBB: 0 HBP: 0 BLK: 0 WP: 0 HR: 0 S: 16 P: 31 ERA: 6.75 WHIP: 2.250	<b>PITCHER</b>	IP: 1.0 WLS: 3 BF: 3 H: 0 R: 0 ER: 0 SO: 2 BB: 0 IBB: 0 HBP: 0 BLK: 0 WP: 0 HR: 0 S: 15 P: 15 ERA: 0.00 WHIP: 0.000																			

**St. Louis Cardinals @ New York Mets**  
Shea Stadium, Flushing, NY  
Sat Apr 29 1995, 3:33 AM EDT  
Alt. 44.636 - Overcast - 64 F

livebaseballscorecards.com

AB 39  
R 5  
H 10  
RBI 5  
BB 3  
SO 9  
LOB 8






Batter	1	2	3	4	5	6	7	8	9	AB	R	H	RBI	BB	SO	LOB	TOP					
<b>Bernard Gilkey, R</b> OBP: 0.360, SLG: 0.333 (1, 7)	L1-3		G6-3 1B		1-1 1B		G5-3		2-1 FC6-4 1B	5	0	3	0	0	0	0						
<b>Tripp Cromer, R</b> OBP: 0.200, SLG: 0.300 (1, 6)	G6-3		G6-3		1-0 F7				2-1 FC6-4 1B	5	0	1	0	0	0	4						
<b>Ray Lankford, L</b> OBP: 0.440, SLG: 0.619 (1, 8)	1B		P7		2-2 G3-1		P8		2-3 K	5	0	1	0	0	1	4						
<b>Scott Cooper, L</b> OBP: 0.458, SLG: 0.400 (1, 5)	1B		K		3-2 G4-3 HR 1B				2-1 G4-3	5	1	3	0	0	1	3						
<b>Brian Jordan, R</b> OBP: 0.444, SLG: 0.765 (1, 9)	L8				1-0 G5-3		E5 G4-3 HR 1B		2-0 P3	4	1	0	0	0	0	4						
<b>John Mabry, L</b> OBP: 0.313, SLG: 0.375 (1, 3)			F8 E 1B		1-0 F8		G4-3		1-1 G1-3	4	0	1	0	0	0	3						
<b>Danny Sheaffer, R</b> OBP: 0.600, SLG: 1.333 (1, 2)			E5		2-2 F8		HR		4-2 BB	3	1	1	3	1	0	1						
<b>José Oquendo, S</b> OBP: 0.263, SLG: 0.235 (1, 4)			B3		0-2 G6-3		P7		2-0 F8	4	0	0	0	0	0	4						
<b>Tom Urbani, L</b> (1, 1)			F8		2-1 G3				2-2 1B	2	0	0	0	0	0	2						
<b>Scott Hemond, R</b> (7, PH)										1	0	0	0	0	1	0						
<b>Rich DeLucia, R</b> (7, 1)										0	0	0	0	0	0	0						
<b>Allen Battle, R</b> OBP: 0.333, SLG: 0.333 (9, PH)										1	0	1	0	0	0	0						
<b>Tom Henke, R</b> (9, 1)										0	0	0	0	0	0	0						
<b>Inning Stats</b>	R: 0 E: 0 K: 0 S: 12	H: 2 LOB: 2 BB: 0 P: 17	R: 0 E: 1 K: 0 S: 9	H: 1 LOB: 1 BB: 0 P: 13	R: 0 E: 0 K: 1 S: 12	H: 1 LOB: 0 BB: 0 P: 19	R: 0 E: 0 K: 0 S: 6	H: 0 LOB: 0 BB: 0 P: 10	R: 0 E: 0 K: 0 S: 8	H: 1 LOB: 1 BB: 0 P: 12	R: 3 E: 1 K: 0 S: 15	H: 2 LOB: 0 BB: 0 P: 23	R: 0 E: 0 K: 0 S: 7	H: 1 LOB: 1 BB: 0 P: 11	R: 0 E: 0 K: 0 S: 7	H: 1 LOB: 2 BB: 1 P: 16	R: 0 E: 0 K: 1 S: 13	H: 2 LOB: 2 BB: 0 P: 23	1B: 9 2B: 1 3B: 0 HR: 1	SF: 0 SAC: 0 DP: 0 HBP: 0	WP: 0 PB: 0 SB: 0 CS: 0	PA: 40
<b>PITCHER</b>	IP	WLS	BF	H	R	ER	SO	BB	IBB	HBP	BLK	WP	HR	S	P	ERA	WHIP					
<b>Bobby Jones, R</b> ERA: 3.86 (1, 1)	7.0	L	30	8	3	0	2	0	0	0	0	0	1	69	105	0.00	1.143					
<b>Eric Gunderson, L</b> ERA: (8, 1)	1.0		5	1	0	0	0	1	0	0	0	0	0	7	16	0.00	2.000					
<b>Kevin Lomon, R</b> ERA: (9, 1)	0.1		3	2	0	0	0	0	0	0	0	0	0	7	13	0.00	6.000					
<b>Mike Remlinger, L</b> ERA: 12.0 (9, 1)	0.2		2	0	0	0	1	0	0	0	0	0	0	6	10	0.00	0.000					

**St. Louis Cardinals @ New York Mets**  
Shea Stadium, Flushing, NY  
Sun Apr 30 1995, 3:33 AM EDT  
Att: 51,715 - Cloudy - 54 F

**livebaseballscorecards.com**

**AB 39**  
**R 3**  
**H 11**  
**RBI 3**  
**BB 1**  
**SO 3**  
**LOB 25**




Batter	1	2	3	4	5	6	7	8	9	AB	R	H	RBI	BB	SO	LOB	BOTTOM					
<b>Brett Butler, L</b> OBP: 0.538, SLG: 0.600 (1, 8)	F8 SH1-3 BB		K		2-2 G5-3			1-1 G1-6-3 1B		3	0	1	0	1	1	1						
<b>Jose Vizcaino, S</b> OBP: 0.273, SLG: 0.238 (1, 6)	SH1-3		PO		3-2 G6-3		F8 HBP 1B		0-1 G1-6-3	3	0	1	0	0	0	1						
<b>David Segui, S</b> OBP: 0.444, SLG: 0.615 (1, 7)	F8				4-1 G6-4-3 BB			2-3 K		2	0	0	0	1	1	1						
<b>Kevin Lomon, R</b> ERA: (9, 1)										0	0	0	0	0	0	0						
<b>Mike Remlinger, L</b> ERA: (9, 1)										0	0	0	0	0	0	0						
<b>Bobby Bonilla, S</b> OBP: 0.400, SLG: 0.571 (1, 5)	F9				0-0 G6-4-3		F8		3-2 F8	4	0	0	0	0	0	4						
<b>Carl Everett, S</b> OBP: 0.348, SLG: 0.619 (1, 9)			F8		2-1 G5-3		F8		2-2 F8	4	0	0	0	0	0	2						
<b>Rico Brogna, L</b> OBP: 0.364, SLG: 0.762 (1, 3)			K		0-0 2B				0-1 L8	4	0	1	0	0	1	0						
<b>Eduardo Alfonzo, R</b> (1, 4)			L6		0-1 P2				0-1 F9	3	0	0	0	0	0	1						
<b>Kelly Stinnett, R</b> OBP: 0.667, SLG: 0.600 (7, PH)					4-0 IBB				4-1 BB	1	0	1	0	1	0	0						
<b>Bill Spiers, L</b> (7, PH)										0	0	0	0	1	0	0						
<b>Eric Gunderson, R</b> (8, 1)										0	0	0	0	0	0	0						
<b>Ricky Otero, S</b> OBP: 0.250, SLG: 0.250 (9, 7)										0	0	0	0	0	0	0						
<b>Bobby Jones, R</b> (1, 1)										1	0	0	0	0	1	2						
<b>Todd Hundley, S</b> OBP: 0.353, SLG: 0.625 (7, PH)			SH2-4		0-3 K				2-1 G4-3	1	0	0	0	0	0	1						
<b>Inning Stats</b>	R: 0 E: 0 K: 0 S: 8	H: 0 LOB: 1 BB: 1 P: 12	R: 0 E: 0 K: 1 S: 9	H: 0 LOB: 0 BB: 0 P: 13	R: 0 E: 0 K: 1 S: 6	H: 1 LOB: 0 BB: 0 P: 7	R: 0 E: 0 K: 0 S: 5	H: 0 LOB: 0 BB: 1 P: 12	R: 0 E: 0 K: 0 S: 8	H: 1 LOB: 2 BB: 1 P: 14	R: 0 E: 0 K: 0 S: 11	H: 1 LOB: 0 BB: 0 P: 16	R: 0 E: 0 K: 0 S: 7	H: 0 LOB: 1 BB: 1 P: 14	R: 0 E: 0 K: 1 S: 8	H: 1 LOB: 0 BB: 0 P: 11	R: 0 E: 0 K: 0 S: 10	H: 0 LOB: 0 BB: 0 P: 15	1B: 3 2B: 1 3B: 0 HR: 0	SF: 0 SAC: 2 DP: 2 HBP: 1	WP: 0 PB: 0 SB: 0 CS: 0	PA: 34
<b>PITCHER</b>	IP	WLS	BF	H	R	ER	SO	BB	IBB	HBP	BLK	WP	HR	S	P	ERA	WHIP					
<b>Tom Urbani, L</b> ERA: (1, 1)	6.0	W	23	3	0	0	3	2	1	1	0	0	0	15	25	0.00	0.833					
<b>Rich DeLucia, R</b> ERA: (7, 1)	2.0		7	1	0	0	1	1	0	0	0	0	0	15	25	0.00	1.000					
<b>Tom Henke, R</b> ERA: (9, 1)	1.0	S	3	0	0	0	0	0	0	0	0	0	0	10	15	0.00	0.000					

**St. Louis Cardinals @ New York Mets**  
Shea Stadium, Flushing, NY  
Sun Apr 30 1995, 3:33 AM EDT  
Att: 51,715 - Cloudy - 54 F

**livebaseballscorecards.com**

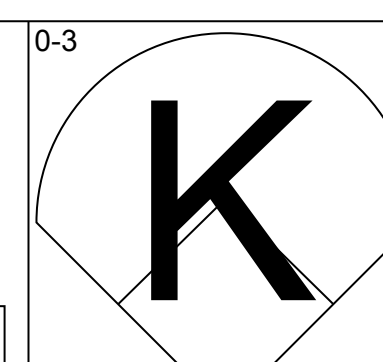
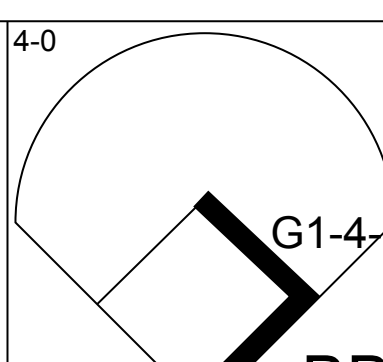
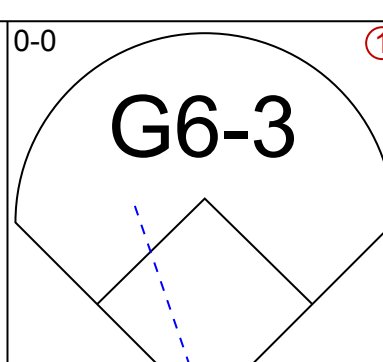
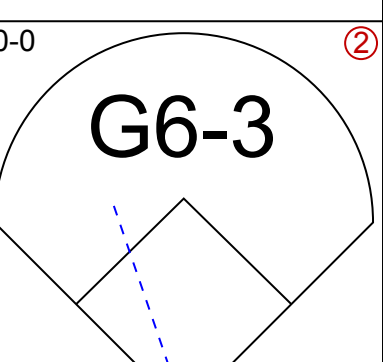
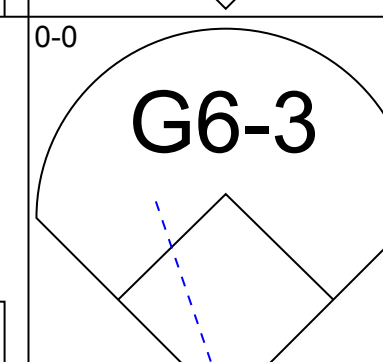
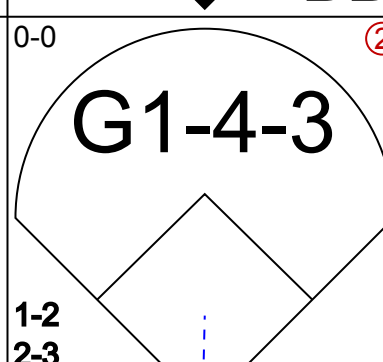
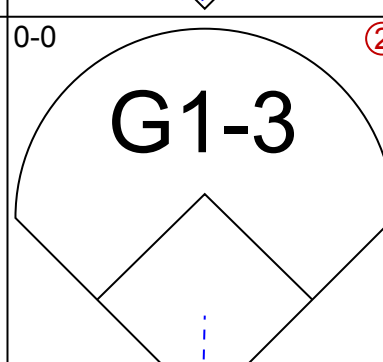
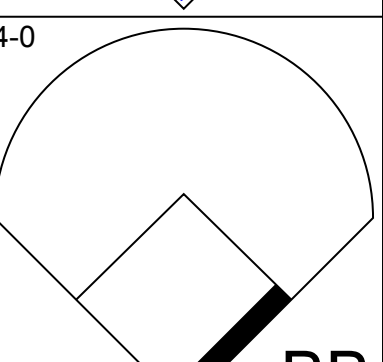
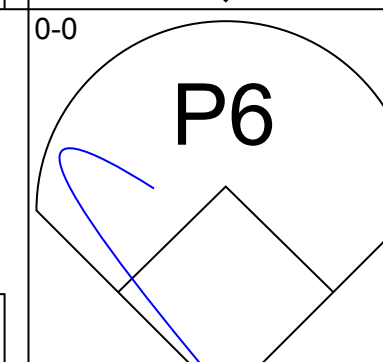
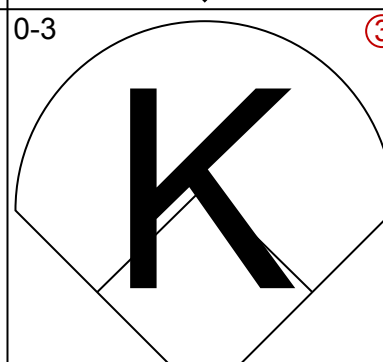
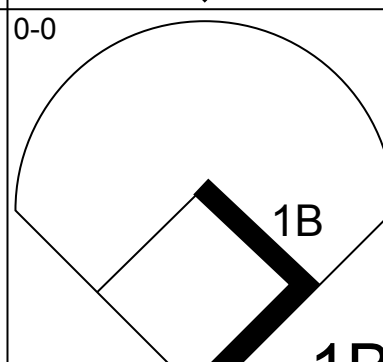
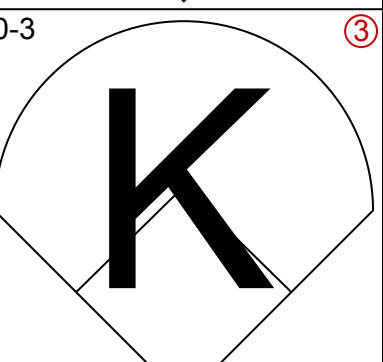
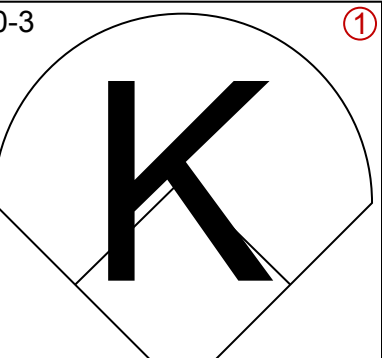
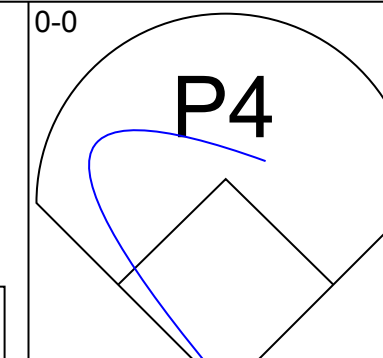
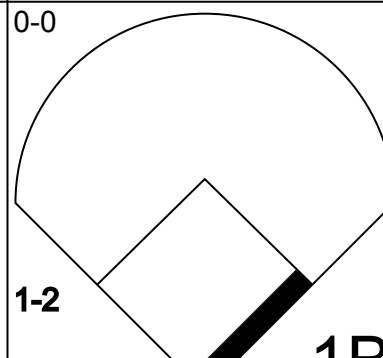
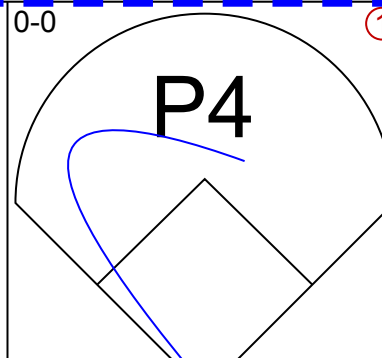
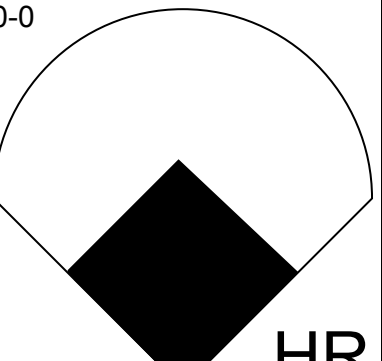
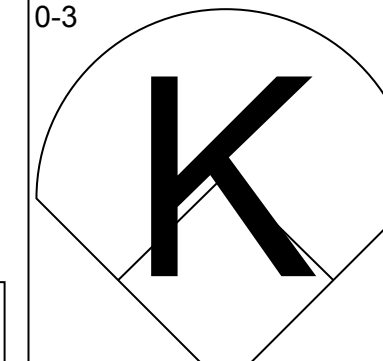
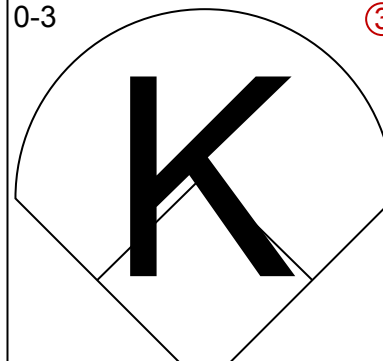
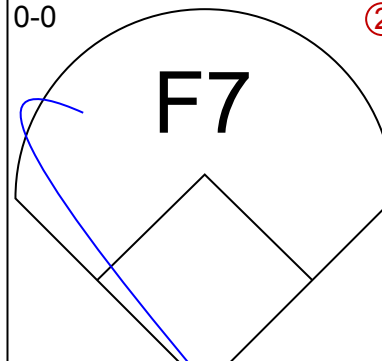
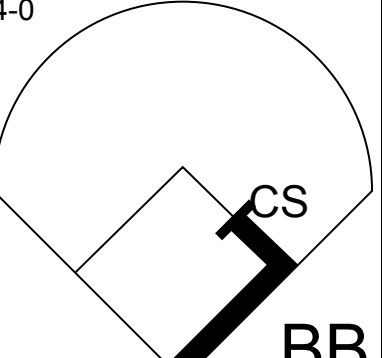
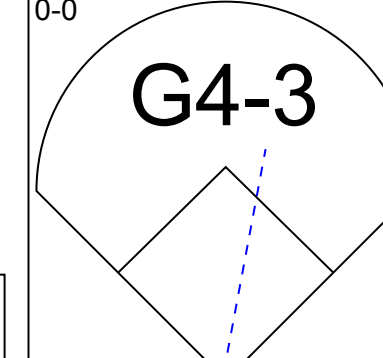
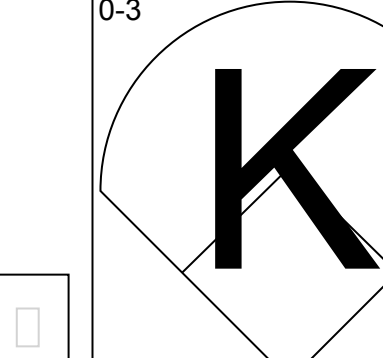
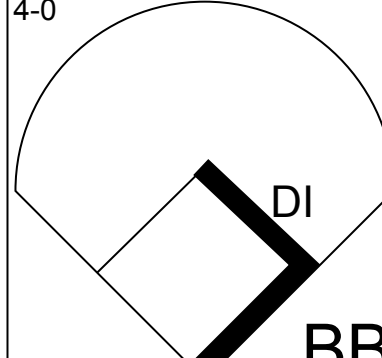
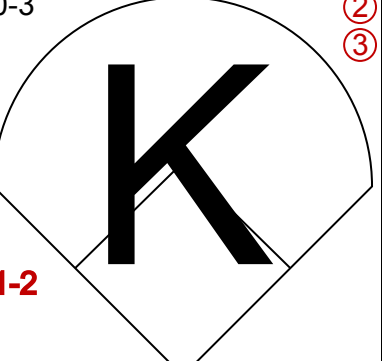
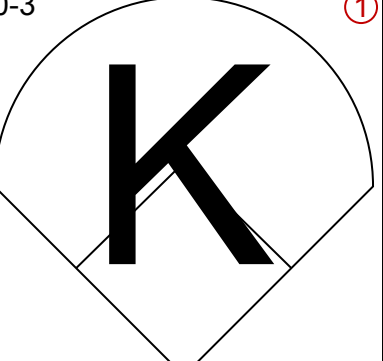
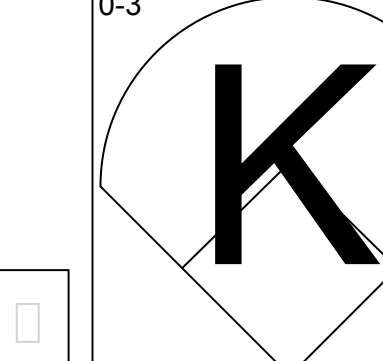
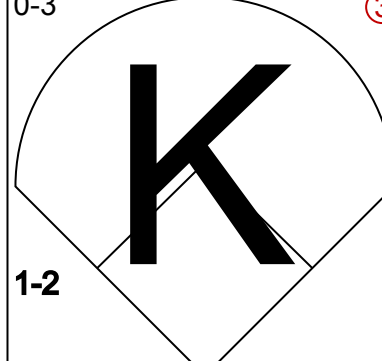
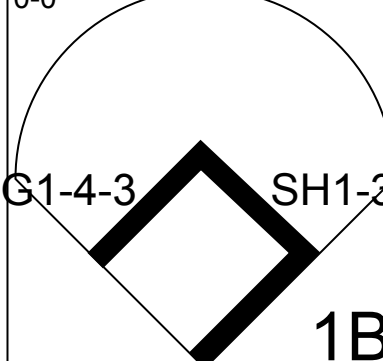
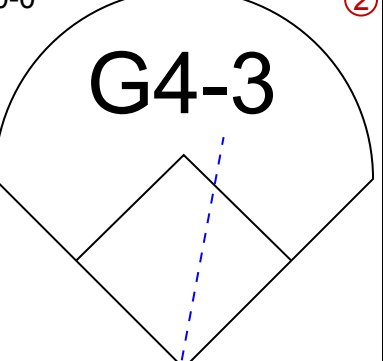
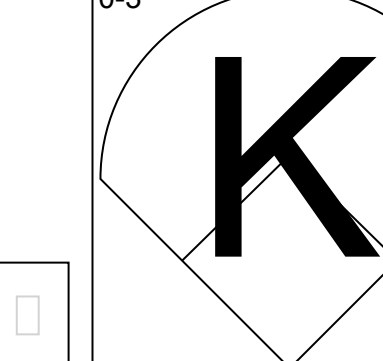
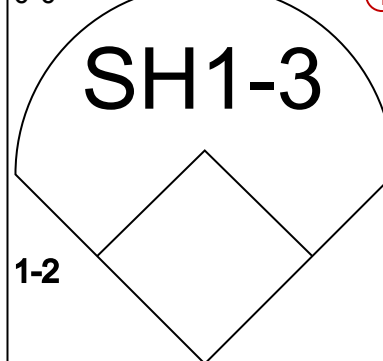
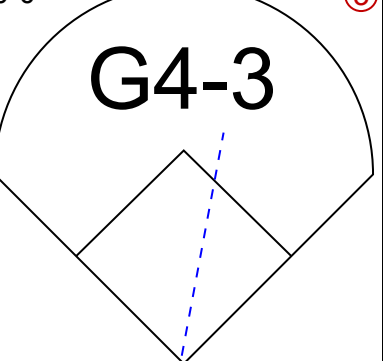
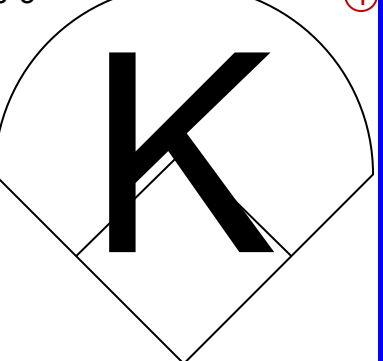
**AB 26**  
**R 0**  
**H 4**  
**RBI 0**  
**BB 4**  
**SO 4**  
**LOB 13**





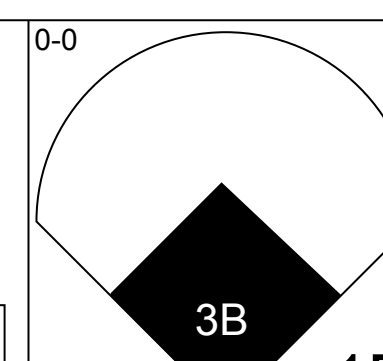
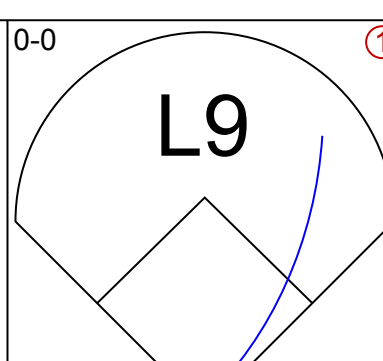
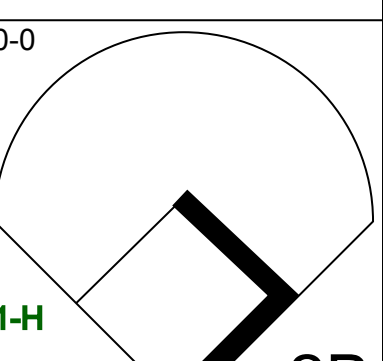
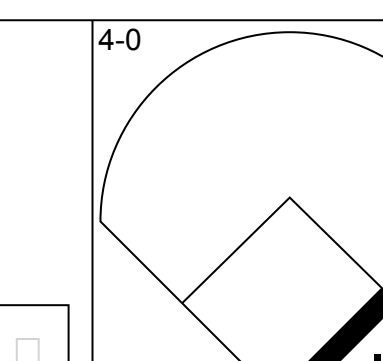
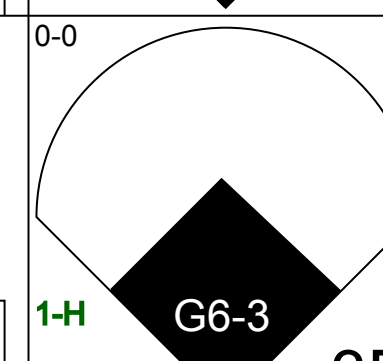
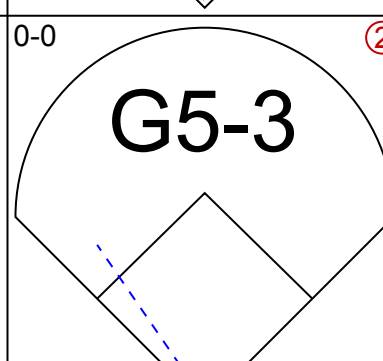
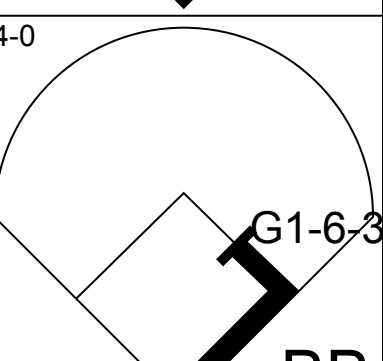
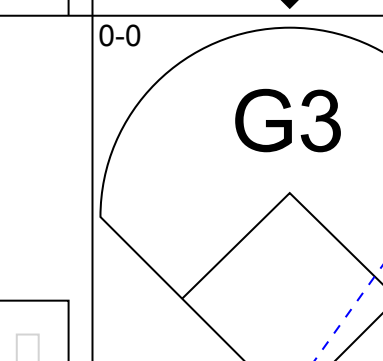
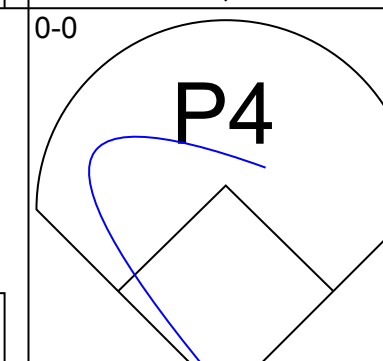
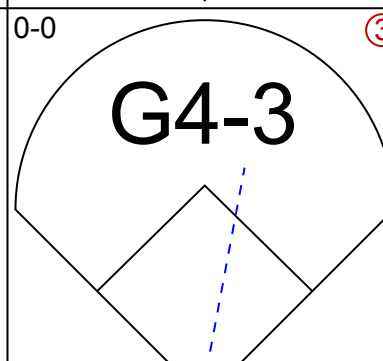
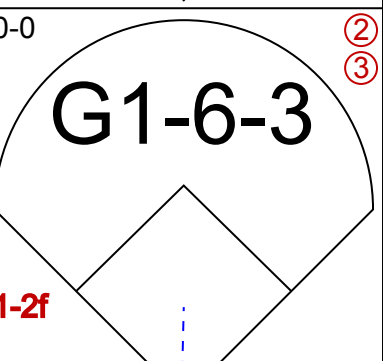
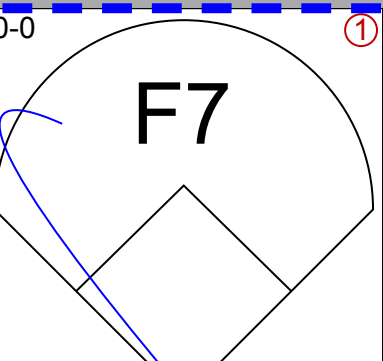
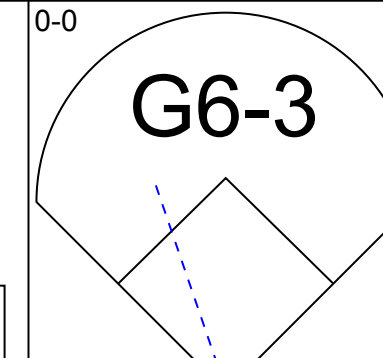
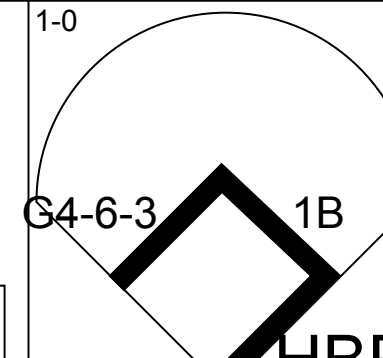
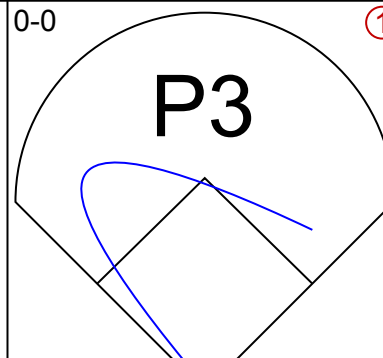
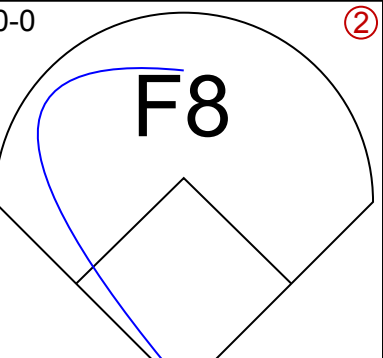
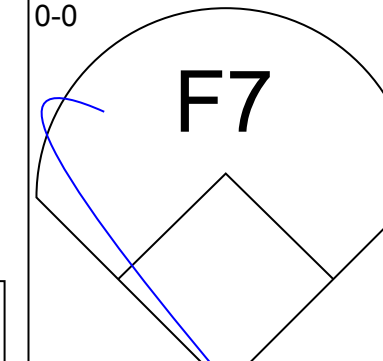
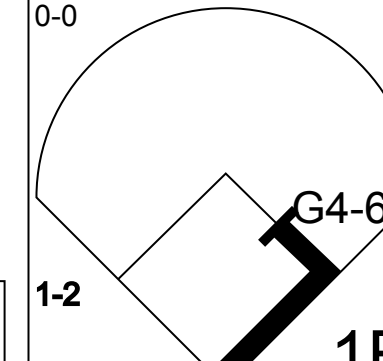
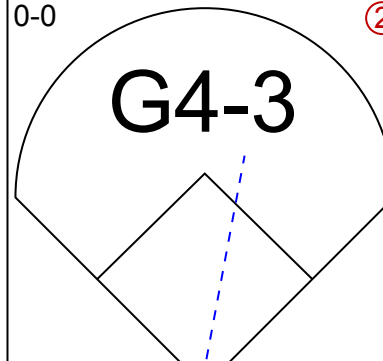
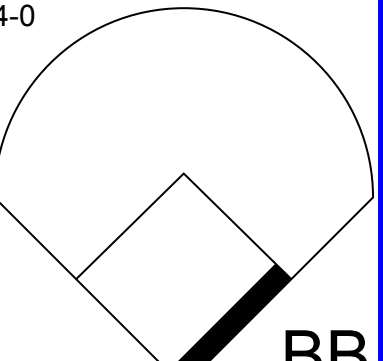
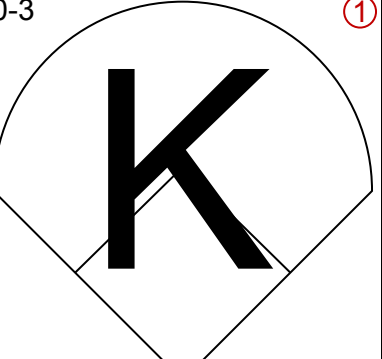
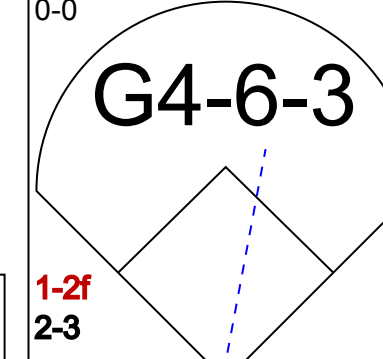
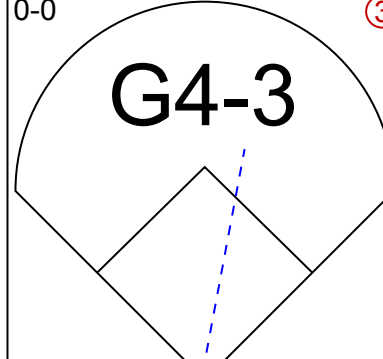
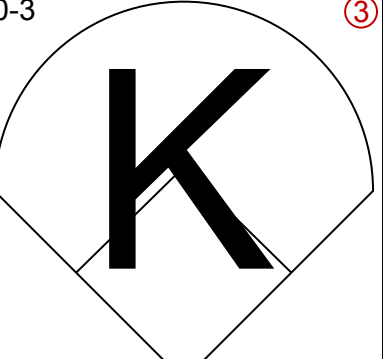
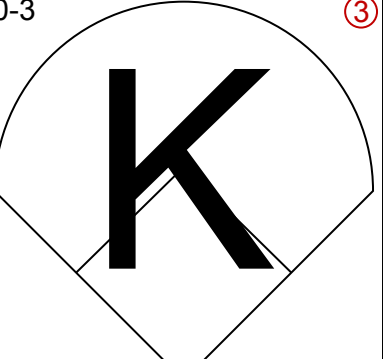
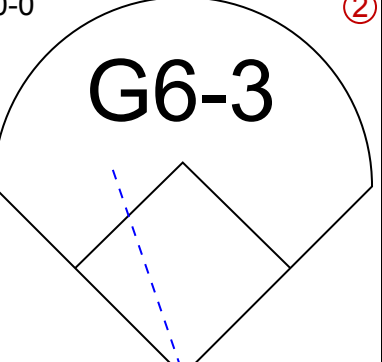
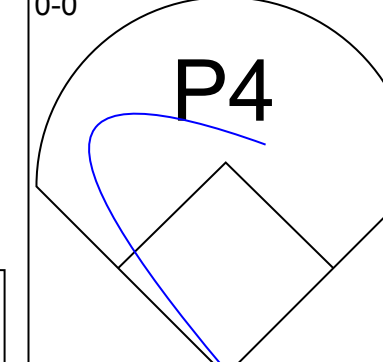
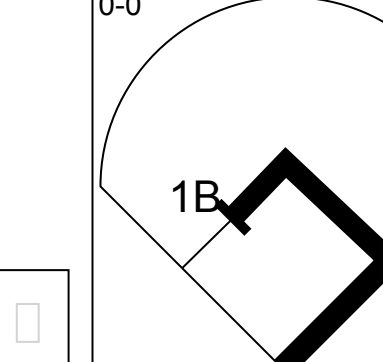
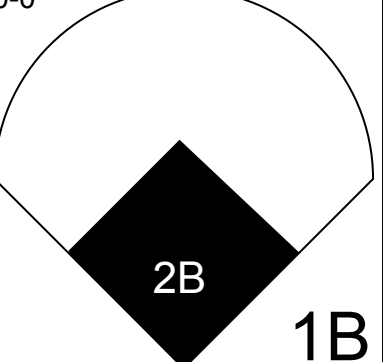
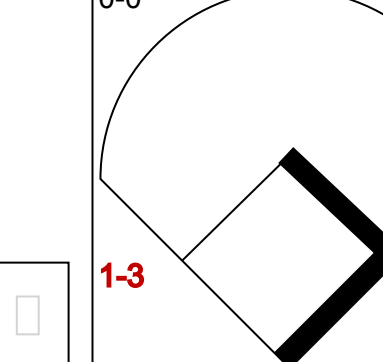
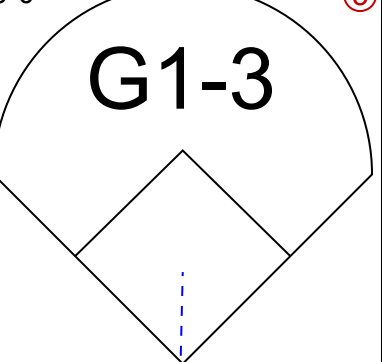
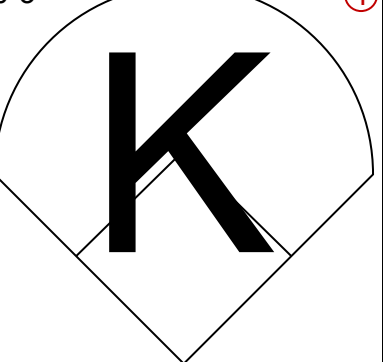
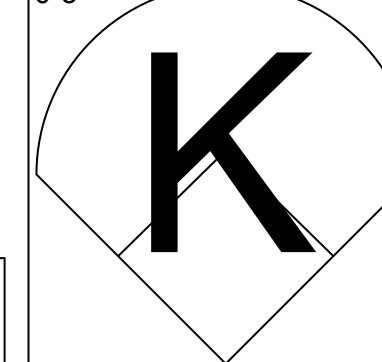




Batter	1	2	3	4	5	6	7	8	9	AB	R	H	RBI	BB	SO	LOB	TOP			
<b>Brett Butler, L</b> OBP: 0.516, SLG: 0.542 (1, 8)										3	0	0	0	1	1	0	<b>New York Mets @ Montreal Expos</b> Olympic Stadium, Montreal, QB Wed May 03 1995, 7:05 PM EDT Att: 13,923 - Dome			
<b>Jose Vizcaino, S</b> OBP: 0.333, SLG: 0.321 (1, 6)										3	0	0	0	1	0	2				
<b>Rico Brogna, L</b> OBP: 0.346, SLG: 0.680 (1, 3)										4	0	1	0	0	2	3				
<b>Bobby Bonilla, S</b> OBP: 0.382, SLG: 0.483 (1, 5)										4	0	1	0	0	1	0				
<b>Jeff Kent, R</b> OBP: 0.300, SLG: 0.320 (1, 4)										4	1	1	1	0	2	2				
<b>David Segui, S</b> OBP: 0.340, SLG: 0.611 <b>Tim Bogar, R</b> OBP: 0.250, SLG: 0.250 (8, PR)										2	0	0	0	2	1	0				
<b>Carl Everett, S</b> OBP: 0.281, SLG: 0.567 (1, 9)											4	0	0	0	0	4		2		
<b>Todd Hundley, S</b> OBP: 0.375, SLG: 0.682 (1, 2)										3	0	1	0	0	1	0				
<b>Bret Saberhagen, R</b> OBP: 0.500, SLG: 0.500 <b>Bill Spiers, L</b> (8, PH) <b>Doug Henry, R</b> (8, 1)										1	0	0	0	0	0	0				
<b>Inning Stats</b>	R: 0 E: 0 K: 1 S: 5	H: 0 LOB: 0 BB: 0 P: 5	R: 1 E: 0 K: 2 S: 7	H: 1 LOB: 1 BB: 1 P: 11	R: 0 E: 0 K: 1 S: 6	H: 1 LOB: 2 BB: 1 P: 10	R: 0 E: 0 K: 1 S: 5	H: 0 LOB: 0 BB: 0 P: 5	R: 0 E: 0 K: 1 S: 5	H: 2 LOB: 2 BB: 0 P: 7	R: 0 E: 0 K: 3 S: 9	H: 0 LOB: 0 BB: 0 P: 9	R: 0 E: 0 K: 2 S: 7	H: 0 LOB: 1 BB: 1 P: 11	R: 0 E: 0 K: 1 S: 5	H: 0 LOB: 0 BB: 1 P: 9		1B: 3 2B: 1 3B: 0 HR: 1	SF: 0 SAC: 1 DP: 1 HBP: 0	WP: 0 PB: 0 SB: 0 CS: 1
<b>PITCHER</b>	IP	WLS	BF	H	R	ER	SO	BB	IBB	HBP	BLK	WP	HR	S	P	ERA	WHIP			
<b>Pedro Martinez, R</b> ERA: 0.71 <b>Tim Scott, R</b> ERA: 2.45 <b>Mel Rojas, R</b> ERA: 1.42	(1, 1) (8, 1) (9, 1)		7.0 4 4	W 0 0	26 0 0	4 0 0	1 0 0	10 2 1	1 0 0	0 0 0	0 0 0	0 0 0	1 0 5	44 7 9	52 11 9	1.29 0.00 0.00	0.857 1.000 1.000			

AB	29
R	1
H	4
RBI	1
BB	4
SO	13
LOB	9



Batter	1	2	3	4	5	6	7	8	9	AB	R	H	RBI	BB	SO	LOB	BOTTOM			
<b>Tony Tarasco, L</b> OBP: 0.476, SLG: 0.600 (1, 7)										3	1	2	1	1	0	0	<b>New York Mets @ Montreal Expos</b> Olympic Stadium, Montreal, QB Wed May 03 1995, 7:05 PM EDT Att: 13,923 - Dome			
<b>Wil Cordero, R</b> OBP: 0.414, SLG: 0.577 (1, 6)										3	1	1	1	1	0	2				
<b>Roberto Kelly, R</b> OBP: 0.241, SLG: 0.414 (1, 8)										4	0	0	0	0	0	3				
<b>Moises Alou, R</b> OBP: 0.360, SLG: 0.545 (1, 9)										3	0	0	1	0	0	0				
<b>Darrin Fletcher, L</b> OBP: 0.368, SLG: 0.471 <b>Tim Spehr, R</b> OBP: 1.000, SLG: 2.000 (8, PR)										3	0	1	0	1	0	0				
<b>Cliff Floyd, L</b> OBP: 0.292, SLG: 0.190 (1, 3)											4	0	0	0	0	2		3		
<b>Mike Lansing, R</b> OBP: 0.200, SLG: 0.174 (1, 4)										3	0	1	0	0	0	1				
<b>Sean Berry, R</b> OBP: 0.643, SLG: 0.556 (1, 5)										3	1	3	0	0	0	0				
<b>Pedro Martinez, R</b> <b>Lou Frazier, S</b> <b>Tim Scott, R</b> <b>Mel Rojas, R</b> (1, 1) (7, PH) (8, 1) (9, 1)										2	0	0	0	0	1	2				
<b>Inning Stats</b>	R: 2 E: 0 K: 0 S: 5	H: 2 LOB: 0 BB: 0 P: 5	R: 0 E: 0 K: 1 S: 6	H: 1 LOB: 1 BB: 0 P: 6	R: 0 E: 0 K: 0 S: 3	H: 1 LOB: 1 BB: 0 P: 3	R: 0 E: 0 K: 0 S: 3	H: 1 LOB: 1 BB: 0 P: 4	R: 1 E: 0 K: 1 S: 6	H: 2 LOB: 1 BB: 1 P: 10	R: 0 E: 0 K: 0 S: 3	H: 0 LOB: 0 BB: 0 P: 3	R: 0 E: 0 K: 1 S: 6	H: 2 LOB: 2 BB: 1 P: 10	R: 0 E: 0 K: 1 S: 5	H: 0 LOB: 1 BB: 1 P: 9		1B: 5 2B: 2 3B: 1 HR: 0	SF: 0 SAC: 0 DP: 2 HBP: 1	WP: 0 PB: 0 SB: 0 CS: 0
<b>PITCHER</b>	IP	WLS	BF	H	R	ER	SO	BB	IBB	HBP	BLK	WP	HR	S	P	ERA	WHIP			
<b>Bret Saberhagen, R</b> ERA: 7.5 <b>Doug Henry, R</b> ERA:	(1, 1) (8, 1)		7.0 4	L 0	29 0	3 0	3 0	1 1	1 0	0 0	0 0	0 0	5 9	32 9	41	3.86 0.00	1.286 1.000			

AB	29
R	3
H	8
RBI	3
BB	3
SO	4
LOB	12





Batter	1	2	3	4	5	6	7	8	9	10	AB	R	H	RBI	BB	SO	LOB	TOP			
<b>Brett Butler, L</b> OBP: 0.444, SLG: 0.448 (1, 8)	G3		G4-3			K		G4-3		G5-3	5	0	0	0	0	1	0				
<b>Jose Vizcaino, S</b> OBP: 0.314, SLG: 0.281 (1, 6)			G4-3			E5			P6	G6-3	4	0	0	0	1	0	0				
<b>Jeff Kent, R</b> OBP: 0.294, SLG: 0.310 (1, 4)	F9					F9				G3-6-3 1B	4	0	1	0	0	1	2				
<b>Bobby Bonilla, S</b> OBP: 0.393, SLG: 0.531 <b>Mike Remlinger, L</b> (10, 1)			G6-3							G3-6-3 1-2f	3	1	1	0	1	0	1				
<b>Carl Everett, S</b> OBP: 0.278, SLG: 0.559 (1, 9)	P3					L3				G6-3 3B	4	1	1	0	0	0	3				
<b>David Segui, S</b> OBP: 0.393, SLG: 0.550 <b>Josias Manzanillo, R</b> (7, 1)		G3-1				G6-3															
<b>Joe Orsulak, L</b> OBP: 0.300, SLG: 0.500 (8, 7)																					
<b>Edgardo Alfonzo, R</b> OBP: 0.100, SLG: 0.200 (1, 5)						G1-3															
<b>Kelly Stinnett, R</b> OBP: 0.400, SLG: 0.333 <b>Rico Brogna, L</b> OBP: 0.370, SLG: 0.680 (10, 3)			G5-3																		
<b>Pete Harnisch, S</b> <b>Ricky Otero, S</b> OBP: 0.200, SLG: 0.111 <b>John Franco, L</b> (8, 1)																					
<b>Todd Hundley, S</b> OBP: 0.400, SLG: 0.826 (10, 2)						G6-3															
<b>Inning Stats</b>	R: 0 E: 0 K: 0 S: 14	H: 0 LOB: 2 BB: 2 P: 25	R: 0 E: 0 K: 1 S: 9	H: 0 LOB: 0 BB: 0 P: 12	R: 0 E: 0 K: 1 S: 7	H: 0 LOB: 0 BB: 0 P: 7	R: 0 E: 0 K: 1 S: 8	H: 0 LOB: 0 BB: 0 P: 12	R: 0 E: 0 K: 1 S: 6	H: 0 LOB: 0 BB: 0 P: 8	R: 1 E: 0 K: 0 S: 6	H: 1 LOB: 0 BB: 0 P: 11	R: 0 E: 0 K: 0 S: 6	H: 0 LOB: 0 BB: 0 P: 12	R: 0 E: 0 K: 0 S: 6	H: 1 LOB: 0 BB: 0 P: 9	R: 4 E: 0 K: 0 S: 10	H: 2 LOB: 0 BB: 1 P: 16	1B: 1 2B: 1 3B: 1 HR: 1	SF: 1 SAC: 1 DP: 1 HBP: 0	WP: 0 PA: 38 PB: 0 SB: 0 CS: 0
<b>PITCHER</b>	IP	WLS	BF	H	R	ER	SO	BB	IBB	HBP	BLK	WP	HR	S	P	ERA	WHIP				
<b>Butch Henry, L</b> ERA: 3.27	7.0		25	1	1	1	5	2	0	0	0	0	0	58	87	1.29	0.429				
<b>Carlos Perez, L</b> ERA:	1.1		5	1	0	0	0	0	0	0	0	0	0	10	18	0.00	0.750				
<b>Jeff Shaw, R</b> ERA: 6.14	1.0	L	5	1	3	3	0	0	1	0	0	0	0	6	11	27.00	1.000				
<b>Bryan Eversgerd, L</b> ERA: 3.86	0.2		3	1	1	1	0	0	0	0	0	0	0	1	6	8	13.50	1.500			

**New York Mets @ Montreal Expos**  
 Olympic Stadium, Montreal, QB  
 Thu May 04 1995, 7:05 PM EDT  
 Att. 12,993 - Dome

AB	33
R	5
H	4
RBI	5
BB	3
SO	5
LOB	7



Batter	1	2	3	4	5	6	7	8	9	10	AB	R	H	RBI	BB	SO	LOB	BOTTOM			
<b>Tony Tarasco, L</b> OBP: 0.440, SLG: 0.542 <b>Rondell White, R</b> OBP: 0.294, SLG: 0.688 (10, PH)	F9		F8					K		G3	4	0	1	0	0	1	0				
<b>Wil Cordero, R</b> OBP: 0.394, SLG: 0.533 <b>Mark Grudzielanek, R</b> OBP: 0.167, SLG: 0.333 (10, 9)		F8				G5-3															
<b>Roberto Kelly, R</b> OBP: 0.294, SLG: 0.471 (1, 8)						G1-3															
<b>Moises Alou, R</b> OBP: 0.345, SLG: 0.500 (1, 9)	P4		SF8			G6-3															
<b>Darrin Fletcher, L</b> <b>Tim Spehr, R</b> OBP: 1.000, SLG: 2.000 (9, 2)			G4-3			P4				G4-6-3	4	0	1	0	0	3					
<b>Cliff Floyd, L</b> OBP: 0.286, SLG: 0.167 (1, 3)						G5-3															
<b>Mike Lansing, R</b> OBP: 0.172, SLG: 0.148 (1, 4)						G4-3															
<b>Sean Berry, R</b> OBP: 0.500, SLG: 0.385 <b>Bryan Eversgerd, R</b> (10, 1)			E1			F9															
<b>Butch Henry, L</b> <b>Chad Fonville, S</b> OBP: 0.667, SLG: 0.667 <b>Carlos Perez, L</b> (8, 1)			L3																		
<b>Jeff Shaw, R</b> <b>Shane Andrews, R</b> OBP: 0.368, SLG: 0.765 (10, 5)						P5															
<b>Inning Stats</b>	R: 0 E: 0 K: 0 S: 6	H: 1 LOB: 1 BB: 0 P: 10	R: 0 E: 1 K: 2 S: 18	H: 1 LOB: 2 BB: 0 P: 24	R: 1 E: 0 K: 0 S: 7	H: 2 LOB: 1 BB: 0 P: 11	R: 0 E: 0 K: 0 S: 5	H: 0 LOB: 0 BB: 0 P: 6	R: 0 E: 0 K: 0 S: 12	H: 1 LOB: 1 BB: 0 P: 17	R: 0 E: 0 K: 1 S: 7	H: 0 LOB: 0 BB: 0 P: 11	R: 0 E: 0 K: 0 S: 5	H: 0 LOB: 0 BB: 1 P: 13	R: 0 E: 0 K: 2 S: 9	H: 0 LOB: 0 BB: 0 P: 15	R: 0 E: 0 K: 0 S: 12	H: 1 LOB: 1 BB: 0 P: 16	1B: 5 2B: 2 3B: 0 HR: 0	SF: 1 SAC: 0 DP: 1 HBP: 1	WP: 0 PA: 39 PB: 0 SB: 2 CS: 0
<b>PITCHER</b>	IP	WLS	BF	H	R	ER	SO	BB	IBB	HBP	BLK	WP	HR	S	P	ERA	WHIP				
<b>Pete Harnisch, R</b> ERA: 1.5	6.0		25	5	1	1	2	0	0	1	0	0	0	55	79	1.50	0.833				
<b>Josias Manzanillo, R</b> ERA: 13.5	1.1		6	1	0	0	1	1	0	0	0	0	0	9	19	0.00	1.500				
<b>John Franco, L</b> ERA: 2.49	1.2	W	4	0	0	0	2	0	0	0	0	0	0	12	20	0.00	0.000				
<b>Mike Remlinger, L</b> ERA: 9.0	1.0		4	1	0	0	0	0	0	0	0	0	0	12	16	0.00	1.000				

**New York Mets @ Montreal Expos**  
 Olympic Stadium, Montreal, QB  
 Thu May 04 1995, 7:05 PM EDT  
 Att. 12,993 - Dome

AB	36
R	1
H	7
RBI	1
BB	1
SO	5
LOB	13





Batter	1	2	3	4	5	6	7	8	9	AB	R	H	RBI	BB	SO	LOB	TOP		
<b>Ricky Otero, S</b> OBP: 0.200, SLG: 0.214 (1, 8)	6-3		G6-3			L4			F8	5	1	1	0	0	0	3	<b>New York Mets @ Cincinnati Reds</b> Riverfront Stadium, Cincinnati, OH Fri May 05 1995, 7:05 PM EDT Att: 23,788 - Unknown - 61 F		
<b>Edgardo Alfonzo, R</b> OBP: 0.297, SLG: 0.429 (1, 5)	BB		F8		4-3		1-3		2B	4	0	2	2	1	0	0			
<b>Jeff Kent, R</b> OBP: 0.282, SLG: 0.273 (1, 4)	BB		F8		P4		5-3		F8	4	0	0	0	1	0	2			
<b>Bobby Bonilla, S</b> OBP: 0.405, SLG: 0.600 (1, 3)	F8						4-3			3	1	1	1	0	0	2			
<b>Carl Everett, S</b> OBP: 0.275, SLG: 0.514 (1, 9)	K		K		HR				P4	3	0	0	0	1	2	4			
<b>David Segui, S</b> OBP: 0.375, SLG: 0.478 (1, 7)		5-3			6-3				3-1	3	0	0	0	0	1	0			
<b>Joe Orsulak, L</b> OBP: 0.300, SLG: 0.500 (8, 7)						1-2			BB	0	0	0	0	0	0	0			
<b>Todd Hundley, S</b> OBP: 0.345, SLG: 0.704 (1, 2)		F9			K				L4	4	0	0	0	0	1	2			
<b>Tim Bogar, R</b> OBP: 0.250, SLG: 0.250 (1, 6)		F7			1B				F9	4	0	1	0	0	0	0			
<b>Bobby Jones, R</b> OBP: 0.250, SLG: 0.250 (1, 1)									3-1	3	0	1	0	0	2	0			
<b>Bill Spiers, L</b> OBP: 0.286, SLG: 0.167 (9, PH)			K							1	1	1	0	0	0	0			
<b>John Franco, L</b> (9, 1)					1-2				K	0	0	0	0	0	0	0			
<b>Inning Stats</b>	R: 0 E: 0 K: 1 S: 5	H: 0 LOB: 2 BB: 2 P: 13	R: 0 E: 0 K: 0 S: 3	H: 0 LOB: 0 BB: 0 P: 3	R: 1 E: 0 K: 2 S: 9	H: 2 LOB: 2 BB: 0 P: 10	R: 0 E: 0 K: 1 S: 7	H: 2 LOB: 2 BB: 0 P: 7	R: 1 E: 0 K: 0 S: 4	H: 1 LOB: 2 BB: 2 P: 12	R: 0 E: 0 K: 0 S: 3	H: 0 LOB: 0 BB: 0 P: 3	R: 0 E: 0 K: 0 S: 3	H: 0 LOB: 0 BB: 0 P: 3	R: 1 E: 0 K: 0 S: 5	H: 2 LOB: 1 BB: 0 P: 5	1B: 3 2B: 3 3B: 0 HR: 1	SF: 0 SAC: 0 DP: 0 HBP: 1	WP: 0 PA: 39 PB: 0 SB: 0 CS: 0
<b>PITCHER</b>	IP	WLS	BF	H	R	ER	SO	BB	IBB	HBP	BLK	WP	HR	S	P	ERA	WHIP		
<b>Pete Schourek, L</b> ERA: 12.27 (1, 1)	4.2	L	24	5	2	2	4	4	0	1	1	0	1	27	44	3.86	1.929		
<b>Tim Pugh, R</b> ERA: 1.23 (5, 1)	3.1		10	0	0	0	1	0	0	0	0	0	0	12	12	0.00	0.000		
<b>Xavier Hernandez, R</b> ERA: 9.45 (9, 1)	1.0		5	2	1	1	0	0	0	0	0	0	0	5	5	9.00	2.000		

AB	34
R	3
H	7
RBI	3
BB	4
SO	5
LOB	13



Batter	1	2	3	4	5	6	7	8	9	AB	R	H	RBI	BB	SO	LOB	BOTTOM				
<b>Deion Sanders, L</b> OBP: 0.175, SLG: 0.205 (1, 8)	F8		1-3			F8		4-3		4	0	0	0	0	0	0	<b>New York Mets @ Cincinnati Reds</b> Riverfront Stadium, Cincinnati, OH Fri May 05 1995, 7:05 PM EDT Att: 23,788 - Unknown - 61 F				
<b>Bret Boone, R</b> OBP: 0.378, SLG: 0.457 (1, 4)	BB		5-3			K			F7	3	0	0	0	1	1	0					
<b>Barry Larkin, R</b> OBP: 0.475, SLG: 0.778 (1, 6)	K				6-3				2B	4	0	2	0	0	1	1					
<b>Ron Gant, R</b> OBP: 0.417, SLG: 0.818 (1, 7)	F8				G5-4-3		5-3		2B	3	0	1	0	1	0	2					
<b>Hal Morris, L</b> OBP: 0.194, SLG: 0.152 (1, 3)										3	0	2	0	0	0	0					
<b>Brian Hunter, R</b> OBP: 0.214, SLG: 0.154 (9, PH)		E			G5-4-3		6-3		F3	1	0	0	0	0	0	2					
<b>Reggie Sanders, R</b> OBP: 0.389, SLG: 0.357 (1, 9)		K2-3			G5-4-3		P3		BB	3	0	0	0	1	1	3					
<b>Damon Berryhill, S</b> (1, 2)		P6					4-3			3	0	0	0	0	1	1					
<b>Benito Santiago, R</b> OBP: 0.286, SLG: 0.444 (9, PH)									4-3	1	0	0	0	0	0	3					
<b>Jeff Branson, L</b> OBP: 0.111, SLG: 0.111 (1, 5)		4-3							6-3	3	0	0	0	0	0	1					
<b>Pete Schourek, L</b> (1, 1)										1	0	0	0	0	0	0					
<b>Tim Pugh, R</b> (5, 1)									L8	1	0	0	0	0	0	0					
<b>Lenny Harris, L</b> OBP: 0.400, SLG: 0.250 (8, PH)										1	0	0	0	0	0	0					
<b>Xavier Hernandez, L</b> (9, 1)										0	0	0	0	0	0	0					
<b>Inning Stats</b>	R: 0 E: 0 K: 1 S: 5	H: 0 LOB: 1 BB: 1 P: 9	R: 0 E: 1 K: 1 S: 6	H: 1 LOB: 1 BB: 0 P: 6	R: 0 E: 0 K: 0 S: 3	H: 0 LOB: 0 BB: 0 P: 3	R: 0 E: 0 K: 0 S: 3	H: 1 LOB: 1 BB: 1 P: 7	R: 0 E: 0 K: 1 S: 5	H: 0 LOB: 0 BB: 0 P: 5	R: 0 E: 0 K: 1 S: 6	H: 1 LOB: 1 BB: 0 P: 6	R: 0 E: 0 K: 0 S: 3	H: 0 LOB: 0 BB: 0 P: 3	R: 0 E: 0 K: 0 S: 3	H: 0 LOB: 0 BB: 0 P: 3	R: 0 E: 0 K: 0 S: 5	H: 2 LOB: 3 BB: 1 P: 9	1B: 2 2B: 3 3B: 0 HR: 0	SF: 0 SAC: 0 DP: 1 HBP: 0	WP: 0 PA: 34 PB: 0 SB: 0 CS: 0
<b>PITCHER</b>	IP	WLS	BF	H	R	ER	SO	BB	IBB	HBP	BLK	WP	HR	S	P	ERA	WHIP				
<b>Bobby Jones, R</b> ERA: 2.29 (1, 1)	8.0	W	28	3	0	0	4	2	0	0	0	0	0	34	42	0.00	0.625				
<b>John Franco, L</b> ERA: 1.93 (9, 1)	1.0	S	6	2	0	0	0	1	0	0	0	0	0	5	9	0.00	3.000				









Batter	1	2	3	4	5	6	7	8	9	AB	R	H	RBI	BB	SO	LOB	TOP								
<b>Brett Butler</b> , L (1, 8) OBP: 0.435, SLG: 0.462	0-1 G4-6-3 1B		2-2 G3 G6-3 1B		2-2 F8		2-2 G4-3		2-2 L8	5	0	2	0	0	0	0									
<b>Jose Vizcaino</b> , S (1, 6) OBP: 0.318, SLG: 0.350	1-2 G4-6-3 1-2f		0-0 G6-3		1-1 F8			3-2 HR		4	1	1	1	0	0	2									
<b>Rico Brogna</b> , L (1, 3) OBP: 0.444, SLG: 0.788	0-1 2B		1-0 G3			0-1 1B 2B 1B		2-3 K		4	1	2	0	0	1	1									
<b>Bobby Bonilla</b> , S (1, 5) OBP: 0.440, SLG: 0.659	4-2 BB		0-0 F9			1-3 K		0-0 1B		3	0	1	0	1	1	2									
<b>Jeff Kent</b> , R (1, 4) OBP: 0.302, SLG: 0.278 <b>Edgardo Alfonzo</b> , R (8, 4) OBP: 0.350, SLG: 0.632	0-0 F8			4-1 WP S 1B BB		2-1 2B L5 1B		1-3 K		3	1	1	0	1	1	3									
<b>Joe Orsulak</b> , L (1, 9) OBP: 0.283, SLG: 0.421		0-0 G4-1		3-3 K		1-0 2B 1B		0-0 F8		4	0	1	1	0	1	2									
<b>David Segui</b> , S (1, 7) OBP: 0.371, SLG: 0.462 <b>Ricky Otero</b> , S (8, 7) OBP: 0.188, SLG: 0.200		0-0 1B		1-3 K		1-0 L5		0-3 K		3	0	1	0	0	1	3									
<b>Todd Hundley</b> , S (1, 2) OBP: 0.395, SLG: 0.765		2-3 K		3-1 PO 1B		2-1 G5-3		1-2 HR		4	1	2	2	0	1	1									
<b>Jason Jacome</b> , L (1, 1) OBP: 0.366, SLG: 0.500 <b>Kelly Stinnett</b> , R (7, PH) OBP: 0.346, SLG: 0.500 <b>Kevin Lomon</b> , R (7, 1) OBP: 0.188, SLG: 0.200 <b>Bias Minor</b> , R (7, 1) OBP: 0.200, SLG: 0.143 <b>Mike Remlinger</b> , L (7, 1) OBP: 0.200, SLG: 0.143 <b>Carl Everett</b> , S (9, PH) OBP: 0.200, SLG: 0.143		2-3 K		1-2 PO 1B		3-3 K		1-1 F9		2	0	0	0	0	0	2									
<b>Inning Stats</b>	R: 0 E: 0 K: 0 S: 10	H: 2 LOB: 2 BB: 1 P: 15	R: 0 E: 0 K: 2 S: 8	H: 1 LOB: 1 BB: 0 P: 12	R: 0 E: 0 K: 0 S: 7	H: 1 LOB: 0 BB: 1 P: 10	R: 1 E: 0 K: 2 S: 11	H: 1 LOB: 0 BB: 1 P: 23	R: 0 E: 0 K: 1 S: 12	H: 0 LOB: 0 BB: 0 P: 18	R: 1 E: 0 K: 1 S: 10	H: 3 LOB: 1 BB: 0 P: 15	R: 0 E: 0 K: 0 S: 10	H: 0 LOB: 0 BB: 0 P: 15	R: 1 E: 0 K: 2 S: 11	H: 2 LOB: 1 BB: 0 P: 17	R: 1 E: 0 K: 1 S: 14	H: 1 LOB: 0 BB: 0 P: 20	1B: 7 2B: 3 3B: 0 HR: 2	SF: 0 SAC: 0 DP: 2 HBP: 0	WP: 1 PB: 0 SB: 2 CS: 0	PA: 38			
<b>PITCHER</b>	IP	WLS	BF	H	R	ER	SO	BB	IBB	HBP	BLK	WP	HR	S	P	ERA	WHIP								
<b>Jose Rijo</b> , R (1, 1) ERA: 7.2	5.1	W	23	7	2	2	6	2	0	0	0	1	0	55	88	3.38	1.688								
<b>Chuck McElroy</b> , L (6, 1) ERA: 6.75	1.2		5	1	0	0	0	0	0	0	0	0	0	13	20	0.00	0.600								
<b>Jeff Brantley</b> , R (8, 1) ERA: 6.75	2.0		9	3	2	2	3	0	0	0	0	0	2	25	37	9.00	1.500								

**New York Mets @ Cincinnati Reds**  
Riverfront Stadium, Cincinnati, OH  
Sun May 07 1995, 3:33 AM EDT  
Att: 24,759 - Unknown - 71 F

AB 35  
R 4  
H 11  
RBI 4  
BB 2  
SO 9  
LOB 15



Batter	1	2	3	4	5	6	7	8	9	AB	R	H	RBI	BB	SO	LOB	BOTTOM								
<b>Jerome Walton</b> , R (1, 8) OBP: 0.417, SLG: 1.000	0-0 HR		4-1 CS S BB		3-3 K		3-2 P3		2-1 F7	4	1	1	1	1	1	3									
<b>Bret Boone</b> , R (1, 4) OBP: 0.404, SLG: 0.465	4-1 G6-4-3 BB BB		4-2 E 2B BB		1-1 BB BB 1B		2-1 G6-3		0-3 K	3	2	1	0	2	1	0									
<b>Barry Larkin</b> , R (1, 6) OBP: 0.500, SLG: 0.721	4-1 G6-4-3 BB		4-2 2B 2-3 BB		2-2 P3		0-2 S 1B		3-3 K	3	1	1	0	2	1	1									
<b>Ron Gant</b> , R (1, 7) OBP: 0.364, SLG: 0.733 <b>Deion Sanders</b> , L (8, 8) OBP: 0.176, SLG: 0.273	2-2 G6-4-3 1-2f 2-3		1-3 K		4-1 BB BB 1B		2-2 F8		2-1 G3	3	1	0	0	1	1	5									
<b>Reggie Sanders</b> , R (1, 9) OBP: 0.405, SLG: 0.394	1-2 F9		1-1 2B		4-0 S CS BB		3-2 S 3B 1B			3	1	2	2	1	0	1									
<b>Hal Morris</b> , L (1, 3) OBP: 0.244, SLG: 0.333		2-1 G4-3		0-2 G1-3		0-0 1-2 2-H 3-H 1B		1-0 1-H 1B 3B		4	1	2	3	0	0	2									
<b>Benito Santiago</b> , R (1, 2) OBP: 0.361, SLG: 0.500		1-1 FC6-4 1B		2-0 G1-3		0-3 K		4-1 1B BB		3	0	1	0	1	1	2									
<b>Mark Lewis</b> , R (1, 5) OBP: 0.333, SLG: 0.500 <b>Jeff Branson</b> , L (6, PH) OBP: 0.214, SLG: 0.429		2-1 F9		0-2 2B		3-2 CS		0-0 HR		2	0	1	0	0	0	1									
<b>Jose Rijo</b> , R (1, 1) ERA: 7.2 <b>Chuck McElroy</b> , L (6, 1) ERA: 6.75 <b>Brian Hunter</b> , R (7, PH) OBP: 0.200, SLG: 0.143 <b>Jeff Brantley</b> , R (8, 1) ERA: 6.75		0-1 FC6-4		1-0 F9		0-2 HR		0-2 G6-3		2	0	0	0	0	0	2									
<b>Inning Stats</b>	R: 1 E: 0 K: 0 S: 9	H: 1 LOB: 1 BB: 2 P: 20	R: 0 E: 0 K: 0 S: 8	H: 1 LOB: 0 BB: 0 P: 13	R: 1 E: 0 K: 1 S: 18	H: 1 LOB: 2 BB: 3 P: 32	R: 0 E: 0 K: 1 S: 8	H: 1 LOB: 0 BB: 0 P: 14	R: 2 E: 0 K: 1 S: 13	H: 2 LOB: 1 BB: 2 P: 27	R: 1 E: 0 K: 0 S: 9	H: 1 LOB: 0 BB: 0 P: 14	R: 3 E: 0 K: 1 S: 18	H: 4 LOB: 2 BB: 1 P: 32	R: 0 E: 0 K: 2 S: 8	H: 0 LOB: 0 BB: 0 P: 13	1B: 6 2B: 2 3B: 1 HR: 2	SF: 0 SAC: 0 DP: 1 HBP: 0	WP: 0 PB: 0 SB: 4 CS: 2	PA: 41					
<b>PITCHER</b>	IP	WLS	BF	H	R	ER	SO	BB	IBB	HBP	BLK	WP	HR	S	P	ERA	WHIP								
<b>Jason Jacome</b> , L (1, 1) ERA: 9.0	4.1	L	24	6	4	4	2	7	0	0	0	0	1	51	98	8.31	3.000								
<b>Josias Manzanillo</b> , R (5, 1) ERA: 11.12	1.2		5	1	1	1	1	0	0	0	0	0	1	14	22	5.40	0.600								
<b>Kevin Lomon</b> , R (7, 1) ERA: 10.8	0.1		4	3	3	3	0	0	0	0	0	0	0	10	16	81.00	9.000								
<b>Bias Minor</b> , R (7, 1) ERA: 3.0	0.0		1	0	0	0	0	1	0	0	0	0	0	1	5	=	=								
<b>Mike Remlinger</b> , L (7, 1) ERA: 8.35	1.2		6	1	0	0	3	0	0	0	0	0	0	15	24	0.00	0.600								

**New York Mets @ Cincinnati Reds**  
Riverfront Stadium, Cincinnati, OH  
Sun May 07 1995, 3:33 AM EDT  
Att: 24,759 - Unknown - 71 F

AB 32  
R 8  
H 11  
RBI 8  
BB 8  
SO 6  
LOB 19





Batter	1	2	3	4	5	6	7	8	9	AB	R	H	RBI	BB	SO	LOB	TOP								
Marquis Grissom, R (1, 8) OBP: 0.271, SLG: 0.309	1-3 K		1-2 G6-3		2-1 G4-3			1-0 P4		4	0	0	0	0	1	0	Atlanta Braves @ New York Mets Shea Stadium, Flushing, NY Tue May 09 1995, 7:05 PM EDT Att: 14,882 - Unknown - 62 F								
Jeff Blausler, R (1, 6) OBP: 0.386, SLG: 0.304	0-0 P4		3-2 10 1B HBP			1-1 10 FC6-4 1B		1-1 G6-3		3	0	1	0	0	0	0									
10 Chipper Jones, S (1, 7) OBP: 0.386, SLG: 0.383	2-3 K		3-1 1B			0-0 FC6-4 1-2 G4-6-3			2-0 HR	4	1	2	1	0	1	1									
Fred McGriff, L (1, 3)		1-2 G4-3	1-3 K			1-2 G4-6-3 1-2			2-3 K	4	0	0	0	0	2	3									
Dwight Smith, L (1, 9) Greg McMichael, R (7, 1) Mike Sharperson, R (9, PH) Brad Clontz, R (9, 1)		4-2 HR BB		3-3 K			0-0 G4-3 2B		0-2 F7	2	1	1	0	1	1	0									
Jose Oliva, R (1, 5) OBP: 0.310, SLG: 0.520		2-2 P2		0-0 G6-3			0-0 G4-3		0-2 G6-3	4	0	0	0	0	0	2									
Charlie O'Brien, R (1, 2) OBP: 0.500, SLG: 0.625		2-1 HR		1-2 G5-3			3-1 L5			3	1	1	2	0	0	1									
Mark Lemke, S (1, 4) OBP: 0.333, SLG: 0.409		1-2 G4-3			0-0 G4-3		1-0 F8			3	0	0	0	0	0	1									
Steve Avery, L (1, 1) Mike Kelly, R (7, 9) OBP: 0.240, SLG: 0.182			0-3 K		0-1 G1-3			1-1 G5-3		2	0	0	0	0	1	0									
										1	0	0	0	0	0	0									
<b>Inning Stats</b>	R: 0 E: 0 K: 2 S: 8	H: 0 LOB: 0 BB: 0 P: 11	R: 2 E: 0 K: 0 S: 14	H: 1 LOB: 0 BB: 1 P: 24	R: 0 E: 0 K: 2 S: 14	H: 1 LOB: 2 BB: 0 P: 22	R: 0 E: 0 K: 1 S: 9	H: 0 LOB: 0 BB: 0 P: 13	R: 0 E: 0 K: 0 S: 5	H: 1 LOB: 0 BB: 0 P: 7	R: 0 E: 0 K: 0 S: 6	H: 1 LOB: 1 BB: 0 P: 8	R: 0 E: 0 K: 0 S: 5	H: 1 LOB: 0 BB: 0 P: 9	R: 0 E: 0 K: 0 S: 5	H: 0 LOB: 0 BB: 0 P: 8	R: 1 E: 0 K: 1 S: 10	H: 1 LOB: 0 BB: 0 P: 14	1B: 2 2B: 1 3B: 0 HR: 2	SF: 0 SAC: 0 DP: 1 HBP: 1	WP: 0 PB: 0 SB: 0 CS: 0	PA: 33			
<b>PITCHER</b>	IP	WLS	BF	H	R	ER	SO	BB	IBB	HBP	BLK	WP	HR	S	P	ERA	WHIP								
Bret Saberhagen, R (1, 1) ERA: 5.68	7.0		26	4	2	2	5	1	0	1	0	0	1	61	94	2.57	0.714								
Josias Manzanillo, R (8, 1) ERA: 9.39	2.0	L	7	1	1	1	1	0	0	0	0	0	1	15	22	4.50	0.500								

AB	31
R	3
H	5
RBI	3
BB	1
SO	6
LOB	8



Batter	1	2	3	4	5	6	7	8	9	AB	R	H	RBI	BB	SO	LOB	BOTTOM								
Brett Butler, L (1, 8) OBP: 0.429, SLG: 0.452	2-2 G6-3		0-0 CS 1B			1-0 SH5-3		1-1 G4-3		3	0	1	0	0	0	0	Atlanta Braves @ New York Mets Shea Stadium, Flushing, NY Tue May 09 1995, 7:05 PM EDT Att: 14,882 - Unknown - 62 F								
Edgardo Alfonzo, R (1, 5) OBP: 0.333, SLG: 0.636	2-1 G6-3		0-0 CS 1-2	1-1 2B		2-3 SF8		1-2 F9		3	0	1	1	0	0	0									
Jeff Kent, R (1, 4) OBP: 0.319, SLG: 0.400	0-0 G5-3			2-2 P2		3-H 3-2 1B 2B		0-1 HR		4	1	2	1	0	0	1									
Bobby Bonilla, S (1, 3) OBP: 0.426, SLG: 0.622		1-0 F9		3-2 P8		0-0 FC6-4 1B		1-2 G4-3		4	0	1	0	0	0	1									
Todd Hundley, S (1, 2) OBP: 0.405, SLG: 0.757		2-2 2B		1-3 K		2-3 FC6-4 1-2			1-1 SH3-4 HBP	3	0	1	0	0	1	3									
Tim Bogar, R (9, PR) OBP: 0.200, SLG: 0.200						0-0 FC6-4 1-2				0	0	0	0	0	0	0									
Carl Everett, S (1, 9) OBP: 0.245, SLG: 0.435		0-2 G5-3			3-2 F9		0-2 K		1-1 SH3-4	3	0	0	0	0	1	1									
Ricky Otero, S (1, 7) OBP: 0.150, SLG: 0.158			3-1 G4-3		1-2 G6-3		1-3 K		0-2 F7	4	0	0	0	0	1	3									
Jose Vizcaino, S (1, 6) OBP: 0.319, SLG: 0.349			3-2 G6-3		0-1 G4-3		1-1 K		1-1 F8	3	0	1	0	0	0	0									
David Segui, S (9, PH) OBP: 0.351, SLG: 0.444										1	0	0	0	0	0	2									
Bret Saberhagen, R (1, 1) Rico Brogna, L (7, PH) OBP: 0.432, SLG: 0.765			2-2 F8			3-1 SH5-3 SF8 2B		0-2 G4-3		2	1	1	0	0	0	0									
										1	0	0	0	0	0	1									
<b>Inning Stats</b>	R: 0 E: 0 K: 0 S: 6	H: 0 LOB: 0 BB: 0 P: 10	R: 0 E: 0 K: 0 S: 9	H: 1 LOB: 0 BB: 0 P: 15	R: 0 E: 0 K: 1 S: 13	H: 1 LOB: 0 BB: 0 P: 20	R: 0 E: 0 K: 0 S: 11	H: 0 LOB: 0 BB: 0 P: 15	R: 1 E: 0 K: 0 S: 10	H: 3 LOB: 2 BB: 0 P: 18	R: 0 E: 0 K: 2 S: 11	H: 1 LOB: 1 BB: 0 P: 13	R: 1 E: 0 K: 0 S: 12	H: 1 LOB: 0 BB: 0 P: 15	R: 0 E: 0 K: 0 S: 9	H: 0 LOB: 2 BB: 0 P: 12	1B: 3 2B: 4 3B: 0 HR: 1	SF: 1 SAC: 2 DP: 0 HBP: 1	WP: 0 PB: 0 SB: 0 CS: 1	PA: 36					
<b>PITCHER</b>	IP	WLS	BF	H	R	ER	SO	BB	IBB	HBP	BLK	WP	HR	S	P	ERA	WHIP								
Steve Avery, L (1, 1) ERA: 3.68	6.0		23	6	1	1	1	0	0	0	0	0	1	23	28	4.50	1.000								
Greg McMichael, R (7, 1) ERA: 3.55	2.0	W	8	2	1	1	2	0	0	0	0	0	0	9	12	0.00	0.000								
Brad Clontz, R (9, 1) ERA: 1.35	1.0	S	4	0	0	0	0	0	0	1	0	0	0	9	12	0.00	0.000								

AB	31
R	2
H	8
RBI	2
BB	0
SO	3
LOB	12





Batter	1	2	3	4	5	6	7	8	9	AB	R	H	RBI	BB	SO	LOB	TOP								
Marquis Grissom, R OBP: 0.254, SLG: 0.288	F8		L9		G6-3			L7		4	0	0	0	0	0	0									
Jeff Blausler, R OBP: 0.393, SLG: 0.360	L7			10 G3 SF7	2B	F8		2B		4	1	2	0	0	0	0									
10 Chipper Jones, S OBP: 0.377, SLG: 0.431	F8		G3			HR		K		4	1	1	1	0	1	2									
Fred McGriff, L OBP: 0.328, SLG: 0.420		G6-3		SF7		L4		IBB		2	0	0	1	1	0	0									
Dwight Smith, L OBP: 0.421, SLG: 0.588	G4-3			3B		L9		K		3	0	1	0	0	0	0									
Mike Kelly, R OBP: 0.231, SLG: 0.174										1	0	0	0	0	1	2									
Jose Oliva, R OBP: 0.333, SLG: 0.536		2B		BB		F7		G6-3		3	0	1	0	1	0	0									
Javy Lopez, R OBP: 0.348, SLG: 0.545	F8		F8			1B		G6-3		4	0	1	0	0	0	3									
Mark Lemke, S OBP: 0.327, SLG: 0.396			G4-3		1B	P7		G1-3		4	0	1	0	0	0	1									
Kent Mercker, L			K		G3					3	0	0	0	0	2	2									
Mike Stanton, L										0	0	0	0	0	0	0									
Mark Wohlers, R										0	0	0	0	0	0	0									
Steve Bedrosian, R										0	0	0	0	0	0	0									
<b>Inning Stats</b>	R: 0 E: 0 K: 0 S: 7	H: 0 LOB: 0 BB: 0 P: 11	R: 0 E: 0 K: 0 S: 9	H: 1 LOB: 1 BB: 0 P: 13	R: 0 E: 0 K: 1 S: 6	H: 0 LOB: 0 BB: 0 P: 8	R: 1 E: 0 K: 0 S: 11	H: 2 LOB: 2 BB: 1 P: 18	R: 0 E: 0 K: 1 S: 5	H: 1 LOB: 0 BB: 0 P: 7	R: 1 E: 0 K: 0 S: 9	H: 1 LOB: 1 BB: 0 P: 15	R: 0 E: 0 K: 1 S: 10	H: 1 LOB: 1 BB: 0 P: 17	R: 0 E: 0 K: 2 S: 11	H: 1 LOB: 2 BB: 1 P: 21	R: 0 E: 0 K: 0 S: 7	H: 0 LOB: 0 BB: 0 P: 11	1B: 2 2B: 3 3B: 1 HR: 1	SF: 1 SAC: 0 DP: 0 HBP: 0	WP: 0 PB: 0 SB: 0 CS: 1	PA: 35			
<b>PITCHER</b>	IP	WLS	BF	H	R	ER	SO	BB	IBB	HBP	BLK	WP	HR	S	P	ERA	WHIP								
Pete Harnisch, R ERA: 1.89	7.0		27	6	2	2	2	1	0	0	0	0	1	57	89	2.57	1.000								
Doug Henry, R ERA: 4.5	1.0	W	5	1	0	0	2	0	1	0	0	0	0	11	21	0.00	1.000								
John Franco, L ERA: 1.59	1.0	S	3	0	0	0	0	0	0	0	0	0	0	7	11	0.00	0.000								

Atlanta Braves @ New York Mets  
Shea Stadium, Flushing, NY  
Wed May 10 1995, 7:05 PM EDT  
Att: 12,620 - Unknown - 51 F

AB 32  
R 2  
H 7  
RBI 2  
BB 2  
SO 4  
LOB 10




Batter	1	2	3	4	5	6	7	8	9	AB	R	H	RBI	BB	SO	LOB	BOTTOM								
Brett Butler, L OBP: 0.444, SLG: 0.468	SH1-3 1B		BB E 1B		G1-3		L7	S 1B		5	0	3	1	0	0	2									
Eduardo Alfonzo, R OBP: 0.308, SLG: 0.583	SH1-3		E5 BB			L8		K		2	0	0	0	0	0	1									
Rico Brogna, L OBP: 0.436, SLG: 0.743							BB	K		1	0	0	0	1	1	2									
Jeff Kent, R OBP: 0.308, SLG: 0.364	G5-3		BB			K	FC5	K		4	0	0	0	1	2	6									
Bobby Bonilla, S OBP: 0.414, SLG: 0.592	F7		F9			FC6-4 1B		K 1B BB		4	1	1	0	0	1	4									
Todd Hundley, S OBP: 0.391, SLG: 0.700		F8		L8		FC6-4		BB 1B BB		3	1	0	0	1	0	1									
Carl Everett, S OBP: 0.245, SLG: 0.420		K		K			G5-3	BB 1B		4	1	1	0	0	2	0									
Ricky Otero, S OBP: 0.143								BB 1B		2	1	0	0	1	1	0									
Joe Orsulak, L OBP: 0.300, SLG: 0.421	G4-3			K2-3			BLK 2B	SH5-4 1B BB		0	1	0	1	1	0	0									
Jose Vizcaino, S OBP: 0.333, SLG: 0.383			K2-3		K			BB 1B SH5-4 1B		4	0	2	3	0	2	0									
Pete Harnisch, S								BB 2B		2	0	0	0	0	2	0									
Kelly Stinnett, R OBP: 0.417, SLG: 0.300			K		K			SH5-4		0	0	0	0	1	0	0									
Doug Henry, R										0	0	0	0	0	0	0									
David Segui, S OBP: 0.361, SLG: 0.444										0	0	0	0	0	0	0									
John Franco, L										0	0	0	0	0	0	0									
<b>Inning Stats</b>	R: 0 E: 0 K: 0 S: 11	H: 1 LOB: 1 BB: 0 P: 18	R: 0 E: 0 K: 1 S: 6	H: 0 LOB: 0 BB: 0 P: 9	R: 0 E: 1 K: 2 S: 13	H: 1 LOB: 3 BB: 1 P: 22	R: 0 E: 0 K: 2 S: 8	H: 0 LOB: 0 BB: 0 P: 14	R: 0 E: 0 K: 1 S: 12	H: 0 LOB: 0 BB: 0 P: 18	R: 0 E: 0 K: 1 S: 11	H: 1 LOB: 1 BB: 0 P: 16	R: 1 E: 0 K: 0 S: 13	H: 1 LOB: 3 BB: 3 P: 28	R: 4 E: 0 K: 3 S: 15	H: 3 LOB: 2 BB: 2 P: 26	1B: 6 2B: 1 3B: 0 HR: 0	SF: 0 SAC: 2 DP: 0 HBP: 0	WP: 1 PB: 0 SB: 1 CS: 0	PA: 39					
<b>PITCHER</b>	IP	WLS	BF	H	R	ER	SO	BB	IBB	HBP	BLK	WP	HR	S	P	ERA	WHIP								
Kent Mercker, L ERA: 4.05	6.1		25	3	1	1	8	2	0	0	0	0	0	67	109	1.42	0.789								
Mike Stanton, L ERA: 4.29	0.1		3	1	0	0	0	1	0	0	1	0	0	5	9	0.00	6.000								
Mark Wohlers, R ERA: 9.0	0.1	L	6	1	4	4	1	3	0	0	0	1	0	8	21	108.00	12.000								
Steve Bedrosian, R ERA: 4.26	1.0		5	2	0	0	2	0	0	0	0	0	0	9	12	0.00	2.000								


Atlanta Braves @ New York Mets  
Shea Stadium, Flushing, NY  
Wed May 10 1995, 7:05 PM EDT  
Att: 12,620 - Unknown - 51 F

AB 31  
R 5  
H 7  
RBI 5  
BB 6  
SO 11  
LOB 16





Batter	1	2	3	4	5	6	7	8	9	AB	R	H	RBI	BB	SO	LOB	TOP																			
Marquis Grissom, R (1, 8) OBP: 0.250, SLG: 0.297	0-3 K		3-2 2H 2B		0-2 E1 1B			1-0 G4-3	1-3 K	5	0	1	1	0	2	2	<p>Atlanta Braves @ New York Mets Shea Stadium, Flushing, NY Thu May 11, 1995, 7:05 PM EDT Att: 13,073 - Unknown - 56 F</p> <p>livebaseballscorecards.com</p> <p>AB 34 R 3 H 8 RBI 3 BB 1 SO 5 LOB 12</p> 																			
Jeff Blauer, R (1, 6) OBP: 0.400, SLG: 0.370	1-1 G6-3		1-3 K		3-1 1B			1-2 1B		4	0	2	0	0	1	1																				
10 Chipper Jones, S (1, 7) OBP: 0.354, SLG: 0.490	2-1 F9			2-0 G3-1	0-0 G3			0-0 F7		4	0	0	0	0	0	3																				
Fred McGriff, L (1, 3) OBP: 0.308, SLG: 0.389		1-2 G3-1		2-2 F9		0-1 F7		1-0 L9		4	0	0	0	0	0	1																				
Dwight Smith, L (1, 9) OBP: 0.435, SLG: 0.714		0-0 G5-4-3 1B		0-0 HR		1-0 L7		2-3 K		4	1	2	1	0	1	0																				
Jose Oliva, R (1, 5) OBP: 0.351, SLG: 0.625	1-2 G5-4-3 1-2			0-0 1B		1-0 G1-3		2-2 HR		4	1	2	1	0	0	1																				
Javy Lopez, R (1, 2) OBP: 0.360, SLG: 0.522			2-0 FC4-6 HBP	2-3 K			0-1 P3	4-1 G3-1 1B BB		2	0	0	0	1	1																					
Mark Lemke, S (1, 4) OBP: 0.310, SLG: 0.373			1-1 FC4-6 2B		1-0 G4-3		0-0 F7	2-2 G3-1 1B		3	1	0	0	0	0	1																				
Mike Mordecai, R (8, 4) OBP: 0.250, SLG: 0.250			1-2 SH1-4		3-2 F8		2-1 P2	1-2 G3-1		1	0	0	0	0	0	0																				
29 John Smoltz, R (1, 1) Mike Sharperson, R (7, PH) Brad Woodall, S (7, 1) Pedro Borbon, R (8, 1) Mike Kelly, R (9, PH)	R: 0 E: 0 K: 1 S: 7	H: 0 LOB: 0 BB: 0 P: 10	R: 0 E: 0 K: 0 S: 8	H: 1 LOB: 0 BB: 0 P: 10	R: 1 E: 0 K: 1 S: 10	H: 1 LOB: 1 BB: 0 P: 18	R: 1 E: 0 K: 1 S: 9	H: 2 LOB: 1 BB: 0 P: 15	R: 0 E: 1 K: 0 S: 12	H: 1 LOB: 2 BB: 0 P: 18	R: 0 E: 0 K: 0 S: 4	H: 0 LOB: 0 BB: 0 P: 6	R: 0 E: 0 K: 0 S: 5	H: 0 LOB: 0 BB: 0 P: 7	R: 0 E: 0 K: 0 S: 6	H: 1 LOB: 1 BB: 1 P: 9		R: 1 E: 0 K: 2 S: 15	H: 2 LOB: 2 BB: 1 P: 26	1B: 5 2B: 1 3B: 0 HR: 2	SF: 0 SAC: 1 DP: 1 HBP: 1	WP: 0 PB: 0 CS: 0	PA: 37													
PITCHER	IP	WLS	BF	H	R	ER	SO	BB	IBB	HBP	BLK	WP	HR	S	P	ERA	WHIP	PITCHER		IP	WLS	BF	H	R	ER	SO	BB	IBB	HBP	BLK	WP	HR	S	P	ERA	WHIP
Bobby Jones, R (1, 1) ERA: 2.28	8.0	W	31	6	2	2	3	0	0	1	0	0	1	61	93	2.25	0.750	Bobby Jones, R (1, 1) ERA: 2.28		8.0	W	31	6	2	2	3	0	0	1	0	0	1	61	93	2.25	0.750
John Franco, L (9, 1) ERA: 2.7	1.0	S	6	2	1	1	2	1	0	0	0	0	1	15	26	9.00	3.000	John Franco, L (9, 1) ERA: 2.7		1.0	S	6	2	1	1	2	1	0	0	0	1	15	26	9.00	3.000	

Batter	1	2	3	4	5	6	7	8	9	AB	R	H	RBI	BB	SO	LOB	BOTTOM																			
Brett Butler, L (1, 8) OBP: 0.441, SLG: 0.481	0-0 SH5-4 2B			1-0 1B		3-1 F8		2-2 G1-4-3		5	1	2	0	0	1	2	<p>Atlanta Braves @ New York Mets Shea Stadium, Flushing, NY Thu May 11, 1995, 7:05 PM EDT Att: 13,073 - Unknown - 56 F</p> <p>livebaseballscorecards.com</p> <p>AB 33 R 5 H 13 RBI 4 BB 2 SO 6 LOB 20</p> 																			
John Franco, L (9, 1)		2-3 K		2-3 1B				1-2 F9		0	0	0	0	0	0	0																				
Jose Vizcaino, S (1, 6) OBP: 0.327, SLG: 0.360	0-0 SH5-4		4-2 2B BB	3-1 G4-3		3-2 F8		0-0 F9		3	0	0	0	1	0	2																				
Rico Brogna, L (1, 3) OBP: 0.465, SLG: 0.769	1-0 G4-3 2B		2-3 K		1-1 1B G6-4-3 1B		3-2 E 1B			4	2	3	1	0	1	1																				
Bobby Bonilla, S (1, 5) OBP: 0.435, SLG: 0.623	3-2 G4-3		2-2 2B		0-1 G6-4-3 1B		0-1 E 1B			4	0	3	0	0	0	1																				
Jeff Kent, R (1, 4) OBP: 0.286, SLG: 0.333	0-3 K		0-1 P9		0-1 G6-4-3		0-2 E4 WP 1B			4	1	0	0	0	1	6																				
Joe Orsulak, L (1, 9) OBP: 0.375, SLG: 0.478		1-1 1B SF7 1B	1-2 G1-3		1-0 1B		0-0 FC4-6			4	1	3	1	0	0	2																				
David Segui, S (1, 7) OBP: 0.400, SLG: 0.467		1-0 1B		4-1 1B SH1-4 BB		0-2 1B		2-1 FC4-6		3	0	2	1	1	0	1																				
Ricky Otero, S (7, PR) OBP: 0.174, SLG: 0.143		1-3 1B		1-3 1B		1-3 1B		1-2 FC4-6		0	0	0	0	0	0	0																				
Todd Hundley, S (1, 2) OBP: 0.360, SLG: 0.651		1-0 SF7		1-3 K		1-0 G4-3		2-1 P3		3	0	0	1	0	1	4																				
Bobby Jones, R (1, 1) OBP: 0.167, SLG: 0.167		3-3 K		0-2 SH1-4		2-3 K		1-2 E5		2	0	0	0	0	2	1																				
Edgardo Alfonzo, R (8, PH) OBP: 0.296, SLG: 0.580										1	0	0	0	0	0	0																				
Carl Everett, S (9, 9) OBP: 0.245, SLG: 0.420										0	0	0	0	0	0	0																				
Inning Stats	R: 1 E: 0 K: 1 S: 12	H: 2 LOB: 1 BB: 0 P: 16	R: 1 E: 0 K: 2 S: 12	H: 2 LOB: 0 BB: 0 P: 17	R: 0 E: 0 K: 1 S: 14	H: 1 LOB: 2 BB: 1 P: 23	R: 0 E: 0 K: 1 S: 10	H: 1 LOB: 2 BB: 1 P: 19	R: 1 E: 0 K: 0 S: 11	H: 4 LOB: 2 BB: 0 P: 14	R: 0 E: 0 K: 1 S: 9	H: 0 LOB: 0 BB: 0 P: 17	R: 2 E: 1 K: 0 S: 13	H: 3 LOB: 1 BB: 0 P: 20	R: 0 E: 1 K: 0 S: 8	H: 0 LOB: 0 BB: 0 P: 11	1B: 10 2B: 3 3B: 0 HR: 0	SF: 1 SAC: 2 DP: 2 HBP: 0	WP: 1 PB: 0 CS: 0	PA: 38																
PITCHER	IP	WLS	BF	H	R	ER	SO	BB	IBB	HBP	BLK	WP	HR	S	P	ERA	WHIP	PITCHER		IP	WLS	BF	H	R	ER	SO	BB	IBB	HBP	BLK	WP	HR	S	P	ERA	WHIP
29 John Smoltz, R (1, 1) ERA: 3.38	6.0	L	29	10	3	3	6	2	0	0	0	0	0	68	106	4.50	2.000	29 John Smoltz, R (1, 1) ERA: 3.38		6.0	L	29	10	3	3	6	2	0	0	0	0	68	106	4.50	2.000	
Brad Woodall, L (7, 1) ERA: 9.0	1.0		6	3	2	1	0	0	0	0	0	1	0	13	20	9.00	3.000	Brad Woodall, L (7, 1) ERA: 9.0		1.0		6	3	2	1	0	0	0	0	1	0	13	20	9.00	3.000	
Pedro Borbon, L (8, 1) ERA: 6.75	1.0		3	0	0	0	0	0	0	0	0	0	0	8	11	0.00	0.000	Pedro Borbon, L (8, 1) ERA: 6.75		1.0		3	0	0	0	0	0	0	0	0	8	11	0.00	0.000		



Batter	1	2	3	4	5	6	7	8	9	AB	R	H	RBI	BB	SO	LOB	TOP										
Sean Berry, R OBP: 0.361, SLG: 0.419 (1, 5)	G4-3		F9			2B	G3		E5	5	1	1	0	0	0	1											
Wil Cordero, R OBP: 0.343, SLG: 0.431 (1, 6)	L6		L4-3			F9	E1		K	5	1	1	1	0	1	2											
Roberto Kelly, R OBP: 0.284, SLG: 0.369 (1, 8)	G6-3			F9		F9	K			4	0	0	0	0	1	3											
Moises Alou, R OBP: 0.397, SLG: 0.556 (1, 9)		G5-3		E6		HR	E4			4	1	2	2	0	0	0											
Rondell White, R OBP: 0.424, SLG: 0.793 (1, 7)		3B		G5-4-3		HR	1B			3	3	2	0	1	0	1											
Shane Andrews, R OBP: 0.344, SLG: 0.724 Cliff Floyd, L OBP: 0.313, SLG: 0.310 (1, 3) (7, 3)	SF7				F8	P3				3	1	1	1	0	0	2											
Mike Lansing, R OBP: 0.290, SLG: 0.291 (1, 4)	SF7				G5-3	HR				3	1	1	4	0	0	0											
Tim Spehr, R OBP: 0.500, SLG: 1.143 (1, 2)	G5-3				G6-3					4	0	1	0	0	0	0											
Jeff Fassero, L Jeff Shaw, R Tim Scott, R (1, 1) (7, 1) (8, 1)			K		K				G5-3	2	1	0	0	1	2	1											
										0	0	0	0	0	0	0											
										1	0	0	0	0	0	0											
<b>Inning Stats</b>	R: 0 E: 0 K: 0 S: 9	H: 0 LOB: 0 BB: 0 P: 13	R: 2 E: 0 K: 0 S: 9	H: 2 LOB: 0 BB: 0 P: 14	R: 0 E: 0 K: 1 S: 8	H: 0 LOB: 0 BB: 0 P: 10	R: 0 E: 0 K: 0 S: 4	H: 0 LOB: 0 BB: 0 P: 6	R: 0 E: 0 K: 1 S: 9	H: 1 LOB: 1 BB: 0 P: 13	R: 5 E: 0 K: 0 S: 11	H: 4 LOB: 0 BB: 1 P: 18	R: 1 E: 2 K: 1 S: 15	H: 1 LOB: 1 BB: 1 P: 23	R: 1 E: 0 K: 0 S: 7	H: 2 LOB: 0 BB: 0 P: 12	R: 0 E: 1 K: 1 S: 7	H: 0 LOB: 1 BB: 0 P: 11	1B: 2 2B: 7 3B: 1 HR: 1	SF: 1 SAC: 0 DP: 2 HBP: 0	WP: 0 PB: 0 SB: 0 CS: 1	PA: 38					
<b>PITCHER</b>	IP	WLS	BF	H	R	ER	SO	BB	IBB	HBP	BLK	WP	HR	S	P	ERA	WHIP										
Jason Jacome, L ERA: 9.68 Blas Minor, R ERA: 2.54 Kevin Lomon, R ERA: 8.44 Jerry Dipoto, R ERA: 11.05	(1, 1) (6, 1) (7, 1) (9, 1)	5.2 0.1 2.0 1.0	L 1 9 3	25 0 3 0	7 0 2 0	7 0 1 0	2 0 1 1	1 0 1 0	0 0 0 0	0 0 0 0	0 0 0 0	0 0 0 0	0 0 0 0	1 1 22 7	73 35 11	11.12 0.00 4.50 0.00	1.412 0.000 2.000 0.000										

Montreal Expos @ New York Mets  
Shea Stadium, Flushing, NY  
Fri May 12 1995, 7:05 PM EDT  
Att: 14,385 - Unknown - 61 F

AB	35
R	9
H	10
RBI	9
BB	2
SO	4
LOB	10



Batter	1	2	3	4	5	6	7	8	9	AB	R	H	RBI	BB	SO	LOB	BOTTOM										
Ricky Otero, S OBP: 0.179, SLG: 0.154 (1, 8)	K	1B		G5-3		P4		FC6-4		5	0	1	1	0	1	3											
Jose Vizcaino, S OBP: 0.317, SLG: 0.345 (1, 6)	E6	1B		F9		E6		G4-1		5	1	1	1	0	0	1											
Jeff Kent, R OBP: 0.295, SLG: 0.340 (1, 4)	1B	1B		L9		1B		G5-3		5	1	2	0	0	0	3											
Bobby Bonilla, S OBP: 0.448, SLG: 0.724 (8, 5)	BB	1B		HR		G2-3		K		5	2	3	3	0	1	2											
Edgardo Alfonso, R OBP: 0.333, SLG: 0.607 Rico Brogna, L OBP: 0.444, SLG: 0.732 (7, PH) (8, 3)	BB	1B		SH1-3		K2-3		K		3	0	2	0	0	1	0											
David Segui, S OBP: 0.386, SLG: 0.424 (1, 7)	BB			SH1-3		K		K		3	0	0	1	1	2	2											
Carl Everett, S OBP: 0.246, SLG: 0.407 Jerry Dipoto, R Bill Spiers, L OBP: 0.250, SLG: 0.143 (1, 9) (9, PH) (9, PH)	P3-2			K		L8		1B		4	1	1	0	0	1	4											
										0	0	0	0	0	0	0											
										1	0	0	0	0	0	0											
Kelly Stinnett, R OBP: 0.400, SLG: 0.250 Todd Hundley, S OBP: 0.373, SLG: 0.659 (1, 2) (8, PH) (9, 2)	G5-3			IBB		G5-3		FC6-4		2	0	0	0	1	0	0											
										1	1	1	0	0	0	0											
Jason Jacome, L Blas Minor, R Brook Fordyce, R Kevin Lomon, R Joe Orsulak, L (1, 1) (6, PH) (7, 1) (8, PH) (9, 9)	K			K		2B		FC6-4		2	0	0	0	0	2	2											
										0	0	0	0	0	0	0											
										1	0	1	0	0	0	0											
										0	0	0	0	0	0	0											
										1	0	1	0	0	0	0											
<b>Inning Stats</b>	R: 2 E: 1 K: 1 S: 14	H: 3 LOB: 2 BB: 1 P: 23	R: 0 E: 0 K: 1 S: 13	H: 2 LOB: 0 BB: 0 P: 15	R: 1 E: 0 K: 2 S: 11	H: 2 LOB: 2 BB: 1 P: 21	R: 0 E: 0 K: 0 S: 6	H: 0 LOB: 0 BB: 0 P: 11	R: 0 E: 0 K: 2 S: 9	H: 0 LOB: 0 BB: 0 P: 12	R: 0 E: 0 K: 0 S: 8	H: 1 LOB: 1 BB: 0 P: 10	R: 0 E: 1 K: 3 S: 17	H: 1 LOB: 2 BB: 0 P: 26	R: 2 E: 0 K: 0 S: 14	H: 3 LOB: 1 BB: 0 P: 21	R: 1 E: 0 K: 0 S: 15	H: 1 LOB: 0 BB: 0 P: 21	1B: 9 2B: 3 3B: 0 HR: 2	SF: 0 SAC: 1 DP: 1 HBP: 0	WP: 0 PB: 0 SB: 0 CS: 0	PA: 43					
<b>PITCHER</b>	IP	WLS	BF	H	R	ER	SO	BB	IBB	HBP	BLK	WP	HR	S	P	ERA	WHIP										
Jeff Fassero, L ERA: 3.52 Jeff Shaw, R ERA: 7.15 Tim Scott, R ERA: 2.0	(1, 1) (7, 1) (8, 1)	6.0 1.0 2.0	W 6 7	30 3 1	3 2 1	2 2 1	6 3 0	1 0 0	1 0 0	0 0 0	0 0 0	0 0 0	0 0 1	67 18 22	102 26 32	3.00 18.00 4.50	1.667 3.000 0.500										

Montreal Expos @ New York Mets  
Shea Stadium, Flushing, NY  
Fri May 12 1995, 7:05 PM EDT  
Att: 14,385 - Unknown - 61 F

AB	40
R	6
H	13
RBI	6
BB	2
SO	9
LOB	19






Batter	1	2	3	4	5	6	7	8	9	AB	R	H	RBI	BB	SO	LOB	TOP				
Tony Tarasco, L (1,9) OBP: 0.466, SLG: 0.698	G4-3		F8			G6-3 1B	G4-3			5	0	2	0	0	0	0					
Wil Cordero, R (1,6) OBP: 0.320, SLG: 0.400	G5-3			G5-3		G6-3 1-2		K	G6-3	5	0	0	0	0	1	2					
Cliff Floyd, L (1,3) OBP: 0.283, SLG: 0.277	L8			P5		K		K 2B SF9	G4-3	5	1	0	0	0	2	2					
Moises Alou, R (1,8) OBP: 0.403, SLG: 0.561		F9		K				SF9 HR 2B		3	1	1	0	1	1	0					
Darrin Fletcher, L (1,2) OBP: 0.348, SLG: 0.425 Chad Fonville, S (8, PR) OBP: 0.375, SLG: 0.375 Tim Spehr, R (8,2) OBP: 0.500, SLG: 1.143	G4-3				2B 1B	F9		HR IBB		3	0	1	0	1	0	2					
Rondell White, R (1,7) OBP: 0.432, SLG: 0.774		BB			L8			SF9 2B 1B		2	1	1	1	1	0	1					
Mike Lansing, R (1,4) OBP: 0.303, SLG: 0.373	L7				F8			F8 SF9 1-H	HR	4	2	2	4	0	0	2					
Mark Grudzielanek, R (1,5) OBP: 0.357, SLG: 0.500			F8			F8		F8 F9 3-H		4	0	1	0	0	0	2					
Pedro Martinez, R (1,1) Luis Aquino, R (7,1) OBP: 0.333, SLG: 0.333			G6-3		P4		SF9		F9	2	0	0	1	0	0	2					
<b>Inning Stats</b>	R: 0 E: 0 K: 0 S: 6	H: 0 LOB: 0 BB: 0 P: 7	R: 0 E: 0 K: 0 S: 8	H: 0 LOB: 1 BB: 1 P: 17	R: 0 E: 0 K: 1 S: 6	H: 0 LOB: 0 BB: 0 P: 8	R: 0 E: 0 K: 1 S: 7	H: 0 LOB: 0 BB: 0 P: 12	R: 0 E: 0 K: 1 S: 11	H: 1 LOB: 2 BB: 1 P: 21	R: 2 E: 0 K: 0 S: 7	H: 2 LOB: 0 BB: 0 P: 11	R: 4 E: 0 K: 2 S: 11	H: 2 LOB: 1 BB: 0 P: 21	R: 0 E: 0 K: 0 S: 7	H: 1 LOB: 1 BB: 0 P: 11	1B: 3 2B: 4 3B: 0 HR: 1	SF: 2 SAC: 0 DP: 0 HBP: 0	WP: 1 PB: 0 SB: 0 CS: 0	PA: 39	
<b>PITCHER</b>	IP	WLS	BF	H	R	ER	SO	BB	IBB	HBP	BLK	WP	HR	S	P	ERA	WHIP				
Dave Micki, R (1,1) ERA: 1.48	6.0		23	3	0	0	2	2	0	0	0	0	0	46	77	0.00	0.833				
Josias Manzanillo, R (7,1) ERA: 13.0	1.1	L	9	3	5	5	2	0	1	0	0	1	0	15	26	33.75	2.250				
Doug Henry, R (8,1) ERA: 5.4	0.2		3	1	1	1	0	0	0	0	0	0	1	3	6	13.50	1.500				
Eric Gunderson, L (9,1) ERA: 5.79	1.0		4	1	0	0	0	0	0	0	0	0	0	7	11	0.00	1.000				

**Montreal Expos @ New York Mets**  
 Shea Stadium, Flushing, NY  
 Sat May 13 1995, 3:33 AM EDT  
 Att: 21,184 - Cloudy - 69 F


**AB 34**  
**R 6**  
**H 8**  
**RBI 6**  
**BB 3**  
**SO 4**  
**LOB 13**



Batter	1	2	3	4	5	6	7	8	9	AB	R	H	RBI	BB	SO	LOB	BOTTOM				
Brett Butler, L (1,8) OBP: 0.460, SLG: 0.481	1B BB		F7			1B				2	0	1	0	2	0	0					
Jose Vizcaino, S (1,6) OBP: 0.313, SLG: 0.339				K		G6-3		F7		4	0	1	0	0	1	3					
Rico Brogna, L (1,3) OBP: 0.408, SLG: 0.667	P6			P4			F7	P5		4	0	0	0	0	0	3					
Bobby Bonilla, S (1,5) OBP: 0.437, SLG: 0.694	F7			G4-3			F7		G4-3 1B	4	0	1	0	0	0	1					
Joe Orsulak, L (1,9) OBP: 0.448, SLG: 0.593		F7			CS BB		1B 3B		G4-3 1B	3	1	2	0	1	0	0					
Jeff Kent, R (1,4) OBP: 0.297, SLG: 0.339 Doug Henry, R (8,1) Eric Gunderson, R (9,1) Carl Everett, S (9, PH) OBP: 0.241, SLG: 0.400	F9			G5-3			G5-3		G4-3	3	0	1	1	0	0	1					
Todd Hundley, S (1,2) OBP: 0.345, SLG: 0.604			P3		L4		P4			4	0	0	0	0	1	3					
David Segui, S (1,7) OBP: 0.375, SLG: 0.432			G1-3			G5-3			P6	4	0	1	0	0	0	2					
Dave Micki, R (1,1) Bill Spiers, L (6, PH) OBP: 0.222, SLG: 0.125 Josias Manzanillo, R (7,1) Tim Bogar, R (8,4) OBP: 0.182, SLG: 0.182			K			L3		G5-3		1	0	0	0	0	1	0					
<b>Inning Stats</b>	R: 0 E: 0 K: 0 S: 8	H: 1 LOB: 1 BB: 1 P: 16	R: 0 E: 0 K: 0 S: 5	H: 0 LOB: 0 BB: 0 P: 7	R: 0 E: 0 K: 1 S: 10	H: 0 LOB: 0 BB: 0 P: 14	R: 0 E: 0 K: 1 S: 10	H: 0 LOB: 0 BB: 0 P: 14	R: 0 E: 0 K: 0 S: 12	H: 1 LOB: 1 BB: 0 P: 20	R: 1 E: 0 K: 0 S: 11	H: 2 LOB: 1 BB: 0 P: 17	R: 0 E: 0 K: 0 S: 14	H: 1 LOB: 2 BB: 1 P: 23	R: 0 E: 0 K: 1 S: 16	H: 2 LOB: 2 BB: 0 P: 25	1B: 5 2B: 1 3B: 1 HR: 0	SF: 0 SAC: 0 DP: 0 HBP: 0	WP: 0 PB: 0 SB: 0 CS: 1	PA: 35	
<b>PITCHER</b>	IP	WLS	BF	H	R	ER	SO	BB	IBB	HBP	BLK	WP	HR	S	P	ERA	WHIP				
Pedro Martinez, R (1,1) ERA: 2.03	6.2	W	24	4	1	1	2	2	0	0	0	0	0	63	101	0.00	0.900				
Luis Aquino, R (7,1) ERA: 4.5	2.1	S	11	3	0	0	1	1	0	0	0	0	0	32	51	0.00	1.714				

**Montreal Expos @ New York Mets**  
 Shea Stadium, Flushing, NY  
 Sat May 13 1995, 3:33 AM EDT  
 Att: 21,184 - Cloudy - 69 F

**AB 32**  
**R 1**  
**H 7**  
**RBI 1**  
**BB 3**  
**SO 3**  
**LOB 16**





Batter	1	2	3	4	5	6	7	8	9	10	11	12	13	AB	R	H	RBI	BB	SO	LOB	TOP					
Tony Tarasco, L OBP: 0.464, SLG: 0.649 (1, 9)														4	0	0	0	1	0	1						
Wii Cordero, R OBP: 0.300, SLG: 0.373 (1, 8)														5	0	0	0	0	1	2						
Roberto Kelly, R OBP: 0.311, SLG: 0.362 (1, 8)														4	0	1	0	2	0	0						
Moises Alou, R OBP: 0.405, SLG: 0.557 (9, PR) Lou Frazier, S OBP: 0.100, SLG: 0.100 (9, 7)														4	0	2	0	0	0	1						
Corey Seidman, L OBP: 0.100, SLG: 0.100 (9, 7)														3	1	1	0	0	0	1						
Mike Lansing, R OBP: 0.333, SLG: 0.381 (1, 4)														4	1	2	1	2	0	1						
Cliff Floyd, L OBP: 0.266, SLG: 0.260 (1, 3) Shane Andrews, R OBP: 0.353, SLG: 0.700 (9, 3)														3	0	0	0	0	0	3						
Sean Berry, R OBP: 0.399, SLG: 0.406 (9, PR) Mark Cirigliano, R OBP: 0.323, SLG: 0.446 (9, 5)														3	0	0	1	0	1	3						
Butch Henry, L (1, 1) Tim Scott, R OBP: 0.333 (7, 1) Tim Spehr, R OBP: 0.545, SLG: 1.111 (9, 2)														2	0	0	0	0	2	1						
<b>Inning Stats</b>	R: 0 E: 0 K: 0 S: 6	H: 0 LOB: 0 BB: 0 P: 7	R: 0 E: 0 K: 1 S: 12	H: 1 LOB: 1 BB: 1 P: 19	R: 0 E: 0 K: 1 S: 8	H: 0 LOB: 0 BB: 0 P: 11	R: 0 E: 0 K: 0 S: 6	H: 0 LOB: 0 BB: 0 P: 7	R: 0 E: 0 K: 0 S: 4	H: 0 LOB: 0 BB: 0 P: 6	R: 0 E: 0 K: 0 S: 11	H: 1 LOB: 1 BB: 1 P: 15	R: 0 E: 0 K: 0 S: 14	H: 1 LOB: 1 BB: 1 P: 23	R: 0 E: 0 K: 0 S: 11	H: 1 LOB: 3 BB: 2 P: 25	R: 0 E: 0 K: 0 S: 7	H: 1 LOB: 0 BB: 0 P: 10	1B: 8 2B: 1 3B: 0 HR: 0	SF: 1 SAC: 3 DP: 1 HBP: 0	WP: 1 PB: 0 SB: 1 CS: 1	PA: 54				
<b>PITCHER</b>	IP 7.0	WLS 25	H 3	R 1	ER 1	SO 3	BB 2	IBB 0	HBP 0	BLK 0	WP 0	HR 0	S 58	P 82	ERA 1.29	WHIP 0.714										
Bret Saberhagen, R ERA: 4.5 (1, 1)																										
Doug Henry, R ERA: 5.14 (8, 1)																										
Eric Gunderson, L ERA: 5.06 (8, 1)																										
John Franco, L ERA: 3.52 (9, 1)																										
Bias Minor, R ERA: 2.16 (10, 1)																										
<b>PITCHER</b>	IP 12.1	WLS 2.0	H 10	R 2	ER 1	SO 1	BB 0	IBB 2	HBP 0	BLK 0	WP 1	HR 0	S 18	P 35	ERA 4.50	WHIP 1.000										
Jerry Dipoto, R ERA: 9.64 (12, 1)																										

Montreal Expos @ New York Mets  
Shea Stadium, Flushing, NY  
Sun May 14 1995, 7:05 PM EDT  
Att. 14,300 - Unknown - 56 F

AB 42  
R 3  
H 9  
RBI 3  
BB 8  
SO 6  
LOB 24



Batter	1	2	3	4	5	6	7	8	9	10	11	12	13	AB	R	H	RBI	BB	SO	LOB	BOTTOM					
Brett Butler, L OBP: 0.426, SLG: 0.441 (1, 8)														5	0	0	0	0	1	0						
Jose Vizcaino, S OBP: 0.394, SLG: 0.359 (1, 6)														5	1	1	0	0	0	1						
Rico Brogna, L OBP: 0.400, SLG: 0.686 (1, 3) Tim Bogar, R OBP: 0.182, SLG: 0.182 (13, PR)														6	1	2	2	0	0	2						
Bobby Bonilla, S OBP: 0.416, SLG: 0.647 (1, 5)														6	0	1	0	0	0	2						
Jeff Kent, R OBP: 0.286, SLG: 0.323 (1, 4)														6	0	1	0	0	1	2						
Todd Hundley, S OBP: 0.367, SLG: 0.996 (1, 2)														4	0	2	0	1	2	0						
Carl Everett, R OBP: 0.200, SLG: 0.148 (7, PR) Tim Scott, R OBP: 0.353, SLG: 0.400 (8, 7)														2	0	0	0	0	0	2						
Ricky Otero, S OBP: 0.200, SLG: 0.148 (1, 7) David Segui, S OBP: 0.353, SLG: 0.400 (8, 7)														1	0	0	0	1	0	0						
Bret Saberhagen, R OBP: 0.333, SLG: 0.500 (1, 1) Joe Orsulak, L OBP: 0.438, SLG: 0.567 (8, 9)														2	0	0	0	0	1	2						
<b>Inning Stats</b>	R: 0 E: 1 K: 0 S: 6	H: 0 LOB: 1 BB: 0 P: 9	R: 0 E: 0 K: 1 S: 6	H: 0 LOB: 0 BB: 0 P: 8	R: 0 E: 0 K: 2 S: 11	H: 0 LOB: 0 BB: 0 P: 17	R: 0 E: 1 K: 0 S: 10	H: 1 LOB: 2 BB: 1 P: 18	R: 0 E: 0 K: 0 S: 7	H: 2 LOB: 3 BB: 0 P: 14	R: 2 E: 0 K: 1 S: 11	H: 2 LOB: 0 BB: 0 P: 13	R: 0 E: 0 K: 2 S: 7	H: 1 LOB: 1 BB: 1 P: 15	R: 0 E: 0 K: 0 S: 8	H: 1 LOB: 1 BB: 0 P: 11	R: 0 E: 0 K: 0 S: 4	H: 0 LOB: 0 BB: 0 P: 9	R: 0 E: 0 K: 0 S: 8	H: 1 LOB: 1 BB: 0 P: 13	1B: 6 2B: 1 3B: 1 HR: 1	SF: 0 SAC: 2 DP: 3 HBP: 2	WP: 0 PB: 0 SB: 1 CS: 2	PA: 50		
<b>PITCHER</b>	IP 6.1	WLS 25	H 3	R 0	ER 0	SO 3	BB 1	IBB 0	HBP 1	BLK 0	WP 0	HR 0	S 53	P 79	ERA 0.00	WHIP 0.632										
Butch Henry, L ERA: 2.79 (1, 1)																										
Tim Scott, R ERA: 3.38 (7, 1)																										
Jeff Shaw, R ERA: 6.23 (9, 1)																										
Bryan Eversgard, L ERA: 6.0 (10, 1)																										
Reid Cornelius, R ERA: 7.71 (11, 1)																										
<b>PITCHER</b>	IP 12.1	WLS 1.0	H 10	R 2	ER 1	SO 1	BB 0	IBB 0	HBP 0	BLK 0	WP 0	HR 0	S 18	P 35	ERA 0.00	WHIP 0.000										
Ugueth Urbina, R ERA: 6.0 (12, 1)																										
Mel Rojas, R ERA: 1.64 (13, 1)																										

Montreal Expos @ New York Mets  
Shea Stadium, Flushing, NY  
Sun May 14 1995, 7:05 PM EDT  
Att. 14,300 - Unknown - 56 F

AB 43  
R 2  
H 8  
RBI 2  
BB 3  
SO 6  
LOB 20





Batter	1	2	3	4	5	6	7	8	9	AB	R	H	RBI	BB	SO	LOB	TOP				
Tony Tarasco, L OBP: 0.448, SLG: 0.639	0-0 FC3-6 1B	0-1 G4-3			1-1 G4-3			3-2 1B		4	0	2	0	0	0	0					
Wil Cordero, R OBP: 0.296, SLG: 0.367	1-0 FC3-6 HBP E		1-1 G6-3			1-2 G4-3 1B		1-0 P3		4	1	1	0	0	0	2					
Roberto Kelly, R OBP: 0.308, SLG: 0.347	2-1 FC6-4 HBP 1B		0-0 G6-3			3-3 K		1-3 K		3	1	0	0	0	2	2					
Darin Fletcher, L OBP: 0.321, SLG: 0.383	0-0 E6 FC6-4		0-1 P3			3-1 G4-3		2-3 K		4	0	0	0	0	1	3					
Tim Spehr, R OBP: 0.545, SLG: 1.111	1-2 2H					2-3				0	0	0	0	0	0	0					
Rondell White, R OBP: 0.405, SLG: 0.686	1-1 FC6-4 1B				1-3 K					3	0	0	0	1	2	3					
Mike Lansing, R OBP: 0.323, SLG: 0.373	1-1 1-2 1B		2-1 P3				1-1 F8		0-1 F9	4	0	1	1	0	0	1					
Cliff Floyd, L OBP: 0.167, SLG: 0.255	2-3 K		2-3 K			1-1 SF7 3B		0-2 F8		1	0	0	0	0	1	2					
Mark Grudzielanek, R OBP: 0.324, SLG: 0.500										3	1	1	0	0	1	1					
Shane Andrews, R OBP: 0.316, SLG: 0.636		2-2 P6			0-0 G6-3		2-2 SF7		1-0 FC5-4	3	0	0	1	0	0	1					
Gil Heredia, R OBP: 0.167, SLG: 0.167		0-0 P3			0-1 G6-3		3-H F8			2	0	0	0	0	0	0					
Chad Formica, S OBP: 0.406, SLG: 0.660										1	0	0	0	0	0	0					
Bryan Eversgerd, L ERA: 5.69										0	0	0	0	0	0	0					
Jeff Shaw, R ERA: 7.9										0	0	0	0	0	0	0					
Ugueth Urbina, R ERA: 8.0										0	0	0	0	0	0	0					
Gabe White, L ERA: 9.0										0	0	0	0	0	0	0					
<b>Inning Stats</b>	R: 2 E: 1 K: 1 S: 12	H: 2 LOB: 2 BB: 0 P: 19	R: 0 E: 0 K: 0 S: 7	H: 0 LOB: 0 BB: 0 P: 9	R: 0 E: 0 K: 0 S: 5	H: 0 LOB: 0 BB: 0 P: 6	R: 0 E: 0 K: 2 S: 8	H: 0 LOB: 0 BB: 0 P: 13	R: 0 E: 0 K: 0 S: 5	H: 1 LOB: 1 BB: 0 P: 22	R: 1 E: 0 K: 0 S: 8	H: 1 LOB: 0 BB: 0 P: 13	R: 0 E: 0 K: 2 S: 14	H: 1 LOB: 1 BB: 1 P: 21	R: 0 E: 0 K: 0 S: 7	H: 0 LOB: 1 BB: 1 P: 12	1B: 4 2B: 0 3B: 1 HR: 0	SF: 1 2B: 0 3B: 0 HBP: 1	WP: 0 PB: 0 SB: 1 CS: 0	PA: 35	
<b>PITCHER</b>	IP WLS BF H R ER SO BB IBB HBP BLK WP HR S P ERA WHIP	7.0 0 27 4 3 1 5 0 0 1 0 0 0 60 88 1.29 0.571	1.0 W 4 1 0 0 2 0 0 0 0 0 0 14 21 0.00 1.000	1.0 S 4 0 0 0 0 1 0 0 0 0 0 7 12 0.00 1.000																	

Montreal Expos @ New York Mets  
Shea Stadium, Flushing, NY  
Mon May 15 1995, 7:05 PM EDT  
Att: 13,136 - Unknown - 59 F

AB	32
R	3
H	5
RBI	2
BB	1
SO	7
LOB	15



Batter	1	2	3	4	5	6	7	8	9	AB	R	H	RBI	BB	SO	LOB	BOTTOM
Brett Butler, L OBP: 0.423, SLG: 0.435	2-1 G5-3		2-1 SH5-3			1-0 1B SF7 1B	0-1 G1-3			3	1	1	0	0	0	1	
Jose Vizcaino, S OBP: 0.325, SLG: 0.373	0-0 G6-3		0-2 G4-6-3 1B			0-0 1B SF9 1B		4-2 1B BB		3	2	2	0	1	0	0	
Tim Bogar, R OBP: 0.182, SLG: 0.182						1-3 1B SF7		0-1 1B BB 1B		0	0	0	0	0	0	0	
Rico Brogna, L OBP: 0.390, SLG: 0.667	1-0 G3		0-0 G4-6-3 1B			1-1 SF7		0-1 BB 1B 1B		3	1	1	1	0	0	2	
Bobby Bonilla, S OBP: 0.420, SLG: 0.639					0-3 K	0-3 K		0-0 BB 1B 1B		4	1	2	1	0	2	0	
Joe Orsulak, L OBP: 0.444, SLG: 0.563		1-1 FC6-4 1B			0-2 G4-3		1-3 1B SF9	4-1 SH1-3 BB		2	0	1	1	1	0	0	
Edgardo Alfonzo, R OBP: 0.343, SLG: 0.563		2-2 FC6-4 1B			0-3 K		1-2 3H G5-3	1-2 2-3 SH1-3 BB		4	0	1	2	0	1	2	
Todd Hundley, S OBP: 0.381, SLG: 0.593		3-2 1B					4-1 SH1-3 BB	0-1 SH1-3		2	0	1	0	1	0	0	
Ricky Otero, S OBP: 0.182, SLG: 0.133		1-3 1B			0-1 F8		1-2 SH1-3 BB	1-3 K		3	0	0	0	0	2	4	
Pete Hamisch, S OBP: 0.125, SLG: 0.125										2	0	1	0	0	0	0	
Jeff Kent, R OBP: 0.252, SLG: 0.317										1	0	0	0	0	1	1	
Josias Manzanillo, R ERA: 5.69										0	0	0	0	0	0	0	
Kelly Stinnett, R OBP: 0.412, SLG: 0.231										1	0	0	0	0	1	2	
John Franco, L ERA: 9.0										0	0	0	0	0	0	0	
<b>Inning Stats</b>	R: 0 E: 0 K: 0 S: 4	H: 0 LOB: 0 BB: 0 P: 7	R: 0 E: 0 K: 1 S: 15	H: 2 LOB: 2 BB: 0 P: 21	R: 0 E: 0 K: 0 S: 9	H: 2 LOB: 1 BB: 0 P: 12	R: 0 E: 0 K: 2 S: 11	H: 0 LOB: 0 BB: 0 P: 11	R: 0 E: 0 K: 1 S: 9	H: 3 LOB: 1 BB: 1 P: 15	R: 3 E: 0 K: 2 S: 17	H: 3 LOB: 2 BB: 2 P: 28	1B: 10 2B: 0 3B: 0 HR: 0	SF: 2 2B: 0 3B: 0 HBP: 0	WP: 0 PB: 0 SB: 0 CS: 0	PA: 36	
<b>PITCHER</b>	IP WLS BF H R ER SO BB IBB HBP BLK WP HR S P ERA WHIP	6.0 0 24 7 2 2 4 1 0 0 0 0 4 9 3.00 1.167	0.1 0 2 0 0 0 0 1 0 0 0 0 0 4 9 0.00 3.000	0.2 L 5 2 3 3 1 1 0 0 0 0 0 10 15 40.50 4.500	0.0 2 1 0 0 0 0 1 0 0 0 0 0 4 9 ∞ ∞	1.0 3 0 0 0 2 0 0 0 0 0 0 8 10 0.00 0.000											

Montreal Expos @ New York Mets  
Shea Stadium, Flushing, NY  
Mon May 15 1995, 7:05 PM EDT  
Att: 13,136 - Unknown - 59 F

AB	28
R	5
H	10
RBI	5
BB	3
SO	7
LOB	12






Batter	1	2	3	4	5	6	7	8	9	AB	R	H	RBI	BB	SO	LOB	TOP										
<b>Brett Butler, L</b> (1, 8) OBP: 0.432, SLG: 0.446	G3-1		E2			SH1-3			L4-6 SH1-3	3	0	2	1	0	0	0	<b>New York Mets @ Houston Astros</b> Astrodome, Houston, TX Tue May 16 1995, 8:05 PM EDT Att: 15,368 - Dome - 68 F										
<b>Jose Vizcaino, S</b> (1, 6) OBP: 0.316, SLG: 0.357	L7		G1-3			G6-3			SH1-3	3	0	0	0	0	0	2											
<b>Rico Brogna, L</b> (1, 3) OBP: 0.365, SLG: 0.621	K				G4-3				L4-6	4	0	0	0	0	2	2											
<b>Bobby Bonilla, S</b> (1, 5) OBP: 0.405, SLG: 0.613		K			L9				G3-1	3	0	0	0	0	1	0											
<b>Joe Orsulak, L</b> (1, 9) OBP: 0.410, SLG: 0.514		G1-3			G6-3				L8	3	0	0	0	0	0	0											
<b>Edgardo Alfonzo, R</b> (1, 4) OBP: 0.342, SLG: 0.543		G5-3							G5-3	3	0	1	0	0	0	0											
<b>Todd Hundley, S</b> (1, 2) OBP: 0.364, SLG: 0.561			K			G4-6-3			G3-1	3	0	0	0	0	1	1											
<b>Chris Jones, R</b> (1, 7) OBP: 0.667, SLG: 0.667			SH1-4			K			G3-6-3	3	1	2	0	0	1	0											
<b>Bobby Jones, R</b> (1, 1) OBP: 0.286, SLG: 0.286			E						G3-6-3	1	0	1	0	0	0	0											
<b>David Segui, S</b> (8, PH) OBP: 0.346, SLG: 0.390			SH1-4						G3-6-3	1	0	0	0	0	0	1											
<b>Doug Henry, R</b> (8, 1)						G6-3			G3-6-3	0	0	0	0	0	0	0											
<b>Inning Stats</b>	R: 0 E: 0 K: 1 S: 9	H: 0 LOB: 0 BB: 0 P: 14	R: 0 E: 0 K: 1 S: 7	H: 0 LOB: 0 BB: 0 P: 7	R: 1 E: 1 K: 1 S: 10	H: 2 LOB: 1 BB: 0 P: 14	R: 0 E: 0 K: 0 S: 7	H: 0 LOB: 0 BB: 0 P: 9	R: 0 E: 0 K: 1 S: 6	H: 1 LOB: 1 BB: 0 P: 11	R: 0 E: 0 K: 0 S: 7	H: 0 LOB: 0 BB: 0 P: 10	R: 0 E: 0 K: 0 S: 4	H: 1 LOB: 0 BB: 0 P: 8	R: 0 E: 0 K: 0 S: 4	H: 1 LOB: 0 BB: 0 P: 6	1B: 6 2B: 1 3B: 0 HR: 0	SF: 0 SAC: 3 DP: 3 HBP: 0	WP: 0 PB: 0 SB: 0 CS: 0	PA: 30							
<b>PITCHER</b>	IP	WLS	BF	H	R	ER	SO	BB	IBB	HBP	BLK	WP	HR	S	P	ERA	WHIP										
<b>Shane Reynolds, R</b> (1, 1) ERA: 2.61	7.0	L	24	4	1	1	5	0	0	0	0	0	0	52	74	1.29	0.571										
<b>Dave Veres, R</b> (8, 1) ERA:	1.0		3	1	0	0	0	0	0	0	0	0	0	4	8	0.00	1.000										
<b>Pedro Martinez, L</b> (9, 1) ERA: 7.11	1.0		3	1	0	0	0	0	0	0	0	0	0	4	6	0.00	1.000										

AB	27
R	1
H	6
RBI	1
BB	0
SO	5
LOB	6



Batter	1	2	3	4	5	6	7	8	9	AB	R	H	RBI	BB	SO	LOB	BOTTOM										
<b>Craig Biggio, R</b> (1, 4) OBP: 0.327, SLG: 0.443	L7		FC5							2	0	1	0	2	0	0	<b>New York Mets @ Houston Astros</b> Astrodome, Houston, TX Tue May 16 1995, 8:05 PM EDT Att: 15,368 - Dome - 68 F										
<b>Luis Gonzalez, L</b> (1, 7) OBP: 0.295, SLG: 0.493	G4-3		FC5			G3-1			K	4	0	1	0	0	1	2											
<b>5 Jeff Bagwell, R</b> (1, 3) OBP: 0.329, SLG: 0.299	K		K						K	3	0	0	0	1	3	3											
<b>Derek Bell, R</b> (1, 8) OBP: 0.395, SLG: 0.446		FC4-6	FC5			HBP			F8	4	0	1	0	0	1	3											
<b>Dave Magadan, L</b> (1, 5) OBP: 0.346, SLG: 0.383		FC4-6				F7			F7	2	0	0	0	2	0	1											
<b>Phil Plantier, L</b> (1, 9) OBP: 0.333, SLG: 0.500		P6							F8	3	0	0	0	0	1	3											
<b>Scott Servais, R</b> (1, 2) OBP: 0.303, SLG: 0.345		FC4-6								3	0	0	0	0	0	5											
<b>Milt Thompson, L</b> (9, PH) OBP: 0.400, SLG: 0.267		FC4-6								0	0	0	0	1	0	0											
<b>James Mouton, R</b> (9, PR) OBP: 0.323, SLG: 0.345		FC4-6								0	0	0	0	0	0	0											
<b>Orlando Miller, R</b> (1, 6) OBP: 0.291, SLG: 0.373		FC4-6								3	0	0	0	0	0	2											
<b>Tony Eusebio, R</b> (9, PH) OBP: 0.410, SLG: 0.500		FC4-6				G1-3			G5-3	1	0	0	0	0	0	1											
<b>Shane Reynolds, R</b> (1, 1) ERA: 1.82			G6-3							2	0	0	0	0	1	0											
<b>Chris Donnels, L</b> (7, PH) OBP: 0.500, SLG: 0.500										1	0	0	0	0	0	0											
<b>Dave Veres, R</b> (8, 1) ERA: 4.0										0	0	0	0	0	0	0											
<b>Pedro Martinez, L</b> (9, 1)										0	0	0	0	0	0	0											
<b>Inning Stats</b>	R: 0 E: 0 K: 1 S: 7	H: 1 LOB: 0 BB: 0 P: 13	R: 0 E: 0 K: 0 S: 11	H: 1 LOB: 2 BB: 1 P: 19	R: 0 E: 0 K: 1 S: 10	H: 1 LOB: 2 BB: 1 P: 19	R: 0 E: 0 K: 1 S: 7	H: 0 LOB: 0 BB: 1 P: 14	R: 0 E: 0 K: 1 S: 8	H: 0 LOB: 1 BB: 1 P: 16	R: 0 E: 0 K: 1 S: 9	H: 0 LOB: 0 BB: 0 P: 12	R: 0 E: 0 K: 2 S: 10	H: 0 LOB: 0 BB: 0 P: 15	R: 0 E: 0 K: 0 S: 9	H: 0 LOB: 1 BB: 1 P: 17	1B: 2 2B: 1 3B: 0 HR: 0	SF: 0 SAC: 0 DP: 1 HBP: 1	WP: 0 PB: 0 SB: 0 CS: 1	PA: 35							
<b>PITCHER</b>	IP	WLS	BF	H	R	ER	SO	BB	IBB	HBP	BLK	WP	HR	S	P	ERA	WHIP										
<b>Bobby Jones, R</b> (1, 1) ERA: 1.82	7.0	W	28	3	0	0	5	5	0	0	0	0	0	61	109	0.00	1.143										
<b>Doug Henry, R</b> (8, 1) ERA: 4.0	2.0	S	7	0	0	0	2	1	0	0	0	0	0	19	32	0.00	0.500										

AB	28
R	0
H	3
RBI	0
BB	6
SO	7
LOB	20





Batter	1	2	3	4	5	6	7	8	9	AB	R	H	RBI	BB	SO	LOB	TOP										
<b>Brett Butler, L</b> OBP: 0.436, SLG: 0.449 (1, 8)										4	1	2	0	0	0	1											
<b>Jose Vizcaino, S</b> OBP: 0.325, SLG: 0.370 <b>Edgardo Alfonzo, R</b> OBP: 0.342, SLG: 0.543 (1, 6) (8, 6)										3	0	1	1	1	0	1											
<b>Jeff Kent, R</b> OBP: 0.267, SLG: 0.299 (1, 4)										4	0	0	0	0	0	4											
<b>Bobby Bonilla, S</b> OBP: 0.386, SLG: 0.582 (1, 5)										4	0	0	0	0	2	2											
<b>Chris Jones, R</b> OBP: 0.429, SLG: 0.429 (1, 9)										4	0	1	0	0	0	1											
<b>Rico Brogna, L</b> OBP: 0.358, SLG: 0.597 (1, 3)										4	0	1	0	0	1	0											
<b>Kelly Stinnett, R</b> OBP: 0.400, SLG: 0.438 <b>Todd Hundley, S</b> OBP: 0.358, SLG: 0.552 (9, PH) (9, PH)										3	1	1	1	0	0	2											
<b>David Segui, S</b> OBP: 0.345, SLG: 0.386 <b>Jerry Dipoto, R</b> OBP: 0.400, SLG: 0.500 (7, 1) (9, PH)										3	0	1	0	0	0	0											
<b>Jason Jacome, L</b> OBP: 0.266, SLG: 0.194 <b>Bias Minor, R</b> OBP: 0.167, SLG: 0.167 <b>Ricky Otero, S</b> <b>Kevin Lomon, R</b> <b>Tim Bogar, R</b> (11, 1) (4, 1) (5, PH) (5, 1) (7, PH) (7, 7)										1	0	0	0	0	0	2											
<b>Inning Stats</b>	R: 0 E: 1 K: 0 S: 5	H: 1 LOB: 1 BB: 0 P: 9	R: 0 E: 0 K: 0 S: 8	H: 3 LOB: 2 BB: 0 P: 13	R: 0 E: 0 K: 1 S: 4	H: 0 LOB: 0 BB: 0 P: 7	R: 0 E: 0 K: 1 S: 8	H: 0 LOB: 0 BB: 0 P: 13	R: 1 E: 0 K: 0 S: 14	H: 2 LOB: 2 BB: 1 P: 24	R: 0 E: 0 K: 1 S: 7	H: 0 LOB: 0 BB: 0 P: 10	R: 0 E: 0 K: 1 S: 14	H: 0 LOB: 0 BB: 0 P: 10	R: 1 E: 0 K: 1 S: 14	H: 2 LOB: 1 BB: 0 P: 19	R: 0 E: 0 K: 1 S: 8	H: 0 LOB: 0 BB: 0 P: 12	1B: 5 2B: 3 3B: 0 HR: 1	SF: 0 SAC: 0 DP: 1 HBP: 0	WP: 0 PB: 0 SB: 0 CS: 0	PA: 35					
<b>PITCHER</b>	IP	WLS	BF	H	R	ER	SO	BB	IBB	HBP	BLK	WP	HR	S	P	ERA	WHIP										
<b>Greg Swindell, L</b> ERA: 4.71 <b>Todd Jones, R</b> ERA: 1.23	(1, 1) (8, 1)	7.0 6	29 6	8 0	2 0	2 0	2 2	1 0	0 0	0 0	0 0	0 0	1 0	60 16	96 21	2.57 0.00	1.286 0.000										

New York Mets @ Houston Astros  
Astrodome, Houston, TX  
Wed May 17 1995, 8:05 PM EDT  
Att. 16,621 - Dome

AB 34  
R 2  
H 8  
RBI 2  
BB 1  
SO 4  
LOB 13



Batter	1	2	3	4	5	6	7	8	9	AB	R	H	RBI	BB	SO	LOB	BOTTOM										
<b>James Mouton, R</b> OBP: 0.361, SLG: 0.455 (1, 9)										4	2	2	1	0	1	1											
<b>Craig Biggio, R</b> OBP: 0.430, SLG: 0.446 (1, 4)										4	1	2	1	0	0	0											
<b>5 Jeff Bagwell, R</b> OBP: 0.337, SLG: 0.310 (1, 3)										4	1	2	0	0	1	1											
<b>Derek Bell, R</b> OBP: 0.388, SLG: 0.449 (1, 8)										4	1	1	0	0	1	4											
<b>Craig Shipley, R</b> OBP: 0.500, SLG: 0.667 (1, 5)										4	2	2	1	0	0	1											
<b>Luis Gonzalez, L</b> OBP: 0.333, SLG: 0.547 (1, 7)										4	0	4	3	0	0	0											
<b>Tony Eusebio, R</b> OBP: 0.395, SLG: 0.462 (1, 2)										3	0	0	0	1	1	3											
<b>Orlando Miller, R</b> OBP: 0.288, SLG: 0.364 (1, 6)										4	0	1	0	0	1	3											
<b>Greg Swindell, L</b> OBP: 0.222, SLG: 0.125 <b>Todd Jones, L</b> (8, 1)										3	0	0	0	0	1	0											
<b>Inning Stats</b>	R: 3 E: 0 K: 1 S: 16	H: 5 LOB: 2 BB: 1 P: 29	R: 1 E: 0 K: 1 S: 8	H: 2 LOB: 1 BB: 0 P: 12	R: 0 E: 0 K: 0 S: 7	H: 1 LOB: 1 BB: 0 P: 12	R: 1 E: 0 K: 1 S: 9	H: 1 LOB: 0 BB: 0 P: 16	R: 1 E: 0 K: 0 S: 7	H: 2 LOB: 0 BB: 0 P: 10	R: 0 E: 0 K: 1 S: 7	H: 0 LOB: 0 BB: 0 P: 13	R: 1 E: 0 K: 2 S: 14	H: 2 LOB: 1 BB: 0 P: 21	R: 0 E: 0 K: 1 S: 6	H: 1 LOB: 0 BB: 0 P: 8	1B: 10 2B: 2 3B: 1 HR: 1	SF: 0 SAC: 0 DP: 2 HBP: 1	WP: 0 PB: 1 SB: 2 CS: 1	PA: 37							
<b>PITCHER</b>	IP	WLS	BF	H	R	ER	SO	BB	IBB	HBP	BLK	WP	HR	S	P	ERA	WHIP										
<b>Jason Jacome, L</b> ERA: 10.29 <b>Bias Minor, R</b> ERA: 2.0 <b>Kevin Lomon, R</b> ERA: 7.36 <b>Jerry Dipoto, R</b> ERA: 8.74	(1, 1) (4, 1) (5, 1) (7, 1)	3.1 0.2 2.0 2.0	20 2 7 8	9 0 2 3	5 0 1 1	5 0 1 1	2 1 1 3	1 0 0 0	0 0 0 0	0 0 0 0	0 0 0 0	0 0 0 0	1 5 14 20	35 7 23 29	62 7 23 29	13.50 0.00 4.50 4.50	3.000 0.000 1.000 1.500										

New York Mets @ Houston Astros  
Astrodome, Houston, TX  
Wed May 17 1995, 8:05 PM EDT  
Att. 16,621 - Dome

AB 35  
R 7  
H 14  
RBI 6  
BB 1  
SO 7  
LOB 14





Batter	1	2	3	4	5	6	7	8	9	AB	R	H	RBI	BB	SO	LOB	TOP				
<b>Brett Butler, L</b> OBP: 0.434, SLG: 0.473 <b>Josias Manzanillo, R</b> (8, 1)	0-1 2B 3B	0-1 FC2-4 G3		2-2 1B G4-6-3 1B		1-3 K		2-2 G6-3		5	2	2	0	0	1	2					
<b>Jose Vizcaino, S</b> OBP: 0.333, SLG: 0.368 <b>Tim Bogar, R</b> OBP: 0.154, SLG: 0.154	0-1 G3	1-0 G3		0-0 G4-6-3 1B 1-2 1B		4-2 2B BB		2-1 F7		3	1	1	0	1	0	2					
<b>Rico Brogna, L</b> OBP: 0.389, SLG: 0.615	4-2 2B BB	4-0 BB		0-1 G4-6-3 1B 1-2 2-3 1B		2-0 HR 2B			1-1 F8	3	2	2	1	2	0	0					
<b>Bobby Bonilla, S</b> OBP: 0.380, SLG: 0.602 <b>Edgardo Alfonzo, R</b> OBP: 0.333, SLG: 0.528	2-3 K	3-3 K		2-1 G4-6-3 1-2 2-3 3-H		0-0 HR			2-3 K	4	1	1	2	0	2	6					
<b>Joe Orsulak, L</b> OBP: 0.378, SLG: 0.450	4-1 2B 1B BB			1-1 G4-3 G3-1		2-2 F9			0-1 F7	4	1	0	0	1	0	1					
<b>Jeff Kent, R</b> OBP: 0.266, SLG: 0.310	0-0 1B 2B			0-2 G6-3		0-6 F9				4	1	1	2	0	1	0					
<b>Todd Hundley, S</b> OBP: 0.366, SLG: 0.565	1-1 FC6-4 1B			2-0 2B		3-2 G3			2-2 G1-3	4	0	2	2	0	0	0					
<b>Chris Jones, R</b> OBP: 0.364, SLG: 0.300	0-2 FC6-4 1-2			4-0 IBB		2-2 G5-3			0-3 K	3	0	0	0	1	1	1					
<b>Dave Micki, R</b> <b>Ricky Otero, S</b> (8, PH) (8, 8)		4-2 FC2-4 BB		1-3 K		0-3 K			0-0 G6-3 1B	2	0	0	0	1	2	2					
<b>Inning Stats</b>	R: 4 H: 3 E: 0 K: 1 S: 18	L: 23 BB: 2 P: 29	R: 0 H: 0 E: 0 K: 1 S: 8	L: 5 BB: 2 P: 20	R: 0 H: 1 E: 0 K: 1 S: 9	L: 2 BB: 1 P: 17	R: 1 H: 3 E: 0 K: 0 S: 11	L: 3 BB: 1 P: 16	R: 0 H: 0 E: 0 K: 0 S: 8	L: 0 BB: 0 P: 13	R: 3 H: 2 E: 0 K: 2 S: 14	L: 0 BB: 1 P: 23	R: 0 H: 0 E: 0 K: 0 S: 7	L: 0 BB: 0 P: 11	R: 0 H: 1 E: 0 K: 1 S: 7	L: 0 BB: 0 P: 10	1B: 5 2B: 3 3B: 1 HR: 1	SF: 0 SAC: 0 DP: 2 HBP: 0	WP: 0 PB: 0 SB: 0 CS: 0	PA: 41	
<b>PITCHER</b>	IP	WLS	BF	H	R	ER	SO	BB	IBB	HBP	BLK	WP	HR	S	P	ERA	WHIP				
<b>Doug Drabek, R</b> ERA: 6.38	(1, 1)	4.0	L	23	7	5	5	3	4	1	0	0	0	0	46	82	11.25	2.750			
<b>Jim Dougherty, R</b> ERA: 4.55	(5, 1)	3.0		12	2	3	3	4	1	0	0	0	1	33	49	9.00	1.000				
<b>Dean Hargraves, L</b> ERA: 3.18	(8, 1)	2.0		6	1	0	0	1	0	0	0	0	0	14	21	0.00	0.500				

New York Mets @ Houston Astros  
Astrodome, Houston, TX  
Thu May 18, 1995, 8:05 PM EDT  
Att: 12,118 - Dome

AB 35  
R 8  
H 10  
RBI 7  
BB 6  
SO 8  
LOB 14




Batter	1	2	3	4	5	6	7	8	9	AB	R	H	RBI	BB	SO	LOB	BOTTOM				
<b>James Mouton, R</b> OBP: 0.350, SLG: 0.432	2-2 5 1B E	1-0 P4			1-2 G5-3		0-1 G5-3			4	1	1	0	0	0	1					
<b>Craig Biggio, R</b> OBP: 0.423, SLG: 0.436	0-0 F9		1-1 5 FC3-6 1B		1-1 P4			1-0 F9		4	0	1	0	0	0	1					
<b>5 Jeff Bagwell, R</b> OBP: 0.333, SLG: 0.307	2-1 G1-3 1B		2-2 FC3-6 1B 1-2		0-0 F8			1-3 K		4	0	1	0	0	1	1					
<b>Derek Bell, R</b> OBP: 0.393, SLG: 0.451	0-2 E5 G1-3 1-2 3-H		3-2 1B		1-2 1B	1-2 E4 G6-3		1-1 WP 1B		4	0	2	1	0	0	1					
<b>Luis Gonzalez, L</b> OBP: 0.329, SLG: 0.526	0-0 G1-3 1-2 2-3		3-3 K		3-1 G6-3 1-2			4-2 FC6-4 BB		3	0	0	0	1	1	5					
<b>Chris Donnels, L</b> OBP: 0.375, SLG: 0.286	4-2 BB		1-2 F8		0-2 F9			0-0 FC6-4 1-2		3	0	0	0	1	0	4					
<b>Scott Servais, R</b> OBP: 0.270, SLG: 0.303	0-1 G6-3			0-2 P4		0-0 F7			0-2 G5-3	4	0	0	0	0	0	3					
<b>Orlando Miller, R</b> OBP: 0.270, SLG: 0.339		0-0 G5-3		3-2 F9		1-1 F8			0-0 L8	4	0	0	0	0	0	0					
<b>Doug Drabek, R</b> ERA: 6.38 <b>Mill Thonopoulos, L</b> ERA: 1.4 <b>Jim Dougherty, R</b> ERA: 4.55 <b>Dave Magadan, L</b> ERA: 3.18 <b>Dean Hargraves, R</b> <b>John Cangelosi, S</b>	(1, 1) (4, PH) (5, 1) (7, PH) (8, 1) (8, PH)	7.0 W 28	L: 28 BB: 1 P: 24	R: 0 H: 0 E: 0 K: 1 S: 5	L: 0 BB: 0 P: 7	R: 0 H: 2 E: 0 K: 0 S: 14	L: 2 BB: 0 P: 24	R: 0 H: 0 E: 0 K: 0 S: 8	L: 0 BB: 0 P: 12	R: 0 H: 0 E: 0 K: 0 S: 6	L: 0 BB: 0 P: 8	R: 0 H: 0 E: 0 K: 0 S: 9	L: 0 BB: 0 P: 13	R: 0 H: 1 E: 0 K: 1 S: 10	L: 1 BB: 1 P: 17	R: 0 H: 0 E: 0 K: 1 S: 7	L: 0 BB: 0 P: 10	1B: 6 2B: 0 3B: 0 HR: 0	SF: 0 SAC: 0 DP: 1 HBP: 0	WP: 1 PB: 0 SB: 0 CS: 0	PA: 36
<b>PITCHER</b>	IP	WLS	BF	H	R	ER	SO	BB	IBB	HBP	BLK	WP	HR	S	P	ERA	WHIP				
<b>Dave Micki, R</b> ERA: 9.75	(1, 1)	7.0		28	1	0	0	0	0	0	0	0	0	64	95	1.29	0.857				
<b>Josias Manzanillo, R</b> ERA: 9.75	(8, 1)	2.0		8	1	0	0	2	1	0	0	0	1	17	27	0.00	1.000				


New York Mets @ Houston Astros  
Astrodome, Houston, TX  
Thu May 18, 1995, 8:05 PM EDT  
Att: 12,118 - Dome

AB 34  
R 1  
H 6  
RBI 1  
BB 2  
SO 4  
LOB 16





Batter	1	2	3	4	5	6	7	8	9	AB	R	H	RBI	BB	SO	LOB	TOP										
<b>Brett Butler, L</b> OBP: 0.414, SLG: 0.449 (1, 8)	G5-3		P2		K		SH1-4	G6-3		4	0	0	0	0	1	3	<b>New York Mets @ Philadelphia Phillies</b> Veterans Stadium, Philadelphia, PA Fri May 19 1995, 7:05 PM EDT Att: 31,601 - Unknown - 66 F  <b>AB 34</b> <b>R 5</b> <b>H 9</b> <b>RBI 5</b> <b>BB 4</b> <b>SO 6</b> <b>LOB 21</b> 										
<b>Jose Vizcaino, S</b> OBP: 0.315, SLG: 0.346 <b>Doug Henry, R</b> (8, 1)	F7		G4-3		K		FC3	G3		5	1	0	1	0	1	4											
<b>Rico Brogna, L</b> OBP: 0.377, SLG: 0.629 (1, 3)	G1-3				K				G3	5	1	1	3	0	1	0											
<b>Bobby Bonilla, S</b> OBP: 0.412, SLG: 0.640 (1, 5)		G4-3			1B					3	1	3	0	2	0	0											
<b>Joe Orsulak, L</b> OBP: 0.360, SLG: 0.422 (1, 9)	F7				1B					5	0	1	0	0	0	4											
<b>Jeff Kent, R</b> OBP: 0.277, SLG: 0.311 (1, 4)	G4-3				1B					3	0	1	1	1	0	2											
<b>Todd Hundley, S</b> OBP: 0.360, SLG: 0.538 (1, 2)					L9					3	0	0	0	1	1	5											
<b>Chris Jones, R</b> OBP: 0.400, SLG: 0.357 (1, 7)										4	1	2	0	0	2	3											
<b>Bret Saberhagen, R</b> OBP: 0.286, SLG: 0.429 <b>Eric Gunderson, R</b> (6, 1)										1	0	0	0	0	0	0											
<b>David Segui, S</b> OBP: 0.357, SLG: 0.400 <b>Tim Bogar, R</b> OBP: 0.154, SLG: 0.154 (8, 6)										0	1	0	0	0	0	0											
<b>Inning Stats</b>	R: 0 E: 0 K: 0 S: 6	H: 0 LOB: 0 BB: 0 P: 10	R: 0 E: 0 K: 1 S: 12	H: 1 LOB: 1 BB: 0 P: 16	R: 0 E: 0 K: 0 S: 6	H: 1 LOB: 1 BB: 0 P: 7	R: 1 E: 0 K: 2 S: 13	H: 2 LOB: 2 BB: 1 P: 22	R: 0 E: 0 K: 2 S: 8	H: 0 LOB: 0 BB: 0 P: 10	R: 0 E: 0 K: 0 S: 19	H: 1 LOB: 2 BB: 1 P: 31	R: 4 E: 1 K: 0 S: 16	H: 3 LOB: 1 BB: 0 P: 27	R: 0 E: 0 K: 1 S: 12	H: 1 LOB: 2 BB: 1 P: 23	R: 0 E: 0 K: 0 S: 5	H: 0 LOB: 0 BB: 1 P: 10	1B: 6 2B: 2 3B: 0 HR: 1	SF: 0 SAC: 2 DP: 1 HBP: 1	WP: 0 PB: 0 SB: 0 CS: 0	PA: 41					
<b>PITCHER</b>	IP	WLS	BF	H	R	ER	SO	BB	IBB	HBP	BLK	WP	HR	S	P	ERA	WHIP										
<b>Paul Quantrill, R</b> ERA: 4.06 (1, 1)	6.1	L	31	8	5	5	5	2	0	1	0	0	1	77	115	7.11	1.579										
<b>Kyle Abbott, L</b> ERA: 3.52 (7, 1)	0.2		2	0	0	0	0	0	0	0	0	0	0	3	8	0.00	0.000										
<b>Ricky Bottalico, R</b> ERA: 0.71 (8, 1)	2.0		8	1	0	0	1	2	0	0	0	0	0	17	33	0.00	1.500										

Batter	1	2	3	4	5	6	7	8	9	AB	R	H	RBI	BB	SO	LOB	BOTTOM										
<b>Lenny Dykstra, L</b> OBP: 0.400, SLG: 0.329 (1, 8)	G4-3									3	0	3	0	1	0	0	<b>New York Mets @ Philadelphia Phillies</b> Veterans Stadium, Philadelphia, PA Fri May 19 1995, 7:05 PM EDT Att: 31,601 - Unknown - 66 F  <b>AB 30</b> <b>R 1</b> <b>H 8</b> <b>RBI 1</b> <b>BB 4</b> <b>SO 3</b> <b>LOB 16</b> 										
<b>Mickey Morandini, L</b> OBP: 0.356, SLG: 0.382 (1, 4)	SH1-3									2	0	1	0	1	0	2											
<b>Gregg Jefferies, S</b> OBP: 0.267, SLG: 0.410 (1, 7)	G4-3									3	0	1	1	0	0	2											
<b>Dave Hollins, S</b> OBP: 0.474, SLG: 0.507 (1, 3)										4	0	0	0	0	1	4											
<b>Darren Daulton, L</b> OBP: 0.346, SLG: 0.397 (1, 2)										4	0	0	0	0	0	1											
<b>Jim Eisenreich, L</b> OBP: 0.404, SLG: 0.478 (1, 9)										4	0	2	0	0	0	1											
<b>Charlie Hayes, R</b> OBP: 0.376, SLG: 0.453 (1, 5)										3	0	0	0	1	0	1											
<b>Kevin Stocker, S</b> OBP: 0.288, SLG: 0.179 (1, 6)										4	0	1	0	0	1	2											
<b>Paul Quantrill, L</b> (1, 1)										1	1	0	0	1	1	2											
<b>Kyle Abbott, L</b> (7, 1)										0	0	0	0	0	0	0											
<b>Randy Ready, R</b> OBP: 0.250, SLG: 0.182 <b>Ricky Bottalico, L</b> (8, 1)										1	0	0	0	0	0	1											
<b>Tony Longmire, L</b> OBP: 0.435, SLG: 0.609 (8, 1)										0	0	0	0	0	0	0											
<b>Inning Stats</b>	R: 0 E: 0 K: 1 S: 7	H: 0 LOB: 1 BB: 1 P: 13	R: 0 E: 0 K: 2 S: 14	H: 1 LOB: 2 BB: 1 P: 20	R: 0 E: 0 K: 0 S: 6	H: 2 LOB: 0 BB: 0 P: 8	R: 0 E: 0 K: 0 S: 7	H: 1 LOB: 1 BB: 0 P: 12	R: 1 E: 0 K: 0 S: 11	H: 1 LOB: 2 BB: 2 P: 20	R: 0 E: 0 K: 0 S: 4	H: 0 LOB: 0 BB: 0 P: 4	R: 0 E: 0 K: 0 S: 6	H: 2 LOB: 1 BB: 0 P: 11	R: 0 E: 0 K: 0 S: 9	H: 1 LOB: 1 BB: 0 P: 13	R: 0 E: 0 K: 0 S: 6	H: 0 LOB: 0 BB: 0 P: 10	1B: 7 2B: 1 3B: 0 HR: 0	SF: 1 SAC: 1 DP: 2 HBP: 0	WP: 0 PB: 0 SB: 0 CS: 0	PA: 36					
<b>PITCHER</b>	IP	WLS	BF	H	R	ER	SO	BB	IBB	HBP	BLK	WP	HR	S	P	ERA	WHIP										
<b>Bret Saberhagen, R</b> ERA: 4.06 (1, 1)	5.0		22	5	1	1	3	4	0	0	0	0	0	45	73	1.80	1.800										
<b>Eric Gunderson, L</b> ERA: 3.69 (6, 1)	2.0	W	7	2	0	0	0	0	0	0	0	0	0	10	15	0.00	1.000										
<b>Doug Henry, R</b> ERA: 3.27 (8, 1)	2.0		7	1	0	0	0	0	0	0	0	0	0	15	23	0.00	0.500										



Batter	1	2	3	4	5	6	7	8	9	AB	R	H	RBI	BB	SO	LOB	TOP					
<b>Brett Butler, L</b> OBP: 0.424, SLG: 0.444 (1, 8)	L7		S 1B BB	1-2 1B		E 1B BB	G6-3			3	2	1	0	2	0	0						
<b>Jose Vizcaino, S</b> OBP: 0.305, SLG: 0.329 (1, 6)	G4-3		1B 1B BB	G4-3		E6 1B WP	G4-3			4	2	0	1	1	0	3						
<b>Rico Brogna, L</b> OBP: 0.366, SLG: 0.600 (1, 3)	G3		K			F7 1B	F7			5	1	1	1	0	1	2						
<b>Bobby Bonilla, S</b> OBP: 0.422, SLG: 0.648 (1, 5)		K	1B 1B 2H			1B 2B	1B			5	1	3	2	0	2	0						
<b>Joe Orsulak, L</b> OBP: 0.382, SLG: 0.460 (1, 9)	G4-3 1B 2B		1B 1B			K	1B 1B			5	1	3	1	0	1	1						
<b>Jeff Kent, R</b> OBP: 0.287, SLG: 0.321 (6, 1)	G4-3		1B 3H			1B	1B			4	0	2	1	0	0	3						
<b>David Segui, S</b> OBP: 0.351, SLG: 0.391 (9, PH)	G4-3		P4			1B	1B			1	0	0	0	0	0	0						
<b>Todd Hundley, S</b> OBP: 0.375, SLG: 0.543 (1, 2)	1B 3H		1B			F8 1B	1B			5	0	3	1	0	1	1						
<b>Chris Jones, R</b> OBP: 0.368, SLG: 0.333 (1, 7)	G3		FC6-4 1B			1B	1B			4	1	1	0	0	0	2						
<b>Pete Harnisch, S</b> OBP: 0.111, SLG: 0.111 (1, 1)			G6-3			P4				1	0	0	0	0	0	0						
<b>Bias Minor, R</b> (3, 1)						SH3-4				0	0	0	0	0	0	0						
<b>Ricky Otero, S</b> OBP: 0.222, SLG: 0.212 (4, PH)						SH3-4				1	0	0	0	0	0	1						
<b>Kevin Lomon, R</b> (4, 1)						1-2				0	0	0	0	0	0	0						
<b>Edgardo Alfonzo, R</b> OBP: 0.325, SLG: 0.514 (6, 4)						1-2				1	0	0	0	0	0	0						
<b>Inning Stats</b>	R: 0 E: 0 K: 0 S: 4	H: 0 LOB: 0 BB: 0 P: 7	R: 1 E: 0 K: 1 S: 13	H: 2 LOB: 1 BB: 0 P: 20	R: 2 E: 0 K: 1 S: 9	H: 2 LOB: 2 BB: 2 P: 20	R: 0 E: 0 K: 0 S: 9	H: 2 LOB: 1 BB: 0 P: 15	R: 1 E: 0 K: 1 S: 14	H: 2 LOB: 1 BB: 0 P: 19	R: 4 E: 1 K: 0 S: 19	H: 6 LOB: 2 BB: 1 P: 32	R: 0 E: 0 K: 0 S: 9	H: 0 LOB: 0 BB: 0 P: 14	R: 0 E: 0 K: 1 S: 7	H: 0 LOB: 0 BB: 0 P: 8	1B: 12 2B: 2 3B: 0 HR: 0	SF: 0 SAC: 1 DP: 0 HBP: 0	WP: 2 PB: 0 SB: 1 CS: 0	PA: 43		
<b>PITCHER</b>	IP	WLS	BF	H	R	ER	SO	BB	IBB	HBP	BLK	WP	HR	S	P	ERA	WHIP					
<b>Tyler Green, R</b> ERA: 5.47	(1, 1)	5.1	W	28	9	6	6	3	3	0	0	0	1	0	53	89	10.12	2.250				
<b>Toby Soriano, R</b> ERA: 3.12	(6, 1)	0.1		5	4	2	1	0	0	0	0	0	1	0	12	19	27.00	12.000				
<b>Norm Charlton, L</b> ERA: 12.89	(6, 1)	1.1		4	1	0	0	0	0	0	0	0	0	0	12	19	0.00	0.750				
<b>Gene Harris, R</b> ERA: 0.66	(8, 1)	1.0		3	0	0	0	1	0	0	0	0	0	0	9	14	0.00	0.000				
<b>Heathcliff Stocumb, R</b> ERA: 1.28	(9, 1)	1.0	S	3	0	0	0	1	0	0	0	0	0	0	7	8	0.00	0.000				

New York Mets @ Philadelphia Phillies  
Veterans Stadium, Philadelphia, PA  
Sat May 20 1995, 7:05 PM EDT  
Att: 38,829 - Unknown - 70 F

AB 39  
R 8  
H 14  
RBI 7  
BB 3  
SO 5  
LOB 13



Batter	1	2	3	4	5	6	7	8	9	AB	R	H	RBI	BB	SO	LOB	BOTTOM					
<b>Lenny Dykstra, L</b> OBP: 0.410, SLG: 0.348 (1, 8)	G4-3		G3 BB			2B 1B	G4-6-3			4	1	2	1	1	0	1						
<b>Mickey Morandini, L</b> OBP: 0.393, SLG: 0.466 (1, 4)	1B		G3			1B	1B			5	1	4	3	0	0	2						
<b>Gregg Jefferies, S</b> OBP: 0.253, SLG: 0.386 (1, 7)	F8		G4-3			K				5	0	0	0	0	1	5						
<b>Dave Hollins, S</b> OBP: 0.471, SLG: 0.486 (1, 3)	L9		2B 2B BB			1B G3-1 BB	G6-3			3	2	0	0	2	0	2						
<b>Darren Daulton, L</b> OBP: 0.360, SLG: 0.411 (1, 2)			P4			G3-1 1B				5	1	3	0	0	0	2						
<b>Jim Eisenreich, L</b> OBP: 0.393, SLG: 0.480 (1, 9)	F8		2B 2B			G3-1				4	1	1	1	0	1	3						
<b>Charlie Hayes, R</b> OBP: 0.353, SLG: 0.449 (1, 5)			1B 2B BB			L8				3	2	1	0	1	0	2						
<b>Kevin Stocker, S</b> OBP: 0.300, SLG: 0.217 (1, 6)			2B 1B			K				4	2	2	4	0	1	1						
<b>Tyler Green, R</b> ERA: 5.11, SLG: 0.222 (6, 1)			P4			K				3	0	1	1	0	1	2						
<b>Toby Soriano, R</b> ERA: 1.89 (6, 1)			G3			G4-6-3 BB				0	0	0	0	0	0	0						
<b>Norm Charlton, S</b> ERA: 12.89 (6, 1)										0	0	0	0	0	0	0						
<b>Tony Longoria, L</b> OBP: 0.346, SLG: 0.609 (7, PH)										0	0	0	0	1	0	0						
<b>Gene Harris, R</b> ERA: 0.66 (8, 1)										0	0	0	0	0	0	0						
<b>Heathcliff Stocumb, R</b> ERA: 1.28 (9, 1)										0	0	0	0	0	0	0						
<b>Inning Stats</b>	R: 0 E: 0 K: 0 S: 10	H: 1 LOB: 1 BB: 0 P: 13	R: 5 E: 0 K: 0 S: 23	H: 5 LOB: 0 BB: 0 P: 34	R: 4 E: 0 K: 0 S: 24	H: 3 LOB: 2 BB: 3 P: 44	R: 1 E: 0 K: 1 S: 12	H: 1 LOB: 1 BB: 1 P: 23	R: 0 E: 0 K: 2 S: 12	H: 2 LOB: 1 BB: 0 P: 19	R: 0 E: 0 K: 1 S: 9	H: 1 LOB: 1 BB: 0 P: 15	R: 0 E: 0 K: 0 S: 5	H: 0 LOB: 0 BB: 1 P: 11	R: 0 E: 0 K: 0 S: 7	H: 1 LOB: 1 BB: 0 P: 12	1B: 8 2B: 5 3B: 0 HR: 1	SF: 0 SAC: 0 DP: 1 HBP: 0	WP: 0 PB: 0 SB: 0 CS: 0	PA: 41		
<b>PITCHER</b>	IP	WLS	BF	H	R	ER	SO	BB	IBB	HBP	BLK	WP	HR	S	P	ERA	WHIP					
<b>Pete Harnisch, R</b> ERA: 4.45	(1, 1)	2.1	L	17	8	9	9	0	2	0	0	0	0	1	47	72	34.71	4.286				
<b>Bias Minor, R</b> ERA: 1.89	(3, 1)	0.2		4	1	0	0	0	1	0	0	0	0	0	10	19	0.00	3.000				
<b>Kevin Lomon, R</b> ERA: 6.75	(4, 1)	2.0		9	3	1	1	3	1	0	0	0	0	0	24	42	4.50	2.000				
<b>Jerry Dipoto, R</b> ERA: 6.91	(6, 1)	3.0		11	2	0	0	1	1	0	0	0	0	0	21	38	0.00	1.000				

New York Mets @ Philadelphia Phillies  
Veterans Stadium, Philadelphia, PA  
Sat May 20 1995, 7:05 PM EDT  
Att: 38,829 - Unknown - 70 F

AB 36  
R 10  
H 14  
RBI 10  
BB 5  
SO 4  
LOB 20





Batter	1	2	3	4	5	6	7	8	9	AB	R	H	RBI	BB	SO	LOB	TOP											
<b>Brett Butler, L</b> OBP: 0.406, SLG: 0.424 <b>Josias Manzanillo, R</b> OBP: 0.360, SLG: 0.595										4	0	0	0	0	1	2												
<b>Jose Vizcaino, S</b> OBP: 0.305, SLG: 0.326										4	1	1	0	0	0	0												
<b>Rico Brogna, L</b> OBP: 0.360, SLG: 0.595										4	0	1	0	0	3	0												
<b>Bobby Bonilla, S</b> OBP: 0.425, SLG: 0.649										3	0	2	1	0	0	0												
<b>Jeff Kent, R</b> OBP: 0.286, SLG: 0.317										4	0	1	0	0	1	3												
<b>Chris Jones, R</b> OBP: 0.348, SLG: 0.318										4	1	1	0	0	1	2												
<b>Edgardo Alfonzo, R</b> OBP: 0.295, SLG: 0.463										4	0	0	0	0	1	2												
<b>Kelly Stinnett, R</b> OBP: 0.435, SLG: 0.632 <b>Ricky Otero, S</b> OBP: 0.216, SLG: 0.206										3	1	2	2	0	0	0												
<b>Bobby Jones, R</b> OBP: 0.222, SLG: 0.222 <b>Joe Orsulak, L</b> OBP: 0.393, SLG: 0.460 <b>Todd Hundley, S</b> OBP: 0.375, SLG: 0.543										0	0	0	0	0	2	0												
<b>Inning Stats</b>	R: 0 E: 0 K: 2 S: 9	H: 0 LOB: 0 BB: 0 P: 12	R: 0 E: 0 K: 0 S: 9	H: 1 LOB: 1 BB: 0 P: 16	R: 0 E: 0 K: 1 S: 8	H: 0 LOB: 0 BB: 0 P: 11	R: 0 E: 0 K: 2 S: 10	H: 1 LOB: 1 BB: 0 P: 15	R: 2 E: 0 K: 0 S: 13	H: 2 LOB: 1 BB: 1 P: 17	R: 0 E: 0 K: 0 S: 8	H: 1 LOB: 2 BB: 0 P: 17	R: 0 E: 0 K: 1 S: 10	H: 1 LOB: 1 BB: 0 P: 11	R: 0 E: 0 K: 1 S: 8	H: 0 LOB: 0 BB: 0 P: 11	1B: 6 2B: 1 3B: 0 HR: 1	SF: 1 SAC: 0 DP: 1 HBP: 0	WP: 1 PB: 0 SB: 1 CS: 0	PA: 35								
<b>PITCHER</b>	IP	WLS	BF	H	R	ER	SO	BB	IBB	HBP	BLK	WP	HR	S	P	ERA	WHIP											
<b>Mike Mims, L</b> ERA: 5.63	(1, 1)	6.0	W	24	6	3	3	7	0	0	0	0	1	1	61	89	4.50	1.000										
<b>Ricky Bottalico, R</b> ERA: 0.69	(7, 1)	0.1		3	1	0	0	0	1	0	0	0	0	0	7	14	0.00	6.000										
<b>Norm Charlton, L</b> ERA: 10.8	(7, 1)	1.1		4	1	0	0	1	0	0	0	0	0	0	10	18	0.00	0.750										
<b>Gene Harris, R</b> ERA: 0.64	(8, 1)	0.1		1	0	0	0	0	0	0	0	0	0	0	1	2	0.00	0.000										
<b>Heathcliff Stocumb, R</b> ERA: 1.17	(9, 1)	1.0	S	3	0	0	0	1	0	0	0	0	0	0	8	11	0.00	0.000										

**New York Mets @ Philadelphia Phillies**  
Veterans Stadium, Philadelphia, PA  
Sun May 21, 1995, 3:33 AM EDT  
Att: 43,134 - Sunny - 81 F

AB 33  
R 3  
H 8  
RBI 3  
BB 1  
SO 9  
LOB 9

Batter	1	2	3	4	5	6	7	8	9	AB	R	H	RBI	BB	SO	LOB	BOTTOM											
<b>Lenny Dykstra, L</b> OBP: 0.407, SLG: 0.348 <b>Dave Gallagher, R</b> OBP: 0.406, SLG: 0.483										3	1	1	0	0	0	2												
<b>Mickey Morandini, L</b> OBP: 0.366, SLG: 0.468										4	1	2	1	0	0	0												
<b>Gregg Jefferies, S</b> OBP: 0.253, SLG: 0.380										4	1	1	0	0	0	1												
<b>Dave Hollins, S</b> OBP: 0.453, SLG: 0.461										4	0	0	0	0	2	3												
<b>Darren Daulton, L</b> OBP: 0.367, SLG: 0.442										4	2	2	1	0	0	1												
<b>Charlie Hayes, R</b> OBP: 0.386, SLG: 0.451										4	0	2	2	0	0	0												
<b>Gary Varsho, L</b> OBP: 0.350, SLG: 0.294 <b>Ricky Bottalico, L</b> ERA: 2.43 <b>Norm Charlton, S</b> ERA: 10.8 <b>Gene Harris, R</b> ERA: 0.64 <b>Tony Lomax, L</b> OBP: 0.347, SLG: 0.563 <b>Heathcliff Stocumb, R</b> ERA: 1.17										3	0	1	0	0	1	1												
<b>Kevin Stocker, S</b> OBP: 0.301, SLG: 0.222										3	0	1	0	0	0	1												
<b>Mike Mims, L</b> <b>Jim Eisenreich, L</b> OBP: 0.386, SLG: 0.471										1	0	0	0	0	0	0												
<b>Inning Stats</b>	R: 4 E: 0 K: 2 S: 18	H: 5 LOB: 0 BB: 0 P: 28	R: 0 E: 0 K: 0 S: 8	H: 0 LOB: 0 BB: 0 P: 9	R: 0 E: 0 K: 0 S: 7	H: 1 LOB: 1 BB: 0 P: 14	R: 0 E: 0 K: 0 S: 14	H: 2 LOB: 2 BB: 0 P: 15	R: 0 E: 0 K: 1 S: 11	H: 1 LOB: 1 BB: 0 P: 15	R: 0 E: 0 K: 1 S: 9	H: 0 LOB: 0 BB: 0 P: 15	R: 1 E: 1 K: 0 S: 9	H: 1 LOB: 1 BB: 0 P: 15	R: 0 E: 0 K: 1 S: 9	H: 0 LOB: 0 BB: 0 P: 11	1B: 8 2B: 2 3B: 0 HR: 0	SF: 0 SAC: 1 DP: 0 HBP: 0	WP: 1 PB: 0 SB: 2 CS: 0	PA: 34								
<b>PITCHER</b>	IP	WLS	BF	H	R	ER	SO	BB	IBB	HBP	BLK	WP	HR	S	P	ERA	WHIP											
<b>Bobby Jones, R</b> ERA: 2.43	(1, 1)	6.0	L	26	9	4	4	3	0	0	0	0	0	0	66	91	6.00	1.500										
<b>Josias Manzanillo, R</b> ERA: 8.36	(7, 1)	2.0		8	1	1	0	1	0	0	0	0	0	0	18	30	0.00	0.500										

**New York Mets @ Philadelphia Phillies**  
Veterans Stadium, Philadelphia, PA  
Sun May 21, 1995, 3:33 AM EDT  
Att: 43,134 - Sunny - 81 F

AB 33  
R 5  
H 10  
RBI 4  
BB 0  
SO 4  
LOB 10















Batter	1	2	3	4	5	6	7	8	9	AB	R	H	RBI	BB	SO	LOB	TOP								
<b>Darren Lewis, R</b> OBP: 0.260, SLG: 0.294 (1, 8)	F9		G3-6-1 1B		P6		S		WP 1B	5	0	3	2	0	0	0									
<b>John Patterson, S</b> OBP: 0.282, SLG: 0.250 (1, 4)	K		G3-6-1 1-2 2-3			G3	F8		L9 2-3	5	0	0	0	0	1	6									
<b>Barry Bonds, L</b> OBP: 0.416, SLG: 0.500 (1, 7)	F9			F8		E6 S 1B	F7		K 1-2 3-H 4-0	5	1	0	0	0	1	2									
<b>Matt Williams, R</b> OBP: 0.425, SLG: 0.748 (1, 5)		L9				F7	G6-3		IBB	4	1	1	0	1	0	2									
<b>Glenallen Hill, R</b> OBP: 0.356, SLG: 0.557 (1, 9)				F7		S 1B		P5	K 2-3	5	1	2	0	0	1	3									
<b>Royce Clayton, R</b> OBP: 0.322, SLG: 0.392 (1, 6)		P4						K		4	0	2	3	0	1	0									
<b>J.R. Phillips, L</b> OBP: 0.202, SLG: 0.270 (1, 3)				E4 1B	G5-3			G1-3		3	0	0	0	1	0	1									
<b>Kirt Manwaring, R</b> OBP: 0.333, SLG: 0.319 (1, 2)										3	0	1	0	0	2	2									
<b>Shawn Barton, R</b> (6, 1)										0	0	0	0	0	0	0									
<b>Mark Dewey, R</b> (7, 1)										0	0	0	0	0	0	0									
<b>Mark Carreon, R</b> OBP: 0.296, SLG: 0.423 (9, PH)										1	1	1	0	0	0	0									
<b>Rod Beck, R</b> OBP: 0.333, SLG: 0.333 (9, 1)										0	0	0	0	0	0	0									
<b>Terry Mulholland, R</b> (1, 1)										1	0	0	0	0	0	2									
<b>Tom Lampkin, L</b> OBP: 0.313, SLG: 0.154 (5, PH)										1	0	0	0	0	0	0									
<b>Chris Hook, R</b> (5, 1)										0	0	0	0	0	0	0									
<b>Jeff Reed, L</b> OBP: 0.500, SLG: 0.435 (6, 2)										1	2	1	0	0	0	0									
<b>Inning Stats</b>	R: 0 E: 0 K: 1 S: 11	H: 0 LOB: 0 BB: 0 P: 17	R: 0 E: 0 K: 0 S: 7	H: 1 LOB: 0 BB: 0 P: 12	R: 0 E: 1 K: 0 S: 5	H: 2 LOB: 2 BB: 0 P: 8	R: 1 E: 0 K: 0 S: 10	H: 2 LOB: 1 BB: 0 P: 17	R: 0 E: 0 K: 1 S: 6	H: 0 LOB: 0 BB: 0 P: 8	R: 2 E: 1 K: 1 S: 19	H: 2 LOB: 2 BB: 1 P: 32	R: 1 E: 0 K: 0 S: 12	H: 2 LOB: 1 BB: 0 P: 17	R: 0 E: 0 K: 1 S: 7	H: 0 LOB: 0 BB: 0 P: 11	R: 2 E: 1 K: 2 S: 10	H: 2 LOB: 2 BB: 1 P: 19	1B: 8 2B: 2 3B: 1 HR: 0	SF: 0 SAC: 1 DP: 1 HBP: 0	WP: 1 PB: 0 SB: 3 CS: 0	PA: 41			
<b>PITCHER</b>	IP	WLS	BF	H	R	ER	SO	BB	IBB	HBP	BLK	WP	HR	S	P	ERA	WHIP								
<b>Bobby Jones, R</b> ERA: 2.4 (1, 1)	8.0		34	9	4	2	4	0	1	0	0	0	0	77	122	2.25	1.125								
<b>Doug Henry, R</b> ERA: 5.11 (9, 1)	0.1	L	4	2	2	1	0	0	0	0	0	0	0	4	5	27.00	6.000								
<b>Eric Gunderson, L</b> ERA: 3.38 (9, 1)	0.1		2	0	0	0	1	0	1	0	0	1	0	3	9	0.00	0.000								
<b>Jerry Dipoto, R</b> ERA: 5.94 (9, 1)	0.1		1	0	0	0	1	0	0	0	0	0	0	3	5	0.00	0.000								

San Francisco Giants @ New York Mets  
Shea Stadium, Flushing, NY  
Fri May 26 1995, 7:05 PM EDT  
Att: 20,924 - Unknown - 62 F

AB 38  
R 6  
H 11  
RBI 5  
BB 2  
SO 6  
LOB 18



Batter	1	2	3	4	5	6	7	8	9	AB	R	H	RBI	BB	SO	LOB	BOTTOM								
<b>Brett Butler, L</b> OBP: 0.377, SLG: 0.376 (1, 8)	G6-3	G5-3		L8		L4			G3 1B	5	0	1	0	0	0	5									
<b>Ricky Otero, S</b> OBP: 0.205, SLG: 0.195 (1, 7)	G6-3		G6-3		G4-3		CS 1B		G3 1-2	4	0	1	0	0	0	0									
<b>Joe Orsulak, L</b> OBP: 0.397, SLG: 0.443 (9, PH)	G6-3		G6-3		G4-3		CS 1B		G3 1-2	1	0	0	0	0	0	1									
<b>Chris Jones, R</b> OBP: 0.323, SLG: 0.379 (1, 9)	HR		F9		K		L7 1B		K 1-3	5	1	1	1	0	2	2									
<b>Jeff Kent, R</b> OBP: 0.299, SLG: 0.337 (1, 4)	FC6 1B			HR	F7		1B BB		K 1-3	4	1	2	1	1	1	1									
<b>Edgardo Alfonzo, R</b> OBP: 0.281, SLG: 0.407 (1, 5)	FC6			HR		F7				4	0	2	0	0	0	1									
<b>David Segui, S</b> OBP: 0.386, SLG: 0.466 (1, 3)			G6-3		G5-3 1B		L4		L4	4	1	2	0	0	0	2									
<b>Kelly Stinnett, R</b> OBP: 0.394, SLG: 0.552 (1, 2)		G5-3 1B		G5-3		G5-3 1B		F7		4	1	2	0	0	0	1									
<b>Tim Lincecum, R</b> OBP: 0.222, SLG: 0.176 (1, 6)		G5-3								3	0	1	1	1	0	1									
<b>Bobby Jones, R</b> OBP: 0.273, SLG: 0.273 (1, 1)										2	0	1	1	0	1	3									
<b>Bobby Bonilla, S</b> OBP: 0.414, SLG: 0.636 (8, PH)										1	0	0	0	0	1	0									
<b>Doug Henry, R</b> ERA: 3.86 (9, 1)										0	0	0	0	0	0	0									
<b>Eric Gunderson, R</b> (9, 1)										0	0	0	0	0	0	0									
<b>Jerry Dipoto, R</b> (9, 1)										0	0	0	0	0	0	0									
<b>Inning Stats</b>	R: 1 E: 0 K: 0 S: 9	H: 2 LOB: 1 BB: 0 P: 11	R: 1 E: 0 K: 0 S: 7	H: 2 LOB: 1 BB: 0 P: 9	R: 1 E: 0 K: 0 S: 8	H: 2 LOB: 1 BB: 0 P: 15	R: 1 E: 0 K: 0 S: 12	H: 2 LOB: 1 BB: 0 P: 18	R: 0 E: 0 K: 1 S: 9	H: 0 LOB: 0 BB: 0 P: 13	R: 0 E: 0 K: 1 S: 13	H: 2 LOB: 3 BB: 1 P: 22	R: 0 E: 0 K: 0 S: 9	H: 2 LOB: 2 BB: 1 P: 15	R: 0 E: 0 K: 1 S: 6	H: 0 LOB: 0 BB: 0 P: 7	R: 0 E: 0 K: 2 S: 10	H: 1 LOB: 1 BB: 0 P: 13	1B: 11 2B: 0 3B: 0 HR: 2	SF: 0 SAC: 1 DP: 0 HBP: 0	WP: 0 PB: 0 SB: 0 CS: 1	PA: 40			
<b>PITCHER</b>	IP	WLS	BF	H	R	ER	SO	BB	IBB	HBP	BLK	WP	HR	S	P	ERA	WHIP								
<b>Terry Mulholland, L</b> ERA: 6.69 (5, 1)	1.2		8	2	0	0	2	1	0	0	0	0	0	19	30	0.00	1.800								
<b>Shawn Barton, L</b> ERA: 3.0 (6, 1)	0.2		3	1	0	0	0	0	0	0	0	0	0	9	13	0.00	1.500								
<b>Mark Dewey, R</b> ERA: 2.6 (7, 1)	1.2	W	6	1	0	0	1	1	0	0	0	0	0	9	14	0.00	1.200								
<b>Rod Beck, R</b> ERA: 3.94 (9, 1)	1.0	S	4	1	0	0	2	0	0	0	0	0	0	10	13	0.00	1.000								

San Francisco Giants @ New York Mets  
Shea Stadium, Flushing, NY  
Fri May 26 1995, 7:05 PM EDT  
Att: 20,924 - Unknown - 62 F

AB 37  
R 4  
H 13  
RBI 4  
BB 2  
SO 5  
LOB 17





Batter	1	2	3	4	5	6	7	8	9	AB	R	H	RBI	BB	SO	LOB	TOP			
<b>Darren Lewis, R</b> OBP: 0.259, SLG: 0.292 (1, 8)	G6-3		G3			G3-6-1 1B		G6-3		4	0	1	0	0	0	0				
<b>John Patterson, S</b> OBP: 0.256, SLG: 0.225 (1, 4)	F7			G5-3		G3-6-1 1-2			K	4	0	0	0	0	1	1				
<b>Barry Bonds, L</b> OBP: 0.411, SLG: 0.486 (1, 7)	K			G3		F8			1B HR BB	3	1	0	0	1	1	0				
<b>Matt Williams, R</b> OBP: 0.444, SLG: 0.766 (1, 5)									1B HR	4	1	4	0	0	0	0				
<b>Glenallen Hill, R</b> OBP: 0.352, SLG: 0.573 (1, 9)	P6			G3-1		F7			1B HR	4	1	1	3	0	0	3				
<b>Royce Clayton, R</b> OBP: 0.311, SLG: 0.377 (1, 6)	L7					G4-3 1-2			G5-3	4	0	0	0	0	0	2				
<b>J.R. Phillips, L</b> OBP: 0.194, SLG: 0.258 (1, 3)	P5					F9			G3	4	0	0	0	0	0	2				
<b>Tom Lampkin, L</b> OBP: 0.316, SLG: 0.188 (1, 2)				F8		F8 S 1B			G3	3	0	1	0	0	0	0				
<b>Jose Bautista, R</b> (1, 1)				K						1	0	0	0	0	1	0				
<b>Steve Mintz, L</b> (3, 1)										1	0	0	0	0	1	1				
<b>Mike Benjamin, R</b> OBP: 0.250, SLG: 0.250 (8, PH)										1	0	0	0	0	1	0				
<b>Dave Burba, R</b> (8, 1)										0	0	0	0	0	0	0				
<b>Inning Stats</b>	R: 0 E: 0 K: 1 S: 10	H: 0 LOB: 0 BB: 0 P: 13	R: 0 E: 0 K: 0 S: 8	H: 1 LOB: 1 BB: 0 P: 10	R: 0 E: 0 K: 1 S: 9	H: 0 LOB: 0 BB: 0 P: 13	R: 0 E: 0 K: 0 S: 8	H: 1 LOB: 1 BB: 0 P: 13	R: 0 E: 0 K: 0 S: 4	H: 1 LOB: 1 BB: 0 P: 5	R: 0 E: 0 K: 0 S: 10	H: 1 LOB: 1 BB: 0 P: 17	R: 0 E: 0 K: 1 S: 7	H: 0 LOB: 0 BB: 0 P: 9	R: 3 E: 0 K: 1 S: 14	H: 2 LOB: 0 BB: 1 P: 20	1B: 5 2B: 1 3B: 0 HR: 1	SF: 0 SAC: 0 DP: 1 HBP: 0	WP: 0 PB: 0 SB: 1 CS: 0	PA: 34
<b>PITCHER</b> <b>Bret Saberhagen, R</b> ERA: 3.83 (1, 1)	IP: 9.0 WLS: W BF: 34 H: 7 R: 3 ER: 3 SO: 5 BB: 1 IBB: 0 HBP: 0 BLK: 0 WP: 0 HR: 1 S: 83 P: 121 ERA: 3.00 WHIP: 0.889																			

San Francisco Giants @ New York Mets  
Shea Stadium, Flushing, NY  
Sat May 27 1995, 3:33 AM EDT  
Att: 19,494 - Sunny - 72 F

AB 33  
R 3  
H 7  
RBI 3  
BB 1  
SO 5  
LOB 9




Batter	1	2	3	4	5	6	7	8	9	AB	R	H	RBI	BB	SO	LOB	BOTTOM			
<b>Brett Butler, L</b> OBP: 0.370, SLG: 0.362 (1, 8)	F9 1B BB	G6-3		P6		FC6-4 1-2		G6-3		4	1	0	0	1	0	2				
<b>Edgardo Alfonzo, R</b> OBP: 0.256, SLG: 0.373 (1, 5)	P3		G4-3	F9		K		F9		5	0	0	0	0	1	2				
<b>David Segui, S</b> OBP: 0.305, SLG: 0.484 (1, 3)	1B		HR	1B		G6-3				4	2	3	0	0	0	1				
<b>Bobby Bonilla, S</b> OBP: 0.417, SLG: 0.657 (1, 7)	F9		HR	BB		L3				3	1	1	2	1	0	2				
<b>Joe Orsulak, L</b> OBP: 0.389, SLG: 0.431 (1, 9)	1B		G4-3	F8		L9				4	0	1	1	0	0	2				
<b>Jeff Kent, R</b> OBP: 0.315, SLG: 0.384 (1, 4)	1B		HR			F9				4	1	3	2	0	0	0				
<b>Kelly Stinnett, R</b> OBP: 0.378, SLG: 0.500 (1, 2)	F7		HBP			K				3	0	0	0	0	2	3				
<b>Jose Vizcaino, S</b> OBP: 0.307, SLG: 0.317 (1, 6)			K	IBB		G4-3		G6-3 SH3-4 PB 1B		3	1	1	0	1	1	0				
<b>Bret Saberhagen, R</b> OBP: 0.300, SLG: 0.400 (1, 1)	K		K			FC6-4 1B		SH3-4		3	0	1	0	0	2	2				
<b>Inning Stats</b>	R: 2 E: 0 K: 0 S: 16	H: 3 LOB: 2 BB: 1 P: 27	R: 0 E: 0 K: 2 S: 8	H: 0 LOB: 0 BB: 0 P: 10	R: 3 E: 0 K: 1 S: 15	H: 3 LOB: 2 BB: 1 P: 26	R: 0 E: 0 K: 0 S: 10	H: 1 LOB: 2 BB: 1 P: 19	R: 0 E: 0 K: 1 S: 7	H: 0 LOB: 0 BB: 0 P: 11	R: 0 E: 0 K: 1 S: 12	H: 1 LOB: 1 BB: 0 P: 18	R: 0 E: 0 K: 1 S: 6	H: 1 LOB: 1 BB: 0 P: 10	R: 1 E: 0 K: 0 S: 10	H: 1 LOB: 0 BB: 0 P: 14	1B: 8 2B: 0 3B: 0 HR: 2	SF: 0 SAC: 1 DP: 0 HBP: 1	WP: 0 PB: 1 SB: 1 CS: 0	PA: 38
<b>PITCHER</b> <b>Jose Bautista, R</b> ERA: 6.46 (1, 1)	IP: 2.2 WLS: L BF: 16 H: 6 R: 5 ER: 5 SO: 2 BB: 1 IBB: 0 HBP: 1 BLK: 0 WP: 0 HR: 2 S: 33 P: 52 ERA: 16.88 WHIP: 2.625																			
<b>Steve Mintz, R</b> ERA: 7.71 (3, 1)	4.1 BF: 18 H: 3 R: 0 ER: 0 SO: 4 BB: 1 IBB: 0 HBP: 0 BLK: 0 WP: 0 HR: 0 S: 41 P: 69 ERA: 0.00 WHIP: 0.923																			
<b>Dave Burba, R</b> ERA: 6.32 (8, 1)	1.0 BF: 4 H: 1 R: 1 ER: 0 SO: 0 BB: 0 IBB: 0 HBP: 0 BLK: 0 WP: 0 HR: 0 S: 10 P: 14 ERA: 0.00 WHIP: 1.000																			


San Francisco Giants @ New York Mets  
Shea Stadium, Flushing, NY  
Sat May 27 1995, 3:33 AM EDT  
Att: 19,494 - Sunny - 72 F

AB 33  
R 6  
H 10  
RBI 5  
BB 3  
SO 6  
LOB 14





Batter	1	2	3	4	5	6	7	8	9	AB	R	H	RBI	BB	SO	LOB	TOP										
<b>Darren Lewis, R</b> (1, 8) OBP: 0.284, SLG: 0.296	G5-3		CS 1B		L4			HR 1B	G6-3	5	1	2	0	0	0	2	<b>San Francisco Giants @ New York Mets</b> Shea Stadium, Flushing, NY Sun May 28 1995, 3:33 AM EDT Att: 24,456 - Overcast - 70 F										
<b>Steve Scarsone, R</b> (1, 4) OBP: 0.458, SLG: 0.826	P8		K			K		HR		4	1	1	2	0	2	1											
<b>Barry Bonds, L</b> (1, 7) OBP: 0.421, SLG: 0.532	1B 2B		CS	F8		HR		HR	1B	4	2	3	1	0	0	0											
<b>Matt Williams, R</b> (1, 5) OBP: 0.453, SLG: 0.791	1B			F8		F8		HR		4	1	3	2	0	0	0											
<b>Glenallen Hill, R</b> (1, 9) OBP: 0.349, SLG: 0.558	L4			K			BB	P5		3	0	0	0	1	1	3											
<b>Royce Clayton, R</b> (1, 6) OBP: 0.301, SLG: 0.364		P2		K		G4-3		G6-3		4	0	0	0	0	1	2											
<b>J.R. Phillips, L</b> (1, 3) OBP: 0.187, SLG: 0.247		P5			G4-3		P2	G2-3		4	0	0	0	0	0	0											
<b>Kirt Manwaring, R</b> (1, 2) OBP: 0.329, SLG: 0.315		G5-3			E5 SH1-4		K	G6-3	G6-3 1B	4	0	1	0	0	1	0											
<b>Mark Portugal, R</b> (1, 1) <b>Mark Carreon, R</b> (9, PH) <b>Rod Beck, R</b> (9, 1) OBP: 0.333, SLG: 0.333			P6		SH1-4		G6-3	F9		2	0	0	0	0	0	0											
<b>Inning Stats</b>	R: 0 E: 0 K: 0 S: 10	H: 2 LOB: 2 BB: 0 P: 13	R: 0 E: 0 K: 0 S: 4	H: 0 LOB: 0 BB: 0 P: 9	R: 0 E: 0 K: 1 S: 11	H: 1 LOB: 0 BB: 0 P: 17	R: 0 E: 0 K: 2 S: 10	H: 1 LOB: 1 BB: 0 P: 15	R: 0 E: 1 K: 0 S: 9	H: 0 LOB: 1 BB: 0 P: 12	R: 1 E: 0 K: 0 S: 15	H: 1 LOB: 1 BB: 0 P: 27	R: 0 E: 0 K: 1 S: 11	H: 0 LOB: 0 BB: 0 P: 15	R: 4 E: 0 K: 0 S: 17	H: 4 LOB: 1 BB: 0 P: 27	R: 0 E: 0 K: 0 S: 8	H: 1 LOB: 0 BB: 0 P: 13	1B: 6 2B: 1 3B: 0 HR: 3	SF: 0 SAC: 1 DP: 1 HBP: 0	WP: 0 PB: 0 SB: 0 CS: 1	PA: 38					
<b>PITCHER</b>	IP	WLS	BF	H	R	ER	SO	BB	IBB	HBP	BLK	WP	HR	S	P	ERA	WHIP										
<b>Dave Micki, R</b> (1, 1) ERA: 3.0	7.0	L	30	8	4	4	5	1	0	0	0	0	2	76	118	5.14	1.286										
<b>Josias Manzanillo, R</b> (8, 1) ERA: 7.88	1.0		4	1	1	1	0	0	0	0	0	0	1	11	17	9.00	1.000										
<b>John Franco, L</b> (9, 1) ERA: 3.38	1.0		3	1	0	0	0	0	0	0	0	0	0	8	13	0.00	1.000										

Batter	1	2	3	4	5	6	7	8	9	AB	R	H	RBI	BB	SO	LOB	BOTTOM										
<b>Brett Butler, L</b> (1, 8) OBP: 0.366, SLG: 0.376	K		G6-3			F9		3B		4	0	1	0	0	1	0	<b>San Francisco Giants @ New York Mets</b> Shea Stadium, Flushing, NY Sun May 28 1995, 3:33 AM EDT Att: 24,456 - Overcast - 70 F										
<b>Edgardo Alfonzo, R</b> (1, 5) OBP: 0.242, SLG: 0.349	F8			G4-3		G6-3		P4		4	0	0	0	0	0	1											
<b>David Segui, S</b> (1, 3) OBP: 0.397, SLG: 0.470	F7			1B		G3-1		F9		4	0	1	0	0	0	1											
<b>Bobby Bonilla, S</b> (1, 7) OBP: 0.412, SLG: 0.642		G3-1		K		G3		1B 1B		4	0	1	0	0	1	1											
<b>Joe Orsulak, L</b> (1, 9) OBP: 0.368, SLG: 0.406		F7		G4-3		G3		P6		4	0	0	0	0	0	2											
<b>Jeff Kent, R</b> (1, 4) OBP: 0.330, SLG: 0.412		3B			G4-6-3 1B	BB		F9		3	0	2	0	1	0	1											
<b>Jose Vizcaino, S</b> (1, 6) OBP: 0.305, SLG: 0.315		F8			G4-6-3 1-2	L3		1B		4	0	1	0	0	0	3											
<b>Alberto Castillo, R</b> (1, 2)			K			BB		G1-3	F7	3	0	0	0	1	1	2											
<b>Dave Micki, R</b> (1, 1) <b>Josias Manzanillo, R</b> (8, 1) <b>Chris Jones, R</b> (8, PH) <b>John Franco, L</b> (9, 1) OBP: 0.344, SLG: 0.500			G6-3			G5-3		HR		2	0	0	0	0	0	1											
<b>Inning Stats</b>	R: 0 E: 0 K: 1 S: 9	H: 0 LOB: 0 BB: 0 P: 11	R: 0 E: 0 K: 0 S: 9	H: 1 LOB: 1 BB: 0 P: 15	R: 0 E: 0 K: 1 S: 9	H: 0 LOB: 0 BB: 0 P: 15	R: 0 E: 0 K: 1 S: 9	H: 1 LOB: 1 BB: 0 P: 12	R: 0 E: 0 K: 0 S: 6	H: 1 LOB: 1 BB: 1 P: 10	R: 0 E: 0 K: 0 S: 5	H: 0 LOB: 0 BB: 0 P: 6	R: 0 E: 0 K: 0 S: 4	H: 0 LOB: 1 BB: 1 P: 9	R: 1 E: 0 K: 0 S: 13	H: 2 LOB: 1 BB: 0 P: 20	R: 0 E: 0 K: 0 S: 11	H: 2 LOB: 2 BB: 0 P: 17	1B: 4 2B: 0 3B: 2 HR: 1	SF: 0 SAC: 0 DP: 1 HBP: 0	WP: 0 PB: 0 SB: 0 CS: 0	PA: 35					
<b>PITCHER</b>	IP	WLS	BF	H	R	ER	SO	BB	IBB	HBP	BLK	WP	HR	S	P	ERA	WHIP										
<b>Mark Portugal, R</b> (1, 1) ERA: 3.35	8.0	W	30	5	1	1	3	2	0	0	0	0	0	64	98	1.12	0.875										
<b>Rod Beck, R</b> (9, 1) ERA: 3.71	1.0		5	2	0	0	0	0	0	0	0	0	0	11	17	0.00	2.000										







Batter	1	2	3	4	5	6	7	8	9	AB	R	H	RBI	BB	SO	LOB	TOP		
<b>Bip Roberts, S</b> (1,4) OBP: 0.417, SLG: 0.407	F7		F7				K			4	0	1	0	0	1	0			
<b>Steve Finley, L</b> (1,8) OBP: 0.345, SLG: 0.371	1B		G4-3					G4-3		3	0	1	0	1	0	0			
<b>Tony Gwynn, L</b> (1,9) OBP: 0.377, SLG: 0.411								G4-3		3	0	2	0	1	0	0			
<b>Ken Caminiti, S</b> (1,5) OBP: 0.371, SLG: 0.533	K		F7				K			4	0	0	0	0	3	6			
<b>Eddie Williams, R</b> (1,3) OBP: 0.313, SLG: 0.385	F8									4	0	0	0	0	2	3			
<b>Melvin Nieves, S</b> (1,7) OBP: 0.302, SLG: 0.402										4	0	0	0	0	2	2			
<b>Andujar Cedeno, R</b> (1,6) OBP: 0.250, SLG: 0.342										4	0	0	0	0	1	2			
<b>Brad Ausmus, R</b> (1,2) OBP: 0.367, SLG: 0.478										3	0	0	0	0	0	0			
<b>Scott Sanders, R</b> (1,1) OBP: 0.357, SLG: 0.385										2	0	0	0	0	0	0			
<b>Scott Livingstone, L</b> (7,PH) OBP: 0.304, SLG: 0.435										1	0	0	0	0	0	0			
<b>Fernando Valenzuela, L</b> (7,1) OBP: 0.304, SLG: 0.435										0	0	0	0	0	0	0			
<b>Andres Berumen, R</b> (8,1) OBP: 0.367, SLG: 0.478										0	0	0	0	0	0	0			
<b>Inning Stats</b>	R: 0 H: 2 E: 0 K: 1 S: 20	H: 2 LOB: 2 BB: 0 P: 28	R: 0 H: 0 E: 0 K: 1 S: 7	H: 0 LOB: 0 BB: 0 P: 11	R: 0 H: 0 E: 0 K: 0 S: 7	H: 1 LOB: 2 BB: 0 P: 16	R: 0 H: 1 E: 0 K: 1 S: 12	H: 1 LOB: 3 BB: 2 P: 24	R: 0 H: 0 E: 0 K: 1 S: 10	H: 0 LOB: 0 BB: 0 P: 13	R: 0 H: 0 E: 0 K: 1 S: 8	H: 0 LOB: 0 BB: 0 P: 11	R: 0 H: 0 E: 0 K: 1 S: 10	H: 0 LOB: 0 BB: 0 P: 16	1B: 2 2B: 2 3B: 0 HR: 0	SF: 0 SAC: 0 DP: 0 HBP: 0	WP: 0 PB: 1 SB: 0 CS: 0	PA: 34	
<b>PITCHER</b>	IP	WLS	BF	H	R	ER	SO	BB	IBB	HBP	BLK	WP	HR	S	P	ERA	WHIP		
<b>Pete Harnisch, R</b> (1,1) ERA: 3.32	8.0	W	31	4	0	0	8	1	1	0	0	0	0	83	118	0.00	0.625		
<b>Doug Henry, R</b> (9,1) ERA: 4.73	1.0		3	0	0	0	1	0	0	0	0	0	0	10	16	0.00	0.000		

San Diego Padres @ New York Mets  
Shea Stadium, Flushing, NY  
Tue May 30 1995, 7:05 PM EDT  
Att: 13,636 - Unknown - 70 F

AB	32
R	0
H	4
RBI	0
BB	2
SO	9
LOB	13



Batter	1	2	3	4	5	6	7	8	9	AB	R	H	RBI	BB	SO	LOB	BOTTOM			
<b>Brett Butler, L</b> (1,8) OBP: 0.351, SLG: 0.356	F8		L5				F7	SF7		4	1	1	3	0	0	1				
<b>Edgardo Alfonzo, R</b> (1,5) OBP: 0.247, SLG: 0.329	G5-3						P2	G6-3		5	0	0	0	0	0	2				
<b>Rico Brogna, L</b> (1,3) OBP: 0.343, SLG: 0.525	G4-3						K	K		4	0	1	1	1	2	1				
<b>Bobby Bonilla, S</b> (1,7) OBP: 0.411, SLG: 0.640										2	1	0	0	2	0	1				
<b>Chris Jones, R</b> (9,7) OBP: 0.364, SLG: 0.500										0	0	0	0	0	0	0				
<b>Jeff Kent, R</b> (1,4) OBP: 0.328, SLG: 0.423										3	1	0	0	1	1	3				
<b>Ryan Thompson, R</b> (1,9) OBP: 0.250, SLG: 0.250										4	1	1	2	0	2	2				
<b>Jose Vizcaino, S</b> (1,6) ERA: 3.95										3	2	1	0	1	1	1				
<b>Tim Lincecum, R</b> (9,6) OBP: 0.211, SLG: 0.167										0	0	0	0	0	0	0				
<b>Alberto Castillo, R</b> (1,2) OBP: 0.385, SLG: 0.111										3	2	1	0	1	1	1				
<b>Pete Harnisch, S</b> (1,1) ERA: 3.95										2	0	1	0	0	0	1				
<b>David Segui, S</b> (8,PH) ERA: 6.75										1	0	1	2	0	0	0				
<b>Doug Henry, R</b> (9,1) ERA: 4.73										0	0	0	0	0	0	0				
<b>Inning Stats</b>	R: 0 H: 0 E: 0 K: 0 S: 8	H: 0 LOB: 0 BB: 0 P: 14	R: 0 H: 0 E: 0 K: 2 S: 8	H: 0 LOB: 0 BB: 0 P: 12	R: 0 H: 1 E: 0 K: 1 S: 9	H: 1 LOB: 1 BB: 0 P: 12	R: 0 H: 0 E: 1 K: 1 S: 12	H: 0 LOB: 2 BB: 1 P: 19	R: 3 H: 4 E: 0 K: 0 S: 17	H: 4 LOB: 2 BB: 1 P: 28	R: 0 H: 0 E: 1 K: 1 S: 10	H: 0 LOB: 1 BB: 0 P: 12	R: 0 H: 0 E: 0 K: 1 S: 8	H: 0 LOB: 0 BB: 0 P: 8	R: 5 H: 2 E: 0 K: 1 S: 28	H: 2 LOB: 1 BB: 4 P: 52	1B: 6 2B: 1 3B: 0 HR: 0	SF: 1 SAC: 1 DP: 0 HBP: 0	WP: 2 PB: 0 SB: 1 CS: 0	PA: 39
<b>PITCHER</b>	IP	WLS	BF	H	R	ER	SO	BB	IBB	HBP	BLK	WP	HR	S	P	ERA	WHIP			
<b>Scott Sanders, R</b> (1,1) ERA: 3.95	6.0	L	27	5	3	3	5	1	1	0	1	0	0	64	97	4.50	1.000			
<b>Fernando Valenzuela, L</b> (7,1) ERA: 6.75	1.0		5	0	2	2	1	2	0	0	0	0	0	10	18	18.00	2.000			
<b>Andres Berumen, R</b> (8,1) ERA: 9.86	1.0		7	2	3	3	1	2	0	0	0	2	0	26	42	27.00	4.000			

San Diego Padres @ New York Mets  
Shea Stadium, Flushing, NY  
Tue May 30 1995, 7:05 PM EDT  
Att: 13,636 - Unknown - 70 F

AB	31
R	8
H	7
RBI	8
BB	6
SO	7
LOB	13





Batter	1	2	3	4	5	6	7	8	9	10	AB	R	H	RBI	BB	SO	LOB	TOP			
<b>Bip Roberts, S</b> OBP: 0.416, SLG: 0.415 <b>Trevor Hoffman, R</b> OBP: 1.000, SLG: 2.000	F7		CS		G4-3			1B		E5 1B G4-3	5	3	2	0	0	0	0				
<b>Steve Finley, L</b> OBP: 0.358, SLG: 0.375	G4-6-3 BB		K					1B		B3	4	1	2	1	1	1	2				
<b>Tony Gwynn, L</b> OBP: 0.385, SLG: 0.426	G4-6-3		K					1B		G4-3	5	0	3	0	0	1	2				
<b>Ken Caminiti, S</b> OBP: 0.365, SLG: 0.516		K						G4-3		G4-3	4	0	0	1	1	2	4				
<b>Eddie Williams, R</b> OBP: 0.316, SLG: 0.413	G5-3 1B		CS		F7			G4-3-6		L5	5	1	2	2	0	0	2				
<b>Brian Johnson, R</b> OBP: 0.283, SLG: 0.447	G5-3 1B				K			F7		G6-3	4	0	1	0	0	1	0				
<b>Andujar Cedeno, R</b> OBP: 0.250, SLG: 0.347	G5-3				K2-3			F9			4	0	1	0	0	1	2				
<b>Jody Reed, R</b> OBP: 0.311, SLG: 0.226								G4-3		G5-3	3	0	0	0	1	0	1				
<b>Andy Benes, R</b> OBP: 0.071, SLG: 0.071 <b>Brian Williams, R</b> (8, 1)	P4				G5-3			K		K	3	0	0	0	0	1	3				
<b>Phil Clark, R</b> OBP: 0.368, SLG: 0.556 <b>Bryce Florie, R</b> (9, 1) <b>Melvin Nieves, S</b> (10, 7)											0	0	0	0	0	0	0				
<b>Inning Stats</b>	R: 0 E: 0 K: 0 S: 6	H: 0 LOB: 0 BB: 1 P: 12	R: 0 E: 0 K: 1 S: 13	H: 2 LOB: 3 BB: 1 P: 20	R: 1 E: 1 K: 2 S: 15	H: 1 LOB: 0 BB: 1 P: 26	R: 0 E: 0 K: 2 S: 8	H: 0 LOB: 0 BB: 0 P: 10	R: 0 E: 0 K: 0 S: 8	H: 2 LOB: 0 BB: 0 P: 17	R: 0 E: 0 K: 0 S: 5	H: 0 LOB: 0 BB: 0 P: 8	R: 1 E: 0 K: 1 S: 8	H: 3 LOB: 1 BB: 0 P: 11	R: 1 E: 0 K: 0 S: 12	H: 2 LOB: 1 BB: 0 P: 16	R: 1 E: 1 K: 0 S: 11	H: 1 LOB: 1 BB: 0 P: 16	1B: 7 2B: 4 3B: 0 HR: 1	SF: 0 SAC: 0 DP: 2 HBP: 0	WP: 0 PA: 42
<b>PITCHER</b>	IP	WLS	BF	H	R	ER	SO	BB	IBB	HBP	BLK	WP	HR	S	P	ERA	WHIP				
<b>Bobby Jones, R</b> ERA: 2.38	8.0		31	8	3	2	7	3	0	0	0	0	0	76	118	2.25	1.375				
<b>John Franco, L</b> ERA: 3.29	2.0	W	10	3	2	1	1	0	0	0	0	0	1	23	32	4.50	1.500				

San Diego Padres @ New York Mets  
Shea Stadium, Flushing, NY  
Wed May 31 1995, 3:33 AM EDT  
Att: 13,794 - Unknown - 82 F

AB 38  
R 5  
H 11  
RBI 4  
BB 3  
SO 8  
LOB 17



Batter	1	2	3	4	5	6	7	8	9	10	AB	R	H	RBI	BB	SO	LOB	BOTTOM					
<b>Brett Butler, L</b> OBP: 0.353, SLG: 0.352	F7		CS		FC6-4 1B			G6-3		G5-3	4	0	1	1	1	0	1						
<b>Edgardo Alfonzo, R</b> OBP: 0.256, SLG: 0.325	1B		CS		G2-3			1B		L4	4	1	1	0	1	0	3						
<b>Rico Brogna, L</b> OBP: 0.348, SLG: 0.524 <b>Tim Lincecum, R</b> OBP: 0.200, SLG: 0.158 (8, PR) (9, 6)	G3-6-1 1B				F8			G3-1		F7	4	0	2	0	0	0	0						
<b>Bobby Bonilla, S</b> OBP: 0.410, SLG: 0.630	G3-6-1				1B			P5		F8	5	1	2	1	0	0	2						
<b>Jeff Kent, R</b> OBP: 0.323, SLG: 0.414		K			G5-3			K		K	5	1	1	0	0	3	3						
<b>Ryan Thompson, R</b> OBP: 0.143, SLG: 0.143 <b>Joe Orsulak, L</b> OBP: 0.369, SLG: 0.395 (8, PH) (9, 9)		K						P4		K	3	0	0	0	0	2	0						
<b>Jose Vizcaino, S</b> OBP: 0.318, SLG: 0.311 <b>John Franco, L</b> (9, 1)	P4							G3		1B	2	1	1	0	0	1	2						
<b>Alberto Castillo, R</b> OBP: 0.333, SLG: 0.091 <b>Todd Hundley, S</b> OBP: 0.372, SLG: 0.520 (7, PH) (8, 2)					F8			G3		G4-3	2	0	0	0	0	1	1						
<b>Bobby Jones, R</b> OBP: 0.286, SLG: 0.286 <b>David Segui, S</b> OBP: 0.407, SLG: 0.471 (9, 3)								G6-3		G5-3 BB	3	0	1	0	0	1	1						
<b>Inning Stats</b>	R: 0 E: 0 K: 0 S: 12	H: 2 LOB: 1 BB: 0 P: 23	R: 0 E: 0 K: 2 S: 7	H: 0 LOB: 0 BB: 0 P: 9	R: 0 E: 0 K: 2 S: 7	H: 0 LOB: 0 BB: 1 P: 14	R: 0 E: 0 K: 0 S: 13	H: 1 LOB: 1 BB: 0 P: 22	R: 1 E: 0 K: 1 S: 15	H: 3 LOB: 2 BB: 0 P: 21	R: 0 E: 0 K: 1 S: 9	H: 0 LOB: 0 BB: 0 P: 12	R: 0 E: 0 K: 0 S: 12	H: 0 LOB: 1 BB: 0 P: 18	R: 3 E: 0 K: 2 S: 20	H: 3 LOB: 2 BB: 1 P: 29	R: 0 E: 0 K: 0 S: 10	H: 0 LOB: 1 BB: 0 P: 19	R: 3 E: 0 K: 0 S: 10	H: 3 LOB: 0 BB: 0 P: 18	1B: 11 2B: 0 3B: 0 HR: 1	SF: 0 SAC: 0 DP: 1 HBP: 1	WP: 1 PA: 44
<b>PITCHER</b>	IP	WLS	BF	H	R	ER	SO	BB	IBB	HBP	BLK	WP	HR	S	P	ERA	WHIP						
<b>Andy Benes, R</b> ERA: 4.86	7.1		30	7	3	3	6	2	0	0	0	0	0	81	130	3.68	1.227						
<b>Brian Williams, R</b> ERA: 5.89	0.2		5	2	1	1	2	0	0	0	0	0	0	14	18	13.50	3.000						
<b>Bryce Florie, R</b> ERA: 4.32	1.0		4	0	0	0	0	1	0	0	0	0	0	10	19	0.00	1.000						
<b>Trevor Hoffman, R</b> ERA: 5.68	0.1	L	4	3	3	3	0	0	0	0	0	0	1	10	18	81.00	9.000						

San Diego Padres @ New York Mets  
Shea Stadium, Flushing, NY  
Wed May 31 1995, 3:33 AM EDT  
Att: 13,794 - Unknown - 82 F

AB 39  
R 7  
H 12  
RBI 7  
BB 3  
SO 8  
LOB 17





Batter	1	2	3	4	5	6	7	8	9	AB	R	H	RBI	BB	SO	LOB	TOP										
<b>Brett Butler, L</b> OBP: 0.343, SLG: 0.341 (1, 8)	L7		K		F7			G6-3		0	0	0	0	0	0	0											
<b>Eduardo Alfonso, R</b> OBP: 0.244, SLG: 0.309 (1, 5)	F9		G6-3			F8		P3		4	0	0	0	0	0	0											
<b>Rico Brogna, L</b> OBP: 0.345, SLG: 0.509 (1, 3)	F9				F7					3	0	0	0	1	0	0											
<b>Tim Bogar, R</b> OBP: 0.200, SLG: 0.158 (9, PR)						G3				0	0	0	0	0	0	0											
<b>Bobby Bonilla, S</b> OBP: 0.420, SLG: 0.656 (1, 7)										3	1	2	1	1	1	1											
<b>Jeff Kent, R</b> OBP: 0.313, SLG: 0.400 (1, 4)										4	0	0	0	0	1	3											
<b>Todd Hundley, S</b> OBP: 0.376, SLG: 0.506 (1, 2)										2	0	0	0	1	1	0											
<b>Alberto Castillo, R</b> OBP: 0.333, SLG: 0.091 (9, PR)										0	0	0	0	0	0	0											
<b>Ryan Thompson, R</b> OBP: 0.200, SLG: 0.111 (1, 9)										2	0	0	0	0	1	2											
<b>David Segui, S</b> OBP: 0.302, SLG: 0.464 (9, PH)										1	0	0	0	0	0	2											
<b>Jose Vizcaino, S</b> OBP: 0.311, SLG: 0.303 (1, 6)										3	0	0	0	0	1	1											
<b>Bret Saberhagen, R</b> OBP: 0.250, SLG: 0.333 (1, 1)										2	0	0	0	0	0	0											
<b>Joe Orsulak, L</b> OBP: 0.365, SLG: 0.390 (8, PH)										1	0	0	0	0	1	0											
<b>Jerry Dipoto, R</b> (8, 1)										0	0	0	0	0	0	0											
<b>Inning Stats</b>	R: 0 H: 0 E: 0 K: 0 S: 8	H: 0 LOB: 0 BB: 0 P: 14	R: 1 H: 1 E: 0 K: 2 S: 12	H: 1 LOB: 1 BB: 0 P: 19	R: 0 H: 0 E: 0 K: 1 S: 7	H: 0 LOB: 0 BB: 0 P: 12	R: 0 H: 0 E: 0 K: 1 S: 13	H: 0 LOB: 2 BB: 2 P: 25	R: 0 H: 0 E: 0 K: 0 S: 6	H: 1 LOB: 1 BB: 0 P: 18	R: 0 H: 0 E: 0 K: 0 S: 7	H: 0 LOB: 0 BB: 0 P: 10	R: 0 H: 0 E: 0 K: 1 S: 6	H: 0 LOB: 0 BB: 1 P: 9	R: 0 H: 0 E: 0 K: 1 S: 12	H: 0 LOB: 2 BB: 1 P: 21	1B: 1 2B: 0 3B: 0 HR: 1	SF: 0 SAC: 0 DP: 0 HBP: 2	WP: 1 PB: 0 SB: 1 CS: 0	PA: 34							
<b>PITCHER</b>	IP	WLS	BF	H	R	ER	SO	BB	IBB	HBP	BLK	WP	HR	S	P	ERA	WHIP										
<b>Hideo Nomo, R</b> ERA: 3.29 (1, 1)	8.0	W	30	2	1	1	6	3	0	1	1	1	1	70	122	1.12	0.625										
<b>Todd Worrell, R</b> ERA: (9, 1)	1.0	S	4	0	0	0	1	0	0	1	0	0	0	10	15	0.00	0.000										

**New York Mets @ Los Angeles Dodgers**  
Dodger Stadium, Los Angeles, CA  
Fri Jun 02 1995, 7:05 PM PDT  
Att: 31,002 - Unknown

AB	25
R	1
H	2
RBI	1
BB	3
SO	6
LOB	9



Batter	1	2	3	4	5	6	7	8	9	AB	R	H	RBI	BB	SO	LOB	BOTTOM										
<b>Delino DeShields, L</b> OBP: 0.303, SLG: 0.312 (1, 4)	FC1		P6		S			G1-3		3	0	1	0	1	0	0											
<b>Jose Offerman, S</b> OBP: 0.471, SLG: 0.457 (1, 6)	G6-3		K		G4-3			G6-3		4	0	0	0	0	1	2											
<b>Roberto Kelly, R</b> OBP: 0.340, SLG: 0.367 (1, 8)	FC1		L9					L7		4	0	1	0	0	0	1											
<b>Eric Karros, R</b> OBP: 0.429, SLG: 0.623 (1, 3)	F9				F9			L1		4	1	1	1	0	0	1											
<b>Raul Mondesi, R</b> OBP: 0.340, SLG: 0.551 (1, 9)								F9		3	1	0	0	0	0	0											
<b>Tim Wallach, R</b> OBP: 0.412, SLG: 0.532 (1, 5)										3	0	3	0	0	0	0											
<b>Chris Gwynn, L</b> OBP: 0.313, SLG: 0.391 (1, 7)										3	0	0	0	0	1	4											
<b>Rick Parker, R</b> OBP: 0.800, SLG: 0.800 (9, 7)										0	0	0	0	0	0	0											
<b>Tom Prince, R</b> OBP: 0.275, SLG: 0.389 (1, 2)										3	0	1	1	0	0	0											
<b>Hideo Nomo, R</b> (1, 1)										3	0	0	0	0	2	1											
<b>Todd Worrell, R</b> (9, 1)										0	0	0	0	0	0	0											
<b>Inning Stats</b>	R: 0 H: 1 E: 0 K: 0 S: 13	H: 2 LOB: 1 BB: 0 P: 20	R: 1 H: 1 E: 1 K: 1 S: 14	H: 2 LOB: 1 BB: 0 P: 19	R: 0 H: 0 E: 0 K: 1 S: 11	H: 0 LOB: 0 BB: 0 P: 17	R: 0 H: 1 E: 0 K: 1 S: 11	H: 1 LOB: 1 BB: 0 P: 16	R: 0 H: 0 E: 0 K: 1 S: 12	H: 3 LOB: 1 BB: 1 P: 19	R: 1 H: 3 E: 0 K: 0 S: 10	H: 0 LOB: 0 BB: 0 P: 7	R: 0 H: 0 E: 0 K: 0 S: 5	H: 0 LOB: 0 BB: 0 P: 8	1B: 5 2B: 1 3B: 0 HR: 1	SF: 0 SAC: 0 DP: 1 HBP: 0	WP: 0 PB: 1 SB: 1 CS: 0	PA: 31									
<b>PITCHER</b>	IP	WLS	BF	H	R	ER	SO	BB	IBB	HBP	BLK	WP	HR	S	P	ERA	WHIP										
<b>Bret Saberhagen, R</b> ERA: 3.45 (1, 1)	7.0	L	28	7	2	1	4	1	0	0	0	0	0	76	110	1.29	1.143										
<b>Jerry Dipoto, R</b> ERA: 5.21 (8, 1)	1.0		3	0	0	0	0	0	0	0	0	0	0	5	8	0.00	0.000										

**New York Mets @ Los Angeles Dodgers**  
Dodger Stadium, Los Angeles, CA  
Fri Jun 02 1995, 7:05 PM PDT  
Att: 31,002 - Unknown

AB	30
R	2
H	7
RBI	2
BB	1
SO	4
LOB	9





Batter	1	2	3	4	5	6	7	8	9	AB	R	H	RBI	BB	SO	LOB	TOP								
<b>Brett Butler, L</b> OBP: 0.338, SLG: 0.336 (1, 8)	G6-3		G6-3			E6			K	0	0	0	0	0	0	0	<b>New York Mets @ Los Angeles Dodgers</b> Dodger Stadium, Los Angeles, CA Sat Jun 03 1995, 7:05 PM PDT Att: 33,364 - Unknown								
<b>Edgardo Alfonzo, R</b> OBP: 0.256, SLG: 0.318 (1, 5)	HR		E6			P3			1B	4	1	2	0	0	0	1									
<b>Rico Brogna, L</b> OBP: 0.333, SLG: 0.491 (1, 3)	F7		F9			L7			G3-6-3	4	0	0	0	0	0	4									
<b>Bobby Bonilla, S</b> OBP: 0.423, SLG: 0.675 (1, 7)	HR					F7			G6-3	4	1	2	2	0	0	0									
<b>Jeff Kent, R</b> OBP: 0.312, SLG: 0.395 (1, 4)	K					G4-3			F9	4	0	1	0	0	1	1									
<b>Todd Hundley, S</b> OBP: 0.372, SLG: 0.494 (1, 2)			G6-3			K			F7	4	0	1	0	0	1	1									
<b>Ryan Thompson, R</b> OBP: 0.214, SLG: 0.154 (1, 9)			L1			K				4	1	1	0	0	1	2									
<b>Jose Vizcaino, S</b> OBP: 0.312, SLG: 0.298 (1, 6)			G5-3						SH2-3	2	1	0	0	1	0	0									
<b>Dave Micki, R</b> (1, 1)									L9	1	0	0	0	0	0	0									
<b>Joe Orsulak, L</b> OBP: 0.372, SLG: 0.397 (7, PH)									K2-3	1	1	1	1	0	0	0									
<b>Blas Minor, R</b> (7, 1)										0	0	0	0	0	0	0									
<b>Chris Jones, R</b> OBP: 0.371, SLG: 0.594 (9, PH)										1	0	0	0	0	1	0									
<b>John Franco, L</b> (9, 1)										0	0	0	0	0	0	0									
<b>Inning Stats</b>	R: 2 E: 0 K: 1 S: 10	H: 2 LOB: 0 BB: 0 P: 14	R: 0 E: 0 K: 0 S: 6	H: 0 LOB: 0 BB: 0 P: 9	R: 0 E: 1 K: 0 S: 12	H: 0 LOB: 1 BB: 0 P: 20	R: 0 E: 0 K: 1 S: 7	H: 0 LOB: 0 BB: 0 P: 10	R: 1 E: 1 K: 1 S: 12	H: 0 LOB: 1 BB: 1 P: 18	R: 0 E: 0 K: 0 S: 11	H: 1 LOB: 1 BB: 0 P: 14	R: 2 E: 1 K: 0 S: 9	H: 4 LOB: 1 BB: 0 P: 11	R: 0 E: 0 K: 0 S: 8	H: 2 LOB: 1 BB: 0 P: 13	R: 0 E: 0 K: 2 S: 8	H: 0 LOB: 0 BB: 0 P: 15	1B: 8 2B: 0 3B: 0 HR: 1	SF: 0 SAC: 2 DP: 2 HBP: 0	WP: 0 PB: 0 SB: 1 CS: 1	PA: 37			
<b>PITCHER</b>	IP	WLS	BF	H	R	ER	SO	BB	IBB	HBP	BLK	WP	HR	S	P	ERA	WHIP	<b>PITCHER</b>							
<b>Pedro Astacio, R</b> ERA: 4.47 (1, 1)	6.1	L	27	5	5	4	3	1	0	0	0	0	1	62	90	5.68	0.947								
<b>Omar Daal, L</b> ERA: 1.54 (7, 1)	1.2		7	4	0	0	0	0	0	0	1	0	0	13	19	0.00	2.400								
<b>Joey Eischen, L</b> ERA: 1.8 (9, 1)	1.0	S	3	0	0	0	2	0	0	0	0	0	0	8	15	0.00	0.000								

Batter	1	2	3	4	5	6	7	8	9	AB	R	H	RBI	BB	SO	LOB	BOTTOM								
<b>Delino DeShields, L</b> OBP: 0.302, SLG: 0.310 (1, 4)	L7		B3						K	4	1	1	0	0	1	2	<b>New York Mets @ Los Angeles Dodgers</b> Dodger Stadium, Los Angeles, CA Sat Jun 03 1995, 7:05 PM PDT Att: 33,364 - Unknown								
<b>Jose Offerman, S</b> OBP: 0.475, SLG: 0.465 (1, 6)			G4-3						G3	2	1	1	0	1	0	1									
<b>Chad Fonville, S</b> OBP: 0.308, SLG: 0.308 (7, 6)										1	0	0	0	0	0	0									
<b>Roberto Kelly, R</b> OBP: 0.338, SLG: 0.364 (1, 8)	G5-3		G5-3						G1-6-3	4	1	1	1	0	0	2									
<b>Eric Karros, R</b> OBP: 0.424, SLG: 0.610 (1, 3)									G6-3	3	0	0	0	1	1	2									
<b>Raul Mondesi, R</b> OBP: 0.331, SLG: 0.536 (1, 9)	K2-3								K	4	0	0	0	0	3	4									
<b>Tim Lincecum, R</b> OBP: 0.400, SLG: 0.529 (1, 5)									G5-3	4	0	1	2	0	1	0									
<b>Chris Gwynn, L</b> OBP: 0.294, SLG: 0.367 (1, 7)										3	0	0	0	0	1	1									
<b>Omar Daal, L</b> (7, 1)										0	0	0	0	0	0	0									
<b>Joey Eischen, L</b> (9, 1)										0	0	0	0	0	0	0									
<b>Mitch Webster, S</b> OBP: 0.208, SLG: 0.304 (9, PH)										1	0	1	0	0	0	0									
<b>Tom Prince, R</b> OBP: 0.262, SLG: 0.368 (1, 2)										2	0	0	0	0	1	0									
<b>Carlos Hernandez, R</b> OBP: 0.172, SLG: 0.077 (7, 2)										1	0	0	0	0	1	0									
<b>Billy Ashley, R</b> OBP: 0.254, SLG: 0.370 (9, PH)										1	0	0	0	0	1	1									
<b>Pedro Astacio, R</b> OBP: 0.067, SLG: 0.133 (1, 1)										2	0	1	0	0	0	0									
<b>Rick Parker, R</b> OBP: 0.833, SLG: 0.833 (7, 7)										1	0	1	0	0	0	0									
<b>Inning Stats</b>	R: 0 E: 0 K: 1 S: 17	H: 1 LOB: 2 BB: 1 P: 29	R: 0 E: 0 K: 1 S: 6	H: 0 LOB: 0 BB: 0 P: 9	R: 0 E: 0 K: 0 S: 7	H: 1 LOB: 1 BB: 0 P: 10	R: 0 E: 0 K: 1 S: 9	H: 0 LOB: 0 BB: 0 P: 13	R: 0 E: 0 K: 0 S: 8	H: 0 LOB: 0 BB: 0 P: 11	R: 3 E: 0 K: 3 S: 20	H: 3 LOB: 1 BB: 1 P: 34	R: 0 E: 0 K: 2 S: 8	H: 1 LOB: 1 BB: 0 P: 11	R: 0 E: 0 K: 0 S: 7	H: 0 LOB: 0 BB: 0 P: 10	R: 0 E: 0 K: 2 S: 10	H: 1 LOB: 1 BB: 0 P: 17	1B: 4 2B: 4 3B: 0 HR: 0	SF: 0 SAC: 0 DP: 1 HBP: 0	WP: 0 PB: 0 SB: 0 CS: 1	PA: 35			
<b>PITCHER</b>	IP	WLS	BF	H	R	ER	SO	BB	IBB	HBP	BLK	WP	HR	S	P	ERA	WHIP	<b>PITCHER</b>							
<b>Dave Micki, R</b> ERA: 3.23 (1, 1)	6.0	W	25	5	3	3	6	2	0	0	0	0	0	67	106	4.50	1.167								
<b>Blas Minor, R</b> ERA: 2.7 (7, 1)	2.0		6	1	0	0	2	0	0	0	0	0	0	15	21	0.00	0.500								
<b>John Franco, L</b> ERA: 3.07 (9, 1)	1.0	S	4	1	0	0	2	0	0	0	0	0	0	10	17	0.00	1.000								



Batter	1	2	3	4	5	6	7	8	9	AB	R	H	RBI	BB	SO	LOB	TOP
<b>Brett Butler, L</b> (1, 8) OBP: 0.340, SLG: 0.333	G6-3						G1-3		G6-3	0	1	0	0	0	0	0	<b>New York Mets @ Los Angeles Dodgers</b> Dodger Stadium, Los Angeles, CA Sun Jun 04 1995, 3:33 AM PDT Att: 36,339 - Sunny - 75 F
<b>Edgardo Alfonzo, R</b> (1, 5) OBP: 0.263, SLG: 0.322	G6-3		G5-3			FC6-4 1B	G3		F9	5	0	2	0	0	0	1	
<b>Rico Brogna, L</b> (1, 3) OBP: 0.336, SLG: 0.487	G5-3		G6-3			FC6-4	G3			5	0	2	2	0	0	2	
<b>Bobby Bonilla, S</b> (1, 7) OBP: 0.415, SLG: 0.656			G4-3			FC6-4	P4			5	0	1	0	0	1	5	
<b>Joe Orsulak, L</b> (1, 9) OBP: 0.371, SLG: 0.395										3	0	1	0	0	0	2	
<b>Chris Jones, R</b> (8, PH) OBP: 0.389, SLG: 0.594										0	1	0	0	1	0	0	
<b>Jeff Kent, R</b> (1, 4) OBP: 0.310, SLG: 0.386										3	0	0	0	0	2	3	
<b>Todd Hundley, S</b> (1, 2) OBP: 0.367, SLG: 0.476										3	0	0	0	1	0	2	
<b>Tim Bogar, R</b> (1, 6) OBP: 0.174, SLG: 0.136										3	0	0	0	0	0	4	
<b>David Segui, S</b> (8, PH) OBP: 0.410, SLG: 0.486										1	0	1	1	0	0	0	
<b>Jerry Dipoto, R</b> (8, 1) OBP: 0.309, SLG: 0.296										0	0	0	0	0	0	0	
<b>Pete Harnisch, S</b> (1, 1) OBP: 0.133, SLG: 0.133										2	0	0	0	0	0	3	
<b>Ryan Thompson, R</b> (7, PH) OBP: 0.267, SLG: 0.214										1	1	1	0	0	0	0	
<b>Doug Henry, R</b> (7, 1) OBP: 0.309, SLG: 0.296										0	0	0	0	0	0	0	
<b>Jose Vizcaino, S</b> (8, PH) OBP: 0.309, SLG: 0.296										1	0	0	0	0	0	1	
<b>Inning Stats</b>	R: 0 E: 0 K: 0 S: 6	H: 0 LOB: 0 BB: 0 P: 7	H: 2 LOB: 3 BB: 1 P: 22	H: 0 LOB: 1 BB: 1 P: 18	H: 0 LOB: 1 BB: 0 P: 11	H: 3 LOB: 2 BB: 0 P: 17	H: 0 LOB: 0 BB: 0 P: 9	H: 2 LOB: 1 BB: 0 P: 17	H: 1 LOB: 1 BB: 1 P: 33	H: 1 LOB: 1 BB: 0 P: 16	1B: 8 2B: 1 3B: 0 HR: 0	SF: 0 SAC: 0 DP: 0 HBP: 1	WP: 0 PB: 0 SB: 0 CS: 0	PA: 40			
<b>PITCHER</b>	IP WLS BF H R ER SO BB IBB HBP BLK WP HR S P ERA WHIP																
<b>Tom Candiotti, R</b> (1, 1) ERA: 4.44	7.0 31 7 2 2 1 2 0 0 0 0 0 62 101 2.57 1.286																
<b>Omar Daal, L</b> (8, 1) ERA: 2.31	0.0 1 0 1 1 0 1 0 0 0 0 0 2 6 ∞ ∞																
<b>Felix Rodriguez, R</b> (8, 1) ERA: 3.86	1.0 W 4 1 0 0 1 0 0 0 0 0 0 19 27 0.00 1.000																
<b>Todd Worrell, R</b> (9, 1) ERA:	1.0 S 4 1 0 0 1 0 0 0 0 0 0 9 16 0.00 1.000																

Batter	1	2	3	4	5	6	7	8	9	AB	R	H	RBI	BB	SO	LOB	BOTTOM
<b>Chad Fonville, S</b> (1, 6) OBP: 0.235, SLG: 0.235	G4-3									4	0	0	0	0	3	3	<b>New York Mets @ Los Angeles Dodgers</b> Dodger Stadium, Los Angeles, CA Sun Jun 04 1995, 3:33 AM PDT Att: 36,339 - Sunny - 75 F
<b>Roberto Kelly, R</b> (1, 8) OBP: 0.335, SLG: 0.361	K									4	0	1	1	0	2	0	
<b>Raul Mondesi, R</b> (1, 9) OBP: 0.341, SLG: 0.548										4	2	3	0	0	1	1	
<b>Mike Piazza, R</b> (1, 2) OBP: 0.543, SLG: 0.955	L8									3	2	1	2	1	0	1	
<b>Eric Karros, R</b> (1, 3) OBP: 0.420, SLG: 0.597										3	0	0	0	1	0	0	
<b>Tim Lincecum, R</b> (1, 5) OBP: 0.373, SLG: 0.491										4	0	0	0	0	2	3	
<b>Rick Parker, R</b> (1, 7) OBP: 0.600, SLG: 0.600										4	0	1	1	0	1	0	
<b>Delino DeShields, L</b> (1, 4) OBP: 0.313, SLG: 0.308										1	1	0	0	3	0	0	
<b>Tom Candiotti, R</b> (1, 1) OBP: 0.176, SLG: 0.087										0	0	0	0	1	0	0	
<b>Dave Hanson, L</b> (7, PH) OBP: 0.309, SLG: 0.290										1	0	0	0	0	0	0	
<b>Omar Daal, L</b> (8, 1) ERA: 4.4										0	0	0	0	0	0	0	
<b>Felix Rodriguez, R</b> (8, 1) OBP: 0.389, SLG: 0.594										1	0	0	0	0	0	0	
<b>Chris Gwynn, L</b> (8, PH) OBP: 0.389, SLG: 0.594										0	0	0	0	0	0	0	
<b>Todd Worrell, R</b> (9, 1) ERA:										0	0	0	0	0	0	0	
<b>Inning Stats</b>	R: 0 E: 0 K: 1 S: 13	H: 1 LOB: 1 BB: 0 P: 20	H: 0 LOB: 0 BB: 0 P: 16	H: 1 LOB: 1 BB: 1 P: 21	H: 0 LOB: 0 BB: 0 P: 9	H: 0 LOB: 1 BB: 1 P: 16	H: 2 LOB: 0 BB: 0 P: 20	H: 0 LOB: 1 BB: 1 P: 16	H: 2 LOB: 3 BB: 3 P: 36	H: 2 LOB: 3 BB: 0 P: 16	1B: 4 2B: 1 3B: 0 HR: 1	SF: 0 SAC: 1 DP: 0 HBP: 0	WP: 0 PB: 0 SB: 2 CS: 0	PA: 36			
<b>PITCHER</b>	IP WLS BF H R ER SO BB IBB HBP BLK WP HR S P ERA WHIP																
<b>Pete Harnisch, R</b> (1, 1) ERA: 3.47	6.0 24 4 3 3 7 2 0 0 0 0 0 68 102 4.50 1.000																
<b>Doug Henry, R</b> (7, 1) ERA: 4.4	1.0 4 0 0 0 2 1 0 0 0 0 0 10 16 0.00 1.000																
<b>Jerry Dipoto, R</b> (8, 1) ERA: 5.85	1.0 L 8 2 2 2 1 1 2 0 0 0 0 0 16 36 18.00 3.000																



Batter	1	2	3	4	5	6	7	8	9	AB	R	H	RBI	BB	SO	LOB	TOP				
Ryan Thompson, R OBP: 0.350, SLG: 0.444 (1, 8)										4	2	2	2	1	1	1	<b>New York Mets @ San Francisco Giants</b> Candlestick Park, San Francisco, CA Mon Jun 05 1995, 6:33 AM EDT Att: 9,275 - Unknown				
Edgardo Alfonso, R OBP: 0.270, SLG: 0.358 (1, 5)										5	1	2	3	0	1	1					
Chris Jones, R OBP: 0.415, SLG: 0.583 (1, 9)										4	1	2	0	1	0	1					
Bobby Bonilla, S OBP: 0.411, SLG: 0.644 Brett Butler, L OBP: 0.344, SLG: 0.333 (7, 8)										4	1	1	0	0	0	2					
Jeff Kent, R OBP: 0.303, SLG: 0.377 Bill Spiers, L OBP: 0.250, SLG: 0.100 (6, 4)										3	0	0	0	0	1	2					
David Segui, S OBP: 0.420, SLG: 0.479 (1, 3)										3	0	1	0	2	0	1					
Kelly Stinnett, R OBP: 0.357, SLG: 0.486 (1, 2)										5	0	1	2	0	2	6					
Tim Bogar, R OBP: 0.214, SLG: 0.185 (1, 6)										5	2	2	0	0	0	4					
Bobby Jones, R OBP: 0.250, SLG: 0.250 (1, 1)										2	0	0	0	0	1	0					
<b>Inning Stats</b>	R: 3 E: 2 K: 1 S: 7	H: 2 LOB: 2 BB: 2 P: 15	R: 1 E: 0 K: 0 S: 5	H: 2 LOB: 1 BB: 0 P: 5	R: 0 E: 0 K: 0 S: 3	H: 0 LOB: 0 BB: 0 P: 3	R: 3 E: 0 K: 0 S: 7	H: 4 LOB: 1 BB: 0 P: 7	R: 0 E: 1 K: 1 S: 6	H: 0 LOB: 1 BB: 0 P: 6	R: 0 E: 0 K: 0 S: 5	H: 2 LOB: 2 BB: 0 P: 5	R: 0 E: 0 K: 1 S: 8	H: 0 LOB: 1 BB: 1 P: 9	R: 0 E: 1 K: 2 S: 8	H: 1 LOB: 3 BB: 2 P: 16		1B: 8 2B: 1 3B: 0 HR: 2	SF: 0 SAC: 2 DP: 0 HBP: 0	WP: 1 PB: 0 SB: 1 CS: 0	PA: 44
<b>PITCHER</b>	IP WLS BF H R ER SO BB IBB HBP BLK WP HR S P ERA WHIP	IP WLS BF H R ER SO BB IBB HBP BLK WP HR S P ERA WHIP	IP WLS BF H R ER SO BB IBB HBP BLK WP HR S P ERA WHIP	IP WLS BF H R ER SO BB IBB HBP BLK WP HR S P ERA WHIP	IP WLS BF H R ER SO BB IBB HBP BLK WP HR S P ERA WHIP	IP WLS BF H R ER SO BB IBB HBP BLK WP HR S P ERA WHIP	IP WLS BF H R ER SO BB IBB HBP BLK WP HR S P ERA WHIP	IP WLS BF H R ER SO BB IBB HBP BLK WP HR S P ERA WHIP	IP WLS BF H R ER SO BB IBB HBP BLK WP HR S P ERA WHIP	IP WLS BF H R ER SO BB IBB HBP BLK WP HR S P ERA WHIP	IP WLS BF H R ER SO BB IBB HBP BLK WP HR S P ERA WHIP	IP WLS BF H R ER SO BB IBB HBP BLK WP HR S P ERA WHIP	IP WLS BF H R ER SO BB IBB HBP BLK WP HR S P ERA WHIP	IP WLS BF H R ER SO BB IBB HBP BLK WP HR S P ERA WHIP	IP WLS BF H R ER SO BB IBB HBP BLK WP HR S P ERA WHIP	IP WLS BF H R ER SO BB IBB HBP BLK WP HR S P ERA WHIP	IP WLS BF H R ER SO BB IBB HBP BLK WP HR S P ERA WHIP	IP WLS BF H R ER SO BB IBB HBP BLK WP HR S P ERA WHIP	IP WLS BF H R ER SO BB IBB HBP BLK WP HR S P ERA WHIP	IP WLS BF H R ER SO BB IBB HBP BLK WP HR S P ERA WHIP	IP WLS BF H R ER SO BB IBB HBP BLK WP HR S P ERA WHIP



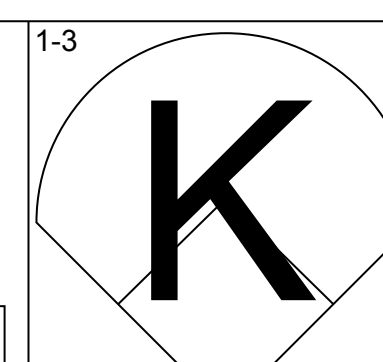
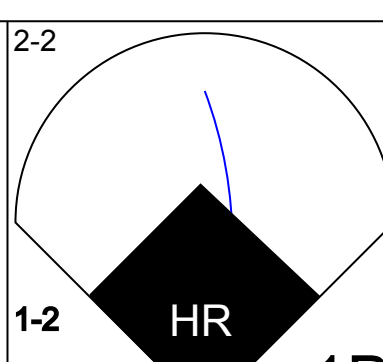
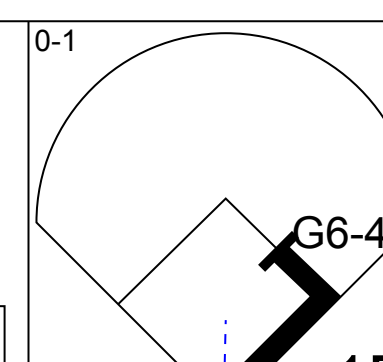
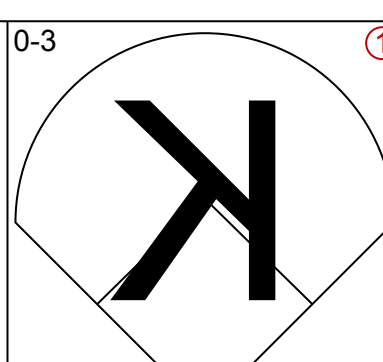
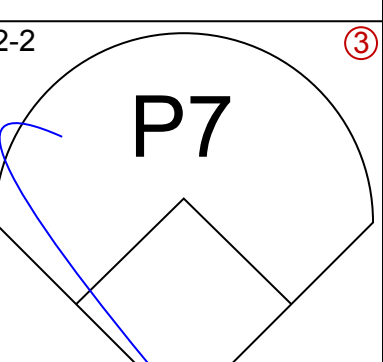
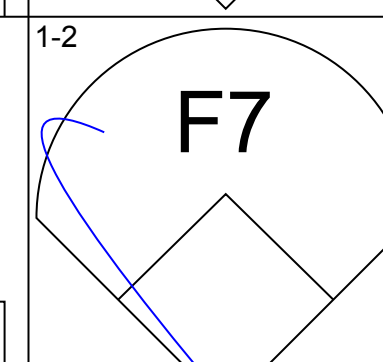
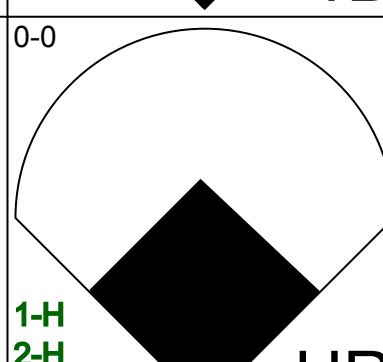
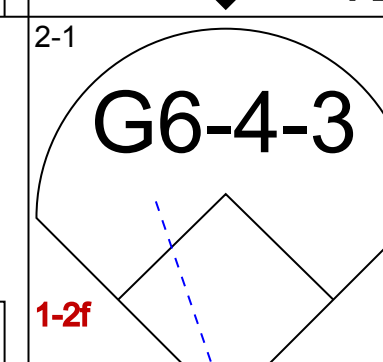
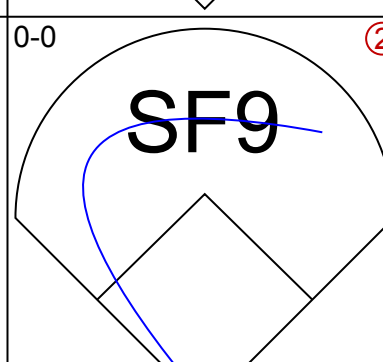

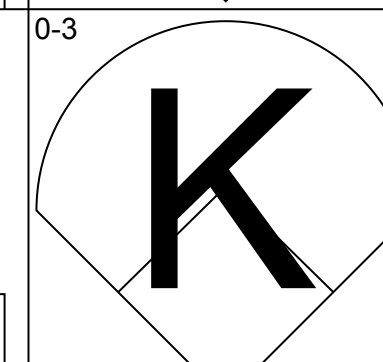
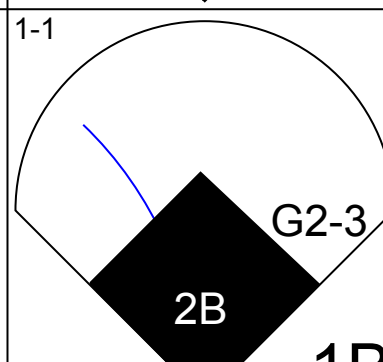
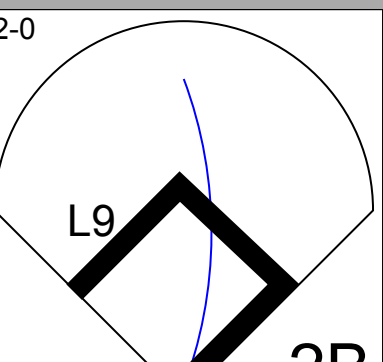
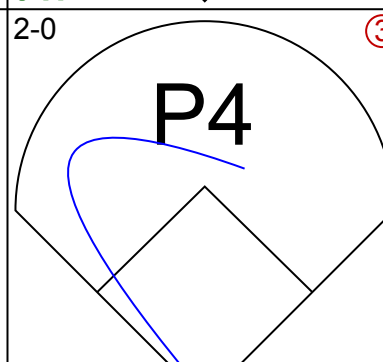

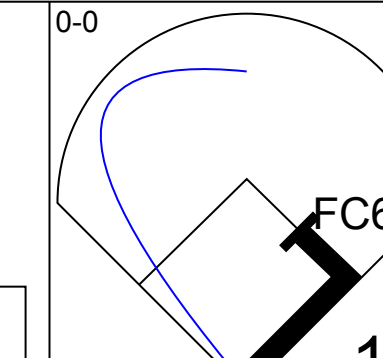
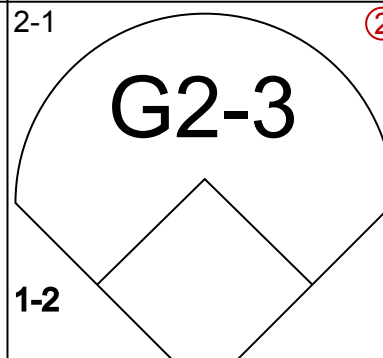
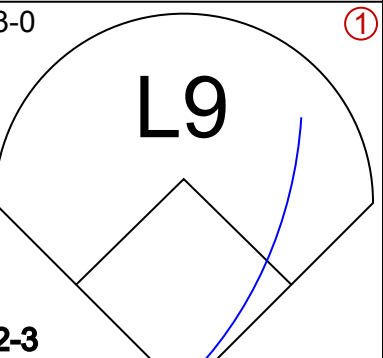
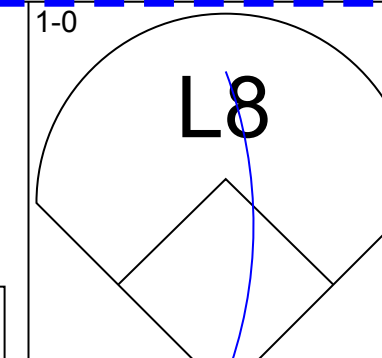


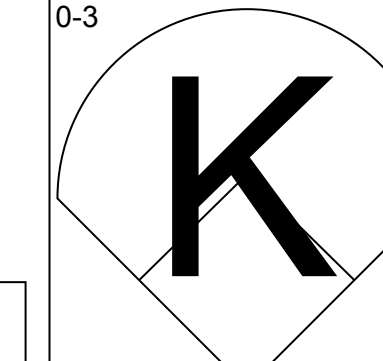
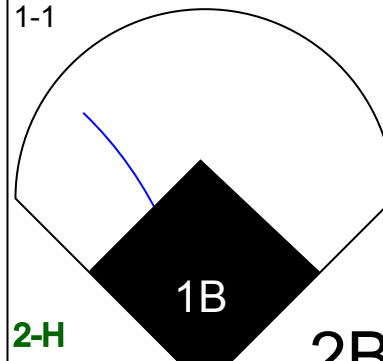
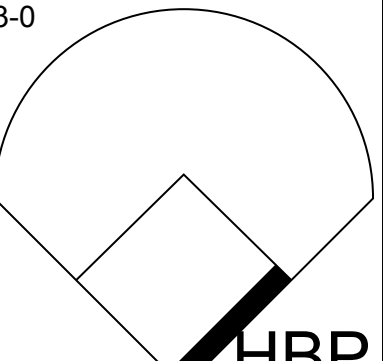
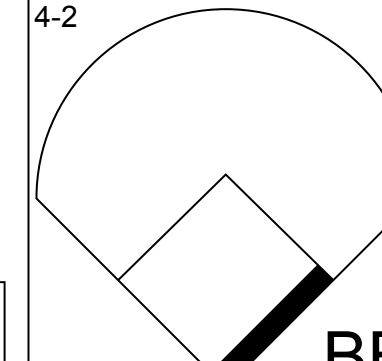


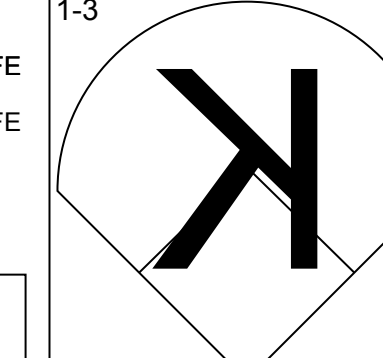
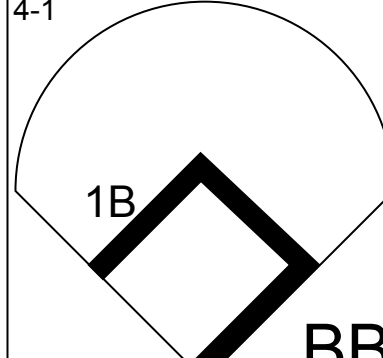
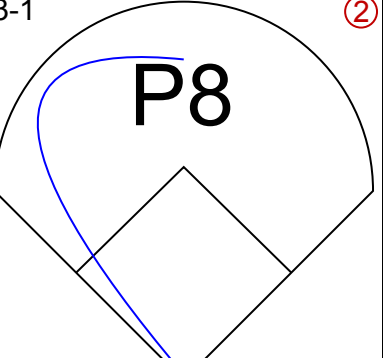
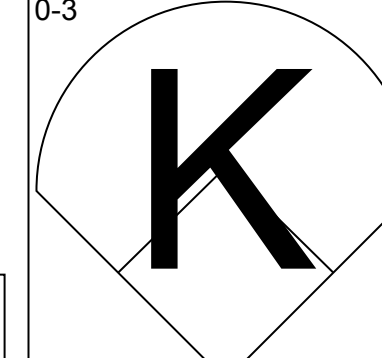

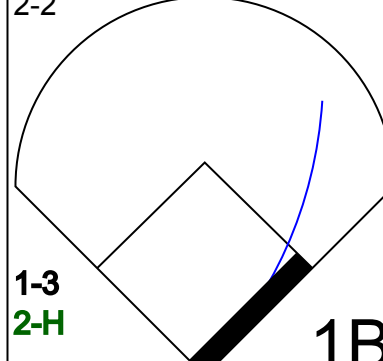
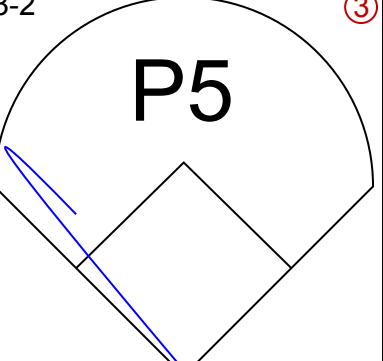
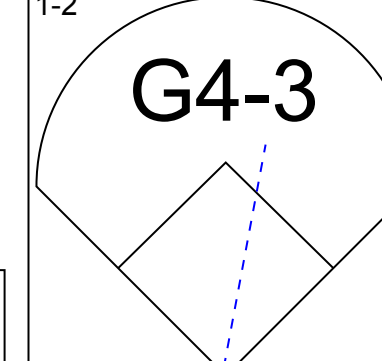
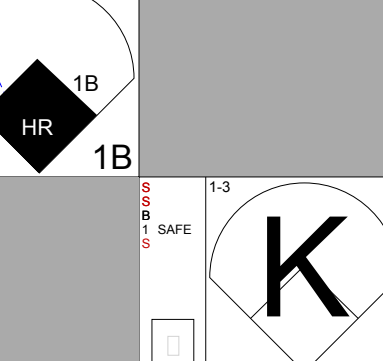

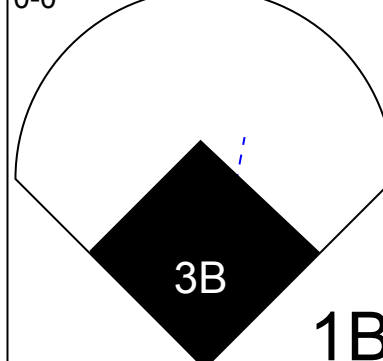
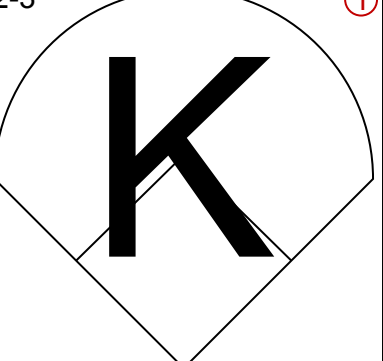
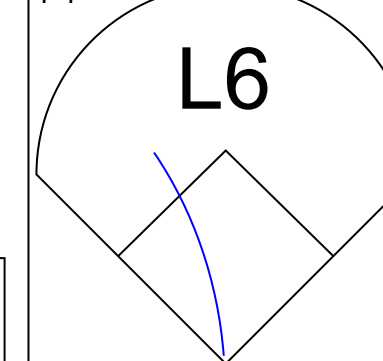

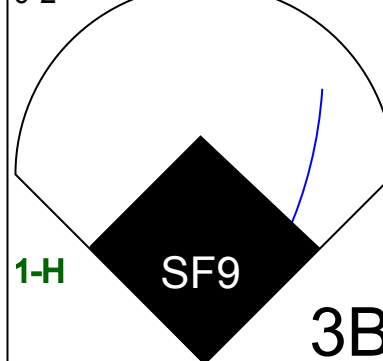
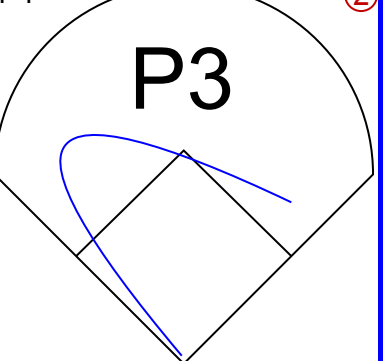
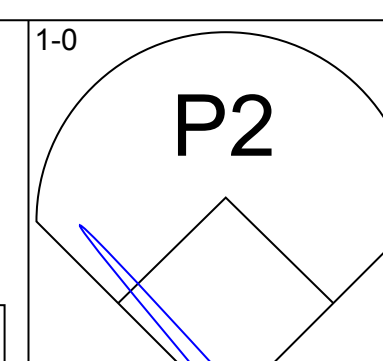
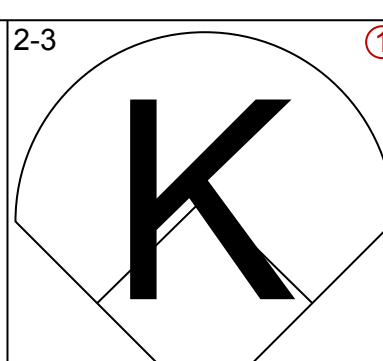
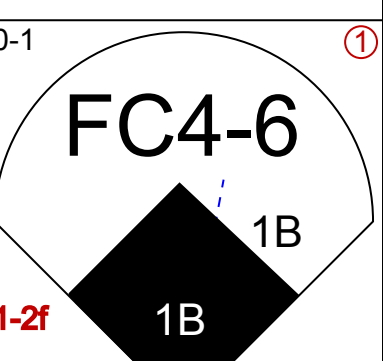
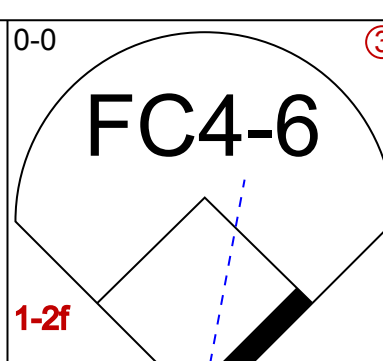
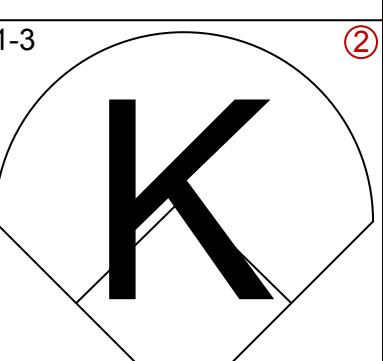
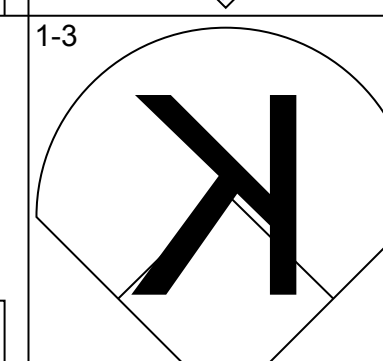
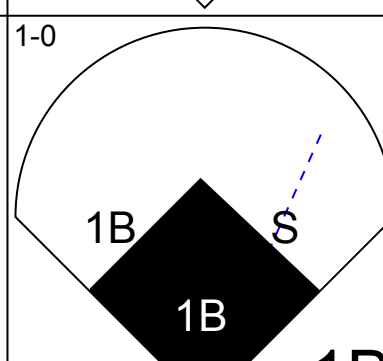
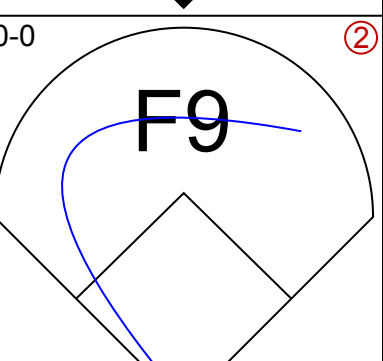
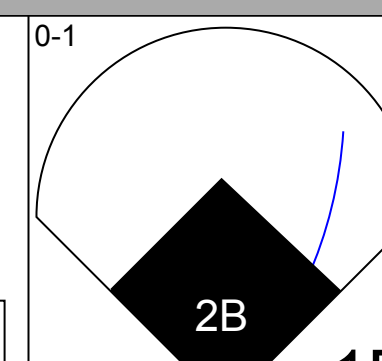
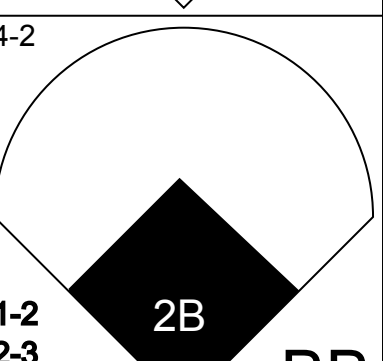
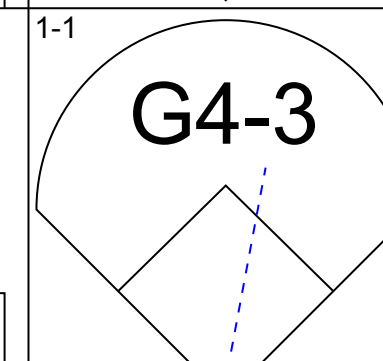
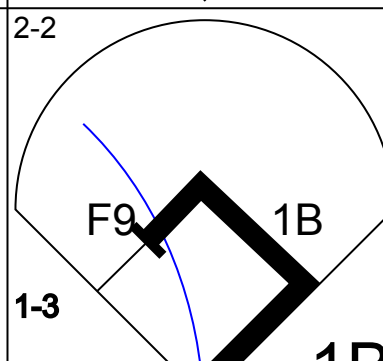

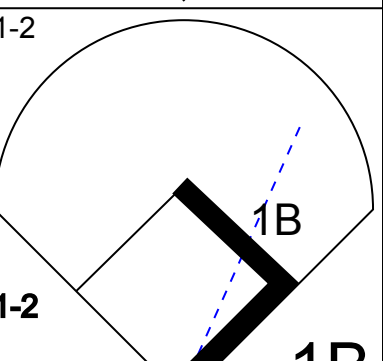

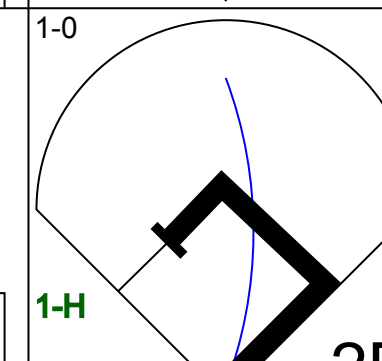
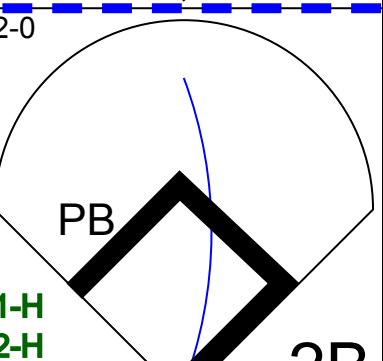
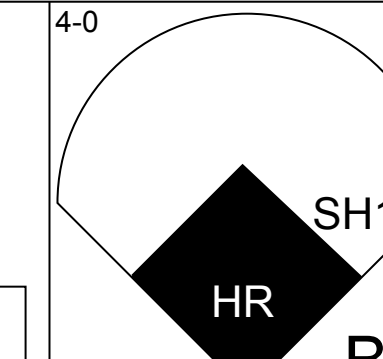
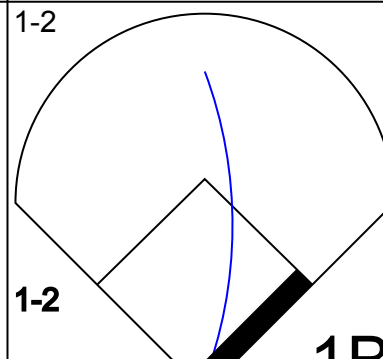

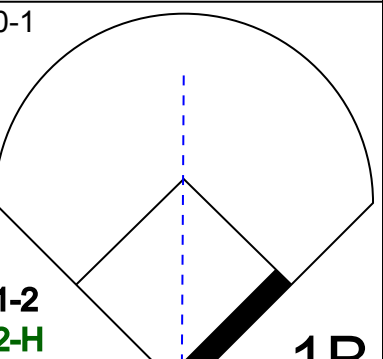

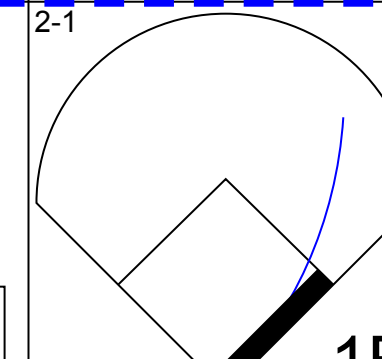
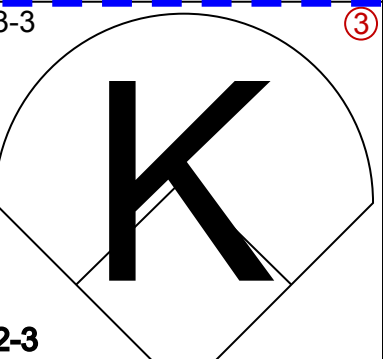
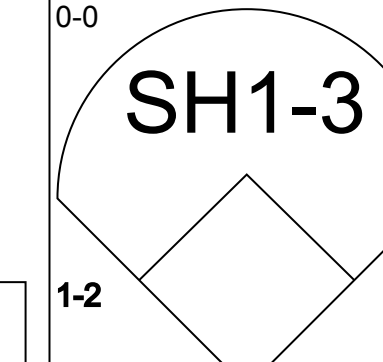
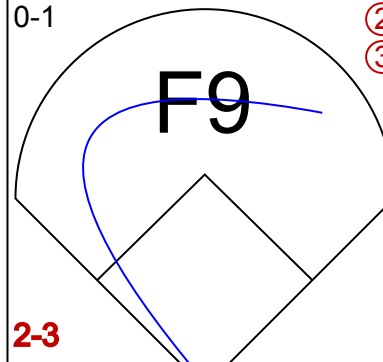

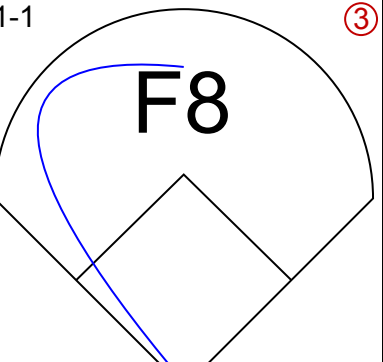

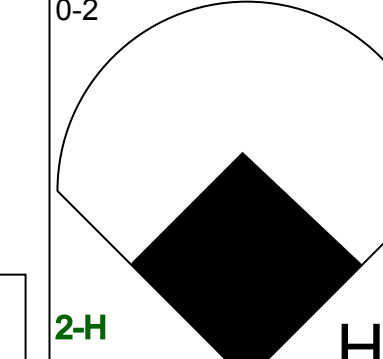
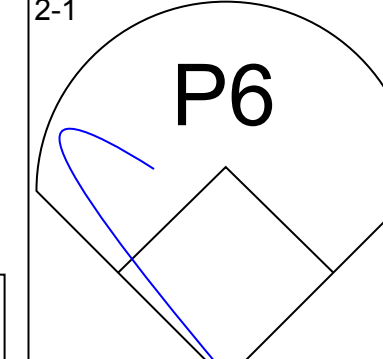
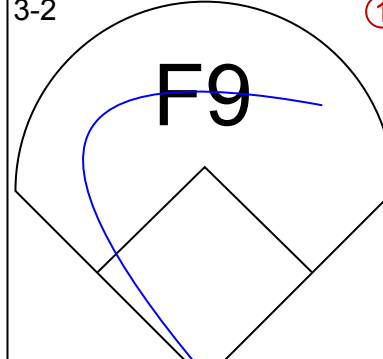
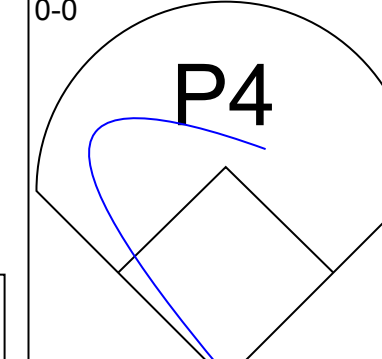
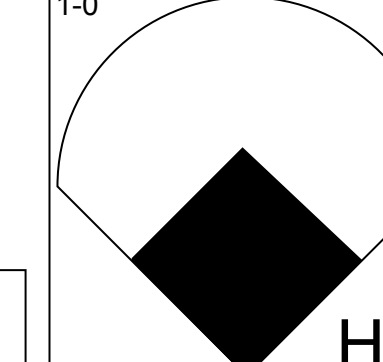
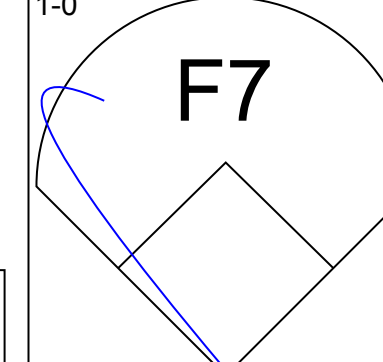
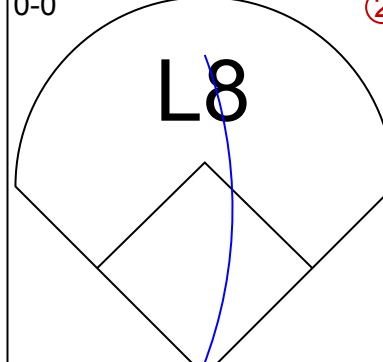
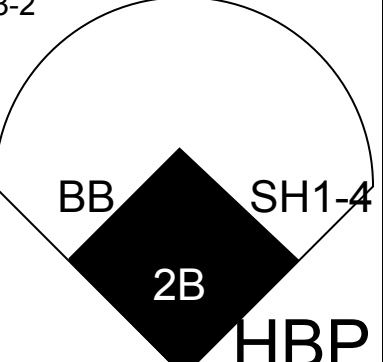
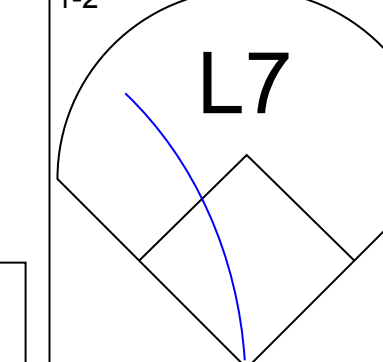
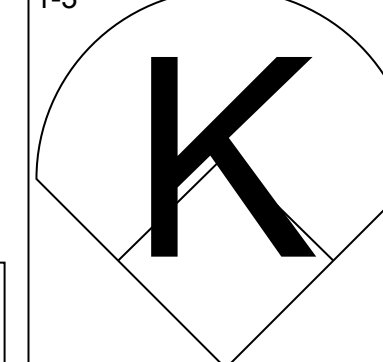
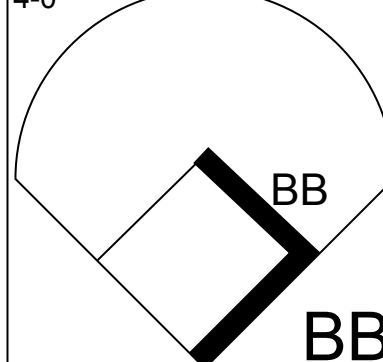
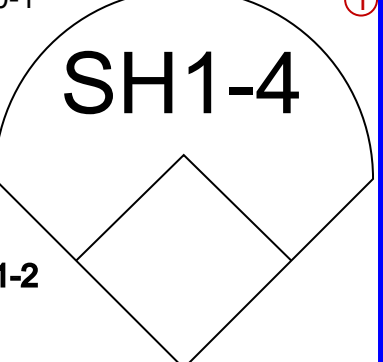


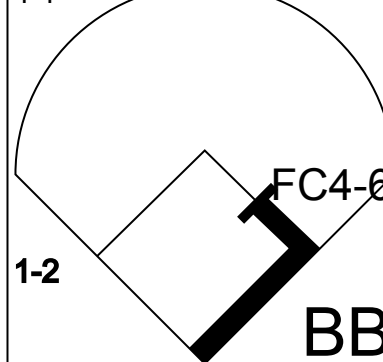

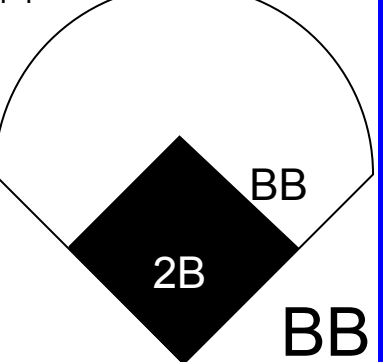
Batter	1	2	3	4	5	6	7	8	9	AB	R	H	RBI	BB	SO	LOB	BOTTOM					
Darren Lewis, R OBP: 0.250, SLG: 0.272 (1, 8)										5	0	1	0	0	1	3	<b>New York Mets @ San Francisco Giants</b> Candlestick Park, San Francisco, CA Mon Jun 05 1995, 6:33 AM EDT Att: 9,275 - Unknown					
John Patterson, S OBP: 0.214, SLG: 0.194 (1, 4)										5	1	3	0	0	0	2						
Mark Carreon, R OBP: 0.300, SLG: 0.410 (1, 3)										5	0	1	0	0	1	2						
Barry Bonds, L OBP: 0.417, SLG: 0.556 (1, 7)										4	0	1	0	0	2	2						
Glenallen Hill, R OBP: 0.325, SLG: 0.493 (1, 9)										4	0	0	0	0	1	4						
Royce Clayton, R OBP: 0.344, SLG: 0.394 (1, 6)										4	1	3	1	0	1	1						
Steve Scarosone, R OBP: 0.417, SLG: 0.773 (1, 5)										3	0	1	1	0	1	1						
Kirt Manwaring, R OBP: 0.324, SLG: 0.333 Mark Dewey, R (9, 1)										4	0	0	0	0	2	4						
Terry Mulholland, R OBP: 0.331, SLG: 0.320 Tom Lampkin, L OBP: 0.331, SLG: 0.222 Dave Burba, R OBP: 0.331, SLG: 0.320 Rikkert Faneyste, R OBP: 0.331, SLG: 0.320 Steve Mintz, L OBP: 0.331, SLG: 0.320 Jeff Reed, L OBP: 0.331, SLG: 0.320 (1, 1) (4, P) (5, 1) (6, P) (7, 1) (9, 2)										0	0	0	0	0	0	0						
<b>Inning Stats</b>	R: 0 E: 0 K: 2 S: 9	H: 2 LOB: 0 BB: 0 P: 9	R: 0 E: 0 K: 1 S: 6	H: 1 LOB: 2 BB: 0 P: 7	R: 1 E: 0 K: 1 S: 7	H: 3 LOB: 2 BB: 0 P: 7	R: 0 E: 0 K: 2 S: 9	H: 2 LOB: 1 BB: 0 P: 9	R: 0 E: 0 K: 0 S: 5	H: 0 LOB: 0 BB: 0 P: 5	R: 1 E: 0 K: 0 S: 5	H: 2 LOB: 1 BB: 0 P: 5	R: 0 E: 0 K: 0 S: 3	H: 0 LOB: 0 BB: 0 P: 3	R: 0 E: 1 K: 1 S: 6	H: 0 LOB: 1 BB: 0 P: 6		R: 0 E: 0 K: 1 S: 6	H: 1 LOB: 1 BB: 0 P: 6	1B: 9 2B: 2 3B: 0 HR: 0	SF: 0 SAC: 1 DP: 0 HBP: 1	WP: 0 PB: 0 SB: 1 CS: 0
<b>PITCHER</b>	IP WLS BF H R ER SO BB IBB HBP BLK WP HR S P ERA WHIP	IP WLS BF H R ER SO BB IBB HBP BLK WP HR S P ERA WHIP	IP WLS BF H R ER SO BB IBB HBP BLK WP HR S P ERA WHIP	IP WLS BF H R ER SO BB IBB HBP BLK WP HR S P ERA WHIP	IP WLS BF H R ER SO BB IBB HBP BLK WP HR S P ERA WHIP	IP WLS BF H R ER SO BB IBB HBP BLK WP HR S P ERA WHIP	IP WLS BF H R ER SO BB IBB HBP BLK WP HR S P ERA WHIP	IP WLS BF H R ER SO BB IBB HBP BLK WP HR S P ERA WHIP	IP WLS BF H R ER SO BB IBB HBP BLK WP HR S P ERA WHIP	IP WLS BF H R ER SO BB IBB HBP BLK WP HR S P ERA WHIP	IP WLS BF H R ER SO BB IBB HBP BLK WP HR S P ERA WHIP	IP WLS BF H R ER SO BB IBB HBP BLK WP HR S P ERA WHIP	IP WLS BF H R ER SO BB IBB HBP BLK WP HR S P ERA WHIP	IP WLS BF H R ER SO BB IBB HBP BLK WP HR S P ERA WHIP	IP WLS BF H R ER SO BB IBB HBP BLK WP HR S P ERA WHIP	IP WLS BF H R ER SO BB IBB HBP BLK WP HR S P ERA WHIP	IP WLS BF H R ER SO BB IBB HBP BLK WP HR S P ERA WHIP	IP WLS BF H R ER SO BB IBB HBP BLK WP HR S P ERA WHIP	IP WLS BF H R ER SO BB IBB HBP BLK WP HR S P ERA WHIP	IP WLS BF H R ER SO BB IBB HBP BLK WP HR S P ERA WHIP	IP WLS BF H R ER SO BB IBB HBP BLK WP HR S P ERA WHIP	









Batter	1	2	3	4	5	6	7	8	9	AB	R	H	RBI	BB	SO	LOB	TOP					
<b>Brett Butler, L</b> OBP: 0.356, SLG: 0.345 (1, 8)			 1B	 1B						5	1	2	0	0	2	1	<b>New York Mets @ San Francisco Giants</b> Candlestick Park, San Francisco, CA Wed Jun 07 1995, 10:05 PM EDT Att: 12,604 - Unknown - 60 F					
<b>Eduardo Alfonso, R</b> OBP: 0.266, SLG: 0.379 (1, 5)			 1B	 1-2f				 1B		4	2	2	4	0	0	1						
<b>Rico Brogna, L</b> OBP: 0.336, SLG: 0.480 (1, 3)			 2B 1B		 2B			 1-3		5	1	2	0	0	1	1						
<b>Bobby Bonilla, S</b> OBP: 0.400, SLG: 0.615 (1, 7)		 1B	 1-2		 2-3				 4-2		4	0	1	0	1	0		2				
<b>Todd Hundley, S</b> OBP: 0.364, SLG: 0.467 (1, 2)			 2B						 1-2 3-H		2	1	1	2	1	1		1				
<b>Jeff Kent, R</b> OBP: 0.314, SLG: 0.401 (1, 4)			 BB								3	0	0	0	1	2		4				
<b>Jose Vizcaino, S</b> OBP: 0.313, SLG: 0.301 (1, 6)	 1-2f		 1-3 2-H								4	0	1	1	0	0		4				
<b>Ryan Thompson, R</b> OBP: 0.333, SLG: 0.400 (1, 9)			 1B			 1B				4	2	2	0	0	2	2						
<b>Bret Saberhagen, R</b> OBP: 0.214, SLG: 0.286 (5, PH)							 1-H			2	0	0	0	0	1	1						
<b>Bill Squires, L</b> OBP: 0.229, SLG: 0.354 (6, PH)										1	1	1	1	0	0	0						
<b>Pete Walker, R</b> OBP: 0.308, SLG: 0.364 (6, PH)										0	0	0	0	0	0	0						
<b>Bias Minor, R</b> OBP: 0.229, SLG: 0.333 (7, PH)										1	0	0	0	0	0	0						
<b>Eric Gunderson, R</b> OBP: 0.229, SLG: 0.333 (8, PH)										0	0	0	0	0	0	0						
<b>Jerry Dipoto, R</b> OBP: 0.229, SLG: 0.333 (8, PH)										0	0	0	0	0	0	0						
<b>Inning Stats</b>	R: 0 E: 0 K: 2 S: 9	H: 0 LOB: 0 BB: 0 P: 11	R: 0 E: 0 K: 2 S: 10	H: 1 LOB: 1 BB: 0 P: 12	R: 5 E: 0 K: 2 S: 24	H: 6 LOB: 2 BB: 1 P: 40	R: 0 E: 0 K: 0 S: 6	H: 1 LOB: 0 BB: 0 P: 9	R: 0 E: 0 K: 0 S: 7	H: 1 LOB: 2 BB: 0 P: 21	R: 2 E: 0 K: 1 S: 9	H: 2 LOB: 0 BB: 0 P: 11	R: 0 E: 0 K: 1 S: 12	H: 0 LOB: 1 BB: 1 P: 18	R: 0 E: 0 K: 1 S: 8	H: 0 LOB: 0 BB: 0 P: 13	R: 1 E: 0 K: 0 S: 10	H: 1 LOB: 0 BB: 1 P: 15	1B: 8 2B: 3 3B: 1 HR: 1	SF: 2 SAC: 0 DP: 2 HBP: 1	WP: 1 PB: 0 SB: 0 CS: 0	PA: 41
<b>PITCHER</b>	IP	WLS	BF	H	R	ER	SO	BB	IBB	HBP	BLK	WP	HR	S	P	ERA	WHIP					
<b>Mark Portugal, R</b> ERA: 3.9 (1, 1)	2.2		16	7	5	5	5	1	0	0	0	0	0	11	23	16.88	3.000					
<b>Enrique Burgos, L</b> ERA: (3, 1)	1.2		7	2	0	0	1	0	0	1	0	0	0	11	23	0.00	1.200					
<b>Steve Mintz, R</b> ERA: 6.0 (5, 1)	1.2		7	2	2	2	1	0	0	0	0	0	0	14	22	10.80	1.200					
<b>Dave Burba, R</b> ERA: 5.4 (7, 1)	2.0	W	7	0	0	0	2	1	0	0	0	0	0	20	31	0.00	0.500					
<b>Rod Beck, R</b> ERA: 3.32 (9, 1)	1.0	S	4	1	1	1	0	1	0	0	0	1	0	10	15	9.00	2.000					
<b>Bret Saberhagen, R</b> OBP: 0.214, SLG: 0.286 (5, PH)																						
<b>Pete Walker, R</b> OBP: 0.308, SLG: 0.364 (6, PH)																						
<b>Bias Minor, R</b> OBP: 0.229, SLG: 0.333 (7, PH)																						
<b>Eric Gunderson, R</b> OBP: 0.229, SLG: 0.333 (8, PH)																						
<b>Jerry Dipoto, R</b> OBP: 0.229, SLG: 0.333 (8, PH)																						
<b>Inning Stats</b>	R: 0 E: 0 K: 1 S: 6	H: 0 LOB: 0 BB: 0 P: 9	R: 3 E: 0 K: 1 S: 12	H: 2 LOB: 0 BB: 1 P: 18	R: 1 E: 0 K: 1 S: 12	H: 3 LOB: 1 BB: 0 P: 18	R: 0 E: 0 K: 1 S: 6	H: 0 LOB: 0 BB: 0 P: 10	R: 1 E: 0 K: 0 S: 11	H: 3 LOB: 2 BB: 0 P: 13	R: 0 E: 0 K: 0 S: 6	H: 0 LOB: 2 BB: 2 P: 17	R: 1 E: 0 K: 1 S: 9	H: 3 LOB: 1 BB: 0 P: 12	R: 3 E: 0 K: 2 S: 16	H: 1 LOB: 2 BB: 2 P: 33	R: 3 E: 0 K: 0 S: 10	H: 1 LOB: 1 BB: 2 P: 15	1B: 8 2B: 2 3B: 0 HR: 2	SF: 0 SAC: 2 DP: 0 HBP: 1	WP: 0 PB: 1 SB: 1 CS: 0	PA: 40
<b>PITCHER</b>	IP	WLS	BF	H	R	ER	SO	BB	IBB	HBP	BLK	WP	HR	S	P	ERA	WHIP					
<b>Bret Saberhagen, R</b> ERA: 3.98 (1, 1)	5.0		23	8	5	5	4	1	0	0	0	0	0	9	21	6.75	3.000					
<b>Pete Walker, R</b> ERA: 6.75 (6, 1)	1.1		7	2	1	1	0	2	0	0	0	0	0	9	21	6.75	3.000					
<b>Bias Minor, R</b> ERA: 4.0 (7, 1)	1.1	L	8	1	3	3	2	2	0	1	0	0	0	18	32	20.25	2.250					
<b>Eric Gunderson, L</b> ERA: 5.19 (8, 1)	0.0		1	1	0	0	0	0	0	0	0	0	0	1	3	∞	∞					
<b>Jerry Dipoto, R</b> ERA: 5.75 (8, 1)	0.1		1	0	0	0	1	0	0	0	0	0	0	3	6	0.00	0.000					
<b>John Patterson, S</b> OBP: 0.203, SLG: 0.184 (1, 4)						 1B	 1-2f			5	1	0	0	0	2	5	<b>New York Mets @ San Francisco Giants</b> Candlestick Park, San Francisco, CA Wed Jun 07 1995, 10:05 PM EDT Att: 12,604 - Unknown - 60 F					
<b>Darren Lewis, R</b> OBP: 0.256, SLG: 0.272 (1, 8)			 1B				 1B	 1-2 2-3 BB		4	3	2	0	1	1	1						
<b>Barry Bonds, L</b> OBP: 0.430, SLG: 0.583 (1, 7)			 1B	 1-3	 1-2	 1-2	 1-H	 1-H 2-H 3-H 2B		5	0	4	4	0	0	0						
<b>Glenallen Hill, R</b> OBP: 0.338, SLG: 0.493 (1, 9)		 HR BB	 1-2 3-H	 1-2 2-H	 1-2 2-H	 1-1	 1-1	 2-3		4	1	3	2	1	1	1						
<b>Royce Clayton, R</b> OBP: 0.335, SLG: 0.388 (1, 6)			 1-2 2-3	 1-2 2-3						3	0	0	0	0	1	5						
<b>Tom Lampkin, L</b> OBP: 0.320, SLG: 0.364 (1, 2)		 2-H				 1-2				4	1	1	2	0	0	1						
<b>Steve Scarosone, R</b> OBP: 0.400, SLG: 0.760 (9, 3)								 2B HBP		3	2	1	1	0	0	0						
<b>J.R. Phillips, L</b> OBP: 0.186, SLG: 0.234 (5, PH)							 BB	 1-2		2	0	0	0	0	1	0						
<b>Jeff Reed, L</b> OBP: 0.402, SLG: 0.395 (6, PH)										0	0	0	0	0	0	0						
<b>Dave Burba, R</b> OBP: 0.402, SLG: 0.395 (7, PH)										0	0	0	0	0	0	0						
<b>Rikket Faneite, R</b> OBP: 0.402, SLG: 0.395 (8, PH)										0	0	0	0	0	0	0						
<b>Mike Benjamin, R</b> OBP: 0.234, SLG: 0.154 (8, PH)										0	0	0	0	0	0	0						
<b>Mark Portugal, R</b> OBP: 0.071, SLG: 0.071 (1, 1)					 1B	 1-2	 BB	 2B BB		1	0	0	0	0	1	0						
<b>Enrique Burgos, L</b> (3, 1)										0	0	0	0	0	0	0						
<b>Mark Carreon, R</b> OBP: 0.319, SLG: 0.386 (5, 3)										1	1	1	0	2	0	0						
<b>Rod Beck, R</b> OBP: 0.333, SLG: 0.333 (9, 1)										0	0	0	0	0	0	0						
<b>Inning Stats</b>	R: 0 E: 0 K: 1 S: 6	H: 0 LOB: 0 BB: 0 P: 9	R: 3 E: 0 K: 1 S: 12	H: 2 LOB: 0 BB: 1 P: 18	R: 1 E: 0 K: 1 S: 12	H: 3 LOB: 1 BB: 0 P: 18	R: 0 E: 0 K: 1 S: 6	H: 0 LOB: 0 BB: 0 P: 10	R: 1 E: 0 K: 0 S: 11	H: 3 LOB: 2 BB: 0 P: 13	R: 0 E: 0 K: 0 S: 6	H: 0 LOB: 2 BB: 2 P: 17	R: 1 E: 0 K: 1 S: 9	H: 3 LOB: 1 BB: 0 P: 12	R: 3 E: 0 K: 2 S: 16	H: 1 LOB: 2 BB: 2 P: 33	R: 3 E: 0 K: 0 S: 10	H: 1 LOB: 1 BB: 2 P: 15	1B: 8 2B: 2 3B: 0 HR: 2	SF: 0 SAC: 2 DP: 0 HBP: 1	WP: 0 PB: 1 SB: 1 CS: 0	PA: 40
<b>PITCHER</b>	IP	WLS	BF	H	R	ER	SO	BB	IBB	HBP	BLK	WP	HR	S	P	ERA	WHIP					
<b>Bret Saberhagen, R</b> ERA: 3.98 (1, 1)	5.0		23	8	5	5	4	1	0	0	0	0	0	9	21	6.75	3.000					
<b>Pete Walker, R</b> ERA: 6.75 (6, 1)	1.1		7	2	1	1	0	2	0	0	0	0	0	9	21	6.75	3.000					





Batter	1	2	3	4	5	6	7	8	9	AB	R	H	RBI	BB	SO	LOB	TOP								
<b>Brett Butler, L</b> (1, 8) OBP: 0.363, SLG: 0.349										4	1	2	2	1	0	1	<b>New York Mets @ San Francisco Giants</b> Candlestick Park, San Francisco, CA Thu Jun 08 1995, 6:33 AM EDT Att: 10,973 - Sunny - 60 F								
<b>Edgardo Alfonzo, R</b> (1, 5) OBP: 0.288, SLG: 0.377										3	1	1	0	0	2	1									
<b>Rico Brogna, L</b> (5, 3) OBP: 0.331, SLG: 0.472										2	0	0	0	0	0	2									
<b>Chris Jones, R</b> (1, 7) OBP: 0.435, SLG: 0.659										5	2	3	1	0	0	1									
<b>Bobby Bonilla, S</b> (1, 3) OBP: 0.406, SLG: 0.628										5	1	3	1	0	0	2									
<b>Jeff Kent, R</b> (1, 4) OBP: 0.310, SLG: 0.394										5	0	1	1	0	1	3									
<b>Kelly Stinnett, R</b> (1, 2) OBP: 0.362, SLG: 0.463										4	1	1	1	1	2	3									
<b>Ryan Thompson, R</b> (1, 9) OBP: 0.355, SLG: 0.517										4	2	2	1	0	1	1									
<b>Tim Bogar, R</b> (1, 6) OBP: 0.250, SLG: 0.200										3	1	1	0	1	2	1									
<b>Jose Vizcaino, S</b> (8, PR) OBP: 0.313, SLG: 0.301										0	0	0	0	0	0	0									
<b>Dave Milcki, R</b> (1, 1) <b>Doug Henry, R</b> (8, 1)										3	0	0	1	1	1	3									
<b>Inning Stats</b>	R: 7 E: 1 K: 1 S: 11	H: 6 LOB: 1 BB: 2 P: 19	R: 0 E: 0 K: 1 S: 6	H: 1 LOB: 1 BB: 0 P: 6	R: 0 E: 0 K: 1 S: 5	H: 0 LOB: 0 BB: 0 P: 5	R: 0 E: 0 K: 1 S: 6	H: 1 LOB: 1 BB: 0 P: 6	R: 0 E: 0 K: 3 S: 9	H: 0 LOB: 1 BB: 1 P: 13	R: 0 E: 1 K: 0 S: 3	H: 0 LOB: 1 BB: 1 P: 7	R: 0 E: 0 K: 0 S: 3	H: 1 LOB: 0 BB: 0 P: 3	R: 1 E: 0 K: 1 S: 7	H: 3 LOB: 1 BB: 0 P: 7	R: 1 E: 0 K: 1 S: 6	H: 2 LOB: 1 BB: 0 P: 6	1B: 9 2B: 4 3B: 1 HR: 1	SF: 0 SAC: 0 DP: 4 HBP: 0	WP: 0 PB: 1 SB: 0 CS: 1	PA: 42			
<b>PITCHER</b>	IP	WLS	BF	H	R	ER	SO	BB	IBB	HBP	BLK	WP	HR	S	P	ERA	WHIP								
<b>Trevor Wilson, L</b> (1, 1) ERA: 3.8	0.1	L	7	5	6	6	0	1	0	0	0	0	0	6	10	162.00	18.000								
<b>Mark Dewey, R</b> (1, 1) ERA: 3.09	4.2		19	3	1	1	7	2	0	0	0	0	0	31	39	1.93	1.071								
<b>Shawn Barton, L</b> (6, 1) ERA: 2.25	2.0		7	1	0	0	0	1	0	0	0	0	0	6	10	0.00	1.000								
<b>Chris Hook, R</b> (8, 1) ERA: 4.5	2.0		9	5	2	2	2	0	0	0	0	0	1	13	13	9.00	2.500								

Batter	1	2	3	4	5	6	7	8	9	AB	R	H	RBI	BB	SO	LOB	BOTTOM								
<b>John Patterson, S</b> (1, 4) OBP: 0.214, SLG: 0.213										4	1	1	0	1	0	1	<b>New York Mets @ San Francisco Giants</b> Candlestick Park, San Francisco, CA Thu Jun 08 1995, 6:33 AM EDT Att: 10,973 - Sunny - 60 F								
<b>Darren Lewis, R</b> (1, 8) OBP: 0.254, SLG: 0.270										5	1	1	1	0	1	3									
<b>Mark Carreon, R</b> (1, 3) OBP: 0.365, SLG: 0.479										4	2	3	1	1	0	0									
<b>Barry Bonds, L</b> (1, 7) OBP: 0.435, SLG: 0.611										5	2	3	3	0	0	1									
<b>Glenallen Hill, R</b> (1, 9) OBP: 0.333, SLG: 0.483										5	0	1	1	0	2	3									
<b>Royce Clayton, R</b> (1, 6) OBP: 0.333, SLG: 0.380										3	0	0	0	1	1	2									
<b>Steve Scarosone, R</b> (1, 5) OBP: 0.407, SLG: 0.736										3	0	1	0	1	1	2									
<b>Kirt Manwaring, R</b> (1, 2) OBP: 0.336, SLG: 0.333										4	0	0	0	0	2	4									
<b>Trevor Wilson, L</b> (1, 1) ERA: 3.8										0	0	0	0	0	0	0									
<b>Mark Dewey, R</b> (1, 1) ERA: 3.09										1	0	0	0	0	1	0									
<b>Tom Lampkin, L</b> (5, PH) OBP: 0.266, SLG: 0.348										1	0	0	0	0	0	0									
<b>Shawn Barton, R</b> (8, 1) ERA: 2.25										0	0	0	0	0	0	0									
<b>J.R. Phillips, L</b> (7, PH) OBP: 0.195, SLG: 0.231										1	0	0	0	0	0	1									
<b>Chris Hook, R</b> (8, 1) ERA: 4.5										0	0	0	0	0	0	0									
<b>Jeff Reed, L</b> (9, PH) OBP: 0.167, SLG: 0.344										1	0	0	0	0	1	0									
<b>Inning Stats</b>	R: 1 E: 0 K: 0 S: 4	H: 1 LOB: 0 BB: 0 P: 4	R: 0 E: 0 K: 1 S: 5	H: 0 LOB: 1 BB: 1 P: 9	R: 0 E: 0 K: 2 S: 7	H: 0 LOB: 0 BB: 0 P: 7	R: 2 E: 0 K: 1 S: 8	H: 3 LOB: 1 BB: 0 P: 8	R: 0 E: 0 K: 0 S: 2	H: 0 LOB: 0 BB: 1 P: 6	R: 0 E: 0 K: 1 S: 6	H: 1 LOB: 1 BB: 0 P: 6	R: 0 E: 1 K: 0 S: 5	H: 1 LOB: 2 BB: 0 P: 5	R: 2 E: 0 K: 3 S: 11	H: 2 LOB: 1 BB: 1 P: 15	R: 1 E: 0 K: 1 S: 7	H: 2 LOB: 2 BB: 1 P: 11	1B: 6 2B: 2 3B: 1 HR: 2	SF: 0 SAC: 0 DP: 1 HBP: 0	WP: 0 PB: 0 SB: 3 CS: 0	PA: 41			
<b>PITCHER</b>	IP	WLS	BF	H	R	ER	SO	BB	IBB	HBP	BLK	WP	HR	S	P	ERA	WHIP								
<b>Dave Milcki, R</b> (1, 1) ERA: 3.69	7.1	W	33	8	5	5	6	3	0	0	0	0	0	42	54	6.14	1.500								
<b>Doug Henry, R</b> (8, 1) ERA: 4.5	1.2	S	8	2	1	1	3	1	0	0	0	0	0	13	17	5.40	1.800								







Batter	1	2	3	4	5	6	7	8	9	AB R H RBI BB SO LOB	TOP									
<b>Brett Butler, L</b> OBP: 0.366, SLG: 0.349 <b>Jeff Barry, S</b>	4-2 1B G3 BB	1-3 K		2-0 G6-3			1-0 SAFE G6-4-3		3-3 K	3 1 1 1 1 1 3 1 0 0 0 0 1 2	<b>New York Mets @ San Diego Padres</b> Jack Murphy Stadium, San Diego, CA Fri Jun 09 1995, 10:05 PM EDT Att: 11,047 - Unknown - 67 F  <b>AB 31</b> <b>R 4</b> <b>H 6</b> <b>RBI 3</b> <b>BB 4</b> <b>SO 4</b> <b>LOB 17</b> 									
<b>Jose Vizcaino, S</b> OBP: 0.305, SLG: 0.297	0-0 G3 G4-3 1B		0-1 F9		1-0 G4-3		0-0 G6-4-3		2-1 P6	5 1 1 0 0 0 3										
<b>Rico Brogna, L</b> OBP: 0.329, SLG: 0.465	2-2 G3		3-1 1B		1-0 G4-1		1-0 G4-3			4 0 1 1 0 0 1										
<b>Bobby Bonilla, S</b> OBP: 0.402, SLG: 0.618	0-0 G4-3		0-0 1B		0-1 G6-3			0-1 G4-3		4 0 1 1 0 0 0										
<b>Joe Orsulak, L</b> OBP: 0.355, SLG: 0.376	0-1 F8		1-1 P4		0-0 G3-1			2-0 G3		4 0 0 0 0 0 2										
<b>Jeff Kent, R</b> OBP: 0.304, SLG: 0.386 <b>Eric Gunderson, R</b>		1-1 P3	0-3 K		0-0 G6-3			2-1 G6-3		3 0 0 0 0 1 2 0 0 0 0 0 0 0 1 0 0 0 0 0 0 0 0 0 0 0 0 0										
<b>Edgardo Alfonzo, R</b> OBP: 0.265, SLG: 0.374 <b>Pete Walker, R</b>																				
<b>Todd Hundley, S</b> OBP: 0.369, SLG: 0.457		2-2 FC1-5 HBP		1-2 G1-6-3		2-1 G6-3			4-2 1B BB	2 0 0 0 1 0 0										
<b>Ryan Thompson, R</b> OBP: 0.425, SLG: 0.548		4-2 FC1-5 BB		3-2 SH3-4 HBP			0-1 E BB 1B		2-2 1B	2 1 2 0 1 0 0										
<b>Pete Harnisch, S</b> OBP: 0.125, SLG: 0.125 <b>Bias Minor, R</b> <b>Bill Spiers, L</b> OBP: 0.333, SLG: 0.333		0-0 FC1-5		2-1 SH3-4			4-2 1B E G6-4-3 BB		1-3 K	1 0 0 0 0 0 2 0 0 0 0 0 0 0 1 1 0 0 1 1 2										
<b>Inning Stats</b>	R: 2 E: 0 K: 0 S: 10	H: 1 LOB: 0 BB: 1 P: 16	R: 0 E: 0 K: 1 S: 11	H: 0 LOB: 2 BB: 1 P: 19	R: 0 E: 0 K: 1 S: 11	H: 2 LOB: 0 BB: 0 P: 15	R: 0 E: 0 K: 0 S: 10	H: 0 LOB: 1 BB: 0 P: 18	R: 0 E: 0 K: 0 S: 4	H: 0 LOB: 0 BB: 0 P: 6	R: 2 E: 1 K: 0 S: 8	H: 2 LOB: 0 BB: 1 P: 13	R: 0 E: 0 K: 0 S: 5	H: 0 LOB: 0 BB: 0 P: 9	R: 0 E: 0 K: 2 S: 14	H: 1 LOB: 2 BB: 1 P: 26	1B: 6 2B: 0 3B: 0 HR: 0	SF: 0 SAC: 1 DP: 1 HBP: 2	WP: 0 PB: 0 SB: 0 CS: 0	PA: 38
<b>PITCHER</b>	IP WLS BF H R ER SO BB IBB HBP BLK WP HR S P ERA WHIP											<b>PITCHER</b>	IP WLS BF H R ER SO BB IBB HBP BLK WP HR S P ERA WHIP							
<b>Joey Hamilton, R</b> ERA: 3.47	7.0 W 30 5 4 3 2 3 0 2 0 0 0 58 93 3.86 1.143																			
<b>Bryce Florie, R</b> ERA: 3.43	1.0 3 0 0 0 0 0 0 0 0 0 0 5 9 0.00 0.000																			
<b>Andres Berumen, R</b> ERA: 5.82	0.0 2 1 0 0 0 1 0 0 0 0 0 5 11 ∞ ∞																			
<b>Trevor Hoffman, R</b> ERA: 4.6	1.0 S 3 0 0 0 2 0 0 0 0 0 0 9 15 0.00 0.000																			

Batter	1	2	3	4	5	6	7	8	9	AB R H RBI BB SO LOB	BOTTOM									
<b>Bip Roberts, S</b> OBP: 0.392, SLG: 0.421 <b>Melvin Nieves, S</b> OBP: 0.284, SLG: 0.379	0-0 G4-3 SF7 2B		0-2 L8		0-3 K	2-2 G3				4 1 1 0 0 1 1 0 0 0 0 0 0 0	<b>New York Mets @ San Diego Padres</b> Jack Murphy Stadium, San Diego, CA Fri Jun 09 1995, 10:05 PM EDT Att: 11,047 - Unknown - 67 F  <b>AB 30</b> <b>R 8</b> <b>H 11</b> <b>RBI 8</b> <b>BB 3</b> <b>SO 6</b> <b>LOB 11</b> 									
<b>Steve Finley, L</b> OBP: 0.333, SLG: 0.376	0-1 G4-3		2-0 1B		0-1 2B	0-0 F9				4 2 2 1 0 0 1										
<b>Tony Gwynn, L</b> OBP: 0.390, SLG: 0.432	0-0 SF7		2-1 1B		0-0 BB SF8 2B		1-2 G3-1			3 1 2 2 0 0 0										
<b>Ken Caminiti, S</b> OBP: 0.339, SLG: 0.490	0-3 K		1-1 P6		4-2 SF8 BB HR BB		3-2 F9			3 1 0 0 1 1 2										
<b>Roberto Petagine, L</b> OBP: 0.564, SLG: 0.579		2-1 SH3 FC5-2 2B	1-0 1B		4-2 HR BB		3-1 2B			3 1 3 1 1 0 0										
<b>Brad Ausmus, R</b> OBP: 0.314, SLG: 0.400		0-0 SH3	0-1 G1-3		2-2 SF8		1-0 G6-3			2 0 0 1 0 0 3										
<b>Jody Reed, R</b> OBP: 0.310, SLG: 0.260	0-1 FC5-2			0-1 G6-3		2-3 3H HR		4-0 G5-4-3 BB		3 1 1 3 1 0 1										
<b>Andujar Cedeno, R</b> OBP: 0.272, SLG: 0.362	1-3 K			0-0 1B		0-3 K		2-1 G5-4-3		4 0 1 0 0 2 2										
<b>Joey Hamilton, R</b> OBP: 0.050, SLG: 0.100 <b>Bryce Florie, R</b> <b>Scott Livingstone, L</b> OBP: 0.259, SLG: 0.330 <b>Andres Berumen, R</b> <b>Trevor Hoffman, R</b> OBP: 1.000, SLG: 2.000			0-1 2B	1-3 K		1-3 K		2-2 G6-3		3 1 1 0 0 2 1 0 0 0 0 0 0 0 1 0										
<b>Inning Stats</b>	R: 1 E: 0 K: 1 S: 7	H: 1 LOB: 0 BB: 0 P: 7	R: 0 E: 0 K: 1 S: 8	H: 1 LOB: 0 BB: 0 P: 11	R: 2 E: 0 K: 0 S: 13	H: 4 LOB: 2 BB: 0 P: 19	R: 0 E: 0 K: 1 S: 6	H: 1 LOB: 0 BB: 0 P: 7	R: 5 E: 0 K: 2 S: 20	H: 3 LOB: 0 BB: 2 P: 32		R: 0 E: 0 K: 1 S: 7	H: 0 LOB: 0 BB: 0 P: 10	R: 0 E: 0 K: 0 S: 10	H: 1 LOB: 1 BB: 0 P: 18	R: 0 E: 0 K: 0 S: 6	H: 0 LOB: 0 BB: 1 P: 14	1B: 3 2B: 6 3B: 1 HR: 1	SF: 2 SAC: 1 DP: 1 HBP: 0	WP: 0 PB: 0 SB: 0 CS: 1
<b>PITCHER</b>	IP WLS BF H R ER SO BB IBB HBP BLK WP HR S P ERA WHIP											<b>PITCHER</b>	IP WLS BF H R ER SO BB IBB HBP BLK WP HR S P ERA WHIP							
<b>Pete Harnisch, R</b> ERA: 3.83	4.2 L 25 10 8 4 4 2 0 0 0 0 0 51 73 7.71 2.571																			
<b>Bias Minor, R</b> ERA: 3.93	0.1 1 0 0 0 1 0 0 0 0 0 0 3 3 0.00 0.000																			
<b>Eric Gunderson, L</b> ERA: 4.22	2.0 7 1 0 0 1 0 0 0 0 0 0 17 28 0.00 0.500																			
<b>Pete Walker, R</b> ERA: 3.86	1.0 3 0 0 0 0 1 0 0 0 0 0 6 14 0.00 1.000																			



Batter	1	2	3	4	5	6	7	8	9	AB	R	H	RBI	BB	SO	LOB	TOP							
<b>Brett Butler</b> , L (1, 8) OBP: 0.358, SLG: 0.340	G5-3		F7			F8		G4-3		4	0	0	0	0	0	1	<b>New York Mets @ San Diego Padres</b> Jack Murphy Stadium, San Diego, CA Sat Jun 10 1995, 10:05 PM EDT Att: 11,129 - Unknown - 67 F  livebaseballscorecards.com  <b>AB</b> 30 <b>R</b> 2 <b>H</b> 4 <b>RBI</b> 2 <b>BB</b> 1 <b>SO</b> 12 <b>LOB</b> 6 							
<b>Eduardo Alfonzo</b> , R (1, 6) OBP: 0.256, SLG: 0.360	G6-3		K			B5-3			K	4	0	0	0	0	2	0								
<b>Rico Brogna</b> , L (1, 3) OBP: 0.326, SLG: 0.481	HR			K		K			K	4	1	1	1	0	3	0								
<b>Bobby Bonilla</b> , S (1, 5) OBP: 0.393, SLG: 0.603	G5-3			G1-3			K		F8	4	0	0	0	0	1	0								
<b>Joe Orsulak</b> , L (1, 7) OBP: 0.354, SLG: 0.386		2B		F8			F7			3	0	1	0	0	0	0								
<b>Jeff Kent</b> , R (1, 4) OBP: 0.305, SLG: 0.385		K			FC4-6		K			3	0	1	0	0	2	0								
<b>Todd Hundley</b> , S (1, 2) OBP: 0.368, SLG: 0.447		K2-3			FC4-6			FC5-4	BB	2	0	0	0	1	1	1								
<b>Ryan Thompson</b> , R (1, 9) OBP: 0.421, SLG: 0.618				HR		K		FC5-4		3	1	1	1	0	1	2								
<b>Bobby Jones</b> , R (1, 1) OBP: 0.222, SLG: 0.222				F9						2	0	0	0	0	1	1								
<b>Bill Spiers</b> , L (8, PH) OBP: 0.313, SLG: 0.308										1	0	0	0	0	1	1								
<b>Eric Gunderson</b> , R (8, 1)										0	0	0	0	0	0	0								
<b>Inning Stats</b>	R: 1 E: 0 K: 0 S: 12	H: 1 LOB: 0 BB: 0 P: 20	R: 0 E: 0 K: 2 S: 9	H: 1 LOB: 0 BB: 0 P: 14	R: 1 E: 0 K: 1 S: 8	H: 1 LOB: 0 BB: 0 P: 10	R: 0 E: 0 K: 1 S: 7	H: 0 LOB: 0 BB: 0 P: 12	R: 0 E: 0 K: 2 S: 11	H: 1 LOB: 1 BB: 0 P: 16	R: 0 E: 0 K: 1 S: 9	H: 0 LOB: 0 BB: 0 P: 13	R: 0 E: 0 K: 2 S: 11	H: 0 LOB: 0 BB: 0 P: 17	R: 0 E: 0 K: 1 S: 9	H: 0 LOB: 1 BB: 1 P: 16	R: 0 E: 0 K: 2 S: 9	H: 0 LOB: 0 BB: 0 P: 12	R: 0 E: 0 K: 2 S: 9	H: 0 LOB: 0 BB: 0 P: 12	1B: 1 2B: 1 3B: 0 HR: 2	SF: 0 SAC: 0 DP: 0 HBP: 0	WP: 0 PB: 0 SB: 0 CS: 0	PA: 31
<b>PITCHER</b> <b>Scott Sanders</b> , R (1, 1) ERA: 3.54	IP: 9.0 WLS: W BF: 31 H: 4 R: 2 ER: 2 SO: 12 BB: 1 IBB: 0 HBP: 0 BLK: 0 WP: 0 HR: 2 S: 85 P: 130 ERA: 2.00 WHIP: 0.556															<b>PITCHER</b> <b>Scott Sanders</b> , R (1, 1) ERA: 3.54	IP: 9.0 WLS: W BF: 31 H: 4 R: 2 ER: 2 SO: 12 BB: 1 IBB: 0 HBP: 0 BLK: 0 WP: 0 HR: 2 S: 85 P: 130 ERA: 2.00 WHIP: 0.556							

Batter	1	2	3	4	5	6	7	8	9	AB	R	H	RBI	BB	SO	LOB	BOTTOM					
<b>Steve Finley</b> , L (1, 8) OBP: 0.332, SLG: 0.373	P6		P6		K					4	0	1	0	0	1	2	<b>New York Mets @ San Diego Padres</b> Jack Murphy Stadium, San Diego, CA Sat Jun 10 1995, 10:05 PM EDT Att: 11,129 - Unknown - 67 F  livebaseballscorecards.com  <b>AB</b> 29 <b>R</b> 4 <b>H</b> 6 <b>RBI</b> 4 <b>BB</b> 2 <b>SO</b> 7 <b>LOB</b> 7 					
<b>Jody Read</b> , R (1, 4) OBP: 0.319, SLG: 0.263	G3			HR	2B		G4-3			3	2	1	0	1	0	1						
<b>Tony Gwynn</b> , L (1, 9) OBP: 0.386, SLG: 0.434	F7		F9	1B	2B			G4-3		4	0	1	2	0	0	1						
<b>Ken Caminiti</b> , S (1, 5) OBP: 0.337, SLG: 0.503		K		HR	P6			G5-3		4	1	1	2	0	1	1						
<b>Roberto Petagine</b> , L (1, 3) OBP: 0.542, SLG: 0.571	F7			HR		F8		G3-1		4	0	1	0	0	0	0						
<b>Melvin Nieves</b> , S (1, 7) OBP: 0.277, SLG: 0.367		K		2B			K			3	0	0	0	0	3	1						
<b>Brad Ausmus</b> , R (1, 2) OBP: 0.306, SLG: 0.389			K		F9		G4-3			3	0	0	0	0	1	1						
<b>Andujar Cedeno</b> , R (1, 6) OBP: 0.273, SLG: 0.357			K					G6-3		2	1	0	0	1	1	0						
<b>Scott Sanders</b> , R (1, 1) OBP: 0.389, SLG: 0.412				1B	SH5-4		F9			2	0	1	0	0	0	0						
<b>Inning Stats</b>	R: 0 E: 0 K: 0 S: 9	H: 0 LOB: 0 BB: 0 P: 11	R: 0 E: 0 K: 2 S: 10	H: 0 LOB: 0 BB: 0 P: 16	R: 0 E: 0 K: 2 S: 11	H: 1 LOB: 1 BB: 0 P: 17	R: 2 E: 0 K: 1 S: 12	H: 3 LOB: 1 BB: 0 P: 19	R: 2 E: 0 K: 1 S: 12	H: 1 LOB: 1 BB: 2 P: 23	R: 0 E: 0 K: 1 S: 8	H: 0 LOB: 0 BB: 0 P: 10	R: 0 E: 0 K: 0 S: 8	H: 1 LOB: 1 BB: 0 P: 9	R: 0 E: 0 K: 0 S: 4	H: 0 LOB: 0 BB: 0 P: 5		R: 0 E: 0 K: 0 S: 4	H: 0 LOB: 0 BB: 0 P: 5	1B: 3 2B: 2 3B: 0 HR: 1	SF: 0 SAC: 1 DP: 0 HBP: 0	WP: 0 PB: 0 SB: 1 CS: 0
<b>PITCHER</b> <b>Bobby Jones</b> , R (1, 1) ERA: 2.6	IP: 7.0 WLS: L BF: 29 H: 6 R: 4 ER: 4 SO: 7 BB: 2 IBB: 0 HBP: 0 BLK: 0 WP: 0 HR: 1 S: 70 P: 105 ERA: 5.14 WHIP: 1.143															<b>PITCHER</b> <b>Bobby Jones</b> , R (1, 1) ERA: 2.6	IP: 7.0 WLS: L BF: 29 H: 6 R: 4 ER: 4 SO: 7 BB: 2 IBB: 0 HBP: 0 BLK: 0 WP: 0 HR: 1 S: 70 P: 105 ERA: 5.14 WHIP: 1.143					
<b>PITCHER</b> <b>Eric Gunderson</b> , L (8, 1) ERA: 3.96	IP: 1.0 WLS: L BF: 3 H: 0 R: 0 ER: 0 SO: 0 BB: 0 IBB: 0 HBP: 0 BLK: 0 WP: 0 HR: 0 S: 4 P: 5 ERA: 0.00 WHIP: 0.000															<b>PITCHER</b> <b>Eric Gunderson</b> , L (8, 1) ERA: 3.96	IP: 1.0 WLS: L BF: 3 H: 0 R: 0 ER: 0 SO: 0 BB: 0 IBB: 0 HBP: 0 BLK: 0 WP: 0 HR: 0 S: 4 P: 5 ERA: 0.00 WHIP: 0.000					



Batter	1	2	3	4	5	6	7	8	9	AB	R	H	RBI	BB	SO	LOB	TOP																					
<b>Brett Butler, L</b> OBP: 0.359, SLG: 0.338 (1, 8)	4-2 BB	3-2 1B		1-1 F7			3-2 P5		3-2 G1-3	4	0	1	2	1	0	1																						
<b>Jose Vizcaino, S</b> OBP: 0.314, SLG: 0.303 (1, 6)	1-3 K	0-1 1B			1-0 WP		3-2 F7			4	0	2	1	0	1	1																						
<b>Rico Brogna, L</b> OBP: 0.324, SLG: 0.474 (1, 3)	2-3 K	0-3 K			2-3 K		2-1 1B			4	0	1	0	0	3	4																						
<b>Bobby Bonilla, S</b> OBP: 0.384, SLG: 0.588 (1, 5)	2-2 F9		0-0 G4-3		2-2 P5		3-2 P6			4	0	0	0	0	0	3																						
<b>Joe Orsulak, L</b> OBP: 0.350, SLG: 0.380 (1, 7)		1-0 FC5-4 1B	2-3 K		0-0 G4-3			1-2 G4-3		4	1	1	0	0	1	1																						
<b>Todd Hundley, S</b> OBP: 0.356, SLG: 0.429 (1, 2)		2-3 K	2-1 F7			1-2 G5-3		3-3 K		4	0	0	0	0	2	1																						
<b>Bill Spiers, L</b> OBP: 0.316, SLG: 0.267 (8, PH) <b>Jeff Barry, S</b> (8, 1) <b>Jerry Dipoto, R</b> (9, 1) <b>Doug Henry, R</b> (9, 1)		4-2 FC5-4 BB		0-3 K		1-3 K		1-3 K		2	0	0	0	1	2	0	AB 34																					
<b>Ryan Thompson, R</b> OBP: 0.405, SLG: 0.579 (1, 9)		0-1 FC5-4 BB	0-1 L1		1-2 1B				2-3 K	4	1	1	0	0	1	2	R 3																					
<b>Mike Birkbeck, R</b> OBP: 0.500, SLG: 0.333 <b>Edgardo Alfonzo, R</b> OBP: 0.254, SLG: 0.357 (8, 4)		4-2 1B		3-2 1B		1-3 K			1-2 F9	2	1	1	0	1	1	1	H 7																					
<b>Inning Stats</b>	R: 0 E: 0 K: 2 S: 15	H: 0 LOB: 1 BB: 1 P: 24	R: 3 E: 0 K: 2 S: 20	H: 3 LOB: 2 BB: 2 P: 34	R: 0 E: 0 K: 1 S: 7	H: 0 LOB: 0 BB: 0 P: 11	R: 0 E: 0 K: 1 S: 13	H: 1 LOB: 1 BB: 0 P: 17	R: 0 E: 0 K: 2 S: 13	H: 1 LOB: 1 BB: 0 P: 17	R: 0 E: 0 K: 0 S: 13	H: 1 LOB: 1 BB: 0 P: 24	R: 0 E: 0 K: 2 S: 9	H: 0 LOB: 0 BB: 0 P: 14	R: 0 E: 0 K: 1 S: 9	H: 0 LOB: 0 BB: 0 P: 15	1B: 7 2B: 0 3B: 0 HR: 0	SF: 0 SAC: 0 DP: 0 HBP: 0	WP: 1 PB: 0 SB: 0 CS: 0	PA: 37																		
<b>PITCHER</b>	IP	WLS	BF	H	R	ER	SO	BB	IBB	HBP	BLK	WP	HR	S	P	ERA	WHIP	<b>PITCHER</b>				IP	WLS	BF	H	R	ER	SO	BB	IBB	HBP	BLK	WP	HR	S	P	ERA	WHIP
<b>Andy Benes, R</b> ERA: 4.4	(1, 1)	6.0	27	6	3	3	9	3	0	0	0	1	0	76	116	4.50	1.500																					
<b>Andres Berumen, R</b> ERA: 5.5	(7, 1)	1.0	4	1	0	0	0	0	0	0	0	0	0	13	24	0.00	1.000																					
<b>Fernando Valenzuela, L</b> ERA: 5.08	(8, 1)	1.0	3	0	0	0	2	0	0	0	0	0	0	9	14	0.00	0.000																					
<b>Brian Williams, R</b> ERA: 5.57	(9, 1)	1.0	W	3	0	0	1	0	0	0	0	0	0	9	15	0.00	0.000																					

**New York Mets @ San Diego Padres**  
Jack Murphy Stadium, San Diego, CA  
Sun Jun 11, 1995, 6:33 AM EDT  
Att: 16,727 - Sunny - 80 F

AB 34  
R 3  
H 7  
RBI 3  
BB 3  
SO 12  
LOB 14



Batter	1	2	3	4	5	6	7	8	9	AB	R	H	RBI	BB	SO	LOB	BOTTOM																					
<b>Bip Roberts, S</b> OBP: 0.388, SLG: 0.417 (1, 7)	0-1 G4-3		1-1 G1-3			0-1 G1-3		2-2 1B		4	0	1	2	0	0	0																						
<b>Steve Finley, L</b> OBP: 0.330, SLG: 0.370 (1, 8)	0-2 F7			0-0 L9-3 1B		2-1 G4-3		2-2 G3		4	0	1	0	0	0	1																						
<b>Tony Gwynn, L</b> OBP: 0.383, SLG: 0.429 (1, 9)	2-2 G6-3			2-1 L9-3 1B		1-1 G4-3			0-0 WP HR 1B	4	1	1	0	0	0	1																						
<b>Ken Caminiti, S</b> OBP: 0.329, SLG: 0.490 (1, 5)		2-1 G4-3		1-0 G4-3			1-3 K		2-3 K	4	0	0	0	0	2	1																						
<b>Roberto Petagine, L</b> OBP: 0.524, SLG: 0.533 (1, 3)		2-3 K			2-1 G4-3		3-2 F8		4-0 HR IBB	3	1	0	0	1	1	0																						
<b>Brian Johnson, R</b> OBP: 0.382, SLG: 0.568 (1, 2)		1-0 1B			1-1 F8			3-2 FC1-5 2B	1-0 HR	4	1	3	3	0	0	0																						
<b>Jody Reed, R</b> OBP: 0.319, SLG: 0.256 (1, 4)		1-0 P4			1-0 F8			4-1 G4-3 FC1-5 1B BB		2	1	0	0	1	0	1																						
<b>Andujar Cedeno, R</b> OBP: 0.275, SLG: 0.377 (1, 6)			1-0 P5			0-0 HR		0-1 FC1-5 1B G4-3		3	2	1	1	0	0	2																						
<b>Andy Benes, R</b> OBP: 0.105, SLG: 0.105 <b>Scott Livingston, L</b> OBP: 0.280, SLG: 0.287 <b>Andres Berumen, R</b> ERA: 5.75 <b>Fernando Valenzuela, L</b> (8, 1) <b>Melvin Nieves, S</b> OBP: 0.362, SLG: 0.364 <b>Brian Williams, R</b> (9, 1)			3-1 G6-3			2-3 K		0-0 G4-3		1	0	0	0	0	0	0																						
<b>Inning Stats</b>	R: 0 E: 0 K: 0 S: 8	H: 0 LOB: 0 BB: 0 P: 10	R: 0 E: 0 K: 1 S: 7	H: 1 LOB: 0 BB: 0 P: 13	R: 0 E: 0 K: 0 S: 5	H: 0 LOB: 0 BB: 0 P: 10	R: 0 E: 0 K: 0 S: 4	H: 1 LOB: 0 BB: 0 P: 7	R: 0 E: 0 K: 0 S: 5	H: 0 LOB: 0 BB: 0 P: 9	R: 1 E: 0 K: 1 S: 8	H: 1 LOB: 0 BB: 0 P: 12	R: 0 E: 0 K: 1 S: 9	H: 0 LOB: 0 BB: 0 P: 14	R: 2 E: 0 K: 0 S: 18	H: 2 LOB: 1 BB: 1 P: 29	R: 3 E: 0 K: 1 S: 5	H: 2 LOB: 0 BB: 1 P: 12	1B: 4 2B: 2 3B: 0 HR: 2	SF: 0 SAC: 0 DP: 1 HBP: 0	WP: 1 PB: 0 SB: 0 CS: 0	PA: 33																
<b>PITCHER</b>	IP	WLS	BF	H	R	ER	SO	BB	IBB	HBP	BLK	WP	HR	S	P	ERA	WHIP	<b>PITCHER</b>				IP	WLS	BF	H	R	ER	SO	BB	IBB	HBP	BLK	WP	HR	S	P	ERA	WHIP
<b>Mike Birkbeck, R</b> ERA: 1.63	(1, 1)	7.0	23	3	1	1	3	0	0	0	0	0	1	46	75	1.29	0.429																					
<b>Jerry Dipoto, R</b> ERA: 5.75	(8, 1)	1.0	L	7	3	3	0	1	0	0	0	0	0	19	30	27.00	4.000																					
<b>Doug Henry, R</b> ERA: 5.51	(9, 1)	0.1	3	1	2	2	1	0	1	0	0	1	1	4	11	54.00	3.000																					

**New York Mets @ San Diego Padres**  
Jack Murphy Stadium, San Diego, CA  
Sun Jun 11, 1995, 6:33 AM EDT  
Att: 16,727 - Sunny - 80 F

AB 31  
R 6  
H 7  
RBI 6  
BB 2  
SO 4  
LOB 8





Batter	1	2	3	4	5	6	7	8	9	AB	R	H	RBI	BB	SO	LOB	TOP		
Quilvio Veras, S OBP: 0.394, SLG: 0.351	4-2 E6 BB		3-2 G4-3 1B 2B		3-3 K		2-2 FC6-4 1B		0-2 G6-3	4	1	2	0	1	1	1			
Chuck Carr, S OBP: 0.274, SLG: 0.180	0-1 F8		2-0 G4-3		0-2 P6		2-2 FC6-4 BB		3-2 P5	5	0	0	0	0	0	5			
Jeff Conine, R OBP: 0.413, SLG: 0.500	1-2 SAFE SAFE SAFE E6		2-3 K		3-3 K		4-1 1-2 BB		0-1 F9	4	0	0	0	1	2	3			
Terry Pendleton, S OBP: 0.311, SLG: 0.400	1-1 G4-3		2-2 1B		1-0 P5		1-3 K			4	0	1	1	0	1	4			
Greg Colbrunn, R OBP: 0.320, SLG: 0.428		1-3 K	3-H 1-1 L7		0-1 G4-3 WP 1B		2-2 K			4	0	1	0	0	2	1			
Andre Dawson, R OBP: 0.218, SLG: 0.255		0-0 G1-6-3 3B		0-3 K		2-2 G4-3		1-2 2B SF7 1B		4	2	2	0	0	1	1			
Kurt Abbott, R OBP: 0.298, SLG: 0.486		1-0 G1-6-3		0-1 G4-3		0-1 G3		0-1 2B		4	0	1	1	0	0	1			
Charles Johnson, R OBP: 0.260, SLG: 0.222		3-H 1-0		1-3 K		0-2 E5 FC6-4 1B		1-2 SF7		2	0	0	0	0	1	0			
Tommy Gregg, L OBP: 0.292, SLG: 0.424										0	0	0	1	0	0	0			
Steve Decker, R OBP: 0.238, SLG: 0.158										0	0	0	0	0	0	0			
John Burkett, R OBP: 0.136, SLG: 0.095										2	0	1	0	0	1	1			
David Weathers, R OBP: 0.109, SLG: 0.100										0	0	0	0	0	0	0			
Mario Lopez, R OBP: 0.147, SLG: 0.262										1	0	0	0	0	0	1			
Terry Mathews, R OBP: 0.044, SLG: 0.000										0	0	0	0	0	0	0			
Alex Arias, R OBP: 0.044, SLG: 0.000										1	0	0	0	0	1	1			
Jeremy Hernandez, R OBP: 0.000, SLG: 0.000										0	0	0	0	0	0	0			
<b>Inning Stats</b>	R: 0 E: 1 K: 0 S: 9	H: 0 LOB: 1 BB: 1 P: 17	R: 1 E: 0 K: 2 S: 8	H: 1 LOB: 1 BB: 0 P: 11	R: 1 E: 0 K: 1 S: 14	H: 2 LOB: 1 BB: 0 P: 24	R: 0 E: 0 K: 2 S: 8	H: 0 LOB: 2 BB: 0 P: 9	R: 0 E: 0 K: 0 S: 12	H: 1 LOB: 1 BB: 0 P: 18	R: 0 E: 1 K: 1 S: 16	H: 1 LOB: 3 BB: 1 P: 26	R: 1 E: 0 K: 2 S: 18	H: 2 LOB: 1 BB: 0 P: 24	R: 0 E: 0 K: 0 S: 9	H: 0 LOB: 0 BB: 0 P: 12	1B: 5 2B: 2 3B: 1 HR: 0	SF: 1 SAC: 0 DP: 0 HBP: 1	WP: 1 PA: 39 PB: 0 CS: 0
<b>PITCHER</b>	IP WLS BF H R ER SO BB IBB HBP BLK WP HR S P ERA WHIP	IP WLS BF H R ER SO BB IBB HBP BLK WP HR S P ERA WHIP	IP WLS BF H R ER SO BB IBB HBP BLK WP HR S P ERA WHIP	IP WLS BF H R ER SO BB IBB HBP BLK WP HR S P ERA WHIP	IP WLS BF H R ER SO BB IBB HBP BLK WP HR S P ERA WHIP	IP WLS BF H R ER SO BB IBB HBP BLK WP HR S P ERA WHIP	IP WLS BF H R ER SO BB IBB HBP BLK WP HR S P ERA WHIP	IP WLS BF H R ER SO BB IBB HBP BLK WP HR S P ERA WHIP	IP WLS BF H R ER SO BB IBB HBP BLK WP HR S P ERA WHIP	IP WLS BF H R ER SO BB IBB HBP BLK WP HR S P ERA WHIP	IP WLS BF H R ER SO BB IBB HBP BLK WP HR S P ERA WHIP	IP WLS BF H R ER SO BB IBB HBP BLK WP HR S P ERA WHIP	IP WLS BF H R ER SO BB IBB HBP BLK WP HR S P ERA WHIP	IP WLS BF H R ER SO BB IBB HBP BLK WP HR S P ERA WHIP	IP WLS BF H R ER SO BB IBB HBP BLK WP HR S P ERA WHIP	IP WLS BF H R ER SO BB IBB HBP BLK WP HR S P ERA WHIP	IP WLS BF H R ER SO BB IBB HBP BLK WP HR S P ERA WHIP	IP WLS BF H R ER SO BB IBB HBP BLK WP HR S P ERA WHIP	

Florida Marlins @ New York Mets  
Shea Stadium, Flushing, NY  
Tue Jun 13 1995, 7:05 PM EDT  
Att: 13,499 - Unknown - 68 F

AB	35
R	3
H	8
RBI	3
BB	2
SO	10
LOB	19



Batter	1	2	3	4	5	6	7	8	9	AB	R	H	RBI	BB	SO	LOB	BOTTOM		
Brett Butler, L OBP: 0.355, SLG: 0.333	3-3 K	1-0 G4-3		1-2 1B 2-3 3-H 1B		3-3 K		2-1 G6-3		5	0	1	1	0	2	2			
Jose Vizcaino, S OBP: 0.323, SLG: 0.313	1-0 F7		0-1 SAFE SAFE SAFE G5-3		0-0 1-3 3-H 1B		0-0 HR 1B		1-0 1B	5	1	3	1	0	0	0			
Rico Brogna, L OBP: 0.327, SLG: 0.493	0-1 1B		2-3 SAFE SAFE SAFE K		1-2 SAFE SAFE SAFE F8		0-0 1-H HR		0-2 F9	5	1	2	2	0	1	3			
Bobby Bonilla, S OBP: 0.381, SLG: 0.579	1-3 K		2-0 F9		3-2 FC6-4 1B		2-3 K			4	0	1	0	0	2	1			
Chris Jones, R OBP: 0.400, SLG: 0.600		2-2 L5		3-1 G5-3		1-2 FC6-4 3B		1-3 K		4	1	0	0	0	1	1			
Jeff Kent, R OBP: 0.315, SLG: 0.428		0-1 2B 1B		1-1 HR		0-0 1-H 3B		0-3 K		4	2	3	2	0	1	0			
Todd Hundley, S OBP: 0.352, SLG: 0.422		1-0 L9		1-2 SH1-4 1B 1B		2-1 G6-3		3-2 K		4	1	1	0	0	1	2			
Ryan Thompson, R OBP: 0.435, SLG: 0.810		1-1 1-H 2B		0-0 1B SH1-4 1B		4-0 1B 1B IBB		2-3 K		3	1	2	1	1	1	0			
Bret Saberhagen, R OBP: 0.250, SLG: 0.267		4-2 2B		0-2 SAFE SAFE SAFE SH1-4		0-3 K		0-2 P4		1	0	0	0	1	1	2			
Bill Spiers, L OBP: 0.300, SLG: 0.250										1	0	0	0	0	0	0			
Blas Minor, R OBP: 0.000, SLG: 0.000										0	0	0	0	0	0	0			
<b>Inning Stats</b>	R: 0 E: 0 K: 2 S: 12	H: 1 LOB: 0 BB: 0 P: 17	R: 1 E: 0 K: 0 S: 11	H: 2 LOB: 2 BB: 1 P: 20	R: 0 E: 0 K: 1 S: 6	H: 0 LOB: 0 BB: 0 P: 10	R: 3 E: 0 K: 0 S: 19	H: 5 LOB: 2 BB: 0 P: 26	R: 1 E: 0 K: 1 S: 14	H: 2 LOB: 2 BB: 1 P: 24	R: 2 E: 0 K: 3 S: 12	H: 2 LOB: 0 BB: 0 P: 18	R: 0 E: 0 K: 3 S: 10	H: 0 LOB: 0 BB: 0 P: 15	R: 0 E: 0 K: 0 S: 13	H: 1 LOB: 1 BB: 0 P: 16	1B: 9 2B: 1 3B: 1 HR: 2	SF: 0 SAC: 1 DP: 0 HBP: 0	WP: 0 PA: 39 PB: 0 CS: 0
<b>PITCHER</b>	IP WLS BF H R ER SO BB IBB HBP BLK WP HR S P ERA WHIP	IP WLS BF H R ER SO BB IBB HBP BLK WP HR S P ERA WHIP	IP WLS BF H R ER SO BB IBB HBP BLK WP HR S P ERA WHIP	IP WLS BF H R ER SO BB IBB HBP BLK WP HR S P ERA WHIP	IP WLS BF H R ER SO BB IBB HBP BLK WP HR S P ERA WHIP	IP WLS BF H R ER SO BB IBB HBP BLK WP HR S P ERA WHIP	IP WLS BF H R ER SO BB IBB HBP BLK WP HR S P ERA WHIP	IP WLS BF H R ER SO BB IBB HBP BLK WP HR S P ERA WHIP	IP WLS BF H R ER SO BB IBB HBP BLK WP HR S P ERA WHIP	IP WLS BF H R ER SO BB IBB HBP BLK WP HR S P ERA WHIP	IP WLS BF H R ER SO BB IBB HBP BLK WP HR S P ERA WHIP	IP WLS BF H R ER SO BB IBB HBP BLK WP HR S P ERA WHIP	IP WLS BF H R ER SO BB IBB HBP BLK WP HR S P ERA WHIP	IP WLS BF H R ER SO BB IBB HBP BLK WP HR S P ERA WHIP	IP WLS BF H R ER SO BB IBB HBP BLK WP HR S P ERA WHIP	IP WLS BF H R ER SO BB IBB HBP BLK WP HR S P ERA WHIP	IP WLS BF H R ER SO BB IBB HBP BLK WP HR S P ERA WHIP	IP WLS BF H R ER SO BB IBB HBP BLK WP HR S P ERA WHIP	

Florida Marlins @ New York Mets  
Shea Stadium, Flushing, NY  
Tue Jun 13 1995, 7:05 PM EDT  
Att: 13,499 - Unknown - 68 F

AB	36
R	7
H	13
RBI	7
BB	2
SO	10
LOB	11





Batter	1	2	3	4	5	6	7	8	9	AB	R	H	RBI	BB	SO	LOB	TOP					
Quilvio Veras, S OBP: 0.391, SLG: 0.348										4	1	1	0	0	1	1	<b>Florida Marlins @ New York Mets</b> Shea Stadium, Flushing, NY Wed Jun 14 1995, 7:05 PM EDT Att: 13,650 - Unknown - 71 F					
Chuck Carr, S OBP: 0.286, SLG: 0.215										4	1	2	2	0	0	0						
Jeff Conine, R OBP: 0.409, SLG: 0.489										3	0	0	0	1	1	2						
Terry Pendleton, S OBP: 0.309, SLG: 0.396										4	0	1	1	0	0	2						
Greg Colbrunn, R OBP: 0.318, SLG: 0.430										4	0	1	0	0	1	0						
Andre Dawson, R OBP: 0.220, SLG: 0.255										4	0	1	0	0	0	1						
Alex Arias, R OBP: 0.413, SLG: 0.471										4	0	0	0	0	0	2						
Charles Johnson, R OBP: 0.255, SLG: 0.217										3	0	0	0	0	2	1						
Chris Hammond, L OBP: 0.471, SLG: 0.643										2	2	1	0	1	0	0						
<b>Inning Stats</b>	R: 0 H: 0 E: 0 K: 1 S: 14	H: 0 LOB: 1 BB: 1 P: 23	R: 0 H: 1 E: 0 K: 0 S: 9	LOB: 0 BB: 0 P: 13	R: 0 H: 0 E: 0 K: 0 S: 6	LOB: 0 BB: 0 P: 9	R: 0 H: 0 E: 0 K: 1 S: 8	LOB: 0 BB: 0 P: 11	R: 0 H: 1 E: 0 K: 1 S: 10	LOB: 1 BB: 0 P: 19	R: 3 H: 3 E: 1 K: 1 S: 15	H: 3 LOB: 0 BB: 1 P: 27	R: 0 H: 0 E: 0 K: 1 S: 8	LOB: 0 BB: 0 P: 12	R: 1 H: 2 E: 0 K: 0 S: 7	H: 2 LOB: 1 BB: 0 P: 10	R: 0 H: 0 E: 0 K: 0 S: 6	LOB: 0 BB: 0 P: 10	1B: 4 2B: 4 3B: 0 HR: 0	SF: 0 SAC: 0 DP: 1 HBP: 0	WP: 0 PB: 0 CS: 0	PA: 34
<b>PITCHER</b>	IP WLS BF H R ER SO BB IBB HBP BLK WP HR S P ERA WHIP																					
Dave Micki, R ERA: 3.71	(1, 1) 7.0 L 26 5 3 3 5 2 0 0 0 0 0 0 0 70 114 3.86 1.000																					
Pete Walker, R ERA: 4.15	(8, 1) 2.0 8 2 1 1 0 0 0 0 0 0 0 0 0 13 20 4.50 1.000																					

Batter	1	2	3	4	5	6	7	8	9	AB	R	H	RBI	BB	SO	LOB	BOTTOM							
Brett Butler, L OBP: 0.346, SLG: 0.323										5	0	0	0	0	1	2	<b>Florida Marlins @ New York Mets</b> Shea Stadium, Flushing, NY Wed Jun 14 1995, 7:05 PM EDT Att: 13,650 - Unknown - 71 F							
Jose Vizcaino, S OBP: 0.327, SLG: 0.313										3	0	1	0	1	0	0								
Chris Jones, R OBP: 0.407, SLG: 0.592										4	0	2	0	0	1	1								
Bobby Bonilla, S OBP: 0.378, SLG: 0.569										3	0	0	0	1	1	2								
Jeff Kent, R OBP: 0.308, SLG: 0.417										4	0	0	0	0	1	4								
Edgardo Alfonzo, R OBP: 0.282, SLG: 0.362										4	0	2	0	0	0	0								
Todd Hundley, S OBP: 0.349, SLG: 0.415										4	0	1	0	0	2	1								
Ryan Thompson, R OBP: 0.420, SLG: 0.578										4	0	1	0	0	2	3								
Dave Micki, R Jeff Barry, S Pete Walker, R Kelly Stinnett, R	(1, 1) (7, PH) (8, 1) (9, PH)									2 1 0 0	0 0 0 0	0 0 0 0	0 0 0 0	0 0 0 0	0 0 0 0	0 0 0 0								
<b>Inning Stats</b>	R: 0 H: 2 E: 0 K: 0 S: 8	H: 1 LOB: 1 BB: 0 P: 10	R: 0 H: 0 E: 0 K: 2 S: 13	LOB: 0 BB: 0 P: 17	R: 0 H: 0 E: 0 K: 2 S: 10	LOB: 0 BB: 0 P: 12	R: 0 H: 2 E: 0 K: 2 S: 10	LOB: 2 BB: 0 P: 16	R: 0 H: 0 E: 0 K: 1 S: 7	LOB: 0 BB: 1 P: 12	R: 0 H: 0 E: 0 K: 1 S: 7	LOB: 0 BB: 0 P: 10	R: 0 H: 0 E: 0 K: 1 S: 9	LOB: 0 BB: 0 P: 9	R: 0 H: 1 E: 0 K: 0 S: 9	LOB: 2 BB: 1 P: 21	R: 0 H: 1 E: 0 K: 0 S: 9	LOB: 2 BB: 1 P: 13	R: 0 H: 0 E: 0 K: 0 S: 9	LOB: 0 BB: 1 P: 13	1B: 7 2B: 0 3B: 0 HR: 0	SF: 0 SAC: 0 DP: 0 HBP: 0	WP: 0 PB: 0 CS: 0	PA: 37
<b>PITCHER</b>	IP WLS BF H R ER SO BB IBB HBP BLK WP HR S P ERA WHIP																							
Chris Hammond, L ERA: 1.85	(1, 1) 9.0 W 37 7 0 0 8 3 0 0 0 0 0 0 0 79 120 0.00 1.111																							

AB	32
R	4
H	7
RBI	3
BB	2
SO	5
LOB	9



AB	34
R	0
H	7
RBI	0
BB	3
SO	8
LOB	14





Batter	1	2	3	4	5	6	7	8	9	10	AB	R	H	RBI	BB	SO	LOB	TOP									
Quilvio Veras, S OBP: 0.385, SLG: 0.343 (1, 4)	G4-3	F7			F8		1B		K		5	0	1	0	0	1	3	<b>Florida Marlins @ New York Mets</b> Shea Stadium, Flushing, NY Thu Jun 15 1995, 7:05 PM EDT Att. 14,103 - Unknown									
Chuck Carr, S OBP: 0.280, SLG: 0.214 (1, 8)	K		G6-3		G3-1		F9			1B	5	0	1	0	0	1	1										
Jeff Conine, R OBP: 0.402, SLG: 0.500 (1, 7)	K				F8			HR	K		5	1	1	1	0	3	1										
Terry Pendleton, S OBP: 0.317, SLG: 0.402 (1, 5)		1B							F7		5	1	3	0	0	1	0										
Greg Colbrunn, R OBP: 0.321, SLG: 0.448 (1, 3)		1B				HR			F7		5	2	2	1	0	1	3										
Andre Dawson, R OBP: 0.218, SLG: 0.250 (1, 9)		SF9			F8				F8		5	0	1	1	0	1	3										
Alex Arias, R OBP: 0.405, SLG: 0.452 (1, 6)		1B			F9				K		3	0	0	0	1	0	1										
Steve Decker, R OBP: 0.280, SLG: 0.227 (1, 2)		BB							G6-3		3	0	1	0	1	1	3										
Bobby Witt, R OBP: 0.167, SLG: 0.188 Yorkis Perez, L Randy Veres, R (9, 1)		SF9							F9		3	0	0	1	0	1	2										
									F8		0	0	0	0	0	0	0										
									F9		0	0	0	0	0	0	0										
<b>Inning Stats</b>	R: 0 E: 0 K: 2 S: 10	H: 0 LOB: 0 BB: 0 P: 14	R: 2 E: 0 K: 1 S: 16	H: 3 LOB: 2 BB: 1 P: 27	R: 0 E: 0 K: 2 S: 7	H: 0 LOB: 0 BB: 0 P: 8	R: 1 E: 0 K: 1 S: 12	H: 1 LOB: 1 BB: 1 P: 22	R: 0 E: 0 K: 0 S: 9	H: 0 LOB: 0 BB: 0 P: 14	R: 0 E: 0 K: 0 S: 8	H: 1 LOB: 1 BB: 0 P: 9	R: 0 E: 0 K: 0 S: 7	H: 1 LOB: 1 BB: 0 P: 9	R: 1 E: 0 K: 1 S: 8	H: 1 LOB: 0 BB: 0 P: 15	R: 0 E: 0 K: 1 S: 10	H: 1 LOB: 1 BB: 0 P: 16	R: 0 E: 0 K: 2 S: 13	H: 2 LOB: 2 BB: 0 P: 20	1B: 7 2B: 1 3B: 0 HR: 2	SF: 1 SAC: 0 DP: 0 HBP: 0	WP: 0 PB: 0 SB: 0 CS: 0	PA: 42			
<b>PITCHER</b>	IP	WLS	BF	H	R	ER	SO	BB	IBB	HBP	BLK	WP	HR	S	P	ERA	WHIP										
Pete Harnisch, R ERA: 3.84 (1, 1)	7.0		29	6	3	3	6	2	0	0	0	0	1	8	103	3.86	1.143										
Jerry Dipoto, R ERA: 6.85 (8, 1)	1.0		4	1	1	1	1	0	0	0	0	0	0	1	8	9.00	1.000										
John Franco, L ERA: 3.31 (9, 1)	1.0		4	1	0	0	1	0	0	0	0	0	0	10	16	0.00	1.000										
Bias Minor, R ERA: 3.54 (10, 1)	1.0	W	5	2	0	0	2	0	0	0	0	0	0	13	20	0.00	2.000										

Batter	1	2	3	4	5	6	7	8	9	10	AB	R	H	RBI	BB	SO	LOB	BOTTOM									
Brett Butler, L OBP: 0.354, SLG: 0.329 (1, 8)	F9				1B		G1-3				3	1	2	0	1	0	0	<b>Florida Marlins @ New York Mets</b> Shea Stadium, Flushing, NY Thu Jun 15 1995, 7:05 PM EDT Att. 14,103 - Unknown									
Chris Jones, R OBP: 0.418, SLG: 0.592 (9, PH)	G5-3		WP		1B				1B		0	1	0	0	1	0	0										
Bias Minor, R (10, 1)											0	0	0	0	0	0	0										
Jose Vizcaino, S OBP: 0.329, SLG: 0.316 (1, 6)	G5-3		F7		1B		G4-3				5	0	2	1	0	0	3										
Rico Brogna, L OBP: 0.329, SLG: 0.490 (1, 3)	F9		P6		1B				K		5	0	2	2	0	1	3										
Bobby Bonilla, S OBP: 0.374, SLG: 0.556 (1, 7)	K2-3		G4-3		G4-3				F8		4	0	0	0	1	1	5										
Jeff Kent, R OBP: 0.311, SLG: 0.416 (1, 4)		G6-3			F9						5	0	2	0	0	0	3										
Todd Hundley, S OBP: 0.351, SLG: 0.404 Tim Bogar, R OBP: 0.250, SLG: 0.200 (10, PR)					L9		G4-3				3	0	0	0	2	1	2										
Edgardo Alfonzo, R OBP: 0.270, SLG: 0.383 (1, 5)									K		0	1	0	0	0	0	0										
Ryan Thompson, R OBP: 0.400, SLG: 0.531 (10, 8)		G5-3			F8				K		4	0	0	0	1	2	4										
Pete Harnisch, S OBP: 0.167, SLG: 0.187 (7, PH)											2	0	1	0	0	0	0										
Bill Spivey, L OBP: 0.308, SLG: 0.235 Jerry Dipoto, R John Franco, L Joe Orsulak, R OBP: 0.302, SLG: 0.404 (10, 9)											0	0	0	0	0	0	0										
											0	0	0	0	0	0	0										
											2	1	2	2	0	0	0										
<b>Inning Stats</b>	R: 0 E: 0 K: 1 S: 7	H: 0 LOB: 1 BB: 1 P: 15	R: 0 E: 0 K: 0 S: 9	H: 0 LOB: 1 BB: 1 P: 16	R: 0 E: 0 K: 0 S: 13	H: 2 LOB: 2 BB: 0 P: 19	R: 0 E: 0 K: 0 S: 7	H: 1 LOB: 1 BB: 0 P: 11	R: 1 E: 0 K: 0 S: 10	H: 3 LOB: 1 BB: 0 P: 13	R: 0 E: 0 K: 2 S: 11	H: 1 LOB: 1 BB: 0 P: 17	R: 0 E: 0 K: 0 S: 6	H: 0 LOB: 0 BB: 0 P: 7	R: 0 E: 0 K: 2 S: 11	H: 1 LOB: 1 BB: 0 P: 14	R: 3 E: 0 K: 1 S: 15	H: 4 LOB: 2 BB: 2 P: 27	R: 1 E: 0 K: 0 S: 7	H: 1 LOB: 2 BB: 2 P: 16	1B: 10 2B: 4 3B: 0 HR: 0	SF: 0 SAC: 1 DP: 2 HBP: 0	WP: 1 PB: 1 SB: 0 CS: 0	PA: 45			
<b>PITCHER</b>	IP	WLS	BF	H	R	ER	SO	BB	IBB	HBP	BLK	WP	HR	S	P	ERA	WHIP										
Bobby Witt, R ERA: 5.0 (1, 1)	8.1		36	10	3	3	6	2	0	0	0	1	0	82	121	3.24	1.440										
Yorkis Perez, L ERA: 5.23 (9, 1)	0.0		3	2	1	1	0	1	0	0	0	0	0	6	12	∞	∞										
Randy Veres, R ERA: 2.25 (9, 1)	1.0	L	6	1	1	1	0	2	1	0	0	0	0	8	22	9.00	3.000										





Batter	1	2	3	4	5	6	7	8	9	10	11	12	13	14	15	16	AB	R	H	RBI	BB	SO	LOB	TOP											
Brian Hunter, R OBP: 0.333, SLG: 0.545 (1.8)																	7	3	4	2	1	1	2												
Craig Biggio, R OBP: 0.398, SLG: 0.435 (1.4)																	8	1	2	1	0	1	3												
5 Jeff Bagwell, R OBP: 0.345, SLG: 0.389 (1.3)																	8	0	2	2	0	0	1												
Derek Bell, R OBP: 0.372, SLG: 0.433 Doug Brocail, L OBP: 0.500, SLG: 0.500 (16.1)																	7	0	2	1	0	1	2												
Luis Gonzalez, L OBP: 0.310, SLG: 0.421 Jim Dougherty, R (13.1)																	6	0	2	0	0	3	2												
Phil Nevin, R OBP: 0.174, SLG: 0.095 (1.5)																	5	0	0	0	0	1	3												
Tony Eusebio, R OBP: 0.340, SLG: 0.388 (1.2)																	7	0	0	0	0	1	2												
Orlando Miller, R OBP: 0.333, SLG: 0.411 (1.6)																	7	1	2	0	0	2	2												
Greg Swindell, L OBP: 0.342 Dave Veres, R ERA: 3.44 Todd Jones, R ERA: 3.38 Craig Shuey, R ERA: 5.89 John Cantelero, S ERA: 4.97 (15.1)																	2	0	1	1	0	0	0												
<b>Inning Stats</b>	R: 1 E: 0 K: 1 S: 10	H: 2 LOB: 1 BB: 0 P: 11	R: 0 E: 0 K: 0 S: 5	H: 2 LOB: 1 BB: 0 P: 6	R: 0 E: 0 K: 1 S: 9	H: 0 LOB: 0 BB: 0 P: 12	R: 0 E: 0 K: 0 S: 8	H: 1 LOB: 1 BB: 0 P: 13	R: 0 E: 0 K: 1 S: 7	H: 0 LOB: 0 BB: 0 P: 10	R: 0 E: 0 K: 0 S: 8	H: 1 LOB: 1 BB: 0 P: 11	R: 0 E: 0 K: 2 S: 14	H: 0 LOB: 0 BB: 0 P: 9	R: 0 E: 0 K: 0 S: 5	H: 1 LOB: 1 BB: 0 P: 10	R: 0 E: 0 K: 1 S: 7	H: 0 LOB: 0 BB: 0 P: 18	R: 0 E: 0 K: 1 S: 9	H: 2 LOB: 1 BB: 0 P: 12	R: 0 E: 0 K: 1 S: 7	H: 0 LOB: 0 BB: 0 P: 11	R: 0 E: 0 K: 2 S: 8	H: 0 LOB: 0 BB: 0 P: 9	R: 0 E: 0 K: 0 S: 14	H: 3 LOB: 1 BB: 0 P: 23	R: 2 E: 0 K: 0 S: 16	H: 3 LOB: 2 BB: 1 P: 29	1B: 12 2B: 3 3B: 0 HR: 2	SF: 1 SAC: 3 DP: 0 HBP: 1	WP: 0 PB: 0 SB: 4 CS: 0	PA: 67			
<b>PITCHER</b>	IP WLS BF H R ER SO BB IBB HBP BLK WP HR S P ERA WHIP	IP WLS BF H R ER SO BB IBB HBP BLK WP HR S P ERA WHIP																	IP WLS BF H R ER SO BB IBB HBP BLK WP HR S P ERA WHIP																
Bobby Jones, R ERA: 2.5 (1.1)	2.0	8	2	1	1	3	0	0	0	0	0	19	30	4.50	1.000																				
John Franco, L ERA: 3.44 (11.1)	2.0	4	1	0	0	1	0	0	0	0	0	7	11	0.00	1.000																				
Pete Walker, R ERA: 3.38 (13.1)	2.0	9	3	2	2	2	0	0	0	0	2	22	32	9.00	1.500																				
Doug Henry, R ERA: 5.89 (14.1)	1.0	L	7	3	2	2	0	1	0	0	0	0	16	29	18.00	4.000																			
Eric Gunderson, L ERA: 4.97 (16.1)																																			

Houston Astros @ New York Mets  
Shea Stadium, Flushing, NY  
Fri Jun 16 1995, 7:05 PM EDT  
Alt. 16,224 - Unknown - 83 F

AB 61  
R 17  
H 7  
RBI 7  
BB 1  
SO 11  
LOB 17



Batter	1	2	3	4	5	6	7	8	9	10	11	12	13	14	15	16	AB	R	H	RBI	BB	SO	LOB	BOTTOM											
Brett Butler, L OBP: 0.350, SLG: 0.326 (1.6)																	8	0	2	2	0	0	5												
Jose Vizcaino, S OBP: 0.315, SLG: 0.301 Eric Gunderson, R (16.1)																	8	0	0	1	0	4	4												
Rico Brogna, L OBP: 0.319, SLG: 0.468 (1.3)																	7	1	0	0	1	2	1												
Bobby Bonilla, S OBP: 0.379, SLG: 0.551 (12.5)																	7	0	3	1	1	2	1												
Edgardo Alfonzo, R OBP: 0.262, SLG: 0.371 Joe Orsulak, L OBP: 0.358, SLG: 0.398 (11. PH) (12.7)																	4	0	0	0	0	0	2												
Jeff Kent, R OBP: 0.315, SLG: 0.419 (1.4)																	6	1	2	0	1	0	2												
Kelly Stinetz, R OBP: 0.363, SLG: 0.432 Todd Hundley, S OBP: 0.363, SLG: 0.405 (9. PH) (10.2)																	3	0	0	0	0	1	1												
Ryan Thompson, R OBP: 0.403, SLG: 0.536 (1.8)																	7	0	3	1	0	3	7												
Bobby Jones, R ERA: 2.5 (1.1)	7.0	28	4	2	1	6	2	0	0	0	0	23	20	0.00	0.000																				
Dave Veres, R ERA: 1.07 (8.1)	2.0	6	0	0	0	2	0	0	0	0	0	13	20	0.00	2.000																				
Todd Jones, R ERA: 1.89 (12.1)	0.1	3	1	1	1	0	1	0	0	0	0	5	11	27.00	6.000																				
John Hudak, R ERA: 3.86 (12.1)	0.2	3	0	0	0	0	0	1	0	0	0	3	7	0.00	0.000																				
<b>Inning Stats</b>	R: 0 E: 0 K: 2 S: 13	H: 0 LOB: 1 BB: 1 P: 23	R: 0 E: 0 K: 0 S: 11	H: 0 LOB: 0 BB: 0 P: 16	R: 0 E: 0 K: 1 S: 9	H: 0 LOB: 0 BB: 0 P: 14	R: 0 E: 0 K: 0 S: 14	H: 1 LOB: 1 BB: 0 P: 22	R: 0 E: 0 K: 2 S: 14	H: 0 LOB: 0 BB: 0 P: 12	R: 0 E: 0 K: 0 S: 5	H: 1 LOB: 1 BB: 0 P: 14	R: 0 E: 0 K: 0 S: 8	H: 2 LOB: 2 BB: 2 P: 18	R: 0 E: 0 K: 1 S: 11	H: 0 LOB: 0 BB: 0 P: 5	R: 0 E: 0 K: 1 S: 16	H: 3 LOB: 2 BB: 1 P: 27	R: 0 E: 0 K: 1 S: 11	H: 0 LOB: 0 BB: 0 P: 16	1B: 11 2B: 2 3B: 0 HR: 0	SF: 0 SAC: 2 DP: 0 HBP: 0	WP: 0 PB: 1 SB: 1 CS: 0	PA: 68											
<b>PITCHER</b>	IP WLS BF H R ER SO BB IBB HBP BLK WP HR S P ERA WHIP	IP WLS BF H R ER SO BB IBB HBP BLK WP HR S P ERA WHIP																	IP WLS BF H R ER SO BB IBB HBP BLK WP HR S P ERA WHIP																
Greg Swindell, L ERA: 5.00 (1.1)	2.0	6	0	0	0	2	0	0	0	0	0	13	20	0.00	0.000																				
Dave Veres, R ERA: 1.07 (8.1)	2.0	10	3	0	0	1	1	0	0	0	0	23	31	0.00	2.000																				
Todd Jones, R ERA: 1.89 (12.1)	0.1	3	1	1	1	0	1	0	0	0	0	5	11	27.00	6.000																				
John Hudak, R ERA: 3.86 (12.1)	0.2	3	0	0	0	0	0	1	0	0	0	3	7	0.00	0.000																				
<b>PITCHER</b>	IP WLS BF H R ER SO BB IBB HBP BLK WP HR S P ERA WHIP	IP WLS BF H R ER SO BB IBB HBP BLK WP HR S P ERA WHIP																	IP WLS BF H R ER SO BB IBB HBP BLK WP HR S P ERA WHIP																
Jim Dougherty, R ERA: 3.54 (13.1)	1.0	S	3	0	0	0	1	0	0	0	0	0	11	16	0.00	0.000																			
Doug Brocail, R ERA: 4.3 (16.1)																																			

Houston Astros @ New York Mets  
Shea Stadium, Flushing, NY  
Fri Jun 16 1995, 7:05 PM EDT  
Alt. 16,224 - Unknown - 83 F

AB 59  
R 13  
H 13  
RBI 5  
BB 7  
SO 13  
LOB 27









Batter	1	2	3	4	5	6	7	8	9	AB	R	H	RBI	BB	SO	LOB	TOP					
Brian Hunter, R OBP: 0.333, SLG: 0.448 Jim Dougherty, R Tony Eusebio, R OBP: 0.346, SLG: 0.394	1-1 G1-3		1-2 G4-3		3-3 K		0-1 G6-3		0-1 G3-1 BB	4	0	0	0	0	1	0	<b>Houston Astros @ New York Mets</b> Shea Stadium, Flushing, NY Sun Jun 18 1995, 3:33 AM EDT Att: 18,859 - Sunny - 89 F					
Dave Magadan, L OBP: 0.426, SLG: 0.372	1-3 K		4-2 BB		0-2 5 2B 1B		3-2 L5		4-1 G3-1 BB	3	0	1	0	2	1	0						
5 Jeff Bagwell, R OBP: 0.355, SLG: 0.412 Mike Brumley, S	0-0 2B		0-0 F7		1-1 2B		1-3 2B		0-1 P5 G3-1	3	1	2	0	0	0	1						
Derek Bell, R OBP: 0.377, SLG: 0.441 Pedro Martinez, L John Cangelosi, S OBP: 0.396, SLG: 0.333	1-2 2H 2B				0-0 BB 1B		3-3 K		0-0 G3-1 G5-3	3	0	2	1	0	1	2						
Luis Gonzalez, L OBP: 0.306, SLG: 0.419	0-2 F9				1-1 F9		1-2 G4-3		0-1 F9	4	0	0	0	0	0	2						
Craig Shipley, R OBP: 0.353, SLG: 0.406		1-1 P9			1-2 F8		1-2 HBP		0-0 G6-3	3	0	0	0	0	0	1						
Orlando Miller, R OBP: 0.335, SLG: 0.420		2-2 F8			4-0 BB		2-3 K		2-2 HR	3	1	1	1	1	1	1						
Scott Servais, R OBP: 0.310, SLG: 0.400		0-1 P6			1-1 G6-3		2-1 F9		1-1 1B 1B	4	1	1	0	0	0	3						
Mike Hampton, R Doug Brocail, L OBP: 0.500, SLG: 0.500 Milt Thompson, L OBP: 0.240, SLG: 0.178			0-0 G6-3		0-0 G4-3		0-0 F8		0-1 BB 1B G3-1 1B	2	0	0	0	0	0	0						
										2	1	1	0	0	0	0						
<b>Inning Stats</b>	R: 1 E: 0 K: 1 S: 13	H: 2 LOB: 1 BB: 0 P: 16	R: 0 E: 0 K: 0 S: 9	H: 0 LOB: 0 BB: 0 P: 12	R: 0 E: 0 K: 0 S: 9	H: 0 LOB: 1 BB: 1 P: 14	R: 0 E: 0 K: 0 S: 8	H: 1 LOB: 2 BB: 1 P: 15	R: 0 E: 0 K: 1 S: 12	H: 0 LOB: 0 BB: 0 P: 18	R: 0 E: 0 K: 0 S: 6	H: 0 LOB: 0 BB: 0 P: 9	R: 0 E: 0 K: 0 S: 5	H: 0 LOB: 0 BB: 0 P: 5	R: 3 E: 0 K: 0 S: 21	H: 4 LOB: 2 BB: 1 P: 29	1B: 5 2B: 3 3B: 0 HR: 1	SF: 0 SAC: 0 DP: 0 HBP: 1	WP: 0 PB: 0 SB: 0 CS: 0	PA: 40		
<b>PITCHER</b>	IP WLS BF H R ER SO BB IBB HBP BLK WP HR S P ERA WHIP	8.0 W 32 5 1 1 4 2 0 1 0 0 0 0 1 75 109 1.12 0.875	1.0 L 8 4 3 3 0 1 0 0 0 0 1 21 29 27.00 5.000																			

AB	36
R	4
H	9
RBI	4
BB	3
SO	4
LOB	14



Batter	1	2	3	4	5	6	7	8	9	AB	R	H	RBI	BB	SO	LOB	BOTTOM				
Brett Butler, L OBP: 0.349, SLG: 0.332 Chris Jones, R OBP: 0.421, SLG: 0.588	1-3 K	2-0 S 1B			3-2 L4	2-2 1B	1-0 G1-3			4	0	2	2	0	1	0	<b>Houston Astros @ New York Mets</b> Shea Stadium, Flushing, NY Sun Jun 18 1995, 3:33 AM EDT Att: 18,859 - Sunny - 89 F				
Jose Vizcaino, S OBP: 0.317, SLG: 0.304 Tim Bogar, R OBP: 0.265, SLG: 0.194	2-2 G4-3	1-1 SAFE SAFE G6-3			0-2 E 1B	1-1 G4-3		0-0 P4	4	1	1	0	0	0	2	0					
Rico Brogna, L OBP: 0.320, SLG: 0.460	0-3 K		1-1 G4-3		2-1 SAFE SAFE E9 SF7 1B		2-3 K	2-1 P7	5	1	1	0	0	2	0						
Bobby Bonilla, S OBP: 0.383, SLG: 0.559 Joe Orsulak, L OBP: 0.352, SLG: 0.390		1-2 1B 1B	2-2 G5-4-3 1B		1-2 E5		1-0 1B HR 1B	0-0 G3-1	4	2	3	0	0	0	1	0					
Jeff Kent, R OBP: 0.328, SLG: 0.434 Bill Spiers, L OBP: 0.273, SLG: 0.235		1-2 S G5-3 1B	0-0 G5-4-3		2-3 3H SF7		2-1 HR 1B		3	2	2	1	0	0	1	0					
Todd Hundley, S OBP: 0.371, SLG: 0.427		3-2 G1-3 S 1B 1B			4-2 BB		0-0 F9		3	2	2	4	1	0	1	0					
Edgardo Alfonzo, R OBP: 0.268, SLG: 0.386		1-2 G5-3			1-1 F9		1-0 F8		1-0 BB 1B	4	0	1	1	0	2	0					
Ryan Thompson, R OBP: 0.391, SLG: 0.548		0-2 E6 G1-3 1B			0-0 F8		0-0 HR		4-1 BB	3	2	1	1	1	0	2					
Bret Saberhagen, R OBP: 0.200, SLG: 0.211 Pete Walker, R		1-1 G1-3			2-0 P4		0-1 G4-3		1-3 K	4	0	0	0	0	1	5					
										0	0	0	0	0	0	0					
<b>Inning Stats</b>	R: 0 E: 0 K: 2 S: 11	H: 0 LOB: 0 BB: 0 P: 14	R: 4 E: 1 K: 0 S: 25	H: 4 LOB: 1 BB: 0 P: 35	R: 0 E: 0 K: 0 S: 6	H: 1 LOB: 0 BB: 0 P: 9	R: 0 E: 0 K: 0 S: 7	H: 0 LOB: 1 BB: 1 P: 14	R: 2 E: 2 K: 0 S: 14	H: 2 LOB: 1 BB: 0 P: 21	R: 1 E: 0 K: 0 S: 9	H: 2 LOB: 1 BB: 0 P: 13	R: 3 E: 0 K: 2 S: 16	H: 4 LOB: 2 BB: 1 P: 29	R: 0 E: 0 K: 0 S: 4	H: 0 LOB: 0 BB: 0 P: 6	1B: 11 2B: 0 3B: 0 HR: 2	SF: 1 SAC: 0 DP: 1 HBP: 0	WP: 0 PB: 0 SB: 3 CS: 0	PA: 40	
<b>PITCHER</b>	IP WLS BF H R ER SO BB IBB HBP BLK WP HR S P ERA WHIP	4.1 L 22 7 6 2 2 1 0 0 0 0 0 1 11 16 5.40 1.200	0.1 L 6 4 3 3 1 1 0 0 0 0 0 1 12 23 81.00 15.000	1.2 L 5 0 0 0 1 0 0 0 0 0 0 0 8 12 0.00 0.000																	

AB	37
R	10
H	13
RBI	9
BB	2
SO	4
LOB	16





Batter	1	2	3	4	5	6	7	8	9	AB	R	H	RBI	BB	SO	LOB	TOP					
Mickey Morandini, L (1.4) OBP: 0.352, SLG: 0.418	P6		L9		L4	F7		G3		5	0	0	0	0	0	4	Philadelphia Phillies @ New York Mets Shea Stadium, Flushing, NY Mon Jun 19 1995, 7:05 PM EDT Att: 14,250 - Unknown - 91 F					
Mariano Duncan, R (1.3) OBP: 0.265, SLG: 0.350	K		F9		K		P3	G4-3	5	0	0	0	0	0	2	1						
Andy Van Slyke, L (1.8) OBP: 0.247, SLG: 0.373	1B		HR		K		G6-3	G3-6-3 BB	4	1	2	2	1	1	0							
Darren Daulton, L (1.2) OBP: 0.352, SLG: 0.429	P6		BB		1B	1B	F9	G3-6-3	4	1	1	0	1	0	2							
Jim Eisenreich, L (1.9) OBP: 0.417, SLG: 0.527		G6-4-3 1B	F7		1B	BB		G6-3 2B	3	2	2	0	1	0	1							
Charlie Hayes, R (1.5) OBP: 0.391, SLG: 0.450	G6-4-3 1-2f			FC4-6 BB		1B		L1	3	0	1	1	1	0	2							
Tom Marsh, R (1.7) OBP: 0.250, SLG: 0.250	1B		F8		1B	FC5-4 1-2f 2-H		G6-3 2-H	4	0	1	1	0	0	2							
Kevin Stocker, S (1.6) OBP: 0.323, SLG: 0.229	G1-3		FC4-6 1-2f		BB			2B 1B	3	1	1	0	1	0	2							
Paul Quantill, L (1.1) OBP: 0.167, SLG: 0.091 Norm Charlton, S (7.1) ERA: 1.900, SLG: 2.200 Heathcliff Slocumb, R (9.1)			HR 1B		F7		K	1-H 2B	3	1	1	0	0	1	3							
									0	0	0	0	0	0	0							
<b>Inning Stats</b>	R: 0 E: 0 K: 1 S: 10	H: 1 LOB: 1 BB: 0 P: 18	R: 0 E: 0 K: 0 S: 9	H: 2 LOB: 1 BB: 0 P: 17	R: 2 E: 0 K: 0 S: 12	H: 2 LOB: 1 BB: 1 P: 21	R: 0 E: 0 K: 0 S: 6	H: 0 LOB: 1 BB: 1 P: 11	R: 0 E: 0 K: 2 S: 9	H: 0 LOB: 0 BB: 0 P: 13	R: 2 E: 1 K: 1 S: 15	H: 2 LOB: 2 BB: 2 P: 30	R: 0 E: 0 K: 0 S: 3	H: 0 LOB: 0 BB: 0 P: 7	R: 2 E: 0 K: 0 S: 15	H: 3 LOB: 1 BB: 0 P: 24	R: 0 E: 0 K: 0 S: 5	H: 0 LOB: 0 BB: 1 P: 12	1B: 7 2B: 2 3B: 0 HR: 1	SF: 0 SAC: 0 DP: 2 HBP: 0	WP: 0 PB: 0 SB: 2 CS: 0	PA: 40
<b>PITCHER</b>	IP WLS BF H R ER SO BB IBB HBP BLK WP HR S P ERA WHIP																					
Dave Micki, R (1.1) ERA: 3.73	7.0 L 31 7 4 3 4 4 0 0 0 0 0 1 64 117 3.86 1.571																					
Blas Minor, R (8.1) ERA: 4.29	0.2 5 3 2 2 0 0 0 0 0 0 0 0 13 19 27.00 4.500																					
Eric Gunderson, L (8.1) ERA: 4.5	1.1 4 0 0 0 0 1 0 0 0 0 0 0 7 17 0.00 0.750																					

AB	35
R	6
H	10
RBI	5
BB	5
SO	4
LOB	17



Batter	1	2	3	4	5	6	7	8	9	AB	R	H	RBI	BB	SO	LOB	BOTTOM			
Brett Butler, L (1.8) OBP: 0.343, SLG: 0.325	K		F7		G6-3		G6-3			4	0	0	0	0	1	0	Philadelphia Phillies @ New York Mets Shea Stadium, Flushing, NY Mon Jun 19 1995, 7:05 PM EDT Att: 14,250 - Unknown - 91 F			
Jose Vizcaino, S (1.6) OBP: 0.316, SLG: 0.314	F8		G6-3			1B 3B		F8	4	1	1	0	0	0	0					
Rico Brogna, L (1.3) OBP: 0.330, SLG: 0.461	1B		K			1B BB		G6-4-3 HBP	2	0	1	0	1	1	0					
Bobby Bonilla, S (1.7) OBP: 0.376, SLG: 0.547	F7				K			G6-4-3 1-2f	4	0	0	0	0	2	4					
Todd Hundley, S (1.2) OBP: 0.372, SLG: 0.429 Kelly Stinnett, R (6.2) OBP: 0.358, SLG: 0.435		1B SF8 1B			F7		K	G6-4-3 1B	2	1	1	0	0	0	0					
Jeff Kent, R (1.4) OBP: 0.327, SLG: 0.429		F9			G6-3			F9	4	0	1	1	0	0	2					
Edgardo Alfonzo, R (1.5) OBP: 0.268, SLG: 0.382		1B			G6-3		G4-3	G6-4-3 1-2f	4	0	1	0	0	0	3					
Ryan Thompson, R (1.9) OBP: 0.389, SLG: 0.594		SF8						F7	2	1	1	2	0	0	0					
Dave Micki, R (1.1) Bill Spiers, L (7. PH) OBP: 0.281, SLG: 0.222 Blas Minor, R (8.1) Eric Gunderson, R (8.1)		G6-3			G4-3			P5	2	0	0	0	0	0	1					
									1	0	0	0	0	0	0					
									0	0	0	0	0	0	0					
<b>Inning Stats</b>	R: 0 E: 0 K: 1 S: 13	H: 1 LOB: 1 BB: 0 P: 17	R: 1 E: 0 K: 0 S: 11	H: 2 LOB: 1 BB: 0 P: 14	R: 0 E: 0 K: 1 S: 7	H: 0 LOB: 0 BB: 0 P: 13	R: 0 E: 0 K: 1 S: 5	H: 0 LOB: 0 BB: 0 P: 8	R: 1 E: 0 K: 2 S: 18	H: 1 LOB: 2 BB: 1 P: 30	R: 0 E: 0 K: 0 S: 6	H: 0 LOB: 0 BB: 0 P: 8	R: 0 E: 0 K: 0 S: 5	H: 0 LOB: 0 BB: 0 P: 10	R: 0 E: 0 K: 0 S: 5	H: 1 LOB: 0 BB: 0 P: 6	1B: 5 2B: 0 3B: 1 HR: 1	SF: 1 SAC: 0 DP: 2 HBP: 1	WP: 0 PB: 0 SB: 0 CS: 0	PA: 34
<b>PITCHER</b>	IP WLS BF H R ER SO BB IBB HBP BLK WP HR S P ERA WHIP																			
Paul Quantill, R (1.1) ERA: 3.65	6.1 W 26 6 3 3 5 1 0 0 0 0 0 1 62 91 4.26 1.105																			
Norm Charlton, L (7.1) ERA: 7.71	1.2 5 0 0 0 0 0 0 0 1 0 0 0 9 16 0.00 0.000																			
Heathcliff Slocumb, R (9.1) ERA: 1.0	1.0 S 3 1 0 0 0 0 0 0 0 0 0 0 5 6 0.00 1.000																			





Batter	1	2	3	4	5	6	7	8	9	AB	R	H	RBI	BB	SO	LOB	TOP								
Mickey Morandini, L OBP: 0.348, SLG: 0.408 (1, 4)	P1		2B 1B HBP	F7		K		F7		4	1	0	0	0	1	2									
Mariano Duncan, R OBP: 0.282, SLG: 0.352 (1, 3)	G4-3		1B E 2B	FC6-4			P3	FC5-4		5	1	1	1	0	0	2									
Andy Van Slyke, L OBP: 0.260, SLG: 0.362 Dave Gallagher, R OBP: 0.378, SLG: 0.430 (1, 8) (7, 8)	G4-3		E BB		G4-3 2B BB		G3-1		G4-6-3 1B	2	1	0	0	2	0	0									
Darren Daulton, L OBP: 0.353, SLG: 0.429 (1, 2)		G5-3 1B	E9 1B		K		G6-3		F8	5	1	2	1	0	1	2									
Jim Eisenreich, L OBP: 0.409, SLG: 0.515 (1, 9)	G5-3		F9		G4-3			E1 1B	G4-6-3	5	1	1	0	0	0	5									
Charlie Hayes, R OBP: 0.393, SLG: 0.457 (1, 5)	F9		K					1B 1B		4	1	2	2	0	1	3									
Tom Marsh, R OBP: 0.313, SLG: 0.313 (1, 7)			K		G3			1B 1B		4	1	2	1	0	1	3									
Kevin Stocker, S OBP: 0.321, SLG: 0.230 (1, 6)	G4-3				G3-1		G4-3		FC5-4 1B	4	0	1	2	0	0	1									
Tyler Green, R OBP: 0.160, SLG: 0.280 (1, 1)			2B 2B				K		F7	4	1	2	0	0	1	1									
<b>Inning Stats</b>	R: 0 E: 0 K: 0 S: 8	H: 0 LOB: 0 BB: 0 P: 12	R: 1 E: 0 K: 0 S: 7	H: 2 LOB: 1 BB: 0 P: 11	R: 3 E: 1 K: 2 S: 17	H: 3 LOB: 2 BB: 1 P: 27	R: 0 E: 0 K: 0 S: 13	H: 1 LOB: 1 BB: 0 P: 17	R: 1 E: 0 K: 1 S: 13	H: 1 LOB: 1 BB: 1 P: 21	R: 0 E: 0 K: 2 S: 7	H: 0 LOB: 0 BB: 0 P: 10	R: 0 E: 0 K: 0 S: 6	H: 0 LOB: 0 BB: 0 P: 11	R: 3 E: 1 K: 0 S: 16	H: 4 LOB: 1 BB: 0 P: 25	R: 0 E: 0 K: 0 S: 5	H: 1 LOB: 0 BB: 0 P: 8	1B: 9 2B: 3 3B: 0 HR: 0	SF: 0 SAC: 0 DP: 1 HBP: 1	WP: 0 PB: 0 SB: 1 CS: 0	PA: 41			
<b>PITCHER</b>	IP	WLS	BF	H	R	ER	SO	BB	IBB	HBP	BLK	WP	HR	S	P	ERA	WHIP								
Pete Harnisch, R ERA: 4.09 (1, 1)	5.0	L	25	7	5	4	3	2	0	0	0	0	0	58	88	7.20	1.800								
Jerry Dipoto, R ERA: 5.84 (6, 1)	2.0		10	4	3	3	2	0	0	0	0	0	0	24	38	13.50	2.000								
Doug Henry, R ERA: 5.59 (8, 1)	1.0		3	0	0	0	0	0	0	0	0	0	0	5	8	0.00	0.000								
Pete Walker, R ERA: 6.14 (9, 1)	1.0		3	1	0	0	0	0	0	0	0	0	0	5	8	0.00	1.000								

Philadelphia Phillies @ New York Mets  
Shea Stadium, Flushing, NY  
Tue Jun 20 1995, 7:05 PM EDT  
Att: 15,308 - Unknown - 93 F

AB	38
R	8
H	12
RBI	7
BB	2
SO	5
LOB	19



Batter	1	2	3	4	5	6	7	8	9	AB	R	H	RBI	BB	SO	LOB	BOTTOM								
Brett Butler, L OBP: 0.345, SLG: 0.325 Pete Walker, R (1, 8) (9, 1)	L3 BB		E 1B		B3-1			G4-3		3	0	1	0	1	0	2									
Jose Vizcaino, S OBP: 0.314, SLG: 0.315 (1, 6)	L3		E 1B		G5-3			SF7		3	0	1	1	0	0	2									
Rico Brogna, L OBP: 0.322, SLG: 0.450 (1, 3)	L4		E4 G3-6-4		G4-3			K		4	0	0	0	0	1	2									
Bobby Bonilla, S OBP: 0.374, SLG: 0.541 (1, 7)		G3-6-1 1B SF9					K		G4-3	4	1	1	0	0	1	3									
Todd Hundley, S OBP: 0.369, SLG: 0.423 (1, 2)		G4-3 1B			F8		E7		F9	4	0	1	0	0	0	0									
Jeff Kent, R OBP: 0.325, SLG: 0.428 (1, 4)	SF9				F8			G6-3		3	0	1	1	0	0	0									
Edgardo Alfonzo, R OBP: 0.267, SLG: 0.379 (1, 5)	G4-3				F8			G5-4-3 1B		4	0	1	0	0	0	2									
Ryan Thompson, R OBP: 0.373, SLG: 0.567 (1, 9) (8, 8)	F7				F7			G5-4-3		3	0	0	0	0	0	2									
Pete Harnisch, S OBP: 0.198, SLG: 0.158 Bill Skottlitz, L OBP: 0.262, SLG: 0.283 Jerry Dipoto, R OBP: 0.378, SLG: 0.430 Doug Henry, R OBP: 0.358, SLG: 0.408 (1, 1) (5, PH) (8, 1) (8, PH) (9, 9)			G3				B3-1 1B		G4-3 SF7 2B	1	0	0	0	0	0	0									
<b>Inning Stats</b>	R: 0 E: 0 K: 0 S: 4	H: 0 LOB: 0 BB: 1 P: 9	R: 1 E: 0 K: 0 S: 8	H: 2 LOB: 1 BB: 0 P: 18	R: 0 E: 1 K: 0 S: 15	H: 2 LOB: 2 BB: 0 P: 20	R: 0 E: 0 K: 0 S: 4	H: 0 LOB: 0 BB: 0 P: 9	R: 0 E: 0 K: 1 S: 5	H: 1 LOB: 1 BB: 0 P: 6	R: 0 E: 0 K: 0 S: 4	H: 1 LOB: 0 BB: 0 P: 5	R: 1 E: 0 K: 1 S: 8	H: 1 LOB: 0 BB: 0 P: 13	R: 0 E: 0 K: 0 S: 11	H: 1 LOB: 1 BB: 0 P: 16	1B: 7 2B: 2 3B: 0 HR: 0	SF: 2 SAC: 0 DP: 3 HBP: 0	WP: 0 PB: 0 SB: 0 CS: 0	PA: 34					
<b>PITCHER</b>	IP	WLS	BF	H	R	ER	SO	BB	IBB	HBP	BLK	WP	HR	S	P	ERA	WHIP								
Tyler Green, R ERA: 2.88 (1, 1)	9.0	W	34	8	2	2	2	1	0	0	0	0	0	69	110	2.00	1.000								

Philadelphia Phillies @ New York Mets  
Shea Stadium, Flushing, NY  
Tue Jun 20 1995, 7:05 PM EDT  
Att: 15,308 - Unknown - 93 F

AB	31
R	2
H	8
RBI	2
BB	1
SO	2
LOB	13





Batter	1	2	3	4	5	6	7	8	9	AB	R	H	RBI	BB	SO	LOB	TOP										
Mickey Morandini, L (1.4)	G4-3				G5-3		P6		K	5	0	1	2	0	1	2	Philadelphia Phillies @ New York Mets Shea Stadium, Flushing, NY Wed Jun 21 1995, 7:05 PM EDT Att: 14,446 - Unknown - 72 F										
Mariano Duncan, R (1.3)		G5-3			K			K	5	0	2	1	0	2	1												
Jim Eisenreich, L (1.9)					L7			G5-3	2	1	0	0	3	0	0												
Darren Daulton, L (1.2)	G4-3			F7				K	3	0	0	0	0	1	4												
Charlie Hayes, R (1.5)			K	F8		G4-6-3		G5-3	4	0	0	0	0	1	3												
Tom Marsh, R (1.7)					K				4	2	2	3	0	1	1												
Dave Gallagher, R (1.8)									4	2	3	0	0	1	0												
Kevin Stocker, S (1.6)									4	1	2	0	0	0	1												
David West, L (1.1)									2	0	0	0	0	2	2												
Ricky Bottalico, L (7.1)									1	0	0	0	0	1	2												
<b>Inning Stats</b>	R: 0 E: 0 K: 0 S: 9	H: 1 LOB: 1 BB: 1 P: 17	R: 3 E: 1 K: 1 S: 15	H: 3 LOB: 1 BB: 0 P: 26	R: 0 E: 0 K: 1 S: 9	H: 0 LOB: 1 BB: 1 P: 15	R: 0 E: 0 K: 2 S: 9	H: 0 LOB: 0 BB: 0 P: 13	R: 0 E: 0 K: 1 S: 13	H: 0 LOB: 0 BB: 0 P: 11	R: 1 E: 0 K: 1 S: 15	H: 3 LOB: 2 BB: 0 P: 20	R: 2 E: 0 K: 2 S: 14	H: 3 LOB: 2 BB: 1 P: 24	R: 0 E: 0 K: 2 S: 7	H: 0 LOB: 0 BB: 0 P: 10	1B: 5 2B: 2 3B: 1 HR: 2	SF: 0 SAC: 1 DP: 2 HBP: 1	WP: 0 PB: 0 SB: 0 CS: 0	PA: 39							
<b>PITCHER</b>	IP	WLS	BF	H	R	ER	SO	BB	IBB	HBP	BLK	WP	HR	S	P	ERA	WHIP										
Bobby Jones, R (1.1)	7.0	L	29	7	4	2	6	2	0	1	0	0	1	76	119	2.57	1.286										
Eric Gunderson, L (8.1)	0.1		2	0	1	1	1	1	0	0	0	0	0	3	9	27.00	3.000										
Bias Minor, R (8.1)	0.2		5	3	1	1	1	0	0	0	0	0	1	11	15	13.50	4.500										
Doug Henry, R (9.1)	1.0		3	0	0	0	2	0	0	0	0	0	0	7	10	0.00	0.000										

Batter	1	2	3	4	5	6	7	8	9	AB	R	H	RBI	BB	SO	LOB	BOTTOM										
Ryan Thompson, R (1.8)	K								G1-4-3	5	1	2	0	0	1	2	Philadelphia Phillies @ New York Mets Shea Stadium, Flushing, NY Wed Jun 21 1995, 7:05 PM EDT Att: 14,446 - Unknown - 72 F										
Edgardo Alfonzo, R (1.5)										4	0	2	1	0	0												
Chris Jones, R (1.9)										2	0	0	0	1	0												
Joe Orsulak, L (7. PH)										1	0	0	0	0	1												
Bobby Bonilla, S (1.7)										4	0	0	0	0	2												
Jeff Kent, R (1.4)										4	0	1	0	0	1												
Kelly Stinnett, R (1.2)										1	1	0	0	2	1												
Bill Spiers, L (8. PH)										1	0	0	0	0	0												
Doug Henry, R (9.1)										0	0	0	0	0	0												
Tim Bogar, R (1.3)										3	0	1	0	0	2												
Rico Brogna, L (6. PH)										1	0	0	0	1	0												
Jose Vizcaino, S (1.6)										4	0	1	1	0	1												
Bobby Jones, R (1.1)										2	0	0	0	0	2												
Jeff Barry, S (7. PH)										1	0	0	0	0	1												
Eric Gunderson, R (8.1)										0	0	0	0	0	0												
Bias Minor, R (8.1)										0	0	0	0	0	0												
Todd Hundley, S (9.2)										1	0	0	0	1	0												
<b>Inning Stats</b>	R: 0 E: 0 K: 1 S: 7	H: 0 LOB: 1 BB: 1 P: 12	R: 1 E: 0 K: 0 S: 14	H: 2 LOB: 2 BB: 1 P: 23	R: 0 E: 0 K: 0 S: 3	H: 0 LOB: 0 BB: 0 P: 3	R: 0 E: 0 K: 1 S: 10	H: 1 LOB: 0 BB: 0 P: 12	R: 0 E: 0 K: 1 S: 6	H: 0 LOB: 2 BB: 1 P: 12	R: 1 E: 0 K: 1 S: 13	H: 2 LOB: 1 BB: 0 P: 19	R: 0 E: 0 K: 1 S: 8	H: 0 LOB: 0 BB: 0 P: 14	R: 0 E: 0 K: 2 S: 10	H: 0 LOB: 0 BB: 0 P: 12	1B: 6 2B: 1 3B: 0 HR: 0	SF: 0 SAC: 0 DP: 0 HBP: 0	WP: 0 PB: 0 SB: 0 CS: 1	PA: 37							
<b>PITCHER</b>	IP	WLS	BF	H	R	ER	SO	BB	IBB	HBP	BLK	WP	HR	S	P	ERA	WHIP										
David West, L (1.1)	6.1	W	29	7	2	2	4	3	0	0	0	0	0	59	92	2.84	1.579										
Ricky Bottalico, R (7.1)	2.2	S	8	0	0	0	3	0	0	0	0	0	0	23	33	0.00	0.000										

AB	34
R	6
H	10
RBI	6
BB	3
SO	10
LOB	16



AB	34
R	2
H	7
RBI	2
BB	3
SO	7
LOB	14









Batter	1	2	3	4	5	6	7	8	9	AB	R	H	RBI	BB	SO	LOB	TOP								
Ryan Thompson, R (1, 8) OBP: 0.393, SLG: 0.568	1-1 F9		0-0 F8		0-0 F8		2-2 2B 1B		3-1 2B 1B	5	2	2	0	0	0	1	<p><b>New York Mets @ Atlanta Braves</b> Atlanta-Fulton County Stadium, Atlanta, GA</p> <p>Fri Jun 23 1995, 7:05 PM EDT Att: 38,000 - Unknown - 85 F</p>								
Edgardo Alfonzo, R (1, 5) OBP: 0.270, SLG: 0.386	1-0 F8			1-1 P3		2-0 P6	2-0 1B 2B		2-1 2B	5	1	2	3	0	0	0									
Rico Brogna, L (1, 3) OBP: 0.323, SLG: 0.463	1-2 HR			1-3 K		1-3 K	0-0 1B		1-3 K	5	1	2	2	0	3	1									
Bobby Bonilla, S (1, 7) Joe Orsulak, L (7, 7) OBP: 0.367, SLG: 0.522 OBP: 0.351, SLG: 0.398	0-1 F8			4-1 BB		0-0 F8	3-2 P4		0-1 F7	3	0	0	0	1	0	1									
Jeff Kent, R (1, 4) Jose Vizcaino, S (8, 4) OBP: 0.318, SLG: 0.429 OBP: 0.312, SLG: 0.312		2-2 G5-3		2-0 F9			0-0 F8	0-0 G5-3	3-2 G6-3	4	0	0	0	0	0	1									
Chris Jones, R (1, 9) OBP: 0.412, SLG: 0.541		3-2 L9			2-0 G5-3 1B		1-1 BB HR 1B	3-1 FC4 1B		4	2	3	0	0	0	0									
Todd Hundley, S (1, 2) OBP: 0.364, SLG: 0.409		1-3 K			2-2 G5-3		1-1 HR BB	0-2 F7		3	1	0	0	1	1	2									
Tim Lincecum, R (1, 6) OBP: 0.267, SLG: 0.286			3-3 K		2-0 1B		2-0 HR	1-1 FC4		4	1	2	4	0	1	1									
Bret Saberhagen, R (1, 1) OBP: 0.167, SLG: 0.174			1-0 P3		3-2 F8		1-2 F8	0-2 E1 1B 2B		4	1	0	0	0	0	1									
<b>Inning Stats</b>	R: 1 E: 0 K: 0 S: 8	H: 1 LOB: 0 BB: 0 P: 11	R: 0 E: 0 K: 1 S: 9	H: 0 LOB: 0 BB: 0 P: 15	R: 0 E: 0 K: 1 S: 6	H: 0 LOB: 1 BB: 0 P: 10	R: 0 E: 0 K: 1 S: 7	H: 0 LOB: 1 BB: 1 P: 15	R: 1 E: 0 K: 0 S: 9	H: 2 LOB: 1 BB: 0 P: 18	R: 0 E: 0 K: 1 S: 5	H: 0 LOB: 0 BB: 0 P: 8	R: 5 E: 0 K: 0 S: 18	H: 5 LOB: 1 BB: 1 P: 33	R: 0 E: 0 K: 0 S: 8	H: 1 LOB: 1 BB: 0 P: 12	R: 2 E: 1 K: 1 S: 15	H: 2 LOB: 1 BB: 0 P: 24	1B: 7 2B: 2 3B: 0 HR: 2	SF: 0 SAC: 0 DP: 0 HBP: 0	WP: 0 PB: 0 SB: 1 CS: 0	PA: 41			
<b>PITCHER</b>	IP	WLS	BF	H	R	ER	SO	BB	IBB	HBP	BLK	WP	HR	S	P	ERA	WHIP								
Kent Mercker, L (1, 1) ERA: 4.77	6.1	L	26	5	5	5	4	2	0	0	0	0	2	49	89	7.11	1.105								
Steve Bedrosian, R (7, 1) ERA: 4.91	0.2		5	3	2	2	0	0	0	0	0	0	0	13	21	27.00	4.500								
Brad Clontz, R (8, 1) ERA: 5.48	1.0		4	1	0	0	0	0	0	0	0	0	0	8	12	0.00	1.000								
Mike Stanton, L (9, 1) ERA: 5.4	1.0		6	2	2	0	1	0	0	0	0	0	0	15	24	0.00	2.000								

Batter	1	2	3	4	5	6	7	8	9	AB	R	H	RBI	BB	SO	LOB	BOTTOM								
Marquis Grissom, R (1, 8) OBP: 0.335, SLG: 0.436	1-0 P3		2-1 FC5-4 1-2		1-1 FC5-4 1B			3-1 1B		4	0	2	0	0	0	1	<p><b>New York Mets @ Atlanta Braves</b> Atlanta-Fulton County Stadium, Atlanta, GA</p> <p>Fri Jun 23 1995, 7:05 PM EDT Att: 38,000 - Unknown - 85 F</p>								
Jeff Blauser, R (1, 6) OBP: 0.346, SLG: 0.402	1-0 HR		2-2 F9		1-0 FC5-4 1-2		2-3 K			4	1	1	1	0	1	4									
10 Chipper Jones, S (1, 5) OBP: 0.357, SLG: 0.476	2-2 F8		0-0 P7			0-0 P6		1-1 G4-3		4	0	0	0	0	0	2									
Fred McGriff, L (1, 3) OBP: 0.383, SLG: 0.487	1-0 F7			2-2 L7		3-2 G6-3			0-0 G1-3	4	0	0	0	0	0	0									
David Justice, L (1, 9) OBP: 0.383, SLG: 0.462		0-1 P5		0-0 L9		2-0 F8			2-2 P2	4	0	0	0	0	0	0									
Ryan Klesko, L (1, 7) OBP: 0.400, SLG: 0.577		0-3 K		1-1 F7			0-1 F7		1-0 HR	4	1	1	1	0	1	0									
Javy Lopez, R (1, 2) OBP: 0.335, SLG: 0.476		0-0 HR			0-0 1B 1B		0-0 L3		0-0 G5-3	4	1	2	1	0	0	0									
Mark Lemke, S (1, 4) OBP: 0.326, SLG: 0.356		0-0 G6-3			0-2 F8		0-1 G6-3			3	0	0	0	0	0	1									
Kent Mercker, L (1, 1) Steve Bedrosian, R (7, 1) Brad Clontz, R (8, 1) Dwight Smith, L (8, PH) Mike Stanton, L (9, 1) OBP: 0.136, SLG: 0.182 OBP: 0.339, SLG: 0.500			0-0 E6 FC5-4		1-3 K			1-2 G1-3		2	0	0	0	0	1	1									
<b>Inning Stats</b>	R: 1 E: 0 K: 0 S: 7	H: 1 LOB: 0 BB: 0 P: 12	R: 1 E: 0 K: 1 S: 7	H: 1 LOB: 0 BB: 0 P: 7	R: 0 E: 1 K: 0 S: 7	H: 0 LOB: 1 BB: 0 P: 11	R: 0 E: 0 K: 0 S: 6	H: 0 LOB: 0 BB: 0 P: 9	R: 0 E: 0 K: 1 S: 10	H: 2 LOB: 2 BB: 0 P: 13	R: 0 E: 0 K: 0 S: 5	H: 0 LOB: 0 BB: 0 P: 10	R: 0 E: 0 K: 0 S: 5	H: 0 LOB: 0 BB: 0 P: 5	R: 0 E: 0 K: 1 S: 10	H: 1 LOB: 1 BB: 0 P: 17	R: 1 E: 0 K: 0 S: 6	H: 1 LOB: 0 BB: 0 P: 9	1B: 3 2B: 0 3B: 0 HR: 3	SF: 0 SAC: 0 DP: 0 HBP: 0	WP: 0 PB: 0 SB: 0 CS: 0	PA: 34			
<b>PITCHER</b>	IP	WLS	BF	H	R	ER	SO	BB	IBB	HBP	BLK	WP	HR	S	P	ERA	WHIP								
Bret Saberhagen, R (1, 1) ERA: 3.51	9.0	W	34	6	3	3	3	0	0	0	0	0	3	63	93	3.00	0.667								

**New York Mets @ Atlanta Braves**  
Atlanta-Fulton County Stadium, Atlanta, GA

Fri Jun 23 1995, 7:05 PM EDT  
Att: 38,000 - Unknown - 85 F

**AB 39**  
**R 9**  
**H 11**  
**RBI 9**  
**BB 2**  
**SO 5**  
**LOB 10**



**New York Mets @ Atlanta Braves**  
Atlanta-Fulton County Stadium, Atlanta, GA

Fri Jun 23 1995, 7:05 PM EDT  
Att: 38,000 - Unknown - 85 F

**AB 34**  
**R 3**  
**H 6**  
**RBI 3**  
**BB 0**  
**SO 3**  
**LOB 9**





Batter	1	2	3	4	5	6	7	8	9	AB	R	H	RBI	BB	SO	LOB	TOP					
<b>Brett Butler, L</b> OBP: 0.339, SLG: 0.318 (1, 8)	G4-3		E9			K	G1-3			4	0	0	0	0	1	1						
<b>Joe Orsulak, L</b> OBP: 0.348, SLG: 0.393 (1, 7)	G3		F9			1B	K			4	1	1	0	0	1	2						
<b>Rico Brogna, L</b> OBP: 0.326, SLG: 0.464 (1, 3)	K		L7			1B				4	1	2	0	0	1	2						
<b>Bobby Bonilla, S</b> OBP: 0.365, SLG: 0.517 (1, 5)		G3-1		G3-1		1B				4	0	1	1	0	0	1						
<b>Ryan Thompson, R</b> OBP: 0.376, SLG: 0.541 (1, 9)		G6-3		K		FC5-4				4	1	0	1	0	2	2						
<b>John Franco, L</b> (8, 1)						HR				0	0	0	0	0	0	0						
<b>Jeff Kent, R</b> OBP: 0.324, SLG: 0.435 (1, 4)										2	0	2	0	0	0	0						
<b>Eric Gunderson, R</b> (1, 1)										0	0	0	0	0	0	0						
<b>Jeff Barry, S</b> (1, 1)										1	0	0	0	0	1	1						
<b>Bias Minor, R</b> (1, 1)										0	0	0	0	0	0	0						
<b>Chris Jones, R</b> OBP: 0.406, SLG: 0.532 (1, 9)										1	0	0	0	0	1	0						
<b>Todd Hundley, S</b> OBP: 0.361, SLG: 0.427 (1, 2)		G4-3		K		HR				4	1	1	2	0	1	2						
<b>Jose Vizcaino, S</b> OBP: 0.311, SLG: 0.311 (1, 6)			L6		K	F7				4	0	1	0	0	1	0						
<b>Dave Milicki, R</b> OBP: 0.150, SLG: 0.056 (1, 1)										1	0	1	0	0	0	0						
<b>Bill Spiers, L</b> OBP: 0.269, SLG: 0.304 (1, 4)										2	0	0	0	0	1	0						
<b>Edgardo Alfonzo, R</b> OBP: 0.275, SLG: 0.390 (1, 4)										1	0	1	0	0	0	0						
<b>Inning Stats</b>	R: 0 E: 0 K: 1 S: 6	H: 0 LOB: 0 BB: 0 P: 9	R: 0 E: 0 K: 0 S: 9	H: 1 LOB: 1 BB: 0 P: 13	R: 0 E: 1 K: 0 S: 8	H: 1 LOB: 2 BB: 0 P: 12	R: 0 E: 0 K: 2 S: 10	H: 1 LOB: 1 BB: 0 P: 14	R: 0 E: 0 K: 2 S: 11	H: 0 LOB: 0 BB: 0 P: 15	R: 4 E: 0 K: 1 S: 15	H: 4 LOB: 0 BB: 22 P: 22	R: 0 E: 0 K: 2 S: 8	H: 0 LOB: 0 BB: 0 P: 10	R: 0 E: 0 K: 1 S: 9	H: 1 LOB: 1 BB: 0 P: 16	R: 0 E: 1 K: 1 S: 10	H: 2 LOB: 2 BB: 0 P: 13	1B: 9 2B: 0 3B: 0 HR: 1	SF: 0 SAC: 0 DP: 0 HBP: 0	WP: 1 PB: 0 CS: 0	PA: 36
<b>PITCHER</b>	IP	WLS	BF	H	R	ER	SO	BB	IBB	HBP	BLK	WP	HR	S	P	ERA	WHIP					
<b>29 John Smoltz, R</b> ERA: 2.91 (1, 1)	5.2	W	25	7	4	4	6	0	0	0	0	1	1	58	84	6.35	1.235					
<b>Greg McMichael, R</b> ERA: 2.99 (1, 1)	2.1		8	1	0	0	3	0	0	0	0	0	0	18	27	0.00	0.429					
<b>Mark Wohlers, R</b> ERA: 3.68 (1, 1)	1.0	S	4	2	0	0	1	0	0	0	0	0	0	10	13	0.00	2.000					

**New York Mets @ Atlanta Braves**  
Atlanta-Fulton County Stadium, Atlanta, GA  
Sat Jun 24 1995, 7:05 PM EDT  
Att: 46,121 - Unknown

AB	36
R	4
H	10
RBI	4
BB	0
SO	10
LOB	11



Batter	1	2	3	4	5	6	7	8	9	AB	R	H	RBI	BB	SO	LOB	BOTTOM				
<b>Marquis Grissom, R</b> OBP: 0.333, SLG: 0.432 (1, 8)	G5-3		1B	K			G5-3			4	1	1	0	0	1	1					
<b>Jeff Blauser, R</b> OBP: 0.353, SLG: 0.403 (1, 6)	F8		1B							2	1	1	0	2	0	0					
<b>10 Chipper Jones, S</b> OBP: 0.355, SLG: 0.476 (1, 5)	2B		1B	BB			BB			4	0	1	1	0	1	4					
<b>Fred McGriff, L</b> OBP: 0.377, SLG: 0.477 (1, 3)	P5		G1-6-3			K	K			4	0	0	0	0	2	4					
<b>David Justice, L</b> OBP: 0.386, SLG: 0.467 (1, 9)		G3-1	HR			K				3	1	1	1	1	1	0					
<b>Ryan Klesko, L</b> OBP: 0.404, SLG: 0.604 (1, 7)			2B							4	1	2	2	0	1	1					
<b>Mark Wohlers, R</b> (1, 1)			HR							0	0	0	0	0	0	0					
<b>Javy Lopez, R</b> OBP: 0.340, SLG: 0.477 (1, 2)			K			K2-3				4	0	2	0	0	2	0					
<b>Mark Lemke, S</b> OBP: 0.326, SLG: 0.355 (1, 4)										3	0	1	0	0	0	2					
<b>Rafael Belliard, R</b> OBP: 0.269, SLG: 0.269 (1, 4)		G3-6-1				G4-3				1	0	0	0	0	0	1					
<b>29 John Smoltz, R</b> OBP: 0.192, SLG: 0.045 (1, 1)										0	1	0	0	1	0	0					
<b>Greg McMichael, R</b> (1, 1)										1	0	0	0	0	1	0					
<b>Mike Kelly, R</b> OBP: 0.279, SLG: 0.365 (1, 7)			1B	BB		K				0	0	0	0	0	0	0					
<b>Inning Stats</b>	R: 0 E: 0 K: 0 S: 8	H: 1 LOB: 1 BB: 0 P: 11	R: 0 E: 0 K: 0 S: 9	H: 2 LOB: 1 BB: 0 P: 15	R: 5 E: 1 K: 1 S: 20	H: 4 LOB: 0 BB: 1 P: 35	R: 0 E: 0 K: 2 S: 9	H: 1 LOB: 2 BB: 1 P: 17	R: 0 E: 0 K: 2 S: 11	H: 0 LOB: 0 BB: 0 P: 13	R: 0 E: 0 K: 2 S: 8	H: 0 LOB: 0 BB: 0 P: 12	R: 0 E: 0 K: 1 S: 9	H: 0 LOB: 1 BB: 1 P: 16	R: 0 E: 1 K: 1 S: 8	H: 1 LOB: 1 BB: 1 P: 14	1B: 6 2B: 2 3B: 0 HR: 1	SF: 0 SAC: 1 DP: 2 HBP: 0	WP: 0 PB: 0 CS: 0	PA: 35	
<b>PITCHER</b>	IP	WLS	BF	H	R	ER	SO	BB	IBB	HBP	BLK	WP	HR	S	P	ERA	WHIP				
<b>Dave Milicki, R</b> ERA: 3.66 (1, 1)	3.2	L	20	8	5	1	2	2	0	0	0	0	0	14	18	0.00	0.000				
<b>Eric Gunderson, L</b> ERA: 4.5 (1, 1)	1.1		4	0	0	0	3	0	0	0	0	0	0	17	28	0.00	0.500				
<b>Bias Minor, R</b> ERA: 4.18 (1, 1)	2.0		7	0	0	0	3	1	0	0	0	0	0	8	14	0.00	2.000				
<b>John Franco, L</b> ERA: 3.26 (1, 1)	1.0		4	1	0	0	1	1	0	0	0	0	0	8	14	0.00	2.000				

**New York Mets @ Atlanta Braves**  
Atlanta-Fulton County Stadium, Atlanta, GA  
Sat Jun 24 1995, 7:05 PM EDT  
Att: 46,121 - Unknown

AB	30
R	5
H	9
RBI	4
BB	4
SO	9
LOB	13





Batter	1	2	3	4	5	6	7	8	9	AB	R	H	RBI	BB	SO	LOB	TOP					
<b>Brett Butler, L</b> OBP: 0.332, SLG: 0.310 (1, 8)	G6-3	F7			G1-3		K		K	5	0	0	0	0	2	0	<b>New York Mets @ Atlanta Braves</b> Atlanta-Fulton County Stadium, Atlanta, GA Sun Jun 25 1995, 3:33 AM EDT Att: 34,120 - Overcast - 86 F					
<b>Joe Orsulak, L</b> OBP: 0.350, SLG: 0.393 (1, 7)	1B		K		G4-3		F9		F8	5	1	2	0	0	1	0						
<b>Rico Brogna, L</b> OBP: 0.338, SLG: 0.470 (1, 3)	1B		G1-6-3		G4-3		2B		BB	4	1	3	0	1	0	1						
<b>Bobby Bonilla, S</b> OBP: 0.362, SLG: 0.514 (1, 5)	P5		G1-6-3		K		2B		F8	5	0	1	0	0	1	5						
<b>Ryan Thompson, R</b> OBP: 0.371, SLG: 0.528 (1, 9)	1B				F8		P4		P3	4	0	1	1	0	0	2						
<b>Jeff Kent, R</b> OBP: 0.327, SLG: 0.437 (1, 4)	1B				1B		P4		G5-3	4	0	2	1	0	0	0						
<b>Todd Hundley, S</b> OBP: 0.370, SLG: 0.437 (1, 2)	G4-3				1B		1B		1B	4	0	3	0	0	0	2						
<b>Jose Vizcaino, S</b> OBP: 0.310, SLG: 0.309 (1, 6)		G6-3			K		1B		K	4	0	1	0	0	2	3						
<b>Pete Harnisch, S</b> OBP: 0.136, SLG: 0.136 (7, 1)		G5-3			G4-3		G1-3		F8	3	0	0	0	0	0	4						
<b>Eric Gunderson, R</b> (7, 1)										0	0	0	0	0	0	0						
<b>Jerry Dipoto, R</b> (7, 1)										0	0	0	0	0	0	0						
<b>Bill Spiers, L</b> OBP: 0.276, SLG: 0.292 (8, PH)										1	0	0	0	0	0	1						
<b>Doug Henry, R</b> (8, 1)										0	0	0	0	0	0	0						
<b>Inning Stats</b>	R: 2 E: 0 K: 0 S: 11	H: 4 LOB: 2 BB: 0 P: 13	R: 0 E: 0 K: 0 S: 5	H: 0 LOB: 0 BB: 0 P: 6	R: 0 E: 0 K: 1 S: 8	H: 1 LOB: 0 BB: 0 P: 11	R: 0 E: 0 K: 1 S: 14	H: 2 LOB: 2 BB: 0 P: 22	R: 0 E: 0 K: 1 S: 6	H: 1 LOB: 1 BB: 0 P: 7	R: 0 E: 0 K: 0 S: 9	H: 2 LOB: 2 BB: 0 P: 11	R: 0 E: 0 K: 1 S: 19	H: 2 LOB: 2 BB: 0 P: 26	R: 0 E: 0 K: 1 S: 7	H: 1 LOB: 1 BB: 0 P: 14	R: 0 E: 0 K: 1 S: 9	H: 0 LOB: 1 BB: 1 P: 17	1B: 12 2B: 1 3B: 0 HR: 0	SF: 0 SAC: 0 DP: 1 HBP: 0	WP: 0 PB: 0 CS: 0	PA: 40
<b>PITCHER</b>	IP WLS BF H R ER SO BB IBB HBP BLK WP HR S P ERA WHIP																					
<b>Greg Maddux, R</b> ERA: 1.85 (1, 1)	6.0 W 27 10 2 2 3 0 0 0 0 0 0 0 53 70 3.00 1.667																					
<b>Pedro Borbon, L</b> ERA: 3.27 (7, 1)	0.2 4 2 0 0 1 0 0 0 0 0 0 0 16 23 0.00 3.000																					
<b>Brad Clontz, R</b> ERA: 5.16 (7, 1)	1.1 5 1 0 0 1 0 0 0 0 0 0 0 10 17 0.00 0.750																					
<b>Mark Wohlers, R</b> ERA: 3.52 (9, 1)	1.0 S 4 0 0 0 1 1 0 0 0 0 0 0 9 17 0.00 1.000																					

AB	39
R	2
H	13
RBI	2
BB	1
SO	6
LOB	18



Batter	1	2	3	4	5	6	7	8	9	AB	R	H	RBI	BB	SO	LOB	BOTTOM			
<b>Marquis Grissom, R</b> OBP: 0.335, SLG: 0.432 (1, 8)	1B	F8		1B		G4-3		G4-3		5	1	2	0	0	0	0	<b>New York Mets @ Atlanta Braves</b> Atlanta-Fulton County Stadium, Atlanta, GA Sun Jun 25 1995, 3:33 AM EDT Att: 34,120 - Overcast - 86 F			
<b>Jeff Blauser, R</b> OBP: 0.354, SLG: 0.400 (1, 6)	1B		F7	1B		F7		K		4	0	1	1	1	1	0				
<b>10 Chipper Jones, S</b> OBP: 0.357, SLG: 0.477 (1, 5)	1B		F7	FC6-4				1B		4	1	2	1	0	0	2				
<b>Fred McGriff, L</b> OBP: 0.379, SLG: 0.483 (1, 3)	F7		2B			K		1B		4	0	2	0	0	1	2				
<b>David Justice, L</b> OBP: 0.396, SLG: 0.475 (1, 9)	P5		2B			2B		1B		2	1	1	0	2	0	2				
<b>Ryan Klesko, L</b> OBP: 0.407, SLG: 0.606 (7, PR)	IBB		G3-1			2B		IBB		3	0	1	1	1	0	4				
<b>Mike Kelly, R</b> OBP: 0.279, SLG: 0.365 (7, PR)						2B		FC4		0	0	0	0	0	0	0				
<b>Charlie O'Brien, R</b> OBP: 0.400, SLG: 0.594 (1, 2)	K					F7		G6-2-3		4	0	0	0	0	1	7				
<b>Rafael Belliard, R</b> OBP: 0.267, SLG: 0.267 (1, 4)		F9		1B		P3		F9		4	1	1	0	0	0	4				
<b>Greg Maddux, R</b> ERA: 1.85 (5, PH)		G6-3		L5				K		2	0	0	0	0	0	1				
<b>Dwight Gooden, L</b> ERA: 4.6 (7, 1)										1	0	0	0	0	0	0				
<b>Pedro Borbon, R</b> (7, 1)										0	0	0	0	0	0	0				
<b>Brad Clontz, R</b> ERA: 5.91 (7, 1)										0	0	0	0	0	0	0				
<b>Jose Oliva, R</b> OBP: 0.320, SLG: 0.368 (8, PH)										1	0	0	0	0	1	0				
<b>Mark Wohlers, R</b> (9, 1)										0	0	0	0	0	0	0				
<b>Inning Stats</b>	R: 1 E: 1 K: 1 S: 17	H: 2 LOB: 3 BB: 2 P: 33	R: 0 E: 0 K: 0 S: 6	H: 0 LOB: 0 BB: 0 P: 7	R: 0 E: 0 K: 0 S: 12	H: 1 LOB: 2 BB: 1 P: 21	R: 1 E: 0 K: 0 S: 8	H: 3 LOB: 2 BB: 0 P: 9	R: 1 E: 0 K: 1 S: 12	H: 2 LOB: 1 BB: 0 P: 18	R: 0 E: 0 K: 0 S: 6	H: 0 LOB: 0 BB: 0 P: 6	R: 1 E: 1 K: 0 S: 9	H: 2 LOB: 3 BB: 1 P: 14	R: 0 E: 0 K: 2 S: 10	H: 0 LOB: 0 BB: 0 P: 17	1B: 7 2B: 3 3B: 0 HR: 0	SF: 0 SAC: 0 DP: 1 HBP: 0	WP: 0 PB: 0 CS: 0	PA: 38
<b>PITCHER</b>	IP WLS BF H R ER SO BB IBB HBP BLK WP HR S P ERA WHIP																			
<b>Pete Harnisch, R</b> ERA: 4.13 (1, 1)	6.0 L 32 10 4 3 2 0 0 0 0 0 0 0 63 101 4.50 2.000																			
<b>Eric Gunderson, L</b> ERA: 4.6 (7, 1)	0.0 1 0 0 0 0 0 0 0 0 0 0 0 3 3 0.00 0.000																			
<b>Jerry Dipoto, R</b> ERA: 6.91 (7, 1)	1.0 2 0 0 0 0 0 0 0 0 0 0 0 4 4 0.00 0.000																			
<b>Doug Henry, R</b> ERA: 5.06 (8, 1)	1.0 3 0 0 0 2 0 0 0 0 0 0 0 10 17 0.00 0.000																			

AB	34
R	4
H	10
RBI	3
BB	4
SO	4
LOB	22





Batter	1	2	3	4	5	6	7	8	9	AB	R	H	RBI	BB	SO	LOB	TOP										
<b>Brett Butler, L</b> OBP: 0.335, SLG: 0.311 (1, 8)	F8		G3														3 0 1 0 1 0 0										
<b>Joe Orsulak, L</b> OBP: 0.350, SLG: 0.391 <b>Chris Jones, R</b> OBP: 0.400, SLG: 0.524 (8, FH) (8, 7)	HR		G6-3														3 1 1 0 0 0 0 1 0 0 0 0 0 1										
<b>Rico Brogna, L</b> OBP: 0.337, SLG: 0.471 (1, 3)	F7																4 1 1 0 0 1 2										
<b>Bobby Bonilla, S</b> OBP: 0.368, SLG: 0.546 (1, 5)	HR																4 2 3 4 0 0 0										
<b>Todd Hundley, S</b> OBP: 0.367, SLG: 0.428 (1, 2)	P4																3 0 0 0 1 1 1										
<b>Jeff Kent, R</b> OBP: 0.321, SLG: 0.428 (1, 4)																	4 0 0 0 0 1 1										
<b>Edgardo Alfonzo, R</b> OBP: 0.276, SLG: 0.389 <b>Pete Walker, R</b> OBP: 0.308, SLG: 0.308 (7, 1) (9, FH)																	3 0 1 0 0 1 0 0 0 0 0 0 0 0 1 0 0 0 0 1 1										
<b>Ryan Thompson, R</b> OBP: 0.356, SLG: 0.505 (1, 9)																	4 0 0 0 0 1 3										
<b>Bobby Jones, R</b> OBP: 0.174, SLG: 0.174 <b>Jose Vizcaino, S</b> OBP: 0.308, SLG: 0.308 (7, 6)																	1 0 0 0 0 1 0 1 0 0 0 0 0 0										
<b>Inning Stats</b>	R: 2 E: 0 K: 0 S: 7	H: 2 LOB: 0 BB: 0 P: 15	R: 0 E: 0 K: 2 S: 12	H: 0 LOB: 0 BB: 0 P: 20	R: 0 E: 0 K: 1 S: 11	H: 0 LOB: 0 BB: 0 P: 14	R: 1 E: 0 K: 0 S: 11	H: 2 LOB: 0 BB: 0 P: 15	R: 0 E: 0 K: 1 S: 6	H: 1 LOB: 1 BB: 1 P: 15	R: 0 E: 0 K: 1 S: 5	H: 0 LOB: 0 BB: 0 P: 8	R: 0 E: 1 K: 1 S: 11	H: 0 LOB: 1 BB: 0 P: 15	R: 0 E: 0 K: 0 S: 10	H: 1 LOB: 1 BB: 0 P: 19	R: 1 E: 0 K: 2 S: 10	H: 1 LOB: 1 BB: 1 P: 16	1B: 4 2B: 1 3B: 0 HR: 2	SF: 0 SAC: 1 DP: 0 HBP: 0	WP: 0 PB: 0 SB: 1 CS: 2	PA: 36					
<b>PITCHER</b>	IP	WLS	BF	H	R	ER	SO	BB	IBB	HBP	BLK	WP	HR	S	P	ERA	WHIP										
<b>Pat Rapp, R</b> ERA: 4.48 (1, 1)	7.0	W	26	5	3	3	5	1	0	0	0	0	1	63	102	3.86	0.857										
<b>Rob Murphy, L</b> ERA: 10.5 (8, 1)	1.0		4	1	0	0	0	0	0	0	0	0	0	10	19	0.00	1.000										
<b>Robb Nen, R</b> ERA: 4.45 (9, 1)	1.0		5	1	1	1	2	1	0	0	0	0	1	10	16	9.00	2.000										

New York Mets @ Florida Marlins  
Joe Robbie Stadium, Miami, FL  
Mon Jun 26 1995, 7:05 PM EDT  
Att: 21,967 - Unknown - 89 F

AB 32  
R 4  
H 7  
RBI 4  
BB 2  
SO 7  
LOB 9



Batter	1	2	3	4	5	6	7	8	9	AB	R	H	RBI	BB	SO	LOB	BOTTOM										
<b>Quilvio Veras, S</b> OBP: 0.364, SLG: 0.328 (1, 4)	G4-3																5 0 1 0 0 0 1										
<b>Kurt Abbott, R</b> OBP: 0.301, SLG: 0.479 (1, 6)	HR																3 2 2 1 1 0 0										
<b>Jeff Conine, R</b> OBP: 0.422, SLG: 0.573 (1, 7)	HR																5 3 3 2 0 0 2										
<b>Terry Pendleton, S</b> OBP: 0.332, SLG: 0.418 (1, 5)	SF7																3 1 2 1 0 0 1										
<b>Greg Colbrunn, R</b> OBP: 0.306, SLG: 0.412 (1, 3)	HR																4 0 2 0 0 0 2										
<b>Andre Dawson, R</b> OBP: 0.292, SLG: 0.461 <b>Rob Murphy, L</b> OBP: 1.000, SLG: 1.000 <b>Robb Nen, R</b> (9, 1)	HR																4 0 2 2 0 0 1 0 0 0 0 0 0 0 0 0 0 0 0 0 0										
<b>Tommy Gregg, L</b> OBP: 0.317, SLG: 0.453 (8, 9)	G4-3																4 1 1 0 0 0 4										
<b>Charles Johnson, R</b> OBP: 0.279, SLG: 0.284 (1, 2)																	3 2 1 2 1 0 0										
<b>Pat Rapp, R</b> OBP: 0.278, SLG: 0.333 <b>Chuck Carr, S</b> OBP: 0.292, SLG: 0.213 (8, 8)	HR																3 0 0 0 0 2 0 1 0 0 0 0 0 1										
<b>Inning Stats</b>	R: 2 E: 0 K: 0 S: 11	H: 4 LOB: 2 BB: 0 P: 16	R: 0 E: 0 K: 1 S: 7	H: 0 LOB: 0 BB: 0 P: 9	R: 0 E: 0 K: 0 S: 7	H: 1 LOB: 0 BB: 0 P: 9	R: 0 E: 0 K: 0 S: 7	H: 0 LOB: 0 BB: 0 P: 11	R: 0 E: 0 K: 0 S: 11	H: 0 LOB: 0 BB: 0 P: 18	R: 5 E: 0 K: 1 S: 19	H: 5 LOB: 1 BB: 1 P: 29	R: 1 E: 0 K: 0 S: 13	H: 3 LOB: 2 BB: 0 P: 16	R: 1 E: 0 K: 0 S: 8	H: 1 LOB: 1 BB: 1 P: 16	1B: 10 2B: 2 3B: 0 HR: 2	SF: 2 SAC: 0 DP: 2 HBP: 0	WP: 0 PB: 1 SB: 0 CS: 0	PA: 39							
<b>PITCHER</b>	IP	WLS	BF	H	R	ER	SO	BB	IBB	HBP	BLK	WP	HR	S	P	ERA	WHIP										
<b>Bobby Jones, R</b> ERA: 3.01 (1, 1)	6.0	L	28	10	7	7	2	1	0	0	0	0	0	21	32	10.50	1.833										
<b>Pete Walker, R</b> ERA: 6.1 (7, 1)	2.0		11	4	2	2	0	1	0	0	0	0	0	21	32	9.00	2.500										

New York Mets @ Florida Marlins  
Joe Robbie Stadium, Miami, FL  
Mon Jun 26 1995, 7:05 PM EDT  
Att: 21,967 - Unknown - 89 F

AB 35  
R 9  
H 14  
RBI 8  
BB 2  
SO 2  
LOB 12





Batter	1	2	3	4	5	6	7	8	9	AB	R	H	RBI	BB	SO	LOB	TOP				
<b>Brett Butler, L</b> OBP: 0.332, SLG: 0.308 (1, 8)	F9		P5		F9			SH5-4 E	K	5	1	1	0	0	1	2					
<b>Joe Orsulak, L</b> OBP: 0.349, SLG: 0.390 (1, 7)	F9		BB 1B		L5			SH5-4		3	0	1	0	0	0	0					
<b>Rico Brogna, L</b> OBP: 0.340, SLG: 0.468 (1, 3)	P6		BB		1-4-3 1B			K		3	0	1	0	1	1	2					
<b>Bobby Bonilla, S</b> OBP: 0.366, SLG: 0.538 (1, 5)		L7	K		L4-3			IBB		3	0	0	0	1	1	4					
<b>Todd Hundley, S</b> OBP: 0.371, SLG: 0.430 (1, 2)	P3			P8			FC5-4 1B	E4 1B		4	0	2	1	0	0	0					
<b>Jeff Kent, R</b> OBP: 0.320, SLG: 0.424 <b>John Franco, L</b> (8, 1)	1B			L9			FC5-4 1-2	G5-3		4	0	1	0	0	0	3					
<b>Edgardo Alfonzo, R</b> OBP: 0.269, SLG: 0.379 (8, 4)	G1-3			F9			F8	G6-3		4	0	0	0	0	0	2					
<b>Ryan Thompson, R</b> OBP: 0.343, SLG: 0.485 (1, 9)			G1-3		L8		F8	G4-3		4	0	0	0	0	0	1					
<b>Bill Pulsipher, L</b> <b>Jose Vizcaino, S</b> OBP: 0.311, SLG: 0.316 (8, 6)			BB 1B BB		K			SH5-4 1B BB	S 2B	1	1	0	0	2	1	0					
<b>Inning Stats</b>	R: 0 E: 0 K: 0 S: 8	H: 0 LOB: 0 BB: 0 P: 15	R: 0 E: 0 K: 0 S: 10	H: 1 LOB: 1 BB: 0 P: 15	R: 0 E: 0 K: 1 S: 10	H: 1 LOB: 3 BB: 2 P: 23	R: 0 E: 0 K: 0 S: 8	H: 0 LOB: 0 BB: 0 P: 10	R: 0 E: 0 K: 1 S: 6	H: 1 LOB: 0 BB: 0 P: 8	R: 0 E: 0 K: 0 S: 9	H: 1 LOB: 1 BB: 0 P: 12	R: 2 E: 1 K: 1 S: 11	H: 2 LOB: 2 BB: 2 P: 28	R: 0 E: 0 K: 1 S: 6	H: 1 LOB: 1 BB: 0 P: 6	1B: 6 2B: 2 3B: 0 HR: 0	SF: 0 SAC: 1 DP: 1 HBP: 0	WP: 0 PB: 0 CS: 1	PA: 37	
<b>PITCHER</b>	IP	WLS	BF	H	R	ER	SO	BB	IBB	HBP	BLK	WP	HR	S	P	ERA	WHIP				
<b>Bobby Witt, R</b> ERA: 4.35 (1, 1)	7.0		26	4	0	0	2	2	0	0	0	0	0	59	93	0.00	0.857				
<b>Rob Murphy, L</b> ERA: 11.05 (8, 1)	0.2	L	5	1	2	1	1	1	1	0	0	0	0	8	24	13.50	3.000				
<b>Randy Veres, R</b> ERA: 1.75 (8, 1)	1.0		5	2	0	0	0	0	0	0	0	0	0	6	7	0.00	2.000				
<b>Yorkis Perez, L</b> ERA: 6.65 (9, 1)	0.1		1	0	0	0	1	0	0	0	0	0	0	3	3	0.00	0.000				

**New York Mets @ Florida Marlins**  
Joe Robbie Stadium, Miami, FL  
Tue Jun 27 1995, 7:05 PM EDT  
Att: 24,214 - Unknown - 92 F

AB 32  
R 2  
H 7  
RBI 1  
BB 4  
SO 4  
LOB 14



Batter	1	2	3	4	5	6	7	8	9	AB	R	H	RBI	BB	SO	LOB	BOTTOM				
<b>Quiuvio Veras, S</b> OBP: 0.367, SLG: 0.324 (1, 4)	1B S BB		G5-3		K			G1-3 BB		2	0	0	0	2	1	1					
<b>Chuck Carr, S</b> OBP: 0.299, SLG: 0.216 (1, 8)	1B		BB		K2-3			G1-3		3	0	1	0	1	1	1					
<b>Jeff Conine, R</b> OBP: 0.423, SLG: 0.567 (1, 7)	P4		L8		PB 1B BB			BB		2	0	0	0	2	0	3					
<b>Andre Dawson, R</b> OBP: 0.280, SLG: 0.441 (1, 9)	K			G6-3		L5		G1-4-6-3		4	0	0	0	0	1	5					
<b>Terry Pendleton, S</b> OBP: 0.330, SLG: 0.415 (1, 5)	G5-3			K		PB 1B		L9		4	0	1	0	0	1	2					
<b>Greg Colbrunn, R</b> OBP: 0.300, SLG: 0.404 (1, 3)		K		K		K		G6-3		4	0	0	0	0	3	2					
<b>Kurt Abbott, R</b> OBP: 0.293, SLG: 0.465 (1, 6)	K				G4-3			F8		4	0	0	0	0	1	0					
<b>Charles Johnson, R</b> OBP: 0.280, SLG: 0.291 (1, 2)	P6				F9 2B			K		3	0	1	0	0	1	0					
<b>Bobby Witt, R</b> OBP: 0.150, SLG: 0.167 <b>Russ Morman, R</b> OBP: 0.429, SLG: 0.857 (7, PH) <b>Rob Murphy, L</b> OBP: 1.000, SLG: 1.000 (8, 1) <b>Randy Veres, R</b> (8, 1) <b>Yorkis Perez, L</b> (9, 1)					F8			G5-3		2	0	0	0	0	0	1					
<b>Inning Stats</b>	R: 0 E: 0 K: 1 S: 13	H: 1 LOB: 2 BB: 1 P: 19	R: 0 E: 0 K: 2 S: 9	H: 0 LOB: 0 BB: 0 P: 16	R: 0 E: 0 K: 0 S: 5	H: 0 LOB: 1 BB: 1 P: 12	R: 0 E: 0 K: 2 S: 9	H: 0 LOB: 0 BB: 0 P: 11	R: 0 E: 0 K: 1 S: 6	H: 1 LOB: 1 BB: 0 P: 8	R: 0 E: 0 K: 2 S: 12	H: 1 LOB: 2 BB: 1 P: 18	R: 0 E: 0 K: 0 S: 7	H: 0 LOB: 1 BB: 2 P: 19	R: 0 E: 0 K: 0 S: 8	H: 0 LOB: 0 BB: 0 P: 13	1B: 2 2B: 1 3B: 0 HR: 0	SF: 0 SAC: 0 DP: 1 HBP: 0	WP: 0 PB: 1 CS: 0	PA: 34	
<b>PITCHER</b>	IP	WLS	BF	H	R	ER	SO	BB	IBB	HBP	BLK	WP	HR	S	P	ERA	WHIP				
<b>Bill Pulsipher, L</b> ERA: 4.71 (1, 1)	7.1		30	3	0	0	9	5	0	0	0	0	0	67	110	0.00	1.091				
<b>John Franco, L</b> ERA: 3.0 (8, 1)	1.2	S	4	0	0	0	0	0	0	0	0	0	0	10	17	0.00	0.000				

**New York Mets @ Florida Marlins**  
Joe Robbie Stadium, Miami, FL  
Tue Jun 27 1995, 7:05 PM EDT  
Att: 24,214 - Unknown - 92 F

AB 29  
R 0  
H 3  
RBI 0  
BB 5  
SO 9  
LOB 15





Batter	1	2	3	4	5	6	7	8	9	AB	R	H	RBI	BB	SO	LOB	TOP					
Joe Orsulak, L (1, 7) OBP: 0.336, SLG: 0.374				G3-1		G5-3		G1-3	G4-3	5	0	0	0	0	1	0						
Jose Vizcaino, S (1, 6) OBP: 0.305, SLG: 0.323				K		F7		F7		5	0	1	0	0	0	2						
Rico Brogna, L (1, 3) OBP: 0.336, SLG: 0.467				G3-1		G4-3				5	1	1	0	0	2	1						
Bobby Bonilla, S (1, 5) OBP: 0.367, SLG: 0.538				G6-3				G5-3		4	2	1	0	1	0	1						
Jeff Kent, R (1, 4) OBP: 0.328, SLG: 0.442						F9				3	2	2	1	1	0	1						
Edgardo Alfonzo, R (8, 4) OBP: 0.269, SLG: 0.379										0	0	0	0	0	0	0						
Todd Hundley, S (1, 2) OBP: 0.386, SLG: 0.425				G5-4-3				F7		4	1	1	2	0	1	2						
Chris Jones, R (1, 9) OBP: 0.432, SLG: 0.585						FC5				2	2	2	3	2	0	0						
Ryan Thompson, R (1, 8) OBP: 0.356, SLG: 0.505				G6-4-3						4	0	3	2	0	0	1						
Bret Saberhagen, R (1, 1) OBP: 0.143, SLG: 0.148				G3-1		FC5		G1-3	F8	4	0	0	0	0	0	4						
<b>Inning Stats</b>	R: 0 E: 0 K: 3 S: 11	H: 0 LOB: 0 BB: 0 P: 18	R: 0 E: 0 K: 0 S: 4	H: 1 LOB: 0 BB: 0 P: 4	R: 0 E: 0 K: 0 S: 4	H: 1 LOB: 0 BB: 0 P: 7	R: 0 E: 0 K: 1 S: 8	H: 0 LOB: 0 BB: 0 P: 13	R: 1 E: 0 K: 1 S: 15	H: 2 LOB: 2 BB: 1 P: 28	R: 0 E: 0 K: 0 S: 6	H: 0 LOB: 0 BB: 0 P: 8	R: 2 E: 0 K: 0 S: 12	H: 2 LOB: 1 BB: 1 P: 20	R: 5 E: 0 K: 0 S: 17	H: 4 LOB: 1 BB: 2 P: 34	R: 0 E: 0 K: 1 S: 9	H: 1 LOB: 1 BB: 0 P: 14	1B: 5 2B: 3 3B: 1 HR: 2	SF: 0 SAC: 0 DP: 2 HBP: 0	WP: 0 PB: 0 CS: 0	PA: 40
<b>PITCHER</b>	IP WLS BF H R ER SO BB IBB HBP BLK WP HR S P ERA WHIP																					
John Burkett, R (1, 1) ERA: 5.5	7.2 L 32 7 6 6 5 3 1 0 0 0 1 66 113 7.04 1.304																					
Randy Veres, R (8, 1) ERA: 2.42	0.1 4 3 2 2 0 0 0 0 0 0 1 11 19 54.00 9.000																					
Robb Nen, R (9, 1) ERA: 4.3	1.0 4 1 0 0 1 0 0 0 0 0 0 9 14 0.00 1.000																					

New York Mets @ Florida Marlins  
Joe Robbie Stadium, Miami, FL  
Wed Jun 28 1995, 7:05 PM EDT  
Att: 28,096 - Unknown

AB 36  
R 8  
H 11  
RBI 8  
BB 4  
SO 6  
LOB 10



Batter	1	2	3	4	5	6	7	8	9	AB	R	H	RBI	BB	SO	LOB	BOTTOM			
QuiVivo Veras, S (1, 4) OBP: 0.363, SLG: 0.321	F7	FC6-4				FC1-2			G4-3	5	0	1	0	0	0	4				
Chuck Carr, S (1, 8) OBP: 0.295, SLG: 0.216	G4-3			F9		B3-1			G1-3	5	1	1	0	0	0	4				
Jeff Conine, R (1, 7) OBP: 0.420, SLG: 0.560	L7					F9		F8		4	0	1	0	0	0	0				
Terry Pendleton, S (1, 5) OBP: 0.324, SLG: 0.407		K	K			E5		F7		4	0	0	0	0	2	2				
Andre Dawson, R (1, 9) OBP: 0.288, SLG: 0.443		E6		G6-4-3				P3		4	1	2	1	0	0	0				
Greg Colburn, R (1, 3) OBP: 0.294, SLG: 0.396	F9	G6-4-3		G6-4-3		G6-4-3		G6-3		4	0	0	0	0	0	5				
Kurt Abbott, R (1, 6) OBP: 0.298, SLG: 0.486				K				F9		4	1	2	2	0	1	0				
Charles Johnson, R (1, 2) OBP: 0.285, SLG: 0.292				F9				P5		3	0	1	0	0	0	0				
John Burkett, R (1, 1) OBP: 0.179, SLG: 0.148						SH1-4				2	0	2	0	0	0	0				
Randy Veres, R (8, 1) OBP: 0.269, SLG: 0.379										0	0	0	0	0	0	0				
Robb Nen, R (9, 1) OBP: 0.313, SLG: 0.444										0	0	0	0	0	0	0				
<b>Inning Stats</b>	R: 0 E: 0 K: 0 S: 8	H: 0 LOB: 0 BB: 0 P: 13	R: 2 E: 1 K: 1 S: 11	H: 2 LOB: 2 BB: 0 P: 16	R: 1 E: 0 K: 1 S: 11	H: 3 LOB: 1 BB: 0 P: 17	R: 0 E: 0 K: 1 S: 10	H: 2 LOB: 2 BB: 0 P: 16	R: 0 E: 0 K: 0 S: 10	H: 1 LOB: 1 BB: 0 P: 14	R: 0 E: 0 K: 0 S: 8	H: 2 LOB: 0 BB: 0 P: 15	R: 0 E: 0 K: 0 S: 9	H: 0 LOB: 0 BB: 0 P: 13	R: 0 E: 0 K: 1 S: 7	H: 0 LOB: 0 BB: 0 P: 10	1B: 9 2B: 0 3B: 0 HR: 1	SF: 0 SAC: 1 DP: 2 HBP: 1	WP: 0 PB: 0 CS: 0	PA: 38
<b>PITCHER</b>	IP WLS BF H R ER SO BB IBB HBP BLK WP HR S P ERA WHIP																			
Bret Saberhagen, R (1, 1) ERA: 3.24	9.0 W 38 10 3 1 4 0 0 1 0 0 1 85 129 1.00 1.111																			

New York Mets @ Florida Marlins  
Joe Robbie Stadium, Miami, FL  
Wed Jun 28 1995, 7:05 PM EDT  
Att: 28,096 - Unknown

AB 36  
R 3  
H 10  
RBI 3  
BB 0  
SO 4  
LOB 15






Batter	1	2	3	4	5	6	7	8	9	AB	R	H	RBI	BB	SO	LOB	TOP								
Barry Larkin, R OBP: 0.391, SLG: 0.468 (1, 6)	L3		FC5-4 BB	F9			L4-6		G6-3	4	0	0	1	1	0	3									
Thomas Howard, S OBP: 0.354, SLG: 0.396 Craig Worthington, R OBP: 0.350, SLG: 0.500 (1, 8) (9, PH)	G4-3		FC5-4 2B		K		G4-3		G4-3	4	1	0	0	0	1	2									
Ron Gant, R OBP: 0.409, SLG: 0.629 (1, 7)	HR		SF7		K				2B	3	1	2	2	0	1	0									
Reggie Sanders, R OBP: 0.398, SLG: 0.602 (1, 9)	F7		2B		G3-1				K	4	0	1	1	0	1	1									
Eric Anthony, L OBP: 0.375, SLG: 0.586 Hector Carrasco, R (8, 1)			F9		HR				K	4	1	2	1	0	1	2									
Eddie Taubensee, L OBP: 0.323, SLG: 0.445 (1, 2)	F7				HR				L9	4	1	1	1	0	0	2									
Bret Boone, R OBP: 0.328, SLG: 0.381 (1, 4)	P6		F9						SH1-4 BB G6-3	4	1	1	0	0	1	1									
Jeff Branson, L OBP: 0.344, SLG: 0.466 Mark Lewis, R OBP: 0.414, SLG: 0.556 (9, PH)	K						G3		SH1-4 BB	3	0	1	0	0	1	1									
Jose Rijo, R OBP: 0.111, SLG: 0.197 Xavier Hernandez, L OBP: 0.111, SLG: 0.197 Michael Jackson, R OBP: 0.111, SLG: 0.197 Lenny Harris, L OBP: 0.111, SLG: 0.197 Chuck McElroy, L OBP: 0.111, SLG: 0.197 Jerome Walton, R OBP: 0.111, SLG: 0.197 (1, 1) (6, 1) (6, 1) (7, PH) (7, 1) (8, 3)			FC5-4 SF7 2B		G5-3		L4-6 2B		SH1-4	2	1	1	0	0	0	1									
<b>Inning Stats</b>	R: 1 E: 0 K: 0 S: 16	H: 1 LOB: 0 BB: 0 P: 25	R: 0 E: 0 K: 1 S: 8	H: 1 LOB: 1 BB: 0 P: 13	R: 2 E: 0 K: 0 S: 15	H: 2 LOB: 1 BB: 1 P: 26	R: 1 E: 0 K: 0 S: 10	H: 2 LOB: 1 BB: 0 P: 18	R: 0 E: 0 K: 2 S: 14	H: 0 LOB: 0 BB: 0 P: 22	R: 1 E: 0 K: 1 S: 10	H: 1 LOB: 0 BB: 0 P: 16	R: 0 E: 0 K: 2 S: 5	H: 1 LOB: 0 BB: 0 P: 6	R: 0 E: 0 K: 2 S: 13	H: 1 LOB: 1 BB: 1 P: 19	R: 1 E: 0 K: 0 S: 15	H: 1 LOB: 1 BB: 1 P: 23	1B: 1 2B: 6 3B: 1 HR: 3	SF: 1 SAC: 1 DP: 1 HBP: 0	WP: 0 PB: 0 SB: 1 CS: 0	PA: 38			
<b>PITCHER</b>	IP	WLS	BF	H	R	ER	SO	BB	IBB	HBP	BLK	WP	HR	S	P	ERA	WHIP								
Dave Milicki, R ERA: 3.99 (1, 1)	6.0		26	7	5	5	4	1	0	0	0	0	3	73	120	7.50	1.333								
Blas Minor, R ERA: 3.95 (7, 1)	1.1	W	5	2	0	0	1	0	0	0	0	0	0	11	15	0.00	1.500								
John Franco, L ERA: 3.18 (8, 1)	1.2	S	7	1	1	1	1	1	0	0	0	0	0	22	33	5.40	1.200								

**Cincinnati Reds @ New York Mets**  
Shea Stadium, Flushing, NY  
Fri Jun 30 1995, 7:05 PM EDT  
Att: 15,594 - Unknown


AB 34  
R 6  
H 10  
RBI 6  
BB 2  
SO 6  
LOB 14



Batter	1	2	3	4	5	6	7	8	9	AB	R	H	RBI	BB	SO	LOB	BOTTOM								
Brett Butler, L OBP: 0.333, SLG: 0.307 (1, 8)	P6		1B		G4-3		K		BB	4	0	1	0	1	1	0									
Jose Vizcaino, S OBP: 0.311, SLG: 0.325 (1, 6)	1B SF9		K		F9		HR		F7	5	2	2	0	0	1	2									
Rico Brogna, L OBP: 0.340, SLG: 0.482 (1, 3)	1B		K		G4-3		HR			4	1	2	2	0	1	0									
Bobby Bonilla, S OBP: 0.373, SLG: 0.564 (1, 5)	SF9				HR		HR		3B	2	2	2	2	1	0	0									
Todd Hundley, S OBP: 0.371, SLG: 0.443 (1, 2)	FC5-4 BB		K		K		G5-3			3	1	1	2	1	1	1									
Jeff Kent, R OBP: 0.330, SLG: 0.453 John Franco, L (8, 1)	FC5-4				1B		G4-3		G4-3	4	1	2	0	0	0	3									
Chris Jones, R OBP: 0.423, SLG: 0.559 (1, 7)			P2		K		BB		G5-3	3	0	0	0	1	1	1									
Ryan Thompson, R OBP: 0.345, SLG: 0.490 (1, 9)			K		K		SF7		L8	3	0	0	1	0	2	1									
Dave Milicki, R OBP: 0.136, SLG: 0.050 Jeff Barry, S (6, PH)	G4-3				G6-3		G4-3			2	0	0	0	0	0	0									
Blas Minor, R (7, 1)									BB	0	0	0	0	0	0	0									
Edgardo Alfonzo, R OBP: 0.274, SLG: 0.383 (8, 4)									1B	1	0	1	0	0	0	0									
<b>Inning Stats</b>	R: 1 E: 0 K: 0 S: 12	H: 2 LOB: 2 BB: 1 P: 22	R: 0 E: 0 K: 1 S: 9	H: 0 LOB: 0 BB: 0 P: 13	R: 0 E: 0 K: 2 S: 8	H: 1 LOB: 0 BB: 0 P: 13	R: 1 E: 0 K: 3 S: 15	H: 2 LOB: 1 BB: 0 P: 21	R: 0 E: 0 K: 0 S: 5	H: 0 LOB: 0 BB: 0 P: 8	R: 3 E: 0 K: 0 S: 8	H: 2 LOB: 1 BB: 2 P: 18	R: 2 E: 0 K: 1 S: 18	H: 3 LOB: 1 BB: 0 P: 27	R: 0 E: 0 K: 0 S: 9	H: 1 LOB: 2 BB: 1 P: 19	1B: 6 2B: 0 3B: 2 HR: 3	SF: 2 SAC: 0 DP: 0 HBP: 0	WP: 0 PB: 0 SB: 0 CS: 0	PA: 38					
<b>PITCHER</b>	IP	WLS	BF	H	R	ER	SO	BB	IBB	HBP	BLK	WP	HR	S	P	ERA	WHIP								
Jose Rijo, R ERA: 4.58 (1, 1)	5.0		20	5	2	2	6	1	0	0	0	0	1	49	77	3.60	1.200								
Xavier Hernandez, R ERA: 4.54 (6, 1)	0.1		5	2	3	3	0	2	0	0	0	0	1	6	16	81.00	12.000								
Michael Jackson, R ERA: 7.95 (6, 1)	0.2		2	0	0	0	0	0	0	0	0	0	0	2	2	0.00	0.000								
Chuck McElroy, L ERA: 6.17 (7, 1)	1.0	L	6	3	2	2	1	0	0	0	0	0	1	18	27	18.00	3.000								
Hector Carrasco, R ERA: 2.85 (8, 1)	1.0		5	1	0	0	0	1	0	0	0	0	0	9	19	0.00	2.000								

**Cincinnati Reds @ New York Mets**  
Shea Stadium, Flushing, NY  
Fri Jun 30 1995, 7:05 PM EDT  
Att: 15,594 - Unknown

AB 32  
R 7  
H 11  
RBI 7  
BB 4  
SO 7  
LOB 9





Batter	1	2	3	4	5	6	7	8	9	AB	R	H	RBI	BB	SO	LOB	TOP										
<b>Barry Larkin, R</b> OBP: 0.397, SLG: 0.461 (1, 6)	K2-3	FC4-6		E6		G4-3			FC4-6	5	0	1	0	0	1	2	<b>Cincinnati Reds @ New York Mets</b> Shea Stadium, Flushing, NY Sat Jul 01 1995, 7:05 PM EDT Att: 16,080 - Unknown										
<b>Thomas Howard, S</b> OBP: 0.397, SLG: 0.408 (1, 8) (9, 7)				HR		G4-3			FC4-6	5	1	2	1	0	1	2											
<b>Ron Gant, R</b> OBP: 0.409, SLG: 0.636 <b>Jerome Walton, R</b> OBP: 0.327, SLG: 0.489 (1, 7) (9, 8)				P6		HR			K	4	1	1	1	1	1	1											
<b>Reggie Sanders, R</b> OBP: 0.396, SLG: 0.609 (1, 9)	G4-3			HR		L5			F9	4	1	1	1	0	0	2											
<b>Eric Anthony, L</b> OBP: 0.382, SLG: 0.574 <b>Hector Carrasco, R</b> (7, 1)				G4-3		G3				3	1	1	0	1	0	0											
<b>Craig Worthington, R</b> OBP: 0.350, SLG: 0.500 (8, 3)		BB		1B		G4-3				0	0	0	0	0	0	0											
<b>Eddie Taubensee, L</b> OBP: 0.321, SLG: 0.463 (1, 2)				1B		HR				0	0	0	0	0	0	0											
<b>Bret Boone, R</b> OBP: 0.331, SLG: 0.385 (1, 4)				P4		2B			G6-3	3	0	1	0	1	0	1											
<b>Jeff Branson, L</b> OBP: 0.348, SLG: 0.462 (1, 5)				K		IBB			K	3	0	1	1	1	2	0											
<b>Tim Pugh, R</b> OBP: 0.167, SLG: 0.222 <b>Lenny Harris, L</b> OBP: 0.282, SLG: 0.305 <b>Jeff Brantley, R</b> (8, 1)				F9		L8			G4-3	3	0	0	0	0	1	4											
<b>Inning Stats</b>	R: 0 E: 0 K: 1 S: 9	H: 1 LOB: 1 BB: 1 P: 17	R: 1 E: 0 K: 1 S: 12	H: 1 LOB: 2 BB: 2 P: 21	R: 2 E: 0 K: 0 S: 17	H: 3 LOB: 1 BB: 0 P: 29	R: 0 E: 1 K: 2 S: 9	H: 0 LOB: 1 BB: 0 P: 13	R: 2 E: 0 K: 0 S: 14	H: 3 LOB: 2 BB: 1 P: 25	R: 0 E: 0 K: 0 S: 10	H: 0 LOB: 0 BB: 0 P: 16	R: 0 E: 0 K: 0 S: 7	H: 0 LOB: 0 BB: 0 P: 13	R: 0 E: 0 K: 1 S: 6	H: 0 LOB: 0 BB: 0 P: 9	R: 0 E: 0 K: 1 S: 7	H: 1 LOB: 1 BB: 0 P: 11	1B: 4 2B: 2 3B: 0 HR: 4	SF: 0 SAC: 0 DP: 2 HBP: 0	WP: 0 PB: 0 SB: 3 CS: 1	PA: 39					
<b>PITCHER</b>	IP	WLS	BF	H	R	ER	SO	BB	IBB	HBP	BLK	WP	HR	S	P	ERA	WHIP										
<b>Pete Harnisch, R</b> ERA: 4.44 (1, 1)	5.0	L	27	8	5	5	4	3	1	0	0	0	4	61	105	9.00	2.200										
<b>Doug Henry, R</b> ERA: 4.53 (6, 1)	2.0		6	0	0	0	0	0	0	0	0	0	0	17	29	0.00	0.000										
<b>Jerry Dipoto, R</b> ERA: 6.46 (8, 1)	2.0		6	1	0	0	2	0	0	0	0	0	0	13	20	0.00	0.500										

Batter	1	2	3	4	5	6	7	8	9	AB	R	H	RBI	BB	SO	LOB	BOTTOM										
<b>Brett Butler, L</b> OBP: 0.335, SLG: 0.309 (1, 8)	L8				FC3-6				F9	5	0	2	2	0	0	2	<b>Cincinnati Reds @ New York Mets</b> Shea Stadium, Flushing, NY Sat Jul 01 1995, 7:05 PM EDT Att: 16,080 - Unknown										
<b>Jose Vizcaino, S</b> OBP: 0.305, SLG: 0.321 (1, 6)	G4-3			1B	L1-3				SF9	3	0	0	1	0	0	2											
<b>Rico Brogna, L</b> OBP: 0.333, SLG: 0.473 (1, 3)	F7			G4-3		K			L7	4	0	0	0	0	1	1											
<b>Bobby Bonilla, S</b> OBP: 0.367, SLG: 0.554 (1, 5)		G3		G3-1		F8			L9	4	0	0	0	0	0	0											
<b>Todd Hundley, S</b> OBP: 0.385, SLG: 0.467 (1, 2)		HR		BB		FC6-4			G5-4-3	1	1	1	1	3	0	0											
<b>Jeff Kent, R</b> OBP: 0.325, SLG: 0.444 (1, 4)		K		G5-3		FC6-4			G5-4-3	4	0	0	0	0	1	3											
<b>Chris Jones, R</b> OBP: 0.420, SLG: 0.549 <b>Jerry Dipoto, R</b> (8, 1)					K				K	3	0	1	0	0	0	0											
<b>Edgardo Alfonzo, R</b> OBP: 0.278, SLG: 0.387 (9, PH)		1B			K				1B	1	0	1	0	0	0	0											
<b>Ryan Thompson, R</b> OBP: 0.350, SLG: 0.491 (1, 9)		CS		K		1B			B2	4	2	2	0	0	1	1											
<b>Pete Harnisch, S</b> OBP: 0.130, SLG: 0.130 <b>Jeff Barry, S</b> OBP: 0.182, SLG: 0.100 <b>Doug Henry, R</b> (5, PH)				G4-3		FC3-6			K	1	0	0	0	0	0	0											
<b>Joe Orsulak, L</b> OBP: 0.338, SLG: 0.376 (7, PH)					1B				K	2	1	1	0	0	1	1											
<b>Inning Stats</b>	R: 0 E: 0 K: 0 S: 5	H: 0 LOB: 0 BB: 0 P: 8	R: 1 E: 0 K: 1 S: 15	H: 2 LOB: 0 BB: 0 P: 27	R: 0 E: 0 K: 1 S: 9	H: 1 LOB: 1 BB: 0 P: 11	R: 0 E: 0 K: 0 S: 13	H: 0 LOB: 1 BB: 1 P: 19	R: 1 E: 0 K: 1 S: 12	H: 2 LOB: 1 BB: 0 P: 19	R: 0 E: 0 K: 1 S: 9	H: 0 LOB: 1 BB: 1 P: 20	R: 2 E: 0 K: 1 S: 12	H: 3 LOB: 1 BB: 0 P: 16	R: 0 E: 0 K: 0 S: 12	H: 0 LOB: 0 BB: 1 P: 18	R: 0 E: 0 K: 1 S: 13	H: 1 LOB: 1 BB: 0 P: 17	1B: 8 2B: 0 3B: 0 HR: 1	SF: 1 SAC: 0 DP: 1 HBP: 0	WP: 2 PB: 0 SB: 1 CS: 1	PA: 38					
<b>PITCHER</b>	IP	WLS	BF	H	R	ER	SO	BB	IBB	HBP	BLK	WP	HR	S	P	ERA	WHIP										
<b>Tim Pugh, R</b> ERA: 3.58 (1, 1)	6.0	W	24	5	2	2	4	2	0	0	0	0	0	12	16	3.00	1.167										
<b>Hector Carrasco, R</b> ERA: 3.21 (7, 1)	1.0		6	3	2	2	1	0	0	0	0	2	0	12	16	18.00	3.000										
<b>Jeff Brantley, R</b> ERA: 2.48 (8, 1)	2.0	S	7	1	0	0	1	1	0	0	0	0	0	25	35	0.00	1.000										





Batter	1	2	3	4	5	6	7	8	9	AB	R	H	RBI	BB	SO	LOB	TOP							
Barry Larkin, R (1,6) OBP: 0.383, SLG: 0.455	1-1 G4-3		2-2 F8		1-2 G4-3			0-2 1B 2B 1B	0-2 FC6-4	5	1	1	0	0	0	2								
Thomas Howard, S (1,8) OBP: 0.375, SLG: 0.425	2-2 L4			0-0 2B 1B		0-0 L9 E 1B		1-2 2B 1B 1-3 1B		4	1	3	0	0	0	0								
Ron Gant, R (1,7) OBP: 0.407, SLG: 0.634	3-3 K			0-0 P2		1 SAFE 3-2 G2		0-0 1B CS 1-3 2B		4	1	1	1	1	0	1								
Reggie Sanders, R (1,9) OBP: 0.402, SLG: 0.614		1-0 G6-3		0-0 1B 2B 1-H		4-0 S IBB		0-1 CS 1B 2-3 3-H 3-2		3	1	2	1	1	0	0								
Eric Anthony, L (1,3) OBP: 0.375, SLG: 0.554	2-2 F7		2-1 2B 1B 2-H		1-1 L9		1-2 F8 1-2 3-H 3-2			4	0	1	1	0	0	3								
Bret Boone, R (1,4) OBP: 0.329, SLG: 0.387	0-0 G1-3		1-2 2B		1-2 K		2-3 K		0-1 G6-3	4	0	1	0	0	1	2								
Jeff Branson, L (1,5) OBP: 0.345, SLG: 0.455			1-2 SH1-3 1B		1-3 K		3-2 G4-3		0-1 F8	4	0	1	0	0	1	2								
Damon Berryhill, S (1,2) OBP: 0.228, SLG: 0.246			2-3 K		0-0 G4-3		0-3 K		1-2 FC4-6 1B	4	0	1	0	0	2	1								
John Smiley, L (1,1) OBP: 0.200, SLG: 0.414			0-0 SH1-3		0-0 G3-1		0-3 K		0-1 FC4-6 FC6-4	2	0	0	0	0	1	0								
Lenny Harris, L (9, PH) OBP: 0.280, SLG: 0.303										1	0	0	0	0	0	1								
Jeff Brantley, R (9, 1)										0	0	0	0	0	0	0								
<b>Inning Stats</b>	R: 0 E: 0 K: 1 S: 8	H: 0 LOB: 0 BB: 0 P: 14	R: 0 E: 0 K: 0 S: 5	H: 0 LOB: 0 BB: 0 P: 8	R: 0 E: 0 K: 1 S: 12	H: 1 LOB: 1 BB: 0 P: 17	R: 1 E: 0 K: 1 S: 13	H: 4 LOB: 2 BB: 0 P: 16	R: 0 E: 0 K: 0 S: 5	H: 0 LOB: 0 BB: 0 P: 6	R: 0 E: 1 K: 1 S: 9	H: 1 LOB: 2 BB: 1 P: 19	R: 0 E: 0 K: 2 S: 10	H: 0 LOB: 0 BB: 0 P: 13	R: 3 E: 0 K: 0 S: 15	H: 4 LOB: 0 BB: 0 P: 19	R: 0 E: 0 K: 0 S: 10	H: 1 LOB: 1 BB: 0 P: 11	1B: 8 2B: 3 3B: 0 HR: 0	SF: 0 SAC: 1 DP: 0 HBP: 0	WP: 0 PB: 0 SB: 1 CS: 2	PA: 37		
<b>PITCHER</b>	IP WLS BF H R ER SO BB IBB HBP BLK WP HR S P ERA WHIP	7.0 L 31 10 4 4 6 0 1 0 0 0 0 72 104 5.14 1.429	1.0 2 0 0 0 0 0 0 0 0 0 0 0 5 8 0.00 0.000	1.0 4 1 0 0 0 0 0 0 0 0 0 0 10 11 0.00 1.000																				

Cincinnati Reds @ New York Mets  
Shea Stadium, Flushing, NY  
Sun Jul 02 1995, 3:33 AM EDT  
Att. 19,882 - Overcast - 74 F

AB	35
R	4
H	11
RBI	3
BB	1
SO	6
LOB	13



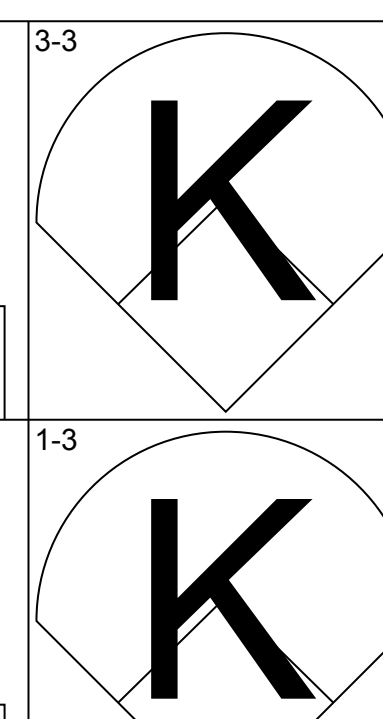
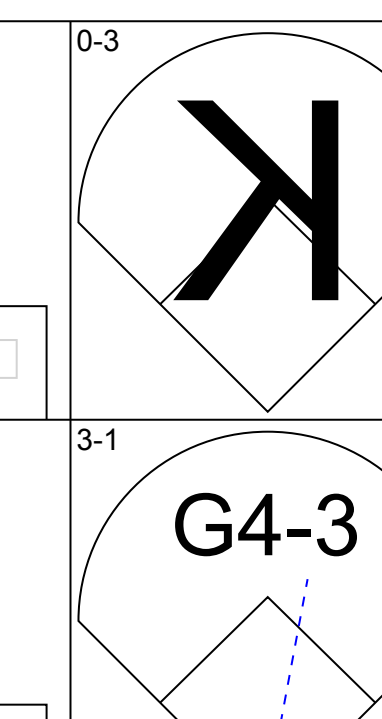
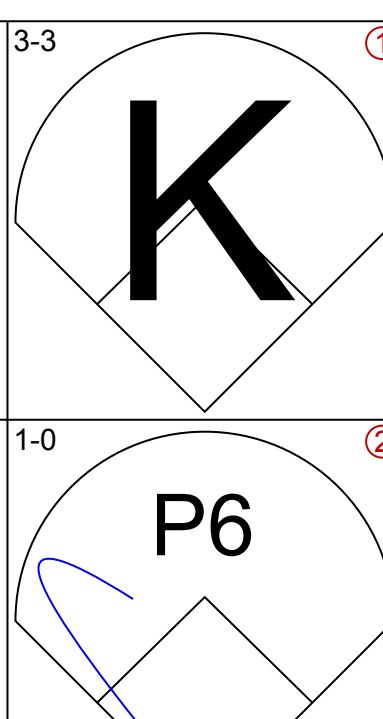
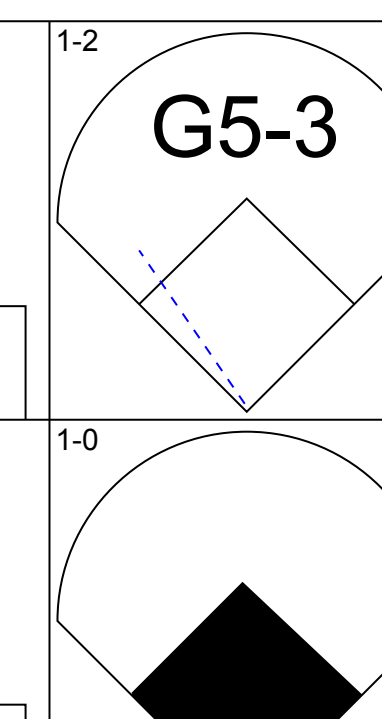
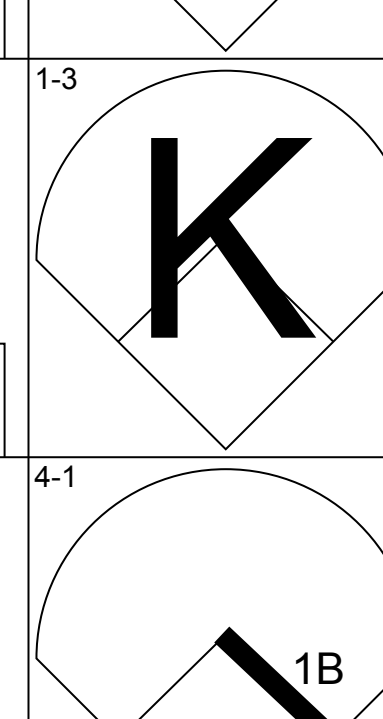
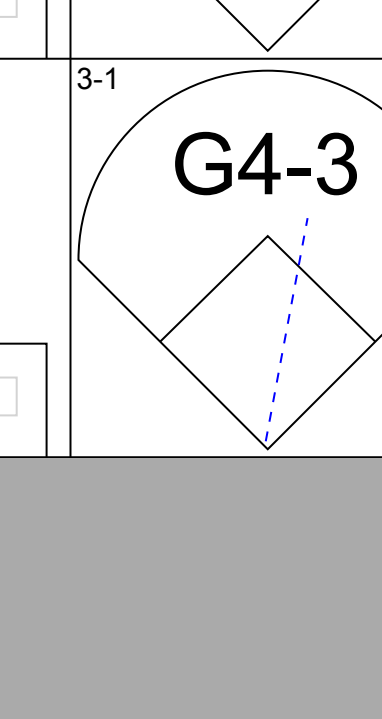
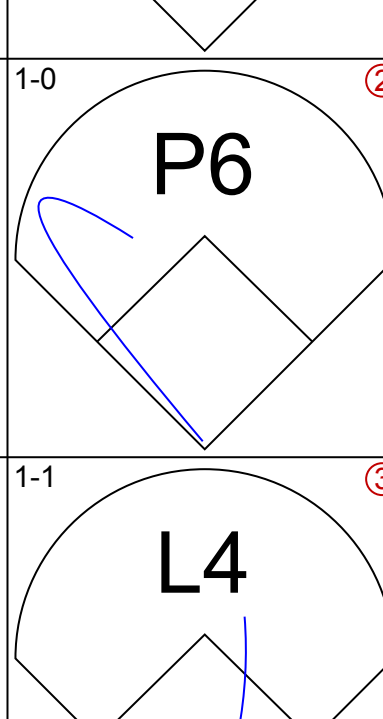
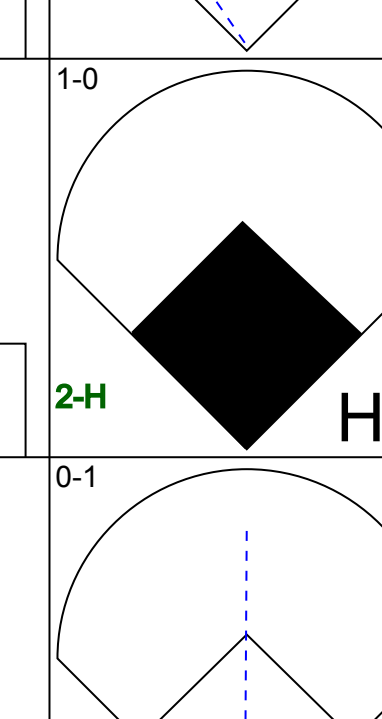
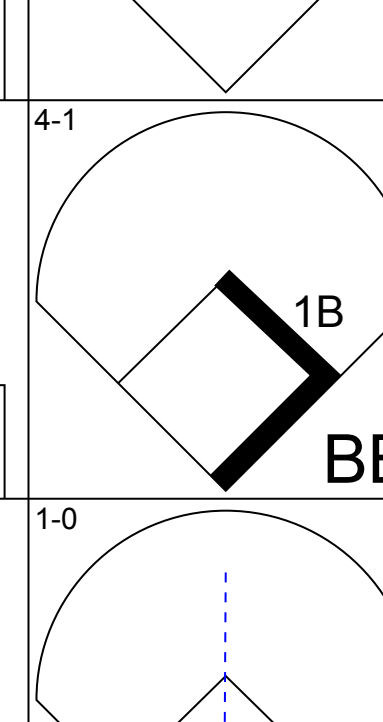
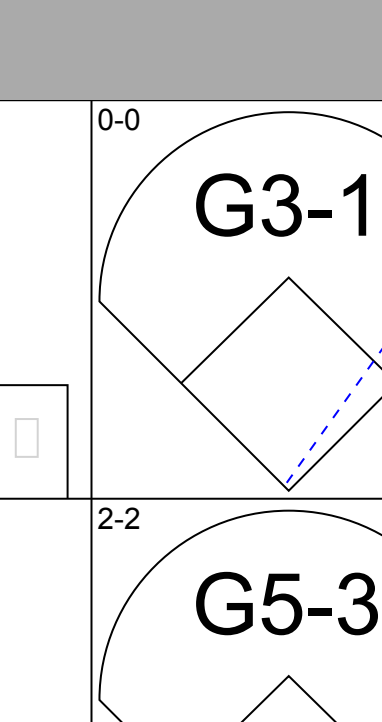
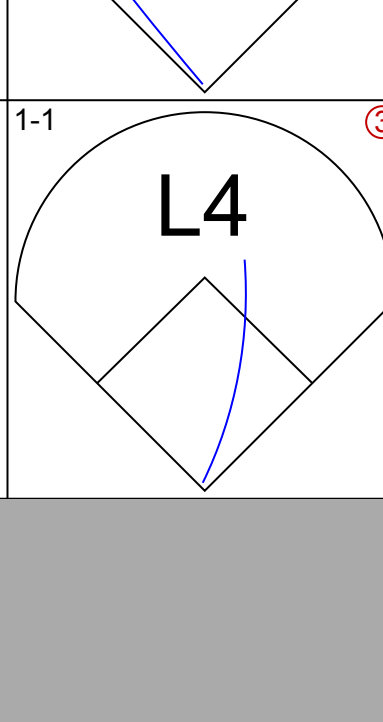
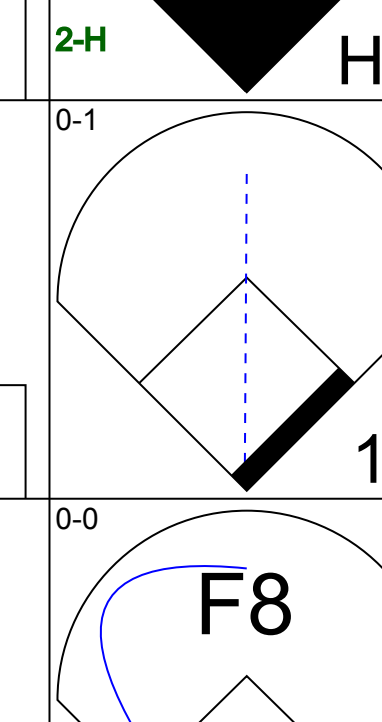
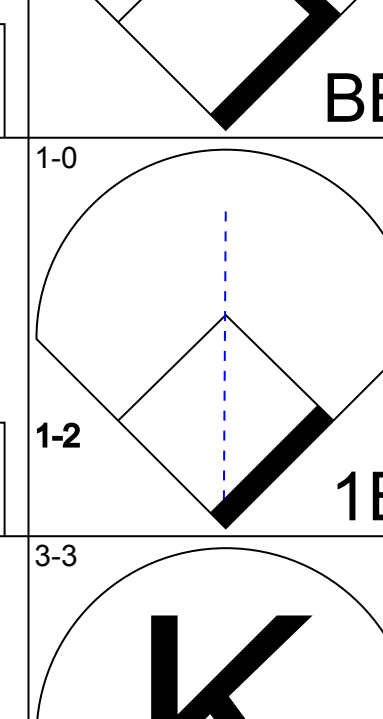
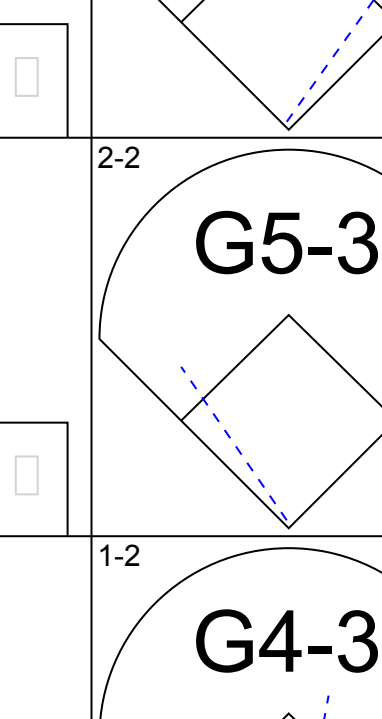
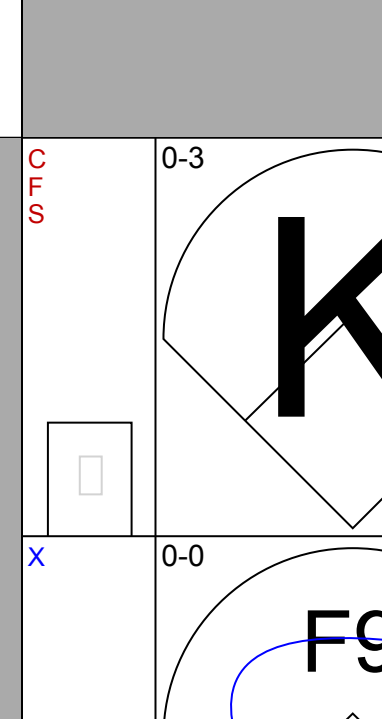
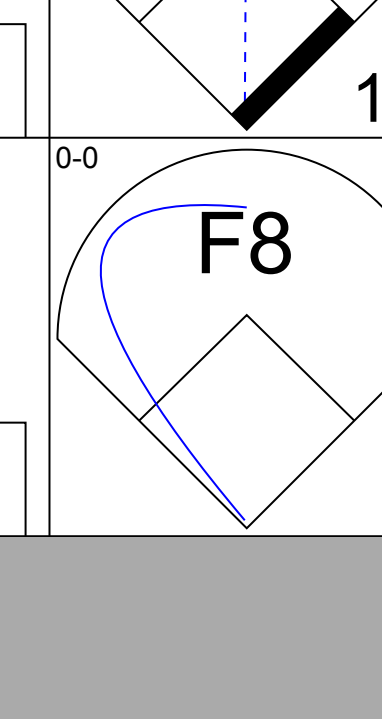
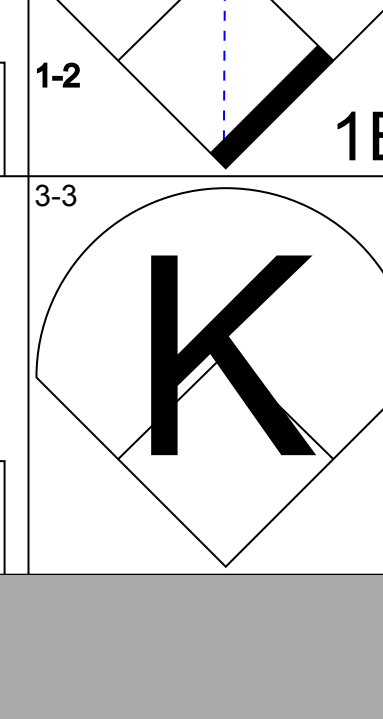
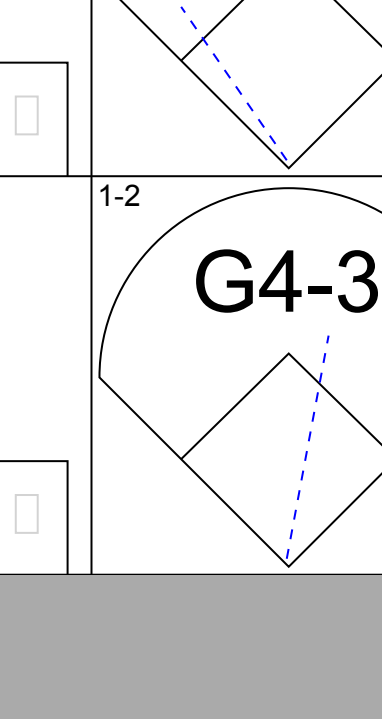
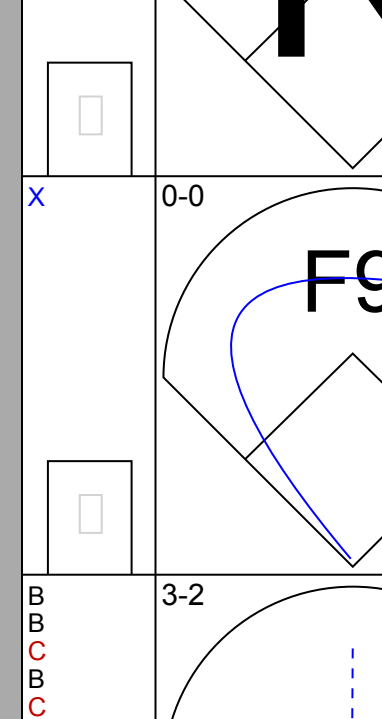
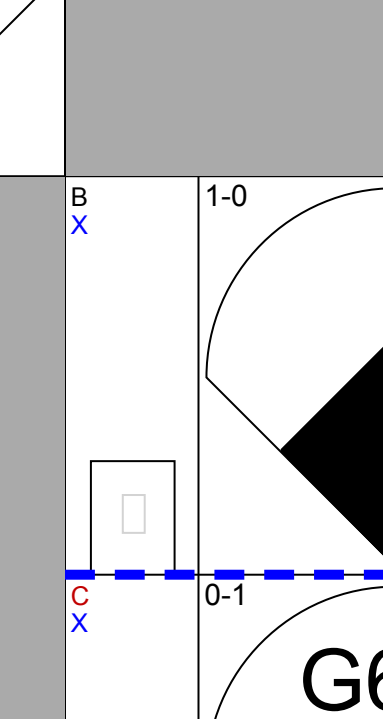
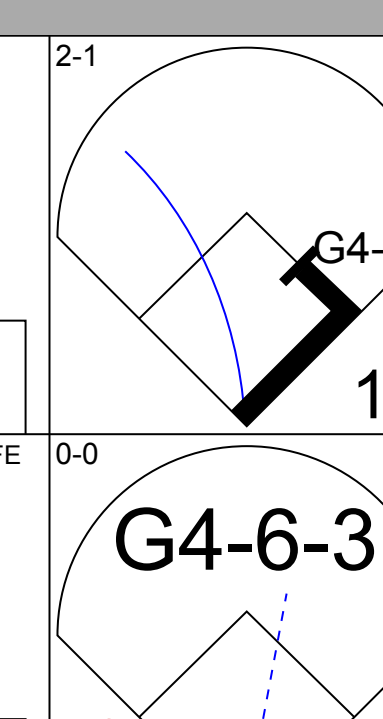
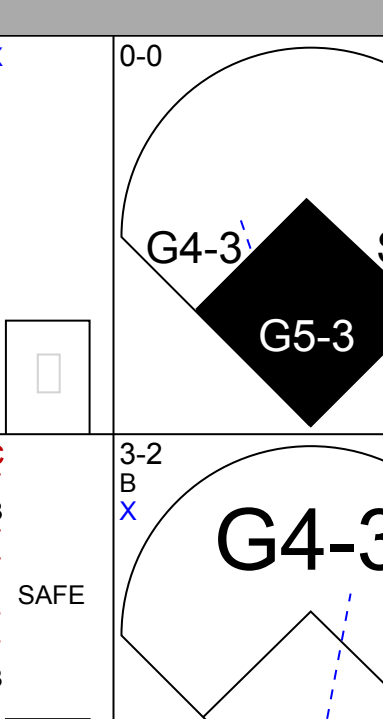
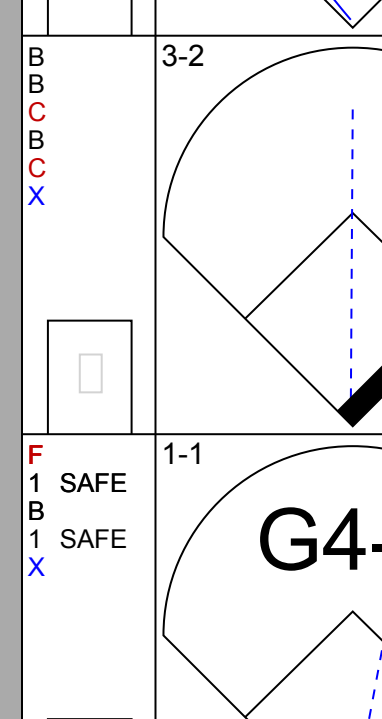
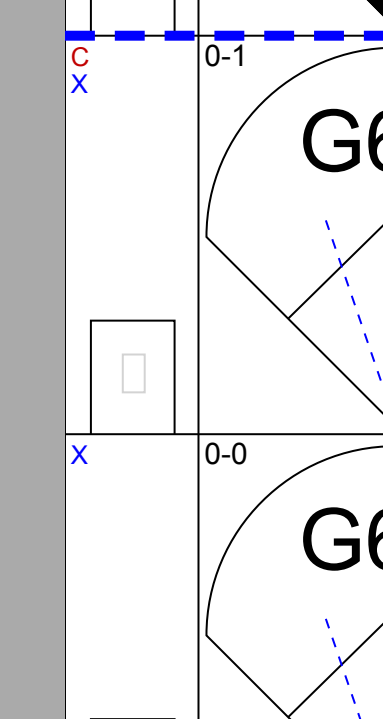
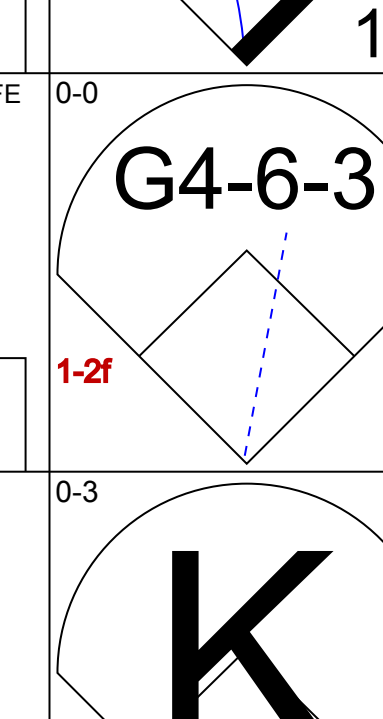
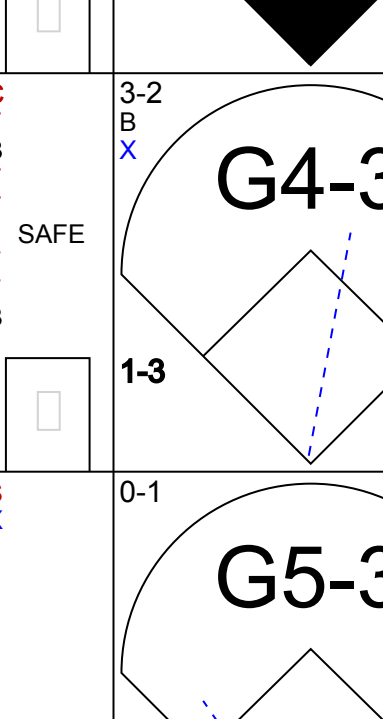
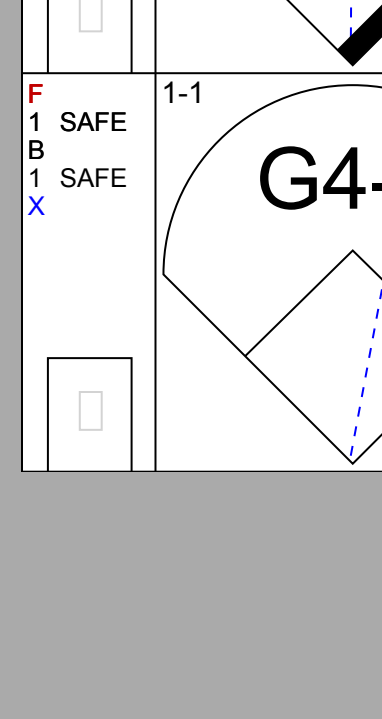
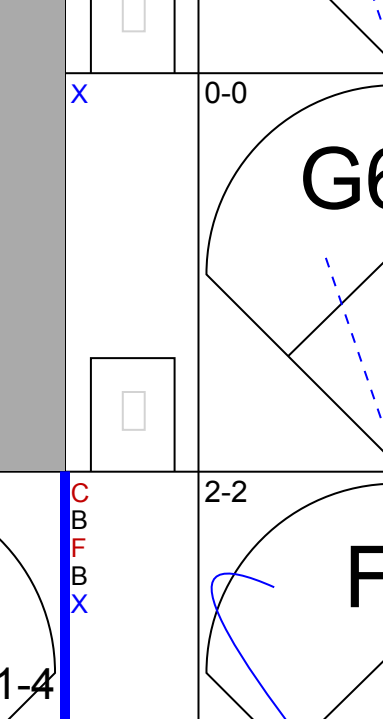
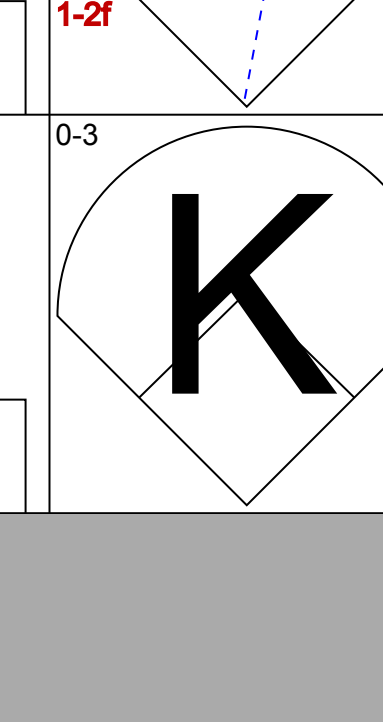
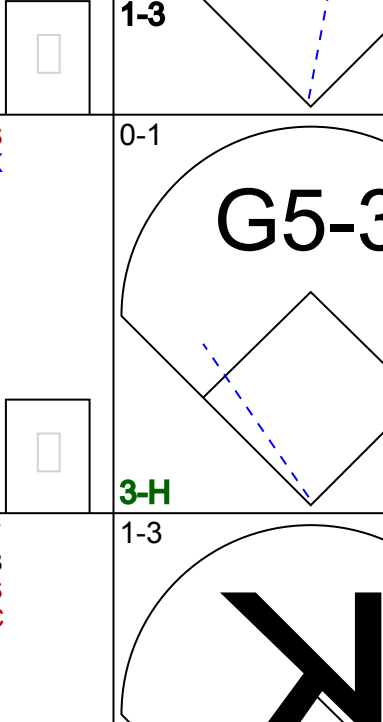
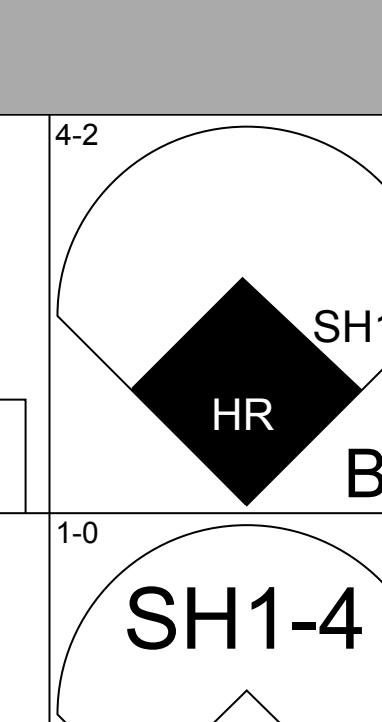
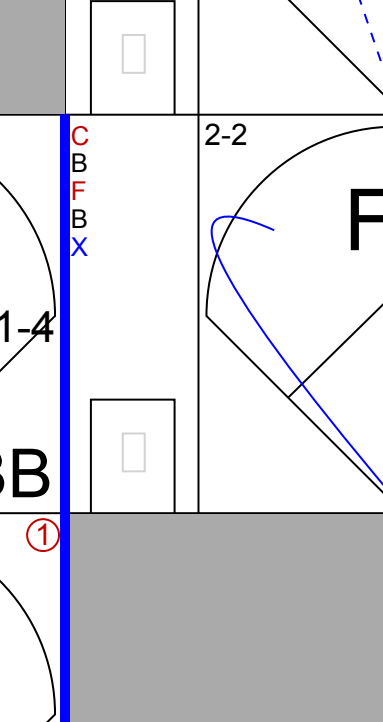
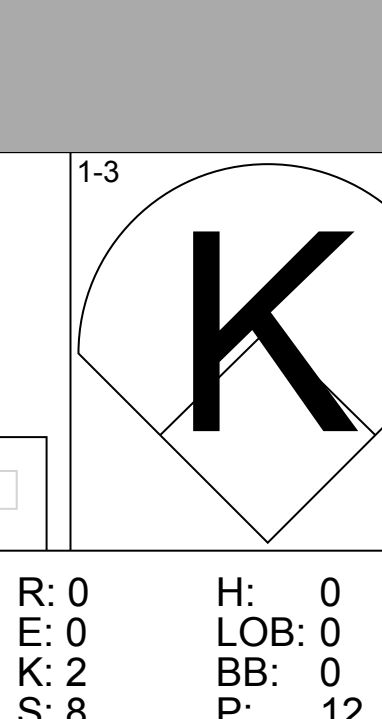
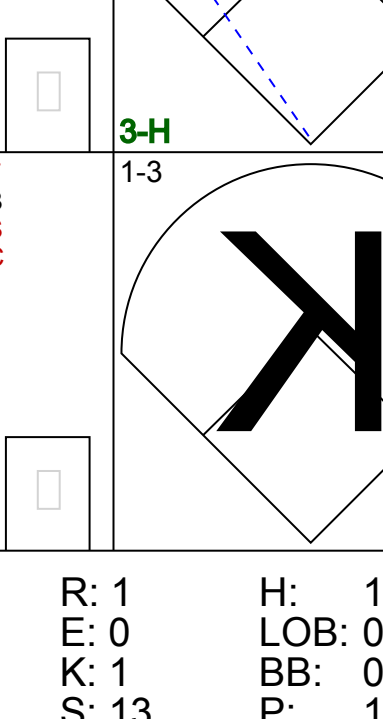
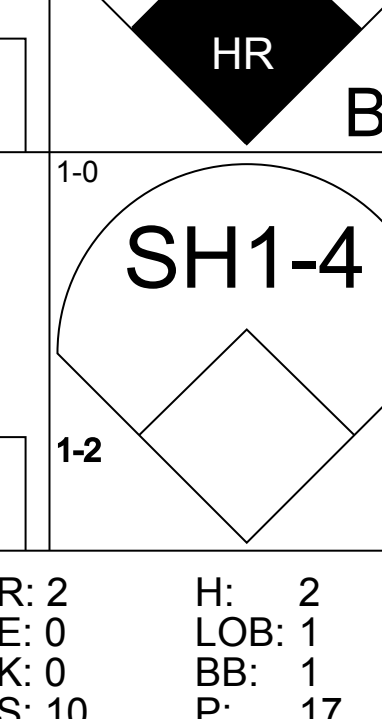
Batter	1	2	3	4	5	6	7	8	9	AB	R	H	RBI	BB	SO	LOB	BOTTOM							
Brett Butler, L (1,8) OBP: 0.329, SLG: 0.304	0-2 G1-3		3-3 K		0-1 F8			2-2 FC3-6 G6-4-3		4	0	0	0	0	1	3								
Edgardo Alfonzo, R (1,5) OBP: 0.277, SLG: 0.383	1-2 2B 1B		2-1 G5-3		2-1 P4		2-2 G6-4-3			4	1	1	0	0	0	2								
Chris Jones, R (1,7) OBP: 0.405, SLG: 0.527	1-1 L7		0-0 G5-3		0-3 K			1-1 G5-3		3	0	0	0	0	1	1								
Joe Orsulak, L (9, PH) OBP: 0.336, SLG: 0.373										1	0	0	0	0	0	0								
Bobby Bonilla, S (1,3) OBP: 0.369, SLG: 0.562	2-0 1-H 2B		2-3 K		1-3 K		1-3 K		0-0 1B 2B	4	0	2	1	0	2	0								
Jeff Kent, R (1,4) OBP: 0.320, SLG: 0.436	1-3 K		1-3 K		0-0 G5-3		0-3 K		0-2 F9	4	0	0	0	0	2	2								
Ryan Thompson, R (1,9) OBP: 0.353, SLG: 0.491		2-0 FC4-6 1B		0-3 K		0-3 K		2-2 1B		2	0	1	0	0	1	0								
Jose Vizcaino, S (7,6) OBP: 0.307, SLG: 0.322								2-2 1B		2	0	1	0	0	1	0								
Kelly Stinnett, R (1,2) OBP: 0.365, SLG: 0.407	1-0 FC4-6 G4-3		1-3 K		1-3 K		0-1 F8		1-3 K	3	0	0	0	0	1	1								
Rico Brogna, L (9, PH) OBP: 0.332, SLG: 0.471										1	0	0	0	0	1	2								
Tim Bogar, R (1,6) OBP: 0.292, SLG: 0.311	1-0 G4-3		1-0 SH3-4 1B		0-1 SH3-4 1B		0-1 FC3-6 1B		0-1 FC3-6 1B	3	0	2	0	0	0	1								
Bobby Jones, R (1,1) OBP: 0.167, SLG: 0.167										1	0	0	0	0	1	1								
Eric Gunderson, R (8, 1)										0	0	0	0	0	0	0								
Aaron Ledesma, R (8, PH) OBP: 1.000, SLG: 1.000										1	0	1	0	0	0	0								
Pete Walker, R (9, 1)										0	0	0	0	0	0	0								
<b>Inning Stats</b>	R: 1 E: 0 K: 1 S: 13	H: 2 LOB: 1 BB: 0 P: 18	R: 0 E: 0 K: 1 S: 6	H: 1 LOB: 0 BB: 0 P: 10	R: 0 E: 0 K: 1 S: 8	H: 0 LOB: 0 BB: 0 P: 13	R: 0 E: 0 K: 3 S: 9	H: 0 LOB: 0 BB: 0 P: 12	R: 0 E: 0 K: 1 S: 8	H: 1 LOB: 1 BB: 0 P: 9	R: 0 E: 0 K: 2 S: 8	H: 0 LOB: 0 BB: 0 P: 11	R: 0 E: 0 K: 1 S: 6	H: 0 LOB: 0 BB: 0 P: 6	R: 0 E: 0 K: 0 S: 12	H: 2 LOB: 1 BB: 0 P: 16	R: 0 E: 0 K: 1 S: 12	H: 2 LOB: 2 BB: 0 P: 16	1B: 6 2B: 2 3B: 0 HR: 0	SF: 0 SAC: 1 DP: 1 HBP: 0	WP: 0 PB: 0 SB: 0 CS: 0	PA: 34		
<b>PITCHER</b>	IP WLS BF H R ER SO BB IBB HBP BLK WP HR S P ERA WHIP	8.0 W 29 6 1 1 10 0 0 0 0 0 0 70 95 1.12 0.750	1.0 S 5 2 0 0 1 0 0 0 0 0 0 12 16 0.00 2.000																					

Cincinnati Reds @ New York Mets  
Shea Stadium, Flushing, NY  
Sun Jul 02 1995, 3:33 AM EDT  
Att. 19,882 - Overcast - 74 F

AB	33
R	1
H	8
RBI	1
BB	0
SO	11
LOB	13



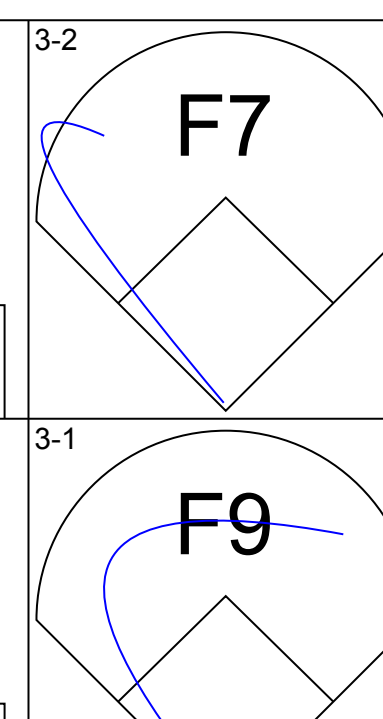
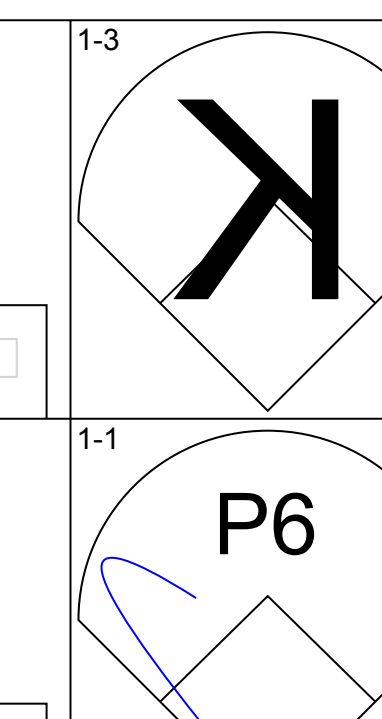
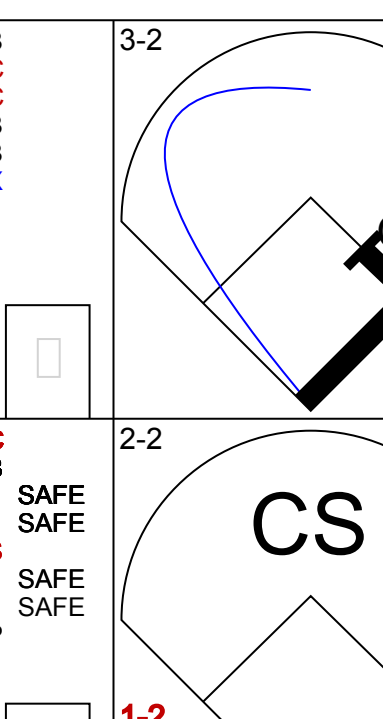
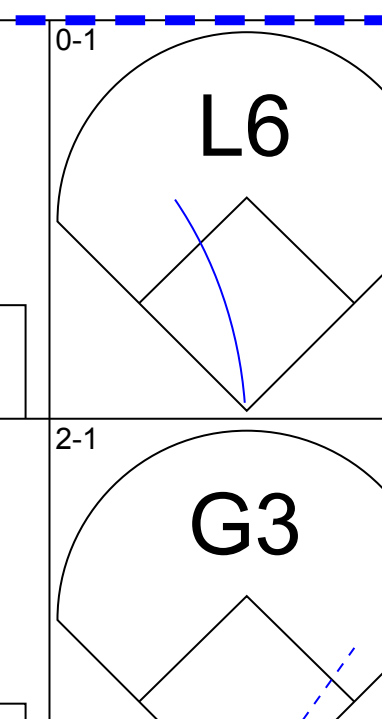
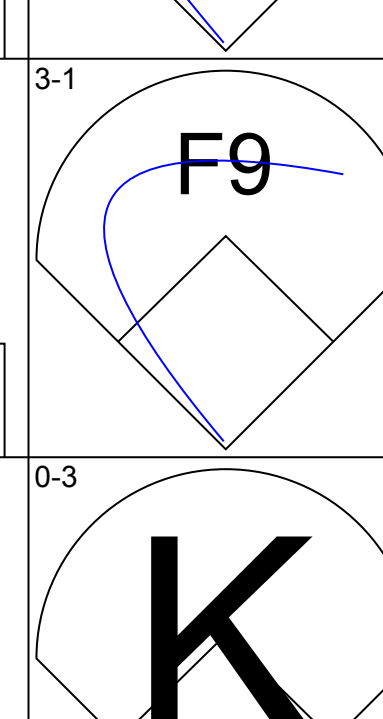
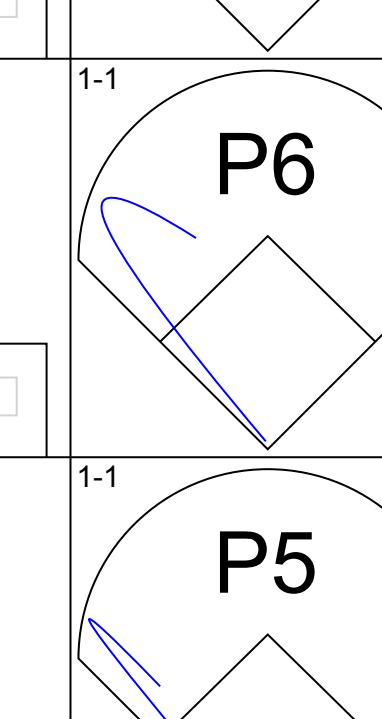
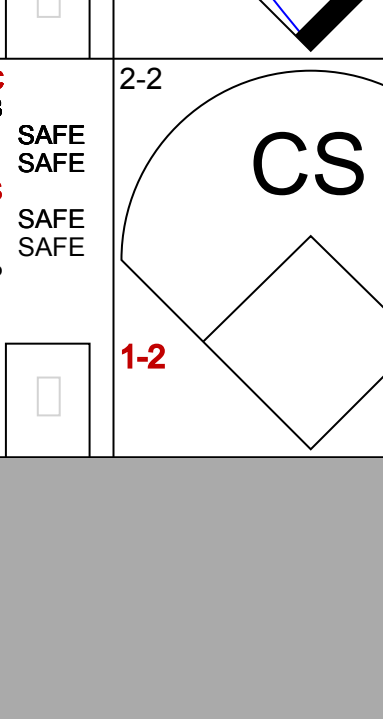
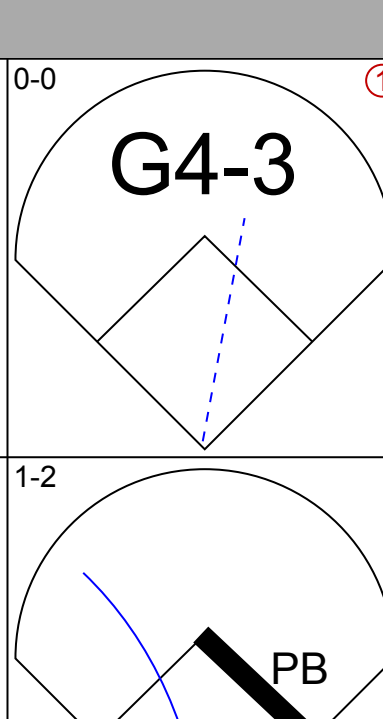
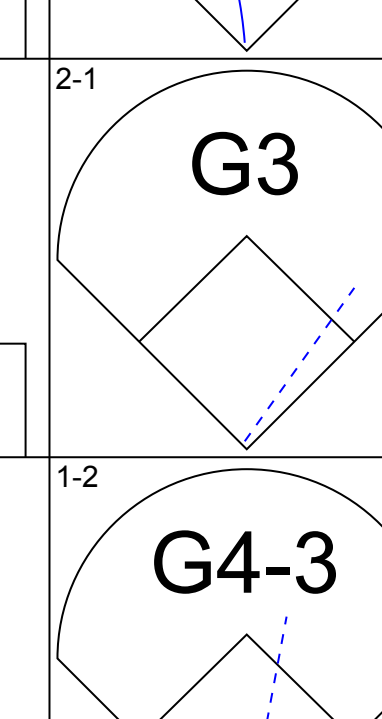
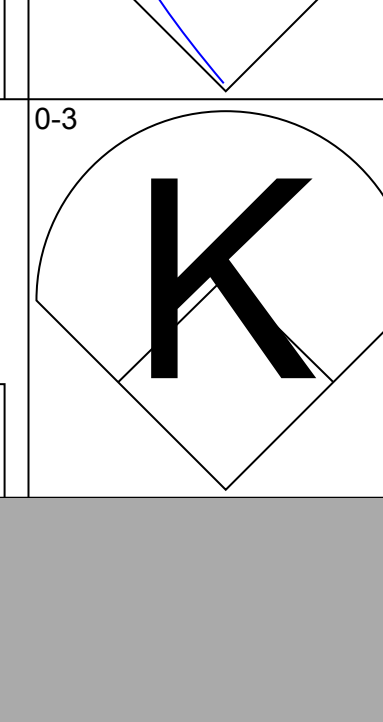
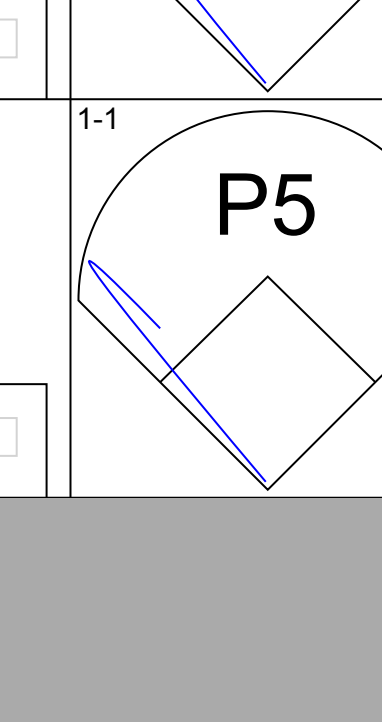
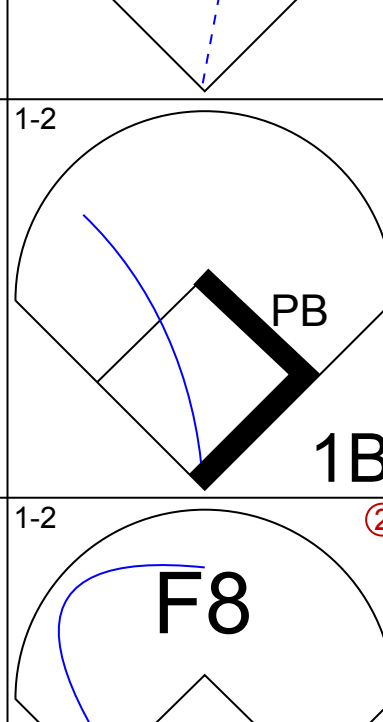
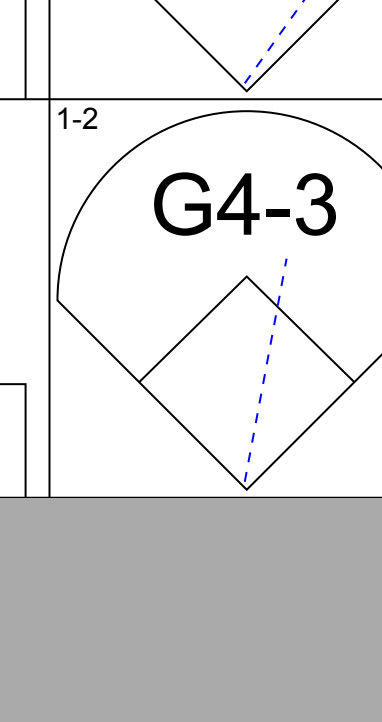
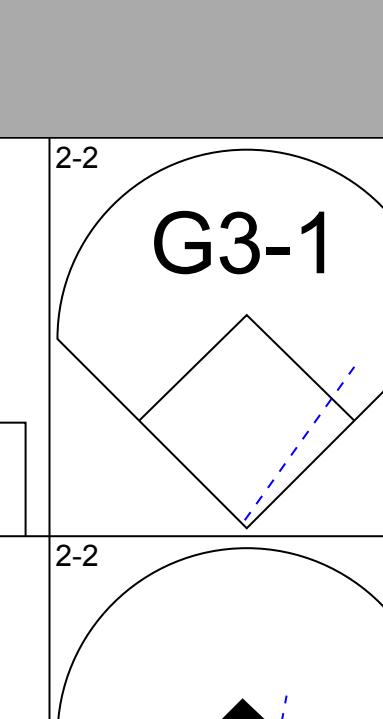
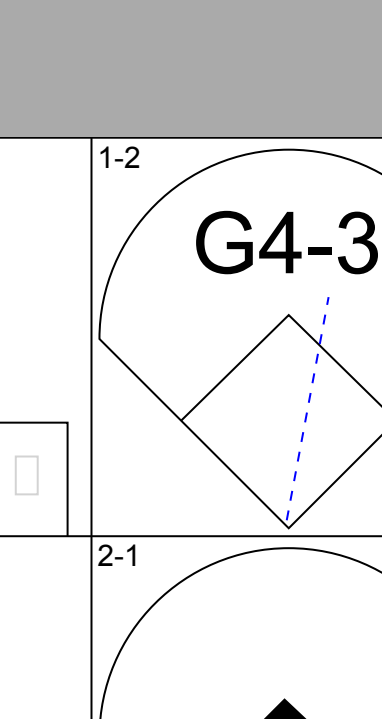
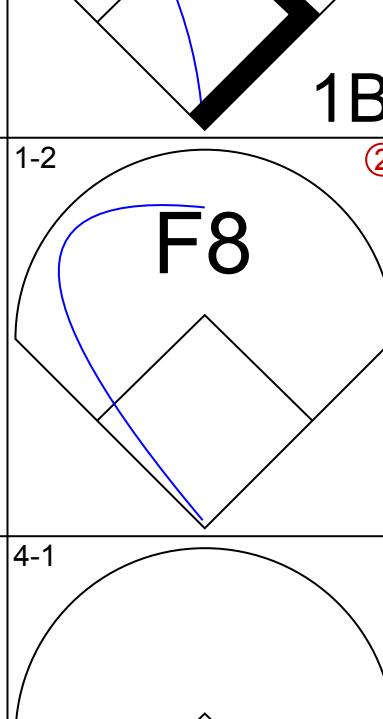
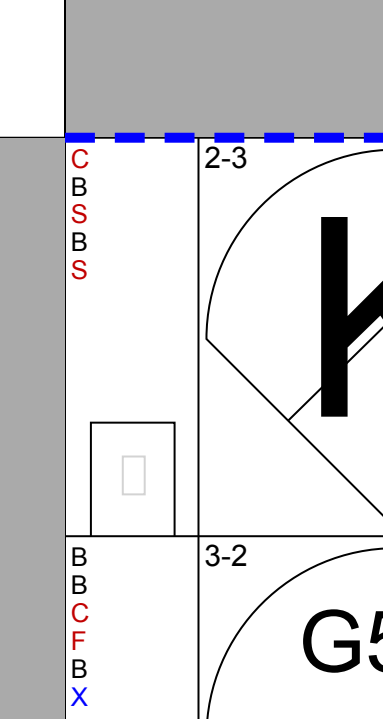
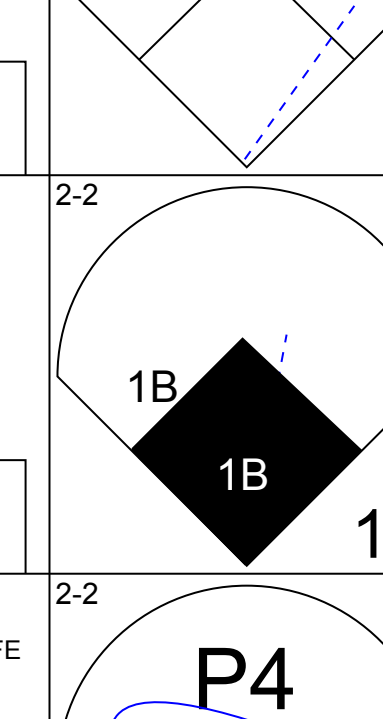
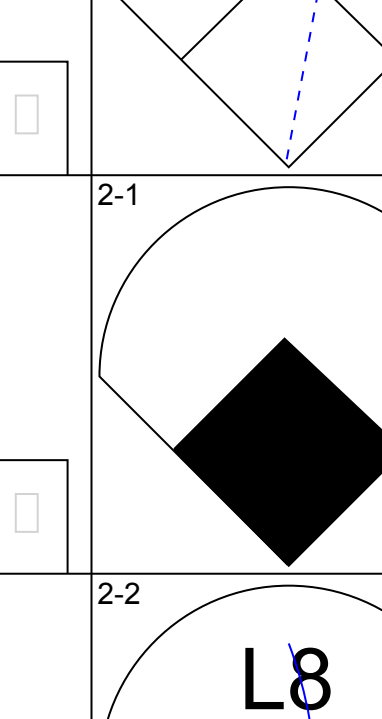
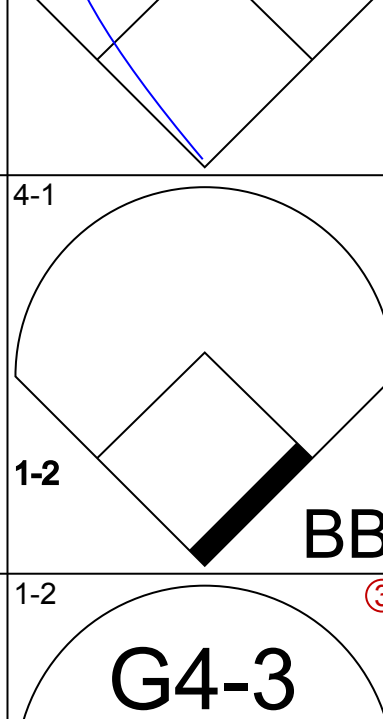

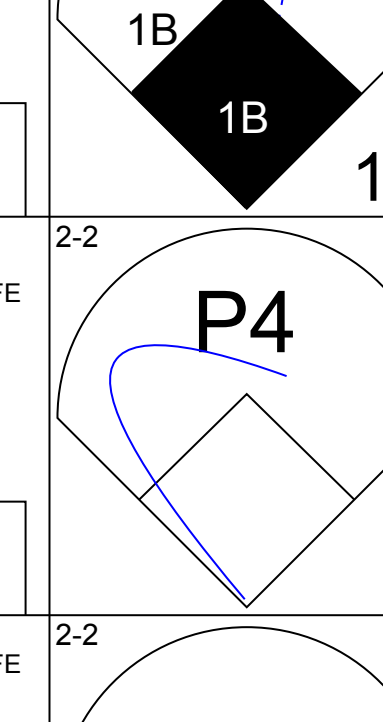
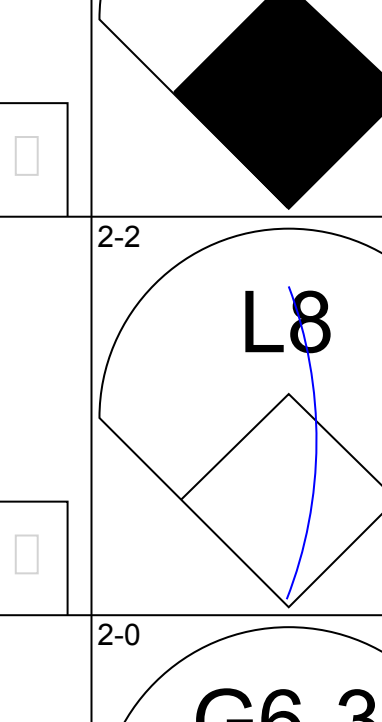
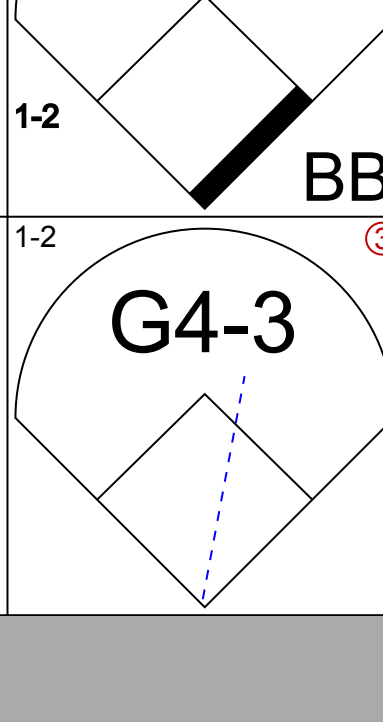
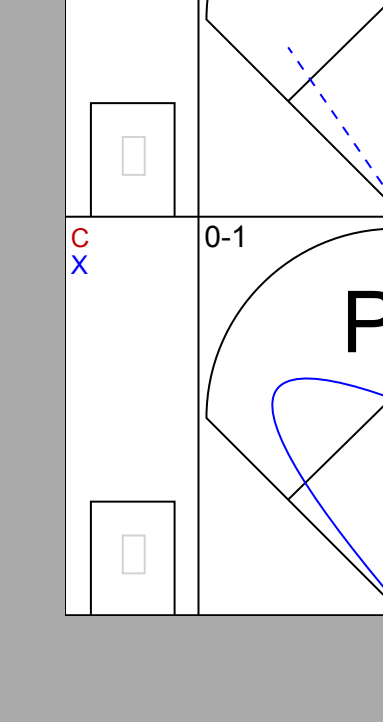
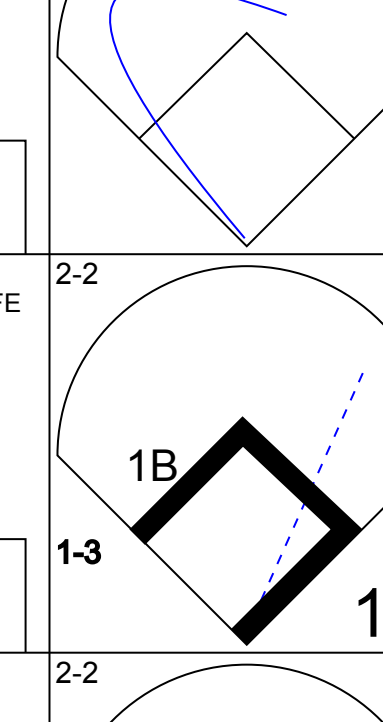
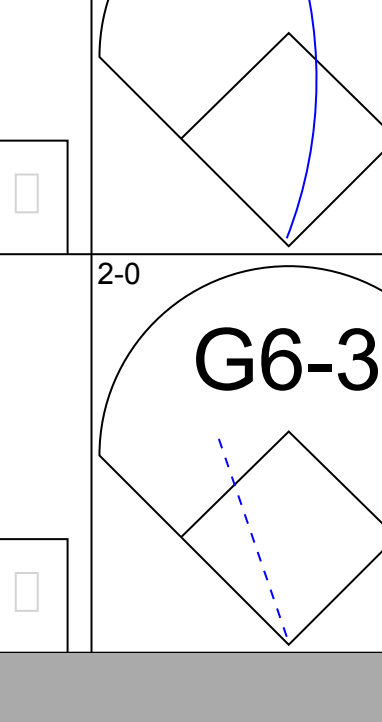
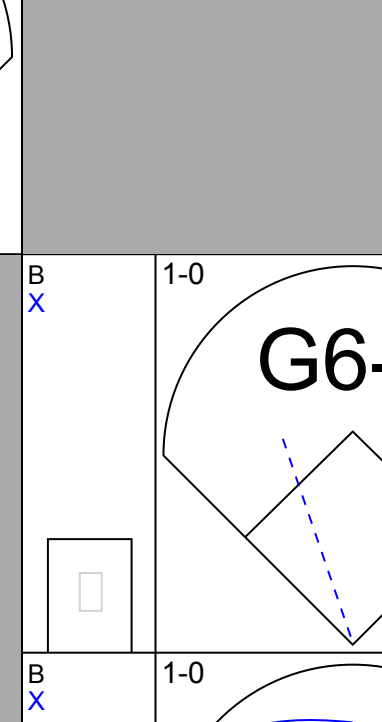
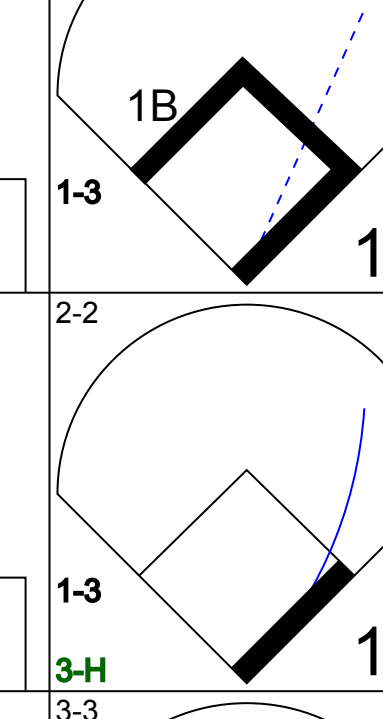
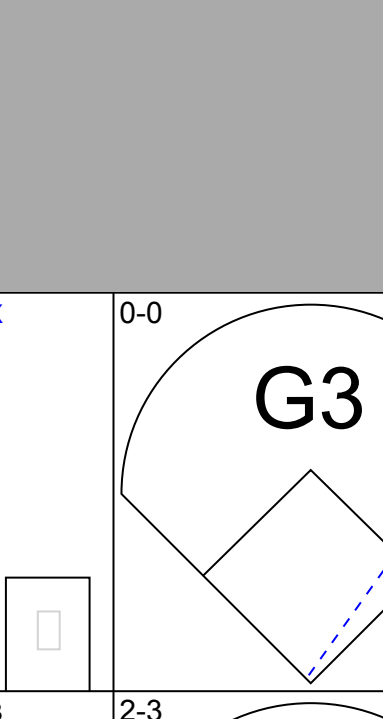
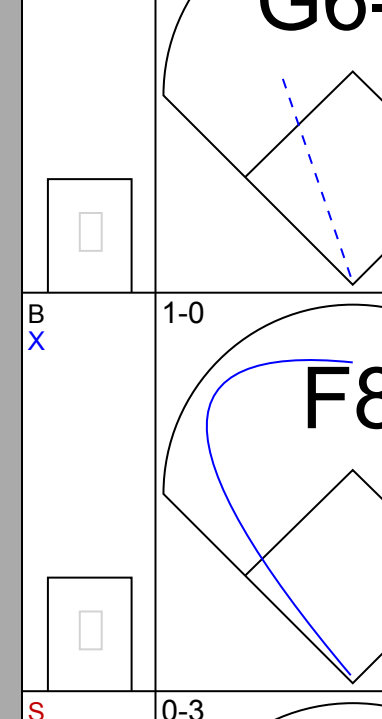
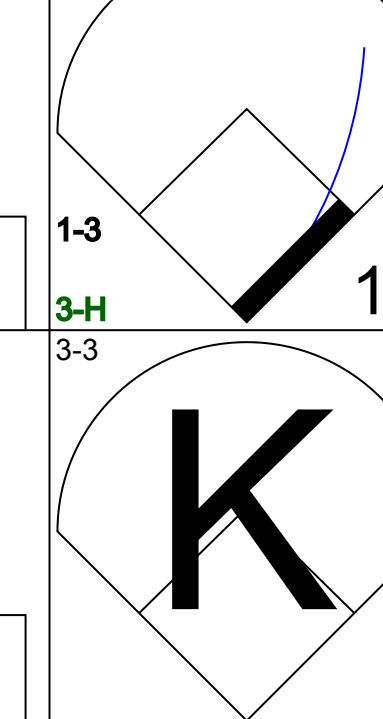
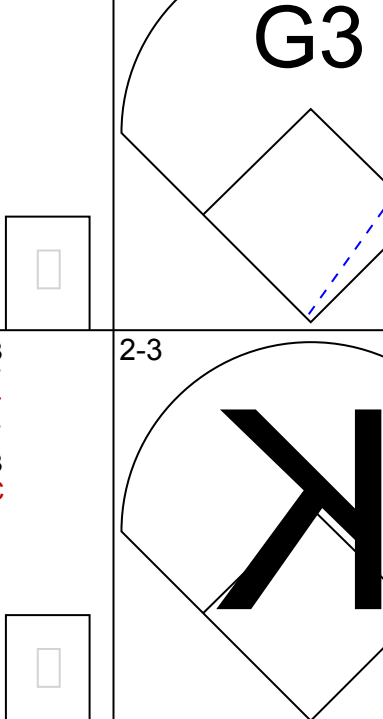
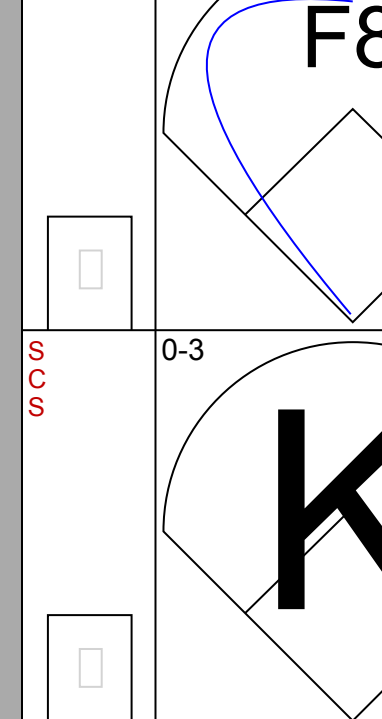


Batter	1	2	3	4	5	6	7	8	9	AB	R	H	RBI	BB	SO	LOB	TOP					
Brian McRae, S OBP: 0.335, SLG: 0.431 (1, 8)										4	0	0	0	0	3	2	<b>Chicago Cubs @ New York Mets</b> Shea Stadium, Flushing, NY Mon Jul 03 1995, 7:05 PM EDT Att: 15,993 - Unknown					
Rey Sanchez, R OBP: 0.313, SLG: 0.372 (1, 4)										4	1	1	2	0	1	0						
Mark Grace, L OBP: 0.399, SLG: 0.594 (1, 3)										3	0	1	0	1	0	0						
Sammy Sosa, R OBP: 0.335, SLG: 0.510 (1, 9)										4	0	1	0	0	1	1						
Todd Zeile, R OBP: 0.354, SLG: 0.467 (1, 5)										4	1	1	1	0	1	2						
Shawon Dunston, R OBP: 0.349, SLG: 0.520 (1, 6)										4	1	3	0	0	0	0						
Luis Gonzalez, L OBP: 0.309, SLG: 0.409 (1, 7)										4	0	0	0	0	0	3						
Scott Servais, R OBP: 0.294, SLG: 0.337 Scott Bultett, L OBP: 0.279, SLG: 0.340 Chris Nabholz, L (8, PH) Howard Johnson, S (9, PH) Randy Myers, L (9, 1)										2	0	0	1	1	1	0						
Jaime Navarro, R OBP: 0.107, SLG: 0.111 José Hernández, R OBP: 0.262, SLG: 0.427 Todd Pratt, R OBP: 0.186, SLG: 0.105 (8, 2)										2	0	0	0	0	2	0						
<b>Inning Stats</b>	R: 0 H: 1 E: 0 K: 3 S: 14	H: 1 LOB: 2 BB: 1 P: 26	R: 0 H: 1 E: 0 K: 1 S: 6	H: 1 LOB: 0 BB: 0 P: 8	R: 0 H: 0 E: 0 K: 2 S: 8	H: 0 LOB: 0 BB: 0 P: 12	R: 0 H: 0 E: 0 K: 0 S: 7	H: 0 LOB: 0 BB: 0 P: 10	R: 1 H: 1 E: 0 K: 1 S: 13	H: 1 LOB: 0 BB: 0 P: 17	R: 0 H: 0 E: 0 K: 1 S: 6	H: 0 LOB: 0 BB: 0 P: 11	R: 0 H: 1 E: 0 K: 1 S: 9	H: 1 LOB: 1 BB: 0 P: 13	R: 2 H: 2 E: 0 K: 0 S: 10	H: 2 LOB: 1 BB: 1 P: 17		R: 1 H: 1 E: 0 K: 0 S: 7	H: 1 LOB: 0 BB: 0 P: 10	1B: 5 2B: 0 3B: 0 HR: 2	SF: 0 SAC: 1 DP: 1 HBP: 0	WP: 0 PA: 35 PB: 0 SB: 1 CS: 0
<b>PITCHER</b>	IP WLS BF ERA WHIP	IP WLS BF ERA WHIP	IP WLS BF ERA WHIP	IP WLS BF ERA WHIP	IP WLS BF ERA WHIP	IP WLS BF ERA WHIP	IP WLS BF ERA WHIP	IP WLS BF ERA WHIP	IP WLS BF ERA WHIP	IP WLS BF ERA WHIP	IP WLS BF ERA WHIP	IP WLS BF ERA WHIP	IP WLS BF ERA WHIP	IP WLS BF ERA WHIP	IP WLS BF ERA WHIP	IP WLS BF ERA WHIP	IP WLS BF ERA WHIP	IP WLS BF ERA WHIP	IP WLS BF ERA WHIP	IP WLS BF ERA WHIP	IP WLS BF ERA WHIP	
Bill Pulsipher, L ERA: 4.66 Jerry Dipoto, R ERA: 6.25 (9, 1)	8.0 L 32	7 4 4 9	2 0 0 0	0 0 0 0	0 0 0 0	0 0 6 8	0.00 0.000															

livebaseballscores.com

AB 32  
R 4  
H 7  
RBI 4  
BB 2  
SO 9  
LOB 8



Batter	1	2	3	4	5	6	7	8	9	AB	R	H	RBI	BB	SO	LOB	BOTTOM					
Brett Butler, L OBP: 0.326, SLG: 0.303 (1, 8)										4	0	1	0	0	1	0	<b>Chicago Cubs @ New York Mets</b> Shea Stadium, Flushing, NY Mon Jul 03 1995, 7:05 PM EDT Att: 15,993 - Unknown					
Joe Orsulak, L OBP: 0.326, SLG: 0.362 (1, 7)										4	0	0	0	0	0	0						
Rico Brogna, L OBP: 0.330, SLG: 0.466 (1, 3)										4	0	1	0	0	1	0						
Bobby Bonilla, S OBP: 0.364, SLG: 0.552 (1, 5)										4	0	0	0	0	1	1						
Todd Hundley, S OBP: 0.392, SLG: 0.490 (1, 2)										3	2	2	1	1	0	0						
Chris Jones, R OBP: 0.396, SLG: 0.500 (1, 9)										4	0	0	0	0	3	3						
Edgardo Alfonzo, R OBP: 0.278, SLG: 0.382 (1, 4)										3	0	1	0	0	0	0						
Jose Vizcaino, S OBP: 0.307, SLG: 0.322 (1, 6)										3	0	1	1	0	0	0						
Bill Pulsipher, L Jerry Dipoto, R (9, 1)										3	0	0	0	0	3	2						
<b>Inning Stats</b>	R: 0 H: 0 E: 0 K: 1 S: 11	H: 0 LOB: 0 BB: 0 P: 17	R: 1 H: 3 E: 0 K: 1 S: 21	H: 3 LOB: 2 BB: 0 P: 34	R: 0 H: 0 E: 0 K: 1 S: 7	H: 0 LOB: 0 BB: 0 P: 10	R: 1 H: 1 E: 0 K: 0 S: 11	H: 1 LOB: 0 BB: 0 P: 18	R: 0 H: 1 E: 0 K: 0 S: 14	H: 1 LOB: 2 BB: 1 P: 21	R: 0 H: 0 E: 0 K: 1 S: 5	H: 0 LOB: 0 BB: 0 P: 7	R: 0 H: 0 E: 0 K: 0 S: 7	H: 0 LOB: 0 BB: 0 P: 10	R: 0 H: 0 E: 0 K: 1 S: 8	H: 0 LOB: 0 BB: 0 P: 13		1B: 5 2B: 0 3B: 0 HR: 1	SF: 0 SAC: 0 DP: 0 HBP: 0	WP: 0 PA: 34 PB: 1 SB: 0 CS: 1		
<b>PITCHER</b>	IP WLS BF ERA WHIP	IP WLS BF ERA WHIP	IP WLS BF ERA WHIP	IP WLS BF ERA WHIP	IP WLS BF ERA WHIP	IP WLS BF ERA WHIP	IP WLS BF ERA WHIP	IP WLS BF ERA WHIP	IP WLS BF ERA WHIP	IP WLS BF ERA WHIP	IP WLS BF ERA WHIP	IP WLS BF ERA WHIP	IP WLS BF ERA WHIP	IP WLS BF ERA WHIP	IP WLS BF ERA WHIP	IP WLS BF ERA WHIP	IP WLS BF ERA WHIP	IP WLS BF ERA WHIP	IP WLS BF ERA WHIP	IP WLS BF ERA WHIP	IP WLS BF ERA WHIP	
Jaime Navarro, R ERA: 3.09 Chris Nabholz, L ERA: 4.51 Randy Myers, L ERA: 2.73 (9, 1)	7.0 W 27	2 2 2 5	1 0 0 0	0 0 0 0	0 0 0 0	0 0 7 10	0.00 0.000															





Batter	1	2	3	4	5	6	7	8	9	AB	R	H	RBI	BB	SO	LOB	TOP										
Brian McRae, S (1,8) OBP: 0.340, SLG: 0.459	1-0 HR		1-1 WP 3B		3-2 G1-3			1-1 SH1-4 FC6-4 2B		4	3	3	1	0	0	1											
Rey Sanchez, R (1,4) OBP: 0.310, SLG: 0.368 José Hernández, R (6,4) OBP: 0.282, SLG: 0.427	1-0 L3		1-1 G5-3 3-H			1-2 P6		1-0 SH1-4 2-3		3	0	0	0	0	0	0											
Mark Grace, L (1,3) OBP: 0.397, SLG: 0.587	3-2 G3-1			0-0 F8		2-3 K		4-0 FC6-4 IBB		3	0	0	0	1	1	0											
Sammy Sosa, R (1,9) OBP: 0.330, SLG: 0.502	1-3 K			1-0 P9		2-3 K		0-0 FC6-4 CS 1-2 3-H		4	0	0	1	0	2	1											
Todd Zeile, R (1,5) OBP: 0.357, SLG: 0.468		2-2 G5-3		0-0 1B			2-2 1B	1-0 CS 1-2	3-3 K	4	0	2	0	0	1	0											
Luis Gonzalez, L (1,7) OBP: 0.304, SLG: 0.402	1-0 P4			0-3 K		1-2 F8			0-1 G3	4	0	0	0	0	1	2											
Shawon Dunston, R (1,6) OBP: 0.343, SLG: 0.510	1-0 G6-3				1-0 L9		0-0 F9		1-0 F9	4	0	0	0	0	0	1											
Todd Pratt, R (1,2) OBP: 0.196, SLG: 0.122			2-2 G5-3		2-2 G4-3		2-2 1B			3	0	1	0	0	0	0											
Kevin Foster, R (1,1) OBP: 0.310, SLG: 0.464 Randy Myers, L (9,1)			1-2 L5		2-2 1B		0-0 G1-3			3	0	1	0	0	0	2											
										0	0	0	0	0	0	0											
<b>Inning Stats</b>	R: 1 E: 0 K: 1 S: 8	H: 1 LOB: 0 BB: 0 P: 14	R: 0 E: 0 K: 0 S: 8	H: 0 LOB: 0 BB: 0 P: 12	R: 1 E: 0 K: 0 S: 12	H: 1 LOB: 0 BB: 0 P: 17	R: 0 E: 0 K: 1 S: 6	H: 1 LOB: 1 BB: 0 P: 7	R: 0 E: 0 K: 0 S: 13	H: 0 LOB: 0 BB: 0 P: 14	R: 0 E: 0 K: 0 S: 12	H: 2 LOB: 2 BB: 0 P: 17	R: 1 E: 0 K: 0 S: 4	H: 1 LOB: 0 BB: 1 P: 11	R: 0 E: 0 K: 1 S: 6	H: 0 LOB: 0 BB: 0 P: 10	1B: 4 2B: 1 3B: 1 HR: 1	SF: 0 SAC: 1 DP: 0 HBP: 0	WP: 1 PB: 0 SB: 0 CS: 1	PA: 35							
<b>PITCHER</b>	IP	WLS	BF	H	R	ER	SO	BB	IBB	HBP	BLK	WP	HR	S	P	ERA	WHIP										
Bret Saberhagen, R (1,1) ERA: 3.19	7.0	L	27	6	2	2	4	0	0	0	0	1	1	68	102	2.57	0.857										
Jerry Dipoto, R (8,1) ERA: 8.34	1.0		4	1	1	1	0	0	1	0	0	0	0	4	11	9.00	1.000										
Bias Minor, R (9,1) ERA: 3.81	1.0		3	0	0	0	1	0	0	0	0	0	0	6	10	0.00	0.000										

Chicago Cubs @ New York Mets  
Shea Stadium, Flushing, NY  
Tue Jul 04 1995, 7:05 PM EDT  
Att: 21,611 - Unknown - 76 F

AB	32
R	3
H	7
RBI	2
BB	1
SO	5
LOB	7



Batter	1	2	3	4	5	6	7	8	9	AB	R	H	RBI	BB	SO	LOB	BOTTOM										
Brett Butler, L (1,8) OBP: 0.335, SLG: 0.307	1-1 S 1B		3-1 1B		1-2 L5-3 1-2			4-1 BB		3	0	2	0	1	0	1											
Joe Orsulak, L (1,7) OBP: 0.331, SLG: 0.366	0-1 F9		1-0 1B		0-2 G4-6-3 1B		1-1 L9			4	0	2	0	0	0	2											
Rico Brogna, L (1,3) OBP: 0.325, SLG: 0.458	3-2 K		3-1 P5		2-2 G4-6-3 1B 1-2		0-1 P6			4	0	0	0	0	1	5											
Bobby Bonilla, S (1,5) OBP: 0.366, SLG: 0.551	3-3 K			1-1 P6		0-0 1B			0-0 1B	4	0	2	0	0	1	1											
Todd Hundley, S (1,2) OBP: 0.389, SLG: 0.481		3-2 K		4-2 BB		2-3 K			1-3 K	3	0	0	0	1	3	2											
Ryan Thompson, R (1,9) OBP: 0.341, SLG: 0.474		0-3 K		0-3 K			0-1 F8		0-0 P9	4	0	0	0	0	2	2											
Edgardo Alfonzo, R (1,4) OBP: 0.278, SLG: 0.379		1-2 F9		2-3 K			1-1 F8		1-1 1B	4	0	1	0	0	1	1											
Tim Bogar, R (1,6) OBP: 0.275, SLG: 0.292 Jeff Kent, R (9,PH) OBP: 0.318, SLG: 0.434			3-3 K		0-0 F8		2-3 K		0-0 G4-3	3	0	0	0	0	2	0											
Bret Saberhagen, R (1,1) OBP: 0.167, SLG: 0.172 Jerry Dipoto, R (8,1)			0-1 F7		1-0 L5-3 1B			0-2 G3-1		2	0	1	0	0	0	0											
Aaron Ledesma, R (8,PH) OBP: 0.500, SLG: 0.500 Bias Minor, R (9,1)										1	0	0	0	0	0	0											
										0	0	0	0	0	0	0											
<b>Inning Stats</b>	R: 0 E: 0 K: 2 S: 11	H: 1 LOB: 1 BB: 0 P: 18	R: 0 E: 0 K: 2 S: 11	H: 0 LOB: 0 BB: 0 P: 15	R: 0 E: 0 K: 1 S: 10	H: 2 LOB: 2 BB: 0 P: 20	R: 0 E: 0 K: 2 S: 10	H: 0 LOB: 1 BB: 1 P: 17	R: 0 E: 0 K: 0 S: 5	H: 1 LOB: 0 BB: 0 P: 7	R: 0 E: 0 K: 1 S: 11	H: 2 LOB: 1 BB: 0 P: 15	R: 0 E: 0 K: 1 S: 7	H: 0 LOB: 0 BB: 0 P: 10	R: 0 E: 0 K: 0 S: 8	H: 0 LOB: 1 BB: 1 P: 13	R: 0 E: 0 K: 1 S: 8	H: 2 LOB: 2 BB: 0 P: 10	1B: 8 2B: 1 3B: 0 HR: 0	SF: 0 SAC: 0 DP: 2 HBP: 0	WP: 0 PB: 0 SB: 1 CS: 0	PA: 35					
<b>PITCHER</b>	IP	WLS	BF	H	R	ER	SO	BB	IBB	HBP	BLK	WP	HR	S	P	ERA	WHIP										
Kevin Foster, R (1,1) ERA: 4.82	8.0	W	30	6	0	0	9	2	0	0	0	0	0	73	115	0.00	1.000										
Randy Myers, L (9,1) ERA: 2.63	1.0	S	5	2	0	0	1	0	0	0	0	0	0	8	10	0.00	2.000										

Chicago Cubs @ New York Mets  
Shea Stadium, Flushing, NY  
Tue Jul 04 1995, 7:05 PM EDT  
Att: 21,611 - Unknown - 76 F

AB	33
R	0
H	8
RBI	0
BB	2
SO	10
LOB	16









Batter	1	2	3	4	5	6	7	8	9	AB	R	H	RBI	BB	SO	LOB	TOP				
<b>Brian McRae, S</b> OBP: 0.346, SLG: 0.470 (1, 8)										5	2	3	2	0	0	0	<b>Chicago Cubs @ New York Mets</b> Shea Stadium, Flushing, NY Thu Jul 06 1995, 3:33 AM EDT Att: 20,718 - Sunny - 80 F				
<b>José Hernández, R</b> OBP: 0.273, SLG: 0.459 (1, 4)										5	1	1	2	0	1	3					
<b>Mark Grace, L</b> OBP: 0.404, SLG: 0.596 (1, 3)										4	2	2	0	1	0	0					
<b>Sammy Sosa, R</b> OBP: 0.329, SLG: 0.491 (1, 9)										5	0	1	1	0	1	2					
<b>Todd Zeile, R</b> OBP: 0.356, SLG: 0.459 (1, 5)										5	1	1	0	0	1	1					
<b>Luis Gonzalez, L</b> OBP: 0.305, SLG: 0.399 (1, 7)										5	0	2	1	0	1	2					
<b>Shawon Dunston, R</b> OBP: 0.339, SLG: 0.514 (1, 6)										4	1	1	0	0	2	2					
<b>Scott Servais, R</b> OBP: 0.299, SLG: 0.366 (1, 2)										4	1	2	0	0	0	1					
<b>Steve Trachsel, R</b> OBP: 0.214, SLG: 0.185 (8, 1)										4	0	1	0	0	2	5					
<b>Chris Nabholz, L</b> (8, 1)										0	0	0	0	0	0	0					
<b>Mike Walker, R</b> (8, 1)										0	0	0	0	0	0	0					
<b>Inning Stats</b>	R: 3 E: 2 K: 1 S: 18	H: 3 LOB: 1 BB: 0 P: 23	R: 0 E: 0 K: 0 S: 9	H: 2 LOB: 1 BB: 0 P: 12	R: 0 E: 0 K: 1 S: 6	H: 0 LOB: 0 BB: 0 P: 9	R: 0 E: 0 K: 1 S: 7	H: 2 LOB: 2 BB: 0 P: 9	R: 0 E: 0 K: 1 S: 11	H: 0 LOB: 0 BB: 0 P: 16	R: 4 E: 2 K: 2 S: 13	H: 3 LOB: 1 BB: 1 P: 25	R: 0 E: 0 K: 1 S: 11	H: 1 LOB: 1 BB: 0 P: 12	R: 1 E: 0 K: 0 S: 14	H: 3 LOB: 2 BB: 0 P: 22	1B: 12 2B: 1 3B: 0 HR: 2	SF: 0 SAC: 0 DP: 2 HBP: 0	WP: 0 PB: 0 SB: 0 CS: 1	PA: 42	
<b>PITCHER</b>	IP WLS BF H R ER SO BB IBB HBP BLK WP HR S P ERA WHIP	IP WLS BF H R ER SO BB IBB HBP BLK WP HR S P ERA WHIP	IP WLS BF H R ER SO BB IBB HBP BLK WP HR S P ERA WHIP	IP WLS BF H R ER SO BB IBB HBP BLK WP HR S P ERA WHIP	IP WLS BF H R ER SO BB IBB HBP BLK WP HR S P ERA WHIP	IP WLS BF H R ER SO BB IBB HBP BLK WP HR S P ERA WHIP	IP WLS BF H R ER SO BB IBB HBP BLK WP HR S P ERA WHIP	IP WLS BF H R ER SO BB IBB HBP BLK WP HR S P ERA WHIP	IP WLS BF H R ER SO BB IBB HBP BLK WP HR S P ERA WHIP	IP WLS BF H R ER SO BB IBB HBP BLK WP HR S P ERA WHIP	IP WLS BF H R ER SO BB IBB HBP BLK WP HR S P ERA WHIP	IP WLS BF H R ER SO BB IBB HBP BLK WP HR S P ERA WHIP	IP WLS BF H R ER SO BB IBB HBP BLK WP HR S P ERA WHIP	IP WLS BF H R ER SO BB IBB HBP BLK WP HR S P ERA WHIP	IP WLS BF H R ER SO BB IBB HBP BLK WP HR S P ERA WHIP	IP WLS BF H R ER SO BB IBB HBP BLK WP HR S P ERA WHIP	IP WLS BF H R ER SO BB IBB HBP BLK WP HR S P ERA WHIP	IP WLS BF H R ER SO BB IBB HBP BLK WP HR S P ERA WHIP	IP WLS BF H R ER SO BB IBB HBP BLK WP HR S P ERA WHIP	IP WLS BF H R ER SO BB IBB HBP BLK WP HR S P ERA WHIP	IP WLS BF H R ER SO BB IBB HBP BLK WP HR S P ERA WHIP

AB	41
R	8
H	14
RBI	6
BB	1
SO	8
LOB	16



Batter	1	2	3	4	5	6	7	8	9	AB	R	H	RBI	BB	SO	LOB	BOTTOM					
<b>Brett Butler, L</b> OBP: 0.330, SLG: 0.303 (1, 8)										5	0	2	1	0	0	1	<b>Chicago Cubs @ New York Mets</b> Shea Stadium, Flushing, NY Thu Jul 06 1995, 3:33 AM EDT Att: 20,718 - Sunny - 80 F					
<b>Edgardo Alfonzo, R</b> OBP: 0.273, SLG: 0.370 (1, 4)										5	1	1	1	0	0	4						
<b>Rico Brogna, L</b> OBP: 0.319, SLG: 0.441 (1, 3)										5	0	0	0	0	2	4						
<b>Bobby Bonilla, S</b> OBP: 0.368, SLG: 0.552 (9, 7)										4	0	2	0	0	0	0						
<b>Joe Orsulak, L</b> OBP: 0.333, SLG: 0.373 (8, PH)										3	0	1	0	0	0	1						
<b>Aaron Ledesma, R</b> OBP: 0.500, SLG: 0.333 (9, 5)										0	0	0	0	1	0	0						
<b>Chris Jones, R</b> OBP: 0.375, SLG: 0.471 (1, 9)										4	0	0	1	0	0	4						
<b>Todd Hundley, S</b> OBP: 0.379, SLG: 0.482 (1, 2)										4	1	1	1	0	0	3						
<b>Jose Vizcaino, S</b> OBP: 0.305, SLG: 0.320 (1, 6)										4	2	1	0	0	1	0						
<b>Pete Harnisch, S</b> OBP: 0.325, SLG: 0.125 (7, 1)										1	0	0	0	0	0	0						
<b>Jerry Dipoto, R</b> (7, 1)										0	0	0	0	0	0	0						
<b>Bias Minor, R</b> (7, 1)										0	0	0	0	0	0	0						
<b>Jeff Barry, S</b> OBP: 0.145, SLG: 0.091 (8, 1)										1	0	0	0	0	0	0						
<b>Pete Walker, R</b> (8, 1)										0	0	0	0	0	0	0						
<b>Ricky Otero, S</b> OBP: 0.200, SLG: 0.190 (9, PH)										1	0	0	0	0	0	1						
<b>Inning Stats</b>	R: 0 E: 0 K: 0 S: 12	H: 0 LOB: 0 BB: 0 P: 18	R: 0 E: 0 K: 0 S: 5	H: 0 LOB: 0 BB: 0 P: 8	R: 1 E: 0 K: 1 S: 13	H: 1 LOB: 1 BB: 0 P: 20	R: 0 E: 0 K: 0 S: 11	H: 1 LOB: 1 BB: 0 P: 15	R: 1 E: 1 K: 0 S: 14	H: 2 LOB: 2 BB: 0 P: 20	R: 0 E: 0 K: 0 S: 11	H: 1 LOB: 1 BB: 0 P: 14	R: 0 E: 0 K: 0 S: 5	H: 0 LOB: 0 BB: 0 P: 6	R: 1 E: 0 K: 1 S: 9	H: 2 LOB: 2 BB: 1 P: 16	R: 1 E: 1 K: 1 S: 13	H: 1 LOB: 1 BB: 0 P: 18	1B: 6 2B: 1 3B: 0 HR: 1	SF: 0 SAC: 1 DP: 0 HBP: 0	WP: 0 PB: 1 SB: 2 CS: 0	PA: 39
<b>PITCHER</b>	IP WLS BF H R ER SO BB IBB HBP BLK WP HR S P ERA WHIP	IP WLS BF H R ER SO BB IBB HBP BLK WP HR S P ERA WHIP	IP WLS BF H R ER SO BB IBB HBP BLK WP HR S P ERA WHIP	IP WLS BF H R ER SO BB IBB HBP BLK WP HR S P ERA WHIP	IP WLS BF H R ER SO BB IBB HBP BLK WP HR S P ERA WHIP	IP WLS BF H R ER SO BB IBB HBP BLK WP HR S P ERA WHIP	IP WLS BF H R ER SO BB IBB HBP BLK WP HR S P ERA WHIP	IP WLS BF H R ER SO BB IBB HBP BLK WP HR S P ERA WHIP	IP WLS BF H R ER SO BB IBB HBP BLK WP HR S P ERA WHIP	IP WLS BF H R ER SO BB IBB HBP BLK WP HR S P ERA WHIP	IP WLS BF H R ER SO BB IBB HBP BLK WP HR S P ERA WHIP	IP WLS BF H R ER SO BB IBB HBP BLK WP HR S P ERA WHIP	IP WLS BF H R ER SO BB IBB HBP BLK WP HR S P ERA WHIP	IP WLS BF H R ER SO BB IBB HBP BLK WP HR S P ERA WHIP	IP WLS BF H R ER SO BB IBB HBP BLK WP HR S P ERA WHIP	IP WLS BF H R ER SO BB IBB HBP BLK WP HR S P ERA WHIP	IP WLS BF H R ER SO BB IBB HBP BLK WP HR S P ERA WHIP	IP WLS BF H R ER SO BB IBB HBP BLK WP HR S P ERA WHIP	IP WLS BF H R ER SO BB IBB HBP BLK WP HR S P ERA WHIP	IP WLS BF H R ER SO BB IBB HBP BLK WP HR S P ERA WHIP	IP WLS BF H R ER SO BB IBB HBP BLK WP HR S P ERA WHIP	

AB	37
R	4
H	8
RBI	4
BB	1
SO	3
LOB	18







Batter	1	2	3	4	5	6	7	8	9	AB	R	H	RBI	BB	SO	LOB	TOP								
<b>Brett Butler, L</b> OBP: 0.330, SLG: 0.312	G4-3		G3				FC6-4	K	K	6	1	2	0	0	2	2	<b>New York Mets @ Pittsburgh Pirates</b> Three Rivers Stadium, Pittsburgh, PA Fri Jul 07 1995, 7:05 PM EDT Att: 12,468 - Unknown - 76 F								
<b>Edgardo Alfonzo, R</b> OBP: 0.276, SLG: 0.368	1B		F8				FC6-4	FC6-4		4	2	1	0	1	0	2									
<b>Aaron Ledesma, R</b> OBP: 0.556, SLG: 0.500	1B		G6-3				FC6-4	FC6-4		5	1	3	1	0	0	1									
<b>Bobby Bonilla, S</b> OBP: 0.376, SLG: 0.566	1B						FC6-4			4	3	3	2	1	0	1									
<b>Chris Jones, R</b> OBP: 0.370, SLG: 0.461	K						WP	SH1-4		4	1	1	2	0	1	1									
<b>Kelly Stinnett, R</b> OBP: 0.379, SLG: 0.421										3	0	2	0	0	0	0									
<b>Todd Hundley, S</b> OBP: 0.380, SLG: 0.500										2	1	1	2	0	1	2									
<b>Tim Bogar, R</b> OBP: 0.321, SLG: 0.308										4	0	2	2	0	0	2									
<b>Jerry Dipoto, R</b> OBP: 0.322, SLG: 0.443	G1-6-3		F8				1B	FC6-4		0	0	0	0	0	0	0									
<b>Rico Brogna, L</b> OBP: 0.322, SLG: 0.443	1-2						1B	1B		1	0	1	0	0	0	0									
<b>Jose Vizcaino, S</b> OBP: 0.307, SLG: 0.322	E8						G6-3			5	0	2	0	0	1	2									
<b>Bobby Jones, R</b> Eric Gunderson, R Jeff Barry, S Blas Minor, R Doug Henry, R Jery Dipoto, R John Franco, L	K						G5-3	P3		1	0	0	0	0	0	0									
<b>Inning Stats</b>	R: 1 E: 0 K: 1 S: 11	H: 3 LOB: 1 BB: 0 P: 16	R: 0 E: 1 K: 1 S: 12	H: 1 LOB: 1 BB: 0 P: 14	R: 0 E: 0 K: 0 S: 6	H: 0 LOB: 0 BB: 0 P: 7	R: 1 E: 0 K: 1 S: 18	H: 2 LOB: 1 BB: 0 P: 24	R: 1 E: 0 K: 0 S: 9	H: 2 LOB: 1 BB: 0 P: 13	R: 0 E: 0 K: 0 S: 9	H: 2 LOB: 2 BB: 0 P: 12	R: 4 E: 0 K: 1 S: 23	H: 4 LOB: 1 BB: 1 P: 35	R: 0 E: 0 K: 1 S: 11	H: 0 LOB: 1 BB: 1 P: 18	R: 2 E: 0 K: 1 S: 19	H: 4 LOB: 2 BB: 0 P: 29	1B: 15 2B: 2 3B: 1 HR: 2	SF: 0 SAC: 1 DP: 1 HBP: 0	WP: 1 PB: 0 SB: 0 CS: 0	PA: 46			
<b>PITCHER</b>	IP	WLS	BF	H	R	ER	SO	BB	IBB	HBP	BLK	WP	HR	S	P	ERA	WHIP								
<b>Denny Neagle, L</b>	(1, 1)	6.1	30	12	5	5	3	0	0	0	0	0	1	72	96	7.11	1.895								
<b>Jeff McCurry, R</b>	(7, 1)	0.0	2	1	0	0	0	1	0	0	0	0	0	8	13	∞	∞								
<b>Dan Plesac, L</b>	(7, 1)	1.1	6	1	2	2	2	1	0	0	0	1	0	16	27	13.50	1.500								
<b>Dan Miceli, R</b>	(8, 1)	1.1	L	8	4	2	2	1	0	0	0	0	1	22	32	13.50	3.000								

Batter	1	2	3	4	5	6	7	8	9	AB	R	H	RBI	BB	SO	LOB	BOTTOM								
<b>Jacob Brumfield, R</b> OBP: 0.354, SLG: 0.352	4-3									3	2	1	0	2	1	0	<b>New York Mets @ Pittsburgh Pirates</b> Three Rivers Stadium, Pittsburgh, PA Fri Jul 07 1995, 7:05 PM EDT Att: 12,468 - Unknown - 76 F								
<b>Dan Miceli, R</b>										0	0	0	0	0	0	0									
<b>Steve Peques, R</b> OBP: 0.289, SLG: 0.440										1	0	0	0	0	0	2									
<b>Jay Bell, R</b> OBP: 0.314, SLG: 0.307	F9									4	1	1	0	1	0	1									
<b>Orlando Merced, S</b> OBP: 0.342, SLG: 0.438	1B									5	0	3	3	0	1	3									
<b>Mark Johnson, L</b> OBP: 0.380, SLG: 0.511	FC6-4									4	1	1	0	1	0	4									
<b>Jeff King, R</b> OBP: 0.348, SLG: 0.457	FC6-4									4	0	0	1	0	2	3									
<b>Al Martin, L</b> OBP: 0.311, SLG: 0.373	F8									4	1	1	0	0	1	0									
<b>Kevin Young, R</b> OBP: 0.229, SLG: 0.308	F8									1	0	0	0	0	0	0									
<b>Carlos Garcia, R</b> OBP: 0.319, SLG: 0.417										4	1	1	1	0	1	0									
<b>Dave Clark, L</b> OBP: 0.393, SLG: 0.488	K									1	0	1	0	0	0	0									
<b>Don Slaught, R</b> OBP: 0.313, SLG: 0.348										4	2	2	1	1	0	1									
<b>Denny Neagle, L</b> OBP: 0.143, SLG: 0.200										3	0	1	1	0	2	2									
<b>Jeff McCurry, R</b>										0	0	0	0	0	0	0									
<b>Dan Plesac, L</b>										0	0	0	0	0	0	0									
<b>Nelson Liriano, S</b> OBP: 0.360, SLG: 0.402										1	0	0	0	1	1	0									
<b>Inning Stats</b>	R: 0 E: 0 K: 0 S: 8	H: 1 LOB: 2 BB: 1 P: 18	R: 0 E: 0 K: 2 S: 9	H: 0 LOB: 1 BB: 1 P: 15	R: 6 E: 2 K: 1 S: 21	H: 6 LOB: 3 BB: 2 P: 36	R: 0 E: 0 K: 2 S: 8	H: 0 LOB: 0 BB: 0 P: 12	R: 2 E: 0 K: 1 S: 16	H: 3 LOB: 2 BB: 1 P: 30	R: 0 E: 0 K: 1 S: 6	H: 0 LOB: 0 BB: 0 P: 9	R: 0 E: 0 K: 2 S: 8	H: 0 LOB: 0 BB: 0 P: 11	R: 0 E: 0 K: 0 S: 7	H: 1 LOB: 1 BB: 0 P: 14	R: 0 E: 0 K: 0 S: 9	H: 1 LOB: 2 BB: 1 P: 20	1B: 11 2B: 1 3B: 0 HR: 0	SF: 1 SAC: 0 DP: 0 HBP: 0	WP: 1 PB: 0 SB: 2 CS: 0	PA: 46			
<b>PITCHER</b>	IP	WLS	BF	H	R	ER	SO	BB	IBB	HBP	BLK	WP	HR	S	P	ERA	WHIP								
<b>Bobby Jones, R</b>	(1, 1)	2.2	20	7	0	0	3	4	0	0	0	0	0	11	16	0.00	0.000								
<b>Eric Gunderson, L</b>	(3, 1)	1.1	4	0	0	0	3	0	0	0	0	0	0	11	16	0.00	0.000								
<b>Blas Minor, R</b>	(5, 1)	1.0	7	3	2	2	1	1	0	0	0	1	0	16	30	18.00	4.000								
<b>Doug Henry, R</b>	(6, 1)	2.0	6	0	0	0	3	0	0	0	0	0	0	14	20	0.00	0.000								
<b>Jery Dipoto, R</b>	(8, 1)	1.0	W	4	1	0	0	0	0	0	0	0	0	7	14	0.00	1.000								
<b>John Franco, L</b>	(9, 1)	1.0	S	5	1	0	0	1	0	0	0	0	0	9	20	0.00	2.000								





Batter	1	2	3	4	5	6	7	8	9	AB	R	H	RBI	BB	SO	LOB	TOP					
<b>Brett Butler, L</b> OBP: 0.329, SLG: 0.311 (1, 8)	G6-3	G5-3			K			G4-3 S 2B 1B		4	1	1	0	0	1	1	<b>New York Mets @ Pittsburgh Pirates</b> Three Rivers Stadium, Pittsburgh, PA Sat Jul 08 1995, 7:05 PM EDT Att: 14,722 - Unknown - 72 F  <b>AB 33</b> <b>R 2</b> <b>H 5</b> <b>RBI 2</b> <b>BB 1</b> <b>SO 7</b> <b>LOB 10</b> 					
<b>Eduardo Alfonzo, R</b> OBP: 0.276, SLG: 0.365 (1, 4)	K				F8			G4-3		4	0	1	0	0	1	1						
<b>Rico Brogna, L</b> OBP: 0.325, SLG: 0.449 (1, 3)	E 1B				F7			F7		4	0	2	1	0	0	1						
<b>Bobby Bonilla, S</b> OBP: 0.371, SLG: 0.558 (1, 7)	E3 1-3				L9			K		4	0	0	0	0	1	3						
<b>Todd Hundley, S</b> OBP: 0.373, SLG: 0.488 (1, 2)	K				F8			F8		4	0	0	0	0	2	3						
<b>Joe Orsulak, L</b> OBP: 0.321, SLG: 0.358 (1, 9)					G3			F7		4	0	0	0	0	0	0						
<b>Aaron Ledesma, R</b> OBP: 0.462, SLG: 0.364 (1, 5)					G3-1			G5-3		3	1	0	0	1	1	0						
<b>Jose Vizcaino, S</b> OBP: 0.306, SLG: 0.325 (1, 6)					K			G6-3		4	0	1	0	0	0	1						
<b>Bill Pulsipher, L</b> OBP: 0.191, SLG: 0.182 (8, PH) <b>Ricky Otero, S</b> OBP: 0.191, SLG: 0.182 <b>Jerry Dipoto, R</b> (8, 1)	SF8 2-3 3-H				G6-3			G4-3		1	0	0	1	0	1	0						
<b>Inning Stats</b>	R: 0 E: 1 K: 2 S: 14	H: 1 LOB: 2 BB: 0 P: 25	R: 1 E: 0 K: 0 S: 9	H: 1 LOB: 1 BB: 1 P: 16	R: 0 E: 0 K: 0 S: 7	H: 1 LOB: 1 BB: 0 P: 10	R: 0 E: 0 K: 1 S: 8	H: 0 LOB: 0 BB: 0 P: 11	R: 0 E: 0 K: 1 S: 9	H: 0 LOB: 0 BB: 0 P: 16	R: 0 E: 0 K: 0 S: 6	H: 0 LOB: 0 BB: 0 P: 10	R: 0 E: 0 K: 0 S: 7	H: 0 LOB: 0 BB: 0 P: 7	R: 1 E: 0 K: 0 S: 9	H: 2 LOB: 1 BB: 0 P: 15	R: 0 E: 1 K: 1 S: 14	H: 0 LOB: 1 BB: 0 P: 21	1B: 3 2B: 2 3B: 0 HR: 0	SF: 1 2B: 2 3B: 0 HBP: 0	WP: 0 PB: 0 SB: 1 CS: 0	PA: 35
<b>PITCHER</b> <b>John Ericks, R</b> ERA: 2.45 (1, 1)	IP: 9.0 WLS: W BF: 35 H: 5 R: 2 ER: 2 SO: 7 BB: 1 IBB: 0 HBP: 0 BLK: 0 WP: 0 HR: 0 S: 83 P: 131 ERA: 2.00 WHIP: 0.667															<b>PITCHER</b> <b>John Ericks, R</b> ERA: 2.45 (1, 1)	IP: 9.0 WLS: W BF: 35 H: 5 R: 2 ER: 2 SO: 7 BB: 1 IBB: 0 HBP: 0 BLK: 0 WP: 0 HR: 0 S: 83 P: 131 ERA: 2.00 WHIP: 0.667					

Batter	1	2	3	4	5	6	7	8	9	AB	R	H	RBI	BB	SO	LOB	BOTTOM	
<b>Jacob Brumfield, R</b> OBP: 0.357, SLG: 0.362 (1, 8)	G6-3				K					4	1	2	0	0	1	0	<b>New York Mets @ Pittsburgh Pirates</b> Three Rivers Stadium, Pittsburgh, PA Sat Jul 08 1995, 7:05 PM EDT Att: 14,722 - Unknown - 72 F  <b>AB 32</b> <b>R 3</b> <b>H 8</b> <b>RBI 3</b> <b>BB 2</b> <b>SO 8</b> <b>LOB 17</b> 	
<b>Jay Bell, R</b> OBP: 0.317, SLG: 0.311 (1, 6)	F9				G6-3					4	1	2	1	0	0	0		
<b>Carlos Garcia, R</b> OBP: 0.322, SLG: 0.415 (1, 4)	1B				G6-3					3	0	1	0	1	0	2		
<b>Jeff King, R</b> OBP: 0.346, SLG: 0.453 (1, 3)	1B				K					4	0	1	0	0	2	5		
<b>Steve Peques, R</b> OBP: 0.280, SLG: 0.425 <b>Orlando Merced, S</b> OBP: 0.341, SLG: 0.436 (8, PH) (9, 9)	K				K					3	0	0	0	0	3	5		
<b>Don Slaught, R</b> OBP: 0.327, SLG: 0.347 (1, 2)					K					1	0	0	0	0	0	0		
<b>Kevin Young, R</b> OBP: 0.205, SLG: 0.279 (1, 5)					G6-3					3	0	1	2	1	0	0		
<b>Freddy Garcia, R</b> OBP: 0.150, SLG: 0.108 (1, 7)					G6-3					4	0	0	0	0	0	3		
<b>John Ericks, R</b> OBP: 0.143, SLG: 0.143 (1, 1)					G1-3					3	0	0	0	0	1	1		
<b>Inning Stats</b>	R: 0 E: 0 K: 1 S: 10	H: 2 LOB: 2 BB: 0 P: 12	R: 0 E: 0 K: 1 S: 8	H: 0 LOB: 1 BB: 1 P: 16	R: 2 E: 0 K: 2 S: 17	H: 3 LOB: 2 BB: 1 P: 26	R: 0 E: 0 K: 2 S: 8	H: 0 LOB: 0 BB: 0 P: 10	R: 0 E: 0 K: 1 S: 7	H: 0 LOB: 0 BB: 0 P: 8	R: 1 E: 0 K: 0 S: 11	H: 3 LOB: 2 BB: 0 P: 15	R: 0 E: 0 K: 0 S: 5	H: 0 LOB: 0 BB: 0 P: 9	1B: 7 2B: 1 3B: 0 HR: 0	SF: 0 2B: 1 3B: 0 HBP: 0	WP: 0 PB: 0 SB: 0 CS: 0	PA: 34
<b>PITCHER</b> <b>Bill Pulsipher, L</b> ERA: 4.5 <b>Jerry Dipoto, R</b> ERA: 5.86 (8, 1)	IP: 7.0 WLS: L BF: 31 H: 8 R: 3 ER: 3 SO: 8 BB: 2 IBB: 0 HBP: 0 BLK: 0 WP: 0 HR: 0 S: 69 P: 98 ERA: 3.86 WHIP: 1.429															<b>PITCHER</b> <b>Bill Pulsipher, L</b> ERA: 4.5 <b>Jerry Dipoto, R</b> ERA: 5.86 (8, 1)	IP: 7.0 WLS: L BF: 31 H: 8 R: 3 ER: 3 SO: 8 BB: 2 IBB: 0 HBP: 0 BLK: 0 WP: 0 HR: 0 S: 69 P: 98 ERA: 3.86 WHIP: 1.429	



Batter	1	2	3	4	5	6	7	8	9	AB	R	H	RBI	BB	SO	LOB	TOP					
<b>Brett Butler, L</b> OBP: 0.324, SLG: 0.306 (1, 8)	F7		G4-3		F7			G3		4	0	0	0	0	0	0	<b>New York Mets @ Pittsburgh Pirates</b> Three Rivers Stadium, Pittsburgh, PA Sun Jul 09 1995, 3:33 AM EDT Att: 16,015 - Sunny - 76 F					
<b>Eduardo Alfonzo, R</b> OBP: 0.270, SLG: 0.358 (1, 4)	F9		G6-3		G4-3			G3		4	0	0	0	0	0	0						
<b>Rico Brogna, L</b> OBP: 0.324, SLG: 0.445 (1, 3)	L8		K							4	0	1	0	0	1	0						
<b>Joe Orsulak, L</b> OBP: 0.319, SLG: 0.351 (1, 7)		K								3	0	0	0	1	1	1						
<b>Todd Hundley, S</b> OBP: 0.375, SLG: 0.503 (1, 2)		HR								3	1	1	1	1	0	1						
<b>Chris Jones, R</b> OBP: 0.365, SLG: 0.452 (1, 9)		WP PB SF8 1B								4	1	1	0	0	1	2						
<b>Aaron Ledesma, R</b> OBP: 0.471, SLG: 0.357 (1, 5)		SF8 WP BB 1B								3	0	1	0	1	0	2						
<b>Jose Vizcaino, S</b> OBP: 0.307, SLG: 0.326 (1, 6)		SF8								2	1	1	1	0	0	1						
<b>Bret Saberhagen, R</b> OBP: 0.156, SLG: 0.161 <b>Eric Gunderson, R</b> (8, 1)		K								2	0	0	0	0	1	2						
<b>Inning Stats</b>	R: 0 E: 0 K: 0 S: 5	H: 0 LOB: 0 BB: 0 P: 8	R: 2 E: 0 K: 2 S: 16	H: 2 LOB: 1 BB: 1 P: 27	R: 0 E: 0 K: 1 S: 8	H: 0 LOB: 0 BB: 0 P: 10	R: 0 E: 0 K: 0 S: 10	H: 0 LOB: 1 BB: 1 P: 19	R: 1 E: 0 K: 0 S: 10	H: 1 LOB: 0 BB: 0 P: 17	R: 0 E: 0 K: 0 S: 5	H: 0 LOB: 0 BB: 0 P: 7	R: 0 E: 0 K: 0 S: 7	H: 1 LOB: 1 BB: 0 P: 10	R: 0 E: 0 K: 0 S: 8	H: 1 LOB: 1 BB: 1 P: 9	R: 0 E: 0 K: 1 S: 9	H: 0 LOB: 0 BB: 1 P: 15	1B: 4 2B: 0 3B: 0 HR: 1	SF: 1 SAC: 1 DP: 1 HBP: 0	WP: 1 PB: 1 SB: 1 CS: 1	PA: 34
<b>PITCHER</b> <b>Esteban Loaiza, R</b> ERA: 5.12 (1, 1)	IP: 9.0 WLS: W BF: 34 H: 5 R: 3 ER: 2 SO: 4 BB: 3 IBB: 0 HBP: 0 BLK: 0 WP: 1 HR: 1 S: 78 P: 122 ERA: 2.00 WHIP: 0.889																					

AB	29
R	3
H	5
RBI	2
BB	3
SO	4
LOB	9



Batter	1	2	3	4	5	6	7	8	9	AB	R	H	RBI	BB	SO	LOB	BOTTOM	
<b>Al Martin, L</b> OBP: 0.310, SLG: 0.370 (1, 8)	K		L8 1B		L7			K		4	0	1	0	0	2	1	<b>New York Mets @ Pittsburgh Pirates</b> Three Rivers Stadium, Pittsburgh, PA Sun Jul 09 1995, 3:33 AM EDT Att: 16,015 - Sunny - 76 F	
<b>Jay Bell, R</b> OBP: 0.320, SLG: 0.326 (1, 6)	1B 1B		K					F9		4	2	2	1	0	1	1		
<b>Dave Clark, L</b> OBP: 0.382, SLG: 0.473 (1, 7)	F7		L8		K			E2		4	0	0	0	0	1	2		
<b>Mark Johnson, L</b> OBP: 0.376, SLG: 0.504 (1, 3)	1B				K			K		4	0	1	0	0	3	1		
<b>Jeff King, R</b> OBP: 0.349, SLG: 0.454 (1, 5)	1B				E5			K		4	2	2	1	0	1	1		
<b>Orlando Merced, S</b> OBP: 0.348, SLG: 0.461 (1, 9)	F8				2B			E8		4	2	3	2	0	0	2		
<b>Mark Parent, R</b> OBP: 0.342, SLG: 0.563 (1, 2)					FC6-4 BB			F8		3	0	0	0	1	0	1		
<b>Carlos Garcia, R</b> OBP: 0.321, SLG: 0.417 (1, 4)					FC6-4 FC3-6			P4		4	0	1	1	0	0	2		
<b>Esteban Loaiza, R</b> OBP: 0.226, SLG: 0.207 (1, 1)					FC3-6			K		4	0	0	0	0	1	3		
<b>Inning Stats</b>	R: 1 E: 0 K: 1 S: 13	H: 3 LOB: 2 BB: 0 P: 18	R: 0 E: 0 K: 0 S: 9	H: 0 LOB: 0 BB: 0 P: 14	R: 0 E: 0 K: 1 S: 9	H: 1 LOB: 0 BB: 0 P: 13	R: 1 E: 1 K: 1 S: 11	H: 1 LOB: 2 BB: 1 P: 19	R: 1 E: 1 K: 1 S: 14	H: 3 LOB: 1 BB: 0 P: 19	R: 0 E: 0 K: 2 S: 11	H: 0 LOB: 1 BB: 0 P: 19	R: 1 E: 0 K: 1 S: 9	H: 1 LOB: 0 BB: 0 P: 12	1B: 6 2B: 2 3B: 0 HR: 2	SF: 0 SAC: 0 DP: 0 HBP: 0	WP: 0 PB: 0 SB: 0 CS: 0	PA: 36
<b>PITCHER</b> <b>Bret Saberhagen, R</b> ERA: 3.33 <b>Eric Gunderson, L</b> ERA: 4.26 (1, 1)	IP: 7.0 WLS: L BF: 32 H: 9 R: 5 ER: 4 SO: 8 BB: 1 IBB: 0 HBP: 0 BLK: 0 WP: 0 HR: 1 S: 76 P: 116 ERA: 5.14 WHIP: 1.429																	
<b>PITCHER</b> <b>Esteban Loaiza, R</b> ERA: 5.12 (8, 1)	IP: 1.0 WLS: L BF: 4 H: 1 R: 1 ER: 1 SO: 1 BB: 0 IBB: 0 HBP: 0 BLK: 0 WP: 0 HR: 0 S: 9 P: 12 ERA: 9.00 WHIP: 1.000																	

AB	35
R	6
H	10
RBI	5
BB	1
SO	9
LOB	14





Batter	1	2	3	4	5	6	7	8	9	AB	R	H	RBI	BB	SO	LOB	TOP				
Eric Young Sr. R (1.4) OBP: 0.357, SLG: 0.373	F8		G1-3			BB		1B		3	1	1	0	1	0	0	<b>Colorado Rockies @ New York Mets</b> Shea Stadium, Flushing, NY Thu Jul 13 1995, 7:05 PM EDT Att: 15,276 - Unknown - 90 F				
Mike Kingsley L (1.8) OBP: 0.372, SLG: 0.426	G6-3			G4-3		F8		F7		4	0	0	0	0	0	4					
Steve Reed R (8.1) OBP: 0.500, SLG: 0.500										0	0	0	0	0	0	0					
Dante Bichette R (1.7) OBP: 0.364, SLG: 0.554	1B			F7		FC5		1B		4	0	2	1	0	0	2					
Larry Walker L (1.9) OBP: 0.381, SLG: 0.643	F8			G4-3			F9	SF7		3	0	0	1	0	0	1					
Andres Galarraga R (1.3) OBP: 0.344, SLG: 0.550		F8			F7		F9	P4		4	0	0	0	0	0	1					
Vinny Castilla R (1.5) OBP: 0.343, SLG: 0.585		K			K		1B		F9	3	0	0	0	1	2	0					
Joe Girardi R (1.2) OBP: 0.337, SLG: 0.383		G5-3			G1-3		1B		G4-3	4	0	1	0	0	0	0					
Walt Weiss S (1.6) OBP: 0.369, SLG: 0.292			G1-3			F7			F9	2	0	0	0	0	0	0					
John Vander Wal L (7. PH) OBP: 0.517, SLG: 0.708										1	0	0	0	0	1	2					
Jason Bates S (7.6) OBP: 0.353, SLG: 0.426							K			1	0	0	0	0	0	0					
Kevin Ritz R (11.1) OBP: 0.333, SLG: 0.250										1	0	0	0	0	0	0					
Jim Gantner R (5. PH) OBP: 0.412, SLG: 0.960										0	0	0	0	0	0	0					
Mark Thompson R (6.1) OBP: 0.295, SLG: 0.375										0	0	0	0	0	0	0					
Lance Painter L (7.1) OBP: 0.346, SLG: 0.452										0	0	0	0	0	0	0					
Ellis Burks R (8. PH) OBP: 0.346, SLG: 0.452										0	1	0	0	1	0	0					
<b>Inning Stats</b>	R: 0 E: 0 K: 0 S: 12	H: 1 LOB: 1 BB: 0 P: 18	R: 0 E: 0 K: 1 S: 11	H: 0 LOB: 0 BB: 0 P: 15	R: 0 E: 0 K: 0 S: 7	H: 0 LOB: 0 BB: 0 P: 9	R: 0 E: 0 K: 0 S: 7	H: 0 LOB: 0 BB: 0 P: 8	R: 0 E: 0 K: 1 S: 9	H: 0 LOB: 0 BB: 0 P: 11	R: 0 E: 1 K: 0 S: 11	H: 0 LOB: 2 BB: 1 P: 21	R: 0 E: 0 K: 1 S: 10	H: 1 LOB: 2 BB: 1 P: 18	R: 2 E: 0 K: 0 S: 13	H: 2 LOB: 1 BB: 1 P: 23	R: 0 E: 0 K: 0 S: 5	H: 0 LOB: 0 BB: 0 P: 6	1B: 4 2B: 0 3B: 0 HR: 0	SF: 1 SAC: 0 DP: 0 HBP: 0	WP: 0 PA: 35 FB: 0 SB: 0 CS: 0
<b>PITCHER</b>	IP WLS BF H R ER SO BB IBB HBP BLK WP HR S P ERA WHIP																				
Bobby Jones R (1.1) ERA: 3.04	7.1 W 30 4 2 2 3 3 0 0 0 0 0 0 74 113 2.46 0.955																				
John Franco L (8.1) ERA: 2.61	1.2 S 5 0 0 0 0 0 0 0 0 0 0 0 11 16 0.00 0.000																				

Batter	1	2	3	4	5	6	7	8	9	AB	R	H	RBI	BB	SO	LOB	BOTTOM		
Brett Butler L (1.8) OBP: 0.323, SLG: 0.309	G3-1 SF7 2B			E5 BB		G5-3				4	1	1	0	0	1	5	<b>Colorado Rockies @ New York Mets</b> Shea Stadium, Flushing, NY Thu Jul 13 1995, 7:05 PM EDT Att: 15,276 - Unknown - 90 F		
Edgardo Alfonzo R (1.4) OBP: 0.270, SLG: 0.352	G3-1		G6-3			B5-3				3	0	0	1	1	0	1			
Rico Brogna L (1.3) OBP: 0.327, SLG: 0.446	SF7									2	1	1	1	1	1	3			
Bobby Bonilla S (1.5) OBP: 0.369, SLG: 0.557	F7		F8		F9					4	0	1	0	0	0	1			
Joe Orsulak L (1.7) OBP: 0.319, SLG: 0.346										2	1	0	0	1	0	1			
Chris Jones R (7. PH) OBP: 0.362, SLG: 0.447		1B 2B BB	G3-1		G4-3					1	0	0	0	0	1	2			
John Franco L (8.1) OBP: 0.362, SLG: 0.447										0	0	0	0	0	0	0			
Todd Hundley S (1.2) OBP: 0.377, SLG: 0.503										4	0	2	0	0	1	1			
Ryan Thompson R (1.9) OBP: 0.331, SLG: 0.458										4	0	0	0	0	2	3			
Jose Vizcaino S (1.6) OBP: 0.314, SLG: 0.338										4	1	3	1	0	0	0			
Bobby Jones R (1.1) OBP: 0.214, SLG: 0.185										2	0	1	0	1	0	2			
Ricky Otero S (8.7) OBP: 0.188, SLG: 0.178										1	0	0	0	0	0	1			
<b>Inning Stats</b>	R: 1 E: 0 K: 0 S: 7	H: 1 LOB: 0 BB: 0 P: 11	R: 1 E: 0 K: 2 S: 14	H: 2 LOB: 1 BB: 1 P: 25	R: 0 E: 0 K: 0 S: 9	H: 1 LOB: 1 BB: 0 P: 12	R: 1 E: 1 K: 1 S: 19	H: 3 LOB: 3 BB: 1 P: 34	R: 0 E: 0 K: 0 S: 8	H: 0 LOB: 0 BB: 0 P: 13	R: 0 E: 0 K: 0 S: 12	H: 0 LOB: 1 BB: 1 P: 22	R: 1 E: 0 K: 2 S: 8	H: 1 LOB: 1 BB: 1 P: 18	R: 0 E: 0 K: 1 S: 9	H: 1 LOB: 0 BB: 0 P: 14	1B: 6 2B: 4 3B: 0 HR: 0	SF: 1 SAC: 0 DP: 2 HBP: 0	WP: 1 PA: 36 FB: 0 SB: 0 CS: 0
<b>PITCHER</b>	IP WLS BF H R ER SO BB IBB HBP BLK WP HR S P ERA WHIP																		
Kevin Ritz R (1.1) ERA: 3.5	5.0 L 24 7 3 2 3 2 0 0 0 0 0 0 14 28 6.75 2.250																		
Mark Thompson R (6.1) ERA: 6.04	1.1 7 1 1 1 0 2 0 0 0 0 0 0 14 28 6.75 2.250																		
Lance Painter L (7.1) ERA: 12.15	0.2 2 0 0 0 2 0 0 0 0 0 1 0 6 12 0.00 0.000																		
Steve Reed R (8.1) ERA: 2.25	1.0 3 1 0 0 1 0 0 0 0 0 0 0 9 14 0.00 1.000																		


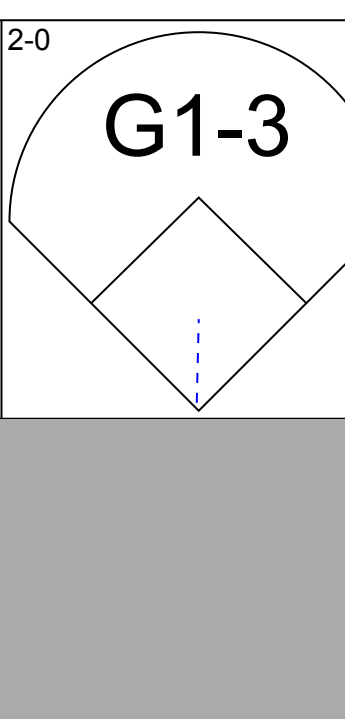
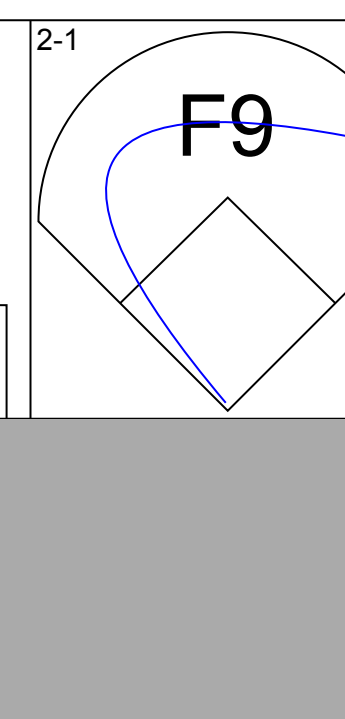
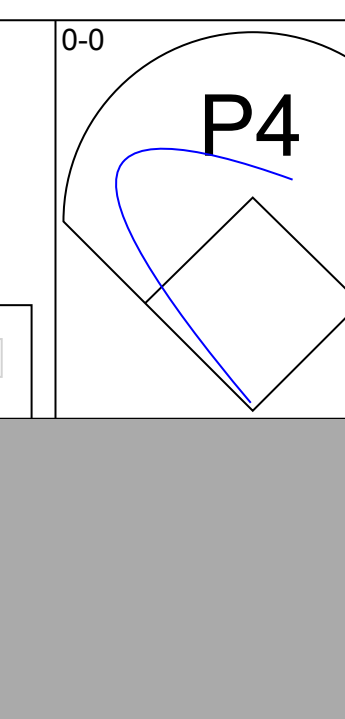
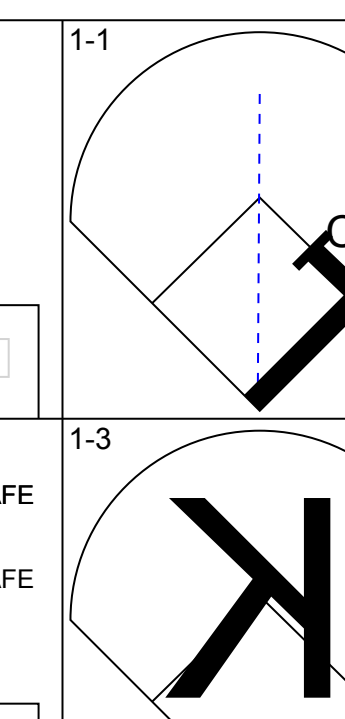
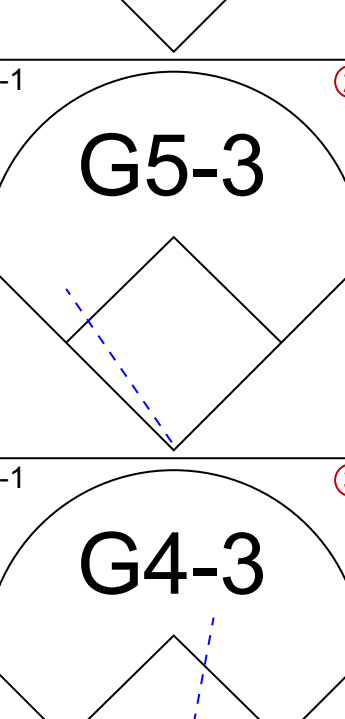
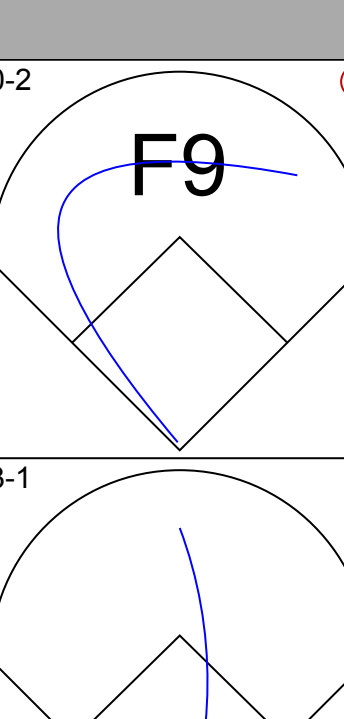
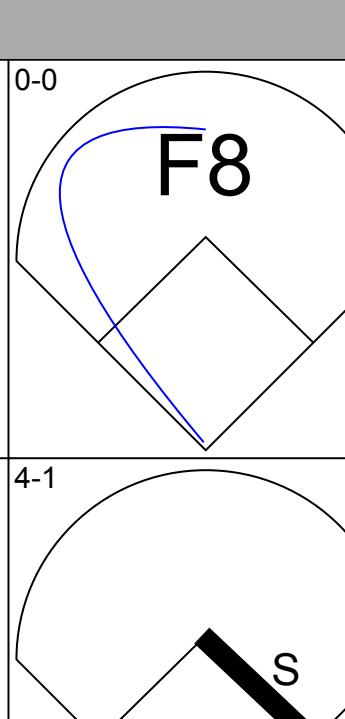
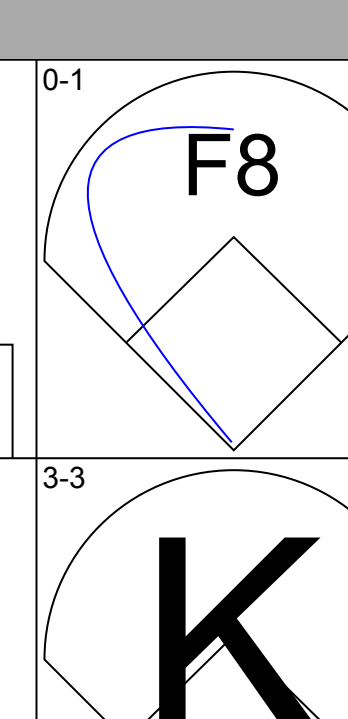
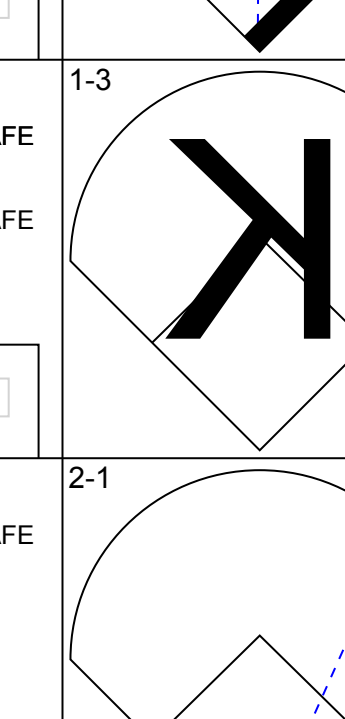
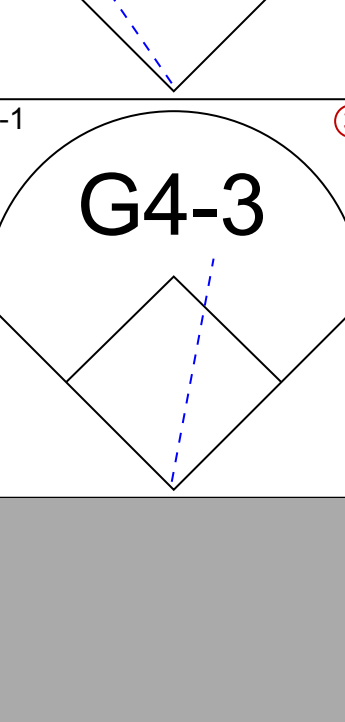
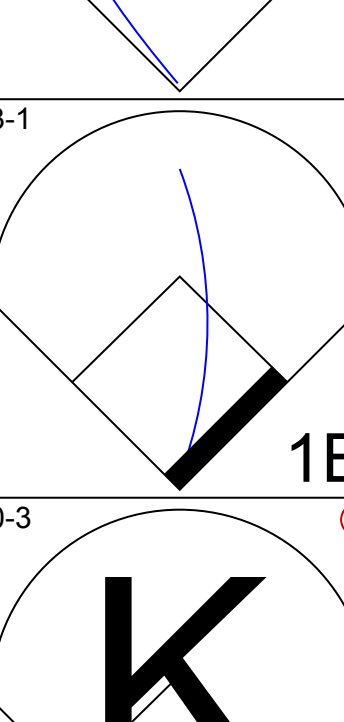
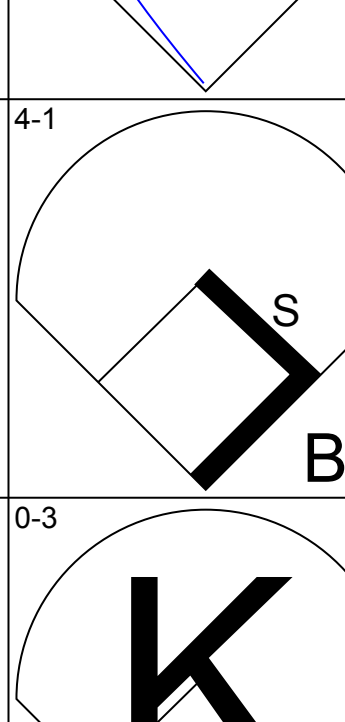
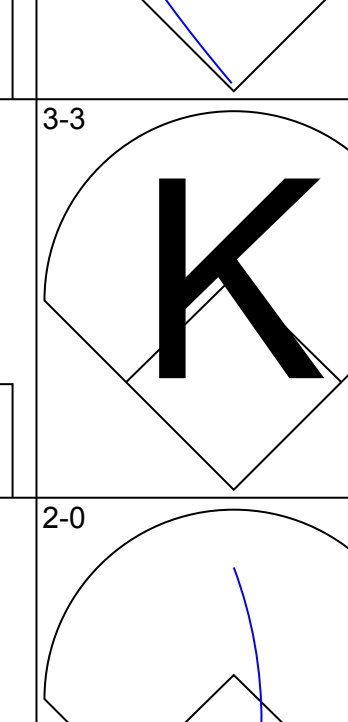
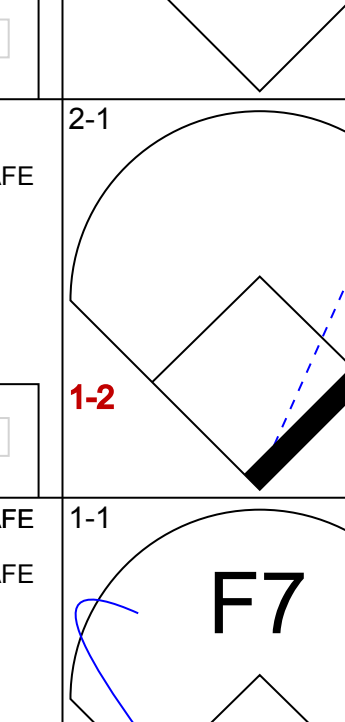
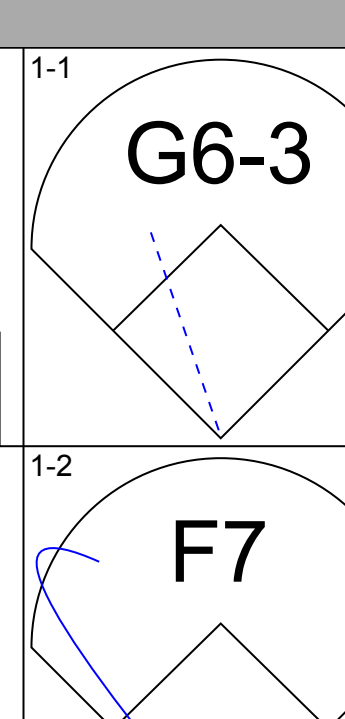
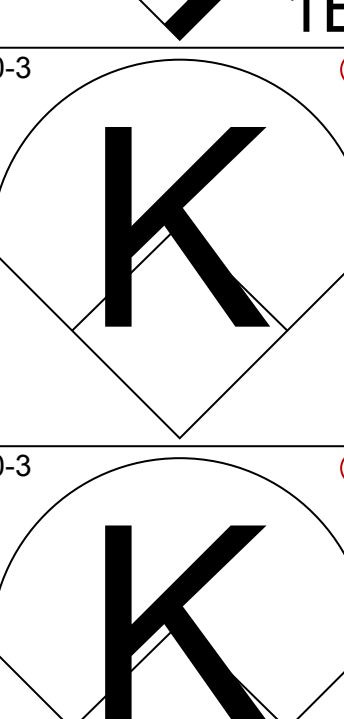
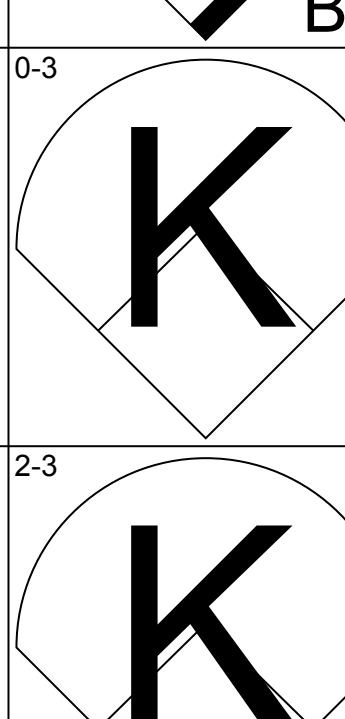
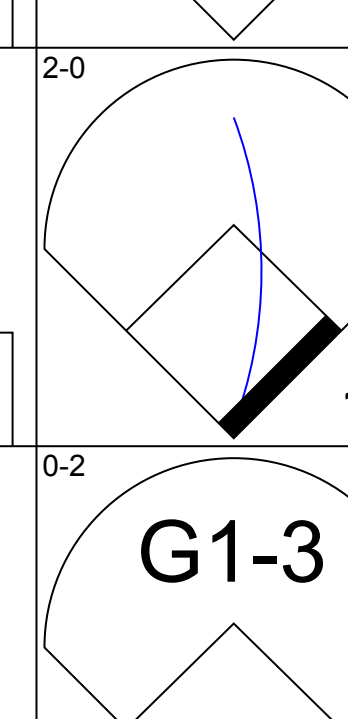
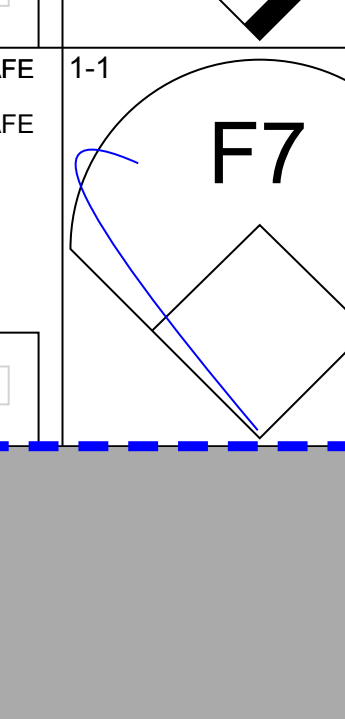
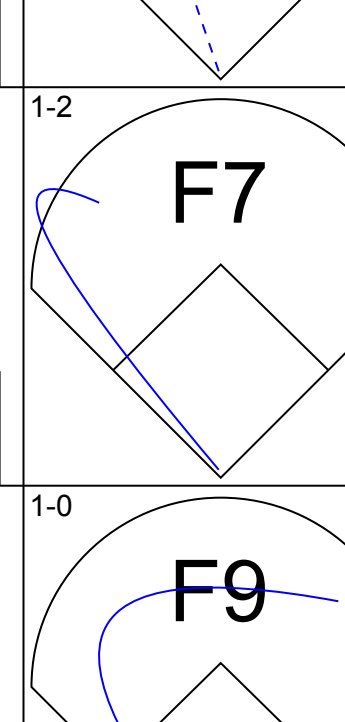
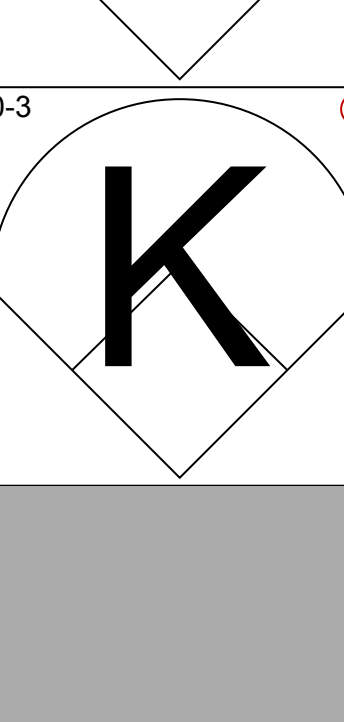
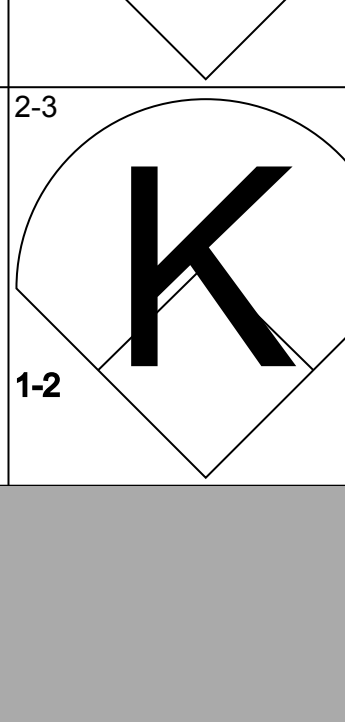
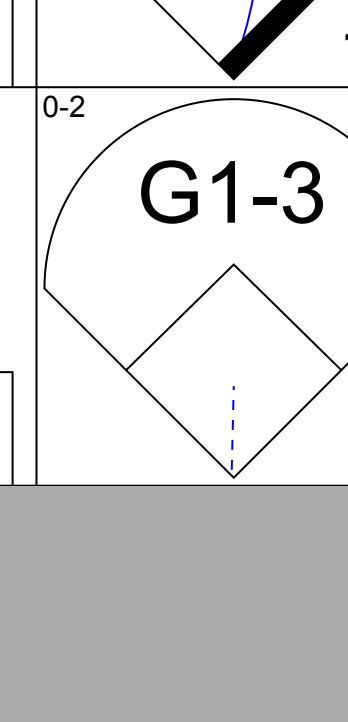
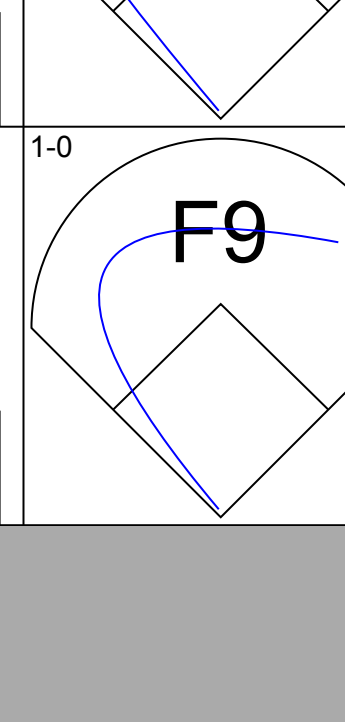
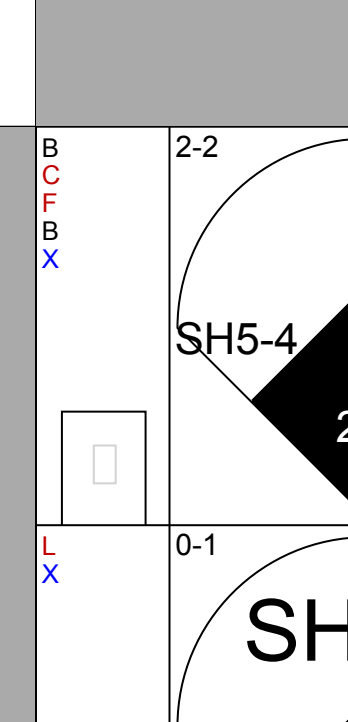
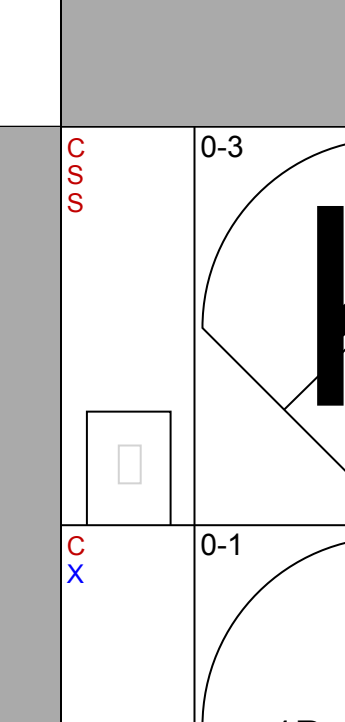
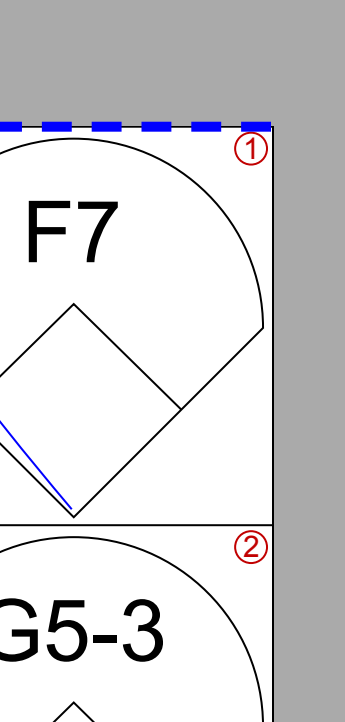
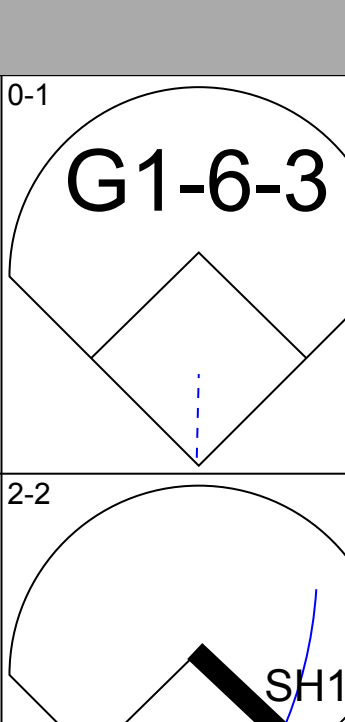
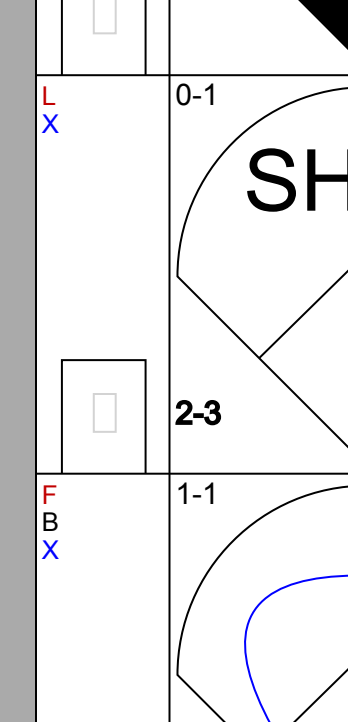
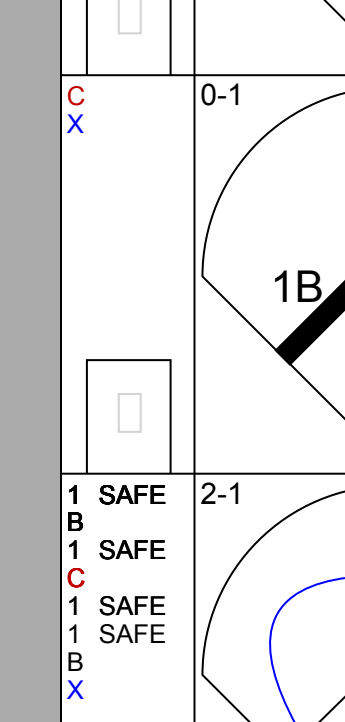
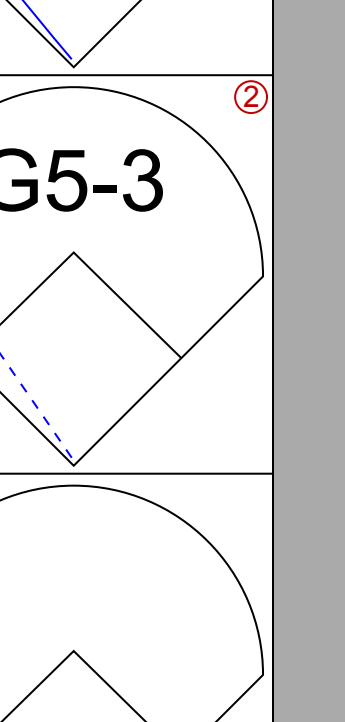
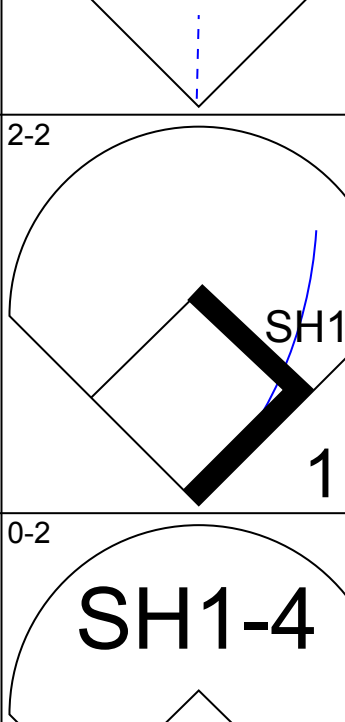
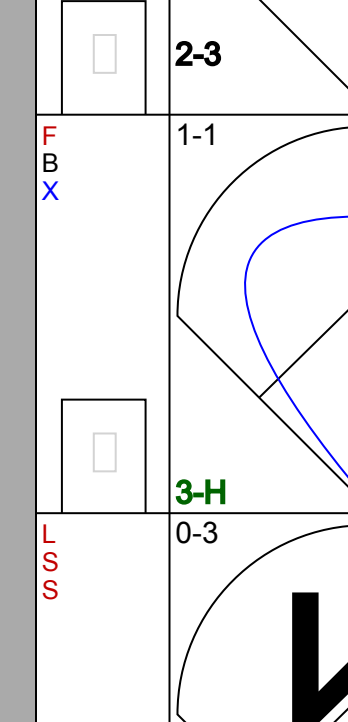
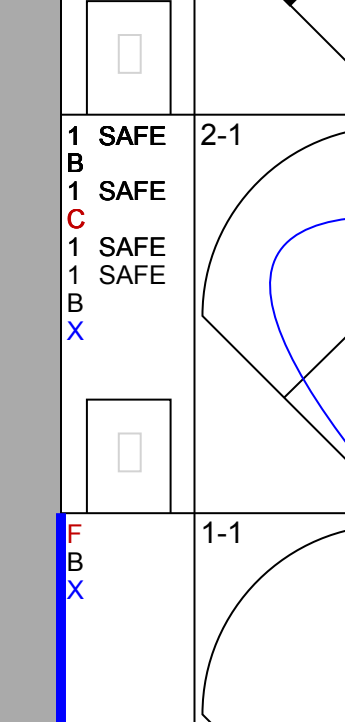
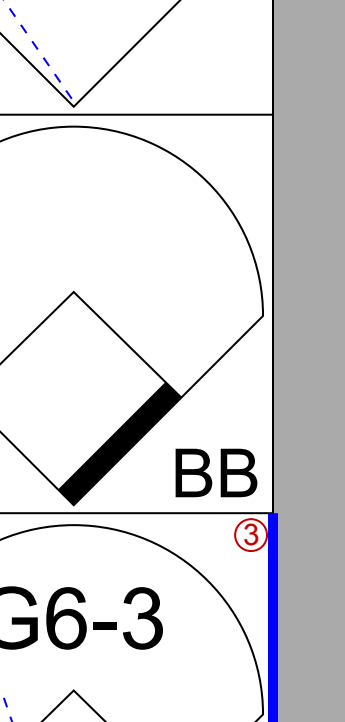
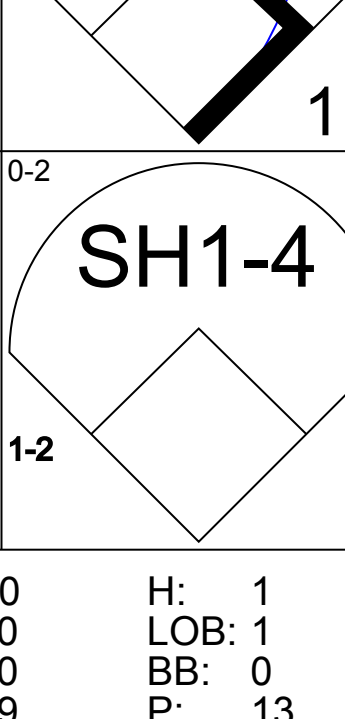
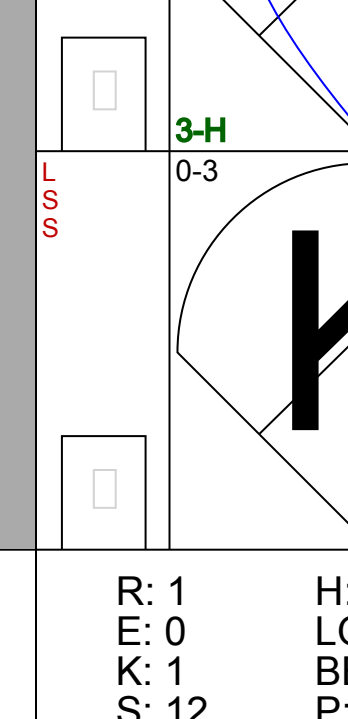
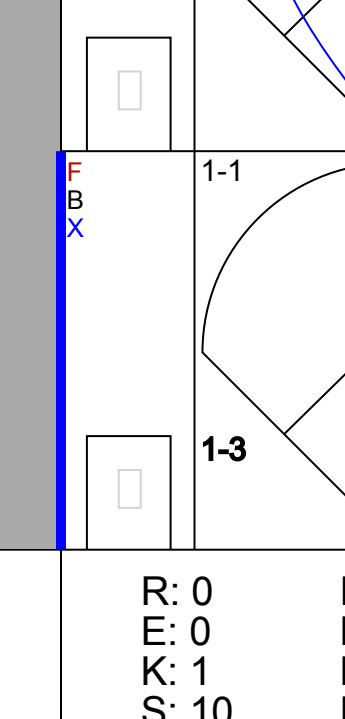
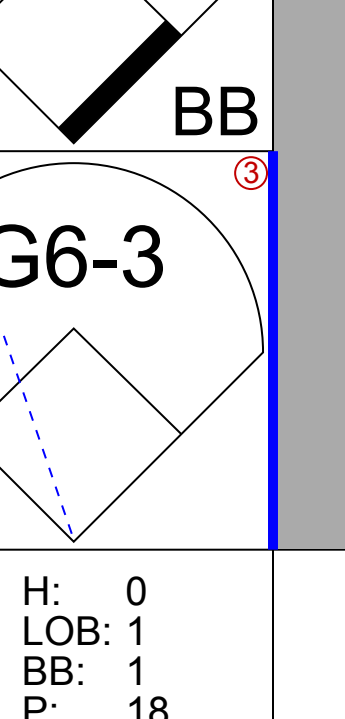











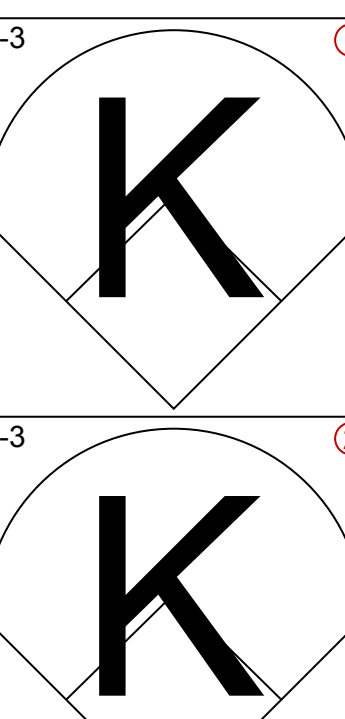
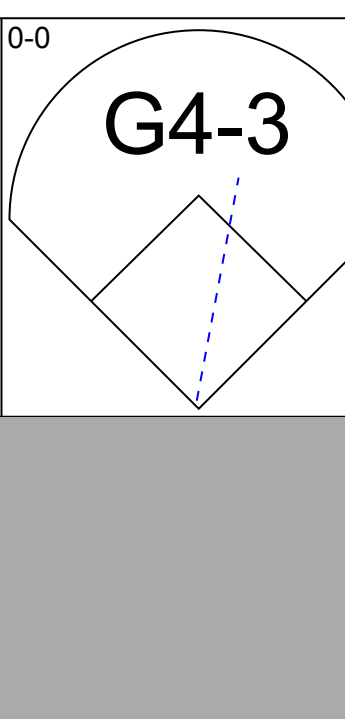
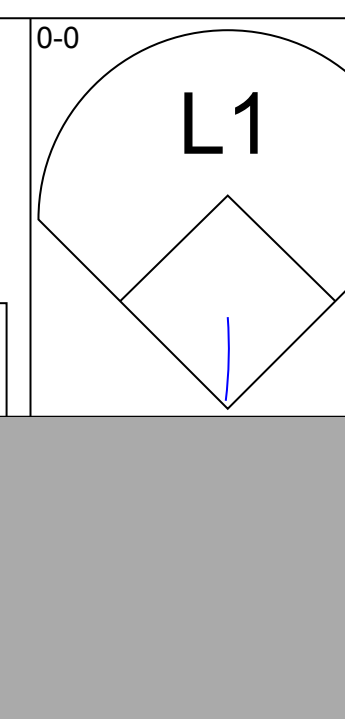
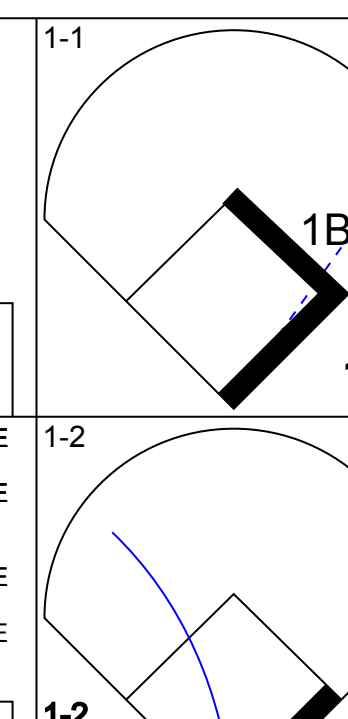
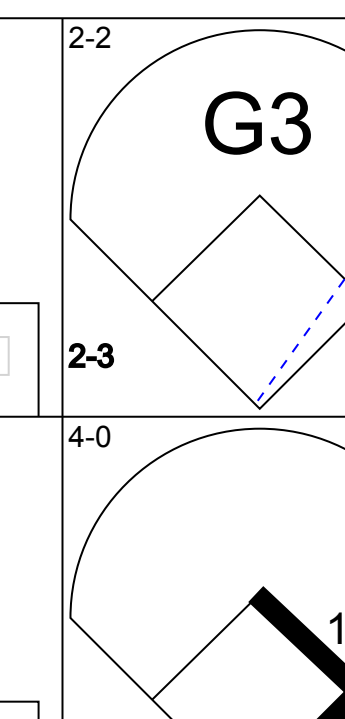
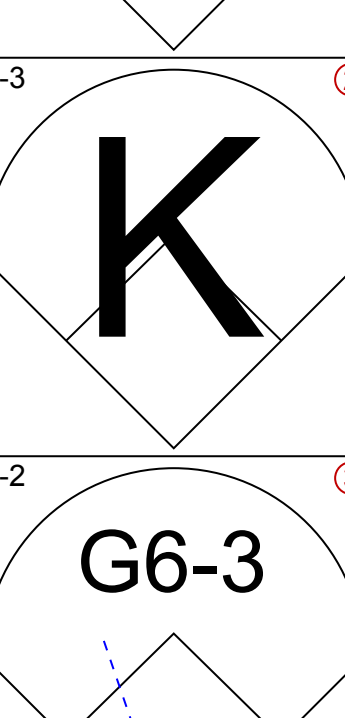
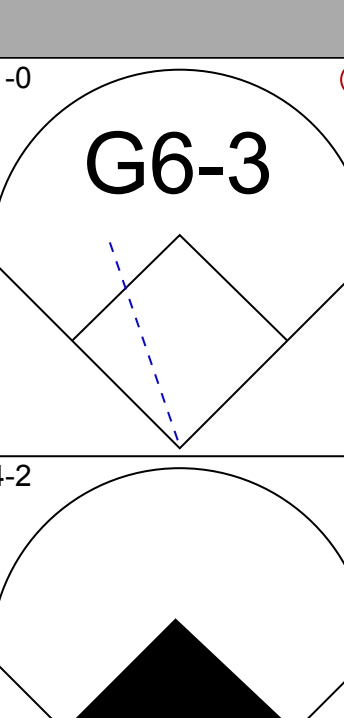
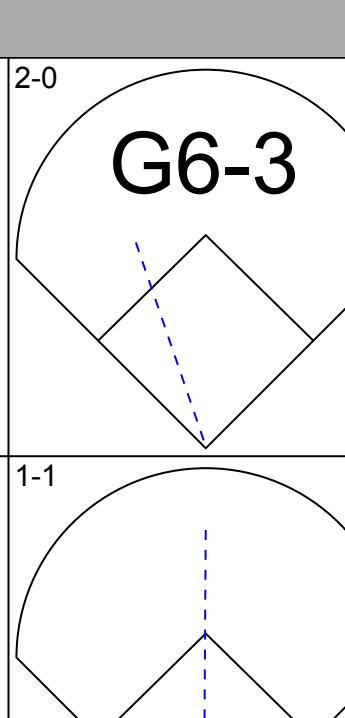
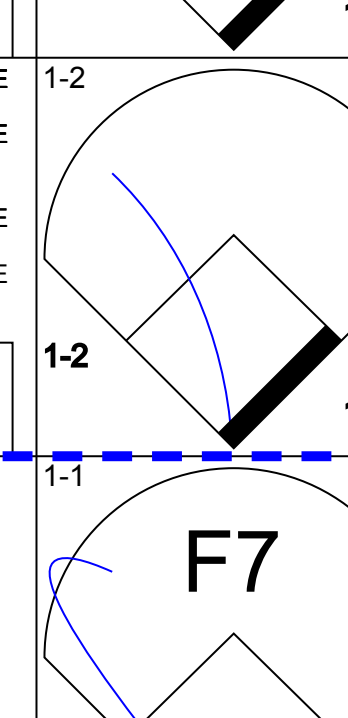
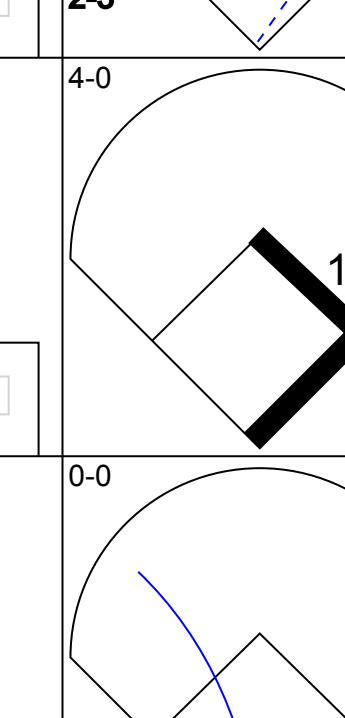
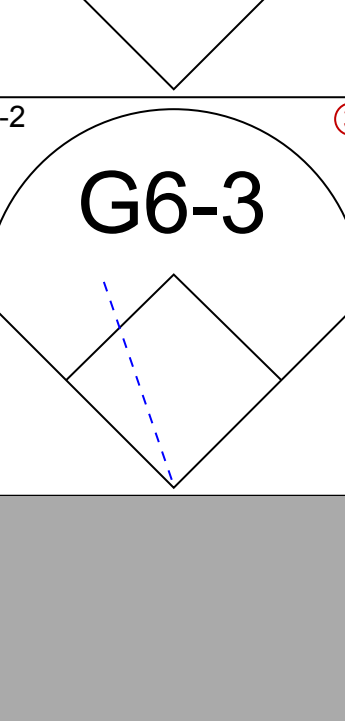
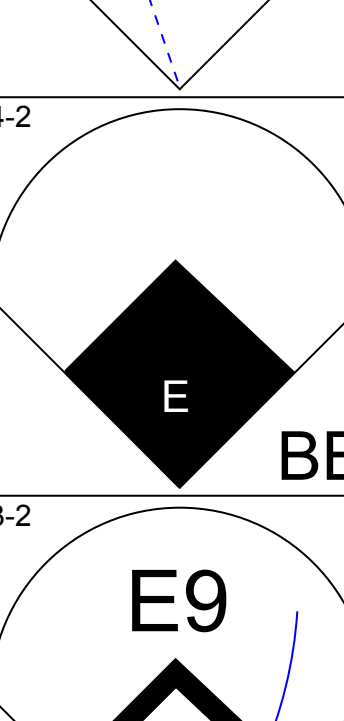
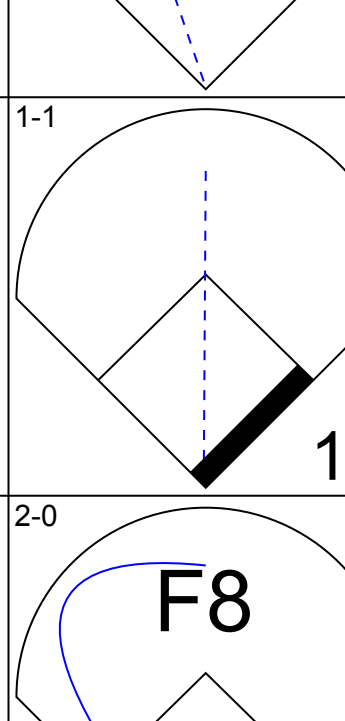
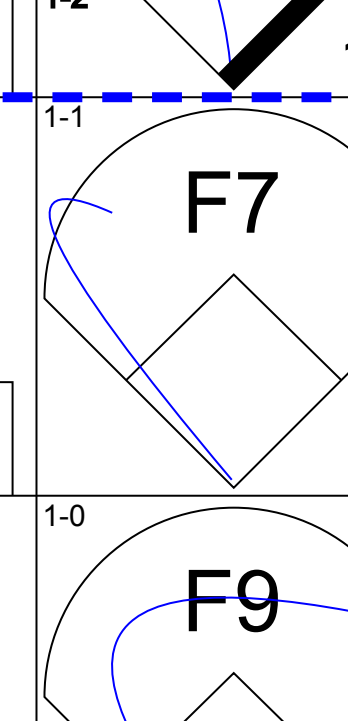
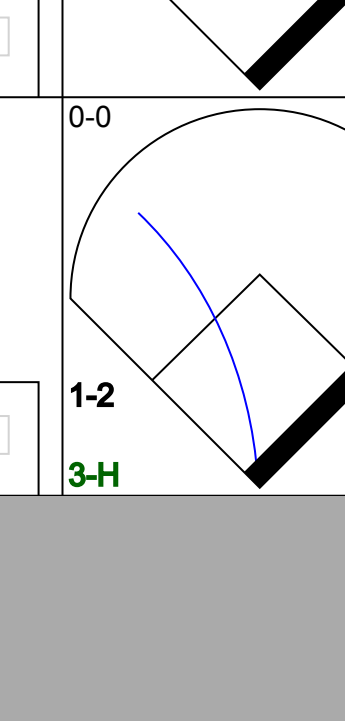
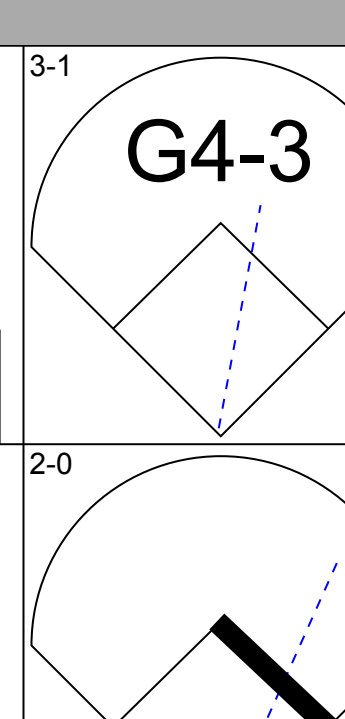
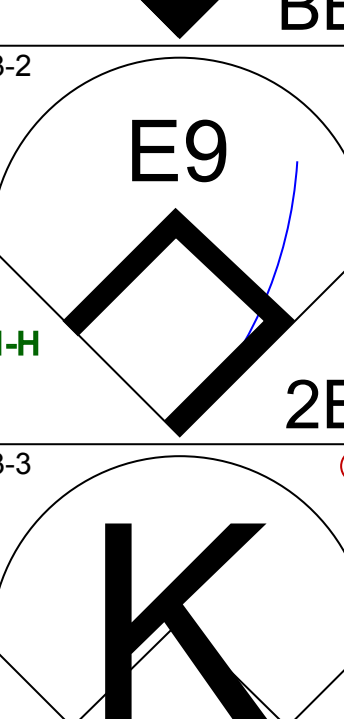
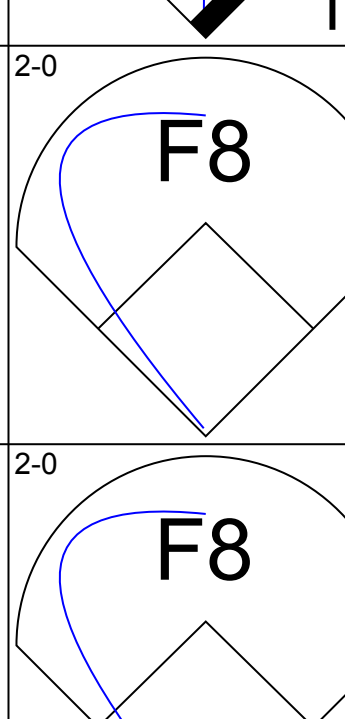
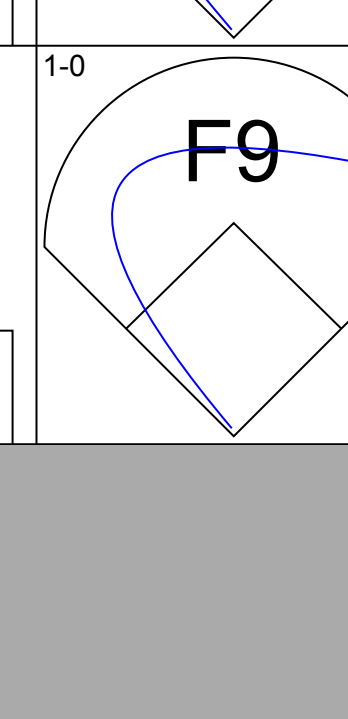
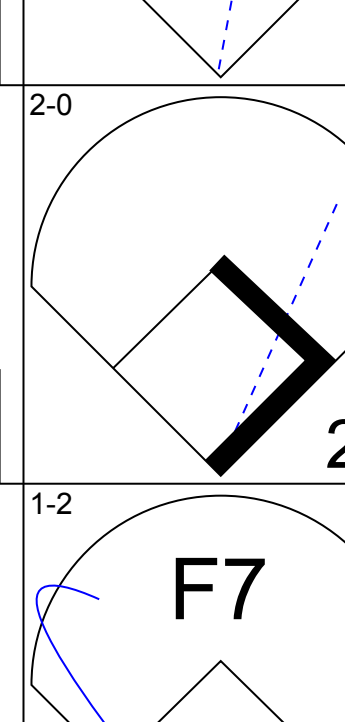
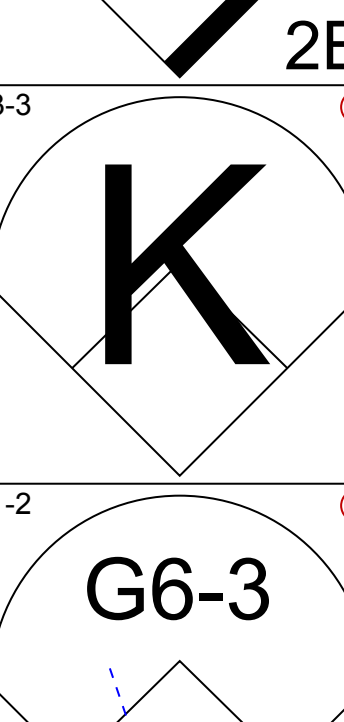
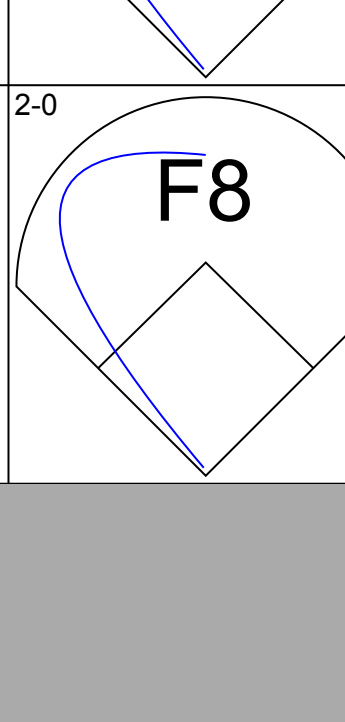
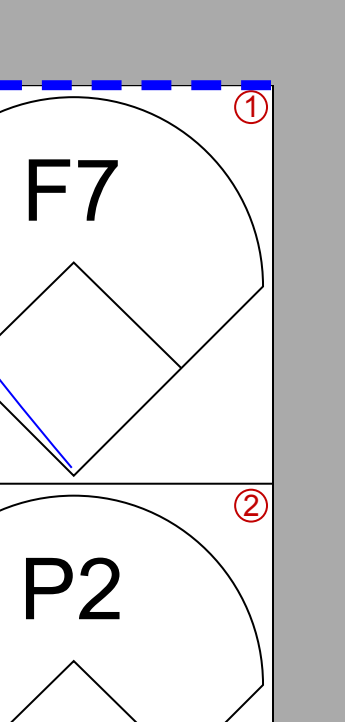
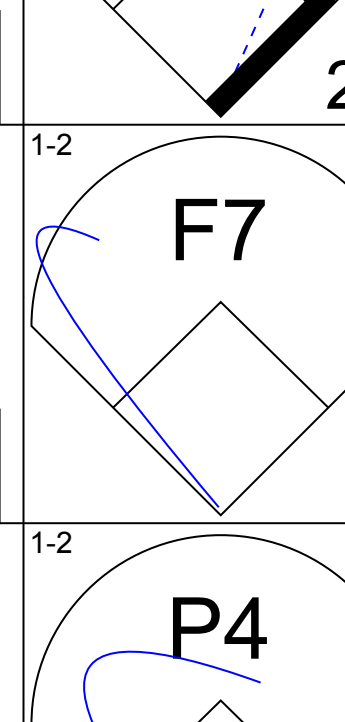
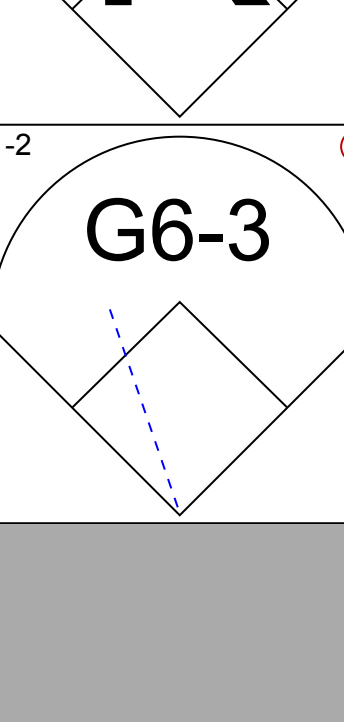
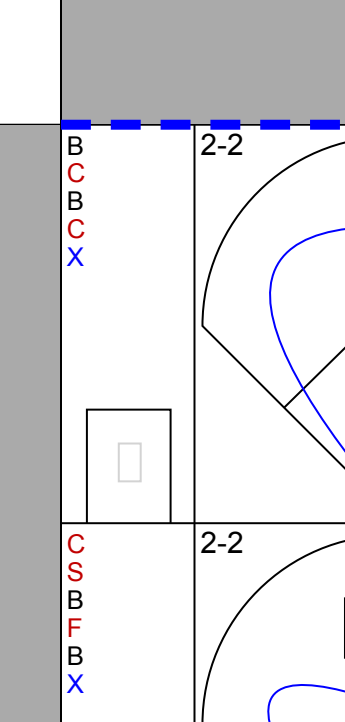
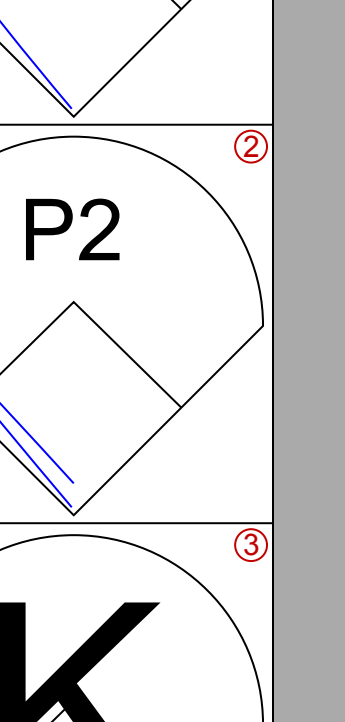
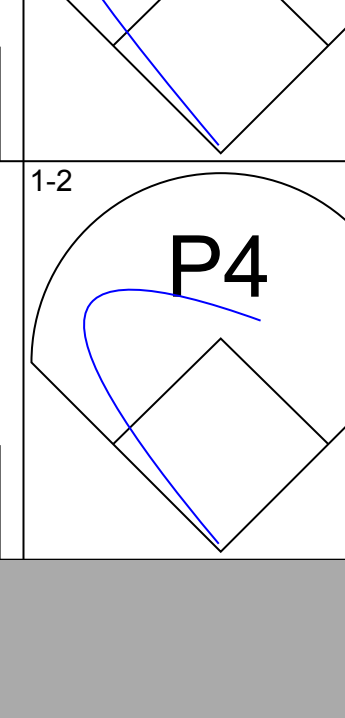
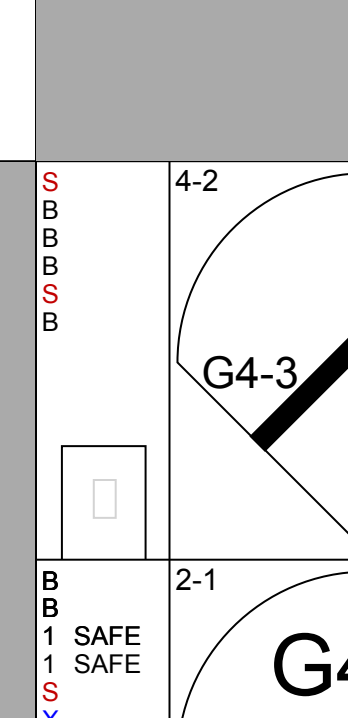
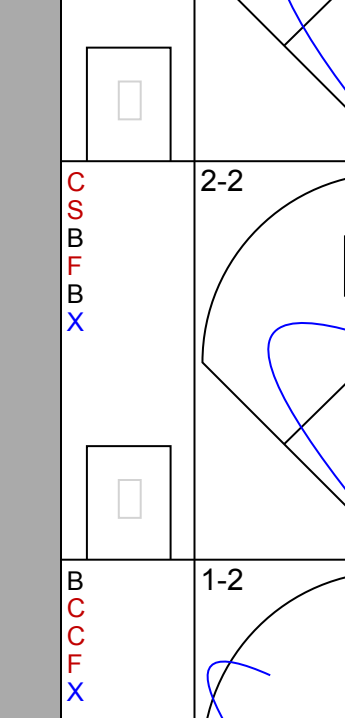



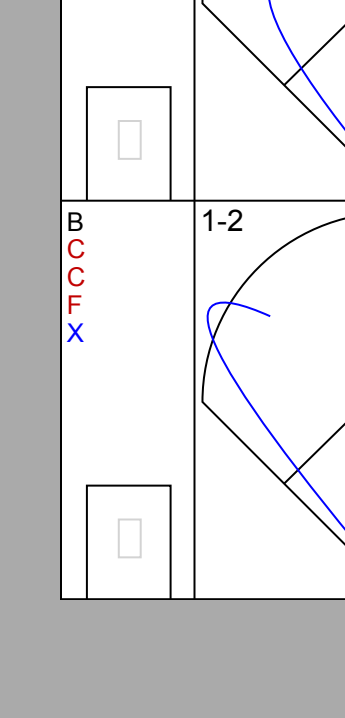



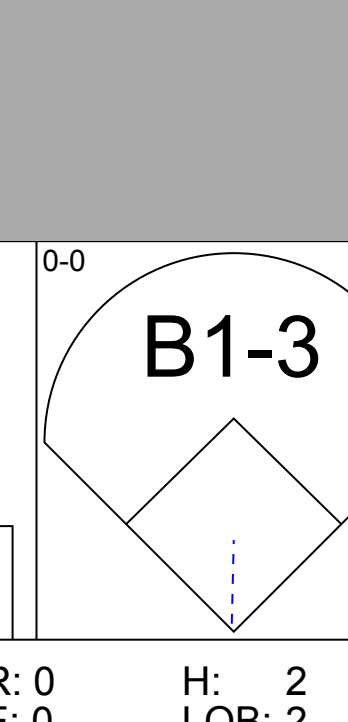
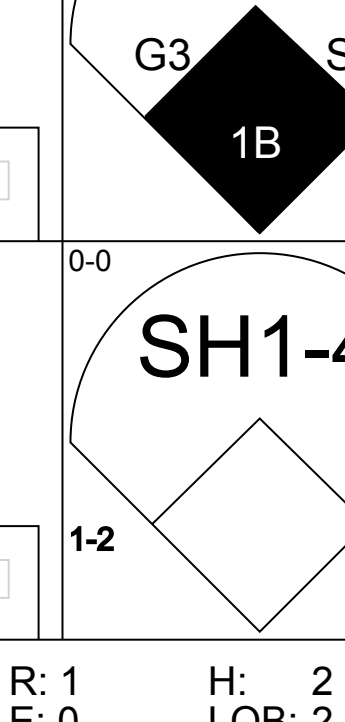
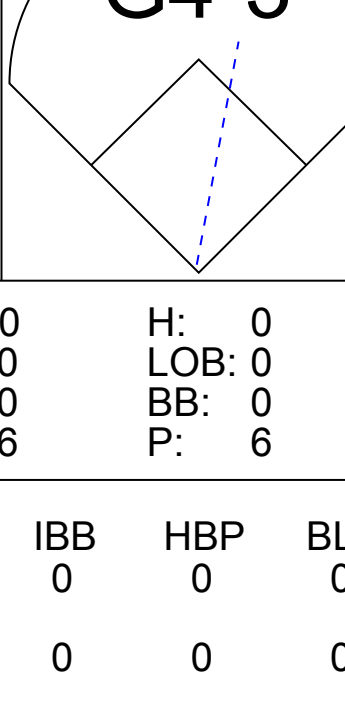
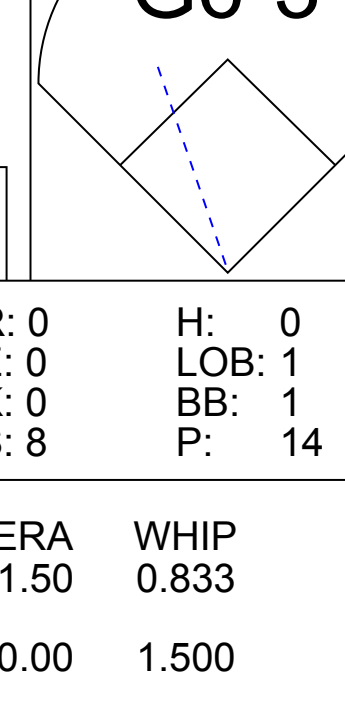
Batter	1	2	3	4	5	6	7	8	9	10	AB	R	H	RBI	BB	SO	LOB	TOP					
<b>Eric Young Sr., R</b> OBP: 0.347, SLG: 0.360 (1.4)											5	0	1	0	0	1	4						
<b>Mike Kingery, L</b> OBP: 0.365, SLG: 0.421 (1.8)											5	0	0	0	0	1	1						
<b>Larry Walker, L</b> OBP: 0.382, SLG: 0.639 (1.9)											4	0	2	0	1	1	0						
<b>Andres Galaraga, R</b> OBP: 0.350, SLG: 0.557 (1.3)											5	0	1	0	0	2	3						
<b>Dante Bichette, R</b> OBP: 0.342, SLG: 0.553 (1.7)											4	0	0	0	0	2	3						
<b>Jason Bates, S</b> OBP: 0.348, SLG: 0.420 (1.5)											4	1	1	0	0	1	0						
<b>Jorge Brito, R</b> OBP: 0.259, SLG: 0.275 (1.2)											3	0	1	0	0	0	0						
<b>Walt Weiss, S</b> OBP: 0.376, SLG: 0.299 (1.6)											3	0	2	1	1	0	1						
<b>Marvin Freeman, R</b> OBP: 0.108, SLG: 0.280 (7. PH)											1	0	0	0	0	1	1						
<b>Inning Stats</b>	R: 0 E: 0 K: 1 S: 7	H: 0 LOB: 0 BB: 0 P: 11	R: 0 E: 0 K: 0 S: 6	H: 0 LOB: 0 BB: 0 P: 9	R: 0 E: 0 K: 0 S: 9	H: 1 LOB: 1 BB: 0 P: 13	R: 0 E: 0 K: 2 S: 12	H: 1 LOB: 1 BB: 1 P: 15	R: 1 E: 0 K: 1 S: 12	H: 2 LOB: 1 BB: 0 P: 17	R: 0 E: 0 K: 2 S: 9	H: 0 LOB: 1 BB: 1 P: 15	R: 0 E: 0 K: 1 S: 10	H: 2 LOB: 2 BB: 0 P: 13	R: 0 E: 0 K: 1 S: 10	H: 1 LOB: 1 BB: 1 P: 15	R: 0 E: 0 K: 0 S: 9	H: 0 LOB: 1 BB: 1 P: 18	R: 0 E: 0 K: 1 S: 10	H: 2 LOB: 1 BB: 0 P: 15	1B: 7 2B: 2 3B: 0 HR: 0	SF: 0 SAC: 2 DP: 0 HBP: 0	WP: 0 PA: 40 PB: 0 SB: 1 CS: 1
<b>PITCHER</b>	IP 8.0	WLS 7	BF 32	H 7	R 1	ER 1	SO 8	BB 1	IBB 0	HBP 0	BLK 0	WP 0	HR 0	S 75	P 108	ERA 1.12	WHIP 1.000						
<b>Pete Harnisch, R</b> ERA: 3.98 (1.1)																							
<b>John Franco, L</b> ERA: 2.6 (9.1)																							

**Colorado Rockies @ New York Mets**  
Shea Stadium, Flushing, NY  
Sun Jul 16 1995, 3:33 AM EDT  
Att. 25,994 - Sunny - 81 F

livebaseballscorecards.com

AB 36  
R 1  
H 9  
RBI 1  
BB 2  
SO 9  
LOB 14




Batter	1	2	3	4	5	6	7	8	9	10	AB	R	H	RBI	BB	SO	LOB	BOTTOM					
<b>Brett Butler, L</b> OBP: 0.321, SLG: 0.308 (1.8)											5	0	1	0	0	1	2						
<b>Edgardo Alfonzo, R</b> OBP: 0.283, SLG: 0.356 (1.4)											4	0	1	0	1	1	0						
<b>Rico Brogna, L</b> OBP: 0.335, SLG: 0.457 (1.3)											4	1	2	1	1	0	2						
<b>Bobby Bonilla, S</b> OBP: 0.376, SLG: 0.572 (1.5)											4	0	1	1	0	0	3						
<b>Joe Orsulak, L</b> OBP: 0.322, SLG: 0.360 (1.7)											4	0	1	0	0	1	2						
<b>Todd Hundley, S</b> OBP: 0.371, SLG: 0.487 (1.2)											4	0	0	0	0	0	2						
<b>Ryan Thompson, R</b> OBP: 0.329, SLG: 0.462 (1.9)											3	0	0	0	1	1	1						
<b>Jose Vizcaino, S</b> OBP: 0.320, SLG: 0.348 (1.6)											4	1	1	0	0	0	1						
<b>Pete Harnisch, S</b> OBP: 0.115, SLG: 0.115 (1.1)											2	0	0	0	0	0	1						
<b>Ricky Otero, S</b> OBP: 0.160, SLG: 0.170 (8. PH)											1	0	0	0	0	0	0						
<b>John Franco, L</b> (9.1)											0	0	0	0	0	0	0						
<b>Tim Bogar, R</b> OBP: 0.298, SLG: 0.333 (10. PH)											0	0	0	0	0	0	0						
<b>Inning Stats</b>	R: 0 E: 0 K: 2 S: 13	H: 0 LOB: 0 BB: 0 P: 20	R: 0 E: 0 K: 0 S: 12	H: 1 LOB: 1 BB: 0 P: 19	R: 0 E: 0 K: 0 S: 6	H: 0 LOB: 0 BB: 1 P: 6	R: 1 E: 1 K: 1 S: 13	H: 1 LOB: 1 BB: 1 P: 25	R: 0 E: 0 K: 0 S: 8	H: 0 LOB: 1 BB: 1 P: 14	R: 0 E: 0 K: 0 S: 5	H: 1 LOB: 1 BB: 0 P: 12	R: 0 E: 0 K: 0 S: 11	H: 0 LOB: 0 BB: 0 P: 16	R: 0 E: 0 K: 0 S: 10	H: 2 LOB: 2 BB: 0 P: 14	R: 0 E: 0 K: 1 S: 8	H: 0 LOB: 0 BB: 1 P: 13	R: 1 E: 0 K: 0 S: 7	H: 2 LOB: 2 BB: 1 P: 13	1B: 5 2B: 2 3B: 0 HR: 0	SF: 0 SAC: 1 DP: 0 HBP: 0	WP: 0 PA: 39 PB: 0 SB: 1 CS: 0
<b>PITCHER</b>	IP 6.0	WLS 2	BF 23	H 3	R 1	ER 1	SO 3	BB 2	IBB 0	HBP 0	BLK 0	WP 0	HR 0	S 57	P 96	ERA 1.50	WHIP 0.833						
<b>Marvin Freeman, R</b> ERA: 5.49 (7.1)																							
<b>Steve Reed, R</b> ERA: 2.17 (8.1)																							
<b>Mike Munoz, L</b> ERA: 5.18 (9.1)																							
<b>Mark Thompson, R</b> ERA: 6.0 (9.1)																							

**Colorado Rockies @ New York Mets**  
Shea Stadium, Flushing, NY  
Sun Jul 16 1995, 3:33 AM EDT  
Att. 25,994 - Sunny - 81 F

livebaseballscorecards.com

AB 35  
R 2  
H 7  
RBI 2  
BB 3  
SO 4  
LOB 14





Batter	1	2	3	4	5	6	7	8	9	AB	R	H	RBI	BB	SO	LOB	TOP								
<b>Brett Butler</b> , L OBP: 0.328, SLG: 0.313 (1, 8)	G6-3 G5-3 1B		G3 G5-3 1B		G4-3		E S 2B BB	1-2 2-H 1B	G6-3	5	1	3	0	1	0	1									
<b>Edgardo Alfonzo</b> , R OBP: 0.286, SLG: 0.358 (1, 4)	G5-3		G5-3		E5 SH1-3		F8 1-H 2B		S 1B BB	4	1	1	1	1	0	2									
<b>Rico Brogna</b> , L OBP: 0.330, SLG: 0.450 (1, 3)	G6-3		G3		SH1-3		F8		F7	4	0	0	0	0	0	4									
<b>Bobby Bonilla</b> , S OBP: 0.377, SLG: 0.566 (1, 5)	F9		G3		K				WP 1B 1B IBB	3	1	0	0	2	1	3									
<b>Joe Orsulak</b> , L OBP: 0.326, SLG: 0.369 (9, PH)			FC4-6 G2-3 1B		G6-3		E 2B		WP 1B 1B	4	1	2	0	0	1	2									
<b>Kelly Stinnett</b> , R OBP: 0.373, SLG: 0.414 (9, PH)										0	0	0	0	0	0	0									
<b>Bill Spiers</b> , L OBP: 0.300, SLG: 0.320 (9, PH)										1	1	1	1	0	0	0									
<b>Ricky Otero</b> , S OBP: 0.180, SLG: 0.170 (9, 7)										0	0	0	0	0	0	0									
<b>Todd Hundley</b> , S OBP: 0.376, SLG: 0.492 (1, 2)	G2-3		G2-3		G4-3 2B		K		SH1-3 1B 1B IBB	4	1	2	0	1	1	2									
<b>Ryan Thompson</b> , R OBP: 0.329, SLG: 0.455 (6, 9)			FC4-6 BB		G4-3		E5 L4-3		SH1-3	2	0	0	0	1	0	1									
<b>Chris Jones</b> , R OBP: 0.370, SLG: 0.454 (6, 9)									E 1B 1B	1	1	1	2	0	0	0									
<b>Jose Vizcaino</b> , S OBP: 0.321, SLG: 0.347 (1, 6)	FC4-6 FC5-4		FC4-6 FC5-4		L4-3		L4-3		E8 G4-3 1B	4	0	1	1	1	1	4									
<b>Jason Isringhausen</b> , R OBP: 0.350, SLG: 0.375 (8, PH)			FC5-4		G1-3				1-H 2-H 3-H	3	0	0	0	0	0	4									
<b>Aaron Ledesma</b> , R OBP: 0.300, SLG: 0.375 (8, 1)									G4-3	0	0	0	0	1	0	0									
<b>Jerry Dipoto</b> , R OBP: 0.280, SLG: 0.350 (8, 1)									G4-3	1	0	0	0	0	0	1									
<b>Inning Stats</b>	R: 0 E: 0 K: 0 S: 13	H: 1 LOB: 1 BB: 0 P: 21	R: 0 E: 0 K: 0 S: 9	H: 1 LOB: 2 BB: 1 P: 19	R: 0 E: 0 K: 0 S: 7	H: 1 LOB: 1 BB: 0 P: 11	R: 0 E: 0 K: 0 S: 10	H: 1 LOB: 2 BB: 1 P: 19	R: 0 E: 1 K: 1 S: 11	H: 0 LOB: 1 BB: 0 P: 18	R: 1 E: 1 K: 1 S: 11	H: 1 LOB: 0 BB: 0 P: 19	R: 1 E: 0 K: 1 S: 15	H: 1 LOB: 2 BB: 2 P: 29	R: 0 E: 0 K: 1 S: 7	H: 2 LOB: 2 BB: 1 P: 15	R: 5 E: 1 K: 0 S: 16	H: 3 LOB: 1 BB: 3 P: 34	1B: 8 2B: 4 3B: 0 HR: 0	SF: 0 SAC: 2 DP: 1 HBP: 0	WP: 1 PB: 0 SB: 2 CS: 0	PA: 46			
<b>PITCHER</b>	IP	WLS	BF	H	R	ER	SO	BB	IBB	HBP	BLK	WP	HR	S	P	ERA	WHIP								
<b>Frank Castillo</b> , R ERA: 2.77 (1, 1)	6.1		29	6	2	1	2	2	1	0	0	0	0	70	122	0.00	1.200								
<b>Chris Noholtz</b> , L ERA: 3.99 (7, 1)	1.2		8	2	0	0	2	0	2	0	0	0	0	13	29	0.00	1.200								
<b>Mike Walker</b> , R ERA: 3.03 (9, 1)	0.0	L	1	0	1	1	0	1	0	0	0	0	0	1	5	∞	∞								
<b>Bryan Hickerson</b> , L ERA: 7.14 (9, 1)	0.1		2	0	0	0	0	0	1	0	0	0	0	2	7	0.00	0.000								
<b>Mike Perez</b> , R ERA: 3.69 (9, 1)	0.2		6	3	4	3	0	0	1	0	0	1	0	13	22	40.50	4.500								

**New York Mets @ Chicago Cubs**  
Wrigley Field, Chicago, IL  
Mon Jul 17 1995, 7:05 PM CDT  
Att: 29,033 - Unknown - 82 F

AB 36  
R 7  
H 11  
RBI 5  
BB 8  
SO 4  
LOB 24



Batter	1	2	3	4	5	6	7	8	9	AB	R	H	RBI	BB	SO	LOB	BOTTOM								
<b>Brian McRae</b> , S OBP: 0.354, SLG: 0.482 (1, 8)	G3			B2	G4-3			G6-3		4	0	0	0	0	0	0									
<b>Shawn Dunston</b> , R OBP: 0.350, SLG: 0.551 (1, 6)	F9			1B FC5-4 BB		G3			F7	1	1	0	0	1	0	0									
<b>Howard Johnson</b> , S OBP: 0.278, SLG: 0.315 (5, 4)										2	0	0	0	0	0	0									
<b>Mark Grace</b> , L OBP: 0.390, SLG: 0.547 (1, 3)	K			FC5-4 1B		K			F7	4	0	1	0	0	2	0									
<b>Sammy Sosa</b> , R OBP: 0.345, SLG: 0.483 (1, 9)			G3-1	FC5-4 WP S 2B		F9				4	1	1	1	0	0	1									
<b>Todd Zeile</b> , R OBP: 0.338, SLG: 0.449 (1, 5)	G5-3			2B BB		K			G5-3	3	0	0	0	1	1	1									
<b>Luis Gonzalez</b> , L OBP: 0.321, SLG: 0.414 (1, 7)	K					G3				3	0	1	1	0	1	0									
<b>José Hernández</b> , R OBP: 0.263, SLG: 0.438 (5, 6)			F8	G6-3		G6-3				3	0	0	0	0	0	2									
<b>Todd Pratt</b> , R OBP: 0.209, SLG: 0.167 (1, 2)			F8		G5-3			G6-3		3	0	0	0	0	0	0									
<b>Frank Castillo</b> , R OBP: 0.312, SLG: 0.097 (7, 1)										2	0	0	0	0	2	0									
<b>Chris Noholtz</b> , L OBP: 0.350, SLG: 0.350 (8, PH)										0	0	0	0	0	0	0									
<b>Scott Burrell</b> , L OBP: 0.350, SLG: 0.350 (8, PH)										1	0	0	0	0	0	0									
<b>Mike Walker</b> , R OBP: 0.350, SLG: 0.350 (8, PH)										0	0	0	0	0	0	0									
<b>Bryan Hickerson</b> , L OBP: 0.350, SLG: 0.350 (8, PH)										0	0	0	0	0	0	0									
<b>Mike Perez</b> , R OBP: 0.350, SLG: 0.350 (8, PH)										0	0	0	0	0	0	0									
<b>Inning Stats</b>	R: 0 E: 0 K: 1 S: 10	H: 0 LOB: 0 BB: 0 P: 16	R: 0 E: 0 K: 1 S: 9	H: 0 LOB: 0 BB: 0 P: 16	R: 0 E: 0 K: 1 S: 8	H: 0 LOB: 0 BB: 0 P: 11	R: 2 E: 0 K: 0 S: 9	H: 2 LOB: 2 BB: 2 P: 21	R: 0 E: 0 K: 1 S: 7	H: 0 LOB: 0 BB: 0 P: 9	R: 0 E: 0 K: 1 S: 11	H: 0 LOB: 0 BB: 0 P: 15	R: 0 E: 0 K: 1 S: 9	H: 0 LOB: 0 BB: 0 P: 16	R: 0 E: 0 K: 0 S: 6	H: 0 LOB: 0 BB: 0 P: 11	R: 0 E: 0 K: 0 S: 12	H: 1 LOB: 1 BB: 0 P: 19	1B: 2 2B: 1 3B: 0 HR: 0	SF: 0 SAC: 0 DP: 0 HBP: 0	WP: 1 PB: 0 SB: 1 CS: 0	PA: 32			
<b>PITCHER</b>	IP	WLS	BF	H	R	ER	SO	BB	IBB	HBP	BLK	WP	HR	S	P	ERA	WHIP								
<b>Jason Isringhausen</b> , R ERA: 2.97 (1, 1)	7.0		25	2	2	2	6	2	0	0	0	0	0	63	104	0.00	0.571								
<b>Jerry Dipoto</b> , R ERA: 5.13 (8, 1)	2.0	W	7	1	0	0	0	0	0	0	0	0	0	18	30	0.00	0.500								

**New York Mets @ Chicago Cubs**  
Wrigley Field, Chicago, IL  
Mon Jul 17 1995, 7:05 PM CDT  
Att: 29,033 - Unknown - 82 F

AB 30  
R 2  
H 3  
RBI 2  
BB 2  
SO 6  
LOB 4





Batter	1	2	3	4	5	6	7	8	9	AB	R	H	RBI	BB	SO	LOB	TOP
Brett Butler, L (1, 8) OBP: 0.335, SLG: 0.322 Ricky Otero, S (6, 8) OBP: 0.297, SLG: 0.167	E2 SH1-3 1B		1B G6-3 1B	1B 2B 1B	2B 1B	E4 1B		F8		5	4	4	0	0	0	0	
Eduardo Alfonso, R (1, 4) OBP: 0.297, SLG: 0.373	SH1-3 2-3		1B G6-3 1B	1B 2B 1B	1B 2B	1B 1B		K		5	2	4	1	0	1	0	
Rico Brogna, L (1, 3) OBP: 0.337, SLG: 0.453	K		1B G6-3 1B	2B SF7 1B	BB 1B	1B 1B			1B FC3-6 1B	5	1	3	2	1	1	2	
Bobby Bonilla, S (1, 5) OBP: 0.382, SLG: 0.574 Aaron Ledesma, R (9, PR) OBP: 0.500, SLG: 0.375	BB		1B 2B	SF7 1B 2B	BB 1B	K		FC3-6 2B	1B FC3-6 2B	5	1	3	4	1	1	3	
Joe Orsulak, L (1, 7) OBP: 0.321, SLG: 0.370	F7		K	SF7 1B	F7		G4-3		1B 2B	5	0	1	2	0	1	5	
Todd Hundley, S (1, 2) OBP: 0.383, SLG: 0.505		K							L9	3	1	1	1	3	1	2	
Chris Jones, R (1, 9) OBP: 0.360, SLG: 0.437	E4		K						F7	6	0	1	1	0	2	6	
Jose Vizcaino, S (1, 6) OBP: 0.321, SLG: 0.344 Tim Bogar, R (4, 6) OBP: 0.288, SLG: 0.321	F7								FC6-4	2	1	0	0	1	0	3	
Bobby Jones, R (1, 1) OBP: 0.188, SLG: 0.161	L8								F9	4	1	0	0	0	0	1	
<b>Inning Stats</b>	R: 0 H: 1 E: 1 K: 1 S: 9	H: 0 R: 7 ER: 7 SO: 4 BB: 0 IBB: 0 HBP: 0 BLK: 0 WP: 0 HR: 1 S: 54 P: 83	H: 0 R: 7 ER: 3 SO: 2 BB: 0 IBB: 0 HBP: 0 BLK: 0 WP: 0 HR: 0 S: 38 P: 60	H: 3 R: 4 ER: 3 SO: 2 BB: 0 IBB: 0 HBP: 0 BLK: 0 WP: 0 HR: 0 S: 34 P: 50	H: 6 R: 2 ER: 3 SO: 2 BB: 2 IBB: 0 HBP: 0 BLK: 0 WP: 0 HR: 0 S: 54 P: 83	H: 3 R: 0 ER: 1 SO: 2 BB: 0 IBB: 0 HBP: 0 BLK: 0 WP: 0 HR: 0 S: 38 P: 60	H: 2 R: 0 ER: 1 SO: 2 BB: 0 IBB: 0 HBP: 0 BLK: 0 WP: 0 HR: 0 S: 34 P: 50	H: 0 R: 0 ER: 0 SO: 2 BB: 0 IBB: 0 HBP: 0 BLK: 0 WP: 0 HR: 0 S: 38 P: 60	H: 0 R: 2 ER: 2 SO: 18 BB: 0 IBB: 0 HBP: 0 BLK: 0 WP: 0 HR: 1 S: 54 P: 83	H: 0 R: 1 ER: 2 SO: 18 BB: 0 IBB: 0 HBP: 0 BLK: 0 WP: 0 HR: 1 S: 54 P: 83	H: 0 R: 0 ER: 0 SO: 12 BB: 1 IBB: 0 HBP: 0 BLK: 0 WP: 0 HR: 1 S: 54 P: 83	H: 0 R: 0 ER: 0 SO: 12 BB: 0 IBB: 0 HBP: 0 BLK: 0 WP: 0 HR: 1 S: 54 P: 83	H: 0 R: 0 ER: 0 SO: 12 BB: 0 IBB: 0 HBP: 0 BLK: 0 WP: 0 HR: 1 S: 54 P: 83	H: 0 R: 0 ER: 0 SO: 12 BB: 0 IBB: 0 HBP: 0 BLK: 0 WP: 0 HR: 1 S: 54 P: 83	H: 0 R: 0 ER: 0 SO: 12 BB: 0 IBB: 0 HBP: 0 BLK: 0 WP: 0 HR: 1 S: 54 P: 83	H: 0 R: 0 ER: 0 SO: 12 BB: 0 IBB: 0 HBP: 0 BLK: 0 WP: 0 HR: 1 S: 54 P: 83	WP: 0 PA: 52 ERA: 3.00 WHIP: 3.000
<b>PITCHER</b>	IP WLS BF H R ER SO BB IBB HBP BLK WP HR S P ERA WHIP	IP WLS BF H R ER SO BB IBB HBP BLK WP HR S P ERA WHIP	IP WLS BF H R ER SO BB IBB HBP BLK WP HR S P ERA WHIP	IP WLS BF H R ER SO BB IBB HBP BLK WP HR S P ERA WHIP	IP WLS BF H R ER SO BB IBB HBP BLK WP HR S P ERA WHIP	IP WLS BF H R ER SO BB IBB HBP BLK WP HR S P ERA WHIP	IP WLS BF H R ER SO BB IBB HBP BLK WP HR S P ERA WHIP	IP WLS BF H R ER SO BB IBB HBP BLK WP HR S P ERA WHIP	IP WLS BF H R ER SO BB IBB HBP BLK WP HR S P ERA WHIP	IP WLS BF H R ER SO BB IBB HBP BLK WP HR S P ERA WHIP	IP WLS BF H R ER SO BB IBB HBP BLK WP HR S P ERA WHIP	IP WLS BF H R ER SO BB IBB HBP BLK WP HR S P ERA WHIP	IP WLS BF H R ER SO BB IBB HBP BLK WP HR S P ERA WHIP	IP WLS BF H R ER SO BB IBB HBP BLK WP HR S P ERA WHIP	IP WLS BF H R ER SO BB IBB HBP BLK WP HR S P ERA WHIP	IP WLS BF H R ER SO BB IBB HBP BLK WP HR S P ERA WHIP	ERA: 4.7 WHIP: 3.000

New York Mets @ Chicago Cubs  
Wrigley Field, Chicago, IL  
Tue Jul 18, 1995, 3:33 AM CDT  
Att: 25,117 - Sunny - 83 F

AB 43  
R 12  
H 17  
RBI 11  
BB 6  
SO 8  
LOB 23



Batter	1	2	3	4	5	6	7	8	9	AB	R	H	RBI	BB	SO	LOB	BOTTOM
Brian McRae, S (1, 8) OBP: 0.356, SLG: 0.486	K		1B		2B			G3-1		4	0	2	0	0	1	0	
Howard Johnson, S (1, 4) OBP: 0.288, SLG: 0.301	G1-3		G1-3		F8			K		4	0	0	0	0	1	3	
Mark Grace, L (1, 3) OBP: 0.385, SLG: 0.540	G6-3			L7		F7			G4-3	4	0	0	0	0	0	0	
Sammy Sosa, R (1, 9) OBP: 0.347, SLG: 0.493		F8		HR 1B		F8			HR	4	2	2	1	0	0	0	
Todd Zeile, R (1, 5) OBP: 0.333, SLG: 0.442		K		F9		F9			K	4	0	0	0	0	2	1	
Luis Gonzalez, L (1, 7) OBP: 0.323, SLG: 0.427		G6-3		HR		F7			1B	4	1	2	2	0	0	0	
José Hernández, R (1, 6) OBP: 0.252, SLG: 0.420			K2-3	G5-3		P3			P6	4	0	0	0	0	1	1	
Mike Hubbard, R (1, 2) OBP: 0.286, SLG: 0.167			1B 1B		G5-3	G6-3				3	0	1	0	0	0	0	
Steve Trachsel, R (1, 1) OBP: 0.207, SLG: 0.179 Turk Wendell, L (4, 1) Rich Garces, R (7, 1)			K		K2-3	G6-3			G6-3	1	0	0	0	0	1	1	
<b>Inning Stats</b>	R: 0 H: 0 E: 0 K: 1 S: 6	H: 0 R: 7 ER: 3 SO: 7 BB: 0 IBB: 0 HBP: 0 BLK: 0 WP: 0 HR: 3 S: 34 P: 50	H: 0 R: 3 ER: 3 SO: 7 BB: 0 IBB: 0 HBP: 0 BLK: 0 WP: 0 HR: 0 S: 38 P: 60	H: 2 R: 0 ER: 0 SO: 14 BB: 0 IBB: 0 HBP: 0 BLK: 0 WP: 0 HR: 0 S: 34 P: 50	H: 2 R: 2 ER: 2 SO: 21 BB: 0 IBB: 0 HBP: 0 BLK: 0 WP: 0 HR: 0 S: 38 P: 60	H: 1 R: 0 ER: 0 SO: 18 BB: 0 IBB: 0 HBP: 0 BLK: 0 WP: 0 HR: 0 S: 38 P: 60	H: 0 R: 0 ER: 0 SO: 10 BB: 0 IBB: 0 HBP: 0 BLK: 0 WP: 0 HR: 0 S: 34 P: 50	H: 0 R: 0 ER: 0 SO: 12 BB: 0 IBB: 0 HBP: 0 BLK: 0 WP: 0 HR: 0 S: 38 P: 60	H: 0 R: 2 ER: 2 SO: 11 BB: 0 IBB: 0 HBP: 0 BLK: 0 WP: 0 HR: 1 S: 54 P: 83	H: 0 R: 1 ER: 2 SO: 18 BB: 0 IBB: 0 HBP: 0 BLK: 0 WP: 0 HR: 2 S: 54 P: 83	H: 0 R: 0 ER: 0 SO: 4 BB: 1 IBB: 0 HBP: 0 BLK: 0 WP: 0 HR: 1 S: 54 P: 83	H: 0 R: 0 ER: 0 SO: 4 BB: 0 IBB: 0 HBP: 0 BLK: 0 WP: 0 HR: 1 S: 54 P: 83	H: 0 R: 0 ER: 0 SO: 4 BB: 0 IBB: 0 HBP: 0 BLK: 0 WP: 0 HR: 1 S: 54 P: 83	H: 0 R: 0 ER: 0 SO: 4 BB: 0 IBB: 0 HBP: 0 BLK: 0 WP: 0 HR: 1 S: 54 P: 83	H: 0 R: 0 ER: 0 SO: 4 BB: 0 IBB: 0 HBP: 0 BLK: 0 WP: 0 HR: 1 S: 54 P: 83	H: 0 R: 0 ER: 0 SO: 4 BB: 0 IBB: 0 HBP: 0 BLK: 0 WP: 0 HR: 1 S: 54 P: 83	WP: 0 PA: 34 ERA: 3.00 WHIP: 0.778
<b>PITCHER</b>	IP WLS BF H R ER SO BB IBB HBP BLK WP HR S P ERA WHIP	IP WLS BF H R ER SO BB IBB HBP BLK WP HR S P ERA WHIP	IP WLS BF H R ER SO BB IBB HBP BLK WP HR S P ERA WHIP	IP WLS BF H R ER SO BB IBB HBP BLK WP HR S P ERA WHIP	IP WLS BF H R ER SO BB IBB HBP BLK WP HR S P ERA WHIP	IP WLS BF H R ER SO BB IBB HBP BLK WP HR S P ERA WHIP	IP WLS BF H R ER SO BB IBB HBP BLK WP HR S P ERA WHIP	IP WLS BF H R ER SO BB IBB HBP BLK WP HR S P ERA WHIP	IP WLS BF H R ER SO BB IBB HBP BLK WP HR S P ERA WHIP	IP WLS BF H R ER SO BB IBB HBP BLK WP HR S P ERA WHIP	IP WLS BF H R ER SO BB IBB HBP BLK WP HR S P ERA WHIP	IP WLS BF H R ER SO BB IBB HBP BLK WP HR S P ERA WHIP	IP WLS BF H R ER SO BB IBB HBP BLK WP HR S P ERA WHIP	IP WLS BF H R ER SO BB IBB HBP BLK WP HR S P ERA WHIP	IP WLS BF H R ER SO BB IBB HBP BLK WP HR S P ERA WHIP	IP WLS BF H R ER SO BB IBB HBP BLK WP HR S P ERA WHIP	ERA: 3.03 WHIP: 0.778

New York Mets @ Chicago Cubs  
Wrigley Field, Chicago, IL  
Tue Jul 18, 1995, 3:33 AM CDT  
Att: 25,117 - Sunny - 83 F

AB 34  
R 3  
H 7  
RBI 3  
BB 0  
SO 7  
LOB 6





Batter	1	2	3	4	5	6	7	8	9	10	AB	R	H	RBI	BB	SO	LOB					
<b>Brett Butler, L</b> OBP: 0.343, SLG: 0.344 (1, 8)	2-1 1B 3B	1-2 1B			2-0 F8-2 3B		3-2 1B 1B		0-0 P5		5	2	4	0	0	0	0					
<b>Eduardo Alfonso, R</b> OBP: 0.299, SLG: 0.374 (1, 4)	0-1 S6-4-3 1B	2-2 P8			1-1 F8-2		1-1 1B 1B		1-1 P4		5	1	2	1	0	0	2					
<b>Rico Brogna, L</b> OBP: 0.338, SLG: 0.452 (1, 3)	2-2 G6-4-3 1B		0-1 G3-1		2-0 F7		3-2 1B 2H			1-3 K		5	0	2	1	0	1	0				
<b>Bobby Bonilla, S</b> OBP: 0.379, SLG: 0.578 (1, 5)	1-2 G6-4-3		1-0 G6-3			1-0 G1-3		3-3 K		1-2 HR		5	1	1	1	0	1	4				
<b>Joe Orsulak, L</b> OBP: 0.323, SLG: 0.367 (1, 7)	4-0 1B BB		2-1 F8			3-1 1B		1-1 P7		2-2 L9		4	0	1	0	1	0	0				
<b>Todd Hundley, S</b> OBP: 0.388, SLG: 0.595 (1, 2)	2-2 FC6-4 1B			4-1 G4-3 BB		0-1 1B		2-3 K		1-1 F7		4	0	2	1	1	1	0				
<b>Chris Jones, R</b> OBP: 0.356, SLG: 0.458 (1, 9)	0-0 FC6-4		0-0 G4-3		1-2 G6-4-3		1-2 G6-4-3		1-0 HR		4	1	1	1	0	0	5					
<b>Jose Vizcaino, S</b> OBP: 0.317, SLG: 0.339 (1, 6)		0-0 G4-3		0-2 G6-3			0-0 F7		2-2 P7		4	0	0	0	0	0	1					
<b>Bill Pulsipher, L</b> OBP: 0.167, SLG: 0.133 (7, 9)		0-3 K		1-0 G3-1			2-3 K		0-0 G3-1		2	0	0	0	0	0	1	1				
<b>Ricky Green, S</b> OBP: 0.193, SLG: 0.163 (7, 1)											1	0	0	0	0	0	0	0				
<b>Doug Henry, R</b> OBP: 0.193, SLG: 0.163 (7, 1)											0	0	0	0	0	0	0	0				
<b>Bill Spiers, L</b> OBP: 0.269, SLG: 0.208 (9, 1)											0	0	0	0	0	0	0	0				
<b>Jerry Dipoto, R</b> OBP: 0.193, SLG: 0.163 (9, 1)											0	0	0	0	0	0	0	0				
<b>John Franco, L</b> OBP: 0.193, SLG: 0.163 (10, 1)											0	0	0	0	0	0	0	0				
<b>Inning Stats</b>	R: 2 E: 0 K: 0 S: 15	H: 4 LOB: 2 BB: 1 P: 26	R: 0 E: 0 K: 1 S: 11	H: 1 LOB: 1 BB: 0 P: 14	R: 0 E: 0 K: 0 S: 5	H: 0 LOB: 0 BB: 0 P: 8	R: 0 E: 0 K: 0 S: 7	H: 0 LOB: 1 BB: 1 P: 12	R: 0 E: 0 K: 0 S: 4	H: 2 LOB: 1 BB: 0 P: 13	R: 1 E: 0 K: 2 S: 22	H: 3 LOB: 2 BB: 0 P: 34	R: 1 E: 0 K: 1 S: 10	H: 1 LOB: 0 BB: 0 P: 16	R: 0 E: 0 K: 0 S: 4	H: 0 LOB: 0 BB: 0 P: 5	R: 1 E: 0 K: 1 S: 11	H: 1 LOB: 0 BB: 0 P: 16	1B: 9 2B: 1 3B: 2 HR: 2	SF: 0 SAC: 0 DP: 3 HBP: 0	WP: 0 PB: 0 SB: 0 CS: 0	PA: 42
<b>PITCHER</b>	IP	WLS	BF	H	R	ER	SO	BB	IBB	HBP	BLK	WP	HR	S	P	ERA	WHIP					
<b>Mark Petkovsek, R</b> ERA: 3.88 (1, 1)	6.0		25	8	2	2	1	2	0	0	0	0	0	50	82	3.00	1.667					
<b>Rene Arocha, R</b> ERA: 3.42 (7, 1)	2.0		10	4	2	2	3	0	0	0	0	0	1	32	50	9.00	2.000					
<b>Tom Henke, R</b> ERA: 1.44 (9, 1)	1.0		3	0	0	0	0	0	0	0	0	0	0	4	5	0.00	0.000					
<b>Rich DeLucia, R</b> ERA: 3.31 (10, 1)	1.0	L	4	1	1	1	1	0	0	0	0	0	1	11	16	9.00	1.000					


**TOP**

**New York Mets @ St. Louis Cardinals**  
Busch Stadium, St. Louis, MO

Wed Jul 19 1995, 7:05 PM CDT  
Att: 28,164 - Unknown - 91 F

livebaseballscorecards.com

AB	40
R	5
H	13
RBI	5
BB	2
SO	5
LOB	13



Batter	1	2	3	4	5	6	7	8	9	10	AB	R	H	RBI	BB	SO	LOB					
<b>Geronimo Pena, S</b> OBP: 0.375, SLG: 0.404 (1, 4)	1-1 G5-6-3 1B		1-0 2B		1-1 HR 3B		1-0 F9		1-3 K		5	1	3	0	0	1	0					
<b>José Oquendo, S</b> OBP: 0.337, SLG: 0.285 (1, 6)	3-1 G5-6-3		4-0 BB		0-0 G5-3		1-2 1B			0-1 F8		4	0	1	0	1	0	2				
<b>Brian Jordan, R</b> OBP: 0.337, SLG: 0.471 (1, 9)	2-1 G6-3		2-1 F9		4-2 HR BB		1-3 K			1-3 K		4	1	0	0	1	2	3				
<b>Ray Lankford, L</b> OBP: 0.346, SLG: 0.493 (1, 8)		2-1 L5		2-2 G4-3	1-1 HR		3-2 G3			0-1 1B		5	1	2	3	0	0	1				
<b>Bernard Gilkey, R</b> OBP: 0.354, SLG: 0.470 (1, 7)		0-2 L4		4-0 2B G4-3 BB	1-3 K			1-2 P8		1-3 K		4	1	0	0	1	2	1				
<b>Damell Coles, R</b> OBP: 0.333, SLG: 0.329 (1, 5)		4-2 BB		0-1 G4-3 2B	1-3 2B		2-1 E5 1B		0-2 K		3	0	2	0	1	1	0					
<b>John Mabry, L</b> OBP: 0.332, SLG: 0.374 (1, 3)		0-3 K		1-0 G4-3	2-3 3H		0-2 G5-3		3-1 G6-3		4	0	0	1	0	1	3					
<b>Danny Sheaffer, R</b> OBP: 0.284, SLG: 0.363 (1, 2)			1-2 G6-3		2-2 G6-3		0-0 F7			2-0 G6-3		4	0	0	0	0	0	2				
<b>Mark Petkovsek, R</b> ERA: 4.22 (1, 1)	6.0		27	6	4	4	3	4	0	0	0	2	0	0	0	0	0	0				
<b>Allen Santos, R</b> ERA: 4.15 (7, 1)	2.0		7	1	0	0	2	0	0	0	0	0	0	18	28	0.00	0.500					
<b>Rene Arocha, R</b> ERA: 5.01 (9, 1)	1.0	W	3	0	0	0	1	0	0	0	0	0	0	7	12	0.00	0.000					
<b>Tom Henke, R</b> ERA: 5.01 (9, 1)	1.0	S	4	1	0	0	2	0	0	0	0	0	0	10	12	0.00	1.000					
<b>Inning Stats</b>	R: 0 E: 0 K: 0 S: 6	H: 1 LOB: 0 BB: 0 P: 12	R: 0 E: 0 K: 1 S: 10	H: 0 LOB: 1 BB: 1 P: 16	R: 0 E: 0 K: 1 S: 11	H: 1 LOB: 2 BB: 1 P: 20	R: 1 E: 0 K: 0 S: 11	H: 1 LOB: 1 BB: 1 P: 20	R: 0 E: 0 K: 1 S: 10	H: 1 LOB: 1 BB: 0 P: 16	R: 0 E: 0 K: 1 S: 7	H: 0 LOB: 0 BB: 0 P: 12	R: 0 E: 0 K: 1 S: 10	H: 1 LOB: 1 BB: 0 P: 12	R: 0 E: 0 K: 2 S: 7	H: 0 LOB: 0 BB: 0 P: 12	R: 0 E: 0 K: 2 S: 10	H: 1 LOB: 1 BB: 0 P: 12	1B: 4 2B: 2 3B: 1 HR: 1	SF: 0 SAC: 0 DP: 1 HBP: 0	WP: 0 PB: 0 SB: 0 CS: 0	PA: 41
<b>PITCHER</b>	IP	WLS	BF	H	R	ER	SO	BB	IBB	HBP	BLK	WP	HR	S	P	ERA	WHIP					
<b>Bill Pulsipher, L</b> ERA: 4.22 (1, 1)	6.0		27	6	4	4	3	4	0	0	0	0	0	57	98	6.00	1.667					
<b>Doug Henry, R</b> ERA: 4.15 (7, 1)	2.0		7	1	0	0	2	0	0	0	0	0	0	18	28	0.00	0.500					
<b>Jerry Dipoto, R</b> ERA: 5.01 (9, 1)	1.0	W	3	0	0	0	1	0	0	0	0	0	0	7	12	0.00	0.000					
<b>John Franco, L</b> ERA: 2.51 (10, 1)	1.0	S	4	1	0	0	2	0	0	0	0	0	0	10	12	0.00	1.000					


**BOTTOM**

**New York Mets @ St. Louis Cardinals**  
Busch Stadium, St. Louis, MO

Wed Jul 19 1995, 7:05 PM CDT  
Att: 28,164 - Unknown - 91 F

livebaseballscorecards.com

AB	37
R	4
H	8
RBI	4
BB	4
SO	8
LOB	13





Batter	1	2	3	4	5	6	7	8	9	AB	R	H	RBI	BB	SO	LOB	TOP					
<b>Brett Butler, L</b> OBP: 0.350, SLG: 0.362 (1, 8)										5	2	4	2	0	0	1	<b>New York Mets @ St. Louis Cardinals</b> Busch Stadium, St. Louis, MO Thu Jul 20 1995, 7:05 PM CDT Att: 29,211 - Unknown - 81 F					
<b>Eduardo Alfonso, R</b> OBP: 0.293, SLG: 0.366 (1, 4)										5	0	0	0	0	0	6						
<b>Aaron Ledesma, R</b> OBP: 0.480, SLG: 0.350 (1, 5)										4	0	1	1	1	1	0						
<b>Bobby Bonilla, S</b> OBP: 0.377, SLG: 0.575 (1, 7)										5	0	1	0	0	0	2						
<b>Chris Jones, R</b> OBP: 0.341, SLG: 0.438 (1, 9)										5	0	0	0	0	0	3						
<b>Jose Vizcaino, S</b> OBP: 0.322, SLG: 0.341 (1, 6)										4	2	2	0	1	1	2						
<b>Kelly Stinnett, R</b> OBP: 0.366, SLG: 0.403 (1, 2)										4	1	1	0	0	0	2						
<b>Tim Bogar, R</b> OBP: 0.295, SLG: 0.328 (6, PH)										2	1	1	1	0	0	1						
<b>Rico Brogna, L</b> OBP: 0.339, SLG: 0.456 (6, 3)										2	0	1	1	0	1	0						
<b>Dave Milicki, R</b> OBP: 0.160, SLG: 0.045 (6, PH)										1	0	0	0	1	1	2						
<b>Bill Spiers, L</b> OBP: 0.281, SLG: 0.308 (6, PH)										0	0	0	1	0	0	0						
<b>Blas Minor, R</b> (6, 1)										0	0	0	0	0	0	0						
<b>Ricky Otero, S</b> OBP: 0.189, SLG: 0.180 (8, PH)										1	0	1	0	0	0	0						
<b>Eric Gunderson, R</b> (8, 1)										0	0	0	0	0	0	0						
<b>Inning Stats</b>	R: 1 E: 1 K: 0 S: 9	H: 1 LOB: 0 BB: 0 P: 13	R: 0 E: 0 K: 1 S: 11	H: 2 LOB: 2 BB: 0 P: 17	R: 1 E: 0 K: 0 S: 5	H: 1 LOB: 0 BB: 0 P: 8	R: 2 E: 0 K: 0 S: 12	H: 3 LOB: 2 BB: 1 P: 23	R: 0 E: 0 K: 0 S: 4	H: 1 LOB: 0 BB: 0 P: 4	R: 2 E: 1 K: 0 S: 12	H: 1 LOB: 1 BB: 1 P: 20	R: 0 E: 0 K: 0 S: 10	H: 0 LOB: 1 BB: 1 P: 19	R: 0 E: 0 K: 1 S: 11	H: 2 LOB: 2 BB: 0 P: 16	R: 0 E: 0 K: 2 S: 8	H: 1 LOB: 1 BB: 0 P: 11	1B: 9 2B: 2 3B: 0 HR: 1	SF: 1 SAC: 0 DP: 1 HBP: 0	WP: 0 PB: 0 SB: 0 CS: 0	PA: 42
<b>PITCHER</b>	IP WLS BF H R ER SO BB IBB HBP BLK WP HR S P ERA WHIP																					
<b>Allen Watson, L</b> ERA: 7.91 (1, 1)	5.0 W 25 8 6 4 1 2 0 0 0 0 0 1 44 74 7.20 2.000																					
<b>Rich DeLucia, R</b> ERA: 3.2 (6, 1)	2.0 8 1 0 0 0 1 0 0 0 0 0 0 19 30 0.00 1.000																					
<b>Tony Fossas, L</b> ERA: 1.59 (8, 1)	0.2 4 2 0 0 1 0 0 0 0 0 0 0 10 15 0.00 3.000																					
<b>Tom Henke, R</b> ERA: 1.38 (8, 1)	1.1 S 5 1 0 0 2 0 0 0 0 0 0 0 9 12 0.00 0.750																					

Batter	1	2	3	4	5	6	7	8	9	AB	R	H	RBI	BB	SO	LOB	BOTTOM					
<b>Ramon Caraballo, S</b> OBP: 0.352, SLG: 0.438 (1, 4)										4	1	2	1	0	1	1	<b>New York Mets @ St. Louis Cardinals</b> Busch Stadium, St. Louis, MO Thu Jul 20 1995, 7:05 PM CDT Att: 29,211 - Unknown - 81 F					
<b>José Oquendo, S</b> OBP: 0.337, SLG: 0.285 (9, 4)										0	0	0	0	0	0	0						
<b>Allen Battie, R</b> OBP: 0.397, SLG: 0.333 (1, 9)										3	0	2	0	0	1	2						
<b>Bernard Gilkey, R</b> OBP: 0.358, SLG: 0.464 (1, 7)										3	1	0	1	0	0	3						
<b>Ray Lankford, L</b> OBP: 0.351, SLG: 0.503 (1, 8)										2	2	1	2	2	0	1						
<b>Darnell Coles, R</b> OBP: 0.330, SLG: 0.360 (8, 1)										4	1	1	3	0	0	1						
<b>Tom Henke, R</b> (8, 1)										0	0	0	0	0	0	0						
<b>John Mabry, L</b> OBP: 0.325, SLG: 0.366 (1, 3)										4	0	0	0	0	0	0						
<b>Danny Sheaffer, R</b> OBP: 0.293, SLG: 0.354 (1, 2)										2	1	0	0	2	1	0						
<b>Tripp Cromer, R</b> OBP: 0.266, SLG: 0.348 (1, 6)										4	1	1	0	0	0	2						
<b>Allen Watson, L</b> OBP: 0.533, SLG: 0.714 (1, 1)										1	1	1	1	1	0	0						
<b>Rich DeLucia, R</b> OBP: 0.300, SLG: 0.222 (6, 1)										1	0	0	0	0	0	0						
<b>Tony Fossas, L</b> (8, 1)										0	0	0	0	0	0	0						
<b>Scott Cooper, L</b> OBP: 0.342, SLG: 0.328 (8, 5)										0	0	0	0	0	0	0						
<b>Inning Stats</b>	R: 0 E: 0 K: 0 S: 5	H: 1 LOB: 1 BB: 0 P: 9	R: 0 E: 0 K: 0 S: 7	H: 0 LOB: 0 BB: 0 P: 10	R: 4 E: 0 K: 1 S: 17	H: 3 LOB: 1 BB: 1 P: 29	R: 1 E: 0 K: 1 S: 12	H: 1 LOB: 1 BB: 1 P: 19	R: 3 E: 0 K: 1 S: 13	H: 2 LOB: 0 BB: 1 P: 23	R: 0 E: 0 K: 0 S: 7	H: 0 LOB: 0 BB: 0 P: 10	R: 0 E: 0 K: 0 S: 9	H: 1 LOB: 1 BB: 1 P: 16	R: 0 E: 0 K: 0 S: 7	H: 0 LOB: 0 BB: 1 P: 15	R: 0 E: 0 K: 0 S: 7	H: 0 LOB: 0 BB: 1 P: 15	1B: 5 2B: 1 3B: 0 HR: 2	SF: 1 SAC: 1 DP: 1 HBP: 0	WP: 0 PB: 0 SB: 0 CS: 1	PA: 35
<b>PITCHER</b>	IP WLS BF H R ER SO BB IBB HBP BLK WP HR S P ERA WHIP																					
<b>Dave Milicki, R</b> ERA: 4.72 (1, 1)	5.0 L 25 7 8 8 3 3 0 0 0 0 0 0 2 54 90 14.40 2.000																					
<b>Blas Minor, R</b> ERA: 4.02 (6, 1)	2.0 7 1 0 0 0 1 0 0 0 0 0 0 16 26 0.00 1.000																					
<b>Eric Gunderson, L</b> ERA: 3.92 (8, 1)	1.0 3 0 0 0 0 1 0 0 0 0 0 0 7 15 0.00 1.000																					

AB	38
R	6
H	12
RBI	6
BB	3
SO	4
LOB	19



AB	28
R	8
H	8
RBI	8
BB	5
SO	3
LOB	10









Batter	1	2	3	4	5	6	7	8	9	AB	R	H	RBI	BB	SO	LOB	TOP								
<b>Brett Butler, L</b> (1, 8) OBP: 0.351, SLG: 0.359	F8		2-1 2H 1B		1-1 1B		4-2 FC6 BB		0-0 L5	4	1	2	0	1	0	0	<b>New York Mets @ Colorado Rockies</b> Coors Field, Denver, CO Sat Jul 22 1995, 7:05 PM MDT Att: 48,042 - Unknown - 77 F								
<b>Edgardo Alfonzo, R</b> (1, 5) OBP: 0.293, SLG: 0.371	G5-3		1-3 K		0-0 E7 1B		0-0 FC6 FC5-4		2-2 FC6 1B	5	0	1	0	0	1	3									
<b>Ricky Otero, S</b> (9, FR) OBP: 0.185, SLG: 0.176					1-2 K		1-2 K		1-2 FC6 1-2	5	0	0	0	0	2	5									
<b>Rico Brogna, L</b> (1, 3) OBP: 0.334, SLG: 0.446	F8		1-0 G3		1-3 K		1-3 K		1-2 FC6 1-2	5	0	0	0	0	2	5									
<b>Bobby Bonilla, S</b> (1, 7) OBP: 0.384, SLG: 0.597		1-0 HR		1-0 G5-3 1B	1-2 2H 1B		1-0 FC5-4 1-2			4	2	3	2	0	0	1									
<b>Joe Orsulak, L</b> (1, 9) OBP: 0.328, SLG: 0.376	F7		1-1 F7		1-0 G5-3 1-2				1-3 K	4	0	0	0	0	2	3									
<b>Jeff Kent, R</b> (1, 4) OBP: 0.327, SLG: 0.451	L4		1-0 L4		0-1 1B 2H 1B		4-0 G3 G6-3 BB		1-3 K	3	0	1	1	1	1	0									
<b>Todd Hundley, S</b> (1, 2) OBP: 0.378, SLG: 0.431	F7		1-0 F7		1-2 1B		0-0 G6-3		2-2 K 2B	1	0	0	0	0	0	0									
<b>Jose Vizcaino, S</b> (1, 6) OBP: 0.322, SLG: 0.348			0-1 SH2-4 WP 1B		1-3 K		2-2 G3		3-2 G2-3	4	1	1	0	0	1	3									
<b>Jason Isringhausen, R</b> (1, 1)			1-1 SH2-4		2-3 K		2-1 P5		3-2 G4-3	2	0	0	0	0	1	1									
<b>Eric Gunderson, R</b> (6, 1)										0	0	0	0	0	0	0									
<b>Doug Henry, R</b> (7, 1)										0	0	0	0	0	0	0									
<b>Bill Spiers, L</b> (9, PH) OBP: 0.265, SLG: 0.286			1-2							1	0	0	0	0	0	0									
<b>Inning Stats</b>	R: 0 E: 0 K: 0 S: 6	H: 0 LOB: 0 BB: 0 P: 10	R: 1 E: 0 K: 0 S: 5	H: 1 LOB: 0 BB: 0 P: 9	R: 1 E: 0 K: 1 S: 10	H: 2 LOB: 1 BB: 0 P: 15	R: 1 E: 0 K: 1 S: 12	H: 3 LOB: 1 BB: 0 P: 16	R: 1 E: 1 K: 3 S: 17	H: 2 LOB: 2 BB: 0 P: 23	R: 0 E: 0 K: 0 S: 6	H: 0 LOB: 1 BB: 1 P: 14	R: 0 E: 1 K: 1 S: 7	H: 0 LOB: 1 BB: 1 P: 13	R: 0 E: 0 K: 2 S: 13	H: 1 LOB: 1 BB: 0 P: 20	R: 0 E: 0 K: 0 S: 12	H: 1 LOB: 1 BB: 0 P: 18	1B: 8 2B: 1 3B: 0 HR: 1	SF: 0 SAC: 1 DP: 0 HBP: 0	WP: 1 PB: 0 SB: 1 CS: 0	PA: 39			
<b>PITCHER</b>	IP	WLS	BF	H	R	ER	SO	BB	IBB	HBP	BLK	WP	HR	S	P	ERA	WHIP								
<b>Marvin Freeman, R</b> (1, 1) ERA: 5.55	4.0		17	6	3	3	2	0	0	0	0	1	1	33	50	6.75	1.500								
<b>Lance Painter, L</b> (5, 1) ERA: 6.19	2.0		10	2	1	0	3	1	0	0	0	0	0	23	37	0.00	1.500								
<b>Curt Leskanic, R</b> (7, 1) ERA: 3.2	2.0	W	8	1	0	0	3	1	0	0	0	0	0	20	33	0.00	1.000								
<b>Darren Holmes, R</b> (9, 1) ERA: 2.35	1.0	S	4	1	0	0	0	0	0	0	0	0	0	12	18	0.00	1.000								

Batter	1	2	3	4	5	6	7	8	9	AB	R	H	RBI	BB	SO	LOB	BOTTOM								
<b>Eric Young Sr., R</b> (1, 4) OBP: 0.364, SLG: 0.360	S 3B BB		0-0 G6-4-3 BB CS 1B		0-1 G6-3		2-2 F9 S 1B		0-3 K	4	1	2	0	1	1	2	<b>New York Mets @ Colorado Rockies</b> Coors Field, Denver, CO Sat Jul 22 1995, 7:05 PM MDT Att: 48,042 - Unknown - 77 F								
<b>Darren Holmes, R</b> (9, 1)										0	0	0	0	0	0	0									
<b>Ellis Burks, R</b> (1, 8) OBP: 0.358, SLG: 0.470	3-0 1H G5-3 3B		4-0 G6-4-3 1-2 BB		4-0 1B BB		2-3 K 1-2		3-3 K	3	1	1	1	2	2	3									
<b>Dante Bichette, R</b> (1, 7) OBP: 0.354, SLG: 0.562	0-0 G6-3		0-1 G6-4-3 1-2 BB		0-0 1B		0-0 F9			4	0	1	0	0	0	4									
<b>Larry Walker, L</b> (1, 9) OBP: 0.387, SLG: 0.638	0-1 G5-3		4-2 BB		1-3 K		4-0 IBB			2	0	0	1	2	1	2									
<b>Andres Galarraga, R</b> (1, 3) OBP: 0.339, SLG: 0.526	2-3 3H K		0-2 CS		0-1 G6-3		0-0 G6-3 G3-1 1B		1-0 P4	3	0	1	0	0	1	0									
<b>Mike Kingery, L</b> (6, FR) OBP: 0.370, SLG: 0.429										1	0	0	0	0	0	2									
<b>Vinny Castilla, R</b> (1, 5) OBP: 0.354, SLG: 0.593		0-1 HR		2-1 HR		3-1 G3-1		1-1 WP 1B		4	3	3	2	0	0	1									
<b>Joe Girardi, R</b> (1, 2) OBP: 0.326, SLG: 0.369		0-0 F9		0-0 F8		2-0 G6-3		1-3 K		4	0	0	0	0	1	2									
<b>Jason Bates, S</b> (1, 6) OBP: 0.349, SLG: 0.425		2-1 G3-1		2-0 G5-3		4-1 BB		0-0 WP 1B		3	0	1	1	1	0	0									
<b>Marvin Freeman, R</b> (1, 1) OBP: 0.295, SLG: 0.238		0-1 G1-3				0-0 F7		4-0 IBB		1	0	0	0	0	0	0									
<b>Lance Painter, L</b> (5, 1) ERA: 4.28										1	0	0	0	0	0	0									
<b>John Vander Wal</b> (6, PH) OBP: 0.200, SLG: 0.007										0	0	0	0	0	0	0									
<b>Jim Takumi, R</b> (6, PH) OBP: 0.250, SLG: 0.476										1	0	0	0	0	1	3									
<b>Curt Leskanic, R</b> (7, 1) OBP: 0.326, SLG: 0.250										0	0	0	0	0	0	0									
<b>Matt Nokes, S</b> (6, PH) OBP: 0.214, SLG: 0.260										0	0	0	0	1	0	0									
<b>Walt Weiss, S</b> (9, 6) OBP: 0.260, SLG: 0.298										0	0	0	0	0	0	0									
<b>Inning Stats</b>	R: 2 E: 0 K: 1 S: 8	H: 1 LOB: 0 BB: 1 P: 17	R: 1 E: 0 K: 0 S: 7	H: 1 LOB: 0 BB: 0 P: 9	R: 0 E: 0 K: 0 S: 7	H: 1 LOB: 1 BB: 2 P: 15	R: 1 E: 0 K: 0 S: 6	H: 1 LOB: 0 BB: 0 P: 10	R: 0 E: 0 K: 1 S: 7	H: 1 LOB: 2 BB: 1 P: 12	R: 0 E: 0 K: 1 S: 8	H: 1 LOB: 3 BB: 1 P: 19	R: 0 E: 0 K: 1 S: 8	H: 1 LOB: 2 BB: 1 P: 17	R: 1 E: 0 K: 3 S: 13	H: 2 LOB: 2 BB: 1 P: 22	1B: 6 2B: 0 3B: 1 HR: 2	SF: 0 SAC: 0 DP: 1 HBP: 0	WP: 2 PB: 0 SB: 2 CS: 1	PA: 39					
<b>PITCHER</b>	IP	WLS	BF	H	R	ER	SO	BB	IBB	HBP	BLK	WP	HR	S	P	ERA	WHIP								
<b>Jason Isringhausen, R</b> (1, 1) ERA: 4.28	5.2		26	6	4	4	2	5	0	0	0	0	2	40	77	6.35	1.941								
<b>Eric Gunderson, L</b> (6, 1) ERA: 3.86	0.1		1	0	0	0	1	0	0	0	0	0	0	3	5	0.00	0.000								
<b>Doug Henry, R</b> (7, 1) ERA: 4.16	2.0	L	11	3	1	1	4	0	2	0	0	2	0	21	39	4.50	1.500								

AB	36
R	4
H	10
RBI	3
BB	2
SO	8
LOB	17

AB	31
R	5
H	9
RBI	5
BB	7
SO	7
LOB	19





Batter	1	2	3	4	5	6	7	8	9	AB	R	H	RBI	BB	SO	LOB	TOP		
<b>Brett Butler, L</b> OBP: 0.352, SLG: 0.363	1-0 FC1-6 1B	3-1 F7		1-0 F7			2-0 G5-3 2B	1-1 F7		5	1	2	0	0	0	4			
<b>Edgardo Alfonso, R</b> OBP: 0.290, SLG: 0.387	0-0 FC1-6		0-1 G4-3	0-1 G4-3			3-1 F7	4-1 BB		3	0	0	0	0	0	3			
<b>Bias Minor, R</b> OBP: 0.276, SLG: 0.276	1B BB							1-2 BB		0	0	0	0	0	0	0			
<b>Bill Spiers, L</b> OBP: 0.276, SLG: 0.276	1-2							1-2 BB		1	0	0	0	1	0	1			
<b>Rico Brogna, L</b> OBP: 0.336, SLG: 0.442	0-1 F8		4-0 BB		2-1 L7		1-1 G5-3	4-2 BB		3	0	0	1	2	0	1			
<b>Bobby Bonilla, S</b> OBP: 0.383, SLG: 0.592	4-1		1-3 BB		2-1 F8		2-2 F8	3-3 K		3	0	0	0	1	1	1			
<b>Eric Gunderson, R</b> OBP: 0.290, SLG: 0.322	1B BB									0	0	0	0	0	0	0			
<b>Tim Bogar, R</b> OBP: 0.290, SLG: 0.322	1-2 BB									1	0	0	0	0	1	3			
<b>Jerry Dipoto, R</b> OBP: 0.330, SLG: 0.382	1-2 2-3 1B		0-0 F6		2-0 G6-3			0-0 HR 2B	0-2 G3	5	1	2	0	0	0	1			
<b>Jeff Kent, R</b> OBP: 0.328, SLG: 0.463	2-1 FC6-4 1B			0-1 F8		2-1 FC6-4 1B		0-0 HR 2B	1-1 G6-3	5	1	2	2	0	0	3			
<b>Jose Vizcaino, S</b> OBP: 0.322, SLG: 0.352		0-0 L6		0-0 1B 2B		1-1 FC6-4 1B		2-1 HR 2B	2-2 2B	3	1	1	0	0	0	1			
<b>Chris Jones, R</b> OBP: 0.354, SLG: 0.479										2	1	2	1	0	0	0			
<b>Kelly Stinnett, R</b> OBP: 0.380, SLG: 0.412		0-3 K		4-2 1B BB		1-3 K		2-2 BB BB HBP	2-3 K2-3	3	0	0	0	1	3	2			
<b>Bobby Jones, R</b> OBP: 0.212, SLG: 0.188			0-1 1B		0-3 K					1	0	1	0	0	0	0			
<b>Aaron Ledesma, R</b> OBP: 0.464, SLG: 0.348				1-2 2-H 1B						3	0	1	1	0	2	2			
<b>Inning Stats</b>	R: 0 E: 0 K: 0 S: 9	H: 2 LOB: 3 BB: 1 P: 16	R: 0 E: 0 K: 1 S: 8	H: 1 LOB: 0 BB: 0 P: 11	R: 0 E: 0 K: 1 S: 6	H: 0 LOB: 1 BB: 1 P: 11	R: 1 E: 0 K: 0 S: 16	H: 2 LOB: 2 BB: 1 P: 22	R: 0 E: 0 K: 2 S: 10	H: 1 LOB: 1 BB: 0 P: 14	R: 1 E: 0 K: 0 S: 8	H: 1 LOB: 0 BB: 0 P: 16	R: 3 E: 0 K: 2 S: 17	H: 3 LOB: 3 BB: 2 P: 34	R: 0 E: 0 K: 1 S: 12	H: 1 LOB: 1 BB: 0 P: 17	1B: 5 2B: 4 3B: 0 HR: 2	SF: 0 SAC: 0 DP: 0 HBP: 1	WP: 0 PA: 44 PB: 0 SB: 1 CS: 0
<b>PITCHER</b>	IP WLS BF H R ER SO BB IBB HBP BLK WP HR S P ERA WHIP	7.0 W 35 10 5 5 4 3 0 1 0 0 2 68 111 6.43 1.857	0.2 3 0 0 0 1 1 0 0 0 0 0 0 6 12 0.00 1.500	0.0 1 0 0 0 1 0 0 0 0 0 0 0 2 6 ∞ ∞	0.1 1 0 0 0 1 0 0 0 0 0 0 0 3 6 0.00 0.000	1.0 S 4 1 0 0 1 0 0 0 0 0 0 12 17 0.00 1.000	<b>PITCHER</b>	IP WLS BF H R ER SO BB IBB HBP BLK WP HR S P ERA WHIP	7.0 L 35 10 5 5 4 3 0 0 0 0 0 2 68 111 6.43 1.857	0.2 3 0 0 0 1 1 0 0 0 0 0 0 6 12 0.00 1.500	0.0 1 0 0 0 1 0 0 0 0 0 0 0 2 6 ∞ ∞	0.1 1 0 0 0 1 0 0 0 0 0 0 0 3 6 0.00 0.000	1.0 S 4 1 0 0 1 0 0 0 0 0 0 12 17 0.00 1.000						

**New York Mets @ Colorado Rockies**  
Coors Field, Denver, CO  
Sun Jul 23 1995, 3:33 AM MDT  
Att: 48,129 - Sunny - 77 F

AB 38  
R 5  
H 11  
RBI 5  
BB 5  
SO 7  
LOB 22



Batter	1	2	3	4	5	6	7	8	9	AB	R	H	RBI	BB	SO	LOB	BOTTOM		
<b>Mike Kingery, L</b> OBP: 0.372, SLG: 0.428	0-1 HR 2B	1-0 L3		1-1 G4-3		0-0 G4-3		0-0 G3		5	1	1	0	0	0	4			
<b>Jason Bates, S</b> OBP: 0.352, SLG: 0.429	4-0 HR BB	0-3 K		2-1 2B		1-1 L5				3	1	1	1	1	1	0			
<b>Dante Bichette, R</b> OBP: 0.353, SLG: 0.567	0-1 HR		0-2 F7	0-1 G6-3		2-3 K				4	1	1	3	0	1	1			
<b>Darren Holmes, R</b> OBP: 0.383, SLG: 0.631	1-1 F8		1-3 K		1-3 K		0-0 3B			3	0	0	0	0	2	0			
<b>Larry Walker, L</b> OBP: 0.383, SLG: 0.631	1-1 F8									1	0	1	0	0	0	0			
<b>Eric Young Sr., R</b> OBP: 0.368, SLG: 0.379										3	2	1	1	1	0	1			
<b>Vinny Castilla, R</b> OBP: 0.356, SLG: 0.601	0-0 HR		4-2 HR BB		0-1 F8		1-0 G5-3			3	2	1	1	1	0	1			
<b>Ellis Burks, R</b> OBP: 0.362, SLG: 0.510	1-0 HR		1-1 HR		1-3 K			2-2 P4		4	2	2	3	0	1	0			
<b>Joe Girardi, R</b> OBP: 0.321, SLG: 0.363	0-1 G6-3		0-0 F9		0-0 L5		0-0 F9			4	0	0	0	0	0	0			
<b>Walt Weiss, S</b> OBP: 0.384, SLG: 0.298	0-0 F8		2-1 G4-3 SH3 2B 1B		2-0 L7		4-1 BB BB			3	1	1	0	1	0	0			
<b>Kevin Ritz, R</b> OBP: 0.281, SLG: 0.281		0-2 K		0-0 SH3		0-0 1B		4-2 BB BB		2	0	1	0	0	1	0			
<b>Steve Reed, R</b> OBP: 0.209, SLG: 0.200										0	0	0	0	0	0	0			
<b>Lance Painter, L</b> OBP: 0.209, SLG: 0.200										0	0	0	0	0	0	0			
<b>Curt Leskanic, R</b> OBP: 0.209, SLG: 0.200										0	0	0	0	0	0	0			
<b>John Vander Wal, L</b> OBP: 0.215, SLG: 0.215										0	0	0	0	1	0	0			
<b>Inning Stats</b>	R: 5 E: 0 K: 0 S: 11	H: 4 LOB: 0 BB: 1 P: 17	R: 0 E: 0 K: 2 S: 10	H: 0 LOB: 0 BB: 0 P: 11	R: 2 E: 0 K: 1 S: 12	H: 1 LOB: 0 BB: 1 P: 18	R: 1 E: 0 K: 0 S: 9	H: 2 LOB: 1 BB: 0 P: 14	R: 0 E: 0 K: 0 S: 4	H: 1 LOB: 1 BB: 0 P: 6	R: 0 E: 0 K: 1 S: 7	H: 1 LOB: 0 BB: 0 P: 11	R: 0 E: 0 K: 0 S: 10	H: 0 LOB: 2 BB: 2 P: 20	R: 0 E: 0 K: 1 S: 12	H: 1 LOB: 1 BB: 0 P: 17	1B: 2 2B: 2 3B: 1 HR: 4	SF: 0 SAC: 1 DP: 0 HBP: 0	WP: 0 PA: 37 PB: 0 SB: 0 CS: 0
<b>PITCHER</b>	IP WLS BF H R ER SO BB IBB HBP BLK WP HR S P ERA WHIP	3.0 L 16 3 1 1 2 2 0 0 0 0 0 21 30 3.00 1.000	3.0 12 3 1 1 2 0 0 0 0 0 0 0 7 11 0.00 1.000	1.0 4 1 0 0 1 0 0 0 0 0 0 0 7 11 0.00 1.000	1.0 5 0 0 0 0 2 0 0 0 0 0 0 10 20 0.00 2.000	<b>PITCHER</b>	IP WLS BF H R ER SO BB IBB HBP BLK WP HR S P ERA WHIP	3.0 L 16 3 1 1 2 2 0 0 0 0 0 0 21 30 3.00 1.000	3.0 12 3 1 1 2 0 0 0 0 0 0 0 7 11 0.00 1.000	1.0 4 1 0 0 1 0 0 0 0 0 0 0 7 11 0.00 1.000	1.0 5 0 0 0 0 2 0 0 0 0 0 0 10 20 0.00 2.000								

**New York Mets @ Colorado Rockies**  
Coors Field, Denver, CO  
Sun Jul 23 1995, 3:33 AM MDT  
Att: 48,129 - Sunny - 77 F

AB 32  
R 8  
H 9  
RBI 8  
BB 4  
SO 6  
LOB 6





Batter	1	2	3	4	5	6	7	8	9	AB	R	H	RBI	BB	SO	LOB	TOP									
<b>Brett Butler, L</b> (1, 8) OBP: 0.357, SLG: 0.368	G4-3		SH1-4														<b>New York Mets @ Chicago Cubs</b> Wrigley Field, Chicago, IL Mon Jul 24 1995, 7:05 PM CDT Att: 25,860 - Unknown - 77 F									
<b>Eduardo Alfonzo, R</b> (1, 5) OBP: 0.286, SLG: 0.363	G6-3		FC3-2																							
<b>Rico Brogna, L</b> (1, 3) OBP: 0.332, SLG: 0.437	G4-3		G3																							
<b>Aaron Ledesma, R</b> (8, PH) OBP: 0.448, SLG: 0.333	G4-3																									
<b>Bobby Bonilla, S</b> (1, 7) OBP: 0.387, SLG: 0.602																										
<b>Joe Orsulak, L</b> (1, 9) OBP: 0.325, SLG: 0.376																										
<b>Chris Jones, R</b> (8, PH) OBP: 0.351, SLG: 0.475																										
<b>Jeff Kent, R</b> (1, 4) OBP: 0.327, SLG: 0.464																										
<b>Jose Vizcaino, S</b> (1, 6) OBP: 0.321, SLG: 0.350																										
<b>Kelly Stinnett, R</b> (1, 2) OBP: 0.386, SLG: 0.400																										
<b>Bill Pulsipher, L</b> (1, 1) OBP: 0.150, SLG: 0.118																	<b>New York Mets @ Chicago Cubs</b> Wrigley Field, Chicago, IL Mon Jul 24 1995, 7:05 PM CDT Att: 25,860 - Unknown - 77 F									
<b>Tim Bogar, R</b> (9, PH) OBP: 0.302, SLG: 0.350																										
<b>Inning Stats</b>	R: 0 E: 0 K: 0 S: 7	H: 0 LOB: 0 BB: 0 P: 13	R: 0 E: 0 K: 1 S: 8	H: 1 LOB: 1 BB: 0 P: 12	R: 0 E: 0 K: 0 S: 6	H: 0 LOB: 2 BB: 1 P: 13	R: 2 E: 0 K: 0 S: 13	H: 3 LOB: 0 BB: 0 P: 23	R: 0 E: 0 K: 1 S: 8	H: 2 LOB: 1 BB: 0 P: 13	R: 0 E: 0 K: 0 S: 6	H: 0 LOB: 1 BB: 1 P: 14	R: 0 E: 0 K: 0 S: 8	H: 1 LOB: 1 BB: 0 P: 12	R: 0 E: 0 K: 2 S: 8	H: 0 LOB: 0 BB: 0 P: 14		R: 1 E: 0 K: 0 S: 14	H: 2 LOB: 2 BB: 1 P: 28	1B: 6 2B: 2 3B: 0 HR: 1	SF: 0 SAC: 2 DP: 1 HBP: 0	WP: 0 PB: 0 SB: 2 CS: 0	PA: 38			
<b>PITCHER</b>	IP	WLS	BF	H	R	ER	SO	BB	IBB	HBP	BLK	WP	HR	S	P	ERA		WHIP								
<b>Jim Bullinger, R</b> (1, 1) ERA: 3.29	7.0	W	29	7	2	2	2	2	0	0	0	0	0	56	100	2.57		1.286								
<b>Chris Nabholz, L</b> (8, 1) ERA: 3.54	1.0		3	0	0	0	2	0	0	0	0	0	0	8	14	0.00		0.000								
<b>Randy Myers, L</b> (9, 1) ERA: 3.44	1.0	S	6	2	1	1	0	1	0	0	0	0	0	14	28	9.00		3.000								
<b>Batter</b>	<b>1</b>	<b>2</b>	<b>3</b>	<b>4</b>	<b>5</b>	<b>6</b>	<b>7</b>	<b>8</b>	<b>9</b>	<b>AB</b>	<b>R</b>	<b>H</b>	<b>RBI</b>	<b>BB</b>	<b>SO</b>	<b>LOB</b>		<b>BOTTOM</b>								
<b>Brian McRae, S</b> (1, 8) OBP: 0.342, SLG: 0.457			G5-3															<b>New York Mets @ Chicago Cubs</b> Wrigley Field, Chicago, IL Mon Jul 24 1995, 7:05 PM CDT Att: 25,860 - Unknown - 77 F								
<b>Shawon Dunston, R</b> (1, 6) OBP: 0.356, SLG: 0.566			F8																							
<b>Mark Grace, L</b> (1, 3) OBP: 0.385, SLG: 0.543																										
<b>Sammy Sosa, R</b> (1, 9) OBP: 0.344, SLG: 0.480																										
<b>Todd Zeile, R</b> (1, 5) OBP: 0.316, SLG: 0.418																										
<b>Ozzie Timmons, R</b> (1, 7) OBP: 0.309, SLG: 0.438																										
<b>Scott Burrell, L</b> (8, 7) OBP: 0.296, SLG: 0.398																										
<b>José Hernández, R</b> (1, 4) OBP: 0.281, SLG: 0.440																										
<b>Mike Hubbard, R</b> (1, 2) OBP: 0.263, SLG: 0.176																										
<b>Chris Nabholz, L</b> (8, 1) OBP: 0.429, SLG: 0.200																										
<b>Jim Bullinger, R</b> (1, 1) OBP: 0.200, SLG: 0.083																										
<b>Joe Kmak, R</b> (7, PH) OBP: 0.429, SLG: 0.200																										
<b>Inning Stats</b>	R: 0 E: 0 K: 3 S: 11	H: 0 LOB: 1 BB: 1 P: 20	R: 0 E: 0 K: 0 S: 8	H: 0 LOB: 0 BB: 1 P: 13	R: 0 E: 0 K: 0 S: 7	H: 0 LOB: 1 BB: 1 P: 16	R: 0 E: 0 K: 0 S: 9	H: 0 LOB: 0 BB: 0 P: 16	R: 4 E: 0 K: 1 S: 20	H: 4 LOB: 1 BB: 1 P: 32	R: 0 E: 0 K: 0 S: 4	H: 0 LOB: 0 BB: 0 P: 5	R: 0 E: 0 K: 0 S: 4	H: 0 LOB: 0 BB: 1 P: 10	R: 1 E: 0 K: 1 S: 8	H: 2 LOB: 1 BB: 0 P: 11	1B: 4 2B: 1 3B: 0 HR: 1	SF: 0 SAC: 0 DP: 2 HBP: 0	WP: 0 PB: 0 SB: 2 CS: 0	PA: 33						
<b>PITCHER</b>	IP	WLS	BF	H	R	ER	SO	BB	IBB	HBP	BLK	WP	HR	S	P	ERA	WHIP									
<b>Bill Pulsipher, L</b> (1, 1) ERA: 4.42	8.0	L	33	6	5	5	5	5	0	0	0	0	1	71	123	5.62	1.375									



Batter	1	2	3	4	5	6	7	8	9	10	11	AB	R	H	RBI	BB	SO	LOB	TOP								
<b>Brett Butler, L</b> OBP: 0.359, SLG: 0.368 (1, 8)			 1B									5	0	2	0	1	1	0									
<b>Edgardo Alfonzo, R</b> OBP: 0.289, SLG: 0.378 (1, 5)			 1-2F									6	1	2	1	0	2	4									
<b>Carl Everett, S</b> OBP: 0.231, SLG: 0.371 Jerry Dipoto, R (9, 1)												5	0	1	1	0	1	2									
<b>Bobby Bonilla, S</b> OBP: 0.384, SLG: 0.605 (1, 7)												5	1	1	1	0	1	3									
<b>Rico Brogna, L</b> OBP: 0.337, SLG: 0.457 (1, 3)												5	3	3	1	0	1	0									
<b>Jeff Kent, R</b> OBP: 0.336, SLG: 0.488 (1, 4)												5	1	4	3	0	0	0									
<b>Jose Vizcaino, S</b> OBP: 0.316, SLG: 0.344 (1, 6)												5	0	0	0	0	0	3									
<b>Kelly Stinnett, R</b> OBP: 0.372, SLG: 0.384 Joe Orsulik, L OBP: 0.332, SLG: 0.379 (9, PH) (9, 9)												3	0	0	0	0	2	2									
<b>Dave Mlicki, R</b> OBP: 0.042 Doug Henry, R OBP: 0.275, SLG: 0.287 Eric Gunderson, L OBP: 0.313, SLG: 0.471 Chris Jones, R OBP: 0.313, SLG: 0.389 (1, 1) (6, 1) (7, PH) (7, 1) (8, PH) (8, 2)												2	0	0	0	0	0	1									
<b>Inning Stats</b>	R: 1 E: 0 K: 2 S: 10	H: 1 LOB: 0 BB: 0 P: 19	R: 2 E: 0 K: 1 S: 13	H: 2 LOB: 0 BB: 0 P: 20	R: 0 E: 0 K: 0 S: 9	H: 1 LOB: 0 BB: 0 P: 15	R: 2 E: 0 K: 0 S: 14	H: 3 LOB: 1 BB: 0 P: 20	R: 0 E: 0 K: 2 S: 8	H: 1 LOB: 1 BB: 0 P: 13	R: 0 E: 0 K: 2 S: 14	H: 0 LOB: 1 BB: 1 P: 20	R: 1 E: 0 K: 0 S: 9	H: 1 LOB: 0 BB: 0 P: 12	R: 1 E: 0 K: 2 S: 13	H: 3 LOB: 2 BB: 0 P: 18	R: 0 E: 0 K: 0 S: 8	H: 1 LOB: 2 BB: 1 P: 14	R: 0 E: 0 K: 1 S: 5	H: 0 LOB: 0 BB: 0 P: 8	1B: 6 2B: 4 3B: 0 HR: 4	SF: 0 SAC: 0 DP: 1 HBP: 0	WP: 0 PB: 0 SB: 0 CS: 0	PA: 48			
<b>PITCHER</b>	IP 5.0	WLS 22	BF 22	H 8	R 5	ER 5	SO 3	BB 0	IBB 0	HBP 0	BLK 0	WP 0	HR 3	S 52	P 86	ERA 9.00	WHIP 1.600										
<b>Mike Morgan, R</b> ERA: 3.74 Jeff Parrett, R ERA: 4.87 Rich DeLucia, R ERA: 3.2 Rene Arocha, R ERA: 3.49 Tom Henke, R ERA: 1.56	(1, 1)	(6, 1)	(7, 1)	(8, 1)	(9, 1)																						
<b>PITCHER</b>	IP 2.0	WLS 8	BF 8	H 1	R 0	ER 0	SO 1	BB 0	IBB 1	HBP 0	BLK 0	WP 0	HR 0	S 13	P 22	ERA 0.00	WHIP 0.500										
<b>Mark Petkovsek, R</b> ERA: 3.74	(10, 1)																										

New York Mets @ St. Louis Cardinals  
 Busch Stadium, St. Louis, MO  
 Tue Jul 25 1995, 7:05 PM CDT  
 Att. 26,343 - Unknown - 93 F

AB 46  
 R 7  
 H 14  
 RBI 7  
 BB 2  
 SO 10  
 LOB 18



Batter	1	2	3	4	5	6	7	8	9	10	11	AB	R	H	RBI	BB	SO	LOB	BOTTOM							
<b>José Oquendo, S</b> OBP: 0.351, SLG: 0.313 Gerald Perry, L OBP: 0.197, SLG: 0.182 (11, PH) (1, 4)												5	2	2	0	0	2	2								
<b>John Mabry, L</b> OBP: 0.324, SLG: 0.355 (1, 3)												5	0	1	1	1	0	3								
<b>Brian Jordan, R</b> OBP: 0.340, SLG: 0.492 (1, 9)												6	2	3	4	0	0	1								
<b>Ray Lankford, L</b> OBP: 0.351, SLG: 0.495 (1, 8)												3	2	1	0	2	2	1								
<b>Bernard Gilkey, R</b> OBP: 0.365, SLG: 0.464 (1, 7)												3	1	1	1	2	0	1								
<b>Scott Cooper, L</b> OBP: 0.339, SLG: 0.329 (1, 5)												5	0	1	2	0	2	3								
<b>Danny Sheaffer, R</b> OBP: 0.308, SLG: 0.359 (1, 2)												3	0	0	0	2	1	0								
<b>Tripp Cromer, R</b> OBP: 0.284, SLG: 0.343 (1, 6)												5	0	1	0	0	3	3								
<b>Mike Morgan, R</b> ERA: 5.07 Doug Henry, R ERA: 4.08 Eric Gunderson, L ERA: 3.75 Jerry Dipoto, R ERA: 4.82	(1, 1)	(6, 1)	(7, 1)	(9, 1)																						
<b>PITCHER</b>	IP 5.0	WLS 3	BF 5	H 0	R 0	ER 0	SO 1	BB 1	IBB 0	HBP 0	BLK 0	WP 0	HR 2	S 60	P 104	ERA 10.80	WHIP 1.800									
<b>PITCHER</b>	IP 4.0	WLS 2	BF 11	H 4	R 1	ER 2	SO 3	BB 3	IBB 0	HBP 0	BLK 0	WP 0	HR 2	S 60	P 104	ERA 10.80	WHIP 1.800									
<b>Dave Mlicki, R</b> ERA: 5.07 Doug Henry, R ERA: 4.08 Eric Gunderson, L ERA: 3.75 Jerry Dipoto, R ERA: 4.82	(1, 1)	(6, 1)	(7, 1)	(9, 1)																						
<b>PITCHER</b>	IP 2.1	WLS 10	BF 10	H 2	R 1	ER 1	SO 2	BB 0	IBB 0	HBP 0	BLK 0	WP 0	HR 1	S 23	P 42	ERA 3.86	WHIP 1.714									

New York Mets @ St. Louis Cardinals  
 Busch Stadium, St. Louis, MO  
 Tue Jul 25 1995, 7:05 PM CDT  
 Att. 26,343 - Unknown - 93 F

AB 39  
 R 8  
 H 10  
 RBI 8  
 BB 9  
 SO 10  
 LOB 16





Batter	1	2	3	4	5	6	7	8	9	10	11	AB	R	H	RBI	BB	SO	LOB	TOP							
<b>Brett Butler, L</b> OBP: 0.360, SLG: 0.373 (1, 8)	2-0 SF8 3B		4-2 FC6-4 1B BB		1-1 G3		3-2 F8			1-3 K		4	1	1	0	1	1	1								
<b>Eduardo Alfonso, R</b> OBP: 0.291, SLG: 0.380 (1, 5)	0-1 SF8		2-0 FC6-4 1B			0-1 L9		3-2 G6-3		1-0 1B		4	0	2	1	0	0	0								
<b>Carl Everett, S</b> OBP: 0.217, SLG: 0.348 (8, 1)	1-0 G3		1-2 FC6-4			3-3 K		2-3 K			0-1 1B	4	0	0	0	0	2	2								
<b>Chris Jones, R</b> OBP: 0.353, SLG: 0.484 (11, PH)			1-2 FC6-4									1	1	1	0	0	0	0								
<b>Doug Henry, R</b> OBP: 0.385, SLG: 0.599 (11, 1)			1-2 FC6-4									0	0	0	0	0	0	0								
<b>Eric Gunderson, R</b> OBP: 0.385, SLG: 0.599 (11, 7)	3-2 G6-3		1-1 FC6-4			4-2 2B BB		0-0 G3				3	0	0	0	2	0	2								
<b>Jeff Kent, R</b> OBP: 0.337, SLG: 0.490 (1, 4)		2-1 FC1-6 1B				3-0 1-3 2B			0-3 K		1-1 P6	5	0	2	0	0	2	2								
<b>Rico Broena, L</b> OBP: 0.334, SLG: 0.456 (1, 3)		0-0 FC1-6 1-2f			2-3 K		0-0 F7		1-2 2B		1-0 F7	5	0	1	0	0	1	5								
<b>Tim Bogar, R</b> OBP: 0.309, SLG: 0.354 (1, 6)		1-1 L4			2-2 P3			1-0 1B		3-2 L8		5	0	2	1	0	0	2								
<b>Alberto Castillo, R</b> OBP: 0.238, SLG: 0.059 (1, 2)			0-1 FC6-4			0-0 G5-3		0-1 P3		1-3 K		5	0	0	0	0	1	5								
<b>Kelly Stinnett, R</b> OBP: 0.372, SLG: 0.384 (11, 2)			1-2f								2-0 FC5	0	0	0	0	0	0	0								
<b>Pete Harnisch, S</b> OBP: 0.094, SLG: 0.094 (1, 1)					0-0 G4-3		1-2 P3		0-0 B2		0-0 F8	3	0	0	0	0	0	1								
<b>Joe Orsulak, L</b> OBP: 0.330, SLG: 0.378 (8, 9)												1	0	0	0	0	0	0								
<b>Inning Stats</b>	R: 1 E: 0 K: 0 S: 7	H: 1 LOB: 0 BB: 0 P: 13	R: 0 E: 0 K: 0 S: 7	H: 1 LOB: 1 BB: 0 P: 10	R: 0 E: 0 K: 0 S: 10	H: 1 LOB: 2 BB: 1 P: 18	R: 0 E: 0 K: 2 S: 11	H: 0 LOB: 0 BB: 0 P: 17	R: 0 E: 0 K: 0 S: 6	H: 1 LOB: 2 BB: 0 P: 8	R: 0 E: 0 K: 1 S: 10	H: 1 LOB: 1 BB: 0 P: 20	R: 0 E: 0 K: 1 S: 8	H: 0 LOB: 0 BB: 0 P: 13	R: 0 E: 0 K: 2 S: 14	H: 1 LOB: 1 BB: 0 P: 19	R: 0 E: 0 K: 1 S: 5	H: 1 LOB: 2 BB: 0 P: 7	R: 1 E: 0 K: 0 S: 7	H: 2 LOB: 2 BB: 1 P: 15	1B: 5 2B: 3 3B: 1 HR: 0	SF: 1 SAC: 0 DP: 0 HBP: 0	WP: 0 PB: 0 SB: 0 CS: 0	PA: 44		
<b>PITCHER</b>	IP 7.0	WLS 28	BF 5	H 5	R 1	ER 0	SO 3	BB 2	IBB 0	HBP 0	BLK 0	WP 0	HR 0	S 64	P 103	ERA 4.46	WHIP 1.000									
<b>Donovan Osborne, L</b> ERA: 4.46 (1, 1)	2.0	7	1	0	0	3	0	0	0	0	0	0	0	22	32	0.00	0.500									
<b>Jeff Parrett, R</b> ERA: 4.66 (8, 1)	2.0	W	9	3	1	1	1	0	1	0	0	0	0	12	22	4.50	1.500									
<b>Tony Fossas, L</b> ERA: 1.71 (10, 1)																										

New York Mets @ St. Louis Cardinals  
 Busch Stadium, St. Louis, MO  
 Wed Jul 26 1995, 3:33 AM CDT  
 Att: 20,909 - Cloudy - 84 F

AB	40
R	2
H	9
RBI	2
BB	3
SO	7
LOB	20



Batter	1	2	3	4	5	6	7	8	9	10	11	AB	R	H	RBI	BB	SO	LOB	BOTTOM						
<b>Geronimo Pena, S</b> OBP: 0.371, SLG: 0.371 (1, 4)	2-0 F8		3-1 G3			0-3 K		0-1 G5-3			4-1 1B 1B BB	4	1	0	0	1	1	1							
<b>José Oquendo, S</b> OBP: 0.349, SLG: 0.311 (1, 6)	0-1 1B		1-3 K			3-1 F8		1-1 F9			0-0 1B 1B	4	0	1	0	0	1	0							
<b>Tony Fossas, L</b> OBP: 0.356, SLG: 0.308 (10, 1)											1-3 1B 1B	1	0	1	0	0	0	0							
<b>Gerald Perry, L</b> OBP: 0.206, SLG: 0.194 (11, PH)												5	0	0	0	0	2	3							
<b>Allen Battle, R</b> OBP: 0.356, SLG: 0.308 (11, PR)	1-1 F9				1-2 L8		0-0 F7		1-3 K		2-3 K	5	0	0	0	0	2	3							
<b>Brian Jordan, R</b> OBP: 0.334, SLG: 0.483 (1, 9)												5	0	1	1	0	2	1							
<b>Ray Lankford, L</b> OBP: 0.349, SLG: 0.490 (1, 8)	3-2 P5				3-2 K		2-3 K		1-1 G6-3		2-2 1B 1B	5	0	1	1	0	2	1							
<b>Bernard Gilkey, R</b> OBP: 0.368, SLG: 0.475 (1, 7)		2-0 HR			2-2 F7		0-0 G3-1		1-3 K		1-2 1B 1B	5	1	2	2	0	1	0							
<b>Scott Cooper, L</b> OBP: 0.336, SLG: 0.325 (1, 5)		2-3 K				0-2 G6-3		1-1 F7		2-0 G4-3		3	0	0	0	0	1	0							
<b>Jeff Parrett, R</b> OBP: 1.000, SLG: 1.000 (8, 1)												0	0	0	0	0	0	0							
<b>Tripp Cromer, R</b> OBP: 0.263, SLG: 0.341 (10, 6)												1	0	0	0	0	0	0							
<b>John Mabry, L</b> OBP: 0.323, SLG: 0.353 (1, 3)	2-0 L5				1-2 G5-3			1-2 F7		0-0 BB 1B		4	0	1	0	0	0	0							
<b>Scott Hemond, R</b> OBP: 0.180, SLG: 0.145 (1, 2)	2-0 F7				2-1 1B			3-3 K		4-2 BB BB		3	0	1	0	1	1	0							
<b>Donovan Osborne, S</b> OBP: 0.336, SLG: 0.353 (1, 1)					0-1 G3		1-0 F9		0-1 1B		3-2 G6-3	2	0	0	0	0	0	1							
<b>Darnell Coles, R</b> OBP: 0.336, SLG: 0.353 (8, 5)												2	0	1	0	0	0	2							
<b>Inning Stats</b>	R: 0 E: 0 K: 0 S: 11	H: 1 LOB: 1 BB: 0 P: 17	R: 1 E: 0 K: 1 S: 9	H: 1 LOB: 0 BB: 0 P: 17	R: 0 E: 0 K: 1 S: 7	H: 0 LOB: 0 BB: 0 P: 11	R: 0 E: 0 K: 1 S: 10	H: 0 LOB: 0 BB: 0 P: 16	R: 0 E: 0 K: 0 S: 6	H: 0 LOB: 0 BB: 0 P: 9	R: 0 E: 0 K: 1 S: 10	H: 1 LOB: 1 BB: 0 P: 14	R: 0 E: 0 K: 1 S: 7	H: 0 LOB: 0 BB: 0 P: 10	R: 0 E: 0 K: 1 S: 10	H: 1 LOB: 2 BB: 1 P: 20	R: 2 E: 0 K: 1 S: 11	H: 3 LOB: 2 BB: 1 P: 21	1B: 7 2B: 0 3B: 0 HR: 1	SF: 0 SAC: 0 DP: 0 HBP: 0	WP: 0 PB: 0 SB: 0 CS: 0	PA: 41			
<b>PITCHER</b>	IP 7.0	WLS 24	BF 3	H 3	R 1	ER 1	SO 3	BB 0	IBB 0	HBP 0	BLK 0	WP 0	HR 1	S 58	P 92	ERA 3.51	WHIP 0.429								
<b>Pete Harnisch, R</b> ERA: 3.51 (1, 1)	3.0	12	2	0	0	3	1	0	0	0	0	0	0	27	44	0.00	1.000								
<b>John Franco, L</b> ERA: 2.27 (8, 1)	0.1	L	3	1	2	2	1	1	0	0	0	0	0	5	11	54.00	6.000								
<b>Doug Henry, R</b> ERA: 4.54 (11, 1)	0.0		2	2	0	0	0	0	0	0	0	0	0	6	10	∞	∞								
<b>Eric Gunderson, L</b> ERA: 3.75 (11, 1)																									

New York Mets @ St. Louis Cardinals  
 Busch Stadium, St. Louis, MO  
 Wed Jul 26 1995, 3:33 AM CDT  
 Att: 20,909 - Cloudy - 84 F

AB	39
R	3
H	8
RBI	3
BB	2
SO	9
LOB	8





Batter	1	2	3	4	5	6	7	8	9	AB	R	H	RBI	BB	SO	LOB	TOP
Jacob Brumfield, R OBP: 0.343, SLG: 0.360 (1, 8)										6	0	2	1	0	2	2	
Jay Bell, R OBP: 0.324, SLG: 0.354 (1, 6)										5	1	0	1	0	1	3	
Orlando Merced, S OBP: 0.334, SLG: 0.456 (1, 9)										5	1	2	2	0	0	2	
Mark Johnson, L OBP: 0.365, SLG: 0.491 (1, 3)										4	1	3	2	0	1	0	
Jeff King, R OBP: 0.331, SLG: 0.438 (1, 5)										5	1	2	0	0	2	4	
Jim Gott, R (8, 1)										0	0	0	0	0	0	0	
Al Martin, L OBP: 0.333, SLG: 0.407 Midre Cummings, L OBP: 0.300, SLG: 0.296 Steve Pegues, R OBP: 0.262, SLG: 0.422 (1, 7)										3	1	1	0	0	1	2	
Carlos Garcia, R OBP: 0.333, SLG: 0.433 John Wehner, R OBP: 0.457, SLG: 0.469 (1, 4)										2	1	1	0	0	0	0	
Mark Parent, R OBP: 0.346, SLG: 0.549 (1, 2)										3	0	0	0	2	2	3	
Esteban Loaiza, R OBP: 0.189, SLG: 0.171 Mike Dyer, R OBP: 0.500, SLG: 0.500 Jeff McCurry, R OBP: 0.343, SLG: 0.403 (1, 1)										1	0	0	0	0	0	1	
<b>Inning Stats</b>	R: 2 H: 2 E: 0 K: 1 S: 11	H: 2 R: 0 ER: 0 SO: 11	H: 0 R: 0 ER: 0 SO: 11	H: 1 R: 0 ER: 0 SO: 10	H: 4 R: 3 ER: 0 K: 0 S: 13	H: 2 R: 1 ER: 0 K: 3 S: 13	H: 1 R: 0 ER: 0 K: 1 S: 12	H: 0 R: 0 ER: 0 K: 1 S: 6	H: 3 R: 1 ER: 0 K: 1 S: 13	H: 3 R: 2 ER: 1 K: 1 S: 8	1B: 10 2B: 3 3B: 1 HR: 2	SF: 0 SAC: 1 DP: 0 HBP: 2	WP: 1 PB: 0 SB: 0 CS: 0	PA: 47			
<b>PITCHER</b>	IP: 5.0 WLS: 27 BF: 9 H: 6 R: 6 ER: 6 SO: 6 BB: 1 IBB: 1 HBP: 1 BLK: 0 WP: 0 HR: 1 S: 58 P: 99 ERA: 10.80 WHIP: 2.000	IP: 2.0 WLS: 8 BF: 1 H: 1 R: 1 ER: 1 SO: 2 BB: 0 IBB: 0 HBP: 0 BLK: 0 WP: 1 HR: 18 S: 34 P: 14 ERA: 4.50 WHIP: 0.500	IP: 0.2 WLS: 4 BF: 2 H: 1 R: 1 ER: 1 SO: 0 BB: 0 IBB: 0 HBP: 0 BLK: 0 WP: 0 HR: 0 S: 2 P: 4 ERA: 13.50 WHIP: 3.000	IP: 0.0 WLS: 1 BF: 1 H: 0 R: 0 ER: 0 SO: 0 BB: 0 IBB: 0 HBP: 0 BLK: 0 WP: 0 HR: 2 S: 2 P: 2 ERA: 0.00 WHIP: 0.000	IP: 1.0 WLS: L BF: 6 H: 3 R: 2 ER: 1 SO: 1 BB: 0 IBB: 0 HBP: 0 BLK: 0 WP: 0 HR: 0 S: 8 P: 14 ERA: 9.00 WHIP: 3.000	IP: 9.1 WLS: L BF: 37 H: 18 R: 14 ER: 13.50 SO: 34 BB: 0 IBB: 0 HBP: 0 BLK: 0 WP: 0 HR: 1 S: 99 P: 149 ERA: 10.80 WHIP: 2.000	IP: 1.0 WLS: L BF: 6 H: 3 R: 2 ER: 1 SO: 1 BB: 0 IBB: 0 HBP: 0 BLK: 0 WP: 0 HR: 0 S: 8 P: 14 ERA: 9.00 WHIP: 3.000	IP: 0.0 WLS: L BF: 6 H: 3 R: 2 ER: 1 SO: 1 BB: 0 IBB: 0 HBP: 0 BLK: 0 WP: 0 HR: 0 S: 8 P: 14 ERA: 9.00 WHIP: 3.000	IP: 0.0 WLS: L BF: 6 H: 3 R: 2 ER: 1 SO: 1 BB: 0 IBB: 0 HBP: 0 BLK: 0 WP: 0 HR: 0 S: 8 P: 14 ERA: 9.00 WHIP: 3.000	IP: 0.0 WLS: L BF: 6 H: 3 R: 2 ER: 1 SO: 1 BB: 0 IBB: 0 HBP: 0 BLK: 0 WP: 0 HR: 0 S: 8 P: 14 ERA: 9.00 WHIP: 3.000							
Brett Butler, L OBP: 0.363, SLG: 0.373 (1, 8)										3	2	1	0	2	0	1	
Edgardo Alfonzo, R OBP: 0.297, SLG: 0.388 (1, 5)										5	1	3	2	0	0	1	
Carl Everett, S OBP: 0.216, SLG: 0.380 (1, 9)										5	1	1	2	0	2	4	
Joe Orsulak, L OBP: 0.327, SLG: 0.380 (1, 7)										4	1	1	1	0	0	0	
Rico Brogna, L OBP: 0.339, SLG: 0.466 (1, 3)										5	1	3	0	0	1	1	
Jeff Kent, R OBP: 0.338, SLG: 0.490 (1, 4)										4	2	1	1	1	2	3	
Jose Vizcaino, S OBP: 0.309, SLG: 0.349 Doug Henry, R OBP: 0.258, SLG: 0.258 Eric Gunderson, R OBP: 0.375, SLG: 0.375 Jerry Dipoto, R OBP: 0.309, SLG: 0.354 (1, 6)										2	0	1	1	1	0	0	
Kelly Stinnett, R OBP: 0.378, SLG: 0.416 (1, 2)										4	1	2	2	0	0	3	
Bobby Jones, R OBP: 0.200, SLG: 0.176 Aaron Ledesma, R OBP: 0.419, SLG: 0.308 John Franco, L (1, 1)										2	0	0	0	0	0	2	
<b>Inning Stats</b>	R: 1 H: 2 E: 0 K: 2 S: 19	H: 3 R: 4 ER: 7 SO: 20	H: 3 R: 2 ER: 3 SO: 13	H: 0 R: 0 ER: 0 SO: 7	H: 1 R: 0 ER: 0 K: 1 S: 9	H: 1 R: 0 ER: 0 K: 1 S: 9	H: 0 R: 0 ER: 0 K: 0 S: 7	H: 2 R: 2 ER: 1 K: 1 S: 10	H: 1 R: 0 ER: 0 K: 1 S: 7	H: 0 R: 0 ER: 0 K: 1 S: 8	1B: 5 2B: 6 3B: 1 HR: 1	SF: 1 SAC: 0 DP: 1 HBP: 0	WP: 0 PB: 0 SB: 0 CS: 0	PA: 42			
<b>PITCHER</b>	IP: 2.0 WLS: 10 BF: 8 H: 1 R: 0 ER: 0 SO: 1 BB: 0 IBB: 0 HBP: 0 BLK: 0 WP: 0 HR: 24 S: 38 P: 38 ERA: 0.00 WHIP: 0.333	IP: 3.0 WLS: 9 BF: 3 H: 2 R: 2 ER: 2 SO: 1 BB: 0 IBB: 0 HBP: 0 BLK: 0 WP: 0 HR: 19 S: 31 P: 31 ERA: 9.00 WHIP: 1.500	IP: 2.0 WLS: 7 BF: 1 H: 0 R: 0 ER: 0 SO: 1 BB: 0 IBB: 0 HBP: 0 BLK: 0 WP: 0 HR: 15 S: 19 P: 19 ERA: 0.00 WHIP: 0.500	IP: 0.0 WLS: L BF: 6 H: 3 R: 2 ER: 1 SO: 1 BB: 0 IBB: 0 HBP: 0 BLK: 0 WP: 0 HR: 0 S: 8 P: 14 ERA: 9.00 WHIP: 3.000	IP: 1.0 WLS: L BF: 6 H: 3 R: 2 ER: 1 SO: 1 BB: 0 IBB: 0 HBP: 0 BLK: 0 WP: 0 HR: 0 S: 8 P: 14 ERA: 9.00 WHIP: 3.000	IP: 1.0 WLS: L BF: 6 H: 3 R: 2 ER: 1 SO: 1 BB: 0 IBB: 0 HBP: 0 BLK: 0 WP: 0 HR: 0 S: 8 P: 14 ERA: 9.00 WHIP: 3.000	IP: 1.0 WLS: L BF: 6 H: 3 R: 2 ER: 1 SO: 1 BB: 0 IBB: 0 HBP: 0 BLK: 0 WP: 0 HR: 0 S: 8 P: 14 ERA: 9.00 WHIP: 3.000	IP: 1.0 WLS: L BF: 6 H: 3 R: 2 ER: 1 SO: 1 BB: 0 IBB: 0 HBP: 0 BLK: 0 WP: 0 HR: 0 S: 8 P: 14 ERA: 9.00 WHIP: 3.000	IP: 1.0 WLS: L BF: 6 H: 3 R: 2 ER: 1 SO: 1 BB: 0 IBB: 0 HBP: 0 BLK: 0 WP: 0 HR: 0 S: 8 P: 14 ERA: 9.00 WHIP: 3.000	IP: 1.0 WLS: L BF: 6 H: 3 R: 2 ER: 1 SO: 1 BB: 0 IBB: 0 HBP: 0 BLK: 0 WP: 0 HR: 0 S: 8 P: 14 ERA: 9.00 WHIP: 3.000	IP: 1.0 WLS: L BF: 6 H: 3 R: 2 ER: 1 SO: 1 BB: 0 IBB: 0 HBP: 0 BLK: 0 WP: 0 HR: 0 S: 8 P: 14 ERA: 9.00 WHIP: 3.000						

Pittsburgh Pirates @ New York Mets  
Shea Stadium, Flushing, NY  
Fri Jul 28 1995, 7:05 PM EDT  
Att: 17,354 - Unknown - 85 F

AB 42  
R 10  
H 16  
RBI 9  
BB 2  
SO 10  
LOB 19



Pittsburgh Pirates @ New York Mets  
Shea Stadium, Flushing, NY  
Fri Jul 28 1995, 7:05 PM EDT  
Att: 17,354 - Unknown - 85 F

AB 37  
R 9  
H 13  
RBI 9  
BB 4  
SO 5  
LOB 17





Batter	1	2	3	4	5	6	7	8	9	AB	R	H	RBI	BB	SO	LOB	TOP										
<b>Al Martin, L</b> OBP: 0.329, SLG: 0.401 (1, 7)										4	0	0	0	0	1	1											
<b>Jay Bell, R</b> OBP: 0.320, SLG: 0.349 (1, 6)										4	0	0	0	0	1	1											
<b>Orlando Merced, S</b> OBP: 0.340, SLG: 0.465 (1, 9)										3	0	2	0	1	0	0											
<b>Mark Johnson, L</b> OBP: 0.360, SLG: 0.483 <b>Steve Pegues, R</b> OBP: 0.266, SLG: 0.427 (9, PH)										3	0	0	0	0	1	3											
<b>Nelson Liriano, S</b> OBP: 0.341, SLG: 0.407 (1, 4)										4	0	1	1	0	0	1											
<b>Midre Cummings, L</b> OBP: 0.273, SLG: 0.267 <b>John Wehner, R</b> OBP: 0.444, SLG: 0.455 (9, PH)										3	0	0	0	0	0	1											
<b>Jeff King, R</b> OBP: 0.327, SLG: 0.433 (1, 5)										3	0	0	0	0	0	0											
<b>Mark Parent, R</b> OBP: 0.341, SLG: 0.539 (1, 2)										3	0	0	0	0	3	0											
<b>Denny Neagle, L</b> OBP: 0.170, SLG: 0.235 <b>Jacob Brumfield, R</b> OBP: 0.342, SLG: 0.358 <b>Jason Christiansen, R</b> <b>Jim Gott, R</b> <b>Ross Powell, L</b> (8, PH)										2	0	1	0	0	0	0											
<b>Inning Stats</b>	R: 0 E: 0 K: 2 S: 11	H: 0 LOB: 1 BB: 1 P: 18	R: 0 E: 0 K: 0 S: 5	H: 0 LOB: 0 BB: 0 P: 7	R: 0 E: 0 K: 1 S: 10	H: 1 LOB: 1 BB: 0 P: 15	R: 0 E: 0 K: 1 S: 8	H: 1 LOB: 1 BB: 0 P: 12	R: 0 E: 0 K: 1 S: 7	H: 0 LOB: 0 BB: 0 P: 10	R: 0 E: 0 K: 0 S: 7	H: 0 LOB: 0 BB: 0 P: 12	R: 0 E: 0 K: 2 S: 7	H: 0 LOB: 0 BB: 0 P: 11	R: 1 E: 0 K: 0 S: 14	H: 2 LOB: 1 BB: 0 P: 21	1B: 3 2B: 1 3B: 1 HR: 0	SF: 0 SAC: 0 DP: 0 HBP: 0	WP: 0 PB: 0 SB: 0 CS: 0	PA: 33							
<b>PITCHER</b>	IP	WLS	BF	H	R	ER	SO	BB	IBB	HBP	BLK	WP	HR	S	P	ERA	WHIP										
<b>Bret Saberhagen, R</b> ERA: 3.35	(1, 1)	8.0	28	3	0	0	7	1	0	0	0	0	0	62	95	0.00	0.500										
<b>John Franco, L</b> ERA: 2.67	(9, 1)	1.0	5	2	1	1	0	0	0	0	0	0	0	14	21	9.00	2.000										

Pittsburgh Pirates @ New York Mets  
Shea Stadium, Flushing, NY  
Sat Jul 29 1995, 7:05 PM EDT  
Att: 17,881 - Unknown - 92 F

AB	32
R	1
H	5
RBI	1
BB	1
SO	7
LOB	8



Batter	1	2	3	4	5	6	7	8	9	AB	R	H	RBI	BB	SO	LOB	BOTTOM										
<b>Brett Butler, L</b> OBP: 0.367, SLG: 0.375 (1, 8)										3	1	2	0	1	0	0											
<b>Tim Lincecum, R</b> OBP: 0.310, SLG: 0.353 (1, 6)										3	0	1	0	0	1	1											
<b>Carl Everett, S</b> OBP: 0.231, SLG: 0.387 (1, 9)										4	0	2	1	0	1	2											
<b>Jeff Kent, R</b> OBP: 0.337, SLG: 0.490 (1, 4)										4	0	1	0	0	0	4											
<b>Edgardo Alfonzo, R</b> OBP: 0.296, SLG: 0.386 (1, 5)										4	0	1	0	0	0	2											
<b>Rico Brogna, L</b> OBP: 0.339, SLG: 0.468 <b>Chris Jones, R</b> OBP: 0.358, SLG: 0.512 (9, PH)										3	0	1	0	0	1	1											
<b>Damon Buford, R</b> OBP: 0.214, SLG: 0.086 (1, 7)										3	0	1	0	0	0	2											
<b>Kelly Stinnett, R</b> OBP: 0.366, SLG: 0.400 (1, 2)										3	0	0	0	0	2	2											
<b>Bret Saberhagen, R</b> ERA: 2.92 <b>John Franco, L</b> ERA: 2.67 (9, 1)										3	0	0	0	0	1	1											
<b>Inning Stats</b>	R: 0 E: 0 K: 1 S: 9	H: 2 LOB: 1 BB: 0 P: 13	R: 0 E: 0 K: 1 S: 8	H: 1 LOB: 0 BB: 0 P: 12	R: 0 E: 0 K: 0 S: 7	H: 2 LOB: 2 BB: 0 P: 10	R: 0 E: 0 K: 1 S: 10	H: 1 LOB: 0 BB: 0 P: 16	R: 0 E: 0 K: 1 S: 6	H: 0 LOB: 0 BB: 0 P: 9	R: 0 E: 0 K: 1 S: 8	H: 1 LOB: 1 BB: 0 P: 10	R: 0 E: 0 K: 1 S: 9	H: 1 LOB: 1 BB: 0 P: 13	R: 1 E: 0 K: 0 S: 11	H: 1 LOB: 1 BB: 1 P: 19	1B: 7 2B: 2 3B: 0 HR: 1	SF: 0 SAC: 1 DP: 1 HBP: 0	WP: 0 PB: 0 SB: 0 CS: 1	PA: 33							
<b>PITCHER</b>	IP	WLS	BF	H	R	ER	SO	BB	IBB	HBP	BLK	WP	HR	S	P	ERA	WHIP										
<b>Denny Neagle, L</b> ERA: 2.64	(1, 1)	7.0	27	3	1	1	0	6	0	0	0	0	0	67	83	0.00	1.143										
<b>Jason Christiansen, L</b> ERA: 2.64	(8, 1)	0.1	3	1	1	1	0	1	0	0	0	0	0	6	12	27.00	6.000										
<b>Jim Gott, R</b> ERA: 5.46	(8, 1)	0.2	2	0	0	0	0	0	0	0	0	0	0	5	7	0.00	0.000										
<b>Ross Powell, L</b> ERA: 12.0	(9, 1)	0.0	L	1	1	1	0	0	0	0	0	0	1	2	3	*	*										

Pittsburgh Pirates @ New York Mets  
Shea Stadium, Flushing, NY  
Sat Jul 29 1995, 7:05 PM EDT  
Att: 17,881 - Unknown - 92 F

AB	31
R	2
H	10
RBI	2
BB	1
SO	6
LOB	15






Batter	1	2	3	4	5	6	7	8	9	AB	R	H	RBI	BB	SO	LOB	TOP											
Jacob Brumfield, R OBP: 0.336, SLG: 0.351	G6-3		F8		K		FC4			4	0	0	0	0	1	3												
Jay Bell, R OBP: 0.317, SLG: 0.345	P3				P3		G6-3		P3	4	0	0	0	0	0	0												
Orlando Merced, S OBP: 0.342, SLG: 0.469	L7				1B		1B		L8	4	1	2	0	0	0	0												
Mark Johnson, L OBP: 0.358, SLG: 0.478					1B		G6-3		K	4	0	1	1	0	2	1												
Nelson Liriano, S OBP: 0.338, SLG: 0.402	P3				1B		G3		K	4	0	1	0	0	1	1												
Al Martin, L OBP: 0.332, SLG: 0.402	G4-3				IBB		FC6-4		G6-3	2	0	1	0	1	0	0												
Steve Peques, R OBP: 0.266, SLG: 0.424							1B			1	0	0	0	0	0	0												
John Wehner, R OBP: 0.425, SLG: 0.417					K		FC6-4		F9	3	0	0	0	1	1	3												
2 Angelo Encarnacion, R OBP: 0.345, SLG: 0.333							1B			2	0	0	0	1	1	1												
Paul Wagner, R OBP: 0.300, SLG: 0.278					F9		FC4			2	0	1	0	0	0	0												
<b>Inning Stats</b>	R: 0 H: 0 E: 0 K: 0 S: 6	H: 0 LOB: 0 BB: 0 P: 13	R: 0 H: 0 E: 0 K: 1 S: 5	H: 0 LOB: 0 BB: 0 P: 11	R: 0 H: 0 E: 0 K: 0 S: 5	H: 0 LOB: 1 BB: 1 P: 10	R: 1 H: 3 E: 0 K: 1 S: 10	H: 3 LOB: 2 BB: 1 P: 17	R: 0 H: 0 E: 0 K: 2 S: 8	H: 0 LOB: 0 BB: 0 P: 14	R: 0 H: 1 E: 0 K: 0 S: 8	H: 1 LOB: 1 BB: 0 P: 15	R: 0 H: 2 E: 0 K: 0 S: 11	H: 2 LOB: 2 BB: 1 P: 19	R: 0 H: 0 E: 0 K: 1 S: 7	H: 0 LOB: 0 BB: 0 P: 13	R: 0 H: 0 E: 0 K: 1 S: 10	H: 0 LOB: 0 BB: 0 P: 13	1B: 5 2B: 1 3B: 0 HR: 0	SF: 0 SAC: 1 DP: 0 HBP: 0	WP: 1 PB: 0 SB: 1 CS: 1	PA: 34						
<b>PITCHER</b>	IP	WLS	BF	H	R	ER	SO	BB	IBB	HBP	BLK	WP	HR	S	P	ERA	WHIP											
Jason Isringhausen, R ERA: 3.05	(1, 1)	8.0	W	31	6	1	1	5	2	1	0	0	1	0	60	112	1.12	1.000										
John Franco, L ERA: 2.6	(9, 1)	1.0	S	3	0	0	0	1	0	0	0	0	0	10	13	0.00	0.000											

Pittsburgh Pirates @ New York Mets  
Shea Stadium, Flushing, NY  
Sun Jul 30 1995, 3:33 AM EDT  
Att: 18,258 - Sunny - 88 F


AB 30  
R 1  
H 6  
RBI 1  
BB 3  
SO 6  
LOB 9



Batter	1	2	3	4	5	6	7	8	9	AB	R	H	RBI	BB	SO	LOB	BOTTOM										
Brett Butler, L OBP: 0.369, SLG: 0.375	F8				G3					3	1	1	0	1	0	0											
Edgardo Alfonzo, R OBP: 0.295, SLG: 0.384	K				G5-3					4	0	1	0	0	1	1											
Carl Everett, S OBP: 0.220, SLG: 0.367	K				G6-3					4	0	0	1	0	1	1											
Jeff Kent, R OBP: 0.337, SLG: 0.488					G5-3					3	1	1	0	0	0	0											
Rico Brogna, L OBP: 0.342, SLG: 0.468					1B					2	0	1	0	1	0	0											
Damon Buford, R OBP: 0.205, SLG: 0.081					1B					2	0	0	0	0	1	1											
Joe Orsulak, L OBP: 0.326, SLG: 0.380					K					0	0	0	1	0	0	0											
Jose Vizcaino, S OBP: 0.323, SLG: 0.352					K					3	0	2	0	0	1	0											
Alberto Castillo, R OBP: 0.208, SLG: 0.050					K					3	0	0	0	0	2	4											
Jason Isringhausen, R John Franco, L	(1, 1) (9, 1)	8.0	L	30	6	2	2	8	2	0	0	0	0	2	2	0											
<b>Inning Stats</b>	R: 0 H: 0 E: 0 K: 2 S: 8	H: 0 LOB: 0 BB: 0 P: 10	R: 0 H: 0 E: 0 K: 0 S: 10	H: 0 LOB: 0 BB: 0 P: 14	R: 0 H: 0 E: 0 K: 3 S: 10	H: 0 LOB: 0 BB: 0 P: 12	R: 0 H: 0 E: 0 K: 0 S: 4	H: 0 LOB: 0 BB: 0 P: 5	R: 0 H: 1 E: 0 K: 2 S: 12	H: 1 LOB: 2 BB: 1 P: 19	R: 1 H: 1 E: 0 K: 1 S: 9	H: 1 LOB: 1 BB: 1 P: 17	R: 1 H: 3 E: 0 K: 0 S: 17	H: 3 LOB: 3 BB: 0 P: 25	R: 0 H: 1 E: 0 K: 0 S: 6	H: 1 LOB: 0 BB: 0 P: 9	R: 0 H: 0 E: 0 K: 0 S: 6	H: 0 LOB: 0 BB: 0 P: 9	1B: 6 2B: 0 3B: 0 HR: 0	SF: 1 SAC: 0 DP: 1 HBP: 0	WP: 0 PB: 0 SB: 0 CS: 1	PA: 31					
<b>PITCHER</b>	IP	WLS	BF	H	R	ER	SO	BB	IBB	HBP	BLK	WP	HR	S	P	ERA	WHIP										
Paul Wagner, R ERA: 4.96	(1, 1)	8.0	L	30	6	2	2	8	2	0	0	0	0	76	111	2.25	1.000										

Pittsburgh Pirates @ New York Mets  
Shea Stadium, Flushing, NY  
Sun Jul 30 1995, 3:33 AM EDT  
Att: 18,258 - Sunny - 88 F

AB 27  
R 2  
H 6  
RBI 2  
BB 2  
SO 8  
LOB 9





Batter	1	2	3	4	5	6	7	8	9	AB	R	H	RBI	BB	SO	LOB	TOP						
Jacob Brumfield, R (1, 8) OBP: 0.339, SLG: 0.354	1-2 CS 1B		2-2 FC6-4 2B		1-1 L8			2-1 1B		4	1	2	0	0	0	2							
Jay Bell, R (1, 6) OBP: 0.319, SLG: 0.350	1 SAFE 3-1 G6-3 1-2		3-2 1-H 2B			1-0 G5-3		2-0 1B		4	0	2	1	0	0	1							
Orlando Merced, S (1, 9) OBP: 0.338, SLG: 0.463	3-1 F8			1-3 K		2-0 G4-3		1-3 K		4	0	0	0	0	2	2							
Jeff King, R (1, 3) OBP: 0.330, SLG: 0.442		2-0 2B		1-1 2B		2-1 L8			0-1 G5-3	4	0	2	0	0	0	0							
Steve Peques, R (1, 7) OBP: 0.258, SLG: 0.410		1-3 K		0-0 P4			0-0 B1-3		0-0 G6-3	4	0	0	0	0	1	2							
John Wehner, R (1, 5) OBP: 0.405, SLG: 0.450		0-0 L7		3-2 K			3-1 G5-3		1-2 3B	4	0	1	0	0	1	2							
Nelson Liriano, S (1, 4) OBP: 0.336, SLG: 0.397		0-1 G5-3			0-0 G1-3 2 WP 1B		2-2 F9		0-3 K	4	0	1	0	0	1	2							
2 Angelo Encarnacion, R (1, 2) OBP: 0.328, SLG: 0.315			0-1 G4-3		0-2 G1-3			2-2 G4-3		3	0	0	0	0	0	1							
Steve Parris, R (1, 1) Dan Plesac, L (7, 1) Mike Dyer, R (7, 1) Ross Powell, L (7, 1) Freddy Garcia, R (8, PH) Dan Miceli, R (8, 1)			0-1 FC6-4 1B		1-3 K			2-1 L7		2	0	1	0	0	0	1							
<b>Inning Stats</b>	R: 0 E: 0 K: 0 S: 7	H: 1 LOB: 0 BB: 0 P: 14	R: 0 E: 0 K: 1 S: 7	H: 1 LOB: 1 BB: 0 P: 10	R: 1 E: 0 K: 0 S: 10	H: 2 LOB: 1 BB: 0 P: 15	R: 0 E: 0 K: 2 S: 9	H: 1 LOB: 1 BB: 0 P: 14	R: 0 E: 0 K: 1 S: 9	H: 1 LOB: 1 BB: 0 P: 11	R: 0 E: 0 K: 0 S: 4	H: 0 LOB: 0 BB: 0 P: 9	R: 0 E: 0 K: 0 S: 8	H: 0 LOB: 3 BB: 0 P: 13	R: 0 E: 0 K: 1 S: 11	H: 2 LOB: 2 BB: 0 P: 20	R: 0 E: 0 K: 1 S: 9	H: 1 LOB: 1 BB: 0 P: 10	1B: 5 2B: 3 3B: 1 HR: 0	SF: 0 SAC: 0 DP: 0 HBP: 0	WP: 1 PB: 0 SB: 0 CS: 1	PA: 34	
<b>PITCHER</b> Bill Pulsipher, L (1, 1) ERA: 3.95	IP: 9.0 WLS: W BF: 34 H: 9 R: 1 ER: 1 SO: 6 BB: 0 IBB: 0 HBP: 0 BLK: 0 WP: 1 HR: 0 S: 74 P: 116 ERA: 1.00 WHIP: 1.000											<b>PITCHER</b>	IP: 9.0 WLS: W BF: 34 H: 9 R: 1 ER: 1 SO: 6 BB: 0 IBB: 0 HBP: 0 BLK: 0 WP: 1 HR: 0 S: 74 P: 116 ERA: 1.00 WHIP: 1.000										

Pittsburgh Pirates @ New York Mets  
Shea Stadium, Flushing, NY  
Mon Jul 31 1995, 7:05 PM EDT  
Att: 15,279 - Unknown - 86 F

AB	34
R	1
H	9
RBI	1
BB	0
SO	6
LOB	13



Batter	1	2	3	4	5	6	7	8	9	AB	R	H	RBI	BB	SO	LOB	BOTTOM						
Brett Butler, L (1, 8) OBP: 0.372, SLG: 0.375	3-2 G3		4-2 BB		1-1 G4-3		0-0 BLK WP 1B	4-2 BB		3	1	1	1	2	0	0							
Edgardo Alfonzo, R (1, 5) OBP: 0.294, SLG: 0.381	1-2 G5-3		0-1 L3		0-0 P4		1 SAFE 2-1 3-H BB 1B	0-2 P4		5	0	1	1	0	0	3							
Carl Everett, S (1, 9) OBP: 0.244, SLG: 0.386	2-0 L8			3-2 G4-6-3 1B		0-0 HR 1B	2-2 BB 1B			4	1	3	0	0	0	0							
Jeff Kent, R (1, 4) OBP: 0.332, SLG: 0.481		1-2 F9		0-2 G4-6-3 1-2		0-0 G4-3	0-1 F4			4	0	0	0	0	0	4							
Rico Brogna, L (1, 3) OBP: 0.347, SLG: 0.480		0-1 F7		0-1 BB 1B		2-1 HR	4-2 FC5-4 BB			3	1	2	2	1	0	0							
Kelly Stinnett, R (1, 2) OBP: 0.371, SLG: 0.410		2-1 2B		4-1 BB 1B		3-1 G4-3	3-1 FC5-4			3	0	1	0	1	0	3							
Jose Vizcaino, S (1, 6) OBP: 0.322, SLG: 0.348		0-0 L9		4-0 BB 1B		1-3 K	0-3 K			3	0	0	0	1	2	1							
Damon Buford, R (1, 7) OBP: 0.229, SLG: 0.125			2-2 G4-3	0-0 P6			1-1 SH1-4 1B	1-0 S HBP		3	1	1	0	0	0	3							
Bill Pulsipher, L (1, 1) OBP: 0.130, SLG: 0.100			2-3 K		0-0 F8		1-2 SH1-4 2B	2-3 K		3	0	0	0	0	2	1							
<b>Inning Stats</b>	R: 0 E: 0 K: 0 S: 7	H: 0 LOB: 0 BB: 0 P: 13	R: 0 E: 0 K: 0 S: 8	H: 1 LOB: 1 BB: 0 P: 11	R: 0 E: 0 K: 1 S: 14	H: 0 LOB: 1 BB: 1 P: 22	R: 0 E: 0 K: 0 S: 11	H: 2 LOB: 3 BB: 2 P: 22	R: 0 E: 0 K: 0 S: 4	H: 0 LOB: 0 BB: 0 P: 5	R: 2 E: 0 K: 1 S: 11	H: 2 LOB: 0 BB: 0 P: 17	R: 2 E: 0 K: 0 S: 19	H: 4 LOB: 3 BB: 1 P: 32	R: 0 E: 0 K: 2 S: 15	H: 0 LOB: 2 BB: 1 P: 22	1B: 6 2B: 2 3B: 0 HR: 1	SF: 0 SAC: 1 DP: 1 HBP: 1	WP: 1 PB: 0 SB: 1 CS: 0	PA: 38			
<b>PITCHER</b> Steve Parris, R (1, 1) ERA: 4.26 Dan Plesac, L (7, 1) ERA: 3.68 Mike Dyer, R (7, 1) ERA: 4.5 Ross Powell, L (7, 1) ERA: 11.57 Dan Miceli, R (8, 1) ERA: 3.27	IP: 6.0 WLS: L BF: 26 H: 6 R: 3 ER: 3 SO: 2 BB: 3 IBB: 0 HBP: 0 BLK: 0 WP: 0 HR: 1 S: 57 P: 93 ERA: 4.50 WHIP: 1.500											<b>PITCHER</b>	IP: 6.0 WLS: L BF: 26 H: 6 R: 3 ER: 3 SO: 2 BB: 3 IBB: 0 HBP: 0 BLK: 0 WP: 0 HR: 1 S: 57 P: 93 ERA: 4.50 WHIP: 1.500										

Pittsburgh Pirates @ New York Mets  
Shea Stadium, Flushing, NY  
Mon Jul 31 1995, 7:05 PM EDT  
Att: 15,279 - Unknown - 86 F

AB	31
R	4
H	9
RBI	4
BB	5
SO	4
LOB	15









Batter	1	2	3	4	5	6	7	8	9	AB	R	H	RBI	BB	SO	LOB	TOP			
<b>Brett Butler, L</b> (1, 8) OBP: 0.367, SLG: 0.369										4	0	0	0	0	0	2				
<b>Damon Buford, R</b> (7, 8) OBP: 0.240, SLG: 0.143										1	0	0	0	0	0	2				
<b>Edgardo Alfonzo, R</b> (1, 5) OBP: 0.289, SLG: 0.374										4	0	0	0	0	2	0				
<b>Carl Everett, S</b> (1, 9) OBP: 0.245, SLG: 0.367										4	0	1	0	0	1	0				
<b>Jeff Kent, R</b> (1, 4) OBP: 0.337, SLG: 0.485										4	1	3	0	0	1	1				
<b>Chris Jones, R</b> (1, 7) OBP: 0.352, SLG: 0.519										4	1	2	2	0	1	2				
<b>Kelly Stinnett, R</b> (1, 2) OBP: 0.359, SLG: 0.386										3	0	0	0	0	3	2				
<b>Joe Orsulak, L</b> (9, PH) OBP: 0.327, SLG: 0.386										1	0	1	0	0	0	0				
<b>Tim Bogar, R</b> (1, 3) OBP: 0.312, SLG: 0.351										3	0	1	0	0	0	2				
<b>Jerry Dipoto, R</b> (6, 1)										0	0	0	0	0	0	0				
<b>Doug Henry, R</b> (8, 1)										0	0	0	0	0	0	0				
<b>Rico Brogna, L</b> (9, PH) OBP: 0.345, SLG: 0.477										1	0	0	0	0	0	1				
<b>Jose Vizcaino, S</b> (1, 6) OBP: 0.324, SLG: 0.354										4	0	2	0	0	0	1				
<b>Bobby Jones, R</b> (1, 1) OBP: 0.189, SLG: 0.167										2	0	0	0	0	0	3				
<b>Eric Gunderson, R</b> (6, 1)										0	0	0	0	0	0	0				
<b>Aaron Ledesma, R</b> (6, 3) OBP: 0.424, SLG: 0.296										1	0	0	0	1	0	0				
<b>Inning Stats</b>	R: 0 E: 0 K: 0 S: 6	H: 0 LOB: 0 BB: 0 P: 9	R: 2 E: 0 K: 1 S: 15	H: 4 LOB: 2 BB: 0 P: 21	R: 0 E: 0 K: 1 S: 8	H: 1 LOB: 1 BB: 0 P: 11	R: 0 E: 0 K: 1 S: 9	H: 1 LOB: 1 BB: 0 P: 13	R: 0 E: 0 K: 1 S: 7	H: 2 LOB: 1 BB: 0 P: 11	R: 0 E: 0 K: 0 S: 6	H: 0 LOB: 0 BB: 0 P: 9	R: 0 E: 0 K: 2 S: 14	H: 1 LOB: 1 BB: 0 P: 17	R: 0 E: 0 K: 0 S: 12	H: 1 LOB: 2 BB: 1 P: 20	1B: 6 2B: 3 3B: 0 HR: 1	SF: 0 SAC: 0 DP: 1 HBP: 0	WP: 0 PB: 0 SB: 0 CS: 0	PA: 37
<b>PITCHER</b>	IP	WLS	BF	H	R	ER	SO	BB	IBB	HBP	BLK	WP	HR	S	P	ERA	WHIP			
<b>David Wells, L</b> (1, 1) ERA: 3.01	7.1	W	30	9	2	2	6	0	0	0	0	0	1	64	89	2.46	1.227			
<b>Hector Carrasco, R</b> (8, 1) ERA: 2.75	1.2		7	1	0	0	2	1	0	0	0	0	0	20	30	0.00	1.200			

**New York Mets @ Cincinnati Reds**  
Riverfront Stadium, Cincinnati, OH  
Wed Aug 02 1995, 7:05 PM EDT  
Att: 22,142 - Unknown - 88 F

livebaseballscorecards.com

**AB 36**  
**R 2**  
**H 10**  
**RBI 2**  
**BB 1**  
**SO 8**  
**LOB 16**

Batter	1	2	3	4	5	6	7	8	9	AB	R	H	RBI	BB	SO	LOB	BOTTOM			
<b>Thomas Howard, S</b> (1, 8) OBP: 0.369, SLG: 0.421										2	1	2	0	1	0	0				
<b>Darren Lewis, R</b> (6, PH) OBP: 0.305, SLG: 0.309										1	0	1	1	0	0	0				
<b>Barry Larkin, R</b> (1, 6) OBP: 0.390, SLG: 0.493										4	0	0	1	0	0	4				
<b>Ron Gant, R</b> (1, 7) OBP: 0.362, SLG: 0.571										4	0	0	0	0	0	1				
<b>Jerome Walton, R</b> (8, 7) OBP: 0.336, SLG: 0.496										0	0	0	0	0	0	0				
<b>Reggie Sanders, R</b> (1, 9) OBP: 0.404, SLG: 0.579										3	2	2	0	0	0	0				
<b>Hal Morris, L</b> (1, 3) OBP: 0.251, SLG: 0.377										4	1	2	1	0	0	2				
<b>Bret Boone, R</b> (1, 4) OBP: 0.354, SLG: 0.494										4	1	2	2	0	0	2				
<b>Benito Santiago, R</b> (1, 2) OBP: 0.358, SLG: 0.558										4	1	1	0	0	1	2				
<b>Jeff Branson, L</b> (1, 5) OBP: 0.326, SLG: 0.453										1	0	0	0	1	0	1				
<b>Mark Lewis, R</b> (6, PH) OBP: 0.417, SLG: 0.515										2	0	1	1	0	0	0				
<b>David Wells, L</b> (1, 1)										3	0	0	0	0	1	5				
<b>Hector Carrasco, R</b> (8, 1)										1	0	0	0	0	1	0				
<b>Inning Stats</b>	R: 0 E: 0 K: 0 S: 6	H: 1 LOB: 0 BB: 0 P: 10	R: 1 E: 0 K: 0 S: 15	H: 2 LOB: 2 BB: 1 P: 26	R: 1 E: 0 K: 0 S: 7	H: 2 LOB: 1 BB: 0 P: 11	R: 0 E: 0 K: 1 S: 6	H: 1 LOB: 0 BB: 0 P: 13	R: 3 E: 0 K: 1 S: 14	H: 4 LOB: 2 BB: 0 P: 21	R: 0 E: 0 K: 0 S: 7	H: 1 LOB: 1 BB: 0 P: 12	R: 0 E: 0 K: 2 S: 8	H: 0 LOB: 0 BB: 0 P: 12	R: 0 E: 0 K: 0 S: 8	H: 0 LOB: 0 BB: 0 P: 12	1B: 8 2B: 2 3B: 0 HR: 1	SF: 0 SAC: 0 DP: 2 HBP: 1	WP: 0 PB: 0 SB: 5 CS: 0	PA: 36
<b>PITCHER</b>	IP	WLS	BF	H	R	ER	SO	BB	IBB	HBP	BLK	WP	HR	S	P	ERA	WHIP			
<b>Bobby Jones, R</b> (1, 1) ERA: 4.0	5.1	L	25	8	6	6	0	1	0	0	0	0	0	4	5	0.00	3.000			
<b>Eric Gunderson, L</b> (6, 1) ERA: 3.7	0.1		2	1	0	0	1	0	0	0	0	0	0	4	5	0.00	3.000			
<b>Jerry Dipoto, R</b> (6, 1) ERA: 4.66	1.1		6	2	0	0	0	0	0	0	0	0	0	9	15	0.00	1.500			
<b>Doug Henry, R</b> (8, 1) ERA: 4.42	1.0		3	0	0	0	2	0	0	0	0	0	0	8	12	0.00	0.000			

**New York Mets @ Cincinnati Reds**  
Riverfront Stadium, Cincinnati, OH  
Wed Aug 02 1995, 7:05 PM EDT  
Att: 22,142 - Unknown - 88 F

livebaseballscorecards.com

**AB 33**  
**R 6**  
**H 11**  
**RBI 6**  
**BB 2**  
**SO 3**  
**LOB 17**



Batter	1	2	3	4	5	6	7	8	9	AB	R	H	RBI	BB	SO	LOB	TOP								
<b>Brett Butler, L</b> OBP: 0.366, SLG: 0.370 (1, 8)	G4-3		G4-3		G4-3			F8		4	0	1	0	0	0	1	<b>New York Mets @ Cincinnati Reds</b> Riverfront Stadium, Cincinnati, OH Thu Aug 03 1995, 7:05 PM EDT Att: 22,323 - Unknown - 89 F								
<b>Eduardo Alfonso, R</b> OBP: 0.289, SLG: 0.372 (1, 5)	G4-3		K			G5-3		WP 1B		4	0	1	0	0	1	2									
<b>Carl Everett, S</b> OBP: 0.255, SLG: 0.376 (1, 9)	G4-3			E5 FC1-6		PB 1B		1B BB		3	1	1	0	1	0	0									
<b>Jeff Kent, R</b> OBP: 0.336, SLG: 0.482 (1, 4)		L8		FC1-6		2B 2H 1B		K		4	1	1	1	0	1	3									
<b>Rico Brogna, L</b> OBP: 0.343, SLG: 0.477 (1, 3)	K			F7		1B 2B		F7		4	0	1	0	0	1	3									
<b>Joe Orsulak, L</b> OBP: 0.321, SLG: 0.380 (1, 7)	G4-3			L9		SF8-6-5			P5	3	0	0	1	0	0	1									
<b>Jose Vizcaino, S</b> OBP: 0.320, SLG: 0.349 (1, 6)			K		L7		F7		G3-1	4	0	0	0	0	1	0									
<b>Alberto Castillo, R</b> OBP: 0.222, SLG: 0.087 (1, 2)			E3 FC1-6						F7	3	0	1	0	0	1	0									
<b>Bill Spiers, L</b> OBP: 0.250, SLG: 0.242 (9, PH)										1	0	0	0	0	0	0									
<b>Reid Cornelius, R</b> (1, 1)				FC1-6						2	0	0	0	0	1	2									
<b>Aaron Ledesma, R</b> OBP: 0.412, SLG: 0.286 (7, PH)										1	0	0	0	0	1	0									
<b>Paul Byrd, R</b> (7, 1)										0	0	0	0	0	0	0									
<b>Inning Stats</b>	R: 0 E: 0 K: 0 S: 6	H: 0 LOB: 0 BB: 0 P: 7	R: 0 E: 0 K: 1 S: 7	H: 0 LOB: 0 BB: 0 P: 10	R: 0 E: 1 K: 2 S: 13	H: 1 LOB: 2 BB: 0 P: 19	R: 0 E: 2 K: 0 S: 4	H: 0 LOB: 1 BB: 0 P: 7	R: 0 E: 0 K: 1 S: 13	H: 1 LOB: 1 BB: 0 P: 20	R: 2 E: 0 K: 0 S: 8	H: 3 LOB: 0 BB: 0 P: 14	R: 0 E: 0 K: 2 S: 9	H: 0 LOB: 0 BB: 1 P: 13	R: 0 E: 0 K: 1 S: 9	H: 1 LOB: 2 BB: 1 P: 15	R: 0 E: 0 K: 0 S: 10	H: 0 LOB: 0 BB: 0 P: 16	1B: 3 2B: 4 3B: 0 HR: 0	SF: 1 SAC: 0 DP: 1 HBP: 0	WP: 1 PB: 1 SB: 1 CS: 0	PA: 35			
<b>PITCHER</b>	IP	WLS	BF	H	R	ER	SO	BB	IBB	HBP	BLK	WP	HR	S	P	ERA	WHIP								
<b>Dave Burba, R</b> ERA: 3.9 (1, 1)	5.0		19	2	0	0	4	0	0	0	0	0	0	43	63	0.00	0.400								
<b>Chuck McElroy, L</b> ERA: 4.71 (6, 1)	1.0	W	5	3	2	2	0	0	0	0	0	0	0	8	14	18.00	3.000								
<b>Xavier Hernandez, R</b> ERA: 3.88 (7, 1)	1.0		3	0	0	0	2	0	0	0	0	0	0	9	13	0.00	0.000								
<b>Michael Jackson, R</b> ERA: 2.59 (8, 1)	1.0		5	1	0	0	1	1	0	0	0	1	0	9	15	0.00	2.000								
<b>Jeff Brantley, R</b> ERA: 2.86 (9, 1)	1.0	S	3	0	0	0	0	0	0	0	0	0	0	10	16	0.00	0.000								

Batter	1	2	3	4	5	6	7	8	9	AB	R	H	RBI	BB	SO	LOB	BOTTOM								
<b>Thomas Howard, S</b> OBP: 0.366, SLG: 0.417 (1, 8)	K			G1-3						4	0	1	0	0	2	2	<b>New York Mets @ Cincinnati Reds</b> Riverfront Stadium, Cincinnati, OH Thu Aug 03 1995, 7:05 PM EDT Att: 22,323 - Unknown - 89 F								
<b>Michael Jackson, R</b> (8, 1)					K					0	0	0	0	0	0	0									
<b>Jerome Walton, R</b> OBP: 0.336, SLG: 0.496 (9, 7)							G4-6-3 1B			0	0	0	0	0	0	0									
<b>Barry Larkin, R</b> OBP: 0.386, SLG: 0.487 (1, 6)	G5-3			G3-1		F8	G4-6-3 1-2			4	0	0	0	0	0	1									
<b>Ron Gant, R</b> OBP: 0.364, SLG: 0.567 (1, 7)								P3		2	1	0	0	2	1	0									
<b>Jeff Brantley, R</b> (9, 1)										0	0	0	0	0	0	0									
<b>Reggie Sanders, R</b> OBP: 0.408, SLG: 0.583 (1, 9)	CS									3	1	2	0	1	1	0									
<b>Hal Morris, L</b> OBP: 0.257, SLG: 0.380 (1, 3)										4	1	2	0	0	0	3									
<b>Bret Boone, R</b> OBP: 0.354, SLG: 0.491 (1, 4)										2	0	0	0	1	1	2									
<b>Benito Santiago, R</b> OBP: 0.358, SLG: 0.553 (1, 2)				P3						1	0	0	1	1	0	0									
<b>Jeff Branson, L</b> OBP: 0.322, SLG: 0.446 (1, 5)				G3						3	0	0	0	0	0	5									
<b>Dave Burba, R</b> (1, 1)										1	0	0	0	0	0	0									
<b>Lenny Harris, L</b> OBP: 0.287, SLG: 0.297 (5, PH)										1	0	1	1	0	0	0									
<b>Chuck McElroy, L</b> (6, 1)										0	0	0	0	0	0	0									
<b>Xavier Hernandez, L</b> (7, 1)										0	0	0	0	0	0	0									
<b>Darren Lewis, R</b> OBP: 0.326, SLG: 0.338 (8, 8)										1	0	0	0	0	0	0									
<b>Inning Stats</b>	R: 0 E: 0 K: 1 S: 9	H: 0 LOB: 0 BB: 1 P: 18	R: 0 E: 0 K: 0 S: 8	H: 1 LOB: 0 BB: 0 P: 12	R: 0 E: 0 K: 0 S: 8	H: 0 LOB: 0 BB: 0 P: 12	R: 0 E: 0 K: 1 S: 8	H: 0 LOB: 0 BB: 0 P: 9	R: 2 E: 0 K: 0 S: 13	H: 3 LOB: 2 BB: 1 P: 23	R: 1 E: 1 K: 0 S: 13	H: 0 LOB: 3 BB: 3 P: 30	R: 0 E: 0 K: 2 S: 9	H: 1 LOB: 1 BB: 0 P: 15	R: 0 E: 0 K: 2 S: 9	H: 1 LOB: 1 BB: 0 P: 15	1B: 5 2B: 1 3B: 0 HR: 0	SF: 1 SAC: 0 DP: 1 HBP: 0	WP: 0 PB: 1 SB: 0 CS: 2	PA: 34					
<b>PITCHER</b>	IP	WLS	BF	H	R	ER	SO	BB	IBB	HBP	BLK	WP	HR	S	P	ERA	WHIP								
<b>Reid Cornelius, R</b> ERA: 6.6 (1, 1)	6.0	L	26	4	3	3	3	5	0	0	1	0	0	59	104	4.50	1.500								
<b>Paul Byrd, R</b> ERA: 2.45 (7, 1)	2.0		7	2	0	0	2	0	0	0	0	0	0	15	21	0.00	1.000								



























Batter	1	2	3	4	5	6	7	8	9	AB R H RBI BB SO LOB	TOP									
<b>Brett Butler, L</b> OBP: 0.381, SLG: 0.392 (1, 8)	G4-3		G6-3 1B 2B		G4-3		G3-1 3B BB			3 2 1 0 1 0 0	<b>New York Mets @ Philadelphia Phillies</b> Veterans Stadium, Philadelphia, PA Wed Aug 09 1995, 7:05 PM EDT Att: 36,147 - Unknown - 78 F									
<b>Eduardo Alfonzo, R</b> OBP: 0.298, SLG: 0.387 (1, 5)	FC6-4 1B		G6-3		F8-2 3B		G3-1 3B			4 0 3 2 0 0 1										
<b>Carl Everett, S</b> OBP: 0.325, SLG: 0.456 (1, 9)	F8		CS 1B		F8-2 3B		G3-1			4 0 1 1 0 0 3										
<b>Jeff Kent, R</b> OBP: 0.331, SLG: 0.473 (1, 4)	FC6-4 1-2		CS 1-2		1B E 1B		F8			4 1 1 0 0 0 1										
<b>Rico Brogna, L</b> OBP: 0.346, SLG: 0.488 (1, 3)		G1-3			F7		G4-3			4 0 1 0 0 0 0										
<b>Jose Vizcaino, S</b> OBP: 0.323, SLG: 0.354 (1, 6)	FC5-4 1B				K		G1-3			4 0 2 0 0 1 0										
<b>Kelly Stinnett, R</b> OBP: 0.359, SLG: 0.404 (1, 2)	F8				E6		G6-3			4 0 0 1 0 0 3										
<b>Damon Buford, R</b> OBP: 0.284, SLG: 0.206 (1, 7)	FC5-4 1-2				K		G3-1 3B 2B			4 1 1 0 0 2 4										
<b>Jason Isringhausen, R</b> (9, PH)			L6		B1-2-3		K			3 0 0 0 0 1 4	<b>AB 35</b> <b>R 4</b> <b>H 10</b> <b>RBI 4</b> <b>BB 1</b> <b>SO 4</b> <b>LOB 16</b>									
<b>Joe Orsulak, L</b> OBP: 0.330, SLG: 0.392 (9, PH)										1 0 0 0 0 0 0										
<b>Doug Henry, R</b> (9, 1)										0 0 0 0 0 0 0										
<b>Inning Stats</b>	R: 0 E: 0 K: 0 S: 12	H: 1 LOB: 1 BB: 0 P: 15	R: 0 E: 0 K: 0 S: 6	H: 1 LOB: 1 BB: 0 P: 11	R: 1 E: 0 K: 0 S: 9	H: 2 LOB: 0 BB: 0 P: 11	R: 1 E: 1 K: 1 S: 11	H: 3 LOB: 2 BB: 0 P: 16	R: 0 E: 0 K: 0 S: 6	H: 0 LOB: 0 BB: 0 P: 7	R: 2 E: 0 K: 1 S: 15	H: 2 LOB: 1 BB: 1 P: 26	R: 0 E: 0 K: 0 S: 4	H: 0 LOB: 0 BB: 0 P: 6	R: 0 E: 0 K: 1 S: 8	H: 0 LOB: 0 BB: 0 P: 11	1B: 6 2B: 3 3B: 2 HR: 0	SF: 0 SAC: 0 DP: 2 HBP: 0	WP: 0 PB: 0 SB: 0 CS: 1	PA: 37
<b>PITCHER</b>	IP WLS BF H R ER SO BB IBB HBP BLK WP HR S P ERA WHIP											<b>PITCHER</b>	IP WLS BF H R ER SO BB IBB HBP BLK WP HR S P ERA WHIP							
<b>Paul Quantrill, R</b> ERA: 4.34 (1, 1)	7.0 L 30 10 4 4 3 1 0 0 0 0 0 0 65 96 5.14 1.571																			
<b>Ricky Bottalico, R</b> ERA: 2.01 (8, 1)	2.0 6 0 0 0 1 0 0 0 0 0 0 0 12 17 0.00 0.000																			

Batter	1	2	3	4	5	6	7	8	9	AB R H RBI BB SO LOB	BOTTOM											
<b>Mickey Morandini, L</b> OBP: 0.347, SLG: 0.421 (1, 4)	G6-3		G3			G3			F9	4 0 0 0 0 0 0	<b>New York Mets @ Philadelphia Phillies</b> Veterans Stadium, Philadelphia, PA Wed Aug 09 1995, 7:05 PM EDT Att: 36,147 - Unknown - 78 F											
<b>Gregg Jefferies, S</b> OBP: 0.332, SLG: 0.402 (1, 3)	G1-3				L9	G4-3			P5	4 0 0 0 0 0 0												
<b>Jim Eisenreich, L</b> OBP: 0.372, SLG: 0.443 (1, 7)					G6-4-3 1B		G3		K	3 0 2 0 0 0 0												
<b>Ricky Bottalico, L</b> (8, 1)										0 0 0 0 0 0 0												
<b>Gary Varsho, L</b> OBP: 0.321, SLG: 0.288 (9, PH)										1 0 0 0 0 1 0												
<b>Mark Whiten, S</b> OBP: 0.252, SLG: 0.273 (1, 9)	G1-3				G6-4-3 1-2		F7			3 0 0 0 0 0 2												
<b>Darren Daulton, L</b> OBP: 0.356, SLG: 0.406 (1, 2)						G3				3 0 2 0 0 0 0												
<b>Charlie Hayes, R</b> OBP: 0.344, SLG: 0.393 (1, 5)										3 0 0 0 0 0 2												
<b>Andy Van Slyke, L</b> OBP: 0.308, SLG: 0.345 (1, 8)										3 0 2 0 0 0 1	<b>AB 30</b> <b>R 0</b> <b>H 6</b> <b>RBI 0</b> <b>BB 0</b> <b>SO 3</b> <b>LOB 8</b>											
<b>Kevin Stocker, S</b> OBP: 0.303, SLG: 0.249 (1, 6)										3 0 0 0 0 0 2												
<b>Paul Quantrill, L</b> ERA: 3.41 (1, 1)										2 0 0 0 0 2 0												
<b>Tom Marsh, R</b> OBP: 0.317, SLG: 0.467 (8, 7)										1 0 0 0 0 0 1												
<b>Inning Stats</b>	R: 0 E: 0 K: 0 S: 9	H: 1 LOB: 0 BB: 0 P: 13	R: 0 E: 0 K: 0 S: 8	H: 1 LOB: 0 BB: 0 P: 13	R: 0 E: 0 K: 1 S: 11	H: 0 LOB: 0 BB: 0 P: 11	R: 0 E: 0 K: 0 S: 6	H: 1 LOB: 0 BB: 0 P: 12	R: 0 E: 0 K: 0 S: 6	H: 2 LOB: 1 BB: 0 P: 7	R: 0 E: 0 K: 1 S: 8	H: 0 LOB: 0 BB: 0 P: 13	R: 0 E: 0 K: 0 S: 5	H: 0 LOB: 0 BB: 0 P: 8	R: 0 E: 0 K: 0 S: 14	H: 1 LOB: 1 BB: 0 P: 23	R: 0 E: 0 K: 1 S: 9	H: 0 LOB: 0 BB: 0 P: 12	1B: 6 2B: 0 3B: 0 HR: 0	SF: 0 SAC: 0 DP: 3 HBP: 0	WP: 0 PB: 0 SB: 2 CS: 0	PA: 30
<b>PITCHER</b>	IP WLS BF H R ER SO BB IBB HBP BLK WP HR S P ERA WHIP											<b>PITCHER</b>	IP WLS BF H R ER SO BB IBB HBP BLK WP HR S P ERA WHIP									
<b>Jason Isringhausen, R</b> ERA: 4.01 (1, 1)	8.0 W 27 6 0 0 2 0 0 0 0 0 0 0 67 100 0.00 0.750																					
<b>Doug Henry, R</b> (9, 1)	1.0 3 0 0 0 1 0 0 0 0 0 0 0 9 12 0.00 0.000																					











Batter	1	2	3	4	5	6	7	8	9	AB	R	H	RBI	BB	SO	LOB	TOP					
Damon Buford, R OBP: 0.292, SLG: 0.230	G5-3		B2		FC5-4			G4-3		4	0	0	0	0	0	3						
Tim Bogar, R OBP: 0.314, SLG: 0.349	1B		FC5-4				G4-3	K		4	0	1	0	0	1	2						
Carl Everett, S OBP: 0.305, SLG: 0.426	K		G1-3				P4	G4-3		4	0	0	0	0	1	3						
Jeff Kent, R OBP: 0.326, SLG: 0.458	K				K		G5-3			4	0	1	0	0	2	1						
Chris Jones, R OBP: 0.347, SLG: 0.511		K			G4-3			F8		4	1	1	0	0	1	1						
Rico Brogna, L OBP: 0.344, SLG: 0.485	G6-3				G4-3			P5		4	0	1	0	0	0	1						
Jose Vizcaino, S OBP: 0.331, SLG: 0.357	G4-3							F8-4		4	0	1	0	0	1	2						
Kelly Stinnett, R OBP: 0.379, SLG: 0.402			FC5-4 BB				G6-3			1	0	1	1	2	0	0						
Dave Milcki, R OBP: 0.161, SLG: 0.037							G6-3			1	0	0	0	1	1	1						
Aaron Ledesma, R (7, PH) OBP: 0.368, SLG: 0.250										1	0	0	0	0	0	2						
Dave Telgheder, R (7, 1)										0	0	0	0	0	0	0						
<b>Inning Stats</b>	R: 0 E: 0 K: 2 S: 11	H: 1 LOB: 1 BB: 0 P: 17	R: 0 E: 0 K: 1 S: 7	H: 0 LOB: 0 BB: 0 P: 11	R: 0 E: 0 K: 0 S: 9	H: 0 LOB: 2 BB: 2 P: 19	R: 0 E: 0 K: 1 S: 5	H: 0 LOB: 0 BB: 0 P: 8	R: 0 E: 0 K: 0 S: 9	H: 0 LOB: 1 BB: 1 P: 20	R: 0 E: 0 K: 0 S: 5	H: 0 LOB: 0 BB: 0 P: 5	R: 1 E: 0 K: 0 S: 12	H: 3 LOB: 1 BB: 0 P: 18	R: 0 E: 0 K: 1 S: 8	H: 0 LOB: 0 BB: 0 P: 13	R: 0 E: 0 K: 0 S: 7	H: 2 LOB: 1 BB: 0 P: 10	1B: 6 2B: 1 3B: 0 HR: 0	SF: 0 SAC: 0 DP: 2 HBP: 0	WP: 0 PB: 0 SB: 0 CS: 0	PA: 34
<b>PITCHER</b>	IP	WLS	BF	H	R	ER	SO	BB	IBB	HBP	BLK	WP	HR	S	P	ERA	WHIP					
Mike Hampton, L (1, 1) ERA: 2.89	7.0	W	27	4	1	1	6	3	0	0	0	0	0	58	98	1.29	1.000					
Todd Jones, R (8, 1) ERA: 2.39	1.0		3	0	0	0	1	0	0	0	0	0	0	8	13	0.00	0.000					
Mike Henneman, R (9, 1) ERA: 1.48	1.0	S	4	2	0	0	0	0	0	0	0	0	0	7	10	0.00	2.000					

New York Mets @ Houston Astros  
Astrodome, Houston, TX  
Sat Aug 12 1995, 8:05 PM EDT  
Att: 31,498 - Dome

AB	31
R	1
H	6
RBI	1
BB	3
SO	7
LOB	16



Batter	1	2	3	4	5	6	7	8	9	AB	R	H	RBI	BB	SO	LOB	BOTTOM				
John Cangelosi, S (1, 8) OBP: 0.472, SLG: 0.435	2B				G4-3			G1-3		4	0	2	0	0	0	1					
Todd Jones, L (8, 1) OBP: 0.200, SLG: 0.400	1B									0	0	0	0	0	0	0					
James Mouton, R (9, 7) OBP: 0.335, SLG: 0.399										0	0	0	0	0	0	0					
Craig Biggio, R (1, 4) OBP: 0.414, SLG: 0.509	F8		F9		F8			G3		4	0	0	0	0	0	4					
Derek Bell, R (1, 9) OBP: 0.370, SLG: 0.431	P6				G6-3			G4-3		3	0	0	0	1	0	1					
Derrick May, L (1, 7) OBP: 0.315, SLG: 0.357										4	0	1	0	0	0	2					
Mike Henneman, R (9, 1)	2B				L3			F8		0	0	0	0	0	0	0					
Tony Eusebio, R (1, 2) OBP: 0.380, SLG: 0.459			K		K					4	0	1	0	0	3	2					
Dave Magadan, L (1, 5) OBP: 0.313, SLG: 0.357	G3				HR			L5		4	1	1	0	0	0	1					
Mike Simms, R (1, 3) OBP: 0.371, SLG: 0.581	E5				HR			F9		3	1	1	2	0	0	0					
Orlando Miller, R (1, 6) OBP: 0.318, SLG: 0.379	G3				WP			G5-3		3	0	1	0	0	0	1					
Mike Hampton, R (1, 1) OBP: 0.152, SLG: 0.097					SH3-4					1	1	1	0	0	0	0					
Milt Thompson, L (7, PH) OBP: 0.294, SLG: 0.297					SH3-4					1	0	0	0	0	1	0					
Brian Hunter, R (8, 8) OBP: 0.371, SLG: 0.422								K2-3		0	0	0	0	0	0	0					
<b>Inning Stats</b>	R: 0 E: 0 K: 0 S: 7	H: 2 LOB: 2 BB: 0 P: 12	R: 0 E: 1 K: 1 S: 10	H: 0 LOB: 1 BB: 0 P: 15	R: 1 E: 0 K: 1 S: 10	H: 2 LOB: 2 BB: 1 P: 19	R: 2 E: 0 K: 0 S: 15	H: 3 LOB: 1 BB: 0 P: 25	R: 0 E: 0 K: 0 S: 9	H: 0 LOB: 0 BB: 0 P: 13	R: 0 E: 0 K: 0 S: 7	H: 0 LOB: 0 BB: 0 P: 11	R: 0 E: 0 K: 1 S: 11	H: 0 LOB: 0 BB: 0 P: 15	R: 0 E: 0 K: 0 S: 9	H: 1 LOB: 1 BB: 0 P: 11	1B: 6 2B: 1 3B: 0 HR: 1	SF: 0 SAC: 1 DP: 0 HBP: 0	WP: 1 PB: 0 SB: 1 CS: 0	PA: 33	
<b>PITCHER</b>	IP	WLS	BF	H	R	ER	SO	BB	IBB	HBP	BLK	WP	HR	S	P	ERA	WHIP				
Dave Milcki, R (1, 1) ERA: 4.67	6.0	L	26	7	3	3	3	1	0	0	0	0	0	20	26	4.50	1.333				
Dave Telgheder, R (7, 1) ERA: 10.9	2.0		7	1	0	0	1	0	0	0	0	0	0	20	26	0.00	0.500				

New York Mets @ Houston Astros  
Astrodome, Houston, TX  
Sat Aug 12 1995, 8:05 PM EDT  
Att: 31,498 - Dome


AB	31
R	3
H	8
RBI	2
BB	1
SO	4
LOB	12










Batter	1	2	3	4	5	6	7	8	9	AB	R	H	RBI	BB	SO	LOB	TOP			
Rondell White, R (1, 8) OBP: 0.346, SLG: 0.456	2-1 P3	1-0 S			2-2 K			1-2 G5-3		4	0	2	0	0	1	0	<p><b>Montreal Expos @ New York Mets</b> Shea Stadium, Flushing, NY Tue Aug 15 1995, 7:05 PM EDT Att: 15,829 - Unknown - 85 F</p> <p>livebaseballscores.com</p> <p>AB 33 R 3 H 7 RBI 3 BB 2 SO 7 LOB 13</p> 			
Wil Cordero, R (1, 6) OBP: 0.355, SLG: 0.440	1-0 BB	2-0 P4			2-3 K			0-1 E9		4	1	1	0	0	1	2				
Moises Alou, R (1, 7) OBP: 0.340, SLG: 0.462	4-2 HR	1-2 BB			0-1 G3			0-0 G5-3		3	1	0	0	1	0	2				
David Segui, S (1, 3) OBP: 0.386, SLG: 0.483	0-0 HR				1-3 K			4-0 IBB		3	1	1	3	1	1	0				
Darrin Fletcher, L (1, 2) OBP: 0.388, SLG: 0.496	3-2 1B				3-2 G6-3			0-1 P2		4	0	1	0	0	0	2				
Mike Lansing, R (1, 4) OBP: 0.317, SLG: 0.421	2-2 L8				0-0 S			1-6 FC1-6		4	0	2	0	0	1	1				
Tony Tarasco, L (1, 9) OBP: 0.324, SLG: 0.397	1-3 K				0-0 G1-3			0-0 FC1-6		4	0	0	0	0	2	3				
Shane Andrews, R (1, 5) OBP: 0.268, SLG: 0.349		3-2 L9			3-2 FC2-6			0-0 G4-6-3		4	0	0	0	0	0	2				
Butch Henry, L (1, 1) OBP: 0.048, SLG: 0.048		3-2 G4-3			0-0 P5			1-2 G4-6-3		2	0	0	0	0	0	1				
Jeff Shaw, R (5, 1)								1-2 G4-6-3		1	0	0	0	0	1	0				
Tim Scott, R (7, 1) OBP: 0.250, SLG: 0.250								1-2 G4-6-3		0	0	0	0	0	0	0				
Mel Rojas, R (9, 1)								1-2 G4-6-3		0	0	0	0	0	0	0				
<b>Inning Stats</b>	R: 3 E: 0 K: 1 S: 15	H: 3 LOB: 1 BB: 1 P: 28	R: 0 E: 0 K: 0 S: 10	H: 1 LOB: 1 BB: 0 P: 18	R: 0 E: 0 K: 1 S: 10	H: 0 LOB: 0 BB: 0 P: 17	R: 0 E: 0 K: 0 S: 6	H: 1 LOB: 1 BB: 0 P: 9	R: 0 E: 0 K: 1 S: 6	H: 0 LOB: 0 BB: 0 P: 12	R: 0 E: 0 K: 2 S: 8	H: 0 LOB: 0 BB: 0 P: 10	R: 0 E: 1 K: 0 S: 8	H: 1 LOB: 2 BB: 1 P: 13	R: 0 E: 0 K: 0 S: 3	H: 1 LOB: 0 BB: 0 P: 4	1B: 6 2B: 0 3B: 0 HR: 1	SF: 0 SAC: 0 DP: 2 HBP: 0	WP: 0 PB: 0 SB: 2 CS: 0	PA: 35
<b>PITCHER</b>	IP WLS BF H R ER SO BB IBB HBP BLK WP HR S P ERA WHIP																			
Jason Isringhausen, R (1, 1) ERA: 3.4	8.0 L 32 6 3 3 7 1 1 0 0 0 1 71 116 3.38 0.875																			
Don Florence, L (9, 1) ERA:	1.0 3 1 0 0 0 0 0 0 0 0 0 3 4 0.00 1.000																			

Batter	1	2	3	4	5	6	7	8	9	AB	R	H	RBI	BB	SO	LOB	BOTTOM			
Damon Buford, R (1, 8) OBP: 0.296, SLG: 0.213	4-1 CS		1-3 K			4-1 2B		2-3 K		2	1	0	0	2	2	1	<p><b>Montreal Expos @ New York Mets</b> Shea Stadium, Flushing, NY Tue Aug 15 1995, 7:05 PM EDT Att: 15,829 - Unknown - 85 F</p> <p>livebaseballscores.com</p> <p>AB 29 R 1 H 3 RBI 1 BB 2 SO 9 LOB 8</p> 			
Tim Bogar, R (1, 5) OBP: 0.311, SLG: 0.356	1-3 K				1-0 F8			0-1 G6-3		4	0	1	0	0	1	1				
Don Florence, R (9, 1)	1-2 K					0-2 G3-1		1-3 2B		0	0	0	0	0	0	0				
Carl Everett, S (1, 9) OBP: 0.289, SLG: 0.401	0-3 K				0-0 G5-3			0-2 G3-1		4	0	0	1	0	2	1				
Jeff Kent, R (1, 4) OBP: 0.328, SLG: 0.454		2-1 L8			2-2 F9			0-2 P9		4	0	1	0	0	0	1				
Chris Jones, R (1, 7) OBP: 0.342, SLG: 0.496		1-0 L8			0-2 F7			1-1 F9		3	0	0	0	0	1	1				
Rico Brogna, L (1, 3) OBP: 0.343, SLG: 0.484		0-0 G4-3				1-0 G3-1		2-3 K		3	0	0	0	0	1	1				
Jose Vizcaino, S (1, 6) OBP: 0.330, SLG: 0.357					0-0 G4-3			1-1 F8		3	0	0	0	0	0	1				
Kelly Stinnett, R (1, 2) OBP: 0.368, SLG: 0.388					1-1 G6-3			3-2 G4-3		3	0	0	0	0	1	1				
Jason Isringhausen, R (1, 1) OBP: 0.077, SLG: 0.077					0-2 1B			1-3 K		2	0	1	0	0	1	0				
Bill Spiers, L (8, PH) OBP: 0.207, SLG: 0.216								1-0 L7		1	0	0	0	0	0	0				
<b>Inning Stats</b>	R: 0 E: 0 K: 2 S: 8	H: 0 LOB: 0 BB: 1 P: 13	R: 0 E: 0 K: 0 S: 4	H: 0 LOB: 0 BB: 0 P: 7	R: 0 E: 0 K: 1 S: 9	H: 1 LOB: 1 BB: 0 P: 11	R: 0 E: 0 K: 0 S: 9	H: 1 LOB: 1 BB: 0 P: 12	R: 0 E: 0 K: 1 S: 14	H: 1 LOB: 1 BB: 1 P: 19	R: 0 E: 0 K: 2 S: 10	H: 0 LOB: 1 BB: 0 P: 17	R: 0 E: 0 K: 1 S: 7	H: 0 LOB: 0 BB: 0 P: 12	R: 0 E: 0 K: 2 S: 9	H: 0 LOB: 0 BB: 0 P: 13	1B: 2 2B: 1 3B: 0 HR: 0	SF: 0 SAC: 0 DP: 0 HBP: 1	WP: 0 PB: 0 SB: 1 CS: 1	PA: 32
<b>PITCHER</b>	IP WLS BF H R ER SO BB IBB HBP BLK WP HR S P ERA WHIP																			
Butch Henry, L (1, 1) ERA: 2.84	4.1 15 2 0 0 3 1 0 0 0 0 0 22 31 4.50 0.692																			
Jeff Shaw, R (5, 1) ERA: 4.75	1.2 8 1 1 1 1 1 0 1 0 0 0 22 32 5.40 1.200																			
Tim Scott, R (7, 1) ERA: 4.21	2.0 W 6 0 0 0 3 0 0 0 0 0 0 16 27 0.00 0.000																			
Mel Rojas, R (9, 1) ERA: 4.38	1.0 S 3 0 0 0 2 0 0 0 0 0 0 9 13 0.00 0.000																			



Batter	1	2	3	4	5	6	7	8	9	AB	R	H	RBI	BB	SO	LOB	TOP					
Rondell White, R OBP: 0.345, SLG: 0.453 (1, 8)	0-0 CS 1B		0-2 L9		1-0 L9			0-0 F8		4	0	1	0	0	0	2	<b>Montreal Expos @ New York Mets</b> Shea Stadium, Flushing, NY Wed Aug 16 1995, 7:05 PM EDT Att: 15,731 - Unknown - 88 F					
F.P. Santangelo, S OBP: 0.447, SLG: 0.545 (1, 7) (1, 9)	1-1 SAFE SAFE L6		0-0 FC5-4			4-1 BB G5-4-3		0-2 P5		3	0	0	0	1	0	3						
David Segui, S OBP: 0.387, SLG: 0.481 (1, 3)	2-2 1B			0-0 F8		1-1 SAFE G5-4-3		4-2 FC1-4 BB		3	0	1	0	1	0	1						
Moises Alou, R OBP: 0.339, SLG: 0.461 Dave Silvestri, R OBP: 0.227, SLG: 0.293 Curtis Pride, L OBP: 0.250, SLG: 0.200 (1, 9) (1, 7) (9, PR)	0-1 F8			1-1 G5-3		1-0 L5		0-2 SAFE FC1-4		1	0	0	0	0	0	1						
Wil Cordero, R OBP: 0.356, SLG: 0.439 (1, 6)		2-3 K		4-2 E BB			1-2 CS 1B		0-1 SAFE F9	3	0	1	0	1	1	1						
Mike Lansing, R OBP: 0.316, SLG: 0.419 (1, 4)		0-0 G4-6-3 1B		0-2 FC1			3-0 SAFE G5-3		1-3 SAFE SAFE SAFE K	4	0	1	0	0	1	3						
Shane Andrews, R OBP: 0.263, SLG: 0.343 (1, 5)		0-1 SAFE G4-6-3		3-2 G6-3			2-2 G6-3			3	0	0	0	0	0	3						
Tim Laker, R OBP: 0.303, SLG: 0.387 (1, 2)			3-1 G6-3		1-1 G6-3			3-1 G5-3		3	0	0	0	0	0	0						
Carlos Perez, L OBP: 0.190, SLG: 0.282 Sean Berry, R OBP: 0.344, SLG: 0.487 Greg Harris, S OBP: 0.333, SLG: 0.667 (1, 1) (8, PH) (8, 1)			1-2 FC5-4 1B		2-2 L7			2-1 1B		2	0	1	0	0	0	0						
<b>Inning Stats</b>	R: 0 E: 0 K: 0 S: 8	H: 2 LOB: 1 BB: 0 P: 11	R: 0 E: 0 K: 1 S: 6	H: 1 LOB: 0 BB: 0 P: 8	R: 0 E: 0 K: 0 S: 11	H: 1 LOB: 1 BB: 0 P: 15	R: 0 E: 1 K: 0 S: 12	H: 0 LOB: 2 BB: 0 P: 20	R: 0 E: 0 K: 0 S: 7	H: 0 LOB: 0 BB: 0 P: 11	R: 0 E: 0 K: 0 S: 9	H: 1 LOB: 0 BB: 0 P: 14	R: 0 E: 0 K: 0 S: 8	H: 1 LOB: 1 BB: 0 P: 13	R: 0 E: 0 K: 1 S: 10	H: 0 LOB: 1 BB: 1 P: 15		1B: 6 2B: 0 3B: 0 HR: 0	SF: 0 SAC: 0 DP: 2 HBP: 0	WP: 0 PB: 0 CS: 2	PA: 33	
<b>PITCHER</b>	IP WLS BF H R ER SO BB IBB HBP BLK WP HR S P ERA WHIP	IP WLS BF H R ER SO BB IBB HBP BLK WP HR S P ERA WHIP	IP WLS BF H R ER SO BB IBB HBP BLK WP HR S P ERA WHIP	IP WLS BF H R ER SO BB IBB HBP BLK WP HR S P ERA WHIP	IP WLS BF H R ER SO BB IBB HBP BLK WP HR S P ERA WHIP	IP WLS BF H R ER SO BB IBB HBP BLK WP HR S P ERA WHIP	IP WLS BF H R ER SO BB IBB HBP BLK WP HR S P ERA WHIP	IP WLS BF H R ER SO BB IBB HBP BLK WP HR S P ERA WHIP	IP WLS BF H R ER SO BB IBB HBP BLK WP HR S P ERA WHIP	IP WLS BF H R ER SO BB IBB HBP BLK WP HR S P ERA WHIP	IP WLS BF H R ER SO BB IBB HBP BLK WP HR S P ERA WHIP	IP WLS BF H R ER SO BB IBB HBP BLK WP HR S P ERA WHIP	IP WLS BF H R ER SO BB IBB HBP BLK WP HR S P ERA WHIP	IP WLS BF H R ER SO BB IBB HBP BLK WP HR S P ERA WHIP	IP WLS BF H R ER SO BB IBB HBP BLK WP HR S P ERA WHIP	IP WLS BF H R ER SO BB IBB HBP BLK WP HR S P ERA WHIP	IP WLS BF H R ER SO BB IBB HBP BLK WP HR S P ERA WHIP	IP WLS BF H R ER SO BB IBB HBP BLK WP HR S P ERA WHIP	IP WLS BF H R ER SO BB IBB HBP BLK WP HR S P ERA WHIP	IP WLS BF H R ER SO BB IBB HBP BLK WP HR S P ERA WHIP	IP WLS BF H R ER SO BB IBB HBP BLK WP HR S P ERA WHIP	IP WLS BF H R ER SO BB IBB HBP BLK WP HR S P ERA WHIP

AB	30
R	0
H	6
RBI	0
BB	3
SO	2
LOB	15



Batter	1	2	3	4	5	6	7	8	9	AB	R	H	RBI	BB	SO	LOB	BOTTOM					
Damon Buford, R OBP: 0.284, SLG: 0.202 (1, 8)	3-3 K		2-1 P4		1-1 FC5-4			1-3 K		4	0	0	0	0	2	2	<b>Montreal Expos @ New York Mets</b> Shea Stadium, Flushing, NY Wed Aug 16 1995, 7:05 PM EDT Att: 15,731 - Unknown - 88 F					
Tim Bogar, R OBP: 0.312, SLG: 0.356 (1, 5)	2-1 P4			1-0 FC6-4 1B FC5-4 1B		0-0 F4				3	1	1	0	0	0	0						
Carl Everett, S OBP: 0.289, SLG: 0.400 (1, 9)	1-1 G5-3			0-0 FC6-4 1B		0-2 G6-3				3	0	1	0	0	0	0						
Jeff Kent, R OBP: 0.325, SLG: 0.450 (1, 4)		1-3 K		1-0 FC6-4 FC5-4		1-3 K				3	0	0	0	0	2	2						
Chris Jones, R OBP: 0.335, SLG: 0.486 (1, 7)		1-3 K		2-1 SAFE SAFE FC5-4		2-2 G6-3				3	0	0	1	0	1	1						
Rico Brogna, L OBP: 0.340, SLG: 0.480 (1, 3)		1-0 F8		1-2 SAFE SAFE SAFE K		1-3 K				3	0	0	0	0	2	1						
Jose Vizcaino, S OBP: 0.330, SLG: 0.357 (1, 6)			2-3 K		2-0 FC5-4 1B		2-0 G4-3			3	0	1	0	0	1	0						
Kelly Stinnett, R OBP: 0.361, SLG: 0.379 (1, 2)			1-1 G5-3		0-0 SAFE SAFE P4		1-3 K			3	0	0	0	0	1	1						
Bill Pulsipher, L OBP: 0.200, SLG: 0.083 Bill Spiers, L OBP: 0.203, SLG: 0.212 John Franco, L OBP: 0.251 (1, 1) (8, PH) (9, 1)			4-2 BB		0-3 SAFE K		2-2 G4-3			1	0	0	0	1	1	1						
<b>Inning Stats</b>	R: 0 E: 0 K: 1 S: 7	H: 0 LOB: 0 BB: 0 P: 13	R: 0 E: 0 K: 2 S: 8	H: 0 LOB: 0 BB: 0 P: 11	R: 0 E: 0 K: 1 S: 11	H: 0 LOB: 1 BB: 1 P: 20	R: 1 E: 0 K: 1 S: 8	H: 2 LOB: 1 BB: 0 P: 13	R: 0 E: 0 K: 1 S: 7	H: 1 LOB: 0 BB: 0 P: 10	R: 0 E: 0 K: 1 S: 7	H: 0 LOB: 0 BB: 0 P: 8	R: 0 E: 0 K: 2 S: 9	H: 0 LOB: 0 BB: 0 P: 13	R: 0 E: 0 K: 2 S: 9	H: 0 LOB: 0 BB: 0 P: 13		1B: 3 2B: 0 3B: 0 HR: 0	SF: 0 SAC: 0 DP: 0 HBP: 0	WP: 0 PB: 0 CS: 0	PA: 28	
<b>PITCHER</b>	IP WLS BF H R ER SO BB IBB HBP BLK WP HR S P ERA WHIP	IP WLS BF H R ER SO BB IBB HBP BLK WP HR S P ERA WHIP	IP WLS BF H R ER SO BB IBB HBP BLK WP HR S P ERA WHIP	IP WLS BF H R ER SO BB IBB HBP BLK WP HR S P ERA WHIP	IP WLS BF H R ER SO BB IBB HBP BLK WP HR S P ERA WHIP	IP WLS BF H R ER SO BB IBB HBP BLK WP HR S P ERA WHIP	IP WLS BF H R ER SO BB IBB HBP BLK WP HR S P ERA WHIP	IP WLS BF H R ER SO BB IBB HBP BLK WP HR S P ERA WHIP	IP WLS BF H R ER SO BB IBB HBP BLK WP HR S P ERA WHIP	IP WLS BF H R ER SO BB IBB HBP BLK WP HR S P ERA WHIP	IP WLS BF H R ER SO BB IBB HBP BLK WP HR S P ERA WHIP	IP WLS BF H R ER SO BB IBB HBP BLK WP HR S P ERA WHIP	IP WLS BF H R ER SO BB IBB HBP BLK WP HR S P ERA WHIP	IP WLS BF H R ER SO BB IBB HBP BLK WP HR S P ERA WHIP	IP WLS BF H R ER SO BB IBB HBP BLK WP HR S P ERA WHIP	IP WLS BF H R ER SO BB IBB HBP BLK WP HR S P ERA WHIP	IP WLS BF H R ER SO BB IBB HBP BLK WP HR S P ERA WHIP	IP WLS BF H R ER SO BB IBB HBP BLK WP HR S P ERA WHIP	IP WLS BF H R ER SO BB IBB HBP BLK WP HR S P ERA WHIP	IP WLS BF H R ER SO BB IBB HBP BLK WP HR S P ERA WHIP	IP WLS BF H R ER SO BB IBB HBP BLK WP HR S P ERA WHIP	IP WLS BF H R ER SO BB IBB HBP BLK WP HR S P ERA WHIP






Batter	1	2	3	4	5	6	7	8	9	AB	R	H	RBI	BB	SO	LOB	TOP										
<b>Brett Butler, L</b> OBP: 0.384, SLG: 0.402 (1, 8)	G4-3		2B						G6-3	0	0	0	0	0	0	0	<b>Los Angeles Dodgers @ New York Mets</b> Shea Stadium, Flushing, NY Fri Aug 18 1995, 7:05 PM EDT Att: 17,710 - Unknown										
<b>Jose Offerman, S</b> OBP: 0.390, SLG: 0.391 <b>Mark Guthrie, R</b> (9, 1)	G4-3		K						K	5	0	0	0	0	2	4											
<b>Raul Mondesi, R</b> OBP: 0.345, SLG: 0.509 (1, 9)				FC6-4						2	0	1	0	2	0	0											
<b>Eric Karros, R</b> OBP: 0.383, SLG: 0.559 (1, 3)	K		FC6-4							4	0	0	0	0	1	4											
<b>Roberto Kelly, R</b> OBP: 0.296, SLG: 0.343 (1, 7)					G5-3					4	0	1	0	0	0	1											
<b>Tim Lincecum, R</b> OBP: 0.328, SLG: 0.414 (1, 5)										3	1	2	0	1	1	1											
<b>Carlos Hernandez, R</b> OBP: 0.327, SLG: 0.324 <b>Antonio Osuna, R</b> (7, 1)										3	0	0	0	0	0	3											
<b>Delino DeShields, L</b> OBP: 0.327, SLG: 0.324 <b>John Cummings, L</b> (8, PH)	G5-3				G6-4-3					0	0	1	0	0	0	0											
<b>Pedro Astacio, R</b> OBP: 0.187, SLG: 0.174 <b>Garret Anderson, R</b> OBP: 0.358, SLG: 0.289 (9, 4)										0	0	0	0	0	0	0											
<b>Chad Fonville, S</b> OBP: 0.337, SLG: 0.305 (1, 4)										3	1	1	0	1	2	4											
<b>Ramon Martinez, R</b> OBP: 0.140, SLG: 0.163 <b>Dave Hansen, L</b> OBP: 0.394, SLG: 0.346 (7, PH)										1	0	0	0	0	1	0											
<b>Mike Piazza, R</b> OBP: 0.407, SLG: 0.580 (7, 2)										0	0	0	0	0	0	0											
<b>Inning Stats</b>	R: 0 E: 0 K: 1 S: 9	H: 0 LOB: 1 BB: 1 P: 14	R: 0 E: 0 K: 2 S: 9	H: 1 LOB: 1 BB: 0 P: 13	R: 0 E: 0 K: 2 S: 15	H: 1 LOB: 2 BB: 1 P: 25	R: 0 E: 0 K: 0 S: 6	H: 1 LOB: 0 BB: 0 P: 7	R: 0 E: 0 K: 0 S: 10	H: 0 LOB: 1 BB: 1 P: 16	R: 0 E: 0 K: 0 S: 5	H: 2 LOB: 1 BB: 1 P: 17	R: 0 E: 0 K: 1 S: 11	H: 2 LOB: 3 BB: 1 P: 19	R: 0 E: 0 K: 2 S: 16	H: 0 LOB: 0 BB: 0 P: 21	1B: 5 2B: 3 3B: 1 HR: 0	SF: 0 SAC: 1 DP: 2 HBP: 0	WP: 0 PB: 0 SB: 1 CS: 1	PA: 38							
<b>PITCHER</b>	IP	WLS	BF	H	R	ER	SO	BB	IBB	HBP	BLK	WP	HR	S	P	ERA	WHIP										
<b>Bobby Jones, R</b> ERA: 4.09	6.1		26	5	2	2	5	4	0	0	0	0	0	60	96	2.84	1.421										
<b>Don Florence, L</b> ERA:	0.2		3	1	0	0	0	0	0	0	0	0	0	3	5	0.00	1.500										
<b>Jerry Dipoto, R</b> ERA: 4.63	1.0		6	2	0	0	1	0	1	0	0	0	0	11	19	0.00	2.000										
<b>Doug Henry, R</b> ERA: 3.74	1.0	W	3	0	0	0	2	0	0	0	0	0	0	16	21	0.00	0.000										

Batter	1	2	3	4	5	6	7	8	9	AB	R	H	RBI	BB	SO	LOB	BOTTOM										
<b>Damon Buford, R</b> OBP: 0.283, SLG: 0.205 (1, 8)	P4									4	0	1	0	0	1	0	<b>Los Angeles Dodgers @ New York Mets</b> Shea Stadium, Flushing, NY Fri Aug 18 1995, 7:05 PM EDT Att: 17,710 - Unknown										
<b>Jose Vizcaino, S</b> OBP: 0.332, SLG: 0.364 (1, 6)	F7									4	1	2	0	0	1	0											
<b>Carl Everett, S</b> OBP: 0.288, SLG: 0.392 (1, 9)	F7									3	0	0	0	1	0	2											
<b>Jeff Kent, R</b> OBP: 0.327, SLG: 0.447 (1, 4)										2	1	0	1	2	0	1											
<b>Rico Brogna, L</b> OBP: 0.339, SLG: 0.476 (1, 3)										3	0	0	0	1	0	5											
<b>Ryan Thompson, R</b> OBP: 0.333, SLG: 0.463 (1, 7)										4	1	2	1	0	0	1											
<b>Butch Huskey, R</b> (1, 5)										3	0	0	0	0	2	1											
<b>Kelly Stinnett, R</b> OBP: 0.353, SLG: 0.370 <b>Bill Splers, L</b> OBP: 0.217, SLG: 0.226 (9, PH)										3	0	0	0	0	2	1											
<b>Bobby Jones, R</b> OBP: 0.190, SLG: 0.171 <b>Don Florence, R</b> (7, 1)										2	0	0	0	0	1	0											
<b>Jerry Dipoto, R</b> (8, 1)										0	0	0	0	0	0	0											
<b>Tim Bogar, R</b> OBP: 0.309, SLG: 0.352 <b>Doug Henry, R</b> (9, 1)										1	0	0	0	1	0	0											
<b>Inning Stats</b>	R: 0 E: 0 K: 0 S: 6	H: 0 LOB: 0 BB: 0 P: 11	R: 1 E: 0 K: 1 S: 15	H: 1 LOB: 1 BB: 1 P: 23	R: 0 E: 0 K: 3 S: 9	H: 0 LOB: 0 BB: 0 P: 15	R: 0 E: 0 K: 0 S: 4	H: 0 LOB: 1 BB: 1 P: 9	R: 0 E: 0 K: 2 S: 7	H: 0 LOB: 0 BB: 0 P: 8	R: 1 E: 0 K: 0 S: 6	H: 1 LOB: 1 BB: 1 P: 17	R: 0 E: 0 K: 1 S: 6	H: 0 LOB: 0 BB: 0 P: 8	R: 0 E: 0 K: 1 S: 13	H: 2 LOB: 3 BB: 1 P: 19	R: 1 E: 0 K: 0 S: 4	H: 2 LOB: 1 BB: 0 P: 5	1B: 4 2B: 1 3B: 1 HR: 0	SF: 0 SAC: 1 DP: 0 HBP: 0	WP: 0 PB: 0 SB: 0 CS: 0	PA: 35					
<b>PITCHER</b>	IP	WLS	BF	H	R	ER	SO	BB	IBB	HBP	BLK	WP	HR	S	P	ERA	WHIP										
<b>Ramon Martinez, R</b> ERA: 3.93	6.0		23	2	2	2	6	2	1	0	0	0	0	47	83	3.00	0.667										
<b>Antonio Osuna, R</b> ERA: 5.47	1.0		3	0	0	0	1	0	0	0	0	0	0	6	8	0.00	0.000										
<b>John Cummings, L</b> ERA: 3.81	1.0	L	7	3	1	1	1	0	1	0	0	0	0	15	22	9.00	3.000										
<b>Pedro Astacio, R</b> ERA: 4.46	0.1		1	0	0	0	0	0	0	0	0	0	0	1	1	0.00	0.000										
<b>Mark Guthrie, L</b> ERA: 4.41	0.0		1	0	0	0	0	0	0	0	0	0	0	1	1	∞	∞										


livebaseballscorecards.com

**AB 28**  
**R 2**  
**H 6**  
**RBI 0**  
**BB 4**  
**SO 8**  
**LOB 19**



livebaseballscorecards.com

**AB 30**  
**R 3**  
**H 6**  
**RBI 3**  
**BB 4**  
**SO 8**  
**LOB 11**



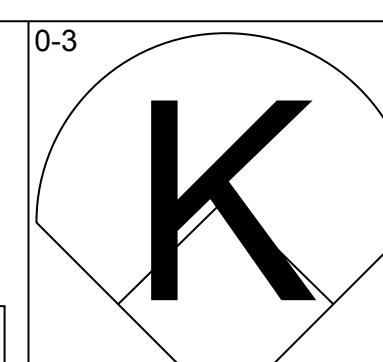
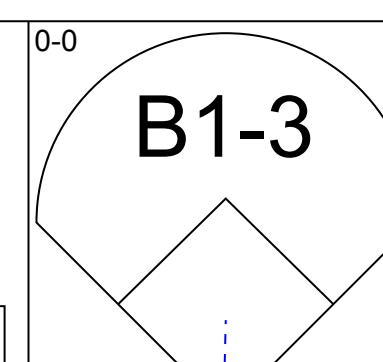
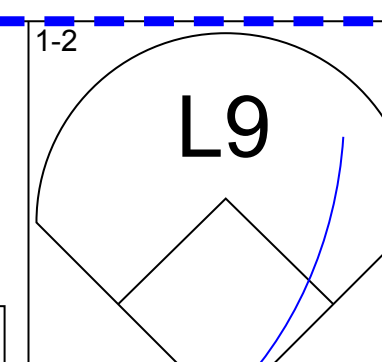
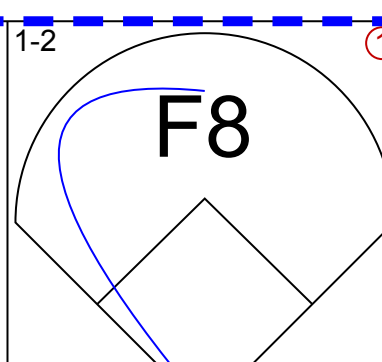
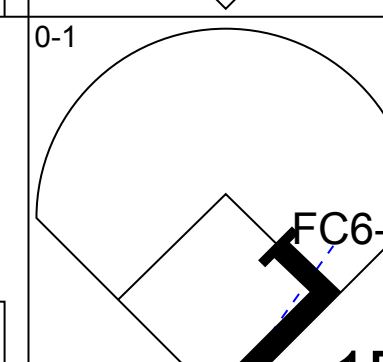
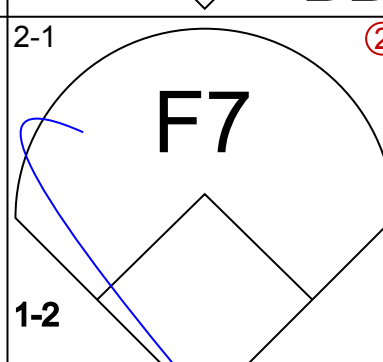
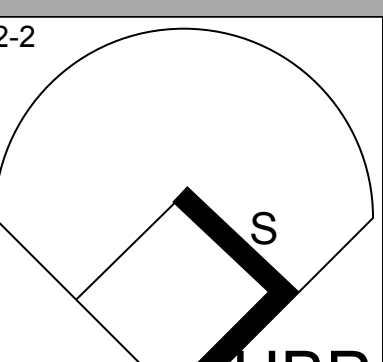
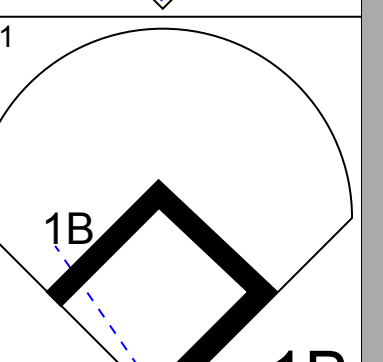
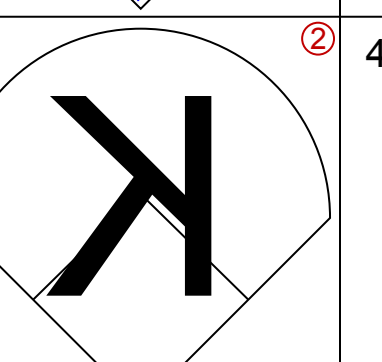
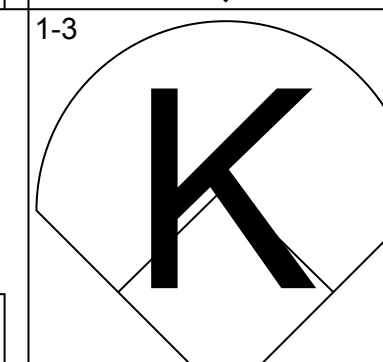
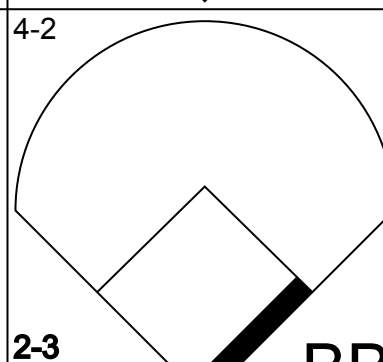
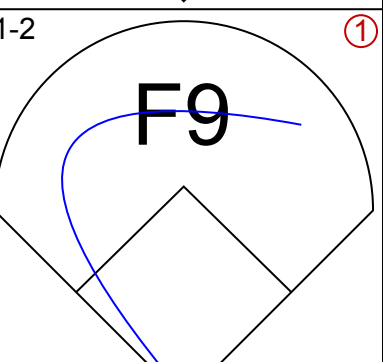
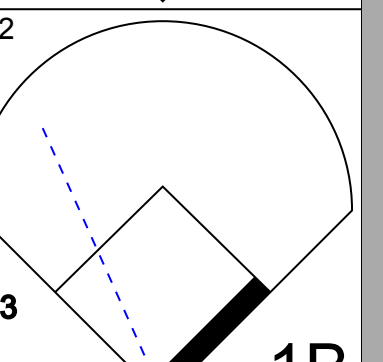
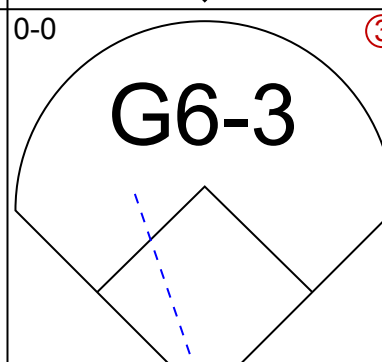
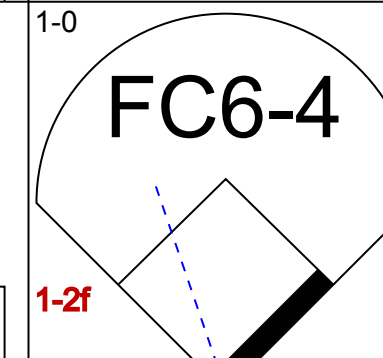
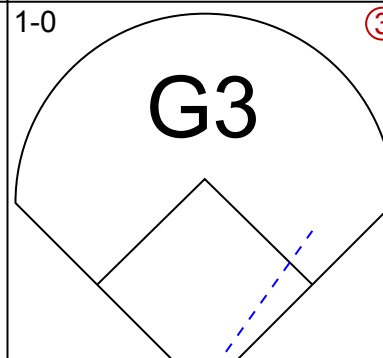
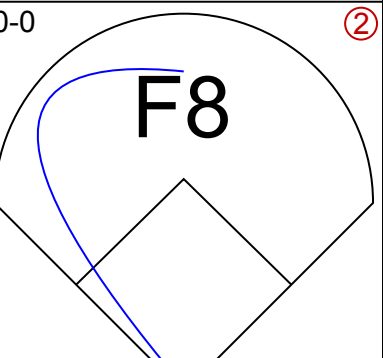
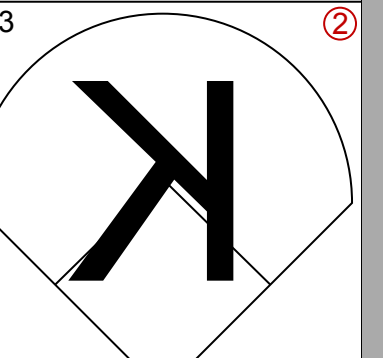
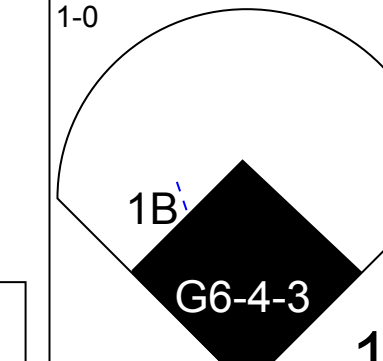
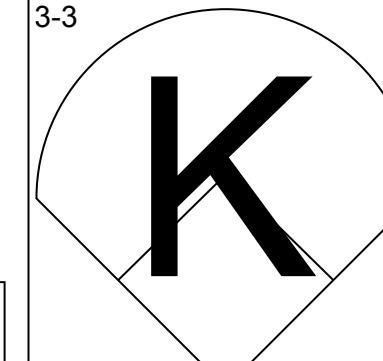
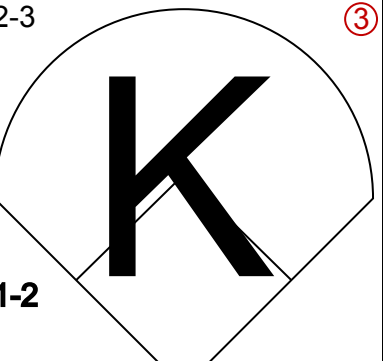
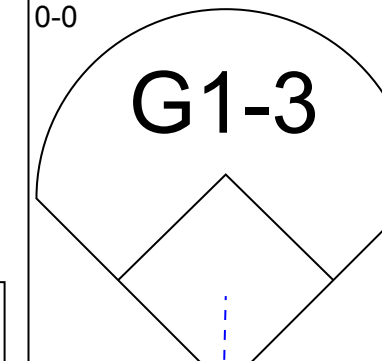
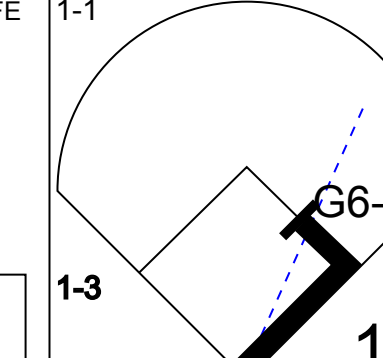
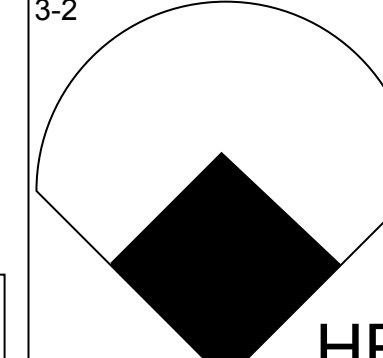
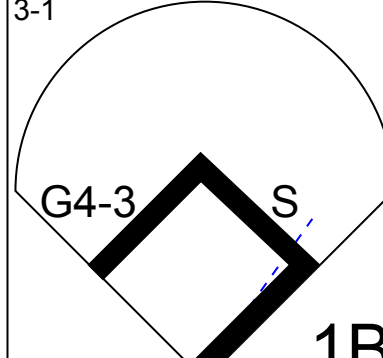
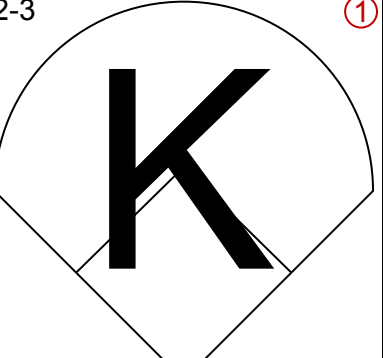
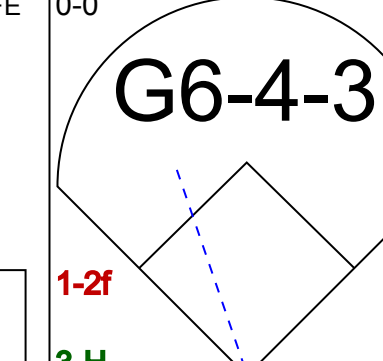
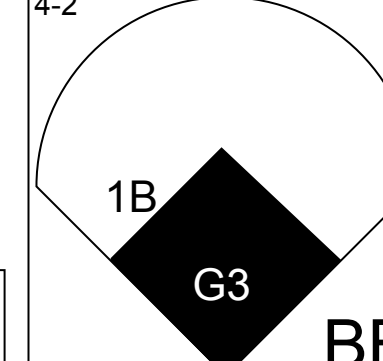
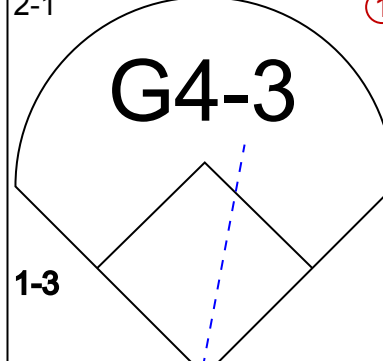
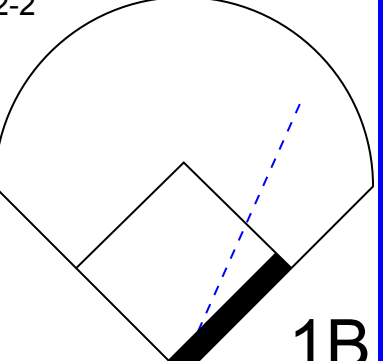
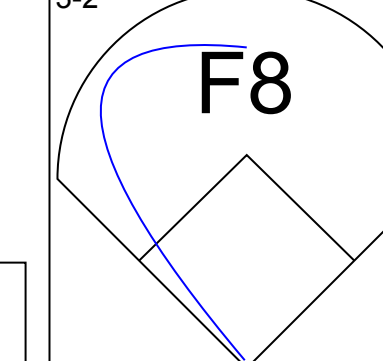
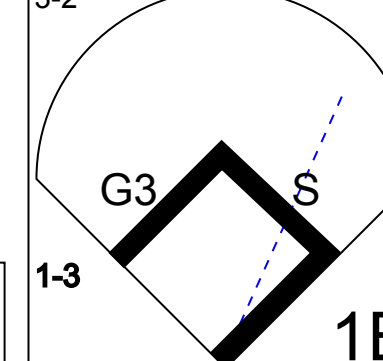
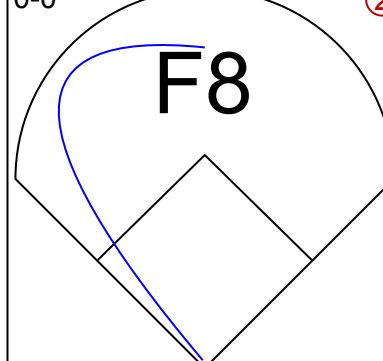
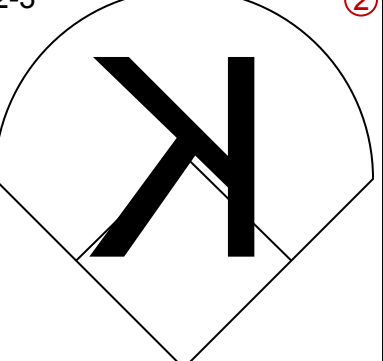

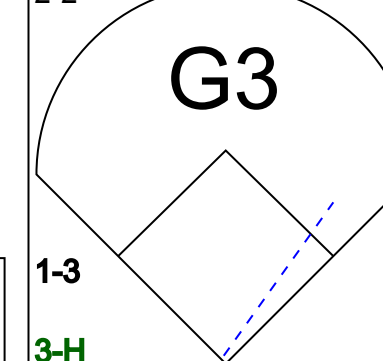
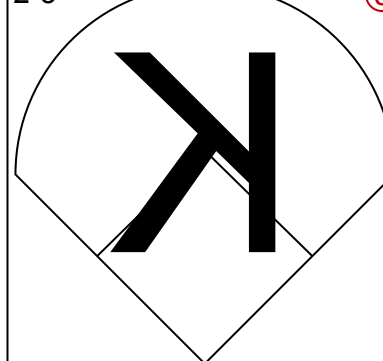
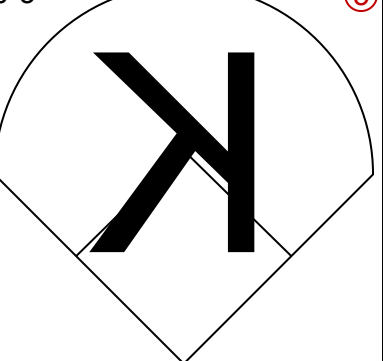
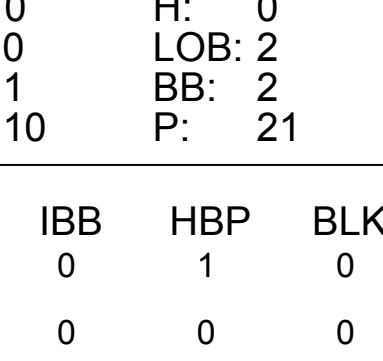
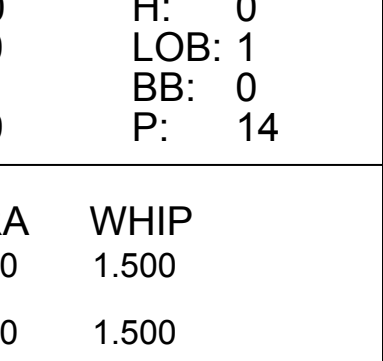
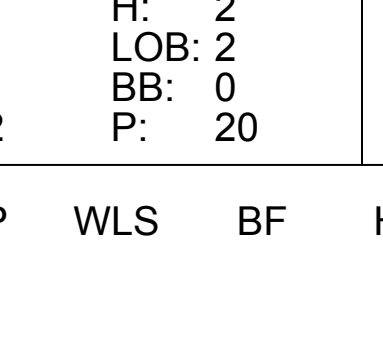
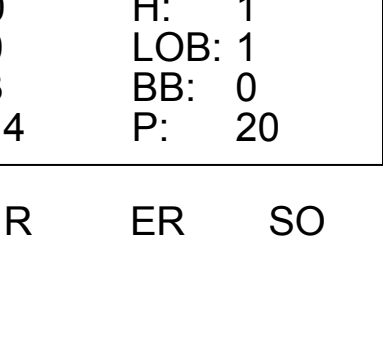


Batter	1	2	3	4	5	6	7	8	9	AB	R	H	RBI	BB	SO	LOB	TOP										
<b>Brett Butler</b> , L (1, 8) OBP: 0.382, SLG: 0.401	G6-3		SF7			K				0	0	0	0	0	0	0	<b>Los Angeles Dodgers @ New York Mets</b> Shea Stadium, Flushing, NY Sat Aug 19 1995, 7:05 PM EDT Att: 25,726 - Unknown - 81 F										
<b>Jose Offerman</b> , S (1, 6) OBP: 0.389, SLG: 0.388	F7		G4-3			F7		1B		3	0	0	0	1	0												
<b>Mike Piazza</b> , R (1, 2) OBP: 0.408, SLG: 0.583	PB							G4-3		4	0	2	0	0	1	2											
<b>Eric Karros</b> , R (1, 3) OBP: 0.379, SLG: 0.554	K					F8		G4-3		4	0	0	0	0	2	2											
<b>Raul Mondesi</b> , R (1, 9) OBP: 0.344, SLG: 0.506		G1-3				G6-3		F8		4	0	1	0	0	0	0											
<b>Roberto Kelly</b> , R (1, 7) OBP: 0.293, SLG: 0.339		K				G5-3		E5		4	0	0	0	0	1	1											
<b>Tim Wallach</b> , R (1, 5) OBP: 0.325, SLG: 0.409		P5				F9		F7		3	0	0	0	0	0	1											
<b>Chad Fonville</b> , S (1, 4) OBP: 0.342, SLG: 0.312			E1			FC6		G3		3	1	2	0	0	0	1											
<b>Tom Candiotti</b> , R (1, 1) OBP: 0.178, SLG: 0.119			SH1-4			FC6		F7		1	0	0	0	0	0	1											
<b>Delino DeShields</b> , L (8, PH) OBP: 0.326, SLG: 0.323			SH1-4			FC6				1	0	0	0	0	0	0											
<b>Mark Guthrie</b> , R (8, 1)										0	0	0	0	0	0	0											
<b>Inning Stats</b>	R: 0 E: 0 K: 1 S: 9	H: 1 LOB: 1 BB: 0 P: 16	R: 0 E: 0 K: 1 S: 7	H: 0 LOB: 0 BB: 0 P: 10	R: 1 E: 1 K: 0 S: 9	H: 1 LOB: 0 BB: 0 P: 15	R: 0 E: 0 K: 1 S: 8	H: 0 LOB: 0 BB: 0 P: 13	R: 0 E: 0 K: 1 S: 10	H: 1 LOB: 1 BB: 0 P: 14	R: 0 E: 1 K: 0 S: 12	H: 0 LOB: 1 BB: 0 P: 19	R: 0 E: 1 K: 0 S: 7	H: 1 LOB: 1 BB: 1 P: 15	R: 0 E: 0 K: 1 S: 7	H: 1 LOB: 0 BB: 0 P: 13	1B: 5 2B: 1 3B: 0 HR: 0	SF: 1 SAC: 1 DP: 2 HBP: 0	WP: 0 PB: 1 SB: 0 CS: 0	PA: 33							
<b>PITCHER</b>	IP	WLS	BF	H	R	ER	SO	BB	IBB	HBP	BLK	WP	HR	S	P	ERA	WHIP										
<b>Dave Milicki</b> , R (1, 1) ERA: 4.37	7.1	W	28	5	1	0	4	0	0	0	0	0	0	67	106	0.00	0.682										
<b>Jerry Dipoto</b> , R (8, 1) ERA: 4.59	0.2		2	0	0	0	0	1	0	0	0	0	0	2	6	0.00	1.500										
<b>John Franco</b> , L (9, 1) ERA: 2.2	1.0	S	3	1	0	0	1	0	0	0	0	0	0	7	13	0.00	1.000										

Batter	1	2	3	4	5	6	7	8	9	AB	R	H	RBI	BB	SO	LOB	BOTTOM										
<b>Damon Buford</b> , R (1, 8) OBP: 0.273, SLG: 0.196	K		F9			K		F9		4	0	0	0	0	2	0	<b>Los Angeles Dodgers @ New York Mets</b> Shea Stadium, Flushing, NY Sat Aug 19 1995, 7:05 PM EDT Att: 25,726 - Unknown - 81 F										
<b>Jose Vizcaino</b> , S (1, 6) OBP: 0.328, SLG: 0.360	E6		K			L9		G5-3		4	0	0	0	0	1	0											
<b>Carl Everett</b> , S (1, 9) OBP: 0.289, SLG: 0.397	F8					G6-3				3	1	1	0	0	0	1											
<b>Jeff Kent</b> , R (1, 4) OBP: 0.327, SLG: 0.444	G3					K				2	1	0	0	0	1	1											
<b>Rico Brogna</b> , L (1, 3) OBP: 0.342, SLG: 0.478						L7				3	0	2	1	0	0	0											
<b>Ryan Thompson</b> , R (1, 7) OBP: 0.327, SLG: 0.453						K		G5-3		3	0	0	0	0	1	3											
<b>Butch Huskey</b> , R (1, 5)								P3		2	0	0	1	0	0	0											
<b>Kelly Stinnett</b> , R (1, 2) OBP: 0.346, SLG: 0.362						K2-3		K2-3		3	0	0	0	0	3	2											
<b>Dave Milicki</b> , R (1, 1) OBP: 0.152, SLG: 0.034								F9		2	0	0	0	0	1	0											
<b>Jerry Dipoto</b> , R (8, 1)										0	0	0	0	0	0	0											
<b>Chris Jones</b> , R (8, PH) OBP: 0.333, SLG: 0.483										1	0	0	0	0	0	0											
<b>John Franco</b> , L (9, 1)										0	0	0	0	0	0	0											
<b>Inning Stats</b>	R: 0 E: 1 K: 1 S: 7	H: 0 LOB: 1 BB: 0 P: 11	R: 0 E: 1 K: 1 S: 11	H: 1 LOB: 0 BB: 0 P: 18	R: 0 E: 0 K: 1 S: 9	H: 0 LOB: 0 BB: 0 P: 15	R: 2 E: 0 K: 2 S: 11	H: 2 LOB: 1 BB: 0 P: 22	R: 0 E: 0 K: 2 S: 7	H: 0 LOB: 0 BB: 0 P: 9	R: 0 E: 0 K: 1 S: 8	H: 0 LOB: 0 BB: 0 P: 14	R: 0 E: 0 K: 1 S: 5	H: 0 LOB: 0 BB: 0 P: 9	R: 0 E: 0 K: 0 S: 7	H: 0 LOB: 0 BB: 0 P: 10	1B: 2 2B: 1 3B: 0 HR: 0	SF: 1 SAC: 0 DP: 1 HBP: 1	WP: 1 PB: 0 SB: 0 CS: 0	PA: 29							
<b>PITCHER</b>	IP	WLS	BF	H	R	ER	SO	BB	IBB	HBP	BLK	WP	HR	S	P	ERA	WHIP										
<b>Tom Candiotti</b> , R (1, 1) ERA: 3.44	7.0	L	26	3	2	2	9	0	0	0	0	0	0	58	98	0.00	0.429										
<b>Mark Guthrie</b> , L (8, 1) ERA: 4.32	1.0		3	0	0	0	0	0	0	0	0	0	0	7	10	0.00	0.000										



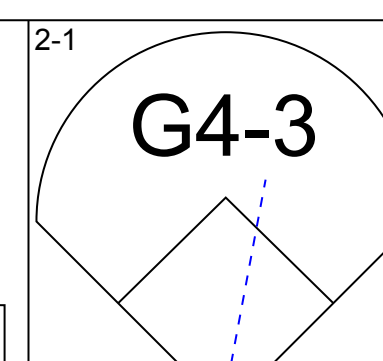
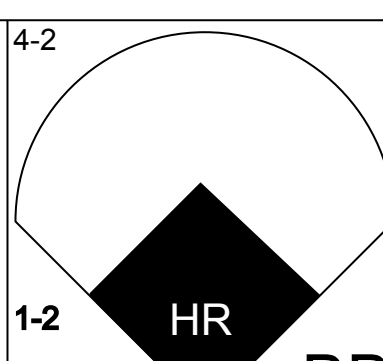
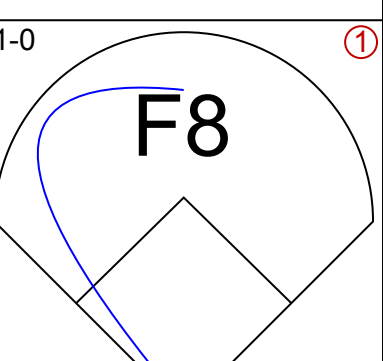
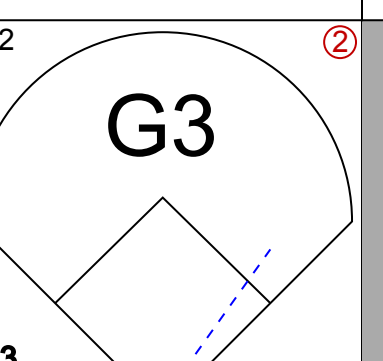
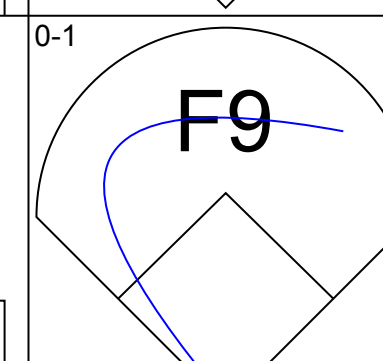
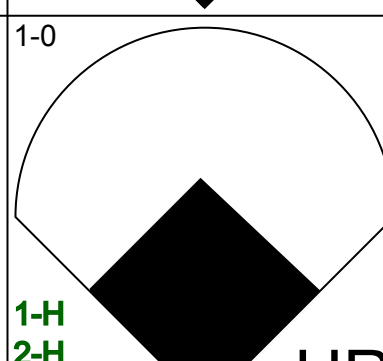
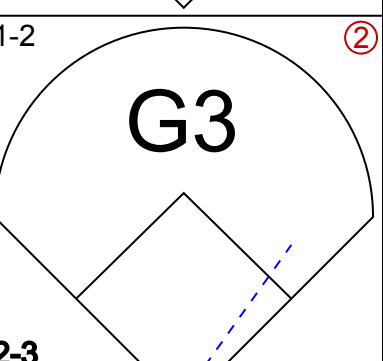
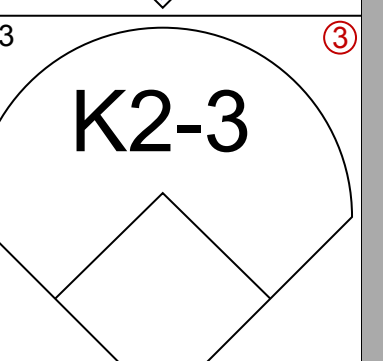
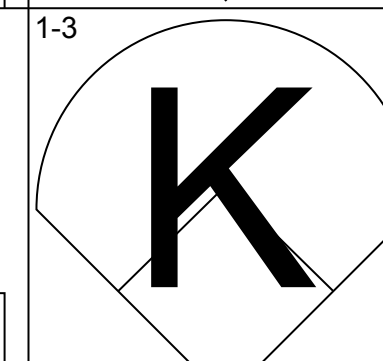
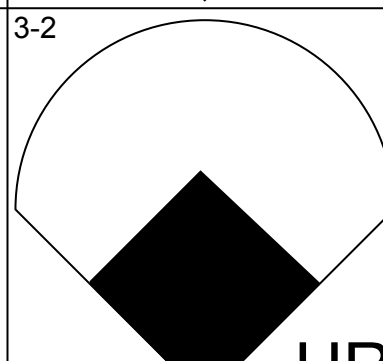
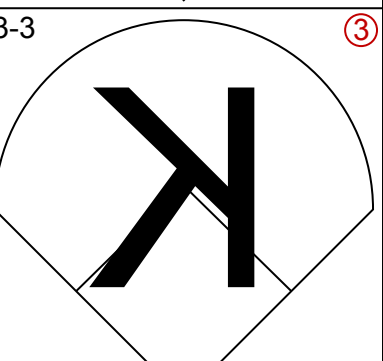
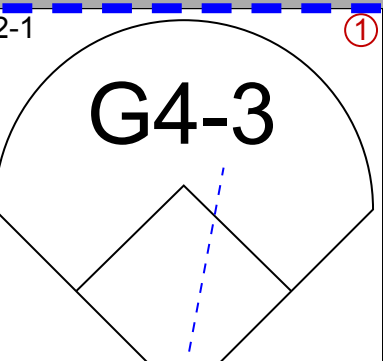
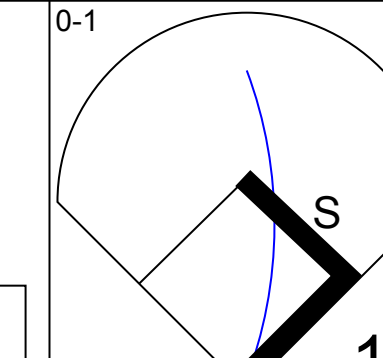
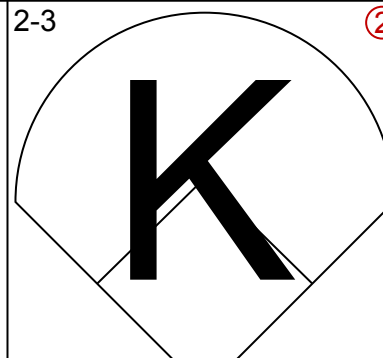
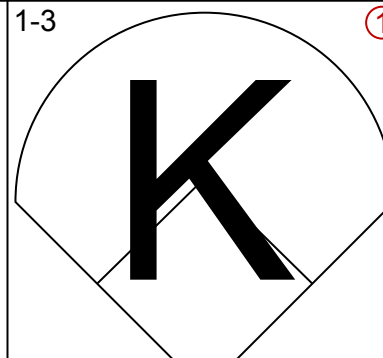
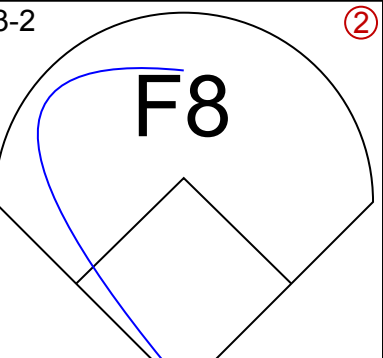
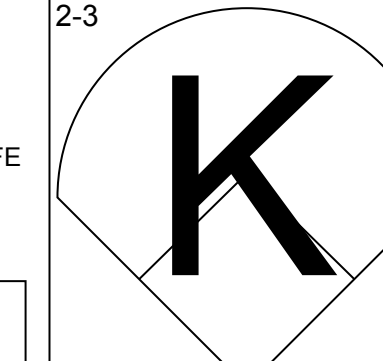
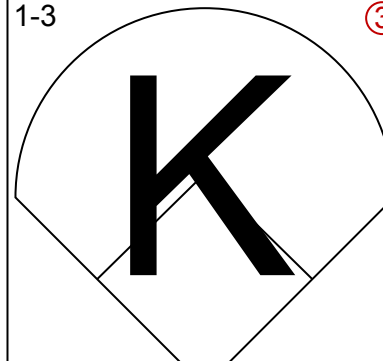
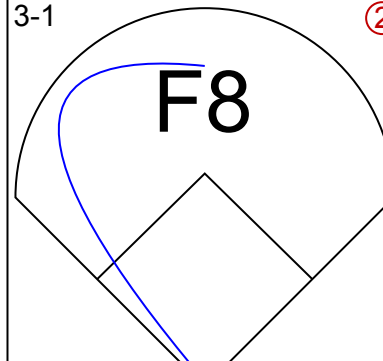
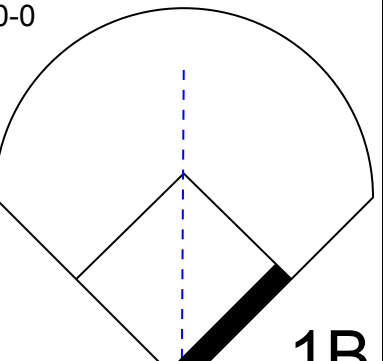
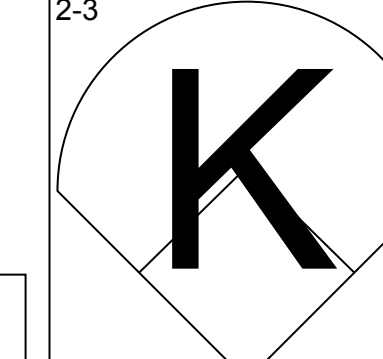
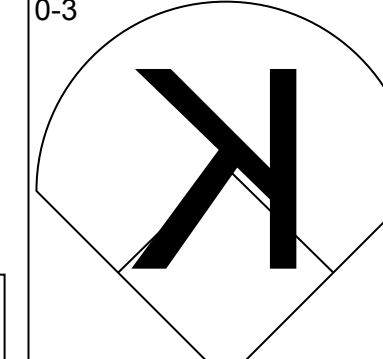
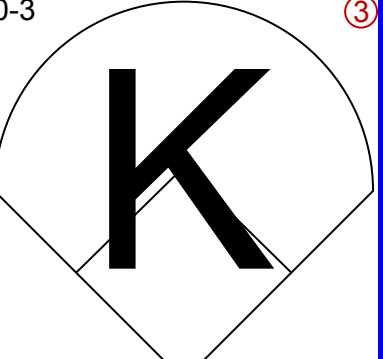
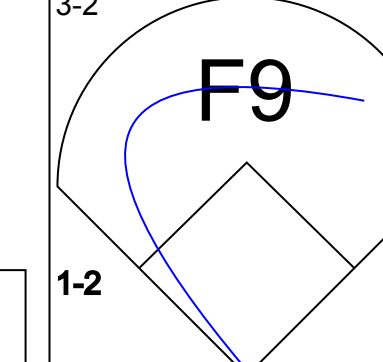
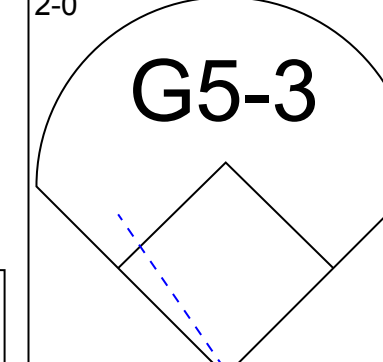
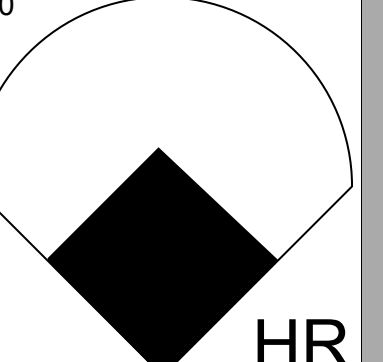
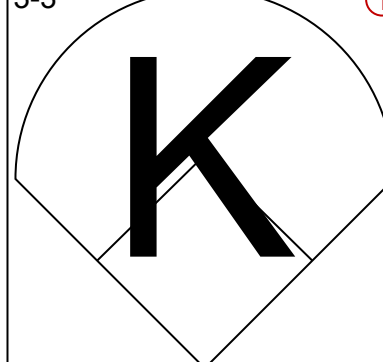
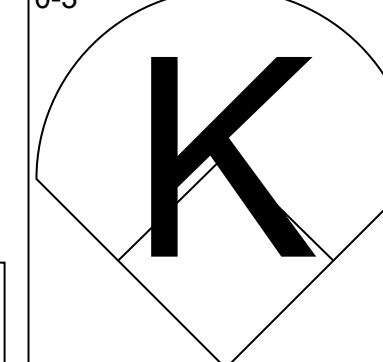

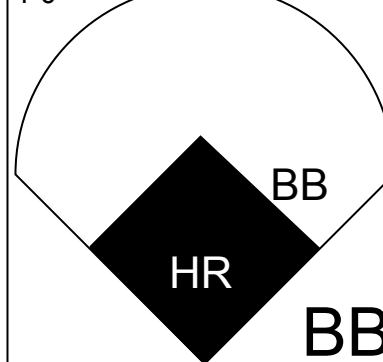
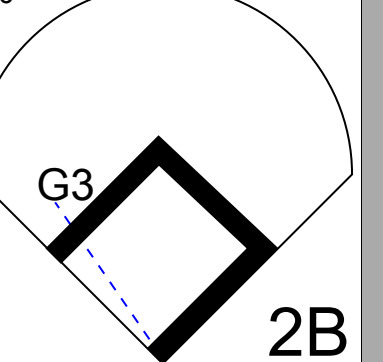
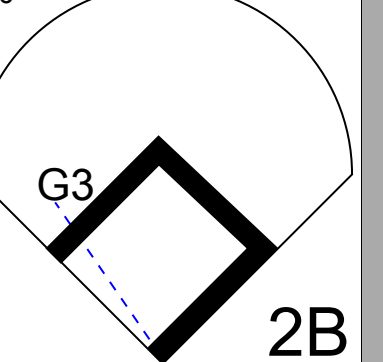


Batter	1	2	3	4	5	6	7	8	9	AB	R	H	RBI	BB	SO	LOB	TOP					
<b>Brett Butler</b> , L (1, 8) OBP: 0.380, SLG: 0.397										0	0	0	0	0	0	0						
<b>Jose Offerman</b> , S (1, 6) OBP: 0.391, SLG: 0.389										4	0	2	0	0	1	1						
<b>Mike Piazza</b> , R (1, 2) OBP: 0.408, SLG: 0.578										4	0	1	0	1	1	2						
<b>Eric Karros</b> , R (1, 3) OBP: 0.376, SLG: 0.548										4	0	0	0	0	1	6						
<b>Raul Mondesi</b> , R (1, 9) OBP: 0.343, SLG: 0.504										4	1	1	0	0	2	3						
<b>Delino DeShields</b> , L (1, 4) OBP: 0.331, SLG: 0.339										4	1	3	1	0	1	0						
<b>Dave Hansen</b> , L (1, 5) OBP: 0.387, SLG: 0.346										3	1	1	0	1	0	2						
<b>Garay Ingram</b> , R (8, PR) OBP: 0.358, SLG: 0.289										0	0	0	0	0	0	0						
<b>John Cummings</b> , L (8, 1)										0	0	0	0	0	0	0						
<b>Chad Fonville</b> , S (1, 7) OBP: 0.340, SLG: 0.310										4	0	1	0	0	1	2						
<b>Hideo Nomo</b> , R (1, 1) OBP: 0.074, SLG: 0.074										3	0	0	1	0	2	2						
<b>Tim Wallach</b> , R (8, PH) OBP: 0.323, SLG: 0.407										1	0	0	0	0	1	1						
<b>Inning Stats</b>	R: 0 E: 0 K: 2 S: 10	H: 1 LOB: 1 BB: 0 P: 12	R: 1 E: 0 K: 0 S: 7	H: 2 LOB: 0 BB: 0 P: 12	R: 0 E: 0 K: 1 S: 10	H: 0 LOB: 2 BB: 2 P: 21	R: 2 E: 0 K: 1 S: 15	H: 2 LOB: 1 BB: 1 P: 30	R: 0 E: 0 K: 1 S: 9	H: 0 LOB: 1 BB: 0 P: 14	R: 0 E: 0 K: 1 S: 8	H: 1 LOB: 1 BB: 0 P: 15	R: 0 E: 0 K: 1 S: 12	H: 2 LOB: 2 BB: 0 P: 20	R: 0 E: 0 K: 3 S: 14	H: 1 LOB: 1 BB: 0 P: 20	R: 0 E: 0 K: 1 S: 9	H: 0 LOB: 0 BB: 0 P: 12	1B: 8 2B: 0 3B: 0 HR: 1	SF: 0 SAC: 0 DP: 1 HBP: 1	WP: 0 PB: 0 SB: 5 CS: 0	PA: 39
<b>PITCHER</b>	IP	WLS	BF	H	R	ER	SO	BB	IBB	HBP	BLK	WP	HR	S	P	ERA	WHIP					
<b>Jason Isringhausen</b> , R (1, 1) ERA: 3.58	6.0	W	27	6	3	3	6	3	0	1	0	0	1	59	104	4.50	1.500					
<b>Doug Henry</b> , R (7, 1) ERA: 3.58	2.0		9	3	0	0	4	0	0	0	0	0	0	26	40	0.00	1.500					
<b>John Franco</b> , L (9, 1) ERA: 2.14	1.0	S	3	0	0	0	1	0	0	0	0	0	0	9	12	0.00	0.000					

Los Angeles Dodgers @ New York Mets  
Shea Stadium, Flushing, NY  
Sun Aug 20 1995, 3:33 AM EDT  
Att: 33,668 - Sunny - 75 F

AB	31
R	3
H	9
RBI	2
BB	2
SO	10
LOB	19



Batter	1	2	3	4	5	6	7	8	9	AB	R	H	RBI	BB	SO	LOB	BOTTOM					
<b>Joe Orsulak</b> , L (1, 7) OBP: 0.324, SLG: 0.394										3	1	0	0	1	0	2						
<b>Jose Vizcaino</b> , S (1, 6) OBP: 0.327, SLG: 0.367										4	1	1	3	0	1	2						
<b>Carl Everett</b> , S (1, 9) OBP: 0.288, SLG: 0.413										4	1	1	1	0	2	1						
<b>Jeff Kent</b> , R (1, 4) OBP: 0.326, SLG: 0.442										4	0	1	0	0	2	0						
<b>Rico Brogna</b> , L (1, 3) OBP: 0.341, SLG: 0.475										4	0	1	0	0	2	1						
<b>Ryan Thompson</b> , R (1, 8) OBP: 0.320, SLG: 0.444										3	0	0	0	0	3	1						
<b>Doug Henry</b> , R (7, 1)										0	0	0	0	0	0	0						
<b>Chris Jones</b> , R (8, PH) OBP: 0.331, SLG: 0.479										1	0	0	0	0	1	1						
<b>John Franco</b> , L (9, 1)										0	0	0	0	0	0	0						
<b>Butch Huskey</b> , R (1, 5) OBP: 0.111, SLG: 0.500										3	1	1	1	0	0	1						
<b>Kelly Stinnett</b> , R (1, 2) OBP: 0.340, SLG: 0.353										3	0	0	0	0	3	0						
<b>Jason Isringhausen</b> , R (1, 1) OBP: 0.298, SLG: 0.214										1	1	1	0	1	0	0						
<b>Damon Buford</b> , R (7, 8) OBP: 0.279, SLG: 0.215										1	0	1	0	0	0	0						
<b>Inning Stats</b>	R: 0 E: 0 K: 1 S: 7	H: 0 LOB: 0 BB: 0 P: 10	R: 0 E: 0 K: 2 S: 13	H: 1 LOB: 1 BB: 0 P: 20	R: 4 E: 0 K: 3 S: 16	H: 2 LOB: 0 BB: 2 P: 34	R: 0 E: 0 K: 2 S: 7	H: 0 LOB: 0 BB: 0 P: 9	R: 0 E: 0 K: 1 S: 9	H: 1 LOB: 1 BB: 0 P: 14	R: 0 E: 0 K: 2 S: 8	H: 0 LOB: 0 BB: 0 P: 14	R: 1 E: 0 K: 2 S: 11	H: 2 LOB: 1 BB: 0 P: 14	R: 0 E: 0 K: 1 S: 12	H: 1 LOB: 1 BB: 0 P: 17	R: 0 E: 0 K: 1 S: 9	H: 0 LOB: 0 BB: 0 P: 12	1B: 2 2B: 2 3B: 0 HR: 3	SF: 0 SAC: 0 DP: 0 HBP: 0	WP: 0 PB: 0 SB: 1 CS: 0	PA: 33
<b>PITCHER</b>	IP	WLS	BF	H	R	ER	SO	BB	IBB	HBP	BLK	WP	HR	S	P	ERA	WHIP					
<b>Hideo Nomo</b> , R (1, 1) ERA: 2.28	7.0	L	29	6	5	5	13	2	0	0	0	0	3	71	115	6.43	1.143					
<b>John Cummings</b> , L (8, 1) ERA: 3.67	1.0		4	1	0	0	1	0	0	0	0	0	0	12	17	0.00	1.000					

Los Angeles Dodgers @ New York Mets  
Shea Stadium, Flushing, NY  
Sun Aug 20 1995, 3:33 AM EDT  
Att: 33,668 - Sunny - 75 F

AB	31
R	5
H	7
RBI	5
BB	2
SO	14
LOB	9





Batter	1	2	3	4	5	6	7	8	9	10	11	AB	R	H	RBI	BB	SO	LOB	TOP							
Deion Sanders, L OBP: 0.307, SLG: 0.394	G4-3		G5-3			G1-3		E4		K	G4-3	5	0	0	0	1	1	4								
Robby Thompson, R OBP: 0.310, SLG: 0.315	G6-3		G5-3			G1-3		K		E9		4	0	0	0	1	1	2								
Barry Bonds, L OBP: 0.435, SLG: 0.571	F8				G3	G1-3		S		F8		5	1	1	1	0	0	3								
Matt Williams, R OBP: 0.438, SLG: 0.750					G5-3							5	0	2	1	0	2	2								
Mike Benjamin, R OBP: 0.281, SLG: 0.333												0	1	0	0	0	0	0								
Mark Carreon, R OBP: 0.335, SLG: 0.484												4	0	1	0	1	0	1								
Glenallen Hill, R OBP: 0.318, SLG: 0.465												4	0	0	0	1	1	1								
Royce Clayton, R OBP: 0.307, SLG: 0.355												5	1	2	1	0	1	3								
Kirt Manwaring, R OBP: 0.318, SLG: 0.342												4	0	0	0	0	0	3								
Tom Lamkin, L OBP: 0.391, SLG: 0.393												0	0	0	0	0	0	0								
Rod Beck, R OBP: 0.333, SLG: 0.333												0	0	0	0	0	0	0								
Jamie Brewington, R OBP: 0.320, SLG: 0.321												2	0	0	0	0	0	0								
Chris Hook, R OBP: 0.316, SLG: 0.316												1	1	1	0	0	0	0								
John Patterson, S OBP: 0.273, SLG: 0.277												1	0	0	0	0	0	0								
Scott Service, R OBP: 0.273, SLG: 0.277												0	0	0	0	0	0	0								
Jeff Reed, L OBP: 0.375, SLG: 0.384												1	0	0	0	0	0	0								
Jeff Reed, L OBP: 0.375, SLG: 0.384												1	0	0	0	0	1	3								
<b>Inning Stats</b>	R: 0 E: 0 K: 0 S: 10	H: 0 LOB: 0 BB: 0 P: 14	R: 0 E: 1 K: 1 S: 10	H: 1 LOB: 2 BB: 1 P: 18	R: 0 E: 0 K: 0 S: 9	H: 0 LOB: 0 BB: 0 P: 16	R: 0 E: 0 K: 0 S: 8	H: 0 LOB: 0 BB: 0 P: 12	R: 0 E: 0 K: 1 S: 7	H: 0 LOB: 2 BB: 2 P: 18	R: 1 E: 0 K: 1 S: 11	H: 1 LOB: 0 BB: 0 P: 15	R: 2 E: 1 K: 1 S: 15	H: 3 LOB: 1 BB: 0 P: 23	R: 0 E: 0 K: 0 S: 5	H: 0 LOB: 0 BB: 0 P: 7	R: 0 E: 1 K: 1 S: 8	H: 0 LOB: 1 BB: 0 P: 15	R: 1 E: 0 K: 2 S: 16	H: 2 LOB: 3 BB: 1 P: 29	1B: 5 2B: 1 3B: 0 HR: 1	SF: 0 SAC: 0 DP: 1 HBP: 1	WP: 0 PB: 0 SB: 1 CS: 1	PA: 46		
<b>PITCHER</b>	IP ERA WHIP	WLS BF H R ER SO	BF H R ER SO	H R ER SO	BB IBB HBP BLK	WP HR S P	ERA WHIP	<b>PITCHER</b>	IP ERA WHIP	WLS BF H R ER SO	BF H R ER SO	BB IBB HBP BLK	WP HR S P	ERA WHIP												
Bill Pulsipher, L ERA: 3.49	7.0	28	3	3	3	3	3.86	0.857																		
Jerry Dipoto, R ERA: 4.58	2.0	7	2	0	0	1	0	0	0	0	0	0	0	16	23	0.00	1.000									
Don Florence, L ERA: 1.8	1.0	6	2	1	1	1	0	0	0	0	0	0	0	12	21	9.00	2.000									
Paul Byrd, R ERA: 3.12	1.0	W	5	0	0	0	2	1	0	1	1	0	0	12	23	0.00	1.000									

San Francisco Giants @ New York Mets  
Shea Stadium, Flushing, NY  
Mon Aug 21 1995, 7:05 PM EDT  
Att: 15,000 - Unknown - 82 F

livebaseballscores.com  
AB 41  
R 4  
H 7  
RBI 3  
BB 4  
SO 7  
LOB 22



Batter	1	2	3	4	5	6	7	8	9	10	11	AB	R	H	RBI	BB	SO	LOB	BOTTOM
Joe Orsulak, L OBP: 0.320, SLG: 0.392	F7		P4		G4-3		G4-3		G3			6	1	1	1	0	0	0	
Jose Vizcaino, S OBP: 0.325, SLG: 0.384	K2-3		F7		L8		F8			F7		6	0	1	1	0	1	0	
Carl Everett, S OBP: 0.310, SLG: 0.484												3	2	3	2	2	0	0	
Jeff Kent, R OBP: 0.324, SLG: 0.437												4	1	0	0	1	1	2	
Rico Brogna, L OBP: 0.342, SLG: 0.473												4	0	1	0	1	1	0	
Ryan Thompson, R OBP: 0.316, SLG: 0.445												4	0	1	1	0	2	2	
Butch Huskey, R OBP: 0.214, SLG: 0.417												4	0	1	0	1	0	1	
Kelly Stinnett, R OBP: 0.348, SLG: 0.353												3	0	1	0	2	1	2	
Damon Buford, R OBP: 0.279, SLG: 0.215												0	1	0	0	0	0	0	
Bill Pulsipher, L OBP: 0.320, SLG: 0.321												3	0	0	0	0	3	6	
Jerry Dipoto, R ERA: 4.58	2.0	6	1	0	0	1	0	0	0	0	0	1	0	1	0	0	0	0	
Don Florence, R ERA: 1.8	1.0	5	0	0	0	1	1	1	0	0	0	0	0	0	0	0	0	0	
Paul Byrd, R ERA: 3.12	0.2	L	5	3	2	2	1	0	0	0	0	1	0	0	0	0	1	1	
<b>Inning Stats</b>	R: 0 E: 0 K: 1 S: 8	H: 1 LOB: 0 BB: 0 P: 12	R: 1 E: 0 K: 1 S: 9	H: 1 LOB: 2 BB: 2 P: 22	R: 1 E: 0 K: 0 S: 10	H: 1 LOB: 0 BB: 0 P: 16	R: 0 E: 0 K: 1 S: 11	H: 1 LOB: 0 BB: 1 P: 19	R: 0 E: 0 K: 0 S: 6	H: 0 LOB: 0 BB: 0 P: 8	R: 0 E: 0 K: 1 S: 7	H: 0 LOB: 2 BB: 2 P: 19	R: 2 E: 0 K: 1 S: 13	H: 3 LOB: 1 BB: 0 P: 17	1B: 6 2B: 2 3B: 0 HR: 2	SF: 1 SAC: 0 DP: 0 HBP: 0	WP: 1 PB: 0 SB: 0 CS: 1	PA: 48	
<b>PITCHER</b>	IP ERA WHIP	WLS BF H R ER SO	BF H R ER SO	H R ER SO	BB IBB HBP BLK	WP HR S P	ERA WHIP	<b>PITCHER</b>	IP ERA WHIP	WLS BF H R ER SO	BF H R ER SO	BB IBB HBP BLK	WP HR S P	ERA WHIP					
Jamie Brewington, R ERA: 3.76	7.0	31	6	3	3	7	4	1	0	0	0	3.86	1.429						
Chris Hook, R ERA: 3.09	2.0	6	1	0	0	1	0	0	0	0	0	0.00	0.500						
Scott Service, R ERA: 3.65	1.0	5	0	0	0	1	1	1	0	0	0	0.00	1.000						
Rod Beck, R ERA: 5.17	0.2	L	5	3	2	2	1	0	0	0	0	27.00	4.500						

San Francisco Giants @ New York Mets  
Shea Stadium, Flushing, NY  
Mon Aug 21 1995, 7:05 PM EDT  
Att: 15,000 - Unknown - 82 F

livebaseballscores.com  
AB 39  
R 5  
H 10  
RBI 5  
BB 7  
SO 10  
LOB 14





Batter	1	2	3	4	5	6	7	8	9	AB	R	H	RBI	BB	SO	LOB	TOP								
<b>Deion Sanders, L</b> (1, 8) OBP: 0.309, SLG: 0.391	4-2 2B SF8 BB		1-2 P5		1-1 G3	1-1 E1		3-1 G5-3		4	1	1	1	1	0	1	<b>San Francisco Giants @ New York Mets</b> Shea Stadium, Flushing, NY Tue Aug 22 1995, 7:05 PM EDT Att: 16,203 - Unknown - 81 F <a href="http://livebaseballscorecards.com">livebaseballscorecards.com</a>								
<b>Robby Thompson, R</b> (1, 4) OBP: 0.311, SLG: 0.331	0-1 SF8 2B		3-1 E5 G1-6-3		1-0 HR	0-0 P6			1-1 L3	5	1	2	1	0	0	2									
<b>Barry Bonds, L</b> (1, 7) OBP: 0.432, SLG: 0.567	2-0 SF8		0-0 G1-6-3		0-0 G4-3		1-1 F7		1-1 F8 S 1B	4	0	1	1	0	0	1									
<b>Matt Williams, R</b> (1, 5) OBP: 0.430, SLG: 0.732	K			0-1 BB 1B	1-3 K		2-2 G6-3		1-1 F8 1-3	5	1	1	0	0	2	2									
<b>Glenallen Hill, R</b> (1, 9) OBP: 0.321, SLG: 0.472	G6-3			0-3 K		3-1 HR	4-2 S BB		4-0 BB	3	1	1	1	2	1	2									
<b>Royce Clayton, R</b> (1, 6) OBP: 0.306, SLG: 0.357		1-1 G6-3		1 SAFE 4-2 CS 1B BB	1-1 G6-3	2-1 HR 1B 2B	1-1 G5-3		3-3 K	4	1	1	0	1	1	3									
<b>J.R. Phillips, L</b> (1, 3) OBP: 0.248, SLG: 0.328		2-1 G4-3 1B		0-1 CS 1B		2-3 K		1-0 SH3-4 1B		4	0	3	1	0	1	1									
<b>Kirt Manwaring, R</b> (1, 2) OBP: 0.317, SLG: 0.338		3-2 G4-3		4-2 1-2 2-H BB		3-2 L9		0-0 F9		3	0	0	0	1	0	3									
<b>Mark Leiter, R</b> (1, 1) OBP: 0.157, SLG: 0.104		0-1 G6-3		3-3 K		4-2 E 1B BB		0-0 SH3-4		2	0	0	0	1	1	3									
<b>Inning Stats</b>	R: 1 E: 0 K: 1 S: 14	H: 1 LOB: 1 BB: 1 P: 24	R: 0 E: 0 K: 0 S: 9	H: 1 LOB: 1 BB: 0 P: 15	R: 0 E: 1 K: 0 S: 6	H: 0 LOB: 0 BB: 0 P: 10	R: 1 E: 0 K: 2 S: 21	H: 2 LOB: 2 BB: 2 P: 32	R: 1 E: 0 K: 1 S: 7	H: 1 LOB: 0 BB: 0 P: 10	R: 2 E: 1 K: 1 S: 18	H: 3 LOB: 2 BB: 1 P: 33	R: 0 E: 0 K: 0 S: 9	H: 0 LOB: 1 BB: 1 P: 17	R: 0 E: 0 K: 0 S: 5	H: 1 LOB: 1 BB: 0 P: 9		R: 0 E: 0 K: 1 S: 10	H: 1 LOB: 2 BB: 1 P: 20	1B: 6 2B: 2 3B: 0 HR: 2	SF: 1 SAC: 1 DP: 1 HBP: 0	WP: 0 PB: 0 SB: 2 CS: 2	PA: 42		
<b>PITCHER</b>	IP	WLS	BF	H	R	ER	SO	BB	IBB	HBP	BLK	WP	HR	S	P	ERA	WHIP								
<b>Reid Cornelius, R</b> (1, 1) ERA: 6.68	5.2	L	27	7	5	5	5	4	0	0	0	0	2	72	120	7.94	1.941								
<b>Paul Byrd, R</b> (6, 1) ERA: 2.7	1.1		6	1	0	0	0	1	0	0	0	0	0	12	21	0.00	1.500								
<b>Don Florence, L</b> (8, 1) ERA: 1.29	2.0		9	2	0	0	1	1	0	0	0	0	0	15	29	0.00	1.500								

Batter	1	2	3	4	5	6	7	8	9	AB	R	H	RBI	BB	SO	LOB	BOTTOM								
<b>Joe Orsulak, L</b> (1, 7) OBP: 0.315, SLG: 0.386	K		0-0 FC6-4 BB 1-2		1-1 F9		0-0 P5			4	0	0	0	0	1	2	<b>San Francisco Giants @ New York Mets</b> Shea Stadium, Flushing, NY Tue Aug 22 1995, 7:05 PM EDT Att: 16,203 - Unknown - 81 F <a href="http://livebaseballscorecards.com">livebaseballscorecards.com</a>								
<b>Jose Vizcaino, S</b> (1, 6) OBP: 0.324, SLG: 0.371	3-1 HR		1 SAFE 2-0 L7		0-0 G3		1-1 G4-3			4	1	1	1	0	0	2									
<b>Carl Everett, S</b> (1, 9) OBP: 0.320, SLG: 0.461	4-0 BB		4-2 FC4 BB			4-0 PB 1B BB		1-0 L4		1	0	0	0	3	0	0									
<b>Jeff Kent, R</b> (1, 4) OBP: 0.321, SLG: 0.432	3-2 F9		0-0 FC4			0-1 F9		2-3 K		4	0	0	0	0	1	4									
<b>Rico Brogna, L</b> (1, 3) OBP: 0.343, SLG: 0.473	1-3 K			2-0 1B		1 SAFE 3-2 PB 1B		2-3 K		4	0	2	0	0	2	1									
<b>Ryan Thompson, R</b> (1, 8) OBP: 0.315, SLG: 0.436		4-0 L6-3 BB		1-3 K		1-2 P4		0-1 G5-3		3	0	0	0	1	1	3									
<b>Butch Huskey, R</b> (1, 5) OBP: 0.167, SLG: 0.313	0-1 L6-3			3-2 F8		1-2 G6-3		0-1 F7		4	0	0	0	0	0	4									
<b>Kelly Stinnett, R</b> (1, 2) OBP: 0.339, SLG: 0.343		0-0 P3		2-0 P3			1-1 G5-3		0-1 P8	4	0	0	0	0	0	1									
<b>Reid Cornelius, R</b> (1, 1) OBP: 0.111, SLG: 0.111			0-0 FC6-4 1B		2-3 K		4-1 BB			2	0	1	0	0	1	0									
<b>Paul Byrd, R</b> (6, 1) OBP: 1.000, SLG: 1.000										0	0	0	0	0	0	0									
<b>Bill Spiers, L</b> (7, PH) OBP: 0.242, SLG: 0.241										0	0	0	0	1	0	0									
<b>Don Florence, R</b> (8, 1) ERA: 3.12										0	0	0	0	0	0	0									
<b>Inning Stats</b>	R: 1 E: 0 K: 2 S: 13	H: 1 LOB: 1 BB: 1 P: 26	R: 0 E: 0 K: 0 S: 3	H: 0 LOB: 0 BB: 1 P: 7	R: 0 E: 0 K: 1 S: 8	H: 1 LOB: 1 BB: 0 P: 16	R: 0 E: 0 K: 1 S: 6	H: 0 LOB: 2 BB: 1 P: 9	R: 0 E: 0 K: 0 S: 11	H: 1 LOB: 1 BB: 1 P: 20	R: 0 E: 0 K: 0 S: 6	H: 0 LOB: 1 BB: 1 P: 12	R: 0 E: 0 K: 2 S: 8	H: 0 LOB: 0 BB: 0 P: 13	R: 0 E: 0 K: 0 S: 6	H: 0 LOB: 0 BB: 0 P: 6	1B: 3 2B: 1 3B: 0 HR: 1	SF: 0 SAC: 0 DP: 1 HBP: 0	WP: 0 PB: 1 SB: 0 CS: 0	PA: 35					
<b>PITCHER</b>	IP	WLS	BF	H	R	ER	SO	BB	IBB	HBP	BLK	WP	HR	S	P	ERA	WHIP								
<b>Mark Leiter, R</b> (1, 1) ERA: 3.12	9.0	W	35	4	1	1	6	5	0	0	0	0	1	67	121	1.00	1.000								





Batter	1	2	3	4	5	6	7	8	9	AB	R	H	RBI	BB	SO	LOB	TOP								
<b>Deion Sanders, L</b> (1, 8) OBP: 0.311, SLG: 0.404	0-1 HR		0-3 K		1 SAFE 0-2 1B 2B 1B		0-2 F7		0-2 G1-3	5	2	2	1	0	1	1									
<b>Robby Thompson, R</b> (1, 4) OBP: 0.311, SLG: 0.330	2-3 K		0-0 4-3		0-0 2B 1B		0-0 F9			4	0	1	0	0	1	0									
<b>Barry Bonds, L</b> (1, 7) OBP: 0.431, SLG: 0.567	1-3 K			1-2 G3	0-0 2B		2-2 F7			4	0	1	2	0	1	0									
<b>Matt Williams, R</b> (1, 5) OBP: 0.426, SLG: 0.717	1-3 K			2-2 G5-3	1-3 2B 3-H 4-0		2-2 G5-3			3	0	0	0	1	1	0									
<b>Mark Carreon, R</b> (1, 3) OBP: 0.333, SLG: 0.461		1-0 P3		1-1 1B 1B	0-1 G6-4-3		2-0 P4			4	0	1	0	0	0	3									
<b>Glenallen Hill, R</b> (1, 9) OBP: 0.323, SLG: 0.474		2-3 K		0-0 1B	0-0 2B		0-1 G6-3			4	0	2	0	0	1	0									
<b>Royce Clayton, R</b> (1, 6) OBP: 0.306, SLG: 0.356		2-2 1B		1-2 G1-3	2-0 G5-3		2-1 G4-3			4	0	1	0	0	0	3									
<b>Jeff Reed, L</b> (1, 2) OBP: 0.371, SLG: 0.283		1-2 G4-3		1-1 1B 2B 1B	1-3 K		2-0 F7			4	1	1	0	0	1	2									
<b>Terry Mulholland, R</b> (1, 1) OBP: 0.088, SLG: 0.212			0-0 F9		0-3 K		2-2 G6-3		3-2 E5	4	0	0	0	0	1	2									
<b>Inning Stats</b>	R: 1 E: 0 K: 3 S: 12	H: 1 LOB: 0 BB: 0 P: 16	R: 0 E: 0 K: 1 S: 10	H: 1 LOB: 1 BB: 0 P: 16	R: 0 E: 0 K: 1 S: 6	H: 0 LOB: 0 BB: 0 P: 6	R: 0 E: 0 K: 0 S: 15	H: 2 LOB: 2 BB: 0 P: 20	R: 2 E: 0 K: 1 S: 12	H: 4 LOB: 2 BB: 1 P: 17	R: 0 E: 0 K: 0 S: 10	H: 1 LOB: 1 BB: 0 P: 15	R: 0 E: 0 K: 0 S: 7	H: 0 LOB: 0 BB: 0 P: 9	R: 0 E: 0 K: 0 S: 8	H: 0 LOB: 0 BB: 0 P: 12	R: 0 E: 1 K: 0 S: 10	H: 0 LOB: 1 BB: 0 P: 17	1B: 6 2B: 2 3B: 0 HR: 1	SF: 0 SAC: 0 DP: 1 HBP: 0	WP: 0 PB: 0 SB: 0 CS: 0	PA: 37			
<b>PITCHER</b>	IP	WLS	BF	H	R	ER	SO	BB	IBB	HBP	BLK	WP	HR	S	P	ERA	WHIP								
<b>Dave Telgheder, R</b> (1, 1) ERA: 6.75	6.0	L	27	9	3	3	7	0	1	0	0	0	1	65	90	4.50	1.500								
<b>Jerry Dipoto, R</b> (7, 1) ERA: 4.5	1.0		3	0	0	0	0	0	0	0	0	0	0	7	9	0.00	0.000								
<b>Doug Henry, R</b> (8, 1) ERA: 3.44	2.0		7	0	0	0	0	0	0	0	0	0	0	18	29	0.00	0.000								

**San Francisco Giants @ New York Mets**  
Shea Stadium, Flushing, NY  
Wed Aug 23 1995, 3:33 AM EDT  
Att: 18,812 - Sunny - 79 F

AB 36  
R 3  
H 9  
RBI 3  
BB 1  
SO 7  
LOB 11



Batter	1	2	3	4	5	6	7	8	9	AB	R	H	RBI	BB	SO	LOB	BOTTOM								
<b>Damon Buford, R</b> (1, 8) OBP: 0.278, SLG: 0.227	1-0 SH5-3 3B 2B		2-1 G4-3		2-1 L5			1-1 G6-3		4	1	1	0	0	0	0									
<b>Jose Vizcaino, S</b> (1, 6) OBP: 0.322, SLG: 0.368	1-1 SH5-3		0-0 G6-3		0-1 F8			2-2 F9		3	0	0	0	0	0	0									
<b>Carl Everett, S</b> (1, 9) OBP: 0.318, SLG: 0.468	3-2 3H 1B 3B		1-2 F8		0-0 P4			1-1 P3		4	1	1	1	0	0	0									
<b>Jeff Kent, R</b> (1, 4) OBP: 0.320, SLG: 0.429	3-2 3H 1B			0-0 E5 F9 G3	1-0 P3			1-1 G4-3		4	0	1	1	0	0	0									
<b>Chris Jones, R</b> (1, 3) OBP: 0.321, SLG: 0.464	2-2 G6-3		0-1 G3		2-3 K			1-3 K		4	0	0	0	0	2	2									
<b>Ryan Thompson, R</b> (1, 7) OBP: 0.305, SLG: 0.428		0-3 K		1-0 F9	2-3 K		1-2 F9			3	0	0	0	0	1	1									
<b>Butch Huskey, R</b> (1, 5) OBP: 0.238, SLG: 0.333		0-1 FC3-6 1B		4-1 BB			3-3 K			2	0	1	0	1	1	0									
<b>Alberto Castillo, R</b> (1, 2) OBP: 0.212, SLG: 0.103		2-2 FC3-6		1-3 K			1-1 P5			3	0	0	0	0	1	3									
<b>Dave Telgheder, R</b> (1, 1) ERA: 6.57		2-3 K		0-0 P3				1-2 F8		2	0	0	0	0	1	1									
<b>Inning Stats</b>	R: 2 E: 0 K: 0 S: 14	H: 3 LOB: 0 BB: 0 P: 24	R: 0 E: 0 K: 2 S: 11	H: 1 LOB: 1 BB: 0 P: 15	R: 0 E: 0 K: 1 S: 7	H: 0 LOB: 0 BB: 0 P: 10	R: 0 E: 0 K: 1 S: 8	H: 0 LOB: 0 BB: 1 P: 14	R: 0 E: 0 K: 0 S: 5	H: 0 LOB: 0 BB: 0 P: 7	R: 0 E: 0 K: 1 S: 6	H: 0 LOB: 0 BB: 0 P: 9	R: 0 E: 0 K: 1 S: 10	H: 0 LOB: 0 BB: 0 P: 15	R: 0 E: 0 K: 0 S: 10	H: 0 LOB: 0 BB: 0 P: 14	R: 0 E: 0 K: 1 S: 7	H: 0 LOB: 0 BB: 0 P: 10	1B: 2 2B: 1 3B: 1 HR: 0	SF: 0 SAC: 1 DP: 0 HBP: 0	WP: 0 PB: 0 SB: 0 CS: 0	PA: 32			
<b>PITCHER</b>	IP	WLS	BF	H	R	ER	SO	BB	IBB	HBP	BLK	WP	HR	S	P	ERA	WHIP								
<b>Terry Mulholland, L</b> (1, 1) ERA: 6.57	9.0	W	32	4	2	2	6	1	0	0	0	0	0	78	118	2.00	0.556								

**San Francisco Giants @ New York Mets**  
Shea Stadium, Flushing, NY  
Wed Aug 23 1995, 3:33 AM EDT  
Att: 18,812 - Sunny - 79 F

AB 30  
R 2  
H 4  
RBI 2  
BB 1  
SO 6  
LOB 7





Batter	1	2	3	4	5	6	7	8	9	AB	R	H	RBI	BB	SO	LOB	TOP							
Steve Finley, L (1, 8) OBP: 0.382, SLG: 0.453	G6-3		G4-3		G4-3		FC4-6		1B	5	0	1	0	0	0	1								
Big Roberts, S (1, 7) OBP: 0.376, SLG: 0.402	G4-3		2B		G4-3		P4		1B	5	0	2	0	0	0	1								
Tony Gwynn, L (1, 9) OBP: 0.395, SLG: 0.477	1B		G3				SF9		G6-4-3	5	1	2	0	0	0	3								
Ken Caminiti, S (1, 5) OBP: 0.368, SLG: 0.463	1B				SF9					3	2	3	0	1	0	0								
Scott Livingstone, L (1, 3) Arch Cianfrocco, R (8, 3) OBP: 0.389, SLG: 0.500 OBP: 0.370, SLG: 0.514	G3		G1-3		G1-3		S		F9	3	0	0	0	1	0	4								
Brad Ausmus, R (1, 2) OBP: 0.355, SLG: 0.402					SF9		SF9		2B	1	1	0	2	1	0	0								
Jody Reed, R (1, 4) OBP: 0.357, SLG: 0.306					G5-3		K		2B	4	0	1	2	0	1	2								
Andujar Cedeno, R (1, 6) OBP: 0.273, SLG: 0.337							E5		F9	4	0	0	0	0	1	1								
Joey Hamilton, R (1, 1) OBP: 0.138, SLG: 0.127										3	0	0	0	0	3	1								
Eddie Williams, R (9, PH) OBP: 0.333, SLG: 0.442										1	0	0	0	0	1	0								
Trevor Hoffman, R (9, 1) OBP: 0.500, SLG: 1.000										0	0	0	0	0	0	0								
Doug Bochtler, R (9, 1)										0	0	0	0	0	0	0								
<b>Inning Stats</b>	R: 0 E: 0 K: 0 S: 11	H: 2 LOB: 2 BB: 0 P: 16	R: 0 E: 0 K: 0 S: 7	H: 0 LOB: 0 BB: 0 P: 11	R: 0 E: 0 K: 1 S: 8	H: 1 LOB: 1 BB: 0 P: 11	R: 1 E: 0 K: 0 S: 10	H: 1 LOB: 0 BB: 0 P: 15	R: 0 E: 0 K: 2 S: 8	H: 0 LOB: 0 BB: 0 P: 12	R: 1 E: 0 K: 1 S: 15	H: 2 LOB: 2 BB: 1 P: 23	R: 0 E: 1 K: 1 S: 7	H: 0 LOB: 1 BB: 0 P: 11	R: 2 E: 0 K: 0 S: 11	H: 1 LOB: 1 BB: 2 P: 23	R: 0 E: 0 K: 1 S: 8	H: 2 LOB: 1 BB: 0 P: 10	1B: 5 2B: 4 3B: 0 HR: 0	SF: 2 SAC: 0 DP: 1 HBP: 0	WP: 0 PB: 0 SB: 3 CS: 0	PA: 39		
<b>PITCHER</b>	IP	WLS	BF	H	R	ER	SO	BB	IBB	HBP	BLK	WP	HR	S	P	ERA	WHIP							
Dave Milicki, R (1, 1) ERA: 4.39	7.2		34	7	4	4	5	2	1	0	0	0	0	76	120	4.70	1.174							
Jerry Dipoto, R (8, 1) ERA: 4.48	0.1	W	1	0	0	0	0	0	0	0	0	0	0	1	2	0.00	0.000							
Don Florence, L (9, 1) ERA: 1.13	1.0		4	2	0	0	1	0	0	0	0	0	0	8	10	0.00	2.000							

San Diego Padres @ New York Mets  
Shea Stadium, Flushing, NY  
Thu Aug 24 1995, 7:05 PM EDT  
Att: 14,705 - Unknown - 85 F

AB 34  
R 4  
H 9  
RBI 4  
BB 3  
SO 6  
LOB 13



Batter	1	2	3	4	5	6	7	8	9	AB	R	H	RBI	BB	SO	LOB	BOTTOM							
Damon Buford, R (1, 8) OBP: 0.269, SLG: 0.218	P5		K			B5		P2		4	0	0	0	0	1	1								
Jose Vizcaino, S (1, 6) OBP: 0.318, SLG: 0.364	E6				F9		G6-3		G4-3	4	0	0	0	0	0	0								
Carl Everett, S (1, 9) OBP: 0.322, SLG: 0.469	G4-6-3				CS		G4-3		1B	4	1	2	0	0	0	1								
Jeff Kent, R (1, 4) OBP: 0.319, SLG: 0.436			G6-3		G5-3		HR		K	4	1	1	1	0	1	2								
Rico Brogna, L (1, 3) OBP: 0.345, SLG: 0.476						F8				4	1	2	0	0	0	0								
Tim Bogar, R (9, PR) OBP: 0.309, SLG: 0.352			G5-3				1B		WP	0	1	0	0	0	0	0								
Ryan Thompson, R (1, 7) OBP: 0.308, SLG: 0.423					G5-3		F9		E7	4	1	1	1	0	0	1								
Butch Huskey, R (1, 5) OBP: 0.227, SLG: 0.316										1	0	0	0	0	0	0								
Bill Spiers, L (4, 5) OBP: 0.277, SLG: 0.255										1	0	1	1	2	0	0								
Kelly Stinnett, R (1, 2) OBP: 0.335, SLG: 0.333										3	0	0	0	1	2	4								
Dave Milicki, R (1, 1) OBP: 0.147, SLG: 0.033										1	0	0	0	0	0	0								
Jerry Dipoto, R (8, 1) ERA: 3.0										0	0	0	0	0	0	0								
Joe Orsulak, L (8, PH) OBP: 0.314, SLG: 0.384										1	0	0	0	0	1	0								
Don Florence, R (9, 1)										0	0	0	0	0	0	0								
Chris Jones, R (9, PH) OBP: 0.325, SLG: 0.467										1	0	1	1	0	0	0								
<b>Inning Stats</b>	R: 0 E: 1 K: 0 S: 6	H: 0 LOB: 0 BB: 0 P: 12	R: 0 E: 0 K: 0 S: 5	H: 0 LOB: 0 BB: 0 P: 7	R: 0 E: 0 K: 1 S: 11	H: 0 LOB: 1 BB: 1 P: 17	R: 0 E: 0 K: 0 S: 7	H: 1 LOB: 0 BB: 0 P: 10	R: 0 E: 0 K: 0 S: 13	H: 0 LOB: 0 BB: 1 P: 21	R: 0 E: 0 K: 0 S: 4	H: 0 LOB: 0 BB: 0 P: 4	R: 2 E: 0 K: 1 S: 18	H: 3 LOB: 1 BB: 0 P: 26	R: 0 E: 0 K: 1 S: 11	H: 0 LOB: 0 BB: 0 P: 14	R: 3 E: 1 K: 2 S: 14	H: 4 LOB: 2 BB: 1 P: 24	1B: 6 2B: 1 3B: 0 HR: 1	SF: 0 SAC: 1 DP: 1 HBP: 0	WP: 1 PB: 0 SB: 0 CS: 1	PA: 36		
<b>PITCHER</b>	IP	WLS	BF	H	R	ER	SO	BB	IBB	HBP	BLK	WP	HR	S	P	ERA	WHIP							
Joey Hamilton, R (1, 1) ERA: 3.0	8.0		29	4	2	2	3	2	0	0	0	0	1	75	111	2.25	0.750							
Trevor Hoffman, R (9, 1) ERA: 4.79	0.1	L	5	3	3	3	1	0	1	0	0	1	0	9	18	81.00	9.000							
Doug Bochtler, R (9, 1) ERA: 2.05	0.1		2	1	0	0	1	0	0	0	0	0	0	5	6	0.00	3.000							

San Diego Padres @ New York Mets  
Shea Stadium, Flushing, NY  
Thu Aug 24 1995, 7:05 PM EDT  
Att: 14,705 - Unknown - 85 F

AB 32  
R 5  
H 8  
RBI 4  
BB 3  
SO 5  
LOB 9





Batter	1	2	3	4	5	6	7	8	9	AB	R	H	RBI	BB	SO	LOB	TOP										
Steve Finley, L (1,8) OBP: 0.376, SLG: 0.448	G3	G4-3				L8			G6-3	5	0	0	1	0	1	3											
Bjo Roberts, S (1,7) OBP: 0.370, SLG: 0.395 Ron Villone, L (7,1)	L7		L5			F7			K	4	0	0	0	0	0	1											
Phil Clark, R (8,9) OBP: 0.283, SLG: 0.329									K	1	0	0	0	0	1	1											
Tony Gwynn, L (1,9) OBP: 0.394, SLG: 0.475 Bryce Florie, R (8,1)	1B		G5-3			G4-3			K	4	1	1	0	0	1	0											
Ken Caminiti, S (1,5) OBP: 0.370, SLG: 0.464	1B					L7			K	4	2	2	0	0	1	0											
Scott Livingstone, L (1,3) OBP: 0.373, SLG: 0.500	WP					G3-1			F8	4	0	2	2	0	0	0											
Archi Cianfrocco, R (1,6) OBP: 0.365, SLG: 0.500	G5-3					F9			K2-3	4	0	1	0	0	1	1											
Jody Reed, R (1,4) OBP: 0.358, SLG: 0.307			G6-3			G4-3			K	3	1	1	0	1	1	2											
Brian Johnson, R (1,2) OBP: 0.284, SLG: 0.350			G6-3			SH3-4			K	3	1	0	0	1	1	4											
Willie Blair, R (1,1) Dustin Hermanson, R (5,1) Melvin Nieves, S (7,7) OBP: 0.272, SLG: 0.343			K			SH3-4			K	1	0	0	0	0	1	1											
<b>Inning Stats</b>	R: 2 E: 0 K: 0 S: 11	H: 3 LOB: 1 BB: 0 P: 22	R: 0 E: 0 K: 1 S: 9	H: 0 LOB: 1 BB: 1 P: 16	R: 0 E: 0 K: 0 S: 5	H: 0 LOB: 0 BB: 0 P: 7	R: 0 E: 0 K: 0 S: 5	H: 0 LOB: 0 BB: 0 P: 7	R: 0 E: 0 K: 0 S: 11	H: 3 LOB: 1 BB: 1 P: 21	R: 0 E: 0 K: 2 S: 9	H: 0 LOB: 0 BB: 0 P: 15	R: 0 E: 0 K: 2 S: 8	H: 0 LOB: 0 BB: 0 P: 13	R: 2 E: 1 K: 2 S: 16	H: 1 LOB: 1 BB: 1 P: 25	1B: 7 2B: 0 3B: 0 HR: 0	SF: 0 SAC: 1 DP: 0 HBP: 0	WP: 2 PB: 0 SB: 2 CS: 0	PA: 38							
<b>PITCHER</b>	IP	WLS	BF	H	R	ER	SO	BB	IBB	HBP	BLK	WP	HR	S	P	ERA	WHIP										
Jason Isringhausen, R (1,1) ERA: 3.68	6.0	W	26	6	3	3	3	2	0	0	0	1	0	56	97	4.50	1.333										
Blas Minor, R (7,1) ERA: 3.62	3.0	S	12	1	2	0	6	1	0	0	0	1	0	33	53	0.00	0.667										

San Diego Padres @ New York Mets  
Shea Stadium, Flushing, NY  
Fri Aug 25 1995, 7:05 PM EDT  
Att: 15,644 - Unknown - 65 F

AB 34  
R 5  
H 7  
RBI 3  
BB 3  
SO 9  
LOB 13



Batter	1	2	3	4	5	6	7	8	9	AB	R	H	RBI	BB	SO	LOB	BOTTOM										
Damon Buford, R (1,8) OBP: 0.258, SLG: 0.208 Bill Spiers, L (9,5) OBP: 0.277, SLG: 0.255	G6-3	G5-2-3				E1			P3	5	1	0	0	0	1	4											
Jose Vizcaino, S (1,6) OBP: 0.319, SLG: 0.364 Chris Jones, R (9,7) OBP: 0.325, SLG: 0.467	K		P6			HR			G4-3	5	2	2	0	0	1	0											
Carl Everett, S (1,9) OBP: 0.330, SLG: 0.485			G5-3			HR			G5-3	3	2	1	4	2	0	1											
Jeff Kent, R (1,4) OBP: 0.320, SLG: 0.436	K					L9			G4-3	5	1	2	1	0	1	1											
Rico Brogna, L (1,3) OBP: 0.348, SLG: 0.485			G4-3			HR			K	5	2	3	2	0	1	1											
Ryan Thompson, R (1,7) OBP: 0.306, SLG: 0.425			G5-3			K			K	4	0	1	1	0	2	1											
Butch Huskey, R (1,5) OBP: 0.269, SLG: 0.478 Blas Minor, R (7,1)			G5-2-3			F8			L7	4	1	2	2	0	0	2											
Kelly Stinnett, R (1,2) OBP: 0.339, SLG: 0.333						G4-3			K	3	0	1	0	0	1	0											
Jason Isringhausen, R (1,1) ERA: 3.75 Tim Lincecum, R (7,5) OBP: 0.350, SLG: 0.348						HR			K	3	1	2	0	0	0	1											
<b>Inning Stats</b>	R: 0 E: 0 K: 2 S: 12	H: 0 LOB: 1 BB: 1 P: 23	R: 1 E: 0 K: 0 S: 9	H: 4 LOB: 2 BB: 0 P: 11	R: 0 E: 0 K: 0 S: 12	H: 1 LOB: 1 BB: 0 P: 19	R: 0 E: 0 K: 1 S: 6	H: 0 LOB: 0 BB: 0 P: 6	R: 0 E: 0 K: 1 S: 19	H: 3 LOB: 2 BB: 1 P: 35	R: 2 E: 0 K: 1 S: 10	H: 0 LOB: 0 BB: 0 P: 17	R: 0 E: 0 K: 1 S: 7	H: 0 LOB: 0 BB: 0 P: 10	R: 1 E: 0 K: 1 S: 8	H: 1 LOB: 0 BB: 0 P: 13	1B: 10 2B: 1 3B: 0 HR: 3	SF: 0 SAC: 0 DP: 1 HBP: 1	WP: 0 PB: 0 SB: 0 CS: 0	PA: 41							
<b>PITCHER</b>	IP	WLS	BF	H	R	ER	SO	BB	IBB	HBP	BLK	WP	HR	S	P	ERA	WHIP										
Willie Blair, R (1,1) ERA: 3.75	4.1	L	23	9	6	5	3	1	0	0	0	0	2	49	78	10.38	2.308										
Dustin Hermanson, R (5,1) ERA: 8.35	1.2		11	4	3	2	2	1	0	1	0	0	1	19	33	10.80	3.000										
Ron Villone, L (7,1) ERA: 0.44	1.0		3	0	0	0	2	0	0	0	0	0	0	7	10	0.00	0.000										
Bryce Florie, R (8,1) ERA: 3.18	1.0		4	1	1	1	1	0	0	0	1	0	0	8	13	9.00	1.000										

San Diego Padres @ New York Mets  
Shea Stadium, Flushing, NY  
Fri Aug 25 1995, 7:05 PM EDT  
Att: 15,644 - Unknown - 65 F

AB 38  
R 10  
H 14  
RBI 10  
BB 2  
SO 8  
LOB 11





Batter	1	2	3	4	5	6	7	8	9	AB	R	H	RBI	BB	SO	LOB	TOP									
Steve Finley, L (1, 8) OBP: 0.379, SLG: 0.448 Dustin Hermanson, R (8, 1) Scott Livingstone, L (9, PH) Brad Ausmus, R (8, PH) OBP: 0.373, SLG: 0.500 OBP: 0.394, SLG: 0.401	0-1 G6-3 1B		2-2 F8			1-1 G6-3 1B		1-0 G1-3	0-3 K	4	0	2	0	0	0	1										
Bip Roberts, S (1, 7) OBP: 0.398, SLG: 0.392	1-1 SAFE SAFE G6-3 1-2			1-1 G6-3		1-1 G6-3 1-2			0-2 1B 1B	4	1	1	0	0	0	2										
Tony Gwynn, L (1, 9) OBP: 0.394, SLG: 0.475	1-0 FC5-4 1B			3-1 L7		0-1 G4-3			0-1 1B 1B	4	1	2	0	0	0	1										
Ken Caminiti, S (1, 5) OBP: 0.371, SLG: 0.467	0-0 FC5-4 1-2			2-1 2B		2-1 G6-4-3 1B			2-3 K	4	0	2	0	0	1	3										
Eddie Williams, R (1, 3) OBP: 0.330, SLG: 0.437 Andujar Cedeno, R (7, 6) OBP: 0.272, SLG: 0.336		1-3 K		1-2 G5-3		1-1 G6-4-3 1-2			2-0 F9	3	0	0	0	0	1	2										
Archi Cianfrocco, R (1, 6) OBP: 0.360, SLG: 0.487		0-1 G4-3			1-0 G2-3				0-0 BB 1B HR	4	1	1	1	0	0	0										
Jody Reed, R (1, 4) OBP: 0.360, SLG: 0.309		0-0 G3			3-1 G6-3			0-0 1B	1-0 1B HR	4	1	2	0	0	0	0										
Brian Johnson, R (1, 2) OBP: 0.285, SLG: 0.345 Phil Plantier, L (9, PH) OBP: 0.337, SLG: 0.400			1-0 G5-3		2-2 F9			4-1 1B	4-0 HR BB	2	0	0	0	1	0	0										
Andy Ashby, R (1, 1) OBP: 0.150, SLG: 0.128 Phil Clark, R (6, PH) Glenn Dishman, R (6, PH) Melvin Nieves, S (8, PH) OBP: 0.231, SLG: 0.240 OBP: 0.274, SLG: 0.361			1-2 G5-3			1-3 K		0-0 L3	0-0 HR	1	0	0	0	0	0	0										
<b>Inning Stats</b>	R: 0 E: 0 K: 0 S: 6	H: 2 LOB: 1 BB: 0 P: 8	R: 0 E: 0 K: 1 S: 7	H: 0 LOB: 0 BB: 0 P: 8	R: 0 E: 0 K: 0 S: 8	H: 0 LOB: 0 BB: 0 P: 12	R: 0 E: 0 K: 0 S: 9	H: 1 LOB: 1 BB: 0 P: 16	R: 0 E: 0 K: 0 S: 6	H: 0 LOB: 0 BB: 0 P: 12	R: 0 E: 0 K: 1 S: 10	H: 1 LOB: 1 BB: 0 P: 13	R: 0 E: 0 K: 0 S: 6	H: 1 LOB: 0 BB: 0 P: 9	R: 0 E: 0 K: 0 S: 4	H: 1 LOB: 1 BB: 1 P: 9	R: 6 E: 0 K: 2 S: 17	H: 5 LOB: 0 BB: 1 P: 26	1B: 9 2B: 2 3B: 0 HR: 1	SF: 0 SAC: 0 DP: 3 HBP: 0	WP: 0 PB: 0 SB: 0 CS: 0	PA: 37				
<b>PITCHER</b>	IP WLS BF H R ER SO BB IBB HBP BLK WP HR S P ERA WHIP	8.2 W 34 10 4 4 3 3 1 0 0 0 0 0 69 105 4.15 1.269	0.0 S 1 0 0 0 1 0 0 0 0 0 0 3 3 0.00 0.000																							

San Diego Padres @ New York Mets  
Shea Stadium, Flushing, NY  
Sat Aug 26 1995, 7:05 PM EDT  
Att: 18,594 - Unknown - 77 F

AB	35
R	6
H	11
RBI	5
BB	2
SO	4
LOB	13



Batter	1	2	3	4	5	6	7	8	9	AB	R	H	RBI	BB	SO	LOB	BOTTOM									
Joe Orsulak, L (1, 7) OBP: 0.319, SLG: 0.388	1-0 F7		2-2 1B	2-2 1B		1-2 G3		1-1 1B		5	1	3	3	0	0	0										
Jose Vizcaino, S (1, 6) OBP: 0.321, SLG: 0.366 Tim Lincecum, R (7, 6) OBP: 0.302, SLG: 0.344	3-2 G4-3		0-2 1B	2-2 1B		2-2 F8		2-0 F8		4	0	2	1	0	0	0										
Carl Everett, S (1, 9) OBP: 0.328, SLG: 0.479	1-3 K		0-1 G3	2-2 FC5-4 1B		2-0 P4				4	0	1	1	0	1	2										
Jeff Kent, R (1, 4) OBP: 0.322, SLG: 0.436		3-1 E 1B G6-4-3 1B		G5-3 FC5-4		1-1 1B				4	1	2	0	0	0	2										
Rico Brogna, L (1, 3) OBP: 0.347, SLG: 0.483		1-1 E8 G6-4-3 1B		1-2 G3	0-2 F7		1-1 L6			4	0	1	0	0	0	1										
Ryan Thompson, R (1, 8) OBP: 0.305, SLG: 0.421		1-0 G6-4-3 1-2		2-1 1B E 1B	2-1 F8		1-3 K			4	1	1	0	0	1	2										
Butch Huskey, R (1, 5) OBP: 0.333, SLG: 0.500		0-1 SAFE G5-3		0-1 E BB 1B 1B	0-1 E S 1B		4-2 SH1-3 1B BB			3	2	2	0	1	0	0										
Kelly Stinnett, R (1, 2) OBP: 0.337, SLG: 0.327			1-2 F9	4-2 E 1B BB	2-2 G5-3			1-0 F7		3	1	0	0	1	0	2										
Bill Pulsipher, L (1, 1) OBP: 0.167, SLG: 0.067 Doug Henry, R (9, 1) John Franco, L (9, 1)			1-1 G1-3	1-1 E6 1B		0-2 F7		0-0 SH1-3		3	1	0	0	0	0	2										
<b>Inning Stats</b>	R: 0 E: 0 K: 1 S: 8	H: 0 LOB: 0 BB: 0 P: 13	R: 1 E: 1 K: 0 S: 7	H: 2 LOB: 0 BB: 0 P: 13	R: 0 E: 0 K: 0 S: 13	H: 2 LOB: 2 BB: 0 P: 17	R: 5 E: 1 K: 0 S: 27	H: 5 LOB: 2 BB: 1 P: 44	R: 0 E: 0 K: 0 S: 10	H: 1 LOB: 1 BB: 0 P: 14	R: 0 E: 0 K: 1 S: 10	H: 1 LOB: 1 BB: 0 P: 15	R: 1 E: 0 K: 0 S: 8	H: 1 LOB: 1 BB: 1 P: 16	1B: 12 2B: 0 3B: 0 HR: 0	SF: 0 SAC: 1 DP: 1 HBP: 0	WP: 0 PB: 0 SB: 1 CS: 0	PA: 38								
<b>PITCHER</b>	IP WLS BF H R ER SO BB IBB HBP BLK WP HR S P ERA WHIP	5.0 L 26 10 6 0 1 1 0 0 0 0 0 0 20 28 0.00 0.500	2.0 7 1 0 0 1 0 0 0 0 0 0 0 8 16 9.00 2.000																							

San Diego Padres @ New York Mets  
Shea Stadium, Flushing, NY  
Sat Aug 26 1995, 7:05 PM EDT  
Att: 18,594 - Unknown - 77 F

AB	35
R	7
H	12
RBI	5
BB	2
SO	2
LOB	12





Batter	1	2	3	4	5	6	7	8	9	AB	R	H	RBI	BB	SO	LOB	TOP			
<b>Bip Roberts, S</b> (1,4) OBP: 0.396, SLG: 0.390	L8		HR		F9		L8			4	1	1	0	0	0	0				
<b>Steve Finley, L</b> (1,8) OBP: 0.378, SLG: 0.453	G5-3		HR		G5-3		G6-3			4	1	1	2	0	0	0				
<b>Tony Gwynn, L</b> (1,9) OBP: 0.393, SLG: 0.475	G4-3		1B		G3		L8			4	1	1	0	0	0	0				
<b>Ken Caminiti, S</b> (1,5) OBP: 0.372, SLG: 0.467		K	FC4-6		FC5-2		G6-3			4	0	2	1	0	1	0				
<b>Scott Livingstone, L</b> (1,3) OBP: 0.389, SLG: 0.488 <b>Archi Cianfrocco, R</b> (9,3) OBP: 0.350, SLG: 0.487	K		FC4-6		G5-3		G6-3			3	0	0	0	1	1	2				
<b>Phil Plantier, L</b> (1,7) OBP: 0.340, SLG: 0.399 <b>Jody Reed, R</b> (8,4) OBP: 0.360, SLG: 0.309	1B		K		FC5-2		G6-3			3	1	1	0	1	1	2				
<b>Brad Ausmus, R</b> (1,2) OBP: 0.356, SLG: 0.400	PB				F8		G6-3			3	0	1	0	1	0	0				
<b>Andujar Cedeno, R</b> (1,6) OBP: 0.269, SLG: 0.332	F9				G1-3		K			4	0	0	0	0	1	4				
<b>Fernando Valenzuela, L</b> (1,1) OBP: 0.200, SLG: 0.400 <b>Doug Bochler, R</b> (7,1) <b>Ron Villone, L</b> (9,1)			K		G4-3		F8		G5-3	3	0	0	0	0	1	3				
<b>Inning Stats</b>	R: 0 H: 0 E: 0 K: 0 S: 7	H: 0 LOB: 0 BB: 0 P: 11	R: 1 H: 2 E: 0 K: 2 S: 16	H: 2 LOB: 1 BB: 0 P: 23	R: 3 H: 4 E: 0 K: 2 S: 16	H: 4 LOB: 1 BB: 0 P: 20	R: 0 H: 0 E: 0 K: 0 S: 4	H: 0 LOB: 0 BB: 0 P: 4	R: 0 H: 1 E: 0 K: 0 S: 6	H: 1 LOB: 3 BB: 2 P: 15	R: 0 H: 0 E: 0 K: 0 S: 8	H: 0 LOB: 0 BB: 0 P: 12	R: 0 H: 0 E: 0 K: 0 S: 10	H: 0 LOB: 0 BB: 1 P: 18	R: 0 H: 0 E: 0 K: 1 S: 10	H: 0 LOB: 0 BB: 0 P: 15	1B: 5 2B: 1 3B: 0 HR: 1	SF: 0 SAC: 0 DP: 1 HBP: 0	WP: 0 PB: 1 SB: 3 CS: 0	PA: 36
<b>PITCHER</b>	IP	WLS	BF	H	R	ER	SO	BB	IBB	HBP	BLK	WP	HR	S	P	ERA	WHIP			
<b>Reid Cornelius, R</b> (1,1) ERA: 6.18	7.0	L	30	7	4	3	4	0	2	0	0	0	1	62	91	3.86	1.000			
<b>Jerry Dipoto, R</b> (8,1) ERA: 4.33	2.0		6	0	0	0	1	1	0	0	0	0	0	20	33	0.00	0.500			

San Diego Padres @ New York Mets  
Shea Stadium, Flushing, NY  
Sun Aug 27 1995, 3:33 AM EDT  
Att: 19,925 - Cloudy - 87 F

AB	33
R	4
H	7
RBI	3
BB	3
SO	5
LOB	11



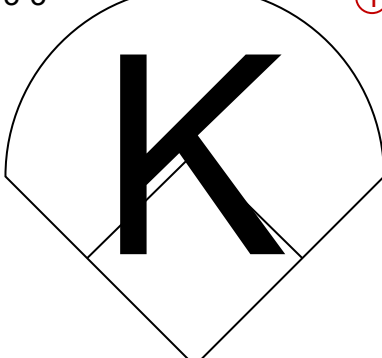
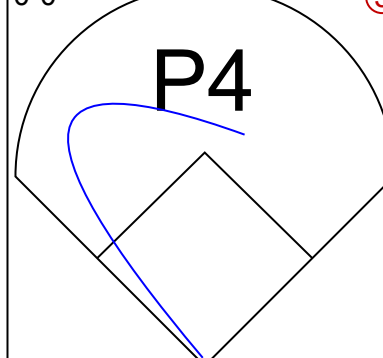
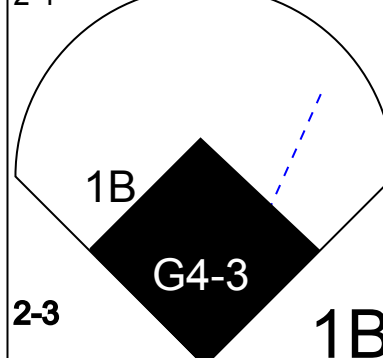
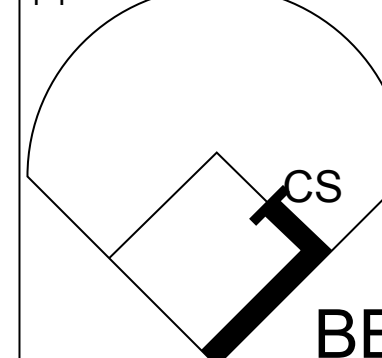
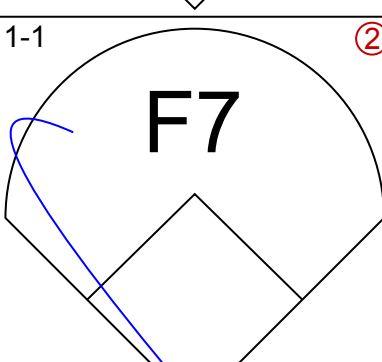
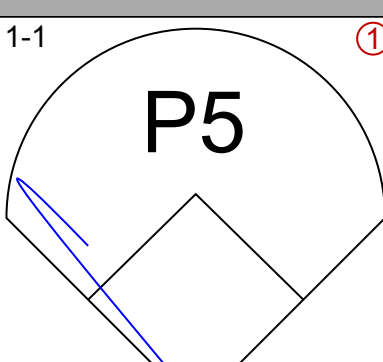
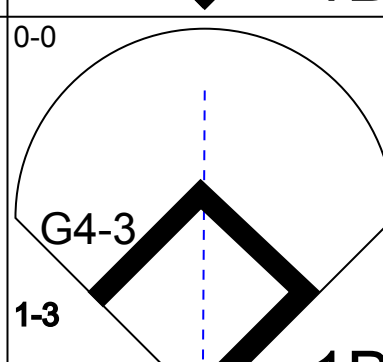
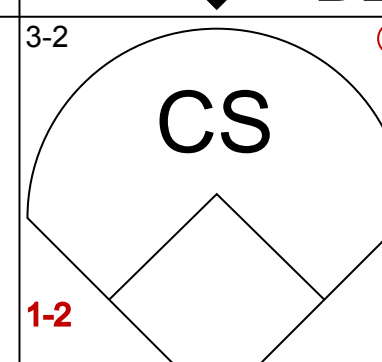
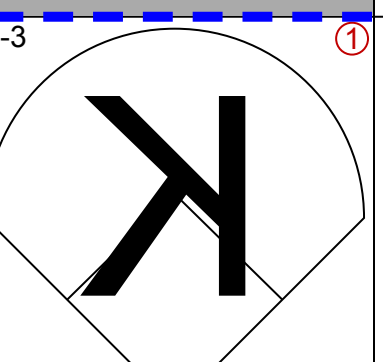
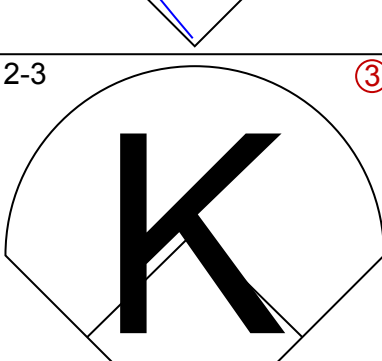
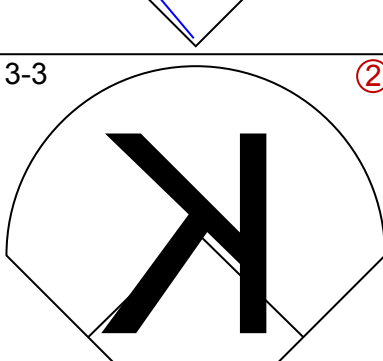
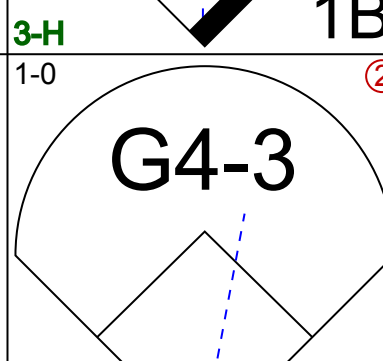
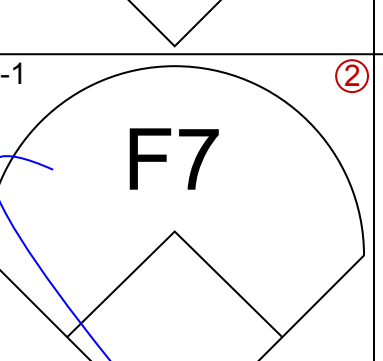
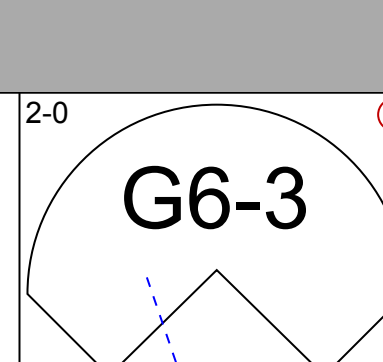
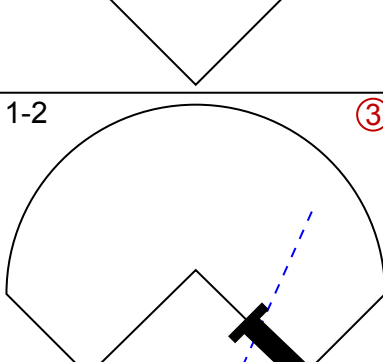
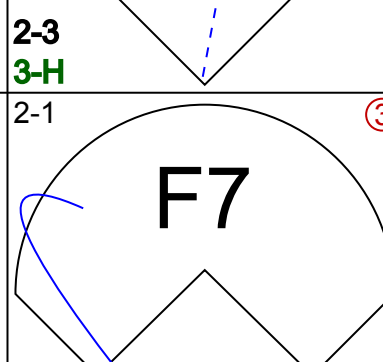
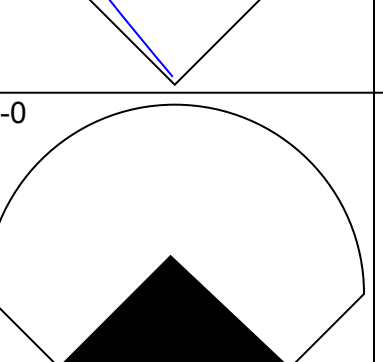
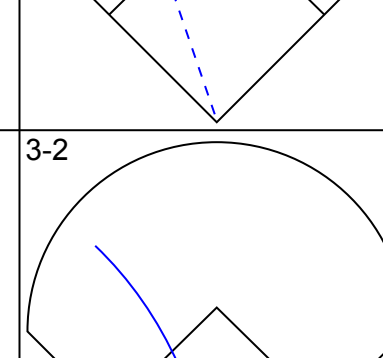
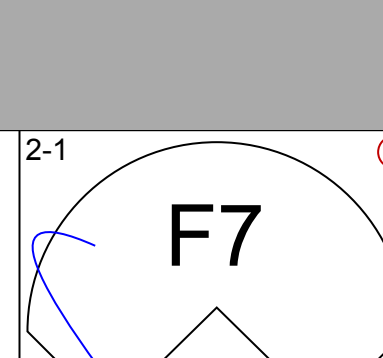
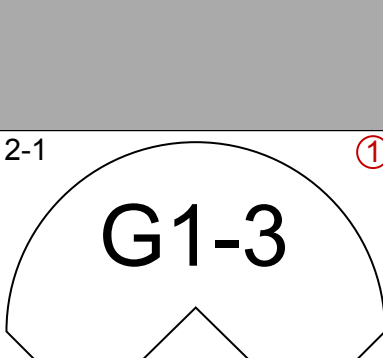
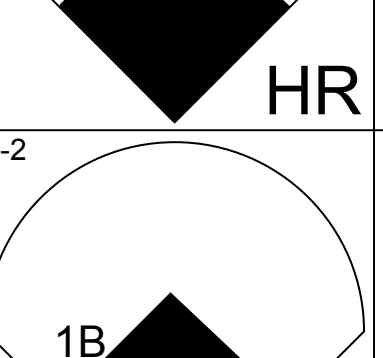
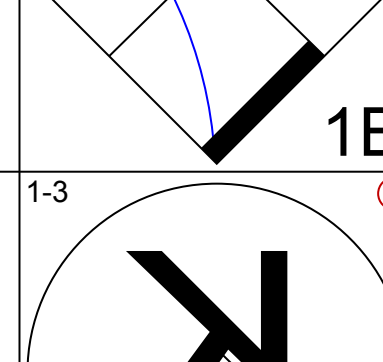
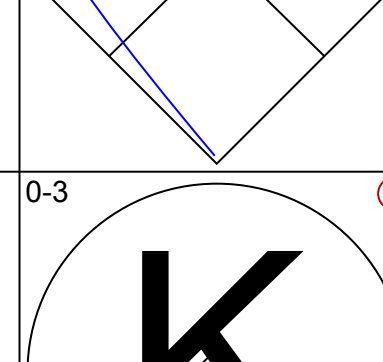
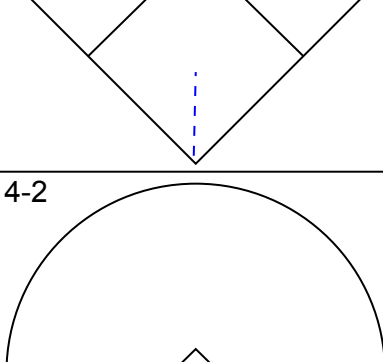
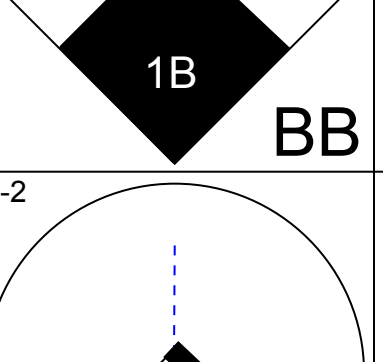
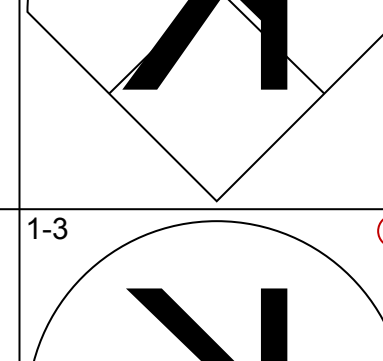
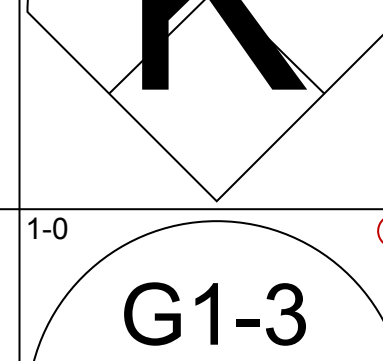
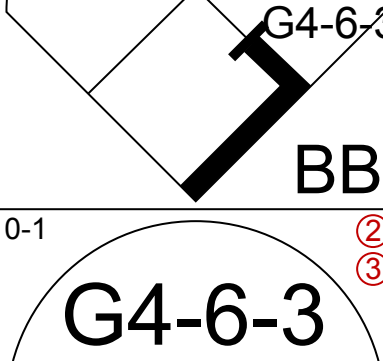
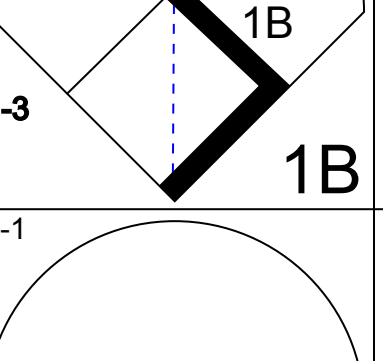

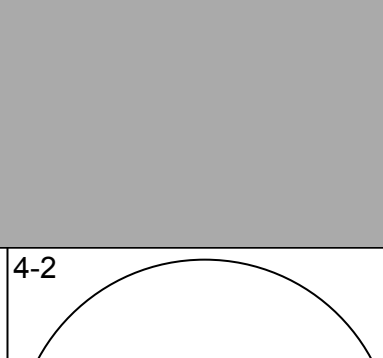
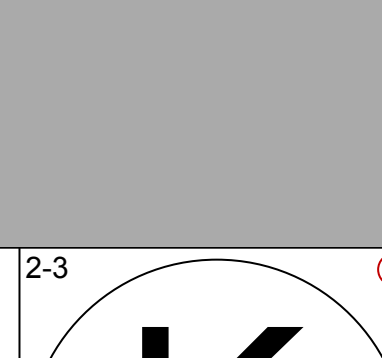
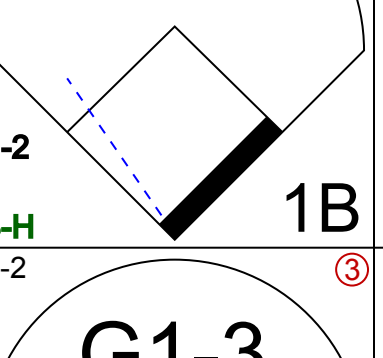
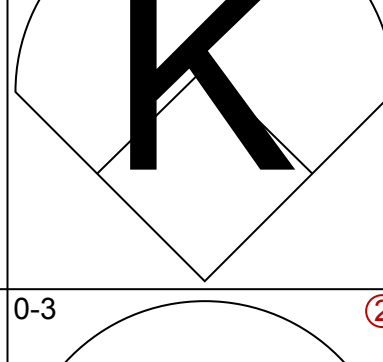
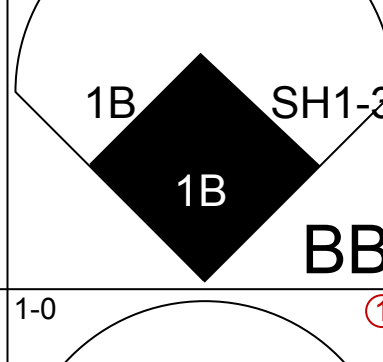
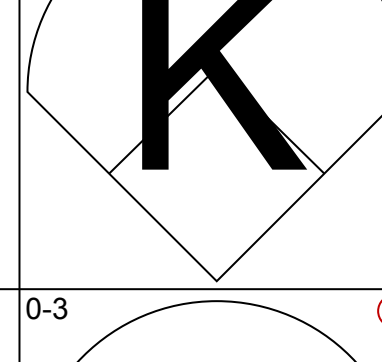
Batter	1	2	3	4	5	6	7	8	9	AB	R	H	RBI	BB	SO	LOB	BOTTOM					
<b>Ryan Thompson, R</b> (1,8) OBP: 0.302, SLG: 0.414	F7		BB		G4-3		F9		K	5	1	1	0	0	1	1						
<b>Jose Vizcaino, S</b> (1,6) OBP: 0.328, SLG: 0.369	G6-4-3		BB		E5		BB			2	0	2	0	2	0	0						
<b>Carl Everett, S</b> (1,9) OBP: 0.326, SLG: 0.471	G6-4-3		BB		P4		F9			3	0	0	0	1	0	3						
<b>Jeff Kent, R</b> (1,4) OBP: 0.324, SLG: 0.435		1B	BB		G4-3				K	3	0	1	1	1	1	1						
<b>Rico Brogna, L</b> (1,3) OBP: 0.344, SLG: 0.478	F8		F7		F7		K		K	4	0	0	0	0	1	4						
<b>Chris Jones, R</b> (1,7) OBP: 0.324, SLG: 0.462	K				K		K		K	4	0	1	0	0	3	1						
<b>Butch Huskey, R</b> (1,5) OBP: 0.324, SLG: 0.500	F8				L8		2B		F8	4	0	1	0	0	0	2						
<b>Kelly Stinnett, R</b> (1,2) OBP: 0.331, SLG: 0.320 <b>Bill Splers, L</b> (9,PH) OBP: 0.288, SLG: 0.255			K		F8		G5-3		DI	3	0	0	0	0	1	2						
<b>Reid Cornelius, R</b> (1,1) ERA: 5.08 <b>Tim Bogar, R</b> (7,PH) OBP: 0.299, SLG: 0.340 <b>Jerry Dipoto, R</b> (8,1) <b>Joe Orsulak, L</b> (9,PH) OBP: 0.318, SLG: 0.387			G4-3		K		K		K	2	0	0	0	0	1	1						
<b>Inning Stats</b>	R: 0 H: 0 E: 0 K: 0 S: 8	H: 1 LOB: 1 BB: 0 P: 15	R: 0 H: 1 E: 0 K: 1 S: 9	H: 1 LOB: 0 BB: 0 P: 13	R: 1 H: 2 E: 0 K: 1 S: 14	H: 2 LOB: 3 BB: 2 P: 26	R: 0 H: 1 E: 0 K: 1 S: 8	H: 1 LOB: 1 BB: 0 P: 9	R: 0 H: 1 E: 1 K: 0 S: 9	H: 1 LOB: 1 BB: 0 P: 17	R: 0 H: 1 E: 0 K: 1 S: 7	H: 1 LOB: 1 BB: 0 P: 12	R: 0 H: 0 E: 0 K: 1 S: 13	H: 0 LOB: 1 BB: 1 P: 20	R: 0 H: 0 E: 0 K: 3 S: 9	H: 0 LOB: 0 BB: 0 P: 14	R: 0 H: 0 E: 0 K: 2 S: 14	H: 0 LOB: 1 BB: 1 P: 23	1B: 5 2B: 1 3B: 0 HR: 0	SF: 0 SAC: 0 DP: 1 HBP: 0	WP: 0 PB: 0 SB: 0 CS: 0	PA: 37
<b>PITCHER</b>	IP	WLS	BF	H	R	ER	SO	BB	IBB	HBP	BLK	WP	HR	S	P	ERA	WHIP					
<b>Fernando Valenzuela, L</b> (1,1) ERA: 5.08	6.0	W	26	6	1	1	4	3	0	0	0	0	0	55	92	1.50	1.500					
<b>Doug Bochler, R</b> (7,1) ERA: 1.91	2.1		9	0	0	0	4	2	0	0	0	0	0	30	49	0.00	0.857					
<b>Ron Villone, L</b> (9,1) ERA: 6.3	0.2	S	2	0	0	0	2	0	0	0	0	0	0	6	8	0.00	0.000					

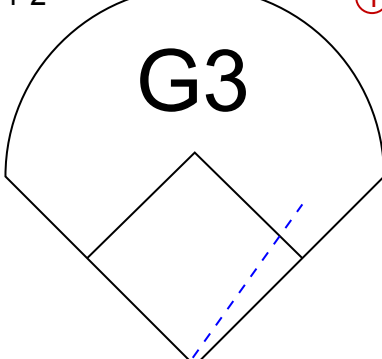
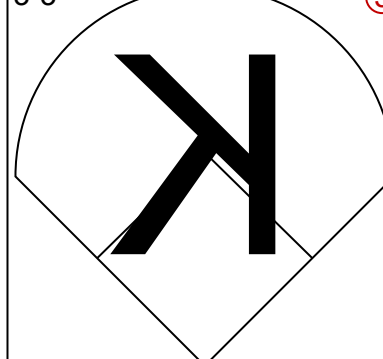
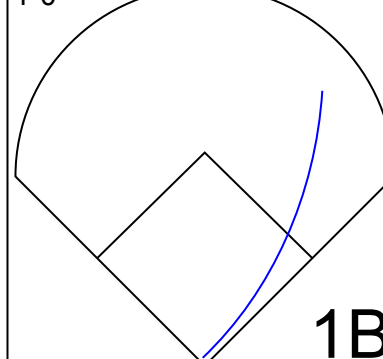
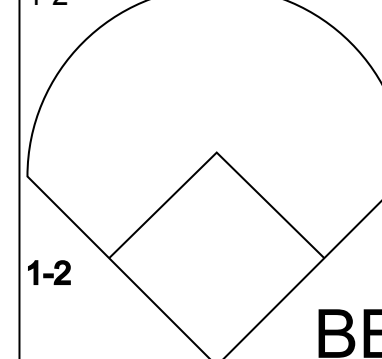

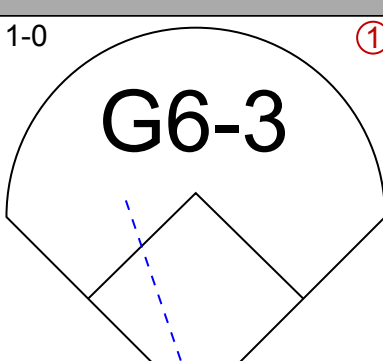
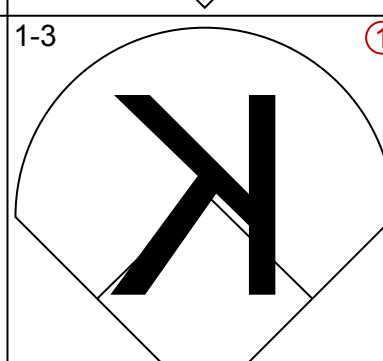
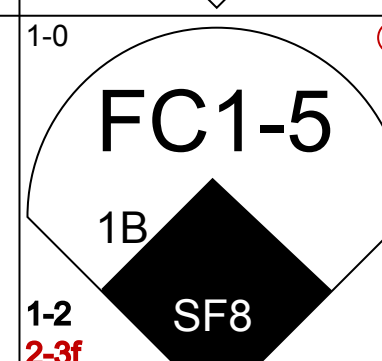
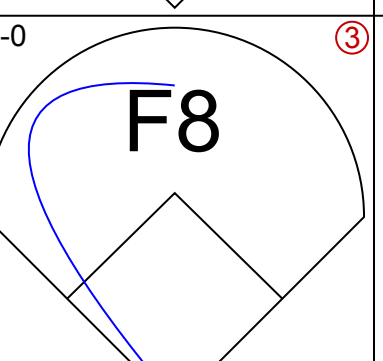
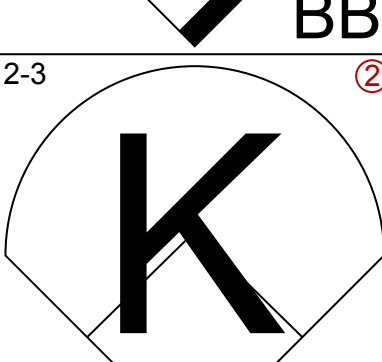
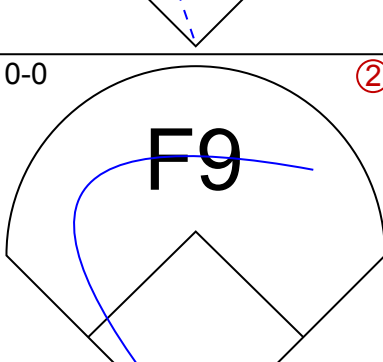
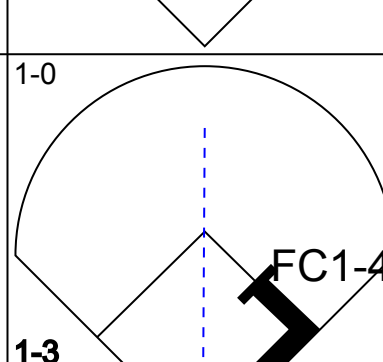
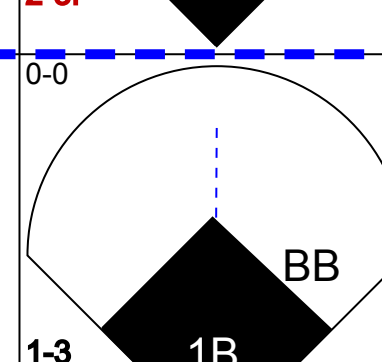
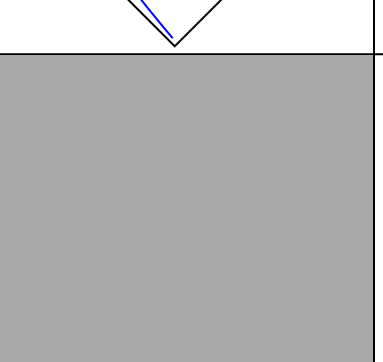
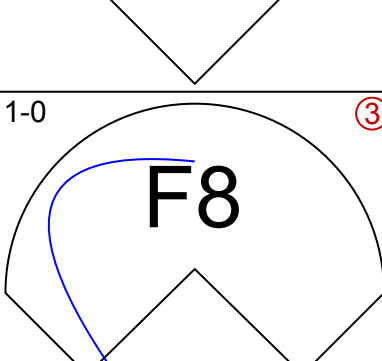
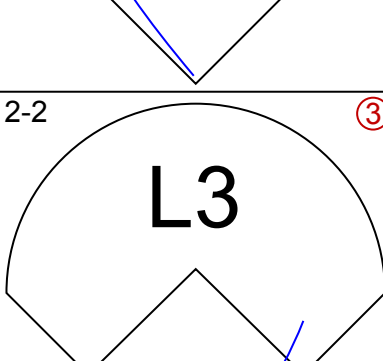
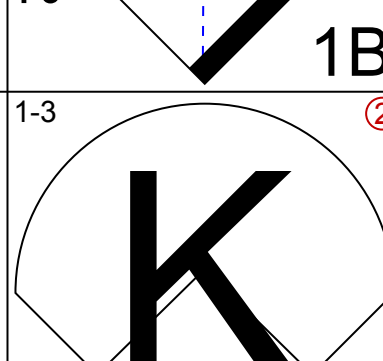
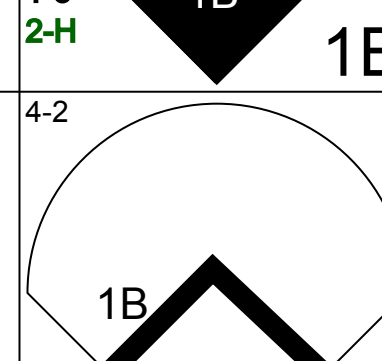

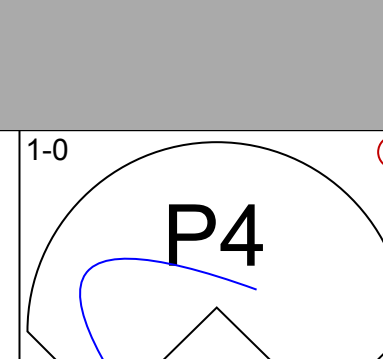
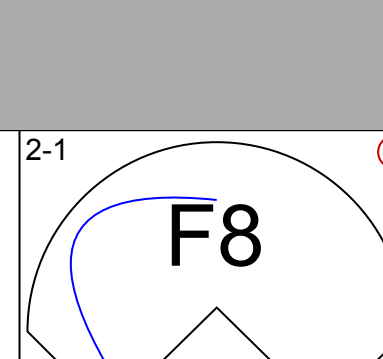
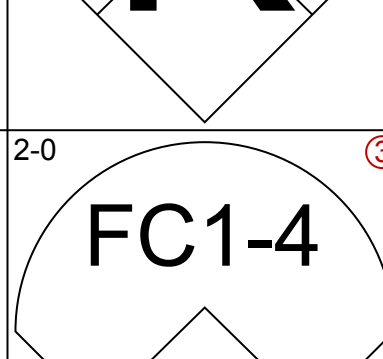
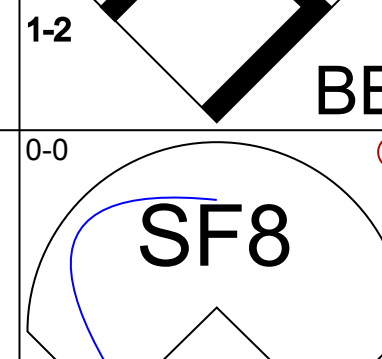
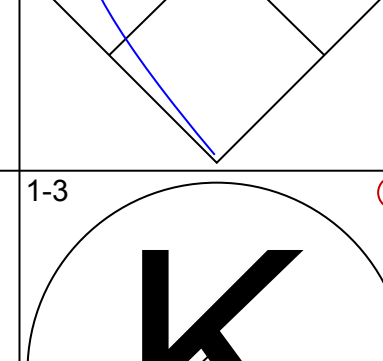
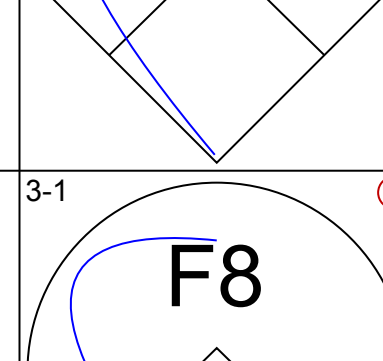
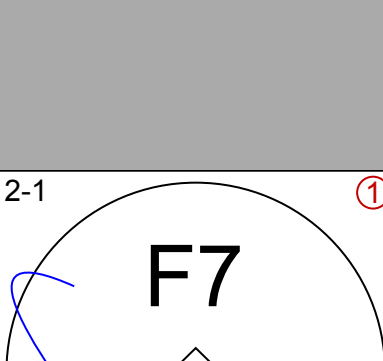
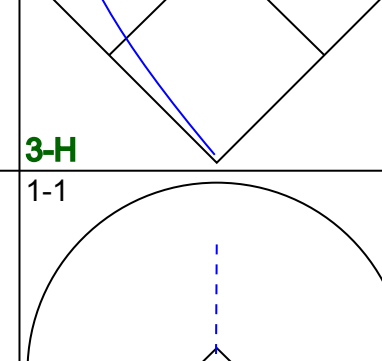

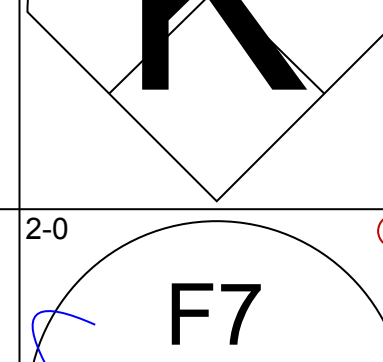
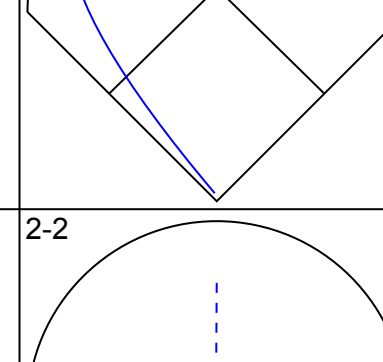
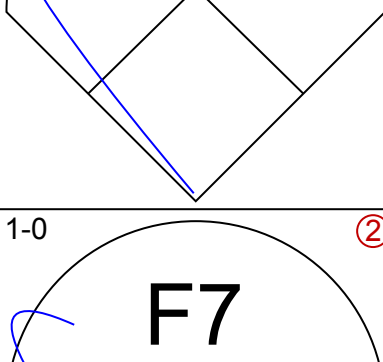
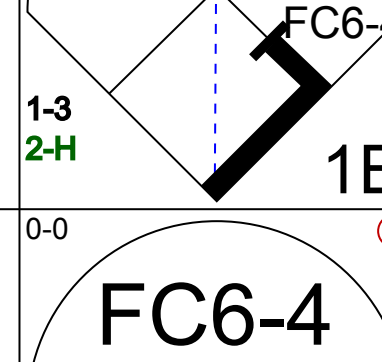
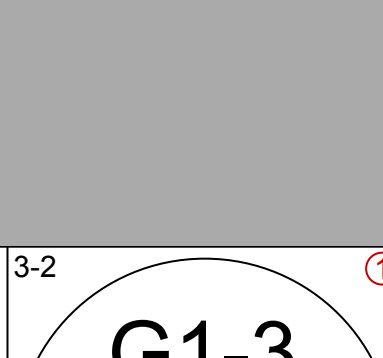
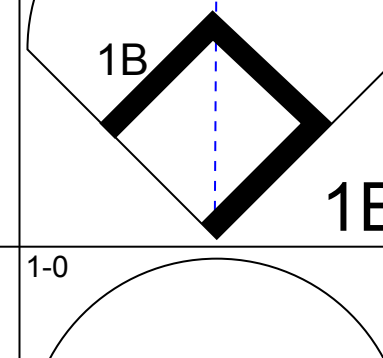
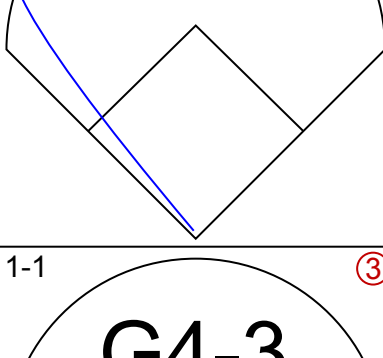
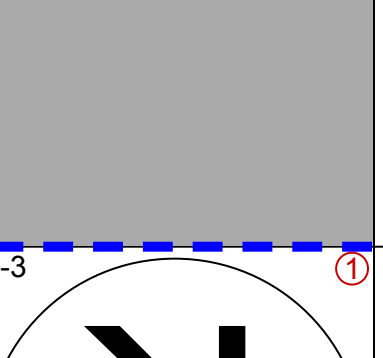
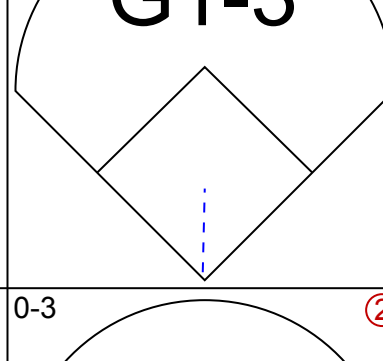
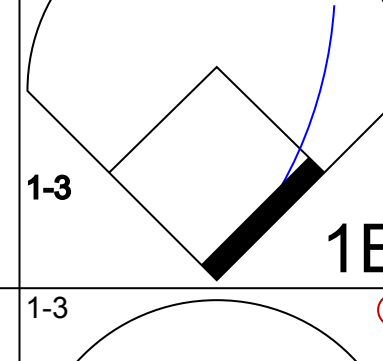
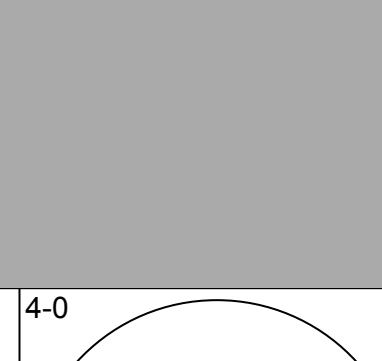
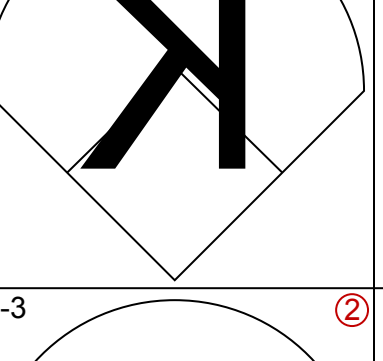
San Diego Padres @ New York Mets  
Shea Stadium, Flushing, NY  
Sun Aug 27 1995, 3:33 AM EDT  
Att: 19,925 - Cloudy - 87 F

AB	32
R	1
H	6
RBI	1
BB	5
SO	10
LOB	16





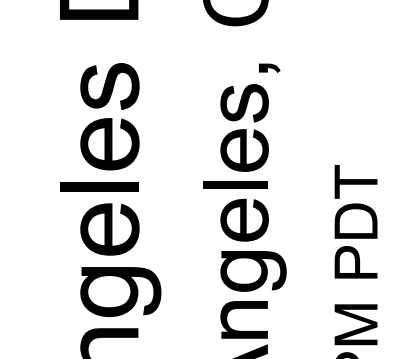
Batter	1	2	3	4	5	6	7	8	9	AB	R	H	RBI	BB	SO	LOB	TOP					
Joe Orsulak, L (1, 7) OBP: 0.321, SLG: 0.386										3	1	1	0	1	1	0	<p><b>New York Mets @ Los Angeles Dodgers</b>  <b>Dodger Stadium, Los Angeles, CA</b>            Tue Aug 29 1995, 7:05 PM PDT            Att: 38,656 - Unknown</p>					
Jose Vizcaino, S (1, 6) OBP: 0.327, SLG: 0.368										4	0	1	1	0	1	0						
Carl Everett, S (1, 9) OBP: 0.320, SLG: 0.460										4	0	0	1	0	2	1						
Jeff Kent, R (1, 4) OBP: 0.326, SLG: 0.444										4	1	2	1	0	0	1						
Rico Brogna, L (1, 3) OBP: 0.345, SLG: 0.477										3	1	1	0	1	0	0						
Ryan Thompson, R (1, 8) OBP: 0.306, SLG: 0.413										3	0	1	0	1	2	1						
Butch Huskey, R (1, 5) OBP: 0.316, SLG: 0.471										4	0	1	1	0	1	2						
Kelly Stinnett, R (1, 2) OBP: 0.330, SLG: 0.314										3	1	0	0	1	2	2						
Bobby Jones, R (1, 1) OBP: 0.182, SLG: 0.163										2	0	0	0	0	2	0						
Don Florence, R (8, 1)										0	0	0	0	0	0	0						
Jerry Dipoto, R (8, 1)										0	0	0	0	0	0	0						
John Franco, L (9, 1)										0	0	0	0	0	0	0						
<b>Inning Stats</b>	R: 0 E: 0 K: 2 S: 11	H: 0 LOB: 0 BB: 0 P: 17	R: 0 E: 0 K: 2 S: 13	H: 1 LOB: 1 BB: 0 P: 20	R: 0 E: 0 K: 2 S: 7	H: 0 LOB: 0 BB: 0 P: 8	R: 0 E: 0 K: 1 S: 8	H: 1 LOB: 1 BB: 0 P: 13	R: 0 E: 0 K: 1 S: 6	H: 0 LOB: 0 BB: 0 P: 9	R: 2 E: 0 K: 0 S: 12	H: 2 LOB: 1 BB: 1 P: 21	R: 0 E: 0 K: 0 S: 6	H: 0 LOB: 0 BB: 1 P: 12	R: 0 E: 0 K: 2 S: 11	H: 0 LOB: 0 BB: 1 P: 19	R: 2 E: 0 K: 1 S: 20	H: 3 LOB: 2 BB: 1 P: 31	1B: 6 2B: 0 3B: 0 HR: 1	SF: 0 SAC: 1 DP: 1 HBP: 0	WP: 0 PB: 0 SB: 0 CS: 1	PA: 36
<b>PITCHER</b>	IP	WLS	BF	H	R	ER	SO	BB	IBB	HBP	BLK	WP	HR	S	P	ERA	WHIP					
Ramon Martinez, R (1, 1) ERA: 3.65	8.0		28	4	2	2	10	3	0	0	0	0	0	74	119	2.25	0.875					
Todd Worrell, R (9, 1) ERA: 2.19	1.0	L	7	3	2	2	1	1	0	0	0	0	1	20	31	18.00	4.000					

Batter	1	2	3	4	5	6	7	8	9	AB	R	H	RBI	BB	SO	LOB	BOTTOM					
Brett Butler, L (1, 8) OBP: 0.375, SLG: 0.387										3	0	1	0	2	1	0	<p><b>New York Mets @ Los Angeles Dodgers</b>  <b>Dodger Stadium, Los Angeles, CA</b>            Tue Aug 29 1995, 7:05 PM PDT            Att: 38,656 - Unknown</p>					
Jose Offerman, S (1, 6) OBP: 0.380, SLG: 0.369										4	1	0	0	1	1	4						
Mike Piazza, R (1, 2) OBP: 0.419, SLG: 0.649										4	1	2	1	0	1	1						
Eric Karros, R (1, 3) OBP: 0.370, SLG: 0.530										3	0	0	0	1	1	3						
Raul Mondesi, R (1, 9) OBP: 0.336, SLG: 0.505										3	0	0	1	0	0	2						
Delino DeShields, L (1, 4) OBP: 0.346, SLG: 0.368										4	0	1	1	0	1	0						
Dave Hansen, L (1, 5) OBP: 0.273, SLG: 0.326										4	0	1	0	0	0	2						
Todd Worrell, R (9, 1)										0	0	0	0	0	0	0						
Chad Fonville, S (1, 7) OBP: 0.329, SLG: 0.300										4	0	1	0	0	1	0						
Ramon Martinez, R (1, 1) OBP: 0.148, SLG: 0.170										2	0	0	0	0	2	2						
Chris Gwynn, L (8, PH) OBP: 0.273, SLG: 0.304										0	0	0	0	1	0	0						
Rick Parker, R (8, PR) OBP: 0.300, SLG: 0.276										0	0	0	0	0	0	0						
Roberto Kelly, R (9, PH) OBP: 0.293, SLG: 0.338										1	0	0	0	0	1	0						
<b>Inning Stats</b>	R: 0 E: 0 K: 1 S: 11	H: 0 LOB: 1 BB: 1 P: 19	R: 0 E: 0 K: 1 S: 5	H: 0 LOB: 0 BB: 0 P: 9	R: 0 E: 0 K: 2 S: 11	H: 0 LOB: 0 BB: 0 P: 17	R: 0 E: 0 K: 0 S: 5	H: 0 LOB: 0 BB: 0 P: 8	R: 0 E: 0 K: 1 S: 14	H: 2 LOB: 2 BB: 0 P: 23	R: 0 E: 0 K: 2 S: 9	H: 2 LOB: 2 BB: 0 P: 15	R: 0 E: 0 K: 0 S: 5	H: 0 LOB: 0 BB: 0 P: 9	R: 3 E: 0 K: 0 S: 13	H: 2 LOB: 2 BB: 3 P: 27	R: 0 E: 0 K: 2 S: 8	H: 0 LOB: 1 BB: 1 P: 15	1B: 6 2B: 0 3B: 0 HR: 0	SF: 1 SAC: 0 DP: 0 HBP: 0	WP: 0 PB: 0 SB: 0 CS: 0	PA: 38
<b>PITCHER</b>	IP	WLS	BF	H	R	ER	SO	BB	IBB	HBP	BLK	WP	HR	S	P	ERA	WHIP					
Bobby Jones, R (1, 1) ERA: 3.96	7.0		27	4	1	1	7	2	0	0	0	0	0	60	104	1.29	0.857					
Don Florence, L (8, 1) ERA: 2.19	0.1		2	0	0	0	0	1	0	0	0	0	0	4	9	0.00	3.000					
Jerry Dipoto, R (8, 1) ERA: 4.43	0.2	W	5	2	2	2	0	1	0	0	0	0	0	9	14	27.00	4.500					
John Franco, L (9, 1) ERA: 2.08	1.0	S	4	0	0	0	2	1	0	0	0	0	0	8	15	0.00	1.000					

AB 30  
R 4  
H 7  
RBI 4  
BB 4  
SO 11  
LOB 7



AB 32  
R 2  
H 6  
RBI 3  
BB 5  
SO 9  
LOB 14





Batter	1	2	3	4	5	6	7	8	9	AB	R	H	RBI	BB	SO	LOB	TOP					
Joe Orsulak, L (1.7) OBP: 0.319, SLG: 0.380	G6-3		K		K		G6-3		FC4-6 BB	4	1	0	0	1	2	3	<b>New York Mets @ Los Angeles Dodgers</b> Dodger Stadium, Los Angeles, CA Wed Aug 30 1995, 7:05 PM PDT Att: 40,394 - Unknown - 89 F <a href="http://livebaseballscorecards.com">livebaseballscorecards.com</a>					
Jose Vizcaino, S (1.6) OBP: 0.325, SLG: 0.365	P8		K		K		K		K	5	0	1	2	0	3	3						
Carl Everett, S (1.9) OBP: 0.322, SLG: 0.461	PO WP BB				K		G4-3		FC4-6 1-3 2-H	4	0	1	1	1	1	1						
Jeff Kent, R (1.4) OBP: 0.329, SLG: 0.445	PO	G6-3 WP 1B		K		F8		G1 2B 1B	FC4-6 IBB	4	1	2	0	1	1	0						
Rico Brogna, L (1.3) OBP: 0.343, SLG: 0.481		F8		G1-3		HR		G1	FC4-6	5	1	1	2	0	0	4						
Ryan Thompson, R (1.8) OBP: 0.305, SLG: 0.424		G6-3				E 2B		G6-3 2B	K	5	1	2	1	0	2	3						
Butch Huskey, R (1.5) Tim Bogar, R (8.5) OBP: 0.299, SLG: 0.340		G6-3				E6 SH3-4 1B 2B 1B		G6-3		4	2	1	0	0	0	2						
Kelly Stinnett, R (1.2) OBP: 0.333, SLG: 0.325				G5-3		SH3-4 1B 1B		K		4	1	2	1	0	1	1						
Dave Milcki, R (1.1) Doug Henry, R (6.1) OBP: 1.000, SLG: 1.000						SH3-4 1-2 2-3		G6-3	BB 2B 1B	1	0	0	0	1	0	1						
<b>Inning Stats</b>	R: 0 E: 0 K: 0 S: 12	H: 0 LOB: 0 BB: 1 P: 21	R: 0 E: 0 K: 0 S: 11	H: 1 LOB: 1 BB: 0 P: 19	R: 0 E: 0 K: 2 S: 8	H: 0 LOB: 1 BB: 1 P: 16	R: 0 E: 0 K: 1 S: 8	H: 0 LOB: 0 BB: 0 P: 11	R: 3 E: 1 K: 2 S: 18	H: 3 LOB: 1 BB: 0 P: 26	R: 2 E: 0 K: 1 S: 11	H: 3 LOB: 1 BB: 0 P: 15	R: 0 E: 0 K: 1 S: 6	H: 0 LOB: 0 BB: 0 P: 10	R: 1 E: 0 K: 1 S: 9	H: 2 LOB: 1 BB: 0 P: 12		R: 2 E: 0 K: 2 S: 11	H: 2 LOB: 2 BB: 2 P: 21	1B: 6 2B: 4 3B: 0 HR: 1	SF: 0 SAC: 1 DP: 0 HBP: 0	WP: 2 PB: 1 CS: 0
<b>PITCHER</b>	IP WLS BF H R ER SO BB IBB HBP BLK WP HR S P ERA WHIP																					
Tom Candiotti, R (1.1) ERA: 3.45	6.0 L 27 7 5 3 6 2 0 0 0 0 2 1 68 108 4.50 1.500																					
John Cummings, L (7.1) ERA: 4.18	1.0 3 0 0 0 1 0 0 0 0 0 0 0 6 10 0.00 0.000																					
Pedro Astacio, R (8.1) ERA: 4.43	1.0 5 2 1 1 1 0 0 0 0 0 0 0 9 12 9.00 2.000																					
Mark Guthrie, L (9.1) ERA: 4.39	1.0 7 2 2 2 2 1 1 0 0 0 0 0 11 21 18.00 3.000																					


Batter	1	2	3	4	5	6	7	8	9	AB	R	H	RBI	BB	SO	LOB	BOTTOM					
Brett Butler, L (1.8) OBP: 0.379, SLG: 0.390								F9		4	0	3	0	1	0	0	<b>New York Mets @ Los Angeles Dodgers</b> Dodger Stadium, Los Angeles, CA Wed Aug 30 1995, 7:05 PM PDT Att: 40,394 - Unknown - 89 F <a href="http://livebaseballscorecards.com">livebaseballscorecards.com</a>					
Jose Offerman, S (1.6) OBP: 0.382, SLG: 0.368	B2							G3-1		3	0	1	1	2	0	1						
Mike Piazza, R (1.2) OBP: 0.416, SLG: 0.643	F9								FC4-6 1B	5	0	1	0	0	3	10						
Eric Karros, R (1.3) OBP: 0.368, SLG: 0.528								FC4-6		5	0	1	0	0	1	7						
Raul Mondesi, R (1.9) John Cummings, L (7.1) Rick Parker, R (8.1) Pedro Astacio, R (9.1) Mark Guthrie, R (9.1) Mike Busch, R (8.1)	K									3	0	0	0	0	0	2						
Delino DeShields, L (1.4) OBP: 0.347, SLG: 0.366										4	0	1	0	1	2	1						
Dave Hansen, L (1.5) OBP: 0.366, SLG: 0.322										5	0	1	0	0	1	3						
Chad Fonville, S (1.7) OBP: 0.336, SLG: 0.305										3	1	2	0	1	0	0						
Tom Candiotti, R (1.1) Roberto Kelly, R (6.1) OBP: 0.294, SLG: 0.339										2	0	0	0	0	0	3						
<b>Inning Stats</b>	R: 0 E: 0 K: 1 S: 11	H: 2 LOB: 2 BB: 0 P: 18	R: 1 E: 0 K: 2 S: 16	H: 2 LOB: 3 BB: 2 P: 26	R: 0 E: 0 K: 3 S: 12	H: 0 LOB: 1 BB: 1 P: 20	R: 0 E: 0 K: 1 S: 12	H: 3 LOB: 3 BB: 0 P: 16	R: 0 E: 0 K: 0 S: 9	H: 0 LOB: 0 BB: 0 P: 13	R: 0 E: 0 K: 1 S: 13	H: 2 LOB: 3 BB: 1 P: 23	R: 0 E: 0 K: 1 S: 14	H: 0 LOB: 2 BB: 2 P: 28	R: 0 E: 0 K: 0 S: 8	H: 1 LOB: 1 BB: 0 P: 13		R: 0 E: 0 K: 1 S: 7	H: 1 LOB: 0 BB: 0 P: 10	1B: 10 2B: 1 3B: 0 HR: 0	SF: 0 SAC: 0 DP: 1 HBP: 0	WP: 0 PB: 0 CS: 0
<b>PITCHER</b>	IP WLS BF H R ER SO BB IBB HBP BLK WP HR S P ERA WHIP																					
Dave Milcki, R (1.1) ERA: 4.27	5.1 W 29 9 1 1 7 4 0 0 0 0 0 0 34 110 1.69 2.438																					
Doug Henry, R (6.1) ERA: 3.54	3.2 S 14 2 0 0 3 2 0 0 0 0 0 0 34 57 0.00 1.091																					



Batter	1	2	3	4	5	6	7	8	9	AB	R	H	RBI	BB	SO	LOB	TOP										
Joe Orsulak, L (1, 7) OBP: 0.324, SLG: 0.381 Jerry Dipoto, R (9, 1)	0-2 1B		4-1 BB			3-2 L3		4-2 BB	2-2 SF9-6	2	0	1	1	2	0	0											
Jose Vizcaino, S (1, 6) OBP: 0.322, SLG: 0.362	2-3 K		0-3 K			1-3 K		2-2 F7		4	0	0	0	0	0	3											
Carl Everett, S (1, 9) OBP: 0.316, SLG: 0.451	2-3 K		1-3 K			3-3 K			3-1 E6 FC1-4	4	0	0	0	0	0	3											
Jeff Kent, R (1, 4) OBP: 0.326, SLG: 0.440	2-3 K			2-0 G5-3			1-0 E6 G6-3		1-1 FC1-4 1B	4	1	0	0	0	1	2											
Rico Brogna, L (1, 3) OBP: 0.341, SLG: 0.477 Chris Jones, R (9, PH) OBP: 0.327, SLG: 0.465 (9, 7)		1-3 K		0-0 L4		1-0 G6-3		1-2 1B	1-2 1B	3	0	0	0	0	1	1											
Ryan Thompson, R (1, 8) OBP: 0.308, SLG: 0.420	3-2 P5		1-2 G5-3			1-3 K		2-2 1B	2-2 1B	4	1	1	1	0	1	0											
Butch Huskey, R (1, 5) OBP: 0.326, SLG: 0.439	0-0 F8			1-2 G6-3			4-2 BB G3	1-2 2H 1B	0-0 1B	3	1	1	1	1	0	0											
Kelly Stinnett, R (1, 2) OBP: 0.337, SLG: 0.329			1-0 SH3-4 1B		2-3 K		2-1 F8	0-0 1B	1-3 2H SF9-6 1B	4	1	2	1	0	1	1											
Dave Telgheder, R (1, 1) Don Florence, R (6, 1) Paul Byrd, R (7, 1) Bill Spang, R (8, PH) Bias Minor, R (8, 1) Tim Bogar, R (9, PH)			0-0 SH3-4		1-3 K		3-2 G3	1-3 3H SF9-6 1B		1	0	0	0	0	0	1											
<b>Inning Stats</b>	R: 0 E: 0 K: 3 S: 13	H: 1 LOB: 1 BB: 0 P: 19	R: 0 E: 0 K: 1 S: 8	H: 0 LOB: 0 BB: 0 P: 12	R: 0 E: 0 K: 2 S: 9	H: 1 LOB: 2 BB: 1 P: 15	R: 0 E: 0 K: 0 S: 5	H: 0 LOB: 0 BB: 0 P: 8	R: 0 E: 0 K: 2 S: 10	H: 0 LOB: 0 BB: 0 P: 14	R: 0 E: 0 K: 1 S: 7	H: 0 LOB: 0 BB: 0 P: 10	R: 0 E: 0 K: 0 S: 16	H: 0 LOB: 2 BB: 2 P: 31	R: 5 E: 1 K: 0 S: 20	H: 5 LOB: 0 BB: 0 P: 32	1B: 7 2B: 1 3B: 0 HR: 0	SF: 1 SAC: 1 DP: 2 HBP: 0	WP: 0 PA: 37 PB: 0 SB: 0 CS: 0								
<b>PITCHER</b>	IP	WLS	BF	H	R	ER	SO	BB	IBB	HBP	BLK	WP	HR	S	P	ERA	WHIP										
Hideo Nomo, R (1, 1) ERA: 2.47	7.1		26	2	0	0	11	2	0	0	0	0	0	69	108	0.00	0.545										
Antonio Osuna, R (8, 1) ERA: 4.6	0.2		3	0	0	0	0	1	0	0	0	0	0	12	21	0.00	1.500										
Mark Guthrie, L (9, 1) ERA: 4.69	0.1		4	2	3	2	0	0	0	0	0	0	0	10	17	54.00	6.000										
Todd Worrell, R (9, 1) ERA: 2.52	0.2	W	4	3	2	2	0	0	0	0	0	0	0	10	15	27.00	4.500										

New York Mets @ Los Angeles Dodgers  
Dodger Stadium, Los Angeles, CA  
Thu Aug 31, 1995, 7:05 PM PDT  
Att: 41,997 - Unknown - 84 F

AB	32
R	5
H	7
RBI	5
BB	3
SO	11
LOB	13



Batter	1	2	3	4	5	6	7	8	9	AB	R	H	RBI	BB	SO	LOB	BOTTOM										
Brett Butler, L (1, 8) OBP: 0.382, SLG: 0.395	0-1 1B		1-1 G6-3			2-1 2B	0-0 L6		1-2 1B	5	0	3	0	0	0	0											
Jose Offerman, S (1, 6) OBP: 0.384, SLG: 0.371	1-1 SH1-3		3-2 G4-3			2-1 SH1-4	3-1 1B		3-2 1B	3	0	2	0	0	0	0											
Mike Piazza, R (1, 2) OBP: 0.416, SLG: 0.641	0-0 G4-3		1-3 K			0-0 BLK HR	1-1 P5		4-0 1B	4	1	1	2	1	1	1											
Eric Karros, R (1, 3) OBP: 0.369, SLG: 0.533	1-2 FC5-4 1B			0-0 G5-3		2-2 HR	0-3 K		0-0 L8	5	1	2	2	0	1	3											
Raul Mondesi, R (1, 9) OBP: 0.333, SLG: 0.501	0-0 FC5-4			0-0 P3		0-0 1B		0-1 G5-3		4	0	1	0	0	0	1											
Delino DeShields, L (1, 4) OBP: 0.348, SLG: 0.369				2-2 P5		4-0 1B		3-2 2B		3	1	1	0	1	0	0											
Dave Hansen, L (1, 5) OBP: 0.362, SLG: 0.318 Mike Busch, R (6, PH) OBP: 0.333, SLG: 0.333 (7, 5)		0-1 G1		0-0 G3		1-1 1B	1-3 2H 1B	3-2 P4		2	0	0	0	0	0	0											
Chad Fonville, S (1, 7) OBP: 0.343, SLG: 0.310		1-1 S 1B		1-3 K		2-2 FC6 1B		4-0 IBB		3	0	2	1	1	1	0											
Hideo Nomo, R (1, 1) OBP: 0.086, SLG: 0.086 Antonio Osuna, R (8, 1) Chris Gwynn, L (6, PH) OBP: 0.269, SLG: 0.300 Mark Guthrie, R (9, 1) Todd Worrell, R (9, 1)		2-2 F9		1-3 K		1-1 FC6	1-1 1B	0-1 G6-3		3	0	0	0	0	1	3											
<b>Inning Stats</b>	R: 1 E: 0 K: 0 S: 10	H: 2 LOB: 1 BB: 0 P: 12	R: 0 E: 0 K: 0 S: 10	H: 1 LOB: 1 BB: 0 P: 14	R: 0 E: 0 K: 1 S: 8	H: 0 LOB: 0 BB: 0 P: 13	R: 0 E: 0 K: 0 S: 5	H: 0 LOB: 0 BB: 0 P: 7	R: 0 E: 0 K: 2 S: 7	H: 0 LOB: 0 BB: 0 P: 9	R: 4 E: 0 K: 0 S: 16	H: 6 LOB: 2 BB: 1 P: 30	R: 0 E: 0 K: 1 S: 8	H: 1 LOB: 1 BB: 0 P: 12	R: 0 E: 0 K: 0 S: 14	H: 1 LOB: 2 BB: 1 P: 24	R: 1 E: 1 K: 0 S: 7	H: 2 LOB: 3 BB: 1 P: 15	1B: 8 2B: 4 3B: 0 HR: 1	SF: 0 SAC: 2 DP: 0 HBP: 0	WP: 0 PA: 40 PB: 0 SB: 3 CS: 0						
<b>PITCHER</b>	IP	WLS	BF	H	R	ER	SO	BB	IBB	HBP	BLK	WP	HR	S	P	ERA	WHIP										
Dave Telgheder, R (1, 1) ERA: 7.36	5.1		24	7	5	5	3	0	0	0	0	0	0	10	17	0.00	3.000										
Don Florence, L (6, 1) ERA: 1.93	1.0		5	3	0	0	0	0	0	0	0	0	0	5	6	0.00	0.000										
Paul Byrd, R (7, 1) ERA: 2.53	0.2		2	0	0	0	1	0	0	0	0	0	0	14	24	0.00	1.000										
Bias Minor, R (8, 1) ERA: 3.52	1.0	L	5	1	0	0	0	0	1	0	0	0	0	7	15	0.00	6.000										
Jerry Dipoto, R (9, 1) ERA: 4.41	0.1	L	4	2	1	0	0	0	1	0	0	0	0	7	15	0.00	6.000										

New York Mets @ Los Angeles Dodgers  
Dodger Stadium, Los Angeles, CA  
Thu Aug 31, 1995, 7:05 PM PDT  
Att: 41,997 - Unknown - 84 F

AB	35
R	3
H	13
RBI	5
BB	3
SO	4
LOB	11





Batter	1	2	3	4	5	6	7	8	9	AB	R	H	RBI	BB	SO	LOB	TOP								
Joe Orsulak, L (1, 7) OBP: 0.323, SLG: 0.379 Chris Jones, R (9, PH) OBP: 0.331, SLG: 0.465	G3		G4-3 1B	K		G3-6-1			FC6-4 BB	4	1	1	1	0	1	4	<b>New York Mets @ San Francisco Giants</b> Candlestick Park, San Francisco, CA Fri Sep 01 1995, 10:05 PM EDT Att: 13,218 - Unknown - 60 F <a href="http://livebaseballscorecards.com">livebaseballscorecards.com</a>								
Jose Vizcaino, S (1, 6) OBP: 0.340, SLG: 0.357	K		G4-3		F8		G3-1	FC6-4	5	0	0	0	0	1	2										
Carl Everett, S (1, 9) OBP: 0.318, SLG: 0.447	BB		G5-3		F8		G5-3	K	4	0	1	1	1	1	1										
Jeff Kent, R (1, 4) OBP: 0.322, SLG: 0.434	G5-3		G5-3		P6		G6-3	K	5	0	0	0	0	1	3										
Rico Brogna, L (1, 3) OBP: 0.345, SLG: 0.479		L5		1B SF7 BB		1B 1B		G6-3 WP 1B	3	2	2	0	1	0	0										
Ryan Thompson, R (1, 8) OBP: 0.307, SLG: 0.416	L7			F8		FC6-4 1B		G6-3	4	1	1	0	0	0	2										
Butch Huskey, R (1, 5) Tim Bogar, R (8, 5) OBP: 0.306, SLG: 0.347	G6-3			1B		FC6-4 1B		G6-3	4	0	2	1	0	0	1										
Kelly Stinnett, R (1, 2) OBP: 0.340, SLG: 0.329			F8	1B		FC6-4 1B			3	0	1	0	1	0	2										
Bill Pulsipher, L (1, 1) John Franco, L (8, 1) OBP: 0.200, SLG: 0.152				SF7		G3-6-1 1B		G5-3	3	1	2	2	0	0	2										
			1B 2B						0	0	0	0	0	0	0										
<b>Inning Stats</b>	R: 0 E: 0 K: 1 S: 8	H: 0 LOB: 1 BB: 1 P: 16	R: 0 E: 0 K: 0 S: 5	H: 0 LOB: 0 BB: 0 P: 10	R: 2 E: 0 K: 0 S: 10	H: 3 LOB: 1 BB: 0 P: 17	R: 1 E: 0 K: 1 S: 12	H: 2 LOB: 2 BB: 1 P: 18	R: 0 E: 0 K: 0 S: 7	H: 0 LOB: 0 BB: 0 P: 8	R: 2 E: 0 K: 0 S: 15	H: 4 LOB: 1 BB: 0 P: 24	R: 0 E: 0 K: 0 S: 6	H: 0 LOB: 0 BB: 0 P: 7	R: 0 E: 0 K: 0 S: 9	H: 1 LOB: 2 BB: 1 P: 16	R: 0 E: 0 K: 2 S: 12	H: 0 LOB: 1 BB: 1 P: 22	1B: 9 2B: 1 3B: 0 HR: 0	SF: 1 SAC: 0 DP: 1 HBP: 0	WP: 1 PB: 0 SB: 0 CS: 0	PA: 40			
<b>PITCHER</b>	IP	WLS	BF	H	R	ER	SO	BB	IBB	HBP	BLK	WP	HR	S	P	ERA	WHIP								
Mark Leiter, R (1, 1) ERA: 3.14	5.1		27	9	5	5	2	2	0	0	0	0	0	54	89	8.44	2.062								
Luis Aquino, R (6, 1) ERA: 4.46	1.2		4	0	0	0	0	0	0	0	0	0	0	9	11	0.00	0.000								
Carlos Valdez, R (8, 1) ERA: 5.79	1.0		5	1	0	0	0	1	0	0	0	1	0	9	16	0.00	2.000								
Shawn Barton, L (9, 1) ERA: 4.34	1.0	W	4	0	0	0	2	1	0	0	0	0	0	12	22	0.00	1.000								

Batter	1	2	3	4	5	6	7	8	9	AB	R	H	RBI	BB	SO	LOB	BOTTOM								
Royce Clayton, R (1, 6) OBP: 0.303, SLG: 0.347	G6-3		G2-3			G5-3	G4-6-3			4	0	0	0	0	0	2	<b>New York Mets @ San Francisco Giants</b> Candlestick Park, San Francisco, CA Fri Sep 01 1995, 10:05 PM EDT Att: 13,218 - Unknown - 60 F <a href="http://livebaseballscorecards.com">livebaseballscorecards.com</a>								
Rikkert Fanevte, R (1, 8) OBP: 0.313, SLG: 0.286	K		G5-3			BB 1B		K	4	0	1	0	0	2	0										
Barry Bonds, L (1, 7) OBP: 0.424, SLG: 0.551	G3-1		L9			K		S HR HBP	3	1	0	0	0	1	1										
Matt Williams, R (1, 5) OBP: 0.397, SLG: 0.663		1B FC6-4 BB		K		1B		HR	2	2	1	2	2	1	0										
Mark Carreon, R (1, 9) OBP: 0.348, SLG: 0.481		FC6-4 1B 1B		G5-3		G5-3		F9	4	1	1	0	0	0	2										
Robby Thompson, R (1, 4) OBP: 0.304, SLG: 0.322		FC6-4 1B		G6-3		1B 1B		G4-3	4	1	2	0	0	0	0										
Steve Scarosone, R (1, 3) OBP: 0.333, SLG: 0.497		P9		G4-3		1B 1B		G3-1	4	0	1	0	0	0	3										
Kirt Manwaring, R (1, 2) OBP: 0.310, SLG: 0.328		FC6-4 1B		G6-3		G4-6-3 1B		L7	4	0	1	2	0	0	2										
Mark Leiter, R (1, 1) Luis Aquino, R (6, 1) Dave McCarty, R (7, PH) Carlos Valdez, R (8, 1) Shawn Barton, R (9, 1) Glenallen Hill, R (9, PH) OBP: 0.200, SLG: 0.152		1B 1-2 2-3 3-H		K		L8		HR	2	0	1	1	0	1	0										
									1	1	1	1	0	0	0										
<b>Inning Stats</b>	R: 0 E: 0 K: 1 S: 7	H: 0 LOB: 0 BB: 0 P: 9	R: 2 E: 0 K: 0 S: 14	H: 3 LOB: 2 BB: 1 P: 24	R: 0 E: 0 K: 0 S: 6	H: 0 LOB: 0 BB: 0 P: 10	R: 0 E: 0 K: 1 S: 6	H: 0 LOB: 0 BB: 0 P: 8	R: 0 E: 0 K: 1 S: 9	H: 0 LOB: 0 BB: 0 P: 7	R: 1 E: 0 K: 0 S: 9	H: 3 LOB: 1 BB: 0 P: 16	R: 2 E: 0 K: 1 S: 9	H: 1 LOB: 0 BB: 0 P: 15	R: 0 E: 0 K: 0 S: 5	H: 1 LOB: 0 BB: 0 P: 5	1B: 7 2B: 0 3B: 0 HR: 2	SF: 0 SAC: 0 DP: 1 HBP: 1	WP: 0 PB: 0 SB: 1 CS: 0	PA: 36					
<b>PITCHER</b>	IP	WLS	BF	H	R	ER	SO	BB	IBB	HBP	BLK	WP	HR	S	P	ERA	WHIP								
Bill Pulsipher, L (1, 1) ERA: 3.63	7.1		30	7	4	4	0	2	0	1	0	0	2	9	13	13.50	1.227								
John Franco, L (8, 1) ERA: 2.42	1.1	L	6	2	2	2	0	0	0	0	0	0	2	9	13	13.50	1.500								

AB 35  
R 5  
H 10  
RBI 5  
BB 4  
SO 4  
LOB 17



AB 33  
R 6  
H 9  
RBI 6  
SO 5  
LOB 12









Batter	1	2	3	4	5	6	7	8	9	AB	R	H	RBI	BB	SO	LOB	TOP																			
Damon Buford, R OBP: 0.271, SLG: 0.221	1-2 CS HBP		0-0 1B	4-1 BB		1-2 G6-3		3-2 1B	2-2 G5-3	4	2	2	1	1	0	1																				
Tim Bogar, R OBP: 0.320, SLG: 0.364	1-3 K		3-2 1B	0-0 F9		2-2 WP		4-0 1B		4	2	2	1	1	1	3																				
Carl Everett, S OBP: 0.318, SLG: 0.447	2-2 L8		1-0 E		2-1 F8		1-3 K	0-1 FC1-6		5	2	3	3	0	1	2																				
Jeff Kent, R OBP: 0.318, SLG: 0.432		2-1 G5-3	2-2 E7		0-2 F8		0-0 P3	2-0 SF8		4	1	0	1	0	0	1																				
Chris Jones, R OBP: 0.333, SLG: 0.478		0-0 L8	0-1 1B		1-2 SF8		3-2 1B	0-1 FC1-6		4	1	2	2	0	0	1																				
Ryan Thompson, R OBP: 0.300, SLG: 0.404		0-3 K	1-1 G4-3		3-1 E3		0-1 CS	0-3 K		5	0	1	1	0	2	2																				
Butch Huskey, R Jerry Dipoto, R			0-0 G1-3	3-3 K	0-0 1B		3-3 K		0-2 G1-3	4	0	1	0	0	2	1	AB 40																			
Kelly Stinnett, R Todd Hundley, S			0-3 K	1-0 SH1-4	2-2 G5-3			1-2 1B	2-0 P8	3	0	1	0	0	1	2	R 11																			
Bobby Jones, R Blas Minor, R			0-0 1B	0-1 SH1-4		1-1 P2		1-1 1B	0-0 1B	1	1	1	0	0	0	0	H 16																			
Edgardo Alfonzo, R Don Florence, R								1-3 1B		0	0	0	0	0	0	0	RBI 9																			
Jose Vizcaino, S								1-3 1B		2	1	2	0	0	0	0	BB 2																			
Inning Stats	R: 0 E: 0 K: 1 S: 9	H: 0 LOB: 0 BB: 0 P: 13	R: 0 E: 0 K: 1 S: 7	H: 0 LOB: 0 BB: 0 P: 9	R: 5 E: 1 K: 1 S: 17	H: 5 LOB: 1 BB: 0 P: 24	R: 0 E: 0 K: 1 S: 10	H: 1 LOB: 2 BB: 1 P: 18	R: 1 E: 1 K: 0 S: 16	H: 2 LOB: 2 BB: 0 P: 24	R: 0 E: 0 K: 1 S: 12	H: 1 LOB: 1 BB: 0 P: 17	R: 1 E: 0 K: 1 S: 13	H: 2 LOB: 1 BB: 0 P: 19	R: 4 E: 0 K: 1 S: 18	H: 4 LOB: 1 BB: 1 P: 29	R: 0 E: 0 K: 0 S: 8	H: 1 LOB: 1 BB: 0 P: 12	1B: 12 2B: 4 3B: 1 HR: 0	SF: 2 SAC: 1 DP: 1 HBP: 1	WP: 1 PB: 0 SB: 0 CS: 2	PA: 46														
PITCHER	IP	WLS	BF	H	R	ER	SO	BB	IBB	HBP	BLK	WP	HR	S	P	ERA	WHIP	PITCHER	IP	WLS	BF	H	R	ER	SO	BB	IBB	HBP	BLK	WP	HR	S	P	ERA	WHIP	
Terry Mulholland, L ERA: 6.3	6.0		30	9	6	3	5	1	0	1	0	1	0	71	105	4.50	1.667																			
Carlos Valdez, R ERA: 11.12	1.0	L	7	5	4	4	1	0	0	0	1	0	0	23	34	36.00	5.000																			
Chris Hook, R ERA: 5.32	1.0		5	1	1	1	1	1	0	0	0	0	0	8	14	9.00	2.000																			
Jose Bautista, R ERA: 6.53	1.0		4	1	0	0	0	0	0	0	0	0	0	8	12	0.00	1.000																			
Batter	1	2	3	4	5	6	7	8	9	AB	R	H	RBI	BB	SO	LOB	BOTTOM																			
Deion Sanders, L OBP: 0.317, SLG: 0.405	3-1 HR		0-0 E2	2-1 G3		0-1 CS		1-1 L8	1-1 1B	5	2	3	1	0	0	1																				
Robby Thompson, R OBP: 0.308, SLG: 0.337	0-1 1B		1-2 3B		3-1 G5-3	0-2 G1-3		3-2 1B		5	2	3	0	0	0	1																				
Barry Bonds, L OBP: 0.425, SLG: 0.568	3-3 K		1-2 3B		2-0 HR		2-1 G3	2-0 L8		5	1	2	3	0	1	3																				
Matt Williams, R OBP: 0.399, SLG: 0.654	0-0 1B		2-3 K		4-2 2B		0-0 G4-3	1-0 P3		4	0	1	1	1	1	2																				
Mark Carreon, R OBP: 0.347, SLG: 0.482	0-0 L8		0-0 L3		1-1 2B		1-1 G6-3			4	0	1	0	0	0	1																				
Mark Leonard, L OBP: 0.375, SLG: 0.667	0-0 G4-1			4-1 2B	4-0 FC6-4			3-2 G4-3		2	1	0	0	2	0	1																				
Royce Clayton, R OBP: 0.305, SLG: 0.349		2-2 G1-3		1-0 2B	2-1 P4			1-1 L3		4	0	1	0	0	0	3	AB 36																			
Kirt Manwaring, R OBP: 0.307, SLG: 0.324		1-1 G6-3		1-1 2B	2-2 FC6-4			3-2 K		4	0	0	0	0	1	5	R 6																			
Jose Bautista, R										0	0	0	0	0	0	0	H 11																			
Terry Mulholland, R OBP: 0.079, SLG: 0.194		1-3 K		0-0 SF8	2-1 P2			0-0 G4-3		1	0	0	1	0	1	0	RBI 6																			
Steve Scarsone, R OBP: 0.332, SLG: 0.495										1	0	0	0	0	0	0	BB 3																			
Carlos Valdez, R										0	0	0	0	0	0	0	SO 4																			
Chris Hook, R										1	0	0	0	0	0	0	LOB 17																			
Tom Lamkin, L OBP: 0.371, SLG: 0.371										1	0	0	0	0	0	0																				
Inning Stats	R: 2 E: 0 K: 1 S: 10	H: 3 LOB: 1 BB: 0 P: 16	R: 0 E: 0 K: 1 S: 8	H: 0 LOB: 0 BB: 0 P: 12	R: 2 E: 1 K: 1 S: 13	H: 2 LOB: 0 BB: 0 P: 17	R: 1 E: 0 K: 0 S: 14	H: 2 LOB: 3 BB: 2 P: 32	R: 0 E: 0 K: 0 S: 7	H: 1 LOB: 0 BB: 0 P: 9	R: 0 E: 0 K: 0 S: 5	H: 0 LOB: 0 BB: 0 P: 8	R: 0 E: 0 K: 1 S: 10	H: 0 LOB: 2 BB: 0 P: 17	R: 0 E: 0 K: 0 S: 9	H: 2 LOB: 2 BB: 0 P: 16	1B: 5 2B: 3 3B: 1 HR: 2	SF: 1 SAC: 0 DP: 0 HBP: 0	WP: 0 PB: 0 SB: 0 CS: 1	PA: 40																
PITCHER	IP	WLS	BF	H	R	ER	SO	BB	IBB	HBP	BLK	WP	HR	S	P	ERA	WHIP	PITCHER	IP	WLS	BF	H	R	ER	SO	BB	IBB	HBP	BLK	WP	HR	S	P	ERA	WHIP	
Bobby Jones, R ERA: 4.14	4.1		24	8	6	5	3	2	1	0	0	0	0	45	81	10.38	2.308																			
Blas Minor, R ERA: 3.46	0.2		2	0	0	0	0	0	0	0	0	0	0	7	11	0.00	0.000																			
Don Florence, L ERA: 1.69	1.1	W	4	1	0	0	0	0	0	0	0	0	0	9	13	0.00	0.750																			
Jerry Dipoto, R ERA: 4.23	2.2	S	10	2	0	0	1	0	0	0	0	0	0	22	37	0.00	0.750																			

New York Mets @ San Francisco Giants  
Candlestick Park, San Francisco, CA  
Sun Sep 03 1995, 6:33 AM EDT  
Att: 21,429 - Sunny - 66 F

AB 40  
R 11  
H 16  
RBI 9  
BB 2  
SO 7  
LOB 13



New York Mets @ San Francisco Giants  
Candlestick Park, San Francisco, CA  
Sun Sep 03 1995, 6:33 AM EDT  
Att: 21,429 - Sunny - 66 F

AB 36  
R 6  
H 11  
RBI 6  
BB 3  
SO 4  
LOB 17






Batter	1	2	3	4	5	6	7	8	9	10	AB	R	H	RBI	BB	SO	LOB	TOP	
Damon Buford, R OBP: 0.283, SLG: 0.231 (1, 7)	2-1 FC6-4 1B		4-2 CS BB		1-2 F7			1-0 E 1B	2-3 K		4	0	2	0	1	1	2		
Jose Vizcaino, S OBP: 0.320, SLG: 0.357 (1, 8)	1-1 FC6-4 FC5-4 1-2f		1-1 G6-3		3-2 2-H 1B			2-1 E 1B		0-0 F9	5	0	2	1	0	0	2		
Carl Everett, S OBP: 0.311, SLG: 0.436 (1, 9)	3-2 F7		3-2 G4-3		2-3 K			1-3 K		1-3 K	5	0	0	0	0	3	4		
Jeff Kent, R OBP: 0.319, SLG: 0.430 (1, 4)	1-0 FC5-4			4-2 BB		1-1 CS 1B		1-2 E6		1-2 F9	4	0	1	0	1	0	3		
Rico Brogna, L OBP: 0.344, SLG: 0.483 (1, 3)		0-0 BB 1B		0-3 K		0-1 F7		1-3 K			4	0	1	0	0	2	5		
Ryan Thompson, R OBP: 0.229, SLG: 0.398 (1, 8)		0-0 F9		4-1 G1-4-3 BB		3-3 K		2-0 P4			3	0	0	0	1	1	5		
Butch Huskey, R OBP: 0.328, SLG: 0.455 (1, 5)		4-2 FC4-6 BB		0-0 G1-4-3				1-3 K		1-2 F8	3	0	0	0	1	1	2		
Kelly Stinnett, R OBP: 0.337, SLG: 0.332 Todd Hundley, S OBP: 0.392, SLG: 0.502 (9, PH) (9, 2)		0-3 K			4-0 SH3 BB			1-3 K		3-2 G6-3	2	1	0	0	1	2	2		
Dave Micki, R OBP: 0.158, SLG: 0.030 Bill Spiers, L OBP: 0.250, SLG: 0.259 Doug Henry, R OBP: 1.000, SLG: 1.000 (1, 1) (9, PH) (9, 1)		2-2 FC4-6			0-0 SH3			1-0 L4		3-2 1B	2	0	0	0	0	0	2		
<b>Inning Stats</b>	R: 0 E: 0 K: 0 S: 8	H: 1 LOB: 1 BB: 0 P: 15	R: 0 E: 0 K: 1 S: 11	H: 1 LOB: 2 BB: 1 P: 17	R: 0 E: 0 K: 1 S: 7	H: 0 LOB: 0 BB: 1 P: 15	R: 0 E: 0 K: 1 S: 11	H: 1 LOB: 1 BB: 1 P: 21	R: 0 E: 0 K: 2 S: 7	H: 0 LOB: 0 BB: 0 P: 10	R: 0 E: 1 K: 2 S: 18	H: 2 LOB: 3 BB: 0 P: 26	R: 0 E: 0 K: 1 S: 7	H: 1 LOB: 1 BB: 0 P: 26	R: 0 E: 0 K: 1 S: 7	H: 0 LOB: 0 BB: 0 P: 9	1B: 7 2B: 1 3B: 0 HR: 0	SF: 0 SAC: 1 DP: 2 HBP: 0	WP: 0 PA: 40 PB: 0 SB: 0 CS: 2
<b>PITCHER</b>	IP 7.0	WLS 0.2	BF 27	H 4	R 1	ER 1	SO 6	BB 5	IBB 0	HBP 0	BLK 0	WP 0	HR 0	S 61	P 107	ERA 1.29	WHIP 1.286		
Willie Blair, R ERA: 3.51 Ron Villone, L ERA: 6.03 Doug Bochtler, R ERA: 1.73 Trevor Hoffman, R ERA: 4.37 (1, 1) (8, 1) (8, 1) (10, 1)																			

New York Mets @ San Diego Padres  
Jack Murphy Stadium, San Diego, CA  
Mon Sep 04 1995, 10:05 PM EDT  
Att. 10,135 - Unknown


AB 34  
R 1  
H 7  
RBI 1  
BB 5  
SO 10  
LOB 27



Batter	1	2	3	4	5	6	7	8	9	10	AB	R	H	RBI	BB	SO	LOB	BOTTOM	
Bip Roberts, S OBP: 0.357, SLG: 0.388 (1, 7)	0-3 K			1-1 F8		1-1 G4-3	2-1 FC6-4			0-0 1B 1B	5	1	1	0	0	1	1		
Steve Finley, L OBP: 0.370, SLG: 0.443 (1, 8)	2-1 P6			1-3 K		1-1 F8 1B		0-1 F8		3-2 F7	5	1	1	0	0	1	1		
Tony Gwynn, L OBP: 0.398, SLG: 0.478 (1, 9)	1-1 F9			0-0 2B		0-1 1B	1-2 1B	0-1 F8		1-0 1B IBB	5	0	3	0	0	0	0		
Ken Caminiti, S OBP: 0.379, SLG: 0.475 (1, 5)		3-3 K		4-0 IBB		0-0 F8	2-3 1B	4-1 BB		4-0 1B IBB	2	0	0	0	3	1	2		
Scott Livingstone, L OBP: 0.376, SLG: 0.493 (1, 3)		1-2 G6-3		1-0 G4-3		1-1 1B	1-2 1B	2-2 L4		0-2 1B IBB	5	0	2	2	0	0	3		
Archi Cianfranco, R OBP: 0.340, SLG: 0.467 (1, 6)		2-2 G6-3			0-3 K	0-3 K			2-2 G5-3		4	0	0	0	0	2	2		
Jody Reed, R OBP: 0.358, SLG: 0.310 (1, 4)			0-1 F8		2-1 1B		2-1 F9		1-0 FC6-4 1B		4	0	2	0	0	0	0		
Brad Ausmus, R OBP: 0.352, SLG: 0.401 (1, 2)			2-2 F8		1-0 F8		4-2 FC6-4 BB		1-2 FC6-4		3	0	0	0	1	0	2		
Willie Blair, R Phil Plantier, L Ron Villone, L Doug Bochtler, R Melvin Nieves, S Trevor Hoffman, R (1, 1) (7, PH) (8, 1) (8, 1) (9, PH) (10, 1)			0-3 K		0-3 K		3-2 F8		1-0 FC6-4		2	0	0	0	0	2	1		
<b>Inning Stats</b>	R: 0 E: 0 K: 1 S: 7	H: 0 LOB: 0 BB: 0 P: 10	R: 0 E: 0 K: 1 S: 9	H: 0 LOB: 0 BB: 0 P: 15	R: 0 E: 0 K: 1 S: 8	H: 1 LOB: 2 BB: 1 P: 14	R: 0 E: 0 K: 2 S: 9	H: 1 LOB: 1 BB: 1 P: 12	R: 1 E: 0 K: 0 S: 10	H: 3 LOB: 2 BB: 0 P: 15	R: 0 E: 0 K: 0 S: 8	H: 0 LOB: 1 BB: 1 P: 14	R: 0 E: 0 K: 0 S: 9	H: 1 LOB: 1 BB: 0 P: 14	R: 1 E: 0 K: 0 S: 8	H: 3 LOB: 3 BB: 1 P: 16	1B: 8 2B: 1 3B: 0 HR: 0	SF: 0 SAC: 0 DP: 0 HBP: 0	WP: 0 PA: 41 PB: 0 SB: 0 CS: 0
<b>PITCHER</b>	IP 8.0	WLS 1.1	BF 32	H 5	R 1	ER 1	SO 7	BB 2	IBB 1	HBP 0	BLK 0	WP 0	HR 0	S 70	P 111	ERA 1.12	WHIP 0.875		
Dave Micki, R ERA: 4.08 Doug Henry, R ERA: 3.56 (1, 1) (9, 1)																			

New York Mets @ San Diego Padres  
Jack Murphy Stadium, San Diego, CA  
Mon Sep 04 1995, 10:05 PM EDT  
Att. 10,135 - Unknown

AB 37  
R 2  
H 9  
RBI 2  
BB 4  
SO 7  
LOB 14

















Batter	1	2	3	4	5	6	7	8	9	AB	R	H	RBI	BB	SO	LOB	TOP						
Damon Buford, R OBP: 0.291, SLG: 0.258	4-2 CS BB	2-0 G5-3		4-2 S BB	1-2 L9			0-1 G5-3 2-3		3	0	0	0	2	0	4							
Jose Vizcaino, S OBP: 0.317, SLG: 0.355	2-2 E7 G6-3 2B		0-2 FC6-4 1B 2B	2-1 L9		0-0 G3		3-3 K		5	2	2	0	0	1	2							
Carl Everett, S OBP: 0.322, SLG: 0.437	0-1 G6-3		1-1 FC6-4 1B	1-3 K		4-1 G4-6-3 HBP		4-2 G1-6-3 BB		3	0	1	1	1	1	1							
Jeff Kent, R OBP: 0.319, SLG: 0.435	1-1 FC6-4 1B		2-1 FC6-4 2B 1B	1-0 G5-3		2-0 G4-6-3		1-2 G1-6-3 BB		5	1	1	0	0	0	5							
Chris Jones, R OBP: 0.330, SLG: 0.474	0-0 FC6-4		0-1 1B SF7 2B		3-1 G1-3		0-1 G1-3		1-0 1B	3	1	1	1	0	0	1							
Rico Brogna, L OBP: 0.344, SLG: 0.477	1-2 FC6-4		1-3 SF7 2B		3-1 G1-3		0-0 G6-3		1-1 1B	2	0	1	0	0	0	0							
Todd Hundley, S OBP: 0.395, SLG: 0.519		1-0 F7	1-2 BB 1B		3-1 HR 1B		0-0 G6-3		1-2 1B	5	1	3	1	0	0	0							
Ryan Thompson, R OBP: 0.313, SLG: 0.410		0-0 SH1-4 BB 1B	1-1 SF7		0-2 HR		1-2 F9		1-3 K	4	1	2	3	0	1	2							
Butch Huskey, R OBP: 0.333, SLG: 0.388		4-2 SH1-4 BB 1B	4-2 BB		4-0 SH2-4 BB		0-2 G6-3			1	0	0	0	3	0	0							
Doug Henry, R OBP: 1.000, SLG: 1.000		1-2 BB	1-2 BB							0	0	0	0	0	0	0							
John Franco, L										0	0	0	0	0	0	0							
Dave Milicki, R OBP: 0.154, SLG: 0.029		0-0 SH1-4	2-3 K		0-0 SH2-4		2-0 G5-3 2B			1	0	0	0	0	1	2							
Don Florence, R										0	0	0	0	0	0	0							
Paul Byrd, R OBP: 1.000, SLG: 1.000										0	0	0	0	0	0	0							
Tim Bogar, R OBP: 0.313, SLG: 0.360		1-2 2-3			1-2					1	0	1	0	0	0	0							
<b>Inning Stats</b>	R: 1 E: 1 K: 0 S: 11	H: 2 LOB: 1 BB: 1 P: 18	R: 0 E: 0 K: 0 S: 6	H: 1 LOB: 2 BB: 1 P: 13	R: 3 E: 0 K: 1 S: 20	H: 4 LOB: 2 BB: 1 P: 31	R: 0 E: 0 K: 1 S: 12	H: 0 LOB: 1 BB: 1 P: 19	R: 2 E: 0 K: 0 S: 11	H: 2 LOB: 1 BB: 1 P: 22	R: 0 E: 0 K: 0 S: 3	H: 0 LOB: 0 BB: 0 P: 9	R: 0 E: 0 K: 0 S: 7	H: 0 LOB: 0 BB: 0 P: 8	R: 0 E: 0 K: 1 S: 9	H: 1 LOB: 1 BB: 0 P: 14	R: 0 E: 0 K: 1 S: 11	H: 2 LOB: 2 BB: 1 P: 19	1B: 8 2B: 3 3B: 0 HR: 1	SF: 1 SAC: 2 DP: 2 HBP: 1	WP: 0 PB: 0 SB: 1 CS: 1	PA: 43	
<b>PITCHER</b>	IP	WLS	BF	H	R	ER	SO	BB	IBB	HBP	BLK	WP	HR	S	P	ERA	WHIP					ERA	WHIP
Jeff Fassero, L ERA: 4.15	2.1	L	15	7	4	4	0	2	0	0	0	0	0	30	48	15.43	3.857					0.00	3.000
Jose DeLeon, R ERA: 5.29	1.2		7	0	0	0	2	2	0	0	0	0	0	19	33	0.00	1.200						
Greg Harris, R ERA: 2.72	1.0		6	2	2	2	0	1	0	0	0	0	1	11	22	18.00	3.000						
Curt Schmidt, R ERA: 5.06	1.0		3	0	0	0	0	0	0	1	0	0	0	3	9	0.00	0.000						
Dave Leiper, L ERA: 3.05	2.0		7	1	0	0	1	0	0	0	0	0	0	16	22	0.00	0.500						
<b>PITCHER</b>	IP	WLS	BF	H	R	ER	SO	BB	IBB	HBP	BLK	WP	HR	S	P	ERA	WHIP					ERA	WHIP
Tim Scott, R ERA: 4.08	1.0		5	2	0	0	1	1	0	0	0	0	0	11	19	0.00	3.000					0.00	3.000

New York Mets @ Montreal Expos  
Olympic Stadium, Montreal, QB  
Sat Sep 09 1995, 7:05 PM EDT  
Att: 15,013 - Dome - 70 F

AB 33  
R 6  
H 12  
RBI 6  
BB 6  
SO 4  
LOB 17



Batter	1	2	3	4	5	6	7	8	9	AB	R	H	RBI	BB	SO	LOB	BOTTOM						
Rondell White, R OBP: 0.347, SLG: 0.452	2-2 G6-4-3 1B	2-1 G5-3		4-2 E BB		2-1 G5-3 S 1B		4-2 BB		3	0	2	0	2	0	3							
Wil Cordero, R OBP: 0.336, SLG: 0.406	1-2 G6-4-3 1-2		1-1 G5-3	1-2 E5		2-3 K		0-0 F8		5	0	0	0	0	1	5							
David Segui, S OBP: 0.370, SLG: 0.463	1-2 F8		2-2 HR	0-1 G4-3		2-2 G5-3		4-2 SH1-4 1B G5-3 BB		4	2	1	1	1	0	4							
Sean Berry, R OBP: 0.387, SLG: 0.571		1-0 1B 1B	0-1 1B		2-0 F8	1-2 G4-3		1-2 SH1-4 1B		5	1	3	0	0	0	1							
Henry Rodriguez, L OBP: 0.312, SLG: 0.365		3-2 HBP 1B	2-3 K		2-1 BB BB WP 1B		1-1 G3		0-0 SH1-4	4	2	2	0	0	1	1							
Dave Silvestri, R OBP: 0.292, SLG: 0.382		1-3 HBP 1B						1-2 2-3		0	0	0	0	0	0	0							
Mike Lansing, R OBP: 0.306, SLG: 0.402	1-2 1B FC3-2 HBP 1B	1-1 P6		4-2 WP BB BB		0-0 G6-3		1-0 G5-3		4	0	1	2	1	0	2							
Darrin Fletcher, L OBP: 0.359, SLG: 0.445		2-2 FC3-2 1B HBP		1-0 F8		4-0 WP BB		4-0 IBB		2	0	0	0	1	0	0							
Moises Alou, R OBP: 0.342, SLG: 0.459		1-2 2-3 HBP		1-2 2-3 BB		1-1 G4-3				0	0	0	0	1	0	0							
Mark Grudzielanek, R OBP: 0.301, SLG: 0.311		2-2 G5-3 FC3-2 1B		2-2 E S 1B		2-3 K		2-0 G4-3	2-0 G1-4-3	5	0	2	1	0	1	4							
Jeff Fassero, L ERA: 4.15	4.1		9	4	1	0	0	0	0	0	0	0	0	0	0	3							
Jose DeLeon, R ERA: 5.29	0.0		1	0	0	0	0	0	0	0	0	0	0	0	0	0							
Paul Byrd, R ERA: 2.35	2.2	W	9	1	0	0	3	0	0	0	0	1	0	25	38	0.00	0.375						
Doug Henry, R ERA: 3.49	1.0		4	0	0	0	0	1	0	0	0	0	0	7	13	0.00	1.000						
John Franco, L ERA: 2.54	1.0	S	6	1	1	1	0	1	1	0	0	0	0	8	20	9.00	2.000						
<b>Inning Stats</b>	R: 0 E: 0 K: 0 S: 9	H: 1 LOB: 0 BB: 0 P: 13	R: 2 E: 0 K: 0 S: 17	H: 4 LOB: 2 BB: 0 P: 28	R: 1 E: 0 K: 1 S: 13	H: 2 LOB: 1 BB: 0 P: 19	R: 0 E: 1 K: 0 S: 14	H: 1 LOB: 3 BB: 1 P: 23	R: 1 E: 0 K: 2 S: 14	H: 1 LOB: 2 BB: 2 P: 30	R: 0 E: 0 K: 1 S: 14	H: 1 LOB: 1 BB: 0 P: 21	R: 0 E: 0 K: 0 S: 5	H: 0 LOB: 0 BB: 0 P: 7	R: 0 E: 0 K: 0 S: 7	H: 0 LOB: 1 BB: 1 P: 13	R: 1 E: 0 K: 0 S: 8	H: 1 LOB: 2 BB: 2 P: 20	1B: 10 2B: 0 3B: 0 HR: 1	SF: 0 SAC: 1 DP: 2 HBP: 1	WP: 1 PB: 0 SB: 2 CS: 0	PA: 44	
<b>PITCHER</b>	IP	WLS	BF	H	R	ER	SO	BB	IBB	HBP	BLK	WP	HR	S	P	ERA	WHIP					ERA	WHIP
Dave Milicki, R ERA: 4.21	4.1		24	9	4	4	1	0	0	0	0	0	0	0	4								
Don Florence, L ERA: 1.59	0.0		1	0	0	0	0	1	0	0	0	0	0	0	4								

New York Mets @ Montreal Expos  
Olympic Stadium, Montreal, QB  
Sat Sep 09 1995, 7:05 PM EDT  
Att: 15,013 - Dome - 70 F

AB 36  
R 5  
H 11  
RBI 4  
BB 6  
SO 4  
LOB 26









Batter	1	2	3	4	5	6	7	8	9	AB	R	H	RBI	BB	SO	LOB	TOP			
Joe Orsulak, L (1, 7) OBP: 0.332, SLG: 0.383	1-0 FC6-4 1B		4-2 BB BB		2-1 L7			2-1 FC6-4 1B		3	0	2	0	1	0	0	<p><b>New York Mets @ Montreal Expos</b> Olympic Stadium, Montreal, QB Mon Sep 11 1995, 7:05 PM EDT Att. 9,715 - Dome - 68 F</p>			
Jose Vizcaino, S (1, 6) OBP: 0.317, SLG: 0.353	0-1 FC6-4 1B 1-2 L6		4-2 SAFE BB		0-0 L8			1-0 F9		3	0	0	0	1	0	2				
Carl Everett, S (1, 9) OBP: 0.327, SLG: 0.455 (7, 8)	3-2 SAFE 1-3 1B		2-1 BB		1-1 G4-3			0-0 FC6-4 1-2		4	0	1	0	0	0	3				
Jeff Kent, R (1, 4) OBP: 0.320, SLG: 0.440	1-1 L6 3-H			3-1 G6-3				0-2 G5-3		4	0	0	0	0	0	2				
Rico Brogna, L (1, 3) OBP: 0.339, SLG: 0.471		2-3 K		2-3 K				0-2 G1-3		4	0	0	0	0	2	0				
Todd Hundley, S (1, 2) OBP: 0.397, SLG: 0.514		3-3 K		2-2 WP 1B				0-1 F7		4	0	1	0	0	1	0				
Ryan Thompson, R (1, 8) OBP: 0.306, SLG: 0.398 Dave Telgheder, R (7, 1)		3-3 K		4-1 BB				2-2 P6		2	0	0	0	1	1	0				
Butch Huskey, R (1, 5) OBP: 0.321, SLG: 0.371 Bill Spiers, L (2, 5) OBP: 0.286, SLG: 0.246			1-0 F8	0-1 F7				0-0 G3-1		0	0	0	0	0	0	0				
Bill Pulsipher, L (1, 1) OBP: 0.200, SLG: 0.158 Paul Byrd, R (6, 1) OBP: 1.000, SLG: 1.000 Chris Jones, R (7, 9) OBP: 0.325, SLG: 0.466			1-3 K		3-2 G3-1			1-3 K		2	0	0	0	0	1	0				
<b>Inning Stats</b>	R: 0 E: 0 K: 0 S: 8	H: 2 LOB: 2 BB: 0 P: 13	R: 0 E: 0 K: 3 S: 13	H: 0 LOB: 0 BB: 2 P: 21	R: 0 E: 0 K: 1 S: 13	H: 0 LOB: 2 BB: 2 P: 25	R: 0 E: 0 K: 1 S: 11	H: 1 LOB: 2 BB: 1 P: 22	R: 0 E: 0 K: 0 S: 6	H: 0 LOB: 0 BB: 0 P: 11	R: 0 E: 0 K: 0 S: 7	H: 0 LOB: 0 BB: 0 P: 9	R: 0 E: 0 K: 1 S: 8	H: 1 LOB: 1 BB: 0 P: 12	R: 0 E: 0 K: 0 S: 8	H: 0 LOB: 0 BB: 0 P: 10		1B: 4 2B: 0 3B: 0 HR: 0	SF: 0 SAC: 0 DP: 0 HBP: 0	WP: 1 PB: 0 SB: 0 CS: 0
<b>PITCHER</b> Pedro Martinez, R (1, 1) ERA: 3.35	IP: 9.0 WLS: W BF: 33 H: 4 R: 0 ER: 0 SO: 6 BB: 3 IBB: 0 HBP: 0 BLK: 0 WP: 1 HR: 0 S: 82 P: 132 ERA: 0.00 WHIP: 0.778															<b>PITCHER</b>				

Batter	1	2	3	4	5	6	7	8	9	AB	R	H	RBI	BB	SO	LOB	BOTTOM			
F.P. Santangelo, S (1, 9) OBP: 0.375, SLG: 0.405	2-3 K		1-0 F7	0-0 1B		0-0 1-2 2-H 1B		0-1 F8		5	0	2	2	0	1	1	<p><b>New York Mets @ Montreal Expos</b> Olympic Stadium, Montreal, QB Mon Sep 11 1995, 7:05 PM EDT Att. 9,715 - Dome - 68 F</p>			
Mark Czuzdzianek, R (1, 6) OBP: 0.304, SLG: 0.315	4-0 G3 WP BB		1-1 BB	1-1 1-3 2-H 1B		0-1 G3				3	0	2	1	1	0	2				
Wil Cordero, R (1, 7) OBP: 0.337, SLG: 0.403	1-1 G3 1-3		2-3 K		4-2 G5-4-3 BB			1-0 F8		3	0	0	0	1	1	2				
Sean Berry, R (1, 5) OBP: 0.380, SLG: 0.558	2-1 G1-3		1-0 F7		3-2 F9			2-1 F9		4	0	0	0	0	0	3				
Rondell White, R (1, 8) OBP: 0.352, SLG: 0.458		0-1 G6-3 1B		0-0 1B SF9 2B		3-1 G5-4-3 1-2		2-1 1B		4	2	3	0	0	0	1				
Mike Lansing, R (1, 4) OBP: 0.310, SLG: 0.406	1 SAFE G6-3 1-2		2-1 1B SF9 1B		0-0 1B S 1B		1 SAFE 0-1 L5			4	1	2	0	0	0	2				
Shane Andrews, R (1, 3) OBP: 0.277, SLG: 0.358 David Segui, S (7, 3) OBP: 0.368, SLG: 0.459		0-0 FC4-6 1B 2-H		2-0 SF9 1-2 3-H 1B		2-2 1B HBP 1B		1-3 K		1	1	1	2	0	0	0				
Darrin Fletcher, L (1, 2) OBP: 0.360, SLG: 0.455	1-1 L7		2-3 1B 1B		2-2 L8			1-2 3B		4	1	2	0	0	0	3				
Pedro Martinez, R (1, 1) OBP: 0.131, SLG: 0.121	0-0 FC4-6 1-2		0-3 K		1-2 1B 1B		2 SAFE 1-2 1B		2-1 P4	4	0	1	0	0	1	4				
<b>Inning Stats</b>	R: 0 E: 0 K: 1 S: 7	H: 0 LOB: 1 BB: 1 P: 16	R: 1 E: 0 K: 0 S: 8	H: 2 LOB: 1 BB: 0 P: 10	R: 0 E: 0 K: 1 S: 9	H: 1 LOB: 1 BB: 0 P: 14	R: 3 E: 0 K: 1 S: 15	H: 5 LOB: 2 BB: 0 P: 21	R: 0 E: 0 K: 0 S: 9	H: 0 LOB: 0 BB: 1 P: 18	R: 1 E: 0 K: 0 S: 15	H: 3 LOB: 2 BB: 0 P: 20	R: 0 E: 0 K: 0 S: 7	H: 1 LOB: 1 BB: 0 P: 12	R: 0 E: 0 K: 1 S: 10	H: 1 LOB: 1 BB: 0 P: 14		1B: 10 2B: 2 3B: 1 HR: 0	SF: 1 SAC: 0 DP: 1 HBP: 1	WP: 1 PB: 0 SB: 1 CS: 0
<b>PITCHER</b> Bill Pulsipher, L (1, 1) ERA: 3.98 Paul Byrd, R (6, 1) ERA: 2.3 Dave Telgheder, R (7, 1) ERA: 6.48	IP: 5.2 WLS: L BF: 27 H: 10 R: 5 ER: 5 SO: 3 BB: 2 IBB: 0 HBP: 0 BLK: 0 WP: 1 HR: 0 S: 60 P: 96 ERA: 7.94 WHIP: 2.118															<b>PITCHER</b>				

AB	30
R	0
H	4
RBI	0
BB	3
SO	6
LOB	9



AB	33
R	5
H	13
RBI	5
BB	2
SO	4
LOB	18






Batter	1	2	3	4	5	6	7	8	9	AB	R	H	RBI	BB	SO	LOB	TOP						
John Cangelosi, S OBP: 0.489, SLG: 0.423	0-1 SH3 1B		1-0 F8		2-2 K		4-2 E 1B BB	4-2 5 WP BB		3	1	1	0	2	1	1							
Craig Biggio, R OBP: 0.405, SLG: 0.482	0-0 SH3			0-2 1B 1B	2-1 5 CS 1B		1-3 K	3-2 P3		4	1	2	1	0	1	4							
5 Jeff Bagwell, R OBP: 0.399, SLG: 0.485	0-3 K		1-0 F8	1-0 SAFE 1B SAFE	2-1 CS	1-0 E5 HR	3-2 E 1B	3-3 K		5	2	1	1	0	2	4							
Derrick May, L OBP: 0.321, SLG: 0.404	2-2 P5		1-1 1B 1B	1-2 1B		0-1 HR	0-0 E5 1B		0-0 G5-3	5	2	2	2	0	0	3							
James Mouton, R OBP: 0.324, SLG: 0.374						1-1 HR	1-2 E			0	0	0	0	0	0	0							
Dave Magadan, L OBP: 0.341, SLG: 0.382		2-0 G6-3		2-1 1B		2-1 F7	1-0 E7 1B		0-3 K	3	0	1	1	0	0	0							
Craig Shipley, R OBP: 0.280, SLG: 0.348				1-2 2-H 1B			1-H 2-H 3-H 1B			2	0	1	2	0	1	0							
Brian Hunter, R OBP: 0.359, SLG: 0.416		3-3 K		0-0 G4-6-3 1B		0-0 G6-3	4-1 BB		2-3 K	4	0	1	0	1	2	0							
Rick Wilkins, L OBP: 0.341, SLG: 0.308			2-3 K		2-1 G4-6-3		1-0 G5-3			3	0	0	0	0	2	3							
Tony Eusebio, R OBP: 0.369, SLG: 0.436				1-2 1B		1-3 K				1	0	0	0	0	0	2							
Ricky Gutierrez, R OBP: 0.284, SLG: 0.273			1-1 G5-3		0-0 SH3-4 1B		2-2 5 SH1-4 1B	0-0 5 WP SH1-4 1B		4	2	3	0	0	0	0							
Donne Wall, R			1-2 G6-3		2-1 SH3-4		1-2 SH1-4	1-1 SH1-4		1	0	0	0	0	0	0							
Jeff Tabaka, R					1-2 SH3-4					0	0	0	0	0	0	0							
Dave Veres, R										0	0	0	0	0	0	0							
Mike Henneman, R					1-2					0	0	0	0	0	0	0							
<b>Inning Stats</b>	R: 0 E: 0 K: 1 S: 9	H: 1 LOB: 1 BB: 0 P: 11	R: 0 E: 0 K: 2 S: 9	H: 0 LOB: 0 BB: 0 P: 16	R: 0 E: 0 K: 0 S: 6	H: 0 LOB: 0 BB: 0 P: 9	R: 1 E: 0 K: 0 S: 12	H: 4 LOB: 2 BB: 0 P: 18	R: 1 E: 0 K: 1 S: 9	H: 2 LOB: 0 BB: 0 P: 17	R: 2 E: 1 K: 1 S: 9	H: 1 LOB: 0 BB: 0 P: 13	R: 4 E: 2 K: 1 S: 20	H: 3 LOB: 2 BB: 2 P: 37	R: 0 E: 0 K: 1 S: 14	H: 1 LOB: 2 BB: 1 P: 25	R: 0 E: 0 K: 2 S: 7	H: 0 LOB: 0 BB: 0 P: 9	1B: 11 2B: 0 3B: 0 HR: 1	SF: 0 SAC: 4 DP: 1 HBP: 0	WP: 1 PB: 0 SB: 0 CS: 1	PA: 43	
<b>PITCHER</b>	IP WLS BF H R ER SO BB IBB HBP BLK WP HR S P ERA WHIP	6.0 L 26 9 5 4 5 0 0 0 0 0 1 59 91 6.00 1.500	0.2 5 1 0 0 1 1 0 0 0 0 0 0 12 21 0.00 3.000	0.1 3 1 3 0 0 1 0 0 0 0 0 0 3 9 0.00 6.000	1.0 5 1 0 0 1 1 0 0 0 1 0 14 25 0.00 2.000	1.0 3 0 0 0 2 0 0 0 0 0 0 7 9 0.00 0.000																	

Houston Astros @ New York Mets  
Shea Stadium, Flushing, NY  
Tue Sep 12 1995, 7:05 PM EDT  
Att: 13,526 - Unknown - 69 F


AB 35  
R 8  
H 12  
RBI 7  
BB 3  
SO 9  
LOB 17



Batter	1	2	3	4	5	6	7	8	9	AB	R	H	RBI	BB	SO	LOB	BOTTOM						
Joe Orsulak, L OBP: 0.330, SLG: 0.380	1-2 G3		2-2 FC4-6 1B		0-0 P6		1-0 FC3-6		0-2 G6-3 1B	5	0	1	2	0	0	3							
Jose Vizcaino, S OBP: 0.318, SLG: 0.353	2-2 G3-1		1-1 1-H 1B			1-0 FC5-4 1B	3-3 K		0-0 G6-3	5	0	2	0	0	1	3							
Carl Everett, S OBP: 0.321, SLG: 0.447	0-1 G5-3			3-2 G4-3		2-2 FC5-4 2B G3-1		3-3 K		4	1	0	0	0	1	1							
Jeff Kent, R OBP: 0.321, SLG: 0.443		2-3 K		1-0 G6-3 1B		1-1 G3-1 2B		0-0 G5-3		4	1	2	0	0	1	0							
Rico Brogna, L OBP: 0.338, SLG: 0.476		1-0 HR		0-0 G6-3		2-1 G3-1		3-2 G3-1		4	1	1	2	0	0	2							
Todd Hundley, S OBP: 0.398, SLG: 0.513		3-2 F7		0-1 2-H 1B		0-1 K			0-2 1B WP 1B	4	1	2	1	0	1	1							
Bill Spiers, L OBP: 0.299, SLG: 0.238		3-3 K		2-2 F8			4-1 FC3-6 1B BB		4-1 WP 1B BB	2	1	0	0	2	1	1							
Ryan Thompson, R OBP: 0.311, SLG: 0.400			1-1 FC4-6 1B		1-3 K		0-3 K		1-0 WP 1B 1B	4	1	2	0	0	2	1							
Reid Cornelius, R ERA: 6.26			0-3 K		1-0 G5-3		0-1 FC3-6 1B		2-3 K	2	0	0	0	0	1	1							
Jerry Dipoto, R ERA: 4.19										0	0	0	0	0	0	0							
Don Florence, R ERA: 1.54										0	0	0	0	0	0	0							
Damon Buford, R OBP: 0.291, SLG: 0.275										1	0	1	0	0	0	0							
Doug Henry, R ERA: 3.43										0	0	0	0	0	0	0							
Bias Minor, R ERA: 2.29										0	0	0	0	0	0	0							
Chris Jones, R OBP: 0.325, SLG: 0.483										1	0	0	0	0	1	2							
<b>Inning Stats</b>	R: 0 E: 0 K: 0 S: 9	H: 0 LOB: 0 BB: 0 P: 12	R: 1 E: 0 K: 2 S: 13	H: 1 LOB: 0 BB: 0 P: 22	R: 0 E: 1 K: 1 S: 12	H: 2 LOB: 2 BB: 0 P: 15	R: 1 E: 0 K: 0 S: 11	H: 2 LOB: 1 BB: 0 P: 17	R: 0 E: 0 K: 1 S: 5	H: 0 LOB: 0 BB: 0 P: 7	R: 1 E: 0 K: 1 S: 11	H: 2 LOB: 1 BB: 0 P: 19	R: 0 E: 0 K: 2 S: 12	H: 1 LOB: 2 BB: 1 P: 20	R: 0 E: 0 K: 1 S: 11	H: 0 LOB: 0 BB: 0 P: 17	R: 3 E: 0 K: 1 S: 13	H: 3 LOB: 0 BB: 1 P: 20	1B: 9 2B: 1 3B: 0 HR: 1	SF: 0 SAC: 0 DP: 1 HBP: 0	WP: 1 PB: 0 SB: 0 CS: 0	PA: 38	
<b>PITCHER</b>	IP WLS BF H R ER SO BB IBB HBP BLK WP HR S P ERA WHIP	5.1 W 22 7 3 3 4 0 0 0 0 0 1 56 83 5.06 1.312	0.2 3 0 0 0 1 1 0 0 0 0 0 0 6 14 0.00 1.500	2.0 10 3 3 3 3 1 0 0 0 0 0 0 27 42 13.50 2.000	1.0 S 3 1 0 0 1 0 0 0 0 1 0 8 10 0.00 1.000																		

Houston Astros @ New York Mets  
Shea Stadium, Flushing, NY  
Tue Sep 12 1995, 7:05 PM EDT  
Att: 13,526 - Unknown - 69 F

AB 36  
R 6  
H 11  
RBI 5  
BB 2  
SO 9  
LOB 15





Batter	1	2	3	4	5	6	7	8	9	AB	R	H	RBI	BB	SO	LOB	TOP				
<b>John Cangelosi, S</b> OBP: 0.487, SLG: 0.435	F7		FC6-4 1B		3B		K		G4-3	5	0	2	0	0	1	1					
<b>Craig Biggio, R</b> OBP: 0.404, SLG: 0.480	G5-4-3 1B		FC6-4 5 HR		G6-3		K			4	1	1	1	0	1	3					
<b>5 Jeff Bagwell, R</b> OBP: 0.400, SLG: 0.493	G5-4-3		HR		G6-3				2B G6-3 1B	4	2	2	2	0	0	2					
<b>Derrick May, L</b> OBP: 0.320, SLG: 0.406		G4-3 1B 2B	F8		G6-3				P4	4	1	1	0	0	0	1					
<b>Dave Magadan, L</b> OBP: 0.422, SLG: 0.390		G6-3	G4-3						2B	4	0	2	0	0	0	1					
<b>Tony Eusebio, R</b> OBP: 0.365, SLG: 0.431		G4-3			G6-3				G6-3	4	0	0	1	0	0	3					
<b>Brian Hunter, R</b> OBP: 0.358, SLG: 0.414		2-3 1B	P3						P3	4	0	1	1	0	0	2					
<b>Ricky Gutierrez, R</b> OBP: 0.283, SLG: 0.272		G6-3							G4-3	4	0	1	0	0	1	1					
<b>Mike Hampton, R</b> Jim Dougherty, R Billy Wagner, L Milt Thompson, L Darryl Kile, R Mike Brumley, S			4-2 1B FC6-4 BB						F7	1	1	0	0	0	1	1					
<b>Inning Stats</b>	R: 0 E: 0 K: 0 S: 8	H: 1 LOB: 0 BB: 0 P: 12	R: 1 E: 0 K: 0 S: 9	H: 2 LOB: 1 BB: 0 P: 15	R: 3 E: 0 K: 0 S: 11	H: 2 LOB: 0 BB: 1 P: 24	R: 0 E: 0 K: 1 S: 7	H: 0 LOB: 0 BB: 0 P: 7	R: 0 E: 0 K: 1 S: 8	H: 1 LOB: 1 BB: 0 P: 14	R: 0 E: 0 K: 0 S: 8	H: 1 LOB: 1 BB: 0 P: 11	R: 0 E: 0 K: 0 S: 7	H: 2 LOB: 1 BB: 0 P: 10	R: 0 E: 0 K: 1 S: 7	H: 0 LOB: 0 BB: 0 P: 8	1B: 5 2B: 3 3B: 1 HR: 1	SF: 0 SAC: 0 DP: 1 HBP: 0	WP: 0 PB: 0 SB: 1 CS: 0	PA: 37	
<b>PITCHER</b>	IP	WLS	BF	H	R	ER	SO	BB	IBB	HBP	BLK	WP	HR	S	P	ERA	WHIP				
<b>Bobby Jones, R</b> ERA: 3.99	8.0	W	34	10	5	5	4	1	0	0	0	0	1	66	104	5.62	1.375				
<b>Doug Henry, R</b> ERA: 3.35	1.0		3	0	0	0	1	0	0	0	0	0	0	7	8	0.00	0.000				

Houston Astros @ New York Mets  
Shea Stadium, Flushing, NY  
Wed Sep 13 1995, 7:05 PM EDT  
Att: 13,165 - Unknown - 79 F

AB 36  
R 5  
H 10  
RBI 5  
BB 1  
SO 5  
LOB 15



Batter	1	2	3	4	5	6	7	8	9	AB	R	H	RBI	BB	SO	LOB	BOTTOM				
<b>Damon Buford, R</b> OBP: 0.308, SLG: 0.322	HR	2H HR		L9		K	L4			5	2	3	0	1	1						
<b>Jose Vizcaino, S</b> OBP: 0.317, SLG: 0.352	E3 FC1-6	1B		G6-3		L6			F8	5	0	1	0	0	0						
<b>Carl Everett, S</b> OBP: 0.327, SLG: 0.463	FC1-6 1-2	FC5-4 1B		G6-3		HR			HR 1B	5	2	3	1	0	0	1					
<b>Jeff Kent, R</b> OBP: 0.322, SLG: 0.450	F9	FC5-4			G5-3	1B			HR 1B	5	1	2	2	0	0	3					
<b>Rico Brogna, L</b> OBP: 0.339, SLG: 0.476	F8			F8 2B		1B BB			F7	4	1	1	0	1	0	2					
<b>Ryan Thompson, R</b> OBP: 0.313, SLG: 0.397		G4-3	F8		1B E 1B		1B BB		K	4	2	1	0	1	1	1					
<b>Tim Bogar, R</b> OBP: 0.317, SLG: 0.371		E7 1B 2B		G1-3		F9			E8 1B	4	1	2	0	0	0	3					
<b>Kelly Stinnett, R</b> OBP: 0.347, SLG: 0.326		SH3-4 HR 1B			E7 1B		K			3	1	2	2	1	1	1					
<b>Bobby Jones, R</b> OBP: 0.180, SLG: 0.163		SH3-4			K					3	0	0	0	0	3	4					
<b>Doug Henry, R</b> OBP: 1.000, SLG: 1.000					K					0	0	0	0	0	0	0					
<b>Inning Stats</b>	R: 1 E: 1 K: 0 S: 9	H: 1 LOB: 1 BB: 0 P: 11	R: 3 E: 1 K: 0 S: 18	H: 5 LOB: 2 BB: 0 P: 27	R: 0 E: 0 K: 1 S: 10	H: 1 LOB: 2 BB: 1 P: 20	R: 0 E: 0 K: 0 S: 7	H: 0 LOB: 0 BB: 0 P: 12	R: 2 E: 1 K: 1 S: 14	H: 2 LOB: 1 BB: 1 P: 24	R: 1 E: 0 K: 1 S: 14	H: 2 LOB: 1 BB: 0 P: 22	R: 1 E: 0 K: 2 S: 11	H: 1 LOB: 1 BB: 1 P: 20	R: 2 E: 0 K: 1 S: 9	H: 2 LOB: 0 BB: 0 P: 11	1B: 8 2B: 2 3B: 0 HR: 4	SF: 0 SAC: 1 DP: 0 HBP: 0	WP: 0 PB: 0 SB: 0 CS: 0	PA: 42	
<b>PITCHER</b>	IP	WLS	BF	H	R	ER	SO	BB	IBB	HBP	BLK	WP	HR	S	P	ERA	WHIP				
<b>Mike Hampton, L</b> ERA: 3.79	4.2	L	26	9	6	5	1	2	0	0	0	0	1	14	19	9.00	2.000				
<b>Jim Dougherty, R</b> ERA: 5.05	1.0		5	2	1	1	2	0	0	0	0	0	0	3	6	0.00	0.000				
<b>Billy Wagner, L</b> ERA:	0.1		1	0	0	0	0	0	0	0	0	0	0	3	6	0.00	0.000				
<b>Darryl Kile, R</b> ERA: 4.94	2.0		10	3	3	2	3	1	0	0	0	0	1	20	31	9.00	2.000				

Houston Astros @ New York Mets  
Shea Stadium, Flushing, NY  
Wed Sep 13 1995, 7:05 PM EDT  
Att: 13,165 - Unknown - 79 F

AB 38  
R 10  
H 14  
RBI 8  
BB 3  
SO 6  
LOB 16





Batter	1	2	3	4	5	6	7	8	9	AB	R	H	RBI	BB	SO	LOB	TOP					
John Cangelosi, S (1, 8) OBP: 0.482, SLG: 0.427 Mike Simms, R (9, PH) OBP: 0.308, SLG: 0.495	G1-3		L6		F8		P6		G5-3	3	1	0	0	1	0	1						
Craig Biggio, R (1, 4) OBP: 0.401, SLG: 0.476	F8		G5-3		G3		K			4	0	0	0	0	1	2						
5 Jeff Bagwell, R (1, 3) OBP: 0.396, SLG: 0.488	K		F9		F8		G4-3			4	0	0	0	0	1	2						
Derrick May, L (1, 7) OBP: 0.326, SLG: 0.409									G6-3	3	1	2	1	1	0	0						
Dave Magadan, L (1, 5) OBP: 0.420, SLG: 0.386									K	3	0	0	0	1	1	2						
James Mouton, R (1, 9) OBP: 0.324, SLG: 0.371									F8	2	0	0	0	1	0	0						
Rick Wilkins, L (1, 2) OBP: 0.300, SLG: 0.305 Brian Hunter, R (9, PH) OBP: 0.360, SLG: 0.416									G6-4-3	2	0	0	0	1	0	2						
Ricky Gutierrez, R (1, 6) OBP: 0.285, SLG: 0.274 Todd Jones, L (6, 1) OBP: 0.400, SLG: 0.400 Tony Eusebio, R (9, PH) OBP: 0.364, SLG: 0.430									G6-4-3	3	0	1	1	0	1	3						
Shane Reynolds, R (1, 1) OBP: 0.138, SLG: 0.123 Craig Shipley, R (6, 6) OBP: 0.286, SLG: 0.355										2	0	0	0	0	1	5						
										2	0	2	0	0	0	0						
<b>Inning Stats</b>	R: 0 E: 0 K: 1 S: 12	H: 0 LOB: 0 BB: 0 P: 18	R: 0 E: 0 K: 1 S: 11	H: 1 LOB: 3 BB: 2 P: 23	R: 0 E: 0 K: 0 S: 9	H: 0 LOB: 0 BB: 0 P: 14	R: 1 E: 0 K: 1 S: 14	H: 1 LOB: 2 BB: 2 P: 30	R: 1 E: 0 K: 0 S: 8	H: 1 LOB: 1 BB: 1 P: 15	R: 0 E: 0 K: 0 S: 6	H: 0 LOB: 0 BB: 0 P: 11	R: 0 E: 0 K: 1 S: 10	H: 1 LOB: 1 BB: 0 P: 16	R: 0 E: 0 K: 1 S: 6	H: 0 LOB: 0 BB: 0 P: 9	R: 0 E: 0 K: 0 S: 8	H: 2 LOB: 1 BB: 0 P: 8	1B: 6 2B: 0 3B: 0 HR: 0	SF: 0 SAC: 1 DP: 1 HBP: 0	WP: 0 PB: 0 SB: 1 CS: 0	PA: 37
<b>PITCHER</b>	IP WLS BF H R ER SO BB IBB HBP BLK WP HR S P ERA WHIP																					
Dave Milicki, R (1, 1) ERA: 4.13	7.0 W 30 4 2 2 4 5 0 0 0 0 0 0 70 127 2.57 1.286																					
Paul Byrd, R (8, 1) ERA: 2.16	1.0 3 0 0 0 1 0 0 0 0 0 0 0 6 9 0.00 0.000																					
John Franco, L (9, 1) ERA: 2.49	1.0 S 4 2 0 0 0 0 0 0 0 0 0 0 8 8 0.00 2.000																					

Houston Astros @ New York Mets  
Shea Stadium, Flushing, NY  
Thu Sep 14 1995, 7:05 PM EDT  
Att: 13,043 - Unknown - 86 F

AB 31  
R 2  
H 6  
RBI 2  
BB 5  
SO 5  
LOB 19



Batter	1	2	3	4	5	6	7	8	9	AB	R	H	RBI	BB	SO	LOB	BOTTOM			
Damon Buford, R (1, 7) OBP: 0.305, SLG: 0.313	P5									4	0	0	0	1	1	4				
Jose Vizcaino, S (1, 6) OBP: 0.316, SLG: 0.349	1B									4	0	0	0	1	1	6				
Carl Everett, S (1, 9) OBP: 0.333, SLG: 0.466	1B									3	1	2	0	1	1	0				
Jeff Kent, R (1, 4) OBP: 0.319, SLG: 0.445	K									4	0	0	0	0	1	4				
Rico Brogna, L (1, 3) OBP: 0.340, SLG: 0.482	K									3	1	1	2	1	1	2				
Todd Hundley, S (1, 2) OBP: 0.400, SLG: 0.513										4	2	2	0	0	0	2				
Ryan Thompson, R (1, 8) OBP: 0.316, SLG: 0.399										4	0	2	0	0	1	2				
Tim Lincecum, R (1, 5) OBP: 0.315, SLG: 0.367										4	0	1	2	0	0	1				
Dave Milicki, R (1, 1) OBP: 0.171, SLG: 0.029 Paul Byrd, R (8, 1) OBP: 1.000, SLG: 1.000 Joe Orsulak, L (6, PH) OBP: 0.332, SLG: 0.382 John Franco, L (9, 1)										1	0	0	0	1	0	1				
										0	0	0	0	0	0	0				
										1	0	1	0	0	0	0				
										0	0	0	0	0	0	0				
<b>Inning Stats</b>	R: 0 E: 0 K: 2 S: 12	H: 1 LOB: 2 BB: 1 P: 19	R: 1 E: 0 K: 0 S: 12	H: 2 LOB: 1 BB: 1 P: 22	R: 0 E: 0 K: 1 S: 10	H: 0 LOB: 0 BB: 0 P: 15	R: 1 E: 1 K: 2 S: 13	H: 3 LOB: 2 BB: 0 P: 18	R: 2 E: 0 K: 0 S: 10	H: 1 LOB: 0 BB: 1 P: 18	R: 0 E: 0 K: 0 S: 6	H: 0 LOB: 1 BB: 1 P: 13	R: 0 E: 0 K: 1 S: 9	H: 1 LOB: 2 BB: 1 P: 19	R: 0 E: 0 K: 0 S: 9	H: 1 LOB: 1 BB: 0 P: 12	1B: 8 2B: 0 3B: 0 HR: 1	SF: 0 SAC: 1 DP: 0 HBP: 0	WP: 0 PB: 0 SB: 1 CS: 0	PA: 38
<b>PITCHER</b>	IP WLS BF H R ER SO BB IBB HBP BLK WP HR S P ERA WHIP																			
Shane Reynolds, R (1, 1) ERA: 3.26	5.0 L 25 7 4 3 5 3 0 0 0 0 0 0 1 57 92 5.40 2.000																			
Todd Jones, R (6, 1) ERA: 2.69	3.0 13 2 0 0 1 1 1 0 0 0 0 0 24 44 0.00 1.000																			

Houston Astros @ New York Mets  
Shea Stadium, Flushing, NY  
Thu Sep 14 1995, 7:05 PM EDT  
Att: 13,043 - Unknown - 86 F

AB 32  
R 4  
H 9  
RBI 4  
BB 5  
SO 6  
LOB 22





Batter	1	2	3	4	5	6	7	8	9	AB	R	H	RBI	BB	SO	LOB	TOP			
Mickey Morandini, L (1.4) OBP: 0.350, SLG: 0.426										5	1	1	0	0	1	3	Philadelphia Phillies @ New York Mets Shea Stadium, Flushing, NY Fri Sep 15, 1995, 7:05 PM EDT Att: 15,637 - Unknown - 72 F			
Andy Van Slyke, L (1.8) OBP: 0.319, SLG: 0.347										4	0	2	1	0	1	0				
Gregg Jefferies, S (1.3) OBP: 0.351, SLG: 0.454										5	0	4	0	0	0	1				
Mark Whiten, S (1.9) OBP: 0.331, SLG: 0.405										5	0	1	0	0	0	4				
Charlie Hayes, R (1.5) OBP: 0.343, SLG: 0.406										5	0	1	0	0	0	5				
Jim Eisenreich, L (1.7) OBP: 0.374, SLG: 0.459										4	0	2	0	0	0	0				
Mike Lieberthal, R (1.2) OBP: 0.303, SLG: 0.267										4	0	2	0	0	0	2				
Kevin Stocker, S (1.6) OBP: 0.308, SLG: 0.283										3	0	1	0	0	2	4				
Mike Mims, L (1.1) OBP: 0.121, SLG: 0.152										2	0	0	0	0	1	2				
Tom Marsh, R (6, PH) OBP: 0.304, SLG: 0.425										1	0	0	0	0	1	1				
Russ Springer, R (6, PH) OBP: 0.314, SLG: 0.271										0	0	0	0	0	0	0				
Gary Varsho, L (8, PH) OBP: 0.314, SLG: 0.271										1	0	1	0	0	0	0				
Chuck Ricci, R (8.1)										0	0	0	0	0	0	0				
<b>Inning Stats</b>	R: 0 E: 0 K: 1 S: 12	H: 1 LOB: 0 BB: 0 P: 14	R: 0 E: 0 K: 1 S: 10	H: 2 LOB: 2 BB: 0 P: 15	R: 1 E: 0 K: 0 S: 13	H: 2 LOB: 1 BB: 0 P: 20	R: 0 E: 0 K: 2 S: 14	H: 2 LOB: 2 BB: 0 P: 18	R: 0 E: 0 K: 1 S: 10	H: 1 LOB: 1 BB: 0 P: 9	R: 0 E: 0 K: 0 S: 10	H: 2 LOB: 2 BB: 0 P: 15	R: 0 E: 0 K: 0 S: 11	H: 2 LOB: 2 BB: 0 P: 17	R: 0 E: 0 K: 0 S: 9	H: 1 LOB: 1 BB: 0 P: 14	1B: 13 2B: 1 3B: 1 HR: 0	SF: 1 SAC: 0 DP: 2 HBP: 1	WP: 0 PB: 0 SB: 1 CS: 0	PA: 41
<b>PITCHER</b>	IP WLS BF H R ER SO BB IBB HBP BLK WP HR S P ERA WHIP																			
Jason Isringhausen, R (1.1) ERA: 2.92	7.1 W 35 13 1 1 6 0 0 1 0 0 0 83 123 1.23 1.773																			
Jerry Dipoto, R (8.1) ERA: 4.15	0.2 2 1 0 0 0 0 0 0 0 0 0 3 3 0.00 1.500																			
John Franco, L (9.1) ERA: 2.44	1.0 S 4 1 0 0 0 0 0 0 0 0 0 0 9 14 0.00 1.000																			

Batter	1	2	3	4	5	6	7	8	9	AB	R	H	RBI	BB	SO	LOB	BOTTOM			
Damon Buford, R (1.7) OBP: 0.309, SLG: 0.318										4	1	2	0	0	0	0	Philadelphia Phillies @ New York Mets Shea Stadium, Flushing, NY Fri Sep 15, 1995, 7:05 PM EDT Att: 15,637 - Unknown - 72 F			
Jose Vizcaino, S (1.6) OBP: 0.315, SLG: 0.346										3	0	0	0	1	1	2				
Carl Everett, S (1.9) OBP: 0.332, SLG: 0.462										4	0	1	1	0	1	3				
Jeff Kent, R (1.4) OBP: 0.321, SLG: 0.448										4	0	2	0	0	0	2				
Rico Brogna, L (1.3) OBP: 0.342, SLG: 0.483										3	2	1	0	0	0	2				
Todd Hundley, S (1.2) OBP: 0.409, SLG: 0.532										3	1	3	3	1	0	0				
Ryan Thompson, R (1.8) OBP: 0.311, SLG: 0.392										4	0	0	0	0	1	5				
Tim Bogar, R (1.5) OBP: 0.305, SLG: 0.355										4	0	0	0	0	4	3				
Jason Isringhausen, R (1.1) OBP: 0.289, SLG: 0.217										2	0	0	0	1	2	0				
Jerry Dipoto, R (8.1) ERA: 5.99										0	0	0	0	0	0	0				
John Franco, L (9.1) ERA: 1.93										0	0	0	0	0	0	0				
<b>Inning Stats</b>	R: 0 E: 0 K: 1 S: 7	H: 0 LOB: 0 BB: 0 P: 12	R: 1 E: 0 K: 1 S: 9	H: 2 LOB: 1 BB: 0 P: 13	R: 0 E: 0 K: 0 S: 6	H: 1 LOB: 1 BB: 1 P: 13	R: 0 E: 0 K: 0 S: 5	H: 1 LOB: 1 BB: 1 P: 11	R: 1 E: 0 K: 2 S: 14	H: 2 LOB: 2 BB: 1 P: 21	R: 2 E: 0 K: 3 S: 16	H: 1 LOB: 0 BB: 0 P: 21	R: 0 E: 0 K: 1 S: 9	H: 0 LOB: 0 BB: 0 P: 15	R: 0 E: 0 K: 1 S: 11	H: 2 LOB: 2 BB: 0 P: 17	1B: 6 2B: 3 3B: 0 HR: 1	SF: 0 SAC: 0 DP: 3 HBP: 1	WP: 2 PB: 1 SB: 0 CS: 0	PA: 35
<b>PITCHER</b>	IP WLS BF H R ER SO BB IBB HBP BLK WP HR S P ERA WHIP																			
Mike Mims, L (1.1) ERA: 4.19	5.0 L 22 6 2 2 4 3 0 0 1 0 0 0 41 70 3.60 1.800																			
Russ Springer, R (6.1) ERA: 5.99	2.0 8 1 2 2 4 0 0 1 0 0 0 1 25 36 9.00 0.500																			
Chuck Ricci, R (8.1) ERA: 1.93	1.0 5 2 0 0 1 0 0 0 0 0 0 0 11 17 0.00 2.000																			



Batter	1	2	3	4	5	6	7	8	9	AB	R	H	RBI	BB	SO	LOB	TOP					
Mickey Morandini, L OBP: 0.351, SLG: 0.425	F8		1B		L8		1B	K		5	2	2	0	0	1	0	Philadelphia Phillies @ New York Mets Shea Stadium, Flushing, NY Sat Sep 16 1995, 3:33 AM EDT Att: 18,351 - Overcast - 70 F					
Andy Van Slyke, L OBP: 0.320, SLG: 0.346	L1		K				2B	K		4	1	1	0	1	2	2						
Gregg Jefferies, S OBP: 0.349, SLG: 0.451	G6-3		1B		F7		L9		G5-3	5	0	1	1	0	0	3						
Mark Whiten, S OBP: 0.332, SLG: 0.409		G3	1B		F8		BLK 1B		P4	5	1	2	3	0	0	1						
Charlie Hayes, R OBP: 0.345, SLG: 0.413		E S 1B	G4-3				1B		F8	4	1	2	1	1	0	2						
Tom Marsh, R OBP: 0.302, SLG: 0.418					G5-3					4	0	1	1	0	1	1						
Toby Borland, R OBP: 0.167, SLG: 0.200										0	0	0	0	0	0	0						
Steve Frey, R										0	0	0	0	0	0	0						
Lenny Webster, R OBP: 0.321, SLG: 0.352										4	1	1	1	0	0	3						
Kevin Elster, R OBP: 0.277, SLG: 0.357										3	2	1	0	1	1	0						
Tommy Greene, R										0	0	0	0	0	0	0						
Jeff Juden, R										0	0	0	0	0	0	0						
23 Kevin Jordan, R										1	0	0	0	0	0	0						
Tyler Greene, R										0	0	0	0	0	0	0						
Paul Fletcher, R										0	0	0	0	0	0	0						
Gary Varsho, L										1	0	0	0	0	0	0						
Jim Eisenreich, L										0	0	0	1	0	0	0						
<b>Inning Stats</b>	R: 0 E: 0 K: 0 S: 9	H: 0 LOB: 0 BB: 0 P: 11	R: 0 E: 1 K: 1 S: 10	H: 1 LOB: 1 BB: 10 P: 15	R: 2 E: 0 K: 1 S: 22	H: 3 LOB: 2 BB: 1 P: 33	R: 1 E: 0 K: 0 S: 7	H: 1 LOB: 1 BB: 0 P: 12	R: 0 E: 0 K: 0 S: 6	H: 0 LOB: 1 BB: 1 P: 12	R: 1 E: 0 K: 1 S: 12	H: 1 LOB: 0 BB: 0 P: 17	R: 3 E: 0 K: 0 S: 16	H: 4 LOB: 2 BB: 1 P: 28	R: 1 E: 0 K: 2 S: 10	H: 1 LOB: 0 BB: 0 P: 13	R: 0 E: 0 K: 0 S: 6	H: 0 LOB: 0 BB: 0 P: 11	1B: 7 2B: 2 3B: 0 HR: 2	SF: 1 SAC: 1 DP: 0 HBP: 0	WP: 0 PB: 1 SB: 1 CS: 0	PA: 41
<b>PITCHER</b>	IP WLS BF H R ER SO BB IBB HBP BLK WP HR S P ERA WHIP																					
Dave Telgheder, R ERA: 6.23	(1, 1) 5.0 W 22 5 3 3 2 2 0 0 0 0 0 1 54 83 5.40 1.400																					
Bias Minor, R ERA: 4.01	(6, 1) 1.2 9 4 4 4 1 0 0 0 0 0 1 22 33 21.60 2.400																					
Doug Henry, R ERA: 3.36	(7, 1) 0.1 3 1 0 0 0 1 0 0 0 1 0 0 6 12 0.00 6.000																					
Paul Byrd, R ERA: 2.04	(8, 1) 1.0 4 1 1 0 2 0 0 0 0 0 0 0 10 13 0.00 1.000																					
John Franco, L ERA: 2.39	(9, 1) 1.0 S 3 0 0 0 0 0 0 0 0 0 0 0 6 11 0.00 0.000																					

Batter	1	2	3	4	5	6	7	8	9	AB	R	H	RBI	BB	SO	LOB	BOTTOM					
Damon Buford, R OBP: 0.317, SLG: 0.318	K				G5-3			S		3	2	1	0	2	1	1	Philadelphia Phillies @ New York Mets Shea Stadium, Flushing, NY Sat Sep 16 1995, 3:33 AM EDT Att: 18,351 - Overcast - 70 F					
Jose Vizcaino, S OBP: 0.316, SLG: 0.344	CS				FC1-5		F8	L9		3	1	0	1	2	0	3						
Carl Everett, S OBP: 0.337, SLG: 0.465	BB				L5-3			K		3	0	1	3	2	1	3						
Jeff Kent, R OBP: 0.322, SLG: 0.450	K						F9	E5		5	1	2	0	0	2	3						
Rico Brogna, L OBP: 0.344, SLG: 0.493							G1-3			5	2	3	2	0	1	1						
Todd Hundley, S OBP: 0.409, SLG: 0.526								F9		3	1	0	0	2	1	2						
Ryan Thompson, R OBP: 0.306, SLG: 0.386								K		4	0	0	0	0	2	3						
Tim Bogar, R OBP: 0.318, SLG: 0.357										2	2	1	0	2	1	0						
Dave Telgheder, R ERA: 8.24										2	1	2	1	0	0	0						
Bill Spillers, L										1	0	1	1	0	0	0						
Bias Minor, R										0	0	0	0	0	0	0						
Doug Henry, R										0	0	0	0	0	0	0						
Joe Orsuta, R										1	0	0	0	0	0	1						
Paul Byrd, R										0	0	0	0	0	0	0						
John Franco, L										0	0	0	0	0	0	0						
<b>Inning Stats</b>	R: 0 E: 0 K: 2 S: 11	H: 0 LOB: 1 BB: 2 P: 23	R: 5 E: 0 K: 2 S: 27	H: 2 LOB: 1 BB: 4 P: 51	R: 1 E: 0 K: 3 S: 10	H: 1 LOB: 0 BB: 0 P: 13	R: 0 E: 0 K: 0 S: 11	H: 2 LOB: 1 BB: 0 P: 18	R: 3 E: 0 K: 0 S: 14	H: 3 LOB: 1 BB: 2 P: 30	R: 0 E: 0 K: 0 S: 6	H: 0 LOB: 1 BB: 1 P: 14	R: 0 E: 0 K: 1 S: 10	H: 1 LOB: 0 BB: 0 P: 17	R: 1 E: 1 K: 1 S: 14	H: 2 LOB: 2 BB: 1 P: 23	R: 0 E: 0 K: 0 S: 6	H: 0 LOB: 0 BB: 0 P: 11	1B: 7 2B: 4 3B: 0 HR: 1	SF: 0 SAC: 0 DP: 2 HBP: 0	WP: 2 PB: 0 SB: 1 CS: 1	PA: 42
<b>PITCHER</b>	IP WLS BF H R ER SO BB IBB HBP BLK WP HR S P ERA WHIP																					
Tommy Greene, R ERA: 8.24	(1, 1) 1.2 L 12 2 5 5 3 6 0 0 0 0 0 1 15 21 6.75 0.750																					
Jeff Juden, R ERA: 4.35	(2, 1) 1.1 5 1 1 1 4 0 0 0 0 0 0 1 15 21 6.75 0.750																					
Tyler Green, R ERA: 5.31	(4, 1) 1.2 10 5 3 3 0 2 0 0 0 0 2 0 22 43 16.20 4.200																					
Paul Fletcher, R ERA: 6.97	(5, 1) 1.1 5 0 0 0 0 1 0 0 0 0 0 0 9 19 0.00 0.750																					
Toby Borland, R ERA: 3.5	(7, 1) 1.2 8 2 1 1 2 1 0 0 0 0 0 0 21 36 5.40 1.800																					



AB 36  
R 8  
H 11  
RBI 8  
BB 3  
SO 5  
LOB 12

AB 32  
R 10  
H 11  
RBI 8  
BB 10  
SO 9  
LOB 17



Batter	1	2	3	4	5	6	7	8	9	AB	R	H	RBI	BB	SO	LOB	TOP					
Mickey Morandini, L (1.4)	G4-3		2B		HBP		1B		F8	4	0	2	0	0	0	1	Philadelphia Phillies @ New York Mets Shea Stadium, Flushing, NY Sun Sep 17 1995, 3:33 AM EDT Att: 16,325 - Cloudy - 68 F					
Andy Van Slyke, L (1.8)	K		K		F7		G6-4-3			4	0	1	0	0	2	2						
Gregg Jefferies, S (1.3)	F4			P2	G4-3		G6-4-3			4	0	0	0	0	0	3						
Mark Whiten, S (1.9)		K		G4-3		HR			K	4	1	1	1	0	2	0						
Charlie Hayes, R (1.5)	F9			1B	2B		G6-4-3		G4-3	4	1	2	0	0	0	0						
Jim Eisenreich, L (1.7)				1B	1B		G6-4-3		L7	3	0	1	1	1	0	1						
Mike Lieberthal, R (1.2)				2-H	1B		1-2			3	0	1	0	1	1	1						
Kevin Stocker, S (1.6)			L7	P6			G1-3			4	0	1	0	0	0	3						
Mike Williams, R (1.1)			F7						G5-3	1	0	0	0	0	0	0						
Kevin Jordan, R (5. PH)										1	0	0	0	0	1	0						
Jeff Juden, R (5. PH)										0	0	0	0	0	0	0						
Gary Varsho, R (7. PH)										1	0	0	0	0	0	0						
Russ Springer, R (7.1)										0	0	0	0	0	0	0						
Gene Schall, R (9. PH)										1	0	0	0	0	0	1						
<b>Inning Stats</b>	R: 0 E: 0 K: 1 S: 5	H: 0 LOB: 0 BB: 0 P: 8	R: 0 E: 0 K: 1 S: 9	H: 0 LOB: 1 BB: 1 P: 17	R: 0 E: 0 K: 1 S: 11	H: 1 LOB: 1 BB: 0 P: 16	R: 1 E: 0 K: 0 S: 10	H: 3 LOB: 2 BB: 0 P: 17	R: 0 E: 0 K: 1 S: 10	H: 0 LOB: 1 BB: 0 P: 13	R: 1 E: 0 K: 0 S: 8	H: 2 LOB: 1 BB: 1 P: 16	R: 0 E: 0 K: 1 S: 7	H: 2 LOB: 1 BB: 0 P: 13	R: 0 E: 0 K: 1 S: 9	H: 0 LOB: 0 BB: 0 P: 16	R: 0 E: 0 K: 1 S: 19	H: 1 LOB: 1 BB: 0 P: 28	1B: 6 2B: 2 3B: 0 HR: 1	SF: 0 SAC: 0 DP: 2 HBP: 1	WP: 0 PB: 0 SB: 0 CS: 0	PA: 37
<b>PITCHER</b>	IP WLS BF H R ER SO BB IBB HBP BLK WP HR S P ERA WHIP																					
Reid Cornelius, R (1.1)	6.1 W 29 8 2 2 4 2 0 1 0 0 1 58 96 2.84 1.579																					
Jerry Dipoto, R (7.1)	2.2 S 8 1 0 0 2 0 0 0 0 0 0 30 48 0.00 0.375																					

Batter	1	2	3	4	5	6	7	8	9	AB	R	H	RBI	BB	SO	LOB	BOTTOM			
Damon Buford, R (1.7)	L7		K	K		G6-3		F4		5	0	0	0	0	2	2	Philadelphia Phillies @ New York Mets Shea Stadium, Flushing, NY Sun Sep 17 1995, 3:33 AM EDT Att: 16,325 - Cloudy - 68 F			
Jose Vizcaino, S (1.6)	F7		BB	WP	L8	G4-3		F7		5	1	1	0	0	0	2				
Carl Everett, S (1.9)	L3-1		HR	BB	1B		HR			3	2	2	0	1	0	0				
Jeff Kent, R (1.4)		F9	HR	BB	F8		HR			3	2	1	2	1	0	2				
Rico Brogna, L (1.3)		1B	HR	HR		HR		K		4	3	3	5	0	1	0				
Todd Hundley, S (1.2)		1B	K	K		2B		K		3	0	1	0	1	2	0				
Ryan Thompson, R (1.8)		1B	2B	P4		K		K		4	0	2	1	0	1	0				
Tim Bogar, R (1.5)	L9	G5-3		F8				1B		4	0	1	0	0	0	3				
Reid Cornelius, R (1.1)		G6-3		1B		G5-3		K		3	0	1	0	0	0	2				
Jerry Dipoto, R (7.1)				1B						1	0	0	0	0	1	1				
<b>Inning Stats</b>	R: 0 E: 0 K: 0 S: 7	H: 2 LOB: 0 BB: 0 P: 12	R: 1 E: 0 K: 0 S: 12	H: 2 LOB: 2 BB: 1 P: 20	R: 4 E: 0 K: 2 S: 30	H: 3 LOB: 1 BB: 2 P: 49	R: 0 E: 0 K: 1 S: 11	H: 2 LOB: 0 BB: 0 P: 17	R: 1 E: 0 K: 0 S: 16	H: 2 LOB: 0 BB: 0 P: 22	R: 0 E: 0 K: 0 S: 7	H: 0 LOB: 0 BB: 0 P: 10	R: 2 E: 0 K: 3 S: 17	H: 2 LOB: 0 BB: 0 P: 24	R: 0 E: 0 K: 1 S: 11	H: 1 LOB: 1 BB: 0 P: 19	1B: 7 2B: 2 3B: 0 HR: 3	SF: 0 SAC: 0 DP: 0 HBP: 0	WP: 1 PB: 0 SB: 1 CS: 0	PA: 38
<b>PITCHER</b>	IP WLS BF H R ER SO BB IBB HBP BLK WP HR S P ERA WHIP																			
Mike Williams, R (1.1)	4.0 L 22 7 5 5 3 3 0 0 0 0 0 1 60 98 11.25 2.500																			
Jeff Juden, R (5.1)	2.0 7 2 1 1 0 0 0 0 0 0 1 23 32 4.50 1.000																			
Russ Springer, R (7.1)	2.0 9 3 2 2 4 0 0 0 0 0 1 28 43 9.00 1.500																			



Batter	1	2	3	4	5	6	7	8	9	AB	R	H	RBI	BB	SO	LOB	TOP					
Damon Buford, R OBP: 0.313, SLG: 0.304	4-2 G3 BB		1-2 G5-3			0-0 B4-3		4-1 1B BB		2	0	0	0	2	0	1	New York Mets @ Atlanta Braves Atlanta-Fulton County Stadium, Atlanta, GA Mon Sep 18 1995, 7:05 PM EDT Att: 29,635 - Unknown - 73 F					
Jose Vizcaino, S OBP: 0.315, SLG: 0.343	0-1 G3		2-3 K			0-2 FC4-6 1B		0-0 1B		3	0	1	0	0	1	1						
Tim Bogar, R OBP: 0.321, SLG: 0.359	1-2 G3					2-3 1B		1-3 1B		1	0	1	0	0	0	0						
Carl Everett, S OBP: 0.343, SLG: 0.463	0-0 G5-3					0-0 FC4-6		1-3 K		2	0	0	1	0	0	2						
Robert Person, R	(6, 1)					1-2 FC4-6				0	0	0	0	0	0	0						
Edgardo Alfonso, R OBP: 0.295, SLG: 0.383	(8, FH)					1-2 3-H F9				1	0	0	0	0	1	2						
Bias Minor, R	(8, 1)					0-0 F9				0	0	0	0	0	0	0						
Jeff Kent, R OBP: 0.320, SLG: 0.452	0-3 K					1-2 F9				4	0	0	0	0	1	3						
Rico Brogna, L OBP: 0.345, SLG: 0.504		0-0 L7				2-0 F8		0-0 F8		4	0	0	0	0	0	0						
Todd Hundley, S OBP: 0.408, SLG: 0.523		0-2 1B				1-2 F7		0-0 P3		4	0	1	0	0	1	0						
Butch Huskey, R OBP: 0.310, SLG: 0.356		1-0 F8				1-1 G6-3		2-3 K		3	0	0	0	0	1	1						
Ryan Thompson, R OBP: 0.306, SLG: 0.387		3-2 G6-3				2-3 K		0-0 F8		3	0	0	0	0	1	1						
Bobby Jones, R OBP: 0.176, SLG: 0.160						2-2 1B B4-3 FC4-6 1B		1-3 K		1	0	0	0	0	1	0						
Pete Walker, R	(3, 1)									0	0	0	0	0	0	0						
Alex Ochoa, R OBP: 0.500, SLG: 0.500	(6, FH)									2	1	1	0	0	1	0						
(6, 9)																						
<b>Inning Stats</b>	R: 0 E: 0 K: 1 S: 10	H: 0 LOB: 1 BB: 1 P: 14	R: 0 E: 0 K: 0 S: 9	H: 1 LOB: 1 BB: 0 P: 13	R: 0 E: 0 K: 2 S: 11	H: 0 LOB: 0 BB: 0 P: 15	R: 0 E: 0 K: 0 S: 4	H: 0 LOB: 0 BB: 0 P: 9	R: 0 E: 0 K: 1 S: 8	H: 0 LOB: 0 BB: 0 P: 12	R: 1 E: 0 K: 0 S: 9	H: 2 LOB: 1 BB: 0 P: 11	R: 0 E: 0 K: 2 S: 7	H: 0 LOB: 0 BB: 0 P: 11	R: 0 E: 0 K: 2 S: 11	H: 1 LOB: 2 BB: 1 P: 17	R: 0 E: 0 K: 0 S: 9	H: 0 LOB: 0 BB: 0 P: 12	1B: 4 2B: 0 3B: 0 HR: 0	SF: 0 SAC: 0 DP: 1 HBP: 1	WP: 0 PB: 0 CS: 0	PA: 33
<b>PITCHER</b> Steve Avery, L ERA: 4.91	(1, 1)	IP: 9.0 WLS: W BF: 33	H: 4 R: 1 ER: 1 SO: 8	BB: 2 IBB: 0 HBP: 1 BLK: 0	WP: 0 HR: 0 S: 78 P: 114	ERA: 1.00 WHIP: 0.667	<b>PITCHER</b> IP: WLS: BF: H: R: ER: SO: BB: IBB: HBP: BLK: WP: HR: S: P: ERA: WHIP															

AB 30  
R 1  
H 4  
RBI 1  
BB 2  
SO 8  
LOB 11



Batter	1	2	3	4	5	6	7	8	9	AB	R	H	RBI	BB	SO	LOB	BOTTOM					
Luis Polonia, L OBP: 0.332, SLG: 0.364	0-0 F7		2-2 10 1B 2B	2-1 L7		3-1 F8				4	1	1	1	0	0	0	New York Mets @ Atlanta Braves Atlanta-Fulton County Stadium, Atlanta, GA Mon Sep 18 1995, 7:05 PM EDT Att: 29,635 - Unknown - 73 F					
Ed Giovannola, L OBP: 0.308, SLG: 0.100	0-1 F8		1-2 F7	0-1 F7			1-2 10 G4-3 1B			4	0	1	0	0	0	1						
10 Chipper Jones, S OBP: 0.348, SLG: 0.439	1-3 K		0-1 2B 1B		0-0 HR		1-2 G4-3			4	2	2	2	0	1	1						
Fred McGriff, L OBP: 0.360, SLG: 0.494		2-0 G5-3	4-1 2B 1B BB		0-0 G4-3		1-0 P9			2	1	0	0	1	0	0						
Mike Mordecai, R OBP: 0.368, SLG: 0.548			2B 1B BB				1-2 K			1	0	0	0	0	0	1						
Dwight Smith, L OBP: 0.351, SLG: 0.452		0-2 F8	1-0 1B 2B		3-2 FC6-4 1B		1-3 K			4	1	2	1	0	1	1						
Mike Devereaux, R OBP: 0.350, SLG: 0.462		3-1 2B	4-2 1B E BB		1-3 K		1-3 K			3	1	1	0	1	2	1						
Eddie Pérez, R OBP: 0.333, SLG: 0.667		0-0 G6-3	0-0 E7 1B		0-2 FC6-4		0-0 P6			4	0	1	2	0	0	2						
Jeff Blauser, R OBP: 0.320, SLG: 0.343			G4-3 K			0-2 F8		1-0 L8		4	0	0	0	0	1	1						
Steve Avery, L OBP: 0.235, SLG: 0.408			1-0 2B 2B	0-1 G4-3		0-1 P6				3	1	1	0	0	0	0						
<b>Inning Stats</b>	R: 0 E: 0 K: 1 S: 6	H: 0 LOB: 0 BB: 0 P: 7	R: 0 E: 0 K: 0 S: 7	H: 1 LOB: 1 BB: 0 P: 12	R: 6 E: 1 K: 1 S: 23	H: 5 LOB: 1 BB: 2 P: 37	R: 0 E: 0 K: 0 S: 6	H: 0 LOB: 0 BB: 0 P: 8	R: 1 E: 0 K: 0 S: 12	H: 2 LOB: 1 BB: 0 P: 16	R: 0 E: 0 K: 0 S: 7	H: 0 LOB: 0 BB: 0 P: 10	R: 0 E: 0 K: 1 S: 13	H: 1 LOB: 1 BB: 0 P: 17	R: 0 E: 0 K: 1 S: 6	H: 0 LOB: 0 BB: 0 P: 8	R: 0 E: 0 K: 1 S: 6	H: 0 LOB: 0 BB: 0 P: 8	1B: 4 2B: 4 3B: 0 HR: 1	SF: 0 SAC: 0 DP: 0 HBP: 0	WP: 0 PB: 0 CS: 0	PA: 35
<b>PITCHER</b> Bobby Jones, R ERA: 4.18 Pete Walker, R ERA: 5.17 Robert Person, R ERA: Bias Minor, R ERA: 3.92	(1, 1)	IP: 2.2 WLS: L BF: 16	H: 6 R: 6 ER: 5 SO: 1	BB: 2 IBB: 0 HBP: 0 BLK: 0	WP: 0 HR: 0 S: 32 P: 51	ERA: 16.88 WHIP: 3.000	<b>PITCHER</b> IP: WLS: BF: H: R: ER: SO: BB: IBB: HBP: BLK: WP: HR: S: P: ERA: WHIP															

AB 33  
R 7  
H 9  
RBI 6  
BB 2  
SO 5  
LOB 8









Batter	1	2	3	4	5	6	7	8	9	AB	R	H	RBI	BB	SO	LOB	TOP					
Joe Orsulak, L (1.7) OBP: 0.332, SLG: 0.379	G3-1		WP E 1B	K		P5		BB 1B BB		4	2	1	0	1	1	1						
Tim Bogar, R (1.6) OBP: 0.333, SLG: 0.370	F9		WP E 1B	G1-3				K		4	1	1	0	1	1	2						
Carl Everett, S (1.9) OBP: 0.345, SLG: 0.461	K		E7 1B 1B			F8		K		4	1	1	2	1	2	2						
Jeff Kent, R (1.4) OBP: 0.327, SLG: 0.463										5	2	4	2	0	1	1						
Alex Chao, R (8, PR) OBP: 0.500, SLG: 0.500										0	0	0	0	0	0	0						
Doug Henry, R (8, 1) OBP: 1.000, SLG: 1.000										0	0	0	0	0	0	0						
John Franco, L (9, 1)										0	0	0	0	0	0	0						
Rico Brogna, L (1, 3) OBP: 0.348, SLG: 0.505										4	1	3	2	1	0	2						
Todd Hundley, S (1, 2) OBP: 0.397, SLG: 0.510										5	0	0	0	0	1	6						
Butch Huskey, R (1, 5) OBP: 0.287, SLG: 0.325										5	0	0	1	0	0	4						
Ryan Thompson, R (1, 8) OBP: 0.311, SLG: 0.390										3	1	1	0	2	0	1						
Jason Isringhausen, R (1, 1) OBP: 0.250, SLG: 0.200										2	0	0	0	0	1	2						
Damon Buford, R (6, PH) OBP: 0.318, SLG: 0.307										1	0	0	0	0	0	1						
Jerry Dipoto, R (6, 1)										0	0	0	0	0	0	0						
Bill Spiers, L (8, PH) OBP: 0.304, SLG: 0.246										1	0	0	0	0	0	1						
Edgardo Alfonzo, R (8, 4) OBP: 0.294, SLG: 0.381										0	0	0	0	0	0	0						
<b>Inning Stats</b>	R: 0 E: 0 K: 1 S: 7	H: 0 LOB: 0 BB: 0 P: 14	R: 1 E: 0 K: 1 S: 14	H: 2 LOB: 2 BB: 1 P: 24	R: 4 E: 2 K: 1 S: 15	H: 4 LOB: 1 BB: 0 P: 23	R: 0 E: 0 K: 1 S: 8	H: 0 LOB: 0 BB: 0 P: 11	R: 0 E: 0 K: 0 S: 15	H: 1 LOB: 2 BB: 1 P: 26	R: 0 E: 0 K: 1 S: 14	H: 0 LOB: 2 BB: 2 P: 25	R: 1 E: 0 K: 0 S: 9	H: 2 LOB: 0 BB: 0 P: 13	R: 2 E: 0 K: 1 S: 15	H: 2 LOB: 2 BB: 0 P: 25	R: 0 E: 0 K: 1 S: 9	H: 0 LOB: 0 BB: 0 P: 14	1B: 7 2B: 4 3B: 0 HR: 0	SF: 0 SAC: 0 DP: 1 HBP: 0	WP: 2 PB: 0 SB: 0 CS: 0	PA: 44
<b>PITCHER</b>	IP WLS BF H R ER SO BB IBB HBP BLK WP HR S P ERA WHIP																					
29 John Smoltz, R (1, 1) ERA: 3.3	5.0 L 25 7 5 3 4 2 0 0 0 0 1 0 59 98 5.40 1.800																					
Terrell Wade, L (6, 1) ERA: 3.0	1.0 5 0 0 0 1 2 0 0 0 0 1 0 14 25 0.00 2.000																					
Greg McMichael, R (7, 1) ERA: 2.72	1.0 4 2 1 1 0 0 0 0 0 0 0 0 9 13 9.00 2.000																					
Alejandro Pena, R (8, 1) ERA: 5.12	0.2 6 2 2 2 1 2 0 0 0 0 0 0 14 23 27.00 6.000																					
Pedro Borbon, L (8, 1) ERA: 3.21	1.1 4 0 0 0 1 0 0 0 0 0 0 0 10 16 0.00 0.000																					

New York Mets @ Atlanta Braves  
Atlanta-Fulton County Stadium, Atlanta, GA  
Wed Sep 20 1995, 7:05 PM EDT  
Att: 29,506 - Unknown - 79 F

AB 38  
R 8  
H 11  
RBI 7  
BB 6  
SO 7  
LOB 23



Batter	1	2	3	4	5	6	7	8	9	AB	R	H	RBI	BB	SO	LOB	BOTTOM					
Marquis Grissom, R (1, 8) OBP: 0.317, SLG: 0.366	F7		G4-3			K			G6-3	3	1	1	1	0	0	0						
Mike Devereaux, R (6, 9) OBP: 0.347, SLG: 0.458										2	0	0	0	0	1	0						
Mark Lemke, S (1, 4) OBP: 0.331, SLG: 0.353	P5									2	1	1	0	1	0	0						
Mike Mordecai, R (7, 4) OBP: 0.386, SLG: 0.556										1	0	1	0	1	0	0						
10 Chipper Jones, S (1, 5) OBP: 0.351, SLG: 0.445										2	0	1	1	2	0	1						
Fred McGriff, L (1, 3) OBP: 0.364, SLG: 0.493										3	0	1	0	1	0	3						
Ed Giovannola, L (8, 4) OBP: 0.297, SLG: 0.083										1	0	0	0	0	1	2						
David Justice, L (1, 9) OBP: 0.370, SLG: 0.488										3	0	1	1	0	0	4						
Terrell Wade, L (7, 1) ERA: 3.89										0	0	0	0	0	0	0						
Greg McMichael, R (7, 1) ERA: 3.89										0	0	0	0	0	0	0						
Dwight Smith, L (8, 1) OBP: 0.386, SLG: 0.444										1	0	0	0	0	0	1						
Alejandro Pena, R (8, 1)										0	0	0	0	0	0	0						
Pedro Borbon, R (8, 1)										0	0	0	0	0	0	0						
Mike Kelly, R (9, PH) OBP: 0.290, SLG: 0.320										0	0	0	1	0	0	0						
Ryan Klesko, L (1, 7) OBP: 0.402, SLG: 0.608										4	1	1	1	1	0	3						
Javy Lopez, R (1, 2) OBP: 0.346, SLG: 0.505										4	0	1	0	0	0	2						
Jeff Blauser, R (1, 6) OBP: 0.321, SLG: 0.347										4	0	0	0	0	0	1						
29 John Smoltz, R (1, 1) ERA: 3.19										1	0	0	0	0	1	0						
Luis Polonia, L (5, PH) OBP: 0.331, SLG: 0.362										3	1	1	0	0	0	1						
<b>Inning Stats</b>	R: 0 E: 0 K: 0 S: 8	H: 0 LOB: 2 BB: 2 P: 20	R: 1 E: 0 K: 1 S: 9	H: 1 LOB: 0 BB: 0 P: 12	R: 0 E: 0 K: 0 S: 11	H: 2 LOB: 0 BB: 0 P: 17	R: 0 E: 0 K: 0 S: 5	H: 0 LOB: 0 BB: 0 P: 6	R: 3 E: 0 K: 0 S: 10	H: 3 LOB: 2 BB: 2 P: 25	R: 0 E: 0 K: 1 S: 9	H: 0 LOB: 0 BB: 0 P: 15	R: 0 E: 0 K: 0 S: 9	H: 1 LOB: 1 BB: 1 P: 18	R: 0 E: 0 K: 0 S: 12	H: 1 LOB: 1 BB: 0 P: 16	R: 0 E: 0 K: 1 S: 14	H: 1 LOB: 3 BB: 2 P: 27	1B: 6 2B: 1 3B: 1 HR: 1	SF: 1 SAC: 0 DP: 1 HBP: 0	WP: 0 PB: 0 SB: 0 CS: 0	PA: 42
<b>PITCHER</b>	IP WLS BF H R ER SO BB IBB HBP BLK WP HR S P ERA WHIP																					
Jason Isringhausen, R (1, 1) ERA: 3.89	5.0 W 25 7 1 0 4 1 4 0 0 0 0 0 1 43 80 7.20 2.000																					
Jerry Dipoto, R (8, 1) ERA: 3.89	2.0 7 1 0 0 1 1 0 0 0 0 0 0 18 33 0.00 1.000																					
Doug Henry, R (8, 1) ERA: 3.28	1.2 9 2 0 0 1 2 0 0 0 0 0 0 24 41 0.00 2.400																					
John Franco, L (9, 1) ERA: 2.37	0.1 S 1 0 0 0 0 0 0 0 0 0 0 0 2 2 0.00 0.000																					

New York Mets @ Atlanta Braves  
Atlanta-Fulton County Stadium, Atlanta, GA  
Wed Sep 20 1995, 7:05 PM EDT  
Att: 29,506 - Unknown - 79 F

AB 34  
R 4  
H 9  
RBI 4  
BB 7  
SO 3  
LOB 18





Batter	1	2	3	4	5	6	7	8	9	AB	R	H	RBI	BB	SO	LOB	TOP			
Joe Orsulak, L (1, 7) OBP: 0.328, SLG: 0.373				L1-5-3				G1-3		4	0	0	0	0	2	1				
Jose Vizcaino, S (1, 6) OBP: 0.314, SLG: 0.342	F7			G4-3						4	0	1	0	0	1	1				
Carl Everett, S (1, 9) OBP: 0.344, SLG: 0.457				1B		G5-3				4	0	1	0	0	2	1				
Jeff Kent, R (1, 4) OBP: 0.326, SLG: 0.461				1B		G6-3				4	0	1	0	0	1	1				
Rico Brogna, L (1, 3) OBP: 0.345, SLG: 0.501				G4-3						4	0	0	0	0	1	2				
Todd Hundley, S (1, 2) OBP: 0.397, SLG: 0.508	F7									3	0	1	0	0	1	0				
Butch Huskey, R (1, 5) OBP: 0.278, SLG: 0.314				G4-3		P3		F9		3	0	0	0	0	0	1				
Ryan Thompson, R (1, 8) OBP: 0.311, SLG: 0.394				G6-3		F8				3	0	1	0	0	0	1				
Dave Telgheder, R (1, 1) OBP: 0.333, SLG: 0.333										1	0	0	0	0	1	0				
Damon Buford, R (5, PH) OBP: 0.317, SLG: 0.305										1	0	0	0	0	1	1				
Robert Person, R (5, 1)										0	0	0	0	0	0	0				
Edgardo Alfonzo, R (8, PH) OBP: 0.294, SLG: 0.380										1	0	0	0	0	0	1				
Pete Walker, R (8, 1)										0	0	0	0	0	0	0				
<b>Inning Stats</b>	R: 0 E: 0 K: 2 S: 8	H: 0 LOB: 0 BB: 0 P: 11	R: 0 E: 0 K: 2 S: 10	H: 0 LOB: 0 BB: 0 P: 13	R: 0 E: 0 K: 1 S: 10	H: 0 LOB: 0 BB: 0 P: 13	R: 0 E: 0 K: 0 S: 7	H: 2 LOB: 2 BB: 0 P: 9	R: 0 E: 0 K: 1 S: 10	H: 1 LOB: 1 BB: 0 P: 14	R: 0 E: 0 K: 1 S: 8	H: 0 LOB: 0 BB: 0 P: 9	R: 0 E: 0 K: 1 S: 9	H: 1 LOB: 1 BB: 0 P: 14	R: 0 E: 0 K: 1 S: 7	H: 0 LOB: 0 BB: 0 P: 10	1B: 4 2B: 1 3B: 0 HR: 0	SF: 0 SAC: 0 DP: 0 HBP: 0	WP: 0 PB: 0 CS: 1	PA: 32
<b>PITCHER</b>	IP WLS BF H R ER SO BB IBB HBP BLK WP HR S P ERA WHIP																			
Greg Maddux, R (1, 1) ERA: 1.88	8.0 W 29 5 0 0 9 0 0 0 0 0 0 0 70 95 0.00 0.625																			
Mark Wohlers, R (9, 1) ERA: 2.21	1.0 S 3 0 0 0 1 0 0 0 0 0 0 0 7 10 0.00 0.000																			

**New York Mets @ Atlanta Braves**  
Atlanta-Fulton County Stadium, Atlanta, GA  
Thu Sep 21 1995, 7:05 PM EDT  
Att: 29,982 - Unknown - 75 F

AB 32  
R 0  
H 5  
RBI 0  
BB 0  
SO 10  
LOB 10

Batter	1	2	3	4	5	6	7	8	9	AB	R	H	RBI	BB	SO	LOB	BOTTOM	
Marquis Grissom, R (1, 8) OBP: 0.318, SLG: 0.365								F3		2	1	0	0	2	1	0		
Mark Lemke, S (1, 4) OBP: 0.325, SLG: 0.351	P3									2	1	0	0	0	0	2		
Rafael Belliard, R (4, 4) OBP: 0.258, SLG: 0.247										2	0	1	0	0	0	3		
10 Chipper Jones, S (1, 5) OBP: 0.350, SLG: 0.446	P5									4	0	1	2	0	0	1		
Fred McGriff, L (1, 3) OBP: 0.362, SLG: 0.489		F8								4	0	0	1	0	0	2		
David Justice, L (1, 9) OBP: 0.371, SLG: 0.486										4	0	1	0	0	0	1		
Dwight Smith, L (1, 7) OBP: 0.336, SLG: 0.430										4	0	0	0	0	1	1		
Mark Wohlers, R (9, 1) ERA: 2.21	F7									0	0	0	0	0	0	0		
Charlie O'Brien, R (1, 2) OBP: 0.339, SLG: 0.399	G1-6-3									4	0	0	0	0	0	1		
Jeff Blauser, R (1, 6) OBP: 0.321, SLG: 0.346										3	0	1	0	0	1	1		
Greg Maddux, R (1, 1) ERA: 5.81										3	1	2	0	0	1	1		
Mike Devereaux, R (9, 7) OBP: 0.347, SLG: 0.458										0	0	0	0	0	0	0		
<b>Inning Stats</b>	R: 0 E: 0 K: 1 S: 9	H: 0 LOB: 0 BB: 0 P: 15	R: 0 E: 0 K: 0 S: 10	H: 1 LOB: 1 BB: 0 P: 13	R: 3 E: 1 K: 1 S: 15	H: 2 LOB: 1 BB: 1 P: 25	R: 0 E: 0 K: 0 S: 7	H: 2 LOB: 3 BB: 1 P: 16	R: 0 E: 0 K: 2 S: 11	H: 0 LOB: 1 BB: 0 P: 17	R: 0 E: 0 K: 0 S: 8	H: 1 LOB: 1 BB: 0 P: 11	R: 0 E: 0 K: 0 S: 4	H: 0 LOB: 0 BB: 0 P: 8	1B: 3 2B: 3 3B: 0 HR: 0	SF: 0 SAC: 0 DP: 0 HBP: 0	WP: 0 PB: 0 CS: 0	PA: 34
<b>PITCHER</b>	IP WLS BF H R ER SO BB IBB HBP BLK WP HR S P ERA WHIP																	
Dave Telgheder, R (1, 1) ERA: 5.81	4.0 L 20 5 3 1 2 0 0 0 0 0 0 0 25 37 0.00 0.333																	
Robert Person, R (5, 1) ERA: 2.21	3.0 11 1 0 0 2 0 0 0 0 0 0 0 4 8 0.00 0.000																	
Pete Walker, R (8, 1) ERA: 4.86	1.0 3 0 0 0 0 0 0 0 0 0 0 0 4 8 0.00 0.000																	

**New York Mets @ Atlanta Braves**  
Atlanta-Fulton County Stadium, Atlanta, GA  
Thu Sep 21 1995, 7:05 PM EDT  
Att: 29,982 - Unknown - 75 F

AB 32  
R 3  
H 6  
RBI 3  
BB 2  
SO 4  
LOB 13



Batter	1	2	3	4	5	6	7	8	9	AB	R	H	RBI	BB	SO	LOB	TOP
Joe Orsulak, L (1, 7) OBP: 0.324, SLG: 0.368	1-1 F8		2-1 G6-3			2-1 G4-3		0-0 G4-3		4	0	0	0	0	0	0	
Jose Vizcaino, S (1, 6) OBP: 0.314, SLG: 0.344	0-0 2B				2-1 G4-3	1-0 G3				3	0	1	0	0	0	0	
Carl Everett, S (1, 9) OBP: 0.344, SLG: 0.454	3-2 G3			2-3 K		4-1 1B BB				2	0	0	0	1	1	1	
Jeff Kent, R (1, 4) OBP: 0.326, SLG: 0.460	1-3 K			0-2 F8		2-2 1B		1-3 1B		3	0	1	0	0	1	1	
Rico Brogna, L (1, 3) OBP: 0.345, SLG: 0.500			2-1 F8			0-0 1B 1B		0-2 G4-3		3	0	1	0	0	0	2	
Todd Hundley, S (1, 2) OBP: 0.393, SLG: 0.502			2-1 G4-3			2-3 K		2-2 G1-3		3	0	0	0	0	1	1	
Edgardo Alfonzo, R (1, 5) OBP: 0.294, SLG: 0.380			0-0 L9			1-2 1B		1-2 G6-3		3	0	1	0	0	0	0	
Tim Bogar, R (7, 5) OBP: 0.333, SLG: 0.370						1-2 1B				0	0	0	0	0	0	0	
Ryan Thompson, R (1, 8) OBP: 0.308, SLG: 0.389				2-3 K		3-3 K		1-3 K2-3		3	0	0	0	0	3	2	
Paul Byrd, R (7, 1) OBP: 1.000, SLG: 1.000										0	0	0	0	0	0	0	
Reid Cornelius, R (1, 1) OBP: 0.111, SLG: 0.111										1	0	0	0	0	0	0	
Bill Spiers, L (5, PH) OBP: 0.300, SLG: 0.242										1	0	0	0	0	0	2	
Bias Minor, R (5, 1) OBP: 0.315, SLG: 0.304										0	0	0	0	0	0	0	
Damon Buford, R (7, 8) OBP: 0.315, SLG: 0.304										1	0	0	0	0	0	0	
<b>Inning Stats</b>	R: 0 E: 0 K: 1 S: 9	H: 1 LOB: 1 BB: 0 P: 14	R: 0 E: 0 K: 0 S: 5	H: 0 LOB: 0 BB: 0 P: 9	R: 0 E: 0 K: 1 S: 6	H: 0 LOB: 0 BB: 0 P: 10	R: 0 E: 0 K: 1 S: 8	H: 0 LOB: 0 BB: 0 P: 12	R: 0 E: 0 K: 2 S: 11	H: 2 LOB: 2 BB: 0 P: 17	R: 0 E: 0 K: 0 S: 10	H: 1 LOB: 2 BB: 1 P: 19	R: 0 E: 0 K: 1 S: 11	H: 0 LOB: 0 BB: 0 P: 15	R: 0 E: 0 K: 0 S: 3	H: 0 LOB: 0 BB: 0 P: 5	
<b>PITCHER</b> Pat Rapp, R (1, 1) ERA: 3.59	IP: 7.2 WLS: W BF: 28 H: 4 R: 0 ER: 0 SO: 6 BB: 1 IBB: 0 HBP: 0 BLK: 0 WP: 0 HR: 0 S: 63 P: 101 ERA: 0.00 WHIP: 0.652																

New York Mets @ Florida Marlins  
Joe Robbie Stadium, Miami, FL  
Fri Sep 22, 1995, 7:05 PM EDT  
Att: 24,580 - Unknown - 85 F

AB 27  
R 0  
H 4  
RBI 0  
BB 1  
SO 6  
LOB 9



WP: 0 PA: 28  
SB: 0  
CS: 0

Batter	1	2	3	4	5	6	7	8	9	AB	R	H	RBI	BB	SO	LOB	BOTTOM
Quiulvio Veras, S (1, 4) OBP: 0.384, SLG: 0.373	2-1 1B BB 1B				0-0 B5-3			1-2 L8		3	1	1	0	0	0	1	
Jerry Browne, S (5, 4) OBP: 0.350, SLG: 0.284										1	0	0	0	0	2		
Jesus Tavarez, S (1, 8) OBP: 0.337, SLG: 0.365	0-1 BB 1B SF9 1B		2-1 S WP 2B		1-0 G1-3			1-2 F8		4	2	2	0	0	0	1	
Gary Sheffield, R (1, 9) OBP: 0.459, SLG: 0.571	0-0 SF9 1B 1-2 2-3 1B		4-2 WP S BB		1-3 K			4-2 FC4-6 BB		2	0	1	0	2	1	0	
Jeff Conine, R (1, 7) OBP: 0.378, SLG: 0.511	4-2 BB		1-2 L3		1-3 K			1-2 FC4-6		3	0	0	1	1	1	3	
Greg Colbrunn, R (1, 3) OBP: 0.311, SLG: 0.452	1-1 SF9		4-0 WP IBB		2-3 K			1-3 K		2	0	0	1	1	2	1	
Kurt Abbott, R (1, 6) OBP: 0.314, SLG: 0.442	2-3 3-H P3		0-3 K					0-0 SH1-4 2B		3	0	1	0	0	1	5	
Alex Arias, R (1, 5) OBP: 0.336, SLG: 0.351	0-0 P4		3-1 F9					1-1 L6		3	0	0	0	0	5		
Steve Decker, R (1, 2) OBP: 0.333, SLG: 0.342			0-2 F7		4-1 FC3-6 BB			4-1 SH1-4 BB		1	0	0	0	2	0	0	
Pat Rapp, R (1, 1) OBP: 0.113, SLG: 0.132			0-0 G6-3		0-0 FC3-6 B5-3			2-0 SH1-4		2	0	0	0	0	0	1	
<b>Inning Stats</b>	R: 2 E: 0 K: 0 S: 12	H: 3 LOB: 2 BB: 1 P: 19	R: 0 E: 0 K: 0 S: 7	H: 0 LOB: 0 BB: 0 P: 7	R: 1 E: 0 K: 1 S: 13	H: 1 LOB: 2 BB: 2 P: 27	R: 0 E: 0 K: 0 S: 4	H: 0 LOB: 1 BB: 1 P: 9	R: 0 E: 0 K: 3 S: 9	H: 0 LOB: 0 BB: 0 P: 13	R: 0 E: 0 K: 0 S: 8	H: 1 LOB: 2 BB: 1 P: 16	R: 0 E: 0 K: 1 S: 11	H: 0 LOB: 1 BB: 1 P: 18	R: 0 E: 0 K: 0 S: 3	H: 0 LOB: 0 BB: 0 P: 5	
<b>PITCHER</b> Reid Cornelius, R (1, 1) ERA: 5.93	IP: 4.0 WLS: L BF: 20 H: 4 R: 3 ER: 3 SO: 3 BB: 3 IBB: 1 HBP: 0 BLK: 0 WP: 1 HR: 0 S: 36 P: 62 ERA: 6.75 WHIP: 1.750																
Bias Minor, R (5, 1) ERA: 3.74	2.0 8 1 0 0 3 1 0 0 0 0 0 17 29 0.00 1.000																
Paul Byrd, R (7, 1) ERA: 1.77	1.0 4 0 0 0 1 1 0 0 0 0 0 11 18 0.00 1.000																

New York Mets @ Florida Marlins  
Joe Robbie Stadium, Miami, FL  
Fri Sep 22, 1995, 7:05 PM EDT  
Att: 24,580 - Unknown - 85 F

AB 24  
R 3  
H 5  
RBI 2  
BB 6  
SO 5  
LOB 19



WP: 1 PA: 32  
SB: 0  
CS: 0



Batter	1	2	3	4	5	6	7	8	9	AB	R	H	RBI	BB	SO	LOB	TOP					
Alex Ochoa, R (1,9) OBP: 0.500, SLG: 0.375	4-1 F8 1B BB		4-1 E G6-3 BB	2-1 FC6-4			2-0 G6-3		1-2 G4-3	2	1	0	0	2	0	1						
Doug Henry, R (8,1) OBP: 1.000, SLG: 1.000										0	0	0	0	0	0	0						
Bill Spiers, L (9,PH) OBP: 0.296, SLG: 0.239										1	0	0	0	0	0	0						
Jose Vizcaino, S (1,6) OBP: 0.321, SLG: 0.353	1 SAFE 2-2 1B		0-0 G6-3 E 1B		0-0 E 1B		1-2 FC5-4 1B		2-2 2B	5	0	5	0	0	0	0						
Carl Everett, S (1,8) OBP: 0.341, SLG: 0.447	0-0 F8 2-3		1-0 E3 G6-3 1B		4-0 FC5-4 BB		1 SAFE 2-2 FC5-4 2B		2-2 F9	4	1	0	0	1	0	6						
Jeff Kent, R (1,4) OBP: 0.325, SLG: 0.460	0-0 F8		0-0 G6-3 1B		2-3 K		0-0 K		2-3 K	5	0	1	1	0	2	7						
Rico Brogna, L (1,3) OBP: 0.342, SLG: 0.496	0-3 K		1-3 K		1-3 K		0-0 G6-3			4	0	0	0	0	3	6						
Chris Jones, R (1,7) OBP: 0.321, SLG: 0.458		1-0 L3		1-1 L8		1-2 FC5-4		2-2 1B		4	0	1	0	0	0	2						
Tim Bogar, R (1,5) OBP: 0.331, SLG: 0.366		0-0 1B		2-1 G5-3		0-0 G5-3		0-0 B2		4	0	1	0	0	0	1						
Kelly Stinnett, R (1,2) OBP: 0.347, SLG: 0.342		3-3 K		1-0 HR		3-1 L8		2-3 K		3	1	1	1	0	1	1						
Joe Orsulak, L (8,PH) OBP: 0.321, SLG: 0.367										1	0	0	0	0	1	1						
Bobby Jones, R (1,1) OBP: 0.185, SLG: 0.170		0-3 K		1-0 K		2-1 P2		2-0 F8		3	0	1	0	0	1	1						
Todd Hundley, S (8,PH) OBP: 0.391, SLG: 0.500										1	0	0	0	0	0	1						
<b>Inning Stats</b>	R: 0 E: 0 K: 1 S: 9	H: 1 LOB: 2 BB: 1 P: 15	R: 0 E: 0 K: 2 S: 8	H: 1 LOB: 0 BB: 0 P: 12	R: 1 E: 1 K: 1 S: 7	H: 1 LOB: 1 BB: 1 P: 13	R: 1 E: 0 K: 0 S: 8	H: 2 LOB: 1 BB: 0 P: 15	R: 0 E: 1 K: 2 S: 11	H: 0 LOB: 0 BB: 0 P: 10	R: 1 E: 0 K: 0 S: 9	H: 2 LOB: 1 BB: 0 P: 14	R: 0 E: 0 K: 1 S: 9	H: 1 LOB: 1 BB: 0 P: 15	R: 0 E: 0 K: 1 S: 17	H: 1 LOB: 1 BB: 0 P: 24	1B: 7 2B: 2 3B: 0 HR: 1	SF: 0 SAC: 0 DP: 1 HBP: 0	WP: 0 PB: 0 CS: 0	PA: 40		
<b>PITCHER</b>	IP WLS BF H R ER SO BB IBB HBP BLK WP HR S P ERA WHIP	IP WLS BF H R ER SO BB IBB HBP BLK WP HR S P ERA WHIP	IP WLS BF H R ER SO BB IBB HBP BLK WP HR S P ERA WHIP	IP WLS BF H R ER SO BB IBB HBP BLK WP HR S P ERA WHIP	IP WLS BF H R ER SO BB IBB HBP BLK WP HR S P ERA WHIP	IP WLS BF H R ER SO BB IBB HBP BLK WP HR S P ERA WHIP	IP WLS BF H R ER SO BB IBB HBP BLK WP HR S P ERA WHIP	IP WLS BF H R ER SO BB IBB HBP BLK WP HR S P ERA WHIP	IP WLS BF H R ER SO BB IBB HBP BLK WP HR S P ERA WHIP	IP WLS BF H R ER SO BB IBB HBP BLK WP HR S P ERA WHIP	IP WLS BF H R ER SO BB IBB HBP BLK WP HR S P ERA WHIP	IP WLS BF H R ER SO BB IBB HBP BLK WP HR S P ERA WHIP	IP WLS BF H R ER SO BB IBB HBP BLK WP HR S P ERA WHIP	IP WLS BF H R ER SO BB IBB HBP BLK WP HR S P ERA WHIP	IP WLS BF H R ER SO BB IBB HBP BLK WP HR S P ERA WHIP	IP WLS BF H R ER SO BB IBB HBP BLK WP HR S P ERA WHIP	IP WLS BF H R ER SO BB IBB HBP BLK WP HR S P ERA WHIP	IP WLS BF H R ER SO BB IBB HBP BLK WP HR S P ERA WHIP	IP WLS BF H R ER SO BB IBB HBP BLK WP HR S P ERA WHIP	IP WLS BF H R ER SO BB IBB HBP BLK WP HR S P ERA WHIP	IP WLS BF H R ER SO BB IBB HBP BLK WP HR S P ERA WHIP	IP WLS BF H R ER SO BB IBB HBP BLK WP HR S P ERA WHIP

New York Mets @ Florida Marlins  
Joe Robbie Stadium, Miami, FL  
Sat Sep 23 1995, 7:05 PM EDT  
Att: 27,729 - Unknown - 88 F

AB 37  
R 3  
H 10  
RBI 2  
BB 3  
SO 8  
LOB 27



Batter	1	2	3	4	5	6	7	8	9	AB	R	H	RBI	BB	SO	LOB	BOTTOM					
Jesus Tavarez, S (1,8) OBP: 0.332, SLG: 0.359	0-0 L7	0-1 FC1-6 S			0-1 SH5-3		1-1 G4-3			3	0	0	1	0	0	1						
Jerry Browne, S (1,4) OBP: 0.348, SLG: 0.289	1-1 1B 2B	1 SAFE 2-2 L9			1-1 P5		1-1 G4-3			4	1	1	0	0	0	2						
Gary Sheffield, R (1,9) OBP: 0.463, SLG: 0.587	1-1 BLK 1B		3-1 G5-3		4-0 IBB		1-2 HR			3	2	2	2	1	0	0						
Jeff Conine, R (1,7) OBP: 0.377, SLG: 0.509	1-2 1B		3-3 K		0-0 P4		3-2 P5			4	0	1	1	0	1	2						
Terry Pendleton, S (1,5) OBP: 0.341, SLG: 0.442	0-2 L6		1-0 G3-1		0-0 L9		2-3 K			4	0	0	0	0	1	1						
Greg Colburn, R (1,3) OBP: 0.308, SLG: 0.448	0-1 P4			1-0 G5-3		0-1 L9		2-3 K		4	0	0	0	0	1	1						
Kurt Abbott, R (1,6) OBP: 0.318, SLG: 0.450		1-0 1B FC1-6 2B		2-1 CS 2B		0-0 1B 1B		2-3 K		4	1	3	0	0	1	0						
Steve Decker, R (1,2) OBP: 0.333, SLG: 0.341		2-2 G6-3		1-1 P2		1-1 1B		1-2 1B		3	0	1	0	0	0	2						
Chris Hammond, L (1,1) OBP: 0.358, SLG: 0.383		2-1 1B			4-2 SH5-3 BB		1-3 K			2	0	1	0	1	1	2						
Terry Mathews, L (8,1) OBP: 0.462, SLG: 0.615										0	0	0	0	0	0	0						
Robb Nen, R (9,1) OBP: 0.462, SLG: 0.615										0	0	0	0	0	0	0						
<b>Inning Stats</b>	R: 2 E: 0 K: 0 S: 14	H: 3 LOB: 1 BB: 0 P: 17	R: 1 E: 0 K: 0 S: 13	H: 2 LOB: 1 BB: 0 P: 20	R: 0 E: 0 K: 1 S: 9	H: 0 LOB: 0 BB: 0 P: 16	R: 0 E: 0 K: 0 S: 5	H: 1 LOB: 0 BB: 0 P: 9	R: 0 E: 0 K: 0 S: 8	H: 0 LOB: 2 BB: 2 P: 17	R: 0 E: 0 K: 1 S: 9	H: 2 LOB: 0 BB: 0 P: 11	R: 1 E: 0 K: 0 S: 11	H: 1 LOB: 0 BB: 0 P: 17	R: 0 E: 0 K: 3 S: 13	H: 0 LOB: 0 BB: 0 P: 19	1B: 5 2B: 3 3B: 0 HR: 1	SF: 0 SAC: 1 DP: 0 HBP: 0	WP: 0 PB: 0 CS: 1	PA: 34		
<b>PITCHER</b>	IP WLS BF H R ER SO BB IBB HBP BLK WP HR S P ERA WHIP	IP WLS BF H R ER SO BB IBB HBP BLK WP HR S P ERA WHIP	IP WLS BF H R ER SO BB IBB HBP BLK WP HR S P ERA WHIP	IP WLS BF H R ER SO BB IBB HBP BLK WP HR S P ERA WHIP	IP WLS BF H R ER SO BB IBB HBP BLK WP HR S P ERA WHIP	IP WLS BF H R ER SO BB IBB HBP BLK WP HR S P ERA WHIP	IP WLS BF H R ER SO BB IBB HBP BLK WP HR S P ERA WHIP	IP WLS BF H R ER SO BB IBB HBP BLK WP HR S P ERA WHIP	IP WLS BF H R ER SO BB IBB HBP BLK WP HR S P ERA WHIP	IP WLS BF H R ER SO BB IBB HBP BLK WP HR S P ERA WHIP	IP WLS BF H R ER SO BB IBB HBP BLK WP HR S P ERA WHIP	IP WLS BF H R ER SO BB IBB HBP BLK WP HR S P ERA WHIP	IP WLS BF H R ER SO BB IBB HBP BLK WP HR S P ERA WHIP	IP WLS BF H R ER SO BB IBB HBP BLK WP HR S P ERA WHIP	IP WLS BF H R ER SO BB IBB HBP BLK WP HR S P ERA WHIP	IP WLS BF H R ER SO BB IBB HBP BLK WP HR S P ERA WHIP	IP WLS BF H R ER SO BB IBB HBP BLK WP HR S P ERA WHIP	IP WLS BF H R ER SO BB IBB HBP BLK WP HR S P ERA WHIP	IP WLS BF H R ER SO BB IBB HBP BLK WP HR S P ERA WHIP	IP WLS BF H R ER SO BB IBB HBP BLK WP HR S P ERA WHIP	IP WLS BF H R ER SO BB IBB HBP BLK WP HR S P ERA WHIP	IP WLS BF H R ER SO BB IBB HBP BLK WP HR S P ERA WHIP

New York Mets @ Florida Marlins  
Joe Robbie Stadium, Miami, FL  
Sat Sep 23 1995, 7:05 PM EDT  
Att: 27,729 - Unknown - 88 F

AB 31  
R 4  
H 9  
RBI 4  
BB 2  
SO 5  
LOB 11









Batter	1	2	3	4	5	6	7	8	9	AB	R	H	RBI	BB	SO	LOB	TOP
<b>Thomas Howard, S</b> (1, 8) OBP: 0.352, SLG: 0.405	1-1 G4-3 1B		0-1 G1-3	1-3 K		0-0 F7				4	0	1	0	0	1	6	<b>Cincinnati Reds @ New York Mets</b> Shea Stadium, Flushing, NY Mon Sep 25 1995, 7:05 PM EDT Att: 12,664 - Unknown - 62 F <a href="http://livebaseballscorecards.com">livebaseballscorecards.com</a>
<b>Barry Larkin, R</b> (1, 6) OBP: 0.395, SLG: 0.498	1-2 G4-3		1-1 S		0-0 F9					3	0	1	0	0	0	1	
<b>Mark Lewis, R</b> (5, 5) OBP: 0.422, SLG: 0.500	1-3 G4-3		1-3 S							0	0	0	0	0	0	0	
<b>Ron Gant, R</b> (1, 7) OBP: 0.395, SLG: 0.575	4-2 S		1-3 K		2-3 K					2	0	0	0	1	2	1	
<b>Eric Anthony, L</b> (5, 7) OBP: 0.331, SLG: 0.438	BB		1-3 K							0	0	0	0	0	0	0	
<b>Reggie Sanders, R</b> (1, 9) OBP: 0.398, SLG: 0.591	2-3 K				3-2 F7					3	0	0	0	0	1	2	
<b>Hal Morris, L</b> (1, 3) OBP: 0.333, SLG: 0.443	2-2 G3-1				2-1 1B BB					3	1	1	0	0	0	2	
<b>Benito Santiago, R</b> (1, 2) OBP: 0.349, SLG: 0.496		1-2 P4			3-2 P5					3	0	1	0	0	0	1	
<b>Bret Boone, R</b> (1, 4) OBP: 0.329, SLG: 0.427		1-2 G6-3			0-0 BB					3	0	2	0	0	0	0	
<b>Jeff Branson, L</b> (1, 5) OBP: 0.340, SLG: 0.439		2-3 K			4-0 BB					1	0	0	0	2	1	0	
<b>Mark Portugal, R</b> (1, 1) OBP: 0.183, SLG: 0.214					0-0 G5-3					1	0	0	1	1	0	0	
<b>Lenny Harris, L</b> (6, PH) OBP: 0.259, SLG: 0.295					1-2 2-3 3-H BB					0	0	0	0	1	0	0	
<b>Tim Lincecum, R</b> (6, 1) OBP: 0.148, SLG: 0.154					1-2 2-3 3-H BB					0	0	0	0	0	0	0	
<b>Inning Stats</b>	R: 0 E: 0 K: 1 S: 13	H: 1 LOB: 2 BB: 1 P: 24	R: 0 E: 0 K: 1 S: 10	H: 0 LOB: 0 BB: 0 P: 14	R: 0 E: 0 K: 1 S: 9	H: 1 LOB: 1 BB: 0 P: 11	R: 1 E: 0 K: 1 S: 14	H: 2 LOB: 3 BB: 2 P: 31	R: 0 E: 0 K: 0 S: 8	H: 0 LOB: 0 BB: 0 P: 13	R: 0 E: 0 K: 0 S: 9	H: 2 LOB: 3 BB: 2 P: 19					
<b>PITCHER</b> Jason Isringhausen, R (1, 1) ERA: 3.07	IP: 6.0 WLS: W BF: 28 H: 6 R: 1 ER: 1 SO: 5 BB: 5 IBB: 0 HBP: 0 BLK: 0 WP: 0 HR: 0 S: 63 P: 112 ERA: 1.50 WHIP: 1.833																

Batter	1	2	3	4	5	6	7	8	9	AB	R	H	RBI	BB	SO	LOB	BOTTOM
<b>Alex Ochoa, R</b> (1, 9) OBP: 0.500, SLG: 0.438	0-1 G6-3 SH5-3 1B		1-2 F7		1-0 2H 1B					3	0	2	0	0	0	1	<b>Cincinnati Reds @ New York Mets</b> Shea Stadium, Flushing, NY Mon Sep 25 1995, 7:05 PM EDT Att: 12,664 - Unknown - 62 F <a href="http://livebaseballscorecards.com">livebaseballscorecards.com</a>
<b>Jose Vizcaino, S</b> (1, 6) OBP: 0.326, SLG: 0.359	0-1 SH5-3		2-2 2H 1B			1-0 BLK BB WP 1B				2	1	2	1	0	0	0	
<b>Carl Everett, S</b> (1, 8) OBP: 0.345, SLG: 0.444	1-0 G6-3		2-0 G3			4-1 WP BLK BB				2	0	0	0	1	0	2	
<b>Jeff Kent, R</b> (1, 4) OBP: 0.323, SLG: 0.463	3-1 F8			1-3 K		2-2 WP				3	0	0	0	0	1	2	
<b>Rico Brogna, L</b> (1, 3) OBP: 0.344, SLG: 0.493		4-1 G6-4-3 BB		0-0 B1-3						1	0	0	0	1	0	0	
<b>Todd Hundley, S</b> (1, 2) OBP: 0.385, SLG: 0.490		2-3 K		2-0 G3-1						2	0	0	0	0	1	1	
<b>Edgardo Alfonzo, R</b> (1, 5) OBP: 0.298, SLG: 0.380		1-1 G6-4-3			0-1 SH1-4 1B					2	0	1	0	0	0	1	
<b>Ryan Thompson, R</b> (1, 7) OBP: 0.309, SLG: 0.387			4-1 WP SH3-1 1B BB		0-0 F9					1	1	0	0	1	0	1	
<b>Jason Isringhausen, R</b> (1, 1) OBP: 0.250, SLG: 0.200		1-1 SH3-1		1-2 SH3-1		0-0 SH1-4				0	0	0	0	0	0	0	
<b>Inning Stats</b>	R: 0 E: 0 K: 0 S: 7	H: 1 LOB: 1 BB: 0 P: 11	R: 0 E: 0 K: 1 S: 6	H: 0 LOB: 0 BB: 1 P: 13	R: 1 E: 0 K: 0 S: 12	H: 1 LOB: 1 BB: 1 P: 22	R: 0 E: 0 K: 1 S: 6	H: 0 LOB: 0 BB: 0 P: 9	R: 0 E: 0 K: 0 S: 5	H: 2 LOB: 2 BB: 0 P: 6	R: 1 E: 0 K: 0 S: 5	H: 1 LOB: 1 BB: 1 P: 12					
<b>PITCHER</b> Mark Portugal, R (1, 1) ERA: 4.13	IP: 5.0 WLS: L BF: 19 H: 4 R: 1 ER: 1 SO: 2 BB: 2 IBB: 0 HBP: 0 BLK: 0 WP: 1 HR: 0 S: 36 P: 61 ERA: 1.80 WHIP: 1.200																
<b>Tim Lincecum, R</b> (6, 1) ERA: 3.93	0.0 L 3 1 1 1 0																

AB	23
R	1
H	6
RBI	1
BB	5
SO	5
LOB	13



WP	0	PA	28
FB	0		
3B	4		
CS	2		

AB	16
R	2
H	5
RBI	1
BB	3
SO	2
LOB	8



WP	2	PA	22
FB	0		
3B	0		
CS	0		



Batter	1	2	3	4	5	6	7	8	9	AB	R	H	RBI	BB	SO	LOB	TOP							
Thomas Howard, S (1, 8) OBP: 0.350, SLG: 0.403 Brian Hunter, R (9, PH) OBP: 0.322, SLG: 0.351	G3		F7		G4-3			1B	E4	4	0	1	0	0	0	1								
Barry Larkin, R (1, 6) OBP: 0.395, SLG: 0.497 Mark Lewis, R (6, 5) OBP: 0.418, SLG: 0.497	1B		F8			G5-3		SF9	F9	3	0	1	0	0	0	0								
Ron Gant, R (1, 7) OBP: 0.392, SLG: 0.569	K		F8				K	F9		4	0	0	0	0	2	2								
Reggie Sanders, R (1, 9) OBP: 0.399, SLG: 0.589	F9				F9			1B		3	0	1	0	1	0	1								
Hal Morris, L (1, 3) OBP: 0.332, SLG: 0.450		HR			K			G4-3	K	4	1	1	1	0	2	3								
Bento Santiago, R (1, 2) OBP: 0.347, SLG: 0.490		K			G5-3				1B	3	1	0	0	1	2	0								
Bret Boone, R (1, 4) OBP: 0.327, SLG: 0.423		G6-3					K		1B	4	0	0	0	0	2	1								
Jeff Branson, L (1, 5) OBP: 0.342, SLG: 0.440 Darren Lewis, R (9, PH) OBP: 0.311, SLG: 0.298							P5		K	2	0	1	0	1	0	0								
John Smiley, L (1, 1) OBP: 0.217, SLG: 0.291 Hector Carrasco, R (7, 1) Lenny Harris, L (6, PH) OBP: 0.262, SLG: 0.298 Chuck McElroy, L (8, 1) Mariano Duncan, R (9, PH) OBP: 0.300, SLG: 0.437							1B			2	0	0	0	0	1	2								
<b>Inning Stats</b>	R: 0 E: 0 K: 1 S: 12	H: 1 LOB: 1 BB: 0 P: 20	R: 1 E: 0 K: 2 S: 10	H: 1 LOB: 1 BB: 1 P: 18	R: 0 E: 0 K: 0 S: 7	H: 0 LOB: 0 BB: 0 P: 10	R: 0 E: 0 K: 1 S: 7	H: 0 LOB: 0 BB: 0 P: 12	R: 0 E: 0 K: 1 S: 11	H: 1 LOB: 1 BB: 0 P: 15	R: 0 E: 0 K: 1 S: 7	H: 0 LOB: 1 BB: 1 P: 12	R: 0 E: 0 K: 1 S: 8	H: 0 LOB: 0 BB: 0 P: 12	R: 1 E: 0 K: 1 S: 11	H: 3 LOB: 2 BB: 0 P: 17	R: 2 E: 1 K: 2 S: 20	H: 2 LOB: 1 BB: 1 P: 32	1B: 7 2B: 0 3B: 0 HR: 1	SF: 1 SAC: 0 DP: 0 HBP: 0	WP: 0 PB: 0 SB: 1 CS: 0	PA: 38		
<b>PITCHER</b>	IP	WLS	BF	H	R	ER	SO	BB	IBB	HBP	BLK	WP	HR	S	P	ERA	WHIP							
Robert Person, R (1, 1) ERA: 0.75 Paul Byrd, R (8, 1) ERA: 2.11 John Franco, L (9, 1) ERA: 2.5	7.0	W	26	3	1	1	7	2	0	0	0	0	1	62	99	1.29	0.714							
																		WP: 0 PB: 0 SB: 1 CS: 0	PA: 38					

Cincinnati Reds @ New York Mets  
Shea Stadium, Flushing, NY  
Wed Sep 27 1995, 7:05 PM EDT  
Sunny - 74 F

AB 34  
R 4  
H 8  
RBI 3  
BB 3  
SO 10  
LOB 12



Batter	1	2	3	4	5	6	7	8	9	AB	R	H	RBI	BB	SO	LOB	BOTTOM							
Alex Ochoa, R (1, 9) OBP: 0.545, SLG: 0.550	G5-4-3		2B		1B	G6-4-3				4	1	3	0	0	0	1								
Jose Vizcaino, S (1, 6) OBP: 0.328, SLG: 0.360	K		1B				K2-3			4	1	2	1	0	2	1								
Carl Everett, S (1, 8) OBP: 0.344, SLG: 0.442	G5-4-3		P3		K			1B		4	0	1	0	0	1	5								
Jeff Kent, R (1, 4) OBP: 0.322, SLG: 0.463 Paul Byrd, R (8, 1) OBP: 1.000, SLG: 1.000 John Franco, L (9, 1)		G6-3	1B		L9			F8		4	1	1	1	0	0	3								
Rico Brogna, L (1, 3) OBP: 0.344, SLG: 0.491		E3	1B					G4-3		4	1	1	2	0	1	1								
Edgardo Alfonzo, R (1, 5) OBP: 0.300, SLG: 0.388			1B		L9			F8		4	0	2	1	0	0	0								
Ryan Thompson, R (1, 7) OBP: 0.309, SLG: 0.385		F9	P2		P2			1B		4	0	1	0	0	0	3								
Kelly Stinnett, R (1, 2) OBP: 0.339, SLG: 0.333		K	P6					L9		4	0	0	0	0	2	4								
Robert Person, R (1, 1) OBP: 0.667, SLG: 0.667 Tim Bogar, R (8, 4) OBP: 0.329, SLG: 0.364			1B		F9			1B		3	1	2	0	0	0	0								
<b>Inning Stats</b>	R: 0 E: 0 K: 1 S: 11	H: 1 LOB: 0 BB: 0 P: 13	R: 1 E: 1 K: 1 S: 16	H: 1 LOB: 1 BB: 0 P: 21	R: 4 E: 0 K: 0 S: 22	H: 6 LOB: 2 BB: 0 P: 30	R: 0 E: 0 K: 1 S: 11	H: 2 LOB: 2 BB: 0 P: 12	R: 0 E: 0 K: 1 S: 9	H: 0 LOB: 0 BB: 0 P: 11	R: 0 E: 0 K: 1 S: 9	H: 1 LOB: 0 BB: 0 P: 13	R: 0 E: 0 K: 1 S: 7	H: 1 LOB: 1 BB: 0 P: 11	R: 0 E: 0 K: 0 S: 8	H: 1 LOB: 1 BB: 0 P: 14	1B: 10 2B: 2 3B: 1 HR: 0	SF: 0 SAC: 0 DP: 2 HBP: 0	WP: 0 PB: 0 SB: 0 CS: 0	PA: 36				
<b>PITCHER</b>	IP	WLS	BF	H	R	ER	SO	BB	IBB	HBP	BLK	WP	HR	S	P	ERA	WHIP							
John Smiley, L (1, 1) ERA: 3.43 Hector Carrasco, R (7, 1) ERA: 3.69 Chuck McElroy, L (8, 1) ERA: 5.45	6.0	L	28	11	5	4	5	0	0	0	0	0	0	7	11	0.00	1.833							
																		WP: 0 PB: 0 SB: 0 CS: 0	PA: 36					

Cincinnati Reds @ New York Mets  
Shea Stadium, Flushing, NY  
Wed Sep 27 1995, 7:05 PM EDT  
Sunny - 74 F

AB 36  
R 5  
H 13  
RBI 5  
BB 0  
SO 6  
LOB 19





Batter	1	2	3	4	5	6	7	8	9	AB	R	H	RBI	BB	SO	LOB	TOP							
Darren Lewis, R (1, 8) OBP: 0.308, SLG: 0.295										5	0	0	0	0	1	0								
Lenny Harris, L (1, 7) OBP: 0.282, SLG: 0.313										4	1	1	1	0	0	0								
Mariano Duncan, R (1, 4) OBP: 0.300, SLG: 0.434										4	1	1	0	0	2	0								
Eddie Taubensee, L (1, 2) OBP: 0.352, SLG: 0.483										3	0	2	0	1	0	0								
Eric Anthony, L (1, 9) OBP: 0.329, SLG: 0.429										3	0	0	0	1	0	4								
Brian Hunter, R (1, 3) OBP: 0.319, SLG: 0.338										3	0	0	0	1	0	2								
Jeff Branson, L (1, 6) OBP: 0.341, SLG: 0.436										3	0	0	0	1	1	3								
Mark Lewis, R (1, 5) OBP: 0.416, SLG: 0.494										3	0	1	0	0	0	3								
Dave Burba, R (1, 1) OBP: 0.222, SLG: 0.067										2	0	0	0	0	1	1								
Hector Carrasco, R (6, 1)										0	0	0	0	0	0	0								
Thomas Howard, S (6, 7) OBP: 0.348, SLG: 0.400										2	0	0	0	0	0	0								
Kevin Jarvis, L (7, 1) OBP: 0.182, SLG: 0.190										0	0	0	0	0	0	0								
Nigel Wilson, L (9, PH)										1	0	0	0	0	0	0								
<b>Inning Stats</b>	R: 0 E: 0 K: 1 S: 7	H: 0 LOB: 0 BB: 0 P: 10	R: 0 E: 0 K: 0 S: 8	H: 1 LOB: 1 BB: 0 P: 12	R: 0 E: 0 K: 1 S: 10	H: 0 LOB: 0 BB: 0 P: 15	R: 0 E: 0 K: 1 S: 10	H: 1 LOB: 1 BB: 0 P: 17	R: 0 E: 0 K: 1 S: 11	H: 1 LOB: 1 BB: 0 P: 16	R: 2 E: 1 K: 0 S: 17	H: 2 LOB: 2 BB: 2 P: 34	R: 0 E: 0 K: 1 S: 10	H: 0 LOB: 0 BB: 0 P: 15	R: 0 E: 0 K: 1 S: 7	H: 0 LOB: 0 BB: 2 P: 17	R: 0 E: 0 K: 0 S: 7	H: 0 LOB: 0 BB: 10 P: 10	1B: 3 2B: 1 3B: 0 HR: 1	SF: 0 SAC: 0 DP: 0 HBP: 0	WP: 0 PB: 1 SB: 0 CS: 0	PA: 37		
<b>PITCHER</b>	IP WLS BF H R ER SO BB IBB HBP BLK WP HR S P ERA WHIP	IP WLS BF H R ER SO BB IBB HBP BLK WP HR S P ERA WHIP	IP WLS BF H R ER SO BB IBB HBP BLK WP HR S P ERA WHIP	IP WLS BF H R ER SO BB IBB HBP BLK WP HR S P ERA WHIP	IP WLS BF H R ER SO BB IBB HBP BLK WP HR S P ERA WHIP	IP WLS BF H R ER SO BB IBB HBP BLK WP HR S P ERA WHIP	IP WLS BF H R ER SO BB IBB HBP BLK WP HR S P ERA WHIP	IP WLS BF H R ER SO BB IBB HBP BLK WP HR S P ERA WHIP	IP WLS BF H R ER SO BB IBB HBP BLK WP HR S P ERA WHIP	IP WLS BF H R ER SO BB IBB HBP BLK WP HR S P ERA WHIP	IP WLS BF H R ER SO BB IBB HBP BLK WP HR S P ERA WHIP	IP WLS BF H R ER SO BB IBB HBP BLK WP HR S P ERA WHIP	IP WLS BF H R ER SO BB IBB HBP BLK WP HR S P ERA WHIP	IP WLS BF H R ER SO BB IBB HBP BLK WP HR S P ERA WHIP	IP WLS BF H R ER SO BB IBB HBP BLK WP HR S P ERA WHIP	IP WLS BF H R ER SO BB IBB HBP BLK WP HR S P ERA WHIP	IP WLS BF H R ER SO BB IBB HBP BLK WP HR S P ERA WHIP	IP WLS BF H R ER SO BB IBB HBP BLK WP HR S P ERA WHIP	IP WLS BF H R ER SO BB IBB HBP BLK WP HR S P ERA WHIP	IP WLS BF H R ER SO BB IBB HBP BLK WP HR S P ERA WHIP	IP WLS BF H R ER SO BB IBB HBP BLK WP HR S P ERA WHIP	IP WLS BF H R ER SO BB IBB HBP BLK WP HR S P ERA WHIP	IP WLS BF H R ER SO BB IBB HBP BLK WP HR S P ERA WHIP	IP WLS BF H R ER SO BB IBB HBP BLK WP HR S P ERA WHIP
Reid Cornelius, R (1, 1) ERA: 5.54	6.0 W 26 5 2 1 4 1 1 0 0 0 1 63 104 1.50 1.000	3.0 S 11 0 0 0 1 2 0 0 0 0 0 0 24 42 0.00 0.667																						
Doug Henry, R (7, 1) ERA: 3.05																								

Cincinnati Reds @ New York Mets  
Shea Stadium, Flushing, NY  
Wed Sep 27 1995, 7:05 PM EDT  
Att: 14,089 - Unknown - 72 F

AB	33
R	2
H	5
RBI	1
BB	4
SO	5
LOB	13



Batter	1	2	3	4	5	6	7	8	9	AB	R	H	RBI	BB	SO	LOB	BOTTOM						
Alex Ochoa, R (1, 9) OBP: 0.444, SLG: 0.440										5	0	0	0	0	1	4							
Jose Vizcaino, S (1, 6) OBP: 0.328, SLG: 0.363										4	2	1	0	1	0	0							
Carl Everett, S (1, 8) OBP: 0.348, SLG: 0.442										4	3	2	1	1	0	1							
Jeff Kent, R (1, 4) OBP: 0.327, SLG: 0.469										3	2	3	3	1	0	0							
Rico Brogna, L (1, 3) OBP: 0.341, SLG: 0.487										4	1	0	0	0	0	3							
Todd Hundley, S (1, 2) OBP: 0.387, SLG: 0.487										2	0	0	0	2	1	1							
Bill Spiers, L (1, 5) OBP: 0.319, SLG: 0.268										3	0	3	3	0	0	0							
Tim Bogar, R (7, 5) OBP: 0.327, SLG: 0.361										1	0	0	0	0	0	1							
Ryan Thompson, R (1, 7) OBP: 0.308, SLG: 0.381										3	1	0	0	0	0	5							
Reid Cornelius, R (1, 1) ERA: 4.04	5.0 L 21 6 4 4 2 2 0 0 0 0 0 0 46 69 7.20 1.600	1.0 3 4 3 1 2 1 0 0 0 0 0 20 42 27.00 5.000																					
Hector Carrasco, R (6, 1) ERA: 3.95	2.0 8 0 1 0 0 0 0 0 1 0 0 0 0 12 17 0.00 0.000																						
Kevin Jarvis, R (7, 1) ERA: 5.77																							
<b>Inning Stats</b>	R: 0 E: 0 K: 0 S: 10	H: 0 LOB: 0 BB: 0 P: 14	R: 1 E: 0 K: 0 S: 8	H: 2 LOB: 1 BB: 1 P: 14	R: 0 E: 0 K: 1 S: 8	H: 0 LOB: 0 BB: 0 P: 10	R: 1 E: 0 K: 1 S: 11	H: 1 LOB: 0 BB: 1 P: 19	R: 0 E: 0 K: 0 S: 6	H: 1 LOB: 1 BB: 0 P: 8	R: 4 E: 1 K: 1 S: 16	H: 3 LOB: 2 BB: 2 P: 31	R: 2 E: 0 K: 0 S: 10	H: 2 LOB: 1 BB: 1 P: 20	R: 1 E: 1 K: 0 S: 9	H: 0 LOB: 1 BB: 0 P: 12	R: 1 E: 1 K: 0 S: 9	H: 0 LOB: 1 BB: 0 P: 12	1B: 7 2B: 1 3B: 1 HR: 0	SF: 0 SAC: 1 DP: 1 HBP: 1	WP: 0 PB: 0 SB: 0 CS: 0	PA: 39	
<b>PITCHER</b>	IP WLS BF H R ER SO BB IBB HBP BLK WP HR S P ERA WHIP	IP WLS BF H R ER SO BB IBB HBP BLK WP HR S P ERA WHIP	IP WLS BF H R ER SO BB IBB HBP BLK WP HR S P ERA WHIP	IP WLS BF H R ER SO BB IBB HBP BLK WP HR S P ERA WHIP	IP WLS BF H R ER SO BB IBB HBP BLK WP HR S P ERA WHIP	IP WLS BF H R ER SO BB IBB HBP BLK WP HR S P ERA WHIP	IP WLS BF H R ER SO BB IBB HBP BLK WP HR S P ERA WHIP	IP WLS BF H R ER SO BB IBB HBP BLK WP HR S P ERA WHIP	IP WLS BF H R ER SO BB IBB HBP BLK WP HR S P ERA WHIP	IP WLS BF H R ER SO BB IBB HBP BLK WP HR S P ERA WHIP	IP WLS BF H R ER SO BB IBB HBP BLK WP HR S P ERA WHIP	IP WLS BF H R ER SO BB IBB HBP BLK WP HR S P ERA WHIP	IP WLS BF H R ER SO BB IBB HBP BLK WP HR S P ERA WHIP	IP WLS BF H R ER SO BB IBB HBP BLK WP HR S P ERA WHIP	IP WLS BF H R ER SO BB IBB HBP BLK WP HR S P ERA WHIP	IP WLS BF H R ER SO BB IBB HBP BLK WP HR S P ERA WHIP	IP WLS BF H R ER SO BB IBB HBP BLK WP HR S P ERA WHIP	IP WLS BF H R ER SO BB IBB HBP BLK WP HR S P ERA WHIP	IP WLS BF H R ER SO BB IBB HBP BLK WP HR S P ERA WHIP	IP WLS BF H R ER SO BB IBB HBP BLK WP HR S P ERA WHIP	IP WLS BF H R ER SO BB IBB HBP BLK WP HR S P ERA WHIP	IP WLS BF H R ER SO BB IBB HBP BLK WP HR S P ERA WHIP	IP WLS BF H R ER SO BB IBB HBP BLK WP HR S P ERA WHIP
Dave Burba, R (1, 1) ERA: 4.04																							
Hector Carrasco, R (6, 1) ERA: 3.95																							
Kevin Jarvis, R (7, 1) ERA: 5.77																							

Cincinnati Reds @ New York Mets  
Shea Stadium, Flushing, NY  
Wed Sep 27 1995, 7:05 PM EDT  
Att: 14,089 - Unknown - 72 F

AB	32
R	9
H	9
RBI	7
BB	5
SO	3
LOB	18





Batter	1	2	3	4	5	6	7	8	9	AB	R	H	RBI	BB	SO	LOB	TOP
<b>Marquis Grissom, R</b> (1, 8) <small>BP: 0.326, SLG: 0.376</small> <b>Kent Mercker, L</b> (5, 1) <small>BP: 0.104, SLG: 0.047</small> <b>Greg McMichael, R</b> (6, 1) <small>BP: 0.122, SLG: 0.000</small> <b>Dwight Smith, L</b> (7, PH) <small>BP: 0.000, SLG: 0.000</small> <b>Alejandro Pena, R</b> (7, 1) <small>BP: 0.000, SLG: 0.000</small> <b>Mike Montecal, R</b> (8, 3) <small>BP: 0.000, SLG: 0.000</small>										2	0	1	1	0	0	0	<b>Atlanta Braves @ New York Mets</b> Shea Stadium, Flushing, NY Fri Sep 29 1995, 7:05 PM EDT Att: 16,007 - Unknown - 62 F
<b>Mark Lemke, S</b> (1, 4) <small>OBP: 0.328, SLG: 0.360</small>										4	0	0	0	0	0	2	
<b>10 Chipper Jones, S</b> (1, 5) <small>OBP: 0.352, SLG: 0.451</small> <b>Ed Giovannoli, L</b> (8, 5) <small>OBP: 0.250, SLG: 0.077</small>										4	0	0	0	0	1	1	
<b>Fred McGriff, L</b> (1, 3) <small>OBP: 0.360, SLG: 0.489</small> <b>Mark Wohlers, R</b> (8, 1)										4	1	1	1	0	3	0	
<b>David Justice, L</b> (1, 9) <small>OBP: 0.370, SLG: 0.488</small> <b>Mike Kelly, R</b> (8, 9) <small>OBP: 0.262, SLG: 0.319</small>										4	0	1	0	0	0	0	
<b>Ryan Klesko, L</b> (1, 7) <small>OBP: 0.395, SLG: 0.607</small>										3	1	2	1	1	1	1	
<b>Javy Lopez, R</b> (1, 2) <small>OBP: 0.349, SLG: 0.506</small>										4	0	1	0	0	0	2	
<b>Jeff Blauer, R</b> (1, 6) <small>OBP: 0.319, SLG: 0.340</small> <b>Rafael Belliard, R</b> (7, PR) <small>OBP: 0.253, SLG: 0.242</small>										3	1	2	0	0	1	2	
<b>Tom Glavine, L</b> (1, 1) <small>OBP: 0.258, SLG: 0.286</small> <b>Luis Polonia, L</b> (5, PH) <small>OBP: 0.323, SLG: 0.355</small>										1	0	0	0	0	0	1	
<b>Inning Stats</b>	R: 0 H: 0 E: 0 LOB: 0 K: 0 BB: 0 S: 4 P: 5	R: 0 H: 1 E: 0 LOB: 1 K: 2 BB: 0 S: 10 P: 13	R: 1 H: 1 E: 0 LOB: 0 K: 0 BB: 0 S: 5 P: 7	R: 1 H: 2 E: 0 LOB: 2 K: 2 BB: 1 S: 13 P: 23	R: 0 H: 1 E: 0 LOB: 1 K: 1 BB: 0 S: 8 P: 10	R: 1 H: 1 E: 0 LOB: 0 K: 1 BB: 0 S: 10 P: 13	R: 0 H: 1 E: 0 LOB: 1 K: 1 BB: 0 S: 13 P: 21	R: 0 H: 0 E: 0 LOB: 0 K: 1 BB: 0 S: 7 P: 11	R: 0 H: 1 E: 0 LOB: 0 K: 1 BB: 0 S: 7 P: 10	1B: 3 SF: 1 2B: 3 SAC: 0 3B: 0 DP: 1 HR: 2 HBP: 0	WP: 0 PA: 35 SB: 0 CS: 1						
<b>PITCHER</b>	IP WLS BF H R ER SO BB IBB HBP BLK WP HR S P ERA WHIP											IP WLS BF H R ER SO BB IBB HBP BLK WP HR S P ERA WHIP					
<b>Bobby Jones, R</b> (1, 1) <small>ERA: 4.19</small> <b>John Franco, L</b> (9, 1) <small>ERA: 2.45</small>	8.0 W 32 7 3 3 8 1 0 0 0 0 0 2 70 103 3.38 1.000											1.0 S 3 1 0 0 1 0 0 0 0 0 0 0 7 10 0.00 1.000					

Batter	1	2	3	4	5	6	7	8	9	AB	R	H	RBI	BB	SO	LOB	BOTTOM
<b>Alex Ochoa, R</b> (1, 9) <small>OBP: 0.406, SLG: 0.400</small>										5	1	1	0	0	3	0	<b>Atlanta Braves @ New York Mets</b> Shea Stadium, Flushing, NY Fri Sep 29 1995, 7:05 PM EDT Att: 16,007 - Unknown - 62 F
<b>Jose Vizcaino, S</b> (1, 6) <small>OBP: 0.331, SLG: 0.364</small>										4	2	2	0	1	0	0	
<b>Carl Everett, S</b> (1, 8) <small>OBP: 0.353, SLG: 0.445</small>										3	1	2	0	1	0	1	
<b>Jeff Kent, R</b> (1, 4) <small>OBP: 0.327, SLG: 0.467</small>										4	1	1	1	0	1	5	
<b>Rico Brogna, L</b> (1, 3) <small>OBP: 0.342, SLG: 0.487</small>										4	1	2	3	0	2	2	
<b>Todd Hundley, S</b> (1, 2) <small>OBP: 0.385, SLG: 0.481</small>										3	0	0	0	1	0	2	
<b>Edgardo Alfonzo, R</b> (1, 5) <small>OBP: 0.299, SLG: 0.386</small>										4	0	1	0	0	1	3	
<b>Ryan Thompson, R</b> (1, 7) <small>OBP: 0.307, SLG: 0.383</small>										4	0	1	1	0	0	2	
<b>Bobby Jones, R</b> (1, 1) <small>OBP: 0.175, SLG: 0.161</small> <b>Joe Orsulak, L</b> (8, PH) <small>OBP: 0.319, SLG: 0.363</small> <b>John Franco, L</b> (9, 1)										3	0	0	0	0	2	2	
<b>Inning Stats</b>	R: 5 H: 4 E: 0 LOB: 1 K: 1 BB: 2 S: 14 P: 25	R: 1 H: 2 E: 1 LOB: 2 K: 0 BB: 1 S: 11 P: 19	R: 0 H: 0 E: 0 LOB: 0 K: 1 BB: 0 S: 6 P: 7	R: 0 H: 2 E: 0 LOB: 2 K: 2 BB: 0 S: 11 P: 16	R: 0 H: 1 E: 0 LOB: 1 K: 0 BB: 0 S: 11 P: 14	R: 0 H: 1 E: 0 LOB: 1 K: 2 BB: 0 S: 9 P: 12	R: 0 H: 0 E: 1 LOB: 1 K: 2 BB: 0 S: 14 P: 19	R: 0 H: 0 E: 0 LOB: 0 K: 2 BB: 0 S: 9 P: 11	1B: 9 SF: 0 2B: 1 SAC: 0 3B: 0 DP: 1 HR: 0 HBP: 0	WP: 0 PA: 38 SB: 0 CS: 0							
<b>PITCHER</b>	IP WLS BF H R ER SO BB IBB HBP BLK WP HR S P ERA WHIP											IP WLS BF H R ER SO BB IBB HBP BLK WP HR S P ERA WHIP					
<b>Tom Glavine, L</b> (1, 1) <small>ERA: 3.08</small> <b>Kent Mercker, L</b> (5, 1) <small>ERA: 4.18</small> <b>Greg McMichael, R</b> (6, 1) <small>ERA: 2.81</small> <b>Alejandro Pena, R</b> (7, 1) <small>ERA: 4.75</small> <b>Mark Wohlers, R</b> (8, 1) <small>ERA: 2.11</small>	4.0 L 23 8 6 6 4 3 0 0 0 0 0 0 11 14 0.00 1.000	1.0 4 1 0 0 0 0 0 0 0 0 0 0 9 12 0.00 1.000	1.0 4 0 0 0 2 0 0 0 0 0 0 0 14 19 0.00 0.000	1.0 3 0 0 0 2 0 0 0 0 0 0 0 9 11 0.00 0.000													





Batter	1	2	3	4	5	6	7	8	9	AB	R	H	RBI	BB	SO	LOB	TOP
Marquis Grissom, R OBP: 0.319, SLG: 0.378 Mike Devereaux, R OBP: 0.344, SLG: 0.453	1-2 G5-3		0-3 K	1-1 S			3-3 K	2-2 G6-3		2	0	0	0	0	1	0	
Mark Lemke, S OBP: 0.329, SLG: 0.360 Mike Mordecai, R OBP: 0.354, SLG: 0.486	0-0 G6-3		1-0 10 BB 1B	2-1 F8			1-3 K	1-2 2-3 3-H	4-2 FC4-6 BB	2	0	1	0	0	0	0	
10 Chipper Jones, S OBP: 0.353, SLG: 0.452 Ed Giovannola, L OBP: 0.235, SLG: 0.071	3-3 K		4-0 FC6-4 1B BB		1-2 G6-3		0-1 2B	2-1 FC4-6 2B	3-0 1-2 1-1 1-0 1-1 1-0	3	0	1	0	1	1	0	
Fred McGriff, L OBP: 0.362, SLG: 0.490 Eddie Pérez, R OBP: 0.333, SLG: 0.667		2-0 BB 2B 1B	3-1 FC6-4 1B		2-1 P3		0-2 F9	3-2 2B	1-3 2B	3	1	2	1	0	0	0	
David Justice, L OBP: 0.367, SLG: 0.483 Tom Thobe, L		3-2 L8	1-2 FC6-4 1B		2-1 G3		2-3 K	1-3 K	4-0 0-0 0-0 0-0 1-0 1-0	4	0	0	0	0	1	3	
Javy Lopez, R OBP: 0.348, SLG: 0.505		4-2 2B 1-2 BB	1-0 P2		0-0 1B		1-2 2B 1B	1-1 F8	1-0 0-0 0-0 0-0 1-0 1-0	1	0	0	0	1	0	2	
Ryan Klesko, L OBP: 0.396, SLG: 0.606 Dwight Smith, L OBP: 0.329, SLG: 0.415		0-2 L9		0-1 BLK 1B		0-1 P6		0-1 WP 2B	4-1 2-0 0-0 0-0 0-0 0-0	4	1	2	0	0	0	3	
Jeff Blauer, R OBP: 0.320, SLG: 0.343 Rafael Bellard, R OBP: 0.253, SLG: 0.242		2-2 2B		0-2 F9		0-1 L6		1-0 WP HBP	3-0 0-0 0-0 0-0 0-0 0-0	3	0	1	1	0	0	2	
Steve Avery, L OBP: 0.276, SLG: 0.377 Luis Polonia, R OBP: 0.327, SLG: 0.354 Jason Schmidt, R OBP: 0.333, SLG: 0.497 Brad Clontz, R OBP: 0.290, SLG: 0.200 Pedro Borbon, R OBP: 0.290, SLG: 0.318 Mike Kelly, R OBP: 0.290, SLG: 0.318		1-3 K		1-3 K		0-3 K2-3		2-2 K	2-0 0-0 0-0 0-0 0-0 1-0	2	0	0	0	0	2	3	
<b>Inning Stats</b>	R: 0 H: 0 E: 0 K: 1 S: 7	H: 0 LOB: 0 BB: 0 P: 11	R: 1 H: 2 E: 0 K: 1 S: 17	H: 2 LOB: 2 BB: 1 P: 29	R: 1 H: 2 E: 0 K: 1 S: 12	H: 2 LOB: 1 BB: 0 P: 16	R: 0 H: 0 E: 0 K: 0 S: 7	H: 1 LOB: 0 BB: 0 P: 8	R: 0 H: 1 E: 0 K: 2 S: 12	H: 1 LOB: 1 BB: 0 P: 16	R: 1 H: 2 E: 0 K: 1 S: 15	H: 2 LOB: 2 BB: 1 P: 23	R: 0 H: 1 E: 0 K: 1 S: 15	H: 1 LOB: 2 BB: 1 P: 26	1B: 7 2B: 4 3B: 0 HR: 0	SF: 0 SAC: 0 DP: 0 HBP: 1	WP: 1 PA: 42 PB: 0 SB: 1 CS: 0
<b>PITCHER</b>	IP WLS BF H R ER SO BB IBB HBP BLK WP HR S P ERA WHIP	IP WLS BF H R ER SO BB IBB HBP BLK WP HR S P ERA WHIP	IP WLS BF H R ER SO BB IBB HBP BLK WP HR S P ERA WHIP	IP WLS BF H R ER SO BB IBB HBP BLK WP HR S P ERA WHIP	IP WLS BF H R ER SO BB IBB HBP BLK WP HR S P ERA WHIP	IP WLS BF H R ER SO BB IBB HBP BLK WP HR S P ERA WHIP	IP WLS BF H R ER SO BB IBB HBP BLK WP HR S P ERA WHIP	IP WLS BF H R ER SO BB IBB HBP BLK WP HR S P ERA WHIP	IP WLS BF H R ER SO BB IBB HBP BLK WP HR S P ERA WHIP	IP WLS BF H R ER SO BB IBB HBP BLK WP HR S P ERA WHIP	IP WLS BF H R ER SO BB IBB HBP BLK WP HR S P ERA WHIP	IP WLS BF H R ER SO BB IBB HBP BLK WP HR S P ERA WHIP	IP WLS BF H R ER SO BB IBB HBP BLK WP HR S P ERA WHIP	IP WLS BF H R ER SO BB IBB HBP BLK WP HR S P ERA WHIP	IP WLS BF H R ER SO BB IBB HBP BLK WP HR S P ERA WHIP	IP WLS BF H R ER SO BB IBB HBP BLK WP HR S P ERA WHIP	IP WLS BF H R ER SO BB IBB HBP BLK WP HR S P ERA WHIP

Atlanta Braves @ New York Mets  
Shea Stadium, Flushing, NY  
Sat Sep 30 1995, 3:33 AM EDT  
Att: 21,659 - Sunny - 61 F

AB 38  
R 4  
H 11  
RBI 3  
BB 3  
SO 10  
LOB 26



Batter	1	2	3	4	5	6	7	8	9	AB	R	H	RBI	BB	SO	LOB	BOTTOM
Alex Ochoa, R OBP: 0.361, SLG: 0.353 Jerry Dipoto, R ERA: 3.66 Doug Henry, R ERA: 3.78 Chris Johnson, L OBP: 0.333, SLG: 0.497 Paul Byrd, R OBP: 0.290, SLG: 0.200 Tim Bogar, R OBP: 0.327, SLG: 0.363	1-2 G3		1-0 G5-3		2-2 G4-3	0-3 K		3-1 SAFE 1B 2B		4	0	0	0	0	1	2	
Jose Vizcaino, S OBP: 0.333, SLG: 0.367	3-2 P9		4-2 S BB					3-1 2B 1B		4	1	2	2	1	0	2	
Carl Everett, S OBP: 0.354, SLG: 0.442	4-1 BB		2-3 K					2-H 3-H 0-0 F9		4	1	1	1	1	2	4	
Jeff Kent, R OBP: 0.327, SLG: 0.465 John Franco, L ERA: 2.44	3-2 SAFE G6-3		1-1 F9					1-3 K		4	1	1	0	1	1	3	
Rico Brogna, L OBP: 0.341, SLG: 0.486		0-0 F8		2-3 K				2-3 SAFE 2B 1B		5	1	1	1	0	3	2	
Todd Hundley, S OBP: 0.386, SLG: 0.491		1-0 2B		2-3 K				1-3 3-H 2-2 SF 1B		3	1	2	1	0	1	0	
Edgardo Alfonzo, R OBP: 0.302, SLG: 0.386		2-3 K		1-3 K				2-3 3-H 1-0 E 1B		3	1	1	2	1	2	1	
Ryan Thompson, R OBP: 0.306, SLG: 0.378		4-1 BB			1-0 P3			2-2 E5 1B		3	0	0	0	1	0	4	
Dave Milicki, R OBP: 0.213, SLG: 0.051 Kelly Stinnett, R OBP: 0.338, SLG: 0.332 Blas Minor, R ERA: 3.67 Joe Orsulak, L OBP: 0.324, SLG: 0.367		3-3 K			0-2 L5			1-1 2B 1B		1	0	0	0	0	1	2	
<b>Inning Stats</b>	R: 0 H: 0 E: 0 K: 0 S: 11	H: 1 LOB: 1 BB: 1 P: 22	R: 0 H: 1 E: 0 K: 2 S: 10	H: 1 LOB: 1 BB: 1 P: 20	R: 0 H: 0 E: 0 K: 1 S: 10	H: 0 LOB: 0 BB: 0 P: 15	R: 0 H: 0 E: 0 K: 3 S: 10	H: 0 LOB: 0 BB: 0 P: 12	R: 6 H: 6 E: 2 K: 2 S: 28	H: 3 LOB: 1 BB: 0 P: 23	1B: 6 2B: 5 3B: 0 HR: 0	SF: 1 SAC: 0 DP: 1 HBP: 0	WP: 0 PA: 41 PB: 0 SB: 1 CS: 0				
<b>PITCHER</b>	IP WLS BF H R ER SO BB IBB HBP BLK WP HR S P ERA WHIP	IP WLS BF H R ER SO BB IBB HBP BLK WP HR S P ERA WHIP	IP WLS BF H R ER SO BB IBB HBP BLK WP HR S P ERA WHIP	IP WLS BF H R ER SO BB IBB HBP BLK WP HR S P ERA WHIP	IP WLS BF H R ER SO BB IBB HBP BLK WP HR S P ERA WHIP	IP WLS BF H R ER SO BB IBB HBP BLK WP HR S P ERA WHIP	IP WLS BF H R ER SO BB IBB HBP BLK WP HR S P ERA WHIP	IP WLS BF H R ER SO BB IBB HBP BLK WP HR S P ERA WHIP	IP WLS BF H R ER SO BB IBB HBP BLK WP HR S P ERA WHIP	IP WLS BF H R ER SO BB IBB HBP BLK WP HR S P ERA WHIP	IP WLS BF H R ER SO BB IBB HBP BLK WP HR S P ERA WHIP	IP WLS BF H R ER SO BB IBB HBP BLK WP HR S P ERA WHIP	IP WLS BF H R ER SO BB IBB HBP BLK WP HR S P ERA WHIP	IP WLS BF H R ER SO BB IBB HBP BLK WP HR S P ERA WHIP	IP WLS BF H R ER SO BB IBB HBP BLK WP HR S P ERA WHIP	IP WLS BF H R ER SO BB IBB HBP BLK WP HR S P ERA WHIP	

Atlanta Braves @ New York Mets  
Shea Stadium, Flushing, NY  
Sat Sep 30 1995, 3:33 AM EDT  
Att: 21,659 - Sunny - 61 F

AB 35  
R 8  
H 11  
RBI 8  
BB 5  
SO 11  
LOB 20





Batter	1	2	3	4	5	6	7	8	9	10	11	AB	R	H	RBI	BB	SO	LOB	TOP									
Marcus Gibson, R Kent Mercker, L Greg McMichael, R Brad Clontz, R Doug Henry, R Alejandro Pena, R Edgaro Alfonso, R Pete Walker, R	0-1 F9		2-0 P3			1-2 SAFE G4-3		1-0 G6-3			3-1 F8	3	0	0	0	0	0	1										
Mark Lenke, S Ed Giovanola, L	0-1 P5			3-2 G4-3		2-0 G4-3		3-2 G4-3			1-2 G4-3	5	0	0	0	0	0	1										
10 Chipper Jones, S	1-0 G3-1			0-1 G6-3			2-1 G4-3 1B		3-2 P6			4	0	1	0	0	0	0										
Fred McGriff, L Mike Mordecai, R		0-1 G6-3		2-0 G5-3		0-0 F9		1-1 1B				1	0	0	0	0	0	0										
David Justice, L Mike Kelly, R		0-2 F8			2-2 F8		0-2 G4-3		0-0 F9			3	0	0	0	0	0	1										
Ryan Klesko, L Mike Devereaux, R		1-1 2B			0-1 P5		0-0 G6-3		1-2 P2			2	0	1	0	0	0	0										
Javy Lopez, R Terrell Wade, L Brad Woodall, S		1-3 K			0-0 F9		1-2 F9		1-3 K			4	0	0	0	0	2	1	AB 38									
Jeff Blauser, R Rafael Belliard, R			0-2 P6			1-1 F9		0-0 PB 1B		2-3 K		2	0	0	0	0	0	0	R 0									
29 John Smoltz, R Luis Polonia, L			0-3 K			1-0 E 2B		0-1 SAFE L8		1-2 G4-3		1	0	0	0	0	1	0	H 5									
	R: 0 E: 1 K: 0 S: 5	H: 0 LOB: 0 BB: 0 P: 6	R: 0 E: 0 K: 1 S: 12	H: 1 LOB: 1 BB: 0 P: 14	R: 0 E: 0 K: 1 S: 7	H: 0 LOB: 0 BB: 0 P: 9	R: 0 E: 0 K: 0 S: 6	H: 0 LOB: 0 BB: 0 P: 11	R: 0 E: 0 K: 0 S: 7	H: 0 LOB: 0 BB: 0 P: 9	R: 0 E: 1 K: 0 S: 8	H: 1 LOB: 1 BB: 0 P: 13	R: 0 E: 1 K: 0 S: 7	H: 1 LOB: 1 BB: 0 P: 9	R: 0 E: 1 K: 0 S: 9	H: 1 LOB: 1 BB: 0 P: 16	R: 0 E: 0 K: 2 S: 11	H: 0 LOB: 0 BB: 0 P: 15	R: 0 E: 0 K: 0 S: 9	H: 0 LOB: 0 BB: 0 P: 14	1B: 3 2B: 2 3B: 0 HR: 0	SF: 0 SAC: 0 DP: 0 HBP: 0	WP: 0 PB: 1 SB: 1 CS: 0	PA: 38				
	PITCHER											PITCHER																
Jason Iringhausen, R Doug Henry, R Pete Walker, R	(1, 1) 2.0 (11, 1)	IP WLS BF H R ER SO BB IBB HBP BLK WP HR S P ERA WHIP	8.0 28 7 1 0 0 2 0 0 0 0 0 0 0 0 20 31 0.00 0.500	4 0 0 0 0 0 0 0 0 0 0 0 0 0 0 9 14 0.00 0.000	PITCHER											PITCHER												

Atlanta Braves @ New York Mets  
Shea Stadium, Flushing, NY  
Sun Oct.01 1995, 3:33 AM EDT  
Att: 18,876 - Cloudy - 66 F

livebaseballscorecards.com

AB 38  
R 0  
H 5  
RBI 0  
BB 0  
SO 4  
LOB 9



Batter	1	2	3	4	5	6	7	8	9	10	11	AB	R	H	RBI	BB	SO	LOB	BOTTOM									
Alex Ochoa, R Chris Jones, R	3-3 K		0-3 K			0-0 G6-3		0-3 K			1-1 BB G1-2-3 1B	3	0	0	0	0	2	0										
Jose Vizcaino, S	0-0 L7			1-0 G3-6-3 1B		0-1 L8			1-2 L9		0-0 G1-2-3 1-2 2-3 3-H	5	0	1	0	0	0	3										
Carl Everett, S	3-2 E3			0-0 G3-6-3 1-2		0-0 G3			0-2 G5-3		4-2 BB BB	4	0	0	0	1	0	1										
Jeff Kent, R Tim Bogar, R	0-1 L4			2-3 K		3-2 1B			2-3 K		4-2 1-2 2-3 3-H BB	3	0	1	0	0	1	1										
Rico Brogna, L		3-1 F7			4-1 BB	1-1 L8			0-0 G4-3 1B			3	0	1	0	1	0	1										
Todd Hundley, S		2-2 G3-1			3-1 BB	3-1 P5			2-2 L8		2-2 SAFE P3	4	0	0	0	0	0	3										
Joe Orsulak, L Pete Walker, R					0-0 F7			1-2 3B		1-2 G4-3		4	0	1	0	0	0	2	AB 35									
Edgaro Alfonso, R					1-3 K			1-2 G6-3			4-0 1B BB G1-2-3 BB	3	0	0	0	1	1	2	R 1									
Jason Iringhausen, R Bill Splers, L Doug Henry, R Damon Buford, R	(1, 1) 3.18 (8, PH) (9, 1) (11, 7)	IP WLS BF H R ER SO BB IBB HBP BLK WP HR S P ERA WHIP	5.0 17 3 0 0 0 4 1 0 0 0 0 0 0 6 7 0.00 0.400	0 0 0 0 0 0 0 0 0 0 0 0 0 0 7 11 0.00 1.500	PITCHER											PITCHER												
29 John Smoltz, R Kent Mercker, L Greg McMichael, R Brad Clontz, R Alejandro Pena, R	(1, 1) (6, 1) (7, 1) (7, 1) (8, 1)	IP WLS BF H R ER SO BB IBB HBP BLK WP HR S P ERA WHIP	5.0 17 3 0 0 0 4 1 0 0 0 0 0 0 6 7 0.00 0.400	0 0 0 0 0 0 0 0 0 0 0 0 0 0 7 11 0.00 1.500	PITCHER											PITCHER												
Mark Wohlers, R Pedro Borbon, L Terrell Wade, L Brad Woodall, L	(8, 1) (9, 1) (10, 1) (11, 1)	IP WLS BF H R ER SO BB IBB HBP BLK WP HR S P ERA WHIP	0.2 2 3 0 0 0 1 0 0 0 0 0 0 0 3 4 0.00 0.000	0 0 0 0 0 0 0 0 0 0 0 0 0 0 7 11 0.00 1.500	PITCHER											PITCHER												

Atlanta Braves @ New York Mets  
Shea Stadium, Flushing, NY  
Sun Oct.01 1995, 3:33 AM EDT  
Att: 18,876 - Cloudy - 66 F

livebaseballscorecards.com

AB 35  
R 1  
H 5  
RBI 1  
BB 5  
SO 6  
LOB 15

