New York Mets - 1997

Batter	1	2	3	4	5	6	7	8	9	AB	R	H	RBI	BB	SO	LOB
Lance Johnson, L (1, 8) OBP: 0.400, SLG: 0.250	B B C S X 2-2 ① G4-3	F B X 1-1 ③ G5-3		B C B B B 4-1 BB 1B BB		B X 1-0 ① G3		C C X 0-2 E5 1-3 1B		4	1	1	0	1	0	2
John Olerud, L (1, 3) OBP: 0.600, SLG: 1.000	C B B F C 2-3 ② K		B B X 2-0 HR 1B	B C B B F B 4-2 1B 1-2 2-3 BB		B F B X 2-1 2B		B S B X 2-1 ① SF7 3-H		3	1	2	1	1	1	0
Bernard Gilkey, R (1, 7) OBP: 0.400, SLG: 0.400	C X 0-1 S 1B	X 0-0 ① F7	F B B C X 2-2 1B 1-2 2-H 3-H			B T B C B T 3-2 ② K		C F B X 1-2 ② F8		5	0	2	2	0	1	3
Todd Hundley, S (1, 2) OBP: 0.600, SLG: 1.333	C B 1 SAFE C B F B B 4-2 1-2 BB	F X 0-1 1-H HR	S X 0-1 ③ G3-1			I I I I 4-0 IBB		B S B S F S 2-3 ③ K		3	1	1	2	2	1	3
Butch Huskey, R (1, 5) Edgardo Alfonzo, R (6, 5)	T S X 0-2 ③ P4	B B B X 2-1 ② F7			B S X 1-1 ① F8	B S S B S 2-3 ③ K			C S S 0-3 ① K	4 1	0 0	0 0	0 0	0 0	1 1	4 0
Carlos Baerga, S (1, 4) OBP: 0.400, SLG: 0.250		B B B B 4-0 1B BB	C F B F B F X 2-2 ③ G4-3		C F B X 1-2 BB 1B		S X 0-1 ① F8		C X 0-1 E5	4	0	1	0	1	0	0
Carl Everett, S (1, 9)		C F B S 1-3 ① K		X 0-0 ① P5	B B F B 1 B SAFE 4-1 1-2 BB		B B C F X 2-2 ② G4-3		B F B L S 2-3 ② K	4	0	0	0	1	2	2
Rey Ordonez, R (1, 6) OBP: 0.500, SLG: 0.500 Andy Tomberlin, L (9, PH)	B F X 1-1 1-2 1B			C X 0-1 BB SH3-4 1B 1B	D B X 2-0 ② P6		B F F B C 2-3 ③ K		B C B F S 2-3 ③ K	4 1	1 0	2 0	0 0	0 0	1 1	2 1
Pete Harnisch, S (1, 1) Yorkis Perez, L (6, 1) Toby Borland, R (6, 1) Barry Manuel, R (6, 1) Steve Bieser, L (8, PH) Ricardo Jordan, L (8, 1)	S B F L 1-3 ② K			B X 1-0 ② SH3-4 1-2	F F S 0-3 ③ K			B B B S H 4-1 E 1B SF7 HBP		2 0 0 0 0 0	0 0 0 0 1 0	0 0 0 0 0 0	0 0 0 0 0 0	0 0 0 0 0 0	2 0 0 0 0 0	4 0 0 0 0 0
Inning Stats	R: 0 H: 1 E: 0 LOB: 2 K: 1 BB: 1 S: 14 P: 22	R: 0 H: 1 E: 0 LOB: 2 K: 2 BB: 1 S: 10 P: 18	R: 2 H: 2 E: 0 LOB: 0 K: 0 BB: 0 S: 11 P: 17	R: 2 H: 2 E: 0 LOB: 2 K: 0 BB: 2 S: 12 P: 23	R: 0 H: 1 E: 0 LOB: 2 K: 1 BB: 1 S: 10 P: 18	R: 0 H: 1 E: 0 LOB: 2 K: 2 BB: 1 S: 9 P: 21	R: 0 H: 0 E: 0 LOB: 0 K: 1 BB: 0 S: 8 P: 12	R: 1 H: 1 E: 1 LOB: 1 K: 1 BB: 0 S: 13 P: 22	R: 0 H: 0 E: 1 LOB: 1 K: 3 BB: 0 S: 11 P: 15	1B: 7 SF: 1 2B: 1 SAC: 1 3B: 0 DP: 0 HR: 1 HBP: 1						

PITCHER		IP	W/L/S	BF	H	R	ER	SO	BB	IBB	HBP	BLK	WP	HR	S	P	ERA	WHIP
Joey Hamilton, R ERA: 6.0	(1, 1)	6.0	W	32	8	4	4	6	5	1	0	0	0	1	66	119	6.00	2.167
Tim Scott, R ERA:	(7, 1)	2.0		8	1	1	0	2	0	0	1	0	0	0	21	34	0.00	0.500
Doug Bochtler, R ERA:	(9, 1)	1.0		4	0	0	0	3	0	0	0	0	0	0	11	15	0.00	0.000

PITCHER	IP	W/L/S	BF	H	R	ER	SO	BB	IBB	HBP	BLK	WP	HR	S	P	ERA	WHIP

TOP

New York Mets @ San Diego Padres

Qualcomm Stadium, San Diego, CA

Tue Apr 01 1997, 6:33 AM EST
Att. 43,005 - Cloudy - 67 F

livebaseballscorecards.com

AB	35
R	5
H	9
RBI	5
BB	6
SO	11
LOB	21

WP: 0	PA: 44																	
PB: 0																		
SB: 1																		
CS: 0																		

Batter	1	2	3	4	5	6	7	8	9	AB	R	H	RBI	BB	SO	LOB
Quilvio Veras, S (1, 4) OBP: 0.600, SLG: 1.333	C F F X 0-2 F7 ①		C B C B X 2-2 G5-3 ③			2-2 HR B B B B X 4-2 1B 2B 1-2 2-3 3-H BB		B B B B 4-0 FC3-6 1-2 BB		3	2	1	2	2	0	0
Tony Gwynn, L (1, 9) OBP: 0.600, SLG: 0.600	X 0-0 1B			C X 0-1 P6 ①		B B B B 2-1 S 1B X 0-0 1-3 2-H 3-H 2B 1B		C X 0-1 F9 ① 2-3		5	2	3	2	0	0	2
Steve Finley, L (1, 8) OBP: 0.200, SLG: 0.400	F B S F X 1-2 P3 ②			B B X 2-0 L9 ②		0-2 T 1-2 K B B X SAFE 2-1 2-H 3-H 2B		C S F B B F X 2-2 FC3-6 1-2f 3-H		5	0	1	3	0	1	3
Ken Caminiti, S (1, 5) OBP: 0.200, SLG: 0.200	X 0-0 P5 ③			B X 1-0 G6-3 ③		B X 2-0 G3 BB BB 2-H 1B B B S T R I K E S 1-3 K		C B B B F S 3-3 K ③		5	1	1	1	0	2	3
Doug Bochtler, R (9, 1)										0	0	0	0	0	0	0
Greg Vaughn, R (1, 7) OBP: 0.500, SLG: 0.333		B C F B B X 3-2 G6-3 ①			X 0-0 P5 ①	F B B C B B 4-2 BB G3 1-2 HBP BB	C F X 0-2 G6-4-3 1B			3	1	1	0	1	0	0
Wally Joyner, L (1, 3) OBP: 0.500, SLG: 0.500		X 0-0 F7 ②			C B X 1-1 G1-6-3 1B	B B D C F X 3-2 ② G3 1-2 2-3	S X 0-1 G6-4-3 1-2 1B			4	0	2	0	0	0	2
John Flaherty, R (1, 2)		C B S B B X 3-2 F9 ③			F S B B 1 F X SAFE 2-2 ② ③ G1-6-3 1-2f	B B D B 4-0 HBP BB BB BB	C X 0-1 ① ② G6-4-3 1-2f 2-3			3	1	0	0	1	0	3
Chris Gomez, R (1, 6) OBP: 0.500, SLG: 1.333			B B B C X 3-1 F8 ①			1-1 HR B B B B 4-1 BB HBP 1B 1-2 2-3 3-H BB	C B B C C 2-3 K ③			3	2	1	2	1	1	1
Joey Hamilton, R (1, 1)			X 0-0 G4-3 ②			F B B C B 2-2 HR B B B B 2-2 BB 1B 1-2 2-3 3-H HBP		B B B F C F B 4-2 F9 BB FC3-6 BB		1	0	0	0	0	0	0
Rickey Henderson, R (6, PH) OBP: 1.000, SLG: 4.000										1	2	1	2	0	0	0
Tim Scott, R (7, 1)										0	0	0	0	0	0	0
Chris Jones, R (8, PH)										0	1	0	0	1	0	0
Archi Cianfrocco, R (9, 5)										0	0	0	0	0	0	0
Inning Stats	R: 0 E: 0 K: 0 S: 10 H: 1 LOB: 1 BB: 0 P: 11	R: 0 E: 0 K: 0 S: 7 H: 0 LOB: 0 BB: 0 P: 13	R: 0 E: 0 K: 0 S: 6 H: 0 LOB: 0 BB: 0 P: 11	R: 0 E: 0 K: 0 S: 4 H: 0 LOB: 0 BB: 0 P: 7	R: 0 E: 0 K: 0 S: 7 H: 1 LOB: 0 BB: 0 P: 10	R: 11 E: 0 K: 2 S: 31 H: 7 LOB: 1 BB: 4 P: 65	R: 0 E: 0 K: 1 S: 10 H: 2 LOB: 1 BB: 0 P: 12	R: 1 E: 0 K: 1 S: 12 H: 0 LOB: 1 BB: 2 P: 25		1B: 7 2B: 1 3B: 0 HR: 3	SF: 0 SAC: 0 DP: 2 HBP: 1			WP: 0 PB: 0 SB: 1 CS: 0	PA: 40		

PITCHER		IP	WLS	BF	H	R	ER	SO	BB	IBB	HBP	BLK	WP	HR	S	P	ERA	WHIP
Pete Harnisch, R ERA: 5.4	(1, 1)	5.0		19	5	3	3	0	0	0	0	0	0	3	43	66	5.40	1.000
Yorkis Perez, L ERA: 54.0	(6, 1)	0.1	L	3	2	1	1	1	0	0	0	0	0	0	6	11	27.00	6.000
Toby Borland, R ERA: 81.0	(6, 1)	0.1		4	0	1	1	0	3	0	0	0	0	0	6	21	27.00	9.000
Barry Manuel, R ERA: 20.25	(6, 1)	1.1		9	4	6	6	2	1	0	1	0	0	0	20	31	40.50	3.750
Ricardo Jordan, L ERA: 9.0	(8, 1)	1.0		5	0	1	1	1	2	0	0	0	0	0	12	25	9.00	2.000

PITCHER	IP	WLS	BF	H	R	ER	SO	BB	IBB	HBP	BLK	WP	HR	S	P	ERA	WHIP

BOTTOM

New York Mets @ San Diego Padres

Qualcomm Stadium, San Diego, CA

Tue Apr 01 1997, 6:33 AM EST
Att. 43,005 - Cloudy - 67 F

livebaseballscorecards.com

AB	33
R	12
H	11
RBI	12
BB	6
SO	4
LOB	14

Batter	1	2	3	4	5	6	7	8	9	10	11	12	AB	R	H	RBI	BB	SO	LOB
Lance Johnson, L (1, 8) OBP: 0.545, SLG: 0.286	0-0 PB S SF5 1B		0-1 F7 ②			4-2 HR BB		1-1 G4-3 ①		4-1 S BB		4-2 1B BB	3	2	1	0	3	0	0
John Olerud, L (1, 3) OBP: 0.545, SLG: 1.000	1-3 K ①		3-2 F7 ③			2-1 1-H HR		2-0 F8 ②		4-2 1-2 IBB		1-1 FC6-4 1-3 3-H 1B	5	1	2	3	1	1	1
Bernard Gilkey, R (1, 7) OBP: 0.273, SLG: 0.200 Toby Borland, R (12, 1)	4-2 SF5 1-3 BB			0-0 G6-3 ①		1-2 G5-3 ①		1-2 F9 ③		0-1 P5 ③		1-0 FC6-4 1-2f ③	5	0	0	0	1	0	4
													0	0	0	0	0	0	0
Todd Hundley, S (1, 2) OBP: 0.300, SLG: 0.571	0-2 SF5 ② 1-2 3-H			2-2 F7 ②		1-0 F9 ②			3-2 G3 ①		3-1 F9 ①		4	0	0	1	0	0	0
Carl Everett, S (1, 9) John Franco, L (9, 1) Steve Bieser, L (11, PH) Yorkis Perez, L (11, 1) Ricardo Jordan, L (11, 1) Andy Tomberlin, L (12, 7)	2-0 G3-1 ③			0-0 F8 ③		3-2 G3 ③			3-0 F7 ②		1-3 K ②		4 0 1 0 0 0	0 0 0 0 0 0	0 0 0 0 0 0	0 0 1 0 0 0	0 0 0 0 0 0	0 0 1 0 0 0	1 0 0 0 0 0
Carlos Baerga, S (1, 4) OBP: 0.250, SLG: 0.143 Manny Alexander, R (7, 4) OBP: 0.500, SLG: 0.500		1-1 G3 ①			2-0 G3 ①		1-0 G4-3 ①		1-2 S 1B		0-1 F9 ③		3 2	0 0	0 1	0 0	0 0	0 0	0 0
Edgardo Alfonzo, R (1, 5) OBP: 0.500, SLG: 1.000		2-2 F7 ②			4-2 BB		1-2 HR		2-3 K ③ 1-2			4-0 G4-3 SH3-4 1B BB	3	2	1	1	2	1	1
Rey Ordonez, R (1, 6) OBP: 0.250, SLG: 0.250		0-0 F9 ③			1-1 L5 ②		0-1 G4-3 ②			0-2 F9 ①		1-0 SH3-4 1-2 ①	4	0	0	0	0	0	1
Mark Clark, R (1, 1) Greg McMichael, R (7, 1) Alex Ochoa, R (9, 9)			0-0 F9 ①		0-3 K ③		2-2 F9 ③			1-2 L3 ②		0-1 G4-3 2-3 ②	3 0 2	0 0 0	0 0 0	0 0 0	1 0 0	1 0 1	1 0 1
Inning Stats	R: 1 H: 1 E: 0 LOB: 1 K: 1 BB: 1 S: 12 P: 19	R: 0 H: 0 E: 0 LOB: 0 K: 0 BB: 0 S: 6 P: 9	R: 0 H: 0 E: 0 LOB: 0 K: 0 BB: 0 S: 7 P: 10	R: 0 H: 0 E: 0 LOB: 0 K: 0 BB: 0 S: 6 P: 8	R: 0 H: 0 E: 0 LOB: 1 K: 1 BB: 1 S: 9 P: 15	R: 2 H: 1 E: 0 LOB: 0 K: 0 BB: 1 S: 12 P: 23	R: 1 H: 1 E: 0 LOB: 0 K: 0 BB: 0 S: 9 P: 13	R: 0 H: 0 E: 0 LOB: 0 K: 0 BB: 0 S: 6 P: 10	R: 0 H: 1 E: 0 LOB: 1 K: 1 BB: 0 S: 13 P: 21	R: 0 H: 0 E: 0 LOB: 2 K: 0 BB: 2 S: 14 P: 23	R: 0 H: 0 E: 0 LOB: 0 K: 1 BB: 0 S: 8 P: 12	R: 1 H: 1 E: 0 LOB: 2 K: 0 BB: 2 S: 8 P: 19	1B: 3 SF: 1 2B: 0 SAC: 1 3B: 0 DP: 0 HR: 2 HBP: 0						

PITCHER		IP	WLS	BF	H	R	ER	SO	BB	IBB	HBP	BLK	WP	HR	S	P	ERA	WHIP
Andy Ashby, R ERA: 3.86	(1, 1)	7.0		27	3	4	3	2	3	0	0	0	0	2	61	97	3.86	0.857
Sterling Hitchcock, L ERA:	(8, 1)	1.0		3	0	0	0	0	0	0	0	0	0	0	6	10	0.00	0.000
Dario Veras, R ERA:	(9, 1)	1.2		8	1	0	0	1	1	1	0	0	0	0	25	42	0.00	1.200
Trevor Hoffman, R ERA:	(10, 1)	0.1		1	0	0	0	0	0	0	0	0	0	0	2	2	0.00	0.000
Doug Bochtler, R ERA: 3.38	(11, 1)	1.2		8	1	1	1	1	2	0	0	0	0	0	15	29	5.40	1.800

PITCHER		IP	WLS	BF	H	R	ER	SO	BB	IBB	HBP	BLK	WP	HR	S	P	ERA	WHIP
Sean Bergman, R ERA:	(12, 1)	0.1	W	1	0	0	0	0	0	0	0	0	0	0	1	2	0.00	0.000

New York Mets @ San Diego Padres

Qualcomm Stadium, San Diego, CA

Wed Apr 02 1997, 10:05 PM EST

Att. 16,465 - Unknown - 65 F

TOP

livebaseballscorecards.com

AB	39
R	5
H	5
RBI	5
BB	7
SO	4
LOB	10

WP: 0 PA: 48
PB: 1
SB: 3
CS: 0

BOTTOM

New York Mets @ San Diego Padres

Qualcomm Stadium, San Diego, CA

Wed Apr 02 1997, 10:05 PM EST

Att. 16,465 - Unknown - 65 F

livebaseballscorecards.com

Batter	1	2	3	4	5	6	7	8	9	10	11	12	AB	R	H	RBI	BB	SO	LOB
Quilvio Veras, S (1, 4) OBP: 0.400, SLG: 0.625 Sean Bergman, R (12, 1)	G4-3		G3		1B		FC4-6 1B E 1-2f		SH1-4 1-2		FC6-5 1-2 2-3f		5	1	1	0	0	0	3
													0	0	0	0	0	0	0
Tony Gwynn, L (1, 9) OBP: 0.455, SLG: 0.455	K			G3	F8		E5 G4-3 1-H 1B		1B 2-H		F8		6	0	2	1	0	1	3
Steve Finley, L (1, 8) OBP: 0.364, SLG: 0.444	P6			HR 2B		BB 1B	G4-3 BB		F9		G3		4	1	1	0	2	0	3
Ken Caminiti, S (1, 5) OBP: 0.364, SLG: 0.600		F7		HR 2-H		BB 1-3 1B	G4-3 1-2 2-3		F7			PB SF9 1B BB	5	2	2	2	1	0	3
Greg Vaughn, R (1, 7) OBP: 0.375, SLG: 0.286 Sterling Hitchcock, L (8, 1) Dario Veras, R (9, 1) Trevor Hoffman, R (10, 1) Don Slaught, R (10, PH) Doug Bochtler, R (11, 1) Archi Cianfrocco, R (12, 4) OBP: 1.000, SLG: 1.000		G5-3		G3 1B		P3	K			K		SF9 PB 1-2 1B	4 0 0 0 0 1 0 1	0 0 0 0 0 0 0 1	1 0 0 0 0 0 0 1	0 0 0 0 0 0 0 1	0 0 0 0 0 1 0 0	1 0 0 0 0 0 0 0	4 0 0 0 0 0 0 0
Wally Joyner, L (1, 3) OBP: 0.500, SLG: 0.625	1B	G3 1-2				BB 1-2		L3-6 2B	G4-3			SF9 1-3 2-H	4	0	2	1	1	0	1
John Flaherty, R (1, 2)	F8			G3-1		P6			F9			G3	6	0	0	0	0	0	7
Chris Gomez, R (1, 6) OBP: 0.400, SLG: 0.667		F9		G5-3		K2-3		L3-6 2-2			FC6-5 BB 1B	1B 3-H	6	0	2	1	0	1	4
Andy Ashby, R (1, 1) Rickey Henderson, R (7, PH) OBP: 1.000, SLG: 4.000 (8, 7)		G5-3			K		FC4-6 BB		SH1-4 1B BB		FC6-5 1-2 BB		2	0	0	0	0	1	0
													0	1	0	0	3	0	0

Inning Stats																								
	R: 0	H: 0		R: 0	H: 1		R: 0	H: 0		R: 2	H: 3		R: 0	H: 1		R: 0	H: 1		R: 1	H: 1		R: 0	H: 1	
	E: 0	LOB: 0		E: 0	LOB: 1		E: 0	LOB: 0		E: 0	LOB: 1		E: 0	LOB: 3		E: 1	LOB: 2		E: 0	LOB: 0		E: 0	LOB: 2	
	K: 1	BB: 0		K: 0	BB: 0		K: 0	BB: 0		K: 0	BB: 0		K: 1	BB: 2		K: 1	BB: 2		K: 0	BB: 0		K: 0	BB: 1	
	S: 12	P: 18		S: 9	P: 16		S: 6	P: 9		S: 7	P: 10		S: 10	P: 14		S: 12	P: 26		S: 17	P: 32		S: 4	P: 5	
	R: 1	H: 1		R: 0	H: 0		R: 2	H: 2		1B: 9	SF: 1	
	E: 0	LOB: 1		E: 0	LOB: 0		E: 0	LOB: 1		2B: 3	SAC: 1	
	K: 0	BB: 0		K: 0	BB: 1		K: 0	BB: 1		3B: 0	DP: 1	
	S: 9	P: 14		S: 6	P: 13		S: 7	P: 16		HR: 1	HBP: 0	

PITCHER		IP	WLS	BF	H	R	ER	SO	BB	IBB	HBP	BLK	WP	HR	S	P	ERA	WHIP
Mark Clark, R ERA: 4.26	(1, 1)	6.1		29	7	3	3	3	3	0	0	0	0	1	62	105	4.26	1.579
Greg McMichael, R ERA:	(7, 1)	1.2		6	1	0	0	1	1	0	0	0	0	0	15	25	0.00	1.200
John Franco, L ERA: 4.5	(9, 1)	2.0		8	1	1	1	1	1	0	0	0	0	0	17	26	4.50	1.000
Yorkis Perez, L ERA: 54.0	(11, 1)	0.0		2	1	0	0	0	1	0	0	0	0	0	1	5	∞	∞
Ricardo Jordan, L ERA: 7.71	(11, 1)	1.1	L	6	1	2	1	0	1	0	0	0	0	0	8	18	6.75	1.500

PITCHER		IP	WLS	BF	H	R	ER	SO	BB	IBB	HBP	BLK	WP	HR	S	P	ERA	WHIP
Toby Borland, R ERA: 40.5	(12, 1)	0.1		2	1	0	0	0	0	0	0	0	0	0	4	6	0.00	3.000

AB	44
R	6
H	12
RBI	5
BB	7
SO	5
LOB	28

WP: 0 PA: 53
PB: 1
SB: 0
CS: 0

Batter	1	2	3	4	5	6	7	8	9	AB	R	H	RBI	BB	SO	LOB
Lance Johnson, L (1, 8) OBP: 0.438, SLG: 0.250	B B C X 2-1 ① F8		C C X 0-2 ② F7		X 0-0 CS BB 1B		B D C X 2-1 ① F8		X 0-0 ① F9	5	0	1	0	0	0	1
John Olerud, L (1, 3) OBP: 0.563, SLG: 1.000	C B B F F X 2-2 2B		C C B B B C 3-3 ③ K		B C 1 SAFE B B B 4-1 1-2 HR BB		C B B C X 2-2 FC5 1-3 2B		B B F F X 2-2 ② G6-3	4	1	2	0	1	1	0
Bernard Gilkey, R (1, 7) OBP: 0.313, SLG: 0.429	B B X 2-0 ② P4			B C B B B 4-1 L8 CS 1B BB	B B B X 3-0 ② 1-H 2-3 HR		X 0-0 ② G5-3		X 0-0 ③ L8	4	2	1	2	1	0	3
Todd Hundley, S (1, 2) OBP: 0.429, SLG: 0.500	B S B B B 4-1 BB			F D 1 SAFE 1 SAFE F F 1 SAFE F 1 SAFE 2-2 ① F B 1 SAFE 1 SAFE X L8 1-3	B B B C F B 4-2 FC5-4 BB		I I I 4-0 FC5 IBB			1	0	0	0	3	0	1
Butch Huskey, R (1, 5) OBP: 0.125, SLG: 0.125	B X 1-0 ③ P3			X 0-0 G5-3 1B 3-H 1B	B B X 2-0 ③ FC5-4 1-2f		X 0-0 ③ FC5 1-2 2-3			4	1	1	1	0	0	6
Edgardo Alfonzo, R (1, 4) OBP: 0.300, SLG: 0.500		B C X 1-1 ① P3		X 0-0 ② G5-3 1-2		B X 1-0 ① G3		C S B F S 1-3 ① K		4	0	0	0	0	1	1
Alex Ochoa, R (1, 9) OBP: 0.333, SLG: 0.333		C B B X 2-1 ② G6-3		X 0-0 2-H 1B	C X 0-1 CS 1B			S X 0-1 ② G1-3		4	0	2	1	0	0	0
Rey Ordonez, R (1, 6) OBP: 0.250, SLG: 0.250		X 0-0 ③ B1-3		1 SAFE C F 1 SAFE F P F F 1 SAFE 1-2 X ③ F7	B 1 SAFE 1 SAFE P X 2-0 ② ③ P6 1-2			B X 1-0 1B		4	0	1	0	0	0	2
Bobby Jones, R (1, 1) John Franco, L (9, 1)			B F F B S 2-3 ① K		C X 0-1 ① G6-3		B B C B C B 4-2 2B BB	1 SAFE 1 SAFE B X 1-0 ③ L4		3	0	0	0	1	1	1
										0	0	0	0	0	0	0
Inning Stats	R: 0 H: 1 E: 0 LOB: 2 K: 0 BB: 1 S: 9 P: 20	R: 0 H: 0 E: 0 LOB: 0 K: 0 BB: 0 S: 5 P: 8	R: 0 H: 0 E: 0 LOB: 0 K: 2 BB: 0 S: 9 P: 14	R: 2 H: 2 E: 0 LOB: 1 K: 0 BB: 1 S: 17 P: 23	R: 2 H: 2 E: 0 LOB: 1 K: 0 BB: 2 S: 8 P: 21	R: 0 H: 1 E: 0 LOB: 0 K: 0 BB: 0 S: 5 P: 7	R: 0 H: 1 E: 0 LOB: 3 K: 0 BB: 2 S: 9 P: 21	R: 0 H: 1 E: 0 LOB: 1 K: 1 BB: 0 S: 8 P: 11	R: 0 H: 0 E: 0 LOB: 0 K: 0 BB: 0 S: 5 P: 7	1B: 5 SF: 0 2B: 2 SAC: 0 3B: 0 DP: 0 HR: 1 HBP: 0					WP: 0 PA: 39 PB: 0 SB: 0 CS: 3	

PITCHER		IP	WLS	BF	H	R	ER	SO	BB	IBB	HBP	BLK	WP	HR	S	P	ERA	WHIP
Fernando Valenzuela, L ERA: 3.6	(1, 1)	5.0	L	23	5	4	2	2	4	0	0	0	0	1	48	86	3.60	1.800
Will Cunnane, R ERA:	(6, 1)	2.0		9	2	0	0	0	1	1	0	0	0	0	14	28	0.00	1.500
Sean Bergman, R ERA:	(8, 1)	2.0		7	1	0	0	1	0	0	0	0	0	0	13	18	0.00	0.500

PITCHER	IP	WLS	BF	H	R	ER	SO	BB	IBB	HBP	BLK	WP	HR	S	P	ERA	WHIP

TOP

New York Mets @ San Diego Padres

Qualcomm Stadium, San Diego, CA

Thu Apr 03 1997, 6:33 AM EST
Att. 21,611 - Overcast - 63 F

livebaseballscorecards.com

AB	33
R	4
H	8
RBI	4
BB	6
SO	3
LOB	15

Batter	1	2	3	4	5	6	7	8	9	AB	R	H	RBI	BB	SO	LOB
Quilvio Veras, S (1, 4) OBP: 0.429, SLG: 0.545	B C B B B 4-1 WP G4-3 2B BB	C F B B F X 2-2 ③ F7			L B X 1-1 PB 1B			B X 1-0 ① G1-3		3	1	1	0	1	0	2
Tony Gwynn, L (1, 9) OBP: 0.400, SLG: 0.400	B B 1 SAFE C X 2-1 ① G4-3 1-2		F B F T 1-2 ① K		C 1 SAFE 1 SAFE S B B X 2-2 ③ L8 1-2			C X 0-1 1B		4	0	1	0	0	1	2
Steve Finley, L (1, 8) OBP: 0.333, SLG: 0.462	B X 1-0 2-H 2B		B C B F X 2-2 ② G3			S C C 0-3 ① K		B F X 1-1 ② P6		4	0	1	1	0	1	1
Ken Caminiti, S (1, 5) OBP: 0.267, SLG: 0.429	C B B B S F S 3-3 ② K		C B F X 1-2 ③ G6-3			B C C F B X 2-2 ② L4		F X 0-1 ③ G4-3		4	0	0	0	0	1	2
Greg Vaughn, R (1, 7) OBP: 0.250, SLG: 0.182	F D B F X 2-2 ③ G5-3			B X 1-0 ① F7		C B B B F X 3-2 ③ F8			B B F B X 3-1 ① F8	4	0	0	0	0	0	1
Wally Joyner, L (1, 3) OBP: 0.500, SLG: 0.667		B S X 1-1 SH1-4 1B 1B		B C X 1-1 ② F7			X 0-0 ① F9		B C C B B F X 3-2 2B	4	0	2	0	0	0	0
Chris Gomez, R (1, 6) OBP: 0.286, SLG: 0.462		C B 1 SAFE S C 1-3 ① K		B C B B X 3-1 ③ G3			C F X 0-2 ② G1-3		B C X 1-1 ② G4-3	4	0	0	0	0	1	2
Carlos Hernandez, R (1, 2) OBP: 0.500, SLG: 0.500		1 SAFE C S 1 SAFE X 0-2 SH1-4 1-2 1B			B X 1-0 ① G2-3		C B B X 2-1 1B		C B X 1-1 ③ L7	4	0	2	0	0	0	1
Fernando Valenzuela, L (1, 1) Don Slaught, R (5, PH) Will Cunnane, R (6, 1) Rickey Henderson, R (7, PH) OBP: 0.833, SLG: 2.000 Sean Bergman, R (8, 1)		M X 0-1 ② SH1-4 1-2 2-3			C X 0-1 ② G1-3		C B B C S 2-3 ③ K			0 1 0 1 0	0 0 0 0 0	0 0 0 0 0	0 0 0 0 0	0 0 0 1 0	0 0 0 1 0	0 0 0 1 0
Inning Stats	R: 1 H: 1 E: 0 LOB: 1 K: 1 BB: 1 S: 11 P: 23	R: 0 H: 2 E: 0 LOB: 2 K: 1 BB: 0 S: 14 P: 18	R: 0 H: 0 E: 0 LOB: 0 K: 1 BB: 0 S: 9 P: 13	R: 0 H: 0 E: 0 LOB: 0 K: 0 BB: 0 S: 5 P: 10	R: 0 H: 1 E: 0 LOB: 1 K: 0 BB: 0 S: 8 P: 12	R: 0 H: 0 E: 0 LOB: 0 K: 1 BB: 0 S: 10 P: 15	R: 0 H: 1 E: 0 LOB: 1 K: 1 BB: 0 S: 9 P: 13	R: 0 H: 1 E: 0 LOB: 1 K: 0 BB: 0 S: 7 P: 9	R: 0 H: 1 E: 0 LOB: 1 K: 0 BB: 0 S: 10 P: 18							

PITCHER		IP	WLS	BF	H	R	ER	SO	BB	IBB	HBP	BLK	WP	HR	S	P	ERA	WHIP
Bobby Jones, R ERA: 1.13	(1, 1)	8.0	W	31	6	1	1	5	1	0	0	0	1	0	73	113	1.12	0.875
John Franco, L ERA: 3.0	(9, 1)	1.0	S	4	1	0	0	0	0	0	0	0	0	0	10	18	0.00	1.000

PITCHER	IP	WLS	BF	H	R	ER	SO	BB	IBB	HBP	BLK	WP	HR	S	P	ERA	WHIP

BOTTOM

New York Mets @ San Diego Padres

Qualcomm Stadium, San Diego, CA

Thu Apr 03 1997, 6:33 AM EST
Att. 21,611 - Overcast - 63 F

livebaseballscorecards.com

AB	33
R	1
H	7
RBI	1
BB	1
SO	5
LOB	12

1B: 5	SF: 0	WP: 1	PA: 35
2B: 2	SAC: 1	PB: 1	
3B: 0	DP: 0	SB: 0	
HR: 0	HBP: 0	CS: 0	

New York Mets @ San Francisco Giants

3Com Park at Candlestick Point, San Francisco, CA

Fri Apr 04 1997, 10:05 PM EST

Att. 8,380 - Unknown - 53 F

livebaseballscorecards.com

TOP

Batter	1	2	3	4	5	6	7	8	9	AB	R	H	RBI	BB	SO	LOB
Lance Johnson, L (1, 8) OBP: 0.476, SLG: 0.438	C B S B X 2-2 ① G5-3		B B X 2-0 ③ G6-3			B X 1-0 G4-3 3B	B B B C B 4-1 1B 1-2 BB		B X 1-0 1-2 2-H 1B	4	1	2	1	1	0	0
John Olerud, L (1, 3) OBP: 0.524, SLG: 0.813	B C X 1-1 ② G1-3			B C B B B 4-1 2B 2B BB		B C X 1-1 ① G4-3 3-H	X 0-0 ③ 1-2 2-H 1B		C F C 0-3 ③ K	4	1	1	1	1	1	2
Bernard Gilkey, R (1, 7) OBP: 0.350, SLG: 0.471	B S F S 1-3 ③ K			S X 0-1 1-3 2B 2B		B C C B B F F B 4-2 2B G4-3 BB		C F B B X 2-2 ① F8		3	1	1	0	1	1	0
Todd Hundley, S (1, 2) OBP: 0.444, SLG: 0.667		B C C B F S 2-3 ① K		X 0-0 ① 2-H 3-H 2B		1 SAFE 1 SAFE B B B X 2-0 G4-3 1-3 2B		C B B X 2-1 ② P5		4	0	2	1	0	1	0
Butch Huskey, R (1, 5) OBP: 0.167, SLG: 0.167		C X 0-1 FC6-4 1B		B B C C F X 2-2 ② G5-3		C S B B F X 2-2 ② G4-3 2-3 3-H		C F B S 1-3 ③ K		4	0	1	1	0	1	2
Carlos Baerga, S (1, 4) OBP: 0.250, SLG: 0.100		C X 0-1 ② FC6-4 1-2f		C B X 1-1 ③ G6-3		C B X 1-1 ③ G3			B B B B 4-0 1B 1B BB	3	1	0	0	1	0	3
Alex Ochoa, R (1, 9) OBP: 0.300, SLG: 0.300		C X 0-1 ③ P2			C B B S X 2-2 ① G1-3		B S X 1-1 ① G5-3		B C F F F X 1-2 1-2 1B	4	0	1	0	0	0	1
Edgardo Alfonzo, R (1, 6) OBP: 0.214, SLG: 0.333			C B F B F X 2-2 ① G6-3		C B B X 2-1 ② G4-3		C B F B X 2-2 ② F9		B C S S 1-3 ① K	4	0	0	0	0	1	2
Dave Mlicki, R (1, 1) Andy Tomberlin, L (7, PH) OBP: 0.500, SLG: 0.500 Ricardo Jordan, L (7, 1) Greg McMichael, R (7, 1) Toby Borland, R (8, 1) Carl Everett, S (9, PH)			B C B X 2-1 ② G4-3		C B C S 1-3 ③ K		B X 1-0 BB 1B 1B		F X 0-1 ② F8	2 1 0 0 0 1	0 0 0 0 0 0	0 1 0 0 0 0	0 0 0 0 0 0	0 0 0 0 0 0	1 0 0 0 0 0	0 0 0 0 0 2
Inning Stats	R: 0 H: 0 E: 0 LOB: 0 K: 1 BB: 0 S: 8 P: 12	R: 0 H: 1 E: 0 LOB: 1 K: 1 BB: 0 S: 10 P: 12	R: 0 H: 0 E: 0 LOB: 0 K: 0 BB: 0 S: 7 P: 13	R: 1 H: 2 E: 0 LOB: 1 K: 0 BB: 1 S: 10 P: 17	R: 0 H: 0 E: 0 LOB: 0 K: 1 BB: 0 S: 8 P: 13	R: 2 H: 2 E: 0 LOB: 1 K: 0 BB: 1 S: 14 P: 25	R: 0 H: 2 E: 0 LOB: 2 K: 0 BB: 1 S: 8 P: 16	R: 0 H: 0 E: 0 LOB: 0 K: 1 BB: 0 S: 8 P: 13	R: 1 H: 2 E: 0 LOB: 2 K: 2 BB: 1 S: 14 P: 21	1B: 5 SF: 0 2B: 3 SAC: 0 3B: 1 DP: 0 HR: 0 HBP: 0						

	AB	34
	R	4
	H	9
	RBI	4
	BB	4
	SO	6
	LOB	12

WP: 0 PA: 38
PB: 0
SB: 0
CS: 0

PITCHER		IP	WLS	BF	H	R	ER	SO	BB	IBB	HBP	BLK	WP	HR	S	P	ERA	WHIP
Kirk Rueter, L ERA: 5.06	(1, 1)	5.1		22	5	3	3	3	2	0	0	0	0	0	51	83	5.06	1.312
Julian Tavarez, R ERA:	(6, 1)	1.1		6	1	0	0	0	1	0	0	0	0	0	13	24	0.00	1.500
Rich Rodriguez, L ERA: 9.0	(7, 1)	0.1	W	1	1	0	0	0	0	0	0	0	0	0	1	1	0.00	3.000
Doug Henry, R ERA:	(8, 1)	1.0		3	0	0	0	1	0	0	0	0	0	0	8	13	0.00	0.000
Rod Beck, R ERA: 6.75	(9, 1)	1.0	S	6	2	1	1	2	1	0	0	0	0	0	14	21	9.00	3.000

PITCHER		IP	WLS	BF	H	R	ER	SO	BB	IBB	HBP	BLK	WP	HR	S	P	ERA	WHIP

Batter	1	2	3	4	5	6	7	8	9	AB	R	H	RBI	BB	SO	LOB
Darryl Hamilton, L (1, 8) OBP: 0.357, SLG: 0.250	C B S F B S 2-3 ① K		C B X 1-1 ③ G3		B X 1-0 ② B1		L B X 1-1 ① FC3-6 1B 1-2f 1B	1 SAFE F 1 B F F B X 2-2 ③ G4-3		5	1	0	0	0	1	3
Jose Vizcaino, S (1, 6) OBP: 0.500, SLG: 0.400	X 0-0 ② G4-3			B C X 1-1 ① F7	B B C F X 2-2 ③ G6-3		C B 1 SAFE B X 2-1 E 1B 1-3 3B 1B			4	1	1	0	0	0	0
Glenallen Hill, R (1, 9) OBP: 0.385, SLG: 0.222 Rod Beck, R (9, 1)	F S S 0-3 ③ K			C B C B B B 4-2 1B 1B 1B BB		C X 0-1 ① G6-3	B F F B B B X 3-2 E9 1-3 3B 3-H 1B			3 0	2 0	1 0	1 0	1 0	1 0	0 0
Barry Bonds, L (1, 7) OBP: 0.462, SLG: 0.556		X 0-0 ① G3		B B B C X 3-1 1B 1-2 1B		B X 1-0 ② F7	B B X 2-0 1-H 3B 3-H			4	1	2	2	0	0	0
Jeff Kent, R (1, 4) OBP: 0.385, SLG: 0.800		F B B B B F X 3-2 G3-6-1 1B		B F 2 SAFE S B X 2-2 1B SF8 1-2 2-3 1B		B B B B 4-0 BLK BB BB	C B F X 1-2 ② G4-3			3	1	2	0	1	0	1
J.T. Snow, L (1, 3) OBP: 0.308, SLG: 0.273		C B C X 1-2 ② ③ G3-6-1 1-2f		F B C F F F X 1-2 1-3 2-H 3-H 1B		B F B B B 4-1 BLK 1-2 BB	B C F C 1-3 ③ K			3	0	1	2	1	1	2
Rick Wilkins, L (1, 2) OBP: 0.250, SLG: 0.111			X 0-0 ① F7	B B S X 2-1 ② SF8 3-H		B B 2 SAFE F B B 4-1 1-2 2-3 BB		C B X 1-1 ① G3-1		2	0	0	1	1	0	0
Bill Mueller, S (1, 5) OBP: 0.538, SLG: 0.455			B B C X 2-1 FC2-6 1B	B B C S X 2-2 ③ P7		S F B C 1-3 ③ K		B X 1-0 1B		4	0	2	0	0	1	4
Kirk Rueter, L (1, 1) Julian Tavarez, L (6, 1) Rich Rodriguez, L (7, 1) Marvin Benard, L (7, PH) OBP: 1.000, SLG: 1.000 Doug Henry, R (8, 1) Stan Javier, S (8, PH) (9, 9)			X 0-0 ② FC2-6 1-2		C S F B X 1-2 ① G6-3		B C B X 2-1 FC3-6 1B	B 1 SAFE 1 SAFE S B 1 SAFE F X 2-2 ② F7		2 0 0 1 0 1	0 0 0 0 0 0	0 0 0 1 0 0	0 0 0 0 0 0	0 0 0 0 0 0	0 0 0 0 0 0	1 0 0 0 0 1
Inning Stats	R: 0 E: 0 K: 2 S: 8 H: 0 LOB: 0 BB: 0 P: 10	R: 0 E: 0 K: 0 S: 7 H: 1 LOB: 0 BB: 0 P: 11	R: 0 E: 0 K: 0 S: 6 H: 1 LOB: 1 BB: 0 P: 9	R: 3 E: 0 K: 0 S: 20 H: 3 LOB: 1 BB: 1 P: 35	R: 0 E: 0 K: 0 S: 8 H: 0 LOB: 0 BB: 0 P: 12	R: 0 E: 0 K: 1 S: 8 H: 0 LOB: 3 BB: 3 P: 22	R: 3 E: 1 K: 1 S: 16 H: 4 LOB: 1 BB: 0 P: 28	R: 0 E: 0 K: 0 S: 10 H: 1 LOB: 1 BB: 0 P: 16		1B: 9 2B: 0 3B: 1 HR: 0	SF: 1 SAC: 0 DP: 1 HBP: 0			WP: 0 PB: 0 SB: 0 CS: 0	PA: 37	

PITCHER		IP	WLS	BF	H	R	ER	SO	BB	IBB	HBP	BLK	WP	HR	S	P	ERA	WHIP
Dave Mlicki, R ERA: 4.5	(1, 1)	6.0		26	5	3	3	3	4	0	0	1	0	0	57	99	4.50	1.500
Ricardo Jordan, L ERA: 13.5	(7, 1)	0.1	L	3	2	2	2	0	0	0	0	0	0	0	6	11	54.00	6.000
Greg McMichael, R ERA: 3.86	(7, 1)	0.2		4	2	1	1	1	0	0	0	0	0	0	10	17	13.50	3.000
Toby Borland, R ERA: 16.2	(8, 1)	1.0		4	1	0	0	0	0	0	0	0	0	0	10	16	0.00	1.000

PITCHER	IP	WLS	BF	H	R	ER	SO	BB	IBB	HBP	BLK	WP	HR	S	P	ERA	WHIP

BOTTOM

New York Mets @ San Francisco Giants

3Com Park at Candlestick Point, San Francisco, CA

Fri Apr 04 1997, 10:05 PM EST

Att. 8,380 - Unknown - 53 F

livebaseballscorecards.com

AB	32
R	6
H	10
RBI	6
BB	4
SO	4
LOB	12

Batter	1	2	3	4	5	6	7	8	9	AB	R	H	RBI	BB	SO	LOB
Lance Johnson, L (1, 8) OBP: 0.440, SLG: 0.400	G4-3		G6-3			L7			S 1B	4	0	1	0	0	0	0
John Olerud, L (1, 3) OBP: 0.440, SLG: 0.650	K			F9		F9			L8	4	0	0	0	0	1	1
Bernard Gilkey, R (1, 7) OBP: 0.333, SLG: 0.400	K			S BB		K			L9 1-2	3	0	0	0	1	2	1
Todd Hundley, S (1, 2) OBP: 0.364, SLG: 0.500		G4-3		K			P3		K	4	0	0	0	0	2	2
Edgardo Alfonzo, R (1, 5) OBP: 0.176, SLG: 0.267		F9		P3 1-2			K			3	0	0	0	0	1	1
Carlos Baerga, S (1, 4) OBP: 0.267, SLG: 0.154		1B			P5		G6-3			3	0	1	0	0	0	0
Alex Ochoa, R (1, 9) OBP: 0.231, SLG: 0.231		P4			F8			G1-3		3	0	0	0	0	0	1
Rey Ordonez, R (1, 6) OBP: 0.267, SLG: 0.267			F9		1B			F9		3	0	1	0	0	0	0
Rick Reed, R (1, 1)										2	0	0	0	0	0	1
Carl Everett, S (8, PH)			F7		P3			G6-3		1	0	0	0	0	0	0
Barry Manuel, R (8, 1)										0	0	0	0	0	0	0
Inning Stats	R: 0 E: 0 K: 2 S: 11 H: 0 LOB: 0 BB: 0 P: 16	R: 0 E: 0 K: 0 S: 12 H: 1 LOB: 1 BB: 0 P: 16	R: 0 E: 0 K: 0 S: 5 H: 0 LOB: 0 BB: 0 P: 10	R: 0 E: 0 K: 1 S: 10 H: 0 LOB: 1 BB: 1 P: 18	R: 0 E: 0 K: 0 S: 10 H: 1 LOB: 0 BB: 0 P: 14	R: 0 E: 0 K: 1 S: 7 H: 0 LOB: 0 BB: 0 P: 10	R: 0 E: 0 K: 1 S: 8 H: 0 LOB: 0 BB: 0 P: 11	R: 0 E: 0 K: 0 S: 7 H: 0 LOB: 0 BB: 0 P: 7	R: 0 E: 0 K: 1 S: 8 H: 1 LOB: 1 BB: 0 P: 13	1B: 3 2B: 0 3B: 0 HR: 0	SF: 0 SAC: 0 DP: 0 HBP: 0						

PITCHER		IP	WLS	BF	H	R	ER	SO	BB	IBB	HBP	BLK	WP	HR	S	P	ERA	WHIP
William Van Landingham, R ERA:	(1, 1)	7.0		24	2	0	0	5	1	0	0	0	0	0	63	95	0.00	0.429
Joe Roa, R ERA:	(8, 1)	1.0	W	3	0	0	0	0	0	0	0	0	0	0	7	7	0.00	0.000
Jim Poole, L ERA:	(9, 1)	0.1		2	1	0	0	0	0	0	0	0	0	0	3	5	0.00	3.000
Rod Beck, R ERA: 4.5	(9, 1)	0.2	S	2	0	0	0	1	0	0	0	0	0	0	5	8	0.00	0.000

PITCHER	IP	WLS	BF	H	R	ER	SO	BB	IBB	HBP	BLK	WP	HR	S	P	ERA	WHIP

TOP

New York Mets @ San Francisco Giants

3Com Park at Candlestick Point, San Francisco, CA

Sat Apr 05 1997, 6:33 AM EST
Att. 13,768 - Sunny - 61 F

livebaseballscorecards.com

AB	30
R	0
H	3
RBI	0
BB	1
SO	6
LOB	7

WP: 0	PA: 31
PB: 0	
SB: 2	
CS: 0	

BOTTOM

New York Mets @ San Francisco Giants

3Com Park at Candlestick Point, San Francisco, CA

Sat Apr 05 1997, 6:33 AM EST
Att. 13,768 - Sunny - 61 F

livebaseballscorecards.com

Batter	1	2	3	4	5	6	7	8	9	AB	R	H	RBI	BB	SO	LOB
Darryl Hamilton, L (1, 8) OBP: 0.278, SLG: 0.188	B C F B X 2-2 L9 ①		B C B F S 2-3 K ③			C S S 0-3 K ③		C X 0-1 G4-3 ② 2-3		4	0	0	0	0	2	1
Jose Vizcaino, S (1, 6) OBP: 0.500, SLG: 0.429	C S B F F C 1-3 K ②			C B F F X 1-2 CS 1B			B C C B X 2-2 G5-4-3 BB 1B	B S B C S 2-3 K ③		4	0	2	0	0	2	1
Barry Bonds, L (1, 7) OBP: 0.500, SLG: 0.500	B B C B B 4-1 BB			B C B X 2-1 P6 ①			B C B B B 4-1 G5-4-3 1-2 BB			1	0	0	0	2	0	1
Jeff Kent, R (1, 4) OBP: 0.313, SLG: 0.615	1 SAFE C X 0-1 L7 ③			1 SAFE 1 SAFE B F 1 SAFE B S B S 3-3 K ②③ 1-2			B C B X 2-1 G5-4-3 ①② 1-2f 2-3			3	0	0	0	0	1	4
Stan Javier, S (1, 9)		S B C B B F X 3-2 L1 ①			B C F B B X 3-2 L4 ①		F B X 1-1 G3 ③			3	0	0	0	0	0	1
J.T. Snow, L (1, 3) OBP: 0.313, SLG: 0.286		B C B F X 2-2 G4-3 ②			F F B B F B C 3-3 K ②			B B X 2-0 E 1B 2B 1B		3	1	1	0	0	1	0
Bill Mueller, S (1, 5) OBP: 0.438, SLG: 0.357		B B C B B F X 3-2 G4-3 ③			B X 1-0 G4-3 ③			B 1 SAFE F 1 SAFE X 1-1 F7 ①		3	0	0	0	0	0	1
Damon Berryhill, S (1, 2) OBP: 0.600, SLG: 0.500			B X 1-0 F8 ①			X 0-0 G3-6-4 1B		F X 0-1 E 1-2 2B 1B		3	1	2	0	0	0	0
William Van Landingham, R (1, 1) Joe Roa, R (8, 1) Rick Wilkins, L (8, PH) OBP: 0.308, SLG: 0.300 Jim Poole, L (9, 1) Rod Beck, R (9, 1)			F S X 0-2 F9 ②			S 1 SAFE B X 1-1 G3-6-4 ①② 1-2f		B B F 2 SAFE C X 2-2 G4-3 1-H 2-H 2B		2 0 1 0 0	0 0 0 0 0	0 0 1 0 0	0 0 2 0 0	0 0 0 0 0	0 0 0 0 0	1 0 0 0 0
Inning Stats	R: 0 E: 0 K: 1 S: 11 H: 0 LOB: 1 BB: 1 P: 18	R: 0 E: 0 K: 0 S: 10 H: 0 LOB: 0 BB: 0 P: 18	R: 0 E: 0 K: 1 S: 7 H: 0 LOB: 0 BB: 0 P: 10	R: 0 E: 0 K: 1 S: 9 H: 1 LOB: 1 BB: 0 P: 15	R: 0 E: 0 K: 1 S: 8 H: 0 LOB: 0 BB: 0 P: 15	R: 0 E: 0 K: 1 S: 6 H: 1 LOB: 0 BB: 0 P: 7	R: 0 E: 0 K: 0 S: 8 H: 1 LOB: 1 BB: 1 P: 17	R: 2 E: 1 K: 1 S: 13 H: 3 LOB: 1 BB: 0 P: 20		1B: 5 2B: 2 3B: 0 HR: 0	SF: 0 SAC: 0 DP: 3 HBP: 0			WP: 0 PB: 0 SB: 0 CS: 1	PA: 29	

	AB	27
	R	2
	H	6
	RBI	2
	BB	2
	SO	6
	LOB	10

PITCHER		IP	WLS	BF	H	R	ER	SO	BB	IBB	HBP	BLK	WP	HR	S	P	ERA	WHIP
Rick Reed, R ERA:	(1, 1)	7.0		23	3	0	0	5	2	0	0	0	0	0	59	100	0.00	0.714
Barry Manuel, R ERA: 19.29	(8, 1)	1.0	L	6	3	2	2	1	0	0	0	0	0	0	13	20	18.00	3.000

PITCHER	IP	WLS	BF	H	R	ER	SO	BB	IBB	HBP	BLK	WP	HR	S	P	ERA	WHIP

Batter	1	2	3	4	5	6	7	8	9	AB	R	H	RBI	BB	SO	LOB
Lance Johnson, L (1, 8) OBP: 0.500, SLG: 0.458	B B C B B 4-1 1B 1B BB	C B B F X 2-2 ② G4-3			B C B X 2-1 CS 1B	B B F X 2-1 CS 1B		X 0-0 ③ 2-H 1B		4	1	3	0	1	0	0
John Olerud, L (1, 3) OBP: 0.448, SLG: 0.609	B 1 SAFE C B F B X 3-2 1B 1B 1B 1-3 1B	C F S 0-3 ③ K			B C B C X 2-2 ① ② G6-3 1-2	B 1 SAFE 1 SAFE F 1 SAFE B 1 SAFE 2-1 ③ CS 1-2	B B B B 4-0 BB			3	1	1	0	1	1	1
Bernard Gilkey, R (1, 7) OBP: 0.321, SLG: 0.375	X 0-0 1B 1B SF8 1-2 3-H 1B		C B F X 1-2 ① G4-3		B S C S 1-3 ③ K			C B S F B B 1 SAFE X 3-2 ① F8		4	1	1	1	0	1	1
Todd Hundley, S (1, 2) OBP: 0.346, SLG: 0.450	C B B C F X 2-2 1B 1-2 2-3 1B		B B C X 2-1 ② G4-3			B X 1-0 ① G3		C S B F B X 2-2 ② P5		4	0	1	0	0	0	1
Carl Everett, S (1, 9) Edgardo Alfonzo, R (9, 5) OBP: 0.176, SLG: 0.267	B X 1-0 ① F7		X 0-0 ③ P6			C B X 1-1 ② G4-3		X 0-0 ③ P2		4 0	0 0	0 0	0 0	0 0	0 0	4 0
Carlos Baerga, S (1, 4) OBP: 0.316, SLG: 0.235 Manny Alexander, R (9, 4) OBP: 0.500, SLG: 0.500	X 0-0 FC6-4 1-2 2-3 3-H 1B			B C X 1-1 ① P2		B X 1-0 1B			B X 1-0 ① G1-3	4 0	0 0	2 0	1 0	0 0	0 0	0 0
Butch Huskey, R (1, 5) OBP: 0.125, SLG: 0.133 John Franco, L (9, 1)	C C X 0-2 ② SF8 3-H			C X 0-1 ② P3		X 0-0 ③ P9			B F B B F F S 2-3 ② K	3 0	0 0	0 0	1 0	0 0	1 0	1 0
Rey Ordonez, R (1, 6) OBP: 0.316, SLG: 0.316	B F B X 2-1 ③ FC6-4 1-2f			B X 1-0 1B			F F X 0-2 ① F9		C X 0-1 WP 2B 1B	4	1	2	0	0	0	2
Brian Bohanon, L (1, 1) Greg McMichael, R (8, 1) Alex Ochoa, R (8, 9) OBP: 0.286, SLG: 0.357		X 0-0 ① G4-3		C B B C S 2-3 ③ K			F C B S 1-3 ② K		B F 1 SAFE B B C X 3-2 1-H 1B 2B	3 0 1	0 0 0	0 0 1	0 0 1	0 0 0	2 0 0	1 0 0
Inning Stats	R: 3 H: 4 E: 0 LOB: 2 K: 0 BB: 1 S: 16 P: 28	R: 0 H: 0 E: 0 LOB: 0 K: 1 BB: 0 S: 7 P: 9	R: 0 H: 0 E: 0 LOB: 0 K: 0 BB: 0 S: 6 P: 9	R: 0 H: 1 E: 0 LOB: 1 K: 1 BB: 0 S: 8 P: 12	R: 0 H: 1 E: 0 LOB: 0 K: 1 BB: 0 S: 8 P: 13	R: 0 H: 1 E: 0 LOB: 1 K: 0 BB: 0 S: 5 P: 8	R: 0 H: 1 E: 0 LOB: 0 K: 1 BB: 0 S: 9 P: 14	R: 0 H: 0 E: 0 LOB: 1 K: 0 BB: 1 S: 9 P: 18	R: 1 H: 3 E: 0 LOB: 2 K: 1 BB: 0 S: 11 P: 17	1B: 10 SF: 1 2B: 1 SAC: 0 3B: 0 DP: 0 HR: 0 HBP: 0						WP: 1 PA: 38 PB: 0 SB: 0 CS: 2

PITCHER		IP	WLS	BF	H	R	ER	SO	BB	IBB	HBP	BLK	WP	HR	S	P	ERA	WHIP
Mark Gardner, R ERA: 3.0	(1, 1)	7.0	L	28	8	3	3	4	1	0	0	0	0	0	59	93	3.86	1.286
Rich Rodriguez, L ERA: 6.0	(8, 1)	1.0		4	0	0	0	0	1	0	0	0	0	0	9	18	0.00	1.000
Rich DeLucia, R ERA: 10.8	(9, 1)	0.2		4	2	1	1	1	0	0	0	0	1	0	10	16	13.50	3.000
Jim Poole, L ERA:	(9, 1)	0.1		1	1	0	0	0	0	0	0	0	0	0	1	1	0.00	3.000

PITCHER	IP	WLS	BF	H	R	ER	SO	BB	IBB	HBP	BLK	WP	HR	S	P	ERA	WHIP

TOP

New York Mets @ San Francisco Giants

3Com Park at Candlestick Point, San Francisco, CA

Sun Apr 06 1997, 6:33 AM EDT
Att. 15,073 - Cloudy - 58 F

livebaseballscorecards.com

AB	34
R	4
H	11
RBI	4
BB	2
SO	5
LOB	11

Batter	1	2	3	4	5	6	7	8	9	AB	R	H	RBI	BB	SO	LOB
Stan Javier, S (1, 8) OBP: 0.125, SLG: 0.125	BBCSX 2-2 G4-3 S 1B 1B		BBCCX 2-2 P9 ①			CBX 1-1 G5-3 ①		FCX 0-2 G3-1 ②		4	1	1	0	0	0	0
Jose Vizcaino, S (1, 6) OBP: 0.400, SLG: 0.333	BIX 1-1 G4-3 ① 1-3		SCC 0-3 K ②			CFX 0-2 L7 ②		X 0-0 G4-3 ③		4	0	0	0	0	1	1
Glenallen Hill, R (1, 9) OBP: 0.471, SLG: 0.462	FBBFFX 2-2 2B 1B 3-H		BX 1-0 F8 ③			X 0-0 1B			BBCX 2-1 2B	4	0	3	1	0	0	0
Barry Bonds, L (1, 7) OBP: 0.450, SLG: 0.385	FBCBS 2-3 K ②			BX 1-0 F9 ①		X 0-0 P6 ③			BBBB 4-0 G5-4-3 BB	3	0	0	0	1	1	2
Jeff Kent, R (1, 4) OBP: 0.300, SLG: 0.588	1 SAFE BBBBCCFX 3-2 1-3 2B			CFBX 1-2 P4 ②			FFBBBS 2-3 K ①		SSSBSS 1-3 K ①	4	0	1	0	0	2	2
J.T. Snow, L (1, 3) OBP: 0.250, SLG: 0.222	CX 0-1 L5 ③			BBBCX 3-1 G4-3 ③			X 0-0 G3 ②		BBFX 2-1 G5-4-3 ②③ 1-2f	4	0	0	0	0	0	4
Bill Mueller, S (1, 5) OBP: 0.368, SLG: 0.294		CCCX 0-2 G6-3 ①			CFBFC 1-3 K ①		BX 1-0 P3 ③			3	0	0	0	0	1	0
Rick Wilkins, L (1, 2) OBP: 0.313, SLG: 0.250		BCBSBX 3-2 P3 ②			BSX 1-1 G4-3 ②			SFBFBBB 4-2 2B BB		2	1	0	0	1	0	0
Mark Gardner, R (1, 1) Rich Rodriguez, L (8, 1) Damon Berryhill, S (8, PH) OBP: 0.667, SLG: 0.800 Rich DeLucia, R (9, 1) Jim Poole, L (9, 1)		BFSSS 1-3 K ③			X 0-0 G5-3 ③			BSX 1-1 ① 1-H 2B		2 0 1 0 0	0 0 0 0 0	0 0 1 0 0	0 0 1 0 0	0 0 0 0 0	1 0 0 0 0	0 0 0 0 0
Inning Stats	R: 1 E: 0 K: 1 S: 19 H: 3 LOB: 2 BB: 0 P: 29	R: 0 E: 0 K: 1 S: 9 H: 0 LOB: 0 BB: 0 P: 13	R: 0 E: 0 K: 1 S: 7 H: 0 LOB: 0 BB: 0 P: 10	R: 0 E: 0 K: 0 S: 6 H: 0 LOB: 0 BB: 0 P: 11	R: 0 E: 0 K: 1 S: 7 H: 0 LOB: 0 BB: 0 P: 9	R: 0 E: 0 K: 0 S: 7 H: 1 LOB: 1 BB: 0 P: 8	R: 0 E: 0 K: 1 S: 5 H: 0 LOB: 0 BB: 0 P: 8	R: 1 E: 0 K: 0 S: 9 H: 1 LOB: 0 BB: 1 P: 14	R: 0 E: 0 K: 1 S: 7 H: 1 LOB: 1 BB: 1 P: 16	1B: 3 2B: 3 3B: 0 HR: 0	SF: 0 SAC: 0 DP: 1 HBP: 0					

PITCHER		IP	WLS	BF	H	R	ER	SO	BB	IBB	HBP	BLK	WP	HR	S	P	ERA	WHIP
Brian Bohanon, L ERA: 2.57	(1, 1)	7.0	W	26	4	2	2	5	1	0	0	0	0	0	63	95	2.57	0.714
Greg McMichael, R ERA: 2.7	(8, 1)	1.0		3	1	0	0	0	0	0	0	0	0	0	6	7	0.00	1.000
John Franco, L ERA: 2.25	(9, 1)	1.0	S	4	1	0	0	1	1	0	0	0	0	0	7	16	0.00	2.000

PITCHER	IP	WLS	BF	H	R	ER	SO	BB	IBB	HBP	BLK	WP	HR	S	P	ERA	WHIP

BOTTOM

New York Mets @ San Francisco Giants

3Com Park at Candlestick Point, San Francisco, CA

Sun Apr 06 1997, 6:33 AM EDT
Att. 15,073 - Cloudy - 58 F

livebaseballscorecards.com

AB	31
R	2
H	6
RBI	2
BB	2
SO	6
LOB	9

1B: 3	SF: 0	WP: 0	PA: 33
2B: 3	SAC: 0	PB: 0	
3B: 0	DP: 1	SB: 1	
HR: 0	HBP: 0	CS: 0	

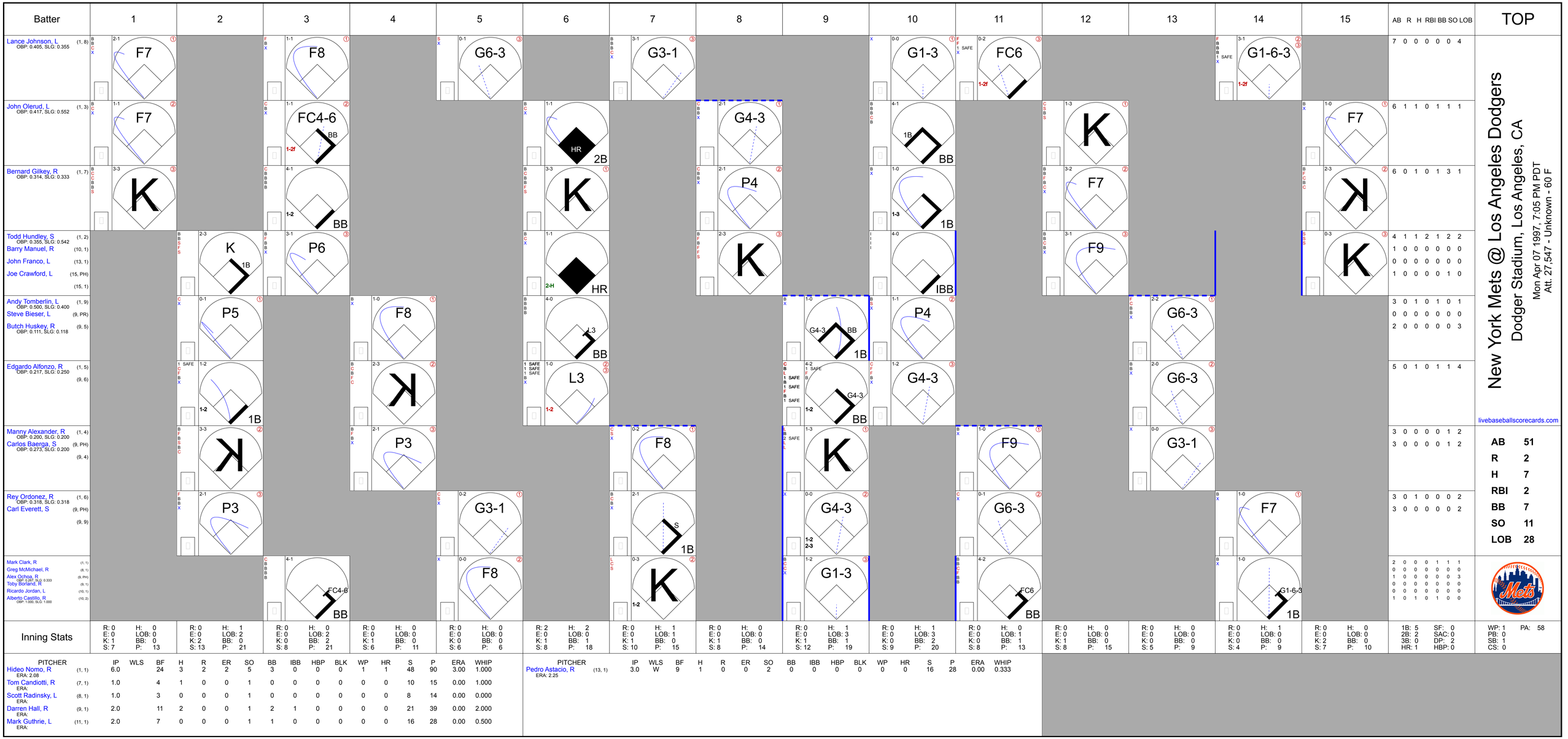
Batter
1
2
3
4
5
6
7
8
9
10
11
12
13
14
15
AB R H RBI BB SO LOB
TOP
Lance Johnson, L (1, 8) OBP: 0.405, SLG: 0.355
F7
F8
G6-3
G3-1
G1-3
FC6
G1-6-3
7 0 0 0 0 0 4
John Olerud, L (1, 3) OBP: 0.417, SLG: 0.552
F7
FC4-6
HR
2B
G4-3
1B
BB
K
F7
F7
6 1 1 0 1 1 1
Bernard Gilkey, R (1, 7) OBP: 0.314, SLG: 0.333
K
BB
K
P4
1B
F7
K
6 0 1 0 1 3 1
Todd Hundley, S (1, 2) OBP: 0.355, SLG: 0.542
Barry Manuel, R (10, 1)
John Franco, L (13, 1)
Joe Crawford, L (15, PH) (15, 1)
K
1B
P6
HR
K
P4
IBB
F9
K
4 1 1 2 1 2 2
1 0 0 0 0 0 0
0 0 0 0 0 0 0
1 0 0 0 0 1 0
Andy Tomberlin, L (1, 9) OBP: 0.500, SLG: 0.400
Steve Bieser, L (9, PR)
Butch Huskey, R (9, 5) OBP: 0.111, SLG: 0.118
P5
F8
L3
BB
P4
G6-3
3 0 1 0 1 0 1
0 0 0 0 0 0 0
2 0 0 0 0 0 3
Edgardo Alfonzo, R (1, 5) OBP: 0.217, SLG: 0.250 (9, 6)
1B
K
L3
G4-3
BB
G4-3
G6-3
5 0 1 0 1 1 4
Manny Alexander, R (1, 4) OBP: 0.200, SLG: 0.200
Carlos Baerga, S (9, PH) OBP: 0.273, SLG: 0.200 (9, 4)
K
P3
F8
K
F9
G3-1
3 0 0 0 0 1 2
3 0 0 0 0 1 2
Rey Ordonez, R (1, 6) OBP: 0.318, SLG: 0.318
Carl Everett, S (9, PH) (9, 9)
P3
G3-1
1B
G4-3
G6-3
F7
3 0 1 0 0 0 2
3 0 0 0 0 0 2
Mark Clark, R (1, 1)
Greg McMichael, R (8, 1)
Alex Ochoa, R (9, PH) OBP: 0.250, SLG: 0.333
Toby Borland, R (9, 1)
Ricardo Jordan, L (10, 1)
Alberto Castillo, R (10, 2) OBP: 1.000, SLG: 1.000
FC4-6
BB
F8
K
G1-3
FC6
BB
G1-6-3
1B
2 0 0 0 1 1 1
0 0 0 0 0 0 0
1 0 0 0 0 0 3
0 0 0 0 0 0 0
0 0 0 0 0 0 0
1 0 1 0 1 0 0
New York Mets @ Los Angeles Dodgers
Dodger Stadium, Los Angeles, CA
Mon Apr 07 1997, 7:05 PM PDT
Att. 27,547 - Unknown - 60 F
livebaseballscorecards.com
AB 51
R 2
H 7
RBI 2
BB 7
SO 11
LOB 28
Inning Stats
R: 0 H: 0 E: 0 LOB: 0 K: 1 BB: 0 S: 7 P: 13
R: 0 H: 1 E: 0 LOB: 2 K: 2 BB: 0 S: 13 P: 21
R: 0 H: 0 E: 0 LOB: 2 K: 0 BB: 2 S: 8 P: 21
R: 0 H: 0 E: 0 LOB: 0 K: 1 BB: 0 S: 6 P: 11
R: 0 H: 0 E: 0 LOB: 0 K: 0 BB: 0 S: 6 P: 6
R: 2 H: 2 E: 0 LOB: 0 K: 1 BB: 1 S: 8 P: 18
R: 0 H: 1 E: 0 LOB: 1 K: 1 BB: 0 S: 10 P: 15
R: 0 H: 0 E: 0 LOB: 0 K: 1 BB: 0 S: 8 P: 14
R: 0 H: 1 E: 0 LOB: 0 K: 0 BB: 2 S: 12 P: 19
R: 0 H: 1 E: 0 LOB: 3 K: 0 BB: 2 S: 9 P: 20
R: 0 H: 0 E: 0 LOB: 1 K: 0 BB: 1 S: 8 P: 13
R: 0 H: 0 E: 0 LOB: 0 K: 1 BB: 0 S: 8 P: 15
R: 0 H: 0 E: 0 LOB: 0 K: 0 BB: 0 S: 5 P: 9
R: 0 H: 1 E: 0 LOB: 0 K: 0 BB: 0 S: 4 P: 9
R: 0 H: 0 E: 0 LOB: 0 K: 2 BB: 0 S: 7 P: 10
1B: 5 2B: 2 3B: 0 HR: 1
SF: 0 SAC: 0 DP: 2 HBP: 0
WP: 1 PB: 0 SB: 1 CS: 0
PA: 58
PITCHER IP WLS BF H R ER SO BB IBB HBP BLK WP HR S P ERA WHIP
Hideo Nomo, R (1, 1) ERA: 2.08 6.0 24 3 2 2 5 3 0 0 0 1 1 48 90 3.00 1.000
Tom Candiotti, R (7, 1) ERA: 1.0 4 1 0 0 1 0 0 0 0 0 0 0 10 15 0.00 1.000
Scott Radinsky, L (8, 1) ERA: 1.0 3 0 0 0 1 0 0 0 0 0 0 0 8 14 0.00 0.000
Darren Hall, R (9, 1) ERA: 2.0 11 2 0 0 1 2 1 0 0 0 0 0 21 39 0.00 2.000
Mark Guthrie, L (11, 1) ERA: 2.0 7 0 0 0 1 1 0 0 0 0 0 0 16 28 0.00 0.500
PITCHER IP WLS BF H R ER SO BB IBB HBP BLK WP HR S P ERA WHIP
Pedro Astacio, R (13, 1) ERA: 2.25 3.0 W 9 1 0 0 2 0 0 0 0 0 0 0 16 28 0.00 0.333
TOP

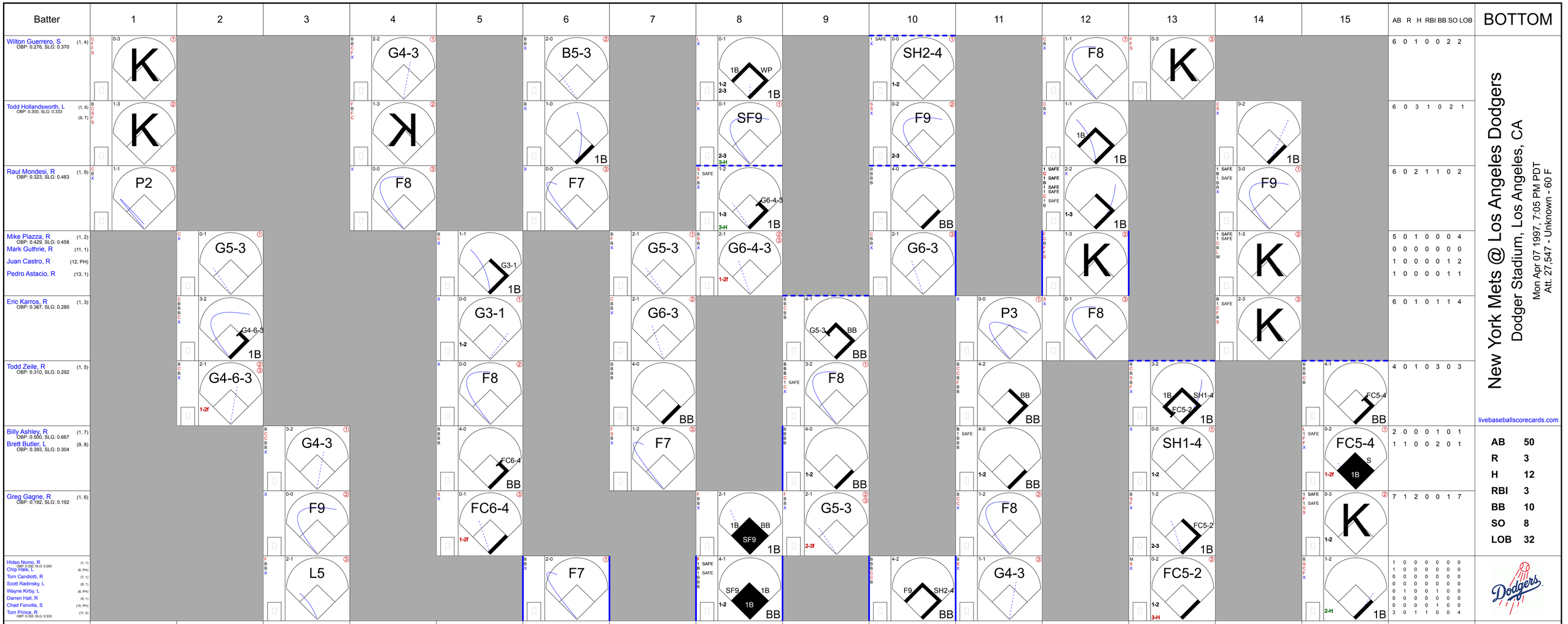

PITCHER		IP	WLS	BF	H	R	ER	SO	BB	IBB	HBP	BLK	WP	HR	S	P	ERA	WHIP
Mark Clark, R ERA: 3.29	(1, 1)	7.1		29	5	2	2	3	3	0	0	0	0	0	54	94	2.46	1.091
Greg McMichael, R ERA: 2.25	(8, 1)	0.2		2	1	0	0	0	0	0	0	0	1	0	5	8	0.00	1.500
Toby Borland, R ERA: 10.13	(9, 1)	1.0		5	0	0	0	0	3	0	0	0	0	0	8	25	0.00	3.000
Ricardo Jordan, L ERA: 10.8	(10, 1)	0.2		2	0	0	0	0	0	0	0	0	0	0	4	4	0.00	0.000
Barry Manuel, R ERA: 9.64	(10, 1)	2.1		12	2	0	0	1	3	0	0	0	0	0	25	46	0.00	2.143

PITCHER		IP	WLS	BF	H	R	ER	SO	BB	IBB	HBP	BLK	WP	HR	S	P	ERA	WHIP
John Franco, L ERA: 1.5	(13, 1)	2.0		9	3	0	0	3	0	0	0	0	0	0	24	34	0.00	1.500
Joe Crawford, L ERA: 13.5	(15, 1)	0.2	L	4	1	1	1	1	1	0	0	0	0	0	12	17	13.50	3.000

Batter	1	2	3	4	5	6	7	8	9	AB	R	H	RBI	BB	SO	LOB
Lance Johnson, L (1, 8) OBP: 0.429, SLG: 0.371	C B B X 2-1 S 1B 1B		B C B X 2-1 ① G3-1	C B B B B 4-1 2-3 BB			C B X 1-1 1B SH1 SF8-3 1B		C S F B F X 1-2 ③ F7	4	2	2	0	1	0	0
Rey Ordonez, R (1, 6) OBP: 0.320, SLG: 0.320	1 SAFE C 1 SAFE 1 SAFE S 1 SAFE 1 SAFE X 0-2 ① F8		B X 1-0 2B G6-3 1B	X 0-0 ③ F9			X 0-0 ① SH1 1-2			3	1	1	0	0	0	3
John Olerud, L (1, 3) OBP: 0.475, SLG: 0.636	1 SAFE B 1 SAFE B B C C X 3-2 1B FC6-4 1-H 1B		1 SAFE B X 1-0 G6-3 1-3 1B 2B		C X 0-1 1B		C X 0-1 SF8-3 2-3 1B			4	2	4	1	0	0	0
Todd Hundley, S (1, 2) OBP: 0.343, SLG: 0.519	C X 0-1 FC6-4 2-3 1B		C F X 0-2 ② G6-3 2-3 3-H		C B S B X 2-2 ① F7		F B B X 2-1 ② ③ SF8-3 1-2 3-H			3	0	1	2	0	0	2
Bernard Gilkey, R (1, 7) OBP: 0.308, SLG: 0.324	X 0-0 ② FC6-4 1-2f 3-H		B C B X 2-1 3-H 1B		S B X 1-1 ② F8			B B X 2-0 ① G1-3		4	0	1	2	0	0	2
Carlos Baerga, S (1, 4) OBP: 0.231, SLG: 0.167 Manny Alexander, R (8, 4) OBP: 0.200, SLG: 0.200	B S 1 SAFE 1 SAFE B X 2-1 ③ G4-3		1 SAFE P 1 SAFE F X 1-1 ③ P5		B X 1-0 ③ P4			B B F X 2-1 ② F8		4 0	0 0	0 0	0 0	0 0	0 0	3 0
Butch Huskey, R (1, 5) OBP: 0.091, SLG: 0.095 Edgardo Alfonzo, R (8, 5) OBP: 0.217, SLG: 0.250		C F X 0-2 ① G1-3		F S X 0-2 ① G6-3		B X 1-0 ① G5-3		X 0-0 ③ P3		4 0	0 0	0 0	0 0	0 0	0 0	0 0
Alex Ochoa, R (1, 9) OBP: 0.211, SLG: 0.263		S C F X 0-2 ② F7		C F X 0-2 E6 WP SH1-4		B B B S F F X 3-2 ② F8			B F X 1-1 ① G6-3	4	0	0	0	0	0	0
Bobby Jones, R (1, 1) Andy Tomberlin, L (9, PH) OBP: 0.429, SLG: 0.333 Greg McMichael, R (9, 1)		S C X 0-2 ③ F9		L 1 SAFE X 0-1 ② SH1-4 1-2		X 0-0 ③ F9			C F C 0-3 ② K	2 1 0	0 0 0	0 0 0	0 0 0	0 0 0	0 1 0	0 0 0
Inning Stats	R: 2 E: 0 K: 0 S: 13 H: 3 LOB: 1 BB: 0 P: 20	R: 0 E: 0 K: 0 S: 10 H: 0 LOB: 0 BB: 0 P: 10	R: 2 E: 0 K: 0 S: 12 H: 3 LOB: 1 BB: 0 P: 18	R: 0 E: 1 K: 0 S: 10 H: 0 LOB: 2 BB: 1 P: 14	R: 0 E: 0 K: 0 S: 8 H: 1 LOB: 1 BB: 0 P: 12	R: 0 E: 0 K: 0 S: 7 H: 0 LOB: 0 BB: 0 P: 11	R: 1 E: 0 K: 0 S: 7 H: 2 LOB: 0 BB: 0 P: 10	R: 0 E: 0 K: 0 S: 4 H: 0 LOB: 0 BB: 0 P: 8	R: 0 E: 0 K: 1 S: 10 H: 0 LOB: 0 BB: 0 P: 12	1B: 8 2B: 2 3B: 0 HR: 0		SF: 1 SAC: 2 DP: 1 HBP: 0				

PITCHER		IP	WLS	BF	H	R	ER	SO	BB	IBB	HBP	BLK	WP	HR	S	P	ERA	WHIP
Ismael Valdez, R ERA: 4.05	(1, 1)	6.1	L	30	9	5	5	0	1	0	0	0	1	0	65	91	7.11	1.579
Scott Radinsky, L ERA:	(7, 1)	0.2		1	0	0	0	0	0	0	0	0	0	0	2	4	0.00	0.000
37 Darren Dreifort, R ERA:	(8, 1)	1.0		3	0	0	0	0	0	0	0	0	0	0	4	8	0.00	0.000
Todd Worrell, R ERA:	(9, 1)	1.0		3	0	0	0	1	0	0	0	0	0	0	10	12	0.00	0.000

PITCHER	IP	WLS	BF	H	R	ER	SO	BB	IBB	HBP	BLK	WP	HR	S	P	ERA	WHIP

TOP

New York Mets @ Los Angeles Dodgers

Dodger Stadium, Los Angeles, CA

Tue Apr 08 1997, 7:05 PM PDT

Att. 27,318 - Unknown - 67 F

livebaseballscorecards.com

AB	33
R	5
H	9
RBI	5
BB	1
SO	1
LOB	10

WP: 1	PA: 37		
PB: 0			
SB: 1			
CS: 0			

New York Mets @ Los Angeles Dodgers

Dodger Stadium, Los Angeles, CA

Tue Apr 08 1997, 7:05 PM PDT

Att. 27,318 - Unknown - 67 F

livebaseballscorecards.com

BOTTOM

Batter	1	2	3	4	5	6	7	8	9	AB	R	H	RBI	BB	SO	LOB
Brett Butler, L (1, 8) OBP: 0.406, SLG: 0.280	BBCCFBB 4-2 G6-4-3 BB		FCFBFFBBF 4-2 FC6-5 1-2 BB		BBX 2-0 P4 ①			BCBX 2-1 G6-3 ①		2	0	0	0	2	0	0
Wilton Guerrero, S (1, 4) OBP: 0.250, SLG: 0.333	1 SAFE 1 SAFE 1 SAFE		X 0-0 FC6-5 1-2 2-3f ②		BFSX 1-2 G4-3 ②			BCFFBX 2-2 F8 ②		3	0	0	0	0	0	3
Wayne Kirby, L (8, PH)	BC1X SAFE 1-1 G6-4-3 1-2f ①②									1	0	0	0	0	0	0
Juan Castro, R (9, 4)										0	0	0	0	0	0	0
Raul Mondesi, R (1, 9) OBP: 0.314, SLG: 0.545	BCBX 2-1 HR		CBBFBS 3-3 K ③		CFBFFX 1-2 F9 ③			BFX 1-1 G4-3 ③		4	1	1	1	0	1	2
Mike Piazza, R (1, 2) OBP: 0.406, SLG: 0.429	CBBSFX 2-2 P4 ③			BBBCX 3-1 2B 3B 1B		CBBFBX 3-2 G5-3 ①			BBCX 2-1 G6-3 ①	4	1	1	0	0	0	0
Eric Karros, R (1, 3) OBP: 0.353, SLG: 0.276		FBFBBS 3-3 K ①		BBX 2-0 F9 ①		FX 0-1 1B ②			CBX 1-1 F8 ②	4	0	1	0	0	1	1
Todd Hollandsworth, L (1, 7) OBP: 0.294, SLG: 0.355		CSBBBX 2-2 G2-3 ②		BX 1-0 1-3 3B 2B		BCFX 1-2 F8 ③			BX 1-0 G3-1 ③	4	1	1	0	0	0	0
Todd Zeile, R (1, 5) OBP: 0.281, SLG: 0.259		BCBFS 2-3 K ③		BX 1-0 L5 ②			BCX 1-1 L5 ①			3	0	0	0	0	1	2
Greg Gagne, R (1, 6) OBP: 0.207, SLG: 0.276			FX 0-1 G6-3 ①	X 0-0 2-H 3-H 3B			BSX 1-1 F8 ②			3	0	1	2	0	0	0
Ismael Valdez, R (1, 1)			BFBBB 4-1 FC6-5 BB	LBSX 1-2 G1-3 ③			BCCX 1-2 F9 ③			1	0	0	0	1	0	1
Scott Radinsky, L (7, 1)										0	0	0	0	0	0	0
Chip Hale, L (7, PH)										1	0	0	0	0	0	0
37 Darren Dreifort, R (8, 1)										0	0	0	0	0	0	0
Todd Worrell, R (9, 1)										0	0	0	0	0	0	0
Inning Stats	R: 1 H: 1 E: 0 LOB: 0 K: 0 BB: 1 S: 11 P: 20	R: 0 H: 0 E: 0 LOB: 0 K: 2 BB: 0 S: 9 P: 16	R: 0 H: 0 E: 0 LOB: 2 K: 1 BB: 2 S: 13 P: 24	R: 2 H: 3 E: 0 LOB: 1 K: 0 BB: 0 S: 9 P: 17	R: 0 H: 0 E: 0 LOB: 0 K: 0 BB: 0 S: 9 P: 13	R: 0 H: 1 E: 0 LOB: 0 K: 0 BB: 0 S: 8 P: 12	R: 0 H: 0 E: 0 LOB: 0 K: 0 BB: 0 S: 7 P: 10	R: 0 H: 0 E: 0 LOB: 0 K: 0 BB: 0 S: 8 P: 13	R: 0 H: 0 E: 0 LOB: 0 K: 0 BB: 0 S: 5 P: 9	1B: 2 SF: 0 2B: 1 SAC: 0 3B: 1 DP: 1 HR: 1 HBP: 0						

PITCHER	IP	WLS	BF	H	R	ER	SO	BB	IBB	HBP	BLK	WP	HR	S	P	ERA	WHIP
Bobby Jones, R (1, 1) ERA: 2.25	8.0	W	30	5	3	3	3	3	0	0	0	0	1	74	125	3.38	1.000
Greg McMichael, R (9, 1) ERA: 1.8	1.0	S	3	0	0	0	0	0	0	0	0	0	0	5	9	0.00	0.000

PITCHER	IP	WLS	BF	H	R	ER	SO	BB	IBB	HBP	BLK	WP	HR	S	P	ERA	WHIP

AB	30
R	3
H	5
RBI	3
BB	3
SO	3
LOB	9

WP: 0 PA: 33
PB: 0
SB: 0
CS: 0

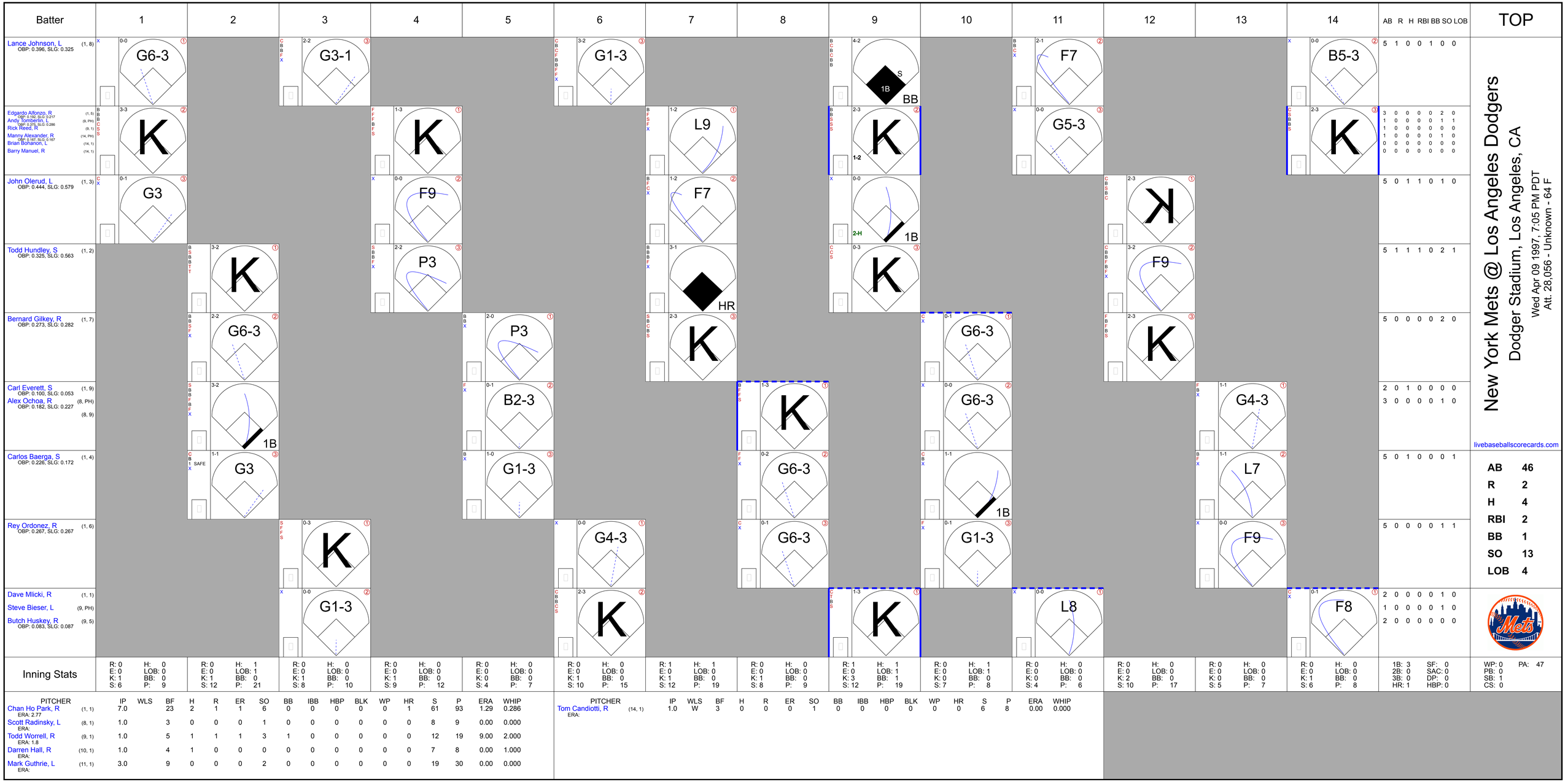
Batter
1
2
3
4
5
6
7
8
9
10
11
12
13
14
AB R H RBI BB SO LOB
TOP
Lance Johnson, L (1, 8) OBP: 0.396, SLG: 0.325
G6-3
G3-1
G1-3
F7
B5-3
Edgardo Alfonzo, R (1, 5) OBP: 0.152, SLG: 0.217
Andy Tomberlin, L (9, PH) OBP: 0.375, SLG: 0.286
Rick Reed, R (9, 1)
Manny Alexander, R (14, PH) OBP: 0.167, SLG: 0.167
Brian Bohanon, L (14, 1)
Barry Manuel, R (14, 1)
K
1B
BB
G5-3
John Olerud, L (1, 3) OBP: 0.444, SLG: 0.579
G3
L9
F7
2-H
Todd Hundley, S (1, 2) OBP: 0.325, SLG: 0.563
P3
HR
F9
Bernard Gilkey, R (1, 7) OBP: 0.273, SLG: 0.282
G6-3
P3
Carl Everett, S (1, 9) OBP: 0.100, SLG: 0.053
Alex Ochoa, R (8, PH) OBP: 0.182, SLG: 0.227
(8, 9)
B2-3
G4-3
Carlos Baerga, S (1, 4) OBP: 0.226, SLG: 0.172
SAFE
G1-3
L7
Rey Ordonez, R (1, 6) OBP: 0.267, SLG: 0.267
G6-3
F9
Dave Mlicki, R (1, 1)
Steve Bieser, L (9, PH)
Butch Huskey, R (9, 5) OBP: 0.083, SLG: 0.087
L8
F8
New York Mets @ Los Angeles Dodgers
Dodger Stadium, Los Angeles, CA
Wed Apr 09 1997, 7:05 PM PDT
Att. 28,056 - Unknown - 64 F
livebaseballscorecards.com
AB 46
R 2
H 4
RBI 2
BB 1
SO 13
LOB 4
Inning Stats
1B: 3 SF: 0
2B: 0 SAC: 0
3B: 0 DP: 0
HR: 1 HBP: 0
WP: 0 PA: 47
PB: 0
SB: 1
CS: 0
PITCHER IP WLS BF H R ER SO BB IBB HBP BLK WP HR S P ERA WHIP
Chan Ho Park, R (1, 1) ERA: 2.77 7.0 23 2 1 1 6 0 0 0 0 0 1 61 93 1.29 0.286
Scott Radinsky, L (8, 1) ERA: 1.0 3 0 0 0 1 0 0 0 0 0 0 8 9 0.00 0.000
Todd Worrell, R (9, 1) ERA: 1.8 1.0 5 1 1 1 3 1 0 0 0 0 0 12 19 9.00 2.000
Darren Hall, R (10, 1) ERA: 1.0 4 1 0 0 0 0 0 0 0 0 0 0 7 8 0.00 1.000
Mark Guthrie, L (11, 1) ERA: 3.0 9 0 0 0 2 0 0 0 0 0 0 0 19 30 0.00 0.000
Tom Candiotti, R (14, 1) ERA: 1.0 W 3 0 0 0 1 0 0 0 0 0 0 0 6 8 0.00 0.000

BOTTOM

New York Mets @ Los Angeles Dodgers

Dodger Stadium, Los Angeles, CA

Wed Apr 09 1997, 7:05 PM PDT

Att. 28,056 - Unknown - 64 F

livebaseballscorecards.com

Batter	1	2	3	4	5	6	7	8	9	10	11	12	13	14	AB	R	H	RBI	BB	SO	LOB
Brett Butler, L (1, 8) OBP: 0.378, SLG: 0.267	G6-3		SH2-3		G1-3			K			G3			E SH1-4 1B 1B	5	1	1	0	0	1	0
Todd Hollandsworth, L (1, 7) OBP: 0.282, SLG: 0.333	G1-3		F7			G5-3 G5-3 1B		F9			L8			SH1-4 1-2	5	0	1	0	0	0	1
Raul Mondesi, R (1, 9) OBP: 0.268, SLG: 0.462	P6		K			G5-3 1-2		F7			K			E5 1B 2-3	6	0	0	0	0	2	3
Mike Piazza, R (1, 2) OBP: 0.447, SLG: 0.438		HR 1B		BB		IBB			K			K		1-2 3-H 1B	4	1	2	1	2	2	0
Eric Karros, R (1, 3) OBP: 0.333, SLG: 0.265		P3		F8		G5-3 2-3f			G5-4-3 1B			G6-3			5	0	1	0	0	0	4
Todd Zeile, R (1, 5) OBP: 0.270, SLG: 0.344		1-H HR		L9			K		G5-4-3 1-2f			K			5	1	1	2	0	2	2
Greg Gagne, R (1, 6) OBP: 0.176, SLG: 0.235		G5-3		K2-3			L5			G1-3			F8		5	0	0	0	0	1	1
Chad Fonville, S (1, 4)		G5-3			G4-3		FC4-6 BB			K			K		4	0	0	0	1	2	0
Chan Ho Park, R (1, 10) OBP: 0.000, SLG: 0.000			SH2-3 BB		G6-3		FC4-6 1-2f			K			L6		1	0	0	0	1	0	0
Chip Hale, L (7, 9)															1	0	0	0	0	0	1
Scott Radinsky, L (9, 1)															0	0	0	0	0	0	0
Todd Worrell, R (6, 1)															0	0	0	0	0	0	0
Darren Hall, R (10, 1)															0	0	0	0	0	0	0
Billy Ashley, R (10, 9) OBP: 0.000, SLG: 0.000															0	0	0	0	0	0	0
Mark Guthrie, R (10, 3)															1	0	0	0	0	0	0
Wayne Kirby, L (10, 8)															0	0	0	0	0	0	0
Tom Candiotti, R (10, 1)															0	0	0	0	0	0	0
Inning Stats	R: 0 E: 0 K: 0 S: 5 H: 0 LOB: 0 BB: 0 P: 5	R: 2 E: 0 K: 0 S: 9 H: 2 LOB: 0 BB: 0 P: 16	R: 0 E: 0 K: 1 S: 7 H: 0 LOB: 1 BB: 1 P: 15	R: 0 E: 0 K: 1 S: 10 H: 0 LOB: 1 BB: 1 P: 14	R: 0 E: 0 K: 0 S: 7 H: 0 LOB: 0 BB: 0 P: 9	R: 0 E: 0 K: 0 S: 6 H: 1 LOB: 1 BB: 1 P: 12	R: 0 E: 0 K: 1 S: 9 H: 0 LOB: 1 BB: 1 P: 16	R: 0 E: 0 K: 1 S: 7 H: 0 LOB: 0 BB: 0 P: 11	R: 0 E: 0 K: 1 S: 6 H: 1 LOB: 0 BB: 0 P: 8	R: 0 E: 0 K: 2 S: 8 H: 0 LOB: 0 BB: 0 P: 9	R: 0 E: 0 K: 1 S: 9 H: 0 LOB: 0 BB: 0 P: 14	R: 0 E: 0 K: 2 S: 9 H: 0 LOB: 0 BB: 0 P: 12	R: 0 E: 0 K: 1 S: 10 H: 0 LOB: 0 BB: 0 P: 12	R: 1 E: 1 K: 0 S: 6 H: 2 LOB: 2 BB: 0 P: 10	1B: 5 2B: 0 3B: 0 HR: 1	SF: 0 SAC: 2 DP: 2 HBP: 0	WP: 0 PB: 0 SB: 0 CS: 0	PA: 49

	AB	43
	R	3
	H	6
	RBI	3
	BB	4
	SO	11
	LOB	12

PITCHER		IP	WLS	BF	H	R	ER	SO	BB	IBB	HBP	BLK	WP	HR	S	P	ERA	WHIP
Dave Mlicki, R ERA: 3.21	(1, 1)	8.0		30	3	2	2	4	3	1	0	0	0	1	60	98	2.25	0.750
Rick Reed, R ERA:	(9, 1)	5.0		15	1	0	0	7	0	0	0	0	0	0	42	55	0.00	0.200
Brian Bohanon, L ERA: 2.45	(14, 1)	0.1	L	2	1	1	0	0	0	0	0	0	0	0	4	6	0.00	3.000
Barry Manuel, R ERA: 9.64	(14, 1)	0.0		2	1	0	0	0	0	0	0	0	0	0	2	4	∞	∞

PITCHER	IP	WLS	BF	H	R	ER	SO	BB	IBB	HBP	BLK	WP	HR	S	P	ERA	WHIP

Batter	1	2	3	4	5	6	7	8	9	AB	R	H	RBI	BB	SO	LOB
Darryl Hamilton, L (1, 8) OBP: 0.278, SLG: 0.188	B C B B B 4-1 G4-6-3 BB 1B BB	B 2 SAFE F B X 2-1 WP 2-H 1B		B C F B B F B 4-2 BB			C F B S 1-3 K ①		X 0-0 F8 ③	3	1	1	1	2	1	1
Bill Mueller, S (1, 5) OBP: 0.353, SLG: 0.300	1 SAFE B C 1 SAFE B 1 SAFE B B 4-1 G4-6-3 1-2 BB	B F F B B X 3-2 G6-3 ③ 2-3		C B X 1-1 L5 ③			B C F B B X 3-2 G6-3 ②			3	0	0	0	1	0	3
Glenallen Hill, R (1, 9) OBP: 0.364, SLG: 0.414	B S X 1-1 G4-6-3 ① ② 1-2f 2-3		X 0-0 CS 1B		X 0-0 F8 ①		C S B B S 2-3 K ③			4	0	1	0	0	1	2
Barry Bonds, L (1, 7) OBP: 0.556, SLG: 0.545	C S X 0-2 HR 3-H 1B	F B S F F 1 SAFE B F B 4-2 F B CS ① 1-2 BB		B C B X 2-1 S 2B 1B				B X 1-0 L9 ①		3	2	2	1	1	0	0
Jeff Kent, R (1, 4) OBP: 0.343, SLG: 0.679 Jose Vizcaino, S (5, 4) OBP: 0.424, SLG: 0.296	X 0-0 1-H HR	1 SAFE 1 SAFE B B B 1 SAFE B F B 4-1 ② 1-2 BB		F B B X 2-1 ② 1-H 2B				C X 0-1 G6-3 ②		2 1	1 0	2 0	3 0	1 0	0 0	0 0
J.T. Snow, L (1, 3) OBP: 0.278, SLG: 0.219	C C B C 1-3 K ③	X 0-0 L4 ③		B B X 2-0 G5-3 ③				C C B B F X 2-2 F9 ③		4	0	0	0	0	1	1
Marcus Jensen, S (1, 2) OBP: 0.375, SLG: 0.333		B B C X 2-1 P6 ①		X 0-0 2B		C B X 1-1 G6-3 ①			F B C F B B B C 3-3 K ①	4	0	1	0	0	1	0
Rich Aurilia, R (1, 6) OBP: 0.500, SLG: 0.500		C B X 1-1 SH3-4 1B 1B		B 2 SAFE S X 1-1 G6-3 ①		F X 0-1 G6-4-3 1B			B C S C 1-3 K ②	4	1	2	0	0	1	1
Mark Gardner, R (1, 1) Julian Tavarez, L (7, 1) Rich Rodriguez, L (8, 1) OBP: 1.000, SLG: 1.000 Doug Henry, R (9, 1)		X 0-0 SH3-4 ② 1-2		B S C B B C 3-3 K ②		F X 0-1 ② ③ G6-4-3 1-2f			B S X 1-1 1B	2 0 1 0	0 0 0 0	0 0 1 0	0 0 0 0	1 0 0 0	2 0 0 0	2 0 0 0

| Inning Stats | | | |

Batter	1	2	3	4	5	6	7	8	9	AB	R	H	RBI	BB	SO	LOB
Lance Johnson, L (1, 8) OBP: 0.404, SLG: 0.341	X 0-0 CS 1B		C F B X 1-2 ③ F9			B X 1-0 BLK 1B		B C B B C X 3-2 ① G6-3		4	0	2	0	0	0	0
Carlos Baerga, S (1, 4) OBP: 0.229, SLG: 0.182	B F 1 SAFE C B B C 3-3 ① ② K 1-2			C B B F X 2-2 G4-6-3 1B		1 SAFE C 1 X 0-1 ③ L7 1-2		C X 0-1 ② P6		4	0	1	0	0	1	2
John Olerud, L (1, 3) OBP: 0.449, SLG: 0.667	B F B C X 2-2 ③ L7			X 0-0 ① ② G4-6-3 1-2f			B B X 2-0 HR	B F X 1-1 2B		4	1	2	1	0	0	1
Todd Hundley, S (1, 2)		B F B B C F X 3-2 ① P4		F F B B B X 3-2 ③ F7			B B F B B 4-1 G4-3 1B BB	C B B F B S 3-3 ③ K		3	0	0	0	1	1	1
Bernard Gilkey, R (1, 7) OBP: 0.271, SLG: 0.279		B B S S X 2-2 ② F8			C C B C 1-3 ① K		B F B C C F F F X 2-2 G4-3 1-2 1B		B B X 2-0 ① G6-3	4	0	1	0	0	1	0
Carl Everett, S (1, 9) OBP: 0.125, SLG: 0.087	C S X 0-2 BLK 1B				X 0-0 ② F7		S S B S 1-3 ① K		B C X 1-1 ② P3	4	0	1	0	0	1	2
Edgardo Alfonzo, R (1, 5) OBP: 0.200, SLG: 0.222	B F 1 SAFE 1 SAFE C B X 2-2 ③ G5-3 1-2				B B X 2-0 ③ G5-3		B C X 1-1 ② G4-3 1-2 2-3		C B X 1-1 1B 1B	4	0	1	0	0	0	3
Rey Ordonez, R (1, 6) OBP: 0.294, SLG: 0.273			C C B B B F X 3-2 ① L3			B B C X 2-1 ① P4	B B B B 4-0 BB		B X 1-0 1-2 1B	3	0	1	0	1	0	0
Mark Clark, R (1, 1) Joe Crawford, L (5, 1) Steve Bieser, L (6, PH) Ricardo Jordan, L (7, 1) Matt Franco, L (7, PH) Barry Manuel, R (8, 1) Alex Ochoa, R (9, PH) OBP: 0.174, SLG: 0.217			B X 1-0 ② G4-3			C C B F B B X 3-2 ② P5	C B X 1-1 ③ G6-3		C X 0-1 ③ P4	1 0 1 0 1 0 1	0 0 0 0 0 0 0	0 0 0 0 0 0 0	0 0 0 0 0 0 0	0 0 0 0 0 0 0	0 0 0 0 0 0 0	0 0 0 0 0 3 2
Inning Stats	R: 0 E: 0 K: 1 S: 7 H: 1 LOB: 0 BB: 0 P: 12	R: 0 E: 0 K: 0 S: 13 H: 1 LOB: 1 BB: 0 P: 20	R: 0 E: 0 K: 0 S: 8 H: 0 LOB: 0 BB: 0 P: 13	R: 0 E: 0 K: 0 S: 7 H: 1 LOB: 0 BB: 0 P: 12	R: 0 E: 0 K: 1 S: 5 H: 0 LOB: 0 BB: 0 P: 8	R: 0 E: 0 K: 0 S: 9 H: 1 LOB: 1 BB: 0 P: 15	R: 1 E: 0 K: 1 S: 15 H: 2 LOB: 3 BB: 2 P: 30	R: 0 E: 0 K: 1 S: 10 H: 1 LOB: 1 BB: 0 P: 17	R: 0 E: 0 K: 0 S: 8 H: 2 LOB: 2 BB: 0 P: 13	1B: 7 2B: 1 3B: 0 HR: 1 SF: 0 SAC: 0 DP: 1 HBP: 0						

PITCHER		IP	WLS	BF	H	R	ER	SO	BB	IBB	HBP	BLK	WP	HR	S	P	ERA	WHIP
Mark Gardner, R ERA: 2.5	(1, 1)	6.0	W	23	6	1	1	2	1	0	0	2	0	1	57	96	1.50	1.167
Julian Tavarez, R ERA: 1.8	(7, 1)	1.0		4	0	0	0	1	1	0	0	0	0	0	7	14	0.00	1.000
Rich Rodriguez, L ERA: 4.15	(8, 1)	1.0		4	1	0	0	1	0	0	0	0	0	0	10	17	0.00	1.000
Doug Henry, R ERA:	(9, 1)	1.0		5	2	0	0	0	0	0	0	0	0	0	8	13	0.00	2.000

PITCHER	IP	WLS	BF	H	R	ER	SO	BB	IBB	HBP	BLK	WP	HR	S	P	ERA	WHIP

BOTTOM

San Francisco Giants @ New York Mets

Shea Stadium, Flushing, NY

Sun Apr 13 1997, 3:33 AM EDT

Cloudy - 64 F

livebaseballscorecards.com

AB	34
R	1
H	9
RBI	1
BB	2
SO	4
LOB	14

WP: 0 PB: 0 SB: 0 CS: 1 PA: 36

Batter	1	2	3	4	5	6	7	8	9	AB	R	H	RBI	BB	SO	LOB
Marvin Benard, L (1, 8) OBP: 0.400, SLG: 0.250	F2	K		K		BB		FC4-6 1-2f 3-H		3	0	0	0	1	2	4
Rich Aurilia, R (8, PH) OBP: 0.400, SLG: 0.400 (8, 6)										1	0	0	1	0	0	1
Jose Vizcaino, S (1, 6) OBP: 0.395, SLG: 0.375 (8, 4)	L7		F6		HR	K		4-3		5	1	1	1	0	1	3
Glenallen Hill, R (1, 9) OBP: 0.316, SLG: 0.353	K	K			G5-3		F8		F9	5	0	0	0	0	2	0
Barry Bonds, L (1, 7) OBP: 0.512, SLG: 0.462		P6	G4-3		F8		L7		SH5-3 1B BB	4	0	0	0	1	0	0
J.T. Snow, L (1, 3) OBP: 0.293, SLG: 0.222		BB 2B BB		F8	F7		K		SH5-3 1-2	4	1	1	0	1	1	0
Mark Lewis, R (1, 4) OBP: 1.000, SLG: 3.000		1-2 2B BB		HR		HR		1B BLK WP 1B	SH5-3 1-2 2-3	3	4	3	2	1	0	0
Doug Henry, R (8, 1)										0	0	0	0	0	0	0
Jim Poole, L (8, 1)										0	0	0	0	0	0	0
Rod Beck, R (9, 1)										0	0	0	0	0	0	0
Rick Wilkins, L (1, 2) OBP: 0.286, SLG: 0.333		FC5-4 1-H 2-H 2B		SH5-4 2B		F8		WP G4-3 1-3 FC4-6 1B	G3	5	1	3	2	0	0	2
Bill Mueller, S (1, 5) OBP: 0.395, SLG: 0.364		FC5-4 BB		SH5-4 1B		2B		G4-3 1-2		3	0	2	0	1	0	2
Shawn Estes, R (1, 1)										1	0	0	0	0	0	2
Damon Berryhill, S (6, PH) OBP: 0.571, SLG: 0.667										1	0	0	0	0	0	1
Joe Roa, R (6, 1)										0	0	0	0	0	0	0
Julian Tavarez, L (7, 1)										0	0	0	0	0	0	0
Darryl Hamilton, L (8, PH) OBP: 0.297, SLG: 0.188 (8, 8)		FC5-4 1-2f 2-3		SH5-4 1-2 2-3		G1-3		FC4-6 2-3 3-H BB		0	0	0	0	1	0	0
Inning Stats	R: 0 E: 0 K: 1 S: 5 H: 0 LOB: 0 BB: 0 P: 5	R: 2 E: 0 K: 1 S: 6 H: 1 LOB: 2 BB: 3 P: 18	R: 0 E: 0 K: 1 S: 5 H: 0 LOB: 0 BB: 0 P: 5	R: 1 E: 0 K: 1 S: 8 H: 3 LOB: 2 BB: 0 P: 8	R: 1 E: 0 K: 0 S: 4 H: 1 LOB: 0 BB: 0 P: 4	R: 1 E: 0 K: 1 S: 7 H: 2 LOB: 2 BB: 1 P: 11	R: 0 E: 0 K: 1 S: 5 H: 0 LOB: 0 BB: 0 P: 5	R: 2 E: 0 K: 0 S: 5 H: 2 LOB: 1 BB: 1 P: 9	R: 0 E: 0 K: 0 S: 4 H: 1 LOB: 2 BB: 1 P: 8	1B: 4 2B: 3 3B: 0 HR: 3 SF: 0 SAC: 2 DP: 0 HBP: 0						

PITCHER		IP	WLS	BF	H	R	ER	SO	BB	IBB	HBP	BLK	WP	HR	S	P	ERA	WHIP
Bobby Jones, R ERA: 3.8	(1, 1)	5.1	L	26	7	5	5	4	3	0	0	0	0	3	31	43	8.44	1.875
Brian Bohanon, L ERA: 3.6	(6, 1)	2.2		12	2	2	2	2	2	0	0	1	1	0	14	22	6.75	1.500
Greg McMichael, R ERA: 1.5	(9, 1)	1.0		5	1	0	0	0	1	0	0	0	0	0	4	8	0.00	2.000

PITCHER	IP	WLS	BF	H	R	ER	SO	BB	IBB	HBP	BLK	WP	HR	S	P	ERA	WHIP

TOP

San Francisco Giants @ New York Mets

Shea Stadium, Flushing, NY

Sun Apr 13 1997, 3:38 AM EDT

Att. 21,981 - Cloudy - 65 F

livebaseballscorecards.com

AB	35
R	7
H	10
RBI	6
BB	6
SO	6
LOB	15

WP: 1 PB: 0 SB: 0 CS: 0 PA: 43

Batter	1	2	3	4	5	6	7	8	9	AB	R	H	RBI	BB	SO	LOB
Lance Johnson, L (1, 8) OBP: 0.404, SLG: 0.354	BBBB 4-0 SH1-3 1B BB	x 0-0 ③ FC6-4 1-2f		x 0-0 ③ G3		x 0-0 ①② G1-6-3 1-2f		x 0-0 1-H 2-H 2B		4	1	1	2	1	0	5
Rey Ordonez, R (1, 6) OBP: 0.289, SLG: 0.270	x 0-0 ① SH1-3 1-2		x 0-0 ① L9		x 0-0 2B 1B	x 0-0 ③ F3		SSS 0-3 ③ K		4	1	1	0	0	1	1
John Olerud, L (1, 3) OBP: 0.444, SLG: 0.660	x 0-0 2-H 1B	x 0-0 ② L7			x 0-0 1B 1-H E 2B		x 0-0 ① L4		x 0-0 ① F7	5	1	2	2	0	0	0
Bernard Gilkey, R (1, 7) OBP: 0.283, SLG: 0.340	x 0-0 ② F8	x 0-0 HR			x 0-0 ① F9		BBBB 4-0 G6-4-3 BB		SSS 0-3 ② K	4	1	1	1	1	1	2
Butch Huskey, R (1, 5) OBP: 0.138, SLG: 0.143 Steve Bieser, L (9, PR)	x 0-0 ③ F8	SSS 0-3 ③ K2-3			x 0-0 E 2-3 1B		x 0-0 ②③ G6-4-3 1-2f		x 0-0 E 1B	5 0	0 0	2 0	0 0	0 0	1 0	2 0
Alex Ochoa, R (1, 9) OBP: 0.179, SLG: 0.214		x 0-0 ① G1-3		x 0-0 ① G6-3	SSS 0-3 ② K			x 0-0 BB 2B 1B	x 0-0 ③ G5-3 1-2	5	1	1	0	0	1	3
Alberto Castillo, R (1, 2) OBP: 0.800, SLG: 0.667 Carl Everett, S (8, PH) OBP: 0.120, SLG: 0.083 Todd Hundley, S (9, 2) OBP: 0.318, SLG: 0.514	BBBB 4-0 1B BB	x 0-0 SH2-4 1B		x 0-0 E4 1-2 3-H		x 0-0 ① F8				2 1 0	0 0 0	1 0 0	0 0 0	1 0 0	0 0 0	1 1 0
Manny Alexander, R (1, 4) OBP: 0.222, SLG: 0.222 Brian Bohanon, L (6, 1) Matt Franco, L (8, PH) Greg McMichael, R (9, 1)	x 0-0 ② P4	x 0-0 SH2-4 1-2 1B		x 0-0 ③ G6-3		SSS 0-3 ② K				3 0 1 0	0 0 0 0	1 0 0 0	0 0 0 0	0 0 1 0	0 0 0 0	3 0 1 0
Bobby Jones, R (1, 1) OBP: 0.286, SLG: 0.167 Edgardo Alfonzo, R (6, 4) OBP: 0.250, SLG: 0.250	x 0-0 FC6-4 1-2 1B	x 0-0 ② SH2-4 1-2 2-3			x 0-0 G1-6-3 1B			BBBB 4-0 1-2 2B BB		1 1	0 1	1 1	0 0	0 1	0 0	0 0
Inning Stats	R: 1 E: 0 K: 0 S: 4 H: 1 LOB: 1 BB: 1 P: 8	R: 0 E: 0 K: 0 S: 4 H: 1 LOB: 2 BB: 1 P: 8	R: 1 E: 0 K: 1 S: 6 H: 1 LOB: 0 BB: 0 P: 6	R: 0 E: 0 K: 0 S: 5 H: 2 LOB: 2 BB: 0 P: 5	R: 2 E: 1 K: 1 S: 9 H: 3 LOB: 2 BB: 0 P: 9	R: 0 E: 0 K: 0 S: 3 H: 1 LOB: 0 BB: 0 P: 3	R: 0 E: 0 K: 0 S: 2 H: 0 LOB: 0 BB: 1 P: 6	R: 2 E: 0 K: 2 S: 9 H: 2 LOB: 1 BB: 1 P: 13	R: 0 E: 1 K: 1 S: 6 H: 1 LOB: 2 BB: 0 P: 6	1B: 9 2B: 2 3B: 0 HR: 1	SF: 0 SAC: 2 DP: 2 HBP: 0					

PITCHER		IP	WLS	BF	H	R	ER	SO	BB	IBB	HBP	BLK	WP	HR	S	P	ERA	WHIP
Shawn Estes, L ERA: 4.22	(1, 1)	5.0	W	26	8	4	3	2	2	0	0	0	0	1	28	36	5.40	2.000
Joe Roa, R ERA:	(6, 1)	1.1		5	1	0	0	0	1	0	0	0	0	0	4	8	0.00	1.500
Julian Tavarez, R ERA: 1.59	(7, 1)	0.2		1	0	0	0	0	0	0	0	0	0	0	1	1	0.00	0.000
Doug Henry, R ERA: 2.25	(8, 1)	0.2		4	1	2	2	1	1	0	0	0	0	0	5	9	27.00	3.000
Jim Poole, L ERA:	(8, 1)	0.2		3	1	0	0	1	0	0	0	0	0	0	5	5	0.00	1.500

PITCHER		IP	WLS	BF	H	R	ER	SO	BB	IBB	HBP	BLK	WP	HR	S	P	ERA	WHIP
Rod Beck, R ERA: 1.93	(9, 1)	0.2	S	3	1	0	0	1	0	0	0	0	0	0	5	5	0.00	1.500

BOTTOM

San Francisco Giants @ New York Mets

Shea Stadium, Flushing, NY

Sun Apr 13 1997, 3:38 AM EDT

Att. 21,981 - Cloudy - 65 F

livebaseballscorecards.com

AB	36
R	6
H	12
RBI	5
BB	4
SO	5
LOB	19

WP: 0 PA: 42
PB: 0
SB: 0
CS: 0

San Francisco Giants @ New York Mets

Shea Stadium, Flushing, NY

Mon Apr 14 1997, 7:05 PM EDT

Att. 12,001 - Unknown - 54 F

TOP

livebaseballscorecards.com

Batter	1	2	3	4	5	6	7	8	9	AB	R	H	RBI	BB	SO	LOB
Darryl Hamilton, L (1, 8) OBP: 0.286, SLG: 0.189	G4-3		1B		F8		G1-3		K	5	1	1	0	0	1	1
Jose Vizcaino, S (1, 6) OBP: 0.357, SLG: 0.333	K		F8		G4-3			K		4	0	0	0	0	2	1
Barry Bonds, L (1, 7) OBP: 0.533, SLG: 0.483	BB		1B 1B 1-3 1B		F8			PB HR 1B		3	1	2	0	1	0	0
Jeff Kent, R (1, 4) OBP: 0.359, SLG: 0.750	G5-3		FC5 1B 1-2 3-H 1B			K2-3		1-H HR		4	1	2	3	0	1	1
Glenallen Hill, R (1, 9) OBP: 0.310, SLG: 0.342		K	1-2 2-3 1B			K		G4-3		4	0	1	0	0	2	0
J.T. Snow, L (1, 3) OBP: 0.311, SLG: 0.211		BB	FC5 2-3f			G4-3		BB		2	0	0	0	2	0	3
Mark Lewis, R (1, 5) OBP: 0.625, SLG: 1.429		P6		L5			SH5-4 1B	G3		4	0	1	0	0	0	2
Rod Beck, R (9, 1)										0	0	0	0	0	0	0
Rick Wilkins, L (1, 2) OBP: 0.250, SLG: 0.286		G4-3		L6			K		G4-3	4	0	0	0	0	1	2
Osvaldo Fernandez, R (1, 1)			K	K			SH5-4 1-2		F9	2	0	0	0	0	2	0
Rich Rodriguez, L (7, 1) OBP: 1.000, SLG: 1.000										0	0	0	0	0	0	0
Bill Mueller, S (9, PH) OBP: 0.385, SLG: 0.353										1	0	0	0	0	0	0
(9, 5)																

	AB	33
	R	3
	H	7
	RBI	3
	BB	3
	SO	9
	LOB	10

Inning Stats	1	2	3	4	5	6	7	8	9	1B: 6	SF: 0	WP: 0	PA: 37
R	0	0	1	0	0	0	0	2	0	2B: 0	SAC: 1	PB: 1	
E	0	0	0	0	0	0	0	0	0	3B: 0	DP: 0	SB: 0	
K	1	1	1	1	0	2	1	1	1	HR: 1	HBP: 0	CS: 0	
S	5	5	9	5	3	7	6	7	5				
LOB	1	1	3	0	0	1	1	1	1				
BB	1	1	0	0	0	0	0	1	0				
H	0	0	4	0	0	0	1	2	0				
P	9	9	9	5	3	7	6	11	5				

PITCHER		IP	WLS	BF	H	R	ER	SO	BB	IBB	HBP	BLK	WP	HR	S	P	ERA	WHIP
Dave Mlicki, R ERA: 2.7	(1, 1)	6.0		25	5	1	1	6	2	0	0	0	0	0	35	43	1.50	1.167
Greg McMichael, R	(7, 1)	2.0	L	9	2	2	2	2	1	0	0	0	0	1	12	16	9.00	1.500
John Franco, L ERA: 1.29	(9, 1)	1.0		3	0	0	0	1	0	0	0	0	0	0	5	5	0.00	0.000

PITCHER		IP	WLS	BF	H	R	ER	SO	BB	IBB	HBP	BLK	WP	HR	S	P	ERA	WHIP

Batter	1	2	3	4	5	6	7	8	9	AB	R	H	RBI	BB	SO	LOB
Lance Johnson, L (1, 8) OBP: 0.410, SLG: 0.353	CS 1B		K		BB		FC6 1-2f			3	0	1	0	1	1	2
Carlos Baerga, S (1, 4) OBP: 0.205, SLG: 0.162	F9		L8		G3-1			F7		4	0	0	0	0	0	3
John Franco, L (9, 1)										0	0	0	0	0	0	0
John Olerud, L (1, 3) OBP: 0.431, SLG: 0.627	1-2 1B		G3			G4-3		G4-3		4	0	1	0	0	0	0
Todd Hundley, S (1, 2) OBP: 0.313, SLG: 0.474	G3-1			P3		FC6-4 BB		G1-3		3	0	0	0	1	0	1
Bernard Gilkey, R (1, 7) OBP: 0.281, SLG: 0.333		HR 1B		F7		FC6-4 1-2f CS			K	4	1	1	0	0	1	1
Butch Huskey, R (1, 5) OBP: 0.156, SLG: 0.258	1-H HR			G5-3		CS 1-2	G1-3		G6-3	3	1	1	2	0	0	0
Rey Ordonez, R (8, 6) OBP: 0.289, SLG: 0.270										0	0	0	0	0	0	0
Carl Everett, S (9, PH) OBP: 0.115, SLG: 0.080										1	0	0	0	0	0	0
Alex Ochoa, R (1, 9) OBP: 0.219, SLG: 0.258		P4			L4-3 BB		1B 2B		G5-3	3	0	1	0	1	0	0
Edgardo Alfonzo, R (1, 6) OBP: 0.229, SLG: 0.226		K			L4-3 1-2		L5			3	0	0	0	0	1	2
(8, 5)																
Dave Mlicki, R (1, 1) OBP: 0.167, SLG: 0.333		K			2B		FC6 2-3 1B			2	0	1	0	0	1	0
Greg McMichael, R (7, 1) OBP: 1.000, SLG: 1.000										1	0	1	0	0	0	0
Manny Alexander, R (9, 4) OBP: 0.222, SLG: 0.222										0	0	0	0	0	0	0

Inning Stats	1	2	3	4	5	6	7	8	9
	R: 0 H: 2 E: 0 LOB: 1 K: 0 BB: 0 S: 4 P: 4	R: 2 H: 2 E: 0 LOB: 0 K: 2 BB: 0 S: 9 P: 9	R: 0 H: 0 E: 0 LOB: 0 K: 1 BB: 0 S: 5 P: 5	R: 0 H: 0 E: 0 LOB: 0 K: 0 BB: 0 S: 3 P: 3	R: 0 H: 1 E: 0 LOB: 2 K: 0 BB: 2 S: 3 P: 11	R: 0 H: 0 E: 0 LOB: 0 K: 0 BB: 1 S: 2 P: 6	R: 0 H: 2 E: 0 LOB: 2 K: 0 BB: 0 S: 5 P: 5	R: 0 H: 0 E: 0 LOB: 0 K: 0 BB: 0 S: 3 P: 3	R: 0 H: 0 E: 0 LOB: 0 K: 1 BB: 0 S: 5 P: 5

1B: 4 SF: 0 WP: 0 PA: 35
2B: 3 SAC: 0 PB: 0
3B: 0 DP: 1 SB: 0
HR: 1 HBP: 0 CS: 2

PITCHER	IP	WLS	BF	H	R	ER	SO	BB	IBB	HBP	BLK	WP	HR	S	P	ERA	WHIP
Osvaldo Fernandez, R (1, 1) ERA: 3.38	6.2		27	7	2	2	3	3	0	0	0	0	1	30	42	2.70	1.500
Rich Rodriguez, L (7, 1) ERA: 3.18	1.1	W	4	0	0	0	0	0	0	0	0	0	0	4	4	0.00	0.000
Rod Beck, R (9, 1) ERA: 1.59	1.0	S	3	0	0	0	1	0	0	0	0	0	0	5	5	0.00	0.000

PITCHER	IP	WLS	BF	H	R	ER	SO	BB	IBB	HBP	BLK	WP	HR	S	P	ERA	WHIP

BOTTOM

San Francisco Giants @ New York Mets

Shea Stadium, Flushing, NY

Mon Apr 14 1997, 7:05 PM EDT

Att. 12,001 - Unknown - 54 F

livebaseballscorecards.com

AB	31
R	2
H	7
RBI	2
BB	3
SO	4
LOB	9

Batter	1	2	3	4	5	6	7	8	9	AB	R	H	RBI	BB	SO	LOB
Brett Butler, L (1, 8) OBP: 0.392, SLG: 0.250	B C B F B B 4-2 SH2-3 BB		C B C X 1-2 1B 1B	B B F B F 2 SAFE X 3-2 G6-3 ③			C C F F X 0-2 G4-3 ②		L B C F B B B 1-2 4-2 BB	3	0	1	0	2	0	2
Wilton Guerrero, S (1, 4) OBP: 0.277, SLG: 0.364	X 0-0 SH2-3 ① 1-2		C 1 SAFE 1 SAFE X 0-1 1-2 1B		B C X 1-1 G6-3 1B		C B F S 1-3 K ③		C S X 0-2 F8 ③	4	0	2	0	0	1	2
Raul Mondesi, R (1, 9) OBP: 0.296, SLG: 0.479	B C X 1-1 L5 ②		X 0-0 L5 ①		B 1 SAFE F X 1-1 G6-3 ① ② 1-2			H 1-0 G6-3 HBP		3	0	0	0	0	0	4
Mike Piazza, R (1, 2) OBP: 0.442, SLG: 0.400	B C B B B 4-1 BB		B B 2 SAFE C S C 2-3 K ②		F B F C 1-3 K ③			B B B C C X 3-2 G6-3 ① ② 1-2f		3	0	0	0	1	2	3
Eric Karros, R (1, 3) OBP: 0.346, SLG: 0.348	B C F B X 2-2 F9 ③		B F F B F B X 3-2 P3 ③			B B X 2-0 G6-3 ①		C B X 1-1 FC4-6 1B		4	0	1	0	0	0	4
Todd Hollandsworth, L (1, 7) OBP: 0.269, SLG: 0.367		F B B S X 2-2 L6 ①		C X 0-1 G3-1 ①		C S B F S 1-3 K ②		F B F B X 2-2 FC4-6 ③ 1-2f		4	0	0	0	0	1	1
Todd Zeile, R (1, 5) OBP: 0.327, SLG: 0.341		B C F B X 2-2 G4-3 ②		B B X 2-0 FC1-5 1B 1B		B B C B X 3-1 FC4 1B			C B C C 1-3 K ①	4	0	2	0	0	1	0
Greg Gagne, R (1, 6) OBP: 0.304, SLG: 0.391		X 0-0 1B		X 0-0 FC1-5 1-2 1B		B F X 1-1 FC4 ③ 1-2f			F S X 0-2 F7 ②	4	0	2	0	0	0	1
Ismael Valdez, R (1, 1) Chan Ho Park, R (6, 1) OBP: 0.500, SLG: 0.333 Chip Hale, L (7, PH) OBP: 0.250, SLG: 0.143 Scott Radinsky, L (7, 1) Todd Worrell, R (8, 1) Nelson Liriano, S (9, PH)		B X 1-0 P4 ③		B L F X 1-2 FC1-5 ② 1-2 2-3f			F S B F B X 2-2 G3-1 ①		X 0-0 E5 BB	2 0 1 0 0 1	0 0 0 0 0 0	0 0 0 0 0 0	0 0 0 0 0 0	0 0 0 0 0 0	0 0 0 0 0 0	3 0 0 0 0 0
Inning Stats	R: 0 H: 0 E: 0 LOB: 2 K: 0 BB: 2 S: 9 P: 20	R: 0 H: 1 E: 0 LOB: 1 K: 0 BB: 0 S: 8 P: 13	R: 0 H: 2 E: 0 LOB: 2 K: 1 BB: 0 S: 13 P: 19	R: 0 H: 2 E: 0 LOB: 2 K: 0 BB: 0 S: 10 P: 16	R: 0 H: 1 E: 0 LOB: 0 K: 1 BB: 0 S: 7 P: 10	R: 0 H: 1 E: 0 LOB: 1 K: 1 BB: 0 S: 9 P: 16	R: 0 H: 0 E: 0 LOB: 0 K: 1 BB: 0 S: 12 P: 15	R: 0 H: 1 E: 0 LOB: 1 K: 0 BB: 0 S: 8 P: 15	R: 0 H: 0 E: 1 LOB: 2 K: 1 BB: 1 S: 13 P: 18	1B: 8 2B: 0 3B: 0 HR: 0	SF: 0 SAC: 1 DP: 1 HBP: 1					

TOP

Los Angeles Dodgers @ New York Mets

Shea Stadium, Flushing, NY

Tue Apr 15 1997, 7:05 PM EDT

Att. 54,047 - Unknown - 58 F

livebaseballscorecards.com

AB	33
R	0
H	8
RBI	0
BB	3
SO	5
LOB	20

PITCHER		IP	WLS	BF	H	R	ER	SO	BB	IBB	HBP	BLK	WP	HR	S	P	ERA	WHIP
Armando Reynoso, R ERA:	(1, 1)	5.0	W	22	6	0	0	2	2	0	0	0	0	0	47	78	0.00	1.600
Toby Borland, R ERA: 4.05	(6, 1)	4.0	S	16	2	0	0	3	1	0	1	0	0	0	42	64	0.00	0.750

PITCHER	IP	WLS	BF	H	R	ER	SO	BB	IBB	HBP	BLK	WP	HR	S	P	ERA	WHIP

WP: 0 PA: 38
PB: 0
SB: 0
CS: 0

BOTTOM

Los Angeles Dodgers @ New York Mets

Shea Stadium, Flushing, NY

Tue Apr 15 1997, 7:05 PM EDT

Att. 54,047 - Unknown - 58 F

livebaseballscorecards.com

Batter	1	2	3	4	5	6	7	8	9	AB	R	H	RBI	BB	SO	LOB
Lance Johnson, L (1, 8) OBP: 0.415, SLG: 0.364	X 0-0 F8 ①			C B B X 2-1 F7 ①	X 0-0 1B 1-2 2-H 3-H 1B		B B X 2-0 G1-6-3 2-H 3-H 1B			4	0	2	4	0	0	0
John Olerud, L (1, 3) OBP: 0.435, SLG: 0.618	C B X 1-1 G4-3 ②			F C B B X 2-2 1B	C X 0-1 ③ 1-2 2-H 1B		1 SAFE C C B X 1-1 ②③ G1-6-3 1-2f			4	0	2	0	0	0	2
Bernard Gilkey, R (1, 7) OBP: 0.279, SLG: 0.315	F C F C 0-3 K ③			B F S B C 2-3 K ②		B X 1-0 F7 ①		B B B C F F B 4-2 FC6-4 BB		3	0	0	0	1	2	1
Todd Hundley, S (1, 2) OBP: 0.288, SLG: 0.429		B B C F F B X 3-2 F8 ①		C B B X 2-1 F9 ③		B B F B S X 3-2 G4-3 ②		1 SAFE X 0-0 P3 ①		4	0	0	0	0	0	2
Butch Huskey, R (1, 5) OBP: 0.167, SLG: 0.257		C B S S 1-3 K ②			S X 0-1 1B E G1-2-3 1B	C S F S 0-3 K ③		S F S 0-3 K ②		4	0	1	0	0	3	1
Carlos Baerga, S (1, 4) OBP: 0.214, SLG: 0.200 Manny Alexander, R (7, PR) OBP: 0.200, SLG: 0.200 (8, 4)		C B X 1-1 F9 ③			1 SAFE 1 SAFE F X 0-1 E5 G1-2-3 1B 1-2 1B		X 0-0 1B 1B 2B	1 SAFE 1 SAFE C B S 1 F X SAFE 1-2 FC6-4 ③ 1-2f		3 1	1 1	1 0	0 0	0 0	0 0	1 1
Alex Ochoa, R (1, 9) OBP: 0.286, SLG: 0.324			C B C B F B X 2-2 G5-4-3 1B		L F F B F B X 2-2 G1-2-3 1B 1-2 2-3 1B		C X 0-1 SH2-4 1B 2-3 1B			3	2	3	0	0	0	0
Rey Ordonez, R (1, 6) OBP: 0.293, SLG: 0.275			X 0-0 G5-4-3 ①② 1-2f		C S B F X 1-2 G1-2-3 ①② 1-2 2-3 3-Hf		X 0-0 SH2-4 1B 1-2 3-H 1B			3	1	1	1	0	0	4
Armando Reynoso, R (1, 1) Matt Franco, L (5, PH) Toby Borland, R (6, 1)			C S S 0-3 K ③		B B C C B B 4-2 1B 1B BB		X 0-0 SH2-4 ① 1-2 2-3			1 0 0	0 0 0	0 0 0	0 0 0	0 1 0	1 0 0	0 0 0
Inning Stats	R: 0 E: 0 K: 1 S: 7 H: 0 LOB: 0 BB: 0 P: 8	R: 0 E: 0 K: 1 S: 9 H: 0 LOB: 0 BB: 0 P: 14	R: 0 E: 0 K: 1 S: 8 H: 1 LOB: 0 BB: 0 P: 10	R: 0 E: 0 K: 1 S: 10 H: 1 LOB: 1 BB: 0 P: 18	R: 2 E: 1 K: 0 S: 18 H: 4 LOB: 2 BB: 1 P: 25	R: 0 E: 0 K: 1 S: 8 H: 0 LOB: 0 BB: 0 P: 12	R: 3 E: 0 K: 0 S: 8 H: 4 LOB: 1 BB: 0 P: 11	R: 0 E: 0 K: 1 S: 11 H: 0 LOB: 1 BB: 1 P: 16		1B: 9 2B: 1 3B: 0 HR: 0	SF: 0 SAC: 1 DP: 3 HBP: 0			WP: 0 PB: 0 SB: 0 CS: 0	PA: 33		

	AB	30
	R	5
	H	10
	RBI	5
	BB	2
	SO	6
	LOB	12

PITCHER		IP	WLS	BF	H	R	ER	SO	BB	IBB	HBP	BLK	WP	HR	S	P	ERA	WHIP
Ismael Valdez, R ERA: 2.95	(1, 1)	5.0	L	20	6	2	0	4	1	0	0	0	0	0	52	75	0.00	1.400
Chan Ho Park, R ERA: 2.57	(6, 1)	1.0		3	0	0	0	1	0	0	0	0	0	0	8	12	0.00	0.000
Scott Radinsky, L ERA: 4.91	(7, 1)	1.0		6	4	3	3	0	0	0	0	0	0	0	8	11	27.00	4.000
Todd Worrell, R ERA: 1.5	(8, 1)	1.0		4	0	0	0	1	1	0	0	0	0	0	11	16	0.00	1.000

PITCHER	IP	WLS	BF	H	R	ER	SO	BB	IBB	HBP	BLK	WP	HR	S	P	ERA	WHIP

Batter	1	2	3	4	5	6	7	8	9	AB	R	H	RBI	BB	SO	LOB
Brett Butler, L (1, 8) OBP: 0.446, SLG: 0.333	C B B B C X 3-2 E E 1B		C F B B X 2-2 HR 1B		B F F B B X 3-2 F8 SH1-3 1B		B B C X 2-1 CS 1B	B C B S B X 3-2 ③ 2-H 1B		5	2	5	0	0	0	0
Wilton Guerrero, S (1, 4) OBP: 0.294, SLG: 0.438	X 0-0 E4 E 1-2		X 0-0 1-H HR		B C 1 SAFE 1 SAFE 1 SAFE 1 SAFE 1 SAFE 1 SAFE 1 SAFE 1-1 ① X SH1-3 1-2		L B F C 1-3 ① ② 1-2		B F X 1-1 G6-3 1B	4	1	2	2	0	1	2
Raul Mondesi, R (1, 9) OBP: 0.288, SLG: 0.442	S S F B F F B C 2-3 ① K		B C S X 1-2 ① G6-3		B S F X 1-2 ② F8 2-3		F B F F B B B 4-2 HR BB		1 SAFE 1 SAFE X 0-0 ① ② G6-3 1-2f	4	1	0	0	1	1	4
Eric Karros, R (1, 3) OBP: 0.351, SLG: 0.400	F X 0-1 E5 FC6-4 1-3 2-H		B C B X 2-1 ② G5-3		B B C B B 4-1 BB		C B X 1-1 1-H HR		B B C C B C 3-3 ③ K	4	1	1	2	1	1	1
Todd Hollandsworth, L (1, 7) OBP: 0.286, SLG: 0.365	C B 1 SAFE B 1 SAFE X 2-1 ② F9		B B B B B 4-0 CS BB		B C F X 1-2 ③ G3		X 0-0 1B			3	0	1	0	1	0	4
Todd Zeile, R (1, 5) OBP: 0.302, SLG: 0.311	C B B X 2-1 ③ FC6-4 1-2f		C 1 SAFE B 1-1 ③ CS 1-2	C B F S 1-3 ① K		L X 0-1 ① F8	B C 1 SAFE B B B F X 3-2 ③ F8			4	0	0	0	0	1	3
Greg Gagne, R (1, 6) OBP: 0.320, SLG: 0.420		X 0-0 ① G5-3		X 0-0 1B		X 0-0 2B		S B X 1-1 ① G5-3		4	0	2	0	0	0	0
Tom Prince, R (1, 2) OBP: 0.400, SLG: 0.429		C F X 0-2 ② G6-3		B B F B X 3-1 ② F8		F B F B F F X 2-2 ② F7		C B C B B B 4-2 SH1-4 1B BB		3	0	0	0	1	0	2
Pedro Astacio, R (1, 1) 37 Darren Dreifort, R (8, 1) Mark Guthrie, R (8, 1) Todd Worrell, R (9, 1)		S X 0-1 ③ G1-3		S S F F B S 1-3 ③ K		B 2 B C S F S SAFE 2-3 ③ K		X 0-0 ② SH1-4 1-2		3 0 0 0	0 0 0 0	0 0 0 0	0 0 0 0	0 0 0 0	2 0 0 0	2 0 0 0
Inning Stats	R: 1 H: 1 E: 2 LOB: 2 K: 1 BB: 0 S: 16 P: 25	R: 0 H: 0 E: 0 LOB: 0 K: 0 BB: 0 S: 6 P: 6	R: 2 H: 2 E: 0 LOB: 0 K: 0 BB: 1 S: 10 P: 20	R: 0 H: 1 E: 0 LOB: 1 K: 2 BB: 0 S: 11 P: 16	R: 0 H: 1 E: 0 LOB: 2 K: 0 BB: 1 S: 12 P: 22	R: 0 H: 1 E: 0 LOB: 1 K: 1 BB: 0 S: 12 P: 16	R: 2 H: 3 E: 0 LOB: 1 K: 1 BB: 1 S: 14 P: 25	R: 0 H: 1 E: 0 LOB: 2 K: 0 BB: 1 S: 8 P: 16	R: 0 H: 1 E: 0 LOB: 0 K: 1 BB: 0 S: 6 P: 10	1B: 8 SF: 0 2B: 1 SAC: 2 3B: 0 DP: 1 HR: 2 HBP: 0						WP: 0 PA: 41 PB: 0 SB: 0 CS: 2

TOP

Los Angeles Dodgers @ New York Mets

Shea Stadium, Flushing, NY

Wed Apr 16 1997, 3:33 AM EDT

Att. 13,759 - Cloudy - 60 F

livebaseballscorecards.com

AB	34
R	5
H	11
RBI	4
BB	4
SO	6
LOB	18

PITCHER		IP	WLS	BF	H	R	ER	SO	BB	IBB	HBP	BLK	WP	HR	S	P	ERA	WHIP
Rick Reed, R ERA: 1.0	(1, 1)	6.0	L	27	6	3	2	4	2	0	0	0	0	1	67	105	3.00	1.333
Brian Bohanon, L ERA: 5.06	(7, 1)	0.2		5	3	2	2	1	1	0	0	0	0	1	11	19	27.00	6.000
Barry Manuel, R ERA: 5.63	(7, 1)	1.1		5	1	0	0	0	1	0	0	0	0	0	11	22	0.00	1.500
John Franco, L ERA: 1.13	(9, 1)	1.0		3	1	0	0	1	0	0	0	0	0	0	6	10	0.00	1.000

PITCHER	IP	WLS	BF	H	R	ER	SO	BB	IBB	HBP	BLK	WP	HR	S	P	ERA	WHIP

Batter	1	2	3	4	5	6	7	8	9	AB	R	H	RBI	BB	SO	LOB
Lance Johnson, L (1, 8) OBP: 0.406, SLG: 0.345	B F B B B 4-1 G4-3 BLK SF8 BB		C B B X 2-1 ③ F8			X 0-0 ② G4-3		B B X 2-0 ② F7		3	1	0	0	1	0	2
John Olerud, L (1, 3) OBP: 0.424, SLG: 0.586	1 SAFE B 1 C B X 2-1 ① G4-3 1-3			B B C B B 4-1 G5-4-3 BB		C B F B S 2-3 ③ K		C B B B 1 C S SAFE 3-3 ③ K 2-3		3	0	0	0	1	2	3
Bernard Gilkey, R (1, 7) OBP: 0.262, SLG: 0.298	B B B X 3-0 ② SF8 3-H			B B X 2-0 ①② G5-4-3 1-2f			B B S B X 3-1 ① G5-3		B S F B B X 3-2 ① F7	3	0	0	1	0	0	1
Todd Hundley, S (1, 2) OBP: 0.268, SLG: 0.391	B C B X 2-1 ③ G6-3			B X 1-0 ③ G3			C S C 0-3 ② K		X 0-0 ② P5	4	0	0	0	0	1	0
Butch Huskey, R (1, 5) OBP: 0.150, SLG: 0.231		C X 0-1 ① F9			B F X 1-1 ① F9		X 0-0 ③ F9		B X 1-0 ③ F8	4	0	0	0	0	0	0
Carlos Baerga, S (1, 4) OBP: 0.222, SLG: 0.233		B F B B X 3-1 ② F8			C F X 0-2 E4			B X 1-0 BB SF7 2B		3	1	1	0	0	0	0
Alex Ochoa, R (1, 9) OBP: 0.289, SLG: 0.306		C X 0-1 ③ F8			B S B X 2-1 ② L5			B B F B B 4-1 S BB BB		2	0	0	0	1	0	1
Rey Ordonez, R (1, 6) OBP: 0.279, SLG: 0.262			C B C X 1-2 ① P4		C F F S 0-3 ③ K			B B B B 4-0 1-2 2-3 BB		2	0	0	0	0	1	1
Carl Everett, S (8, PH) OBP: 0.148, SLG: 0.080										0	0	0	0	1	0	0
Manny Alexander, R (9, 6) OBP: 0.200, SLG: 0.200			M B X 1-1 ② G6-3			B C B B X 3-1 ① G3		C B 2 SAFE F F B X 3-2 ① SF7 3-H		0	0	0	0	0	0	0
Rick Reed, R (1, 1)										1	0	0	0	0	0	0
Steve Bieser, L (6, PH)										1	0	0	0	0	0	0
Brian Bohanon, L (7, 1)										0	0	0	0	0	0	0
Barry Manuel, R (7, 1)										0	0	0	0	0	0	0
Matt Franco, L (8, PH)										0	0	0	0	0	0	0
Edgardo Alfonzo, R (8, PH) OBP: 0.222, SLG: 0.226										0	0	0	1	0	0	0
John Franco, L (9, 1)										0	0	0	0	0	0	0
Inning Stats	R: 1 H: 0 E: 0 LOB: 0 K: 0 BB: 1 S: 6 P: 17	R: 0 H: 0 E: 0 LOB: 0 K: 0 BB: 0 S: 6 P: 9	R: 0 H: 0 E: 0 LOB: 0 K: 0 BB: 0 S: 7 P: 11	R: 0 H: 0 E: 0 LOB: 0 K: 0 BB: 1 S: 3 P: 10	R: 0 H: 0 E: 1 LOB: 1 K: 1 BB: 0 S: 11 P: 14	R: 0 H: 0 E: 0 LOB: 0 K: 1 BB: 0 S: 6 P: 11	R: 0 H: 0 E: 0 LOB: 0 K: 1 BB: 0 S: 6 P: 9	R: 1 H: 1 E: 0 LOB: 2 K: 1 BB: 2 S: 10 P: 27	R: 0 H: 0 E: 0 LOB: 0 K: 0 BB: 0 S: 5 P: 9	1B: 0 SF: 2 2B: 1 SAC: 0 3B: 0 DP: 1 HR: 0 HBP: 0						

PITCHER		IP	WLS	BF	H	R	ER	SO	BB	IBB	HBP	BLK	WP	HR	S	P	ERA	WHIP
Pedro Astacio, R ERA: 2.25	(1, 1)	7.0	W	24	1	2	2	3	2	0	0	1	0	0	46	83	2.57	0.429
37 Darren Dreifort, R ERA:	(8, 1)	0.0		2	0	0	0	0	2	0	0	0	0	0	1	9	∞	∞
Mark Guthrie, L ERA:	(8, 1)	1.0		3	0	0	0	1	0	0	0	0	0	0	8	16	0.00	0.000
Todd Worrell, R ERA: 1.29	(9, 1)	1.0	S	3	0	0	0	0	0	0	0	0	0	0	5	9	0.00	0.000

PITCHER	IP	WLS	BF	H	R	ER	SO	BB	IBB	HBP	BLK	WP	HR	S	P	ERA	WHIP

BOTTOM

Los Angeles Dodgers @ New York Mets

Shea Stadium, Flushing, NY

Wed Apr 16 1997, 3:33 AM EDT

Att. 13,759 - Cloudy - 60 F

livebaseballscorecards.com

AB	26
R	2
H	1
RBI	2
BB	4
SO	4
LOB	8

Chicago Cubs @ New York Mets
Shea Stadium, Flushing, NY
Sun Apr 20 1997, 3:33 AM EDT
Sunny - 49 F

TOP

livebaseballscorecards.com

Batter	1	2	3	4	5	6	7	8	9	AB	R	H	RBI	BB	SO	LOB
Doug Glanville, R (1, 8) OBP: 0.304, SLG: 0.348	2-2 1B		3-2 ① G5-3		2-2 ② F8			2-2 ① G5-3		4	1	1	0	0	0	0
Dave Hansen, L (1, 5) OBP: 0.471, SLG: 0.308	B 1 SAFE 1-2 1B		3-2 ② G1-3		4-1 BB			1-0 ② L6		3	0	1	0	1	0	0
Mark Grace, L (1, 3) OBP: 0.474, SLG: 0.938	0-2 ① L8		1-1 HR		0-0 ③ G4-3			0-0 ③ G3		4	1	1	1	0	0	3
Sammy Sosa, R (1, 9) OBP: 0.218, SLG: 0.255	2-0 ② P3		1-2 ③ G6-3			1-0 ① L7			1-2 ① F9	4	0	0	0	0	0	2
Brooks Kieschnick, L (1, 7) OBP: 0.300, SLG: 0.444	3-2 1-3 2-H 1B			0-0 ① F9		0-0 ② F8			1-2 ② F9	4	0	1	1	0	0	0
Shawon Dunston, R (1, 6) OBP: 0.140, SLG: 0.204 Ramon Tatis, L (4, 1) Kent Bottenfield, R (8, 1) Tyler Houston, L (9, PH) OBP: 0.188, SLG: 0.250	2-2 ③ P4			0-2 S 1B		0-3 ③ K			1-0 ③ F7	2 1 0 1	0 0 0 0	1 0 0 0	0 0 0 0	0 1 0 0	0 0 0 0	2 0 0 0
Scott Servais, R (1, 2) OBP: 0.220, SLG: 0.162		1-0 ① G5-3		2-0 ② P4			1-2 ① G1-3			3	0	0	0	0	0	1
Rey Sanchez, R (1, 4) OBP: 0.267, SLG: 0.286		0-0 ② L9		1-0 ③ L9 1-2			0-0 ② G6-3			3	0	0	0	0	0	1
Steve Trachsel, R (1, 1) Larry Casian, R (3, 1) José Hernández, R (4, 6) OBP: 0.333, SLG: 0.545		0-3 ③ K			0-2 ① K		1-0 ③ P8			1 0 2	0 0 0	0 0 0	0 0 0	1 0 1	0 0 0	0 0 0
Inning Stats	R: 1 E: 0 K: 0 S: 19 H: 3 LOB: 2 BB: 0 P: 29	R: 0 E: 0 K: 1 S: 5 H: 0 LOB: 0 BB: 0 P: 6	R: 1 E: 0 K: 0 S: 13 H: 1 LOB: 0 BB: 0 P: 21	R: 0 E: 0 K: 0 S: 6 H: 1 LOB: 1 BB: 0 P: 9	R: 0 E: 0 K: 1 S: 8 H: 0 LOB: 1 BB: 1 P: 14	R: 0 E: 0 K: 1 S: 5 H: 0 LOB: 0 BB: 0 P: 6	R: 0 E: 0 K: 0 S: 5 H: 0 LOB: 0 BB: 0 P: 7	R: 0 E: 0 K: 0 S: 5 H: 0 LOB: 0 BB: 0 P: 8	R: 0 E: 0 K: 0 S: 7 H: 0 LOB: 0 BB: 0 P: 10	1B: 4 2B: 0 3B: 0 HR: 1 SF: 0 SAC: 0 DP: 0 HBP: 0						

PITCHER		IP	WLS	BF	H	R	ER	SO	BB	IBB	HBP	BLK	WP	HR	S	P	ERA	WHIP
Bobby Jones, R ERA: 3.26	(1, 1)	9.0	W	33	5	2	2	3	1	0	0	0	0	1	73	110	2.00	0.667

PITCHER		IP	WLS	BF	H	R	ER	SO	BB	IBB	HBP	BLK	WP	HR	S	P	ERA	WHIP

AB	32
R	2
H	5
RBI	2
BB	1
SO	3
LOB	9

PA: 33

WP: 0
PB: 0
SB: 1
CS: 0

Batter	1	2	3	4	5	6	7	8	9	AB	R	H	RBI	BB	SO	LOB
Lance Johnson, L (1, 8) OBP: 0.397, SLG: 0.328	X 0-0 HR SH1-3 1B	C B B B I 4-1 IBB	B B F B X 3-1 ② F8		C B B B C X 3-2 ② G4-3			B X 1-0 ① F7		4	1	1	0	1	0	2
Rey Ordonez, R (1, 6) OBP: 0.294, SLG: 0.250	L 1 SAFE F X 0-2 ① SH1-3 1-2	B B B X 2-1 ③ G6-3	C 2 SAFE F B X 1-2 1B 1-2 2-3 1B		B B C X 2-1 ③ G6-3			X 0-0 ② P3		4	0	1	0	0	0	3
John Olerud, L (1, 3) OBP: 0.453, SLG: 0.652	B B X 2-0 2-H HR		C B B X 2-2 E5 1B 1B HR B C B X 2-1 1-2 2-3 3-H 1B			B C F B X 2-2 ① G4-3		C B X 1-1 1B		5	2	3	3	0	0	0
Bernard Gilkey, R (1, 7) OBP: 0.284, SLG: 0.297	C B X 1-1 ② P3		B C B X 1-2 HR 1-2 1B B B B X 3-1 ③ P3			C B B X 2-1 ② F8		B B F B X 3-1 ③ L7		5	1	1	0	0	0	4
Todd Hundley, S (1, 2) OBP: 0.297, SLG: 0.434	B B F S B S 3-3 ③ K		B C F B X 1-2 HR 1-2 2-3 1B	C F B C 1-3 ① K		S B B B F B S 3-3 ③ K				4	1	1	0	0	3	0
Carl Everett, S (1, 9) OBP: 0.226, SLG: 0.379		S B X 1-1 ① B1-3	F B F B D X 3-2 1-H 2-H 3-H HR	F B B B C F F X 3-2 HR			X 0-0 G3 1B			4	2	3	5	0	0	0
Matt Franco, L (1, 5) OBP: 0.375, SLG: 0.167		C C B B B F X 3-2 SH3 1B 1B	B B B B 4-0 FC6-5 1B BB	B B X 2-0 ② L8			X 0-0 ① G3 1-2			3	0	1	0	1	0	1
Manny Alexander, R (1, 4) OBP: 0.286, SLG: 0.286		B B F F F F X 2-2 SH3 1-2 1B	B B F F F X 2-2 1B FC6-5 1-2 1B 1B	F B B B F F X 3-2 ③ G5-3			B X 1-0 ② F9			4	1	2	0	0	0	1
Bobby Jones, R (1, 1) OBP: 0.200, SLG: 0.111	L L X 0-2 ② SH3 1-2 2-3	X 0-0 ① FC6-5 1B 1B 1-2 2-3f			X 0-0 ① G6-3		C B X 1-1 ③ G6-3			3	0	0	0	0	0	3
Inning Stats	R: 2 E: 0 K: 1 S: 10 H: 2 LOB: 0 BB: 0 P: 16	R: 0 E: 0 K: 0 S: 17 H: 2 LOB: 3 BB: 1 P: 29	R: 5 E: 1 K: 0 S: 25 H: 6 LOB: 3 BB: 1 P: 47	R: 1 E: 0 K: 1 S: 13 H: 1 LOB: 0 BB: 0 P: 22	R: 0 E: 0 K: 0 S: 6 H: 0 LOB: 0 BB: 0 P: 11	R: 0 E: 0 K: 1 S: 9 H: 0 LOB: 0 BB: 0 P: 16	R: 0 E: 0 K: 0 S: 5 H: 1 LOB: 1 BB: 0 P: 7	R: 0 E: 0 K: 0 S: 6 H: 1 LOB: 1 BB: 0 P: 11		1B: 10 2B: 0 3B: 0 HR: 3	SF: 0 SAC: 2 DP: 0 HBP: 0			WP: 0 PB: 0 SB: 0 CS: 0	PA: 40	

PITCHER		IP	WLS	BF	H	R	ER	SO	BB	IBB	HBP	BLK	WP	HR	S	P	ERA	WHIP
Steve Trachsel, R ERA: 7.71	(1, 1)	2.0	L	17	8	7	5	1	1	1	0	0	0	2	42	73	22.50	4.500
Larry Casian, L ERA: 9.0	(3, 1)	1.1		7	3	1	1	1	0	0	0	0	0	1	18	31	6.75	2.250
Ramon Tatis, L ERA:	(4, 1)	3.2		12	1	0	0	1	0	0	0	0	0	0	25	44	0.00	0.273
Kent Bottenfield, R ERA: 5.63	(8, 1)	1.0		4	1	0	0	0	0	0	0	0	0	0	6	11	0.00	1.000

PITCHER	IP	WLS	BF	H	R	ER	SO	BB	IBB	HBP	BLK	WP	HR	S	P	ERA	WHIP

BOTTOM

Chicago Cubs @ New York Mets

Shea Stadium, Flushing, NY

Sun Apr 20 1997, 3:33 AM EDT

Sunny - 49 F

livebaseballscorecards.com

AB	36
R	8
H	13
RBI	8
BB	2
SO	3
LOB	14

Batter	1	2	3	4	5	6	7	8	9	AB	R	H	RBI	BB	SO	LOB
Brian McRae, S (1, 8) OBP: 0.210, SLG: 0.255	C F B F X 1-2 P2 ①		X 0-0 F7 ①		B C B B X 3-1 G4-3 ①	B B F B X 3-1 F7 ②		F F F B C 1-3 K ②		0	0	0	0	0	0	0
Tyler Houston, L (1, 2) OBP: 0.238, SLG: 0.250	B C X 1-1 FC4-6 1B		S B F X 1-2 G6-3 ②		B F B B B 4-1 1B BB	B F X 1-1 G6-3 ③		L F B B S 2-3 K ③		4	0	1	0	1	1	1
Mark Grace, L (1, 3) OBP: 0.458, SLG: 0.810	B F C B X 2-2 FC4-6 ② 1-2f		C X 0-1 F8 ③		F B X 1-1 1-2 1B		X 0-0 G6-3 ①		B B B C X 3-1 F7 1B 1B	5	0	2	0	0	0	1
Sammy Sosa, R (1, 9) OBP: 0.250, SLG: 0.304	S F B B S 2-3 K ③			M S B B X 2-2 FC3-5 2B	C B F S 1-3 K ②		B S X 1-1 SH5-3 1B 1B		C X 0-1 1-2 E 1B	5	1	3	0	0	2	3
Dave Clark, L (1, 7) OBP: 0.222, SLG: 0.353		S B X 1-1 F9 1B 1B		C S S B B B 4-2 BB FC3-5 BB	C C F B D C 2-3 K ③		1 SAFE X 0-0 SH5-3 ② 1-2		C X 0-1 L9 ①	2	0	1	0	1	1	2
Doug Glanville, R (7, PH) OBP: 0.292, SLG: 0.333 (7, 7)										1	0	0	0	0	0	2
Shawon Dunston, R (1, 6) OBP: 0.170, SLG: 0.216		F C B F X 1-2 1-2 1B		X 0-0 FC3-5 ① BB 1-2 2-3f		F H 1-1 2B S WP HBP	B B F S S B X 3-2 2-H 2B 1B		B C S S S 1-3 K ②	2	1	1	0	0	0	2
José Hernández, R (6, 6) OBP: 0.357, SLG: 0.538										2	1	1	1	0	1	2
Kevin Orie, R (1, 5) OBP: 0.304, SLG: 0.357		F S B T 1-2 K ①		C X 0-1 F8 ②		1 SAFE 1 SAFE F 1 SAFE F B F 1 SAFE B 3-2 1 SAFE B X WP 1-3 1B 2B	B B C X 2-1 2-H 2B		F B B C X 2-2 1-2 2-3 F7 ③	5	1	2	1	0	1	6
Rey Sanchez, R (1, 4) OBP: 0.316, SLG: 0.294		C X 0-1 F9 ② 2-3		B C F B B F B 4-2 1-2 2-3 BB		S F B B B X 2-2 2-H 3-H G5-3 1B	B X 1-0 L7 ③			3	0	1	1	1	0	3
Kevin Foster, R (1, 1) Bob Patterson, R (7, 1) Mel Rojas, R (8, 1) Turk Wendell, L (9, 1)		M B 1 SAFE X 1-1 B1-3 ③		X 0-0 P4 ③		C 1 SAFE B B X 2-1 G5-3 ① 1-2		C B B C B X 3-2 L4 ①		3	0	0	0	0	0	6
										1	0	0	0	0	0	0
										0	0	0	0	0	0	0
										0	0	0	0	0	0	0

TOP

Chicago Cubs @ New York Mets
Shea Stadium, Flushing, NY
Sun Apr 20 1997, 3:38 AM EDT
Att. 18,484 - Sunny - 57 F

livebaseballscorecards.com

AB	33
R	4
H	12
RBI	3
BB	3
SO	6
LOB	28

Inning Stats	1	2	3	4	5	6	7	8	9
	R: 0 E: 0 K: 1 S: 12	H: 1 LOB: 1 BB: 0 P: 18	R: 0 E: 0 K: 1 S: 13	H: 2 LOB: 2 BB: 0 P: 17	R: 0 E: 0 K: 0 S: 6	H: 0 LOB: 0 BB: 0 P: 7	R: 0 E: 0 K: 0 S: 12	H: 1 LOB: 3 BB: 2 P: 22	R: 0 E: 0 K: 2 S: 12	H: 1 LOB: 2 BB: 1 P: 23	R: 2 E: 0 K: 0 S: 14	H: 2 LOB: 1 BB: 0 P: 26	R: 2 E: 0 K: 0 S: 10	H: 3 LOB: 1 BB: 0 P: 17	R: 0 E: 0 K: 2 S: 10	H: 0 LOB: 0 BB: 0 P: 16	R: 0 E: 0 K: 1 S: 12	H: 2 LOB: 2 BB: 0 P: 18

| | | | | | | | | | |

Chicago Cubs @ New York Mets

Shea Stadium, Flushing, NY

Sun Apr 20 1997, 3:38 AM EDT

Att. 18,484 - Sunny - 57 F

BOTTOM

Batter	1	2	3	4	5	6	7	8	9	AB	R	H	RBI	BB	SO	LOB
Manny Alexander, R (1, 6) OBP: 0.368, SLG: 0.389	BBBCSSB 4-2 S BB		BCSFBX 2-2 1B		CCFBX 1-2 2B			CBBX 2-1 L4 ①	CX 0-1 G6-3 ③	4	0	2	0	1	0	1
Carlos Baerga, S (1, 4) OBP: 0.208, SLG: 0.216	CX 0-1 F8 ①		CFB1SAFEP1SAFEX 2-2 G3 ③		X 0-0 G4-3 ③			X 0-0 1B		4	0	1	0	0	0	3
John Olerud, L (1, 3) OBP: 0.430, SLG: 0.614	B1SAFEBCBCS 3-3 K ② 1-2			BBX 2-0 F8 ①		BBX 2-0 G4-3 ①		FBBSS 2-3 K ②		4	0	0	0	0	2	2
Bernard Gilkey, R (1, 7) OBP: 0.269, SLG: 0.279 Ricardo Jordan, L (9, 1)	CX 0-1 F9 ③			BCBSFX 2-2 F9 ②		X 0-0 F9 ②		BBX 2-0 L8 ③		4 0	0 0	0 0	0 0	0 0	0 0	2 0
Carl Everett, S (1, 8) OBP: 0.235, SLG: 0.355 Barry Manuel, R (7, 1) Steve Bieser, L (9, 7) OBP: 0.333, SLG: 0.200		CFBFX 1-2 F8 ①		CBBCBB 4-2 BB		CSBBCS 2-3 K ③			BCBX 2-1 S WP 2B 1B	2 0 1	0 0 1	0 0 1	0 0 0	1 0 0	1 0 0	0 0 0
Alex Ochoa, R (1, 9) OBP: 0.283, SLG: 0.295		CX 0-1 G4-3 ②	BC1SAFEX 1-1 G3 ③				FX 0-1 G6-3 ①		CSBS 1-3 K ①	4	0	0	0	0	1	2
Matt Franco, L (1, 5) OBP: 0.500, SLG: 0.667		CCFX 0-2 F9 ③			FBX 1-1 HR		BX 1-0 1B 1B		BFBDB 4-1 S 2B BB 1-2	3	2	2	1	1	0	0
Alberto Castillo, R (1, 2) OBP: 0.571, SLG: 0.400 Todd Hundley, S (7, PH) OBP: 0.303, SLG: 0.436 (8, 2)			FX 0-1 B1-3 ①		BSCBT 2-2 K ①		CBFBFX 2-2 G4-3 1B 1-2		BSBFBFFFF 3-3 K ② 1-2 2-3	2 2	0 0	0 1	0 0	0 0	1 1	0 2
Dave Mlicki, R (1, 1) OBP: 0.125, SLG: 0.250 Toby Borland, R (6, 1) Brian Bohanon, L (6, 1) Lance Johnson, L (7, 8) OBP: 0.400, SLG: 0.348			SCS 0-3 K ②		BBCX 2-1 F9 ②		BX 1-0 G4-3 ②③ 1-2f		BCBX 2-1 2B 2-H 3-H	2 0 0 2	0 0 0 0	0 0 0 1	0 0 0 2	1 0 0 0	0 0 0 0	0 0 0 2
Inning Stats	R: 0 E: 0 K: 1 S: 9 H: 0 LOB: 1 BB: 1 P: 16	R: 0 E: 0 K: 0 S: 10 H: 0 LOB: 0 BB: 0 P: 11	R: 0 E: 0 K: 1 S: 13 H: 1 LOB: 1 BB: 0 P: 16	R: 0 E: 0 K: 0 S: 9 H: 0 LOB: 1 BB: 1 P: 18	R: 1 E: 0 K: 1 S: 12 H: 2 LOB: 1 BB: 0 P: 18	R: 0 E: 0 K: 1 S: 5 H: 0 LOB: 0 BB: 0 P: 9	R: 0 E: 0 K: 0 S: 8 H: 2 LOB: 1 BB: 0 P: 12	R: 0 E: 0 K: 1 S: 7 H: 1 LOB: 1 BB: 0 P: 13	R: 2 E: 0 K: 2 S: 19 H: 2 LOB: 1 BB: 1 P: 31	1B: 5 2B: 2 3B: 0 HR: 1	SF: 0 SAC: 0 DP: 1 HBP: 0			WP: 1 PB: 0 SB: 3 CS: 0	PA: 37		

livebaseballscorecards.com

AB	34
R	3
H	8
RBI	3
BB	3
SO	7
LOB	14

PITCHER		IP	WLS	BF	H	R	ER	SO	BB	IBB	HBP	BLK	WP	HR	S	P	ERA	WHIP
Kevin Foster, R ERA: 5.28	(1, 1)	6.1	W	25	4	1	1	4	2	0	0	0	0	1	61	92	1.42	0.947
Bob Patterson, L ERA: 4.32	(7, 1)	1.1		5	2	0	0	1	0	0	0	0	0	0	11	18	0.00	1.500
Mel Rojas, R ERA: 7.2	(8, 1)	0.1		1	0	0	0	0	0	0	0	0	0	0	1	3	0.00	0.000
Turk Wendell, R ERA: 2.79	(9, 1)	1.0	S	6	2	2	2	2	1	0	0	0	1	0	19	31	18.00	3.000

PITCHER	IP	WLS	BF	H	R	ER	SO	BB	IBB	HBP	BLK	WP	HR	S	P	ERA	WHIP

Batter	1	2	3	4	5	6	7	8	9	AB	R	H	RBI	BB	SO	LOB
Brian McRae, S (1, 8) OBP: 0.197, SLG: 0.237	B S C B S 2-3 K		B X 1-0 G4-3		L X 0-1 P5		X 0-0 SH 1-2 2-H	F B C C 1-3 K 2-H		0	1	0	0	0	0	0
Shawon Dunston, R (1, 6) OBP: 0.155, SLG: 0.196	F S S 0-3 K		X 0-0 G6-3		C S X 0-2 F9		B X 1-0 B2		F S S 0-3 K	5	0	0	0	0	2	1
Mark Grace, L (1, 3) OBP: 0.448, SLG: 0.720	X 0-0 G4-3		C X 0-1 1B 2B 1B		X 0-0 G3		B C B 2 B B SAFE 4-1 FC4-6 BB		B F F C 1-3 K	4	1	1	0	1	1	0
Sammy Sosa, R (1, 9) OBP: 0.231, SLG: 0.279		B X 1-0 F8	X 0-0 F9			B F B X 2-1 G6-3	F X 0-1 FC4-6 E 1-2f 2-3		S S B S 1-3 K	5	0	0	0	0	1	3
Brooks Kieschnick, L (1, 7) OBP: 0.348, SLG: 0.476 Doug Glanville, R (6, PR) OBP: 0.280, SLG: 0.320 (6, 7)		C B B X 2-1 F9	C X 0-1 BB 2B 1B 1-3			X 0-0 BLK 1B 1B	B B C X 2-1 E3 1-2 3-H			3 1	1 1	2 0	0 0	0 0	0 0	0 1
Kevin Orie, R (1, 5) OBP: 0.300, SLG: 0.333		C B B B B X 3-1 L1	B B B C B 4-1 2B 1-2 BB			B 1 SAFE 1 SAFE F B 1 SAFE X 2-1 P3 1-2	B S X 1-1 G6-3			3	0	0	0	1	0	3
Scott Servais, R (1, 2) OBP: 0.244, SLG: 0.220			B X 1-0 G6-3 C X 0-1 1-3 2-H 3-H 2B			C B X 1-1 FC6-4 2-H 1B		B X 1-0 F8		4	0	2	3	0	0	0
Rey Sanchez, R (1, 4) OBP: 0.391, SLG: 0.400			C B X 1-1 SH1-4 1B 4-0 IBB			X 0-0 FC6-4 1-2f		B X 1-0 S E 2B		3	1	2	0	1	0	1
Frank Castillo, R (1, 1) Dave Hansen, L (7, PH) OBP: 0.500, SLG: 0.429 Kent Bottenfield, R (7, 1) Bob Patterson, R (7, 1) Terry Adams, R (7, 1) José Hernández, R (7, 5) OBP: 0.333, SLG: 0.500			X 0-0 SH1-4 1-2 F S S 0-3 K				B X 1-0 SH 2B C X 0-1 G1-3			1 1 0 0 0 1	0 1 0 0 0 0	0 1 0 0 0 0	0 0 0 0 0 0	1 0 0 0 0 0	3 0 0 0 0 1	3 0 0 0 0 1
Inning Stats	R: 0 E: 0 K: 2 S: 7 H: 0 LOB: 0 BB: 0 P: 9	R: 0 E: 0 K: 0 S: 5 H: 0 LOB: 0 BB: 0 P: 11	R: 0 E: 0 K: 0 S: 5 H: 1 LOB: 1 BB: 0 P: 8	R: 2 E: 0 K: 1 S: 12 H: 3 LOB: 3 BB: 2 P: 20	R: 0 E: 0 K: 0 S: 6 H: 0 LOB: 0 BB: 0 P: 6	R: 1 E: 0 K: 0 S: 8 H: 2 LOB: 1 BB: 0 P: 13	R: 2 E: 2 K: 0 S: 10 H: 1 LOB: 2 BB: 1 P: 19	R: 1 E: 0 K: 1 S: 7 H: 1 LOB: 0 BB: 0 P: 10	R: 0 E: 0 K: 3 S: 9 H: 0 LOB: 0 BB: 0 P: 11	1B: 5 2B: 3 3B: 0 HR: 0 SF: 0 SAC: 2 DP: 0 HBP: 0						

PITCHER		IP	WLS	BF	H	R	ER	SO	BB	IBB	HBP	BLK	WP	HR	S	P	ERA	WHIP
Armando Reynoso, R ERA: 2.45	(1, 1)	6.0		26	6	3	3	3	1	1	0	1	0	0	43	67	4.50	1.167
Greg McMichael, R ERA: 2.53	(7, 1)	2.0	L	11	2	3	0	1	1	0	0	0	0	0	17	29	0.00	1.500
Toby Borland, R ERA: 3.24	(9, 1)	1.0		3	0	0	0	3	0	0	0	0	0	0	9	11	0.00	0.000

PITCHER	IP	WLS	BF	H	R	ER	SO	BB	IBB	HBP	BLK	WP	HR	S	P	ERA	WHIP

TOP

Chicago Cubs @ New York Mets

Shea Stadium, Flushing, NY

Mon Apr 21 1997, 3:33 AM EDT

Att. 13,250 - Cloudy - 51 F

livebaseballscorecards.com

AB	31
R	6
H	8
RBI	3
BB	3
SO	5
LOB	13

BOTTOM

Batter	1	2	3	4	5	6	7	8	9	AB	R	H	RBI	BB	SO	LOB
Lance Johnson, L (1, 8) OBP: 0.388, SLG: 0.329	C B B F X 2-2 P6 ①		X 0-0 G3 ②			F B X 1-1 L9 ①	B B C B C B 4-2 WP BB		B B C F S 2-3 K ③	4	0	0	0	1	1	1
John Olerud, L (1, 3) OBP: 0.446, SLG: 0.616	C B C X 1-2 E 1B		X 0-0 F7 ③			B X 1-0 BB 1B FC5-4 1-2 1B	B B B C B 4-1 1-2 BB			3	1	2	0	1	0	0
Bernard Gilkey, R (1, 7) OBP: 0.268, SLG: 0.278	1 SAFE C X 0-1 FC6 1-2			C B X 1-1 F9 ①		X 0-0 FC5-4 BB 2B 1-2 2-3 1B	C X 0-1 G4-3 ③			4	1	1	0	0	0	3
Todd Hundley, S (1, 2) OBP: 0.314, SLG: 0.421	B B B X 3-0 F9 ②			B B C F B S 3-3 K ②		S B B D B 4-1 FC5-4 BB 1-2 2-3 3-H		B B B B 4-0 G6-3 1B BB		2	0	0	1	2	1	2
Carl Everett, S (1, 9) OBP: 0.237, SLG: 0.343	F B F C 1-3 K ③			S B S C 1-3 K ③		B X 1-0 FC5-4 1-2f 2-3 3-H 2B ②		B C X 1-1 1-2 G6-3 1B		4	1	1	1	0	2	4
Butch Huskey, R (1, 5) OBP: 0.146, SLG: 0.234		B S X 1-1 F9 ①			X 0-0 P3 ①	B F X 1-1 1-H 3-H 2B		B X 1-0 1-2f 2-3 G6-3 ① ②		4	0	1	2	0	0	2
Carlos Baerga, S (1, 4) OBP: 0.196, SLG: 0.204	C X 0-1 G3-1 ②				B B B C F X 3-2 P6 ②	B X 1-0 G5-3 ③		X 0-0 L9 ③		3	0	0	0	0	0	1
Greg McMichael, R (7, 1) OBP: 1.000, SLG: 1.000										0	0	0	0	0	0	0
Matt Franco, L (8, PH) OBP: 0.462, SLG: 0.600										1	0	0	0	0	0	1
Toby Borland, R (9, 1)										0	0	0	0	0	0	0
Rey Ordonez, R (1, 6) OBP: 0.273, SLG: 0.231	C X 0-1 G5-3 ③				C X 0-1 G6-3 ③		B X 1-0 F7 ①		B B F B F F F X 3-2 P6 ①	4	0	0	0	0	0	0
Armando Reynoso, R (1, 1)			C B X 1-1 G3 ①			C B B C B B 4-2 1B 1B BB BB	C F B F F F F F S 1-3 K ②		C X 0-1 G6-3 ②	1	0	0	0	0	0	0
Steve Bieser, L (6, PH) OBP: 0.429, SLG: 0.200										0	1	0	0	1	0	0
Manny Alexander, R (7, 4) OBP: 0.333, SLG: 0.350										2	0	0	0	0	1	0

Inning Stats	1	2	3	4	5	6	7	8	9
	R: 0 E: 1 K: 1 S: 12 H: 1 LOB: 2 BB: 0 P: 19	R: 0 E: 0 K: 0 S: 6 H: 0 LOB: 0 BB: 0 P: 7	R: 0 E: 0 K: 0 S: 4 H: 0 LOB: 0 BB: 0 P: 5	R: 0 E: 0 K: 2 S: 8 H: 0 LOB: 0 BB: 0 P: 13	R: 0 E: 0 K: 0 S: 6 H: 0 LOB: 0 BB: 0 P: 9	R: 4 E: 0 K: 0 S: 11 H: 3 LOB: 1 BB: 2 P: 24	R: 0 E: 0 K: 1 S: 14 H: 0 LOB: 2 BB: 2 P: 24	R: 0 E: 0 K: 0 S: 4 H: 1 LOB: 1 BB: 1 P: 10	R: 0 E: 0 K: 1 S: 10 H: 0 LOB: 0 BB: 0 P: 15

1B: 4 2B: 1 3B: 0 HR: 0 SF: 0 SAC: 0 DP: 1 HBP: 0

WP: 1 PB: 0 SB: 0 CS: 0 PA: 37

PITCHER	IP	WLS	BF	H	R	ER	SO	BB	IBB	HBP	BLK	WP	HR	S	P	ERA	WHIP
Frank Castillo, R (1, 1) ERA: 5.18	6.0	W	25	4	4	4	3	2	0	0	0	0	0	47	77	6.00	1.000
Kent Bottenfield, R (7, 1) ERA: 5.19	0.2		3	0	0	0	1	1	0	0	0	0	0	11	17	0.00	1.500
Bob Patterson, L (7, 1) ERA: 4.32	0.0		1	0	0	0	0	1	0	0	0	1	0	1	5	∞	∞
Terry Adams, R (7, 1) ERA:	2.1	S	8	1	0	0	1	1	0	0	0	0	0	16	27	0.00	0.857

PITCHER	IP	WLS	BF	H	R	ER	SO	BB	IBB	HBP	BLK	WP	HR	S	P	ERA	WHIP

Chicago Cubs @ New York Mets

Shea Stadium, Flushing, NY

Mon Apr 21 1997, 3:33 AM EDT

Att. 13,250 - Cloudy - 51 F

livebaseballscorecards.com

AB	32
R	4
H	5
RBI	4
BB	5
SO	5
LOB	14

Batter	1	2	3	4	5	6	7	8	9	AB	R	H	RBI	BB	SO	LOB
Deion Sanders, L (1, 8) OBP: 0.425, SLG: 0.481	C L C 0-3 ① K		F S L 0-3 ② K		X 0-0 ③ G3			X 0-0 ③ G3		4	0	0	0	0	2	0
Lenny Harris, L (1, 4) OBP: 0.233, SLG: 0.214	X 0-0 ② F9		B X 1-0 ③ F7			X 0-0 ① B1-3			X 0-0 ① F8	4	0	0	0	0	0	0
Barry Larkin, R (1, 6) OBP: 0.366, SLG: 0.304	C B B F X 2-2 ③ L8			X 0-0 ① F9		C B B F X 2-2 CS 1B			C B X 1-1 ② L9	4	0	1	0	0	0	0
Ruben Sierra, S (1, 9) OBP: 0.328, SLG: 0.418		B F B F B S 3-3 ① K		S X 0-1 E4 B1-3		C F F F B F F B S 2-3 ② ③ K 1-2			B B C F B F X 3-2 1B 2B	4	1	1	0	0	2	1
Hal Morris, L (1, 3) OBP: 0.292, SLG: 0.234		B C C F B B X 3-2 F9 1B 1B		X 0-0 ② B1-3 1-2			B X 1-0 ① G3		C F X 0-2 2-H 1B	4	0	2	1	0	0	1
Eduardo Perez, R (1, 7) OBP: 0.367, SLG: 0.357		F 1 F X SAFE 0-2 1-2 1B		X 0-0 ③ G6-3			B B X 2-0 ② G6-3		B C X 1-1 ③ G4-3	4	0	1	0	0	0	2
Willie Greene, L (1, 5) OBP: 0.297, SLG: 0.413		F D B B 2 X SAFE 3-1 ② F9 2-3			B B B C X 3-1 HR		X 0-0 ③ G3-1			3	1	1	1	0	0	2
Brook Fordyce, R (1, 2) OBP: 0.235, SLG: 0.267		C B X 1-1 ③ G6-3			C B X 1-1 ① G6-3			C C B X 1-2 ① 2B		3	0	1	0	0	0	2
John Smiley, L (1, 1) OBP: 0.091, SLG: 0.182 Ricky Bones, R (5, 1) Jeff Branson, L (8, PH) OBP: 0.105, SLG: 0.105 Hector Carrasco, R (8, 1)			X 0-0 ① G4-3		S B F B X 2-2 ② G4-3			B B F X 2-1 ② F7		2 0 1 0	0 0 0 0	0 0 0 0	0 0 0 0	0 0 0 0	0 0 0 0	0 0 0 0
Inning Stats	R: 0 E: 0 K: 1 S: 7 H: 0 LOB: 0 BB: 0 P: 9	R: 0 E: 0 K: 1 S: 14 H: 2 LOB: 2 BB: 0 P: 24	R: 0 E: 0 K: 1 S: 5 H: 0 LOB: 0 BB: 0 P: 6	R: 0 E: 1 K: 0 S: 5 H: 0 LOB: 1 BB: 0 P: 5	R: 1 E: 0 K: 0 S: 8 H: 1 LOB: 0 BB: 0 P: 14	R: 0 E: 0 K: 1 S: 11 H: 1 LOB: 1 BB: 0 P: 15	R: 0 E: 0 K: 0 S: 3 H: 0 LOB: 0 BB: 0 P: 6	R: 0 E: 0 K: 0 S: 6 H: 1 LOB: 0 BB: 0 P: 9	R: 1 E: 0 K: 0 S: 12 H: 2 LOB: 1 BB: 0 P: 17	1B: 4 2B: 3 3B: 0 HR: 1	SF: 0 SAC: 0 DP: 1 HBP: 0						

PITCHER	IP	WLS	BF	H	R	ER	SO	BB	IBB	HBP	BLK	WP	HR	S	P	ERA	WHIP
Rick Reed, R (1, 1) ERA: 1.33	9.0	W	33	7	2	2	4	0	0	0	0	0	1	71	105	2.00	0.778

PITCHER	IP	WLS	BF	H	R	ER	SO	BB	IBB	HBP	BLK	WP	HR	S	P	ERA	WHIP

TOP

Cincinnati Reds @ New York Mets

Shea Stadium, Flushing, NY

Tue Apr 22 1997, 3:33 AM EDT

Att. 14,585 - Sunny - 59 F

livebaseballscorecards.com

AB	33
R	2
H	7
RBI	2
BB	0
SO	4
LOB	8

1B: 4	SF: 0	WP: 0	PA: 33
2B: 3	SAC: 0	PB: 0	
3B: 0	DP: 1	SB: 0	
HR: 1	HBP: 0	CS: 1	

Batter	1	2	3	4	5	6	7	8	9	AB	R	H	RBI	BB	SO	LOB
Lance Johnson, L (1, 8) OBP: 0.389, SLG: 0.324	X 0-0 ① F7	B D F B X 3-1 ② L7		B B B C B 4-1 1-2 2-3 2B BB		B X 1-0 ② F7		B X 1-0 G4-3 1B		4	1	1	0	1	0	1
Edgard Alfonzo, R (1, 5) OBP: 0.220, SLG: 0.250	C X 0-1 ② G4-3	F B F X 1-2 ③ G1-3		B C F F F X 1-2 1-H 2-H 3-H 2B		C B X 1-1 ③ G6-3		B B S X 2-1 ② G4-3 1-2		5	0	1	3	0	0	2
John Olerud, L (1, 3) OBP: 0.443, SLG: 0.610	B C H 2-1 E HBP		B B X 2-0 ① P5	F X 0-1 ③ F7			X 0-0 FC1-4 1B 2B	C B B X 2-1 ③ L4		4	1	1	0	0	0	2
Bernard Gilkey, R (1, 7) OBP: 0.279, SLG: 0.280	F X 0-1 E5 1-2		C F X 0-2 ② L3		B B X 2-0 2B SF9 1B		B B B B 4-0 FC1-4 BB			3	1	1	0	1	0	1
Todd Hundley, S (1, 2) OBP: 0.311, SLG: 0.426	C C X 0-2 ③ P4		B X 1-0 ③ F8		B B F 1 SAFE B X 3-1 SF9 1-3 2B		C C X 0-2 ① P5			4	0	1	0	0	0	4
Alex Ochoa, R (1, 9) OBP: 0.260, SLG: 0.277		B F X 1-1 ① G6-3		B S C S 1-3 ① K	X 0-0 ① SF9 2-3 3-H		C B F X 1-2 ② FC1-4 1B 1-2f 2-3			3	0	0	1	0	1	2
Manny Alexander, R (1, 4) OBP: 0.360, SLG: 0.375		C B X 1-1 2B 1B		B F F B C 2-3 ② K	F B F B F B F S 3-3 ② K		B F S B X 2-2 1-2 3-H 1B			4	1	2	1	0	2	1
Rey Ordonez, R (1, 6) OBP: 0.288, SLG: 0.268		B B 1 SAFE C X 2-1 1-H 2B 2B		C X 0-1 BB E 2B 1B	C X 0-1 ③ G6-3		C X 0-1 ③ G5-3			4	2	2	1	0	0	3
Rick Reed, R (1, 1) OBP: 0.125, SLG: 0.250		S M B B F X 2-2 2-H 2B		F C F B B X 2-2 E6 BB 1-2 2B		B B B C C X 3-2 ① P3		B C X 1-1 ① G5-3		4	1	1	1	0	0	1
Inning Stats	R: 0 E: 1 K: 0 S: 9 H: 0 LOB: 2 BB: 0 P: 11	R: 2 E: 0 K: 0 S: 15 H: 3 LOB: 1 BB: 0 P: 25	R: 0 E: 0 K: 0 S: 5 H: 0 LOB: 0 BB: 0 P: 8	R: 3 E: 1 K: 2 S: 21 H: 2 LOB: 1 BB: 1 P: 31	R: 1 E: 0 K: 1 S: 12 H: 2 LOB: 1 BB: 0 P: 20	R: 0 E: 0 K: 0 S: 6 H: 0 LOB: 0 BB: 0 P: 11	R: 1 E: 0 K: 0 S: 12 H: 2 LOB: 2 BB: 1 P: 19	R: 0 E: 0 K: 0 S: 7 H: 1 LOB: 1 BB: 0 P: 13		1B: 5 2B: 5 3B: 0 HR: 0 SF: 1 SAC: 0 DP: 0 HBP: 1						

PITCHER		IP	WLS	BF	H	R	ER	SO	BB	IBB	HBP	BLK	WP	HR	S	P	ERA	WHIP
John Smiley, L ERA: 7.0	(1, 1)	4.0	L	23	7	6	3	2	1	0	1	0	0	0	53	83	6.75	2.000
Ricky Bones, R ERA: 9.64	(5, 1)	3.0		12	2	1	1	1	1	0	0	0	0	0	27	42	3.00	1.000
Hector Carrasco, R ERA: 1.86	(8, 1)	1.0		4	1	0	0	0	0	0	0	0	0	0	7	13	0.00	1.000

PITCHER	IP	WLS	BF	H	R	ER	SO	BB	IBB	HBP	BLK	WP	HR	S	P	ERA	WHIP

BOTTOM

Cincinnati Reds @ New York Mets

Shea Stadium, Flushing, NY

Tue Apr 22 1997, 3:33 AM EDT
Att. 14,585 - Sunny - 59 F

livebaseballscorecards.com

AB	35
R	7
H	10
RBI	7
BB	2
SO	3
LOB	17

WP: 0 PB: 0 SB: 0 CS: 0 PA: 39

Batter	1	2	3	4	5	6	7	8	9	AB	R	H	RBI	BB	SO	LOB
Deion Sanders, L (1, 8) OBP: 0.440, SLG: 0.518	G6-3 3B		SH1-3 1B		G4-6-3 1B		G1-3			4	1	3	1	0	0	1
Lenny Harris, L (1, 7) OBP: 0.212, SLG: 0.194	G6-3		SH1-3		G4-6-3			G4-3		3	0	0	1	0	0	1
Barry Larkin, R (1, 6) OBP: 0.360, SLG: 0.300	G6-3		P4			G4-6-3 1B		G5-3		4	0	1	0	0	0	2
Ruben Sierra, S (1, 9) OBP: 0.339, SLG: 0.424	1B		G6-3			F7		G5-3		4	0	2	0	0	0	2
Hal Morris, L (1, 3) OBP: 0.276, SLG: 0.221	F7			G6-3		G4-6-3			G4-3	4	0	0	0	0	0	3
Willie Greene, L (1, 5) OBP: 0.282, SLG: 0.388		K		K		G4-3			K	4	0	0	0	0	3	1
Bret Boone, R (1, 4) OBP: 0.242, SLG: 0.190		K		F9			BB		G1-3	3	0	0	0	1	1	0
Eddie Taubensee, L (1, 2) OBP: 0.383, SLG: 0.410		F7			F7		K			3	0	0	0	0	1	1
Mike Morgan, R (1, 1) OBP: 0.167, SLG: 0.500			E1 SH1-3 1B		1B 2B		P6			1	0	0	0	0	0	0
Stan Belinda, R (4, 1)										0	0	0	0	0	0	0
Pokey Reese, R (5, PH) OBP: 0.211, SLG: 0.389										1	1	1	0	0	0	0
Kevin Jarvis, L (5, 1)										0	0	0	0	0	0	0
Jeff Branson, L (7, PH) OBP: 0.100, SLG: 0.100										1	0	0	0	0	0	1
Jeff Brantley, R (7, 1)										0	0	0	0	0	0	0
Jeff Shaw, R (8, 1)										0	0	0	0	0	0	0
Inning Stats	R: 1 E: 0 K: 0 S: 11 H: 2 LOB: 1 BB: 0 P: 18	R: 0 E: 0 K: 2 S: 8 H: 0 LOB: 0 BB: 0 P: 11	R: 0 E: 1 K: 0 S: 12 H: 1 LOB: 2 BB: 0 P: 18	R: 0 E: 0 K: 1 S: 8 H: 0 LOB: 0 BB: 0 P: 11	R: 1 E: 0 K: 0 S: 6 H: 2 LOB: 0 BB: 0 P: 10	R: 0 E: 0 K: 0 S: 8 H: 2 LOB: 1 BB: 0 P: 11	R: 0 E: 0 K: 1 S: 9 H: 0 LOB: 1 BB: 1 P: 14	R: 0 E: 0 K: 0 S: 8 H: 0 LOB: 0 BB: 0 P: 14	R: 0 E: 0 K: 1 S: 8 H: 0 LOB: 0 BB: 0 P: 12	1B: 5 2B: 1 3B: 1 HR: 0	SF: 0 SAC: 1 DP: 2 HBP: 0						

PITCHER		IP	W/L/S	BF	H	R	ER	SO	BB	IBB	HBP	BLK	WP	HR	S	P	ERA	WHIP
Mark Clark, R ERA: 4.18	(1, 1)	7.0	W	28	7	2	2	4	1	0	0	0	0	0	62	93	2.57	1.143
Ricardo Jordan, L ERA: 5.68	(8, 1)	1.0		3	0	0	0	0	0	0	0	0	0	0	8	14	0.00	0.000
John Franco, L ERA: 0.87	(9, 1)	1.0		3	0	0	0	1	0	0	0	0	0	0	8	12	0.00	0.000

PITCHER	IP	W/L/S	BF	H	R	ER	SO	BB	IBB	HBP	BLK	WP	HR	S	P	ERA	WHIP

Cincinnati Reds @ New York Mets

Shea Stadium, Flushing, NY

Wed Apr 23 1997, 3:33 AM EDT

Att. 26,492 - Cloudy - 60 F

TOP

livebaseballscorecards.com

AB	32
R	2
H	7
RBI	2
BB	1
SO	5
LOB	12

1B: 5	SF: 0	WP: 0	PA: 34
2B: 1	SAC: 1	PB: 0	
3B: 1	DP: 2	SB: 0	
HR: 0	HBP: 0	CS: 0	

Batter	1	2	3	4	5	6	7	8	9	AB	R	H	RBI	BB	SO	LOB
Lance Johnson, L (1, 8) OBP: 0.394, SLG: 0.325 Steve Bieser, L (8, 8) OBP: 0.500, SLG: 0.200 (9, 7)	1-2 G4-3 SH1-3 HR 1B	1-3 K ③		4-2 S 1B BB		0-1 F8 ②		1-1 1B 1B HBP		3 0	2 0	1 0	0 0	1 0	1 0	2 0
Edgardo Alfonzo, R (1, 5) OBP: 0.289, SLG: 0.308	1 SAFE 1-1 SH1-3 ① 1-2		4-0 2B BB	2-2 1-H 1B		1-1 2B 1B		0-1 1B 1-2 1B		3	2	3	1	1	0	0
John Olerud, L (1, 3) OBP: 0.452, SLG: 0.634	2-2 G4-3 ② 2-3		2-0 WP 1-H 1B 2B	0-0 F7 ①		3-0 1-H HR 2B		1-1 1-2 2-3 1B		5	2	3	2	0	0	2
Todd Hundley, S (1, 2) OBP: 0.329, SLG: 0.530 John Franco, L (9, 1)	0-0 3-H HR		1-2 2-H 2B 1B	1-0 P7 ②		1-2 2-H HR		0-2 P2 ①		5 0	3 0	3 0	5 0	0 0	0 0	4 0
Bernard Gilkey, R (1, 7) OBP: 0.278, SLG: 0.291 Alex Ochoa, R (8, PH) OBP: 0.255, SLG: 0.271 (9, 9)	3-3 K ③		0-1 1-H 1B 2B	1-0 F8 ③		1-0 F7 ③		1-3 K ②		4 1	1 0	1 0	1 0	0 0	1 1	1 3
Carl Everett, S (1, 9) OBP: 0.233, SLG: 0.325 (9, 8)		2-3 K ①	2-0 S 3-H 1B		0-0 G5-3 ①		0-2 F8 ①	1-3 K ③		5	0	1	1	0	2	3
Manny Alexander, R (1, 4) OBP: 0.379, SLG: 0.370		4-0 1B BB	0-3 K ①		2-1 G1-3 ②		0-2 1B			3	0	1	0	1	1	1
Rey Ordonez, R (1, 6) OBP: 0.286, SLG: 0.267	1 SAFE 0-2 1-2 1B		1-1 G4-3 ② 1-2		0-0 G5-3 ③		0-0 F7 ②			4	0	1	0	0	0	2
Mark Clark, R (1, 1) Matt Franco, L (7, PH) OBP: 0.429, SLG: 0.545 Ricardo Jordan, L (8, 1) Alberto Castillo, R (9, 2) OBP: 0.571, SLG: 0.400	2 SAFE 1-3 K ②	2-3 K ③				2-1 G6-3 ①	0-3 K ③			3 1 0 0	0 0 0 0	0 0 0 0	0 0 0 0	0 0 0 0	2 1 0 0	3 1 0 0
Inning Stats	R: 2 H: 2 E: 0 LOB: 0 K: 1 BB: 0 S: 15 P: 22	R: 0 H: 1 E: 0 LOB: 2 K: 3 BB: 1 S: 12 P: 20	R: 4 H: 4 E: 0 LOB: 1 K: 2 BB: 1 S: 16 P: 28	R: 1 H: 1 E: 0 LOB: 1 K: 0 BB: 1 S: 9 P: 17	R: 0 H: 0 E: 0 LOB: 0 K: 0 BB: 0 S: 4 P: 6	R: 3 H: 3 E: 0 LOB: 0 K: 0 BB: 0 S: 11 P: 19	R: 0 H: 1 E: 0 LOB: 1 K: 1 BB: 0 S: 11 P: 11	R: 0 H: 2 E: 0 LOB: 3 K: 2 BB: 0 S: 17 P: 21		1B: 9 SF: 0 2B: 3 SAC: 1 3B: 0 DP: 0 HR: 2 HBP: 1						WP: 1 PA: 42 PB: 0 SB: 2 CS: 0

BOTTOM

Cincinnati Reds @ New York Mets

Shea Stadium, Flushing, NY

Wed Apr 23 1997, 3:33 AM EDT

Att. 26,492 - Cloudy - 60 F

livebaseballscorecards.com

AB	37
R	10
H	14
RBI	10
BB	3
SO	9
LOB	22

PITCHER		IP	WLS	BF	H	R	ER	SO	BB	IBB	HBP	BLK	WP	HR	S	P	ERA	WHIP
Mike Morgan, R ERA: 5.79	(1, 1)	3.0	L	18	7	6	6	6	2	0	0	0	1	1	43	70	18.00	3.000
Stan Belinda, R ERA: 5.54	(4, 1)	1.0		5	1	1	1	0	1	0	0	0	0	0	9	17	9.00	2.000
Kevin Jarvis, R ERA: 9.75	(5, 1)	2.0		9	3	3	3	0	0	0	0	0	0	1	15	25	13.50	1.500
Jeff Brantley, R ERA:	(7, 1)	1.0		4	1	0	0	1	0	0	0	0	0	0	11	11	0.00	1.000
Jeff Shaw, R ERA: 0.77	(8, 1)	1.0		6	2	0	0	2	0	0	1	0	0	0	17	21	0.00	2.000

PITCHER		IP	WLS	BF	H	R	ER	SO	BB	IBB	HBP	BLK	WP	HR	S	P	ERA	WHIP

Batter	1	2	3	4	5	6	7	8	9	AB	R	H	RBI	BB	SO	LOB
Manny Alexander, R (1, 4) OBP: 0.364, SLG: 0.333	B B B C C B 4-2 G6-3 1B BB		B B X 2-0 ② G5-3			C X 0-1 ② F7		C C F S 0-3 ③ K		3	0	0	0	1	1	0
Edgardo Alfonzo, R (1, 5) OBP: 0.327, SLG: 0.372	F 1 SAFE 1 SAFE L 1 SAFE B X 1-2 G6-3 1B		B S B B C X 3-2 ③ F9			C X 0-1 1B			C B F X 1-2 L8 G6-3 2B	4	1	3	0	0	0	0
John Olerud, L (1, 3) OBP: 0.433, SLG: 0.605	C B B B X 3-1 ① ② G6-3 1-2f 2-3			X 0-0 ① L4		F X 0-1 ③ G3			C B X 1-1 ① L8 2-3	4	0	0	0	0	0	4
Alex Ochoa, R (1, 9) OBP: 0.236, SLG: 0.250	B T X 1-1 ③ P3			C X 0-1 ② G1-3			C F S 0-3 ① K2-3		X 0-0 ② G6-3 3-H	4	0	0	1	0	1	1
Carl Everett, S (1, 8) OBP: 0.255, SLG: 0.326		B C H 2-1 S HBP		C S S 0-3 ③ K			X 0-0 1B 1B		B X 1-0 ③ F9	3	0	1	0	0	1	0
Butch Huskey, R (1, 7) OBP: 0.157, SLG: 0.240		C B X 1-1 ① L8 1-2			B F X 1-1 ① G6-3		1 SAFE X 0-0 G4-3 1-3 1B			3	0	1	0	0	0	1
Alberto Castillo, R (1, 2) OBP: 0.500, SLG: 0.375		B B C B X 3-1 ② P3			X 0-0 G4-6-3 1B		F F B X 1-2 ② ③ G4-3 1-2f			3	0	1	0	0	0	3
Rey Ordonez, R (1, 6) OBP: 0.273, SLG: 0.254		C X 0-1 ③ G1-3			F B X 1-1 ② ③ G4-6-3 1-2f			B B C X 2-1 ① G6-3		3	0	0	0	0	0	2
Bobby Jones, R (1, 1) OBP: 0.182, SLG: 0.100 Steve Bieser, L (6, PH) OBP: 0.444, SLG: 0.167 Ricardo Jordan, L (6, 1) Toby Borland, R (7, 1) Carlos Baerga, S (8, PH) OBP: 0.167, SLG: 0.200 Barry Manuel, R (8, 1)			C F S 0-3 ① K			C B C S 1-3 ① K		B X 1-0 ② F8		1 1 0 0 1 0	0 0 0 0 0 0	0 0 0 0 0 0	0 0 0 0 0 0	1 1 0 0 0 0	0 0 0 0 0 0	0 0 0 0 0 0
Inning Stats	R: 0 H: 1 E: 0 LOB: 1 K: 0 BB: 1 S: 9 P: 18	R: 0 H: 0 E: 0 LOB: 1 K: 0 BB: 0 S: 7 P: 13	R: 0 H: 0 E: 0 LOB: 0 K: 1 BB: 0 S: 7 P: 12	R: 0 H: 0 E: 0 LOB: 0 K: 1 BB: 0 S: 6 P: 6	R: 0 H: 1 E: 0 LOB: 0 K: 0 BB: 0 S: 5 P: 7	R: 0 H: 1 E: 0 LOB: 1 K: 1 BB: 0 S: 9 P: 10	R: 0 H: 2 E: 0 LOB: 1 K: 1 BB: 0 S: 8 P: 9	R: 0 H: 0 E: 0 LOB: 0 K: 1 BB: 0 S: 7 P: 10	R: 1 H: 1 E: 0 LOB: 0 K: 0 BB: 0 S: 7 P: 10	1B: 5 SF: 0 2B: 1 SAC: 0 3B: 0 DP: 3 HR: 0 HBP: 1						

PITCHER	IP	WLS	BF	H	R	ER	SO	BB	IBB	HBP	BLK	WP	HR	S	P	ERA	WHIP
Carlos Perez, L (1, 1) ERA: 2.96	9.0	W	32	6	1	1	5	1	0	1	0	0	0	65	95	1.00	0.778

PITCHER	IP	WLS	BF	H	R	ER	SO	BB	IBB	HBP	BLK	WP	HR	S	P	ERA	WHIP

TOP

New York Mets @ Montreal Expos

Olympic Stadium, Montreal, QB

Fri Apr 25 1997, 7:05 PM EDT

Att. 17,776 - Dome - 72 F

livebaseballscorecards.com

AB	30
R	1
H	6
RBI	1
BB	1
SO	5
LOB	11

WP: 0 PA: 32
PB: 0
SB: 1
CS: 0

New York Mets @ Montreal Expos

Olympic Stadium, Montreal, QB

Fri Apr 25 1997, 7:05 PM EDT
Att. 17,776 - Dome - 72 F

BOTTOM

Batter	1	2	3	4	5	6	7	8	9	AB	R	H	RBI	BB	SO	LOB
Mark Grudzielanek, R (1, 6) OBP: 0.309, SLG: 0.425	B X 1-0 2B		F B X 1-1 ② G4-3		S F S 0-3 ① K		X 0-0 ② G5-3 1-2			4	0	1	0	0	1	1
Mike Lansing, R (1, 4) OBP: 0.231, SLG: 0.224	L C C 0-3 ① K		F X 0-1 ③ F7		X 0-0 ② G5-3		B B S C F X 2-2 ③ F8			4	0	0	0	0	1	2
Rondell White, R (1, 8) OBP: 0.317, SLG: 0.442	C B S B B X 3-2 ② G5-3			B B X 2-0 FC3-6 1B	B S S B S 2-3 ③ K			X 0-0 CS 1B		4	0	2	0	0	1	1
David Segui, S (1, 3) OBP: 0.395, SLG: 0.557	C B F F F F F S 1-3 ③ K			1 SAFE B B X 2-0 ① FC3-6 F8 1B HR 1-2f		C F S 0-3 ① K		1 SAFE 1 SAFE C B F B X 2-2 ①② L9 1-2		4	1	0	0	0	2	3
Darrin Fletcher, L (1, 2) OBP: 0.279, SLG: 0.390		B C F C 1-3 ① K		C B F X 1-2 HR 1B 1-2		B X 1-0 ② G6-3		F X 0-1 HR		4	2	2	1	0	1	0
Henry Rodriguez, L (1, 7) OBP: 0.321, SLG: 0.610 Joe Orsulak, L (9, 7) OBP: 0.364, SLG: 0.389		B X 1-0 CS 1B		B B S X 2-1 ② F8 2-3		S B C X 1-2 2B		S S B S 1-3 ③ K		4 0	0 0	2 0	0 0	0 0	1 0	2 0
F.P. Santangelo, S (1, 9) OBP: 0.508, SLG: 0.565		1 SAFE B B C 1 SAFE B S S H 4-2 ② 1-2 HBP		C S X 0-2 1-H 3-H HR		X 0-0 ③ F8				2	1	1	3	0	0	1
Shane Andrews, R (1, 5) OBP: 0.246, SLG: 0.453		S E C 0-3 ③ K		B F S F X 1-2 1B			S C B B X 2-2 ① F7			3	0	1	0	0	1	1
Carlos Perez, L (1, 1) OBP: 0.273, SLG: 0.500			X 0-0 ① F7	S B C B S 2-3 ③ K			B B B C B 4-2 G5-3 BB			2	0	0	0	1	1	1
Inning Stats	R: 0 E: 0 K: 2 S: 14 H: 1 LOB: 1 BB: 0 P: 19	R: 0 E: 0 K: 2 S: 9 H: 1 LOB: 1 BB: 0 P: 15	R: 0 E: 0 K: 0 S: 5 H: 0 LOB: 0 BB: 0 P: 6	R: 3 E: 0 K: 1 S: 17 H: 4 LOB: 1 BB: 0 P: 27	R: 0 E: 0 K: 2 S: 7 H: 0 LOB: 0 BB: 0 P: 9	R: 0 E: 0 K: 1 S: 8 H: 1 LOB: 1 BB: 0 P: 10	R: 0 E: 0 K: 0 S: 10 H: 0 LOB: 1 BB: 1 P: 18	R: 1 E: 0 K: 1 S: 9 H: 2 LOB: 0 BB: 0 P: 12		1B: 5 2B: 2 3B: 0 HR: 2	SF: 0 SAC: 0 DP: 0 HBP: 1			WP: 0 PB: 0 SB: 0 CS: 2	PA: 33		

	AB	31
	R	4
	H	9
	RBI	4
	BB	1
	SO	9
	LOB	12

livebaseballscorecards.com

PITCHER		IP	WLS	BF	H	R	ER	SO	BB	IBB	HBP	BLK	WP	HR	S	P	ERA	WHIP
Bobby Jones, R ERA: 3.57	(1, 1)	5.0	L	21	6	3	3	7	0	0	1	0	0	1	52	76	5.40	1.200
Ricardo Jordan, L ERA: 4.91	(6, 1)	1.0		4	1	0	0	1	0	0	0	0	0	0	8	10	0.00	1.000
Toby Borland, R ERA: 2.89	(7, 1)	1.0		4	0	0	0	0	1	0	0	0	0	0	10	18	0.00	1.000
Barry Manuel, R ERA: 5.23	(8, 1)	1.0		4	2	1	1	1	0	0	0	0	0	1	9	12	9.00	2.000

PITCHER	IP	WLS	BF	H	R	ER	SO	BB	IBB	HBP	BLK	WP	HR	S	P	ERA	WHIP

Batter	1	2	3	4	5	6	7	8	9	AB	R	H	RBI	BB	SO	LOB
Lance Johnson, L (1, 8) OBP: 0.378, SLG: 0.309	P5	G4-3			G4-3		K			4	0	0	0	0	1	4
Carlos Baerga, S (1, 4) OBP: 0.197, SLG: 0.203	1B		F8		K			K		4	0	1	0	0	2	0
John Olerud, L (1, 3) OBP: 0.426, SLG: 0.584	K		BB			K		G3-1		3	0	0	0	1	2	1
Todd Hundley, S (1, 2) OBP: 0.317, SLG: 0.507	K		K			F9		G1-3		3	0	0	0	0	2	2
Alberto Castillo, R (8, PH) OBP: 0.455, SLG: 0.333 (8, 2)										1	0	0	0	0	0	0
Carl Everett, S (1, 9) OBP: 0.255, SLG: 0.319		1B	G5-3			G3			K	4	1	1	0	0	1	1
Matt Franco, L (1, 5) OBP: 0.389, SLG: 0.467		K		F9			FC5-4 1B		G6-3	4	0	1	0	0	1	1
Manny Alexander, R (1, 6) OBP: 0.324, SLG: 0.294		P4		K			FC5-4		L8	4	0	0	0	0	1	2
Steve Bieser, L (1, 7) OBP: 0.500, SLG: 0.143		1B IBB		B2			BB			1	0	0	0	2	0	0
Dave Mlicki, R (1, 1) OBP: 0.200, SLG: 0.300		1B			K		K			2	0	1	1	0	1	0
Brian Bohanon, L (5, 1)										0	0	0	0	0	0	0
Edgardo Alfonzo, R (7, PH) OBP: 0.320, SLG: 0.364										1	0	0	0	0	1	2
Barry Manuel, R (7, 1)										0	0	0	0	0	0	0
Greg McMichael, R (8, 1) OBP: 1.000, SLG: 1.000										0	0	0	0	0	0	0
Inning Stats	R: 0 E: 0 K: 2 S: 13 H: 1 LOB: 1 BB: 0 P: 15	R: 1 E: 0 K: 1 S: 12 H: 2 LOB: 2 BB: 1 P: 20	R: 0 E: 0 K: 1 S: 10 H: 0 LOB: 1 BB: 1 P: 18	R: 0 E: 0 K: 1 S: 9 H: 0 LOB: 0 BB: 0 P: 12	R: 0 E: 0 K: 2 S: 8 H: 0 LOB: 0 BB: 0 P: 8	R: 0 E: 0 K: 1 S: 11 H: 0 LOB: 0 BB: 0 P: 18	R: 0 E: 0 K: 2 S: 16 H: 1 LOB: 2 BB: 1 P: 24	R: 0 E: 0 K: 1 S: 7 H: 0 LOB: 0 BB: 0 P: 10	R: 0 E: 0 K: 1 S: 5 H: 0 LOB: 0 BB: 0 P: 7	1B: 4 2B: 0 3B: 0 HR: 0 SF: 0 SAC: 0 DP: 0 HBP: 0						

PITCHER		IP	WLS	BF	H	R	ER	SO	BB	IBB	HBP	BLK	WP	HR	S	P	ERA	WHIP
Pedro Martinez, R ERA: 0.44	(1, 1)	7.0	W	28	4	1	0	10	2	1	0	0	0	0	79	115	0.00	0.857
Omar Daal, L ERA: 4.4	(8, 1)	2.0		6	0	0	0	2	0	0	0	0	0	0	12	17	0.00	0.000

PITCHER	IP	WLS	BF	H	R	ER	SO	BB	IBB	HBP	BLK	WP	HR	S	P	ERA	WHIP

New York Mets @ Montreal Expos

Olympic Stadium, Montreal, QB

Sat Apr 26 1997, 3:33 AM EDT

Att. 42,888 - Dome - 60 F

TOP

livebaseballscorecards.com

AB	31
R	1
H	4
RBI	1
BB	3
SO	12
LOB	13

Batter	1	2	3	4	5	6	7	8	9	AB	R	H	RBI	BB	SO	LOB
Mark Grudzielanek, R (1, 6) OBP: 0.314, SLG: 0.417	X 0-0 G6-3 ①		B B F C B F X 3-2 S E 1B		F B B B B 4-1 2B BB	B S X 1-1 G6-3 ①		B F X 1-1 G5-3 ①		4	1	1	0	1	0	1
Mike Lansing, R (1, 4) OBP: 0.257, SLG: 0.333	X 0-0 F9 ②		F C C 0-3 K ①		1 SAFE X 0-0 S 1-H 2B 2B	B F B F B X 3-2 FC6-4 2-3 2B		F F B F B X 2-2 HR		5	2	3	2	0	1	1
Rondell White, R (1, 8) OBP: 0.333, SLG: 0.438	C B C C 1-3 K ③		1 SAFE C X 0-1 E6 S 1-2		B S B B D 4-1 2B 2-3 BB	I I I I 4-0 FC6-4 IBB		X 0-0 1B		3	1	1	0	2	1	1
David Segui, S (1, 3) OBP: 0.398, SLG: 0.569 Joe Orsulak, L (4, 3) OBP: 0.360, SLG: 0.429		F C B B X 2-2 G4-3 2B 2B	B B C S T F F B S 3-3 K ② 1-2 2-3		X 0-0 HR 1-H 3-H 2B	B X 1-0 FC6-4 ② 1-2f 2-3 3-H		F F X 0-2 F7 ②		2 3	1 1	1 1	0 3	0 0	1 0	2 3
Darrin Fletcher, L (1, 2) OBP: 0.271, SLG: 0.435		B X 1-0 G4-3 ① 2-3	B C C X 1-2 F9 ③		C X 0-1 HR 2-H	S B F F D S 2-3 K ③		X 0-0 G4-3 ③		5	1	1	2	0	1	6
Henry Rodriguez, L (1, 7) OBP: 0.317, SLG: 0.605		B C B X 2-1 2B 3-H		F F S 0-3 K ①	X 0-0 F7 ②		B F B X 2-1 L9 ①			4	0	1	1	0	1	0
F.P. Santangelo, S (1, 9) OBP: 0.493, SLG: 0.531		X 0-0 P5 ②		B C X 1-1 F9 ②	C F B B B B 4-2 BB		C B C C 1-3 K ②			3	0	0	0	1	1	1
Doug Strange, S (1, 5) OBP: 0.444, SLG: 0.625		I I I I 4-0 IBB		X 0-0 F7 ③	F F C 0-3 K ③		X 0-0 E8 2B			3	0	1	0	1	1	1
Pedro Martinez, R (1, 1) OBP: 0.143, SLG: 0.286 Sherman Obando, R (7, PH) OBP: 0.182, SLG: 0.400 Omar Daal, L (8, 1) OBP: 0.333, SLG: 0.333		C X 0-1 G6-3 ③			B S F F S 1-3 K ①	B S X 1-1 2B FC6-4 2B	C B S S 1-3 K ③			3 1 0	1 0 0	1 0 0	0 0 0	0 0 0	1 1 0	2 1 0
Inning Stats	R: 0 E: 0 K: 1 S: 5 H: 0 LOB: 0 BB: 0 P: 6	R: 1 E: 0 K: 0 S: 9 H: 2 LOB: 2 BB: 1 P: 18	R: 0 E: 1 K: 2 S: 18 H: 1 LOB: 2 BB: 0 P: 25	R: 0 E: 0 K: 1 S: 6 H: 0 LOB: 0 BB: 0 P: 7	R: 5 E: 0 K: 2 S: 16 H: 3 LOB: 1 BB: 3 P: 29	R: 1 E: 0 K: 1 S: 12 H: 2 LOB: 2 BB: 1 P: 24	R: 0 E: 1 K: 2 S: 9 H: 1 LOB: 1 BB: 0 P: 13	R: 1 E: 0 K: 0 S: 11 H: 2 LOB: 1 BB: 0 P: 14		1B: 2 2B: 7 3B: 0 HR: 2	SF: 0 SAC: 0 DP: 0 HBP: 0					

PITCHER		IP	WLS	BF	H	R	ER	SO	BB	IBB	HBP	BLK	WP	HR	S	P	ERA	WHIP
Dave Mlicki, R ERA: 3.99	(1, 1)	4.1	L	22	5	5	5	5	2	1	0	0	0	0	46	73	10.38	1.615
Brian Bohanon, L ERA: 6.75	(5, 1)	1.2		10	3	2	2	2	1	1	0	0	0	1	20	36	10.80	2.400
Barry Manuel, R ERA: 4.76	(7, 1)	1.0		4	1	0	0	2	0	0	0	0	0	0	9	13	0.00	1.000
Greg McMichael, R ERA: 3.09	(8, 1)	1.0		5	2	1	1	0	0	0	0	0	0	1	11	14	9.00	2.000

PITCHER	IP	WLS	BF	H	R	ER	SO	BB	IBB	HBP	BLK	WP	HR	S	P	ERA	WHIP

BOTTOM

New York Mets @ Montreal Expos

Olympic Stadium, Montreal, QB

Sat Apr 26 1997, 3:33 AM EDT

Att. 42,888 - Dome - 60 F

livebaseballscorecards.com

AB	36
R	8
H	11
RBI	8
BB	5
SO	9
LOB	19

Batter	1	2	3	4	5	6	7	8	9	10	AB	R	H	RBI	BB	SO	LOB
Lance Johnson, L (1, 8) OBP: 0.375, SLG: 0.302	G4-3		G4-6-3 1B	BB 1-2 2-3 3-H		FC4 1-2f			K	G4-3	5	0	1	1	1	1	5
Edgardo Alfonzo, R (1, 5) OBP: 0.309, SLG: 0.367	S 1B 2B		G4-6-3 1-2f	F8			F7		K		5	1	1	0	0	1	5
John Olerud, L (1, 3) OBP: 0.425, SLG: 0.570	G3 1B 2-H 1B		G6-3		G5-3		BB		F8		4	0	1	1	1	0	1
Todd Hundley, S (1, 2) OBP: 0.322, SLG: 0.500	G3 1-2 1B			P3	G4-3		K			1B 1B 1B	5	1	2	0	0	1	1
Carl Everett, S (1, 7) OBP: 0.236, SLG: 0.294 Greg McMichael, R (7, 1) OBP: 1.000, SLG: 1.000 Carlos Baerga, S (10, PH) OBP: 0.194, SLG: 0.200 John Franco, L (10, 1)	G3 1-2 2-3			B2-3	G5-3		K			P5	4 0 1 0	0 0 0 0	0 0 0 0	0 0 0 0	0 0 0 0	1 0 0 0	3 0 1 0
Alex Ochoa, R (1, 9) OBP: 0.267, SLG: 0.281	K			HBP 1B		G5-3 1B		F9		1B 1-2 1B	5	2	3	0	0	1	2
Manny Alexander, R (1, 4) OBP: 0.333, SLG: 0.289		G6-3		BB 1B BB 1-2 HBP		F7		K		S 1B FC6-2 1-2 2-3 1B	4	1	1	0	0	1	1
Rey Ordonez, R (1, 6) OBP: 0.282, SLG: 0.265		P3		BB BB 1-2 2-H 1B		G5-3 1-2		G4-3		FC6-2 S 1-2 2-H 3-H 1B	5	0	2	3	0	0	1
Armando Reynoso, R (1, 1) Matt Franco, L (6, PH) OBP: 0.421, SLG: 0.467 Ricardo Jordan, L (6, 1) Steve Bieser, L (7, 7) OBP: 0.500, SLG: 0.333		K		BB 1-2 2-3 BB		FC4 BB			2B	FC6-2 1-3 2-H	1 0 0 2	0 0 0 0	0 0 0 1	0 1 0 0	1 0 0 0	1 0 0 0	0 0 0 2
Inning Stats	R: 1 H: 3 E: 0 LOB: 2 K: 1 BB: 0 S: 18 P: 26	R: 0 H: 0 E: 0 LOB: 0 K: 1 BB: 0 S: 8 P: 12	R: 0 H: 1 E: 0 LOB: 0 K: 0 BB: 0 S: 8 P: 11	R: 2 H: 2 E: 0 LOB: 3 K: 0 BB: 2 S: 9 P: 23	R: 0 H: 0 E: 0 LOB: 0 K: 0 BB: 0 S: 7 P: 11	R: 0 H: 1 E: 0 LOB: 2 K: 0 BB: 1 S: 9 P: 15	R: 0 H: 0 E: 0 LOB: 1 K: 2 BB: 1 S: 13 P: 23	R: 0 H: 0 E: 0 LOB: 0 K: 1 BB: 0 S: 11 P: 14	R: 0 H: 1 E: 0 LOB: 1 K: 2 BB: 0 S: 15 P: 21	R: 2 H: 4 E: 0 LOB: 2 K: 0 BB: 0 S: 15 P: 21	1B: 10 SF: 0 2B: 2 SAC: 0 3B: 0 DP: 1 HR: 0 HBP: 1						

TOP

New York Mets @ Montreal Expos

Olympic Stadium, Montreal, QB

Sun Apr 27 1997, 3:33 AM EDT

Att. 15,925 - Dome - 72 F

livebaseballscorecards.com

AB	41
R	5
H	12
RBI	5
BB	4
SO	7
LOB	22

WP: 0 PA: 46
PB: 0
SB: 3
CS: 0

PITCHER		IP	WLS	BF	H	R	ER	SO	BB	IBB	HBP	BLK	WP	HR	S	P	ERA	WHIP
Jeff Juden, R ERA: 4.09	(1, 1)	3.2		19	6	3	3	2	2	0	1	0	0	0	42	70	7.36	2.182
Anthony Telford, R ERA: 5.27	(4, 1)	2.1		9	1	0	0	0	1	0	0	0	0	0	17	28	0.00	0.857
Dave Veres, R ERA: 3.38	(7, 1)	1.0		4	0	0	0	2	1	0	0	0	0	0	13	23	0.00	1.000
Ugueth Urbina, R ERA: 1.64	(8, 1)	1.2		6	1	0	0	3	0	0	0	0	0	0	24	31	0.00	0.600
Omar Daal, L ERA: 4.3	(9, 1)	0.1		1	0	0	0	0	0	0	0	0	0	0	2	4	0.00	0.000

PITCHER		IP	WLS	BF	H	R	ER	SO	BB	IBB	HBP	BLK	WP	HR	S	P	ERA	WHIP
Lee Smith, R ERA: 2.0	(10, 1)	1.0	L	7	4	2	2	0	0	0	0	0	0	0	15	21	18.00	4.000

Batter	1	2	3	4	5	6	7	8	9	10	AB	R	H	RBI	BB	SO	LOB
Mark Grudzielanek, R (1, 6) OBP: 0.308, SLG: 0.416	C X 0-1 ① L9	C S X 0-2 ③ L8			B X 1-0 ① P6		B S F C 1-3 ② K		X 0-0 2B		5	0	1	0	0	1	0
Mike Lansing, R (1, 4) OBP: 0.253, SLG: 0.324	X 0-0 HR 1B		B X 1-0 ① G5-3		X 0-0 ② F9		C B F F B B S 3-3 ③ K		C B B X 2-1 ③ G6-3		5	1	1	0	0	1	1
Rondell White, R (1, 8) OBP: 0.337, SLG: 0.494	1 SAFE B B 1 SAFE 1 SAFE 1 SAFE X 2-0 1-H HR		B C X 1-1 ② G5-3		S B F B B F X 3-2 3B			S S S 0-3 ① K		C B B S B C 3-3 ① K	5	1	2	2	0	2	0
David Segui, S (1, 3) OBP: 0.398, SLG: 0.558	C X 0-1 1B 1B		B X 1-0 ③ F8		C B B B X 3-1 ③ G4-3			F X 0-1 1B 1B		B X 1-0 ② F8	5	0	2	0	0	0	1
Henry Rodriguez, L (1, 7) OBP: 0.333, SLG: 0.612	B X 1-0 1-2 1B			F F B F B B F X 3-2 G3-1 SF9 2B		S F F B B F F B B 4-2 SH1-4 BB		C B C S 1-3 ② K		X 0-0 ③ L9	4	1	2	0	1	1	1
Joe Orsulak, L (1, 9) OBP: 0.357, SLG: 0.417	B B C S X 2-2 ② P2			B X 1-0 ① G3-1 2-3		L B X 1-1 ① SH1-4 1-2		S X 0-1 1-3 1B			3	0	1	0	0	0	3
Doug Strange, S (1, 5) OBP: 0.419, SLG: 0.556	B X 1-0 ③ L7			H 1-0 SF9 HBP		F C X 0-2 ② F9		X 0-0 ③ G4-3			3	0	0	0	0	0	5
Chris Widger, R (1, 2) OBP: 0.270, SLG: 0.514		B B S X 2-1 ① P4		B C X 1-1 ② SF9 1-2 3-H		C C S 0-3 ③ K			C B B F X 2-2 G5-3		3	0	0	1	0	1	1
Jeff Juden, R (1, 1) Anthony Telford, R (4, 1) OBP: 0.400, SLG: 0.600 Dave Veres, R (7, 1) OBP: 1.000, SLG: 1.000 F.P. Santangelo, S (7, PH) OBP: 0.485, SLG: 0.520 Ugueth Urbina, R (8, 1) Omar Daal, L (9, 1) OBP: 0.333, SLG: 0.333 Sherman Obando, R (9, PH) OBP: 0.167, SLG: 0.364 Lee Smith, R (10, 1)		C B S F B F S 2-3 ② K		2 SAFE S F X 0-2 ③ G1-3			B S S C S 1-3 ① K		S S S B B S 2-3 ② K		1 1 0 1 0 0 0 1	0 0 0 0 0 0 0 0	0 0 0 0 0 0 0 0	0 0 0 0 0 0 0 0	1 0 0 1 0 0 0 1	0 1 0 0 1 0 0 0	0 1 0 0 0 0 0 0
Inning Stats	R: 2 H: 4 E: 0 LOB: 2 K: 0 BB: 0 S: 11 P: 17	R: 0 H: 0 E: 0 LOB: 0 K: 1 BB: 0 S: 10 P: 14	R: 0 H: 0 E: 0 LOB: 0 K: 0 BB: 0 S: 4 P: 7	R: 1 H: 1 E: 0 LOB: 1 K: 0 BB: 0 S: 11 P: 17	R: 0 H: 1 E: 0 LOB: 1 K: 0 BB: 0 S: 8 P: 15	R: 0 H: 0 E: 0 LOB: 1 K: 1 BB: 1 S: 13 P: 18	R: 0 H: 0 E: 0 LOB: 0 K: 3 BB: 0 S: 11 P: 16	R: 0 H: 2 E: 0 LOB: 2 K: 2 BB: 0 S: 11 P: 12	R: 0 H: 1 E: 0 LOB: 1 K: 1 BB: 0 S: 9 P: 15	R: 0 H: 0 E: 0 LOB: 0 K: 1 BB: 0 S: 5 P: 9	1B: 5 2B: 2 3B: 1 HR: 1	SF: 1 SAC: 1 DP: 0 HBP: 1		WP: 0 PB: 0 SB: 0 CS: 0		PA: 41	

PITCHER		IP	WLS	BF	H	R	ER	SO	BB	IBB	HBP	BLK	WP	HR	S	P	ERA	WHIP
Armando Reynoso, R ERA: 3.38	(1, 1)	5.0		22	6	3	3	1	0	0	1	0	0	1	44	70	5.40	1.200
Ricardo Jordan, L ERA: 4.32	(6, 1)	1.0		4	0	0	0	1	1	0	0	0	0	0	13	18	0.00	1.000
Greg McMichael, R ERA: 2.45	(7, 1)	3.0	W	12	3	0	0	6	0	0	0	0	0	0	31	43	0.00	1.000
John Franco, L ERA: 0.79	(10, 1)	1.0	S	3	0	0	0	1	0	0	0	0	0	0	5	9	0.00	0.000

PITCHER	IP	WLS	BF	H	R	ER	SO	BB	IBB	HBP	BLK	WP	HR	S	P	ERA	WHIP

BOTTOM

New York Mets @ Montreal Expos

Olympic Stadium, Montreal, QB

Sun Apr 27 1997, 3:33 AM EDT
Att. 15,925 - Dome - 72 F

livebaseballscorecards.com

AB	37
R	3
H	9
RBI	3
BB	1
SO	9
LOB	13

New York Mets @ Cincinnati Reds

Cinergy Field, Cincinnati, OH

Mon Apr 28 1997, 7:05 PM EDT

Att. 15,572 - Unknown - 60 F

TOP

livebaseballscorecards.com

Batter	1	2	3	4	5	6	7	8	9	AB	R	H	RBI	BB	SO	LOB
Lance Johnson, L (1, 8) OBP: 0.389, SLG: 0.333	0-0 G6-4-3 1B		2-2 1B PB 1B 1-2 1B	0-1 G1-3 ②	1-0 WP 2B 2-H 2B		4-2 WP 2B BB		0-1 1B 2-H 1B	4	2	3	1	0	0	0
Matt Franco, L (5, 5) OBP: 0.476, SLG: 0.500										1	1	1	1	1	0	0
Edgardo Alfonzo, R (1, 5) OBP: 0.322, SLG: 0.365	1-2 G6-4-3 ①② 1-2f		1-1 HBP 1B G5-3 1-3 2-H 1B	1-3 K ③	4-0 2B PB 2-3 BB		2-1 1B-H 2B		3-2 1-3 1B	3	2	1	1	1	1	1
Steve Bieser, L (5, 8) OBP: 0.563, SLG: 0.545										2	0	2	1	0	0	0
Bernard Gilkey, R (1, 7) OBP: 0.292, SLG: 0.318	0-0 G6-3 ③		2-1 G5-3 HBP 1B 1-2 3-H 1B		2-2 HR 1B 0-1 PB 1-3 3-H 2B		3-1 F8 ③		3-1 P9 ③	6	2	3	2	0	0	3
Todd Hundley, S (1, 2) OBP: 0.341, SLG: 0.539		4-0 2B BB	1-2 G5-3 1B 1-2 2-3 HBP		2-1 1-H HR 1-3 K ③ 2-3 3-H			1-3 K ①		2	3	1	2	1	1	1
Alberto Castillo, R (6, 2) OBP: 0.417, SLG: 0.300										1	0	0	0	0	1	0
Butch Huskey, R (1, 3) OBP: 0.179, SLG: 0.327		2-1 G4-3 1-H 2B	1-3 K ①		3-1 HR	1-0 F8 ①		2-1 F8 ②		5	1	2	2	0	1	3
Alex Ochoa, R (1, 9) OBP: 0.246, SLG: 0.258		1-1 G6-3 ①	2-1 G5-3 ② 1-2 2-3 3-H		1-1 G5-3 ①	1-2 F9 ②		2-3 K ③		5	0	0	1	0	1	3
Manny Alexander, R (1, 4) OBP: 0.340, SLG: 0.326		0-2 G4-3 ② 2-3	2-0 2-H 3-H 1B		2-3 K ②	1-3 K ③			1-2 1B 2B	5	1	2	2	0	2	1
(6, 6)																
Rey Ordonez, R (1, 6) OBP: 0.284, SLG: 0.296		2-1 G5-3 ③	0-3 K ③		0-0 2B 3B		1-3 K ①		0-3 K ①	3	1	1	0	0	1	2
Carlos Baerga, S (6, 4) OBP: 0.188, SLG: 0.194										2	0	0	0	0	2	1
Rick Reed, R (1, 1) OBP: 0.250, SLG: 0.364			4-2 B PB 1B 1B BB	0-1 F8 ①	0-2 3-H 2B		1-1 G4-3 ②		1-2 F9 ②	3	2	1	1	1	0	0
Carl Everett, S (9, PH) OBP: 0.232, SLG: 0.288										1	0	0	0	0	0	1
Toby Borland, R (9, 1)										0	0	0	0	0	0	0
Inning Stats	R: 0 E: 0 K: 0 S: 5 H: 1 LOB: 0 BB: 0 P: 6	R: 1 E: 0 K: 0 S: 9 H: 1 LOB: 1 BB: 1 P: 18	R: 5 E: 0 K: 2 S: 26 H: 4 LOB: 1 BB: 1 P: 41	R: 0 E: 0 K: 1 S: 7 H: 0 LOB: 0 BB: 0 P: 8	R: 7 E: 0 K: 2 S: 22 H: 7 LOB: 1 BB: 1 P: 38	R: 0 E: 0 K: 1 S: 7 H: 0 LOB: 0 BB: 0 P: 10	R: 1 E: 0 K: 1 S: 13 H: 1 LOB: 1 BB: 1 P: 24	R: 0 E: 0 K: 2 S: 8 H: 0 LOB: 0 BB: 0 P: 13	R: 1 E: 0 K: 1 S: 20 H: 3 LOB: 2 BB: 0 P: 28	1B: 8 2B: 6 3B: 1 HR: 2 SF: 0 SAC: 0 DP: 1 HBP: 1							

	AB	43
	R	15
	H	17
	RBI	14
	BB	4
	SO	10
	LOB	16

WP: 2 PB: 2 SB: 0 CS: 0 PA: 48

PITCHER		IP	WLS	BF	H	R	ER	SO	BB	IBB	HBP	BLK	WP	HR	S	P	ERA	WHIP
John Smiley, L ERA: 8.19	(1, 1)	2.2	L	16	6	6	6	1	2	0	1	0	0	0	37	62	20.25	3.000
Stan Belinda, R ERA: 4.41	(3, 1)	0.1		1	0	0	0	1	0	0	0	0	0	0	3	3	0.00	0.000
Ricky Bones, R ERA: 10.8	(4, 1)	1.2		10	5	5	5	2	0	0	0	0	0	2	23	34	27.00	3.000
Joey Eischen, L ERA: 6.75	(5, 1)	1.1		7	2	2	1	2	1	0	0	0	1	0	13	22	6.75	2.250
Hector Carrasco, R ERA: 2.31	(7, 1)	1.0		5	1	1	1	1	1	0	0	0	1	0	13	24	9.00	2.000
Mike Remlinger, L ERA: 2.0	(8, 1)	1.0		3	0	0	0	2	0	0	0	0	0	0	8	13	0.00	0.000
Jeff Shaw, R ERA: 1.32	(9, 1)	1.0		6	3	1	1	1	0	0	0	0	0	0	20	28	9.00	3.000

BOTTOM

Batter	1	2	3	4	5	6	7	8	9	AB	R	H	RBI	BB	SO	LOB
Deion Sanders, L (1, 8) OBP: 0.429, SLG: 0.526 Jeff Shaw, R (9, 1)	B C X 1-1 ① F7		B F X 1-1 ② G6-3			X 0-0 ① P8		C X 0-1 ① G3		4	0	0	0	0	0	0
										0	0	0	0	0	0	0
Hal Morris, L (1, 3) OBP: 0.315, SLG: 0.346 Eduardo Perez, R (7, 3) OBP: 0.333, SLG: 0.323	X 0-0 G6-4-3 1B		B C X 1-1 2B			X 0-0 2B		C S S 0-3 ② K		3	0	3	0	0	0	0
										1	0	0	0	0	1	0
Barry Larkin, R (1, 6) OBP: 0.379, SLG: 0.333 Hector Carrasco, R (7, 1) Mike Remlinger, L (8, 1) Eric Owens, R (8, PH) OBP: 0.333, SLG: 0.250 (9, 8)	B 1 SAFE C S B F X 2-2 ② ③ G6-4-3 1-2f		C B F B X 2-2 ③ G4-3			B X 1-0 ② L5		X 0-0 ③ G1-3		3	0	0	0	0	0	3
										0	0	0	0	0	0	0
										0	0	0	0	0	0	0
										1	0	0	0	0	0	0
Ruben Sierra, S (1, 9) OBP: 0.329, SLG: 0.472		X 0-0 ① G1-3		B X 1-0 ① G3		B C X 1-1 ③ F9			C X 0-1 HR	4	1	1	1	0	0	1
Eddie Taubensee, L (1, 2) OBP: 0.393, SLG: 0.529		C E B X 1-2 ② F8		X 0-0 ② G4-3			X 0-0 ① P6		X 0-0 ① G4-3	4	0	0	0	0	0	0
Willie Greene, L (1, 5) OBP: 0.293, SLG: 0.380 (7, 6)	B B B B C B 4-1 1B BB		B B C C F X 2-2 ③ G3-1				X 0-0 ② L8		B F S X 1-2 ② P2	3	0	0	0	1	0	0
Bret Boone, R (1, 4) OBP: 0.247, SLG: 0.191		X 0-0 1-3 1B			B C C B X 2-2 ① G6-3		B X 1-0 E6 2B		B C X 1-1 ③ P9	4	1	1	0	0	0	0
Curtis Goodwin, L (1, 7) OBP: 0.500, SLG: 0.571		F F B S 1-3 ③ K			B X 1-0 ② G6-3		B B C C F B X 3-2 1-H 2B			3	0	1	1	0	1	2
John Smiley, L (1, 1) OBP: 0.091, SLG: 0.182 Stan Belinda, R (3, 1) Jeff Branson, L (3, PH) OBP: 0.077, SLG: 0.077 Ricky Bones, R (4, 1) Joey Eischen, L (5, 1) Lenny Harris, L (7, 5) OBP: 0.222, SLG: 0.182			C X 0-1 ① G4-3		X 0-0 ③ G6-3		X 0-0 ③ L3			0	0	0	0	0	0	0
										0	0	0	0	0	0	0
										1	0	0	0	0	0	0
										0	0	0	0	0	0	0
										1	0	0	0	0	0	0
										1	0	0	0	0	0	1

Inning Stats	1	2	3	4	5	6	7	8	9
	R: 0 E: 0 K: 0 S: 7 H: 1 LOB: 0 BB: 0 P: 10	R: 0 E: 0 K: 1 S: 9 H: 1 LOB: 2 BB: 1 P: 15	R: 0 E: 0 K: 0 S: 9 H: 1 LOB: 1 BB: 0 P: 13	R: 0 E: 0 K: 0 S: 6 H: 0 LOB: 0 BB: 0 P: 9	R: 0 E: 0 K: 0 S: 5 H: 0 LOB: 0 BB: 0 P: 8	R: 0 E: 0 K: 0 S: 5 H: 1 LOB: 1 BB: 0 P: 7	R: 1 E: 1 K: 0 S: 8 H: 1 LOB: 1 BB: 0 P: 12	R: 0 E: 0 K: 1 S: 6 H: 0 LOB: 0 BB: 0 P: 6	R: 1 E: 0 K: 0 S: 8 H: 1 LOB: 0 BB: 0 P: 10

PITCHER		IP	WLS	BF	H	R	ER	SO	BB	IBB	HBP	BLK	WP	HR	S	P	ERA	WHIP
Rick Reed, R ERA: 1.03	(1, 1)	8.0	W	30	5	1	0	2	1	0	0	0	0	0	55	80	0.00	0.750
Toby Borland, R ERA: 3.48	(9, 1)	1.0		4	1	1	1	0	0	0	0	0	0	1	8	10	9.00	1.000

PITCHER	IP	WLS	BF	H	R	ER	SO	BB	IBB	HBP	BLK	WP	HR	S	P	ERA	WHIP

New York Mets @ Cincinnati Reds

Cinergy Field, Cincinnati, OH

Mon Apr 28 1997, 7:05 PM EDT

Att. 15,572 - Unknown - 60 F

livebaseballscorecards.com

AB	33
R	2
H	6
RBI	2
BB	1
SO	2
LOB	7

1B: 2	SF: 0	WP: 0	PA: 34
2B: 3	SAC: 0	PB: 0	
3B: 0	DP: 1	SB: 0	
HR: 1	HBP: 0	CS: 0	

Batter	1	2	3	4	5	6	7	8	9	AB	R	H	RBI	BB	SO	LOB
Lance Johnson, L (1, 8) OBP: 0.407, SLG: 0.344	C C B B B X 3-2 SH1-3 1B 1B		X 0-0 CS 1B		B C B F F B B 4-2 BB 1B BB	I I I 4-0 IBB			C B F C 1-3 ② K	3	2	2	0	2	1	0
Edgardo Alfonzo, R (1, 5) OBP: 0.333, SLG: 0.364	X 0-0 ① SH1-3 1-2		B C X 1-1 ① ② G4-3 1-2		D B D 1 SAFE B 4-0 E 1B 1-2 BB	C S B T 1-2 ③ K			F X 0-1 BB 1B	3	0	1	0	1	1	4
John Olerud, L (1, 3) OBP: 0.432, SLG: 0.567	B C X 1-1 HBP 2-H 1B		C S C 0-3 ③ K		B B C X 2-1 E2 1-3 2-H 1B		B C B X 2-1 ① G6-3		B C 1 SAFE F F B F F 4-2 B B 1-2 BB	4	0	2	2	1	1	0
Todd Hundley, S (1, 2) OBP: 0.344, SLG: 0.525	C F X 0-2 ② F9			B C B X 2-1 2B 1B	I I I 4-0 G6-4-3 IBB		B S S S 1-3 ② K		F F B B X 2-2 ③ P5	4	1	1	0	1	1	3
Bernard Gilkey, R (1, 7) OBP: 0.290, SLG: 0.307	F S H 1-2 HBP			X 0-0 ① F9	X 0-0 ② ③ G6-4-3 1-2f		B C B X 2-1 ③ L4			3	0	0	0	0	0	4
Butch Huskey, R (1, 9) OBP: 0.200, SLG: 0.373 Carl Everett, S (8, 9) OBP: 0.232, SLG: 0.288 John Franco, L (8, 1)	C S B B S 2-3 ③ K			C X 0-1 FC2 1-H 2B		B X 1-0 1B FC5-2-5 2B		C B F C 1-3 ① K		4 0 0	0 0 0	2 0 0	1 0 0	0 0 0	2 0 0	2 0 0
Manny Alexander, R (1, 4) OBP: 0.333, SLG: 0.319		B C X 1-1 ① G5-3		X 0-0 ② FC2 3-H		B B B C X 3-1 S FC5-2-5 2-3 1B		B F F F B X 2-2 ② G3-1		4	0	1	0	0	0	1
Rey Ordonez, R (1, 6) OBP: 0.269, SLG: 0.280		X 0-0 ② G4-3		S 1 SAFE X 0-1 ③ F8		S S X 0-2 ① FC5-2-5 S 1-2 3-H		S C B B B F X 3-2 ③ F9		4	0	0	0	0	0	3
Mark Clark, R (1, 1) Toby Borland, R (8, 1) Alex Ochoa, R (8, 9) OBP: 0.242, SLG: 0.254		C C B C 1-3 ③ K			B C X 1-1 ① G6-3	2 SAFE L S 2 B C 1-3 ② SAFE K 1-2 2-3			C S B B F F X 1-2 ① G4-3	3 0 1	0 0 0	0 0 0	0 0 0	0 0 0	2 0 0	2 0 0
Inning Stats	R: 1 H: 2 E: 0 LOB: 2 K: 1 BB: 0 S: 14 P: 21	R: 0 H: 0 E: 0 LOB: 0 K: 1 BB: 0 S: 6 P: 8	R: 0 H: 1 E: 0 LOB: 0 K: 1 BB: 0 S: 6 P: 7	R: 1 H: 2 E: 0 LOB: 1 K: 0 BB: 0 S: 8 P: 10	R: 1 H: 1 E: 1 LOB: 2 K: 0 BB: 3 S: 8 P: 23	R: 0 H: 2 E: 0 LOB: 3 K: 2 BB: 1 S: 12 P: 22	R: 0 H: 0 E: 0 LOB: 0 K: 1 BB: 0 S: 7 P: 12	R: 0 H: 0 E: 0 LOB: 0 K: 1 BB: 0 S: 11 P: 17	R: 0 H: 1 E: 0 LOB: 2 K: 1 BB: 1 S: 18 P: 26	1B: 7 SF: 0 2B: 2 SAC: 1 3B: 0 DP: 1 HR: 0 HBP: 1						WP: 0 PA: 40 PB: 0 SB: 2 CS: 1

TOP

New York Mets @ Cincinnati Reds

Cinergy Field, Cincinnati, OH

Tue Apr 29 1997, 7:05 PM EDT

Att. 17,699 - Unknown - 74 F

livebaseballscorecards.com

AB	33
R	3
H	9
RBI	3
BB	5
SO	8
LOB	19

PITCHER		IP	WLS	BF	H	R	ER	SO	BB	IBB	HBP	BLK	WP	HR	S	P	ERA	WHIP
Mike Morgan, R ERA: 5.87	(1, 1)	4.1	L	22	6	3	3	3	2	1	1	0	0	0	41	68	6.23	1.846
Stan Belinda, R ERA: 4.24	(5, 1)	0.2		1	0	0	0	0	0	0	0	0	0	0	1	1	0.00	0.000
Hector Carrasco, R ERA: 1.98	(6, 1)	2.0		9	2	0	0	3	0	1	0	0	0	0	19	34	0.00	1.000
Jeff Shaw, R ERA: 1.23	(8, 1)	1.0		3	0	0	0	1	0	0	0	0	0	0	11	17	0.00	0.000
Jeff Brantley, R ERA:	(9, 1)	1.0		5	1	0	0	1	1	0	0	0	0	0	18	26	0.00	2.000

PITCHER	IP	WLS	BF	H	R	ER	SO	BB	IBB	HBP	BLK	WP	HR	S	P	ERA	WHIP

New York Mets @ Cincinnati Reds

Cinergy Field, Cincinnati, OH

Tue Apr 29 1997, 7:05 PM EDT

Att. 17,699 - Unknown - 74 F

BOTTOM

Batter	1	2	3	4	5	6	7	8	9	AB	R	H	RBI	BB	SO	LOB
Deion Sanders, L (1, 8) OBP: 0.418, SLG: 0.510	C X 0-1 F7 ①		B X 1-0 F8 ①		L X 0-1 L3 ②		C F B X 1-2 G6-4-3 1B		B X 1-0 G3-1 ②	5	0	1	0	0	0	0
Hal Morris, L (1, 3) OBP: 0.319, SLG: 0.349	C B B X 2-1 F8 ②		X 0-0 BB 1B		B F B F X 2-2 1B 1B		F B B X 2-1 G6-4-3 ②③ 1-2f		C B F C 1-3 K ③	5	0	2	0	0	1	2
Barry Larkin, R (1, 6) OBP: 0.396, SLG: 0.361	S C B X 1-2 2B		X 0-0 F9 ②		C X 0-1 1-2 1B			C B B B B 4-1 BB S SF8 BB		3	1	2	0	1	0	1
Ruben Sierra, S (1, 9) OBP: 0.325, SLG: 0.453	B X 1-0 G6-3 ③		B C B B B 4-1 1-2 BB		C D C D F X 2-2 G1-3 ③			X 0-0 F7 ①		3	0	0	0	1	0	4
Terry Pendleton, S (1, 5)		B C B B F X 3-2 G1-6-3 ①	X 0-0 G1-3 ③			C B F X 1-2 F7 ①		B B 2 B B SAFE 4-0 1-2 BB BB		3	0	0	0	1	0	2
Willie Greene, L (1, 7) OBP: 0.305, SLG: 0.383 Eduardo Perez, R (8, PH) OBP: 0.353, SLG: 0.323 (9, 7)		B X 1-0 E BB 1B		B C X 1-1 F7 ①		B F C B B B 4-2 G5-4-3 BB		B B F F B B 4-2 1-2 2-3 FC5-4 BB		2 0	0 0	1 0	0 0	1 1	0 0	0 0
Bret Boone, R (1, 4) OBP: 0.235, SLG: 0.183	C X 0-1 F9 ②			B C C S 1-3 K ②		1 SAFE B X 1-0 G5-4-3 ②③ 1-2f		F X 0-1 SF8 ② 3-H		3	0	0	1	0	1	2
Brook Fordyce, R (1, 2) OBP: 0.282, SLG: 0.294		1 SAFE B B B C B 4-1 E2 S 1-3 BB		X 0-0 F8 ③			B X 1-0 1B 1B	X 0-0 FC5-4 ③ 1-2f		3	0	1	0	1	0	2
Mike Morgan, R (1, 1) OBP: 0.143, SLG: 0.429 Stan Belinda, R (5, 1) Curtis Goodwin, L (5, PH) OBP: 0.444, SLG: 0.500 Hector Carrasco, R (6, 1) Jeff Branson, L (7, PH) OBP: 0.074, SLG: 0.074 Jeff Shaw, R (8, 1) Jeff Brantley, R (9, 1) Lenny Harris, L (9, PH) OBP: 0.216, SLG: 0.176		S F B S 1-3 K ③ 1-2			C B C S 1-3 K2-3 ①		B F C X 1-2 F7 ①		B C X 1-1 B1-3 ①	1 0 1 0 1 0 1 0 0	0 0 0 0 0 0 0 0 0	0 0 0 0 0 0 0 0 0	0 0 0 0 0 0 0 0 0	0 0 1 0 0 0 0 0 0	1 0 0 0 0 0 0 0 0	2 0 0 0 0 1 0 0 0
Inning Stats	R: 0 H: 1 E: 0 LOB: 1 K: 0 BB: 0 S: 8 P: 12	R: 0 H: 1 E: 1 LOB: 2 K: 1 BB: 1 S: 10 P: 19	R: 0 H: 1 E: 0 LOB: 2 K: 0 BB: 1 S: 5 P: 10	R: 0 H: 0 E: 0 LOB: 0 K: 1 BB: 0 S: 6 P: 8	R: 0 H: 2 E: 0 LOB: 2 K: 1 BB: 0 S: 14 P: 19	R: 0 H: 0 E: 0 LOB: 0 K: 0 BB: 1 S: 6 P: 12	R: 0 H: 2 E: 0 LOB: 1 K: 0 BB: 0 S: 9 P: 14	R: 1 H: 0 E: 0 LOB: 2 K: 0 BB: 3 S: 7 P: 19	R: 0 H: 0 E: 0 LOB: 0 K: 1 BB: 0 S: 6 P: 9	1B: 6 2B: 1 3B: 0 HR: 0	SF: 1 SAC: 0 DP: 2 HBP: 0		WP: 0 PB: 0 SB: 2 CS: 0	PA: 38			

PITCHER		IP	WLS	BF	H	R	ER	SO	BB	IBB	HBP	BLK	WP	HR	S	P	ERA	WHIP
Mark Clark, R ERA: 3.43	(1, 1)	7.0	W	29	7	0	0	3	3	0	0	0	0	0	58	94	0.00	1.429
Toby Borland, R ERA: 4.22	(8, 1)	0.1		3	0	1	1	0	2	0	0	0	0	0	2	10	27.00	6.000
John Franco, L ERA: 0.69	(8, 1)	1.2	S	6	0	0	0	1	1	0	0	0	0	0	11	18	0.00	0.600

PITCHER	IP	WLS	BF	H	R	ER	SO	BB	IBB	HBP	BLK	WP	HR	S	P	ERA	WHIP

livebaseballscorecards.com

AB	31
R	1
H	7
RBI	1
BB	6
SO	4
LOB	16

Batter	1	2	3	4	5	6	7	8	9	AB	R	H	RBI	BB	SO	LOB
Quilvio Veras, S (1, 4) OBP: 0.324, SLG: 0.330	L S F F B S 1-3 ① K	B B F B C X 3-2 1-3 2-H 3-H 1B			C B B X 2-1 ② F7	C F B X 1-2 ② ③ L8-6 1-1		C X 0-1 ② ③ G5-4-3 1-2f		5	0	1	2	0	1	4
Chris Gomez, R (1, 6) OBP: 0.322, SLG: 0.375	C C B B X 2-2 G1-3 1B	C B B S B F F C 3-3 ③ K			B X 1-0 ③ F8			B X 1-0 G3-1 2B		4	0	2	0	0	1	2
Tony Gwynn, L (1, 9) OBP: 0.390, SLG: 0.561	C X 0-1 ② G1-3 1-2		B C B F B X 3-2 ① L9			B X 1-0 ① G3-1		X 0-0 ① G3-1 2-3		4	0	0	0	0	0	2
Ken Caminiti, S (1, 5) OBP: 0.289, SLG: 0.363	C B F F B X 2-2 ③ G4-3		C T B S 1-3 ② K			C S F B X 1-2 FC5-4 1B		F S S 0-3 ② K		4	0	1	0	0	2	2
Greg Vaughn, R (1, 7) OBP: 0.277, SLG: 0.373		B C B F X 2-2 BB BB 1B 1B	C F B X 1-2 ③ G5-3			B S B X 2-1 ② FC5-4 FC5 E 1-2f		B S S S 1-3 ③ K		4	1	1	0	0	1	2
Derrek Lee, R (1, 3) OBP: 0.462, SLG: 0.222		C B S 1 SAFE B B B 4-2 BB 1-2 1B BB		C S B S 1-3 ① K		B X 1-0 E5 1-2			B C B B B 4-1 BB PB BB	2	1	0	0	2	1	1
John Flaherty, R (1, 2) OBP: 0.275, SLG: 0.233		F F B B X 2-2 ① P2		B X 1-0 G4-6-3 1B		C B X 1-1 ③ FC5 2-3f			C B X 1-1 ① F7	4	0	1	0	0	0	5
Chris Jones, R (1, 8) OBP: 0.417, SLG: 0.333		B F F B B B B 4-2 1B 1-2 2-3 BB		B X 1-0 ② ③ G4-6-3 1-2f			B B X 2-0 FC3-6 1B		B B B B B 4-0 BB 1-2 BB	2	0	1	0	2	0	1
Sterling Hitchcock, L (1, 1) Marc Kroon, R (8, 1) Tim Scott, R (8, 1) Don Slaught, R (9, PH)		L S C 0-3 ② K			S B C S 1-3 ① K		L 1 SAFE 1 SAFE X 0-1 ① FC3-6 L8-6 1-2f		B B C B B 4-1 G5-4-3 1-2 2-3 BB	3 0 0 0	0 0 0 0	0 0 0 0	0 0 0 1	0 0 0 0	2 0 0 0	4 0 0 0
Inning Stats	R: 0 H: 1 E: 0 LOB: 1 K: 1 BB: 0 S: 15 P: 20	R: 2 H: 2 E: 0 LOB: 2 K: 2 BB: 2 S: 22 P: 40	R: 0 H: 0 E: 0 LOB: 0 K: 1 BB: 0 S: 10 P: 15	R: 0 H: 1 E: 0 LOB: 0 K: 1 BB: 0 S: 5 P: 8	R: 0 H: 0 E: 0 LOB: 0 K: 1 BB: 0 S: 6 P: 10	R: 0 H: 1 E: 1 LOB: 2 K: 0 BB: 0 S: 10 P: 16	R: 0 H: 1 E: 0 LOB: 0 K: 0 BB: 0 S: 6 P: 9	R: 0 H: 1 E: 0 LOB: 1 K: 2 BB: 0 S: 8 P: 10	R: 0 H: 0 E: 0 LOB: 2 K: 0 BB: 3 S: 6 P: 19	1B: 6 SF: 0 2B: 2 SAC: 0 3B: 0 DP: 3 HR: 0 HBP: 0					WP: 0 PA: 37 PB: 1 SB: 0 CS: 0	

TOP

San Diego Padres @ New York Mets

Shea Stadium, Flushing, NY

Wed Apr 30 1997, 7:05 PM EDT

Att. 12,429 - Unknown - 66 F

livebaseballscorecards.com

AB	32
R	2
H	7
RBI	2
BB	5
SO	8
LOB	23

PITCHER		IP	WLS	BF	H	R	ER	SO	BB	IBB	HBP	BLK	WP	HR	S	P	ERA	WHIP
Bobby Jones, R ERA: 3.4	(1, 1)	7.0	W	28	6	2	2	6	2	0	0	0	0	0	74	118	2.57	1.143
Greg McMichael, R ERA: 2.3	(8, 1)	1.0		4	1	0	0	2	0	0	0	0	0	0	8	10	0.00	1.000
Toby Borland, R ERA: 4.09	(9, 1)	0.1		3	0	0	0	0	2	0	0	0	0	0	3	12	0.00	6.000
John Franco, L ERA: 0.66	(9, 1)	0.2	S	2	0	0	0	0	1	0	0	0	0	0	3	7	0.00	1.500

PITCHER	IP	WLS	BF	H	R	ER	SO	BB	IBB	HBP	BLK	WP	HR	S	P	ERA	WHIP

Batter	1	2	3	4	5	6	7	8	9	AB	R	H	RBI	BB	SO	LOB
Lance Johnson, L (1, 8) OBP: 0.410, SLG: 0.361	C B X 1-1 G6-3 ①		C B C B F F B X 3-2 2-H 2B			C C B X 1-2 1B BB 1B	1 SAFE 1 SAFE C B F B B F X 3-2 1-2 G4-3 ③			4	1	2	1	0	0	1
Manny Alexander, R (1, 4) OBP: 0.321, SLG: 0.306 Carlos Baerga, S (6, 4) OBP: 0.212, SLG: 0.234	C S S 0-3 K ②		B F F S 1-3 K ③			C F 1 SAFE 1 SAFE X 0-2 1-2 BB 1B SF4-2-5-6 1B		B C X 1-1 G3 2B 2B		2	0	0	0	0	2	1
										2	2	2	0	0	0	0
John Olerud, L (1, 3) OBP: 0.426, SLG: 0.554	C B X 1-1 G4-3 ③			B X 1-0 G3 ①		X 0-0 1-2 2-3 BB 1B SF4-2-5-6		B X 1-0 2-3 G3 ①		4	0	1	0	0	0	1
Bernard Gilkey, R (1, 7) OBP: 0.298, SLG: 0.319		B C F B X 2-2 G1-3 ①		C B B B F F F F B 4-2 CS BB		B B B X 3-0 P3 ①		X 0-0 3-H 2B 2B		3	1	1	1	1	0	3
Todd Hundley, S (1, 2) OBP: 0.350, SLG: 0.512		B B S F B S 3-3 K ②		1 SAFE 1 SAFE 1 SAFE C 1 SAFE B B B F B 3-3 S 1-2 K ② ③		B B B 4-0 1-2 2-3 3-H BB		B S B S F B F B 4-2 2B BB		2	1	0	1	2	2	1
Butch Huskey, R (1, 5) OBP: 0.206, SLG: 0.393 Edgardo Alfonzo, R (7, 5) OBP: 0.344, SLG: 0.393		B F X 1-1 F8 ③			S X 0-1 WP 2B	X 0-0 2-3 3-H SF4-2-5-6 ② ③		B B C B F X 3-2 1-H 2-H 2B		2	0	1	1	0	0	0
										1	0	1	2	0	0	0
Alex Ochoa, R (1, 9) OBP: 0.243, SLG: 0.242			B C B F X 2-2 F7 ①		C X 0-1 G5-3 ①		B F F B X 2-2 F7 ①	B B B B 4-0 BB		3	0	0	0	1	0	1
Rey Ordonez, R (1, 6) OBP: 0.280, SLG: 0.291			B C X 1-1 2B S 1B		B X 1-0 G6-3 ②		B B F X 2-1 S 1B	X 0-0 P4 ②		4	1	2	0	0	0	3
Bobby Jones, R (1, 1) OBP: 0.154, SLG: 0.083 Carl Everett, S (7, PH) OBP: 0.228, SLG: 0.283 Greg McMichael, R (8, 1) OBP: 1.000, SLG: 1.000 Matt Franco, L (8, PH) OBP: 0.455, SLG: 0.471 Toby Borland, R (9, 1) John Franco, L (9, 1)			C B F O C 2-3 1-2 K ②		B F S S 1-3 2-3 K ③		1 SAFE B S 1 SAFE X 1-1 F9 ②	B F X 1-1 G3-1 ③		2	0	0	0	0	2	2
										1	0	0	0	0	0	1
										0	0	0	0	0	0	0
										1	0	0	0	0	0	2
										0	0	0	0	0	0	0
										0	0	0	0	0	0	0
Inning Stats	R: 0 E: 0 K: 1 S: 7 H: 0 LOB: 0 BB: 0 P: 9	R: 0 E: 0 K: 1 S: 8 H: 0 LOB: 0 BB: 0 P: 14	R: 1 E: 0 K: 2 S: 16 H: 2 LOB: 1 BB: 0 P: 25	R: 0 E: 0 K: 1 S: 9 H: 0 LOB: 0 BB: 1 P: 17	R: 0 E: 0 K: 1 S: 8 H: 1 LOB: 1 BB: 0 P: 10	R: 2 E: 0 K: 0 S: 9 H: 3 LOB: 1 BB: 1 P: 17	R: 0 E: 0 K: 0 S: 11 H: 1 LOB: 1 BB: 0 P: 19	R: 3 E: 0 K: 0 S: 14 H: 3 LOB: 2 BB: 2 P: 28		1B: 5 2B: 6 3B: 0 HR: 0	SF: 1 SAC: 0 DP: 1 HBP: 0		WP: 1 PB: 0 SB: 2 CS: 1	PA: 36		

PITCHER		IP	WLS	BF	H	R	ER	SO	BB	IBB	HBP	BLK	WP	HR	S	P	ERA	WHIP
Sterling Hitchcock, L ERA: 2.92	(1, 1)	7.1	L	30	8	4	4	6	2	0	0	0	1	0	71	116	4.91	1.364
Marc Kroon, R ERA:	(8, 1)	0.0		3	2	2	2	0	1	0	0	0	0	0	8	15	∞	∞
Tim Scott, R ERA: 6.97	(8, 1)	0.2		3	0	0	0	0	1	0	0	0	0	0	3	8	0.00	1.500

PITCHER	IP	WLS	BF	H	R	ER	SO	BB	IBB	HBP	BLK	WP	HR	S	P	ERA	WHIP

BOTTOM

San Diego Padres @ New York Mets

Shea Stadium, Flushing, NY

Wed Apr 30 1997, 7:05 PM EDT
Att. 12,429 - Unknown - 66 F

livebaseballscorecards.com

AB	31
R	6
H	10
RBI	6
BB	4
SO	6
LOB	16

Batter	1	2	3	4	5	6	7	8	9	AB	R	H	RBI	BB	SO	LOB
Quilvio Veras, S (1, 4) OBP: 0.318, SLG: 0.333	B1		G4-3, SF8, 2B	K		G6-3		F9		5	1	1	0	0	1	1
Chris Gomez, R (1, 6) OBP: 0.326, SLG: 0.369	2B, 1B		G4-3 2-3	L5			1B, HR, BB	G5-3		4	1	1	0	1	0	2
Tony Gwynn, L (1, 9) OBP: 0.400, SLG: 0.578	1-3 2B		SF8 3-H		F8		FC3-6 1-3 1B		G1-4-3 1B	4	0	3	1	0	0	0
Ken Caminiti, S (1, 5) OBP: 0.295, SLG: 0.393 Archi Cianfrocco, R (9, 5) OBP: 0.348, SLG: 0.250	F7		BB HBP		HR		FC3-6 1-2f HR		F9	4 0	2 0	1 0	1 0	0 0	0 0	5 0
Greg Vaughn, R (1, 7) OBP: 0.283, SLG: 0.402	F8		FC6-4 1-2 BB		K		1-H 3-H HR		G1-4-3 1-2f	4	1	1	3	1	1	3
Derrek Lee, R (1, 3) OBP: 0.412, SLG: 0.231		G1-3	FC6-4 1-2f		FC6-4 1B		F9			4	0	1	0	0	0	2
John Flaherty, R (1, 2) OBP: 0.298, SLG: 0.338		HR		HR	FC6-4 1-2f		1B			4	2	3	2	0	0	1
Chris Jones, R (1, 8) OBP: 0.375, SLG: 0.308		F8		G6-3 1B		F3	F9			4	0	1	0	0	0	1
Andy Ashby, R (1, 1) OBP: 0.111, SLG: 0.059		F9		G6-3 1-2		K		K		4	0	0	0	0	2	1
Inning Stats	R: 0 E: 0 K: 0 S: 5 H: 2 LOB: 2 BB: 0 P: 5	R: 1 E: 0 K: 0 S: 4 H: 1 LOB: 0 BB: 0 P: 4	R: 1 E: 0 K: 0 S: 4 H: 1 LOB: 2 BB: 1 P: 9	R: 1 E: 0 K: 1 S: 7 H: 2 LOB: 1 BB: 0 P: 7	R: 1 E: 0 K: 1 S: 7 H: 2 LOB: 1 BB: 0 P: 7	R: 0 E: 0 K: 1 S: 5 H: 0 LOB: 0 BB: 0 P: 5	R: 3 E: 0 K: 0 S: 6 H: 3 LOB: 1 BB: 1 P: 10	R: 0 E: 0 K: 1 S: 5 H: 0 LOB: 0 BB: 0 P: 5	R: 0 E: 0 K: 0 S: 3 H: 1 LOB: 0 BB: 0 P: 3	1B: 6 2B: 2 3B: 0 HR: 4 SF: 1 SAC: 0 DP: 1 HBP: 1						

TOP

San Diego Padres @ New York Mets

Shea Stadium, Flushing, NY

Thu May 01 1997, 3:33 AM EDT

Att. 12,344 - Sunny - 65 F

livebaseballscorecards.com

AB	37
R	7
H	12
RBI	7
BB	2
SO	4
LOB	16

PITCHER		IP	WLS	BF	H	R	ER	SO	BB	IBB	HBP	BLK	WP	HR	S	P	ERA	WHIP
Dave Mlicki, R ERA: 4.46	(1, 1)	5.0	L	25	8	4	4	2	1	0	1	0	0	3	27	32	7.20	1.800
Barry Manuel, R ERA: 6.08	(6, 1)	2.0		10	3	3	3	1	1	0	0	0	0	1	11	15	13.50	2.000
Takashi Kashiwada, L ERA:	(8, 1)	1.0		3	0	0	0	1	0	0	0	0	0	0	5	5	0.00	0.000
Ricardo Jordan, L ERA: 3.86	(9, 1)	1.0		3	1	0	0	0	0	0	0	0	0	0	3	3	0.00	1.000

PITCHER	IP	WLS	BF	H	R	ER	SO	BB	IBB	HBP	BLK	WP	HR	S	P	ERA	WHIP

WP: 0	PA: 41
PB: 0	
SB: 0	
CS: 0	

Batter	1	2	3	4	5	6	7	8	9	AB	R	H	RBI	BB	SO	LOB
Carl Everett, S (1, 8) OBP: 0.213, SLG: 0.263	G3		L3			L8		E4		4	1	0	0	0	0	0
Edgardo Alfonzo, R (1, 5) (8, 6) OBP: 0.353, SLG: 0.417	E S 1B		G5-3			G4-3		1-3 1B 2B		4	1	2	0	0	0	0
John Olerud, L (1, 3) OBP: 0.429, SLG: 0.548	1-3 BB			G6-3		F8		2-H 3-H G6-3 1B		3	0	1	2	1	0	0
Todd Hundley, S (1, 2) OBP: 0.350, SLG: 0.506 Alberto Castillo, R (8, 2) OBP: 0.385, SLG: 0.273	K			G3-1			FC5-4 1B	1-2f G6-3		3 1	0 0	1 0	0 0	0 0	1 0	2 1
Bernard Gilkey, R (1, 7) OBP: 0.306, SLG: 0.326	G5-3			S 1B			1-2f FC5-4 FC6		G3 1B	4	1	2	0	0	0	3
Carlos Baerga, S (1, 4) OBP: 0.200, SLG: 0.221		G1-3		1-2 G3-1			1-2f FC6 1B		1-2 G3	4	0	0	0	0	0	3
Butch Huskey, R (1, 9) OBP: 0.224, SLG: 0.400		F9	K				1-2		2-H G5-3 1B	4	0	2	1	0	1	0
Rey Ordonez, R (1, 6) OBP: 0.274, SLG: 0.284 Matt Franco, L (7, PH) (8, 5) OBP: 0.417, SLG: 0.421		P4	G1-3				G3-1		1-2 G5-3	2 2	0 0	0 0	0 0	0 0	0 0	0 3
Dave Mlicki, R (1, 1) OBP: 0.182, SLG: 0.273 Steve Bieser, L (5, PH) OBP: 0.500, SLG: 0.500 Barry Manuel, R (6, 1) Takashi Kashiwada, L (8, 1) Alex Ochoa, R (8, PH) OBP: 0.239, SLG: 0.239 Ricardo Jordan, L (9, 1) Lance Johnson, L (9, PH) OBP: 0.407, SLG: 0.357			G4-3		K			G3-1	G6-3	1 1 0 0 1 0 1	0 0 0 0 0 0 0	0 0 0 0 0 0 0	0 0 0 0 0 0 0	0 1 0 0 0 0 0	0 0 0 0 0 0 0	0 0 0 0 0 0 1
Inning Stats	R: 0 E: 0 K: 1 S: 6 H: 1 LOB: 2 BB: 1 P: 10	R: 0 E: 0 K: 0 S: 3 H: 0 LOB: 0 BB: 0 P: 3	R: 0 E: 0 K: 0 S: 3 H: 0 LOB: 0 BB: 0 P: 3	R: 0 E: 0 K: 0 S: 4 H: 1 LOB: 1 BB: 0 P: 4	R: 0 E: 0 K: 2 S: 7 H: 0 LOB: 0 BB: 0 P: 7	R: 0 E: 0 K: 0 S: 3 H: 0 LOB: 0 BB: 0 P: 3	R: 0 E: 0 K: 0 S: 5 H: 2 LOB: 2 BB: 0 P: 5	R: 2 E: 1 K: 0 S: 5 H: 2 LOB: 0 BB: 0 P: 5	R: 1 E: 0 K: 0 S: 5 H: 2 LOB: 1 BB: 0 P: 5	1B: 7 2B: 1 3B: 0 HR: 0	SF: 0 SAC: 0 DP: 1 HBP: 0						

PITCHER	IP	WLS	BF	H	R	ER	SO	BB	IBB	HBP	BLK	WP	HR	S	P	ERA	WHIP
Andy Ashby, R (1, 1) ERA: 2.09	9.0	W	36	8	3	2	3	1	0	0	0	0	0	41	45	2.00	1.000

PITCHER	IP	WLS	BF	H	R	ER	SO	BB	IBB	HBP	BLK	WP	HR	S	P	ERA	WHIP

BOTTOM

San Diego Padres @ New York Mets

Shea Stadium, Flushing, NY

Thu May 01 1997, 3:33 AM EDT
Att. 12,344 - Sunny - 65 F

livebaseballscorecards.com

AB	35
R	3
H	8
RBI	3
BB	1
SO	3
LOB	13

WP: 0	PB: 0	SB: 2	CS: 0
PA: 36			

Batter	1	2	3	4	5	6	7	8	9	AB	R	H	RBI	BB	SO	LOB
Delino DeShields, L (1, 4) OBP: 0.292, SLG: 0.390	B S B X 2-1 F9 WP 1B		B X 1-0 1B 3B	C B S B C 2-3 K		B B C X 2-1 1B			B X 1-0 ① B1-3	5	1	3	0	0	1	0
Royce Clayton, R (1, 6) OBP: 0.261, SLG: 0.380	F 1 SAFE B 1 SAFE 1 SAFE L 1 B B 3-2 ① X G6-3 1-2		X 0-0 BB BB 1B 1B 3-H		B B B 4-0 G5-3 BB BB	X 0-0 ③ G1-4-3			C B X 1-1 ② F9	4	1	1	1	1	0	2
Ray Lankford, L (1, 8) OBP: 0.550, SLG: 0.774	B Z C B X SAFE 2-1 ② F9 2-3		B C S S B B 4-2 BB 1B 1-2 BB		C 1 SAFE B B F B F B 4-2 G5-3 1-2 BB		B B B C B 4-1 CS BB		F B S C 1-3 ③ K	2	1	0	0	3	1	1
Brian Jordan, R (1, 9) OBP: 0.368, SLG: 0.325	B S S X 1-2 ③ G6-3		B D B B 4-0 1B E 1-2 2-3 BB		C F B X 1-2 ① G5-3 1-2 2-3		1 SAFE F F B B S 2-3 ① K			3	1	0	0	1	1	4
Ron Gant, R (1, 7) OBP: 0.314, SLG: 0.407		B B C B C S 3-3 ① K	F F F B B B X 3-2 E 1-3 2-H 3-H 1B		F X 0-1 ② P6		C C B S 1-3 ② K			4	0	1	2	0	2	3
John Mabry, L (1, 3) OBP: 0.363, SLG: 0.338		B F B X 2-1 ② G3	X 0-0 E6 1-2 3-H		I I I 4-0 IBB		B 1-0 ③ CS 1-2	X 0-0 SH1-4 1B		3	0	1	0	1	0	1
Mike DiFelice, R (1, 2) OBP: 0.174, SLG: 0.105		B C B X 2-1 ③ F7	F B F B X 2-2 ③ F9		S S B S 1-3 ③ K			C 1 SAFE X 0-1 ① SH1-4 1-2		3	0	0	0	0	1	5
Mike Gallego, R (1, 5)			B X 1-0 ① F8 C X 0-1 ① L9			B B C X 2-1 ① G5-3		B X 1-0 ② FC6		4	0	0	0	0	0	1
Donovan Osborne, S (1, 1) OBP: 0.167, SLG: 0.167 Mark Sweeney, L (3, PH) OBP: 0.353, SLG: 0.250 John Frascatore, R (3, 1) Tom Lampkin, L (6, PH) OBP: 0.266, SLG: 0.333 T.J. Mathews, R (6, 1) Dmitri Young, S (8, PH) OBP: 0.316, SLG: 0.408 Rick Honeycutt, L (8, 1)			X 0-0 ② F8 B X 1-0 ② G1-3			C B F X 1-2 ② G4-3		C S S 0-3 ③ K		0 1 1 1 0 1 0	0 0 0 0 0 0 0	0 0 0 0 0 1 0	0 0 0 0 0 1 0	0 0 0 0 0 1 0	0 0 0 0 0 1 0	0 0 0 0 0 1 0
Inning Stats	R: 0 H: 1 E: 0 LOB: 1 K: 0 BB: 0 S: 10 P: 18	R: 0 H: 0 E: 0 LOB: 0 K: 1 BB: 0 S: 7 P: 14	R: 4 H: 3 E: 1 LOB: 2 K: 0 BB: 2 S: 14 P: 29	R: 0 H: 0 E: 0 LOB: 0 K: 1 BB: 0 S: 6 P: 9	R: 0 H: 0 E: 0 LOB: 3 K: 1 BB: 3 S: 11 P: 25	R: 0 H: 1 E: 0 LOB: 1 K: 0 BB: 0 S: 8 P: 13	R: 0 H: 0 E: 0 LOB: 0 K: 2 BB: 1 S: 7 P: 15	R: 0 H: 1 E: 0 LOB: 1 K: 1 BB: 0 S: 7 P: 8	R: 0 H: 0 E: 0 LOB: 0 K: 1 BB: 0 S: 6 P: 9	1B: 5 SF: 0 2B: 0 SAC: 1 3B: 1 DP: 0 HR: 0 HBP: 0					WP: 1 PA: 40 PB: 0 SB: 0 CS: 1	

PITCHER		IP	WLS	BF	H	R	ER	SO	BB	IBB	HBP	BLK	WP	HR	S	P	ERA	WHIP
Armando Reynoso, R ERA: 3.68	(1, 1)	6.0		29	5	4	3	3	4	1	0	0	1	0	56	108	4.50	1.500
Greg McMichael, R ERA: 2.04	(7, 1)	2.0	W	7	1	0	0	3	1	0	0	0	0	0	14	23	0.00	1.000
John Franco, L ERA: 0.61	(9, 1)	1.0	S	3	0	0	0	1	0	0	0	0	0	0	6	9	0.00	0.000

PITCHER	IP	WLS	BF	H	R	ER	SO	BB	IBB	HBP	BLK	WP	HR	S	P	ERA	WHIP

TOP

St. Louis Cardinals @ New York Mets

Shea Stadium, Flushing, NY

Fri May 02 1997, 7:05 PM EDT

Att. 14,877 - Unknown - 65 F

livebaseballscorecards.com

AB	32
R	4
H	6
RBI	3
BB	6
SO	7
LOB	18

BOTTOM

St. Louis Cardinals @ New York Mets

Shea Stadium, Flushing, NY

Fri May 02 1997, 7:05 PM EDT

Att. 14,877 - Unknown - 65 F

Batter	1	2	3	4	5	6	7	8	9	AB	R	H	RBI	BB	SO	LOB
Carl Everett, S (1, 8) OBP: 0.231, SLG: 0.295	B X 1-0 1B 2B	B X 1-0 1-2 1B			F X 0-1 ① G4-3	F S F P S 1-3 ② K				4	1	2	0	0	1	1
Edgardo Alfonzo, R (1, 5) OBP: 0.333, SLG: 0.391	D X 1-0 ① B2	B X 1-0 ③ F7			C F B X 1-2 ② F9		X 0-0 ③ FC5-4 1-2f			4	0	0	0	0	0	4
John Olerud, L (1, 3) OBP: 0.431, SLG: 0.542	C B C X 1-2 G4-6-3 2-H 1B		B B C B B 4-1 G4-6-3 BB		C B B C X 2-2 ③ L6			X 0-0 ① L8		3	0	1	1	1	0	0
Bernard Gilkey, R (1, 7) OBP: 0.304, SLG: 0.316	X 0-0 ②③ G4-6-3 1-2f		B T F B 1 X SAFE 2-2 ① F8			C X 0-1 ① F7		B B C F B F B 4-2 BLK 1B BB		3	1	0	0	1	0	2
Todd Hundley, S (1, 2) OBP: 0.355, SLG: 0.500		B S B B B 4-1 HR BB	B F X 1-1 ②③ G4-6-3 1-2f			C B B F X 2-2 ② P3		B B X 2-0 1B 1-H WP 1B		3	2	1	1	1	0	1
Butch Huskey, R (1, 9) OBP: 0.243, SLG: 0.471 Greg McMichael, R (7, 1) OBP: 1.000, SLG: 1.000 Alberto Castillo, R (8, PH) OBP: 0.429, SLG: 0.333 John Franco, L (9, 1)	B S 1 SAFE B X 2-1 1-H HR	B X 1-0 G4-3 3B 2B			F S X 0-2 ③ L9			L B B 1 SAFE X 2-1 WP 1-3 1B		3 0 1 0	2 0 0 0	2 0 1 0	0 0 0 0	0 0 0 0	0 0 0 0	0 0 0 0
Carlos Baerga, S (1, 4) OBP: 0.203, SLG: 0.236	C S F S 0-3 ① K	B X 1-0 ① G4-3 2-3				C B S B X 2-2 SH1 1B 2B		F F F S 0-3 ② K 1-2 3-H		4	1	1	0	0	2	2
Rey Ordonez, R (1, 6) OBP: 0.276, SLG: 0.310	C B X 1-1 ② G5-3	F F F X 0-2 CS 3-H 3B				X 0-0 ① SH1 2-3		F B D S S 2-3 ③ K		3	0	1	1	0	1	1
Armando Reynoso, R (1, 1) OBP: 0.333, SLG: 0.200 Alex Ochoa, R (7, 9) OBP: 0.250, SLG: 0.250	S B X 1-1 1B 1B	P C S B F C 2-3 ②③ K 3-H					B B C S S X 2-2 FC5-4 3-H 1B			2 1	0 0	1 1	0 1	0 0	1 0	1 0
Inning Stats	R: 1 H: 2 E: 0 LOB: 0 K: 0 BB: 0 S: 6 P: 9	R: 2 H: 3 E: 0 LOB: 2 K: 1 BB: 1 S: 13 P: 23	R: 0 H: 0 E: 0 LOB: 0 K: 0 BB: 0 S: 6 P: 13	R: 1 H: 2 E: 0 LOB: 0 K: 1 BB: 0 S: 11 P: 14	R: 0 H: 0 E: 0 LOB: 0 K: 0 BB: 0 S: 8 P: 11	R: 0 H: 0 E: 0 LOB: 0 K: 0 BB: 0 S: 8 P: 10	R: 1 H: 2 E: 0 LOB: 1 K: 1 BB: 0 S: 13 P: 17	R: 2 H: 2 E: 0 LOB: 1 K: 2 BB: 1 S: 14 P: 24		1B: 6 SF: 0 2B: 3 SAC: 1 3B: 1 DP: 2 HR: 1 HBP: 0						WP: 1 PA: 35 PB: 0 SB: 0 CS: 1	

PITCHER		IP	WLS	BF	H	R	ER	SO	BB	IBB	HBP	BLK	WP	HR	S	P	ERA	WHIP
Donovan Osborne, L ERA: 3.6	(1, 1)	2.0		11	5	3	3	1	1	0	0	0	0	1	19	32	13.50	3.000
John Frascatore, R ERA: 1.62	(3, 1)	3.0		10	2	1	1	1	1	0	0	0	0	0	25	38	3.00	1.000
T.J. Mathews, R ERA: 2.31	(6, 1)	2.0	L	8	2	1	1	1	0	0	0	0	0	0	21	27	4.50	1.000
Rick Honeycutt, L ERA: 13.5	(8, 1)	1.0		6	2	2	2	2	1	0	0	1	1	0	14	24	18.00	3.000

PITCHER	IP	WLS	BF	H	R	ER	SO	BB	IBB	HBP	BLK	WP	HR	S	P	ERA	WHIP

AB	31
R	7
H	11
RBI	6
BB	3
SO	5
LOB	12

livebaseballscorecards.com

St. Louis Cardinals @ New York Mets

Shea Stadium, Flushing, NY

Sat May 03 1997, 3:33 AM EDT

Att. 16,248 - Overcast - 54 F

TOP

livebaseballscorecards.com

Batter	1	2	3	4	5	6	7	8	9	AB	R	H	RBI	BB	SO	LOB
Delino DeShields, L (1, 4) OBP: 0.290, SLG: 0.384	B X 1-0 G4-3			B B B C C C 3-3 K		X 0-0 G6-3		B F X 1-1 FC4-6 1B		4	0	1	0	0	1	0
Royce Clayton, R (1, 6) OBP: 0.252, SLG: 0.366	C B F S 1-3 K			B B X 2-0 G6-3		C S S 0-3 K		X 0-0 FC4-6 1-2f		4	0	0	0	0	2	1
Ray Lankford, L (1, 8) OBP: 0.500, SLG: 0.686	B B B C S C 3-3 K			B C F B X 2-2 G5-3		B B B F X 3-1 G4-3		C B X 1-1 F7		4	0	0	0	0	1	1
Ron Gant, R (1, 7) OBP: 0.314, SLG: 0.426 Brian Jordan, R (8, 9) OBP: 0.364, SLG: 0.321		C C B C 1-3 K			B S F B X 2-2 1B 3B		B F B F F X 2-2 G4-3		B S X 1-1 G6-3	3 1	1 0	1 0	0 0	0 0	1 0	0 0
John Mabry, L (1, 9) OBP: 0.368, SLG: 0.346 (8, 7)		F F F X 0-2 G4-3			B C B B X 3-1 1B 1B 3-H 1B		X 0-0 1B 1B		F B C F F S 1-3 K	4	0	2	1	0	1	0
Dmitri Young, S (1, 3) OBP: 0.337, SLG: 0.427		B S B B X 3-1 G4-3			B B F B 1 SAFE X 3-1 FC5 1B 1-2 1B		X 0-0 1-3 1B		X 0-0 1B	4	0	3	0	0	0	0
Tom Lampkin, L (1, 2) OBP: 0.269, SLG: 0.333 Danny Sheaffer, R (7, 5) OBP: 0.222, SLG: 0.125 (8, 2)			C B X 1-1 G3-1		C B B X 2-1 FC5 1-2 2-H 1B		1 SAFE X 0-0 L6		S X 0-1 G4-3	3 1	0 0	1 0	0 0	0 0	0 0	2 1
Mike Gallego, R (1, 5) Willie McGee, S (7, PH) OBP: 0.367, SLG: 0.512 Brady Raggio, R (7, 1)			B X 1-0 G6-3		X 0-0 FC5 1-2 2-3f		1 SAFE B X 1-0 P5			2 1 0	0 0 0	0 0 0	0 0 0	0 0 0	0 0 0	2 2 0
Andy Benes, R (1, 1) OBP: 0.250, SLG: 0.250 Mike DiFelice, R (7, 2) OBP: 0.174, SLG: 0.105 Gary Gaetti, R (8, PH) OBP: 0.271, SLG: 0.291 (8, 5)			X 0-0 G6-3		B F D S B S 3-3 K			X 0-0 G5-3		2 0 1	0 0 0	0 0 0	0 0 0	0 0 0	1 0 0	2 0 0
Inning Stats	R: 0 E: 0 K: 2 S: 7 H: 0 LOB: 0 BB: 0 P: 12	R: 0 E: 0 K: 1 S: 9 H: 0 LOB: 0 BB: 0 P: 13	R: 0 E: 0 K: 0 S: 4 H: 0 LOB: 0 BB: 0 P: 6	R: 0 E: 0 K: 1 S: 7 H: 0 LOB: 0 BB: 0 P: 14	R: 1 E: 0 K: 1 S: 13 H: 4 LOB: 2 BB: 0 P: 26	R: 0 E: 0 K: 1 S: 6 H: 0 LOB: 0 BB: 0 P: 9	R: 0 E: 0 K: 0 S: 8 H: 2 LOB: 2 BB: 0 P: 11	R: 0 E: 0 K: 0 S: 6 H: 1 LOB: 1 BB: 0 P: 8	R: 0 E: 0 K: 1 S: 10 H: 1 LOB: 1 BB: 0 P: 12	1B: 7 2B: 0 3B: 1 HR: 0 SF: 0 SAC: 0 DP: 0 HBP: 0						

	AB	34
	R	1
	H	8
	RBI	1
	BB	0
	SO	7
	LOB	11

WP: 0 PB: 0 SB: 0 CS: 0 PA: 34

PITCHER		IP	WLS	BF	H	R	ER	SO	BB	IBB	HBP	BLK	WP	HR	S	P	ERA	WHIP
Rick Reed, R ERA: 1.07	(1, 1)	7.0	W	26	6	1	1	6	0	0	0	0	0	0	54	91	1.29	0.857
Takashi Kashiwada, L ERA:	(8, 1)	2.0		8	2	0	0	1	0	0	0	0	0	0	16	20	0.00	1.000

PITCHER		IP	WLS	BF	H	R	ER	SO	BB	IBB	HBP	BLK	WP	HR	S	P	ERA	WHIP

Batter	1	2	3	4	5	6	7	8	9	AB	R	H	RBI	BB	SO	LOB
Carl Everett, S (1, 8) OBP: 0.246, SLG: 0.308	B C S B X 2-2 ① F8		D B B C X 3-1 ③ P6		B B B C S X 3-2 2-6-5-6-2 S 1B 3-H	C F F B X 1-2 BB 1B 1-2 2-H 1B				4	0	2	2	0	0	1
Matt Franco, L (1, 5) OBP: 0.385, SLG: 0.381 Edgardo Alfonzo, R (5, 5) OBP: 0.338, SLG: 0.385	F X 0-1 ② G3			C B X 1-1 ① G6-3	C 1 SAFE 1 B 1 SAFE F B P B 4-2 1-2 BB	B B X 2-0 ② F9				2 1	0 0	0 0	0 0	0 1	0 0	0 2
John Olerud, L (1, 3) OBP: 0.433, SLG: 0.568	C B B F X 2-2 ③ F7			C B X 1-1 HR	B D 2-0 ③ 2-6-5-6-2 2-3	B C B B S F S 3-3 ① K	B C B X 2-1 BB 1-2 2-3 1B			4	1	2	1	0	1	0
Todd Hundley, S (1, 2) OBP: 0.369, SLG: 0.533		B F B S T F B S 3-3 ① K		B B B B 4-0 G6-3 BB		B X 1-0 HR	C B D S B F F B 4-2 1-2 2-3 3-H BB			2	1	1	2	2	1	0
Bernard Gilkey, R (1, 7) OBP: 0.293, SLG: 0.304 Takashi Kashiwada, L (8, 1)	S S B X 1-2 ② G5-3			B F S B B B X 3-2 ② G6-3 1-2		B F X 1-1 ② G5-3	S X 0-1 ③ F7			4 0	0 0	0 0	0 0	0 0	0 0	4 0
Butch Huskey, R (1, 9) OBP: 0.230, SLG: 0.444	C B C B B S 3-3 ③ K			C X 0-1 ③ F9		B C F F B X 3-2 ③ G6-3		X 0-0 ① F8		4	0	0	0	0	1	1
Carlos Baerga, S (1, 4) OBP: 0.244, SLG: 0.303		B X 1-0 G4-3 2B			B B X 2-0 G5-3 1B 2B		C B X 1-1 SH1-4 1B 1B	B X 1-0 G6-3 1B		4	2	4	0	0	0	0
Rey Ordonez, R (1, 6) OBP: 0.267, SLG: 0.299		C B F X 1-2 ① G4-3 2-3			B B F L X 2-2 ① G6-3		L 1 SAFE B X 1-1 ① SH1-4 1-2	B X 1-0 ② ③ G6-3 1-2f		3	0	0	0	0	0	3
Rick Reed, R (1, 1) OBP: 0.214, SLG: 0.308 Steve Bieser, L (7, PH) (8, 7) OBP: 0.556, SLG: 0.500		B F X 1-1 ② G6-3			B B C S X 2-2 ② G5-3 2-3		B B B 4-0 1B 1B BB BB			2 0	0 1	0 0	0 0	0 1	0 0	2 0
Inning Stats	R: 0 E: 0 K: 0 S: 8 H: 0 LOB: 0 BB: 0 P: 12	R: 0 E: 0 K: 2 S: 11 H: 0 LOB: 0 BB: 0 P: 18	R: 0 E: 0 K: 0 S: 8 H: 1 LOB: 1 BB: 0 P: 14	R: 1 E: 0 K: 0 S: 9 H: 1 LOB: 1 BB: 1 P: 18	R: 1 E: 0 K: 0 S: 13 H: 2 LOB: 2 BB: 1 P: 27	R: 1 E: 0 K: 1 S: 11 H: 1 LOB: 0 BB: 0 P: 19	R: 2 E: 0 K: 0 S: 18 H: 3 LOB: 3 BB: 2 P: 33	R: 0 E: 0 K: 0 S: 3 H: 1 LOB: 0 BB: 0 P: 5		1B: 5 2B: 2 3B: 0 HR: 2	SF: 0 SAC: 1 DP: 1 HBP: 0					

PITCHER		IP	WLS	BF	H	R	ER	SO	BB	IBB	HBP	BLK	WP	HR	S	P	ERA	WHIP
Andy Benes, R ERA: 4.09	(1, 1)	6.0	L	25	5	3	3	3	2	0	0	0	0	2	60	108	4.50	1.167
Brady Raggio, R ERA: 9.0	(7, 1)	2.0		11	4	2	2	0	2	0	0	0	0	0	21	38	9.00	3.000

PITCHER	IP	WLS	BF	H	R	ER	SO	BB	IBB	HBP	BLK	WP	HR	S	P	ERA	WHIP

BOTTOM

St. Louis Cardinals @ New York Mets

Shea Stadium, Flushing, NY

Sat May 03 1997, 3:33 AM EDT
Att. 16,248 - Overcast - 54 F

livebaseballscorecards.com

AB	30
R	5
H	9
RBI	5
BB	4
SO	3
LOB	13

Batter	1	2	3	4	5	6	7	8	9	AB	R	H	RBI	BB	SO	LOB
Delino DeShields, L (1, 4) OBP: 0.296, SLG: 0.385	X 0-0 S HR 1B	B B X 2-0 ① G1-3		S F X 0-2 ② F8 2-3		B B F X 2-1 G1-3 1B		B X 1-0 ② G1-3		5	1	2	0	0	0	1
Willie McGee, S (1, 7) OBP: 0.370, SLG: 0.563 Gary Gaetti, R (8, PR) OBP: 0.271, SLG: 0.291 (8, 5)	1 SAFE 1 SAFE P X 1-0 ① B1 1-2	F S B F F F F F F 2-2 ② X F8		X 0-0 HR 3-H		B C S B F X 2-2 ① G1-3 1-2		F B F X 1-2 1B		5 0	1 0	2 0	2 0	0 0	0 0	2 0
Ray Lankford, L (1, 8) OBP: 0.500, SLG: 0.737 Mark Sweeney, L (8, PH) OBP: 0.343, SLG: 0.241 (8, 9)	B F X 1-1 2-H HR	S B B F B B 4-2 1B BB		B X 1-0 ③ G3		C D B S S 2-3 ② K		C B B X 2-1 ③ G4-3		3 1	1 0	1 0	2 0	1 0	1 0	1 1
Dmitri Young, S (1, 3) OBP: 0.364, SLG: 0.436	F X 0-1 1B 2B 1B	C B X 1-1 CS 1-3 1B			B B B C F B 4-2 1B 1B BB	I I I 4-0 IBB			B B X 2-0 ① F8	3	2	2	0	2	0	0
John Mabry, L (1, 9) OBP: 0.370, SLG: 0.349 (8, 8)	B B 1 SAFE F 1 SAFE 1 SAFE X 2-1 2B G4-3 1-3 1B	B B S S B 3-1 ③ CS 1-2	X 0-0 ① L4		B B F L B X 3-2 1B 1-3 1B	X 0-0 ③ F9			F F F B S 1-3 ② K	5	2	2	0	0	1	2
Danny Sheaffer, R (1, 5) OBP: 0.217, SLG: 0.190 (8, 7)	C X 0-1 G4-3 1-3 3-H 2B		F X 0-1 ② P3		C B B B C B X 3-2 ① P3		F S F F F S 0-3 ① K		F F B C 1-3 ③ K	5	0	1	1	0	2	2
Tom Lampkin, L (1, 2) OBP: 0.282, SLG: 0.343	B X 1-0 ② G4-3 2-3 3-H		X 0-0 ③ G4-3		C X 0-1 E S 2-H 3-H 1B		B B C B S X 3-2 G6-4-3 1B			4	0	2	3	0	0	1
Royce Clayton, R (1, 6) OBP: 0.260, SLG: 0.365	B F B B B 4-1 BB			S B F X 1-2 F8 SH1-4 HR 1B	B C S B B S 3-3 ② K 1-3		B S F B B X 3-2 ② ③ G6-4-3 1-2f			3	1	1	0	1	1	2
Todd Stottlemyre, L (1, 1) OBP: 0.438, SLG: 0.100 John Frascatore, R (9, 1)	F B X 1-1 ③ G3			L B X 1-1 ① SH1-4 1-2	C B C C 1-3 ③ K			X 0-0 ① G6-3		3 0	0 0	0 0	0 0	0 0	1 0	3 0
Inning Stats	R: 4 E: 0 K: 0 S: 15 H: 5 LOB: 2 BB: 1 P: 24	R: 0 E: 0 K: 0 S: 14 H: 1 LOB: 1 BB: 1 P: 26	R: 0 E: 0 K: 0 S: 4 H: 0 LOB: 0 BB: 0 P: 4	R: 2 E: 0 K: 0 S: 10 H: 2 LOB: 0 BB: 0 P: 13	R: 2 E: 1 K: 2 S: 16 H: 2 LOB: 1 BB: 1 P: 30	R: 0 E: 0 K: 1 S: 10 H: 1 LOB: 2 BB: 1 P: 20	R: 0 E: 0 K: 1 S: 12 H: 1 LOB: 0 BB: 0 P: 18	R: 0 E: 0 K: 0 S: 7 H: 1 LOB: 1 BB: 0 P: 11	R: 0 E: 0 K: 2 S: 8 H: 0 LOB: 0 BB: 0 P: 12	1B: 10 2B: 1 3B: 0 HR: 2 SF: 0 SAC: 1 DP: 1 HBP: 0						

PITCHER		IP	WLS	BF	H	R	ER	SO	BB	IBB	HBP	BLK	WP	HR	S	P	ERA	WHIP
Mark Clark, R ERA: 4.36	(1, 1)	4.0	L	21	8	6	6	0	2	0	0	0	0	2	43	67	13.50	2.500
Ricardo Jordan, L ERA: 4.38	(5, 1)	3.0		14	4	2	2	4	1	1	0	0	0	0	38	68	6.00	1.667
Toby Borland, R ERA: 3.75	(8, 1)	1.0		4	1	0	0	0	0	0	0	0	0	0	7	11	0.00	1.000
Barry Manuel, R ERA: 5.65	(9, 1)	1.0		3	0	0	0	2	0	0	0	0	0	0	8	12	0.00	0.000

PITCHER	IP	WLS	BF	H	R	ER	SO	BB	IBB	HBP	BLK	WP	HR	S	P	ERA	WHIP

TOP

St. Louis Cardinals @ New York Mets

Shea Stadium, Flushing, NY

Sun May 04 1997, 3:33 AM EDT

Att. 17,652 - Cloudy - 61 F

livebaseballscorecards.com

AB	37
R	8
H	13
RBI	8
BB	4
SO	6
LOB	15

PA: 43

WP: 0
PB: 0
SB: 2
CS: 1

BOTTOM

St. Louis Cardinals @ New York Mets

Shea Stadium, Flushing, NY

Sun May 04 1997, 3:33 AM EDT
Att. 17,652 - Cloudy - 61 F

livebaseballscorecards.com

Batter	1	2	3	4	5	6	7	8	9	AB	R	H	RBI	BB	SO	LOB
Carl Everett, S (1, 8) (9, 9) OBP: 0.233, SLG: 0.294	B B B C F F X 3-2 G4-3 ①		B S M F X 1-2 G4-3 ③			S X 0-1 B3 ①		B X 1-0 SF9 ② 3-H		3	0	0	1	0	0	0
Edgardo Alfonzo, R (1, 5) (8, 6) OBP: 0.333, SLG: 0.377	C B B X 2-1 G5-3 ②			S C B C 1-3 K ①		X 0-0 FC6-4 1B		C B B F S 2-3 K ③		4	0	1	0	0	2	0
John Olerud, L (1, 3) OBP: 0.427, SLG: 0.557	B F C B B X 3-2 F8 ③			B B F F X 2-2 BB BB SF7-5-4-5 1B		B B C B X 3-1 FC6-4 ② 1-2f			B F B F X 2-2 G6-3 ①	4	1	1	0	0	0	1
Todd Hundley, S (1, 2) OBP: 0.377, SLG: 0.527 Alberto Castillo, R (7, 2) OBP: 0.467, SLG: 0.385		B C B B B 4-1 G3-4-1 BB		B B B B 4-0 SF7-5-4-5 BB 1-2		B B B C F F S 3-3 K ③			B F L F X 1-2 1B 1B	1 1	0 0	0 1	0 0	2 0	1 0	1 0
Bernard Gilkey, R (1, 7) OBP: 0.292, SLG: 0.295		B C B C B F F 1 SAFE X 3-2 F8 ①		D B B B 4-0 1-2 2-3 BB			X 0-0 P3 ①		B B X 2-0 F9 ②	3	0	0	0	1	0	2
Carlos Baerga, S (1, 4) OBP: 0.244, SLG: 0.304		C B X 1-1 G3-4-1 ② 1-2		B C X 1-1 SF7-5-4-5 ② ③ 2-3 3-H			C B X 1-1 E3 G5-4-3		C X 0-1 1B ② 1-2	3	0	1	1	0	0	1
Alex Ochoa, R (1, 9) OBP: 0.240, SLG: 0.239 Toby Borland, R (8, 1) Barry Manuel, R (9, 1) Butch Huskey, R (9, PH) OBP: 0.227, SLG: 0.438		C B X 1-1 G6-3 ③			B B F X 2-1 P5 ①		X 0-0 G5-4-3 ② ③ 1-2f		C C X 0-2 L9 ③	3 0 0 1	0 0 0 0	0 0 0 0	0 0 0 0	0 0 0 0	0 0 0 0	2 0 0 2
Rey Ordonez, R (1, 6) OBP: 0.261, SLG: 0.292 Steve Bieser, L (8, 9) OBP: 0.579, SLG: 0.615 (9, 8)			X 0-0 G6-3 ①		B F F B S 2-3 K ②			C C X 0-2 G3 SF9 2B		2 1	0 1	0 1	0 0	0 0	1 0	0 0
Mark Clark, R (1, 1) Ricardo Jordan, L (5, 1) Matt Franco, L (8, 5) OBP: 0.370, SLG: 0.364			B B C T X 2-2 G5-3 ②		C C S 0-3 K ③			B S X 1-1 G3 ① 2-3		1 1 1	0 0 0	0 0 0	0 0 0	0 1 0	0 0 0	0 0 1
Inning Stats	R: 0 E: 0 K: 0 S: 10 H: 0 LOB: 0 BB: 0 P: 18	R: 0 E: 0 K: 0 S: 10 H: 0 LOB: 1 BB: 1 P: 19	R: 0 E: 0 K: 0 S: 8 H: 0 LOB: 0 BB: 0 P: 11	R: 1 E: 0 K: 1 S: 8 H: 1 LOB: 1 BB: 2 P: 20	R: 0 E: 0 K: 2 S: 8 H: 0 LOB: 0 BB: 0 P: 12	R: 0 E: 0 K: 1 S: 9 H: 1 LOB: 1 BB: 0 P: 15	R: 0 E: 1 K: 0 S: 4 H: 0 LOB: 0 BB: 0 P: 5	R: 1 E: 0 K: 1 S: 9 H: 1 LOB: 0 BB: 0 P: 13	R: 0 E: 0 K: 0 S: 13 H: 2 LOB: 2 BB: 0 P: 18	1B: 4 2B: 2 3B: 0 HR: 0	SF: 2 SAC: 0 DP: 2 HBP: 0						

	AB	29
	R	2
	H	5
	RBI	2
	BB	3
	SO	5
	LOB	10

WP: 0 PB: 0 SB: 0 CS: 0 PA: 34

PITCHER	IP	WLS	BF	H	R	ER	SO	BB	IBB	HBP	BLK	WP	HR	S	P	ERA	WHIP
Todd Stottlemyre, R (1, 1) ERA: 3.74	8.0	W	29	3	2	2	5	3	0	0	0	0	0	66	113	2.25	0.750
John Frascatore, R (9, 1) ERA: 1.53	1.0		5	2	0	0	0	0	0	0	0	0	0	13	18	0.00	2.000

PITCHER	IP	WLS	BF	H	R	ER	SO	BB	IBB	HBP	BLK	WP	HR	S	P	ERA	WHIP

New York Mets @ Colorado Rockies

Coors Field, Denver, CO

Mon May 05 1997, 7:05 PM MDT

Att. 48,036 - Unknown - 73 F

livebaseballscorecards.com

TOP

Batter	1	2	3	4	5	6	7	8	9	AB	R	H	RBI	BB	SO	LOB
Carl Everett, S (1, 8) (9, 9) OBP: 0.224, SLG: 0.282	C X 0-1 G4-3		F F B B B X 3-2 G3		X 0-0 SH4-3 1-2		B X 1-0 G4-3			3	0	0	0	0	0	0
Edgardo Alfonzo, R (1, 5) OBP: 0.329, SLG: 0.370	C F C 0-3 K		C F B X 1-2 1B HR 1B		B C F B X 2-2 L9		F B B X 2-1 G4-3			4	1	1	0	0	1	1
John Olerud, L (1, 3) OBP: 0.430, SLG: 0.551	B B F X 2-1 G6-3		1 SAFE X 0-0 1-2 HR 1B		B C B B B 4-1 2B BB			B X 1-0 G3		3	1	1	0	1	0	0
Todd Hundley, S (1, 2) OBP: 0.398, SLG: 0.621		B B B F X 3-1 WP 1B 1B	B B F X 2-1 1-H 2-H HR		B C X 1-1 1-3 2-H 2B			B F X 1-1 HR		4	3	4	5	0	0	0
Bernard Gilkey, R (1, 7) OBP: 0.282, SLG: 0.284		D B F 1 SAFE C X 2-2 F9	C B X 1-1 L6		B C X 1-1 L9			X 0-0 G5-3		4	0	0	0	0	0	3
Carlos Baerga, S (1, 4) OBP: 0.233, SLG: 0.289		C B F S 1-3 K 1-2		B F X 1-1 F9		S B F B C 2-3 K		F B B B X 3-1 G4-3		4	0	0	0	0	2	1
Greg McMichael, R (8, 1) OBP: 1.000, SLG: 1.000										0	0	0	0	0	0	0
Gary Thurman, R (9, 8)										0	0	0	0	0	0	0
Butch Huskey, R (1, 9) OBP: 0.228, SLG: 0.429		S X 0-1 2-H 1B		B X 1-0 G4-3		B B B X 3-0 F8			X 0-0 F7	4	0	1	1	0	0	0
Takashi Kashiwada, L (9, 1)										0	0	0	0	0	0	0
Rey Ordonez, R (1, 6) OBP: 0.250, SLG: 0.280		D 1 SAFE X 1-0 G1-3		B X 1-0 G1-3		C B X 1-1 G6-3			C B F F B X 2-2 G4-3	4	0	0	0	0	0	1
Bobby Jones, R (1, 1) OBP: 0.188, SLG: 0.133			C B F B S 2-3 K		B X 1-0 SH4-3 2B 1B		X 0-0 G5-3		S S B B B X 2-2 P3	3	1	1	0	0	1	0
Manny Alexander, R (8, 4) OBP: 0.315, SLG: 0.300										1	0	0	0	0	0	0

	AB	34
	R	6
	H	8
	RBI	6
	BB	1
	SO	4
	LOB	6

Inning Stats	1	2	3	4	5	6	7	8	9	1B: 5	SF: 0	WP: 1	PA: 36
	R: 0 E: 0 K: 1 S: 7	H: 0 LOB: 0 BB: 0 P: 9	R: 1 E: 0 K: 1 S: 11	H: 2 LOB: 1 BB: 0 P: 18	R: 3 E: 0 K: 1 S: 14	H: 3 LOB: 0 BB: 0 P: 23	R: 0 E: 0 K: 0 S: 4	H: 0 LOB: 0 BB: 0 P: 7	R: 1 E: 0 K: 0 S: 10	H: 2 LOB: 2 BB: 1 P: 19	R: 0 E: 0 K: 1 S: 6	H: 0 LOB: 0 BB: 0 P: 12	R: 0 E: 0 K: 0 S: 4	H: 0 LOB: 0 BB: 0 P: 7	R: 1 E: 0 K: 0 S: 6	H: 1 LOB: 0 BB: 0 P: 11	R: 0 E: 0 K: 0 S: 8	H: 0 LOB: 0 BB: 0 P: 12	2B: 1 3B: 0 HR: 2	SAC: 1 DP: 0 HBP: 0	PB: 0 SB: 0 CS: 0	

PITCHER		IP	WLS	BF	H	R	ER	SO	BB	IBB	HBP	BLK	WP	HR	S	P	ERA	WHIP
Kevin Ritz, R ERA: 6.07	(1, 1)	7.0	L	29	7	5	5	4	1	0	0	0	1	1	56	95	6.43	1.143
Mike Munoz, L ERA: 7.56	(8, 1)	1.0		4	1	1	1	0	0	0	0	0	0	1	6	11	9.00	1.000
Mike DeJean, R ERA:	(9, 1)	1.0		3	0	0	0	0	0	0	0	0	0	0	8	12	0.00	0.000

PITCHER		IP	WLS	BF	H	R	ER	SO	BB	IBB	HBP	BLK	WP	HR	S	P	ERA	WHIP

BOTTOM

New York Mets @ Colorado Rockies

Coors Field, Denver, CO

Mon May 05 1997, 7:05 PM MDT

Att. 48,036 - Unknown - 73 F

livebaseballscorecards.com

Batter	1	2	3	4	5	6	7	8	9	AB	R	H	RBI	BB	SO	LOB
Eric Young Sr., R (1, 4) OBP: 0.432, SLG: 0.483	B C B F B F B 4-2 G4-6-3 BB		B X 1-0 G4-3		C X 0-1 ② ③ G6-3 1-2f			C B X 1-1 ① G4-3		3	0	0	0	1	0	2
Ellis Burks, R (1, 8) OBP: 0.277, SLG: 0.427	X 0-0 ① ② G4-6-3 1-2f			B S F F B F X 2-2 ① G5-3		X 0-0 ① F8		B S F B X 2-2 ② P2		4	0	0	0	0	0	1
Larry Walker, L (1, 9) OBP: 0.492, SLG: 0.802	X 0-0 ③ G6-3			B B F S B F X 3-2 CS 1B		B B C X 2-1 ② P5		B S B F B F X 3-2 ③ F8		4	0	1	0	0	0	0
Andres Galarraga, R (1, 3) OBP: 0.460, SLG: 0.553		C X 0-1 G6-4-3 1B		S F 1 SAFE 1 SAFE B B B B 4-2 ② 1B 1B 1-2 BB		B F C B X 2-2 ③ G6-3			F C B X 1-2 ① F8	3	1	1	0	1	0	0
Dante Bichette, R (1, 7) OBP: 0.353, SLG: 0.438		X 0-0 ① ② G6-4-3 1-2f		B B B F C F X 3-2 1B 1-3 1B			B F S F B B B 4-2 F9 1B BB		X 0-0 ② G6-3	3	0	1	0	1	0	1
Vinny Castilla, R (1, 5) OBP: 0.411, SLG: 0.624		B B S F F S 2-3 ③ K		B F C F X 1-2 1B 1-3 3-H			B F B F F C 2-3 ① K		B S X 1-1 1B	4	0	2	1	0	2	1
Kirt Manwaring, R (1, 2) OBP: 0.367, SLG: 0.437			B B B C X 3-1 ① G4-3	D F X 1-1 ③ F9			C B S B B F X 3-2 1-2 1B		C X 0-1 ③ F9	4	0	1	0	0	0	3
Walt Weiss, S (1, 6) OBP: 0.362, SLG: 0.350			C F F C 0-3 ② K		B S B B B 4-1 FC3-6 BB		F F X 0-2 ② F9 2-3			2	0	0	0	1	1	2
Kevin Ritz, R (1, 1) OBP: 0.235, SLG: 0.071 John Vander Wal, L (7, PH) OBP: 0.263, SLG: 0.222 Mike Munoz, L (8, 1) Mike DeJean, R (9, 1)			B C X 1-1 1B		F X 0-1 ① FC3-6 G6-3 1-2f		C F F X 0-2 ③ G4-3			2 1 0 0	0 0 0 0	1 0 0 0	0 0 0 0	0 0 0 0	0 0 0 0	1 2 0 0
Inning Stats	R: 0 H: 0 E: 0 LOB: 0 K: 0 BB: 1 S: 5 P: 9	R: 0 H: 1 E: 0 LOB: 0 K: 1 BB: 0 S: 7 P: 9	R: 0 H: 1 E: 0 LOB: 1 K: 1 BB: 0 S: 9 P: 14	R: 1 H: 3 E: 0 LOB: 2 K: 0 BB: 1 S: 21 P: 35	R: 0 H: 0 E: 0 LOB: 0 K: 0 BB: 1 S: 5 P: 9	R: 0 H: 0 E: 0 LOB: 0 K: 0 BB: 0 S: 6 P: 10	R: 0 H: 1 E: 0 LOB: 2 K: 1 BB: 1 S: 18 P: 27	R: 0 H: 0 E: 0 LOB: 0 K: 0 BB: 0 S: 10 P: 16	R: 0 H: 1 E: 0 LOB: 1 K: 0 BB: 0 S: 8 P: 10	1B: 7 SF: 0 2B: 0 SAC: 0 3B: 0 DP: 3 HR: 0 HBP: 0						WP: 0 PA: 34 PB: 0 SB: 0 CS: 1

	AB	30
	R	1
	H	7
	RBI	1
	BB	4
	SO	3
	LOB	13

PITCHER		IP	WLS	BF	H	R	ER	SO	BB	IBB	HBP	BLK	WP	HR	S	P	ERA	WHIP
Bobby Jones, R ERA: 3.1	(1, 1)	7.0	W	27	6	1	1	3	4	0	0	0	0	0	71	113	1.29	1.429
Greg McMichael, R ERA: 1.93	(8, 1)	1.0		3	0	0	0	0	0	0	0	0	0	0	10	16	0.00	0.000
Takashi Kashiwada, L ERA:	(9, 1)	1.0		4	1	0	0	0	0	0	0	0	0	0	8	10	0.00	1.000

PITCHER	IP	WLS	BF	H	R	ER	SO	BB	IBB	HBP	BLK	WP	HR	S	P	ERA	WHIP

New York Mets @ Colorado Rockies

Coors Field, Denver, CO

Tue May 06 1997, 3:33 AM MDT

Att. 48,020 - Cloudy - 77 F

TOP

livebaseballscorecards.com

Batter	1	2	3	4	5	6	7	8	9	AB	R	H	RBI	BB	SO	LOB
Steve Bieser, L (1, 8) OBP: 0.565, SLG: 0.588	C B X 1-1 G1-3 ①		C X 0-1 1B HR 1B	X 0-0 1B SF7 1B 2-H	X 0-0 F9 ③		C X 0-1 G1-3 ①		C X 0-1 G4-3 ①	4	2	2	1	0	0	2
Barry Manuel, R (5, 1)										0	0	0	0	0	0	0
Rey Ordonez, R (7, PH) OBP: 0.247, SLG: 0.277										1	0	0	0	0	0	0
Takashi Kashiwada, L (7, 1)										0	0	0	0	0	0	0
Alex Ochoa, R (8, 9) OBP: 0.237, SLG: 0.236										1	0	0	0	0	0	0
Edgardo Alfonzo, R (1, 5) OBP: 0.341, SLG: 0.392	B F F X 1-2 F9 ②		1 SAFE F X 0-1 F7 ①	X 0-0 SF7 2-3 1B		B B C X 2-1 1B 2B	F B B B C X 3-2 P6 ②		B X 1-0 BB G6-3 1B	6	1	3	0	0	0	1
John Olerud, L (1, 3) OBP: 0.440, SLG: 0.585	C X 0-1 HR		1 SAFE 1 SAFE C X 0-1 HR 1B 1-3	X 0-0 SF7 ② 1-2 3-H		C B F X 1-2 1B 1B 2-H 1B	X 0-0 BB 1B		B C B 1 SAFE C B X 3-2 G6-3 ② 1-2	5	3	4	3	0	0	1
Todd Hundley, S (1, 2) OBP: 0.427, SLG: 0.660	B B B B 4-0 BB		X 0-0 HR 1-H 3-H	B F B F B F B 4-2 BB		C X 0-1 1B 1B G6-4-3 1B 1-2	B S B B B 4-1 BB 1-2		B F B F F F B B 4-2 BB	2	2	2	3	4	0	0
Bernard Gilkey, R (1, 7) OBP: 0.285, SLG: 0.281	C F B X 1-2 F9 ③		X 0-0 F9 ②	B C B S S 2-3 K ③		B F F X 1-2 G6-4-3 1B 1B 1-2 2-H	S B B S X 2-2 L4 ③		B B B B B 4-0 BB 1-2 2-3	5	1	1	1	1	1	5
(8, 8)																
Carlos Baerga, S (1, 4) OBP: 0.239, SLG: 0.292		B X 1-0 G4-3 ①	C B F X 1-2 1B		B B B X 3-1 G1-3 ①	C X 0-1 G6-4-3 1-2 2-3 1B		C X 0-1 E6 1B	C F X 0-2 P4 ③	6	1	2	0	0	0	3
Butch Huskey, R (1, 9) OBP: 0.222, SLG: 0.418		B X 1-0 G5-3 ②	S C X 0-2 G6-3 ③		F X 0-1 FC5-4 1B	X 0-0 G6-4-3 ① ② 1-2f 2-3 3-H		X 0-0 F8-3 1B 2-H		2	0	0	0	0	0	1
Toby Borland, R (3, 1)										0	0	0	0	0	0	0
Gary Thurman, R (5, PH) OBP: 0.500, SLG: 0.500										2	0	1	0	0	0	2
(5, 8)																
Matt Franco, L (8, PH) OBP: 0.393, SLG: 0.391										1	0	1	1	0	0	0
(8, 7)																
Manny Alexander, R (1, 6) OBP: 0.339, SLG: 0.364		S C X 0-2 2B		C X 0-1 1B 2B	X 0-0 FC5-4 ② 1-2f	X 0-0 E S 1B 3-H		B 1 SAFE F 1 SAFE B X 2-1 F8-3 ① ② 1-2		5	1	3	1	0	0	2
Dave Mlicki, R (1, 1) OBP: 0.167, SLG: 0.250	C S S 0-3 K ③			X 0-0 G5-3 ①	1 SAFE 1 SAFE 1 SAFE X 0-0 1-3 2B	P F 1 SAFE 1 SAFE B C F B X 3-2 F8 1-3		C S B B F S 2-3 K ③		1	0	0	0	0	1	1
Carl Everett, S (3, 9) OBP: 0.225, SLG: 0.293										4	0	1	0	0	1	2
Greg McMichael, R (8, 1) OBP: 1.000, SLG: 1.000										0	0	0	0	0	0	0
Inning Stats	R: 1 E: 0 K: 0 S: 10 H: 1 LOB: 1 BB: 1 P: 17	R: 0 E: 0 K: 1 S: 8 H: 1 LOB: 1 BB: 0 P: 10	R: 3 E: 0 K: 0 S: 14 H: 4 LOB: 0 BB: 0 P: 15	R: 2 E: 0 K: 1 S: 12 H: 3 LOB: 2 BB: 1 P: 18	R: 0 E: 0 K: 0 S: 7 H: 2 LOB: 2 BB: 0 P: 10	R: 4 E: 0 K: 0 S: 19 H: 6 LOB: 1 BB: 0 P: 25	R: 0 E: 0 K: 0 S: 10 H: 1 LOB: 2 BB: 1 P: 19	R: 1 E: 1 K: 1 S: 9 H: 1 LOB: 0 BB: 0 P: 13	R: 0 E: 0 K: 0 S: 13 H: 1 LOB: 3 BB: 2 P: 25	1B: 14 2B: 5 3B: 0 HR: 2	SF: 1 SAC: 0 DP: 2 HBP: 0						

	AB	45
	R	11
	H	20
	RBI	10
	BB	5
	SO	3
	LOB	20

WP: 0 PB: 0 SB: 1 CS: 0 PA: 51

PITCHER		IP	WLS	BF	H	R	ER	SO	BB	IBB	HBP	BLK	WP	HR	S	P	ERA	WHIP
Bill Swift, R ERA: 4.59	(1, 1)	5.0	W	28	11	6	6	2	2	0	0	0	0	2	51	70	10.80	2.600
Jerry Dipoto, R ERA: 7.5	(6, 1)	0.0		4	4	4	4	0	0	0	0	0	0	0	10	14	∞	∞
Jeff McCurry, R ERA: 0.96	(6, 1)	1.0		4	2	0	0	0	0	0	0	0	0	0	9	11	0.00	2.000
Mike DeJean, R ERA:	(7, 1)	2.0		9	2	1	0	1	1	0	0	0	0	0	19	32	0.00	1.500
Steve Reed, R ERA: 2.57	(9, 1)	1.0	S	6	1	0	0	0	2	0	0	0	0	0	13	25	0.00	3.000

PITCHER	IP	WLS	BF	H	R	ER	SO	BB	IBB	HBP	BLK	WP	HR	S	P	ERA	WHIP

Batter	1	2	3	4	5	6	7	8	9	AB	R	H	RBI	BB	SO	LOB
Eric Young Sr., R (1, 4) OBP: 0.434, SLG: 0.500	B B B B 4-0 1B FC1-5 BB		2-1 HR B B B X 3-0 1-2 2-3 3-H BB	B B B C X 3-1 F8 ③ 2-3			B F X 1-1 F9 ①	B B F B C F F X 3-2 F8 ③		4	1	1	2	2	0	3
Ellis Burks, R (1, 8) (8, 7) OBP: 0.292, SLG: 0.457	C S X 0-2 F8 ①		4-1 1B 2B BB B B B B 1-3 K	F B B B B F X 3-2 HR			B B B C S B 4-2 S WP BB			3	3	1	1	2	1	4
Dante Bichette, R (1, 7) OBP: 0.364, SLG: 0.473 Quinton McCracken, S (8, 8) OBP: 0.403, SLG: 0.491	C F B 1 SAFE X 1-2 FC1-5 1B 1-3		C S 1 SAFE X 0-2 2B 1B 1B 1-2	C B B B X 3-1 F9 ① B B F B X 3-1 HR			B C S B S 2-3 K ② 1-H			5 0	2 0	3 0	1 0	0 0	1 0	0 0
Larry Walker, L (1, 9) OBP: 0.496, SLG: 0.800	X 0-0 FC1-5 ② 1-2 3-H		C X 0-1 1B 2B 1-3 2-H	C B S F B B X 3-2 WP E 1B 1B S C B S 1-3 K ①			B C B B B 4-1 BB			4	2	2	1	1	1	2
Andres Galarraga, R (1, 3) OBP: 0.449, SLG: 0.535	B F F S 1-3 K ③		B B B B X 3-1 E S BB 1B 2-H 3-H	1 SAFE B X 1-0 P6 ② F B F F X 1-2 G2-3 ②			1 SAFE C X 0-1 F8 ③			5	1	1	2	0	1	4
Vinny Castilla, R (1, 5) OBP: 0.403, SLG: 0.602		B F F S 1-3 K ① B B S X 2-1 F9 ①	1 SAFE B B B B 4-0 1B 1B BB B X 1-0 F7 ③				C S S 0-3 K ①			4	1	0	0	1	2	1
Jeff Reed, L (1, 2) OBP: 0.400, SLG: 0.477	B X 1-0 G4-3 ② C F S 0-3 K ②		C B F F B X 2-2 1B 2B 1B 1-3 3-H		F B B X 2-1 F7 ①		B S X 1-1 E 1B 1B			5	1	2	1	0	1	1
Jason Bates, S (1, 6) OBP: 0.438, SLG: 0.429 Steve Reed, R (9, 1)	B B C X 2-1 1B C B B B I 4-1 BB BB 1B IBB		B X 1-0 2B 1B 1-2 3-H		F B B B S F X 3-2 F8 ②		B S X 1-1 F8 ②			4 0	1 0	2 0	1 0	1 0	0 0	1 0
Bill Swift, R (1, 1) OBP: 0.500, SLG: 0.400 Jerry Dipoto, R (6, 1) Jeff McCurry, R (6, 1) John Vander Wal, L (6, PH) OBP: 0.250, SLG: 0.211 Mike DeJean, R (7, 1) Walt Weiss, S (8, PH) OBP: 0.368, SLG: 0.358 (9, 6)	S F B S 1-3 K2-3 ③		B B C B B 4-1 BB 1-2 BB	S X 0-1 WP 1-H 2-H 2B	X 0-0 F9 ③		C F B X 1-2 E9 1-3 1B			2 0 0 1 0 1	0 0 0 0 0 0	1 0 0 0 0 1	2 0 0 0 0 0	1 0 0 0 0 0	1 0 0 0 0 0	1 0 0 0 0 0
Inning Stats	R: 0 E: 0 K: 1 S: 10 H: 1 LOB: 2 BB: 1 P: 16	R: 0 E: 0 K: 2 S: 9 H: 1 LOB: 1 BB: 0 P: 14	R: 5 E: 0 K: 2 S: 20 H: 4 LOB: 3 BB: 4 P: 44	R: 4 E: 1 K: 0 S: 16 H: 4 LOB: 1 BB: 1 P: 33	R: 2 E: 0 K: 1 S: 13 H: 2 LOB: 0 BB: 0 P: 22	R: 0 E: 0 K: 0 S: 7 H: 0 LOB: 0 BB: 0 P: 12	R: 1 E: 0 K: 1 S: 10 H: 0 LOB: 1 BB: 2 P: 21	R: 0 E: 1 K: 1 S: 15 H: 2 LOB: 2 BB: 0 P: 21		1B: 9 2B: 2 3B: 0 HR: 3	SF: 0 SAC: 0 DP: 0 HBP: 0					

PITCHER		IP	WLS	BF	H	R	ER	SO	BB	IBB	HBP	BLK	WP	HR	S	P	ERA	WHIP
Dave Mlicki, R ERA: 5.35	(1, 1)	2.2		18	6	5	5	4	3	1	0	0	0	1	36	66	16.88	3.375
Toby Borland, R ERA: 6.08	(3, 1)	1.1	L	10	4	4	4	1	2	0	0	0	2	0	19	41	27.00	4.500
Barry Manuel, R ERA: 6.06	(5, 1)	2.0		8	2	2	2	1	0	0	0	0	0	2	20	34	9.00	1.000
Takashi Kashiwada, L ERA: 1.8	(7, 1)	1.0		5	0	1	1	1	2	0	0	0	1	0	10	21	9.00	2.000
Greg McMichael, R ERA: 1.83	(8, 1)	1.0		5	2	0	0	1	0	0	0	0	0	0	15	21	0.00	2.000

PITCHER	IP	WLS	BF	H	R	ER	SO	BB	IBB	HBP	BLK	WP	HR	S	P	ERA	WHIP

BOTTOM

New York Mets @ Colorado Rockies

Coors Field, Denver, CO

Tue May 06 1997, 3:33 AM MDT

Att. 48,020 - Cloudy - 77 F

livebaseballscorecards.com

AB	38
R	12
H	14
RBI	11
BB	8
SO	8
LOB	17

Batter	1	2	3	4	5	6	7	8	9	AB	R	H	RBI	BB	SO	LOB
Steve Bieser, L (1, 8) OBP: 0.519, SLG: 0.550 Carl Everett, S (9, PH) OBP: 0.235, SLG: 0.303 (9, 8)	B C C F X 1-2 L8 ①	B S C S S 1-3 K ②	X 0-0 SF9 ② 2-3 3-H	B F B C X 2-2 E 1B	X 0-0 S SH3-4 SF7 1B	3	0	1	1	0	1	1
										1	1	1	0	0	0	0
Edgardo Alfonzo, R (1, 5) OBP: 0.337, SLG: 0.378	X 0-0 L7 ②	B C F F B S 2-3 K ③	B C S B B F B 4-2 BB 1-2	X 0-0 F9 ②	1 SAFE M X 0-1 SH3-4 ① 1-2	3	0	0	0	1	1	2
John Olerud, L (1, 3) OBP: 0.425, SLG: 0.567	C B C X 1-2 F8 ③	C X 0-1 G6-3 ①	C X 0-1 F7 ③	X 0-0 E5 1-2	C B B X 2-1 SF7 ② 2-H	4	0	0	1	0	0	4
Todd Hundley, S (1, 2) OBP: 0.426, SLG: 0.640	B C B F B X 3-2 F7 ①	S F B C 1-3 K ②	B S B S S B F B 4-2 G5-3 1B BB	B C X 1-1 G4-3 ③	B B B C B 4-1 FC4-6 BB	3	0	0	0	2	1	2
Bernard Gilkey, R (1, 7) OBP: 0.274, SLG: 0.269	S B B X 2-1 F8 ②	C S C 0-3 K ③	B C B B F 1 SAFE F X 3-2 F8 ①	S X 0-2 F8 ①	F B C X 1-2 FC4-6 ③ 1-2f	5	0	0	0	0	1	2
Carlos Baerga, S (1, 4) OBP: 0.260, SLG: 0.312	X 0-0 1B	C C X 0-2 FC6-4 1B	B S F X 1-2 G5-3 1B 1-2	B X 1-0 G4-3 ②	4	0	3	0	0	0	0
Alex Ochoa, R (1, 9) OBP: 0.225, SLG: 0.224	B B C F F 1 SAFE S 2-3 K ③	C D B F X 2-2 FC6-4 ① 1B 1B SF9 1-2f	X 0-0 G5-3 ② 1-2 2-3	C C B X 1-2 G5-3 ③	4	1	0	0	0	1	4
Manny Alexander, R (1, 6) OBP: 0.349, SLG: 0.373	B B C C F S 2-3 K ①	B B F X 2-1 SF9 1B 1-2 1B	F B F S 1-3 K ③	B F C X 1-2 HR 1B	4	1	2	0	0	2	2
Armando Reynoso, R (1, 1) OBP: 0.444, SLG: 0.375 Butch Huskey, R (9, PH) OBP: 0.232, SLG: 0.463 John Franco, L (9, 1)	C X 0-1 1B	X 0-0 BB 1-2 2-3 1B	C S C 0-3 K ①	X 0-0 1-H HR	3	0	2	0	0	1	0
										1	1	1	2	0	0	0
										0	0	0	0	0	0	0
Inning Stats	R: 0 E: 0 K: 0 S: 9 H: 0 LOB: 0 BB: 0 P: 11	R: 0 E: 0 K: 1 S: 10 H: 1 LOB: 1 BB: 0 P: 17	R: 0 E: 0 K: 3 S: 14 H: 1 LOB: 1 BB: 0 P: 19	R: 0 E: 0 K: 2 S: 8 H: 0 LOB: 0 BB: 0 P: 9	R: 1 E: 0 K: 0 S: 15 H: 3 LOB: 3 BB: 1 P: 23	R: 0 E: 0 K: 1 S: 14 H: 1 LOB: 2 BB: 1 P: 23	R: 0 E: 1 K: 1 S: 10 H: 1 LOB: 2 BB: 0 P: 13	R: 0 E: 0 K: 0 S: 7 H: 0 LOB: 0 BB: 0 P: 9	R: 3 E: 0 K: 0 S: 13 H: 3 LOB: 1 BB: 1 P: 21	1B: 9 2B: 0 3B: 0 HR: 1	SF: 2 SAC: 1 DP: 0 HBP: 0					

TOP

New York Mets @ Houston Astros

Astrodome, Houston, TX

Wed May 07 1997, 8:05 PM EDT

Att. 12,574 - Dome - 68 F

livebaseballscorecards.com

AB	35
R	4
H	10
RBI	4
BB	3
SO	8
LOB	17

PITCHER		IP	WLS	BF	H	R	ER	SO	BB	IBB	HBP	BLK	WP	HR	S	P	ERA	WHIP
Shane Reynolds, R ERA: 2.45	(1, 1)	8.0		34	7	1	1	8	2	0	0	0	0	0	87	124	1.12	1.125
Tom Martin, L ERA: 2.13	(9, 1)	1.0	L	7	3	3	3	0	1	0	0	0	0	1	13	21	27.00	4.000

PITCHER	IP	WLS	BF	H	R	ER	SO	BB	IBB	HBP	BLK	WP	HR	S	P	ERA	WHIP

Batter	1	2	3	4	5	6	7	8	9	AB	R	H	RBI	BB	SO	LOB
Craig Biggio, R (1, 4) OBP: 0.368, SLG: 0.474	X 0-0 G6-3 ①		C B X 1-1 L5 ③		C B X 1-1 G3-1 ③			B X 1-0 F7 ②		4	0	0	0	0	0	2
Bobby Abreu, L (1, 9) OBP: 0.373, SLG: 0.415	B B F F B X 3-2 G3-1 ②			B F F S 1-3 K ①		B B B C F X 3-2 5 BB 1B		B C F B B X 3-2 G6-3 ③		4	0	1	0	0	1	0
5 Jeff Bagwell, R (1, 3) OBP: 0.399, SLG: 0.624	X 0-0 HR			S X 0-1 F7 ②		1 SAFE S S B B B C F B 4-2 S 1-2 BB ①			S S S 0-3 K ①	3	1	1	1	1	1	0
Derek Bell, R (1, 8) OBP: 0.296, SLG: 0.261	S B B C S 2-3 K ③			B S B B F X 3-2 1B		1 SAFE C 1 SAFE F S 0-3 K ②			B C B X 2-1 G6-3 ②	4	0	1	0	0	2	1
Thomas Howard, S (1, 7) OBP: 0.393, SLG: 0.449 James Mouton, R (9, PH) OBP: 0.311, SLG: 0.410		C B X 1-1 G1-3 ①		C 1 SAFE B B B F S 2-3 K ③		C B S F B F S 2-3 K 1-2 ③			C F B B B C 3-3 K ③	3 1	0 0	0 0	0 0	0 0	2 1	2 0
Sean Berry, R (1, 5) OBP: 0.241, SLG: 0.291		X 0-0 F8 ②			B B X 2-0 G4-3 2B		S X 0-1 F7 ①			3	0	1	0	0	0	0
Brad Ausmus, R (1, 2) OBP: 0.353, SLG: 0.400		S B X 1-1 L8 ③			C C X 0-2 G4-3 2-3 ①		F C X 0-2 G6-3 ②			3	0	0	0	0	0	1
Ricky Gutierrez, R (1, 6)			X 0-0 G4-3 ①		B B B B 4-0 BB		B C F B B S 3-3 K ③			2	0	0	0	1	1	0
Shane Reynolds, R (1, 1) OBP: 0.095, SLG: 0.190 Bill Spiers, L (8, PH) OBP: 0.423, SLG: 0.414 Tom Martin, L (9, 1)			B F B C X 2-2 G4-3 ②		D 3 SAFE L 1 SAFE C B S 2-3 K ②			B B S X 2-1 F8 ①		2 1 0	0 0 0	0 0 0	0 0 0	0 0 0	1 0 0	2 0 0
Inning Stats	R: 1 H: 1 E: 0 LOB: 0 K: 1 BB: 0 S: 8 P: 13	R: 0 H: 0 E: 0 LOB: 0 K: 0 BB: 0 S: 5 P: 7	R: 0 H: 0 E: 0 LOB: 0 K: 0 BB: 0 S: 6 P: 9	R: 0 H: 1 E: 0 LOB: 1 K: 2 BB: 0 S: 11 P: 17	R: 0 H: 1 E: 0 LOB: 2 K: 1 BB: 1 S: 9 P: 18	R: 0 H: 1 E: 0 LOB: 1 K: 2 BB: 1 S: 14 P: 23	R: 0 H: 0 E: 0 LOB: 0 K: 1 BB: 0 S: 8 P: 11	R: 0 H: 0 E: 0 LOB: 0 K: 0 BB: 0 S: 6 P: 12	R: 0 H: 0 E: 0 LOB: 0 K: 2 BB: 0 S: 8 P: 13	1B: 2 2B: 1 3B: 0 HR: 1	SF: 0 SAC: 0 DP: 0 HBP: 0					

PITCHER	IP	WLS	BF	H	R	ER	SO	BB	IBB	HBP	BLK	WP	HR	S	P	ERA	WHIP
Armando Reynoso, R (1, 1) ERA: 3.0	8.0	W	29	4	1	1	7	2	0	0	0	0	1	67	110	1.12	0.750
John Franco, L (9, 1) ERA: 0.57	1.0	S	3	0	0	0	2	0	0	0	0	0	0	8	13	0.00	0.000

PITCHER	IP	WLS	BF	H	R	ER	SO	BB	IBB	HBP	BLK	WP	HR	S	P	ERA	WHIP

BOTTOM

New York Mets @ Houston Astros

Astrodome, Houston, TX

Wed May 07 1997, 8:05 PM EDT

Att. 12,574 - Dome - 68 F

livebaseballscorecards.com

AB	30
R	1
H	4
RBI	1
BB	2
SO	9
LOB	8

Batter	1	2	3	4	5	6	7	8	9	AB	R	H	RBI	BB	SO	LOB
Manny Alexander, R (1, 4) OBP: 0.328, SLG: 0.349	B F F B S 2-3 ① K		B F X 1-1 ① G5-3		L 2 SAFE X 0-1 ① F8			C B B B S F S 3-3 ① K		4	0	0	0	0	2	2
Edgardo Alfonzo, R (1, 5) OBP: 0.354, SLG: 0.419	B B C C X 2-2 1B 3B		F B X 1-1 ② G3		C B X 1-1 ② 1-2 2-H 1B			C B F F B F F X 2-2 1B		4	1	3	1	0	0	0
John Olerud, L (1, 3) OBP: 0.420, SLG: 0.557	B X 1-0 G1-3 3-H 1B		C C B S 1-3 ③ K		B C X 1-1 ③ G2-3			S C F 1 SAFE S 0-3 ② K		4	0	1	1	0	2	2
Butch Huskey, R (1, 7) OBP: 0.244, SLG: 0.458	S X 0-1 ② G1-3 1-2			F F X 0-2 FC6-4 1B		S S B B B B B 4-2 FC5-4 BB		1 SAFE B F X 1-1 ③ F8		3	0	1	0	1	0	2
Carl Everett, S (1, 8) OBP: 0.224, SLG: 0.288	C X 0-1 ③ G4-3			S F F S 0-3 ① K		X 0-0 ① FC5-4 G4-6-3 1-2f			B C B F F B C 3-3 ① K	4	0	0	0	0	2	3
Alex Ochoa, R (1, 9) OBP: 0.214, SLG: 0.213		B X 1-0 ① G5-3		1 SAFE F X 0-1 ② FC6-4 E 1-2f		1 SAFE B B X 2-0 ②③ G4-6-3 1-2f			F S B F S 1-3 ② K	4	0	0	0	0	1	2
Alberto Castillo, R (1, 2) OBP: 0.444, SLG: 0.375 Bernard Gilkey, R (9, PH) OBP: 0.272, SLG: 0.267		S X 0-1 FC6-4 1B		1 SAFE 1 SAFE 1 SAFE X 0-0 ③ G5-3 1-2			S S C 0-3 ① K		F C S 0-3 ③ K	3 1	0 0	1 0	0 0	0 0	1 1	1 0
Rey Ordonez, R (1, 6) OBP: 0.250, SLG: 0.278		B F C B F S 2-3 ② K			F X 0-1 1B 1B 1B		C X 0-1 ② G4-3			3	1	1	0	0	1	1
Rick Reed, R (1, 1) OBP: 0.250, SLG: 0.333 Gary Thurman, R (7, PH) OBP: 0.333, SLG: 0.333 Cory Lidle, R (7, 1)		C X 0-1 ③ FC6-4 1-2f			X 0-0 1B 1-2 1B		B X 1-0 ③ F8			2 1 0	0 0 0	1 0 0	0 0 0	0 0 0	0 0 0	1 0 0
Inning Stats	R: 1 E: 0 K: 1 S: 11 H: 2 LOB: 1 BB: 0 P: 16	R: 0 E: 0 K: 1 S: 9 H: 1 LOB: 1 BB: 0 P: 12	R: 0 E: 0 K: 1 S: 7 H: 0 LOB: 0 BB: 0 P: 10	R: 0 E: 1 K: 1 S: 10 H: 1 LOB: 1 BB: 0 P: 10	R: 1 E: 0 K: 0 S: 9 H: 3 LOB: 1 BB: 0 P: 11	R: 0 E: 0 K: 0 S: 4 H: 0 LOB: 0 BB: 1 P: 10	R: 0 E: 0 K: 1 S: 6 H: 0 LOB: 0 BB: 0 P: 7	R: 0 E: 0 K: 2 S: 16 H: 1 LOB: 1 BB: 0 P: 22	R: 0 E: 0 K: 3 S: 11 H: 0 LOB: 0 BB: 0 P: 15	1B: 7 2B: 0 3B: 1 HR: 0 SF: 0 SAC: 0 DP: 1 HBP: 0						

TOP

New York Mets @ Houston Astros

Astrodome, Houston, TX

Thu May 08 1997, 4:33 AM EDT

Att. 12,842 - Dome

livebaseballscorecards.com

AB	33
R	2
H	8
RBI	2
BB	1
SO	10
LOB	14

PITCHER		IP	WLS	BF	H	R	ER	SO	BB	IBB	HBP	BLK	WP	HR	S	P	ERA	WHIP
Mike Hampton, L ERA: 5.44	(1, 1)	7.0	W	27	7	2	2	5	1	0	0	0	0	0	56	76	2.57	1.143
Russ Springer, R ERA: 1.72	(8, 1)	1.0		4	1	0	0	2	0	0	0	0	0	0	16	22	0.00	1.000
Billy Wagner, L ERA: 0.48	(9, 1)	1.0	S	3	0	0	0	3	0	0	0	0	0	0	11	15	0.00	0.000

PITCHER	IP	WLS	BF	H	R	ER	SO	BB	IBB	HBP	BLK	WP	HR	S	P	ERA	WHIP

New York Mets @ Houston Astros

Astrodome, Houston, TX

Thu May 08 1997, 4:33 AM EDT

Att. 12,842 - Dome

BOTTOM

Batter	1	2	3	4	5	6	7	8	9	AB	R	H	RBI	BB	SO	LOB
Craig Biggio, R (1, 4) OBP: 0.372, SLG: 0.471	C X 0-1 G6-3 ①		B F B X 2-1 E5 1B		H 1-0 2B HBP		S B B X 2-1 F8 ①			3	1	1	0	0	0	0
Derek Bell, R (1, 8) OBP: 0.302, SLG: 0.304	X 0-0 HR		C B X 1-1 F7 ③		C F B X 1-2 FC3-6 1-H 2B		B F B X 2-1 G4-3 ②			4	1	2	2	0	0	1
5 Jeff Bagwell, R (1, 3) OBP: 0.401, SLG: 0.617	B B F B F F X 3-2 G5-3 ②			C B F B X 2-2 F7 ①	H 1-0 FC3-6 HBP		X 0-0 1B			3	0	1	0	0	0	0
Luis Gonzalez, L (1, 7) OBP: 0.324, SLG: 0.351	B X 1-0 G6-3 ③			C B F X 1-2 E 2B	X 0-0 FC3-6 1-2f 2-3 ②		B F X 1-1 F8 ③			4	1	1	0	0	0	3
Sean Berry, R (1, 5) OBP: 0.226, SLG: 0.271 Tim Bogar, R (9, 5) OBP: 0.300, SLG: 0.370		B S B F B X 3-2 G5-3 ①		C B B S B S 3-3 K ②	1 SAFE S 1 SAFE X 0-1 F7 ③			F F S 0-3 K ①		4 0	0 0	0 0	0 0	0 0	2 0	3 0
Bobby Abreu, L (1, 9) OBP: 0.377, SLG: 0.418		C F X 0-2 F7 ②		B F B 2 SAFE F B X 3-2 E4 2-H 2B 1B		C X 0-1 G3-1 ①		C F B X 1-2 1B 1B 1B		4	1	2	1	0	0	0
Ricky Gutierrez, R (1, 6) OBP: 0.500, SLG: 0.500		X 0-0 L4 ③		B X 1-0 2-H 2B		X 0-0 F7 ②		1 SAFE B X 1-0 1B 1-2 1B		4	0	2	1	0	0	0
Brad Ausmus, R (1, 2) OBP: 0.360, SLG: 0.405			B C B S S 2-3 K ①	C B C B 2 SAFE X 2-2 G6-3 ③		C X 0-1 1B		B C F X 1-2 1-2 2-H 1B ②		4	0	2	0	0	1	1
Mike Hampton, R (1, 1) OBP: 0.125, SLG: 0.067 Russ Springer, R (8, 1) Thomas Howard, S (8, PH) OBP: 0.386, SLG: 0.440 Billy Wagner, L (9, 1)			F S B B C 2-3 K ②		C X 0-1 F8 ①	B F C S 1-3 K ③		C S B S 1-3 K ③		3 0 1 0	0 0 0 0	0 0 0 0	0 0 0 0	0 0 0 0	2 0 1 0	1 0 2 0
Inning Stats	R: 1 E: 0 K: 0 S: 8 H: 1 LOB: 0 BB: 0 P: 12	R: 0 E: 0 K: 0 S: 7 H: 0 LOB: 0 BB: 0 P: 10	R: 0 E: 1 K: 2 S: 10 H: 1 LOB: 1 BB: 0 P: 17	R: 2 E: 1 K: 1 S: 16 H: 3 LOB: 1 BB: 0 P: 28	R: 1 E: 0 K: 0 S: 9 H: 1 LOB: 2 BB: 0 P: 12	R: 0 E: 0 K: 1 S: 8 H: 1 LOB: 1 BB: 0 P: 9	R: 0 E: 0 K: 0 S: 7 H: 1 LOB: 1 BB: 0 P: 12	R: 0 E: 0 K: 2 S: 13 H: 3 LOB: 2 BB: 0 P: 17		1B: 7 2B: 3 3B: 0 HR: 1 SF: 0 SAC: 0 DP: 0 HBP: 2						

livebaseballscorecards.com

AB	34
R	4
H	11
RBI	4
BB	0
SO	6
LOB	11

WP: 0 PB: 0 SB: 0 CS: 0 PA: 36

PITCHER		IP	WLS	BF	H	R	ER	SO	BB	IBB	HBP	BLK	WP	HR	S	P	ERA	WHIP
Rick Reed, R ERA: 1.5	(1, 1)	6.0	L	27	7	4	3	4	0	0	2	0	0	1	58	88	4.50	1.167
Cory Lidle, R ERA:	(7, 1)	2.0		9	4	0	0	2	0	0	0	0	0	0	20	29	0.00	2.000

PITCHER	IP	WLS	BF	H	R	ER	SO	BB	IBB	HBP	BLK	WP	HR	S	P	ERA	WHIP

New York Mets @ St. Louis Cardinals

Busch Stadium, St. Louis, MO

Fri May 09 1997, 7:05 PM CDT

Att. 32,054 - Unknown - 68 F

TOP

livebaseballscorecards.com

Batter	1	2	3	4	5	6	7	8	9	AB	R	H	RBI	BB	SO	LOB
Steve Bieser, L (1, 8) OBP: 0.500, SLG: 0.500	B C S F S 1-3 ① K		C C S 0-3 ③ K		B F B B X 3-1 ① G5-3		B F B F B F B 4-2 CS BB		X 0-0 BB E 1-2 SF7 3-H 1B	4	1	1	1	1	2	0
Edgardo Alfonzo, R (1, 5) OBP: 0.356, SLG: 0.429	F B X 1-1 ② F8			B B X 2-0 2B 2B	X 0-0 ② G6-3		B 1-0 ③ CS 1-2	C F B B X 2-2 1B CS 1B 1B	B X 1-0 E8 BB 1-2 2-3 2B	5	3	2	0	0	0	2
John Olerud, L (1, 3) OBP: 0.426, SLG: 0.552	C B X 1-1 ③ G4-3			B C S H 2-2 2B 1B HBP	B F B B X 3-1 ③ P6			B S B X 2-1 1B BLK 1-3 1B	B B 3 SAFE B B 4-0 2B 1-2 2-3 3-H BB	3	2	1	1	1	0	0
Todd Hundley, S (1, 2) OBP: 0.425, SLG: 0.644		B F B F F F S 2-3 ① K		B B F X 2-1 1B 1-3 2-H 2B	S B B B C F F F 3-2 X G4-3 ①			C X 0-1 ① 1-3 3-H 1B	C B S X 1-2 ② SF7 3-H	4	1	2	3	0	1	0
Bernard Gilkey, R (1, 7) OBP: 0.284, SLG: 0.304		C B X 1-1 3B		C X 0-1 1B 2-H 3-H 1B	B F B B B X 3-1 ② F7			B B X 2-0 ② G1-3	C F X 0-2 1-3 2-H 2B	5	0	3	3	0	0	1
Carlos Baerga, S (1, 4) OBP: 0.257, SLG: 0.306		B F C F S 1-3 ② K		C 1 SAFE 1 SAFE X 0-1 S 1-3 1B	B X 1-0 ③ G6-3			B B F B X 3-1 ③ P3 3-H	B F X 1-1 ③ L8	5	0	1	0	0	1	3
Butch Huskey, R (1, 9) OBP: 0.247, SLG: 0.488 Alex Ochoa, R (7, 9) OBP: 0.224, SLG: 0.235		C S B X 1-2 ③ P2		B B F F S 2-3 ① K			F B X 1-1 HR		S C B X 1-2 SH3-4 1B 2B	3 1	1 1	1 1	1 0	0 0	1 0	3 0
Rey Ordonez, R (1, 6) OBP: 0.243, SLG: 0.270			C F F S 0-3 ① K	X 0-0 ② L6			C F B S 1-3 ① K		F B L X 1-2 ① SH3-4 2-3	3	0	0	0	0	2	2
Mark Clark, R (1, 1) Matt Franco, L (7, PH) OBP: 0.379, SLG: 0.375 Greg McMichael, R (7, 1) OBP: 1.000, SLG: 1.000 Carl Everett, S (9, PH) OBP: 0.233, SLG: 0.288 Takashi Kashiwada, L (9, 1)			C X 0-1 ② G6-3	C S B S 1-3 ③ K 1-2			C B X 1-1 ② L7		B B F B B 4-1 E 1B BB BB	2 1 0 0 0	0 0 0 1 0	0 0 0 0 0	0 0 0 0 0	0 0 0 1 0	1 0 0 0 0	2 0 0 0 0

Inning Stats	1	2	3	4	5	6	7	8	9
R	0	0	0	3	0	0	1	2	4
H	0	1	0	4	0	0	1	3	3
E	0	0	0	2	0	0	0	0	1
LOB	0	1	0	0	0	0	0	0	2
K	1	2	2	2	0	0	1	0	0
BB	0	0	0	0	0	0	1	0	2
S	8	14	9	16	5	10	10	10	17
P	11	19	9	25	11	17	18	19	30

1B	6
2B	4
3B	1
HR	1
SF	1
SAC	1
DP	0
HBP	1

WP	0
PB	0
SB	1
CS	2
PA	43

AB	36
R	10
H	12
RBI	9
BB	3
SO	8
LOB	13

PITCHER		IP	WLS	BF	H	R	ER	SO	BB	IBB	HBP	BLK	WP	HR	S	P	ERA	WHIP
Todd Stottlemyre, R ERA: 3.93	(1, 1)	7.0	L	28	6	4	4	8	1	0	1	0	0	1	72	110	5.14	1.000
Tony Fossas, L ERA: 2.25	(8, 1)	0.1		3	3	2	0	0	0	0	0	0	0	0	7	11	0.00	9.000
Rich Batchelor, R ERA: 4.5	(8, 1)	1.0		7	2	4	1	0	1	0	0	1	0	0	12	24	9.00	3.000
Tom McGraw, L ERA:	(9, 1)	0.2		4	1	0	0	0	1	0	0	0	0	0	8	14	0.00	3.000

PITCHER	IP	WLS	BF	H	R	ER	SO	BB	IBB	HBP	BLK	WP	HR	S	P	ERA	WHIP

BOTTOM

New York Mets @ St. Louis Cardinals

Busch Stadium, St. Louis, MO

Fri May 09 1997, 7:05 PM CDT
Att. 32,054 - Unknown - 68 F

livebaseballscorecards.com

Batter	1	2	3	4	5	6	7	8	9	AB	R	H	RBI	BB	SO	LOB
Delino DeShields, L (1, 4) OBP: 0.298, SLG: 0.377	G6-3		F7		G4-3, 2B 2-H		K			4	0	1	1	0	1	0
Dmitri Young, S (1, 3) OBP: 0.349, SLG: 0.417	HR		F8		G4-3 2-3			F7		4	1	1	1	0	0	1
Ray Lankford, L (1, 8) OBP: 0.522, SLG: 0.789	G3-1		2B		G3			FC4-6, 1B		4	0	2	0	0	0	1
Ron Gant, R (1, 7) OBP: 0.312, SLG: 0.446	F9		K			G4-3		P6		4	0	0	0	0	1	2
John Mabry, L (1, 9) OBP: 0.364, SLG: 0.355		FC3-6, SF9, 1B	L9			F8		FC4-6 1-2f		4	1	1	0	0	0	1
Gary Gaetti, R (1, 5) OBP: 0.286, SLG: 0.340		FC3-6 1-2	P4			2B			G5-3	4	0	2	0	0	0	0
Tom Lampkin, L (1, 2) OBP: 0.265, SLG: 0.299		FC3-6 1-2f 2-3	K			G3			K	4	0	0	0	0	2	3
Royce Clayton, R (1, 6) OBP: 0.296, SLG: 0.417		SF9 3-H			SH5-4, 1B 2B		G6-3		2B	3	1	2	1	0	0	0
Todd Stottlemyre, L (1, 1) OBP: 0.412, SLG: 0.091 Mark Sweeney, L (7, PH) OBP: 0.368, SLG: 0.233 Tony Fossas, L (8, 1) Rich Batchelor, R (8, 1) Tom McGraw, L (9, 1) Danny Sheaffer, R (9, PH) OBP: 0.200, SLG: 0.174		K			SH5-4 1-2		G3		G5-3	1 1 0 0 0 1	0 0 0 0 0 0	0 0 0 0 0 0	0 0 0 0 0 0	0 0 0 0 0 0	1 0 0 0 0 0	1 0 0 0 0 1

Inning Stats	1	2	3	4	5	6	7	8	9
	R: 1 H: 1 E: 0 LOB: 0 K: 0 BB: 0 S: 8 P: 15	R: 1 H: 2 E: 0 LOB: 1 K: 1 BB: 0 S: 10 P: 14	R: 0 H: 1 E: 0 LOB: 1 K: 1 BB: 0 S: 8 P: 15	R: 0 H: 0 E: 0 LOB: 0 K: 1 BB: 0 S: 7 P: 11	R: 1 H: 2 E: 0 LOB: 1 K: 0 BB: 0 S: 11 P: 18	R: 0 H: 1 E: 0 LOB: 1 K: 0 BB: 0 S: 7 P: 14	R: 0 H: 0 E: 0 LOB: 0 K: 1 BB: 0 S: 5 P: 6	R: 0 H: 1 E: 0 LOB: 1 K: 0 BB: 0 S: 12 P: 16	R: 0 H: 1 E: 0 LOB: 1 K: 1 BB: 0 S: 10 P: 14

	AB	R	H	RBI	BB	SO	LOB
AB	34						
R	3						
H	9						
RBI	3						
BB	0						
SO	5						
LOB	10						

	1B	SF	SH	3B	DP	HBP	HR	WP	PB	SB	CS	PA
	4	1	0	0	0	0	1	0	0	0	0	36

PITCHER		IP	WLS	BF	H	R	ER	SO	BB	IBB	HBP	BLK	WP	HR	S	P	ERA	WHIP
Mark Clark, R ERA: 4.38	(1, 1)	6.0	W	25	7	3	3	3	0	0	0	0	0	1	51	87	4.50	1.167
Greg McMichael, R ERA: 1.66	(7, 1)	2.0		7	1	0	0	1	0	0	0	0	0	0	17	22	0.00	0.500
Takashi Kashiwada, L ERA: 1.5	(9, 1)	1.0		4	1	0	0	1	0	0	0	0	0	0	10	14	0.00	1.000

PITCHER		IP	WLS	BF	H	R	ER	SO	BB	IBB	HBP	BLK	WP	HR	S	P	ERA	WHIP

Batter	1	2	3	4	5	6	7	8	9	AB	R	H	RBI	BB	SO	LOB
Carl Everett, S (1, 8) OBP: 0.233, SLG: 0.298	B S X 1-1 P6 ①		B C X 1-1 P6 ②			X 0-0 P2 ①		B S L X 1-2 SH5-3 2B		4	0	1	0	0	0	0
Edgardo Alfonzo, R (1, 5) OBP: 0.346, SLG: 0.415	B X 1-0 G3-1 ②		B B X 2-0 F8 ③			C B X 1-1 F9 ②		L X 0-1 SH5-3 1 2-3		3	0	0	0	0	0	0
John Olerud, L (1, 3) OBP: 0.434, SLG: 0.577	B C C B C B F X 3-2 1B			C H 1-1 HBP		B C B X 2-1 HR		B X 1-0 G3 ②		3	1	2	1	0	0	1
Todd Hundley, S (1, 2) OBP: 0.420, SLG: 0.626	C X 0-1 G3 ③			B B X 2-0 P5 ①		C X 0-1 G6-3 ③		B B B C B 4-1 S BB		3	0	0	0	1	0	2
Bernard Gilkey, R (1, 7) OBP: 0.276, SLG: 0.295		C X 0-1 P6 ①		C B S B B X 3-2 F7 ②			C B B F B F X 3-2 G6-3 ①	F B B B C F X 3-2 G5-3 ③ 1-2		4	0	0	0	0	0	3
Carlos Baerga, S (1, 4) OBP: 0.276, SLG: 0.333 Manny Alexander, R (9, PR) OBP: 0.328, SLG: 0.349 (9, 4)		C B B B X 3-1 2B		C F B B B F X 3-2 L6 ③			X 0-0 CS 1B 1B		X 0-0 G6-4-3 1B	4 0	1 0	3 0	0 0	0 0	0 0	1 0
Butch Huskey, R (1, 9) OBP: 0.247, SLG: 0.472 Alex Ochoa, R (9, 9) OBP: 0.224, SLG: 0.235		X 0-0 G5-3 ②			C S B C 1-3 K ①		B 1 SAFE F B F P F B 4-2 1B 1-2 CS BB		P X 1-0 G6-4-3 ① ② 1-2f	3 0	0 0	0 0	0 0	1 0	1 0	2 0
Rey Ordonez, R (1, 6) OBP: 0.252, SLG: 0.279		C C B B C 2-3 K ③			C X 0-1 G6-3 ②		X 0-0 CS 1-3 2-H 1B		X 0-0 1B	4	0	2	1	0	1	1
Bobby Jones, R (1, 1) OBP: 0.158, SLG: 0.111 Matt Franco, L (9, PH) OBP: 0.400, SLG: 0.400 John Franco, L (9, 1)			C B C S 1-3 K ①		S B B X 2-1 G4-3 ③		C M C 0-3 K ② ③ 2-3 3-H		X 0-0 E7 ③ 1B	3 1 0	0 0 0	0 1 0	0 0 0	0 0 0	2 0 0	2 0 0
Inning Stats	R: 0 H: 1 E: 0 LOB: 1 K: 0 BB: 0 S: 9 P: 14	R: 0 H: 1 E: 0 LOB: 1 K: 1 BB: 0 S: 8 P: 13	R: 0 H: 0 E: 0 LOB: 0 K: 1 BB: 0 S: 6 P: 10	R: 0 H: 0 E: 0 LOB: 1 K: 0 BB: 0 S: 9 P: 18	R: 0 H: 0 E: 0 LOB: 0 K: 1 BB: 0 S: 7 P: 10	R: 1 H: 1 E: 0 LOB: 0 K: 0 BB: 0 S: 7 P: 10	R: 1 H: 2 E: 0 LOB: 1 K: 1 BB: 1 S: 13 P: 19	R: 0 H: 1 E: 0 LOB: 2 K: 0 BB: 1 S: 11 P: 20	R: 0 H: 3 E: 1 LOB: 1 K: 0 BB: 0 S: 5 P: 5	1B: 6 SF: 0 2B: 2 SAC: 1 3B: 0 DP: 1 HR: 1 HBP: 1						

PITCHER		IP	WLS	BF	H	R	ER	SO	BB	IBB	HBP	BLK	WP	HR	S	P	ERA	WHIP
Alan Benes, R ERA: 3.08	(1, 1)	7.1	L	29	6	2	1	4	1	0	1	0	0	1	64	100	1.23	0.955
Tony Fossas, L ERA: 2.16	(8, 1)	0.1		2	0	0	0	0	1	0	0	0	0	0	2	7	0.00	3.000
John Frascatore, R ERA: 1.71	(8, 1)	1.1		5	3	0	0	0	0	0	0	0	0	0	9	12	0.00	2.250

PITCHER	IP	WLS	BF	H	R	ER	SO	BB	IBB	HBP	BLK	WP	HR	S	P	ERA	WHIP

TOP

New York Mets @ St. Louis Cardinals

Busch Stadium, St. Louis, MO

Sat May 10 1997, 7:05 PM CDT

Att. 43,747 - Unknown - 73 F

livebaseballscorecards.com

AB	32
R	2
H	9
RBI	2
BB	2
SO	4
LOB	12

WP: 0	PA: 36	1B: 6	SF: 0			
PB: 0		2B: 2	SAC: 1			
SB: 1		3B: 0	DP: 1			
CS: 3		HR: 1	HBP: 1			

BOTTOM

New York Mets @ St. Louis Cardinals

Busch Stadium, St. Louis, MO

Sat May 10 1997, 7:05 PM CDT

Att. 43,747 - Unknown - 73 F

livebaseballscorecards.com

Batter	1	2	3	4	5	6	7	8	9	AB	R	H	RBI	BB	SO	LOB
Delino DeShields, L (1, 4) OBP: 0.288, SLG: 0.364	C B B X 2-1 L7 ①		F S X 0-2 F7 ②			C B F C 1-3 K ①		B B C X 2-1 G1-3 ③		4	0	0	0	0	1	1
Dmitri Young, S (1, 3) OBP: 0.342, SLG: 0.408 Mark Sweeney, L (4, 9) OBP: 0.385, SLG: 0.233 Willie McGee, S (9, PH) OBP: 0.362, SLG: 0.538 Mike Gallego, R (9, PR) OBP: 0.111, SLG: 0.111	F C B B S 2-3 K ②		X 0-0 G6-3 ③			B B B C B 4-1 BB			X 0-0 1B	2 0 1 0	0 0 0 0	0 0 1 0	0 0 0 0	0 1 0 0	1 0 0 0	1 0 0 0
Ray Lankford, L (1, 8) OBP: 0.521, SLG: 0.763	B B B C B 4-1 BB			B F B B B 4-1 FC5-4 BB		X 0-0 F8 ②			B B B C 1 SAFE X 3-1 F7 ①	2	0	0	0	2	0	2
Ron Gant, R (1, 7) OBP: 0.302, SLG: 0.431	C B C 1 SAFE 1 SAFE B C 2-3 K ③			1 SAFE X 0-0 FC5-4 G1-3 1-2f ①		C C X 0-2 F8 ③			X 0-0 F8 ②	4	0	0	0	0	1	4
Gary Gaetti, R (1, 5) OBP: 0.275, SLG: 0.327		B B C B F F X 3-2 G6-3 ①		B F B X 2-1 G1-3 1-2 ②			B B C B C X 3-2 F9 ①		S F F B B S 2-3 K ③	4	0	0	0	0	1	2
John Mabry, L (1, 9) OBP: 0.355, SLG: 0.345 (4, 3)		S C B S 1-3 K ②		X 0-0 F8 ③			B C B X 2-1 L7 ②			3	0	0	0	0	1	1
Mike DiFelice, R (1, 2) OBP: 0.258, SLG: 0.280 Tony Fossas, L (8, 1) John Frascatore, R (8, 1)		B C B S B X 3-2 G6-3 ③			X 0-0 G4-6-3 1B		B X 1-0 F9 ③			3 0 0	0 0 0	1 0 0	0 0 0	0 0 0	0 0 0	0 0 0
Royce Clayton, R (1, 6) OBP: 0.297, SLG: 0.422			B B X 2-0 S 2B		X 0-0 G4-6-3 1-2f ① ②			B C X 1-1 G4-3 ①		3	0	1	0	0	0	1
Alan Benes, R (1, 1) OBP: 0.118, SLG: 0.118 Tom Lampkin, L (8, 2) OBP: 0.262, SLG: 0.295			B B L S X 2-2 G1-3 2-3 ①		B X 1-0 L9 ③			X 0-0 G3 ②		2 1	0 0	0 0	0 0	0 0	0 0	1 0

Inning Stats																																			
	R: 0	E: 0	K: 2	S: 9	H: 0	LOB: 1	BB: 1	P: 19	R: 0	E: 0	K: 1	S: 10	H: 0	LOB: 0	BB: 0	P: 17	R: 0	E: 0	K: 0	S: 8	H: 1	LOB: 1	BB: 0	P: 12	R: 0	E: 0	K: 0	S: 5	H: 0	LOB: 1	BB: 1	P: 11	R: 0	E: 0	K: 0	S: 3	H: 1	LOB: 0	BB: 0	P: 4
	R: 0	E: 0	K: 1	S: 8	H: 0	LOB: 1	BB: 1	P: 13	R: 0	E: 0	K: 0	S: 6	H: 0	LOB: 0	BB: 0	P: 12	R: 0	E: 0	K: 0	S: 5	H: 0	LOB: 1	BB: 0	P: 8	R: 0	E: 0	K: 1	S: 8	H: 1	LOB: 1	BB: 0	P: 13								

	AB	29
	R	0
	H	3
	RBI	0
	BB	3
	SO	5
	LOB	13

1B: 2 SF: 0 WP: 0 PA: 32
2B: 1 SAC: 0 PB: 0
3B: 0 DP: 1 SB: 1
HR: 0 HBP: 0 CS: 0

PITCHER		IP	WLS	BF	H	R	ER	SO	BB	IBB	HBP	BLK	WP	HR	S	P	ERA	WHIP
Bobby Jones, R ERA: 2.67	(1, 1)	8.0	W	28	2	0	0	4	3	0	0	0	0	0	54	96	0.00	0.625
John Franco, L ERA: 0.54	(9, 1)	1.0	S	4	1	0	0	1	0	0	0	0	0	0	8	13	0.00	1.000

PITCHER	IP	WLS	BF	H	R	ER	SO	BB	IBB	HBP	BLK	WP	HR	S	P	ERA	WHIP

Batter	1	2	3	4	5	6	7	8	9	AB	R	H	RBI	BB	SO	LOB
Steve Bieser, L (1, 8) OBP: 0.486, SLG: 0.464 John Franco, L (9, 1)	B F F F B X 2-2 CS 1B		B C F C 1-3 ② K	C B B C X 2-2 ② F8		1 SAFE C 0-1 ③ CS 1-2	F F H 1-2 BB HBP	F F C 0-3 ② K	4 0	0 0	1 0	0 0	0 0	2 0	2 0
Edgardo Alfonzo, R (1, 5) OBP: 0.339, SLG: 0.404 (9, 6)	C B 1 SAFE B S F X 2-2 ①② G5-3 1-2		B B X 2-0 2-H 1B	C C B B X 2-2 ③ FC6-4 1-2f			1 SAFE X 0-0 ① F7	F S F F X 0-2 ③ F9	5	0	1	1	0	0	3
John Olerud, L (1, 3) OBP: 0.429, SLG: 0.564	B B B C F B 4-2 BB		B F X 1-1 ③ G1-3		B B X 2-0 ① G3			C B B X 2-1 ② F8	3	0	0	0	1	0	2
Todd Hundley, S (1, 2) OBP: 0.423, SLG: 0.615 Rey Ordonez, R (8, PR) OBP: 0.252, SLG: 0.279 Alberto Castillo, R (8, 2) OBP: 0.444, SLG: 0.375	C S B S 1-3 ③ K			B C F F S 1-3 ① K	B B F B C F B 4-2 G5-4-3 BB			C B F 1 SAFE B B F F F 4-2 F B 1-2 BB	2 0 0	0 0 0	0 0 0	0 0 0	2 0 0	2 0 0	1 0 0
Bernard Gilkey, R (1, 7) OBP: 0.268, SLG: 0.286		F C X 0-2 ① F9		C B B B X 3-1 ② G5-3	X 0-0 ②③ G5-4-3 1-2f			X 0-0 ③ F7	4	0	0	0	0	0	3
Carlos Baerga, S (1, 4) OBP: 0.275, SLG: 0.330		C B X 1-1 ② G5-3		B X 1-0 ③ G1-3			X 0-0 ① G3		C B X 1-1 FC6-4 1B	4	0	1	0	0	0	0
Alex Ochoa, R (1, 9) OBP: 0.236, SLG: 0.238		B F F S 1-3 ③ K			X 0-0 BLK 1B 1B		B C B B F B 4-2 G5-3 1B BB		L L X 0-2 ① FC6-4 1-2f HR	3	3	1	0	1	1	1
Manny Alexander, R (1, 6) OBP: 0.329, SLG: 0.348 Carl Everett, S (9, PH) OBP: 0.242, SLG: 0.341 (9, 8)			B F X 1-1 SH3-4 1B 1B	B L B F S 2-3 ① K 1-2		C C B B X 1-2 ② G5-3 1-2		B F C B X 2-2 1-H HR	3 1	1 1	1 1	0 2	0 0	1 0	2 0
Dave Mlicki, R (1, 1) OBP: 0.231, SLG: 0.308 Matt Franco, L (7, PH) OBP: 0.419, SLG: 0.423 Gary Thurman, R (7, PR) OBP: 0.333, SLG: 0.333 Rick Reed, R (7, 1) OBP: 0.250, SLG: 0.333 Takashi Kashiwada, L (7, 1) Cory Lidle, R (8, 1) Butch Huskey, R (9, PH) OBP: 0.255, SLG: 0.511 (9, 5)			L 1 SAFE B L X 1-2 ① SH3-4 1-2	F X 0-1 E8 FC6-4 2-H 1B		C X 0-1 CS 2-H 1B		B X 1-0 HR	1 1 0 0 0 0 1	0 0 0 0 0 0 1	1 1 0 0 0 0 1	0 1 0 0 0 0 1	0 0 0 0 0 0 0	0 0 0 0 0 0 0	0 0 0 0 0 0 0
Inning Stats	R: 0 H: 1 E: 0 LOB: 1 K: 1 BB: 1 S: 13 P: 22	R: 0 H: 0 E: 0 LOB: 0 K: 1 BB: 0 S: 8 P: 10	R: 1 H: 2 E: 0 LOB: 1 K: 1 BB: 0 S: 11 P: 17	R: 0 H: 0 E: 0 LOB: 0 K: 1 BB: 0 S: 7 P: 12	R: 1 H: 2 E: 1 LOB: 1 K: 1 BB: 0 S: 12 P: 18	R: 0 H: 0 E: 0 LOB: 0 K: 0 BB: 1 S: 5 P: 11	R: 1 H: 1 E: 0 LOB: 1 K: 0 BB: 1 S: 9 P: 14	R: 0 H: 0 E: 0 LOB: 2 K: 0 BB: 1 S: 12 P: 19	R: 3 H: 3 E: 0 LOB: 0 K: 1 BB: 0 S: 17 P: 21	1B: 7 SF: 0 2B: 0 SAC: 1 3B: 0 DP: 1 HR: 2 HBP: 1						

TOP

New York Mets @ St. Louis Cardinals

Busch Stadium, St. Louis, MO

Sun May 11 1997, 3:33 AM CDT

Att. 30,852 - Sunny - 77 F

livebaseballscorecards.com

AB	32
R	6
H	9
RBI	5
BB	4
SO	6
LOB	14

PITCHER		IP	WLS	BF	H	R	ER	SO	BB	IBB	HBP	BLK	WP	HR	S	P	ERA	WHIP
Matt Morris, R ERA: 2.61	(1, 1)	6.2		27	6	3	3	5	3	0	0	1	0	0	64	103	4.05	1.350
Mark Petkovsek, R ERA: 1.69	(7, 1)	0.2		2	0	0	0	0	0	0	1	0	0	0	4	5	0.00	0.000
Tony Fossas, L ERA: 2.08	(8, 1)	0.1		2	0	0	0	0	1	0	0	0	0	0	8	14	0.00	3.000
Dennis Eckersley, R ERA: 4.66	(8, 1)	1.1	L	7	3	3	3	1	0	0	0	0	0	2	18	22	20.25	2.250

PITCHER	IP	WLS	BF	H	R	ER	SO	BB	IBB	HBP	BLK	WP	HR	S	P	ERA	WHIP

BOTTOM

New York Mets @ St. Louis Cardinals

Busch Stadium, St. Louis, MO

Sun May 11 1997, 3:33 AM CDT
Att. 30,852 - Sunny - 77 F

livebaseballscorecards.com

Batter	1	2	3	4	5	6	7	8	9	AB	R	H	RBI	BB	SO	LOB
Royce Clayton, R (1, 6) OBP: 0.300, SLG: 0.443	G5-3		2B S 1B		1-H HR		G4-3		G6-3 1-2	5	2	2	2	0	0	1
Delino DeShields, L (1, 4) OBP: 0.301, SLG: 0.368	F9		1-2 2B BB		1B		1B		K	4	1	2	0	1	1	1
Ron Gant, R (1, 7) OBP: 0.308, SLG: 0.433 Dennis Eckersley, R (8, 1)	BB 1B		K		K		K			4 0	0 0	2 0	0 0	0 0	2 0	3 0
Ray Lankford, L (1, 8) OBP: 0.519, SLG: 0.758	1-2 BB		1-H 2-H 2B		F8		G6-3			3	0	1	2	1	0	3
Gary Gaetti, R (1, 5) (7, 3) OBP: 0.265, SLG: 0.314	P5		K		L7				K	4	0	0	0	0	2	4
John Mabry, L (1, 3) (7, 9) OBP: 0.344, SLG: 0.333		K		G4-3		L6		G6-3		4	0	0	0	0	1	0
Mike DiFelice, R (1, 2) OBP: 0.257, SLG: 0.250		F9		G6-3 BB		K		K		3	0	0	0	1	2	0
Mark Sweeney, L (1, 9) OBP: 0.357, SLG: 0.212 Mark Petkovsek, R (7, 1) OBP: 0.167, SLG: 0.167 Tony Fossas, L (8, 1) Danny Sheaffer, R (8, 7) OBP: 0.231, SLG: 0.208		K		G6-3 1-2f		F7			G6-3 1B	3 0 0 1	0 0 0 0	0 0 0 1	0 0 0 0	0 0 0 0	1 0 0 0	1 0 0 0
Matt Morris, R (1, 1) OBP: 0.308, SLG: 0.308 Mike Gallego, R (7, 5) OBP: 0.091, SLG: 0.091			G6-3		HR 1B		G6-3		K	2 2	1 0	1 0	0 0	0 0	0 1	0 1

	AB	35
	R	4
	H	9
	RBI	4
	BB	3
	SO	10
	LOB	14

Inning Stats	1	2	3	4	5	6	7	8	9	1B: 7	SF: 0	WP: 0	PA: 38
	R: 0 E: 0 K: 0 S: 8 H: 1 LOB: 2 BB: 1 P: 15	R: 0 E: 0 K: 2 S: 7 H: 0 LOB: 0 BB: 0 P: 10	R: 2 E: 0 K: 2 S: 15 H: 2 LOB: 1 BB: 1 P: 25	R: 0 E: 0 K: 0 S: 9 H: 0 LOB: 0 BB: 1 P: 16	R: 2 E: 0 K: 1 S: 15 H: 3 LOB: 1 BB: 0 P: 24	R: 0 E: 0 K: 1 S: 10 H: 0 LOB: 0 BB: 0 P: 14	R: 0 E: 0 K: 0 S: 9 H: 2 LOB: 2 BB: 0 P: 12	R: 0 E: 0 K: 2 S: 8 H: 0 LOB: 0 BB: 0 P: 12	R: 0 E: 0 K: 2 S: 9 H: 1 LOB: 1 BB: 0 P: 12	2B: 1 3B: 0 HR: 1	SAC: 0 DP: 1 HBP: 0	PB: 0 SB: 1 CS: 0	

PITCHER		IP	WLS	BF	H	R	ER	SO	BB	IBB	HBP	BLK	WP	HR	S	P	ERA	WHIP
Dave Mlicki, R ERA: 5.44	(1, 1)	6.0		26	6	4	4	6	3	0	0	0	0	1	64	104	6.00	1.500
Rick Reed, R ERA: 1.48	(7, 1)	0.2		4	2	0	0	0	0	0	0	0	0	0	7	10	0.00	3.000
Takashi Kashiwada, L ERA: 1.42	(7, 1)	0.1		1	0	0	0	0	0	0	0	0	0	0	2	2	0.00	0.000
Cory Lidle, R ERA:	(8, 1)	1.0	W	3	0	0	0	2	0	0	0	0	0	0	8	12	0.00	0.000
John Franco, L ERA: 0.51	(9, 1)	1.0	S	4	1	0	0	2	0	0	0	0	0	0	9	12	0.00	1.000

PITCHER		IP	WLS	BF	H	R	ER	SO	BB	IBB	HBP	BLK	WP	HR	S	P	ERA	WHIP

Batter	1	2	3	4	5	6	7	8	9	AB	R	H	RBI	BB	SO	LOB
Craig Biggio, R (1, 4) OBP: 0.374, SLG: 0.474	C B S F C 1-3 ① K		C B S B X 2-2 ② F9		X 0-0 ③ G5-3		B H 2-0 HBP HBP			3	0	0	0	0	1	0
Derek Bell, R (1, 8) OBP: 0.322, SLG: 0.356	B C C B F F B X 3-2 5 G5-4-3 1B		B C F S 1-3 ③ K			X 0-0 ① G5-3	C B H 2-1 1-2 HBP			3	0	1	0	0	1	0
5 Jeff Bagwell, R (1, 3) OBP: 0.391, SLG: 0.592	1 SAFE B F C 1 SAFE 1 SAFE X 1-2 ②③ G5-4-3 1-2f			S F B B F F B X 3-2 2B 2B		C B B S B F X 3-2 ② G5-3	B X 1-0 ③ L8			4	1	1	0	0	0	4
Luis Gonzalez, L (1, 7) OBP: 0.364, SLG: 0.375		C S B B B B B 4-2 FC5-4 BB		B X 1-0 G6-3 2-H 2B		B B C B F F B 4-2 HR BB		C F F C 0-3 ① K		2	1	1	1	2	1	0
Sean Berry, R (1, 5) OBP: 0.238, SLG: 0.320		X 0-0 ① FC5-4 FC3-6 1-2f		F B B B B X 3-1 ① P4		B B B X 2-0 1-H HR		X 0-0 ② F7		4	1	1	2	0	0	2
Thomas Howard, S (1, 9) OBP: 0.361, SLG: 0.407 Ramon Garcia, R (8, 1)		1 SAFE B B B X 2-0 ② FC3-6 1B 1-2f		X 0-0 ② G6-3 2-3		B X 1-0 ③ G1-3		B X 1-0 ③ G4-3		4 0	0 0	0 0	0 0	0 0	0 0	2 0
Brad Ausmus, R (1, 2) OBP: 0.365, SLG: 0.418		B 1 SAFE F S X 1-2 1-2 1B		C B X 1-1 ③ G6-3			S B F X 1-2 3B		B B C X 2-1 ① G5-3	4	0	2	0	0	0	1
Bill Spiers, L (1, 6) OBP: 0.425, SLG: 0.424 Ricky Gutierrez, R (9, PH) OBP: 0.412, SLG: 0.600		C F X 0-2 ③ G6-3			B X 1-0 ① G3		B C F S 1-3 ① K		B X 1-0 A4 D8 1B	3 1	0 0	0 1	0 0	0 0	1 0	3 0
Mike Hampton, R (1, 1) OBP: 0.111, SLG: 0.059 Bobby Abreu, L (7, PH) OBP: 0.344, SLG: 0.383 Russ Springer, R (7, 1) James Mouton, R (8, 9) OBP: 0.298, SLG: 0.390			X 0-0 ① G4-3		B F B B B C X 3-2 ② G1-3		B X 1-0 ② P3		1 SAFE B B B S S C C 2-3 ②③ K 1-2	2 1 0 1	0 0 0 0	0 0 0 0	0 0 0 0	0 0 0 1	0 0 0 1	0 1 0 1
Inning Stats	R: 0 H: 1 E: 0 LOB: 0 K: 1 BB: 0 S: 12 P: 17	R: 0 H: 1 E: 0 LOB: 2 K: 0 BB: 1 S: 10 P: 17	R: 0 H: 0 E: 0 LOB: 0 K: 1 BB: 0 S: 7 P: 10	R: 1 H: 2 E: 0 LOB: 1 K: 0 BB: 0 S: 11 P: 19	R: 0 H: 0 E: 0 LOB: 0 K: 0 BB: 0 S: 5 P: 9	R: 2 H: 1 E: 0 LOB: 0 K: 0 BB: 1 S: 10 P: 20	R: 0 H: 1 E: 0 LOB: 3 K: 1 BB: 0 S: 9 P: 17	R: 0 H: 0 E: 0 LOB: 0 K: 1 BB: 0 S: 6 P: 7	R: 0 H: 1 E: 0 LOB: 0 K: 1 BB: 0 S: 6 P: 11	1B: 3 2B: 2 3B: 1 HR: 1	SF: 0 SAC: 0 DP: 1 HBP: 2						

PITCHER		IP	WLS	BF	H	R	ER	SO	BB	IBB	HBP	BLK	WP	HR	S	P	ERA	WHIP
Armando Reynoso, R ERA: 3.19	(1, 1)	6.2		29	6	3	3	3	2	0	2	0	0	1	63	107	4.05	1.200
Greg McMichael, R ERA: 1.57	(7, 1)	1.1	W	4	0	0	0	1	0	0	0	0	0	0	7	9	0.00	0.000
John Franco, L ERA: 0.48	(9, 1)	1.0	S	3	1	0	0	1	0	0	0	0	0	0	6	11	0.00	1.000

PITCHER	IP	WLS	BF	H	R	ER	SO	BB	IBB	HBP	BLK	WP	HR	S	P	ERA	WHIP

Houston Astros @ New York Mets

Shea Stadium, Flushing, NY

Tue May 13 1997, 7:05 PM EDT

Att. 13,997 - Cloudy

TOP

livebaseballscorecards.com

AB	32
R	3
H	7
RBI	3
BB	2
SO	5
LOB	14

WP: 0	PA: 36		
PB: 0			
SB: 0			
CS: 0			

Houston Astros @ New York Mets

Shea Stadium, Flushing, NY

Tue May 13 1997, 7:05 PM EDT

Att. 13,997 - Cloudy

livebaseballscorecards.com

BOTTOM

Batter	1	2	3	4	5	6	7	8	9	AB	R	H	RBI	BB	SO	LOB
Carl Everett, S (1, 8) OBP: 0.253, SLG: 0.360	G6-3 E 2B		G5-3		K			CS 1B		4	1	2	0	0	1	0
Edgardo Alfonzo, R (1, 5) OBP: 0.336, SLG: 0.398	G6-3 2-3		2B 1B			E4 G1-6-3		1 SAFE F7 1-2		4	1	1	0	0	0	2
John Olerud, L (1, 3) OBP: 0.428, SLG: 0.566	E3 G6-4-3 3-H		1 SAFE 1 SAFE 1-H 2B			G1-6-3 1-2f				3	0	1	1	0	0	1
Bernard Gilkey, R (1, 7) OBP: 0.263, SLG: 0.279	G6-4-3 1-2f		G6-3			F8				3	0	0	0	0	0	2
Todd Hundley, S (1, 2) OBP: 0.421, SLG: 0.607		K		G6-4-3 1B			P6			3	0	1	0	0	1	0
Butch Huskey, R (1, 9) OBP: 0.258, SLG: 0.538 Alex Ochoa, R (8, 9) OBP: 0.236, SLG: 0.238		G6-3		G6-4-3 1-2f			1-1 HR			3 0	1 0	1 0	1 0	0 0	0 0	1 0
Carlos Baerga, S (1, 4) OBP: 0.268, SLG: 0.321		K		G5-3			F8			3	0	0	0	0	1	0
Rey Ordonez, R (1, 6) OBP: 0.255, SLG: 0.280			G6-3		CS 1B		G4-3			3	0	1	0	0	0	0
Armando Reynoso, R (1, 1) OBP: 0.455, SLG: 0.700 Greg McMichael, R (7, 1) OBP: 1.000, SLG: 1.000 Steve Bieser, L (8, PH) OBP: 0.474, SLG: 0.448 John Franco, L (9, 1)			HR		1 SAFE G6-3 1-2			G3-1		2 0 1 0	1 0 0 0	1 0 0 0	1 0 0 0	0 0 0 0	0 0 0 0	1 0 0 0
Inning Stats	R: 1 E: 1 K: 0 S: 9 H: 1 LOB: 0 BB: 0 P: 14	R: 0 E: 0 K: 2 S: 9 H: 0 LOB: 0 BB: 0 P: 13	R: 2 E: 0 K: 0 S: 16 H: 3 LOB: 1 BB: 0 P: 28	R: 0 E: 0 K: 0 S: 3 H: 1 LOB: 0 BB: 0 P: 6	R: 0 E: 0 K: 1 S: 8 H: 1 LOB: 0 BB: 0 P: 11	R: 0 E: 1 K: 0 S: 7 H: 0 LOB: 0 BB: 0 P: 15	R: 1 E: 0 K: 0 S: 9 H: 1 LOB: 0 BB: 0 P: 11	R: 0 E: 0 K: 0 S: 9 H: 1 LOB: 0 BB: 0 P: 13		1B: 4 2B: 2 3B: 0 HR: 2 SF: 0 SAC: 0 DP: 3 HBP: 0				WP: 0 PB: 0 SB: 0 CS: 2	PA: 29	

	AB	29
	R	4
	H	8
	RBI	3
	BB	0
	SO	3
	LOB	7

PITCHER		IP	WLS	BF	H	R	ER	SO	BB	IBB	HBP	BLK	WP	HR	S	P	ERA	WHIP
Mike Hampton, L ERA: 5.13	(1, 1)	6.0		22	6	3	2	3	0	0	0	0	0	1	52	87	3.00	1.000
Russ Springer, R ERA: 2.29	(7, 1)	1.0	L	4	1	1	1	0	0	0	0	0	0	1	9	11	9.00	1.000
Ramon Garcia, R ERA: 4.44	(8, 1)	1.0		3	1	0	0	0	0	0	0	0	0	0	9	13	0.00	1.000

PITCHER	IP	WLS	BF	H	R	ER	SO	BB	IBB	HBP	BLK	WP	HR	S	P	ERA	WHIP

Batter	1	2	3	4	5	6	7	8	9	AB	R	H	RBI	BB	SO	LOB
Bill Spiers, L (1, 4) (9, 5) OBP: 0.440, SLG: 0.449	C B B X 2-1 5 FC6-5-4 2B		1 SAFE B 1 SAFE B B B 4-0 1-2 BB			B C X 1-1 ① L8			B C B B C X 3-2 2B SF7 1B	3	1	2	0	1	0	0
James Mouton, R (1, 8) OBP: 0.294, SLG: 0.400	F F X 0-2 ① G5-3		C 2 SAFE F F B F X 1-2 ②③ G5-3 2-3f			B B C C X 2-2 E6 5 G5-4-3			C F X 0-2 SF7 1-3 2B	4	0	1	0	0	0	3
5 Jeff Bagwell, R (1, 3) OBP: 0.382, SLG: 0.576	B B X 2-0 ②③ FC6-5-4 2-3			B X 1-0 ① P3		B B F X 2-1 ②③ G5-4-3 1-2f			X 0-0 ① G5-3	4	0	0	0	0	0	4
Luis Gonzalez, L (1, 7) OBP: 0.360, SLG: 0.365		C B B S T 2-2 ① K		X 0-0 ② F8			B X 1-0 ① G1		I I I I 4-0 SF7 IBB	3	0	0	0	1	1	0
Sean Berry, R (1, 5) OBP: 0.229, SLG: 0.308		F X 0-1 ② G5-3		B B X 2-0 ③ G6-3			B X 1-0 ② G6-3		B B C F X 2-2 ② SF7 1-2 2-3 3-H	3	0	0	0	0	0	0
Craig Biggio, R (9, PH) (9, 4) OBP: 0.372, SLG: 0.474										0	0	0	1	0	0	0
Bobby Abreu, L (1, 9) OBP: 0.341, SLG: 0.378		X 0-0 1B			C B X 1-1 ① G4-1		C F F B F X 1-2 ③ F9		B F B F S 2-3 ③ K	4	0	1	0	0	1	2
Tony Eusebio, R (1, 2) OBP: 0.310, SLG: 0.250		F X 0-1 ③ F9			C S X 0-2 1B 1B			C B B X 2-1 ① G6-3		3	0	1	0	0	0	1
Ricky Gutierrez, R (1, 6) OBP: 0.450, SLG: 0.611			B X 1-0 G5-3 BB 1B		X 0-0 1-2 G5-4-3 1B			S B F B B X 3-2 ② L3		3	0	2	0	0	0	0
Darryl Kile, R (1, 1) OBP: 0.040, SLG: 0.040			X 0-0 ① B3		C X 0-1 ②③ G5-4-3 1-2f			B C C X 1-2 ③ L4		3	0	0	0	0	0	3
Billy Wagner, L (9, 1)										0	0	0	0	0	0	0
Inning Stats	R: 0 E: 0 K: 0 S: 6 H: 1 LOB: 0 BB: 0 P: 10	R: 0 E: 0 K: 1 S: 8 H: 1 LOB: 1 BB: 0 P: 10	R: 0 E: 0 K: 0 S: 8 H: 1 LOB: 1 BB: 1 P: 14	R: 0 E: 0 K: 0 S: 3 H: 0 LOB: 0 BB: 0 P: 6	R: 0 E: 0 K: 0 S: 8 H: 2 LOB: 1 BB: 0 P: 9	R: 0 E: 1 K: 0 S: 7 H: 0 LOB: 0 BB: 0 P: 12	R: 0 E: 0 K: 0 S: 7 H: 0 LOB: 0 BB: 0 P: 10	R: 0 E: 0 K: 0 S: 8 H: 0 LOB: 0 BB: 0 P: 14	R: 1 E: 0 K: 1 S: 13 H: 2 LOB: 2 BB: 1 P: 24	1B: 5 2B: 3 3B: 0 HR: 0	SF: 1 SAC: 0 DP: 4 HBP: 0						

PITCHER		IP	WLS	BF	H	R	ER	SO	BB	IBB	HBP	BLK	WP	HR	S	P	ERA	WHIP
Rick Reed, R ERA: 1.27	(1, 1)	8.0		27	5	0	0	1	1	0	0	0	0	0	55	85	0.00	0.750
Greg McMichael, R ERA: 1.88	(9, 1)	1.0	L	6	2	1	1	1	0	1	0	0	0	0	13	24	9.00	2.000

PITCHER	IP	WLS	BF	H	R	ER	SO	BB	IBB	HBP	BLK	WP	HR	S	P	ERA	WHIP

TOP

Houston Astros @ New York Mets

Shea Stadium, Flushing, NY

Wed May 14 1997, 7:05 PM EDT

Att. 13,051 - Unknown - 62 F

livebaseballscorecards.com

AB	30
R	1
H	7
RBI	1
BB	2
SO	2
LOB	13

1B: 5	SF: 1	WP: 0	PA: 33
2B: 3	SAC: 0	PB: 0	
3B: 0	DP: 4	SB: 0	
HR: 0	HBP: 0	CS: 0	

BOTTOM

Batter	1	2	3	4	5	6	7	8	9	AB	R	H	RBI	BB	SO	LOB
Carl Everett, S (1, 8) OBP: 0.253, SLG: 0.355	B B B C F X 3-2 ① G3-1		B F X 1-1 G4-3 G4-3 1B		S B F B X 2-2 ② F8		B C B S F F X 2-2 ③ G4-3			4	0	1	0	0	0	2
Edgardo Alfonzo, R (1, 5) OBP: 0.325, SLG: 0.383	T B B B S F X 3-2 ② G6-3		B 1 SAFE F B X 2-1 ① G4-3 1-2		B C X 1-1 ③ F8			B X 1-0 ① F8		4	0	0	0	0	0	2
John Olerud, L (1, 3) OBP: 0.424, SLG: 0.555 Greg McMichael, R (9, 1) OBP: 1.000, SLG: 1.000	B B B B 4-0 2B BB		B C X 1-1 ② G4-3 2-3			X 0-0 ① G3		X 0-0 ② F8		3 0	0 0	0 0	0 0	1 0	0 0	1 0
Todd Hundley, S (1, 2) OBP: 0.416, SLG: 0.603	B X 1-0 1-3 2B		B S C B X 2-2 ③ G4-3			B S B C S 2-3 ② K		B X 1-0 ③ G6-3		4	0	1	0	0	1	1
Bernard Gilkey, R (1, 7) OBP: 0.263, SLG: 0.273	C D C B X 2-2 ③ G5-3			F F S 0-3 ① K		B B C B F F F B 4-2 BB			S B C B B S 3-3 ① K	3	0	0	0	1	2	2
Carlos Baerga, S (1, 4) OBP: 0.267, SLG: 0.319		C X 0-1 FC4-6 1B		B X 1-0 ② G4-3		1 SAFE X 0-0 ③ G4-3			C B F X 1-2 ② F9	4	0	1	0	0	0	1
Butch Huskey, R (1, 9) OBP: 0.248, SLG: 0.515		B B B X 3-0 ① P4		B S S X 1-2 ③ G6-3			C C S 0-3 ① K		B S S S 1-3 ③ K	4	0	0	0	0	2	1
Rey Ordonez, R (1, 6) OBP: 0.248, SLG: 0.273		B X 1-0 ② FC4-6 1-2f			C X 0-1 ① G5-3		C X 0-1 ② G5-3			3	0	0	0	0	0	1
Rick Reed, R (1, 1) OBP: 0.316, SLG: 0.412 Matt Franco, L (9, 3) OBP: 0.419, SLG: 0.423		X 0-0 ③ G5-3			L B B B B 4-1 BB		X 0-0 2B			2 0	0 0	1 0	0 0	1 0	0 0	1 0
Inning Stats	R: 0 H: 1 E: 0 LOB: 2 K: 0 BB: 1 S: 11 P: 24	R: 0 H: 1 E: 0 LOB: 1 K: 0 BB: 0 S: 5 P: 9	R: 0 H: 1 E: 0 LOB: 1 K: 0 BB: 0 S: 9 P: 15	R: 0 H: 0 E: 0 LOB: 0 K: 1 BB: 0 S: 7 P: 9	R: 0 H: 0 E: 0 LOB: 1 K: 0 BB: 1 S: 8 P: 15	R: 0 H: 0 E: 0 LOB: 1 K: 1 BB: 1 S: 9 P: 15	R: 0 H: 1 E: 0 LOB: 1 K: 1 BB: 0 S: 11 P: 13	R: 0 H: 0 E: 0 LOB: 0 K: 0 BB: 0 S: 3 P: 5	R: 0 H: 0 E: 0 LOB: 0 K: 2 BB: 0 S: 9 P: 14	1B: 2 SF: 0 2B: 2 SAC: 0 3B: 0 DP: 0 HR: 0 HBP: 0						WP: 0 PA: 34 PB: 0 SB: 0 CS: 0	

PITCHER	IP	WLS	BF	H	R	ER	SO	BB	IBB	HBP	BLK	WP	HR	S	P	ERA	WHIP
Darryl Kile, R (1, 1) ERA: 2.14	8.0	W	31	4	0	0	3	3	0	0	0	0	0	63	105	0.00	0.875
Billy Wagner, L (9, 1) ERA: 0.43	1.0	S	3	0	0	0	2	0	0	0	0	0	0	9	14	0.00	0.000

PITCHER	IP	WLS	BF	H	R	ER	SO	BB	IBB	HBP	BLK	WP	HR	S	P	ERA	WHIP

Houston Astros @ New York Mets

Shea Stadium, Flushing, NY

Wed May 14 1997, 7:05 PM EDT

Att. 13,051 - Unknown - 62 F

livebaseballscorecards.com

AB	31
R	0
H	4
RBI	0
BB	3
SO	5
LOB	12

Colorado Rockies @ New York Mets

Shea Stadium, Flushing, NY

Fri May 16 1997, 7:05 PM EDT

Att. 15,261 - Unknown - 59 F

TOP

livebaseballscorecards.com

Batter	1	2	3	4	5	6	7	8	9	AB	R	H	RBI	BB	SO	LOB
Eric Young Sr., R (1, 4) OBP: 0.443, SLG: 0.516	C B X 1-1 L5-3 1B		C B B X 2-1 G6-3 S 1B		B S B X 2-1 ③ G6-3			C B C X 1-2 ① G3		4	0	2	0	0	0	1
Ellis Burks, R (1, 8) OBP: 0.277, SLG: 0.405 Quinton McCracken, S (8, PR) OBP: 0.360, SLG: 0.426 (8, 8)	B 1 SAFE 1 SAFE X 1-0 ①② L5-3 1-2		C D 2 SAFE C X 1-2 ② G6-3 1-3			S S B C 1-3 ① K		C B S F B X 2-2 HR 1B		4 0	0 1	1 0	0 0	0 0	1 0	2 0
Larry Walker, L (1, 9) OBP: 0.494, SLG: 0.791	C B B B F B 4-2 BB		D L B F S 2-3 ③ K			S B X 1-1 1B		S B X 1-1 1-H HR		3	1	2	2	1	1	1
Andres Galarraga, R (1, 3) OBP: 0.427, SLG: 0.556	S X 0-1 ③ G5-3			B B S B X 3-1 ① L7		1 SAFE F S 1 SAFE C 0-3 ② K		C B S S 1-3 ② K		4	0	0	0	0	2	3
Dante Bichette, R (1, 7) OBP: 0.335, SLG: 0.441		C S T B T B X 2-2 ① F8		X 0-0 ② P3		S X 0-1 ③ F8		C B S S 1-3 ③ K		4	0	0	0	0	1	2
Vinny Castilla, R (1, 5) OBP: 0.358, SLG: 0.518		C S T X 0-2 ② F9		X 0-0 ③ G5-3			F S B X 1-2 ① G6-3		X 0-0 ① G4-3	4	0	0	0	0	0	0
Kirt Manwaring, R (1, 2) OBP: 0.337, SLG: 0.374		B B B C X 3-1 1B			C B B C S 2-3 ① K		F F B S 1-3 ② K		B X 1-0 ② G6-3	4	0	1	0	0	2	0
Walt Weiss, S (1, 6) OBP: 0.389, SLG: 0.398		C X 0-1 ③ F9			B C B C X 2-2 WP 1B		B B B B 4-0 BB		S B X 1-1 ③ G4-3	3	0	1	0	1	0	1
Kevin Ritz, R (1, 1) OBP: 0.182, SLG: 0.053 Mike Munoz, L (7, 1) Darren Holmes, R (8, 1) OBP: 0.143, SLG: 0.571 Bruce Ruffin, S (9, 1)			C B X 1-1 ① G6-3		1 SAFE 1 SAFE F 1 SAFE 1 SAFE F B B B 3-2 T ② K 1-2		C X 0-1 ③ P4			3 0 0 0	0 0 0 0	0 0 0 0	0 0 0 0	0 0 0 0	1 0 0 0	2 0 0 0
Inning Stats	R: 0 E: 0 K: 0 S: 7 H: 1 LOB: 1 BB: 1 P: 13	R: 0 E: 0 K: 0 S: 13 H: 1 LOB: 1 BB: 0 P: 18	R: 0 E: 0 K: 1 S: 10 H: 1 LOB: 1 BB: 0 P: 16	R: 0 E: 0 K: 0 S: 4 H: 0 LOB: 0 BB: 0 P: 7	R: 0 E: 0 K: 2 S: 11 H: 1 LOB: 1 BB: 0 P: 20	R: 0 E: 0 K: 2 S: 10 H: 1 LOB: 1 BB: 0 P: 12	R: 0 E: 0 K: 1 S: 8 H: 0 LOB: 1 BB: 1 P: 14	R: 2 E: 0 K: 2 S: 15 H: 2 LOB: 1 BB: 0 P: 21	R: 0 E: 0 K: 0 S: 4 H: 0 LOB: 0 BB: 0 P: 6	1B: 6 2B: 1 3B: 0 HR: 1	SF: 0 SAC: 0 DP: 1 HBP: 0						

	AB	33
	R	2
	H	7
	RBI	2
	BB	2
	SO	8
	LOB	12

WP: 1 PB: 0 SB: 1 CS: 0 PA: 35

PITCHER		IP	WLS	BF	H	R	ER	SO	BB	IBB	HBP	BLK	WP	HR	S	P	ERA	WHIP
Mark Clark, R ERA: 3.83	(1, 1)	7.0		27	5	0	0	6	2	0	0	0	1	0	63	100	0.00	1.000
Greg McMichael, R ERA: 2.52	(8, 1)	1.0	L	5	2	2	2	2	0	0	0	0	0	1	15	21	18.00	2.000
Ricky Trlicek, R ERA: 4.44	(9, 1)	1.0		3	0	0	0	0	0	0	0	0	0	0	4	6	0.00	0.000

PITCHER	IP	WLS	BF	H	R	ER	SO	BB	IBB	HBP	BLK	WP	HR	S	P	ERA	WHIP

Batter	1	2	3	4	5	6	7	8	9	AB	R	H	RBI	BB	SO	LOB
Steve Bieser, L (1, 8) OBP: 0.463, SLG: 0.438	B C C F B X 2-2 G6-3 ①		C X 0-1 F7 ③			B F X 1-1 G4-6-3 1B 1B	C S B B F B S 3-3 K ③			3	0	1	0	0	0	0
Carl Everett, S (7, PH) OBP: 0.250, SLG: 0.351 (8, 8)										1	0	0	0	0	1	1
Edgardo Alfonzo, R (1, 5) OBP: 0.339, SLG: 0.391	F B B F B X 3-2 F8 ②			B B B 4-0 G3-6-1 BB		B 1 SAFE 1 SAFE 1 SAFE C X 1-1 G4-6-3 1-2 1B		B C X 1-1 1B 1B		3	0	2	0	1	0	0
John Olerud, L (1, 3) OBP: 0.420, SLG: 0.547	X 0-0 F7 ③			1 SAFE C S D F S 1-3 K ①		X 0-0 G4-6-3 ① ② 1-2f 2-3		C X 0-1 1-2 1B		4	0	1	0	0	1	3
Todd Hundley, S (1, 2) OBP: 0.412, SLG: 0.588		B C F B X 2-2 G3-1 ①		B 1 SAFE B X 2-0 G3-6-1 ② ③ 1-2f		B F B B I 4-1 IBB		C B F F F D S 2-3 K ①		3	0	0	0	1	1	3
Bernard Gilkey, R (1, 7) OBP: 0.263, SLG: 0.273		B X 1-0 CS 1B			B C B S F X 2-2 L9 ①	C F B D F S 2-3 K ③		B X 1-0 F4 ②		4	0	1	0	0	1	4
Butch Huskey, R (1, 9) OBP: 0.267, SLG: 0.530		C 1 SAFE D 1 SAFE B X 2-1 1-2 1B ②			X 0-0 2B		B B S S S B B 4-2 G4-3 1B BB	B B B C F S 3-3 K ③		3	1	2	0	1	1	2
Manny Alexander, R (1, 4) OBP: 0.311, SLG: 0.329 (8, 6)	B F X 1-1 F9 ③				C X 0-1 P4 ②	B X 1-0 G4-3 ① 1-2			B C F B S 2-3 K ①	4	0	0	0	0	1	3
Rey Ordonez, R (1, 6) OBP: 0.252, SLG: 0.270			F S B X 1-2 L6 ①		I I I I 4-0 FC6 IBB	B B F X 2-1 G4-3 2-H 1B			C X 0-1 G4-3 ②	1	0	0	0	1	0	0
Carlos Baerga, S (7, PH) OBP: 0.271, SLG: 0.322 (8, 4)										2	0	1	1	0	0	0
Mark Clark, R (1, 1) Matt Franco, L (7, PH) OBP: 0.419, SLG: 0.423 Alex Ochoa, R (7, PH) OBP: 0.233, SLG: 0.235 Greg McMichael, R (8, 1) OBP: 1.000, SLG: 1.000 Ricky Trlicek, R (9, 1) Gary Thurman, R (9, PH) OBP: 0.250, SLG: 0.250			C X 0-1 G1-3 ②		B B X 2-0 FC6 ③ 1-2f	C X 0-1 G4-3 ② 2-3			X 0-0 G3-1 ③	2 0 1 0 0 1	0 0 0 0 0 0	0 0 0 0 0 0	0 0 0 0 0 0	0 0 0 0 0 0	0 0 1 0 0 0	2 0 1 0 0 0
Inning Stats	R: 0 E: 0 K: 0 S: 8 H: 0 LOB: 0 BB: 0 P: 13	R: 0 E: 0 K: 0 S: 8 H: 2 LOB: 1 BB: 0 P: 14	R: 0 E: 0 K: 0 S: 7 H: 0 LOB: 0 BB: 0 P: 8	R: 0 E: 0 K: 1 S: 5 H: 0 LOB: 0 BB: 1 P: 12	R: 0 E: 0 K: 0 S: 8 H: 1 LOB: 2 BB: 1 P: 16	R: 0 E: 0 K: 1 S: 10 H: 2 LOB: 2 BB: 1 P: 18	R: 1 E: 0 K: 1 S: 11 H: 1 LOB: 1 BB: 1 P: 21	R: 0 E: 0 K: 2 S: 15 H: 2 LOB: 2 BB: 0 P: 22	R: 0 E: 0 K: 1 S: 6 H: 0 LOB: 0 BB: 0 P: 8	1B: 7 2B: 1 3B: 0 HR: 0	SF: 0 SAC: 0 DP: 2 HBP: 0						

PITCHER		IP	WLS	BF	H	R	ER	SO	BB	IBB	HBP	BLK	WP	HR	S	P	ERA	WHIP
Kevin Ritz, R ERA: 5.27	(1, 1)	6.1		26	6	1	1	2	2	2	0	0	0	0	51	93	1.42	1.263
Mike Munoz, L ERA: 6.75	(7, 1)	0.2	W	2	0	0	0	1	0	0	0	0	0	0	6	9	0.00	0.000
Darren Holmes, R ERA: 1.93	(8, 1)	1.0		5	2	0	0	2	0	0	0	0	0	0	15	22	0.00	2.000
Bruce Ruffin, L ERA: 3.38	(9, 1)	1.0	S	3	0	0	0	1	0	0	0	0	0	0	6	8	0.00	0.000

PITCHER	IP	WLS	BF	H	R	ER	SO	BB	IBB	HBP	BLK	WP	HR	S	P	ERA	WHIP

BOTTOM

Colorado Rockies @ New York Mets

Shea Stadium, Flushing, NY

Fri May 16 1997, 7:05 PM EDT

Att. 15,261 - Unknown - 59 F

livebaseballscorecards.com

AB	32
R	1
H	8
RBI	1
BB	4
SO	6
LOB	19

1B: 7	SF: 0	WP: 0	PA: 36
2B: 1	SAC: 0	PB: 0	
3B: 0	DP: 2	SB: 0	
HR: 0	HBP: 0	CS: 1	

Batter	1	2	3	4	5	6	7	8	9	AB	R	H	RBI	BB	SO	LOB
Eric Young Sr., R (1, 4) OBP: 0.436, SLG: 0.506	CS 1B		G5-3		K		G6-4-3 1-2f		P6	5	0	1	0	0	1	3
Quinton McCracken, S (1, 8) OBP: 0.367, SLG: 0.423	F8		G1-3		BB			L3 1B		3	0	1	0	1	0	1
Larry Walker, L (1, 9) OBP: 0.489, SLG: 0.776	G4-3 1-2		1B		G4-3			L3 1-1		4	0	1	0	0	0	3
Andres Galarraga, R (1, 3) OBP: 0.422, SLG: 0.568		E3 SH3-4 1B	G6-3			G5-3		HR		4	1	1	1	0	0	1
Dante Bichette, R (1, 7) OBP: 0.346, SLG: 0.449		SH3-4 1-2 1B		FC4-6 1B		1B		P3		4	0	3	0	0	0	0
Jeff Reed, L (1, 2) OBP: 0.394, SLG: 0.483 Darnell Coles, R (9, PH) OBP: 0.350, SLG: 0.526		SH3-4 1-2 2-3		L8		F7			2B	2 1	0 0	0 1	0 0	0 0	0 0	2 0
Jason Bates, S (1, 5) OBP: 0.340, SLG: 0.395 Vinny Castilla, R (9, PH) OBP: 0.356, SLG: 0.514	K		FC4-6 1-2f			F9			K	3 1	0 0	0 0	0 0	0 0	1 1	4 1
Walt Weiss, S (1, 6) OBP: 0.392, SLG: 0.391	IBB		P7					G6-4-3 BB	G6-3	2	0	0	0	2	0	2
John Thomson, R (1, 1) John Vander Wal, L (7, PH) OBP: 0.242, SLG: 0.167 Mike DeJean, R (7, 1) OBP: 1.000, SLG: 2.000 Steve Reed, R (8, 1) Ellis Burks, R (9, PH) OBP: 0.282, SLG: 0.405 Kirt Manwaring, R (9, PR) OBP: 0.337, SLG: 0.374	K				K		P4		BB	2 1 0 0 0 0	0 0 0 0 0 0	0 0 0 0 0 0	0 0 0 0 1 0	2 0 0 0 0 0	0 0 0 0 0 0	3 1 0 0 0 0
Inning Stats	R: 0 E: 0 K: 0 S: 10 H: 1 LOB: 0 BB: 0 P: 14	R: 0 E: 1 K: 2 S: 13 H: 1 LOB: 3 BB: 1 P: 20	R: 0 E: 0 K: 0 S: 10 H: 1 LOB: 1 BB: 0 P: 16	R: 0 E: 0 K: 0 S: 5 H: 1 LOB: 1 BB: 0 P: 6	R: 0 E: 0 K: 2 S: 14 H: 0 LOB: 1 BB: 1 P: 20	R: 0 E: 0 K: 0 S: 10 H: 1 LOB: 1 BB: 0 P: 15	R: 0 E: 0 K: 0 S: 4 H: 0 LOB: 0 BB: 1 P: 8	R: 1 E: 0 K: 0 S: 7 H: 2 LOB: 0 BB: 0 P: 13	R: 0 E: 0 K: 1 S: 12 H: 1 LOB: 2 BB: 1 P: 23	1B: 6 2B: 2 3B: 0 HR: 1 SF: 0 SAC: 1 DP: 2 HBP: 0						

PITCHER	IP	WLS	BF	H	R	ER	SO	BB	IBB	HBP	BLK	WP	HR	S	P	ERA	WHIP
Bobby Jones, R (1, 1) ERA: 2.48	8.0	W	32	7	1	1	4	2	1	0	0	0	1	73	112	1.12	1.125
John Franco, L (9, 1) ERA: 0.46	1.0	S	5	1	0	0	1	1	0	0	0	0	0	12	23	0.00	2.000

PITCHER | IP | WLS | BF | H | R | ER | SO | BB | IBB | HBP | BLK | WP | HR | S | P | ERA | WHIP

TOP

Colorado Rockies @ New York Mets

Shea Stadium, Flushing, NY

Sat May 17 1997, 3:33 AM EDT

Att. 23,987 - Overcast - 64 F

livebaseballscorecards.com

AB	32
R	1
H	8
RBI	1
BB	4
SO	5
LOB	21

PA: 37

WP: 0
PB: 0
SB: 0
CS: 1

Batter	1	2	3	4	5	6	7	8	9	AB	R	H	RBI	BB	SO	LOB
Carl Everett, S (1, 8) OBP: 0.250, SLG: 0.340	B B B B 4-0 BB		X 0-0 ② G6-3		B C S B B F F X 3-2 ① G3		B B B C C F X 3-2 ② F9			3	0	0	0	1	0	0
Matt Franco, L (1, 5) OBP: 0.382, SLG: 0.379 Edgardo Alfonzo, R (6, 5) OBP: 0.344, SLG: 0.396	C 1 SAFE 1 SAFE F C 0-3 ① K		C F B B X 2-2 ③ L4		B F S C 1-3 ② K		C B B C X 2-2 FC4-6 1B			3 1	0 0	0 1	0 0	0 0	2 0	1 0
John Olerud, L (1, 3) OBP: 0.416, SLG: 0.539	1 SAFE C C C P 1 SAFE X 1-2 ② F8			B B C X 2-1 2B 1B 1B	B X 1-0 ③ G6-3		C 1 SAFE B F B F X 2-2 ③ FC4-6 1-2f			4	1	1	0	0	0	2
Todd Hundley, S (1, 2) OBP: 0.414, SLG: 0.585	B X 1-0 ③ F7			C X 0-1 ① P3		F B F X 1-2 1B FC4-6 1B		C B S F F B X 2-2 CS 1B		4	1	2	0	0	0	2
Bernard Gilkey, R (1, 7) OBP: 0.262, SLG: 0.279		B B B C X 3-1 ① G5-3		F B S B B X 3-2 1-3 1B 2B	X 0-0 ① F9			S C B C 1-3 ① ② K 1-2		4	1	1	0	0	1	2
Carlos Baerga, S (1, 4) OBP: 0.287, SLG: 0.336 Rey Ordonez, R (8, PR) (9, 6) OBP: 0.252, SLG: 0.270		F X 0-1 ② G6-3		X 0-0 1B 2-H 3-H 1B	1 SAFE B C X 1-1 FC4-6 1-3 1B			B F B C X 2-2 1B		4 0	0 0	3 0	2 0	0 0	0 0	0 0
Butch Huskey, R (1, 9) OBP: 0.275, SLG: 0.529 John Franco, L (9, 1)		C X 0-1 1B		S X 0-1 1-2 1B	C B S 1 SAFE X 1-2 ② FC4-6 1-2f 3-H			1 SAFE C C 1 B F S 1-3 ③ K		4 0	0 0	2 0	1 0	0 0	1 0	2 0
Manny Alexander, R (1, 6) OBP: 0.299, SLG: 0.315 (9, 4)		B S S C F 1 SAFE X 1-2 ③ G6-3		S C F S 0-3 ② K	1 SAFE S S X 0-1 ③ F8					3	0	0	0	0	1	4
Bobby Jones, R (1, 1) OBP: 0.136, SLG: 0.095 Alex Ochoa, R (9, 9) OBP: 0.233, SLG: 0.235			S B X 1-1 ① L3	B X 1-0 ③ F8			B C B S S 2-3 ① K			3 0	0 0	0 0	0 0	0 0	1 0	2 0
Inning Stats	R: 0 H: 0 E: 0 LOB: 1 K: 1 BB: 1 S: 8 P: 13	R: 0 H: 1 E: 0 LOB: 1 K: 0 BB: 0 S: 10 P: 14	R: 0 H: 0 E: 0 LOB: 0 K: 0 BB: 0 S: 6 P: 9	R: 2 H: 4 E: 0 LOB: 2 K: 1 BB: 0 S: 15 P: 21	R: 0 H: 0 E: 0 LOB: 0 K: 1 BB: 0 S: 9 P: 14	R: 1 H: 2 E: 0 LOB: 1 K: 0 BB: 0 S: 11 P: 14	R: 0 H: 1 E: 0 LOB: 1 K: 1 BB: 0 S: 14 P: 23	R: 0 H: 2 E: 0 LOB: 1 K: 2 BB: 0 S: 15 P: 21		1B: 9 2B: 1 3B: 0 HR: 0	SF: 0 SAC: 0 DP: 0 HBP: 0			WP: 0 PB: 0 SB: 0 CS: 1	PA: 34	

PITCHER		IP	WLS	BF	H	R	ER	SO	BB	IBB	HBP	BLK	WP	HR	S	P	ERA	WHIP
John Thomson, R ERA: 2.77	(1, 1)	6.0	L	26	7	3	3	3	1	0	0	0	0	0	59	85	4.50	1.333
Mike DeJean, R ERA:	(7, 1)	1.0		4	1	0	0	1	0	0	0	0	0	0	14	23	0.00	1.000
Steve Reed, R ERA: 5.63	(8, 1)	1.0		4	2	0	0	2	0	0	0	0	0	0	15	21	0.00	2.000

PITCHER	IP	WLS	BF	H	R	ER	SO	BB	IBB	HBP	BLK	WP	HR	S	P	ERA	WHIP

BOTTOM

Colorado Rockies @ New York Mets

Shea Stadium, Flushing, NY

Sat May 17 1997, 3:33 AM EDT
Att. 23,987 - Overcast - 64 F

livebaseballscorecards.com

AB	33
R	3
H	10
RBI	3
BB	1
SO	6
LOB	15

Batter	1	2	3	4	5	6	7	8	9	AB	R	H	RBI	BB	SO	LOB
Eric Young Sr., R (1, 4) OBP: 0.435, SLG: 0.497	B F B F S 2-3 ① K		B B F B B B 4-1 1-2 2B BB		C X 0-1 ③ G6-3		B B B F B 4-1 S 2-3 BB		X 0-0 ②③ G5-4-3 1-2f	3	0	0	0	2	1	1
Quinton McCracken, S (1, 8) OBP: 0.361, SLG: 0.427	C B B B X 2-1 ② G6-3		S B B B C F B X 3-2 ③ 1-H 2-H 2B			B B C X 2-1 ① F8	B 1 SAFE C 1 B C X 2-2 ③ F8 1-2 3-H			4	0	1	1	0	0	1
Larry Walker, L (1, 9) OBP: 0.489, SLG: 0.776	B B S F S 2-3 ③ K			B S B C B C 3-3 ① K		X 0-0 2B		X 0-0 G6-4-3 1B		4	0	2	0	0	2	0
Dante Bichette, R (1, 7) OBP: 0.337, SLG: 0.437		B C F S 1-3 ① K		B F B X 2-1 ② F7		B C S B S 2-3 ② K		1 SAFE X 0-0 ①② G6-4-3 1-2f		4	0	0	0	0	2	2
Andres Galarraga, R (1, 3) OBP: 0.424, SLG: 0.594		B S X 1-1 ② G6-3		S X 0-1 2B		B F B F X 2-1 ③ P6		C B B F F F X 2-2 HR		4	1	2	1	0	0	1
Vinny Castilla, R (1, 5) OBP: 0.366, SLG: 0.535		S F B S 1-3 ③ K		B B B B 4-0 BB			X 0-0 HR	B B B B 4-0 BB		2	1	1	1	2	1	0
Kirt Manwaring, R (1, 2) OBP: 0.333, SLG: 0.362			C B C F C 1-3 ① K	X 0-0 ③ G5-3			B B B B 4-0 WP SH3-4 E BB	1 SAFE C X 0-1 ③ F9		3	1	0	0	1	1	3
Walt Weiss, S (1, 6) OBP: 0.383, SLG: 0.381			B C X 1-1 ② G6-3		C X 0-1 ① F7		1 SAFE F X 0-1 ① SH3-4 1-2		B C C T B X 2-2 ① G4-3	3	0	0	0	0	0	0
			X 0-0 BB 2B 1B		B X 1-0 ② F8		S B C S 1-3 ② K		B F C B X 2-2 G5-4-3 1B	2 1 1 0 0 0 0 0 0 0 0 0 0 0 1 0 0 0 0 1 1 0 0 0 0 0 0 0 0 0 0 0 0 0 0 0 0 0 0 0 0 0 1 0 1 0 0 0 0 0 0 0 0 0 0 0 0 0 0 0 0 0 0						

Bobby Jones, R (1, 1) OBP: 0.000, SLG: 0.000
Jeff McCurry, R (6, 1)
Jason Bates, S (7, PH) OBP: 0.000, SLG: 0.000
Jerry Dipoto, R (7, 1)
Steve Reed, R (6, 1)
Mike Munoz, L (8, 1)
Bruce Ruffin, S (8, 1)
Jeff Reed, L (8, 2) OBP: 0.400, SLG: 0.462
Mike DeJean, R (8, 1) OBP: 0.000, SLG: 0.000
Darren Holmes, R (8, 1) OBP: 0.143, SLG: 0.571

TOP

Colorado Rockies @ New York Mets

Shea Stadium, Flushing, NY

Sun May 18 1997, 3:33 AM EDT

Att. 22,845 - Cloudy - 63 F

livebaseballscorecards.com

AB	31
R	4
H	8
RBI	3
BB	5
SO	8
LOB	9

Inning Stats	1	2	3	4	5	6	7	8	9
	R: 0 E: 0 K: 2 S: 8	H: 0 LOB: 0 BB: 0 P: 14	R: 0 E: 0 K: 2 S: 8	H: 0 LOB: 0 BB: 0 P: 11	R: 1 E: 0 K: 1 S: 12	H: 2 LOB: 2 BB: 1 P: 21	R: 0 E: 0 K: 1 S: 8	H: 1 LOB: 2 BB: 1 P: 17	R: 0 E: 0 K: 0 S: 5	H: 0 LOB: 0 BB: 0 P: 6
	R: 0 E: 0 K: 1 S: 8	H: 1 LOB: 1 BB: 0 P: 14	R: 2 E: 0 K: 1 S: 10	H: 1 LOB: 1 BB: 2 P: 21	R: 1 E: 0 K: 0 S: 9	H: 2 LOB: 1 BB: 1 P: 15	R: 0 E: 0 K: 0 S: 8	H: 1 LOB: 0 BB: 0 P: 12	1B: 3 2B: 3 3B: 0 HR: 2	SF: 0 SAC: 1 DP: 2 HBP: 0	WP: 1 PB: 0 SB: 1 CS: 0	PA: 37

PITCHER		IP	WLS	BF	H	R	ER	SO	BB	IBB	HBP	BLK	WP	HR	S	P	ERA	WHIP
Dave Mlicki, R ERA: 4.96	(1, 1)	6.0		23	4	1	1	7	2	0	0	0	0	0	49	83	1.50	1.000
Ricky Trlicek, R ERA: 4.74	(7, 1)	0.1		3	1	2	1	0	1	0	0	0	0	1	3	7	27.00	6.000
Takashi Kashiwada, L ERA: 2.25	(7, 1)	1.2	W	8	2	1	1	1	2	0	0	0	1	1	16	29	5.40	2.400
Cory Lidle, R ERA:	(9, 1)	1.0		3	1	0	0	0	0	0	0	0	0	0	8	12	0.00	1.000

PITCHER	IP	WLS	BF	H	R	ER	SO	BB	IBB	HBP	BLK	WP	HR	S	P	ERA	WHIP

BOTTOM

Colorado Rockies @ New York Mets

Shea Stadium, Flushing, NY

Sun May 18 1997, 3:33 AM EDT

Att. 22,845 - Cloudy - 63 F

livebaseballscorecards.com

Batter	1	2	3	4	5	6	7	8	9	AB	R	H	RBI	BB	SO	LOB
Carl Everett, S (1, 8) (9, 9) OBP: 0.257, SLG: 0.330	C B X 1-1 F8 ①		B B B 4-0 S BB		B S B F S 2-3 K ①		X 0-0 B1-3 ①	B B B 4-0 1B 1B 1-2 2-3 3-H BB		3	1	0	1	2	1	1
Edgardo Alfonzo, R (1, 5) OBP: 0.346, SLG: 0.397	B F S B X 2-2 F8 ②		B B X 2-0 F8 ③ 1-2		B C B X 2-1 1B 1-2 1B		C B X 1-1 F9 ②	C B B F X 2-2 1B 1B 1-2 2-3 3-H 1B		5	1	2	1	0	0	1
Bernard Gilkey, R (1, 7) OBP: 0.272, SLG: 0.280	B B F B B 4-1 BB			B B C F F B B 4-2 2B BB	B S B B F S 3-3 K ②		B X 1-0 F7 ③	C B X 1-1 1B 2B 1-2 2-H 3-H 1B		3	2	1	2	2	1	2
Butch Huskey, R (1, 3) OBP: 0.289, SLG: 0.541	B F 1 B C X SAFE 2-2 F9 ③			B X 1-0 SH1-3 SF9 1-H 2B	F B X 1-1 1-2 2-3 1B			G3		5	1	3	2	0	0	1
Carlos Baerga, S (1, 4) OBP: 0.294, SLG: 0.350 Cory Lidle, R (9, 1)		B C F B X 2-2 G4-3 ①		F X 0-1 SH1-3 ① 2-3	B B X 2-0 P3 ③			BB BB BB 1B 1-3 3-H 2B		4 0	1 0	2 0	1 0	0 0	0 0	3 0
Alex Ochoa, R (1, 9) OBP: 0.237, SLG: 0.233 John Olerud, L (8, PH) OBP: 0.419, SLG: 0.539 Steve Bieser, L (8, PR) OBP: 0.452, SLG: 0.424 (9, 8)		B B B B 4-0 G1-6-3 BB		F X 0-1 SF9 ② 3-H	S B F X 1-2 G6-3 ①			BB BB BB 1-2 1-1 G4-3		1 0 1	0 0 1	0 0 0	1 0 0	1 1 0	0 0 0	0 0 3
Alberto Castillo, R (1, 2) OBP: 0.476, SLG: 0.353 Todd Hundley, S (8, PH) OBP: 0.415, SLG: 0.581 (9, 2)	C B F F 1 X SAFE 1-2 G1-6-3 ② ③ 1-2f			B S B F B F F B 4-2 FC5-4 BB	B B F F F B F F B 4-2 1B BB			BB BB BB 1-2 2-3 BB 3-3 K		1 1	0 1	0 1	0 1	2 1	0 1	1 3
Rey Ordonez, R (1, 6) OBP: 0.261, SLG: 0.272		B B X 2-0 G5-3 ①	X 0-0 FC5-4 ③ 1-2f			B X 1-0 G5-4-3 1-2 1B		B B B C B 4-1 BB BB 1B 1-2 2-3 3-H BB		3	1	1	1	1	0	1
Dave Mlicki, R (1, 1) OBP: 0.267, SLG: 0.286 Gary Thurman, R (6, PH) OBP: 0.250, SLG: 0.250 Matt Franco, L (6, PH) OBP: 0.371, SLG: 0.367 Ricky Trlicek, R (7, 1) Takashi Kashiwada, L (7, 1) Manny Alexander, R (8, PH) OBP: 0.308, SLG: 0.315 (9, 4)			B S F F F S 1-3 K ②		B B B 4-0 1B 1B BB		B B X 2-0 G5-4-3 ② ③ 1-2f	B B B B 4-0 1B BB 1B 1-2 2-3 3-H BB		1 0 0 1 0 0 0	0 0 0 0 0 0 1	0 0 0 0 0 0 0	0 0 0 0 0 0 1	1 0 0 0 0 0 1	1 0 0 0 0 0 0	0 0 2 0 0 0 0
Inning Stats	R: 0 E: 0 K: 0 S: 9 H: 0 LOB: 1 BB: 1 P: 18	R: 0 E: 0 K: 0 S: 7 H: 0 LOB: 0 BB: 1 P: 14	R: 0 E: 0 K: 1 S: 7 H: 0 LOB: 1 BB: 1 P: 16	R: 2 E: 0 K: 0 S: 13 H: 1 LOB: 1 BB: 2 P: 22	R: 0 E: 0 K: 2 S: 11 H: 2 LOB: 3 BB: 1 P: 25	R: 0 E: 0 K: 0 S: 10 H: 1 LOB: 1 BB: 1 P: 18	R: 0 E: 0 K: 0 S: 4 H: 0 LOB: 0 BB: 0 P: 6	R: 8 E: 0 K: 1 S: 23 H: 5 LOB: 3 BB: 5 P: 55		1B: 7 2B: 2 3B: 0 HR: 0	SF: 1 SAC: 1 DP: 2 HBP: 0					

AB	29
R	10
H	9
RBI	10
BB	12
SO	4
LOB	18

WP: 0 PB: 0 SB: 1 CS: 0 PA: 43

PITCHER		IP	WLS	BF	H	R	ER	SO	BB	IBB	HBP	BLK	WP	HR	S	P	ERA	WHIP
Bobby Jones, L ERA: 3.38	(1, 1)	5.1		26	4	2	2	3	7	0	0	0	0	0	56	110	3.38	2.062
Jeff McCurry, R ERA: 1.98	(6, 1)	0.2		1	0	0	0	0	0	0	0	0	0	0	1	3	0.00	0.000
Jerry Dipoto, R ERA: 7.71	(7, 1)	1.0		3	0	0	0	0	0	0	0	0	0	0	4	6	0.00	0.000
Steve Reed, R ERA: 6.06	(8, 1)	0.1		2	1	1	1	0	0	0	0	0	0	0	4	7	27.00	3.000
Mike Munoz, L ERA: 7.5	(8, 1)	0.0		1	0	0	0	0	1	0	0	0	0	0	1	5	∞	∞

PITCHER		IP	WLS	BF	H	R	ER	SO	BB	IBB	HBP	BLK	WP	HR	S	P	ERA	WHIP
Bruce Ruffin, L ERA: 4.82	(8, 1)	0.0	L	3	0	1	1	0	3	0	0	0	0	0	2	14	∞	∞
Mike DeJean, R ERA: 2.08	(8, 1)	0.0		4	3	5	5	0	1	0	0	0	0	0	9	17	∞	∞
Darren Holmes, R ERA: 1.86	(8, 1)	0.2		3	1	1	1	1	0	0	0	0	0	0	7	12	13.50	1.500

Colorado Rockies @ New York Mets

Shea Stadium, Flushing, NY

Mon May 19 1997, 3:33 AM EDT

Att. 14,248 - Sunny - 68 F

TOP

livebaseballscorecards.com

Batter	1	2	3	4	5	6	7	8	9	AB	R	H	RBI	BB	SO	LOB
Quinton McCracken, S (1, 8) OBP: 0.368, SLG: 0.436	3-2 G6-3		4-1 BB			2-2 G6-3		0-1 FC5-2, 1-3, 1B, 2B		3	1	1	0	1	0	0
John Vander Wal, L (1, 9) OBP: 0.243, SLG: 0.152	1-2 F7		1-0 G6-3			2-2 G4-3		4-0 FC5-2, 1B, BB		3	1	0	0	1	0	1
Larry Walker, L (8, 9) OBP: 0.489, SLG: 0.776										0	0	0	0	0	0	0
Dante Bichette, R (1, 7) OBP: 0.329, SLG: 0.426	1-1 F8			1-3 K		2-1 G5-3		0-1 FC5-2, E, 1B, 1-2, 2-3, 3-Hf		4	0	0	0	0	1	3
Ellis Burks, R (8, 7) OBP: 0.282, SLG: 0.405										0	0	0	0	0	0	0
Andres Galarraga, R (1, 3) OBP: 0.420, SLG: 0.585		2-2 F9		0-3 K			2-3 K2-3	1-2 E2, 1-3, 2-H, 3-H, 1B		4	0	1	2	0	2	0
Vinny Castilla, R (1, 5) OBP: 0.357, SLG: 0.520		1-0 G6-3		2-2 F8			2-2 G6-3	0-0 L7		4	0	0	0	0	0	2
Jeff Reed, L (1, 2) OBP: 0.423, SLG: 0.540		4-0 BB			0-2 G1-3		1-2 HR		4-0 G4-3, G6-4-3, BB	2	1	1	1	2	0	0
Jason Bates, S (1, 4) OBP: 0.333, SLG: 0.370	0-0 F8				4-1 BB		2-3 K		0-0 G6-4-3, 1-2	2	0	0	0	1	1	1
Darren Holmes, R (7, 1) OBP: 0.143, SLG: 0.571										0	0	0	0	0	0	0
Darnell Coles, R (9, PH) OBP: 0.333, SLG: 0.500										1	0	0	0	0	0	1
Jeff McCurry, R (9, 1)										0	0	0	0	0	0	0
Walt Weiss, S (1, 6) OBP: 0.372, SLG: 0.368			2-1 G4-3		0-3 K			1-3 K, 2-3	1-1 G4-3	4	0	0	0	0	2	2
John Burke, S (1, 1)			1-3 K		2-2 F7			4-0 2B, FC5-2, BB	0-0 F8	2	0	0	0	1	1	1
Jerry Dipoto, R (6, 1)										0	0	0	0	0	0	0
Eric Young Sr., R (7, 4) OBP: 0.436, SLG: 0.494										1	0	0	0	1	0	1
Inning Stats	R: 0 E: 0 K: 0 S: 9 H: 0 LOB: 0 BB: 0 P: 14	R: 0 E: 0 K: 0 S: 5 H: 0 LOB: 1 BB: 1 P: 12	R: 0 E: 0 K: 1 S: 8 H: 0 LOB: 1 BB: 1 P: 16	R: 0 E: 0 K: 2 S: 9 H: 0 LOB: 0 BB: 0 P: 12	R: 0 E: 0 K: 1 S: 12 H: 0 LOB: 1 BB: 1 P: 18	R: 0 E: 0 K: 0 S: 9 H: 0 LOB: 0 BB: 0 P: 15	R: 1 E: 0 K: 2 S: 14 H: 1 LOB: 0 BB: 0 P: 21	R: 2 E: 1 K: 1 S: 11 H: 2 LOB: 2 BB: 2 P: 21	R: 0 E: 0 K: 0 S: 4 H: 0 LOB: 1 BB: 1 P: 9	1B: 1 2B: 1 3B: 0 HR: 1	SF: 0 SAC: 0 DP: 0 HBP: 0						

AB	30
R	3
H	3
RBI	3
BB	6
SO	7
LOB	12

WP: 0 PB: 0 SB: 0 CS: 0 PA: 36

PITCHER		IP	WLS	BF	H	R	ER	SO	BB	IBB	HBP	BLK	WP	HR	S	P	ERA	WHIP
Armando Reynoso, R ERA: 3.27	(1, 1)	7.1		28	2	3	3	7	4	0	0	0	0	1	71	118	3.68	0.818
Greg McMichael, R ERA: 2.45	(8, 1)	0.2		4	1	0	0	0	1	0	0	0	0	0	6	11	0.00	3.000
Cory Lidle, R ERA:	(9, 1)	1.0	W	4	0	0	0	0	1	0	0	0	0	0	4	9	0.00	1.000

PITCHER	IP	WLS	BF	H	R	ER	SO	BB	IBB	HBP	BLK	WP	HR	S	P	ERA	WHIP

BOTTOM

Batter	1	2	3	4	5	6	7	8	9	AB	R	H	RBI	BB	SO	LOB
Carl Everett, S (1, 8) OBP: 0.263, SLG: 0.333	F9 G6-3 1B		F9		K 1-2	1-3 2-H 3-H 1B			F8	5	0	2	2	0	1	2
Edgardo Alfonzo, R (1, 5) OBP: 0.348, SLG: 0.400	G6-3 1-2		P2		BB	G6-3			HR 2B	4	1	1	0	1	0	4
John Olerud, L (1, 3) OBP: 0.429, SLG: 0.561	HBP		1-2 1B		1-2 2-3 BB		F7		2-H HR	3	1	2	2	1	0	0
Todd Hundley, S (1, 2) OBP: 0.405, SLG: 0.563	F9 2-3		F8		K		G3			4	0	0	0	0	1	7
Butch Huskey, R (1, 7) OBP: 0.288, SLG: 0.531	F9			L3 S 1B		K	F9			4	0	1	0	0	1	2
Gary Thurman, R (8, 7) OBP: 0.250, SLG: 0.250										0	0	0	0	0	0	0
Carlos Baerga, S (1, 4) OBP: 0.292, SLG: 0.346		G3		F7		BB 1B 1B		G4-3		4	1	1	0	0	0	1
Alex Ochoa, R (1, 9) OBP: 0.237, SLG: 0.233		B1-3		L3 1-3		1-2 BB 1B		G6-3		4	1	1	0	0	0	1
Rey Ordonez, R (1, 6) OBP: 0.270, SLG: 0.276		F8			BB S 1B	1B 1-2 2-3 BB		2B		2	0	1	0	1	0	0
Matt Franco, L (8, PH) OBP: 0.389, SLG: 0.419										1	0	1	0	0	0	0
Manny Alexander, R (8, PR) OBP: 0.308, SLG: 0.315										0	0	0	0	0	0	0
(9, 6)																
Armando Reynoso, R (1, 1) OBP: 0.429, SLG: 0.615			1B 1B		B1	K		F9		3	0	1	0	0	1	4
Greg McMichael, R (8, 1) OBP: 1.000, SLG: 1.000										0	0	0	0	0	0	0
Bernard Gilkey, R (8, PH) OBP: 0.271, SLG: 0.278										1	0	0	0	0	0	1
Cory Lidle, R (9, 1)										0	0	0	0	0	0	0
Inning Stats	R: 0 E: 0 K: 0 S: 8 H: 1 LOB: 2 BB: 0 P: 13	R: 0 E: 0 K: 0 S: 4 H: 0 LOB: 0 BB: 0 P: 5	R: 0 E: 0 K: 0 S: 8 H: 2 LOB: 2 BB: 0 P: 10	R: 0 E: 0 K: 0 S: 5 H: 1 LOB: 1 BB: 0 P: 9	R: 0 E: 0 K: 2 S: 12 H: 1 LOB: 3 BB: 2 P: 27	R: 2 E: 0 K: 2 S: 18 H: 3 LOB: 2 BB: 1 P: 31	R: 0 E: 0 K: 0 S: 6 H: 0 LOB: 0 BB: 0 P: 10	R: 0 E: 0 K: 0 S: 9 H: 1 LOB: 1 BB: 0 P: 13	R: 2 E: 0 K: 0 S: 6 H: 2 LOB: 0 BB: 0 P: 11	1B: 8 2B: 2 3B: 0 HR: 1	SF: 0 SAC: 0 DP: 0 HBP: 1			WP: 0 PB: 0 SB: 2 CS: 0	PA: 39		

PITCHER		IP	WLS	BF	H	R	ER	SO	BB	IBB	HBP	BLK	WP	HR	S	P	ERA	WHIP
John Burke, R ERA: 3.5	(1, 1)	5.0		22	5	0	0	2	2	0	1	0	0	0	37	64	0.00	1.400
Jerry Dipoto, R ERA: 8.31	(6, 1)	1.0		7	3	2	2	2	1	0	0	0	0	0	18	31	18.00	4.000
Darren Holmes, R ERA: 1.69	(7, 1)	2.0		7	1	0	0	0	0	0	0	0	0	0	15	23	0.00	0.500
Jeff McCurry, R ERA: 3.21	(9, 1)	0.1	L	3	2	2	2	0	0	0	0	0	0	1	6	11	54.00	6.000

PITCHER	IP	WLS	BF	H	R	ER	SO	BB	IBB	HBP	BLK	WP	HR	S	P	ERA	WHIP

Colorado Rockies @ New York Mets

Shea Stadium, Flushing, NY

Mon May 19 1997, 3:33 AM EDT

Att. 14,248 - Sunny - 68 F

livebaseballscorecards.com

AB	35
R	4
H	11
RBI	4
BB	3
SO	4
LOB	22

Batter	1	2	3	4	5	6	7	8	9	AB	R	H	RBI	BB	SO	LOB
Carl Everett, S (1, 8) OBP: 0.271, SLG: 0.339	B L X 1-1 G3 G4-3 1B		S F F F X 0-2 ① G3-1		F X 0-1 1B		F B F F X 1-2 ③ G6-3		B F B B B 4-1 FC6 1B 1-2 2-3 BB	4	0	2	0	0	0	0
Barry Manuel, R (7, 1)										0	0	0	0	0	0	0
Alex Ochoa, R (9, PH) OBP: 0.245, SLG: 0.233										0	0	0	0	1	0	0
John Franco, L (9, 1)										0	0	0	0	0	0	0
Edgardo Alfonzo, R (1, 5) OBP: 0.343, SLG: 0.392	1 SAFE B B 1 SAFE C 1 SAFE 1 SAFE X 2-1 ① G4-3 1-2		C S B X 1-2 ② G1-3		1 SAFE F 1 SAFE 1 SAFE D X 1-1 ③ G3			X 0-0 ① F8	B C F B B X 3-2 FC6 1-2 2-3 3-H 1B	5	0	1	1	0	0	2
John Olerud, L (1, 3) OBP: 0.429, SLG: 0.574	B B S F F X 2-2 ② G3 2-3		C B B X 2-1 ③ L7			C X 0-1 HR 1B		B B X 2-0 HR	C X 0-1 ② FC6 1-2f 2-3 3-H	5	2	2	2	0	0	3
Todd Hundley, S (1, 2) OBP: 0.399, SLG: 0.571	S F B F T 1-2 ③ K			X 0-0 ① F9		T F B X 1-2 1-H HR		C F B F F B B F T 3-2 ② K	B X 1-0 ③ F9	5	1	1	2	0	2	3
Bernard Gilkey, R (1, 7) OBP: 0.270, SLG: 0.277		C C B B S 2-3 ① K		C B S X 1-2 ② G5-3		B C S S 1-3 ① K		B B B X 3-0 1B		4	0	1	0	0	2	0
Carlos Baerga, S (1, 4) OBP: 0.291, SLG: 0.344		B F C S 1-3 ② K		B S X 1-1 1B		F S F X 0-2 E4 G5-4-3		S F 1 SAFE B P S 2-3 ③ K		4	0	1	0	0	2	1
Butch Huskey, R (1, 9) OBP: 0.287, SLG: 0.521		C B F X 1-2 1B 1B		S B X 1-1 ③ L9		X 0-0 ②③ G5-4-3 1-2f			F S X 0-2 E5 FC1-5 1B	4	0	1	0	0	0	2
Gary Thurman, R (9, PR) OBP: 0.250, SLG: 0.250										0	0	0	0	0	0	0
(9, 9)																
Rey Ordonez, R (1, 6) OBP: 0.272, SLG: 0.277		F 1 SAFE X 0-1 1-2 1B			C S S 0-3 ① K		C B B B F F X 2-2 ① P4		S B F X 1-2 BB FC1-5 1-2 1B 1B	3	0	1	0	0	1	0
Matt Franco, L (9, PH) OBP: 0.405, SLG: 0.438										1	0	1	0	0	0	0
Manny Alexander, R (9, PR) OBP: 0.308, SLG: 0.315										0	1	0	0	0	0	0
(9, 6)																
Rick Reed, R (1, 1) OBP: 0.286, SLG: 0.368		S S F F B X 1-2 ③ G5-3			M F B X 1-2 ② G6-3		B F M B S 2-3 ② K		C X 0-1 ① FC1-5 1B BB FC6 1-2 2-3f	2	0	0	0	0	0	2
Steve Bieser, L (7, PH) OBP: 0.432, SLG: 0.400										2	1	0	0	0	1	2
(7, 8)																
Inning Stats	R: 0 E: 0 K: 1 S: 12 H: 1 LOB: 1 BB: 0 P: 18	R: 0 E: 0 K: 2 S: 16 H: 2 LOB: 2 BB: 0 P: 21	R: 0 E: 0 K: 0 S: 10 H: 0 LOB: 0 BB: 0 P: 13	R: 0 E: 0 K: 0 S: 8 H: 1 LOB: 1 BB: 0 P: 11	R: 0 E: 0 K: 1 S: 10 H: 1 LOB: 1 BB: 0 P: 12	R: 2 E: 1 K: 1 S: 13 H: 2 LOB: 0 BB: 0 P: 15	R: 0 E: 0 K: 1 S: 11 H: 0 LOB: 0 BB: 0 P: 16	R: 1 E: 0 K: 2 S: 13 H: 2 LOB: 1 BB: 0 P: 22	R: 2 E: 1 K: 0 S: 15 H: 2 LOB: 2 BB: 1 P: 24	1B: 9 2B: 0 3B: 0 HR: 2 SF: 0 SAC: 0 DP: 1 HBP: 0						

PITCHER		IP	WLS	BF	H	R	ER	SO	BB	IBB	HBP	BLK	WP	HR	S	P	ERA	WHIP
Kevin Brown, R ERA: 2.08	(1, 1)	7.0		28	7	2	2	6	0	0	0	0	0	1	80	106	2.57	1.000
Dennis Cook, L ERA: 0.96	(8, 1)	0.2		3	1	1	1	1	0	0	0	0	0	1	8	13	13.50	1.500
Jay Powell, R ERA: 1.96	(8, 1)	0.1		2	1	0	0	1	0	0	0	0	0	0	5	9	0.00	3.000
Robb Nen, R ERA: 4.71	(9, 1)	1.0	W	7	2	2	0	0	1	0	0	0	0	0	15	24	0.00	3.000

PITCHER	IP	WLS	BF	H	R	ER	SO	BB	IBB	HBP	BLK	WP	HR	S	P	ERA	WHIP

TOP

New York Mets @ Florida Marlins

Pro Player Stadium, Miami, FL

Tue May 20 1997, 7:05 PM EDT
Att. 25,165 - Unknown - 86 F

livebaseballscorecards.com

AB	39
R	5
H	11
RBI	5
BB	1
SO	8
LOB	15

WP: 0	PB: 0	SB: 0	CS: 0
PA: 40			

New York Mets @ Florida Marlins

Pro Player Stadium, Miami, FL

Tue May 20 1997, 7:05 PM EDT

Att. 25,165 - Unknown - 86 F

livebaseballscorecards.com

BOTTOM

Batter	1	2	3	4	5	6	7	8	9	AB	R	H	RBI	BB	SO	LOB
Kurt Abbott, R (1, 4) OBP: 0.339, SLG: 0.500	F C B S 1-3 K ①		C X 0-1 1B 1B 2-H 1B		X 0-0 F9 ①		F S C 0-3 K ②		X 0-0 1B BB 1-3 2-H 1B	5	1	2	2	0	2	0
Edgar Renteria, R (1, 6) OBP: 0.293, SLG: 0.295	B F F F F F B X 2-2 L9 ②		X 0-0 1B 1-2 1B		C F B B X 2-2 3B 1B		X 0-0 S 1B		F B B B C B 4-2 1B 1-2 BB	4	1	3	0	1	0	0
Todd Dunwoody, L (1, 7) OBP: 0.450, SLG: 0.833	B B S S S S 2-3 K ③		2 SAFE X 0-0 1-2 2-H 1B		1 SAFE 1 SAFE B X 1-0 FC5-2-6 1-H 3B		C F B S 1-3 K ③ 1-2		B F B S B F X 3-2 1-2 2-3 3-H 1B	5	0	3	3	0	2	1
Moises Alou, R (1, 8) OBP: 0.397, SLG: 0.575		X 0-0 G6-3 ① B B X 2-0 G6-3 ③			X 0-0 FC5-2-6 ② 3-H			X 0-0 F9 ①		4	0	0	0	0	0	3
Jim Eisenreich, L (1, 9) OBP: 0.313, SLG: 0.275 John Wehner, R (9, 9) OBP: 0.250, SLG: 0.250		B B C T B F X 3-2 L6 ② B B X 2-0 G4-3 ③		C B X 1-1 HR B X 1-0 F8 ①	F B X 1-1 L7 ③			B B X 2-0 L7 ② S B B F X 2-2 P5 ③		4	1	1	1	0	0	1
Bobby Bonilla, S (1, 5) OBP: 0.367, SLG: 0.441 Alex Arias, R (9, 5) OBP: 0.370, SLG: 0.292						F B B F F X 2-2 F9 F7-2 2B				4 0	0 0	1 0	0 0	0 0	0 0	0 0
Jeff Conine, R (1, 3) OBP: 0.350, SLG: 0.388			C B X 1-1 G5-3 1B F C F X 0-2 G6-3 ②			B B C S B X 3-2 F9 ① 2-3			X 0-0 FC1-6	4	1	2	0	0	0	1
Charles Johnson, R (1, 2) OBP: 0.360, SLG: 0.404 Gregg Zaun, S (9, PR) OBP: 0.449, SLG: 0.432			B X 1-0 G5-3 ① 1-2 B C F B B F B 4-2 BB			X 0-0 F7-2 ②③ 3-H			L 1 SAFE X 0-1 FC1-6 ① BB 1-2f 1B	3 0	0 1	0 0	0 0	1 0	0 0	3 0
Kevin Brown, R (1, 1) OBP: 0.308, SLG: 0.261 Billy McMillon, L (7, PH) OBP: 0.333, SLG: 0.667 Dennis Cook, L (8, 1) Jay Powell, R (8, 1) OBP: 0.500, SLG: 0.500 Robb Nen, R (9, 1) John Cangelosi, S (9, PH) OBP: 0.283, SLG: 0.244			C F S 0-3 K ② C X 0-1 G1-3 ③				C B B B C 2-3 K ①		B B B C B 4-1 1-2 1B BB	2 1 0 0 0 0	0 0 0 0 0 1	0 0 0 0 0 0	0 0 0 0 0 1	0 1 0 0 0 0	1 0 0 0 0 0	2 0 0 0 0 0
Inning Stats	R: 0 H: 0 E: 0 LOB: 0 K: 2 BB: 0 S: 12 P: 17	R: 0 H: 0 E: 0 LOB: 0 K: 0 BB: 0 S: 6 P: 11	R: 2 H: 4 E: 0 LOB: 2 K: 1 BB: 0 S: 11 P: 15	R: 1 H: 1 E: 0 LOB: 1 K: 0 BB: 1 S: 12 P: 18	R: 1 H: 2 E: 0 LOB: 1 K: 0 BB: 0 S: 8 P: 12	R: 0 H: 1 E: 0 LOB: 0 K: 0 BB: 0 S: 8 P: 13	R: 0 H: 1 E: 0 LOB: 1 K: 3 BB: 0 S: 10 P: 13	R: 0 H: 0 E: 0 LOB: 0 K: 0 BB: 0 S: 5 P: 9	R: 2 H: 3 E: 0 LOB: 3 K: 0 BB: 2 S: 11 P: 22	1B: 9 2B: 2 3B: 1 HR: 1	SF: 0 SAC: 0 DP: 1 HBP: 0						

	AB	36
	R	6
	H	12
	RBI	6
	BB	3
	SO	6
	LOB	11

PITCHER		IP	WLS	BF	H	R	ER	SO	BB	IBB	HBP	BLK	WP	HR	S	P	ERA	WHIP
Rick Reed, R ERA: 1.72	(1, 1)	6.0		26	8	4	4	3	1	0	0	0	0	1	57	86	6.00	1.500
Barry Manuel, R ERA: 5.4	(7, 1)	2.0		7	1	0	0	3	0	0	0	0	0	0	15	22	0.00	0.500
John Franco, L ERA: 1.35	(9, 1)	0.1	L	6	3	2	2	0	2	0	0	0	0	0	11	22	54.00	15.000

PITCHER	IP	WLS	BF	H	R	ER	SO	BB	IBB	HBP	BLK	WP	HR	S	P	ERA	WHIP

WP: 0 PA: 39
PB: 0
SB: 1
CS: 0

Batter	1	2	3	4	5	6	7	8	9	AB	R	H	RBI	BB	SO	LOB
Manny Alexander, R (1, 4) OBP: 0.301, SLG: 0.299	B B C B B 4-1 BB G3 BB	B B F F X 2-2 ② G5-3			B B C S X 2-2 ① F9		S C B S 1-3 ② K		C B S B S 2-3 ③ K	4	0	0	0	1	2	2
Edgardo Alfonzo, R (1, 5) OBP: 0.348, SLG: 0.419	C X 0-1 ① G3 1-2	C B C F B B X 3-2 ③ F8			B B X 2-0 HR		B B C X 2-1 S 1B			4	1	2	1	0	0	3
John Olerud, L (1, 3) OBP: 0.430, SLG: 0.567	B B B C C F B 4-2 BB BB		B B C S S X 2-2 ① G6-3		B C X 1-1 ② G4-3		1 SAFE 1 SAFE B C 1 SAFE B B C B 4-2 1-2 BB			2	0	0	0	2	0	0
Todd Hundley, S (1, 2) OBP: 0.395, SLG: 0.559	B B B B 4-0 1-2 2-3 BB		B F B F B S 3-3 ② K		B B B X 3-0 ③ F7		B C S X 1-2 ③ G5-3			3	0	0	0	1	1	2
Bernard Gilkey, R (1, 7) OBP: 0.270, SLG: 0.296	C B S F B S 2-3 ② K		B X 1-0 ③ F9			B B X 2-0 HR		C F B B S 2-3 ① K		4	1	1	1	0	2	3
Carl Everett, S (1, 8) OBP: 0.262, SLG: 0.327	C S B S 1-3 ③ K			B X 1-0 ① P3		S F F S 0-3 ① K		S F C 0-3 ② K		4	0	0	0	0	3	3
Alex Ochoa, R (1, 9) OBP: 0.245, SLG: 0.234		C X 0-1 SH1-4 1B 1B		B B F X 2-1 ② F7		C X 0-1 ② L4		X 0-0 ③ G1-3		4	0	1	0	0	0	0
Rey Ordonez, R (1, 6) OBP: 0.279, SLG: 0.285		X 0-0 SH1-4 1-2 1B		B X 1-0 1B		B B X 2-0 ③ G4-3			C F B X 1-2 ① F9	4	0	2	0	0	0	0
Mark Clark, R (1, 1) Steve Bieser, L (9, PH) OBP: 0.422, SLG: 0.389 Greg McMichael, R (9, 1) OBP: 1.000, SLG: 1.000		L B L X 1-2 ① SH1-4 1-2 2-3		C S S 0-3 ③ K		B F B F F F T 2-2 ① K			C B S S F S 1-3 ② K	2 1 0	0 0 0	0 0 0	0 0 0	0 0 0	2 1 0	1 0 0
Inning Stats	R: 0 H: 0 E: 0 LOB: 3 K: 2 BB: 3 S: 13 P: 28	R: 0 H: 2 E: 0 LOB: 2 K: 0 BB: 0 S: 13 P: 19	R: 0 H: 0 E: 0 LOB: 0 K: 1 BB: 0 S: 7 P: 13	R: 0 H: 1 E: 0 LOB: 1 K: 1 BB: 0 S: 7 P: 11	R: 1 H: 1 E: 0 LOB: 0 K: 0 BB: 0 S: 7 P: 15	R: 1 H: 1 E: 0 LOB: 0 K: 1 BB: 0 S: 8 P: 12	R: 0 H: 1 E: 0 LOB: 2 K: 2 BB: 1 S: 15 P: 25	R: 0 H: 0 E: 0 LOB: 0 K: 2 BB: 0 S: 7 P: 9	R: 0 H: 0 E: 0 LOB: 0 K: 2 BB: 0 S: 10 P: 14	1B: 4 SF: 0 2B: 0 SAC: 1 3B: 0 DP: 0 HR: 2 HBP: 0						

TOP

New York Mets @ Florida Marlins

Pro Player Stadium, Miami, FL

Wed May 21 1997, 7:05 PM EDT

Att. 27,058 - Unknown - 82 F

livebaseballscorecards.com

AB	32
R	2
H	6
RBI	2
BB	4
SO	11
LOB	14

PITCHER		IP	WLS	BF	H	R	ER	SO	BB	IBB	HBP	BLK	WP	HR	S	P	ERA	WHIP
Al Leiter, L ERA: 4.66	(1, 1)	5.0	L	22	4	1	1	4	3	0	0	0	0	1	47	86	1.80	1.400
Mark Hutton, R ERA: 5.4	(6, 1)	1.2		7	2	1	1	3	0	0	0	0	0	1	18	27	5.40	1.200
Felix Heredia, L ERA: 2.57	(7, 1)	0.1		2	0	0	0	0	1	0	0	0	0	0	5	10	0.00	3.000
Jay Powell, R ERA: 1.8	(8, 1)	2.0		6	0	0	0	4	0	0	0	0	0	0	17	23	0.00	0.000

PITCHER	IP	WLS	BF	H	R	ER	SO	BB	IBB	HBP	BLK	WP	HR	S	P	ERA	WHIP

BOTTOM

New York Mets @ Florida Marlins

Pro Player Stadium, Miami, FL

Wed May 21 1997, 7:05 PM EDT

Att. 27,058 - Unknown - 82 F

Batter	1	2	3	4	5	6	7	8	9	AB	R	H	RBI	BB	SO	LOB
Kurt Abbott, R (1, 4) OBP: 0.318, SLG: 0.469	X 0-0 ① F8		S B B C B X 3-2 ② F8		B C F F X 1-2 ③ G5-3			C B B X 2-1 ② G6-3		4	0	0	0	0	0	1
Edgar Renteria, R (1, 6) OBP: 0.292, SLG: 0.299	B F X 1-1 1B 2B		C X 0-1 ③ G4-3			C F B X 1-2 ① G4-3		X 0-0 ③ L9		4	0	1	0	0	0	0
Todd Dunwoody, L (1, 7) OBP: 0.458, SLG: 0.773	B S S B X 2-2 G4-6-3 2-3 1B			F X 0-1 ① F7		F X 0-1 1B			S S X 0-2 ① G4-3	4	0	2	0	0	0	0
Moises Alou, R (1, 8) OBP: 0.393, SLG: 0.564	1 SAFE B 1 SAFE 1 SAFE X 1-0 ②③ G4-6-3 1-2f			B X 1-0 ② F9		B 1 SAFE B B 1 SAFE C 1 SAFE X 3-1 ② F9			B B B B 4-0 FC6-4 BB	3	0	0	0	1	0	3
Jim Eisenreich, L (1, 9) OBP: 0.321, SLG: 0.288		C X 0-1 G4-6-3 1B		C C X 0-2 2B 1B		1 SAFE X 0-0 ③ F8			C B X 1-1 ② FC6-4 1B 1-2f WP	4	1	2	0	0	0	2
Bobby Bonilla, S (1, 5) OBP: 0.370, SLG: 0.449 John Wehner, R (9, PR) OBP: 0.250, SLG: 0.250		X 0-0 ①② G4-6-3 1-2f		X 0-0 ③ 1-H 2B			B F S B B B F F F F 3-3 ① F S K		C B B X 2-1 WP 1-3 1B	4 0	0 0	2 0	0 0	0 0	1 0	1 0
Jeff Conine, R (1, 3) OBP: 0.348, SLG: 0.384		S B B F X 2-2 1B			B F S 1-3 ① K		F X 0-1 ② F9		C F B C 1-3 ③ K 1-2 3-H	4	0	1	0	0	2	1
Charles Johnson, R (1, 2) OBP: 0.359, SLG: 0.396 Jay Powell, R (8, 1) OBP: 0.500, SLG: 0.500		F B X 1-1 ③ P6			B B B C F B 4-2 BB		S C F S 0-3 ③ K			2 0	0 0	0 0	0 0	1 0	1 0	1 0
Al Leiter, L (1, 1) Billy McMillon, L (5, PH) OBP: 0.250, SLG: 0.500 Mark Hutton, R (6, 1) Felix Heredia, L (7, 1) OBP: 0.500, SLG: 0.500 Gregg Zaun, S (8, 2) OBP: 0.440, SLG: 0.421			S F F S 0-3 ① K		C B S S 1-3 ② K			C B B F F B X 3-2 ① P6		1 1 0 0 1	0 0 0 0 0	0 0 0 0 0	0 0 0 0 0	0 1 0 0 0	1 1 0 0 0	0 1 0 0 0
Inning Stats	R: 0 E: 0 K: 0 S: 7 H: 2 LOB: 1 BB: 0 P: 11	R: 0 E: 0 K: 0 S: 8 H: 2 LOB: 1 BB: 0 P: 11	R: 0 E: 0 K: 1 S: 9 H: 0 LOB: 0 BB: 0 P: 12	R: 0 E: 0 K: 0 S: 7 H: 2 LOB: 2 BB: 0 P: 8	R: 0 E: 0 K: 2 S: 12 H: 0 LOB: 1 BB: 1 P: 19	R: 0 E: 0 K: 0 S: 8 H: 1 LOB: 1 BB: 0 P: 12	R: 0 E: 0 K: 2 S: 14 H: 0 LOB: 0 BB: 0 P: 17	R: 0 E: 0 K: 0 S: 7 H: 0 LOB: 0 BB: 0 P: 12	R: 1 E: 0 K: 1 S: 10 H: 1 LOB: 2 BB: 1 P: 18	1B: 6 2B: 2 3B: 0 HR: 0	SF: 0 SAC: 0 DP: 2 HBP: 0						

PITCHER	IP	WLS	BF	H	R	ER	SO	BB	IBB	HBP	BLK	WP	HR	S	P	ERA	WHIP
Mark Clark, R (1, 1) ERA: 3.36	8.0	W	29	7	0	0	5	1	0	0	0	0	0	72	102	0.00	1.000
Greg McMichael, R (9, 1) ERA: 2.7	1.0	S	5	1	1	1	1	1	0	0	0	1	0	10	18	9.00	2.000

PITCHER	IP	WLS	BF	H	R	ER	SO	BB	IBB	HBP	BLK	WP	HR	S	P	ERA	WHIP

AB	32
R	1
H	8
RBI	0
BB	2
SO	6
LOB	10

WP: 1 PA: 34
PB: 0
SB: 0
CS: 0

livebaseballscorecards.com

Batter	1	2	3	4	5	6	7	8	9	AB	R	H	RBI	BB	SO	LOB
Steve Bieser, L (1, 8) OBP: 0.392, SLG: 0.341	K	G1-3	1B 2B HBP		K		P3		P5 1-2	5	1	0	0	0	2	3
Edgardo Alfonzo, R (1, 5) OBP: 0.359, SLG: 0.429	K	E 1B 1B 1-2 2B 1B 1-2 3-3			1B BB 1B 2-3		G3-1			4	2	3	0	0	1	0
Matt Franco, L (7, PH) OBP: 0.395, SLG: 0.424 (7, 5)										1	0	0	0	0	0	0
John Olerud, L (1, 3) OBP: 0.439, SLG: 0.595	HR	FC3-6 E 1B 1B 1-2 WP 2B 1-H 2-H 3-H			1B BB 1-2		K			4	2	3	4	1	1	0
Todd Hundley, S (1, 2) OBP: 0.392, SLG: 0.551	BB	K G3-1 2-3			SF8 3-H			G4-3		2	0	0	1	1	1	3
Alberto Castillo, R (8, PH) OBP: 0.455, SLG: 0.333 (8, 2)										1	0	0	0	0	0	0
Bernard Gilkey, R (1, 7) OBP: 0.279, SLG: 0.296	1-2 BB	E5 FC3-6 1-2 2-H	K		1-2 2-3 1B			G6-4-3 BB		3	0	1	0	2	1	1
Takashi Kashiwada, L (8, 1)										0	0	0	0	0	0	0
Ricky Trlicek, R (9, 1)										0	0	0	0	0	0	0
Carlos Baerga, S (1, 4) OBP: 0.281, SLG: 0.331	L8	FC3-6 BB 1B 1-2f 2-3	L7		L9			G6-4-3 1-2f		5	1	0	0	0	0	8
Alex Ochoa, R (1, 9) OBP: 0.262, SLG: 0.255		G4-3	1B 2B BB 1-2	2B		FC4-6 1B			K	4	1	2	0	1	1	0
Rey Ordonez, R (1, 6) OBP: 0.284, SLG: 0.289		F7	2B 1B 1-2 2-H 3-H	L9		FC4-6 L4-3 1-2f			WP 1B	5	1	2	2	0	0	2
Bobby Jones, R (1, 1) OBP: 0.231, SLG: 0.280		1B	1B 2B 1-H 2-H		1B SF8 2B	L4-3 1-1			F8	4	2	3	2	0	0	1
Gary Thurman, R (8, 7) OBP: 0.200, SLG: 0.200										1	0	0	0	0	0	1
Inning Stats	R: 1 H: 1 E: 0 LOB: 2 K: 2 BB: 2 S: 15 P: 29	R: 0 H: 1 E: 0 LOB: 1 K: 0 BB: 0 S: 9 P: 12	R: 8 H: 6 E: 1 LOB: 1 K: 1 BB: 1 S: 25 P: 42	R: 0 H: 1 E: 0 LOB: 1 K: 1 BB: 0 S: 11 P: 17	R: 1 H: 3 E: 0 LOB: 3 K: 1 BB: 1 S: 14 P: 20	R: 0 H: 1 E: 0 LOB: 0 K: 0 BB: 0 S: 7 P: 10	R: 0 H: 0 E: 0 LOB: 0 K: 1 BB: 0 S: 8 P: 11	R: 0 H: 0 E: 0 LOB: 0 K: 0 BB: 1 S: 4 P: 9	R: 0 H: 1 E: 0 LOB: 1 K: 1 BB: 0 S: 14 P: 20	1B: 9 SF: 1 2B: 5 SAC: 0 3B: 0 DP: 2 HR: 1 HBP: 1						

PITCHER		IP	WLS	BF	H	R	ER	SO	BB	IBB	HBP	BLK	WP	HR	S	P	ERA	WHIP
Curt Schilling, R ERA: 3.18	(1, 1)	2.2	L	21	8	9	1	3	3	0	1	0	0	1	45	78	3.38	4.125
Ron Blazier, R ERA: 7.11	(3, 1)	2.1		12	4	1	1	2	1	0	0	0	1	0	29	42	3.86	2.143
Reggie Harris, R ERA: 5.18	(6, 1)	2.0		6	1	0	0	1	0	0	0	0	0	0	15	21	0.00	0.500
Erik Plantenberg, L ERA: 5.4	(8, 1)	1.0		3	0	0	0	0	1	0	0	0	0	0	4	9	0.00	1.000
Jerry Spradlin, R ERA: 3.86	(9, 1)	1.0		4	1	0	0	1	0	0	0	0	1	0	14	20	0.00	1.000

PITCHER	IP	WLS	BF	H	R	ER	SO	BB	IBB	HBP	BLK	WP	HR	S	P	ERA	WHIP

TOP

New York Mets @ Philadelphia Phillies

Veterans Stadium, Philadelphia, PA

Thu May 22 1997, 7:05 PM EDT

Att. 18,486 - Unknown - 62 F

livebaseballscorecards.com

AB	39
R	10
H	14
RBI	9
BB	5
SO	7
LOB	19

1B: 9	SF: 1	WP: 2	PA: 46
2B: 5	SAC: 0	PB: 0	
3B: 0	DP: 2	SB: 0	
HR: 1	HBP: 1	CS: 0	

BOTTOM

New York Mets @ Philadelphia Phillies

Veterans Stadium, Philadelphia, PA

Thu May 22 1997, 7:05 PM EDT

Att. 18,486 - Unknown - 62 F

livebaseballscorecards.com

Batter	1	2	3	4	5	6	7	8	9	AB	R	H	RBI	BB	SO	LOB
Gregg Jefferies, S (1, 7) OBP: 0.317, SLG: 0.365	E7 SH5-3		G5-3		1-2 1B	G3-1			23 FC6-4 BB 1B	5	0	2	0	0	0	1
Mickey Morandini, L (1, 4) OBP: 0.375, SLG: 0.338	SAFE SH5-3 1-2		P6		P6		G4-3		23 FC6-4 1-2 BB	3	0	0	0	1	0	2
Scott Rolen, R (1, 5) OBP: 0.374, SLG: 0.445 23 Kevin Jordan, R (8, 5) OBP: 0.105, SLG: 0.278	L3		F8		L9		1B		FC6-4 G5-4-3 1-2f 2-3	4 1	0 0	1 0	0 0	0 0	0 0	3 2
Darren Daulton, L (1, 9) OBP: 0.400, SLG: 0.526 Reggie Harris, R (6, 1) Derrick May, L (7, PH) OBP: 0.306, SLG: 0.400 Erik Plantenberg, R (8, 1) Jerry Spradlin, S (9, 1) Bobby Estalella, R (9, PH)	CI			G1-3	L7		L8		G5-4-3 1-2f	2 0 1 0 0 0	0 0 0 0 0 0	0 0 0 0 0 0	0 0 0 0 0 0	0 0 0 0 0 0	0 0 0 0 0 0	2 0 1 0 0 2
Rex Hudler, R (1, 8) OBP: 0.176, SLG: 0.097	K			G5-3		2B 1B	K2-3			4	1	1	0	0	2	3
Rico Brogna, L (1, 3) OBP: 0.320, SLG: 0.506		HR		BB 1B		F7		G3-1		4	1	2	1	0	0	1
Mark Parent, R (1, 2) OBP: 0.170, SLG: 0.119		L9		FC4 1-2 BB		1-H 1B 2B		FC5-4 BB		2	1	1	1	2	0	0
Kevin Stocker, S (1, 6) OBP: 0.325, SLG: 0.320		F8		FC4 1-2f		K		FC5-4 1-2f		4	0	0	0	0	1	4
Curt Schilling, R (1, 1) OBP: 0.160, SLG: 0.208 Ron Blazier, R (3, 1) Rob Butler, L (5, PH) OBP: 0.467, SLG: 0.517 (6, 9)		G4-3		1B		2-H 1B		G4-3		1 0 3	0 0 0	0 0 2	0 0 1	0 0 0	0 0 0	0 0 1
Inning Stats	R: 0 E: 2 K: 1 S: 13 H: 0 LOB: 2 BB: 0 P: 18	R: 1 E: 0 K: 0 S: 10 H: 1 LOB: 0 BB: 0 P: 14	R: 0 E: 0 K: 0 S: 5 H: 0 LOB: 0 BB: 0 P: 8	R: 0 E: 0 K: 0 S: 9 H: 1 LOB: 2 BB: 1 P: 17	R: 0 E: 0 K: 0 S: 7 H: 2 LOB: 2 BB: 0 P: 11	R: 2 E: 0 K: 1 S: 15 H: 3 LOB: 1 BB: 0 P: 22	R: 0 E: 0 K: 1 S: 11 H: 1 LOB: 1 BB: 0 P: 17	R: 0 E: 0 K: 0 S: 9 H: 0 LOB: 1 BB: 1 P: 14	R: 0 E: 0 K: 0 S: 9 H: 1 LOB: 1 BB: 1 P: 15	1B: 7 2B: 1 3B: 0 HR: 1 SF: 0 SAC: 1 DP: 1 HBP: 0							

	AB	35
	R	3
	H	9
	RBI	3
	BB	3
	SO	3
	LOB	22

PITCHER		IP	WLS	BF	H	R	ER	SO	BB	IBB	HBP	BLK	WP	HR	S	P	ERA	WHIP
Bobby Jones, R ERA: 2.61	(1, 1)	7.0	W	32	8	3	3	3	1	0	0	0	0	1	70	107	3.86	1.286
Takashi Kashiwada, L ERA: 2.0	(8, 1)	1.0		4	0	0	0	0	1	0	0	0	0	0	9	14	0.00	1.000
Ricky Trlicek, R ERA: 4.56	(9, 1)	1.0		4	1	0	0	0	1	0	0	0	0	0	9	15	0.00	2.000

PITCHER	IP	WLS	BF	H	R	ER	SO	BB	IBB	HBP	BLK	WP	HR	S	P	ERA	WHIP

Batter	1	2	3	4	5	6	7	8	9	AB	R	H	RBI	BB	SO	LOB
Carl Everett, S (1, 8) OBP: 0.254, SLG: 0.316	B S C X 1-2 ① F8		C B X 1-1 ① G4-3		B S F B C 2-3 ② K		B S F B F S 2-3 ③ K			4	0	0	0	0	2	1
Edgardo Alfonzo, R (1, 5) OBP: 0.362, SLG: 0.422	B C B F B B 4-2 CS BB		X 0-0 ② F7		B X 1-0 ③ G1-3			B C B B C F B 4-2 FC4-6 BB L7-2 BB		2	0	0	0	2	0	0
John Olerud, L (1, 3) OBP: 0.446, SLG: 0.592	C B 1 SAFE B B S F H 4-2 ② 1-2 HBP		C B C B B 4-2 2B BB			B S B F X 2-2 ① F8		B B C 1 SAFE 1 SAFE B F B 4-2 1-2 FC4-6 BB		1	0	0	0	2	0	0
Todd Hundley, S (1, 2) OBP: 0.389, SLG: 0.549	B S B S S S 2-3 ③ K		C B X 1-1 ② 1-3 2B			C B X 1-1 ② F7		B X 1-0 ① FC4-6 HBP 1-2f 2-3		4	0	1	0	0	1	3
Bernard Gilkey, R (1, 7)		B B C X 2-1 HR	B B S B X 3-1 ③ L9			B C C B B F X 3-2 2B		H 1-0 1-2 HBP		3	1	2	1	0	0	2
Carlos Baerga, S (1, 4) OBP: 0.280, SLG: 0.324		B B B C B 4-1 G6-3 G5-3 BB		F C B X 1-2 ① G1		B B F F X 2-2 ③ G3		B F F X 1-2 ② ③ L7-2 3-H		3	0	0	0	1	0	4
Butch Huskey, R (1, 9) OBP: 0.286, SLG: 0.512		B S T F X 1-2 ① G5-3 1-2		B B X 2-0 ② F9			S B X 1-1 WP 1B		C B F B X 2-2 ① G4-3	4	0	1	0	0	0	1
Rey Ordonez, R (1, 6) OBP: 0.277, SLG: 0.282 Steve Bieser, L (9, PH) OBP: 0.385, SLG: 0.333	C X 0-1 ② G6-3 2-3		B C X 1-1 ③ P4				L B L L 1-3 ① K 1-2		F C B B B X 2-2 ② F7	3 1	0 0	0 0	0 0	0 0	1 0	2 0
Dave Mlicki, R (1, 1) OBP: 0.235, SLG: 0.250 Matt Franco, L (7, PH) OBP: 0.385, SLG: 0.412 Cory Lidle, R (7, 1) Alex Ochoa, R (9, PH) OBP: 0.259, SLG: 0.253		S T F C 0-3 ③			B S F S 1-3 ① K		B X 1-0 ② L6		B X 1-0 ③ G4-3	2 1 0 1	0 0 0 0	0 0 0 0	0 0 0 0	0 0 0 0	2 0 0 0	1 1 0 0
Inning Stats	R: 0 E: 0 K: 1 S: 11 H: 0 LOB: 1 BB: 1 P: 22	R: 1 E: 0 K: 1 S: 13 H: 1 LOB: 1 BB: 1 P: 20	R: 0 E: 0 K: 0 S: 9 H: 1 LOB: 2 BB: 1 P: 18	R: 0 E: 0 K: 0 S: 6 H: 0 LOB: 0 BB: 0 P: 10	R: 0 E: 0 K: 2 S: 7 H: 0 LOB: 0 BB: 0 P: 11	R: 0 E: 0 K: 0 S: 12 H: 1 LOB: 1 BB: 0 P: 20	R: 0 E: 0 K: 2 S: 10 H: 1 LOB: 1 BB: 0 P: 15	R: 0 E: 0 K: 0 S: 9 H: 0 LOB: 2 BB: 2 P: 20	R: 0 E: 0 K: 0 S: 7 H: 0 LOB: 0 BB: 0 P: 12	1B: 1 2B: 3 3B: 0 HR: 1 SF: 0 SAC: 0 DP: 1 HBP: 2						

PITCHER	IP	WLS	BF	H	R	ER	SO	BB	IBB	HBP	BLK	WP	HR	S	P	ERA	WHIP
Garrett Stephenson, R (1, 1) ERA: 1.35	6.0	W	24	3	1	1	4	3	0	1	0	0	1	58	101	1.50	1.000
Jerry Spradlin, R (7, 1) ERA: 3.68	1.0		4	1	0	0	2	0	0	0	0	1	0	10	15	0.00	1.000
Ken Ryan, R (8, 1) ERA: 11.25	0.1		4	0	0	0	0	2	0	1	0	0	0	6	16	0.00	6.000
Ricky Bottalico, R (8, 1) ERA: 2.61	1.2	S	4	0	0	0	0	0	0	0	0	0	0	10	16	0.00	0.000

PITCHER	IP	WLS	BF	H	R	ER	SO	BB	IBB	HBP	BLK	WP	HR	S	P	ERA	WHIP

TOP

New York Mets @ Philadelphia Phillies

Veterans Stadium, Philadelphia, PA

Fri May 23 1997, 7:05 PM EDT

Att. 15,501 - Unknown - 70 F

livebaseballscorecards.com

AB	29
R	1
H	4
RBI	1
BB	5
SO	6
LOB	15

WP: 1	PB: 0	SB: 0	CS: 1
PA: 36			

Batter	1	2	3	4	5	6	7	8	9	AB	R	H	RBI	BB	SO	LOB
Gregg Jefferies, S (1, 7) OBP: 0.316, SLG: 0.363	G6-3	1-1 G 2-H 1B			L8		F8			4	0	1	1	0	0	2
Mickey Morandini, L (1, 4) OBP: 0.372, SLG: 0.335	FC5-4 1B	G4-3			K		FC6-4 1-2f			4	0	1	0	0	1	3
Scott Rolen, R (1, 5) OBP: 0.366, SLG: 0.435	FC5-4 S 1-2f		G6-3		F8			G5-3		4	0	0	0	0	0	1
Darren Daulton, L (1, 9) OBP: 0.396, SLG: 0.513 Derrick May, L (9, 9) OBP: 0.306, SLG: 0.400	FC6-4 1-2 BB		G4-3			P2		F8		3 0	0 0	0 0	0 0	1 0	0 0	0 0
Rob Butler, L (1, 8) OBP: 0.441, SLG: 0.485	FC6-4 1-2f		1B			F7		G4-3		4	0	1	0	0	0	2
Rico Brogna, L (1, 3) OBP: 0.320, SLG: 0.509		G4-3 2B 2B	SAFE			G3				3	1	1	0	0	1	1
Mark Parent, R (1, 2) OBP: 0.180, SLG: 0.133		G4-3 2-3	G6-3				23 1B G3 1B			3	0	1	0	0	0	1
Kevin Stocker, S (1, 6) OBP: 0.326, SLG: 0.327		1B 2B 3-H		G3			G3 1-2			3	1	1	1	0	0	1
Garrett Stephenson, R (1, 1) OBP: 0.167, SLG: 0.167 Jerry Spradlin, S (7, 1) 23 Kevin Jordan, R (7, PH) OBP: 0.150, SLG: 0.316 Ken Ryan, R (8, 1) Ricky Bottalico, L (8, 1)							FC6-4 1B 2-3			2 0 1 0 0	0 0 0 0 0	0 0 1 0 0	0 0 0 0 0	0 0 0 0 0	2 0 0 0 0	1 0 0 0 0
Inning Stats	R: 0 E: 0 K: 0 S: 9 H: 1 LOB: 2 BB: 1 P: 16	R: 2 E: 0 K: 1 S: 16 H: 3 LOB: 1 BB: 0 P: 22	R: 0 E: 0 K: 1 S: 9 H: 1 LOB: 1 BB: 0 P: 12	R: 0 E: 0 K: 1 S: 7 H: 0 LOB: 0 BB: 0 P: 11	R: 0 E: 0 K: 1 S: 10 H: 0 LOB: 0 BB: 0 P: 13	R: 0 E: 0 K: 0 S: 5 H: 0 LOB: 0 BB: 0 P: 10	R: 0 E: 0 K: 0 S: 8 H: 2 LOB: 2 BB: 0 P: 14	R: 0 E: 0 K: 0 S: 5 H: 0 LOB: 0 BB: 0 P: 11		1B: 5 2B: 2 3B: 0 HR: 0	SF: 0 SAC: 0 DP: 0 HBP: 0					

PITCHER		IP	WLS	BF	H	R	ER	SO	BB	IBB	HBP	BLK	WP	HR	S	P	ERA	WHIP
Dave Mlicki, R ERA: 4.75	(1, 1)	6.0	L	24	5	2	2	4	1	0	0	0	0	0	56	84	3.00	1.000
Cory Lidle, R ERA:	(7, 1)	2.0		8	2	0	0	0	0	0	0	0	0	0	13	25	0.00	1.000

PITCHER	IP	WLS	BF	H	R	ER	SO	BB	IBB	HBP	BLK	WP	HR	S	P	ERA	WHIP

BOTTOM

New York Mets @ Philadelphia Phillies

Veterans Stadium, Philadelphia, PA

Fri May 23 1997, 7:05 PM EDT
Att. 15,501 - Unknown - 70 F

livebaseballscorecards.com

AB	31
R	2
H	7
RBI	2
BB	1
SO	4
LOB	12

New York Mets @ Philadelphia Phillies

Veterans Stadium, Philadelphia, PA

Sat May 24 1997, 7:05 PM EDT

Att. 19,090 - Unknown - 76 F

TOP

livebaseballscorecards.com

Batter	1	2	3	4	5	6	7	8	9	AB	R	H	RBI	BB	SO	LOB
Steve Bieser, L (1, 8) OBP: 0.393, SLG: 0.348	X	0-0 2B SF8 1B	C F B B B X	3-2 1B	B B F C X	2-2 ① F9	C B B B X	3-1 ③ G5-3	B B B B	4-0 BB		4	1	2	0	0	0	0
Alex Ochoa, R (8, PH) OBP: 0.266, SLG: 0.253												0	0	0	0	1	0	0
Barry Manuel, R (8, 1)												0	0	0	0	0	0	0
Ricky Trlicek, R (9, 1)												0	0	0	0	0	0	0
Greg McMichael, R (9, 1) OBP: 1.000, SLG: 1.000												0	0	0	0	0	0	0
John Franco, L (9, 1)												0	0	0	0	0	0	0
Carl Everett, S (9, 8) OBP: 0.254, SLG: 0.316												0	0	0	0	0	0	0
Edgardo Alfonzo, R (1, 5) OBP: 0.357, SLG: 0.421	X	0-0 SF8 1-3 2B	B C B F X	2-2 ② L9	B B X	2-0 ② P6	B B B C X	3-1 ① F7	C B B B C C	3-3 ③ K		5	0	1	0	0	1	2
John Olerud, L (1, 3) OBP: 0.437, SLG: 0.578	B C B B X	3-1 ① P4	B 1 SAFE X	1-0 ③ G6-3	C C X	0-2 ③ P4	C B F B B X	3-2 ② G4-3	F X	0-1 ① G4-3		4	0	0	0	0	0	3
Matt Franco, L (7, 3) OBP: 0.375, SLG: 0.400												1	0	0	0	0	0	0
Todd Hundley, S (1, 2) OBP: 0.395, SLG: 0.562	I I I I	4-0 IBB	B S F B X	2-2 ① G6-3	B F B X	2-1 1B	F S X	0-2 2B 3B	S B C B X	2-2 ② F7		4	1	2	0	1	0	0
Bernard Gilkey, R (1, 7) OBP: 0.297, SLG: 0.351	B X	1-0 ② SF8 2-3 3-H	B S C B C F F X	3-2 HR	C F C	0-3 ① K	B B D S S F B	4-2 2B BB	B X	1-0 1B		3	2	2	2	1	1	1
Carlos Baerga, S (1, 4) OBP: 0.284, SLG: 0.329	B X	1-0 ③ F8	B B B B	4-0 HR BB	B X	1-0 ② L9	B C B X	2-1 WP 1-H 3-H 2B	B B F X	2-1 ③ G4-3		4	1	1	2	1	0	4
Butch Huskey, R (1, 9) OBP: 0.292, SLG: 0.544		B X 1-0 3B 2B	B X 1-0 1-H HR		B B C X	2-1 ③ L9	S S D D T	3-2 ③ K 2-3				4	2	2	2	0	1	2
Manny Alexander, R (1, 6) OBP: 0.299, SLG: 0.321		X 0-0 SF8 2-H 3B	B F B X 2-1 L7		B X	1-0 ① F9		C B C B B F X 3-2 ① F7				4	1	1	1	0	0	0
Armando Reynoso, R (1, 1) OBP: 0.353, SLG: 0.533		B F B X 2-1 ① SF8 3-H	B X 1-0 ③ F8		B S S B S	2-3 ② K		F B X 1-1 ② L9				2	0	0	1	0	1	0
Gary Thurman, R (8, PH) OBP: 0.167, SLG: 0.167												1	0	0	0	0	0	0
(8, 8)																		
(9, 7)																		

Inning Stats																		
	R: 1	H: 2	R: 2	H: 3	R: 3	H: 2	R: 0	H: 0	R: 0	H: 1	R: 0	H: 0	R: 2	H: 2	R: 0	H: 0	R: 0	H: 1
	E: 0	LOB: 2	E: 0	LOB: 1	E: 0	LOB: 0	E: 0	LOB: 0	E: 0	LOB: 1	E: 0	LOB: 0	E: 0	LOB: 1	E: 0	LOB: 1	E: 0	LOB: 1
	K: 0	BB: 1	K: 0	BB: 0	K: 0	BB: 1	K: 0	BB: 0	K: 1	BB: 0	K: 1	BB: 0	K: 1	BB: 1	K: 1	BB: 1	K: 0	BB: 0
	S: 6	P: 15	S: 11	P: 20	S: 12	P: 25	S: 7	P: 11	S: 8	P: 13	S: 6	P: 12	S: 16	P: 31	S: 9	P: 20	S: 8	P: 13

1B: 4	SF: 2	WP: 1	PA: 42
2B: 3	SAC: 0	PB: 0	
3B: 2	DP: 0	SB: 0	
HR: 2	HBP: 0	CS: 0	

PITCHER		IP	WLS	BF	H	R	ER	SO	BB	IBB	HBP	BLK	WP	HR	S	P	ERA	WHIP
Calvin Maduro, R ERA: 6.51	(1, 1)	5.0	L	25	8	6	6	1	1	1	0	0	0	2	44	84	10.80	1.800
Reggie Harris, R ERA: 5.47	(6, 1)	2.0		9	2	2	2	2	1	0	0	0	1	0	22	43	9.00	1.500
Erik Plantenberg, L ERA: 5.09	(8, 1)	1.0		4	0	0	0	1	1	0	0	0	0	0	9	20	0.00	1.000
Ken Ryan, R ERA: 9.0	(9, 1)	1.0		4	1	0	0	0	0	0	0	0	0	0	8	13	0.00	1.000

PITCHER	IP	WLS	BF	H	R	ER	SO	BB	IBB	HBP	BLK	WP	HR	S	P	ERA	WHIP

BOTTOM

Batter	1	2	3	4	5	6	7	8	9	AB	R	H	RBI	BB	SO	LOB
Rex Hudler, R (1, 8) (8, 4) OBP: 0.205, SLG: 0.139	C F S 0-3 K		B X 1-0 G6-3		B B X 2-0 G6-3 2-3			S B B F B X 3-2 1B 1B	B F B X 2-1 1B 1-3 1B	5	0	2	0	0	1	1
Mickey Morandini, L (1, 4) (8, 6) OBP: 0.383, SLG: 0.367	B X 1-0 1B 2B			C X 0-1 G4-3		X 0-0 SF8 3B		B X 1-0 1B 1-2	L B X 1-1 BB 1-3 3-H 1B	5	1	4	1	0	0	0
Scott Rolen, R (1, 5) OBP: 0.372, SLG: 0.436	C B X 1-1 2-2 1B			B S B X 2-1 1B 1B		C C B S 1-3 K		B B B S F X 2-2 F9	B B B B 4-0 1-2 BB	4	0	2	0	1	1	3
Darren Daulton, L (1, 9) OBP: 0.389, SLG: 0.504	1 B X SAFE 1-0 F7			X 0-0 1-2 1B		F B B F F F X 2-2 SF8 3-H		X 0-0 P4	B B C B X 3-1 G3	4	0	1	1	0	0	6
23 Kevin Jordan, R (1, 3) OBP: 0.167, SLG: 0.304		B F X 1-1 G3		B B X 2-0 P9		B S X 1-1 P4			B C B B F X 3-2 G4-6-3 1B	4	0	1	0	0	0	2
Derrick May, L (1, 7) OBP: 0.288, SLG: 0.375		C B B B F X 3-2 G3-1		B S X 1-1 G4-3			F S B X 1-2 P4		X 0-0 1-2f G4-6-3	4	0	0	0	0	0	3
Bobby Estalella, R (1, 2) OBP: 0.400, SLG: 0.250		F B X 1-1 G6-3			X 0-0 WP B1-3 1B		B B X 2-0 G6-3		S S B B B B 4-2 1B 1B BB	3	1	1	0	1	0	0
Kevin Stocker, S (1, 6) OBP: 0.320, SLG: 0.321 Erik Plantenberg, R (8, 1) Ken Ryan, R (9, 1) Gregg Jefferies, S (9, PH) OBP: 0.319, SLG: 0.366			C B X 1-1 P6		B B X 2-0 F7		B S X 1-1 L9		C B F B F F F B F X 3-2 DI 1B 1-3 1B	3	0	0	0	0	0	1
										0	0	0	0	0	0	0
										0	0	0	0	0	0	0
										1	1	1	0	0	0	0
Calvin Maduro, R (1, 1) OBP: 0.056, SLG: 0.056 Rob Butler, L (5, PH) OBP: 0.429, SLG: 0.471 Reggie Harris, R (6, 1) Ruben Amaro Jr, S (8, 8) OBP: 0.304, SLG: 0.282			B C X 1-1 G6-3		X 0-0 B1-3 1-2			C B C B B F F X 3-2 F9	B S S S X 1-2 1B WP 1B 1-H 3-H 1B	1	0	0	0	0	0	0
										1	0	0	0	0	0	1
										0	0	0	0	0	0	0
										2	1	1	2	0	0	0
Inning Stats	R: 0 E: 0 K: 1 S: 7 H: 2 LOB: 1 BB: 0 P: 10	R: 0 E: 0 K: 0 S: 7 H: 0 LOB: 0 BB: 0 P: 12	R: 0 E: 0 K: 0 S: 5 H: 0 LOB: 0 BB: 0 P: 8	R: 0 E: 0 K: 0 S: 8 H: 2 LOB: 2 BB: 0 P: 13	R: 0 E: 0 K: 0 S: 4 H: 1 LOB: 1 BB: 0 P: 8	R: 1 E: 0 K: 1 S: 11 H: 1 LOB: 0 BB: 0 P: 15	R: 0 E: 0 K: 0 S: 6 H: 0 LOB: 0 BB: 0 P: 10	R: 0 E: 0 K: 0 S: 13 H: 2 LOB: 2 BB: 0 P: 22	R: 3 E: 0 K: 0 S: 24 H: 5 LOB: 3 BB: 2 P: 45	1B: 11 2B: 1 3B: 1 HR: 0 SF: 1 SAC: 0 DP: 1 HBP: 0							

PITCHER		IP	WLS	BF	H	R	ER	SO	BB	IBB	HBP	BLK	WP	HR	S	P	ERA	WHIP
Armando Reynoso, R ERA: 3.0	(1, 1)	7.0	W	26	6	1	1	2	0	0	0	0	1	0	48	76	1.29	0.857
Barry Manuel, R ERA: 5.12	(8, 1)	1.0		5	2	0	0	0	0	0	0	0	0	0	13	22	0.00	2.000
Ricky Trlicek, R ERA: 5.47	(9, 1)	0.2		6	4	3	3	0	1	0	0	0	1	0	20	33	40.50	7.500
Greg McMichael, R ERA: 2.7	(9, 1)	0.0		2	1	0	0	0	1	0	0	0	0	0	2	7	∞	∞
John Franco, L ERA: 1.33	(9, 1)	0.1	S	1	0	0	0	0	0	0	0	0	0	0	2	5	0.00	0.000

PITCHER	IP	WLS	BF	H	R	ER	SO	BB	IBB	HBP	BLK	WP	HR	S	P	ERA	WHIP

New York Mets @ Philadelphia Phillies

Veterans Stadium, Philadelphia, PA

Sat May 24 1997, 7:05 PM EDT

Att. 19,090 - Unknown - 76 F

livebaseballscorecards.com

AB	37
R	4
H	13
RBI	4
BB	2
SO	2
LOB	17

WP: 2 PB: 0 SB: 0 CS: 0 PA: 40

Batter	1	2	3	4	5	6	7	8	9	AB	R	H	RBI	BB	SO	LOB
Carl Everett, S (1, 8) OBP: 0.254, SLG: 0.322	C S S 0-3 ① K		S B F B S 2-3 ③ K		S X 0-1 G5-3 2B		F X 0-1 ③ B5-3		C X 0-1 E4 G4-3	4	0	1	0	0	2	0
Cory Lidle, R (7, 1)										0	0	0	0	0	0	0
Takashi Kashiwada, L (8, 1)										0	0	0	0	0	0	0
Greg McMichael, R (8, 1) OBP: 1.000, SLG: 1.000										0	0	0	0	0	0	0
Alex Ochoa, R (8, 8) OBP: 0.264, SLG: 0.250										1	0	0	0	0	0	0
Edgardo Alfonzo, R (1, 5) OBP: 0.352, SLG: 0.414	C B C X 1-2 ② G5-3			C X 0-1 BB 1B 1B	F X 0-1 ② G5-3 2-3			C B B B C X 3-2 ① G6-3	1 SAFE 1 SAFE C 1 SAFE X 0-1 ① F9	5	1	1	0	0	0	2
John Olerud, L (1, 3) OBP: 0.436, SLG: 0.568	B C C B F X 2-2 ③ L6			B 1 SAFE B B C 1 SAFE B 4-1 SH1-3 1B 1-2 BB	C B C X 1-2 ③ F8			B B B B 4-0 1B BB 1B BB	B 1 SAFE 1 SAFE X 1-0 ② G4-3 1-2	3	1	0	0	2	0	2
Bernard Gilkey, R (1, 7) OBP: 0.299, SLG: 0.349		C B C B B S 3-3 ① K		B B X 2-0 SH1-3 1-2 2-H 1B		C B C B C 2-3 ① K		B B B B 4-0 1B 1-2 1B BB	B B X 2-0 ③ F7	4	1	1	1	1	2	1
Carlos Baerga, S (1, 4) OBP: 0.285, SLG: 0.329		F F B S 1-3 ② K		X 0-0 ① SH1-3 1-2 2-3		B X 1-0 ② L6		S X 0-1 1B 1-2 2-3 1B		3	1	1	0	0	1	0
Butch Huskey, R (1, 9) OBP: 0.306, SLG: 0.543		B B B B 4-0 S BB	B B B B 4-0 BB			X 0-0 FC6-4 1B		C S B S 1-3 ② K		2	0	1	0	2	1	3
Alberto Castillo, R (1, 2) OBP: 0.400, SLG: 0.286	C B B C F B X 3-2 ③ G6-3 1-2		C F C 0-3 ② K			B 1 SAFE X 1-0 ③ FC6-4 1-2f		B F X 1-1 1B 1-2 2-H 3-H 1B		3	0	0	0	0	1	5
Matt Franco, L (8, PH) OBP: 0.390, SLG: 0.417										1	0	1	2	0	0	0
Gary Thurman, R (8, PR) OBP: 0.167, SLG: 0.167										0	0	0	0	0	0	0
(8, 8)																
John Franco, L (9, 1)										0	0	0	0	0	0	0
Rey Ordonez, R (1, 6) OBP: 0.277, SLG: 0.281			B B X 2-0 ① F8	X 0-0 ③ P6			C B C B B X 3-2 ① F8	B C X 1-1 S 1-3 2-H 1B		4	0	1	1	0	0	3
Rick Reed, R (1, 1) OBP: 0.261, SLG: 0.333			C S F S 0-3 ② K		F S X 0-2 ① G5-3		B B C C B X 3-2 ② F8	B S S B B S 3-3 ③ K 1-2		2	0	0	0	0	1	0
Steve Bieser, L (7, PH) OBP: 0.379, SLG: 0.333										2	0	0	0	0	1	2
(7, 8)																
(8, 2)																
Inning Stats	R: 0 E: 0 K: 1 S: 10 H: 0 LOB: 0 BB: 0 P: 13	R: 0 E: 0 K: 2 S: 10 H: 0 LOB: 1 BB: 1 P: 21	R: 0 E: 0 K: 2 S: 8 H: 0 LOB: 0 BB: 0 P: 12	R: 1 E: 0 K: 1 S: 9 H: 2 LOB: 3 BB: 2 P: 19	R: 0 E: 0 K: 0 S: 10 H: 1 LOB: 1 BB: 0 P: 11	R: 0 E: 0 K: 1 S: 6 H: 1 LOB: 1 BB: 0 P: 10	R: 0 E: 0 K: 0 S: 8 H: 0 LOB: 0 BB: 0 P: 14	R: 3 E: 0 K: 2 S: 15 H: 3 LOB: 3 BB: 2 P: 32	R: 0 E: 1 K: 0 S: 6 H: 0 LOB: 1 BB: 0 P: 9	1B: 6 2B: 1 3B: 0 HR: 0 SF: 0 SAC: 1 DP: 0 HBP: 0						

PITCHER		IP	WLS	BF	H	R	ER	SO	BB	IBB	HBP	BLK	WP	HR	S	P	ERA	WHIP
Jim Bullinger, R ERA: 6.83	(1, 1)	7.1		31	4	3	3	7	5	0	0	0	0	0	64	114	3.68	1.227
Ugueth Urbina, R ERA: 3.97	(8, 1)	0.2	L	5	3	1	1	2	0	0	0	0	0	0	12	18	13.50	4.500
Dave Veres, R ERA: 3.86	(9, 1)	1.0		4	0	0	0	0	0	0	0	0	0	0	6	9	0.00	0.000

PITCHER	IP	WLS	BF	H	R	ER	SO	BB	IBB	HBP	BLK	WP	HR	S	P	ERA	WHIP

TOP

New York Mets @ Montreal Expos

Olympic Stadium, Montreal, QB

Mon May 26 1997, 7:05 PM EDT

Att. 11,774 - Dome - 65 F

livebaseballscorecards.com

AB	34
R	4
H	7
RBI	4
BB	5
SO	9
LOB	18

WP: 0	PA: 40					
PB: 0						
SB: 2						
CS: 0						

New York Mets @ Montreal Expos

Olympic Stadium, Montreal, QB

Mon May 26 1997, 7:05 PM EDT

Att. 11,774 - Dome - 65 F

livebaseballscorecards.com

BOTTOM

Batter	1	2	3	4	5	6	7	8	9	AB	R	H	RBI	BB	SO	LOB
Mark Grudzielanek, R (1, 6) OBP: 0.340, SLG: 0.418	S B X 1-1 L4 ①		C X 0-1 FC5 2-H 1B		F F F B F X 1-2 L7 ③		X 0-0 F8 ②		B C B F B X 3-2 L8 ③	5	0	1	1	0	0	0
Mike Lansing, R (1, 4) OBP: 0.352, SLG: 0.503	C B B F X 2-2 F9 ②		2 SAFE C B C X 1-1 P4 ②			C S X 0-2 G5-3 ①	C B C S 1-3 K ③			4	0	0	0	0	1	1
Rondell White, R (1, 8) OBP: 0.355, SLG: 0.510	X 0-0 1B		B C X 1-1 FC5 2-3			B X 1-0 E 2B		B C X 1-1 1B WP 1B		4	1	3	0	0	0	1
Henry Rodriguez, L (1, 7) OBP: 0.370, SLG: 0.607	F 1 SAFE 1 SAFE F S 0-3 K ③			F B C X 1-2 F7 ①		X 0-0 P5 ②		1 SAFE B 1 SAFE B 1 SAFE 1 SAFE F B F 4-2 B 1B 1-2 BB		3	0	0	0	1	1	2
Darrin Fletcher, L (1, 2) OBP: 0.348, SLG: 0.571		C C X 0-2 1B ①		B C B X 2-1 F7 ②		I I I 4-0 E IBB		C B B 2 SAFE X 2-1 G4-6-3 1-2 2-3 1B		3	0	2	0	1	0	0
F.P. Santangelo, S (1, 9) OBP: 0.440, SLG: 0.385		C B F C 1-3 K ②		F F B B H 3-2 HBP		X 0-0 E4 1-2 2-H		S F X 0-2 F9 ①		3	0	0	0	0	1	4
Joe Orsulak, L (1, 3) OBP: 0.351, SLG: 0.340		C S B B B F F X 3-2 L8 ③		1 SAFE B X 1-0 G4-3 ③		C S 2 SAFE B X 1-2 L3 ③		C X 0-1 G4-6-3 1-2f ② ③		4	0	0	0	0	0	6
Doug Strange, S (1, 5) OBP: 0.386, SLG: 0.529			B F C B X 2-2 1B 2B		S F S 0-3 K ①		B X 1-0 IHR		C S S 0-3 K ①	4	2	2	1	0	2	0
Jim Bullinger, R (1, 1) OBP: 0.238, SLG: 0.381			L L B F B B X 3-2 P3 ①		X 0-0 F7 ②		X 0-0 G4-3 ①		C B X 1-1 G6-3 ②	3	0	0	0	0	0	1
Ugueth Urbina, R (8, 1)										0	0	0	0	0	0	0
Dave Veres, R (9, 1) OBP: 1.000, SLG: 1.000										0	0	0	0	0	0	0
Vladimir Guerrero, R (9, PH) OBP: 0.390, SLG: 0.443										1	0	0	0	0	0	0
Inning Stats	R: 0 E: 0 K: 1 S: 9 H: 1 LOB: 1 BB: 0 P: 12	R: 0 E: 0 K: 1 S: 11 H: 1 LOB: 0 BB: 0 P: 15	R: 1 E: 0 K: 0 S: 13 H: 2 LOB: 1 BB: 0 P: 20	R: 0 E: 0 K: 0 S: 8 H: 0 LOB: 1 BB: 0 P: 15	R: 0 E: 0 K: 1 S: 11 H: 0 LOB: 0 BB: 0 P: 12	R: 1 E: 1 K: 0 S: 9 H: 1 LOB: 2 BB: 1 P: 15	R: 1 E: 0 K: 1 S: 6 H: 1 LOB: 0 BB: 0 P: 8	R: 0 E: 0 K: 0 S: 11 H: 2 LOB: 2 BB: 1 P: 18	R: 0 E: 0 K: 1 S: 8 H: 0 LOB: 0 BB: 0 P: 12	1B: 5 2B: 2 3B: 0 HR: 1 SF: 0 SAC: 0 DP: 1 HBP: 1							

	AB	34
	R	3
	H	8
	RBI	2
	BB	2
	SO	5
	LOB	15

WP: 1 PB: 0 SB: 0 CS: 0 PA: 37

PITCHER		IP	WLS	BF	H	R	ER	SO	BB	IBB	HBP	BLK	WP	HR	S	P	ERA	WHIP
Rick Reed, R ERA: 1.7	(1, 1)	6.0		25	5	2	1	3	0	1	1	0	0	0	61	89	1.50	0.833
Cory Lidle, R ERA: 1.13	(7, 1)	1.0	W	5	2	1	1	1	0	0	0	0	0	0	8	11	9.00	2.000
Takashi Kashiwada, L ERA: 2.0	(8, 1)	0.0		2	1	0	0	0	1	0	0	0	1	0	4	10	∞	∞
Greg McMichael, R ERA: 2.6	(8, 1)	1.0		2	0	0	0	0	0	0	0	0	0	0	5	5	0.00	0.000
John Franco, L ERA: 1.27	(9, 1)	1.0	S	3	0	0	0	1	0	0	0	0	0	0	8	12	0.00	0.000

PITCHER	IP	WLS	BF	H	R	ER	SO	BB	IBB	HBP	BLK	WP	HR	S	P	ERA	WHIP

New York Mets @ Montreal Expos

Olympic Stadium, Montreal, QB

Tue May 27 1997, 7:05 PM EDT

Att. 11,703 - Dome - 65 F

livebaseballscorecards.com

TOP

Batter	1	2	3	4	5	6	7	8	9	AB	R	H	RBI	BB	SO	LOB
Manny Alexander, R (1, 4) (8, 6) OBP: 0.304, SLG: 0.360	B C C B B X 3-2 F7 ①		F B B X 2-1 S HR 2B		F S F F F F B F X 1-2 1B 3B	C B B F X 2-2 G4-3 ③			X 0-0 P4 ①	5	2	2	0	0	0	0
Edgardo Alfonzo, R (1, 5) OBP: 0.348, SLG: 0.427	C X 0-1 E6		C B B B F F F X 2-2 2-H HR		S F S 0-3 K ①		B B C M X 2-2 G5-3 ①		C X 0-1 G4-3 ②	5	1	1	2	0	1	1
John Olerud, L (1, 3) OBP: 0.435, SLG: 0.559	B C B B 1 SAFE X 3-1 F8 ②		C B B F B B 4-2 FC6-4 BB		B F B F B B 4-2 BB 1B BB		C F B F F X 1-2 G4-3 ②		B C B B C F X 3-2 G3-1 ③	3	1	0	0	2	0	1
Bernard Gilkey, R (1, 7) OBP: 0.299, SLG: 0.343	B F B B X 3-1 G1-3 ③		B B B X 3-0 FC6-4 ③ 1-2f		B F B B B 4-1 G5-3 1B 1-2 BB		C B B F F S 2-3 K ③			3	0	0	0	1	1	2
Butch Huskey, R (1, 9) OBP: 0.304, SLG: 0.534		S X 0-1 F9 ①		B C F S 1-3 K ①	B B F B S X 3-2 G5-3 1-2 2-H 3-H 1B			C X 0-1 G6-3 ①		4	0	1	2	0	1	0
Alex Ochoa, R (1, 8) OBP: 0.257, SLG: 0.243 Cory Lidle, R (5, 1) Takashi Kashiwada, L (6, 1) Steve Bieser, L (8, PH) OBP: 0.390, SLG: 0.347 (8, 2)		C X 0-1 F8 ②		X 0-0 P6 ②	F B B B X 3-1 G5-3 ② 1-2 2-3			B X 1-0 1B 1B		3 0 0 1	0 0 0 0	0 0 0 1	0 0 0 0	0 0 0 0	0 0 0 0	2 0 0 0
Alberto Castillo, R (1, 2) OBP: 0.393, SLG: 0.261 Matt Franco, L (8, PH) OBP: 0.381, SLG: 0.405 Ricky Trlicek, R (8, 1)		B B B C X 3-1 G4-3 ③		B B C B B 4-1 1B BB	L B F B X 2-2 G4-3 ③			1 SAFE 1 SAFE C X 0-1 L8 ②		2 1 0	0 0 0	0 0 0	0 0 0	1 0 0	0 0 0	2 1 0
Rey Ordonez, R (1, 6) OBP: 0.278, SLG: 0.283 Carlos Baerga, S (8, PH) OBP: 0.289, SLG: 0.333 (8, 4)			C B C B X 2-2 G4-3 ①	C X 0-1 FC5-4 1-2 1B		B C B X 2-1 G6-3 ①		C B 1 SAFE X 1-1 1-2 1B		3 1	0 0	1 1	0 0	0 0	0 0	0 0
Mark Clark, R (1, 1) Carl Everett, S (5, 8) OBP: 0.250, SLG: 0.317			X 0-0 P3 ②	C X 0-1 FC5-4 ③ 1-2f		S B B F X 2-2 F8 ②		X 0-0 F8 ③		2 2	0 0	0 0	0 0	0 0	0 0	2 2
Inning Stats	R: 0 E: 1 K: 0 S: 9 H: 0 LOB: 1 BB: 0 P: 18	R: 0 E: 0 K: 0 S: 6 H: 0 LOB: 0 BB: 0 P: 9	R: 2 E: 0 K: 0 S: 14 H: 2 LOB: 1 BB: 1 P: 27	R: 0 E: 0 K: 1 S: 9 H: 1 LOB: 2 BB: 1 P: 14	R: 2 E: 0 K: 1 S: 22 H: 2 LOB: 2 BB: 2 P: 39	R: 0 E: 0 K: 0 S: 8 H: 0 LOB: 0 BB: 0 P: 14	R: 0 E: 0 K: 1 S: 11 H: 0 LOB: 0 BB: 0 P: 16	R: 0 E: 0 K: 0 S: 8 H: 2 LOB: 2 BB: 0 P: 10	R: 0 E: 0 K: 0 S: 7 H: 0 LOB: 0 BB: 0 P: 10	1B: 4 2B: 1 3B: 1 HR: 1	SF: 0 SAC: 0 DP: 0 HBP: 0						

	AB	35
	R	4
	H	7
	RBI	4
	BB	4
	SO	3
	LOB	13

WP: 0 PB: 0 SB: 1 CS: 0 PA: 39

PITCHER		IP	WLS	BF	H	R	ER	SO	BB	IBB	HBP	BLK	WP	HR	S	P	ERA	WHIP
Carlos Perez, L ERA: 4.72	(1, 1)	4.1		23	5	4	4	2	4	0	0	0	0	1	55	97	8.31	2.077
Marc Valdes, R ERA: 5.4	(5, 1)	0.2	W	2	0	0	0	0	0	0	0	0	0	0	5	10	0.00	0.000
Anthony Telford, R ERA: 2.73	(6, 1)	2.2		9	1	0	0	1	0	0	0	0	0	0	24	36	0.00	0.375
Omar Daal, L ERA: 8.14	(8, 1)	0.1		2	1	0	0	0	0	0	0	0	0	0	3	4	0.00	3.000
Lee Smith, R ERA: 5.87	(9, 1)	1.0	S	3	0	0	0	0	0	0	0	0	0	0	7	10	0.00	0.000

PITCHER	IP	WLS	BF	H	R	ER	SO	BB	IBB	HBP	BLK	WP	HR	S	P	ERA	WHIP

New York Mets @ Montreal Expos

Olympic Stadium, Montreal, QB

Tue May 27 1997, 7:05 PM EDT

Att. 11,703 - Dome - 65 F

BOTTOM

livebaseballscorecards.com

Batter	1	2	3	4	5	6	7	8	9	AB	R	H	RBI	BB	SO	LOB
Mark Grudzielanek, R (1, 6) OBP: 0.341, SLG: 0.422	SH1-3 2B	K		G5-3	1-2 1B			P9		5	0	2	0	0	1	3
Mike Lansing, R (1, 4) OBP: 0.345, SLG: 0.492	SH1-3 2-3	FC6-4 1-2f		F8	G1-3			G6-3		4	0	0	0	0	0	5
Rondell White, R (1, 8) OBP: 0.352, SLG: 0.500	G4-6-3 HBP		F8	G5-3		K		K		4	0	0	0	0	2	0
Darrin Fletcher, L (1, 2) OBP: 0.353, SLG: 0.596	G4-6-3 1-2f		1B 1B		HR	F7				4	2	2	1	0	0	2
Henry Rodriguez, L (1, 7) OBP: 0.383, SLG: 0.611		1B 1B BB	0-1 1B 1-3		2B 1B BB	1-1 1B				2	2	2	0	2	0	0
Vladimir Guerrero, R (1, 9) OBP: 0.384, SLG: 0.432		K	WP 1-3 3-H		F8	1 SAFE G4-3				4	0	1	1	0	1	3
Joe Orsulak, L (1, 3) OBP: 0.361, SLG: 0.370		1B 1B 1-3 1B	K		1B SF7 1-3 2B	G1-3				4	1	2	0	0	1	2
Doug Strange, S (1, 5) OBP: 0.398, SLG: 0.533		1B 1-2 3-H 1B	IBB 1-2		1B 2-3 3-H 1B	G6-3				3	0	2	2	1	0	0
Carlos Perez, L (1, 1) OBP: 0.217, SLG: 0.286 Marc Valdes, R (5, 1) OBP: 0.250, SLG: 0.250 F.P. Santangelo, S (5, PH) OBP: 0.437, SLG: 0.385 Anthony Telford, R (6, 1) OBP: 0.250, SLG: 0.375 Omar Daal, L (8, 1) OBP: 0.250, SLG: 0.250 Lee Smith, R (9, 1)		FC6-4 1-2 2-3 1B	G4-3		SF7 3-H	G6-3				2 0 0 1 0 0 0	0 0 0 0 0 0 0	1 0 0 0 0 0 0	0 0 1 0 0 0 0	0 0 0 0 0 0 0	0 0 0 0 0 0 0	3 0 0 0 0 0 0
Inning Stats	R: 0 H: 1 E: 0 LOB: 1 K: 0 BB: 0 S: 4 P: 5	R: 1 H: 3 E: 0 LOB: 3 K: 2 BB: 1 S: 18 P: 25	R: 1 H: 3 E: 0 LOB: 3 K: 1 BB: 1 S: 12 P: 20	R: 0 H: 0 E: 0 LOB: 0 K: 0 BB: 0 S: 5 P: 8	R: 3 H: 4 E: 0 LOB: 2 K: 0 BB: 1 S: 20 P: 33	R: 0 H: 1 E: 0 LOB: 1 K: 1 BB: 0 S: 7 P: 11	R: 0 H: 0 E: 0 LOB: 0 K: 0 BB: 0 S: 7 P: 9	R: 0 H: 0 E: 0 LOB: 0 K: 1 BB: 0 S: 5 P: 6		1B: 9 SF: 1 2B: 2 SAC: 1 3B: 0 DP: 1 HR: 1 HBP: 1						

	AB	33
	R	5
	H	12
	RBI	5
	BB	3
	SO	5
	LOB	18

PITCHER	IP	WLS	BF	H	R	ER	SO	BB	IBB	HBP	BLK	WP	HR	S	P	ERA	WHIP
Mark Clark, R (1, 1) ERA: 3.8	4.1	L	26	10	5	5	3	2	1	1	0	1	1	51	78	10.38	2.769
Cory Lidle, R (5, 1) ERA: 1.0	1.0		4	1	0	0	1	0	0	0	0	0	0	11	17	0.00	1.000
Takashi Kashiwada, L (6, 1) ERA: 1.69	1.2		6	1	0	0	0	0	0	0	0	0	0	11	16	0.00	0.600
Ricky Trlicek, R (8, 1) ERA: 5.27	1.0		3	0	0	0	1	0	0	0	0	0	0	5	6	0.00	0.000

PITCHER	IP	WLS	BF	H	R	ER	SO	BB	IBB	HBP	BLK	WP	HR	S	P	ERA	WHIP

Batter	1	2	3	4	5	6	7	8	9	AB	R	H	RBI	BB	SO	LOB
Carl Everett, S (1, 8) OBP: 0.248, SLG: 0.313	S S S 0-3 ① K		C C B S 1-3 ③ K	B S F X 1-2 1-2 2-H 3-H 1B		B C B F X 2-2 ③ G1-4-3			B B C X 2-1 ① G3-1	5	0	1	2	0	2	0
Edgardo Alfonzo, R (1, 5) OBP: 0.343, SLG: 0.416	B X 1-0 ② G6-3			E X 1-1 E6 2B BB B X 1-0 ③ F9			C C S 0-3 ① K		B C B B B 4-1 1B BB	4	1	0	0	1	1	2
John Olerud, L (1, 3) OBP: 0.430, SLG: 0.549	B C C S 1-3 ③ K			C F F F B F 1 B F SAFE 2-2 X ① F9	B X 1-0 ① F8		F B C B B F X 3-2 1B G1-3 1B		B X 1-0 ② L9	5	0	1	0	0	1	2
Todd Hundley, S (1, 2) OBP: 0.400, SLG: 0.560		B B C S X 2-2 L6-3 1B		S B B B C B 4-2 1-2 2B BB	S B B S X 2-2 ② F7		B X 1-0 ② G1-3 1-2		C C F B B F X 2-2 1-2 1B	4	1	2	0	1	0	1
Bernard Gilkey, R (1, 7) OBP: 0.301, SLG: 0.350		C X 0-1 ① ② L6-3 1-1		C C S 0-3 ② K	B B X 2-0 HR 2B		B B F B F X 3-2 2-3 1B		C B S B S 2-3 ③ K	5	1	2	0	0	2	5
Carlos Baerga, S (1, 4) OBP: 0.301, SLG: 0.371		C S X 0-2 1B		B X 1-0 1-H 2-H 1B 2B	B F S X 1-2 2-H HR		B X 1-0 ③ L8			4	2	3	4	0	0	2
Butch Huskey, R (1, 9) OBP: 0.303, SLG: 0.522		S S B F 1 S SAFE 1-3 ③ K		B B B 4-0 1B 1B BB	C S F X 0-2 ③ P4			X 0-0 ① L4		3	1	0	0	1	1	1
Rey Ordonez, R (1, 6) OBP: 0.277, SLG: 0.282			B C X 1-1 ① G6-3	C F F X 0-2 1-3 2-H 1B 1B		B X 1-0 ① P3		X 0-0 ② F8		4	1	1	1	0	0	0
Bobby Jones, R (1, 1) OBP: 0.233, SLG: 0.250			B C S B B X 3-2 ② G4-3	B B B C B 4-1 1B BB		B X 1-0 ② P4		B C X 1-1 ③ G6-3		3	0	0	0	1	0	0
Inning Stats	R: 0 E: 0 K: 2 S: 7 H: 0 LOB: 0 BB: 0 P: 9	R: 0 E: 0 K: 1 S: 12 H: 2 LOB: 1 BB: 0 P: 15	R: 0 E: 0 K: 1 S: 8 H: 0 LOB: 0 BB: 0 P: 13	R: 5 E: 1 K: 1 S: 24 H: 3 LOB: 2 BB: 3 P: 42	R: 2 E: 0 K: 0 S: 12 H: 2 LOB: 0 BB: 0 P: 18	R: 0 E: 0 K: 0 S: 5 H: 0 LOB: 0 BB: 0 P: 9	R: 0 E: 0 K: 1 S: 12 H: 2 LOB: 2 BB: 0 P: 20	R: 0 E: 0 K: 0 S: 4 H: 0 LOB: 0 BB: 0 P: 5	R: 0 E: 0 K: 1 S: 12 H: 1 LOB: 2 BB: 1 P: 23	1B: 7 2B: 3 3B: 0 HR: 1 SF: 0 SAC: 0 DP: 1 HBP: 0						

TOP

New York Mets @ Montreal Expos

Olympic Stadium, Montreal, QB

Wed May 28 1997, 7:05 PM EDT

Att. 14,932 - Dome - 72 F

livebaseballscorecards.com

AB	37
R	7
H	10
RBI	7
BB	4
SO	7
LOB	13

PA: 41

WP: 0
PB: 0
SB: 0
CS: 0

PITCHER		IP	WLS	BF	H	R	ER	SO	BB	IBB	HBP	BLK	WP	HR	S	P	ERA	WHIP
Pedro Martinez, R ERA: 1.36	(1, 1)	5.0	L	25	7	7	2	5	3	0	0	0	0	1	63	97	3.60	2.000
Salomon Torres, R ERA: 7.56	(6, 1)	4.0		16	3	0	0	2	1	0	0	0	0	0	33	57	0.00	1.000

PITCHER	IP	WLS	BF	H	R	ER	SO	BB	IBB	HBP	BLK	WP	HR	S	P	ERA	WHIP

New York Mets @ Montreal Expos

Olympic Stadium, Montreal, QB

Wed May 28 1997, 7:05 PM EDT

Att. 14,932 - Dome - 72 F

BOTTOM

Batter	1	2	3	4	5	6	7	8	9	AB	R	H	RBI	BB	SO	LOB
Mark Grudzielanek, R (1, 6) OBP: 0.344, SLG: 0.424	E6 WP FC1 1B		G5-3 1B		G4-3			G6-3		4	0	2	0	0	0	0
Mike Lansing, R (1, 4) OBP: 0.343, SLG: 0.486	G6-3		1-2 G5-3 1B			G1-3		G5-3		4	0	1	0	0	0	1
Rondell White, R (1, 8) OBP: 0.345, SLG: 0.490	2-H FC1 S		1-2 2-3 G5-3			G5-3		3-2 G4-3		4	0	0	0	0	0	3
Darrin Fletcher, L (1, 2) OBP: 0.350, SLG: 0.580	1-2 BB		P6			F9			F7	3	0	0	0	1	0	2
Vladimir Guerrero, R (1, 9) OBP: 0.367, SLG: 0.410	K			K			G6-3		P8	4	0	0	0	0	2	2
Henry Rodriguez, L (1, 7) OBP: 0.375, SLG: 0.598		F8		K			F8		G4-3	4	0	0	0	0	1	0
F.P. Santangelo, S (1, 5) OBP: 0.434, SLG: 0.383		K		F7			1-2 BB			3	0	1	0	0	1	0
Joe Orsulak, L (1, 3) OBP: 0.359, SLG: 0.357		G3			F8		4-1 BB			2	0	0	0	1	0	0
Pedro Martinez, R (1, 1) OBP: 0.130, SLG: 0.136			K		K		K2-3			1	0	0	0	0	1	0
Sherman Obando, R (5, PH) OBP: 0.174, SLG: 0.273										1	0	0	0	0	1	0
Salomon Torres, R (6, 1)										1	0	0	0	0	1	2
Inning Stats	R: 0 E: 1 K: 1 S: 6 H: 1 LOB: 2 BB: 1 P: 14	R: 0 E: 0 K: 1 S: 5 H: 0 LOB: 0 BB: 0 P: 8	R: 0 E: 0 K: 1 S: 11 H: 2 LOB: 2 BB: 0 P: 15	R: 0 E: 0 K: 2 S: 8 H: 0 LOB: 0 BB: 0 P: 11	R: 0 E: 0 K: 1 S: 9 H: 0 LOB: 0 BB: 0 P: 16	R: 0 E: 0 K: 0 S: 4 H: 0 LOB: 0 BB: 0 P: 5	R: 0 E: 0 K: 1 S: 8 H: 1 LOB: 2 BB: 1 P: 14	R: 0 E: 0 K: 0 S: 6 H: 0 LOB: 0 BB: 0 P: 10	R: 0 E: 0 K: 0 S: 5 H: 0 LOB: 0 BB: 0 P: 8	1B: 4 2B: 0 3B: 0 HR: 0	SF: 0 SAC: 0 DP: 0 HBP: 0						

livebaseballscorecards.com

AB	31
R	0
H	4
RBI	0
BB	2
SO	7
LOB	10

WP: 1 PB: 0 SB: 1 CS: 0 PA: 33

PITCHER	IP	WLS	BF	H	R	ER	SO	BB	IBB	HBP	BLK	WP	HR	S	P	ERA	WHIP
Bobby Jones, R (1, 1) ERA: 2.32	9.0	W	33	4	0	0	7	2	0	0	0	1	0	62	101	0.00	0.667

PITCHER	IP	WLS	BF	H	R	ER	SO	BB	IBB	HBP	BLK	WP	HR	S	P	ERA	WHIP

Batter	1	2	3	4	5	6	7	8	9	AB	R	H	RBI	BB	SO	LOB
Gregg Jefferies, S (1, 7) OBP: 0.307, SLG: 0.359	X 0-0 ① L7		B F B B B 4-1 BB	C X 0-1 ③ G1-3		B F X 1-1 1-3 1B			C F B B X 2-2 ③ 1-2 G6-3	4	0	1	0	1	0	1
Mickey Morandini, L (1, 4) OBP: 0.390, SLG: 0.395	C B S X 1-2 ② L7		C S B B F F S 2-3 ③ K			F B B X 2-1 E1 G4-6-3	B B B C F S 3-3 ③ K			4	0	0	0	0	2	4
Darren Daulton, L (1, 9) OBP: 0.375, SLG: 0.470	F F B B B S 3-3 ③ K			B B C F B F B 4-2 BB G6-4-3 BB BB		X 0-0 ① ② 1-2f G4-6-3		C B F B B B 4-2 G6-4-3 BB		2	1	0	0	2	1	1
Scott Rolen, R (1, 5) OBP: 0.375, SLG: 0.461		C F X 0-2 G4-6-3 1B		B B B B 4-0 G6-4-3 BB 1-2 BB		B X 1-0 HR		B C X 1-1 ① F9		3	1	2	1	1	0	1
Rico Brogna, L (1, 3) OBP: 0.308, SLG: 0.489		F B B F F X 2-2 ① ② 1-2f G4-6-3		B B B B B 4-1 G6-4-3 1-2 2-3 BB		B F B B B X 3-1 1B		X 0-0 ② ③ 1-2f G6-4-3		3	0	1	0	1	0	2
Mike Lieberthal, R (1, 2) OBP: 0.233, SLG: 0.371		C B B B X 3-1 ③ P6		X 0-0 ① ② G6-4-3 1-2f 2-3 3-H		F B X 1-1 ③ G5-3			C B X 1-1 ① G1-3	4	0	0	0	0	0	3
Ruben Amaro Jr, S (1, 8) OBP: 0.327, SLG: 0.311			F B X 1-1 FC6-4 1B	C B X 1-1 ③ F8			S X 0-1 1B 1B		C B B B X 3-1 G4-3 1B 1B	4	1	3	0	0	0	1
Kevin Stocker, S (1, 6) OBP: 0.304, SLG: 0.320			X 0-0 ① FC6-4 SH5-4 1-2f	C X 0-1 ① G6-3			B X 1-0 ① P6		X 0-0 ② G4-3 1-2	4	0	0	0	0	0	3
Edgar Ramos, R (1, 1) Calvin Maduro, R (6, 1) OBP: 0.056, SLG: 0.056 23 Kevin Jordan, R (7, PH) OBP: 0.185, SLG: 0.423 Ken Ryan, R (7, 1) Reggie Harris, R (8, 1) Derrick May, L (9, PH) OBP: 0.292, SLG: 0.386			L 1 SAFE L X 0-2 ② SH5-4 1-2	C F C 0-3 ② K			F F B S 1-3 ② K		X 0-0 DI 2-H 1B	1 0 1 0 0 1	0 0 0 0 0 0	0 0 0 0 0 1	0 0 0 0 0 1	1 0 0 0 0 0	0 0 1 0 0 0	0 0 1 0 0 0
Inning Stats	R: 0 E: 0 K: 1 S: 7 H: 0 LOB: 0 BB: 0 P: 11	R: 0 E: 0 K: 0 S: 9 H: 1 LOB: 0 BB: 0 P: 14	R: 0 E: 0 K: 1 S: 12 H: 1 LOB: 2 BB: 1 P: 19	R: 1 E: 0 K: 0 S: 7 H: 0 LOB: 1 BB: 3 P: 20	R: 0 E: 0 K: 1 S: 7 H: 0 LOB: 0 BB: 0 P: 7	R: 1 E: 1 K: 0 S: 8 H: 2 LOB: 1 BB: 0 P: 15	R: 0 E: 0 K: 2 S: 11 H: 2 LOB: 2 BB: 0 P: 17	R: 0 E: 0 K: 0 S: 5 H: 0 LOB: 0 BB: 1 P: 10	R: 1 E: 0 K: 0 S: 9 H: 2 LOB: 1 BB: 0 P: 15	1B: 7 2B: 0 3B: 0 HR: 1 SF: 0 SAC: 1 DP: 4 HBP: 0						

PITCHER		IP	WLS	BF	H	R	ER	SO	BB	IBB	HBP	BLK	WP	HR	S	P	ERA	WHIP
Dave Mlicki, R ERA: 4.52	(1, 1)	6.2	W	28	6	2	2	4	4	0	0	0	0	1	58	97	2.70	1.500
Takashi Kashiwada, L ERA: 1.64	(7, 1)	0.1		1	0	0	0	1	0	0	0	0	0	0	3	6	0.00	0.000
Cory Lidle, R ERA: 1.64	(8, 1)	2.0		8	2	1	1	0	1	0	0	0	0	0	14	25	4.50	1.500

PITCHER	IP	WLS	BF	H	R	ER	SO	BB	IBB	HBP	BLK	WP	HR	S	P	ERA	WHIP

TOP

Philadelphia Phillies @ New York Mets

Shea Stadium, Flushing, NY

Fri May 30 1997, 7:05 PM EDT

Att. 17,401 - Unknown - 65 F

livebaseballscorecards.com

AB	31
R	3
H	8
RBI	2
BB	5
SO	5
LOB	17

WP: 0 PA: 37
PB: 0
SB: 0
CS: 0

BOTTOM

Philadelphia Phillies @ New York Mets

Shea Stadium, Flushing, NY

Fri May 30 1997, 7:05 PM EDT
Att. 17,401 - Unknown - 65 F

livebaseballscorecards.com

Batter	1	2	3	4	5	6	7	8	9	AB	R	H	RBI	BB	SO	LOB
Carl Everett, S (1, 8) OBP: 0.255, SLG: 0.356	2-0 HR		0-1 F9 ②		0-1 2-H 3B		SAFE 0-2 B3 ①			4	1	2	2	0	0	1
Edgardo Alfonzo, R (1, 5) OBP: 0.347, SLG: 0.420	2-2 F9 ①		1-0 CS 2B		3-1 L6 ②		SAFE SAFE 4-0 1-2 1B 1B BB			3	1	1	0	1	0	1
John Olerud, L (1, 3) OBP: 0.427, SLG: 0.543	0-2 F7 ②		0-1 CS ③ 2-3	1-0 P4 ①	0-1 F8 ③		SAFE 1-2 1B SF8 2-H 1B			4	1	1	1	0	0	1
Todd Hundley, S (1, 2) OBP: 0.412, SLG: 0.586	4-0 BB			3-2 HR		4-1 F8 BB	2-0 1-3 2-H 1B			2	1	2	2	2	0	0
Bernard Gilkey, R (1, 7) OBP: 0.295, SLG: 0.344	1-1 G1-3 ③			2-0 L7 ②		0-1 1-2 F8 ①	0-0 3-H SF8 ②			3	0	0	1	0	0	2
Carlos Baerga, S (1, 4) OBP: 0.300, SLG: 0.364		4-1 G6-3 BB		1-0 P5 ③		2-2 L5 ②	2-2 G4-3 ③			3	0	0	0	1	0	2
Butch Huskey, R (1, 9) OBP: 0.308, SLG: 0.540		2-0 F9 ①			0-0 HR	4-0 IBB	1-2 G6-3 ①			3	1	1	1	1	0	1
Rey Ordonez, R (1, 6) OBP: 0.276, SLG: 0.281		SAFE SAFE 3-2 1-2f G6-3 ② ③			0-0 SH3-4 3B 1B	1-0 G5-3 ③	1-2 L8 ②			4	1	1	0	0	0	3
Dave Mlicki, R (1, 1) OBP: 0.222, SLG: 0.235 Takashi Kashiwada, L (7, 1) Steve Bieser, L (7, PH) OBP: 0.400, SLG: 0.360 Cory Lidle, R (8, 1)			2-2 G6-3 ①		0-0 1-2 SH3-4 ①		1-1 BB 1B 1B		1-3 K ③	1 0 1 1	0 0 1 0	0 0 1 0	0 0 1 0	0 0 0 1	0 0 0 0	0 0 0 0
Inning Stats	R: 1 E: 0 K: 0 S: 9 H: 1 LOB: 1 BB: 1 P: 18	R: 0 E: 0 K: 0 S: 5 H: 0 LOB: 0 BB: 1 P: 14	R: 0 E: 0 K: 0 S: 9 H: 1 LOB: 0 BB: 0 P: 12	R: 1 E: 0 K: 0 S: 8 H: 1 LOB: 0 BB: 0 P: 15	R: 2 E: 0 K: 0 S: 9 H: 3 LOB: 1 BB: 0 P: 12	R: 0 E: 0 K: 0 S: 7 H: 0 LOB: 2 BB: 2 P: 18	R: 3 E: 0 K: 0 S: 14 H: 3 LOB: 1 BB: 1 P: 23	R: 0 E: 0 K: 1 S: 10 H: 0 LOB: 0 BB: 0 P: 13		1B: 4 2B: 1 3B: 1 HR: 3	SF: 1 SAC: 1 DP: 1 HBP: 0			WP: 0 PB: 0 SB: 0 CS: 1	PA: 37	

	AB	29
	R	7
	H	9
	RBI	7
	BB	5
	SO	1
	LOB	11

PITCHER		IP	WLS	BF	H	R	ER	SO	BB	IBB	HBP	BLK	WP	HR	S	P	ERA	WHIP
Edgar Ramos, R ERA: 5.14	(1, 1)	5.0	L	21	6	4	4	0	2	0	0	0	0	3	40	71	7.20	1.600
Calvin Maduro, R ERA: 6.39	(6, 1)	1.0		5	0	0	0	0	1	1	0	0	0	0	7	18	0.00	1.000
Ken Ryan, R ERA: 10.29	(7, 1)	1.0		7	3	3	3	0	1	0	0	0	0	0	14	23	27.00	4.000
Reggie Harris, R ERA: 4.97	(8, 1)	1.0		3	0	0	0	1	0	0	0	0	0	0	10	13	0.00	0.000

PITCHER	IP	WLS	BF	H	R	ER	SO	BB	IBB	HBP	BLK	WP	HR	S	P	ERA	WHIP

Batter	1	2	3	4	5	6	7	8	9	AB	R	H	RBI	BB	SO	LOB
Gregg Jefferies, S (1, 7) OBP: 0.306, SLG: 0.357	P5		G6-3			G4-3		1B		4	0	1	0	0	0	0
Mickey Morandini, L (1, 4) OBP: 0.392, SLG: 0.402	1B		K			HR 2B		K		4	1	2	0	0	2	1
Darren Daulton, L (1, 9) OBP: 0.384, SLG: 0.500	1-3 1B		L3			2-H HR		1-3 1B		4	1	3	2	0	0	0
Scott Rolen, R (1, 5) OBP: 0.373, SLG: 0.456	K			1B		G1-3		F8		4	0	1	0	0	1	4
Rico Brogna, L (1, 3) OBP: 0.307, SLG: 0.484	G4-3			G4-3		G4-3			G5-3 1B	4	1	1	0	0	0	2
Mike Lieberthal, R (1, 2) OBP: 0.227, SLG: 0.361		G5-3		G6-3			G6-3		1-2	4	0	0	0	0	0	1
Rob Butler, L (1, 8) OBP: 0.396, SLG: 0.400		1B			L7		G4-3		K	3	0	1	0	0	0	0
Rex Hudler, R (9, PH) OBP: 0.188, SLG: 0.133										1	0	0	0	0	1	1
Kevin Stocker, S (1, 6) OBP: 0.303, SLG: 0.319		F9			L6		F9		2-H 23 FC6-4 1B	4	0	1	1	0	0	1
Mark Leiter, R (1, 1) OBP: 0.091, SLG: 0.048 Erik Plantenberg, R (6, 1) Reggie Harris, R (7, 1) Derrick May, L (8, PH) OBP: 0.268, SLG: 0.380 Ken Ryan, R (8, 1) 23 Kevin Jordan, R (9, PH) OBP: 0.179, SLG: 0.407		L1-3			K			G3	FC6-4 1-2f	2 0 0 1 0 1	0 0 0 0 0 0	0 0 0 0 0 1	0 0 0 0 0 0	0 0 0 0 0 0	1 0 0 0 0 0	1 0 0 0 0 1

TOP

Philadelphia Phillies @ New York Mets

Shea Stadium, Flushing, NY

Sat May 31 1997, 7:05 PM EDT

Att. 28,526 - Unknown - 73 F

livebaseballscorecards.com

AB	36
R	3
H	10
RBI	3
BB	0
SO	5
LOB	12

Inning Stats	1	2	3	4	5	6	7	8	9
R	0	0	0	0	0	2	0	0	1
E	0	0	0	0	0	0	0	0	0
K	1	0	1	0	1	0	0	1	1
S	7	4	5	3	5	5	3	7	7
H	2	1	0	1	0	2	0	2	2
LOB	2	1	0	0	0	0	0	1	1
BB	0	0	0	0	0	0	0	0	0
P	7	4	5	3	5	5	3	7	7

| | | | | | | | | | |

BOTTOM

Philadelphia Phillies @ New York Mets

Shea Stadium, Flushing, NY

Sat May 31 1997, 7:05 PM EDT
Att. 28,526 - Unknown - 73 F

livebaseballscorecards.com

Batter	1	2	3	4	5	6	7	8	9	AB	R	H	RBI	BB	SO	LOB
Carl Everett, S (1, 8) OBP: 0.253, SLG: 0.358	S 1B 2B	K ③		P5 ①		F9 ②	K ③ 1-2			5	1	1	0	0	2	2
Manny Alexander, R (1, 6) OBP: 0.309, SLG: 0.363	K ①		L4 ①	P3 ②		1B		1B 1B		5	1	2	0	0	1	1
John Olerud, L (1, 3) OBP: 0.430, SLG: 0.547	BB 1B BB 2-3		2B 1B	2B		G4-3 ③		F8 ①		4	2	2	0	1	0	2
Todd Hundley, S (1, 2) OBP: 0.417, SLG: 0.599	K ②		G4-3 1B 2B 1-H	L3 ③			2B 2B	1B BB SF9 1-3 1B		5	3	3	1	0	1	3
Bernard Gilkey, R (1, 7) OBP: 0.307, SLG: 0.351	1B 1-2 BB		G4-3 ② 2-3		1B BB		1B 2B 2-H	SF9 1B 1B 1-2 BB		2	2	1	1	3	0	1
Carlos Baerga, S (1, 4) OBP: 0.315, SLG: 0.377	1-2 2-H 3-H 1B		2B 1B 3-H	FC4 ① 1-2 1B			P4 ①	SF9 1B 1-2 2-3 3-H 1B		5	1	4	4	0	0	1
Butch Huskey, R (1, 9) OBP: 0.311, SLG: 0.546	F9 ③		2B 1-3	FC4 ② 1-2f			E 1B 2-H	SF9 ② 1-2 2-3 3-H		4	0	2	2	0	0	3
Matt Franco, L (1, 5) OBP: 0.378, SLG: 0.385 Edgardo Alfonzo, R (7, 5) OBP: 0.349, SLG: 0.421		B2-3 ① IBB		K ③			E3 S 1-3	1B 2-H 3-H		2	0	0	0	1	1	1
										2	0	1	2	0	0	1
Armando Reynoso, R (1, 1) OBP: 0.300, SLG: 0.444 Steve Bieser, L (7, PH) OBP: 0.393, SLG: 0.353 Greg McMichael, R (8, 1) OBP: 1.000, SLG: 1.000 John Franco, L (9, 1)		K ②	G1-3 ③			K ①	P4 ②			3	0	0	0	0	2	3
										1	0	0	0	0	0	2
										0	0	0	0	0	0	0
										0	0	0	0	0	0	0
Inning Stats	R: 2 E: 0 K: 2 S: 9 H: 2 LOB: 2 BB: 2 P: 17	R: 0 E: 0 K: 2 S: 7 H: 0 LOB: 0 BB: 0 P: 7	R: 2 E: 0 K: 0 S: 7 H: 4 LOB: 3 BB: 1 P: 11	R: 0 E: 0 K: 0 S: 4 H: 1 LOB: 1 BB: 0 P: 4	R: 0 E: 0 K: 1 S: 5 H: 1 LOB: 1 BB: 1 P: 9	R: 0 E: 0 K: 1 S: 6 H: 1 LOB: 1 BB: 0 P: 6	R: 2 E: 1 K: 1 S: 9 H: 3 LOB: 2 BB: 0 P: 9	R: 4 E: 0 K: 0 S: 6 H: 4 LOB: 1 BB: 1 P: 10		1B: 10 2B: 6 3B: 0 HR: 0 SF: 1 SAC: 0 DP: 0 HBP: 0						

	AB	38
	R	10
	H	16
	RBI	10
	BB	5
	SO	7
	LOB	20

PITCHER		IP	WLS	BF	H	R	ER	SO	BB	IBB	HBP	BLK	WP	HR	S	P	ERA	WHIP
Mark Leiter, R ERA: 5.35	(1, 1)	5.2	L	29	9	4	4	6	3	1	0	0	0	0	37	53	6.35	2.118
Erik Plantenberg, L ERA: 5.4	(6, 1)	0.1		2	1	1	1	0	0	0	0	0	0	0	2	2	27.00	3.000
Reggie Harris, R ERA: 5.1	(7, 1)	1.0		6	2	1	1	1	0	0	0	0	0	0	8	8	9.00	2.000
Ken Ryan, R ERA: 13.5	(8, 1)	1.0		7	4	4	4	0	1	0	0	0	0	0	6	10	36.00	5.000

PITCHER	IP	WLS	BF	H	R	ER	SO	BB	IBB	HBP	BLK	WP	HR	S	P	ERA	WHIP

Batter	1	2	3	4	5	6	7	8	9	AB	R	H	RBI	BB	SO	LOB
Gregg Jefferies, S (1, 7) OBP: 0.308, SLG: 0.355	G3		BB		1B		G3-1		E3 2B G4-3	4	1	1	0	1	0	0
Mickey Morandini, L (1, 4) OBP: 0.392, SLG: 0.407	G4-3		G3		K		1B		G4-3 1-3 G6-3 2B	5	1	2	0	0	1	3
Darren Daulton, L (1, 9) OBP: 0.385, SLG: 0.489	BB			L6-3 BB	P5		G5-3		G4-3 2-3 3-H	3	0	0	1	2	0	4
Scott Rolen, R (1, 5) OBP: 0.369, SLG: 0.450	G6-3			L6-3 1-1		L7		BB 1B 1B	G6-3 3-H	5	1	1	1	0	0	2
Rico Brogna, L (1, 3) OBP: 0.314, SLG: 0.484		G4-6-3 1B		G4-3		1B 1B		G4-3 1B 1-2 BB	G5-3	4	0	2	0	1	0	0
Ruben Amaro Jr, S (1, 8) OBP: 0.357, SLG: 0.347		F7			1B 2B 1B	1B 1-2 1B		G4-3 1-2 2-H 1B		4	1	3	1	0	0	1
Mark Parent, R (1, 2) OBP: 0.217, SLG: 0.182		G4-6-3 1-2f			2B SF8 1-2 1B	1B 1-2 2-H 1B		K		4	1	2	0	0	1	3
Kevin Stocker, S (1, 6) OBP: 0.302, SLG: 0.323			G1-3		2B 1-3 2-H	K		G4-3 1-2 2-3		4	0	1	1	0	1	4
55 Matt Beech, L (1, 1) OBP: 0.500, SLG: 1.000			K	SF8 3-H			F8	G4-3		1	0	0	0	0	1	0
Rob Butler, L (5, PH) OBP: 0.388, SLG: 0.400										0	0	0	1	0	0	0
Calvin Maduro, R (5, 1) OBP: 0.056, SLG: 0.056										0	0	0	0	0	0	0
Ron Blazier, R (6, 1)										0	0	0	0	0	0	0
Rex Hudler, R (7, PH) OBP: 0.154, SLG: 0.130										1	0	0	0	0	0	0
Jerry Spradlin, S (7, 1)										0	0	0	0	0	0	0
Derrick May, L (8, PH) OBP: 0.284, SLG: 0.375										1	0	0	0	0	0	2
Ricky Bottalico, L (8, 1)										0	0	0	0	0	0	0
Inning Stats	R: 0 E: 0 K: 0 S: 7 H: 0 LOB: 1 BB: 1 P: 13	R: 0 E: 0 K: 0 S: 9 H: 1 LOB: 0 BB: 0 P: 13	R: 0 E: 0 K: 1 S: 10 H: 0 LOB: 1 BB: 1 P: 17	R: 0 E: 0 K: 0 S: 3 H: 0 LOB: 0 BB: 1 P: 9	R: 2 E: 0 K: 1 S: 13 H: 4 LOB: 2 BB: 0 P: 20	R: 0 E: 0 K: 1 S: 10 H: 3 LOB: 2 BB: 0 P: 17	R: 0 E: 0 K: 0 S: 9 H: 1 LOB: 1 BB: 0 P: 14	R: 1 E: 0 K: 1 S: 12 H: 2 LOB: 2 BB: 1 P: 26	R: 2 E: 1 K: 0 S: 12 H: 1 LOB: 0 BB: 0 P: 17	1B: 10 2B: 3 3B: 0 HR: 0 SF: 1 SAC: 0 DP: 2 HBP: 0	WP: 0 PB: 0 SB: 0 CS: 0 PA: 41					

PITCHER		IP	WLS	BF	H	R	ER	SO	BB	IBB	HBP	BLK	WP	HR	S	P	ERA	WHIP
Rick Reed, R ERA: 1.81	(1, 1)	6.0	W	26	8	2	2	3	3	0	0	0	0	0	52	89	3.00	1.833
Barry Manuel, R ERA: 4.95	(7, 1)	0.2		3	1	0	0	0	0	0	0	0	0	0	7	11	0.00	1.500
Takashi Kashiwada, L ERA: 2.38	(7, 1)	0.1		4	2	1	1	0	1	0	0	0	0	0	8	18	27.00	9.000
Cory Lidle, R ERA: 1.38	(8, 1)	2.0	S	8	1	2	0	1	0	0	0	0	0	0	18	28	0.00	0.500

PITCHER	IP	WLS	BF	H	R	ER	SO	BB	IBB	HBP	BLK	WP	HR	S	P	ERA	WHIP

TOP

Philadelphia Phillies @ New York Mets

Shea Stadium, Flushing, NY

Sun Jun 01 1997, 3:33 AM EDT

Att. 42,058 - Sunny - 69 F

livebaseballscorecards.com

AB	36
R	5
H	12
RBI	5
BB	4
SO	4
LOB	19

BOTTOM

Philadelphia Phillies @ New York Mets

Shea Stadium, Flushing, NY

Sun Jun 01 1997, 3:33 AM EDT

Att. 42,058 - Sunny - 69 F

livebaseballscorecards.com

Batter	1	2	3	4	5	6	7	8	9	AB	R	H	RBI	BB	SO	LOB
Manny Alexander, R (1, 4) OBP: 0.314, SLG: 0.368	B C S B X 2-2 1B 2B		B X 1-0 ① G6-3	F C B F S 1-3 ③ K		B S F B X 2-2 ② L4		B B S B B 4-1 FC6-4 BB SF9 BB		4	2	1	0	1	1	3
Edgardo Alfonzo, R (1, 5) OBP: 0.350, SLG: 0.417	C B B C 2 SAFE X 2-2 2-H CS 1B		B X 1-0 ② P4		C X 0-1 ① F8	B X 1-0 2-H E7 E5		B B B C B 4-1 1-2 FC6-4 BB		4	0	1	1	1	0	0
Bernard Gilkey, R (1, 7) OBP: 0.309, SLG: 0.346	B F B B C F B 4-2 ① 1-2 BB		B B X 2-0 ③ G5-3		B B B B 4-0 2B BB	C C B X 1-2 ③ E5 2-H		B B S X 2-1 ① FC6-4 1-2f 2-3		3	1	0	0	2	0	3
Butch Huskey, R (1, 3) OBP: 0.314, SLG: 0.545	B X 1-0 ② L9			C C F B B X 2-2 HBP 1B SF8 1B	C B B X 2-1 ② F9		C X 0-1 BB 3B 1B	C F B X 1-2 ② SF9 3-H		4	2	2	1	0	0	2
Alex Ochoa, R (1, 9) OBP: 0.271, SLG: 0.262	1 SAFE X 0-0 ③ F8			C F B B B F X 3-2 SF8 HBP 1-2 1B 1B	X 0-0 1-H 2B		B B B B 4-0 1-2 3B BB	B C C S 1-3 ③ K		4	2	2	1	1	1	2
Carl Everett, S (1, 8) OBP: 0.267, SLG: 0.360		C X 0-1 1B		C B S F H 2-2 SH5-4 1B 1-2 2-3 HBP	B B B I 4-0 IBB		B C B B F C 3-3 ① K			2	0	1	0	1	1	2
Alberto Castillo, R (1, 2) OBP: 0.355, SLG: 0.240 Todd Hundley, S (7, PH) OBP: 0.415, SLG: 0.595 (8, 2)	S F C 0-3 ① K			B B X 2-0 ① SF8 2-3 3-H	B B X 2-0 ③ L7		B F F C 1-3 ② K			2 1	0 0	0 0	1 0	0 0	1 1	3 2
Rey Ordonez, R (1, 6) OBP: 0.282, SLG: 0.300	S B 1 SAFE F 1 SAFE 1 SAFE 1 S 1-3 ② K			X 0-0 SH5-4 1-2 3-H 1B	X 0-0 ① F7	C B S F X 1-2 1-H 2-H 3B				4	0	2	3	0	1	1
Rick Reed, R (1, 1) OBP: 0.250, SLG: 0.318 Matt Franco, L (6, PH) OBP: 0.391, SLG: 0.425 Barry Manuel, R (7, 1) Takashi Kashiwada, L (7, 1) Cory Lidle, R (8, 1)	B L S F B 1 SAFE S 2-3 ③ K			X 0-0 ② SH5-4 1-2 2-3	C X 0-1 E 2B	S F B F B B S 3-3 ③ K				1 1 0 1 0	0 1 0 0 0	0 1 0 0 0	0 0 0 0 0	0 0 0 0 0	1 0 0 1 0	1 0 0 1 0
Inning Stats	R: 1 H: 2 E: 0 LOB: 1 K: 0 BB: 1 S: 11 P: 20	R: 0 H: 1 E: 0 LOB: 1 K: 3 BB: 0 S: 12 P: 15	R: 0 H: 0 E: 0 LOB: 0 K: 0 BB: 0 S: 3 P: 7	R: 2 H: 3 E: 0 LOB: 2 K: 1 BB: 0 S: 18 P: 28	R: 1 H: 1 E: 0 LOB: 2 K: 0 BB: 2 S: 6 P: 18	R: 1 H: 1 E: 2 LOB: 2 K: 0 BB: 0 S: 10 P: 14	R: 2 H: 2 E: 0 LOB: 1 K: 3 BB: 1 S: 16 P: 28	R: 1 H: 0 E: 0 LOB: 1 K: 1 BB: 2 S: 10 P: 22		1B: 6 SF: 2 2B: 3 SAC: 1 3B: 1 DP: 0 HR: 0 HBP: 1						

	AB	31
	R	8
	H	10
	RBI	7
	BB	6
	SO	8
	LOB	20

WP: 0 PA: 41
PB: 0
SB: 0
CS: 1

PITCHER		IP	WLS	BF	H	R	ER	SO	BB	IBB	HBP	BLK	WP	HR	S	P	ERA	WHIP
55 Matt Beech, L ERA: 8.68	(1, 1)	4.0	L	19	6	3	3	4	1	0	1	0	0	0	44	70	6.75	1.750
Calvin Maduro, R ERA: 6.36	(5, 1)	1.2		10	2	2	1	0	1	1	0	0	0	0	13	28	5.40	1.800
Ron Blazier, R ERA: 6.89	(6, 1)	0.1		1	0	0	0	0	0	0	0	0	0	0	3	4	0.00	0.000
Jerry Spradlin, R ERA: 4.13	(7, 1)	1.0		6	2	2	2	3	1	0	0	0	0	0	16	28	18.00	3.000
Ricky Bottalico, R ERA: 2.78	(8, 1)	1.0		5	0	1	1	1	2	0	0	0	0	0	10	22	9.00	2.000

PITCHER	IP	WLS	BF	H	R	ER	SO	BB	IBB	HBP	BLK	WP	HR	S	P	ERA	WHIP

Batter	1	2	3	4	5	6	7	8	9	AB	R	H	RBI	BB	SO	LOB
Mark Grudzielanek, R (1, 6) OBP: 0.343, SLG: 0.420	C S X 0-2 2B		B X 1-0 ② F7	B C B B B F F X 3-2 ③ FC6-4 1-2f			F B F X 1-2 S WP 1B 1B		B F X 1-1 ① F9	5	1	2	0	0	0	1
Mike Lansing, R (1, 4) OBP: 0.330, SLG: 0.458	C X 0-1 ① G1-3		S C B X 1-2 S 1B		X 0-0 ① F7		1 SAFE B 1 SAFE B B C F C 3-3 ① K 1-3		B B B B 4-0 2B HR BB	4	1	1	0	1	1	2
Rondell White, R (1, 8) OBP: 0.346, SLG: 0.495	B C S B S 2-3 ② K		F 1 SAFE S B S 1-3 ③ K 1-2		C F X 0-2 ② G5-3		S B F B X 2-2 HR 3-H 1B		C X 0-1 1-3 HR 2B	5	2	2	1	0	2	2
Darrin Fletcher, L (1, 2) OBP: 0.358, SLG: 0.627	X 0-0 ③ P6			B X 1-0 E HR 1B	B X 2-0 2B		B B X 2-0 1-H HR		F B X 1-1 ② F9	5	2	3	2	0	0	3
Henry Rodriguez, L (1, 7) OBP: 0.369, SLG: 0.587		X 0-0 ① F9		X 0-0 ① F8	F S S 0-3 ③ K		B X 1-0 ② F7		F B B B X 3-1 2-H 3-H HR	5	1	1	3	0	1	2
F.P. Santangelo, S (1, 5) OBP: 0.432, SLG: 0.370		C F S 0-3 ② K		F B X 1-1 E4 S 1-3 HR		X 0-0 ① G5-3	B X 1-0 ③ G4-3		B B B B 4-0 BB BB BB	4	1	0	0	1	1	1
Vladimir Guerrero, R (1, 9) OBP: 0.355, SLG: 0.409		B X 1-0 HR	1 SAFE B 1 SAFE B F S 1 SAFE F F 2-3 ② S K 1-2			F X 0-1 1B		C X 0-1 ① G5-3	B F B B B 4-1 BB 1-2 BB	4	1	2	1	1	1	2
Joe Orsulak, L (1, 3) OBP: 0.338, SLG: 0.380		C S F X 0-2 ③ G3		2 SAFE B B S S S F B X 3-2 2-H 3-H HR		1 SAFE F 1 SAFE S F S 0-3 ② K		B X 1-0 ② F9	B C B F B B 4-2 1-2 2-3 BB	4	1	1	3	1	1	1
Carlos Perez, L (1, 1) OBP: 0.214, SLG: 0.269			S C S 0-3 ① K	B B C X 2-1 FC6-4 1B		S B B B B C S 3-3 ③ K		C S S 0-3 ③ K	B F F S 1-3 ③ K	5	0	1	0	0	4	4
Inning Stats	R: 0 H: 1 E: 0 LOB: 1 K: 1 BB: 0 S: 9 P: 11	R: 1 H: 1 E: 0 LOB: 0 K: 1 BB: 0 S: 9 P: 10	R: 0 H: 1 E: 0 LOB: 1 K: 2 BB: 0 S: 10 P: 13	R: 3 H: 3 E: 1 LOB: 1 K: 1 BB: 0 S: 19 P: 31	R: 0 H: 1 E: 0 LOB: 1 K: 1 BB: 0 S: 8 P: 10	R: 0 H: 1 E: 0 LOB: 1 K: 2 BB: 0 S: 10 P: 13	R: 3 H: 3 E: 0 LOB: 0 K: 1 BB: 0 S: 12 P: 22	R: 0 H: 0 E: 0 LOB: 0 K: 1 BB: 0 S: 6 P: 7	R: 3 H: 2 E: 0 LOB: 3 K: 1 BB: 4 S: 14 P: 36	1B: 6 SF: 0 2B: 3 SAC: 0 3B: 0 DP: 0 HR: 4 HBP: 0						

PITCHER		IP	WLS	BF	H	R	ER	SO	BB	IBB	HBP	BLK	WP	HR	S	P	ERA	WHIP
Mark Clark, R ERA: 3.62	(1, 1)	6.0	L	27	8	4	1	8	0	0	0	0	0	2	65	88	1.50	1.333
Ricky Trlicek, R ERA: 5.83	(7, 1)	2.0		9	3	3	3	2	0	0	0	0	1	1	18	29	13.50	1.500
Barry Manuel, R ERA: 6.0	(9, 1)	1.0		9	2	3	3	1	4	0	0	0	0	1	14	36	27.00	6.000

PITCHER	IP	WLS	BF	H	R	ER	SO	BB	IBB	HBP	BLK	WP	HR	S	P	ERA	WHIP

TOP

Montreal Expos @ New York Mets

Shea Stadium, Flushing, NY

Mon Jun 02 1997, 7:05 PM EDT

Att. 12,675 - Unknown - 55 F

livebaseballscorecards.com

AB	41
R	10
H	13
RBI	10
BB	4
SO	11
LOB	18

WP: 1	PA: 45		
PB: 0			
SB: 3			
CS: 0			

Montreal Expos @ New York Mets

Shea Stadium, Flushing, NY

Mon Jun 02 1997, 7:05 PM EDT

Att. 12,675 - Unknown - 55 F

livebaseballscorecards.com

BOTTOM

Batter	1	2	3	4	5	6	7	8	9	AB	R	H	RBI	BB	SO	LOB
Manny Alexander, R (1, 6) OBP: 0.311, SLG: 0.357	0-1 F9		1-0 G6-3			1-2 FC6-4 G6-3 1-2f		4-2 1B 1-2 BB		3	0	0	0	1	0	1
Edgardo Alfonzo, R (1, 5) OBP: 0.353, SLG: 0.425	1-2 P6			0-1 G3-1 2B		1-1 G6-3 1-2		0-1 1B 1-2 2-3		4	0	2	0	0	0	1
John Olerud, L (1, 3) OBP: 0.427, SLG: 0.541	0-2 1B 1B			1-0 G3-1 2-3		2-0 F9		0-1 P6		4	0	1	0	0	0	5
Todd Hundley, S (1, 2) OBP: 0.414, SLG: 0.590 Carl Everett, S (9, PH) OBP: 0.265, SLG: 0.357	1-1 1B 1-3			3-2 P5			1-1 P5		0-3 K	3 1	0 0	1 0	0 0	0 0	0 1	1 0
Bernard Gilkey, R (1, 7) OBP: 0.304, SLG: 0.339		2-3 K		0-0 F8			0-1 P6		0-2 F9	4	0	0	0	0	1	1
Carlos Baerga, S (1, 4) OBP: 0.308, SLG: 0.368		0-1 G3			2-2 P3		0-0 G4-3		0-0 G4-3	4	0	0	0	0	0	0
Butch Huskey, R (1, 9) OBP: 0.314, SLG: 0.541		1-2 G6-3			1-0 G5-3			1-1 FC5-4 1B		3	0	1	0	0	0	0
Alex Ochoa, R (1, 8) OBP: 0.264, SLG: 0.255			1-1 F8		0-2 G5-3			1-0 F7		3	0	0	0	0	0	1
Mark Clark, R (1, 1)						2-1 FC6-4 1B		0-0 FC5-4 1B BB 1-2f		1	0	0	0	0	1	0
Shawn Gilbert, R (6, PH) OBP: 1.000, SLG: 1.000										1	0	1	0	0	0	0
Ricky Trlicek, R (7, 1)										0	0	0	0	0	0	0
Luis Lopez, S (8, PH)										1	0	0	0	0	0	1
Barry Manuel, R (9, 1)			2-3 K							0	0	0	0	0	0	0
Inning Stats	R: 0 E: 0 K: 0 S: 10 H: 2 LOB: 2 BB: 0 P: 12	R: 0 E: 0 K: 1 S: 8 H: 0 LOB: 0 BB: 0 P: 11	R: 0 E: 0 K: 1 S: 7 H: 0 LOB: 0 BB: 0 P: 11	R: 0 E: 0 K: 0 S: 7 H: 1 LOB: 1 BB: 0 P: 11	R: 0 E: 0 K: 0 S: 7 H: 0 LOB: 0 BB: 0 P: 10	R: 0 E: 0 K: 0 S: 11 H: 1 LOB: 1 BB: 0 P: 17	R: 0 E: 0 K: 0 S: 5 H: 0 LOB: 0 BB: 0 P: 6	R: 0 E: 0 K: 0 S: 11 H: 2 LOB: 3 BB: 1 P: 17	R: 0 E: 0 K: 1 S: 7 H: 0 LOB: 0 BB: 0 P: 7	1B: 5 2B: 1 3B: 0 HR: 0	SF: 0 SAC: 0 DP: 0 HBP: 0						

	AB	32
	R	0
	H	6
	RBI	0
	BB	1
	SO	3
	LOB	11

WP: 0 PB: 0 SB: 0 CS: 0 PA: 33

PITCHER		IP	WLS	BF	H	R	ER	SO	BB	IBB	HBP	BLK	WP	HR	S	P	ERA	WHIP
Carlos Perez, L ERA: 4.11	(1, 1)	9.0	W	33	6	0	0	3	1	0	0	0	0	0	73	102	0.00	0.778

PITCHER	IP	WLS	BF	H	R	ER	SO	BB	IBB	HBP	BLK	WP	HR	S	P	ERA	WHIP

Batter	1	2	3	4	5	6	7	8	9	AB	R	H	RBI	BB	SO	LOB
Mark Grudzielanek, R (1, 6) OBP: 0.342, SLG: 0.414	S S S 0-3 ① K		x 0-0 ② F9			x 0-0 ① G1-4-3		B B B B 4-0 SH3 2B BB		3	1	0	0	1	1	0
Mike Lansing, R (1, 4) OBP: 0.330, SLG: 0.453	x 0-0 ② G3		x 0-0 ③ F8			B B B B 4-0 F8 E BB		x 0-0 ① SH3 1-2		2	0	0	0	1	0	0
Rondell White, R (1, 8) OBP: 0.352, SLG: 0.502	x 0-0 1B			B B B B 4-0 BB		x 0-0 E9 FC6-4 1-2		x 0-0 2-H 2B		3	0	2	1	1	0	1
David Segui, S (1, 3) OBP: 0.408, SLG: 0.518	S S S 0-3 ③ K			S S S 0-3 ① K		x 0-0 ② F8 2-3		x 0-0 ② P6		4	0	0	0	0	2	5
Darrin Fletcher, L (1, 2) OBP: 0.348, SLG: 0.608		S S S 0-3 ① K		x 0-0 ② F7		x 0-0 ③ FC6-4 1-2f		x 0-0 ③ F8		4	0	0	0	0	1	4
Henry Rodriguez, L (1, 7) OBP: 0.362, SLG: 0.576		x 0-0 ② L6		x 0-0 ③ P4			x 0-0 ① G6-3		S S S 0-3 ① K	4	0	0	0	0	1	1
Vladimir Guerrero, R (1, 9) OBP: 0.369, SLG: 0.433		x 0-0 1B			x 0-0 ① G4-3		x 0-0 2B		x 0-0 1B	4	0	3	0	0	0	0
F.P. Santangelo, S (1, 5) OBP: 0.423, SLG: 0.360 Sherman Obando, R (9, PH) OBP: 0.192, SLG: 0.250		x 0-0 ③ F7			S S S 0-3 ② K		x 0-0 ② L3		S S S 0-3 ② K	3 1	0 0	0 0	0 0	0 0	1 1	2 1
Pedro Martinez, R (1, 1) OBP: 0.115, SLG: 0.120 Andy Stankiewicz, R (9, PH) OBP: 0.310, SLG: 0.359			x 0-0 ① G6-3		x 0-0 ③ G6-3		x 0-0 ③ G5-3		x 0-0 ③ F7	3 1	0 0	0 0	0 0	0 0	0 0	1 1
Inning Stats	R: 0 E: 0 K: 2 S: 8 H: 1 LOB: 1 BB: 0 P: 8	R: 0 E: 0 K: 1 S: 6 H: 1 LOB: 1 BB: 0 P: 6	R: 0 E: 0 K: 0 S: 3 H: 0 LOB: 0 BB: 0 P: 3	R: 0 E: 0 K: 1 S: 5 H: 0 LOB: 1 BB: 1 P: 9	R: 0 E: 0 K: 1 S: 5 H: 0 LOB: 0 BB: 0 P: 5	R: 0 E: 1 K: 0 S: 4 H: 0 LOB: 2 BB: 1 P: 8	R: 0 E: 0 K: 0 S: 4 H: 1 LOB: 1 BB: 0 P: 4	R: 1 E: 0 K: 0 S: 4 H: 1 LOB: 1 BB: 1 P: 8	R: 0 E: 0 K: 2 S: 8 H: 1 LOB: 1 BB: 0 P: 8	1B: 3 2B: 2 3B: 0 HR: 0 SF: 0 SAC: 1 DP: 0 HBP: 0						

PITCHER	IP	WLS	BF	H	R	ER	SO	BB	IBB	HBP	BLK	WP	HR	S	P	ERA	WHIP
Bobby Jones, R (1, 1) ERA: 2.22	8.0	W	32	4	1	1	5	3	0	0	0	0	0	39	51	1.12	0.875
John Franco, L (9, 1) ERA: 1.54	1.0	S	4	1	0	0	2	0	0	0	0	0	0	8	8	0.00	1.000

PITCHER	IP	WLS	BF	H	R	ER	SO	BB	IBB	HBP	BLK	WP	HR	S	P	ERA	WHIP

TOP

Montreal Expos @ New York Mets

Shea Stadium, Flushing, NY

Tue Jun 03 1997, 7:05 PM EDT

Att. 14,492 - Unknown - 61 F

livebaseballscorecards.com

AB	32
R	1
H	5
RBI	1
BB	3
SO	7
LOB	16

WP: 0	PA: 36		
PB: 0			
SB: 0			
CS: 0			

Montreal Expos @ New York Mets

Shea Stadium, Flushing, NY

Tue Jun 03 1997, 7:05 PM EDT

Att. 14,492 - Unknown - 61 F

livebaseballscorecards.com

BOTTOM

Batter	1	2	3	4	5	6	7	8	9	AB	R	H	RBI	BB	SO	LOB
Steve Bieser, L (1, 7) OBP: 0.375, SLG: 0.333	K		P6			K		K		3	0	0	0	0	2	0
Luis Lopez, S (8, PH)										1	0	0	0	0	1	0
John Franco, L (9, 1)										0	0	0	0	0	0	0
Edgardo Alfonzo, R (1, 5) OBP: 0.356, SLG: 0.427	G3 1B		F7			K		BB 2B 1B		4	1	2	0	0	1	0
John Olerud, L (1, 3) OBP: 0.420, SLG: 0.530	G3 1-2		G4-3			K		K		4	0	0	0	0	2	2
Todd Hundley, S (1, 2) OBP: 0.411, SLG: 0.579	F2			P6			K	1-2 2B BB		3	0	0	0	1	1	1
Carlos Baerga, S (1, 4) OBP: 0.318, SLG: 0.395		3B		G4-3			1B 1B	1-H 2-H 2B		4	0	3	1	0	0	0
Butch Huskey, R (1, 9) OBP: 0.315, SLG: 0.536		K		G1-3			1-2 1B			3	0	1	0	0	1	1
(9, 7)																
Carl Everett, S (1, 8) OBP: 0.260, SLG: 0.350		F9			F7		K			3	0	0	0	0	1	3
Manny Alexander, R (1, 6) OBP: 0.312, SLG: 0.350		S IBB			G6-3		K			2	0	0	0	1	1	2
Bobby Jones, R (1, 1) OBP: 0.219, SLG: 0.233		K 1-2			K					2	0	0	0	0	2	2
Matt Franco, L (8, PH) OBP: 0.404, SLG: 0.512										1	1	1	1	0	0	0
Alex Ochoa, R (9, 9) OBP: 0.264, SLG: 0.255								HR		0	0	0	0	0	0	0
Inning Stats	R: 0 E: 0 K: 1 S: 6 H: 1 LOB: 1 BB: 0 P: 6	R: 0 E: 0 K: 2 S: 8 H: 1 LOB: 2 BB: 1 P: 12	R: 0 E: 0 K: 0 S: 3 H: 0 LOB: 0 BB: 0 P: 3	R: 0 E: 0 K: 0 S: 3 H: 0 LOB: 0 BB: 0 P: 3	R: 0 E: 0 K: 1 S: 5 H: 0 LOB: 0 BB: 0 P: 5	R: 0 E: 0 K: 3 S: 9 H: 0 LOB: 0 BB: 0 P: 9	R: 0 E: 0 K: 3 S: 11 H: 2 LOB: 2 BB: 0 P: 11	R: 2 E: 0 K: 2 S: 9 H: 3 LOB: 2 BB: 1 P: 13		1B: 4 2B: 1 3B: 1 HR: 1 SF: 0 SAC: 0 DP: 0 HBP: 0						

	AB	30
	R	2
	H	7
	RBI	2
	BB	2
	SO	12
	LOB	11

WP: 0 PB: 0 SB: 1 CS: 0 PA: 32

PITCHER		IP	WLS	BF	H	R	ER	SO	BB	IBB	HBP	BLK	WP	HR	S	P	ERA	WHIP
Pedro Martinez, R ERA: 1.45	(1, 1)	8.0	L	32	7	2	2	12	1	1	0	0	0	1	54	62	2.25	1.000

PITCHER	IP	WLS	BF	H	R	ER	SO	BB	IBB	HBP	BLK	WP	HR	S	P	ERA	WHIP

Batter	1	2	3	4	5	6	7	8	9	AB	R	H	RBI	BB	SO	LOB
Luis Castillo, S (1, 4) OBP: 0.350, SLG: 0.326	X 0-0 ① G6-3	B B C F B X 3-2 ③ G4-3			X 0-0 ① B5-3		F B B F C 2-3 ① K		C B B X 2-1 1B 1B 3-H 1B	5	1	1	1	0	1	1
Edgar Renteria, R (1, 6) OBP: 0.296, SLG: 0.314	C X 0-1 ② F9		C C X 0-2 ① G6-3		C B F X 1-2 BB 1B		X 0-0 ② F7		1 SAFE F F 1 SAFE C 0-3 ② K	5	0	1	0	0	1	1
Devon White, S (1, 8) OBP: 0.422, SLG: 0.403	F B X 1-1 1B		C B B X 2-1 ② G6-3		B B B B 4-0 G5-4-3 1-2 BB		B B F F B X 3-2 1B		X 0-0 1B 1-2 1B	4	0	3	0	1	0	0
Gary Sheffield, R (1, 9) OBP: 0.437, SLG: 0.401	F C C 0-3 ③ K		B F F B B S 3-3 ③ K		F C X 0-2 ② ③ G5-4-3 1-2f		1 SAFE 1 SAFE B B C X 2-1 ③ P4		C X 0-1 1B 1-3 2-H 1B	5	0	1	1	0	2	4
Moises Alou, R (1, 7) OBP: 0.384, SLG: 0.497		F B S S B F B B 4-2 WP 2B BB		X 0-0 ① P4		X 0-0 ① G6-3		B X 1-0 ① F9	S F B B B X 3-2 ③ G6-3	4	1	0	0	1	0	2
Bobby Bonilla, S (1, 5) OBP: 0.404, SLG: 0.512		B 1 SAFE F S B B C 3-3 ① K 1-2		B B S B F B 4-2 G4-3 BB		B F B X 3-2 2B G6-3 1B		S C B F C 1-3 ② K		3	1	1	0	1	2	1
Jim Eisenreich, L (1, 3) OBP: 0.374, SLG: 0.402 Jeff Conine, R (8, 3) OBP: 0.326, SLG: 0.367	C X 0-1 1B 2-H 2B			S X 0-1 ② G4-3 1-2		C B X 1-1 1-3 2B		B B B C X 3-1 ③ P5		4 0	1 0	2 0	1 0	0 0	0 0	1 0
Charles Johnson, R (1, 2) OBP: 0.338, SLG: 0.348	C X 0-1 G5-3 2-H 1B			I I I I 4-0 FC6-4 IBB		B C B X 2-1 ② G6-3 3-H			B F X 1-1 ① L6	3	0	1	2	1	0	1
Pat Rapp, R (1, 1) OBP: 0.130, SLG: 0.261 Cliff Floyd, L (9, PH) OBP: 0.382, SLG: 0.439 Robb Nen, R (9, 1)	B X 1-0 ② G5-3 1-2			F B C X 1-2 ③ FC6-4 1-2f		S C C 0-3 ③ K			C X 0-1 1B 3B	3 1 0	0 1 0	0 1 0	0 0 0	1 0 0	4 0 0	
Inning Stats	R: 0 H: 1 E: 0 LOB: 1 K: 1 BB: 0 S: 8 P: 9	R: 2 H: 2 E: 0 LOB: 1 K: 1 BB: 1 S: 14 P: 25	R: 0 H: 0 E: 0 LOB: 0 K: 1 BB: 0 S: 8 P: 13	R: 0 H: 0 E: 0 LOB: 2 K: 0 BB: 2 S: 8 P: 17	R: 0 H: 1 E: 0 LOB: 1 K: 0 BB: 1 S: 7 P: 12	R: 1 H: 2 E: 0 LOB: 1 K: 1 BB: 0 S: 11 P: 17	R: 0 H: 1 E: 0 LOB: 1 K: 1 BB: 0 S: 9 P: 16	R: 0 H: 0 E: 0 LOB: 0 K: 1 BB: 0 S: 7 P: 12	R: 2 H: 4 E: 0 LOB: 2 K: 1 BB: 0 S: 15 P: 21	1B: 8 SF: 0 2B: 2 SAC: 0 3B: 1 DP: 1 HR: 0 HBP: 0						WP: 1 PA: 41 PB: 0 SB: 0 CS: 0

Florida Marlins @ New York Mets

Shea Stadium, Flushing, NY

Wed Jun 04 1997, 7:05 PM EDT

Att. 17,083 - Unknown - 66 F

TOP

livebaseballscorecards.com

AB	37
R	5
H	11
RBI	5
BB	4
SO	7
LOB	15

PITCHER		IP	WLS	BF	H	R	ER	SO	BB	IBB	HBP	BLK	WP	HR	S	P	ERA	WHIP
Dave Mlicki, R ERA: 4.39	(1, 1)	8.0	L	34	7	3	3	6	3	1	0	0	1	0	72	121	3.38	1.250
Cory Lidle, R ERA: 2.57	(9, 1)	1.0		7	4	2	2	1	0	0	0	0	0	0	15	21	18.00	4.000

PITCHER	IP	WLS	BF	H	R	ER	SO	BB	IBB	HBP	BLK	WP	HR	S	P	ERA	WHIP

BOTTOM

Florida Marlins @ New York Mets

Shea Stadium, Flushing, NY

Wed Jun 04 1997, 7:05 PM EDT

Att. 17,083 - Unknown - 66 F

livebaseballscorecards.com

Batter	1	2	3	4	5	6	7	8	9	AB	R	H	RBI	BB	SO	LOB
Carl Everett, S (1, 8) OBP: 0.259, SLG: 0.347	X 0-0 E6 1B 1B		C B B B C X 3-2 E3 G1-3		C B C F S 1-3 ③ K			X 0-0 ② FC3-6 1-2f		4	1	1	0	0	1	1
Edgardo Alfonzo, R (1, 5) OBP: 0.354, SLG: 0.423	F F F X 0-2 G5-4-3 2-H 1B		B 1 SAFE F 1 SAFE C 1 SAFE X 1-2 ② G1-3 1-2			C B X 1-1 ① F7		B B C X 2-1 ③ P4		4	0	1	1	0	0	2
John Olerud, L (1, 3) OBP: 0.413, SLG: 0.520	X 0-0 ①② G5-4-3 1-2f		C X 0-1 ③ F7			F B F B S 2-3 ② K			C B S F F B B X 3-2 ① G6-3	4	0	0	0	0	1	2
Todd Hundley, S (1, 2) OBP: 0.403, SLG: 0.565	B S C B B S 3-3 ③ K			B X 1-0 ① P4		X 0-0 ③ L3			B F S F S 1-3 ② K	4	0	0	0	0	2	0
Bernard Gilkey, R (1, 7) OBP: 0.307, SLG: 0.335		B B B C C B 4-2 E 1B G3-6 BB		B C S B F B B 4-2 G4-3 BB			B X 1-0 ① F8		B C F B F C 2-3 ③ K	2	1	0	0	2	1	0
Carlos Baerga, S (1, 4) OBP: 0.324, SLG: 0.400		C F B X 1-2 E8 G3-6 1-3 1B		C 1 SAFE B S 1 SAFE 1 SAFE F B B 3-2 ② X G4-3 1-2			C S X 0-2 CS 1B			3	0	2	0	0	0	1
Alex Ochoa, R (1, 9) OBP: 0.258, SLG: 0.248		F C B F X 1-2 ①② G3-6 1-2f 3-H		C X 0-1 ③ P3			S B B X 2-1 ②③ F9 1-2			3	0	0	0	0	0	3
Manny Alexander, R (1, 6) OBP: 0.306, SLG: 0.343 Matt Franco, L (8, PH) OBP: 0.417, SLG: 0.524 Shawn Gilbert, R (8, PR) OBP: 1.000, SLG: 1.000 (9, 6)		B C X 1-1 ③ G5-3			B B C B C X 3-2 ① P2			B C C X 1-2 FC4-6 1B		2 1 0	0 0 0	0 1 0	0 0 0	0 0 0	0 0 0	0 0 0
Dave Mlicki, R (1, 1) OBP: 0.200, SLG: 0.211 Butch Huskey, R (8, PH) OBP: 0.313, SLG: 0.533 Steve Bieser, L (8, PR) OBP: 0.375, SLG: 0.333 Cory Lidle, R (9, 1)			C B S F B S 2-3 ① K		X 0-0 ② F9			B B S B X 3-1 ① FC4-6 FC3-6 1-2f		2 1 0 0	0 0 0 0	0 0 0 0	0 0 0 0	1 0 0 0	0 0 0 0	0 1 0 0

	AB	30
	R	2
	H	5
	RBI	1
	BB	2
	SO	6
	LOB	10

Inning Stats																		
	R: 1	H: 2	R: 1	H: 1	R: 0	H: 0	R: 0	H: 0	R: 0	H: 0	R: 0	H: 1	R: 0	H: 1	R: 0	H: 0	1B: 5	SF: 0	WP: 0	PA: 32
	E: 1	LOB: 0	E: 1	LOB: 0	E: 1	LOB: 1	E: 0	LOB: 1	E: 0	LOB: 0	E: 0	LOB: 0	E: 0	LOB: 0	E: 0	LOB: 0	2B: 0	SAC: 0	PB: 0	
	K: 1	BB: 0	K: 0	BB: 1	K: 1	BB: 0	K: 0	BB: 1	K: 1	BB: 0	K: 1	BB: 0	K: 0	BB: 0	K: 0	BB: 1	3B: 0	DP: 2	SB: 0	
	S: 9	P: 12	S: 11	P: 18	S: 12	P: 18	S: 10	P: 18	S: 8	P: 12	S: 6	P: 9	S: 6	P: 9	S: 8	P: 14	HR: 0	HBP: 0	CS: 1	
	R: 0	H: 0	R: 0	H: 1	R: 0	H: 0	R: 0	H: 0	R: 0	H: 1	R: 0	H: 0	R: 0	H: 0	R: 2	H: 0				
	E: 0	LOB: 0	E: 0	LOB: 0	E: 0	LOB: 0	E: 0	LOB: 0	E: 0	LOB: 1	E: 0	LOB: 0	E: 0	LOB: 0	E: 0	LOB: 0				
	K: 1	BB: 0	K: 0	BB: 0	K: 0	BB: 0	K: 0	BB: 0	K: 0	BB: 0	K: 0	BB: 0	K: 0	BB: 0	K: 2	BB: 0				
	S: 6	P: 9	S: 6	P: 9	S: 8	P: 12	S: 8	P: 12	S: 8	P: 14	S: 8	P: 14	S: 8	P: 14	S: 13	P: 19				

PITCHER		IP	WLS	BF	H	R	ER	SO	BB	IBB	HBP	BLK	WP	HR	S	P	ERA	WHIP
Pat Rapp, R ERA: 3.7	(1, 1)	8.0	W	29	5	2	0	4	2	0	0	0	0	0	70	110	0.00	0.875
Robb Nen, R ERA: 5.06	(9, 1)	1.0	S	3	0	0	0	2	0	0	0	0	0	0	13	19	0.00	0.000

PITCHER	IP	WLS	BF	H	R	ER	SO	BB	IBB	HBP	BLK	WP	HR	S	P	ERA	WHIP

Florida Marlins @ New York Mets

Shea Stadium, Flushing, NY

Thu Jun 05 1997, 3:33 AM EDT

Att. 19,410 - Sunny - 67 F

livebaseballscorecards.com

Batter	1	2	3	4	5	6	7	8	9	AB	R	H	RBI	BB	SO	LOB
Luis Castillo, S (1, 4) OBP: 0.348, SLG: 0.324	G6-3			K			G5-4-3, HBP, 1B		G1-4-3, 1-2f	4	0	1	0	0	1	1
John Cangelosi, S (1, 7) OBP: 0.360, SLG: 0.297	P6			K			G5-4-3, HBP, 1-2		FC6-4, 1B	3	0	1	0	0	1	0
Edgar Renteria, R (1, 6) OBP: 0.291, SLG: 0.308	F9			F9			G5-4-3, 1-2f, 2-3		FC6-4, 1-2f	4	0	0	0	0	0	3
Jim Eisenreich, L (1, 3) OBP: 0.373, SLG: 0.400		K			FC4-6, 1B		G4-3			3	0	1	0	0	1	1
Devon White, S (1, 8) OBP: 0.407, SLG: 0.386		L5			FC4-6, G3-6-3, 1-2f			G4-3		3	0	0	0	0	0	1
Bobby Bonilla, S (1, 5) OBP: 0.398, SLG: 0.505		P6			G3-6-3, 1-2f			G4-3		3	0	0	0	0	0	1
Cliff Floyd, L (1, 9) OBP: 0.394, SLG: 0.441			G5-4-3, BB			E4, G6-4-3		1B		2	0	1	0	1	0	0
Charles Johnson, R (1, 2) OBP: 0.331, SLG: 0.341			1 SAFE, 1 SAFE, G5-4-3, 1-2f			G6-4-3, 1-2f		F8		3	0	0	0	0	0	3
Kevin Brown, R (1, 1) OBP: 0.250, SLG: 0.207			K			G5-3			G1-4-3, 1B	2	0	0	0	0	1	0
Felix Heredia, L (8, 1) OBP: 0.500, SLG: 0.500										0	0	0	0	0	0	0
Alex Arias, R (9, PH) OBP: 0.395, SLG: 0.281										1	0	1	0	0	0	0

	AB	28
	R	0
	H	5
	RBI	0
	BB	1
	SO	4
	LOB	10

TOP

Inning Stats	1	2	3	4	5	6	7	8	9
	R: 0 E: 0 K: 0 S: 7	H: 0 LOB: 0 BB: 0 P: 9	R: 0 E: 0 K: 1 S: 7	H: 0 LOB: 0 BB: 0 P: 12	R: 0 E: 0 K: 1 S: 6	H: 0 LOB: 0 BB: 1 P: 11	R: 0 E: 0 K: 2 S: 9	H: 0 LOB: 0 BB: 0 P: 13	R: 0 E: 0 K: 0 S: 6	H: 1 LOB: 0 BB: 0 P: 9	R: 0 E: 1 K: 0 S: 4	H: 0 LOB: 0 BB: 0 P: 6	R: 0 E: 0 K: 0 S: 8	H: 1 LOB: 0 BB: 0 P: 14	R: 0 E: 0 K: 0 S: 11	H: 1 LOB: 1 BB: 0 P: 15	R: 0 E: 0 K: 0 S: 7	H: 2 LOB: 1 BB: 0 P: 11

1B: 5	SF: 0	WP: 0	PA: 30
2B: 0	SAC: 0	PB: 0	
3B: 0	DP: 5	SB: 0	
HR: 0	HBP: 1	CS: 0	

PITCHER	IP	WLS	BF	H	R	ER	SO	BB	IBB	HBP	BLK	WP	HR	S	P	ERA	WHIP
Armando Reynoso, R (1, 1) ERA: 2.55	9.0	W	30	5	0	0	4	1	0	1	0	0	0	65	100	0.00	0.667

PITCHER	IP	WLS	BF	H	R	ER	SO	BB	IBB	HBP	BLK	WP	HR	S	P	ERA	WHIP

Batter	1	2	3	4	5	6	7	8	9	AB	R	H	RBI	BB	SO	LOB
Carl Everett, S (1, 8) OBP: 0.258, SLG: 0.338	C X 0-1 ① G3	S F H 1-2 E 1-2 HBP		S L S 0-3 ① K		C C F F B F X 1-2 ③ F7		S C X 0-2 ③ G6-3		4	0	0	0	0	1	2
Edgardo Alfonzo, R (1, 5) OBP: 0.357, SLG: 0.425	X 0-0 ② G6-3	C B B X 2-1 E9 1-3 2-H 1B		B F X 1-1 1-2 2B 3-H 1B			B B X 2-0 ① F9			4	0	2	2	0	0	0
John Olerud, L (1, 3) OBP: 0.415, SLG: 0.524	B B C X 2-1 1B BB 1B	C B C B X 2-2 ③ F7		F F F B X 1-2 ② 1-H 2-H 2B			X 0-0 ② F7			4	0	2	1	0	0	2
Todd Hundley, S (1, 2) OBP: 0.405, SLG: 0.567	B B B C F B 4-2 1B 1-2 BB		S C F F E B B F S 2-3 ① K	B X 1-0 ③ G4-3			B C C X 1-2 HR 2B			3	1	1	0	1	1	1
Bernard Gilkey, R (1, 7) OBP: 0.310, SLG: 0.354	C B B X 2-1 1-2 2-3 1B		B X 1-0 ② G5-3		B C B X 2-1 ① P4		B B X 2-0 2-H HR			4	1	2	2	0	0	0
Carlos Baerga, S (1, 4) OBP: 0.322, SLG: 0.397	C S X 0-2 ③ G3		B S S F X 1-2 ③ G4-3		C F S 0-3 ② K2-3		B X 1-0 1B			4	0	1	0	0	1	3
Butch Huskey, R (1, 9) OBP: 0.317, SLG: 0.532		B X 1-0 HBP E 1B		C X 0-1 1B 1B 1B	C S C 0-3 ③ K		C S B X 1-2 ③ G1-3			4	2	2	0	0	1	1
Manny Alexander, R (1, 6) OBP: 0.304, SLG: 0.340		1 SAFE F F B 1 SAFE F X 1-2 ① L7		X 0-0 1B 1-3 1B 1B		C B F B X 2-2 ① F9		X 0-0 ① F8		4	1	1	0	0	0	1
Armando Reynoso, R (1, 1) OBP: 0.292, SLG: 0.409		C 1 SAFE L M 0-3 ② K		X 0-0 1B 1-3 2B 3-H 1B		C C C 0-3 ② K		S C S 0-3 ② K		4	1	1	1	0	3	1
Inning Stats	R: 0 E: 0 K: 0 S: 12 H: 2 LOB: 3 BB: 1 P: 20	R: 1 E: 1 K: 1 S: 15 H: 2 LOB: 2 BB: 0 P: 22	R: 0 E: 0 K: 1 S: 12 H: 0 LOB: 0 BB: 0 P: 16	R: 3 E: 0 K: 1 S: 14 H: 5 LOB: 1 BB: 0 P: 17	R: 0 E: 0 K: 2 S: 8 H: 0 LOB: 0 BB: 0 P: 10	R: 0 E: 0 K: 1 S: 12 H: 0 LOB: 0 BB: 0 P: 15	R: 2 E: 0 K: 0 S: 10 H: 3 LOB: 1 BB: 0 P: 17	R: 0 E: 0 K: 1 S: 7 H: 0 LOB: 0 BB: 0 P: 7		1B: 9 2B: 2 3B: 0 HR: 1 SF: 0 SAC: 0 DP: 0 HBP: 1						

PITCHER		IP	WLS	BF	H	R	ER	SO	BB	IBB	HBP	BLK	WP	HR	S	P	ERA	WHIP
Kevin Brown, R ERA: 3.09	(1, 1)	7.0	L	34	12	6	6	6	1	0	1	0	0	1	83	117	7.71	1.857
Felix Heredia, L ERA: 2.95	(8, 1)	1.0		3	0	0	0	1	0	0	0	0	0	0	7	7	0.00	0.000

PITCHER	IP	WLS	BF	H	R	ER	SO	BB	IBB	HBP	BLK	WP	HR	S	P	ERA	WHIP

BOTTOM

Florida Marlins @ New York Mets

Shea Stadium, Flushing, NY

Thu Jun 05 1997, 3:33 AM EDT

Att. 19,410 - Sunny - 67 F

livebaseballscorecards.com

AB	35
R	6
H	12
RBI	6
BB	1
SO	7
LOB	11

New York Mets @ Cincinnati Reds

Cinergy Field, Cincinnati, OH

Fri Jun 06 1997, 7:05 PM EDT

Att. 21,339 - Unknown - 65 F

TOP

livebaseballscorecards.com

Batter	1	2	3	4	5	6	7	8	9	AB	R	H	RBI	BB	SO	LOB
Carl Everett, S (1, 8) OBP: 0.268, SLG: 0.348	P6		1B 2B			CS HBP		S BLK 1B	P2	4	1	2	0	0	0	2
Matt Franco, L (1, 5) OBP: 0.412, SLG: 0.511	6-3		2-H 1B			K		K		3	0	1	1	0	1	1
Edgardo Alfonzo, R (8, PH) OBP: 0.355, SLG: 0.422 (8, 5)										1	0	0	0	0	1	2
John Olerud, L (1, 3) OBP: 0.416, SLG: 0.528	2B		F7			WP 1B		F8		4	0	2	0	0	0	2
Todd Hundley, S (1, 2) OBP: 0.411, SLG: 0.564	K			G4-6-3 BB		FC6-4 IBB		BB		1	0	0	0	3	1	1
Bernard Gilkey, R (1, 7) OBP: 0.305, SLG: 0.347		F9		K		FC6-4		K		4	0	0	0	0	2	5
Greg McMichael, R (8, 1) OBP: 1.000, SLG: 1.000										0	0	0	0	0	0	0
Carlos Baerga, S (1, 4) OBP: 0.321, SLG: 0.393		F7		G4-6-3			6-3		HBP 1B	4	0	1	0	0	0	1
Butch Huskey, R (1, 9) OBP: 0.310, SLG: 0.519		K			5-3		K		F9	4	0	0	0	0	2	1
Manny Alexander, R (1, 6) OBP: 0.299, SLG: 0.333			K		K		K		HBP	2	0	0	0	0	2	0
Luis Lopez, S (7, PH)										1	0	0	0	0	1	0
(7, 6)																
Rick Reed, R (1, 1) OBP: 0.231, SLG: 0.292			5-3		K			1B BLK 1B	K	2	0	0	0	0	1	0
Ricky Trlicek, R (7, 1)										0	0	0	0	0	0	0
Steve Bieser, L (8, PH) OBP: 0.379, SLG: 0.339										2	1	1	0	0	1	2
(8, 7)																
Inning Stats	R: 0 E: 0 K: 1 S: 6 H: 1 LOB: 1 BB: 0 P: 6	R: 0 E: 0 K: 1 S: 5 H: 0 LOB: 0 BB: 0 P: 5	R: 1 E: 0 K: 1 S: 7 H: 2 LOB: 1 BB: 0 P: 7	R: 0 E: 0 K: 1 S: 4 H: 0 LOB: 0 BB: 1 P: 8	R: 0 E: 0 K: 2 S: 7 H: 0 LOB: 0 BB: 0 P: 7	R: 0 E: 0 K: 1 S: 5 H: 1 LOB: 2 BB: 1 P: 10	R: 0 E: 0 K: 2 S: 7 H: 0 LOB: 0 BB: 0 P: 7	R: 1 E: 0 K: 2 S: 9 H: 2 LOB: 2 BB: 1 P: 13	R: 0 E: 0 K: 1 S: 6 H: 1 LOB: 2 BB: 0 P: 7	1B: 5 2B: 2 3B: 0 HR: 0 SF: 0 SAC: 0 DP: 1 HBP: 2	WP: 1 PB: 0 SB: 1 CS: 1 PA: 37					

	AB	32
	R	2
	H	7
	RBI	1
	BB	3
	SO	12
	LOB	17

PITCHER		IP	WLS	BF	H	R	ER	SO	BB	IBB	HBP	BLK	WP	HR	S	P	ERA	WHIP
Brett Tomko, R ERA: 2.25	(1, 1)	6.0	W	23	4	1	1	7	1	1	1	0	1	0	34	43	1.50	0.833
Scott Sullivan, R ERA: 3.78	(7, 1)	1.0		5	2	1	1	2	0	0	0	0	0	0	9	9	9.00	2.000
Mike Remlinger, L ERA: 3.33	(8, 1)	0.2		3	0	0	0	1	1	0	0	1	0	0	4	8	0.00	1.500
Hector Carrasco, R ERA: 2.18	(8, 1)	0.2		4	1	0	0	1	0	0	1	0	0	0	5	6	0.00	1.500
Jeff Shaw, R ERA: 1.13	(9, 1)	0.2	S	2	0	0	0	1	0	0	0	0	0	0	4	4	0.00	0.000

PITCHER	IP	WLS	BF	H	R	ER	SO	BB	IBB	HBP	BLK	WP	HR	S	P	ERA	WHIP

BOTTOM

New York Mets @ Cincinnati Reds

Cinergy Field, Cincinnati, OH

Fri Jun 06 1997, 7:05 PM EDT

Att. 21,339 - Unknown - 65 F

livebaseballscorecards.com

Batter	1	2	3	4	5	6	7	8	9	AB	R	H	RBI	BB	SO	LOB
Curtis Goodwin, L (1, 8) OBP: 0.385, SLG: 0.375	L7		F7		4-3 2-3		1-3			4	0	0	0	0	0	1
Lenny Harris, L (1, 7) OBP: 0.265, SLG: 0.371	6-3			G3	5-3		4-3			4	0	0	0	0	0	1
Terry Pendleton, S (1, 5) OBP: 0.286, SLG: 0.308	K			3-1		3-1		K		4	0	0	0	0	2	0
Willie Greene, L (1, 9) OBP: 0.344, SLG: 0.442		K		1B		1B 2B		BB 1B		3	1	2	0	1	1	0
Mike Kelly, R (8, PR) OBP: 0.229, SLG: 0.273 (9, 9)										0	0	0	0	0	0	0
Hal Morris, L (1, 3) OBP: 0.298, SLG: 0.323		4-3		K		2B 1-2 1B		G6-4-3 1-2 1B		4	1	2	0	0	1	1
Bret Boone, R (1, 4) OBP: 0.301, SLG: 0.277		1B			P3	1B 1-H 2-H 2B		G6-4-3 1-2f		4	1	2	2	0	0	2
Joe Oliver, R (1, 2) OBP: 0.325, SLG: 0.467		K			HR	F8-3 2-H 1B				3	1	2	2	0	1	1
Pokey Reese, R (1, 6) OBP: 0.319, SLG: 0.359			4-3		E9 2B	F8-3 1-2				3	1	1	0	0	0	1
Brett Tomko, R (1, 1) OBP: 0.250, SLG: 0.500			5-3		4-3 3-H 2B		K			2	0	1	1	0	0	0
Scott Sullivan, R (7, 1)										1	0	0	0	0	1	0
Mike Remlinger, L (8, 1)										0	0	0	0	0	0	0
Hector Carrasco, R (8, 1)										0	0	0	0	0	0	0
Jeff Shaw, R (9, 1)										0	0	0	0	0	0	0
Inning Stats	R: 0 E: 0 K: 1 S: 5 H: 0 LOB: 0 BB: 0 P: 5	R: 0 E: 0 K: 2 S: 8 H: 1 LOB: 1 BB: 0 P: 8	R: 0 E: 0 K: 0 S: 3 H: 0 LOB: 0 BB: 0 P: 3	R: 0 E: 0 K: 1 S: 6 H: 1 LOB: 1 BB: 0 P: 6	R: 2 E: 1 K: 0 S: 6 H: 3 LOB: 1 BB: 0 P: 6	R: 3 E: 0 K: 0 S: 6 H: 4 LOB: 0 BB: 0 P: 6	R: 0 E: 0 K: 1 S: 5 H: 0 LOB: 0 BB: 0 P: 5	R: 0 E: 0 K: 1 S: 5 H: 1 LOB: 2 BB: 1 P: 9		1B: 6 2B: 4 3B: 0 HR: 1 SF: 0 SAC: 0 DP: 2 HBP: 0						

AB	32
R	5
H	10
RBI	5
BB	1
SO	6
LOB	7

WP: 0 PB: 0 SB: 0 CS: 0 PA: 33

PITCHER		IP	WLS	BF	H	R	ER	SO	BB	IBB	HBP	BLK	WP	HR	S	P	ERA	WHIP
Rick Reed, R ERA: 2.23	(1, 1)	6.0	L	26	9	5	5	4	0	0	0	0	0	1	34	34	7.50	1.500
Ricky Trlicek, R ERA: 5.64	(7, 1)	1.0		3	0	0	0	1	0	0	0	0	0	0	5	5	0.00	0.000
Greg McMichael, R ERA: 2.43	(8, 1)	1.0		4	1	0	0	1	1	0	0	0	0	0	5	9	0.00	2.000

PITCHER	IP	WLS	BF	H	R	ER	SO	BB	IBB	HBP	BLK	WP	HR	S	P	ERA	WHIP

New York Mets @ Cincinnati Reds

Cinergy Field, Cincinnati, OH

Sat Jun 07 1997, 3:33 AM EDT

Att. 23,830 - Overcast - 59 F

TOP

livebaseballscorecards.com

Batter	1	2	3	4	5	6	7	8	9	AB	R	H	RBI	BB	SO	LOB
Steve Bieser, L (1, 7) OBP: 0.380, SLG: 0.322	G6-3		L4		BB		E5 SF8 1-3		1B SF9 BB	3	1	0	0	2	0	1
Edgardo Alfonzo, R (1, 5) (7, 6) OBP: 0.356, SLG: 0.424	L6		1B		F7		SF8 2-3 3-H		S 1B	4	0	2	1	0	0	1
John Olerud, L (1, 3) OBP: 0.412, SLG: 0.523	F8		L9			WP 1B	L9		SF9 1-2 3-H	4	0	1	1	0	0	2
Todd Hundley, S (1, 2) OBP: 0.413, SLG: 0.585 Alberto Castillo, R (8, 2) OBP: 0.344, SLG: 0.231		K BB 1B		HR		K		1B 2B	K	4 1	2 0	2 0	1 0	0 0	2 1	1 1
Carlos Baerga, S (1, 4) OBP: 0.314, SLG: 0.385		F7		G4-3		L9		F8		4	0	0	0	0	0	3
Butch Huskey, R (1, 9) OBP: 0.309, SLG: 0.512		BB 1-2 1B		L9		L9 1-2		F7		4	0	1	0	0	0	2
Carl Everett, S (1, 8) OBP: 0.279, SLG: 0.373		G6-3 1-2 2-3 BB		K			HR	FC6-4 2-H 1B		3	1	2	2	1	1	0
Manny Alexander, R (1, 6) OBP: 0.294, SLG: 0.327 Luis Lopez, S (7, PH) Takashi Kashiwada, L (7, 1) Barry Manuel, R (7, 1) Alex Ochoa, R (8, PH) OBP: 0.256, SLG: 0.246 Ricky Trlicek, R (8, 1)		G6-3 1-2f			F8		K	FC6-4 1-2f		2 1 0 0 1 0	0 0 0 0 0 0	0 0 0 0 0 0	0 0 0 0 0 0	0 1 0 0 0 0	0 0 0 0 0 0	3 0 0 0 1 0
Cory Lidle, R (1, 1) Mark Clark, R (4, 1) Matt Franco, L (7, PH) (7, 5) OBP: 0.415, SLG: 0.511		K			L6		E SF8 1B		F7	1 1 2	0 0 1	0 0 1	0 0 0	0 0 0	1 0 0	0 0 0
Inning Stats	R: 0 E: 0 K: 0 S: 6 H: 0 LOB: 0 BB: 0 P: 10	R: 0 E: 0 K: 1 S: 11 H: 1 LOB: 2 BB: 1 P: 20	R: 0 E: 0 K: 1 S: 9 H: 1 LOB: 1 BB: 0 P: 12	R: 1 E: 0 K: 1 S: 13 H: 1 LOB: 0 BB: 0 P: 20	R: 0 E: 0 K: 0 S: 10 H: 0 LOB: 1 BB: 1 P: 17	R: 0 E: 0 K: 1 S: 8 H: 1 LOB: 1 BB: 0 P: 12	R: 2 E: 1 K: 1 S: 15 H: 2 LOB: 1 BB: 0 P: 23	R: 1 E: 0 K: 0 S: 13 H: 2 LOB: 1 BB: 0 P: 20	R: 1 E: 0 K: 1 S: 15 H: 1 LOB: 1 BB: 1 P: 24	1B: 6 2B: 1 3B: 0 HR: 2 SF: 2 SAC: 0 DP: 1 HBP: 0						

	AB	35
	R	5
	H	9
	RBI	5
	BB	3
	SO	6
	LOB	15

WP: 2 PB: 0 SB: 1 CS: 0 PA: 40

PITCHER		IP	WLS	BF	H	R	ER	SO	BB	IBB	HBP	BLK	WP	HR	S	P	ERA	WHIP
Mike Morgan, R ERA: 5.49	(1, 1)	1.1		7	1	0	0	1	1	0	0	0	1	0	13	24	0.00	1.500
Scott Sullivan, R ERA: 3.54	(2, 1)	3.2	W	13	2	1	1	2	1	0	0	0	0	1	36	55	2.46	0.818
Stan Belinda, R ERA: 4.23	(6, 1)	2.0		10	3	2	1	2	0	0	0	0	1	1	23	35	4.50	1.500
Felix Rodriguez, R ERA: 9.0	(8, 1)	2.0		10	3	2	2	1	1	0	0	0	0	0	28	44	9.00	2.000

PITCHER	IP	WLS	BF	H	R	ER	SO	BB	IBB	HBP	BLK	WP	HR	S	P	ERA	WHIP

New York Mets @ Cincinnati Reds

Cinergy Field, Cincinnati, OH

Sat Jun 07 1997, 3:33 AM EDT

Att. 23,830 - Overcast - 59 F

BOTTOM

Batter	1	2	3	4	5	6	7	8	9	AB	R	H	RBI	BB	SO	LOB
Curtis Goodwin, L (1, 8) OBP: 0.386, SLG: 0.371	F X 0-1 2B 1B		X 0-0 ① P5		B B B B 4-0 2B BB	B X 1-0 ③ F7		X 0-0 ① G3-1		4	2	1	0	1	0	0
Lenny Harris, L (1, 7) OBP: 0.271, SLG: 0.392	1 SAFE X 0-0 G4-3 1-H 2B		B C X 1-1 ② B2-3		1 SAFE 1 SAFE F 1 SAFE F 1 SAFE F 1 SAFE X 0-2 ① F7		X 0-0 2B 2B	B F F B X 2-2 ② G1-3		5	1	2	1	0	0	1
Terry Pendleton, S (1, 5) OBP: 0.307, SLG: 0.357	C B X 1-1 ① G4-3 2-3		B X 1-0 1B 1B 1B		1 SAFE 1 SAFE F 1 SAFE X 0-1 E 1-H 2B		B B X 2-0 HR 2-H 2B	B X 1-0 ③ G4-3		5	3	3	2	0	0	1
Willie Greene, L (1, 9) OBP: 0.349, SLG: 0.446 Mike Kelly, R (5, PR) OBP: 0.250, SLG: 0.382 (6, 9)	B S B C S 2-3 ② K		F 1 SAFE B X 1-1 1B 1-2 1B		C D B C B X 3-2 E8 2-H 1B 1B		B F C F X 1-2 2-H HR			3 1	0 2	2 1	1 2	0 0	1 0	1 0
Hal Morris, L (1, 3) OBP: 0.302, SLG: 0.327 Eduardo Perez, R (8, 3) OBP: 0.333, SLG: 0.371	S B F C 1-3 ③ K		X 0-0 ③ 1-3 2-H 1B		B S X 1-1 2-H 1B		B F S X 1-2 ① G4-3			4 0	0 0	2 0	2 0	0 0	1 0	1 0
Bret Boone, R (1, 4) OBP: 0.305, SLG: 0.294		C F B B F X 2-2 ① G5-3		F B B X 2-1 G1-3 SH3-4 2B	B C C S 1-3 ② K		B X 1-0 1B 2B			4	2	2	0	0	1	2
Joe Oliver, R (1, 2) OBP: 0.333, SLG: 0.481		B X 1-0 G5-3 2B	C X 0-1 ① G1-3 2-3		F S B X 1-2 ③ F8		X 0-0 2-H 1B			4	0	2	1	0	0	3
Pokey Reese, R (1, 6) OBP: 0.314, SLG: 0.354 Jeff Branson, L (5, 6) OBP: 0.203, SLG: 0.228		B C B X 2-1 ② G5-3 2-3	D S P B L X 3-2 ② SH3-4 3-H			B X 1-0 G3-6-4 1B	B B X 2-0 ② F9			1 2	0 0	0 1	1 0	0 0	0 0	1 1
Mike Morgan, R (1, 1) OBP: 0.063, SLG: 0.188 Scott Sullivan, R (2, 1) Stan Belinda, R (6, 1) Eddie Taubensee, L (7, PH) OBP: 0.319, SLG: 0.459 Felix Rodriguez, R (8, 1)		X 0-0 ③ G4-3	B S S S 1-3 ③ K			X 0-0 ① ② G3-6-4 1-2f	F C X 0-2 ③ P5			0 2 1 1 0	0 0 0 0 0	0 0 0 0 0	0 0 0 0 0	0 1 0 0 0	0 1 0 0 0	0 1 1 1 0
Inning Stats	R: 1 E: 0 K: 2 S: 11 H: 2 LOB: 1 BB: 0 P: 15	R: 0 E: 0 K: 0 S: 8 H: 1 LOB: 1 BB: 0 P: 13	R: 1 E: 0 K: 0 S: 7 H: 3 LOB: 2 BB: 0 P: 10	R: 1 E: 0 K: 1 S: 11 H: 1 LOB: 0 BB: 0 P: 16	R: 3 E: 1 K: 1 S: 17 H: 3 LOB: 2 BB: 1 P: 27	R: 0 E: 0 K: 0 S: 3 H: 1 LOB: 0 BB: 0 P: 5	R: 4 E: 0 K: 0 S: 15 H: 5 LOB: 1 BB: 0 P: 22	R: 0 E: 0 K: 0 S: 5 H: 0 LOB: 0 BB: 0 P: 8		1B: 8 2B: 7 3B: 0 HR: 1		SF: 0 SAC: 1 DP: 1 HBP: 0		WP: 0 PB: 0 SB: 0 CS: 0		PA: 39

livebaseballscorecards.com

AB	37
R	10
H	16
RBI	10
BB	1
SO	4
LOB	14

PITCHER		IP	WLS	BF	H	R	ER	SO	BB	IBB	HBP	BLK	WP	HR	S	P	ERA	WHIP
Cory Lidle, R ERA: 3.18	(1, 1)	3.0	L	14	6	2	2	2	0	0	0	0	0	0	26	38	6.00	2.000
Mark Clark, R ERA: 3.82	(4, 1)	3.0		14	5	4	3	2	1	0	0	0	0	0	31	48	9.00	2.000
Takashi Kashiwada, L ERA: 5.4	(7, 1)	0.1		5	4	4	4	0	0	0	0	0	0	1	10	15	108.00	12.000
Barry Manuel, R ERA: 5.82	(7, 1)	0.2		3	1	0	0	0	0	0	0	0	0	0	5	7	0.00	1.500
Ricky Trlicek, R ERA: 5.46	(8, 1)	1.0		3	0	0	0	0	0	0	0	0	0	0	5	8	0.00	0.000

PITCHER	IP	WLS	BF	H	R	ER	SO	BB	IBB	HBP	BLK	WP	HR	S	P	ERA	WHIP

Batter	1	2	3	4	5	6	7	8	9	AB	R	H	RBI	BB	SO	LOB
Manny Alexander, R (1, 6) OBP: 0.282, SLG: 0.316	K	FC5-4 1-2f			G5-3		P4 2-3		SF8 3-H	4	0	0	1	0	1	2
Edgardo Alfonzo, R (1, 5) OBP: 0.353, SLG: 0.415	BB		F9		F8			F9 1 SAFE 1 SAFE	K 1-2	4	0	0	0	1	1	1
John Olerud, L (1, 3) OBP: 0.413, SLG: 0.521	F7		BB			F9		WP 1B		3	1	1	0	1	0	1
Bernard Gilkey, R (1, 7) OBP: 0.304, SLG: 0.350	P4		F9			CS 2B		P4		4	0	1	0	0	0	3
Todd Hundley, S (1, 2) OBP: 0.419, SLG: 0.584		1B G6-4-3 1B BB	K			BB 2-3		WP 1B 1-3		2	1	1	0	2	1	1
Butch Huskey, R (1, 9) OBP: 0.307, SLG: 0.506		G6-4-3 1B 1-2 1B		F8		G6-3		K 1-2 3-H		4	1	1	0	0	1	2
Carlos Baerga, S (1, 4) OBP: 0.313, SLG: 0.382		G6-4-3 1-2 2-3 1B		G3			F8		K	4	0	1	0	0	1	0
Alex Ochoa, R (1, 8) OBP: 0.258, SLG: 0.256 Carl Everett, S (7, 8) OBP: 0.283, SLG: 0.377		G6-4-3 1-2f 2-3 3-H		G1			S 2B		1B SF8 1B	3 1	0 1	1 1	0 0	0 0	0 0	2 0
Bobby Jones, R (1, 1) OBP: 0.229, SLG: 0.242 Matt Franco, L (9, PH) OBP: 0.426, SLG: 0.521 Shawn Gilbert, R (9, PR) OBP: 1.000, SLG: 1.000 John Franco, L (9, 1)		FC5-4 3-H 1B			K		F9		S 1-3 1B	3 1 0 0	0 0 0 0	1 1 0 0	1 0 0 0	0 0 0 0	1 0 0 0	1 0 0 0
Inning Stats	R: 0 E: 0 K: 1 S: 11 H: 0 LOB: 1 BB: 1 P: 20	R: 2 E: 0 K: 0 S: 13 H: 3 LOB: 1 BB: 1 P: 19	R: 0 E: 0 K: 1 S: 9 H: 0 LOB: 1 BB: 1 P: 17	R: 0 E: 0 K: 0 S: 5 H: 0 LOB: 0 BB: 0 P: 8	R: 0 E: 0 K: 1 S: 6 H: 0 LOB: 0 BB: 0 P: 8	R: 0 E: 0 K: 0 S: 7 H: 1 LOB: 1 BB: 1 P: 14	R: 0 E: 0 K: 0 S: 7 H: 1 LOB: 1 BB: 0 P: 9	R: 1 E: 0 K: 1 S: 10 H: 2 LOB: 1 BB: 0 P: 16	R: 1 E: 0 K: 2 S: 17 H: 2 LOB: 2 BB: 0 P: 24	1B: 7 2B: 2 3B: 0 HR: 0 SF: 1 SAC: 0 DP: 1 HBP: 0						

PITCHER		IP	WLS	BF	H	R	ER	SO	BB	IBB	HBP	BLK	WP	HR	S	P	ERA	WHIP
Kent Mercker, L ERA: 3.84	(1, 1)	7.0		28	5	2	2	3	4	0	0	0	0	0	58	95	2.57	1.286
Stan Belinda, R ERA: 4.54	(8, 1)	1.1	L	7	3	2	2	2	0	0	0	0	1	0	16	23	13.50	2.250
Mike Remlinger, L ERA: 3.33	(9, 1)	0.0		1	1	0	0	0	0	0	0	0	0	0	4	6	∞	∞
Jeff Shaw, R ERA: 1.11	(9, 1)	0.2		2	0	0	0	1	0	0	0	0	0	0	7	11	0.00	0.000

PITCHER	IP	WLS	BF	H	R	ER	SO	BB	IBB	HBP	BLK	WP	HR	S	P	ERA	WHIP

TOP

New York Mets @ Cincinnati Reds

Cinergy Field, Cincinnati, OH

Mon Jun 09 1997, 3:33 AM EDT
Att. 23,079 - Overcast - 71 F

livebaseballscorecards.com

AB	33
R	4
H	9
RBI	2
BB	4
SO	6
LOB	13

New York Mets @ Cincinnati Reds

Cinergy Field, Cincinnati, OH

Mon Jun 09 1997, 3:33 AM EDT

Att. 23,079 - Overcast - 71 F

BOTTOM

livebaseballscorecards.com

Batter	1	2	3	4	5	6	7	8	9	AB	R	H	RBI	BB	SO	LOB
Mike Kelly, R (1, 8) OBP: 0.250, SLG: 0.368	B B C F F F B X 3-2 E BLK FC3-2 1B		C B C F F X 1-2 ① P4		C B B 1 SAFE X 2-1 ② ③ G1-4-3 1-2f			B X 1-0 ① F7		4	0	1	0	0	0	1
Lenny Harris, L (1, 7) OBP: 0.270, SLG: 0.387	1 SAFE B C X 1-1 ① P6 1-2		X 0-0 ② L3			C C X 0-2 ① G5-3		B B X 2-0 ② FC4-6 1B		4	0	1	0	0	0	1
Terry Pendleton, S (1, 5) OBP: 0.291, SLG: 0.338 Pokey Reese, R (8, PR) (9, 6) OBP: 0.314, SLG: 0.354	C S X 0-2 E5 FC3-2 2-3		C C F X 0-2 ③ G4-3			B B X 2-0 ② G1-3		F 1 B B B X 2-1 ② FC4-6 1-2f		4 0	0 0	0 0	0 0	0 0	0 0	2 0
Willie Greene, L (1, 9) OBP: 0.342, SLG: 0.435	B B B F X 3-1 ② FC3-2 1-2 3-H			C S C 0-3 ① K		C S B X 1-2 ③ G4-3		C F P F 1 SAFE X 1-2 ③ G6-3		4	0	0	0	0	1	3
Hal Morris, L (1, 3) OBP: 0.296, SLG: 0.320	B C X 1-1 ③ G1-3			B C F F X 1-2 ② G6-3			X 0-0 ① F7		C C B B X 2-2 ① G4-3	4	0	0	0	0	0	2
Eddie Taubensee, L (1, 2) OBP: 0.324, SLG: 0.476 (9, 9)		B B F F C X 2-2 2B		C B B X 2-1 2B			S B X 1-1 ② F8		B X 1-0 ② G4-3	4	0	2	0	0	0	0
Bret Boone, R (1, 4) OBP: 0.303, SLG: 0.299		C B B X 2-1 ① G6-3		B C B F S 2-3 ③ K			C B X 1-1 HR 2B		S S C 0-3 ③ K	4	1	1	0	0	2	2
Jeff Branson, L (1, 6) OBP: 0.210, SLG: 0.283 (9, 5)		B C F F S 1-3 ② K			C F X 0-2 ① F9		B X 1-0 2-H HR			3	1	1	2	0	1	1
Kent Mercker, L (1, 1) OBP: 0.400, SLG: 0.353 Eduardo Perez, R (7, PH) OBP: 0.309, SLG: 0.366 Stan Belinda, R (8, 1) Mike Remlinger, L (9, 1) Jeff Shaw, R (9, 1) Joe Oliver, R (9, 2) OBP: 0.333, SLG: 0.481		F S B C 1-3 ③ K			L X 0-1 G1-4-3 1B		B C S X 1-2 ③ G6-3			2 1 0 0 0 0	0 0 0 0 0 0	1 0 0 0 0 0	0 0 0 0 0 0	0 0 0 0 0 0	1 0 0 0 0 0	1 0 0 0 0 0
Inning Stats	R: 0 E: 1 K: 0 S: 14 H: 1 LOB: 2 BB: 0 P: 22	R: 0 E: 0 K: 2 S: 12 H: 1 LOB: 1 BB: 0 P: 18	R: 0 E: 0 K: 0 S: 10 H: 0 LOB: 0 BB: 0 P: 11	R: 0 E: 0 K: 2 S: 12 H: 1 LOB: 1 BB: 0 P: 17	R: 0 E: 0 K: 0 S: 7 H: 1 LOB: 0 BB: 0 P: 9	R: 0 E: 0 K: 0 S: 7 H: 0 LOB: 0 BB: 0 P: 10	R: 2 E: 0 K: 0 S: 9 H: 2 LOB: 0 BB: 0 P: 13	R: 0 E: 0 K: 0 S: 9 H: 1 LOB: 1 BB: 0 P: 14	R: 0 E: 0 K: 1 S: 7 H: 0 LOB: 0 BB: 0 P: 10	1B: 3 2B: 3 3B: 0 HR: 1	SF: 0 SAC: 0 DP: 1 HBP: 0						

	AB	34
	R	2
	H	7
	RBI	2
	BB	0
	SO	5
	LOB	13

WP: 0 PB: 0 SB: 0 CS: 0 PA: 34

PITCHER		IP	WLS	BF	H	R	ER	SO	BB	IBB	HBP	BLK	WP	HR	S	P	ERA	WHIP
Bobby Jones, R ERA: 2.22	(1, 1)	8.0	W	31	7	2	2	4	0	0	0	1	0	1	80	114	2.25	0.875
John Franco, L ERA: 1.48	(9, 1)	1.0	S	3	0	0	0	1	0	0	0	0	0	0	7	10	0.00	0.000

PITCHER	IP	WLS	BF	H	R	ER	SO	BB	IBB	HBP	BLK	WP	HR	S	P	ERA	WHIP

Batter	1	2	3	4	5	6	7	8	9	AB	R	H	RBI	BB	SO	LOB
Carl Everett, S (1, 8) OBP: 0.282, SLG: 0.374	S B X 1-1 P2	C S X 0-2 CS S 1B 3-H		L B L X 1-2 SH1-3 1-2	B B X 2-0 F9 ③			B C B S S 2-3 K2-3 ①		4	0	1	1	0	1	1
Edgardo Alfonzo, R (1, 5) OBP: 0.358, SLG: 0.432	B C F X 1-2 1B	1 SAFE B C B B B 4-1 BB ③ 1-3		B C X 1-1 G6-3 ②		B F C S 1-3 K2-3 ①		X 0-0 HR		4	1	2	1	1	1	1
John Olerud, L (1, 3) OBP: 0.413, SLG: 0.529	B C 1 SAFE F X 1-2 F9 ②		C B S B F X 2-2 HR	C X 0-1 F7 ③		C S H 1-2 BB HBP		B B X 2-0 F7 ②		4	1	1	1	0	0	2
Todd Hundley, S (1, 2) OBP: 0.422, SLG: 0.588	C C X 0-2 G3 ③		B B C B X 3-1 1B		B S X 1-1 HBP 2B 2B	B S C X 1-2 F9 ②		B B C B F B 4-2 FC4 BB		4	1	2	0	1	0	2
Bernard Gilkey, R (1, 7) OBP: 0.310, SLG: 0.346		B B F B F B 4-2 2B SF8 BB	B F F F D D 1 SAFE X 3-2 F8 ①		B B B B 4-0 HBP 2B BB	B S B B F B 4-2 1-2 BB		F B X 1-1 FC4 ③ 1-2f		2	2	0	0	3	0	2
Carlos Baerga, S (1, 4) OBP: 0.320, SLG: 0.405		C X 0-1 SF8 1B 2B 1-3	B B F F S 2-3 K ②	H 1-0 2B SF8 HBP 1-2 2-3	B F F X 1-2 F9 ③				C F X 0-2 HR	4	3	2	1	0	1	3
Butch Huskey, R (1, 9) OBP: 0.308, SLG: 0.512 Alex Ochoa, R (5, 9) OBP: 0.262, SLG: 0.261		F X 0-1 SF8 ① 2-3 3-H	D F B F X 2-2 G6-3 ③		B S X 1-1 SF8 2B 1-3 2-H 3-H		S B X 1-1 P2-3 1B		F B F B F B C 3-3 K ①	2 2	0 0	1 1	3 0	0 0	0 1	1 0
Manny Alexander, R (1, 6) OBP: 0.287, SLG: 0.345 John Franco, L (9, 1)		F B X 1-1 G3 S 1B 1B 3-H		B F F B F X 2-2 HR	B C B F S 2-3 K ①		1 SAFE F 1 SAFE 1 SAFE B C 1 SAFE F X	1-2 P2-3 ①② 1-1f	C S F B F C 1-3 K ②	5 0	2 0	2 0	2 0	0 0	2 0	3 0
Dave Mlicki, R (1, 1) OBP: 0.217, SLG: 0.238 Takashi Kashiwada, L (6, 1) Steve Bieser, L (7, PH) OBP: 0.375, SLG: 0.317 Cory Lidle, R (7, 1) Greg McMichael, R (8, 1) OBP: 1.000, SLG: 1.000 Shawn Gilbert, R (9, PH) OBP: 0.500, SLG: 0.500 (9, 6)		B F C X 1-2 G3 ② 1-3		X 0-0 SH1-3 1B	B X 1-0 SF8 ② 2-3 3-H		C F X 0-2 F9 ③		C F S 0-3 K ③	2 0 1 0 0 0 1	0 0 0 0 0 0 0	1 0 0 0 0 0 0	1 0 0 0 0 0 0	0 0 0 0 0 0 0	1 0 0 0 0 1 0	0 0 0 0 0 0 0
Inning Stats	R: 0 E: 0 K: 0 S: 11 H: 1 LOB: 1 BB: 0 P: 14	R: 3 E: 0 K: 0 S: 15 H: 3 LOB: 1 BB: 2 P: 25	R: 1 E: 0 K: 1 S: 16 H: 2 LOB: 0 BB: 0 P: 28	R: 1 E: 0 K: 0 S: 12 H: 2 LOB: 1 BB: 0 P: 16	R: 3 E: 0 K: 1 S: 9 H: 2 LOB: 1 BB: 1 P: 21	R: 0 E: 0 K: 1 S: 13 H: 0 LOB: 2 BB: 1 P: 21	R: 0 E: 0 K: 0 S: 9 H: 1 LOB: 0 BB: 0 P: 11	R: 1 E: 0 K: 1 S: 9 H: 1 LOB: 1 BB: 1 P: 18	R: 1 E: 0 K: 3 S: 15 H: 1 LOB: 0 BB: 0 P: 19	1B: 6 2B: 4 3B: 0 HR: 4 SF: 2 SAC: 1 DP: 1 HBP: 2						

TOP

New York Mets @ Chicago Cubs

Wrigley Field, Chicago, IL

Tue Jun 10 1997, 7:05 PM CDT

Att. 28,742 - Unknown - 67 F

livebaseballscorecards.com

AB	35
R	10
H	13
RBI	10
BB	5
SO	7
LOB	16

PITCHER		IP	WLS	BF	H	R	ER	SO	BB	IBB	HBP	BLK	WP	HR	S	P	ERA	WHIP
Kevin Foster, R ERA: 4.64	(1, 1)	3.1	L	19	8	5	5	1	2	0	0	0	0	2	50	78	13.50	3.000
Kent Bottenfield, R ERA: 2.84	(4, 1)	0.2		2	0	0	0	0	0	0	0	0	0	0	4	5	0.00	0.000
Turk Wendell, R ERA: 5.4	(5, 1)	1.0		7	2	3	3	1	1	0	1	0	0	0	9	21	27.00	3.000
Mel Rojas, R ERA: 5.58	(6, 1)	2.1		10	2	1	1	2	1	0	1	0	0	1	26	38	3.86	1.286
Bob Patterson, L ERA: 3.33	(8, 1)	1.2		7	1	1	1	3	1	0	0	0	0	1	20	31	5.40	1.200

PITCHER	IP	WLS	BF	H	R	ER	SO	BB	IBB	HBP	BLK	WP	HR	S	P	ERA	WHIP

WP: 0 PB: 0 SB: 2 CS: 1 PA: 45

BOTTOM

New York Mets @ Chicago Cubs

Wrigley Field, Chicago, IL

Tue Jun 10 1997, 7:05 PM CDT

Att. 28,742 - Unknown - 67 F

Batter	1	2	3	4	5	6	7	8	9	AB	R	H	RBI	BB	SO	LOB
Brian McRae, S (1, 8) OBP: 0.310, SLG: 0.398	1B		B1-3		K	G5-3		G1-3		5	0	1	0	0	1	0
Brant Brown, L (1, 7) OBP: 0.284, SLG: 0.402	F8		K		1B 1B BB	G3			K	3	1	0	0	1	1	1
Scott Servais, R (9, PH) OBP: 0.320, SLG: 0.376										1	0	0	0	0	1	0
Mark Grace, L (1, 3) OBP: 0.399, SLG: 0.429	SAFE 1-3 2B		F7		1B 2B 1-2 1B	G4-3			G4-3	5	1	2	0	0	0	0
Sammy Sosa, R (1, 9) OBP: 0.320, SLG: 0.530	SF8 3-H			1B 1B BB	2B 23 1B 1-2 2-H 1B		HR		G5-3	3	2	2	3	1	0	0
Tyler Houston, L (1, 2) OBP: 0.234, SLG: 0.322	F7			F8	23 1B 1-3 2-H 2B		G4-3			4	1	1	1	0	0	2
23 Ryne Sandberg, R (1, 4) OBP: 0.305, SLG: 0.351		G6-3		K	1B 2-H 3-H 1B		K			4	0	1	2	0	2	1
Kevin Orie, R (1, 5) OBP: 0.357, SLG: 0.347		1B 2B		1B 1-2 1B	P2		G6-3			4	0	2	0	0	0	1
Bob Patterson, R (8, 1)										0	0	0	0	0	0	0
Rey Sanchez, R (1, 6) OBP: 0.287, SLG: 0.294	1B 2-H			1B 1-2 2-3 1B	S 1-3 1B			K2-3		4	0	3	0	0	1	0
Kevin Foster, R (1, 1) OBP: 0.111, SLG: 0.077	K		K	K	1-2			G5-3		1	0	0	0	0	1	1
Kent Bottenfield, R (4, 1)										0	0	0	0	0	0	0
Dave Clark, L (4, PH) OBP: 0.333, SLG: 0.346										1	0	0	0	0	1	3
Turk Wendell, L (5, 1)										0	0	0	0	0	0	0
Dave Hansen, L (5, PH) OBP: 0.427, SLG: 0.344										1	0	0	0	0	1	2
Mel Rojas, R (6, 1)										0	0	0	0	0	0	0
José Hernández, R (8, 5) OBP: 0.350, SLG: 0.459										1	0	0	0	0	0	0
Inning Stats	R: 1 E: 0 K: 0 S: 10 H: 2 LOB: 1 BB: 0 P: 17	R: 0 E: 0 K: 1 S: 12 H: 2 LOB: 1 BB: 0 P: 18	R: 0 E: 0 K: 1 S: 7 H: 0 LOB: 0 BB: 0 P: 11	R: 0 E: 0 K: 2 S: 17 H: 2 LOB: 3 BB: 1 P: 29	R: 4 E: 0 K: 2 S: 18 H: 5 LOB: 2 BB: 1 P: 25	R: 0 E: 0 K: 0 S: 6 H: 0 LOB: 0 BB: 0 P: 8	R: 1 E: 0 K: 1 S: 7 H: 1 LOB: 0 BB: 0 P: 8	R: 0 E: 0 K: 1 S: 7 H: 0 LOB: 0 BB: 0 P: 8	R: 0 E: 0 K: 1 S: 9 H: 0 LOB: 0 BB: 0 P: 13	1B: 8 2B: 3 3B: 0 HR: 1	SF: 1 SAC: 0 DP: 0 HBP: 0						

	AB	37
	R	5
	H	12
	RBI	6
	BB	2
	SO	9
	LOB	11

	WP: 0	PA: 40
	PB: 0	
	SB: 1	
	CS: 0	

livebaseballscorecards.com

PITCHER		IP	WLS	BF	H	R	ER	SO	BB	IBB	HBP	BLK	WP	HR	S	P	ERA	WHIP
Dave Mlicki, R ERA: 4.7	(1, 1)	5.0	W	27	11	5	5	6	2	0	0	0	0	0	64	100	9.00	2.600
Takashi Kashiwada, L ERA: 4.97	(6, 1)	1.0		3	0	0	0	0	0	0	0	0	0	0	6	8	0.00	0.000
Cory Lidle, R ERA: 3.5	(7, 1)	1.0		4	1	1	1	1	0	0	0	0	0	1	7	8	9.00	1.000
Greg McMichael, R ERA: 2.35	(8, 1)	1.0		3	0	0	0	1	0	0	0	0	0	0	7	8	0.00	0.000
John Franco, L ERA: 1.42	(9, 1)	1.0		3	0	0	0	1	0	0	0	0	0	0	9	13	0.00	0.000

PITCHER	IP	WLS	BF	H	R	ER	SO	BB	IBB	HBP	BLK	WP	HR	S	P	ERA	WHIP

New York Mets @ Chicago Cubs

Wrigley Field, Chicago, IL

Wed Jun 11 1997, 3:33 AM CDT

Att. 24,703 - Overcast - 66 F

livebaseballscorecards.com

TOP

Batter	1	2	3	4	5	6	7	8	9	AB	R	H	RBI	BB	SO	LOB
Carl Everett, S (1, 8) OBP: 0.282, SLG: 0.377	F X 0-1 ① B2		B X 1-0 ② P3			B F B X 2-1 ① F9		C F B F X 1-2 HR 2B		4	1	1	0	0	0	1
Edgardo Alfonzo, R (1, 5) OBP: 0.358, SLG: 0.431 Ricky Trlicek, R (6, 1) Takashi Kashiwada, L (7, 1) Cory Lidle, R (7, 1) Steve Bieser, L (8, PH) OBP: 0.375, SLG: 0.317 Butch Huskey, R (8, PH) OBP: 0.311, SLG: 0.512 Shawn Gilbert, R (8, PR) OBP: 0.500, SLG: 0.500 (8, 4)	B B X 2-0 ② P3		C X 0-1 ③ G4-3			F B F X 1-2 2B 1B		C B F B B 4-2 HR BB		3 0 0 0 0 0 0 0	0 0 0 0 0 0 1 1	1 0 0 0 0 0 0 0	0 0 0 0 0 1 0 0	0 0 0 0 0 0 0 0	0 0 0 0 0 0 0 0	1 0 0 0 0 0 0 0
John Olerud, L (1, 3) OBP: 0.414, SLG: 0.546	B C X 1-1 ③ G6-3			B C S B X 2-2 ① G4-3		C B 1 SAFE B 1 SAFE F B X 3-2 ② 1-H 2B		C X 0-1 1-H 2-H HR		4	1	2	3	0	0	0
Todd Hundley, S (1, 2) OBP: 0.432, SLG: 0.614		B C B F B B 4-2 G6-4-3 BB BB		F B B B X 3-1 HR		I I I I 4-0 IBB		B S B X 2-1 2B		2	1	2	1	2	0	0
Bernard Gilkey, R (1, 7) OBP: 0.313, SLG: 0.343		B 1 SAFE B C B B 4-1 G6-4-3 1-2 BB		C B F B F X 2-2 ② G5-3		X 0-0 ③ G1-3		F B B B B 4-1 G4-6-3 BB		2	0	0	0	2	0	2
Carlos Baerga, S (1, 4) OBP: 0.313, SLG: 0.397 Greg McMichael, R (8, 1) OBP: 1.000, SLG: 1.000	F X 0-1 ① ② G6-4-3 1-2f 2-3			C B S X 1-2 ③ G4-3			B B B C X 3-1 ① P5	X 0-0 ② ③ G4-6-3 1-2f		4 0	0 0	0 0	0 0	0 0	0 0	4 0
Alex Ochoa, R (1, 9) OBP: 0.254, SLG: 0.252		S B C F S 1-3 ③ K			B F B F C 2-3 ① K		B B C X 2-1 ② G6-3		C S B F B B S 3-3 ① K	4	0	0	0	0	3	1
Luis Lopez, S (1, 6) OBP: 0.222, SLG: 0.125			B B C X 2-1 1B		B B S F S 2-3 ② K		X 0-0 ③ P6		C C C 0-3 ② K	4	0	1	0	0	2	0
Armando Reynoso, R (1, 1) OBP: 0.269, SLG: 0.375 Matt Franco, L (6, 5) OBP: 0.411, SLG: 0.500			B B F S S 2-3 ① K		B X 1-0 ③ F9			X 0-0 ① L9	X 0-0 ③ G3	2 2	0 0	0 0	0 0	0 0	1 0	1 0
Inning Stats	R: 0 E: 0 K: 0 S: 5 H: 0 LOB: 0 BB: 0 P: 8	R: 0 E: 0 K: 1 S: 9 H: 0 LOB: 1 BB: 2 P: 18	R: 0 E: 0 K: 1 S: 8 H: 1 LOB: 1 BB: 0 P: 13	R: 1 E: 0 K: 0 S: 12 H: 1 LOB: 0 BB: 0 P: 20	R: 0 E: 0 K: 2 S: 7 H: 0 LOB: 0 BB: 0 P: 12	R: 0 E: 0 K: 0 S: 9 H: 2 LOB: 2 BB: 1 P: 19	R: 0 E: 0 K: 0 S: 5 H: 0 LOB: 0 BB: 0 P: 10	R: 3 E: 0 K: 0 S: 13 H: 3 LOB: 2 BB: 2 P: 24	R: 0 E: 0 K: 2 S: 8 H: 0 LOB: 0 BB: 0 P: 11	1B: 2 2B: 3 3B: 0 HR: 2	SF: 0 SAC: 0 DP: 2 HBP: 0					

AB	31
R	4
H	7
RBI	4
BB	5
SO	6
LOB	10

PITCHER		IP	WLS	BF	H	R	ER	SO	BB	IBB	HBP	BLK	WP	HR	S	P	ERA	WHIP	PITCHER	IP	WLS	BF	H	R	ER	SO	BB	IBB	HBP	BLK	WP	HR	S	P	ERA	WHIP
Geremi Gonzalez, R ERA: 2.66	(1, 1)	7.1		28	5	2	2	4	2	1	0	0	0	1	60	106	2.46	0.955																	
Bob Patterson, L ERA: 4.0	(8, 1)	0.0		2	1	2	2	0	1	0	0	0	0	1	4	8	∞	∞																	
Terry Adams, R ERA: 1.93	(8, 1)	1.2	W	6	1	0	0	2	1	0	0	0	0	0	12	21	0.00	1.200																	

Batter	1	2	3	4	5	6	7	8	9	AB	R	H	RBI	BB	SO	LOB
Doug Glanville, R (1, 8) (8, 7) OBP: 0.342, SLG: 0.423	B C B X 2-1 G4-3 S G4-3 1B		L F S 0-3 ② K		B X 1-0 ① G6-3	C X 0-1 ③ FC4-6 1-2f		F S B 3 B C 2-3 SAFE ③ K 3-H		5	1	1	0	0	2	2
Brant Brown, L (1, 7) OBP: 0.297, SLG: 0.412 Brian McRae, S (7, PH) (8, 8) OBP: 0.312, SLG: 0.398	B 1 B B C X SAFE 3-1 ① G4-3 1-3		F F X 0-2 1B 1-2 1B		C X 0-1 1B 1B	H 1-0 HBP				3	0	2	0	0	0	1
										0	0	0	0	0	0	0
Mark Grace, L (1, 3) OBP: 0.405, SLG: 0.440	F X 0-1 ② G4-3 3-H		B B B C X 3-1 ③ 1-2 2-H 1B		1 B X SAFE 1-0 1-2 1B	B B X 2-0 23 1B 1-H 2B				4	0	3	2	0	0	0
Sammy Sosa, R (1, 9) OBP: 0.319, SLG: 0.525	B X 1-0 ③ 1B			B X 1-0 ① P3	B B B S F F F X 3-2 ② L7		C B F D S 2-3 ① K			4	0	1	0	0	1	3
23 Ryne Sandberg, R (1, 4) OBP: 0.304, SLG: 0.348		B B C X 2-1 ① L7		C X 0-1 ② F9	B B B C X 3-1 ③ P4		B X 1-0 G6-4-3 2-3 1B			4	0	1	0	0	0	2
Kevin Orie, R (1, 5) OBP: 0.362, SLG: 0.378		B X 1-0 ② L9		B F X 1-1 HR		S B S B F F B B 4-2 1B G6-4-3 BB	X 0-0 ② ③ G6-4-3 1-2f			3	2	1	1	1	0	2
Scott Servais, R (1, 2) OBP: 0.330, SLG: 0.385		C B X 1-1 ③ F9		B F C X 1-2 WP 1B		X 0-0 G6-4-3 1-3 1B		B C F X 1-2 G3 SH3-4 WP 1B		4	1	3	0	0	0	0
Rey Sanchez, R (1, 6) OBP: 0.288, SLG: 0.288			F C X 0-2 ① L9	B B I 4-0 1-2 IBB		X 0-0 ① ② G6-4-3 1-2f 3-H		1 SAFE L X 0-1 ① SH3-4 1-2		2	0	0	0	1	0	1
Geremi Gonzalez, R (1, 1) OBP: 0.333, SLG: 0.143 Bob Patterson, R (8, 1) Terry Adams, R (8, 1) José Hernández, R (8, 5) OBP: 0.346, SLG: 0.453			C X 0-1 1B 1B 1B	F B 2 SAFE B X 2-1 G6-3		B S B S B B 4-2 FC4-6 BB		D S X 1-1 ② G3 2-3		2	0	1	0	1	0	2
										0	0	0	0	0	0	0
										0	0	0	0	0	0	0
										1	0	0	0	0	0	1
Inning Stats	R: 1 E: 0 K: 0 S: 7 H: 2 LOB: 1 BB: 0 P: 13	R: 0 E: 0 K: 0 S: 5 H: 0 LOB: 0 BB: 0 P: 9	R: 0 E: 0 K: 1 S: 13 H: 3 LOB: 2 BB: 0 P: 16	R: 1 E: 0 K: 0 S: 10 H: 2 LOB: 2 BB: 1 P: 19	R: 0 E: 0 K: 0 S: 11 H: 2 LOB: 2 BB: 0 P: 19	R: 1 E: 0 K: 0 S: 10 H: 1 LOB: 1 BB: 2 P: 18	R: 1 E: 0 K: 1 S: 6 H: 2 LOB: 1 BB: 0 P: 12	R: 1 E: 0 K: 1 S: 10 H: 1 LOB: 0 BB: 0 P: 14		1B: 11 2B: 1 3B: 0 HR: 1	SF: 0 SAC: 1 DP: 2 HBP: 1		WP: 2 PB: 0 SB: 1 CS: 0	PA: 37		

PITCHER		IP	WLS	BF	H	R	ER	SO	BB	IBB	HBP	BLK	WP	HR	S	P	ERA	WHIP
Armando Reynoso, R ERA: 2.63	(1, 1)	5.0		23	9	2	2	1	0	1	0	0	1	1	46	76	3.60	1.800
Ricky Trlicek, R ERA: 5.57	(6, 1)	1.0		5	1	1	1	0	2	0	0	0	0	0	10	18	9.00	3.000
Takashi Kashiwada, L ERA: 5.68	(7, 1)	0.0		2	1	1	1	0	0	0	1	0	0	0	1	4	∞	∞
Cory Lidle, R ERA: 3.32	(7, 1)	1.0		3	1	0	0	1	0	0	0	0	0	0	5	8	0.00	1.000
Greg McMichael, R ERA: 2.56	(8, 1)	1.0	L	4	1	1	1	1	0	0	0	0	1	0	10	14	9.00	1.000

PITCHER	IP	WLS	BF	H	R	ER	SO	BB	IBB	HBP	BLK	WP	HR	S	P	ERA	WHIP

BOTTOM

New York Mets @ Chicago Cubs

Wrigley Field, Chicago, IL

Wed Jun 11 1997, 3:33 AM CDT

Att. 24,703 - Overcast - 66 F

livebaseballscorecards.com

AB	32
R	4
H	13
RBI	3
BB	3
SO	3
LOB	14

Batter	1	2	3	4	5	6	7	8	9	AB	R	H	RBI	BB	SO	LOB
Nomar Garciaparra, R (1, 6) OBP: 0.330, SLG: 0.468	G5-3			G6-3		2B G3 1B	1 SAFE F B 1 SAFE B 1 SAFE 1 SAFE 1 SAFE B 4-2 F 1 SAFE B 1-2 BB		P3	4	1	1	0	1	0	0
Darren Bragg, L (1, 9) OBP: 0.361, SLG: 0.455	K			G5-3		G3 1-2	B B B C F F C 3-3 K		HR 2B	5	1	1	0	0	2	3
Mo Vaughn, L (1, 3) OBP: 0.440, SLG: 0.632	G4-3			G3-1		4-0 2B FC6-5 IBB		0-1 FC5-4 1B	0-0 HR 2-H	4	1	2	2	1	0	0
Tim Naehring, R (1, 5) OBP: 0.375, SLG: 0.469		P4			G6-3	2B 1-3 2-H		B B F F 1 SAFE X 2-2 FC5-4 1-2f 2B	K	5	2	1	1	0	1	1
Scott Hatteberg, L (1, 2) OBP: 0.373, SLG: 0.437		G3-1			HR 1B	FC6-5 2B 3-H		FC3-6 1-H 2B		3	1	1	0	0	0	2
Chris Hammond, L (8, 1)										0	0	0	0	0	0	0
Heathcliff Slocumb, R (9, 1)										0	0	0	0	0	0	0
Joe Hudson, R (9, 1)										0	0	0	0	0	0	0
Kerry Lacy, R (9, 1)										0	0	0	0	0	0	0
John Valentin, R (1, 4) OBP: 0.321, SLG: 0.399		F7			HR 1-H	2B 1-H 2-H		FC3-6 IBB		3	1	2	3	1	0	0
Troy O'Leary, L (1, 7) OBP: 0.346, SLG: 0.448			L9		HR		G4-3	FC3-6 1-2f 2-3		4	1	1	1	0	0	2
Shane Mack, R (1, 8) OBP: 0.333, SLG: 0.319			G5-3		F9		BB 1B	F8		4	0	1	0	0	0	2
Jeff Suppan, R (1, 1)			F9		K		F8		K	2	0	0	0	0	1	0
John Wasdin, R (6, 1)										0	0	0	0	0	0	0
Bill Haselman, R (6, 2) OBP: 0.311, SLG: 0.403										2	0	0	0	0	1	1
Mike Stanley, R (8, PH) OBP: 0.396, SLG: 0.486										1	0	1	1	0	0	0
Inning Stats	R: 0 E: 0 K: 1 S: 5 H: 0 LOB: 0 BB: 0 P: 5	R: 0 E: 0 K: 0 S: 6 H: 0 LOB: 0 BB: 0 P: 9	R: 0 E: 0 K: 0 S: 7 H: 0 LOB: 0 BB: 0 P: 7	R: 0 E: 0 K: 0 S: 7 H: 0 LOB: 0 BB: 0 P: 7	R: 3 E: 0 K: 1 S: 17 H: 3 LOB: 0 BB: 0 P: 26	R: 2 E: 0 K: 0 S: 9 H: 3 LOB: 2 BB: 1 P: 14	R: 0 E: 0 K: 1 S: 10 H: 1 LOB: 2 BB: 1 P: 18	R: 1 E: 0 K: 0 S: 16 H: 2 LOB: 2 BB: 1 P: 29	R: 2 E: 0 K: 2 S: 10 H: 2 LOB: 0 BB: 0 P: 11	1B: 4 2B: 4 3B: 0 HR: 3 SF: 0 SAC: 0 DP: 0 HBP: 0						

TOP

Boston Red Sox @ New York Mets

Shea Stadium, Flushing, NY

Fri Jun 13 1997, 7:05 PM EDT

Att. 44,443 - Unknown - 72 F

livebaseballscorecards.com

AB	37
R	8
H	11
RBI	8
BB	3
SO	5
LOB	11

PITCHER		IP	WLS	BF	H	R	ER	SO	BB	IBB	HBP	BLK	WP	HR	S	P	ERA	WHIP
Rick Reed, R ERA: 2.6	(1, 1)	6.0	L	24	6	5	5	2	0	1	0	0	0	2	51	68	7.50	1.000
Barry Manuel, R ERA: 5.56	(7, 1)	1.0		5	1	0	0	1	1	0	0	0	0	0	10	18	0.00	2.000
Ricardo Jordan, L ERA: 4.73	(8, 1)	1.0		6	2	1	1	0	0	1	0	0	0	0	16	29	9.00	2.000
Cory Lidle, R ERA: 4.05	(9, 1)	1.0		5	2	2	2	2	0	0	0	0	0	1	10	11	18.00	2.000

PITCHER	IP	WLS	BF	H	R	ER	SO	BB	IBB	HBP	BLK	WP	HR	S	P	ERA	WHIP

WP: 0 PB: 0 SB: 0 CS: 0 PA: 40

Boston Red Sox @ New York Mets

Shea Stadium, Flushing, NY

Fri Jun 13 1997, 7:05 PM EDT

Att. 44,443 - Unknown - 72 F

BOTTOM

Batter	1	2	3	4	5	6	7	8	9	AB	R	H	RBI	BB	SO	LOB
Carl Everett, S (1, 8) OBP: 0.290, SLG: 0.419	HR		F9		G3		HR		S 1-3 1B	5	2	3	2	0	0	0
Bernard Gilkey, R (1, 7) OBP: 0.315, SLG: 0.341	L4-3 BB		K		1B		F9		K 1-2	4	0	1	0	1	2	2
John Olerud, L (1, 3) OBP: 0.410, SLG: 0.537	L4-3 1-2		G3-1		SAFE SAFE P5		G4-3		BB	4	0	0	0	1	0	2
Todd Hundley, S (1, 2) OBP: 0.427, SLG: 0.619	K			HR	SAFE P3			K	G4-3	5	1	1	1	0	2	4
Carlos Baerga, S (1, 4) OBP: 0.312, SLG: 0.394		G4-3		P6		G5-4-3 1B		B2		4	0	1	0	0	0	0
Matt Franco, L (1, 5) OBP: 0.417, SLG: 0.500		1B 1B		G3		G5-4-3 1-2 1B		K		4	0	2	0	0	1	0
Alex Ochoa, R (1, 9) OBP: 0.268, SLG: 0.299		SAFE 1-2 1B		2B		G5-4-3 1-2f 2-3			HR	4	1	3	1	0	0	2
Luis Lopez, S (1, 6) OBP: 0.231, SLG: 0.091		F8		IBB		P6			K	3	0	0	0	1	1	3
Rick Reed, R (1, 1) OBP: 0.214, SLG: 0.269		K		G4-3			F9		1B PB 1B	2	0	0	0	0	1	4
Barry Manuel, R (7, 1)										0	0	0	0	0	0	0
Steve Bieser, L (7, PH) OBP: 0.370, SLG: 0.311										1	0	0	0	0	0	0
Ricardo Jordan, L (8, 1)										0	0	0	0	0	0	0
Cory Lidle, R (9, 1)										0	0	0	0	0	0	0
Butch Huskey, R (9, PH) OBP: 0.315, SLG: 0.515										1	0	1	0	0	0	0
Dave Mlicki, R (9, PR) OBP: 0.217, SLG: 0.238										0	0	0	0	0	0	0

Inning Stats	1	2	3	4	5	6	7	8	9
	R: 1 E: 0 K: 1 S: 5	H: 1 LOB: 0 BB: 1 P: 12	R: 0 E: 0 K: 1 S: 12	H: 2 LOB: 2 BB: 0 P: 19	R: 0 E: 0 K: 1 S: 8	H: 0 LOB: 0 BB: 0 P: 12	R: 1 E: 0 K: 0 S: 8	H: 2 LOB: 2 BB: 1 P: 16	R: 0 E: 0 K: 0 S: 8	H: 1 LOB: 1 BB: 0 P: 14	R: 0 E: 0 K: 0 S: 10	H: 2 LOB: 1 BB: 0 P: 13	R: 1 E: 0 K: 0 S: 9	H: 1 LOB: 0 BB: 0 P: 13	R: 0 E: 0 K: 2 S: 8	H: 0 LOB: 0 BB: 0 P: 10	R: 1 E: 0 K: 2 S: 16	H: 3 LOB: 3 BB: 1 P: 30

1B: 7	2B: 2	3B: 0	HR: 4	SF: 0	SAC: 0	DP: 2	HBP: 0	PA: 40	WP: 0	PB: 1	SB: 1	CS: 0
---	---	---	---	---	---	---	---	---	---	---	---	---

PITCHER		IP	WLS	BF	H	R	ER	SO	BB	IBB	HBP	BLK	WP	HR	S	P	ERA	WHIP
Jeff Suppan, R (1, 1) ERA: 4.21		5.0	W	24	8	2	2	3	1	1	0	0	0	2	46	79	3.60	1.800
John Wasdin, R (6, 1) ERA: 5.2		2.0		6	1	1	1	0	0	0	0	0	0	1	14	20	4.50	0.500
Chris Hammond, L (8, 1) ERA: 5.97		1.0		3	0	0	0	2	0	0	0	0	0	0	8	10	0.00	0.000
Heathcliff Slocumb, R (9, 1) ERA: 8.04		0.1		3	2	1	1	1	0	0	0	0	0	1	7	11	27.00	6.000
Joe Hudson, R (9, 1) ERA:		0.1		3	1	0	0	1	1	0	0	0	0	0	8	18	0.00	6.000

PITCHER		IP	WLS	BF	H	R	ER	SO	BB	IBB	HBP	BLK	WP	HR	S	P	ERA	WHIP
Kerry Lacy, R (9, 1) ERA: 4.26		0.1	S	1	0	0	0	0	0	0	0	0	0	0	1	1	0.00	0.000

AB	37
R	4
H	12
RBI	4
BB	3
SO	7
LOB	17

livebaseballscorecards.com

Boston Red Sox @ New York Mets

Shea Stadium, Flushing, NY

Sat Jun 14 1997, 3:33 AM EDT

Att. 35,456 - Cloudy - 76 F

TOP

Batter	1	2	3	4	5	6	7	8	9	AB	R	H	RBI	BB	SO	LOB
Nomar Garciaparra, R (1, 6) OBP: 0.332, SLG: 0.470	P6		F8			BB, E, BB BB		1B 1-3 2B		3	1	1	0	1	0	0
Darren Bragg, L (1, 8) OBP: 0.359, SLG: 0.450	B B B B 4-0 S BB			G3		E4 BB BB 1-2		SF7 3-H		2	0	0	1	1	0	1
Mo Vaughn, L (1, 3) OBP: 0.441, SLG: 0.629	F8			G3		B B B B 4-0 BB 1-2 2-3		G3-6-1 2-3 1B		3	0	1	0	1	0	1
Shane Mack, R (8, PR) OBP: 0.333, SLG: 0.319										0	0	0	0	0	0	0
Joe Hudson, R (8, 1)										0	0	0	0	0	0	0
Heathcliff Slocumb, R (8, 1)										0	0	0	0	0	0	0
Tim Naehring, R (1, 5) OBP: 0.374, SLG: 0.463	G6-3 1-2			S S S K		B B B B 4-0 1-2 2-3 3-H BB		G3-6-1 1-2f		3	0	0	1	1	1	3
Troy O'Leary, L (1, 9) OBP: 0.340, SLG: 0.441		L7			G3-1	G3-1			G5-3	3	0	0	0	0	0	3
Mike Stanley, R (9, PH) OBP: 0.393, SLG: 0.482										1	0	0	0	0	0	0
John Valentin, R (1, 4) OBP: 0.320, SLG: 0.394		F2			G4-3		B B B B 4-0 G5-4-3 BB		G6-3	3	0	0	0	1	0	0
Bill Haselman, R (1, 2) OBP: 0.303, SLG: 0.392		G5-3			F8		G5-4-3 1-2f		F8	4	0	0	0	0	0	1
Jeff Frye, R (1, 7) OBP: 0.317, SLG: 0.362			G6-3			G4-3	G6-3			3	0	0	0	0	0	0
49 Tim Wakefield, R (1, 1)			G6-3			G5-3		2B SF7 1B		1	0	0	0	0	0	0
John Wasdin, R (5, 1)										0	0	0	0	0	0	0
Mike Benjamin, R (6, PH) OBP: 0.143, SLG: 0.190										1	0	0	0	0	0	0
Mark Brandenburg, R (6, 1)										0	0	0	0	0	0	0
18 Reggie Jefferson, S (8, PH) OBP: 0.365, SLG: 0.564										1	1	1	0	0	0	0
(8, 3)																
Inning Stats	R: 0 E: 0 K: 0 S: 3 H: 0 LOB: 1 BB: 1 P: 7	R: 0 E: 0 K: 0 S: 3 H: 0 LOB: 0 BB: 0 P: 3	R: 0 E: 0 K: 0 S: 3 H: 0 LOB: 0 BB: 0 P: 3	R: 0 E: 0 K: 1 S: 5 H: 0 LOB: 0 BB: 0 P: 5	R: 0 E: 0 K: 0 S: 3 H: 0 LOB: 0 BB: 0 P: 3	R: 1 E: 1 K: 0 S: 4 H: 0 LOB: 3 BB: 3 P: 16	R: 0 E: 0 K: 0 S: 2 H: 0 LOB: 0 BB: 1 P: 6	R: 1 E: 0 K: 0 S: 5 H: 3 LOB: 2 BB: 0 P: 5	R: 0 E: 0 K: 0 S: 3 H: 0 LOB: 0 BB: 0 P: 3	1B: 2 2B: 1 3B: 0 HR: 0 SF: 1 SAC: 0 DP: 2 HBP: 0						

PITCHER		IP	WLS	BF	H	R	ER	SO	BB	IBB	HBP	BLK	WP	HR	S	P	ERA	WHIP
Mark Clark, R ERA: 3.61	(1, 1)	7.0	W	28	2	2	1	1	5	0	0	0	0	0	25	45	1.29	1.000
Greg McMichael, R ERA: 2.48	(8, 1)	1.0		3	1	0	0	0	0	0	0	0	0	0	3	3	0.00	1.000
John Franco, L ERA: 1.37	(9, 1)	1.0	S	3	0	0	0	0	0	0	0	0	0	0	3	3	0.00	0.000

PITCHER	IP	WLS	BF	H	R	ER	SO	BB	IBB	HBP	BLK	WP	HR	S	P	ERA	WHIP

AB	28
R	2
H	3
RBI	2
BB	5
SO	1
LOB	9

WP: 0 PA: 34
PB: 0
SB: 1
CS: 0

livebaseballscorecards.com

BOTTOM

Boston Red Sox @ New York Mets

Shea Stadium, Flushing, NY

Sat Jun 14 1997, 3:33 AM EDT

Att. 35,456 - Cloudy - 76 F

Batter	1	2	3	4	5	6	7	8	9	AB	R	H	RBI	BB	SO	LOB
Carl Everett, S (1, 8) OBP: 0.300, SLG: 0.432	CS 1B		2B 1B		F8 1B 2B		K			4	1	3	0	0	1	0
Bernard Gilkey, R (1, 7) OBP: 0.310, SLG: 0.335	K		F9		F8 2-3		K			4	0	0	0	0	2	3
John Olerud, L (1, 3) OBP: 0.412, SLG: 0.538	K 1-2		1-H 2B		1B 1B IBB		F8			3	1	1	0	1	1	1
Todd Hundley, S (1, 2) OBP: 0.429, SLG: 0.615		F9	G3		1B 1-3 3-H 1B			BBB 1B WP BB		3	1	1	1	1	0	1
Carlos Baerga, S (1, 4) OBP: 0.321, SLG: 0.401		1B 1B 1B		F8	1-3 3-H 1B			SH1-4 WP 1-3 FC3-2-5-2 1B		4	1	3	1	0	0	0
Matt Franco, L (1, 5) OBP: 0.422, SLG: 0.491		1B 1-2 1B		G4-3	F8			FC3-2-5-2 SH1-4 1-2 3-H IBB		3	0	1	0	1	0	2
Alex Ochoa, R (1, 9) OBP: 0.262, SLG: 0.292		B1		F3		K		SH1-4 1-2 2-3		3	0	0	0	0	1	2
Luis Lopez, S (1, 6) OBP: 0.235, SLG: 0.133		1-3 2-H 1B			F7	K		FC3-2-5-2 2-3 3-H		4	0	1	1	0	1	2
Mark Clark, R (1, 1) OBP: 0.069, SLG: 0.143 Greg McMichael, R (8, 1) OBP: 1.000, SLG: 1.000 Steve Bieser, L (8, PH) OBP: 0.365, SLG: 0.306 John Franco, L (9, 1)		K			HR	G6-3		K		3 0 1 0	1 0 0 0	1 0 0 0	1 0 0 0	0 0 0 0	1 0 1 0	2 0 2 0
Inning Stats	R: 0 H: 1 E: 0 LOB: 0 K: 2 BB: 0 S: 7 P: 7	R: 1 H: 3 E: 0 LOB: 2 K: 1 BB: 0 S: 8 P: 8	R: 0 H: 2 E: 0 LOB: 1 K: 0 BB: 0 S: 4 P: 4	R: 0 H: 0 E: 0 LOB: 0 K: 0 BB: 0 S: 3 P: 3	R: 3 H: 4 E: 0 LOB: 2 K: 0 BB: 1 S: 7 P: 11	R: 0 H: 0 E: 0 LOB: 0 K: 2 BB: 0 S: 7 P: 7	R: 0 H: 0 E: 0 LOB: 0 K: 2 BB: 0 S: 7 P: 7	R: 1 H: 1 E: 0 LOB: 2 K: 1 BB: 2 S: 6 P: 14		1B: 8 SF: 0 2B: 2 SAC: 1 3B: 0 DP: 0 HR: 1 HBP: 0						WP: 1 PA: 36 PB: 0 SB: 0 CS: 1

livebaseballscorecards.com

	AB	32
	R	5
	H	11
	RBI	4
	BB	3
	SO	8
	LOB	15

PITCHER		IP	WLS	BF	H	R	ER	SO	BB	IBB	HBP	BLK	WP	HR	S	P	ERA	WHIP
49 Tim Wakefield, R ERA: 4.85	(1, 1)	4.2	L	22	9	4	4	3	0	1	0	0	0	1	27	31	7.71	1.929
John Wasdin, R ERA: 5.18	(5, 1)	0.1		2	1	0	0	0	0	0	0	0	0	0	2	2	0.00	3.000
Mark Brandenburg, R ERA: 10.29	(6, 1)	2.0		6	0	0	0	4	0	0	0	0	0	0	14	14	0.00	0.000
Joe Hudson, R ERA: 2.08	(8, 1)	0.0		3	1	1	1	0	1	1	0	0	1	0	1	9	∞	∞
Heathcliff Slocumb, R ERA: 7.76	(8, 1)	1.0		3	0	0	0	1	0	0	0	0	0	0	5	5	0.00	0.000

PITCHER		IP	WLS	BF	H	R	ER	SO	BB	IBB	HBP	BLK	WP	HR	S	P	ERA	WHIP

Boston Red Sox @ New York Mets

Shea Stadium, Flushing, NY

Sun Jun 15 1997, 7:05 PM EDT

Att. 23,557 - Unknown - 70 F

TOP

livebaseballscorecards.com

Batter	1	2	3	4	5	6	7	8	9	AB	R	H	RBI	BB	SO	LOB
Nomar Garciaparra, R (1, 6) OBP: 0.333, SLG: 0.484	C B F F B X 2-2 ① L8		C X 0-1 1-H HR	S C S 0-3 ② K		B F X 1-1 ②③ L5-4 1-3		X 0-0 G4-3 SF9 2B		5	2	2	2	0	1	1
Darren Bragg, L (1, 9) OBP: 0.356, SLG: 0.449	B C B B F X 3-2 ② L7		B B F X 2-1 1B 2B	B B B C X 3-1 ③ F7			C B C B X 2-2 ① F9	C B X 1-1 ① G4-3 2-3		5	1	1	0	0	0	1
Mo Vaughn, L (1, 3) OBP: 0.441, SLG: 0.628	F C B C 1-3 ③ K		S S S X 1-2 2B E 2-H 1B		C B S X 1-2 ① L9		B C B S B B 4-1 1B 1B E BB	B D B B 4-0 BB		2	1	1	1	0	1	0
Mike Stanley, R (3, 3) OBP: 0.399, SLG: 0.478										1	1	0	0	2	0	0
Tim Naehring, R (1, 5) OBP: 0.374, SLG: 0.468		C F B B S 2-3 ① K	B B C T X 2-2 1-3 E 2B		F B C B B X 3-2 ② G3-1		B C D X 2-1 E 1-2 2B 1B	B B F F X 2-2 ② SF9 3-H		4	2	2	1	0	1	0
Scott Hatteberg, L (1, 2) OBP: 0.374, SLG: 0.462		C F B B B X 3-2 ② L9	B B B 4-0 E BB		S B B B X 3-1 HR		C C B S 1-3 ② K	C F B F X 1-2 ③ F8		4	1	1	1	1	1	3
John Valentin, R (1, 4) OBP: 0.325, SLG: 0.398		C C B F X 1-2 1B	C B X 1-1 E5 1-3 2-H 3-H		B F T X 1-2 1B		S F B X 1-2 E2 1-3 2-H 2B 1B		B B F F F X 2-2 ① G6-3	5	1	3	0	0	0	1
Troy O'Leary, L (1, 7) OBP: 0.342, SLG: 0.433		C C F S 0-3 ③ K	I I I I 4-0 G4-6-3 IBB		B 1 SAFE B X 2-0 ③ L8		I I I 4-0 2B IBB		C F S 0-3 ② K	3	0	0	0	2	2	2
Shane Mack, R (1, 8) OBP: 0.339, SLG: 0.346		0-3 ③ K 1-1 G4-6-3 1-2f		F F B F B B X 3-2 FC5-6 1B	C X 0-1 1-3 2-H 3-H 2B		C B X 1-1 ③ G5-3		5	0	2	2	0	1	3
Vaughn Eshelman, L (1, 1) OBP: 0.250, SLG: 0.250	C X 0-1 HR 1B	C F F B M 1-3 ① K	1 SAFE B M X 1-1 ① FC5-6 L5-4 BLK 1-2f	C X 0-1 ③ G4-3					4	1	1	0	0	1	3
Kerry Lacy, R (8, 1)										0	0	0	0	0	0	0
Joe Hudson, R (9, 1)										0	0	0	0	0	0	0

AB	38
R	10
H	13
RBI	7
BB	5
SO	8
LOB	14

Inning Stats	1	2	3	4	5	6	7	8	9
	R: 0 E: 0 K: 1 S: 11	H: 0 LOB: 0 BB: 0 P: 17	R: 0 E: 0 K: 2 S: 14	H: 1 LOB: 1 BB: 0 P: 20	R: 5 E: 1 K: 1 S: 19	H: 5 LOB: 2 BB: 2 P: 34	R: 0 E: 0 K: 2 S: 9	H: 0 LOB: 0 BB: 0 P: 13	R: 1 E: 0 K: 0 S: 12	H: 2 LOB: 1 BB: 0 P: 22
	R: 0 E: 0 K: 0 S: 8	H: 1 LOB: 0 BB: 0 P: 13	R: 3 E: 1 K: 1 S: 16	H: 3 LOB: 2 BB: 2 P: 30	R: 1 E: 0 K: 0 S: 10	H: 1 LOB: 1 BB: 1 P: 18	R: 0 E: 0 K: 1 S: 9	H: 0 LOB: 0 BB: 0 P: 12		

1B: 7	SF: 1	WP: 0	PA: 44
2B: 5	SAC: 0	PB: 0	
3B: 0	DP: 2	SB: 0	
HR: 2	HBP: 0	CS: 0	

PITCHER		IP	WLS	BF	H	R	ER	SO	BB	IBB	HBP	BLK	WP	HR	S	P	ERA	WHIP
Bobby Jones, R ERA: 2.49	(1, 1)	4.0	L	20	6	5	4	6	1	1	0	0	0	1	53	84	9.00	1.750
Barry Manuel, R ERA: 5.26	(5, 1)	3.0		16	6	4	1	1	1	1	0	1	0	1	36	65	3.00	2.333
Takashi Kashiwada, L ERA: 5.93	(8, 1)	1.0		5	1	1	1	0	1	0	0	0	0	0	10	18	9.00	2.000
Cory Lidle, R ERA: 3.86	(9, 1)	1.0		3	0	0	0	1	0	0	0	0	0	0	9	12	0.00	0.000

PITCHER		IP	WLS	BF	H	R	ER	SO	BB	IBB	HBP	BLK	WP	HR	S	P	ERA	WHIP

BOTTOM

Batter	1	2	3	4	5	6	7	8	9	AB	R	H	RBI	BB	SO	LOB
Bernard Gilkey, R (1, 7) OBP: 0.313, SLG: 0.338	X 0-0 E S 1B	C C X 0-2 ③ L8			B B X 2-0 ③ L7			B B X 2-0 DI 1B		4	0	2	0	0	0	2
Carlos Baerga, S (1, 4) OBP: 0.315, SLG: 0.393	B 1 SAFE C X 1-1 ① G5-3 1-3		B C C X 1-2 ① G5-3			B C B X 2-1 ① L9		B X 1-0 ① F8		4	0	0	0	0	0	2
John Olerud, L (1, 3) OBP: 0.406, SLG: 0.529	C X 0-1 ② G6-3		B X 1-0 ② F7			C B B F X 2-2 ② L7		F B B F B C 3-3 ② K 1-2		4	0	0	0	0	1	2
Todd Hundley, S (1, 2) OBP: 0.427, SLG: 0.608 Alberto Castillo, R (8, 2) OBP: 0.333, SLG: 0.222	B B F S S 2-3 ③ K		B S S B C 2-3 ③ K			B F B B F B 4-2 2B BB		C B X 1-1 ③ L9		2 1	0 0	0 0	0 0	1 0	2 0	1 1
Carl Everett, S (1, 8) OBP: 0.304, SLG: 0.439		B S S B X 2-1 2B G6-3 1B		B C S S X 1-2 ① G1-4-3		D X 1-0 1-3 2B			B C F X 1-2 ① G3	4	1	2	0	0	0	0
Alex Ochoa, R (1, 9) OBP: 0.262, SLG: 0.299		B 1 SAFE 1 SAFE B X 2-0 G6-3 1-3 2B		C B S S X 1-2 ② G5-3		B B C C X 2-2 ③ G3-1			S B F F X 1-2 ② G4-3	4	0	1	0	0	0	2
Matt Franco, L (1, 5) OBP: 0.403, SLG: 0.467 Takashi Kashiwada, L (8, 1) Cory Lidle, R (9, 1) Steve Bieser, L (9, PH) OBP: 0.360, SLG: 0.302	C B X 1-1 ① G6-3 2-3 3-H			B B B C X 3-1 ③ G6-3			F B C X 1-2 ① F7		B C B F F X 2-2 ③ G3	3 0 0 1	0 0 0 0	0 0 0 0	1 0 0 0	0 0 0 0	0 0 0 0	1 0 0 0
Luis Lopez, S (1, 6) OBP: 0.250, SLG: 0.118		C P B S B H 4-2 SH1-4 HBP			F B X 1-1 ① G6-3		F C B S 2-3 ② K			2	0	0	0	0	1	0
Bobby Jones, R (1, 1) OBP: 0.229, SLG: 0.242 Barry Manuel, R (5, 1) Kevin Morgan, R (7, PH) (8, 5)		1 SAFE L P 1 SAFE B 1 SAFE X 2-1 ② SH1-4 1-2			B F S F C 1-3 ② K		X 0-0 ③ P6			0 1 1	0 0 0	0 0 0	0 0 0	0 1 0	0 0 0	0 0 0
Inning Stats	R: 0 E: 0 K: 1 S: 8 H: 1 LOB: 1 BB: 0 P: 11	R: 1 E: 0 K: 0 S: 14 H: 2 LOB: 2 BB: 0 P: 23	R: 0 E: 0 K: 1 S: 7 H: 0 LOB: 0 BB: 0 P: 11	R: 0 E: 0 K: 0 S: 8 H: 0 LOB: 0 BB: 0 P: 13	R: 0 E: 0 K: 1 S: 7 H: 0 LOB: 0 BB: 0 P: 11	R: 0 E: 0 K: 0 S: 11 H: 1 LOB: 2 BB: 1 P: 22	R: 0 E: 0 K: 1 S: 7 H: 0 LOB: 0 BB: 0 P: 10	R: 0 E: 0 K: 1 S: 7 H: 1 LOB: 1 BB: 0 P: 14	R: 0 E: 0 K: 0 S: 11 H: 0 LOB: 0 BB: 0 P: 15	1B: 3 2B: 2 3B: 0 HR: 0	SF: 0 SAC: 1 DP: 0 HBP: 1			WP: 0 PB: 0 SB: 1 CS: 0	PA: 34		

PITCHER		IP	WLS	BF	H	R	ER	SO	BB	IBB	HBP	BLK	WP	HR	S	P	ERA	WHIP
Vaughn Eshelman, L ERA: 4.0	(1, 1)	7.0	W	27	4	1	1	4	1	0	1	0	0	0	62	101	1.29	0.714
Kerry Lacy, R ERA: 4.1	(8, 1)	1.0		4	1	0	0	1	0	0	0	0	0	0	7	14	0.00	1.000
Joe Hudson, R ERA: 1.69	(9, 1)	1.0		3	0	0	0	0	0	0	0	0	0	0	11	15	0.00	0.000

PITCHER	IP	WLS	BF	H	R	ER	SO	BB	IBB	HBP	BLK	WP	HR	S	P	ERA	WHIP

Boston Red Sox @ New York Mets

Shea Stadium, Flushing, NY

Sun Jun 15 1997, 7:05 PM EDT

Att. 23,557 - Unknown - 70 F

livebaseballscorecards.com

AB	31
R	1
H	5
RBI	1
BB	1
SO	5
LOB	11

Batter	1	2	3	4	5	6	7	8	9	AB	R	H	RBI	BB	SO	LOB
Lance Johnson, L (1, 8) OBP: 0.390, SLG: 0.340	G6-3	F8			K		G1-3 1-2 2-3		FC4-6 1-2f 2-3	5	0	0	0	0	1	5
Bernard Gilkey, R (1, 7) OBP: 0.318, SLG: 0.347	2B	F9			CS		1B		SF7 3-H	3	1	2	1	1	0	1
John Olerud, L (1, 3) OBP: 0.406, SLG: 0.531	1B 2-H	L9			CS 1-2	G1-3	1B 1-2 2-H 3-H		F9	5	1	2	3	0	0	1
Todd Hundley, S (1, 2) OBP: 0.429, SLG: 0.602	1B S	G5-4-3				K	F7			2	1	0	0	2	1	2
Butch Huskey, R (1, 10) OBP: 0.319, SLG: 0.514	S 1-3 2-H	G5-4-3 1-2f				1B		G5-3		4	0	2	1	0	0	1
Carl Everett, S (1, 9) OBP: 0.298, SLG: 0.429	K 1-2 3-H		P3			P4		F8		4	0	0	0	0	1	2
Carlos Baerga, S (1, 4) OBP: 0.309, SLG: 0.386	G4-1		G4-3				G4-3	L8		4	0	0	0	0	0	1
Matt Franco, L (1, 5) OBP: 0.408, SLG: 0.469		F8	K				G1-3 1B		FC4-6 SF7 SH 1B	4	2	2	0	0	1	0
Luis Lopez, S (1, 6) OBP: 0.304, SLG: 0.158		HBP			G5-3		G1-3 1-2 1B		SH 1-2 FC4-6	2	1	1	0	0	0	0
Inning Stats	R: 3 E: 0 K: 1 S: 15 H: 3 LOB: 1 BB: 1 P: 24	R: 0 E: 0 K: 0 S: 5 H: 0 LOB: 1 BB: 0 P: 9	R: 0 E: 0 K: 0 S: 6 H: 0 LOB: 1 BB: 1 P: 12	R: 0 E: 0 K: 1 S: 7 H: 0 LOB: 0 BB: 0 P: 9	R: 0 E: 0 K: 1 S: 7 H: 1 LOB: 0 BB: 0 P: 10	R: 0 E: 0 K: 1 S: 9 H: 1 LOB: 1 BB: 0 P: 15	R: 2 E: 0 K: 0 S: 13 H: 3 LOB: 2 BB: 1 P: 24	R: 0 E: 0 K: 0 S: 6 H: 0 LOB: 0 BB: 0 P: 9	R: 1 E: 1 K: 0 S: 10 H: 1 LOB: 1 BB: 0 P: 16	1B: 7 2B: 2 3B: 0 HR: 0 SF: 1 SAC: 1 DP: 1 HBP: 1	WP: 0 PB: 0 SB: 2 CS: 1 PA: 40					

PITCHER		IP	WLS	BF	H	R	ER	SO	BB	IBB	HBP	BLK	WP	HR	S	P	ERA	WHIP
Andy Pettitte, L ERA: 3.35	(1, 1)	7.0	L	31	8	5	5	4	3	0	1	0	0	0	62	103	6.43	1.571
Graeme Lloyd, L ERA: 2.6	(8, 1)	2.0		8	1	1	0	0	0	0	0	0	0	0	16	25	0.00	0.500

PITCHER	IP	WLS	BF	H	R	ER	SO	BB	IBB	HBP	BLK	WP	HR	S	P	ERA	WHIP

TOP

New York Mets @ New York Yankees

Yankee Stadium, Bronx, NY

Mon Jun 16 1997, 7:05 PM EDT

Att. 56,188 - Unknown - 69 F

livebaseballscorecards.com

AB	33
R	6
H	9
RBI	5
BB	3
SO	4
LOB	13

BOTTOM

New York Mets @ New York Yankees

Yankee Stadium, Bronx, NY

Mon Jun 16 1997, 7:05 PM EDT

Att. 56,188 - Unknown - 69 F

livebaseballscorecards.com

Batter	1	2	3	4	5	6	7	8	9	AB	R	H	RBI	BB	SO	LOB
2 Derek Jeter, R (1, 6) OBP: 0.358, SLG: 0.379	X 0-0 E8 1B		C F B C 1-3 ② K		B X 1-0 ③ F9			C B F X 1-2 ① G6-3	C D F B C 2-3 ③ K	5	0	1	0	0	2	4
Pat Kelly, R (1, 4) OBP: 0.444, SLG: 0.382	X 0-0 ① G5-3		B F C B B C 3-3 ③ K			B S M F F S 1-3 ① K		B F S B F B X 3-2 FC5-4 1B 1B		4	0	1	0	0	2	2
Paul O'Neill, L (1, 9) OBP: 0.399, SLG: 0.566	C B C B S 2-3 ② K			B X 1-0 ① G4-3		B B C B B 4-1 BB		F F B X 1-2 FC5-4 1-2 1B		3	0	1	0	1	1	1
Cecil Fielder, R (1, 10) OBP: 0.358, SLG: 0.388	C B C S 1-3 ③ K			B X 1-0 2B		B B S S T C 2-3 ② K		B B X 2-0 ② FC5-4 1-2f 2-3		4	0	1	0	0	2	4
Tino Martinez, L (1, 3) OBP: 0.370, SLG: 0.590		X 0-0 ① G4-3		B X 1-0 ② G5-3		B C C X 1-2 ③ P4		B B F B F X 3-2 ③ F8		4	0	0	0	0	0	4
Charlie Hayes, R (1, 5) OBP: 0.400, SLG: 0.439		X 0-0 ② L8		B B B C C X 3-2 ③ L4			B F F F B B F B 4-2 BB		F X 0-1 ① 1B	3	0	1	0	1	0	1
Mark Whiten, S (1, 7) OBP: 0.369, SLG: 0.445		B C X 1-1 ③ G4-3			C F C 0-3 ① K		X 0-0 ① P4		B X 1-0 FC5-4 1B	4	0	1	0	0	1	1
Chad Curtis, R (1, 8) OBP: 0.354, SLG: 0.513			C X 0-1 ① G5-3		X 0-0 ② F9		X 0-0 ② F9		F C X 0-2 ② FC5-4 1B 1-2f	4	0	0	0	0	0	2
Joe Girardi, R (1, 2) OBP: 0.281, SLG: 0.318			X 0-0 2B		B X 1-0 E4 1B		S D X 1-1 ③ G1-3		X 0-0 1-2 1B	4	0	3	0	0	0	1

	AB	35
	R	0
	H	9
	RBI	0
	BB	2
	SO	8
	LOB	20

Inning Stats	1	2	3	4	5	6	7	8	9	1B	SF	WP	PA
R	0	0	0	0	0	0	0	0	0	2B 2	SAC 0	PB 0	
E	1	0	0	0	1	0	0	0	0	3B 0	DP 0	SB 0	
K	2	0	2	0	1	2	0	1	1	HR 0	HBP 0	CS 0	
S	8	4	9	6	6	13	7	14	10				
H	1	0	1	1	1	0	0	2	3				
LOB	1	0	1	1	1	1	1	2	2				
BB	0	0	0	0	0	1	1	0	0				
P	11	5	13	12	8	21	12	24	13				

PITCHER		IP	WLS	BF	H	R	ER	SO	BB	IBB	HBP	BLK	WP	HR	S	P	ERA	WHIP
Dave Mlicki, R ERA: 4.2	(1, 1)	9.0	W	37	9	0	0	8	2	0	0	0	0	0	77	119	0.00	1.222

PITCHER	IP	WLS	BF	H	R	ER	SO	BB	IBB	HBP	BLK	WP	HR	S	P	ERA	WHIP

Batter	1	2	3	4	5	6	7	8	9	AB	R	H	RBI	BB	SO	LOB
Lance Johnson, L (1, 8) OBP: 0.394, SLG: 0.346	C X 0-1 G4-3 1B		D B C D X 3-1 E1 HR 2-H 1B			B F X 1-1 ① G6-3		F D C X 1-2 ③ G4-3		4	1	2	0	0	0	1
Bernard Gilkey, R (1, 7) OBP: 0.317, SLG: 0.358	X 0-0 ① ② G4-3 1-2f		B 1 SAFE X 1-0 1-H HR			S C B X 1-2 ② F9			B B C S S 2-3 ① K	4	1	1	2	0	1	1
John Olerud, L (1, 3) OBP: 0.403, SLG: 0.526	B B F F F X 2-2 ③ F7		B X 1-0 ③ F8			C B C S 1-3 ③ K			C F X 0-2 1B	4	0	1	0	0	1	0
Todd Hundley, S (1, 2) OBP: 0.422, SLG: 0.590		C B B B S F F F X 3-2 ① F7		B F F X 1-2 ① P5			C B B C F F B X 3-2 ① F8		B F B X 2-1 ② F7	4	0	0	0	0	0	1
Butch Huskey, R (1, 10) OBP: 0.313, SLG: 0.503		B X 1-0 ② P4		B T F F F B F S 2-3 ② K			C B F X 1-2 ② P4		B C B C F X 2-2 ③ F9	4	0	0	0	0	1	1
Carl Everett, S (1, 9) OBP: 0.294, SLG: 0.422		F B B S F X 2-2 ③ L5		C M B B S 2-3 ③ K			C B S B S 2-3 ③ K			3	0	0	0	0	2	0
Carlos Baerga, S (1, 4) OBP: 0.309, SLG: 0.385			C B B X 2-1 G5-3 1B 1B		B F F C 1-3 ① K			C X 0-1 ① G4-3		3	0	1	0	0	1	0
Matt Franco, L (1, 5) OBP: 0.405, SLG: 0.463			B X 1-0 G5-3 1-2 E 1B		B B X 2-0 ② G6-3			B C B C X 2-2 ② G3		3	1	1	0	0	0	0
Luis Lopez, S (1, 6) OBP: 0.308, SLG: 0.227			B 2 SAFE L X 1-1 ① ② G5-3 1-2 2-3f		X 0-0 ③ F8			F B B X 2-1 2B		3	0	1	0	0	0	2
Inning Stats	R: 0 E: 0 K: 0 S: 7 H: 1 LOB: 0 BB: 0 P: 9	R: 0 E: 0 K: 0 S: 11 H: 0 LOB: 0 BB: 0 P: 17	R: 3 E: 1 K: 0 S: 9 H: 4 LOB: 0 BB: 0 P: 18	R: 0 E: 0 K: 2 S: 12 H: 0 LOB: 0 BB: 0 P: 17	R: 0 E: 0 K: 1 S: 5 H: 0 LOB: 0 BB: 0 P: 8	R: 0 E: 0 K: 1 S: 8 H: 0 LOB: 0 BB: 0 P: 11	R: 0 E: 0 K: 1 S: 11 H: 0 LOB: 0 BB: 0 P: 17	R: 0 E: 0 K: 0 S: 10 H: 1 LOB: 1 BB: 0 P: 15	R: 0 E: 0 K: 1 S: 12 H: 1 LOB: 1 BB: 0 P: 18	1B: 5 2B: 1 3B: 0 HR: 1 SF: 0 SAC: 0 DP: 2 HBP: 0					WP: 0 PB: 0 SB: 0 CS: 0 PA: 32	

PITCHER	IP	WLS	BF	H	R	ER	SO	BB	IBB	HBP	BLK	WP	HR	S	P	ERA	WHIP
David Wells, L (1, 1) ERA: 3.47	8.0	W	28	6	3	3	5	0	0	0	0	0	1	73	112	3.38	0.750
42 Mariano Rivera, R (9, 1) ERA: 2.08	1.0	S	4	1	0	0	1	0	0	0	0	0	0	12	18	0.00	1.000

PITCHER	IP	WLS	BF	H	R	ER	SO	BB	IBB	HBP	BLK	WP	HR	S	P	ERA	WHIP

TOP

New York Mets @ New York Yankees

Yankee Stadium, Bronx, NY

Tue Jun 17 1997, 7:05 PM EDT

Att. 56,253 - Unknown - 69 F

livebaseballscorecards.com

AB	32
R	3
H	7
RBI	2
BB	0
SO	6
LOB	6

New York Mets @ New York Yankees

Yankee Stadium, Bronx, NY

Tue Jun 17 1997, 7:05 PM EDT

Att. 56,253 - Unknown - 69 F

BOTTOM

Batter	1	2	3	4	5	6	7	8	9	AB	R	H	RBI	BB	SO	LOB
2 Derek Jeter, R (1, 6) OBP: 0.362, SLG: 0.386	2-1 1B	3-2 1-H 3-H 2B 2B		1-2 G6-3 ②		0-1 1-2 FC6-4 1B		0-0 G1-3 ①		5	1	3	2	0	0	0
Luis Sojo, R (1, 4) OBP: 0.357, SLG: 0.364	2-2 P3 ①	2-1 2-H 1B 2B		1-1 1B		0-0 1-2f FC6-4 ③		4-1 F8 BB BB		4	0	2	1	1	0	3
Paul O'Neill, L (1, 9) OBP: 0.403, SLG: 0.565	2-0 F8 ②	0-0 2-3 BB 1B		1-2 G4-3 ③			0-1 E 1B 1B	4-2 1-2 BB		4	1	2	0	1	0	2
Cecil Fielder, R (1, 10) OBP: 0.356, SLG: 0.384 Pat Kelly, R (7, PR) OBP: 0.435, SLG: 0.371	2-3 K ③	4-0 1-2 BB			2-3 K ①		2-2 1-2 E5 E 1B SF9	1-1 2-3 F8 ②		3 1	0 1	0 0	0 0	1 0	2 0	2 2
Tino Martinez, L (1, 3) OBP: 0.367, SLG: 0.581		4-0 2B 1B BB 3-2 G3 ③			1-1 G4-3 ②		1-1 P6 ①	1-2 F7 ③		4	1	0	0	1	0	7
Charlie Hayes, R (1, 5) OBP: 0.402, SLG: 0.450 Wade Boggs, L (4, 5) OBP: 0.376, SLG: 0.335	1-0 1-3 1B 2B	0-0 G1-3 ①			0-3 K ③		0-1 1-3 2-H E9 SF9 1B			2 2	0 0	1 1	0 1	0 0	0 1	0 0
Mark Whiten, S (1, 7) OBP: 0.373, SLG: 0.439	4-0 1B 2 2B BB	3-1 G4-3 ②				0-3 K ①	4-2 BB			2	1	0	0	2	1	0
Chad Curtis, R (1, 8) OBP: 0.346, SLG: 0.500	1-3 K ①	2-3 K ③				1-0 FC1-6 1B	0-1 2-3 3-H SF9 ②			3	0	1	1	0	2	3
Joe Girardi, R (1, 2) OBP: 0.280, SLG: 0.316	1-2 1-3 2-H 3-H 2 2B 1B ②			3-2 G4-3 ①		1-1 1-2f FC1-6 2 1B ②	0-2 G5-3 ③			4	1	1	1	0	0	3
Inning Stats	R: 0 E: 0 K: 1 S: 11 H: 1 LOB: 1 BB: 0 P: 19	R: 4 E: 0 K: 1 S: 16 H: 5 LOB: 3 BB: 3 P: 39	R: 0 E: 0 K: 1 S: 6 H: 0 LOB: 0 BB: 0 P: 11	R: 0 E: 0 K: 0 S: 13 H: 1 LOB: 1 BB: 0 P: 19	R: 0 E: 0 K: 2 S: 8 H: 0 LOB: 0 BB: 0 P: 11	R: 0 E: 0 K: 1 S: 9 H: 2 LOB: 2 BB: 0 P: 11	R: 2 E: 2 K: 0 S: 16 H: 2 LOB: 2 BB: 1 P: 23	R: 0 E: 0 K: 0 S: 9 H: 0 LOB: 2 BB: 2 P: 19		1B: 8 2B: 3 3B: 0 HR: 0 SF: 1 SAC: 0 DP: 0 HBP: 0						

livebaseballscorecards.com

AB	34
R	6
H	11
RBI	6
BB	6
SO	6
LOB	22

WP: 0 PB: 0 SB: 0 CS: 0 PA: 41

PITCHER		IP	WLS	BF	H	R	ER	SO	BB	IBB	HBP	BLK	WP	HR	S	P	ERA	WHIP
Armando Reynoso, R ERA: 3.05	(1, 1)	1.2	L	11	5	4	4	2	2	0	0	0	0	0	23	47	21.60	4.200
Cory Lidle, R ERA: 3.2	(2, 1)	4.1		20	5	2	0	4	1	0	0	0	0	0	45	70	0.00	1.385
Ricardo Jordan, L ERA: 4.61	(7, 1)	0.1		3	1	0	0	0	1	0	0	0	0	0	6	11	0.00	6.000
Greg McMichael, R ERA: 2.43	(7, 1)	0.2		2	0	0	0	0	0	0	0	0	0	0	5	5	0.00	0.000
Takashi Kashiwada, L ERA: 5.52	(8, 1)	1.0		5	0	0	0	0	2	0	0	0	0	0	9	19	0.00	2.000

PITCHER	IP	WLS	BF	H	R	ER	SO	BB	IBB	HBP	BLK	WP	HR	S	P	ERA	WHIP

Batter	1	2	3	4	5	6	7	8	9	10	AB	R	H	RBI	BB	SO	LOB
Lance Johnson, L (1, 8) OBP: 0.382, SLG: 0.333	F B C F S 1-3 K ①			B B C X 2-1 F8 ①		1 SAFE B B F 1 SAFE F D X 3-2 G3-1 ② 1-2		F B S X 1-2 F7 ③ 3-H			4	0	0	0	0	1	2
Bernard Gilkey, R (1, 7) OBP: 0.316, SLG: 0.353	B C S F F B X 2-2 G1-3 ②			C B F B X 2-2 F9 ②		C S B B F C 2-3 K ③			B B B B 4-0 G3-6-3 BB		3	0	0	0	1	1	1
John Olerud, L (1, 3) OBP: 0.405, SLG: 0.528	C B B S C 2-3 K ③			B B F F B B 4-2 BB			F B B X 2-1 WP G3-1 2B		1 SAFE 1 SAFE X 0-0 G3-6-3 ①② 1-2f		3	1	1	0	1	1	1
Todd Hundley, S (1, 2) OBP: 0.415, SLG: 0.578		C S F S 0-3 K ①		C B S S 1-3 K ③			B S F F S 1-3 K ①		B S B X 2-1 F9 ③		4	0	0	0	0	3	2
Carlos Baerga, S (1, 4) OBP: 0.304, SLG: 0.378		B F F S 1-3 K ②			C F B S 1-3 K ①		B F B X 2-1 G3-1 ② 2-H			F X 0-1 G5-3 ①	4	0	0	1	0	2	0
Butch Huskey, R (1, 10) OBP: 0.306, SLG: 0.492		B C X 1-1 P4 ③			B F C S 1-3 K ②		X 0-0 F9 ③			B X 1-0 L7 ②	4	0	0	0	0	1	0
Matt Franco, L (1, 5) OBP: 0.403, SLG: 0.471	B X 1-0 F7 ①				C F B C 1-3 K ③		X 0-0 G4-3 BLK 2B			B B B B 4-0 E 1B BB	3	0	1	0	0	1	0
Steve Bieser, L (8, PR) OBP: 0.360, SLG: 0.302											0	1	0	0	0	0	0
Edgardo Alfonzo, R (8, 5) OBP: 0.361, SLG: 0.431											0	0	0	0	1	0	0
Carl Everett, S (1, 9) OBP: 0.293, SLG: 0.419		C B X 1-1 G4-3 ②			F F B S 1-3 K ①			B F B B X 3-1 F8 ①		1 SAFE B 1 SAFE B F B X 3-1 E8 1-3 1B	4	0	1	0	0	1	1
Luis Lopez, S (1, 6) OBP: 0.300, SLG: 0.200		F B S B F X 2-2 G3 ③			B F F F B B B 4-2 G3-1 BB			B X 1-0 G4-3 ② 2-3		B B X 2-0 G4-3 ③	3	0	0	0	1	0	3
Inning Stats	R: 0 E: 0 K: 2 S: 12 H: 0 LOB: 0 BB: 0 P: 17	R: 0 E: 0 K: 2 S: 9 H: 0 LOB: 0 BB: 0 P: 11	R: 0 E: 0 K: 0 S: 7 H: 0 LOB: 0 BB: 0 P: 11	R: 0 E: 0 K: 1 S: 10 H: 0 LOB: 1 BB: 1 P: 19	R: 0 E: 0 K: 3 S: 9 H: 0 LOB: 0 BB: 0 P: 12	R: 0 E: 0 K: 2 S: 12 H: 0 LOB: 1 BB: 1 P: 22	R: 1 E: 0 K: 1 S: 9 H: 1 LOB: 0 BB: 0 P: 14	R: 1 E: 0 K: 0 S: 7 H: 1 LOB: 1 BB: 0 P: 12	R: 0 E: 0 K: 0 S: 3 H: 0 LOB: 0 BB: 1 P: 9	R: 0 E: 1 K: 0 S: 6 H: 1 LOB: 2 BB: 1 P: 16	1B: 1 2B: 2 3B: 0 HR: 0	SF: 0 SAC: 0 DP: 1 HBP: 0	WP: 1 PB: 0 SB: 0 CS: 0	PA: 36			

PITCHER	IP	WLS	BF	H	R	ER	SO	BB	IBB	HBP	BLK	WP	HR	S	P	ERA	WHIP
David Cone, R (1, 1) ERA: 2.21	8.0		28	2	2	2	11	2	0	0	1	1	0	75	118	2.25	0.500
Mike Stanton, L (9, 1) ERA: 1.42	2.0	W	8	1	0	0	0	2	0	0	0	0	0	9	25	0.00	1.500

PITCHER	IP	WLS	BF	H	R	ER	SO	BB	IBB	HBP	BLK	WP	HR	S	P	ERA	WHIP

TOP

New York Mets @ New York Yankees

Yankee Stadium, Bronx, NY

Wed Jun 18 1997, 3:33 AM EDT
Att. 56,278 - Overcast - 68 F

livebaseballscorecards.com

AB	32
R	2
H	3
RBI	1
BB	4
SO	11
LOB	10

Batter	1	2	3	4	5	6	7	8	9	10	AB	R	H	RBI	BB	SO	LOB
2 Derek Jeter, R (1, 6) OBP: 0.362, SLG: 0.390	C F C 0-3 ① K		B F F X 1-2 1B		B F B X 2-1 ② G1-3		B S B X 2-1 1-3 2B		C F B B D X 3-2 ③ F9		5	0	2	0	0	1	1
Luis Sojo, R (1, 4) OBP: 0.350, SLG: 0.355	C X 0-1 ② L7		1 SAFE 1 SAFE B B C 1 SAFE X 2-1 ③ F7		B B C F B X 3-2 BB 1B		S B S F S 1-3 ② K			B F B B C X 3-2 ① G6-3	5	0	1	0	0	1	3
Paul O'Neill, L (1, 9) OBP: 0.403, SLG: 0.557	B B C C C 2-3 ③ K			B F X 1-1 ① F8	B C B B B 4-1 FC6-4 1-2 BB		C F B B B F X 3-2 G1-3			F B B B B F B 4-2 1B 1B BB	3	1	0	0	2	1	2
Cecil Fielder, R (1, 10) OBP: 0.357, SLG: 0.396 Pat Kelly, R (10, PR) OBP: 0.435, SLG: 0.371		F F F F B B F B 3-2 X E5 G5-4-3		B X 1-0 HR	B S B B X 3-1 ③ FC6-4 1-2f			B C F F S 1-3 ① K		C B X 1-1 1B 1-3 1B	5 0	1 0	2 0	1 0	0 0	1 0	2 0
Tino Martinez, L (1, 3) OBP: 0.365, SLG: 0.574		C B B F B X 3-2 ① F7		B X 1-0 ② L3		B C X 1-1 ① P2		B B X 2-0 ② F9		C F B X 1-2 1B 3-H	5	0	1	1	0	0	1
Wade Boggs, L (1, 5) OBP: 0.374, SLG: 0.339		C B C B F X 2-2 ② ③ G5-4-3 1-2f		B F B X 2-1 2B		B C B F B S 3-3 ② K		B B X 2-0 ③ G6-3			4	0	1	0	0	1	1
Mark Whiten, S (1, 7) OBP: 0.376, SLG: 0.433			F B X 1-1 ① G4-3	D B I 4-0 FC5-4 IBB		B C C B F B X 3-2 ③ F9			S B B S B F B 4-2 G1-3 SH3-4 BB		2	0	0	0	2	0	0
Chad Curtis, R (1, 8) OBP: 0.345, SLG: 0.556			B F X 1-1 HR	C B B F X 2-2 ③ FC5-4 1-2f			B S B F F F S 2-3 ① K		1 SAFE X 0-0 ① SH3-4 1-2		3	1	1	1	0	1	2
Joe Girardi, R (1, 2) OBP: 0.280, SLG: 0.311			F B C B X 2-2 ② L1		B S B F X 2-2 ① G4-3		B B B 4-0 2 2B BB		X 0-0 ② G1-3 2-3		3	0	0	0	1	0	1
Inning Stats	R: 0 H: 0 E: 0 LOB: 0 K: 2 BB: 0 S: 8 P: 10	R: 0 H: 0 E: 1 LOB: 0 K: 0 BB: 0 S: 14 P: 22	R: 1 H: 2 E: 0 LOB: 1 K: 0 BB: 0 S: 12 P: 19	R: 1 H: 2 E: 0 LOB: 2 K: 0 BB: 1 S: 9 P: 20	R: 0 H: 1 E: 0 LOB: 2 K: 0 BB: 1 S: 11 P: 25	R: 0 H: 0 E: 0 LOB: 0 K: 1 BB: 0 S: 9 P: 16	R: 0 H: 1 E: 0 LOB: 2 K: 2 BB: 1 S: 15 P: 27	R: 0 H: 0 E: 0 LOB: 0 K: 1 BB: 0 S: 6 P: 11	R: 0 H: 0 E: 0 LOB: 1 K: 0 BB: 1 S: 8 P: 15	R: 1 H: 2 E: 0 LOB: 2 K: 0 BB: 1 S: 10 P: 19	1B: 4 2B: 2 3B: 0 HR: 2	SF: 0 SAC: 1 DP: 1 HBP: 0					

PITCHER		IP	WLS	BF	H	R	ER	SO	BB	IBB	HBP	BLK	WP	HR	S	P	ERA	WHIP
Rick Reed, R ERA: 2.62	(1, 1)	6.0		25	5	2	2	3	1	1	0	0	0	2	63	112	3.00	1.000
Juan Acevedo, R ERA:	(7, 1)	2.1		10	1	0	0	3	2	0	0	0	0	0	25	46	0.00	1.286
Greg McMichael, R ERA: 2.62	(9, 1)	1.0	L	5	1	1	1	0	1	0	0	0	0	0	11	22	9.00	2.000
John Franco, L ERA: 1.37	(10, 1)	0.0		1	1	0	0	0	0	0	0	0	0	0	3	4	∞	∞

PITCHER	IP	WLS	BF	H	R	ER	SO	BB	IBB	HBP	BLK	WP	HR	S	P	ERA	WHIP

BOTTOM

New York Mets @ New York Yankees

Yankee Stadium, Bronx, NY

Wed Jun 18 1997, 3:33 AM EDT
Att. 56,278 - Overcast - 68 F

livebaseballscorecards.com

AB	35
R	3
H	8
RBI	3
BB	5
SO	6
LOB	13

WP: 0 PA: 41
PB: 0
SB: 0
CS: 0

Batter	1	2	3	4	5	6	7	8	9	AB	R	H	RBI	BB	SO	LOB
Tony Womack, L (1, 4) OBP: 0.305, SLG: 0.348	C B F B F F F X 2-2 ① G5-3		B X 1-0 ② F8			L B F B X 2-2 ① F8		B C X 1-1 ① G3		4	0	0	0	0	0	0
Adrian Brown, S (1, 8) OBP: 0.254, SLG: 0.248	F X 0-1 ② G6-3		C X 0-1 ③ G3			C S B B X 2-2 ② G3		B X 1-0 ② F7		4	0	0	0	0	0	0
18 Jason Kendall, R (1, 2) OBP: 0.379, SLG: 0.405	X 0-0 ③ F7			B X 1-0 ① G6-3		C B X 1-1 ③ F7		C B X 1-1 ③ G5-3		4	0	0	0	0	0	0
Kevin Young, R (1, 3) OBP: 0.331, SLG: 0.497		C X 0-1 1B 1B FC5 1B		X 0-0 ② F8			B X 1-0 E8 1B 2B		X 0-0 FC6-4 1B	4	2	2	0	0	0	0
Joe Randa, R (1, 5) OBP: 0.372, SLG: 0.493		B B 1 SAFE T 1 SAFE F 1 SAFE F 1 SAFE X 2-2 1 SAFE 1 SAFE FC5 1B 1-2 1B		B B B C B 4-1 BB			B X 1-0 2B 2-3 1B		B B C C S 2-3 ① K	3	1	2	0	1	1	1
Mark Smith, R (1, 7) OBP: 0.273, SLG: 0.429	C B X 1-1 FC5 1-2 2-3 1B		X 0-0 ③ L7				X 0-0 F9 1-H 3-H 2B		B B F X 2-1 ② FC6-4 2B 1-2f HR	4	1	2	2	0	0	2
Jose Guillen, R (1, 9) OBP: 0.290, SLG: 0.385	X 0-0 ① FC5 G6-4-3 1-2 2-3f 3-H				X 0-0 ① F8		X 0-0 ① F9 2-3		X 0-0 1-3 HR 2B	4	1	1	1	0	0	3
Kevin Polcovich, R (1, 6) OBP: 0.379, SLG: 0.387 Dale Sveum, S (7, PH) OBP: 0.337, SLG: 0.482 (7, 6)	B F S F X 1-2 ② ③ G6-4-3 1-2f				L X 0-1 ② G5-3		B X 1-0 ② P5		D X 1-0 2-H 3-H HR	2 2	0 1	0 1	0 3	0 0	0 0	2 1
Jon Lieber, L (1, 1) OBP: 0.074, SLG: 0.038 Chris Peters, L (3, 1) OBP: 0.500, SLG: 0.500 Jason Christiansen, R (6, 1) Midre Cummings, L (7, PH) OBP: 0.284, SLG: 0.386 Clint Sodowsky, L (7, 1) Keith Osik, R (9, PH) OBP: 0.311, SLG: 0.381 Ricardo Rincon, L (9, 1)			B F F F X 1-2 ① F8		S B B F S 1-3 ③ K		B B C B X 3-1 ③ F7		B F B X 2-1 ③ G4-3	1 1 0 1 0 1 0	0 0 0 0 0 0 0	0 0 0 0 0 0 0	0 0 0 0 0 0 0	0 1 0 0 0 0 0	0 0 0 0 0 0 0	0 0 0 1 0 0 0
Inning Stats	R: 0 H: 0 E: 0 LOB: 0 K: 0 BB: 0 S: 10 P: 12	R: 1 H: 3 E: 0 LOB: 1 K: 0 BB: 0 S: 12 P: 16	R: 0 H: 0 E: 0 LOB: 0 K: 0 BB: 0 S: 7 P: 9	R: 0 H: 0 E: 0 LOB: 1 K: 0 BB: 1 S: 4 P: 9	R: 0 H: 0 E: 0 LOB: 0 K: 1 BB: 0 S: 6 P: 7	R: 0 H: 0 E: 0 LOB: 0 K: 0 BB: 0 S: 8 P: 13	R: 2 H: 2 E: 1 LOB: 1 K: 0 BB: 0 S: 7 P: 13	R: 0 H: 0 E: 0 LOB: 0 K: 0 BB: 0 S: 5 P: 8	R: 3 H: 3 E: 0 LOB: 0 K: 1 BB: 0 S: 10 P: 17	1B: 5 SF: 0 2B: 2 SAC: 0 3B: 0 DP: 1 HR: 1 HBP: 0						

Pittsburgh Pirates @ New York Mets

Shea Stadium, Flushing, NY

Thu Jun 19 1997, 7:05 PM EDT

Att. 15,492 - Unknown - 81 F

TOP

livebaseballscorecards.com

AB	35
R	6
H	8
RBI	6
BB	1
SO	2
LOB	10

PITCHER		IP	WLS	BF	H	R	ER	SO	BB	IBB	HBP	BLK	WP	HR	S	P	ERA	WHIP
Mark Clark, R ERA: 3.5	(1, 1)	8.0		30	5	3	2	1	1	0	0	0	0	0	59	87	2.25	0.750
John Franco, L ERA: 2.3	(9, 1)	1.0	W	6	3	3	3	1	0	0	0	0	0	1	10	17	27.00	3.000

PITCHER	IP	WLS	BF	H	R	ER	SO	BB	IBB	HBP	BLK	WP	HR	S	P	ERA	WHIP

Batter	1	2	3	4	5	6	7	8	9	AB	R	H	RBI	BB	SO	LOB
Lance Johnson, L (1, 8) OBP: 0.382, SLG: 0.336	G3-1		FC9-6, 1B	G4-3		F7		1-2, 1B		5	0	2	0	0	0	2
Bernard Gilkey, R (1, 7) OBP: 0.317, SLG: 0.353	G6-3		FC9-6, 1B 1-2f		G4-6-3, 1B		G3-6-3, BB, 1B	G3-1		3	1	1	0	0	0	1
Alex Ochoa, R (7, 9) OBP: 0.265, SLG: 0.301										2	0	1	0	0	0	2
John Olerud, L (1, 3) OBP: 0.408, SLG: 0.528	1B, 2B, 1B		B 1 SAFE C 1 SAFE 1B, 2B, 1B 1-2		G4-6-3 1-2f		G3-6-3, BB 1-2		K	4	2	2	0	1	1	1
Todd Hundley, S (1, 2) OBP: 0.419, SLG: 0.577	2B, 1B 1-2		2B, 1B 1-3 2-H		K		G3-6-3 1-2f 2-3		BB, 1B, BB	4	2	2	1	1	1	2
Carl Everett, S (1, 9) OBP: 0.305, SLG: 0.433 (7, 7)	2B 1-3 2-H		CS, 2B 1-H 3-H			G5-3	FC6-4, IBB		1B, BB 1-2	3	0	2	3	2	0	0
Carlos Baerga, S (1, 4) OBP: 0.304, SLG: 0.374	F7		K 2-3			2B, BB	FC6-4 1-2f		1B 1-2 2-H	2	1	0	0	1	1	3
Jason Hardtke, S (7, 4) OBP: 0.500, SLG: 0.500									1B	2	0	1	1	0	0	2
Matt Franco, L (1, 5) OBP: 0.392, SLG: 0.458		G6-3		F9		2B 1-H		1B		2	0	0	0	0	0	0
Edgardo Alfonzo, R (6, PH) OBP: 0.367, SLG: 0.442 (7, 5)										2	1	2	1	0	0	0
Luis Lopez, S (1, 6) OBP: 0.324, SLG: 0.276		L5		S, 1B		2B 2-H		F8		4	0	2	1	0	0	1
Mark Clark, R (1, 1) OBP: 0.063, SLG: 0.129		G6-3		K 1-2		K		F9		3	0	0	0	0	2	2
Steve Bieser, L (8, PH) OBP: 0.355, SLG: 0.297										1	0	0	0	0	0	1
John Franco, L (9, 1)										0	0	0	0	0	0	0
Inning Stats	R: 1 E: 0 K: 0 S: 13 H: 3 LOB: 2 BB: 0 P: 20		R: 3 E: 0 K: 1 S: 12 H: 4 LOB: 1 BB: 0 P: 16	R: 0 E: 0 K: 1 S: 12 H: 1 LOB: 1 BB: 0 P: 17	R: 0 E: 0 K: 1 S: 10 H: 1 LOB: 0 BB: 0 P: 17	R: 2 E: 0 K: 1 S: 15 H: 2 LOB: 1 BB: 1 P: 30	R: 0 E: 0 K: 0 S: 5 H: 1 LOB: 2 BB: 2 P: 17	R: 0 E: 0 K: 0 S: 9 H: 2 LOB: 2 BB: 0 P: 14	R: 1 E: 0 K: 1 S: 6 H: 1 LOB: 2 BB: 2 P: 17	1B: 11 2B: 5 3B: 0 HR: 0 SF: 0 SAC: 0 DP: 3 HBP: 0		WP: 0 PB: 0 SB: 1 CS: 1	PA: 42			

PITCHER		IP	WLS	BF	H	R	ER	SO	BB	IBB	HBP	BLK	WP	HR	S	P	ERA	WHIP
Jon Lieber, R ERA: 4.82	(1, 1)	2.1		14	7	4	4	0	0	0	0	0	0	0	25	36	15.43	3.000
Chris Peters, L ERA: 3.74	(3, 1)	3.0		12	4	2	2	3	1	0	0	0	0	0	35	60	6.00	1.667
Jason Christiansen, L ERA:	(6, 1)	0.2		2	0	0	0	1	0	0	0	0	0	0	6	11	0.00	0.000
Clint Sodowsky, R ERA: 3.32	(7, 1)	2.0		10	3	0	0	0	1	1	0	0	0	0	14	31	0.00	2.000
Ricardo Rincon, L ERA: 3.94	(9, 1)	0.1	L	4	1	1	1	1	2	0	0	0	0	0	6	17	27.00	9.000

PITCHER	IP	WLS	BF	H	R	ER	SO	BB	IBB	HBP	BLK	WP	HR	S	P	ERA	WHIP

BOTTOM

Pittsburgh Pirates @ New York Mets

Shea Stadium, Flushing, NY

Thu Jun 19 1997, 7:05 PM EDT

Att. 15,492 - Unknown - 81 F

livebaseballscorecards.com

AB	37
R	7
H	15
RBI	7
BB	5
SO	5
LOB	17

Batter	1	2	3	4	5	6	7	8	9	AB	R	H	RBI	BB	SO	LOB
Tony Womack, L (1, 4) OBP: 0.304, SLG: 0.347	B C F F C 1-3 ① K		X 0-0 1B			S X 0-1 ① F7		C B B F F X 2-2 ① F9		4	0	1	0	0	1	0
Adrian Brown, S (1, 8) OBP: 0.254, SLG: 0.242	C B X 1-1 ② G4-3		B 1 SAFE 1 SAFE 1 SAFE F 1 SAFE X 1-1 ③ G4-3			B B B C C F F B 4-2 18 E BB		C C S 0-3 ② K		3	0	0	0	1	1	1
18 Jason Kendall, R (1, 2) OBP: 0.377, SLG: 0.399	B B B B 4-0 BB			C X 0-1 ① F8		C 1 SAFE 1 SAFE X 0-1 E3 1-2		C F S 0-3 ③ K		3	0	0	0	1	1	1
Kevin Young, R (1, 3) OBP: 0.323, SLG: 0.483	C C X 0-2 ③ G4-3			F S B X 1-2 ② F8		S B S C 1-3 ② K			X 0-0 ① G1-3	4	0	0	0	0	1	3
Joe Randa, R (1, 5) OBP: 0.366, SLG: 0.485		C B B F F F F S 2-3 ① K		B X 1-0 ③ F7		2 SAFE F B X 1-1 ③ F8			B C S B B X 3-2 ② F8	4	0	0	0	0	1	2
Mark Smith, R (1, 7) OBP: 0.308, SLG: 0.440 Emil Brown, R (9, PR) OBP: 0.305, SLG: 0.300		B B X 2-0 G5-4-3 1B			B C C X 1-2 ① F7		B F F F S 1-3 ① K		X 0-0 WP 1B	4	0	2	0	0	1	0
										0	0	0	0	0	0	0
Jose Guillen, R (1, 9) OBP: 0.290, SLG: 0.383		C 1 SAFE F F F F B F F X 1-2 ②③ G5-4-3 1-2f			F X 0-1 1B 1B		B X 1-0 ② G4-3		C 1 SAFE S B X 1-2 ③ G6-3 1-2	4	0	1	0	0	0	2
Dale Sveum, S (1, 6) OBP: 0.347, SLG: 0.489			B F C B S 2-3 ① K		X 0-0 B5-4 1B 1-2		F C B X 1-2 1B			3	0	2	0	0	1	0
Steve Cooke, R (1, 1) OBP: 0.130, SLG: 0.174			C C B X 1-2 ② G1-3		X 0-0 ②③ B5-4 1-2f		B B B C 1 SAFE C F C 3-3 ③ K			2	0	0	0	0	0	2
Mark Johnson, L (7, PH) OBP: 0.351, SLG: 0.328										1	0	0	0	0	1	1
Matt Ruebel, L (7, 1)										0	0	0	0	0	0	0
Marc Wilkins, R (7, 1)										0	0	0	0	0	0	0
Inning Stats	R: 0 E: 0 K: 1 S: 9 H: 0 LOB: 1 BB: 1 P: 15	R: 0 E: 0 K: 1 S: 14 H: 1 LOB: 0 BB: 0 P: 19	R: 0 E: 0 K: 1 S: 9 H: 1 LOB: 1 BB: 0 P: 13	R: 0 E: 0 K: 0 S: 6 H: 0 LOB: 0 BB: 0 P: 8	R: 0 E: 0 K: 0 S: 7 H: 2 LOB: 1 BB: 0 P: 8	R: 0 E: 1 K: 1 S: 13 H: 0 LOB: 2 BB: 1 P: 19	R: 0 E: 0 K: 2 S: 12 H: 1 LOB: 1 BB: 0 P: 18	R: 0 E: 0 K: 2 S: 10 H: 0 LOB: 0 BB: 0 P: 12	R: 0 E: 0 K: 0 S: 8 H: 1 LOB: 2 BB: 0 P: 12	1B: 6 2B: 1 3B: 0 HR: 0 SF: 0 SAC: 0 DP: 2 HBP: 0						

PITCHER	IP	WLS	BF	H	R	ER	SO	BB	IBB	HBP	BLK	WP	HR	S	P	ERA	WHIP
Bobby Jones, R (1, 1) ERA: 2.29	8.2	W	33	6	0	0	8	2	0	0	0	0	0	85	120	0.00	0.923
John Franco, L (9, 1) ERA: 2.28	0.1	S	1	0	0	0	0	0	0	0	0	1	0	3	4	0.00	0.000

PITCHER	IP	WLS	BF	H	R	ER	SO	BB	IBB	HBP	BLK	WP	HR	S	P	ERA	WHIP

TOP

Pittsburgh Pirates @ New York Mets

Shea Stadium, Flushing, NY

Fri Jun 20 1997, 7:05 PM EDT
Att. 18,737 - Unknown - 79 F

livebaseballscorecards.com

AB	32
R	0
H	6
RBI	0
BB	2
SO	8
LOB	12

WP: 1 PA: 34
PB: 0
SB: 0
CS: 0

BOTTOM

Pittsburgh Pirates @ New York Mets

Shea Stadium, Flushing, NY

Fri Jun 20 1997, 7:05 PM EDT

Att. 18,737 - Unknown - 79 F

livebaseballscorecards.com

Batter	1	2	3	4	5	6	7	8	9	AB	R	H	RBI	BB	SO	LOB
Lance Johnson, L (1, 8) OBP: 0.379, SLG: 0.342	X 0-0 G3-1 ①	X 0-0 G4-6-3 ②③ 1-2f			B B C X 2-1 G4-3 ①		C B F X 1-2 2B			4	0	1	0	0	0	3
Edgardo Alfonzo, R (1, 5) OBP: 0.365, SLG: 0.438	C X 0-1 G6-3 BB 1B		F B X 1-1 G6-3 ①		C B X 1-1 F7 ②		F C X 0-2 F9 ①			4	0	1	0	0	0	1
John Olerud, L (1, 3) OBP: 0.413, SLG: 0.527	C B B B C B 4-2 G6-3 1-2 BB		F X 0-1 G3 1B 1B		B S B C B C 3-3 K ③		B B B 4-0 G6-4-3 BB			2	0	1	0	2	1	0
Butch Huskey, R (1, 7) OBP: 0.310, SLG: 0.497	F B X 1-1 G6-3 ② 1-2 2-3		F B C B X 2-2 G3 1-2 1B			F X 0-1 G1-3 1B 2B	B X 1-0 G6-4-3 ②③ 1-2f			4	1	2	0	0	0	4
Alex Ochoa, R (1, 9) OBP: 0.265, SLG: 0.300	X 0-0 G2-3 ③		B S F X 1-2 G3 ② 1-2 2-3			X 0-0 G1-3 ① 2-3		C C X 0-2 FC2-6 1B		4	0	1	0	0	0	5
Jason Hardtke, S (1, 4) OBP: 0.500, SLG: 0.500		C B X 1-1 1B SH FC5-2 1B	S X 0-1 G4-3 ③			C X 0-1 CS 3-H 1B		X 0-0 FC2-6 ① 1-2f		4	0	2	1	0	0	3
Alberto Castillo, R (1, 2) OBP: 0.371, SLG: 0.222 Todd Hundley, S (8, PH) OBP: 0.417, SLG: 0.574 (9, 2)	F X 0-1 SH FC5-2 1B 1-2			B B B 4-0 CS BB		F L F B P B B 4-2 WP 1-2 BB		C 1 S B S SAFE 1-3 K ②		0 1	0 0	0 0	0 0	2 0	0 1	0 1
Luis Lopez, S (1, 6) OBP: 0.342, SLG: 0.281	C F B X 1-2 FC5-2 1-2 2-3 1B			D B C S B F F X 3-2 G6-3 ①② 1-2		S B B I 4-1 IBB 1-2		X 0-0 L6 ③		3	0	1	0	1	0	2
Bobby Jones, R (1, 1) OBP: 0.211, SLG: 0.222 John Franco, L (9, 1)	S B S S B F X 2-2 FC5-2 ① G4-6-3 1-2 2-3 3-Hf			F B S B S 2-3 K ③		B C X 1-1 L6 ③				3 0	0 0	0 0	0 0	0 0	1 0	5 0
Inning Stats	R: 0 H: 1 E: 0 LOB: 2 K: 0 BB: 1 S: 8 P: 13	R: 0 H: 2 E: 1 LOB: 2 K: 0 BB: 0 S: 12 P: 16	R: 0 H: 2 E: 0 LOB: 2 K: 0 BB: 0 S: 12 P: 16	R: 0 H: 0 E: 0 LOB: 0 K: 1 BB: 1 S: 9 P: 18	R: 0 H: 0 E: 0 LOB: 0 K: 1 BB: 0 S: 7 P: 13	R: 1 H: 2 E: 0 LOB: 2 K: 0 BB: 2 S: 12 P: 20	R: 0 H: 1 E: 0 LOB: 1 K: 0 BB: 1 S: 7 P: 13	R: 0 H: 1 E: 0 LOB: 1 K: 1 BB: 0 S: 8 P: 9		1B: 7 SF: 0 2B: 2 SAC: 1 3B: 0 DP: 2 HR: 0 HBP: 0				WP: 1 PA: 35 PB: 0 SB: 0 CS: 2		

	AB	29
	R	1
	H	9
	RBI	1
	BB	5
	SO	3
	LOB	24

PITCHER		IP	WLS	BF	H	R	ER	SO	BB	IBB	HBP	BLK	WP	HR	S	P	ERA	WHIP
Steve Cooke, L ERA: 3.73	(1, 1)	6.0	L	27	7	1	1	2	3	1	0	0	1	0	60	96	1.50	1.667
Matt Ruebel, L ERA: 7.53	(7, 1)	0.1		3	1	0	0	0	1	0	0	0	0	0	6	11	0.00	6.000
Marc Wilkins, R ERA: 4.25	(7, 1)	1.2		5	1	0	0	1	0	0	0	0	0	0	9	11	0.00	0.600

PITCHER	IP	WLS	BF	H	R	ER	SO	BB	IBB	HBP	BLK	WP	HR	S	P	ERA	WHIP

Batter	1	2	3	4	5	6	7	8	9	AB	R	H	RBI	BB	SO	LOB
Tony Womack, L (1, 4) OBP: 0.310, SLG: 0.352	F C B F X 1-2 S S 1B		B F C F X 1-2 S 2B 1B		C F F P F B S 2-3 ③ K			C B F F X 1-2 1B FC6-4 1B		4	2	3	0	0	1	0
Adrian Brown, S (1, 8) OBP: 0.254, SLG: 0.242	1 SAFE 1 SAFE 1 SAFE C X 0-1 ① F7		B X 1-0 ② F8 1-2			C X 0-1 ① P2		B 1 SAFE 1 SAFE 1 SAFE X 1-0 FC6-4 1-3 1B		4	0	1	0	0	0	2
Mark Smith, R (1, 7) OBP: 0.300, SLG: 0.448 Marc Wilkins, R (8, 1)	1 SAFE C B S 1 SAFE P S 2-3 ② K 1-2		X 0-0 2-H 2B			C B X 1-1 ② F7		C F X 0-2 ② FC6-4 1-2f 3-H		4 0	0 0	1 0	2 0	0 0	1 0	2 0
Mark Johnson, L (1, 3) OBP: 0.349, SLG: 0.323	B B B F F B 4-2 S BB		F F F X 0-2 ③ P6			B X 1-0 ③ G4-3		F B F F F D F S 2-3 ③ K		3	0	0	0	1	1	2
Joe Randa, R (1, 5) OBP: 0.360, SLG: 0.477	B F B B X 3-1 ③ G6-3 1-2 2-3			B B F X 2-1 ① G6-3			C B F B X 2-2 ① G6-3		C X 0-1 ① G6-3	4	0	0	0	0	0	2
Dale Sveum, S (1, 6) OBP: 0.343, SLG: 0.478 Kevin Polcovich, R (9, PR) OBP: 0.379, SLG: 0.387		F B X 1-1 ① F7		B T B B S S 3-3 ② K			S C X 0-2 ② P6		C F B F B X 2-2 2B 1B	4 0	0 0	1 0	0 0	0 0	1 0	0 0
Jose Guillen, R (1, 9) OBP: 0.293, SLG: 0.393		B X 1-0 ② G4-3		S F C 0-3 ③ K			C X 0-1 FC5 2B		X 0-0 ② 1-H 2B	4	0	2	0	0	1	0
Keith Osik, R (1, 2) OBP: 0.292, SLG: 0.356 Kevin Young, R (9, PH) OBP: 0.321, SLG: 0.480		X 0-0 ③ P6			C X 0-1 ① L4		F B S T F F X 1-2 ③ FC5 2-3		B C B F S 2-3 ③ K	3 1	0 0	0 0	0 0	0 0	0 1	1 2
Jason Schmidt, R (1, 1) OBP: 0.190, SLG: 0.238 Midre Cummings, L (8, PH) OBP: 0.261, SLG: 0.382 Emil Brown, R (8, 7) OBP: 0.305, SLG: 0.300			F C C 0-3 ① K		C C S 0-3 ② K			X 0-0 ① G3		2 1 0	0 0 0	0 0 0	0 0 0	0 0 0	2 0 0	0 0 0
Inning Stats	R: 0 E: 0 K: 1 S: 14 H: 1 LOB: 2 BB: 1 P: 23	R: 0 E: 0 K: 0 S: 4 H: 0 LOB: 0 BB: 0 P: 6	R: 1 E: 0 K: 1 S: 13 H: 2 LOB: 1 BB: 0 P: 15	R: 0 E: 0 K: 2 S: 8 H: 0 LOB: 0 BB: 0 P: 13	R: 0 E: 0 K: 2 S: 11 H: 0 LOB: 0 BB: 0 P: 12	R: 0 E: 0 K: 0 S: 5 H: 0 LOB: 0 BB: 0 P: 7	R: 0 E: 0 K: 0 S: 13 H: 1 LOB: 1 BB: 0 P: 16	R: 1 E: 0 K: 1 S: 16 H: 2 LOB: 1 BB: 0 P: 20	R: 0 E: 0 K: 1 S: 10 H: 2 LOB: 2 BB: 0 P: 14	1B: 5 2B: 3 3B: 0 HR: 0 SF: 0 SAC: 0 DP: 0 HBP: 0						

TOP

Pittsburgh Pirates @ New York Mets

Shea Stadium, Flushing, NY

Sat Jun 21 1997, 3:33 AM EDT

Att. 32,908 - Sunny - 89 F

livebaseballscorecards.com

AB	34
R	2
H	8
RBI	2
BB	1
SO	8
LOB	11

		WP: 0	PA: 35
		PB: 0	
		SB: 4	
		CS: 0	

PITCHER		IP	WLS	BF	H	R	ER	SO	BB	IBB	HBP	BLK	WP	HR	S	P	ERA	WHIP
Dave Mlicki, R ERA: 4.03	(1, 1)	8.0	W	31	6	2	2	7	1	0	0	0	0	0	84	112	2.25	0.875
Greg McMichael, R ERA: 2.55	(9, 1)	1.0	S	4	2	0	0	1	0	0	0	0	0	0	10	14	0.00	2.000

PITCHER	IP	WLS	BF	H	R	ER	SO	BB	IBB	HBP	BLK	WP	HR	S	P	ERA	WHIP

Batter	1	2	3	4	5	6	7	8	9	AB	R	H	RBI	BB	SO	LOB
Steve Bieser, L (1, 7) OBP: 0.354, SLG: 0.299	C C B C 1-3 K ①		C T X 0-2 G4-3 ③			C X 0-1 CS 1B		B B B C C F 1 S SAFE 3-3 K ② 1-2		3	0	1	0	0	1	0
John Olerud, L (8, PH) OBP: 0.411, SLG: 0.525										1	0	0	0	0	1	1
Greg McMichael, R (9, 1) OBP: 1.000, SLG: 1.000										0	0	0	0	0	0	0
Edgardo Alfonzo, R (1, 5) (9, 6) OBP: 0.363, SLG: 0.449	C C B T B B X 3-2 F9 ②			X 0-0 F9 ①		1 SAFE C 1 X 0-1 F7 ①		B X 1-0 HR 2-H		4	1	1	2	0	0	1
Carl Everett, S (1, 8) OBP: 0.304, SLG: 0.439	X 0-0 P5 ③			B X 1-0 3B		B S 1 SAFE B X 2-1 F8 ②		S X 0-1 G5-3 ③		4	0	1	0	0	0	1
Todd Hundley, S (1, 2) OBP: 0.424, SLG: 0.592		C B T F B X 2-2 HR		B B I I 4-0 IBB		D C F 1 P P SAFE 3-2 CS ③ 1-2	B B B C T F F X 3-2 FC4-6 1B			2	1	2	1	1	0	0
Butch Huskey, R (1, 9) (9, 7) OBP: 0.305, SLG: 0.489		F B C X 1-2 G5-3 ①		S S B F S 1-3 K ②			B X 1-0 P5 ①			3	0	0	0	0	1	3
Carlos Baerga, S (1, 4) OBP: 0.300, SLG: 0.369		C T X 0-2 G6-3 ②		B X 1-0 G4-3 ③			C 1 SAFE B X 1-1 F8 ②			3	0	0	0	0	0	3
Matt Franco, L (1, 3) OBP: 0.378, SLG: 0.440		C C X 0-2 G1-3 ③			B F X 1-1 G4-3 ①		B B S X 2-1 FC4-6 ③ 1-2f			3	0	0	0	0	0	1
Luis Lopez, S (1, 6) OBP: 0.325, SLG: 0.265			F X 0-1 G1-3 ①		B C B B F F S 3-3 K ②			B C X 1-1 G3 ①		2	0	0	0	0	1	0
Lance Johnson, L (8, PH) OBP: 0.376, SLG: 0.339										1	0	0	0	0	0	0
Alex Ochoa, R (9, 9) OBP: 0.265, SLG: 0.300										0	0	0	0	0	0	0
Dave Mlicki, R (1, 1) OBP: 0.200, SLG: 0.217			X 0-0 G4-3 ②		C B X 1-1 G3-1 ③			B C C C B X 2-2 S HR 1B		2	0	0	0	0	0	0
Jason Hardtke, S (8, PH) OBP: 0.571, SLG: 0.571										1	1	1	0	0	0	0
(9, 5)																
Inning Stats	R: 0 E: 0 K: 1 S: 8 H: 0 LOB: 0 BB: 0 P: 12	R: 1 E: 0 K: 0 S: 13 H: 1 LOB: 0 BB: 0 P: 16	R: 0 E: 0 K: 0 S: 6 H: 0 LOB: 0 BB: 0 P: 6	R: 0 E: 0 K: 1 S: 7 H: 1 LOB: 2 BB: 1 P: 14	R: 0 E: 0 K: 1 S: 8 H: 0 LOB: 0 BB: 0 P: 13	R: 0 E: 0 K: 0 S: 10 H: 1 LOB: 0 BB: 0 P: 13	R: 0 E: 0 K: 0 S: 10 H: 1 LOB: 1 BB: 0 P: 17	R: 2 E: 0 K: 1 S: 12 H: 2 LOB: 0 BB: 0 P: 19		1B: 3 2B: 0 3B: 1 HR: 2	SF: 0 SAC: 0 DP: 0 HBP: 0					

BOTTOM

Pittsburgh Pirates @ New York Mets

Shea Stadium, Flushing, NY

Sat Jun 21 1997, 3:33 AM EDT

Att. 32,908 - Sunny - 89 F

livebaseballscorecards.com

AB	29
R	3
H	6
RBI	3
BB	1
SO	4
LOB	10

WP: 0 PB: 0 SB: 1 CS: 1 PA: 31

PITCHER		IP	WLS	BF	H	R	ER	SO	BB	IBB	HBP	BLK	WP	HR	S	P	ERA	WHIP
Jason Schmidt, R ERA: 5.07	(1, 1)	7.0		25	4	1	1	3	0	1	0	0	0	1	62	91	1.29	0.571
Marc Wilkins, R ERA: 4.62	(8, 1)	1.0	L	5	2	2	2	1	0	0	0	0	0	1	12	19	18.00	2.000

PITCHER	IP	WLS	BF	H	R	ER	SO	BB	IBB	HBP	BLK	WP	HR	S	P	ERA	WHIP

Batter	1	2	3	4	5	6	7	8	9	10	AB	R	H	RBI	BB	SO	LOB
Tony Womack, L (1, 4) OBP: 0.310, SLG: 0.352	F X 0-1 G6-3 ①		B B C F S 2-3 K ③		B X 1-0 E 1B		B X 1-0 G5-3 ①		C X 0-1 G1-6-3 1B 2B 1B	B F X 1-1 G6-3 ③	6	2	2	0	0	1	1
Adrian Brown, S (1, 8) OBP: 0.265, SLG: 0.263	B X 1-0 F9 ②			B C B X 2-1 WP 2B 1B	1 SAFE 1 B X 1-0 E9 1-H SF8 2B		B X 1-0 G6-3 ②		B 1 SAFE C C F 1 SAFE X 1-2 G1-6-3 1-2 1B		5	2	3	1	0	0	0
Mark Smith, R (1, 7) OBP: 0.314, SLG: 0.515	C C B X 1-2 F8 ③			1 SAFE B 1 SAFE F B B C X 3-2 HBP 18 SF9 1-H 2B	X 0-0 SF8 ① 3-H		B X 1-0 1B 2B		S C X 0-2 G1-6-3 ① ② 1-2f 2-3		4	2	2	2	0	0	2
Kevin Young, R (1, 3) OBP: 0.329, SLG: 0.480		C X 0-1 G5-3 ①		B X 1-0 18 SF9 HBP 1B 1B	S F F S 0-3 K ②		B B B X 3-0 2-H 1B		B B B C C B 4-1 S 2B BB		4	2	2	1	1	1	0
Joe Randa, R (1, 5) OBP: 0.361, SLG: 0.477		X 0-0 G4-3 ②		B L F H 2-2 E 1B G4-3 1-2 2-3 HBP	B S S F X 1-2 P3 ③		B X 1-0 F9 ③		B S C F X 1-2 1-H 3-H 2B		4	1	1	2	0	0	1
18 Jason Kendall, R (1, 2) OBP: 0.374, SLG: 0.394		C F H 1-2 HBP		B C F X 1-2 SF9 ① 2-3 3-H		X 0-0 F9 ①		C B C X 1-2 G5-3 ①	C S S 0-3 K ③		3	0	0	1	0	1	1
Jose Guillen, R (1, 9) OBP: 0.291, SLG: 0.389		B X 1-0 G5-3 ③		B C X 1-1 E6 G4-3 1-3 3-H 1B	S X 0-1 P3 ②		X 0-0 F8 ②			B X 1-0 G5-3 ①	5	0	1	1	0	0	1
Dale Sveum, S (1, 6) OBP: 0.346, SLG: 0.474			B B X 2-0 F9 ①	B B X 2-0 G4-3 ② 2-3 3-H	S B X 1-1 1B		S B B S X 2-2 1B			F S S 0-3 K ②	5	0	2	1	0	1	1
Esteban Loaiza, R (1, 1) OBP: 0.156, SLG: 0.156 Midre Cummings, L (4, PH) OBP: 0.455, SLG: 0.571 Jose Silva, R (4, 1) Clint Sodowsky, L (6, 1) Jason Christiansen, R (6, 1) Mark Johnson, L (8, PH) OBP: 0.364, SLG: 0.591 Rich Loiselle, R (8, 1) Emil Brown, R (10, PH) OBP: 0.333, SLG: 0.500 Chris Peters, L (10, 1) OBP: 0.500, SLG: 0.500			F X 0-1 G4-3 ②	B C C C 1-3 K ③		C B F X 1-2 F9 ③	F B F F F B F B S 3-3 K ③			B F H 2-1 HBP	1 0 0 0 0 0 0 1 0 0 0 0 1 1 1 0 0 0 0 0 1 0 0 0 0 0 0 0 0 0 0 0 0 0 0 1 0 0 0 0 1 1 0 0 0 0 0 0 0 0 0 0 0 0 0 0 0 0 0 0 0 0 0						
Inning Stats	R: 0 E: 0 K: 0 S: 6 H: 0 LOB: 0 BB: 0 P: 8	R: 0 E: 0 K: 0 S: 6 H: 0 LOB: 1 BB: 0 P: 8	R: 0 E: 0 K: 1 S: 6 H: 0 LOB: 0 BB: 0 P: 10	R: 4 E: 1 K: 1 S: 17 H: 4 LOB: 1 BB: 0 P: 30	R: 2 E: 1 K: 1 S: 11 H: 2 LOB: 0 BB: 0 P: 14	R: 0 E: 0 K: 0 S: 8 H: 1 LOB: 1 BB: 0 P: 10	R: 1 E: 0 K: 0 S: 5 H: 2 LOB: 1 BB: 0 P: 12	R: 0 E: 0 K: 1 S: 12 H: 1 LOB: 1 BB: 0 P: 18	R: 2 E: 0 K: 1 S: 16 H: 3 LOB: 1 BB: 1 P: 22	R: 0 E: 0 K: 1 S: 7 H: 0 LOB: 1 BB: 0 P: 11	1B: 9 2B: 4 3B: 0 HR: 0	SF: 2 SAC: 0 DP: 1 HBP: 3					

PITCHER		IP	WLS	BF	H	R	ER	SO	BB	IBB	HBP	BLK	WP	HR	S	P	ERA	WHIP
Cory Lidle, R ERA: 3.99	(1, 1)	4.0		20	6	6	4	2	0	0	2	0	1	0	37	60	9.00	1.500
Juan Acevedo, R ERA:	(5, 1)	2.0		7	1	0	0	1	0	0	0	0	0	0	17	20	0.00	0.500
Ricardo Jordan, L ERA: 4.91	(7, 1)	1.0		5	2	1	1	0	0	0	0	0	0	0	5	12	9.00	2.000
Greg McMichael, R ERA: 2.48	(8, 1)	1.0		4	1	0	0	1	0	0	0	0	0	0	12	18	0.00	1.000
John Franco, L ERA: 2.83	(9, 1)	1.0		6	3	2	2	1	1	0	0	0	0	0	16	22	18.00	4.000

PITCHER		IP	WLS	BF	H	R	ER	SO	BB	IBB	HBP	BLK	WP	HR	S	P	ERA	WHIP
Takashi Kashiwada, L ERA: 5.17	(10, 1)	1.0	W	4	0	0	0	1	0	0	1	0	0	0	7	11	0.00	0.000

TOP

Pittsburgh Pirates @ New York Mets

Shea Stadium, Flushing, NY

Sun Jun 22 1997, 3:33 AM EDT
Att. 23,247 - Overcast - 87 F

livebaseballscorecards.com

AB	40
R	9
H	13
RBI	9
BB	1
SO	6
LOB	10

WP: 1	PA: 46
PB: 0	
SB: 1	
CS: 0	

Pittsburgh Pirates @ New York Mets

Shea Stadium, Flushing, NY

Sun Jun 22 1997, 3:33 AM EDT
Att. 23,247 - Overcast - 87 F

livebaseballscorecards.com

Batter	1	2	3	4	5	6	7	8	9	10	AB	R	H	RBI	BB	SO	LOB
Lance Johnson, L (1, 8) OBP: 0.388, SLG: 0.386	CX 0-1 CS 1B		CX 0-1 SH1-3 1B 2B	BCBBFX 3-2 HR		X 0-0 2B 1-2 3-H 2B 1B	BCFDBC 3-3 K			CX 0-1 G5-3 ①	6	3	4	2	0	1	2
Edgardo Alfonzo, R (1, 5) OBP: 0.368, SLG: 0.455	X 0-0 F9 ①		BBFX 2-1 SH1-3 2-3 ①	BCFC 1-3 K ②		X 0-0 2B 1-3 2-H 2B		BFBSX 2-2 G5-4-3 1B		BBCSBB 4-2 HR BB	4	2	2	1	1	1	1
John Olerud, L (1, 3) OBP: 0.413, SLG: 0.527	1 SAFE 1 SAFE BBC 1 SAFE 1 SAFE 1 SAFE C 3-2 BX G4-3 1-2 ②③		BBBFX 3-1 HBP 1B 1B 3-H 1B	CBX 2-1 F8 ③		DBX 2-0 2-H 3-H 2B		CBX 1-1 G5-4-3 1-2f ①②		BBBCB 4-1 HR 1-2 BB	5	2	2	3	1	0	2
Todd Hundley, S (1, 2)		BBBX 3-0 HR	CDX 1-1 1B HBP SF9 1-2 1B		CBBCBC 3-3 K ①	CBFBX 2-2 F7 ②		BBBFSFB 4-2 1B BB		BX 1-0 P6 ②	5	2	2	1	1	1	3
Carl Everett, S (1, 9) OBP: 0.318, SLG: 0.463		CBBBFFX 2-2 BLK 1B 1B	BFFFFBH 3-2 SF9 1B 1-2 2-3 HBP		X 0-0 F8-3 1B	FSBX 1-2 F7 ③		BFX 1-1 1-2 1B		BX 1-0 1-H 2-H HR	5	1	4	3	0	0	1
Carlos Baerga, S (1, 4) OBP: 0.298, SLG: 0.366 John Franco, L (9, 1) Takashi Kashiwada, L (10, 1)	C 1 SAFE 1 SAFE BC 1 SAFE C 1-3 K ① X 0-0 FC6-4 1-2 2-3 3-H 1B				1 SAFE B 1 SAFE FX 1-1 F8-3 ② 1-1 ③		CMX 0-2 G4-3 ① X 0-0 G1-3 ③			5 0 1 1 0 1 4 0 0 0 0 0 0 0 0 0 0 0 0 0 0						
Butch Huskey, R (1, 7) OBP: 0.313, SLG: 0.492	1 SAFE X 0-0 BLK 1-2 1B		BFBX 2-1 SF9 2-3 3-H ②			BBBB 4-0 1B 1B BB	CX 0-1 FC4 1B		CBBSS 2-3 K ①		3	1	2	1	1	1	0
Luis Lopez, S (1, 6) OBP: 0.311, SLG: 0.256	BF2CFBS SAFE 2-3 K ② BX 1-0 FC6-4 1-2f ③					X 0-0 1B 2B 1-3 1B	BFBX 2-1 FC4 HBP 1-2f ②		BFCFS 1-3 K ②		5	1	1	0	0	2	5
Cory Lidle, R (1, 1) Juan Acevedo, R (5, 1) Ricardo Jordan, L (7, 1) Alex Ochoa, R (7, PH) OBP: 0.270, SLG: 0.300 Greg McMichael, R (8, 1) OBP: 1.000, SLG: 1.000 Jason Hardtke, S (9, 4) OBP: 0.500, SLG: 0.500	BFCS 1-3 K ③ 1-2 2-3			CCX 0-2 F9 ①		CBML 1-3 K ①	CFH 1-2 1-2 HBP		BBX 2-0 F7 ③		2 0 0 0 0 1 2 1 0 0 0 0 1 2 0 0 0 0 0 0 0 0 0 0 0 0 0 0 0 0 0 0 0 0 0 1 0 0 0 0 0 0						
Inning Stats	R: 0 H: 1 E: 0 LOB: 0 K: 0 BB: 0 S: 6 P: 9	R: 1 H: 3 E: 0 LOB: 2 K: 3 BB: 0 S: 16 P: 25	R: 3 H: 4 E: 0 LOB: 2 K: 0 BB: 0 S: 15 P: 27	R: 1 H: 1 E: 0 LOB: 0 K: 1 BB: 0 S: 11 P: 17	R: 0 H: 1 E: 0 LOB: 0 K: 1 BB: 0 S: 6 P: 10	R: 4 H: 4 E: 0 LOB: 1 K: 1 BB: 1 S: 13 P: 23	R: 0 H: 1 E: 0 LOB: 2 K: 1 BB: 0 S: 12 P: 18	R: 0 H: 2 E: 0 LOB: 2 K: 0 BB: 1 S: 11 P: 19	R: 0 H: 0 E: 0 LOB: 0 K: 2 BB: 0 S: 8 P: 13	R: 3 H: 1 E: 0 LOB: 0 K: 0 BB: 2 S: 7 P: 17	1B: 12 SF: 1 2B: 4 SAC: 1 3B: 0 DP: 2 HR: 3 HBP: 2						

BOTTOM

AB	42
R	12
H	18
RBI	12
BB	4
SO	9
LOB	22

WP: 0 PA: 50
PB: 0
SB: 0
CS: 1

PITCHER		IP	WLS	BF	H	R	ER	SO	BB	IBB	HBP	BLK	WP	HR	S	P	ERA	WHIP
Esteban Loaiza, R ERA: 4.07	(1, 1)	3.0		17	8	4	4	3	0	0	1	1	0	1	37	61	12.00	2.667
Jose Silva, R ERA: 9.0	(4, 1)	2.0		7	2	1	1	2	0	0	0	0	0	1	17	27	4.50	1.000
Clint Sodowsky, R ERA: 3.72	(6, 1)	0.1		3	1	2	2	1	1	0	0	0	0	0	4	9	54.00	6.000
Jason Christiansen, L ERA: 7.71	(6, 1)	1.2		10	4	2	2	1	0	0	1	0	0	0	21	32	10.80	2.400
Rich Loiselle, R ERA: 2.84	(8, 1)	2.0		8	2	0	0	2	1	0	0	0	0	0	19	32	0.00	1.500

PITCHER		IP	WLS	BF	H	R	ER	SO	BB	IBB	HBP	BLK	WP	HR	S	P	ERA	WHIP
Chris Peters, L ERA: 4.84	(10, 1)	0.2	L	5	1	3	3	0	2	0	0	0	0	1	7	17	40.50	4.500

Batter	1	2	3	4	5	6	7	8	9	AB	R	H	RBI	BB	SO	LOB
Jeff Blauser, R (1, 6) OBP: 0.437, SLG: 0.571	F7		HBP		SH3-4		K			2	1	0	0	0	1	1
Michael Tucker, L (1, 9) OBP: 0.372, SLG: 0.464	2B		L8		G3			F8		4	1	1	0	0	0	2
10 Chipper Jones, S (1, 5) OBP: 0.369, SLG: 0.482	1B		G3		F9			L8		4	0	1	1	0	0	2
Fred McGriff, L (1, 3) OBP: 0.351, SLG: 0.402	G3		1B			G3		BB		3	0	1	1	1	0	1
Ryan Klesko, L (1, 7) OBP: 0.314, SLG: 0.474	BB		F8			F7		L9		3	0	0	0	1	0	2
Andruw Jones, R (1, 8) OBP: 0.371, SLG: 0.435	P2			F9		G5-3			K	4	0	0	0	0	1	2
Javy Lopez, R (1, 2) OBP: 0.382, SLG: 0.581		P2		G4-3			G4-3		F8	4	0	1	0	0	0	0
Mark Lemke, S (1, 4) OBP: 0.274, SLG: 0.304 Tony Graffanino, R (9, PR) OBP: 0.344, SLG: 0.396		L8		G4-3			G4-3		1B	4 0	0 0	1 0	0 0	0 0	0 0	1 0
29 John Smoltz, R (1, 1) OBP: 0.465, SLG: 0.474 Keith Lockhart, L (9, PH) OBP: 0.282, SLG: 0.373		K			G3 SH3-4 1B		K		G1-3	3 1	0 0	1 0	0 0	0 0	2 0	1 1
Inning Stats	R: 1 E: 0 K: 0 S: 12 H: 2 LOB: 2 BB: 1 P: 22	R: 0 E: 0 K: 1 S: 9 H: 0 LOB: 0 BB: 0 P: 11	R: 1 E: 0 K: 0 S: 8 H: 1 LOB: 1 BB: 0 P: 12	R: 0 E: 0 K: 0 S: 6 H: 0 LOB: 0 BB: 0 P: 8	R: 0 E: 0 K: 0 S: 7 H: 1 LOB: 1 BB: 0 P: 9	R: 0 E: 0 K: 0 S: 6 H: 0 LOB: 0 BB: 0 P: 10	R: 0 E: 0 K: 2 S: 9 H: 1 LOB: 1 BB: 0 P: 12	R: 0 E: 0 K: 0 S: 6 H: 0 LOB: 1 BB: 1 P: 12	R: 0 E: 0 K: 1 S: 11 H: 1 LOB: 1 BB: 0 P: 15	1B: 4 2B: 2 3B: 0 HR: 0 SF: 0 SAC: 1 DP: 0 HBP: 1						WP: 0 PB: 0 SB: 0 CS: 0 PA: 36	

PITCHER	IP	WLS	BF	H	R	ER	SO	BB	IBB	HBP	BLK	WP	HR	S	P	ERA	WHIP
Rick Reed, R (1, 1) ERA: 2.57	9.0	W	36	6	2	2	4	2	0	1	0	0	0	74	111	2.00	0.889

PITCHER	IP	WLS	BF	H	R	ER	SO	BB	IBB	HBP	BLK	WP	HR	S	P	ERA	WHIP

TOP

Atlanta Braves @ New York Mets

Shea Stadium, Flushing, NY

Mon Jun 23 1997, 7:05 PM EDT

Att. 22,193 - Unknown - 83 F

livebaseballscorecards.com

AB	32
R	2
H	6
RBI	2
BB	2
SO	4
LOB	13

Atlanta Braves @ New York Mets

Shea Stadium, Flushing, NY

Mon Jun 23 1997, 7:05 PM EDT

Att. 22,193 - Unknown - 83 F

BOTTOM

Batter	1	2	3	4	5	6	7	8	9	AB	R	H	RBI	BB	SO	LOB
Lance Johnson, L (1, 8) OBP: 0.377, SLG: 0.374	K		G6-3		G3-1		G4-3			4	0	0	0	0	1	1
Edgardo Alfonzo, R (1, 5) OBP: 0.370, SLG: 0.460	P4		FC6-4 1B		2-H 2B		L8			4	0	2	1	0	0	0
John Olerud, L (1, 3) OBP: 0.411, SLG: 0.523	BB 1B		FC6-4 1-2f		F8		G6-3			4	0	1	0	0	0	2
Todd Hundley, S (1, 2) OBP: 0.430, SLG: 0.603	1-2 BB			FC6-4 1B		HR 1B		F7		3	1	2	0	1	0	0
Carl Everett, S (1, 9) OBP: 0.317, SLG: 0.473	F7			FC6-4 BLK 1-2f		1-H HR		L9		4	1	1	2	0	0	3
Carlos Baerga, S (1, 4) OBP: 0.301, SLG: 0.368		F7		P5 1-2		1B		E7 1B		4	0	2	0	0	0	1
Butch Huskey, R (1, 7) OBP: 0.311, SLG: 0.485		G6-3		G6-3		K		IBB		3	0	0	0	1	1	1
Luis Lopez, S (1, 6) OBP: 0.306, SLG: 0.256		F7			G4-3	1B		K		4	0	1	0	0	1	2
Rick Reed, R (1, 1) OBP: 0.226, SLG: 0.276			F8		G3-1 2B 1B	K				3	1	1	0	0	1	1
Inning Stats	R: 0 E: 0 K: 1 S: 12 H: 1 LOB: 2 BB: 1 P: 23	R: 0 E: 0 K: 0 S: 5 H: 0 LOB: 0 BB: 0 P: 7	R: 0 E: 0 K: 0 S: 9 H: 1 LOB: 1 BB: 0 P: 11	R: 0 E: 0 K: 0 S: 13 H: 1 LOB: 1 BB: 0 P: 17	R: 1 E: 0 K: 0 S: 9 H: 2 LOB: 1 BB: 0 P: 15	R: 2 E: 0 K: 2 S: 17 H: 4 LOB: 1 BB: 0 P: 25	R: 0 E: 0 K: 0 S: 7 H: 0 LOB: 0 BB: 0 P: 7	R: 0 E: 1 K: 1 S: 10 H: 1 LOB: 2 BB: 1 P: 18		1B: 8 2B: 1 3B: 0 HR: 1	SF: 0 SAC: 0 DP: 0 HBP: 0			WP: 0 PB: 0 SB: 0 CS: 0	PA: 35	

PITCHER	IP	WLS	BF	H	R	ER	SO	BB	IBB	HBP	BLK	WP	HR	S	P	ERA	WHIP
29 John Smoltz, R (1, 1) ERA: 3.2	8.0	L	35	10	3	3	4	1	1	0	1	0	1	82	123	3.38	1.375

PITCHER	IP	WLS	BF	H	R	ER	SO	BB	IBB	HBP	BLK	WP	HR	S	P	ERA	WHIP

livebaseballscorecards.com

AB	33
R	3
H	10
RBI	3
BB	2
SO	4
LOB	11

Atlanta Braves @ New York Mets

Shea Stadium, Flushing, NY

Tue Jun 24 1997, 7:05 PM EDT

Att. 26,663 - Unknown - 81 F

TOP

livebaseballscorecards.com

Batter	1	2	3	4	5	6	7	8	9	AB	R	H	RBI	BB	SO	LOB
Jeff Blauser, R (1, 6) OBP: 0.436, SLG: 0.567	K	G4-3			FC4-6 1B		10 1B 1-2 2-H 1B	F8		5	0	2	1	0	1	3
Michael Tucker, L (1, 9) OBP: 0.369, SLG: 0.470	HR		L7		FC4-6 10 G1-6-3 1-2f		F8		K 10 FC5-4	5	1	1	1	0	1	3
10 Chipper Jones, S (1, 5) OBP: 0.369, SLG: 0.480	BB 1B E 1B		G4-3		G1-6-3 1-2f		1-3 2-H 1B		FC5-4 S S 1-2f	5	1	2	1	0	0	2
Fred McGriff, L (1, 3) OBP: 0.351, SLG: 0.400	E BB 1-2 1B		F7			F7	G4-3		S 1-2 IBB	4	0	1	0	1	0	2
Ryan Klesko, L (1, 7) OBP: 0.319, SLG: 0.474	E 1-2 2-3 BB			2B FC3 1B		L7		SH1-3 1B 1B	K 1-2 2-3	4	1	2	0	1	1	2
Andruw Jones, R (1, 8) OBP: 0.377, SLG: 0.444	L9 1-2 2-3 3-H			FC3 1-3 2B		K		SH1-3 1-2 1B	IBB	4	0	2	0	1	1	2
Javy Lopez, R (1, 2) OBP: 0.382, SLG: 0.577 Rafael Belliard, R (7, PR) OBP: 0.261, SLG: 0.261 Eddie Pérez, R (7, 2) OBP: 0.302, SLG: 0.405	G6-3			G1-3			1B 1B	SH1-3 1-2 2-3	K	3 0 1	0 1 0	1 0 0	0 0 0	0 0 1	0 0 0	4 0 3
Mark Lemke, S (1, 4) OBP: 0.270, SLG: 0.299		G2-3		FC3 G4-6-3 2-3 3-H			F7	K		4	0	0	1	0	1	4
Chris Brock, R (1, 1) OBP: 0.250, SLG: 0.250 Brad Clontz, R (6, 1) Alan Embree, L (6, 1) Keith Lockhart, L (7, PH) OBP: 0.291, SLG: 0.382 Mike Bielecki, R (7, 1) Mark Wohlers, R (8, 1)		G4-3		G4-6-3 1-2f			10 1B 1-2 1B	BB		2 0 0 1 0 0	0 0 0 1 0 0	0 0 0 1 0 0	0 0 0 0 1 0	0 0 0 0 0 0	0 0 0 0 0 0	2 0 0 0 0 0

Inning Stats																												
	R: 2	H: 3	R: 0	H: 0	R: 0	H: 0	R: 1	H: 2	R: 0	H: 1	R: 0	H: 0	R: 2	H: 4	R: 0	H: 2	R: 0	H: 0	1B: 10	SF: 0	WP: 1	PA: 43
	E: 1	LOB: 2	E: 0	LOB: 0	E: 0	LOB: 0	E: 0	LOB: 1	E: 0	LOB: 0	E: 0	LOB: 0	E: 0	LOB: 2	E: 0	LOB: 3	E: 0	LOB: 3	2B: 1	SAC: 1	PB: 0	
	K: 1	BB: 1	K: 0	BB: 0	K: 0	BB: 0	K: 0	BB: 0	K: 0	BB: 0	K: 1	BB: 0	K: 0	BB: 0	K: 1	BB: 1	K: 3	BB: 2	3B: 0	DP: 2	SB: 3	
	S: 20	P: 31	S: 7	P: 10	S: 7	P: 10	S: 8	P: 12	S: 3	P: 4	S: 8	P: 14	S: 18	P: 23	S: 10	P: 19	S: 13	P: 27	HR: 1	HBP: 0	CS: 0	

PITCHER		IP	WLS	BF	H	R	ER	SO	BB	IBB	HBP	BLK	WP	HR	S	P	ERA	WHIP
Mark Clark, R ERA: 3.47	(1, 1)	6.0		24	6	3	2	2	1	0	0	0	0	1	53	81	3.00	1.167
Cory Lidle, R ERA: 4.55	(7, 1)	0.1		4	3	2	2	0	0	0	0	0	0	0	11	13	54.00	9.000
Takashi Kashiwada, L ERA: 4.67	(7, 1)	1.2		9	3	0	0	1	1	0	0	0	0	0	17	29	0.00	2.400
Greg McMichael, R ERA: 2.41	(9, 1)	1.0	W	6	0	0	0	3	0	2	0	0	1	0	13	27	0.00	0.000

PITCHER	IP	WLS	BF	H	R	ER	SO	BB	IBB	HBP	BLK	WP	HR	S	P	ERA	WHIP

AB	38
R	5
H	12
RBI	4
BB	4
SO	6
LOB	27

BOTTOM

Atlanta Braves @ New York Mets

Shea Stadium, Flushing, NY

Tue Jun 24 1997, 7:05 PM EDT

Att. 26,663 - Unknown - 81 F

livebaseballscorecards.com

Batter	1	2	3	4	5	6	7	8	9	AB	R	H	RBI	BB	SO	LOB
Lance Johnson, L (1, 8) OBP: 0.374, SLG: 0.385	B B C X 2-1 SF7 3B		B S X 1-1 FC4-2 ② 3-H		F B X 1-1 G4-3 ①	B F X 1-1 G1-3 ③		B B B C X 3-1 F9 ② 2-3		4	1	1	0	0	0	3
Cory Lidle, R (7, 1)										0	0	0	0	0	0	0
Takashi Kashiwada, L (7, 1)										0	0	0	0	0	0	0
Butch Huskey, R (8, PH) OBP: 0.310, SLG: 0.482										1	0	0	0	0	0	2
Greg McMichael, R (9, 1) OBP: 1.000, SLG: 1.000										0	0	0	0	0	0	0
Edgardo Alfonzo, R (1, 6) OBP: 0.367, SLG: 0.456 (7, 5)	C B F X 1-2 SF7 ① 3-H		C 1 SAFE B 1 SAFE S 1 F X 1-2 G1-3 ③		X 0-0 1B		C B B F S 2-3 K ①	C X 0-1 FC6 ③ 1-2f		4	0	1	1	0	1	3
John Olerud, L (1, 3) OBP: 0.408, SLG: 0.517	B B C B X 3-1 P2 ②			S X 0-1 2B 1B	B 1 SAFE B C X 2-1 F8 ②		C X 0-1 P6 ②		X 0-0 G3 ①	5	1	1	0	0	0	1
Todd Hundley, S (1, 2) OBP: 0.430, SLG: 0.601	B X 1-0 G3 ③			B B X 2-0 1B 1-H 2B	C C 1 SAFE B 1 F X 1-2 P4 ③		F F S 0-3 K ③		B B B B 4-0 1B 1B BB	4	1	1	1	1	1	1
Carl Everett, S (1, 7) OBP: 0.323, SLG: 0.479 (7, 8)		B C S X 1-2 G4-3 ①		B S D B B 4-1 1B BB		S C X 0-2 L8 ①		B C F X 1-2 HR 2B	B B X 2-0 1B 1-3 1B	4	1	2	0	1	0	0
Carlos Baerga, S (1, 4) OBP: 0.311, SLG: 0.387		B B S X 2-1 G3-1 ②		B X 1-0 1-2 2-3 1B		B B B B 4-0 BB 1B SF9 BB		B X 1-0 2-H HR	B S S F X 1-2 1-2 3-H 1B	4	2	3	3	1	0	0
Matt Franco, L (1, 5) OBP: 0.376, SLG: 0.436		B B C B X 3-1 G3-1 ③		C C S 0-3 K ①		B X 1-0 SF9 BB 1-2 1B		B B C B B 4-1 F9 SH3-4 BB		3	0	1	0	0	1	3
Luis Lopez, S (7, 6) OBP: 0.320, SLG: 0.256										0	0	0	0	1	0	0
Alex Ochoa, R (1, 9) OBP: 0.277, SLG: 0.317			B B F F F X 2-2 FC4-2 3B	F B S B S 3-3 K ②		B B B C B 4-1 1-2 2-3 BB		1 SAFE B X 1-0 SH3-4 ① 1-2		2	0	1	0	1	1	3
Mark Clark, R (1, 1) OBP: 0.059, SLG: 0.121			S C S 0-3 K ①	S F F X 0-2 P2 ③		B C X 1-1 SF9 ② 2-3 3-H		I I I I 4-0 FC6 IBB		2	0	0	0	0	1	4
Bernard Gilkey, R (6, PH) (7, 7) OBP: 0.318, SLG: 0.353										0	0	0	1	1	0	0

Inning Stats	1	2	3	4	5	6	7	8	9
	R: 1 E: 0 K: 0 S: 8	R: 0 E: 0 K: 0 S: 7	R: 0 E: 0 K: 1 S: 13	R: 1 E: 0 K: 2 S: 15	R: 0 E: 0 K: 0 S: 9	R: 1 E: 0 K: 0 S: 9	R: 0 E: 0 K: 2 S: 8	R: 2 E: 0 K: 0 S: 10	R: 1 E: 0 K: 0 S: 6
	H: 1 LOB: 0 BB: 0 P: 15	H: 0 LOB: 0 BB: 0 P: 13	H: 1 LOB: 1 BB: 0 P: 17	H: 3 LOB: 3 BB: 1 P: 25	H: 1 LOB: 1 BB: 0 P: 13	H: 1 LOB: 2 BB: 2 P: 20	H: 0 LOB: 0 BB: 0 P: 10	H: 2 LOB: 2 BB: 2 P: 24	H: 2 LOB: 2 BB: 1 P: 13

AB	33
R	6
H	11
RBI	6
BB	6
SO	5
LOB	20

1B: 6	SF: 2	WP: 0	PA: 42
2B: 2	SAC: 1	PB: 0	
3B: 2	DP: 0	SB: 0	
HR: 1	HBP: 0	CS: 0	

PITCHER		IP	WLS	BF	H	R	ER	SO	BB	IBB	HBP	BLK	WP	HR	S	P	ERA	WHIP
Chris Brock, R ERA: 5.79	(1, 1)	5.1		25	7	3	3	3	2	0	0	0	0	0	56	92	5.06	1.688
Brad Clontz, R ERA: 3.0	(6, 1)	0.1		2	0	0	0	0	1	0	0	0	0	0	3	8	0.00	3.000
Alan Embree, L ERA: 3.05	(6, 1)	0.1		1	0	0	0	0	0	0	0	0	0	0	2	3	0.00	0.000
Mike Bielecki, R ERA: 3.12	(7, 1)	1.2		9	2	2	2	2	1	1	0	0	0	1	16	32	10.80	1.800
Mark Wohlers, R ERA: 2.25	(8, 1)	0.2	L	5	2	1	1	0	1	0	0	0	0	0	8	15	13.50	4.500

PITCHER		IP	WLS	BF	H	R	ER	SO	BB	IBB	HBP	BLK	WP	HR	S	P	ERA	WHIP

Batter	1	2	3	4	5	6	7	8	9	AB	R	H	RBI	BB	SO	LOB
Jeff Blauser, R (1, 6) OBP: 0.438, SLG: 0.576	F7	1B		P4	10 HR 1B BB	G1-3			HR	5	2	2	1	1	0	0
Rafael Belliard, R (9, 6) OBP: 0.261, SLG: 0.261										0	0	0	0	0	0	0
Michael Tucker, L (1, 9) OBP: 0.368, SLG: 0.465	10 BB 1B HBP	SAFE K		K	10 HR 1B		K		K	5	2	1	0	0	4	1
10 Chipper Jones, S (1, 5) OBP: 0.379, SLG: 0.507	1B 1B BB	2B 3B 1B		HR	1-H 2-H 3-H HR		2B BB		FC6-4 1B	3	4	3	5	2	0	0
Mike Mordecai, R (7, PR) OBP: 0.296, SLG: 0.306										1	1	1	0	0	0	0
(7, 5)																
Fred McGriff, L (1, 3) OBP: 0.360, SLG: 0.410	1B 1B	3B 2B		1B 1B	BB		K		FC6-4	3	1	3	1	1	0	0
Danny Bautista, R (6, 7) OBP: 0.000, SLG: 0.000										2	0	0	0	0	1	2
Ryan Klesko, L (1, 7) OBP: 0.323, SLG: 0.487	L5	SF7 3B		1B	K		2B		G3	6	1	3	3	0	1	4
(6, 3)																
Andruw Jones, R (1, 8) OBP: 0.378, SLG: 0.445	1B	SF7	G5-3			2B 1B	L4			4	1	2	2	0	0	4
Javy Lopez, R (1, 2) OBP: 0.378, SLG: 0.573	F9	G5-3		E4 1B SH2-4 10 HR		1B G5-4-3 2B		K		5	2	1	1	0	1	2
Eddie Pérez, R (8, 2) OBP: 0.302, SLG: 0.405										0	0	0	0	0	0	0
Mark Lemke, S (1, 4) OBP: 0.272, SLG: 0.298		L8	BB		L9	G5-4-3 1B		L8		4	0	1	0	1	0	1
Joe Borowski, R (8, 1)										0	0	0	0	0	0	0
Brad Clontz, R (9, 1)										0	0	0	0	0	0	0
Paul Byrd, R (9, 1)										0	0	0	0	0	0	0
Tom Glavine, L (1, 1) OBP: 0.324, SLG: 0.194		G5-3	L9		SH2-4	G5-4-3		G6-3		3	0	0	0	0	0	2
Keith Lockhart, L (8, PH) OBP: 0.288, SLG: 0.377										1	0	0	0	0	0	0
(8, 4)																

TOP

Atlanta Braves @ New York Mets

Shea Stadium, Flushing, NY

Wed Jun 25 1997, 3:33 AM EDT

Att. 27,980 - Sunny - 82 F

livebaseballscorecards.com

AB	42
R	14
H	17
RBI	13
BB	5
SO	7
LOB	16

Inning Stats	1	2	3	4	5	6	7	8	9
	R: 2 E: 0 K: 0 S: 11	H: 2 LOB: 2 BB: 1 P: 20	R: 0 E: 0 K: 1 S: 10	H: 1 LOB: 1 BB: 0 P: 13	R: 3 E: 0 K: 0 S: 8	H: 3 LOB: 1 BB: 1 P: 15	R: 1 E: 0 K: 1 S: 11	H: 3 LOB: 2 BB: 0 P: 17	R: 4 E: 1 K: 1 S: 15	H: 2 LOB: 1 BB: 2 P: 25	R: 2 E: 0 K: 0 S: 9	H: 3 LOB: 0 BB: 0 P: 11	R: 1 E: 0 K: 2 S: 15	H: 1 LOB: 2 BB: 1 P: 19	R: 0 E: 0 K: 1 S: 8	H: 0 LOB: 0 BB: 0 P: 10	R: 1 E: 0 K: 1 S: 11	H: 2 LOB: 1 BB: 0 P: 15

1B: 10	SF: 1
2B: 3	SAC: 1
3B: 1	DP: 1
HR: 3	HBP: 1

WP: 0	PA: 50
PB: 0	
SB: 0	
CS: 0	

PITCHER		IP	WLS	BF	H	R	ER	SO	BB	IBB	HBP	BLK	WP	HR	S	P	ERA	WHIP
Bobby Jones, R ERA: 2.67	(1, 1)	4.2	L	31	11	10	6	2	4	0	1	0	0	2	52	87	11.57	3.214
Ricardo Jordan, L ERA: 5.82	(5, 1)	2.1		11	4	3	3	3	1	0	0	0	0	0	27	33	11.57	2.143
Juan Acevedo, R ERA: 1.42	(8, 1)	2.0		8	2	1	1	2	0	0	0	0	0	1	19	25	4.50	1.000

PITCHER		IP	WLS	BF	H	R	ER	SO	BB	IBB	HBP	BLK	WP	HR	S	P	ERA	WHIP

Atlanta Braves @ New York Mets

Shea Stadium, Flushing, NY

Wed Jun 25 1997, 3:33 AM EDT

Att. 27,980 - Sunny - 82 F

BOTTOM

Batter	1	2	3	4	5	6	7	8	9	AB	R	H	RBI	BB	SO	LOB
Lance Johnson, L (1, 8) OBP: 0.382, SLG: 0.401	X 0-0 1B FC5-2 2B		B X 1-0 G4-3 S G6-3 1B		B B F F F C 2-3 ② K			C S S 0-3 ① K	B C B C B B 4-2 WP 1-2 2-3 1B BB	2	1	2	0	0	0	0
Carl Everett, S (5, PH) (6, 8) OBP: 0.323, SLG: 0.474										2	1	0	0	1	2	1
Edgardo Alfonzo, R (1, 5) (5, 6) OBP: 0.367, SLG: 0.455	X 0-0 FC5-2 BB 1B 2-3 1B		B B F S X 2-2 ① G4-3 1-3		X 0-0 ③ G5-3			C B F B F X 2-2 ② P5	C S F B B X 3-2 1-H 2-H 3-H 1B	5	1	2	2	0	0	2
Bernard Gilkey, R (1, 7) OBP: 0.316, SLG: 0.347	C B C X 1-2 ① P3		X 0-0 ② G6-3 3-H			T C B X 1-2 ① F7		C B B B B 4-1 1-2 BB	F B B F S 2-3 ③ K	4	0	0	1	1	1	3
Butch Huskey, R (1, 3) OBP: 0.318, SLG: 0.482	B B B B 4-0 1B FC5-2 1-2 BB		B B B B 4-0 BB			F B C B X 2-2 G6-4-3 1B		C C X 0-2 ③ F9		2	1	1	0	2	0	2
Alex Ochoa, R (1, 9) OBP: 0.270, SLG: 0.308	C X 0-1 ② FC5-2 1B 1B 1-2 2-3 3-Hf		F B C X 1-2 ③ P5			B F F X 1-2 ② ③ G6-4-3 1-2f			C S X 0-2 ① P6	4	0	0	0	0	0	5
Jason Hardtke, S (1, 4) OBP: 0.500, SLG: 0.583	B C B B F F X 3-2 ③ 1-H 2-H 3-H 1B			X 0-0 ① G5-3			C C B X 1-2 ① G3-1		C B S F B X 2-2 1B 2B	4	1	2	2	0	0	0
Luis Lopez, S (1, 6) OBP: 0.308, SLG: 0.244		C F X 0-2 ① F8		B C B X 2-1 ② F7			B F X 1-1 ② G1-3		S B F H 2-2 BB 1B WP HBP	2	0	0	0	0	0	0
Ricardo Jordan, L (5, 1)										0	0	0	0	0	0	0
Steve Bieser, L (7, PH) OBP: 0.350, SLG: 0.294										1	0	0	0	0	0	0
Juan Acevedo, R (8, 1)										0	0	0	0	0	0	0
John Olerud, L (9, PH) OBP: 0.409, SLG: 0.517										0	1	0	0	0	0	0
Alberto Castillo, R (1, 2) OBP: 0.359, SLG: 0.226		C B F B B F C 3-3 ② K		B C B S 2-3 ③ K			B X 1-0 ③ F8		C S F F F B B B 3-2 X WP BB 1B 1-2 2-H 1B	4	1	1	1	0	2	0
Bobby Jones, R (1, 1) OBP: 0.205, SLG: 0.216		C F F X 0-2 ③ G4-3			F B B F F F X 2-2 ① G4-3			B B F C X 2-2 BB 1B	B B B C X 3-1 ② L7	1	0	0	0	0	0	0
Matt Franco, L (5, 5) OBP: 0.375, SLG: 0.432										3	0	1	0	0	0	2

livebaseballscorecards.com

	AB	R	H	RBI	BB	SO	LOB
	34	7	9	6	4	5	15

Inning Stats	1	2	3	4	5	6	7	8	9	1B	SF	WP	PA
R	2	0	1	0	0	0	0	0	4	2B	SAC	PB	
E	0	0	0	0	0	0	0	0	0	3B	DP	SB	
K	0	1	0	1	1	0	0	1	1	HR	HBP	CS	
S	12	11	8	6	10	9	6	14	27	0	1	0	
H	3	0	1	0	0	1	0	1	3	7	0	1	39
LOB	2	0	1	0	0	0	0	2	1	2	0	0	
BB	1	0	1	0	0	0	0	1	1	0	0	0	
P	20	14	16	10	14	13	9	22	46	0	1	0	

PITCHER		IP	WLS	BF	H	R	ER	SO	BB	IBB	HBP	BLK	WP	HR	S	P	ERA	WHIP
Tom Glavine, L ERA: 2.77	(1, 1)	7.0	W	26	5	3	3	3	2	0	0	0	0	0	62	96	3.86	1.000
Joe Borowski, R ERA: 3.43	(8, 1)	1.0		5	1	0	0	1	1	0	0	0	0	0	14	22	0.00	2.000
Brad Clontz, R ERA: 4.11	(9, 1)	0.2		7	3	4	4	0	1	0	1	0	1	0	24	41	54.00	6.000
Paul Byrd, R ERA: 4.56	(9, 1)	0.1		1	0	0	0	1	0	0	0	0	0	0	3	5	0.00	0.000

PITCHER	IP	WLS	BF	H	R	ER	SO	BB	IBB	HBP	BLK	WP	HR	S	P	ERA	WHIP

Batter	1	2	3	4	5	6	7	8	9	AB	R	H	RBI	BB	SO	LOB
Lance Johnson, L (1, 8) OBP: 0.379, SLG: 0.393	F X 0-1 ① G4-3		B B B B 4-0 1B BB		X 0-0 ③ L7			F B B B C X 3-2 ① G6-3		3	0	0	0	1	0	1
Edgardo Alfonzo, R (1, 5) (6, 4) OBP: 0.365, SLG: 0.451	C C B X 1-2 ② G6-3		C 1 SAFE F F 1 F P X 1-2 1-3 1B			C B B X 2-1 ① F9		F B X 1-1 ② G5-3		4	0	1	0	0	0	0
John Olerud, L (1, 3) OBP: 0.410, SLG: 0.515	B B B B 4-0 BB		X 0-0 ③ G4-1			B X 1-0 ② G6-3		C X 0-1 1B		3	0	1	0	1	0	2
Todd Hundley, S (1, 2) OBP: 0.427, SLG: 0.608	B B B C X 3-1 ③ G3			B B B C F S 3-3 ① K		B S B F X 2-2 HR		S B B S C 2-3 ③ K		4	1	1	1	0	2	2
Bernard Gilkey, R (1, 7) OBP: 0.315, SLG: 0.346		X 0-0 ① F9		C B B F F F C 2-3 ② K		C X 0-1 1B			F S T B S 1-3 ① K	4	0	1	0	0	2	0
Carlos Baerga, S (1, 4) OBP: 0.308, SLG: 0.382 Cory Lidle, R (6, 1) Juan Acevedo, R (7, 1) Takashi Kashiwada, L (8, 1) Steve Bieser, L (9, PH) OBP: 0.346, SLG: 0.290		C X 0-1 ② G4-3		B X 1-0 ③ G6-3		X 0-0 ③ F7			C B C F B S 2-3 ② K	3 0 0 0 1	0 0 0 0 0	0 0 0 0 0	0 0 0 0 0	0 0 0 0 0	0 0 0 0 1	1 0 0 0 0
Carl Everett, S (1, 9) OBP: 0.318, SLG: 0.465		C F B B S 2-3 ③ K			S B B X 2-1 E6		S L F X 0-2 ① G3		C F B X 1-2 ③ G4-3	4	0	0	0	0	1	0
Luis Lopez, S (1, 6) OBP: 0.309, SLG: 0.250			C B C B F S 2-3 ① K		F B X 1-1 ① F7		S B X 1-1 CS 1B			3	0	1	0	0	1	1
Dave Mlicki, R (1, 1) OBP: 0.192, SLG: 0.208 Jason Hardtke, S (5, PH) OBP: 0.462, SLG: 0.538 Ricardo Jordan, L (5, 1) Matt Franco, L (6, 5) OBP: 0.371, SLG: 0.427			C S B S 1-3 ② K		F C F F 1 SAFE X 0-2 ② P6		C C B B B S 3-3 ② ③ K 1-2			1 1 0 1	0 0 0 0	0 0 0 0	0 0 0 0	0 0 0 0	1 0 0 1	0 1 0 1
Inning Stats	R: 0 E: 0 K: 0 S: 7 H: 0 LOB: 1 BB: 1 P: 15	R: 0 E: 0 K: 1 S: 7 H: 0 LOB: 0 BB: 0 P: 9	R: 0 E: 0 K: 2 S: 14 H: 1 LOB: 2 BB: 1 P: 21	R: 0 E: 0 K: 2 S: 9 H: 0 LOB: 0 BB: 0 P: 15	R: 0 E: 1 K: 0 S: 10 H: 0 LOB: 1 BB: 0 P: 13	R: 1 E: 0 K: 0 S: 9 H: 2 LOB: 1 BB: 0 P: 14	R: 0 E: 0 K: 1 S: 9 H: 1 LOB: 1 BB: 0 P: 13	R: 0 E: 0 K: 1 S: 10 H: 1 LOB: 1 BB: 0 P: 16	R: 0 E: 0 K: 2 S: 11 H: 0 LOB: 0 BB: 0 P: 15	1B: 4 2B: 1 3B: 0 HR: 1	SF: 0 SAC: 0 DP: 1 HBP: 0						

PITCHER	IP	WLS	BF	H	R	ER	SO	BB	IBB	HBP	BLK	WP	HR	S	P	ERA	WHIP
Jason Schmidt, R (1, 1) ERA: 4.61	9.0	W	34	5	1	1	9	2	0	0	0	0	1	86	131	1.00	0.778

PITCHER	IP	WLS	BF	H	R	ER	SO	BB	IBB	HBP	BLK	WP	HR	S	P	ERA	WHIP

TOP

New York Mets @ Pittsburgh Pirates

Three Rivers Stadium, Pittsburgh, PA

Fri Jun 27 1997, 7:05 PM EDT

Att. 18,103 - Unknown - 84 F

livebaseballscorecards.com

AB	32
R	1
H	5
RBI	1
BB	2
SO	9
LOB	9

WP: 0 PB: 0 SB: 0 CS: 1 PA: 34

New York Mets @ Pittsburgh Pirates

Three Rivers Stadium, Pittsburgh, PA

Fri Jun 27 1997, 7:05 PM EDT

Att. 18,103 - Unknown - 84 F

BOTTOM

Batter	1	2	3	4	5	6	7	8	9	AB	R	H	RBI	BB	SO	LOB
Tony Womack, L (1, 4) OBP: 0.315, SLG: 0.352	F9	FC4-6 1B	G5-3			S 1B 1B		S 1B		5	0	3	0	0	0	2
Jermaine Allensworth, R (1, 8) OBP: 0.372, SLG: 0.385	WP 3B 1B	FC4-6 1-2f		G4-3 1B		S 1-2 1B		F7		5	1	3	0	0	0	2
Al Martin, L (1, 7) OBP: 0.400, SLG: 0.497	HR 3B	K		G4-3 1-2		L6 1-2 2-3		G3-1 1-2		5	1	1	1	0	1	5
Kevin Young, R (1, 3) OBP: 0.320, SLG: 0.494	HR 3-H		HR BB	G6-3		K				3	2	1	2	1	1	3
Joe Randa, R (1, 5) OBP: 0.359, SLG: 0.478	18 2B 3B		HR 1-H	G4-3		G6-3				1	1	1	0	0	0	0
Dale Sveum, S (3, 5) OBP: 0.342, SLG: 0.490										3	1	1	2	0	0	3
18 Jason Kendall, R (1, 2) OBP: 0.377, SLG: 0.400	G4-3 2B 3-H		G4-3		BB 1B		CS 1B			4	0	3	1	0	0	0
Jose Guillen, R (1, 9) OBP: 0.293, SLG: 0.402	G4-3 2-3		E6 2B		L5-3 BB 1-2		P4			3	0	0	0	1	0	2
Kevin Polcovich, R (1, 6) OBP: 0.382, SLG: 0.393	G6-3		2B 1-3		L5-3 1-2		K 1-2			4	0	1	0	0	1	4
Jason Schmidt, R (1, 1) OBP: 0.160, SLG: 0.200		K	G5-3		G4-3			K		4	0	0	0	0	2	3
Inning Stats	R: 4 E: 0 K: 0 S: 14 H: 5 LOB: 1 BB: 0 P: 24	R: 0 E: 0 K: 2 S: 11 H: 1 LOB: 1 BB: 0 P: 15	R: 2 E: 1 K: 0 S: 14 H: 2 LOB: 2 BB: 1 P: 23	R: 0 E: 0 K: 0 S: 11 H: 1 LOB: 1 BB: 0 P: 19	R: 0 E: 0 K: 0 S: 8 H: 1 LOB: 1 BB: 1 P: 15	R: 0 E: 0 K: 1 S: 15 H: 2 LOB: 2 BB: 0 P: 24	R: 0 E: 0 K: 1 S: 5 H: 1 LOB: 0 BB: 0 P: 6	R: 0 E: 0 K: 1 S: 11 H: 1 LOB: 1 BB: 0 P: 16		1B: 8 2B: 3 3B: 2 HR: 2	SF: 0 SAC: 0 DP: 1 HBP: 0					

livebaseballscorecards.com

	AB	37
	R	6
	H	14
	RBI	6
	BB	2
	SO	5
	LOB	24

WP: 1 PB: 0 SB: 3 CS: 1 PA: 39

PITCHER		IP	WLS	BF	H	R	ER	SO	BB	IBB	HBP	BLK	WP	HR	S	P	ERA	WHIP
Dave Mlicki, R ERA: 4.42	(1, 1)	4.0	L	23	9	6	6	2	1	0	0	0	1	2	50	81	13.50	2.500
Ricardo Jordan, L ERA: 5.4	(5, 1)	1.1		7	3	0	0	0	1	0	0	0	0	0	17	29	0.00	3.000
Cory Lidle, R ERA: 4.45	(6, 1)	0.2		2	0	0	0	1	0	0	0	0	0	0	6	10	0.00	0.000
Juan Acevedo, R ERA: 1.23	(7, 1)	1.0		3	1	0	0	1	0	0	0	0	0	0	5	6	0.00	1.000
Takashi Kashiwada, L ERA: 4.42	(8, 1)	1.0		4	1	0	0	1	0	0	0	0	0	0	11	16	0.00	1.000

PITCHER	IP	WLS	BF	H	R	ER	SO	BB	IBB	HBP	BLK	WP	HR	S	P	ERA	WHIP

Batter	1	2	3	4	5	6	7	8	9	AB	R	H	RBI	BB	SO	LOB
Lance Johnson, L (1, 8) OBP: 0.380, SLG: 0.393	F B C C 1-3 ① K		X 0-0 L3-6 HBP 1-2 1B			B B B C X 3-1 1B S 2B 1B	X 0-0 ② F9	X 0-0 ③ P4		5	1	2	0	0	1	2
Edgardo Alfonzo, R (1, 5)	B B B C B 4-1 G5-3 BB		B SAFE 2 SAFE C 1 SAFE 1 SAFE P 1 SAFE 1 SAFE H 3-1 ① 1-2 2-3 HBP			S 1 SAFE C B X 1-2 2B 1B 1-3 1B	C 1 SAFE S B 1-2 ③ CS 1-2	C B C B F B B 4-2 2B BB	F B F X 1-2 ① G5-3	2	2	1	0	2	0	0
John Olerud, L (1, 3) OBP: 0.413, SLG: 0.522	B B C 1 SAFE F B F F X 3-2 ② G5-3 1-2		X 0-0 ② ③ L3-6 2-3			X 0-0 1B 2B 1-3 3-H		B C B X 2-1 1B SF8 2B 1-H	C B B C B B 4-2 FC5-4 BB	4	2	2	2	1	0	3
Todd Hundley, S (1, 2) OBP: 0.430, SLG: 0.603	I I I I 4-0 IBB			C B C F B B F S 3-3 ① K		I I I I 4-0 G6-4-3 1B IBB		I I I I 4-0 SF8 1B 1B IBB	C X 0-1 ② FC5-4 1-2f	2	1	0	0	3	1	1
Bernard Gilkey, R (1, 7) OBP: 0.316, SLG: 0.347	C F B S 1-3 ③ K			B F X 1-1 ② P3		B C B F B X 3-2 G6-4-3 1-2 2-H 3-H 1B		S F B B X 2-2 1B 3B 1B 1-2 2-3	C B B C T 2-2 ③ K	5	1	2	2	0	2	3
Carlos Baerga, S (1, 4) OBP: 0.303, SLG: 0.378		C B X 1-1 ① G1-3		C F B B F X 2-2 ③ G5-3		S X 0-1 ① ② G6-4-3 1-2f 2-3		C F X 0-2 ① SF8 2-3 3-H		3	0	0	1	0	0	2
Butch Huskey, R (1, 9) OBP: 0.317, SLG: 0.478		C F B B B S 3-3 ② K			C X 0-1 ① G6-3	X 0-0 ③ F9		C B F X 1-2 3B 1B 1-2 3-H		4	1	1	1	0	1	1
Luis Lopez, S (1, 6)		C X 0-1 ③ G4-3			F C B X 1-2 ② F8		F B F B B F X 3-2 CS 1B	B S X 1-1 1-H 2-H 3B		4	0	2	2	0	0	0
Armando Reynoso, R (1, 1) OBP: 0.276, SLG: 0.370 Juan Acevedo, R (7, 1) Greg McMichael, R (8, 1) OBP: 1.000, SLG: 1.000 John Franco, L (9, 1)			C C X 0-2 HBP 1B 1B		S B S F B S 2-3 ③ K		L M F 1 SAFE F S 0-3 ① K	C F S 0-3 ② K		3 1 0 0	0 0 0 0	1 0 0 0	0 0 0 0	0 0 0 0	2 0 0 0	1 1 0 0
Inning Stats	R: 0 E: 0 K: 2 S: 12 H: 0 LOB: 2 BB: 2 P: 25	R: 0 E: 0 K: 1 S: 7 H: 0 LOB: 0 BB: 0 P: 11	R: 0 E: 0 K: 0 S: 7 H: 2 LOB: 1 BB: 0 P: 9	R: 0 E: 0 K: 1 S: 11 H: 0 LOB: 0 BB: 0 P: 17	R: 0 E: 0 K: 1 S: 9 H: 0 LOB: 0 BB: 0 P: 12	R: 3 E: 0 K: 0 S: 12 H: 4 LOB: 1 BB: 1 P: 23	R: 0 E: 0 K: 1 S: 12 H: 1 LOB: 0 BB: 0 P: 16	R: 5 E: 0 K: 1 S: 20 H: 4 LOB: 1 BB: 2 P: 34	R: 0 E: 0 K: 1 S: 10 H: 0 LOB: 1 BB: 1 P: 17	1B: 8 2B: 3 3B: 1 HR: 0 SF: 1 SAC: 0 DP: 2 HBP: 1						

TOP

New York Mets @ Pittsburgh Pirates

Three Rivers Stadium, Pittsburgh, PA

Sat Jun 28 1997, 7:05 PM EDT

Att. 23,711 - Unknown - 87 F

livebaseballscorecards.com

AB	33
R	8
H	11
RBI	8
BB	6
SO	8
LOB	14

PITCHER		IP	WLS	BF	H	R	ER	SO	BB	IBB	HBP	BLK	WP	HR	S	P	ERA	WHIP
Esteban Loaiza, R ERA: 4.1	(1, 1)	6.0	L	25	6	3	3	5	1	2	1	0	0	0	58	97	4.50	1.167
Jose Silva, R ERA: 15.75	(7, 1)	2.0		12	5	5	5	2	1	1	0	0	0	0	32	50	22.50	3.000
Jason Christiansen, L ERA: 5.4	(9, 1)	1.0		4	0	0	0	1	1	0	0	0	0	0	10	17	0.00	1.000

PITCHER	IP	WLS	BF	H	R	ER	SO	BB	IBB	HBP	BLK	WP	HR	S	P	ERA	WHIP

BOTTOM

New York Mets @ Pittsburgh Pirates

Three Rivers Stadium, Pittsburgh, PA

Sat Jun 28 1997, 7:05 PM EDT

Att. 23,711 - Unknown - 87 F

Batter	1	2	3	4	5	6	7	8	9	AB	R	H	RBI	BB	SO	LOB
Tony Womack, L (1, 4) OBP: 0.311, SLG: 0.347	C F B F X 1-2 G4-3 ①		C X 0-1 G6-3 ② 2-3			B B X 2-0 G4-3 ②		S F X 0-2 FC6-4 ① 1B G6-4-3 1-2f 2-3		4	0	0	0	0	0	3
Jermaine Allensworth, R (1, 8) OBP: 0.364, SLG: 0.375	C C B S 1-3 K ②		B S S D X 2-2 G4-3 ③			F X 1-1 G3 ③		B 1 SAFE 1 B C X 2-1 G6-4-3 ② 1-2 3-H		4	0	0	1	0	1	2
Al Martin, L (1, 7) OBP: 0.402, SLG: 0.510	F B B B S S 3-3 K ③			B S X 1-1 G3-1 ①			F B B X 2-1 2B 3B	F F X 0-2 2-3 1B		4	1	2	0	0	1	0
Kevin Young, R (1, 3) OBP: 0.324, SLG: 0.500		B F B S X 2-2 18 CS 1B		B F B C B X 3-2 G6-3 ②			C X 0-1 F8 18 SF8 2B 3-H	1 SAFE C B C D F B S 3-3 K ③		4	1	2	1	0	1	2
Dale Sveum, S (1, 5) OBP: 0.331, SLG: 0.472		1 SAFE C 1 SAFE X 0-1 P4 ①		B S S F F B S 2-3 K ③			X 0-0 F8 ① 2-3		X 0-0 G6-3 ①	4	0	0	0	0	1	2
18 Jason Kendall, R (1, 2) OBP: 0.375, SLG: 0.399		1 SAFE C 1 SAFE B X 1-1 1B ② 1-2			C B X 1-1 F8 ①		C B X 1-1 SF8 ② 3-H		B C X 1-1 G4-3 ②	3	0	1	1	0	0	0
Mark Smith, R (1, 9) OBP: 0.302, SLG: 0.512	1 SAFE C X 0-1 F9 ③				B B C B X 3-1 P6-4 2B		F X 0-1 G6-3 ③		B X 1-0 F8 ③	4	0	1	0	0	0	1
Kevin Polcovich, R (1, 6) OBP: 0.385, SLG: 0.396 Lou Collier, R (8, PH) OBP: 1.000, SLG: 1.000 (9, 6)			L F F X 0-2 G6-3 SH5-4 1B		C X 0-1 P6-4 ② ③ 2-3f			B X 1-0 FC6-4 1B G6-4-3 1B		2 1	0 1	1 1	0 0	0 0	0 0	1 0
Esteban Loaiza, R (1, 1) OBP: 0.156, SLG: 0.188 Midre Cummings, L (6, PH) OBP: 0.252, SLG: 0.368 Jose Silva, R (7, 1) Keith Osik, R (8, PH) OBP: 0.306, SLG: 0.370 Jason Christiansen, R (9, 1)			C 1 SAFE 1 SAFE X 0-1 SH5-4 ① 1-2			S B C B F S 2-3 K ①		X 0-0 FC6-4 1-2 1B		0 1 0 1 0	0 0 0 0 0	0 0 0 1 0	0 0 0 0 0	0 1 0 0 0	0 0 0 0 0	0 0 0 0 0
Inning Stats	R: 0 E: 0 K: 2 S: 10 H: 0 LOB: 0 BB: 0 P: 15	R: 0 E: 0 K: 0 S: 9 H: 2 LOB: 1 BB: 0 P: 12	R: 0 E: 0 K: 0 S: 11 H: 1 LOB: 1 BB: 0 P: 13	R: 0 E: 0 K: 1 S: 10 H: 0 LOB: 0 BB: 0 P: 16	R: 0 E: 0 K: 0 S: 6 H: 1 LOB: 0 BB: 0 P: 10	R: 0 E: 0 K: 1 S: 7 H: 0 LOB: 0 BB: 0 P: 12	R: 2 E: 0 K: 0 S: 9 H: 2 LOB: 0 BB: 0 P: 12	R: 1 E: 0 K: 1 S: 14 H: 3 LOB: 2 BB: 0 P: 20	R: 0 E: 0 K: 0 S: 4 H: 0 LOB: 0 BB: 0 P: 6	1B: 6 2B: 3 3B: 1 HR: 0	SF: 1 SAC: 1 DP: 1 HBP: 0					WP: 0 PB: 0 SB: 0 CS: 1	PA: 34

livebaseballscorecards.com

	AB	32
	R	3
	H	9
	RBI	3
	BB	0
	SO	5
	LOB	11

PITCHER		IP	WLS	BF	H	R	ER	SO	BB	IBB	HBP	BLK	WP	HR	S	P	ERA	WHIP
Armando Reynoso, R ERA: 3.02	(1, 1)	6.2	W	24	6	2	2	4	0	0	0	0	0	0	60	88	2.70	0.900
Juan Acevedo, R ERA: 2.16	(7, 1)	1.0		6	3	1	1	0	0	0	0	0	0	0	12	15	9.00	3.000
Greg McMichael, R ERA: 2.39	(8, 1)	0.1		1	0	0	0	1	0	0	0	0	0	0	4	7	0.00	0.000
John Franco, L ERA: 2.73	(9, 1)	1.0		3	0	0	0	0	0	0	0	0	0	0	4	6	0.00	0.000

PITCHER	IP	WLS	BF	H	R	ER	SO	BB	IBB	HBP	BLK	WP	HR	S	P	ERA	WHIP

New York Mets @ Pittsburgh Pirates

Three Rivers Stadium, Pittsburgh, PA

Sun Jun 29 1997, 3:33 AM EDT

Att. 26,499 - Sunny - 89 F

livebaseballscorecards.com

TOP

Batter	1	2	3	4	5	6	7	8	9	AB	R	H	RBI	BB	SO	LOB
Bernard Gilkey, R (1, 7) OBP: 0.314, SLG: 0.348	C B B C B F X 3-2 G6-3 ①		B B X 2-0 G5-3 ②			F B X 1-1 G3 2B	B B F C X 2-2 G5-3 ③		C B B S F S 2-3 K ①	5	0	1	0	0	1	0
Edgardo Alfonzo, R (1, 5) OBP: 0.375, SLG: 0.448	B X 1-0 G6-3 ②		F C B X 1-2 F9 ③			B C X 1-1 G5-3 ①		B B B B 4-0 HR BB	X 0-0 HR 1B	4	2	1	0	1	0	1
John Olerud, L (1, 3) OBP: 0.413, SLG: 0.541	B B X 2-0 F7 ③			B C C B X 2-2 G6-3 ①		B B B C F F X 3-2 G3 2-3 ②		X 0-0 1-H HR	F F D F 1 SAFE B F F F X 2-2 1-H HR	5	2	2	4	0	0	1
Todd Hundley, S (1, 2) OBP: 0.426, SLG: 0.607		C B X 1-1 F8 ①		F B B S S 2-3 K ②		X 0-0 G3 ③		C S B X 1-2 HR	B B C X 2-1 F8 ②	5	1	1	1	0	1	1
Carl Everett, S (1, 8) OBP: 0.324, SLG: 0.466		X 0-0 E SF8 1B		X 0-0 G3 ③			X 0-0 G4-6-3 1B	F H 1-1 G6-3 SH1-3 2B HBP	X 0-0 P4 ③	4	2	2	0	0	0	0
Carlos Baerga, S (1, 4) OBP: 0.303, SLG: 0.374		1 SAFE F H 1-1 1-3 HBP			B X 1-0 G4-3 ①		S X 0-1 1-2f G4-6-3 ① ②	X 0-0 1-2 SH1-3 ①		2	0	0	0	0	0	1
Butch Huskey, R (1, 9) OBP: 0.316, SLG: 0.490		X 0-0 3-H SF8 ②			C B S B X 2-2 G4-3 ②		X 0-0 HR	S F F X 0-2 2-3 G6-3 ②		3	1	1	2	0	0	1
Luis Lopez, S (1, 6) OBP: 0.349, SLG: 0.357		X 0-0 L3 ③			C X 0-1 1B		X 0-0 HR 1B	X 0-0 3-H 2B		4	1	3	1	0	0	1
Rick Reed, R (1, 1) OBP: 0.219, SLG: 0.267 Cory Lidle, R (4, 1) Matt Franco, L (7, PH) OBP: 0.378, SLG: 0.470 Ricardo Jordan, L (7, 1) Lance Johnson, L (8, PH) OBP: 0.377, SLG: 0.390 Greg McMichael, R (8, 1) OBP: 1.000, SLG: 1.000 John Franco, L (9, 1)			C S B S 1-3 K ①		D B C S S S 2-3 K ③		X 0-0 1-H HR	F X 0-1 G6-3 ③		1 0 0 0 0 1 0 1 0 0 0 0 1 1 1 1 1 2 0 0 0 0 0 0 0 0 0 0 1 0 0 0 0 0 1 0 0 0 0 0 0 0 0 0 0 0 0 0 0						

Inning Stats									
	R: 0 E: 0 K: 0 S: 6	H: 0 LOB: 0 BB: 0 P: 12	R: 1 E: 1 K: 0 S: 6	H: 1 LOB: 1 BB: 0 P: 8	R: 0 E: 0 K: 1 S: 7	H: 0 LOB: 0 BB: 0 P: 11	R: 0 E: 0 K: 1 S: 7	H: 0 LOB: 0 BB: 0 P: 11	R: 0 E: 0 K: 1 S: 9	H: 1 LOB: 1 BB: 0 P: 14
	R: 0 E: 0 K: 0 S: 9	H: 1 LOB: 1 BB: 0 P: 14	R: 3 E: 0 K: 0 S: 9	H: 4 LOB: 0 BB: 0 P: 11	R: 4 E: 0 K: 0 S: 13	H: 3 LOB: 1 BB: 1 P: 19	R: 2 E: 0 K: 1 S: 15	H: 2 LOB: 0 BB: 0 P: 21	1B: 5 2B: 2 3B: 0 HR: 5	SF: 1 SAC: 1 DP: 1 HBP: 2	WP: 0 PB: 0 SB: 0 CS: 0	PA: 41

PITCHER		IP	WLS	BF	H	R	ER	SO	BB	IBB	HBP	BLK	WP	HR	S	P	ERA	WHIP
67 Francisco Cordova, R ERA: 2.58	(1, 1)	7.0		29	7	5	4	3	1	0	1	0	0	2	53	85	5.14	1.143
Chris Peters, L ERA: 5.96	(8, 1)	0.1	L	4	2	2	2	0	0	0	1	0	0	2	6	8	54.00	6.000
Rich Loiselle, R ERA: 3.27	(8, 1)	1.0		6	3	3	3	1	0	0	0	0	0	1	19	23	27.00	3.000
Jason Christiansen, L ERA: 4.5	(9, 1)	0.2		2	0	0	0	0	0	0	0	0	0	0	3	5	0.00	0.000

PITCHER	IP	WLS	BF	H	R	ER	SO	BB	IBB	HBP	BLK	WP	HR	S	P	ERA	WHIP

AB	36
R	10
H	12
RBI	10
BB	1
SO	4
LOB	8

BOTTOM

New York Mets @ Pittsburgh Pirates

Three Rivers Stadium, Pittsburgh, PA

Sun Jun 29 1997, 3:33 AM EDT

Att. 26,499 - Sunny - 89 F

livebaseballscorecards.com

Batter	1	2	3	4	5	6	7	8	9	AB	R	H	RBI	BB	SO	LOB
Tony Womack, L (1, 4) OBP: 0.309, SLG: 0.345	C B F F S 1-3 K ①	B C B F B X 3-2 F8 ③		C F X 0-2 G3-1 ①		B B F B C X 3-2 2-H 1B		C F B F B X 2-2 G5-3 ③		5	0	1	1	0	1	0
Jermaine Allensworth, R (1, 8) OBP: 0.365, SLG: 0.376	C X 0-1 P3 ②		B B X 2-0 E 1B 1B	B X 1-0 G5-3 ②		C B 1 SAFE C P P X 3-2 G6-3 ③			C B C B X 2-2 1B DI G6-4-3 1B	5	2	2	0	0	0	1
Al Martin, L (1, 7) OBP: 0.408, SLG: 0.530	C B S X 1-2 HR		1 SAFE X 0-0 2B 1-H 1B 1B	C B B B S S 3-3 K ③			L B S C 1-3 K ①		P B C B B 4-1 G6-4-3 1B 1-2 BB	4	2	2	2	1	2	0
Kevin Young, R (1, 3) OBP: 0.337, SLG: 0.531	X 0-0 18 1B 1B 1B		1 SAFE C 1 SAFE C X 0-2 1B 1B 1-3 2B		X 0-0 G5-3 ①		C X 0-1 HR		D X 1-0 G6-4-3 1-2 2-3 1B	5	3	4	1	0	0	0
Dale Sveum, S (1, 5) OBP: 0.341, SLG: 0.478	1 SAFE X 0-0 18 1B 1-2 1B		X 0-0 1B 2-3 3-H 1B		B X 1-0 18 CS 1B		B B X 2-0 F9 ②		F X 0-1 G6-4-3 ① ② 1-2f 2-3 3-H	5	0	3	1	0	0	2
18 Jason Kendall, R (1, 2) OBP: 0.377, SLG: 0.398 Rich Loiselle, R (8, 1) Jason Christiansen, R (9, 1) Mark Smith, R (9, PH) OBP: 0.295, SLG: 0.500	C X 0-1 1-3 2-H 1B	B C S X 1-2 F8 ①			B F P X 2-1 G1-3 ② ③ 1-2		B F B B B 4-1 S BB		D B D C X 3-1 G6-3 ③	3 0 0 1	0 0 0 0	1 0 0 0	1 0 0 0	1 0 0 0	0 0 0 0	3 0 0 1
Jose Guillen, R (1, 9) OBP: 0.292, SLG: 0.399	X 0-0 F9 ③		X 0-0 P6 ②			X 0-0 67 SH5-4 1B 1B	B F F B X 2-2 G6-3 ③ 1-2			4	1	1	0	0	0	5
Lou Collier, R (1, 6) OBP: 0.400, SLG: 0.400		C X 0-1 G5-3 ①	X 0-0 1-2 3-H 1B			1 SAFE C S S 0-3 K ①		B C F X 1-2 F9 ①		4	0	1	1	0	1	1
67 Francisco Cordova, R (1, 1) OBP: 0.171, SLG: 0.065 Chris Peters, L (8, 1) OBP: 0.500, SLG: 0.500 Keith Osik, R (8, 2) OBP: 0.300, SLG: 0.362		B F S S 1-3 K ②	S F B S 1-3 K ③			1 SAFE B C X 1-1 SH5-4 ② 1-2		B F S B X 2-2 G1-3 ②		2 0 1	0 0 0	0 0 0	0 0 0	0 0 0	2 0 0	2 0 0
Inning Stats	R: 2 E: 0 K: 1 S: 14 H: 4 LOB: 2 BB: 0 P: 16	R: 0 E: 0 K: 1 S: 8 H: 0 LOB: 0 BB: 0 P: 12	R: 3 E: 1 K: 1 S: 14 H: 5 LOB: 2 BB: 0 P: 18	R: 0 E: 0 K: 1 S: 7 H: 0 LOB: 0 BB: 0 P: 11	R: 0 E: 0 K: 0 S: 5 H: 1 LOB: 0 BB: 0 P: 7	R: 1 E: 0 K: 1 S: 14 H: 2 LOB: 1 BB: 0 P: 19	R: 1 E: 0 K: 1 S: 10 H: 1 LOB: 1 BB: 1 P: 19	R: 0 E: 0 K: 0 S: 10 H: 0 LOB: 0 BB: 0 P: 15	R: 1 E: 0 K: 0 S: 10 H: 2 LOB: 1 BB: 1 P: 19	1B: 12 2B: 1 3B: 0 HR: 2	SF: 0 SAC: 1 DP: 1 HBP: 0						

	AB	39
	R	8
	H	15
	RBI	7
	BB	2
	SO	6
	LOB	15

PITCHER		IP	WLS	BF	H	R	ER	SO	BB	IBB	HBP	BLK	WP	HR	S	P	ERA	WHIP
Rick Reed, R ERA: 2.92	(1, 1)	3.0		18	9	5	5	3	0	0	0	0	0	1	36	46	15.00	3.000
Cory Lidle, R ERA: 4.32	(4, 1)	3.0		11	3	1	1	2	0	0	0	0	0	0	26	37	3.00	1.000
Ricardo Jordan, L ERA: 5.59	(7, 1)	1.0	W	5	1	1	1	1	1	0	0	0	0	1	10	19	9.00	2.000
Greg McMichael, R ERA: 2.33	(8, 1)	1.0		3	0	0	0	0	0	0	0	0	0	0	10	15	0.00	0.000
John Franco, L ERA: 2.93	(9, 1)	1.0	S	5	2	1	1	0	1	0	0	0	0	0	10	19	9.00	3.000

PITCHER	IP	WLS	BF	H	R	ER	SO	BB	IBB	HBP	BLK	WP	HR	S	P	ERA	WHIP

New York Mets @ Detroit Tigers

Tiger Stadium, Detroit, MI

Mon Jun 30 1997, 7:05 PM EDT

Att. 15,009 - Unknown - 77 F

livebaseballscorecards.com

TOP

Batter	1	2	3	4	5	6	7	8	9	AB	R	H	RBI	BB	SO	LOB
Lance Johnson, L (1, 8) OBP: 0.374, SLG: 0.383	P6		G1-3		BB			F7		3	0	0	0	1	0	1
Edgardo Alfonzo, R (1, 5) OBP: 0.374, SLG: 0.447 Matt Franco, L (7, 5) OBP: 0.374, SLG: 0.464	F9		1B		F7			P5		3 1	0 1	1 0	0 0	0 0	0 0	1 1
Bernard Gilkey, R (1, 10) OBP: 0.310, SLG: 0.342	K		G4-3			G6-3		G1-3		4	0	0	0	0	1	2
Todd Hundley, S (1, 2) OBP: 0.425, SLG: 0.602 Alberto Castillo, R (7, 2) OBP: 0.350, SLG: 0.219		K	G6-4-3 1B BB			K			G6-3	2 1	0 1	0 0	0 0	1 0	2 0	0 0
Butch Huskey, R (1, 3) OBP: 0.319, SLG: 0.495		G6-3	G6-4-3 1-2 1B			G2-3			G4-3 2B	4	0	2	0	0	0	0
Carl Everett, S (1, 7) OBP: 0.322, SLG: 0.460		1B BB	G6-4-3 1-2f 2-3				F9		G4-3 2-3	3	0	0	0	1	0	3
Carlos Baerga, S (1, 4) OBP: 0.305, SLG: 0.376 Jason Hardtke, S (7, PH) OBP: 0.400, SLG: 0.467 (7, 4)		FC6-4 1-3 1B	K				G3		K	2 2	0 0	1 0	0 0	0 0	1 1	1 1
Alex Ochoa, R (1, 9) OBP: 0.272, SLG: 0.309		FC6-4 1-2f			G5-4-3 1B		F9			3	0	1	0	0	0	2
Luis Lopez, S (1, 6) OBP: 0.338, SLG: 0.345 Shawn Gilbert, R (7, 6) OBP: 0.667, SLG: 0.500			G5-3		G5-4-3 1-2f			BB		2 0	0 0	0 0	0 0	0 1	0 0	1 0
Inning Stats	R: 0 E: 0 K: 1 S: 5 H: 0 LOB: 0 BB: 0 P: 9	R: 0 E: 0 K: 1 S: 10 H: 1 LOB: 2 BB: 1 P: 14	R: 0 E: 0 K: 0 S: 10 H: 1 LOB: 1 BB: 0 P: 15	R: 0 E: 0 K: 1 S: 9 H: 1 LOB: 1 BB: 1 P: 17	R: 0 E: 0 K: 0 S: 9 H: 1 LOB: 1 BB: 1 P: 15	R: 0 E: 0 K: 1 S: 8 H: 0 LOB: 0 BB: 0 P: 13	R: 0 E: 0 K: 0 S: 11 H: 0 LOB: 0 BB: 0 P: 19	R: 0 E: 0 K: 0 S: 6 H: 0 LOB: 1 BB: 1 P: 12	R: 0 E: 0 K: 1 S: 12 H: 1 LOB: 1 BB: 0 P: 19	1B: 4 2B: 1 3B: 0 HR: 0 SF: 0 SAC: 0 DP: 2 HBP: 0						

AB	30
R	0
H	5
RBI	0
BB	4
SO	5
LOB	13

WP: 0 PB: 0 SB: 0 CS: 0 PA: 34

PITCHER		IP	WLS	BF	H	R	ER	SO	BB	IBB	HBP	BLK	WP	HR	S	P	ERA	WHIP
Justin Thompson, L ERA: 2.74	(1, 1)	8.0	W	30	4	0	0	4	4	0	0	0	0	0	68	114	0.00	1.000
Jose Bautista, R ERA: 6.27	(9, 1)	1.0		4	1	0	0	1	0	0	0	0	0	0	12	19	0.00	1.000

PITCHER	IP	WLS	BF	H	R	ER	SO	BB	IBB	HBP	BLK	WP	HR	S	P	ERA	WHIP

Batter	1	2	3	4	5	6	7	8	9	AB	R	H	RBI	BB	SO	LOB
Brian Hunter, R (1, 8) OBP: 0.308, SLG: 0.328	B C X 1-1 S HR 1B		F L X 0-2 S 1B		B X 1-0 BB 3B 1B	B C 1 SAFE S B X 2-2 1-3 HR 1B	B S B F B F F B 4-2 HR BB			4	4	4	0	1	0	0
Bobby Higginson, L (1, 7) OBP: 0.357, SLG: 0.474	1 SAFE 1 SAFE 1 SAFE B 1 SAFE B S X 2-1 1-H HR		1 SAFE 1 SAFE 1 SAFE B C 1 SAFE 1 SAFE B B 4-2 S F B 1-2 BB		B 1 SAFE B 1 SAFE 1 SAFE B C 1 SAFE 1 SAFE 4-1 B 1-2 3B BB	C X 0-1 1-H 3-H HR	C B B B X 3-1 1-H HR			3	4	3	7	2	0	0
Travis Fryman, R (1, 5) OBP: 0.359, SLG: 0.474 Phil Nevin, R (9, 5) OBP: 0.378, SLG: 0.479	X 0-0 ① F9		B B X 2-0 ② P3		C B B X 2-1 1-H 2-H 3B	C F F C 0-3 ② K	X 0-0 ③ L6			5 0	0 0	1 0	2 0	0 0	1 0	2 0
Tony Clark, S (1, 3) OBP: 0.402, SLG: 0.562	B S F S 1-3 ② K		C C S 0-3 ③ K		I I I I 4-0 IBB	B B B C B 4-1 1B 1B BB		B X 1-0 HR 1B		3	2	1	0	2	2	2
Bob Hamelin, L (1, 10) OBP: 0.406, SLG: 0.540 Orlando Miller, R (8, PH) OBP: 0.220, SLG: 0.395	B B B X 3-0 ③ F9			B S X 1-1 ① G6-3	B B C X 2-1 ② F7	C B X 1-1 1B 1-3 1B		B S B X 2-1 1-H HR		4 1	0 1	1 1	0 2	0 0	0 0	2 0
Melvin Nieves, S (1, 9) OBP: 0.353, SLG: 0.471		C S C 0-3 ① K		X 0-0 ② G3	F F B F B S 2-3 ③ K	X 0-0 1-2 3-H 1B		B B C F S 2-3 ① K		5	0	1	1	0	3	2
Raul Casanova, S (1, 2) OBP: 0.343, SLG: 0.405		X 0-0 ② G6-3		B F B X 2-1 HR		x 0-0 ① P4 x 1-1 ③ F9		B C B B X 3-1 ② F8		5	1	1	1	0	0	2
Damion Easley, R (1, 4) OBP: 0.360, SLG: 0.467		C B S F X 1-2 ③ G6-3		B F X 1-1 ③ G6-3		B X 1-0 HR	C B S B B X 3-2 ① F9	C B F S 1-3 ③ K		5	1	1	1	0	1	0
Deivi Cruz, R (1, 6) OBP: 0.227, SLG: 0.290			F F B B X 2-2 ① P4		F B B X 2-1 ① G6-3	C X 0-1 1B WP HR 1B	B B X 2-0 ② G5-3			4	1	1	0	0	0	0
Inning Stats	R: 2 E: 0 K: 1 S: 9 H: 2 LOB: 0 BB: 0 P: 16	R: 0 E: 0 K: 1 S: 8 H: 0 LOB: 0 BB: 0 P: 9	R: 0 E: 0 K: 1 S: 13 H: 1 LOB: 2 BB: 1 P: 21	R: 1 E: 0 K: 0 S: 7 H: 1 LOB: 0 BB: 0 P: 11	R: 2 E: 0 K: 1 S: 12 H: 2 LOB: 2 BB: 2 P: 29	R: 5 E: 0 K: 1 S: 19 H: 6 LOB: 2 BB: 1 P: 28	R: 2 E: 0 K: 0 S: 11 H: 1 LOB: 0 BB: 1 P: 23	R: 2 E: 0 K: 2 S: 11 H: 2 LOB: 0 BB: 0 P: 20		1B: 8 2B: 0 3B: 1 HR: 6 SF: 0 SAC: 0 DP: 0 HBP: 0						

BOTTOM

New York Mets @ Detroit Tigers

Tiger Stadium, Detroit, MI

Mon Jun 30 1997, 7:05 PM EDT

Att. 15,009 - Unknown - 77 F

livebaseballscorecards.com

AB	39
R	14
H	15
RBI	14
BB	5
SO	7
LOB	10

WP: 1 PA: 44
PB: 0
SB: 2
CS: 0

PITCHER		IP	WLS	BF	H	R	ER	SO	BB	IBB	HBP	BLK	WP	HR	S	P	ERA	WHIP
Mark Clark, R ERA: 3.98	(1, 1)	5.1	L	28	9	8	8	4	2	1	0	0	1	3	56	96	13.50	2.062
Joe Crawford, L ERA: 12.27	(6, 1)	1.2		11	4	4	4	1	2	0	0	0	0	2	23	41	21.60	3.600
Takashi Kashiwada, L ERA: 5.12	(8, 1)	1.0		5	2	2	2	2	0	0	0	0	0	1	11	20	18.00	2.000

PITCHER	IP	WLS	BF	H	R	ER	SO	BB	IBB	HBP	BLK	WP	HR	S	P	ERA	WHIP

Batter	1	2	3	4	5	6	7	8	9	AB	R	H	RBI	BB	SO	LOB
Lance Johnson, L (1, 8) OBP: 0.364, SLG: 0.370	C C B B X 2-2 ① G6-3		B C F B X 2-2 ② G6-3		B X 1-0 ② F7			B C X 1-1 ① F7	B B C C B X 3-2 ① G6-3 2-3	5	0	0	0	0	0	2
Edgardo Alfonzo, R (1, 5) OBP: 0.377, SLG: 0.454 Matt Franco, L (7, 5) OBP: 0.380, SLG: 0.471 Jason Hardtke, S (9, PH) OBP: 0.375, SLG: 0.438	B C B B X 3-1 G3-1 2B		C B B B X 2-1 1B		C F X 0-2 ③ G4-3			B B X 2-0 E 2B 1B	C B B C S 2-3 ② K	3	0	2	0	0	0	1
										1	1	1	0	0	0	0
										1	0	0	0	0	1	1
John Olerud, L (1, 3) OBP: 0.413, SLG: 0.538	B X 1-0 ② G3-1 2-3		C B X 1-1 ③ G4-3			C C X 0-2 1B		X 0-0 E5 2B G6-3 1-2	B C X 1-1 1B 1B 3-H 1B	5	2	2	1	0	0	3
Todd Hundley, S (1, 2) OBP: 0.428, SLG: 0.604	B B B C F F B 4-2 BB			B F B F S 2-3 ① K	B X 1-0 ① F8			C B B B F F F X 3-2 2B 1-3 2-H 2B	B X 1-0 BB 1B 1-3 1B	4	1	2	1	1	1	1
Carlos Baerga, S (1, 4) OBP: 0.307, SLG: 0.376 Shawn Gilbert, R (9, PR) OBP: 0.667, SLG: 0.500	B X 1-0 ③ G6-3			X 0-0 1B	B X 1-0 ② F9			X 0-0 ② G6-3 3-H	C F B X 1-2 BB 1B 1-2 3-H 1B	5	0	2	2	0	0	4
										0	0	0	0	0	0	0
Carl Everett, S (1, 9) OBP: 0.324, SLG: 0.461		B B F X 2-1 ① L9		B B X 2-0 ② F7	F C B S 1-3 ③ K			F S X 0-2 1B 2-H 2B	B B B B 4-0 1-2 2-3 BB	4	1	1	1	1	1	2
Bernard Gilkey, R (1, 7) OBP: 0.308, SLG: 0.340		X 0-0 ② P3		B S X 1-1 ③ F9			F B S X 1-2 ① G6-3	B B X 2-0 2-H 1B	S C B B B F F X 3-2 ③ F9	5	0	1	1	0	0	4
Butch Huskey, R (1, 10) OBP: 0.313, SLG: 0.486		C B X 1-1 ③ G4-3			X 0-0 ① P3		C B X 1-1 ② L9	F C B S 1-3 ③ K		4	0	0	0	0	1	1
Luis Lopez, S (1, 6) OBP: 0.348, SLG: 0.371			X 0-0 ① G3		B B X 2-0 1B		B F X 1-1 ③ G3-1		B B C X 2-1 G6-3 1B 2B	4	1	2	0	0	0	0

TOP

New York Mets @ Detroit Tigers

Tiger Stadium, Detroit, MI

Tue Jul 01 1997, 7:05 PM EDT

Att. 14,849 - Unknown - 80 F

livebaseballscorecards.com

AB	41
R	6
H	13
RBI	6
BB	2
SO	4
LOB	19

Inning Stats	1	2	3	4	5	6	7	8	9
	R: 0 E: 0 K: 0 S: 10	R: 0 E: 0 K: 0 S: 5	R: 0 E: 0 K: 0 S: 8	R: 0 E: 0 K: 1 S: 7	R: 0 E: 0 K: 0 S: 6	R: 0 E: 0 K: 1 S: 8	R: 0 E: 0 K: 0 S: 7	R: 4 E: 1 K: 1 S: 17	R: 2 E: 0 K: 1 S: 19
	H: 1 LOB: 2 BB: 1 P: 21	H: 0 LOB: 0 BB: 0 P: 8	H: 1 LOB: 1 BB: 0 P: 13	H: 1 LOB: 1 BB: 0 P: 12	H: 1 LOB: 1 BB: 0 P: 9	H: 1 LOB: 1 BB: 0 P: 11	H: 0 LOB: 0 BB: 0 P: 10	H: 4 LOB: 1 BB: 0 P: 26	H: 4 LOB: 3 BB: 1 P: 36

1B: 9	SF: 0
2B: 4	SAC: 0
3B: 0	DP: 0
HR: 0	HBP: 0

WP: 0	PA: 43
PB: 0	
SB: 0	
CS: 0	

PITCHER		IP	WLS	BF	H	R	ER	SO	BB	IBB	HBP	BLK	WP	HR	S	P	ERA	WHIP
Brian Moehler, R ERA: 4.07	(1, 1)	7.1	W	31	7	3	1	2	1	0	0	0	0	0	60	99	1.23	1.091
Doug Brocail, R ERA: 5.68	(8, 1)	0.2		4	2	1	0	1	0	0	0	0	0	0	8	11	0.00	3.000
Mike Myers, L ERA: 6.17	(9, 1)	0.2		4	2	2	2	1	0	0	0	0	0	0	10	18	27.00	3.000
Todd Jones, R ERA: 3.58	(9, 1)	0.1	S	4	2	0	0	0	1	0	0	0	0	0	9	18	0.00	9.000

PITCHER	IP	WLS	BF	H	R	ER	SO	BB	IBB	HBP	BLK	WP	HR	S	P	ERA	WHIP

New York Mets @ Detroit Tigers

Tiger Stadium, Detroit, MI

Tue Jul 01 1997, 7:05 PM EDT

Att. 14,849 - Unknown - 80 F

BOTTOM

Batter	1	2	3	4	5	6	7	8	9	AB	R	H	RBI	BB	SO	LOB
Brian Hunter, R (1, 8) OBP: 0.310, SLG: 0.330	2-1 HR 1B		2-0 G5-3 ①	2-2 P4 ②			X 0-0 L6-3 1B			4	1	2	0	0	0	1
Bobby Higginson, L (1, 9) OBP: 0.355, SLG: 0.483	0-0 1-H HR		2-3 K ②	1-2 G4-3 ③			2-2 F7 ①			4	1	1	2	0	1	2
Travis Fryman, R (1, 5) OBP: 0.361, SLG: 0.486	3-2 HR		0-0 1B HR 1B		1-3 K ①		B 1 SAFE 1-1 L6-3 ②③ 1-2			4	2	2	1	0	1	1
Tony Clark, S (1, 3) OBP: 0.401, SLG: 0.557	1-1 F7 ①		3-1 1-2 HR 1B		3-2 G4-3 ②			X 0-0 P3 ①		4	1	1	0	0	0	0
Bob Hamelin, L (1, 10) OBP: 0.402, SLG: 0.556	3-0 P5 ②		3-2 1-H 2-H HR		0-0 L8 ③			1-3 K ②		4	1	1	3	0	1	0
Raul Casanova, S (1, 2) OBP: 0.333, SLG: 0.393	0-3 K ③		1-3 K ③			C X 0-1 F8 ①		C X 0-1 F7 ③		4	0	0	0	0	2	0
Curtis Pride, L (1, 7) OBP: 0.329, SLG: 0.381		S B X 1-1 G5-4-3 1B		B C S X 1-2 L4 ①		X 0-0 HR				3	1	2	1	0	0	0
Damion Easley, R (1, 4) OBP: 0.360, SLG: 0.478		C 1 SAFE F X 0-2 G5-4-3 ①② 1-2f		B X 1-0 HR		B B S F X 2-2 G4-3 ②				3	1	1	1	0	0	1
Deivi Cruz, R (1, 6) OBP: 0.228, SLG: 0.290		B X 1-0 F7 ③		C S X 0-2 1B		B B F F B S 3-3 K ③				3	0	1	0	0	1	0
Inning Stats	R: 3 E: 0 K: 1 S: 13 H: 3 LOB: 0 BB: 0 P: 22	R: 0 E: 0 K: 0 S: 6 H: 1 LOB: 0 BB: 0 P: 8	R: 3 E: 0 K: 2 S: 13 H: 3 LOB: 0 BB: 0 P: 24	R: 1 E: 0 K: 0 S: 13 H: 2 LOB: 1 BB: 0 P: 18	R: 0 E: 0 K: 1 S: 8 H: 0 LOB: 0 BB: 0 P: 12	R: 1 E: 0 K: 1 S: 9 H: 1 LOB: 0 BB: 0 P: 14	R: 0 E: 0 K: 0 S: 6 H: 1 LOB: 0 BB: 0 P: 9	R: 0 E: 0 K: 1 S: 6 H: 0 LOB: 0 BB: 0 P: 7		1B: 6 2B: 1 3B: 0 HR: 5	SF: 0 SAC: 0 DP: 2 HBP: 0					

livebaseballscorecards.com

AB	33
R	8
H	11
RBI	8
BB	0
SO	6
LOB	5

WP: 0 PB: 0 SB: 0 CS: 0 PA: 33

PITCHER		IP	WLS	BF	H	R	ER	SO	BB	IBB	HBP	BLK	WP	HR	S	P	ERA	WHIP
Bobby Jones, R ERA: 3.11	(1, 1)	4.0	L	20	9	7	7	3	0	0	0	0	0	4	45	72	15.75	2.250
Cory Lidle, R ERA: 4.33	(5, 1)	2.0		7	1	1	1	2	0	0	0	0	0	1	17	26	4.50	0.500
Juan Acevedo, R ERA: 1.93	(7, 1)	1.0		3	1	0	0	0	0	0	0	0	0	0	6	9	0.00	1.000
Takashi Kashiwada, L ERA: 4.87	(8, 1)	1.0		3	0	0	0	1	0	0	0	0	0	0	6	7	0.00	0.000

PITCHER	IP	WLS	BF	H	R	ER	SO	BB	IBB	HBP	BLK	WP	HR	S	P	ERA	WHIP

Batter	1	2	3	4	5	6	7	8	9	AB	R	H	RBI	BB	SO	LOB
Carl Everett, S (1, 8) (8, 9) OBP: 0.322, SLG: 0.455	0-0 1B G4-3 1B		2-3 ① K		1-2 ② G3 2-3		0-0 E8 E	1 SAFE 1-2 ② F7		5	2	1	0	0	1	2
Edgardo Alfonzo, R (1, 6) OBP: 0.381, SLG: 0.465	0-0 FC3-6 G4-3 1-3 1B		1-3 ② K		2-0 3-H 2B		3-2 E6 BB S 3-H	1-0 1-H 2B		5	0	3	3	0	1	0
John Olerud, L (1, 3) OBP: 0.407, SLG: 0.529 Greg McMichael, R (8, 1) OBP: 1.000, SLG: 1.000	1 SAFE 1 SAFE 2-2 ① G4-3 1-2 3-H		1-1 ③ G6-3		3-2 ③ G3		3-2 ② F8 1 SAFE 1 SAFE	0-2 ③ G5-3		5 0	0 0	0 0	1 0	0 0	0 0	4 0
Todd Hundley, S (1, 10) (8, 2) OBP: 0.437, SLG: 0.609	4-1 FC3-6 BB			2-2 G6-4-3 1B 1B		2-0 F8 1B 1B 1B	4-2 BB 1-2 BB		3-2 2B SF9 1B	3	2	3	0	2	0	0
Carlos Baerga, S (1, 4) OBP: 0.316, SLG: 0.386	0-0 ② FC3-6 FC5-4 1-2f 2-3			0-1 G6-4-3 1-2 1B		1-1 1B 1-2 1B	4-2 1-2 2-3 BB		2-1 SF9 1-3 2B	4	0	3	0	1	0	2
Butch Huskey, R (1, 9) (8, 3) OBP: 0.307, SLG: 0.475	1 SAFE 1-1 ③ FC5-4 1-2f			1-0 ① ② G6-4-3 1-2f 2-3		0-2 ① F8 2-3	3-3 ③ K		2-3 ① K	5	0	0	0	0	2	11
Bernard Gilkey, R (1, 7) OBP: 0.310, SLG: 0.346	1-1 ① F9			0-0 ③ F9		3-1 G6-3 1-3 3-H 1B		3-2 G4-3 1B 2B	3-2 ② SF9 2-3 3-H	4	1	2	2	0	0	1
Matt Franco, L (1, 5) OBP: 0.371, SLG: 0.456	2-3 ② K				3-2 G3 B1-3 2B 1B	0-1 ② ③ G6-3 1-2f		0-1 ① G4-3 2-3	1-1 ③ G1-3	5	1	1	0	0	1	4
Alberto Castillo, R (1, 2) OBP: 0.326, SLG: 0.200 Lance Johnson, L (8, PH) (8, 8) OBP: 0.367, SLG: 0.374	2-1 ③ F8				0-1 ① B1-3 1-2		3-2 ① F8	1-0 2B 3-H 1B		3 1	0 1	0 1	0 1	0 0	0 0	1 0
Inning Stats	R: 1 E: 0 K: 0 S: 10 H: 2 LOB: 2 BB: 1 P: 17	R: 0 E: 0 K: 1 S: 8 H: 0 LOB: 0 BB: 0 P: 13	R: 0 E: 0 K: 2 S: 8 H: 0 LOB: 0 BB: 0 P: 12	R: 0 E: 0 K: 0 S: 7 H: 2 LOB: 1 BB: 0 P: 10	R: 1 E: 0 K: 0 S: 14 H: 2 LOB: 1 BB: 0 P: 23	R: 1 E: 0 K: 0 S: 11 H: 3 LOB: 1 BB: 0 P: 17	R: 1 E: 2 K: 1 S: 21 H: 0 LOB: 3 BB: 2 P: 41	R: 2 E: 0 K: 0 S: 13 H: 3 LOB: 1 BB: 0 P: 19	R: 1 E: 0 K: 1 S: 17 H: 2 LOB: 1 BB: 0 P: 28	1B: 10 2B: 4 3B: 0 HR: 0	SF: 1 SAC: 0 DP: 2 HBP: 0						

TOP

New York Mets @ Detroit Tigers

Tiger Stadium, Detroit, MI

Wed Jul 02 1997, 3:33 AM EDT

Att. 16,211 - Cloudy - 81 F

livebaseballscorecards.com

AB	40
R	7
H	14
RBI	7
BB	3
SO	5
LOB	25

PITCHER		IP	WLS	BF	H	R	ER	SO	BB	IBB	HBP	BLK	WP	HR	S	P	ERA	WHIP
Willie Blair, R ERA: 4.52	(1, 1)	5.0	W	23	8	3	3	3	1	0	0	0	0	0	50	81	5.40	1.800
A.J. Sager, R ERA: 3.24	(6, 1)	1.1		6	1	1	0	0	0	0	0	0	0	0	16	25	0.00	0.750
Mike Myers, L ERA: 6.08	(7, 1)	0.1		3	0	0	0	0	2	0	0	0	0	0	9	20	0.00	6.000
Dan Miceli, R ERA: 5.36	(7, 1)	1.0		6	3	2	2	1	0	0	0	0	0	0	14	23	18.00	3.000
Todd Jones, R ERA: 3.71	(8, 1)	1.1	S	6	2	1	1	1	0	0	0	0	0	0	20	31	6.75	1.500

PITCHER	IP	WLS	BF	H	R	ER	SO	BB	IBB	HBP	BLK	WP	HR	S	P	ERA	WHIP

New York Mets @ Detroit Tigers

Tiger Stadium, Detroit, MI

Wed Jul 02 1997, 3:33 AM EDT

Att. 16,211 - Cloudy - 81 F

livebaseballscorecards.com

BOTTOM

Batter	1	2	3	4	5	6	7	8	9	AB	R	H	RBI	BB	SO	LOB
Brian Hunter, R (1, 8) OBP: 0.314, SLG: 0.335	C B B X 2-1 G6-3 ①		X 0-0 G4-3 S 2B 1B	B B B X 3-0 CS 1-H 3-H 1B		X 0-0 SF9 ② 1-2 2-3 3-H		C F X 0-2 F9 S 1B		4	1	3	2	0	0	0
Bobby Higginson, L (1, 9) (8, 7) OBP: 0.349, SLG: 0.473	B C X 1-1 G3-1 ②		B 1 SAFE C 1 SAFE 1 SAFE 1 B F F 2-2 G4-3 ② 1-3	1 SAFE 1 SAFE B B B 2-0 CS ③ 1-2	B C B C X 2-2 F8 ①	C S B B B S 3-3 K ③		1 SAFE 1 SAFE B B S C B X 3-2 F9 ① 1-3		5	0	0	0	0	1	4
Travis Fryman, R (1, 5) OBP: 0.358, SLG: 0.484	C X 0-1 G5-3 ③		F B X 1-1 2B 3-H	F F F X 0-2 L8 ②			C X 0-1 G1-3 ①	B X 1-0 F7 ②		5	0	1	1	0	0	1
Tony Clark, S (1, 3) OBP: 0.404, SLG: 0.574		C F X 0-2 FC4-6 3B	C S B B B C 3-3 K ③	B B B 4-0 BB			C B X 1-1 HR	C B S B F X 2-2 G3 ③		4	2	2	1	1	1	2
Bob Hamelin, L (1, 10) OBP: 0.404, SLG: 0.546		B B B B 4-0 FC4-6 BB	B C F B C 2-3 K ①	B B X 2-0 F9 ③			B C F B B F B 4-2 FC6-4 BB			2	0	0	0	2	1	1
Damion Easley, R (1, 4) OBP: 0.362, SLG: 0.490		F B B C B X 3-2 P6 ①	B C F X 1-2 HR			B S S X 1-2 S BB SF9 1B	F B S B X 2-2 F4 ②			4	2	2	1	0	0	3
Curtis Pride, L (1, 7) OBP: 0.333, SLG: 0.375 Deivi Cruz, R (8, 6) OBP: 0.228, SLG: 0.290		B C B C B X 3-2 FC4-6 ② 1-2f 3-H	B B B B 4-0 1B E BB			C B C 1 SAFE 1 SAFE 1 SAFE B F F 4-2 B 1 SAFE F F F 1 SAFE B SF9 S 1-2 BB	B B X 2-0 FC6-4 ③ 1-2f			2 0	1 0	0 0	1 0	2 0	0 0	2 0
Brian Johnson, R (1, 2) OBP: 0.250, SLG: 0.313 Raul Casanova, S (8, PH) OBP: 0.338, SLG: 0.393 (9, 2)		1 SAFE 1 SAFE C C X 0-2 F8 ③	C 1 SAFE F F F X 0-2 P6 ②			B F F F F F X 1-2 F9 ① 1-2 2-3		B B B C B 4-1 HR BB		3 0	0 1	0 0	0 0	0 1	0 0	4 0
Orlando Miller, R (1, 6) OBP: 0.250, SLG: 0.400 Melvin Nieves, S (8, 9) OBP: 0.355, SLG: 0.487			B S F C 1-3 K ①	1 SAFE 1 SAFE C X 0-1 S 1B 1-3 1B		C H 1-1 SF9 HBP		X 0-0 1-H HR		2 1	1 1	1 1	0 2	0 0	1 0	0 0
Inning Stats	R: 0 E: 0 K: 0 S: 6 H: 0 LOB: 0 BB: 0 P: 9	R: 1 E: 0 K: 0 S: 12 H: 1 LOB: 1 BB: 1 P: 22	R: 1 E: 0 K: 2 S: 13 H: 2 LOB: 1 BB: 0 P: 20	R: 3 E: 0 K: 1 S: 13 H: 3 LOB: 0 BB: 1 P: 25	R: 0 E: 0 K: 0 S: 8 H: 0 LOB: 1 BB: 1 P: 16	R: 1 E: 0 K: 1 S: 20 H: 1 LOB: 2 BB: 1 P: 30	R: 1 E: 0 K: 0 S: 11 H: 1 LOB: 1 BB: 1 P: 20	R: 2 E: 0 K: 0 S: 13 H: 2 LOB: 1 BB: 1 P: 23		1B: 5 2B: 1 3B: 1 HR: 3	SF: 1 SAC: 0 DP: 0 HBP: 1		WP: 0 PB: 0 SB: 6 CS: 1	PA: 41		

	AB	32
	R	9
	H	10
	RBI	8
	BB	6
	SO	4
	LOB	17

PITCHER		IP	WLS	BF	H	R	ER	SO	BB	IBB	HBP	BLK	WP	HR	S	P	ERA	WHIP
Dave Mlicki, R ERA: 4.65	(1, 1)	5.0	L	25	7	6	5	3	4	0	0	0	0	1	61	106	9.00	2.200
Juan Acevedo, R ERA: 2.38	(6, 1)	2.0		9	1	1	1	1	1	0	1	0	0	1	22	36	4.50	1.000
Greg McMichael, R ERA: 2.72	(8, 1)	1.0		6	2	2	2	0	1	0	0	0	0	1	13	23	18.00	3.000

PITCHER	IP	WLS	BF	H	R	ER	SO	BB	IBB	HBP	BLK	WP	HR	S	P	ERA	WHIP

Batter	1	2	3	4	5	6	7	8	9	AB	R	H	RBI	BB	SO	LOB
John Cangelosi, S (1, 8) OBP: 0.333, SLG: 0.320	G4-3 F8		K			G6-3	G4-3 1-2 2-3		F9	6	0	0	0	0	1	7
Edgar Renteria, R (1, 6) OBP: 0.310, SLG: 0.316	F3	G5-3	G5-3			BB 2B 1B	L8			5	1	1	0	0	0	2
Jim Eisenreich, L (1, 7) OBP: 0.344, SLG: 0.365	1B 2B 1B	2B 1B		FC5-4 BB		1-2 2B BB		F7		3	3	2	0	2	0	0
Gary Sheffield, R (1, 9) OBP: 0.440, SLG: 0.406	1-3 2B 1B	1-H SF9 2B		FC5-4 FC6-4 1-2f		F9		K		5	2	2	1	0	1	3
Kurt Abbott, R (1, 4) OBP: 0.324, SLG: 0.486 Luis Castillo, S (6, 4) OBP: 0.318, SLG: 0.278	1-H 3-H 1B 2B	HR HBP		F7		1-H 2-H 2B		F8		3 1	2 0	2 0	4 0	0 0	0 0	1 0
Bobby Bonilla, S (1, 5) OBP: 0.384, SLG: 0.490	PB 1B 3-H 1B	SF9 3-H		FC6-4 1-2f		F8			2B	4	1	2	2	0	0	2
Jeff Conine, R (1, 3) OBP: 0.342, SLG: 0.382	1B PB 1-2 1B	1-H HR			K		G4-3 1B 1B		L8	5	1	3	2	0	1	1
Charles Johnson, R (1, 2) OBP: 0.329, SLG: 0.390	1B 1-2 2-3 IBB	K			F9		L6		K	4	0	0	0	1	2	2
Livan Hernandez, R (1, 1) OBP: 0.200, SLG: 0.200 Dennis Cook, L (6, 1) OBP: 1.000, SLG: 1.000 Rob Stanifer, R (8, 1) OBP: 0.667, SLG: 0.500	1-2 2-3 3-H 1B		K		K2-3		G4-3 1-2 1B		HBP	3 1 0	0 0 0	1 1 0	1 0 0	0 0 0	2 0 0	0 0 0
Inning Stats	R: 4 E: 0 K: 0 S: 9 H: 6 LOB: 3 BB: 1 P: 13	R: 4 E: 0 K: 1 S: 8 H: 3 LOB: 0 BB: 0 P: 9	R: 0 E: 0 K: 2 S: 7 H: 0 LOB: 0 BB: 0 P: 7	R: 0 E: 0 K: 0 S: 3 H: 0 LOB: 1 BB: 1 P: 7	R: 0 E: 0 K: 2 S: 7 H: 0 LOB: 0 BB: 0 P: 7	R: 2 E: 0 K: 0 S: 5 H: 2 LOB: 1 BB: 1 P: 9	R: 0 E: 0 K: 0 S: 5 H: 2 LOB: 2 BB: 0 P: 5	R: 0 E: 0 K: 1 S: 5 H: 0 LOB: 0 BB: 0 P: 5	R: 0 E: 0 K: 1 S: 6 H: 1 LOB: 2 BB: 0 P: 7	1B: 9 2B: 4 3B: 0 HR: 1 SF: 1 SAC: 0 DP: 0 HBP: 2						

PITCHER		IP	WLS	BF	H	R	ER	SO	BB	IBB	HBP	BLK	WP	HR	S	P	ERA	WHIP
Armando Reynoso, R ERA: 3.84	(1, 1)	1.2	L	16	9	8	8	0	0	1	1	0	0	1	14	19	43.20	5.400
Joe Crawford, L ERA: 7.88	(2, 1)	4.1		17	2	2	2	5	2	0	0	0	0	0	25	33	4.15	0.923
Cory Lidle, R ERA: 4.21	(7, 1)	1.0		5	2	0	0	0	0	0	0	0	0	0	5	5	0.00	2.000
Takashi Kashiwada, L ERA: 4.64	(8, 1)	1.0		3	0	0	0	1	0	0	0	0	0	0	5	5	0.00	0.000
John Franco, L ERA: 2.84	(9, 1)	1.0		5	1	0	0	1	0	0	1	0	0	0	6	7	0.00	1.000

PITCHER	IP	WLS	BF	H	R	ER	SO	BB	IBB	HBP	BLK	WP	HR	S	P	ERA	WHIP

TOP

Florida Marlins @ New York Mets

Shea Stadium, Flushing, NY

Thu Jul 03 1997, 7:05 PM EDT

Att. 18,134 - Unknown - 77 F

livebaseballscorecards.com

AB	40
R	10
H	14
RBI	10
BB	3
SO	7
LOB	18

WP: 0	PA: 46		
PB: 1			
SB: 0			
CS: 0			

Florida Marlins @ New York Mets

Shea Stadium, Flushing, NY

Thu Jul 03 1997, 7:05 PM EDT

Att. 18,134 - Unknown - 77 F

livebaseballscorecards.com

BOTTOM

Batter	1	2	3	4	5	6	7	8	9	AB	R	H	RBI	BB	SO	LOB
Lance Johnson, L (1, 8) OBP: 0.368, SLG: 0.371	G3		BBBB 4-0 G6-3 S SF9 BB		F8		1B SF8 1B	SSS 0-3 K		4	2	1	0	1	1	0
Edgardo Alfonzo, R (1, 5) OBP: 0.382, SLG: 0.464	1B		G6-3 1-3		P4		SF8 BB 1-3 1B		F3	5	0	2	0	0	0	1
John Olerud, L (1, 3) OBP: 0.407, SLG: 0.527	F7		SF9 3-H		FC6-4 1B		BBBB 4-0 SF8 1-2 BB		G4-3	3	0	1	1	1	0	1
Bernard Gilkey, R (1, 7) OBP: 0.305, SLG: 0.341	F8		SSS 0-3 K		FC6-4 1-2f		SF8 1-2 2-3 3-H		F7	4	0	0	1	0	1	2
Carlos Baerga, S (1, 4) OBP: 0.319, SLG: 0.388		1B 1B		G4-3		E 1B 1B 1B	F7			4	1	2	0	0	0	2
Carl Everett, S (1, 9) OBP: 0.324, SLG: 0.464		F9		3B		1B 1-2 1B	G5-3			4	0	2	0	0	0	3
Luis Lopez, S (1, 6) OBP: 0.356, SLG: 0.369		1B 1-2	BBBB 4-0 BB		L4 2-3			G6-3		3	0	1	0	1	0	2
Alberto Castillo, R (1, 2) OBP: 0.319, SLG: 0.205		SSS 0-3 K		SSS 0-3 K		G4-3 1-2 3-H 1B		G6-3		4	0	1	1	0	2	4
Armando Reynoso, R (1, 1) OBP: 0.276, SLG: 0.370		L7		G3		G4-3 1-2f		HR		0	0	0	0	0	0	0
Joe Crawford, L (2, 1)										2	0	0	0	0	0	4
Matt Franco, L (6, PH) OBP: 0.371, SLG: 0.456										0	0	0	0	0	0	0
Butch Huskey, R (6, PH) OBP: 0.305, SLG: 0.473										1	0	0	0	0	0	2
Cory Lidle, R (7, 1)										0	0	0	0	0	0	0
Takashi Kashiwada, L (8, 1)										0	0	0	0	0	0	0
Shawn Gilbert, R (8, PH) OBP: 0.750, SLG: 1.667										1	1	1	1	0	0	0
John Franco, L (9, 1)										0	0	0	0	0	0	0
Inning Stats	R: 0 E: 0 K: 0 S: 4 H: 1 LOB: 1 BB: 0 P: 4	R: 0 E: 0 K: 1 S: 7 H: 2 LOB: 2 BB: 0 P: 7	R: 1 E: 0 K: 1 S: 5 H: 0 LOB: 0 BB: 1 P: 9	R: 0 E: 0 K: 1 S: 6 H: 1 LOB: 2 BB: 1 P: 10	R: 0 E: 0 K: 0 S: 4 H: 1 LOB: 1 BB: 0 P: 4	R: 1 E: 1 K: 0 S: 5 H: 3 LOB: 1 BB: 0 P: 5	R: 1 E: 0 K: 0 S: 5 H: 2 LOB: 2 BB: 1 P: 9	R: 1 E: 0 K: 1 S: 6 H: 1 LOB: 0 BB: 0 P: 6	R: 0 E: 0 K: 0 S: 3 H: 0 LOB: 0 BB: 0 P: 3	1B: 9 2B: 0 3B: 1 HR: 1 SF: 2 SAC: 0 DP: 1 HBP: 0						

	AB	35
	R	4
	H	11
	RBI	4
	BB	3
	SO	4
	LOB	21

WP: 0 PA: 40
PB: 0
SB: 1
CS: 0

PITCHER		IP	WLS	BF	H	R	ER	SO	BB	IBB	HBP	BLK	WP	HR	S	P	ERA	WHIP
Livan Hernandez, R ERA: 4.11	(1, 1)	5.1	W	26	8	2	2	3	2	0	0	0	0	0	30	38	3.38	1.875
Dennis Cook, L ERA: 2.7	(6, 1)	1.2		7	2	1	1	0	1	0	0	0	0	0	6	10	5.40	1.800
Rob Stanifer, R ERA: 3.42	(8, 1)	2.0		7	1	1	1	1	0	0	0	0	0	1	9	9	4.50	0.500

PITCHER	IP	WLS	BF	H	R	ER	SO	BB	IBB	HBP	BLK	WP	HR	S	P	ERA	WHIP

Batter	1	2	3	4	5	6	7	8	9	AB	R	H	RBI	BB	SO	LOB
Kurt Abbott, R (1, 4) OBP: 0.322, SLG: 0.479	K		1B		6-3		6-3			4	0	1	0	0	1	0
Edgar Renteria, R (1, 6) OBP: 0.313, SLG: 0.318	6-3		1B		F7-3			F8		4	0	2	0	0	0	0
Jim Eisenreich, L (1, 7) OBP: 0.342, SLG: 0.362	HR		K		F7-3			1-3		4	1	1	0	0	1	3
Gary Sheffield, R (1, 9) OBP: 0.441, SLG: 0.421	HR		F7			S		F9		4	1	2	2	0	0	2
Moises Alou, R (1, 8) OBP: 0.377, SLG: 0.476	K			FC3-6		P6			P6	4	0	1	0	0	1	1
Bobby Bonilla, S (1, 5) OBP: 0.379, SLG: 0.483		K		FC3-6		K			K	4	0	0	0	0	3	2
Jeff Conine, R (1, 3) OBP: 0.341, SLG: 0.380		5-3		1B		6-3			P5	4	0	1	0	0	0	1
Charles Johnson, R (1, 2) OBP: 0.325, SLG: 0.385		4-3		F8			F8			3	0	0	0	0	0	2
Al Leiter, L (1, 1) OBP: 0.138, SLG: 0.074			K	4-3			K			2	0	0	0	0	1	2
Mark Hutton, R (5, 1)										0	0	0	0	0	0	0
John Cangelosi, S (7, PH) OBP: 0.330, SLG: 0.317										1	0	0	0	0	1	0
Rick Helling, R (7, 1) OBP: 0.091, SLG: 0.091										0	0	0	0	0	0	0
Matt Whisenant, R (8, 1)										0	0	0	0	0	0	0
Inning Stats	R: 2 E: 0 K: 2 S: 9 H: 2 LOB: 0 BB: 0 P: 9	R: 0 E: 0 K: 1 S: 5 H: 0 LOB: 0 BB: 0 P: 5	R: 0 E: 0 K: 2 S: 9 H: 2 LOB: 2 BB: 0 P: 9	R: 0 E: 0 K: 0 S: 5 H: 2 LOB: 2 BB: 0 P: 5	R: 0 E: 0 K: 0 S: 3 H: 1 LOB: 0 BB: 0 P: 3	R: 0 E: 0 K: 1 S: 6 H: 1 LOB: 1 BB: 0 P: 6	R: 0 E: 0 K: 1 S: 5 H: 0 LOB: 0 BB: 0 P: 5	R: 0 E: 0 K: 0 S: 3 H: 0 LOB: 0 BB: 0 P: 3	R: 0 E: 0 K: 1 S: 5 H: 0 LOB: 0 BB: 0 P: 5	1B: 7 2B: 1 3B: 0 HR: 1	SF: 0 SAC: 0 DP: 1 HBP: 0			WP: 0 PB: 0 SB: 1 CS: 0		PA: 34	

PITCHER		IP	WLS	BF	H	R	ER	SO	BB	IBB	HBP	BLK	WP	HR	S	P	ERA	WHIP
Rick Reed, R ERA: 2.93	(1, 1)	6.0	W	25	8	2	2	6	0	0	0	0	0	1	37	37	3.00	1.333
Cory Lidle, R ERA: 4.1	(7, 1)	1.0		3	0	0	0	1	0	0	0	0	0	0	5	5	0.00	0.000
Greg McMichael, R ERA: 2.59	(8, 1)	2.0	S	6	0	0	0	1	0	0	0	0	0	0	8	8	0.00	0.000

PITCHER	IP	WLS	BF	H	R	ER	SO	BB	IBB	HBP	BLK	WP	HR	S	P	ERA	WHIP

TOP

Florida Marlins @ New York Mets

Shea Stadium, Flushing, NY

Fri Jul 04 1997, 7:05 PM EDT

Att. 38,076 - Unknown - 84 F

livebaseballscorecards.com

AB	34
R	2
H	8
RBI	2
BB	0
SO	8
LOB	13

Florida Marlins @ New York Mets

Shea Stadium, Flushing, NY

Fri Jul 04 1997, 7:05 PM EDT

Att. 38,076 - Unknown - 84 F

BOTTOM

livebaseballscorecards.com

Batter	1	2	3	4	5	6	7	8	9	AB	R	H	RBI	BB	SO	LOB
Lance Johnson, L (1, 8) OBP: 0.369, SLG: 0.368	FC5-4, BB, 1B	BBB, S, 1B, BB		F8 ②	F9 ③			E4, SH, 1-2, 1B		4	1	1	0	1	0	4
Edgardo Alfonzo, R (1, 5) OBP: 0.384, SLG: 0.462	BBBB, 4-0, FC5-4, 1-2, BB	0-0, 1-2, 1B		F7 ③		L7 ①		SH, 1B, 1-2, 2-3		3	0	1	0	1	0	0
John Olerud, L (1, 3) OBP: 0.404, SLG: 0.520	P6 ①	L6 ③, 2-3			BBBB, 4-0, HR, BB	3-1 ②		L5 ①②, 3-H		4	1	0	0	1	0	7
Bernard Gilkey, R (1, 7) OBP: 0.310, SLG: 0.354	FC5-4 ②, 1-2f, 2-3		SSS, 0-3, K ①		0-0, 1-H, HR	BBBB, 4-0, FC6-4, BB		0-0, 1-2, 2-H, 1B		4	1	2	3	1	1	2
Butch Huskey, R (1, 9) OBP: 0.305, SLG: 0.473 Cory Lidle, R (7, 1) Greg McMichael, R (8, 1) OBP: 0.500, SLG: 0.500	F8 ③		0-0, 4-3, 1B, 2B		P4 ①	FC6-4 ③, 1-2f	SSS	K ③		4 0 1	1 0 0	1 0 0	0 0 0	0 0 1	0 0 0	3 0 2
Carlos Baerga, S (1, 4) OBP: 0.318, SLG: 0.383		BBBB, 4-0, HR, BB	0-0, 4-3 ②, 2-3		E5, BB, BB		0-0, F8 ①			3	1	0	0	1	0	1
Todd Pratt, R (1, 2) OBP: 0.750, SLG: 1.667		0-0, 1-H, HR	0-0, 3-H, 1B		BBBB, 4-0, BB, 1-2, BB		0-0, 4-3 ②			3	1	2	3	1	0	0
Shawn Gilbert, R (1, 6) OBP: 0.429, SLG: 0.833 Carl Everett, S (7, 9) OBP: 0.327, SLG: 0.466		0-0, F7 ①	0-0, L6 ③		SSS, 0-3, K ②		0-0, CS, 1B			3 1	0 0	0 1	0 0	0 0	1 0	3 0
Rick Reed, R (1, 1) OBP: 0.229, SLG: 0.250 Luis Lopez, S (7, 6) OBP: 0.365, SLG: 0.369		0-0, B5-3 ②		0-0, P6 ①	BBBB, 4-0, 1-2, 2-3, BB		0-0, CS ③, 1-2	BBBB, 4-0, SH, E, L5, BB		2 0	0 0	0 0	0 0	1 1	0 0	0 0
Inning Stats	R: 0 H: 1 E: 0 LOB: 2 K: 0 BB: 1 S: 4 P: 8	R: 2 H: 2 E: 0 LOB: 2 K: 0 BB: 2 S: 5 P: 13	R: 1 H: 2 E: 0 LOB: 1 K: 1 BB: 0 S: 7 P: 7	R: 0 H: 0 E: 0 LOB: 0 K: 0 BB: 0 S: 3 P: 3	R: 2 H: 1 E: 1 LOB: 3 K: 1 BB: 3 S: 7 P: 19	R: 0 H: 0 E: 0 LOB: 1 K: 0 BB: 1 S: 3 P: 7	R: 0 H: 1 E: 0 LOB: 0 K: 0 BB: 0 S: 3 P: 3	R: 1 H: 1 E: 2 LOB: 2 K: 1 BB: 1 S: 7 P: 11		1B: 5 SF: 0 2B: 2 SAC: 1 3B: 0 DP: 1 HR: 2 HBP: 0						

	AB	32
	R	6
	H	8
	RBI	6
	BB	8
	SO	3
	LOB	22

WP: 0 PB: 0 SB: 1 CS: 1 PA: 42

PITCHER		IP	WLS	BF	H	R	ER	SO	BB	IBB	HBP	BLK	WP	HR	S	P	ERA	WHIP
Al Leiter, L ERA: 5.02	(1, 1)	4.1	L	25	6	5	5	1	5	0	0	0	0	2	22	42	10.38	2.538
Mark Hutton, R ERA: 3.7	(5, 1)	1.2		7	0	0	0	1	2	0	0	0	0	0	7	15	0.00	1.200
Rick Helling, R ERA: 4.74	(7, 1)	1.0		3	1	0	0	0	0	0	0	0	0	0	3	3	0.00	1.000
Matt Whisenant, L ERA:	(8, 1)	1.0		6	1	1	0	1	1	0	0	0	0	0	7	11	0.00	2.000

PITCHER	IP	WLS	BF	H	R	ER	SO	BB	IBB	HBP	BLK	WP	HR	S	P	ERA	WHIP

Batter	1	2	3	4	5	6	7	8	9	AB	R	H	RBI	BB	SO	LOB
Kurt Abbott, R (1, 4) OBP: 0.312, SLG: 0.463	P6		K		K	P3			G5-4-3 1-2f	5	0	0	0	0	2	5
Edgar Renteria, R (1, 6) OBP: 0.314, SLG: 0.319	CS 1B		1B		B5-3 2-3		G6-3		L7	5	0	2	0	0	0	1
Jim Eisenreich, L (1, 7) OBP: 0.345, SLG: 0.365	1-2 3B 1B		F7		3-H 1B		F7			4	1	2	1	0	0	1
Gary Sheffield, R (1, 9) OBP: 0.443, SLG: 0.433	1-H 3B			1B 1B	K		F7			3	0	2	1	0	1	1
John Cangelosi, S (5, 8) OBP: 0.328, SLG: 0.314										1	0	0	0	0	0	0
Moises Alou, R (1, 8) (5, 9) OBP: 0.376, SLG: 0.471	F9			F9		1B BB		K		3	0	0	0	1	1	2
Bobby Bonilla, S (1, 5) OBP: 0.378, SLG: 0.480		G3		1-2 1B		F7		F8		4	0	1	0	0	0	1
Jeff Conine, R (1, 3) OBP: 0.343, SLG: 0.385		PO 2B		F8		1-3 1B		G4-3		4	0	2	0	0	0	2
Gregg Zaun, S (1, 2) OBP: 0.420, SLG: 0.464		K		K		BB			WP 1B 2B	3	1	1	0	1	2	3
Alex Fernandez, R (1, 1) OBP: 0.237, SLG: 0.324		PO 2-3	K		B5-3 1B 2B	K			G5-4-3 2-H 1B	3	1	1	0	0	2	3
Alex Arias, R (9, PH) OBP: 0.426, SLG: 0.425										1	0	1	1	0	0	0
Inning Stats	R: 1 E: 0 K: 0 S: 5 H: 3 LOB: 1 BB: 0 P: 5	R: 0 E: 0 K: 1 S: 5 H: 1 LOB: 0 BB: 0 P: 5	R: 0 E: 0 K: 2 S: 8 H: 1 LOB: 1 BB: 0 P: 8	R: 0 E: 0 K: 1 S: 7 H: 2 LOB: 2 BB: 0 P: 7	R: 1 E: 0 K: 2 S: 9 H: 2 LOB: 1 BB: 0 P: 9	R: 0 E: 0 K: 1 S: 6 H: 1 LOB: 3 BB: 2 P: 14	R: 0 E: 0 K: 0 S: 3 H: 0 LOB: 0 BB: 0 P: 3	R: 0 E: 0 K: 1 S: 5 H: 0 LOB: 0 BB: 0 P: 5	R: 1 E: 0 K: 0 S: 4 H: 2 LOB: 0 BB: 0 P: 4	1B: 8 2B: 3 3B: 1 HR: 0 SF: 0 SAC: 0 DP: 1 HBP: 0							

TOP

Florida Marlins @ New York Mets

Shea Stadium, Flushing, NY

Sat Jul 05 1997, 3:33 AM EDT

Att. 23,681 - Sunny - 79 F

livebaseballscorecards.com

AB	36
R	3
H	12
RBI	3
BB	2
SO	8
LOB	19

WP: 1 PB: 0 SB: 0 CS: 1 PA: 39

PITCHER		IP	WLS	BF	H	R	ER	SO	BB	IBB	HBP	BLK	WP	HR	S	P	ERA	WHIP
Mark Clark, R ERA: 3.94	(1, 1)	5.2	W	27	10	2	2	7	2	0	0	0	0	0	39	47	3.18	2.118
Cory Lidle, R ERA: 4.06	(6, 1)	0.1		1	0	0	0	0	0	0	0	0	0	0	1	1	0.00	0.000
Juan Acevedo, R ERA: 2.03	(7, 1)	2.0		6	0	0	0	1	0	0	0	0	0	0	8	8	0.00	0.000
John Franco, L ERA: 3.03	(9, 1)	1.0	S	4	2	1	1	0	0	0	0	0	1	0	4	4	9.00	2.000

PITCHER	IP	WLS	BF	H	R	ER	SO	BB	IBB	HBP	BLK	WP	HR	S	P	ERA	WHIP

Batter	1	2	3	4	5	6	7	8	9	AB	R	H	RBI	BB	SO	LOB
Lance Johnson, L (1, 8) OBP: 0.372, SLG: 0.377	0-0 1B 2B	0-0 F7 ③		0-0 B1 ②		0-0 2-H 1B				4	0	2	1	0	0	1
Edgardo Alfonzo, R (1, 5) OBP: 0.382, SLG: 0.471	0-0 L4 ①		0-0 HR	0-0 G6-3 ③		0-0 F8 ③				4	1	1	1	0	0	2
John Olerud, L (1, 3) OBP: 0.399, SLG: 0.513	0-0 F7 ②		0-0 F8 ①		0-0 G5-3 ①		0-0 F8 ①			4	0	0	0	0	0	1
Bernard Gilkey, R (1, 7) OBP: 0.312, SLG: 0.354	B B B B 4-0 1B BB		0-0 2B 1B		0-0 P3 ②		S S S 0-3 K ②			3	1	1	0	1	1	0
Carl Everett, S (1, 9) OBP: 0.333, SLG: 0.475	0-0 1-2 2-3 1B		0-0 1-H 1B 2B		0-0 L7 ③		0-0 1B			4	1	3	1	0	0	0
Carlos Baerga, S (1, 4) OBP: 0.317, SLG: 0.392	0-0 G2-3 ③		0-0 F7 ②			0-0 HR	0-0 G1-3 ③			4	1	1	1	0	0	5
Todd Pratt, R (1, 2) OBP: 0.500, SLG: 0.857		0-0 G4-3 ①	0-0 2-H 1B			S S S 0-3 K ①		0-0 F9 ①		4	0	1	1	0	1	0
Luis Lopez, S (1, 6) OBP: 0.372, SLG: 0.377		0-0 1B	S S S 0-3 K ③			0-0 G5-3 1B		S S S 0-3 K ②		4	1	2	0	0	2	1
Mark Clark, R (1, 1) OBP: 0.059, SLG: 0.114 Cory Lidle, R (6, 1) Butch Huskey, R (6, PH) OBP: 0.303, SLG: 0.471 Juan Acevedo, R (7, 1) Matt Franco, L (8, PH) OBP: 0.367, SLG: 0.451 John Franco, L (9, 1)	0-0 F2 ②		S S S 0-3 K ①			0-0 1-2 G5-3 ②		0-0 L3 ③		2 0 1 0 1 0 0	0 0 0 0 0 0 0	0 0 0 0 0 0 0	0 0 0 0 0 0 0	0 0 0 0 0 0 0	1 0 0 0 0 0 0	1 0 1 0 0 0 0
Inning Stats	R: 0 E: 0 K: 0 S: 5 H: 2 LOB: 3 BB: 1 P: 9	R: 0 E: 0 K: 0 S: 4 H: 1 LOB: 1 BB: 0 P: 4	R: 3 E: 0 K: 1 S: 9 H: 4 LOB: 1 BB: 0 P: 9	R: 0 E: 0 K: 1 S: 5 H: 0 LOB: 0 BB: 0 P: 5	R: 0 E: 0 K: 0 S: 3 H: 0 LOB: 0 BB: 0 P: 3	R: 2 E: 0 K: 1 S: 8 H: 3 LOB: 1 BB: 0 P: 8	R: 0 E: 0 K: 1 S: 6 H: 1 LOB: 1 BB: 0 P: 6	R: 0 E: 0 K: 1 S: 5 H: 0 LOB: 0 BB: 0 P: 5		1B: 7 2B: 2 3B: 0 HR: 2	SF: 0 SAC: 0 DP: 0 HBP: 0					

PITCHER	IP	WLS	BF	H	R	ER	SO	BB	IBB	HBP	BLK	WP	HR	S	P	ERA	WHIP
Alex Fernandez, R (1, 1) ERA: 3.63	8.0	L	36	11	5	5	5	1	0	0	0	0	2	45	49	5.62	1.500

PITCHER	IP	WLS	BF	H	R	ER	SO	BB	IBB	HBP	BLK	WP	HR	S	P	ERA	WHIP

BOTTOM

Florida Marlins @ New York Mets

Shea Stadium, Flushing, NY

Sat Jul 05 1997, 3:33 AM EDT
Att. 23,681 - Sunny - 79 F

livebaseballscorecards.com

AB	35
R	5
H	11
RBI	5
BB	1
SO	5
LOB	12

WP: 0 PA: 36
PB: 0
SB: 0
CS: 0

Batter	1	2	3	4	5	6	7	8	9	10	11	12	AB	R	H	RBI	BB	SO	LOB
Kurt Abbott, R (1, 4) OBP: 0.316, SLG: 0.464	FC1-6 1B		5-3			5-3		G3-1 SH5-4 1B		G4-3		FC6-4 1-2f	4	0	2	0	0	0	0
Luis Castillo, S (8, PR) OBP: 0.316, SLG: 0.276 (8, 4)	FC1-6 S 2B 1-2f		K			CS 1B		SH5-4 1-2		G6-4-3 1B			2	0	0	0	0	0	1
Edgar Renteria, R (1, 6) OBP: 0.316, SLG: 0.321													4	1	2	0	0	1	1
Moises Alou, R (1, 7) OBP: 0.376, SLG: 0.471 (8, 8)	4-3 1-H 2B			L4		F9		BBB G3-1 BB		G6-4-3 1-2f			4	0	1	1	1	0	2
Gary Sheffield, R (1, 9) OBP: 0.436, SLG: 0.424	4-3 2-3			G1-3		G6-3 1-2		G3-1 1-2 2-3			G4-3		5	0	0	0	0	0	4
Billy McMillon, L (1, 8) OBP: 0.118, SLG: 0.176	K			K			F9	IBB			B1-3		3	0	0	0	0	2	1
Jim Eisenreich, L (8, PH) OBP: 0.347, SLG: 0.363 (8, 7)													1	0	0	0	1	0	0
Alex Arias, R (1, 5) OBP: 0.404, SLG: 0.386		5-3			F8		BBBB FC5-4 BB	G4-3			F8		4	0	0	0	1	0	3
Jeff Conine, R (1, 3) OBP: 0.341, SLG: 0.382		G5-4-3 1B			L5		FC5-4 1-2f 2B		F8			G1-3	5	1	1	0	0	0	1
Charles Johnson, R (1, 2) OBP: 0.327, SLG: 0.387		G5-4-3 1-2f			BBBB BB		1-H 2B		SSS K			P4	4	0	1	1	1	1	1
Pat Rapp, R (1, 1) OBP: 0.121, SLG: 0.212			4-3		SSS K		G1-3		B2-3			FC6-4 1B	3	0	0	0	0	1	2
Jay Powell, R (7, 1) OBP: 0.500, SLG: 0.500													0	0	0	0	0	0	0
Felix Heredia, L (8, 1) OBP: 0.500, SLG: 0.500													0	0	0	0	0	0	0
John Cangelosi, S (9, PH) OBP: 0.324, SLG: 0.311													1	0	0	0	0	0	0
Robb Nen, R (9, 1)													0	0	0	0	0	0	0
Dennis Cook, L (11, 1) OBP: 1.000, SLG: 1.000													1	0	1	0	0	0	0
Inning Stats	R: 1 H: 2 E: 0 LOB: 1 K: 1 BB: 0 S: 7 P: 7	R: 0 H: 1 E: 0 LOB: 0 K: 0 BB: 0 S: 3 P: 3	R: 0 H: 0 E: 0 LOB: 0 K: 1 BB: 0 S: 5 P: 5	R: 0 H: 0 E: 0 LOB: 0 K: 1 BB: 0 S: 5 P: 5	R: 0 H: 0 E: 0 LOB: 0 K: 1 BB: 1 S: 5 P: 9	R: 0 H: 1 E: 0 LOB: 1 K: 0 BB: 0 S: 4 P: 4	R: 1 H: 1 E: 0 LOB: 1 K: 0 BB: 1 S: 4 P: 8	R: 0 H: 1 E: 0 LOB: 3 K: 0 BB: 2 S: 4 P: 12	R: 0 H: 0 E: 0 LOB: 0 K: 1 BB: 0 S: 5 P: 5	R: 0 H: 1 E: 0 LOB: 0 K: 0 BB: 0 S: 3 P: 3	R: 0 H: 0 E: 0 LOB: 0 K: 0 BB: 0 S: 3 P: 3	R: 0 H: 1 E: 0 LOB: 1 K: 0 BB: 0 S: 4 P: 4	1B: 6 2B: 2 3B: 0 HR: 0	SF: 0 SAC: 1 DP: 2 HBP: 0	WP: 0 PA: 46 PB: 0 SB: 1 CS: 1				

PITCHER		IP	WLS	BF	H	R	ER	SO	BB	IBB	HBP	BLK	WP	HR	S	P	ERA	WHIP
Bobby Jones, R ERA: 3.08	(1, 1)	7.0		27	5	2	2	4	2	0	0	0	0	0	33	41	2.57	1.000
Greg McMichael, R ERA: 2.47	(8, 1)	2.0		9	1	0	0	1	1	1	0	0	0	0	9	17	0.00	1.000
John Franco, L ERA: 2.86	(10, 1)	2.0		6	1	0	0	0	0	0	0	0	0	0	6	6	0.00	0.500
Juan Acevedo, R ERA: 1.88	(12, 1)	1.0	W	4	1	0	0	0	0	0	0	0	0	0	4	4	0.00	1.000

PITCHER		IP	WLS	BF	H	R	ER	SO	BB	IBB	HBP	BLK	WP	HR	S	P	ERA	WHIP

TOP

Florida Marlins @ New York Mets

Shea Stadium, Flushing, NY

Sun Jul 06 1997, 3:33 AM EDT

Att. 29,438 - Sunny - 83 F

livebaseballscorecards.com

AB	41
R	2
H	8
RBI	2
BB	4
SO	5
LOB	16

Batter	1	2	3	4	5	6	7	8	9	10	11	12	AB	R	H	RBI	BB	SO	LOB
Lance Johnson, L (1, 8) OBP: 0.381, SLG: 0.384	4-3		FC3-6 BB 1B	1-2 2-H 1B			2B 1B		S BB		K		5	1	3	0	1	1	0
Juan Acevedo, R (12, 1)													0	0	0	0	0	0	0
Edgardo Alfonzo, R (1, 5) OBP: 0.384, SLG: 0.473	F9		FC3-6 1-2 BB		F8		1-H 2B		F9		G6-4-3 1B		5	0	2	1	1	0	1
John Olerud, L (1, 3) OBP: 0.398, SLG: 0.506	K		FC3-6 BB 1-2f 2-3		6-3		IBB		IBB 1-2		G6-4-3 1-2f		4	0	0	0	2	1	3
Bernard Gilkey, R (1, 7) OBP: 0.311, SLG: 0.350		K	BB 1-2		P3		4-3		G4-3			E9 1B	3	0	0	0	1	1	2
Greg McMichael, R (8, 1) OBP: 0.500, SLG: 0.500													0	0	0	0	0	0	0
Matt Franco, L (9, PH) OBP: 0.364, SLG: 0.446													1	0	0	0	0	0	2
John Franco, L (10, 1)													0	0	0	0	0	0	0
Alex Ochoa, R (12, 9) OBP: 0.270, SLG: 0.307													1	1	0	0	0	0	0
Carl Everett, S (1, 9) OBP: 0.337, SLG: 0.474		4-3 1B 1B	L1			G3-1		E1 S		WP BB FC3-2 BB		2-H 1B	5	1	2	1	1	0	3
(12, 8)																			
Carlos Baerga, S (1, 4) OBP: 0.318, SLG: 0.390	4-3 1-2			1B 1B 1B		L7		K 1-2		FC3-2 1-2 BB			4	0	1	0	1	1	2
Todd Pratt, R (1, 2) OBP: 0.462, SLG: 0.667	2-H 1B			1B 1-2 1B		G3		P3		F9 2-3			5	0	2	1	0	0	3
Luis Lopez, S (1, 6) OBP: 0.349, SLG: 0.351	1-3			F7			K	G3		FC3-2 DI 1-3 3-H			5	0	0	0	0	1	6
Bobby Jones, R (1, 1) OBP: 0.195, SLG: 0.205			G4-3	B1			F7		F8	P4 1-2			2	0	0	0	0	0	2
Butch Huskey, R (7, PH) OBP: 0.300, SLG: 0.465													3	0	0	0	0	0	2
(8, 7)																			
Inning Stats	R: 0 E: 0 K: 1 S: 5 H: 0 LOB: 0 BB: 0 P: 5	R: 1 E: 0 K: 1 S: 7 H: 2 LOB: 1 BB: 0 P: 7	R: 0 E: 0 K: 0 S: 4 H: 1 LOB: 3 BB: 2 P: 12	R: 0 E: 0 K: 0 S: 5 H: 3 LOB: 2 BB: 0 P: 5	R: 0 E: 0 K: 0 S: 3 H: 0 LOB: 0 BB: 0 P: 3	R: 0 E: 0 K: 0 S: 3 H: 0 LOB: 0 BB: 0 P: 3	R: 1 E: 0 K: 1 S: 7 H: 2 LOB: 2 BB: 1 P: 11	R: 0 E: 1 K: 1 S: 6 H: 0 LOB: 1 BB: 0 P: 6	R: 0 E: 0 K: 0 S: 3 H: 0 LOB: 2 BB: 2 P: 11	R: 0 E: 0 K: 0 S: 3 H: 0 LOB: 2 BB: 2 P: 11	R: 0 E: 0 K: 1 S: 5 H: 1 LOB: 0 BB: 0 P: 5	R: 1 E: 1 K: 0 S: 2 H: 1 LOB: 1 BB: 0 P: 2	1B: 9 2B: 1 3B: 0 HR: 0	SF: 0 SAC: 0 DP: 1 HBP: 0	WP: 1 PB: 0 SB: 2 CS: 0	PA: 50			

PITCHER		IP	WLS	BF	H	R	ER	SO	BB	IBB	HBP	BLK	WP	HR	S	P	ERA	WHIP
Pat Rapp, R ERA: 4.38	(1, 1)	6.2		30	8	2	2	3	2	1	0	0	0	0	33	45	2.70	1.500
Jay Powell, R ERA: 2.03	(7, 1)	0.1		1	0	0	0	0	0	0	0	0	0	0	1	1	0.00	0.000
Felix Heredia, L ERA: 1.85	(8, 1)	1.0		4	0	0	0	1	0	0	0	0	0	0	6	6	0.00	0.000
Robb Nen, R ERA: 3.92	(9, 1)	2.0		10	0	0	0	0	3	1	0	0	1	0	6	22	0.00	1.500
Dennis Cook, L ERA: 2.61	(11, 1)	1.0	L	5	2	1	0	1	0	0	0	0	0	0	7	7	0.00	2.000

PITCHER	IP	WLS	BF	H	R	ER	SO	BB	IBB	HBP	BLK	WP	HR	S	P	ERA	WHIP

BOTTOM

Florida Marlins @ New York Mets

Shea Stadium, Flushing, NY

Sun Jul 06 1997, 3:33 AM EDT

Att. 29,438 - Sunny - 83 F

livebaseballscorecards.com

AB	43
R	3
H	10
RBI	3
BB	7
SO	5
LOB	26

Batter	1	2	3	4	5	6	7	8	9	AB	R	H	RBI	BB	SO	LOB
Lance Johnson, L (1, 8) OBP: 0.379, SLG: 0.382	G4-3		1B	G3		E 1B		K	G4-3	6	0	2	0	0	1	3
Edgardo Alfonzo, R (1, 5) OBP: 0.390, SLG: 0.475	S 1B		1B		F8	E6		HR BB	G4-6-3 1B	5	1	3	2	1	0	1
John Olerud, L (1, 3) OBP: 0.397, SLG: 0.502	K		K		BB 1B	F8		HR BB	G4-6-3	5	1	1	0	1	2	6
Todd Hundley, S (1, 2) OBP: 0.437, SLG: 0.615	IBB		K		F8	G3		HR		4	1	1	3	1	1	5
Bernard Gilkey, R (1, 7) OBP: 0.313, SLG: 0.349	K		G5-3		BB		G5-3	S 1B		4	0	1	0	1	1	4
Greg McMichael, R (8, 1) OBP: 0.500, SLG: 0.500										0	0	0	0	0	0	0
John Franco, L (9, 1)										0	0	0	0	0	0	0
Carlos Baerga, S (1, 4) OBP: 0.313, SLG: 0.383		F7		G6-3	G4-3		P5	G3-1		5	0	0	0	0	0	3
Carl Everett, S (1, 9) OBP: 0.345, SLG: 0.476		FC6-4 1B		S 1B BB		1B 2B	K		3B BB	3	3	2	0	2	1	0
(8, 7)																
Manny Alexander, R (1, 6) OBP: 0.299, SLG: 0.395		FC6-4 FC6-4		K		1B 2B		HR	1B 3B	5	3	3	2	0	1	2
Dave Mlicki, R (1, 1) OBP: 0.214, SLG: 0.231		FC6-4		WP 1B		2B		K	G4-3 1B BB	2	0	1	1	0	0	1
Luis Lopez, S (6, PH) OBP: 0.357, SLG: 0.373										1	0	1	2	0	0	0
Cory Lidle, R (6, 1)										0	0	0	0	0	0	0
Takashi Kashiwada, L (7, 1)										0	0	0	0	0	0	0
Matt Franco, L (8, PH) OBP: 0.364, SLG: 0.446										0	0	0	0	0	0	0
Butch Huskey, R (8, PH) OBP: 0.298, SLG: 0.463										1	0	0	0	0	1	0
Juan Acevedo, R (8, 1)										0	0	0	0	0	0	0
Alex Ochoa, R (8, 9) OBP: 0.274, SLG: 0.307										0	1	0	0	1	0	0
Inning Stats	R: 0 E: 0 K: 2 S: 9 H: 1 LOB: 2 BB: 1 P: 19	R: 0 E: 0 K: 0 S: 8 H: 1 LOB: 1 BB: 0 P: 12	R: 0 E: 0 K: 2 S: 13 H: 2 LOB: 2 BB: 0 P: 18	R: 1 E: 0 K: 1 S: 18 H: 1 LOB: 1 BB: 1 P: 26	R: 0 E: 0 K: 0 S: 8 H: 1 LOB: 2 BB: 1 P: 18	R: 2 E: 1 K: 0 S: 12 H: 4 LOB: 2 BB: 0 P: 15	R: 0 E: 0 K: 1 S: 8 H: 0 LOB: 0 BB: 0 P: 10	R: 4 E: 0 K: 2 S: 23 H: 3 LOB: 1 BB: 2 P: 45	R: 3 E: 0 K: 0 S: 16 H: 2 LOB: 0 BB: 2 P: 29	1B: 11 2B: 1 3B: 1 HR: 2 SF: 0 SAC: 0 DP: 1 HBP: 0	WP: 1 PB: 0 SB: 3 CS: 0 PA: 48					

PITCHER		IP	WLS	BF	H	R	ER	SO	BB	IBB	HBP	BLK	WP	HR	S	P	ERA	WHIP
29 John Smoltz, R ERA: 3.03	(1, 1)	7.0		35	11	4	4	6	2	1	0	0	1	1	78	123	5.14	1.857
Alan Embree, L ERA: 3.38	(8, 1)	0.2		4	0	0	0	2	2	0	0	0	0	0	13	25	0.00	3.000
Mark Wohlers, R ERA: 2.39	(8, 1)	0.1		3	2	3	3	0	0	0	0	0	0	1	8	15	81.00	6.000
Mike Bielecki, R ERA: 3.91	(9, 1)	0.0	L	3	1	3	3	0	2	0	0	0	0	0	8	16	∞	∞
Brad Clontz, R ERA: 3.89	(9, 1)	1.0		3	1	0	0	0	0	0	0	0	0	0	8	13	0.00	1.000

PITCHER	IP	WLS	BF	H	R	ER	SO	BB	IBB	HBP	BLK	WP	HR	S	P	ERA	WHIP

New York Mets @ Atlanta Braves

Turner Field, Atlanta, GA

Thu Jul 10 1997, 7:05 PM EDT

Att. 47,685 - Unknown - 81 F

TOP

livebaseballscorecards.com

AB	41
R	10
H	15
RBI	10
BB	7
SO	8
LOB	25

BOTTOM

New York Mets @ Atlanta Braves

Turner Field, Atlanta, GA

Thu Jul 10 1997, 7:05 PM EDT

Att. 47,685 - Unknown - 81 F

Batter	1	2	3	4	5	6	7	8	9	AB	R	H	RBI	BB	SO	LOB
Jeff Blauser, R (1, 6) OBP: 0.440, SLG: 0.573	0-2 L8		4-1 10 G3-1 BB; 1-2 BB		0-0 BB; 10 HR; 1-2 1B		3-1 G5-3	0-0 G6-3		3	1	1	0	1	0	0
Mark Wohlers, R (8, 1)										0	0	0	0	0	0	0
Mike Mordecai, R (8, PH) (9, 6) OBP: 0.270, SLG: 0.263										1	0	0	0	0	0	1
Michael Tucker, L (1, 9) OBP: 0.376, SLG: 0.472	3-1 CS; 10 1B 1B		4-2 10 G3-1 1-2 2-3 BB		4-2 10 HR 1-2 2-3 BB		3-2 3B		1-3 K	3	1	2	0	2	1	0
10 Chipper Jones, S (1, 5) OBP: 0.388, SLG: 0.517	0-0 1-2 1B		1-0 G3-1 1-2 2-3 3-H		0-0 1-H 2-H 3-H HR		4-0 CS IBBB		0-3 K	4	1	2	5	1	1	2
Fred McGriff, L (1, 3) OBP: 0.357, SLG: 0.412	3-3 K 2-3		1-1 P3		0-0 G3		SAFE 0-0 G3-1 1-2		1-3 K	5	0	0	0	0	2	6
Ryan Klesko, L (1, 7) OBP: 0.334, SLG: 0.504		1-3 K		0-0 G4-3	1-0 1B 2B			0-3 K		4	0	1	0	0	2	0
Andruw Jones, R (1, 8) OBP: 0.361, SLG: 0.442		2-3 K		2-1 F8	0-0 2-3 1B			2-0 P6		4	0	1	0	0	1	0
Eddie Pérez, R (1, 2) OBP: 0.296, SLG: 0.400		1-1 L6		1-2 P6		0-1 G5-3		1-2 HR		4	1	1	1	0	0	0
Mark Lemke, S (1, 4) OBP: 0.282, SLG: 0.298			1-2 L7		1-0 29 FC5-6 1B	0-0 F8		4-0 2B BB		3	1	1	0	1	0	0
29 John Smoltz, R (1, 1) OBP: 0.423, SLG: 0.413			0-0 BB BB; 10 G3-1 1B		1-0 FC5-6 BB 1B; 10 HR 1-2f	3-2 G6-3		2-2 SAFE 1-H 2B		3	2	1	0	0	0	1
Alan Embree, L (8, 1)										0	0	0	0	0	0	0
Rafael Belliard, R (8, 6) OBP: 0.231, SLG: 0.231										0	0	0	0	0	0	0
Keith Lockhart, L (8, PH) OBP: 0.284, SLG: 0.417										1	0	1	1	0	0	0
Mike Bielecki, R (9, 1)										0	0	0	0	0	0	0
Brad Clontz, R (9, 1)										0	0	0	0	0	0	0
Inning Stats	R: 0 E: 0 K: 1 S: 9 H: 2 LOB: 2 BB: 0 P: 15	R: 0 E: 0 K: 2 S: 11 H: 0 LOB: 0 BB: 0 P: 15	R: 1 E: 0 K: 0 S: 11 H: 1 LOB: 2 BB: 2 P: 22	R: 0 E: 0 K: 0 S: 8 H: 0 LOB: 0 BB: 0 P: 11	R: 4 E: 0 K: 0 S: 9 H: 5 LOB: 2 BB: 1 P: 16	R: 0 E: 0 K: 0 S: 7 H: 0 LOB: 0 BB: 0 P: 10	R: 0 E: 0 K: 0 S: 6 H: 1 LOB: 1 BB: 1 P: 16	R: 2 E: 0 K: 1 S: 13 H: 2 LOB: 1 BB: 1 P: 22	R: 0 E: 0 K: 3 S: 14 H: 0 LOB: 0 BB: 0 P: 16	1B: 6 2B: 3 3B: 1 HR: 2	SF: 0 SAC: 0 DP: 1 HBP: 0					

livebaseballscorecards.com

AB	35
R	7
H	11
RBI	7
BB	5
SO	7
LOB	10

WP: 0 PB: 0 SB: 0 CS: 2 PA: 40

PITCHER		IP	WLS	BF	H	R	ER	SO	BB	IBB	HBP	BLK	WP	HR	S	P	ERA	WHIP
Dave Mlicki, R ERA: 4.85	(1, 1)	5.0		24	8	5	5	3	3	0	0	0	0	1	48	79	9.00	2.200
Cory Lidle, R ERA: 3.92	(6, 1)	1.1		6	1	0	0	0	0	1	0	0	0	0	12	25	0.00	0.750
Takashi Kashiwada, L ERA: 4.5	(7, 1)	0.2		1	0	0	0	0	0	0	0	0	0	0	1	1	0.00	0.000
Juan Acevedo, R ERA: 3.0	(8, 1)	0.2		5	2	2	2	1	1	0	0	0	0	1	12	21	27.00	4.500
Greg McMichael, R ERA: 2.45	(8, 1)	0.1	W	1	0	0	0	0	0	0	0	0	0	0	1	1	0.00	0.000
John Franco, L ERA: 2.78	(9, 1)	1.0	S	3	0	0	0	3	0	0	0	0	0	0	14	16	0.00	0.000

Batter	1	2	3	4	5	6	7	8	9	AB	R	H	RBI	BB	SO	LOB
Lance Johnson, L (1, 8) OBP: 0.375, SLG: 0.377	C B X 1-1 G4-3 ①		C B B F X 2-2 L8 ③			X 0-0 G5-3 ①	B C X 1-1 G1-3 ①	X 0-0 S 1B 3-H		5	0	1	1	0	0	0
Greg McMichael, R (8, 1) OBP: 0.500, SLG: 0.500										0	0	0	0	0	0	0
John Franco, L (9, 1)										0	0	0	0	0	0	0
Edgardo Alfonzo, R (1, 5) OBP: 0.383, SLG: 0.467	C B X 1-1 G4-3 ②			B C X 1-1 G4-3 ①		B B X 2-0 F8 ②	X 0-0 G1-3 ②	B 1 SAFE C B F F S 2-3 K ③ 1-2		5	0	0	0	0	1	1
John Olerud, L (1, 3) OBP: 0.397, SLG: 0.498	C C B F C 1-3 K ③			X 0-0 G6-3 ②		B X 1-0 1B 1B	B C S X 1-2 G5-3 ③		B C B B B 4-1 G5-4-3 BB	4	1	1	0	1	1	0
Bernard Gilkey, R (1, 7) OBP: 0.317, SLG: 0.356		C B F F X 1-2 E 1B		B B X 2-0 P4 ③		B B B C F X 3-2 1B 1-2 1B		C B B C X 2-2 1B 2B	B C B F C 2-3 K ①	5	2	3	0	0	1	1
Butch Huskey, R (1, 9) OBP: 0.296, SLG: 0.457		S B 1 SAFE F F B F X 2-2 E4 G6-4-3 1-2			C B X 1-1 F8 ①	C B X 1-1 S 1B 1-3 2-H		B F C S 1-3 K ①	S C X 0-2 G5-4-3 ② ③ 1-2f	5	1	1	1	0	1	3
Todd Pratt, R (1, 2) OBP: 0.529, SLG: 0.714		C B S S S 1-3 K ①			B B S B X 3-1 1B 2B	B S S F B B B 4-2 1B 1B 1-2 BB		S B B F B B 4-2 1B 2B BB		2	3	1	0	2	1	2
Manny Alexander, R (1, 4) OBP: 0.304, SLG: 0.398 (8, 6)		B C B X 2-1 G6-4-3 ② ③ 1-2f			S B S B S 2-3 K ②	B F B F B X 3-2 1B 1-3 2-H 3-H 1B		B B F X 2-1 2B 1-2 2-H 1B		4	1	2	3	0	1	3
Rey Ordonez, R (1, 6) OBP: 0.289, SLG: 0.307			B C F X 1-2 G6-3 ①		C X 0-1 1B 2-H	B C 1 S X SAFE 1-2 1B 1-3 3-H		B F X 1-1 F8 1B 1B 2-H 2B		3	0	2	2	0	0	0
Matt Franco, L (8, PH) OBP: 0.370, SLG: 0.462										1	1	1	2	0	0	0
Luis Lopez, S (8, 4) OBP: 0.357, SLG: 0.373										0	0	0	0	0	0	0
Armando Reynoso, R (1, 1) OBP: 0.258, SLG: 0.345			S B F S 1-3 K ②		X 0-0 G1-3 ③	B F X 1-1 L6 ③		C X 0-1 F8 ② 2-3		2	0	0	0	0	1	1
Alex Ochoa, R (6, PH) OBP: 0.273, SLG: 0.305										1	0	0	0	0	0	2
Takashi Kashiwada, L (6, 1)										0	0	0	0	0	0	0
Cory Lidle, R (7, 1)										0	0	0	0	0	0	0
Carl Everett, S (8, PH) OBP: 0.344, SLG: 0.474 (8, 8)										1	0	0	0	0	0	1
Inning Stats	R: 0 E: 0 K: 1 S: 8 H: 0 LOB: 0 BB: 0 P: 11	R: 0 E: 1 K: 1 S: 14 H: 1 LOB: 1 BB: 0 P: 20	R: 0 E: 0 K: 1 S: 9 H: 0 LOB: 0 BB: 0 P: 13	R: 0 E: 0 K: 0 S: 4 H: 0 LOB: 0 BB: 0 P: 7	R: 1 E: 0 K: 1 S: 10 H: 2 LOB: 1 BB: 0 P: 16	R: 4 E: 0 K: 0 S: 19 H: 5 LOB: 2 BB: 1 P: 35	R: 0 E: 0 K: 0 S: 6 H: 0 LOB: 0 BB: 0 P: 8	R: 4 E: 0 K: 2 S: 19 H: 4 LOB: 1 BB: 1 P: 31	R: 0 E: 0 K: 1 S: 7 H: 0 LOB: 0 BB: 1 P: 13	1B: 9 2B: 3 3B: 0 HR: 0	SF: 0 SAC: 0 DP: 2 HBP: 0						

PITCHER		IP	WLS	BF	H	R	ER	SO	BB	IBB	HBP	BLK	WP	HR	S	P	ERA	WHIP
Tom Glavine, L ERA: 2.99	(1, 1)	7.1	L	34	10	8	8	5	2	0	0	0	0	0	80	129	9.82	1.636
Brad Clontz, R ERA: 4.11	(8, 1)	0.1		2	1	0	0	0	0	0	0	0	0	0	4	5	0.00	3.000
Alan Embree, L ERA: 3.33	(8, 1)	0.1		2	1	1	1	1	0	0	0	0	0	0	5	7	27.00	3.000
Paul Byrd, R ERA: 4.88	(9, 1)	1.0		3	0	0	0	1	1	0	0	0	0	0	7	13	0.00	1.000

PITCHER	IP	WLS	BF	H	R	ER	SO	BB	IBB	HBP	BLK	WP	HR	S	P	ERA	WHIP

TOP

New York Mets @ Atlanta Braves

Turner Field, Atlanta, GA

Fri Jul 11 1997, 7:05 PM EDT

Att. 40,094 - Unknown - 84 F

livebaseballscorecards.com

AB	38
R	9
H	12
RBI	9
BB	3
SO	7
LOB	14

WP: 0	PA: 41		
PB: 0			
SB: 2			
CS: 0			

New York Mets @ Atlanta Braves

Turner Field, Atlanta, GA

Fri Jul 11 1997, 7:05 PM EDT

Att. 40,094 - Unknown - 84 F

BOTTOM

Batter	1	2	3	4	5	6	7	8	9	AB	R	H	RBI	BB	SO	LOB
Jeff Blauser, R (1, 6) OBP: 0.436, SLG: 0.567	C B B F B X 3-2 L9 ①	B B 2 SAFE X 2-0 F9 ③		C B S X 1-2 1-3 1B		B C X 1-1 G1-3 ②		C B S S 1-3 K ②		5	0	1	0	0	1	2
Michael Tucker, L (1, 9) OBP: 0.374, SLG: 0.467	B F B B C X 2-2 F9 ②		B F C F S 1-3 K ①	B C B F X 2-2 G3 ③		B B B C X 3-1 E1 1B		B B B C X 3-1 F7 ③		5	0	1	0	0	1	2
10 Chipper Jones, S (1, 5) OBP: 0.388, SLG: 0.521	F S F B B F X 2-2 G4-3 ③		F B X 1-1 SF7 3B		X 0-0 2B 1B	C B F F F X 1-2 F8 ③			X 0-0 F9 ①	5	2	2	0	0	0	1
Fred McGriff, L (1, 3) OBP: 0.359, SLG: 0.422 Danny Bautista, R (8, 7) OBP: 0.176, SLG: 0.235		B B F B B 4-1 2B 1B BB	C X 0-1 SF7 ② 3-H		F F B X 1-2 F8 ①		F B B B X 3-1 HR		B F B F B F X 3-2 WP FC5-4 2B	2 1	2 1	1 1	2 1	1 0	0 0	1 0
Ryan Klesko, L (1, 7) (8, 3) OBP: 0.336, SLG: 0.498		X 0-0 L8 ①	B F B B B 4-1 FC6-4 BB		X 0-0 F8 ②		X 0-0 G3-1 ①		B B B C F B F B 4-2 FC5-4 2-3 BB	3	0	0	0	2	0	2
Andruw Jones, R (1, 8) OBP: 0.366, SLG: 0.456		X 0-0 1-3 1B 2B	B C X 1-1 FC6-4 ③ 1-2f		B D X 2-0 1-H 1B 2B		B B C F B F X 3-2 1B		S S X 0-2 FC5-4 ② 1-2f FC6-4 3-H	5	2	3	2	0	0	2
Eddie Pérez, R (1, 2) OBP: 0.301, SLG: 0.394		B B C F H 3-2 1B HBP		X 0-0 G4-3 ①	X 0-0 2-H 1B		1 SAFE 1 SAFE D 1 SAFE F 1 SAFE S S 1-3 K ②		B B X 2-0 FC6-4 ③ 1-2f	4	0	1	1	0	1	2
Mark Lemke, S (1, 4) OBP: 0.278, SLG: 0.294		C S S 0-3 K ②		B C F F B S 2-3 K2-3 ②	X 0-0 G1-3 ③		P F B X 2-1 G4-3 ③			4	0	0	0	0	2	5
Tom Glavine, L (1, 1) OBP: 0.333, SLG: 0.200 Brad Clontz, R (8, 1) Alan Embree, L (8, 1) Keith Lockhart, L (8, PH) OBP: 0.281, SLG: 0.412 Paul Byrd, R (9, 1) OBP: 0.500, SLG: 0.500		B X 1-0 1-2 2-H 3-H 1B		B F B F B B 4-2 1B BB		B X 1-0 G4-3 ①		C B X 1-1 F7 ①		2 0 0 1 0	0 0 0 0 0	1 0 0 0 0	2 0 0 0 0	1 0 0 0 0	0 0 0 0 0	0 0 0 0 0
Inning Stats	R: 0 E: 0 K: 0 S: 11 H: 0 LOB: 0 BB: 0 P: 18	R: 2 E: 0 K: 1 S: 10 H: 2 LOB: 2 BB: 1 P: 20	R: 1 E: 0 K: 1 S: 11 H: 1 LOB: 1 BB: 1 P: 18	R: 0 E: 0 K: 1 S: 13 H: 1 LOB: 2 BB: 1 P: 22	R: 2 E: 0 K: 0 S: 8 H: 3 LOB: 1 BB: 0 P: 11	R: 0 E: 1 K: 0 S: 9 H: 1 LOB: 1 BB: 0 P: 15	R: 1 E: 0 K: 1 S: 13 H: 2 LOB: 1 BB: 0 P: 21	R: 0 E: 0 K: 1 S: 7 H: 0 LOB: 0 BB: 0 P: 12	R: 1 E: 0 K: 0 S: 12 H: 1 LOB: 1 BB: 1 P: 21	1B: 6 2B: 3 3B: 1 HR: 1	SF: 1 SAC: 0 DP: 0 HBP: 1						

	AB	37
	R	7
	H	11
	RBI	7
	BB	4
	SO	5
	LOB	17

WP: 1 PB: 0 SB: 0 CS: 0 PA: 43

livebaseballscorecards.com

PITCHER		IP	WLS	BF	H	R	ER	SO	BB	IBB	HBP	BLK	WP	HR	S	P	ERA	WHIP
Armando Reynoso, R ERA: 4.14	(1, 1)	5.0		26	7	5	5	3	3	0	1	0	0	0	53	89	9.00	2.000
Takashi Kashiwada, L ERA: 4.63	(6, 1)	1.1		7	3	1	1	0	0	0	0	0	0	1	16	28	6.75	2.250
Cory Lidle, R ERA: 3.86	(7, 1)	0.2	W	2	0	0	0	1	0	0	0	0	0	0	6	8	0.00	0.000
Greg McMichael, R ERA: 2.4	(8, 1)	1.0		3	0	0	0	1	0	0	0	0	0	0	7	12	0.00	0.000
John Franco, L ERA: 2.95	(9, 1)	1.0	S	5	1	1	1	0	1	0	0	0	1	0	12	21	9.00	2.000

PITCHER		IP	WLS	BF	H	R	ER	SO	BB	IBB	HBP	BLK	WP	HR	S	P	ERA	WHIP

Batter	1	2	3	4	5	6	7	8	9	AB	R	H	RBI	BB	SO	LOB
Carl Everett, S (1, 8) OBP: 0.338, SLG: 0.465	K	K 2-H			G1-3		K		E5 G1-3	5	0	0	0	0	3	0
Edgardo Alfonzo, R (1, 5) Luis Lopez, S (2, PH) (2, 5) OBP: 0.385, SLG: 0.469 OBP: 0.356, SLG: 0.372 Juan Acevedo, R (7, 1) Joe Crawford, L (8, 1) Alex Ochoa, R (9, PH) OBP: 0.271, SLG: 0.303	S 1B 1B	1B			G1-3		K		G1-3 2-3	1 3 0 0 0 1	1 0 0 0 0 0	1 1 0 0 0 0	0 0 0 0 0 0	0 1 0 0 0 0	0 0 0 0 0 0	0 0 0 0 0 1
John Olerud, L (1, 3) OBP: 0.395, SLG: 0.492	G5-3 1-2	G1-3			K			FC1-6 1B BB	F8	4	1	0	0	1	1	3
Todd Hundley, S (1, 2) OBP: 0.434, SLG: 0.608	1B BB		K			G4-3		P3		3	0	0	0	1	1	1
Bernard Gilkey, R (1, 7) OBP: 0.319, SLG: 0.356	1-2 2-H 1B		F8			G1-6-3		FC1-6 1-2 BB		3	0	1	1	1	0	0
Carlos Baerga, S (1, 4) OBP: 0.312, SLG: 0.385 Manny Alexander, R (8, PR) (8, 4) OBP: 0.304, SLG: 0.398	P6		K			2B		FC1-6 1B 1-2f 2-3		4 0	0 0	1 0	0 0	0 0	1 0	4 0
Butch Huskey, R (1, 9) OBP: 0.304, SLG: 0.468		1B 3B		G4-3		IBB		S 1-3 3-H 1B		3	1	2	1	1	0	0
Rey Ordonez, R (1, 6) OBP: 0.288, SLG: 0.306		S E SH1-4 3-H 1B		F8		G4-3		G1-3 1-2		4	1	1	1	0	0	4
Mark Clark, R (1, 1) OBP: 0.054, SLG: 0.111 Lance Johnson, L (7, PH) OBP: 0.373, SLG: 0.375 Matt Franco, L (7, 5) OBP: 0.366, SLG: 0.457		SH1-4 1-2		K			F9		F5	1 1 1	0 0 0	0 0 0	0 0 0	0 0 0	1 0 0	0 0 0
Inning Stats	R: 1 E: 0 K: 1 S: 7 H: 2 LOB: 2 BB: 1 P: 11	R: 2 E: 0 K: 1 S: 8 H: 3 LOB: 1 BB: 0 P: 8	R: 0 E: 0 K: 2 S: 7 H: 0 LOB: 0 BB: 0 P: 7	R: 0 E: 0 K: 1 S: 5 H: 0 LOB: 0 BB: 0 P: 5	R: 0 E: 0 K: 1 S: 5 H: 0 LOB: 0 BB: 0 P: 5	R: 0 E: 0 K: 0 S: 4 H: 1 LOB: 2 BB: 1 P: 8	R: 0 E: 0 K: 2 S: 7 H: 0 LOB: 0 BB: 0 P: 7	R: 1 E: 0 K: 0 S: 4 H: 1 LOB: 3 BB: 2 P: 12	R: 0 E: 1 K: 0 S: 4 H: 0 LOB: 1 BB: 0 P: 4	1B: 5 2B: 1 3B: 1 HR: 0 SF: 0 SAC: 1 DP: 0 HBP: 0						

PITCHER	IP	WLS	BF	H	R	ER	SO	BB	IBB	HBP	BLK	WP	HR	S	P	ERA	WHIP
Greg Maddux, R (1, 1) ERA: 2.44	7.0	W	29	6	3	3	8	1	1	0	0	0	0	43	51	3.86	1.000
Alan Embree, L (8, 1) ERA: 3.65	0.1		2	0	1	1	0	1	0	0	0	0	0	1	5	27.00	3.000
Mike Bielecki, R (8, 1) ERA: 3.86	0.2		4	1	0	0	0	1	0	0	0	0	0	3	7	0.00	3.000
Mark Wohlers, R (9, 1) ERA: 2.33	1.0	S	4	0	0	0	0	0	0	0	0	0	0	4	4	0.00	0.000

PITCHER	IP	WLS	BF	H	R	ER	SO	BB	IBB	HBP	BLK	WP	HR	S	P	ERA	WHIP

TOP

New York Mets @ Atlanta Braves

Turner Field, Atlanta, GA

Sat Jul 12 1997, 3:33 AM EDT

Att. 48,091 - Sunny - 85 F

livebaseballscorecards.com

AB	34
R	4
H	7
RBI	3
BB	4
SO	8
LOB	13

WP: 0 PA: 39
PB: 0
SB: 3
CS: 0

New York Mets @ Atlanta Braves

Turner Field, Atlanta, GA

Sat Jul 12 1997, 3:33 AM EDT
Att. 48,091 - Sunny - 85 F

BOTTOM

livebaseballscorecards.com

Batter	1	2	3	4	5	6	7	8	9	AB	R	H	RBI	BB	SO	LOB
Michael Tucker, L (1, 9) OBP: 0.371, SLG: 0.472	HR		F7		F9		G4-3 1-2	F9		5	1	1	1	0	0	2
Mark Lemke, S (1, 4) OBP: 0.274, SLG: 0.289	F8		L4		G4-3		F7			4	0	0	0	0	0	1
10 Chipper Jones, S (1, 5) OBP: 0.392, SLG: 0.527	G3		BB HR 1B		2B		BLK 2-H 1B			4	1	3	1	0	0	0
Fred McGriff, L (1, 3) OBP: 0.360, SLG: 0.421	1B		BBBB 1-2 HR BB		G3		L4 1-2			3	1	1	0	1	0	2
Ryan Klesko, L (1, 7) OBP: 0.338, SLG: 0.509 Danny Bautista, R (8, PR) OBP: 0.176, SLG: 0.235 (9, 7)	SSS K		1-H 2-H HR		SSS K			E7 E 1B		4 0	1 1	2 0	3 0	0 0	2 0	1 0
Andruw Jones, R (1, 8) OBP: 0.368, SLG: 0.459		F9	G6-3			BBBB BB		E7 1B 2-H 2B		3	1	1	1	1	0	0
Eddie Pérez, R (1, 2) OBP: 0.299, SLG: 0.389		E5 FC5-4		F9		F5		SH3-4 3-H 1B		4	0	1	1	0	0	1
Rafael Belliard, R (1, 6) OBP: 0.207, SLG: 0.207		FC5-4 FC5-4 1-2f		G5-3		F5		SH3-4 1-2		3	0	0	0	0	0	2
Greg Maddux, R (1, 1) OBP: 0.103, SLG: 0.108 Keith Lockhart, L (7, PH) OBP: 0.289, SLG: 0.419 Alan Embree, L (8, 1) Mike Bielecki, R (8, 1) Mike Mordecai, R (8, PH) OBP: 0.266, SLG: 0.259 Mark Wohlers, R (9, 1)		FC5-4 1-2f		G6-3			G4-3 10 1B 1B	F2		2 1 0 0 1 0	0 1 0 0 0 0	0 1 0 0 0 0	0 0 0 0 0 0	0 0 0 0 0 0	0 0 0 0 1 0	1 0 0 0 1 0
Inning Stats	R: 1 H: 2 E: 0 LOB: 1 K: 1 BB: 0 S: 7 P: 7	R: 0 H: 0 E: 1 LOB: 1 K: 0 BB: 0 S: 4 P: 4	R: 3 H: 2 E: 0 LOB: 0 K: 0 BB: 1 S: 5 P: 9	R: 0 H: 0 E: 0 LOB: 0 K: 0 BB: 0 S: 3 P: 3	R: 0 H: 1 E: 0 LOB: 1 K: 0 BB: 0 S: 4 P: 4	R: 0 H: 0 E: 0 LOB: 1 K: 1 BB: 1 S: 5 P: 9	R: 1 H: 2 E: 0 LOB: 1 K: 0 BB: 0 S: 5 P: 5	R: 2 H: 3 E: 2 LOB: 1 K: 0 BB: 0 S: 6 P: 6		1B: 6 SF: 0 2B: 2 SAC: 1 3B: 0 DP: 0 HR: 2 HBP: 0						

	AB	34
	R	7
	H	10
	RBI	7
	BB	2
	SO	2
	LOB	11

WP: 0 PA: 37
PB: 0
SB: 0
CS: 0

PITCHER		IP	WLS	BF	H	R	ER	SO	BB	IBB	HBP	BLK	WP	HR	S	P	ERA	WHIP
Mark Clark, R ERA: 4.05	(1, 1)	6.0	L	26	5	4	4	2	2	0	0	0	0	2	28	36	6.00	1.167
Juan Acevedo, R ERA: 4.32	(7, 1)	1.2		10	5	3	3	0	0	0	0	1	0	0	10	10	16.20	3.000
Joe Crawford, L ERA: 7.56	(8, 1)	0.1		1	0	0	0	0	0	0	0	0	0	0	1	1	0.00	0.000

PITCHER		IP	WLS	BF	H	R	ER	SO	BB	IBB	HBP	BLK	WP	HR	S	P	ERA	WHIP

Batter	1	2	3	4	5	6	7	8	9	10	AB	R	H	RBI	BB	SO	LOB
Carl Everett, S (1, 8) (8, 9) OBP: 0.336, SLG: 0.464	S C X 0-2 F8 ①		B B X 2-0 2B	F C S 0-3 K2-3 ③		C B C S 1-3 K ③			F C X 0-2 E3 FC3-2		5	0	1	0	0	2	1
Manny Alexander, R (1, 5) OBP: 0.310, SLG: 0.405 Matt Franco, L (9, PH) OBP: 0.363, SLG: 0.453 Edgardo Alfonzo, R (9, 5) OBP: 0.385, SLG: 0.469	B F B F B X 3-2 L8 ②		F F C 0-3 K ②	X 0-0 E 2B			B B C B C B 4-2 BB		F X 0-1 FC3-2 ② 3-H		3 1 0	1 0 0	1 0 0	0 0 0	1 0 0	1 0 0	1 1 0
John Olerud, L (1, 3) OBP: 0.390, SLG: 0.485	C C B F T 1-2 K ③		C F F C 0-3 K ③		X 0-0 E4 1B 2-H		B C 1 SAFE X 1-1 F7 ①		S C F B B S 2-3 K ③		5	0	0	0	0	3	3
Todd Hundley, S (1, 2) OBP: 0.434, SLG: 0.601		B B B B 4-0 HR BB	B S B B B F B 4-2 1B HR BB	B X 1-0 P4 ①			1 SAFE B B X 2-0 P3 ②			C F S 0-3 K ①	3	2	0	0	2	1	2
Bernard Gilkey, R (1, 7) OBP: 0.317, SLG: 0.354		C B B B S F X 3-2 L8 ①	C X 0-1 1-2 HR 1B	B B C B X 3-1 P4 ②			1 SAFE 1 SAFE B 1 SAFE C B 1 SAFE S 1 SAFE 2-3 1 SAFE S K2-3 ③			B S B B X 3-1 F8 ②	5	1	1	0	0	1	3
Butch Huskey, R (1, 9) OBP: 0.310, SLG: 0.498 Greg McMichael, R (8, 1) OBP: 0.500, SLG: 0.500 Alex Ochoa, R (10, PH) OBP: 0.275, SLG: 0.327 John Franco, L (10, 1)	B F F B F F F F B X 3-2 1-H HR	X 0-0 1-H 2-H HR	X 0-0 1-3 1B				B C F X 1-2 G5-3 ①			B B X 2-0 HR	4 0 1 0	2 0 1 0	3 0 1 0	5 0 1 0	0 0 0 0	0 0 0 0	0 0 0 0
Carlos Baerga, S (1, 4) OBP: 0.310, SLG: 0.382	C F C 0-3 K ②	C X 0-1 L4 ①	C X 0-1 G3 ③				X 0-0 L9 ②			C X 0-1 1B	5	0	1	0	0	1	2
Rey Ordonez, R (1, 6) OBP: 0.280, SLG: 0.296	F F F X 0-2 G6-3 ③	X 0-0 L7 ②			X 0-0 P5 ①		C B B X 2-1 G1-4-3 ③			B 1 SAFE F X 1-1 G4-3 ③	5	0	0	0	0	0	1
Bobby Jones, R (1, 1) OBP: 0.205, SLG: 0.214 Lance Johnson, L (8, 8) OBP: 0.371, SLG: 0.373			C F F X 0-2 G3-1 ①	F X 0-1 1B	X 0-0 G6-3 ②				F X 0-1 G3 ①		3 1	0 0	1 0	0 0	0 0	0 0	0 0
Inning Stats	R: 0 E: 0 K: 1 S: 10 H: 0 LOB: 0 BB: 0 P: 14	R: 2 E: 0 K: 1 S: 17 H: 1 LOB: 0 BB: 1 P: 27	R: 0 E: 0 K: 2 S: 12 H: 1 LOB: 1 BB: 0 P: 14	R: 3 E: 0 K: 1 S: 13 H: 3 LOB: 1 BB: 1 P: 17	R: 1 E: 1 K: 0 S: 8 H: 2 LOB: 2 BB: 0 P: 12	R: 0 E: 0 K: 1 S: 5 H: 0 LOB: 0 BB: 0 P: 6	R: 0 E: 0 K: 1 S: 8 H: 0 LOB: 1 BB: 1 P: 17	R: 0 E: 0 K: 0 S: 6 H: 0 LOB: 0 BB: 0 P: 9	R: 0 E: 1 K: 1 S: 11 H: 0 LOB: 1 BB: 0 P: 13	R: 1 E: 0 K: 1 S: 10 H: 2 LOB: 1 BB: 0 P: 16	1B: 4 2B: 2 3B: 0 HR: 3 SF: 0 SAC: 0 DP: 0 HBP: 0						

PITCHER		IP	WLS	BF	H	R	ER	SO	BB	IBB	HBP	BLK	WP	HR	S	P	ERA	WHIP
Denny Neagle, L ERA: 3.44	(1, 1)	4.0		21	6	6	5	5	2	0	0	0	0	2	54	74	11.25	2.000
Chad Fox, R ERA:	(5, 1)	2.0		7	1	0	0	1	0	0	0	0	0	0	11	16	0.00	0.500
Mike Cather, R ERA:	(7, 1)	2.0		7	0	0	0	1	1	0	0	0	0	0	14	26	0.00	0.500
Mark Wohlers, R ERA: 2.27	(9, 1)	1.0		4	0	0	0	1	0	0	0	0	0	0	11	13	0.00	0.000
Mike Bielecki, R ERA: 3.97	(10, 1)	1.0	L	5	2	1	1	1	0	0	0	0	0	1	10	16	9.00	2.000

PITCHER	IP	WLS	BF	H	R	ER	SO	BB	IBB	HBP	BLK	WP	HR	S	P	ERA	WHIP

TOP

New York Mets @ Atlanta Braves

Turner Field, Atlanta, GA

Sun Jul 13 1997, 7:05 PM EDT
Att. 42,111 - Unknown - 82 F

livebaseballscorecards.com

AB	41
R	7
H	9
RBI	6
BB	3
SO	9
LOB	14

WP: 0	PB: 0	SB: 0	CS: 0
PA: 44			

Batter	1	2	3	4	5	6	7	8	9	10	AB	R	H	RBI	BB	SO	LOB
Michael Tucker, L (1, 9) OBP: 0.366, SLG: 0.465	K K			G4-3		K		K			5	0	0	0	0	4	2
Mark Lemke, S (1, 4) OBP: 0.280, SLG: 0.296	10 G3-1 1B BB	G4-6-3 1B					G3		G3		4	1	2	0	1	0	0
10 Chipper Jones, S (1, 5) OBP: 0.390, SLG: 0.522	G3-1 1-2	F7		G6-3			S 1B		K		5	0	1	0	0	1	3
Fred McGriff, L (1, 3) OBP: 0.358, SLG: 0.418	1B 2B 1B 2-H	G4-6-3 1-2f			K		K 1-2		K		5	1	1	1	0	3	2
Ryan Klesko, L (1, 7) OBP: 0.345, SLG: 0.516	2B 1B 1-2		G4-3 2B		F9		IBB			FC6-5 WP 1B	4	1	3	0	1	0	0
Andruw Jones, R (1, 8) OBP: 0.369, SLG: 0.467	1B 2B 1-H 2-H		G5-3		2B		L6			1 SAFE 1 SAFE	5	1	2	2	0	1	4
Eddie Pérez, R (1, 2) OBP: 0.295, SLG: 0.381	2B 2B 1B 2-H		G4-3 2-3		K			G3-1		1 SAFE	5	1	1	1	0	2	3
Rafael Belliard, R (1, 6) OBP: 0.242, SLG: 0.250 Danny Bautista, R (10, PH) OBP: 0.222, SLG: 0.235	2B 2B 1-3		G1-3			G6-3		BB 4-1		BB 1-2	3 0	1 0	1 0	0 0	1 1	0 0	1 0
Denny Neagle, L (1, 1) OBP: 0.227, SLG: 0.195 Chad Fox, R (5, 1) Keith Lockhart, L (6, PH) OBP: 0.286, SLG: 0.414 Mike Cather, R (7, 1) Mike Mordecai, R (8, PH) OBP: 0.262, SLG: 0.254 Mark Wohlers, R (9, 1) Mike Bielecki, R (10, 1) Tony Graffanino, R (10, PH) OBP: 0.351, SLG: 0.422	2B 2-H 3-H			K		P7		K		FC6-5 2-3f	2 0 1 0 1 0 1	0 0 0 0 0 0 0	1 0 0 0 0 0 0	2 0 0 0 0 0 0	0 0 0 0 1 0 0	1 0 0 0 1 0 0	0 0 0 0 1 0 2
Inning Stats	R: 6 E: 0 K: 2 S: 20 H: 6 LOB: 1 BB: 1 P: 30	R: 0 E: 0 K: 0 S: 8 H: 1 LOB: 0 BB: 0 P: 14	R: 0 E: 0 K: 0 S: 6 H: 1 LOB: 1 BB: 0 P: 8	R: 0 E: 0 K: 1 S: 10 H: 1 LOB: 1 BB: 0 P: 14	R: 0 E: 0 K: 2 S: 10 H: 1 LOB: 1 BB: 0 P: 15	R: 0 E: 0 K: 1 S: 7 H: 0 LOB: 0 BB: 0 P: 10	R: 0 E: 0 K: 1 S: 11 H: 1 LOB: 2 BB: 1 P: 23	R: 0 E: 0 K: 2 S: 9 H: 0 LOB: 1 BB: 1 P: 15	R: 0 E: 0 K: 2 S: 7 H: 0 LOB: 0 BB: 0 P: 11	R: 0 E: 0 K: 2 S: 12 H: 1 LOB: 2 BB: 1 P: 18	1B: 6 2B: 6 3B: 0 HR: 0 SF: 0 SAC: 0 DP: 1 HBP: 0						

PITCHER		IP	WLS	BF	H	R	ER	SO	BB	IBB	HBP	BLK	WP	HR	S	P	ERA	WHIP
Bobby Jones, R ERA: 3.32	(1, 1)	7.0		33	11	6	6	7	1	1	0	0	0	0	72	114	7.71	1.714
Greg McMichael, R ERA: 2.3	(8, 1)	2.0	W	7	0	0	0	4	1	0	0	0	0	0	16	26	0.00	0.500
John Franco, L ERA: 2.87	(10, 1)	1.0	S	5	1	0	0	2	1	0	0	0	1	0	12	18	0.00	2.000

PITCHER	IP	WLS	BF	H	R	ER	SO	BB	IBB	HBP	BLK	WP	HR	S	P	ERA	WHIP

BOTTOM

New York Mets @ Atlanta Braves

Turner Field, Atlanta, GA

Sun Jul 13 1997, 7:05 PM EDT
Att. 42,111 - Unknown - 82 F

livebaseballscorecards.com

AB	41
R	6
H	12
RBI	6
BB	4
SO	13
LOB	18

WP: 1 PA: 45
PB: 0
SB: 1
CS: 0

New York Mets @ Pittsburgh Pirates

Three Rivers Stadium, Pittsburgh, PA

Mon Jul 14 1997, 7:05 PM EDT

Att. 12,794 - Unknown - 90 F

TOP

livebaseballscorecards.com

Batter	1	2	3	4	5	6	7	8	9	AB	R	H	RBI	BB	SO	LOB
Lance Johnson, L (1, 8) OBP: 0.381, SLG: 0.392	F C X 0-2 G6-4-3 1B		F F B B B F F F X 2-2 ① F9		X 0-0 1B 1B		C B X 1-1 SH2-3 3B	S B F F B B B 4-2 FC6-4 BB 1-2 2-3		4	1	3	0	1	0	0
Manny Alexander, R (1, 4) OBP: 0.310, SLG: 0.403 Carlos Baerga, S (7, 4) OBP: 0.309, SLG: 0.380	X 0-0 ①② G6-4-3 1-2f		C C C B S 1-3 ② K		C B 1 SAFE F B 1 SAFE 1 SAFE X 2-2 1-3 1B		X 0-0 ② SH2-3 3-H	S F X 0-2 ③ FC6-4 1-2f		3 1	0 0	1 0	1 0	0 0	1 0	1 3
Bernard Gilkey, R (1, 7) OBP: 0.315, SLG: 0.349	C X 0-1 E6 BB		S C B B X 2-2 ③ G6-3		B S 3 SAFE S 1 SAFE S 1-3 ③ K		F X 0-1 ③ P4		B C B B B 4-1 BB	4	0	0	0	1	1	2
Butch Huskey, R (1, 3) OBP: 0.316, SLG: 0.510	B B B B 4-0 1-2 BB			X 0-0 ① G4-3 G4-3 1B		C C X 0-2 ① F9		B X 1-0 HR	X 0-0 ① F9	4	1	2	1	1	0	1
Todd Pratt, R (1, 2) OBP: 0.455, SLG: 0.737	C B S C 1-3 ③ K			X 0-0 ① G4-3 1-2		S C B B F B X 3-2 HR		C B B S 1-2 ① K	1 SAFE C B S S 1-3 ② K	5	1	1	1	0	3	4
Alex Ochoa, R (1, 9) OBP: 0.275, SLG: 0.331 Todd Hundley, S (9, PH) OBP: 0.433, SLG: 0.598		C S B X 1-2 ① G6-3		B S X 1-1 ② G4-3 2-3		X 0-0 2B		S S B B F S 2-3 ② K	B B C 1 SAFE F X 2-2 ③ F8	4 1	0 0	1 0	0 0	0 0	1 0	1 1
Luis Lopez, S (1, 5) OBP: 0.352, SLG: 0.378		F B B X 2-1 ② F9		X 0-0 ③ G5-3		X 0-0 ② G6-3		X 0-0 2B 2B		4	1	1	0	0	0	2
Rey Ordonez, R (1, 6) OBP: 0.285, SLG: 0.303		B B B B 4-0 BB			X 0-0 ① G5-3	B X 1-0 ③ G6-3		B B B C C X 3-2 BB 2-H 2B		3	0	1	1	1	0	1
Rick Reed, R (1, 1) OBP: 0.211, SLG: 0.229 Takashi Kashiwada, L (7, 1) Carl Everett, S (8, PH) OBP: 0.338, SLG: 0.464 Greg McMichael, R (8, 1) OBP: 0.500, SLG: 0.500 Cory Lidle, R (8, 1)		C X 0-1 ③ G4-3			B B B C C S 3-3 ② K		C S S 0-3 ① K	I I I 4-0 BB IBB		3 0 0 0 0	0 0 0 0 0	0 0 0 0 0	0 0 0 0 0	0 0 1 0 0	2 0 0 0 0	1 0 0 0 0

Inning Stats																					
	R: 0	H: 1	R: 0	H: 0	R: 0	H: 0	R: 0	H: 1	R: 0	H: 2	R: 1	H: 2	R: 1	H: 1	R: 2	H: 3	R: 0	H: 0	1B: 4	SF: 0	WP: 0	PA: 42
	E: 1	LOB: 2	E: 0	LOB: 1	E: 0	LOB: 0	E: 0	LOB: 1	E: 0	LOB: 2	E: 0	LOB: 1	E: 0	LOB: 0	E: 0	LOB: 3	E: 0	LOB: 1	2B: 3	SAC: 1	PB: 0	
	K: 1	BB: 1	K: 0	BB: 1	K: 1	BB: 0	K: 0	BB: 0	K: 2	BB: 0	K: 0	BB: 0	K: 1	BB: 0	K: 2	BB: 2	K: 1	BB: 1	3B: 1	DP: 1	SB: 0	
	S: 9	P: 14	S: 7	P: 14	S: 12	P: 17	S: 5	P: 6	S: 11	P: 17	S: 10	P: 14	S: 8	P: 9	S: 18	P: 34	S: 8	P: 15	HR: 2	HBP: 0	CS: 0	

PITCHER		IP	WLS	BF	H	R	ER	SO	BB	IBB	HBP	BLK	WP	HR	S	P	ERA	WHIP
Steve Cooke, L ERA: 3.06	(1, 1)	7.0		30	7	2	2	5	2	0	0	0	0	1	62	91	2.57	1.286
Clint Sodowsky, R ERA: 4.15	(8, 1)	0.2		6	3	2	2	2	0	1	0	0	0	1	12	24	27.00	4.500
Ricardo Rincon, L ERA: 3.78	(8, 1)	0.1	W	2	0	0	0	0	1	0	0	0	0	0	6	10	0.00	3.000
Rich Loiselle, R ERA: 3.35	(9, 1)	1.0	S	4	0	0	0	1	1	0	0	0	0	0	8	15	0.00	1.000

PITCHER	IP	WLS	BF	H	R	ER	SO	BB	IBB	HBP	BLK	WP	HR	S	P	ERA	WHIP

AB	36
R	4
H	10
RBI	4
BB	5
SO	8
LOB	17

BOTTOM

New York Mets @ Pittsburgh Pirates

Three Rivers Stadium, Pittsburgh, PA

Mon Jul 14 1997, 7:05 PM EDT

Att. 12,794 - Unknown - 90 F

Batter	1	2	3	4	5	6	7	8	9	AB	R	H	RBI	BB	SO	LOB
Tony Womack, L (1, 4) OBP: 0.316, SLG: 0.358	K	G1-3		K2-3	1B					4	0	1	1	0	2	0
Turner Ward, S (1, 8) (9, 9) OBP: 0.458, SLG: 0.652	E FC3-2 2B	G3		2B 1B 1B	1-3 1-3 2-H 1B					4	1	3	1	0	0	0
Al Martin, L (1, 7) OBP: 0.382, SLG: 0.485	FC3-2 2-H			F8	1B 1-3 2B			1B 2B		4	0	2	0	0	0	1
Kevin Young, R (1, 3) OBP: 0.324, SLG: 0.518	F7			F8	G6-4-3 2-3 3-H 1B			1B 2B		4	1	2	1	0	0	1
Dale Sveum, S (1, 5) OBP: 0.347, SLG: 0.487 Lou Collier, R (8, PR) (9, 6) OBP: 0.115, SLG: 0.115		F8		G5-3		G6-4-3 1-2f		18 2B 2-H 1B		4 0	0 1	1 0	1 0	0 0	0 0	2 0
18 Jason Kendall, R (1, 2) OBP: 0.384, SLG: 0.405	F9		F9		G6-4-3 1B			2B		4	0	2	1	0	0	0
Mark Smith, R (1, 9) OBP: 0.328, SLG: 0.578 Rich Loiselle, R (9, 1)	FC5-4 1B		G6-3		IBB	G6-4-3 1-2f		G5-4-3		3 0	0 0	1 0	0 0	1 0	0 0	1 0
Kevin Polcovich, R (1, 6) (9, 5) OBP: 0.398, SLG: 0.394	FC5-4 1-2f		1B			1B 1B		G5-4-3 1-2f		4	1	2	0	0	0	3
Steve Cooke, R (1, 1) OBP: 0.094, SLG: 0.125 Jose Guillen, R (7, PH) OBP: 0.296, SLG: 0.407 Clint Sodowsky, L (8, 1) OBP: 0.500, SLG: 0.500 Ricardo Rincon, L (8, 1) Jermaine Allensworth, R (9, 8) OBP: 0.341, SLG: 0.344			G6-3		G5-3		1B 1B			2 1 0 0 0	0 1 0 0 0	0 1 0 0 0	0 0 0 0 0	0 0 0 0 0	0 0 0 0 0	1 0 0 0 0
Inning Stats	R: 0 E: 1 K: 1 S: 10 H: 1 LOB: 1 BB: 0 P: 18	R: 0 E: 0 K: 0 S: 8 H: 1 LOB: 1 BB: 0 P: 15	R: 0 E: 0 K: 0 S: 5 H: 0 LOB: 0 BB: 0 P: 7	R: 0 E: 0 K: 0 S: 4 H: 0 LOB: 0 BB: 0 P: 6	R: 0 E: 0 K: 0 S: 7 H: 1 LOB: 1 BB: 0 P: 10	R: 1 E: 0 K: 1 S: 9 H: 3 LOB: 1 BB: 0 P: 11	R: 2 E: 0 K: 0 S: 11 H: 5 LOB: 2 BB: 0 P: 17	R: 2 E: 0 K: 0 S: 9 H: 4 LOB: 1 BB: 1 P: 15		1B: 10 2B: 5 3B: 0 HR: 0	SF: 0 SAC: 0 DP: 3 HBP: 0					

PITCHER		IP	WLS	BF	H	R	ER	SO	BB	IBB	HBP	BLK	WP	HR	S	P	ERA	WHIP
Rick Reed, R ERA: 2.99	(1, 1)	6.2		27	9	3	3	2	0	0	0	0	0	0	49	77	4.05	1.350
Takashi Kashiwada, L ERA: 4.56	(7, 1)	0.1		2	2	0	0	0	0	0	0	0	0	0	5	7	0.00	6.000
Greg McMichael, R ERA: 2.66	(8, 1)	0.1	L	3	3	2	2	0	0	0	0	0	0	0	5	5	54.00	9.000
Cory Lidle, R ERA: 3.79	(8, 1)	0.2		3	1	0	0	0	0	1	0	0	0	0	4	10	0.00	1.500

PITCHER	IP	WLS	BF	H	R	ER	SO	BB	IBB	HBP	BLK	WP	HR	S	P	ERA	WHIP

AB	34
R	5
H	15
RBI	5
BB	1
SO	2
LOB	9

WP: 0 PB: 0 SB: 0 CS: 0 PA: 35

livebaseballscorecards.com

New York Mets @ Pittsburgh Pirates

Three Rivers Stadium, Pittsburgh, PA

Tue Jul 15 1997, 7:05 PM EDT

Att. 12,244 - Unknown - 88 F

TOP

livebaseballscorecards.com

Batter	1	2	3	4	5	6	7	8	9	AB	R	H	RBI	BB	SO	LOB
Lance Johnson, L (1, 8) OBP: 0.384, SLG: 0.404	X 0-0 ① G6-3		B F X 1-1 ① F8 2-H 1B		B C F X 1-2 3B		B S X 1-1 ③ P4			4	0	2	0	0	0	0
Edgardo Alfonzo, R (1, 5) OBP: 0.384, SLG: 0.465	B B C X 2-1 ② F9		B B C X 2-1 ② F8 2-3		C F B B B S 3-3 ② K			C B F X 1-2 CS 1B		4	0	1	0	0	1	2
John Olerud, L (1, 3) OBP: 0.391, SLG: 0.482	C B F B B F B 4-2 1B 1B BB		C B B B X 3-1 ③ P5		X 0-0 ③ F7			C B B C B F F B 4-2 ① 1-2 FC4-6 BB		2	1	0	0	2	0	2
Todd Hundley, S (1, 2) OBP: 0.433, SLG: 0.595	C X 0-1 1-H 1B			B S C F B B F F F 4-2 F B HR BB	B F F C 1-3 ① K			C X 0-1 ② L7		3	1	1	1	1	1	1
Carl Everett, S (1, 9) OBP: 0.333, SLG: 0.457	B S C B X 2-2 ③ G4-3			S B B B F S 3-3 ① K	F X 0-1 ② G6-3			B F S X 1-2 ③ FC4-6 1-2f		4	0	0	0	0	1	3
Carlos Baerga, S (1, 4) OBP: 0.315, SLG: 0.397 Alex Ochoa, R (9, PR) OBP: 0.275, SLG: 0.331		C S X 0-2 ① G3-1		1 SAFE X 0-0 1-H HR	B S B X 2-1 PB 2B				B B B B 4-0 FC6-4 BB	3 0	1 0	2 0	2 0	1 0	0 0	0 0
Butch Huskey, R (1, 7) OBP: 0.311, SLG: 0.502		C B F X 1-2 ② P6		F X 0-1 ② F8	B X 1-0 ③ P4 2-3				F F S 0-3 ① K	4	0	0	0	0	1	2
Rey Ordonez, R (1, 6) OBP: 0.280, SLG: 0.298 Matt Franco, L (9, PH) OBP: 0.359, SLG: 0.448		C X 0-1 ③ G6-3		F B X 1-1 ③ F7			B F F F X 1-2 ① F9		B C F S 1-3 ② K	3 1	0 0	0 0	0 0	0 0	0 1	0 1
Dave Mlicki, R (1, 1) OBP: 0.226, SLG: 0.276 Juan Acevedo, R (7, 1) Bernard Gilkey, R (9, PH) OBP: 0.315, SLG: 0.348			C F X 0-2 1B 2B		C X 0-1 ① G5-3		F X 0-1 ② G6-3		B 1 SAFE B X 2-0 1-2f FC6-4	3 0 1	0 0 0	1 0 0	0 0 0	0 0 0	0 0 0	0 0 1
Inning Stats	R: 1 H: 1 E: 0 LOB: 1 K: 0 BB: 1 S: 11 P: 19	R: 0 H: 0 E: 0 LOB: 0 K: 0 BB: 0 S: 8 P: 9	R: 0 H: 2 E: 0 LOB: 1 K: 0 BB: 0 S: 9 P: 15	R: 2 H: 1 E: 0 LOB: 0 K: 1 BB: 1 S: 15 P: 23	R: 0 H: 1 E: 0 LOB: 1 K: 1 BB: 0 S: 9 P: 13	R: 0 H: 1 E: 0 LOB: 1 K: 1 BB: 0 S: 8 P: 12	R: 0 H: 0 E: 0 LOB: 0 K: 0 BB: 0 S: 7 P: 9	R: 0 H: 1 E: 0 LOB: 1 K: 0 BB: 1 S: 12 P: 18	R: 0 H: 0 E: 0 LOB: 1 K: 2 BB: 1 S: 7 P: 14	1B: 3 SF: 0 2B: 2 SAC: 0 3B: 1 DP: 0 HR: 1 HBP: 0						WP: 0 PA: 36 PB: 1 SB: 0 CS: 1

	AB	32
	R	3
	H	7
	RBI	3
	BB	4
	SO	5
	LOB	12

PITCHER	IP	WLS	BF	H	R	ER	SO	BB	IBB	HBP	BLK	WP	HR	S	P	ERA	WHIP
Jason Schmidt, R (1, 1) ERA: 4.41	7.0		28	6	3	3	3	2	0	0	0	0	1	67	100	3.86	1.143
Jason Christiansen, L (8, 1) ERA: 4.5	1.0	W	4	1	0	0	0	1	0	0	0	0	0	12	18	0.00	2.000
Rich Loiselle, R (9, 1) ERA: 3.27	1.0	S	4	0	0	0	2	1	0	0	0	0	0	7	14	0.00	1.000

PITCHER	IP	WLS	BF	H	R	ER	SO	BB	IBB	HBP	BLK	WP	HR	S	P	ERA	WHIP

New York Mets @ Pittsburgh Pirates

Three Rivers Stadium, Pittsburgh, PA

Tue Jul 15 1997, 7:05 PM EDT

Att. 12,244 - Unknown - 88 F

BOTTOM

Batter	1	2	3	4	5	6	7	8	9	AB	R	H	RBI	BB	SO	LOB
Tony Womack, L (1, 4) OBP: 0.317, SLG: 0.361	P3		G3		S 1B		S 2-H 2B	P5		5	0	2	1	0	0	3
Jermaine Allensworth, R (1, 8) OBP: 0.344, SLG: 0.344	G4-3		S 3-H 1B		1-3 BB		K			3	0	1	1	1	1	1
Al Martin, L (1, 7) OBP: 0.384, SLG: 0.480	K		1-2 BB		G4-3		IBB			2	0	0	0	2	1	2
Kevin Young, R (1, 3) OBP: 0.322, SLG: 0.511		18 PB BB	F9			K	2-3 K			3	0	0	0	1	2	4
Dale Sveum, S (1, 5) OBP: 0.345, SLG: 0.487		F7		K		G6-3		FC1-5 2B		4	0	1	0	0	1	1
18 Jason Kendall, R (1, 2) OBP: 0.386, SLG: 0.404		F9 1-2		L6-4 1B		F9		FC4-6 1B FC1-5 HBP		3	1	1	0	0	0	1
Jose Guillen, R (1, 9) OBP: 0.296, SLG: 0.405		K		L6-4 1-1			FC9-4 1B	FC1-5 FC4-6 1-2 2-3f		4	0	1	0	0	1	4
Kevin Polcovich, R (1, 6) OBP: 0.394, SLG: 0.389			G3 S 1B 1B		G6-3		FC9-4 1-2f 2B	FC4-6 1B 1-2f 2-3		4	2	1	0	0	0	3
Jason Schmidt, R (1, 1) OBP: 0.133, SLG: 0.167			K 1-2		P2		3-H 2B	1-2 3-H 1B		2	0	0	0	0	1	1
Mark Johnson, L (7, PH) OBP: 0.351, SLG: 0.330										1	0	1	1	0	0	0
Emil Brown, R (7, PR) OBP: 0.303, SLG: 0.289										0	1	0	0	0	0	0
Jason Christiansen, R (8, 1)										0	0	0	0	0	0	0
Turner Ward, S (8, PH) OBP: 0.480, SLG: 0.667										1	0	1	1	0	0	0
Rich Loiselle, R (9, 1)										0	0	0	0	0	0	0
Inning Stats	R: 0 E: 0 K: 1 S: 6 H: 0 LOB: 0 BB: 0 P: 8	R: 0 E: 0 K: 1 S: 10 H: 0 LOB: 1 BB: 1 P: 19	R: 1 E: 0 K: 1 S: 9 H: 2 LOB: 2 BB: 1 P: 15	R: 0 E: 0 K: 1 S: 11 H: 1 LOB: 0 BB: 0 P: 15	R: 0 E: 0 K: 0 S: 10 H: 1 LOB: 2 BB: 1 P: 15	R: 0 E: 0 K: 1 S: 11 H: 0 LOB: 0 BB: 0 P: 14	R: 2 E: 0 K: 2 S: 19 H: 3 LOB: 3 BB: 1 P: 30	R: 1 E: 0 K: 0 S: 9 H: 2 LOB: 2 BB: 0 P: 12		1B: 6 2B: 4 3B: 0 HR: 0 SF: 0 SAC: 0 DP: 1 HBP: 1						

livebaseballscorecards.com

	AB	32
	R	4
	H	9
	RBI	4
	BB	4
	SO	7
	LOB	20

WP: 0 PB: 1 SB: 5 CS: 0 PA: 37

PITCHER		IP	WLS	BF	H	R	ER	SO	BB	IBB	HBP	BLK	WP	HR	S	P	ERA	WHIP
Dave Mlicki, R ERA: 4.82	(1, 1)	6.1		27	6	3	3	5	3	0	0	0	0	0	62	95	4.26	1.421
Juan Acevedo, R ERA: 4.42	(7, 1)	1.2	L	10	3	1	1	2	0	1	1	0	0	0	23	33	5.40	1.800

PITCHER	IP	WLS	BF	H	R	ER	SO	BB	IBB	HBP	BLK	WP	HR	S	P	ERA	WHIP

Batter	1	2	3	4	5	6	7	8	9	AB	R	H	RBI	BB	SO	LOB
Doug Glanville, R (1, 7) OBP: 0.343, SLG: 0.416	C F X 0-2 WP 2B 2B		B C F X 1-2 ① G3		B S X 1-1 1B 2-H 3-H 2B		B C X 1-1 ① G4-3			4	2	2	2	0	0	0
Brian McRae, S (1, 8) OBP: 0.314, SLG: 0.366	B F B 2 SAFE B B 4-1 BB		C C F B B B X 3-2 ② F7		B B B C B 4-1 BB		B S F B F F X 2-2 ② G5-3			0	2	0	0	0	0	0
Sammy Sosa, R (1, 9) OBP: 0.303, SLG: 0.468	F S 2 SAFE B F B 2 SAFE F S 2-3 ① K 2-3		C B B B B 4-1 CS BB		B F B 1 SAFE S F X 2-2 FC4-6 1-2 2-H 1B		B F S B S 2-3 ③ K			3	0	1	1	1	2	2
Mark Grace, L (1, 3) OBP: 0.425, SLG: 0.465	B F B 1 SAFE F B X 3-2 1-H 3-H 2B		1 SAFE B 1-0 ③ CS 1-2	B C B C F B F C 3-3 ① K	B B B X 3-0 ② FC4-6 1B 1-2f 2-3			B X 1-0 ① G4-3		4	0	1	2	0	1	2
Shawon Dunston, R (1, 6) OBP: 0.316, SLG: 0.430 Mel Rojas, R (9, 1)	C B F X 1-2 ② G5-3			B X 1-0 G4-6-3 1B	X 0-0 1-2 3-H 1B			C F F X 0-2 ② F8		4 0	0 0	2 0	1 0	0 0	0 0	1 0
Kevin Orie, R (1, 5) OBP: 0.358, SLG: 0.426	X 0-0 ③ F9			1 SAFE B 1 SAFE B 1 SAFE F X 2-1 ② ③ G4-6-3 1-2f	S S B X 1-2 ③ G4-3			B S S S B B F X 3-2 ③ G6-3		4	0	0	0	0	0	4
Scott Servais, R (1, 2) OBP: 0.328, SLG: 0.377		C B X 1-1 L4-3 1B			F F B B B X 3-2 E 1B 2B 1B	B B C B X 3-1 ① G5-3			B B B C X 3-1 ① F9	4	1	2	0	0	0	0
Rey Sanchez, R (1, 4) OBP: 0.312, SLG: 0.331 (9, 6)		C C 1 SAFE F X 0-2 ① ② L4-3 1-2			D X 1-0 E 2B 1-2 1B	B F F B B X 3-2 ② G6-3			X 0-0 23 G5-4-3 1B	4	1	2	0	0	0	1
Geremi Gonzalez, R (1, 1) OBP: 0.238, SLG: 0.111 Kevin Foster, R (6, PH) OBP: 0.105, SLG: 0.081 Turk Wendell, L (6, 1) Ramon Tatis, L (7, 1) Terry Adams, R (7, 1) 23 Ryne Sandberg, R (9, PH) OBP: 0.303, SLG: 0.370 (9, 4)		C B X 1-1 ③ G6-3			1 SAFE F D F B X 2-2 ① G6-3 1-2 2-3	B C F C 1-3 ③ K			C X 0-1 ② ③ G5-4-3 1-2f 1B	2 1 0 0 0 1	0 0 0 0 0 0	0 0 0 0 0 0	0 0 0 0 0 0	0 1 0 0 0 0	0 0 0 0 0 0	2 0 0 0 0 1
Inning Stats	R: 2 H: 2 E: 0 LOB: 1 K: 1 BB: 1 S: 16 P: 26	R: 0 H: 1 E: 0 LOB: 0 K: 0 BB: 0 S: 8 P: 10	R: 0 H: 0 E: 0 LOB: 0 K: 0 BB: 1 S: 7 P: 16	R: 0 H: 1 E: 0 LOB: 0 K: 1 BB: 0 S: 8 P: 14	R: 4 H: 5 E: 1 LOB: 2 K: 0 BB: 1 S: 19 P: 36	R: 0 H: 0 E: 0 LOB: 0 K: 1 BB: 0 S: 8 P: 15	R: 0 H: 0 E: 0 LOB: 0 K: 1 BB: 0 S: 10 P: 15	R: 0 H: 0 E: 0 LOB: 0 K: 0 BB: 0 S: 9 P: 13	R: 0 H: 1 E: 0 LOB: 0 K: 0 BB: 0 S: 5 P: 8	1B: 7 2B: 4 3B: 0 HR: 0	SF: 0 SAC: 0 DP: 3 HBP: 0			WP: 1 PB: 0 SB: 0 CS: 1	PA: 37		

PITCHER		IP	WLS	BF	H	R	ER	SO	BB	IBB	HBP	BLK	WP	HR	S	P	ERA	WHIP
Armando Reynoso, R ERA: 4.53	(1, 1)	4.1	L	20	7	6	6	2	3	0	0	0	1	0	49	87	12.46	2.308
Cory Lidle, R ERA: 3.64	(5, 1)	1.2		7	2	0	0	1	0	0	0	0	0	0	17	30	0.00	1.200
Joe Crawford, L ERA: 6.1	(7, 1)	2.0		6	0	0	0	1	0	0	0	0	0	0	19	28	0.00	0.000
Takashi Kashiwada, L ERA: 4.38	(9, 1)	1.0		3	1	0	0	0	0	0	0	0	0	0	5	8	0.00	1.000

PITCHER	IP	WLS	BF	H	R	ER	SO	BB	IBB	HBP	BLK	WP	HR	S	P	ERA	WHIP

Chicago Cubs @ New York Mets

Shea Stadium, Flushing, NY

Wed Jul 16 1997, 7:05 PM EDT

Att. 20,282 - Unknown - 84 F

TOP

livebaseballscorecards.com

AB	31
R	6
H	10
RBI	6
BB	1
SO	4
LOB	13

BOTTOM

Chicago Cubs @ New York Mets

Shea Stadium, Flushing, NY

Wed Jul 16 1997, 7:05 PM EDT

Att. 20,282 - Unknown - 84 F

Batter	1	2	3	4	5	6	7	8	9	AB	R	H	RBI	BB	SO	LOB
Lance Johnson, L (1, 8) OBP: 0.384, SLG: 0.398	G4-3		HR BB		L9		1B 1B BB		G4-3	3	1	0	0	2	0	1
Edgardo Alfonzo, R (1, 5) (9, 6) OBP: 0.381, SLG: 0.459	G5-3		P3		2B BB		P4		G4-3	4	1	0	0	1	0	3
John Olerud, L (1, 3) OBP: 0.393, SLG: 0.491	BB		1-H 2-H HR		F7		1B 1B		K	4	1	2	3	1	1	2
Todd Hundley, S (1, 2) OBP: 0.431, SLG: 0.594	P2		K		1-H 2-H 2B		K			4	0	1	2	0	2	3
Carlos Baerga, S (1, 4) OBP: 0.314, SLG: 0.395		G3	P8		G3		1-2 2-3 1B			4	0	1	0	0	0	1
Bernard Gilkey, R (1, 7) OBP: 0.311, SLG: 0.343		G6-3		F9	K		F9			4	0	0	0	0	1	3
Carl Everett, S (1, 9) OBP: 0.339, SLG: 0.468		FC6-4 1B		G4-3	WP 2B			G6-3 2B		4	0	3	0	0	0	0
Rey Ordonez, R (1, 6) OBP: 0.275, SLG: 0.292		1-2f FC6-4		G6-3	K 2-3			G6-3 2-3		3	0	0	0	0	1	2
Matt Franco, L (8, PH) (9, 5) OBP: 0.356, SLG: 0.443										1	0	0	0	0	0	1
Armando Reynoso, R (1, 1) OBP: 0.281, SLG: 0.345			HR BB	2B BB	P6			K		0	1	0	0	1	0	0
Cory Lidle, R (5, 1)										0	1	0	0	1	0	0
Luis Lopez, S (6, PH) OBP: 0.348, SLG: 0.373										1	0	0	0	0	0	1
Joe Crawford, L (7, 1)										0	0	0	0	0	0	0
Butch Huskey, R (8, PH) OBP: 0.310, SLG: 0.500										1	0	0	0	0	1	0
Takashi Kashiwada, L (9, 1)										0	0	0	0	0	0	0
Inning Stats	R: 0 E: 0 K: 0 S: 8 H: 0 LOB: 1 BB: 1 P: 16	R: 0 E: 0 K: 0 S: 7 H: 1 LOB: 1 BB: 0 P: 12	R: 3 E: 0 K: 1 S: 10 H: 1 LOB: 0 BB: 2 P: 23	R: 0 E: 0 K: 0 S: 5 H: 0 LOB: 0 BB: 0 P: 7	R: 2 E: 0 K: 0 S: 17 H: 1 LOB: 1 BB: 2 P: 30	R: 0 E: 0 K: 2 S: 12 H: 1 LOB: 1 BB: 0 P: 15	R: 0 E: 0 K: 1 S: 12 H: 2 LOB: 3 BB: 1 P: 18	R: 0 E: 0 K: 1 S: 7 H: 1 LOB: 0 BB: 0 P: 12	R: 0 E: 0 K: 1 S: 5 H: 0 LOB: 0 BB: 0 P: 7	1B: 3 2B: 3 3B: 0 HR: 1	SF: 0 SAC: 0 DP: 0 HBP: 0			WP: 1 PB: 0 SB: 0 CS: 0		PA: 39	

livebaseballscorecards.com

AB	33
R	5
H	7
RBI	5
BB	6
SO	6
LOB	17

PITCHER		IP	WLS	BF	H	R	ER	SO	BB	IBB	HBP	BLK	WP	HR	S	P	ERA	WHIP
Geremi Gonzalez, R ERA: 3.36	(1, 1)	5.0	W	23	3	5	5	1	5	0	0	0	0	1	47	88	9.00	1.600
Turk Wendell, R ERA: 4.41	(6, 1)	1.1		6	1	0	0	2	1	0	0	0	1	0	14	21	0.00	1.500
Ramon Tatis, L ERA: 4.66	(7, 1)	0.1		3	2	0	0	1	0	0	0	0	0	0	9	11	0.00	6.000
Terry Adams, R ERA: 3.6	(7, 1)	1.1		4	1	0	0	1	0	0	0	0	0	0	8	13	0.00	0.750
Mel Rojas, R ERA: 4.34	(9, 1)	1.0	S	3	0	0	0	1	0	0	0	0	0	0	5	7	0.00	0.000

PITCHER	IP	WLS	BF	H	R	ER	SO	BB	IBB	HBP	BLK	WP	HR	S	P	ERA	WHIP

Cincinnati Reds @ New York Mets

Shea Stadium, Flushing, NY

Fri Jul 18 1997, 7:05 PM EDT

Att. 22,901 - Unknown - 89 F

TOP

Batter	1	2	3	4	5	6	7	8	9	AB	R	H	RBI	BB	SO	LOB
Deion Sanders, L (1, 7) OBP: 0.350, SLG: 0.394	F8		G3 2-H			2B 1B		BB 1-2		3	1	1	1	1	0	0
Curtis Goodwin, L (1, 8) OBP: 0.346, SLG: 0.343	K		6-3			6-3 1-H 2B		F9 2-3		3	0	1	1	0	1	0
Eduardo Perez, R (8, PH) OBP: 0.326, SLG: 0.413										1	0	0	0	0	0	2
Scott Sullivan, R (8, 1)										0	0	0	0	0	0	0
Jon Nunnally, L (1, 9) OBP: 0.340, SLG: 0.488	K			CS 1B		6-3 2-3		K 1-2		3	0	1	0	0	1	1
Mike Kelly, R (8, PH) OBP: 0.316, SLG: 0.500										1	0	0	0	0	1	2
(8, 8)																
Willie Greene, L (1, 5) OBP: 0.365, SLG: 0.479		G3		P6		K			2B	4	0	1	0	0	1	2
Hal Morris, L (1, 3) OBP: 0.325, SLG: 0.351		K		1 SAFE F7 1-2			F8		B1-3	4	0	0	0	0	1	2
Eddie Taubensee, L (1, 2) OBP: 0.317, SLG: 0.473		HR			G3		G1		K	2	1	1	1	0	0	0
Joe Oliver, R (7, PH) OBP: 0.348, SLG: 0.453										2	0	0	0	0	1	1
(7, 2)																
Bret Boone, R (1, 4) OBP: 0.284, SLG: 0.293		5-3			K		F7		K	4	0	0	0	0	2	1
Pokey Reese, R (1, 6) OBP: 0.313, SLG: 0.302			SH1-4 G3 BB		F9			F9 HBP		1	1	0	0	1	0	0
Mike Morgan, R (1, 1) OBP: 0.136, SLG: 0.190						P4		P6		0	0	0	0	0	0	0
Eric Owens, R (6, PH) OBP: 0.324, SLG: 0.258										1	0	0	0	0	0	0
Mike Remlinger, L (6, 1)										0	0	0	0	0	0	0
Lenny Harris, L (8, PH) OBP: 0.284, SLG: 0.375										1	0	0	0	0	0	1
(8, 9)																
Inning Stats	R: 0 E: 0 K: 2 S: 7 H: 0 LOB: 0 BB: 0 P: 7	R: 1 E: 0 K: 1 S: 6 H: 1 LOB: 0 BB: 0 P: 6	R: 1 E: 0 K: 0 S: 3 H: 0 LOB: 0 BB: 1 P: 7	R: 0 E: 0 K: 0 S: 3 H: 1 LOB: 0 BB: 0 P: 3	R: 0 E: 0 K: 1 S: 5 H: 0 LOB: 0 BB: 0 P: 5	R: 1 E: 0 K: 1 S: 7 H: 2 LOB: 1 BB: 0 P: 7	R: 0 E: 0 K: 0 S: 3 H: 0 LOB: 0 BB: 0 P: 3	R: 0 E: 0 K: 1 S: 5 H: 0 LOB: 2 BB: 1 P: 10	R: 0 E: 0 K: 2 S: 8 H: 1 LOB: 1 BB: 0 P: 8	1B: 2 2B: 2 3B: 0 HR: 1 SF: 0 SAC: 1 DP: 0 HBP: 1						

livebaseballscorecards.com

AB	30
R	3
H	5
RBI	3
BB	2
SO	8
LOB	12

PITCHER		IP	WLS	BF	H	R	ER	SO	BB	IBB	HBP	BLK	WP	HR	S	P	ERA	WHIP
Bobby Jones, R ERA: 3.34	(1, 1)	2.0		7	1	1	1	3	0	0	0	0	0	1	13	13	4.50	0.500
Joe Crawford, L ERA: 5.52	(3, 1)	4.1	W	16	3	2	2	2	1	0	0	0	0	0	19	23	4.15	0.923
Juan Acevedo, R ERA: 4.19	(7, 1)	1.0		5	0	0	0	0	1	0	1	0	0	0	3	8	0.00	1.000
John Franco, L ERA: 2.68	(8, 1)	1.2	S	6	1	0	0	3	0	0	0	0	0	0	12	12	0.00	0.600

PITCHER	IP	WLS	BF	H	R	ER	SO	BB	IBB	HBP	BLK	WP	HR	S	P	ERA	WHIP

WP: 0 PB: 0 SB: 3 CS: 1 PA: 34

Cincinnati Reds @ New York Mets

Shea Stadium, Flushing, NY

Fri Jul 18 1997, 7:05 PM EDT

Att. 22,901 - Unknown - 89 F

BOTTOM

Batter	1	2	3	4	5	6	7	8	9	AB	R	H	RBI	BB	SO	LOB
Lance Johnson, L (1, 8) OBP: 0.389, SLG: 0.400	0-0 S 1B		4-0 BBBB E BB	0-0 G3			0-0 FC1-6 HBP 1-2f			3	1	1	0	1	0	1
Bernard Gilkey, R (1, 7) OBP: 0.309, SLG: 0.349	0-0 L9		0-3 SSS K		0-0 G4-6-3 1B		0-3 SSS K			4	0	1	0	0	2	3
John Olerud, L (1, 3) OBP: 0.392, SLG: 0.487 John Franco, L (8, 1)	0-0 F7 1-2		0-0 E7 1-H 1B		0-0 G4-6-3 1-2f		1-0 HBP 1-2			3 0	1 0	0 0	0 0	0 0	0 0	2 0
Todd Hundley, S (1, 2) OBP: 0.431, SLG: 0.589	0-0 4-3		4-0 BBBB 1B 2B BB		0-0 P5		0-0 F8			3	1	0	0	1	0	3
Edgardo Alfonzo, R (1, 5) OBP: 0.382, SLG: 0.456		0-0 4-3	0-0 2B 1-3 3-H 1B			0-0 F9		4-0 BBBB 1B BB		3	1	1	1	1	0	0
Butch Huskey, R (1, 9) OBP: 0.323, SLG: 0.518 Carl Everett, S (8, PH) OBP: 0.333, SLG: 0.460 (9, 9)		0-0 E6	0-0 1-H 3-H 2B			4-0 BBBB S BB		0-0 F9		2 1	0 0	1 0	2 0	1 0	0 0	0 1
Carlos Baerga, S (1, 4) OBP: 0.310, SLG: 0.390 Juan Acevedo, R (7, 1) Matt Franco, L (8, 3) OBP: 0.358, SLG: 0.444		0-3 SSS K	0-0 6-3				0-3 SSS K	0-0 1-2 1B		3 0 1	0 0 0	0 0 1	0 0 0	0 0 0	2 0 0	3 0 0
Rey Ordonez, R (1, 6) OBP: 0.268, SLG: 0.284		0-0 6-3		0-0 6-3		0-0 F9 1-2		0-0 P2		4	0	0	0	0	0	4
Bobby Jones, R (1, 1) OBP: 0.205, SLG: 0.214 Joe Crawford, L (3, 1) Luis Lopez, S (7, 4) OBP: 0.351, SLG: 0.360			0-0 6-3	0-3 SSS K			4-0 BBBB FC1-6 BB	0-0 L9		0 2 1	0 0 0	0 0 0	0 0 0	0 1 1	0 0 0	0 0 2
Inning Stats	R: 0 E: 0 K: 0 S: 4 H: 1 LOB: 1 BB: 0 P: 4	R: 0 E: 1 K: 1 S: 6 H: 0 LOB: 1 BB: 0 P: 6	R: 4 E: 1 K: 1 S: 8 H: 2 LOB: 1 BB: 2 P: 16	R: 0 E: 0 K: 1 S: 5 H: 0 LOB: 0 BB: 0 P: 5	R: 0 E: 0 K: 0 S: 3 H: 1 LOB: 0 BB: 0 P: 3	R: 0 E: 0 K: 1 S: 5 H: 0 LOB: 1 BB: 1 P: 9	R: 0 E: 0 K: 1 S: 5 H: 0 LOB: 2 BB: 1 P: 10	R: 0 E: 0 K: 0 S: 4 H: 1 LOB: 2 BB: 1 P: 8		1B: 4 2B: 1 3B: 0 HR: 0	SF: 0 SAC: 0 DP: 1 HBP: 1			WP: 0 PB: 0 SB: 2 CS: 0	PA: 36	

livebaseballscorecards.com

	AB	30
	R	4
	H	5
	RBI	3
	BB	5
	SO	5
	LOB	19

PITCHER		IP	WLS	BF	H	R	ER	SO	BB	IBB	HBP	BLK	WP	HR	S	P	ERA	WHIP
Mike Morgan, R ERA: 4.98	(1, 1)	5.0	L	22	4	4	0	3	2	0	0	0	0	0	26	34	0.00	1.200
Mike Remlinger, L ERA: 2.68	(6, 1)	2.0		9	0	0	0	2	2	0	1	0	0	0	10	19	0.00	1.000
Scott Sullivan, R ERA: 2.59	(8, 1)	1.0		5	1	0	0	0	1	0	0	0	0	0	4	8	0.00	2.000

PITCHER	IP	WLS	BF	H	R	ER	SO	BB	IBB	HBP	BLK	WP	HR	S	P	ERA	WHIP

Batter	1	2	3	4	5	6	7	8	9	AB	R	H	RBI	BB	SO	LOB
Deion Sanders, L (1, 7) OBP: 0.347, SLG: 0.390	G3	CS 3-H	P4		L9			G4-3		4	0	0	0	0	0	0
Curtis Goodwin, L (1, 8) OBP: 0.345, SLG: 0.339	K		G3-6-1 BB		K			K		3	0	0	0	1	3	0
Jon Nunnally, L (1, 9) OBP: 0.314, SLG: 0.444	K		G3-6-1 1-2f			L4			L9	4	0	0	0	0	1	1
Willie Greene, L (1, 5) OBP: 0.366, SLG: 0.491		FC4-6 1B 1B		K		F9			HR	4	2	2	1	0	1	0
Hal Morris, L (1, 3) OBP: 0.327, SLG: 0.353		1 SAFE FC4-6 1-2		1B		G4-3			L7	4	0	2	0	0	0	0
Joe Oliver, R (1, 2) OBP: 0.343, SLG: 0.445		FC4-6 1B 1-2f 2-3		F7			G5-3		G4-3	3	1	0	0	0	0	3
Eddie Taubensee, L (9, PH) OBP: 0.315, SLG: 0.470										1	0	0	0	0	0	0
Eric Owens, R (1, 4) OBP: 0.351, SLG: 0.294		1B CS 1-2 3-H		0-0 1-2			K			3	0	2	1	0	1	0
Pokey Reese, R (1, 6) OBP: 0.308, SLG: 0.297		F8		L4			F7			3	0	0	0	0	0	4
Pete Schourek, L (1, 1) OBP: 0.200, SLG: 0.350					K			G6-3		2	0	1	1	0	1	0
Brett Tomko, R (6, 1) OBP: 0.143, SLG: 0.154										1	0	0	0	0	0	0
Inning Stats	R: 0 H: 0 E: 0 LOB: 0 K: 2 BB: 0 S: 10 P: 15	R: 2 H: 4 E: 0 LOB: 1 K: 0 BB: 0 S: 15 P: 22	R: 0 H: 0 E: 0 LOB: 0 K: 0 BB: 1 S: 9 P: 16	R: 0 H: 2 E: 0 LOB: 2 K: 1 BB: 0 S: 8 P: 13	R: 0 H: 0 E: 0 LOB: 0 K: 2 BB: 0 S: 9 P: 12	R: 0 H: 0 E: 0 LOB: 0 K: 0 BB: 0 S: 7 P: 11	R: 0 H: 0 E: 0 LOB: 0 K: 1 BB: 0 S: 9 P: 15	R: 0 H: 0 E: 0 LOB: 0 K: 1 BB: 0 S: 8 P: 10	R: 1 H: 1 E: 0 LOB: 0 K: 0 BB: 0 S: 12 P: 21	1B: 6 SF: 0 2B: 0 SAC: 0 3B: 0 DP: 1 HR: 1 HBP: 0						

TOP

Cincinnati Reds @ New York Mets

Shea Stadium, Flushing, NY

Sat Jul 19 1997, 3:33 AM EDT

Att. 26,675 - Sunny - 82 F

livebaseballscorecards.com

AB	32
R	3
H	7
RBI	3
BB	1
SO	7
LOB	8

WP: 0 PA: 34
PB: 0
SB: 0
CS: 1

PITCHER		IP	WLS	BF	H	R	ER	SO	BB	IBB	HBP	BLK	WP	HR	S	P	ERA	WHIP
Rick Reed, R ERA: 2.94	(1, 1)	8.0	W	29	6	2	2	7	1	0	0	0	0	0	75	114	2.25	0.875
Greg McMichael, R ERA: 2.68	(9, 1)	1.0	S	4	1	1	1	0	0	0	0	0	0	1	12	21	9.00	1.000

PITCHER	IP	WLS	BF	H	R	ER	SO	BB	IBB	HBP	BLK	WP	HR	S	P	ERA	WHIP

Cincinnati Reds @ New York Mets

Shea Stadium, Flushing, NY

Sat Jul 19 1997, 3:33 AM EDT

Att. 26,675 - Sunny - 82 F

BOTTOM

Batter	1	2	3	4	5	6	7	8	9	AB	R	H	RBI	BB	SO	LOB
Carl Everett, S (1, 8) (8, 9) OBP: 0.329, SLG: 0.453	F B B X 2-1 B1-3 ①		C S B F X 1-2 G6-3 ②		B C C B F B X 3-2 F7 ③			S B 1 SAFE L F F X 1-2 L8 ②		4	0	0	0	0	0	1
Edgardo Alfonzo, R (1, 5) OBP: 0.381, SLG: 0.454	B X 1-0 F8 ②		C B C C X 1-2 G6-3 ③			C T S 0-3 K ①		C T 1 SAFE P F F X 1-2 HR 1-3 1B		4	1	1	0	0	1	0
Bernard Gilkey, R (1, 7) OBP: 0.314, SLG: 0.360	B S B B B 4-1 BB			B F L C 1-3 K ①		B B B B 4-0 G6-3 BB		X 0-0 1-H 3-H HR		2	1	1	3	2	1	0
Butch Huskey, R (1, 3) OBP: 0.318, SLG: 0.510	B B S X 2-1 F9 ③			C C S 0-3 K ②		C 1 SAFE S F B X 1-2 G6-3 1-2f ②③		B C B F X 2-2 G1-6-3 ③		4	0	0	0	0	1	2
Greg McMichael, R (9, 1) OBP: 0.500, SLG: 0.500										0	0	0	0	0	0	0
Alex Ochoa, R (1, 9) OBP: 0.267, SLG: 0.321		B F F F B B F F X 3-2 L5 ①		S F B B F B S 3-3 K			C B B F S 2-3 K ①			2	0	0	0	0	1	0
Lance Johnson, L (7, PH) (8, 8) OBP: 0.387, SLG: 0.398										1	0	0	0	0	1	0
Todd Pratt, R (1, 2) OBP: 0.483, SLG: 0.680		B C B B B 4-1 BB			X 0-0 F8 ①		B C C C 1-3 K ②			2	0	0	0	1	1	0
Carlos Baerga, S (1, 4) OBP: 0.307, SLG: 0.386		B X 1-0 P3 ②			B B X 2-0 B2-3 ②		C X 0-1 P6 ③			3	0	0	0	0	0	1
Rey Ordonez, R (1, 6) OBP: 0.274, SLG: 0.291		B X 1-0 G6-3 ③			B C F B F X 2-2 HR 1B			C B X 1-1 1B HR 1B		3	2	2	0	0	0	1
Rick Reed, R (1, 1) OBP: 0.225, SLG: 0.324			B F C X 1-2 G5-3 ①		B B C X 2-1 1-H HR			X 0-0 B2 ①		2	1	1	2	0	0	0
Matt Franco, L (8, PH) OBP: 0.355, SLG: 0.440										1	0	0	0	0	0	1
John Olerud, L (9, 3) OBP: 0.392, SLG: 0.487										0	0	0	0	0	0	0
Inning Stats	R: 0 E: 0 K: 0 S: 6 H: 0 LOB: 1 BB: 1 P: 15	R: 0 E: 0 K: 0 S: 9 H: 0 LOB: 1 BB: 1 P: 18	R: 0 E: 0 K: 0 S: 10 H: 0 LOB: 0 BB: 0 P: 13	R: 0 E: 0 K: 3 S: 10 H: 0 LOB: 0 BB: 0 P: 14	R: 2 E: 0 K: 0 S: 12 H: 2 LOB: 0 BB: 0 P: 21	R: 0 E: 0 K: 1 S: 7 H: 0 LOB: 0 BB: 1 P: 12	R: 0 E: 0 K: 2 S: 8 H: 0 LOB: 0 BB: 0 P: 11	R: 3 E: 0 K: 0 S: 17 H: 3 LOB: 0 BB: 0 P: 21		1B: 3 2B: 0 3B: 0 HR: 2	SF: 0 SAC: 0 DP: 1 HBP: 0					

	AB	28
	R	5
	H	5
	RBI	5
	BB	3
	SO	6
	LOB	6

WP: 0 PB: 0 SB: 0 CS: 0 PA: 31

livebaseballscorecards.com

PITCHER		IP	WLS	BF	H	R	ER	SO	BB	IBB	HBP	BLK	WP	HR	S	P	ERA	WHIP
Pete Schourek, L ERA: 5.02	(1, 1)	5.0		19	2	2	2	3	2	0	0	0	0	1	47	81	3.60	0.800
Brett Tomko, R ERA: 3.67	(6, 1)	3.0	L	12	3	3	3	3	1	0	0	0	0	1	32	44	9.00	1.333

PITCHER	IP	WLS	BF	H	R	ER	SO	BB	IBB	HBP	BLK	WP	HR	S	P	ERA	WHIP

Batter	1	2	3	4	5	6	7	8	9	AB	R	H	RBI	BB	SO	LOB
Deion Sanders, L (1, 7) OBP: 0.346, SLG: 0.386	B C B X 2-1 G3		C B X 1-1 P5		C B B B X 3-1 F9			B B C B B 4-1 BB HBP BB	S B B B B 4-1 FC5-4 BB 1-2	3	0	0	0	1	0	2
Lenny Harris, L (8, 7) OBP: 0.288, SLG: 0.375										0	0	0	0	1	0	0
Curtis Goodwin, L (1, 8) OBP: 0.341, SLG: 0.335	F X 0-1 G5-3			C B B B C S 3-3 K		X 0-0 G3		B 1 SAFE S B X 2-1 F9	B C S X 1-2 FC5-4 1-2f	3	0	0	0	0	1	0
Mike Kelly, R (8, PH) OBP: 0.309, SLG: 0.486										2	0	0	0	0	0	4
(8, 9)																
Jon Nunnally, L (1, 9) OBP: 0.309, SLG: 0.417	S F B X 1-2 G6-3			S B F S 1-3 K		B C C T B X 2-2 L8		B S D H 3-1 BB HBP 1-2		3	0	0	0	0	1	0
(8, 8)																
Willie Greene, L (1, 5) OBP: 0.368, SLG: 0.493		B B C X 2-1 2B		B B B C S X 3-2 F7		C B B F C 2-3 K		S B B D B 4-1 BB 1-2 2-3		3	0	1	0	1	1	0
Hal Morris, L (1, 3) OBP: 0.327, SLG: 0.356		B C B F B X 3-2 F6			C F B B B X 2-2 L8		B C X 1-1 FC5-6-3 2B	B B C F F S 2-3 K		3	0	1	0	0	0	1
Eduardo Perez, R (7, 3) OBP: 0.324, SLG: 0.410										1	0	0	0	0	1	3
Joe Oliver, R (1, 2) OBP: 0.338, SLG: 0.438		B X 1-0 G6-4-3			F B B B F F X 2-2 P3		B X 1-0 G5-3		B S C B X 2-2 FC3-6 1B	3	0	0	0	0	0	2
Eddie Taubensee, L (8, 2) OBP: 0.319, SLG: 0.473										1	0	1	0	0	0	0
Eric Owens, R (1, 4) OBP: 0.341, SLG: 0.289		F B F B F F S 2-3 K			X 0-0 WP 1B 1B		C B B B X 3-1 FC5-6-5 2-3		B X 1-0 FC3-6 FC5-4 1-2f	4	1	1	0	0	1	3
Pokey Reese, R (1, 6) OBP: 0.306, SLG: 0.296			X 0-0 F8		B B F B F X 3-2 1B 1-H 1B		B B C X 2-1 G6-3		D C S B X 2-2 FC5-4 1B 1-2f	4	0	1	1	0	0	2
Kent Mercker, L (1, 1) OBP: 0.235, SLG: 0.194			X 0-0 P8		S B X 1-1 1B 1-2			X 0-0 F7	C S B F X 1-2 BB 1-3	1	0	0	0	0	0	0
Jeff Branson, L (5, PH) OBP: 0.210, SLG: 0.235										1	0	1	0	0	0	0
Felix Rodriguez, R (5, 1)										1	0	0	0	0	0	0
Bret Boone, R (9, PH) OBP: 0.286, SLG: 0.296										1	0	1	0	0	0	0
Inning Stats	R: 0 E: 0 K: 0 S: 7 H: 0 LOB: 0 BB: 0 P: 10	R: 0 E: 0 K: 1 S: 11 H: 1 LOB: 1 BB: 0 P: 19	R: 0 E: 0 K: 0 S: 4 H: 0 LOB: 0 BB: 0 P: 5	R: 0 E: 0 K: 2 S: 9 H: 0 LOB: 0 BB: 0 P: 16	R: 1 E: 0 K: 0 S: 15 H: 3 LOB: 2 BB: 0 P: 26	R: 0 E: 0 K: 1 S: 8 H: 0 LOB: 0 BB: 0 P: 12	R: 0 E: 0 K: 0 S: 7 H: 1 LOB: 1 BB: 0 P: 14	R: 0 E: 0 K: 1 S: 10 H: 0 LOB: 3 BB: 2 P: 25	R: 0 E: 0 K: 0 S: 15 H: 2 LOB: 3 BB: 1 P: 26	1B: 5 2B: 2 3B: 0 HR: 0	SF: 0 SAC: 0 DP: 0 HBP: 1					

PITCHER		IP	WLS	BF	H	R	ER	SO	BB	IBB	HBP	BLK	WP	HR	S	P	ERA	WHIP
Dave Mlicki, R ERA: 4.61	(1, 1)	7.0	W	26	5	1	1	4	0	0	0	0	1	0	61	102	1.29	0.714
Takashi Kashiwada, L ERA: 4.21	(8, 1)	1.0		6	0	0	0	1	2	0	1	0	0	0	10	25	0.00	2.000
Cory Lidle, R ERA: 3.56	(9, 1)	1.0		6	2	0	0	0	1	0	0	0	0	0	15	26	0.00	3.000

PITCHER	IP	WLS	BF	H	R	ER	SO	BB	IBB	HBP	BLK	WP	HR	S	P	ERA	WHIP

TOP

Cincinnati Reds @ New York Mets

Shea Stadium, Flushing, NY

Sun Jul 20 1997, 3:33 AM EDT

Att. 36,259 - Sunny - 73 F

livebaseballscorecards.com

AB	34
R	1
H	7
RBI	1
BB	3
SO	5
LOB	17

1B: 5	SF: 0	WP: 1	PA: 38
2B: 2	SAC: 0	PB: 0	
3B: 0	DP: 0	SB: 0	
HR: 0	HBP: 1	CS: 0	

BOTTOM

Cincinnati Reds @ New York Mets

Shea Stadium, Flushing, NY

Sun Jul 20 1997, 3:33 AM EDT

Att. 36,259 - Sunny - 73 F

Batter	1	2	3	4	5	6	7	8	9	AB	R	H	RBI	BB	SO	LOB
Lance Johnson, L (1, 8) OBP: 0.387, SLG: 0.398	C F B X 1-2 F8 ①	B X 1-0 1B 1B		X 0-0 F8 ②		B X 1-0 HR 1B 2-3		B B C B F X 3-2 F7 ①		5	1	2	0	0	0	1
Bernard Gilkey, R (1, 7) OBP: 0.318, SLG: 0.374 Luis Lopez, S (7, 5) OBP: 0.347, SLG: 0.356	B B X 2-0 BB 2B 1B	B B C X 2-1 1B 1-2		B B C X 2-1 HR 1-H		B F 1 SAFE F 1 SAFE T 1-2 K ②		B B B C S F F S 3-3 K ②		4 1	2 0	3 0	2 0	0 0	1 1	2 0
John Olerud, L (1, 3) OBP: 0.393, SLG: 0.485 Shawn Gilbert, R (8, 4) OBP: 0.375, SLG: 0.714	C B B B 1 SAFE B 4-1 2B 2B BB 1-2	B X 1-0 F9 ③		C B B X 2-1 F9 ③		B C 1 SAFE D F X 2-2 HR 1B 1-2 3-H		B C B X 2-1 F9 ③		3 1	2 0	1 0	1 0	1 0	0 0	2 0
Todd Hundley, S (1, 2) OBP: 0.437, SLG: 0.621 Todd Pratt, R (9, 2) OBP: 0.483, SLG: 0.680	B C C B X 2-2 2B 2B 1-3 2-H		S S X 0-2 HR		C B X 1-1 1B	F X 0-1 HR 1-H 2-H				4 0	3 0	4 0	5 0	0 0	0 0	0 0
Edgardo Alfonzo, R (1, 5) OBP: 0.379, SLG: 0.454 Alex Ochoa, R (7, 9) OBP: 0.267, SLG: 0.321	S C F B X 1-2 F8 2B 2-H 3-H		F C X 0-2 G5-3 ①		B B B C X 3-1 F8 ①	B X 1-0 F7 ③				4 0	0 0	1 0	2 0	0 0	0 0	1 0
Butch Huskey, R (1, 9) OBP: 0.317, SLG: 0.504 (7, 7)	B B B I 4-0 F8 IBB		B X 1-0 P6 ②		B B B C F F F S 3-3 K ②		B X 1-0 G5-3 ①			3	0	0	0	1	1	1
Manny Alexander, R (1, 4) OBP: 0.294, SLG: 0.380 Takashi Kashiwada, L (8, 1) Cory Lidle, R (9, 1)	B C F F D B X 3-2 F8 ② ③ 1-2 2-3		C B F F X 1-2 B1-3 ③		F S X 0-2 G5-3 ③		C B B B F F F X 3-2 L8 ②			4 0 0	0 0 0	0 0 0	0 0 0	0 0 0	0 0 0	3 0 0
Rey Ordonez, R (1, 6) OBP: 0.279, SLG: 0.295		C C X 0-2 G3-1 ①		S F X 0-2 G5-3 ①		F F F X 0-2 CS 1B	B C B X 2-1 1B			4	0	2	0	0	0	0
Dave Mlicki, R (1, 1) OBP: 0.265, SLG: 0.344 Matt Franco, L (7, PH) OBP: 0.352, SLG: 0.436 (8, 3)		B B C S S X 2-3 K ②		B B C S S X 2-2 HR 1B		B S X 1-1 1B 1B ① 1-2	B B X 2-0 P6 ③			3 1	2 0	2 0	0 0	0 0	1 0	0 1
Inning Stats	R: 3 H: 3 E: 0 LOB: 2 K: 0 BB: 2 S: 16 P: 33	R: 0 H: 2 E: 0 LOB: 2 K: 1 BB: 0 S: 10 P: 16	R: 1 H: 1 E: 0 LOB: 0 K: 0 BB: 0 S: 11 P: 13	R: 2 H: 2 E: 0 LOB: 0 K: 0 BB: 0 S: 11 P: 17	R: 0 H: 1 E: 0 LOB: 1 K: 1 BB: 0 S: 13 P: 20	R: 4 H: 5 E: 0 LOB: 0 K: 1 BB: 0 S: 16 P: 22	R: 0 H: 1 E: 0 LOB: 1 K: 0 BB: 0 S: 10 P: 18	R: 0 H: 0 E: 0 LOB: 0 K: 1 BB: 0 S: 10 P: 18		1B: 9 SF: 0 2B: 3 SAC: 0 3B: 0 DP: 0 HR: 3 HBP: 0						WP: 0 PA: 39 PB: 0 SB: 0 CS: 1

	AB	37
	R	10
	H	15
	RBI	10
	BB	2
	SO	4
	LOB	11

livebaseballscorecards.com

PITCHER		IP	WLS	BF	H	R	ER	SO	BB	IBB	HBP	BLK	WP	HR	S	P	ERA	WHIP
Kent Mercker, L ERA: 3.58	(1, 1)	4.0	L	21	8	6	6	1	1	1	0	0	0	2	48	79	13.50	2.250
Felix Rodriguez, R ERA: 6.59	(5, 1)	4.0		18	7	4	4	3	0	0	0	0	0	1	49	78	9.00	1.750

PITCHER	IP	WLS	BF	H	R	ER	SO	BB	IBB	HBP	BLK	WP	HR	S	P	ERA	WHIP

Cincinnati Reds @ New York Mets

Shea Stadium, Flushing, NY

Mon Jul 21 1997, 3:33 AM EDT

Att. 22,172 - Cloudy - 82 F

TOP

livebaseballscorecards.com

Batter	1	2	3	4	5	6	7	8	9	AB	R	H	RBI	BB	SO	LOB
Curtis Goodwin, L (1, 7) OBP: 0.336, SLG: 0.329	C F F S 0-3 ① K			B X 1-0 ① F7		B X 1-0 ① F8	B F X 1-1 ③ G1			4	0	0	0	0	1	2
Scott Sullivan, R (7, 1)										0	0	0	0	0	0	0
Eric Owens, R (1, 9) OBP: 0.333, SLG: 0.286	C B B B F C 3-3 ② K			B F F X 1-2 1B S 1B		X 0-0 ② F8		C B X 1-1 ① G5-3		4	0	1	0	0	1	0
Jon Nunnally, L (1, 8) OBP: 0.322, SLG: 0.481	C B B X 2-1 ③ G3-1			S B F F B B F F F 3-2 F F X 1-3 P8 1B		B B B C X 3-1 HR		C C B S 1-3 ② K		4	1	2	1	0	1	0
Willie Greene, L (1, 5) OBP: 0.366, SLG: 0.489		C B B X 2-1 ① P4		B B F B 1 SAFE X 3-1 ② ③ P8 1-2		X 0-0 ③ G3-1		B F F B B X 3-2 1B		4	0	1	0	0	0	2
Hal Morris, L (1, 3) OBP: 0.326, SLG: 0.354		C B S S 1-3 ② K			B B F F F B X 3-2 G4-3 2B 1B		C B B X 2-1 ① G3-1	X 0-0 ③ G4-3		4	1	1	0	0	1	1
Joe Oliver, R (1, 2) OBP: 0.337, SLG: 0.450		B X 1-0 ③ G5-3			B X 1-0 ① G4-3 1-2		B X 1-0 HR		C C B F B B X 3-2 ① F8	4	1	1	1	0	0	1
Bret Boone, R (1, 4) OBP: 0.289, SLG: 0.300			B B C B F X 3-2 ① P3		B C B B X 3-1 2-H 2B		B B S C B F F F B 4-2 BB BB		L B B X 2-1 ② F8	3	0	1	1	1	0	0
Pokey Reese, R (1, 6) OBP: 0.300, SLG: 0.289			B B C C F F F C 2-3 ② K		B 2 SAFE F B X 2-1 ② P4		F X 0-1 ② F9		C B C B X 2-2 ③ F8	4	0	0	0	0	1	2
Dave Burba, R (1, 1) OBP: 0.205, SLG: 0.184			C C C 0-3 ③ K		X 0-0 ③ G6-3		B B B 4-0 1-2 BB			2	0	0	0	0	1	1
Mike Remlinger, L (6, 1)										0	0	0	0	0	0	0
Lenny Harris, L (7, PH) OBP: 0.292, SLG: 0.375										0	0	0	0	1	0	0
(7, 7)																

	AB	33
	R	3
	H	7
	RBI	3
	BB	2
	SO	6
	LOB	9

Inning Stats	1	2	3	4	5	6	7	8	9
	R: 0 E: 0 K: 2 S: 9	H: 0 LOB: 0 BB: 0 P: 14	R: 0 E: 0 K: 1 S: 6	H: 0 LOB: 0 BB: 0 P: 10	R: 0 E: 0 K: 2 S: 12	H: 0 LOB: 0 BB: 0 P: 17	R: 0 E: 0 K: 0 S: 15	H: 2 LOB: 1 BB: 0 P: 23	R: 1 E: 0 K: 0 S: 10	H: 2 LOB: 1 BB: 0 P: 19	R: 1 E: 0 K: 0 S: 5	H: 1 LOB: 0 BB: 0 P: 9	R: 1 E: 0 K: 0 S: 12	H: 1 LOB: 2 BB: 2 P: 24	R: 0 E: 0 K: 1 S: 9	H: 1 LOB: 1 BB: 0 P: 14	R: 0 E: 0 K: 0 S: 9	H: 0 LOB: 0 BB: 0 P: 16

	1B: 4	SF: 0	WP: 0	PA: 35
	2B: 1	SAC: 0	PB: 0	
	3B: 0	DP: 0	SB: 1	
	HR: 2	HBP: 0	CS: 0	

PITCHER		IP	WLS	BF	H	R	ER	SO	BB	IBB	HBP	BLK	WP	HR	S	P	ERA	WHIP
Bobby Jones, R ERA: 3.37	(1, 1)	7.0		28	6	3	3	5	2	0	0	0	0	2	69	116	3.86	1.143
Greg McMichael, R ERA: 2.63	(8, 1)	1.0	W	4	1	0	0	1	0	0	0	0	0	0	9	14	0.00	1.000
John Franco, L ERA: 2.61	(9, 1)	1.0	S	3	0	0	0	0	0	0	0	0	0	0	9	16	0.00	0.000

PITCHER		IP	WLS	BF	H	R	ER	SO	BB	IBB	HBP	BLK	WP	HR	S	P	ERA	WHIP

Cincinnati Reds @ New York Mets

Shea Stadium, Flushing, NY

Mon Jul 21 1997, 3:33 AM EDT

Att. 22,172 - Cloudy - 82 F

Batter		1	2	3	4	5	6	7	8	9	AB	R	H	RBI	BB	SO	LOB
Lance Johnson, L OBP: 0.389, SLG: 0.394	(1, 8)	2-0 ① L3		4-1 BB			4-1 S G5-3 BB BB	3-3 ② K			2	1	0	0	2	1	0
Bernard Gilkey, R OBP: 0.315, SLG: 0.369	(1, 7)	1-1 ② F8		0-0 ② F8			0-0 ① G5-3 1-2	2-1 ③ P3			4	0	0	0	0	0	2
John Olerud, L OBP: 0.397, SLG: 0.485	(1, 3)	4-1 BB		3-0 ③ F7			4-2 BB HBP 1B 2-3 BB		1-0 HR 1B		2	2	1	0	2	0	1
Todd Hundley, S OBP: 0.432, SLG: 0.612	(1, 2)	1-3 ③ K			0-1 ① P4		1-3 ② K		1-0 ① F8		4	0	0	0	0	2	4
Edgardo Alfonzo, R OBP: 0.378, SLG: 0.450	(1, 5)		3-2 ① F9		0-1 ② G5-3		1-0 1B BB 1-2 HBP		2-1 ② F8		3	0	0	0	0	0	1
Carl Everett, S OBP: 0.334, SLG: 0.477	(1, 9)		1-0 HR		3-3 ③ K		4-0 1B 1-2 2-3 3-H BB		2-2 1-H HR		3	2	2	4	1	1	0
Carlos Baerga, S OBP: 0.306, SLG: 0.384	(1, 4)		2-1 ② G3-1			1-0 ① G4-3	0-2 1-2 2-3 3-H 1B		2-0 ③ L6		4	0	1	1	0	0	0
Rey Ordonez, R OBP: 0.275, SLG: 0.290	(1, 6)		0-0 ③ F8			0-3 ② K	0-0 ③ P2				3	0	0	0	0	1	3
Bobby Jones, R OBP: 0.196, SLG: 0.205	(1, 1)			0-3 ① K		0-1 ③ L4		2-1 ① F8			2	0	0	0	0	1	0
Luis Lopez, S OBP: 0.343, SLG: 0.352	(7, PH)										1	0	0	0	0	0	0
Greg McMichael, R OBP: 0.500, SLG: 0.500	(8, 1)										0	0	0	0	0	0	0
John Franco, L	(9, 1)										0	0	0	0	0	0	0

Inning Stats	1	2	3	4	5	6	7	8	9		
	R: 0 H: 0 E: 0 LOB: 1 K: 1 BB: 1 S: 7 P: 15	R: 1 H: 1 E: 0 LOB: 0 K: 0 BB: 0 S: 8 P: 14	R: 0 H: 0 E: 0 LOB: 1 K: 1 BB: 1 S: 6 P: 13	R: 0 H: 0 E: 0 LOB: 0 K: 1 BB: 0 S: 9 P: 12	R: 0 H: 0 E: 0 LOB: 0 K: 1 BB: 0 S: 6 P: 7	R: 2 H: 1 E: 0 LOB: 3 K: 1 BB: 3 S: 12 P: 26	R: 0 H: 0 E: 0 LOB: 0 K: 1 BB: 0 S: 7 P: 14	R: 2 H: 2 E: 0 LOB: 0 K: 0 BB: 0 S: 8 P: 16		1B: 2 SF: 0 2B: 0 SAC: 0 3B: 0 DP: 0 HR: 2 HBP: 1	WP: 0 PA: 34 PB: 0 SB: 1 CS: 0

PITCHER		IP	WLS	BF	H	R	ER	SO	BB	IBB	HBP	BLK	WP	HR	S	P	ERA	WHIP
Dave Burba, R ERA: 5.27	(1, 1)	5.2		24	1	3	3	5	5	0	1	0	0	1	43	82	4.76	1.059
Mike Remlinger, L ERA: 2.66	(6, 1)	0.1		2	1	0	0	0	0	0	0	0	0	0	5	5	0.00	3.000
Scott Sullivan, R ERA: 2.84	(7, 1)	2.0	L	8	2	2	2	1	0	0	0	0	0	1	15	30	9.00	1.000

livebaseballscorecards.com

AB	28
R	5
H	4
RBI	5
BB	5
SO	6
LOB	11

Batter	1	2	3	4	5	6	7	8	9	AB	R	H	RBI	BB	SO	LOB
Lance Johnson, L (1, 8) OBP: 0.383, SLG: 0.387	S B F B X 2-2 G3-1		S X 0-1 P6		B B B C C X 3-2 G3-1			B X 1-0 G4-3		4	0	0	0	0	0	0
Carl Everett, S (1, 9) OBP: 0.330, SLG: 0.470	S B X 1-1 P5		X 0-0 F8			C S X 0-2 F7		C F B F B S 2-3 K		4	0	0	0	0	1	0
John Olerud, L (1, 3) OBP: 0.393, SLG: 0.480	C B B X 2-1 F7		S B C B B F S 2-3 K			B B X 2-0 G6-3		B C S B F X 2-2 G4-3		4	0	0	0	0	1	0
Butch Huskey, R (1, 7) OBP: 0.316, SLG: 0.511		F X 0-1 HR		B X 1-0 F8		B X 1-0 L6			B S S X 1-2 G1-3	4	1	1	1	0	0	0
Edgardo Alfonzo, R (1, 5) OBP: 0.382, SLG: 0.460		B B B B 4-0 CS 1B BB		C X 0-1 G5-3			B B B C X 3-1 HR		B B C B B 4-1 G3-1 BB	2	1	1	1	2	0	0
Carlos Baerga, S (1, 4) OBP: 0.308, SLG: 0.395		B X 1-0 1-2 CS 1B		B B X 2-0 HR			C F F X 0-2 P4		B X 1-0 1-2 G3-1	4	1	2	1	0	0	1
Todd Pratt, R (1, 2) OBP: 0.455, SLG: 0.621		C B B B F S 3-3 1-2 2-3 K		B B C C B X 3-2 P5			X 0-0 G5-3 1B		C B B X 2-1 G4-3	4	0	1	0	0	1	3
Rey Ordonez, R (1, 6) OBP: 0.277, SLG: 0.289 Matt Franco, L (7, PH) OBP: 0.349, SLG: 0.431 Luis Lopez, S (7, 6) OBP: 0.343, SLG: 0.352		B B B I 4-0 IBB			S B F F S 1-3 K		B X 1-0 1-2 G5-3			1 1 0	0 0 0	0 0 0	0 0 0	1 0 0	1 0 0	0 1 0
Mark Clark, R (1, 1) OBP: 0.075, SLG: 0.105 Juan Acevedo, R (6, 1) Alex Ochoa, R (7, PH) OBP: 0.266, SLG: 0.319 Joe Crawford, L (7, 1)		B B S X 2-1 F8			C C X 0-2 G1-6-3		B F B S S S 2-3 K			2 0 1 0	0 0 0 0	0 0 0 0	0 0 0 0	0 0 0 0	0 0 1 0	2 0 1 0
Inning Stats	R: 0 E: 0 K: 0 S: 7 H: 0 LOB: 0 BB: 0 P: 12	R: 1 E: 0 K: 1 S: 8 H: 2 LOB: 2 BB: 2 P: 22	R: 0 E: 0 K: 1 S: 7 H: 0 LOB: 0 BB: 0 P: 9	R: 1 E: 0 K: 0 S: 7 H: 1 LOB: 0 BB: 0 P: 13	R: 0 E: 0 K: 1 S: 10 H: 0 LOB: 0 BB: 0 P: 14	R: 0 E: 0 K: 0 S: 5 H: 0 LOB: 0 BB: 0 P: 8	R: 1 E: 0 K: 1 S: 11 H: 2 LOB: 1 BB: 0 P: 17	R: 0 E: 0 K: 1 S: 9 H: 0 LOB: 0 BB: 0 P: 14	R: 0 E: 0 K: 0 S: 7 H: 0 LOB: 1 BB: 1 P: 15	1B: 2 2B: 1 3B: 0 HR: 3 SF: 0 SAC: 0 DP: 1 HBP: 0						

PITCHER		IP	W/L/S	BF	H	R	ER	SO	BB	IBB	HBP	BLK	WP	HR	S	P	ERA	WHIP
Tom Candiotti, R ERA: 3.22	(1, 1)	7.0	W	27	5	3	3	4	1	1	0	0	0	3	55	95	3.86	0.857
Scott Radinsky, L ERA: 2.79	(8, 1)	1.0		3	0	0	0	1	0	0	0	0	0	0	9	14	0.00	0.000
Darren Hall, R ERA: 2.61	(9, 1)	1.0		4	0	0	0	0	1	0	0	0	0	0	7	15	0.00	1.000

PITCHER	IP	W/L/S	BF	H	R	ER	SO	BB	IBB	HBP	BLK	WP	HR	S	P	ERA	WHIP

TOP

New York Mets @ Los Angeles Dodgers

Dodger Stadium, Los Angeles, CA

Tue Jul 22 1997, 7:05 PM PDT

Att. 33,358 - Unknown - 70 F

livebaseballscorecards.com

AB	31
R	3
H	5
RBI	3
BB	3
SO	5
LOB	8

WP: 0	PB: 0	SB: 0	CS: 2
PA: 34			

New York Mets @ Los Angeles Dodgers

Dodger Stadium, Los Angeles, CA

Tue Jul 22 1997, 7:05 PM PDT

Att. 33,358 - Unknown - 70 F

livebaseballscorecards.com

BOTTOM

Batter	1	2	3	4	5	6	7	8	9	AB	R	H	RBI	BB	SO	LOB
Brett Butler, L (1, 7) OBP: 0.398, SLG: 0.348	C B X 1-1 ① G6-3		B C X 1-1 ① G3		B C B B C F X 3-2 ② G1-3	B B X 2-0 ② L4		F B C B X 2-2 ③ G5-3		5	0	0	0	0	0	1
Darren Hall, R (9, 1)										0	0	0	0	0	0	0
Roger Cedeno, S (1, 8) OBP: 0.364, SLG: 0.359	B C B X 2-1 ② G6-3		B X 1-0 ② F7		B X 1-0 1B	C B C B B F B 4-2 BB				3	0	1	0	1	0	0
Raul Mondesi, R (1, 9) OBP: 0.337, SLG: 0.541	F X 0-1 ③ G6-3		C B F X 1-2 HR		C 1 SAFE B F 1 SAFE S 1-3 ③ K	X 0-0 ③ F7				4	1	1	1	0	1	3
Eric Karros, R (1, 3) OBP: 0.343, SLG: 0.499		C S S 0-3 ① K	C B C X 1-2 ③ F7			B F X 1-1 1B HBP 1B	B F B F X 2-2 ① F9			4	1	1	0	0	1	0
Todd Zeile, R (1, 5) OBP: 0.331, SLG: 0.427		B B B B 4-0 3B BB		F B B C X 2-2 ① G6-3		C B B B X 3-1 HBP 1B 1-2 2B 1B	C B X 1-1 ② G6-3			3	2	1	0	1	0	0
Wilton Guerrero, S (1, 4) OBP: 0.314, SLG: 0.422		C B B F 1 SAFE X 2-2 1-H FC3-2 3B		C X 0-1 CS 1B		2 SAFE B F X 1-1 HBP 1-2 2-3 2B 1B	C B B X 2-1 ③ G5-3			4	1	3	1	0	0	0
Tom Prince, R (1, 2) OBP: 0.324, SLG: 0.355		P F L B F F X 2-2 ② FC3-2 1B 3-H		C 1 SAFE B B X 2-1 ② 1-2 HR		B H 2-0 1-2 2-3 3-H 2B HBP		C X 0-1 ① P3		3	2	1	2	0	0	1
Tripp Cromer, R (1, 6) OBP: 0.378, SLG: 0.507		X 0-0 1-2 1B		S F S 0-3 ③ K		B X 1-0 SH2-4 1-H 2-H 3-H 2B		B C B B S X 3-2 ② L5		4	0	2	3	0	1	0
Tom Candiotti, R (1, 1) OBP: 0.083, SLG: 0.083		C X 0-1 ③ G2			F B X 1-1 ① G1-3	B X 1-0 ① SH2-4 2-3		C B B B F X 3-2 HR		2	0	0	0	0	0	2
Scott Radinsky, L (8, 1)										0	0	0	0	0	0	0
Billy Ashley, R (8, PH) OBP: 0.299, SLG: 0.473										1	1	1	1	0	0	0
Todd Hollandsworth, L (9, 7) OBP: 0.292, SLG: 0.360										0	0	0	0	0	0	0
Inning Stats	R: 0 E: 0 K: 0 S: 6 H: 0 LOB: 0 BB: 0 P: 9	R: 1 E: 0 K: 1 S: 16 H: 2 LOB: 2 BB: 1 P: 23	R: 1 E: 0 K: 0 S: 9 H: 1 LOB: 0 BB: 0 P: 13	R: 1 E: 0 K: 1 S: 10 H: 2 LOB: 0 BB: 0 P: 14	R: 0 E: 0 K: 1 S: 10 H: 1 LOB: 1 BB: 0 P: 16	R: 4 E: 0 K: 0 S: 13 H: 4 LOB: 2 BB: 1 P: 28	R: 0 E: 0 K: 0 S: 7 H: 0 LOB: 0 BB: 0 P: 12	R: 1 E: 0 K: 0 S: 11 H: 1 LOB: 0 BB: 0 P: 19		1B: 6 2B: 1 3B: 1 HR: 3	SF: 0 SAC: 1 DP: 0 HBP: 1					

	AB	33
	R	8
	H	11
	RBI	8
	BB	2
	SO	3
	LOB	7

WP: 0 PB: 0 SB: 0 CS: 1 PA: 37

PITCHER		IP	WLS	BF	H	R	ER	SO	BB	IBB	HBP	BLK	WP	HR	S	P	ERA	WHIP
Mark Clark, R ERA: 4.36	(1, 1)	5.1	L	27	10	7	7	3	1	0	1	0	0	2	59	92	11.81	2.062
Juan Acevedo, R ERA: 4.05	(6, 1)	0.2		3	0	0	0	0	1	0	0	0	0	0	5	11	0.00	1.500
Joe Crawford, L ERA: 5.4	(7, 1)	2.0		7	1	1	1	0	0	0	0	0	0	1	18	31	4.50	0.500

PITCHER	IP	WLS	BF	H	R	ER	SO	BB	IBB	HBP	BLK	WP	HR	S	P	ERA	WHIP

Batter	1	2	3	4	5	6	7	8	9	AB	R	H	RBI	BB	SO	LOB
Lance Johnson, L (1, 8) OBP: 0.383, SLG: 0.389	C B B B X 3-1 ① F7		F B F X 1-2 ① L6	B X 1-0 3-H 2B			B B B B 4-0 1B BB		F F B S 1-3 ③ K	4	0	1	1	1	1	0
Bernard Gilkey, R (1, 7) OBP: 0.319, SLG: 0.372	X 0-0 1B 1B		C B B F B F B 4-2 1B 1B BB	C C B B F B S 3-3 ③ K			1 SAFE 1 SAFE B B F 1 SAFE S 1 SAFE B 3-2 F F X 1-2 G6-3 1B			3	0	2	0	1	1	1
John Olerud, L (1, 3) OBP: 0.396, SLG: 0.481	C B 1 SAFE 1 SAFE C 1 SAFE X 1-2 1-3 1B		1 SAFE B X 1-0 1-2 1B		H 1-0 G4-6-3 HBP		C B B S S 2-3 ① K			3	0	2	0	0	1	2
Todd Hundley, S (1, 2) OBP: 0.427, SLG: 0.603	B C C D F 1 SAFE S 2-3 ② K		B C B S 1 SAFE S 2-3 ② K		C F X 0-2 ① ② G4-6-3 1-2f		B C S X 1-2 ② ③ G6-3 1-2f			4	0	0	0	0	2	7
Edgardo Alfonzo, R (1, 5) OBP: 0.383, SLG: 0.461	B C B 1 SAFE B F X 3-2 ③ G6-3		B X 1-0 1-2 2-3 1B		B X 1-0 1B			F B F B X 2-2 ① F8		4	0	2	0	0	0	2
Butch Huskey, R (1, 9) OBP: 0.312, SLG: 0.504 Alex Ochoa, R (8, 9) OBP: 0.266, SLG: 0.319		B B F B F F F X 3-2 ① P2	F X 0-1 ③ F9		1 SAFE B S 1 SAFE X 1-1 ③ G1-3			B B X 2-0 ② F8		4 0	0 0	0 0	0 0	0 0	0 0	4 0
Manny Alexander, R (1, 4) OBP: 0.299, SLG: 0.397	C B S B X 2-2 S SF7 2B			F X 0-1 G4-3 2B 2B	C S S 0-3 ① K			B S C S 1-3 ③ K		4	2	2	0	0	2	0
Rey Ordonez, R (1, 6) OBP: 0.271, SLG: 0.284		2 SAFE B B B B C X 3-1 ② SF7 2-H		B X 1-0 ① G4-3 2-3	F C F X 0-2 ② L9				F B S S 1-3 ① K	3	0	0	1	0	1	1
Brian Bohanon, L (1, 1) Carl Everett, S (6, PH) OBP: 0.329, SLG: 0.469 Cory Lidle, R (6, 1) Greg McMichael, R (8, 1) OBP: 0.500, SLG: 0.500 Matt Franco, L (9, PH) OBP: 0.345, SLG: 0.427 John Franco, L (9, 1)		B S B S S F S 2-3 ③ K	F B S F B B F S 3-3 ② K		C S S 0-3 ③ K				C X 0-1 ② P6	2 1 0 0 1 0	0 0 0 0 0 0	0 0 0 0 0 0	0 0 0 0 0 0	0 0 0 0 0 0	2 1 0 0 0 0	1 0 0 0 0 0
Inning Stats	R: 0 E: 0 K: 1 S: 13 H: 2 LOB: 2 BB: 0 P: 22	R: 1 E: 0 K: 1 S: 14 H: 1 LOB: 0 BB: 0 P: 24	R: 0 E: 0 K: 1 S: 13 H: 2 LOB: 3 BB: 1 P: 22	R: 1 E: 0 K: 2 S: 13 H: 2 LOB: 1 BB: 0 P: 21	R: 0 E: 0 K: 0 S: 6 H: 1 LOB: 1 BB: 0 P: 9	R: 0 E: 0 K: 2 S: 10 H: 0 LOB: 0 BB: 0 P: 10	R: 0 E: 0 K: 1 S: 11 H: 1 LOB: 1 BB: 1 P: 21	R: 0 E: 0 K: 1 S: 7 H: 0 LOB: 0 BB: 0 P: 12	R: 0 E: 0 K: 2 S: 8 H: 0 LOB: 0 BB: 0 P: 10	1B: 6 2B: 3 3B: 0 HR: 0		SF: 1 SAC: 0 DP: 2 HBP: 1			WP: 0 PB: 0 SB: 1 CS: 0	PA: 37	

PITCHER		IP	WLS	BF	H	R	ER	SO	BB	IBB	HBP	BLK	WP	HR	S	P	ERA	WHIP
Dennys Reyes, L ERA: 4.58	(1, 1)	5.0	L	24	8	2	2	5	1	0	1	0	0	0	59	98	3.60	1.800
Antonio Osuna, R ERA: 2.51	(6, 1)	3.0		10	1	0	0	4	1	0	0	0	0	0	28	43	0.00	0.667
37 Darren Dreifort, R ERA: 2.7	(9, 1)	1.0		3	0	0	0	2	0	0	0	0	0	0	8	10	0.00	0.000

PITCHER	IP	WLS	BF	H	R	ER	SO	BB	IBB	HBP	BLK	WP	HR	S	P	ERA	WHIP

New York Mets @ Los Angeles Dodgers

Dodger Stadium, Los Angeles, CA

Wed Jul 23 1997, 7:05 PM PDT

Att. 39,610 - Unknown - 71 F

TOP

livebaseballscorecards.com

AB	33
R	2
H	9
RBI	2
BB	2
SO	11
LOB	18

Batter	1	2	3	4	5	6	7	8	9	AB	R	H	RBI	BB	SO	LOB
Brett Butler, L (1, 7) OBP: 0.395, SLG: 0.346	X 0-0 ① B1-3		B X 1-0 ③ G6-3		C F B B X 2-2 1B			C B B F X 2-2 ② G4-3		4	0	1	0	0	0	0
Roger Cedeno, S (1, 8) OBP: 0.363, SLG: 0.353 Eric Anthony, L (8, PH) OBP: 0.343, SLG: 0.443 37 Darren Dreifort, R (9, 1) OBP: 0.500, SLG: 0.500	C C B B F F B B 4-2 FC1-4 BB			B B F F S 2-3 ① K	F B S B C 2-3 ③ K			C B B S B S 3-3 ③ K		2 1 0	0 0 0	0 0 0	0 0 0	1 0 0	2 1 0	1 0 0
Raul Mondesi, R (1, 9) OBP: 0.336, SLG: 0.538	F S B B 1 SAFE F X 2-2 ② FC1-4 1-2f			X 0-0 G2-3 S 1B		B C F B C 2-3 ① K			X 0-0 E5 PB	4	0	1	0	0	1	1
Eric Karros, R (1, 3) OBP: 0.342, SLG: 0.495	B S B B X 3-1 ③ L8			B F 1 SAFE 1 SAFE B F 1 SAFE B B 4-2 G2-3 1-2 BB		X 0-0 ② L5			B 2 SAFE C F B 2 SAFE B S 3-3 ① K 1-2	3	0	0	0	1	1	2
Todd Zeile, R (1, 5) OBP: 0.330, SLG: 0.425		C B S B X 2-2 G6-4-3 1B		C C B X 1-2 ② G2-3 1-2 2-3		B C C F C 1-3 ③ K			B D S F X 2-2 ② L7	4	0	1	0	0	1	3
Wilton Guerrero, S (1, 4) OBP: 0.310, SLG: 0.416		B X 1-0 ① L5		C X 0-1 ③ G3			B C X 1-1 ① G4-3		S S F D F F B X 2-2 ③ G5-3	4	0	0	0	0	0	4
Tom Prince, R (1, 2) OBP: 0.324, SLG: 0.400		B X 1-0 ② ③ G6-4-3 1-2f			X 0-0 HR		B F C F B F X 2-2 ② G5-3			3	1	1	1	0	0	1
Tripp Cromer, R (1, 6) OBP: 0.364, SLG: 0.486			F C B F X 1-2 ① G6-3		C B X 1-1 ① F9		S B B B B X 3-1 ③ G6-3			3	0	0	0	0	0	0
Dennys Reyes, R (1, 1) Greg Gagne, R (5, PH) OBP: 0.315, SLG: 0.383 Antonio Osuna, R (6, 1) Todd Hollandsworth, L (8, PH) OBP: 0.291, SLG: 0.359 (9, 8)			F F C 0-3 ② K		B S X 1-1 ② G4-3			S B B F B F X 3-2 ① F8		1 1 0 1	0 0 0 0	0 0 0 0	0 0 0 0	0 0 0 0	1 0 0 0	0 0 0 0
Inning Stats	R: 0 H: 0 E: 0 LOB: 1 K: 0 BB: 1 S: 11 P: 20	R: 0 H: 1 E: 0 LOB: 0 K: 0 BB: 0 S: 5 P: 9	R: 0 H: 0 E: 0 LOB: 0 K: 1 BB: 0 S: 8 P: 10	R: 0 H: 1 E: 0 LOB: 2 K: 1 BB: 1 S: 11 P: 18	R: 1 H: 2 E: 0 LOB: 1 K: 1 BB: 0 S: 11 P: 17	R: 0 H: 0 E: 0 LOB: 0 K: 2 BB: 0 S: 8 P: 11	R: 0 H: 0 E: 0 LOB: 0 K: 0 BB: 0 S: 9 P: 15	R: 0 H: 0 E: 0 LOB: 0 K: 1 BB: 0 S: 10 P: 18	R: 0 H: 0 E: 1 LOB: 1 K: 1 BB: 0 S: 14 P: 21	1B: 3 SF: 0 2B: 0 SAC: 0 3B: 0 DP: 1 HR: 1 HBP: 0						WP: 0 PA: 33 PB: 1 SB: 1 CS: 0

PITCHER		IP	WLS	BF	H	R	ER	SO	BB	IBB	HBP	BLK	WP	HR	S	P	ERA	WHIP
Brian Bohanon, L ERA: 5.4	(1, 1)	5.0	W	20	4	1	1	3	2	0	0	0	0	1	46	74	1.80	1.200
Cory Lidle, R ERA: 3.4	(6, 1)	2.0		6	0	0	0	2	0	0	0	0	0	0	17	26	0.00	0.000
Greg McMichael, R ERA: 2.58	(8, 1)	1.0		3	0	0	0	1	0	0	0	0	0	0	10	18	0.00	0.000
John Franco, L ERA: 2.55	(9, 1)	1.0	S	4	0	0	0	1	0	0	0	0	0	0	14	21	0.00	0.000

PITCHER	IP	WLS	BF	H	R	ER	SO	BB	IBB	HBP	BLK	WP	HR	S	P	ERA	WHIP

BOTTOM

New York Mets @ Los Angeles Dodgers

Dodger Stadium, Los Angeles, CA

Wed Jul 23 1997, 7:05 PM PDT

Att. 39,610 - Unknown - 71 F

livebaseballscorecards.com

AB	31
R	1
H	4
RBI	1
BB	2
SO	7
LOB	12

Batter	1	2	3	4	5	6	7	8	9	AB	R	H	RBI	BB	SO	LOB
Lance Johnson, L (1, 8) OBP: 0.389, SLG: 0.395	B X 1-0 1B 1B		B X 1-0 WP G5-3 1B		C X 0-1 ③ 1B			B B C X 2-1 ② G4-3		4	0	3	0	0	0	0
Bernard Gilkey, R (1, 7) OBP: 0.321, SLG: 0.373	B X 1-0 S 1-3 1B		1 SAFE 1 SAFE X 0-0 ② G5-3 1-2			B X 1-0 CS 1B		B C C B X 2-2 ③ F9		4	0	2	0	0	0	1
John Olerud, L (1, 3) OBP: 0.395, SLG: 0.479 Rey Ordonez, R (9, PR) OBP: 0.271, SLG: 0.284 (9, 6)	B C 1 SAFE B X 2-1 ① P6		C B B X 2-1 ③ G5-3 2-3			1 SAFE F 1 SAFE 1 SAFE B X 1-1 ① P5			B B C T B X 3-2 SH5-4 1B SF7 1B	4 0	0 1	1 0	0 0	0 0	0 0	4 0
Todd Hundley, S (1, 2) OBP: 0.425, SLG: 0.598	C B F F S 1-3 ② K 1-2			B B B C F F C 3-3 ① K		B B S C F B S 3-3 ② ③ K 1-2			B X 1-0 SH5-4 1-2 1B 1B	4	1	1	0	0	3	3
Edgardo Alfonzo, R (1, 5) OBP: 0.383, SLG: 0.459	C X 0-1 ③ G6-3			C C B X 1-2 E6 G3			B C F F B F F X 2-2 FC6-4 1B		B X 1-0 ① SH5-4 1-2 2-3	3	0	1	0	0	0	2
Carl Everett, S (1, 9) OBP: 0.325, SLG: 0.464		B B F C C 2-3 ① K		F F X 0-2 ② G3 2-3			B X 1-0 ① P6		B S B X 2-1 ② SF7 3-H	3	0	0	1	0	1	2
Carlos Baerga, S (1, 4) OBP: 0.308, SLG: 0.394		B B F X 2-1 ② G4-3		C B B C F S 2-3 ③ K			I F F S 1-3 ② K		F X 0-1 1B 2-H 1B	4	1	1	1	0	2	2
Manny Alexander, R (1, 6) OBP: 0.294, SLG: 0.389 Matt Franco, L (9, PH) OBP: 0.351, SLG: 0.427 (9, 3)		C C C 0-3 ③ K			X 0-0 ① G6-3		S B X 1-1 ③ FC6-4 1-2f		I I I 4-0 1B IBB	3 0	0 0	0 0	0 0	0 1	1 0	1 0
Rick Reed, R (1, 1) OBP: 0.209, SLG: 0.300 Luis Lopez, S (9, PH) OBP: 0.350, SLG: 0.360 John Franco, L (9, 1)			B B C M B X 3-2 ① F8		C B F S 1-3 ② K			C B C F X 1-2 ① G5-3	X 0-0 ③ 1-3 2-H 1B	3 1 0	0 0 0	0 1 0	0 1 0	0 0 0	1 0 0	0 0 0
Inning Stats	R: 0 H: 2 E: 0 LOB: 2 K: 1 BB: 0 S: 10 P: 15	R: 0 H: 0 E: 0 LOB: 0 K: 2 BB: 0 S: 8 P: 12	R: 0 H: 1 E: 0 LOB: 1 K: 0 BB: 0 S: 7 P: 13	R: 0 H: 0 E: 1 LOB: 1 K: 2 BB: 0 S: 14 P: 20	R: 0 H: 1 E: 0 LOB: 1 K: 1 BB: 0 S: 6 P: 7	R: 0 H: 1 E: 0 LOB: 0 K: 1 BB: 0 S: 7 P: 12	R: 0 H: 1 E: 0 LOB: 1 K: 1 BB: 0 S: 12 P: 17	R: 0 H: 0 E: 0 LOB: 0 K: 0 BB: 0 S: 9 P: 14	R: 3 H: 4 E: 0 LOB: 3 K: 0 BB: 1 S: 10 P: 21	1B: 10 2B: 0 3B: 0 HR: 0	SF: 1 SAC: 1 DP: 0 HBP: 0						

PITCHER		IP	WLS	BF	H	R	ER	SO	BB	IBB	HBP	BLK	WP	HR	S	P	ERA	WHIP
Pedro Astacio, R ERA: 3.9	(1, 1)	8.0		29	6	0	0	8	0	0	0	0	1	0	73	110	0.00	0.750
Mark Guthrie, L ERA: 4.62	(9, 1)	0.2	L	5	3	3	3	0	0	0	0	0	0	0	9	16	40.50	4.500
Darren Hall, R ERA: 2.58	(9, 1)	0.1		2	1	0	0	0	0	1	0	0	0	0	1	5	0.00	3.000

PITCHER	IP	WLS	BF	H	R	ER	SO	BB	IBB	HBP	BLK	WP	HR	S	P	ERA	WHIP

TOP

New York Mets @ Los Angeles Dodgers

Dodger Stadium, Los Angeles, CA

Thu Jul 24 1997, 7:05 PM PDT

Att. 53,655 - Unknown - 73 F

livebaseballscorecards.com

AB	33
R	3
H	10
RBI	3
BB	1
SO	8
LOB	15

BOTTOM

New York Mets @ Los Angeles Dodgers

Dodger Stadium, Los Angeles, CA

Thu Jul 24 1997, 7:05 PM PDT

Att. 53,655 - Unknown - 73 F

livebaseballscorecards.com

Batter	1	2	3	4	5	6	7	8	9	AB	R	H	RBI	BB	SO	LOB
Brett Butler, L (1, 7) OBP: 0.397, SLG: 0.346	C L B B B F X 3-2 F8 1B		B B C F B B 4-2 E S BB			C B B F B C 3-3 K		C B X 1-1 G4-3 ③		3	0	1	0	1	1	0
Mark Guthrie, R (9, 1)										0	0	0	0	0	0	0
Darren Hall, R (9, 1)										0	0	0	0	0	0	0
Wilton Guerrero, S (1, 4) OBP: 0.309, SLG: 0.424	B F B X 2-1 ① F8 1-2		B F X 1-1 ③ G6-3 1-3			B F X 1-1 ③ G4-3			C L X 0-2 HR	4	1	1	1	0	0	2
Raul Mondesi, R (1, 9) OBP: 0.335, SLG: 0.535	B B X 2-0 ② G2-3			C X 0-1 ① L6			X 0-0 G5-3 1B		F B B X 2-1 ① G6-3	4	0	1	0	0	0	1
Eric Karros, R (1, 3) OBP: 0.341, SLG: 0.491	C B X 1-1 ③ F8			B B B B 4-0 G5-4-3 BB			F B 1 SAFE X 1-1 ① G5-3 1-2		B C S X 1-2 ② F9	3	0	0	0	1	0	2
Todd Zeile, R (1, 5) OBP: 0.329, SLG: 0.422		M B X 1-1 ① G3		B C 1 SAFE C X 1-2 ② ③ G5-4-3 1-2f			B B C 2 SAFE B B 4-1 BB		C F X 0-2 ③ G5-3	3	0	0	0	1	0	1
Todd Hollandsworth, L (1, 8) OBP: 0.288, SLG: 0.354		B B C F X 2-2 ② F8			B C X 1-1 ① G3-1		X 0-0 ② F9			3	0	0	0	0	0	2
(9, 7)																
Tom Prince, R (1, 2) OBP: 0.325, SLG: 0.397		B B X 2-0 ③ G5-3			C B F X 1-2 G1-6-3 1B		X 0-0 ③ P6			3	0	1	0	0	0	2
Tripp Cromer, R (1, 6) OBP: 0.350, SLG: 0.466			C B B X 2-1 ① G4-3		C X 0-1 ② ③ G1-6-3 1-2f			C B X 1-1 ① P3		3	0	0	0	0	0	1
Pedro Astacio, R (1, 1) OBP: 0.167, SLG: 0.194			X 0-0 ② G1-3			X 0-0 ① G1-3		B C F X 1-2 ② F7		2	0	0	0	0	0	0
Eric Anthony, L (8, PH) OBP: 0.338, SLG: 0.435										1	0	0	0	0	0	0
Roger Cedeno, S (9, 8) OBP: 0.363, SLG: 0.353										0	0	0	0	0	0	0
Inning Stats	R: 0 E: 0 K: 0 S: 9 H: 1 LOB: 1 BB: 0 P: 17	R: 0 E: 0 K: 0 S: 6 H: 0 LOB: 0 BB: 0 P: 11	R: 0 E: 0 K: 0 S: 7 H: 0 LOB: 1 BB: 1 P: 14	R: 0 E: 0 K: 0 S: 5 H: 0 LOB: 0 BB: 1 P: 10	R: 0 E: 0 K: 0 S: 7 H: 1 LOB: 0 BB: 0 P: 9	R: 0 E: 0 K: 1 S: 6 H: 0 LOB: 0 BB: 0 P: 10	R: 0 E: 0 K: 0 S: 6 H: 1 LOB: 2 BB: 1 P: 11	R: 0 E: 0 K: 0 S: 7 H: 0 LOB: 0 BB: 0 P: 10	R: 1 E: 0 K: 0 S: 11 H: 1 LOB: 0 BB: 0 P: 14	1B: 3 2B: 0 3B: 0 HR: 1	SF: 0 SAC: 0 DP: 2 HBP: 0						

	AB	29
	R	1
	H	4
	RBI	1
	BB	3
	SO	1
	LOB	11

WP: 0 PB: 0 SB: 1 CS: 0 PA: 32

PITCHER		IP	WLS	BF	H	R	ER	SO	BB	IBB	HBP	BLK	WP	HR	S	P	ERA	WHIP
Rick Reed, R ERA: 2.77	(1, 1)	8.0	W	28	3	0	0	1	3	0	0	0	0	0	53	92	0.00	0.750
John Franco, L ERA: 2.7	(9, 1)	1.0	S	4	1	1	1	0	0	0	0	0	0	1	11	14	9.00	1.000

PITCHER	IP	WLS	BF	H	R	ER	SO	BB	IBB	HBP	BLK	WP	HR	S	P	ERA	WHIP

Batter	1	2	3	4	5	6	7	8	9	AB	R	H	RBI	BB	SO	LOB
Lance Johnson, L (1, 8) OBP: 0.381, SLG: 0.387	F7		G4-3		G4-3		F7		G6-3	5	0	0	0	0	0	2
Bernard Gilkey, R (1, 7) OBP: 0.320, SLG: 0.374	K			G5-3		2B		E5 BB G3 1B	F7	5	2	1	0	0	1	0
John Olerud, L (1, 3) OBP: 0.393, SLG: 0.476	1B			L6		K		SAFE SAFE G3 1-2		4	0	1	0	0	1	2
Todd Hundley, S (1, 2) OBP: 0.426, SLG: 0.600	F8			FC5-4 1B		G3 2-H 2B		K		4	0	2	1	0	1	2
Edgardo Alfonzo, R (1, 5) OBP: 0.384, SLG: 0.456		G4-3		FC5-4 1-2f		BB		1B BB		2	1	0	0	2	0	1
Carlos Baerga, S (1, 4) OBP: 0.313, SLG: 0.396		CS 1B			2B 1B	G3 1-2 2-3		1B CS 1-2 2-3 BB		3	1	2	0	1	0	2
Carl Everett, S (1, 9) OBP: 0.327, SLG: 0.468		K 1-2			0-0 1-3 2B	K		2-1 CS 1-3 2-H 3-H 1B		4	0	2	2	0	2	3
Greg McMichael, R (8, 1) OBP: 0.500, SLG: 0.500										0	0	0	0	0	0	0
Rey Ordonez, R (1, 6) OBP: 0.269, SLG: 0.281			G6-3		K		F9	G5-3 1-2 3-H		2	0	0	0	0	1	2
Luis Lopez, S (7, PH) OBP: 0.343, SLG: 0.352 (7, 6)										2	0	0	0	0	0	1
Dave Mlicki, R (1, 1) OBP: 0.250, SLG: 0.324										2	0	0	0	0	2	2
Alex Ochoa, R (7, PH) OBP: 0.264, SLG: 0.317			K		K		G4-3		K	1	0	0	0	0	0	0
Cory Lidle, R (7, 1)										0	0	0	0	0	0	0
Takashi Kashiwada, L (7, 1)										0	0	0	0	0	0	0
Butch Huskey, R (8, 9) OBP: 0.311, SLG: 0.502										1	0	0	0	0	1	0
Inning Stats	R: 0 E: 0 K: 1 S: 11 H: 1 LOB: 1 BB: 0 P: 18	R: 0 E: 0 K: 1 S: 9 H: 1 LOB: 1 BB: 0 P: 13	R: 0 E: 0 K: 1 S: 9 H: 0 LOB: 0 BB: 0 P: 12	R: 0 E: 0 K: 0 S: 10 H: 1 LOB: 1 BB: 0 P: 13	R: 0 E: 0 K: 2 S: 11 H: 2 LOB: 2 BB: 0 P: 17	R: 1 E: 0 K: 2 S: 16 H: 2 LOB: 2 BB: 1 P: 27	R: 0 E: 0 K: 0 S: 8 H: 0 LOB: 0 BB: 0 P: 10	R: 3 E: 1 K: 1 S: 15 H: 1 LOB: 1 BB: 2 P: 29	R: 0 E: 0 K: 1 S: 5 H: 0 LOB: 0 BB: 0 P: 11	1B: 5 2B: 4 3B: 0 HR: 0 SF: 0 SAC: 0 DP: 1 HBP: 0	WP: 0 PB: 0 SB: 0 CS: 3 PA: 38					

PITCHER		IP	WLS	BF	H	R	ER	SO	BB	IBB	HBP	BLK	WP	HR	S	P	ERA	WHIP
Andy Ashby, R ERA: 3.7	(1, 1)	6.0		25	7	1	1	7	1	0	0	0	0	0	66	100	1.50	1.333
Doug Bochtler, R ERA: 4.81	(7, 1)	1.0		3	0	0	0	0	0	0	0	0	0	0	8	10	0.00	0.000
Tim Worrell, R ERA: 4.87	(8, 1)	0.2	L	5	0	3	0	1	2	0	0	0	0	0	8	20	0.00	3.000
Trevor Hoffman, R ERA: 3.64	(8, 1)	0.1		2	1	0	0	0	0	0	0	0	0	0	7	9	0.00	3.000
Will Cunnane, R ERA: 5.43	(9, 1)	1.0		3	0	0	0	1	0	0	0	0	0	0	5	11	0.00	0.000

PITCHER		IP	WLS	BF	H	R	ER	SO	BB	IBB	HBP	BLK	WP	HR	S	P	ERA	WHIP

TOP

New York Mets @ San Diego Padres

Qualcomm Stadium, San Diego, CA

Fri Jul 25 1997, 10:05 PM EDT

Att. 25,167 - Unknown - 69 F

livebaseballscorecards.com

AB	35
R	4
H	8
RBI	3
BB	3
SO	9
LOB	17

BOTTOM

New York Mets @ San Diego Padres

Qualcomm Stadium, San Diego, CA

Fri Jul 25 1997, 10:05 PM EDT
Att. 25,167 - Unknown - 69 F

livebaseballscorecards.com

Batter	1	2	3	4	5	6	7	8	9	AB	R	H	RBI	BB	SO	LOB
Rickey Henderson, R (1, 7) OBP: 0.428, SLG: 0.378	2-1 1B; 1B 1B	4-0 S; 1B BB		C B F C 1-3 ③ K			B B C C B B 4-2 G3 SH5-4 BB		C B B C B X 3-2 ① F8	3	2	1	0	2	1	0
Quilvio Veras, S (1, 4) OBP: 0.351, SLG: 0.359	B F B B F 1 SAFE X	1 SAFE 1 SAFE 1 SAFE C B X; 1-1 1-H 1B			C B C S 1-3 ① K		B F X 1-1 ① SH5-4 1-2		C B C F B X 2-2 ② G3	4	0	2	1	0	1	0
Tony Gwynn, L (1, 9) OBP: 0.429, SLG: 0.585	B X 1-0 FC1-2 BB 1-2 3-H 1B	B F F S 1-3 ③ K			B X 1-0 ② F6		I I I I 4-0 G3 IBB		C C B B X 2-2 ③ L9	4	0	1	1	1	1	1
Ken Caminiti, S (1, 5) OBP: 0.359, SLG: 0.413	B B B B 4-0 FC1-2 1-2 2-3 BB	C F F B B B B 4-2 FC6-4 BB			X 0-0 ③ G3		2 SAFE B X 1-0 ② G3 1-2 2-3			2	0	0	0	2	0	2
Steve Finley, L (1, 8) OBP: 0.326, SLG: 0.516	F B C S 1-3 ① K	X 0-0 ① FC6-4 S 1-2f				C S B F F B B B 4-2 SH1-4 BB	B B X 2-0 ③ F7			3	0	0	0	1	1	6
Wally Joyner, L (1, 3) OBP: 0.413, SLG: 0.502	D B X 2-0 ② FC1-2 FC6-4 1-2 2-3 3-Hf	C C F X 0-2 ② F7				B B B B 4-0 SH1-4 1-2 BB		B C C C 1-3 ① K		3	0	0	0	1	1	4
Chris Gomez, R (1, 6) OBP: 0.335, SLG: 0.351	B B F X 2-1 ③ FC6-4 1-2f	F B F B F F X 2-2 ③ F8 1-2					2 SAFE B B X 2-0 ① SH1-4 1-2 2-3	B B B B 4-0 BB		2	0	0	0	1	0	4
John Flaherty, R (1, 2) OBP: 0.289, SLG: 0.352 Mandy Romero, S (8, PH) OBP: 0.438, SLG: 0.813 (9, 2)	S X 0-1 ① G6-3			B B C F F F F S 2-3 K B3-6-4		B C F X 1-2 ② L9		C F B S 1-3 ② K		3 1	0 0	0 0	0 0	0 0	1 1	2 1
Andy Ashby, R (1, 1) OBP: 0.077, SLG: 0.053 Mark Sweeney, L (6, PH) OBP: 0.200, SLG: 0.292 Doug Bochtler, R (7, 1) Tim Worrell, R (8, 1) OBP: 0.294, SLG: 0.200 Trevor Hoffman, R (8, 1) OBP: 0.500, SLG: 0.500 Chris Jones, R (8, PH) OBP: 0.362, SLG: 0.490 Will Cunnane, R (9, 1) OBP: 0.417, SLG: 0.545	X 0-0 ② L5			1 SAFE X 0-0 ①② B3-6-4 1-2f		X 0-0 ③ G6-3		C X 0-1 ③ G6-3		2 1 0 0 0 1 0	0 0 0 0 0 0 0	0 0 0 0 0 0 0	0 0 0 0 0 0 0	0 0 0 0 0 0 0	0 0 0 0 0 0 0	1 2 0 0 0 1 0
Inning Stats	R: 1 E: 0 K: 1 S: 12 H: 3 LOB: 3 BB: 1 P: 27	R: 1 E: 0 K: 1 S: 8 H: 1 LOB: 1 BB: 1 P: 14	R: 0 E: 0 K: 0 S: 13 H: 0 LOB: 1 BB: 1 P: 19	R: 0 E: 0 K: 2 S: 10 H: 0 LOB: 0 BB: 0 P: 13	R: 0 E: 0 K: 1 S: 5 H: 0 LOB: 0 BB: 0 P: 7	R: 0 E: 0 K: 0 S: 9 H: 0 LOB: 2 BB: 2 P: 20	R: 0 E: 0 K: 0 S: 6 H: 0 LOB: 2 BB: 2 P: 18	R: 0 E: 0 K: 2 S: 8 H: 0 LOB: 1 BB: 1 P: 14	R: 0 E: 0 K: 0 S: 10 H: 0 LOB: 0 BB: 0 P: 17							

	AB	29
	R	2
	H	4
	RBI	2
	BB	8
	SO	7
	LOB	24

	1B: 4	SF: 0	WP: 1	PA: 39
	2B: 0	SAC: 2	PB: 0	
	3B: 0	DP: 1	SB: 2	
	HR: 0	HBP: 0	CS: 0	

PITCHER		IP	WLS	BF	H	R	ER	SO	BB	IBB	HBP	BLK	WP	HR	S	P	ERA	WHIP
Dave Mlicki, R ERA: 4.54	(1, 1)	6.0		27	4	2	2	5	5	0	0	0	1	0	57	100	3.00	1.500
Cory Lidle, R ERA: 3.35	(7, 1)	0.2		4	0	0	0	0	1	1	0	0	0	0	5	15	0.00	1.500
Takashi Kashiwada, L ERA: 4.1	(7, 1)	0.2	W	3	0	0	0	1	1	0	0	0	0	0	4	11	0.00	1.500
Greg McMichael, R ERA: 2.5	(8, 1)	1.2	S	5	0	0	0	1	0	0	0	0	0	0	15	23	0.00	0.000

PITCHER		IP	WLS	BF	H	R	ER	SO	BB	IBB	HBP	BLK	WP	HR	S	P	ERA	WHIP

Batter	1	2	3	4	5	6	7	8	9	AB	R	H	RBI	BB	SO	LOB
Carl Everett, S (1, 8) OBP: 0.326, SLG: 0.465	C C F B B S 2-3 K ①		F B C F S 1-3 K ③		C B B X 2-1 2-H 1B		S X 0-1 FC3-6 CS ① 1-2f 2-3			4	0	1	1	0	2	2
Bernard Gilkey, R (1, 7) OBP: 0.319, SLG: 0.372	B X 1-0 P3 ②			C B S B B B 4-2 E 1B BB	B X 1-0 F9 ③		X 0-0 SF8 ② 3-H			2	0	0	1	1	0	1
Edgardo Alfonzo, R (1, 5) OBP: 0.389, SLG: 0.460	C B B C B B 4-2 BB			1 SAFE B B X 2-0 F8 ①		B B B C B 4-1 1B BB	C B B 2-1 CS ③ 1-2	C B X 1-1 G4-3 G6-3 2B		2	1	1	0	2	0	1
Todd Hundley, S (1, 2) OBP: 0.421, SLG: 0.592	B C S C 1-3 K ③			B 1 SAFE F B B 1 SAFE 1 SAFE F F 3-2 1 SAFE X F8 ②		X 0-0 P3 ①		B B C B X 3-1 G4-3 ① 2-3		4	0	0	0	0	1	4
Butch Huskey, R (1, 3) (8, 9) OBP: 0.313, SLG: 0.502		F X 0-1 CS 1B		1 SAFE B 1 SAFE B X 2-0 E4 1-3 1B		B C F F B X 2-2 F8 ②		B B X 2-0 G6-3 ② 3-H		4	0	2	1	0	0	1
Alex Ochoa, R (1, 9) OBP: 0.265, SLG: 0.317 Matt Franco, L (8, PH) OBP: 0.348, SLG: 0.423 (8, 3)		B F F F B B F X 3-2 G6-3 ① ② 1-2		C 1 SAFE F F F B B B X 2-2 G5-3 ③		X 0-0 1-2 1B		C B X 1-1 G6-3 ③		3 1	0 0	1 0	0 0	0 0	0 0	3 0
Carlos Baerga, S (1, 4) OBP: 0.309, SLG: 0.391	C B B F F F X 2-2 G5-3 ③				B X 1-0 G6-3 ①	C C B S 1-3 K2-3 ③			C S B F S 1-3 K ①	4	0	0	0	0	2	2
Rey Ordonez, R (1, 6) OBP: 0.275, SLG: 0.289 Lance Johnson, L (9, PH) OBP: 0.380, SLG: 0.385			B F X 1-1 G6-3 ①		S X 0-1 1B 2B	B B B 4-0 FC3-6 1B SF8 BB			B B C C C C C 2-3 K ②	2 1	2 0	1 0	0 0	1 0	0 1	0 0
Bobby Jones, R (1, 1) OBP: 0.188, SLG: 0.196 Luis Lopez, S (7, PH) OBP: 0.350, SLG: 0.359 Juan Acevedo, R (7, 1) John Olerud, L (9, PH) OBP: 0.392, SLG: 0.475			C C S 0-3 K ②		C B S C 1-3 K ②	B C C X 1-2 FC3-6 1B			B B C C X 2-1 G6-3 ③	2 1 0 1	0 0 0 0	0 1 0 0	0 0 0 0	0 0 0 0	2 0 0 0	1 0 0 0

Inning Stats	1	2	3	4	5	6	7	8	9
	R: 0 H: 0 E: 0 LOB: 1 K: 2 BB: 1 S: 10 P: 18	R: 0 H: 1 E: 0 LOB: 0 K: 0 BB: 0 S: 11 P: 16	R: 0 H: 0 E: 0 LOB: 0 K: 2 BB: 0 S: 9 P: 11	R: 0 H: 1 E: 1 LOB: 2 K: 0 BB: 1 S: 12 P: 25	R: 1 H: 2 E: 0 LOB: 1 K: 1 BB: 0 S: 9 P: 14	R: 0 H: 1 E: 0 LOB: 2 K: 1 BB: 1 S: 10 P: 17	R: 1 H: 1 E: 0 LOB: 0 K: 0 BB: 1 S: 7 P: 14	R: 1 H: 1 E: 0 LOB: 0 K: 0 BB: 0 S: 7 P: 14	R: 0 H: 0 E: 0 LOB: 0 K: 2 BB: 0 S: 10 P: 15

1B: 5 SF: 1 WP: 0 PA: 37
2B: 2 SAC: 0 PB: 0
3B: 0 DP: 0 SB: 0
HR: 0 HBP: 0 CS: 2

PITCHER		IP	WLS	BF	H	R	ER	SO	BB	IBB	HBP	BLK	WP	HR	S	P	ERA	WHIP
Sterling Hitchcock, L ERA: 4.15	(1, 1)	6.0	W	25	5	1	1	6	3	0	0	0	0	0	61	101	1.50	1.333
Jim Bruske, R ERA: 4.18	(7, 1)	1.0		5	2	2	2	0	1	0	0	0	0	0	9	17	18.00	3.000
Doug Bochtler, R ERA: 4.7	(8, 1)	1.0		3	0	0	0	0	0	0	0	0	0	0	5	11	0.00	0.000
Trevor Hoffman, R ERA: 3.56	(9, 1)	1.0	S	3	0	0	0	2	0	0	0	0	0	0	10	15	0.00	0.000

PITCHER	IP	WLS	BF	H	R	ER	SO	BB	IBB	HBP	BLK	WP	HR	S	P	ERA	WHIP

New York Mets @ San Diego Padres

Qualcomm Stadium, San Diego, CA

Sat Jul 26 1997, 10:05 PM EDT
Att. 53,871 - Unknown - 71 F

TOP

livebaseballscorecards.com

AB	31
R	3
H	7
RBI	3
BB	4
SO	8
LOB	15

BOTTOM

New York Mets @ San Diego Padres

Qualcomm Stadium, San Diego, CA

Sat Jul 26 1997, 10:05 PM EDT
Att. 53,871 - Unknown - 71 F

livebaseballscorecards.com

Batter	1	2	3	4	5	6	7	8	9	AB	R	H	RBI	BB	SO	LOB
Rickey Henderson, R (1, 7) OBP: 0.425, SLG: 0.376	B C B X 2-1 ① G4-3		B B B C X 3-1 ③ F8		C C X 0-2 E S SF7 1B		B C B F F B C 3-3 ① K			4	1	1	0	0	1	0
Quilvio Veras, S (1, 4) OBP: 0.352, SLG: 0.359	B X 1-0 ② G4-3			B F F B B X 3-2 ① G5-3	C 1 SAFE B B 2 SAFE B F 2 SAFE F 4-2 F B E 1-2 BB		F B F X 1-2 G6-4-3 1B			3	0	1	0	1	0	0
Tony Gwynn, L (1, 9) OBP: 0.429, SLG: 0.586	C B F X 1-2 2B			F X 0-1 1B BB SF9 1B	X 0-0 E3 1-2 2-3		B X 1-0 ② ③ G6-4-3 1-2f			4	1	2	0	0	0	3
Ken Caminiti, S (1, 5) OBP: 0.361, SLG: 0.414	C C C 0-3 ③ K			B 1 SAFE B B B 4-0 SF9 1B 1B 1-2 BB	B B C B F X 3-2 ② SF7 3-H			B X 1-0 2B 1B		2	2	1	1	1	1	1
Steve Finley, L (1, 8) OBP: 0.325, SLG: 0.513		B X 1-0 ① F7		B X 1-0 SF9 1B 1-2 2-3 1B	B B C C X 2-2 ③ F8			B S F F F B F X 2-2 ① F9		4	1	1	0	0	0	3
Wally Joyner, L (1, 3) OBP: 0.411, SLG: 0.503		B B C X 2-1 ② G1-3		B X 1-0 ② SF9 1-2 2-3 3-H		C X 0-1 ① G4-3		B X 1-0 1-H 2B		3	0	1	2	0	0	0
Mandy Romero, S (1, 2) OBP: 0.400, SLG: 0.684		B B S C F B F S 3-3 ③ K		B B F S F F B B 4-2 1B BB		B X 1-0 ② G3-1		F C F B X 1-2 ② G6-3		3	0	0	0	1	1	1
Chris Gomez, R (1, 6) OBP: 0.337, SLG: 0.351			C C C 0-3 ① K	X 0-0 ③ 1-3 2-H 3-H 1B		B C B B B 4-1 BB		C S B B X 2-2 ③ F9		3	0	1	2	1	1	1
Sterling Hitchcock, L (1, 1) OBP: 0.147, SLG: 0.094			C B C B S 2-3 ② K		F B X 1-1 ① G6-3	X 0-0 ③ F7				2	0	0	0	0	1	0
Mark Sweeney, L (6, PH) OBP: 0.327, SLG: 0.289										1	0	0	0	0	0	1
Jim Bruske, R (7, 1) OBP: 0.167, SLG: 0.333										0	0	0	0	0	0	0
Doug Bochtler, R (8, 1)										0	0	0	0	0	0	0
Trevor Hoffman, R (9, 1) OBP: 0.500, SLG: 0.500										0	0	0	0	0	0	0
Inning Stats	R: 0 E: 0 K: 1 S: 9 H: 1 LOB: 1 BB: 0 P: 13	R: 0 E: 0 K: 1 S: 8 H: 0 LOB: 0 BB: 0 P: 14	R: 0 E: 0 K: 2 S: 8 H: 0 LOB: 0 BB: 0 P: 13	R: 3 E: 0 K: 0 S: 12 H: 3 LOB: 2 BB: 2 P: 25	R: 1 E: 1 K: 0 S: 16 H: 1 LOB: 2 BB: 1 P: 26	R: 0 E: 0 K: 0 S: 5 H: 0 LOB: 1 BB: 1 P: 10	R: 0 E: 0 K: 1 S: 8 H: 1 LOB: 0 BB: 0 P: 13	R: 1 E: 0 K: 0 S: 15 H: 2 LOB: 1 BB: 0 P: 22		1B: 6 2B: 2 3B: 0 HR: 0	SF: 2 SAC: 0 DP: 1 HBP: 0					

	AB	29
	R	5
	H	8
	RBI	5
	BB	4
	SO	5
	LOB	10

PITCHER		IP	WLS	BF	H	R	ER	SO	BB	IBB	HBP	BLK	WP	HR	S	P	ERA	WHIP
Bobby Jones, R ERA: 3.41	(1, 1)	6.0	L	27	5	4	3	4	4	0	0	0	0	0	58	101	4.50	1.500
Juan Acevedo, R ERA: 4.09	(7, 1)	2.0		8	3	1	1	1	0	0	0	0	0	0	23	35	4.50	1.500

PITCHER	IP	WLS	BF	H	R	ER	SO	BB	IBB	HBP	BLK	WP	HR	S	P	ERA	WHIP

WP: 0 PB: 0 SB: 1 CS: 0 PA: 35

Batter	1	2	3	4	5	6	7	8	9	AB	R	H	RBI	BB	SO	LOB
Lance Johnson, L (1, 8) OBP: 0.380, SLG: 0.383	F9		FC6-4 1B		F8 2-3	BB 1-2 2-3 3-H			G6-3	4	0	1	1	1	0	1
Bernard Gilkey, R (1, 7) OBP: 0.315, SLG: 0.366	K		FC6-4 1-2f		G5-3	K			F8	5	0	0	0	0	2	5
John Olerud, L (1, 3) OBP: 0.393, SLG: 0.474	HBP 1B		F8			BB 1B	G4-3			3	1	1	0	1	0	1
Todd Hundley, S (1, 2) OBP: 0.422, SLG: 0.589	HBP 1-2			G4-3 1B		F8	K			3	0	1	0	0	1	1
Edgardo Alfonzo, R (1, 5) OBP: 0.387, SLG: 0.455	P4			K		BB 1B 1B HBP 1-2	G3-1			3	1	0	0	1	1	3
Greg McMichael, R (7, 1) OBP: 0.500, SLG: 0.500										0	0	0	0	0	0	0
Carlos Baerga, S (1, 4) OBP: 0.310, SLG: 0.392		CS 1B		G4-3 1-2		K		G6-3		2	0	1	0	0	0	1
Luis Lopez, S (6, PH) OBP: 0.343, SLG: 0.351										2	0	0	0	0	1	2
(6, 4)																
Carl Everett, S (1, 9) OBP: 0.325, SLG: 0.462		K 1-2		K		HBP BB 1B 1-2 2-H		G6-3		4	1	1	1	0	2	2
Rey Ordonez, R (1, 6) OBP: 0.279, SLG: 0.289		G6-3			F8 SH5-4 BB	BB HBP 1B 1-2 2-3		L6		3	0	1	0	1	0	0
Mark Clark, R (1, 1) OBP: 0.073, SLG: 0.103			K	SH5-4 1-2		BB HBP 1-2 2-3 3-H			F7	1	0	0	0	0	1	0
Alex Ochoa, R (6, PH) OBP: 0.269, SLG: 0.317										0	0	0	1	0	0	0
Cory Lidle, R (6, 1)										0	0	0	0	0	0	0
Takashi Kashiwada, L (7, 1)										0	0	0	0	0	0	0
Matt Franco, L (7, 5) OBP: 0.345, SLG: 0.419										1	0	0	0	0	0	0
Inning Stats	R: 0 E: 0 K: 1 S: 13 H: 1 LOB: 2 BB: 0 P: 18	R: 0 E: 0 K: 1 S: 7 H: 1 LOB: 0 BB: 0 P: 11	R: 0 E: 0 K: 1 S: 12 H: 1 LOB: 1 BB: 0 P: 17	R: 0 E: 0 K: 2 S: 11 H: 1 LOB: 1 BB: 0 P: 13	R: 0 E: 0 K: 0 S: 4 H: 0 LOB: 1 BB: 1 P: 8	R: 3 E: 0 K: 2 S: 21 H: 2 LOB: 3 BB: 3 P: 39	R: 0 E: 0 K: 1 S: 7 H: 0 LOB: 0 BB: 0 P: 13	R: 0 E: 0 K: 0 S: 7 H: 0 LOB: 0 BB: 0 P: 11	R: 0 E: 0 K: 0 S: 9 H: 0 LOB: 0 BB: 0 P: 12	1B: 6 2B: 0 3B: 0 HR: 0 SF: 0 SAC: 1 DP: 0 HBP: 2							

PITCHER		IP	WLS	BF	H	R	ER	SO	BB	IBB	HBP	BLK	WP	HR	S	P	ERA	WHIP
Joey Hamilton, R ERA: 4.12	(1, 1)	5.2		28	6	3	3	6	4	0	2	0	0	0	65	101	4.76	1.765
Will Cunnane, R ERA: 5.32	(6, 1)	1.1	W	4	0	0	0	2	0	0	0	0	0	0	10	18	0.00	0.000
Tim Worrell, R ERA: 4.81	(8, 1)	1.0		3	0	0	0	0	0	0	0	0	0	0	7	11	0.00	0.000
Trevor Hoffman, R ERA: 3.49	(9, 1)	1.0	S	3	0	0	0	0	0	0	0	0	0	0	9	12	0.00	0.000

PITCHER	IP	WLS	BF	H	R	ER	SO	BB	IBB	HBP	BLK	WP	HR	S	P	ERA	WHIP

TOP

New York Mets @ San Diego Padres

Qualcomm Stadium, San Diego, CA

Sun Jul 27 1997, 6:33 AM EDT
Att. 25,380 - Unknown - 83 F

livebaseballscorecards.com

AB	31
R	3
H	6
RBI	3
BB	4
SO	8
LOB	16

WP: 0 PB: 0 SB: 0 CS: 1 PA: 38

BOTTOM

New York Mets @ San Diego Padres

Qualcomm Stadium, San Diego, CA

Sun Jul 27 1997, 6:33 AM EDT
Att. 25,380 - Unknown - 83 F

livebaseballscorecards.com

Batter	1	2	3	4	5	6	7	8	9	AB	R	H	RBI	BB	SO	LOB
Rickey Henderson, R (1, 7) OBP: 0.425, SLG: 0.378	C B B F X 2-2 F9 ①		C B B B B 4-1 1B BB		C B X 1-1 2-H 1B 2B		B C X 1-1 G2-3 ① 1-2	C F F B X 1-2 P4 ③		4	0	1	1	1	0	1
Quilvio Veras, S (1, 4) OBP: 0.359, SLG: 0.366	C B B C X 2-2 S 1B		1 SAFE I S S B B F X 2-2 1-2 ② 1B		C C F F F B D F B 3-2 F 2 SAFE X ③ 2-H 1B		F X 0-1 2B 2-3 1B			4	1	4	0	0	0	0
Tony Gwynn, L (1, 9) OBP: 0.428, SLG: 0.585	1 SAFE C 1 SAFE X 0-1 F7 ②		X 0-0 G3 ③			B C B X 2-1 1B 2B 1B	1 SAFE 1 SAFE S B X 1-1 SF8 ② 3-H			3	1	1	1	0	0	2
Ken Caminiti, S (1, 5) OBP: 0.359, SLG: 0.415	B B S B X 3-1 F7 ③ 1-2			F B C B F X 2-2 G4-3 ①		F S S 0-3 K ①	1 SAFE X 0-0 S 1B 1-H 2B			4	1	1	1	0	1	2
Steve Finley, L (1, 8) OBP: 0.327, SLG: 0.512		B B C B X 3-1 F7 ①		X 0-0 G4-3 ②		C F X 0-2 2B 1-2 1B	B F B B B 4-1 1B 2-3 BB			3	0	1	0	1	0	0
Wally Joyner, L (1, 3) OBP: 0.409, SLG: 0.500		C C F E B F B B F 3-2 X F8 ②		B C B C C 2-3 K ③		X 0-0 F7 ②	X 0-0 1-2 3-H 1B			4	0	1	1	0	1	2
Craig Shipley, R (1, 6) OBP: 0.373, SLG: 0.646 Tim Worrell, R (8, 1) OBP: 0.294, SLG: 0.200 Trevor Hoffman, R (9, 1) OBP: 0.500, SLG: 0.500		C B B C B B 4-2 BB			C B F X 1-2 F8 ①	B C B X 2-1 1-3 2-H 2B	C X 0-1 G6-3 ③			3 0 0	0 0 0	1 0 0	1 0 0	1 0 0	0 0 0	2 0 0
John Flaherty, R (1, 2) OBP: 0.292, SLG: 0.357		X 0-0 F8 ③			C S F B X 1-2 2B 2B	B B F 2 S X 2 SAFE 2-2 G1-3 ③		C S B B F F X 2-2 G1-4-3 1B		4	1	2	0	0	0	3
Joey Hamilton, R (1, 1) OBP: 0.171, SLG: 0.324 Will Cunnane, R (6, 1) OBP: 0.417, SLG: 0.545 Mark Sweeney, L (7, PH) OBP: 0.333, SLG: 0.297 Chris Gomez, R (8, 6) OBP: 0.336, SLG: 0.350			C X 0-1 G1-3 ①		B B B C F F S 3-3 K ②		C X 0-1 1B G2-3 SF8 1B	X 0-0 G1-4-3 ①② 1-2f		2 0 1 1	0 0 1 0	0 0 1 0	0 0 1 0	0 0 0 0	1 0 0 0	1 0 0 1
Inning Stats	R: 0 E: 0 K: 0 S: 10 H: 1 LOB: 1 BB: 0 P: 17	R: 0 E: 0 K: 0 S: 12 H: 0 LOB: 1 BB: 1 P: 22	R: 0 E: 0 K: 0 S: 8 H: 1 LOB: 1 BB: 1 P: 14	R: 0 E: 0 K: 1 S: 8 H: 0 LOB: 0 BB: 0 P: 12	R: 1 E: 0 K: 1 S: 22 H: 3 LOB: 2 BB: 0 P: 31	R: 1 E: 0 K: 1 S: 14 H: 3 LOB: 2 BB: 0 P: 20	R: 3 E: 0 K: 0 S: 13 H: 4 LOB: 2 BB: 1 P: 19	R: 0 E: 0 K: 0 S: 10 H: 1 LOB: 0 BB: 0 P: 13		1B: 9 2B: 4 3B: 0 HR: 0	SF: 1 SAC: 0 DP: 1 HBP: 0					

	AB	R	H	RBI	BB	SO	LOB
Totals	33	5	13	5	3	3	14

WP: 0 PB: 0 SB: 2 CS: 0 PA: 37

PITCHER		IP	WLS	BF	H	R	ER	SO	BB	IBB	HBP	BLK	WP	HR	S	P	ERA	WHIP
Mark Clark, R ERA: 4.26	(1, 1)	5.0		20	5	1	1	2	2	0	0	0	0	0	60	96	1.80	1.400
Cory Lidle, R ERA: 3.64	(6, 1)	1.1		8	4	2	2	1	0	0	0	0	0	0	18	25	13.50	3.000
Takashi Kashiwada, L ERA: 4.73	(7, 1)	0.1	L	4	2	1	1	0	1	0	0	0	0	0	6	11	27.00	9.000
Greg McMichael, R ERA: 2.44	(7, 1)	1.1		5	2	1	1	0	0	0	0	0	0	0	13	16	6.75	1.500

PITCHER	IP	WLS	BF	H	R	ER	SO	BB	IBB	HBP	BLK	WP	HR	S	P	ERA	WHIP

New York Mets @ San Francisco Giants

3Com Park at Candlestick Point, San Francisco, CA

Tue Jul 29 1997, 10:05 PM EDT

Att. 14,949 - Unknown - 64 F

livebaseballscorecards.com

TOP

Batter	1	2	3	4	5	6	7	8	9	AB	R	H	RBI	BB	SO	LOB
Lance Johnson, L (1, 8) OBP: 0.378, SLG: 0.380	B X 1-0 G5-3 1B FC6 1B	B C B X 2-1 G5-3 ③			C F S 0-3 K ③			F B B B C F X 3-2 G3-1 ①		4	1	1	0	0	1	0
Bernard Gilkey, R (1, 7) OBP: 0.317, SLG: 0.366	X 0-0 G5-3 1-2 1B 1B		B B B B 4-0 G3-6 BB			C B S B B F S 3-3 K ①		B B X 2-0 G5-3 ②		3	1	1	0	1	1	0
John Olerud, L (1, 3) OBP: 0.392, SLG: 0.471	B B X 2-0 G5-3 ① 1-2 2-3		C X 0-1 G3-6 ① ② 1-2f			F X 0-1 1B 1B		F B B F X 2-2 F9 ③		4	0	1	0	0	0	3
Todd Hundley, S (1, 2) OBP: 0.420, SLG: 0.583	B B F X 2-1 FC6 1B 3-H		C B B F S 2-3 K ③			C B X 1-1 F8 ②			B B C B S B 4-2 FC5-4 BB	3	0	0	1	1	1	2
Edgardo Alfonzo, R (1, 5) OBP: 0.388, SLG: 0.456	B C F B X 2-2 FC6-4 1-2 2-H 1B			X 0-0 G5-3 ①		C B B X 2-1 1-3 1B			C C X 0-2 FC5-4 G5-4-3 ① 1-2f	4	0	2	1	0	0	1
Butch Huskey, R (1, 9) OBP: 0.309, SLG: 0.495	S F C 0-3 K ②			C X 0-1 G6-3 ②		F C S 0-3 K ③			C B X 1-1 G5-4-3 ② ③ 1-2f	4	0	0	0	0	2	5
Carlos Baerga, S (1, 4) OBP: 0.308, SLG: 0.388	S X 0-1 FC6-4 ③ 1-2f			C B B X 2-1 G5-3 ③			B X 1-0 G6-3 ①			3	0	0	0	0	0	2
Rey Ordonez, R (1, 6) OBP: 0.275, SLG: 0.285		B B C X 2-1 F8 ①			B X 1-0 G6-3 ①		B X 1-0 G4-3 ②			3	0	0	0	0	0	0
Brian Bohanon, L (1, 1) Greg McMichael, R (7, 1) OBP: 0.500, SLG: 0.500 Joe Crawford, L (8, 1)		S C T S 0-3 K ②			B B F C B X 3-2 G6-3 ②		C C F B B S 2-3 K ③			3 0 0	0 0 0	0 0 0	0 0 0	2 0 0	0 0 0	0 0 0
Inning Stats	R: 2 E: 0 K: 1 S: 13 H: 3 LOB: 2 BB: 0 P: 20	R: 0 E: 0 K: 1 S: 8 H: 0 LOB: 0 BB: 0 P: 12	R: 0 E: 0 K: 1 S: 5 H: 0 LOB: 0 BB: 1 P: 11	R: 0 E: 0 K: 0 S: 5 H: 0 LOB: 0 BB: 0 P: 7	R: 0 E: 0 K: 1 S: 7 H: 0 LOB: 0 BB: 0 P: 11	R: 0 E: 0 K: 2 S: 13 H: 2 LOB: 2 BB: 0 P: 19	R: 0 E: 0 K: 1 S: 6 H: 0 LOB: 0 BB: 0 P: 10	R: 0 E: 0 K: 0 S: 8 H: 0 LOB: 0 BB: 0 P: 15	R: 0 E: 0 K: 0 S: 7 H: 0 LOB: 0 BB: 1 P: 12	1B: 5 2B: 0 3B: 0 HR: 0	SF: 0 SAC: 0 DP: 2 HBP: 0						

	AB	31
	R	2
	H	5
	RBI	2
	BB	2
	SO	7
	LOB	13

WP: 0 PB: 0 SB: 0 CS: 0 PA: 33

PITCHER		IP	WLS	BF	H	R	ER	SO	BB	IBB	HBP	BLK	WP	HR	S	P	ERA	WHIP
Shawn Estes, L ERA: 3.01	(1, 1)	8.0	W	31	5	2	2	7	2	0	0	0	0	0	67	111	2.25	0.875
Rod Beck, R ERA: 3.05	(9, 1)	1.0	S	2	0	0	0	0	0	0	0	0	0	0	5	6	0.00	0.000

PITCHER	IP	WLS	BF	H	R	ER	SO	BB	IBB	HBP	BLK	WP	HR	S	P	ERA	WHIP

BOTTOM

New York Mets @ San Francisco Giants

3Com Park at Candlestick Point, San Francisco, CA

Tue Jul 29 1997, 10:05 PM EDT

Att. 14,949 - Unknown - 64 F

livebaseballscorecards.com

Batter	1	2	3	4	5	6	7	8	9	AB	R	H	RBI	BB	SO	LOB
Stan Javier, S (1, 8) OBP: 0.382, SLG: 0.433	B B X 2-0 G4-3 ① 1-2	X 0-0 1-2 1B		C F B B B F X 3-2 L8 ③			C B B B C B 4-2 G5-3 2B BB	C X 0-1 P8 ③		4	1	1	0	1	0	2
Rich Aurilia, R (1, 6) OBP: 0.365, SLG: 0.636 Jose Vizcaino, S (8, 6) OBP: 0.329, SLG: 0.325	C B B B C B 4-2 F9 1B BB	C S B S 1-3 K ③			B X 1-0 2B		B X 1-0 ② G5-3 1-2			3 0	0 0	1 0	0 0	1 0	1 0	3 0
Barry Bonds, L (1, 7) OBP: 0.439, SLG: 0.592	B S B X 2-1 BB 1-2 1B		B X 1-0 L5-3 1B		X 0-0 ① F7		B S B X 2-1 1B HR 2-H 2B			4	1	3	1	0	0	1
Jeff Kent, R (1, 4) OBP: 0.314, SLG: 0.489	C B B X 2-1 F9 ② 2-3		1 SAFE B X 1-0 ① ② L5-3 1-2		B F B F C 2-3 ② K		B S S B B F B 4-2 1B HR BB			3	1	0	0	1	1	4
Glenallen Hill, R (1, 9) OBP: 0.279, SLG: 0.423	B S B S B B 4-2 1-2 BB		F F B B B S 2-3 ③ K		X 0-0 ③ P3		S S X 0-2 1-2 2-3 HR 1B			3	1	1	0	1	1	1
Mark Lewis, R (1, 5) OBP: 0.330, SLG: 0.443	C B F X 1-2 ③ F9			B F B X 2-1 ① G6-3		X 0-0 ① G4-1	B B B C X 3-1 1-H 2-H 3-H HR			4	1	1	4	0	0	3
J.T. Snow, L (1, 3) OBP: 0.406, SLG: 0.523		F X 0-1 FC5-4 1B		B C F B B F B 4-2 FC1-5 1B BB		B C B X 2-1 ② G5-3	B S X 1-1 ③ G4-1			3	0	1	0	1	0	0
Brian Johnson, R (1, 2) OBP: 0.286, SLG: 0.382		B X 1-0 ① FC5-4 1B 1-2f		C S B X 1-2 FC1-5 1-2 1B		C F B B S 2-3 ③ K		X 0-0 ① G6-3		4	0	1	0	0	1	1
Shawn Estes, R (1, 1) OBP: 0.133, SLG: 0.143 Rod Beck, R (9, 1)		C M S 0-3 ② K		L X 0-1 ② FC1-5 1-2 2-3f			S B X 1-1 ① G6-3	F X 0-1 ② F6		4 0	0 0	0 0	0 0	0 0	1 0	3 0
Inning Stats	R: 0 H: 1 E: 0 LOB: 3 K: 0 BB: 2 S: 12 P: 27	R: 0 H: 2 E: 0 LOB: 2 K: 2 BB: 0 S: 10 P: 12	R: 0 H: 1 E: 0 LOB: 0 K: 1 BB: 0 S: 5 P: 9	R: 0 H: 1 E: 0 LOB: 2 K: 0 BB: 1 S: 14 P: 24	R: 0 H: 1 E: 0 LOB: 1 K: 1 BB: 0 S: 6 P: 9	R: 0 H: 0 E: 0 LOB: 0 K: 1 BB: 0 S: 6 P: 10	R: 5 H: 3 E: 0 LOB: 0 K: 0 BB: 2 S: 17 P: 33	R: 0 H: 0 E: 0 LOB: 0 K: 0 BB: 0 S: 5 P: 5		1B: 6 SF: 0 2B: 3 SAC: 0 3B: 0 DP: 1 HR: 1 HBP: 0						

	AB	32
	R	5
	H	9
	RBI	5
	BB	5
	SO	5
	LOB	18

WP: 0 PA: 37
PB: 0
SB: 0
CS: 0

PITCHER		IP	WLS	BF	H	R	ER	SO	BB	IBB	HBP	BLK	WP	HR	S	P	ERA	WHIP
Brian Bohanon, L ERA: 4.68	(1, 1)	6.2		30	7	2	2	5	4	0	0	0	0	0	60	106	2.70	1.650
Greg McMichael, R ERA: 2.91	(7, 1)	0.1	L	4	2	3	3	0	1	0	0	0	0	1	10	18	81.00	9.000
Joe Crawford, L ERA: 5.09	(8, 1)	1.0		3	0	0	0	0	0	0	0	0	0	0	5	5	0.00	0.000

PITCHER	IP	WLS	BF	H	R	ER	SO	BB	IBB	HBP	BLK	WP	HR	S	P	ERA	WHIP

New York Mets @ San Francisco Giants

3Com Park at Candlestick Point, San Francisco, CA

Wed Jul 30 1997, 10:05 PM EDT

Att. 15,234 - Unknown - 62 F

TOP

livebaseballscorecards.com

Batter	1	2	3	4	5	6	7	8	9	AB	R	H	RBI	BB	SO	LOB
Lance Johnson, L (1, 8) OBP: 0.379, SLG: 0.381	F X 0-1 ① G3			X 0-0 ① G6-3	X 0-0 ③ G4-3			B X 1-0 G3 1B 1B 1-2 1B	B X 1-0 CS 3-H 1B	5	1	2	1	0	0	1
Bernard Gilkey, R (1, 7) OBP: 0.318, SLG: 0.365	B C C X 1-2 ② G4-3			B B C B C X 3-2 ② F8	X 0-0 1B 1B			X 0-0 ① F8 2-3	C F 1 SAFE F P F B B 4-2 B ① 1B G5-3 1-2 BB	4	0	1	0	1	0	2
Edgardo Alfonzo, R (1, 5) OBP: 0.391, SLG: 0.458	C X 0-1 ③ G6-3			B C B X 2-1 1B BB 1B	B C 1 SAFE X 1-1 G4-6-3 1-2 1B			C 1 SAFE C 1 SAFE 1 SAFE X 0-2 G3 1-2 3-H 1B	B C B 1 SAFE 1 SAFE X 2-1 ② G5-3 1-2	5	1	3	1	0	0	1
Todd Hundley, S (1, 2) OBP: 0.420, SLG: 0.577		B S T F T F B S 2-3 ① K	1 SAFE B 1 SAFE 1 SAFE B F S B B 4-2 1B 1-2 BB	X 0-0 ① F7			B C C B X 2-2 ② G3 1-2 2-3	I I I I 4-0 1B IBB	3	0	0	0	2	1	4
Butch Huskey, R (1, 3) OBP: 0.312, SLG: 0.493 Cory Lidle, R (8, 1) Matt Franco, L (9, PH) OBP: 0.351, SLG: 0.425 John Franco, L (9, 1)		B X 1-0 ② F9		X 0-0 1-2 2-3 1B	C X 1-1 ② ③ G4-6-3 1-2f			B B B C F B 4-2 1B BB	C C B X 1-2 1-2 2-3 1B	3 0 1 0	0 0 0 0	1 0 1 0	0 0 0 0	1 0 0 0	0 0 0 0	2 0 0 0
Carl Everett, S (1, 9) OBP: 0.323, SLG: 0.458		C B C B X 2-2 ③ G1-3		C C B C 1-3 ③ K			B B C X 2-1 ① P4	C B B C X 2-2 1-3 2-H 3-H 1B	X 0-0 ③ P3	5	0	1	2	0	1	6
Luis Lopez, S (1, 4) OBP: 0.339, SLG: 0.347			B F X 1-1 G4-6-3 1B	X 0-0 ① G6-3		X 0-0 ② G4-3	B B B C X 3-1 ③ F8		4	0	1	0	0	0	2
Rey Ordonez, R (1, 6) OBP: 0.279, SLG: 0.286			C X 0-1 ① ② G4-6-3 1-2f	B B B B 4-0 SH2-4 BB		C C S 0-3 ③ K		B C B X 2-1 2B 1B	3	1	1	0	1	1	1
Rick Reed, R (1, 1) OBP: 0.205, SLG: 0.293 Alex Ochoa, R (8, PH) OBP: 0.273, SLG: 0.321 John Olerud, L (8, 3) OBP: 0.394, SLG: 0.475			B B C C S 2-3 ③ K	1 SAFE L P X 1-1 ② SH2-4 1-2			S T B G X 2-2 F8 1B 1B	1 SAFE B X 1-0 1-H 1B 2B	1 1 1	0 1 1	0 1 1	0 0 1	0 0 0	1 0 0	0 0 0
Inning Stats	R: 0 E: 0 K: 0 S: 7 H: 0 LOB: 0 BB: 0 P: 8	R: 0 E: 0 K: 1 S: 9 H: 0 LOB: 0 BB: 0 P: 14	R: 0 E: 0 K: 1 S: 7 H: 1 LOB: 0 BB: 0 P: 10	R: 0 E: 0 K: 1 S: 12 H: 2 LOB: 3 BB: 1 P: 22	R: 0 E: 0 K: 0 S: 5 H: 0 LOB: 1 BB: 1 P: 9	R: 0 E: 0 K: 0 S: 6 H: 2 LOB: 1 BB: 0 P: 8	R: 0 E: 0 K: 1 S: 6 H: 0 LOB: 0 BB: 0 P: 8	R: 3 E: 0 K: 0 S: 18 H: 4 LOB: 2 BB: 1 P: 32	R: 2 E: 0 K: 0 S: 16 H: 4 LOB: 3 BB: 2 P: 30	1B: 12 2B: 1 3B: 0 HR: 0 SF: 0 SAC: 1 DP: 2 HBP: 0						

	AB	36
	R	5
	H	13
	RBI	5
	BB	5
	SO	4
	LOB	19

WP: 0 PB: 0 SB: 0 CS: 1 PA: 42

PITCHER		IP	WLS	BF	H	R	ER	SO	BB	IBB	HBP	BLK	WP	HR	S	P	ERA	WHIP
Kirk Rueter, L ERA: 3.89	(1, 1)	7.0		28	7	2	2	4	2	0	0	0	0	0	56	86	2.57	1.286
Julian Tavarez, R ERA: 3.79	(8, 1)	1.0	L	7	3	2	2	0	1	0	0	0	0	0	16	29	18.00	4.000
Jim Poole, L ERA: 5.77	(9, 1)	0.0		2	2	1	1	0	0	0	0	0	0	0	2	4	∞	∞
Doug Henry, R ERA: 4.01	(9, 1)	0.2		3	0	0	0	0	1	1	0	0	0	0	8	17	0.00	1.500
Rich Rodriguez, L ERA: 3.28	(9, 1)	0.1		2	1	0	0	0	0	0	0	0	0	0	4	5	0.00	3.000

PITCHER	IP	WLS	BF	H	R	ER	SO	BB	IBB	HBP	BLK	WP	HR	S	P	ERA	WHIP

Batter	1	2	3	4	5	6	7	8	9	AB	R	H	RBI	BB	SO	LOB
Stan Javier, S (1, 8) OBP: 0.381, SLG: 0.431	C X 0-1 F7 ①		1 SAFE S B B X 2-1 FC1-4-6 1B 1-2		X 0-0 G4-3 ②		X 0-0 G4-3 ②			4	0	1	0	0	0	0
Jose Vizcaino, S (1, 6) OBP: 0.328, SLG: 0.324	X 0-0 G6-3 ②		2 SAFE B X 1-0 FC1-4-6 G4-6-3 ① 1-2f 2-3		B X 1-0 1B		B B F X 2-1 G3 ③			4	0	1	0	0	0	2
Barry Bonds, L (1, 7) OBP: 0.440, SLG: 0.589	B F B B B 4-1 BB		B B X 2-0 G4-6-3 ② ③ 1-2f		B X 1-0 G3 ③			B B C B B 4-1 L6-3 BB		2	0	0	0	2	0	3
Jeff Kent, R (1, 4) OBP: 0.311, SLG: 0.484	X 0-0 F7 ③			B C B S X 2-2 F8 ①		C F B F B X 2-2 F8 ①		B C 1 SAFE X 1-1 L6-3 ① ② 1-2		4	0	0	0	0	0	2
J.T. Snow, L (1, 3) OBP: 0.409, SLG: 0.522		B X 1-0 FC6-4 1B		B B C F B B 4-2 FC5-4 BB		B C B F B B 4-2 BB		C X 0-1 F7 ③		2	0	1	0	2	0	0
Glenallen Hill, R (1, 9) OBP: 0.275, SLG: 0.417		F X 0-1 F8 ①		X 0-0 L7 ②		X 0-0 P4 ②			B C B X 2-1 G5-3 ①	4	0	0	0	0	0	3
Mark Lewis, R (1, 5) OBP: 0.326, SLG: 0.438 Bill Mueller, S (8, 5) OBP: 0.348, SLG: 0.389		C B F F F X 1-2 L7 ②		X 0-0 FC5-4 ③ 1-2f		B X 1-0 P3 ③			B X 1-0 G1-3 ②	3 1	0 0	0 0	0 0	0 0	0 0	3 0
Brian Johnson, R (1, 2) OBP: 0.291, SLG: 0.420		F X 0-1 FC6-4 ③ 1-2f			C X 0-1 HR		X 0-0 HR		C B B X 2-1 G4-3 ③	4	2	2	2	0	0	1
Kirk Rueter, L (1, 1) OBP: 0.128, SLG: 0.068 Julian Tavarez, L (8, 1) Jim Poole, L (9, 1) Doug Henry, R (9, 1) Rich Rodriguez, L (9, 1) OBP: 0.333, SLG: 0.333			X 0-0 E4 1B FC1-4-6		X 0-0 F7 ①		C X 0-1 G4-3 ①			3 0 0 0 0	0 0 0 0 0	0 0 0 0 0	0 0 0 0 0	0 0 0 0 0	0 0 0 0 0	0 0 0 0 0
Inning Stats	R: 0 E: 0 K: 0 S: 5 H: 0 LOB: 1 BB: 1 P: 9	R: 0 E: 0 K: 0 S: 10 H: 1 LOB: 1 BB: 0 P: 12	R: 0 E: 1 K: 0 S: 5 H: 1 LOB: 1 BB: 0 P: 10	R: 0 E: 0 K: 0 S: 7 H: 0 LOB: 1 BB: 1 P: 13	R: 1 E: 0 K: 0 S: 6 H: 2 LOB: 1 BB: 0 P: 8	R: 0 E: 0 K: 0 S: 8 H: 0 LOB: 1 BB: 1 P: 15	R: 1 E: 0 K: 0 S: 6 H: 1 LOB: 0 BB: 0 P: 8	R: 0 E: 0 K: 0 S: 5 H: 0 LOB: 0 BB: 1 P: 10	R: 0 E: 0 K: 0 S: 5 H: 0 LOB: 0 BB: 0 P: 10	1B: 3 2B: 1 3B: 0 HR: 2	SF: 0 SAC: 0 DP: 2 HBP: 0						

PITCHER	IP	WLS	BF	H	R	ER	SO	BB	IBB	HBP	BLK	WP	HR	S	P	ERA	WHIP
Rick Reed, R (1, 1) ERA: 2.76	7.0	W	29	5	2	2	0	3	0	0	0	0	2	47	75	2.57	1.143
Cory Lidle, R (8, 1) ERA: 3.56	1.0		3	0	0	0	0	1	0	0	0	0	0	5	10	0.00	1.000
John Franco, L (9, 1) ERA: 2.64	1.0	S	3	0	0	0	0	0	0	0	0	0	0	5	10	0.00	0.000

PITCHER	IP	WLS	BF	H	R	ER	SO	BB	IBB	HBP	BLK	WP	HR	S	P	ERA	WHIP

BOTTOM

New York Mets @ San Francisco Giants

3Com Park at Candlestick Point, San Francisco, CA

Wed Jul 30 1997, 10:05 PM EDT

Att. 15,234 - Unknown - 62 F

livebaseballscorecards.com

AB	31
R	2
H	5
RBI	2
BB	4
SO	0
LOB	14

1B: 3	SF: 0	WP: 0	PA: 35
2B: 1	SAC: 0	PB: 0	
3B: 0	DP: 2	SB: 0	
HR: 2	HBP: 0	CS: 0	

Batter	1	2	3	4	5	6	7	8	9	10	AB	R	H	RBI	BB	SO	LOB
Lance Johnson, L (1, 8) OBP: 0.379, SLG: 0.379	X 0-0 G1-3 ①		C X 0-1 L3 ②			C C B F X 1-2 G5-3 ②		B F B B F X 3-2 2-H 1B ③		B B B C B 4-1 1B BB 1B BB	4	1	1	1	1	0	0
Bernard Gilkey, R (1, 7) OBP: 0.317, SLG: 0.361	C F B B S 2-3 K ②		C B S C 1-3 K ③			F F B B B C 3-3 K ③			F C B B B S 3-3 K ①	B B B C B 4-1 1B 2B 1-2 BB	4	1	0	0	1	4	0
John Olerud, L (1, 3) OBP: 0.394, SLG: 0.474 Alex Ochoa, R (9, PR) OBP: 0.277, SLG: 0.325 (9, 9)	B C B B C B 4-2 BB			F C B B B X 3-2 L8 ①			B S B F B X 3-2 G4-3 ①		C C F B X 1-2 PB 1B 1B	B X 1-1 1B 2B 1-2 2-3 1B	3 1	0 2	1 1	0 0	1 0	0 0	0 0
Todd Hundley, S (1, 2) OBP: 0.423, SLG: 0.578	C B B F B T 3-2 K ③			B F F C 1-3 K ②			B B X 2-0 1B		C S X 0-2 PB 1B 1-2	B F B B X 3-1 2B SF8 1-2 2-3 3-H 1B	5	2	3	1	0	2	1
Matt Franco, L (1, 5) OBP: 0.350, SLG: 0.422 Edgardo Alfonzo, R (7, 5) OBP: 0.395, SLG: 0.463		X 0-0 G4-3 ①		X 0-0 F7 ③			X 0-0 G4-6-3 1-2 1B		C S B B B B B 4-2 E 1B 1-2 2-3 BB	C X 0-1 SF8 1-3 2-H 3-H 2B	3 1	0 0	1 1	0 2	0 1	0 0	0 0
Carl Everett, S (1, 9) OBP: 0.322, SLG: 0.455 John Franco, L (9, 1) Todd Pratt, R (10, PH) OBP: 0.441, SLG: 0.600 Cory Lidle, R (10, 1)		B C B S X 2-2 L8 ②			X 0-0 F9 ①		F B B C X 2-2 G4-6-3 1-2f ② ③		B X 1-0 E8 1-3 2-H 3-H 1B	D B S X 2-1 G6-3 ①	4 0 1 0	0 0 0 0	1 0 0 0	2 0 0 0	0 0 0 0	0 0 0 0	2 0 2 0
Jason Hardtke, S (1, 4) OBP: 0.429, SLG: 0.632	B X 1-0 HR				B X 1-0 L7 ②			B X 1-0 SH1-4 1B 1B	B C B L B F B 4-2 BB	X 0-0 SF8 ② 2-3 3-H	3	2	2	2	1	0	0
Rey Ordonez, R (1, 6) OBP: 0.274, SLG: 0.280	C B F F B S 2-3 K ③				C B S C 1-3 K ③			X 0-0 SH1-4 ① 1-2	S S B B B X 2-2 F7 ②	B B F S F S 2-3 K ③	4	0	0	0	0	3	4
Dave Mlicki, R (1, 1) OBP: 0.237, SLG: 0.306 Luis Lopez, S (8, PH) OBP: 0.336, SLG: 0.343 Greg McMichael, R (8, 1) OBP: 0.500, SLG: 0.500 Butch Huskey, R (9, PH) OBP: 0.311, SLG: 0.491 (9, 3)			B B C F F C 2-3 K ①			C S S 0-3 K ①		C B F B F S 2-3 K ②	X 0-0 F8 ③		2 1 0 1	0 0 0 0	0 0 0 0	0 0 0 0	2 1 0 0	0 1 0 0	0 1 0 3
Inning Stats	R: 0 E: 0 K: 2 S: 9 H: 0 LOB: 1 BB: 1 P: 18	R: 1 E: 0 K: 1 S: 9 H: 1 LOB: 0 BB: 0 P: 14	R: 0 E: 0 K: 2 S: 9 H: 0 LOB: 0 BB: 0 P: 12	R: 0 E: 0 K: 1 S: 7 H: 0 LOB: 0 BB: 0 P: 11	R: 0 E: 0 K: 1 S: 5 H: 0 LOB: 0 BB: 0 P: 7	R: 0 E: 0 K: 2 S: 10 H: 0 LOB: 0 BB: 0 P: 14	R: 0 E: 0 K: 0 S: 8 H: 2 LOB: 1 BB: 0 P: 15	R: 1 E: 0 K: 1 S: 9 H: 2 LOB: 1 BB: 0 P: 15	R: 2 E: 1 K: 1 S: 20 H: 3 LOB: 3 BB: 2 P: 35	R: 4 E: 0 K: 1 S: 15 H: 3 LOB: 1 BB: 2 P: 31	1B: 9 2B: 1 3B: 0 HR: 1 SF: 1 SAC: 1 DP: 1 HBP: 0						

PITCHER	IP	WLS	BF	H	R	ER	SO	BB	IBB	HBP	BLK	WP	HR	S	P	ERA	WHIP
Ramon Garcia, R (1, 1) ERA: 4.28	7.2		27	4	2	2	10	1	0	0	0	0	1	63	100	2.35	0.652
Billy Wagner, L (8, 1) ERA: 1.98	0.2		7	4	2	2	1	2	0	0	0	0	0	19	35	27.00	9.000
Mike Magnante, L (9, 1) ERA: 2.0	0.2		2	0	0	0	0	0	0	0	0	0	0	4	6	0.00	0.000
Jose Lima, R (10, 1) ERA: 5.1	0.0	L	3	1	3	3	0	2	0	0	0	0	0	4	13	∞	∞
Jose Cabrera, R (10, 1) ERA: 3.86	1.0		5	2	1	1	1	0	0	0	0	0	0	11	18	9.00	2.000

PITCHER	IP	WLS	BF	H	R	ER	SO	BB	IBB	HBP	BLK	WP	HR	S	P	ERA	WHIP

TOP

New York Mets @ Houston Astros

Astrodome, Houston, TX

Fri Aug 01 1997, 8:05 PM EDT
Att. 33,589 - Dome - 68 F

livebaseballscorecards.com

AB	37
R	8
H	11
RBI	8
BB	5
SO	12
LOB	13

WP: 0 PB: 1 SB: 0 CS: 0 PA: 44

New York Mets @ Houston Astros

Astrodome, Houston, TX

Fri Aug 01 1997, 8:05 PM EDT

Att. 33,589 - Dome - 68 F

livebaseballscorecards.com

BOTTOM

Batter	1	2	3	4	5	6	7	8	9	10	AB	R	H	RBI	BB	SO	LOB
Craig Biggio, R (1, 4) OBP: 0.409, SLG: 0.513	F8			G5-3		K		1-H HR	P9		5	1	1	2	0	1	1
Chuck Carr, S (1, 8) OBP: 0.270, SLG: 0.303	F9			F7		1B		K		G3	5	0	1	0	0	1	0
Derek Bell, R (1, 9) OBP: 0.330, SLG: 0.384	K			G6-3		K		FC3-6 1B		G3 DI 1B BB	4	1	1	0	1	2	1
Luis Gonzalez, L (1, 7) OBP: 0.363, SLG: 0.404		L9			2B SF9 1B	P4		1-2f FC3-6		1-3 G3	5	1	1	0	0	0	3
Sean Berry, R (1, 5) OBP: 0.309, SLG: 0.427 Bill Spiers, L (9, 5) OBP: 0.429, SLG: 0.444		CS 1B			SF9 1-3 2B		G5-3	K		3-H 5 1B 1B	4 1	0 0	2 1	0 1	0 1	1 0	1 0
J.R. Phillips, L (1, 3) OBP: 0.200, SLG: 0.556 5 Jeff Bagwell, R (9, 3) OBP: 0.426, SLG: 0.593	G4-3 1-2				P4		K		E SH3 BB	1-2 1B	3 1	0 1	0 1	0 0	1 1	3 0	0 0
Brad Ausmus, R (1, 2) OBP: 0.322, SLG: 0.370			L9-3 1B		IBB		BB		SH3 1-2	F9	2	0	1	0	2	0	2
Tim Bogar, R (1, 6) OBP: 0.277, SLG: 0.354 Billy Wagner, L (8, 1) Mike Magnante, L (9, 1) James Mouton, R (9, PH) OBP: 0.281, SLG: 0.328 Jose Lima, R (10, 1) Jose Cabrera, R (10, 1)			L9-3 1-1		SF9 2-3 3-H		G5-3		K		2 0 0 1 0 0	0 0 0 0 0 0	0 0 0 0 0 0	1 0 0 0 0 0	0 0 0 0 0 0	0 0 0 1 0 0	2 0 0 1 0 0
Ramon Garcia, R (1, 1) Ricky Gutierrez, R (8, 6) OBP: 0.331, SLG: 0.342			K					HR	E5 2-H		2 2	0 1	0 1	0 0	0 0	2 0	2 0

Inning Stats																						
	R: 0	H: 0	R: 0	H: 1	R: 0	H: 1	R: 0	H: 0	R: 1	H: 2	R: 0	H: 1	R: 0	H: 0	R: 2	H: 3	R: 1	H: 0	R: 1	H: 2	1B: 8	SF: 1	WP: 0	PA: 43
	E: 0	LOB: 0	E: 0	LOB: 0	E: 0	LOB: 0	E: 0	LOB: 0	E: 0	LOB: 2	E: 0	LOB: 1	E: 1	LOB: 1	E: 1	LOB: 1	E: 1	LOB: 1	E: 0	LOB: 2	2B: 2	SAC: 1	PB: 0	
	K: 1	BB: 0	K: 0	BB: 0	K: 1	BB: 0	K: 0	BB: 0	K: 1	BB: 1	K: 2	BB: 0	K: 1	BB: 1	K: 2	BB: 0	K: 1	BB: 1	K: 0	BB: 1	3B: 0	DP: 1	SB: 0	
	S: 7	P: 13	S: 6	P: 9	S: 5	P: 6	S: 9	P: 15	S: 11	P: 18	S: 12	P: 17	S: 8	P: 17	S: 16	P: 25	S: 11	P: 20	S: 12	P: 22	HR: 1	HBP: 0	CS: 1	

PITCHER		IP	WLS	BF	H	R	ER	SO	BB	IBB	HBP	BLK	WP	HR	S	P	ERA	WHIP
Dave Mlicki, R ERA: 4.36	(1, 1)	7.0		26	5	1	1	6	1	1	0	0	0	0	58	95	1.29	0.857
Greg McMichael, R ERA: 3.18	(8, 1)	1.0		6	3	2	2	2	0	0	0	0	0	1	16	25	18.00	3.000
John Franco, L ERA: 2.58	(9, 1)	1.0	W	5	0	1	0	1	1	0	0	0	0	0	11	20	0.00	1.000
Cory Lidle, R ERA: 3.67	(10, 1)	1.0		6	2	1	1	0	1	0	0	0	0	0	12	22	9.00	3.000

PITCHER	IP	WLS	BF	H	R	ER	SO	BB	IBB	HBP	BLK	WP	HR	S	P	ERA	WHIP

AB	37
R	5
H	10
RBI	4
BB	4
SO	9
LOB	16

Batter	1	2	3	4	5	6	7	8	9	AB	R	H	RBI	BB	SO	LOB
Carl Everett, S (1, 8) OBP: 0.319, SLG: 0.449	B C S X 1-2 G5-3 ①			C X 0-1 G5-3 ①		B S B F F S 2-3 K2-3 ①		X 0-0 F8 ①		4	0	0	0	0	1	1
Luis Lopez, S (1, 4) (7, 6) OBP: 0.333, SLG: 0.340	B B S S X 2-2 G3-1 ②			B B X 2-0 FC6-4 1B		B B B C X 3-1 G5-3 ②		C X 0-1 L4-3 ② ③ 1-1		4	0	1	0	0	0	1
John Olerud, L (1, 3) OBP: 0.391, SLG: 0.469	C B B B C X 3-2 L6 ③			B C C S 1-3 K ②		C X 0-1 F8 ③			B X 1-0 F8 ①	4	0	0	0	0	1	1
Butch Huskey, R (1, 7) OBP: 0.310, SLG: 0.488		F B X 1-1 G6-3 ①		B S 1 SAFE 1 SAFE X 1-1 FC6-4 ③ 1-2f			B B X 2-0 BB 1B		C C F S 0-3 K2-3 ②	4	0	1	0	0	1	1
Edgardo Alfonzo, R (1, 5) OBP: 0.396, SLG: 0.462		B B C X 2-1 G5-3 ②			X 0-0 FC5-4 1B		B D D C B 4-1 1-2 BB		X 0-0 G6-3 ③	3	0	1	0	1	0	0
Alex Ochoa, R (1, 9) OBP: 0.273, SLG: 0.320		B C F S 1-3 K ③			1 SAFE S X 0-1 FC5-4 BB 1-2f		C F D B F S 2-3 K ①			3	0	0	0	0	2	3
Todd Pratt, R (1, 2) OBP: 0.432, SLG: 0.563		C F B X 1-2 G5-3 ①			B B B C B 4-1 1-2 BB		B S B C S 2-3 K ②			2	0	0	0	1	1	2
Rey Ordonez, R (1, 6) OBP: 0.271, SLG: 0.278 Todd Hundley, S (7, PH) OBP: 0.421, SLG: 0.576 Juan Acevedo, R (7, 1) Takashi Kashiwada, L (8, 1)		B C X 1-1 G5-3 ②			F F F S 0-3 K ②		B B S B C X 3-2 L7 ③			2 1 0 0	0 0 0 0	0 0 0 0	0 0 0 0	0 0 0 0	1 0 0 0	2 2 0 0
Bobby Jones, R (1, 1) OBP: 0.184, SLG: 0.191 Bernard Gilkey, R (5, PH) OBP: 0.316, SLG: 0.360 Joe Crawford, L (5, 1) Jason Hardtke, S (7, 4) OBP: 0.455, SLG: 0.632		B F X 1-1 G3-1 ③			X 0-0 F8 ③			C B B F B B 4-2 L4-3 BB		1 1 0 0	0 0 0 0	0 0 0 0	0 0 0 1	0 0 0 0	0 0 0 0	0 2 0 0
Inning Stats	R: 0 E: 0 K: 0 S: 9 H: 0 LOB: 0 BB: 0 P: 15	R: 0 E: 0 K: 1 S: 7 H: 0 LOB: 0 BB: 0 P: 11	R: 0 E: 0 K: 0 S: 7 H: 0 LOB: 0 BB: 0 P: 10	R: 0 E: 0 K: 1 S: 8 H: 1 LOB: 1 BB: 0 P: 12	R: 0 E: 0 K: 1 S: 9 H: 1 LOB: 2 BB: 1 P: 13	R: 0 E: 0 K: 1 S: 8 H: 0 LOB: 0 BB: 0 P: 13	R: 0 E: 0 K: 2 S: 12 H: 1 LOB: 2 BB: 1 P: 25	R: 0 E: 0 K: 0 S: 5 H: 0 LOB: 0 BB: 1 P: 9	R: 0 E: 0 K: 1 S: 6 H: 0 LOB: 0 BB: 0 P: 7	1B: 3 2B: 1 3B: 0 HR: 0	SF: 0 SAC: 0 DP: 1 HBP: 0			WP: 0 PB: 0 SB: 0 CS: 0	PA: 32	

PITCHER	IP	WLS	BF	H	R	ER	SO	BB	IBB	HBP	BLK	WP	HR	S	P	ERA	WHIP
Mike Hampton, L (1, 1) ERA: 4.02	9.0	W	32	3	0	0	7	3	0	0	0	0	0	71	115	0.00	0.667

PITCHER	IP	WLS	BF	H	R	ER	SO	BB	IBB	HBP	BLK	WP	HR	S	P	ERA	WHIP

TOP

New York Mets @ Houston Astros

Astrodome, Houston, TX

Sat Aug 02 1997, 4:33 AM EDT

Att. 31,929 - Dome - 68 F

livebaseballscorecards.com

AB	29
R	0
H	3
RBI	0
BB	3
SO	7
LOB	15

New York Mets @ Houston Astros

Astrodome, Houston, TX

Sat Aug 02 1997, 4:33 AM EDT

Att. 31,929 - Dome - 68 F

BOTTOM

Batter	1	2	3	4	5	6	7	8	9	AB	R	H	RBI	BB	SO	LOB
Craig Biggio, R (1, 4) OBP: 0.406, SLG: 0.508	G4-3		P6	G6-3			G4-3			4	0	0	0	0	0	0
Thomas Howard, S (1, 8) OBP: 0.324, SLG: 0.368	G1-3		BB, 5, 1B, 2B BB	G4-1			K			3	1	0	0	1	1	0
5 Jeff Bagwell, R (1, 3) OBP: 0.429, SLG: 0.602	HR		BB 1-2 1B		G5-3		BB			3	2	2	1	1	0	0
Luis Gonzalez, L (1, 7) OBP: 0.367, SLG: 0.406	S 1B		2B 1-2 2-3 BB		G6-4-3 1B		P5			3	1	2	0	1	0	1
Derek Bell, R (1, 9) OBP: 0.332, SLG: 0.392	P3 1-2		FC4-6 1-3 2-H 3-H 1B 2B		G6-4-3 1-2f			1B 2B		4	2	2	2	0	0	2
Bill Spiers, L (1, 5) OBP: 0.434, SLG: 0.448		G4-3 FC4-6 3-H 1B				G6-3 BB		G4-6-3 2-H 1B		3	0	2	2	1	0	0
Brad Ausmus, R (1, 2) OBP: 0.318, SLG: 0.365		P3 FC4-6 1B 1-2f 2-3			F7		F9			4	0	0	0	0	0	4
Tim Bogar, R (1, 6) OBP: 0.282, SLG: 0.358		1B 1-3 3-H 1B			G6-3 1-2			G4-6-3 1-2f		4	0	2	1	0	0	2
Mike Hampton, R (1, 1) OBP: 0.175, SLG: 0.151		G3		G5-3			K			3	0	0	0	0	1	2
Inning Stats	R: 1 E: 0 K: 0 S: 12 H: 2 LOB: 1 BB: 0 P: 20	R: 0 E: 0 K: 0 S: 8 H: 1 LOB: 1 BB: 0 P: 13	R: 4 E: 0 K: 0 S: 17 H: 4 LOB: 2 BB: 2 P: 34	R: 0 E: 0 K: 0 S: 6 H: 0 LOB: 0 BB: 0 P: 7	R: 0 E: 0 K: 0 S: 8 H: 1 LOB: 0 BB: 0 P: 11	R: 0 E: 0 K: 1 S: 10 H: 0 LOB: 1 BB: 1 P: 17	R: 0 E: 0 K: 1 S: 14 H: 0 LOB: 1 BB: 1 P: 22	R: 1 E: 0 K: 0 S: 9 H: 2 LOB: 0 BB: 0 P: 10		1B: 7 2B: 2 3B: 0 HR: 1 SF: 0 SAC: 0 DP: 2 HBP: 0						

livebaseballscorecards.com

AB	31
R	6
H	10
RBI	6
BB	4
SO	2
LOB	11

WP: 0 PB: 0 SB: 1 CS: 0 PA: 35

PITCHER		IP	WLS	BF	H	R	ER	SO	BB	IBB	HBP	BLK	WP	HR	S	P	ERA	WHIP
Bobby Jones, R ERA: 3.62	(1, 1)	4.0	L	20	7	5	5	0	2	0	0	0	0	1	43	74	11.25	2.250
Joe Crawford, L ERA: 4.58	(5, 1)	2.0		7	1	0	0	1	1	0	0	0	0	0	18	28	0.00	1.000
Juan Acevedo, R ERA: 3.91	(7, 1)	1.0		4	0	0	0	1	1	0	0	0	0	0	14	22	0.00	1.000
Takashi Kashiwada, L ERA: 4.88	(8, 1)	1.0		4	2	1	1	0	0	0	0	0	0	0	9	10	9.00	2.000

PITCHER	IP	WLS	BF	H	R	ER	SO	BB	IBB	HBP	BLK	WP	HR	S	P	ERA	WHIP

Batter	1	2	3	4	5	6	7	8	9	AB	R	H	RBI	BB	SO	LOB
Lance Johnson, L (1, 8) OBP: 0.377, SLG: 0.377	C S B C 1-3 ① K		B X 1-0 G4-6-3 1B		C B F F X 1-2 ② G4-3 1-2			B F X 1-1 G5-3		4	0	1	0	0	1	1
Jason Hardtke, S (1, 4) OBP: 0.423, SLG: 0.565 Greg McMichael, R (8, 1) OBP: 0.500, SLG: 0.500	B B B C X 3-1 HR 1B		B 1 SAFE X 1-0 ②③ G4-6-3 1-2f		B B F B X 3-1 ③ F7			B B X 2-0 ③ F8		4	1	1	0	0	0	2
										0	0	0	0	0	0	0
John Olerud, L (1, 3) OBP: 0.391, SLG: 0.466 Juan Acevedo, R (6, 1) Luis Lopez, S (8, 4) OBP: 0.339, SLG: 0.346	C B B X 2-1 ② F7			B B F B B 4-2 FC5 BB BB		C F B C 1-3 ① K			C C B F X 1-2 G6-4-3 1B	2	0	0	0	1	1	1
										0	0	0	0	0	0	0
										1	0	1	0	0	0	0
Todd Hundley, S (1, 2) OBP: 0.425, SLG: 0.586	C B 1 SAFE B 1 SAFE S X 2-2 1-H HR			D C B B F B 4-2 FC5 1-2 BB		B C B X 2-1 L4-3 1B			C B X 1-1 ① F9	3	1	2	2	1	0	1
Edgardo Alfonzo, R (1, 5) OBP: 0.391, SLG: 0.456	C C B F S 1-3 ③ K			B B C F F C 2-3 ① K		F C F B X 1-2 ②③ L4-3 1-1			1 SAFE B X 1-0 ②③ G6-4-3 1-2f	4	0	0	0	0	2	4
Carl Everett, S (1, 9) OBP: 0.316, SLG: 0.445 (8, 7)		C B S B F X 2-2 ① G6-3		S X 0-1 ② FC5 1-2 2-3f			X 0-0 ① G5-3			3	0	0	0	0	0	2
Butch Huskey, R (1, 7) OBP: 0.307, SLG: 0.483 (8, 3)		B B C B C S 3-3 ② K		D S F B B F F S 3-3 ③ K			C B B X 2-1 ② G6-3			3	0	0	0	0	2	2
Rey Ordonez, R (1, 6) OBP: 0.272, SLG: 0.278		B B F C F F B B X 3-2 ③ G5-3			C X 0-1 E5 FC3-6		C C F B F X 1-2 CS 1B			3	0	1	0	0	0	0
Brian Bohanon, L (1, 1) Matt Franco, L (6, 3) OBP: 0.350, SLG: 0.422 Alex Ochoa, R (8, PH) OBP: 0.271, SLG: 0.318 (8, 9)			B C C C F F S 1-3 ① K		L 1 SAFE X 0-1 ① FC3-6 G4-3 1-2f		B 1 SAFE F 1 SAFE F 1 SAFE 1 SAFE B B 3-2 ③ CS 1-2	B S F B X 2-2 ① F8		2	0	0	0	0	1	1
										0	0	0	0	0	0	0
										1	0	0	0	0	0	0
Inning Stats	R: 2 E: 0 K: 2 S: 14 H: 2 LOB: 0 BB: 0 P: 23	R: 0 E: 0 K: 1 S: 12 H: 0 LOB: 0 BB: 0 P: 20	R: 0 E: 0 K: 1 S: 7 H: 1 LOB: 0 BB: 0 P: 10	R: 0 E: 0 K: 2 S: 15 H: 0 LOB: 2 BB: 2 P: 28	R: 0 E: 1 K: 0 S: 10 H: 0 LOB: 1 BB: 0 P: 14	R: 0 E: 0 K: 1 S: 9 H: 1 LOB: 0 BB: 0 P: 13	R: 0 E: 0 K: 0 S: 10 H: 1 LOB: 0 BB: 0 P: 16	R: 0 E: 0 K: 0 S: 6 H: 0 LOB: 0 BB: 0 P: 11	R: 0 E: 0 K: 0 S: 7 H: 1 LOB: 0 BB: 0 P: 10	1B: 5 2B: 1 3B: 0 HR: 1 SF: 0 SAC: 0 DP: 3 HBP: 0						

TOP

New York Mets @ Houston Astros

Astrodome, Houston, TX

Sun Aug 03 1997, 4:33 AM EDT

Att. 35,788 - Dome - 68 F

livebaseballscorecards.com

AB	30
R	2
H	6
RBI	2
BB	2
SO	7
LOB	14

WP: 0 PB: 0 SB: 0 CS: 1 PA: 33

PITCHER		IP	WLS	BF	H	R	ER	SO	BB	IBB	HBP	BLK	WP	HR	S	P	ERA	WHIP
Shane Reynolds, R ERA: 4.15	(1, 1)	5.0		20	3	2	2	6	2	0	0	0	0	1	58	95	3.60	1.000
Mike Magnante, L ERA: 1.86	(6, 1)	2.0		6	2	0	0	1	0	0	0	0	0	0	19	29	0.00	1.000
Tom Martin, L ERA: 1.83	(8, 1)	2.0	W	6	1	0	0	0	0	0	0	0	0	0	13	21	0.00	0.500

PITCHER	IP	WLS	BF	H	R	ER	SO	BB	IBB	HBP	BLK	WP	HR	S	P	ERA	WHIP

New York Mets @ Houston Astros

Astrodome, Houston, TX

Sun Aug 03 1997, 4:33 AM EDT

Att. 35,788 - Dome - 68 F

BOTTOM

Batter	1	2	3	4	5	6	7	8	9	AB	R	H	RBI	BB	SO	LOB
Craig Biggio, R (1, 4) OBP: 0.407, SLG: 0.516	B C F B B X 3-2 FC3-6 1B 1B		X 0-0 G5-3 ② B C C B X 2-2 G6-3 ③		C B B B C F X 3-2 F8 ③		X 0-0 HR 3-H		B X 1-0 5 BB S HBP 1B	5	2	3	2	0	0	2
James Mouton, R (1, 8) OBP: 0.293, SLG: 0.331 Tom Martin, L (8, 1) Thomas Howard, S (9, PH) OBP: 0.327, SLG: 0.368	F B B B X 2-1 FC3-6 1-2 1B					H 1-0 5 E HBP	B B B B 4-0 5 FC5-4 BB		C B F B B B 4-2 HBP 5 BB 1-2 BB	2	0	1	0	1	0	0
										0	0	0	0	0	0	0
										0	0	0	0	1	0	0
5 Jeff Bagwell, R (1, 3) OBP: 0.426, SLG: 0.595	B T F S 1-3 K ①			C B X 1-1 G6-3 ①		B F B X 2-1 E8 1-2	X 0-0 FC5-4 ③ 1-2f		B B B B 4-0 HBP 1-2 2-3 BB	4	0	0	0	1	1	4
Luis Gonzalez, L (1, 7) OBP: 0.367, SLG: 0.404	S B B X 2-1 FC3-6 ② 1-2f 2-3			B C B X 2-1 F7 ②		L 2 B C B F S SAFE 2-3 K ①		X 0-0 G6-3 G1-3 1B	C S H 1-2 1-2 2-3 3-H HBP	4	0	1	1	0	1	4
Derek Bell, R (1, 9) OBP: 0.328, SLG: 0.387	B B X 2-0 G3 ③			X 0-0 F9 ③		X 0-0 P6 ②		F X 0-1 G1-3 ① 1-2		4	0	0	0	0	0	5
Sean Berry, R (1, 5) OBP: 0.308, SLG: 0.429		F F B B B B F F X 3-2 L9 ①			C B B C F X 2-2 2B	B F B C S 2-3 K ③		X 0-0 G6-3 ② 2-3		4	0	1	0	0	1	3
Brad Ausmus, R (1, 2) OBP: 0.314, SLG: 0.360		B X 1-0 G6-3 ②			B F F S 1-3 K ①		B X 1-0 L6 ①	F F B X 1-2 G5-3 ③		4	0	0	0	0	1	2
Tim Bogar, R (1, 6) OBP: 0.285, SLG: 0.356 Bill Spiers, L (7, PH) OBP: 0.435, SLG: 0.454 (8, 6)		C S B B X 2-2 G5-3 ③			B B B B C F B 4-2 BB		C S X 0-2 G3-1 HR 2B		B B C B C F S 3-3 K ①	1	0	0	0	1	0	0
										2	1	1	0	0	1	0
Shane Reynolds, R (1, 1) OBP: 0.103, SLG: 0.154 Ricky Gutierrez, R (5, PH) OBP: 0.329, SLG: 0.340 Mike Magnante, L (6, 1) J.R. Phillips, L (7, PH) OBP: 0.182, SLG: 0.500 Chuck Carr, S (8, 8) OBP: 0.268, SLG: 0.301			F F C 0-3 K ①		B X 1-0 L9 ②		X 0-0 G3-1 ② 2-3		X 0-0 G1-3 ②	1	0	0	0	0	1	0
										1	0	0	0	0	0	2
										0	0	0	0	0	0	0
										1	0	0	0	0	0	1
										1	0	0	0	0	0	0
Inning Stats	R: 0 E: 0 K: 1 S: 11 H: 2 LOB: 2 BB: 0 P: 21	R: 0 E: 0 K: 0 S: 9 H: 0 LOB: 0 BB: 0 P: 15	R: 0 E: 0 K: 1 S: 7 H: 0 LOB: 0 BB: 0 P: 9	R: 0 E: 0 K: 0 S: 5 H: 0 LOB: 0 BB: 0 P: 8	R: 0 E: 0 K: 1 S: 14 H: 1 LOB: 2 BB: 1 P: 25	R: 0 E: 1 K: 2 S: 10 H: 0 LOB: 2 BB: 0 P: 17	R: 2 E: 0 K: 0 S: 7 H: 2 LOB: 1 BB: 1 P: 12	R: 0 E: 0 K: 0 S: 7 H: 1 LOB: 1 BB: 0 P: 8	R: 1 E: 0 K: 1 S: 10 H: 1 LOB: 3 BB: 2 P: 23							

livebaseballscorecards.com

AB	34
R	3
H	7
RBI	3
BB	4
SO	6
LOB	23

1B: 4 SF: 0 WP: 0 PA: 40
2B: 2 SAC: 0 PB: 0
3B: 0 DP: 0 SB: 1
HR: 1 HBP: 2 CS: 0

PITCHER		IP	WLS	BF	H	R	ER	SO	BB	IBB	HBP	BLK	WP	HR	S	P	ERA	WHIP
Brian Bohanon, L ERA: 3.86	(1, 1)	5.1		22	3	0	0	4	1	0	1	0	0	0	52	89	0.00	0.750
Juan Acevedo, R ERA: 4.32	(6, 1)	2.0		10	3	2	2	1	1	0	0	0	0	1	14	21	9.00	2.000
Greg McMichael, R ERA: 3.26	(8, 1)	1.1	L	8	1	1	1	1	2	0	1	0	0	0	14	28	6.75	2.250

PITCHER	IP	WLS	BF	H	R	ER	SO	BB	IBB	HBP	BLK	WP	HR	S	P	ERA	WHIP

Batter	1	2	3	4	5	6	7	8	9	AB	R	H	RBI	BB	SO	LOB
Delino DeShields, L (1, 4) OBP: 0.358, SLG: 0.465	C B C B B F X 3-2 ① F8		X 0-0 ② F8 2B		C X 0-1 ③ G5-3			X 0-0 ② B5-3		4	0	1	0	0	0	0
Willie McGee, S (1, 8) OBP: 0.349, SLG: 0.411	B C B B B F F X 3-2 ② L8		B X 1-0 ① F8 2-3			F F S 0-3 ① K		X 0-0 ③ L7		4	0	0	0	0	1	1
John Mabry, L (1, 9) OBP: 0.356, SLG: 0.378 Scarborough Green, S (9, PR) OBP: 0.167, SLG: 0.167	B B F F F S 2-3 ③ K		B X 1-0 ② P6			C X 0-1 ② G1-3			C B B C B X 3-2 G4-6-3 1B	4 0	0 0	1 0	0 0	0 0	1 0	1 0
Mark McGwire, R (1, 3) OBP: 0.379, SLG: 0.609		X 0-0 ① P3	C X 0-1 ③ G3			C B F B C 2-3 ③ K			S S F D S 1-3 ① K	4	0	0	0	0	2	2
Gary Gaetti, R (1, 5) OBP: 0.328, SLG: 0.435		C S B X 1-2 1B 3B 1B		X 0-0 ① G6-3			B F X 1-1 ① G5-3		X 0-0 ② ③ G4-6-3 1-2f	4	1	1	0	0	0	1
Ron Gant, R (1, 7) OBP: 0.312, SLG: 0.402		S B X 1-1 1-2 3B 1B		T B C B B X 3-2 ② G6-3			X 0-0 ② F8			3	1	1	0	0	0	0
Mike DiFelice, R (1, 2) OBP: 0.289, SLG: 0.324		B X 1-0 ② P6		B X 1-0 ③ G6-3			B F X 1-1 1B			3	0	1	0	0	0	2
Royce Clayton, R (1, 6) OBP: 0.295, SLG: 0.391		S C X 0-2 1-H 2-H 3B			X 0-0 ① G6-3		C C D B X 2-2 ③ G4-3			3	0	1	2	0	0	1
Manny Aybar, R (1, 1) Mark Petkovsek, R (6, 1) OBP: 0.182, SLG: 0.100 Scott Livingstone, L (8, PH) OBP: 0.194, SLG: 0.175 Curtis King, R (8, 1)		F F B C 1-3 ③ K			C C F X 0-2 ② G5-3			B F C S 1-3 ① K		2 0 1 0	0 0 0 0	0 0 0 0	0 0 0 0	0 0 0 0	1 0 1 0	1 0 0 0

Inning Stats										
	R: 0	H: 0	R: 2	H: 3	R: 0	H: 1	R: 0	H: 0	R: 0	H: 0
	E: 0	LOB: 0	E: 0	LOB: 1	E: 0	LOB: 1	E: 0	LOB: 0	E: 0	LOB: 0
	K: 1	BB: 0	K: 1	BB: 0	K: 0	BB: 0	K: 0	BB: 0	K: 0	BB: 0
	S: 12	P: 20	S: 13	P: 17	S: 5	P: 7	S: 5	P: 9	S: 7	P: 7

Inning Stats										
	R: 0	H: 0	R: 0	H: 1	R: 0	H: 1	R: 0	H: 0	R: 0	H: 1
	E: 0	LOB: 0	E: 0	LOB: 1	E: 0	LOB: 1	E: 0	LOB: 0	E: 0	LOB: 1
	K: 2	BB: 0	K: 0	BB: 0	K: 1	BB: 0	K: 1	BB: 0	K: 1	BB: 0
	S: 8	P: 10	S: 8	P: 12	S: 5	P: 6	S: 8	P: 12	1B: 4	SF: 0
									2B: 1	SAC: 0
									3B: 1	DP: 1
									HR: 0	HBP: 0

WP: 0 PA: 32
PB: 0
SB: 0
CS: 0

PITCHER		IP	WLS	BF	H	R	ER	SO	BB	IBB	HBP	BLK	WP	HR	S	P	ERA	WHIP
Rick Reed, R ERA: 2.77	(1, 1)	6.0	W	22	4	2	2	4	0	0	0	0	0	0	50	70	3.00	0.667
Cory Lidle, R ERA: 3.53	(7, 1)	2.0		7	1	0	0	1	0	0	0	0	0	0	13	18	0.00	0.500
John Franco, L ERA: 2.53	(9, 1)	1.0	S	3	1	0	0	1	0	0	0	0	0	0	8	12	0.00	1.000

PITCHER	IP	WLS	BF	H	R	ER	SO	BB	IBB	HBP	BLK	WP	HR	S	P	ERA	WHIP

TOP

St. Louis Cardinals @ New York Mets

Shea Stadium, Flushing, NY

Mon Aug 04 1997, 7:05 PM EDT
Att. 17,944 - Unknown - 73 F

livebaseballscorecards.com

AB	32
R	2
H	6
RBI	2
BB	0
SO	6
LOB	9

BOTTOM

St. Louis Cardinals @ New York Mets

Shea Stadium, Flushing, NY

Mon Aug 04 1997, 7:05 PM EDT
Att. 17,944 - Unknown - 73 F

Batter	1	2	3	4	5	6	7	8	9	AB	R	H	RBI	BB	SO	LOB
Lance Johnson, L (1, 8) OBP: 0.382, SLG: 0.398	B C X 1-1 CS 1B		B C X 1-1 1B 2-H 3B		B C X 1-1 2-H 3B		S C S 0-3 ① K			4	1	3	2	0	1	0
Bernard Gilkey, R (1, 7) OBP: 0.315, SLG: 0.357	C P C B S 2-3 ①② K 1-2		B B B B 4-0 1B BB		C X 0-1 ② G6-3		B X 1-0 ② G6-3			3	0	0	0	1	1	2
John Olerud, L (1, 3) OBP: 0.391, SLG: 0.465	B X 1-0 ③ G6-3		B X 1-0 1-2 3-H 1B		D B S B F B 4-2 BB		C B F X 1-2 ③ G3-1			3	0	1	1	1	0	0
Todd Hundley, S (1, 2) OBP: 0.421, SLG: 0.579		B C B C B X 3-2 ① F7	B B S X 2-1 ③ F7		C B F X 1-2 ③ L7			C B C F S 1-3 ① K		4	0	0	0	0	1	4
Edgardo Alfonzo, R (1, 5) OBP: 0.390, SLG: 0.452		C C S 0-3 ② K		F X 0-1 ① F8		C B B H 3-1 HBP 1B HBP		B F S X 1-2 ② G5-3		3	1	0	0	0	1	0
Carl Everett, S (1, 9) OBP: 0.316, SLG: 0.442		B C B B C S 3-3 ③ K		X 0-0 ② G3		T C F B H 2-2 1B 1-2 HBP		B X 1-0 2B		2	0	0	0	0	1	0
Cory Lidle, R (7, 1)										0	0	0	0	0	0	0
Butch Huskey, R (8, PH) OBP: 0.309, SLG: 0.488										1	0	1	0	0	0	0
John Franco, L (9, 1)										0	0	0	0	0	0	0
Jason Hardtke, S (1, 4) OBP: 0.400, SLG: 0.519			X 0-0 ① P3	C B F B B F B X 3-2 ③ G4-3		X 0-0 ① WP 1-3 2-H 1B		B B S F X 2-2 ③ G3		4	0	1	1	0	0	1
Rey Ordonez, R (1, 6) OBP: 0.273, SLG: 0.279			B B B C X 3-1 SH1-4 3B 1B		C C S 0-3 ① K	B B B B C C X 3-2 ② G5-3 1-2				3	1	1	0	0	1	1
Rick Reed, R (1, 1) OBP: 0.222, SLG: 0.333			X 0-0 ② SH1-4 1-2		B B C X 2-1 3B 2B	B S F B X 2-2 ③ L6				1	1	1	0	0	0	0
Alex Ochoa, R (6, PH) OBP: 0.270, SLG: 0.316										1	0	0	0	0	0	1
(7, 9)																
Inning Stats	R: 0 E: 0 K: 1 S: 7 H: 1 LOB: 0 BB: 0 P: 10	R: 0 E: 0 K: 2 S: 9 H: 0 LOB: 0 BB: 0 P: 15	R: 2 E: 0 K: 0 S: 9 H: 3 LOB: 2 BB: 1 P: 20	R: 0 E: 0 K: 0 S: 7 H: 0 LOB: 0 BB: 0 P: 10	R: 1 E: 0 K: 1 S: 14 H: 2 LOB: 2 BB: 1 P: 22	R: 1 E: 0 K: 0 S: 11 H: 1 LOB: 1 BB: 0 P: 21	R: 0 E: 0 K: 1 S: 7 H: 0 LOB: 0 BB: 0 P: 9	R: 0 E: 0 K: 1 S: 11 H: 1 LOB: 1 BB: 0 P: 16		1B: 4 2B: 2 3B: 2 HR: 0	SF: 0 SAC: 1 DP: 0 HBP: 2			WP: 1 PB: 0 SB: 0 CS: 1	PA: 34		

livebaseballscorecards.com

	AB	29
	R	4
	H	8
	RBI	4
	BB	2
	SO	6
	LOB	9

PITCHER		IP	WLS	BF	H	R	ER	SO	BB	IBB	HBP	BLK	WP	HR	S	P	ERA	WHIP
Manny Aybar, R ERA: 6.75	(1, 1)	5.1	L	25	7	4	4	4	2	0	2	0	0	0	51	87	6.75	1.688
Mark Petkovsek, R ERA: 4.15	(6, 1)	1.2		5	0	0	0	1	0	0	0	0	1	0	13	20	0.00	0.000
Curtis King, R ERA:	(8, 1)	1.0		4	1	0	0	1	0	0	0	0	0	0	11	16	0.00	1.000

PITCHER	IP	WLS	BF	H	R	ER	SO	BB	IBB	HBP	BLK	WP	HR	S	P	ERA	WHIP

Batter	1	2	3	4	5	6	7	8	9	10	AB	R	H	RBI	BB	SO	LOB
Delino DeShields, L (1, 4) OBP: 0.356, SLG: 0.462	G6-3		L6		1B		F8			B1-3	5	0	1	2	0	0	2
Ron Gant, R (1, 7) OBP: 0.311, SLG: 0.399	K			L7	F8			F8		FC5-4 1B	5	0	1	0	0	1	1
Willie McGee, S (1, 8) OBP: 0.350, SLG: 0.417	G4-3			F9 2B		G1-4-3 1B		K		1 SAFE 1 SAFE FC5-4 BB 1 SAFE	5	0	2	0	0	1	1
Mark McGwire, R (1, 3) OBP: 0.377, SLG: 0.603		L7		F9		L9		F9		BB	4	0	0	0	1	0	2
Gary Gaetti, R (1, 5) OBP: 0.326, SLG: 0.431		F8		K		G1-4-3			SH2-4 1B	K	5	1	1	0	0	2	4
John Mabry, L (1, 9) OBP: 0.354, SLG: 0.375		G6-3			G3-1		L9		SH2-4		3	0	0	0	0	0	0
Mike DiFelice, R (1, 2) OBP: 0.299, SLG: 0.330			1B		BB		L1		FC5-4		3	1	2	1	1	0	0
Royce Clayton, R (1, 6) OBP: 0.296, SLG: 0.394			P4		2B		1B		FC5-4		4	2	2	0	0	0	2
Matt Morris, R (1, 1) OBP: 0.278, SLG: 0.260			F9		K		2B		K		4	0	1	1	0	2	4
Dennis Eckersley, R (9, 1)											0	0	0	0	0	0	0
Tony Fossas, L (9, 1)											0	0	0	0	0	0	0
John Frascatore, R (10, 1)											0	0	0	0	0	0	0
David Bell, R (10, 5) OBP: 0.333, SLG: 0.395											0	0	0	0	0	0	0
Inning Stats	R: 0 E: 0 K: 1 S: 5 H: 0 LOB: 0 BB: 0 P: 10	R: 0 E: 0 K: 0 S: 5 H: 0 LOB: 0 BB: 0 P: 10	R: 0 E: 0 K: 0 S: 9 H: 1 LOB: 1 BB: 0 P: 17	R: 0 E: 0 K: 1 S: 6 H: 1 LOB: 1 BB: 0 P: 8	R: 2 E: 0 K: 1 S: 16 H: 2 LOB: 1 BB: 1 P: 30	R: 0 E: 0 K: 0 S: 4 H: 1 LOB: 0 BB: 0 P: 6	R: 1 E: 0 K: 0 S: 12 H: 2 LOB: 1 BB: 0 P: 19	R: 0 E: 0 K: 1 S: 5 H: 0 LOB: 0 BB: 0 P: 6	R: 1 E: 1 K: 1 S: 14 H: 2 LOB: 1 BB: 0 P: 18	R: 0 E: 0 K: 1 S: 15 H: 1 LOB: 2 BB: 1 P: 27	1B: 7 2B: 3 3B: 0 HR: 0 SF: 0 SAC: 1 DP: 1 HBP: 0						

PITCHER		IP	WLS	BF	H	R	ER	SO	BB	IBB	HBP	BLK	WP	HR	S	P	ERA	WHIP
Pete Harnisch, R ERA: 4.09	(1, 1)	6.0		23	5	2	2	3	1	0	0	0	0	0	45	81	3.00	1.000
Juan Acevedo, R ERA: 4.5	(7, 1)	1.0		5	2	1	1	0	0	0	0	0	0	0	12	19	9.00	2.000
Greg McMichael, R ERA: 3.3	(8, 1)	2.0		8	2	1	1	2	0	0	0	0	0	0	19	24	4.50	1.000
John Franco, L ERA: 2.49	(10, 1)	0.2		4	1	0	0	0	1	0	0	0	0	0	11	21	0.00	3.000
Cory Lidle, R ERA: 3.51	(10, 1)	0.1	W	1	0	0	0	1	0	0	0	0	0	0	4	6	0.00	0.000

PITCHER	IP	WLS	BF	H	R	ER	SO	BB	IBB	HBP	BLK	WP	HR	S	P	ERA	WHIP

TOP

St. Louis Cardinals @ New York Mets

Shea Stadium, Flushing, NY

Tue Aug 05 1997, 7:05 PM EDT
Att. 22,777 - Unknown - 75 F

livebaseballscorecards.com

AB	38
R	4
H	10
RBI	4
BB	2
SO	6
LOB	16

WP: 0 PB: 0 SB: 1 CS: 0 PA: 41

Batter	1	2	3	4	5	6	7	8	9	10	AB	R	H	RBI	BB	SO	LOB
Lance Johnson, L (1, 8) OBP: 0.386, SLG: 0.406	G4-3 SF7 2B		0-0 L4-3 1B		0-0 ② F7			2-1 ② L8		1-2 1B E FC6-2 1B	5	1	3	0	0	0	0
Bernard Gilkey, R (1, 7) OBP: 0.311, SLG: 0.352	0-0 ① G4-3 2-3		B F 1 SAFE B F S 2-3 ① K		2-0 ③ F9			0-0 ③ P4		1-1 E2 FC6-2 1B 1-2 SF9	5	1	0	0	0	1	3
John Olerud, L (1, 3) OBP: 0.389, SLG: 0.463	1-2 ② SF7 3-H		1 SAFE B X 1-0 ②③ L4-3 1-1			0-1 ① G6-3			0-1 ① F7	0-1 FC6-2 1B 1-2 2-3	4	0	1	1	0	0	1
Todd Hundley, S (1, 2) OBP: 0.421, SLG: 0.575 Alex Ochoa, R (9, PR) OBP: 0.268, SLG: 0.314 (10, 9)	3-1 ③ G6-3			4-2 G4-3 2B BB		0-2 ② G3-1			4-2 BB 1B BB	0-1 ① FC6-2 1-2 2-3 3-Hf	2	1	0	0	2	0	0
											1	1	0	0	0	0	3
Edgardo Alfonzo, R (1, 5) OBP: 0.390, SLG: 0.449		4-0 PB E BB		0-0 ① G4-3 1-2		1-2 ③ G6-3			4-1 BB 1B 1-2 BB	0-1 ② SF9 3-H	2	1	0	1	2	0	1
Butch Huskey, R (1, 9) OBP: 0.308, SLG: 0.488 Todd Pratt, R (10, 2) OBP: 0.432, SLG: 0.563		2-3 ① K 1-2		1-0 2-H 2B			1-3 ① K		1-0 ② P6		4	0	1	1	0	2	3
											0	0	0	0	0	0	0
Luis Lopez, S (1, 4) OBP: 0.339, SLG: 0.346 Greg McMichael, R (8, 1) OBP: 0.500, SLG: 0.500 Matt Franco, L (9, PH) OBP: 0.356, SLG: 0.427 John Franco, L (10, 1) Cory Lidle, R (10, 1)	1-0 E8 2-H 1B		2-2 K			0-0 G6-3			2-1 BB 1-2 2-H 1B		3	0	1	1	0	1	1
											0	0	0	0	0	0	0
											1	0	1	1	0	0	0
											0	0	0	0	0	0	0
											0	0	0	0	0	0	0
Rey Ordonez, R (1, 6) OBP: 0.273, SLG: 0.275	1-1 ② G4-3		0-2 ③ F9			0-2 ③ G6-3			4-1 1-2 2-3 BB		3	0	0	0	1	0	2
Pete Harnisch, S (1, 1) Juan Acevedo, R (7, 1) Jason Hardtke, S (8, 4) OBP: 0.375, SLG: 0.483	0-0 ③ G4-3				1-1 ① P3			1-0 ① G4-3	2-1 ③ F9		2	0	0	0	0	0	1
											0	0	0	0	0	0	0
											2	0	0	0	0	0	3
Inning Stats	R: 1 H: 1 E: 0 LOB: 0 K: 0 BB: 0 S: 9 P: 14	R: 1 H: 1 E: 1 LOB: 1 K: 1 BB: 1 S: 7 P: 15	R: 0 H: 1 E: 0 LOB: 0 K: 1 BB: 0 S: 5 P: 8	R: 1 H: 1 E: 0 LOB: 1 K: 1 BB: 1 S: 12 P: 19	R: 0 H: 1 E: 0 LOB: 0 K: 0 BB: 0 S: 4 P: 7	R: 0 H: 0 E: 0 LOB: 0 K: 0 BB: 0 S: 8 P: 9	R: 0 H: 0 E: 0 LOB: 0 K: 1 BB: 0 S: 7 P: 8	R: 0 H: 0 E: 0 LOB: 0 K: 0 BB: 0 S: 4 P: 7	R: 1 H: 1 E: 0 LOB: 3 K: 0 BB: 3 S: 12 P: 29	R: 1 H: 2 E: 1 LOB: 2 K: 0 BB: 0 S: 11 P: 13	1B: 5 SF: 2 2B: 3 SAC: 0 3B: 0 DP: 1 HR: 0 HBP: 0						

PITCHER		IP	WLS	BF	H	R	ER	SO	BB	IBB	HBP	BLK	WP	HR	S	P	ERA	WHIP
Matt Morris, R ERA: 2.61	(1, 1)	8.1		31	4	4	3	4	3	0	0	0	0	0	61	96	3.24	0.840
Dennis Eckersley, R ERA: 3.93	(9, 1)	0.1		4	1	0	0	0	2	0	0	0	0	0	5	16	0.00	9.000
Tony Fossas, L ERA: 2.55	(9, 1)	0.1	L	4	2	1	0	0	0	0	0	0	0	0	9	13	0.00	6.000
John Frascatore, R ERA: 2.83	(10, 1)	0.2		2	0	0	0	0	0	0	0	0	0	0	4	4	0.00	0.000

PITCHER	IP	WLS	BF	H	R	ER	SO	BB	IBB	HBP	BLK	WP	HR	S	P	ERA	WHIP

BOTTOM

St. Louis Cardinals @ New York Mets

Shea Stadium, Flushing, NY

Tue Aug 05 1997, 7:05 PM EDT
Att. 22,777 - Unknown - 75 F

livebaseballscorecards.com

AB	34
R	5
H	7
RBI	5
BB	5
SO	4
LOB	18

WP: 0 PA: 41
PB: 1
SB: 0
CS: 0

Batter	1	2	3	4	5	6	7	8	9	AB	R	H	RBI	BB	SO	LOB
Eric Young Sr., R (1, 4) OBP: 0.363, SLG: 0.409	F8		G4-3 S BB	L8		SF8 3-H		L8-4 2B		3	0	1	1	1	0	2
Ellis Burks, R (1, 8) OBP: 0.329, SLG: 0.521 Quinton McCracken, S (8, 8) OBP: 0.359, SLG: 0.352	K		SAFE G5-3 1-2		HR	K		L8-4 2-3		5 0	1 0	1 0	1 0	0 0	2 0	3 0
Larry Walker, L (1, 9) OBP: 0.472, SLG: 0.722	1B		G4-3 2-3		G3	G3-1		1B		5	0	2	0	0	0	2
Andres Galarraga, R (1, 3) OBP: 0.397, SLG: 0.578	SAFE G5-3		K		17 S 1B		17 BLK 1B	1B		5	1	3	0	0	1	2
17 Todd Helton, L (1, 7) OBP: 0.391, SLG: 0.619		F7		G3-1	P3 1-2		P4 1-2	G1-3		5	0	0	0	0	0	4
Vinny Castilla, R (1, 5) OBP: 0.348, SLG: 0.543		2B		L8 1B 1B BB	IBB		IBB		G4-3	2	1	1	0	3	0	0
Kirt Manwaring, R (1, 2) OBP: 0.306, SLG: 0.295		L9		1B 1-2	F9		FC6-4 1-2 2-H		K	5	0	2	1	0	1	3
Neifi Perez, S (1, 6) OBP: 0.345, SLG: 0.485		IBB		L8 2-3		SF8 3B	F9		F9	4	1	1	0	1	0	4
John Thomson, R (1, 1) OBP: 0.273, SLG: 0.226		K		1-3 3-H 1B		BB	FC6-4 1-2f			3	0	1	1	1	1	4
Inning Stats	R: 0 E: 0 K: 1 S: 8 H: 1 LOB: 1 BB: 0 P: 14	R: 0 E: 0 K: 1 S: 10 H: 1 LOB: 2 BB: 1 P: 21	R: 0 E: 0 K: 1 S: 8 H: 0 LOB: 1 BB: 1 P: 14	R: 1 E: 0 K: 0 S: 12 H: 2 LOB: 2 BB: 1 P: 21	R: 1 E: 0 K: 0 S: 17 H: 2 LOB: 2 BB: 1 P: 28	R: 1 E: 0 K: 1 S: 11 H: 1 LOB: 1 BB: 1 P: 22	R: 1 E: 0 K: 0 S: 11 H: 2 LOB: 2 BB: 1 P: 22	R: 0 E: 0 K: 0 S: 7 H: 3 LOB: 2 BB: 0 P: 12	R: 0 E: 0 K: 1 S: 7 H: 0 LOB: 0 BB: 0 P: 10	1B: 8 2B: 3 3B: 1 HR: 1 SF: 1 SAC: 0 DP: 1 HBP: 0						

PITCHER		IP	WLS	BF	H	R	ER	SO	BB	IBB	HBP	BLK	WP	HR	S	P	ERA	WHIP
Dave Micki, R ERA: 4.37	(1, 1)	6.0	L	30	7	3	3	4	3	2	0	0	0	1	66	120	4.50	1.667
Joe Crawford, L ERA: 4.37	(7, 1)	3.0		14	5	1	1	1	0	1	0	1	0	0	25	44	3.00	1.667

PITCHER	IP	WLS	BF	H	R	ER	SO	BB	IBB	HBP	BLK	WP	HR	S	P	ERA	WHIP

Colorado Rockies @ New York Mets

Shea Stadium, Flushing, NY

Wed Aug 06 1997, 7:05 PM EDT

Att. 26,633 - Unknown - 74 F

TOP

livebaseballscorecards.com

AB	37
R	4
H	12
RBI	4
BB	6
SO	5
LOB	24

Batter	1	2	3	4	5	6	7	8	9	AB	R	H	RBI	BB	SO	LOB
Lance Johnson, L (1, 8) OBP: 0.388, SLG: 0.408	C F B F X 1-2 G4-6-3 1B		B B C B X 3-1 S 1B			X 0-0 ② G6-3		1 SAFE B 1 SAFE B C S X 2-2 ② ③ G6-4-3 1-2f		4	0	2	0	0	0	1
Alex Ochoa, R (9, 9) OBP: 0.268, SLG: 0.314										0	0	0	0	0	0	0
Jason Hardtke, S (1, 4) OBP: 0.343, SLG: 0.438	B 1 SAFE 1 SAFE 1-2 ① ② G4-6-3 1-2f		1 SAFE 1 SAFE B 1 SAFE F B C F X 2-2 ③ F8 1-2			B X 1-0 ③ F8			B S C S 1-3 ① K	3	0	0	0	0	0	2
Joe Crawford, L (7, 1)										0	0	0	0	0	0	0
Matt Franco, L (9, PH) OBP: 0.353, SLG: 0.423										1	0	0	0	0	1	0
John Olerud, L (1, 3) OBP: 0.388, SLG: 0.460	B B F B B 4-1 BB			B F X 1-1 ① L6			X 0-0 ① G6-3		X 0-0 ② G4-3	3	0	0	0	1	0	0
Todd Hundley, S (1, 2) OBP: 0.420, SLG: 0.570	C X 0-1 ③ P4			C X 0-1 ② F8			B B B C B 4-1 BB BB		C X 0-1 ③ P4	3	0	0	0	1	0	1
Edgardo Alfonzo, R (1, 5) OBP: 0.390, SLG: 0.447		B C C X 1-2 ① L9		X 0-0 ③ G4-3			B B C S F B F B 4-2 1-2 BB			2	0	0	0	1	0	0
Carl Everett, S (1, 9) OBP: 0.313, SLG: 0.438		F S B F X 1-2 ② L7			F C X 0-2 ① P5		X 0-0 ② F7			3	0	0	0	0	0	2
(9, 8)																
Butch Huskey, R (1, 7) OBP: 0.309, SLG: 0.487		B F X 1-1 ③ G5-3			C S B F B X 2-2 G5-4-3 1B		C F X 0-2 ③ G4-3			3	0	1	0	0	0	2
Rey Ordonez, R (1, 6) OBP: 0.270, SLG: 0.273			B X 1-0 ① L9		B B C X 2-1 ② ③ G5-4-3 1-2f			C X 0-1 G6-4-3 1B		2	0	0	0	0	0	1
Luis Lopez, S (8, PH) OBP: 0.345, SLG: 0.352										1	0	1	0	0	0	0
(9, 6)																
Dave Mlicki, R (1, 1) OBP: 0.231, SLG: 0.297			C F C 0-3 ② K			B F F F B X 2-2 ① G5-3		C X 0-1 ① F7		1	0	0	0	0	1	0
Carlos Baerga, S (6, PH) OBP: 0.306, SLG: 0.386										2	0	0	0	0	0	1
(7, 4)																
Inning Stats	R: 0 H: 1 E: 0 LOB: 1 K: 0 BB: 1 S: 10 P: 16	R: 0 H: 0 E: 0 LOB: 0 K: 0 BB: 0 S: 9 P: 12	R: 0 H: 1 E: 0 LOB: 1 K: 1 BB: 0 S: 10 P: 16	R: 0 H: 0 E: 0 LOB: 0 K: 0 BB: 0 S: 5 P: 6	R: 0 H: 1 E: 0 LOB: 0 K: 0 BB: 0 S: 9 P: 13	R: 0 H: 0 E: 0 LOB: 0 K: 0 BB: 0 S: 6 P: 9	R: 0 H: 0 E: 0 LOB: 2 K: 0 BB: 2 S: 10 P: 18	R: 0 H: 1 E: 0 LOB: 0 K: 0 BB: 0 S: 7 P: 9	R: 0 H: 0 E: 0 LOB: 0 K: 1 BB: 0 S: 6 P: 7	1B: 4 SF: 0 2B: 0 SAC: 0 3B: 0 DP: 3 HR: 0 HBP: 0						

PITCHER	IP	WLS	BF	H	R	ER	SO	BB	IBB	HBP	BLK	WP	HR	S	P	ERA	WHIP
John Thomson, R (1, 1) ERA: 4.44	9.0	W	31	4	0	0	2	3	0	0	0	0	0	72	106	0.00	0.778

PITCHER	IP	WLS	BF	H	R	ER	SO	BB	IBB	HBP	BLK	WP	HR	S	P	ERA	WHIP

BOTTOM

Colorado Rockies @ New York Mets

Shea Stadium, Flushing, NY

Wed Aug 06 1997, 7:05 PM EDT

Att. 26,633 - Unknown - 74 F

livebaseballscorecards.com

AB	28
R	0
H	4
RBI	0
BB	3
SO	2
LOB	10

WP: 0 PA: 31
PB: 0
SB: 1
CS: 0

Batter	1	2	3	4	5	6	7	8	9	AB	R	H	RBI	BB	SO	LOB
Eric Young Sr., R (1, 4) OBP: 0.363, SLG: 0.408 Quinton McCracken, S (8, 8) OBP: 0.359, SLG: 0.352	C C B S 1-3 K		X 0-0 ① SH3 1-2		C B X 1-1 ③ G6-3			C S B X 1-2 2-H 1B		3 0 1 1 0 1 0 0 0 0 0 0 0 0						
Ellis Burks, R (1, 8) OBP: 0.328, SLG: 0.517 Jeff McCurry, R (8, 1)	B X 1-0 G6-3		C B X 1-1 ② FC1-4-5 2-3			B B X 2-0 17 G6-4-3 1B		B C X 1-1 ② P2		4 0 1 0 0 0 2 0 0 0 0 0 0 0						
17 Todd Helton, L (1, 9) OBP: 0.370, SLG: 0.542	C B B B C F B 4-2 HR BB		F F B X 1-2 ③ G3			B B X 2-0 ① ② G6-4-3 1-2f		C B X 1-1 ③ F7		3 1 0 0 1 0 3						
Andres Galarraga, R (1, 3) OBP: 0.398, SLG: 0.583	C X 0-1 1-H HR			S B F C 1-3 ① K		X 0-0 ③ F7			B C H 2-1 1B G6-4-3 HBP	3 2 1 2 0 1 0						
Dante Bichette, R (1, 7) OBP: 0.343, SLG: 0.496	B C X 1-1 ③ G6-3			X 0-0 ② P3			S X 0-1 ① G4-3		C X 0-1 G6-4-3 1-3 1B	4 0 1 0 0 0 0						
Vinny Castilla, R (1, 5) OBP: 0.347, SLG: 0.541		F B S S 1-3 ① K		C B B X 2-1 1B			C S S 0-3 ② K		X 0-0 ① ② G6-4-3 1-2f 3-H	4 0 1 0 0 2 1						
Kirt Manwaring, R (1, 2) OBP: 0.306, SLG: 0.295		B B F F B X 3-2 CS 1B		C 1 SAFE S X 0-2 ③ L4			C B X 1-1 ③ F7		X 0-0 ③ G6-3	4 0 1 0 0 0 1						
Neifi Perez, S (1, 6) OBP: 0.338, SLG: 0.474	C S B B B X 3-2 ② ③ G4-3 1-2				B B C X 2-1 ① B1-3			B C F X 1-2 ① G4-3		3 0 0 0 0 0 1						
Bill Swift, R (1, 1) OBP: 0.375, SLG: 0.263 Curt Leskanic, R (6, 1) Mike Munoz, L (7, 1) Jason Bates, S (8, PH) OBP: 0.313, SLG: 0.375 (8, 4)			B X 1-0 FC1-4-S SH3 1B		X 0-0 ② G6-3			C X 0-1 1B 2B		2 0 1 0 0 0 0 0 0 0 0 0 0 0 0 0 0 0 0 0 0 1 1 1 0 0 0 0						
Inning Stats	R: 2 H: 1 E: 0 LOB: 0 K: 1 BB: 1 S: 11 P: 18	R: 0 H: 1 E: 0 LOB: 0 K: 1 BB: 0 S: 9 P: 16	R: 0 H: 1 E: 0 LOB: 1 K: 0 BB: 0 S: 7 P: 10	R: 0 H: 1 E: 0 LOB: 1 K: 1 BB: 0 S: 9 P: 12	R: 0 H: 0 E: 0 LOB: 0 K: 0 BB: 0 S: 5 P: 8	R: 0 H: 1 E: 0 LOB: 0 K: 0 BB: 0 S: 3 P: 7	R: 0 H: 0 E: 0 LOB: 0 K: 1 BB: 0 S: 7 P: 8	R: 1 H: 2 E: 0 LOB: 1 K: 0 BB: 0 S: 12 P: 16	R: 1 H: 1 E: 0 LOB: 0 K: 0 BB: 0 S: 5 P: 7	1B: 6 SF: 0 2B: 1 SAC: 1 3B: 0 DP: 2 HR: 1 HBP: 1						

PITCHER	IP	WLS	BF	H	R	ER	SO	BB	IBB	HBP	BLK	WP	HR	S	P	ERA	WHIP
Mark Clark, R (1, 1) ERA: 4.25	9.0	W	34	8	4	4	4	1	0	1	0	0	1	68	102	4.00	1.000

PITCHER	IP	WLS	BF	H	R	ER	SO	BB	IBB	HBP	BLK	WP	HR	S	P	ERA	WHIP

TOP

Colorado Rockies @ New York Mets

Shea Stadium, Flushing, NY

Thu Aug 07 1997, 3:33 AM EDT

Att. 29,536 - Sunny - 71 F

livebaseballscorecards.com

AB	31
R	4
H	8
RBI	3
BB	1
SO	4
LOB	8

Batter	1	2	3	4	5	6	7	8	9	AB	R	H	RBI	BB	SO	LOB
Lance Johnson, L (1, 8) OBP: 0.385, SLG: 0.404	G3		F8		G3		SF8; FC4-6			5	1	1	0	0	0	3
Luis Lopez, S (1, 6) OBP: 0.347, SLG: 0.363	K		F9			2B; 1B; E; 2B		F7		5	2	2	0	0	1	0
Edgardo Alfonzo, R (1, 5) OBP: 0.392, SLG: 0.452	F8			G6-4-3; BB		1B; 2B	SF8	G6-4-3; 1B		3	1	2	2	1	0	0
Butch Huskey, R (1, 7) OBP: 0.307, SLG: 0.482		G3		G6-4-3; 1-2f		G5-3	E6; BB; 1B; 1B	G6-4-3; 1-2f		5	1	1	0	0	0	3
Matt Franco, L (1, 3) OBP: 0.366, SLG: 0.425		BLK; 2B; BB		F9		G4-3; 1B; 1B; 1B	BB; 1B			2	3	1	0	2	0	0
Carlos Baerga, S (1, 4) OBP: 0.314, SLG: 0.405		2B			HR	G4-3; 1B; 1B	1B; 1B			4	3	4	4	0	0	0
Alex Ochoa, R (1, 9) OBP: 0.273, SLG: 0.324		F7			2B	G4-3	1B; 1B			4	1	2	1	0	0	3
Todd Pratt, R (1, 2) OBP: 0.439, SLG: 0.556		K			P4	1B	1B			4	0	2	3	0	1	2
Mark Clark, R (1, 1) OBP: 0.089, SLG: 0.116			K		G6-3		K; FC4-6; 1B			4	0	1	1	0	2	1
Inning Stats	R: 0 E: 0 K: 1 S: 5 H: 0 LOB: 0 BB: 0 P: 9	R: 1 E: 0 K: 1 S: 11 H: 1 LOB: 1 BB: 1 P: 22	R: 0 E: 0 K: 1 S: 6 H: 0 LOB: 0 BB: 0 P: 11	R: 0 E: 0 K: 0 S: 4 H: 0 LOB: 0 BB: 1 P: 10	R: 1 E: 0 K: 0 S: 11 H: 2 LOB: 1 BB: 0 P: 17	R: 4 E: 0 K: 0 S: 13 H: 5 LOB: 1 BB: 0 P: 20	R: 6 E: 1 K: 1 S: 24 H: 7 LOB: 2 BB: 1 P: 36	R: 0 E: 0 K: 0 S: 6 H: 1 LOB: 0 BB: 0 P: 8		1B: 11 2B: 4 3B: 0 HR: 1 SF: 1 SAC: 0 DP: 2 HBP: 0						

PITCHER		IP	WLS	BF	H	R	ER	SO	BB	IBB	HBP	BLK	WP	HR	S	P	ERA	WHIP
Bill Swift, R ERA: 6.16	(1, 1)	5.1	L	24	7	6	6	3	2	0	0	1	0	1	47	83	10.12	1.688
Curt Leskanic, R ERA: 6.75	(6, 1)	1.1		7	4	3	3	1	0	0	0	0	0	0	17	24	20.25	3.000
Mike Munoz, L ERA: 5.85	(7, 1)	0.1		6	4	3	3	0	1	0	0	0	0	0	10	18	81.00	15.000
Jeff McCurry, R ERA: 3.76	(8, 1)	1.0		3	1	0	0	0	0	0	0	0	0	0	6	8	0.00	1.000

PITCHER	IP	WLS	BF	H	R	ER	SO	BB	IBB	HBP	BLK	WP	HR	S	P	ERA	WHIP

BOTTOM

Colorado Rockies @ New York Mets

Shea Stadium, Flushing, NY

Thu Aug 07 1997, 3:33 AM EDT

Att. 29,536 - Sunny - 71 F

livebaseballscorecards.com

AB	36
R	12
H	16
RBI	11
BB	3
SO	4
LOB	12

Batter	1	2	3	4	5	6	7	8	9	AB	R	H	RBI	BB	SO	LOB
Craig Biggio, R (1, 4) OBP: 0.404, SLG: 0.510	F S B B S 2-3 ① K		B B B C B 4-1 G4-6-3 BB			C B X 1-1 ② G3		B B B C B 4-1 E 1-2 BB		2	0	0	0	2	1	0
James Mouton, R (1, 8) OBP: 0.288, SLG: 0.349 Billy Wagner, L (8, 1)	X 0-0 HR		X 0-0 ② ③ G4-6-3 1-2f			B B B C X 3-1 5 FC5-4 1B		D C B C X 2-2 E5 5 FC5-4 1-2 2-3		4	1	2	1	0	0	4
										0	0	0	0	0	0	0
5 Jeff Bagwell, R (1, 3) OBP: 0.421, SLG: 0.576	C X 0-1 ② G4-3			F C B F S 1-3 ① K		B X 1-0 ③ FC5-4 1-2f		B B C X 2-1 ③ FC5-4 1-2f		4	0	0	0	0	1	4
Luis Gonzalez, L (1, 7) OBP: 0.360, SLG: 0.397	C B F X 1-2 ③ F7			X 0-0 ② L8			X 0-0 ① G6-3		C X 0-1 ① G3-1	4	0	0	0	0	0	0
Derek Bell, R (1, 9) OBP: 0.328, SLG: 0.380 Jose Lima, R (4, 1) Ricky Gutierrez, R (7, PH) OBP: 0.337, SLG: 0.371 Jose Cabrera, R (7, 1) Thomas Howard, S (8, 8) OBP: 0.323, SLG: 0.361		X 0-0 ① L9		X 0-0 ③ G4-3			B X 1-0 ② F9		B X 1-0 ② F7	2	0	0	0	0	0	0
										0	0	0	0	0	0	0
										1	0	0	0	0	0	0
										0	0	0	0	0	0	0
										1	0	0	0	0	0	0
Sean Berry, R (1, 5) OBP: 0.303, SLG: 0.415		C B B B F X 3-2 ② F9			X 0-0 ① L6		B F B X 2-1 ③ G4-3		B F S S 1-3 ③ K	4	0	0	0	0	1	0
Brad Ausmus, R (1, 2) OBP: 0.310, SLG: 0.353		B C B S C 2-3 ③ K			F B F B X 2-2 ② F8			B C B F B F B 4-2 E BB BB		2	0	0	0	1	1	0
Tim Bogar, R (1, 6) OBP: 0.310, SLG: 0.376			X 0-0 SH3-4 1B		C B S S 1-3 ③ K			B X 1-0 ① L7		3	0	1	0	0	1	1
Shane Reynolds, R (1, 1) OBP: 0.103, SLG: 0.154 J.R. Phillips, L (4, 9) OBP: 0.133, SLG: 0.357			X 0-0 ① SH3-4 1-2			F B S S 1-3 ① K		F B C C 1-3 ② K		0	0	0	0	0	0	0
										2	0	0	0	0	2	1
Inning Stats	R: 1 H: 1 E: 0 LOB: 0 K: 1 BB: 0 S: 9 P: 12	R: 0 H: 0 E: 0 LOB: 0 K: 1 BB: 0 S: 7 P: 12	R: 0 H: 1 E: 0 LOB: 1 K: 0 BB: 1 S: 4 P: 8	R: 0 H: 0 E: 0 LOB: 0 K: 1 BB: 0 S: 6 P: 7	R: 0 H: 0 E: 0 LOB: 0 K: 1 BB: 0 S: 7 P: 10	R: 0 H: 1 E: 0 LOB: 1 K: 1 BB: 0 S: 8 P: 14	R: 0 H: 0 E: 0 LOB: 0 K: 0 BB: 0 S: 4 P: 7	R: 0 H: 0 E: 1 LOB: 3 K: 1 BB: 2 S: 13 P: 27	R: 0 H: 0 E: 0 LOB: 0 K: 1 BB: 0 S: 6 P: 8	1B: 2 SF: 0 2B: 0 SAC: 1 3B: 0 DP: 1 HR: 1 HBP: 0						

TOP

Houston Astros @ New York Mets

Shea Stadium, Flushing, NY

Fri Aug 08 1997, 7:05 PM EDT

Att. 23,818 - Unknown - 75 F

livebaseballscorecards.com

AB	29
R	1
H	3
RBI	1
BB	3
SO	7
LOB	10

WP: 0 PA: 33
PB: 0
SB: 0
CS: 0

PITCHER		IP	WLS	BF	H	R	ER	SO	BB	IBB	HBP	BLK	WP	HR	S	P	ERA	WHIP
Brian Bohanon, L ERA: 3.32	(1, 1)	7.2	W	29	3	1	1	6	3	0	0	0	0	1	56	93	1.17	0.783
Greg McMichael, R ERA: 3.28	(8, 1)	0.1		1	0	0	0	0	0	0	0	0	0	0	2	4	0.00	0.000
Cory Lidle, R ERA: 3.44	(9, 1)	1.0		3	0	0	0	1	0	0	0	0	0	0	6	8	0.00	0.000

PITCHER	IP	WLS	BF	H	R	ER	SO	BB	IBB	HBP	BLK	WP	HR	S	P	ERA	WHIP

Houston Astros @ New York Mets

Shea Stadium, Flushing, NY

Fri Aug 08 1997, 7:05 PM EDT

Att. 23,818 - Unknown - 75 F

BOTTOM

Batter	1	2	3	4	5	6	7	8	9	AB	R	H	RBI	BB	SO	LOB
Brian McRae, S (1, 8) OBP: 0.334, SLG: 0.380	BBBB 4-0 CS BB		SBCFFFX 1-2 1B 3B	CBX 1-1 E 1B 3-H 1B		CBSX 1-2 1B		SFBX 1-2 G1-3 ③		4	2	3	0	1	0	1
Carlos Baerga, S (1, 4) OBP: 0.316, SLG: 0.407	CFFBBBX 2-2 ①② G4-3 1-2		CX 0-1 1B 3-H 1B	CCX 0-2 E4 1B 1-3 1B		CSSAFEPS 1-3 K ③				4	0	2	1	0	1	2
John Olerud, L (1, 3) OBP: 0.389, SLG: 0.460	CSBC 1-3 K ③		BCCCX 1-2 G4-6-3 1-3 1B	BX 1-0 1-2 3-H 1B			BCBFFS 2-3 K ①			4	0	2	1	0	2	0
Todd Hundley, S (1, 2) OBP: 0.415, SLG: 0.563		BSCC 1-3 K ①	BDBBX 3-0 G4-6-3 ②③ 1-2f	BSBFS 2-3 K ③			X 0-0 F8 ②			4	0	0	0	0	2	4
Edgardo Alfonzo, R (1, 5) OBP: 0.396, SLG: 0.453		CBX 1-1 2B 1B		BFBBBCX 3-2 BB E 1B	X 0-0 F8 ①		BBBCCBB 4-2 BB			3	2	2	0	1	0	0
Butch Huskey, R (1, 7) OBP: 0.306, SLG: 0.479		BCBX 2-1 L8 ②		X 0-0 E BB SF8 1-2 1B	BSSBFX 2-2 G5-3 ②		1SAFEBFC1SAFEBS 2-3 K ③			4	1	1	0	0	1	2
Alex Ochoa, R (1, 9) OBP: 0.278, SLG: 0.330		1SAFESS1SAFEBB1SAFEBX 3-2 1-H 2B		CBFBBBFFB 4-2 SF8 E 1-2 2-3 BLK BB	CX 0-1 G5-3 ③			BFFBBBS 3-3 K ①		3	1	1	1	1	1	0
Rey Ordonez, R (1, 6) OBP: 0.274, SLG: 0.281		BBX 2-0 G4-3 ③		FFFFS 0-3 K ① 1-2 2-3 3-H		CX 0-1 CS 1B		FX 0-1 2B		4	0	2	0	0	1	3
Brian Bohanon, L (1, 1) Greg McMichael, R (8, 1) OBP: 0.500, SLG: 0.500 Carl Everett, S (8, PH) OBP: 0.313, SLG: 0.437 Cory Lidle, R (9, 1)			CBFS 1-3 K ①	SBBX 2-1 SF8 ② 2-3 3-H		CBB1SAFECS 3-3 K ①② 1-2		BSFBBFS 3-3 K ②		2 0 1 0	0 0 0 0	0 0 0 0	1 0 0 0	0 0 0 0	2 0 1 0	1 0 1 0
Inning Stats	R: 0 E: 0 K: 1 S: 7 H: 0 LOB: 0 BB: 1 P: 14	R: 1 E: 0 K: 1 S: 11 H: 2 LOB: 1 BB: 0 P: 20	R: 1 E: 0 K: 1 S: 15 H: 3 LOB: 1 BB: 0 P: 21	R: 4 E: 2 K: 2 S: 23 H: 5 LOB: 2 BB: 1 P: 36	R: 0 E: 0 K: 0 S: 7 H: 0 LOB: 0 BB: 0 P: 9	R: 0 E: 0 K: 2 S: 12 H: 2 LOB: 1 BB: 0 P: 16	R: 0 E: 0 K: 2 S: 10 H: 0 LOB: 1 BB: 1 P: 18	R: 0 E: 0 K: 2 S: 13 H: 1 LOB: 1 BB: 0 P: 20		1B: 10 2B: 2 3B: 1 HR: 0	SF: 1 SAC: 0 DP: 1 HBP: 0			WP: 0 PB: 0 SB: 0 CS: 2	PA: 37	

livebaseballscorecards.com

AB	33
R	6
H	13
RBI	4
BB	3
SO	11
LOB	14

PITCHER		IP	WLS	BF	H	R	ER	SO	BB	IBB	HBP	BLK	WP	HR	S	P	ERA	WHIP
Shane Reynolds, R ERA: 4.18	(1, 1)	3.2	L	21	10	6	2	4	2	0	0	1	0	0	53	86	4.91	3.273
Jose Lima, R ERA: 4.9	(4, 1)	2.1		8	2	0	0	3	0	0	0	0	0	0	22	30	0.00	0.857
Jose Cabrera, R ERA: 1.69	(7, 1)	1.0		4	0	0	0	2	1	0	0	0	0	0	10	18	0.00	1.000
Billy Wagner, L ERA: 2.28	(8, 1)	1.0		4	1	0	0	2	0	0	0	0	0	0	13	20	0.00	1.000

PITCHER	IP	WLS	BF	H	R	ER	SO	BB	IBB	HBP	BLK	WP	HR	S	P	ERA	WHIP

Houston Astros @ New York Mets

Shea Stadium, Flushing, NY

Sat Aug 09 1997, 7:05 PM EDT

Att. 34,352 - Unknown - 86 F

livebaseballscorecards.com

TOP

Batter	1	2	3	4	5	6	7	8	9	AB	R	H	RBI	BB	SO	LOB
Craig Biggio, R (1, 4) OBP: 0.404, SLG: 0.508	G3		G4-3		G5-4-3, 1B		BB, HBP		L8, 2-3	4	0	1	0	0	0	2
Derek Bell, R (1, 9) OBP: 0.329, SLG: 0.379	G4-3		F9		1-2f, G5-4-3		1-2, 5 G1-6-3, BB		1-2, 5 HR, 3-H, 1B	4	1	1	1	1	0	1
5 Jeff Bagwell, R (1, 3) OBP: 0.423, SLG: 0.589	BBBB, S 1B, BB			HR		G5-3	1-2f, G1-6-3		1-H, 2-H, HR	4	3	2	4	1	0	2
Luis Gonzalez, L (1, 7) OBP: 0.360, SLG: 0.397	1-H, 1B			F5		G4-3, 1B		F2	F9	5	0	2	1	0	0	1
Bill Spiers, L (1, 5) OBP: 0.433, SLG: 0.448	L9			P6		1-2, G4-3, 1B		SSS, K	G4-3	5	0	1	0	0	1	2
Brad Ausmus, R (1, 2) OBP: 0.310, SLG: 0.355		L3		1B, 2B		1-2, 2-3, G4-3		F7		4	1	1	0	0	0	2
Tim Bogar, R (1, 6) OBP: 0.318, SLG: 0.392		G6-3		2-H, 1B		BBBB, BB			1B, 3B	3	1	2	1	1	0	0
Chuck Carr, S (1, 8) OBP: 0.289, SLG: 0.305		G3-1		G3		SSS, K			L8, BB, 1B, 3-H, 1B	4	1	1	1	0	1	4
Chris Holt, R (1, 1) OBP: 0.063, SLG: 0.043			G3		SSS, K		SSS, K		BBBB, 1-2, 5 HR, 1B, BB	3	0	0	0	0	2	0
Russ Springer, R (7, 1)										0	0	0	0	0	0	0
Thomas Howard, S (9, PH) OBP: 0.326, SLG: 0.361										0	0	0	0	1	0	0
James Mouton, R (9, PR) OBP: 0.288, SLG: 0.349										0	1	0	0	0	0	0
Billy Wagner, L (9, 1)										0	0	0	0	0	0	0
Inning Stats	R: 1 E: 0 K: 0 S: 4 H: 1 LOB: 1 BB: 1 P: 8	R: 0 E: 0 K: 0 S: 3 H: 0 LOB: 0 BB: 0 P: 3	R: 0 E: 0 K: 0 S: 3 H: 0 LOB: 0 BB: 0 P: 3	R: 2 E: 0 K: 0 S: 6 H: 3 LOB: 1 BB: 0 P: 6	R: 0 E: 0 K: 1 S: 5 H: 1 LOB: 0 BB: 0 P: 5	R: 0 E: 0 K: 1 S: 7 H: 2 LOB: 3 BB: 1 P: 11	R: 0 E: 0 K: 1 S: 4 H: 0 LOB: 1 BB: 1 P: 9	R: 0 E: 0 K: 1 S: 5 H: 0 LOB: 0 BB: 0 P: 5	R: 5 E: 0 K: 0 S: 7 H: 4 LOB: 1 BB: 1 P: 11	1B: 7 2B: 1 3B: 1 HR: 2	SF: 0 SAC: 0 DP: 2 HBP: 1						

AB	36
R	8
H	11
RBI	8
BB	4
SO	4
LOB	14

WP: 0 PB: 0 SB: 1 CS: 0 PA: 41

PITCHER		IP	WLS	BF	H	R	ER	SO	BB	IBB	HBP	BLK	WP	HR	S	P	ERA	WHIP
Bobby Jones, R ERA: 3.65	(1, 1)	6.0		26	7	3	3	2	2	0	0	0	0	1	28	36	4.50	1.500
Turk Wendell, R ERA: 4.13	(7, 1)	1.0		4	0	0	0	1	1	0	1	0	0	0	4	9	0.00	1.000
Mel Rojas, R ERA: 5.02	(8, 1)	2.0	L	11	4	5	5	1	1	0	0	0	0	1	12	16	22.50	2.500

PITCHER	IP	WLS	BF	H	R	ER	SO	BB	IBB	HBP	BLK	WP	HR	S	P	ERA	WHIP

Houston Astros @ New York Mets

Shea Stadium, Flushing, NY

Sat Aug 09 1997, 7:05 PM EDT

Att. 34,352 - Unknown - 86 F

BOTTOM

Batter	1	2	3	4	5	6	7	8	9	AB	R	H	RBI	BB	SO	LOB
Brian McRae, S (1, 8) OBP: 0.331, SLG: 0.376	G3		G6-3			E4 HBP 2B	G4-3			4	1	0	0	0	0	1
Bernard Gilkey, R (1, 7) OBP: 0.311, SLG: 0.349	K			F5		2B 1B HBP 1-2		F9		3	1	0	0	0	1	0
John Olerud, L (1, 3) OBP: 0.388, SLG: 0.460	G5-3			P6		1B 2B 1-3 2-H		P4		4	0	1	1	0	0	0
Todd Hundley, S (1, 2) OBP: 0.414, SLG: 0.568		HR		G4-3		P5		G3-1		4	1	1	1	0	0	2
Edgardo Alfonzo, R (1, 5) OBP: 0.394, SLG: 0.451		G3			G4-3	G6-4-3 1B 2-3 3-H			F8	4	0	1	1	0	0	0
Carlos Baerga, S (1, 4) OBP: 0.316, SLG: 0.406 Todd Pratt, R (9, PH) OBP: 0.429, SLG: 0.541		G3			E 1B	G6-4-3 1-2f			K	3 1	0 0	1 0	0 0	0 0	0 1	2 0
Carl Everett, S (1, 9) OBP: 0.309, SLG: 0.431		F7			F8		E7 SH1-4		F9	4	0	0	0	0	0	1
Rey Ordonez, R (1, 6) OBP: 0.272, SLG: 0.279			L4		E5 1-2		SH1-4 2-3			2	0	0	0	0	0	1
Bobby Jones, R (1, 1) OBP: 0.176, SLG: 0.184 Turk Wendell, L (7, 1) Butch Huskey, R (7, PH) OBP: 0.306, SLG: 0.479 Matt Franco, L (7, PH) OBP: 0.363, SLG: 0.421 Mel Rojas, R (8, 1)			G5-3		G4-3		K			2 0 0 1 0	0 0 0 0 0	0 0 0 0 0	0 0 0 0 0	0 0 0 1 0	0 0 0 1 0	2 0 0 1 0
Inning Stats	R: 0 E: 0 K: 1 S: 5 H: 0 LOB: 0 BB: 0 P: 5	R: 1 E: 0 K: 0 S: 4 H: 1 LOB: 0 BB: 0 P: 4	R: 0 E: 0 K: 0 S: 3 H: 0 LOB: 0 BB: 0 P: 3	R: 0 E: 0 K: 0 S: 3 H: 0 LOB: 0 BB: 0 P: 3	R: 0 E: 1 K: 0 S: 5 H: 1 LOB: 2 BB: 0 P: 5	R: 2 E: 1 K: 0 S: 5 H: 2 LOB: 1 BB: 0 P: 6	R: 0 E: 1 K: 1 S: 6 H: 0 LOB: 1 BB: 0 P: 6	R: 0 E: 0 K: 0 S: 3 H: 0 LOB: 0 BB: 0 P: 3	R: 0 E: 0 K: 1 S: 5 H: 0 LOB: 0 BB: 0 P: 5	1B: 2 2B: 1 3B: 0 HR: 1	SF: 0 SAC: 1 DP: 1 HBP: 1			WP: 0 PB: 0 SB: 0 CS: 0	PA: 34		

livebaseballscorecards.com

	AB	32
	R	3
	H	4
	RBI	3
	BB	0
	SO	3
	LOB	10

PITCHER		IP	WLS	BF	H	R	ER	SO	BB	IBB	HBP	BLK	WP	HR	S	P	ERA	WHIP
Chris Holt, R ERA: 3.72	(1, 1)	6.1		26	4	3	2	1	0	0	1	0	0	1	27	28	2.84	0.632
Russ Springer, R ERA: 4.05	(7, 1)	1.2	W	5	0	0	0	1	0	0	0	0	0	0	7	7	0.00	0.000
Billy Wagner, L ERA: 2.24	(9, 1)	1.0		3	0	0	0	1	0	0	0	0	0	0	5	5	0.00	0.000

PITCHER	IP	WLS	BF	H	R	ER	SO	BB	IBB	HBP	BLK	WP	HR	S	P	ERA	WHIP

Batter	1	2	3	4	5	6	7	8	9	AB	R	H	RBI	BB	SO	LOB
Craig Biggio, R (1, 4) OBP: 0.403, SLG: 0.505	HBP E 1B G5-3			G6-3 ①	K2-3 ②		2-H 3-H 1B		G5-3 ②	6	1	2	2	0	1	3
Derek Bell, R (1, 9) OBP: 0.329, SLG: 0.385	E 1B HBP	P6 ①		HR	F8 ③		K		K 5 BB	5	2	1	1	0	2	2
5 Jeff Bagwell, R (1, 3) OBP: 0.423, SLG: 0.586	F7 ①	G3-6-3 1B		G6-3 ②	L5 ①			E G3 BB	BB	4	0	1	0	2	0	2
Luis Gonzalez, L (1, 7) OBP: 0.358, SLG: 0.392	E5 1B	G3-6-3 ②③ 1-2f		CS BB	L6 ②			G3 ①	G3-1 ③	5	1	0	0	1	0	5
Bill Spiers, L (1, 5) OBP: 0.436, SLG: 0.454	1B SF9 1B		G6-3 ①	CS ③ 1-2	1B 2B	G3-1 ③		E IBB		4	2	2	1	1	0	0
Brad Ausmus, R (1, 2) OBP: 0.314, SLG: 0.359	SF9 1B E		CS S		2B 1B		K	E4		5	2	3	1	0	1	2
Tim Bogar, R (1, 6) OBP: 0.330, SLG: 0.405	E		CS		1B 2B	2B 1B	K	K		4	2	3	1	1	1	3
Chuck Carr, S (1, 8) OBP: 0.298, SLG: 0.318	SF9 ②		IBB	SH1-4			G3-1 ③			3	1	2	3	1	0	3
Darryl Kile, R (1, 1) OBP: 0.160, SLG: 0.129 Jose Cabrera, R (8, 1) Tom Martin, L (8, 1)	E6	F8 ③		SH1-4 ①			K ②		P5 ①	3 0 1	0 0 0	0 0 0	0 0 0	0 0 0	1 0 0	5 0 0
Inning Stats	R: 5 E: 2 K: 0 S: 20 H: 4 LOB: 2 BB: 0 P: 26	R: 0 E: 0 K: 0 S: 7 H: 1 LOB: 0 BB: 0 P: 10	R: 0 E: 0 K: 0 S: 6 H: 1 LOB: 2 BB: 2 P: 15	R: 1 E: 0 K: 0 S: 10 H: 1 LOB: 0 BB: 1 P: 19	R: 3 E: 0 K: 1 S: 17 H: 4 LOB: 1 BB: 0 P: 24	R: 0 E: 0 K: 0 S: 8 H: 0 LOB: 0 BB: 0 P: 15	R: 2 E: 0 K: 3 S: 18 H: 3 LOB: 1 BB: 0 P: 26	R: 0 E: 1 K: 1 S: 14 H: 0 LOB: 3 BB: 2 P: 24	R: 0 E: 0 K: 1 S: 12 H: 0 LOB: 2 BB: 1 P: 21	1B: 10 2B: 3 3B: 0 HR: 1 SF: 1 SAC: 1 DP: 1 HBP: 1						

Houston Astros @ New York Mets

Shea Stadium, Flushing, NY

Sun Aug 10 1997, 3:33 AM EDT

Att. 32,914 - Sunny - 82 F

TOP

livebaseballscorecards.com

AB	40
R	11
H	14
RBI	9
BB	6
SO	6
LOB	25

WP: 0 PB: 1 SB: 1 CS: 3 PA: 50

PITCHER		IP	WLS	BF	H	R	ER	SO	BB	IBB	HBP	BLK	WP	HR	S	P	ERA	WHIP
Rick Reed, R ERA: 2.85	(1, 1)	2.0	L	13	5	5	2	0	0	0	1	0	0	0	27	36	9.00	2.500
Juan Acevedo, R ERA: 4.5	(3, 1)	2.0		9	2	1	1	0	2	1	0	0	0	1	16	34	4.50	2.000
Cory Lidle, R ERA: 4.07	(5, 1)	3.0		16	7	5	5	4	0	0	0	0	0	0	43	65	15.00	2.333
Turk Wendell, R ERA: 4.06	(8, 1)	1.0		6	0	0	0	1	1	1	0	0	0	0	14	24	0.00	1.000
John Franco, L ERA: 2.44	(9, 1)	1.0		5	0	0	0	1	1	0	0	0	0	0	12	21	0.00	1.000

Houston Astros @ New York Mets

Shea Stadium, Flushing, NY

Sun Aug 10 1997, 3:33 AM EDT

Att. 32,914 - Sunny - 82 F

BOTTOM

Batter	1	2	3	4	5	6	7	8	9	AB	R	H	RBI	BB	SO	LOB
Carl Everett, S (1, 8) OBP: 0.310, SLG: 0.437	C F B B S 2-3 K ①	C B B X 2-1 E9 1-H 3-H 2B		B B F B F S 3-3 K ③			X 0-0 1B 1-3 2B	S X 0-1 F8 ③		5	1	2	1	0	2	1
Luis Lopez, S (1, 6) OBP: 0.339, SLG: 0.353 Rey Ordonez, R (7, PH) (8, 6) OBP: 0.274, SLG: 0.281	F B B X 2-1 G4-3 ②	C F S 0-3 K ③			B X 1-0 G4-3 ①		C X 0-1 HR 2-H 3-H 1B		C B F X 1-2 G3 ①	3 2	0 1	0 1	0 2	0 0	1 0	1 0
John Olerud, L (1, 3) OBP: 0.390, SLG: 0.477	X 0-0 1B		X 0-0 HR		X 0-0 G3-1 ②		C X 0-1 1-H HR		B X 1-0 G6-3 ②	5	2	3	3	0	0	0
Butch Huskey, R (1, 9) OBP: 0.302, SLG: 0.471	B B X 2-0 L5 ③		C B X 1-1 G5-3 ①		F B C S 1-3 K ③		C S B F B F F F 3-3 S K ①		C F F X 0-2 F8 ③	5	0	0	0	0	2	1
Edgardo Alfonzo, R (1, 5) OBP: 0.391, SLG: 0.446		B B C F S 2-3 K ①	C X 0-1 G6-3 ②			B B S B X 3-1 P6 ①	C B C F B X 2-2 G5-3 ②			4	0	0	0	0	1	0
Carlos Baerga, S (1, 4) OBP: 0.321, SLG: 0.410		B C F X 1-2 E SF9 1B	X 0-0 1B			B B X 2-0 1B	B F C F X 1-2 G4-3 ③			4	1	3	0	0	0	0
Bernard Gilkey, R (1, 7) OBP: 0.308, SLG: 0.345	B B B C C X 3-2 E7 SF9 1-3 2B	C B C B S 2-3 K ③				B X 1-0 F7 ②		X 0-0 P4 ①		4	1	0	0	0	1	3
Todd Pratt, R (1, 2) OBP: 0.435, SLG: 0.525	B B B F D F B 4-2 2B E BB			B B X 2-0 F9 ①		C 1 SAFE C C C 0-3 K ③		B X 1-0 1B		3	1	1	0	1	1	1
Rick Reed, R (1, 1) OBP: 0.333, SLG: 0.333 Brian McRae, S (2, PH) OBP: 0.378, SLG: 0.378 Juan Acevedo, R (3, 1) Alex Ochoa, R (4, PH) OBP: 0.278, SLG: 0.328 Cory Lidle, R (5, 1) Matt Franco, L (7, PH) OBP: 0.368, SLG: 0.426 Turk Wendell, L (8, 1) Todd Hundley, S (8, PH) OBP: 0.413, SLG: 0.568 John Franco, L (9, 1)	F B B X 2-1 SF9 2-3 3-H ②			B X 1-0 G3 ②			C B F X 1-2 2B 1B 1B	B B C F F B X 3-2 F9 ②		0 0 0 1 0 0 1 0 1 0	0 0 0 0 0 0 1 0 0 0	0 0 0 1 0 0 1 0 0 0	0 0 0 0 0 0 0 0 0 0	0 0 0 0 0 0 0 0 0 0	0 0 0 0 0 0 0 0 0 0	0 0 0 0 0 0 0 0 0 1
Inning Stats	R: 0 E: 0 K: 1 S: 7 H: 1 LOB: 1 BB: 0 P: 13	R: 3 E: 2 K: 2 S: 19 H: 2 LOB: 1 BB: 1 P: 33	R: 1 E: 0 K: 1 S: 9 H: 2 LOB: 1 BB: 0 P: 12	R: 0 E: 0 K: 1 S: 5 H: 0 LOB: 0 BB: 0 P: 11	R: 0 E: 0 K: 1 S: 5 H: 0 LOB: 0 BB: 0 P: 7	R: 0 E: 0 K: 1 S: 7 H: 1 LOB: 1 BB: 0 P: 13	R: 4 E: 0 K: 1 S: 23 H: 4 LOB: 0 BB: 0 P: 30	R: 0 E: 0 K: 0 S: 8 H: 1 LOB: 1 BB: 0 P: 12	R: 0 E: 0 K: 0 S: 8 H: 0 LOB: 0 BB: 0 P: 10	1B: 7 2B: 2 3B: 0 HR: 2	SF: 1 SAC: 0 DP: 0 HBP: 0					

	AB	38
	R	8
	H	11
	RBI	7
	BB	1
	SO	8
	LOB	8

WP: 0 PB: 0 SB: 0 CS: 0 PA: 40

livebaseballscorecards.com

PITCHER		IP	WLS	BF	H	R	ER	SO	BB	IBB	HBP	BLK	WP	HR	S	P	ERA	WHIP
Darryl Kile, R ERA: 2.31	(1, 1)	7.0	W	33	10	8	5	8	1	0	0	0	0	2	75	119	6.43	1.571
Jose Cabrera, R ERA: 1.59	(8, 1)	0.1		2	1	0	0	0	0	0	0	0	0	0	2	3	0.00	3.000
Tom Martin, L ERA: 1.91	(8, 1)	1.2	S	5	0	0	0	0	0	0	0	0	0	0	14	19	0.00	0.000

PITCHER	IP	WLS	BF	H	R	ER	SO	BB	IBB	HBP	BLK	WP	HR	S	P	ERA	WHIP

Houston Astros @ New York Mets

Shea Stadium, Flushing, NY

Mon Aug 11 1997, 7:05 PM EDT

Att. 20,452 - Unknown - 79 F

TOP

livebaseballscorecards.com

Batter	1	2	3	4	5	6	7	8	9	AB	R	H	RBI	BB	SO	LOB
Craig Biggio, R (1, 4) OBP: 0.403, SLG: 0.506	C X 0-1 P6	C F F F X 0-2 3-H 2B		L B S S 1-3 K	C B X 1-1 E7 2-H 1B			S F B S 1-3 K		5	0	2	2	0	2	0
Derek Bell, R (1, 9) OBP: 0.327, SLG: 0.385	F X 0-1 5 HR 2B	F B B F 2 B X SAFE 3-2 L9		B B X 2-0 G5-3	B B X 2-0 L4			B B B C S X 3-2 G6-3		5	1	1	0	0	0	2
5 Jeff Bagwell, R (1, 3) OBP: 0.425, SLG: 0.595	B D C C F X 2-2 2-H HR		C X 0-1 1B 2B	B C B F B B 4-2 BB		C B B X 2-1 G3			S F B B S 2-3 K	4	2	2	2	1	1	0
Luis Gonzalez, L (1, 7) OBP: 0.356, SLG: 0.390	X 0-0 G4-3		C B X 1-1 E 2-H 1B	F X 0-1 F8		C F F X 0-2 G4-3			S B X 1-1 G4-3	5	1	1	1	0	0	1
Bill Spiers, L (1, 5) OBP: 0.435, SLG: 0.455	B C F B B F B 4-2 BB		X 0-0 F9		B X 1-0 G3-1 SF9 2B	C S C 0-3 K			C X 0-1 P4	4	1	1	0	1	1	1
Brad Ausmus, R (1, 2) OBP: 0.313, SLG: 0.357	F 1 B C B B X SAFE 2-2 L9		C X 0-1 E7 F8 2-H 1B		F B X 1-1 G3-1 2-3		F F B F S 1-3 K			4	0	1	0	0	1	2
Tim Bogar, R (1, 6) OBP: 0.324, SLG: 0.399		B X 1-0 L7	B S S B D X 3-1 F8 2-3		B B B X 3-0 SF9 3-H		X 0-0 F9			3	0	0	1	0	0	1
Chuck Carr, S (1, 8) OBP: 0.309, SLG: 0.331		B X 1-0 E9 2B 2B	I I I I 4-0 IBB		C B B X 2-1 2B 1B		S B X 1-1 L7			3	2	2	0	1	0	0
Ramon Garcia, R (1, 1) OBP: 0.042, SLG: 0.087 Mike Magnante, L (8, 1)		B B F X 2-1 P3	X 0-0 G6-3		C F X 0-2 1-H E 2B			S X 0-1 F9		4	1	1	1	0	0	3
										0	0	0	0	0	0	0
Inning Stats	R: 2 E: 0 K: 0 S: 15 H: 2 LOB: 1 BB: 1 P: 23	R: 1 E: 1 K: 0 S: 12 H: 2 LOB: 1 BB: 0 P: 19	R: 2 E: 1 K: 0 S: 10 H: 3 LOB: 2 BB: 1 P: 18	R: 0 E: 0 K: 1 S: 8 H: 0 LOB: 1 BB: 1 P: 15	R: 3 E: 1 K: 0 S: 12 H: 4 LOB: 1 BB: 0 P: 22	R: 0 E: 0 K: 1 S: 9 H: 0 LOB: 0 BB: 0 P: 11	R: 0 E: 0 K: 1 S: 7 H: 0 LOB: 0 BB: 0 P: 9	R: 0 E: 0 K: 1 S: 8 H: 0 LOB: 0 BB: 0 P: 12	R: 0 E: 0 K: 1 S: 7 H: 0 LOB: 0 BB: 0 P: 10	1B: 4 2B: 6 3B: 0 HR: 1 SF: 1 SAC: 0 DP: 0 HBP: 0						

	AB	37
	R	8
	H	11
	RBI	7
	BB	3
	SO	5
	LOB	10

WP: 0 PB: 0 SB: 0 CS: 0 PA: 41

PITCHER		IP	WLS	BF	H	R	ER	SO	BB	IBB	HBP	BLK	WP	HR	S	P	ERA	WHIP
Pete Harnisch, R ERA: 7.47	(1, 1)	4.2	L	27	10	8	8	1	2	1	0	0	0	1	54	91	15.43	2.571
Joe Crawford, L ERA: 3.96	(5, 1)	2.1		8	1	0	0	2	0	0	0	0	0	0	19	26	0.00	0.429
Mel Rojas, R ERA: 4.94	(8, 1)	1.0		3	0	0	0	1	0	0	0	0	0	0	8	12	0.00	0.000
Greg McMichael, R ERA: 3.23	(9, 1)	1.0		3	0	0	0	1	0	0	0	0	0	0	7	10	0.00	0.000

PITCHER	IP	WLS	BF	H	R	ER	SO	BB	IBB	HBP	BLK	WP	HR	S	P	ERA	WHIP

BOTTOM

Batter	1	2	3	4	5	6	7	8	9	AB	R	H	RBI	BB	SO	LOB
Brian McRae, S (1, 8) OBP: 0.328, SLG: 0.373	G4-3		B1-3			P5		F9		4	0	0	0	0	0	0
Carlos Baerga, S (1, 4) OBP: 0.318, SLG: 0.406	G4-3		K			G1-3		CS 2B		3	0	0	0	0	1	0
Mel Rojas, R (8, 1)										0	0	0	0	0	0	0
Alex Ochoa, R (8, PH) OBP: 0.280, SLG: 0.337										1	0	1	0	0	0	0
Todd Pratt, R (9, 2) OBP: 0.435, SLG: 0.525										0	0	0	0	0	0	0
John Olerud, L (1, 3) OBP: 0.393, SLG: 0.484	K			2B		2B		BB		3	0	2	0	1	1	0
Todd Hundley, S (1, 2) OBP: 0.411, SLG: 0.571		HR		F9		K		SAFE K 2-3		4	1	1	1	0	2	4
Greg McMichael, R (9, 1) OBP: 0.500, SLG: 0.500										0	0	0	0	0	0	0
Edgardo Alfonzo, R (1, 5) OBP: 0.389, SLG: 0.444		F9		G5-3			P6		K	2	0	0	0	0	0	1
Luis Lopez, S (7, PH) OBP: 0.333, SLG: 0.347										2	0	0	0	0	1	0
(8, 4)																
Carl Everett, S (1, 9) OBP: 0.312, SLG: 0.449		HR		G3			F7		G4-3 1B 2B	4	2	2	1	0	0	1
Butch Huskey, R (1, 7) OBP: 0.307, SLG: 0.475		G6-4-3 1B		G6-4-3 1B			1B		G4-3 2-3	4	0	3	0	0	0	1
Rey Ordonez, R (1, 6) OBP: 0.278, SLG: 0.284		G6-4-3 1-2f		G6-4-3 1-2f			1B		1B 3-H	4	0	2	1	0	0	2
Pete Harnisch, S (1, 1)			K							1	0	0	0	0	1	0
Joe Crawford, L (5, 1)										1	0	0	0	0	0	0
Matt Franco, L (7, PH) OBP: 0.365, SLG: 0.422										1	0	0	0	0	0	2
(8, 5)																
Shawn Gilbert, R (9, PH) OBP: 0.333, SLG: 0.625				G1-6-3			G4-3		L9	1	0	0	0	0	0	1
Inning Stats	R: 0 E: 0 K: 1 S: 5 H: 0 LOB: 0 BB: 0 P: 7	R: 2 E: 0 K: 0 S: 10 H: 3 LOB: 0 BB: 0 P: 18	R: 0 E: 0 K: 2 S: 8 H: 0 LOB: 0 BB: 0 P: 13	R: 0 E: 0 K: 0 S: 6 H: 1 LOB: 1 BB: 0 P: 10	R: 0 E: 0 K: 0 S: 7 H: 1 LOB: 0 BB: 0 P: 10	R: 0 E: 0 K: 1 S: 9 H: 1 LOB: 1 BB: 0 P: 15	R: 0 E: 0 K: 0 S: 10 H: 2 LOB: 2 BB: 0 P: 14	R: 0 E: 0 K: 1 S: 9 H: 1 LOB: 2 BB: 1 P: 18	R: 1 E: 0 K: 1 S: 13 H: 2 LOB: 1 BB: 0 P: 17	1B: 5 2B: 5 3B: 0 HR: 2 SF: 0 SAC: 0 DP: 3 HBP: 0						

PITCHER	IP	WLS	BF	H	R	ER	SO	BB	IBB	HBP	BLK	WP	HR	S	P	ERA	WHIP
Ramon Garcia, R (1, 1) ERA: 4.08	7.1	W	30	9	2	2	4	1	0	0	0	0	2	59	97	2.46	1.364
Mike Magnante, L (8, 1) ERA: 2.3	1.2		6	2	1	1	2	0	0	0	0	0	0	18	25	5.40	1.200

PITCHER	IP	WLS	BF	H	R	ER	SO	BB	IBB	HBP	BLK	WP	HR	S	P	ERA	WHIP

Houston Astros @ New York Mets
Shea Stadium, Flushing, NY
Mon Aug 11 1997, 7:05 PM EDT
Att. 20,452 - Unknown - 79 F

livebaseballscorecards.com

AB	35
R	3
H	11
RBI	3
BB	1
SO	6
LOB	12

PA: 36

WP: 0
PB: 0
SB: 0
CS: 1

Batter	1	2	3	4	5	6	7	8	9	AB	R	H	RBI	BB	SO	LOB
Brian McRae, S (1, 8) OBP: 0.331, SLG: 0.374	4-2 L6-3 BB		0-0 FC6-4 1-2 1B		3-2 F8 ②		0-0 BB 1B 1-3 1B		0-2 F6 ②	4	0	2	0	1	0	0
Bernard Gilkey, R (1, 7) OBP: 0.307, SLG: 0.343	1-0 L6-3 ① ② 1-1		2-0 F9 ②		1-2 G1-3 ③		1-1 BB 1-2 1B 3-H		1-3 K ③	5	0	1	1	0	1	3
John Olerud, L (1, 3) OBP: 0.396, SLG: 0.484	4-2 BB		2-1 FC6-4 ③ 1-2f			0-0 1B 1B	4-2 SAFE 1-2 2-3 BB			2	0	1	0	2	0	2
Todd Hundley, S (1, 2) OBP: 0.410, SLG: 0.577	1-1 G3 ③			0-0 HR		2-3 K ①	3-2 F8 ②			4	1	1	1	0	1	5
Edgardo Alfonzo, R (1, 5) OBP: 0.387, SLG: 0.441		0-1 G6-4-3 1B		1-2 G6-3 ①		1 SAFE 2-0 F9 ②	0-1 G1-3 ③			4	0	1	0	0	0	4
Carlos Baerga, S (1, 4) OBP: 0.318, SLG: 0.405		1-0 P5 ①		1-2 P6 ②		1-1 1-3 1B		0-1 G6-3 ①		4	0	1	0	0	0	1
Butch Huskey, R (1, 9) OBP: 0.306, SLG: 0.472		1 SAFE 1-0 G6-4-3 ② ③ 1-2f		1-1 1B		2-2 L8 ③		1-1 F8 ②		4	0	1	0	0	0	3
Rey Ordonez, R (1, 6) OBP: 0.275, SLG: 0.282 Luis Lopez, S (7, PH) OBP: 0.328, SLG: 0.342 (7, 6)		2-3 K ①	1 SAFE 0-1 G1 ③				3-2 L8 ①	2-3 K ③		2	0	0	0	0	1	1
										2	0	0	0	0	1	0
Dave Mlicki, R (1, 1) OBP: 0.244, SLG: 0.308 Alex Ochoa, R (7, PH) OBP: 0.284, SLG: 0.337 Turk Wendell, L (7, 1) Matt Franco, L (9, PH) OBP: 0.362, SLG: 0.419		0-1 1B 1B			1-3 K ①		4-1 1B 1B BB		1-0 L9 ①	2	0	1	0	0	1	0
										0	1	0	0	1	0	0
										0	0	0	0	0	0	0
										1	0	0	0	0	0	0
Inning Stats	R: 0 E: 0 K: 0 S: 11 H: 0 LOB: 1 BB: 2 P: 21	R: 0 E: 0 K: 0 S: 4 H: 1 LOB: 0 BB: 0 P: 6	R: 0 E: 0 K: 1 S: 9 H: 2 LOB: 2 BB: 0 P: 15	R: 1 E: 0 K: 0 S: 11 H: 2 LOB: 1 BB: 0 P: 14	R: 0 E: 0 K: 1 S: 10 H: 0 LOB: 0 BB: 0 P: 15	R: 0 E: 0 K: 1 S: 11 H: 2 LOB: 2 BB: 0 P: 18	R: 1 E: 0 K: 0 S: 15 H: 2 LOB: 3 BB: 2 P: 30	R: 0 E: 0 K: 1 S: 8 H: 0 LOB: 0 BB: 0 P: 11	R: 0 E: 0 K: 1 S: 7 H: 0 LOB: 0 BB: 0 P: 9	1B: 8 2B: 1 3B: 0 HR: 1 SF: 0 SAC: 0 DP: 2 HBP: 0						

TOP

New York Mets @ St. Louis Cardinals

Busch Stadium, St. Louis, MO

Tue Aug 12 1997, 7:05 PM CDT
Att. 32,547 - Unknown - 84 F

livebaseballscorecards.com

AB	34
R	2
H	9
RBI	2
BB	4
SO	5
LOB	19

WP: 0 PB: 0 SB: 0 CS: 0 PA: 38

PITCHER		IP	WLS	BF	H	R	ER	SO	BB	IBB	HBP	BLK	WP	HR	S	P	ERA	WHIP
Andy Benes, R ERA: 3.17	(1, 1)	6.1	W	29	9	2	2	3	3	0	0	0	0	1	63	104	2.84	1.895
Tony Fossas, L ERA: 2.45	(7, 1)	0.1		2	0	0	0	0	1	0	0	0	0	0	6	13	0.00	3.000
Curtis King, R ERA:	(7, 1)	1.1		4	0	0	0	1	0	0	0	0	0	0	10	13	0.00	0.000
Dennis Eckersley, R ERA: 3.72	(9, 1)	1.0	S	3	0	0	0	1	0	0	0	0	0	0	7	9	0.00	0.000

PITCHER	IP	WLS	BF	H	R	ER	SO	BB	IBB	HBP	BLK	WP	HR	S	P	ERA	WHIP

BOTTOM

Batter	1	2	3	4	5	6	7	8	9	AB	R	H	RBI	BB	SO	LOB
Delino DeShields, L (1, 4) OBP: 0.348, SLG: 0.449	F X 0-1 ① L7		B B X 2-0 ① L9		B B X 2-0 FC5-2-5 3B		C B B X 2-1 ② F8			4	0	1	0	0	0	0
Brian Jordan, R (1, 9) OBP: 0.331, SLG: 0.281	X 0-0 S 1B		C F X 0-2 ② G6-3		C X 0-1 ② FC5-2-5 2B 3-H		F X 0-1 ③ L3			4	1	1	0	0	0	1
Ray Lankford, L (1, 8) OBP: 0.415, SLG: 0.634	B S C F B B S 3-3 ② K 1-2		C B F B B F X 3-2 ③ F9		F B B F F D B 4-2 2B BB			C B C B X 2-2 ① F9		3	1	0	0	1	1	1
Mark McGwire, R (1, 3) OBP: 0.371, SLG: 0.599	B X 1-0 ③ F7			B C B X 2-1 HR	B S B X 2-1 1-H 2-H 2B			B B B C C X 3-2 ② P6		4	1	2	3	0	0	1
Ron Gant, R (1, 7) OBP: 0.308, SLG: 0.391		S X 0-1 ① G4-3		B C B B X 3-1 G4-6-3 1B 1B	C S C 0-3 ③ K			C C X 0-2 ③ G3		4	0	1	0	0	1	1
Gary Gaetti, R (1, 5) OBP: 0.325, SLG: 0.421	B X 1-0 HR 1B			B X 1-0 G4-6-3 1-2 1B	X 0-0 ① G5-3					3	1	2	0	0	0	0
Tony Fossas, L (7, 1)										0	0	0	0	0	0	0
Curtis King, R (7, 1)										0	0	0	0	0	0	0
Dennis Eckersley, R (9, 1)										0	0	0	0	0	0	0
Tom Pagnozzi, R (1, 2) OBP: 0.273, SLG: 0.545		S B B S T B X 3-2 1-H HR		X 0-0 ① ② G4-6-3 1-2f 2-3	C X 0-1 ② P6					3	1	1	2	0	0	2
Royce Clayton, R (1, 6) OBP: 0.293, SLG: 0.388		B B F X 2-1 ② F8		F X 0-1 ③ G5-3	B B C F X 2-2 ③ F1-3					3	0	0	0	0	0	1
Andy Benes, R (1, 1) OBP: 0.250, SLG: 0.295		B X 1-0 ③ G5-3			X 0-0 ① F9		B S B S X 2-2 ① G6-3			2	0	0	0	0	0	0
David Bell, R (7, 5) OBP: 0.311, SLG: 0.364										1	0	0	0	0	0	0

Inning Stats	R: 0 H: 1 E: 0 LOB: 1 K: 1 BB: 0 S: 8 P: 12	R: 2 H: 2 E: 0 LOB: 0 K: 0 BB: 0 S: 10 P: 17	R: 0 H: 0 E: 0 LOB: 0 K: 0 BB: 0 S: 9 P: 14	R: 1 H: 3 E: 0 LOB: 1 K: 0 BB: 0 S: 8 P: 14	R: 2 H: 2 E: 0 LOB: 1 K: 1 BB: 1 S: 12 P: 20	R: 0 H: 0 E: 0 LOB: 0 K: 0 BB: 0 S: 6 P: 8	R: 0 H: 0 E: 0 LOB: 0 K: 0 BB: 0 S: 7 P: 11	R: 0 H: 0 E: 0 LOB: 0 K: 0 BB: 0 S: 9 P: 14	1B: 4 SF: 0 2B: 1 SAC: 0 3B: 1 DP: 1 HR: 2 HBP: 0	WP: 0 PA: 32 PB: 0 SB: 1 CS: 0

PITCHER		IP	WLS	BF	H	R	ER	SO	BB	IBB	HBP	BLK	WP	HR	S	P	ERA	WHIP
Dave Mlicki, R	(1, 1)	6.0	L	26	8	5	5	2	1	0	0	0	0	2	53	85	7.50	1.500
ERA: 4.5																		
Turk Wendell, R	(7, 1)	2.0		6	0	0	0	0	0	0	0	0	0	0	16	25	0.00	0.000
ERA: 3.94																		

PITCHER	IP	WLS	BF	H	R	ER	SO	BB	IBB	HBP	BLK	WP	HR	S	P	ERA	WHIP

New York Mets @ St. Louis Cardinals
Busch Stadium, St. Louis, MO
Tue Aug 12 1997, 7:05 PM CDT
Att. 32,547 - Unknown - 84 F

livebaseballscorecards.com

AB	31
R	5
H	8
RBI	5
BB	1
SO	2
LOB	7

Batter	1	2	3	4	5	6	7	8	9	10	AB	R	H	RBI	BB	SO	LOB
Brian McRae, S (1, 8) OBP: 0.331, SLG: 0.375	X 0-0 1B 1B 2B	B B C B X 3-1 G3 ③		D B C B F X 3-2 G6-3 ③			B B B 4-0 CS BB	B X 1-0 G1-3 ③			4	1	1	0	1	0	1
Edgardo Alfonzo, R (1, 5) OBP: 0.387, SLG: 0.439	B B F X 2-1 1B 2B 2-3 1B	C F X 0-2 L4 ①		B F B X 2-1 E8 1B			B C X 1-1 F9 ②			B B C B B 4-1 G1-6-3 1B 1B BB	4	3	1	0	1	0	1
John Olerud, L (1, 3) OBP: 0.400, SLG: 0.488	B B B F S X 3-2 2B SF7 1B 1-2 3-H	C B B X 2-1 1B 1B		C X 0-1 G4-6-3 2-H 1B			1 SAFE B 1 SAFE 1 SAFE B 1 SAFE C 1 SAFE 1 SAFE 2-2 CS ③ 1-2	C B F B F F X 2-2 G4-3 ①		X 0-0 1B G1-6-3 1B FC5-2 1-2	5	1	4	2	0	0	0
Todd Hundley, S (1, 2) OBP: 0.410, SLG: 0.576	C S X 0-2 2B 1-3 2-H	D C S B B C 3-3 K ②		B B X 2-0 G4-6-3 ① ② 1-2f				B B B 4-0 FC6-4 BB		B C B B F X 3-2 G1-6-3 ① 1-2 2-3	4	0	1	1	1	1	4
Carlos Baerga, S (1, 4) OBP: 0.317, SLG: 0.404 Butch Huskey, R (10, PH) OBP: 0.308, SLG: 0.474 John Franco, L (10, 1)	F B B X 2-1 SF7 ① 3-H	X 0-0 1B 1-2		B B X 2-0 G3-1 ③				C B 1 SAFE S B X 2-2 FC6-4 ② 1B 1-2f		C B X 1-1 FC5-2 1B 2-3 3-H	3 1 0	0 0 0	1 1 0	1 1 0	0 0 0	0 0 0	1 0 0
Bernard Gilkey, R (1, 7) OBP: 0.306, SLG: 0.341	B C C F C 1-3 K ②	X 0-0 F8 ③				X 0-0 G5-3 ①		B F B B X 3-1 1-2 1B		B B X 2-0 FC5-2 ② 1-2 3-H	5	0	1	0	0	1	5
Alex Ochoa, R (1, 9) OBP: 0.277, SLG: 0.328	B C X 1-1 F8 ③			B C X 1-1 G4-3 ①		B F B B S F F C 3-3 K ②		B B X 2-0 F8 ③		C B F B X 2-2 L6 ③	5	0	0	0	0	1	5
Rey Ordonez, R (1, 6) OBP: 0.271, SLG: 0.277		X 0-0 L8 ①		C S X 0-2 G3-1 ②		C S B S 1-3 K ③			C B F X 1-2 G4-3 ①		4	0	0	0	0	1	0
Brian Bohanon, L (1, 1) OBP: 0.067, SLG: 0.071 Luis Lopez, S (7, PH) OBP: 0.326, SLG: 0.339 Greg McMichael, R (7, 1) OBP: 0.500, SLG: 0.500 Mel Rojas, R (8, 1) Matt Franco, L (9, PH) OBP: 0.359, SLG: 0.415 Cory Lidle, R (9, 1) Shawn Gilbert, R (10, 4) OBP: 0.333, SLG: 0.625		C C X 0-2 G4-3 ②		X 0-0 1B			C B F X 1-2 G6-3 ①		B X 1-0 G4-3 ②		2 1 0 0 1 0 0	0 0 0 0 0 0 0	1 0 0 0 0 0 0	0 0 0 0 0 0 0	0 0 0 0 0 0 0	0 0 0 0 0 0 0	0 0 0 0 0 0 0
Inning Stats	R: 3 H: 4 E: 0 LOB: 1 K: 1 BB: 0 S: 17 P: 26	R: 0 H: 0 E: 0 LOB: 0 K: 0 BB: 0 S: 6 P: 9	R: 0 H: 2 E: 0 LOB: 2 K: 1 BB: 0 S: 10 P: 15	R: 0 H: 1 E: 0 LOB: 1 K: 0 BB: 0 S: 9 P: 13	R: 1 H: 1 E: 1 LOB: 0 K: 0 BB: 0 S: 6 P: 12	R: 0 H: 0 E: 0 LOB: 0 K: 2 BB: 0 S: 9 P: 13	R: 0 H: 0 E: 0 LOB: 0 K: 0 BB: 1 S: 7 P: 15	R: 0 H: 1 E: 0 LOB: 2 K: 0 BB: 1 S: 12 P: 25	R: 0 H: 0 E: 0 LOB: 0 K: 0 BB: 0 S: 5 P: 8	R: 1 H: 2 E: 0 LOB: 2 K: 0 BB: 1 S: 11 P: 23	1B: 9 2B: 2 3B: 0 HR: 0	SF: 1 SAC: 0 DP: 1 HBP: 0					

PITCHER		IP	WLS	BF	H	R	ER	SO	BB	IBB	HBP	BLK	WP	HR	S	P	ERA	WHIP
Todd Stottlemyre, R ERA: 3.7	(1, 1)	7.0		29	8	4	3	4	1	0	0	0	0	0	64	103	3.86	1.286
Rigo Beltran, L ERA: 1.71	(8, 1)	0.2		3	0	0	0	0	1	0	0	0	0	0	9	17	0.00	1.500
John Frascatore, R ERA: 2.72	(8, 1)	1.1		5	1	0	0	0	0	0	0	0	0	0	8	16	0.00	0.750
Tony Fossas, L ERA: 2.68	(10, 1)	0.1	L	3	1	1	1	0	1	0	0	0	0	0	5	12	27.00	6.000
Curtis King, R ERA:	(10, 1)	0.2		3	1	0	0	0	0	0	0	0	0	0	6	11	0.00	1.500

PITCHER	IP	WLS	BF	H	R	ER	SO	BB	IBB	HBP	BLK	WP	HR	S	P	ERA	WHIP

TOP

New York Mets @ St. Louis Cardinals

Busch Stadium, St. Louis, MO

Wed Aug 13 1997, 7:05 PM CDT
Att. 27,171 - Unknown - 79 F

livebaseballscorecards.com

AB	39
R	5
H	11
RBI	5
BB	3
SO	4
LOB	17

WP: 0	PA: 44					
PB: 0						
SB: 0						
CS: 1						

New York Mets @ St. Louis Cardinals

Busch Stadium, St. Louis, MO

Wed Aug 13 1997, 7:05 PM CDT
Att. 27,171 - Unknown - 79 F

BOTTOM

livebaseballscorecards.com

Batter	1	2	3	4	5	6	7	8	9	10	AB	R	H	RBI	BB	SO	LOB
Delino DeShields, L (1, 4) OBP: 0.353, SLG: 0.452	0-1 G5-3 HR 1B	1-1 G3-1			1-0 S HBP		2-1 S 2-3 1B		0-1 S 2-3 1B		4	1	3	0	0	0	1
Brian Jordan, R (1, 9) OBP: 0.329, SLG: 0.274 Rigo Beltran, L (8, 1) John Frascatore, R (8, 1) John Mabry, L (9, PH) OBP: 0.351, SLG: 0.374 Tony Fossas, L (10, 1) Curtis King, R (10, 1)	1-1 L8		1-1 F9		4-2 1-2 BB		0-1 F9-2 1-2 3-H		0-3 K 1-2		3 0 0 1 0 0	0 0 0 0 0 0	0 0 0 0 0 0	0 0 0 0 0 0	1 0 0 0 0 0	0 0 0 1 0 0	3 0 0 2 0 0
Ray Lankford, L (1, 8) OBP: 0.413, SLG: 0.628	1 SAFE 1-1 G5-3 1-2		3-2 CS 1B		0-3 K		1-2 G5-3		2-0 G4-3		5	0	1	0	0	1	6
Mark McGwire, R (1, 3) OBP: 0.373, SLG: 0.614	3-2 2-H HR		3-3 1-2 K			0-2 G4-3 G5-3 1B 1B		2-1 HR		0-3 K	5	3	3	3	0	2	1
Ron Gant, R (1, 7) OBP: 0.309, SLG: 0.390	4-1 BB			2-0 L7		3-1 G5-3 1-2		0-2 G6-3		3-2 1B 1B	4	0	1	0	1	0	1
Gary Gaetti, R (1, 5) OBP: 0.324, SLG: 0.418	1-2 F9			2-1 G6-3		0-0 G4-3 2-3		2-1 P3		1 SAFE 2-2 G4-3 1-2 1B	5	0	1	0	0	0	2
Mike DiFelice, R (1, 2) OBP: 0.307, SLG: 0.337 Danny Sheaffer, R (10, PH) OBP: 0.305, SLG: 0.294		0-0 G5-3		2-2 G1-3		1-0 3-H 1B		0-3 K		2-1 G4-3 1-2f	4 1	0 0	1 0	1 0	0 0	1 0	0 2
Royce Clayton, R (1, 6) OBP: 0.293, SLG: 0.387		3-2 SH1-4 1B			1-1 P3	1-0 G3			1-2 G4-3		4	0	1	0	0	0	1
Todd Stottlemyre, L (1, 1) OBP: 0.351, SLG: 0.367 Willie McGee, S (7, PH) OBP: 0.359, SLG: 0.433 (8, 9)		0-0 SH1-4 1-2			0-3 K		0-0 1B F9-2 2B		1-1 1B 2B		1 2	0 0	0 2	0 0	0 0	1 0	0 0
Inning Stats	R: 2 H: 2 E: 0 LOB: 1 K: 0 BB: 1 S: 13 P: 23	R: 0 H: 1 E: 0 LOB: 1 K: 0 BB: 0 S: 7 P: 11	R: 0 H: 1 E: 0 LOB: 1 K: 1 BB: 0 S: 9 P: 16	R: 0 H: 0 E: 0 LOB: 0 K: 0 BB: 0 S: 12 P: 18	R: 0 H: 0 E: 0 LOB: 2 K: 2 BB: 1 S: 11 P: 17	R: 1 H: 2 E: 0 LOB: 1 K: 0 BB: 0 S: 8 P: 13	R: 0 H: 2 E: 0 LOB: 1 K: 0 BB: 0 S: 8 P: 11	R: 1 H: 1 E: 0 LOB: 0 K: 1 BB: 0 S: 10 P: 14	R: 0 H: 2 E: 0 LOB: 2 K: 1 BB: 0 S: 11 P: 15	R: 0 H: 2 E: 0 LOB: 1 K: 1 BB: 0 S: 14 P: 21	1B: 9 SF: 0 2B: 4 SAC: 1 3B: 0 DP: 3 HR: 2 HBP: 1						

	AB	39
	R	4
	H	13
	RBI	4
	BB	2
	SO	6
	LOB	19

WP: 0 PA: 43
PB: 0
SB: 3
CS: 1

PITCHER		IP	WLS	BF	H	R	ER	SO	BB	IBB	HBP	BLK	WP	HR	S	P	ERA	WHIP
Brian Bohanon, L ERA: 3.48	(1, 1)	6.0		26	6	3	3	3	2	0	1	0	0	1	60	98	4.50	1.333
Greg McMichael, R ERA: 3.18	(7, 1)	1.0		4	2	0	0	0	0	0	0	0	0	0	8	11	0.00	2.000
Mel Rojas, R ERA: 5.0	(8, 1)	1.0		4	1	1	1	1	0	0	0	0	0	1	10	14	9.00	1.000
Cory Lidle, R ERA: 3.99	(9, 1)	1.0	W	5	2	0	0	1	0	0	0	0	0	0	11	15	0.00	2.000
John Franco, L ERA: 2.39	(10, 1)	1.0	S	4	2	0	0	1	0	0	0	0	0	0	14	21	0.00	2.000

PITCHER	IP	WLS	BF	H	R	ER	SO	BB	IBB	HBP	BLK	WP	HR	S	P	ERA	WHIP

New York Mets @ St. Louis Cardinals

Busch Stadium, St. Louis, MO

Thu Aug 14 1997, 7:05 PM CDT

Att. 28,411 - Unknown - 75 F

TOP

Batter	1	2	3	4	5	6	7	8	9	AB	R	H	RBI	BB	SO	LOB
Brian McRae, S (1, 8) OBP: 0.330, SLG: 0.373	F7		G4-3		HR 1B		K		L9	5	1	1	0	0	1	0
Edgardo Alfonzo, R (1, 5) OBP: 0.388, SLG: 0.448	F7			P4	HR		1B			4	1	2	4	0	0	0
John Olerud, L (1, 3) OBP: 0.399, SLG: 0.485	L6			E6 G5-4-3	L8		1B			4	0	1	0	0	0	0
Butch Huskey, R (1, 9) OBP: 0.308, SLG: 0.469		P4		G5-4-3		2B BB	F9			3	1	0	0	1	0	3
Bernard Gilkey, R (1, 7) OBP: 0.305, SLG: 0.343		P4			1B 1B 2B	SAFE F7		G6-3		4	1	1	0	0	0	1
Todd Pratt, R (1, 2) OBP: 0.460, SLG: 0.568		1B			1B 1B HR 1B	SAFE 1-H 2B		K		4	1	3	1	0	1	0
Shawn Gilbert, R (1, 4) OBP: 0.273, SLG: 0.500	SAFE K				P4	K		G4-3		2	0	0	0	0	1	3
Luis Lopez, S (6, PH) OBP: 0.321, SLG: 0.333 (6, 4)										2	0	0	0	0	1	1
Rey Ordonez, R (1, 6) OBP: 0.275, SLG: 0.281			F8		1B HR 1B	G4-3			L8-3 1B	4	1	2	1	0	0	1
Bobby Jones, R (1, 1) OBP: 0.167, SLG: 0.173			G3		K		G6-3		L8-3	3	0	0	0	0	1	2
Turk Wendell, L (8, 1)										0	0	0	0	0	0	0
Greg McMichael, R (8, 1) OBP: 0.500, SLG: 0.500										0	0	0	0	0	0	0
Matt Franco, L (9, PH) OBP: 0.357, SLG: 0.412										1	0	0	0	0	0	1
Mel Rojas, R (9, 1)										0	0	0	0	0	0	0

Inning Stats	1	2	3	4	5	6	7	8	9
	R: 0 E: 0 K: 0 S: 8 H: 0 LOB: 0 BB: 0 P: 10	R: 0 E: 0 K: 1 S: 9 H: 1 LOB: 1 BB: 0 P: 12	R: 0 E: 0 K: 0 S: 6 H: 0 LOB: 0 BB: 0 P: 6	R: 0 E: 1 K: 0 S: 4 H: 0 LOB: 0 BB: 0 P: 6	R: 5 E: 0 K: 1 S: 17 H: 5 LOB: 0 BB: 0 P: 26	R: 1 E: 0 K: 1 S: 13 H: 1 LOB: 1 BB: 1 P: 23	R: 0 E: 0 K: 1 S: 9 H: 2 LOB: 2 BB: 0 P: 15	R: 0 E: 0 K: 1 S: 6 H: 0 LOB: 0 BB: 0 P: 12	R: 0 E: 0 K: 0 S: 3 H: 1 LOB: 0 BB: 0 P: 6

1B: 7 2B: 3 3B: 0 HR: 1 SF: 0 SAC: 0 DP: 2 HBP: 0

WP: 0 PB: 0 SB: 0 CS: 0 PA: 37

PITCHER		IP	WLS	BF	H	R	ER	SO	BB	IBB	HBP	BLK	WP	HR	S	P	ERA	WHIP
Donovan Osborne, L ERA: 4.88	(1, 1)	5.1	L	24	7	6	6	2	1	0	0	0	0	1	51	73	10.12	1.500
John Frascatore, R ERA: 2.64	(6, 1)	1.2		7	2	0	0	2	0	0	0	0	0	0	15	25	0.00	1.200
Mark Petkovsek, R ERA: 4.36	(8, 1)	2.0		6	1	0	0	1	0	0	0	0	0	0	9	18	0.00	0.500

PITCHER	IP	WLS	BF	H	R	ER	SO	BB	IBB	HBP	BLK	WP	HR	S	P	ERA	WHIP

AB	36
R	6
H	10
RBI	6
BB	1
SO	5
LOB	12

livebaseballscorecards.com

BOTTOM

Batter	1	2	3	4	5	6	7	8	9	AB	R	H	RBI	BB	SO	LOB
Delino DeShields, L (1, 4) OBP: 0.351, SLG: 0.456	C B C B F X 2-2 G5-3 ①		C B X 1-1 G5-3 ①		B B C X 2-1 1-H HR		B B X 2-0 G1-6-3 ① ② 1-2f		B F B F B X 3-2 L7 ③	5	1	1	2	0	0	1
Royce Clayton, R (1, 6) OBP: 0.292, SLG: 0.385	C B F F X 1-2 G1-3 ②		B X 1-0 G5-3 ②		B F S X 1-2 1B		B X 1-0 F9 ③			4	0	1	0	0	0	0
Ray Lankford, L (1, 8) OBP: 0.411, SLG: 0.622	B X 1-0 F8 ③		C B X 1-1 G5-3 ③		1 SAFE C 1 B S S 1-3 K ②			B C B B B 4-1 FC5 BB BB		3	0	0	0	1	1	1
Mark McGwire, R (1, 3) OBP: 0.377, SLG: 0.613		B C X 1-1 WP 1B FC1-5 1B		C B B B B 4-1 BB	B 1 SAFE S B 1 C B X 3-2 F7 ③			B C 1 SAFE S B F F B B 4-2 FC5 1-2 BB		2	0	1	0	2	0	1
Ron Gant, R (1, 7) OBP: 0.311, SLG: 0.391		X 0-0 BB WP 1-2 1B		C C B S 1-3 K ①		C F X 0-2 1B		X 0-0 F7 ①		4	0	2	0	0	1	3
Gary Gaetti, R (1, 5) OBP: 0.320, SLG: 0.414		B C B X 2-1 L8 ①		B B F S X 2-2 F8 ②		1 SAFE S C B 1 SAFE B B X 3-2 F9 ①		X 0-0 FC5 ② 1-2 2-3f		4	0	0	0	0	0	6
Tom Pagnozzi, R (1, 2) OBP: 0.200, SLG: 0.400		B C D F E X 2-2 FC1-5 BB ② 1-2 2-H		B X 1-0 L5 ③		S 1 SAFE S X 0-2 F7 ②		C S F B S 1-3 K ③		4	0	0	0	0	1	6
John Mabry, L (1, 9) OBP: 0.350, SLG: 0.371		B B C B S F B 4-2 1-2 2-3 BB			C C F X 0-2 G6-3 ①	D B X 2-0 F7 ③			F C F S 0-3 K ①	3	0	0	0	1	1	1
Donovan Osborne, S (1, 1) OBP: 0.235, SLG: 0.235 John Frascatore, R (6, 1) Willie McGee, S (7, PH) OBP: 0.362, SLG: 0.436 Mark Petkovsek, R (8, 1) OBP: 0.182, SLG: 0.100 Tom Lampkin, L (9, PH) OBP: 0.320, SLG: 0.359		C X 0-1 G1-3 ③			B X 1-0 S HR 1B		F X 0-1 G1-6-3 1B		S B X 1-1 G3-1 ②	2 0 1 0 1	1 0 0 0 0	1 0 1 0 0	0 0 0 0 0	0 0 0 0 0	0 0 0 0 0	3 0 0 0 0
Inning Stats	R: 0 E: 0 K: 0 S: 9 H: 0 LOB: 0 BB: 0 P: 13	R: 0 E: 0 K: 0 S: 14 H: 2 LOB: 3 BB: 1 P: 23	R: 0 E: 0 K: 0 S: 5 H: 0 LOB: 0 BB: 0 P: 8	R: 0 E: 0 K: 1 S: 8 H: 0 LOB: 1 BB: 1 P: 16	R: 2 E: 0 K: 1 S: 16 H: 3 LOB: 1 BB: 0 P: 24	R: 0 E: 0 K: 0 S: 10 H: 1 LOB: 1 BB: 0 P: 15	R: 0 E: 0 K: 0 S: 4 H: 1 LOB: 0 BB: 0 P: 7	R: 0 E: 0 K: 1 S: 11 H: 0 LOB: 2 BB: 2 P: 20	R: 0 E: 0 K: 1 S: 9 H: 0 LOB: 0 BB: 0 P: 13	1B: 6 2B: 0 3B: 0 HR: 1	SF: 0 SAC: 0 DP: 1 HBP: 0						

PITCHER		IP	WLS	BF	H	R	ER	SO	BB	IBB	HBP	BLK	WP	HR	S	P	ERA	WHIP
Bobby Jones, R ERA: 3.61	(1, 1)	7.0	W	29	7	2	2	2	2	0	0	0	1	1	66	106	2.57	1.286
Turk Wendell, R ERA: 3.94	(8, 1)	0.0		2	0	0	0	0	2	0	0	0	0	0	5	13	∞	∞
Greg McMichael, R ERA: 3.13	(8, 1)	1.0		3	0	0	0	1	0	0	0	0	0	0	6	7	0.00	0.000
Mel Rojas, R ERA: 4.92	(9, 1)	1.0		3	0	0	0	1	0	0	0	0	0	0	9	13	0.00	0.000

PITCHER	IP	WLS	BF	H	R	ER	SO	BB	IBB	HBP	BLK	WP	HR	S	P	ERA	WHIP

New York Mets @ St. Louis Cardinals

Busch Stadium, St. Louis, MO

Thu Aug 14 1997, 7:05 PM CDT

Att. 28,411 - Unknown - 75 F

livebaseballscorecards.com

AB	33
R	2
H	7
RBI	2
BB	4
SO	4
LOB	22

1B: 6	SF: 0	WP: 1	PA: 37
2B: 0	SAC: 0	PB: 0	
3B: 0	DP: 1	SB: 1	
HR: 1	HBP: 0	CS: 0	

New York Mets @ Colorado Rockies

Coors Field, Denver, CO

Fri Aug 15 1997, 7:05 PM MDT

Att. 48,308 - Unknown - 86 F

TOP

livebaseballscorecards.com

Batter	1	2	3	4	5	6	7	8	9	AB	R	H	RBI	BB	SO	LOB
Brian McRae, S (1, 8) OBP: 0.329, SLG: 0.371	X 0-0 ① P5		B B B C B 4-1 FC6-4 1-2 BB		C B B B S X 3-2 ② G4-3 2-3		F X 0-1 ③ F7			3	0	0	0	1	0	1
Edgardo Alfonzo, R (1, 5) OBP: 0.392, SLG: 0.454	C B X 1-1 G3-6-3 1B		C C D B F X 2-2 ③ FC6-4 1-2f		X 0-0 2B 3-H 2B			B B C X 2-1 G6-4-3 1B		4	1	3	1	0	0	2
John Olerud, L (1, 3) OBP: 0.398, SLG: 0.486	1 SAFE B S X 1-1 ②③ G3-6-3 1-2f			X 0-0 ① F8	C S X 0-2 2-H 2B			F B F F X 1-2 ①② G6-4-3 1-2f		4	0	1	1	0	0	2
Todd Hundley, S (1, 2) OBP: 0.406, SLG: 0.569		C C B B C 2-3 ① K		B B C X 2-1 ② F8	B B F X 2-1 ③ G3			B X 1-0 ③ P9		4	0	0	0	0	1	1
Carl Everett, S (1, 9) OBP: 0.312, SLG: 0.447		S B S B X 2-2 ② G6-3		X 0-0 1B 1B		B B S F X 2-2 ① L4			C M B S 1-3 ① K	4	0	1	0	0	1	0
Carlos Baerga, S (1, 4) OBP: 0.316, SLG: 0.402		B X 1-0 ③ F8		1 SAFE C B X 1-1 1-2 1B		C X 0-1 ② F8			X 0-0 ② F7	4	0	1	0	0	0	0
Butch Huskey, R (1, 7) OBP: 0.304, SLG: 0.464			B X 1-0 ① G6-3	B X 1-0 ③ L9		B C X 1-1 ③ G1-3			C B B B F F F X 3-2 ③ F8	4	0	0	0	0	0	2
Rey Ordonez, R (1, 6) OBP: 0.275, SLG: 0.282			B X 1-0 ② F9		C B X 1-1 G4-3 SH2-4 2B 1B		F C X 0-2 ① G4-3			3	1	1	0	0	0	0
Rick Reed, R (1, 1) OBP: 0.239, SLG: 0.349			C F X 0-2 BB 1B	L 1 SAFE B X 1-1 ① SH2-4 1-2			T S B C 1-3 ② K			1	0	1	0	0	0	0
Luis Lopez, S (7, PH) OBP: 0.319, SLG: 0.331										1	0	0	0	0	1	0
Cory Lidle, R (7, 1)										0	0	0	0	0	0	0
Turk Wendell, L (8, 1)										0	0	0	0	0	0	0

	AB	32
	R	2
	H	8
	RBI	2
	BB	1
	SO	3
	LOB	8

Inning Stats	1	2	3	4	5	6	7	8	9	1B: 6	SF: 0	WP: 0	PA: 34
	R: 0 E: 0 K: 0 S: 5	H: 1 LOB: 0 BB: 0 P: 7	R: 0 E: 0 K: 1 S: 7	H: 0 LOB: 0 BB: 0 P: 12	R: 0 E: 0 K: 0 S: 10	H: 1 LOB: 2 BB: 1 P: 18	R: 0 E: 0 K: 0 S: 7	H: 2 LOB: 2 BB: 0 P: 11	R: 2 E: 0 K: 0 S: 13	H: 3 LOB: 1 BB: 0 P: 20	R: 0 E: 0 K: 0 S: 7	H: 0 LOB: 0 BB: 0 P: 10	R: 0 E: 0 K: 1 S: 8	H: 0 LOB: 0 BB: 0 P: 9	R: 0 E: 0 K: 0 S: 7	H: 1 LOB: 0 BB: 0 P: 11	R: 0 E: 0 K: 1 S: 9	H: 0 LOB: 0 BB: 0 P: 13	2B: 2 3B: 0 HR: 0	SAC: 1 DP: 2 HBP: 0	PB: 0 SB: 0 CS: 0	

PITCHER		IP	WLS	BF	H	R	ER	SO	BB	IBB	HBP	BLK	WP	HR	S	P	ERA	WHIP
Frank Castillo, R ERA: 5.47	(1, 1)	7.0	W	28	7	2	2	2	1	0	0	0	0	0	57	87	2.57	1.143
Mike DeJean, R ERA: 4.34	(8, 1)	1.0		3	1	0	0	0	0	0	0	0	0	0	7	11	0.00	1.000
Jerry Dipoto, R ERA: 4.62	(9, 1)	1.0		3	0	0	0	1	0	0	0	0	0	0	9	13	0.00	0.000

PITCHER	IP	WLS	BF	H	R	ER	SO	BB	IBB	HBP	BLK	WP	HR	S	P	ERA	WHIP

Batter	1	2	3	4	5	6	7	8	9	AB	R	H	RBI	BB	SO	LOB
Walt Weiss, S (1, 6) OBP: 0.361, SLG: 0.383	C F F F B X 1-2 ① L7		F B X 1-1 ① G1-3		C C B B B X 3-2 ① G5-3		B C B X 2-1 ② F8	F B B X 2-1 E3 1-3 2-H		5	0	0	0	0	0	1
17 Todd Helton, L (1, 7) OBP: 0.412, SLG: 0.533 Mike DeJean, R (8, 1) OBP: 0.500, SLG: 1.000 Dante Bichette, R (8, PH) OBP: 0.342, SLG: 0.492 Jerry Dipoto, R (9, 1) OBP: 0.125, SLG: 0.125	B B B C X 3-1 G5-6-3 1B		C X 0-1 E 2B 1B		C B C B B X 2-2 ② F7		C F X 0-2 HR 1B	B F F B X 2-2 ③ F9		4 0 1 0	2 0 0 0	3 0 0 0	0 0 0 0	0 0 0 0	0 0 0 0	0 0 2 0
Larry Walker, L (1, 9) OBP: 0.462, SLG: 0.715	B F F X 1-2 ② ③ G5-6-3 1-2f		C B F B F X 2-2 ② P5		X 0-0 ③ G4-3		F B B X 2-1 1-H HR			4	1	1	2	0	0	2
Andres Galarraga, R (1, 3) OBP: 0.393, SLG: 0.581		B X 1-0 ① G6-3	C X 0-1 E6 1-3 2B			S B B F X 2-2 ① L7	C C B X 1-2 1B			4	0	1	0	0	0	1
Ellis Burks, R (1, 8) (8, 7) OBP: 0.336, SLG: 0.534	F B S B F B X 3-2 HR 1B		F B X 1-1 ③ 1-H 3-H 2B			C B F X 1-2 ② G3-1	B B B C X 3-1 F9			4	1	2	1	0	0	1
Vinny Castilla, R (1, 5) OBP: 0.346, SLG: 0.535	B 1 SAFE B F B S 1 SAFE 1 SAFE X 3-2 1-H HR			X 0-0 ① F8		X 0-0 1B 1B		B B B F B 4-1 1B E BB		3	2	2	2	1	0	0
Kirt Manwaring, R (1, 2) OBP: 0.317, SLG: 0.304	C X 0-1 ② G6-3			C F B F B B F B 4-2 BB		B X 1-0 1-3 1B		C F X 0-2 ① P6		3	0	1	0	1	0	1
Neifi Perez, S (1, 4) OBP: 0.376, SLG: 0.522	C C B B X 2-2 3B			B X 1-0 ② F9		C B X 1-1 ③ G3		C B X 1-1 E 1-2 1B		4	0	2	0	0	0	3
Frank Castillo, R (1, 1) OBP: 0.152, SLG: 0.152 Quinton McCracken, S (7, PH) (8, 8) OBP: 0.363, SLG: 0.348	C F X 0-2 ③ G1-3			X 0-0 ③ G6-3			C C B X 1-2 ① G4-3	C B B B F S 3-3 ② K		2 2	0 0	0 0	0 0	0 0	0 1	2 2
Inning Stats	R: 0 H: 1 E: 0 LOB: 0 K: 0 BB: 0 S: 10 P: 15	R: 2 H: 3 E: 0 LOB: 1 K: 0 BB: 0 S: 16 P: 25	R: 1 H: 2 E: 1 LOB: 2 K: 0 BB: 0 S: 12 P: 16	R: 0 H: 0 E: 0 LOB: 1 K: 0 BB: 1 S: 7 P: 12	R: 0 H: 0 E: 0 LOB: 0 K: 0 BB: 0 S: 7 P: 12	R: 0 H: 2 E: 0 LOB: 2 K: 0 BB: 0 S: 10 P: 15	R: 2 H: 3 E: 0 LOB: 1 K: 0 BB: 0 S: 15 P: 24	R: 1 H: 1 E: 1 LOB: 2 K: 1 BB: 1 S: 14 P: 26		1B: 8 SF: 0 2B: 1 SAC: 0 3B: 1 DP: 1 HR: 2 HBP: 0					WP: 0 PA: 38 PB: 0 SB: 0 CS: 0	

BOTTOM

New York Mets @ Colorado Rockies

Coors Field, Denver, CO

Fri Aug 15 1997, 7:05 PM MDT

Att. 48,308 - Unknown - 86 F

livebaseballscorecards.com

AB	36
R	6
H	12
RBI	5
BB	2
SO	1
LOB	15

PITCHER		IP	WLS	BF	H	R	ER	SO	BB	IBB	HBP	BLK	WP	HR	S	P	ERA	WHIP
Rick Reed, R ERA: 2.86	(1, 1)	6.0	L	26	8	3	2	0	1	0	0	0	0	1	62	95	3.00	1.500
Cory Lidle, R ERA: 4.24	(7, 1)	1.0		6	3	2	2	0	0	0	0	0	0	1	15	24	18.00	3.000
Turk Wendell, R ERA: 3.88	(8, 1)	1.0		6	1	1	0	1	1	0	0	0	0	0	14	26	0.00	2.000

PITCHER	IP	WLS	BF	H	R	ER	SO	BB	IBB	HBP	BLK	WP	HR	S	P	ERA	WHIP

Batter	1	2	3	4	5	6	7	8	9	AB	R	H	RBI	BB	SO	LOB
Carl Everett, S (1, 8) (6, 9) OBP: 0.310, SLG: 0.446	B C B F B X 3-2 ① F8		B C B B B C F C 3-3 ③ K			B C X 1-1 1B 2B	X 0-0 ③ F7		F B X 1-1 ② ③ G5-4-3 1-2f	5	0	1	0	0	1	1
Edgardo Alfonzo, R (1, 5) OBP: 0.391, SLG: 0.452	B C X 1-1 ② L8			C X 0-1 ① G6-3		2 SAFE F B F B X 2-2 ① 1B 1B 2-3		C X 0-1 ① G4-3		4	1	1	0	0	0	0
John Olerud, L (1, 3) OBP: 0.399, SLG: 0.486	B C B X 2-1 1B			B B B C X 3-1 ② F9		1 SAFE B X 1-0 1B 2B 1B 1-2		C B F T 1-2 ② K		4	1	2	0	0	1	0
Todd Hundley, S (1, 2) OBP: 0.407, SLG: 0.567	C B C S 1-3 ③ K			B B X 2-0 ③ G4-3		B X 1-0 2B SF7 1B 1-3 2-H		B B B 4-0 1B WP BB		3	1	1	1	1	1	1
Bernard Gilkey, R (1, 7) OBP: 0.311, SLG: 0.360		B B X 2-0 G4-6-3 1B	B B B C X 3-1 HR	X 0-0 1B 2B 1-3 3-H				C B B F X 2-2 1-3 1B		4	1	4	2	0	0	0
Carlos Baerga, S (1, 4) OBP: 0.313, SLG: 0.399 Mel Rojas, R (8, 1)		1 SAFE C B 1 SAFE X 1-1 ① ② G4-6-3 1-2f	C S B F F X 1-2 ① G6-3	C X 0-1 ② SF7 3-H				C S B B X 2-2 ③ G4-3		3 0	0 0	0 0	1 0	0 0	0 0	3 0
Butch Huskey, R (1, 9) OBP: 0.304, SLG: 0.468 Luis Lopez, S (8, 4) OBP: 0.324, SLG: 0.344	F F S 0-3 ③ K		C B X 1-1 3B	B X 1-0 ③ F9				B X 1-0 1B 2B		3 1	0 1	1 1	0 0	0 0	1 0	1 0
Rey Ordonez, R (1, 6) OBP: 0.272, SLG: 0.278 Matt Franco, L (9, PH) OBP: 0.362, SLG: 0.417 Shawn Gilbert, R (9, PR) OBP: 0.273, SLG: 0.500		B X 1-0 ① G4-3	B B F X 2-1 ② G6-3			C X 0-1 ① G6-3		B C S S X 1-2 G5-4-3 2-H 1B		3 1 0	0 0 0	0 1 0	0 1 0	0 0 0	0 0 0	1 0 0
Pete Harnisch, S (1, 1) Greg McMichael, R (6, 1) OBP: 0.500, SLG: 0.500 Brian McRae, S (6, 8) OBP: 0.328, SLG: 0.369		C B B X 2-1 ② G6-3	B X 1-0 ③ G6-3			B C X 1-1 ② G5-3		C C B B B F F S 3-3 ① K		2 0 2	0 0 0	0 0 0	0 0 0	0 0 0	0 0 1	1 0 1
Inning Stats	R: 0 H: 1 E: 0 LOB: 1 K: 1 BB: 0 S: 10 P: 17	R: 0 H: 1 E: 0 LOB: 0 K: 1 BB: 0 S: 6 P: 9	R: 0 H: 0 E: 0 LOB: 0 K: 1 BB: 0 S: 7 P: 13	R: 0 H: 0 E: 0 LOB: 0 K: 0 BB: 0 S: 5 P: 10	R: 1 H: 2 E: 0 LOB: 1 K: 0 BB: 0 S: 12 P: 20	R: 3 H: 5 E: 0 LOB: 1 K: 0 BB: 0 S: 11 P: 17	R: 0 H: 0 E: 0 LOB: 0 K: 0 BB: 0 S: 5 P: 6	R: 0 H: 1 E: 0 LOB: 2 K: 1 BB: 1 S: 11 P: 20	R: 1 H: 2 E: 0 LOB: 1 K: 1 BB: 0 S: 11 P: 17	1B: 7 SF: 1 2B: 3 SAC: 0 3B: 1 DP: 2 HR: 1 HBP: 0						WP: 1 PA: 37 PB: 0 SB: 0 CS: 0

PITCHER		IP	WLS	BF	H	R	ER	SO	BB	IBB	HBP	BLK	WP	HR	S	P	ERA	WHIP
Roger Bailey, R ERA: 4.09	(1, 1)	5.1		22	8	4	4	3	0	0	0	0	0	1	47	81	6.75	1.500
Darren Holmes, R ERA: 5.05	(6, 1)	0.2	W	3	1	0	0	0	0	0	0	0	0	0	4	5	0.00	1.500
Curt Leskanic, R ERA: 6.57	(7, 1)	1.0		3	0	0	0	0	0	0	0	0	0	0	5	6	0.00	0.000
Mike DeJean, R ERA: 4.25	(8, 1)	1.0		5	1	0	0	1	1	0	0	0	1	0	11	20	0.00	2.000
Jerry Dipoto, R ERA: 4.68	(9, 1)	1.0	S	4	2	1	1	1	0	0	0	0	0	0	11	17	9.00	2.000

PITCHER	IP	WLS	BF	H	R	ER	SO	BB	IBB	HBP	BLK	WP	HR	S	P	ERA	WHIP

New York Mets @ Colorado Rockies

Coors Field, Denver, CO

Sat Aug 16 1997, 7:05 PM MDT

Att. 48,311 - Unknown - 76 F

TOP

livebaseballscorecards.com

AB	35
R	5
H	12
RBI	5
BB	1
SO	5
LOB	9

BOTTOM

New York Mets @ Colorado Rockies

Coors Field, Denver, CO

Sat Aug 16 1997, 7:05 PM MDT

Att. 48,311 - Unknown - 76 F

livebaseballscorecards.com

Batter	1	2	3	4	5	6	7	8	9	AB	R	H	RBI	BB	SO	LOB
Eric Young Sr., R (1, 4) OBP: 0.362, SLG: 0.409	C X 0-1 2B 1B		X 0-0 ① F8		M B X 1-1 ① F8	C B X 1-1 E5 2-H 1B		C D C X 1-2 ② ③ G6-3 2-3		5	0	2	1	0	0	2
17 Todd Helton, L (1, 7) OBP: 0.395, SLG: 0.529 Curt Leskanic, R (7, 1) Mike DeJean, R (8, 1) OBP: 0.500, SLG: 1.000 Jerry Dipoto, R (9, 1) OBP: 0.125, SLG: 0.125	C C 1 SAFE X 0-2 F9 ①		C B B X 2-1 E 2B		B C B C X 2-2 ② F9 1-2	B B B X 3-0 ③ G1-3				4 0 0 0	1 0 0 0	1 0 0 0	0 0 0 0	0 0 0 0	0 0 0 0	3 0 0 0
Larry Walker, L (1, 9) OBP: 0.466, SLG: 0.724	1 SAFE L X 0-1 1-3 2B		F X 0-1 E8 1B 2-H 1B		D C B S F D D 4-2 BB	X 0-0 E6 3B				3	2	3	1	1	0	0
Andres Galarraga, R (1, 3) OBP: 0.391, SLG: 0.579	B F F F B S 2-3 ② K		F F 2 SAFE F X 0-2 CS 2-H 1B		X 0-0 ③ L4		C S S 0-3 ① K			4	0	1	1	0	2	4
Ellis Burks, R (1, 8) (7, 7) OBP: 0.335, SLG: 0.540	B C X 1-1 ③ G6-3		C F B B B F T 3-2 ② ③ K 1-2			F F X 0-2 HR	C B S X 1-2 ② L5			4	1	1	1	0	1	3
Vinny Castilla, R (1, 5) OBP: 0.347, SLG: 0.534		B B B C B 4-1 BB		S X 0-1 ① P3		B F B B F F X 3-2 SH1-4 1B SF7 1B	X 0-0 ③ G5-3			3	1	1	0	1	0	0
Jeff Reed, L (1, 2) OBP: 0.389, SLG: 0.500	C C B C 1-3 ① K		S B B X 2-1 ② G4-3			B S 1 SAFE X 1-1 SH1-4 1-2 E 1B		S B B F X 2-2 2B 2B		4	2	2	0	0	1	1
Neifi Perez, S (1, 6) OBP: 0.369, SLG: 0.513	C X 0-1 ② F7		B F F F F B F X 2-2 ③ L5			2 SAFE X 0-0 ① SH1-4 1-2 2-3		F L X 0-2 ① P6		3	0	0	0	0	0	2
Roger Bailey, R (1, 1) OBP: 0.259, SLG: 0.250 Darren Holmes, R (6, 1) OBP: 0.167, SLG: 0.333 Dante Bichette, R (6, PH) OBP: 0.341, SLG: 0.492 Quinton McCracken, S (7, 8) OBP: 0.365, SLG: 0.353	F D X 1-1 ③ G6-3				F B S B B B X 3-2 17 WP 1B	B X 1-0 ② SF7 3-H		S S X 0-2 CS 2-H 2B		2 0 0 1	0 0 0 0	1 0 0 1	0 0 1 1	0 0 0 0	0 0 0 0	1 0 0 0
Inning Stats	R: 0 H: 2 E: 0 LOB: 2 K: 1 BB: 0 S: 13 P: 16	R: 0 H: 0 E: 0 LOB: 1 K: 1 BB: 1 S: 8 P: 14	R: 2 H: 3 E: 1 LOB: 0 K: 1 BB: 0 S: 14 P: 19	R: 0 H: 0 E: 0 LOB: 0 K: 0 BB: 0 S: 9 P: 13	R: 0 H: 1 E: 0 LOB: 2 K: 0 BB: 1 S: 12 P: 22	R: 3 H: 4 E: 1 LOB: 1 K: 0 BB: 0 S: 14 P: 23	R: 1 H: 1 E: 1 LOB: 0 K: 1 BB: 0 S: 8 P: 9	R: 1 H: 2 E: 0 LOB: 0 K: 0 BB: 0 S: 12 P: 15		1B: 7 SF: 1 2B: 4 SAC: 1 3B: 1 DP: 0 HR: 1 HBP: 0					WP: 1 PA: 37 PB: 0 SB: 0 CS: 2	

	AB	R	H	RBI	BB	SO	LOB
AB	33						
R	7						
H	13						
RBI	6						
BB	2						
SO	4						
LOB	16						

PITCHER		IP	WLS	BF	H	R	ER	SO	BB	IBB	HBP	BLK	WP	HR	S	P	ERA	WHIP
Pete Harnisch, R ERA: 6.97	(1, 1)	5.0		24	8	4	3	3	2	0	0	0	1	1	63	94	5.40	2.000
Greg McMichael, R ERA: 3.17	(6, 1)	2.0	L	9	3	2	1	1	0	0	0	0	0	0	15	22	4.50	1.500
Mel Rojas, R ERA: 4.98	(8, 1)	1.0		4	2	1	1	0	0	0	0	0	0	0	12	15	9.00	2.000

PITCHER	IP	WLS	BF	H	R	ER	SO	BB	IBB	HBP	BLK	WP	HR	S	P	ERA	WHIP

Batter	1	2	3	4	5	6	7	8	9	AB	R	H	RBI	BB	SO	LOB
Carl Everett, S (1, 9) OBP: 0.309, SLG: 0.443	L1	F9		G4-1 2-3		2-H 1B			K	5	0	1	0	0	1	3
Edgardo Alfonzo, R (1, 5) OBP: 0.395, SLG: 0.452	FC4-6 BB	E 1-2 2-3 BB		G6-3			1B 1B		BB	2	0	1	0	3	0	1
John Olerud, L (1, 3) OBP: 0.399, SLG: 0.485	FC4-6 1-2f	E1 1-2 2-3 3-H			G4-6-3 1B		1-2 1B		F8	5	0	2	0	0	0	4
Todd Hundley, S (1, 2) OBP: 0.402, SLG: 0.559	P6	G4-3			G4-6-3 1-2f		F7		G1-3	5	0	0	0	0	0	8
Bernard Gilkey, R (1, 7) OBP: 0.311, SLG: 0.359		2B 1B	P3		K		K			4	1	1	0	0	2	2
Carlos Baerga, S (1, 4) OBP: 0.315, SLG: 0.401		1 SAFE 1 SAFE 1-H 2B	G3			FC4-6 BB	P5			3	1	1	1	1	0	2
Brian McRae, S (1, 8) OBP: 0.326, SLG: 0.366		P5	G4-3			FC4-6 1-2f		K		4	1	0	0	0	1	2
Luis Lopez, S (1, 6) OBP: 0.336, SLG: 0.372		BB E 3-H		G4-1 SH3 1B		1 SAFE 1-H 1B 2B		G4-3		4	1	3	2	0	0	0
Dave Mlicki, R (1, 1) OBP: 0.262, SLG: 0.308										0	0	0	0	1	0	0
Matt Franco, L (6, PH) OBP: 0.359, SLG: 0.413										1	0	0	0	0	0	1
Turk Wendell, L (6, 1)										0	0	0	0	0	0	0
Butch Huskey, R (8, PH) OBP: 0.304, SLG: 0.467										1	0	0	0	0	0	0
Mel Rojas, R (8, 1)		E BB BB		SH3 1-2		F8		G5-3		0	0	0	0	0	0	0
Inning Stats	R: 0 E: 0 K: 0 S: 8 H: 0 LOB: 1 BB: 1 P: 15	R: 3 E: 1 K: 0 S: 21 H: 3 LOB: 3 BB: 2 P: 35	R: 0 E: 0 K: 0 S: 3 H: 0 LOB: 0 BB: 0 P: 6	R: 0 E: 0 K: 0 S: 7 H: 1 LOB: 1 BB: 0 P: 8	R: 0 E: 0 K: 1 S: 7 H: 1 LOB: 0 BB: 0 P: 9	R: 1 E: 0 K: 0 S: 6 H: 2 LOB: 2 BB: 1 P: 13	R: 0 E: 0 K: 1 S: 14 H: 2 LOB: 2 BB: 0 P: 18	R: 0 E: 0 K: 1 S: 9 H: 0 LOB: 0 BB: 0 P: 16	R: 0 E: 0 K: 1 S: 9 H: 0 LOB: 1 BB: 1 P: 17	1B: 6 2B: 3 3B: 0 HR: 0 SF: 0 SAC: 1 DP: 1 HBP: 0	WP: 0 PB: 0 SB: 0 CS: 0 PA: 40					

PITCHER	IP	WLS	BF	H	R	ER	SO	BB	IBB	HBP	BLK	WP	HR	S	P	ERA	WHIP
John Thomson, R (1, 1) ERA: 4.37	6.0	W	28	7	4	3	1	4	0	0	0	0	0	52	86	4.50	1.833
Mike Munoz, L (7, 1) ERA: 5.45	0.1		3	2	0	0	0	0	0	0	0	0	0	8	11	0.00	6.000
Steve Reed, R (7, 1) ERA: 4.84	0.2		2	0	0	0	1	0	0	0	0	0	0	6	7	0.00	0.000
Mike DeJean, R (8, 1) ERA: 4.17	1.0		3	0	0	0	1	0	0	0	0	0	0	9	16	0.00	0.000
Jerry Dipoto, R (9, 1) ERA: 4.62	1.0	S	4	0	0	0	1	1	0	0	0	0	0	9	17	0.00	1.000

PITCHER	IP	WLS	BF	H	R	ER	SO	BB	IBB	HBP	BLK	WP	HR	S	P	ERA	WHIP

New York Mets @ Colorado Rockies

Coors Field, Denver, CO

Sun Aug 17 1997, 3:33 AM MDT

Att. 48,440 - Sunny - 74 F

TOP

livebaseballscorecards.com

AB	34
R	4
H	9
RBI	3
BB	5
SO	4
LOB	23

Batter	1	2	3	4	5	6	7	8	9	AB	R	H	RBI	BB	SO	LOB
Eric Young Sr., R (1, 4) OBP: 0.363, SLG: 0.408	C S F C 0-3 ① K		C B X 1-1 ① P3		C C F X 0-2 BB 2B 1-2 1B		B B B B 4-0 17 BB 1B BB			3	2	1	0	1	1	0
17 Todd Helton, L (1, 3) OBP: 0.381, SLG: 0.486 Quinton McCracken, S (7, PR) OBP: 0.365, SLG: 0.353 (8, 8)	B C X 1-1 ② G3-1		B F B X 2-1 ② F7		B C B X 2-1 ② F8		B B C 1 SAFE 1 SAFE F B B 4-2 G4-6-3 1B 1-2 BB			3	0	0	0	1	0	2
										0	0	0	0	0	0	0
Larry Walker, L (1, 9) OBP: 0.467, SLG: 0.721	X 0-0 ③ G4-3		B F X 1-1 ③ L6		B B B B 4-0 2B 1-2 2-3 BB		B 2 SAFE X 1-0 G4-6-3 1-2 2-H 1B			3	1	1	1	1	0	0
Dante Bichette, R (1, 7) OBP: 0.341, SLG: 0.492 Mike DeJean, R (8, 1) OBP: 0.500, SLG: 1.000 Jerry Dipoto, R (9, 1) OBP: 0.125, SLG: 0.125		C B X 1-1 ① G5-3		B X 1-0 ① F8	X 0-0 1B 1-H 2-H 3-H 2B		F X 0-1 ① ② G4-6-3 1-2f 2-3			4	1	1	3	0	0	2
										0	0	0	0	0	0	0
										0	0	0	0	0	0	0
Ellis Burks, R (1, 8) OBP: 0.340, SLG: 0.541 (8, 7)		S T F B F S 1-3 ② K		B B F X 2-1 1B	C B B X 2-1 2-H 1B		B B B C B 4-1 BB			3	0	2	1	1	1	0
Vinny Castilla, R (1, 5) OBP: 0.346, SLG: 0.538	X 0-0 HR		C F S 0-3 ② K	C X 0-1 ③ F9		X 0-0 ③ F7				4	1	1	1	0	1	4
Kirt Manwaring, R (1, 2) OBP: 0.316, SLG: 0.303	X 0-0 1B 1B		B C B F C 2-3 ③ K			B S X 1-1 ① F9		S T F F B B S 2-3 ① K		4	0	1	0	0	2	1
Walt Weiss, S (1, 6) OBP: 0.361, SLG: 0.383 Mike Munoz, L (7, 1) Steve Reed, R (7, 1) Andres Galarraga, R (8, 3) OBP: 0.391, SLG: 0.577	B X 1-0 1-2 1B				C F B X 1-2 ① G4-3	C S B B X 2-2 ② F7		S X 0-1 ② F9		3	0	1	0	0	0	0
										0	0	0	0	0	0	0
										0	0	0	0	0	0	0
										1	0	0	0	0	0	0
John Thomson, R (1, 1) OBP: 0.278, SLG: 0.235 Neifi Perez, S (6, PH) OBP: 0.365, SLG: 0.506 (7, 6)		C X 0-1 ③ G4-3			F X 0-1 BB 1B 2B 1B	C X 0-1 ③ G6-3		B F X 1-1 ③ F9		2	1	1	0	0	0	2
										2	0	0	0	0	0	0
Inning Stats	R: 0 E: 0 K: 1 S: 7 H: 0 LOB: 0 BB: 0 P: 8	R: 1 E: 0 K: 1 S: 12 H: 3 LOB: 2 BB: 0 P: 15	R: 0 E: 0 K: 0 S: 6 H: 0 LOB: 0 BB: 0 P: 10	R: 0 E: 0 K: 2 S: 9 H: 1 LOB: 1 BB: 0 P: 14	R: 4 E: 0 K: 0 S: 16 H: 4 LOB: 1 BB: 1 P: 25	R: 0 E: 0 K: 0 S: 7 H: 0 LOB: 0 BB: 0 P: 10	R: 1 E: 0 K: 0 S: 7 H: 1 LOB: 2 BB: 3 P: 20	R: 0 E: 0 K: 1 S: 9 H: 0 LOB: 0 BB: 0 P: 12		1B: 7 2B: 1 3B: 0 HR: 1 SF: 0 SAC: 0 DP: 1 HBP: 0						

PITCHER		IP	WLS	BF	H	R	ER	SO	BB	IBB	HBP	BLK	WP	HR	S	P	ERA	WHIP
Dave Mlicki, R ERA: 4.65	(1, 1)	5.0	L	24	8	5	5	4	1	0	0	0	0	1	50	72	9.00	1.800
Turk Wendell, R ERA: 3.9	(6, 1)	2.0		9	1	1	1	0	3	0	0	0	0	0	14	30	4.50	2.000
Mel Rojas, R ERA: 4.91	(8, 1)	1.0		3	0	0	0	1	0	0	0	0	0	0	9	12	0.00	0.000

PITCHER	IP	WLS	BF	H	R	ER	SO	BB	IBB	HBP	BLK	WP	HR	S	P	ERA	WHIP

BOTTOM

New York Mets @ Colorado Rockies

Coors Field, Denver, CO

Sun Aug 17 1997, 3:33 AM MDT
Att. 48,440 - Sunny - 74 F

livebaseballscorecards.com

AB	32
R	6
H	9
RBI	6
BB	4
SO	5
LOB	11

WP: 0	PA: 36		
PB: 0			
SB: 0			
CS: 0			

Batter	1	2	3	4	5	6	7	8	9	AB	R	H	RBI	BB	SO	LOB
Otis Nixon, S (1, 8) OBP: 0.334, SLG: 0.295	C C B X 1-2 G6-3 ①		B B C B C F X 3-2 L9 ②		D C B X 2-1 G6-3 ②		B B X 2-0 G1-3 ③		B C C X 1-2 G1-3 ③	5	0	0	0	0	0	1
Eric Young Sr., R (1, 4) OBP: 0.365, SLG: 0.411	B X 1-0 S 1B		B B F B X 3-1 1B		B F B X 2-1 2B 2-H 1B			C F B F S 1-3 K2-3 ①		4	1	3	1	0	1	0
Mike Piazza, R (1, 2) OBP: 0.415, SLG: 0.600	B F X 1-1 F7 ②		X 0-0 G4-3 ③		B X 1-0 2-H 2B			B X 1-0 G5-3 ②		4	0	1	1	0	0	2
Eric Karros, R (1, 3) OBP: 0.333, SLG: 0.466	C B D F C 2-3 1-2 K ③			B F S X 1-2 L8 ①	D C X 1-1 G4-3 ③			C B B D X 3-1 HR		4	1	1	1	0	1	2
Raul Mondesi, R (1, 9) OBP: 0.351, SLG: 0.545		B C B X 2-1 F9 ①		B F X 1-1 G6-3 ②		C B X 1-1 P4 ①		C B X 1-1 2B 2B		4	1	1	0	0	0	0
Todd Zeile, R (1, 5) OBP: 0.340, SLG: 0.425		B B B B 4-0 S BB		C X 0-1 1B		C S 0-3 K ②		S D S X 1-2 2-H 2B		3	0	2	1	1	1	0
Greg Gagne, R (1, 6) OBP: 0.319, SLG: 0.386		C F B B F S 2-3 K ②		B B B C 1 S 1 X SAFE SAFE 3-2 G5-3 ③		B S F C 1-3 K ③		B B S S X 2-2 P6 ③		4	0	0	0	0	2	3
Brett Butler, L (1, 7) OBP: 0.383, SLG: 0.341 Roger Cedeno, S (9, 7) OBP: 0.353, SLG: 0.380		1 SAFE 1 B B C C B S SAFE 3-3 1-2 K ③		X 0-0 SH1-4 1B 1B		C B X 1-1 G5-3 ①		X 0-0 G6-3 ①		4 0	1 0	1 0	0 0	0 0	1 0	1 0
Ismael Valdez, R (1, 1) OBP: 0.109, SLG: 0.047 Scott Radinsky, L (8, 1) Darren Hall, R (8, 1) Nelson Liriano, S (9, PH) OBP: 0.282, SLG: 0.342 Todd Worrell, R (9, 1)			S B C S 1-3 K ①	X 0-0 SH1-4 ① 1-2		X 0-0 G6-3 ②		B X 1-0 F9 ②		2 0 0 1 0	0 0 0 0 0	0 0 0 0 0	0 0 0 0 0	1 0 0 0 0	0 0 0 0 0	0 0 0 0 0
Inning Stats	R: 0 H: 1 E: 0 LOB: 1 K: 1 BB: 0 S: 9 P: 14	R: 0 H: 0 E: 0 LOB: 1 K: 2 BB: 1 S: 9 P: 20	R: 0 H: 1 E: 0 LOB: 1 K: 1 BB: 0 S: 10 P: 17	R: 0 H: 1 E: 0 LOB: 1 K: 0 BB: 0 S: 10 P: 15	R: 2 H: 3 E: 0 LOB: 1 K: 0 BB: 0 S: 9 P: 15	R: 0 H: 0 E: 0 LOB: 0 K: 2 BB: 0 S: 8 P: 10	R: 0 H: 0 E: 0 LOB: 0 K: 0 BB: 0 S: 4 P: 7	R: 2 H: 3 E: 0 LOB: 1 K: 1 BB: 0 S: 15 P: 24	R: 0 H: 0 E: 0 LOB: 0 K: 0 BB: 0 S: 5 P: 7	1B: 5 SF: 0 2B: 3 SAC: 1 3B: 0 DP: 0 HR: 1 HBP: 0						WP: 0 PA: 37 PB: 0 SB: 2 CS: 0

Los Angeles Dodgers @ New York Mets

Shea Stadium, Flushing, NY

Tue Aug 19 1997, 7:05 PM EDT

Att. 25,971 - Unknown - 74 F

TOP

livebaseballscorecards.com

AB	35
R	4
H	9
RBI	4
BB	1
SO	7
LOB	9

PITCHER		IP	WLS	BF	H	R	ER	SO	BB	IBB	HBP	BLK	WP	HR	S	P	ERA	WHIP
Brian Bohanon, L ERA: 3.66	(1, 1)	7.2	L	32	8	4	4	7	1	0	0	0	0	1	68	113	4.70	1.174
Mel Rojas, R ERA: 4.88	(8, 1)	0.1		2	1	0	0	0	0	0	0	0	0	0	6	9	0.00	3.000
Greg McMichael, R ERA: 3.12	(9, 1)	1.0		3	0	0	0	0	0	0	0	0	0	0	5	7	0.00	0.000

PITCHER	IP	WLS	BF	H	R	ER	SO	BB	IBB	HBP	BLK	WP	HR	S	P	ERA	WHIP

BOTTOM

Los Angeles Dodgers @ New York Mets

Shea Stadium, Flushing, NY

Tue Aug 19 1997, 7:05 PM EDT

Att. 25,971 - Unknown - 74 F

livebaseballscorecards.com

Batter	1	2	3	4	5	6	7	8	9	AB	R	H	RBI	BB	SO	LOB
Brian McRae, S (1, 8) OBP: 0.325, SLG: 0.365	B C X 1-1 CS 1B		C B F F F B X 2-2 F8 ②		F B X 1-1 L7 ②		C F B X 1-2 G4-3 ③			4	0	1	0	0	0	3
Edgardo Alfonzo, R (1, 5) OBP: 0.394, SLG: 0.450	1 SAFE B 1 SAFE 1 SAFE P X 2-0 P4 ①② 1-2		C F B F B X 3-2 F8 ③		B B F C B C 3-3 K ③			B C B C F X 2-2 FC6 1B		4	0	1	0	0	1	3
John Olerud, L (1, 3) OBP: 0.398, SLG: 0.482	C B B S B F C 3-3 K ③			C B X 1-1 G5-4-3 1B		C F B X 1-2 F7 ①		X 0-0 F7 ①		4	0	1	0	0	1	1
Todd Hundley, S (1, 2) OBP: 0.398, SLG: 0.552		C F B C 1-3 K ①		C F F 1 SAFE B X 1-2 G5-4-3 ①② 1-2f		C B X 1-1 P6 ②		B S B S B S 3-3 K ②		4	0	0	0	0	2	2
Bernard Gilkey, R (1, 7) OBP: 0.310, SLG: 0.358		C B B F F X 2-2 F7 ②		X 0-0 L5 ③		C B C X 1-2 1B		C X 0-1 FC6 ③ 1-2f		4	0	1	0	0	0	1
Carlos Baerga, S (1, 4) OBP: 0.317, SLG: 0.405		B C B B C X 3-2 2B			B B X 2-0 SH3 BB 1B 1B	B 1 SAFE C S 1 SAFE X 1-2 F9 ③			C B S X 1-2 G3-1 ①	4	1	2	0	0	0	1
Butch Huskey, R (1, 9) OBP: 0.304, SLG: 0.464 Carl Everett, S (8, 9) OBP: 0.308, SLG: 0.442		B C B X 2-1 G5-3 ③			1 SAFE B 1 SAFE B B B 4-0 SH3 1-2 1B BB		B X 1-0 F9 ①		C X 0-1 G3 ②	2 1	1 0	0 0	0 0	1 0	0 0	1 0
Rey Ordonez, R (1, 6) OBP: 0.274, SLG: 0.280 Luis Lopez, S (9, PH) OBP: 0.333, SLG: 0.369			S B B S B X 3-2 F9 ①		C C X 0-2 SH3 ① 1-2 2-3		B X 1-0 SH1-4 1B		B F F B S 2-3 K3 ③	2 1	0 0	1 0	0 0	0 0	0 1	0 0
Brian Bohanon, L (1, 1) OBP: 0.176, SLG: 0.188 Mel Rojas, R (8, 1) Greg McMichael, R (9, 1) OBP: 0.500, SLG: 0.500			X 0-0 1B		S X 0-1 2-H 3-H 1B		B 1 SAFE F X 1-1 SH1-4 ② 1-2			2 0 0	0 0 0	2 0 0	2 0 0	0 0 0	0 0 0	0 0 0
Inning Stats	R: 0 E: 0 K: 1 S: 8 H: 1 LOB: 0 BB: 0 P: 13	R: 0 E: 0 K: 1 S: 13 H: 1 LOB: 1 BB: 0 P: 21	R: 0 E: 0 K: 0 S: 13 H: 1 LOB: 1 BB: 0 P: 21	R: 0 E: 0 K: 0 S: 7 H: 1 LOB: 0 BB: 0 P: 9	R: 2 E: 0 K: 1 S: 11 H: 2 LOB: 1 BB: 1 P: 21	R: 0 E: 0 K: 0 S: 11 H: 1 LOB: 1 BB: 0 P: 15	R: 0 E: 0 K: 0 S: 7 H: 1 LOB: 1 BB: 0 P: 11	R: 0 E: 0 K: 1 S: 10 H: 1 LOB: 1 BB: 0 P: 15	R: 0 E: 0 K: 1 S: 8 H: 0 LOB: 0 BB: 0 P: 11	1B: 8 2B: 1 3B: 0 HR: 0	SF: 0 SAC: 2 DP: 1 HBP: 0						

AB	**32**																					
R	**2**																					
H	**9**																					
RBI	**2**																					
BB	**1**																					
SO	**5**																					
LOB	**12**																					

WP: 0 PB: 0 SB: 0 CS: 1 PA: 35

PITCHER		IP	WLS	BF	H	R	ER	SO	BB	IBB	HBP	BLK	WP	HR	S	P	ERA	WHIP
Ismael Valdez, R ERA: 2.76	(1, 1)	7.0	W	28	8	2	2	3	1	0	0	0	0	0	70	111	2.57	1.286
Scott Radinsky, L ERA: 2.74	(8, 1)	0.2		3	1	0	0	1	0	0	0	0	0	0	8	13	0.00	1.500
Darren Hall, R ERA: 2.38	(8, 1)	0.1		1	0	0	0	0	0	0	0	0	0	0	2	2	0.00	0.000
Todd Worrell, R ERA: 4.72	(9, 1)	1.0	S	3	0	0	0	1	0	0	0	0	0	0	8	11	0.00	0.000

PITCHER	IP	WLS	BF	H	R	ER	SO	BB	IBB	HBP	BLK	WP	HR	S	P	ERA	WHIP

Batter	1	2	3	4	5	6	7	8	9	AB	R	H	RBI	BB	SO	LOB
Otis Nixon, S (1, 8) OBP: 0.331, SLG: 0.292	C B L X 1-2 ① P6		B X 1-0 ③ G1-3			C C X 0-2 ② G6-3		F F C 0-3 ② K		4	0	0	0	0	1	3
Eric Young Sr., R (1, 4) OBP: 0.363, SLG: 0.408	X 0-0 ② F8			X 0-0 ① F9		C X 0-1 ③ G6-3		C B S B X 2-2 ③ FC6-4 1-2f		4	0	0	0	0	0	2
Mike Piazza, R (1, 2) OBP: 0.413, SLG: 0.604	C B F B B X 3-2 ③ F7			F S B B X 2-2 ② G4-3			S B X 1-1 HR		B B C F B X 3-2 ① G6-3	4	1	1	1	0	0	0
Eric Karros, R (1, 3) OBP: 0.334, SLG: 0.466		F B F X 1-2 ① G5-3		X 0-0 ③ G6-3			B B C X 2-1 G5-4-3 1B		B B C F B B 4-2 2B BB	3	0	1	0	1	0	0
Raul Mondesi, R (1, 9) OBP: 0.352, SLG: 0.546		X 0-0 ② P5			S B C B B B 4-2 G4-3 BB		B C C B X 2-2 ①② G5-4-3 1-2f		B 1 SAFE X 1-0 1-3 2B	3	0	1	0	1	0	1
Todd Zeile, R (1, 5) OBP: 0.337, SLG: 0.422		B C B C X 2-2 ③ G1-3			1 SAFE B 1 SAFE F 1 SAFE X 1-1 ① G4-3 1-2		X 0-0 ③ G5-3		C F C 0-3 ② K	4	0	0	0	0	1	3
Greg Gagne, R (1, 6) OBP: 0.318, SLG: 0.384			B C X 1-1 ① G6-3		C X 0-1 ② G5-3			B B B C B 4-1 FC1-5 1B BB	X 0-0 ③ G6-3	3	0	0	0	1	0	3
Roger Cedeno, S (1, 7) OBP: 0.355, SLG: 0.386 Brett Butler, L (8, PH) OBP: 0.385, SLG: 0.343 (8, 7)			X 0-0 G5-3 2B		S B C X 1-2 ③ L6			B B C F X 2-2 FC1-5 1-2 1B		2 1	0 0	1 1	0 0	0 0	0 0	1 0
Tom Candiotti, R (1, 1) OBP: 0.048, SLG: 0.048 Mark Guthrie, R (7, 1) Nelson Liriano, S (8, PH) OBP: 0.279, SLG: 0.338 Wilton Guerrero, S (8, PR) OBP: 0.306, SLG: 0.408 37 Darren Dreifort, R (8, 1) OBP: 0.200, SLG: 0.200			F F X 0-2 ② G5-3 2-3			B F C B S 2-3 ① K		X 0-0 ① FC1-5 FC6-4 1-2 2-3f		2 0 1 0 0	0 0 0 0 0	0 0 0 0 0	0 0 0 0 0	1 0 0 0 0	1 0 2 0 0	1 0 2 0 0
Inning Stats	R: 0 E: 0 K: 0 S: 7 H: 0 LOB: 0 BB: 0 P: 11	R: 0 E: 0 K: 0 S: 7 H: 0 LOB: 0 BB: 0 P: 10	R: 0 E: 0 K: 0 S: 7 H: 1 LOB: 0 BB: 0 P: 9	R: 0 E: 0 K: 0 S: 5 H: 0 LOB: 0 BB: 0 P: 7	R: 0 E: 0 K: 0 S: 9 H: 0 LOB: 1 BB: 1 P: 15	R: 0 E: 0 K: 1 S: 8 H: 0 LOB: 0 BB: 0 P: 10	R: 1 E: 0 K: 0 S: 8 H: 2 LOB: 0 BB: 0 P: 13	R: 0 E: 0 K: 1 S: 11 H: 1 LOB: 2 BB: 1 P: 19	R: 0 E: 0 K: 1 S: 10 H: 1 LOB: 2 BB: 1 P: 18	1B: 2 2B: 2 3B: 0 HR: 1		SF: 0 SAC: 0 DP: 1 HBP: 0				

TOP

Los Angeles Dodgers @ New York Mets

Shea Stadium, Flushing, NY

Thu Aug 21 1997, 3:33 AM EDT

Overcast - 64 F

livebaseballscorecards.com

AB	31
R	1
H	5
RBI	1
BB	3
SO	3
LOB	16

WP: 0 PB: 0 SB: 0 CS: 0 PA: 34

PITCHER		IP	WLS	BF	H	R	ER	SO	BB	IBB	HBP	BLK	WP	HR	S	P	ERA	WHIP
Joe Crawford, L ERA: 3.48	(1, 1)	6.0	W	22	3	1	1	1	1	0	0	0	0	1	47	69	1.50	0.667
Greg McMichael, R ERA: 3.03	(7, 1)	2.0		7	1	0	0	1	1	0	0	0	0	0	15	25	0.00	1.000
John Franco, L ERA: 2.34	(9, 1)	1.0	S	5	1	0	0	1	1	0	0	0	0	0	10	18	0.00	2.000

PITCHER	IP	WLS	BF	H	R	ER	SO	BB	IBB	HBP	BLK	WP	HR	S	P	ERA	WHIP

Batter	1	2	3	4	5	6	7	8	9	AB	R	H	RBI	BB	SO	LOB
Brian McRae, S (1, 8) OBP: 0.322, SLG: 0.362	F9		G3		F8		P4			4	0	0	0	0	0	0
Edgardo Alfonzo, R (1, 5) OBP: 0.397, SLG: 0.450	BB 1B		FC5-4 1B		F8		BB			2	0	1	0	2	0	0
Matt Franco, L (1, 3) OBP: 0.356, SLG: 0.408	1B 1-3		F9		F7		G4-3			4	0	1	0	0	0	2
John Franco, L (9, 1)										0	0	0	0	0	0	0
Bernard Gilkey, R (1, 7) OBP: 0.310, SLG: 0.355	F9		FC5-4 1-2f			HR BB		K		3	1	0	0	1	1	3
Carlos Baerga, S (1, 4) OBP: 0.321, SLG: 0.418	G4-3			2B 2B		HR 1-H		G5-4-3 HBP		3	2	2	2	0	0	2
Butch Huskey, R (1, 9) OBP: 0.304, SLG: 0.466		K		G6-3 2B 2-H		G5-3		G5-4-3 1-2f		3	0	1	1	0	1	0
Todd Pratt, R (1, 2) OBP: 0.453, SLG: 0.553		1B		K		F9				3	0	1	0	0	1	1
Rey Ordonez, R (1, 6) OBP: 0.271, SLG: 0.277		P4		G6-3 2-3		P3				3	0	0	0	0	0	2
Joe Crawford, L (1, 1)		P4		K			L5			2	0	0	0	0	1	2
Greg McMichael, R (7, 1) OBP: 0.500, SLG: 0.500										0	0	0	0	0	0	0
Carl Everett, S (7, 9) OBP: 0.307, SLG: 0.440										1	0	0	0	0	0	0
John Olerud, L (8, PH) OBP: 0.397, SLG: 0.481 (9, 3)										1	0	0	0	0	0	1
Inning Stats	R: 0 E: 0 K: 0 S: 11 H: 1 LOB: 2 BB: 1 P: 22	R: 0 E: 0 K: 1 S: 12 H: 1 LOB: 1 BB: 0 P: 19	R: 0 E: 0 K: 0 S: 7 H: 1 LOB: 1 BB: 0 P: 12	R: 1 E: 0 K: 2 S: 10 H: 2 LOB: 1 BB: 0 P: 15	R: 0 E: 0 K: 0 S: 5 H: 0 LOB: 0 BB: 0 P: 6	R: 2 E: 0 K: 0 S: 11 H: 1 LOB: 0 BB: 1 P: 21	R: 0 E: 0 K: 0 S: 5 H: 0 LOB: 1 BB: 1 P: 10	R: 0 E: 0 K: 1 S: 6 H: 0 LOB: 0 BB: 0 P: 10		1B: 3 2B: 2 3B: 0 HR: 1	SF: 0 SAC: 0 DP: 1 HBP: 1					

PITCHER	IP	WLS	BF	H	R	ER	SO	BB	IBB	HBP	BLK	WP	HR	S	P	ERA	WHIP
Tom Candiotti, R (1, 1) ERA: 3.42	6.0	L	26	6	3	3	3	2	0	0	0	0	1	56	95	4.50	1.333
Mark Guthrie, L (7, 1) ERA: 4.42	1.0		4	0	0	0	0	1	0	0	0	0	0	5	10	0.00	1.000
37 Darren Dreifort, R (8, 1) ERA: 2.15	1.0		3	0	0	0	1	0	0	1	0	0	0	6	10	0.00	0.000

PITCHER	IP	WLS	BF	H	R	ER	SO	BB	IBB	HBP	BLK	WP	HR	S	P	ERA	WHIP

BOTTOM

Los Angeles Dodgers @ New York Mets

Shea Stadium, Flushing, NY

Thu Aug 21 1997, 3:33 AM EDT

Overcast - 64 F

livebaseballscorecards.com

AB	29
R	3
H	6
RBI	3
BB	3
SO	4
LOB	13

Batter	1	2	3	4	5	6	7	8	9	AB	R	H	RBI	BB	SO	LOB
Eric Young Sr., R (1, 4) OBP: 0.366, SLG: 0.409	G1-3		F8 SH2-3 E 1B		G1-3 1B		S BB			3	1	2	0	1	0	0
Brett Butler, L (1, 7) Roger Cedeno, S (9, 7) OBP: 0.388, SLG: 0.344 OBP: 0.355, SLG: 0.386	1B SF7 1B		SAFE SH2-3 1-2		G1-3 1-2		1-2 BB			2 0	1 0	1 0	0 0	1 0	0 0	1 0
Raul Mondesi, R (1, 9) OBP: 0.353, SLG: 0.545	SF7 1B 1-3 1B		S E BB		L8		K			3	2	1	0	1	1	3
Eric Karros, R (1, 3) OBP: 0.333, SLG: 0.465	SF7 2-3 3-H		F8 2-3		SAFE K			CS 1B		3	0	1	1	0	1	3
Todd Zeile, R (1, 5) OBP: 0.338, SLG: 0.422	1B 3-H		E8 1B 1-H 3-H			G6-3		F9		4	0	2	3	0	0	1
Tom Prince, R (1, 2) OBP: 0.291, SLG: 0.351	SAFE F8		P3			E5 G6-4-3		P2 1-2		4	0	0	0	0	0	3
Otis Nixon, S (1, 8) OBP: 0.329, SLG: 0.289		G4-3	K			G6-4-3 1-2f			K	4	0	0	0	0	2	1
Juan Castro, R (1, 6) OBP: 0.196, SLG: 0.212		K	F9				F9		P4	4	0	0	0	0	1	0
Chan Ho Park, R (1, 1) OBP: 0.283, SLG: 0.310 Scott Radinsky, L (7, 1) Darren Hall, R (8, 1) Wilton Guerrero, S (9, PH) OBP: 0.305, SLG: 0.406 Todd Worrell, R (9, 1)		G6-3	K				K		F7	3 0 0 1 0	0 0 0 0 0	0 0 0 0 0	0 0 0 0 0	0 0 0 0 0	2 0 0 0 0	0 0 0 0 0
Inning Stats	R: 2 E: 0 K: 0 S: 18 H: 3 LOB: 1 BB: 0 P: 20	R: 0 E: 0 K: 1 S: 7 H: 0 LOB: 0 BB: 0 P: 8	R: 2 E: 1 K: 0 S: 9 H: 2 LOB: 1 BB: 1 P: 14	R: 0 E: 0 K: 2 S: 10 H: 0 LOB: 0 BB: 0 P: 14	R: 0 E: 0 K: 1 S: 7 H: 1 LOB: 1 BB: 0 P: 11	R: 0 E: 1 K: 0 S: 4 H: 0 LOB: 0 BB: 0 P: 7	R: 0 E: 0 K: 2 S: 13 H: 0 LOB: 2 BB: 2 P: 24	R: 0 E: 0 K: 0 S: 12 H: 1 LOB: 0 BB: 0 P: 14	R: 0 E: 0 K: 1 S: 7 H: 0 LOB: 0 BB: 0 P: 9	1B: 7 2B: 0 3B: 0 HR: 0	SF: 1 SAC: 1 DP: 1 HBP: 0						

PITCHER	IP	WLS	BF	H	R	ER	SO	BB	IBB	HBP	BLK	WP	HR	S	P	ERA	WHIP
Rick Reed, R (1, 1) ERA: 2.98	6.0	L	25	6	4	4	4	1	0	0	0	0	0	55	74	6.00	1.167
Turk Wendell, R (7, 1) ERA: 3.78	2.0		8	1	0	0	2	2	0	0	0	0	0	25	38	0.00	1.500
Mel Rojas, R (9, 1) ERA: 4.81	1.0		3	0	0	0	1	0	0	0	0	0	0	7	9	0.00	0.000

PITCHER	IP	WLS	BF	H	R	ER	SO	BB	IBB	HBP	BLK	WP	HR	S	P	ERA	WHIP

TOP

Los Angeles Dodgers @ New York Mets

Shea Stadium, Flushing, NY

Thu Aug 21 1997, 7:05 PM EDT

Att. 43,500 - Unknown - 68 F

livebaseballscorecards.com

AB	31
R	4
H	7
RBI	4
BB	3
SO	7
LOB	12

WP: 0 PB: 0 SB: 2 CS: 1 PA: 36

Batter	1	2	3	4	5	6	7	8	9	AB	R	H	RBI	BB	SO	LOB
Carl Everett, S (1, 9) OBP: 0.303, SLG: 0.434	B S X 1-1 L7 ①		S S B S 1-3 K2-3 ①	B F C F S 1-3 K ③			B F X 1-1 G1-3 ①		B B F B X 3-1 G6-3 ②	5	0	0	0	0	2	3
Edgardo Alfonzo, R (1, 5) OBP: 0.393, SLG: 0.444	C X 0-1 F9 ②		B B B C C X 3-2 F9 ②		C B B X 2-1 F9 ①		B F F F B B X 3-2 G5-3 ②		C B C C 1-3 K ③	5	0	0	0	0	1	1
John Olerud, L (1, 3) OBP: 0.396, SLG: 0.478	C C B B S 2-3 K ③		C X 0-1 G4-3 ③		C B B B F F B 4-2 BB		X 0-0 E4			3	0	0	0	1	1	1
Todd Hundley, S (1, 2) OBP: 0.397, SLG: 0.555		C B F X 1-2 SF8 3B		C S F F B C 1-3 K ①	B X 1-0 P3 ②		B B B C X 3-1 F9 ③			4	1	1	0	0	1	2
Carlos Baerga, S (1, 4) OBP: 0.321, SLG: 0.415		B B F B F S 3-3 K ①		B B B B 4-0 1B BB	B X 1-0 L9 ③			B B X 2-0 G3 ①		3	1	0	0	1	1	2
Bernard Gilkey, R (1, 7) OBP: 0.311, SLG: 0.356		C B B X 2-1 SF8 ② 3-H		C X 0-1 1B 1-3 1B		X 0-0 L7 ①		B S B F B B 4-2 1B BB		2	1	1	1	1	0	0
Brian McRae, S (1, 8) OBP: 0.326, SLG: 0.364		C B B B F B 4-2 BB		B C B S X 2-2 1B 1-2 3-H		F C B F B B F X 3-2 G6-3 ②		X 0-0 G6-4-3 1-3 1B		3	0	2	1	1	0	0
Rey Ordonez, R (1, 6) OBP: 0.271, SLG: 0.277 Matt Franco, L (8, PH) OBP: 0.353, SLG: 0.405 Mel Rojas, R (9, 1)		F F X 0-2 F9 ③		F S X 0-2 P6 ②		C B C B F F X 2-2 1B		X 0-0 G6-4-3 ②③ 1-2f		3 1 0	0 0 0	1 0 0	0 0 0	0 0 0	0 0 0	3 2 0
Rick Reed, R (1, 1) OBP: 0.271, SLG: 0.400 Butch Huskey, R (6, PH) OBP: 0.303, SLG: 0.465 Turk Wendell, L (7, 1) Luis Lopez, S (9, 6) OBP: 0.331, SLG: 0.366			X 0-0 2B	C X 0-1 1-2 2-H 1B		B S S S B S 2-3 K ③			F S F B C 1-3 K ①	2 1 0 1	0 0 0 0	2 0 0 0	1 0 0 0	0 1 0 1	0 1 0 0	0 1 0 0
Inning Stats	R: 0 E: 0 K: 1 S: 7 H: 0 LOB: 0 BB: 0 P: 10	R: 1 E: 0 K: 1 S: 14 H: 1 LOB: 1 BB: 1 P: 24	R: 0 E: 0 K: 1 S: 9 H: 1 LOB: 1 BB: 0 P: 13	R: 2 E: 0 K: 2 S: 19 H: 3 LOB: 2 BB: 1 P: 27	R: 0 E: 0 K: 0 S: 7 H: 0 LOB: 1 BB: 1 P: 15	R: 0 E: 0 K: 1 S: 14 H: 1 LOB: 1 BB: 0 P: 21	R: 0 E: 1 K: 0 S: 9 H: 0 LOB: 1 BB: 0 P: 16	R: 0 E: 0 K: 0 S: 5 H: 1 LOB: 1 BB: 1 P: 11	R: 0 E: 0 K: 2 S: 9 H: 0 LOB: 0 BB: 0 P: 14	1B: 5 2B: 1 3B: 1 HR: 0	SF: 1 SAC: 0 DP: 1 HBP: 0						

PITCHER		IP	WLS	BF	H	R	ER	SO	BB	IBB	HBP	BLK	WP	HR	S	P	ERA	WHIP
Chan Ho Park, R ERA: 3.19	(1, 1)	6.2	W	29	6	3	3	6	3	0	0	0	0	0	76	120	4.05	1.350
Scott Radinsky, L ERA: 2.7	(7, 1)	0.2		3	0	0	0	0	0	0	0	0	0	0	4	9	0.00	0.000
Darren Hall, R ERA: 2.35	(8, 1)	0.2		3	1	0	0	0	1	0	0	0	0	0	4	8	0.00	3.000
Todd Worrell, R ERA: 4.62	(9, 1)	1.0	S	3	0	0	0	2	0	0	0	0	0	0	9	14	0.00	0.000

PITCHER	IP	WLS	BF	H	R	ER	SO	BB	IBB	HBP	BLK	WP	HR	S	P	ERA	WHIP

BOTTOM

Los Angeles Dodgers @ New York Mets

Shea Stadium, Flushing, NY

Thu Aug 21 1997, 7:05 PM EDT

Att. 43,500 - Unknown - 68 F

livebaseballscorecards.com

AB	33
R	3
H	7
RBI	3
BB	4
SO	8
LOB	15

WP: 0 PB: 0 SB: 0 CS: 0 PA: 38

San Diego Padres @ New York Mets

Shea Stadium, Flushing, NY

Sat Aug 23 1997, 7:05 PM EDT

Att. 34,823 - Unknown - 74 F

TOP

livebaseballscorecards.com

Batter	1	2	3	4	5	6	7	8	9	AB	R	H	RBI	BB	SO	LOB
Quilvio Veras, S (1, 4) OBP: 0.366, SLG: 0.354	F C B S 1-3 K2-3 ①		B B F C X 2-2 G4-3 ②		S X 0-1 G1-3 ①		C B F X 1-2 G4-3 ①	B C B B B 4-1 BB		4	0	0	0	1	1	0
Steve Finley, L (1, 8) OBP: 0.315, SLG: 0.486	C C F S 0-3 K ②		B B B X 3-0 HR		C X 0-1 1B SF6 1B		X 0-0 G3-1 ②	F C X 0-2 P5 ③		5	2	2	1	0	1	3
Tony Gwynn, L (1, 9) OBP: 0.417, SLG: 0.569	B F C F B X 2-2 G6-3 ③		X 0-0 2B		F 1 SAFE X 1-3 0-1 1B		B B F B B X 3-1 1B		B B C B B 4-1 HR BB	4	1	3	0	1	0	0
Ken Caminiti, S (1, 5) OBP: 0.368, SLG: 0.474		B B B X 3-0 1B 1B	S C S 0-3 K ③		B X 1-0 SF6 ② 3-H		D X 1-0 1-2 1B		C B X 1-1 1-H HR	4	1	3	3	0	1	1
Mark Sweeney, L (1, 3) OBP: 0.360, SLG: 0.364 Archi Cianfrocco, R (7, PH) OBP: 0.323, SLG: 0.350 Sean Bergman, R (7, 1) OBP: 0.250, SLG: 0.333 Chris Jones, R (9, PH) OBP: 0.341, SLG: 0.463		X 0-0 L6 ①	C X 0-1 1B 1B		B B B X 3-0 F8 ③		C S S S 1-3 K ③		C B C F B B X 3-2 F7 2B	3 1 0 1	0 0 0 0	1 0 0 1	0 0 0 0	0 0 0 0	0 1 0 0	2 2 0 0
Greg Vaughn, R (1, 7) OBP: 0.321, SLG: 0.395		B B S F X 2-2 F7 ②	F B C F B F F B F 3-3 S K ①		S B B C B X 3-2 G6-3 ①			C B B F B X 3-2 E4 2B	C B F B X 2-2 P5 ①	5	0	0	0	0	1	3
Chris Gomez, R (1, 6) OBP: 0.327, SLG: 0.334		C B 1 SAFE X 1-3 1-1 1B	P B X 2-0 F9 ②		X 0-0 F9 ②			X 0-0 1-3 2B	C F B B F B X 3-2 2-3 F7 ②	5	0	2	0	0	0	2
John Flaherty, R (1, 2) OBP: 0.304, SLG: 0.377		B B S X 2-1 F9 ③	C C X 1-3 0-2 1B		B C B B B X 3-1 F8 ③			B X 1-0 G5-3 ①	B B C B B 4-1 FC5-4 BB	4	0	1	0	1	0	4
Paul Menhart, R (1, 1) Craig Shipley, R (7, PH) OBP: 0.307, SLG: 0.506 (7, 3)			B C X 1-1 G3-1 ①	C X 0-1 B2-3 ③		X 0-0 HR	C C S 0-3 K ②	S X 0-1 1-2f FC5-4 ③		2 3	0 1	0 1	0 1	0 0	0 1	2 4
Inning Stats	R: 0 H: 0 E: 0 LOB: 0 K: 2 BB: 0 S: 11 P: 14	R: 0 H: 2 E: 0 LOB: 2 K: 0 BB: 0 S: 9 P: 17	R: 1 H: 2 E: 0 LOB: 1 K: 1 BB: 0 S: 10 P: 16	R: 0 H: 2 E: 0 LOB: 2 K: 1 BB: 0 S: 16 P: 20	R: 1 H: 2 E: 0 LOB: 1 K: 0 BB: 0 S: 8 P: 12	R: 0 H: 0 E: 0 LOB: 0 K: 0 BB: 0 S: 6 P: 12	R: 1 H: 3 E: 0 LOB: 2 K: 1 BB: 0 S: 11 P: 17	R: 0 H: 1 E: 1 LOB: 3 K: 1 BB: 1 S: 12 P: 20	R: 2 H: 2 E: 0 LOB: 2 K: 0 BB: 2 S: 17 P: 34	1B: 8 SF: 1 2B: 3 SAC: 0 3B: 0 DP: 0 HR: 3 HBP: 0						WP: 0 PA: 45 PB: 0 SB: 0 CS: 0	

	AB	41
	R	5
	H	14
	RBI	5
	BB	3
	SO	6
	LOB	23

PITCHER		IP	WLS	BF	H	R	ER	SO	BB	IBB	HBP	BLK	WP	HR	S	P	ERA	WHIP
Dave Micki, R ERA: 4.63	(1, 1)	6.2	W	30	10	3	3	4	0	0	0	0	0	2	67	102	4.05	1.500
Yorkis Perez, L ERA: 18.0	(7, 1)	0.0		1	1	0	0	0	0	0	0	0	0	0	1	2	∞	∞
Greg McMichael, R ERA: 2.97	(7, 1)	1.1		7	1	0	0	2	1	0	0	0	0	0	15	24	0.00	1.500
Turk Wendell, R ERA: 4.0	(9, 1)	0.2		6	2	2	2	0	2	0	0	0	0	1	15	32	27.00	6.000
John Franco, L ERA: 2.28	(9, 1)	0.1	S	1	0	0	0	0	0	0	0	0	0	0	2	2	0.00	0.000

PITCHER	IP	WLS	BF	H	R	ER	SO	BB	IBB	HBP	BLK	WP	HR	S	P	ERA	WHIP

BOTTOM

San Diego Padres @ New York Mets

Shea Stadium, Flushing, NY

Sat Aug 23 1997, 7:05 PM EDT
Att. 34,823 - Unknown - 74 F

livebaseballscorecards.com

Batter	1	2	3	4	5	6	7	8	9	AB	R	H	RBI	BB	SO	LOB
Brian McRae, S (1, 8) OBP: 0.325, SLG: 0.369	B C S X 1-2 F8 ①		B S B B X 3-1 G4-3 ①		C F B F S 1-3 K ①		F B B X 2-1 BB 1B HR 1B	B F F B F B X 3-2 HR		5	2	2	1	0	1	1
Edgardo Alfonzo, R (1, 5) OBP: 0.396, SLG: 0.453	B B C B B 4-1 BB BB		X 0-0 G3-6-1 1B		B C X 1-1 1-H HR		X 0-0 BB 1-2 HR 1B	X 0-0 G4-3 ③		4	2	3	2	1	0	0
John Olerud, L (1, 3) OBP: 0.394, SLG: 0.474	1 SAFE C 1 SAFE B S B F 1 SAFE B 3-2 X F9 ②		B 1 SAFE B B C X 3-1 G3-6-1 ② ③ 1-2f		B X 1-0 G6-3 ②		B C B B S B 4-2 1-2 2-3 HR BB			3	1	0	0	1	0	2
Todd Hundley, S (1, 2) OBP: 0.406, SLG: 0.574	1 SAFE B B C B F B 4-2 1-2 BB			B B B C X 3-1 F9 ①	C B F X 1-2 CS 1B		C X 0-1 1-H 2-H 3-H HR			3	1	2	4	1	0	0
Carlos Baerga, S (1, 4) OBP: 0.323, SLG: 0.415	C X 0-1 G4-1 ③			B X 1-0 2B 2B	C C 0-2 1-2 CS ③	B B F B C F X 3-2 G4-3 ①	B S X 1-1 L3 ②			4	1	1	0	0	0	2
Bernard Gilkey, R (1, 7) OBP: 0.308, SLG: 0.351 Yorkis Perez, L (7, 1) Greg McMichael, R (7, 1) OBP: 0.667, SLG: 0.667 Turk Wendell, L (9, 1) John Franco, L (9, 1)		X 0-0 G6-3 ①		C F S 0-3 K ②		B C B B F X 3-2 G6-3 ②	X 0-0 1B			3 0 1 0 0	0 0 0 0 0	0 0 1 0 0	0 0 0 0 0	0 0 0 0 0	1 0 0 0 0	1 0 0 0 0
Butch Huskey, R (1, 9) OBP: 0.310, SLG: 0.483 (7, 7)		C B X 1-1 2B		X 0-0 2-H 2B		B X 1-0 HR	B S S S 1-3 K ③			4	1	3	2	0	1	1
Rey Ordonez, R (1, 6) OBP: 0.266, SLG: 0.272		C C B X 1-2 E5 G6-4-3		X 0-0 G5-3 ③		X 0-0 P4 ③		C X 0-1 P6 ①		4	0	0	0	0	0	2
Dave Mlicki, R (1, 1) OBP: 0.273, SLG: 0.300 Carl Everett, S (7, 9) OBP: 0.302, SLG: 0.431		B F B B B X 3-1 G6-4-3 ② ③ 1-2f			B B B B 4-0 HR BB		C B C S 1-3 K ①	B X 1-0 F8 ②		1 2	1 0	0 0	0 0	1 0	0 1	2 0
Inning Stats	R: 0 H: 0 E: 0 LOB: 2 K: 0 BB: 2 S: 12 P: 24	R: 0 H: 1 E: 1 LOB: 1 K: 0 BB: 0 S: 8 P: 13	R: 0 H: 1 E: 0 LOB: 0 K: 0 BB: 0 S: 5 P: 11	R: 1 H: 2 E: 0 LOB: 1 K: 1 BB: 0 S: 8 P: 12	R: 2 H: 2 E: 0 LOB: 0 K: 1 BB: 1 S: 12 P: 20	R: 1 H: 1 E: 0 LOB: 0 K: 0 BB: 0 S: 9 P: 16	R: 4 H: 4 E: 0 LOB: 1 K: 2 BB: 1 S: 16 P: 25	R: 1 H: 1 E: 0 LOB: 0 K: 0 BB: 0 S: 8 P: 12		1B: 5 SF: 0 2B: 3 SAC: 0 3B: 0 DP: 2 HR: 4 HBP: 0				WP: 0 PA: 39 PB: 0 SB: 0 CS: 1		

	AB	
AB	34	
R	9	
H	12	
RBI	9	
BB	4	
SO	4	
LOB	11	

PITCHER		IP	WLS	BF	H	R	ER	SO	BB	IBB	HBP	BLK	WP	HR	S	P	ERA	WHIP
Paul Menhart, R ERA: 5.4	(1, 1)	6.0	L	26	7	4	4	2	3	0	0	0	0	2	54	96	6.00	1.667
Sean Bergman, R ERA: 5.69	(7, 1)	2.0		12	5	5	5	2	1	0	0	0	0	2	24	37	22.50	3.000

PITCHER	IP	WLS	BF	H	R	ER	SO	BB	IBB	HBP	BLK	WP	HR	S	P	ERA	WHIP

San Diego Padres @ New York Mets

Shea Stadium, Flushing, NY

Sun Aug 24 1997, 3:33 AM EDT

Att. 28,798 - Cloudy - 75 F

TOP

livebaseballscorecards.com

Batter	1	2	3	4	5	6	7	8	9	AB	R	H	RBI	BB	SO	LOB
Craig Shipley, R (1, 4) OBP: 0.293, SLG: 0.483	F9	F9			G5-3		F7			4	0	0	0	0	0	1
Chris Jones, R (1, 8) (9, 7) OBP: 0.346, SLG: 0.464	CS 1B		G5-3		G6-3		FC6 1B			4	0	2	0	0	0	0
Tony Gwynn, L (1, 9) OBP: 0.418, SLG: 0.571	K 1-2		G6-4-3 1B		2B		FC6 1-2f			4	0	2	0	0	1	2
Ken Caminiti, S (1, 5) OBP: 0.367, SLG: 0.471		E 3B 1B	G6-4-3 1-2f		F8			K		4	1	1	0	0	1	2
Greg Vaughn, R (1, 7) OBP: 0.317, SLG: 0.389	E4 S 1-3 3B			G6-3	F7			G6-3		4	1	0	0	0	0	1
Trevor Hoffman, R (9, 1) OBP: 0.500, SLG: 0.500										0	0	0	0	0	0	0
Carlos Hernandez, R (1, 2) OBP: 0.341, SLG: 0.483		K 1-2		P4		1B 1B		G5-3		4	0	1	0	0	1	2
Chris Gomez, R (1, 6) OBP: 0.329, SLG: 0.336		K		BB 1B		G4-6-3 1-2 1B			G5-3	4	0	2	0	0	1	2
Archi Cianfrocco, R (1, 3) OBP: 0.326, SLG: 0.346		3B IBB		1 SAFE 1 SAFE BB 1-2		G4-6-3 1-2f			G5-3	2	1	0	0	2	0	2
Pete Smith, R (1, 1) OBP: 0.150, SLG: 0.211							K			3	0	1	3	0	1	2
Tim Worrell, R (7, 1) OBP: 0.294, SLG: 0.200										0	0	0	0	0	0	0
Steve Finley, L (9, PH) (9, 8) OBP: 0.315, SLG: 0.485		1-H 2-H 3-H 3B		G6-3					K	1	0	0	0	0	1	0
Inning Stats	R: 0 E: 0 K: 1 S: 6 H: 1 LOB: 0 BB: 0 P: 10	R: 3 E: 1 K: 2 S: 12 H: 2 LOB: 1 BB: 1 P: 25	R: 0 E: 0 K: 0 S: 5 H: 1 LOB: 0 BB: 0 P: 7	R: 0 E: 0 K: 0 S: 11 H: 1 LOB: 2 BB: 1 P: 17	R: 0 E: 0 K: 0 S: 7 H: 1 LOB: 1 BB: 0 P: 8	R: 0 E: 0 K: 0 S: 6 H: 2 LOB: 1 BB: 0 P: 9	R: 0 E: 0 K: 1 S: 10 H: 1 LOB: 1 BB: 0 P: 16	R: 0 E: 0 K: 1 S: 7 H: 0 LOB: 0 BB: 0 P: 8	R: 0 E: 0 K: 1 S: 9 H: 0 LOB: 0 BB: 0 P: 11	1B: 7 2B: 1 3B: 1 HR: 0	SF: 0 SAC: 0 DP: 2 HBP: 0						

	AB	34
	R	3
	H	9
	RBI	3
	BB	2
	SO	6
	LOB	14

WP: 0 PB: 0 SB: 1 CS: 1 PA: 36

PITCHER		IP	WLS	BF	H	R	ER	SO	BB	IBB	HBP	BLK	WP	HR	S	P	ERA	WHIP
Brian Bohanon, L ERA: 3.22	(1, 1)	7.0	L	30	9	3	0	4	1	1	0	0	0	0	57	92	0.00	1.429
Cory Lidle, R ERA: 3.9	(8, 1)	2.0		6	0	0	0	2	0	0	0	0	0	0	16	19	0.00	0.000

PITCHER		IP	WLS	BF	H	R	ER	SO	BB	IBB	HBP	BLK	WP	HR	S	P	ERA	WHIP

BOTTOM

Batter	1	2	3	4	5	6	7	8	9	AB	R	H	RBI	BB	SO	LOB
Brian McRae, S (1, 8) OBP: 0.325, SLG: 0.368	F F X 0-2 F8 G5-3 1B		B C S X 1-2 G3 ③			B C F B B F F X 3-2 G3-1 ①	F F X 0-2 FC3-6 ② 2B 1-2f 2-3			4	0	1	0	0	0	2
Cory Lidle, R (8, 1)										0	0	0	0	0	0	0
Edgardo Alfonzo, R (1, 5) OBP: 0.399, SLG: 0.456	C 1 SAFE B P 1 SAFE X 2-1 G5-3 ① 1-2			B B B B 4-0 S BB		B F B B B C B 4-2 FC3-6 S BB	1 SAFE B B X 2-0 1-3 2B 3-H			2	0	1	1	2	0	1
John Olerud, L (1, 3) OBP: 0.393, SLG: 0.471	C X 0-1 F8 ② 2-3			B 1 SAFE B C 1 SAFE B F F C 3-3 K ① 1-2		B F 1 SAFE B B C F B 4-2 FC3-6 BB 1-2	F B X 1-1 G5-3 ③			3	0	0	0	1	1	4
Todd Hundley, S (1, 2) OBP: 0.402, SLG: 0.568	B C B B B C X 3-2 G4-3 ③			C X 0-1 L6 ②		B X 1-0 FC3-6 ② 1-2f 2-3		X 0-0 F8 ①		4	0	0	0	0	0	4
Carlos Baerga, S (1, 4) OBP: 0.322, SLG: 0.412		B S S F S 1-3 K ①		B S S B F B B 4-2 BB		C 1 SAFE F X 0-2 G1-3 ③		C S B C 1-3 K ②		3	0	0	0	1	2	2
Butch Huskey, R (1, 9) OBP: 0.310, SLG: 0.489		B X 1-0 G4-3 ②		B X 1-0 F9 ③			X 0-0 HR	C B B S X 2-2 G6-3 ③		4	1	1	1	0	0	2
Bernard Gilkey, R (1, 7) OBP: 0.308, SLG: 0.349		X 0-0 G6-3 ③			C F X 0-2 F9 ①		B F B B B F B 4-2 CS BB		F F B S 1-3 K ①	3	0	0	0	1	1	0
Rey Ordonez, R (1, 6) OBP: 0.264, SLG: 0.270			C F F B F X 1-2 P3 ①		X 0-0 F8 ②		B 1 SAFE B S F X 2-2 FC3-6 1B 2B 1B 1-2 ①		F B F F F X 1-2 P5 ②	2	0	0	0	0	0	0
Luis Lopez, S (7, PH) OBP: 0.338, SLG: 0.373										2	1	1	0	0	0	0
(8, 6)																
Brian Bohanon, L (1, 1) OBP: 0.150, SLG: 0.158			C B C B B F X 3-2 F8 ②		F C X 0-2 G5-3 ③		F X 0-1 FC3-6 1B 1-2		C B S B B C 3-3 K ③	2	0	0	0	0	0	0
Carl Everett, S (7, PH) OBP: 0.303, SLG: 0.432										2	0	1	0	0	1	0
(8, 8)																
Inning Stats	R: 0 H: 1 E: 0 LOB: 1 K: 0 BB: 0 S: 11 P: 15	R: 0 H: 0 E: 0 LOB: 0 K: 1 BB: 0 S: 5 P: 7	R: 0 H: 0 E: 0 LOB: 0 K: 0 BB: 0 S: 12 P: 17	R: 0 H: 0 E: 0 LOB: 2 K: 1 BB: 2 S: 10 P: 22	R: 0 H: 0 E: 0 LOB: 0 K: 0 BB: 0 S: 7 P: 7	R: 0 H: 0 E: 0 LOB: 2 K: 0 BB: 2 S: 14 P: 26	R: 2 H: 4 E: 0 LOB: 2 K: 0 BB: 1 S: 14 P: 23	R: 0 H: 0 E: 0 LOB: 0 K: 1 BB: 0 S: 7 P: 10	R: 0 H: 0 E: 0 LOB: 0 K: 2 BB: 0 S: 11 P: 16	1B: 3 SF: 0 2B: 1 SAC: 0 3B: 0 DP: 0 HR: 1 HBP: 0						

PITCHER		IP	WLS	BF	H	R	ER	SO	BB	IBB	HBP	BLK	WP	HR	S	P	ERA	WHIP
Pete Smith, R ERA: 4.78	(1, 1)	6.0	W	25	2	2	2	2	5	0	0	0	0	1	62	101	3.00	1.167
Tim Worrell, R ERA: 4.5	(7, 1)	2.0		8	3	0	0	1	0	0	0	0	0	0	18	26	0.00	1.500
Trevor Hoffman, R ERA: 3.18	(9, 1)	1.0	S	3	0	0	0	2	0	0	0	0	0	0	11	16	0.00	0.000

PITCHER	IP	WLS	BF	H	R	ER	SO	BB	IBB	HBP	BLK	WP	HR	S	P	ERA	WHIP

San Diego Padres @ New York Mets

Shea Stadium, Flushing, NY

Sun Aug 24 1997, 3:33 AM EDT

Att. 28,798 - Cloudy - 75 F

livebaseballscorecards.com

AB	31
R	2
H	5
RBI	2
BB	5
SO	5
LOB	15

WP: 0 PA: 36
PB: 0
SB: 2
CS: 1

Batter	1	2	3	4	5	6	7	8	9	AB	R	H	RBI	BB	SO	LOB
Darryl Hamilton, L (1, 8) OBP: 0.348, SLG: 0.378	F X 0-1 ① G1-3	C B 1 SAFE B X 2-1 ③ G1-3			B F F F B X 2-2 ① L8		C B F B B X 3-2 1-H 1B 2B		B C B B F F S 3-3 ② K	5	1	1	1	0	1	1
Bill Mueller, S (1, 5) OBP: 0.378, SLG: 0.456	B B B C B 4-1 FC5-4 BB		B F B S X 2-2 G5-3 2B		C C C 0-3 ② K		F X 0-1 2-H 1B		X 0-0 E 1B	4	1	3	1	1	1	0
Barry Bonds, L (1, 7) OBP: 0.435, SLG: 0.556	S F B 1 SAFE X 1-2 ② L8		B C F F B X 2-2 ① P7		B C X 1-1 ③ G3		B B T S C 2-3 ③ K		B F F D F X 2-2 1-H E8	5	0	0	0	0	1	3
Jeff Kent, R (1, 3) OBP: 0.323, SLG: 0.495	X 0-0 ③ FC5-4 1-2f		C C B B X 2-2 ② G5-3 2-3			F B S C 1-3 ① K		X 0-0 ① P3	C S B B S 2-3 ③ K	5	0	0	0	0	2	3
Mark Lewis, R (1, 4) OBP: 0.307, SLG: 0.433		C B X 1-1 ① G4-3	C D F C 1-3 ③ K			C C S 1-3 ② K		B F B F B X 3-2 HR 1B		4	1	1	0	0	2	1
Glenallen Hill, R (1, 9) OBP: 0.288, SLG: 0.432		C B C B B F S 3-3 ② K		B X 1-0 ① P4		B X 1-0 ③ G5-3		B X 1-0 1-H HR		4	1	1	2	0	1	0
Jose Vizcaino, S (1, 6) OBP: 0.326, SLG: 0.335		B F B C B B F F F X 3-2 HR 1B		X 0-0 ② F8			C B B X 2-1 ① G4-3	X 0-0 ② F9		4	1	1	0	0	0	0
Brian Johnson, R (1, 2) OBP: 0.305, SLG: 0.438		1 SAFE F X 0-1 1-H HR		C X 0-1 1B			B X 1-0 ② P6	C F S 0-3 ③ K		4	1	2	2	0	1	0
Shawn Estes, R (1, 1) OBP: 0.169, SLG: 0.179 Roberto Hernandez, R (7, 1) OBP: 1.000, SLG: 1.000 Marvin Benard, L (9, PH) OBP: 0.330, SLG: 0.269 Rod Beck, R (9, 1)		X 0-0 1B		B S C B F B F F F 3-2 X ③ G6-3			C B X 1-1 2B 1B		X 0-0 ① G1-3	3 0 1 0	1 0 0 0	2 0 0 0	0 0 0 0	0 0 0 0	0 0 0 0	1 0 0 0
Inning Stats	R: 0 E: 0 K: 0 S: 7 H: 0 LOB: 1 BB: 1 P: 12	R: 2 E: 0 K: 1 S: 17 H: 3 LOB: 1 BB: 0 P: 26	R: 0 E: 0 K: 1 S: 14 H: 1 LOB: 1 BB: 0 P: 21	R: 0 E: 0 K: 0 S: 11 H: 1 LOB: 1 BB: 0 P: 15	R: 0 E: 0 K: 1 S: 9 H: 0 LOB: 0 BB: 0 P: 12	R: 0 E: 0 K: 2 S: 7 H: 0 LOB: 0 BB: 0 P: 10	R: 2 E: 0 K: 1 S: 13 H: 3 LOB: 1 BB: 0 P: 22	R: 2 E: 0 K: 1 S: 9 H: 2 LOB: 0 BB: 0 P: 13	R: 1 E: 1 K: 2 S: 14 H: 1 LOB: 1 BB: 0 P: 21	1B: 7 2B: 2 3B: 0 HR: 2	SF: 0 SAC: 0 DP: 0 HBP: 0						

PITCHER		IP	WLS	BF	H	R	ER	SO	BB	IBB	HBP	BLK	WP	HR	S	P	ERA	WHIP
Bobby Jones, R ERA: 3.68	(1, 1)	6.2	L	29	8	4	4	5	1	0	0	0	0	1	75	113	5.40	1.350
Yorkis Perez, L ERA: 16.2	(7, 1)	1.1		6	2	2	2	2	0	0	0	0	0	1	12	18	13.50	1.500
Mel Rojas, R ERA: 4.78	(9, 1)	1.0		5	1	1	0	2	0	0	0	0	0	0	14	21	0.00	1.000

PITCHER	IP	WLS	BF	H	R	ER	SO	BB	IBB	HBP	BLK	WP	HR	S	P	ERA	WHIP

TOP

San Francisco Giants @ New York Mets

Shea Stadium, Flushing, NY

Mon Aug 25 1997, 7:05 PM EDT
Att. 17,947 - Unknown - 73 F

livebaseballscorecards.com

AB	39
R	7
H	11
RBI	6
BB	1
SO	9
LOB	9

BOTTOM

Batter	1	2	3	4	5	6	7	8	9	AB	R	H	RBI	BB	SO	LOB
Brian McRae, S (1, 8) OBP: 0.325, SLG: 0.368	C F F B B T 2-2 ① K		B X 1-0 ③ BB 1B		B F B B S S 3-3 ③ K 1-2		X 0-0 WP 1B 1B		F B F X 1-2 ③ G5-3	5	0	2	0	0	2	1
Edgardo Alfonzo, R (1, 5) OBP: 0.402, SLG: 0.457	C B F B S 2-3 ② K		B B B B 4-0 BB 1-2			B C B B X 3-1 1B 1B 1B	F B S B F F B X 3-2 ③ 1B 1-3			3	1	2	0	1	1	0
Bernard Gilkey, R (1, 7) OBP: 0.307, SLG: 0.348	X 0-0 ③ G5-3		B X 1-0 ③ G1			X 0-0 G4-3 1B 1-2 1B	C B B F F B F X 3-2 ③ G6-3			4	0	1	0	0	0	4
Todd Hundley, S (1, 2) OBP: 0.399, SLG: 0.562		B C C S 1-3 ① K		X 0-0 ① G4-3		C S S 0-3 ① K		B B B C X 3-1 ① G6-3		4	0	0	0	0	2	2
Butch Huskey, R (1, 3) OBP: 0.312, SLG: 0.487		F B B F B F F F X 3-2 ② F7		B X 1-0 ② F9		B F X 1-1 G4-3 1-2 2-H 1B		B B B B 4-0 DI BB		3	0	1	1	1	0	0
Alex Ochoa, R (1, 9) OBP: 0.272, SLG: 0.318 Carl Everett, S (8, PH) (9, 9) OBP: 0.302, SLG: 0.431		B C B B F B 4-2 WP BB		X 0-0 ③ L9		C X 0-1 ② G4-3 1-2 2-3		C S B F S 1-3 ② K		2	0	0	0	1	0	2
										1	0	0	0	0	1	1
Luis Lopez, S (1, 4) OBP: 0.331, SLG: 0.365 Yorkis Perez, L (7, 1) Matt Franco, L (8, PH) OBP: 0.355, SLG: 0.412 Mel Rojas, R (9, 1)		B B S F B F X 3-2 ③ G6-3 1-2			C X 0-1 ① F9	B B B C X 3-1 ③ L6		S B S B F F X 3-2 ③ P6 1-2		3	0	0	0	0	0	3
										0	0	0	0	0	0	0
										1	0	0	0	0	0	1
										0	0	0	0	0	0	0
Rey Ordonez, R (1, 6) OBP: 0.261, SLG: 0.267 John Olerud, L (9, PH) OBP: 0.392, SLG: 0.470			B C C F C X 1-2 ① G4-3		C S B X 1-2 ② G6-3		C X 0-1 ① F9		B C B X 2-1 ① G3	3	0	0	0	0	0	0
										1	0	0	0	0	0	0
Bobby Jones, R (1, 1) OBP: 0.179, SLG: 0.170 Jason Hardtke, S (7, 4) OBP: 0.324, SLG: 0.412			B S F C 1-3 ② K		B B B B 4-0 WP BB		B F S B F S 2-3 ② K		B X 1-0 ② L8	1	0	0	0	1	1	0
										2	0	0	0	0	1	0
Inning Stats	R: 0 E: 0 K: 2 S: 8 H: 0 LOB: 0 BB: 0 P: 12	R: 0 E: 0 K: 1 S: 14 H: 0 LOB: 1 BB: 1 P: 25	R: 0 E: 0 K: 1 S: 9 H: 1 LOB: 2 BB: 1 P: 17	R: 0 E: 0 K: 0 S: 3 H: 0 LOB: 0 BB: 0 P: 4	R: 0 E: 0 K: 1 S: 8 H: 0 LOB: 1 BB: 1 P: 16	R: 1 E: 0 K: 1 S: 12 H: 3 LOB: 2 BB: 0 P: 19	R: 0 E: 0 K: 1 S: 17 H: 2 LOB: 2 BB: 0 P: 25	R: 0 E: 0 K: 1 S: 11 H: 0 LOB: 1 BB: 1 P: 22	R: 0 E: 0 K: 0 S: 6 H: 0 LOB: 0 BB: 0 P: 10	1B: 6 2B: 0 3B: 0 HR: 0	SF: 0 SAC: 0 DP: 0 HBP: 0						

PITCHER		IP	WLS	BF	H	R	ER	SO	BB	IBB	HBP	BLK	WP	HR	S	P	ERA	WHIP
Shawn Estes, L ERA: 3.08	(1, 1)	6.2	W	29	6	1	1	7	3	0	0	0	3	0	66	110	1.35	1.350
Roberto Hernandez, R ERA: 2.47	(7, 1)	1.1		5	0	0	0	1	1	0	0	0	0	0	16	30	0.00	0.750
Rod Beck, R ERA: 2.91	(9, 1)	1.0		3	0	0	0	0	0	0	0	0	0	0	6	10	0.00	0.000

PITCHER	IP	WLS	BF	H	R	ER	SO	BB	IBB	HBP	BLK	WP	HR	S	P	ERA	WHIP

San Francisco Giants @ New York Mets

Shea Stadium, Flushing, NY

Mon Aug 25 1997, 7:05 PM EDT

Att. 17,947 - Unknown - 73 F

livebaseballscorecards.com

AB	33
R	1
H	6
RBI	1
BB	4
SO	8
LOB	14

1B: 6	SF: 0	WP: 3	PA: 37
2B: 0	SAC: 0	PB: 0	
3B: 0	DP: 0	SB: 0	
HR: 0	HBP: 0	CS: 0	

San Francisco Giants @ New York Mets

Shea Stadium, Flushing, NY

Tue Aug 26 1997, 7:05 PM EDT

Att. 20,113 - Unknown - 73 F

TOP

livebaseballscorecards.com

Batter	1	2	3	4	5	6	7	8	9	AB	R	H	RBI	BB	SO	LOB
Darryl Hamilton, L (1, 8) OBP: 0.348, SLG: 0.375	F8		G4-3 2-3 3-H			HR SH1-4 BB		PB S 1B BB	K	3	2	0	1	2	1	1
Bill Mueller, S (1, 5) OBP: 0.378, SLG: 0.453	F7		F8			SH1-4 1-2		1B 1-3 SF9 BB		2	1	0	0	1	0	1
Barry Bonds, L (1, 7) OBP: 0.438, SLG: 0.559	K			G4-3 2B		HR IBB		1 SAFE 1 SAFE SF9 S 1-3 3-H 1B		3	1	2	1	1	1	0
Jeff Kent, R (1, 4) OBP: 0.321, SLG: 0.490		F8		G4-3 2-3		F8		1 SAFE 1 SAFE 1-3 1-2		4	0	0	0	0	1	5
J.T. Snow, L (1, 3) OBP: 0.391, SLG: 0.506		G3		G5-3		1-H 2-H HR		IBB		3	1	1	3	1	0	1
Stan Javier, S (1, 9) OBP: 0.374, SLG: 0.405		K		F8		L6		SF9 2-3 3-H		3	0	0	1	0	1	1
Jose Vizcaino, S (1, 6) OBP: 0.326, SLG: 0.335 Julian Tavarez, L (8, 1) Rod Beck, R (9, 1)			2B G4-3 1B		K		G3-1	F8		4 0 0	1 0 0	1 0 0	0 0 0	0 0 0	1 0 0	2 0 0
Brian Johnson, R (1, 2) OBP: 0.304, SLG: 0.439			G4-3 1-3 2B		G6-3		K		F9	4	0	1	0	0	1	0
Wilson Alvarez, L (1, 1) OBP: 0.133, SLG: 0.071 Marvin Benard, L (7, PH) OBP: 0.327, SLG: 0.266 Doug Henry, R (7, 1) Jim Poole, L (7, 1) Rich Aurilia, R (8, 6) OBP: 0.349, SLG: 0.584			K		K		P4		G6-3	2 1 0 0 1	0 0 0 0 0	0 0 0 0 0	0 0 0 0 0	0 0 0 0 0	2 0 0 0 0	2 0 0 0 0

	AB	30
	R	6
	H	5
	RBI	6
	BB	5
	SO	8
	LOB	13

Inning Stats	1	2	3	4	5	6	7	8	9
	R: 0 E: 0 K: 1 S: 10	H: 0 LOB: 0 BB: 0 P: 14	R: 0 E: 0 K: 1 S: 7	H: 0 LOB: 0 BB: 0 P: 10	R: 1 E: 0 K: 1 S: 19	H: 2 LOB: 1 BB: 0 P: 26	R: 0 E: 0 K: 0 S: 8	H: 1 LOB: 1 BB: 0 P: 11	R: 0 E: 0 K: 2 S: 8	H: 0 LOB: 0 BB: 0 P: 11	R: 3 E: 0 K: 0 S: 10	H: 1 LOB: 0 BB: 2 P: 19	R: 0 E: 0 K: 1 S: 9	H: 0 LOB: 0 BB: 0 P: 13	R: 2 E: 0 K: 1 S: 9	H: 1 LOB: 2 BB: 3 P: 23	R: 0 E: 0 K: 1 S: 6	H: 0 LOB: 0 BB: 0 P: 9

1B: 2	SF: 1	WP: 0	PA: 37
2B: 2	SAC: 1	PB: 1	
3B: 0	DP: 0	SB: 2	
HR: 1	HBP: 0	CS: 0	

PITCHER		IP	WLS	BF	H	R	ER	SO	BB	IBB	HBP	BLK	WP	HR	S	P	ERA	WHIP
Rick Reed, R ERA: 3.08	(1, 1)	6.0	L	24	4	4	4	5	1	1	0	0	0	1	62	91	6.00	0.833
Pete Harnisch, R ERA: 8.06	(7, 1)	1.0		5	0	2	2	1	2	0	0	0	0	0	11	23	18.00	2.000
Yorkis Perez, L ERA: 16.2	(8, 1)	0.0		1	1	0	0	0	0	0	0	0	0	0	1	1	∞	∞
Cory Lidle, R ERA: 3.78	(8, 1)	2.0		7	0	0	0	2	0	1	0	0	0	0	12	21	0.00	0.000

PITCHER		IP	WLS	BF	H	R	ER	SO	BB	IBB	HBP	BLK	WP	HR	S	P	ERA	WHIP

Batter	1	2	3	4	5	6	7	8	9	AB	R	H	RBI	BB	SO	LOB
Carl Everett, S (1, 8) (8, 9) OBP: 0.306, SLG: 0.430	BX 1-0 BB SF7 1B	BBBB 4-0 FC6-4 BB		B 1-0 CS 3-H	BBBCX 3-2 F9		CBBBFFB 4-2 1B WP BB	CBBBCX 3-2 G3		3	1	1	0	2	0	1
Edgardo Alfonzo, R (1, 5) OBP: 0.402, SLG: 0.457	1 SAFE B 1 SAFE CT1FX 1-2 BB 1B	CFBBX 2-2 FC6-4 1-2f			BX 1-0 1B 1B		BC1 SAFE BX 2-1 L8		CBBX 2-1 F9	5	0	2	0	0	0	3
John Olerud, L (1, 3) OBP: 0.392, SLG: 0.468	LBBCBB 4-2 1-2 2-3 BB		CBBSS 2-3 K		PB1 SAFE X 2-0 F7		CB1 SAFE CC 1-3 K		FX 0-1 1B	4	0	1	0	1	2	2
Butch Huskey, R (1, 9) OBP: 0.313, SLG: 0.489	CSBFDX 2-2 SF7 3-H		BBCBCX 3-2 G5-3		BCC1 SAFE BX 2-2 FC4-6 1-3 1B		BBBCCX 3-2 1-3 1B		BBCX 2-1 F9	3	0	2	1	0	0	0
Todd Hundley, S (1, 2) OBP: 0.394, SLG: 0.554	BCFBDX 3-2 P2		BCBFBC 3-3 K		X 0-0 FC4-6 1-2f		CBSC 1-3 K		BCBCBFFS 3-3 K	5	0	0	0	0	3	7
Bernard Gilkey, R (1, 7) OBP: 0.311, SLG: 0.353	BBSBX 3-1 P4			X 0-0 FC4-6 1B		CBCBFBB 4-2 G6-4-3 BB		CBBX 2-1 G5-3 2B 2B		3	1	2	0	1	0	2
Carlos Baerga, S (1, 4) OBP: 0.320, SLG: 0.410 Jason Hardtke, S (6, PH) (7, 4) OBP: 0.308, SLG: 0.389		BCX 1-1 G6-3		1 SAFE 1 SAFE B 1 SAFE X 1-0 FC4-6 SH1-3 E CS 1-2f		C1FBBX 2-2 G6-4-3 1-2f		X 0-0 G5-3 2-3		2	0	0	0	0	0	1
										2	0	0	0	0	0	2
Rey Ordonez, R (1, 6) OBP: 0.266, SLG: 0.268 Luis Lopez, S (8, PH) (9, 6) OBP: 0.329, SLG: 0.362		FBX 1-1 SH1-4 1B		D 1 SAFE CFX 1-2 E4 SH1-3 1-2		TFBBBB 4-2 BB		X 0-0 L7		2	0	1	0	1	0	1
										1	0	0	0	0	0	1
Rick Reed, R (1, 1) OBP: 0.271, SLG: 0.400 Alex Ochoa, R (6, PH) OBP: 0.271, SLG: 0.316 Pete Harnisch, S (7, 1) Yorkis Perez, L (8, 1) Cory Lidle, R (8, 1) Brian McRae, S (8, 8) OBP: 0.327, SLG: 0.372 Matt Franco, L (9, PH) OBP: 0.352, SLG: 0.409		BSX 1-1 SH1-4 1-2		FX 0-1 SH1-3 1-2 2-3		X 0-0 F9		SBX 1-1 3-H 2B		0	0	0	0	0	0	0
										1	0	0	0	0	0	1
										0	0	0	0	0	0	0
										0	0	0	0	0	0	0
										0	0	0	0	0	0	0
										1	0	1	1	0	0	0
										1	0	0	0	0	0	1
Inning Stats	R: 1 E: 0 K: 0 S: 16 H: 2 LOB: 2 BB: 1 P: 30	R: 0 E: 0 K: 0 S: 9 H: 1 LOB: 2 BB: 1 P: 18	R: 0 E: 0 K: 2 S: 9 H: 0 LOB: 0 BB: 0 P: 17	R: 0 E: 1 K: 0 S: 7 H: 1 LOB: 1 BB: 0 P: 10	R: 0 E: 0 K: 0 S: 10 H: 2 LOB: 2 BB: 0 P: 17	R: 0 E: 0 K: 0 S: 9 H: 0 LOB: 1 BB: 2 P: 19	R: 0 E: 0 K: 2 S: 14 H: 1 LOB: 2 BB: 1 P: 25	R: 1 E: 0 K: 0 S: 9 H: 2 LOB: 1 BB: 0 P: 15	R: 0 E: 0 K: 1 S: 11 H: 1 LOB: 1 BB: 0 P: 18	1B: 8 2B: 2 3B: 0 HR: 0	SF: 1 SAC: 2 DP: 1 HBP: 0					

PITCHER	IP	WLS	BF	H	R	ER	SO	BB	IBB	HBP	BLK	WP	HR	S	P	ERA	WHIP
Wilson Alvarez, L (1, 1) ERA: 3.34	6.0	W	27	6	1	1	2	4	0	0	0	0	0	60	111	1.50	1.667
Doug Henry, R (7, 1) ERA: 3.86	0.2		4	1	0	0	1	1	0	0	0	1	0	11	21	0.00	3.000
Jim Poole, L (7, 1) ERA: 5.28	0.1		1	0	0	0	1	0	0	0	0	0	0	3	4	0.00	0.000
Julian Tavarez, R (8, 1) ERA: 3.54	1.0		5	2	1	1	0	0	0	0	0	0	0	9	15	9.00	2.000
Rod Beck, R (9, 1) ERA: 2.85	1.0		4	1	0	0	1	0	0	0	0	0	0	11	18	0.00	1.000

PITCHER	IP	WLS	BF	H	R	ER	SO	BB	IBB	HBP	BLK	WP	HR	S	P	ERA	WHIP

BOTTOM

San Francisco Giants @ New York Mets

Shea Stadium, Flushing, NY

Tue Aug 26 1997, 7:05 PM EDT

Att. 20,113 - Unknown - 73 F

livebaseballscorecards.com

AB	33
R	2
H	10
RBI	2
BB	5
SO	5
LOB	22

WP: 1	PA: 42		
PB: 0			
SB: 0			
CS: 1			

Batter	1	2	3	4	5	6	7	8	9	AB	R	H	RBI	BB	SO	LOB
Darryl Hamilton, L (1, 8) OBP: 0.354, SLG: 0.379	B B C C B F X 3-2 G4-6-3 1B		B C B X 2-1 S 1B 1B	C X 0-1 BB 1B 1-2 G3-2 1B	B B B C B 4-1 1-2 BB		X 0-0 ③ G3			4	1	3	0	1	0	1
Bill Mueller, S (1, 5) OBP: 0.375, SLG: 0.448	B 1 B X SAFE 2-0 ① ② G4-6-3 1-2f		1 B S B X SAFE 2-1 ① L7 1-2	X 0-0 G3-2 BB 1-2 2-3 1B	X 0-0 ③ G3			B C F C 1-3 ① K		5	0	1	0	0	1	4
Barry Bonds, L (1, 7) OBP: 0.437, SLG: 0.556	B X 1-0 ③ P8		2 SAFE B C B F B B 4-2 1B 1B BB	B B B 4-0 G3-2 1-2 2-3 3-H BB		B C F B X 2-2 ① G4-3		S B C B C 2-3 ② K		3	1	0	1	2	1	0
Jeff Kent, R (1, 4) OBP: 0.321, SLG: 0.488		X 0-0 ① F7	B B S X 2-1 ② F8	S F X 0-2 ① ② G3-2 1-2 2-3 3-Hf		B F B F X 2-2 WP 1B 1B		B B C F B F B 4-2 BB		4	1	1	0	1	0	5
J.T. Snow, L (1, 3) OBP: 0.395, SLG: 0.507	C B F F F B B B 4-2 3B BB	F D F F F X 1-2 1B 1-3 2-H 1B 1B	C B B B F B 4-2 BB		C B B X 1-2 G4-3 1-H 1B			C S B C 1-3 K		3	2	2	2	2	1	1
Stan Javier, S (1, 9) OBP: 0.373, SLG: 0.403 Glenallen Hill, R (8, 9) OBP: 0.288, SLG: 0.431	C C D B B F F X 3-2 ② F7	X 0-0 1B 1-2 3-H 1B	C F X 0-2 ③ G4-3	1 SAFE 1 SAFE C B B B 1 SAFE X 2-1 ② ③ G4-3 1-2f			S B C C 1-3 ① K			4	0	1	1	0	0	5
										1	0	0	0	0	1	0
Jose Vizcaino, S (1, 6) OBP: 0.327, SLG: 0.340 Rich Aurilia, R (9, PH) OBP: 0.345, SLG: 0.577	X 0-0 1-H 3B	B X 1-0 1-3 2-H 1B	C X 0-1 ① L4		X 0-0 ① B2-3		X 0-0 ② P2			4	0	2	2	0	0	0
										1	0	0	0	0	0	0
Brian Johnson, R (1, 2) OBP: 0.307, SLG: 0.438 Doug Mirabelli, R (8, 2)	B B S D B 4-1 BB	S S S 0-3 ③ K	C B X 1-1 CS 1B		B C F S 1-3 ② K		F S B B S 2-3 ③ K			3	0	1	0	1	2	2
										1	0	0	0	0	1	0
Kirk Rueter, L (1, 1) OBP: 0.200, SLG: 0.158 Julian Tavarez, L (5, 1) Rich Rodriguez, L (5, 1) OBP: 0.333, SLG: 0.333 Mark Lewis, R (7, PH) OBP: 0.309, SLG: 0.435 Doug Henry, R (7, 1) Jim Poole, L (7, 1) Terry Mulholland, R (7, 1) OBP: 0.160, SLG: 0.200	B B C X 2-1 ③ L5	C B X 1-1 1B 1B BB 1B	S X 0-1 ② BB 1-2 1B	B F B X 2-1 1B						3	1	2	0	0	0	2
										0	0	0	0	0	0	0
										0	0	0	0	0	0	0
										1	0	1	0	0	0	0
										0	0	0	0	0	0	0
										0	0	0	0	0	0	0
										0	0	0	0	0	0	0
Inning Stats	R: 0 E: 0 K: 0 S: 6 H: 1 LOB: 0 BB: 0 P: 12	R: 1 E: 0 K: 0 S: 14 H: 1 LOB: 2 BB: 2 P: 27	R: 3 E: 0 K: 1 S: 18 H: 4 LOB: 2 BB: 1 P: 30	R: 1 E: 0 K: 0 S: 14 H: 3 LOB: 3 BB: 2 P: 23	R: 0 E: 0 K: 0 S: 8 H: 2 LOB: 2 BB: 1 P: 13	R: 1 E: 0 K: 0 S: 11 H: 2 LOB: 0 BB: 0 P: 18	R: 0 E: 0 K: 1 S: 7 H: 1 LOB: 1 BB: 0 P: 10	R: 0 E: 0 K: 3 S: 12 H: 0 LOB: 1 BB: 1 P: 20	R: 0 E: 0 K: 2 S: 7 H: 0 LOB: 0 BB: 0 P: 10	1B: 13 2B: 0 3B: 1 HR: 0	SF: 0 SAC: 0 DP: 3 HBP: 0					

PITCHER	IP	WLS	BF	H	R	ER	SO	BB	IBB	HBP	BLK	WP	HR	S	P	ERA	WHIP
Jason Isringhausen, R (1, 1) ERA: 9.0	5.0	W	29	11	5	5	1	6	0	0	0	0	0	60	105	9.00	3.400
Yorkis Perez, L (6, 1) ERA: 17.18	0.1		3	2	1	1	0	0	0	0	0	1	0	9	14	27.00	6.000
Cory Lidle, R (6, 1) ERA: 3.68	1.2		5	1	0	0	1	0	0	0	0	0	0	9	14	0.00	0.600
Greg McMichael, R (8, 1) ERA: 2.93	1.0		4	0	0	0	3	1	0	0	0	0	0	12	20	0.00	1.000
John Franco, L (9, 1) ERA: 2.24	1.0		3	0	0	0	2	0	0	0	0	0	0	7	10	0.00	0.000

PITCHER	IP	WLS	BF	H	R	ER	SO	BB	IBB	HBP	BLK	WP	HR	S	P	ERA	WHIP

San Francisco Giants @ New York Mets

Shea Stadium, Flushing, NY

Wed Aug 27 1997, 3:33 AM EDT

Att. 23,373 - Sunny - 81 F

TOP

livebaseballscorecards.com

AB	37
R	6
H	14
RBI	6
BB	7
SO	7
LOB	20

WP: 1	PA: 44
PB: 0	
SB: 1	
CS: 1	

Batter	1	2	3	4	5	6	7	8	9	AB	R	H	RBI	BB	SO	LOB
Carl Everett, S (1, 9) OBP: 0.305, SLG: 0.429	L7		1B SF7 2B		F7	K	FC1-2 1B			5	2	1	0	0	1	5
Edgardo Alfonzo, R (1, 5) OBP: 0.406, SLG: 0.463	F8		1B		1B FC6-4 2B		1B			5	3	4	5	0	0	0
Bernard Gilkey, R (1, 7) OBP: 0.316, SLG: 0.361	1B		SF7		FC6-4 1B		BB HBP 1B			4	1	4	3	0	0	0
Greg McMichael, R (8, 1) OBP: 0.667, SLG: 0.667										0	0	0	0	0	0	0
John Franco, L (9, 1)							2B			0	0	0	0	0	0	0
Butch Huskey, R (1, 3) OBP: 0.312, SLG: 0.485	G1-3		F9		FC6-4 S 3B		HBP BB 1B			5	2	1	2	0	0	4
(8, 7)							F8									
Todd Pratt, R (1, 2) OBP: 0.483, SLG: 0.551		P6		G6-4-3 1B	3B BB		1B HBP 1B BB	FC6-4 HBP		2	2	1	0	2	0	0
Brian McRae, S (1, 8) OBP: 0.325, SLG: 0.374		F9		G6-4-3	3B		K	FC6-4		5	0	1	2	0	1	5
Carlos Baerga, S (1, 4) OBP: 0.318, SLG: 0.407		G6-3		G4-3	F8		1B 1B FC1-2 HBP	K		3	0	0	0	0	0	1
Yorkis Perez, L (6, 1)										0	0	0	0	0	0	0
Cory Lidle, R (6, 1)										0	0	0	0	0	0	0
John Olerud, L (7, PH) OBP: 0.392, SLG: 0.467										1	0	0	1	0	1	1
(8, 3)																
Rey Ordonez, R (1, 6) OBP: 0.268, SLG: 0.271			G6-3		1B 2B 1B	F8	FC1-2 1B 1B	FC4-6		5	2	2	1	0	0	1
Jason Isringhausen, R (1, 1) OBP: 1.000, SLG: 1.000			2B 1B 1B		2B 1B	K	FC1-2 1B			1	1	1	0	0	0	0
Alex Ochoa, R (5, PH) OBP: 0.274, SLG: 0.320										1	1	1	0	0	0	0
Luis Lopez, S (6, 4) OBP: 0.331, SLG: 0.364										2	1	1	1	0	1	0
Inning Stats	R: 0 E: 0 K: 0 S: 9 H: 1 LOB: 1 BB: 0 P: 13	R: 0 E: 0 K: 0 S: 7 H: 0 LOB: 0 BB: 0 P: 14	R: 2 E: 0 K: 0 S: 11 H: 3 LOB: 1 BB: 0 P: 15	R: 0 E: 0 K: 0 S: 8 H: 1 LOB: 0 BB: 0 P: 14	R: 5 E: 0 K: 0 S: 18 H: 5 LOB: 1 BB: 1 P: 27	R: 0 E: 0 K: 2 S: 7 H: 0 LOB: 0 BB: 0 P: 10	R: 8 E: 0 K: 1 S: 25 H: 7 LOB: 1 BB: 1 P: 43	R: 0 E: 0 K: 1 S: 10 H: 0 LOB: 1 BB: 0 P: 14		1B: 13 2B: 3 3B: 1 HR: 0	SF: 1 SAC: 0 DP: 1 HBP: 2			WP: 0 PB: 0 SB: 1 CS: 0		PA: 44	

PITCHER		IP	WLS	BF	H	R	ER	SO	BB	IBB	HBP	BLK	WP	HR	S	P	ERA	WHIP
Kirk Rueter, L	(1, 1)	4.1		20	8	5	5	0	0	0	0	0	0	0	43	68	10.38	1.846
ERA: 3.74																		
Julian Tavarez, R	(5, 1)	0.1	L	4	2	2	2	0	1	0	0	0	0	0	9	14	54.00	9.000
ERA: 3.77																		
Rich Rodriguez, L	(5, 1)	1.1		4	0	0	0	2	0	0	0	0	0	0	8	11	0.00	0.000
ERA: 3.2																		
Doug Henry, R	(7, 1)	0.0		4	3	4	4	0	1	0	0	0	0	0	8	15	∞	∞
ERA: 4.43																		
Jim Poole, L	(7, 1)	0.2		7	4	4	4	1	0	0	1	0	0	0	13	22	54.00	6.000
ERA: 6.0																		

PITCHER		IP	WLS	BF	H	R	ER	SO	BB	IBB	HBP	BLK	WP	HR	S	P	ERA	WHIP
Terry Mulholland, L	(7, 1)	1.1		5	0	0	0	1	0	0	1	0	0	0	14	20	0.00	0.000
ERA: 4.18																		

BOTTOM

San Francisco Giants @ New York Mets

Shea Stadium, Flushing, NY

Wed Aug 27 1997, 3:33 AM EDT

Att. 23,373 - Sunny - 81 F

livebaseballscorecards.com

AB	39
R	15
H	17
RBI	15
BB	2
SO	4
LOB	17

Batter	1	2	3	4	5	6	7	8	9	10	11	12	AB	R	H	RBI	BB	SO	LOB
Brian McRae, S (1, 8) OBP: 0.325, SLG: 0.374	2-2 2B	0-2 P6			0-0 L9		1-0 F7		4-1 BB		1-2 G5-3		5	1	1	0	1	0	1
Edgardo Alfonzo, R (1, 5) OBP: 0.407, SLG: 0.461	1-1 G6-3	1-0 F7			2-2 F9 S HBP		1-1 1B		4-2 WP BB 1-2			2-3 K	4	0	1	0	1	1	2
John Olerud, L (1, 3) OBP: 0.390, SLG: 0.461	0-0 G4-3		2-2 G4-3		2-2 F9 1-3		0-0 L8		2-2 K			4-1 G5-4-3 HBP	5	0	0	0	0	1	4
Todd Hundley, S (1, 2) OBP: 0.391, SLG: 0.551	2-0 2B 2-H		2-2 G3-1		0-0 F7		3-2 L9		3-2 G6-3 1-3			1-0 G5-4-3 1-2f	6	0	1	1	0	0	4
Bernard Gilkey, R (1, 7) OBP: 0.319, SLG: 0.365	0-2 P1		1-1 1B			2-2 2B		2-3 K		4-2 CS BB			4	0	2	0	1	1	1
Carlos Baerga, S (1, 4)		1-1 G5-3 HR 1B	1-1 F7			0-0 F8		3-2 F9		2-1 F8			5	1	1	0	0	0	3
Butch Huskey, R (1, 9) OBP: 0.311, SLG: 0.482	2-0 G5-3 1-2			0-1 L5		0-1 F8		1-1 BB 1B		2-3 K			4	0	1	0	0	0	2
Carl Everett, S (8, PR) OBP: 0.304, SLG: 0.428 (8, 9)													1	0	0	0	0	1	1
Matt Franco, L (1, 10) OBP: 0.363, SLG: 0.433	1-1 HR 2-H			0-0 P5		4-1 IBB		4-0 BB 1-2		3-2 CS 1-2	3-3 K		2	1	1	2	2	0	0
Alex Ochoa, R (11, PH) OBP: 0.273, SLG: 0.318													1	0	0	0	0	1	0
Rey Ordonez, R (1, 6) OBP: 0.267, SLG: 0.270	3-2 1B			0-0 L4		1-1 F8		0-0 P6			0-0 G4-3		5	0	1	0	0	0	4
Inning Stats	R: 1 E: 0 K: 0 S: 12 H: 2 LOB: 1 BB: 0 P: 17	R: 2 E: 0 K: 0 S: 15 H: 3 LOB: 1 BB: 0 P: 23	R: 0 E: 0 K: 0 S: 10 H: 1 LOB: 1 BB: 0 P: 16	R: 0 E: 0 K: 0 S: 4 H: 0 LOB: 0 BB: 0 P: 4	R: 0 E: 0 K: 0 S: 11 H: 0 LOB: 1 BB: 0 P: 15	R: 0 E: 0 K: 0 S: 12 H: 1 LOB: 2 BB: 1 P: 19	R: 0 E: 0 K: 0 S: 8 H: 1 LOB: 1 BB: 0 P: 13	R: 0 E: 0 K: 1 S: 11 H: 1 LOB: 2 BB: 1 P: 21	R: 0 E: 0 K: 1 S: 11 H: 0 LOB: 1 BB: 2 P: 24	R: 0 E: 0 K: 1 S: 9 H: 0 LOB: 0 BB: 1 P: 20	R: 0 E: 0 K: 1 S: 8 H: 0 LOB: 0 BB: 0 P: 12	R: 0 E: 0 K: 1 S: 5 H: 0 LOB: 0 BB: 0 P: 12	1B: 5 2B: 3 3B: 0 HR: 1	SF: 0 SAC: 0 DP: 1 HBP: 2	WP: 1 PB: 0 SB: 1 CS: 1	PA: 50			

PITCHER		IP	WLS	BF	H	R	ER	SO	BB	IBB	HBP	BLK	WP	HR	S	P	ERA	WHIP
Scott Kamieniecki, R ERA: 4.02	(1, 1)	7.0		31	8	3	3	0	0	1	1	0	0	1	72	107	3.86	1.143
Alan Mills, R ERA: 2.93	(8, 1)	1.0		5	1	0	0	1	1	0	0	0	0	0	11	21	0.00	2.000
Randy Myers, L ERA: 1.56	(9, 1)	1.0		4	0	0	0	1	2	0	0	0	1	0	11	24	0.00	2.000
Armando Benitez, R ERA: 2.49	(10, 1)	1.0		3	0	0	0	1	1	0	0	0	0	0	9	20	0.00	1.000
Arthur Rhodes, L ERA: 3.01	(11, 1)	2.0	W	6	0	0	0	2	0	0	1	0	0	0	13	24	0.00	0.000

PITCHER	IP	WLS	BF	H	R	ER	SO	BB	IBB	HBP	BLK	WP	HR	S	P	ERA	WHIP

TOP

New York Mets @ Baltimore Orioles

Oriole Park at Camden Yards, Baltimore, MD

Fri Aug 29 1997, 7:05 PM EDT

Att. 48,022 - Unknown - 79 F

livebaseballscorecards.com

AB	42
R	3
H	9
RBI	3
BB	5
SO	5
LOB	22

New York Mets @ Baltimore Orioles

Oriole Park at Camden Yards, Baltimore, MD

Fri Aug 29 1997, 7:05 PM EDT

Att. 48,022 - Unknown - 79 F

livebaseballscorecards.com

BOTTOM

Batter	1	2	3	4	5	6	7	8	9	10	11	12	AB	R	H	RBI	BB	SO	LOB
Brady Anderson, L (1, 8) OBP: 0.402, SLG: 0.476	B F X 1-1 P4 ①		B B C F S 2-3 K ③			B X 1-0 L7 ①	B C B X 2-2 E3 G4-3 S 2-3		C F B B F S 2-3 K ③		C F B F X 1-2 L3 ③		6	0	0	0	0	2	3
Jeff Reboulet, R (1, 4) OBP: 0.304, SLG: 0.335 Tony Tarasco, L (7, PH) OBP: 0.318, SLG: 0.412 Aaron Ledesma, R (8, 4) OBP: 0.404, SLG: 0.435	B B B C F S 3-3 K ②			S C F C 0-3 K ①		B B B C C C F B B 4-2 1B BB BB	C S B X 1-2 G4-3 ② 1-3 3-H			B F C B X 2-2 F9 ①		B B B C B 4-1 1B SH1-4 1B BB	2 1 1	0 0 1	0 0 0	0 1 1	1 0 0	2 0 1	0 1 0
B.J. Surhoff, L (1, 7) OBP: 0.360, SLG: 0.477 (12, 5)	B X 1-0 1B			B X 1-0 G6-3 ②		B C B 1 SAFE B B 4-1 1B 1-2 BB	C S X 0-2 F8 ③			S S B X 1-2 F8 ②		1 SAFE X 0-0 SH1-4 ① 1-2	4	0	1	0	1	0	1
Geronimo Berroa, R (1, 9) OBP: 0.375, SLG: 0.479	C F S 0-3 K ③			S B F X 1-2 BB 1B		C S B B S 1-3 K ②		F B B X 2-1 G4-3 ①		B S B B B 4-1 BB		B X 1-0 1B BB 2-3 1B	5	0	2	0	1	2	3
Rafael Palmeiro, L (1, 3) OBP: 0.334, SLG: 0.486		B X 1-0 G4-3 ①		C S B B B B B 4-2 1-2 BB		B C X 1-1 1-2 2-3 1B		C F B X 1-2 L3 ②		B B B C S B S 3-3 K ③		B B B B C S B 4-2 1B 1-2 BB	4	0	1	0	2	1	1
Cal Ripken Jr., R (1, 5) OBP: 0.343, SLG: 0.433 (12, 6)		X 0-0 G6-3 ②		C F C 0-3 K ③		F X 0-1 P5 ③		C X 0-1 HR			C B C F X 1-2 SH1-4 1B FC6-2 1B	C B C F X 1-2 1-2 2-3 3-H 1B	6	1	3	2	0	1	5
Harold Baines, L (1, 10) OBP: 0.363, SLG: 0.445		X 0-0 G4-3 ③			B F B X 2-1 F9 ①		X 0-0 HR	B S B B X 3-1 L7 ③			C S X 0-2 FC6-2 SH1-4 1B 1-2		5	1	2	1	0	0	0
Lenny Webster, R (1, 2) OBP: 0.316, SLG: 0.351			B H 2-0 G4-6-3 HBP		S S B B B S 2-3 K ②		C X 0-1 G6-3 ①		B B B C X 3-1 G4-3 ① 1-2 2-3		C B X 1-1 SH1-4 ① 1-2 2-3		3	0	0	0	0	1	0
Mike Bordick, R (1, 6) OBP: 0.265, SLG: 0.294 Jeffrey Hammonds, R (11, PH) OBP: 0.317, SLG: 0.500 (12, 7)			B X 1-0 G4-6-3 ① ② 1-2f		B C X 1-1 G1-3 ③		C B B B S S X 2-2 E G4-3 2B		S X 0-1 G6-3 ②		X 0-0 FC6-2 ② 2-3 3-H		4 1	1 0	1 0	0 0	0 0	0 0	1 2
Inning Stats	R: 0 H: 1 E: 0 LOB: 1 K: 2 BB: 0 S: 10 P: 15	R: 0 H: 0 E: 0 LOB: 0 K: 0 BB: 0 S: 3 P: 4	R: 0 H: 0 E: 0 LOB: 0 K: 1 BB: 0 S: 4 P: 9	R: 0 H: 1 E: 0 LOB: 2 K: 2 BB: 1 S: 13 P: 19	R: 0 H: 0 E: 0 LOB: 0 K: 1 BB: 0 S: 7 P: 12	R: 0 H: 1 E: 0 LOB: 3 K: 1 BB: 2 S: 12 P: 23	R: 2 H: 2 E: 1 LOB: 1 K: 0 BB: 0 S: 15 P: 20	R: 1 H: 1 E: 0 LOB: 0 K: 0 BB: 0 S: 9 P: 15	R: 0 H: 0 E: 0 LOB: 0 K: 1 BB: 0 S: 8 P: 13	R: 0 H: 0 E: 0 LOB: 1 K: 1 BB: 1 S: 10 P: 20	R: 0 H: 2 E: 0 LOB: 2 K: 0 BB: 0 S: 14 P: 17	R: 1 H: 2 E: 0 LOB: 3 K: 0 BB: 2 S: 9 P: 19	1B: 7 2B: 1 3B: 0 HR: 2	SF: 0 SAC: 2 DP: 1 HBP: 1	WP: 0 PB: 0 SB: 1 CS: 0	PA: 51			

	AB	42
	R	4
	H	10
	RBI	4
	BB	6
	SO	9
	LOB	17

PITCHER	IP	WLS	BF	H	R	ER	SO	BB	IBB	HBP	BLK	WP	HR	S	P	ERA	WHIP
Dave Mlicki, R (1, 1) ERA: 4.5	6.1		28	5	2	1	7	3	0	1	0	0	1	58	95	1.42	1.263
Greg McMichael, R (7, 1) ERA: 2.99	1.2		6	1	1	1	0	0	0	0	0	0	1	15	22	5.40	0.600
Mel Rojas, R (9, 1) ERA: 4.65	2.0		7	0	0	0	2	1	0	0	0	0	0	18	33	0.00	0.500
Turk Wendell, R (11, 1) ERA: 3.97	0.2		4	2	0	0	0	0	0	0	0	0	0	10	12	0.00	3.000
John Franco, L (11, 1) ERA: 2.38	0.2	L	6	2	1	1	0	2	0	0	0	0	0	13	24	13.50	6.000

PITCHER	IP	WLS	BF	H	R	ER	SO	BB	IBB	HBP	BLK	WP	HR	S	P	ERA	WHIP

New York Mets @ Baltimore Orioles

Oriole Park at Camden Yards, Baltimore, MD

Sat Aug 30 1997, 3:33 AM EDT
Att. 48,068 - Unknown - 85 F

TOP

livebaseballscorecards.com

Batter	1	2	3	4	5	6	7	8	9	AB	R	H	RBI	BB	SO	LOB
Carl Everett, S (1, 7) OBP: 0.307, SLG: 0.432	G3		BLK 1B		G4-3	1B 2B	K		1B HR 1B	6	2	3	0	0	1	2
Edgardo Alfonzo, R (1, 5) OBP: 0.410, SLG: 0.464	G5-3		G6-3 1-2		BB 1B 1B	G5-3 1B 2-H 1B	1B 1-2 2-H 1B		HR 1-3 HR 1B	6	2	4	2	0	0	1
Bernard Gilkey, R (1, 10) OBP: 0.325, SLG: 0.375	G6-3			S 1B BB	1B 2B 1-2 BB	1-2 1B	1-2 2-H 1B		1-H 3-H HR	4	3	3	4	2	0	0
Butch Huskey, R (1, 3) OBP: 0.309, SLG: 0.477		G5-3		F9	2B 1-2 2-H 1B	G5-3 2-3f	K		L8	6	1	1	1	0	1	5
Todd Pratt, R (1, 2) OBP: 0.469, SLG: 0.545		1B		G5-3 1-2	2B 1-H 2-H		F9	4-3	F9	6	0	2	2	0	0	1
Alex Ochoa, R (1, 9) OBP: 0.276, SLG: 0.325		P6		1B 1B 2-H 1B	P6		E 2B 2B	F7		5	2	2	1	0	0	2
Brian McRae, S (1, 8) OBP: 0.330, SLG: 0.378		F8		1B 1-2 1B	BB		S 2B 2-3 BB	2B		3	1	2	0	2	0	1
Luis Lopez, S (1, 4) OBP: 0.333, SLG: 0.372			G6-3	1B 1-2 2-H 1B	F9		1B 1-H 3-H 2B	G3		5	1	2	3	0	0	3
Rey Ordonez, R (1, 6) OBP: 0.266, SLG: 0.266			F8	F8		L9	1B 1B BB		5-3	4	1	0	0	1	0	2

	AB	45
	R	13
	H	19
	RBI	13
	BB	5
	SO	2
	LOB	17

Inning Stats	1	2	3	4	5	6	7	8	9
	R: 0 E: 0 K: 0 S: 3	H: 0 LOB: 0 BB: 0 P: 3	R: 0 E: 0 K: 0 S: 4	H: 1 LOB: 1 BB: 0 P: 4	R: 0 E: 0 K: 0 S: 4	H: 1 LOB: 1 BB: 0 P: 4	R: 2 E: 0 K: 0 S: 6	H: 3 LOB: 2 BB: 1 P: 10	R: 3 E: 0 K: 0 S: 6	H: 3 LOB: 2 BB: 2 P: 14	R: 1 E: 0 K: 0 S: 5	H: 3 LOB: 1 BB: 0 P: 5	R: 4 E: 1 K: 2 S: 11	H: 4 LOB: 2 BB: 2 P: 19	R: 0 E: 0 K: 0 S: 4	H: 1 LOB: 1 BB: 0 P: 4	R: 3 E: 0 K: 0 S: 6	H: 3 LOB: 0 BB: 0 P: 6

| | | |

New York Mets @ Baltimore Orioles

Oriole Park at Camden Yards, Baltimore, MD

Sat Aug 30 1997, 3:33 AM EDT
Att. 48,068 - Unknown - 85 F

livebaseballscorecards.com

BOTTOM

Batter	1	2	3	4	5	6	7	8	9	AB	R	H	RBI	BB	SO	LOB
Brady Anderson, L (1, 8) OBP: 0.402, SLG: 0.481	P4	1-3 2-H 1B		G3 2-3		K			HR	5	1	2	2	0	1	2
Jeffrey Hammonds, R (1, 9) OBP: 0.316, SLG: 0.497	K	K		3-H 1B			G5-3		4-3	4	0	1	1	0	2	2
Tony Tarasco, L (8, 9) OBP: 0.316, SLG: 0.409	1B	G6-3		K			F8		F7	5	0	1	0	0	1	3
Rafael Palmeiro, L (1, 3) OBP: 0.332, SLG: 0.483	F8		F9		G3		G4-3			4	0	0	0	0	0	1
Cal Ripken Jr., R (1, 5) OBP: 0.344, SLG: 0.431		1B 1B 1B HBP	G4-3		G5-3			BB		2	1	0	0	1	0	0
B.J. Surhoff, L (1, 7) OBP: 0.357, SLG: 0.472		K	G4-3		F7			K		4	0	0	0	0	2	2
Chris Hoiles, R (1, 2) OBP: 0.384, SLG: 0.433		1B 1B 1-2 1B		HR		G3 1B		K		4	2	3	1	0	1	1
Jeff Reboulet, R (1, 4) OBP: 0.308, SLG: 0.335		1B 1B 1-2 2-3 1B		G3 G4-3 1B BB		G3 1-2		F8		3	2	1	0	1	0	2
Mike Bordick, R (1, 6) OBP: 0.265, SLG: 0.293		1B 1-2 2-H 3-H 1B		G4-3 1-2		L4			4-3	4	0	1	2	0	0	2
Inning Stats	R: 0 H: 1 E: 0 LOB: 1 K: 1 BB: 0 S: 6 P: 6	R: 3 H: 4 E: 0 LOB: 2 K: 2 BB: 0 S: 11 P: 12	R: 0 H: 0 E: 0 LOB: 0 K: 0 BB: 0 S: 3 P: 3	R: 2 H: 2 E: 0 LOB: 1 K: 1 BB: 1 S: 7 P: 11	R: 0 H: 0 E: 0 LOB: 0 K: 0 BB: 0 S: 3 P: 3	R: 0 H: 1 E: 0 LOB: 1 K: 1 BB: 0 S: 6 P: 6	R: 0 H: 0 E: 0 LOB: 0 K: 0 BB: 0 S: 3 P: 3	R: 0 H: 0 E: 0 LOB: 1 K: 2 BB: 1 S: 7 P: 11	R: 1 H: 1 E: 0 LOB: 0 K: 0 BB: 0 S: 4 P: 4	1B: 7 SF: 0 2B: 0 SAC: 0 3B: 0 DP: 0 HR: 2 HBP: 1						

	AB	36
	R	6
	H	9
	RBI	6
	BB	2
	SO	7
	LOB	15

PITCHER		IP	WLS	BF	H	R	ER	SO	BB	IBB	HBP	BLK	WP	HR	S	P	ERA	WHIP
Brian Bohanon, L ERA: 3.68	(1, 1)	5.0	W	24	7	5	5	4	1	0	1	0	0	1	30	35	9.00	1.600
Cory Lidle, R ERA: 3.6	(6, 1)	4.0	S	15	2	1	1	3	1	0	0	0	0	1	20	24	2.25	0.750

PITCHER	IP	WLS	BF	H	R	ER	SO	BB	IBB	HBP	BLK	WP	HR	S	P	ERA	WHIP

New York Mets @ Baltimore Orioles

Oriole Park at Camden Yards, Baltimore, MD

Sun Aug 31 1997, 3:33 AM EDT

Att. 48,075 - Sunny - 83 F

TOP

livebaseballscorecards.com

Batter	1	2	3	4	5	6	7	8	9	AB	R	H	RBI	BB	SO	LOB
Brian McRae, S (1, 8) OBP: 0.327, SLG: 0.375	K	F9		P6		G6-4-3 1-2f			SH1-3 1-2	4	0	0	0	0	1	2
Edgardo Alfonzo, R (1, 5) OBP: 0.406, SLG: 0.459	L4	F5	K				L6		F8	5	0	0	0	0	1	2
Bernard Gilkey, R (1, 7) OBP: 0.325, SLG: 0.381	HR	HR			F9		E6 CS		K	4	2	1	1	1	1	1
Butch Huskey, R (1, 9) OBP: 0.314, SLG: 0.489	HBP 2B	HR 1-H			BB S		K 1-2			3	1	2	2	1	1	1
Todd Hundley, S (1, 10) OBP: 0.392, SLG: 0.548	HBP BB		K		BB HBP 1-2			F9		2	0	0	0	1	1	0
John Olerud, L (1, 3) OBP: 0.391, SLG: 0.459	HBP 1-2 2-3		G3-1		G5-4-3 BB 1-2 2-3			G3		2	0	0	0	1	0	0
Todd Pratt, R (1, 2) OBP: 0.471, SLG: 0.559	F8			SH1-3 1B 2B	G5-4-3 1-2f			1B		4	1	2	0	0	0	6
Carlos Baerga, S (1, 4) OBP: 0.318, SLG: 0.405 Luis Lopez, S (9, 4) OBP: 0.333, SLG: 0.372		F9		SH1-3 2-3 1B		FC1-6 1B		K		4 0	0 0	2 0	0 0	0 0	1 0	1 0
Rey Ordonez, R (1, 6) OBP: 0.266, SLG: 0.266		F7		SH1-3 1-2 3-H		FC1-6 G6-4-3 1-2f			SH1-3 1B	3	0	1	1	0	0	1
Inning Stats	R: 1 E: 0 K: 1 S: 12 H: 2 LOB: 3 BB: 1 P: 23	R: 0 E: 0 K: 0 S: 5 H: 0 LOB: 0 BB: 0 P: 9	R: 2 E: 0 K: 1 S: 14 H: 1 LOB: 0 BB: 1 P: 25	R: 1 E: 0 K: 1 S: 13 H: 2 LOB: 1 BB: 0 P: 19	R: 0 E: 0 K: 0 S: 8 H: 0 LOB: 2 BB: 2 P: 20	R: 0 E: 0 K: 0 S: 5 H: 1 LOB: 0 BB: 0 P: 6	R: 0 E: 1 K: 1 S: 7 H: 0 LOB: 0 BB: 0 P: 12	R: 0 E: 0 K: 1 S: 12 H: 1 LOB: 1 BB: 0 P: 19	R: 0 E: 0 K: 1 S: 6 H: 1 LOB: 1 BB: 0 P: 11	1B: 4 2B: 2 3B: 0 HR: 2 SF: 0 SAC: 2 DP: 2 HBP: 2						

AB	31
R	4
H	8
RBI	4
BB	4
SO	6
LOB	14

WP: 0 PB: 0 SB: 1 CS: 1 PA: 39

PITCHER		IP	WLS	BF	H	R	ER	SO	BB	IBB	HBP	BLK	WP	HR	S	P	ERA	WHIP
Jimmy Key, L ERA: 2.97	(1, 1)	6.0	L	28	6	4	4	3	4	0	2	0	0	2	57	102	6.00	1.667
Arthur Rhodes, L ERA: 2.94	(7, 1)	2.0		7	1	0	0	2	0	0	0	0	0	0	19	31	0.00	0.500
Armando Benitez, R ERA: 2.45	(9, 1)	1.0		4	1	0	0	1	0	0	0	0	0	0	6	11	0.00	1.000

PITCHER	IP	WLS	BF	H	R	ER	SO	BB	IBB	HBP	BLK	WP	HR	S	P	ERA	WHIP

BOTTOM

New York Mets @ Baltimore Orioles

Oriole Park at Camden Yards, Baltimore, MD

Sun Aug 31 1997, 3:33 AM EDT

Att. 48,075 - Sunny - 83 F

livebaseballscorecards.com

Batter	1	2	3	4	5	6	7	8	9	AB	R	H	RBI	BB	SO	LOB
Brady Anderson, L (1, 8) OBP: 0.399, SLG: 0.477	C X 0-1 F7 ①			B B C F X 2-2 G4-3 ①	B C X 1-1 G3 ③			X 0-0 F7 ②		4	0	0	0	0	0	2
Jeff Reboulet, R (1, 4) OBP: 0.311, SLG: 0.338	B C C X 1-2 F8 ②			C B B X 2-1 1B 1B		C C C X 1-2 G6-3 ①		S C X 0-2 FC6-4 1B		4	0	2	0	0	0	0
B.J. Surhoff, L (1, 7) OBP: 0.356, SLG: 0.477	X 0-0 F7 ③			C F B B B 1 SAFE X 3-2 F7 ②		F B B X 2-1 HR		B B B C X 3-1 FC6-4 ③ 1-2f		4	1	1	1	0	0	2
Geronimo Berroa, R (1, 9) OBP: 0.373, SLG: 0.474		C B X 1-1 F4 ①		C F B 1 SAFE X 1-2 1-2 1B		B C B B X 3-1 L5 ②			B B X 2-0 G6-3 ①	4	0	1	0	0	0	0
Rafael Palmeiro, L (1, 3) OBP: 0.331, SLG: 0.481		B F F X 1-2 F8 ②		B C F S 1-3 K ③		B B B C X 3-1 F8 ③			C B X 1-1 1B	4	0	1	0	0	1	2
Cal Ripken Jr., R (1, 5) OBP: 0.341, SLG: 0.428		X 0-0 G4-3 ③			C X 0-1 G5-3 ①		X 0-0 P5 ①		B C B B B S X 3-2 L9 ②	4	0	0	0	0	0	1
Harold Baines, L (1, 10) OBP: 0.362, SLG: 0.442			C C C X 0-2 G3-1 ①		B F F B F B B 4-2 1B BB		B F B F B X 3-2 F8 ②		S T B C 1-3 K ③	3	0	0	0	1	1	1
Chris Hoiles, R (1, 2) OBP: 0.383, SLG: 0.432			S C B X 1-2 F7 ②		F B B F F X 2-2 1-2 1B		F F F B F B X 2-2 G1-3 ③			3	0	1	0	0	0	0
Mike Bordick, R (1, 6) OBP: 0.264, SLG: 0.292			B C B F X 2-2 G5-3 ③		B X 1-0 F9 ②			F X 0-1 F8 ①		2	0	0	0	0	0	2
Tony Tarasco, L (8, PH) OBP: 0.315, SLG: 0.406										1	0	0	0	0	0	0
Aaron Ledesma, R (9, 6) OBP: 0.404, SLG: 0.435										0	0	0	0	0	0	0
Inning Stats	R: 0 E: 0 K: 0 S: 6 H: 0 LOB: 0 BB: 0 P: 7	R: 0 E: 0 K: 0 S: 6 H: 0 LOB: 0 BB: 0 P: 8	R: 0 E: 0 K: 0 S: 9 H: 0 LOB: 0 BB: 0 P: 12	R: 0 E: 0 K: 1 S: 14 H: 2 LOB: 2 BB: 0 P: 23	R: 0 E: 0 K: 0 S: 12 H: 1 LOB: 2 BB: 1 P: 20	R: 1 E: 0 K: 0 S: 9 H: 1 LOB: 0 BB: 0 P: 18	R: 0 E: 0 K: 0 S: 9 H: 0 LOB: 0 BB: 0 P: 14	R: 0 E: 0 K: 0 S: 8 H: 1 LOB: 1 BB: 0 P: 11	R: 0 E: 0 K: 1 S: 9 H: 1 LOB: 1 BB: 0 P: 16	1B: 5 2B: 0 3B: 0 HR: 1	SF: 0 SAC: 0 DP: 0 HBP: 0						

	AB	33
	R	1
	H	6
	RBI	1
	BB	1
	SO	2
	LOB	10

WP: 0 PB: 0 SB: 0 CS: 0 PA: 34

PITCHER		IP	WLS	BF	H	R	ER	SO	BB	IBB	HBP	BLK	WP	HR	S	P	ERA	WHIP
Rick Reed, R ERA: 3.01	(1, 1)	7.0	W	26	4	1	1	1	1	0	0	0	0	1	65	102	1.29	0.714
Mel Rojas, R ERA: 4.58	(8, 1)	1.0		4	1	0	0	0	0	0	0	0	0	0	8	11	0.00	1.000
John Franco, L ERA: 2.33	(9, 1)	1.0	S	4	1	0	0	1	0	0	0	0	0	0	9	16	0.00	1.000

PITCHER	IP	WLS	BF	H	R	ER	SO	BB	IBB	HBP	BLK	WP	HR	S	P	ERA	WHIP

Batter	1	2	3	4	5	6	7	8	9	AB	R	H	RBI	BB	SO	LOB
Carlos Garcia, R (1, 4) OBP: 0.247, SLG: 0.298	B B B B 4-0 BB		B F B X 2-1 ① G6-3		S F B C 1-3 ③ K		C B X 1-1 ② ③ G4-6-3 1-2f			3	0	0	0	1	1	2
Shawn Green, L (1, 9) OBP: 0.338, SLG: 0.494	B S S F 1 B S SAFE 2-3 ① K		C B S B X 2-2 ② G3-1			C B S F F B F S 2-3 ① K		C B B X 2-1 ① G6-3		4	0	0	0	0	2	1
José Cruz Jr., S (1, 8) OBP: 0.327, SLG: 0.521	B C B B C S 3-3 ② K		C B C F B S 2-3 ③ K			B C B B B 4-1 HBP BB BB		B C B S F B S 3-3 ② K		3	0	0	0	1	3	1
Joe Carter, R (1, 7) OBP: 0.297, SLG: 0.413	X 0-0 ③ F8			B X 1-0 ① P6		B B B C B 4-1 HBP 1-2 BB		C F X 0-2 ③ G6-3		3	0	0	0	1	0	1
Carlos Delgado, L (1, 3) OBP: 0.338, SLG: 0.527		C X 0-1 ① G3-1		C F F F X 0-2 ② L9		2 SAFE F F B F H 2-2 G6-4-3 1-2 2-3 HBP			C B B X 2-1 ① G4-3	3	0	0	0	0	0	0
Ed Sprague, R (1, 5) OBP: 0.309, SLG: 0.389		B C F B F B F B 4-2 1B BB		C B C B F B B 4-2 BB		B B X 2-0 ② ③ G6-4-3 1-2f			B X 1-0 ② G6-3	2	0	0	0	2	0	3
Benito Santiago, R (1, 2) OBP: 0.264, SLG: 0.364		B X 1-0 ② P6		C D X 1-1 ③ G4-3			S X 0-1 BB 1B		X 0-0 ③ F3	4	0	1	0	0	0	2
Tomas Perez, S (1, 6) OBP: 0.320, SLG: 0.343		B B B C C X 3-2 1-2 1B			B L F B F X 2-2 ① P4		B B B C B 4-1 G4-6-3 1-2 BB			2	0	1	0	1	0	0
Pat Hentgen, R (1, 1) Jacob Brumfield, R (7, PH) OBP: 0.267, SLG: 0.285 Paul Quantrill, L (7, 1) Dan Plesac, L (8, 1)		C C D C 1-3 ③ K			B F B X 2-1 ② G5-3		C B F F C 1-3 ① K			2 1 0 0	0 0 0 0	0 0 0 0	0 0 0 0	0 0 0 0	1 1 0 0	2 2 0 0
Inning Stats	R: 0 H: 0 E: 0 LOB: 1 K: 2 BB: 1 S: 8 P: 17	R: 0 H: 1 E: 0 LOB: 2 K: 1 BB: 1 S: 13 P: 22	R: 0 H: 0 E: 0 LOB: 0 K: 1 BB: 0 S: 9 P: 15	R: 0 H: 0 E: 0 LOB: 1 K: 0 BB: 1 S: 11 P: 17	R: 0 H: 0 E: 0 LOB: 0 K: 1 BB: 0 S: 9 P: 14	R: 0 H: 0 E: 0 LOB: 2 K: 1 BB: 2 S: 12 P: 26	R: 0 H: 1 E: 0 LOB: 1 K: 1 BB: 1 S: 9 P: 15	R: 0 H: 0 E: 0 LOB: 0 K: 1 BB: 0 S: 9 P: 14	R: 0 H: 0 E: 0 LOB: 0 K: 0 BB: 0 S: 4 P: 7	1B: 2 SF: 0 2B: 0 SAC: 0 3B: 0 DP: 2 HR: 0 HBP: 1						

TOP

Toronto Blue Jays @ New York Mets

Shea Stadium, Flushing, NY

Mon Sep 01 1997, 3:33 AM EDT

Att. 19,196 - Overcast - 82 F

livebaseballscorecards.com

AB	27
R	0
H	2
RBI	0
BB	6
SO	8
LOB	14

PITCHER		IP	WLS	BF	H	R	ER	SO	BB	IBB	HBP	BLK	WP	HR	S	P	ERA	WHIP
Jason Isringhausen, R ERA: 4.09	(1, 1)	6.0	W	26	2	0	0	6	6	0	1	0	0	0	65	118	0.00	1.333
Greg McMichael, R ERA: 2.95	(7, 1)	1.0		2	0	0	0	1	0	0	0	0	0	0	6	8	0.00	0.000
Mel Rojas, R ERA: 4.52	(8, 1)	1.0		3	0	0	0	1	0	0	0	0	0	0	9	14	0.00	0.000
John Franco, L ERA: 2.29	(9, 1)	1.0	S	3	0	0	0	0	0	0	0	0	0	0	4	7	0.00	0.000

PITCHER	IP	WLS	BF	H	R	ER	SO	BB	IBB	HBP	BLK	WP	HR	S	P	ERA	WHIP

Batter	1	2	3	4	5	6	7	8	9	AB	R	H	RBI	BB	SO	LOB
Carl Everett, S (1, 8) OBP: 0.304, SLG: 0.427	B C B F B F X 3-2 G4-3 ①		S X 0-1 L6 ③			B C B F C 2-3 K ①		X 0-0 G6-3 ①		4	0	0	0	0	1	0
Matt Franco, L (1, 5) OBP: 0.362, SLG: 0.431 Edgardo Alfonzo, R (6, PR) OBP: 0.405, SLG: 0.458 (7, 5)	B B X 2-0 F7 ②			C X 0-1 G3-1 ①		B C B X 2-1 BB 1B 1B		B F B X 2-1 G4-3 ②		3 1	0 1	1 1	0 0	0 0	0 0	0 0
John Olerud, L (1, 3) OBP: 0.392, SLG: 0.465	B C B F B F X 3-2 L7 ③			X 0-0 HR		B B B 1 SAFE B 4-0 1B 1-2 BB		B C C B X 2-2 G5-3 ③		3	1	1	1	1	0	0
Todd Hundley, S (1, 2) OBP: 0.392, SLG: 0.546		C B S C 1-3 K ①		B B B X 3-0 F8 ②		B B T X 2-1 G6-4-3 1-3 2-H 1B				3	0	1	1	0	1	0
Bernard Gilkey, R (1, 7) OBP: 0.324, SLG: 0.378		C B B S S X 2-3 K ②		B S F B X 2-2 F9 ③		1 SAFE C 1 SAFE X 0-1 G6-4-3 1-2f ②③				3	0	0	0	0	1	3
Carlos Baerga, S (1, 4) OBP: 0.321, SLG: 0.410		X 0-0 2B			C C X 0-2 G4-3 ①		B F X 1-1 G4-3 G5-3 1B			3	0	2	0	0	0	0
Butch Huskey, R (1, 9) OBP: 0.314, SLG: 0.496		F F C 0-3 K ③			B X 1-0 HR		B X 1-0 G5-3 ① 1-2			3	1	1	1	0	1	2
Rey Ordonez, R (1, 6) OBP: 0.264, SLG: 0.264			B X 1-0 F9 ①		X 0-0 G6-3 ②		C B C X 1-2 G4-3 ② 2-3			3	0	0	0	0	0	1
Jason Isringhausen, R (1, 1) OBP: 0.333, SLG: 0.333 Greg McMichael, R (7, 1) OBP: 0.667, SLG: 0.667 Brian McRae, S (7, PH) OBP: 0.327, SLG: 0.374 Mel Rojas, R (8, 1) John Franco, L (9, 1)			C C S S 0-3 K ②		X 0-0 G6-3 ③		F B B X 2-1 G5-3 ③			2 0 1 0 0	0 0 0 0 0	0 0 0 0 0	0 0 0 0 0	0 0 0 0 0	1 0 0 0 0	0 0 1 0 0
Inning Stats	R: 0 E: 0 K: 0 S: 9 H: 0 LOB: 0 BB: 0 P: 17	R: 0 E: 0 K: 3 S: 10 H: 1 LOB: 1 BB: 0 P: 13	R: 0 E: 0 K: 1 S: 6 H: 0 LOB: 0 BB: 0 P: 7	R: 1 E: 0 K: 0 S: 7 H: 1 LOB: 0 BB: 0 P: 12	R: 1 E: 0 K: 0 S: 6 H: 1 LOB: 0 BB: 0 P: 7	R: 1 E: 0 K: 1 S: 9 H: 2 LOB: 2 BB: 1 P: 19	R: 0 E: 0 K: 0 S: 8 H: 1 LOB: 1 BB: 0 P: 13	R: 0 E: 0 K: 0 S: 6 H: 0 LOB: 0 BB: 0 P: 10		1B: 3 2B: 1 3B: 0 HR: 2 SF: 0 SAC: 0 DP: 1 HBP: 0						WP: 0 PB: 0 SB: 0 CS: 0 PA: 30

PITCHER		IP	WLS	BF	H	R	ER	SO	BB	IBB	HBP	BLK	WP	HR	S	P	ERA	WHIP
Pat Hentgen, R ERA: 3.49	(1, 1)	6.0	L	23	5	3	3	5	1	0	0	0	0	2	47	75	4.50	1.000
Paul Quantrill, R ERA: 2.0	(7, 1)	1.0		4	1	0	0	0	0	0	0	0	0	0	8	13	0.00	1.000
Dan Plesac, L ERA: 3.48	(8, 1)	1.0		3	0	0	0	0	0	0	0	0	0	0	6	10	0.00	0.000

PITCHER	IP	WLS	BF	H	R	ER	SO	BB	IBB	HBP	BLK	WP	HR	S	P	ERA	WHIP

BOTTOM

Toronto Blue Jays @ New York Mets

Shea Stadium, Flushing, NY

Mon Sep 01 1997, 3:33 AM EDT

Att. 19,196 - Overcast - 82 F

livebaseballscorecards.com

AB	29
R	3
H	6
RBI	3
BB	1
SO	5
LOB	7

Batter	1	2	3	4	5	6	7	8	9	AB	R	H	RBI	BB	SO	LOB
Shannon Stewart, R (1, 8) OBP: 0.383, SLG: 0.379	P3		HBP BB	L9		FC6-4 1-2f			L6	4	0	0	0	1	0	3
Mariano Duncan, R (1, 4) OBP: 0.278, SLG: 0.295	F9		1-2 2-3 HBP		2B		K		FC6-4 1-2f HR	4	1	1	0	0	1	1
José Cruz Jr., S (1, 7) OBP: 0.328, SLG: 0.539	K		K		K		HR		2-H HR	5	2	2	3	0	3	4
Carlos Delgado, L (1, 3) OBP: 0.339, SLG: 0.525		1B 1B	SF9 3-H		BB		F7		G3-1	3	0	1	1	1	0	0
Ed Sprague, R (1, 5) OBP: 0.307, SLG: 0.386		P4	L6		K		K			4	0	0	0	0	2	5
Tim Crabtree, R (7, 1)										0	0	0	0	0	0	0
Sandy Martinez, L (8, 2)										0	0	0	0	0	0	0
Shawn Green, L (1, 9) OBP: 0.337, SLG: 0.490		K		G4-6-3 E BB	G1-3			G4-3		3	1	0	0	1	1	3
Charlie O'Brien, R (1, 2) OBP: 0.313, SLG: 0.350		1-2 1B		1-2 G4-6-3 BB		P6		P3		3	0	1	0	1	0	0
Kelvim Escobar, R (8, 1)										0	0	0	0	0	0	0
Tomas Perez, S (1, 6) OBP: 0.304, SLG: 0.324		L6		1-2f 2-3 G4-6-3		G1		K		4	0	0	0	0	1	4
Roger Clemens, R (1, 1) OBP: 0.667, SLG: 1.000			HBP SF9 2B	E4 3-H		FC6-4 BB			FC6-4 1B	2	1	1	0	1	0	0
Tom Evans, R (7, 5) OBP: 1.000, SLG: 1.000										1	0	1	0	0	0	0
Inning Stats	R: 0 E: 0 K: 1 S: 11 H: 0 LOB: 0 BB: 0 P: 14	R: 0 E: 0 K: 1 S: 15 H: 2 LOB: 2 BB: 0 P: 24	R: 1 E: 0 K: 1 S: 11 H: 1 LOB: 2 BB: 1 P: 21	R: 1 E: 1 K: 0 S: 16 H: 0 LOB: 1 BB: 2 P: 27	R: 0 E: 0 K: 2 S: 12 H: 1 LOB: 2 BB: 1 P: 18	R: 0 E: 0 K: 0 S: 9 H: 0 LOB: 1 BB: 1 P: 15	R: 1 E: 0 K: 2 S: 11 H: 1 LOB: 0 BB: 0 P: 16	R: 0 E: 0 K: 1 S: 10 H: 0 LOB: 0 BB: 0 P: 13	R: 2 E: 1 K: 0 S: 10 H: 2 LOB: 0 BB: 0 P: 13	1B: 3 2B: 2 3B: 0 HR: 2	SF: 1 SAC: 0 DP: 1 HBP: 1					

PITCHER	IP	WLS	BF	H	R	ER	SO	BB	IBB	HBP	BLK	WP	HR	S	P	ERA	WHIP
Juan Acevedo, R (1, 1) ERA: 4.09	5.0	W	24	4	2	1	5	4	0	1	0	0	0	65	104	1.80	1.600
Turk Wendell, R (6, 1) ERA: 4.12	4.0	S	16	3	3	3	3	1	0	0	0	0	2	40	57	6.75	1.000

PITCHER	IP	WLS	BF	H	R	ER	SO	BB	IBB	HBP	BLK	WP	HR	S	P	ERA	WHIP

TOP

Toronto Blue Jays @ New York Mets

Shea Stadium, Flushing, NY

Tue Sep 02 1997, 7:05 PM EDT

Att. 17,635 - Unknown - 82 F

livebaseballscorecards.com

AB	33
R	5
H	7
RBI	4
BB	5
SO	8
LOB	20

WP: 0 PB: 0 SB: 0 CS: 0 PA: 40

Batter	1	2	3	4	5	6	7	8	9	AB	R	H	RBI	BB	SO	LOB
Brian McRae, S (1, 8) OBP: 0.327, SLG: 0.376	B F X 1-1 2B	C C S 0-3 ② K		S S B B F S 2-3 ① K		B X 1-0 1B CS 3-H 1B		B S B S S 2-3 ③ K		5	0	2	1	0	3	2
Edgard Alfonzo, R (1, 5) OBP: 0.404, SLG: 0.456	F F F B F B S 2-3 ① K	F X 0-1 ③ L9		B X 1-0 ② G5-3		C X 0-1 1-3 1B				4	0	1	0	0	1	3
John Olerud, L (1, 3) OBP: 0.391, SLG: 0.462	B B C C S 2-3 ② K		B B F B B 4-1 1B 2B BB	X 0-0 ③ P5		C B B 2-1 ③ CS 3-H	X 0-0 ① G6-3			3	1	0	0	1	1	1
Todd Hundley, S (1, 2) OBP: 0.393, SLG: 0.546	B D C C S 2-3 ③ K		B X 1-0 1-2 2B 1B		B C B S C 2-3 ① K		C C X 0-2 1B			4	1	2	0	0	2	1
Bernard Gilkey, R (1, 7) OBP: 0.327, SLG: 0.383		B C C X 1-2 2B E 1B	X 0-0 1-H 2-H 2B 2B		C B B S F B F B 4-2 G4-6-3 BB		C D S B S 2-3 ② K			3	2	2	2	1	1	1
Carlos Baerga, S (1, 4) OBP: 0.322, SLG: 0.415		C 1 SAFE 1 SAFE X 0-1 E 1-3 1B 2B	B F B F X 2-2 G4-3 2-H SH1-3 2B		F X 0-1 ② ③ G4-6-3 1-2f		C X 0-1 ③ G6-3			4	2	2	1	0	0	2
Butch Huskey, R (1, 9) OBP: 0.313, SLG: 0.493		F F X 0-2 E5 1B 2-3 3-H	B C B X 2-1 ① G4-3 2-3			X 0-0 G6-3 G5-3 1B 1B		F B S S 1-3 ① K		4	1	1	0	0	1	2
Rey Ordonez, R (1, 6) OBP: 0.268, SLG: 0.278		C X 0-1 SH1-4 2-3 3-H 1B	F B X 1-1 ② SH1-3 3-H			C X 0-1 ① G5-3 1-2		B F C B B X 3-2 HR		3	1	2	3	0	0	1
Juan Acevedo, R (1, 1) Turk Wendell, L (6, 1)		X 0-0 ① SH1-4 1-2	T B S F S 1-3 ③ K			S D S X 1-2 ② G6-3 2-3		X 0-0 ② L5		1 2	0 0	0 0	0 0	0 0	1 0	0 1
Inning Stats	R: 0 E: 0 K: 3 S: 13 H: 1 LOB: 1 BB: 0 P: 20	R: 2 E: 1 K: 1 S: 16 H: 3 LOB: 2 BB: 0 P: 17	R: 4 E: 0 K: 1 S: 14 H: 3 LOB: 0 BB: 1 P: 25	R: 0 E: 0 K: 1 S: 6 H: 0 LOB: 0 BB: 0 P: 9	R: 0 E: 0 K: 1 S: 9 H: 0 LOB: 0 BB: 1 P: 15	R: 1 E: 0 K: 0 S: 10 H: 3 LOB: 1 BB: 0 P: 14	R: 0 E: 0 K: 1 S: 9 H: 1 LOB: 1 BB: 0 P: 11	R: 1 E: 0 K: 2 S: 10 H: 1 LOB: 0 BB: 0 P: 16		1B: 7 2B: 4 3B: 0 HR: 1 SF: 0 SAC: 2 DP: 1 HBP: 0						

PITCHER		IP	WLS	BF	H	R	ER	SO	BB	IBB	HBP	BLK	WP	HR	S	P	ERA	WHIP
Roger Clemens, R ERA: 1.92	(1, 1)	6.0	L	29	10	7	6	7	2	0	0	0	0	0	68	100	9.00	2.000
Tim Crabtree, R ERA: 6.87	(7, 1)	1.0		4	1	0	0	1	0	0	0	0	0	0	9	11	0.00	1.000
Kelvim Escobar, R ERA: 2.31	(8, 1)	1.0		4	1	1	1	2	0	0	0	0	0	1	10	16	9.00	1.000

PITCHER	IP	WLS	BF	H	R	ER	SO	BB	IBB	HBP	BLK	WP	HR	S	P	ERA	WHIP

BOTTOM

Toronto Blue Jays @ New York Mets

Shea Stadium, Flushing, NY

Tue Sep 02 1997, 7:05 PM EDT

Att. 17,635 - Unknown - 82 F

livebaseballscorecards.com

AB	33
R	8
H	12
RBI	7
BB	2
SO	10
LOB	14

1B: 7	SF: 0	WP: 0	PA: 38
2B: 4	SAC: 2	PB: 0	
3B: 0	DP: 1	SB: 0	
HR: 1	HBP: 0	CS: 1	

Batter	1	2	3	4	5	6	7	8	9	AB	R	H	RBI	BB	SO	LOB
Shannon Stewart, R (1, 8) OBP: 0.376, SLG: 0.371	B S C B X 2-2 S 2B 1B	C B X 1-1 ③ P4			C X 0-1 ② G6-3			C B S S 1-3 ① K		4	1	1	0	0	1	2
Mariano Duncan, R (1, 4) OBP: 0.278, SLG: 0.295	B 1 SAFE 1 SAFE F X 1-1 ① L5	S C B X 1-2 ① L7			S F B C 1-3 ③ K			S X 0-1 CS 1B		4	0	1	0	0	1	1
José Cruz Jr., S (1, 7) OBP: 0.325, SLG: 0.532	L F B B S 2-3 ② K 1-2	C B F C 1-3 ② K				C X 0-1 ① G3		C 1 SAFE S B B B S 3-3 ②③ K 1-2		4	0	0	0	0	3	2
Carlos Delgado, L (1, 3) OBP: 0.340, SLG: 0.534	X 0-0 ③ 2-H 2B	X 0-0 ③ F7				B B B X 3-0 HR			C B B B F X 3-2 ① G3-1	4	1	2	2	0	0	0
Benito Santiago, R (1, 2) OBP: 0.268, SLG: 0.363 Sandy Martinez, L (6, PR) (6, 2) Jacob Brumfield, R (9, PH) OBP: 0.265, SLG: 0.283	C B B S B S 3-3 ③ K			B F B B H 4-1 G4-3 HBP		F H 1-1 G3-6-3 HBP			B F S B C 2-3 ② K	1 0 1	0 0 0	0 0 0	0 0 0	0 0 0	1 0 1	1 0 0
Shawn Green, L (1, 9) OBP: 0.334, SLG: 0.486 Ed Sprague, R (9, PH) OBP: 0.306, SLG: 0.385		B S C B B S 3-3 ① K		B C X 1-1 ② G4-3 1-2		B C X 1-1 ②③ G3-6-3 1-2f			B B X 2-0 ③ P6	3 1	0 0	0 0	0 0	0 0	1 0	2 0
Tom Evans, R (1, 5) OBP: 0.250, SLG: 0.250		B B C C B C 3-3 ② K		F D B C S 2-3 ② K			C B F F S 1-3 ① K2-3			3	0	0	0	0	3	1
Tomas Perez, S (1, 6) OBP: 0.305, SLG: 0.324		C F B B X 2-2 BB 1B		B B C X 2-1 ③ G6-3			C B F S 1-3 ② K			3	0	1	0	0	1	1
Robert Person, R (1, 1) Paul Quantrill, L (6, 1) Dan Plesac, L (7, 1) Tim Crabtree, R (7, 1)		B B C B B 4-1 1-2 BB			X 0-0 ① G5-3		S F B F C 1-3 ③ K			1 1 0 0	0 0 0 0	0 0 0 0	0 0 0 0	1 0 0 0	0 1 0 0	0 0 0 0

Inning Stats	1	2	3	4	5	6	7	8	9
	R: 1 E: 0 K: 2 S: 12	R: 0 E: 0 K: 2 S: 12	R: 0 E: 0 K: 1 S: 7	R: 0 E: 0 K: 1 S: 8	R: 0 E: 0 K: 1 S: 6	R: 1 E: 0 K: 0 S: 6	R: 0 E: 0 K: 3 S: 11	R: 0 E: 0 K: 2 S: 8	R: 0 E: 0 K: 1 S: 7
	H: 2 LOB: 1 BB: 0 P: 20	H: 1 LOB: 2 BB: 1 P: 25	H: 0 LOB: 0 BB: 0 P: 9	H: 0 LOB: 1 BB: 0 P: 17	H: 0 LOB: 0 BB: 0 P: 7	H: 1 LOB: 1 BB: 0 P: 11	H: 0 LOB: 0 BB: 0 P: 14	H: 1 LOB: 0 BB: 0 P: 12	H: 0 LOB: 0 BB: 0 P: 14

1B: 3 SF: 0
2B: 1 SAC: 0
3B: 0 DP: 1
HR: 1 HBP: 2

WP: 0 PA: 33
PB: 0
SB: 1
CS: 1

PITCHER		IP	WLS	BF	H	R	ER	SO	BB	IBB	HBP	BLK	WP	HR	S	P	ERA	WHIP
Dave Micki, R ERA: 4.45	(1, 1)	6.0	W	24	4	2	2	7	1	0	2	0	0	1	51	89	3.00	0.833
Greg McMichael, R ERA: 2.91	(7, 1)	1.0		3	0	0	0	3	0	0	0	0	0	0	11	14	0.00	0.000
Mel Rojas, R ERA: 4.46	(8, 1)	1.0		3	1	0	0	2	0	0	0	0	0	0	8	12	0.00	1.000
John Franco, L ERA: 2.25	(9, 1)	1.0	S	3	0	0	0	1	0	0	0	0	0	0	7	14	0.00	0.000

PITCHER	IP	WLS	BF	H	R	ER	SO	BB	IBB	HBP	BLK	WP	HR	S	P	ERA	WHIP

TOP

Toronto Blue Jays @ New York Mets

Shea Stadium, Flushing, NY

Wed Sep 03 1997, 7:05 PM EDT
Att. 14,513 - Unknown - 68 F

livebaseballscorecards.com

AB	30
R	2
H	5
RBI	2
BB	1
SO	13
LOB	10

BOTTOM

Toronto Blue Jays @ New York Mets

Shea Stadium, Flushing, NY

Wed Sep 03 1997, 7:05 PM EDT

Att. 14,513 - Unknown - 68 F

livebaseballscorecards.com

Batter	1	2	3	4	5	6	7	8	9	AB	R	H	RBI	BB	SO	LOB
Carl Everett, S (1, 8) OBP: 0.312, SLG: 0.433	BBBB 4-0 BB 1B BB		BSBFBB 4-2 1B G6-4-3 BB		1 SAFE SS 1 SAFE BBCBFX 3-2 FC4 1-2 1B		CBBBB 4-1 S BB	BSX 1-1 3-H 2B		2	1	2	1	3	0	0
Edgardo Alfonzo, R (1, 5) OBP: 0.402, SLG: 0.453	CBF1 SAFEFFBFS 2-3 ① K		1 SAFE DBBCFX 2-2 G6-4-3 1-3 1B		X 0-0 ② P6		1 SAFE CC1 SAFEBBFFS 2-3 ① K	CFBFBBFX 3-2 ③ L7		5	0	1	0	0	2	6
John Olerud, L (1, 3) OBP: 0.389, SLG: 0.459	BBBBC1 SAFEX 3-1 ② F7		BX 1-0 ①② G6-4-3 1-2f 3-H		BFBCX 2-2 ③ FC4 1-2f		BCBFFFBB 4-2 HBP 1-3 BB			3	0	0	0	1	0	4
Todd Hundley, S (1, 2) OBP: 0.394, SLG: 0.545	BFBX 2-1 BB 1-2 1B		BX 1-0 ③ G4-3			FSBBBX 2-2 WP E 1B	DSFBBC 3-3 ② K			4	1	2	0	0	1	2
Bernard Gilkey, R (1, 7) OBP: 0.330, SLG: 0.383	CBBFBB 4-2 FC4-6 1-2 2-3 BB			BX 1-0 G6-4-3 1B		CB1 SAFESBBBX 3-2 ① F7 1-2	BCH 2-1 HBP 1-2			2	0	1	0	1	0	1
Carlos Baerga, S (1, 4) OBP: 0.322, SLG: 0.414	SX 0-1 ③ FC4-6 1-2f			BX 1-0 ① F8		CFBFBX 2-2 E1 2B 2-H 1B	CFBBBFC 3-3 ③ K			4	1	1	0	0	1	7
Butch Huskey, R (1, 9)	CX 0-1 ① G5-3			1 SAFE DFBSX 2-2 ②③ G6-4-3 1-2f		X 0-0 ② P3		CBBFBX 3-2 FC3-6 1B		4	0	1	0	0	0	2
Carlos Mendoza, L (8, PR)										0	0	0	0	0	0	0
Alex Ochoa, R (9, 9) OBP: 0.276, SLG: 0.325										0	0	0	0	0	0	0
Rey Ordonez, R (1, 6) OBP: 0.271, SLG: 0.284		BBX 2-0 ② F9			FBSX 1-2 1B 1B	X 0-0 2-H 2B		1 SAFEX 0-0 ① FC3-6 E S 1-2f 2B		4	1	2	1	0	0	1
Dave Mlicki, R (1, 1) OBP: 0.281, SLG: 0.286		BBCCS 2-3 ③ K			LL1 SAFEBL 1-3 ① K	BBBCCX 3-1 ③ F7		BBBCFS 3-3 ② K 1-3		2	0	0	0	0	2	1
Matt Franco, L (6, PH) OBP: 0.360, SLG: 0.428										1	0	0	0	0	0	1
Greg McMichael, R (7, 1) OBP: 0.667, SLG: 0.667										0	0	0	0	0	0	0
Mel Rojas, R (8, 1)										0	0	0	0	0	0	0
Roberto Petagine, L (8, PH)										1	0	0	0	0	1	1
John Franco, L (9, 1)										0	0	0	0	0	0	0
Inning Stats	R: 0 E: 0 K: 1 S: 14 H: 1 LOB: 3 BB: 2 P: 29	R: 0 E: 0 K: 1 S: 6 H: 0 LOB: 0 BB: 0 P: 10	R: 1 E: 0 K: 0 S: 8 H: 1 LOB: 0 BB: 1 P: 15	R: 0 E: 0 K: 0 S: 5 H: 1 LOB: 0 BB: 0 P: 9	R: 0 E: 0 K: 1 S: 14 H: 2 LOB: 2 BB: 0 P: 21	R: 2 E: 1 K: 0 S: 14 H: 3 LOB: 1 BB: 0 P: 24	R: 0 E: 0 K: 3 S: 18 H: 0 LOB: 3 BB: 2 P: 36	R: 1 E: 1 K: 1 S: 14 H: 2 LOB: 2 BB: 0 P: 24		1B: 8 2B: 2 3B: 0 HR: 0	SF: 0 SAC: 0 DP: 2 HBP: 1					

AB	32
R	4
H	10
RBI	2
BB	5
SO	7
LOB	26

WP: 1 PB: 0 SB: 3 CS: 0 PA: 38

PITCHER		IP	WLS	BF	H	R	ER	SO	BB	IBB	HBP	BLK	WP	HR	S	P	ERA	WHIP
Robert Person, R ERA: 5.46	(1, 1)	5.1		23	6	2	2	3	3	0	0	0	1	0	53	95	3.38	1.688
Paul Quantrill, R ERA: 1.97	(6, 1)	1.0	L	6	2	1	0	1	1	0	0	0	0	0	14	25	0.00	3.000
Dan Plesac, L ERA: 3.46	(7, 1)	0.1		2	0	0	0	1	1	0	0	0	0	0	7	14	0.00	3.000
Tim Crabtree, R ERA: 6.87	(7, 1)	1.1		7	2	1	1	2	0	0	1	0	0	0	19	34	6.75	1.500

PITCHER	IP	WLS	BF	H	R	ER	SO	BB	IBB	HBP	BLK	WP	HR	S	P	ERA	WHIP

Batter	1	2	3	4	5	6	7	8	9	AB	R	H	RBI	BB	SO	LOB
Carl Everett, S (1, 9) OBP: 0.309, SLG: 0.429	X 0-0 ① B2		C X 0-1 ① G6-3		C S S 0-3 ③ K			C C B F C 1-3 ① K		4	0	0	0	0	2	0
Edgardo Alfonzo, R (1, 5) OBP: 0.401, SLG: 0.450	B B C F B B 4-2 HR BB		B B B C F X 3-2 ② F9			C F C 0-3 ① K		B C B X 2-1 ② G1-3		3	1	0	0	1	1	0
John Olerud, L (1, 3) OBP: 0.388, SLG: 0.459	B B C 1 SAFE F B F X 3-2 ② F7		B B X 2-0 ③ F7			B C X 1-1 2B		B B X 2-0 ③ F8		4	0	1	0	0	0	1
Todd Hundley, S (1, 2) OBP: 0.395, SLG: 0.551	C B F X 1-2 1-H HR			B B X 2-0 ① G4-3		B B B I 4-0 FC4-6 IBB			B X 1-0 ① P6	3	1	1	2	1	0	0
Butch Huskey, R (1, 7) OBP: 0.314, SLG: 0.499	B X 1-0 1B			S X 0-1 HR		B C S D X 2-2 ② F9			C T B F B F S 2-3 ② K	4	1	2	1	0	1	2
Carlos Baerga, S (1, 4) OBP: 0.319, SLG: 0.411 Shawn Gilbert, R (9, PH) OBP: 0.250, SLG: 0.455	C F B B B X 2-2 ③ L4			C X 0-1 ② G3		X 0-0 ③ FC4-6 1-2f			B X 1-0 ③ P3	3 1	0 0	0 0	0 0	0 0	0 0	3 0
Brian McRae, S (1, 8) OBP: 0.326, SLG: 0.374		C B B F B X 3-2 ① G1-3		B B F C X 2-2 ③ G3			C B B X 2-1 ① G4-3			0	0	0	0	0	0	0
Rey Ordonez, R (1, 6) OBP: 0.268, SLG: 0.281		B B X 2-0 ② F9			C B S B X 2-2 ① G5-3		X 0-0 ② P6			3	0	0	0	0	0	0
Brian Bohanon, L (1, 1) OBP: 0.130, SLG: 0.136 Greg McMichael, R (7, 1) OBP: 0.667, SLG: 0.667 Cory Lidle, R (7, 1) Yorkis Perez, L (8, 1)		C C F F S 0-3 ③ K			S X 0-1 ② F8		B X 1-0 ③ G5-3			3 0 0 0	0 0 0 0	0 0 0 0	0 0 0 0	1 0 0 0	0 0 0 0	0 0 0 0
Inning Stats	R: 2 E: 0 K: 0 S: 14 H: 2 LOB: 1 BB: 1 P: 25	R: 0 E: 0 K: 1 S: 9 H: 0 LOB: 0 BB: 0 P: 14	R: 0 E: 0 K: 0 S: 6 H: 0 LOB: 0 BB: 0 P: 11	R: 1 E: 0 K: 0 S: 8 H: 1 LOB: 0 BB: 0 P: 12	R: 0 E: 0 K: 0 S: 8 H: 0 LOB: 0 BB: 0 P: 10	R: 0 E: 0 K: 1 S: 9 H: 1 LOB: 2 BB: 1 P: 16	R: 0 E: 0 K: 0 S: 4 H: 0 LOB: 0 BB: 0 P: 7	R: 0 E: 0 K: 1 S: 7 H: 0 LOB: 0 BB: 0 P: 12	R: 0 E: 0 K: 1 S: 7 H: 0 LOB: 0 BB: 0 P: 11	1B: 1 2B: 1 3B: 0 HR: 2 SF: 0 SAC: 0 DP: 0 HBP: 0						

PITCHER		IP	WLS	BF	H	R	ER	SO	BB	IBB	HBP	BLK	WP	HR	S	P	ERA	WHIP
Kevin Tapani, R ERA: 4.7	(1, 1)	7.0	W	27	4	3	3	3	1	1	0	0	0	2	58	95	3.86	0.714
Marc Pisciotta, R ERA: 2.57	(8, 1)	1.0		3	0	0	0	1	0	0	0	0	0	0	7	12	0.00	0.000
Bob Patterson, L ERA: 3.23	(9, 1)	1.0		3	0	0	0	1	0	0	0	0	0	0	7	11	0.00	0.000

PITCHER	IP	WLS	BF	H	R	ER	SO	BB	IBB	HBP	BLK	WP	HR	S	P	ERA	WHIP

TOP

New York Mets @ Chicago Cubs

Wrigley Field, Chicago, IL

Fri Sep 05 1997, 3:33 AM CDT

Att. 21,176 - Overcast - 69 F

livebaseballscorecards.com

AB	28
R	3
H	4
RBI	3
BB	2
SO	5
LOB	6

WP: 0	PB: 0	SB: 0	CS: 0
PA: 33			

BOTTOM

New York Mets @ Chicago Cubs

Wrigley Field, Chicago, IL

Fri Sep 05 1997, 3:33 AM CDT

Att. 21,176 - Overcast - 69 F

livebaseballscorecards.com

Batter	1	2	3	4	5	6	7	8	9	AB	R	H	RBI	BB	SO	LOB
Doug Glanville, R (1, 8) OBP: 0.343, SLG: 0.401	X 0-0 G4-3 ①		B B C F X 2-2 G6-3 ③		B C X 1-1 L3 ②		1 SAFE D S X 1-1 WP BB 1B 1B 1-2 3-H	B B B B 4-0 BB		4	1	1	1	1	0	1
23 Ryne Sandberg, R (1, 4) OBP: 0.317, SLG: 0.405	B F F C 1-3 K ②			C X 0-1 L9 ①	D X 1-0 F7 ③		B F F F B S 2-3 K ②	B B B C F X 3-2 F8 ③		5	0	0	0	0	2	5
Mark Grace, L (1, 3) OBP: 0.418, SLG: 0.469	C B F F B C 2-3 K ③			X 0-0 WP 1B 2B		B S X 1-1 G4-3 ①	B B B B 4-0 WP 1B 1-2 2-3 BB			3	2	1	0	1	1	0
Sammy Sosa, R (1, 9) OBP: 0.302, SLG: 0.490		C S B B S 2-3 K ①		F D B X 2-1 L3 ②		C B B B X 3-1 G6-3 ②	F B 2 B I I SAFE 4-1 E 1B WP IBB 1-2 2-3 3-H			3	1	0	0	1	1	1
Kevin Orie, R (1, 5) OBP: 0.348, SLG: 0.429		B B B C F F X 3-2 L6 ②		B B B X 3-0 1B 2-H		S C B B B X 2-2 2B	C X 0-1 E7 WP 1B 1-3 2-H 3-H			4	1	3	3	0	0	0
Scott Servais, R (1, 2) OBP: 0.310, SLG: 0.353	B X 1-0 1B		C D B D X 3-1 L9 ③			B 2 SAFE F X 1-1 G4-3 ③	F F B C 1-3 K ③ 2-H 3-H			4	0	1	0	0	1	2
José Hernández, R (1, 7) OBP: 0.331, SLG: 0.443	B X 1-0 G1-3 ③				F B B B F B 4-2 3B BB		B X 1-0 1B 3B	B B S B B 4-1 S BB		2	2	1	0	2	0	1
Manny Alexander, R (1, 6) OBP: 0.296, SLG: 0.371			B B C X 2-1 G3 ①		X 0-0 1-H 3B		B B C D B 4-1 BB 1B WP BB	C C B S 1-3 K ①		3	1	1	1	1	1	1
Kevin Tapani, R (1, 1) OBP: 0.154, SLG: 0.083			C S S 0-3 K ②		C S S 0-3 K ①		B B C B C X 3-2 F7 ①	B B F D S S 3-3 K ② 1-2		2	0	0	0	0	2	1
Dave Hansen, L (7, PH) OBP: 0.427, SLG: 0.425										1	0	0	0	0	0	2
Marc Pisciotta, R (8, 1)										0	0	0	0	0	0	0
Brooks Kieschnick, L (8, PH) OBP: 0.302, SLG: 0.324										1	0	0	0	0	1	1
Bob Patterson, R (9, 1)										0	0	0	0	0	0	0
Inning Stats	R: 0 E: 0 K: 2 S: 8 — H: 0 LOB: 0 BB: 0 P: 11	R: 0 E: 0 K: 1 S: 9 — H: 1 LOB: 1 BB: 0 P: 16	R: 0 E: 0 K: 1 S: 8 — H: 0 LOB: 0 BB: 0 P: 12	R: 1 E: 0 K: 0 S: 8 — H: 2 LOB: 1 BB: 0 P: 16	R: 1 E: 0 K: 1 S: 9 — H: 1 LOB: 1 BB: 1 P: 15	R: 0 E: 0 K: 0 S: 9 — H: 1 LOB: 1 BB: 0 P: 16	R: 6 E: 1 K: 2 S: 17 — H: 3 LOB: 0 BB: 3 P: 37	R: 0 E: 0 K: 2 S: 10 — H: 0 LOB: 2 BB: 2 P: 25									

| | | | | | | | | | |

Batter	1	2	3	4	5	6	7	8	9	AB	R	H	RBI	BB	SO	LOB
Brian McRae, S (1, 8) OBP: 0.325, SLG: 0.373	B C F X 1-2 ① G6-3		B F S B F S 2-3 ① K		B B X 2-0 ① G3		B B F X 2-1 1B 3-H		B F F F F B B X 3-2 ① G3 1-2	0	0	0	0	0	0	0
Edgardo Alfonzo, R (1, 5)	C B F B B F F H 4-2 E 1B HBP		F B X 1-1 ② G4-3		B F B X 2-1 ② G6-3		1 SAFE F 1 SAFE F F B 1 SAFE P F 3-2 ③ F9 1 SAFE B X		B C B X 2-1 2-H 1B	4	0	1	1	0	0	1
John Olerud, L (1, 3)	C B B X 2-1 E 1-2 1B		S B B X 2-1 2B		C B X 1-1 ③ L7			C X 0-1 ① G1-3	S F S 0-3 ② K	5	0	2	0	0	1	1
Todd Hundley, S (1, 2) OBP: 0.394, SLG: 0.547 Carlos Mendoza, L (8, PR) Alberto Castillo, R (8, 2) OBP: 0.319, SLG: 0.205 Matt Franco, L (9, PH) OBP: 0.358, SLG: 0.424	B C X 1-1 E6 G6-4-3 1-2 2-3		B B F B X 3-1 ③ G3			S B F S 1-3 ① K		C B B B B 4-1 2B 1B BB	C S B B B F S 3-3 ③ K	3 0 0 1	0 1 0 0	0 0 0 0	0 0 0 0	1 0 0 0	1 0 0 0	3 0 0 1
Bernard Gilkey, R (1, 7) OBP: 0.331, SLG: 0.389	X 0-0 ② ③ G6-4-3 1-2f			B B F X 2-1 2B		C F S 0-3 ② K		X 0-0 1B WP 1-3 2B		4	1	2	0	0	1	3
Carlos Baerga, S (1, 4) OBP: 0.319, SLG: 0.409		B S X 1-1 ① F8		F F D S 1-3 ① K		B X 1-0 ③ G4-3		S X 0-1 L9 WP 2-3 3-H 1B		4	0	1	1	0	1	1
Butch Huskey, R (1, 9) OBP: 0.318, SLG: 0.506 Mel Rojas, R (8, 1) John Franco, L (8, 1)		X 0-0 HR		B B B C I 4-1 IBB			B B B B 4-0 G4-3 SH3-4 1B BB	B B S S X 2-2 ② L9 1-3 3-H		2 0 0	2 0 0	1 0 0	1 0 0	2 0 0	0 0 0	1 0 0
Rey Ordonez, R (1, 6) OBP: 0.266, SLG: 0.279		B C X 1-1 ② G6-3		S B S B F X 2-2 ② L8			C B X 1-1 ① SH3-4 1-2	C X 0-1 ③ F8		3	0	0	0	0	0	4
Rick Reed, R (1, 1) OBP: 0.260, SLG: 0.383 Roberto Petagine, L (7, PH) Turk Wendell, L (7, 1) Carl Everett, S (8, 9) OBP: 0.311, SLG: 0.430		C F B S 1-3 ③ K		S S B S 1-3 ③ K			S X 0-1 ② G4-3 2-3		B B C X 2-1 G3 1B 1B	2 1 0 1	0 0 0 1	0 0 0 1	0 0 0 0	0 0 0 0	2 0 0 0	2 1 0 0
Inning Stats	R: 0 H: 1 E: 1 LOB: 2 K: 0 BB: 0 S: 12 P: 20	R: 1 H: 1 E: 0 LOB: 0 K: 1 BB: 0 S: 8 P: 11	R: 0 H: 1 E: 0 LOB: 1 K: 1 BB: 0 S: 10 P: 18	R: 0 H: 1 E: 0 LOB: 2 K: 2 BB: 1 S: 13 P: 23	R: 0 H: 0 E: 0 LOB: 0 K: 0 BB: 0 S: 5 P: 10	R: 0 H: 0 E: 0 LOB: 0 K: 2 BB: 0 S: 7 P: 9	R: 1 H: 1 E: 0 LOB: 1 K: 0 BB: 1 S: 12 P: 21	R: 2 H: 2 E: 0 LOB: 2 K: 0 BB: 1 S: 11 P: 17	R: 1 H: 2 E: 0 LOB: 1 K: 2 BB: 0 S: 17 P: 27	1B: 5 SF: 0 2B: 3 SAC: 1 3B: 0 DP: 1 HR: 1 HBP: 1						WP: 1 PA: 40 PB: 0 SB: 0 CS: 0

PITCHER	IP	WLS	BF	H	R	ER	SO	BB	IBB	HBP	BLK	WP	HR	S	P	ERA	WHIP
Miguel Batista, R (1, 1) ERA: 4.66	7.0		29	5	2	2	6	1	1	1	0	0	1	67	112	2.57	0.857
Ramon Tatis, L (8, 1) ERA: 4.89	0.1		2	0	1	1	0	1	0	0	0	0	0	3	7	27.00	3.000
Marc Pisciotta, R (8, 1) ERA: 2.91	0.2	W	4	2	1	1	0	0	0	0	0	1	0	8	10	13.50	3.000
Terry Adams, R (9, 1) ERA: 3.71	1.0	S	5	2	1	1	2	0	0	0	0	0	0	17	27	9.00	2.000

PITCHER	IP	WLS	BF	H	R	ER	SO	BB	IBB	HBP	BLK	WP	HR	S	P	ERA	WHIP

TOP

New York Mets @ Chicago Cubs

Wrigley Field, Chicago, IL

Sat Sep 06 1997, 3:33 AM CDT

Att. 38,849 - Sunny - 81 F

livebaseballscorecards.com

AB	30
R	5
H	8
RBI	3
BB	3
SO	7
LOB	18

New York Mets @ Chicago Cubs

Wrigley Field, Chicago, IL

Sat Sep 06 1997, 3:33 AM CDT

Att. 38,849 - Sunny - 81 F

livebaseballscorecards.com

Batter	1	2	3	4	5	6	7	8	9	AB	R	H	RBI	BB	SO	LOB
Lance Johnson, L (1, 8) OBP: 0.366, SLG: 0.399	F7		HR			1B		G4-3		4	1	2	1	0	0	0
Doug Glanville, R (1, 7) OBP: 0.342, SLG: 0.400	E6		F9			P4		2B, 1B		4	1	1	0	0	0	1
Mark Grace, L (1, 3) OBP: 0.417, SLG: 0.469	L9			P6		G3		FC6-5, 2B		4	0	1	1	0	0	2
Sammy Sosa, R (1, 9) OBP: 0.301, SLG: 0.488	P6			G3-1		P2		HR, FC6-5, IBB		3	1	0	0	1	0	2
Kevin Orie, R (1, 5) OBP: 0.344, SLG: 0.424		G5-3		G5-3			K	FC6-5, HR		4	1	0	0	0	1	2
Scott Servais, R (1, 2) OBP: 0.312, SLG: 0.366		K			K		1B, 2B	HR		4	2	2	3	0	2	0
José Hernández, R (1, 4) OBP: 0.329, SLG: 0.438 (8, 6)		K		F9		G1-6-3, 1B		K		4	0	1	1	0	2	0
Manny Alexander, R (1, 6) OBP: 0.301, SLG: 0.375			CS, 1B			FC6-4, 1B	G1-6-3			3	0	2	0	0	0	1
Marc Pisciotta, R (8, 1)										0	0	0	0	0	0	0
Terry Adams, R (9, 1)										0	0	0	0	0	0	0
Miguel Batista, R (1, 1)			K			FC6-4		HR		2	0	0	0	0	1	2
Ramon Tatis, L (8, 1)										0	0	0	0	0	0	0
23 Ryne Sandberg, R (8, 4) OBP: 0.318, SLG: 0.414										1	1	1	1	0	0	0
Inning Stats	R: 0 E: 1 K: 0 S: 8 H: 0 LOB: 1 BB: 0 P: 14	R: 0 E: 0 K: 2 S: 7 H: 0 LOB: 0 BB: 0 P: 11	R: 1 E: 0 K: 1 S: 9 H: 2 LOB: 0 BB: 0 P: 11	R: 0 E: 0 K: 0 S: 5 H: 0 LOB: 0 BB: 0 P: 10	R: 0 E: 0 K: 1 S: 9 H: 1 LOB: 1 BB: 0 P: 16	R: 0 E: 0 K: 0 S: 8 H: 1 LOB: 1 BB: 0 P: 11	R: 1 E: 0 K: 1 S: 9 H: 2 LOB: 0 BB: 0 P: 13	R: 5 E: 0 K: 1 S: 15 H: 4 LOB: 0 BB: 1 P: 29		1B: 5 2B: 2 3B: 0 HR: 3 SF: 0 SAC: 0 DP: 1 HBP: 0					WP: 0 PB: 0 SB: 0 CS: 1 PA: 34	

AB	33
R	7
H	10
RBI	7
BB	1
SO	6
LOB	10

PITCHER		IP	WLS	BF	H	R	ER	SO	BB	IBB	HBP	BLK	WP	HR	S	P	ERA	WHIP
Rick Reed, R ERA: 2.96	(1, 1)	6.0		22	4	1	1	4	0	0	0	0	0	1	46	73	1.50	0.667
Turk Wendell, R ERA: 4.18	(7, 1)	1.0		4	2	1	1	1	0	0	0	0	0	0	9	13	9.00	2.000
Mel Rojas, R ERA: 4.68	(8, 1)	0.1		3	2	2	2	0	0	0	0	0	0	1	5	9	54.00	6.000
John Franco, L ERA: 2.7	(8, 1)	0.2	L	5	2	3	3	1	0	1	0	0	0	1	10	20	40.50	3.000

PITCHER	IP	WLS	BF	H	R	ER	SO	BB	IBB	HBP	BLK	WP	HR	S	P	ERA	WHIP

Batter	1	2	3	4	5	6	7	8	9	AB	R	H	RBI	BB	SO	LOB
Carl Everett, S (1, 8) OBP: 0.314, SLG: 0.431	S F B B S 2-3 ① K		C B F B S 2-3 ③ K		B C X 1-1 1B 1-2 1B		S B B C B X 3-2 S G4-3 1B		B S B B C F F B 4-2 1B E BB	4	3	2	0	1	2	0
Edgardo Alfonzo, R (1, 5) OBP: 0.401, SLG: 0.447	S B F B X 2-2 ② F9			B C B B X 3-1 ① G3-1	B F X 1-1 1B 1-2 2-3 1B		1 SAFE D S B F F B F X 3-2 ② G4-3 1-H		C 1 SAFE F X 0-2 E8 G4-3 1-H 1B 1B	5	1	2	1	0	0	0
John Olerud, L (1, 3) OBP: 0.387, SLG: 0.459	C F B S 1-3 ③ K			F B F B X 2-2 1B 1B	B B X 2-0 ② SF7 3-H		B C B C B S 3-3 ③ K		B B C B C X 3-2 ② G4-3 2-3	4	0	1	1	0	2	1
Todd Hundley, S (1, 2) OBP: 0.396, SLG: 0.548		C B B C X 2-2 ① F8		B B B X 3-0 1-2 1B	X 0-0 FC6-4 1-3 2-H 1B			C B B F S 2-3 ① K	X 0-0 HR 3-H 1B	5	1	3	2	0	1	0
Bernard Gilkey, R (1, 7) OBP: 0.332, SLG: 0.394		B F X 1-1 ② L5		B F B F F S 2-3 ② K	B X 1-0 ③ FC6-4 1-2f			C B B B B 4-1 FC4-6 BB	B F B B B X 3-1 1-H HR	4	1	1	2	1	1	4
Carlos Baerga, S (1, 4) OBP: 0.318, SLG: 0.408 Alex Ochoa, R (9, PH) OBP: 0.275, SLG: 0.324 (9, 9)		C B S B F X 2-2 1B		C F B C 1-3 ③ K		B C X 1-1 ① G6-3		S B X 1-1 ② FC4-6 WP 1-2f 1B	F B F B S 2-3 ③ K	4 1	1 0	1 0	0 0	0 0	1 1	3 0
Butch Huskey, R (1, 9) OBP: 0.320, SLG: 0.514 Shawn Gilbert, R (9, 4) OBP: 0.250, SLG: 0.455		C B C X 1-2 ③ F9			B B X 2-0 HR	C X 0-1 ② G5-3		C D F B X 2-2 1-H 1B		4 0	1 0	2 0	2 0	0 0	0 0	1 0
Rey Ordonez, R (1, 6) OBP: 0.262, SLG: 0.275			B X 1-0 ① G6-3		C X 0-1 ① L7	X 0-0 ③ G6-3		B C X 1-1 ③ G4-3		4	0	0	0	0	0	1
Bobby Jones, R (1, 1) OBP: 0.186, SLG: 0.179 Greg McMichael, R (8, 1) OBP: 0.667, SLG: 0.667 Jason Hardtke, S (9, PH) OBP: 0.300, SLG: 0.378 Cory Lidle, R (9, 1)			C B B X 2-1 ② P4		B X 1-0 1B 1B SF7 1B		B C F X 1-2 ① L1		C B B C S C 2-3 ① K	3 0 1 0	1 0 0 0	1 0 0 0	0 0 0 0	0 0 1 0	0 0 0 0	0 0 0 0

Inning Stats	1	2	3	4	5	6	7	8	9	1B	SF	WP	PA
	R: 0 E: 0 K: 2 S: 9 H: 0 LOB: 0 BB: 0 P: 14	R: 0 E: 0 K: 0 S: 12 H: 1 LOB: 1 BB: 0 P: 18	R: 0 E: 0 K: 1 S: 6 H: 0 LOB: 0 BB: 0 P: 11	R: 0 E: 0 K: 2 S: 13 H: 2 LOB: 2 BB: 0 P: 24	R: 3 E: 0 K: 0 S: 11 H: 5 LOB: 2 BB: 0 P: 19	R: 0 E: 0 K: 0 S: 5 H: 0 LOB: 0 BB: 0 P: 6	R: 1 E: 0 K: 1 S: 14 H: 1 LOB: 0 BB: 0 P: 24	R: 1 E: 0 K: 1 S: 11 H: 1 LOB: 1 BB: 1 P: 21	R: 4 E: 1 K: 2 S: 18 H: 3 LOB: 0 BB: 1 P: 32	2B: 0 3B: 0 HR: 2	SAC: 0 DP: 0 HBP: 0	PB: 0 SB: 2 CS: 0	

PITCHER		IP	WLS	BF	H	R	ER	SO	BB	IBB	HBP	BLK	WP	HR	S	P	ERA	WHIP
Steve Trachsel, R ERA: 4.87	(1, 1)	7.0	L	30	9	4	4	6	0	0	0	0	0	1	70	116	5.14	1.286
Kent Bottenfield, R ERA: 3.59	(8, 1)	1.0		5	1	1	1	1	1	0	0	0	1	0	11	21	9.00	2.000
Dave Stevens, R ERA: 8.89	(9, 1)	0.1		3	1	2	2	1	1	0	0	0	0	0	9	15	54.00	6.000
Ramon Tatis, L ERA: 5.17	(9, 1)	0.2		4	2	2	2	1	0	0	0	0	0	1	9	17	27.00	3.000

PITCHER	IP	WLS	BF	H	R	ER	SO	BB	IBB	HBP	BLK	WP	HR	S	P	ERA	WHIP

TOP

New York Mets @ Chicago Cubs

Wrigley Field, Chicago, IL

Sun Sep 07 1997, 3:33 AM CDT

Att. 25,523 - Cloudy - 72 F

livebaseballscorecards.com

AB	39
R	9
H	13
RBI	8
BB	2
SO	9
LOB	10

Batter	1	2	3	4	5	6	7	8	9	AB	R	H	RBI	BB	SO	LOB
Lance Johnson, L (1, 8) OBP: 0.364, SLG: 0.395	BBBB 4-0 G5-4-3 BB		BCFFBBFX 3-2 F9 ①		B X 1-0 G3-1 ①			CBX 1-1 L7 ① X	0-0 G3 ③	4	0	0	0	1	0	1
Doug Glanville, R (1, 7) OBP: 0.344, SLG: 0.403	C 1 SAFE F X 0-2 G5-4-3 ①② 1-2f		C X 0-1 G6-3 2B		BFBBCX 3-2 G5-3 ②			BBCX 2-1 G4-3 2B 1B		4	1	2	0	0	0	1
Mark Grace, L (1, 3) OBP: 0.416, SLG: 0.466	BBBCFB 4-2 1B BB		CBBFBX 3-2 G6-3 ② 2-3		B X 1-0 L9 ③			X 0-0 G4-3 ② 1-2		3	0	0	0	1	0	2
Sammy Sosa, R (1, 9) OBP: 0.304, SLG: 0.490	FBSDBX 3-2 1-2 1B		BBCCBFFFB 4-2 BB			SBSS 1-3 K ①		BSSFFBX 2-2 2-H 1B 2B		3	1	2	1	1	1	0
Dave Hansen, L (1, 5) OBP: 0.423, SLG: 0.420	BBCFX 2-2 F7 ③		B X 1-0 G5-3 ③			BBCFBX 3-2 P6 ②		CBX 1-1 2-H 1B		4	0	1	1	0	0	4
Tyler Houston, L (1, 2) OBP: 0.300, SLG: 0.343		BFFBBBFS 3-3 K ①		SBFBBBFX 3-2 P7 ①		CBX 1-1 F8 ③		LX 0-1 P6 ③		4	0	0	0	0	1	1
José Hernández, R (1, 4) OBP: 0.321, SLG: 0.426		CBX 1-1 F9 ②		CCBBBC 2-3 K ②			X 0-0 G6-3 ①		BBX 2-0 G6-3 ①	4	0	0	0	0	1	0
Manny Alexander, R (1, 6) OBP: 0.305, SLG: 0.377		CX 0-1 1B		X 0-0 1B			BBCCX 2-2 G5-3 ②		CFS 0-3 K ②	4	0	2	0	0	1	0
Steve Trachsel, R (1, 1) OBP: 0.179, SLG: 0.137		CFX 0-2 G4-3 ③		BSX 1-1 G4-3 ③			SFBS 1-3 K ③		FX 0-1 1B	2	0	0	0	0	0	2
Brooks Kieschnick, L (7, PH) OBP: 0.299, SLG: 0.320										1	0	0	0	0	1	0
Kent Bottenfield, R (8, 1)										0	0	0	0	0	0	0
Dave Stevens, R (9, 1)										0	0	0	0	0	0	0
Ramon Tatis, L (9, 1)										0	0	0	0	0	0	0
Dave Clark, L (9, PH) OBP: 0.375, SLG: 0.453										1	0	1	0	0	0	0
Inning Stats	R: 0 H: 1 E: 0 LOB: 2 K: 0 BB: 2 S: 11 P: 24	R: 0 H: 1 E: 0 LOB: 1 K: 1 BB: 0 S: 11 P: 15	R: 0 H: 1 E: 0 LOB: 2 K: 0 BB: 1 S: 16 P: 27	R: 0 H: 1 E: 0 LOB: 1 K: 1 BB: 0 S: 10 P: 16	R: 0 H: 0 E: 0 LOB: 0 K: 0 BB: 0 S: 5 P: 10	R: 0 H: 0 E: 0 LOB: 0 K: 1 BB: 0 S: 8 P: 13	R: 0 H: 0 E: 0 LOB: 0 K: 1 BB: 0 S: 7 P: 10	R: 2 H: 3 E: 0 LOB: 1 K: 0 BB: 0 S: 14 P: 20	R: 0 H: 1 E: 0 LOB: 1 K: 1 BB: 0 S: 7 P: 9	1B: 6 SF: 0 2B: 2 SAC: 0 3B: 0 DP: 1 HR: 0 HBP: 0						

PITCHER		IP	WLS	BF	H	R	ER	SO	BB	IBB	HBP	BLK	WP	HR	S	P	ERA	WHIP
Bobby Jones, R ERA: 3.53	(1, 1)	7.0	W	27	4	0	0	4	3	0	0	0	0	0	68	115	0.00	1.000
Greg McMichael, R ERA: 3.45	(8, 1)	1.0		6	3	2	2	0	0	0	0	0	0	0	14	20	18.00	3.000
Cory Lidle, R ERA: 3.53	(9, 1)	1.0		4	1	0	0	1	0	0	0	0	0	0	7	9	0.00	1.000

PITCHER	IP	WLS	BF	H	R	ER	SO	BB	IBB	HBP	BLK	WP	HR	S	P	ERA	WHIP

BOTTOM

New York Mets @ Chicago Cubs

Wrigley Field, Chicago, IL

Sun Sep 07 1997, 3:33 AM CDT

Att. 25,523 - Cloudy - 72 F

livebaseballscorecards.com

AB	34
R	2
H	8
RBI	2
BB	3
SO	5
LOB	11

WP: 0	PA: 37		
PB: 0			
SB: 0			
CS: 0			

Philadelphia Phillies @ New York Mets

Shea Stadium, Flushing, NY

Mon Sep 08 1997, 7:05 PM EDT

Att. 13,321 - Unknown - 70 F

TOP

livebaseballscorecards.com

Batter	1	2	3	4	5	6	7	8	9	AB	R	H	RBI	BB	SO	LOB
Midre Cummings, L (1, 8) OBP: 0.320, SLG: 0.396	P6			1B BB BB	K	BB	1B		K	3	1	1	1	2	1	0
Rex Hudler, R (9, PH) OBP: 0.232, SLG: 0.258										1	0	0	0	0	1	1
(9, 4)																
Mickey Morandini, L (1, 4) OBP: 0.374, SLG: 0.386	K			BB 1B 1B 1-2	G6-3	K	K		P5	5	1	1	0	0	3	3
Ruben Amaro Jr, S (9, PH) OBP: 0.314, SLG: 0.309										1	0	0	0	0	0	1
(9, 8)																
Gregg Jefferies, S (1, 7) OBP: 0.337, SLG: 0.396	G4-3			1B SF9 BB 1-2 2-3	G6-3		1B 3B	P4		5	2	2	0	0	0	0
Scott Rolen, R (1, 5) OBP: 0.388, SLG: 0.479		L8-3 BB		1B SF9 1B BB 1-2 2-3 3-H		1B 23 WP BB	1B E 1B 3-H	HR		2	4	2	3	3	0	0
Rico Brogna, L (1, 3) OBP: 0.290, SLG: 0.427		L8-3 1-1		1B 1-2 2-3 3-H		23 WP 23 2B 1B 1-3	F7	K		5	1	2	1	0	1	2
Mike Lieberthal, R (1, 2) OBP: 0.322, SLG: 0.470	K			SF9 2-3 3-H		23 WP 23 2B BB	E E 1B 1-3		FC5-4 1B	3	2	2	1	1	1	0
Wayne Gomes, R (8, 1)										0	0	0	0	0	0	0
Ken Ryan, R (9, 1)										0	0	0	0	0	0	0
Tony Barron, R (1, 9) OBP: 0.306, SLG: 0.432			G4-3 1-1	1B 1-2 3-H		K	E1 E 1-3 3-H	FC5-4 1-2f		5	1	1	1	0	1	5
Kevin Stocker, S (1, 6) OBP: 0.337, SLG: 0.362		K K		K		K	E8 1B 2-H 3-H		P3	5	1	1	2	0	3	5
Mike Grace, R (1, 1)		K		K		2B 1-H 2-H 3-H	P4		BB	2	0	0	0	0	2	2
23 Kevin Jordan, R (6, PH) OBP: 0.269, SLG: 0.372										1	0	1	2	0	0	0
Ryan Karp, L (6, 1)										0	0	0	0	0	0	0
Mike Robertson, L (7, PH) OBP: 0.318, SLG: 0.400										1	0	0	0	0	0	1
Jerry Spradlin, S (7, 1)										0	0	0	0	0	0	0
Bobby Estalella, R (8, 2) OBP: 0.600, SLG: 1.625										0	0	0	0	1	0	0
Inning Stats	R: 0 E: 0 K: 1 S: 5 H: 0 LOB: 0 BB: 0 P: 9	R: 0 E: 0 K: 1 S: 5 H: 0 LOB: 0 BB: 1 P: 9	R: 0 E: 0 K: 2 S: 9 H: 0 LOB: 0 BB: 0 P: 12	R: 4 E: 0 K: 2 S: 19 H: 4 LOB: 2 BB: 2 P: 35	R: 0 E: 0 K: 1 S: 7 H: 0 LOB: 0 BB: 0 P: 9	R: 3 E: 0 K: 3 S: 32 H: 2 LOB: 2 BB: 3 P: 53	R: 5 E: 2 K: 1 S: 27 H: 5 LOB: 1 BB: 0 P: 40	R: 1 E: 0 K: 1 S: 13 H: 2 LOB: 1 BB: 0 P: 21	R: 0 E: 0 K: 1 S: 12 H: 0 LOB: 1 BB: 1 P: 20	1B: 10 2B: 2 3B: 1 HR: 1	SF: 1 SAC: 0 DP: 1 HBP: 0					

AB	39
R	13
H	13
RBI	11
BB	7
SO	13
LOB	20

WP: 1 PB: 0 SB: 0 CS: 0 PA: 47

PITCHER		IP	WLS	BF	H	R	ER	SO	BB	IBB	HBP	BLK	WP	HR	S	P	ERA	WHIP
Jason Isringhausen, R ERA: 6.48	(1, 1)	5.2	L	27	6	7	7	9	5	0	0	0	1	0	70	116	11.12	1.941
Takashi Kashiwada, L ERA: 4.82	(6, 1)	0.1		2	0	0	0	1	1	0	0	0	0	0	7	11	0.00	3.000
Turk Wendell, R ERA: 4.42	(7, 1)	0.0		2	2	2	2	0	0	0	0	0	0	0	6	10	∞	∞
Ricardo Jordan, L ERA: 5.49	(7, 1)	0.1		1	0	0	0	0	0	0	0	0	0	0	3	6	0.00	0.000
Juan Acevedo, R ERA: 4.01	(7, 1)	0.2		6	3	3	0	1	0	0	0	0	0	0	18	24	0.00	4.500

PITCHER		IP	WLS	BF	H	R	ER	SO	BB	IBB	HBP	BLK	WP	HR	S	P	ERA	WHIP
Joe Crawford, L ERA: 3.55	(8, 1)	2.0		9	2	1	1	2	1	0	0	0	0	1	25	41	4.50	1.500

BOTTOM

Philadelphia Phillies @ New York Mets

Shea Stadium, Flushing, NY

Mon Sep 08 1997, 7:05 PM EDT

Att. 13,321 - Unknown - 70 F

Batter	1	2	3	4	5	6	7	8	9	AB	R	H	RBI	BB	SO	LOB
Carl Everett, S (1, 8) OBP: 0.311, SLG: 0.426 Shawn Gilbert, R (8, 6) OBP: 0.250, SLG: 0.455	B C C F F X 1-2 G4-3 ①		C B F C 1-3 K ③		B F B S C 2-3 K ②		B S B X 2-1 F7 ②			4 0 0 0 0 2 2 0 0 0 0 0 0 0						
Edgardo Alfonzo, R (1, 5) OBP: 0.400, SLG: 0.445 Joe Crawford, L (8, 1)	C X 0-1 F9 ②			C B X 1-1 HR 1B	C B F X 1-2 G5-3 ③		C B X 1-1 FC6-4 ③ 1-2f			4 1 1 0 0 0 2 0 0 0 0 0 0 0						
John Olerud, L (1, 3) OBP: 0.388, SLG: 0.466 Roberto Petagine, L (8, 3)	B B X 2-0 G3 ③			F 1 SAFE C X 0-2 1-H HR		B C B B F F B 4-2 1B BB		F B C S 1-3 K ①		2 1 1 2 1 0 0 1 0 0 0 0 1 0						
Todd Hundley, S (1, 2) OBP: 0.397, SLG: 0.556 Todd Pratt, R (8, 2) OBP: 0.478, SLG: 0.559		C B B X 2-1 HR		C B X 1-1 F7 ①		X 0-0 1-2 G4-6-3 1B		F C F B B B F F B F 4-2 B G6-4-3 BB		3 1 2 1 0 0 0 0 0 0 0 1 0 0						
Bernard Gilkey, R (1, 7) OBP: 0.334, SLG: 0.395 Alex Ochoa, R (8, 9) OBP: 0.274, SLG: 0.322		C F B B B F F F B 4-2 G4-6-3 BB		X 0-0 1B E 1B		B C S S 1-3 K ①		B X 1-0 G6-4-3 ② ③ 1-2f		2 1 1 0 1 1 2 1 0 0 0 0 0 1						
Carlos Baerga, S (1, 4) OBP: 0.318, SLG: 0.407 Jason Hardtke, S (8, 4) OBP: 0.293, SLG: 0.368	1 SAFE C 1 SAFE X 0-1 G4-6-3 ① ② 1-2f			B 1 SAFE C X 1-1 E 1-3 1B		S S B B X 2-2 G4-6-3 ② ③ 1-2f			S C B X 1-2 L9 ①	3 0 1 0 0 0 3 1 0 0 0 0 0 0						
Butch Huskey, R (1, 9) OBP: 0.319, SLG: 0.514 (8, 7)		B C F B S 2-3 K ③		C B X 1-1 E4 G6-4-3 1-2 3-H			B F C X 1-2 E5 F8 1B		B F B X 2-1 G4-3 2B	4 0 1 1 0 1 1						
Rey Ordonez, R (1, 6) OBP: 0.261, SLG: 0.273 Brian McRae, S (7, PH) OBP: 0.326, SLG: 0.374 (8, 8) Carlos Mendoza, L (9, PH)		C F C 0-3 K ①		B X 1-0 G6-4-3 ② ③ 1-2f			B X 1-0 FC6-4 1-2 1B		X 0-0 G4-3 ② 2-3	2 0 0 0 0 1 2 1 0 1 0 0 0 0 1 0 0 0 0 0 1						
Jason Isringhausen, R (1, 1) OBP: 0.200, SLG: 0.200 Takashi Kashiwada, L (6, 1) Turk Wendell, L (7, 1) Ricardo Jordan, L (7, 1) Juan Acevedo, R (7, 1) Matt Franco, L (7, PH) OBP: 0.353, SLG: 0.418 (8, 5)		C F X 0-2 G4-3 ②			S F F B S 1-3 K ①		B B X 2-0 F8 ① 2-3		S B C D F X 2-2 G4-3 ③	2 0 0 0 0 1 0 0 0 0 0 0 0 0 0 0 0 0 0 0 0 0 0 0 0 0 0 0 0 0 0 0 0 0 0 2 0 0 0 0 0 3							
Inning Stats	R: 0 E: 0 K: 0 S: 8 H: 0 LOB: 0 BB: 0 P: 11	R: 1 E: 0 K: 1 S: 12 H: 1 LOB: 0 BB: 1 P: 20	R: 0 E: 0 K: 2 S: 9 H: 0 LOB: 0 BB: 0 P: 10	R: 3 E: 1 K: 0 S: 13 H: 4 LOB: 1 BB: 0 P: 18	R: 0 E: 0 K: 2 S: 10 H: 0 LOB: 0 BB: 0 P: 14	R: 0 E: 0 K: 1 S: 10 H: 1 LOB: 1 BB: 1 P: 17	R: 0 E: 1 K: 0 S: 9 H: 1 LOB: 2 BB: 0 P: 16	R: 0 E: 0 K: 1 S: 10 H: 0 LOB: 0 BB: 1 P: 16	R: 0 E: 0 K: 0 S: 10 H: 1 LOB: 1 BB: 0 P: 15	1B: 5 2B: 1 3B: 0 HR: 2	SF: 0 SAC: 0 DP: 4 HBP: 0		WP: 0 PB: 0 SB: 0 CS: 0	PA: 36			

livebaseballscorecards.com

	AB	33
	R	4
	H	8
	RBI	4
	BB	3
	SO	7
	LOB	17

PITCHER		IP	WLS	BF	H	R	ER	SO	BB	IBB	HBP	BLK	WP	HR	S	P	ERA	WHIP
Mike Grace, R ERA: 2.57	(1, 1)	5.0	W	20	5	4	4	5	1	0	0	0	0	2	52	73	7.20	1.200
Ryan Karp, L ERA: 0.9	(6, 1)	1.0		4	1	0	0	1	1	0	0	0	0	0	10	17	0.00	2.000
Jerry Spradlin, R ERA: 4.5	(7, 1)	1.0		5	1	0	0	0	0	0	0	0	0	0	9	16	0.00	1.000
Wayne Gomes, R ERA: 5.11	(8, 1)	1.0		3	0	0	0	1	1	0	0	0	0	0	10	16	0.00	1.000
Ken Ryan, R ERA: 11.57	(9, 1)	1.0		4	1	0	0	0	0	0	0	0	0	0	10	15	0.00	1.000

PITCHER	IP	WLS	BF	H	R	ER	SO	BB	IBB	HBP	BLK	WP	HR	S	P	ERA	WHIP

Philadelphia Phillies @ New York Mets

Shea Stadium, Flushing, NY

Tue Sep 09 1997, 7:05 PM EDT

Att. 13,871 - Unknown - 68 F

TOP

livebaseballscorecards.com

Batter	1	2	3	4	5	6	7	8	9	AB	R	H	RBI	BB	SO	LOB
Midre Cummings, L (1, 8) OBP: 0.316, SLG: 0.390	B F C F B B X 3-2 P6 ①		C S B S 1-3 K ③			B B F X 2-1 G4-3 ③			B C C S 1-3 K ②	4	0	0	0	0	2	1
Mickey Morandini, L (1, 4) OBP: 0.373, SLG: 0.385	B F F S 1-3 K ②			C B F B B C 3-3 K ①			X 0-0 F8 ①		X 0-0 1B	4	0	1	0	0	2	0
Gregg Jefferies, S (1, 7) OBP: 0.335, SLG: 0.392 Ricky Bottalico, L (9, 1)	B F C T F B F X 2-2 G1-3 ③			B B X 2-0 G1-3 ②			B X 1-0 P6 ②		C 1 SAFE X 0-1 L5 ③	4	0	0	0	0	0	1
										0	0	0	0	0	0	0
Scott Rolen, R (1, 5) OBP: 0.386, SLG: 0.476		C B F S 1-3 K ①		F F F S 0-3 K ③			C C B F X 1-2 G3 ③			3	0	0	0	0	2	0
Rico Brogna, L (1, 3) OBP: 0.292, SLG: 0.435		B X 1-0 CS 1B			B C F B F F F B S 3-3 K ①			B B S X 2-1 HR		3	1	2	1	0	1	0
Mike Lieberthal, R (1, 2) OBP: 0.320, SLG: 0.467		B C B X 2-1 E8 ② ③ 1-2			F C S 0-3 K ②			C B S X 1-2 G5-3 ①		3	0	0	0	0	1	1
Tony Barron, R (1, 9) OBP: 0.298, SLG: 0.421			S B S C 1-3 K ①		C X 0-1 G4-3 ③			B B X 2-0 G1-3 ②		3	0	0	0	0	1	0
Kevin Stocker, S (1, 6) OBP: 0.335, SLG: 0.360			X 0-0 G6-3 ②			B F B X 2-1 B4-3 ①		B B X 2-0 G4-3 ③		3	0	0	0	0	0	0
Tyler Green, R (1, 1) OBP: 0.368, SLG: 0.474			X 0-0 2B			S C B F X 1-2 G3-1 ②			B F S X 1-2 G1-3 ①	2	0	1	0	0	0	0
Mike Robertson, L (9, PH) OBP: 0.304, SLG: 0.381										1	0	0	0	0	0	0
Ruben Amaro Jr, S (9, 7) OBP: 0.314, SLG: 0.309										0	0	0	0	0	0	0

	AB	30
	R	1
	H	4
	RBI	1
	BB	0
	SO	9
	LOB	3

Inning Stats	1	2	3	4	5	6	7	8	9
	R: 0 E: 0 K: 1 S: 13	H: 0 LOB: 0 BB: 0 P: 19	R: 0 E: 1 K: 1 S: 6	H: 1 LOB: 1 BB: 0 P: 10	R: 0 E: 0 K: 2 S: 8	H: 1 LOB: 1 BB: 0 P: 10	R: 0 E: 0 K: 2 S: 8	H: 0 LOB: 0 BB: 0 P: 13	R: 0 E: 0 K: 2 S: 11	H: 0 LOB: 0 BB: 0 P: 14
	R: 0 E: 0 K: 0 S: 8	H: 0 LOB: 0 BB: 0 P: 13	R: 0 E: 0 K: 0 S: 6	H: 0 LOB: 0 BB: 0 P: 8	R: 1 E: 0 K: 0 S: 7	H: 1 LOB: 0 BB: 0 P: 14	R: 0 E: 0 K: 1 S: 9	H: 1 LOB: 1 BB: 0 P: 11	1B: 2 2B: 1 3B: 0 HR: 1	SF: 0 SAC: 0 DP: 0 HBP: 0

WP: 0 PA: 30
PB: 0
SB: 0
CS: 1

PITCHER		IP	WLS	BF	H	R	ER	SO	BB	IBB	HBP	BLK	WP	HR	S	P	ERA	WHIP
Dave Mlicki, R	(1, 1)	8.0	L	26	3	1	1	8	0	0	0	0	0	1	67	101	1.12	0.375
ERA: 4.3																		
Mel Rojas, R	(9, 1)	1.0		4	1	0	0	1	0	0	0	0	0	0	9	11	0.00	1.000
ERA: 4.62																		

PITCHER	IP	WLS	BF	H	R	ER	SO	BB	IBB	HBP	BLK	WP	HR	S	P	ERA	WHIP

BOTTOM

Philadelphia Phillies @ New York Mets

Shea Stadium, Flushing, NY

Tue Sep 09 1997, 7:05 PM EDT

Att. 13,871 - Unknown - 68 F

livebaseballscorecards.com

Batter	1	2	3	4	5	6	7	8	9	AB	R	H	RBI	BB	SO	LOB
Brian McRae, S (1, 8) OBP: 0.327, SLG: 0.375	C F X 0-2 ① F7		C C C 0-3 ② K			B S X 1-1 G5-4-3 1B		D 1 SAFE X 1-0 1-3 1B		4	0	2	0	0	1	0
Edgardo Alfonzo, R (1, 5) OBP: 0.398, SLG: 0.444	B X 1-0 BB 1B		B X 1-0 ③ G5-3			C 1 SAFE B X 1-1 ①② G5-4-3 1-2f		C D B F 1 SAFE X 2-2 ③ G4-3		4	0	1	0	0	0	3
John Olerud, L (1, 3) OBP: 0.389, SLG: 0.465	C B B C 1 SAFE D B 4-2 1-2 BB			B X 1-0 G5-3 1B		B C T C 1-3 ③ K			F B B F X 2-2 ① F9	3	0	1	0	1	1	0
Todd Hundley, S (1, 2) OBP: 0.396, SLG: 0.555 Todd Pratt, R (2, 2) OBP: 0.458, SLG: 0.532	B S T F S 1-3 ② K			B F X 1-1 ① F8			B B X 2-0 ① F7		S B B B X 2-1 ② L9	1 3	0 0	0 0	0 0	0 0	1 0	2 1
Bernard Gilkey, R (1, 7) OBP: 0.335, SLG: 0.394	B S S T S 1-3 ③ K			C C 1 SAFE X 0-2 ② G5-3 1-2			B C B B B 4-1 F7 BB		S X 0-1 1B	3	0	1	0	1	1	3
Carlos Baerga, S (1, 4) OBP: 0.315, SLG: 0.403		C C B B F F B X 3-2 ① F7		B B C B F S 3-3 ③ K			1 SAFE C B B X 2-1 ②③ F7 1-2		F S B F B B X 3-2 ③ G6-3	4	0	0	0	0	1	3
Butch Huskey, R (1, 9) OBP: 0.320, SLG: 0.512 Carlos Mendoza, L (8, PR) Mel Rojas, R (9, 1)		C B S S 1-3 ② K			B X 1-0 ① G5-3			B S X 1-1 FC4-6 1B		3 0 0	0 0 0	1 0 0	0 0 0	0 0 0	1 0 0	0 0 0
Rey Ordonez, R (1, 6) OBP: 0.259, SLG: 0.272 Carl Everett, S (8, PH) OBP: 0.311, SLG: 0.425 (9, 9)		C F B T 1-2 ③ K			C X 0-1 ② G6-3			X 0-0 ① F9		2 1	0 0	0 0	0 0	0 0	1 0	0 1
Dave Mlicki, R (1, 1) OBP: 0.250, SLG: 0.273 Matt Franco, L (8, PH) OBP: 0.351, SLG: 0.415 Shawn Gilbert, R (8, PR) OBP: 0.250, SLG: 0.455 (9, 6)			B C F B C 2-3 ① K		F S C 0-3 ③ K			X 0-0 ② FC4-6 1B 1-2f		2 1 0	0 0 0	0 0 0	0 0 0	0 0 0	2 0 0	0 1 0
Inning Stats	R: 0 H: 1 E: 0 LOB: 2 K: 2 BB: 1 S: 14 P: 21	R: 0 H: 0 E: 0 LOB: 0 K: 2 BB: 0 S: 11 P: 16	R: 0 H: 0 E: 0 LOB: 0 K: 2 BB: 0 S: 7 P: 10	R: 0 H: 1 E: 0 LOB: 1 K: 1 BB: 0 S: 9 P: 14	R: 0 H: 0 E: 0 LOB: 0 K: 1 BB: 0 S: 6 P: 7	R: 0 H: 1 E: 0 LOB: 0 K: 1 BB: 0 S: 7 P: 10	R: 0 H: 0 E: 0 LOB: 0 K: 0 BB: 1 S: 4 P: 12	R: 0 H: 2 E: 0 LOB: 2 K: 0 BB: 0 S: 8 P: 12	R: 0 H: 1 E: 0 LOB: 1 K: 0 BB: 0 S: 11 P: 18	1B: 6 2B: 0 3B: 0 HR: 0	SF: 0 SAC: 0 DP: 1 HBP: 0			WP: 0 PB: 0 SB: 0 CS: 0	PA: 33		

	AB	31
	R	0
	H	6
	RBI	0
	BB	2
	SO	9
	LOB	14

PITCHER		IP	WLS	BF	H	R	ER	SO	BB	IBB	HBP	BLK	WP	HR	S	P	ERA	WHIP
Tyler Green, R ERA: 4.7	(1, 1)	8.0	W	29	5	0	0	9	2	0	0	0	0	0	66	102	0.00	0.875
Ricky Bottalico, R ERA: 3.92	(9, 1)	1.0	S	4	1	0	0	0	0	0	0	0	0	0	11	18	0.00	1.000

PITCHER	IP	WLS	BF	H	R	ER	SO	BB	IBB	HBP	BLK	WP	HR	S	P	ERA	WHIP

Batter	1	2	3	4	5	6	7	8	9	AB	R	H	RBI	BB	SO	LOB
Rex Hudler, R (1, 8) OBP: 0.230, SLG: 0.255	B B C F F X 2-2 FC6-4 1B	S X 0-1 ② G5-3		C F C 0-3 ① K		C F D X 1-2 ③ G4-3 1-2		F S B F B F B C 3-3 ③ K		5	0	1	0	0	2	4
Mickey Morandini, L (1, 4) OBP: 0.375, SLG: 0.385	X 0-0 ① FC6-4 23 E 1-2f 2B	B B F B C B 4-2 23 FC5-4 BB		B C F X 1-2 ② FC5 23 FC6-4 1-2 2-3f			C F B F X 1-2 23 FC5-4 1B		H 1-0 FC5-4 HBP	3	1	1	0	1	0	3
23 Kevin Jordan, R (1, 3) OBP: 0.259, SLG: 0.358	B B F 1 SAFE X 2-1 E4 2B BB 1-2	C X 0-1 ③ FC5-4 1-2f		S B X 1-1 FC6-4 1-2f			B 1 B X SAFE 2-0 ① FC5-4 BB 1-2f		C B X 1-1 ① F8	5	1	0	0	0	0	6
Scott Rolen, R (1, 5) OBP: 0.384, SLG: 0.476	X 0-0 BB 1-3 2-H 2B		C C B S 1-3 ① K		C B C B B F X 3-2 ① F9		C 1 SAFE C S 0-3 ② K		B B C C S 2-3 ② K	5	0	1	1	0	3	2
Mike Lieberthal, R (1, 2) OBP: 0.323, SLG: 0.466	C B B B C D 4-2 BB BB		X 0-0 1B		B B B C X 3-1 ② G5-3		C 1 SAFE D D C B F F B 4-2 FC5-4 1-2 BB		B B X 2-0 ③ FC5-4 1-2f	3	0	1	0	2	0	1
Tony Barron, R (1, 9) OBP: 0.289, SLG: 0.407	B F B F S 2-3 ② K		S X 0-1 ② L5		X 0-0 ③ F8		X 0-0 ③ FC5-4 1-2f			4	0	0	0	0	1	6
Ruben Amaro Jr, S (1, 7) OBP: 0.318, SLG: 0.310	B F T B B B 4-2 1-2 2-3 3-H BB		B F B B F C 2-3 ③ K			X 0-0 FC6-4 1B		C X 0-1 ① G4-3		3	0	1	1	1	1	1
Desi Relaford, S (1, 6) OBP: 0.111, SLG: 0.111	F S B F F C 1-3 ③ K			X 0-0 FC5 HBP 1B		X 0-0 ① FC6-4 S 1-2f		B B X 2-0 ② L6		4	0	1	0	0	1	4
55 Matt Beech, L (1, 1) OBP: 0.125, SLG: 0.167 Reggie Harris, R (3, 1) Mike Robertson, L (4, PH) OBP: 0.333, SLG: 0.381 Ron Blazier, R (4, 1) OBP: 0.400, SLG: 0.400 Bobby Estalella, R (6, PH) OBP: 0.545, SLG: 1.444 Ken Ryan, R (6, 1) Kevin Sefcik, R (8, PH) OBP: 0.309, SLG: 0.376 Darrin Winston, R (8, 1)		C F X 0-2 ① G3		C 1 SAFE H 1-1 FC5 1-2 HBP		C B S S 1-3 ② K		C X 0-1 1B		1 0 0 0 1 0 1 0	0 0 0 0 0 0 0 0	0 0 0 0 0 0 1 0	0 0 0 0 0 0 1 0	0 0 0 0 0 0 0 0	0 0 0 0 1 0 0 0	0 0 0 0 1 0 0 0
Inning Stats	R: 2 H: 2 E: 1 LOB: 3 K: 2 BB: 2 S: 20 P: 35	R: 0 H: 0 E: 0 LOB: 1 K: 0 BB: 1 S: 9 P: 13	R: 0 H: 1 E: 0 LOB: 1 K: 2 BB: 0 S: 9 P: 12	R: 0 H: 1 E: 0 LOB: 2 K: 1 BB: 0 S: 10 P: 13	R: 0 H: 0 E: 0 LOB: 0 K: 0 BB: 0 S: 7 P: 13	R: 0 H: 1 E: 0 LOB: 1 K: 1 BB: 0 S: 8 P: 10	R: 0 H: 1 E: 0 LOB: 2 K: 1 BB: 1 S: 13 P: 20	R: 0 H: 1 E: 0 LOB: 1 K: 1 BB: 0 S: 11 P: 16	R: 0 H: 0 E: 0 LOB: 1 K: 1 BB: 0 S: 6 P: 12						

PITCHER		IP	WLS	BF	H	R	ER	SO	BB	IBB	HBP	BLK	WP	HR	S	P	ERA	WHIP
Brian Bohanon, L ERA: 3.54	(1, 1)	6.1	W	30	6	2	0	6	3	0	1	0	0	0	68	104	0.00	1.421
Cory Lidle, R ERA: 3.45	(7, 1)	1.2		7	1	0	0	2	1	0	0	0	0	0	19	28	0.00	1.200
Ricardo Jordan, L ERA: 5.23	(9, 1)	1.0		4	0	0	0	1	0	0	1	0	0	0	6	12	0.00	0.000

PITCHER	IP	WLS	BF	H	R	ER	SO	BB	IBB	HBP	BLK	WP	HR	S	P	ERA	WHIP

TOP

Philadelphia Phillies @ New York Mets

Shea Stadium, Flushing, NY

Wed Sep 10 1997, 7:05 PM EDT

Att. 13,257 - Unknown - 68 F

livebaseballscorecards.com

AB	35
R	2
H	7
RBI	2
BB	4
SO	9
LOB	28

1B: 6	SF: 0	WP: 0	PA: 41
2B: 1	SAC: 0	PB: 0	
3B: 0	DP: 0	SB: 1	
HR: 0	HBP: 2	CS: 0	

BOTTOM

Philadelphia Phillies @ New York Mets

Shea Stadium, Flushing, NY

Wed Sep 10 1997, 7:05 PM EDT

Att. 13,257 - Unknown - 68 F

Batter	1	2	3	4	5	6	7	8	9	AB	R	H	RBI	BB	SO	LOB
Carl Everett, S (1, 8) (9, 7) OBP: 0.307, SLG: 0.420	C B S B S 2-3 K ①	X 0-0 L1-3 ③		C F B X 1-2 G6-3 ②		B B C S C 2-3 K ③		B F F S 1-3 K ②		5	0	0	0	0	3	3
Edgardo Alfonzo, R (1, 5) OBP: 0.400, SLG: 0.448	C X 0-1 WP 1B 1B		B C C X 1-2 2B 1B	X 0-0 F9 ③			B C F S 1-3 K ①	C X 0-1 HBP BB 2B		5	3	3	0	0	1	0
Bernard Gilkey, R (1, 7) OBP: 0.338, SLG: 0.397 Ricardo Jordan, L (9, 1)	S B X 1-1 P6 ②		C F D B B F X 3-2 1-H 1B 2B		F C B S 1-3 K ①		B C B X 2-1 2B 1B	C B B B F B 4-2 BB HBP 2B BB		4	3	2	1	1	1	1
										0	0	0	0	0	0	0
Butch Huskey, R (1, 3) OBP: 0.323, SLG: 0.517 Carlos Mendoza, L (7, PR) John Olerud, L (8, 3) OBP: 0.390, SLG: 0.465	C B B X 2-1 1-H BLK 1B	F B F X 1-2 3-H CS 1B			B C F B B X 3-2 G5-3 ②		1 SAFE C X 0-1 G6-3 1-H 1B 2B	C H 1-1 1-2 2-3 2B BB HBP		4	0	3	3	0	0	0
										0	1	0	0	0	0	0
										0	1	0	0	0	0	0
Todd Pratt, R (1, 2) OBP: 0.455, SLG: 0.515	1 SAFE B C B S 1 S SAFE 2-3 1-2 K ③	1 SAFE S B X 1-1 1-2 1B 1B ①	S C B X 1-3 K ③		B X 1-0 2-3 G6-3 ②	B B B C B 4-1 1-2 2-3 3-H 2B BB			4	0	1	1	1	2	2
Alex Ochoa, R (1, 9) OBP: 0.289, SLG: 0.340	B C F F B B X 3-2 S 1B 1B	S X 0-1 1-2 1B			S F B B B B 4-2 1B BB	B F X 1-1 3-H 1B	X 0-0 1-3 2-H 3-H 2B			4	1	4	3	1	0	0
Shawn Gilbert, R (1, 4) OBP: 0.231, SLG: 0.417 Roberto Petagine, L (3, PH) Luis Lopez, S (4, 4) OBP: 0.327, SLG: 0.365	S C B S 1-3 K ①	B S B B B S F X 3-2 F8 ②			1 SAFE X 0-0 P2 ①	S F S 0-3 K ③	X 0-0 G5-3 ③			1	0	0	0	0	1	1
										1	0	0	0	0	0	2
										3	0	0	0	0	1	5
Rey Ordonez, R (1, 6) OBP: 0.256, SLG: 0.268	C F B F 1 SAFE F S 1-3 1-2 K ②	S B X 1-1 G4-3 ③			1 SAFE 1 SAFE C 1 D X 1-1 P5 ②			C F X 0-2 L4-3 ①		4	0	0	0	0	1	4
Brian Bohanon, L (1, 1) OBP: 0.192, SLG: 0.200 Cory Lidle, R (7, 1) Brian McRae, S (8, PH) OBP: 0.328, SLG: 0.382 (9, 8)	C X 0-1 2-H 1B			B C C X 1-2 L7 ①			X 0-0 1-2 1B	C F B B X 2-2 HR		3	0	2	1	0	0	0
										0	0	0	0	0	0	0
										1	1	1	1	0	0	0
Inning Stats	R: 1 E: 0 K: 2 S: 12 H: 2 LOB: 1 BB: 0 P: 19	R: 1 E: 0 K: 2 S: 15 H: 2 LOB: 1 BB: 0 P: 20	R: 2 E: 0 K: 0 S: 20 H: 5 LOB: 2 BB: 0 P: 30	R: 0 E: 0 K: 0 S: 8 H: 0 LOB: 0 BB: 0 P: 10	R: 0 E: 0 K: 2 S: 9 H: 0 LOB: 0 BB: 0 P: 14	R: 0 E: 0 K: 1 S: 9 H: 1 LOB: 2 BB: 1 P: 16	R: 2 E: 0 K: 2 S: 13 H: 3 LOB: 2 BB: 0 P: 18	R: 4 E: 0 K: 1 S: 17 H: 3 LOB: 2 BB: 2 P: 29		1B: 11 2B: 4 3B: 0 HR: 1	SF: 0 SAC: 0 DP: 0 HBP: 1					

	AB	39
	R	10
	H	16
	RBI	10
	BB	3
	SO	10
	LOB	18

WP: 1 PB: 0 SB: 1 CS: 1 PA: 43

livebaseballscorecards.com

PITCHER		IP	WLS	BF	H	R	ER	SO	BB	IBB	HBP	BLK	WP	HR	S	P	ERA	WHIP
55 Matt Beech, L ERA: 5.05	(1, 1)	2.1	L	15	9	4	4	4	0	0	0	1	1	0	41	59	15.43	3.857
Reggie Harris, R ERA: 5.26	(3, 1)	0.2		2	0	0	0	0	0	0	0	0	0	0	6	10	0.00	0.000
Ron Blazier, R ERA: 5.63	(4, 1)	2.0		6	0	0	0	2	0	0	0	0	0	0	17	24	0.00	0.000
Ken Ryan, R ERA: 11.25	(6, 1)	2.0		11	4	2	2	3	1	0	0	0	0	0	22	34	9.00	2.500
Darrin Winston, L ERA: 36.0	(8, 1)	1.0		9	3	4	4	1	2	0	1	0	0	1	17	29	36.00	5.000

PITCHER	IP	WLS	BF	H	R	ER	SO	BB	IBB	HBP	BLK	WP	HR	S	P	ERA	WHIP

Batter	1	2	3	4	5	6	7	8	9	AB	R	H	RBI	BB	SO	LOB
Mark Grudzielanek, R (1, 6) OBP: 0.311, SLG: 0.392 Andy Stankiewicz, R (8, 4) OBP: 0.262, SLG: 0.364	C B S B F X 2-2 CS 1B	X 0-0 ②③ G6-4-3 1-2f	B C C B S 2-3 ① K	F F X 0-2 E 1B 1-2 HR 1B	B X 1-0 ③ G1-3	4 1 2 0 0 1 1 1 0 0 0 0 0 2										
Mike Lansing, R (1, 4) OBP: 0.350, SLG: 0.493 Orlando Cabrera, R (8, PH) OBP: 0.333, SLG: 0.333 (8, 6)	S T 1 B B S SAFE 2-3 ①② K 1-2	F F S 0-3 ① K	C S S 0-3 ② K	B C X 1-1 E2 HR 1-3 2-H 1B		3 0 0 0 0 3 1 1 1 1 1 0 0 0										
Jose Vidro, S (1, 5) OBP: 0.333, SLG: 0.385	B S F B S 2-3 ③ K	C X 0-1 ② G4-3	C B X 1-2 ③ 4-3	S F X 0-2 2-H 3-H HR		4 1 1 3 0 1 0										
David Segui, S (1, 3) OBP: 0.383, SLG: 0.494 Hensley Meulens, R (8, PH) OBP: 0.333, SLG: 0.250 (8, 3) Anthony Telford, R (8, 1) OBP: 0.214, SLG: 0.286 Steve Kline, S (8, 1)	C C X 0-2 G6-4-3 1B 1B	X 0-0 HR	B C S S 1-3 ① K	C C B S 1-3 ② K		3 1 2 1 0 1 0 1 0 0 0 0 1 0 0 0 0 0 0 0 0 0 0 0 0 0 0 0										
Henry Rodriguez, L (1, 7) OBP: 0.310, SLG: 0.503	F S X 0-2 G6-4-3 1-2 1B	B B X 2-0 ③ G3				B B S S F X 2-2 2B	F C B B F B S 3-3 ③ K			4 0 2 0 0 1 0						
Rondell White, R (1, 8) OBP: 0.319, SLG: 0.460 Ryan McGuire, L (8, 8) OBP: 0.331, SLG: 0.408 (8, 3)	F C F B B X 2-2 ①② G6-4-3 1-2f 2-3		B S F S 1-3 ① K			B C X 1-1 ② G5-3			B F B C B X 3-2 FC6-4 1B	3 0 0 0 0 1 3 1 0 1 0 0 0 0						
F.P. Santangelo, S (1, 9) OBP: 0.379, SLG: 0.374 Vladimir Guerrero, R (8, 8) OBP: 0.354, SLG: 0.492 Darrin Fletcher, L (9, PH) OBP: 0.321, SLG: 0.528	C S S S 0-3 ③ K	L F X 0-2 ② F8				F B X 1-1 ③ G3-1		X 0-0 ① FC6-4 1B WP 1-2f		3 0 0 0 0 1 2 0 0 0 0 0 0 0 1 0 0 0 0 0 1						
Chris Widger, R (1, 2) OBP: 0.283, SLG: 0.395 Raul Chavez, R (6, 2)	C C X 0-2 E5 FC4-6	C B C B B B 4-2 BB						S T F B B X 2-2 ① G4-3	B C S T S 1-3 ② K	1 0 0 0 1 0 0 2 0 0 0 0 1 1						
Mike Johnson, L (1, 1) OBP: 0.111, SLG: 0.111 Brad Fullmer, L (5, PH) OBP: 0.286, SLG: 0.857 Shayne Bennett, R (5, 1) Rick DeHart, L (7, 1) Joe Orsulak, L (7, 9) OBP: 0.318, SLG: 0.345 Mike Thurman, R (7, 1) Doug Strange, S (9, PH) OBP: 0.328, SLG: 0.439	X 0-0 ① FC4-6 G6-4-3 1-2f	F S T D S 1-3 ③ K				B S C X 1-2 1B 1B 1B	B T F B X 2-2 1-3 1B			1 0 0 0 0 0 1 1 0 0 0 0 1 1 0 0 0 0 0 0 0 0 0 0 0 0 0 0 1 1 1 0 0 0 0 0 0 0 0 0 0 0 1 0 1 0 0 0 0						
Inning Stats	R: 0 E: 0 K: 2 S: 10 H: 1 LOB: 0 BB: 0 P: 16	R: 0 E: 0 K: 1 S: 13 H: 2 LOB: 1 BB: 0 P: 15	R: 0 E: 1 K: 0 S: 5 H: 0 LOB: 0 BB: 0 P: 5	R: 1 E: 0 K: 1 S: 7 H: 1 LOB: 0 BB: 0 P: 9	R: 0 E: 0 K: 2 S: 12 H: 0 LOB: 1 BB: 1 P: 18	R: 0 E: 0 K: 2 S: 9 H: 0 LOB: 0 BB: 0 P: 12	R: 0 E: 0 K: 1 S: 11 H: 1 LOB: 1 BB: 0 P: 16	R: 4 E: 1 K: 2 S: 22 H: 4 LOB: 0 BB: 0 P: 30	R: 0 E: 0 K: 1 S: 13 H: 2 LOB: 2 BB: 0 P: 20	1B: 8 2B: 2 3B: 0 HR: 2 SF: 0 SAC: 0 DP: 3 HBP: 0						

PITCHER		IP	WLS	BF	H	R	ER	SO	BB	IBB	HBP	BLK	WP	HR	S	P	ERA	WHIP
Rick Reed, R ERA: 3.04	(1, 1)	7.1	W	29	8	4	4	9	1	0	0	0	0	1	79	107	4.91	1.227
Mel Rojas, R ERA: 4.72	(8, 1)	0.1		2	1	1	1	1	0	0	0	0	0	1	6	7	27.00	3.000
John Franco, L ERA: 2.64	(8, 1)	1.1	S	6	2	0	0	2	0	0	0	0	1	0	17	27	0.00	1.500

PITCHER	IP	WLS	BF	H	R	ER	SO	BB	IBB	HBP	BLK	WP	HR	S	P	ERA	WHIP

TOP

Montreal Expos @ New York Mets

Shea Stadium, Flushing, NY

Thu Sep 11 1997, 7:05 PM EDT

Att. 13,271 - Unknown - 73 F

livebaseballscorecards.com

AB	36
R	5
H	11
RBI	5
BB	1
SO	12
LOB	13

WP: 1	PA: 37
PB: 0	
SB: 0	
CS: 1	

Batter	1	2	3	4	5	6	7	8	9	AB	R	H	RBI	BB	SO	LOB
Brian McRae, S (1, 8) OBP: 0.330, SLG: 0.383	X 0-0 2B 1B	X 0-0 ③ G4-3		C B X 1-1 ③ F7			C B B X 2-1 WP HR 1B	C B F H 2-2 1B 3B HBP		4	3	2	0	0	0	0
Edgardo Alfonzo, R (1, 5) OBP: 0.402, SLG: 0.458	B 1 SAFE X 1-0 1-H 2B 2B		B X 1-0 ① F7		B C F X 1-2 ① G5-3		B B 1 SAFE 1 SAFE C F F B X 3-2 1-H HR	C C F X 0-2 1-2 2-3 3B 1B		5	3	3	3	0	0	0
John Olerud, L (1, 3) OBP: 0.394, SLG: 0.480	B S D X 2-1 2-H 2B		X 0-0 2B 1B 1B		F C B B X 2-2 ② F8		C B B X 2-1 HR	B X 1-0 1-H 2-H 3-H 3B		5	2	4	5	0	0	0
Bernard Gilkey, R (1, 7) OBP: 0.336, SLG: 0.397	X 0-0 ① G1-3		B C B 1 SAFE X 2-1 1B 1-3 2B		C X 0-1 ③ L6		B S F C 1-3 ① K	X 0-0 ③ G6-3		5	0	1	0	0	1	2
Carlos Baerga, S (1, 4) OBP: 0.315, SLG: 0.402	C B S X 1-2 ② F7		C B X 1-1 S 2-3 3-H 1B			X 0-0 ① F8	F X 0-1 ② F8			4	0	1	1	0	0	1
Alex Ochoa, R (1, 9) OBP: 0.289, SLG: 0.335 John Franco, L (8, 1)	C F B B F B F B 4-2 BB		S F B C 1-3 ② K 1-2			C X 0-1 ② G6-3	B B S S C 2-3 ③ K			3 0	0 0	0 0	0 0	1 0	2 0	2 0
Todd Pratt, R (1, 2) OBP: 0.444, SLG: 0.514	C B F B S 2-3 ③ K		C C B F D C 2-3 ③ K			B B X 2-0 2B		B B B X 3-0 ① G5-3		4	0	1	0	0	2	4
Rey Ordonez, R (1, 6) OBP: 0.256, SLG: 0.266		B X 1-0 ① G6-3		C X 0-1 ① G4-3		B I I I 4-0 FC6 IBB		B X 1-0 ② G5-3		3	0	0	0	1	0	0
Rick Reed, R (1, 1) OBP: 0.245, SLG: 0.360 Mel Rojas, R (8, 1) Carl Everett, S (8, 9) OBP: 0.309, SLG: 0.424		F C B S 1-3 ② K		B B C C B C 3-3 ② K		X 0-0 ③ FC6 1-2f		B C B X 2-1 1B 3B 2B		3 0 1	0 0 1	0 0 1	0 0 1	0 0 0	2 0 0	2 0 0
Inning Stats	R: 2 H: 3 E: 0 LOB: 2 K: 1 BB: 1 S: 15 P: 25	R: 0 H: 0 E: 0 LOB: 0 K: 1 BB: 0 S: 5 P: 7	R: 1 H: 3 E: 0 LOB: 2 K: 2 BB: 0 S: 13 P: 20	R: 0 H: 0 E: 0 LOB: 0 K: 1 BB: 0 S: 7 P: 11	R: 0 H: 0 E: 0 LOB: 0 K: 0 BB: 0 S: 8 P: 11	R: 0 H: 1 E: 0 LOB: 2 K: 0 BB: 1 S: 5 P: 11	R: 3 H: 3 E: 0 LOB: 0 K: 2 BB: 0 S: 16 P: 26	R: 3 H: 3 E: 0 LOB: 1 K: 0 BB: 0 S: 12 P: 21		1B: 5 2B: 5 3B: 1 HR: 2	SF: 0 SAC: 0 DP: 0 HBP: 1					

BOTTOM

Montreal Expos @ New York Mets

Shea Stadium, Flushing, NY

Thu Sep 11 1997, 7:05 PM EDT

Att. 13,271 - Unknown - 73 F

livebaseballscorecards.com

AB	37
R	9
H	13
RBI	9
BB	2
SO	7
LOB	11

1B: 5 SF: 0
2B: 5 SAC: 0
3B: 1 DP: 0
HR: 2 HBP: 1

WP: 1 PA: 40
PB: 0
SB: 1
CS: 0

PITCHER		IP	WLS	BF	H	R	ER	SO	BB	IBB	HBP	BLK	WP	HR	S	P	ERA	WHIP
Mike Johnson, R ERA: 6.46	(1, 1)	4.0	L	19	6	3	3	5	1	0	0	0	0	0	40	63	6.75	1.750
Shayne Bennett, R ERA: 4.05	(5, 1)	2.0		8	1	0	0	0	0	1	0	0	0	0	13	22	0.00	0.500
Rick DeHart, L ERA: 7.79	(7, 1)	0.0		3	3	3	3	0	0	0	0	0	1	2	8	15	∞	∞
Mike Thurman, R ERA: 6.35	(7, 1)	1.2		7	1	2	2	2	0	0	1	0	0	0	14	25	10.80	0.600
Anthony Telford, R ERA: 2.98	(8, 1)	0.0		1	1	0	0	0	0	0	0	0	0	0	4	4	∞	∞

PITCHER		IP	WLS	BF	H	R	ER	SO	BB	IBB	HBP	BLK	WP	HR	S	P	ERA	WHIP
Steve Kline, L ERA: 6.7	(8, 1)	0.1		2	1	1	1	0	0	0	0	0	0	0	2	3	27.00	3.000

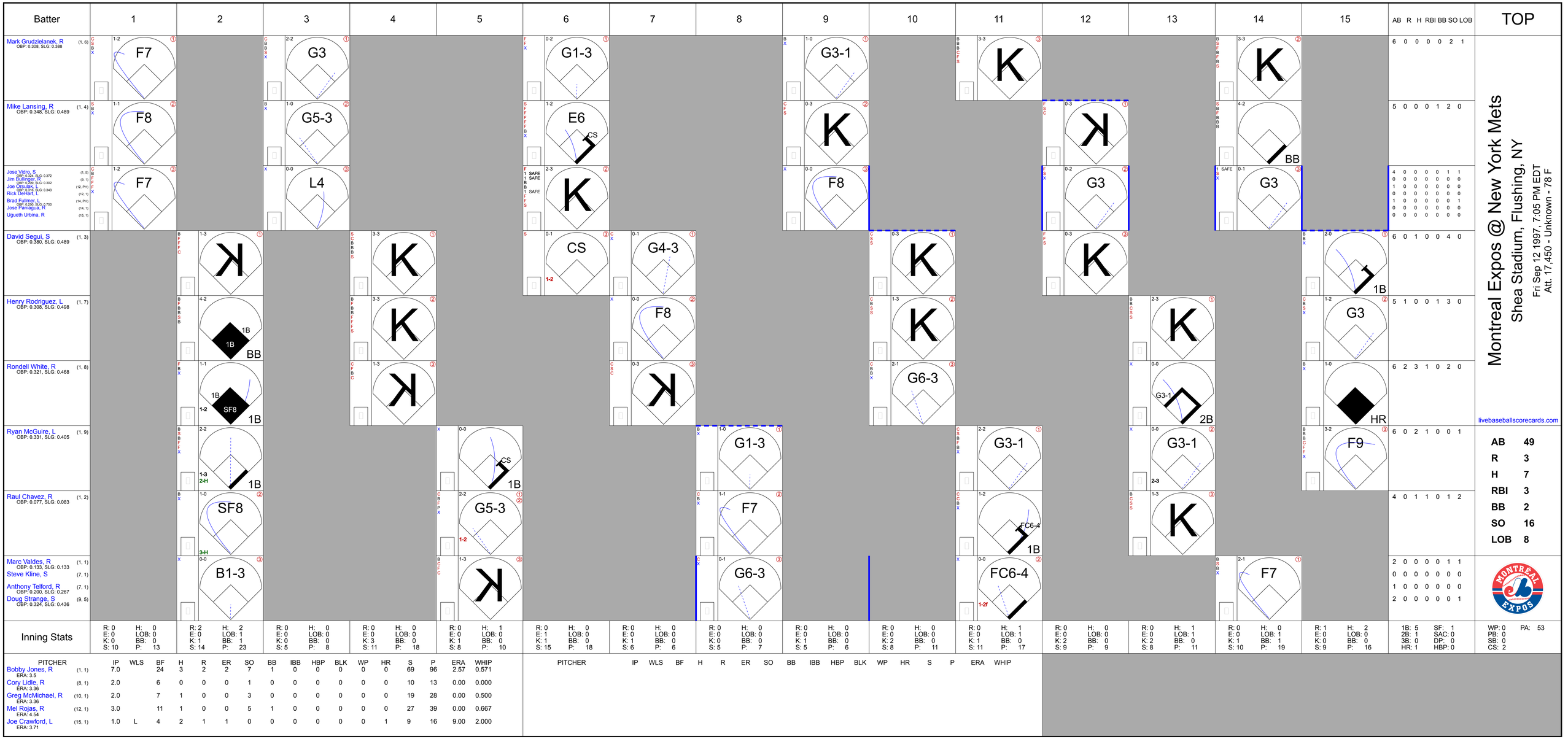
Batter
1
2
3
4
5
6
7
8
9
10
11
12
13
14
15
AB R H RBI BB SO LOB
TOP
Mark Grudzielanek, R (1, 6)
OBP: 0.308, SLG: 0.388
Mike Lansing, R (1, 4)
OBP: 0.348, SLG: 0.489
Jose Vidro, S (1, 5)
OBP: 0.344, SLG: 0.372
Jim Bullinger, R (9, 1)
OBP: 0.259, SLG: 0.302
Joe Orsulak, L (12, PH)
OBP: 0.316, SLG: 0.343
Rick DeHart, L (12, 1)
Brad Fullmer, L (14, PH)
OBP: 0.250, SLG: 0.750
Jose Paniagua, R (14, 1)
Ugueth Urbina, R (15, 1)
David Segui, S (1, 3)
OBP: 0.380, SLG: 0.489
Henry Rodriguez, L (1, 7)
OBP: 0.308, SLG: 0.498
Rondell White, R (1, 8)
OBP: 0.321, SLG: 0.468
Ryan McGuire, L (1, 9)
OBP: 0.331, SLG: 0.405
Raul Chavez, R (1, 2)
OBP: 0.077, SLG: 0.083
Marc Valdes, R (1, 1)
OBP: 0.133, SLG: 0.133
Steve Kline, S (7, 1)
Anthony Telford, R (7, 1)
OBP: 0.200, SLG: 0.267
Doug Strange, S (9, 5)
OBP: 0.324, SLG: 0.436
F7
F8
G3
G5-3
L4
G1-3
E6
CS
K
G3-1
F8
K
K
G3
BB
G3
1B
K
K
K
1B
SF8
1B
BB
K
K
K
G6-3
G3-1
FC6-4
1B
G1-3
F7
G6-3
G3-1
2B
K
G3
HR
G3-1
F9
B1-3
FC6-4
F7
Montreal Expos @ New York Mets
Shea Stadium, Flushing, NY
Fri Sep 12 1997, 7:05 PM EDT
Att. 17,450 - Unknown - 78 F
livebaseballscorecards.com
AB 49
R 3
H 7
RBI 3
BB 2
SO 16
LOB 8
Inning Stats
PITCHER IP WLS BF H R ER SO BB IBB HBP BLK WP HR S P ERA WHIP
Bobby Jones, R (1, 1) ERA: 3.5 7.0 24 3 2 2 7 1 0 0 0 0 0 69 96 2.57 0.571
Cory Lidle, R (8, 1) ERA: 3.36 2.0 6 0 0 0 1 0 0 0 0 0 0 10 13 0.00 0.000
Greg McMichael, R (10, 1) ERA: 3.36 2.0 7 1 0 0 3 0 0 0 0 0 0 19 28 0.00 0.500
Mel Rojas, R (12, 1) ERA: 4.54 3.0 11 1 0 0 5 1 0 0 0 0 0 27 39 0.00 0.667
Joe Crawford, L (15, 1) ERA: 3.71 1.0 L 4 2 1 1 0 0 0 0 0 0 1 9 16 9.00 2.000
1B: 5 2B: 1 3B: 0 HR: 1
SF: 1 SAC: 0 DP: 0 HBP: 0
WP: 0 PB: 0 SB: 0 CS: 2
PA: 53

BOTTOM

Montreal Expos @ New York Mets

Shea Stadium, Flushing, NY

Fri Sep 12 1997, 7:05 PM EDT

Att. 17,450 - Unknown - 78 F

livebaseballscorecards.com

Batter	1	2	3	4	5	6	7	8	9	10	11	12	13	14	15	AB	R	H	RBI	BB	SO	LOB
Brian McRae, S (1, 2) Cory Lidle, R (3, 3) Jason Hardtke, S (4, 4) Greg McMichael, R (5, 5) Shawn Gilbert, R (6, PH) Mel Rojas, R (7, 7) Brian Bohanon, L (8, 8) Todd Hundley, C (9, 2) Joe Crawford, L (10, 1)																4	0	0	0	0	2	
																0	0	0	0	0	0	
																0	0	0	0	0	0	
																1	0	0	0	0	1	
																0	0	0	0	0	0	
																1	0	1	0	0	0	
																0	0	0	0	0	0	
																0	0	0	0	0	0	
Edgardo Alfonzo, R OBP: 0.403, SLG: 0.462 (1, 5)	G6-3		G6-3		F8	G4-6-3 1B	G4-3	1B 3B	HBP	F8	F7			SH2-4 1B		5	1	2	0	1	0	1
	E4 HBP BB		P3								CS 1-2	1B BB		SH2-4 1-2								
John Olerud, L OBP: 0.396, SLG: 0.481 (1, 3) Carlos Mendoza, L (8, PR) Roberto Petagine, L (9, 3)	HBP 1-2 BB		BB			G4-6-3 1-2f		1B SF7 1B 3-H			F7	B2		F7		2	0	1	1	2	0	1
																0	1	0	0	0	0	0
																3	0	0	0	0	0	3
Bernard Gilkey, R OBP: 0.338, SLG: 0.399 (1, 7)	FC6-4 1-2 2-3 HBP		P5			2B		G4-3 SF7 1-3 1B 3-H			K	K		F7		6	0	2	0	0	2	4
Carlos Baerga, S OBP: 0.317, SLG: 0.402 (1, 4)	K			G4-3		F9		SF7 1-2 3-H			1B BB	DI 1-3 1B			1B	5	0	2	1	1	1	4
Butch Huskey, R OBP: 0.321, SLG: 0.511 (1, 9)	FC6-4 1-2f			G5-3			P3	G4-3 2-3			1B	F8 1-2			K	7	0	1	0	0	1	8
Todd Pratt, R OBP: 0.420, SLG: 0.481 (1, 2)		K		P3			K	K			P4		F8		1B	7	0	1	0	0	3	4
Rey Ordonez, R OBP: 0.254, SLG: 0.264 (1, 6) Carl Everett, S OBP: 0.310, SLG: 0.422 (7, PH) (8, 8)		G1-3	G6-3				1B		G1-3	CS BB				F9		2	0	0	0	0	0	0
													G6-3			4	0	1	0	1	0	2
Bobby Jones, R OBP: 0.180, SLG: 0.172 (1, 1) Matt Franco, L OBP: 0.351, SLG: 0.415 (7, PH) Alex Ochoa, R OBP: 0.292, SLG: 0.338 (7, PH) Luis Lopez, S OBP: 0.319, SLG: 0.355 (8, 6)		G5-3			K		1B		K	K	SAFE SAFE SAFE SAFE SAFE SAFE SAFE		F8		K	2	0	0	0	0	1	0
																0	0	0	0	0	0	0
																1	0	1	0	0	0	0
																4	0	0	0	0	3	3
Inning Stats	R: 0 E: 1 K: 1 S: 13 H: 0 LOB: 3 BB: 1 P: 24	R: 0 E: 0 K: 1 S: 8 H: 0 LOB: 0 BB: 0 P: 9	R: 0 E: 0 K: 0 S: 6 H: 0 LOB: 1 BB: 1 P: 12	R: 0 E: 0 K: 0 S: 6 H: 0 LOB: 0 BB: 0 P: 8	R: 0 E: 0 K: 1 S: 5 H: 0 LOB: 0 BB: 0 P: 7	R: 0 E: 0 K: 0 S: 12 H: 2 LOB: 1 BB: 0 P: 19	R: 0 E: 0 K: 1 S: 10 H: 2 LOB: 2 BB: 0 P: 16	R: 2 E: 0 K: 1 S: 16 H: 3 LOB: 2 BB: 0 P: 21	R: 0 E: 0 K: 1 S: 10 H: 0 LOB: 1 BB: 0 P: 15	R: 0 E: 0 K: 1 S: 10 H: 1 LOB: 2 BB: 1 P: 19	R: 0 E: 0 K: 1 S: 8 H: 0 LOB: 0 BB: 1 P: 15	R: 0 E: 0 K: 1 S: 16 H: 1 LOB: 2 BB: 1 P: 23	R: 0 E: 0 K: 0 S: 7 H: 0 LOB: 0 BB: 0 P: 10	R: 0 E: 0 K: 0 S: 5 H: 1 LOB: 2 BB: 0 P: 10	R: 0 E: 0 K: 2 S: 10 H: 2 LOB: 2 BB: 0 P: 12	1B: 10 2B: 1 3B: 1 HR: 0	SF: 1 SAC: 1 DP: 1 HBP: 2	WP: 0 PB: 0 SB: 0 CS: 1	PA: 64				

AB	54
R	2
H	12
RBI	2
BB	5
SO	11
LOB	33

PITCHER		IP	WLS	BF	H	R	ER	SO	BB	IBB	HBP	BLK	WP	HR	S	P	ERA	WHIP
Marc Valdes, R ERA: 3.24	(1, 1)	6.2		26	3	0	0	4	2	0	1	0	0	0	56	88	0.00	0.750
Steve Kline, L ERA: 6.7	(7, 1)	0.0		1	1	0	0	0	0	0	0	0	0	0	2	3	∞	∞
Anthony Telford, R ERA: 3.14	(7, 1)	1.1		7	3	2	2	1	0	0	0	0	0	0	18	25	13.50	2.250
Jim Bullinger, R ERA: 5.59	(9, 1)	3.0		12	1	0	0	3	2	0	1	0	0	0	28	49	0.00	1.000
Rick DeHart, L ERA: 6.98	(12, 1)	2.0		8	1	0	0	1	1	0	0	0	0	0	23	33	0.00	1.000

PITCHER		IP	WLS	BF	H	R	ER	SO	BB	IBB	HBP	BLK	WP	HR	S	P	ERA	WHIP
Jose Paniagua, R ERA: 17.36	(14, 1)	1.0	W	4	1	0	0	0	0	0	0	0	0	0	5	10	0.00	1.000
Ugueth Urbina, R ERA: 3.63	(15, 1)	1.0	S	5	2	0	0	2	0	0	0	0	0	0	10	12	0.00	2.000

Batter	1	2	3	4	5	6	7	8	9	10	11	AB	R	H	RBI	BB	SO	LOB
Mark Grudzielanek, R (1, 6) OBP: 0.308, SLG: 0.388	C B F F X 1-2 HR 1B	B X 1-0 ② ③ L4 2-2			B X 1-0 E 2B 1B		X 0-0 ② F7		F F X 0-2 ② L3		B D F F C 2-3 ② K	6	2	2	0	0	1	3
Mike Lansing, R (1, 4) OBP: 0.348, SLG: 0.492	B B F X 2-1 1-H HR		C F B F S 1-3 ① K		B 1 SAFE S X 1-1 ② P6		C B B B X 3-1 ③ L7		F X 0-1 ③ G6-3		B B I I 4-0 FC6-4 IBB	5	1	1	2	1	1	2
Jose Vidro, S (1, 5) OBP: 0.317, SLG: 0.370	B S X 1-1 ① G3		C B F F X 1-2 ② G6-3		C S 1 SAFE 1 SAFE F X 0-2 E4 1-2 2B			X 0-0 1B SF8 2B		B F S S 1-3 ① K	F C X 0-2 ③ FC6-4 1-2f	6	2	1	0	0	1	3
David Segui, S (1, 3) OBP: 0.382, SLG: 0.493	C F X 0-2 ② G4-3		F X 0-1 ③ G4-3		X 0-0 1B 1-H 2-H 2B			F B F B X 2-2 2-3 1B		B B F C X 2-2 FC4 PB 1B		5	0	3	2	0	0	0
Darrin Fletcher, L (1, 2) OBP: 0.326, SLG: 0.528	B S B B B 4-1 WP 2B BB	X 0-0 ① L4			X 0-0 ③ 2-H 1B			B X 1-0 ① SF8 3-H		1 SAFE B B B 2 SAFE B C B 4-1 FC4 1-2 BB		2	1	1	1	2	0	0
Rondell White, R (1, 8) OBP: 0.320, SLG: 0.467	B S C B X 2-2 1-H 2B	B F X 1-1 ② F8				C B B B F S 3-3 ① K		C F S 0-3 ② K		B B X 2-0 ② FC4 FC4-6 1-2f 2-3		5	0	1	1	0	2	3
Brad Fullmer, L (1, 7) OBP: 0.364, SLG: 0.727	B S F X 1-2 ③ P6	B C B F B X 3-2 1B				B C F B F X 2-2 G4-6-3 1B		C F C 0-3 ③ K		D S B S X 2-2 ③ FC4-6 1-2f		3	0	2	0	0	0	1
Joe Orsulak, L (7, 7) OBP: 0.314, SLG: 0.340												1	0	0	0	0	1	1
Vladimir Guerrero, R (10, PH) OBP: 0.353, SLG: 0.491												1	0	0	0	0	0	2
Steve Kline, S (10, 1)												0	0	0	0	0	0	0
Mike Thurman, R (11, 1)												0	0	0	0	0	0	0
Ryan McGuire, L (1, 9) OBP: 0.333, SLG: 0.412		F B B B X 3-1 ① L8		F 1 SAFE B B B S S 3-3 ③ K		B B X 2-0 ② ③ G4-6-3 1-2f			X 0-0 2B		X 0-0 SH3 1B	5	0	2	0	0	1	2
Dustin Hermanson, R (1, 1) OBP: 0.152, SLG: 0.205		B S S B X 2-2 L4 2B			B S X 1-1 ① F7		S B X 1-1 ① G6-3		F S F S 0-3 ① K		X 0-0 ① SH3 1-2	4	0	1	0	0	1	1
Shayne Bennett, R (9, 1)												0	0	0	0	0	0	0
Ugueth Urbina, R (9, 1)												0	0	0	0	0	0	0
Hensley Meulens, R (10, 7) OBP: 0.333, SLG: 0.250												0	0	0	0	0	0	0
Andy Stankiewicz, R (11, PH) OBP: 0.262, SLG: 0.364												0	0	0	0	0	0	0
Henry Rodriguez, L (11, 7) OBP: 0.308, SLG: 0.498												0	0	0	0	0	0	0
Inning Stats	R: 3 E: 0 K: 0 S: 18 / H: 3 LOB: 1 BB: 1 P: 29	R: 0 E: 0 K: 0 S: 6 / H: 1 LOB: 0 BB: 0 P: 12	R: 0 E: 0 K: 1 S: 10 / H: 0 LOB: 0 BB: 0 P: 12	R: 0 E: 0 K: 1 S: 9 / H: 1 LOB: 1 BB: 0 P: 16	R: 2 E: 1 K: 0 S: 11 / H: 3 LOB: 2 BB: 0 P: 14	R: 0 E: 0 K: 1 S: 8 / H: 1 LOB: 0 BB: 0 P: 15	R: 0 E: 0 K: 0 S: 5 / H: 0 LOB: 0 BB: 0 P: 9	R: 1 E: 0 K: 2 S: 11 / H: 2 LOB: 1 BB: 0 P: 14	R: 0 E: 0 K: 1 S: 10 / H: 1 LOB: 1 BB: 0 P: 10	R: 0 E: 0 K: 1 S: 11 / H: 1 LOB: 2 BB: 1 P: 22	R: 0 E: 0 K: 1 S: 8 / H: 1 LOB: 2 BB: 1 P: 14	1B: 8 2B: 6 3B: 0 HR: 1	SF: 1 SAC: 1 DP: 2 HBP: 0					

PITCHER		IP	WLS	BF	H	R	ER	SO	BB	IBB	HBP	BLK	WP	HR	S	P	ERA	WHIP
Jason Isringhausen, R ERA: 6.23	(1, 1)	5.0		23	8	5	3	2	1	0	0	0	1	1	54	83	5.40	1.800
Turk Wendell, R ERA: 4.36	(6, 1)	1.0		3	1	0	0	1	0	0	0	0	0	0	8	15	0.00	1.000
Juan Acevedo, R ERA: 3.93	(7, 1)	3.0		12	3	1	1	3	0	0	0	0	0	0	26	33	3.00	1.000
John Franco, L ERA: 2.55	(10, 1)	2.0	W	10	2	0	0	2	1	1	0	0	0	0	19	36	0.00	1.500

PITCHER	IP	WLS	BF	H	R	ER	SO	BB	IBB	HBP	BLK	WP	HR	S	P	ERA	WHIP

TOP

Montreal Expos @ New York Mets

Shea Stadium, Flushing, NY

Sat Sep 13 1997, 3:33 AM EDT

Att. 24,208 - Cloudy - 77 F

livebaseballscorecards.com

AB	43
R	6
H	14
RBI	6
BB	3
SO	8
LOB	18

WP: 1	PA: 48		
PB: 1			
SB: 0			
CS: 0			

Montreal Expos @ New York Mets

Shea Stadium, Flushing, NY

Sat Sep 13 1997, 3:33 AM EDT

Att. 24,208 - Cloudy - 77 F

BOTTOM

Batter	1	2	3	4	5	6	7	8	9	10	11	AB	R	H	RBI	BB	SO	LOB
Carl Everett, S (1, 9) OBP: 0.311, SLG: 0.428	G4-3		G4-3			P6		BB	HR		HR	4	1	1	4	1	0	2
John Franco, L (10, 1)												0	0	0	0	0	0	0
Bernard Gilkey, R (11, PH) OBP: 0.339, SLG: 0.406												1	1	1	3	0	0	0
Edgardo Alfonzo, R (1, 5) OBP: 0.401, SLG: 0.458	BB		P3			F8		G3-1	K			4	0	0	0	1	1	3
John Olerud, L (1, 3) OBP: 0.398, SLG: 0.480	G5-4-3 BB			G4-3		BB			F9	G4-3		1	0	0	0	2	0	0
Juan Acevedo, R (7, 1)												0	0	0	0	0	0	0
Jason Hardtke, S (9, PH) OBP: 0.302, SLG: 0.359												1	0	0	0	0	0	0
Alex Ochoa, R (10, 9) OBP: 0.291, SLG: 0.336												1	0	0	0	0	0	0
Butch Huskey, R (1, 7) OBP: 0.319, SLG: 0.507	G5-4-3			F9		K			F8 1B	F8		5	1	1	0	0	1	4
Carlos Baerga, S (1, 4) OBP: 0.315, SLG: 0.400		L9		K			K		K DI	G4-3		5	1	1	0	0	2	0
Brian McRae, S (1, 8) OBP: 0.327, SLG: 0.378		F8	K				L3		F8		SH1-4 HR	5	1	1	0	0	1	2
Todd Pratt, R (1, 2) OBP: 0.407, SLG: 0.463		K	P3				K				SH1-4	3	0	0	0	0	2	0
Roberto Petagine, L (9, PH) OBP: 0.125, SLG: 0.125									HR			1	1	1	2	0	0	0
Alberto Castillo, R (10, 2) OBP: 0.319, SLG: 0.205												0	0	0	0	0	0	0
Rey Ordonez, R (1, 6) OBP: 0.256, SLG: 0.263			G4-3 SH1-3 BB		P3			K	HR		HR	1	0	0	0	1	0	0
Luis Lopez, S (6, 6) OBP: 0.325, SLG: 0.357												2	2	1	0	1	1	0
Jason Isringhausen, R (1, 1) OBP: 0.200, SLG: 0.200			SH1-3			WP		G4-3	HR		K	0	0	0	0	0	0	0
Turk Wendell, L (6, 1)												0	0	0	0	0	0	0
Carlos Mendoza, L (6, PH) OBP: 0.500, SLG: 0.500												1	0	1	0	0	0	0
Matt Franco, L (7, 3) OBP: 0.350, SLG: 0.414												3	1	1	0	0	1	2
Inning Stats	R: 0 E: 0 K: 0 S: 10 H: 0 LOB: 1 BB: 2 P: 22	R: 0 E: 0 K: 1 S: 6 H: 0 LOB: 0 BB: 0 P: 8	R: 0 E: 0 K: 0 S: 6 H: 0 LOB: 1 BB: 1 P: 14	R: 0 E: 0 K: 1 S: 5 H: 0 LOB: 0 BB: 0 P: 9	R: 0 E: 0 K: 1 S: 7 H: 0 LOB: 0 BB: 0 P: 8	R: 0 E: 0 K: 1 S: 16 H: 1 LOB: 2 BB: 1 P: 24	R: 0 E: 0 K: 2 S: 7 H: 0 LOB: 0 BB: 0 P: 10	R: 0 E: 0 K: 1 S: 8 H: 0 LOB: 1 BB: 1 P: 12	R: 6 E: 0 K: 1 S: 28 H: 6 LOB: 0 BB: 0 P: 41	R: 0 E: 0 K: 0 S: 10 H: 0 LOB: 0 BB: 0 P: 13	R: 3 E: 0 K: 1 S: 9 H: 2 LOB: 0 BB: 1 P: 16	1B: 7 2B: 0 3B: 0 HR: 2 SF: 0 SAC: 2 DP: 1 HBP: 0	WP: 1 PB: 0 SB: 0 CS: 0 PA: 46						

PITCHER		IP	WLS	BF	H	R	ER	SO	BB	IBB	HBP	BLK	WP	HR	S	P	ERA	WHIP
Dustin Hermanson, R ERA: 3.38	(1, 1)	8.2		34	4	3	3	7	5	0	0	0	1	0	81	129	3.12	1.038
Shayne Bennett, R ERA: 4.73	(9, 1)	0.0		1	1	0	0	0	0	0	0	0	0	0	1	1	∞	∞
Ugueth Urbina, R ERA: 3.9	(9, 1)	0.1		3	2	3	3	1	0	0	0	0	0	1	11	18	81.00	6.000
Steve Kline, L ERA: 6.85	(10, 1)	1.2	L	7	1	2	2	1	1	0	0	0	0	0	18	27	10.80	1.200
Mike Thurman, R ERA: 7.94	(11, 1)	0.0		1	1	1	1	0	0	0	0	0	0	1	1	2	∞	∞

PITCHER	IP	WLS	BF	H	R	ER	SO	BB	IBB	HBP	BLK	WP	HR	S	P	ERA	WHIP

AB	38
R	9
H	9
RBI	9
BB	6
SO	9
LOB	13

livebaseballscorecards.com

Montreal Expos @ New York Mets

Shea Stadium, Flushing, NY

Sun Sep 14 1997, 3:33 AM EDT

Att. 43,575 - Sunny - 74 F

TOP

livebaseballscorecards.com

Batter	1	2	3	4	5	6	7	8	9	AB	R	H	RBI	BB	SO	LOB
Mark Grudzielanek, R (1, 6) OBP: 0.309, SLG: 0.389	B S F F B F X 2-2 CS 1B		B B C X 2-1 ③ L8			S B X 1-1 ② G5-3		X 0-0 1-3 1B		4	0	2	0	0	0	0
Mike Lansing, R (1, 4) OBP: 0.347, SLG: 0.489	B 1 SAFE S 1 SAFE S F C 1-3 ① K			F X 0-1 ① G6-3		B B F B F B 4-2 BB		B F X 1-1 ③ G5-3		3	0	0	0	1	1	3
Henry Rodriguez, L (1, 7) OBP: 0.305, SLG: 0.493	B B B C F S 3-3 ②③ K 1-2			C B F B S 2-3 ② K		B B X 2-0 ③ L8			C X 0-1 ① G6-3	4	0	0	0	0	2	2
David Segui, S (1, 3) OBP: 0.383, SLG: 0.498		B B B C F X 3-2 3B		F S B F X 1-2 ③ G4-3			S S B F X 1-2 ① G4-3		B B S B X 3-1 2B 1B	4	0	2	0	0	0	0
Darrin Fletcher, L (1, 2) OBP: 0.325, SLG: 0.527 Orlando Cabrera, R (9, PR) OBP: 0.333, SLG: 0.333		C B X 1-1 ① L3			X 0-0 ① F8		B C X 1-1 ② G3		C X 0-1 ② WP 1-H 2B	4	0	1	0	0	0	1
										0	0	0	0	0	0	0
Rondell White, R (1, 8) OBP: 0.321, SLG: 0.467		B F F F B S 2-3 ② K			B C C X 1-2 FC5-6-4 1B		X 0-0 ③ F7		C C B B F B B 4-2 2-3 FC6-4 BB	3	0	1	0	1	1	1
Ryan McGuire, L (1, 9) OBP: 0.327, SLG: 0.404 Vladimir Guerrero, R (9, PH) OBP: 0.352, SLG: 0.489		B F B X 2-1 ③ G4-3			X 0-0 ② FC5-6-4 1-2f			C B S X 1-2 ① G6-3	C X 0-1 ③ FC6-4 1-2f	3	0	0	0	0	0	2
										1	0	0	0	0	0	3
Doug Strange, S (1, 5) OBP: 0.322, SLG: 0.432			X 0-0 ① G6-3		B C X 1-1 ③ G4-3			B F B C S 2-3 ② K		3	0	0	0	0	1	1
Carlos Perez, L (1, 1) OBP: 0.203, SLG: 0.258 Jose Vidro, S (8, PH) OBP: 0.322, SLG: 0.375 Shayne Bennett, R (8, 1)			C F C 0-3 ② K			C B S T C 1-3 ① K		B C F X 1-2 1B 1B		2	0	0	0	0	2	0
										1	0	1	0	0	0	0
										0	0	0	0	0	0	0

	AB	32
	R	0
	H	7
	RBI	0
	BB	2
	SO	7
	LOB	13

Inning Stats	1	2	3	4	5	6	7	8	9
	R: 0 E: 0 K: 2 S: 12	H: 1 LOB: 1 BB: 0 P: 18	R: 0 E: 0 K: 1 S: 12	H: 1 LOB: 1 BB: 0 P: 20	R: 0 E: 0 K: 1 S: 6	H: 0 LOB: 0 BB: 0 P: 8	R: 0 E: 0 K: 1 S: 9	H: 0 LOB: 0 BB: 0 P: 12	R: 0 E: 0 K: 0 S: 7	H: 1 LOB: 1 BB: 0 P: 9	R: 0 E: 0 K: 1 S: 9	H: 0 LOB: 1 BB: 1 P: 17	R: 0 E: 0 K: 0 S: 7	H: 0 LOB: 0 BB: 0 P: 9	R: 0 E: 0 K: 1 S: 12	H: 2 LOB: 2 BB: 0 P: 17	R: 0 E: 0 K: 0 S: 11	H: 2 LOB: 3 BB: 1 P: 18

1B: 5	SF: 0	WP: 1	PA: 34
2B: 2	SAC: 0	PB: 0	
3B: 1	DP: 1	SB: 0	
HR: 0	HBP: 0	CS: 1	

PITCHER		IP	WLS	BF	H	R	ER	SO	BB	IBB	HBP	BLK	WP	HR	S	P	ERA	WHIP
Dave Mlicki, R ERA: 4.09	(1, 1)	8.2	W	33	7	0	0	7	2	0	0	0	1	0	83	126	0.00	1.038
Greg McMichael, R ERA: 3.35	(9, 1)	0.1	S	1	0	0	0	0	0	0	0	0	0	0	2	2	0.00	0.000

PITCHER	IP	WLS	BF	H	R	ER	SO	BB	IBB	HBP	BLK	WP	HR	S	P	ERA	WHIP

Montreal Expos @ New York Mets

Shea Stadium, Flushing, NY

Sun Sep 14 1997, 3:33 AM EDT
Att. 43,575 - Sunny - 74 F

livebaseballscorecards.com

BOTTOM

Batter	1	2	3	4	5	6	7	8	9	AB	R	H	RBI	BB	SO	LOB
Brian McRae, S (1, 8) OBP: 0.327, SLG: 0.378	F C F B F B X 2-2 G5-4-3 1B			C B B X 2-1 ① G6-3		C F B F B X 2-2 ② G3				3	0	1	0	0	0	0
Edgardo Alfonzo, R (1, 5) OBP: 0.400, SLG: 0.456 Matt Franco, L (6, 5) OBP: 0.348, SLG: 0.411	C B 1 SAFE F S 1-3 ① K			F C X 0-2 ② L6		C X 0-1 ③ P5				2 1	0 0	0 0	0 0	0 0	1 0	1 0
Bernard Gilkey, R (1, 7) OBP: 0.339, SLG: 0.408	X 0-0 ② ③ G5-4-3 1-2f			C X 0-1 2B			C S B S 1-3 ① K			3	0	1	0	0	1	1
Butch Huskey, R (1, 3) OBP: 0.317, SLG: 0.504		X 0-0 ① G5-3		B S X 1-1 ③ P4			B S B X 2-1 ② L7			3	0	0	0	0	0	1
Alex Ochoa, R (1, 9) OBP: 0.287, SLG: 0.332		C F B B X 2-2 ② G5-3			C F B F F X 1-2 ① G5-3		B X 1-0 ③ G3-1			3	0	0	0	0	0	0
Todd Pratt, R (1, 2) OBP: 0.394, SLG: 0.446		B B X 2-0 ③ F7			F B B X 2-1 ② G5-3			C B B B C X 3-2 ① G6-3		3	0	0	0	0	0	0
Luis Lopez, S (1, 4) OBP: 0.331, SLG: 0.378			C B B F F B X 3-2 ① G6-3		X 0-0 HR			B B B B 4-0 CS BB		2	1	1	1	1	0	0
Rey Ordonez, R (1, 6) OBP: 0.254, SLG: 0.261			C B X 1-1 ② F9		B B C B X 3-1 ③ P4			1 SAFE 1 SAFE C X 0-1 ② F9		3	0	0	0	0	0	1
Dave Mlicki, R (1, 1) OBP: 0.240, SLG: 0.261 Greg McMichael, R (9, 1) OBP: 0.667, SLG: 0.667			X 0-0 ③ L6			C B B B S X 3-2 ① G6-3		1 SAFE C B 1-1 ③ CS 1-2		2 0	0 0	0 0	0 0	0 0	0 0	0 0
Inning Stats	R: 0 H: 1 E: 0 LOB: 0 K: 1 BB: 0 S: 9 P: 12	R: 0 H: 0 E: 0 LOB: 0 K: 0 BB: 0 S: 5 P: 9	R: 0 H: 0 E: 0 LOB: 0 K: 0 BB: 0 S: 7 P: 11	R: 0 H: 1 E: 0 LOB: 1 K: 0 BB: 0 S: 9 P: 12	R: 1 H: 1 E: 0 LOB: 0 K: 0 BB: 0 S: 10 P: 16	R: 0 H: 0 E: 0 LOB: 0 K: 0 BB: 0 S: 9 P: 14	R: 0 H: 0 E: 0 LOB: 0 K: 1 BB: 0 S: 6 P: 10	R: 0 H: 0 E: 0 LOB: 0 K: 0 BB: 1 S: 6 P: 14		1B: 1 SF: 0 2B: 1 SAC: 0 3B: 0 DP: 1 HR: 1 HBP: 0						WP: 0 PA: 27 PB: 0 SB: 0 CS: 1

	AB	25
	R	1
	H	3
	RBI	1
	BB	1
	SO	2
	LOB	4

PITCHER		IP	WLS	BF	H	R	ER	SO	BB	IBB	HBP	BLK	WP	HR	S	P	ERA	WHIP
Carlos Perez, L ERA: 4.02	(1, 1)	7.0	L	23	3	1	1	2	0	0	0	0	0	1	55	84	1.29	0.429
Shayne Bennett, R ERA: 4.4	(8, 1)	1.0		3	0	0	0	0	1	0	0	0	0	0	6	14	0.00	1.000

PITCHER	IP	WLS	BF	H	R	ER	SO	BB	IBB	HBP	BLK	WP	HR	S	P	ERA	WHIP

Batter	1	2	3	4	5	6	7	8	9	10	AB	R	H	RBI	BB	SO	LOB
Brian McRae, S (1, 8) OBP: 0.328, SLG: 0.382	B B C B S X 3-2 L9 ①		B C F S 1-3 K ③			B F F B X 2-2 L5-3 ②		C B B X 2-1 HR		B F B B B 4-1 1B 1B BB	4	2	1	1	1	1	0
Edgardo Alfonzo, R (1, 5) OBP: 0.398, SLG: 0.453	B S B F F F S 2-3 K ②			B B C C B X 3-2 F9 ①		F F B B F F B X 3-2 F8 ③		X 0-0 L8 ②		B B B C 1 SAFE F 1 SAFE X 3-2 1-3 1B 1B	5	1	1	0	0	1	0
Bernard Gilkey, R (1, 7) OBP: 0.341, SLG: 0.423	B S F X 1-2 F8 ③			X 0-0 G6-3 ②			F X 0-1 HR	C B C B X 2-2 HR		C X 0-1 1-2 3-H 1B 1B	5	3	3	3	0	0	0
Butch Huskey, R (1, 3) OBP: 0.322, SLG: 0.521		B B X 2-0 1B 1B		B S C B B X 3-2 HR			B X 1-0 HR	B C B F F S 2-3 K ③		B F B X 2-1 1-2 2-H 1B 1B	5	3	4	3	0	1	0
Alex Ochoa, R (1, 9) OBP: 0.293, SLG: 0.338		B B F B X 3-1 1-3 CS 1B		F B X 1-1 G1-3 ③			B B B C X 3-1 FC3-6 1B		F B X 1-1 G6-3 ①	B B F B X 3-1 1-3 2-H 1B 1B	5	1	3	1	0	0	0
Luis Lopez, S (1, 4) (9, 6) OBP: 0.328, SLG: 0.373		C B S F S 1-3 K ①			F B X 1-1 G5-3 ①		B S C B B B F F X 3-2 P3 ①		F B B F C 2-3 K ②	B X 1-0 1-2 3-H 1B	5	0	1	1	0	2	3
Alberto Castillo, R (1, 2) OBP: 0.306, SLG: 0.195 Shawn Gilbert, R (7, PH) OBP: 0.214, SLG: 0.385 John Olerud, L (7, PH) OBP: 0.397, SLG: 0.479 Todd Pratt, R (7, 2) OBP: 0.406, SLG: 0.452		B B S B C F S 3-3 K ② ③ 1-2			B S B F B F F C 3-3 K ②		B X 1-0 FC3-6 ② 1-2f		C B B B F B 4-2 BB	B X 1-0 1-3 2-H 1B	2	0	0	0	0	2	2
											0	0	0	0	0	0	0
											1	0	0	0	0	0	1
											1	0	1	1	1	0	0
Rey Ordonez, R (1, 6) OBP: 0.251, SLG: 0.258 Carlos Baerga, S (9, PH) OBP: 0.314, SLG: 0.398			B B C X 2-1 L7 ①		C B X 1-1 L5 ③		C F 1 SAFE B D X 2-2 G3 ③		F S B B B X 3-2 G6-3 ③	S B F B B C 2-3 K ②	3	0	0	0	0	0	1
											2	0	0	0	0	1	3
(9, 4)																	
Brian Bohanon, L (1, 1) OBP: 0.214, SLG: 0.222 Carl Everett, S (6, PH) OBP: 0.310, SLG: 0.427 Juan Acevedo, R (6, 1) Jason Hardtke, S (8, PH) OBP: 0.295, SLG: 0.350 Cory Lidle, R (8, 1) Carlos Mendoza, L (10, PH) OBP: 0.333, SLG: 0.333 Matt Franco, L (10, PH) OBP: 0.346, SLG: 0.408 Mel Rojas, R (10, 1)		B C C B F B F X 3-2 G6-3 ②			F B C T F F S 1-3 K ①			C F B B X 2-2 F8 ①		K G3-1	1	0	0	0	0	0	0
											1	0	0	0	0	1	0
											0	0	0	0	0	0	0
											1	0	0	0	0	0	0
											0	0	0	0	0	0	0
											1	0	0	0	0	1	0
											1	0	0	0	0	0	2
											0	0	0	0	0	0	0

TOP

New York Mets @ Philadelphia Phillies

Veterans Stadium, Philadelphia, PA

Mon Sep 15 1997, 7:05 PM EDT

Sunny - 78 F

livebaseballscorecards.com

AB	43
R	10
H	14
RBI	10
BB	2
SO	10
LOB	12

Inning Stats	1	2	3	4	5	6	7	8	9	10	1B	SF	WP	PA
R	0	0	0	1	0	0	2	2	0	5	9	0	0	45
E	0	0	0	0	0	0	0	0	0	0	2B: 1	SAC: 0	PB: 0	
K	1	2	1	0	1	1	0	1	1	2	3B: 0	DP: 1	SB: 0	
S	11	11	10	9	9	14	14	13	10	21	HR: 5	HBP: 0	CS: 1	
H	0	2	0	1	0	0	3	2	0	6				
LOB	0	2	0	0	0	0	1	0	1	2				
BB	0	0	0	0	0	0	0	0	1	1				
P	17	20	16	16	14	20	24	21	20	40				

PITCHER		IP	WLS	BF	H	R	ER	SO	BB	IBB	HBP	BLK	WP	HR	S	P	ERA	WHIP
55 Matt Beech, L ERA: 4.98	(1, 1)	7.0		26	6	3	3	6	0	0	0	0	0	3	78	127	3.86	0.857
Jerry Spradlin, R ERA: 4.87	(8, 1)	1.0		5	2	2	2	1	0	0	0	0	0	2	13	21	18.00	2.000
Ricky Bottalico, R ERA: 3.93	(9, 1)	1.0		4	0	0	0	1	1	0	0	0	0	0	10	20	0.00	1.000
Ryan Karp, L ERA: 4.63	(10, 1)	0.1	L	4	2	3	3	1	1	0	0	0	0	0	10	19	81.00	9.000
Ken Ryan, R ERA: 11.21	(10, 1)	0.2		6	4	2	2	1	0	0	0	0	0	0	11	21	27.00	6.000

PITCHER	IP	WLS	BF	H	R	ER	SO	BB	IBB	HBP	BLK	WP	HR	S	P	ERA	WHIP

Batter	1	2	3	4	5	6	7	8	9	10	AB	R	H	RBI	BB	SO	LOB
Rex Hudler, R (1, 8) OBP: 0.241, SLG: 0.295	C B B X 2-1 S 2B 1B	F B B C F C 2-3 ② K	B X 1-0 ③ L8	B C X 1-1 ② F9 2-3			B B B B 4-0 BB				3	1	1	0	0	1	1
Midre Cummings, L (6, PH) OBP: 0.314, SLG: 0.385 (7, 8)											1	0	0	0	1	0	2
Mickey Morandini, L (1, 4) OBP: 0.373, SLG: 0.381	L X 0-1 ① L8	S X 0-1 ③ L7			C X 0-1 ① G4-3	X 0-0 1-2 3-H 1B		B B X 2-0 ③ G4-3			5	0	1	1	0	0	4
Gregg Jefferies, S (1, 7) OBP: 0.335, SLG: 0.396	B S X 1-1 FC6-5 1-H 2B		B B C B F X 3-2 1B 2B		C X 0-1 ② F4	B B C B C S 3-3 K			X 0-0 ① L7		4	1	2	1	0	1	2
Ruben Amaro Jr, S (7, 7) OBP: 0.319, SLG: 0.311											1	0	0	0	0	0	0
Scott Rolen, R (1, 5) OBP: 0.382, SLG: 0.467	B C B D B 4-1 FC6-5 1B BB	F B B F X 2-2 F9 2-H 1B			C C B B B B 4-2 2B BB		F B S B S 2-3 ① K		B B X 2-0 ② G5-3		3	2	1	1	2	1	0
Mike Lieberthal, R (1, 2) OBP: 0.316, SLG: 0.451	B X 1-0 ② FC6-5 1B 1-2 2-3f	S B X 1-1 ① F9			B C 1 SAFE 1 SAFE B F B F 1 SAFE 3-2 X 1-H 2B		C F F X 0-2 ② F9		X 0-0 ③ F8		5	0	1	1	0	0	3
Rico Brogna, L (1, 3) OBP: 0.293, SLG: 0.431	B X 1-0 1-3 2-H 1B	S X 0-1 ② F9 1-2			S B B B F B S 3-3 K		B B S X 2-1 CS 1B			C B S C 1-3 ① K	5	0	2	1	0	2	2
Tony Barron, R (1, 9) OBP: 0.309, SLG: 0.417	C B X 1-1 ③ F8		B B F B X 3-1 ③ G6-3			X 0-0 E5 F9 55 1B 1B	B B 2-0 ③ CS 1-2	C B B B B 4-1 SH3-4 BB		C B S B H 3-2 G4-6-3 HBP	3	1	0	0	1	0	3
Kevin Stocker, S (1, 6) OBP: 0.335, SLG: 0.358		B X 1-0 55 SH1-4 1B		B B C B X 3-1 ① L8		B 1 SAFE X 1-0 ① F9		B X 1-0 ① SH3-4 1-2		B B C L X 2-2 ②③ G4-6-3 1-2f	4	0	1	0	0	0	2
55 Matt Beech, L (1, 1) OBP: 0.154, SLG: 0.192		C B B B C X 3-2 ① SH1-4 1-2		C C F X 0-2 ② G6-3		B X 1-0 1B 1-2 1B		X 0-0 ② F7			2	0	1	0	0	0	0
Jerry Spradlin, S (8, 1)											0	0	0	0	0	0	0
23 Kevin Jordan, R (8, PH) OBP: 0.272, SLG: 0.404											1	0	0	0	0	0	1
Ricky Bottalico, L (9, 1)											0	0	0	0	0	0	0
Ryan Karp, L (10, 1)											0	0	0	0	0	0	0
Ken Ryan, R (10, 1)											0	0	0	0	0	0	0
Inning Stats	R: 2 H: 3 E: 0 LOB: 2 K: 0 BB: 1 S: 11 P: 21	R: 0 H: 1 E: 0 LOB: 1 K: 1 BB: 0 S: 10 P: 16	R: 1 H: 2 E: 0 LOB: 1 K: 0 BB: 0 S: 12 P: 21	R: 0 H: 0 E: 0 LOB: 0 K: 0 BB: 0 S: 7 P: 11	R: 1 H: 1 E: 0 LOB: 1 K: 1 BB: 1 S: 13 P: 23	R: 1 H: 2 E: 1 LOB: 2 K: 1 BB: 0 S: 9 P: 15	R: 0 H: 1 E: 0 LOB: 0 K: 1 BB: 0 S: 9 P: 15	R: 0 H: 0 E: 0 LOB: 2 K: 0 BB: 2 S: 4 P: 15	R: 0 H: 0 E: 0 LOB: 0 K: 0 BB: 0 S: 3 P: 5	R: 0 H: 0 E: 0 LOB: 0 K: 1 BB: 0 S: 8 P: 14	1B: 7 SF: 0 2B: 3 SAC: 2 3B: 0 DP: 1 HR: 0 HBP: 1						

PITCHER		IP	WLS	BF	H	R	ER	SO	BB	IBB	HBP	BLK	WP	HR	S	P	ERA	WHIP
Brian Bohanon, L ERA: 3.76	(1, 1)	5.0		24	7	4	4	2	2	0	0	0	0	0	53	92	7.20	1.800
Juan Acevedo, R ERA: 3.72	(6, 1)	2.0		9	3	1	0	2	0	0	0	0	0	0	18	30	0.00	1.500
Cory Lidle, R ERA: 3.27	(8, 1)	2.0	W	8	0	0	0	0	2	0	0	0	0	0	7	20	0.00	1.000
Mel Rojas, R ERA: 4.48	(10, 1)	1.0		3	0	0	0	1	0	0	1	0	0	0	8	14	0.00	0.000

PITCHER	IP	WLS	BF	H	R	ER	SO	BB	IBB	HBP	BLK	WP	HR	S	P	ERA	WHIP

BOTTOM

New York Mets @ Philadelphia Phillies

Veterans Stadium, Philadelphia, PA

Mon Sep 15 1997, 7:05 PM EDT

Sunny - 78 F

livebaseballscorecards.com

AB	37
R	5
H	10
RBI	5
BB	4
SO	5
LOB	20

WP: 0 PA: 45
PB: 0
SB: 1
CS: 1

New York Mets @ Philadelphia Phillies

Veterans Stadium, Philadelphia, PA

Mon Sep 15 1997, 7:05 PM EDT

Att. 14,416 - Unknown - 72 F

TOP

livebaseballscorecards.com

Batter	1	2	3	4	5	6	7	8	9	AB	R	H	RBI	BB	SO	LOB
Edgardo Alfonzo, R (1, 5) OBP: 0.397, SLG: 0.451	K		F8			G5-3				4	0	1	0	0	1	1
John Olerud, L (1, 3) OBP: 0.394, SLG: 0.475	L7		P5			P5		L9		4	0	0	0	0	0	3
Bernard Gilkey, R (1, 7) OBP: 0.339, SLG: 0.419	G5-3			E8 G6-3 G5-3		G6-3			L7	4	1	0	0	0	0	0
Butch Huskey, R (1, 9) OBP: 0.322, SLG: 0.519 Carlos Mendoza, L (9, PR) OBP: 0.333, SLG: 0.333		L6		G6-3 2-3			F9		1B	4 0	0 0	1 0	0 0	0 0	0 0	1 0
Todd Pratt, R (1, 2) OBP: 0.404, SLG: 0.460 Roberto Petagine, L (9, PH) OBP: 0.111, SLG: 0.111		2B		G5-3 3-H			K		K	3 1	0 0	1 0	1 0	0 0	1 1	0 1
Carl Everett, S (1, 8) OBP: 0.308, SLG: 0.424 Greg McMichael, R (7, 1) OBP: 0.667, SLG: 0.667 Alex Ochoa, R (9, PH) OBP: 0.292, SLG: 0.336		G6-3		K			L8		K	3 0 1	0 0 0	0 0 0	0 0 0	0 0 0	1 0 1	1 0 1
Carlos Baerga, S (1, 4) OBP: 0.312, SLG: 0.395		G6-3			K			G4-3		3	0	0	0	0	1	1
Rey Ordonez, R (1, 6) OBP: 0.253, SLG: 0.258 Matt Franco, L (8, PH) OBP: 0.344, SLG: 0.405 Luis Lopez, S (8, 6) OBP: 0.328, SLG: 0.373			HBP		G4-3			L8		1 1 0	0 0 0	0 0 0	0 0 0	0 0 0	0 0 0	0 0 0
Joe Crawford, L (1, 1) Brian McRae, S (7, 8) OBP: 0.329, SLG: 0.382			K		F7			BB		2 0	0 0	0 0	0 0	0 1	1 0	1 0
Inning Stats	R: 0 E: 0 K: 1 S: 7 H: 0 LOB: 0 BB: 0 P: 13	R: 0 E: 0 K: 0 S: 8 H: 1 LOB: 1 BB: 0 P: 13	R: 0 E: 0 K: 1 S: 7 H: 0 LOB: 1 BB: 0 P: 12	R: 1 E: 1 K: 1 S: 7 H: 0 LOB: 0 BB: 0 P: 10	R: 0 E: 0 K: 1 S: 6 H: 0 LOB: 0 BB: 0 P: 7	R: 0 E: 0 K: 0 S: 4 H: 0 LOB: 0 BB: 0 P: 6	R: 0 E: 0 K: 1 S: 7 H: 0 LOB: 0 BB: 0 P: 12	R: 0 E: 0 K: 0 S: 8 H: 1 LOB: 2 BB: 1 P: 17	R: 0 E: 0 K: 2 S: 10 H: 1 LOB: 1 BB: 0 P: 12	1B: 2 2B: 1 3B: 0 HR: 0 SF: 0 SAC: 0 DP: 0 HBP: 1						

	AB	31
	R	1
	H	3
	RBI	1
	BB	1
	SO	7
	LOB	10

WP: 0 PB: 0 SB: 0 CS: 0 PA: 33

PITCHER		IP	WLS	BF	H	R	ER	SO	BB	IBB	HBP	BLK	WP	HR	S	P	ERA	WHIP
Darrin Winston, L ERA: 4.32	(1, 1)	7.0	W	24	1	1	0	5	0	0	1	0	0	0	46	73	0.00	0.143
Wayne Gomes, R ERA: 5.31	(8, 1)	0.2		4	1	0	0	0	1	0	0	0	0	0	6	14	0.00	3.000
Ryan Karp, L ERA: 4.5	(8, 1)	0.1		1	0	0	0	0	0	0	0	0	0	0	2	3	0.00	0.000
Ricky Bottalico, R ERA: 3.88	(9, 1)	1.0	S	4	1	0	0	2	0	0	0	0	0	0	10	12	0.00	1.000

PITCHER	IP	WLS	BF	H	R	ER	SO	BB	IBB	HBP	BLK	WP	HR	S	P	ERA	WHIP

BOTTOM

Batter	1	2	3	4	5	6	7	8	9	AB	R	H	RBI	BB	SO	LOB
Rex Hudler, R (1, 7) OBP: 0.235, SLG: 0.287	C F X 0-2 ① F9	F B F X 1-2 ③ G1-3			C F X 0-2 ③ P6	B B B B 4-0 1-2 2-3 BB				3	0	0	0	0	0	2
Midre Cummings, L (7, PH) OBP: 0.316, SLG: 0.385 (8, 8)										0	0	0	0	1	0	0
Kevin Sefcik, R (1, 4) OBP: 0.302, SLG: 0.363	B B B C X 3-1 ② L7		X 0-0 ① L8			B B C X 2-1 ① F9	C F S 0-3 ② K			4	0	0	0	0	1	3
Mickey Morandini, L (9, 4) OBP: 0.373, SLG: 0.381										0	0	0	0	0	0	0
23 Kevin Jordan, R (1, 3) OBP: 0.265, SLG: 0.393	B F F B F B S 3-3 ③ K		B B B C X 3-1 ② G6-3			C F X 0-2 ② P3	B C F S 1-3 ③ K			4	0	0	0	0	2	3
Wayne Gomes, R (8, 1)										0	0	0	0	0	0	0
Ryan Karp, L (8, 1)										0	0	0	0	0	0	0
Ricky Bottalico, L (9, 1)										0	0	0	0	0	0	0
Scott Rolen, R (1, 5) OBP: 0.381, SLG: 0.464		B C B X 2-1 ① L3	F S B S 1-3 ③ K			B S B B B 4-1 BB BB		C S C 0-3 ① K		3	0	0	0	1	2	0
Tony Barron, R (1, 9) OBP: 0.321, SLG: 0.423		B C B X 2-1 1B 1B 1B		B F C B B X 3-2 CS 1B		B B B C B 4-1 FC6-4 1-2 BB		B C S X 1-2 ② G5-3		3	1	2	0	1	0	0
Bobby Estalella, R (1, 2) OBP: 0.474, SLG: 1.125	B 1 SAFE C 1 SAFE F F X 1-2 1B 1B 1B			S 1 SAFE F F B 1 SAFE X 1-2 ① F7		B B X 2-0 ③ FC6-4 1-2f		S B B S T S 2-3 ③ K		4	1	1	0	0	1	3
Ruben Amaro Jr, S (1, 8) OBP: 0.319, SLG: 0.311	B X 1-0 ② P8			C 1 SAFE F S 0-3 ② ③ K 1-2			F F X 0-2 BB SH3-4 1B			3	0	1	0	0	1	3
(8, 7)																
Desi Relaford, S (1, 6) OBP: 0.188, SLG: 0.313	X 0-0 1B 1-2 2-H 1B				B B C X 2-1 ① G1-3		1 SAFE X 0-0 ① SH3-4 1-2			2	0	1	1	0	0	0
Darrin Winston, R (1, 1) OBP: 0.500, SLG: 0.500	F B S B B X 3-2 1-2 2-H 1B				X 0-0 ② L8		B B I I 4-0 BB IBB			2	0	1	1	0	0	0
Gregg Jefferies, S (7, PH) OBP: 0.336, SLG: 0.396										0	0	0	0	1	0	0
Billy McMillon, L (7, PR) OBP: 0.207, SLG: 0.296										0	0	0	0	0	0	0
Rico Brogna, L (8, 3) OBP: 0.293, SLG: 0.431										0	0	0	0	0	0	0
Inning Stats	R: 0 E: 0 K: 1 S: 9 H: 0 LOB: 0 BB: 0 P: 15	R: 2 E: 0 K: 0 S: 16 H: 4 LOB: 2 BB: 0 P: 26	R: 0 E: 0 K: 1 S: 6 H: 0 LOB: 0 BB: 0 P: 10	R: 0 E: 0 K: 1 S: 10 H: 1 LOB: 0 BB: 0 P: 14	R: 0 E: 0 K: 0 S: 6 H: 0 LOB: 0 BB: 0 P: 8	R: 0 E: 0 K: 0 S: 8 H: 0 LOB: 2 BB: 2 P: 20	R: 0 E: 0 K: 2 S: 11 H: 1 LOB: 3 BB: 2 P: 20	R: 0 E: 0 K: 2 S: 10 H: 0 LOB: 0 BB: 0 P: 13		1B: 6 2B: 0 3B: 0 HR: 0	SF: 0 SAC: 1 DP: 0 HBP: 0					

PITCHER		IP	WLS	BF	H	R	ER	SO	BB	IBB	HBP	BLK	WP	HR	S	P	ERA	WHIP
Joe Crawford, L ERA: 3.57	(1, 1)	6.1	L	26	6	2	2	3	2	0	0	0	0	0	59	97	2.84	1.263
Greg McMichael, R ERA: 3.28	(7, 1)	1.2		7	0	0	0	4	1	1	0	0	0	0	17	29	0.00	0.600

PITCHER	IP	WLS	BF	H	R	ER	SO	BB	IBB	HBP	BLK	WP	HR	S	P	ERA	WHIP

New York Mets @ Philadelphia Phillies

Veterans Stadium, Philadelphia, PA

Mon Sep 15 1997, 7:05 PM EDT

Att. 14,416 - Unknown - 72 F

livebaseballscorecards.com

AB	28
R	2
H	6
RBI	2
BB	4
SO	7
LOB	14

WP: 0 PB: 0 SB: 0 CS: 1 PA: 33

Batter	1	2	3	4	5	6	7	8	9	AB	R	H	RBI	BB	SO	LOB
Brian McRae, S (1, 8) OBP: 0.328, SLG: 0.387	X 0-0 ① G6-3			B C B X 2-1 ① F8			C B F X 1-2 ① G4-3		X 0-0 HR	4	1	1	1	0	0	0
Edgardo Alfonzo, R (1, 5) OBP: 0.394, SLG: 0.448	C B S B X 2-2 ② L9			B C F S 1-3 ② K			B B C B F X 3-2 ② F8		B B F F X 2-2 ② G5-3	4	0	0	0	0	1	0
John Olerud, L (1, 3) OBP: 0.392, SLG: 0.471	B C C B T 2-2 ③ K			X 0-0 ③ G5-3			X 0-0 ③ L8		F C B B X 2-2 ③ L3	4	0	0	0	0	1	0
Bernard Gilkey, R (1, 7) OBP: 0.337, SLG: 0.416		C C B S 1-3 ① K			F X 0-1 ① L8			B S S S 1-3 ① K		3	0	0	0	0	2	0
Todd Hundley, S (1, 2) OBP: 0.395, SLG: 0.552 Alberto Castillo, R (5, 2) OBP: 0.306, SLG: 0.195 Luis Lopez, S (8, PH) OBP: 0.331, SLG: 0.377 (8, 6)		C F B B F F S 2-3 ② K			S C B S 1-3 ② K			X 0-0 WP 2B 1B		2 0 1	0 0 1	0 0 1	0 0 1	0 0 0	2 0 0	0 0 0
Butch Huskey, R (1, 9) OBP: 0.320, SLG: 0.515		B B S X 2-1 ③ F9			C B F S 1-3 ③ K			X 0-0 ② F4		3	0	0	0	0	1	1
Carlos Baerga, S (1, 4) OBP: 0.312, SLG: 0.397 Cory Lidle, R (8, 1)			X 0-0 ① G4-3			C B F X 1-2 ① G3-1		B F B S B X 3-2 1-H 2B		3 0	0 0	1 0	1 0	0 0	0 0	0 0
Rey Ordonez, R (1, 6) OBP: 0.251, SLG: 0.256 Carl Everett, S (8, PH) OBP: 0.307, SLG: 0.423 Todd Pratt, R (8, 2) OBP: 0.404, SLG: 0.460			C S B X 1-2 ② G1-3			B C S S 1-3 ② K		B C C F B X 2-2 ③ G5-3		2 1 0	0 0 0	0 0 0	0 0 0	1 0 0	0 1 0	0 1 0
Rick Reed, R (1, 1) OBP: 0.241, SLG: 0.353 Jason Hardtke, S (6, PH) OBP: 0.289, SLG: 0.341 Ricardo Jordan, L (6, 1) Takashi Kashiwada, L (8, 1) Shawn Gilbert, R (8, 4) OBP: 0.214, SLG: 0.385 Matt Franco, L (9, PH) OBP: 0.342, SLG: 0.403			S B F F X 1-2 ③ G5-3			C C F X 0-2 ③ G3			B C S S 1-3 ① K	1 1 0 0 0 0 1	0 0 0 0 0 0 0	0 0 0 0 0 0 0	0 0 0 0 0 0 0	0 0 0 0 0 0 1	0 0 0 0 0 0 0	0 0 0 0 0 0 0
Inning Stats	R: 0 E: 0 K: 1 S: 7 H: 0 LOB: 0 BB: 0 P: 11	R: 0 E: 0 K: 2 S: 10 H: 0 LOB: 0 BB: 0 P: 15	R: 0 E: 0 K: 0 S: 8 H: 0 LOB: 0 BB: 0 P: 10	R: 0 E: 0 K: 1 S: 6 H: 0 LOB: 0 BB: 0 P: 9	R: 0 E: 0 K: 2 S: 8 H: 0 LOB: 0 BB: 0 P: 10	R: 0 E: 0 K: 1 S: 10 H: 0 LOB: 0 BB: 0 P: 12	R: 0 E: 0 K: 0 S: 7 H: 0 LOB: 0 BB: 0 P: 11	R: 1 E: 0 K: 1 S: 12 H: 2 LOB: 1 BB: 0 P: 18	R: 1 E: 0 K: 1 S: 10 H: 1 LOB: 0 BB: 0 P: 15	1B: 1 2B: 1 3B: 0 HR: 1	SF: 0 SAC: 0 DP: 0 HBP: 0					

PITCHER	IP	WLS	BF	H	R	ER	SO	BB	IBB	HBP	BLK	WP	HR	S	P	ERA	WHIP
Curt Schilling, R (1, 1) ERA: 2.79	9.0	W	30	3	2	2	9	0	0	0	0	1	1	78	111	2.00	0.333

PITCHER	IP	WLS	BF	H	R	ER	SO	BB	IBB	HBP	BLK	WP	HR	S	P	ERA	WHIP

TOP

New York Mets @ Philadelphia Phillies

Veterans Stadium, Philadelphia, PA

Tue Sep 16 1997, 7:05 PM EDT

Att. 16,585 - Unknown - 79 F

livebaseballscorecards.com

AB	30
R	2
H	3
RBI	2
BB	0
SO	9
LOB	2

1B: 1 SF: 0 WP: 1 PA: 30
2B: 1 SAC: 0 PB: 0
3B: 0 DP: 0 SB: 0
HR: 1 HBP: 0 CS: 0

Batter	1	2	3	4	5	6	7	8	9	AB	R	H	RBI	BB	SO	LOB
Midre Cummings, L (1, 8) OBP: 0.318, SLG: 0.384	B C C S 1-3 K ①		F C X 0-2 L7 ①		S B B 2 F X SAFE 2-2 2-H 1B			B B F B T B 4-2 FC5-4 BB		3	0	1	1	1	1	0
Mickey Morandini, L (1, 4) OBP: 0.370, SLG: 0.379	F C B B S 2-3 K ②		X 0-0 L8 ②		C X 0-1 G6-3 ③			C B 1 X SAFE 1-1 FC5-4 CS 1-2f ①		4	0	0	0	0	1	2
Gregg Jefferies, S (1, 7) OBP: 0.334, SLG: 0.393 Ruben Amaro Jr, S (7, 7) OBP: 0.318, SLG: 0.310	F B B B X 3-1 G4-3 ③		C X 0-1 G4-3 ③			B X 1-0 L4 ①		1 SAFE 1 SAFE P 1 B F X SAFE 2-1 F7 1-2 ②③		3 1	0 0	0 0	0 0	0 0	0 0	0 1
Scott Rolen, R (1, 5) OBP: 0.381, SLG: 0.462		C F B B B X 3-2 G5-3 ①		X 0-0 L9 ①		B B F B F B 4-2 BB				2	0	0	0	1	0	0
Rico Brogna, L (1, 3) OBP: 0.293, SLG: 0.432		F X 0-1 HR 2B		B C B F S 2-3 K ②		C F X 0-2 P5 ②				3	1	1	0	0	1	1
Mike Lieberthal, R (1, 2) OBP: 0.316, SLG: 0.457		D B X 2-0 2-H HR		B X 1-0 L9 ③		1 SAFE X 0-0 L7 ③				3	1	1	2	0	0	1
Tony Barron, R (1, 9) OBP: 0.314, SLG: 0.414		S B B B F X 3-2 G3-1 ②			C X 0-1 G1-3 ①		X 0-0 G5-3 ①			3	0	0	0	0	0	0
Kevin Stocker, S (1, 6) OBP: 0.336, SLG: 0.360		F B F X 1-2 1B			C X 0-1 SH2-4 1B 1B		B B X 2-0 L8 ②			3	1	2	0	0	0	0
Curt Schilling, R (1, 1) OBP: 0.195, SLG: 0.200		X 0-0 G4-3 ③			1 SAFE F X 0-1 SH2-4 1-2 ②		B B S F S 2-3 K ③			2	0	0	0	0	1	1
Inning Stats	R: 0 E: 0 K: 2 S: 8 H: 0 LOB: 0 BB: 0 P: 14	R: 2 E: 0 K: 0 S: 13 H: 3 LOB: 1 BB: 0 P: 22	R: 0 E: 0 K: 0 S: 6 H: 0 LOB: 0 BB: 0 P: 6	R: 0 E: 0 K: 1 S: 5 H: 0 LOB: 0 BB: 0 P: 8	R: 1 E: 0 K: 0 S: 11 H: 2 LOB: 1 BB: 0 P: 13	R: 0 E: 0 K: 0 S: 7 H: 0 LOB: 1 BB: 1 P: 12	R: 0 E: 0 K: 1 S: 5 H: 0 LOB: 0 BB: 0 P: 9	R: 0 E: 0 K: 0 S: 7 H: 0 LOB: 0 BB: 1 P: 13		1B: 3 2B: 1 3B: 0 HR: 1	SF: 0 SAC: 1 DP: 0 HBP: 0			WP: 0 PB: 0 SB: 0 CS: 1	PA: 30		

PITCHER		IP	WLS	BF	H	R	ER	SO	BB	IBB	HBP	BLK	WP	HR	S	P	ERA	WHIP
Rick Reed, R ERA: 3.1	(1, 1)	5.0	L	20	5	3	3	3	0	0	0	0	0	1	43	63	5.40	1.000
Ricardo Jordan, L ERA: 4.76	(6, 1)	2.0		7	0	0	0	1	1	0	0	0	0	0	12	21	0.00	0.500
Takashi Kashiwada, L ERA: 4.76	(8, 1)	0.1		2	0	0	0	0	1	0	0	0	0	0	4	9	0.00	3.000
Cory Lidle, R ERA: 3.24	(8, 1)	0.2		1	0	0	0	0	0	0	0	0	0	0	3	4	0.00	0.000

PITCHER	IP	WLS	BF	H	R	ER	SO	BB	IBB	HBP	BLK	WP	HR	S	P	ERA	WHIP

BOTTOM

New York Mets @ Philadelphia Phillies

Veterans Stadium, Philadelphia, PA

Tue Sep 16 1997, 7:05 PM EDT

Att. 16,585 - Unknown - 79 F

livebaseballscorecards.com

AB	27
R	3
H	5
RBI	3
BB	2
SO	4
LOB	6

Batter	1	2	3	4	5	6	7	8	9	AB	R	H	RBI	BB	SO	LOB
Carl Everett, S (1, 8) OBP: 0.309, SLG: 0.424	B B F S X 2-2 1B SF7 1B		X 0-0 S 1B		F T T 0-2 ③ K			C S X 0-2 ① F8		4	1	2	0	0	1	0
Edgardo Alfonzo, R (1, 5) OBP: 0.394, SLG: 0.447 Matt Franco, L (2, 5) OBP: 0.335, SLG: 0.395	X 0-0 ① F9		C B S B X 2-2 ② F8 1-2			C X 0-1 ① G1-3		T B C F B S 2-3 ② K		1 3	0 0	0 0	0 0	0 0	0 1	1 1
John Olerud, L (1, 3) OBP: 0.392, SLG: 0.471 Roberto Petagine, L (5, 3) OBP: 0.182, SLG: 0.100	1 SAFE 1 SAFE F X 0-1 1-3 1B		B F X 1-1 ③ F8			B X 1-0 ② G1-3		B B B B 4-0 BB BB		2 1	0 0	1 0	0 0	0 1	0 0	1 0
Bernard Gilkey, R (1, 7) OBP: 0.335, SLG: 0.415 Alex Ochoa, R (6, 9) OBP: 0.295, SLG: 0.336	C B F B X 2-2 ② SF7 3-H			B S T S 1-3 ① K		B X 1-0 ③ L8		B B B B 4-0 1-2 BB		2 0	0 0	0 0	1 0	0 1	1 0	0 0
Butch Huskey, R (1, 9) OBP: 0.322, SLG: 0.525 (6, 7) Alberto Castillo, R (7, 2) OBP: 0.300, SLG: 0.190	C F C 0-3 ③ K			S B B X 2-1 G4-3 2B			X 0-0 HR	B B C S S 2-3 ③ K		3 1	1 0	2 0	1 0	0 0	1 1	1 2
Carlos Baerga, S (1, 4) OBP: 0.311, SLG: 0.395 Jason Hardtke, S (4, 4) OBP: 0.277, SLG: 0.326		C X 0-1 ① G4-3		S S X 0-2 ② G4-3 2-3			X 0-0 ① G6-3		C S B X 1-2 ① P6	2 2	0 0	0 0	0 0	0 0	0 0	1 0
Todd Pratt, R (1, 2) OBP: 0.392, SLG: 0.444 Takashi Kashiwada, L (7, 1) Todd Hundley, S (9, PH) OBP: 0.394, SLG: 0.551	C C B X 1-2 ② G5-3			B B F B X 3-1 ③ P5			B C B S C 2-3 ② K		B B T F B X 3-2 ② F8	3 0 1	0 0 0	0 0 0	0 0 0	0 0 0	1 0 0	1 0 0
Rey Ordonez, R (1, 6) OBP: 0.251, SLG: 0.256 Luis Lopez, S (2, PH) OBP: 0.330, SLG: 0.373 (2, 6)	X 0-0 ③ G6-3				C F S 0-3 ① K		B X 1-0 1B		B X 1-0 ③ G4-3	0 4	0 0	0 1	0 0	0 1	0 0	0 0
Bobby Jones, R (1, 1) OBP: 0.180, SLG: 0.172 Yorkis Perez, L (1, 1) Carlos Mendoza, L (5, PH) OBP: 0.250, SLG: 0.250 Juan Acevedo, R (5, 1) Shawn Gilbert, R (7, PH) OBP: 0.200, SLG: 0.357 (7, 7)		X 0-0 ① F7			C B B X 2-1 ② G4-3		B B F B F X 3-2 F8			0 1 1 0 1	0 0 0 0 0	0 0 0 0 0	0 0 0 0 0	0 0 0 0 0	0 0 0 0 0	0 0 0 0 1
Inning Stats	R: 1 E: 0 K: 1 S: 12 H: 2 LOB: 1 BB: 0 P: 16	R: 0 E: 0 K: 0 S: 6 H: 0 LOB: 0 BB: 0 P: 7	R: 0 E: 0 K: 0 S: 7 H: 1 LOB: 1 BB: 0 P: 10	R: 0 E: 0 K: 1 S: 10 H: 1 LOB: 1 BB: 0 P: 16	R: 0 E: 0 K: 2 S: 8 H: 0 LOB: 0 BB: 0 P: 10	R: 0 E: 0 K: 0 S: 4 H: 0 LOB: 0 BB: 0 P: 6	R: 1 E: 0 K: 1 S: 9 H: 2 LOB: 1 BB: 0 P: 15	R: 0 E: 0 K: 2 S: 10 H: 0 LOB: 2 BB: 2 P: 22	R: 0 E: 0 K: 0 S: 7 H: 0 LOB: 0 BB: 0 P: 12	1B: 4 2B: 1 3B: 0 HR: 1 SF: 1 SAC: 0 DP: 0 HBP: 0						

PITCHER		IP	WLS	BF	H	R	ER	SO	BB	IBB	HBP	BLK	WP	HR	S	P	ERA	WHIP
Greg Maddux, R ERA: 2.2	(1, 1)	6.0	W	22	4	1	1	4	0	0	0	0	0	0	47	65	1.50	0.667
Brad Clontz, R ERA: 3.95	(7, 1)	1.0		5	2	1	1	1	0	0	0	0	0	1	9	15	9.00	2.000
Chad Fox, R ERA: 3.04	(8, 1)	1.0		5	0	0	0	2	2	0	0	0	0	0	10	22	0.00	2.000
Kerry Ligtenberg, R ERA: 4.35	(9, 1)	1.0		3	0	0	0	0	0	0	0	0	0	0	7	12	0.00	0.000

PITCHER	IP	WLS	BF	H	R	ER	SO	BB	IBB	HBP	BLK	WP	HR	S	P	ERA	WHIP

TOP

New York Mets @ Atlanta Braves

Turner Field, Atlanta, GA

Wed Sep 17 1997, 7:05 PM EDT

Att. 40,974 - Unknown - 86 F

livebaseballscorecards.com

AB	32
R	2
H	6
RBI	2
BB	2
SO	7
LOB	9

WP: 0	PA: 35																	
PB: 0																		
SB: 1																		
CS: 0																		

BOTTOM

New York Mets @ Atlanta Braves

Turner Field, Atlanta, GA

Wed Sep 17 1997, 7:05 PM EDT

Att. 40,974 - Unknown - 86 F

livebaseballscorecards.com

Batter	1	2	3	4	5	6	7	8	9	AB	R	H	RBI	BB	SO	LOB
Kenny Lofton, L (1, 8) OBP: 0.410, SLG: 0.437 Andruw Jones, R (5, PR) OBP: 0.334, SLG: 0.424 (6, 8)	4-0 10 E S BB 3-2 SF7 3-H		X 0-0 L7		X 0-0 FC6-4 BB 1-2f		C X 0-1 G5-3			2	1	0	1	1	0	1
										1	0	0	0	0	0	0
Jeff Blauer, R (1, 6) OBP: 0.404, SLG: 0.488 Rafael Belliard, R (5, PR) OBP: 0.226, SLG: 0.255 (6, 6)	4-2 SAFE SAFE BB 10 E HR 1-2 BB 2-2 1-H 2-H HR			B X 1-0 F8	B B B B 4-0 1-2 BB		X 0-0 10 G5-3 2B			2	2	1	3	2	0	0
										1	0	1	0	0	0	0
10 Chipper Jones, S (1, 5) OBP: 0.375, SLG: 0.486 Ed Giovanola, L (8, 5) OBP: 0.250, SLG: 0.143	X 0-0 E1 BB HR 1-2 2-3 3-2 G4-3			S B X 1-1 E6 1B 1B	B C S F X 1-2 G4-3		C B X 1-1 G5-3 2-3			5	1	0	0	0	0	5
										0	0	0	0	0	0	0
Fred McGriff, L (1, 3) OBP: 0.358, SLG: 0.444 Brad Clontz, R (7, 1) Javy Lopez, R (7, PH) OBP: 0.352, SLG: 0.530 Chad Fox, R (8, 1) Kerry Ligtenberg, R (9, 1)	B B C F B B 4-2 1-2 2-3 3-H HR BB B B X 2-0 G4-6-3 1B			B T C X 1-2 1B 1-2 1B		B F B B S F F T 3-2 K	F F B B X 2-2 F8			3	1	2	1	1	1	0
										0	0	0	0	0	0	0
										1	0	0	0	0	0	1
										0	0	0	0	0	0	0
										0	0	0	0	0	0	0
Ryan Klesko, L (1, 7) OBP: 0.335, SLG: 0.502	C B B X 2-1 1-H 2-H 3-H HR B B X 2-0 G4-6-3 1-2f			S F X 0-2 1-2 2-3 1B		X 0-0 1B 1B SF8 1B		B X 1-0 FC4-6 1B		5	2	4	4	0	0	1
Michael Tucker, L (1, 9) OBP: 0.346, SLG: 0.428	F B B F F F X 2-2 1B SF7 1B B B X 2-0 FC6-4 1B			X 0-0 P6		B S F B D X 3-2 SF8 1B 1-2 1B		B C F X 1-2 FC4-6 1-2f		5	1	3	0	0	0	4
Eddie Pérez, R (1, 2) OBP: 0.269, SLG: 0.350 Greg Myers, L (9, 2) OBP: 0.321, SLG: 0.426	C B C F 1 SAFE X 1-2 1-3 BB HR 1B X 0-0 FC6-4 1-2f			B C B S F B X 3-2 L7		F X 0-1 1-2 2-3 1B		C S B S 1-3 K		5	1	2	0	0	1	5
										0	0	0	0	0	0	0
Tony Graffanino, R (1, 4) OBP: 0.332, SLG: 0.417	B B B D 4-0 1-2 HR BB		X 0-0 G4-3		B X 1-0 P4	F B F F F F X 1-2 2-3 3-H SF8		C C S 0-3 K		3	1	0	1	1	1	1
Greg Maddux, R (1, 1) OBP: 0.159, SLG: 0.125 Greg Colbrunn, R (6, PH) OBP: 0.317, SLG: 0.438 (7, 3)	B C B S F B F S 3-3 K		B F X 1-1 F9		X 0-0 FC6-4 1B	C X 0-1 F8				3	0	1	0	0	1	3
										1	0	0	0	0	0	2
Inning Stats	R: 9 E: 1 K: 1 S: 32 H: 4 LOB: 0 BB: 4 P: 63	R: 0 E: 0 K: 0 S: 4 H: 2 LOB: 1 BB: 0 P: 10	R: 0 E: 0 K: 0 S: 4 H: 0 LOB: 0 BB: 0 P: 5	R: 0 E: 1 K: 0 S: 14 H: 2 LOB: 3 BB: 0 P: 20	R: 0 E: 0 K: 0 S: 7 H: 1 LOB: 2 BB: 1 P: 13	R: 1 E: 0 K: 1 S: 19 H: 3 LOB: 2 BB: 0 P: 26	R: 0 E: 0 K: 0 S: 8 H: 1 LOB: 1 BB: 0 P: 11	R: 0 E: 0 K: 2 S: 10 H: 1 LOB: 1 BB: 0 P: 13		1B: 11 2B: 1 3B: 0 HR: 2	SF: 2 SAC: 0 DP: 1 HBP: 0			WP: 0 PB: 0 SB: 1 CS: 0	PA: 44		

	AB	37
	R	10
	H	14
	RBI	10
	BB	5
	SO	4
	LOB	23

PITCHER		IP	WLS	BF	H	R	ER	SO	BB	IBB	HBP	BLK	WP	HR	S	P	ERA	WHIP
Bobby Jones, R ERA: 3.69	(1, 1)	0.0	L	8	3	8	5	0	4	0	0	0	0	1	17	37	∞	∞
Yorkis Perez, L ERA: 8.31	(1, 1)	4.0		17	5	1	0	1	0	0	0	0	0	1	37	61	0.00	1.250
Juan Acevedo, R ERA: 3.76	(5, 1)	2.0		11	4	1	1	1	1	0	0	0	0	0	26	39	4.50	2.500
Takashi Kashiwada, L ERA: 4.45	(7, 1)	2.0		8	2	0	0	2	0	0	0	0	0	0	18	24	0.00	1.000

PITCHER	IP	WLS	BF	H	R	ER	SO	BB	IBB	HBP	BLK	WP	HR	S	P	ERA	WHIP

Batter	1	2	3	4	5	6	7	8	9	AB	R	H	RBI	BB	SO	LOB
Brian McRae, S (1, 8) OBP: 0.326, SLG: 0.384	G4-3	E3 3-H			F8		K			4	0	0	0	0	1	0
Edgardo Alfonzo, R (1, 5) OBP: 0.394, SLG: 0.445	BB	L8			FC4-6 BB		L5			2	0	0	0	2	0	1
John Olerud, L (1, 3) OBP: 0.389, SLG: 0.467	F8	F8			FC4-6 1-2f			L7		4	0	0	0	0	0	3
Bernard Gilkey, R (1, 7) OBP: 0.333, SLG: 0.411	K		F8		F7			K		4	0	0	0	0	2	2
Mel Rojas, R (8, 1)										0	0	0	0	0	0	0
Butch Huskey, R (1, 9) OBP: 0.321, SLG: 0.522		2B 1B HBP	F8			K		L8		3	1	0	0	0	1	0
(8, 7)																
Carlos Baerga, S (1, 4) OBP: 0.312, SLG: 0.398		1B SH 1-3 2B	G6-3			G5-3 1B			G4-1	4	1	2	0	0	0	0
Todd Pratt, R (1, 2) OBP: 0.390, SLG: 0.441		SH SF8 2-3 3-H 1B		K		G5-3 1-2			K	3	1	1	1	0	1	1
Matt Franco, L (9, PH) OBP: 0.333, SLG: 0.392										1	0	0	0	0	1	0
Rey Ordonez, R (1, 6) OBP: 0.250, SLG: 0.254		SH SF8 1-3 E 3-H		P7		F9				2	1	0	0	0	0	1
Todd Hundley, S (9, PH) OBP: 0.395, SLG: 0.552									1B	1	0	1	0	0	0	0
Jason Isringhausen, R (1, 1) OBP: 0.167, SLG: 0.200		SF8 2-3 3-H		G3			G4-3		G3	0	0	0	1	0	0	0
Roberto Petagine, L (4, PH) OBP: 0.167, SLG: 0.091										1	0	0	0	0	0	0
Ricardo Jordan, L (4, 1)										0	0	0	0	0	0	0
Jason Hardtke, S (7, PH) OBP: 0.271, SLG: 0.318										1	0	0	0	0	0	0
Takashi Kashiwada, L (7, 1)										0	0	0	0	0	0	0
Carl Everett, S (8, 9) OBP: 0.308, SLG: 0.423										1	0	0	0	0	0	1
Inning Stats	R: 0 E: 0 K: 1 S: 7 H: 0 LOB: 1 BB: 1 P: 13	R: 4 E: 2 K: 0 S: 14 H: 2 LOB: 1 BB: 0 P: 18	R: 0 E: 0 K: 0 S: 5 H: 0 LOB: 0 BB: 0 P: 9	R: 0 E: 0 K: 1 S: 8 H: 0 LOB: 0 BB: 0 P: 11	R: 0 E: 0 K: 0 S: 8 H: 0 LOB: 1 BB: 1 P: 15	R: 0 E: 0 K: 1 S: 14 H: 1 LOB: 1 BB: 0 P: 20	R: 0 E: 0 K: 1 S: 12 H: 0 LOB: 0 BB: 0 P: 19	R: 0 E: 0 K: 1 S: 9 H: 0 LOB: 0 BB: 0 P: 16	R: 0 E: 0 K: 1 S: 9 H: 1 LOB: 1 BB: 0 P: 13	1B: 3 2B: 1 3B: 0 HR: 0 SF: 1 SAC: 1 DP: 0 HBP: 1	WP: 0 PB: 0 SB: 0 CS: 0 PA: 36					

PITCHER		IP	WLS	BF	H	R	ER	SO	BB	IBB	HBP	BLK	WP	HR	S	P	ERA	WHIP
Paul Byrd, R ERA: 5.14	(1, 1)	5.0	W	22	2	4	2	2	2	0	1	0	0	0	42	66	3.60	0.800
Kerry Ligtenberg, R ERA: 3.97	(6, 1)	1.0		4	1	0	0	1	0	0	0	0	0	0	14	20	0.00	1.000
Brad Clontz, R ERA: 3.86	(7, 1)	1.0		3	0	0	0	1	0	0	0	0	0	0	12	19	0.00	0.000
Mike Cather, R ERA: 2.43	(8, 1)	1.0		3	0	0	0	1	0	0	0	0	0	0	9	16	0.00	0.000
Chad Fox, R ERA: 2.92	(9, 1)	1.0		4	1	0	0	1	0	0	0	0	0	0	9	13	0.00	1.000

PITCHER	IP	WLS	BF	H	R	ER	SO	BB	IBB	HBP	BLK	WP	HR	S	P	ERA	WHIP

TOP

New York Mets @ Atlanta Braves

Turner Field, Atlanta, GA

Thu Sep 18 1997, 7:05 PM EDT

Att. 41,373 - Unknown - 85 F

livebaseballscorecards.com

AB	31
R	4
H	4
RBI	2
BB	2
SO	6
LOB	9

Batter	1	2	3	4	5	6	7	8	9	AB	R	H	RBI	BB	SO	LOB
Kenny Lofton, L (1, 8) OBP: 0.408, SLG: 0.433	G6-3	F9	F8		HBP		FC6-4			4	0	0	0	0	0	3
Jeff Blauser, R (1, 6) OBP: 0.406, SLG: 0.487	SF9	K		BB	G4-6-3			HBP		3	3	1	0	1	1	1
Rafael Belliard, R (9, 6) OBP: 0.226, SLG: 0.255										0	0	0	0	0	0	0
10 Chipper Jones, S (1, 5) OBP: 0.376, SLG: 0.492			HR	P4		G4-3				5	3	3	1	0	0	1
Chad Fox, R (9, 1) SAFE										0	0	0	0	0	0	0
Fred McGriff, L (1, 3) OBP: 0.359, SLG: 0.446	SF9	K				G6-3				4	0	2	3	0	1	0
Randall Simon, L (8, PR) OBP: 0.250, SLG: 0.250										0	0	0	0	0	0	0
(9, 3)																
Ryan Klesko, L (1, 7) OBP: 0.337, SLG: 0.503			HR			G1-3		K		5	2	3	0	0	1	1
Danny Bautista, R (9, 7) OBP: 0.287, SLG: 0.420										0	0	0	0	0	0	0
Michael Tucker, L (1, 9) OBP: 0.348, SLG: 0.436				K			G6-3	K		3	1	2	3	0	1	3
Andruw Jones, R (7, PH) OBP: 0.333, SLG: 0.421			HR							2	0	0	0	0	1	1
(8, 9)																
Javy Lopez, R (1, 2) OBP: 0.357, SLG: 0.532				SH3-4				G4-3		4	1	3	2	1	0	1
Tim Spehr, R (9, 2) OBP: 0.229, SLG: 0.333										0	0	0	0	0	0	0
Keith Lockhart, L (1, 4) OBP: 0.347, SLG: 0.496					SF9		K			4	1	2	0	0	2	3
Tony Graffanino, R (8, 4) OBP: 0.332, SLG: 0.417										0	0	0	0	0	0	0
Paul Byrd, R (1, 1) OBP: 0.167, SLG: 0.167		L9	SH3-4		SF9		FC6-4			1	0	0	1	0	0	0
Mike Mordecai, R (5, PH) OBP: 0.239, SLG: 0.234										0	0	0	1	0	0	0
Kerry Ligtenberg, R (6, 1)										0	0	0	0	0	0	0
Brad Clontz, R (7, 1)										0	0	0	0	0	0	0
Greg Colbrunn, R (7, PH) OBP: 0.319, SLG: 0.440										1	0	1	0	0	0	0
Mike Cather, R (8, 1)										0	0	0	0	0	0	0
Ed Giovanola, L (9, 5) OBP: 0.250, SLG: 0.143										0	0	0	0	0	0	0
Inning Stats	R: 3 E: 0 K: 1 S: 15 H: 5 LOB: 2 BB: 0 P: 28	R: 0 E: 0 K: 1 S: 9 H: 0 LOB: 0 BB: 0 P: 17	R: 4 E: 0 K: 1 S: 19 H: 5 LOB: 1 BB: 0 P: 33	R: 1 E: 0 K: 1 S: 11 H: 3 LOB: 2 BB: 1 P: 20	R: 1 E: 0 K: 0 S: 7 H: 1 LOB: 0 BB: 0 P: 10	R: 0 E: 0 K: 0 S: 6 H: 0 LOB: 0 BB: 0 P: 9	R: 0 E: 0 K: 1 S: 10 H: 1 LOB: 2 BB: 1 P: 20	R: 2 E: 0 K: 2 S: 12 H: 2 LOB: 1 BB: 0 P: 15		1B: 13 2B: 1 3B: 1 HR: 2 SF: 2 SAC: 1 DP: 1 HBP: 2						

PITCHER		IP	WLS	BF	H	R	ER	SO	BB	IBB	HBP	BLK	WP	HR	S	P	ERA	WHIP
Jason Isringhausen, R ERA: 8.03	(1, 1)	3.0	L	19	10	7	7	3	0	0	0	0	1	2	43	78	21.00	3.333
Ricardo Jordan, L ERA: 4.91	(4, 1)	3.0		13	4	2	2	1	1	0	1	0	0	0	24	39	6.00	1.667
Takashi Kashiwada, L ERA: 4.31	(7, 1)	1.0		5	1	0	0	1	1	0	0	0	0	0	10	20	0.00	2.000
Mel Rojas, R ERA: 4.65	(8, 1)	1.0		6	2	2	2	2	0	0	1	0	0	0	12	15	18.00	2.000

PITCHER	IP	WLS	BF	H	R	ER	SO	BB	IBB	HBP	BLK	WP	HR	S	P	ERA	WHIP

BOTTOM

New York Mets @ Atlanta Braves

Turner Field, Atlanta, GA

Thu Sep 18 1997, 7:05 PM EDT

Att. 41,373 - Unknown - 85 F

livebaseballscorecards.com

AB	36
R	11
H	17
RBI	11
BB	2
SO	7
LOB	14

New York Mets @ Florida Marlins

Pro Player Stadium, Miami, FL

Fri Sep 19 1997, 7:05 PM EDT

Att. 30,082 - Unknown - 71 F

TOP

livebaseballscorecards.com

Batter	1	2	3	4	5	6	7	8	9	AB	R	H	RBI	BB	SO	LOB
Carl Everett, S (1, 8) OBP: 0.310, SLG: 0.421	B C S F B X 2-2 ① G5-3		B B F B F B 4-2 CS BB			B B B B 4-0 BB		B B C X 2-1 ③ G5-3		2	0	0	0	2	0	0
Edgardo Alfonzo, R (1, 5) OBP: 0.397, SLG: 0.446	X 0-0 WP 1B FC1-5-2 1B		B F B 2-1 ③ CS 1-2	X 0-0 1B		C X 0-1 ① F7			B B B C B 4-1 BB 1B FC3-6 BB	3	1	2	0	1	0	1
Bernard Gilkey, R (1, 7) OBP: 0.334, SLG: 0.412	X 0-0 FC1-5-2 WP 1-2 CS 1B			B B F S F T 2-2 ① K		F F B S 1-3 ② K			S F X 0-2 FC3-6 BB 1-2 PB 1B	4	1	2	0	0	2	2
Butch Huskey, R (1, 3) OBP: 0.319, SLG: 0.517	F B F B F X 2-2 ② FC1-5-2 1-3 2-H			S C B B C 2-3 ② K		B X 1-0 ③ P4			B C S F S 1-3 ① K	4	0	0	0	0	2	6
Todd Pratt, R (1, 2) OBP: 0.398, SLG: 0.436 John Olerud, L (9, PH) OBP: 0.390, SLG: 0.467	B C C B 2-2 ③ CS 3-H	B C C F B B F B 4-2 CS BB		B S S S S 2-3 ③ K			B B F H 3-1 FC5-4 HBP		B F C B B B 4-2 FC3-6 1-2 2-3 BB	1	0	0	0	1	1	1
										0	0	0	0	1	0	0
Alex Ochoa, R (1, 9) OBP: 0.291, SLG: 0.332 Matt Franco, L (9, PH) OBP: 0.331, SLG: 0.390 Shawn Gilbert, R (9, PR) OBP: 0.200, SLG: 0.357		B S F F F B B F S 3-3 ① ② K 1-2	C B B B F X 3-2 ① G4-3				S B X 1-1 ① FC5-4 G3-6-3 1-2f		B F X 1-1 ② FC3-6 E PB 1-2f 2-3 3-H	3	0	0	0	0	1	2
										1	0	0	1	0	0	2
										0	0	0	0	0	0	0
Carlos Baerga, S (1, 4) OBP: 0.310, SLG: 0.395		F F B B B X 3-2 ③ P4	B F B X 2-1 ② G3				X 0-0 ② ③ G3-6-3 1-2f		F S X 0-2 E3 1-3 3-H	4	0	0	0	0	0	2
Rey Ordonez, R (1, 6) OBP: 0.251, SLG: 0.255 Todd Hundley, S (9, PH) OBP: 0.394, SLG: 0.550			F X 0-1 ① G5-3		X 0-0 1B			B B B C C X 3-2 ① F8	C X 0-1 ③ P6	3	0	1	0	0	0	0
										1	0	0	0	0	0	2
Dave Mlicki, R (1, 1) OBP: 0.231, SLG: 0.250 Brian McRae, S (8, PH) OBP: 0.326, SLG: 0.383 Cory Lidle, R (8, 1)			B C B X 2-1 ② G5-3		B F X 1-1 ③ G4-3			C F F B B C 2-3 ② K		2	0	0	0	0	0	1
										1	0	0	0	0	1	0
										0	0	0	0	0	0	0
Inning Stats	R: 0 H: 2 E: 0 LOB: 1 K: 0 BB: 0 S: 12 P: 18	R: 0 H: 0 E: 0 LOB: 0 K: 1 BB: 1 S: 13 P: 23	R: 0 H: 0 E: 0 LOB: 0 K: 0 BB: 1 S: 7 P: 15	R: 0 H: 1 E: 0 LOB: 1 K: 3 BB: 0 S: 11 P: 17	R: 0 H: 1 E: 0 LOB: 1 K: 0 BB: 0 S: 8 P: 14	R: 0 H: 0 E: 0 LOB: 1 K: 1 BB: 1 S: 6 P: 12	R: 0 H: 0 E: 0 LOB: 0 K: 0 BB: 0 S: 4 P: 8	R: 0 H: 0 E: 0 LOB: 0 K: 1 BB: 0 S: 9 P: 16	R: 2 H: 1 E: 1 LOB: 2 K: 1 BB: 2 S: 17 P: 27	1B: 5 SF: 0 2B: 0 SAC: 0 3B: 0 DP: 1 HR: 0 HBP: 1						

	AB	29
	R	2
	H	5
	RBI	1
	BB	5
	SO	7
	LOB	19

WP: 1 PA: 37
PB: 1
SB: 0
CS: 3

PITCHER		IP	WLS	BF	H	R	ER	SO	BB	IBB	HBP	BLK	WP	HR	S	P	ERA	WHIP
Al Leiter, L ERA: 4.31	(1, 1)	8.0	W	28	4	0	0	6	3	0	1	0	1	0	70	123	0.00	0.875
Robb Nen, R ERA: 3.89	(9, 1)	1.0		7	1	2	1	1	2	0	0	0	0	0	17	27	9.00	3.000

PITCHER	IP	WLS	BF	H	R	ER	SO	BB	IBB	HBP	BLK	WP	HR	S	P	ERA	WHIP

New York Mets @ Florida Marlins

Pro Player Stadium, Miami, FL

Fri Sep 19 1997, 7:05 PM EDT

Att. 30,082 - Unknown - 71 F

livebaseballscorecards.com

BOTTOM

Batter	1	2	3	4	5	6	7	8	9	AB	R	H	RBI	BB	SO	LOB
Devon White, S (1, 8) OBP: 0.335, SLG: 0.382	G3		FC6-4 1B		F7		K			4	0	1	0	0	1	2
Edgar Renteria, R (1, 6) OBP: 0.328, SLG: 0.342	G6-3 S 1B		FC6-4 1-2f		F9 2-3		G6-3			4	0	1	0	0	0	3
Jim Eisenreich, L (1, 9) OBP: 0.342, SLG: 0.365	G6-3 1-3		G4-3		F7			G4-3		4	0	0	0	0	0	4
Bobby Bonilla, S (1, 5) OBP: 0.381, SLG: 0.473 Alex Arias, R (9, 5) OBP: 0.358, SLG: 0.325	K			G4-3		F8		HR 1B		4 0	1 0	1 0	0 0	0 0	1 0	1 0
Darren Daulton, L (1, 3) OBP: 0.385, SLG: 0.467 Jeff Conine, R (7, 3) OBP: 0.342, SLG: 0.406		E S E BB		BB		HR BB		1-H HR		0 1	2 1	0 1	0 2	3 0	0 0	0 0
Moises Alou, R (1, 7) OBP: 0.372, SLG: 0.499	F7		F7			1-H HR		G4-3		4	1	1	2	0	0	2
Charles Johnson, R (1, 2) OBP: 0.347, SLG: 0.454	K 1-2		K			G6-3		G4-3		4	0	0	0	0	2	2
Craig Counsell, L (1, 4) OBP: 0.389, SLG: 0.422	SAFE G4-3 2-H				F9 1B BB					2	0	0	0	1	0	0
Al Leiter, L (1, 1) OBP: 0.143, SLG: 0.087 Robb Nen, R (9, 1)			K		1-2 1B		K			3 0	0 0	1 0	0 0	0 0	2 0	0 0
Inning Stats	R: 0 E: 0 K: 1 S: 12 H: 1 LOB: 1 BB: 0 P: 16	R: 1 E: 1 K: 1 S: 12 H: 0 LOB: 0 BB: 1 P: 18	R: 0 E: 0 K: 1 S: 10 H: 1 LOB: 1 BB: 0 P: 18	R: 0 E: 0 K: 1 S: 11 H: 0 LOB: 1 BB: 1 P: 17	R: 0 E: 0 K: 0 S: 7 H: 1 LOB: 2 BB: 1 P: 11	R: 2 E: 0 K: 0 S: 16 H: 1 LOB: 0 BB: 1 P: 23	R: 0 E: 0 K: 2 S: 10 H: 0 LOB: 0 BB: 0 P: 13	R: 2 E: 0 K: 0 S: 8 H: 2 LOB: 0 BB: 0 P: 15		1B: 4 2B: 0 3B: 0 HR: 2	SF: 0 SAC: 0 DP: 0 HBP: 0						

	AB	30
	R	5
	H	6
	RBI	4
	BB	4
	SO	6
	LOB	14

PITCHER		IP	WLS	BF	H	R	ER	SO	BB	IBB	HBP	BLK	WP	HR	S	P	ERA	WHIP
Dave Mlicki, R ERA: 4.04	(1, 1)	7.0	L	29	4	3	2	6	4	0	0	0	0	1	78	116	2.57	1.143
Cory Lidle, R ERA: 3.43	(8, 1)	1.0		5	2	2	2	0	0	0	0	0	0	1	8	15	18.00	2.000

PITCHER	IP	WLS	BF	H	R	ER	SO	BB	IBB	HBP	BLK	WP	HR	S	P	ERA	WHIP

New York Mets @ Florida Marlins

Pro Player Stadium, Miami, FL

Sat Sep 20 1997, 3:33 AM EDT

Att. 40,882 - Sunny - 85 F

livebaseballscorecards.com

TOP

Batter	1	2	3	4	5	6	7	8	9	AB	R	H	RBI	BB	SO	LOB
Carl Everett, S (1, 9) OBP: 0.311, SLG: 0.427	F B B B S C 3-3 ① K	C X 0-1 ③ P6			B X 1-0 HR		F F F F B S 1-3 K G1-3 1B		S B X 1-1 1B 1B	5	2	2	1	0	2	0
Edgardo Alfonzo, R (1, 5) OBP: 0.395, SLG: 0.444	F B F C 1-3 ② K		X 0-0 ① F9		B C X 1-1 1B SF8 1B		S X 0-1 ① G1-3 1-2		B B C F X 2-2 ① F8	5	1	1	0	0	1	2
John Olerud, L (1, 3) OBP: 0.394, SLG: 0.470	F B B X 2-1 BB 1B HR 1B		B F F B B B F F B 4-2 2B BB		B F B X 2-1 FC4-6 1-3 1B		B B C S C 2-3 ② K		X 0-0 1-2 1B	4	1	3	0	1	1	1
Bernard Gilkey, R (1, 7) OBP: 0.336, SLG: 0.417	B F X 1-1 BB HR 1-2 1B		X 0-0 1-3 2B		B F F X 1-2 ① SF8 3-H		B C X 1-1 2-H 1B		S F B C 1-3 ② K	4	1	3	2	0	1	2
Carlos Baerga, S (1, 4) Luis Lopez, S (8, 4) OBP: 0.328, SLG: 0.371	B B B B 4-0 HR 1-2 2-3 BB	F B F B F S 2-3 ② K			S C X 1-1 ② FC4-6 1-2f		B C F X 1-2 ③ P6		B F S S 1-3 ③ K	3 1	1 0	0 0	0 0	1 0	1 1	4 2
Brian McRae, S (1, 8) OBP: 0.325, SLG: 0.388	B S B B X 3-1 1-H 2-H 3-H HR		B S X 1-1 ③ F7		X 0-0 ③ F8			C B X 1-1 ① P6		4	1	1	4	0	0	3
Todd Pratt, R (1, 2) OBP: 0.393, SLG: 0.423	S B B F C 2-3 ③ K			B S F B X 2-2 ① F9		B F C B B X 3-2 ① L8		B B C F B F B 4-2 BB		3	0	0	0	1	1	0
Rey Ordonez, R (1, 6) OBP: 0.248, SLG: 0.252		B X 1-0 ① F8		B B B X 3-0 ② G6-3		B X 1-0 ② F7		C B S B F S 2-3 ② K		4	0	0	0	0	1	1
Brian Bohanon, L (1, 1) OBP: 0.194, SLG: 0.200 Cory Lidle, R (7, 1) Matt Franco, L (8, PH) OBP: 0.329, SLG: 0.387 Greg McMichael, R (8, 1) OBP: 0.667, SLG: 0.667		B S C S 1-3 ② K		F S C 0-3 ③ K		C X 0-1 ③ F8		F B B X 2-1 ③ F8		3 0 1 0	0 0 0 0	0 0 0 0	0 0 0 0	0 0 0 0	2 0 0 0	0 0 1 0
Inning Stats	R: 4 H: 3 E: 0 LOB: 0 K: 3 BB: 1 S: 15 P: 31	R: 0 H: 0 E: 0 LOB: 0 K: 1 BB: 0 S: 6 P: 8	R: 0 H: 1 E: 0 LOB: 2 K: 1 BB: 1 S: 12 P: 19	R: 0 H: 0 E: 0 LOB: 0 K: 1 BB: 0 S: 7 P: 12	R: 2 H: 3 E: 0 LOB: 1 K: 0 BB: 0 S: 11 P: 17	R: 0 H: 0 E: 0 LOB: 0 K: 0 BB: 0 S: 6 P: 10	R: 1 H: 1 E: 0 LOB: 1 K: 2 BB: 0 S: 15 P: 20	R: 0 H: 0 E: 0 LOB: 1 K: 1 BB: 1 S: 11 P: 20	R: 0 H: 2 E: 0 LOB: 2 K: 2 BB: 0 S: 12 P: 17	1B: 7 SF: 1 2B: 1 SAC: 0 3B: 0 DP: 0 HR: 2 HBP: 0						

AB	37
R	7
H	10
RBI	7
BB	3
SO	11
LOB	16

WP: 1 PA: 41
PB: 0
SB: 0
CS: 0

PITCHER

PITCHER		IP	WLS	BF	H	R	ER	SO	BB	IBB	HBP	BLK	WP	HR	S	P	ERA	WHIP
Alex Fernandez, R ERA: 3.65	(1, 1)	5.0	L	24	7	6	6	6	2	0	0	0	0	2	51	87	10.80	1.800
Antonio Alfonseca, R ERA: 2.91	(6, 1)	2.0		8	1	1	1	2	0	0	0	0	1	0	21	30	4.50	0.500
Kurt Miller, R ERA: 5.4	(8, 1)	1.0		4	0	0	0	1	1	0	0	0	0	0	11	20	0.00	1.000
Felix Heredia, L ERA: 4.09	(9, 1)	1.0		5	2	0	0	2	0	0	0	0	0	0	12	17	0.00	2.000

PITCHER

PITCHER	IP	WLS	BF	H	R	ER	SO	BB	IBB	HBP	BLK	WP	HR	S	P	ERA	WHIP

New York Mets @ Florida Marlins

Pro Player Stadium, Miami, FL

Sat Sep 20 1997, 3:33 AM EDT

Att. 40,882 - Sunny - 85 F

livebaseballscorecards.com

BOTTOM

Batter	1	2	3	4	5	6	7	8	9	AB	R	H	RBI	BB	SO	LOB
Devon White, S (1, 8) OBP: 0.333, SLG: 0.380	B F B X 2-1 WP S 1B		B B B X 3-0 ① G5-3		B S F X 1-2 ③ P4		C B X 1-1 ① F7			4	0	1	0	0	0	3
Edgar Renteria, R (1, 6) OBP: 0.327, SLG: 0.342	B B X 2-0 ① G6-3 1-2		X 0-0 ② G5-3			B B X 2-0 G6-4-3 1B 1B	X 0-0 ②③ L4-3 1-1			4	0	1	0	0	0	4
Gary Sheffield, R (1, 9) OBP: 0.431, SLG: 0.445	X 0-0 ② L6		B B B B 4-0 BB			F B F B X 2-2 G6-4-3 1-2 1B		C B B F X 2-2 ① L5		3	0	1	0	1	0	1
Bobby Bonilla, S (1, 5) OBP: 0.379, SLG: 0.469	B C F S 1-3 ③ K 2-3		X 0-0 ③ F8			F B X 1-1 ①② G6-4-3 1-2f 2-3		C B S B F S 2-3 ② K		4	0	0	0	0	2	4
Jeff Conine, R (1, 3) OBP: 0.341, SLG: 0.404		X 0-0 S BB E 1B		B S B X 2-1 ① F7		X 0-0 ③ L6		B C B S X 2-2 ③ G5-3		4	1	1	0	0	0	1
Moises Alou, R (1, 7) OBP: 0.372, SLG: 0.497		B B B B 4-0 S 1-2 G6-4-3 BB		B B F B F X 3-2 ② G5-3			B B C B B F F B 4-2 2B BB		B B C B S F F X 3-2 ① L7	2	2	0	0	2	0	0
Charles Johnson, R (1, 2) OBP: 0.349, SLG: 0.456 Gregg Zaun, S (7, PR) OBP: 0.426, SLG: 0.448 (8, 2)		S B S B B B B 4-2 G6-4-3 1-3 2-H BB		B S F B F F B S 3-3 ③ K			X 0-0 1B 1-H 2B		F B B B S F B F F C 3-3 ② K	2 1	0 0	1 0	1 0	1 0	1 1	0 0
Kurt Abbott, R (1, 4) OBP: 0.328, SLG: 0.458	B F X 1-1 ①② G6-4-3 1-2f 3-H				B X 1-0 ① G6-3		C X 0-1 BB 2-3 1B		B B C C B F F F F 3-3 S ③ K	4	0	1	0	0	1	1
Alex Fernandez, R (1, 1) OBP: 0.211, SLG: 0.246 John Cangelosi, S (5, PH) OBP: 0.337, SLG: 0.313 Antonio Alfonseca, R (6, 1) Cliff Floyd, L (7, PH) OBP: 0.353, SLG: 0.452 Kurt Miller, R (8, 1) Felix Heredia, L (9, 1) OBP: 0.500, SLG: 0.500	B B F B X 3-1 ③ P5				B F B B X 3-1 ② P6		B C B B F B 4-2 L4-3 1-2 BB			1 1 0 0 0 0	0 0 0 0 0 0	0 0 0 0 0 0	0 0 0 0 0 0	0 0 0 1 0 0	0 0 0 0 0 0	0 0 0 0 0 0
Inning Stats	R: 0 H: 1 E: 0 LOB: 1 K: 1 BB: 0 S: 7 P: 12	R: 2 H: 1 E: 0 LOB: 0 K: 0 BB: 2 S: 7 P: 19	R: 0 H: 0 E: 0 LOB: 1 K: 0 BB: 1 S: 3 P: 10	R: 0 H: 0 E: 0 LOB: 0 K: 1 BB: 0 S: 10 P: 18	R: 0 H: 0 E: 0 LOB: 0 K: 0 BB: 0 S: 6 P: 11	R: 0 H: 2 E: 0 LOB: 1 K: 0 BB: 0 S: 7 P: 12	R: 1 H: 2 E: 0 LOB: 2 K: 0 BB: 2 S: 11 P: 20	R: 0 H: 0 E: 0 LOB: 0 K: 1 BB: 0 S: 10 P: 16	R: 0 H: 0 E: 0 LOB: 0 K: 2 BB: 0 S: 18 P: 27						

	AB	30
	R	3
	H	6
	RBI	1
	BB	5
	SO	5
	LOB	14

1B: 5	SF: 0	WP: 1	PA: 35
2B: 2	SAC: 0	PB: 0	
3B: 0	DP: 3	SB: 4	
HR: 0	HBP: 0	CS: 0	

PITCHER		IP	WLS	BF	H	R	ER	SO	BB	IBB	HBP	BLK	WP	HR	S	P	ERA	WHIP
Brian Bohanon, L ERA: 3.71	(1, 1)	6.0	W	25	5	3	2	2	4	0	0	0	1	0	44	90	3.00	1.500
Cory Lidle, R ERA: 3.39	(7, 1)	1.0		4	1	0	0	0	1	0	0	0	0	0	7	12	0.00	2.000
Greg McMichael, R ERA: 3.2	(8, 1)	2.0		6	0	0	0	3	0	0	0	0	0	0	28	43	0.00	0.000

PITCHER	IP	WLS	BF	H	R	ER	SO	BB	IBB	HBP	BLK	WP	HR	S	P	ERA	WHIP

Batter	1	2	3	4	5	6	7	8	9	AB	R	H	RBI	BB	SO	LOB
Brian McRae, S (1, 8) OBP: 0.323, SLG: 0.384	L F F B B B F X 3-2 ① L7		C F B C 1-3 ② K		B F B B X 3-1 ③ G1-3		C F B X 1-2 ③ G6-3		B F B B X 3-1 E1	5	0	0	0	0	1	1
Edgardo Alfonzo, R (1, 5) OBP: 0.393, SLG: 0.440	C X 0-1 ② F9		B F B B B 4-1 BB			B S B C X 2-2 ① G5-3		C X 0-1 ① G2-3	S 1 SAFE F 1 SAFE S 0-3 ② K	4	0	0	0	1	1	1
Bernard Gilkey, R (1, 7) OBP: 0.338, SLG: 0.416	B B B B 4-0 1B BB		X 0-0 ③ G5-3			C B B B B 4-1 FC3-6 BB		X 0-0 1B 1B 1B	B P C B T F 1 SAFE X 3-2 ③ L9	3	1	1	0	2	0	2
Butch Huskey, R (1, 3) OBP: 0.322, SLG: 0.519	B F F B X 2-2 1-2 1B			B B X 2-0 CS 1B 1B		D X 1-0 ② FC3-6 1-2f		X 0-0 E 1B 1-3 1B		4	0	3	0	0	0	1
Alex Ochoa, R (1, 9) OBP: 0.292, SLG: 0.332 Carl Everett, S (8, PH) OBP: 0.312, SLG: 0.429 (8, 9)	X 0-0 ③ G1-6-3			B 1 SAFE F B C X 2-2 CS 1-2 1B		1 SAFE F B S B B X 3-2 ③ G6-3		X 0-0 FC5 E 1-2 1B 3-H		3 1	0 0	1 1	0 1	0 0	0 0	3 0
Jason Hardtke, S (1, 4) OBP: 0.269, SLG: 0.375		F B X 1-1 ① G1-6-3		M 2 SAFE S S 0-3 ① ② K 1-2 2-3			B B C F B F X 3-2 HR	X 0-0 E1 1-2 2-3		4	1	1	1	0	1	4
Alberto Castillo, R (1, 2) OBP: 0.283, SLG: 0.178 John Olerud, L (8, PH) OBP: 0.393, SLG: 0.469 Todd Pratt, R (8, 2) OBP: 0.393, SLG: 0.423		B B F X 2-1 ② G4-3		B B B C X 3-1 ③ G6-3			S X 0-1 ① B5	F S B S 1-3 ② K		3 1 0	0 0 0	0 0 0	0 0 0	0 1 0	0 3 0	1 3 0
Rey Ordonez, R (1, 6) OBP: 0.248, SLG: 0.252		X 0-0 ③ G1-3			C F X 0-2 ① G5-3		X 0-0 E7 G6-3 1B	B C X 1-1 ③ FC5 2-3f		4	0	1	0	0	0	3
Rick Reed, R (1, 1) OBP: 0.224, SLG: 0.327 Mel Rojas, R (9, 1)			C B B X 2-1 ① F8		T S B C 1-3 ② K		X 0-0 ② G6-3 2-3		F B S S 1-3 ① K	4 0	0 0	0 0	0 0	0 0	2 0	1 0
Inning Stats	R: 0 H: 1 E: 0 LOB: 2 K: 0 BB: 1 S: 11 P: 20	R: 0 H: 0 E: 0 LOB: 0 K: 0 BB: 0 S: 5 P: 8	R: 0 H: 0 E: 0 LOB: 1 K: 1 BB: 1 S: 7 P: 14	R: 0 H: 2 E: 0 LOB: 1 K: 1 BB: 0 S: 9 P: 16	R: 0 H: 0 E: 0 LOB: 0 K: 1 BB: 0 S: 8 P: 12	R: 0 H: 0 E: 0 LOB: 1 K: 0 BB: 1 S: 8 P: 18	R: 1 H: 2 E: 1 LOB: 1 K: 0 BB: 0 S: 11 P: 15	R: 1 H: 3 E: 1 LOB: 3 K: 1 BB: 0 S: 11 P: 13	R: 0 H: 0 E: 1 LOB: 1 K: 2 BB: 0 S: 13 P: 19	1B: 7 SF: 0 2B: 0 SAC: 0 3B: 0 DP: 0 HR: 1 HBP: 0						

PITCHER		IP	WLS	BF	H	R	ER	SO	BB	IBB	HBP	BLK	WP	HR	S	P	ERA	WHIP
Kirt Ojala, L ERA: 3.57	(1, 1)	7.0	L	28	5	1	1	3	3	0	0	0	0	1	59	103	1.29	1.143
Jay Powell, R ERA: 3.39	(8, 1)	1.0		7	3	1	1	1	0	0	0	0	0	0	11	13	9.00	3.000
Rob Stanifer, R ERA: 4.64	(9, 1)	1.0		4	0	0	0	2	0	0	0	0	0	0	13	19	0.00	0.000

PITCHER	IP	WLS	BF	H	R	ER	SO	BB	IBB	HBP	BLK	WP	HR	S	P	ERA	WHIP

TOP

New York Mets @ Florida Marlins

Pro Player Stadium, Miami, FL

Sun Sep 21 1997, 3:33 AM EDT

Att. 44,176 - Sunny - 83 F

livebaseballscorecards.com

AB	36
R	2
H	8
RBI	2
BB	3
SO	6
LOB	20

WP: 0	PA: 39		
PB: 0			
SB: 0			
CS: 2			

BOTTOM

New York Mets @ Florida Marlins

Pro Player Stadium, Miami, FL

Sun Sep 21 1997, 3:33 AM EDT
Att. 44,176 - Sunny - 83 F

Batter	1	2	3	4	5	6	7	8	9	AB	R	H	RBI	BB	SO	LOB
Devon White, S (1, 8) OBP: 0.332, SLG: 0.375	C B C B F F F X 2-2 G4-3 ①		C X 0-1 G3 ②			C F B B B B 4-2 SH1-3 BB		F S B B B F F T 3-2 K ③		3	0	0	0	1	1	0
Edgar Renteria, R (1, 6) OBP: 0.326, SLG: 0.340	B F B X 2-1 G6-3 ②		C F B X 1-2 G5-3 ③			X 0-0 SH1-3 ① 1-2			C X 0-1 G5-3 ①	3	0	0	0	0	0	0
Gary Sheffield, R (1, 9) OBP: 0.428, SLG: 0.441	B X 1-0 G5-3 ③			C B X 1-1 G6-3 ①		F B F F F B X 2-2 F7 ②			B S X 1-1 P2 ②	4	0	0	0	0	0	1
Bobby Bonilla, S (1, 5) OBP: 0.378, SLG: 0.468		C B F F C 1-3 K ①		S B B B C C 3-3 K ②		B S F B X 2-2 G1-3 ③			X 0-0 2B 1B	4	1	1	0	0	2	1
Darren Daulton, L (1, 3) OBP: 0.384, SLG: 0.467 John Wehner, R (9, PR) OBP: 0.370, SLG: 0.385		C B B F B F X 3-2 F7 ②		C F X 0-2 P5 ③			B F C X 1-2 F7 ①		B B X 2-0 1-H 2B	4 0	0 0	1 0	1 0	0 0	0 0	0 0
Moises Alou, R (1, 7) OBP: 0.372, SLG: 0.495	X 0-0 1B 1B				B X 1-0 L7 ①		B X 1-0 G5-3 ②		S X 0-1 G5-3 ③	4	0	1	0	0	0	1
Gregg Zaun, S (1, 2) OBP: 0.424, SLG: 0.445	1 SAFE B C B C X 2-2 1-2 1B				X 0-0 F7 ②		B B C S F F X 2-2 G4-3 ③			3	0	1	0	0	0	0
Craig Counsell, L (1, 4) OBP: 0.388, SLG: 0.420	C X 0-1 G3-1 ③				C X 0-1 1B			C B B B C F X 3-2 L7 ①		3	0	1	0	0	0	2
Kirt Ojala, L (1, 1) Jay Powell, R (8, 1) OBP: 0.500, SLG: 0.500 John Cangelosi, S (8, PH) OBP: 0.335, SLG: 0.311 Rob Stanifer, R (9, 1) OBP: 0.750, SLG: 1.000			B S X 1-1 P6 ①		B C S X 1-2 P5 ③			B X 1-0 G3 ②		2 0 1 0	0 0 0 0	0 0 0 0	0 0 0 0	0 0 0 0	0 0 0 0	1 0 0 0
Inning Stats	R: 0 H: 0 E: 0 LOB: 0 K: 0 BB: 0 S: 9 P: 14	R: 0 H: 2 E: 0 LOB: 2 K: 1 BB: 0 S: 14 P: 20	R: 0 H: 0 E: 0 LOB: 0 K: 0 BB: 0 S: 7 P: 9	R: 0 H: 0 E: 0 LOB: 0 K: 1 BB: 0 S: 8 P: 12	R: 0 H: 1 E: 0 LOB: 1 K: 0 BB: 0 S: 7 P: 9	R: 0 H: 0 E: 0 LOB: 1 K: 0 BB: 1 S: 10 P: 18	R: 0 H: 0 E: 0 LOB: 0 K: 0 BB: 0 S: 9 P: 13	R: 0 H: 0 E: 0 LOB: 0 K: 1 BB: 0 S: 10 P: 17	R: 1 H: 2 E: 0 LOB: 1 K: 0 BB: 0 S: 8 P: 11	1B: 4 SF: 0 2B: 1 SAC: 1 3B: 0 DP: 0 HR: 0 HBP: 0						WP: 0 PA: 33 PB: 0 SB: 0 CS: 0	

livebaseballscorecards.com

	AB	31
	R	1
	H	5
	RBI	1
	BB	1
	SO	3
	LOB	6

PITCHER		IP	WLS	BF	H	R	ER	SO	BB	IBB	HBP	BLK	WP	HR	S	P	ERA	WHIP
Rick Reed, R ERA: 3.01	(1, 1)	8.2	W	32	5	1	1	3	1	0	0	0	0	0	80	121	1.04	0.692
Mel Rojas, R ERA: 4.63	(9, 1)	0.1	S	1	0	0	0	0	0	0	0	0	0	0	2	2	0.00	0.000

PITCHER	IP	WLS	BF	H	R	ER	SO	BB	IBB	HBP	BLK	WP	HR	S	P	ERA	WHIP

Batter	1	2	3	4	5	6	7	8	9	AB	R	H	RBI	BB	SO	LOB
Carl Everett, S (1, 8) OBP: 0.310, SLG: 0.425	C B B S F B F T 3-2 ① K	B C B B C S 3-3 ③ K	C F F C 0-3 ② K		X 0-0 ② F7		B B H 3-0 1B HBP		B B F F X 2-2 FC6-4 1B	4	0	0	0	0	3	3
Brian McRae, S (5, 8) OBP: 0.325, SLG: 0.386										1	0	1	0	0	0	0
Edgardo Alfonzo, R (1, 5) OBP: 0.394, SLG: 0.440	B X 1-0 ② G6-3		B B F F 3-2 ① P3 B B F B 4-2 1-2 2-3 3-H BB BB		B B X 2-0 1B		B B X 2-0 1-3 1B		B B X 2-0 ③ FC6-4 1-2f	5	0	2	1	1	0	1
John Olerud, L (1, 3) OBP: 0.395, SLG: 0.467	B B B C B 4-1 2B HR BB		B B F F 4-2 2B BB BB C B F B 4-2 1-2 2-3 3-H BB BB		C C X 0-2 ③ L7		S B B X 2-1 ③ G4-3			2	2	0	1	3	0	3
Bernard Gilkey, R (1, 7) OBP: 0.339, SLG: 0.420	B B B C X 3-1 1-3 HR 2B		X 3-0 BB 1-3 1B 2B 2-1 ③ P3			B X 1-0 ① G5-3		C X 0-1 ① G4-3		5	2	2	0	0	0	3
Joe Crawford, L (9, 1)										0	0	0	0	0	0	0
Carlos Baerga, S (1, 4) OBP: 0.312, SLG: 0.400	B B B B C S X 3-2 2-H 3-H HR		B B I I 4-0 1B BB 1B IBB	B X 1-0 FC6-4 1B		B X 1-0 ② F6		X 0-0 ② G4-3		4	2	2	3	1	0	0
Butch Huskey, R (1, 9) OBP: 0.325, SLG: 0.518	S B B X 2-1 1B		F B B S S B B 4-2 1-2 2-3 3-H 1B E 1B BB	F B X 1-1 ① FC6-4 1-2f		S S F B B B F F F 4-2 F F F F B BB		B B F F S 2-3 ③ K		3	1	1	1	2	1	1
(9, 7)																
Todd Pratt, R (1, 2) OBP: 0.385, SLG: 0.412	C F B F 1 B B S 3-3 ③ K SAFE		B C B X 2-1 1-2 2-3 3-H E 1B BB 1B	B B S F X 2-2 ② L8		C B F B B F C 3-3 ③ K			S B F B S 2-3 ① K	5	1	1	1	0	3	3
Alberto Castillo, R (9, 2) OBP: 0.283, SLG: 0.178										0	0	0	0	0	0	0
Rey Ordonez, R (1, 6) OBP: 0.247, SLG: 0.251		C B F S 1-3 ① K	X 0-0 1-2 2-3 3-H BB E BB 1B	X 0-0 ③ G1-3			F B B F X 2-2 ① G4-1		S B F X 1-2 ② G4-3	5	1	1	1	0	1	1
Bobby Jones, R (1, 1) OBP: 0.169, SLG: 0.161		B C B X 2-1 ② P2	B C C X 1-2 1-2 2-3 3-H E5 BB BB		B C C X 1-2 ① G3-1		B S S F X 1-2 ② G4-3		X 0-0 HR	4	0	0	1	0	0	2
Alex Ochoa, R (9, PH) OBP: 0.295, SLG: 0.348										1	1	1	1	0	0	0
(9, 9)																
Inning Stats	R: 3 H: 3 E: 0 LOB: 1 K: 2 BB: 1 S: 18 P: 37	R: 0 H: 0 E: 0 LOB: 0 K: 2 BB: 0 S: 8 P: 14	R: 6 H: 3 E: 1 LOB: 3 K: 1 BB: 5 S: 27 P: 55	R: 0 H: 1 E: 0 LOB: 1 K: 0 BB: 0 S: 7 P: 11	R: 0 H: 1 E: 0 LOB: 1 K: 0 BB: 0 S: 8 P: 11	R: 0 H: 0 E: 0 LOB: 1 K: 1 BB: 1 S: 16 P: 25	R: 0 H: 1 E: 0 LOB: 2 K: 0 BB: 0 S: 10 P: 20	R: 0 H: 0 E: 0 LOB: 0 K: 1 BB: 0 S: 6 P: 8	R: 1 H: 2 E: 0 LOB: 1 K: 1 BB: 0 S: 11 P: 18	1B: 7 SF: 0 2B: 2 SAC: 0 3B: 0 DP: 0 HR: 2 HBP: 1						WP: 0 PA: 47 PB: 0 SB: 0 CS: 0	

TOP

New York Mets @ Florida Marlins

Pro Player Stadium, Miami, FL

Mon Sep 22 1997, 7:05 PM EDT

Att. 29,234 - Unknown - 87 F

livebaseballscorecards.com

AB	39
R	10
H	11
RBI	10
BB	7
SO	8
LOB	17

PITCHER		IP	WLS	BF	H	R	ER	SO	BB	IBB	HBP	BLK	WP	HR	S	P	ERA	WHIP
Livan Hernandez, R ERA: 3.28	(1, 1)	2.1	L	18	6	9	7	4	3	1	0	0	0	1	42	85	27.00	3.857
Felix Heredia, L ERA: 4.07	(3, 1)	0.1		3	0	0	0	1	2	0	0	0	0	0	9	17	0.00	6.000
Antonio Alfonseca, R ERA: 2.63	(3, 1)	2.1		9	2	0	0	0	0	0	0	0	0	0	17	26	0.00	0.857
Kurt Miller, R ERA: 3.38	(6, 1)	2.0		9	1	0	0	1	1	0	1	0	0	0	26	45	0.00	1.000
Ed Vosberg, L ERA: 4.24	(8, 1)	1.0		3	0	0	0	1	0	0	0	0	0	0	6	8	0.00	0.000

PITCHER		IP	WLS	BF	H	R	ER	SO	BB	IBB	HBP	BLK	WP	HR	S	P	ERA	WHIP
Dennis Cook, L ERA: 4.12	(9, 1)	1.0		5	2	1	1	1	0	0	0	0	0	1	11	18	9.00	2.000

Batter	1	2	3	4	5	6	7	8	9	AB	R	H	RBI	BB	SO	LOB
Cliff Floyd, L (1, 8) OBP: 0.361, SLG: 0.469	B F C S 1-3 ① K	S B B F S 2-3 ③ K			X 0-0 1B 2B		B B B B 4-0 BB		B X 1-0 2B	4	1	2	0	1	2	1
Edgar Renteria, R (1, 6) OBP: 0.325, SLG: 0.339 John Wehner, R (8, 9) OBP: 0.357, SLG: 0.370 (9, 7)	C C X 0-2 ② G5-3		X 0-0 ① F9		B F X 1-1 2-H 1B		B C X 1-1 ② F9 2-3		S S S 0-3 ③ K	4 1	0 0	1 0	1 0	0 0	0 1	2 1
Gary Sheffield, R (1, 9) OBP: 0.427, SLG: 0.442 Ed Vosberg, L (8, 1) Russ Morman, R (9, 9)	B C B X 2-1 2B 2B		C C F B F B X 2-2 ② G5-3		C S D X 1-2 ③ L7		B S C S 1-3 ③ K			4 0 0	1 0 0	1 0 0	0 0 0	0 0 0	1 0 0	3 0 0
Bobby Bonilla, S (1, 5) OBP: 0.377, SLG: 0.468 Josh Booty, R (9, 5)	C B X 1-1 2-H 2B		C X 0-1 ③ G3-1			S F X 0-2 ① G5-3		F X 0-1 ① G4-3		4 0	0 0	1 0	1 0	0 0	0 0	0 0
Jeff Conine, R (1, 3) OBP: 0.341, SLG: 0.401	C B B B S B 4-2 BB			F C X 0-2 ① G5-3		X 0-0 ② F9		C B B F F X 2-2 ② F8		3	0	0	0	1	0	0
Moises Alou, R (1, 7) OBP: 0.371, SLG: 0.492 Dennis Cook, L (9, 1) OBP: 0.625, SLG: 1.000	B C C S 1-3 ③ K			B B C B X 3-1 ② G5-3		B B B C B F B 4-2 BB		B C S X 1-2 ③ G6-3		3 0	0 0	0 0	0 0	1 0	1 0	2 0
Charles Johnson, R (1, 2) OBP: 0.349, SLG: 0.454 Rob Natal, R (7, 2) OBP: 1.000, SLG: 4.000		C B B B C B 4-2 G4-3 BB		C C B B C 2-3 ③ K		X 0-0 ③ P6			F X 0-1 HR	2 1	0 1	0 1	0 1	1 0	1 0	1 0
Kurt Abbott, R (1, 4) OBP: 0.323, SLG: 0.450		C X 0-1 ① L7			C B X 1-1 ① L9		B X 1-0 ① G5-3		C F X 0-2 ① G3-1	4	0	0	0	0	0	1
Livan Hernandez, R (1, 1) OBP: 0.172, SLG: 0.214 Felix Heredia, L (3, 1) OBP: 0.500, SLG: 0.500 Antonio Alfonseca, R (3, 1) John Cangelosi, S (5, PH) OBP: 0.333, SLG: 0.309 Kurt Miller, R (6, 1) Jim Eisenreich, L (7, PH) OBP: 0.344, SLG: 0.371 Alex Arias, R (8, 6) OBP: 0.354, SLG: 0.321		C B F X 1-2 ② G4-3 1-2			C B C B X 2-2 ② G5-3		C B C X 1-2 F9 2B		C B B X 2-1 ② L5	1 0 0 1 0 0 1 0	0 0 0 0 0 0 0 0	0 0 0 0 0 0 1 0	0 0 0 0 0 0 0 0	0 0 0 0 0 0 0 0	0 0 0 0 0 0 0 0	1 0 0 0 0 0 0 0
Inning Stats	R: 1 E: 0 K: 2 S: 15 H: 2 LOB: 2 BB: 1 P: 24	R: 0 E: 0 K: 1 S: 10 H: 0 LOB: 1 BB: 1 P: 17	R: 0 E: 0 K: 0 S: 8 H: 0 LOB: 0 BB: 0 P: 10	R: 0 E: 0 K: 1 S: 8 H: 0 LOB: 0 BB: 0 P: 13	R: 1 E: 0 K: 0 S: 11 H: 2 LOB: 1 BB: 0 P: 16	R: 0 E: 0 K: 0 S: 8 H: 0 LOB: 1 BB: 1 P: 12	R: 0 E: 0 K: 1 S: 9 H: 1 LOB: 2 BB: 1 P: 17	R: 0 E: 0 K: 0 S: 9 H: 0 LOB: 0 BB: 0 P: 12	R: 1 E: 0 K: 1 S: 11 H: 2 LOB: 1 BB: 0 P: 14	1B: 1 2B: 5 3B: 0 HR: 1	SF: 0 SAC: 0 DP: 0 HBP: 0			WP: 0 PB: 0 SB: 0 CS: 0	PA: 38	

PITCHER		IP	WLS	BF	H	R	ER	SO	BB	IBB	HBP	BLK	WP	HR	S	P	ERA	WHIP
Bobby Jones, R ERA: 3.63	(1, 1)	8.0	W	33	5	2	2	5	4	0	0	0	0	0	78	121	2.25	1.125
Joe Crawford, L ERA: 3.7	(9, 1)	1.0		5	2	1	1	1	0	0	0	0	0	1	11	14	9.00	2.000

PITCHER	IP	WLS	BF	H	R	ER	SO	BB	IBB	HBP	BLK	WP	HR	S	P	ERA	WHIP

BOTTOM

New York Mets @ Florida Marlins

Pro Player Stadium, Miami, FL

Mon Sep 22 1997, 7:05 PM EDT

Att. 29,234 - Unknown - 87 F

livebaseballscorecards.com

AB	34
R	3
H	7
RBI	3
BB	4
SO	6
LOB	12

Batter	1	2	3	4	5	6	7	8	9	AB	R	H	RBI	BB	SO	LOB
Tony Womack, L (1, 4) OBP: 0.326, SLG: 0.377	L4		K			1B BB	P4	K		4	1	0	0	1	2	1
Turner Ward, S (1, 8) (9, 7) OBP: 0.430, SLG: 0.610	P6			F9		F8 1B 2B BB	G3-1 1B 2B	L8		4	2	1	0	1	0	1
Mark Smith, R (1, 7) OBP: 0.373, SLG: 0.522 Jermaine Allensworth, R (9, 8) OBP: 0.342, SLG: 0.338	F9			S BB		2B 1B 1B 1-2 SAFE 2-H SAFE	G3-1 1B BB		G6-3	3 0	2 0	1 0	1 0	2 0	0 0	0 0
Kevin Young, R (1, 3) OBP: 0.334, SLG: 0.540		G5-3		K 1-2		F8 2-3	G3-1 1-2 2-3		K	5	0	0	0	0	2	5
Joe Randa, R (1, 5) OBP: 0.361, SLG: 0.447		G3-1 2B		F8		1B 18 FC5-2 2B 1-3 3-H	1B BB		K	4	0	2	1	1	1	1
Shawon Dunston, R (1, 6) OBP: 0.313, SLG: 0.454	G3-1 2-3				L9-3 1B	18 FC5-2 S 1B 2-3 3-H	1B 1-3 2-H 3-H			4	0	3	3	0	0	1
Jose Guillen, R (1, 9) OBP: 0.296, SLG: 0.407	G6-3				L9-3 1-1	18 FC5-2 HBP 1-2	G5-3			3	0	0	0	0	0	4
18 Jason Kendall, R (1, 2) OBP: 0.389, SLG: 0.435			G1-3		BB	FC5-2 1-2 2-3 3-Hf		SH5-4 HBP		2	0	0	0	1	0	3
67 Francisco Cordova, R (1, 1) OBP: 0.150, SLG: 0.089 Dale Sveum, S (6, PH) OBP: 0.318, SLG: 0.449 Jose Silva, R (6, 1) OBP: 0.200, SLG: 0.200 Jason Christiansen, R (8, 1) Rich Loiselle, R (8, 1)			K		K	F7		SH5-4 1-3		2 1 0 0 0	0 0 0 0 0	0 0 0 0 0	0 0 0 0 0	0 0 0 0 0	2 0 0 0 0	1 3 0 0 0
Inning Stats	R: 0 E: 0 K: 0 S: 8 H: 0 LOB: 0 BB: 0 P: 8	R: 0 E: 0 K: 0 S: 7 H: 1 LOB: 1 BB: 0 P: 11	R: 0 E: 0 K: 2 S: 9 H: 0 LOB: 0 BB: 0 P: 13	R: 0 E: 0 K: 1 S: 12 H: 0 LOB: 1 BB: 1 P: 23	R: 0 E: 0 K: 1 S: 8 H: 1 LOB: 1 BB: 1 P: 14	R: 3 E: 0 K: 0 S: 16 H: 3 LOB: 3 BB: 2 P: 33	R: 2 E: 0 K: 0 S: 14 H: 2 LOB: 2 BB: 2 P: 27	R: 0 E: 0 K: 1 S: 12 H: 0 LOB: 1 BB: 0 P: 15	R: 0 E: 0 K: 2 S: 10 H: 0 LOB: 0 BB: 0 P: 14	1B: 4 2B: 4 3B: 0 HR: 0 SF: 0 SAC: 1 DP: 1 HBP: 2						

TOP

Pittsburgh Pirates @ New York Mets

Shea Stadium, Flushing, NY

Tue Sep 23 1997, 7:05 PM EDT

Att. 14,670 - Unknown - 65 F

livebaseballscorecards.com

AB	32
R	5
H	7
RBI	5
BB	6
SO	7
LOB	20

PITCHER		IP	WLS	BF	H	R	ER	SO	BB	IBB	HBP	BLK	WP	HR	S	P	ERA	WHIP
Jason Isringhausen, R ERA: 7.58	(1, 1)	5.0		21	3	3	3	4	4	0	0	0	0	0	52	87	5.40	1.400
Cory Lidle, R ERA: 3.53	(6, 1)	2.0	L	13	4	2	2	0	2	0	1	0	0	0	22	42	9.00	3.000
Greg McMichael, R ERA: 3.12	(8, 1)	2.0		7	0	0	0	3	0	0	1	0	0	0	22	29	0.00	0.000

PITCHER	IP	WLS	BF	H	R	ER	SO	BB	IBB	HBP	BLK	WP	HR	S	P	ERA	WHIP

WP: 0 PB: 0 SB: 4 CS: 0 PA: 41

Pittsburgh Pirates @ New York Mets

Shea Stadium, Flushing, NY

Tue Sep 23 1997, 7:05 PM EDT

Att. 14,670 - Unknown - 65 F

BOTTOM

livebaseballscorecards.com

Batter	1	2	3	4	5	6	7	8	9	AB	R	H	RBI	BB	SO	LOB
Brian McRae, S (1, 8) OBP: 0.326, SLG: 0.385 Greg McMichael, R (8, 1) OBP: 0.667, SLG: 0.667 Todd Hundley, S (9, PH) OBP: 0.394, SLG: 0.549	C B S B B F X 3-2 S HR 1B	C X 0-1 ① L7	F B F 1 SAFE B B F 1 SAFE 1 SAFE 4-2 B FC4-6 1-2 BB	S F B S 1-3 ③ K		C B C B S 1-3 ② K	3 0 1	1 0 0	1 0 0	0 0 0	1 0 0	1 0 0	0 0 1
Edgardo Alfonzo, R (1, 5) OBP: 0.393, SLG: 0.438	B B C S X 2-2 ① L8 1-2	C X 0-1 ② G6-3	B B B C X 3-1 ② FC4-6 WP 1-2f 2-3		B F B X 2-1 FC4-6 BB FC6-4 1B	C F B B X 2-2 ③ G3		5	1	1	0	0	0	5
John Olerud, L (1, 3) OBP: 0.399, SLG: 0.474 Carlos Mendoza, L (8, PR) OBP: 0.250, SLG: 0.250 Jason Hardtke, S (9, 4) OBP: 0.269, SLG: 0.375	B B B C X 3-1 2-H HR	C B B B T B 4-2 BB	B B I I 4-0 1-2 3-H IBB		C B B D B 4-1 FC4-6 1-2 BB		1 0 0	1 0 0	2 0 0	3 0 0	0 0 0	0 0 0	0 0 0
Bernard Gilkey, R (1, 7) OBP: 0.337, SLG: 0.417	B B B C C S 3-3 ② K	C B C B B T 3-2 ③ K	F C F B S 1-3 ③ K		B B X 2-0 ① FC4-6 FC6-4 1-2f 2-3		4	0	0	0	0	3	5
Carlos Baerga, S (1, 4) OBP: 0.310, SLG: 0.397 Alex Ochoa, R (8, PH) OBP: 0.294, SLG: 0.346 (9, 9)	C B F B F F T 2-2 ③ K	X 0-0 ① F7	C S B S 1-3 ① K	X 0-0 ② FC6-4 1-2f 3-H			3 1	0 0	0 0	0 1	0 0	2 0	0 1
Butch Huskey, R (1, 9) OBP: 0.322, SLG: 0.513 (9, 3)	B B C X 2-1 ① G4-3	C B F B B X 3-2 ② F8	C B S S 1-3 ② K	C 1 SAFE F X 0-2 ③ G1-3			4	0	0	0	0	1	1
Todd Pratt, R (1, 2) OBP: 0.375, SLG: 0.400 Matt Franco, L (9, PH) OBP: 0.333, SLG: 0.387 Shawn Gilbert, R (9, PR) OBP: 0.200, SLG: 0.357	C B B X 2-1 ② G3-1	B S C S 1-3 ③ K	B B B C F C 3-3 ③ K		C B B B B 4-1 SH2-3 BB		3 0 0	0 0 0	0 0 0	0 1 0	2 0 0	0 0 0	0 0 0
Rey Ordonez, R (1, 6) OBP: 0.251, SLG: 0.254 Luis Lopez, S (7, PH) OBP: 0.326, SLG: 0.369 (8, 6)	B X 1-0 1B	B F B B B 4-1 FC4-6 BB WP BB	F B B B F X 3-2 ① L8	F 1 SAFE X 0-1 ① SH2-3 1-2			1 1	1 0	1 0	0 0	1 0	0 0	0 0
Jason Isringhausen, R (1, 1) OBP: 0.125, SLG: 0.143 Cory Lidle, R (6, 1) Carl Everett, S (7, PH) OBP: 0.310, SLG: 0.424 (8, 8)	B B C C S 2-3 ③ K	L 1 SAFE M 1 SAFE B M 1-3 ① K	C F X 0-2 ② G3	B B B C B 4-1 BB			2 0 1	0 0 0	0 0 0	0 0 0	2 0 0	2 0 0	2 0 0
Inning Stats	R: 2 H: 2 E: 0 LOB: 0 K: 2 BB: 0 S: 17 P: 30	R: 0 H: 1 E: 0 LOB: 1 K: 1 BB: 0 S: 8 P: 15	R: 0 H: 0 E: 0 LOB: 1 K: 1 BB: 1 S: 9 P: 16	R: 0 H: 0 E: 0 LOB: 0 K: 1 BB: 0 S: 7 P: 11	R: 1 H: 0 E: 0 LOB: 2 K: 2 BB: 3 S: 13 P: 30	R: 0 H: 0 E: 0 LOB: 0 K: 3 BB: 0 S: 9 P: 14	R: 0 H: 0 E: 0 LOB: 0 K: 1 BB: 0 S: 9 P: 13	R: 1 H: 1 E: 0 LOB: 1 K: 0 BB: 1 S: 8 P: 16	R: 0 H: 0 E: 0 LOB: 2 K: 1 BB: 2 S: 10 P: 21	1B: 3 2B: 0 3B: 0 HR: 1	SF: 0 SAC: 1 DP: 0 HBP: 0					

	AB	30
	R	4
	H	4
	RBI	3
	BB	7
	SO	12
	LOB	16

PITCHER	IP	WLS	BF	H	R	ER	SO	BB	IBB	HBP	BLK	WP	HR	S	P	ERA	WHIP
67 Francisco Cordova, R (1, 1) ERA: 3.63	5.0		22	3	3	3	7	3	1	0	0	1	1	54	102	5.40	1.200
Jose Silva, R (6, 1) ERA: 6.32	2.1	W	9	1	1	1	4	1	0	0	0	0	0	22	39	3.86	0.857
Jason Christiansen, L (8, 1) ERA: 3.13	0.1		1	0	0	0	0	0	0	0	0	0	0	1	1	0.00	0.000
Rich Loiselle, R (8, 1) ERA: 3.01	1.1	S	6	0	0	0	1	2	0	0	0	0	0	13	24	0.00	1.500

PITCHER	IP	WLS	BF	H	R	ER	SO	BB	IBB	HBP	BLK	WP	HR	S	P	ERA	WHIP

Pittsburgh Pirates @ New York Mets

Shea Stadium, Flushing, NY

Wed Sep 24 1997, 7:05 PM EDT

Att. 13,195 - Unknown - 55 F

TOP

livebaseballscorecards.com

Batter	1	2	3	4	5	6	7	8	9	AB	R	H	RBI	BB	SO	LOB
Tony Womack, L (1, 4) OBP: 0.324, SLG: 0.374	F8		E3 S G1-3 1B		B2-3		G4-3		K DI 1B	5	2	0	0	0	1	1
Turner Ward, S (1, 8) OBP: 0.424, SLG: 0.598	B1-3		G1-3 1-2		G3			K	FC5-4 E 1-H 1B	5	1	1	1	0	1	1
Mark Smith, R (1, 7) OBP: 0.373, SLG: 0.514	K		BB 2-3 1B		G6-3			1B 1B 1B BB	E6 FC5-4 1-2	3	1	0	0	2	1	1
Adrian Brown, S (9, PR) OBP: 0.268, SLG: 0.255										0	0	0	0	0	0	0
Kevin Young, R (1, 3) OBP: 0.332, SLG: 0.535		K	K			K		1B 1B SF8 1-2 1B	FC5-4 1B 1-2f 2-3	5	1	1	0	0	3	4
Joe Randa, R (1, 5) OBP: 0.366, SLG: 0.451	1B 1B		1-2 3-H 1B		G4-3			1B 1-2 2-3 1B	1-2 3-H 1B	5	0	4	2	0	0	0
Jermaine Allensworth, R (9, PR) OBP: 0.342, SLG: 0.338										0	0	0	0	0	0	0
Shawon Dunston, R (1, 6) OBP: 0.312, SLG: 0.451	K		L7			F9		18 FC5-4 1-2 2-3 3-H 1B	P6	5	0	1	1	0	1	5
Jose Guillen, R (1, 9) OBP: 0.296, SLG: 0.407	18 BB 1-3 1B	K				G6-3		SF8 3-H		3	0	1	1	0	1	0
18 Jason Kendall, R (1, 2) OBP: 0.390, SLG: 0.434	BB 1-2	F7				BB		FC5-4 1-2f		2	0	0	0	2	0	2
Steve Cooke, R (1, 1) OBP: 0.056, SLG: 0.077	K	K				K			K	2	0	0	0	0	2	3
Chris Peters, L (6, 1) OBP: 0.250, SLG: 0.250										0	0	0	0	0	0	0
Freddy Garcia, R (7, PH) OBP: 0.250, SLG: 0.533										1	0	0	0	0	1	1
Clint Sodowsky, L (7, 1) OBP: 0.500, SLG: 0.500										0	0	0	0	0	0	0
Ricardo Rincon, L (8, 1)										0	0	0	0	0	0	0
Dale Sveum, S (9, PH) OBP: 0.317, SLG: 0.447										1	0	0	0	0	1	0
Inning Stats	R: 0 E: 0 K: 1 S: 9	R: 0 E: 0 K: 3 S: 18	R: 1 E: 1 K: 1 S: 13	R: 0 E: 0 K: 2 S: 8	R: 0 E: 0 K: 0 S: 6	R: 0 E: 0 K: 1 S: 9	R: 0 E: 0 K: 1 S: 11	R: 2 E: 0 K: 1 S: 14	R: 2 E: 1 K: 2 S: 17							

Inning Stats	H: 0 LOB: 0 BB: 0 P: 14	H: 2 LOB: 3 BB: 1 P: 26	H: 1 LOB: 2 BB: 1 P: 20	H: 0 LOB: 0 BB: 0 P: 10	H: 0 LOB: 0 BB: 0 P: 10	H: 0 LOB: 0 BB: 0 P: 13	H: 0 LOB: 1 BB: 1 P: 16	H: 3 LOB: 2 BB: 1 P: 22	H: 2 LOB: 2 BB: 0 P: 27	1B: 8 2B: 0 3B: 0 HR: 0	SF: 1 SAC: 0 DP: 0 HBP: 0	WP: 1 PB: 0 SB: 1 CS: 0	PA: 42

	AB	37
	R	5
	H	8
	RBI	5
	BB	4
	SO	12
	LOB	18

PITCHER	IP	WLS	BF	H	R	ER	SO	BB	IBB	HBP	BLK	WP	HR	S	P	ERA	WHIP
Dave Mlicki, R (1, 1) ERA: 4.0	2.0		9	2	0	0	4	1	0	0	0	0	0	27	40	0.00	1.500
Joe Crawford, L (3, 1) ERA: 3.38	4.0	W	15	1	1	0	4	1	0	0	0	0	0	36	53	0.00	0.500
Ricardo Jordan, L (7, 1) ERA: 5.33	1.1		9	3	2	2	2	2	0	0	0	0	0	21	34	13.50	3.750
Mel Rojas, R (8, 1) ERA: 4.64	1.2	S	9	2	2	1	2	0	0	0	0	1	0	21	31	5.40	1.200

PITCHER	IP	WLS	BF	H	R	ER	SO	BB	IBB	HBP	BLK	WP	HR	S	P	ERA	WHIP

Batter	1	2	3	4	5	6	7	8	9	AB	R	H	RBI	BB	SO	LOB
Carlos Mendoza, L (1, 8) OBP: 0.444, SLG: 0.286	B C B X 2-1 G3 1B		F B B X 2-1 ① F8		H 1-0 1B 1-2 HBP	B B H 3-0 HBP HR 1-2 2-3 3-H HBP		C B B C X 2-2 ① P4		3	1	1	1	0	0	0
Shawn Gilbert, R (1, 5) OBP: 0.167, SLG: 0.294 Bernard Gilkey, R (6, PH) OBP: 0.338, SLG: 0.417 Ricardo Jordan, L (7, 1) Rey Ordonez, R (8, 6) OBP: 0.251, SLG: 0.253	L B 1 SAFE 1 S S SAFE 1-3 ① K		C B B B X 2-2 ② F7		C B F C 1-3 ② K	B C H 2-1 HR 1-2 2-3 3-H HBP		X 0-0 ② G5-3		3 0 0 1	0 1 0 0	0 0 0 0	0 1 0 0	0 0 0 0	2 0 0 0	3 0 0 0
John Olerud, L (1, 3) OBP: 0.399, SLG: 0.480 Roberto Petagine, L (8, PH) OBP: 0.154, SLG: 0.083 (9, 3)	B 1 SAFE C B X SAFE 2-1 ② G3 1-2		C B C B B S 3-3 ③ K		B X 1-0 1B 1-3 2-H	C B B B X 3-1 HR 1-H 2-H 3-H		S S B B S 2-3 ③ K		4 1	1 0	2 0	5 0	0 0	1 1	1 0
Butch Huskey, R (1, 7) OBP: 0.322, SLG: 0.511	B C X 1-1 ③ G5-3			X 0-0 CS BB 1B	F S S 0-3 ③ K	C C B X 1-2 ③ G6-3				4	0	1	0	0	1	3
Alex Ochoa, R (1, 9) OBP: 0.293, SLG: 0.345		B B S S S X 2-2 ① G4-3		X 0-0 ① L9		S X 0-1 FC6-4 1B	B C F B X 2-2 ① F9			4	0	1	0	0	0	1
Jason Hardtke, S (1, 4) OBP: 0.286, SLG: 0.373		C C S 0-3 ② K		B B 1 SAFE B C B 4-1 1-2 BB		L 1 SAFE P S 1 B X 2-2 ① FC6-4 BB BB HBP 1-2f	B B X 2-0 F9 1B 1B			3	1	1	0	1	1	1
Luis Lopez, S (1, 6) OBP: 0.330, SLG: 0.368 (8, 5)	B B F B B 4-1 1B BB		C B S D B F S 3-3 ②③ K 2-3			X 0-0 ② F8	B D X 2-0 1-2 1B			3	0	1	0	1	1	3
Alberto Castillo, R (1, 2) OBP: 0.316, SLG: 0.191	X 0-0 FC6-4 1-3 1B				M B B B B 4-1 HBP 1B BB	B B B B 4-0 HBP BB HBP 1-2 BB	B B B F X 3-1 ② F9 2-3			2	2	1	0	2	0	2
Dave Mlicki, R (1, 1) OBP: 0.231, SLG: 0.250 Edgardo Alfonzo, R (2, PH) OBP: 0.392, SLG: 0.437 Joe Crawford, L (3, 1) Brian McRae, S (6, PH) OBP: 0.327, SLG: 0.385 Matt Franco, L (7, 5) OBP: 0.331, SLG: 0.385 Mel Rojas, R (8, 1)	B B S S S X 2-2 ③ FC6-4 1-2f				C C S 0-3 ① K	F B B B B 4-1 HBP HBP HR 1-2 2-3 BB	B S C S 1-3 ③ K			0 1 1 0 1 0	0 0 0 1 0 0	0 0 0 0 0 0	0 0 0 1 0 1	0 0 0 0 0 0	0 2 1 0 2 0	0 1 1 0 0 0
Inning Stats	R: 0 H: 1 E: 0 LOB: 1 K: 1 BB: 0 S: 9 P: 15	R: 0 H: 1 E: 0 LOB: 2 K: 1 BB: 1 S: 11 P: 19	R: 0 H: 0 E: 0 LOB: 0 K: 1 BB: 0 S: 8 P: 15	R: 0 H: 1 E: 0 LOB: 2 K: 1 BB: 1 S: 7 P: 14	R: 1 H: 1 E: 0 LOB: 2 K: 3 BB: 1 S: 11 P: 18	R: 6 H: 2 E: 0 LOB: 0 K: 0 BB: 2 S: 14 P: 32	R: 0 H: 2 E: 0 LOB: 2 K: 1 BB: 0 S: 10 P: 20	R: 0 H: 0 E: 0 LOB: 0 K: 1 BB: 0 S: 7 P: 11		1B: 7 2B: 1 3B: 0 HR: 1	SF: 0 SAC: 0 DP: 1 HBP: 3		WP: 0 PB: 0 SB: 0 CS: 1	PA: 39		

PITCHER		IP	WLS	BF	H	R	ER	SO	BB	IBB	HBP	BLK	WP	HR	S	P	ERA	WHIP
Steve Cooke, L ERA: 4.3	(1, 1)	5.2	L	28	5	5	5	7	5	0	2	0	0	0	54	101	7.94	1.765
Chris Peters, L ERA: 4.71	(6, 1)	0.1		3	1	2	2	0	0	0	1	0	0	1	6	12	54.00	3.000
Clint Sodowsky, R ERA: 3.78	(7, 1)	1.0		5	2	0	0	1	0	0	0	0	0	0	10	20	0.00	2.000
Ricardo Rincon, L ERA: 3.45	(8, 1)	1.0		3	0	0	0	1	0	0	0	0	0	0	7	11	0.00	0.000

PITCHER	IP	WLS	BF	H	R	ER	SO	BB	IBB	HBP	BLK	WP	HR	S	P	ERA	WHIP

BOTTOM

Pittsburgh Pirates @ New York Mets

Shea Stadium, Flushing, NY

Wed Sep 24 1997, 7:05 PM EDT

Att. 13,195 - Unknown - 55 F

livebaseballscorecards.com

AB	31
R	7
H	8
RBI	7
BB	5
SO	9
LOB	19

Atlanta Braves @ New York Mets

Shea Stadium, Flushing, NY

Fri Sep 26 1997, 7:05 PM EDT

Att. 21,864 - Unknown - 70 F

TOP

livebaseballscorecards.com

Batter	1	2	3	4	5	6	7	8	9	10	11	AB	R	H	RBI	BB	SO	LOB
Kenny Lofton, L (1, 8) OBP: 0.409, SLG: 0.431	BBCFBB 4-2 2B G3 BB	X 0-0 3-H 1B			X 0-0 G6-3 ①		B 1 SAFE X 1-0 F7 ②		B X 1-0 FC3-5 2B		FBBX 1-2 FC5-2 1-3 2-H 1B	1	1	1	1	1	0	0
Danny Bautista, R (2, 9) OBP: 0.284, SLG: 0.402												4	0	2	1	0	0	1
Jeff Blauser, R (1, 6) OBP: 0.406, SLG: 0.484	BC 1 SAFE 1 CBX 2-2 G3 1-3 2B	X 0-0 G5-3 ③			B F B X 2-1 E5 FC5-4		X 0-0 1-H HR		M X 0-1 FC3-5 G4-6-3 ① 2-3		X 0-0 FC5-2 ② 2-3 3-H	2	0	1	0	0	0	1
Rafael Belliard, R (2, 6) OBP: 0.217, SLG: 0.299												4	1	1	2	0	0	3
10 Chipper Jones, S (1, 5) OBP: 0.372, SLG: 0.482	FCBS 1-3 K ①		X 0-0 G6-3 ①		C X 0-1 FC5-4 FC4-6 1-2f ②		B X 1-0 1B		X 0-0 G4-6-3 1-2f ②③		SBBBSSS 3-3 K ③	2	0	0	0	0	1	2
Mike Mordecai, R (3, 5) OBP: 0.224, SLG: 0.218												3	0	1	0	0	0	2
John LeRoy, R (9, 1)												0	0	0	0	0	0	0
Michael Tucker, L (11, PH) OBP: 0.347, SLG: 0.440												1	0	0	0	0	1	2
Kerry Ligtenberg, R (11, 1)												0	0	0	0	0	0	0
Fred McGriff, L (1, 3) OBP: 0.357, SLG: 0.443	X 0-0 G3 2-3 3-H ②	X 0-0 L5			B X 1-0 FC4-6 1-2f ③		X 0-0 F8			C X 0-1 G5-3 ①		2	0	0	1	0	0	1
Greg Colbrunn, R (3, 3) OBP: 0.308, SLG: 0.419												3	0	0	0	0	0	2
Andruw Jones, R (1, 9) OBP: 0.330, SLG: 0.419	BCCX 1-2 G4-3 ③	X 0-0 G4-3 ③			SBFBBC 3-3 K ①			C B X 1-1 2B 1B		SSS 0-3 K ②		5	0	1	0	0	2	1
(2, 8)																		
Ryan Klesko, L (1, 7) OBP: 0.336, SLG: 0.495		CBBBFBC 3-3 K ①		X 0-0 G4-3 ①	C X 0-1 P5 ②			1 SAFE B B B C X 2-1 1-3 2B		SSSBS 2-3 K ③		2	0	0	0	0	1	0
Tommy Gregg, L (4, 7) OBP: 0.235, SLG: 0.353												3	0	1	0	0	1	0
Eddie Pérez, R (1, 2) OBP: 0.261, SLG: 0.339	X 0-0 E6 2B G1-3	CBBBFBS 3-3 K ②			B B X 2-0 P4 ③			C S B B F E B F C 3-3 K ①			B X 1-0 S 1B 1B	2	1	0	0	0	1	0
Tim Spehr, R (4, 2) OBP: 0.231, SLG: 0.327												3	1	1	0	0	1	2
Tony Graffanino, R (1, 4) OBP: 0.346, SLG: 0.449	BBX 2-0 G1-3 1-3 1B 2B	FBBBX 2-1 HR					B B C B X 3-1 HR 1B	F E S 0-3 K ②			B B 1 SAFE F L B S 3-3 K ① 1-2	5	3	3	1	0	2	3
Chris Brock, R (1, 1) OBP: 0.100, SLG: 0.100	CSX 0-2 G1-3 2-3 3-H ②	X 0-0 G4-3 ③					C S S 0-3 K ①	C S B B S 1-3 K ③			I I I I 4-0 1B FC5-2 IBB	2	0	0	1	0	0	1
Javy Lopez, R (7, PH) OBP: 0.361, SLG: 0.529												1	0	0	0	0	1	1
Chad Fox, R (7, 1)												0	0	0	0	0	0	0
Keith Lockhart, L (8, PH) OBP: 0.344, SLG: 0.493												1	0	0	0	0	1	2
Alan Embree, L (8, 1)												0	0	0	0	0	0	0
Ed Giovanola, L (9, 5) OBP: 0.333, SLG: 0.143												0	0	0	0	1	0	0

Inning Stats	1	2	3	4	5	6	7	8	9	10	11
	R: 1 E: 0 K: 1 S: 13 H: 1 LOB: 1 BB: 1 P: 21	R: 2 E: 1 K: 1 S: 10 H: 2 LOB: 1 BB: 0 P: 15	R: 0 E: 0 K: 0 S: 3 H: 0 LOB: 0 BB: 0 P: 3	R: 1 E: 0 K: 1 S: 7 H: 1 LOB: 0 BB: 0 P: 12	R: 0 E: 1 K: 0 S: 6 H: 0 LOB: 1 BB: 0 P: 9	R: 0 E: 0 K: 1 S: 6 H: 0 LOB: 0 BB: 0 P: 11	R: 2 E: 0 K: 1 S: 9 H: 3 LOB: 1 BB: 0 P: 14	R: 0 E: 0 K: 3 S: 16 H: 2 LOB: 2 BB: 0 P: 23	R: 0 E: 0 K: 0 S: 4 H: 1 LOB: 0 BB: 0 P: 5	R: 0 E: 0 K: 2 S: 8 H: 0 LOB: 0 BB: 0 P: 10	R: 1 E: 0 K: 2 S: 11 H: 2 LOB: 2 BB: 1 P: 23

	AB	46
	R	7
	H	12
	RBI	7
	BB	2
	SO	12
	LOB	24

1B: 6	SF: 0	WP: 0	PA: 48
2B: 4	SAC: 0	PB: 0	
3B: 0	DP: 1	SB: 1	
HR: 2	HBP: 0	CS: 0	

PITCHER		IP	WLS	BF	H	R	ER	SO	BB	IBB	HBP	BLK	WP	HR	S	P	ERA	WHIP
Brian Bohanon, L ERA: 3.82	(1, 1)	7.0		33	9	6	4	5	1	0	0	0	0	2	58	92	5.14	1.429
Greg McMichael, R ERA: 3.05	(8, 1)	2.0		6	1	0	0	3	0	0	0	0	0	0	16	21	0.00	0.500
Mel Rojas, R ERA: 4.64	(10, 1)	2.0	L	9	2	1	1	4	0	1	0	0	0	0	19	33	4.50	1.000

PITCHER	IP	WLS	BF	H	R	ER	SO	BB	IBB	HBP	BLK	WP	HR	S	P	ERA	WHIP

Atlanta Braves @ New York Mets

Shea Stadium, Flushing, NY

Fri Sep 26 1997, 7:05 PM EDT

Att. 21,864 - Unknown - 70 F

livebaseballscorecards.com

Batter	1	2	3	4	5	6	7	8	9	10	11	AB	R	H	RBI	BB	SO	LOB
Carlos Mendoza, L (1, 7) (5, 8) OBP: 0.400, SLG: 0.182	4-2 G1-3 2B BB	1-1 G4-3			0-0 B5-3		4-1 G3-6-3 BB		1-3 K		0-2 G5-3	4	1	0	0	2	1	1
Matt Franco, L (1, 5) (7, 3) OBP: 0.322, SLG: 0.373	0-1 G1-3 1-2	3-0 F9			0-1 F7		1-2 G3-6-3 1-2f			0-0 F8		5	0	0	0	0	0	2
John Olerud, L (1, 3) OBP: 0.400, SLG: 0.482 Roberto Petagine, L (6, 3) (7, 7) OBP: 0.250, SLG: 0.077	2-1 1B 2-H 2B		2-1 F8			4-2 E 1B 1B BB	1-3 K			4-2 1B G4-3 BB		2 1	1 1	1 0	1 0	0 2	0 1	0 0
Butch Huskey, R (1, 9) (5, 7) OBP: 0.322, SLG: 0.510 Shawn Gilbert, R (7, 5) OBP: 0.150, SLG: 0.263	2-1 FC5-4 PB 2B 2-H 1B		0-0 F8			1-1 L8		1-3 K		3-2 G4-3 1-2		3 2	1 0	1 0	1 0	0 0	0 1	1 1
Carlos Baerga, S (1, 4) OBP: 0.311, SLG: 0.396 Jason Hardtke, S (5, 4) OBP: 0.305, SLG: 0.377	4-1 FC5-4 1-2 BB		3-1 G4-3			2-0 E 1B 1-2 1B		2-1 F8		4-0 1B IBB		1 2	0 1	0 1	0 0	1 1	0 0	0 0
Brian McRae, S (1, 8) OBP: 0.326, SLG: 0.384 Alex Ochoa, R (5, 9) OBP: 0.297, SLG: 0.349	2-2 FC5-4 S 2B 1-2f 2-3			3-3 K		1-0 F9		3-1 CS 1B		0-0 1-2 2-3 1B		2 3	1 0	0 2	0 0	0 0	1 0	2 2
Luis Lopez, S (1, 6) OBP: 0.332, SLG: 0.371	1-2 1-H 3-H 2B			4-1 CS BB		1-0 E3 1B 1-2 2-3		1-1 CS 1-2	3-3 K	1-1 F8		4	0	1	2	1	1	5
Alberto Castillo, R (1, 2) OBP: 0.311, SLG: 0.196 Edgardo Alfonzo, R (11, PH) OBP: 0.391, SLG: 0.436	0-1 G6-3			3-1 G6-3 1-2		1-2 1-3 2-H 3-H 1B			0-2 K		2-3 K	4 1	0 0	1 0	2 0	0 1	1 0	2 0
Brian Bohanon, L (1, 1) OBP: 0.176, SLG: 0.182 Greg McMichael, R (8, 1) OBP: 0.667, SLG: 0.667 Bernard Gilkey, R (9, PH) OBP: 0.339, SLG: 0.417 Mel Rojas, R (10, 1) Todd Pratt, R (11, PH) OBP: 0.372, SLG: 0.396		2-1 F8			2-3 K	2-3 K			4-2 BB		3-2 P4	3 0 0 0 1	0 0 0 0 0	0 0 0 0 0	0 0 0 0 0	0 0 1 0 0	2 0 0 0 0	2 0 0 0 0
Inning Stats	R: 4 E: 0 K: 0 S: 18 H: 3 LOB: 1 BB: 2 P: 33	R: 0 E: 0 K: 0 S: 5 H: 0 LOB: 0 BB: 0 P: 11	R: 0 E: 0 K: 0 S: 5 H: 0 LOB: 0 BB: 0 P: 10	R: 0 E: 0 K: 1 S: 6 H: 0 LOB: 0 BB: 1 P: 16	R: 0 E: 0 K: 1 S: 6 H: 0 LOB: 0 BB: 0 P: 8	R: 2 E: 1 K: 1 S: 13 H: 2 LOB: 2 BB: 1 P: 25	R: 0 E: 0 K: 1 S: 7 H: 0 LOB: 0 BB: 1 P: 13	R: 0 E: 0 K: 1 S: 8 H: 1 LOB: 0 BB: 0 P: 15	R: 0 E: 0 K: 3 S: 11 H: 0 LOB: 1 BB: 1 P: 19	R: 0 E: 0 K: 0 S: 11 H: 1 LOB: 3 BB: 2 P: 23	R: 0 E: 0 K: 1 S: 10 H: 0 LOB: 0 BB: 0 P: 15	1B: 5 2B: 2 3B: 0 HR: 0	SF: 0 SAC: 0 DP: 1 HBP: 0		WP: 0 PB: 1 SB: 1 CS: 2	PA: 47			

PITCHER		IP	WLS	BF	H	R	ER	SO	BB	IBB	HBP	BLK	WP	HR	S	P	ERA	WHIP
Chris Brock, R (1, 1) ERA: 5.58		6.0		27	5	6	4	3	4	0	0	0	0	0	53	103	6.00	1.500
Chad Fox, R (7, 1) ERA: 3.04		1.0		3	0	0	0	1	1	0	0	0	0	0	7	13	0.00	1.000
Alan Embree, L (8, 1) ERA: 2.54		1.0		3	1	0	0	1	0	0	0	0	0	0	8	15	0.00	1.000
John LeRoy, R (9, 1) ERA:		2.0	W	10	1	0	0	3	2	1	0	0	0	0	22	42	0.00	1.500
Kerry Ligtenberg, R (11, 1) ERA: 3.07		1.0	S	3	0	0	0	1	0	0	0	0	0	0	10	15	0.00	0.000

PITCHER	IP	WLS	BF	H	R	ER	SO	BB	IBB	HBP	BLK	WP	HR	S	P	ERA	WHIP

AB	38
R	6
H	7
RBI	6
BB	8
SO	9
LOB	18

Batter	1	2	3	4	5	6	7	8	9	AB	R	H	RBI	BB	SO	LOB
Kenny Lofton, L (1, 8) OBP: 0.407, SLG: 0.428	S C B B X 2-2 L8		X 0-0 P7			B B F C F X 2-2 G1		C 1 SAFE S F B X 1-2 FC6 G6-4-3 1-2 3-H		3	0	0	0	0	0	0
Andruw Jones, R (6, 8) OBP: 0.329, SLG: 0.418										1	0	0	1	0	0	1
Keith Lockhart, L (1, 4) OBP: 0.337, SLG: 0.483	F F F B X 1-2 G4-3			S F B C 1-3 K		B F F F S 1-3 K2-3		B B C X 2-1 G6-4-3 1-2f		3	0	0	0	0	2	0
Mike Mordecai, R (6, 4) OBP: 0.221, SLG: 0.215										1	0	0	0	0	0	2
10 Chipper Jones, S (1, 5) OBP: 0.371, SLG: 0.480	F B F F B X 2-2 L8			F B X 1-1 G3-1			S B C B X 2-2 G6-3		B C B F F B F F X 3-2 G6-4-3 1B	3	0	0	0	0	0	0
Ed Giovanola, L (7, 5) OBP: 0.400, SLG: 0.250				X 0-0 G5-3			X 0-0 2B		S B X 1-1 P3	1	0	1	0	0	0	0
Greg Colbrunn, R (1, 3) OBP: 0.311, SLG: 0.424		S B B X 2-1 FC5-4 1B								4	0	2	0	0	0	1
Ryan Klesko, L (1, 7) OBP: 0.334, SLG: 0.491		F C D S 1-3 K			B B S F B S 3-3 K		T C B B C 2-3 K		F F X 0-2 G6-4-3 1-2f	3	0	0	0	0	3	2
Eddie Pérez, R (7, 2) OBP: 0.260, SLG: 0.337										1	0	0	0	0	0	1
Javy Lopez, R (1, 2) OBP: 0.361, SLG: 0.533		X 0-0 FC5-4 FC3-6 1-2f			B S C B B X 3-2 3B		C F B F F X 1-2 G5-3			3	0	1	0	0	0	2
Mike Cather, R (7, 1)										0	0	0	0	0	0	0
Mark Wohlers, R (8, 1)										0	0	0	0	0	0	0
Michael Tucker, L (1, 9) OBP: 0.347, SLG: 0.440		C B B X 2-1 FC3-6 1-2f			C X 0-1 G6-3			S B S B X 2-2 E9 SH1-4 FC6 1B		3	1	1	0	0	0	2
Rafael Belliard, R (1, 6) OBP: 0.211, SLG: 0.290			F X 0-1 G6-3		C B X 1-1 G3			L X 0-1 SH1-4 2-3		2	0	0	0	0	0	1
29 John Smoltz, R (1, 1) OBP: 0.307, SLG: 0.266			C C B B C 2-3 K			X 0-0 P4		B C B B B 4-1 FC6 BB		2	0	0	0	0	1	0
Tommy Gregg, L (7, 7) OBP: 0.278, SLG: 0.353										0	0	0	0	1	0	0

TOP

Atlanta Braves @ New York Mets
Shea Stadium, Flushing, NY
Sat Sep 27 1997, 3:33 AM EDT
Att. 31,472 - Sunny - 65 F

livebaseballscorecards.com

AB	30
R	1
H	5
RBI	1
BB	1
SO	6
LOB	12

Inning Stats	1	2	3	4	5	6	7	8	9
	R: 0 E: 0 K: 0 S: 11	H: 0 LOB: 0 BB: 0 P: 16	R: 0 E: 0 K: 1 S: 8	H: 1 LOB: 1 BB: 0 P: 13	R: 0 E: 0 K: 1 S: 6	H: 0 LOB: 0 BB: 0 P: 8	R: 0 E: 0 K: 1 S: 6	H: 0 LOB: 0 BB: 0 P: 8	R: 0 E: 0 K: 1 S: 11	H: 1 LOB: 1 BB: 0 P: 18	R: 0 E: 0 K: 1 S: 9	H: 0 LOB: 0 BB: 0 P: 12	R: 0 E: 0 K: 1 S: 12	H: 1 LOB: 1 BB: 0 P: 17	R: 1 E: 1 K: 0 S: 12	H: 1 LOB: 1 BB: 1 P: 21	R: 0 E: 0 K: 0 S: 11	H: 1 LOB: 0 BB: 0 P: 15

1B: 3 SF: 0 WP: 0 PA: 32
2B: 1 SAC: 1 PB: 0
3B: 1 DP: 2 SB: 0
HR: 0 HBP: 0 CS: 0

PITCHER		IP	WLS	BF	H	R	ER	SO	BB	IBB	HBP	BLK	WP	HR	S	P	ERA	WHIP
Rick Reed, R ERA: 2.89	(1, 1)	8.0		29	4	1	0	6	1	0	0	0	0	0	75	113	0.00	0.625
Joe Crawford, L ERA: 3.3	(9, 1)	1.0	W	3	1	0	0	0	0	0	0	0	0	0	11	15	0.00	1.000

PITCHER	IP	WLS	BF	H	R	ER	SO	BB	IBB	HBP	BLK	WP	HR	S	P	ERA	WHIP

Atlanta Braves @ New York Mets

Shea Stadium, Flushing, NY

Sat Sep 27 1997, 3:33 AM EDT

Att. 31,472 - Sunny - 65 F

BOTTOM

livebaseballscorecards.com

Batter	1	2	3	4	5	6	7	8	9	AB	R	H	RBI	BB	SO	LOB
Carl Everett, S (1, 8) OBP: 0.308, SLG: 0.421	F7		G3-1		G4-3			SH5-4 1-2 2-3		3	0	0	0	0	0	1
Edgardo Alfonzo, R (1, 5) OBP: 0.390, SLG: 0.433	G6-3		K			G1-3		FC6-4 BB		3	0	0	0	1	1	0
John Olerud, L (1, 3) OBP: 0.399, SLG: 0.480	1B BB		K			K		SF8 3-H		2	0	0	1	1	2	0
Bernard Gilkey, R (1, 7) OBP: 0.338, SLG: 0.416	1-2 1B			G6-3		K		FC6-4 1-2f		4	0	1	0	0	1	2
Butch Huskey, R (1, 9) OBP: 0.319, SLG: 0.505	K			G3			G1-3		P6	4	0	0	0	0	1	2
Luis Lopez, S (1, 4) OBP: 0.330, SLG: 0.365 (9, 6)		P6		G4-3			F8		S 2B BB	3	1	0	0	1	0	0
Alberto Castillo, R (1, 2) OBP: 0.308, SLG: 0.218		F7			K		G5-3		1-H 2B	4	0	1	1	0	1	0
Rey Ordonez, R (1, 6) OBP: 0.255, SLG: 0.255		1B			S BB			SH5-4 1B SF8 BB		1	0	1	0	1	0	0
Carlos Mendoza, L (8, PH) OBP: 0.438, SLG: 0.182										0	1	0	0	1	0	0
Jason Hardtke, S (9, 4) OBP: 0.305, SLG: 0.377										0	0	0	0	0	0	0
Rick Reed, R (1, 1) OBP: 0.217, SLG: 0.316		K			K 1-2			SH5-4 1-2 1B		2	0	0	0	0	2	2
Matt Franco, L (8, PH) OBP: 0.326, SLG: 0.377										1	0	1	0	0	0	0
Shawn Gilbert, R (8, PR) OBP: 0.150, SLG: 0.263										0	0	0	0	0	0	0
Joe Crawford, L (9, 1)										0	0	0	0	0	0	0
Inning Stats	R: 0 E: 0 K: 1 S: 14 H: 1 LOB: 2 BB: 1 P: 25	R: 0 E: 0 K: 1 S: 6 H: 1 LOB: 1 BB: 0 P: 10	R: 0 E: 0 K: 2 S: 8 H: 0 LOB: 0 BB: 0 P: 15	R: 0 E: 0 K: 0 S: 5 H: 0 LOB: 0 BB: 0 P: 9	R: 0 E: 0 K: 2 S: 11 H: 0 LOB: 1 BB: 1 P: 20	R: 0 E: 0 K: 2 S: 9 H: 0 LOB: 0 BB: 0 P: 15	R: 0 E: 0 K: 0 S: 9 H: 0 LOB: 0 BB: 0 P: 14	R: 1 E: 0 K: 0 S: 8 H: 1 LOB: 2 BB: 2 P: 19	R: 1 E: 0 K: 0 S: 4 H: 1 LOB: 1 BB: 1 P: 14	1B: 3 2B: 1 3B: 0 HR: 0 SF: 1 SAC: 1 DP: 0 HBP: 0						

	AB	27
	R	2
	H	4
	RBI	2
	BB	5
	SO	8
	LOB	7

WP: 0 PB: 0 SB: 2 CS: 0 PA: 34

PITCHER		IP	WLS	BF	H	R	ER	SO	BB	IBB	HBP	BLK	WP	HR	S	P	ERA	WHIP
29 John Smoltz, R ERA: 3.02	(1, 1)	6.0		22	2	0	0	8	2	0	0	0	0	0	53	94	0.00	0.667
Mike Cather, R ERA: 2.41	(7, 1)	1.0		3	0	0	0	0	0	0	0	0	0	0	9	14	0.00	0.000
Mark Wohlers, R ERA: 3.5	(8, 1)	1.1	L	9	2	2	2	0	3	0	0	0	0	0	12	33	13.50	3.750

PITCHER	IP	WLS	BF	H	R	ER	SO	BB	IBB	HBP	BLK	WP	HR	S	P	ERA	WHIP

Atlanta Braves @ New York Mets

Shea Stadium, Flushing, NY

Sun Sep 28 1997, 3:33 AM EDT

Att. 27,176 - Overcast - 70 F

livebaseballscorecards.com

Batter	1	2	3	4	5	6	7	8	9	AB	R	H	RBI	BB	SO	LOB
Kenny Lofton, L (1, 8) OBP: 0.409, SLG: 0.428 Andruw Jones, R (3, PR) OBP: 0.329, SLG: 0.416 (3, 8)	C B C F B B B 4-2 G3-6-3 BB		B B B C B 4-1 10 PO G4-3 BB		B B S B F B 4-2 BB BB	X 0-0 ③ F9		C C S 0-3 ③ K		0 0 0 0 2 0 0 2 0 0 0 1 1 2						
Keith Lockhart, L (1, 4) OBP: 0.337, SLG: 0.476 Tony Graffanino, R (5, PR) OBP: 0.344, SLG: 0.446 (5, 4)	C 1 SAFE F 1 B X 1-2 ①② G3-6-3 1-2f		F X 0-1 ② G4-3 1-2		1 SAFE 1 B B B C B 4-1 1-2 BB			B C B X 2-1 ① F9		2 0 0 0 1 0 2 1 0 0 0 0 0 0						
10 Chipper Jones, S (1, 5) OBP: 0.371, SLG: 0.479 Mike Mordecai, R (4, 5)	B B X 2-0 ③ G4-3		B C B 2 SAFE 2-1 ③ PO 2-3	B B F F F B B 4-2 2B BB	F C S 0-3 ③ K			X 0-0 1B 1B		1 0 0 0 1 0 0 2 0 1 0 0 1 2						
Fred McGriff, L (1, 3) OBP: 0.356, SLG: 0.441 Tommy Gregg, L (4, 3) OBP: 0.300, SLG: 0.368 (7, 7)	X 0-0 ① F7			S X 0-1 ① F9		B X 1-0 ① G4-3		F B X 1-1 1-2 1B		2 0 0 0 0 0 1 2 0 1 0 0 0 0						
Ryan Klesko, L (1, 7) OBP: 0.334, SLG: 0.490 Danny Bautista, R (6, 7) OBP: 0.282, SLG: 0.398 (7, 9)	B C B F F X 2-2 HR 1B			C B F S 1-3 ② K		B F F B S 2-3 ② K		C B S B B S 3-3 ② K		3 1 1 0 0 2 1 1 0 0 0 0 1 2						
Javy Lopez, R (1, 2) OBP: 0.361, SLG: 0.534 Eddie Pérez, R (6, 2) OBP: 0.259, SLG: 0.335	X 0-0 ② F9			B C B F X 2-2 1-3 2B		X 0-0 ③ F9		C C B F F X 1-2 ③ F8		3 0 1 0 0 0 1 1 0 0 0 0 0 2						
Michael Tucker, L (1, 9) OBP: 0.347, SLG: 0.445 Brad Clontz, R (7, 1) Mike Cather, R (7, 1) Chad Fox, R (8, 1) Kerry Ligtenberg, R (8, 1) Greg Myers, L (9, PH) OBP: 0.321, SLG: 0.420	C F B X 1-2 1-H HR		B B B C X 3-1 ③ P6				B C B X 2-1 ① G3		C X 0-1 1B	3 1 1 2 0 0 2 0 0 0 0 0 0 0 0 0 0 0 0 0 0 0 0 0 0 0 0 0 0 0 0 0 0 0 0 1 0 1 0 0 0 0						
Jeff Blauser, R (1, 6) OBP: 0.405, SLG: 0.482 Rafael Belliard, R (5, 6) OBP: 0.219, SLG: 0.296	C F C 0-3 ③ K				B X 1-0 ① L7		S F X 0-2 FC5-4 1B	C X 0-1 ① L7		2 0 0 0 0 1 0 2 0 1 0 0 0 1						
Denny Neagle, L (1, 1) OBP: 0.197, SLG: 0.208 Kevin Millwood, R (6, 1) Greg Colbrunn, R (7, PH) OBP: 0.309, SLG: 0.421 (7, 3)			B C L B B C 3-3 ① K		C C B C 1-3 ② K		B B X 2-0 ② FC5-4 1-2f	F X 0-1 ② F7		2 0 0 0 0 2 0 0 0 0 0 0 0 0 2 0 0 0 0 0 2						
Inning Stats	R: 0 E: 0 K: 0 S: 7 H: 0 LOB: 0 BB: 1 P: 14	R: 2 E: 0 K: 1 S: 12 H: 2 LOB: 0 BB: 0 P: 15	R: 0 E: 0 K: 1 S: 7 H: 0 LOB: 1 BB: 1 P: 16	R: 0 E: 0 K: 1 S: 13 H: 1 LOB: 2 BB: 1 P: 23	R: 0 E: 0 K: 2 S: 10 H: 0 LOB: 2 BB: 2 P: 20	R: 0 E: 0 K: 1 S: 5 H: 0 LOB: 0 BB: 0 P: 8	R: 0 E: 0 K: 0 S: 7 H: 1 LOB: 1 BB: 0 P: 11	R: 0 E: 0 K: 1 S: 13 H: 2 LOB: 2 BB: 0 P: 20	R: 0 E: 0 K: 1 S: 9 H: 1 LOB: 1 BB: 0 P: 9	1B: 5 2B: 1 3B: 0 HR: 1 SF: 0 SAC: 0 DP: 1 HBP: 0						

	AB	32
	R	2
	H	7
	RBI	2
	BB	5
	SO	8
	LOB	18

WP: 0 PB: 0 SB: 0 CS: 0 — PA: 38

PITCHER		IP	WLS	BF	H	R	ER	SO	BB	IBB	HBP	BLK	WP	HR	S	P	ERA	WHIP
Juan Acevedo, R ERA: 3.59	(1, 1)	7.0	W	28	4	2	2	6	5	0	0	0	0	1	61	107	2.57	1.286
Greg McMichael, R ERA: 2.98	(8, 1)	2.0		9	3	0	0	2	0	0	0	0	0	0	22	29	0.00	1.500

PITCHER	IP	WLS	BF	H	R	ER	SO	BB	IBB	HBP	BLK	WP	HR	S	P	ERA	WHIP

BOTTOM

Atlanta Braves @ New York Mets

Shea Stadium, Flushing, NY

Sun Sep 28 1997, 3:33 AM EDT

Att. 27,176 - Overcast - 70 F

Batter	1	2	3	4	5	6	7	8	9	AB	R	H	RBI	BB	SO	LOB
Brian McRae, S (1, 8) OBP: 0.326, SLG: 0.383 Carlos Mendoza, L (6, 8) OBP: 0.500, SLG: 0.250 (8, 7)	B S S F B T 2-2 K ①	C B B F B F F S 3-3 K ③	C B B B F F B 4-2 1B HR BB	X 0-0 1-2 1B	B C B B B 4-1 1-2 2-3 BB			2 1 0 0 1 2 0 1 0 1 0 1 0 0
Edgardo Alfonzo, R (1, 5) OBP: 0.391, SLG: 0.432 Shawn Gilbert, R (5, PH) OBP: 0.174, SLG: 0.273 (6, 5) (9, 4)	B C F B S 2-3 K ②	B T F B B B 4-2 2B BB	S X 0-1 1-2 HR 1B	B S F X 1-2 L7 ③	C B B D F S 3-3 K ②			1 1 0 0 1 1 0 3 1 1 0 0 1 5
John Olerud, L (1, 3) OBP: 0.400, SLG: 0.489 Roberto Petagine, L (7, 3) OBP: 0.222, SLG: 0.067	B B B X 3-0 P6 ③	B B X 2-0 1-H 2B 2B	S B X 1-1 1-H 2-H HR	X 0-0 P4 ①	C F F F S 0-3 K ③			3 2 2 4 0 0 0 2 0 0 0 0 1 3
Bernard Gilkey, R (1, 7) OBP: 0.338, SLG: 0.417 Carl Everett, S (7, PH) OBP: 0.308, SLG: 0.420 (8, 8)	B F C X 1-2 F9 ①	C F X 0-2 G6-3 2-H 2B	X 0-0 F7 ③	C S B S 1-3 K ②				3 0 1 1 0 0 0 1 0 0 0 0 1 0
Butch Huskey, R (1, 9) OBP: 0.319, SLG: 0.503 Greg McMichael, R (8, 1) OBP: 0.667, SLG: 0.667	B F S S 1-3 K ②	B B C F B S 3-3 K ①	B C C F F B F F B 3-2 F X 2B 1B 1B	B C S S 1-3 K ③				4 1 1 0 0 3 1 0 0 0 0 0 0 0
Jason Hardtke, S (1, 4) OBP: 0.323, SLG: 0.411 Matt Franco, L (8, PH) OBP: 0.330, SLG: 0.399 (9, 5)	X 0-0 1B	B X 1-0 G6-3 2-3 ②	F 1 B X SAFE 1-1 1B SF9 1-3 2B	B B B X 3-0 HR				3 1 2 0 0 0 1 1 1 1 1 0 0 0
Alberto Castillo, R (1, 2) OBP: 0.304, SLG: 0.220	B X 1-0 L9 ③	B L S S 1-3 K ③	S S B F F X 1-2 1B 2-3 3-H 1B	X 0-0 G6-3 ①				4 0 1 1 0 1 2
Rey Ordonez, R (1, 6) OBP: 0.255, SLG: 0.256	C F B F X 1-2 G6-3 ①	X 0-0 G6-3 ①	X 0-0 SF9 3-H ①	F B X 1-1 WP BB 1B				3 0 1 1 0 0 0
Juan Acevedo, R (1, 1) Alex Ochoa, R (8, 9) OBP: 0.300, SLG: 0.349	S B F S 1-3 K ②	F X 0-1 G4-3 ②	C S T 0-2 K ②	B B B B 4-0 WP 1-2 BB				3 0 0 0 0 2 1 0 0 0 0 1 0 0
Inning Stats	R: 0 H: 0 E: 0 LOB: 0 K: 2 BB: 0 S: 8 P: 15	R: 0 H: 1 E: 0 LOB: 1 K: 1 BB: 0 S: 8 P: 11	R: 0 H: 0 E: 0 LOB: 0 K: 2 BB: 0 S: 13 P: 18	R: 2 H: 2 E: 0 LOB: 1 K: 2 BB: 1 S: 13 P: 24	R: 3 H: 2 E: 0 LOB: 0 K: 0 BB: 1 S: 12 P: 17	R: 2 H: 4 E: 0 LOB: 2 K: 1 BB: 0 S: 23 P: 29	R: 0 H: 0 E: 0 LOB: 0 K: 2 BB: 0 S: 7 P: 9	R: 1 H: 2 E: 0 LOB: 3 K: 2 BB: 2 S: 13 P: 28		1B: 6 SF: 1 2B: 3 SAC: 0 3B: 0 DP: 0 HR: 2 HBP: 0				WP: 1 PA: 39 PB: 0 SB: 0 CS: 0		

livebaseballscorecards.com

	AB	34
	R	8
	H	11
	RBI	8
	BB	4
	SO	12
	LOB	13

PITCHER		IP	WLS	BF	H	R	ER	SO	BB	IBB	HBP	BLK	WP	HR	S	P	ERA	WHIP
Denny Neagle, L ERA: 2.97	(1, 1)	5.0	L	22	5	5	5	7	2	0	0	0	0	1	54	85	9.00	1.400
Kevin Millwood, R ERA: 4.03	(6, 1)	1.0		7	4	2	2	1	0	0	0	0	0	0	23	29	18.00	4.000
Brad Clontz, R ERA: 3.75	(7, 1)	0.2		2	0	0	0	1	0	0	0	0	0	0	4	5	0.00	0.000
Mike Cather, R ERA: 2.39	(7, 1)	0.1		1	0	0	0	1	0	0	0	0	0	0	3	4	0.00	0.000
Chad Fox, R ERA: 3.29	(8, 1)	0.2		6	2	1	1	1	2	0	0	0	1	1	8	23	13.50	6.000

PITCHER		IP	WLS	BF	H	R	ER	SO	BB	IBB	HBP	BLK	WP	HR	S	P	ERA	WHIP
Kerry Ligtenberg, R ERA: 3.0	(8, 1)	0.1		1	0	0	0	1	0	0	0	0	0	0	5	5	0.00	0.000