

# New York Mets - 1997

Batter	1	2	3	4	5	6	7	8	9	AB	R	H	RBI	BB	SO	LOB	TOP				
Lance Johnson, L (1,8) OBP: 0.400, SLG: 0.250	G4-3	G5-3		BB 1B BB		G3		E5		4	1	1	0	1	0	2					
John Olerud, L (1,3) OBP: 0.600, SLG: 1.000	K		HR	1B	BB	2B		SF7		3	1	2	1	1	1	0					
Bernard Gilkey, R (1,7) OBP: 0.400, SLG: 0.400	1B		F7	1B		K		F8		5	0	2	2	0	1	3					
Todd Hundley, S (1,2) OBP: 0.600, SLG: 1.333	1B		HR	G3-1		IBB		K		3	1	1	2	2	1	3					
Butch Huskey, R (1,5) Edgardo Alfonzo, R (6,5)	P4		F7			K			K	4	0	0	0	0	1	4					
Carlos Baerga, S (1,4) OBP: 0.400, SLG: 0.250		1B BB	G4-3			F8		E5		4	0	1	0	1	0	0					
Carl Everett, S (1,9)	K			P5	BB SAFE	G4-3		K		4	0	0	0	1	2	2					
Rey Ordenez, R (1,6) Andy Tomberlin, L (9,PH)	1B		1B	BB SH3-4 1B		P6		K		4	1	2	0	0	1	2					
Pete Harnisch, S (1,1) Yorkis Perez, L (6,1) Toby Borland, R (6,1) Barry Manuel, R (6,1) Steve Bieser, L (8,PH) Ricardo Jordan, L (8,1)	K		1B	SH3-4		K		E 1B SF7 HBP		2	0	0	0	0	0	2					
<b>Inning Stats</b>	R: 0 E: 0 K: 1 S: 14	H: 1 LOB: 2 BB: 1 P: 22	R: 0 E: 0 K: 2 S: 10	H: 1 LOB: 2 BB: 1 P: 18	R: 2 E: 0 K: 0 S: 11	H: 2 LOB: 0 BB: 0 P: 17	R: 2 E: 0 K: 0 S: 12	H: 2 LOB: 2 BB: 2 P: 23	R: 0 E: 0 K: 1 S: 9	H: 1 LOB: 2 BB: 1 P: 21	R: 0 E: 0 K: 1 S: 8	H: 0 LOB: 0 BB: 0 P: 12	R: 1 E: 1 K: 3 S: 13	H: 1 LOB: 1 BB: 0 P: 22	R: 0 E: 1 K: 3 S: 11	H: 0 LOB: 1 BB: 0 P: 15	1B: 7 2B: 1 3B: 0 HR: 1	SF: 1 SAC: 1 DP: 0 HBP: 1	WP: 0 PB: 0 SB: 1 CS: 0	PA: 44	
<b>PITCHER</b>	IP WLS BF H R ER SO BB IBB HBP BLK WP HR S P ERA WHIP	IP WLS BF H R ER SO BB IBB HBP BLK WP HR S P ERA WHIP	IP WLS BF H R ER SO BB IBB HBP BLK WP HR S P ERA WHIP	IP WLS BF H R ER SO BB IBB HBP BLK WP HR S P ERA WHIP	IP WLS BF H R ER SO BB IBB HBP BLK WP HR S P ERA WHIP	IP WLS BF H R ER SO BB IBB HBP BLK WP HR S P ERA WHIP	IP WLS BF H R ER SO BB IBB HBP BLK WP HR S P ERA WHIP	IP WLS BF H R ER SO BB IBB HBP BLK WP HR S P ERA WHIP	IP WLS BF H R ER SO BB IBB HBP BLK WP HR S P ERA WHIP	IP WLS BF H R ER SO BB IBB HBP BLK WP HR S P ERA WHIP	IP WLS BF H R ER SO BB IBB HBP BLK WP HR S P ERA WHIP	IP WLS BF H R ER SO BB IBB HBP BLK WP HR S P ERA WHIP	IP WLS BF H R ER SO BB IBB HBP BLK WP HR S P ERA WHIP	IP WLS BF H R ER SO BB IBB HBP BLK WP HR S P ERA WHIP	IP WLS BF H R ER SO BB IBB HBP BLK WP HR S P ERA WHIP	IP WLS BF H R ER SO BB IBB HBP BLK WP HR S P ERA WHIP	IP WLS BF H R ER SO BB IBB HBP BLK WP HR S P ERA WHIP	IP WLS BF H R ER SO BB IBB HBP BLK WP HR S P ERA WHIP	IP WLS BF H R ER SO BB IBB HBP BLK WP HR S P ERA WHIP	IP WLS BF H R ER SO BB IBB HBP BLK WP HR S P ERA WHIP	IP WLS BF H R ER SO BB IBB HBP BLK WP HR S P ERA WHIP

New York Mets @ San Diego Padres  
Qualcomm Stadium, San Diego, CA  
Tue Apr 01 1997, 6:33 AM EST  
Att: 43,005 - Cloudy - 67 F

AB 35  
R 5  
H 9  
RBI 5  
BB 6  
SO 11  
LOB 21



Batter	1	2	3	4	5	6	7	8	9	AB	R	H	RBI	BB	SO	LOB	BOTTOM				
Quilvio Veras, S (1,4) OBP: 0.600, SLG: 1.333	F7		G5-3			HR		FC3-6 BB		3	2	1	2	2	0	0					
Tony Gwynn, L (1,9)	1B			P6		1B		F9		5	2	3	2	0	0	2					
Steve Finley, L (1,8) OBP: 0.200, SLG: 0.400	P3			L9		K		FC3-6		5	0	1	3	0	1	3					
Ken Caminiti, S (1,5) Doug Bochtler, R (9,1)	P5			G6-3		K		K		5	1	1	1	0	2	3					
Greg Vaughn, R (1,7) OBP: 0.500, SLG: 0.333		G6-3			P5	BB G3 HBP BB		G6-4-3 1B		3	1	1	0	1	0	0					
Wally Joyner, L (1,3) OBP: 0.500, SLG: 0.500		F7			G1-6-3 1B	G3		G6-4-3 1B		4	0	2	0	0	0	2					
John Flaherty, R (1,2)		F9			G1-6-3	HBP BB BB		G6-4-3		3	1	0	0	1	0	3					
Chris Gomez, R (1,6) OBP: 0.500, SLG: 1.333			F8			HR		K		3	2	1	2	1	1	1					
Joey Hamilton, R (1,1) Rickey Henderson, R (6,PH) Tim Scott, R (7,1) Chris Jones, R (8,PH) Archi Cianfrocco, R (9,5)			G4-3			HR		F9 BB FC3-6 BB		1	0	0	0	0	0	0					
<b>Inning Stats</b>	R: 0 E: 0 K: 0 S: 10	H: 1 LOB: 0 BB: 0 P: 11	R: 0 E: 0 K: 0 S: 7	H: 0 LOB: 0 BB: 0 P: 13	R: 0 E: 0 K: 0 S: 4	H: 0 LOB: 0 BB: 0 P: 7	R: 0 E: 0 K: 2 S: 31	H: 7 LOB: 1 BB: 4 P: 65	R: 0 E: 0 K: 1 S: 10	H: 2 LOB: 1 BB: 0 P: 12	R: 1 E: 0 K: 1 S: 12	H: 0 LOB: 1 BB: 2 P: 25	1B: 7 2B: 1 3B: 0 HR: 3	SF: 0 SAC: 0 DP: 2 HBP: 1	WP: 0 PB: 0 SB: 1 CS: 0	PA: 40					
<b>PITCHER</b>	IP WLS BF H R ER SO BB IBB HBP BLK WP HR S P ERA WHIP	IP WLS BF H R ER SO BB IBB HBP BLK WP HR S P ERA WHIP	IP WLS BF H R ER SO BB IBB HBP BLK WP HR S P ERA WHIP	IP WLS BF H R ER SO BB IBB HBP BLK WP HR S P ERA WHIP	IP WLS BF H R ER SO BB IBB HBP BLK WP HR S P ERA WHIP	IP WLS BF H R ER SO BB IBB HBP BLK WP HR S P ERA WHIP	IP WLS BF H R ER SO BB IBB HBP BLK WP HR S P ERA WHIP	IP WLS BF H R ER SO BB IBB HBP BLK WP HR S P ERA WHIP	IP WLS BF H R ER SO BB IBB HBP BLK WP HR S P ERA WHIP	IP WLS BF H R ER SO BB IBB HBP BLK WP HR S P ERA WHIP	IP WLS BF H R ER SO BB IBB HBP BLK WP HR S P ERA WHIP	IP WLS BF H R ER SO BB IBB HBP BLK WP HR S P ERA WHIP	IP WLS BF H R ER SO BB IBB HBP BLK WP HR S P ERA WHIP	IP WLS BF H R ER SO BB IBB HBP BLK WP HR S P ERA WHIP	IP WLS BF H R ER SO BB IBB HBP BLK WP HR S P ERA WHIP	IP WLS BF H R ER SO BB IBB HBP BLK WP HR S P ERA WHIP	IP WLS BF H R ER SO BB IBB HBP BLK WP HR S P ERA WHIP	IP WLS BF H R ER SO BB IBB HBP BLK WP HR S P ERA WHIP	IP WLS BF H R ER SO BB IBB HBP BLK WP HR S P ERA WHIP	IP WLS BF H R ER SO BB IBB HBP BLK WP HR S P ERA WHIP	IP WLS BF H R ER SO BB IBB HBP BLK WP HR S P ERA WHIP

New York Mets @ San Diego Padres  
Qualcomm Stadium, San Diego, CA  
Tue Apr 01 1997, 6:33 AM EST  
Att: 43,005 - Cloudy - 67 F


AB 33  
R 12  
H 11  
RBI 12  
BB 6  
SO 4  
LOB 14












Batter	1	2	3	4	5	6	7	8	9	AB	R	H	RBI	BB	SO	LOB	TOP		
Lance Johnson, L (1, 8) OBP: 0.438, SLG: 0.250	F8		F7		CS BB		F8		F9	5	0	1	0	0	0	1	<b>New York Mets @ San Diego Padres</b> Qualcomm Stadium, San Diego, CA Thu Apr 03 1997, 6:33 AM EST Att: 21,611 - Overcast - 63 F 		
John Olerud, L (1, 3) OBP: 0.563, SLG: 1.000	2B		K		SAFE		FC5		G6-3	4	1	2	0	1	1	0			
Bernard Gilkey, R (1, 7) OBP: 0.313, SLG: 0.429	P4				L8 CS		G5-3		L8	4	2	1	2	1	0	3			
Todd Hundley, S (1, 2) OBP: 0.429, SLG: 0.500	BB				L8		FC5			1	0	0	0	3	0	1			
Butch Huskey, R (1, 5) OBP: 0.125, SLG: 0.125	P3				G5-3		FC5-4		FC5	4	1	1	1	0	0	6			
Edgardo Alfonzo, R (1, 4) OBP: 0.300, SLG: 0.500					G5-3		G3		K	4	0	0	0	0	1	1			
Alex Ochoa, R (1, 9) OBP: 0.333, SLG: 0.333	G6-3				2-H		CS		G1-3	4	0	2	1	0	0	0			
Rey Ordenez, R (1, 6) OBP: 0.250, SLG: 0.250	B1-3				F7		P6			4	0	1	0	0	0	2			
Bobby Jones, R (1, 1) John Franco, L (9, 1)			K		G6-3				L4	3	0	0	0	1	1	1			
							2B			0	0	0	0	0	0	0			
<b>Inning Stats</b>	R: 0 E: 0 K: 0 S: 9	H: 1 LOB: 2 BB: 1 P: 20	R: 0 E: 0 K: 0 S: 5	H: 0 LOB: 0 BB: 0 P: 8	R: 0 E: 0 K: 2 S: 9	H: 0 LOB: 0 BB: 0 P: 14	R: 2 E: 0 K: 0 S: 17	H: 2 LOB: 1 BB: 2 P: 23	R: 2 E: 0 K: 0 S: 8	H: 2 LOB: 1 BB: 2 P: 21	R: 0 E: 0 K: 0 S: 5	H: 1 LOB: 0 BB: 0 P: 7	R: 0 E: 0 K: 1 S: 8	H: 1 LOB: 1 BB: 0 P: 11	R: 0 E: 0 K: 0 S: 5	H: 0 LOB: 0 BB: 0 P: 7	1B: 5 2B: 2 3B: 0 HR: 1	SF: 0 SAC: 0 DP: 0 HBP: 0	WP: 0 PA: 39 PB: 0 SB: 0 CS: 3
<b>PITCHER</b>	IP WLS BF H R ER SO BB IBB HBP BLK WP HR S P ERA WHIP																		
Fernando Valenzuela, L (1, 1) ERA: 3.6	5.0 L 23 5 4 2 2 4 0 0 0 0 0 1 48 86 3.60 1.800																		
Will Cunnane, R (6, 1) ERA:	2.0 9 2 0 0 0 1 1 0 0 0 0 0 14 28 0.00 1.500																		
Sean Bergman, R (8, 1) ERA:	2.0 7 1 0 0 1 0 0 0 0 0 0 0 13 18 0.00 0.500																		

Batter	1	2	3	4	5	6	7	8	9	AB	R	H	RBI	BB	SO	LOB	BOTTOM				
Quirova Veras, S (1, 4) OBP: 0.429, SLG: 0.545	WP G4-3							G1-3		3	1	1	0	1	0	2	<b>New York Mets @ San Diego Padres</b> Qualcomm Stadium, San Diego, CA Thu Apr 03 1997, 6:33 AM EST Att: 21,611 - Overcast - 63 F 				
Tony Gwynn, L (1, 9) OBP: 0.400, SLG: 0.400	G4-3		K		L8					4	0	1	0	0	1	2					
Steve Finley, L (1, 8) OBP: 0.333, SLG: 0.462	2B		G3				K		P6	4	0	1	1	0	1	1					
Ken Caminiti, S (1, 5) OBP: 0.267, SLG: 0.429	K		G6-3				L4		G4-3	4	0	0	0	0	1	2					
Greg Vaughn, R (1, 7) OBP: 0.250, SLG: 0.182	G5-3				F7		F8			4	0	0	0	0	0	1					
Wally Joyner, L (1, 3) OBP: 0.500, SLG: 0.667			SH1-4		F7		F9			4	0	2	0	0	0	0					
Chris Gomez, R (1, 6) OBP: 0.286, SLG: 0.462			K		G3		G1-3		G4-3	4	0	0	0	0	1	2					
Carlos Hernandez, R (1, 2) OBP: 0.500, SLG: 0.500			SH1-4				G2-3		L7	4	0	2	0	0	0	1					
Fernando Valenzuela, L (1, 1) Don Slaught, R (6, PH) Will Cunnane, R (6, 1) Rickey Henderson, R (7, PH) Sean Bergman, R (8, 1)			SH1-4				G1-3			0	0	0	0	0	0	0					
									K	1	0	0	0	0	0	0					
										0	0	0	0	0	0	0					
										1	0	0	0	0	0	0					
										0	0	0	0	0	0	0					
										0	0	0	0	0	0	0					
										0	0	0	0	0	0	0					
										0	0	0	0	0	0	0					
<b>Inning Stats</b>	R: 1 E: 0 K: 1 S: 11	H: 1 LOB: 1 BB: 1 P: 23	R: 0 E: 0 K: 1 S: 14	H: 2 LOB: 2 BB: 0 P: 18	R: 0 E: 0 K: 1 S: 9	H: 0 LOB: 0 BB: 0 P: 13	R: 0 E: 0 K: 0 S: 5	H: 0 LOB: 0 BB: 0 P: 10	R: 0 E: 0 K: 0 S: 8	H: 1 LOB: 1 BB: 0 P: 12	R: 0 E: 0 K: 1 S: 10	H: 0 LOB: 0 BB: 0 P: 15	R: 0 E: 0 K: 1 S: 9	H: 1 LOB: 1 BB: 0 P: 13	R: 0 E: 0 K: 0 S: 7	H: 1 LOB: 1 BB: 0 P: 9	R: 0 E: 0 K: 0 S: 10	H: 1 LOB: 1 BB: 0 P: 18	1B: 5 2B: 2 3B: 0 HR: 0	SF: 0 SAC: 1 DP: 0 HBP: 0	WP: 1 PA: 35 PB: 1 SB: 0 CS: 0
<b>PITCHER</b>	IP WLS BF H R ER SO BB IBB HBP BLK WP HR S P ERA WHIP																				
Bobby Jones, R (1, 1) ERA: 1.13	8.0 W 31 6 1 1 5 1 0 0 0 0 0 0 73 113 1.12 0.875																				
John Franco, L (9, 1) ERA: 3.0	1.0 S 4 1 0 0 0 0 0 0 0 0 0 0 10 18 0.00 1.000																				



Batter	1	2	3	4	5	6	7	8	9	AB	R	H	RBI	BB	SO	LOB	TOP										
Lance Johnson, L OBP: 0.476, SLG: 0.438 (1, 8)	G5-3		G6-3			G4-3	3B	1B	1B	4	1	2	1	1	0	0	<b>New York Mets @ San Francisco Giants</b> 3Com Park at Candlestick Point, San Francisco, CA Fri Apr 04 1997, 10:05 PM EST Att: 8,380 - Unknown - 53 F 										
John Olerud, L OBP: 0.524, SLG: 0.813 (1, 3)	G1-3			2B		G4-3		1B	1B	4	1	1	1	1	1	2											
Bernard Gilkey, R OBP: 0.350, SLG: 0.471 (1, 7)	K			2B		2B		F8		3	1	1	0	1	1	0											
Todd Hundley, S OBP: 0.444, SLG: 0.667 (1, 2)		K		2B		2B		P5		4	0	2	1	0	1	0											
Butch Huskey, R OBP: 0.167, SLG: 0.167 (1, 5)	FC6-4	1B		G5-3		G4-3		K		4	0	1	1	0	1	2											
Carlos Baerga, S OBP: 0.250, SLG: 0.100 (1, 4)	FC6-4	1B		G6-3		G3			1B	3	1	0	0	1	0	3											
Alex Ochoa, R OBP: 0.300, SLG: 0.300 (1, 9)	P2				G1-3			G5-3	1B	4	0	1	0	0	0	1											
Edgardo Alfonzo, R OBP: 0.214, SLG: 0.333 (1, 6)			G6-3		G4-3		F9		K	4	0	0	0	0	1	2											
Dave Micki, R Andy Tomberlin, L Ricardo Jordan, L Greg McMichael, R Toby Borland, R Carl Everett, S (1, 1)			G4-3		K			F8		2	0	0	0	0	1	0											
<b>Inning Stats</b>	R: 0 E: 0 K: 1 S: 8	H: 0 LOB: 0 BB: 0 P: 12	R: 0 E: 0 K: 1 S: 10	H: 1 LOB: 1 BB: 0 P: 12	R: 0 E: 0 K: 0 S: 7	H: 0 LOB: 0 BB: 0 P: 13	R: 1 E: 0 K: 0 S: 10	H: 2 LOB: 1 BB: 1 P: 17	R: 0 E: 0 K: 1 S: 14	H: 0 LOB: 0 BB: 0 P: 13	R: 2 E: 0 K: 0 S: 14	H: 2 LOB: 1 BB: 1 P: 25	R: 0 E: 0 K: 0 S: 8	H: 2 LOB: 2 BB: 1 P: 16	R: 0 E: 0 K: 1 S: 8	H: 0 LOB: 0 BB: 0 P: 13		R: 1 E: 0 K: 2 S: 14	H: 2 LOB: 2 BB: 1 P: 21	1B: 5 2B: 3 3B: 1 HR: 0	SF: 0 SAC: 0 DP: 0 HBP: 0	WP: 0 PB: 0 SB: 0 CS: 0	PA: 38				
<b>PITCHER</b>	IP	WLS	BF	H	R	ER	SO	BB	IBB	HBP	BLK	WP	HR	S	P	ERA	WHIP										
Kirk Rueter, L ERA: 5.06 (1, 1)	5.1		22	5	3	3	3	2	0	0	0	0	0	51	83	5.06	1.312										
Julian Tavaroz, R ERA: (6, 1)	1.1	W	6	1	0	0	0	1	0	0	0	0	0	13	24	0.00	1.500										
Rich Rodriguez, L ERA: 9.0 (7, 1)	0.1		1	1	0	0	0	0	0	0	0	0	0	1	1	0.00	3.000										
Doug Henry, R ERA: (8, 1)	1.0	S	3	0	0	0	1	0	0	0	0	0	0	8	13	0.00	0.000										
Rod Beck, R ERA: 6.75 (9, 1)	1.0		6	2	1	1	2	1	0	0	0	0	0	14	21	9.00	3.000										

Batter	1	2	3	4	5	6	7	8	9	AB	R	H	RBI	BB	SO	LOB	BOTTOM										
Darryl Hamilton, L OBP: 0.357, SLG: 0.250 (1, 8)	K		G3		B1		FC3-6	1B	G4-3	5	1	0	0	0	1	3	<b>New York Mets @ San Francisco Giants</b> 3Com Park at Candlestick Point, San Francisco, CA Fri Apr 04 1997, 10:05 PM EST Att: 8,380 - Unknown - 53 F 										
Jose Vizcaino, S OBP: 0.500, SLG: 0.400 (1, 6)	G4-3			F7	G6-3		E	1B		4	1	1	0	0	0	0											
Glenallen Hill, R OBP: 0.365, SLG: 0.222 Rod Beck, R (1, 9)	K			1B	1B	BB	G6-3	E9	1B	3	2	1	1	1	1	0											
Barry Bonds, L OBP: 0.462, SLG: 0.556 (1, 7)		G3		1B	1B	1B	F7	1B	3B	4	1	2	2	0	0	0											
Jeff Kent, R OBP: 0.385, SLG: 0.800 (1, 4)	G3-6-1	1B		1B	SF8	1B	BLK	BB	G4-3	3	1	2	0	1	0	1											
J.T. Snow, L OBP: 0.308, SLG: 0.273 (1, 3)	G3-6-1			1B		1B	BLK		K	3	0	1	2	1	1	2											
Rick Wilkins, L OBP: 0.250, SLG: 0.111 (1, 2)			F7	SF8			1B	G3-1		2	0	0	1	1	0	0											
Bill Mueller, S OBP: 0.538, SLG: 0.455 (1, 5)			F7	P7		K		1B		4	0	2	0	0	1	4											
Kirk Rueter, L Julian Tavaroz, L Rich Rodriguez, L Marvin Benard, L Doug Henry, R Stan Javier, S (1, 1)			FC2-6		G6-3		FC3-6	F7		2	0	0	0	0	0	1											
<b>Inning Stats</b>	R: 0 E: 0 K: 2 S: 8	H: 0 LOB: 0 BB: 0 P: 10	R: 0 E: 0 K: 0 S: 7	H: 1 LOB: 0 BB: 0 P: 11	R: 0 E: 0 K: 0 S: 6	H: 1 LOB: 1 BB: 0 P: 9	R: 3 E: 0 K: 0 S: 20	H: 3 LOB: 1 BB: 1 P: 35	R: 0 E: 0 K: 1 S: 8	H: 0 LOB: 3 BB: 3 P: 22	R: 3 E: 1 K: 1 S: 16	H: 4 LOB: 1 BB: 0 P: 28	R: 0 E: 0 K: 0 S: 10	H: 1 LOB: 1 BB: 0 P: 16	R: 0 E: 0 K: 0 S: 10	H: 0 LOB: 0 BB: 0 P: 16		1B: 9 2B: 0 3B: 1 HR: 0	SF: 1 SAC: 0 DP: 1 HBP: 0	WP: 0 PB: 0 SB: 0 CS: 0	PA: 37						
<b>PITCHER</b>	IP	WLS	BF	H	R	ER	SO	BB	IBB	HBP	BLK	WP	HR	S	P	ERA	WHIP										
Dave Micki, R ERA: 4.5 (7, 1)	0.1	L	3	2	2	2	0	0	0	0	0	0	0	6	11	54.00	6.000										
Ricardo Jordan, L ERA: 13.5 (7, 1)	0.2		4	2	1	1	1	0	0	0	0	0	0	10	17	13.50	3.000										
Greg McMichael, R ERA: 3.86 (8, 1)	1.0		4	1	0	0	0	0	0	0	0	0	0	10	16	0.00	1.000										



Batter	1	2	3	4	5	6	7	8	9	AB	R	H	RBI	BB	SO	LOB	TOP					
Lance Johnson, L OBP: 0.440, SLG: 0.400	G4-3		G6-3			L7			L9	4	0	1	0	0	0	0						
John Olerud, L OBP: 0.440, SLG: 0.650	K				F9	F9			L8	4	0	0	0	0	1	1						
Bernard Gilkey, R OBP: 0.333, SLG: 0.400	K				BB	K			L9	3	0	0	0	1	2	1						
Todd Hundley, S OBP: 0.364, SLG: 0.500		G4-3			K				K	4	0	0	0	0	2	2						
Edgardo Alfonzo, R OBP: 0.176, SLG: 0.267		F9			P3					3	0	0	0	0	1	1						
Carlos Baerga, S OBP: 0.267, SLG: 0.154						P5			G6-3	3	0	1	0	0	0	0						
Alex Ochoa, R OBP: 0.231, SLG: 0.231									G1-3	3	0	0	0	0	0	1						
Rey Ordóñez, R OBP: 0.267, SLG: 0.267									F9	3	0	1	0	0	0	0						
Rick Reed, R Carl Everett, S Barry Manuel, R									G6-3	2	0	0	0	0	0	1						
<b>Inning Stats</b>	R: 0 E: 0 K: 2 S: 11	H: 0 LOB: 0 BB: 0 P: 16	R: 0 E: 0 K: 0 S: 12	H: 1 LOB: 1 BB: 0 P: 16	R: 0 E: 0 K: 0 S: 5	H: 0 LOB: 0 BB: 0 P: 10	R: 0 E: 0 K: 1 S: 10	H: 0 LOB: 1 BB: 1 P: 18	R: 0 E: 0 K: 0 S: 10	H: 1 LOB: 1 BB: 0 P: 14	R: 0 E: 0 K: 1 S: 7	H: 0 LOB: 0 BB: 0 P: 10	R: 0 E: 0 K: 1 S: 8	H: 0 LOB: 0 BB: 0 P: 11	R: 0 E: 0 K: 0 S: 7	H: 0 LOB: 0 BB: 0 P: 7	R: 0 E: 0 K: 1 S: 8	H: 1 LOB: 1 BB: 0 P: 13	1B: 3 2B: 0 3B: 0 HR: 0	SF: 0 SAC: 0 DP: 0 HBP: 0	WP: 0 PB: 0 SB: 2 CS: 0	PA: 31
<b>PITCHER</b>	IP	WLS	BF	H	R	ER	SO	BB	IBB	HBP	BLK	WP	HR	S	P	ERA	WHIP					
William Van Landingham, R	7.0		24	2	0	0	5	1	0	0	0	0	0	63	95	0.00	0.429					
Joe Roa, R	1.0	W	3	0	0	0	0	0	0	0	0	0	0	7	7	0.00	0.000					
Jim Poole, L	0.1		2	1	0	0	0	0	0	0	0	0	0	3	5	0.00	3.000					
Rod Beck, R	0.2	S	2	0	0	0	1	0	0	0	0	0	0	5	8	0.00	0.000					

**New York Mets @ San Francisco Giants**  
 3Com Park at Candlestick Point, San Francisco, CA  
 Sat Apr 05 1997, 6:33 AM EST  
 Att: 13,768 - Sunny - 61 F

AB	30
R	0
H	3
RBI	0
BB	1
SO	6
LOB	7



Batter	1	2	3	4	5	6	7	8	9	AB	R	H	RBI	BB	SO	LOB	BOTTOM				
Darryl Hamilton, L OBP: 0.278, SLG: 0.188	L9		K			K			G4-3	4	0	0	0	0	2	1					
Jose Vizcaino, S OBP: 0.500, SLG: 0.429	K								K	4	0	2	0	0	2	1					
Barry Bonds, L OBP: 0.500, SLG: 0.500										1	0	0	0	2	0	1					
Jeff Kent, R OBP: 0.313, SLG: 0.615	L7									3	0	0	0	0	1	4					
Stan Javier, S										3	0	0	0	0	0	1					
J.T. Snow, L OBP: 0.313, SLG: 0.286										3	1	1	0	0	1	0					
Bill Mueller, S OBP: 0.438, SLG: 0.357										3	0	0	0	0	0	1					
Damon Berryhill, S OBP: 0.600, SLG: 0.500										3	1	2	0	0	0	0					
William Van Landingham, R										2	0	0	0	0	0	1					
Joe Roa, R										0	0	0	0	0	0	0					
Rick Wilkins, L										1	0	1	2	0	0	0					
Jim Poole, L										0	0	0	0	0	0	0					
Rod Beck, R										0	0	0	0	0	0	0					
<b>Inning Stats</b>	R: 0 E: 0 K: 1 S: 11	H: 0 LOB: 1 BB: 1 P: 18	R: 0 E: 0 K: 0 S: 10	H: 0 LOB: 0 BB: 0 P: 18	R: 0 E: 0 K: 1 S: 7	H: 0 LOB: 0 BB: 0 P: 10	R: 0 E: 0 K: 1 S: 9	H: 1 LOB: 1 BB: 0 P: 15	R: 0 E: 0 K: 1 S: 8	H: 0 LOB: 0 BB: 0 P: 15	R: 0 E: 0 K: 1 S: 6	H: 1 LOB: 0 BB: 0 P: 7	R: 0 E: 0 K: 0 S: 8	H: 1 LOB: 1 BB: 1 P: 17	R: 2 E: 1 K: 1 S: 13	H: 3 LOB: 1 BB: 0 P: 20	1B: 5 2B: 2 3B: 0 HR: 0	SF: 0 SAC: 0 DP: 3 HBP: 0	WP: 0 PB: 0 SB: 0 CS: 1	PA: 29	
<b>PITCHER</b>	IP	WLS	BF	H	R	ER	SO	BB	IBB	HBP	BLK	WP	HR	S	P	ERA	WHIP				
Rick Reed, R	7.0		23	3	0	0	5	2	0	0	0	0	0	59	100	0.00	0.714				
Barry Manuel, R	1.0	L	6	3	2	2	1	0	0	0	0	0	0	13	20	18.00	3.000				

**New York Mets @ San Francisco Giants**  
 3Com Park at Candlestick Point, San Francisco, CA  
 Sat Apr 05 1997, 6:33 AM EST  
 Att: 13,768 - Sunny - 61 F

AB	27
R	2
H	6
RBI	2
BB	2
SO	6
LOB	10





Batter	1	2	3	4	5	6	7	8	9	AB	R	H	RBI	BB	SO	LOB	TOP										
Lance Johnson, L (1, 8) OBP: 0.500, SLG: 0.458	4-1 1B BB	2-2 G4-3			2-1 CS 1B		2-1 CS 1B		0-0 2H 1B	4	1	3	0	1	0	0											
John Olerud, L (1, 3) OBP: 0.448, SLG: 0.609	3-2 1B 1B	0-3 K			2-2 G6-3		2-1 CS	4-0 BB		3	1	1	0	1	1	1											
Bernard Gilkey, R (1, 7) OBP: 0.321, SLG: 0.375	0-0 1B SF8 1B		1-2 G4-3		1-3 K			3-2 F8		4	1	1	1	0	1	1											
Todd Hundley, S (1, 2) OBP: 0.346, SLG: 0.450	2-2 1B 1B		2-1 G4-3			1-0 G3		2-2 P5		4	0	1	0	0	0	1											
Carl Everett, S (1, 9) Edgardo Alfonzo, R (9, 5) OBP: 0.176, SLG: 0.267	1-0 F7		0-0 P6			1-1 G4-3		0-0 P2		4	0	0	0	0	0	4											
Carlos Baerga, S (1, 4) Manny Alexander, R (9, 4) OBP: 0.316, SLG: 0.235 OBP: 0.500, SLG: 0.500	0-0 FC6-4 1B			1-1 P2		1-0 1B			1-0 G1-3	4	0	2	1	0	0	0											
Butch Huskey, R (1, 5) John Franco, L (9, 1)	0-2 SF8		0-1 P3		0-0 P9			2-3 K		3	0	0	1	0	1	1											
Rey Ordenez, R (1, 6) OBP: 0.316, SLG: 0.316	2-1 FC6-4 1B		1-0 1B		0-2 F9			0-1 WP 2B 1B		4	1	2	0	0	0	2											
Brian Bohanon, L (1, 1) Greg McMichael, R (8, 1) Alex Ochoa, R (8, 9) OBP: 0.286, SLG: 0.357		0-0 G4-3		2-3 K		1-3 K		3-2 1B 2B		3	0	0	0	0	2	1											
<b>Inning Stats</b>	R: 3 E: 0 K: 0 S: 16	H: 4 LOB: 2 BB: 1 P: 28	R: 0 E: 0 K: 1 S: 7	H: 0 LOB: 0 BB: 0 P: 9	R: 0 E: 0 K: 0 S: 6	H: 0 LOB: 0 BB: 0 P: 9	R: 0 E: 0 K: 1 S: 8	H: 1 LOB: 1 BB: 0 P: 12	R: 0 E: 0 K: 0 S: 5	H: 1 LOB: 0 BB: 0 P: 8	R: 0 E: 0 K: 1 S: 9	H: 1 LOB: 0 BB: 0 P: 14	R: 0 E: 0 K: 0 S: 9	H: 0 LOB: 1 BB: 1 P: 18	R: 1 E: 0 K: 1 S: 11	H: 3 LOB: 2 BB: 0 P: 17	1B: 10 2B: 1 3B: 0 HR: 0	SF: 1 SAC: 0 DP: 0 HBP: 0	WP: 1 PB: 0 SB: 0 CS: 2	PA: 38							
<b>PITCHER</b>	IP	WLS	BF	H	R	ER	SO	BB	IBB	HBP	BLK	WP	HR	S	P	ERA	WHIP										
Mark Gardner, R (1, 1) ERA: 3.0	7.0	L	28	8	3	3	4	1	0	0	0	0	0	59	93	3.86	1.286										
Rich Rodriguez, L (8, 1) ERA: 6.0	1.0		4	0	0	0	0	1	0	0	0	0	0	9	18	0.00	1.000										
Rich DeLucia, R (9, 1) ERA: 10.8	0.2		4	2	1	1	1	0	0	0	0	1	0	10	16	13.50	3.000										
Jim Poole, L (9, 1) ERA:	0.1		1	1	0	0	0	0	0	0	0	0	0	1	1	0.00	3.000										

New York Mets @ San Francisco Giants  
3Com Park at Candlestick Point, San Francisco, CA  
Sun Apr 06 1997, 6:33 AM EDT  
Att: 15,073 - Cloudy - 58 F

AB	34
R	4
H	11
RBI	4
BB	2
SO	5
LOB	11



Batter	1	2	3	4	5	6	7	8	9	AB	R	H	RBI	BB	SO	LOB	BOTTOM										
Stan Javier, S (1, 8) OBP: 0.125, SLG: 0.125	2-2 G4-3 S 1B		2-2 P9			1-1 G5-3		0-2 G3-1		4	1	1	0	0	0	0											
Jose Vizcaino, S (1, 6) OBP: 0.400, SLG: 0.333	1-1 G4-3		0-3 K			0-2 L7		0-0 G4-3		4	0	0	0	0	1	1											
Glenallen Hill, R (1, 9) OBP: 0.471, SLG: 0.462	2-2 2B 1B		1-0 F8			0-0 1B			2-1 2B	4	0	3	1	0	0	0											
Barry Bonds, L (1, 7) OBP: 0.450, SLG: 0.385	2-3 K			1-0 F9		0-0 P6			4-0 G5-4-3 BB	3	0	0	0	1	1	2											
Jeff Kent, R (1, 4) OBP: 0.300, SLG: 0.588	3-2 2B		1-2 P4			2-3 K			1-3 K	4	0	1	0	0	2	2											
J.T. Snow, L (1, 3) OBP: 0.250, SLG: 0.222	0-1 L5		3-1 G4-3			0-0 G3			2-1 G5-4-3	4	0	0	0	0	0	4											
Bill Mueller, S (1, 5) OBP: 0.368, SLG: 0.294		0-2 G6-3			1-3 K				1-0 P3	3	0	0	0	0	1	0											
Rick Wilkins, L (1, 2) OBP: 0.313, SLG: 0.250		3-2 P3			1-1 G4-3			4-2 2B BB		2	1	0	0	1	0	0											
Mark Gardner, R (1, 1) Rich Rodriguez, L (8, 1) Damon Berryhill, S (8, PH) Rich DeLucia, R (9, 1) Jim Poole, L (9, 1)		1-3 K		0-0 G5-3				1-1 2B		2	0	0	0	0	1	0											
<b>Inning Stats</b>	R: 1 E: 0 K: 1 S: 19	H: 3 LOB: 0 BB: 0 P: 29	R: 0 E: 0 K: 1 S: 9	H: 0 LOB: 0 BB: 0 P: 13	R: 0 E: 0 K: 1 S: 7	H: 0 LOB: 0 BB: 0 P: 10	R: 0 E: 0 K: 0 S: 6	H: 0 LOB: 0 BB: 0 P: 11	R: 0 E: 0 K: 1 S: 7	H: 1 LOB: 0 BB: 0 P: 8	R: 0 E: 0 K: 1 S: 5	H: 0 LOB: 0 BB: 0 P: 8	R: 1 E: 0 K: 0 S: 9	H: 1 LOB: 1 BB: 1 P: 14	R: 0 E: 0 K: 1 S: 7	H: 1 LOB: 1 BB: 1 P: 16	1B: 3 2B: 3 3B: 0 HR: 0	SF: 0 SAC: 0 DP: 1 HBP: 0	WP: 0 PB: 0 SB: 1 CS: 0	PA: 33							
<b>PITCHER</b>	IP	WLS	BF	H	R	ER	SO	BB	IBB	HBP	BLK	WP	HR	S	P	ERA	WHIP										
Brian Bohanon, L (1, 1) ERA: 2.57	7.0	W	26	4	2	2	5	1	0	0	0	0	0	63	95	2.57	0.714										
Greg McMichael, R (8, 1) ERA: 2.1	1.0		3	1	0	0	0	0	0	0	0	0	0	6	7	0.00	1.000										
John Franco, L (9, 1) ERA: 2.25	1.0	S	4	1	0	0	1	1	0	0	0	0	0	7	16	0.00	2.000										

New York Mets @ San Francisco Giants  
3Com Park at Candlestick Point, San Francisco, CA  
Sun Apr 06 1997, 6:33 AM EDT  
Att: 15,073 - Cloudy - 58 F

AB	31
R	2
H	6
RBI	2
BB	2
SO	6
LOB	9





Batter	1	2	3	4	5	6	7	8	9	10	11	12	13	14	15	AB	R	H	RBI	BB	SO	LOB	TOP																
Lance Johnson, L OBP: 0.365, SLG: 0.355 (1.8)	F7		F8		G6-3		G3-1			G1-3	FC6			G1-6-3		7	0	0	0	0	0	4																	
John Olerud, L OBP: 0.417, SLG: 0.552 (1.3)	F7		FC4-6 BB			HR 2B		G4-3		1B BB			K		F7	6	1	1	0	1	1	1																	
Bernard Gilkey, R OBP: 0.314, SLG: 0.333 (1.7)	K					K		P4		BB			F7		K	6	0	1	0	1	3	1																	
Todd Hundley, S OBP: 0.329, SLG: 0.542 (10.1)		K														4	1	1	2	1	2	2																	
Barry Manuel, R (13.1)																1	0	0	0	0	0	0																	
John Franco, L (15.1)																0	0	0	0	0	0	0																	
Joe Crawford, L (15.1)																1	0	0	0	0	1	0																	
Andy Tomberlin, L OBP: 0.500, SLG: 0.400 (9.1)		P5														3	0	1	0	1	0	1																	
Steve Bieser, L (9.1)																0	0	0	0	0	0	0																	
Butch Huskey, R OBP: 0.111, SLG: 0.118 (9.5)																2	0	0	0	0	0	3																	
Edgardo Alfonzo, R OBP: 0.217, SLG: 0.250 (9.6)																5	0	1	0	1	1	4																	
Manny Alexander, R OBP: 0.200, SLG: 0.200 (9.1)																3	0	0	0	0	1	2																	
Carlos Baerga, S OBP: 0.273, SLG: 0.200 (9.4)																3	0	0	0	0	1	2																	
Rey Ordóñez, R OBP: 0.318, SLG: 0.318 (9.1)																3	0	1	0	0	0	2																	
Carl Everett, S (9.1)																3	0	0	0	0	0	2																	
Mark Clark, R (11.1)																2	0	0	0	1	1	1																	
Greg McMichael, R (11.1)																1	0	0	0	0	0	0																	
Alex Ochoa, R OBP: 0.333 (11.1)																0	0	0	0	0	0	3																	
Toby Borland, R (11.1)																0	0	0	0	0	0	0																	
Ricardo Jordan, L (11.1)																0	0	0	0	0	0	0																	
Alberto Castillo, R OBP: 0.150, SLG: 0.150 (11.1)																1	0	1	0	1	0	0																	
<b>Inning Stats</b>	R: 0 E: 0 K: 1 S: 7	H: 0 LOB: 0 BB: 0 P: 13	R: 0 E: 0 K: 2 S: 13	H: 1 LOB: 2 BB: 0 P: 21	R: 0 E: 0 K: 0 S: 8	H: 0 LOB: 2 BB: 2 P: 21	R: 0 E: 0 K: 1 S: 6	H: 0 LOB: 0 BB: 0 P: 11	R: 0 E: 0 K: 1 S: 6	H: 0 LOB: 0 BB: 0 P: 6	R: 2 E: 0 K: 1 S: 8	H: 2 LOB: 0 BB: 1 P: 18	R: 0 E: 0 K: 1 S: 10	H: 0 LOB: 1 BB: 0 P: 15	R: 0 E: 0 K: 1 S: 8	H: 0 LOB: 0 BB: 0 P: 14	R: 0 E: 0 K: 1 S: 12	H: 1 LOB: 3 BB: 1 P: 19	R: 0 E: 0 K: 0 S: 9	H: 0 LOB: 3 BB: 2 P: 20	R: 0 E: 0 K: 1 S: 8	H: 0 LOB: 1 BB: 1 P: 13	R: 0 E: 0 K: 0 S: 5	H: 1 LOB: 0 BB: 0 P: 9	R: 0 E: 0 K: 2 S: 7	H: 0 LOB: 0 BB: 0 P: 10	R: 0 E: 0 K: 2 S: 7	H: 0 LOB: 0 BB: 0 P: 10	1B: 5 2B: 2 3B: 0 HR: 1	SF: 0 SAC: 0 DP: 2 HBP: 0	WP: 1 PB: 0 SB: 1 CS: 0	PA: 58							
<b>PITCHER</b>	IP 6.0	WLS 3	BF 24	H 3	R 2	ER 2	SO 5	BB 3	IBB 0	HBP 0	BLK 0	WP 1	HR 1	R 4	S 18	P 90	ERA 3.00	WHIP 1.000																					
Hideo Nomo, R ERA: 2.08 (1.1)											<b>PITCHER</b>	IP 3.0	WLS 0	BF 9	H 1	R 0	ER 0	SO 2	BB 0	IBB 0	HBP 0	BLK 0	WP 0	HR 0	R 0	S 16	P 28	ERA 0.00	WHIP 0.333										
Tom Candiotti, R ERA: (7.1)											Pedro Astacio, R ERA: 2.25 (13.1)																												
Scott Radinsky, L ERA: (8.1)																																							
Darren Hall, R ERA: (9.1)																																							
Mark Guthrie, L ERA: (11.1)																																							

**New York Mets @ Los Angeles Dodgers**  
Dodger Stadium, Los Angeles, CA  
Mon Apr 07 1997, 7:05 PM PDT  
Att: 27,547 - Unknown - 60 F

AB 51  
R 2  
H 7  
RBI 2  
BB 11  
LOB 28



Batter	1	2	3	4	5	6	7	8	9	10	11	12	13	14	15	AB	R	H	RBI	BB	SO	LOB	BOTTOM																
Wilton Guerrero, S OBP: 0.276, SLG: 0.370 (1.4)	K			G4-3		B5-3		1B WIP 1B		SH2-4		F8		K		6	0	1	0	0	2	2																	
Todd Hollandsworth, L OBP: 0.300, SLG: 0.333 (9.7)	K			K				SF9		F9		1B		1B		6	0	3	1	0	2	1																	
Raul Mondesi, R OBP: 0.323, SLG: 0.483 (1.9)	P2			F8		F7		G6-4-3 1B				1B		F9		6	0	2	1	1	0	2																	
Mike Piazza, R OBP: 0.429, SLG: 0.458 (1.2)																5	0	1	0	0	0	4																	
Mark Guthrie, R (11.1)																0	0	0	0	0	0	0																	
Juan Castro, R (12.1)																1	0	0	0	0	1	2																	
Pedro Astacio, R (13.1)																1	0	0	0	0	1	1																	
Eric Karros, R OBP: 0.387, SLG: 0.280 (1.3)																6	0	1	0	1	1	4																	
Todd Zelle, R OBP: 0.310, SLG: 0.292 (1.5)																4	0	1	0	3	0	3																	
Billy Ashley, R OBP: 0.350, SLG: 0.667 (1.7)																2	0	0	0	1	0	1																	
Brett Butler, L OBP: 0.393, SLG: 0.304 (9.8)																1	1	0	0	2	0	1																	
Greg Gagne, R OBP: 0.192, SLG: 0.192 (1.6)																7	1	2	0	0	1	7																	
Hideo Nomo, R OBP: 0.392, SLG: 0.250 (8.1)																1	0	0	0	0	0	0																	
Chip Hanks, R (8.1)																0	0	0	0	0	0	0																	
Tom Candiotti, R (11.1)																0	0	0	0	0	0	0																	
Scott Radinsky, L (11.1)																0	1	0	0	1	0	0																	
Wayne Kirby, L (11.1)																0	0	0	0	0	0	0																	
Darren Hall, R (11.1)																0	0	0	0	0	0	0																	
Chad Foulke, S (15.1)																3	0	1	0	1	0	4																	
Tom Proctor, R OBP: 0.150, SLG: 0.333 (15.1)																3	0	1	0	1	0	4																	
<b>Inning Stats</b>	R: 0 E: 0 K: 2 S: 10	H: 0 LOB: 0 BB: 0 P: 12	R: 0 E: 0 K: 0 S: 7	H: 1 LOB: 0 BB: 0 P: 12	R: 0 E: 0 K: 0 S: 6	H: 0 LOB: 0 BB: 1 P: 11	R: 0 E: 0 K: 0 S: 4	H: 0 LOB: 0 BB: 0 P: 9	R: 0 E: 0 K: 0 S: 7	H: 0 LOB: 1 BB: 1 P: 16	R: 2 E: 0 K: 0 S: 12	H: 3 LOB: 1 BB: 1 P: 21	R: 0 E: 0 K: 0 S: 8	H: 0 LOB: 2 BB: 2 P: 18	R: 0 E: 0 K: 1 S: 14	H: 2 LOB: 2 BB: 0 P: 19	R: 0 E: 0 K: 2 S: 10	H: 1 LOB: 1 BB: 0 P: 16	R: 1 E: 0 K: 1 S: 12	H: 1 LOB: 1 BB: 1 P: 17	1B: 12 2B: 0 3B: 0 HR: 0	SF: 1 SAC: 2 DP: 3 HBP: 0	WP: 1 PB: 0 SB: 1 CS: 0	PA: 63															
<b>PITCHER</b>	IP 7.1	WLS 1	BF 29	H 5	R 2	ER 2	SO 3	BB 3	IBB 0	HBP 0	BLK 0	WP 0	HR 0	R 5	S 54	P 94	ERA 2.46	WHIP 1.091																					
Mark Clark, R ERA: 3.29 (8.1)											<b>PITCHER</b>	IP 2.0	WLS 0	BF 9	H 3	R 0	ER 0	SO 3	BB 0	IBB 0	HBP 0	BLK 0	WP 0	HR 0	R 0	S 14	P 34	ERA 0.00	WHIP 1.500										
Greg McMichael, R ERA: 2.25 (8.1)											John Franco, L ERA: 1.5 (13.1)																												
Toby Borland, R ERA: 10.13 (10.1)											Joe Crawford, L ERA: 13.5 (15.1)																												
Ricardo Jordan, L ERA: 10.8 (10.1)																																							
Barry Manuel, R ERA: 9.64 (10.1)																																							

**New York Mets @ Los Angeles Dodgers**  
Dodger Stadium, Los Angeles, CA  
Mon Apr 07 1997, 7:05 PM PDT  
Att: 27,547 - Unknown - 60 F

AB 50  
R 3  
H 12  
RBI 3  
BB 10  
LOB 32





Batter	1	2	3	4	5	6	7	8	9	AB	R	H	RBI	BB	SO	LOB	TOP
Lance Johnson, L (1,8) OBP: 0.429, SLG: 0.371										4	2	2	0	1	0	0	<b>New York Mets @ Los Angeles Dodgers</b> Dodger Stadium, Los Angeles, CA Tue Apr 08 1997, 7:05 PM PDT Att: 27,318 - Unknown - 67 F <a href="http://livebaseballscorecards.com">livebaseballscorecards.com</a>
Rey Ordonez, R (1,6) OBP: 0.320, SLG: 0.320										3	1	1	0	0	0	3	
John Olerud, L (1,3) OBP: 0.475, SLG: 0.636										4	2	4	1	0	0	0	
Todd Hundley, S (1,2) OBP: 0.343, SLG: 0.519										3	0	1	2	0	0	2	
Bernard Gilkey, R (1,7) OBP: 0.308, SLG: 0.324										4	0	1	2	0	0	2	
Carlos Baerga, S (1,4) OBP: 0.231, SLG: 0.167										4	0	0	0	0	0	3	
Manny Alexander, R (8,4) OBP: 0.200, SLG: 0.200										0	0	0	0	0	0	0	
Butch Huskey, R (1,5) OBP: 0.091, SLG: 0.095										4	0	0	0	0	0	0	
Edgardo Alfonzo, R (8,5) OBP: 0.217, SLG: 0.250										0	0	0	0	0	0	0	
Alex Ochoa, R (1,9) OBP: 0.211, SLG: 0.263										4	0	0	0	0	0	0	
Bobby Jones, R (1,1) Andy Tomberlin, L (9, PH) Greg McMichael, R (9, 1)										2	0	0	0	0	0	0	
<b>Inning Stats</b>	R: 2 H: 3 E: 0 K: 0 S: 13	H: 3 R: 0 ER: 0 LOB: 1 BB: 0 P: 20	R: 2 H: 3 E: 0 K: 0 S: 12	H: 3 R: 0 ER: 1 LOB: 2 BB: 1 P: 18	R: 0 H: 0 E: 1 K: 0 S: 10	H: 1 R: 0 ER: 0 LOB: 0 BB: 0 P: 12	R: 0 H: 0 E: 0 K: 0 S: 7	H: 2 R: 0 ER: 0 LOB: 0 BB: 0 P: 10	R: 0 H: 0 E: 0 K: 1 S: 10	H: 0 R: 0 ER: 0 LOB: 0 BB: 0 P: 12	1B: 8 2B: 2 3B: 0 HR: 0	SF: 1 SAC: 2 DP: 1 HBP: 0	WP: 1 PA: 37 PB: 0 SB: 1 CS: 0				
<b>PITCHER</b>	IP WLS BF H R ER SO BB IBB HBP BLK WP HR S P ERA WHIP																
Ismael Valdez, R (1,1) ERA: 4.05	6.1 L 30 9 5 5 0 1 0 0 0 0 1 0 65 91 7.11 1.579																
Scott Radinsky, L (7,1) ERA:	0.2 1 0 0 0 0 0 0 0 0 0 0 2 4 0.00 0.000																
37 Darren Dreifort, R (8,1) ERA:	1.0 3 0 0 0 0 0 0 0 0 0 0 4 8 0.00 0.000																
Todd Worrell, R (9,1) ERA:	1.0 3 0 0 0 1 0 0 0 0 0 0 10 12 0.00 0.000																

Batter	1	2	3	4	5	6	7	8	9	AB	R	H	RBI	BB	SO	LOB	BOTTOM
Brett Butler, L (1,8) OBP: 0.406, SLG: 0.280										2	0	0	0	2	0	0	<b>New York Mets @ Los Angeles Dodgers</b> Dodger Stadium, Los Angeles, CA Tue Apr 08 1997, 7:05 PM PDT Att: 27,318 - Unknown - 67 F <a href="http://livebaseballscorecards.com">livebaseballscorecards.com</a>
Wilton Guerrero, S (1,4) OBP: 0.250, SLG: 0.333										3	0	0	0	0	0	3	
Wayne Kirby, L (8, PH) Juan Castro, R (9, 4)										1	0	0	0	0	0	0	
Raul Mondesi, R (1,9) OBP: 0.314, SLG: 0.545										4	1	1	1	0	1	2	
Mike Piazza, R (1,2) OBP: 0.406, SLG: 0.429										4	1	1	0	0	0	0	
Eric Karros, R (1,3) OBP: 0.353, SLG: 0.276										4	0	1	0	0	1	1	
Todd Hollandsworth, L (1,7) OBP: 0.284, SLG: 0.355										4	1	1	0	0	0	0	
Todd Zeile, R (1,5) OBP: 0.281, SLG: 0.259										3	0	0	0	0	1	2	
Greg Gagne, R (1,6) OBP: 0.207, SLG: 0.276										3	0	1	2	0	0	0	
Ismael Valdez, R (1,1) Scott Radinsky, L (7,1) Chip Hale, L (7, PH) 37 Darren Dreifort, R (8,1) Todd Worrell, R (9,1)										1	0	0	0	1	0	1	
<b>Inning Stats</b>	R: 1 H: 1 E: 0 K: 0 S: 11	H: 0 R: 0 ER: 0 LOB: 0 BB: 0 P: 16	R: 0 H: 0 E: 0 K: 1 S: 13	H: 3 R: 0 ER: 0 LOB: 1 BB: 0 P: 17	R: 0 H: 0 E: 0 K: 0 S: 9	H: 0 R: 0 ER: 0 LOB: 0 BB: 0 P: 13	R: 0 H: 1 E: 0 K: 0 S: 8	H: 0 R: 0 ER: 0 LOB: 0 BB: 0 P: 10	R: 0 H: 0 E: 0 K: 0 S: 8	H: 0 R: 0 ER: 0 LOB: 0 BB: 0 P: 13	R: 0 H: 0 E: 0 K: 0 S: 5	H: 0 R: 0 ER: 0 LOB: 0 BB: 0 P: 9	1B: 2 2B: 1 3B: 1 HR: 1	SF: 0 SAC: 0 DP: 1 HBP: 0	WP: 0 PA: 33 PB: 0 SB: 0 CS: 0		
<b>PITCHER</b>	IP WLS BF H R ER SO BB IBB HBP BLK WP HR S P ERA WHIP																
Bobby Jones, R (1,1) ERA: 2.25	8.0 W 30 5 3 3 3 3 0 0 0 0 0 74 125 3.38 1.000																
Greg McMichael, R (9,1) ERA: 1.8	1.0 S 3 0 0 0 0 0 0 0 0 0 0 5 9 0.00 0.000																

AB 33  
R 5  
H 9  
RBI 5  
BB 1  
SO 1  
LOB 10



AB 30  
R 3  
H 5  
RBI 3  
BB 3  
SO 3  
LOB 9






Batter	1	2	3	4	5	6	7	8	9	10	11	12	13	14	AB	R	H	RBI	BB	SO	LOB	TOP															
Lanco Johnson, L OBP: 0.396, SLG: 0.325 (1, 8)	G6-3		G3-1			G1-3			1B BB		F7			B5-3	5	1	0	0	1	0	0																
Edgardo Alfonzo, R Andy Borner, L Rick Reed, R Manny Alexander, R Brian Bohanon, L Barry Manuel, R	K			K			L9		K		G5-3			K	3	0	0	0	0	2	0																
John Olerud, L OBP: 0.444, SLG: 0.579 (1, 3)	G3			F9			F7		1B					K	5	0	1	1	0	1	0																
Todd Hundley, S OBP: 0.325, SLG: 0.563 (1, 2)		K		P3					K				F9		5	1	1	1	0	2	1																
Bernard Gilkey, R OBP: 0.273, SLG: 0.282 (1, 7)		G6-3				P3					G6-3			K	5	0	0	0	0	2	0																
Carl Everett, S OBP: 0.100, SLG: 0.053 Alex Ochoa, R OBP: 0.182, SLG: 0.227						B2-3			K		G6-3			G4-3	2	0	1	0	0	0	0																
Carlos Baerga, S OBP: 0.226, SLG: 0.172 (1, 4)						G1-3			G6-3					L7	5	0	1	0	0	0	1																
Ray Ordonez, R OBP: 0.267, SLG: 0.267 (1, 6)						G4-3			G6-3					F9	5	0	0	0	0	1	1																
Dave Micki, R Steve Bieser, L Butch Huskey, R				G1-3					K					L8	2	0	0	0	0	1	0																
						K								F8	1	0	0	0	0	1	0																
															2	0	0	0	0	0	0																
<b>Inning Stats</b>	R: 0 E: 0 K: 1 S: 6	H: 0 LOB: 0 BB: 0 P: 9	R: 0 E: 0 K: 1 S: 12	H: 1 LOB: 1 BB: 0 P: 21	R: 0 E: 0 K: 1 S: 8	H: 0 LOB: 0 BB: 0 P: 10	R: 0 E: 0 K: 1 S: 9	H: 0 LOB: 0 BB: 0 P: 12	R: 0 E: 0 K: 1 S: 10	H: 0 LOB: 0 BB: 0 P: 7	R: 0 E: 0 K: 1 S: 4	H: 0 LOB: 0 BB: 0 P: 9	R: 0 E: 0 K: 2 S: 10	H: 0 LOB: 0 BB: 0 P: 17	R: 0 E: 0 K: 1 S: 5	H: 0 LOB: 0 BB: 0 P: 7	R: 0 E: 0 K: 1 S: 6	H: 0 LOB: 0 BB: 0 P: 8	R: 0 E: 0 K: 1 S: 6	H: 0 LOB: 0 BB: 0 P: 8	1B: 3 2B: 0 3B: 0 HR: 1	SF: 0 SAC: 0 DP: 0 HBP: 0	WP: 0 PB: 0 SB: 1 CS: 0	PA: 47													
<b>PITCHER</b>	IP 7.0	WLS 23	BF 2	H 2	R 1	ER 1	SO 6	BB 0	IBB 0	HBP 0	BLK 0	WP 0	HR 1	S 61	P 93	ERA 1.29	WHIP 0.286																				
Chan Ho Park, R ERA: 2.77	1.0	3	0	0	0	1	0	0	0	0	0	0	0	8	9	0.00	0.000																				
Scott Radinsky, L ERA:	1.0	5	1	1	1	3	1	0	0	0	0	0	0	12	19	9.00	2.000																				
Todd Worrell, R ERA: 1.8	1.0	4	1	0	0	0	0	0	0	0	0	0	0	7	8	0.00	1.000																				
Darren Hall, R ERA:	3.0	9	0	0	0	2	0	0	0	0	0	0	0	19	30	0.00	0.000																				
Mark Guthrie, L ERA:											IP 1.0	WLS 3	BF 3	H 0	R 0	ER 0	SO 1	BB 0	IBB 0	HBP 0	BLK 0	WP 0	HR 0	S 6	P 8	ERA 0.00	WHIP 0.000										
Tom Candiotti, R ERA:																																					

**New York Mets @ Los Angeles Dodgers**  
**Dodger Stadium, Los Angeles, CA**  
 Wed Apr 09 1997, 7:05 PM PDT  
 Att: 28,056 - Unknown - 64 F


AB 46  
 R 2  
 H 4  
 RBI 2  
 BB 1  
 SO 13  
 LOB 4



Batter	1	2	3	4	5	6	7	8	9	10	11	12	13	14	AB	R	H	RBI	BB	SO	LOB	BOTTOM								
Brett Butler, L OBP: 0.378, SLG: 0.267 (1, 8)	G6-3		SH2-3		G1-3			K			G3			E SH1-4 1B	5	1	1	0	0	1	0									
Todd Hollandsworth, L OBP: 0.282, SLG: 0.333 (1, 7)	G1-3		F7			G5-3 1B		F9			L8			SH1-4	5	0	1	0	0	0	1									
Raul Mondesi, R OBP: 0.268, SLG: 0.462 (1, 9)	P6		K			G5-3		F7			K			E5 1B	6	0	0	0	0	2	3									
Mike Piazza, R OBP: 0.447, SLG: 0.438 (1, 2)		HR 1B									K				4	1	2	1	2	2	0									
Eric Karros, R OBP: 0.333, SLG: 0.265 (1, 3)		P3				G5-3								G6-3	5	0	1	0	0	0	4									
Todd Zelle, R OBP: 0.270, SLG: 0.344 (1, 5)								L9						K	5	1	1	2	0	2	2									
Greg Gagne, R OBP: 0.176, SLG: 0.235 (1, 6)								K2-3			L5			F8	5	0	0	0	0	1	1									
Chad Fonville, S (1, 4)								G4-3						K	4	0	0	0	1	2	0									
														L6	1	0	0	0	0	0	0									
<b>Inning Stats</b>	R: 0 E: 0 K: 0 S: 5	H: 0 LOB: 0 BB: 0 P: 5	R: 2 E: 0 K: 0 S: 9	H: 2 LOB: 0 BB: 0 P: 16	R: 0 E: 0 K: 1 S: 7	H: 0 LOB: 1 BB: 1 P: 14	R: 0 E: 0 K: 0 S: 6	H: 1 LOB: 1 BB: 1 P: 12	R: 0 E: 0 K: 1 S: 9	H: 0 LOB: 1 BB: 1 P: 16	R: 0 E: 0 K: 1 S: 7	H: 0 LOB: 0 BB: 0 P: 11	R: 0 E: 0 K: 2 S: 6	H: 0 LOB: 0 BB: 0 P: 9	R: 0 E: 0 K: 1 S: 9	H: 0 LOB: 0 BB: 0 P: 14	R: 0 E: 0 K: 2 S: 9	H: 0 LOB: 0 BB: 0 P: 12	R: 0 E: 0 K: 1 S: 10	H: 0 LOB: 0 BB: 0 P: 12	R: 1 E: 1 K: 0 S: 6	H: 2 LOB: 2 BB: 0 P: 10	1B: 5 2B: 0 3B: 0 HR: 1	SF: 0 SAC: 2 DP: 2 HBP: 0	WP: 0 PB: 0 SB: 0 CS: 0	PA: 49				
<b>PITCHER</b>	IP 8.0	WLS 30	BF 3	H 2	R 2	ER 2	SO 4	BB 3	IBB 1	HBP 0	BLK 0	WP 0	HR 1	S 60	P 98	ERA 2.25	WHIP 0.750													
Dave Micki, R ERA: 3.21	5.0	15	1	0	0	7	0	0	0	0	0	0	0	42	55	0.00	0.200													
Rick Reed, R ERA:	0.1	L	2	1	1	0	0	0	0	0	0	0	0	4	6	0.00	3.000													
Brian Bohanon, L ERA: 2.45	0.0	2	1	0	0	0	0	0	0	0	0	0	0	2	4	*	*													
Barry Manuel, R ERA: 9.64																														

**New York Mets @ Los Angeles Dodgers**  
**Dodger Stadium, Los Angeles, CA**  
 Wed Apr 09 1997, 7:05 PM PDT  
 Att: 28,056 - Unknown - 64 F

AB 43  
 R 3  
 H 6  
 RBI 3  
 BB 4  
 SO 11  
 LOB 12











Batter	1	2	3	4	5	6	7	8	9	AB	R	H	RBI	BB	SO	LOB	TOP											
Marvin Benard, L OBP: 0.400, SLG: 0.250 Rich Aurilia, R OBP: 0.400, SLG: 0.400	F2	K		K				FC4-6		3	0	0	0	1	2	4	<b>San Francisco Giants @ New York Mets</b> Shea Stadium, Flushing, NY Sun Apr 13 1997, 3:38 AM EDT Att: 21,981 - Cloudy - 65 F											
Jose Vizcaino, S OBP: 0.395, SLG: 0.375	L7		F6		HR	K		4-3		5	1	1	1	0	1	3												
Glenallen Hill, R OBP: 0.316, SLG: 0.353	K		K		G5-3		F8	F9		5	0	0	0	0	2	0												
Barry Bonds, L OBP: 0.512, SLG: 0.462		P6	G4-3		F8		L7	SH5-3 1B		4	0	0	0	1	0	0												
J.T. Snow, L OBP: 0.293, SLG: 0.222		BB 2B		F8	F7		K	SH5-3 1B		4	1	1	0	1	1	0												
Mark Lewis, R OBP: 1.000, SLG: 3.000 Doug Henry, R		BB						SH5-3		3	4	3	2	1	0	0												
Jim Poole, L Rod Beck, R		BB		HR			HR	1B BLK WP		0	0	0	0	0	0	0												
Rick Wilkins, L OBP: 0.286, SLG: 0.333		FC5-4 1H 2H	2B	SH5-4 2B		F8		WP G4-3 FC4-6 1B	G3	5	1	3	2	0	0	2												
Bill Mueller, S OBP: 0.395, SLG: 0.364		FC5-4 BB		SH5-4 1B				G4-3		3	0	2	0	1	0	2												
Shawn Estes, R Damon Berryhill, S Joe Rios, R Julian Tavarez, L Darryl Hamilton, L OBP: 0.297, SLG: 0.188		FC5-4		SH5-4		G1-3		FC4-6 BB		1	0	0	0	0	0	2												
<b>Inning Stats</b>	R: 0 E: 0 K: 1 S: 5	H: 0 LOB: 0 BB: 0 P: 5	R: 2 E: 0 K: 1 S: 6	H: 1 LOB: 2 BB: 3 P: 18	R: 0 E: 0 K: 1 S: 5	H: 0 LOB: 0 BB: 0 P: 5	R: 1 E: 0 K: 1 S: 8	H: 3 LOB: 2 BB: 0 P: 8	R: 1 E: 0 K: 1 S: 4	H: 1 LOB: 0 BB: 0 P: 4	R: 1 E: 0 K: 1 S: 7	H: 2 LOB: 2 BB: 1 P: 11	R: 0 E: 0 K: 1 S: 5	H: 0 LOB: 0 BB: 0 P: 5	R: 2 E: 0 K: 0 S: 5	H: 2 LOB: 1 BB: 1 P: 9	R: 0 E: 0 K: 0 S: 4	H: 1 LOB: 2 BB: 1 P: 8	1B: 4 2B: 3 3B: 0 HR: 3	SF: 0 SAC: 2 DP: 0 HBP: 0	WP: 1 PA: 43 CS: 0							
<b>PITCHER</b>	IP	WLS	BF	H	R	ER	SO	BB	IBB	HBP	BLK	WP	HR	S	P	ERA	WHIP											
Bobby Jones, R ERA: 3.8	(1, 1)	5.1	L	26	7	5	5	4	3	0	0	0	0	3	31	43	8.44	1.875										
Brian Bohanon, L ERA: 3.5	(6, 1)	2.2		12	2	2	2	2	2	0	0	1	1	0	14	22	6.75	1.500										
Greg McMichael, R ERA: 1.5	(9, 1)	1.0		5	1	0	0	0	1	0	0	0	0	0	4	8	0.00	2.000										

Batter	1	2	3	4	5	6	7	8	9	AB	R	H	RBI	BB	SO	LOB	BOTTOM											
Lance Johnson, L OBP: 0.404, SLG: 0.354	SH1-3 1B BB	FC6-4		G3		G1-6-3				4	1	1	2	1	0	5	<b>San Francisco Giants @ New York Mets</b> Shea Stadium, Flushing, NY Sun Apr 13 1997, 3:38 AM EDT Att: 21,981 - Cloudy - 65 F											
Rey Ordonez, R OBP: 0.289, SLG: 0.270	SH1-3		L9		2B	F3		K		4	1	1	0	0	1	1												
John Olerud, L OBP: 0.444, SLG: 0.660			L7		1B E	2B		F7		5	1	2	2	0	0	0												
Bernard Gilkey, R OBP: 0.283, SLG: 0.340	F8			HR	F9		G6-4-3 BB	K		4	1	1	1	1	1	2												
Butch Huskey, R OBP: 0.138, SLG: 0.143 Steve Bieser, L	F8		K2-3		E	1B	G6-4-3	E	1B	5	0	2	0	0	1	2												
Alex Ochoa, R OBP: 0.179, SLG: 0.214		G1-3		G6-3	K			BB 2B 1B	G5-3	5	1	1	0	0	1	3												
Alberto Castillo, R OBP: 0.800, SLG: 0.667 Carl Everett, S OBP: 0.120, SLG: 0.083 Todd Hundley, S OBP: 0.318, SLG: 0.514		1B BB		SH2-4 1B	1B	E4		F8		2	0	1	0	1	0	1												
Manny Alexander, R OBP: 0.222, SLG: 0.222 Brian Bohanon, L Matt Franco, L Greg McMichael, R		P4		SH2-4 1B	G6-3			K		3	0	1	0	0	0	3												
Bobby Jones, R OBP: 0.286, SLG: 0.167 Edgardo Alfonzo, R OBP: 0.250, SLG: 0.250		FC6-4 1B		SH2-4		G1-6-3 1B		2B BB		1	1	1	0	1	0	0												
<b>Inning Stats</b>	R: 1 E: 0 K: 0 S: 4	H: 1 LOB: 1 BB: 1 P: 8	R: 0 E: 0 K: 0 S: 4	H: 1 LOB: 2 BB: 1 P: 8	R: 1 E: 0 K: 1 S: 6	H: 1 LOB: 0 BB: 0 P: 6	R: 0 E: 0 K: 0 S: 5	H: 2 LOB: 2 BB: 0 P: 5	R: 2 E: 1 K: 1 S: 9	H: 3 LOB: 2 BB: 0 P: 9	R: 0 E: 0 K: 0 S: 3	H: 1 LOB: 0 BB: 0 P: 3	R: 0 E: 0 K: 2 S: 9	H: 0 LOB: 0 BB: 1 P: 6	R: 2 E: 0 K: 2 S: 9	H: 2 LOB: 1 BB: 1 P: 13		R: 0 E: 1 K: 1 S: 6	H: 1 LOB: 2 BB: 0 P: 6	1B: 9 2B: 2 3B: 0 HR: 1	SF: 0 SAC: 2 DP: 2 HBP: 0	WP: 0 PA: 42 CS: 0						
<b>PITCHER</b>	IP	WLS	BF	H	R	ER	SO	BB	IBB	HBP	BLK	WP	HR	S	P	ERA	WHIP											
Shawn Estes, L ERA: 4.22	(1, 1)	5.0		26	8	4	3	2	2	0	0	0	0	0	28	36	5.40	2.000										
Joe Rios, R ERA	(6, 1)	1.1		5	1	0	0	0	1	0	0	0	0	0	4	8	0.00	1.500										
Julian Tavarez, R ERA: 1.59	(7, 1)	0.2		1	0	0	0	0	0	0	0	0	0	1	1	0.00	0.000											
Doug Henry, R ERA: 2.25	(8, 1)	0.2		4	1	2	2	1	1	0	0	0	0	0	5	9	27.00	3.000										
Jim Poole, L ERA	(8, 1)	0.2		3	1	0	0	1	0	0	0	0	0	0	5	5	0.00	1.500										



Batter	1	2	3	4	5	6	7	8	9	AB	R	H	RBI	BB	SO	LOB	TOP		
Darryl Hamilton, L OBP: 0.286, SLG: 0.189 (1, 8)	G4-3		1B				G1-3		K	5	1	1	0	0	1	1	<b>San Francisco Giants @ New York Mets</b> Shea Stadium, Flushing, NY Mon Apr 14 1997, 7:05 PM EDT Att: 12,001 - Unknown - 54 F		
Jose Vizcaino, S OBP: 0.357, SLG: 0.333 (1, 6)	K		F8						K	4	0	0	0	0	2	1			
Barry Bonds, L OBP: 0.533, SLG: 0.483 (1, 7)	BB		1B						HR	3	1	2	0	1	0	0			
Jeff Kent, R OBP: 0.359, SLG: 0.750 (1, 4)	G5-3		FC5						HR	4	1	2	3	0	1	1			
Glenallen Hill, R OBP: 0.310, SLG: 0.342 (1, 9)		K							G4-3	4	0	1	0	0	2	0			
J.T. Snow, L OBP: 0.311, SLG: 0.211 (1, 3)		BB	FC5						BB	2	0	0	0	2	0	3			
Mark Lewis, R OBP: 0.625, SLG: 1.429 Rod Beck, R (9, 1)	P6								G3	4	0	1	0	0	0	2			
Rick Wilkins, L OBP: 0.250, SLG: 0.286 (1, 2)	G4-3								G4-3	4	0	0	0	0	1	2			
Oswaldo Fernandez, R (1, 1)			K						F9	2	0	0	0	0	2	0			
Rich Rodriguez, L OBP: 1.000, SLG: 1.000 Bill Mueller, S OBP: 0.385, SLG: 0.353 (9, PH) (9, 5)			K							0	0	0	0	0	0	0			
<b>Inning Stats</b>	R: 0 E: 0 K: 1 S: 5	H: 0 LOB: 1 BB: 1 P: 9	R: 0 E: 0 K: 1 S: 5	H: 0 LOB: 1 BB: 1 P: 9	R: 1 E: 0 K: 1 S: 9	H: 4 LOB: 3 BB: 0 P: 9	R: 0 E: 0 K: 1 S: 5	H: 0 LOB: 0 BB: 0 P: 5	R: 0 E: 0 K: 2 S: 7	H: 1 LOB: 1 BB: 0 P: 6	R: 2 E: 0 K: 1 S: 7	H: 2 LOB: 1 BB: 1 P: 11	R: 0 E: 0 K: 1 S: 5	H: 0 LOB: 0 BB: 0 P: 5	1B: 6 2B: 0 3B: 0 HR: 1	SF: 0 SAC: 1 DP: 0 HBP: 0	WP: 0 PB: 1 SB: 0 CS: 0	PA: 37	
<b>PITCHER</b>	IP	WLS	BF	H	R	ER	SO	BB	IBB	HBP	BLK	WP	HR	S	P	ERA	WHIP		
Dave Milicki, R ERA: 2.7 (1, 1)	6.0		25	5	1	1	6	2	0	0	0	0	0	35	43	1.50	1.167		
Greg McMichael, R ERA: 3.38 (7, 1)	2.0	L	9	2	2	2	2	1	0	0	0	0	1	12	16	9.00	1.500		
John Franco, L ERA: 1.29 (9, 1)	1.0		3	0	0	0	1	0	0	0	0	0	0	5	5	0.00	0.000		

Batter	1	2	3	4	5	6	7	8	9	AB	R	H	RBI	BB	SO	LOB	BOTTOM			
Lance Johnson, L OBP: 0.410, SLG: 0.353 (1, 8)	CS		K				FC6			3	0	1	0	1	1	2	<b>San Francisco Giants @ New York Mets</b> Shea Stadium, Flushing, NY Mon Apr 14 1997, 7:05 PM EDT Att: 12,001 - Unknown - 54 F			
Carlos Baerga, S OBP: 0.205, SLG: 0.162 John Franco, L (9, 1)	F9		L8						F7	4	0	0	0	0	0	3				
John Olerud, L OBP: 0.431, SLG: 0.627 (1, 3)	1-2		G3						G4-3	4	0	1	0	0	0	0				
Todd Hundley, S OBP: 0.313, SLG: 0.474 (1, 2)	G3-1								G1-3	3	0	0	0	1	0	1				
Bernard Gilkey, R OBP: 0.281, SLG: 0.333 (1, 7)		HR							K	4	1	1	0	0	1	1				
Butch Huskey, R OBP: 0.196, SLG: 0.258 Rey Ordenez, R OBP: 0.289, SLG: 0.270 Carl Everett, S OBP: 0.115, SLG: 0.089 (9, PH)									G6-3	3	1	1	2	0	0	0				
Alex Ochoa, R OBP: 0.219, SLG: 0.258 (1, 9)	P4								G5-3	3	0	1	0	1	0	0				
Edgardo Alfonzo, R OBP: 0.229, SLG: 0.226 (8, 5)	K								L5	3	0	0	0	0	1	2				
Dave Milicki, R OBP: 0.167, SLG: 0.333 Greg McMichael, R OBP: 1.000, SLG: 1.000 Manny Alexander, R OBP: 0.222, SLG: 0.222 (9, 4)	K								FC6	2	0	1	0	0	0	0				
<b>Inning Stats</b>	R: 0 E: 0 K: 0 S: 4	H: 2 LOB: 1 BB: 0 P: 4	R: 2 E: 0 K: 2 S: 9	H: 2 LOB: 0 BB: 0 P: 9	R: 0 E: 0 K: 1 S: 5	H: 0 LOB: 0 BB: 0 P: 5	R: 0 E: 0 K: 0 S: 3	H: 0 LOB: 0 BB: 0 P: 3	R: 0 E: 0 K: 0 S: 2	H: 1 LOB: 2 BB: 1 P: 6	R: 0 E: 0 K: 0 S: 5	H: 2 LOB: 2 BB: 0 P: 5	R: 0 E: 0 K: 0 S: 3	H: 0 LOB: 0 BB: 0 P: 3	R: 0 E: 0 K: 1 S: 5	H: 0 LOB: 0 BB: 0 P: 5	1B: 4 2B: 3 3B: 0 HR: 1	SF: 0 SAC: 0 DP: 1 HBP: 0	WP: 0 PB: 0 SB: 0 CS: 2	PA: 35
<b>PITCHER</b>	IP	WLS	BF	H	R	ER	SO	BB	IBB	HBP	BLK	WP	HR	S	P	ERA	WHIP			
Oswaldo Fernandez, R ERA: 3.38 (1, 1)	6.2		27	7	2	2	3	3	0	0	0	0	1	30	42	2.70	1.500			
Rich Rodriguez, L ERA: 3.18 (7, 1)	1.1	W	4	0	0	0	0	0	0	0	0	0	0	4	4	0.00	0.000			
Rod Beck, R ERA: 1.58 (9, 1)	1.0	S	3	0	0	0	1	0	0	0	0	0	0	5	5	0.00	0.000			






Batter	1	2	3	4	5	6	7	8	9	AB	R	H	RBI	BB	SO	LOB	TOP				
<b>Brett Butler, L</b> OBP: 0.392, SLG: 0.250 (1, 8)	4-2 SH2-3 BB		1-2 1B	3-2 G6-3			0-2 G4-3		4-2 BB	3	0	1	0	2	0	2					
<b>Wilton Guerrero, S</b> OBP: 0.277, SLG: 0.364 (1, 4)	0-0 SH2-3		0-1 1B		1-1 G6-3		1-3 K		0-2 F8	4	0	2	0	0	1	2					
<b>Raul Mondesi, R</b> OBP: 0.296, SLG: 0.479 (1, 9)	1-1 L5		0-0 L5		1-1 G6-3			1-0 G6-3 HBP		3	0	0	0	0	0	4					
<b>Mike Piazza, R</b> OBP: 0.442, SLG: 0.400 (1, 2)	4-1 BB		2-3 K		1-3 K			3-2 G6-3		3	0	0	0	1	2	3					
<b>Eric Karros, R</b> OBP: 0.346, SLG: 0.348 (1, 3)	2-2 F9		3-2 P3			2-0 G6-3		1-1 FC4-6 1B		4	0	1	0	0	0	4					
<b>Todd Hollandsworth, L</b> OBP: 0.289, SLG: 0.367 (1, 7)		2-2 L6		0-1 G3-1		1-3 K		2-2 FC4-6		4	0	0	0	0	1	1					
<b>Todd Zeile, R</b> OBP: 0.327, SLG: 0.341 (1, 5)		2-2 G4-3		2-0 FC1-5 1B		3-1 FC4 1B			1-3 K	4	0	2	0	0	1	0					
<b>Greg Gagne, R</b> OBP: 0.304, SLG: 0.391 (1, 6)		0-0 1B		0-0 FC1-5 1B		1-1 FC4			0-2 F7	4	0	2	0	0	0	1					
<b>Ismael Valdez, R</b> Chan Ho Park, R Chip Hale, S Scott Radinsky, L Todd Worrell, R Nelson Liriano, S (1, 1) (6, 1) (7, PH) (7, 1) (8, 1) (8, PH)		1-0 P4		1-2 FC1-5			2-2 G3-1		0-0 E5 BB	2	0	0	0	0	0	3					
<b>Inning Stats</b>	R: 0 E: 0 K: 0 S: 9	H: 0 LOB: 2 BB: 2 P: 20	R: 0 E: 0 K: 0 S: 8	H: 1 LOB: 1 BB: 0 P: 13	R: 0 E: 0 K: 1 S: 13	H: 2 LOB: 2 BB: 0 P: 19	R: 0 E: 0 K: 0 S: 10	H: 2 LOB: 1 BB: 0 P: 16	R: 0 E: 0 K: 1 S: 7	H: 1 LOB: 0 BB: 0 P: 10	R: 0 E: 0 K: 1 S: 12	H: 0 LOB: 0 BB: 0 P: 15	R: 0 E: 0 K: 0 S: 8	H: 1 LOB: 1 BB: 0 P: 15	R: 0 E: 1 K: 1 S: 13	H: 0 LOB: 2 BB: 1 P: 18	1B: 8 2B: 0 3B: 0 HR: 0	SF: 0 SAC: 1 DP: 1 HBP: 1	WP: 0 PB: 0 SB: 0 CS: 0	PA: 38	
<b>PITCHER</b>	IP	WLS	BF	H	R	ER	SO	BB	IBB	HBP	BLK	WP	HR	S	P	ERA	WHIP				
<b>Armando Reynoso, R</b> ERA: 4.05 (1, 1)	5.0	W	22	6	0	0	2	2	0	0	0	0	0	47	78	0.00	1.600				
<b>Toby Borland, R</b> ERA: 4.05 (6, 1)	4.0	S	16	2	0	0	3	1	0	1	0	0	0	42	64	0.00	0.750				

Los Angeles Dodgers @ New York Mets  
Shea Stadium, Flushing, NY  
Tue Apr 15 1997, 7:05 PM EDT  
Att: 54,047 - Unknown - 58 F

livebaseballscores.com

AB 33  
R 0  
H 8  
RBI 0  
BB 3  
SO 5  
LOB 20




Batter	1	2	3	4	5	6	7	8	9	AB	R	H	RBI	BB	SO	LOB	BOTTOM				
<b>Lance Johnson, L</b> OBP: 0.415, SLG: 0.364 (1, 8)	0-0 F8			2-1 F7	0-0 1B		2-0 G1-6-3 1B			4	0	2	4	0	0	0					
<b>John Olerud, L</b> OBP: 0.435, SLG: 0.618 (1, 3)	1-1 G4-3			2-2 1B	0-1 1B		1-1 G1-6-3			4	0	2	0	0	0	2					
<b>Bernard Gilkey, R</b> OBP: 0.279, SLG: 0.315 (1, 7)	0-3 K			2-3 K		1-0 F7		4-2 FC6-4 BB		3	0	0	0	1	2	1					
<b>Todd Hundley, S</b> OBP: 0.288, SLG: 0.429 (1, 2)		3-2 F8		2-1 F9		3-2 G4-3		1 SAFE 0-0 P3		4	0	0	0	0	0	2					
<b>Butch Huskey, R</b> OBP: 0.167, SLG: 0.257 (1, 5)		1-3 K			0-1 1B E		0-3 K		0-3 K	4	0	1	0	0	3	1					
<b>Carlos Baerga, S</b> OBP: 0.214, SLG: 0.200 <b>Manny Alexander, R</b> OBP: 0.200, SLG: 0.200 (1, 4) (7, FR) (8, 4)		1-1 F9			0-1 E5 1B		0-0 1B 2B		1-2 FC6-4	3	1	1	0	0	0	1					
<b>Alex Ochoa, R</b> OBP: 0.286, SLG: 0.324 (1, 9)			2-2 G5-4-3 1B		2-2 G1-2-3 1B		0-1 SH2-4 1B			3	2	3	0	0	0	0					
<b>Rey Ordenez, R</b> OBP: 0.293, SLG: 0.275 (1, 6)			0-0 G5-4-3		1-2 G1-2-3		0-0 SH2-4 1B			3	1	1	1	0	0	4					
<b>Armando Reynoso, R</b> Matt Franco, L Toby Borland, R (1, 1) (5, PH) (6, 1)			0-3 K		1-2 G1-2-3 1B		1-2 SH2-4 1B		0-0 SH2-4	1	0	0	0	0	1	0					
<b>Inning Stats</b>	R: 0 E: 0 K: 1 S: 7	H: 0 LOB: 0 BB: 0 P: 8	R: 0 E: 0 K: 1 S: 9	H: 0 LOB: 0 BB: 0 P: 14	R: 0 E: 0 K: 1 S: 8	H: 1 LOB: 0 BB: 0 P: 10	R: 2 E: 0 K: 0 S: 18	H: 4 LOB: 2 BB: 1 P: 25	R: 0 E: 0 K: 1 S: 8	H: 0 LOB: 0 BB: 0 P: 12	R: 3 E: 0 K: 0 S: 8	H: 4 LOB: 1 BB: 0 P: 11	R: 0 E: 0 K: 1 S: 11	H: 0 LOB: 1 BB: 1 P: 16	1B: 9 2B: 1 3B: 0 HR: 0	SF: 0 SAC: 1 DP: 3 HBP: 0	WP: 0 PB: 0 SB: 0 CS: 0	PA: 33			
<b>PITCHER</b>	IP	WLS	BF	H	R	ER	SO	BB	IBB	HBP	BLK	WP	HR	S	P	ERA	WHIP				
<b>Ismael Valdez, R</b> ERA: 2.95 (1, 1)	1.0	L	3	0	0	0	1	0	0	0	0	0	0	8	12	0.00	0.000				
<b>Chan Ho Park, R</b> ERA: 2.57 (6, 1)	1.0		6	4	3	3	0	0	0	0	0	0	0	8	11	27.00	4.000				
<b>Scott Radinsky, L</b> ERA: 4.91 (7, 1)	1.0		4	0	0	0	1	1	0	0	0	0	0	11	16	0.00	1.000				
<b>Todd Worrell, R</b> ERA: 1.5 (8, 1)	1.0		4	0	0	0	1	1	0	0	0	0	0	11	16	0.00	1.000				

Los Angeles Dodgers @ New York Mets  
Shea Stadium, Flushing, NY  
Tue Apr 15 1997, 7:05 PM EDT  
Att: 54,047 - Unknown - 58 F

livebaseballscores.com

AB 30  
R 5  
H 10  
RBI 5  
BB 2  
SO 6  
LOB 12





Batter	1	2	3	4	5	6	7	8	9	AB	R	H	RBI	BB	SO	LOB	TOP				
<b>Brett Butler, L</b> OBP: 0.446, SLG: 0.333 (1, 8)										5	2	5	0	0	0	0					
<b>Wilton Guerrero, S</b> OBP: 0.294, SLG: 0.438 (1, 4)										4	1	2	2	0	1	2					
<b>Raul Mondesi, R</b> OBP: 0.288, SLG: 0.442 (1, 9)										4	1	0	0	1	1	4					
<b>Eric Karros, R</b> OBP: 0.351, SLG: 0.400 (1, 3)										4	1	1	2	1	1	1					
<b>Todd Hollandsworth, L</b> OBP: 0.286, SLG: 0.365 (1, 7)										3	0	1	0	1	0	4					
<b>Todd Zeile, R</b> OBP: 0.302, SLG: 0.311 (1, 5)										4	0	0	0	0	1	3					
<b>Greg Gagne, R</b> OBP: 0.320, SLG: 0.420 (1, 6)										4	0	2	0	0	0	0					
<b>Tom Prince, R</b> OBP: 0.400, SLG: 0.429 (1, 2)										3	0	0	0	1	0	2					
<b>Pedro Astacio, R</b> (1, 1)										3	0	0	0	0	2	2					
<b>37 Darren Dreifort, R</b> (8, 1)										0	0	0	0	0	0	0					
<b>Mark Guthrie, R</b> (8, 1)										0	0	0	0	0	0	0					
<b>Todd Worrell, R</b> (9, 1)										0	0	0	0	0	0	0					
<b>Inning Stats</b>	R: 1 E: 2 K: 1 S: 16	H: 1 LOB: 2 BB: 0 P: 25	R: 0 E: 0 K: 0 S: 6	H: 0 LOB: 0 BB: 0 P: 6	R: 2 E: 0 K: 0 S: 10	H: 2 LOB: 0 BB: 1 P: 20	R: 0 E: 0 K: 2 S: 11	H: 1 LOB: 1 BB: 0 P: 16	R: 0 E: 0 K: 1 S: 12	H: 1 LOB: 2 BB: 1 P: 22	R: 2 E: 0 K: 1 S: 14	H: 3 LOB: 1 BB: 1 P: 25	R: 0 E: 0 K: 0 S: 8	H: 1 LOB: 2 BB: 0 P: 16	R: 0 E: 0 K: 1 S: 6	H: 1 LOB: 0 BB: 0 P: 10	1B: 8 2B: 1 3B: 0 HR: 2	SF: 0 SAC: 2 DP: 1 HBP: 0	WP: 0 PB: 0 SB: 0 CS: 2	PA: 41	
<b>PITCHER</b>	IP WLS BF H R ER SO BB IBB HBP BLK WP HR S P ERA WHIP	IP WLS BF H R ER SO BB IBB HBP BLK WP HR S P ERA WHIP	IP WLS BF H R ER SO BB IBB HBP BLK WP HR S P ERA WHIP	IP WLS BF H R ER SO BB IBB HBP BLK WP HR S P ERA WHIP	IP WLS BF H R ER SO BB IBB HBP BLK WP HR S P ERA WHIP	IP WLS BF H R ER SO BB IBB HBP BLK WP HR S P ERA WHIP	IP WLS BF H R ER SO BB IBB HBP BLK WP HR S P ERA WHIP	IP WLS BF H R ER SO BB IBB HBP BLK WP HR S P ERA WHIP	IP WLS BF H R ER SO BB IBB HBP BLK WP HR S P ERA WHIP	IP WLS BF H R ER SO BB IBB HBP BLK WP HR S P ERA WHIP	IP WLS BF H R ER SO BB IBB HBP BLK WP HR S P ERA WHIP	IP WLS BF H R ER SO BB IBB HBP BLK WP HR S P ERA WHIP	IP WLS BF H R ER SO BB IBB HBP BLK WP HR S P ERA WHIP	IP WLS BF H R ER SO BB IBB HBP BLK WP HR S P ERA WHIP	IP WLS BF H R ER SO BB IBB HBP BLK WP HR S P ERA WHIP	IP WLS BF H R ER SO BB IBB HBP BLK WP HR S P ERA WHIP	IP WLS BF H R ER SO BB IBB HBP BLK WP HR S P ERA WHIP	IP WLS BF H R ER SO BB IBB HBP BLK WP HR S P ERA WHIP	IP WLS BF H R ER SO BB IBB HBP BLK WP HR S P ERA WHIP	IP WLS BF H R ER SO BB IBB HBP BLK WP HR S P ERA WHIP	IP WLS BF H R ER SO BB IBB HBP BLK WP HR S P ERA WHIP

**Los Angeles Dodgers @ New York Mets**  
Shea Stadium, Flushing, NY  
Wed Apr 16 1997, 3:33 AM EDT  
Att: 13,759 - Cloudy - 60 F

AB	34
R	5
H	11
RBI	4
BB	4
SO	6
LOB	18



Batter	1	2	3	4	5	6	7	8	9	AB	R	H	RBI	BB	SO	LOB	BOTTOM					
<b>Lance Johnson, L</b> OBP: 0.406, SLG: 0.345 (1, 8)										3	1	0	0	1	0	2						
<b>John Olerud, L</b> OBP: 0.424, SLG: 0.586 (1, 3)										3	0	0	0	1	2	3						
<b>Bernard Gilkey, R</b> OBP: 0.262, SLG: 0.298 (1, 7)										3	0	0	1	0	0	1						
<b>Todd Hundley, S</b> OBP: 0.268, SLG: 0.391 (1, 2)										4	0	0	0	0	1	0						
<b>Butch Huskey, R</b> OBP: 0.150, SLG: 0.231 (1, 5)										4	0	0	0	0	0	0						
<b>Carlos Baerga, S</b> OBP: 0.222, SLG: 0.233 (1, 4)										3	1	1	0	0	0	0						
<b>Alex Ochoa, R</b> OBP: 0.289, SLG: 0.306 (1, 9)										2	0	0	0	1	0	1						
<b>Rey Ordenez, R</b> OBP: 0.279, SLG: 0.262 (8, PH)										2	0	0	0	0	1	1						
<b>Carl Everett, S</b> OBP: 0.148, SLG: 0.080 (9, 6)										0	0	0	0	1	0	0						
<b>Manny Alexander, R</b> OBP: 0.200, SLG: 0.200 (9, 6)										0	0	0	0	0	0	0						
<b>Rick Reed, R</b> (5, PH)										1	0	0	0	0	0	0						
<b>Steve Bieser, L</b> (7, 1)										1	0	0	0	0	0	0						
<b>Brian Bohanon, L</b> (7, 1)										0	0	0	0	0	0	0						
<b>Barry Manuel, R</b> (8, PH)										0	0	0	0	0	0	0						
<b>Matt Franco, L</b> (8, PH)										0	0	0	0	0	0	0						
<b>Edgardo Alfonzo, R</b> OBP: 0.222, SLG: 0.228 (9, 1)										0	0	0	1	0	0	0						
<b>John Franco, L</b> (9, 1)										0	0	0	0	0	0	0						
<b>Inning Stats</b>	R: 1 E: 0 K: 0 S: 6	H: 0 LOB: 0 BB: 1 P: 17	R: 0 E: 0 K: 0 S: 6	H: 0 LOB: 0 BB: 0 P: 9	R: 0 E: 0 K: 0 S: 7	H: 0 LOB: 0 BB: 0 P: 11	R: 0 E: 0 K: 0 S: 3	H: 0 LOB: 0 BB: 1 P: 10	R: 0 E: 0 K: 1 S: 11	H: 0 LOB: 1 BB: 0 P: 14	R: 0 E: 0 K: 1 S: 6	H: 0 LOB: 0 BB: 0 P: 11	R: 0 E: 0 K: 1 S: 6	H: 0 LOB: 0 BB: 0 P: 9	R: 1 E: 0 K: 1 S: 10	H: 1 LOB: 2 BB: 2 P: 27	R: 0 E: 0 K: 0 S: 5	H: 0 LOB: 0 BB: 0 P: 9	1B: 0 2B: 1 3B: 0 HR: 0	SF: 2 SAC: 0 DP: 1 HBP: 0	WP: 0 PB: 0 SB: 1 CS: 0	PA: 32
<b>PITCHER</b>	IP WLS BF H R ER SO BB IBB HBP BLK WP HR S P ERA WHIP	IP WLS BF H R ER SO BB IBB HBP BLK WP HR S P ERA WHIP	IP WLS BF H R ER SO BB IBB HBP BLK WP HR S P ERA WHIP	IP WLS BF H R ER SO BB IBB HBP BLK WP HR S P ERA WHIP	IP WLS BF H R ER SO BB IBB HBP BLK WP HR S P ERA WHIP	IP WLS BF H R ER SO BB IBB HBP BLK WP HR S P ERA WHIP	IP WLS BF H R ER SO BB IBB HBP BLK WP HR S P ERA WHIP	IP WLS BF H R ER SO BB IBB HBP BLK WP HR S P ERA WHIP	IP WLS BF H R ER SO BB IBB HBP BLK WP HR S P ERA WHIP	IP WLS BF H R ER SO BB IBB HBP BLK WP HR S P ERA WHIP	IP WLS BF H R ER SO BB IBB HBP BLK WP HR S P ERA WHIP	IP WLS BF H R ER SO BB IBB HBP BLK WP HR S P ERA WHIP	IP WLS BF H R ER SO BB IBB HBP BLK WP HR S P ERA WHIP	IP WLS BF H R ER SO BB IBB HBP BLK WP HR S P ERA WHIP	IP WLS BF H R ER SO BB IBB HBP BLK WP HR S P ERA WHIP	IP WLS BF H R ER SO BB IBB HBP BLK WP HR S P ERA WHIP	IP WLS BF H R ER SO BB IBB HBP BLK WP HR S P ERA WHIP	IP WLS BF H R ER SO BB IBB HBP BLK WP HR S P ERA WHIP	IP WLS BF H R ER SO BB IBB HBP BLK WP HR S P ERA WHIP	IP WLS BF H R ER SO BB IBB HBP BLK WP HR S P ERA WHIP	IP WLS BF H R ER SO BB IBB HBP BLK WP HR S P ERA WHIP	IP WLS BF H R ER SO BB IBB HBP BLK WP HR S P ERA WHIP

**Los Angeles Dodgers @ New York Mets**  
Shea Stadium, Flushing, NY  
Wed Apr 16 1997, 3:33 AM EDT  
Att: 13,759 - Cloudy - 60 F

AB	26
R	2
H	1
RBI	2
BB	4
SO	4
LOB	8





Batter	1	2	3	4	5	6	7	8	9	AB	R	H	RBI	BB	SO	LOB	TOP					
Doug Glanville, R OBP: 0.304, SLG: 0.348	2-2 1B		G5-3		F8			G5-3		4	1	1	0	0	0	0	<b>Chicago Cubs @ New York Mets</b> Shea Stadium, Flushing, NY Sun Apr 20 1997, 3:33 AM EDT Sunny - 49 F <a href="http://livebaseballscorecards.com">livebaseballscorecards.com</a>					
Dave Hanson, L OBP: 0.471, SLG: 0.308	1-2 1B		G1-3					L6		3	0	1	0	1	0	0						
Mark Grace, L OBP: 0.474, SLG: 0.938	0-2 L8				G4-3			G3		4	1	1	1	0	0	3						
Sammy Sosa, R OBP: 0.218, SLG: 0.255	2-0 P3		G6-3						F9	4	0	0	0	0	0	2						
Brooks Kieschnick, L OBP: 0.300, SLG: 0.444	3-2 1B								F9	4	0	1	1	0	0	0						
Shawon Dunston, R OBP: 0.140, SLG: 0.204	2-2 P4									2	0	1	0	0	0	2						
Ramon Tatis, L OBP: 0.198, SLG: 0.250										1	0	0	0	0	1	0						
Kent Bottenfield, R										0	0	0	0	0	0	0						
Tyler Houston, L										1	0	0	0	0	0	0						
Scott Servais, R OBP: 0.220, SLG: 0.162		G5-3								3	0	0	0	0	0	1						
Rey Sanchez, R OBP: 0.267, SLG: 0.286		L9								3	0	0	0	0	0	1						
Steve Trachsel, R										1	0	0	0	0	1	0						
Larry Casian, R										0	0	0	0	0	0	0						
José Hernández, R OBP: 0.333, SLG: 0.545										2	0	0	0	0	1	0						
<b>Inning Stats</b>	R: 1 E: 0 K: 0 S: 19	H: 3 LOB: 2 BB: 0 P: 29	R: 0 E: 0 K: 1 S: 5	H: 0 LOB: 0 BB: 0 P: 6	R: 1 E: 0 K: 0 S: 13	H: 1 LOB: 0 BB: 0 P: 21	R: 0 E: 0 K: 0 S: 6	H: 1 LOB: 1 BB: 0 P: 9	R: 0 E: 0 K: 1 S: 8	H: 0 LOB: 1 BB: 1 P: 14	R: 0 E: 0 K: 0 S: 5	H: 0 LOB: 0 BB: 0 P: 6	R: 0 E: 0 K: 0 S: 5	H: 0 LOB: 0 BB: 0 P: 7	R: 0 E: 0 K: 0 S: 5	H: 0 LOB: 0 BB: 0 P: 8	R: 0 E: 0 K: 0 S: 7	H: 0 LOB: 0 BB: 0 P: 10	1B: 4 2B: 0 3B: 0 HR: 1	SF: 0 SAC: 0 DP: 0 HBP: 0	WP: 0 PB: 0 SB: 1 CS: 0	PA: 33
<b>PITCHER</b> Bobby Jones, R ERA: 3.26	IP: 9.0 WLS: W BF: 33 H: 5 R: 2 ER: 2 SO: 3 BB: 1 IBB: 0 HBP: 0 BLK: 0 WP: 0 HR: 1 S: 73 P: 110 ERA: 2.00 WHIP: 0.667															<b>PITCHER</b>						

Batter	1	2	3	4	5	6	7	8	9	AB	R	H	RBI	BB	SO	LOB	BOTTOM			
Lance Johnson, L OBP: 0.397, SLG: 0.328	0-0 SH1-3 HR		F8		G4-3			F7		4	1	1	0	1	0	2	<b>Chicago Cubs @ New York Mets</b> Shea Stadium, Flushing, NY Sun Apr 20 1997, 3:33 AM EDT Sunny - 49 F <a href="http://livebaseballscorecards.com">livebaseballscorecards.com</a>			
Rey Ordonez, R OBP: 0.294, SLG: 0.250	0-2 SH1-3		G6-3		G6-3			P3		4	0	1	0	0	0	3				
John Olerud, L OBP: 0.453, SLG: 0.652	2-0 HR									5	2	3	3	0	0	0				
Bernard Gilkey, R OBP: 0.284, SLG: 0.297	1-1 P3							L7		5	1	1	0	0	0	4				
Todd Hundley, S OBP: 0.297, SLG: 0.434										4	1	1	0	0	3	0				
Carl Everett, S OBP: 0.226, SLG: 0.379		B1-3								4	2	3	5	0	0	0				
Matt Franco, L OBP: 0.375, SLG: 0.167										3	0	1	0	1	0	1				
Manny Alexander, R OBP: 0.286, SLG: 0.286										4	1	2	0	0	0	1				
Bobby Jones, R OBP: 0.200, SLG: 0.111										3	0	0	0	0	0	3				
<b>Inning Stats</b>	R: 2 E: 0 K: 1 S: 10	H: 2 LOB: 0 BB: 0 P: 16	R: 0 E: 0 K: 0 S: 17	H: 2 LOB: 3 BB: 1 P: 29	R: 5 E: 1 K: 0 S: 25	H: 6 LOB: 3 BB: 1 P: 47	R: 1 E: 0 K: 1 S: 13	H: 1 LOB: 0 BB: 0 P: 22	R: 0 E: 0 K: 0 S: 6	H: 0 LOB: 0 BB: 0 P: 11	R: 0 E: 0 K: 1 S: 9	H: 0 LOB: 0 BB: 0 P: 16	R: 0 E: 0 K: 0 S: 5	H: 1 LOB: 1 BB: 0 P: 7	R: 0 E: 0 K: 0 S: 6	H: 1 LOB: 1 BB: 0 P: 11		1B: 10 2B: 0 3B: 0 HR: 3	SF: 0 SAC: 2 DP: 0 HBP: 0	WP: 0 PB: 0 SB: 0 CS: 0
<b>PITCHER</b> Steve Trachsel, R ERA: 7.71 Larry Casian, L ERA: 9.0 Ramon Tatis, L ERA: 3.2 Kent Bottenfield, R ERA: 5.63	IP: 2.0 WLS: L BF: 17 H: 8 R: 7 ER: 5 SO: 1 BB: 1 IBB: 0 HBP: 0 BLK: 0 WP: 0 HR: 2 S: 42 P: 73 ERA: 22.50 WHIP: 4.500															<b>PITCHER</b>				



Batter	1	2	3	4	5	6	7	8	9	AB	R	H	RBI	BB	SO	LOB	TOP				
Brian McRae, S OBP: 0.210, SLG: 0.255 (1, 8)	P2		F7		G4-3	F7		K		0	0	0	0	0	0	0					
Tyler Houston, L OBP: 0.236, SLG: 0.250 (1, 2)	FC4-6 1B		G6-3		1B BB	G6-3		K		4	0	1	0	1	1	1					
Mark Grace, L OBP: 0.458, SLG: 0.810 (1, 3)	FC4-6 1-2		F8		1B			G6-3		5	0	2	0	0	0	1					
Sammy Sosa, R OBP: 0.250, SLG: 0.304 (1, 9)	K				FC3-5 2B	K		SH5-3 1B		5	1	3	0	0	2	3					
Dave Clark, L OBP: 0.222, SLG: 0.353 Doug Glanville, R OBP: 0.292, SLG: 0.333 (7, PH) (7, 7)		F9 1B			BB FC3-5 BB	K		SH5-3		2	0	1	0	1	1	2					
Shawn Dunston, R OBP: 0.170, SLG: 0.216 José Hernández, R OBP: 0.357, SLG: 0.538 (1, 6) (6, 6)		1B			FC3-5 BB			2B S HBP		2	1	1	0	0	0	2					
Kevin Orte, R OBP: 0.304, SLG: 0.357 (1, 5)	K		F8		1-2 2-3f			2B HBP		5	1	2	1	0	1	6					
Rey Sanchez, R OBP: 0.316, SLG: 0.294 (1, 4)	F9				1-2 2-3	BB		L7		3	0	1	1	1	0	3					
Kevin Foster, R (1, 1) Bob Patterson, R (7, 1) Mel Rojas, R (8, 1) Turk Wendell, L (9, 1)	B1-3				P4			G5-3		3	0	0	0	0	0	6					
								L4		1	0	0	0	0	0	0					
										0	0	0	0	0	0	0					
										0	0	0	0	0	0	0					
<b>Inning Stats</b>	R: 0 E: 0 K: 1 S: 12	H: 1 LOB: 1 BB: 0 P: 18	R: 0 E: 0 K: 1 S: 13	H: 2 LOB: 2 BB: 0 P: 17	R: 0 E: 0 K: 0 S: 6	H: 0 LOB: 0 BB: 0 P: 7	R: 0 E: 0 K: 0 S: 12	H: 1 LOB: 3 BB: 2 P: 22	R: 0 E: 0 K: 2 S: 14	H: 2 LOB: 1 BB: 0 P: 26	R: 2 E: 0 K: 0 S: 10	H: 3 LOB: 1 BB: 0 P: 17	R: 0 E: 0 K: 2 S: 10	H: 0 LOB: 0 BB: 0 P: 16	R: 0 E: 0 K: 1 S: 12	H: 2 LOB: 2 BB: 0 P: 18	1B: 9 2B: 3 3B: 0 HR: 0	SF: 0 SAC: 1 DP: 0 HBP: 1	WP: 1 PB: 0 SB: 1 CS: 0	PA: 43	
<b>PITCHER</b>	IP WLS BF H R ER SO BB IBB HBP BLK WP HR S P ERA WHIP	IP WLS BF H R ER SO BB IBB HBP BLK WP HR S P ERA WHIP	IP WLS BF H R ER SO BB IBB HBP BLK WP HR S P ERA WHIP	IP WLS BF H R ER SO BB IBB HBP BLK WP HR S P ERA WHIP	IP WLS BF H R ER SO BB IBB HBP BLK WP HR S P ERA WHIP	IP WLS BF H R ER SO BB IBB HBP BLK WP HR S P ERA WHIP	IP WLS BF H R ER SO BB IBB HBP BLK WP HR S P ERA WHIP	IP WLS BF H R ER SO BB IBB HBP BLK WP HR S P ERA WHIP	IP WLS BF H R ER SO BB IBB HBP BLK WP HR S P ERA WHIP	IP WLS BF H R ER SO BB IBB HBP BLK WP HR S P ERA WHIP	IP WLS BF H R ER SO BB IBB HBP BLK WP HR S P ERA WHIP	IP WLS BF H R ER SO BB IBB HBP BLK WP HR S P ERA WHIP	IP WLS BF H R ER SO BB IBB HBP BLK WP HR S P ERA WHIP	IP WLS BF H R ER SO BB IBB HBP BLK WP HR S P ERA WHIP	IP WLS BF H R ER SO BB IBB HBP BLK WP HR S P ERA WHIP	IP WLS BF H R ER SO BB IBB HBP BLK WP HR S P ERA WHIP	IP WLS BF H R ER SO BB IBB HBP BLK WP HR S P ERA WHIP	IP WLS BF H R ER SO BB IBB HBP BLK WP HR S P ERA WHIP	IP WLS BF H R ER SO BB IBB HBP BLK WP HR S P ERA WHIP	IP WLS BF H R ER SO BB IBB HBP BLK WP HR S P ERA WHIP	IP WLS BF H R ER SO BB IBB HBP BLK WP HR S P ERA WHIP

Chicago Cubs @ New York Mets  
Shea Stadium, Flushing, NY  
Sun Apr 20 1997, 3:38 AM EDT  
Att: 18,484 - Sunny - 57 F

AB	33
R	4
H	12
RBI	3
BB	3
SO	6
LOB	28



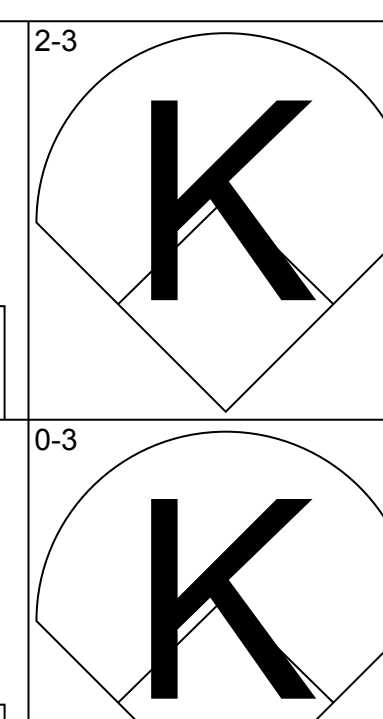
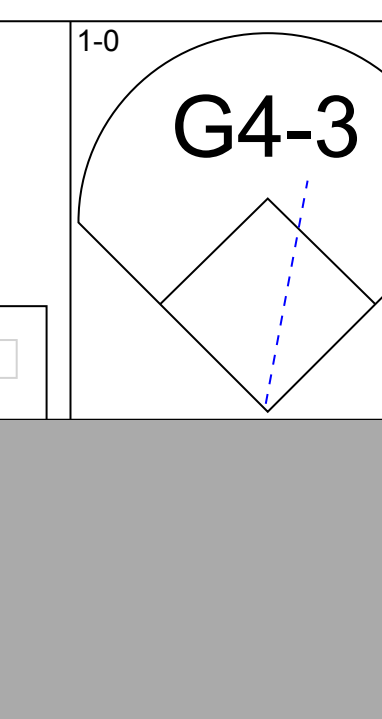
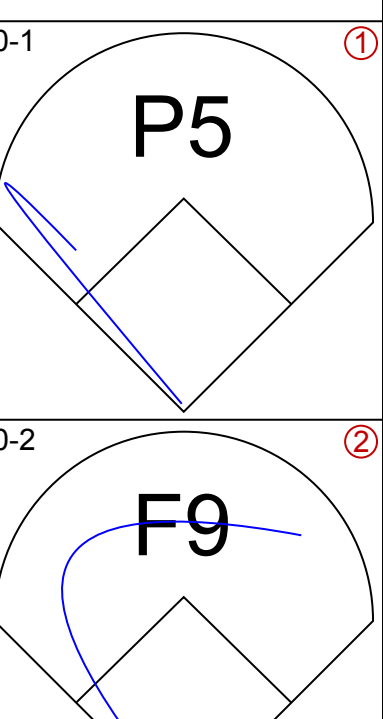
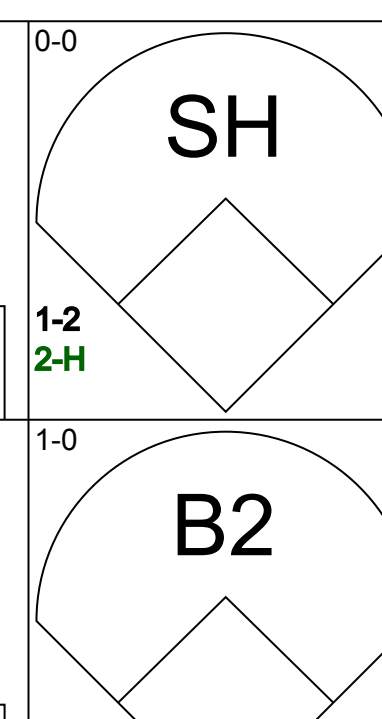
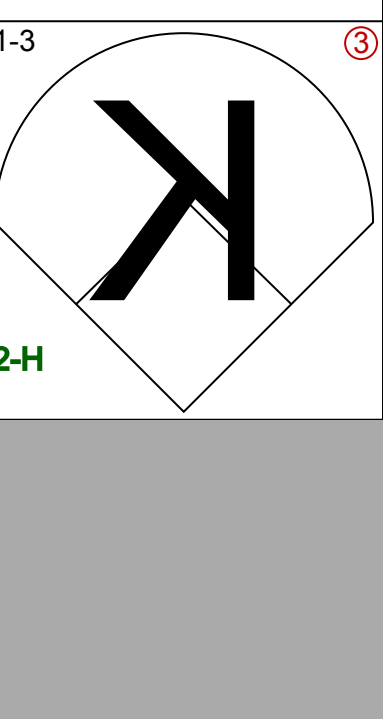
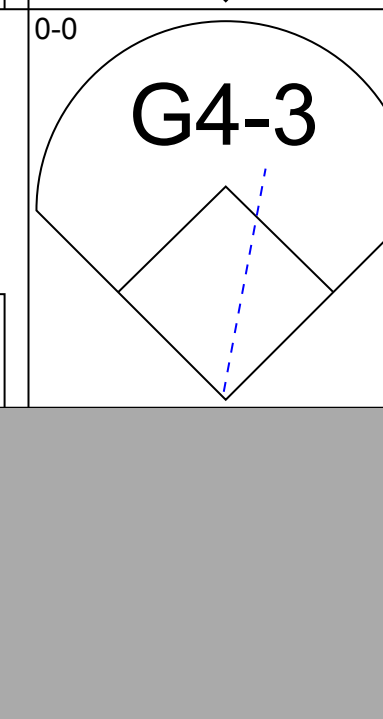
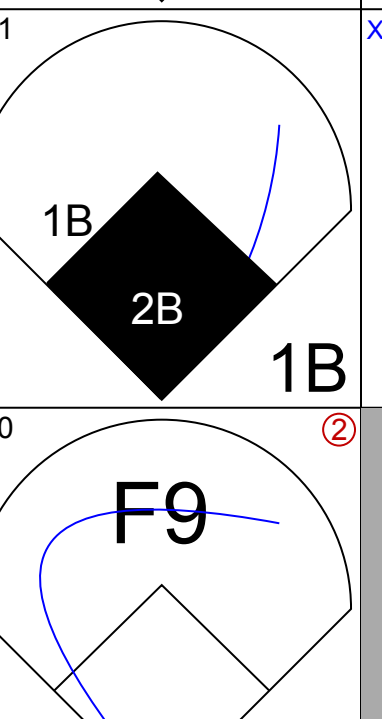
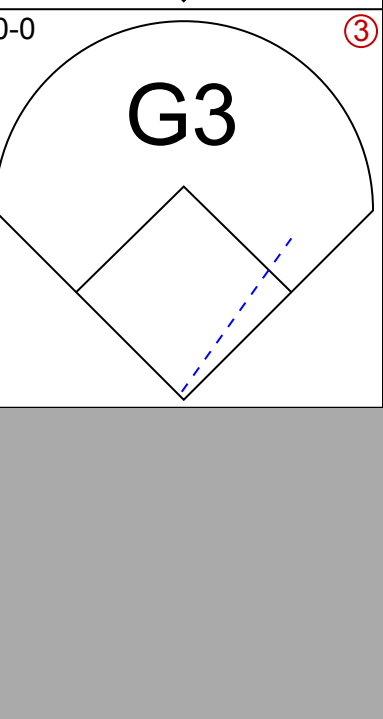
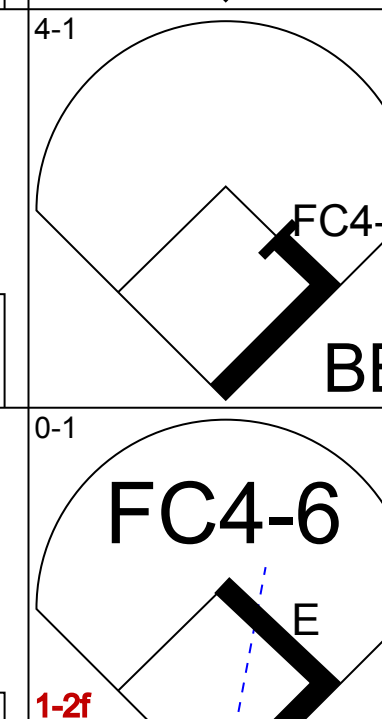
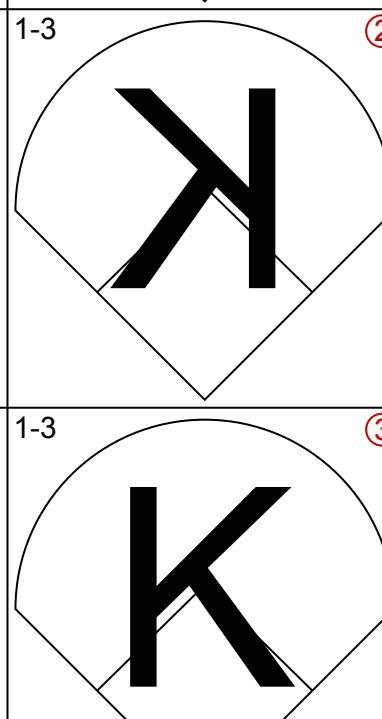

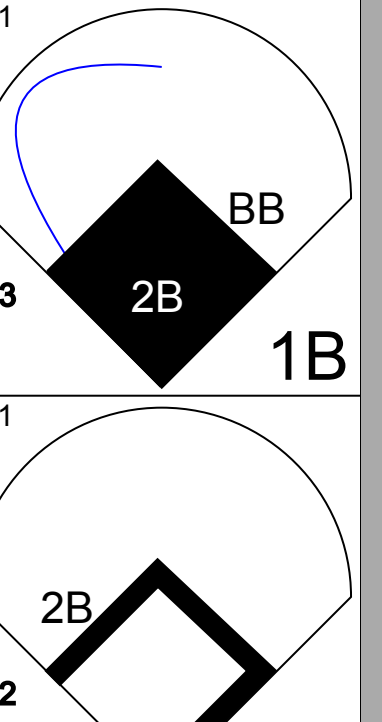

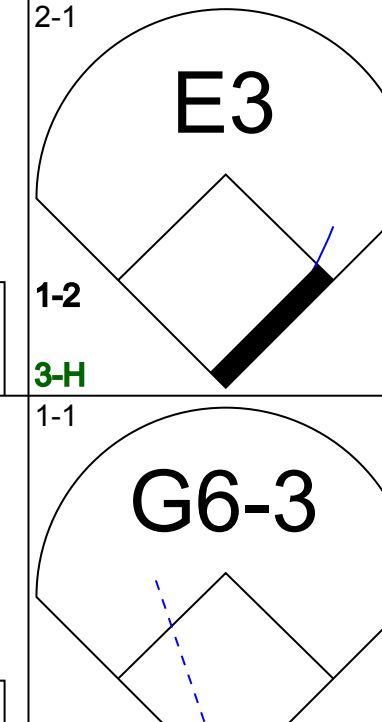

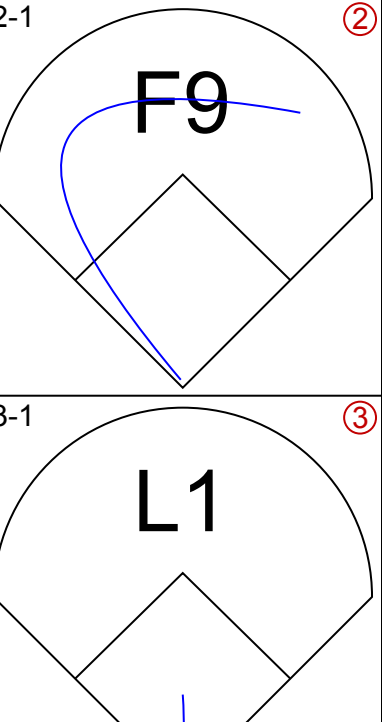
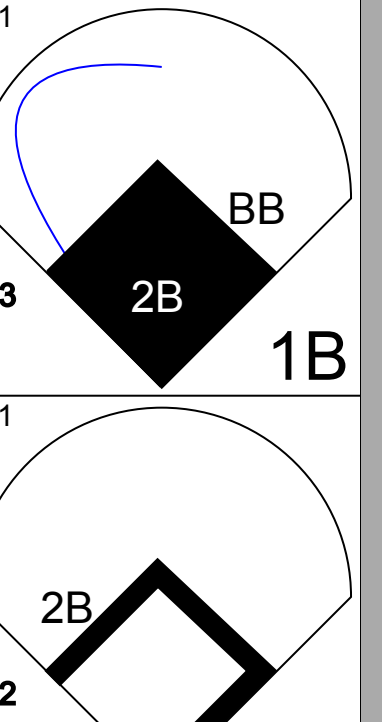
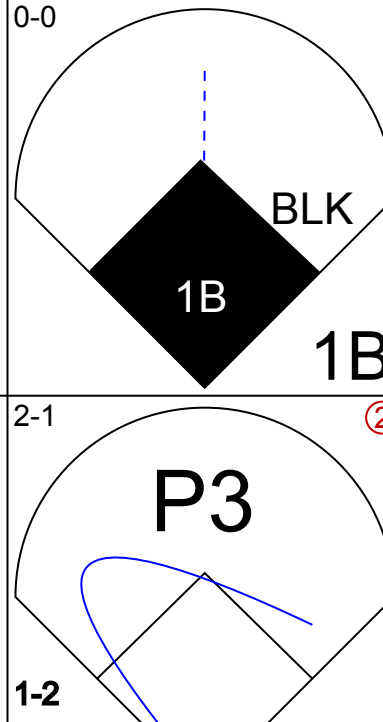
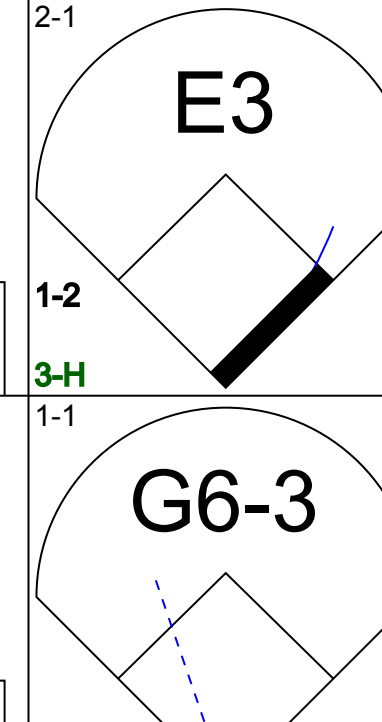


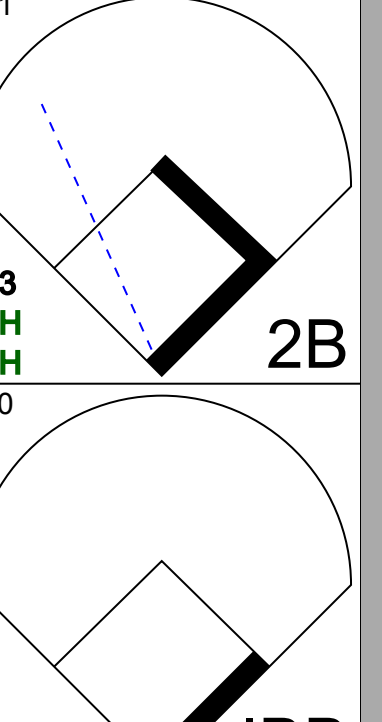
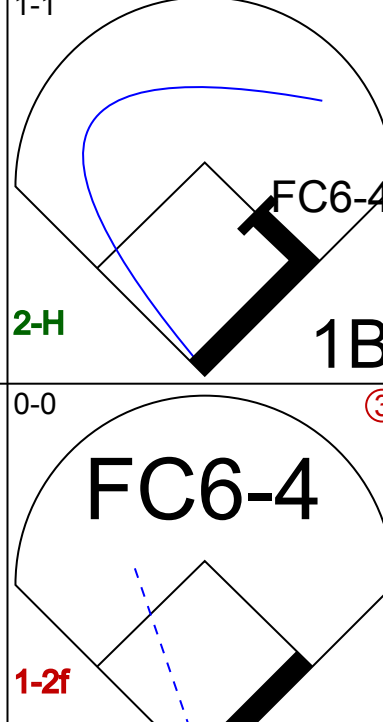


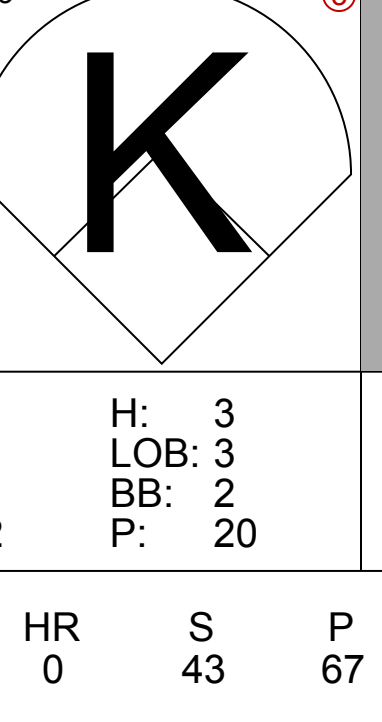

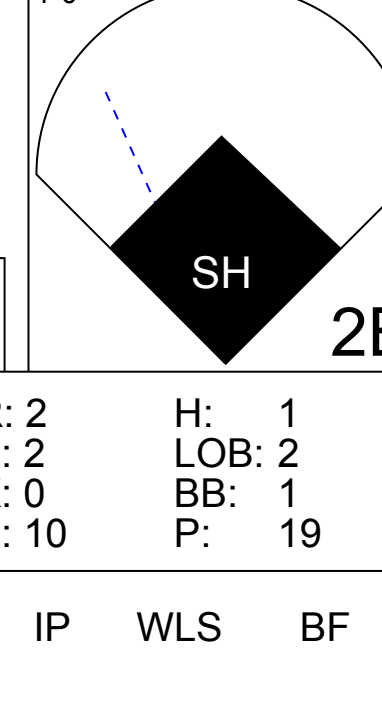
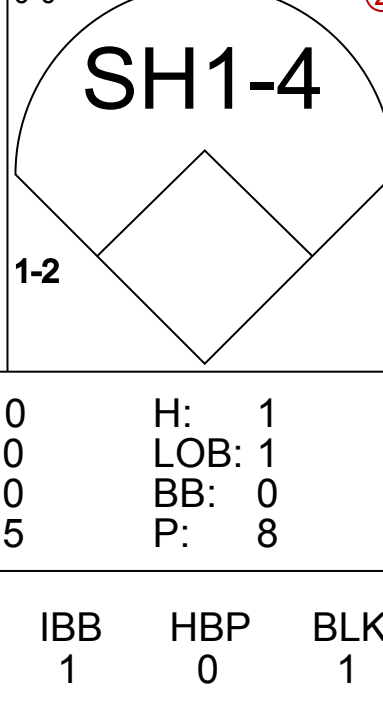
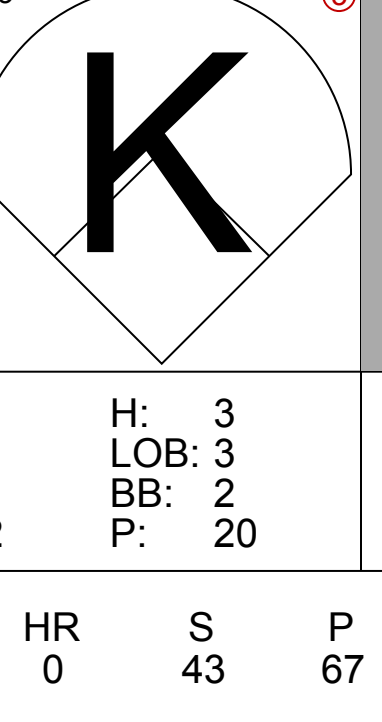

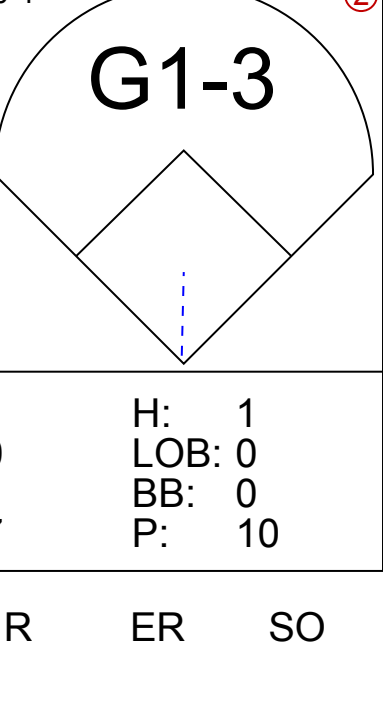
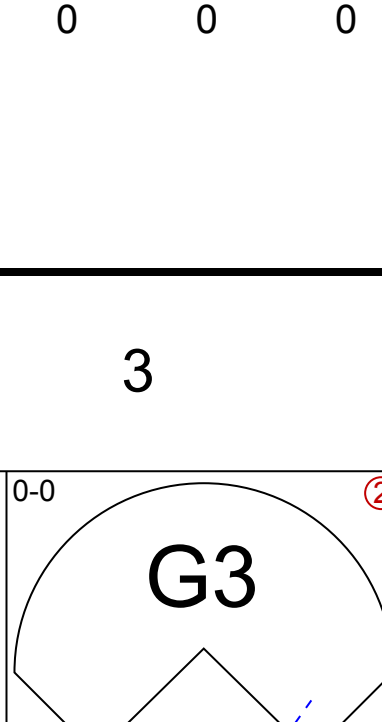
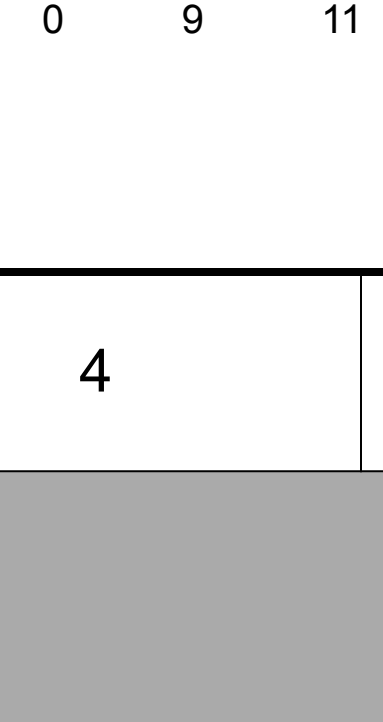
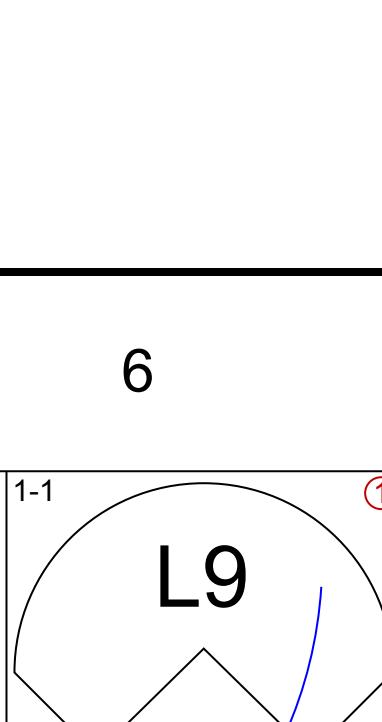
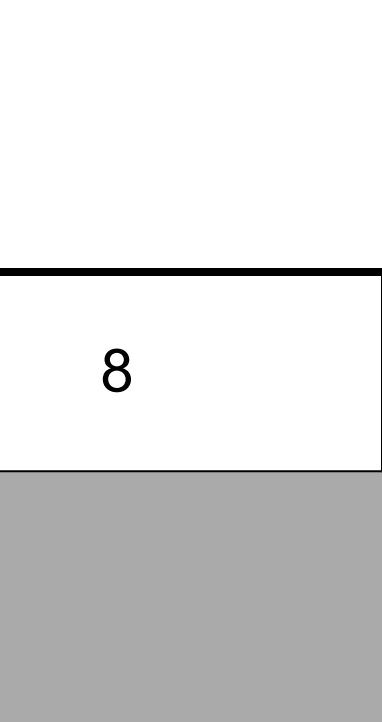
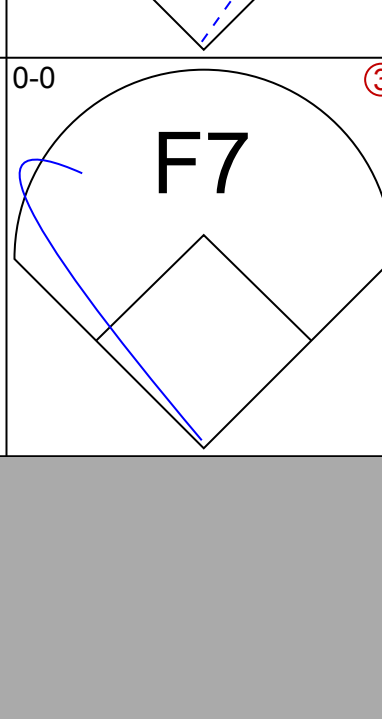

Batter	1	2	3	4	5	6	7	8	9	AB	R	H	RBI	BB	SO	LOB	BOTTOM					
Manny Alexander, R OBP: 0.368, SLG: 0.389 (1, 6)	S BB		1B		2B			L4	G6-3	4	0	2	0	1	0	1						
Carlos Baerga, S OBP: 0.208, SLG: 0.216 (1, 4)	F8		G3		G4-3			1B		4	0	1	0	0	0	3						
John Olerud, L OBP: 0.430, SLG: 0.614 (1, 3)	K				F8			K		4	0	0	0	0	2	2						
Bernard Gilkey, R OBP: 0.269, SLG: 0.279 Ricardo Jordan, L (9, 1)	F9				F9			L8		4	0	0	0	0	0	2						
Carl Everett, S OBP: 0.235, SLG: 0.355 Barry Manuel, R (7, 1) Steve Bieser, L OBP: 0.333, SLG: 0.200 (9, 7)	F8				BB			K		2	0	0	0	1	1	0						
								S WP 2B 1B		0	0	0	0	0	0	0						
Alex Ochoa, R OBP: 0.283, SLG: 0.295 (1, 9)	G4-3				G3			K		4	0	0	0	0	1	2						
Matt Franco, L OBP: 0.500, SLG: 0.667 (1, 5)	F9							1B		3	2	2	1	1	0	0						
								S 2B BB		2	0	0	0	0	1	0						
Alberto Castillo, R OBP: 0.571, SLG: 0.400 Todd Hundley, S OBP: 0.303, SLG: 0.436 (7, PH) (8, 2)	B1-3				K			K		2	0	0	0	0	1	0						
								G4-3 1B		2	0	1	0	0	1	2						
Dave Milicki, R OBP: 0.125, SLG: 0.250 Toby Borland, R (6, 1) Brian Bohanon, L (6, 1) Lance Johnson, L OBP: 0.400, SLG: 0.348 (7, 8)					F9			G4-3		2	0	0	0	0	1	0						
										0	0	0	0	0	0	0						
										0	0	0	0	0	0	0						
										2	0	1	2	0	0	2						
<b>Inning Stats</b>	R: 0 E: 0 K: 1 S: 9	H: 0 LOB: 1 BB: 1 P: 16	R: 0 E: 0 K: 0 S: 10	H: 0 LOB: 0 BB: 0 P: 11	R: 0 E: 0 K: 1 S: 13	H: 1 LOB: 1 BB: 0 P: 16	R: 0 E: 0 K: 0 S: 9	H: 0 LOB: 1 BB: 1 P: 18	R: 1 E: 0 K: 1 S: 12	H: 2 LOB: 1 BB: 0 P: 18	R: 0 E: 0 K: 1 S: 5	H: 0 LOB: 0 BB: 0 P: 9	R: 0 E: 0 K: 0 S: 8	H: 2 LOB: 1 BB: 0 P: 12	R: 0 E: 0 K: 1 S: 7	H: 1 LOB: 0 BB: 0 P: 13	R: 2 E: 0 K: 2 S: 19	H: 2 LOB: 1 BB: 1 P: 31	1B: 5 2B: 2 3B: 0 HR: 1	SF: 0 SAC: 0 DP: 1 HBP: 0	WP: 1 PB: 0 SB: 3 CS: 0	PA: 37
<b>PITCHER</b>	IP WLS BF H R ER SO BB IBB HBP BLK WP HR S P ERA WHIP	IP WLS BF H R ER SO BB IBB HBP BLK WP HR S P ERA WHIP	IP WLS BF H R ER SO BB IBB HBP BLK WP HR S P ERA WHIP	IP WLS BF H R ER SO BB IBB HBP BLK WP HR S P ERA WHIP	IP WLS BF H R ER SO BB IBB HBP BLK WP HR S P ERA WHIP	IP WLS BF H R ER SO BB IBB HBP BLK WP HR S P ERA WHIP	IP WLS BF H R ER SO BB IBB HBP BLK WP HR S P ERA WHIP	IP WLS BF H R ER SO BB IBB HBP BLK WP HR S P ERA WHIP	IP WLS BF H R ER SO BB IBB HBP BLK WP HR S P ERA WHIP	IP WLS BF H R ER SO BB IBB HBP BLK WP HR S P ERA WHIP	IP WLS BF H R ER SO BB IBB HBP BLK WP HR S P ERA WHIP	IP WLS BF H R ER SO BB IBB HBP BLK WP HR S P ERA WHIP	IP WLS BF H R ER SO BB IBB HBP BLK WP HR S P ERA WHIP	IP WLS BF H R ER SO BB IBB HBP BLK WP HR S P ERA WHIP	IP WLS BF H R ER SO BB IBB HBP BLK WP HR S P ERA WHIP	IP WLS BF H R ER SO BB IBB HBP BLK WP HR S P ERA WHIP	IP WLS BF H R ER SO BB IBB HBP BLK WP HR S P ERA WHIP	IP WLS BF H R ER SO BB IBB HBP BLK WP HR S P ERA WHIP	IP WLS BF H R ER SO BB IBB HBP BLK WP HR S P ERA WHIP	IP WLS BF H R ER SO BB IBB HBP BLK WP HR S P ERA WHIP	IP WLS BF H R ER SO BB IBB HBP BLK WP HR S P ERA WHIP	

Chicago Cubs @ New York Mets  
Shea Stadium, Flushing, NY  
Sun Apr 20 1997, 3:38 AM EDT  
Att: 18,484 - Sunny - 57 F

AB	34
R	3
H	8
RBI	3
BB	3
SO	7
LOB	14



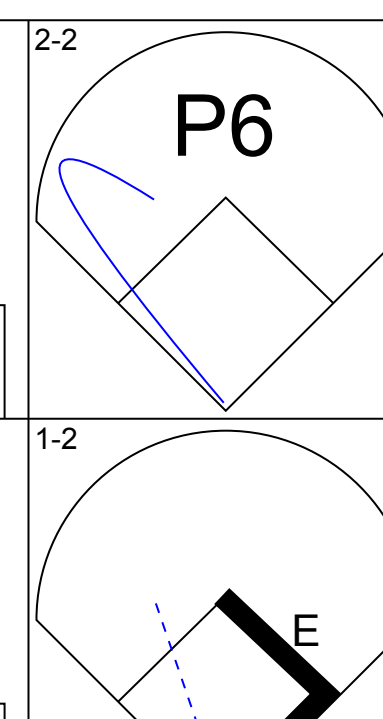
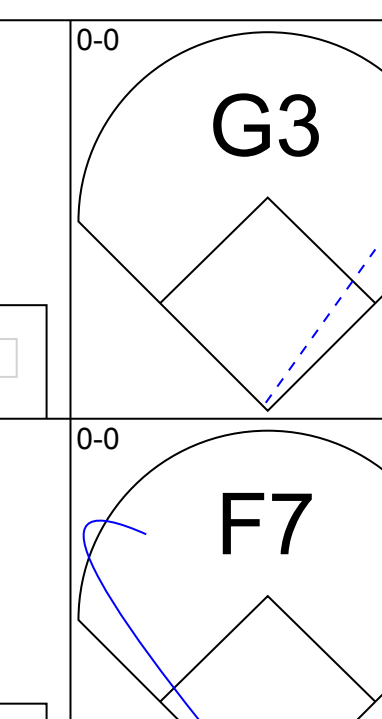
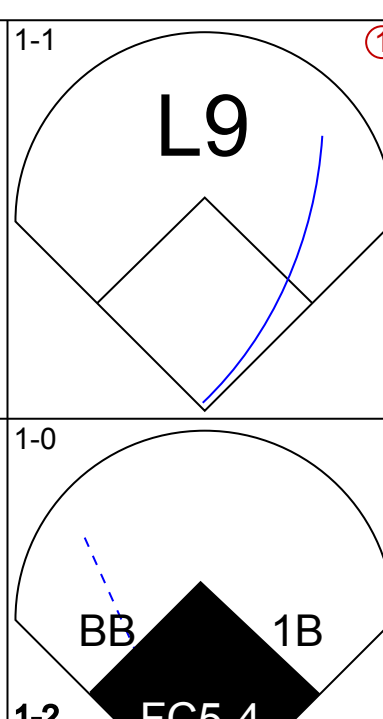
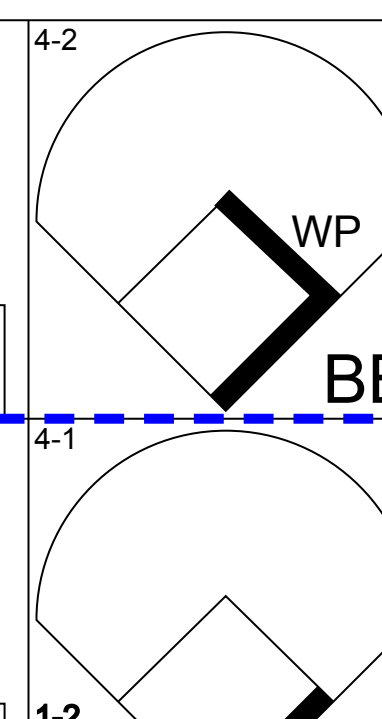

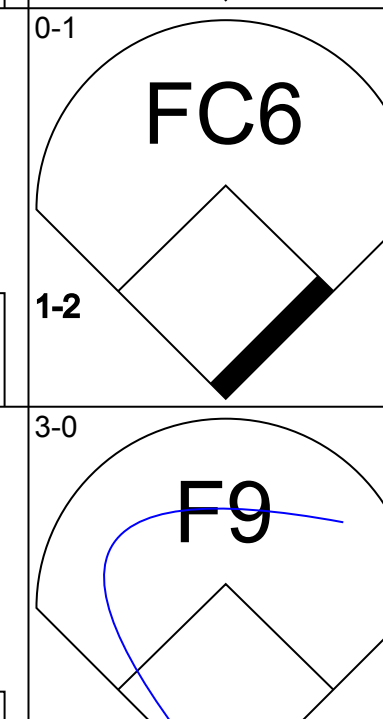

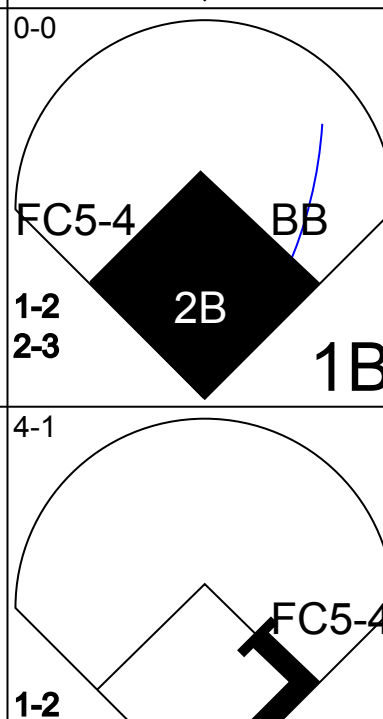
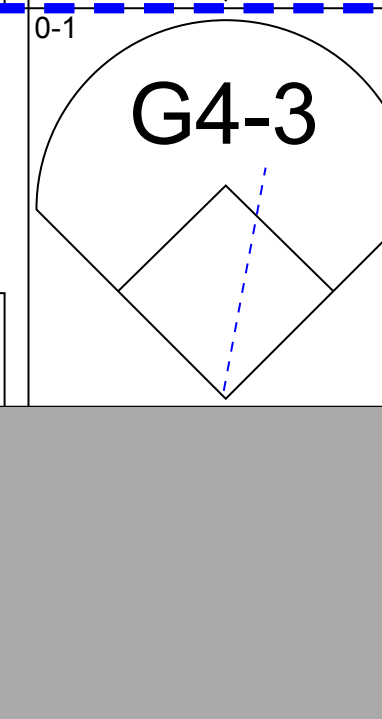
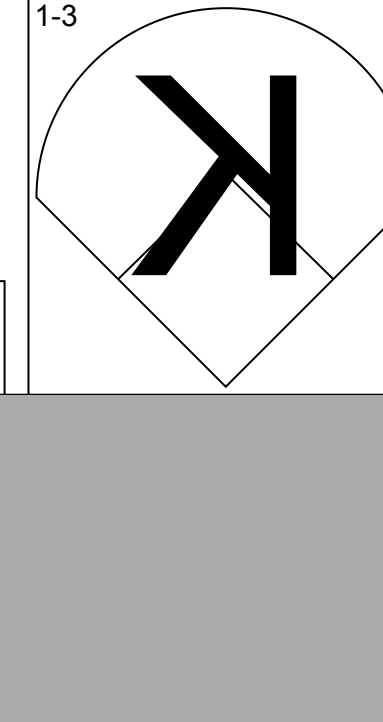
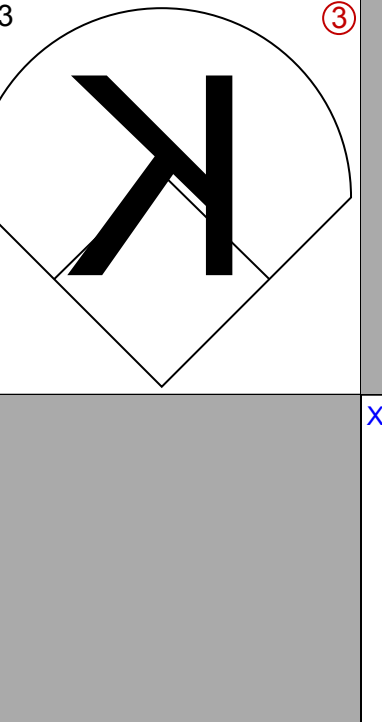
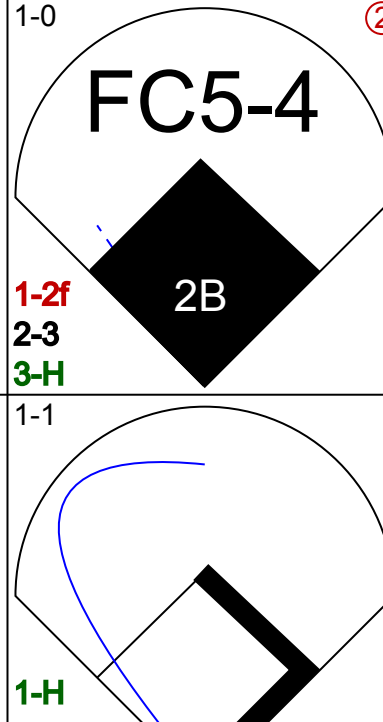



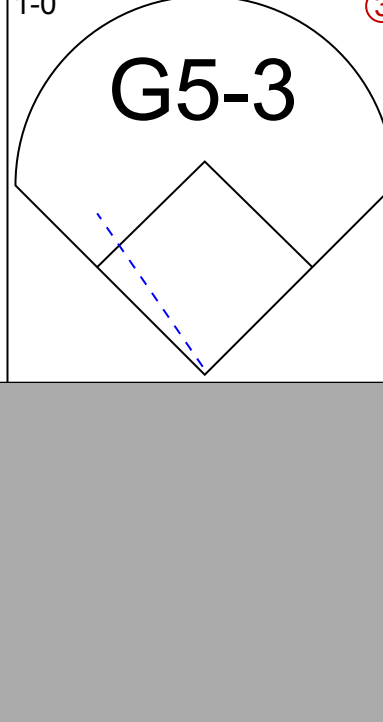
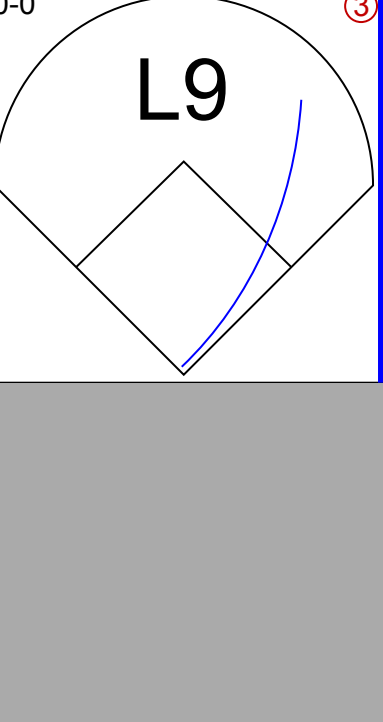

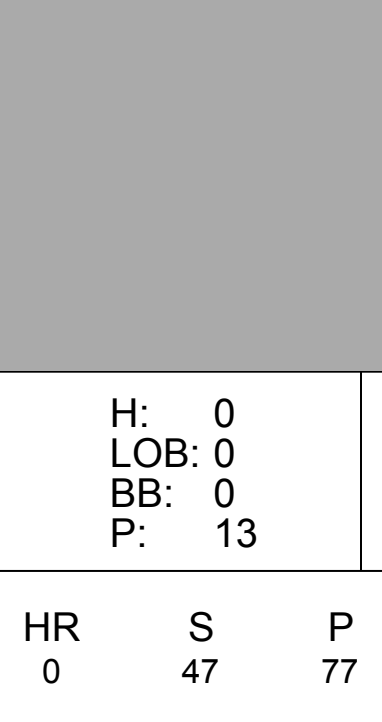
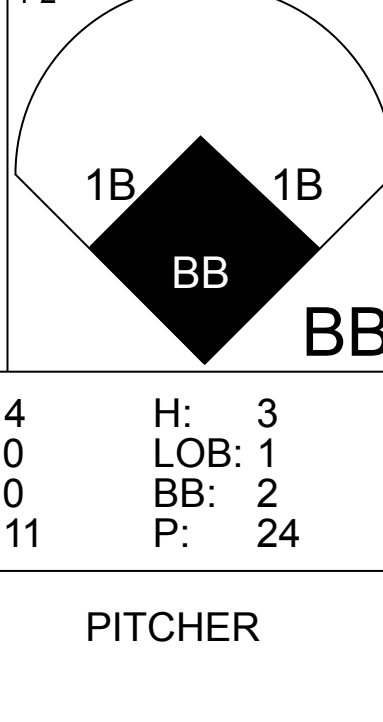

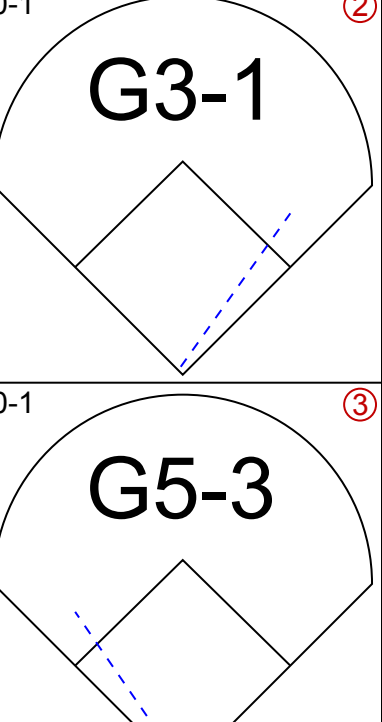
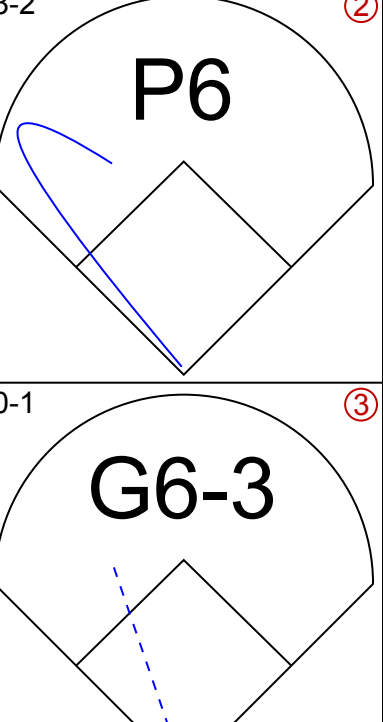
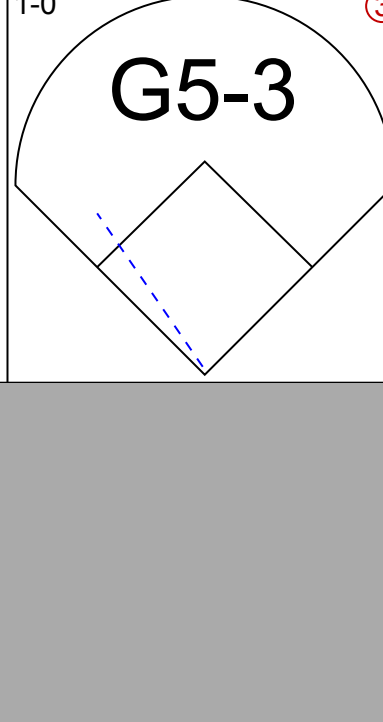
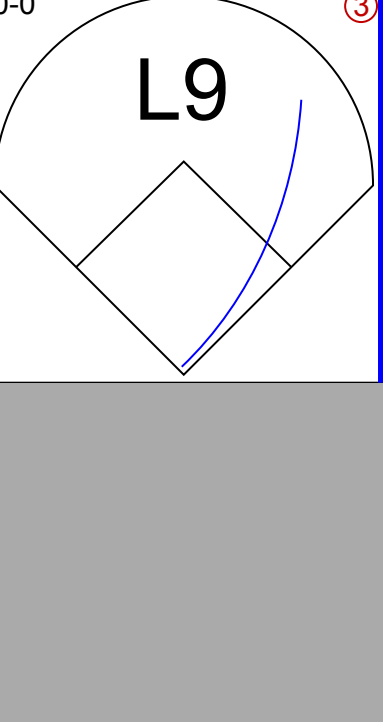

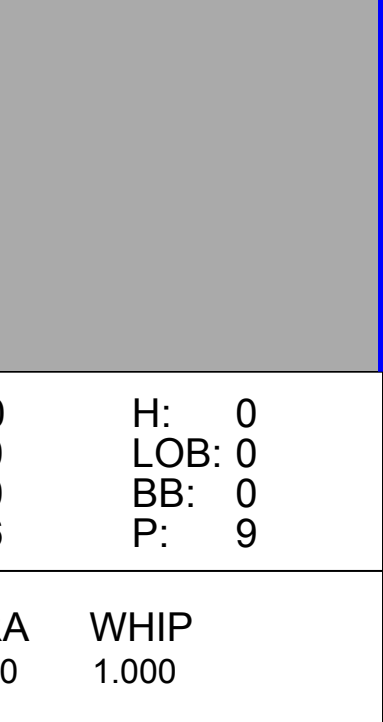
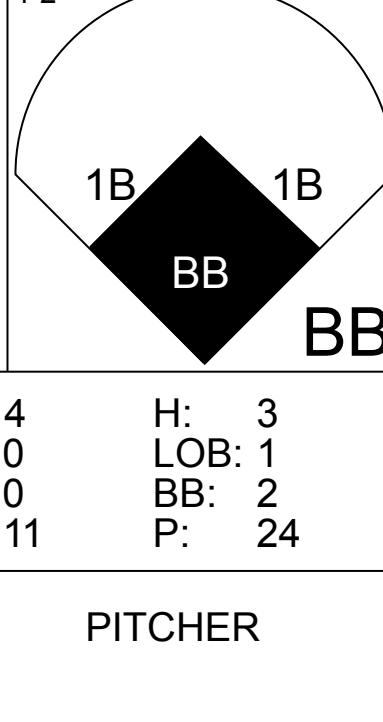


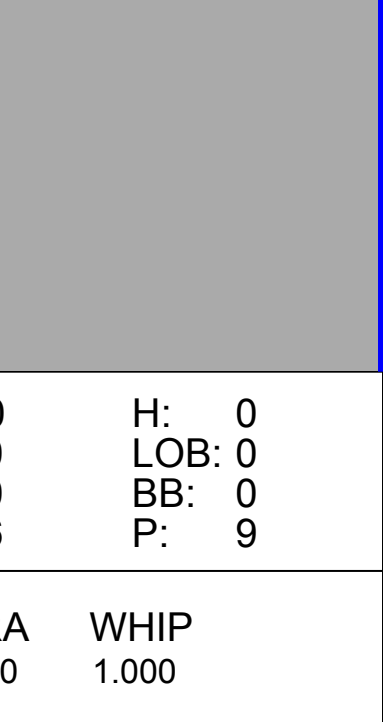
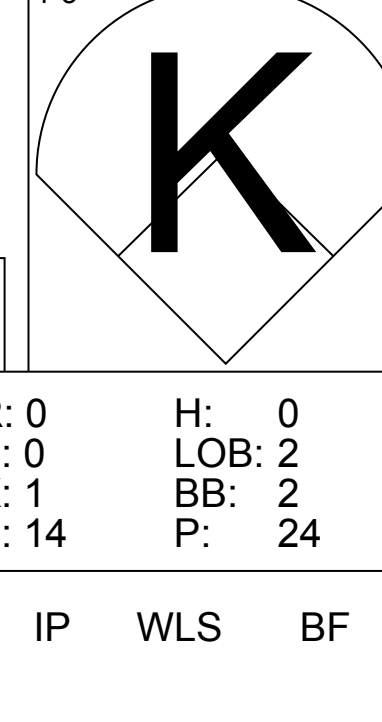
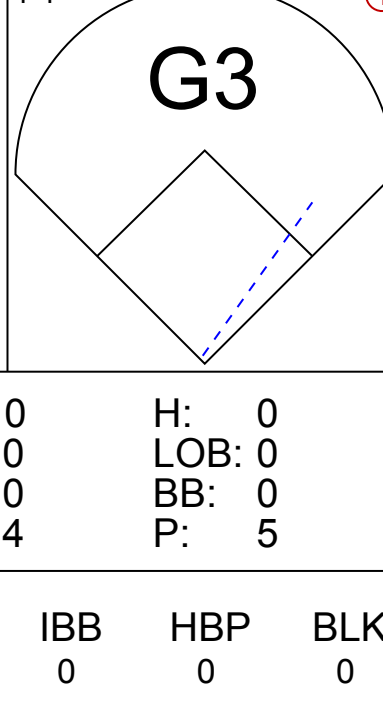
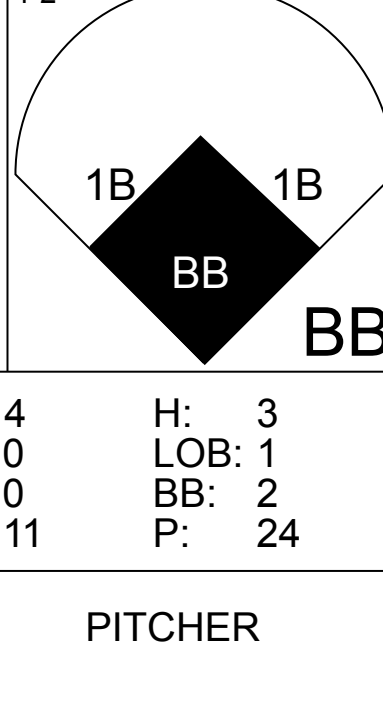
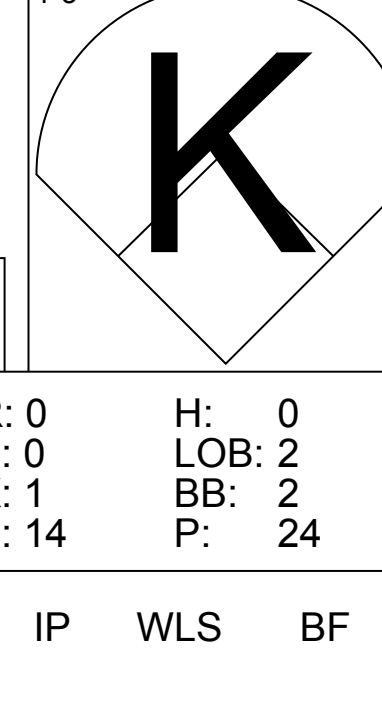
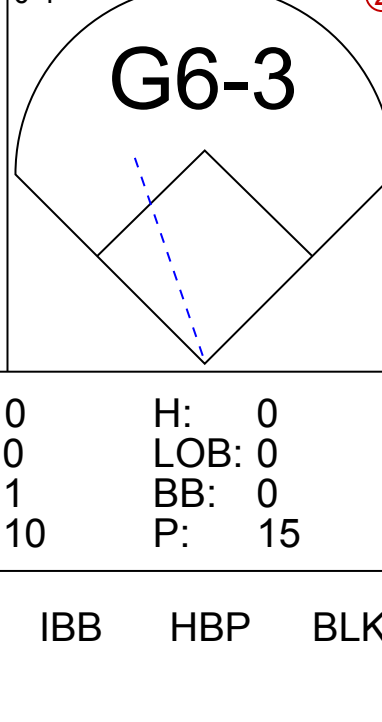


Batter	1	2	3	4	5	6	7	8	9	AB	R	H	RBI	BB	SO	LOB	TOP				
<b>Brian McRae, S</b> OBP: 0.197, SLG: 0.237 (1, 8)										0	1	0	0	0	0	0					
<b>Shawon Dunston, R</b> OBP: 0.155, SLG: 0.196 (1, 6)										5	0	0	0	0	2	1					
<b>Mark Grace, L</b> OBP: 0.448, SLG: 0.720 (1, 3)										4	1	1	0	1	1	0					
<b>Sammy Sosa, R</b> OBP: 0.231, SLG: 0.279 (1, 9)										5	0	0	0	0	1	3					
<b>Brooks Kieschnick, L</b> OBP: 0.348, SLG: 0.476 (6, PH)										3	1	2	0	0	0	0					
<b>Doug Glanville, R</b> OBP: 0.250, SLG: 0.320 (6, 7)										1	1	0	0	0	0	1					
<b>Kevin Orie, R</b> OBP: 0.300, SLG: 0.333 (1, 5)										3	0	0	0	1	0	3					
<b>Scott Servais, R</b> OBP: 0.244, SLG: 0.220 (1, 2)										4	0	2	3	0	0	0					
<b>Rey Sanchez, R</b> OBP: 0.391, SLG: 0.400 (1, 4)										3	1	2	0	1	0	1					
<b>Frank Castillo, R</b> (7, PH)										1	0	0	0	0	1	3					
<b>Dave Hansen, L</b> OBP: 0.200, SLG: 0.250 (7, 1)										1	1	1	0	0	0	0					
<b>Kent Bottenfield, R</b> (7, 1)										0	0	0	0	0	0	0					
<b>Bob Patterson, R</b> (7, 1)										0	0	0	0	0	0	0					
<b>Terry Adams, R</b> (7, 1)										0	0	0	0	0	0	0					
<b>José Hernández, R</b> OBP: 0.333, SLG: 0.333 (7, 9)										1	0	0	0	0	0	1					
<b>Inning Stats</b>	R: 0 E: 0 K: 2 S: 7	H: 0 LOB: 0 BB: 0 P: 9	R: 0 E: 0 K: 0 S: 5	H: 0 LOB: 0 BB: 0 P: 11	R: 0 E: 0 K: 0 S: 5	H: 1 LOB: 1 BB: 0 P: 8	R: 2 E: 0 K: 1 S: 12	H: 3 LOB: 3 BB: 2 P: 20	R: 0 E: 0 K: 0 S: 6	H: 0 LOB: 0 BB: 0 P: 6	R: 1 E: 0 K: 0 S: 8	H: 2 LOB: 1 BB: 0 P: 13	R: 2 E: 0 K: 0 S: 10	H: 1 LOB: 2 BB: 1 P: 19	R: 1 E: 0 K: 1 S: 7	H: 1 LOB: 0 BB: 0 P: 10	R: 0 E: 0 K: 3 S: 9	H: 0 LOB: 0 BB: 0 P: 11	1B: 5 2B: 3 3B: 0 HR: 0	SF: 0 SAC: 2 DP: 0 HBP: 0	WP: 0 PA: 40 PB: 0 SB: 1 CS: 0
<b>PITCHER</b>	IP	WLS	BF	H	R	ER	SO	BB	IBB	HBP	BLK	WP	HR	S	P	ERA	WHIP				
<b>Armando Reynoso, R</b> ERA: 2.45 (1, 1)	6.0		26	6	3	3	3	1	1	0	1	0	0	43	67	4.50	1.167				
<b>Greg McMichael, R</b> ERA: 2.53 (7, 1)	2.0	L	11	2	3	0	1	1	0	0	0	0	0	17	29	0.00	1.500				
<b>Toby Borland, R</b> ERA: 3.24 (9, 1)	1.0		3	0	0	0	3	0	0	0	0	0	0	9	11	0.00	0.000				

Chicago Cubs @ New York Mets  
Shea Stadium, Flushing, NY  
Mon Apr 21 1997, 3:33 AM EDT  
Att: 13,250 - Cloudy - 51 F

AB	31
R	6
H	8
RBI	3
BB	3
SO	5
LOB	13



Batter	1	2	3	4	5	6	7	8	9	AB	R	H	RBI	BB	SO	LOB	BOTTOM				
<b>Lance Johnson, L</b> OBP: 0.388, SLG: 0.329 (1, 8)										4	0	0	0	1	1	1					
<b>John Olerud, L</b> OBP: 0.446, SLG: 0.616 (1, 3)										3	1	2	0	1	0	0					
<b>Bernard Gilkey, R</b> OBP: 0.268, SLG: 0.278 (1, 7)										4	1	1	0	0	0	3					
<b>Todd Hundley, S</b> OBP: 0.314, SLG: 0.421 (1, 2)										2	0	0	1	2	1	2					
<b>Carl Everett, S</b> OBP: 0.237, SLG: 0.343 (1, 9)										4	1	1	1	0	2	4					
<b>Butch Huskey, R</b> OBP: 0.146, SLG: 0.234 (1, 5)										4	0	1	2	0	0	2					
<b>Carlos Baerga, S</b> OBP: 0.195, SLG: 0.204 (1, 4)										3	0	0	0	0	0	1					
<b>Greg McMichael, R</b> OBP: 1.000, SLG: 1.000 (7, 1)										0	0	0	0	0	0	0					
<b>Matt Franco, L</b> OBP: 0.462, SLG: 0.600 (8, PH)										1	0	0	0	0	1						
<b>Toby Borland, R</b> (9, 1)										0	0	0	0	0	0						
<b>Rey Ordóñez, R</b> OBP: 0.273, SLG: 0.231 (1, 6)										4	0	0	0	0	0	0					
<b>Armando Reynoso, R</b> (1, 1)										1	0	0	0	0	0	0					
<b>Steve Bieser, L</b> OBP: 0.429, SLG: 0.200 (6, PH)										0	1	0	0	1	0	0					
<b>Manny Alexander, R</b> OBP: 0.333, SLG: 0.350 (7, 4)										2	0	0	0	0	1	0					
<b>Inning Stats</b>	R: 0 E: 1 K: 1 S: 12	H: 1 LOB: 2 BB: 0 P: 19	R: 0 E: 0 K: 0 S: 6	H: 0 LOB: 0 BB: 0 P: 7	R: 0 E: 0 K: 0 S: 4	H: 0 LOB: 0 BB: 0 P: 5	R: 0 E: 0 K: 2 S: 8	H: 0 LOB: 0 BB: 0 P: 13	R: 0 E: 0 K: 0 S: 6	H: 0 LOB: 0 BB: 0 P: 9	R: 4 E: 0 K: 0 S: 11	H: 3 LOB: 1 BB: 2 P: 24	R: 0 E: 0 K: 1 S: 14	H: 0 LOB: 2 BB: 2 P: 24	R: 0 E: 0 K: 0 S: 4	H: 1 LOB: 1 BB: 1 P: 10	R: 0 E: 0 K: 1 S: 10	H: 0 LOB: 0 BB: 0 P: 15	1B: 4 2B: 1 3B: 0 HR: 0	SF: 0 SAC: 0 DP: 1 HBP: 0	WP: 1 PA: 37 PB: 0 SB: 0 CS: 0
<b>PITCHER</b>	IP	WLS	BF	H	R	ER	SO	BB	IBB	HBP	BLK	WP	HR	S	P	ERA	WHIP				
<b>Frank Castillo, R</b> ERA: 5.18 (7, 1)	0.2		3	0	0	0	1	1	0	0	0	0	0	11	17	0.00	1.500				
<b>Bob Patterson, L</b> ERA: 4.32 (7, 1)	0.0		1	0	0	0	0	1	0	0	0	1	0	1	5	∞	∞				
<b>Terry Adams, R</b> ERA: 4.32 (7, 1)	2.1	S	8	1	0	0	1	1	0	0	0	0	0	16	27	0.00	0.857				

Chicago Cubs @ New York Mets  
Shea Stadium, Flushing, NY  
Mon Apr 21 1997, 3:33 AM EDT  
Att: 13,250 - Cloudy - 51 F

AB	32
R	4
H	5
RBI	4
BB	5
SO	5
LOB	14





Batter	1	2	3	4	5	6	7	8	9	AB	R	H	RBI	BB	SO	LOB	TOP			
Deion Sanders, L (1,8) OBP: 0.425, SLG: 0.481										4	0	0	0	0	2	0	<p>Cincinnati Reds @ New York Mets Shea Stadium, Flushing, NY Tue Apr 22 1997, 3:33 AM EDT Att: 14,585 - Sunny - 59 F</p> <p>AB 33 R 2 H 7 RBI 2 BB 0 SO 4 LOB 8</p>			
Lenny Harris, L (1,4) OBP: 0.233, SLG: 0.214										4	0	0	0	0	0	0				
Barry Larkin, R (1,6) OBP: 0.366, SLG: 0.304										4	0	1	0	0	0	0				
Ruben Sierra, S (1,9)										4	1	1	0	0	2	1				
Hal Morris, L (1,3)											4	0	2	1	0	0		1		
Eduardo Perez, R (1,7) OBP: 0.367, SLG: 0.357											4	0	1	0	0	0		2		
Willie Greene, L (1,5) OBP: 0.297, SLG: 0.413										3	1	1	1	0	0	2				
Brook Fordyce, R (1,2) OBP: 0.235, SLG: 0.267										3	0	1	0	0	0	2				
John Smiley, L (1,1) OBP: 0.091, SLG: 0.182										2	0	0	0	0	0	0				
Ricky Bones, R (5,1)										0	0	0	0	0	0	0				
Jeff Branson, L (8, PH) OBP: 0.105, SLG: 0.105										1	0	0	0	0	0	0				
Hector Carrasco, R (8,1)										0	0	0	0	0	0	0				
<b>Inning Stats</b>	R: 0 E: 0 K: 1 S: 7	H: 0 LOB: 0 BB: 0 P: 9	R: 0 E: 0 K: 1 S: 14	H: 2 LOB: 2 BB: 0 P: 24	R: 0 E: 0 K: 1 S: 5	H: 0 LOB: 0 BB: 0 P: 6	R: 0 E: 1 K: 0 S: 5	H: 0 LOB: 1 BB: 0 P: 5	R: 1 E: 0 K: 0 S: 8	H: 1 LOB: 0 BB: 0 P: 14	R: 0 E: 0 K: 0 S: 3	H: 0 LOB: 0 BB: 0 P: 6	R: 0 E: 0 K: 0 S: 6	H: 1 LOB: 0 BB: 0 P: 9	R: 1 E: 0 K: 0 S: 12	H: 2 LOB: 1 BB: 0 P: 17	1B: 4 2B: 3 3B: 0 HR: 1	SF: 0 SAC: 0 DP: 1 HBP: 0	WP: 0 PB: 0 SB: 0 CS: 1	PA: 33
<b>PITCHER</b> Rick Reed, R (1,1) ERA: 1.33	IP: 9.0 WLS: W BF: 33 H: 7 R: 2 ER: 2 SO: 4 BB: 0 IBB: 0 HBP: 0 BLK: 0 WP: 0 HR: 1 S: 71 P: 105 ERA: 2.00 WHIP: 0.778															<b>PITCHER</b>				

Batter	1	2	3	4	5	6	7	8	9	AB	R	H	RBI	BB	SO	LOB	BOTTOM			
Lance Johnson, L (1,8) OBP: 0.389, SLG: 0.324										4	1	1	0	1	0	1	<p>Cincinnati Reds @ New York Mets Shea Stadium, Flushing, NY Tue Apr 22 1997, 3:33 AM EDT Att: 14,585 - Sunny - 59 F</p> <p>AB 35 R 7 H 10 RBI 7 BB 2 SO 3 LOB 17</p>			
Eduardo Alfonzo, R (1,5) OBP: 0.220, SLG: 0.250										5	0	1	3	0	0	2				
John Olerud, L (1,3) OBP: 0.443, SLG: 0.610										4	1	1	0	0	0	2				
Bernard Gilkey, R (1,7) OBP: 0.279, SLG: 0.280										3	1	1	0	1	0	1				
Todd Hundley, S (1,2) OBP: 0.311, SLG: 0.426										4	0	1	0	0	0	4				
Alex Ochoa, R (1,9) OBP: 0.260, SLG: 0.277										3	0	0	1	0	1	2				
Manny Alexander, R (1,4) OBP: 0.360, SLG: 0.375										4	1	2	1	0	2	1				
Rey Ordonez, R (1,6) OBP: 0.288, SLG: 0.268										4	2	2	1	0	0	3				
Rick Reed, R (1,1) OBP: 0.125, SLG: 0.250										4	1	1	1	0	0	1				
<b>Inning Stats</b>	R: 0 E: 1 K: 0 S: 9	H: 0 LOB: 2 BB: 0 P: 11	R: 2 E: 0 K: 0 S: 15	H: 3 LOB: 1 BB: 0 P: 25	R: 0 E: 0 K: 0 S: 5	H: 0 LOB: 0 BB: 0 P: 8	R: 3 E: 1 K: 2 S: 21	H: 2 LOB: 1 BB: 1 P: 31	R: 1 E: 0 K: 1 S: 12	H: 2 LOB: 1 BB: 0 P: 20	R: 0 E: 0 K: 0 S: 6	H: 0 LOB: 0 BB: 0 P: 11	R: 1 E: 0 K: 0 S: 12	H: 2 LOB: 2 BB: 1 P: 19	R: 0 E: 0 K: 0 S: 7	H: 1 LOB: 1 BB: 0 P: 13		1B: 5 2B: 5 3B: 0 HR: 0	SF: 1 SAC: 0 DP: 0 HBP: 1	WP: 0 PB: 0 SB: 0 CS: 0
<b>PITCHER</b> John Smiley, L (1,1) ERA: 7.0	IP: 4.0 WLS: L BF: 23 H: 7 R: 6 ER: 3 SO: 2 BB: 1 IBB: 0 HBP: 1 BLK: 0 WP: 0 HR: 0 S: 53 P: 83 ERA: 6.75 WHIP: 2.000															<b>PITCHER</b>				
Ricky Bones, R (5,1) ERA: 9.64	IP: 3.0 WLS: L BF: 12 H: 2 R: 1 ER: 1 SO: 1 BB: 1 IBB: 0 HBP: 0 BLK: 0 WP: 0 HR: 0 S: 27 P: 42 ERA: 3.00 WHIP: 1.000															<b>PITCHER</b>				
Hector Carrasco, R (8,1) ERA: 1.86	IP: 1.0 WLS: L BF: 4 H: 1 R: 0 ER: 0 SO: 0 BB: 0 IBB: 0 HBP: 0 BLK: 0 WP: 0 HR: 0 S: 7 P: 13 ERA: 0.00 WHIP: 1.000															<b>PITCHER</b>				



Batter	1	2	3	4	5	6	7	8	9	AB	R	H	RBI	BB	SO	LOB	TOP			
<b>Deion Sanders, L</b> (1, 8) OBP: 0.440, SLG: 0.518										4	1	3	1	0	0	1	<b>Cincinnati Reds @ New York Mets</b> Shea Stadium, Flushing, NY Wed Apr 23 1997, 3:33 AM EDT Att: 26,492 - Cloudy - 60 F			
<b>Lenny Harris, L</b> (1, 7) OBP: 0.212, SLG: 0.194										3	0	0	1	0	0	1				
<b>Barry Larkin, R</b> (1, 6) OBP: 0.360, SLG: 0.300										4	0	1	0	0	0	2				
<b>Ruben Sierra, S</b> (1, 9) OBP: 0.339, SLG: 0.424										4	0	2	0	0	0	2				
<b>Hal Morris, L</b> (1, 3) OBP: 0.276, SLG: 0.221										4	0	0	0	0	0	3				
<b>Willie Greene, L</b> (1, 5) OBP: 0.282, SLG: 0.388										4	0	0	0	0	3	1				
<b>Bret Boone, R</b> (1, 4) OBP: 0.242, SLG: 0.190										3	0	0	0	1	1	0				
<b>Eddie Taubensee, L</b> (1, 2) OBP: 0.383, SLG: 0.410										3	0	0	0	0	1	1				
<b>Mike Morgan, R</b> (1, 1) OBP: 0.167, SLG: 0.500										1	0	0	0	0	0	0				
<b>Stan Belinda, R</b> (4, 1) OBP: 0.211, SLG: 0.389										0	0	0	0	0	0	0				
<b>Pokey Reese, R</b> (5, PH) OBP: 0.211, SLG: 0.389										0	1	1	0	0	0	0				
<b>Kevin Jarvis, L</b> (5, 1) OBP: 0.102, SLG: 0.100										0	0	0	0	0	0	0				
<b>Jeff Brantley, R</b> (7, 1) OBP: 0.102, SLG: 0.100										0	0	0	0	0	0	1				
<b>Jeff Brantley, R</b> (7, 1) OBP: 0.102, SLG: 0.100										0	0	0	0	0	0	0				
<b>Jeff Shaw, R</b> (8, 1) OBP: 0.102, SLG: 0.100										0	0	0	0	0	0	0				
<b>Inning Stats</b>	R: 1 E: 0 K: 0 S: 11	H: 2 LOB: 1 BB: 0 P: 18	R: 0 E: 0 K: 2 S: 8	H: 0 LOB: 0 BB: 0 P: 11	R: 0 E: 1 K: 0 S: 12	H: 1 LOB: 2 BB: 0 P: 18	R: 0 E: 0 K: 1 S: 8	H: 0 LOB: 0 BB: 0 P: 11	R: 1 E: 0 K: 0 S: 6	H: 2 LOB: 0 BB: 0 P: 10	R: 0 E: 0 K: 0 S: 8	H: 0 LOB: 1 BB: 0 P: 14	R: 0 E: 0 K: 0 S: 8	H: 0 LOB: 0 BB: 0 P: 14	R: 0 E: 0 K: 1 S: 8	H: 0 LOB: 0 BB: 0 P: 12	1B: 5 2B: 1 3B: 1 HR: 0	SF: 0 SAC: 1 DP: 2 HBP: 0	WP: 0 PB: 0 CS: 0	PA: 34
<b>PITCHER</b>	IP WLS BF H R ER SO BB IBB HBP BLK WP HR S P ERA WHIP																			
<b>Mark Clark, R</b> (1, 1) ERA: 4.18	7.0 W 28 7 2 2 4 1 0 0 0 0 0 0 62 93 2.57 1.143																			
<b>Ricardo Jordan, L</b> (8, 1) ERA: 5.88	1.0 3 0 0 0 0 0 0 0 0 0 0 0 8 14 0.00 0.000																			
<b>John Franco, L</b> (9, 1) ERA: 0.87	1.0 3 0 0 0 1 0 0 0 0 0 0 0 8 12 0.00 0.000																			

Batter	1	2	3	4	5	6	7	8	9	AB	R	H	RBI	BB	SO	LOB	BOTTOM			
<b>Lance Johnson, L</b> (1, 8) OBP: 0.394, SLG: 0.325										3	2	1	0	1	1	2	<b>Cincinnati Reds @ New York Mets</b> Shea Stadium, Flushing, NY Wed Apr 23 1997, 3:33 AM EDT Att: 26,492 - Cloudy - 60 F			
<b>Steve Bieser, L</b> (8, 8) OBP: 0.500, SLG: 0.200										0	0	0	0	0	0	0				
<b>Edgardo Alfonzo, R</b> (1, 5) OBP: 0.285, SLG: 0.308										3	2	3	1	1	0	0				
<b>John Olerud, L</b> (1, 3) OBP: 0.452, SLG: 0.634										5	2	3	2	0	0	2				
<b>Todd Hundley, S</b> (1, 2) OBP: 0.329, SLG: 0.530										5	3	3	5	0	0	4				
<b>John Franco, L</b> (9, 1) ERA: 0.87										0	0	0	0	0	0	0				
<b>Bernard Gilkey, R</b> (1, 7) OBP: 0.278, SLG: 0.291										4	1	1	1	0	1	1				
<b>Alex Ochoa, R</b> (8, PH) OBP: 0.255, SLG: 0.271										1	0	0	0	0	1	3				
<b>Carl Everett, S</b> (1, 9) OBP: 0.233, SLG: 0.325										5	0	1	1	0	2	3				
<b>Manny Alexander, R</b> (1, 4) OBP: 0.379, SLG: 0.370										3	0	1	0	1	1	1				
<b>Rey Ordenez, R</b> (1, 6) OBP: 0.286, SLG: 0.267										4	0	1	0	0	0	2				
<b>Mark Clark, R</b> (1, 1) ERA: 5.79										3	0	0	0	0	2	3				
<b>Matt Franco, L</b> (7, PH) OBP: 0.429, SLG: 0.545										1	0	0	0	0	1	1				
<b>Ricardo Jordan, L</b> (8, 1) ERA: 5.88										0	0	0	0	0	0	0				
<b>Alberto Castillo, R</b> (9, 2) OBP: 0.571, SLG: 0.400										0	0	0	0	0	0	0				
<b>Inning Stats</b>	R: 2 E: 0 K: 1 S: 15	H: 2 LOB: 0 BB: 0 P: 22	R: 0 E: 0 K: 3 S: 12	H: 1 LOB: 1 BB: 1 P: 20	R: 4 E: 0 K: 2 S: 16	H: 4 LOB: 1 BB: 1 P: 28	R: 1 E: 0 K: 0 S: 9	H: 1 LOB: 1 BB: 1 P: 17	R: 0 E: 0 K: 0 S: 4	H: 0 LOB: 0 BB: 0 P: 6	R: 3 E: 0 K: 0 S: 11	H: 3 LOB: 0 BB: 0 P: 19	R: 0 E: 0 K: 1 S: 11	H: 1 LOB: 1 BB: 0 P: 11	R: 0 E: 0 K: 2 S: 17	H: 2 LOB: 3 BB: 0 P: 21	1B: 9 2B: 3 3B: 0 HR: 2	SF: 0 SAC: 1 DP: 0 HBP: 1	WP: 1 PB: 0 CS: 0	PA: 42
<b>PITCHER</b>	IP WLS BF H R ER SO BB IBB HBP BLK WP HR S P ERA WHIP																			
<b>Mike Morgan, R</b> (1, 1) ERA: 5.79	3.0 L 18 7 6 6 6 2 0 0 0 0 0 0 43 70 18.00 3.000																			
<b>Stan Belinda, R</b> (4, 1) ERA: 5.84	1.0 5 1 1 1 0 1 0 0 0 0 0 0 9 17 9.00 2.000																			
<b>Kevin Jarvis, R</b> (5, 1) ERA: 9.75	2.0 9 3 3 3 0 0 0 0 0 0 0 1 15 25 13.50 1.500																			
<b>Jeff Brantley, R</b> (7, 1) ERA: 9.75	1.0 4 1 0 0 1 0 0 0 0 0 0 0 11 11 0.00 1.000																			
<b>Jeff Shaw, R</b> (8, 1) ERA: 0.77	1.0 6 2 0 0 2 0 0 0 1 0 0 0 17 21 0.00 2.000																			



AB	32
R	2
H	7
RBI	2
BB	1
SO	5
LOB	12

AB	37
R	10
H	14
RBI	10
BB	3
SO	9
LOB	22







Batter	1	2	3	4	5	6	7	8	9	AB	R	H	RBI	BB	SO	LOB	TOP										
Lance Johnson, L (1, 8) OBP: 0.378, SLG: 0.309	1-2 P5	1-2 G4-3			0-0 G4-3		2-3 K			4	0	0	0	0	1	4											
Carlos Baerena, S (1, 4) OBP: 0.197, SLG: 0.203	1-2 1B		1-2 F8		0-3 K			0-3 K		4	0	1	0	0	2	0											
John Olerud, L (1, 3) OBP: 0.426, SLG: 0.584	0-3 K		4-1 BB		1-3 K			3-1 G3-1		3	0	0	0	1	2	1											
Todd Hundley, S (1, 2) Alberto Castillo, R (8, PH) OBP: 0.455, SLG: 0.333	0-3 K		2-3 K		3-2 F9			0-0 G1-3		3	0	0	0	0	2	2											
Carl Everett, S (1, 9) OBP: 0.255, SLG: 0.319		2-2 1B	1-0 G5-3		3-2 G3			1-3 K		4	1	1	0	0	1	1											
Matt Franco, L (1, 5) OBP: 0.389, SLG: 0.467		1-3 K		3-2 F9		2-2 FC5-4 1B		1-0 G6-3		4	0	1	0	0	1	1											
Manny Alexander, R (1, 6) OBP: 0.324, SLG: 0.294		0-0 P4		0-3 K		0-2 FC5-4 1B		0-0 L8		4	0	0	0	0	1	2											
Steve Bieser, L (1, 7) OBP: 0.500, SLG: 0.143		4-0 1B IBB		0-1 B2		4-1 S 1-3 BB				1	0	0	0	2	0	0											
Dave Micki, R (1, 1) Brian Bohanon, L (5, 1) Edgardo Alfonzo, R (7, PH) Barry Manuel, R (7, 1) Greg McMichael, R (8, 1) OBP: 1.000, SLG: 1.000		0-0 1B		0-3 K		0-2 K				2	0	1	1	0	1	0											
<b>Inning Stats</b>	R: 0 E: 0 K: 2 S: 13	H: 1 LOB: 1 BB: 0 P: 15	R: 1 E: 0 K: 1 S: 12	H: 2 LOB: 2 BB: 1 P: 20	R: 0 E: 0 K: 1 S: 10	H: 0 LOB: 1 BB: 1 P: 18	R: 0 E: 0 K: 1 S: 9	H: 0 LOB: 0 BB: 0 P: 12	R: 0 E: 0 K: 1 S: 11	H: 0 LOB: 0 BB: 0 P: 18	R: 0 E: 0 K: 2 S: 16	H: 1 LOB: 2 BB: 1 P: 24	R: 0 E: 0 K: 1 S: 7	H: 0 LOB: 0 BB: 0 P: 10	R: 0 E: 0 K: 1 S: 5	H: 0 LOB: 0 BB: 0 P: 7	1B: 4 2B: 0 3B: 0 HR: 0	SF: 0 SAC: 0 DP: 0 HBP: 0	WP: 0 PB: 0 SB: 4 CS: 0	PA: 34							
<b>PITCHER</b>	IP	WLS	BF	H	R	ER	SO	BB	IBB	HBP	BLK	WP	HR	S	P	ERA	WHIP										
Pedro Martinez, R (1, 1) ERA: 0.44	7.0	W	28	4	1	0	10	2	1	0	0	0	0	79	115	0.00	0.857										
Omar Daal, L (8, 1) ERA: 4.4	2.0		6	0	0	0	2	0	0	0	0	0	0	12	17	0.00	0.000										

New York Mets @ Montreal Expos  
Olympic Stadium, Montreal, QB  
Sat Apr 26 1997, 3:33 AM EDT  
Att: 42,888 - Dome - 60 F

AB 31  
R 1  
H 4  
RBI 1  
BB 3  
SO 12  
LOB 13



Batter	1	2	3	4	5	6	7	8	9	AB	R	H	RBI	BB	SO	LOB	BOTTOM										
Mark Grudzielanek, R (1, 6) OBP: 0.314, SLG: 0.417	0-0 G6-3		3-2 S 1B		4-1 2B BB	1-1 G6-3		1-1 G5-3		4	1	1	0	1	0	1											
Mike Lansing, R (1, 4) OBP: 0.257, SLG: 0.333	0-0 F9		0-3 K		1 SAFE 1-H 2B	3-2 FC6-4 2B		2-2 HR		5	2	3	2	0	1	1											
Rondell White, R (1, 8) OBP: 0.333, SLG: 0.438	1-3 K		1 SAFE 0-1 E6 1-2 S		4-1 2B BB	4-0 FC6-4 IBB		0-0 1B		3	1	1	0	2	1	1											
David Segui, S (1, 3) Joe Orsulak, L (4, 3) OBP: 0.360, SLG: 0.429		2-2 G4-3 2B 2B	3-3 K		0-0 HR 2B	1-0 FC6-4		0-2 F7		2	1	1	0	0	1	2											
Darrin Fletcher, L (1, 2) OBP: 0.271, SLG: 0.435		1-0 G4-3	1-2 F9		1-H 3-H HR	2-3 K		0-0 G4-3		3	1	1	2	0	1	6											
Henry Rodriguez, L (1, 7) OBP: 0.317, SLG: 0.605		2-1 2B		0-3 K	0-0 F7		2-1 L9			4	0	1	1	0	1	0											
F.P. Santangelo, S (1, 9) OBP: 0.493, SLG: 0.531		0-0 P5		1-1 F9	4-2 BB		1-3 K			3	0	0	0	1	1	1											
Doug Strange, S (1, 5) OBP: 0.444, SLG: 0.625		4-0 IBB		0-0 F7	0-3 K		0-0 E8 2B			3	0	1	0	1	1	1											
Pedro Martinez, R (1, 1) Sherman Obando, R (7, PH) Omar Daal, L (8, 1) OBP: 0.333, SLG: 0.333		0-1 G6-3		1-1 F9	1-3 K	1-1 2B FC6-4 2B		1-3 K		3	1	1	0	0	1	2											
<b>Inning Stats</b>	R: 0 E: 0 K: 1 S: 5	H: 0 LOB: 0 BB: 0 P: 6	R: 1 E: 0 K: 0 S: 9	H: 2 LOB: 2 BB: 1 P: 18	R: 0 E: 0 K: 2 S: 18	H: 1 LOB: 2 BB: 0 P: 25	R: 0 E: 0 K: 1 S: 6	H: 0 LOB: 0 BB: 0 P: 7	R: 5 E: 0 K: 2 S: 16	H: 3 LOB: 1 BB: 3 P: 29	R: 1 E: 0 K: 1 S: 12	H: 2 LOB: 1 BB: 1 P: 24	R: 0 E: 0 K: 2 S: 9	H: 1 LOB: 1 BB: 0 P: 13	R: 1 E: 0 K: 0 S: 11	H: 2 LOB: 1 BB: 0 P: 14	1B: 2 2B: 7 3B: 0 HR: 2	SF: 0 SAC: 0 DP: 0 HBP: 0	WP: 0 PB: 0 SB: 3 CS: 0	PA: 41							
<b>PITCHER</b>	IP	WLS	BF	H	R	ER	SO	BB	IBB	HBP	BLK	WP	HR	S	P	ERA	WHIP										
Dave Micki, R (1, 1) ERA: 3.99	4.1	L	22	5	5	5	5	2	1	0	0	0	0	46	73	10.38	2.400										
Brian Bohanon, L (5, 1) ERA: 8.75	1.2		10	3	2	2	2	1	1	0	0	0	1	20	36	10.80	2.400										
Barry Manuel, R (7, 1) ERA: 4.76	1.0		4	1	0	0	2	0	0	0	0	0	0	9	13	0.00	1.000										
Greg McMichael, R (8, 1) ERA: 3.09	1.0		5	2	1	1	0	0	0	0	0	0	1	11	14	9.00	2.000										

New York Mets @ Montreal Expos  
Olympic Stadium, Montreal, QB  
Sat Apr 26 1997, 3:33 AM EDT  
Att: 42,888 - Dome - 60 F

AB 36  
R 8  
H 11  
RBI 8  
BB 5  
SO 9  
LOB 19





Batter	1	2	3	4	5	6	7	8	9	10	AB	R	H	RBI	BB	SO	LOB	TOP						
Lance Johnson, L OBP: 0.375, SLG: 0.302	G4-3		G4-6-3 1B	BB		FC4			K	G4-3	5	0	1	1	1	1	5							
Eduardo Alfonso, R OBP: 0.309, SLG: 0.367	1B		G4-6-3	F8			F7		K		5	1	1	0	0	1	5							
John Olerud, L OBP: 0.425, SLG: 0.570	1B		G6-3		G5-3				F8		4	0	1	1	1	0	1							
Todd Hundley, S OBP: 0.322, SLG: 0.500	1B			P3	G4-3					1B	5	1	2	0	0	1	1							
Carl Everett, S OBP: 0.294, SLG: 0.294	G3			B2-3	G5-3					1B	4	0	0	0	0	1	3							
Greg McMichael, R OBP: 1.000, SLG: 1.000											0	0	0	0	0	0	0							
Carlos Baerga, S OBP: 0.194, SLG: 0.200											1	0	0	0	0	0	1							
John Franco, L OBP: 0.500, SLG: 0.333											0	0	0	0	0	0	0							
Alex Ochoa, R OBP: 0.267, SLG: 0.281	K			HBP 1B					F9	1B	5	2	3	0	0	1	2							
Manny Alexander, R OBP: 0.333, SLG: 0.289		G6-3		BB 1B HBP			F7		K	1B	4	1	1	0	0	1	1							
Rey Ordóñez, R OBP: 0.282, SLG: 0.265		P3		BB 1B			G5-3			1B	5	0	2	3	0	0	1							
Armando Reynoso, R OBP: 0.467, SLG: 0.467				BB 1B						1B	1	0	0	0	1	1	0							
Matt Franco, L OBP: 0.421, SLG: 0.467				BB 1B						FC6-2	0	0	0	0	1	0	0							
Ricardo Jordan, L OBP: 0.500, SLG: 0.333				BB						1B	2	0	1	0	0	0	2							
<b>Inning Stats</b>	R: 1 E: 0 K: 1 S: 18	H: 3 LOB: 2 P: 26	R: 0 E: 0 K: 1 S: 8	H: 0 LOB: 0 P: 12	R: 0 E: 0 K: 0 S: 8	H: 1 LOB: 0 P: 11	R: 2 E: 0 K: 0 S: 9	H: 2 LOB: 3 P: 23	R: 0 E: 0 K: 0 S: 7	H: 0 LOB: 0 P: 11	R: 0 E: 0 K: 2 S: 13	H: 1 LOB: 2 P: 15	R: 0 E: 0 K: 1 S: 11	H: 0 LOB: 0 P: 14	R: 0 E: 0 K: 2 S: 15	H: 1 LOB: 1 P: 21	R: 2 E: 0 K: 1 S: 15	H: 4 LOB: 2 P: 21	1B: 10 2B: 2 3B: 0 HR: 0	SF: 0 SAC: 0 DP: 1 HBP: 1	WP: 0 PB: 0 SB: 3 CS: 0	PA: 46		
<b>PITCHER</b>	IP WLS BF H R ER SO BB IBB HBP BLK WP HR S P ERA WHIP	3.2 19 6 3 3 2 2 0 1 0 0 0 0 17 28 7.36 2.182	1.0 7 4 2 2 0 0 0 0 0 0 0 0 13 23 0.00 1.000	1.2 6 1 0 0 3 0 0 0 0 0 0 0 24 31 0.00 0.600	0.1 1 0 0 0 0 0 0 0 0 0 0 0 2 4 0.00 0.000	10.1 1.0 L 7 4 2 2 0 0 0 0 0 0 13 23 18.00 4.000																		

**New York Mets @ Montreal Expos**  
 Olympic Stadium, Montreal, QB  
 Sun Apr 27 1997, 3:33 AM EDT  
 Att. 15,925 - Dome - 72 F

livebaseballscorecards.com

AB 41  
 R 5  
 H 12  
 RBI 5  
 BB 4  
 SO 7  
 LOB 22



Batter	1	2	3	4	5	6	7	8	9	10	AB	R	H	RBI	BB	SO	LOB	BOTTOM					
Mark Grudzielanek, R OBP: 0.308, SLG: 0.416	L9	L8			P6						5	0	1	0	0	1	0						
Mike Lansing, R OBP: 0.253, SLG: 0.324	HR 1B				G5-3						5	1	1	0	0	1	1						
Rondell White, R OBP: 0.337, SLG: 0.494	HR				G5-3						5	1	2	2	0	2	0						
David Segui, S OBP: 0.398, SLG: 0.558	1B				F8						5	0	2	0	0	0	1						
Henry Rodriguez, L OBP: 0.333, SLG: 0.612	1B				G4-3						4	1	2	0	1	1	1						
Jose Orsulak, L OBP: 0.357, SLG: 0.417	P2				G3-1						3	0	1	0	0	0	3						
Doug Strange, S OBP: 0.419, SLG: 0.556	L7				SF9 HBP						3	0	0	0	0	0	5						
Chris Widger, R OBP: 0.270, SLG: 0.514		P4			SF9						3	0	0	1	0	1	1						
Jeff Juden, R ERA: 4.09					G1-3						1	0	0	0	0	1	0						
Anthony Telford, R ERA: 5.27											0	0	0	0	0	0	1						
Dave Veres, R ERA: 3.38											0	0	0	0	0	0	0						
F.P. Santangelo, S OBP: 0.142, SLG: 0.220											0	0	0	0	0	0	0						
Ugueth Urbina, R ERA: 1.64											0	0	0	0	0	0	0						
Omar Daal, L ERA: 4.3											0	0	0	0	0	0	0						
<b>Inning Stats</b>	R: 2 E: 0 K: 0 S: 11	H: 4 LOB: 2 BB: 0 P: 17	R: 0 E: 0 K: 1 S: 10	H: 0 LOB: 0 BB: 0 P: 14	R: 0 E: 0 K: 0 S: 4	H: 0 LOB: 0 BB: 0 P: 7	R: 1 E: 0 K: 0 S: 11	H: 1 LOB: 1 BB: 0 P: 17	R: 0 E: 0 K: 0 S: 8	H: 1 LOB: 1 BB: 1 P: 15	R: 0 E: 0 K: 3 S: 11	H: 0 LOB: 0 BB: 0 P: 16	R: 0 E: 0 K: 2 S: 11	H: 2 LOB: 2 BB: 0 P: 12	R: 0 E: 0 K: 1 S: 9	H: 1 LOB: 1 BB: 0 P: 15	R: 0 E: 0 K: 1 S: 5	H: 0 LOB: 0 BB: 0 P: 9	1B: 5 2B: 2 3B: 1 HR: 1	SF: 1 SAC: 1 DP: 0 HBP: 1	WP: 0 PB: 0 SB: 0 CS: 0	PA: 41	
<b>PITCHER</b>	IP WLS BF H R ER SO BB IBB HBP BLK WP HR S P ERA WHIP	5.0 12 22 6 3 3 1 1 0 0 0 0 0 31 43 5.40 1.200	3.0 W 12 3 0 0 6 0 0 0 0 0 0 31 43 0.00 1.000	1.0 S 3 0 0 0 1 0 0 0 0 0 0 5 9 0.00 0.000	10.1 1.0 L 7 4 2 2 0 0 0 0 0 0 13 23 18.00 4.000																		

**New York Mets @ Montreal Expos**  
 Olympic Stadium, Montreal, QB  
 Sun Apr 27 1997, 3:33 AM EDT  
 Att. 15,925 - Dome - 72 F

livebaseballscorecards.com


AB 37  
 R 3  
 H 9  
 RBI 3  
 BB 1  
 SO 9  
 LOB 13










Batter	1	2	3	4	5	6	7	8	9	AB	R	H	RBI	BB	SO	LOB	TOP										
Lance Johnson, L (1, 8) OBP: 0.407, SLG: 0.344	3-2 SH1-3 1B		0-0 CS 1B		4-2 BB 1B	4-0 IBB			1-3 K	3	2	2	0	2	1	0	<p><b>New York Mets @ Cincinnati Reds</b> Cinergy Field, Cincinnati, OH</p> <p>Tue Apr 29 1997, 7:05 PM EDT Att: 17,699 - Unknown - 74 F</p> <p>livebaseballscorecards.com</p> <p>AB 33 R 3 H 9 RBI 3 BB 5 SO 8 LOB 19</p> 										
Eduardo Alfonso, R (1, 5) OBP: 0.333, SLG: 0.364	0-0 SH1-3 1-2		1-1 G4-3 1-2		4-0 E 1B BB	1-2 K			0-1 BB 1B	3	0	1	0	1	1	4											
John Olerud, L (1, 3) OBP: 0.432, SLG: 0.567	1-1 HBP 2-H 1B		0-3 K		2-1 E2 1-3 2-H 1B				4-2 B BB 1-2 BB	4	0	2	2	1	1	0											
Todd Hundley, S (1, 2) OBP: 0.344, SLG: 0.525	0-2 F9				2-1 2B 1B	4-0 G6-4-3 IBB			1-3 K	4	1	1	0	1	1	3											
Bernard Gilkey, R (1, 7) OBP: 0.290, SLG: 0.307	1-2 1-2 HBP		0-0 F9		0-0 F9 1-2	G6-4-3			2-1 L4	3	0	0	0	0	0	4											
Butch Huskey, R (1, 9) OBP: 0.200, SLG: 0.373 Carl Everett, S (8, 9) OBP: 0.232, SLG: 0.288 John Franco, L (8, 1)	2-3 K				0-1 FC2 1-H 2B				1-3 K	4	0	2	1	0	2	2											
Manny Alexander, R (1, 4) OBP: 0.333, SLG: 0.319		1-1 G5-3			0-0 FC2				2-2 G3-1	4	0	1	0	0	0	1											
Rey Ordenez, R (1, 6) OBP: 0.269, SLG: 0.280		0-0 G4-3			0-1 F8 3-H				3-2 F9	4	0	0	0	0	0	3											
Mark Clark, R (1, 1) Toby Borland, R (8, 1) Alex Ochoa, R (8, 9) OBP: 0.242, SLG: 0.254		1-3 K							1-2 G4-3	3	0	0	0	0	2	2											
Inning Stats	R: 1 E: 0 K: 1 S: 14	H: 2 LOB: 2 BB: 0 P: 21	R: 0 E: 0 K: 1 S: 6	H: 0 LOB: 0 BB: 0 P: 8	R: 0 E: 0 K: 1 S: 6	H: 1 LOB: 1 BB: 0 P: 7	R: 1 E: 0 K: 0 S: 8	H: 2 LOB: 1 BB: 0 P: 10	R: 1 E: 0 K: 2 S: 12	H: 1 LOB: 3 BB: 1 P: 23	R: 0 E: 0 K: 1 S: 7	H: 0 LOB: 0 BB: 0 P: 12	R: 0 E: 0 K: 1 S: 11	H: 0 LOB: 0 BB: 0 P: 17	R: 0 E: 0 K: 1 S: 18	H: 1 LOB: 2 BB: 1 P: 26		1B: 7 2B: 2 3B: 0 HR: 0	SF: 0 SAC: 1 DP: 1 HBP: 1	WP: 0 PB: 0 SB: 2 CS: 1	PA: 40						
PITCHER	IP	WLS	BF	H	R	ER	SO	BB	IBB	HBP	BLK	WP	HR	S	P	ERA	WHIP										
Mike Morgan, R (1, 1) ERA: 5.87	4.1	L	22	6	3	3	3	2	1	1	0	0	0	41	68	6.23	1.846										
Stan Belinda, R (5, 1) ERA: 4.24	0.2	1	0	0	0	0	0	0	0	0	0	0	0	1	1	0.00	0.000										
Hector Carrasco, R (6, 1) ERA: 1.98	2.0	9	2	0	0	3	3	0	1	0	0	0	0	19	34	0.00	1.000										
Jeff Shaw, R (8, 1) ERA: 1.23	1.0	3	0	0	0	1	1	0	0	0	0	0	0	11	17	0.00	0.000										
Jeff Brantley, R (9, 1) ERA:	1.0	5	1	0	0	1	1	1	0	0	0	0	0	18	26	0.00	2.000										

Batter	1	2	3	4	5	6	7	8	9	AB	R	H	RBI	BB	SO	LOB	BOTTOM										
Deion Sanders, L (1, 8) OBP: 0.418, SLG: 0.510	0-1 F7		1-0 F8						1-0 G3-1	5	0	1	0	0	0	0	<p><b>New York Mets @ Cincinnati Reds</b> Cinergy Field, Cincinnati, OH</p> <p>Tue Apr 29 1997, 7:05 PM EDT Att: 17,699 - Unknown - 74 F</p> <p>livebaseballscorecards.com</p> <p>AB 31 R 1 H 7 RBI 1 BB 6 SO 4 LOB 16</p> 										
Hal Morris, L (1, 3) OBP: 0.319, SLG: 0.349	2-1 F8		0-0 BB 1B		2-2 1B				1-3 K	5	0	2	0	0	1	2											
Barry Larkin, R (1, 6) OBP: 0.396, SLG: 0.361	1-2 2B		0-0 F9		0-1 1-2 1B				4-1 BB SF8 BB	3	1	2	0	1	0	1											
Ruben Sierra, S (1, 9) OBP: 0.325, SLG: 0.453	1-0 G6-3		4-1 1-2 BB		2-2 G1-3				0-0 F7	3	0	0	0	1	0	4											
Terry Pendleton, S (1, 5)		3-2 G1-6-3	0-0 G1-3						4-0 BB 1-2 BB	3	0	0	0	1	0	2											
Willie Greene, L (1, 7) OBP: 0.305, SLG: 0.383 Eduardo Perez, R (8, PH) OBP: 0.353, SLG: 0.323		1-0 E BB 1B			1-1 F7				4-2 G5-4-3 BB	2	0	1	0	1	0	0											
Bret Boone, R (1, 4) OBP: 0.235, SLG: 0.183		0-1 F9			1-3 K				1-0 G5-4-3 1-2	3	0	0	1	0	1	2											
Brook Fordyce, R (1, 2) OBP: 0.282, SLG: 0.294		4-1 E2 1-3 BB			0-0 F8				3-H 0-0 1B 1-2 BB	3	0	1	0	1	0	2											
Mike Morgan, R (1, 1) Stan Belinda, R (5, 1) Curtis Goodwin, L (5, PH) Hector Carrasco, R (8, 1) Jeff Brantley, R (9, 1) Lenny Harris, L (9, PH)		1-3 K							1-1 B1-3	1	0	0	0	0	1	2											
Inning Stats	R: 0 E: 0 K: 0 S: 8	H: 1 LOB: 1 BB: 1 P: 12	R: 0 E: 1 K: 1 S: 10	H: 1 LOB: 2 BB: 1 P: 19	R: 0 E: 0 K: 0 S: 5	H: 1 LOB: 2 BB: 1 P: 10	R: 0 E: 0 K: 1 S: 6	H: 0 LOB: 0 BB: 0 P: 8	R: 0 E: 0 K: 0 S: 14	H: 2 LOB: 1 BB: 1 P: 19	R: 0 E: 0 K: 0 S: 6	H: 0 LOB: 0 BB: 1 P: 12	R: 0 E: 0 K: 0 S: 9	H: 2 LOB: 1 BB: 0 P: 14	R: 1 E: 0 K: 0 S: 7	H: 0 LOB: 2 BB: 3 P: 19		R: 0 E: 0 K: 1 S: 6	H: 0 LOB: 0 BB: 0 P: 9	1B: 6 2B: 1 3B: 0 HR: 0	SF: 1 SAC: 0 DP: 2 HBP: 0	WP: 0 PB: 0 SB: 2 CS: 0	PA: 38				
PITCHER	IP	WLS	BF	H	R	ER	SO	BB	IBB	HBP	BLK	WP	HR	S	P	ERA	WHIP										
Mark Clark, R (1, 1) ERA: 3.43	7.0	W	29	7	0	0	3	3	0	0	0	0	0	58	94	0.00	1.429										
Toby Borland, R (8, 1) ERA: 4.22	0.1	3	0	1	1	0	2	0	0	0	0	0	0	2	10	27.00	6.000										
John Franco, L (8, 1) ERA: 0.69	1.2	S	6	0	0	0	1	1	0	0	0	0	0	11	18	0.00	0.600										







Batter	1	2	3	4	5	6	7	8	9	AB	R	H	RBI	BB	SO	LOB	TOP										
<b>Quilvio Veras, S</b> OBP: 0.318, SLG: 0.333 (1, 4)	B1		G4-3 SF8 2B	K		G6-3		F9		5	1	1	0	0	1	1	<b>San Diego Padres @ New York Mets</b> Shea Stadium, Flushing, NY Thu May 01 1997, 3:33 AM EDT Att. 12,344 - Sunny - 65 F										
<b>Chris Gomez, R</b> OBP: 0.326, SLG: 0.369 (1, 6)	2B 1B		G4-3	L5			1B HR BB	G5-3		4	1	1	0	1	0	2											
<b>Tony Gwynn, L</b> OBP: 0.400, SLG: 0.578 (1, 9)	2B		SF8				FC3-6 1B	G1-4-3 1B		4	0	3	1	0	0	0											
<b>Ken Caminiti, S</b> OBP: 0.295, SLG: 0.393 <b>Archi Cianfrocco, R</b> OBP: 0.348, SLG: 0.250 (1, 5) (9, 5)	F7		BB HBP				FC3-6 HR	F9		4	2	1	1	0	0	5											
<b>Greg Vaughn, R</b> OBP: 0.283, SLG: 0.402 (1, 7)	F8		FC6-4 BB				HR	G1-4-3		4	1	1	3	1	1	3											
<b>Derrek Lee, R</b> OBP: 0.412, SLG: 0.231 (1, 3)		G1-3	FC6-4				FC6-4 1B	F9		4	0	1	0	0	0	2											
<b>John Flaherty, R</b> OBP: 0.298, SLG: 0.338 (1, 2)		HR					FC6-4 1B			4	2	3	2	0	0	1											
<b>Chris Jones, R</b> OBP: 0.375, SLG: 0.308 (1, 8)	F8						G6-3 1B	F9		4	0	1	0	0	0	1											
<b>Andy Ashby, R</b> OBP: 0.111, SLG: 0.059 (1, 1)	F9					G6-3		K		4	0	0	0	0	2	1											
<b>Inning Stats</b>	R: 0 E: 0 K: 0 S: 5	H: 2 LOB: 2 BB: 0 P: 5	R: 1 E: 0 K: 0 S: 4	H: 1 LOB: 0 BB: 0 P: 4	R: 1 E: 0 K: 0 S: 4	H: 1 LOB: 2 BB: 1 P: 9	R: 1 E: 0 K: 1 S: 7	H: 2 LOB: 1 BB: 0 P: 7	R: 1 E: 0 K: 1 S: 7	H: 2 LOB: 1 BB: 0 P: 7	R: 0 E: 0 K: 1 S: 5	H: 0 LOB: 0 BB: 0 P: 5	R: 3 E: 0 K: 0 S: 6	H: 3 LOB: 1 BB: 1 P: 10	R: 0 E: 0 K: 1 S: 5	H: 0 LOB: 0 BB: 0 P: 5		R: 0 E: 0 K: 0 S: 3	H: 1 LOB: 0 BB: 0 P: 3	1B: 6 2B: 2 3B: 0 HR: 4	SF: 1 SAC: 0 DP: 1 HBP: 1	WP: 0 PB: 0 SB: 0 CS: 0	PA: 41				
<b>PITCHER</b>	IP	WLS	BF	H	R	ER	SO	BB	IBB	HBP	BLK	WP	HR	S	P	ERA	WHIP										
<b>Dave Mlicki, R</b> ERA: 4.48 (1, 1)	5.0	L	25	8	4	4	2	1	0	1	0	0	3	27	32	7.20	1.800										
<b>Barry Manuel, R</b> ERA: 6.08 (6, 1)	2.0		10	3	3	3	1	1	0	0	0	0	1	11	15	13.50	2.000										
<b>Takashi Kashiwada, L</b> ERA: (8, 1)	1.0		3	0	0	0	1	0	0	0	0	0	0	5	5	0.00	0.000										
<b>Ricardo Jordan, L</b> ERA: 3.86 (9, 1)	1.0		3	1	0	0	0	0	0	0	0	0	0	3	3	0.00	1.000										

Batter	1	2	3	4	5	6	7	8	9	AB	R	H	RBI	BB	SO	LOB	BOTTOM										
<b>Carl Everett, S</b> OBP: 0.213, SLG: 0.263 (1, 8)	G3		L3			L8		E4 2B 1B		4	1	0	0	0	0	0	<b>San Diego Padres @ New York Mets</b> Shea Stadium, Flushing, NY Thu May 01 1997, 3:33 AM EDT Att. 12,344 - Sunny - 65 F										
<b>Edgardo Alfonzo, R</b> OBP: 0.353, SLG: 0.417 (1, 5) (8, 6)	E S 1B		G5-3			G4-3		1B 2B		4	1	2	0	0	0	0											
<b>John Olerud, L</b> OBP: 0.429, SLG: 0.548 (1, 3)	1-3 BB					G6-3		F8		3	0	1	2	1	0	0											
<b>Todd Hundley, S</b> OBP: 0.350, SLG: 0.506 <b>Alberto Castillo, R</b> OBP: 0.385, SLG: 0.273 (1, 2) (8, 2)	K					G3-1		G6-3		3	0	1	0	0	1	2											
<b>Bernard Gilkey, R</b> OBP: 0.306, SLG: 0.326 (1, 7)	G5-3					G3-1		FC5-4 1B		4	1	2	0	0	0	3											
<b>Carlos Baerga, S</b> OBP: 0.200, SLG: 0.221 (1, 4)		G1-3				G3-1		FC6 1B		4	0	0	0	0	0	3											
<b>Butch Huskey, R</b> OBP: 0.224, SLG: 0.490 (1, 9)	F9					K		1B		4	0	2	1	0	1	0											
<b>Rey Ordenez, R</b> OBP: 0.274, SLG: 0.284 <b>Matt Franco, L</b> OBP: 0.417, SLG: 0.421 (1, 6) (7, PH) (8, 5)	P4					G1-3		G3-1		2	0	0	0	0	0	0											
<b>Dave Mlicki, R</b> OBP: 0.182, SLG: 0.273 <b>Steve Besser, L</b> OBP: 0.328, SLG: 0.500 <b>Barry Manuel, R</b> ERA: (5, PH) (8, 1)	G4-3					K		G3-1		1	0	0	0	0	0	0											
<b>Takashi Kashiwada, L</b> OBP: 0.295, SLG: 0.239 <b>Alex Ochoa, R</b> OBP: 0.295, SLG: 0.239 <b>Ricardo Jordan, L</b> OBP: 0.407, SLG: 0.357 (8, PH) (9, PH)						K		G6-3		1	0	0	0	0	0	1											
<b>Inning Stats</b>	R: 0 E: 0 K: 1 S: 6	H: 1 LOB: 2 BB: 1 P: 10	R: 0 E: 0 K: 0 S: 3	H: 0 LOB: 0 BB: 0 P: 3	R: 0 E: 0 K: 0 S: 3	H: 0 LOB: 0 BB: 0 P: 3	R: 0 E: 0 K: 2 S: 7	H: 1 LOB: 1 BB: 0 P: 4	R: 0 E: 0 K: 0 S: 3	H: 0 LOB: 0 BB: 0 P: 3	R: 0 E: 0 K: 0 S: 5	H: 2 LOB: 2 BB: 0 P: 5	R: 2 E: 1 K: 0 S: 5	H: 2 LOB: 0 BB: 0 P: 5	R: 1 E: 0 K: 0 S: 5	H: 2 LOB: 1 BB: 0 P: 5	1B: 7 2B: 1 3B: 0 HR: 0	SF: 0 SAC: 0 DP: 1 HBP: 0	WP: 0 PB: 0 SB: 2 CS: 0	PA: 36							
<b>PITCHER</b>	IP	WLS	BF	H	R	ER	SO	BB	IBB	HBP	BLK	WP	HR	S	P	ERA	WHIP										
<b>Andy Ashby, R</b> ERA: 2.09 (1, 1)	9.0	W	36	8	3	2	3	1	0	0	0	0	0	41	45	2.00	1.000										





Batter	1	2	3	4	5	6	7	8	9	AB	R	H	RBI	BB	SO	LOB	TOP			
<b>Delino DeShields, L</b> OBP: 0.292, SLG: 0.390	2-1 F9 WP 1B		1-0 1B 3B	2-3 K		2-1 1B			1-0 B1-3	5	1	3	0	0	1	0				
<b>Royce Clayton, R</b> OBP: 0.291, SLG: 0.380	3-2 G6-3		0-0 BB 1B		4-0 G5-3 BB	0-0 G1-4-3			1-1 F9	4	1	1	1	1	0	2				
<b>Ray Lankford, L</b> OBP: 0.550, SLG: 0.774	2-1 F9		4-2 3-H 1B BB		4-2 G5-3 BB		4-1 CS BB		1-3 K	2	1	0	0	3	1	1				
<b>Brian Jordan, R</b> OBP: 0.368, SLG: 0.325	1-2 G6-3		4-0 1B E BB		1-2 G5-3		1-3 K			3	1	0	0	1	1	4				
<b>Ron Gant, R</b> OBP: 0.314, SLG: 0.407		3-3 K	3-2 E 1B		0-1 P6		1-3 K			4	0	1	2	0	2	3				
<b>John Mabry, L</b> OBP: 0.393, SLG: 0.338	2-1 G3		0-0 E6		4-0 IBB		1-0 CS	0-0 SH1-4 1B		3	0	1	0	1	0	1				
<b>Mike DiFelice, R</b> OBP: 0.174, SLG: 0.105	2-1 F7		2-2 F9		1-3 K		0-1 SH1-4	1-2		3	0	0	0	0	1	5				
<b>Mike Gallego, R</b> OBP: 0.363, SLG: 0.338			1-0 F8	0-1 L9		2-1 G5-3		1-0 FC6		4	0	0	0	0	0	1				
<b>Donovan Osborne, S</b> OBP: 0.167, SLG: 0.167			0-0 F8	1-0 G1-3		1-2 G4-3		0-3 K		0	0	0	0	0	0	0				
<b>Mark Cavenerly, L</b> OBP: 0.333, SLG: 0.333										1	0	0	0	0	0	0				
<b>John Frascatore, R</b> OBP: 0.299, SLG: 0.320										1	0	0	0	0	0	0				
<b>Tom Lampkin, L</b> OBP: 0.299, SLG: 0.333										1	0	0	0	0	0	0				
<b>T.J. Mathews, R</b> OBP: 0.216, SLG: 0.408										0	0	0	0	0	0	0				
<b>Dmitri Young, S</b> OBP: 0.216, SLG: 0.408										1	0	0	0	0	1	1				
<b>Rick Honeycutt, L</b> OBP: 0.216, SLG: 0.408										0	0	0	0	0	0	0				
<b>Inning Stats</b>	R: 0 E: 0 K: 0 S: 10	H: 1 LOB: 1 BB: 0 P: 18	R: 0 E: 0 K: 1 S: 7	H: 0 LOB: 0 BB: 14 P: 14	R: 4 E: 1 K: 0 S: 14	H: 3 LOB: 2 BB: 2 P: 29	R: 0 E: 0 K: 1 S: 6	H: 0 LOB: 0 BB: 0 P: 9	R: 0 E: 0 K: 1 S: 11	H: 0 LOB: 3 BB: 3 P: 25	R: 0 E: 0 K: 2 S: 8	H: 0 LOB: 0 BB: 1 P: 15	R: 0 E: 0 K: 1 S: 7	H: 1 LOB: 1 BB: 0 P: 8	R: 0 E: 0 K: 1 S: 6	H: 0 LOB: 0 BB: 0 P: 9	1B: 5 2B: 0 3B: 1 HR: 0	SF: 0 SAC: 1 DP: 0 HBP: 0	WP: 1 PB: 0 SB: 0 CS: 1	PA: 40
<b>PITCHER</b>	IP	WLS	BF	H	R	ER	SO	BB	IBB	HBP	BLK	WP	HR	S	P	ERA	WHIP			
<b>Armando Reynoso, R</b> ERA: 3.68	6.0		29	5	4	3	3	4	1	0	0	1	0	56	108	4.50	1.500			
<b>Greg McMichael, R</b> ERA: 2.04	2.0	W	7	1	0	0	3	1	0	0	0	0	0	14	23	0.00	1.000			
<b>John Franco, L</b> ERA: 0.61	1.0	S	3	0	0	0	1	0	0	0	0	0	0	6	9	0.00	0.000			

St. Louis Cardinals @ New York Mets  
Shea Stadium, Flushing, NY  
Fri May 02 1997, 7:05 PM EDT  
Att: 14,877 - Unknown - 65 F

AB 32  
R 4  
H 6  
RBI 3  
BB 6  
SO 7  
LOB 18



Batter	1	2	3	4	5	6	7	8	9	AB	R	H	RBI	BB	SO	LOB	BOTTOM			
<b>Carl Everett, S</b> OBP: 0.231, SLG: 0.295	1-0 1B 2B	1-0 1B			0-1 G4-3		1-3 K			4	1	2	0	0	1	1				
<b>Edgardo Alfonzo, R</b> OBP: 0.333, SLG: 0.391	1-0 B2	1-0 F7			1-2 F9		0-0 FC5-4			4	0	0	0	0	0	4				
<b>John Olerud, L</b> OBP: 0.431, SLG: 0.542	1-2 G4-6-3 2-H 1B		4-1 G4-6-3 BB		2-2 L6		0-0 L8			3	0	1	1	1	0	0				
<b>Bernard Gilkey, R</b> OBP: 0.304, SLG: 0.316	0-0 G4-6-3		2-2 F8		0-1 F7		4-2 BLK 1B BB			3	1	0	0	1	0	2				
<b>Todd Hundley, S</b> OBP: 0.355, SLG: 0.500		4-1 HR BB	1-1 G4-6-3		2-2 P3		2-0 1B WP 1B			3	2	1	1	1	0	1				
<b>Butch Huskey, R</b> OBP: 0.243, SLG: 0.471		2-1 HR		1-0 G4-3 3B 2B		0-2 L9		2-1 WP 1B		3	2	2	2	0	0	0				
<b>Greg McMichael, R</b> OBP: 1.000, SLG: 1.000										0	0	0	0	0	0	0				
<b>Alberto Castillo, R</b> OBP: 0.429, SLG: 0.333										1	0	1	0	0	0	0				
<b>John Franco, L</b> OBP: 0.299, SLG: 0.320										0	0	0	0	0	0	0				
<b>Carlos Baerga, S</b> OBP: 0.203, SLG: 0.236		0-3 K		1-0 G4-3		2-2 SH1 1B 2B		0-3 K		4	1	1	0	0	2	2				
<b>Rey Ordenez, R</b> OBP: 0.276, SLG: 0.310		1-1 G5-3		0-2 CS 3B		0-0 SH1		2-3 K		3	0	1	1	0	1	1				
<b>Armando Reynoso, R</b> OBP: 0.333, SLG: 0.200		1-1 1B		3-H 2-3 K		2-2 FC5-4 1B				2	0	1	0	0	1	1				
<b>Alex Ochoa, R</b> OBP: 0.250, SLG: 0.250										1	0	1	1	0	0	0				
<b>Inning Stats</b>	R: 1 E: 0 K: 0 S: 6	H: 2 LOB: 0 BB: 0 P: 9	R: 2 E: 0 K: 1 S: 13	H: 3 LOB: 2 BB: 1 P: 23	R: 0 E: 0 K: 0 S: 6	H: 0 LOB: 0 BB: 1 P: 13	R: 0 E: 0 K: 1 S: 11	H: 2 LOB: 0 BB: 0 P: 14	R: 0 E: 0 K: 0 S: 8	H: 0 LOB: 0 BB: 0 P: 11	R: 0 E: 0 K: 0 S: 8	H: 0 LOB: 0 BB: 0 P: 10	R: 1 E: 0 K: 1 S: 13	H: 2 LOB: 1 BB: 0 P: 17	R: 2 E: 0 K: 2 S: 14	H: 2 LOB: 1 BB: 1 P: 24	1B: 6 2B: 3 3B: 1 HR: 1	SF: 0 SAC: 1 DP: 2 HBP: 0	WP: 1 PB: 0 SB: 0 CS: 1	PA: 35
<b>PITCHER</b>	IP	WLS	BF	H	R	ER	SO	BB	IBB	HBP	BLK	WP	HR	S	P	ERA	WHIP			
<b>Donovan Osborne, L</b> ERA: 3.6	2.0		11	5	3	3	1	1	0	0	0	0	0	19	32	13.50	3.000			
<b>John Frascatore, R</b> ERA: 1.62	3.0		10	2	1	1	1	1	0	0	0	0	0	25	38	3.00	1.000			
<b>T.J. Mathews, R</b> ERA: 2.31	2.0	L	8	2	1	1	1	0	0	0	0	0	0	21	27	4.50	1.000			
<b>Rick Honeycutt, L</b> ERA: 13.5	1.0		6	2	2	2	2	1	0	0	1	1	0	14	24	18.00	3.000			

St. Louis Cardinals @ New York Mets  
Shea Stadium, Flushing, NY  
Fri May 02 1997, 7:05 PM EDT  
Att: 14,877 - Unknown - 65 F

AB 31  
R 7  
H 11  
RBI 6  
BB 3  
SO 5  
LOB 12






Batter	1	2	3	4	5	6	7	8	9	AB	R	H	RBI	BB	SO	LOB	TOP										
<b>Delino DeShields, L</b> OBP: 0.290, SLG: 0.384 (1, 4)	G4-3			K		G6-3		FC4-6 1B		4	0	1	0	0	1	0	<b>St. Louis Cardinals @ New York Mets</b> Shea Stadium, Flushing, NY Sat May 03 1997, 3:33 AM EDT Att: 16,248 - Overcast - 54 F										
<b>Royce Clayton, R</b> OBP: 0.252, SLG: 0.366 (1, 6)	K			G6-3		K		FC4-6 1-2		4	0	0	0	0	2	1											
<b>Ray Lankford, L</b> OBP: 0.500, SLG: 0.686 (1, 8)	K			G5-3		G4-3		F7		4	0	0	0	0	1	1											
<b>Ron Gant, R</b> OBP: 0.314, SLG: 0.426 <b>Brian Jordan, R</b> OBP: 0.364, SLG: 0.321 (1, 7) (8, 9)		K			1B 3B		G4-3		G6-3	3	1	1	0	0	1	0											
<b>John Mabry, L</b> OBP: 0.368, SLG: 0.346 (1, 9) (8, 7)	G4-3				1B 1B		1B		K	4	0	2	1	0	1	0											
<b>Dmitri Young, S</b> OBP: 0.337, SLG: 0.427 (1, 3)	G4-3				1B 1B		1B		1B	4	0	3	0	0	0	0											
<b>Tom Lampkin, L</b> OBP: 0.269, SLG: 0.333 <b>Danny Sheaffer, R</b> OBP: 0.222, SLG: 0.125 (1, 2) (7, 5) (8, 2)			G3-1		1B 1B		L6		G4-3	3	0	1	0	0	0	2											
<b>Mike Gallego, R</b> <b>Willie McGee, S</b> OBP: 0.397, SLG: 0.512 <b>Brady Raggio, R</b> (7, PH) (7, 1)			G6-3		1B 1B		P5			2	0	0	0	0	0	2											
<b>Andy Benes, R</b> OBP: 0.250, SLG: 0.250 <b>Mike DiFelice, R</b> OBP: 0.174, SLG: 0.105 <b>Gary Gaetti, R</b> OBP: 0.271, SLG: 0.291 (1, 1) (7, 2) (8, PH) (8, 5)			G6-3		1B 1B		G5-3			0	0	0	0	0	0	0											
<b>Inning Stats</b>	R: 0 H: 0 E: 0 K: 2 S: 7	H: 0 LOB: 0 BB: 0 P: 12	R: 0 H: 0 E: 0 K: 1 S: 9	H: 0 LOB: 0 BB: 0 P: 13	R: 0 H: 0 E: 0 K: 0 S: 4	H: 0 LOB: 0 BB: 0 P: 6	R: 0 H: 0 E: 0 K: 1 S: 7	H: 0 LOB: 0 BB: 0 P: 14	R: 1 H: 4 E: 0 K: 1 S: 13	H: 4 LOB: 2 BB: 0 P: 26	R: 0 H: 0 E: 0 K: 0 S: 6	H: 0 LOB: 0 BB: 0 P: 9	R: 0 H: 2 E: 0 K: 0 S: 8	H: 2 LOB: 2 BB: 0 P: 11	R: 0 H: 1 E: 0 K: 0 S: 6	H: 1 LOB: 1 BB: 0 P: 8		R: 0 H: 1 E: 0 K: 1 S: 10	H: 1 LOB: 1 BB: 0 P: 12	1B: 7 2B: 0 3B: 1 HR: 0	SF: 0 SAC: 0 DP: 0 HBP: 0	WP: 0 PB: 0 SB: 0 CS: 0	PA: 34				
<b>PITCHER</b>	IP	WLS	BF	H	R	ER	SO	BB	IBB	HBP	BLK	WP	HR	S	P	ERA	WHIP										
<b>Rick Reed, R</b> ERA: 1.07	7.0	W	26	6	1	1	6	0	0	0	0	0	0	54	91	1.29	0.857										
<b>Takashi Kashiwada, L</b> ERA:	2.0		8	2	0	0	1	0	0	0	0	0	0	16	20	0.00	1.000										

Batter	1	2	3	4	5	6	7	8	9	AB	R	H	RBI	BB	SO	LOB	BOTTOM										
<b>Carl Everett, S</b> OBP: 0.246, SLG: 0.308 (1, 8)	F8		P6		S 1B		BB 1B			4	0	2	2	0	0	1	<b>St. Louis Cardinals @ New York Mets</b> Shea Stadium, Flushing, NY Sat May 03 1997, 3:33 AM EDT Att: 16,248 - Overcast - 54 F										
<b>Matt Franco, L</b> OBP: 0.385, SLG: 0.381 <b>Edgardo Alfonzo, R</b> OBP: 0.338, SLG: 0.385 (1, 5) (5, 5)	G3			G6-3	BB		F9			2	0	0	0	0	0	0											
<b>John Olerud, L</b> OBP: 0.433, SLG: 0.568 (1, 3)	F7			HR	2-6-5-6-2	K	BB 1B			4	1	2	1	0	1	0											
<b>Todd Hundley, S</b> OBP: 0.369, SLG: 0.533 (1, 2)		K		G6-3	BB	HR	BB			2	1	1	2	2	1	0											
<b>Bernard Gilkey, R</b> OBP: 0.293, SLG: 0.304 <b>Takashi Kashiwada, L</b> (1, 7) (8, 1)	G5-3			G6-3		G5-3	F7			4	0	0	0	0	0	4											
<b>Butch Huskey, R</b> OBP: 0.230, SLG: 0.444 (1, 9)	K			F9		G6-3		F8		4	0	0	0	0	1	1											
<b>Carlos Baerga, S</b> OBP: 0.244, SLG: 0.303 (1, 4)			G4-3		G5-3	1B 2B	SH1-4 1B	G6-3		4	2	4	0	0	0	0											
<b>Rey Ordenez, R</b> OBP: 0.267, SLG: 0.299 (1, 6)		G4-3		G6-3		SH1-4	G6-3			3	0	0	0	0	0	3											
<b>Rick Reed, R</b> OBP: 0.214, SLG: 0.308 <b>Steve Bieser, L</b> OBP: 0.556, SLG: 0.500 (1, 1) (7, PH) (8, 7)	G6-3			G6-3		1B 1B BB				2	0	0	0	0	0	2											
<b>Inning Stats</b>	R: 0 H: 0 E: 0 K: 0 S: 8	H: 0 LOB: 0 BB: 0 P: 12	R: 0 H: 0 E: 0 K: 2 S: 11	H: 0 LOB: 0 BB: 0 P: 18	R: 0 H: 1 E: 0 K: 0 S: 8	H: 1 LOB: 1 BB: 0 P: 14	R: 1 H: 1 E: 0 K: 0 S: 9	H: 1 LOB: 1 BB: 1 P: 18	R: 1 H: 2 E: 0 K: 0 S: 13	H: 2 LOB: 2 BB: 1 P: 27	R: 1 H: 1 E: 0 K: 1 S: 11	H: 1 LOB: 0 BB: 0 P: 19	R: 2 H: 3 E: 0 K: 0 S: 18	H: 3 LOB: 3 BB: 2 P: 33	R: 0 H: 1 E: 0 K: 0 S: 3	H: 1 LOB: 0 BB: 0 P: 5		1B: 5 2B: 2 3B: 0 HR: 2	SF: 0 SAC: 1 DP: 1 HBP: 0	WP: 0 PB: 0 SB: 1 CS: 0	PA: 35						
<b>PITCHER</b>	IP	WLS	BF	H	R	ER	SO	BB	IBB	HBP	BLK	WP	HR	S	P	ERA	WHIP										
<b>Andy Benes, R</b> ERA: 4.09	6.0	L	25	5	3	3	3	2	0	0	0	0	0	60	108	4.50	1.167										
<b>Brady Raggio, R</b> ERA: 9.0	2.0		11	4	2	2	0	2	0	0	0	0	0	21	38	9.00	3.000										

AB	34
R	1
H	8
RBI	1
BB	0
SO	7
LOB	11



AB	30
R	5
H	9
RBI	5
BB	4
SO	3
LOB	13





Batter	1	2	3	4	5	6	7	8	9	AB	R	H	RBI	BB	SO	LOB	TOP					
<b>Delino DeShields, L</b> OBP: 0.296, SLG: 0.385 (1, 4)										5	1	2	0	0	0	1	<b>St. Louis Cardinals @ New York Mets</b> Shea Stadium, Flushing, NY Sun May 04 1997, 3:33 AM EDT Att: 17,652 - Cloudy - 61 F					
<b>Willie McGee, S</b> OBP: 0.370, SLG: 0.563 <b>Gary Gaetti, R</b> OBP: 0.271, SLG: 0.291 (8, FR) (8, 5)										5	1	2	2	0	0	2						
<b>Ray Lankford, L</b> OBP: 0.300, SLG: 0.737 <b>Mark Sweeney, L</b> OBP: 0.343, SLG: 0.241 (8, PH) (8, 9)										3	1	1	2	1	1	1						
<b>Dmitri Young, S</b> OBP: 0.364, SLG: 0.436 (1, 3)										3	2	2	0	2	0	0						
<b>John Mabry, L</b> OBP: 0.370, SLG: 0.349 (8, 8)										5	2	2	0	0	1	2						
<b>Danny Sheaffer, R</b> OBP: 0.217, SLG: 0.190 (8, 7)										5	0	1	1	0	2	2						
<b>Tom Lampkin, L</b> OBP: 0.282, SLG: 0.343 (1, 2)										4	0	2	3	0	0	1						
<b>Royce Clayton, R</b> OBP: 0.260, SLG: 0.365 (1, 6)										3	1	1	0	1	1	2						
<b>Todd Stottlemyre, L</b> OBP: 0.438, SLG: 0.100 <b>John Frascatore, R</b> (9, 1)										3	0	0	0	0	1	3						
<b>Inning Stats</b>	R: 4 E: 0 K: 0 S: 15	H: 5 LOB: 2 BB: 1 P: 24	R: 0 E: 0 K: 0 S: 14	H: 1 LOB: 1 BB: 1 P: 26	R: 0 E: 0 K: 0 S: 4	H: 0 LOB: 0 BB: 0 P: 4	R: 2 E: 0 K: 0 S: 10	H: 2 LOB: 0 BB: 0 P: 13	R: 2 E: 1 K: 2 S: 16	H: 2 LOB: 1 BB: 1 P: 30	R: 0 E: 0 K: 1 S: 10	H: 1 LOB: 0 BB: 0 P: 20	R: 0 E: 0 K: 1 S: 12	H: 1 LOB: 0 BB: 0 P: 18	R: 0 E: 0 K: 0 S: 7	H: 1 LOB: 1 BB: 0 P: 11	R: 0 E: 0 K: 2 S: 8	H: 0 LOB: 0 BB: 0 P: 12	1B: 10 2B: 1 3B: 0 HR: 2	SF: 0 SAC: 1 DP: 1 HBP: 0	WP: 0 PB: 0 SB: 2 CS: 1	PA: 43
<b>PITCHER</b>	IP WLS BF H R ER SO BB IBB HBP BLK WP HR S P ERA WHIP																					
<b>Mark Clark, R</b> ERA: 4.36 (1, 1)	4.0 L 21 8 6 6 0 2 0 0 0 0 0 2 43 67 13.50 2.500																					
<b>Ricardo Jordan, L</b> ERA: 4.39 (5, 1)	3.0 14 4 2 2 4 1 1 0 0 0 0 0 38 68 6.00 1.667																					
<b>Toby Borland, R</b> ERA: 3.75 (8, 1)	1.0 4 1 0 0 0 0 0 0 0 0 0 0 7 11 0.00 1.000																					
<b>Barry Manuel, R</b> ERA: 5.65 (9, 1)	1.0 3 0 0 0 2 0 0 0 0 0 0 0 8 12 0.00 0.000																					

Batter	1	2	3	4	5	6	7	8	9	AB	R	H	RBI	BB	SO	LOB	BOTTOM					
<b>Carl Everett, S</b> OBP: 0.233, SLG: 0.294 (1, 8) (9, 9)										3	0	0	1	0	0	0	<b>St. Louis Cardinals @ New York Mets</b> Shea Stadium, Flushing, NY Sun May 04 1997, 3:33 AM EDT Att: 17,652 - Cloudy - 61 F					
<b>Edgardo Alfonzo, R</b> OBP: 0.333, SLG: 0.377 (1, 5) (8, 6)										4	0	1	0	0	2	0						
<b>John Olerud, L</b> OBP: 0.427, SLG: 0.557 (1, 3)										4	1	1	0	0	0	1						
<b>Todd Hundley, S</b> OBP: 0.377, SLG: 0.527 <b>Alberto Castillo, R</b> OBP: 0.467, SLG: 0.385 (7, 2)										1	0	0	0	2	1	1						
<b>Bernard Gilkey, R</b> OBP: 0.292, SLG: 0.295 (1, 7)										3	0	0	0	1	0	2						
<b>Carlos Baerga, S</b> OBP: 0.244, SLG: 0.304 (1, 4)										3	0	1	1	0	0	1						
<b>Alex Ochoa, R</b> OBP: 0.240, SLG: 0.239 <b>Toby Borland, R</b> <b>Barry Manuel, R</b> <b>Butch Huskey, R</b> OBP: 0.227, SLG: 0.438 (9, PH)										3	0	0	0	0	0	2						
<b>Rey Ordonez, R</b> OBP: 0.261, SLG: 0.292 <b>Steve Bieser, L</b> OBP: 0.576, SLG: 0.615 (8, 9)										2	0	0	0	0	1	0						
<b>Mark Clark, R</b> <b>Ricardo Jordan, L</b> <b>Matt Franco, L</b> OBP: 0.370, SLG: 0.364 (8, 5)										1	0	0	0	0	0	0						
<b>Inning Stats</b>	R: 0 E: 0 K: 0 S: 10	H: 0 LOB: 0 BB: 0 P: 18	R: 0 E: 0 K: 0 S: 10	H: 0 LOB: 1 BB: 1 P: 19	R: 0 E: 0 K: 0 S: 8	H: 0 LOB: 0 BB: 0 P: 11	R: 1 E: 0 K: 1 S: 8	H: 1 LOB: 1 BB: 2 P: 20	R: 0 E: 0 K: 2 S: 8	H: 0 LOB: 0 BB: 0 P: 12	R: 0 E: 0 K: 1 S: 9	H: 1 LOB: 1 BB: 0 P: 15	R: 0 E: 1 K: 0 S: 4	H: 0 LOB: 0 BB: 0 P: 5	R: 1 E: 0 K: 1 S: 9	H: 1 LOB: 0 BB: 0 P: 13	R: 0 E: 0 K: 0 S: 13	H: 2 LOB: 2 BB: 0 P: 18	1B: 4 2B: 2 3B: 0 HR: 0	SF: 2 SAC: 0 DP: 2 HBP: 0	WP: 0 PB: 0 SB: 0 CS: 0	PA: 34
<b>PITCHER</b>	IP WLS BF H R ER SO BB IBB HBP BLK WP HR S P ERA WHIP																					
<b>Todd Stottlemyre, R</b> ERA: 3.74 (1, 1)	8.0 W 29 3 2 2 5 3 0 0 0 0 0 0 13 113 2.25 0.750																					
<b>John Frascatore, R</b> ERA: 1.53 (9, 1)	1.0 5 2 0 0 0 0 0 0 0 0 0 0 13 18 0.00 2.000																					



Batter	1	2	3	4	5	6	7	8	9	AB	R	H	RBI	BB	SO	LOB	TOP										
<b>Carl Everett, S</b> (1, 8) OBP: 0.224, SLG: 0.282	G4-3		G3		SH4-3		G4-3			3	0	0	0	0	0	0	<b>New York Mets @ Colorado Rockies</b> Coors Field, Denver, CO Mon May 05 1997, 7:05 PM MDT Att: 48,036 - Unknown - 73 F										
<b>Edgardo Alfonzo, R</b> (1, 5) OBP: 0.329, SLG: 0.370	K		1B HR		L9		G4-3			4	1	1	0	0	1	1											
<b>John Olerud, L</b> (1, 3) OBP: 0.430, SLG: 0.551	G6-3		1B HR		2B BB			G3		3	1	1	0	1	0	0											
<b>Todd Hundley, S</b> (1, 2) OBP: 0.398, SLG: 0.621		1B WP	1B HR		2B			HR		4	3	4	5	0	0	0											
<b>Bernard Gilkey, R</b> (1, 7) OBP: 0.282, SLG: 0.284	F9		L6		L9			G5-3		4	0	0	0	0	0	3											
<b>Carlos Baerga, S</b> (1, 4) OBP: 0.233, SLG: 0.289	K				F9			G4-3		4	0	0	0	0	2	1											
<b>Greg McMichael, R</b> (8, 1) OBP: 1.000, SLG: 1.000										0	0	0	0	0	0	0											
<b>Gary Thurman, R</b> (9, 8)										0	0	0	0	0	0	0											
<b>Butch Huskey, R</b> (1, 9) OBP: 0.209, SLG: 0.429					G4-3		F8			4	0	1	1	0	0	0											
<b>Takashi Kashiwada, L</b> (9, 1)										0	0	0	0	0	0	0											
<b>Rey Ordenez, R</b> (1, 6) OBP: 0.250, SLG: 0.280					G1-3		G6-3		G4-3	4	0	0	0	0	0	1											
<b>Bobby Jones, R</b> (1, 1) OBP: 0.188, SLG: 0.133										3	1	1	0	0	1	0											
<b>Manny Alexander, R</b> (8, 4) OBP: 0.315, SLG: 0.300			K					G5-3		1	0	0	0	0	0	0											
<b>Inning Stats</b>	R: 0 E: 0 K: 1 S: 7	H: 0 LOB: 0 BB: 0 P: 9	R: 1 E: 0 K: 1 S: 11	H: 2 LOB: 1 BB: 0 P: 18	R: 3 E: 0 K: 1 S: 14	H: 3 LOB: 0 BB: 0 P: 23	R: 0 E: 0 K: 0 S: 4	H: 0 LOB: 0 BB: 0 P: 7	R: 1 E: 0 K: 0 S: 10	H: 2 LOB: 2 BB: 1 P: 19	R: 0 E: 0 K: 0 S: 6	H: 0 LOB: 0 BB: 0 P: 12	R: 0 E: 0 K: 0 S: 4	H: 0 LOB: 0 BB: 0 P: 7	R: 1 E: 0 K: 0 S: 6	H: 1 LOB: 0 BB: 0 P: 11	R: 0 E: 0 K: 0 S: 8	H: 0 LOB: 0 BB: 0 P: 12	1B: 5 2B: 1 3B: 0 HR: 2	SF: 0 SAC: 1 DP: 0 HBP: 0	WP: 1 PB: 0 SB: 0 CS: 0	PA: 36					
<b>PITCHER</b>	IP	WLS	BF	H	R	ER	SO	BB	IBB	HBP	BLK	WP	HR	S	P	ERA	WHIP										
<b>Kevin Ritz, R</b> (1, 1) ERA: 6.07	7.0	L	29	7	5	5	4	1	0	0	0	1	1	56	95	6.43	1.143										
<b>Mike Munoz, L</b> (8, 1) ERA: 7.59	1.0		4	1	1	1	0	0	0	0	0	0	1	6	11	9.00	1.000										
<b>Mike DeJean, R</b> (9, 1) ERA:	1.0		3	0	0	0	0	0	0	0	0	0	0	8	12	0.00	0.000										


Batter	1	2	3	4	5	6	7	8	9	AB	R	H	RBI	BB	SO	LOB	BOTTOM										
<b>Eric Young Sr., R</b> (1, 4) OBP: 0.432, SLG: 0.483	G4-6-3 BB		G4-3		G6-3			G4-3		3	0	0	0	1	0	2	<b>New York Mets @ Colorado Rockies</b> Coors Field, Denver, CO Mon May 05 1997, 7:05 PM MDT Att: 48,036 - Unknown - 73 F										
<b>Ellis Burks, R</b> (1, 8) OBP: 0.277, SLG: 0.427	G4-6-3				G5-3		F8	P2		4	0	0	0	0	0	1											
<b>Larry Walker, L</b> (1, 9) OBP: 0.492, SLG: 0.802	G6-3				CS 1B		P5	F8		4	0	1	0	0	0	0											
<b>Andres Galarraga, R</b> (1, 3) OBP: 0.460, SLG: 0.553					1B 1B BB		G6-3	F8		3	1	1	0	1	0	0											
<b>Dante Bichette, R</b> (1, 7) OBP: 0.353, SLG: 0.438	G6-4-3				1B 1B		F9 1B BB	G6-3		3	0	1	0	1	0	1											
<b>Vinny Castilla, R</b> (1, 5) OBP: 0.411, SLG: 0.624	K				1B		K			4	0	2	1	0	2	1											
<b>Kirt Manwaring, R</b> (1, 2) OBP: 0.367, SLG: 0.437			G4-3		F9			F9		4	0	1	0	0	0	3											
<b>Walt Weiss, S</b> (1, 6) OBP: 0.362, SLG: 0.350			K				F9			2	0	0	0	1	1	2											
<b>Kevin Ritz, R</b> (1, 1) OBP: 0.235, SLG: 0.071										2	0	1	0	0	0	1											
<b>John Vander Wal, L</b> (7, PH) OBP: 0.263, SLG: 0.222					FC3-6 BB		G4-3			1	0	0	0	0	0	2											
<b>Mike Munoz, L</b> (8, 1) ERA:										0	0	0	0	0	0	0											
<b>Mike DeJean, R</b> (9, 1) ERA:										0	0	0	0	0	0	0											
<b>Inning Stats</b>	R: 0 E: 0 K: 0 S: 5	H: 0 LOB: 0 BB: 1 P: 9	R: 0 E: 0 K: 1 S: 7	H: 1 LOB: 0 BB: 0 P: 9	R: 0 E: 0 K: 1 S: 9	H: 1 LOB: 1 BB: 0 P: 14	R: 1 E: 0 K: 0 S: 21	H: 3 LOB: 2 BB: 1 P: 35	R: 0 E: 0 K: 0 S: 5	H: 0 LOB: 0 BB: 1 P: 9	R: 0 E: 0 K: 0 S: 6	H: 0 LOB: 0 BB: 0 P: 10	R: 0 E: 0 K: 1 S: 18	H: 1 LOB: 2 BB: 1 P: 27	R: 0 E: 0 K: 0 S: 10	H: 0 LOB: 0 BB: 0 P: 16	R: 0 E: 0 K: 0 S: 8	H: 1 LOB: 1 BB: 0 P: 10	1B: 7 2B: 0 3B: 0 HR: 0	SF: 0 SAC: 0 DP: 3 HBP: 0	WP: 0 PB: 0 SB: 0 CS: 1	PA: 34					
<b>PITCHER</b>	IP	WLS	BF	H	R	ER	SO	BB	IBB	HBP	BLK	WP	HR	S	P	ERA	WHIP										
<b>Bobby Jones, R</b> (1, 1) ERA: 3.1	7.0	W	27	6	1	1	3	4	0	0	0	0	0	71	113	1.29	1.429										
<b>Greg McMichael, R</b> (8, 1) ERA: 1.93	1.0		3	0	0	0	0	0	0	0	0	0	0	10	16	0.00	0.000										
<b>Takashi Kashiwada, L</b> (9, 1) ERA:	1.0		4	1	0	0	0	0	0	0	0	0	0	8	10	0.00	1.000										






Batter	1	2	3	4	5	6	7	8	9	AB	R	H	RBI	BB	SO	LOB	TOP								
Steve Bieser, L OBP: 0.565, SLG: 0.588 Bary Manuel, R (5, 1)	G1-3		1B HR	1B SF7	F9		G1-3		G4-3	4	2	2	1	0	0	2									
Rey Ordonez, R OBP: 0.247, SLG: 0.277 Takashi Kashiwada, L (7, 1)	F9		F7	SF7		1B	P6		G6-3	6	1	3	0	0	0	1									
Alex Ochoa, R OBP: 0.237, SLG: 0.236			HR	1B		1B			G6-3	5	3	4	3	0	0	1									
Edgardo Alfonso, R OBP: 0.341, SLG: 0.392	F9		F9	K		1B	L4		BB	2	2	2	3	4	0	0									
John Olerud, L OBP: 0.440, SLG: 0.585	HR		HR	BB		1B			BB	5	1	1	1	1	1	5									
Todd Hundley, S OBP: 0.427, SLG: 0.660	BB		HR	BB		1B			BB	6	1	2	0	0	0	3									
Bernard Gilkey, R OBP: 0.285, SLG: 0.281	F9		F9			1B			BB	2	0	0	0	0	0	1									
Carlos Baerga, S OBP: 0.239, SLG: 0.292	G4-3		1B			G1-3		E6	P4	2	0	0	0	0	0	1									
Butch Huskey, R OBP: 0.223, SLG: 0.418 Toby Borland, R (5, PH)	G5-3		G6-3			G6-4-3		F8-3		2	0	0	0	0	0	1	AB 45								
Matt Franco, L OBP: 0.300, SLG: 0.391						1B		1B		1	0	1	1	0	0	0	R 11								
Manny Alexander, R OBP: 0.339, SLG: 0.364	2B					FC5-4		F8-3		5	1	3	1	0	0	2	H 20								
Dave Micki, R OBP: 0.167, SLG: 0.250 Carl Everett, S (3, 9)	K					2B		K		1	0	0	0	0	1	1	RBI 10								
Greg McMichael, R OBP: 1.000, SLG: 1.000						G5-3		F8		4	0	1	0	0	1	2	BB 5								
						2B				0	0	0	0	0	0	0	SO 3								
<b>Inning Stats</b>	R: 1 E: 0 K: 0 S: 10	H: 1 LOB: 1 BB: 1 P: 17	R: 0 E: 0 K: 1 S: 8	H: 1 LOB: 1 BB: 0 P: 10	R: 3 E: 0 K: 0 S: 14	H: 4 LOB: 1 BB: 0 P: 15	R: 2 E: 0 K: 1 S: 12	H: 3 LOB: 2 BB: 1 P: 18	R: 0 E: 0 K: 0 S: 7	H: 2 LOB: 0 BB: 0 P: 10	R: 4 E: 0 K: 0 S: 19	H: 6 LOB: 1 BB: 2 P: 25	R: 0 E: 0 K: 0 S: 10	H: 1 LOB: 2 BB: 1 P: 19	R: 1 E: 1 K: 1 S: 9	H: 1 LOB: 0 BB: 0 P: 13	R: 0 E: 0 K: 0 S: 13	H: 1 LOB: 3 BB: 2 P: 25	1B: 14 2B: 5 3B: 0 HR: 2	SF: 1 SAC: 0 DP: 2 HBP: 0	WP: 0 PB: 0 SB: 1 CS: 0	PA: 51			
<b>PITCHER</b>	IP	WLS	BF	H	R	ER	SO	BB	IBB	HBP	BLK	WP	HR	S	P	ERA	WHIP								
Bill Swift, R ERA: 4.59	5.0	W	28	11	6	6	2	2	0	0	0	0	2	51	70	10.80	2.600								
Jerry Dipoto, R ERA: 7.5	0.0	4	4	4	4	4	0	0	0	0	0	0	0	10	14	∞	∞								
Jeff McCurry, R ERA: 0.96	1.0	4	2	0	0	0	0	0	0	0	0	0	0	9	11	0.00	2.000								
Mike DeJean, R ERA	2.0	9	2	1	0	1	1	0	0	0	0	0	0	19	32	0.00	1.500								
Steve Reed, R ERA: 2.57	1.0	S	6	1	0	0	0	2	0	0	0	0	0	13	25	0.00	3.000								

**New York Mets @ Colorado Rockies**  
 Coors Field, Denver, CO  
 Tue May 06 1997, 3:33 AM MDT  
 Att: 48,020 - Cloudy - 77 F



Batter	1	2	3	4	5	6	7	8	9	AB	R	H	RBI	BB	SO	LOB	BOTTOM								
Eric Young Sr., R OBP: 0.434, SLG: 0.500	1B FC1-5 BB		HR	F8			F9	F8		4	1	1	2	2	0	3									
Ellis Burks, R OBP: 0.292, SLG: 0.457	F8		BB	K			HR			3	3	1	1	2	1	4									
Dante Bichette, R OBP: 0.394, SLG: 0.473 Quinton McCracken, S OBP: 0.403, SLG: 0.491	FC1-5 1B		2B	F9			HR			5	2	3	1	0	1	0									
Larry Walker, L OBP: 0.496, SLG: 0.800	FC1-5		1B	WP			K			4	2	2	1	1	1	2									
Andres Galarraga, R OBP: 0.449, SLG: 0.535	K		E	P6			G2-3			5	1	1	2	0	1	4									
Vinny Castilla, R OBP: 0.403, SLG: 0.602	K		F9	1B			F7			4	1	0	0	1	2	1									
Jeff Reed, L OBP: 0.400, SLG: 0.477	G4-3		K	1B			F7			5	1	2	1	0	1	1									
Jason Bates, S OBP: 0.438, SLG: 0.429 Steve Reed, R (9, 1)	1B		BB	1B			F8			4	1	2	1	1	0	1									
Bill Swift, R ERA: 5.35 Toby Borland, R ERA: 6.08	K2-3		BB	1B			F9			2	0	1	2	1	1	1									
John Vander Wal, L ERA: 0.06 Mike DeJean, R (7, 1)			BB	WP						0	0	0	0	0	0	0									
Walt Weiss, S OBP: 0.358, SLG: 0.358			BB	1B						1	0	1	0	0	0	0									
<b>Inning Stats</b>	R: 0 E: 0 K: 1 S: 10	H: 1 LOB: 1 BB: 1 P: 16	R: 0 E: 0 K: 2 S: 9	H: 1 LOB: 0 BB: 0 P: 14	R: 5 E: 0 K: 2 S: 20	H: 4 LOB: 3 BB: 4 P: 44	R: 4 E: 1 K: 0 S: 16	H: 4 LOB: 1 BB: 1 P: 33	R: 2 E: 0 K: 1 S: 13	H: 2 LOB: 0 BB: 0 P: 22	R: 0 E: 0 K: 0 S: 7	H: 0 LOB: 0 BB: 0 P: 12	R: 1 E: 0 K: 1 S: 10	H: 0 LOB: 1 BB: 2 P: 21	R: 0 E: 1 K: 1 S: 15	H: 2 LOB: 2 BB: 0 P: 21	1B: 9 2B: 2 3B: 0 HR: 3	SF: 0 SAC: 0 DP: 0 HBP: 0	WP: 4 PB: 0 SB: 2 CS: 0	PA: 46					
<b>PITCHER</b>	IP	WLS	BF	H	R	ER	SO	BB	IBB	HBP	BLK	WP	HR	S	P	ERA	WHIP								
Dave Micki, R ERA: 5.35	2.2	L	10	4	4	4	1	2	0	0	0	2	0	19	41	27.00	4.500								
Bary Manuel, R ERA: 0.06	2.0	8	2	2	2	1	0	0	0	0	0	0	2	20	34	9.00	1.000								
Takashi Kashiwada, L ERA: 1.8	1.0	5	0	1	1	1	2	0	0	0	0	1	0	10	21	9.00	2.000								
Greg McMichael, R ERA: 1.8	1.0	5	2	0	0	1	0	0	0	0	0	0	0	15	21	0.00	2.000								

**New York Mets @ Colorado Rockies**  
 Coors Field, Denver, CO  
 Tue May 06 1997, 3:33 AM MDT  
 Att: 48,020 - Cloudy - 77 F





Batter	1	2	3	4	5	6	7	8	9	AB	R	H	RBI	BB	SO	LOB	TOP			
Steve Bieser, L (1, 8) OBP: 0.519, SLG: 0.550 Carl Everett, S (9, PH) OBP: 0.235, SLG: 0.303	L8		K		SF9		E		SH3-4 SF7	3	0	1	1	0	1	1				
Edgardo Alfonso, R (1, 5) OBP: 0.337, SLG: 0.378	L7		K				F9		SH3-4	3	0	0	0	1	1	2				
John Olerud, L (1, 3) OBP: 0.425, SLG: 0.567	F8			G6-3	F7		E5		SF7	4	0	0	1	0	0	4				
Todd Hundley, S (1, 2) OBP: 0.426, SLG: 0.640		F7				G5-3 1B	G4-3		FC4-6 BB	3	0	0	0	2	1	2				
Bernard Gilkey, R (1, 7) OBP: 0.274, SLG: 0.269		F8					F8		FC4-6	5	0	0	0	0	1	2				
Carlos Baerga, S (1, 4) OBP: 0.260, SLG: 0.312								G4-3		4	0	3	0	0	0	0				
Alex Ochoa, R (1, 9) OBP: 0.225, SLG: 0.224										4	1	0	0	0	1	4				
Manny Alexander, R (1, 6) OBP: 0.349, SLG: 0.373										4	1	2	0	0	2	2				
Armando Reynoso, R (1, 1) OBP: 0.444, SLG: 0.375 Butch Huskey, R (9, PH) OBP: 0.232, SLG: 0.463 John Franco, L (9, 1)										3	0	2	0	0	1	0				
										1	1	1	2	0	0	0				
										0	0	0	0	0	0	0				
<b>Inning Stats</b>	R: 0 E: 0 K: 0 S: 9	H: 0 LOB: 0 BB: 0 P: 11	R: 0 E: 0 K: 1 S: 10	H: 1 LOB: 1 BB: 0 P: 17	R: 0 E: 0 K: 3 S: 14	H: 1 LOB: 1 BB: 0 P: 19	R: 0 E: 0 K: 2 S: 8	H: 0 LOB: 0 BB: 0 P: 9	R: 1 E: 0 K: 0 S: 15	H: 3 LOB: 3 BB: 1 P: 23	R: 0 E: 0 K: 1 S: 14	H: 1 LOB: 2 BB: 0 P: 13	R: 0 E: 0 K: 0 S: 7	H: 0 LOB: 0 BB: 0 P: 9	R: 3 E: 0 K: 0 S: 13	H: 3 LOB: 1 BB: 1 P: 21	1B: 9 2B: 0 3B: 0 HR: 1	SF: 2 SAC: 1 DP: 0 HBP: 0	WP: 0 PB: 0 SB: 1 CS: 0	PA: 41
<b>PITCHER</b>	IP	WLS	BF	H	R	ER	SO	BB	IBB	HBP	BLK	WP	HR	S	P	ERA	WHIP			
Shane Reynolds, R (1, 1) ERA: 2.45	8.0		34	7	1	1	8	2	0	0	0	0	0	87	124	1.12	1.125			
Tom Martin, L (9, 1) ERA: 2.13	1.0	L	7	3	3	3	0	1	0	0	0	0	1	13	21	27.00	4.000			

**New York Mets @ Houston Astros**  
Astrodome, Houston, TX  
Wed May 07 1997, 8:05 PM EDT  
Att. 12,574 - Dome - 68 F

AB 35  
R 4  
H 10  
RBI 4  
BB 3  
SO 8  
LOB 17



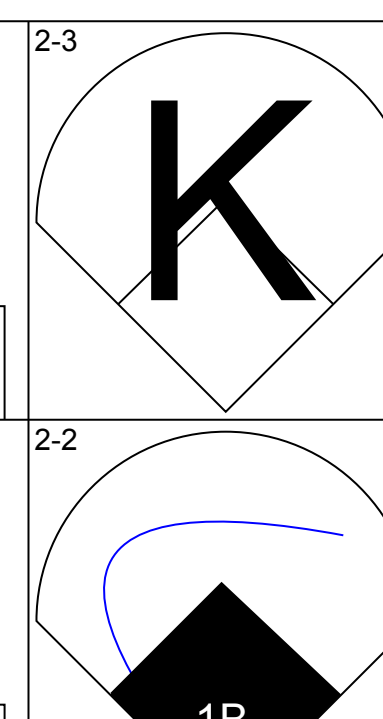
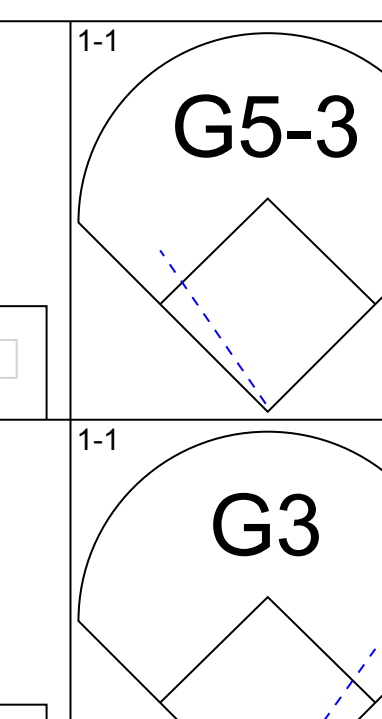
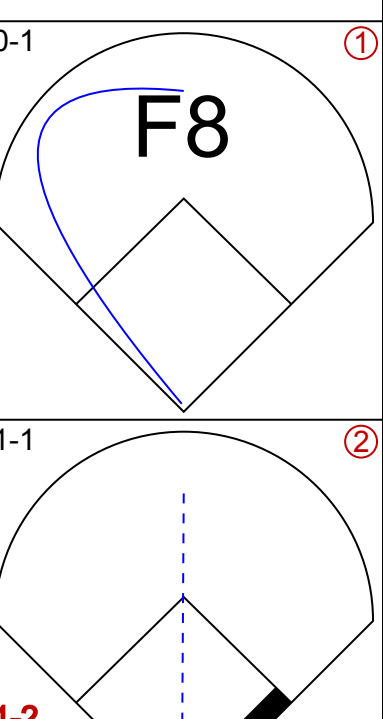
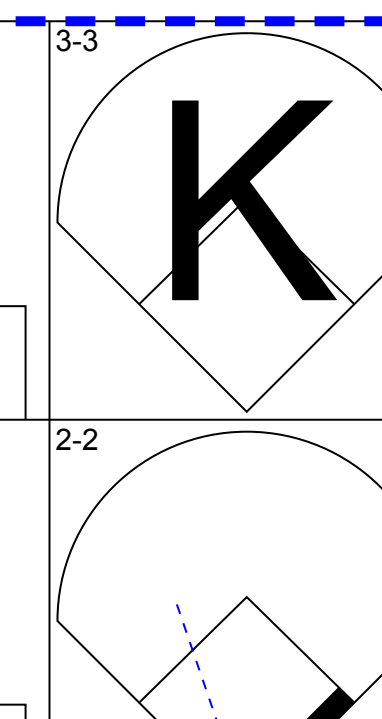
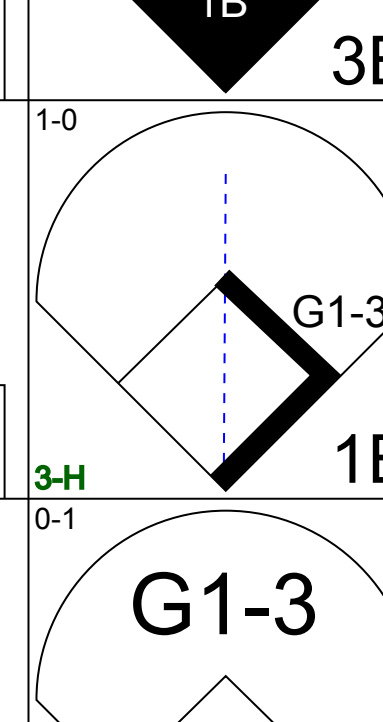
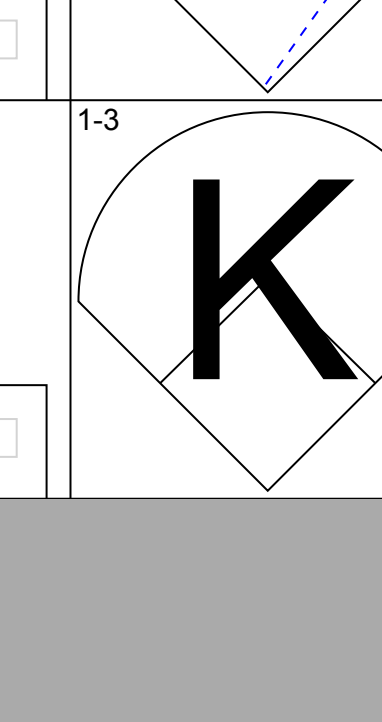
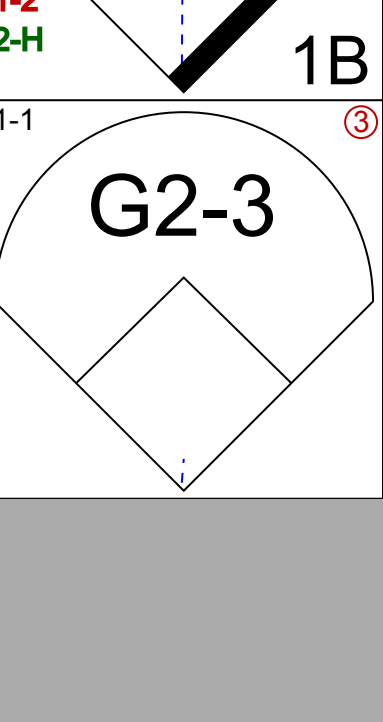
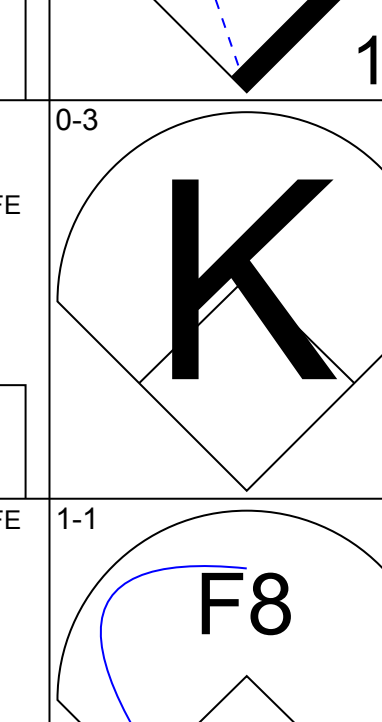
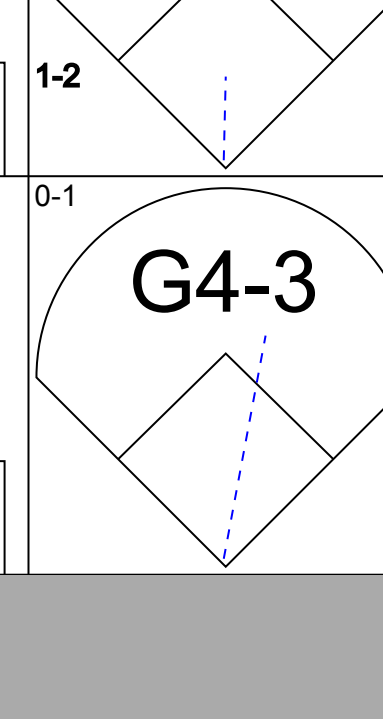




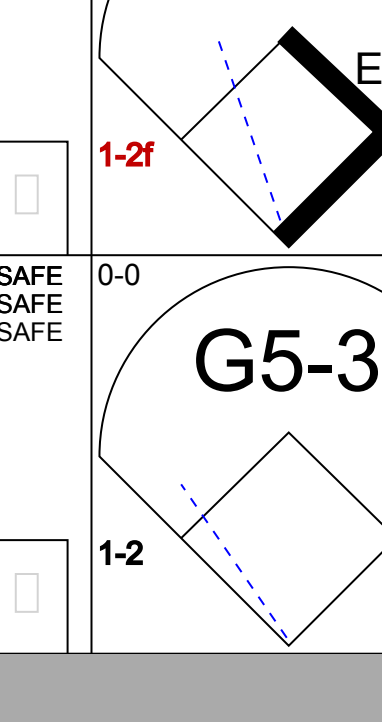

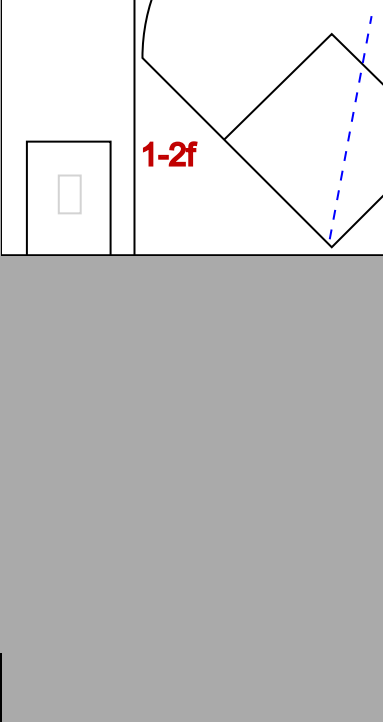





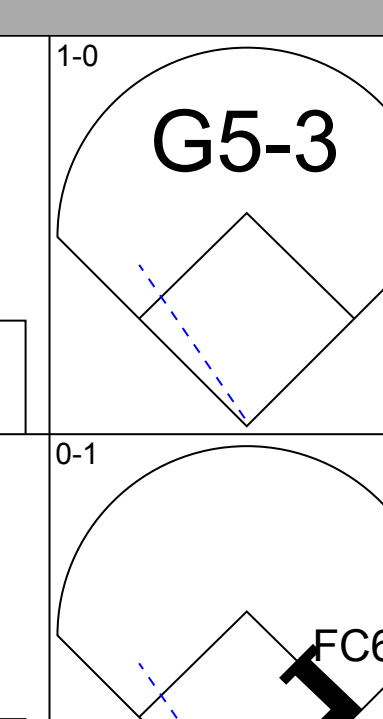
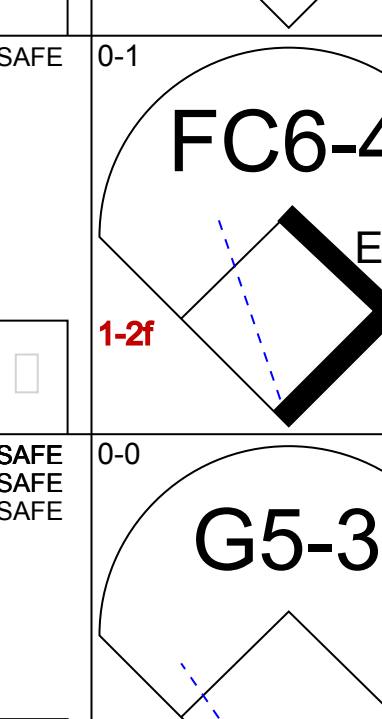

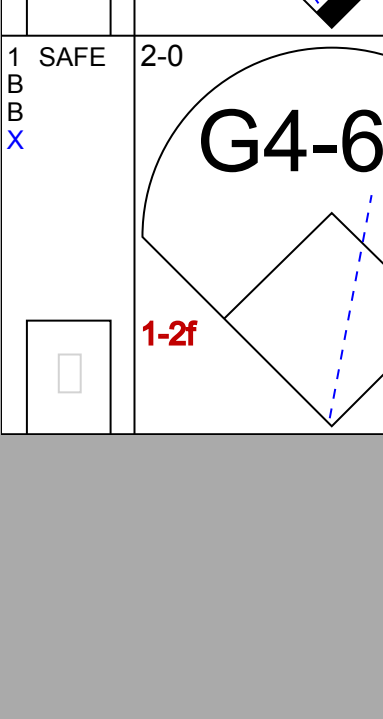

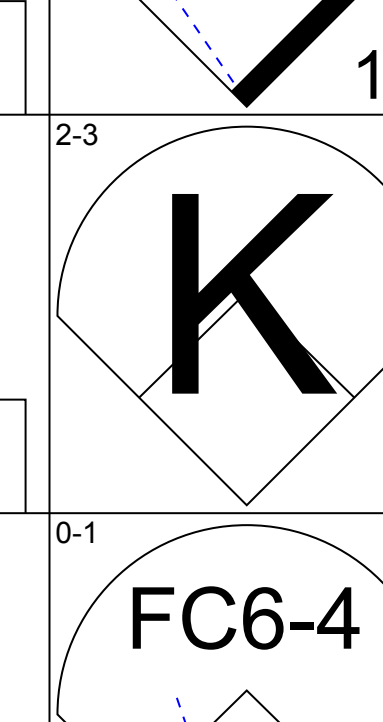


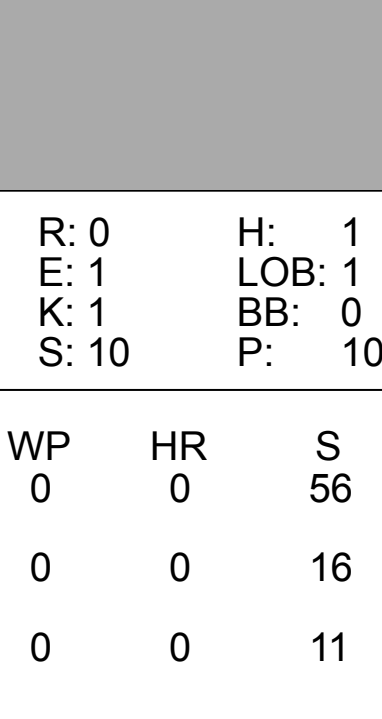
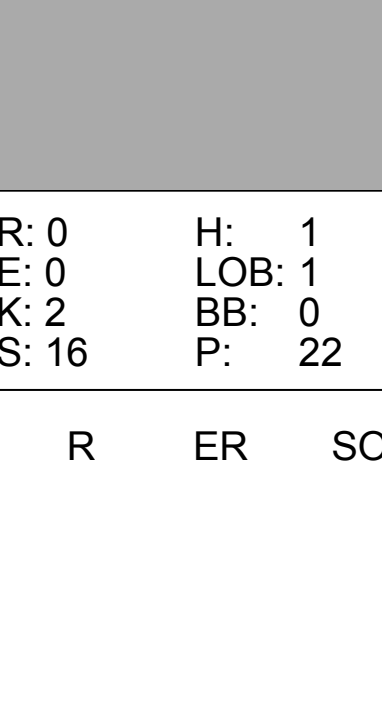
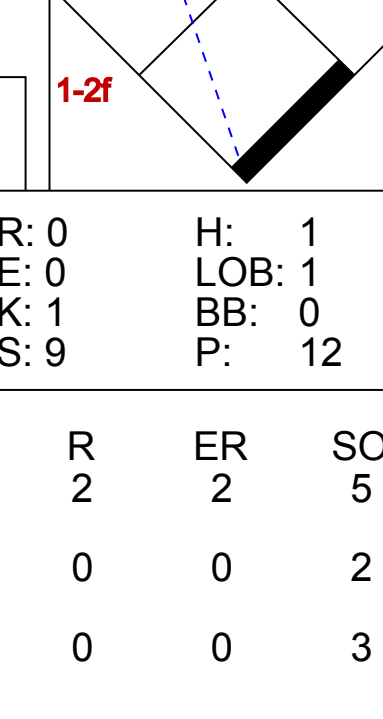
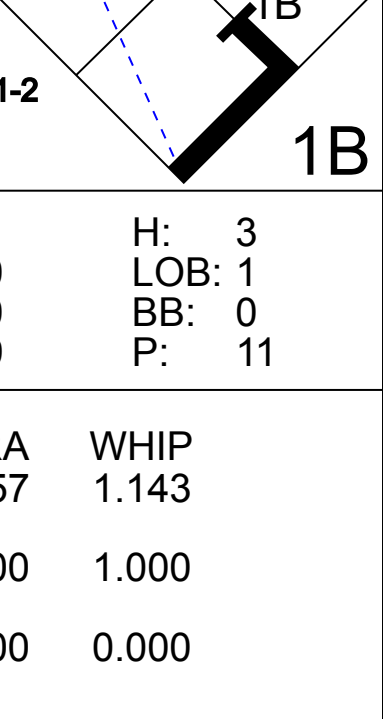
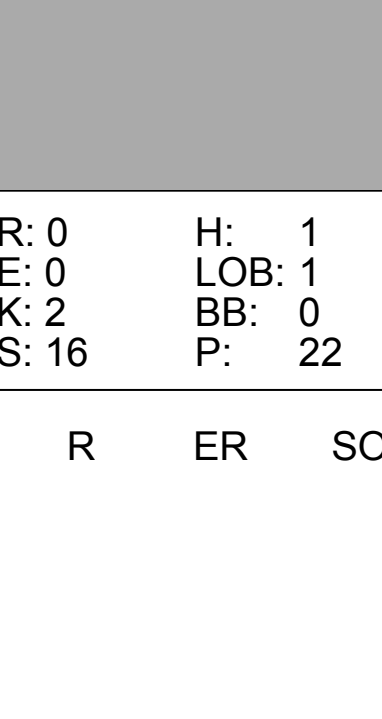
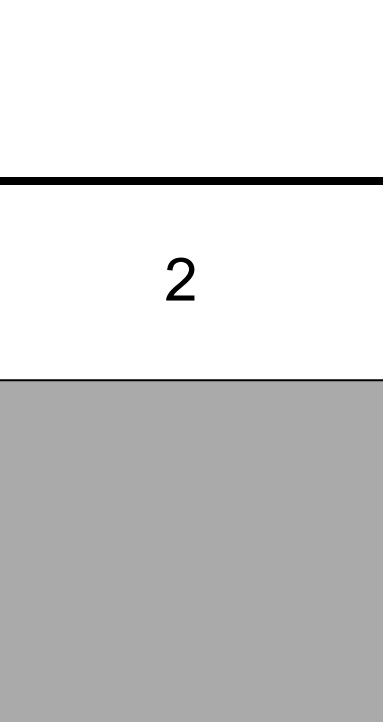
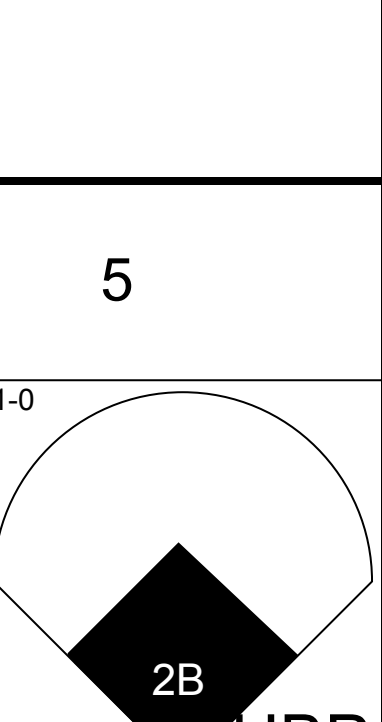
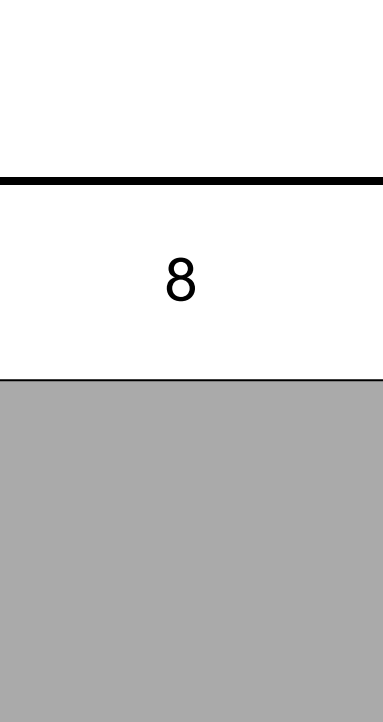
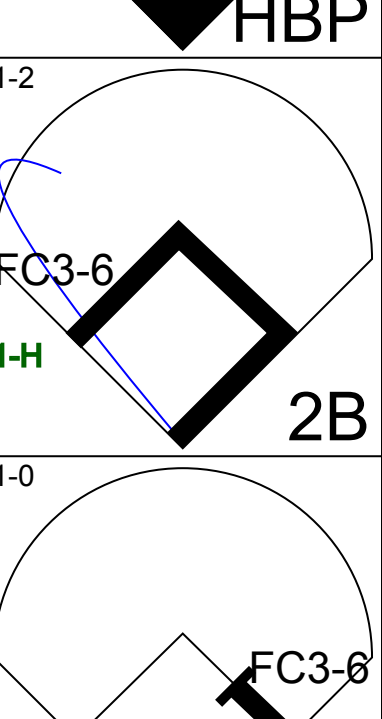
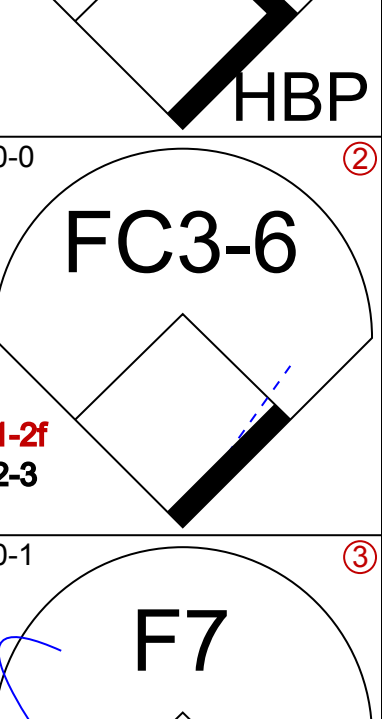
Batter	1	2	3	4	5	6	7	8	9	AB	R	H	RBI	BB	SO	LOB	BOTTOM					
Craig Biggio, R (1, 4) OBP: 0.368, SLG: 0.474	G6-3		L5							4	0	0	0	0	0	2						
Bobby Abreu, L (1, 9) OBP: 0.373, SLG: 0.415	G3-1									4	0	1	0	0	1	0						
5 Jeff Bagwell, R (1, 3) OBP: 0.399, SLG: 0.624	HR									3	1	1	1	1	1	0						
Derek Bell, R (1, 8) OBP: 0.296, SLG: 0.261	K									4	0	1	0	0	2	1						
Thomas Howard, S (1, 7) OBP: 0.393, SLG: 0.449 James Mouton, R (9, PH) OBP: 0.311, SLG: 0.410										3	0	0	0	0	2	2						
										1	0	0	0	0	1	0						
Sean Berry, R (1, 5) OBP: 0.241, SLG: 0.291										3	0	1	0	0	0	0						
Brad Ausmus, R (1, 2) OBP: 0.353, SLG: 0.490										3	0	0	0	0	0	1						
Ricky Gutierrez, R (1, 6)										2	0	0	0	1	1	0						
Shane Reynolds, R (1, 1) OBP: 0.095, SLG: 0.190 Bill Spiers, L (8, PH) OBP: 0.423, SLG: 0.414 Tom Martin, L (9, 1) ERA: 0.57										2	0	0	0	0	1	2						
										1	0	0	0	0	0	0						
										0	0	0	0	0	0	0						
<b>Inning Stats</b>	R: 1 E: 0 K: 1 S: 8	H: 1 LOB: 0 BB: 0 P: 13	R: 0 E: 0 K: 0 S: 5	H: 0 LOB: 0 BB: 0 P: 7	R: 0 E: 0 K: 0 S: 6	H: 0 LOB: 0 BB: 0 P: 9	R: 0 E: 0 K: 2 S: 11	H: 1 LOB: 1 BB: 0 P: 17	R: 0 E: 0 K: 1 S: 9	H: 1 LOB: 2 BB: 1 P: 18	R: 0 E: 0 K: 2 S: 14	H: 1 LOB: 1 BB: 1 P: 23	R: 0 E: 0 K: 1 S: 8	H: 0 LOB: 0 BB: 0 P: 11	R: 0 E: 0 K: 0 S: 6	H: 0 LOB: 0 BB: 0 P: 12	R: 0 E: 0 K: 2 S: 8	H: 0 LOB: 0 BB: 0 P: 13	1B: 2 2B: 1 3B: 0 HR: 1	SF: 0 SAC: 0 DP: 0 HBP: 0	WP: 0 PB: 0 SB: 1 CS: 0	PA: 32
<b>PITCHER</b>	IP	WLS	BF	H	R	ER	SO	BB	IBB	HBP	BLK	WP	HR	S	P	ERA	WHIP					
Armando Reynoso, R (1, 1) ERA: 3.0	8.0	W	29	4	1	1	7	2	0	0	0	0	0	67	110	1.12	0.750					
John Franco, L (9, 1) ERA: 0.57	1.0	S	3	0	0	0	2	0	0	0	0	0	0	8	13	0.00	0.000					

**New York Mets @ Houston Astros**  
Astrodome, Houston, TX  
Wed May 07 1997, 8:05 PM EDT  
Att. 12,574 - Dome - 68 F

AB 30  
R 1  
H 4  
RBI 1  
BB 2  
SO 9  
LOB 8

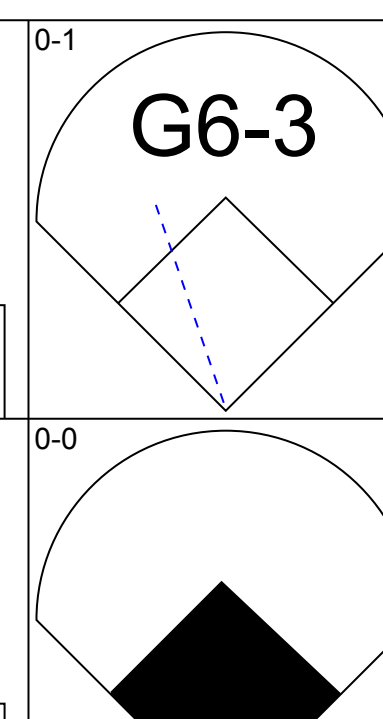
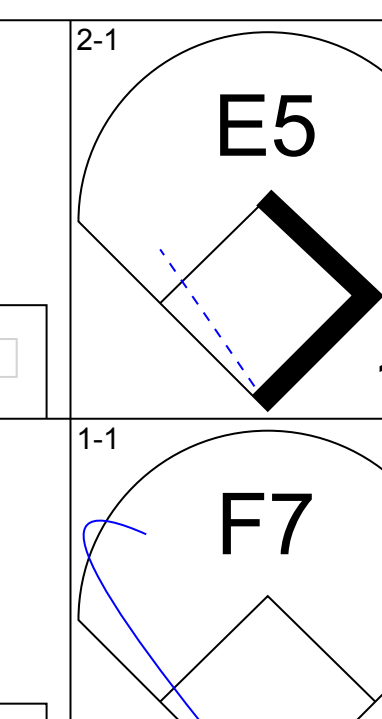
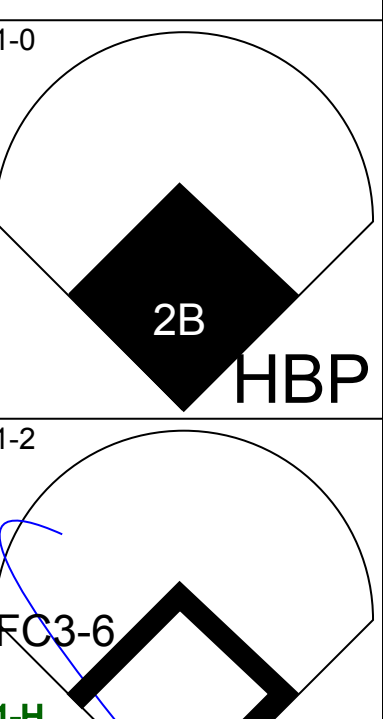

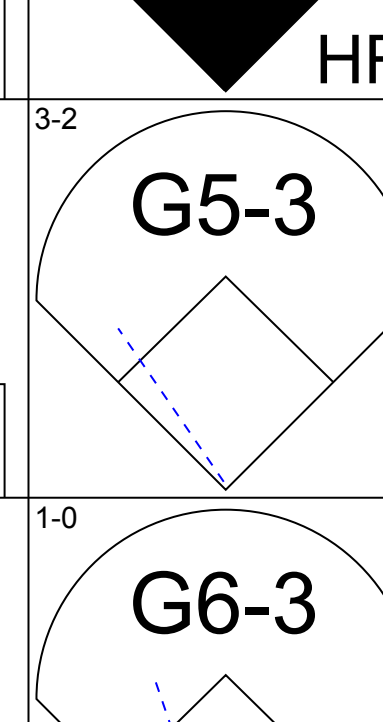

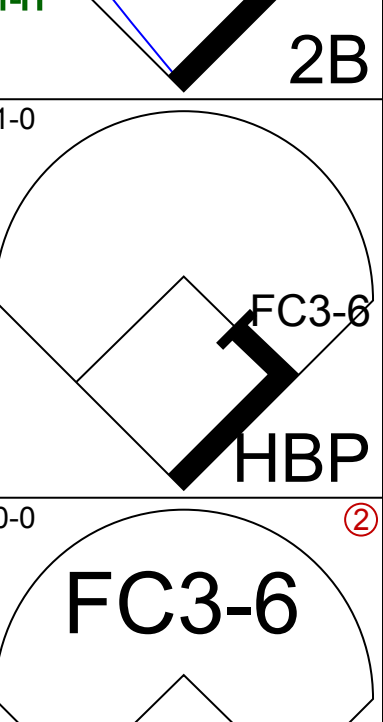


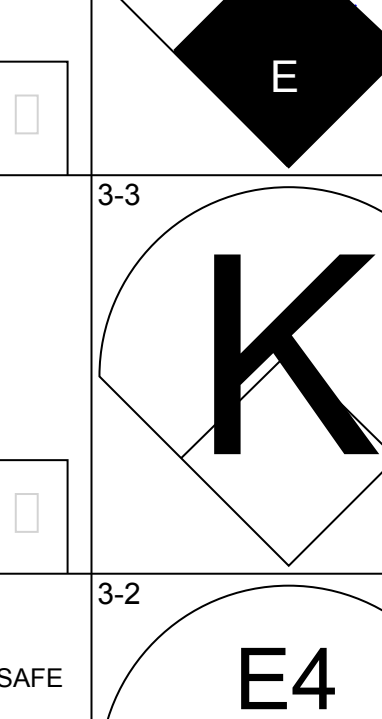
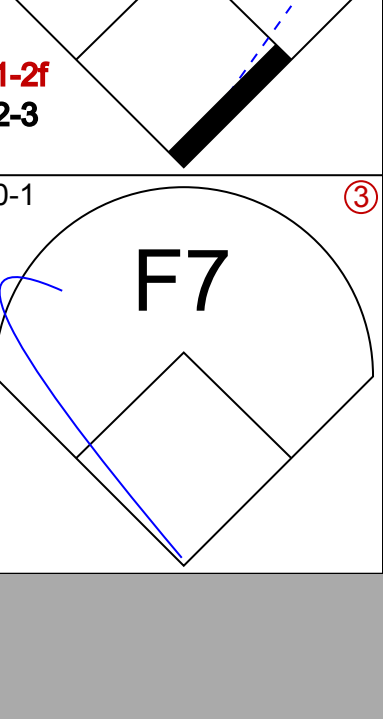
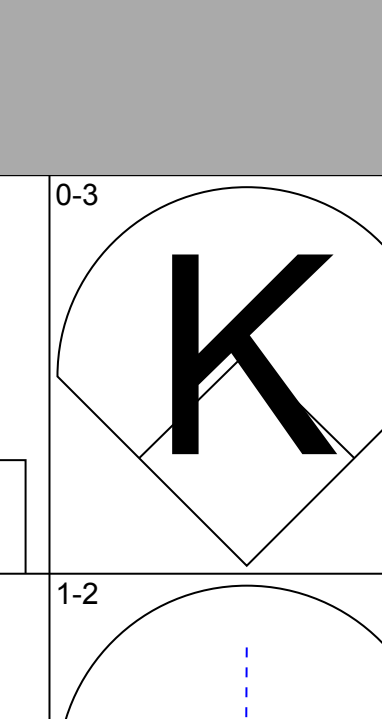

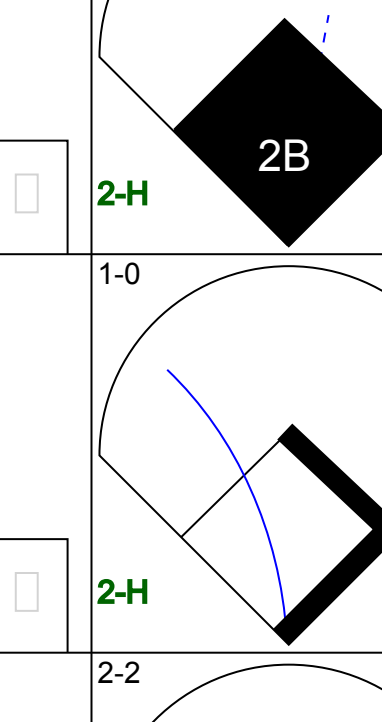

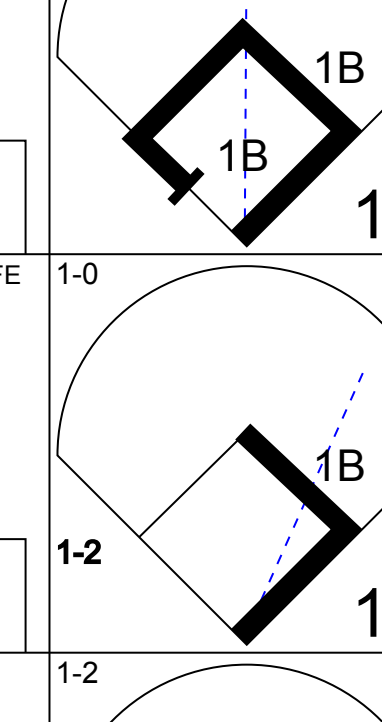
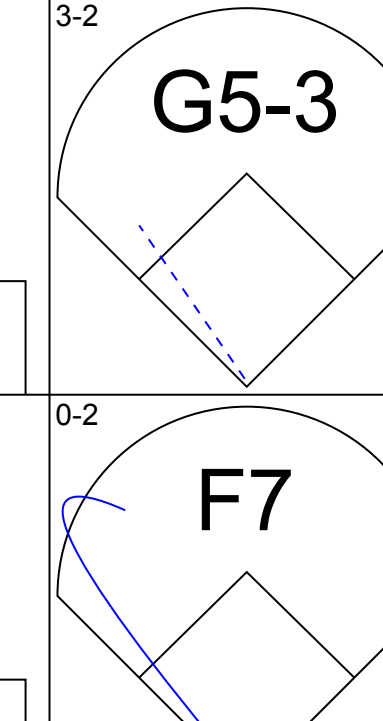
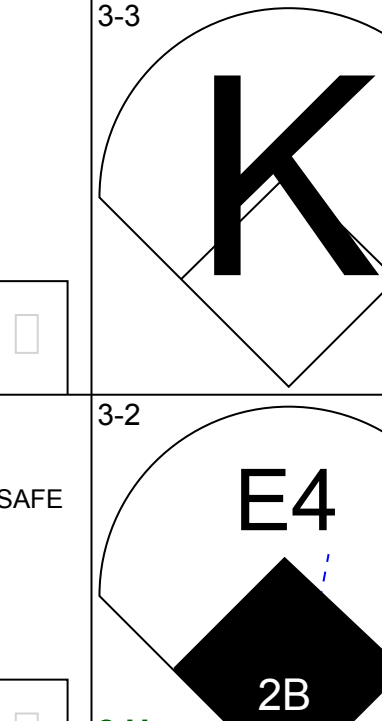
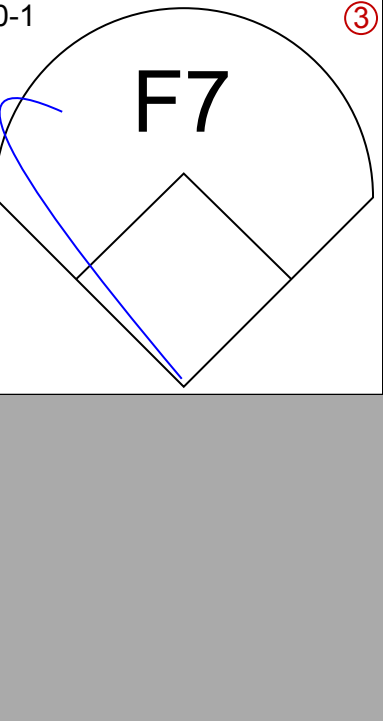
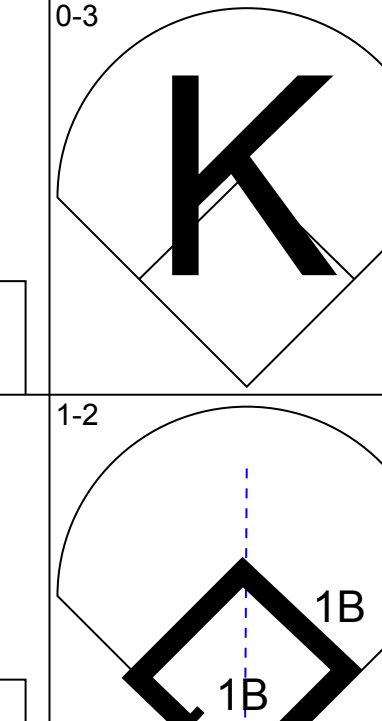

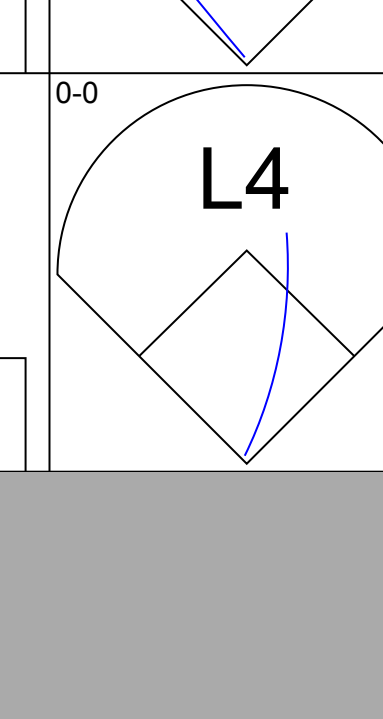
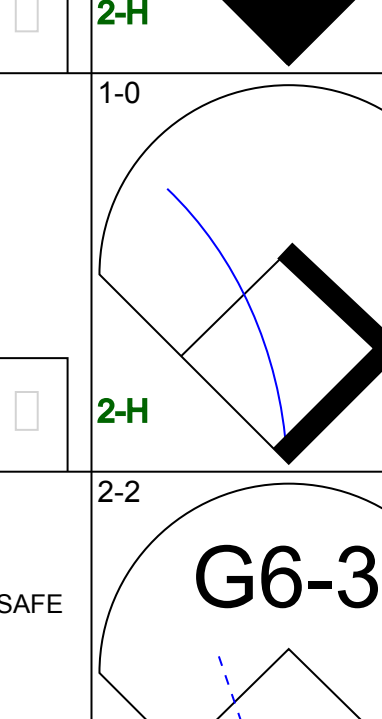

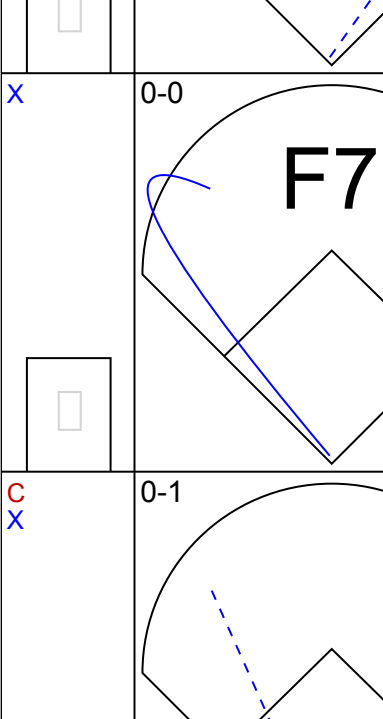
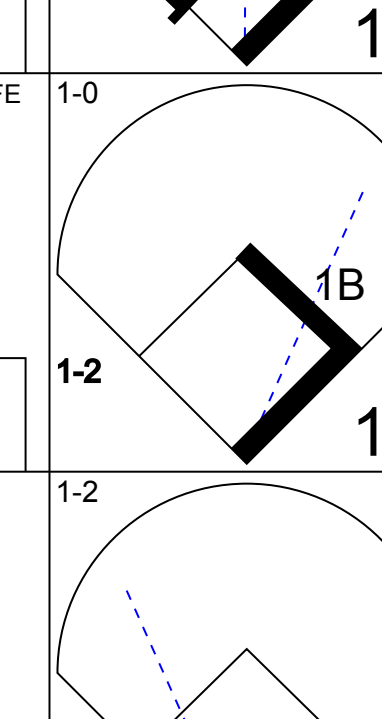


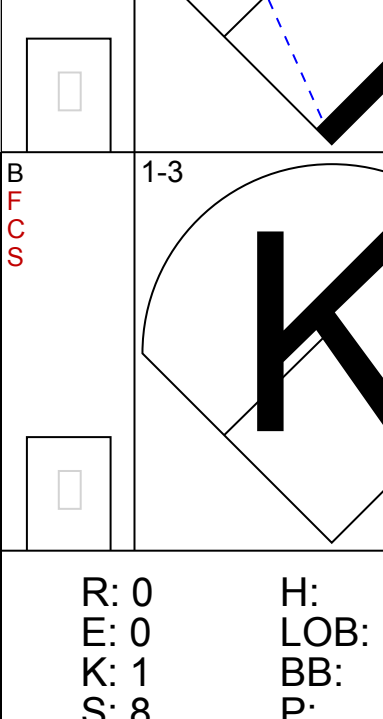
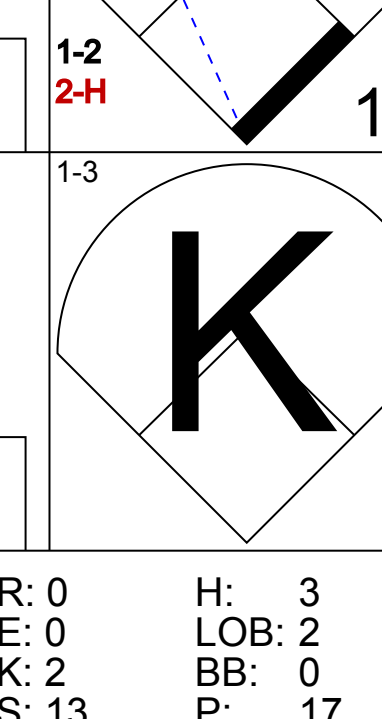
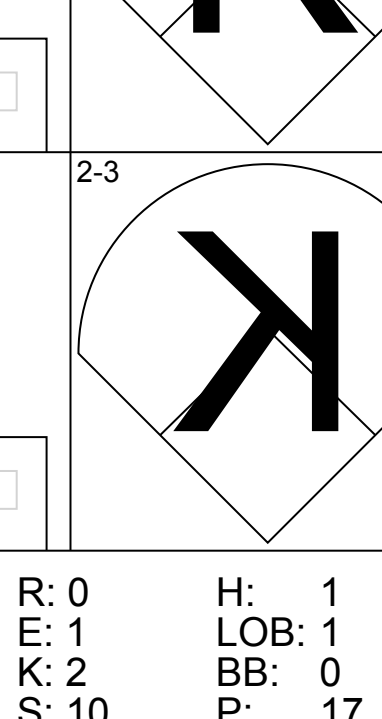

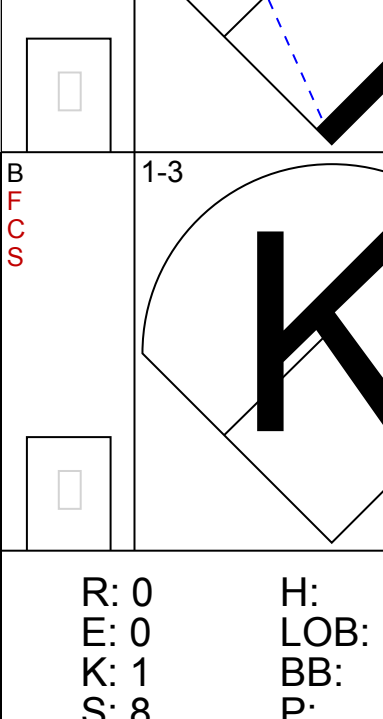
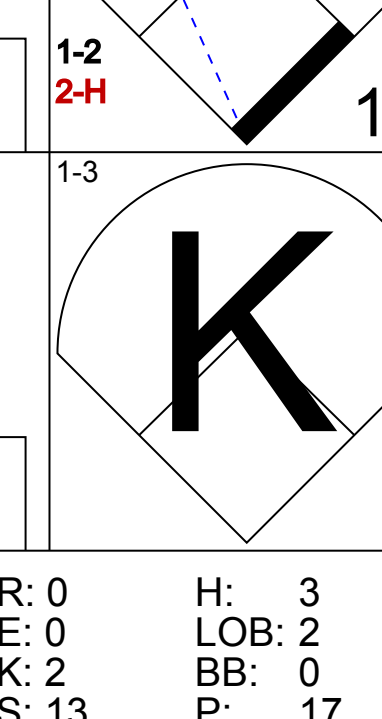
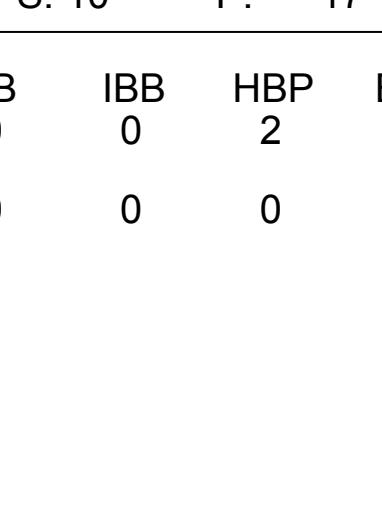
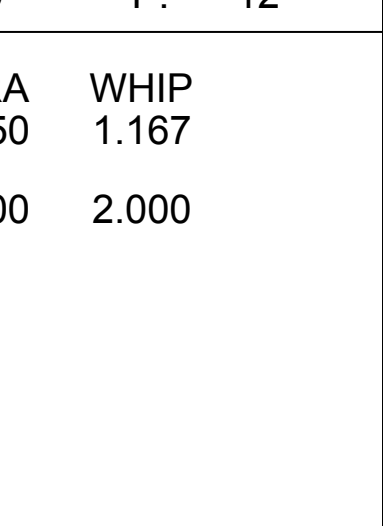





Batter	1	2	3	4	5	6	7	8	9	AB	R	H	RBI	BB	SO	LOB	TOP					
Manny Alexander, R (1, 4) OBP: 0.328, SLG: 0.349										4	0	0	0	0	2	2	<b>New York Mets @ Houston Astros</b> Astrodome, Houston, TX Thu May 08 1997, 4:33 AM EDT Att. 12,842 - Dome					
Eduardo Alfonso, R (1, 5) OBP: 0.354, SLG: 0.419										4	1	3	1	0	0	0						
John Olerud, L (1, 3) OBP: 0.420, SLG: 0.557										4	0	1	1	0	2	2						
Butch Huskey, R (1, 7) OBP: 0.244, SLG: 0.458										3	0	1	0	1	0	2						
Carl Everett, S (1, 8) OBP: 0.224, SLG: 0.288									4	0	0	0	0	2	3							
Alex Ochoa, R (1, 9) OBP: 0.214, SLG: 0.213										4	0	0	0	0	1	2						
Alberto Castillo, R (1, 2) OBP: 0.444, SLG: 0.375									3	0	1	0	0	0	1	1						
Bernard Gilkey, R (9, PH) OBP: 0.272, SLG: 0.267										1	0	0	0	0	1	0						
Rey Ordenez, R (1, 6) OBP: 0.250, SLG: 0.278									3	1	1	0	0	1	1							
Rick Reed, R (1, 1) OBP: 0.250, SLG: 0.333									2	0	1	0	0	0	0	1						
Gary Thurman, R (7, PH) OBP: 0.333, SLG: 0.333									1	0	0	0	0	0	0	0						
Cory Lidle, R (7, 1)									0	0	0	0	0	0	0	0						
<b>Inning Stats</b>	R: 1 E: 0 K: 1 S: 11	H: 2 LOB: 1 BB: 0 P: 16	R: 0 E: 0 K: 1 S: 9	H: 1 LOB: 1 BB: 0 P: 12	R: 0 E: 0 K: 1 S: 7	H: 0 LOB: 0 BB: 0 P: 10	R: 0 E: 1 K: 1 S: 10	H: 1 LOB: 1 BB: 0 P: 10	R: 1 E: 0 K: 0 S: 9	H: 3 LOB: 1 BB: 0 P: 11	R: 0 E: 0 K: 0 S: 4	H: 0 LOB: 0 BB: 1 P: 10	R: 0 E: 0 K: 1 S: 6	H: 0 LOB: 0 BB: 0 P: 7	R: 0 E: 0 K: 2 S: 16	H: 1 LOB: 1 BB: 0 P: 22	R: 0 E: 0 K: 3 S: 11	H: 0 LOB: 0 BB: 0 P: 15	1B: 7 2B: 0 3B: 1 HR: 0	SF: 0 SAC: 0 DP: 1 HBP: 0	WP: 0 PB: 0 SB: 0 CS: 0	PA: 34
<b>PITCHER</b>	IP	WLS	BF	H	R	ER	SO	BB	IBB	HBP	BLK	WP	HR	S	P	ERA	WHIP					
Mike Hampton, L (1, 1) ERA: 5.44	7.0	W	27	7	2	2	5	1	0	0	0	0	0	56	76	2.57	1.143					
Russ Springer, R (8, 1) ERA: 1.72	1.0		4	1	0	0	2	0	0	0	0	0	0	16	22	0.00	1.000					
Billy Wagner, L (9, 1) ERA: 0.48	1.0	S	3	0	0	0	3	0	0	0	0	0	0	11	15	0.00	0.000					

AB	33
R	2
H	8
RBI	2
BB	1
SO	10
LOB	14



Batter	1	2	3	4	5	6	7	8	9	AB	R	H	RBI	BB	SO	LOB	BOTTOM				
Craig Biggio, R (1, 4) OBP: 0.372, SLG: 0.471										3	1	1	0	0	0	0	<b>New York Mets @ Houston Astros</b> Astrodome, Houston, TX Thu May 08 1997, 4:33 AM EDT Att. 12,842 - Dome				
Derek Bell, R (1, 8) OBP: 0.302, SLG: 0.304										4	1	2	2	0	0	1					
5 Jeff Bagwell, R (1, 3) OBP: 0.401, SLG: 0.617										3	0	1	0	0	0	0					
Luis Gonzalez, L (1, 7) OBP: 0.324, SLG: 0.351										4	1	1	0	0	0	3					
Sean Berry, R (1, 5) OBP: 0.226, SLG: 0.271										4	0	0	0	0	2	3					
Tim Bogar, R (9, 5) OBP: 0.300, SLG: 0.370									0	0	0	0	0	0	0	0					
Bobby Abreu, L (1, 9) OBP: 0.377, SLG: 0.418										4	1	2	1	0	0	0					
Ricky Gutierrez, R (1, 6) OBP: 0.500, SLG: 0.500										4	0	2	1	0	0	0					
Brad Ausmus, R (1, 2) OBP: 0.360, SLG: 0.405										4	0	2	0	0	1	1					
Mike Hampton, R (1, 1) OBP: 0.125, SLG: 0.067										3	0	0	0	0	2	1					
Russ Springer, R (8, 1) OBP: 0.386, SLG: 0.440									0	0	0	0	0	0	0	0					
Thomas Howard, S (6, PH) OBP: 0.386, SLG: 0.440									1	0	0	0	0	1	2						
Billy Wagner, L (9, 1)									0	0	0	0	0	0	0	0					
<b>Inning Stats</b>	R: 1 E: 0 K: 0 S: 8	H: 1 LOB: 0 BB: 0 P: 12	R: 0 E: 0 K: 0 S: 7	H: 0 LOB: 0 BB: 0 P: 10	R: 0 E: 1 K: 2 S: 10	H: 1 LOB: 1 BB: 0 P: 17	R: 2 E: 1 K: 1 S: 16	H: 3 LOB: 1 BB: 0 P: 28	R: 1 E: 0 K: 0 S: 9	H: 1 LOB: 2 BB: 0 P: 12	R: 0 E: 0 K: 1 S: 8	H: 1 LOB: 1 BB: 0 P: 9	R: 0 E: 0 K: 0 S: 7	H: 1 LOB: 0 BB: 0 P: 12	R: 0 E: 0 K: 2 S: 13	H: 3 LOB: 2 BB: 0 P: 17	1B: 7 2B: 3 3B: 0 HR: 1	SF: 0 SAC: 0 DP: 0 HBP: 2	WP: 0 PB: 0 SB: 0 CS: 0	PA: 36	
<b>PITCHER</b>	IP	WLS	BF	H	R	ER	SO	BB	IBB	HBP	BLK	WP	HR	S	P	ERA	WHIP				
Rick Reed, R (1, 1) ERA: 1.5	6.0	L	27	7	4	3	4	0	0	2	0	0	0	58	88	4.50	1.167				
Cory Lidle, R (7, 1) ERA:	2.0		9	4	0	0	2	0	0	0	0	0	0	20	29	0.00	2.000				

AB	34
R	4
H	11
RBI	4
BB	0
SO	6
LOB	11





Batter	1	2	3	4	5	6	7	8	9	AB	R	H	RBI	BB	SO	LOB	TOP			
Steve Bieser, L (1, 8) OBP: 0.500, SLG: 0.500										4	1	1	1	1	2	0	<b>New York Mets @ St. Louis Cardinals</b> Busch Stadium, St. Louis, MO Fri May 09 1997, 7:05 PM CDT Att: 32,054 - Unknown - 68 F			
Edgardo Alfonzo, R (1, 5) OBP: 0.356, SLG: 0.429										5	3	2	0	0	2					
John Olerud, L (1, 3) OBP: 0.426, SLG: 0.552										3	2	1	1	1	0	0				
Todd Hundley, S (1, 2)										4	1	2	3	0	1	0				
Bernard Gilkey, R (1, 7) OBP: 0.284, SLG: 0.304										5	0	3	3	0	0	1				
Carlos Baerga, S (1, 4) OBP: 0.257, SLG: 0.306										5	0	1	0	0	1	3				
Butch Huskey, R (1, 9) Alex Ochoa, R (7, 9) OBP: 0.224, SLG: 0.235										3	1	1	1	0	1	3				
Rey Ordenez, R (1, 6) OBP: 0.243, SLG: 0.270										3	0	0	0	0	2	2				
Mark Clark, R (1, 1) Matt Franco, L (7, PH) Greg McMichael, R (7, 1) Carl Everett, S (9, PH) Takashi Kashiwada, L (9, 1)										2	0	0	0	0	1	2				
<b>Inning Stats</b>	R: 0 E: 0 K: 1 S: 8	H: 0 LOB: 0 BB: 0 P: 11	R: 0 E: 0 K: 2 S: 14	H: 1 LOB: 1 BB: 0 P: 19	R: 0 E: 0 K: 2 S: 9	H: 0 LOB: 0 BB: 0 P: 9	R: 3 E: 0 K: 2 S: 16	H: 4 LOB: 2 BB: 0 P: 25	R: 0 E: 0 K: 0 S: 10	H: 0 LOB: 0 BB: 0 P: 17	R: 1 E: 0 K: 1 S: 10	H: 1 LOB: 0 BB: 1 P: 18	R: 2 E: 0 K: 0 S: 10	H: 3 LOB: 0 BB: 0 P: 19	R: 4 E: 1 K: 0 S: 17	H: 3 LOB: 2 BB: 2 P: 30		1B: 6 2B: 4 3B: 1 HR: 1	SF: 1 SAC: 1 DP: 0 HBP: 1	WP: 0 PB: 0 SB: 1 CS: 2
<b>PITCHER</b>	IP WLS BF H R ER SO BB IBB HBP BLK WP HR S P ERA WHIP																			
Todd Stottlmyre, R (1, 1) ERA: 3.93	7.0 L 28 6 4 4 8 1 0 1 0 0 0 1 72 110 5.14 1.000																			
Tony Fossas, L (8, 1) ERA: 2.25	0.1 3 3 2 0 0 0 0 0 0 0 0 0 7 11 0.00 9.000																			
Rich Batchelor, R (8, 1) ERA: 4.5	1.0 7 2 4 1 0 1 0 0 0 1 0 0 12 24 9.00 3.000																			
Tom McGraw, L (9, 1) ERA:	0.2 4 1 0 0 0 1 0 0 0 0 0 0 8 14 0.00 3.000																			

Batter	1	2	3	4	5	6	7	8	9	AB	R	H	RBI	BB	SO	LOB	BOTTOM			
Delino DeShields, L (1, 4) OBP: 0.298, SLG: 0.377										4	0	1	1	0	1	0	<b>New York Mets @ St. Louis Cardinals</b> Busch Stadium, St. Louis, MO Fri May 09 1997, 7:05 PM CDT Att: 32,054 - Unknown - 68 F			
Dmitri Young, S (1, 3) OBP: 0.345, SLG: 0.417										4	1	1	1	0	0	1				
Ray Lankford, L (1, 8) OBP: 0.522, SLG: 0.789										4	0	2	0	0	0	1				
Ron Gant, R (1, 7) OBP: 0.312, SLG: 0.446										4	0	0	0	0	1	2				
John Mabry, L (1, 9) OBP: 0.364, SLG: 0.355										4	1	1	0	0	0	1				
Gary Gaetti, R (1, 5) OBP: 0.286, SLG: 0.340										4	0	2	0	0	0	0				
Tom Lampkin, L (1, 2) OBP: 0.265, SLG: 0.299										4	0	0	0	0	2	3				
Royce Clayton, R (1, 6) OBP: 0.296, SLG: 0.417										3	1	2	1	0	0	0				
Todd Stottlmyre, L (1, 1) Mark Cowley, L (7, PH) Tony Fossas, L (8, 1) Rich Batchelor, R (8, 1) Tom McGraw, L (9, 1) Danny Sheaffer, R (9, PH) OBP: 0.412, SLG: 0.591 ERA: 4.38										1	0	0	0	0	1	1				
<b>Inning Stats</b>	R: 1 E: 0 K: 0 S: 8	H: 1 LOB: 0 BB: 0 P: 15	R: 1 E: 0 K: 1 S: 10	H: 2 LOB: 1 BB: 0 P: 14	R: 0 E: 0 K: 1 S: 8	H: 1 LOB: 1 BB: 0 P: 15	R: 0 E: 0 K: 1 S: 7	H: 0 LOB: 0 BB: 0 P: 11	R: 1 E: 0 K: 0 S: 11	H: 2 LOB: 1 BB: 0 P: 18	R: 0 E: 0 K: 0 S: 7	H: 1 LOB: 1 BB: 0 P: 14	R: 0 E: 0 K: 1 S: 12	H: 1 LOB: 1 BB: 0 P: 16	R: 0 E: 0 K: 1 S: 10	H: 1 LOB: 1 BB: 0 P: 14		1B: 4 2B: 4 3B: 0 HR: 1	SF: 1 SAC: 1 DP: 0 HBP: 0	WP: 0 PB: 0 SB: 0 CS: 0
<b>PITCHER</b>	IP WLS BF H R ER SO BB IBB HBP BLK WP HR S P ERA WHIP																			
Mark Clark, R (1, 1) ERA: 4.38	6.0 W 25 7 3 3 3 3 0 0 0 0 0 0 1 51 87 4.50 1.167																			
Greg McMichael, R (7, 1) ERA: 1.66	2.0 7 1 0 0 1 0 0 0 0 0 0 0 17 22 0.00 0.500																			
Takashi Kashiwada, L (9, 1) ERA: 1.5	1.0 4 1 0 0 1 0 0 0 0 0 0 0 10 14 0.00 1.000																			



Batter	1	2	3	4	5	6	7	8	9	AB	R	H	RBI	BB	SO	LOB	TOP								
<b>Carl Everett, S</b> OBP: 0.233, SLG: 0.298 (1, 8)	P6		P6			P2		SH5-3 2B		4	0	1	0	0	0	0									
<b>Eduardo Alfonso, R</b> OBP: 0.346, SLG: 0.415 (1, 5)	G3-1		F8			F9		SH5-3		3	0	0	0	0	0	0									
<b>John Olerud, L</b> OBP: 0.434, SLG: 0.577 (1, 3)	1B			HBP		HR		G3		3	1	2	1	0	0	1									
<b>Todd Hundley, S</b> OBP: 0.420, SLG: 0.626 (1, 2)	G3			P5		G6-3		G3		3	0	0	0	1	0	2									
<b>Bernard Gilkey, R</b> OBP: 0.276, SLG: 0.295 (1, 7)		P6		F7		G6-3		G5-3		4	0	0	0	0	0	3									
<b>Carlos Baerga, S</b> OBP: 0.276, SLG: 0.333 (1, 4)				L6						4	1	3	0	0	0	1									
<b>Manny Alexander, R</b> OBP: 0.328, SLG: 0.349 (9, 4)	2B					CS 1B		G6-4-3 1B		0	0	0	0	0	0	0									
<b>Butch Huskey, R</b> OBP: 0.472, SLG: 0.472 (1, 9)						1B CS BB		G6-4-3		3	0	0	0	1	1	2	AB 32								
<b>Alex Ochoa, R</b> OBP: 0.224, SLG: 0.235 (9, 9)	G5-3					1-2 CS BB		1-2		0	0	0	0	0	0	0	R 2								
<b>Rey Ordóñez, R</b> OBP: 0.252, SLG: 0.279 (1, 6)						CS 1B				4	0	2	1	0	1	1	H 9								
<b>Bobby Jones, R</b> OBP: 0.158, SLG: 0.111 (1, 1)						2-3 3-H				3	0	0	0	0	2	2	RBI 2								
<b>Matt Franco, L</b> OBP: 0.400, SLG: 0.400 (9, PH)										1	0	1	0	0	0	0	BB 2								
<b>John Franco, L</b> OBP: 0.400, SLG: 0.400 (9, 1)										0	0	0	0	0	0	0	SO 4								
<b>Inning Stats</b>	R: 0 E: 0 K: 0 S: 9	H: 1 LOB: 1 BB: 0 P: 14	R: 0 E: 0 K: 1 S: 8	H: 1 LOB: 1 BB: 0 P: 13	R: 0 E: 0 K: 1 S: 6	H: 0 LOB: 0 BB: 0 P: 10	R: 0 E: 0 K: 0 S: 9	H: 0 LOB: 1 BB: 0 P: 18	R: 0 E: 0 K: 1 S: 7	H: 0 LOB: 0 BB: 0 P: 10	R: 1 E: 0 K: 0 S: 7	H: 1 LOB: 0 BB: 0 P: 10	R: 0 E: 0 K: 1 S: 13	H: 2 LOB: 1 BB: 1 P: 19	R: 0 E: 0 K: 0 S: 11	H: 1 LOB: 2 BB: 1 P: 20	R: 0 E: 1 K: 0 S: 5	H: 3 LOB: 1 BB: 0 P: 5	1B: 6 2B: 2 3B: 0 HR: 1	SF: 0 SAC: 1 DP: 1 HBP: 1	WP: 0 PB: 0 SB: 1 CS: 3	PA: 36			
<b>PITCHER</b>	IP	WLS	BF	H	R	ER	SO	BB	IBB	HBP	BLK	WP	HR	S	P	ERA	WHIP								
<b>Alan Benes, R</b> ERA: 3.08 (1, 1)	7.1	L	29	6	2	1	4	1	0	1	0	0	1	64	100	1.23	0.955								
<b>Tony Fossas, L</b> ERA: 2.16 (8, 1)	0.1		2	0	0	0	0	1	0	0	0	0	0	2	7	0.00	3.000								
<b>John Frascatore, R</b> ERA: 1.71 (8, 1)	1.1		5	3	0	0	0	0	0	0	0	0	0	9	12	0.00	2.250								

New York Mets @ St. Louis Cardinals  
 Busch Stadium, St. Louis, MO  
 Sat May 10 1997, 7:05 PM CDT  
 Att: 43,747 - Unknown - 73 F

AB 32  
 R 2  
 H 9  
 RBI 2  
 BB 2  
 SO 4  
 LOB 12



Batter	1	2	3	4	5	6	7	8	9	AB	R	H	RBI	BB	SO	LOB	BOTTOM								
<b>Delino DeShields, L</b> OBP: 0.289, SLG: 0.364 (1, 4)	L7		F7			K		G1-3		4	0	0	0	0	1	1									
<b>Dmitri Young, S</b> OBP: 0.342, SLG: 0.408 (1, 3)										2	0	0	0	0	1	1									
<b>Mark Sweeney, L</b> OBP: 0.385, SLG: 0.233 (4, 9)	K		G6-3							0	0	0	0	1	0	0									
<b>Willie McGee, S</b> OBP: 0.362, SLG: 0.538 (9, PH)										1	0	1	0	0	0	0									
<b>Mike Gallego, R</b> OBP: 0.111, SLG: 0.111 (9, PR)						BB				0	0	0	0	0	0	0									
<b>Ray Lankford, L</b> OBP: 0.521, SLG: 0.763 (1, 8)				FC5-4 BB		F8		F7		2	0	0	0	2	0	2									
<b>Ron Gant, R</b> OBP: 0.302, SLG: 0.431 (1, 7)				FC5-4 G1-3		F8		F8		4	0	0	0	0	1	4									
<b>Gary Gaetti, R</b> OBP: 0.275, SLG: 0.327 (1, 5)		G6-3		G1-3		F9		K		4	0	0	0	0	1	2									
<b>John Mabry, L</b> OBP: 0.355, SLG: 0.345 (1, 9)						L7				3	0	0	0	0	1	1									
<b>Mike DiFelice, R</b> OBP: 0.258, SLG: 0.280 (1, 2)										3	0	1	0	0	0	0									
<b>Tony Fossas, L</b> OBP: 0.355, SLG: 0.345 (8, 1)										0	0	0	0	0	0	0	AB 29								
<b>John Frascatore, R</b> OBP: 0.111, SLG: 0.111 (8, 1)										0	0	0	0	0	0	0	R 0								
<b>Royce Clayton, R</b> OBP: 0.297, SLG: 0.422 (1, 6)						G4-6-3 1B		G4-3		3	0	1	0	0	0	1	H 3								
<b>Alan Benes, R</b> OBP: 0.118, SLG: 0.118 (1, 1)										2	0	0	0	0	0	1	RBI 0								
<b>Tom Lampkin, L</b> OBP: 0.262, SLG: 0.295 (8, 2)										1	0	0	0	0	0	0	BB 3								
<b>Inning Stats</b>	R: 0 E: 0 K: 2 S: 9	H: 0 LOB: 1 BB: 1 P: 19	R: 0 E: 0 K: 1 S: 10	H: 0 LOB: 0 BB: 0 P: 17	R: 0 E: 0 K: 0 S: 8	H: 1 LOB: 1 BB: 0 P: 12	R: 0 E: 0 K: 0 S: 5	H: 0 LOB: 1 BB: 1 P: 11	R: 0 E: 0 K: 1 S: 8	H: 0 LOB: 0 BB: 0 P: 13	R: 0 E: 0 K: 0 S: 6	H: 0 LOB: 0 BB: 0 P: 12	R: 0 E: 0 K: 0 S: 5	H: 0 LOB: 0 BB: 0 P: 8	R: 0 E: 0 K: 1 S: 8	H: 1 LOB: 1 BB: 0 P: 13	1B: 2 2B: 1 3B: 0 HR: 0	SF: 0 SAC: 0 DP: 1 HBP: 0	WP: 0 PB: 0 SB: 1 CS: 0	PA: 32					
<b>PITCHER</b>	IP	WLS	BF	H	R	ER	SO	BB	IBB	HBP	BLK	WP	HR	S	P	ERA	WHIP								
<b>Bobby Jones, R</b> ERA: 2.67 (1, 1)	8.0	W	28	2	0	0	4	3	0	0	0	0	0	8	13	0.00	0.625								
<b>John Franco, L</b> ERA: 0.54 (9, 1)	1.0	S	4	1	0	0	1	0	0	0	0	0	0	8	13	0.00	1.000								

New York Mets @ St. Louis Cardinals  
 Busch Stadium, St. Louis, MO  
 Sat May 10 1997, 7:05 PM CDT  
 Att: 43,747 - Unknown - 73 F

AB 29  
 R 0  
 H 3  
 RBI 0  
 BB 3  
 SO 5  
 LOB 13





Batter	1	2	3	4	5	6	7	8	9	AB	R	H	RBI	BB	SO	LOB	TOP					
Steve Bieser, L (1, 8) OBP: 0.496, SLG: 0.464 John Franco, L (9, 1)	2-2 CS 1B		1-3 K		2-2 F8		1 SAFE 0-1 CS	1-2 BB HBP	0-3 K	4	0	1	0	0	2	2						
Edgardo Alfonso, R (1, 5) OBP: 0.339, SLG: 0.404	2-2 G5-3		2-0 K		2-2 FC6-4		1 SAFE 0-0 F7	0-2 F9		5	0	1	1	0	0	3						
John Olerud, L (1, 3) OBP: 0.429, SLG: 0.564	4-2 BB		1-1 G1-3			2-0 G3		2-1 F8		3	0	0	0	1	0	2						
Todd Hundley, S (1, 2) OBP: 0.423, SLG: 0.615 Ray Ordonez, R (8, PR) Alberto Castillo, R (8, 2) OBP: 0.444, SLG: 0.375	1-3 K			1-3 K		4-2 BB G5-4-3		4-2 BB 1-2 BB		2	0	0	0	2	2	1						
Bernard Gilkey, R (1, 7) OBP: 0.268, SLG: 0.286		0-2 F9		3-1 G5-3		0-0 G5-4-3		0-0 F7		4	0	0	0	0	0	3						
Carlos Baerga, S (1, 4) OBP: 0.275, SLG: 0.330		1-1 G5-3		1-0 G1-3			0-0 G3		1-1 FC6-4 1B	4	0	1	0	0	0	0						
Alex Ochoa, R (1, 9) OBP: 0.236, SLG: 0.238		1-3 K			0-0 BLK 1B		4-2 G5-3 1B BB		0-2 FC6-4 1B	3	3	1	0	1	1	1						
Manny Alexander, R (1, 6) OBP: 0.329, SLG: 0.348 Carl Everett, S (9, PH) OBP: 0.242, SLG: 0.341			1-1 SH3-4 1B		2-3 K		1-2 G5-3		2-2 HR	3	1	1	0	0	1	2						
Dave Mlicki, R (1, 1) OBP: 0.231, SLG: 0.306 Matt Franco, L (7, PH) Gary Thurston, L (7, PH) Rick Reed, L (7, 1) Takashi Kashiwada, L (7, 1) Cory Lidle, R (8, 1) Butch Huskey, R (9, PH) OBP: 0.268, SLG: 0.511			1-2 SH3-4		0-1 E8 FC6-4 1B		0-1 CS 1B		1-0 HR	1	0	1	0	0	0	0						
<b>Inning Stats</b>	R: 0 E: 0 K: 1 S: 13	H: 1 LOB: 1 BB: 1 P: 22	R: 0 E: 0 K: 1 S: 8	H: 0 LOB: 0 BB: 0 P: 10	R: 1 E: 0 K: 1 S: 11	H: 2 LOB: 1 BB: 0 P: 17	R: 0 E: 0 K: 1 S: 7	H: 0 LOB: 0 BB: 0 P: 12	R: 1 E: 0 K: 1 S: 12	H: 2 LOB: 1 BB: 0 P: 18	R: 0 E: 0 K: 0 S: 5	H: 0 LOB: 0 BB: 1 P: 11	R: 1 E: 0 K: 0 S: 9	H: 1 LOB: 1 BB: 1 P: 14	R: 0 E: 0 K: 0 S: 12	H: 0 LOB: 2 BB: 1 P: 19	R: 3 E: 0 K: 1 S: 17	H: 3 LOB: 0 BB: 0 P: 21	1B: 7 2B: 0 3B: 0 HR: 2	SF: 0 SAC: 1 DP: 1 HBP: 1	WP: 0 PB: 0 SB: 0 CS: 2	PA: 39
<b>PITCHER</b>	IP WLS BF H R ER SO BB IBB HBP BLK WP HR S P ERA WHIP																					
Matt Morris, R (1, 1) ERA: 2.61	6.2 27 6 3 3 5 3 0 0 1 0 0 64 103 4.05 1.350																					
Mark Peltovsek, R (7, 1) ERA: 1.69	0.2 2 0 0 0 0 0 0 0 1 0 0 0 4 5 0.00 0.000																					
Tony Fossas, L (8, 1) ERA: 2.08	0.1 2 0 0 0 0 1 0 0 0 0 0 0 8 14 0.00 3.000																					
Dennis Eckersley, R (8, 1) ERA: 4.66	1.1 L 7 3 3 3 1 0 0 0 0 0 0 2 18 22 20.25 2.250																					
<b>Batter</b>	<b>1</b>	<b>2</b>	<b>3</b>	<b>4</b>	<b>5</b>	<b>6</b>	<b>7</b>	<b>8</b>	<b>9</b>	<b>AB</b>	<b>R</b>	<b>H</b>	<b>RBI</b>	<b>BB</b>	<b>SO</b>	<b>LOB</b>	<b>BOTTOM</b>					
Royce Clayton, R (1, 6) OBP: 0.300, SLG: 0.443	1-0 G5-3		0-0 S 2B		2-1 HR		0-0 G4-3		0-0 G6-3	5	2	2	2	0	0	1						
Delino DeShields, L (1, 4) OBP: 0.391, SLG: 0.308	2-0 F9		4-2 2B BB		2-2 1B		0-2 1B		3-3 K	4	1	2	0	1	1	1						
Ron Gant, R (1, 7) OBP: 0.369, SLG: 0.433 Dennis Eckersley, R (8, 1)	0-0 BB 1B		0-3 K		0-3 K		1 SAFE 0-3 1B		1 SAFE 3-1 1B	4	0	2	0	0	2	3						
Ray Lankford, L (1, 8) OBP: 0.519, SLG: 0.758	4-1 BB		2-2 2B		2-2 F8		2-2 G6-3		0-1 G6-3	3	0	1	2	1	0	3						
Gary Gaetti, R (1, 5) OBP: 0.265, SLG: 0.314	0-2 P5		1-3 K		1-1 L7		1-1 K		1-3 K	4	0	0	0	0	2	4						
John Mabry, L (1, 3) OBP: 0.344, SLG: 0.333		2-3 K		1-1 G4-3		3-2 L6		0-0 G6-3		4	0	0	0	0	1	0						
Mike DiFelice, R (1, 2) OBP: 0.257, SLG: 0.250		0-0 F9		4-2 G6-3 BB		1-3 K		3-3 K		3	0	0	0	1	2	0						
Mark Sweeney, L (1, 9) OBP: 0.357, SLG: 0.212 Mark Peltovsek, R (7, 1) Tony Fossas, L (8, 1) Danny Sheaffer, R (8, 7)		1-3 K		2-2 G6-3		0-0 F7			0-0 G6-3 1B	3	0	0	0	0	1	1						
Matt Morris, R (1, 1) ERA: 5.44 Mike Gallego, R (7, 5) OBP: 0.091, SLG: 0.091			3-1 G6-3		2-1 HR 1B		0-0 G6-3		0-3 K	2	1	1	0	0	0	0						
<b>Inning Stats</b>	R: 0 E: 0 K: 0 S: 8	H: 1 LOB: 2 BB: 1 P: 15	R: 0 E: 0 K: 2 S: 7	H: 0 LOB: 0 BB: 0 P: 10	R: 2 E: 0 K: 2 S: 15	H: 2 LOB: 1 BB: 1 P: 25	R: 0 E: 0 K: 0 S: 9	H: 0 LOB: 0 BB: 1 P: 16	R: 2 E: 0 K: 1 S: 10	H: 3 LOB: 1 BB: 0 P: 24	R: 0 E: 0 K: 1 S: 10	H: 0 LOB: 0 BB: 0 P: 14	R: 0 E: 0 K: 0 S: 9	H: 2 LOB: 2 BB: 0 P: 12	R: 0 E: 0 K: 2 S: 8	H: 0 LOB: 0 BB: 0 P: 12	R: 0 E: 0 K: 2 S: 9	H: 1 LOB: 1 BB: 0 P: 12	1B: 7 2B: 1 3B: 0 HR: 1	SF: 0 SAC: 0 DP: 1 HBP: 0	WP: 0 PB: 0 SB: 1 CS: 0	PA: 38
<b>PITCHER</b>	IP WLS BF H R ER SO BB IBB HBP BLK WP HR S P ERA WHIP																					
Dave Mlicki, R (1, 1) ERA: 5.44	6.0 26 6 4 4 6 3 0 0 0 0 0 0 7 10 0.00 3.000																					
Rick Reed, R (7, 1) ERA: 1.48	0.2 4 2 0 0 0 0 0 0 0 0 0 0 7 10 0.00 3.000																					
Takashi Kashiwada, L (7, 1) ERA: 1.42	0.1 1 0 0 0 0 0 0 0 0 0 0 0 2 2 0.00 0.000																					
Cory Lidle, R (8, 1) ERA: 1.42	1.0 W 3 0 0 0 2 0 0 0 0 0 0 0 8 12 0.00 0.000																					
John Franco, L (9, 1) ERA: 0.51	1.0 S 4 1 0 0 2 0 0 0 0 0 0 0 9 12 0.00 1.000																					

New York Mets @ St. Louis Cardinals  
 Busch Stadium, St. Louis, MO  
 Sun May 11, 1997, 3:33 AM CDT  
 Att: 30,852 - Sunny - 77 F

AB 32  
 R 6  
 H 9  
 RBI 5  
 BB 4  
 SO 6  
 LOB 14



New York Mets @ St. Louis Cardinals  
 Busch Stadium, St. Louis, MO  
 Sun May 11, 1997, 3:33 AM CDT  
 Att: 30,852 - Sunny - 77 F

AB 35  
 R 4  
 H 9  
 RBI 4  
 BB 3  
 SO 10  
 LOB 14





Batter	1	2	3	4	5	6	7	8	9	AB	R	H	RBI	BB	SO	LOB	TOP					
<b>Craig Biggio, R</b> OBP: 0.374, SLG: 0.474 (1, 4)										3	0	0	0	0	1	0						
<b>Derek Bell, R</b> OBP: 0.322, SLG: 0.356 (1, 8)										3	0	1	0	0	1	0						
<b>5 Jeff Bagwell, R</b> OBP: 0.391, SLG: 0.592 (1, 3)										4	1	1	0	0	0	4						
<b>Luis Gonzalez, L</b> OBP: 0.364, SLG: 0.375 (1, 7)										2	1	1	1	2	1	0						
<b>Sean Berry, R</b> OBP: 0.238, SLG: 0.320 (1, 5)										4	1	1	2	0	0	2						
<b>Thomas Howard, S</b> OBP: 0.361, SLG: 0.407 (8, 1)										4	0	0	0	0	0	2						
<b>Brad Ausmus, R</b> OBP: 0.365, SLG: 0.418 (1, 2)										4	0	2	0	0	0	1						
<b>Bill Spiers, L</b> OBP: 0.425, SLG: 0.424 (9, PH)										3	0	0	0	0	1	3						
<b>Ricky Gutierrez, R</b> OBP: 0.412, SLG: 0.660 (8, 1)										2	0	0	0	0	0	0						
<b>Mike Hampton, R</b> OBP: 0.111, SLG: 0.059 (7, PH)										1	0	0	0	0	0	1						
<b>Bobby Abreu, L</b> OBP: 0.344, SLG: 0.383 (7, 1)										0	0	0	0	0	0	0						
<b>Russ Springer, R</b> OBP: 0.298, SLG: 0.390 (8, 9)										1	0	0	0	0	1	1						
<b>Inning Stats</b>	R: 0 E: 0 K: 1 S: 12	H: 1 LOB: 0 BB: 0 P: 17	R: 0 E: 0 K: 0 S: 10	H: 1 LOB: 2 BB: 1 P: 17	R: 0 E: 0 K: 1 S: 7	H: 0 LOB: 0 BB: 0 P: 10	R: 1 E: 0 K: 0 S: 11	H: 2 LOB: 1 BB: 0 P: 19	R: 0 E: 0 K: 0 S: 5	H: 0 LOB: 0 BB: 0 P: 9	R: 2 E: 0 K: 0 S: 10	H: 1 LOB: 3 BB: 0 P: 20	R: 0 E: 0 K: 1 S: 9	H: 1 LOB: 0 BB: 0 P: 17	R: 0 E: 0 K: 1 S: 6	H: 0 LOB: 0 BB: 0 P: 7	R: 0 E: 0 K: 1 S: 6	H: 1 LOB: 0 BB: 0 P: 11	1B: 3 2B: 2 3B: 1 HR: 1	SF: 0 SAC: 0 DP: 1 HBP: 2	WP: 0 PB: 0 SB: 0 CS: 0	PA: 36
<b>PITCHER</b>	IP	WLS	BF	H	R	ER	SO	BB	IBB	HBP	BLK	WP	HR	S	P	ERA	WHIP					
<b>Armando Reynoso, R</b> ERA: 3.19 (1, 1)	6.2		29	6	3	3	3	2	0	2	0	0	1	63	107	4.05	1.200					
<b>Greg McMichael, R</b> ERA: 1.57 (7, 1)	1.1	W	4	0	0	0	1	0	0	0	0	0	0	7	9	0.00	0.000					
<b>John Franco, L</b> ERA: 0.48 (9, 1)	1.0	S	3	1	0	0	1	0	0	0	0	0	0	6	11	0.00	1.000					

Houston Astros @ New York Mets  
Shea Stadium, Flushing, NY  
Tue May 13 1997, 7:05 PM EDT  
Att. 13,997 - Cloudy

AB 32  
R 3  
H 7  
RBI 3  
BB 2  
SO 5  
LOB 14



Batter	1	2	3	4	5	6	7	8	9	AB	R	H	RBI	BB	SO	LOB	BOTTOM				
<b>Carl Everett, S</b> OBP: 0.253, SLG: 0.360 (1, 8)										4	1	2	0	0	1	0					
<b>Edgardo Alfonzo, R</b> OBP: 0.336, SLG: 0.398 (1, 5)										4	1	1	0	0	0	2					
<b>John Olerud, L</b> OBP: 0.428, SLG: 0.566 (1, 3)										3	0	1	1	0	0	1					
<b>Bernard Gilkey, R</b> OBP: 0.263, SLG: 0.279 (1, 7)										3	0	0	0	0	0	2					
<b>Todd Hundley, S</b> OBP: 0.421, SLG: 0.607 (1, 2)										3	0	1	0	0	1	0					
<b>Butch Huskey, R</b> OBP: 0.258, SLG: 0.538 (8, 9)										3	1	1	1	0	0	1					
<b>Alex Ochoa, R</b> OBP: 0.236, SLG: 0.238 (8, 9)										3	0	0	0	0	1	0					
<b>Carlos Baerga, S</b> OBP: 0.268, SLG: 0.321 (1, 4)										3	0	1	0	0	0	0					
<b>Rey Ordonez, R</b> OBP: 0.255, SLG: 0.280 (1, 6)										2	1	1	1	0	0	1					
<b>Armando Reynoso, R</b> OBP: 0.455, SLG: 0.700 (7, 1)										0	0	0	0	0	0	0					
<b>Greg McMichael, R</b> ERA: 2.29 (8, PH)										1	0	0	0	0	0	0					
<b>John Franco, L</b> ERA: 4.44 (9, 1)										0	0	0	0	0	0	0					
<b>Inning Stats</b>	R: 1 E: 1 K: 0 S: 9	H: 1 LOB: 0 BB: 0 P: 14	R: 0 E: 0 K: 2 S: 9	H: 0 LOB: 0 BB: 0 P: 13	R: 2 E: 0 K: 0 S: 16	H: 3 LOB: 1 BB: 0 P: 28	R: 0 E: 0 K: 0 S: 3	H: 1 LOB: 0 BB: 0 P: 6	R: 0 E: 0 K: 1 S: 8	H: 1 LOB: 0 BB: 0 P: 11	R: 0 E: 1 K: 0 S: 7	H: 0 LOB: 0 BB: 0 P: 15	R: 1 E: 0 K: 0 S: 9	H: 1 LOB: 0 BB: 0 P: 11	R: 0 E: 0 K: 0 S: 9	H: 1 LOB: 0 BB: 0 P: 13	1B: 4 2B: 2 3B: 0 HR: 2	SF: 0 SAC: 0 DP: 3 HBP: 0	WP: 0 PB: 0 SB: 0 CS: 2	PA: 29	
<b>PITCHER</b>	IP	WLS	BF	H	R	ER	SO	BB	IBB	HBP	BLK	WP	HR	S	P	ERA	WHIP				
<b>Mike Hampton, L</b> ERA: 5.13 (1, 1)	6.0		22	6	3	2	3	0	0	0	0	0	1	52	87	3.00	1.000				
<b>Russ Springer, R</b> ERA: 2.29 (7, 1)	1.0	L	4	1	1	1	0	0	0	0	0	0	1	9	11	9.00	1.000				
<b>Ramon Garcia, R</b> ERA: 4.44 (8, 1)	1.0		3	1	0	0	0	0	0	0	0	0	0	9	13	0.00	1.000				

Houston Astros @ New York Mets  
Shea Stadium, Flushing, NY  
Tue May 13 1997, 7:05 PM EDT  
Att. 13,997 - Cloudy

AB 29  
R 4  
H 8  
RBI 3  
BB 0  
SO 3  
LOB 7





Batter	1	2	3	4	5	6	7	8	9	AB	R	H	RBI	BB	SO	LOB	TOP								
<b>Bill Spiers, L</b> OBP: 0.440, SLG: 0.449 (1, 4)	2-1 FC6-5 2B		1-2 SAFE BB			1-1 L8			3-2 2B SF7 1B	3	1	2	0	1	0	0									
<b>James Mouton, R</b> OBP: 0.294, SLG: 0.400 (1, 8)	0-2 G5-3		1-2 G5-3			2-2 E6 G5-4-3			0-2 SF7 2B	4	0	1	0	0	0	3									
<b>5 Jeff Bagwell, R</b> OBP: 0.382, SLG: 0.576 (1, 3)	2-0 FC6-5-4			1-0 P3		2-1 G5-4-3			0-0 G5-3	4	0	0	0	0	0	4									
<b>Luis Gonzalez, L</b> OBP: 0.360, SLG: 0.365 (1, 7)		2-2 K		0-0 F8			1-0 G1		4-0 SF7 IBB	3	0	0	0	1	1	0									
<b>Sean Berry, R</b> OBP: 0.229, SLG: 0.308 <b>Craig Biggio, R</b> OBP: 0.372, SLG: 0.474 (9, PH) (9, 4)	0-1 G5-3		2-0 G6-3				1-0 G6-3		2-2 SF7	3	0	0	0	0	0	0									
<b>Bobby Abreu, L</b> OBP: 0.341, SLG: 0.378 (1, 9)	0-0 1B			1-1 G4-1			1-2 F9		2-3 K	4	0	1	0	0	1	2									
<b>Tony Eusebio, R</b> OBP: 0.310, SLG: 0.250 (1, 2)	0-1 F9			0-2 1B			2-1 G6-3			3	0	1	0	0	0	1									
<b>Ricky Gutierrez, R</b> OBP: 0.450, SLG: 0.611 (1, 6)			1-0 G5-3 BB 1B		0-0 1B		3-2 L3			3	0	2	0	0	0	0									
<b>Darryl Kile, R</b> OBP: 0.040, SLG: 0.040 <b>Billy Wagner, L</b> (9, 1)			0-0 B3		0-1 G5-4-3		1-2 L4			3	0	0	0	0	0	3									
<b>Inning Stats</b>	R: 0 E: 0 K: 0 S: 6	H: 1 LOB: 0 BB: 0 P: 10	R: 0 E: 0 K: 1 S: 8	H: 1 LOB: 1 BB: 0 P: 10	R: 0 E: 0 K: 0 S: 8	H: 1 LOB: 1 BB: 1 P: 14	R: 0 E: 0 K: 0 S: 3	H: 0 LOB: 0 BB: 0 P: 6	R: 0 E: 0 K: 0 S: 8	H: 2 LOB: 1 BB: 0 P: 9	R: 0 E: 1 K: 0 S: 7	H: 0 LOB: 0 BB: 0 P: 12	R: 0 E: 0 K: 0 S: 7	H: 0 LOB: 0 BB: 0 P: 10	R: 0 E: 0 K: 0 S: 8	H: 0 LOB: 0 BB: 0 P: 14	R: 1 E: 0 K: 1 S: 13	H: 2 LOB: 2 BB: 1 P: 24	1B: 5 2B: 3 3B: 0 HR: 0	SF: 1 SAC: 0 DP: 4 HBP: 0	WP: 0 PB: 0 SB: 0 CS: 0	PA: 33			
<b>PITCHER</b>	IP	WLS	BF	H	R	ER	SO	BB	IBB	HBP	BLK	WP	HR	S	P	ERA	WHIP								
<b>Rick Reed, R</b> ERA: 1.27 <b>Greg McMichael, R</b> ERA: 1.89	(1, 1)	8.0	27	5	0	0	1	1	0	0	0	0	0	55	85	0.00	0.750								
	(9, 1)	1.0	6	2	1	1	1	0	1	0	0	0	0	13	24	9.00	2.000								

Houston Astros @ New York Mets  
Shea Stadium, Flushing, NY  
Wed May 14 1997, 7:05 PM EDT  
Att: 13,051 - Unknown - 62 F

AB	30
R	1
H	7
RBI	1
BB	2
SO	2
LOB	13



Batter	1	2	3	4	5	6	7	8	9	AB	R	H	RBI	BB	SO	LOB	BOTTOM								
<b>Carl Everett, S</b> OBP: 0.253, SLG: 0.355 (1, 8)	3-2 G3-1		1-1 G4-3 G4-3 1B		2-2 F8		2-2 G4-3			4	0	1	0	0	0	2									
<b>Edgardo Alfonzo, R</b> OBP: 0.325, SLG: 0.383 (1, 5)	3-2 G6-3		2-1 SAFE G4-3		1-1 F8			1-0 F8		4	0	0	0	0	0	2									
<b>John Olerud, L</b> OBP: 0.424, SLG: 0.555 <b>Greg McMichael, R</b> OBP: 1.000, SLG: 1.000 (9, 1)	4-0 2B BB		1-1 G4-3		0-0 G3			0-0 F8		3	0	0	0	1	1	0									
<b>Todd Hundley, S</b> OBP: 0.416, SLG: 0.603 (1, 2)	1-0 2B		2-2 G4-3		2-3 K			1-0 G6-3		4	0	1	0	0	1	1									
<b>Bernard Gilkey, R</b> OBP: 0.263, SLG: 0.273 (1, 7)	2-2 G5-3			0-3 K		4-2 BB		3-3 K		3	0	0	0	1	2	2									
<b>Carlos Baerga, S</b> OBP: 0.297, SLG: 0.319 (1, 4)		0-1 FC4-6 1B		1-0 G4-3		0-0 G4-3		1-2 F9		4	0	1	0	0	0	1									
<b>Butch Huskey, R</b> OBP: 0.248, SLG: 0.515 (1, 9)		3-0 P4		1-2 G6-3		0-3 K		1-3 K		4	0	0	0	0	2	1									
<b>Rey Ordenez, R</b> OBP: 0.248, SLG: 0.273 (1, 6)		1-0 FC4-6			0-1 G5-3		0-1 G5-3			3	0	0	0	0	0	1									
<b>Rick Reed, R</b> OBP: 0.316, SLG: 0.412 <b>Matt Franco, L</b> OBP: 0.419, SLG: 0.423 (9, 3)		0-0 G5-3			4-1 BB		0-0 2B			2	0	1	0	1	0	1									
<b>Inning Stats</b>	R: 0 E: 0 K: 0 S: 11	H: 1 LOB: 2 BB: 1 P: 24	R: 0 E: 0 K: 0 S: 5	H: 1 LOB: 0 BB: 0 P: 9	R: 0 E: 0 K: 1 S: 7	H: 0 LOB: 0 BB: 0 P: 9	R: 0 E: 0 K: 0 S: 8	H: 0 LOB: 1 BB: 1 P: 15	R: 0 E: 0 K: 1 S: 9	H: 1 LOB: 1 BB: 0 P: 13	R: 0 E: 0 K: 0 S: 3	H: 0 LOB: 0 BB: 0 P: 5	R: 0 E: 0 K: 2 S: 9	H: 0 LOB: 0 BB: 0 P: 14	1B: 2 2B: 2 3B: 0 HR: 0	SF: 0 SAC: 0 DP: 0 HBP: 0	WP: 0 PB: 0 SB: 0 CS: 0	PA: 34							
<b>PITCHER</b>	IP	WLS	BF	H	R	ER	SO	BB	IBB	HBP	BLK	WP	HR	S	P	ERA	WHIP								
<b>Darryl Kile, R</b> ERA: 2.14 <b>Billy Wagner, L</b> ERA: 0.43	(1, 1)	8.0	31	4	0	0	3	3	0	0	0	0	0	63	105	0.00	0.875								
	(9, 1)	1.0	3	0	0	0	2	0	0	0	0	0	0	9	14	0.00	0.000								

Houston Astros @ New York Mets  
Shea Stadium, Flushing, NY  
Wed May 14 1997, 7:05 PM EDT  
Att: 13,051 - Unknown - 62 F

AB	31
R	0
H	4
RBI	0
BB	3
SO	5
LOB	12





Batter	1	2	3	4	5	6	7	8	9	AB	R	H	RBI	BB	SO	LOB	TOP					
<b>Eric Young Sr., R</b> OBP: 0.443, SLG: 0.516 (1, 4)	1-1 L5-3 1B		2-1 G6-3 1B		2-1 G6-3			1-2 G3		4	0	2	0	0	0	1						
<b>Ellis Burks, R</b> OBP: 0.277, SLG: 0.405 <b>Quinton McCracken, S</b> OBP: 0.360, SLG: 0.426 (8, 8)	1-0 L5-3		1-2 G6-3			1-3 K		2-2 HR 1B		4	0	1	0	0	0	1	2					
<b>Larry Walker, L</b> OBP: 0.494, SLG: 0.791 (1, 9)	4-2 BB		2-3 K			1-1 1B		1-1 HR		3	1	2	2	1	1	1						
<b>Andres Galarraga, R</b> OBP: 0.427, SLG: 0.556 (1, 3)	0-1 G5-3			3-1 L7		0-3 K		1-3 K		4	0	0	0	0	2	3						
<b>Dante Bichette, R</b> OBP: 0.335, SLG: 0.441 (1, 7)		2-2 F8		0-0 P3		0-1 F8		1-3 K		4	0	0	0	0	1	2						
<b>Vinny Castilla, R</b> OBP: 0.358, SLG: 0.518 (1, 5)		0-2 F9		0-0 G5-3			1-2 G6-3		0-0 G4-3	4	0	0	0	0	0	0						
<b>Kirt Manwaring, R</b> OBP: 0.337, SLG: 0.374 (1, 2)		3-1 1B			2-3 K		1-3 K		1-0 G6-3	4	0	1	0	0	2	0						
<b>Walt Weiss, S</b> OBP: 0.389, SLG: 0.398 (1, 6)		0-1 F9			2-2 WP 1B		4-0 BB		1-1 G4-3	3	0	1	0	1	0	1						
<b>Kevin Ritz, R</b> OBP: 0.182, SLG: 0.053 <b>Mike Munoz, L</b> (7, 1) <b>Darren Holmes, R</b> OBP: 0.143, SLG: 0.571 <b>Bruce Ruffin, S</b> (9, 1)			1-1 G6-3		3-2 K		0-1 P4			3	0	0	0	0	1	2						
<b>Inning Stats</b>	R: 0 E: 0 K: 0 S: 7	H: 1 LOB: 1 BB: 1 P: 13	R: 0 E: 0 K: 0 S: 13	H: 1 LOB: 1 BB: 0 P: 18	R: 0 E: 0 K: 1 S: 10	H: 1 LOB: 1 BB: 0 P: 16	R: 0 E: 0 K: 0 S: 4	H: 0 LOB: 0 BB: 0 P: 7	R: 0 E: 0 K: 2 S: 11	H: 1 LOB: 1 BB: 0 P: 20	R: 0 E: 0 K: 2 S: 10	H: 1 LOB: 1 BB: 0 P: 12	R: 0 E: 0 K: 1 S: 8	H: 0 LOB: 1 BB: 1 P: 14	R: 2 E: 0 K: 2 S: 15	H: 2 LOB: 1 BB: 0 P: 21	R: 0 E: 0 K: 0 S: 4	H: 0 LOB: 0 BB: 0 P: 6	1B: 6 2B: 1 3B: 0 HR: 1	SF: 0 SAC: 0 DP: 1 HBP: 0	WP: 1 PB: 0 SB: 1 CS: 0	PA: 35
<b>PITCHER</b>	IP	WLS	BF	H	R	ER	SO	BB	IBB	HBP	BLK	WP	HR	S	P	ERA	WHIP					
<b>Mark Clark, R</b> ERA: 3.83 <b>Greg McMichael, R</b> ERA: 2.52 <b>Ricky Tricek, R</b> ERA: 4.44	7.0	L	27	5	0	0	6	2	0	0	0	1	0	63	100	0.00	1.000					

Colorado Rockies @ New York Mets  
Shea Stadium, Flushing, NY  
Fri May 16 1997, 7:05 PM EDT  
Att: 15,261 - Unknown - 59 F

AB 33  
R 2  
H 7  
RBI 2  
BB 2  
SO 8  
LOB 12



Batter	1	2	3	4	5	6	7	8	9	AB	R	H	RBI	BB	SO	LOB	BOTTOM				
<b>Steve Bieser, L</b> OBP: 0.463, SLG: 0.438 <b>Carl Everett, S</b> OBP: 0.250, SLG: 0.351 (8, 8)	2-2 G6-3		0-1 F7			1-1 G4-6-3 1B	3-3 K			3	0	1	0	0	0	0					
<b>Edgardo Alfonzo, R</b> OBP: 0.335, SLG: 0.391 (1, 5)	3-2 F8			4-0 BB		1-1 G4-6-3 1B		1-1 1B		3	0	2	0	1	0	0					
<b>John Olerud, L</b> OBP: 0.420, SLG: 0.547 (1, 3)	0-0 F7			1-3 K		0-0 G4-6-3		0-1 1B		4	0	1	0	0	1	3					
<b>Todd Hundley, S</b> OBP: 0.412, SLG: 0.588 (1, 2)		2-2 G3-1		2-0 G3-6-1		4-1 IBB		2-3 K		3	0	0	0	1	1	3					
<b>Bernard Gilkey, R</b> OBP: 0.263, SLG: 0.273 (1, 7)		1-0 CS 1B		2-2 L9		2-3 K		1-0 F4		4	0	1	0	0	1	4					
<b>Butch Huskey, R</b> OBP: 0.267, SLG: 0.530 (1, 9)		2-1 1B		0-0 2B		4-2 G4-3 1B BB		3-3 K		3	1	2	0	1	1	2					
<b>Manny Alexander, R</b> OBP: 0.311, SLG: 0.329 (8, 6)		1-1 F9			0-1 P4		1-0 G4-3		2-3 K	4	0	0	0	0	1	3					
<b>Rey Ordenez, R</b> OBP: 0.252, SLG: 0.270 <b>Carlos Baerga, S</b> OBP: 0.271, SLG: 0.322 (8, 4)			1-2 L6		4-0 FC6 IBB		2-1 G4-3 1B		0-1 G4-3	1	0	0	0	1	0	0					
<b>Mark Clark, R</b> <b>Matt Franco, L</b> <b>Alex Corbiere, R</b> <b>Greg McMichael, R</b> <b>Ricky Tricek, R</b> <b>Gary Thurman, R</b> (9, 9)			0-1 G1-3		2-0 FC6		0-1 G4-3		0-0 G3-1	2	0	0	0	0	0	2					
<b>Inning Stats</b>	R: 0 E: 0 K: 0 S: 8	H: 2 LOB: 1 BB: 0 P: 14	R: 0 E: 0 K: 0 S: 7	H: 0 LOB: 0 BB: 0 P: 8	R: 0 E: 0 K: 1 S: 5	H: 0 LOB: 0 BB: 1 P: 12	R: 0 E: 0 K: 1 S: 10	H: 2 LOB: 2 BB: 1 P: 18	R: 1 E: 0 K: 1 S: 11	H: 1 LOB: 1 BB: 1 P: 21	R: 0 E: 0 K: 2 S: 15	H: 2 LOB: 0 BB: 0 P: 22	R: 0 E: 0 K: 1 S: 6	H: 0 LOB: 0 BB: 0 P: 8	1B: 7 2B: 1 3B: 0 HR: 0	SF: 0 SAC: 0 DP: 2 HBP: 0	WP: 0 PB: 0 SB: 0 CS: 1	PA: 36			
<b>PITCHER</b>	IP	WLS	BF	H	R	ER	SO	BB	IBB	HBP	BLK	WP	HR	S	P	ERA	WHIP				
<b>Kevin Ritz, R</b> ERA: 5.27 <b>Mike Munoz, L</b> ERA: 6.75 <b>Darren Holmes, R</b> ERA: 1.93 <b>Bruce Ruffin, L</b> ERA: 3.38	6.1	W	26	6	1	1	2	2	0	0	0	0	0	6	9	0.00	0.000				

Colorado Rockies @ New York Mets  
Shea Stadium, Flushing, NY  
Fri May 16 1997, 7:05 PM EDT  
Att: 15,261 - Unknown - 59 F

AB 32  
R 1  
H 8  
RBI 1  
BB 4  
SO 6  
LOB 19





















Batter	1	2	3	4	5	6	7	8	9	AB	R	H	RBI	BB	SO	LOB	TOP				
Manny Alexander, R (1,4) OBP: 0.301, SLG: 0.299	4-1 BB G3 BB	2-2 G5-3			2-2 F9		1-3 K		2-3 K	4	0	0	0	1	2	2					
Edgardo Alfonso, R (1,5) OBP: 0.348, SLG: 0.419	0-1 G3	3-2 F8			2-0 HR		2-1 S 1B			4	1	2	1	0	0	3					
John Olerud, L (1,3) OBP: 0.430, SLG: 0.567	4-2 BB BB		2-2 G6-3		1-1 G4-3		1-2 BB			2	0	0	0	2	0	0					
Todd Hundley, S (1,2) OBP: 0.395, SLG: 0.559	4-0 BB		3-3 K		3-0 F7		1-2 G5-3			3	0	0	0	1	1	2					
Bernard Gilkey, R (1,7) OBP: 0.270, SLG: 0.296	2-3 K		1-0 F9		2-0 HR		2-3 K			4	1	1	1	0	2	3					
Carl Everett, S (1,8) OBP: 0.262, SLG: 0.327	1-3 K		1-0 P3		0-3 K		0-3 K			4	0	0	0	0	3	3					
Alex Ochoa, R (1,9) OBP: 0.245, SLG: 0.234		0-1 SH1-4 1B		2-1 F7		0-1 L4		0-0 G1-3		4	0	1	0	0	0	0					
Rey Ordenez, R (1,6) OBP: 0.279, SLG: 0.285		0-0 SH1-4 1B		1-0 1B		2-0 G4-3		1-2 F9		4	0	2	0	0	0	0					
Mark Clark, R (1,1) Steve Bieser, L (9,PH) Greg McMichael, R (9,1) OBP: 1.000, SLG: 1.000	1-2 SH1-4		0-3 K		2-2 K		1-3 K			2	0	0	0	0	2	1					
<b>Inning Stats</b>	R: 0 E: 0 K: 2 S: 13	H: 0 LOB: 3 BB: 3 P: 28	R: 0 E: 0 K: 1 S: 13	H: 2 LOB: 2 BB: 0 P: 19	R: 0 E: 0 K: 1 S: 7	H: 0 LOB: 0 BB: 0 P: 13	R: 0 E: 0 K: 1 S: 7	H: 1 LOB: 1 BB: 0 P: 11	R: 1 E: 0 K: 0 S: 8	H: 1 LOB: 0 BB: 0 P: 12	R: 0 E: 0 K: 2 S: 15	H: 1 LOB: 2 BB: 1 P: 25	R: 0 E: 0 K: 2 S: 7	H: 0 LOB: 0 BB: 0 P: 9	R: 0 E: 0 K: 2 S: 10	H: 0 LOB: 0 BB: 0 P: 14	1B: 4 2B: 0 3B: 0 HR: 2	SF: 0 SAC: 1 DP: 0 HBP: 0	WP: 0 PB: 0 CS: 1	PA: 37	
<b>PITCHER</b>	IP WLS BF H R ER SO BB IBB HBP BLK WP HR S P ERA WHIP	IP WLS BF H R ER SO BB IBB HBP BLK WP HR S P ERA WHIP	IP WLS BF H R ER SO BB IBB HBP BLK WP HR S P ERA WHIP	IP WLS BF H R ER SO BB IBB HBP BLK WP HR S P ERA WHIP	IP WLS BF H R ER SO BB IBB HBP BLK WP HR S P ERA WHIP	IP WLS BF H R ER SO BB IBB HBP BLK WP HR S P ERA WHIP	IP WLS BF H R ER SO BB IBB HBP BLK WP HR S P ERA WHIP	IP WLS BF H R ER SO BB IBB HBP BLK WP HR S P ERA WHIP	IP WLS BF H R ER SO BB IBB HBP BLK WP HR S P ERA WHIP	IP WLS BF H R ER SO BB IBB HBP BLK WP HR S P ERA WHIP	IP WLS BF H R ER SO BB IBB HBP BLK WP HR S P ERA WHIP	IP WLS BF H R ER SO BB IBB HBP BLK WP HR S P ERA WHIP	IP WLS BF H R ER SO BB IBB HBP BLK WP HR S P ERA WHIP	IP WLS BF H R ER SO BB IBB HBP BLK WP HR S P ERA WHIP	IP WLS BF H R ER SO BB IBB HBP BLK WP HR S P ERA WHIP	IP WLS BF H R ER SO BB IBB HBP BLK WP HR S P ERA WHIP	IP WLS BF H R ER SO BB IBB HBP BLK WP HR S P ERA WHIP	IP WLS BF H R ER SO BB IBB HBP BLK WP HR S P ERA WHIP	IP WLS BF H R ER SO BB IBB HBP BLK WP HR S P ERA WHIP	IP WLS BF H R ER SO BB IBB HBP BLK WP HR S P ERA WHIP	IP WLS BF H R ER SO BB IBB HBP BLK WP HR S P ERA WHIP

New York Mets @ Florida Marlins  
Pro Player Stadium, Miami, FL  
Wed May 21 1997, 7:05 PM EDT  
Att: 27,058 - Unknown - 82 F

AB 32  
R 2  
H 6  
RBI 2  
BB 4  
SO 11  
LOB 14



Batter	1	2	3	4	5	6	7	8	9	AB	R	H	RBI	BB	SO	LOB	BOTTOM					
Kurt Abbott, R (1,4) OBP: 0.318, SLG: 0.469	0-0 F8		3-2 F8		1-2 G5-3			2-1 G6-3		4	0	0	0	0	0	1						
Edgar Renteria, R (1,6) OBP: 0.292, SLG: 0.299	1-1 1B 2B		0-1 G4-3		1-2 G4-3		0-0 L9			4	0	1	0	0	0	0						
Todd Dunwoody, L (1,7) OBP: 0.458, SLG: 0.773	2-2 G4-6-3 1B		0-1 F7		0-1 F7		0-1 1B		0-2 G4-3	4	0	2	0	0	0	0						
Moises Alou, R (1,8) OBP: 0.393, SLG: 0.564	1-0 G4-6-3		1-0 F9		3-1 F9		3-1 F9		4-0 FC6-4 BB	3	0	0	0	1	0	3						
Jim Eisenreich, L (1,9) OBP: 0.321, SLG: 0.288		0-1 G4-6-3 1B		0-2 2B 1B		0-0 F8		1-1 FC6-4 1B WP	4	1	2	0	0	0	2							
Bobby Bonilla, S (1,5) John Wehner, R (9,FR) OBP: 0.370, SLG: 0.449 OBP: 0.250, SLG: 0.250		0-0 G4-6-3		0-0 2B		3-3 K		2-1 WP 1B	4	0	2	0	0	1	1							
Jeff Conine, R (1,3) OBP: 0.348, SLG: 0.384	2-2 1B		1-3 K		0-1 F9		1-3 K		1-3 K	4	0	1	0	0	2	1						
Charles Johnson, R (1,2) Jay Powell, R (8,1) OBP: 0.359, SLG: 0.396 OBP: 0.500, SLG: 0.500		1-1 P6		4-2 BB		0-3 K		3-2 P6	2	0	0	0	1	1	1							
Al Leiter, L (1,1) Billy McMillon, L (5,PH) Mark Hutton, R (6,1) Felix Heredia, L (7,1) Gregg Zaun, S (8,2) OBP: 0.500, SLG: 0.421			0-3 K		1-3 K					1	0	0	0	0	1	0						
<b>Inning Stats</b>	R: 0 E: 0 K: 0 S: 7	H: 2 LOB: 1 BB: 0 P: 11	R: 0 E: 0 K: 0 S: 8	H: 2 LOB: 0 BB: 0 P: 11	R: 0 E: 0 K: 1 S: 9	H: 0 LOB: 0 BB: 0 P: 12	R: 0 E: 0 K: 0 S: 7	H: 2 LOB: 2 BB: 0 P: 8	R: 0 E: 0 K: 2 S: 12	H: 0 LOB: 1 BB: 1 P: 19	R: 0 E: 0 K: 0 S: 8	H: 1 LOB: 1 BB: 0 P: 12	R: 0 E: 0 K: 2 S: 14	H: 0 LOB: 0 BB: 0 P: 17	R: 0 E: 0 K: 0 S: 7	H: 0 LOB: 0 BB: 0 P: 12	R: 1 E: 0 K: 1 S: 10	H: 1 LOB: 2 BB: 1 P: 18	1B: 6 2B: 2 3B: 0 HR: 0	SF: 0 SAC: 0 DP: 2 HBP: 0	WP: 1 PB: 0 CS: 0	PA: 34
<b>PITCHER</b>	IP WLS BF H R ER SO BB IBB HBP BLK WP HR S P ERA WHIP	IP WLS BF H R ER SO BB IBB HBP BLK WP HR S P ERA WHIP	IP WLS BF H R ER SO BB IBB HBP BLK WP HR S P ERA WHIP	IP WLS BF H R ER SO BB IBB HBP BLK WP HR S P ERA WHIP	IP WLS BF H R ER SO BB IBB HBP BLK WP HR S P ERA WHIP	IP WLS BF H R ER SO BB IBB HBP BLK WP HR S P ERA WHIP	IP WLS BF H R ER SO BB IBB HBP BLK WP HR S P ERA WHIP	IP WLS BF H R ER SO BB IBB HBP BLK WP HR S P ERA WHIP	IP WLS BF H R ER SO BB IBB HBP BLK WP HR S P ERA WHIP	IP WLS BF H R ER SO BB IBB HBP BLK WP HR S P ERA WHIP	IP WLS BF H R ER SO BB IBB HBP BLK WP HR S P ERA WHIP	IP WLS BF H R ER SO BB IBB HBP BLK WP HR S P ERA WHIP	IP WLS BF H R ER SO BB IBB HBP BLK WP HR S P ERA WHIP	IP WLS BF H R ER SO BB IBB HBP BLK WP HR S P ERA WHIP	IP WLS BF H R ER SO BB IBB HBP BLK WP HR S P ERA WHIP	IP WLS BF H R ER SO BB IBB HBP BLK WP HR S P ERA WHIP	IP WLS BF H R ER SO BB IBB HBP BLK WP HR S P ERA WHIP	IP WLS BF H R ER SO BB IBB HBP BLK WP HR S P ERA WHIP	IP WLS BF H R ER SO BB IBB HBP BLK WP HR S P ERA WHIP	IP WLS BF H R ER SO BB IBB HBP BLK WP HR S P ERA WHIP	IP WLS BF H R ER SO BB IBB HBP BLK WP HR S P ERA WHIP	

New York Mets @ Florida Marlins  
Pro Player Stadium, Miami, FL  
Wed May 21 1997, 7:05 PM EDT  
Att: 27,058 - Unknown - 82 F

AB 32  
R 1  
H 8  
RBI 0  
BB 2  
SO 6  
LOB 10






Batter	1	2	3	4	5	6	7	8	9	AB	R	H	RBI	BB	SO	LOB	TOP															
Steve Bieser, L OBP: 0.392, SLG: 0.341 (1, 8)										5	1	0	0	0	2	3																
Edgardo Alfonzo, R OBP: 0.359, SLG: 0.429 Matt Franco, L OBP: 0.395, SLG: 0.424 (7, PH) (7, 5)										4	2	3	0	0	1	0																
John Olerud, L OBP: 0.439, SLG: 0.595 (1, 3)										4	2	3	4	1	1	0																
Todd Hundley, S OBP: 0.392, SLG: 0.551 Alberto Castillo, R OBP: 0.455, SLG: 0.333 (8, PH) (8, 2)										2	0	0	1	1	1	3																
Bernard Gilkey, R OBP: 0.279, SLG: 0.296 Takashi Kashiwada, L Ricky Tricek, R (8, 1) (9, 1)										3	0	1	0	2	1	1																
Carlos Baerga, S OBP: 0.281, SLG: 0.331 (1, 4)										5	1	0	0	0	0	8																
Alex Ochoa, R OBP: 0.262, SLG: 0.255 (1, 9)										4	1	2	0	1	1	0																
Rey Ordenez, R OBP: 0.284, SLG: 0.289 (1, 6)										5	1	2	2	0	0	2																
Bobby Jones, R OBP: 0.231, SLG: 0.280 Gary Thurman, R OBP: 0.200, SLG: 0.200 (8, 7)										4	2	3	2	0	0	1																
<b>Inning Stats</b>	R: 1 E: 0 K: 2 S: 15	H: 1 LOB: 2 BB: 2 P: 29	R: 0 E: 0 K: 0 S: 9	H: 1 LOB: 1 BB: 0 P: 12	R: 3 E: 1 K: 1 S: 25	H: 6 LOB: 1 BB: 1 P: 42	R: 0 E: 0 K: 1 S: 11	H: 1 LOB: 1 BB: 0 P: 17	R: 1 E: 0 K: 1 S: 14	H: 3 LOB: 3 BB: 1 P: 20	R: 0 E: 0 K: 0 S: 8	H: 0 LOB: 0 BB: 0 P: 11	R: 0 E: 0 K: 0 S: 4	H: 0 LOB: 0 BB: 1 P: 9	R: 0 E: 0 K: 1 S: 14	H: 1 LOB: 1 BB: 0 P: 20	1B: 9 2B: 5 3B: 0 HR: 1	SF: 1 SAC: 0 DP: 2 HBP: 1	WP: 2 PB: 0 SB: 0 CS: 0	PA: 46												
<b>PITCHER</b>	IP WLS BF H R ER SO BB IBB HBP BLK WP HR S P ERA WHIP																															
Curt Schilling, R ERA: 3.16 Ron Blazier, R ERA: 7.11 Reggie Harris, R ERA: 5.18 Erik Plantenberg, L ERA: 5.4 Jerry Spradlin, R ERA: 3.98	(1, 1) (3, 1) (6, 1) (8, 1) (9, 1)	2.2 2.1 2.0 1.0 1.0	L 12 6 3 4	21 4 1 0 1	8 1 0 0 0	9 1 0 0 0	3 2 1 0 1	3 0 0 0 0	0 0 0 0 0	0 1 0 0 1	1 0 0 0 0	45 29 15 4 14	78 42 21 9 20	3.38 3.86 0.00 0.00 0.00	4.125 2.143 0.500 1.000 1.000																	

New York Mets @ Philadelphia Phillies  
Veterans Stadium, Philadelphia, PA  
Thu May 22 1997, 7:05 PM EDT  
Att: 18,486 - Unknown - 62 F


AB 39  
R 10  
H 14  
RBI 9  
BB 5  
SO 7  
LOB 19



Batter	1	2	3	4	5	6	7	8	9	AB	R	H	RBI	BB	SO	LOB	BOTTOM															
Gregg Jefferies, S OBP: 0.317, SLG: 0.365 (1, 7)										5	0	2	0	0	0	1																
Mickey Morandini, L OBP: 0.376, SLG: 0.338 (1, 4)										3	0	0	0	1	0	2																
Scott Rolen, R OBP: 0.374, SLG: 0.445 23 Kevin Jordan, R OBP: 0.105, SLG: 0.278 (8, 5)										4	0	1	0	0	0	3																
Darren Daulton, L OBP: 0.350, SLG: 0.526 Reggie Harris, R Derrick May, L OBP: 0.356, SLG: 0.400 Erik Plantenberg, R Jerry Spradlin, S Bobby Estalella, R (8, 1) (8, 1) (9, 1) (9, PH)										2	0	0	0	0	0	2																
Rex Hudler, R OBP: 0.176, SLG: 0.097 (1, 8)										4	1	1	0	0	2	3																
Rico Brogna, L OBP: 0.320, SLG: 0.506 (1, 3)										4	1	2	1	0	0	1																
Mark Parent, R OBP: 0.170, SLG: 0.119 (1, 2)										2	1	1	1	2	0	0																
Kevin Stocker, S OBP: 0.325, SLG: 0.320 (1, 6)										4	0	0	0	0	1	4																
Curt Schilling, R OBP: 0.160, SLG: 0.208 Ron Blazier, R Rob Butler, L OBP: 0.467, SLG: 0.517 (5, PH) (6, 9)										1	0	0	0	0	0	0																
<b>Inning Stats</b>	R: 0 E: 2 K: 1 S: 13	H: 0 LOB: 2 BB: 0 P: 18	R: 1 E: 0 K: 0 S: 10	H: 1 LOB: 0 BB: 0 P: 14	R: 0 E: 0 K: 0 S: 5	H: 0 LOB: 0 BB: 0 P: 8	R: 0 E: 0 K: 0 S: 9	H: 1 LOB: 2 BB: 1 P: 17	R: 0 E: 0 K: 1 S: 15	H: 2 LOB: 1 BB: 0 P: 22	R: 0 E: 0 K: 1 S: 11	H: 1 LOB: 1 BB: 0 P: 17	R: 0 E: 0 K: 0 S: 9	H: 0 LOB: 1 BB: 1 P: 14	R: 0 E: 0 K: 0 S: 9	H: 1 LOB: 1 BB: 1 P: 15	1B: 7 2B: 1 3B: 0 HR: 1	SF: 0 SAC: 1 DP: 1 HBP: 0	WP: 0 PB: 0 SB: 0 CS: 0	PA: 40												
<b>PITCHER</b>	IP WLS BF H R ER SO BB IBB HBP BLK WP HR S P ERA WHIP																															
Bobby Jones, R ERA: 2.61 Takashi Kashiwada, L ERA: 2.0 Ricky Tricek, R ERA: 4.56	(1, 1) (8, 1) (9, 1)	7.0 1.0 1.0	W 4 4	32 0 1	3 0 0	3 0 0	3 0 0	3 0 0	1 0 0	0 0 0	0 0 0	70 9 9	107 14 15	3.86 0.00 0.00	1.286 1.000 2.000																	

New York Mets @ Philadelphia Phillies  
Veterans Stadium, Philadelphia, PA  
Thu May 22 1997, 7:05 PM EDT  
Att: 18,486 - Unknown - 62 F

AB 35  
R 3  
H 9  
RBI 3  
BB 3  
SO 3  
LOB 22









Batter	1	2	3	4	5	6	7	8	9	AB	R	H	RBI	BB	SO	LOB	TOP										
Steve Bieser, L (1, 8) Alex Schoen, R (8, PH) Barry Manuel, R (8, 1) Ricky Tricek, R (9, 1) Greg McMichael, R (9, 1) John Franco, L (9, 1) Carl Everett, S (9, 8) OBP: 0.320, SLG: 0.348	0-0 2B SF8 1B	3-2 1B		2-2 F9		3-1 G5-3		4-0 BB		4	1	2	0	0	0	0											
Edgardo Alfonso, R (1, 5) OBP: 0.357, SLG: 0.421	0-0 SF8 2B	2-2 L9		2-0 P6			3-1 F7	3-3 K		5	0	1	0	0	1	2											
John Olerud, L (1, 3) Matt Franco, L (7, 3) OBP: 0.578, SLG: 0.400	3-1 P4	1-0 G6-3		0-2 P4			3-2 G4-3		0-1 G4-3	4	0	0	0	0	0	3											
Todd Hundley, S (1, 2) OBP: 0.395, SLG: 0.562	4-0 IBB		2-2 G6-3		2-1 1B		0-2 2B		2-2 F7	4	1	2	0	1	0	0											
Bernard Gilkey, R (1, 7) OBP: 0.297, SLG: 0.351	1-0 SF8		3-2 HR		0-3 K		4-2 2B		1-0 1B	3	2	2	2	1	1	1											
Carlos Baerga, S (1, 4) OBP: 0.284, SLG: 0.329	1-0 F8		4-0 HR		1-0 L9		2-1 WP		2-1 G4-3	4	1	1	2	1	0	4											
Butch Huskey, R (1, 9) OBP: 0.292, SLG: 0.544		1-0 3B	1-0 HR		2-1 L9		3-2 K			4	2	2	2	0	1	2											
Manny Alexander, R (1, 6) OBP: 0.299, SLG: 0.321		0-0 SF8	2-1 L7		1-0 F9			3-2 F7		4	1	1	1	0	0	0											
Armando Reynoso, R (1, 1) Gary Thurman, R (8, PH) OBP: 0.353, SLG: 0.533		2-1 SF8	1-0 F8		2-3 K			1-1 L9		2	0	0	1	0	1	0											
Inning Stats	R: 1 E: 0 K: 0 S: 6	H: 2 LOB: 2 BB: 1 P: 15	R: 2 E: 0 K: 0 S: 11	H: 3 LOB: 1 BB: 0 P: 20	R: 3 E: 0 K: 0 S: 12	H: 2 LOB: 0 BB: 1 P: 25	R: 0 E: 0 K: 0 S: 7	H: 0 LOB: 0 BB: 0 P: 11	R: 0 E: 0 K: 1 S: 8	H: 1 LOB: 1 BB: 0 P: 13	R: 0 E: 0 K: 1 S: 6	H: 0 LOB: 0 BB: 0 P: 12	R: 2 E: 0 K: 1 S: 16	H: 2 LOB: 1 BB: 1 P: 31	R: 0 E: 0 K: 1 S: 9	H: 0 LOB: 1 BB: 0 P: 20	R: 0 E: 0 K: 0 S: 8	H: 1 LOB: 0 BB: 0 P: 13	1B: 4 2B: 3 3B: 2 HR: 2	SF: 2 SAC: 0 DP: 0 HBP: 0	WP: 1 PB: 0 SB: 0 CS: 0	PA: 42					
PITCHER	IP	WLS	BF	H	R	ER	SO	BB	IBB	HBP	BLK	WP	HR	S	P	ERA	WHIP										
Calvin Maduro, R (1, 1) ERA: 6.51	5.0	L	25	8	6	6	1	1	1	0	0	0	2	44	84	10.80	1.800										
Reggie Harris, R (8, 1) ERA: 5.47	2.0		9	2	2	2	2	1	0	0	0	1	0	22	43	9.00	1.500										
Erik Platenberg, L (8, 1) ERA: 5.09	1.0		4	0	0	0	1	0	0	0	0	0	0	9	20	0.00	1.000										
Ken Ryan, R (9, 1) ERA: 9.0	1.0		4	1	0	0	0	0	0	0	0	0	0	8	13	0.00	1.000										

**New York Mets @ Philadelphia Phillies**  
Veterans Stadium, Philadelphia, PA  
Sat May 24 1997, 7:05 PM EDT  
Att: 19,090 - Unknown - 76 F

livebaseballscores.com

AB 36  
R 8  
H 11  
RBI 8  
BB 4  
SO 4  
LOB 12



Batter	1	2	3	4	5	6	7	8	9	AB	R	H	RBI	BB	SO	LOB	BOTTOM										
Rex Hudler, R (1, 8) OBP: 0.205, SLG: 0.139	0-3 K		1-0 G6-3		2-0 G6-3			3-2 1B	2-1 1B	5	0	2	0	0	1	1											
Mickey Morandini, L (1, 4) OBP: 0.363, SLG: 0.367	1-0 1B			0-1 G4-3		0-0 SF8		1-0 1B	1-1 1B	5	1	4	1	0	0	0											
Scott Rolen, R (1, 5) OBP: 0.372, SLG: 0.436	1-1 2B			2-1 1B		1-3 K		1-2 1B	4-0 1B	4	0	2	0	1	1	3											
Darren Daulton, L (1, 9) OBP: 0.389, SLG: 0.504	1-0 F7			0-0 1B		2-2 SF8		0-0 P4	3-1 G3	4	0	1	1	0	0	6											
23 Kevin Jordan, R (1, 3) OBP: 0.167, SLG: 0.304		1-1 G3		2-0 P9		1-1 P4			3-2 1B	4	0	1	0	0	0	2											
Derrick May, L (1, 7) OBP: 0.288, SLG: 0.375		3-2 G3-1		1-1 G4-3			1-2 P4		0-0 G4-6-3	4	0	0	0	0	0	3											
Bobby Estelella, R (1, 2) OBP: 0.400, SLG: 0.250		1-1 G6-3			0-0 WP		2-0 G6-3		4-2 1B	3	1	1	0	1	0	0											
Kevin Stocker, S (1, 6) Erik Platenberg, R (8, 1) Ken Ryan, R (9, 1) Gregg Jefferies, S (9, PH) OBP: 0.319, SLG: 0.366			1-1 P6		2-0 F7		1-1 L9		3-2 1B	3	0	0	0	0	0	1											
Calvin Maduro, R (1, 1) Rob Butler, L (5, PH) Reggie Harris, R (6, 1) Ruben Amaro Jr, S (8, 8) OBP: 0.056, SLG: 0.056		1-1 G6-3			0-0 B1-3			3-2 F9	1-2 1B	1	0	0	0	0	0	0											
Inning Stats	R: 0 E: 0 K: 1 S: 7	H: 2 LOB: 1 BB: 0 P: 10	R: 0 E: 0 K: 0 S: 7	H: 0 LOB: 0 BB: 0 P: 12	R: 0 E: 0 K: 0 S: 5	H: 0 LOB: 0 BB: 0 P: 8	R: 0 E: 0 K: 0 S: 8	H: 2 LOB: 2 BB: 0 P: 13	R: 0 E: 0 K: 1 S: 11	H: 1 LOB: 1 BB: 0 P: 8	R: 1 E: 0 K: 1 S: 6	H: 1 LOB: 0 BB: 0 P: 15	R: 0 E: 0 K: 0 S: 6	H: 0 LOB: 0 BB: 0 P: 10	R: 0 E: 0 K: 0 S: 13	H: 2 LOB: 2 BB: 0 P: 22	R: 3 E: 0 K: 0 S: 24	H: 5 LOB: 3 BB: 2 P: 45	1B: 11 2B: 1 3B: 1 HR: 0	SF: 1 SAC: 0 DP: 1 HBP: 0	WP: 2 PB: 0 SB: 0 CS: 0	PA: 40					
PITCHER	IP	WLS	BF	H	R	ER	SO	BB	IBB	HBP	BLK	WP	HR	S	P	ERA	WHIP										
Armando Reynoso, R (1, 1) ERA: 3.0	7.0		26	6	1	1	2	0	0	0	0	0	0	48	76	1.29	0.857										
Barry Manuel, R (8, 1) ERA: 5.12	1.0		5	2	0	0	0	0	0	0	0	0	0	13	22	0.00	2.000										
Ricky Tricek, R (9, 1) ERA: 5.47	0.2		6	4	3	3	0	1	0	0	0	1	0	20	33	40.50	7.500										
Greg McMichael, R (9, 1) ERA: 2.7	0.0		2	1	0	0	0	1	0	0	0	0	0	2	7	∞	∞										
John Franco, L (9, 1) ERA: 1.33	0.1	S	1	0	0	0	0	0	0	0	0	0	0	2	5	0.00	0.000										

**New York Mets @ Philadelphia Phillies**  
Veterans Stadium, Philadelphia, PA  
Sat May 24 1997, 7:05 PM EDT  
Att: 19,090 - Unknown - 76 F

livebaseballscores.com

AB 37  
R 4  
H 13  
RBI 4  
BB 2  
SO 2  
LOB 17









Batter	1	2	3	4	5	6	7	8	9	AB	R	H	RBI	BB	SO	LOB	TOP		
Manny Alexander, R OBP: 0.304, SLG: 0.360	F7		2B		1B	G4-3		P4		5	2	2	0	0	0	0			
Edgardo Alfonso, R OBP: 0.348, SLG: 0.427	E6		HR		K		G5-3	G4-3		5	1	1	2	0	1	1			
John Olerud, L OBP: 0.435, SLG: 0.559	F8		FC6-4 BB		BB 1B		G4-3	G4-3		3	1	0	0	2	0	1			
Bernard Gilkey, R OBP: 0.299, SLG: 0.343	G1-3		FC6-4		G5-3 1B BB		K			3	0	0	0	1	1	2			
Butch Huskey, R OBP: 0.304, SLG: 0.534		F9			K			G6-3		4	0	1	2	0	1	0			
Alex Ochoa, R Cory Lidle, R Takashi Kashiwada, L Steve Besser, L	F8				P6	G5-3		1B 1B		3	0	0	0	0	0	2			
Alberto Castillo, R Matt Franco, L Ricky Trlicek, R	G4-3				1B BB	G4-3		L8		2	0	0	0	1	0	2			
Rey Ordenez, R Carlos Baerga, S			G4-3		FC5-4 1B		G6-3	1B 1B		3	0	1	0	0	0	0			
Mark Clark, R Carl Everett, S			P3		FC5-4		F8	F8		2	0	0	0	0	2				
<b>Inning Stats</b>	R: 0 E: 1 K: 0 S: 9	H: 0 LOB: 1 BB: 0 P: 18	R: 0 E: 0 K: 0 S: 6	H: 0 LOB: 0 BB: 0 P: 9	R: 2 E: 0 K: 0 S: 14	H: 2 LOB: 1 BB: 1 P: 27	R: 0 E: 0 K: 1 S: 9	H: 1 LOB: 2 BB: 1 P: 14	R: 2 E: 0 K: 1 S: 22	H: 2 LOB: 0 BB: 2 P: 39	R: 0 E: 0 K: 1 S: 11	H: 0 LOB: 0 BB: 0 P: 16	R: 0 E: 0 K: 0 S: 8	H: 2 LOB: 2 BB: 0 P: 10	R: 0 E: 0 K: 0 S: 7	H: 0 LOB: 0 BB: 0 P: 10	1B: 4 2B: 1 3B: 1 HR: 1	SF: 0 SAC: 0 DP: 0 HBP: 0	WP: 0 PA: 39 PB: 0 SB: 1 CS: 0
<b>PITCHER</b>	IP WLS BF H R ER SO	IP WLS BF H R ER SO	IP WLS BF H R ER SO	IP WLS BF H R ER SO	IP WLS BF H R ER SO	IP WLS BF H R ER SO	IP WLS BF H R ER SO	IP WLS BF H R ER SO	IP WLS BF H R ER SO	IP WLS BF H R ER SO	IP WLS BF H R ER SO	IP WLS BF H R ER SO	IP WLS BF H R ER SO	IP WLS BF H R ER SO	IP WLS BF H R ER SO	IP WLS BF H R ER SO	ERA WHIP	ERA WHIP	
Carlos Perez, L ERA: 4.72	4.1	2.2	0.1	1.0	4.1	0.2	2.2	0.1	1.0	8.31	2.077	0.00	0.000	0.00	0.375	0.00	3.000	0.00	0.000
Marc Valdes, R ERA: 5.4	0.2	2.2	0.1	1.0	0.2	2.2	0.1	1.0	0.00	0.000	0.000	0.00	0.000	0.00	0.375	0.00	3.000	0.00	0.000
Anthony Telford, R ERA: 2.73	2.2	0.1	1.0	1.0	2.2	0.1	1.0	1.0	0.00	0.000	0.000	0.00	0.000	0.00	0.375	0.00	3.000	0.00	0.000
Omar Daal, L ERA: 8.14	0.1	1.0	1.0	1.0	0.1	1.0	1.0	1.0	0.00	0.000	0.000	0.00	0.000	0.00	3.000	0.00	3.000	0.00	0.000
Lee Smith, R ERA: 5.87	1.0	1.0	1.0	1.0	1.0	1.0	1.0	1.0	0.00	0.000	0.000	0.00	0.000	0.00	3.000	0.00	3.000	0.00	0.000
<b>Batter</b>	1	2	3	4	5	6	7	8	9	AB	R	H	RBI	BB	SO	LOB	BOTTOM		
Mark Grudzielanek, R OBP: 0.341, SLG: 0.422	SH1-3 2B	K		G5-3	1B			P9		5	0	2	0	0	1	3			
Mike Lansing, R OBP: 0.345, SLG: 0.492	SH1-3 2-3	FC6-4		F8	G1-3			G6-3		4	0	0	0	0	5				
Rondell White, R OBP: 0.352, SLG: 0.500	G4-6-3 HBP		F8	G5-3		K		K		4	0	0	0	0	2	0			
Darrin Fletcher, L OBP: 0.353, SLG: 0.596	G4-6-3		1B 1B		HR		F7			4	2	2	1	0	0	2			
Henry Rodriguez, L OBP: 0.383, SLG: 0.611		1B BB	1B		2B 1B BB		1B			2	2	2	0	2	0	0			
Vladimir Guerrero, R OBP: 0.384, SLG: 0.432		K		F8	WP 1B		G4-3			4	0	1	1	0	1	3			
Joe Orsulak, L OBP: 0.361, SLG: 0.370	1B 1B	1B	K		1B SF7 2B		G1-3			4	1	2	0	0	1	2			
Doug Strange, S OBP: 0.398, SLG: 0.533	1B 1B	1B	1B		1B 1B		G6-3			3	0	2	2	1	0	0			
Carlos Perez, L Marc Valdes, R F.P. Sep Anthony Telford, R Omar Daal, L Lee Smith, R	1B 1B	1B	G4-3		SF7		G6-3			2	0	1	0	0	0	3			
<b>Inning Stats</b>	R: 0 E: 0 K: 0 S: 4	H: 1 LOB: 1 BB: 0 P: 5	R: 1 E: 0 K: 2 S: 18	H: 3 LOB: 3 BB: 1 P: 25	R: 1 E: 0 K: 1 S: 12	H: 3 LOB: 3 BB: 1 P: 20	R: 0 E: 0 K: 0 S: 5	H: 0 LOB: 0 BB: 0 P: 8	R: 3 E: 0 K: 0 S: 20	H: 4 LOB: 2 BB: 1 P: 33	R: 0 E: 0 K: 1 S: 7	H: 1 LOB: 1 BB: 0 P: 11	R: 0 E: 0 K: 0 S: 7	H: 0 LOB: 0 BB: 0 P: 9	R: 0 E: 0 K: 1 S: 5	H: 0 LOB: 0 BB: 0 P: 6	1B: 9 2B: 2 3B: 0 HR: 1	SF: 1 SAC: 1 DP: 1 HBP: 1	WP: 1 PA: 39 PB: 0 SB: 0 CS: 0
<b>PITCHER</b>	IP WLS BF H R ER SO	IP WLS BF H R ER SO	IP WLS BF H R ER SO	IP WLS BF H R ER SO	IP WLS BF H R ER SO	IP WLS BF H R ER SO	IP WLS BF H R ER SO	IP WLS BF H R ER SO	IP WLS BF H R ER SO	IP WLS BF H R ER SO	IP WLS BF H R ER SO	IP WLS BF H R ER SO	IP WLS BF H R ER SO	IP WLS BF H R ER SO	IP WLS BF H R ER SO	IP WLS BF H R ER SO	ERA WHIP	ERA WHIP	
Mark Clark, R ERA: 3.8	4.1	1.0	1.0	1.0	4.1	1.0	1.0	1.0	10.38	2.769	0.00	1.000	0.00	0.600	0.000	0.000	0.00	0.000	
Cory Lidle, R ERA: 1.0	1.0	1.0	1.0	1.0	1.0	1.0	1.0	1.0	0.00	0.000	0.000	0.00	0.000	0.00	0.600	0.000	0.00	0.000	
Takashi Kashiwada, L ERA: 1.69	1.2	1.0	1.0	1.0	1.2	1.0	1.0	1.0	0.00	0.000	0.000	0.00	0.000	0.00	0.600	0.000	0.00	0.000	
Ricky Trlicek, R ERA: 5.27	1.0	1.0	1.0	1.0	1.0	1.0	1.0	1.0	0.00	0.000	0.000	0.00	0.000	0.00	0.600	0.000	0.00	0.000	


**New York Mets @ Montreal Expos**  
**Olympic Stadium, Montreal, QB**  
 Tue May 27 1997, 7:05 PM EDT  
 Att: 11,703 - Dome - 65 F

**AB 35**  
**R 4**  
**H 7**  
**RBI 4**  
**BB 4**  
**SO 3**  
**LOB 13**

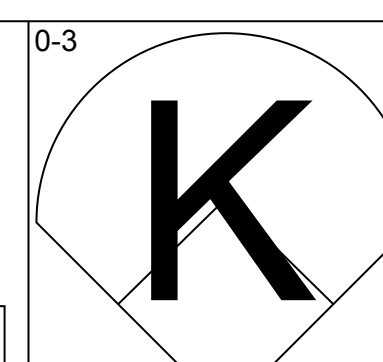
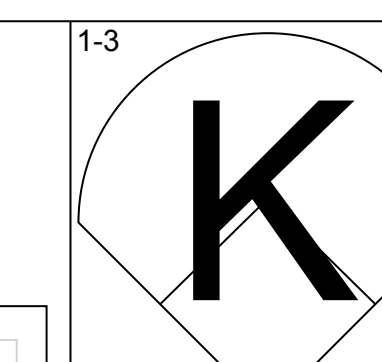
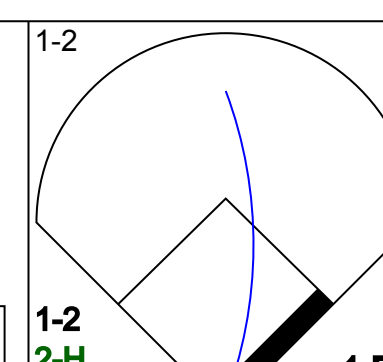
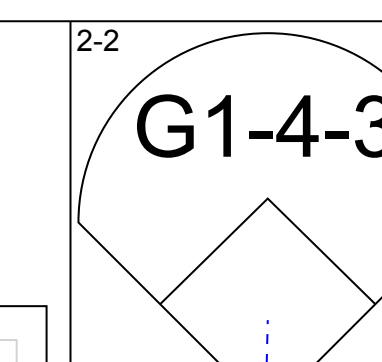
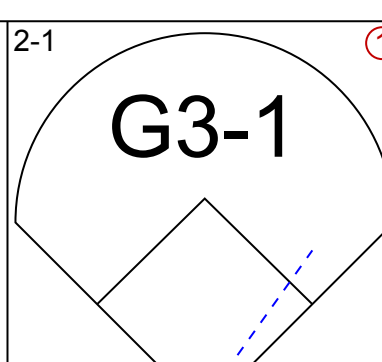
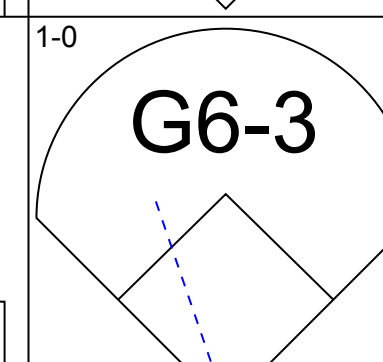
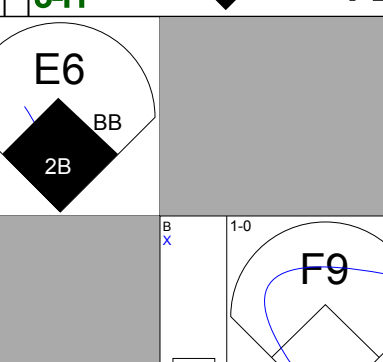
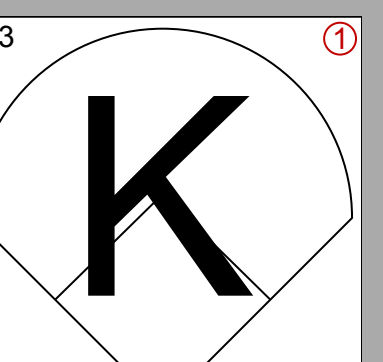
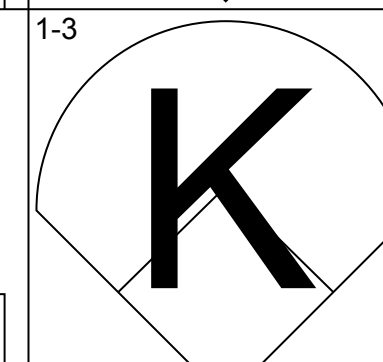
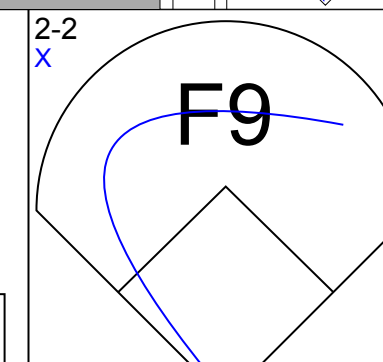
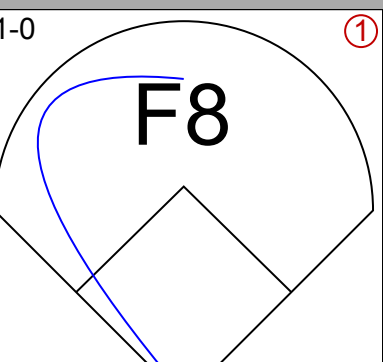
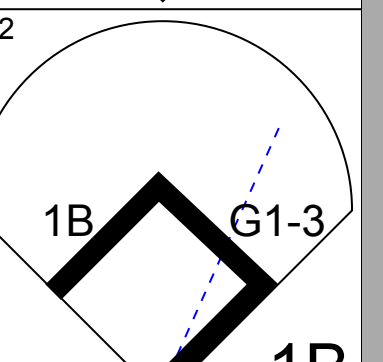
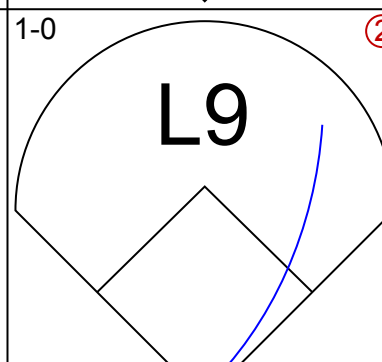
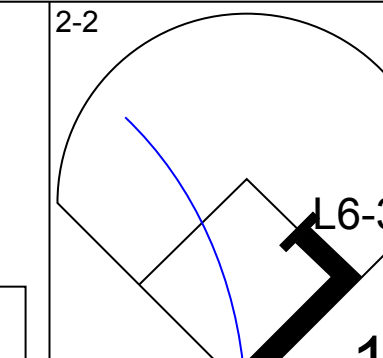
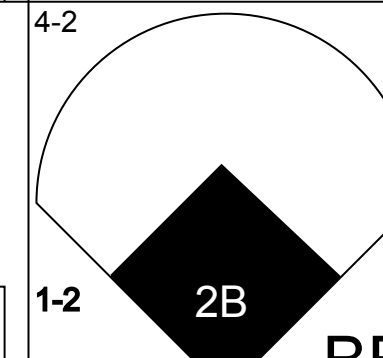
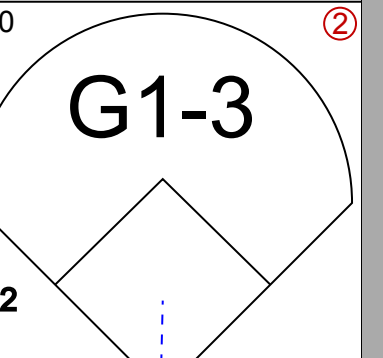
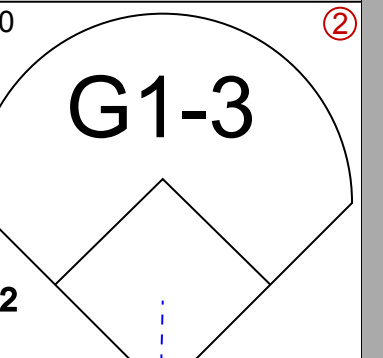
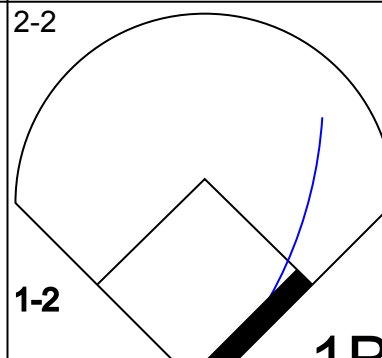
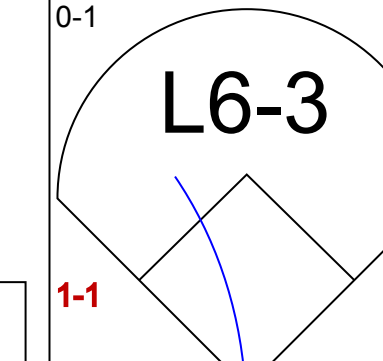
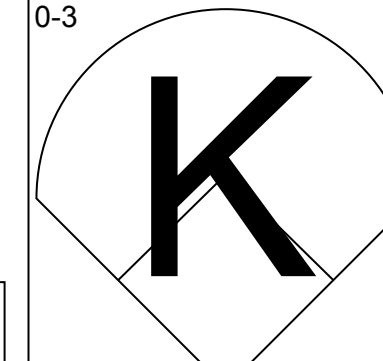
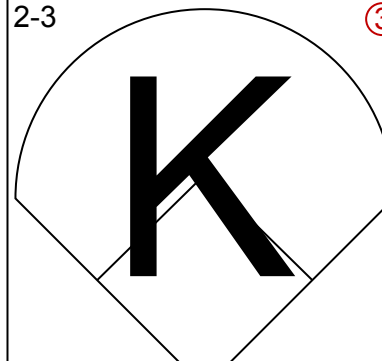
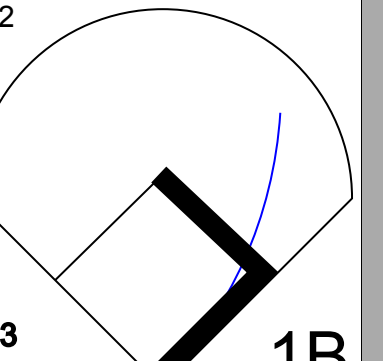
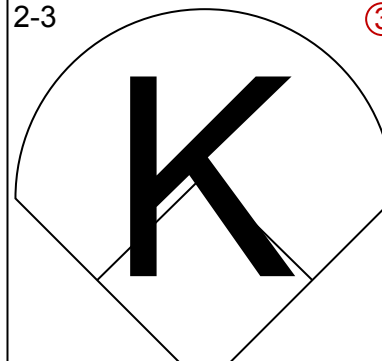
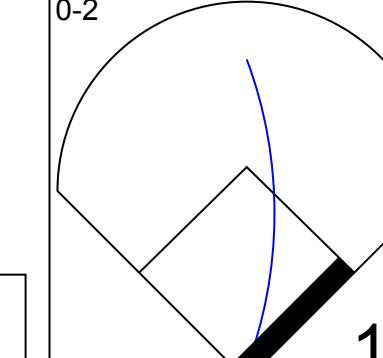
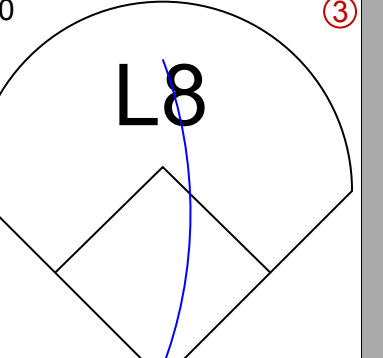
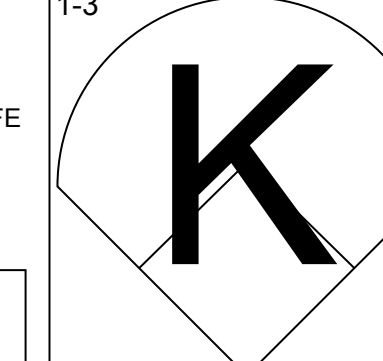
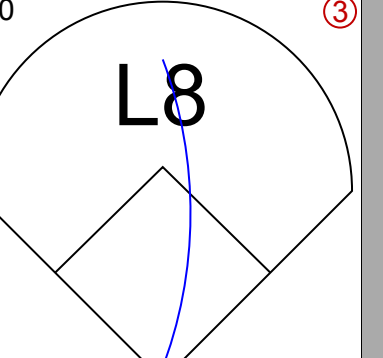
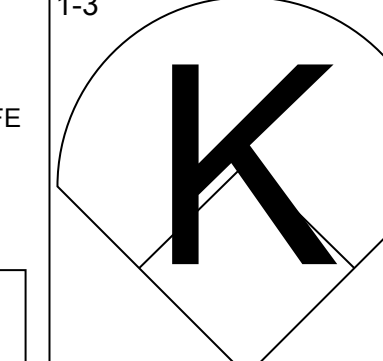
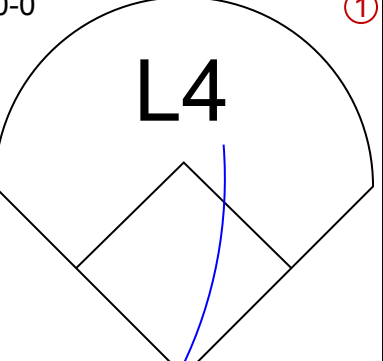
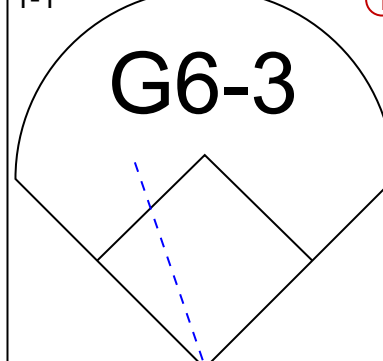

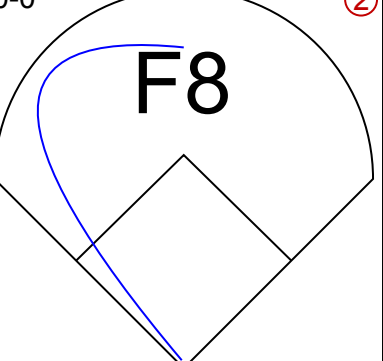
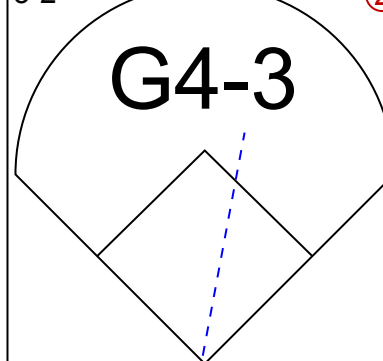

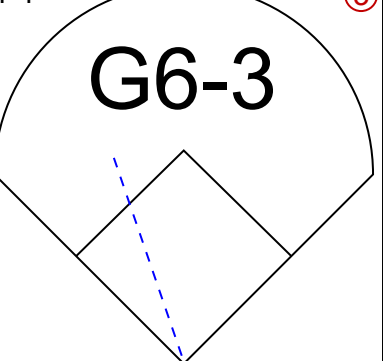


**New York Mets @ Montreal Expos**  
**Olympic Stadium, Montreal, QB**  
 Tue May 27 1997, 7:05 PM EDT  
 Att: 11,703 - Dome - 65 F

**AB 33**  
**R 5**  
**H 12**  
**RBI 5**  
**BB 3**  
**SO 5**  
**LOB 18**



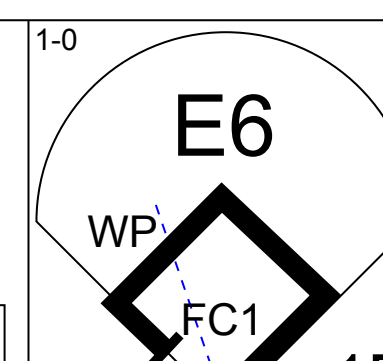
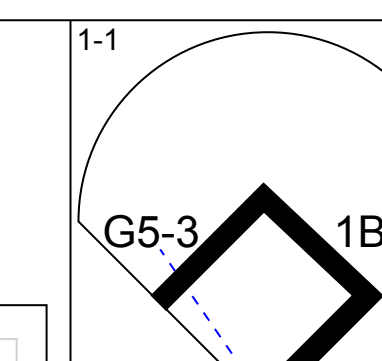
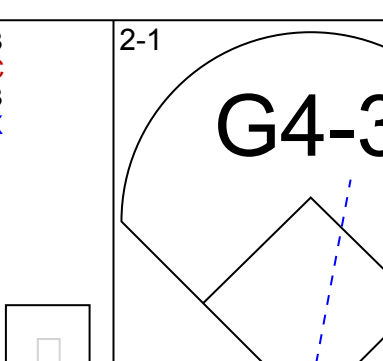
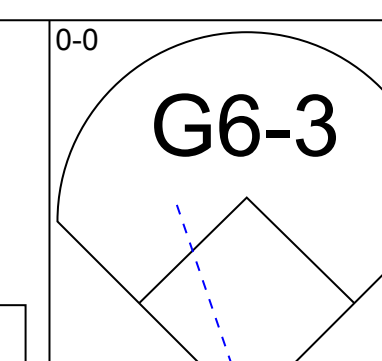
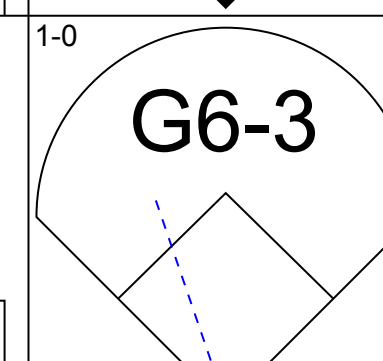
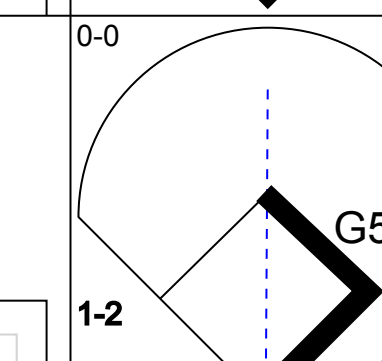
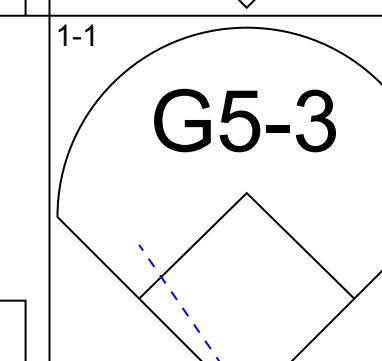
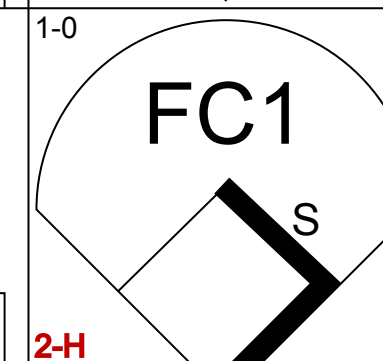
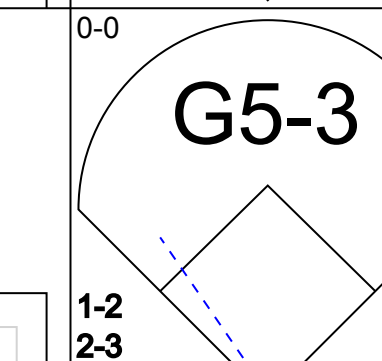
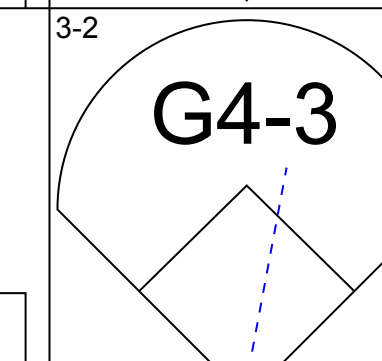
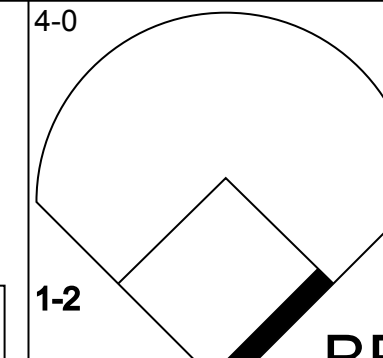
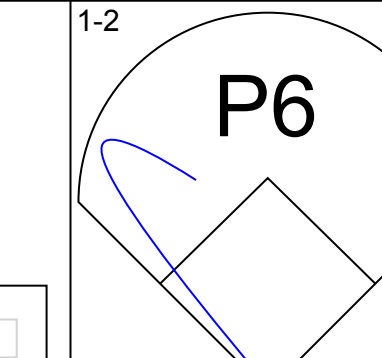
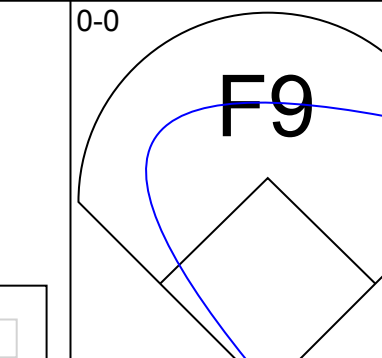
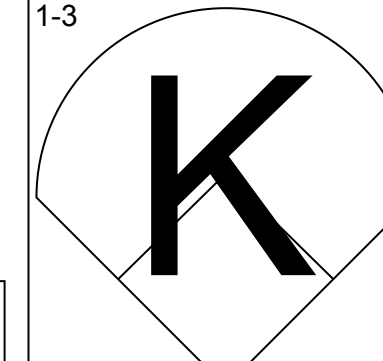
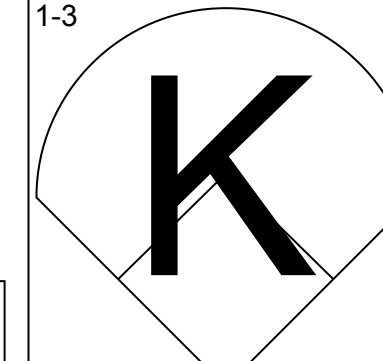
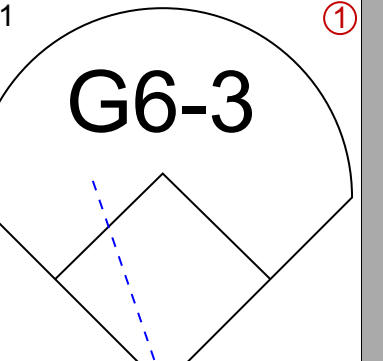
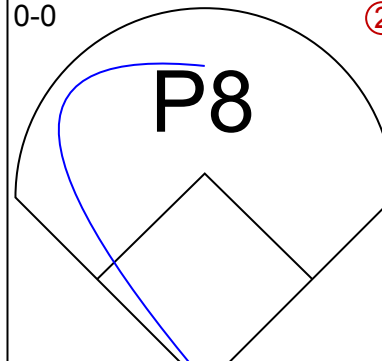
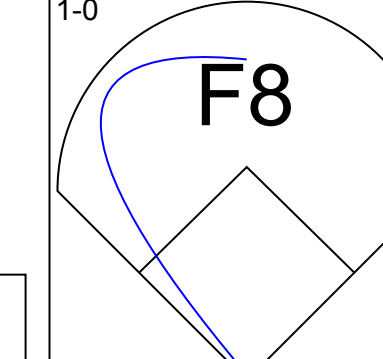
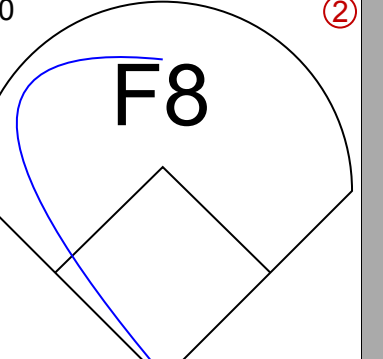
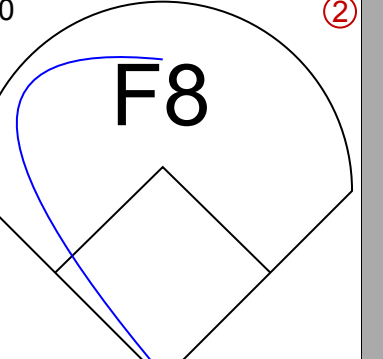
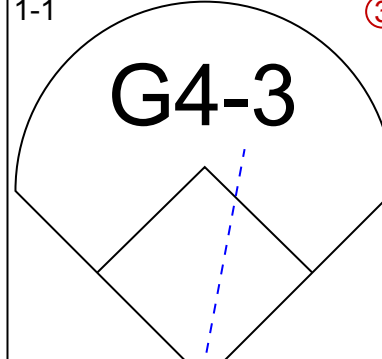
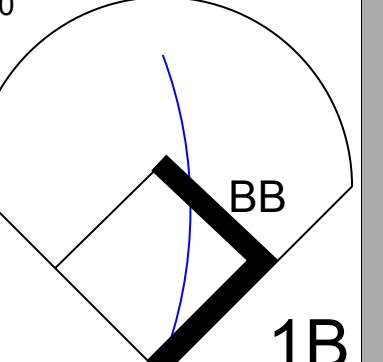
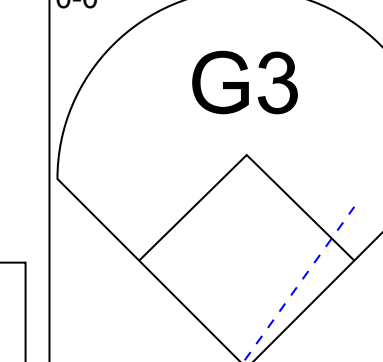
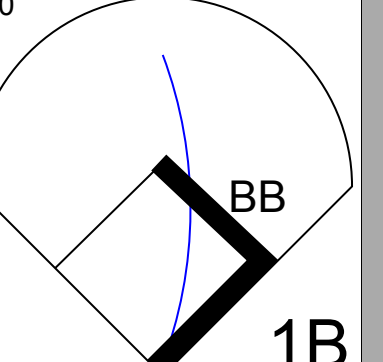
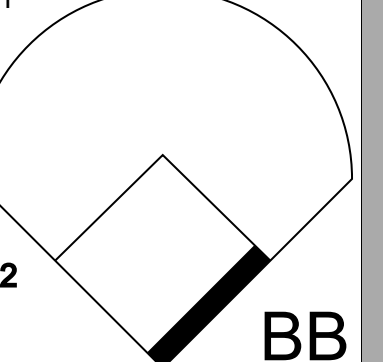
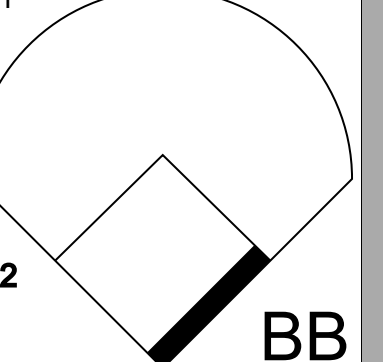
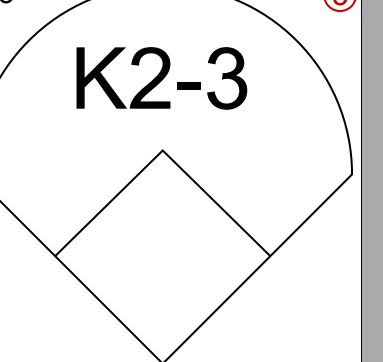
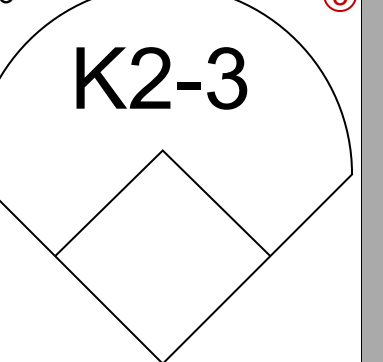


Batter	1	2	3	4	5	6	7	8	9	AB	R	H	RBI	BB	SO	LOB	TOP					
<b>Carl Everett, S</b> OBP: 0.248, SLG: 0.313 (1, 8)										5	0	1	2	0	2	0						
<b>Eduardo Alfonso, R</b> OBP: 0.343, SLG: 0.416 (1, 5)										4	1	0	0	1	1	2						
<b>John Olerud, L</b> OBP: 0.430, SLG: 0.549 (1, 3)										5	0	1	0	0	1	2						
<b>Todd Hundley, S</b> OBP: 0.400, SLG: 0.560 (1, 2)										4	1	2	0	1	0	1						
<b>Bernard Gilkey, R</b> OBP: 0.301, SLG: 0.350 (1, 7)										5	1	2	0	0	2	5						
<b>Carlos Baerga, S</b> OBP: 0.301, SLG: 0.371 (1, 4)										4	2	3	4	0	0	2						
<b>Butch Huskey, R</b> OBP: 0.303, SLG: 0.522 (1, 9)										3	1	0	0	1	1	1	AB 37					
<b>Rey Ordonez, R</b> OBP: 0.277, SLG: 0.282 (1, 6)										4	1	1	1	0	0	0	R 7					
<b>Bobby Jones, R</b> OBP: 0.233, SLG: 0.250 (1, 1)										3	0	0	0	1	0	0	H 10					
<b>Inning Stats</b>	R: 0 E: 0 K: 2 S: 7	H: 0 LOB: 0 BB: 0 P: 9	R: 0 E: 0 K: 1 S: 12	H: 2 LOB: 1 BB: 0 P: 15	R: 0 E: 0 K: 1 S: 8	H: 0 LOB: 0 BB: 0 P: 13	R: 5 E: 1 K: 1 S: 24	H: 3 LOB: 2 BB: 3 P: 42	R: 2 E: 0 K: 0 S: 12	H: 2 LOB: 0 BB: 0 P: 18	R: 0 E: 0 K: 1 S: 5	H: 0 LOB: 0 BB: 0 P: 9	R: 0 E: 0 K: 1 S: 12	H: 2 LOB: 2 BB: 0 P: 20	R: 0 E: 0 K: 0 S: 4	H: 0 LOB: 0 BB: 0 P: 5	R: 0 E: 0 K: 1 S: 12	H: 1 LOB: 2 BB: 1 P: 23	1B: 7 2B: 3 3B: 0 HR: 1	SF: 0 SAC: 0 DP: 1 HBP: 0	WP: 0 PB: 0 SB: 0 CS: 0	PA: 41
<b>PITCHER</b>	IP	WLS	BF	H	R	ER	SO	BB	IBB	HBP	BLK	WP	HR	S	P	ERA	WHIP					
<b>Pedro Martinez, R</b> ERA: 1.36 (1, 1)	5.0	L	25	7	7	2	5	3	0	0	0	0	1	63	97	3.60	2.000					
<b>Salomon Torres, R</b> ERA: 7.56 (6, 1)	4.0		16	3	0	0	2	1	0	0	0	0	0	33	57	0.00	1.000					

New York Mets @ Montreal Expos  
Olympic Stadium, Montreal, QB  
Wed May 28 1997, 7:05 PM EDT  
Att. 14,932 - Dome - 72 F

AB	37
R	7
H	10
RBI	7
BB	4
SO	7
LOB	13



Batter	1	2	3	4	5	6	7	8	9	AB	R	H	RBI	BB	SO	LOB	BOTTOM					
<b>Mark Grudzielanek, R</b> OBP: 0.344, SLG: 0.424 (1, 6)										4	0	2	0	0	0	0						
<b>Mike Lansing, R</b> OBP: 0.343, SLG: 0.486 (1, 4)										4	0	1	0	0	0	1						
<b>Rondell White, R</b> OBP: 0.345, SLG: 0.490 (1, 8)										4	0	0	0	0	0	3						
<b>Darrin Fletcher, L</b> OBP: 0.350, SLG: 0.580 (1, 2)										3	0	0	0	1	0	2						
<b>Vladimir Guerrero, R</b> OBP: 0.367, SLG: 0.410 (1, 9)										4	0	0	0	0	2	2						
<b>Henry Rodriguez, L</b> OBP: 0.375, SLG: 0.598 (1, 7)										4	0	0	0	0	1	0						
<b>F.P. Santangelo, S</b> OBP: 0.434, SLG: 0.383 (1, 5)										3	0	1	0	0	1	0	AB 31					
<b>Joe Orsulak, L</b> OBP: 0.359, SLG: 0.357 (1, 3)										2	0	0	0	1	0	0	R 0					
<b>Pedro Martinez, R</b> OBP: 0.130, SLG: 0.136 (1, 1)										1	0	0	0	0	1	0	H 4					
<b>Sherman Obando, R</b> OBP: 0.174, SLG: 0.273 (5, PH)										1	0	0	0	0	1	0	RBI 0					
<b>Salomon Torres, R</b> ERA: 7.56 (6, 1)										1	0	0	0	0	1	2	BB 2					
<b>Inning Stats</b>	R: 0 E: 1 K: 1 S: 6	H: 1 LOB: 2 BB: 1 P: 14	R: 0 E: 0 K: 1 S: 5	H: 0 LOB: 0 BB: 0 P: 8	R: 0 E: 0 K: 1 S: 11	H: 2 LOB: 0 BB: 0 P: 15	R: 0 E: 0 K: 2 S: 8	H: 0 LOB: 0 BB: 0 P: 11	R: 0 E: 0 K: 1 S: 9	H: 0 LOB: 0 BB: 0 P: 16	R: 0 E: 0 K: 0 S: 4	H: 0 LOB: 0 BB: 0 P: 5	R: 0 E: 0 K: 1 S: 8	H: 1 LOB: 2 BB: 1 P: 14	R: 0 E: 0 K: 0 S: 6	H: 0 LOB: 0 BB: 0 P: 10	R: 0 E: 0 K: 0 S: 5	H: 0 LOB: 0 BB: 0 P: 8	1B: 4 2B: 0 3B: 0 HR: 0	SF: 0 SAC: 0 DP: 0 HBP: 0	WP: 1 PB: 0 SB: 1 CS: 0	PA: 33
<b>PITCHER</b>	IP	WLS	BF	H	R	ER	SO	BB	IBB	HBP	BLK	WP	HR	S	P	ERA	WHIP					
<b>Bobby Jones, R</b> ERA: 2.32 (1, 1)	9.0	W	33	4	0	0	7	2	0	0	0	1	0	62	101	0.00	0.667					

New York Mets @ Montreal Expos  
Olympic Stadium, Montreal, QB  
Wed May 28 1997, 7:05 PM EDT  
Att. 14,932 - Dome - 72 F

AB	31
R	0
H	4
RBI	0
BB	2
SO	7
LOB	10









Batter	1	2	3	4	5	6	7	8	9	AB	R	H	RBI	BB	SO	LOB	TOP								
<b>Gregg Jefferies, S</b> OBP: 0.306, SLG: 0.357 (1, 7)										4	0	1	0	0	0	0	<b>Philadelphia Phillies @ New York Mets</b> Shea Stadium, Flushing, NY Sat May 31 1997, 7:05 PM EDT Att: 28,526 - Unknown - 73 F								
<b>Mickey Morandini, L</b> OBP: 0.302, SLG: 0.402 (1, 4)										4	1	2	0	0	2	1									
<b>Darren Daulton, L</b> OBP: 0.384, SLG: 0.500 (1, 9)										4	1	3	2	0	0	0									
<b>Scott Rolen, R</b> OBP: 0.373, SLG: 0.456 (1, 5)										4	0	1	0	0	1	4									
<b>Rico Brogna, L</b> OBP: 0.307, SLG: 0.484 (1, 3)										4	1	1	0	0	0	2									
<b>Mike Lieberthal, R</b> OBP: 0.227, SLG: 0.361 (1, 2)										4	0	0	0	0	0	1									
<b>Rob Butler, L</b> OBP: 0.209, SLG: 0.400 (9, PH)										3	0	1	0	0	0	0									
<b>Rex Hudler, R</b> OBP: 0.188, SLG: 0.133 (9, PH)										1	0	0	0	0	1	1									
<b>Kevin Stocker, S</b> OBP: 0.303, SLG: 0.319 (1, 6)										4	0	1	1	0	0	1									
<b>Mark Leiter, R</b> OBP: 0.209, SLG: 0.348 (6, PH)										2	0	0	0	0	0	1									
<b>Inning Stats</b>	R: 0 E: 0 K: 1 S: 7	H: 2 LOB: 2 BB: 0 P: 7	R: 0 E: 0 K: 0 S: 4	H: 1 LOB: 1 BB: 0 P: 4	R: 0 E: 0 K: 1 S: 5	H: 0 LOB: 0 BB: 0 P: 5	R: 0 E: 0 K: 0 S: 3	H: 1 LOB: 0 BB: 0 P: 3	R: 0 E: 0 K: 1 S: 5	H: 0 LOB: 0 BB: 0 P: 5	R: 2 E: 0 K: 0 S: 5	H: 2 LOB: 0 BB: 0 P: 5	R: 0 E: 0 K: 0 S: 3	H: 0 LOB: 0 BB: 0 P: 3	R: 0 E: 0 K: 1 S: 7	H: 2 LOB: 2 BB: 0 P: 7	R: 1 E: 0 K: 1 S: 7	H: 2 LOB: 1 BB: 0 P: 7	1B: 8 2B: 1 3B: 0 HR: 1	SF: 0 SAC: 0 DP: 0 HBP: 0	WP: 0 PB: 0 SB: 0 CS: 0	PA: 36			
<b>PITCHER</b>	IP	WLS	BF	H	R	ER	SO	BB	IBB	HBP	BLK	WP	HR	S	P	ERA	WHIP								
<b>Armando Reynoso, R</b> ERA: 2.95 (1, 1)	7.0	W	26	6	2	2	3	0	0	0	0	0	1	32	32	2.57	0.857								
<b>Greg McMichael, R</b> ERA: 2.51 (8, 1)	1.0		5	2	0	0	1	0	0	0	0	0	0	7	7	0.00	2.000								
<b>John Franco, L</b> ERA: 1.61 (9, 1)	1.0		5	2	1	1	1	0	0	0	0	0	0	7	7	9.00	2.000								

Batter	1	2	3	4	5	6	7	8	9	AB	R	H	RBI	BB	SO	LOB	BOTTOM								
<b>Carl Everett, S</b> OBP: 0.253, SLG: 0.358 (1, 8)										5	1	1	0	0	2	2	<b>Philadelphia Phillies @ New York Mets</b> Shea Stadium, Flushing, NY Sat May 31 1997, 7:05 PM EDT Att: 28,526 - Unknown - 73 F								
<b>Manny Alexander, R</b> OBP: 0.309, SLG: 0.363 (1, 6)										5	1	2	0	0	1	1									
<b>John Olerud, L</b> OBP: 0.430, SLG: 0.547 (1, 3)										4	2	2	0	1	0	2									
<b>Todd Hundley, S</b> OBP: 0.417, SLG: 0.599 (1, 2)										5	3	3	1	0	1	3									
<b>Bernard Gilkey, R</b> OBP: 0.307, SLG: 0.351 (1, 7)										2	2	1	1	3	0	1									
<b>Carlos Baerga, S</b> OBP: 0.315, SLG: 0.377 (1, 4)										5	1	4	4	0	0	1									
<b>Butch Huskey, R</b> OBP: 0.311, SLG: 0.546 (1, 9)										4	0	2	2	0	0	3									
<b>Matt Franco, L</b> OBP: 0.378, SLG: 0.385 ERA: 5.35 (1, 5)										2	0	0	0	1	1	1									
<b>Edgardo Alfonzo, R</b> OBP: 0.393, SLG: 0.353 ERA: 5.1 (7, 5)										2	0	1	2	0	0	1									
<b>Armando Reynoso, R</b> OBP: 0.300, SLG: 0.444 ERA: 5.35 (1, 1)										3	0	0	0	0	2	3									
<b>Steve Bieser, L</b> OBP: 0.393, SLG: 0.353 ERA: 5.1 (7, PH)										1	0	0	0	0	0	2									
<b>Greg McMichael, R</b> OBP: 1.000, SLG: 1.000 ERA: 13.5 (8, 1)										0	0	0	0	0	0	0									
<b>John Franco, L</b> ERA: 1.61 (9, 1)										0	0	0	0	0	0	0									
<b>Inning Stats</b>	R: 2 E: 0 K: 2 S: 9	H: 2 LOB: 2 BB: 2 P: 17	R: 0 E: 0 K: 2 S: 7	H: 0 LOB: 0 BB: 0 P: 7	R: 2 E: 0 K: 0 S: 7	H: 4 LOB: 3 BB: 1 P: 11	R: 0 E: 0 K: 0 S: 4	H: 1 LOB: 1 BB: 0 P: 4	R: 0 E: 0 K: 1 S: 5	H: 1 LOB: 1 BB: 1 P: 9	R: 0 E: 0 K: 1 S: 6	H: 1 LOB: 1 BB: 0 P: 6	R: 2 E: 1 K: 1 S: 9	H: 3 LOB: 2 BB: 0 P: 9	R: 4 E: 0 K: 0 S: 6	H: 4 LOB: 1 BB: 1 P: 10	1B: 10 2B: 6 3B: 0 HR: 0	SF: 1 SAC: 0 DP: 0 HBP: 0	WP: 0 PB: 0 SB: 2 CS: 0	PA: 44					
<b>PITCHER</b>	IP	WLS	BF	H	R	ER	SO	BB	IBB	HBP	BLK	WP	HR	S	P	ERA	WHIP								
<b>Mark Leiter, R</b> ERA: 5.35 (1, 1)	5.2	L	29	9	4	4	6	3	1	0	0	0	0	37	53	6.35	2.118								
<b>Erik Platenberg, L</b> ERA: 5.4 (6, 1)	0.1		2	1	1	1	0	0	0	0	0	0	0	2	2	27.00	3.000								
<b>Reggie Harris, R</b> ERA: 5.1 (7, 1)	1.0		6	2	1	1	1	0	0	0	0	0	0	8	8	9.00	2.000								
<b>Ken Ryan, R</b> ERA: 13.5 (8, 1)	1.0		7	4	4	4	0	1	0	0	0	0	0	6	10	36.00	5.000								







Batter	1	2	3	4	5	6	7	8	9	AB	R	H	RBI	BB	SO	LOB	TOP					
Mark Grudzielanek R (1.6) OBP: 0.343, SLG: 0.420	0-2 2B		1-0 F7	3-2 FC6-4			1-2 S WP 1B		1-1 F9	5	1	2	0	0	0	1						
Mike Lansing R (1.4) OBP: 0.330, SLG: 0.458	0-1 G1-3		1-2 S 1B		0-0 F7		3-3 SAFE K		4-0 2B HR BB	4	1	1	0	1	1	2						
Rondell White R (1.8) OBP: 0.346, SLG: 0.495	2-3 K		1-3 K		0-2 G5-3		2-2 HR 1B		0-1 HR 2B	5	2	2	1	0	2	2						
Darrin Fletcher L (1.2) OBP: 0.358, SLG: 0.627	0-0 P6			1-0 E HR 1B	2-0 2B		3-H 2-0 HR		1-1 F9	5	2	3	2	0	0	3						
Henry Rodriguez L (1.7) OBP: 0.369, SLG: 0.587		0-0 F9		0-0 F8	0-3 K		1-0 F7		3-1 HR	5	1	1	3	0	1	2						
F.P. Santangelo S (1.5) OBP: 0.432, SLG: 0.370		0-3 K		1-1 E4 S HR		0-0 G5-3	1-0 G4-3		4-0 2-H 3-H BB BB	4	1	0	0	1	1	1						
Vladimir Guerrero R (1.9) OBP: 0.355, SLG: 0.499		1-0 HR		2-3 SAFE S K	1-2 K	0-1 1B		0-1 G5-3	4-1 BB BB	4	1	2	1	1	1	2						
Joe Orsulak L (1.3) OBP: 0.338, SLG: 0.380		0-2 G3		3-2 2 SAFE HR		0-3 SAFE K		1-0 F9	4-2 1-2 2-3 BB	4	1	1	3	1	1	1						
Carlos Perez L (1.1) OBP: 0.214, SLG: 0.269			0-3 K	2-1 FC6-4 1B		3-3 K		0-3 K	1-3 K	5	0	1	0	0	4	4						
<b>Inning Stats</b>	R: 0 E: 0 K: 1 S: 9	H: 1 LOB: 1 BB: 0 P: 11	R: 1 E: 0 K: 1 S: 9	H: 1 LOB: 0 BB: 10	R: 0 E: 0 K: 2 S: 10	H: 1 LOB: 1 BB: 0 P: 13	R: 3 E: 1 K: 1 S: 19	H: 3 LOB: 1 BB: 0 P: 31	R: 0 E: 0 K: 1 S: 8	H: 1 LOB: 1 BB: 0 P: 10	R: 3 E: 0 K: 1 S: 12	H: 3 LOB: 0 BB: 22	R: 0 E: 0 K: 1 S: 6	H: 0 LOB: 0 BB: 7	R: 3 E: 0 K: 1 S: 14	H: 2 LOB: 3 BB: 4 P: 36	1B: 6 2B: 3 3B: 0 HR: 4	SF: 0 SAC: 0 DP: 0 HBP: 0	WP: 1 PB: 0 CS: 0	PA: 45		
<b>PITCHER</b>	IP WLS BF H R ER SO BB IBB HBP BLK WP HR S P ERA WHIP	6.0 L 27 8 4 1 8 0 0 0 0 0 2 65 88 1.50 1.333	2.0 9 3 3 3 2 0 0 0 0 1 1 18 29 13.50 1.500	1.0 9 2 3 3 1 4 0 0 0 0 1 14 36 27.00 6.000					<b>PITCHER</b>	IP WLS BF H R ER SO BB IBB HBP BLK WP HR S P ERA WHIP												
Mark Clark R (1.1) ERA: 3.62																						
Ricky Tricek R (7.1) ERA: 5.83																						
Barry Manuel R (9.1) ERA: 6.0																						

Montreal Expos @ New York Mets  
Shea Stadium, Flushing, NY  
Mon Jun 02 1997, 7:05 PM EDT  
Att: 12,675 - Unknown - 55 F

AB	41
R	10
H	13
RBI	10
BB	4
SO	11
LOB	18



Batter	1	2	3	4	5	6	7	8	9	AB	R	H	RBI	BB	SO	LOB	BOTTOM					
Manny Alexander R (1.6) OBP: 0.311, SLG: 0.357	0-1 F9		1-0 G6-3			1-2 FC6-4 G6-3		4-2 1B BB		3	0	0	0	1	0	1						
Edgardo Alfonzo R (1.5) OBP: 0.353, SLG: 0.425	1-2 P6			0-1 G3-1 2B		1-1 G6-3		0-1 1B		4	0	2	0	0	0	1						
John Olerud L (1.3) OBP: 0.427, SLG: 0.541	0-2 1B			1-0 G3-1		2-0 F9		0-1 P6		4	0	1	0	0	0	5						
Todd Hundley S (1.2) OBP: 0.414, SLG: 0.590	1-1 1B			3-2 P5		1-1 P5			0-3 K	3	0	1	0	0	0	1						
Carl Everett S (9, PH) OBP: 0.295, SLG: 0.357	1-3 1B									1	0	0	0	0	1	0						
Bernard Gilkey R (1.7) OBP: 0.304, SLG: 0.339		2-3 K		0-0 F8		0-1 P6		0-2 F9		4	0	0	0	0	1	1						
Carlos Baerga S (1.4) OBP: 0.308, SLG: 0.368		0-1 G3			2-2 P3		0-0 G4-3		0-0 G4-3	4	0	0	0	0	0	0						
Butch Huskey R (1.9) OBP: 0.314, SLG: 0.541		1-2 G6-3			1-0 G5-3			1-1 FC5-4 1B		3	0	1	0	0	0	0						
Alex Ochoa R (1.8) OBP: 0.264, SLG: 0.255			1-1 F8		0-2 G5-3			1-0 F7		3	0	0	0	0	0	1						
Mark Clark R (1.1)			2-3 K			2-1 FC6-4 1B		0-0 FC5-4 1B BB		1	0	0	0	0	1	0						
Shawn Gilbert R (6, PH) OBP: 1.000, SLG: 1.000										1	0	1	0	0	0	0						
Ricky Tricek R (7.1)										0	0	0	0	0	0	0						
Luis Lopez S (8, PH)										1	0	0	0	0	0	1						
Barry Manuel R (9.1)										0	0	0	0	0	0	0						
<b>Inning Stats</b>	R: 0 E: 0 K: 0 S: 10	H: 2 LOB: 2 BB: 0 P: 12	R: 0 E: 0 K: 1 S: 8	H: 0 LOB: 0 BB: 0 P: 11	R: 0 E: 0 K: 1 S: 7	H: 0 LOB: 0 BB: 0 P: 11	R: 0 E: 0 K: 0 S: 7	H: 1 LOB: 1 BB: 0 P: 11	R: 0 E: 0 K: 0 S: 7	H: 0 LOB: 0 BB: 0 P: 10	R: 0 E: 0 K: 0 S: 11	H: 1 LOB: 1 BB: 0 P: 17	R: 0 E: 0 K: 0 S: 5	H: 0 LOB: 0 BB: 0 P: 6	R: 0 E: 0 K: 0 S: 11	H: 2 LOB: 3 BB: 1 P: 17	R: 0 E: 0 K: 1 S: 7	H: 0 LOB: 0 BB: 0 P: 7	1B: 5 2B: 1 3B: 0 HR: 0	SF: 0 SAC: 0 DP: 0 HBP: 0	WP: 0 PB: 0 CS: 0	PA: 33
<b>PITCHER</b>	IP WLS BF H R ER SO BB IBB HBP BLK WP HR S P ERA WHIP	9.0 W 33 6 0 0 3 1 0 0 0 0 0 73 102 0.00 0.778								<b>PITCHER</b>	IP WLS BF H R ER SO BB IBB HBP BLK WP HR S P ERA WHIP											
Carlos Perez L (1.1) ERA: 4.11																						

Montreal Expos @ New York Mets  
Shea Stadium, Flushing, NY  
Mon Jun 02 1997, 7:05 PM EDT  
Att: 12,675 - Unknown - 55 F

AB	32
R	0
H	6
RBI	0
BB	1
SO	3
LOB	11





Batter	1	2	3	4	5	6	7	8	9	AB	R	H	RBI	BB	SO	LOB	TOP					
Mark Grudzielanek, R (1,6) OBP: 0.342, SLG: 0.414	K		F9			G1-4-3		SH3 2B BB		3	1	0	0	1	1	0	<b>Montreal Expos @ New York Mets</b> Shea Stadium, Flushing, NY Tue Jun 03 1997, 7:05 PM EDT Att: 14,492 - Unknown - 61 F					
Mike Lansing, R (1,4) OBP: 0.330, SLG: 0.453	G3		F8			F8 E BB		SH3		2	0	0	0	1	0	0						
Rondell White, R (1,8) OBP: 0.352, SLG: 0.502	1B				BB	E9 FC6-4		2B		3	0	2	1	1	0	1						
David Segui, S (1,3) OBP: 0.308, SLG: 0.518	K				K	F8		P6		4	0	0	0	0	2	5						
Darrin Fletcher, L (1,2) OBP: 0.348, SLG: 0.608	K		F7			FC6-4		F8		4	0	0	0	0	1	4						
Henry Rodriguez, L (1,7) OBP: 0.362, SLG: 0.576	L6		P4					G6-3		4	0	0	0	0	1	1						
Vladimir Guerrero, R (1,9) OBP: 0.369, SLG: 0.433	1B					G4-3		2B		4	0	3	0	0	0	0						
F.P. Santangelo, S (1,5) OBP: 0.423, SLG: 0.360 Sherman Obando, R (9, PH) OBP: 0.192, SLG: 0.250	F7					K		L3		3	0	0	0	0	1	2						
Pedro Martinez, R (1,1) OBP: 0.115, SLG: 0.120 Andy Stankiewicz, R (9, PH) OBP: 0.310, SLG: 0.359	G6-3					G6-3		G5-3		3	0	0	0	0	0	1						
										1	0	0	0	0	0	1						
<b>Inning Stats</b>	R: 0 E: 0 K: 2 S: 8	H: 1 LOB: 1 BB: 0 P: 8	R: 0 E: 0 K: 1 S: 6	H: 1 LOB: 1 BB: 0 P: 6	R: 0 E: 0 K: 0 S: 3	H: 0 LOB: 0 BB: 0 P: 3	R: 0 E: 0 K: 1 S: 5	H: 0 LOB: 1 BB: 1 P: 9	R: 0 E: 0 K: 1 S: 5	H: 0 LOB: 0 BB: 0 P: 5	R: 0 E: 1 K: 0 S: 4	H: 0 LOB: 2 BB: 1 P: 8	R: 0 E: 0 K: 0 S: 4	H: 1 LOB: 1 BB: 0 P: 4	R: 1 E: 0 K: 2 S: 4	H: 1 LOB: 1 BB: 1 P: 8	R: 0 E: 0 K: 2 S: 8	H: 1 LOB: 1 BB: 0 P: 8	1B: 3 2B: 2 3B: 0 HR: 0	SF: 0 SAC: 1 DP: 0 HBP: 0	WP: 0 PB: 0 SB: 0 CS: 0	PA: 36
<b>PITCHER</b>	IP WLS BF H R ER SO BB IBB HBP BLK WP HR S P ERA WHIP																					
Bobby Jones, R (1,1) ERA: 2.22	8.0 W 32 4 1 1 5 3 0 0 0 0 0 0 39 51 1.12 0.875																					
John Franco, L (9,1) ERA: 1.54	1.0 S 4 1 0 0 2 0 0 0 0 0 0 0 8 8 0.00 1.000																					

AB	32
R	1
H	5
RBI	1
BB	3
SO	7
LOB	16



Batter	1	2	3	4	5	6	7	8	9	AB	R	H	RBI	BB	SO	LOB	BOTTOM			
Steve Bieser, L (1,7) OBP: 0.375, SLG: 0.333 Luis Lopez, S (8, PH) John Franco, L (9,1)	K		P6			K		K		3	0	0	0	0	2	0	<b>Montreal Expos @ New York Mets</b> Shea Stadium, Flushing, NY Tue Jun 03 1997, 7:05 PM EDT Att: 14,492 - Unknown - 61 F			
Edgardo Alfonzo, R (1,5) OBP: 0.356, SLG: 0.427	G3 1B		F7			K		BB 2B 1B		4	1	2	0	0	1	0				
John Olerud, L (1,3) OBP: 0.420, SLG: 0.530	G3 1-2		G4-3			K		K		4	0	0	0	0	2	2				
Todd Hundley, S (1,2) OBP: 0.411, SLG: 0.579	F2					P6		BB 2B BB		3	0	0	0	1	1	1				
Carlos Baerga, S (1,4) OBP: 0.318, SLG: 0.395						G4-3		1B 1B		4	0	3	1	0	0	0				
Butch Huskey, R (1,9) OBP: 0.315, SLG: 0.536	K					G1-3		1-2 1B		3	0	1	0	0	1	1				
Carl Everett, S (1,8) OBP: 0.260, SLG: 0.350			F9			F7		K		3	0	0	0	0	1	3				
Manny Alexander, R (1,6) OBP: 0.312, SLG: 0.350						G6-3		K		2	0	0	0	1	1	2				
Bobby Jones, R (1,1) OBP: 0.219, SLG: 0.233 Matt Franco, L (8, PH) Alex Chocho, R (9,9) OBP: 0.264, SLG: 0.255	K					K		HR		2	0	0	0	0	2	2				
										1	1	1	1	0	0	0				
										0	0	0	0	0	0	0				
<b>Inning Stats</b>	R: 0 E: 0 K: 1 S: 6	H: 1 LOB: 2 BB: 1 P: 12	R: 0 E: 0 K: 2 S: 8	H: 1 LOB: 1 BB: 1 P: 12	R: 0 E: 0 K: 0 S: 3	H: 0 LOB: 0 BB: 0 P: 3	R: 0 E: 0 K: 0 S: 3	H: 0 LOB: 0 BB: 0 P: 3	R: 0 E: 0 K: 1 S: 5	H: 0 LOB: 0 BB: 0 P: 5	R: 0 E: 0 K: 3 S: 9	H: 2 LOB: 2 BB: 0 P: 11	R: 0 E: 0 K: 2 S: 9	H: 3 LOB: 2 BB: 1 P: 13	R: 2 E: 0 K: 2 S: 9	H: 3 LOB: 2 BB: 1 P: 13	1B: 4 2B: 1 3B: 1 HR: 1	SF: 0 SAC: 0 DP: 0 HBP: 0	WP: 0 PB: 0 SB: 1 CS: 0	PA: 32
<b>PITCHER</b>	IP WLS BF H R ER SO BB IBB HBP BLK WP HR S P ERA WHIP																			
Pedro Martinez, R (1,1) ERA: 1.45	8.0 L 32 7 2 2 12 1 1 0 0 0 0 1 54 62 2.25 1.000																			

AB	30
R	2
H	7
RBI	2
BB	2
SO	12
LOB	11





Batter	1	2	3	4	5	6	7	8	9	AB	R	H	RBI	BB	SO	LOB	TOP		
Luis Castillo, S OBP: 0.350, SLG: 0.326	G6-3	G4-3			B5-3		K		1B	5	1	1	1	0	1	1	<b>Florida Marlins @ New York Mets</b> Shea Stadium, Flushing, NY Wed Jun 04 1997, 7:05 PM EDT Att: 17,083 - Unknown - 66 F		
Edgar Renteria, R OBP: 0.296, SLG: 0.314	F9		G6-3		BB		F7		K	5	0	1	0	0	1				
Devon White, S OBP: 0.422, SLG: 0.403	1B		G6-3		G5-4-3		1B		1B	4	0	3	0	1	0				
Gary Sheffield, R OBP: 0.437, SLG: 0.401	K		K		G5-4-3		P4		1B	5	0	1	1	0	2	4			
Moises Alou, R OBP: 0.384, SLG: 0.497		WP			P4		G6-3		F9	4	1	0	0	1	0	2			
Bobby Bonilla, S OBP: 0.404, SLG: 0.512		K			G4-3		2B		K	3	1	1	0	1	2	1			
Jim Eisenreich, L OBP: 0.374, SLG: 0.402		1B			G4-3		1B		P5	4	1	2	1	0	0	1			
Jeff Conine, R OBP: 0.326, SLG: 0.367		2B			1B		2B			0	0	0	0	0	0	0			
Charles Johnson, R OBP: 0.338, SLG: 0.348		G5-3			FC6-4		G6-3		L6	3	0	1	2	1	0	1			
Pat Rapp, R OBP: 0.130, SLG: 0.261		1B			IBB					3	0	0	0	0	1	4			
Cliff Floyd, L OBP: 0.382, SLG: 0.439	G5-3				FC6-4		K		1B	1	1	1	0	0	0	0			
Robb Nen, R									3B	0	0	0	0	0	0	0			
<b>Inning Stats</b>	R: 0 E: 0 K: 1 S: 8	H: 1 LOB: 1 BB: 0 P: 9	R: 2 E: 0 K: 1 S: 14	H: 2 LOB: 1 BB: 1 P: 25	R: 0 E: 0 K: 1 S: 8	H: 0 LOB: 0 BB: 0 P: 13	R: 0 E: 0 K: 0 S: 8	H: 0 LOB: 2 BB: 1 P: 17	R: 0 E: 0 K: 1 S: 11	H: 1 LOB: 1 BB: 0 P: 12	R: 0 E: 0 K: 1 S: 9	H: 1 LOB: 1 BB: 0 P: 16	R: 0 E: 0 K: 1 S: 7	H: 0 LOB: 0 BB: 0 P: 12	R: 2 E: 0 K: 1 S: 15	H: 4 LOB: 2 BB: 0 P: 21	1B: 8 2B: 2 3B: 1 HR: 0	SF: 0 SAC: 0 DP: 1 HBP: 0	WP: 1 PA: 41 PB: 0 SB: 0 CS: 0
<b>PITCHER</b>	IP WLS BF H R ER SO BB IBB HBP BLK WP HR S P ERA WHIP																		
Dave Milicki, R ERA: 4.39	(1, 1)	8.0 L 34 7 3 3 6 3 1 0 0 0 0 0 72 121 3.38 1.250																	
Cory Lidle, R ERA: 2.57	(9, 1)	1.0 7 4 2 2 1 0 0 0 0 0 0 0 15 21 18.00 4.000																	

Batter	1	2	3	4	5	6	7	8	9	AB	R	H	RBI	BB	SO	LOB	BOTTOM		
Carl Everett, S OBP: 0.299, SLG: 0.347	E6		E3		K			FC3-6		4	1	1	0	0	1	1	<b>Florida Marlins @ New York Mets</b> Shea Stadium, Flushing, NY Wed Jun 04 1997, 7:05 PM EDT Att: 17,083 - Unknown - 66 F		
Edgardo Alfonzo, R OBP: 0.354, SLG: 0.423	G5-4-3		G1-3				F7		P4	4	0	1	1	0	0	2			
John Olerud, L OBP: 0.413, SLG: 0.520	G5-4-3		F7				K		G6-3	4	0	0	0	0	1	2			
Todd Hundley, S OBP: 0.403, SLG: 0.565	K				P4		L3		K	4	0	0	0	0	2	0			
Bernard Gilkey, R OBP: 0.307, SLG: 0.335		E	G3-6		G4-3		F8		K	2	1	0	0	2	1	0			
Carlos Baerga, S OBP: 0.324, SLG: 0.400		E8			G4-3		CS		1B	3	0	2	0	0	0	1			
Alex Ochoa, R OBP: 0.258, SLG: 0.248		G3-6			P3		F9			3	0	0	0	0	0	3			
Manny Alexander, R OBP: 0.306, SLG: 0.343		G5-3			P2				FC4-6	2	0	0	0	0	0	0			
Matt Franco, L OBP: 0.417, SLG: 0.524									1B	1	0	1	0	0	0	0			
Shawn Gilbert, R OBP: 1.000, SLG: 1.000									FC3-6	0	0	0	0	0	0	0			
Dave Milicki, R ERA: 3.7	(1, 1)	8.0 W 29 5 2 0 4 2 0 0 0 0 0 0 70 110 0.00 0.875																	
Robb Nen, R ERA: 5.06	(9, 1)	1.0 S 3 0 0 0 2 0 0 0 0 0 0 0 13 19 0.00 0.000																	
<b>PITCHER</b>	IP WLS BF H R ER SO BB IBB HBP BLK WP HR S P ERA WHIP																		
Dave Milicki, R ERA: 3.7	(1, 1)	8.0 W 29 5 2 0 4 2 0 0 0 0 0 0 70 110 0.00 0.875																	
Robb Nen, R ERA: 5.06	(9, 1)	1.0 S 3 0 0 0 2 0 0 0 0 0 0 0 13 19 0.00 0.000																	
<b>Inning Stats</b>	R: 1 E: 1 K: 1 S: 9	H: 2 LOB: 0 BB: 0 P: 12	R: 1 E: 1 K: 0 S: 11	H: 1 LOB: 0 BB: 1 P: 18	R: 0 E: 1 K: 1 S: 12	H: 0 LOB: 1 BB: 0 P: 18	R: 0 E: 0 K: 0 S: 10	H: 0 LOB: 1 BB: 1 P: 18	R: 0 E: 0 K: 1 S: 6	H: 0 LOB: 0 BB: 0 P: 9	R: 0 E: 0 K: 0 S: 6	H: 1 LOB: 0 BB: 0 P: 9	R: 0 E: 0 K: 0 S: 8	H: 1 LOB: 1 BB: 0 P: 14	R: 0 E: 0 K: 2 S: 13	H: 0 LOB: 0 BB: 0 P: 19	1B: 5 2B: 0 3B: 0 HR: 0	SF: 0 SAC: 0 DP: 2 HBP: 0	WP: 0 PA: 32 PB: 0 SB: 0 CS: 1

AB	37
R	5
H	11
RBI	5
BB	4
SO	7
LOB	15

AB	30
R	2
H	5
RBI	1
BB	2
SO	6
LOB	10





Batter	1	2	3	4	5	6	7	8	9	AB	R	H	RBI	BB	SO	LOB	TOP			
Luis Castillo, S (1,4) OBP: 0.348, SLG: 0.324	1-2 G6-3			2-3 K			3-2 G5-4-3 HBP 1B		1-2 G1-4-3	4	0	1	0	0	1	1	<b>Florida Marlins @ New York Mets</b> Shea Stadium, Flushing, NY Thu Jun 05 1997, 3:33 AM EDT Att: 19,410 - Sunny - 67 F			
John Cangelosi, S (1,7) OBP: 0.380, SLG: 0.297	1-1 P6			1-3 K			1-0 G5-4-3 HBP 1B		1-0 FC6-4 1B	3	0	1	0	0	1	0				
Edgar Renteria, R (1,6) OBP: 0.291, SLG: 0.308	0-1 F9			1-0 F9			1-0 G5-4-3		1-0 FC6-4	4	0	0	0	0	0	3				
Jim Eisenreich, L (1,3) OBP: 0.373, SLG: 0.400				2-3 K			1-0 G4-3			3	0	1	0	0	1	1				
Devon White, S (1,8) OBP: 0.407, SLG: 0.386	1-1 L5			1-1 FC4-6 G3-6-3					0-2 G4-3	3	0	0	0	0	0	1				
Bobby Bonilla, S (1,5) OBP: 0.398, SLG: 0.505	2-1 P6			0-1 G3-6-3					2-2 G4-3	3	0	0	0	0	0	1				
Cliff Floyd, L (1,9) OBP: 0.394, SLG: 0.441				4-2 G5-4-3 BB			1-1 E4 G6-4-3		1-1 1B	2	0	1	0	1	0	0				
Charles Johnson, R (1,2) OBP: 0.331, SLG: 0.341				1-0 G5-4-3			1-0 G6-4-3		1-1 F8	3	0	0	0	0	0	3				
Kevin Brown, R (1,1) OBP: 0.250, SLG: 0.207				0-3 K			0-0 G5-3		1-1 G1-4-3 1B	2	0	0	0	0	1	0				
Felix Heredia, L (8,1) OBP: 0.500, SLG: 0.500										0	0	0	0	0	0	0				
Alex Arias, R (9, PH) OBP: 0.395, SLG: 0.281										1	0	1	0	0	0	0				
<b>Inning Stats</b>	R: 0 E: 0 K: 0 S: 7	H: 0 LOB: 0 BB: 0 P: 9	R: 0 E: 0 K: 1 S: 7	H: 0 LOB: 0 BB: 1 P: 12	R: 0 E: 0 K: 1 S: 6	H: 0 LOB: 0 BB: 1 P: 11	R: 0 E: 0 K: 2 S: 9	H: 0 LOB: 0 BB: 0 P: 13	R: 0 E: 1 K: 0 S: 4	H: 0 LOB: 0 BB: 0 P: 6	R: 0 E: 0 K: 0 S: 8	H: 1 LOB: 1 BB: 0 P: 14	R: 0 E: 0 K: 0 S: 11	H: 1 LOB: 1 BB: 0 P: 15	R: 0 E: 0 K: 0 S: 7	H: 2 LOB: 1 BB: 0 P: 11	1B: 5 2B: 0 3B: 0 HR: 0	SF: 0 SAC: 0 DP: 5 HBP: 1	WP: 0 PB: 0 SB: 0 CS: 0	PA: 30
<b>PITCHER</b> Amando Reynoso, R (1,1) ERA: 2.55	IP: 9.0 WLS: W BF: 30 H: 5 R: 0 ER: 0 SO: 4 BB: 1 IBB: 0 HBP: 1 BLK: 0 WP: 0 HR: 0 S: 65 P: 100 ERA: 0.00 WHIP: 0.667															<b>PITCHER</b>				

Batter	1	2	3	4	5	6	7	8	9	AB	R	H	RBI	BB	SO	LOB	BOTTOM			
Carl Everett, S (1,8) OBP: 0.298, SLG: 0.338	0-1 G3	1-2 E HBP		0-3 K		1-2 F7		0-2 G6-3		4	0	0	0	0	1	2	<b>Florida Marlins @ New York Mets</b> Shea Stadium, Flushing, NY Thu Jun 05 1997, 3:33 AM EDT Att: 19,410 - Sunny - 67 F			
Edgardo Alfonzo, R (1,5) OBP: 0.357, SLG: 0.425	0-0 G6-3	2-1 E9 1B		1-1 2B 1B		2-0 F9				4	0	2	2	0	0	0				
John Olerud, L (1,3) OBP: 0.415, SLG: 0.524	2-1 1B BB	2-2 F7		1-2 2B 1B		0-0 F7				4	0	2	1	0	0	2				
Todd Hundley, S (1,2) OBP: 0.405, SLG: 0.567	4-2 1B BB			1-0 G4-3		1-2 HR 2B				3	1	1	0	1	1	1				
Bernard Gilkey, R (1,7) OBP: 0.310, SLG: 0.354	2-1 1B			2-1 P4		2-0 HR				4	1	2	2	0	0	0				
Carlos Baerga, S (1,4) OBP: 0.322, SLG: 0.397	0-2 G3			0-3 K2-3		1-0 1B				4	0	1	0	0	1	3				
Butch Huskey, R (1,9) OBP: 0.317, SLG: 0.532		1-0 HBP 1B		0-1 1B 1B		0-3 K		1-2 G1-3		4	2	2	0	0	1	1				
Manny Alexander, R (1,6) OBP: 0.304, SLG: 0.340		1-2 L7		0-0 1B 1B		2-2 F9		0-0 F8		4	1	1	0	0	0	1				
Amando Reynoso, R (1,1) OBP: 0.292, SLG: 0.409		0-3 K		0-0 1B 2B		0-3 K		0-3 K		4	1	1	1	0	3	1				
<b>Inning Stats</b>	R: 0 E: 0 K: 0 S: 12	H: 2 LOB: 3 BB: 1 P: 20	R: 1 E: 1 K: 1 S: 15	H: 2 LOB: 2 BB: 0 P: 22	R: 0 E: 0 K: 1 S: 12	H: 0 LOB: 0 BB: 0 P: 16	R: 3 E: 0 K: 1 S: 14	H: 5 LOB: 1 BB: 0 P: 17	R: 0 E: 0 K: 2 S: 8	H: 0 LOB: 0 BB: 0 P: 10	R: 0 E: 0 K: 1 S: 12	H: 0 LOB: 0 BB: 0 P: 15	R: 2 E: 0 K: 0 S: 10	H: 3 LOB: 1 BB: 0 P: 17	R: 0 E: 0 K: 1 S: 7	H: 0 LOB: 0 BB: 0 P: 7		1B: 9 2B: 2 3B: 0 HR: 1	SF: 0 SAC: 0 DP: 0 HBP: 1	WP: 0 PB: 0 SB: 0 CS: 0
<b>PITCHER</b> Kevin Brown, R (1,1) ERA: 3.09	IP: 7.0 WLS: L BF: 34 H: 12 R: 6 ER: 6 SO: 6 BB: 1 IBB: 0 HBP: 1 BLK: 0 WP: 0 HR: 1 S: 83 P: 117 ERA: 7.71 WHIP: 1.857															<b>PITCHER</b>				
Felix Heredia, L (8,1) ERA: 2.95	IP: 1.0 WLS: L BF: 3 H: 0 R: 0 ER: 0 SO: 1 BB: 0 IBB: 0 HBP: 0 BLK: 0 WP: 0 HR: 0 S: 7 P: 7 ERA: 0.00 WHIP: 0.000															<b>PITCHER</b>				

AB 28  
R 0  
H 5  
RBI 0  
BB 1  
SO 4  
LOB 10



AB 35  
R 6  
H 12  
RBI 6  
BB 1  
SO 7  
LOB 11



livebaseballscorecards.com

livebaseballscorecards.com



Batter	1	2	3	4	5	6	7	8	9	AB	R	H	RBI	BB	SO	LOB	TOP				
Carl Everett, S OBP: 0.268, SLG: 0.348 (1, 8)										4	1	2	0	0	0	2					
Matt Franco, L OBP: 0.412, SLG: 0.511 Edgardo Alfonzo, R OBP: 0.355, SLG: 0.422 (8, PH) (8, 5)										3	0	1	1	0	1	1					
John Olerud, L OBP: 0.416, SLG: 0.528 (1, 3)										4	0	2	0	0	0	2					
Todd Hundley, S OBP: 0.411, SLG: 0.564 (1, 2)										1	0	0	0	3	1	1					
Bernard Gilkey, R OBP: 0.305, SLG: 0.347 Greg McMichael, R OBP: 1.000, SLG: 1.000 (8, 1)										4	0	0	0	0	2	5					
Carlos Baerga, S OBP: 0.321, SLG: 0.393 (1, 4)										4	0	1	0	0	0	1					
Butch Huskey, R OBP: 0.310, SLG: 0.519 (1, 9)										4	0	0	0	0	2	1					
Manny Alexander, R OBP: 0.299, SLG: 0.333 Luis Lopez, S (7, PH) (7, 6)										2	0	0	0	0	2	0					
Rick Reed, R OBP: 0.231, SLG: 0.292 Ricky Trliceck, R (7, 1) Steve Bieser, L OBP: 0.379, SLG: 0.339 (8, 7) (8, 7)										2	0	0	0	0	1	0					
<b>Inning Stats</b>	R: 0 E: 0 K: 1 S: 6	H: 1 LOB: 1 BB: 0 P: 6	R: 0 E: 0 K: 1 S: 5	H: 0 LOB: 0 BB: 0 P: 5	R: 1 E: 0 K: 1 S: 7	H: 2 LOB: 1 BB: 0 P: 7	R: 0 E: 0 K: 1 S: 4	H: 0 LOB: 0 BB: 1 P: 8	R: 0 E: 0 K: 2 S: 7	H: 1 LOB: 2 BB: 1 P: 10	R: 0 E: 0 K: 2 S: 7	H: 0 LOB: 0 BB: 0 P: 7	R: 1 E: 0 K: 2 S: 9	H: 2 LOB: 2 BB: 1 P: 13	R: 0 E: 0 K: 1 S: 6	H: 1 LOB: 2 BB: 0 P: 7	1B: 5 2B: 2 3B: 0 HR: 0	SF: 0 SAC: 0 DP: 1 HBP: 2	WP: 1 PB: 0 SB: 1 CS: 1	PA: 37	
<b>PITCHER</b>	IP	WLS	BF	H	R	ER	SO	BB	IBB	HBP	BLK	WP	HR	S	P	ERA	WHIP				
Brett Tomko, R ERA: 2.25 Scott Sullivan, R ERA: 3.79 Mike Remlinger, L ERA: 3.33 Hector Carrasco, R ERA: 2.18 Jeff Shaw, R ERA: 1.13	6.0	W	23	4	1	1	7	1	1	1	0	1	0	34	43	1.50	0.833				
	1.0		5	2	1	1	2	0	0	0	0	0	0	9	9	9.00	2.000				
	0.2		3	0	0	0	1	1	0	0	1	0	0	4	8	0.00	1.500				
	0.2		4	1	0	0	1	0	0	1	0	0	0	5	6	0.00	1.500				
	0.2	S	2	0	0	0	1	0	0	0	0	0	0	4	4	0.00	0.000				

**New York Mets @ Cincinnati Reds**  
Cinergy Field, Cincinnati, OH  
Fri Jun 06 1997, 7:05 PM EDT  
Att: 21,339 - Unknown - 65 F

AB 32  
R 2  
H 7  
RBI 1  
BB 3  
SO 12  
LOB 17

Batter	1	2	3	4	5	6	7	8	9	AB	R	H	RBI	BB	SO	LOB	BOTTOM				
Curtis Goodwin, L OBP: 0.395, SLG: 0.375 (1, 8)										4	0	0	0	0	0	1					
Lenny Harris, L OBP: 0.285, SLG: 0.371 (1, 7)										4	0	0	0	0	0	1					
Terry Pendleton, S OBP: 0.286, SLG: 0.308 (1, 5)										4	0	0	0	0	2	0					
Willie Greene, L OBP: 0.344, SLG: 0.442 Mike Kelly, R OBP: 0.229, SLG: 0.273 (8, PR) (9, 9)										3	1	2	0	1	1	0					
Hal Morris, L OBP: 0.298, SLG: 0.323 (1, 3)										4	1	2	0	0	1	1					
Bret Boone, R OBP: 0.301, SLG: 0.277 (1, 4)										4	1	2	2	0	0	2					
Joe Oliver, R OBP: 0.325, SLG: 0.467 (1, 2)										3	1	2	2	0	1	1					
Pokey Reese, R OBP: 0.319, SLG: 0.359 (1, 6)										3	1	1	0	0	0	1					
Brett Tomko, R OBP: 0.250, SLG: 0.500 Scott Sullivan, R ERA: 5.64 Mike Remlinger, L Hector Carrasco, R Jeff Shaw, R										2	0	1	1	0	0	0					
										1	0	0	0	0	1	0					
										0	0	0	0	0	0	0					
										0	0	0	0	0	0	0					
										0	0	0	0	0	0	0					
<b>Inning Stats</b>	R: 0 E: 0 K: 1 S: 5	H: 0 LOB: 0 BB: 0 P: 5	R: 0 E: 0 K: 2 S: 8	H: 1 LOB: 1 BB: 0 P: 8	R: 0 E: 0 K: 0 S: 3	H: 0 LOB: 0 BB: 0 P: 3	R: 0 E: 0 K: 1 S: 6	H: 1 LOB: 1 BB: 0 P: 6	R: 2 E: 1 K: 0 S: 6	H: 3 LOB: 1 BB: 0 P: 6	R: 3 E: 0 K: 0 S: 6	H: 4 LOB: 0 BB: 0 P: 6	R: 0 E: 0 K: 1 S: 5	H: 0 LOB: 0 BB: 0 P: 5	R: 0 E: 0 K: 1 S: 5	H: 1 LOB: 2 BB: 1 P: 9	1B: 6 2B: 4 3B: 0 HR: 1	SF: 0 SAC: 0 DP: 2 HBP: 0	WP: 0 PB: 0 SB: 0 CS: 0	PA: 33	
<b>PITCHER</b>	IP	WLS	BF	H	R	ER	SO	BB	IBB	HBP	BLK	WP	HR	S	P	ERA	WHIP				
Rick Reed, R ERA: 2.23 Ricky Trliceck, R ERA: 5.64 Greg McMichael, R ERA: 2.43	6.0	L	26	9	5	5	4	0	0	0	0	0	0	34	34	7.50	1.500				
	1.0		3	0	0	0	1	0	0	0	0	0	0	5	5	0.00	0.000				
	1.0		4	1	0	0	1	1	0	0	0	0	0	5	9	0.00	2.000				

**New York Mets @ Cincinnati Reds**  
Cinergy Field, Cincinnati, OH  
Fri Jun 06 1997, 7:05 PM EDT  
Att: 21,339 - Unknown - 65 F


AB 32  
R 5  
H 10  
RBI 5  
BB 1  
SO 6  
LOB 7




Batter	1	2	3	4	5	6	7	8	9	AB	R	H	RBI	BB	SO	LOB	TOP				
Steve Bieser, L OBP: 0.380, SLG: 0.322 (1, 7)	G6-3		L4				E5		1B	3	1	0	0	2	0	1	<b>New York Mets @ Cincinnati Reds</b> Cinergy Field, Cincinnati, OH Sat Jun 07 1997, 3:33 AM EDT Att: 23,830 - Overcast - 59 F				
Edgardo Alfonso, R OBP: 0.356, SLG: 0.424 (7, 6)	L6		1B			F7	SF8		1B	4	0	2	1	0	0	1					
John Olerud, L OBP: 0.412, SLG: 0.523 (1, 3)	F8		L9			1B	L9		SF9	4	0	1	1	0	0	2					
Todd Hundley, S OBP: 0.413, SLG: 0.585 Alberto Castillo, R OBP: 0.344, SLG: 0.231 (8, 2)		K				K			K	4	2	2	1	0	2	1					
Carlos Baerga, S OBP: 0.314, SLG: 0.385 (1, 4)		F7				L9			F8	4	0	0	0	0	0	3					
Butch Huskey, R OBP: 0.305, SLG: 0.512 (1, 9)		1B				L9			F7	4	0	1	0	0	0	2					
Carl Everett, S OBP: 0.279, SLG: 0.373 (1, 8)		1B				K			FC6-4	3	1	2	2	1	1	0					
Manny Alexander, R Luis Lopez, S Takashi Kashiwada, L Barry Manuel, R Alex Ochoa, R Ricky Tricek, R (7, PH) (7, 1) (7, 1) (8, PH) (8, 1)		G6-3				F8			FC6-4	2	0	0	0	0	0	3					
Cory Lidle, R Mark Clark, R Matt Franco, L OBP: 0.415, SLG: 0.511 (7, 5) (7, 5)						L6			F7	1	0	0	0	0	1	0					
										1	0	0	0	0	0	0					
										2	1	1	0	0	0	0					
<b>Inning Stats</b>	R: 0 E: 0 K: 0 S: 6	H: 0 LOB: 0 BB: 0 P: 10	R: 0 E: 0 K: 1 S: 11	H: 1 LOB: 2 BB: 1 P: 20	R: 0 E: 0 K: 1 S: 9	H: 1 LOB: 1 BB: 0 P: 12	R: 1 E: 0 K: 1 S: 13	H: 1 LOB: 0 BB: 0 P: 20	R: 0 E: 0 K: 0 S: 10	H: 0 LOB: 1 BB: 1 P: 17	R: 2 E: 1 K: 1 S: 15	H: 2 LOB: 1 BB: 0 P: 23	R: 1 E: 0 K: 0 S: 13	H: 2 LOB: 1 BB: 1 P: 20	R: 1 E: 0 K: 1 S: 15	H: 1 LOB: 1 BB: 1 P: 24	1B: 6 2B: 1 3B: 0 HR: 2	SF: 2 SAC: 0 DP: 1 HBP: 0	WP: 2 PB: 0 SB: 1 CS: 0	PA: 40	
<b>PITCHER</b>	IP	WLS	BF	H	R	ER	SO	BB	IBB	HBP	BLK	WP	HR	S	P	ERA	WHIP				
Mike Morgan, R ERA: 5.49 (1, 1)	1.1		7	1	0	0	1	1	0	0	0	1	0	13	24	0.00	1.500				
Scott Sullivan, R ERA: 3.54 (2, 1)	3.2	W	13	2	1	1	2	1	0	0	0	0	1	36	55	2.46	0.818				
Stan Belinda, R ERA: 4.23 (6, 1)	2.0		10	3	2	1	2	0	0	0	0	1	1	23	35	4.50	1.500				
Felix Rodriguez, R ERA: 9.0 (8, 1)	2.0		10	3	2	2	1	1	0	0	0	0	0	28	44	9.00	2.000				

Batter	1	2	3	4	5	6	7	8	9	AB	R	H	RBI	BB	SO	LOB	BOTTOM				
Curtis Goodwin, L OBP: 0.386, SLG: 0.371 (1, 8)	2B		P5			F7			G3-1	4	2	1	0	1	0	0	<b>New York Mets @ Cincinnati Reds</b> Cinergy Field, Cincinnati, OH Sat Jun 07 1997, 3:33 AM EDT Att: 23,830 - Overcast - 59 F				
Lenny Harris, L OBP: 0.312, SLG: 0.392 (1, 7)	G4-3		B2-3			F7			G1-3	5	1	2	1	0	0	1					
Terry Pendleton, S OBP: 0.307, SLG: 0.357 (1, 5)	G4-3		1B			E			G4-3	5	3	3	2	0	0	1					
Willie Greene, L OBP: 0.349, SLG: 0.446 Mike Kelly, R OBP: 0.250, SLG: 0.382 (6, PR) (6, 9)	K		1B			E8			HR	3	0	2	1	0	1	1					
Hal Morris, L OBP: 0.302, SLG: 0.327 Eduardo Perez, R OBP: 0.333, SLG: 0.371 (8, 3)	K		1B			1B			HR	1	2	1	2	0	0	0					
			1B			1B			HR	4	0	2	2	0	1	1					
			1B			1B			G4-3	0	0	0	0	0	0	0					
Bret Boone, R OBP: 0.305, SLG: 0.294 (1, 4)		G5-3				G1-3			1B	4	2	2	0	0	1	2					
Joe Oliver, R OBP: 0.333, SLG: 0.481 (1, 2)		G5-3				G1-3			F8	4	0	2	1	0	0	3					
Pokey Reese, R OBP: 0.314, SLG: 0.354 Jeff Branson, L OBP: 0.203, SLG: 0.228 (5, 6)		G5-3				SH3-4			F9	1	0	0	1	0	0	1					
		G5-3				SH3-4			G3-6-4	2	0	1	0	0	0	1					
Mike Morgan, R OBP: 0.063, SLG: 0.188 Scott Sullivan, R (2, 1)		G4-3				K			P5	0	0	0	0	0	0	0					
Stan Belinda, R (6, 1)						K				1	0	0	0	0	0	1					
Eddie Taubensee, L OBP: 0.319, SLG: 0.459 Felix Rodriguez, R (8, 1)						K				0	0	0	0	0	0	1					
										0	0	0	0	0	0	0					
<b>Inning Stats</b>	R: 1 E: 0 K: 2 S: 11	H: 2 LOB: 1 BB: 0 P: 15	R: 0 E: 0 K: 0 S: 8	H: 1 LOB: 0 BB: 0 P: 13	R: 1 E: 0 K: 0 S: 7	H: 3 LOB: 2 BB: 0 P: 10	R: 1 E: 0 K: 1 S: 11	H: 1 LOB: 0 BB: 0 P: 16	R: 3 E: 0 K: 0 S: 17	H: 3 LOB: 2 BB: 1 P: 27	R: 0 E: 0 K: 0 S: 3	H: 1 LOB: 0 BB: 0 P: 5	R: 4 E: 0 K: 0 S: 15	H: 5 LOB: 1 BB: 0 P: 22	R: 0 E: 0 K: 0 S: 5	H: 0 LOB: 0 BB: 0 P: 8	1B: 8 2B: 7 3B: 0 HR: 1	SF: 0 SAC: 1 DP: 1 HBP: 0	WP: 0 PB: 0 SB: 0 CS: 0	PA: 39	
<b>PITCHER</b>	IP	WLS	BF	H	R	ER	SO	BB	IBB	HBP	BLK	WP	HR	S	P	ERA	WHIP				
Cory Lidle, R ERA: 3.82 (4, 1)	3.0	L	14	5	4	3	2	1	0	0	0	0	0	31	48	9.00	2.000				
Takashi Kashiwada, L ERA: 5.4 (7, 1)	0.1		5	4	4	4	0	0	0	0	0	0	1	10	15	108.00	12.000				
Barry Manuel, R ERA: 5.82 Ricky Tricek, R ERA: 5.46 (7, 1) (8, 1)	0.2		3	1	0	0	0	0	0	0	0	0	0	5	7	0.00	1.500				
	1.0		3	0	0	0	0	0	0	0	0	0	0	5	8	0.00	0.000				

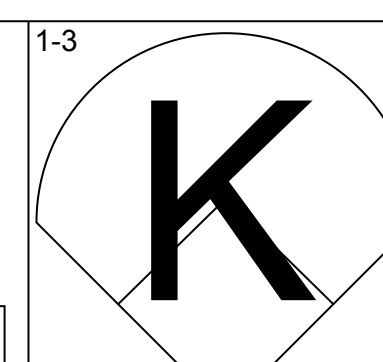
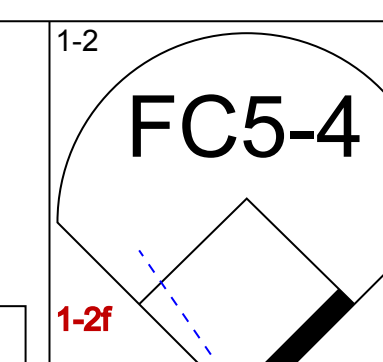
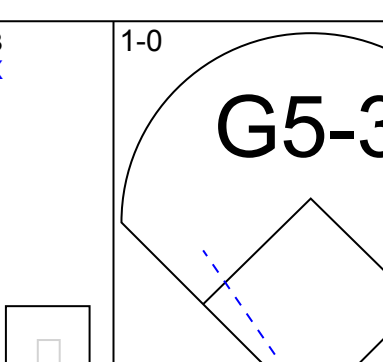
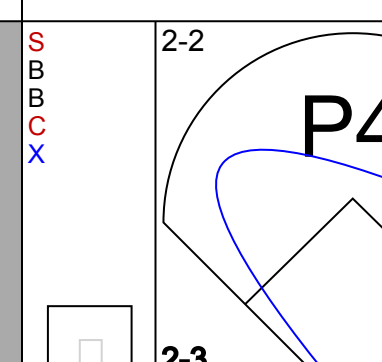
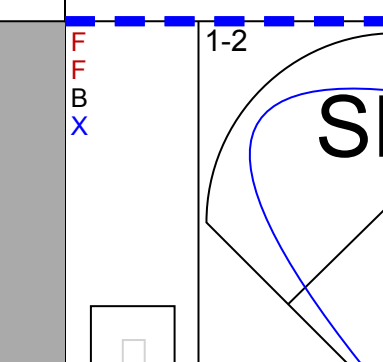
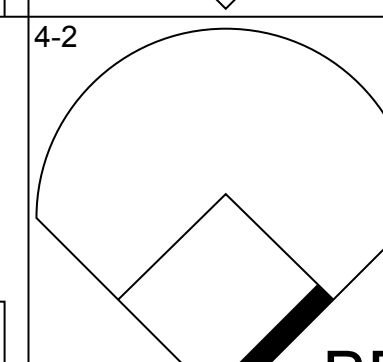
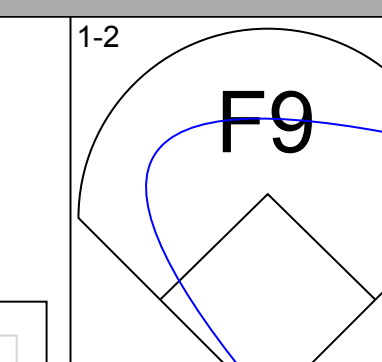
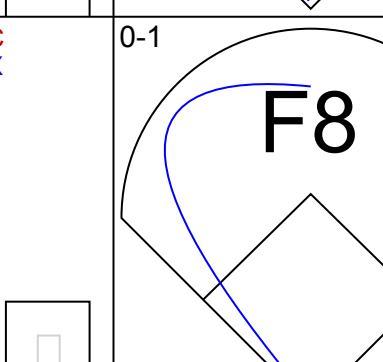
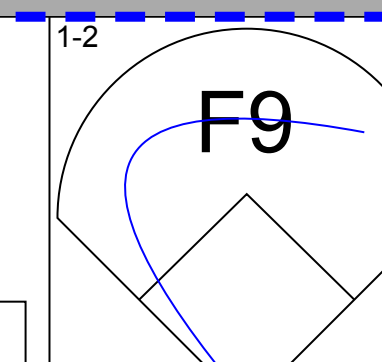
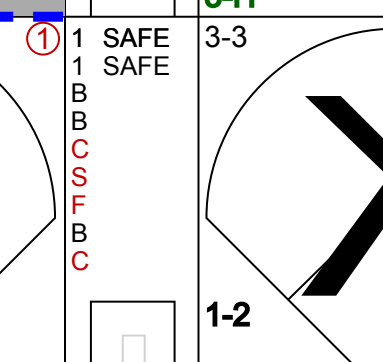
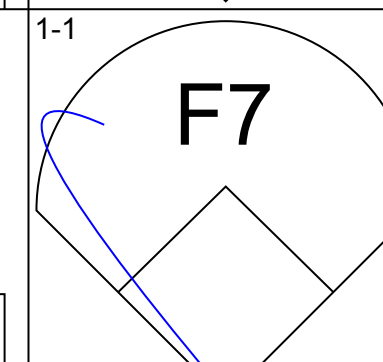
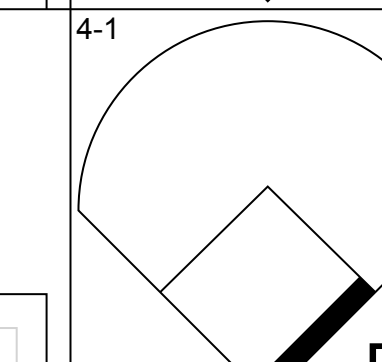
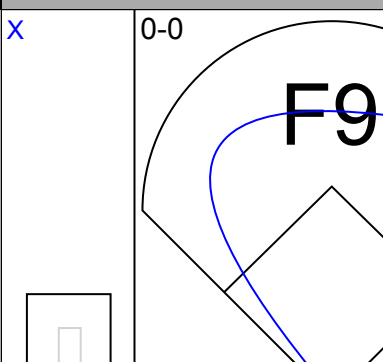
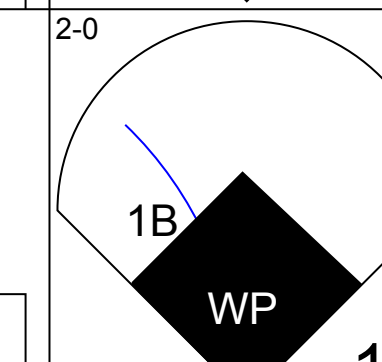
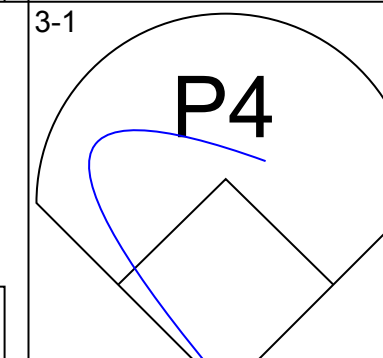
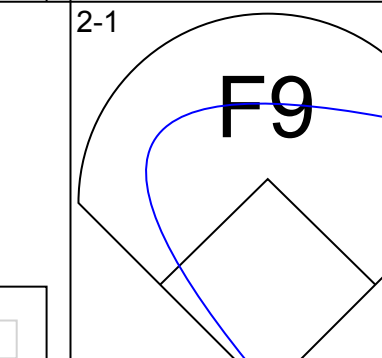
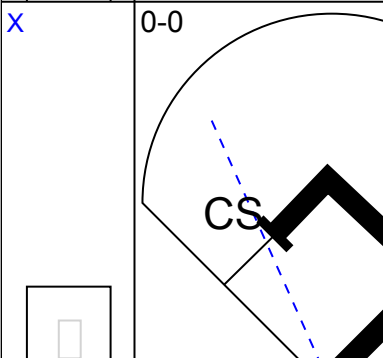
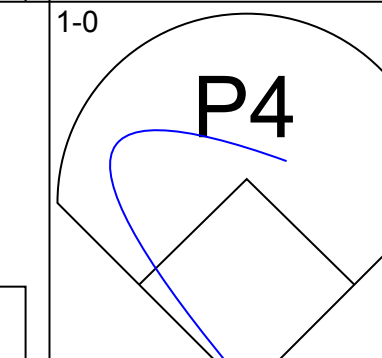
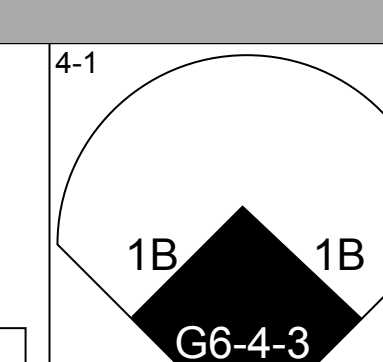
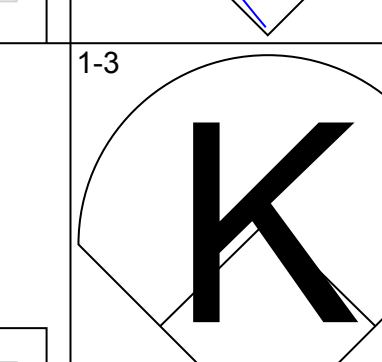
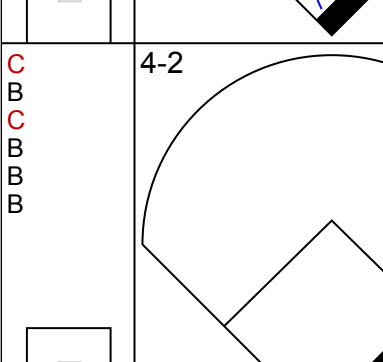
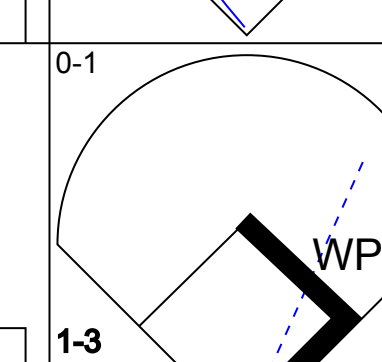
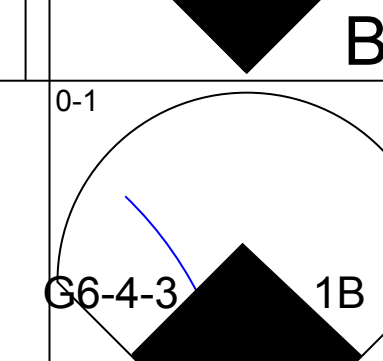
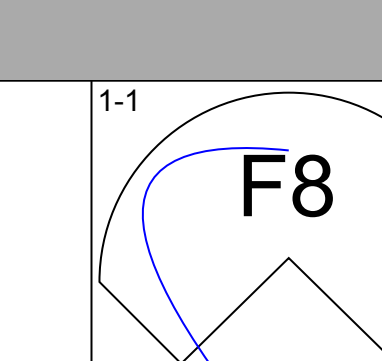
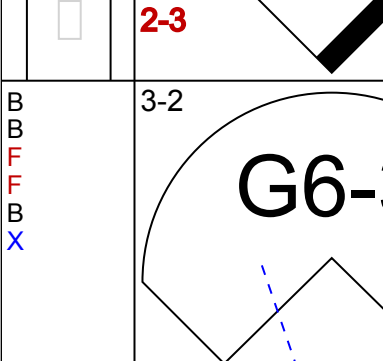
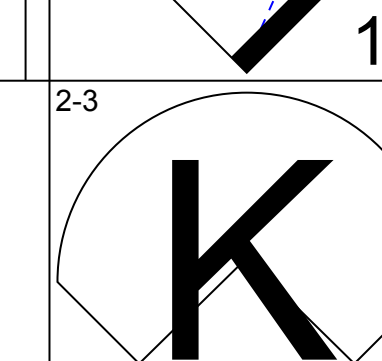
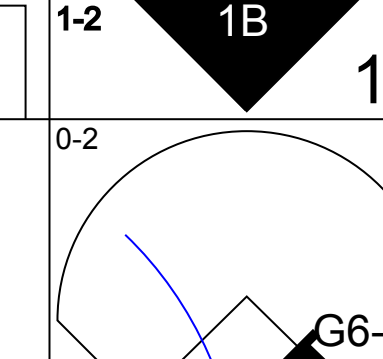
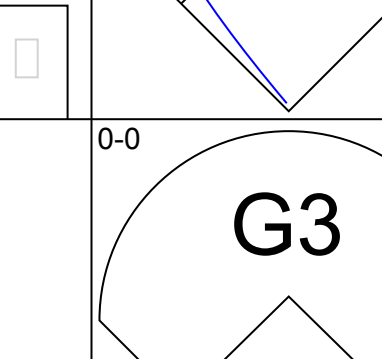
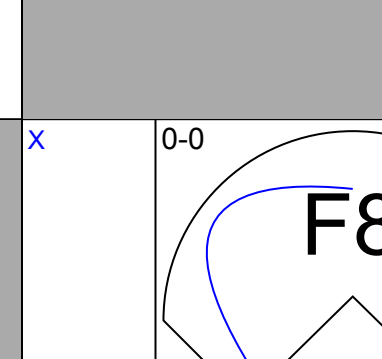
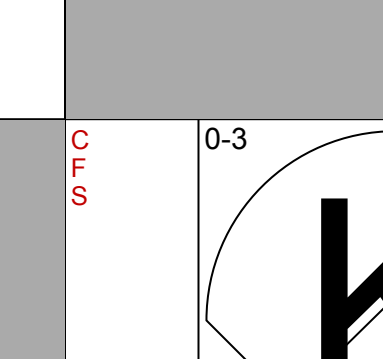
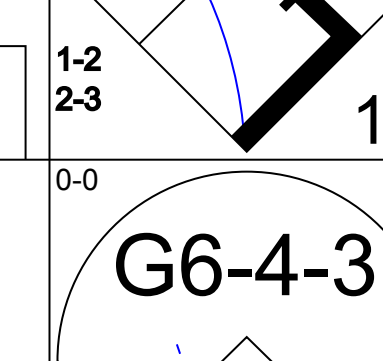
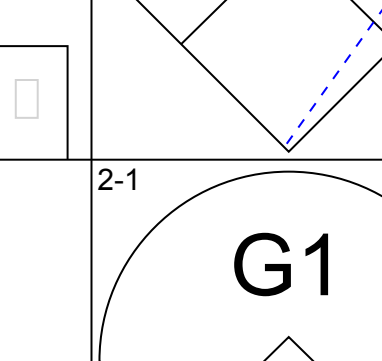
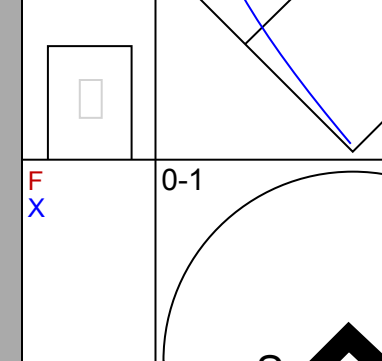
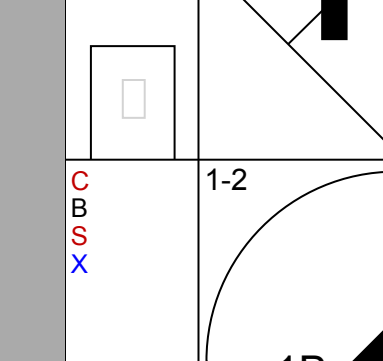
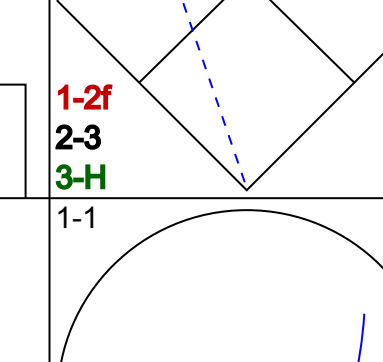
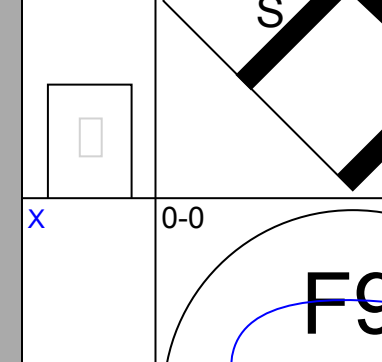
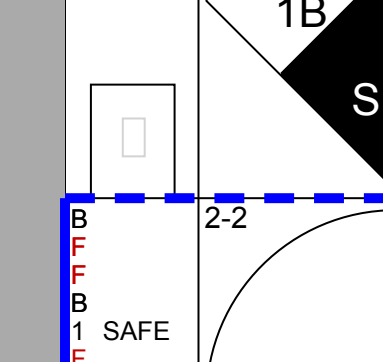
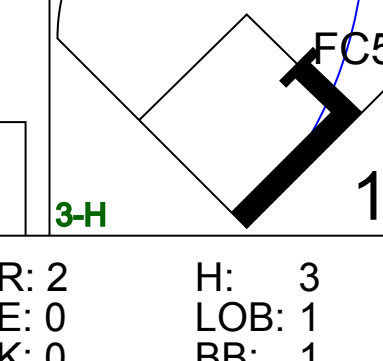
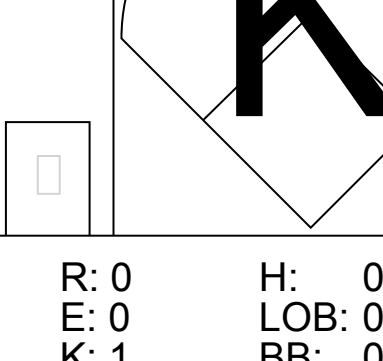
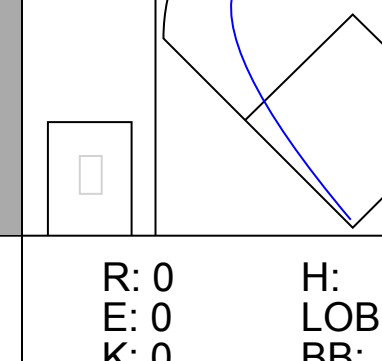
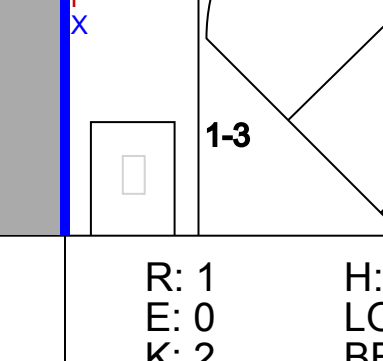
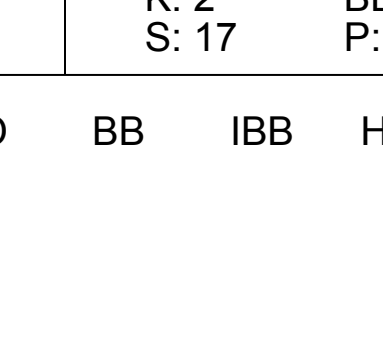
**AB 35**  
**R 5**  
**H 9**  
**RBI 5**  
**BB 3**  
**SO 6**  
**LOB 15**



**AB 37**  
**R 10**  
**H 16**  
**RBI 10**  
**BB 1**  
**SO 4**  
**LOB 14**



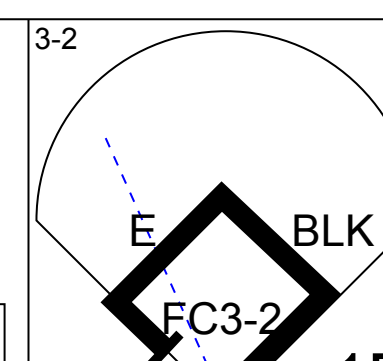
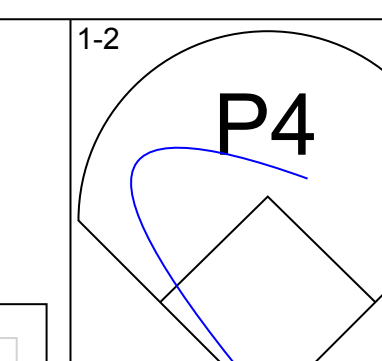
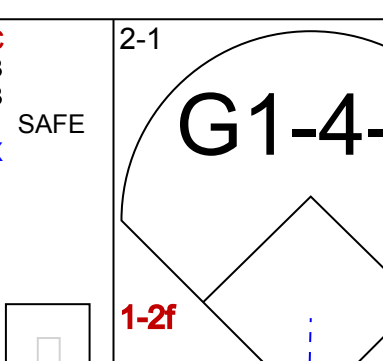
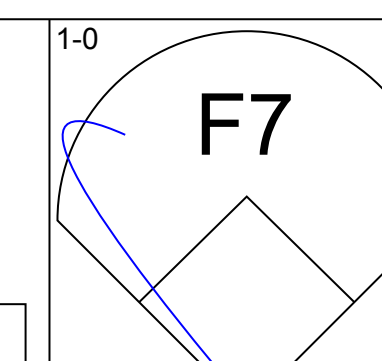
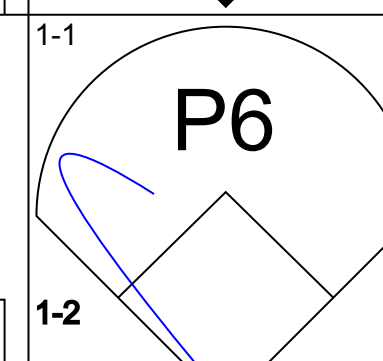
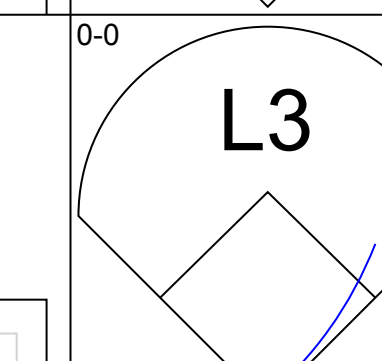
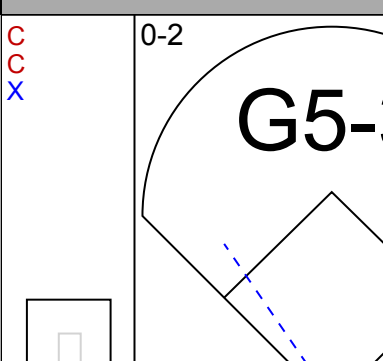
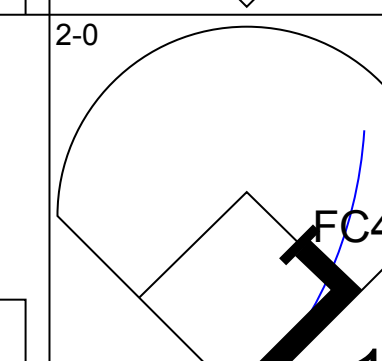
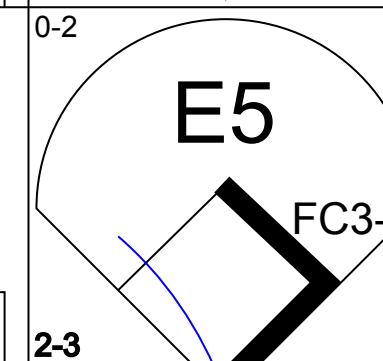
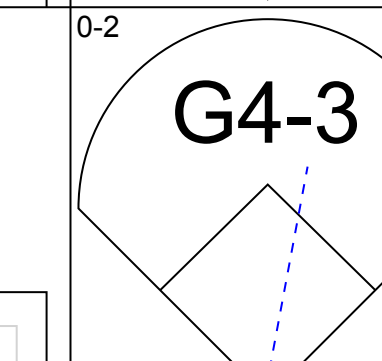
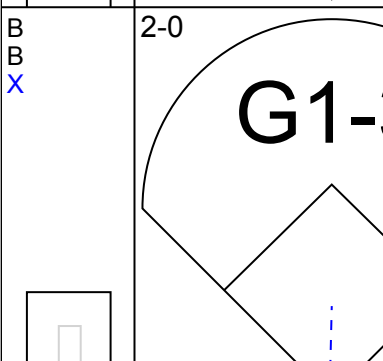
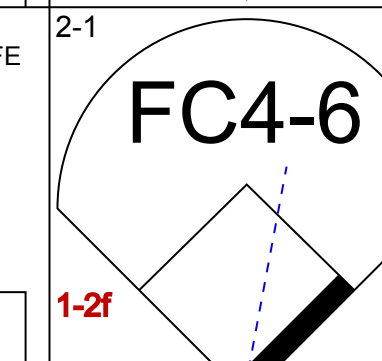
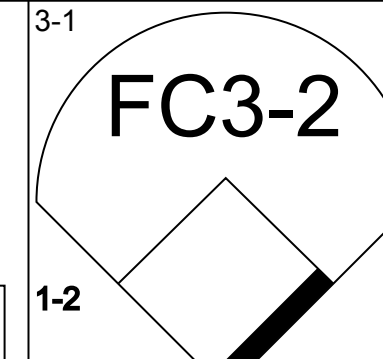
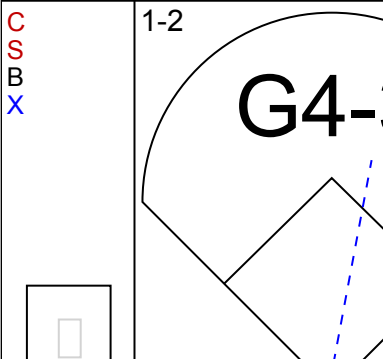
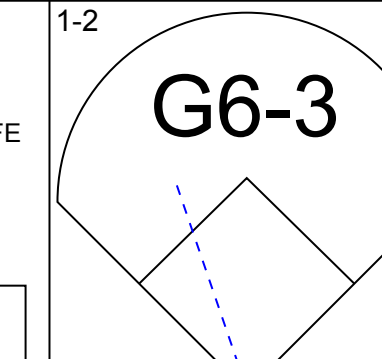
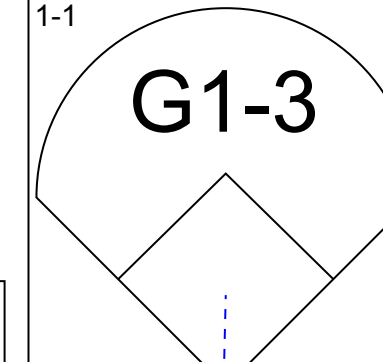
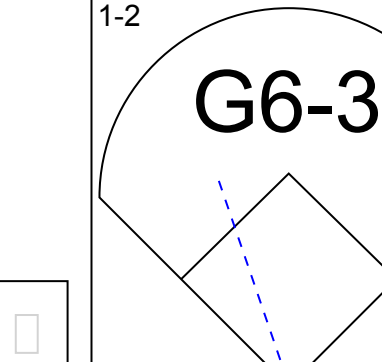



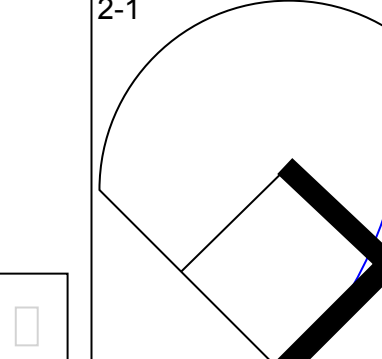
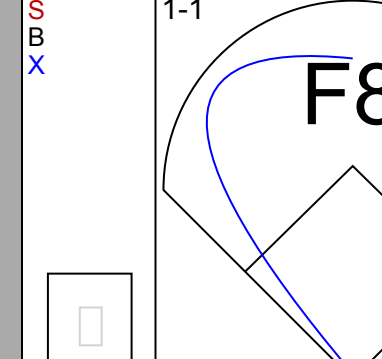
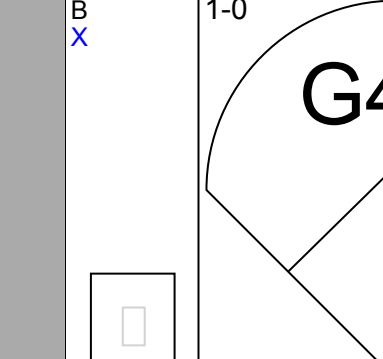
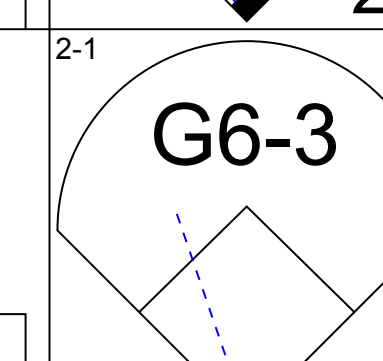
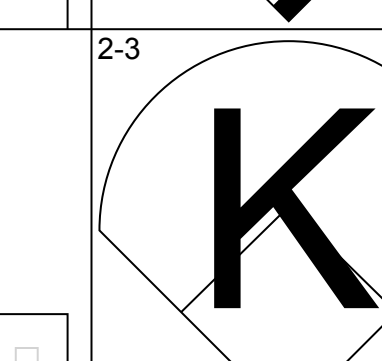
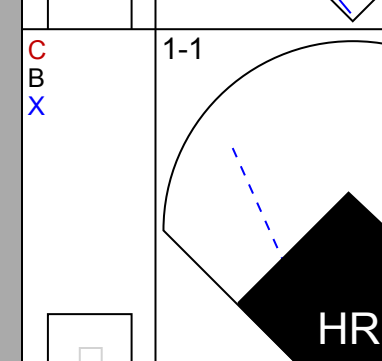
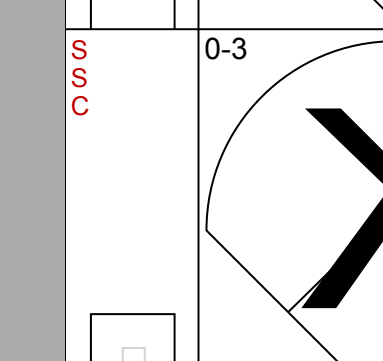
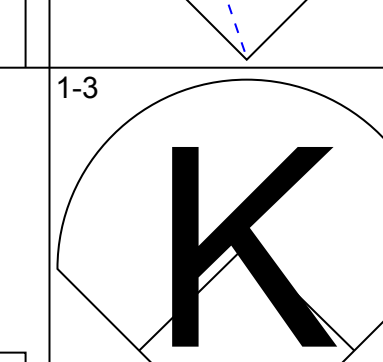
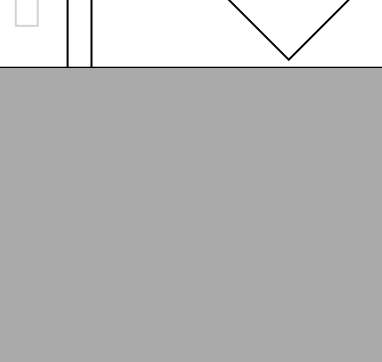
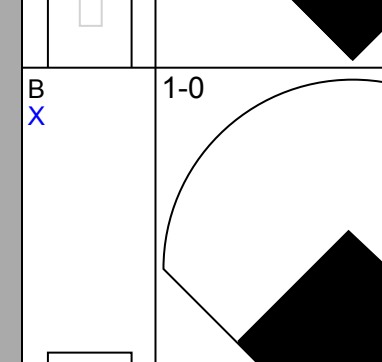
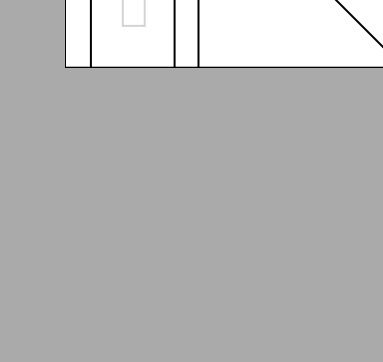
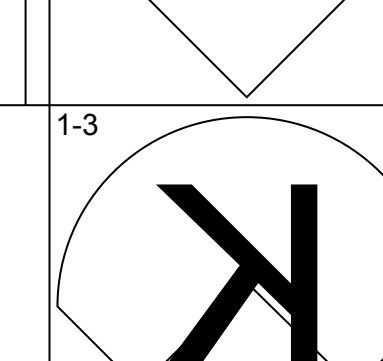
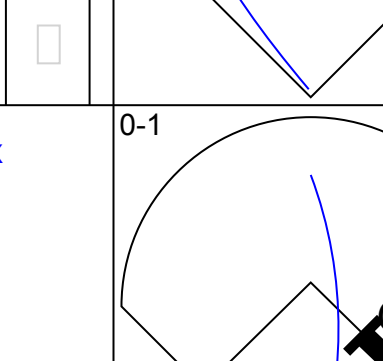
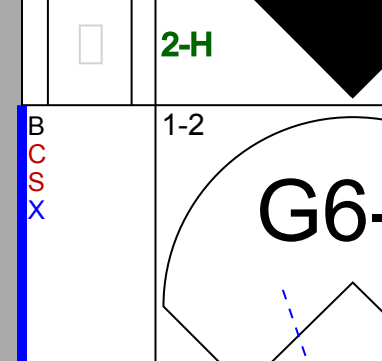
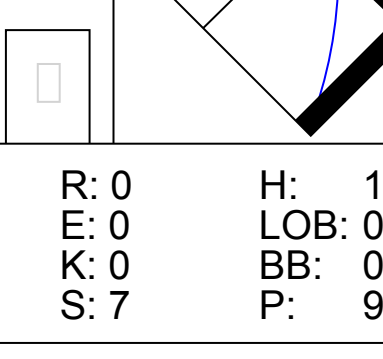
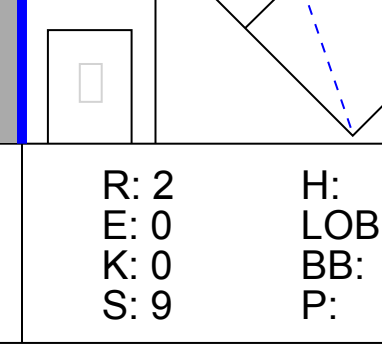


Batter	1	2	3	4	5	6	7	8	9	AB	R	H	RBI	BB	SO	LOB	TOP			
<b>Manny Alexander, R</b> (1, 6) OBP: 0.282, SLG: 0.316										4	0	0	1	0	1	2				
<b>Edgardo Alfonso, R</b> (1, 5) OBP: 0.353, SLG: 0.415										4	0	0	0	1	1	1				
<b>John Olerud, L</b> (1, 3) OBP: 0.413, SLG: 0.521										3	1	1	0	1	0	1				
<b>Bernard Gilkey, R</b> (1, 7) OBP: 0.304, SLG: 0.350										4	0	1	0	0	0	3				
<b>Todd Hundley, S</b> (1, 2) OBP: 0.419, SLG: 0.584										2	1	1	0	2	1	1				
<b>Butch Huskey, R</b> (1, 9) OBP: 0.307, SLG: 0.506										4	1	1	0	0	1	2				
<b>Carlos Baerga, S</b> (1, 4) OBP: 0.313, SLG: 0.382										4	0	1	0	0	1	0				
<b>Alex Ochoa, R</b> (1, 8) OBP: 0.258, SLG: 0.256										3	0	1	0	0	0	2				
<b>Carl Everett, S</b> (7, 8) OBP: 0.253, SLG: 0.377										1	1	1	0	0	0	0				
<b>Bobby Jones, R</b> (1, 1) OBP: 0.229, SLG: 0.242										3	0	1	1	0	1	1				
<b>Matt Franco, L</b> (9, PH) OBP: 0.426, SLG: 0.521										1	0	1	0	0	0	0				
<b>Shawn Gilbert, R</b> (9, PR) OBP: 1.000, SLG: 1.000										0	0	0	0	0	0	0				
<b>John Franco, L</b> (9, 1)										0	0	0	0	0	0	0				
<b>Inning Stats</b>	R: 0 E: 0 K: 1 S: 11	H: 0 LOB: 1 BB: 1 P: 20	R: 2 E: 0 K: 0 S: 13	H: 3 LOB: 1 BB: 1 P: 19	R: 0 E: 0 K: 1 S: 9	H: 0 LOB: 0 BB: 0 P: 17	R: 0 E: 0 K: 0 S: 5	H: 0 LOB: 0 BB: 0 P: 8	R: 0 E: 0 K: 1 S: 6	H: 1 LOB: 1 BB: 0 P: 14	R: 0 E: 0 K: 0 S: 7	H: 1 LOB: 1 BB: 0 P: 9	R: 1 E: 0 K: 1 S: 10	H: 2 LOB: 1 BB: 0 P: 16	R: 1 E: 0 K: 2 S: 17	H: 2 LOB: 2 BB: 0 P: 24	1B: 7 2B: 2 3B: 0 HR: 0	SF: 1 SAC: 0 DP: 1 HBP: 0	WP: 1 PB: 0 SB: 2 CS: 1	PA: 38
<b>PITCHER</b>	IP	WLS	BF	H	R	ER	SO	BB	IBB	HBP	BLK	WP	HR	S	P	ERA	WHIP			
<b>Kent Mercker, L</b> (1, 1) ERA: 3.84	7.0		28	5	2	2	3	4	0	0	0	0	0	58	95	2.57	1.286			
<b>Stan Belinda, R</b> (8, 1) ERA: 4.54	1.1	L	7	3	2	2	2	0	0	0	0	1	0	16	23	13.50	2.250			
<b>Mike Remlinger, L</b> (9, 1) ERA: 3.33	0.0		1	1	0	0	0	0	0	0	0	0	0	4	6	∞	∞			
<b>Jeff Shaw, R</b> (9, 1) ERA: 1.11	0.2		2	0	0	0	1	0	0	0	0	0	0	7	11	0.00	0.000			

**New York Mets @ Cincinnati Reds**  
Cinergy Field, Cincinnati, OH  
Mon Jun 09 1997, 3:33 AM EDT  
Att: 23,079 - Overcast - 71 F

AB 33  
R 4  
H 9  
RBI 2  
BB 4  
SO 6  
LOB 13



Batter	1	2	3	4	5	6	7	8	9	AB	R	H	RBI	BB	SO	LOB	BOTTOM					
<b>Mike Kelly, R</b> (1, 8) OBP: 0.250, SLG: 0.368										4	0	1	0	0	0	1						
<b>Lenny Harris, L</b> (1, 7) OBP: 0.270, SLG: 0.387										4	0	1	0	0	0	1						
<b>Terry Pendleton, S</b> (1, 5) OBP: 0.291, SLG: 0.338										4	0	0	0	0	0	2						
<b>Pokey Reese, R</b> (9, PR) OBP: 0.314, SLG: 0.354										4	0	0	0	0	1	3						
<b>Willie Greene, L</b> (1, 9) OBP: 0.342, SLG: 0.435										4	0	0	0	0	1	3						
<b>Hal Morris, L</b> (1, 3) OBP: 0.296, SLG: 0.320										4	0	0	0	0	0	2						
<b>Eddie Taubensee, L</b> (1, 2) OBP: 0.324, SLG: 0.476										4	0	2	0	0	0	0						
<b>Bret Boone, R</b> (1, 4) OBP: 0.303, SLG: 0.299										4	1	1	0	0	2	2						
<b>Jeff Branson, L</b> (1, 6) OBP: 0.210, SLG: 0.283										3	1	1	2	0	1	1						
<b>Kent Mercker, L</b> (1, 1) ERA: 0.26										2	0	1	0	0	1	1						
<b>Edgardo Perez, R</b> (7, PH) OBP: 0.326, SLG: 0.396										1	0	0	0	0	0	0						
<b>Stan Belinda, R</b> (8, 1) ERA: 4.54										0	0	0	0	0	0	0						
<b>Mike Remlinger, L</b> (9, 1) ERA: 3.33										0	0	0	0	0	0	0						
<b>Jeff Shaw, R</b> (9, 1) ERA: 1.11										0	0	0	0	0	0	0						
<b>Joe Oliver, R</b> (9, 2) OBP: 0.333, SLG: 0.481										0	0	0	0	0	0	0						
<b>Inning Stats</b>	R: 0 E: 1 K: 0 S: 14	H: 1 LOB: 2 BB: 0 P: 22	R: 0 E: 0 K: 2 S: 12	H: 1 LOB: 0 BB: 0 P: 18	R: 0 E: 0 K: 0 S: 10	H: 0 LOB: 0 BB: 0 P: 11	R: 0 E: 0 K: 2 S: 12	H: 1 LOB: 1 BB: 0 P: 17	R: 0 E: 0 K: 0 S: 7	H: 0 LOB: 0 BB: 0 P: 9	R: 0 E: 0 K: 0 S: 7	H: 0 LOB: 0 BB: 0 P: 10	R: 2 E: 0 K: 0 S: 9	H: 2 LOB: 0 BB: 0 P: 13	R: 0 E: 0 K: 0 S: 9	H: 1 LOB: 1 BB: 0 P: 14	R: 0 E: 0 K: 1 S: 7	H: 0 LOB: 0 BB: 0 P: 10	1B: 3 2B: 3 3B: 0 HR: 1	SF: 0 SAC: 0 DP: 1 HBP: 0	WP: 0 PB: 0 SB: 0 CS: 0	PA: 34
<b>PITCHER</b>	IP	WLS	BF	H	R	ER	SO	BB	IBB	HBP	BLK	WP	HR	S	P	ERA	WHIP					
<b>Bobby Jones, R</b> (1, 1) ERA: 2.22	8.0		31	7	2	2	4	0	0	0	1	0	0	80	114	2.25	0.875					
<b>John Franco, L</b> (9, 1) ERA: 1.49	1.0	S	3	0	0	0	1	0	0	0	0	0	0	7	10	0.00	0.000					

**New York Mets @ Cincinnati Reds**  
Cinergy Field, Cincinnati, OH  
Mon Jun 09 1997, 3:33 AM EDT  
Att: 23,079 - Overcast - 71 F

AB 34  
R 2  
H 7  
RBI 2  
BB 0  
SO 5  
LOB 13





Batter	1	2	3	4	5	6	7	8	9	AB	R	H	RBI	BB	SO	LOB	TOP					
<b>Carl Everett, S</b> OBP: 0.282, SLG: 0.374	1-1 P2	0-2 CS S 1B		1-2 SH1-3	2-0 F9			2-3 K2-3		4	0	1	1	0	1	1	<b>New York Mets @ Chicago Cubs</b> Wrigley Field, Chicago, IL Tue Jun 10 1997, 7:05 PM CDT Att: 28,742 - Unknown - 67 F					
<b>Edgardo Alfonzo, R</b> OBP: 0.358, SLG: 0.432	1-2 1B	1-1 SAFE 4-1 1-3 BB		1-1 G6-3			1-3 K2-3	0-0 HR		4	1	2	1	1	1	1						
<b>John Olerud, L</b> OBP: 0.413, SLG: 0.529	1-2 F9		2-2 HR	0-1 F7			1-2 BB HBP	2-0 F7		4	1	1	1	0	0	2						
<b>Todd Hundley, S</b> OBP: 0.422, SLG: 0.588	0-2 G3		3-1 1B		1-1 HBP 2B		1-2 F9	4-2 FC4 BB		4	1	2	0	1	0	2						
<b>Bernard Gilkey, R</b> OBP: 0.310, SLG: 0.346		4-2 2B SF8 BB		3-2 F8			4-0 HBP 2B BB	4-2 BB		2	2	0	0	3	0	2						
<b>Carlos Baerga, S</b> OBP: 0.320, SLG: 0.405		0-1 SF8 1-3 1B 2B		2-3 K			1-0 2B SF8 HBP	1-2 F9		4	3	2	1	0	1	3						
<b>Butch Huskey, R</b> OBP: 0.308, SLG: 0.512		0-1 SF8		2-2 G6-3			1-1 SF8	1-1 P2-3 1B		2	0	1	3	0	0	1						
<b>Alex Ochoa, R</b> OBP: 0.262, SLG: 0.261		2-3 3-H					1-3 2-H 3-H			2	0	1	0	0	1	0						
<b>Manny Alexander, R</b> OBP: 0.287, SLG: 0.345		1-1 G3 S 1B 1B		2-2 HR			2-3 K	1-2 P2-3		5	2	2	2	0	2	3						
<b>John Franco, L</b> (9, 1)		3-H					1-1 SAFE 1 SAFE 1 B 1 SAFE	1-1 SAFE		0	0	0	0	0	0	0						
<b>Dave Mlicki, R</b> OBP: 0.217, SLG: 0.320		1-2 G3		0-0 SH1-3 1B			1-0 SF8	0-2 F9		2	0	1	1	0	0	1						
<b>Steve Bieser, L</b> OBP: 0.325, SLG: 0.517							2-3 3-H			0	0	0	0	0	0	0						
<b>Cory Lidle, R</b> OBP: 0.302, SLG: 0.357										1	0	0	0	0	0	0						
<b>Greg McMichael, R</b> OBP: 0.292, SLG: 0.350										0	0	0	0	0	0	0						
<b>Shawn Gilbert, R</b> OBP: 0.200, SLG: 0.320										1	0	0	0	0	0	1						
<b>Inning Stats</b>	R: 0 E: 0 K: 0 S: 11	H: 1 LOB: 1 BB: 0 P: 14	R: 3 E: 0 K: 0 S: 15	H: 3 LOB: 1 BB: 2 P: 25	R: 1 E: 0 K: 1 S: 16	H: 2 LOB: 1 BB: 0 P: 28	R: 1 E: 0 K: 0 S: 12	H: 2 LOB: 1 BB: 0 P: 16	R: 3 E: 0 K: 1 S: 9	H: 2 LOB: 2 BB: 1 P: 21	R: 0 E: 0 K: 1 S: 13	H: 0 LOB: 0 BB: 1 P: 21	R: 0 E: 0 K: 0 S: 9	H: 1 LOB: 0 BB: 0 P: 11	R: 1 E: 0 K: 1 S: 9	H: 1 LOB: 1 BB: 1 P: 18	R: 1 E: 0 K: 3 S: 15	H: 1 LOB: 0 BB: 0 P: 19	1B: 6 2B: 4 3B: 0 HR: 4	SF: 2 SAC: 1 DP: 1 HBP: 2	WP: 0 PB: 0 CS: 2	PA: 45
<b>PITCHER</b>	IP WLS BF H R ER SO BB IBB HBP BLK WP HR S P ERA WHIP																					
<b>Kevin Foster, R</b> ERA: 4.64	(1, 1)	3.1 L 19 8 5 5 1 2 0 0 0 0 0 2 50 78 13.50 3.000																				
<b>Kent Bottenfield, R</b> ERA: 2.84	(4, 1)	0.2 2 0 0 0 0 0 0 0 0 0 0 0 4 5 0.00 0.000																				
<b>Turk Wendell, R</b> ERA: 5.4	(5, 1)	1.0 7 2 3 3 1 1 0 0 1 0 0 0 9 21 27.00 3.000																				
<b>Mel Rojas, R</b> ERA: 6.58	(6, 1)	2.1 10 2 1 1 2 1 0 1 0 0 0 1 26 38 3.86 1.286																				
<b>Bob Patterson, L</b> ERA: 3.33	(8, 1)	1.2 7 1 1 1 3 1 0 0 0 0 0 1 20 31 5.40 1.200																				

AB	35
R	10
H	13
RBI	10
BB	5
SO	7
LOB	16



Batter	1	2	3	4	5	6	7	8	9	AB	R	H	RBI	BB	SO	LOB	BOTTOM					
<b>Brian McRae, S</b> OBP: 0.310, SLG: 0.398	3-2 1B		0-0 B1-3		0-3 K	1-1 G5-3		1-0 G1-3		5	0	1	0	0	1	0	<b>New York Mets @ Chicago Cubs</b> Wrigley Field, Chicago, IL Tue Jun 10 1997, 7:05 PM CDT Att: 28,742 - Unknown - 67 F					
<b>Brant Brown, L</b> OBP: 0.284, SLG: 0.402	2-1 F8		1-3 K		4-2 1B BB	1-1 G3		2-3 K		3	1	0	0	1	1							
<b>Scott Servais, R</b> OBP: 0.320, SLG: 0.376										1	0	0	0	0	1							
<b>Mark Grace, L</b> OBP: 0.399, SLG: 0.429	0-2 1-3 2B		3-2 F7		0-1 1-2 1B 2B 1B	0-1 G4-3		1-1 G4-3		5	1	2	0	0	0							
<b>Sammy Sosa, R</b> OBP: 0.320, SLG: 0.530	1-0 SF8			4-2 1B 1B BB	0-0 2B 23 1B 1B		0-1 HR	1-2 G5-3		3	2	2	3	1	0							
<b>Tyler Houston, L</b> OBP: 0.234, SLG: 0.322	1-0 F7			0-2 F8	0-0 23 1B 2B		0-0 G4-3			4	1	1	1	0	0							
<b>23 Ryne Sandberg, R</b> OBP: 0.305, SLG: 0.351		2-2 G6-3		2-3 K	0-1 1B 1B		1-3 K			4	0	1	2	0	2							
<b>Kevin Orte, R</b> OBP: 0.357, SLG: 0.347		0-0 1B 2B		3-1 1B 1B	2-2 P2		0-0 G6-3			4	0	2	0	0	0							
<b>Bob Patterson, R</b> (8, 1)				1-2 1B						0	0	0	0	0	0							
<b>Rey Sanchez, R</b> OBP: 0.287, SLG: 0.294		1-2 2H 1B		2-2 1B 1B	0-0 1B 1B		0-3 K2-3			4	0	3	0	0	1							
<b>Kevin Foster, R</b> ERA: 4.7	(1, 1)	5.0 W 27 11 5 5 6 2 0 0 0 0 0 0 0 64 100 9.00 2.600																				
<b>Takashi Kashiwada, L</b> ERA: 4.97	(6, 1)	1.0 3 0 0 0 0 0 0 0 0 0 0 0 6 8 0.00 0.000																				
<b>Cory Lidle, R</b> ERA: 3.5	(7, 1)	1.0 4 1 1 1 1 0 0 0 0 0 0 1 7 8 9.00 1.000																				
<b>Greg McMichael, R</b> ERA: 2.35	(8, 1)	1.0 3 0 0 0 1 0 0 0 0 0 0 0 7 8 0.00 0.000																				
<b>John Franco, L</b> ERA: 1.42	(9, 1)	1.0 3 0 0 0 1 0 0 0 0 0 0 0 9 13 0.00 0.000																				
<b>Inning Stats</b>	R: 1 E: 0 K: 0 S: 10	H: 2 LOB: 1 BB: 0 P: 17	R: 0 E: 0 K: 1 S: 12	H: 2 LOB: 0 BB: 0 P: 18	R: 0 E: 0 K: 1 S: 7	H: 0 LOB: 0 BB: 0 P: 11	R: 0 E: 0 K: 2 S: 17	H: 2 LOB: 3 BB: 1 P: 29	R: 4 E: 0 K: 2 S: 18	H: 5 LOB: 2 BB: 1 P: 25	R: 0 E: 0 K: 0 S: 6	H: 0 LOB: 0 BB: 0 P: 8	R: 1 E: 0 K: 1 S: 7	H: 1 LOB: 0 BB: 0 P: 8	R: 0 E: 0 K: 1 S: 7	H: 0 LOB: 0 BB: 0 P: 8	R: 0 E: 0 K: 1 S: 9	H: 0 LOB: 0 BB: 0 P: 13	1B: 8 2B: 3 3B: 0 HR: 1	SF: 1 SAC: 0 DP: 0 HBP: 0	WP: 0 PB: 0 CS: 0	PA: 40
<b>PITCHER</b>	IP WLS BF H R ER SO BB IBB HBP BLK WP HR S P ERA WHIP																					

AB	37
R	5
H	12
RBI	6
BB	2
SO	9
LOB	11





Batter	1	2	3	4	5	6	7	8	9	AB	R	H	RBI	BB	SO	LOB	TOP								
<b>Carl Everett, S</b> OBP: 0.282, SLG: 0.377 (1, 8)	0-1 B2		1-0 P3			2-1 F9		1-2 HR		4	1	1	0	0	0	1									
<b>Edgardo Alfonzo, R</b> OBP: 0.296, SLG: 0.431 <b>Takashi Kashiwada, L</b> OBP: 0.311, SLG: 0.512 <b>Shawn Gibson, R</b> OBP: 0.300, SLG: 0.500 (11, 5)	2-0 P3		0-1 G4-3			1-2 2B		4-2 HR		3	0	1	0	0	0	1									
<b>John Olerud, L</b> OBP: 0.414, SLG: 0.546 (1, 3)	1-1 G6-3			2-2 G4-3		3-2 2B		0-1 HR		4	1	2	3	0	0	0									
<b>Todd Hundley, S</b> OBP: 0.432, SLG: 0.614 (1, 2)		4-2 G6-4-3		3-1 HR		4-0 IBB		2-1 2B		2	1	2	1	2	0	0									
<b>Bernard Gilkey, R</b> OBP: 0.313, SLG: 0.343 (1, 7)		4-1 G6-4-3		2-2 G5-3		0-0 G1-3		4-1 G4-6-3		2	0	0	0	2	0	2									
<b>Carlos Baerga, S</b> OBP: 0.313, SLG: 0.397 <b>Greg McMichael, R</b> OBP: 1.000, SLG: 1.000 (1, 4)		0-1 G6-4-3		1-2 G4-3			3-1 P5	0-0 G4-6-3		4	0	0	0	0	0	4									
<b>Alex Ochoa, R</b> OBP: 0.254, SLG: 0.252 (1, 9)		1-3 K			2-3 K		2-1 G6-3		3-3 K	4	0	0	0	0	3	1									
<b>Luis Lopez, S</b> OBP: 0.222, SLG: 0.125 (1, 6)			2-1 1B		2-3 K		0-0 P6		0-3 K	4	0	1	0	0	2	0									
<b>Armando Reynoso, R</b> OBP: 0.269, SLG: 0.375 <b>Matt Franco, L</b> OBP: 0.411, SLG: 0.500 (6, 5)			2-3 K		1-0 F9			0-0 L9	0-0 G3	2	0	0	0	0	1	1									
<b>Inning Stats</b>	R: 0 E: 0 K: 0 S: 5	H: 0 LOB: 0 BB: 0 P: 8	R: 0 E: 0 K: 1 S: 9	H: 0 LOB: 1 BB: 2 P: 18	R: 0 E: 0 K: 1 S: 8	H: 1 LOB: 0 BB: 0 P: 13	R: 1 E: 0 K: 0 S: 12	H: 1 LOB: 0 BB: 0 P: 20	R: 0 E: 0 K: 2 S: 7	H: 0 LOB: 0 BB: 0 P: 12	R: 0 E: 0 K: 0 S: 9	H: 2 LOB: 2 BB: 1 P: 19	R: 0 E: 0 K: 0 S: 5	H: 0 LOB: 0 BB: 0 P: 10	R: 3 E: 0 K: 0 S: 13	H: 3 LOB: 2 BB: 2 P: 24	R: 0 E: 0 K: 2 S: 8	H: 0 LOB: 0 BB: 0 P: 11	1B: 2 2B: 3 3B: 0 HR: 2	SF: 0 SAC: 0 DP: 2 HBP: 0	WP: 0 PB: 0 SB: 0 CS: 0	PA: 36			
<b>PITCHER</b>	IP	WLS	BF	H	R	ER	SO	BB	IBB	HBP	BLK	WP	HR	S	P	ERA	WHIP								
<b>Geremi Gonzalez, R</b> ERA: 2.66 (1, 1)	7.1		28	5	2	2	4	2	1	0	0	0	1	60	106	2.46	0.955								
<b>Bob Patterson, L</b> ERA: 4.0 (8, 1)	0.0		2	1	2	2	0	1	0	0	0	0	1	4	8	∞	∞								
<b>Terry Adams, R</b> ERA: 1.93 (8, 1)	1.2	W	6	1	0	0	2	1	0	0	0	0	0	12	21	0.00	1.200								

**New York Mets @ Chicago Cubs**  
Wrigley Field, Chicago, IL  
Wed Jun 11 1997, 3:33 AM CDT  
Att: 24,703 - Overcast - 66 F

AB	31
R	4
H	7
RBI	4
BB	5
SO	6
LOB	10



Batter	1	2	3	4	5	6	7	8	9	AB	R	H	RBI	BB	SO	LOB	BOTTOM								
<b>Doug Glanville, R</b> OBP: 0.342, SLG: 0.423 (1, 8)	2-1 G4-3		0-3 K		1-0 G6-3	0-1 FC4-6		2-3 K		5	1	1	0	0	2	2									
<b>Brant Brown, L</b> OBP: 0.297, SLG: 0.412 <b>Brian McRae, S</b> OBP: 0.312, SLG: 0.398 (1, 7)	3-1 G4-3		0-2 1B		0-1 1B		1-0 HBP			3	0	2	0	0	0	1									
<b>Mark Grace, L</b> OBP: 0.405, SLG: 0.440 (1, 3)	0-1 G4-3		3-1 1B		1-0 1B		2-0 2B			4	0	3	2	0	0	0									
<b>Sammy Sosa, R</b> OBP: 0.319, SLG: 0.525 (1, 9)	1-0 1B			1-0 P3	3-2 L7		2-3 K			4	0	1	0	0	1	3									
<b>23 Ryne Sandberg, R</b> OBP: 0.304, SLG: 0.348 (1, 4)		2-1 L7		0-1 F9	3-1 P4		1-0 G6-4-3			4	0	1	0	0	0	2									
<b>Kevin Orie, R</b> OBP: 0.362, SLG: 0.378 (1, 5)		1-0 L9		1-1 HR		4-2 1B		0-0 G6-4-3		3	2	1	1	1	0	2									
<b>Scott Servais, R</b> OBP: 0.330, SLG: 0.385 (1, 2)		1-1 F9		1-2 HR		0-0 1B		1-2 G3		4	1	3	0	0	0	0									
<b>Rey Sanchez, R</b> OBP: 0.288, SLG: 0.288 (1, 6)			0-2 L9		4-0 IBB		0-0 G6-4-3		0-1 SH3-4	2	0	0	0	1	0	1									
<b>Geremi Gonzalez, R</b> OBP: 0.333, SLG: 0.143 <b>Bob Patterson, R</b> (8, 1)			0-1 1B		2-1 G6-3			1-1 G3		2	0	1	0	1	0	2									
<b>Terry Adams, R</b> (8, 1)								2-3 G3		0	0	0	0	0	0	0									
<b>José Hernández, R</b> OBP: 0.346, SLG: 0.453 (8, 5)										1	0	0	0	0	0	1									
<b>Inning Stats</b>	R: 1 E: 0 K: 0 S: 7	H: 2 LOB: 1 BB: 0 P: 13	R: 0 E: 0 K: 0 S: 5	H: 0 LOB: 0 BB: 0 P: 9	R: 0 E: 0 K: 1 S: 13	H: 3 LOB: 2 BB: 0 P: 16	R: 1 E: 0 K: 0 S: 10	H: 2 LOB: 2 BB: 1 P: 19	R: 0 E: 0 K: 0 S: 11	H: 2 LOB: 0 BB: 0 P: 19	R: 1 E: 0 K: 0 S: 10	H: 1 LOB: 1 BB: 2 P: 18	R: 1 E: 0 K: 1 S: 6	H: 2 LOB: 1 BB: 0 P: 12	R: 1 E: 0 K: 1 S: 10	H: 1 LOB: 0 BB: 0 P: 14	1B: 11 2B: 1 3B: 0 HR: 1	SF: 0 SAC: 1 DP: 2 HBP: 1	WP: 2 PB: 0 SB: 1 CS: 0	PA: 37					
<b>PITCHER</b>	IP	WLS	BF	H	R	ER	SO	BB	IBB	HBP	BLK	WP	HR	S	P	ERA	WHIP								
<b>Armando Reynoso, R</b> ERA: 2.63 (1, 1)	5.0		23	9	2	2	1	0	1	0	0	0	0	46	76	3.60	1.800								
<b>Ricky Tricek, R</b> ERA: 5.57 (7, 1)	1.0		5	1	1	1	0	2	0	0	0	0	0	10	18	9.00	3.000								
<b>Takashi Kashiwada, L</b> ERA: 5.68 (7, 1)	0.0		2	1	1	1	0	0	0	1	0	0	0	1	4	∞	∞								
<b>Cory Lidle, R</b> ERA: 3.32 (7, 1)	1.0		3	1	0	0	1	0	0	0	0	0	0	5	8	0.00	1.000								
<b>Greg McMichael, R</b> ERA: 2.56 (8, 1)	1.0	L	4	1	1	1	1	0	0	0	0	1	0	10	14	9.00	1.000								

**New York Mets @ Chicago Cubs**  
Wrigley Field, Chicago, IL  
Wed Jun 11 1997, 3:33 AM CDT  
Att: 24,703 - Overcast - 66 F

AB	32
R	4
H	13
RBI	3
BB	3
SO	3
LOB	14





Batter	1	2	3	4	5	6	7	8	9	AB	R	H	RBI	BB	SO	LOB	TOP								
Nomar Garciaparra, R OBP: 0.330, SLG: 0.468	G5-3			G6-3		G3			P3	4	1	1	0	1	0	0									
Darren Bragg, L OBP: 0.361, SLG: 0.455	K			G5-3		G3			HR	5	1	1	0	0	2	3									
Mo Vaughn, L OBP: 0.440, SLG: 0.632	G4-3			G3-1		FC6-5 IBB			HR	4	1	2	2	1	0	0									
Tim Lincecum, R OBP: 0.375, SLG: 0.469		P4			G6-3			FC5-4	K	5	2	1	1	0	1	1									
Scott Hatteberg, L OBP: 0.373, SLG: 0.437		G3-1				FC6-5				3	1	1	0	0	0	2									
Chris Hammond, L OBP: 0.373, SLG: 0.437										0	0	0	0	0	0	0									
Heathcliff Slocumb, R OBP: 0.373, SLG: 0.437										0	0	0	0	0	0	0									
Joe Hudson, L OBP: 0.373, SLG: 0.437										0	0	0	0	0	0	0									
Kerry Lacy, R OBP: 0.373, SLG: 0.437										0	0	0	0	0	0	0									
John Valentin, R OBP: 0.321, SLG: 0.399	F7									3	1	2	3	1	0	0									
Troy O'Leary, L OBP: 0.346, SLG: 0.448			L9							4	1	1	1	0	0	2									
Shane Mack, R OBP: 0.333, SLG: 0.319			G5-3		F9					4	0	1	0	0	0	2									
Jeff Suppan, R OBP: 0.311, SLG: 0.403			F9							2	0	0	0	0	1	0									
John Wasdin, R OBP: 0.311, SLG: 0.403										0	0	0	0	0	0	0									
Bill Haselman, R OBP: 0.311, SLG: 0.403										2	0	0	0	0	1	1									
Mike Stanley, R OBP: 0.396, SLG: 0.486										1	0	1	1	0	0	0									
<b>Inning Stats</b>	R: 0 E: 0 K: 1 S: 5	H: 0 LOB: 0 BB: 0 P: 5	R: 0 E: 0 K: 0 S: 6	H: 0 LOB: 0 BB: 0 P: 9	R: 0 E: 0 K: 0 S: 7	H: 0 LOB: 0 BB: 0 P: 7	R: 0 E: 0 K: 0 S: 7	H: 0 LOB: 0 BB: 0 P: 7	R: 3 E: 0 K: 1 S: 17	H: 3 LOB: 2 BB: 1 P: 26	R: 2 E: 0 K: 0 S: 9	H: 3 LOB: 2 BB: 1 P: 14	R: 0 E: 0 K: 1 S: 10	H: 1 LOB: 2 BB: 1 P: 18	R: 1 E: 0 K: 0 S: 16	H: 2 LOB: 2 BB: 1 P: 29	R: 2 E: 0 K: 2 S: 10	H: 2 LOB: 0 BB: 0 P: 11	1B: 4 2B: 4 3B: 0 HR: 3	SF: 0 SAC: 0 DP: 0 HBP: 0	WP: 0 PB: 0 SB: 0 CS: 0	PA: 40			
<b>PITCHER</b>	IP	WLS	BF	H	R	ER	SO	BB	IBB	HBP	BLK	WP	HR	S	P	ERA	WHIP								
Rick Reed, R ERA: 2.6	6.0	L	24	6	5	5	2	0	1	0	0	0	2	51	68	7.50	1.000								
Barry Manuel, R ERA: 5.95	1.0		5	1	0	0	1	1	0	0	0	0	0	10	18	0.00	2.000								
Ricardo Jordan, L ERA: 4.73	1.0		6	2	1	1	0	0	1	0	0	0	0	16	29	9.00	2.000								
Cory Lidle, R ERA: 4.05	1.0		5	2	2	2	2	0	0	0	0	0	1	10	11	18.00	2.000								

Boston Red Sox @ New York Mets  
Shea Stadium, Flushing, NY  
Fri Jun 13 1997, 7:05 PM EDT  
Att: 44,443 - Unknown - 72 F

AB 37  
R 8  
H 11  
RBI 8  
BB 3  
SO 5  
LOB 11



Batter	1	2	3	4	5	6	7	8	9	AB	R	H	RBI	BB	SO	LOB	BOTTOM								
Carl Everett, S OBP: 0.290, SLG: 0.419	HR		F9		G3		HR		S	5	2	3	2	0	0	0									
Bernard Gilkey, R OBP: 0.315, SLG: 0.341	L4-3 BB		K				F9		K	4	0	1	0	1	2	2									
John Olerud, L OBP: 0.410, SLG: 0.537	L4-3		G3-1		P5		G4-3		BB	4	0	0	0	1	0	2									
Todd Hundley, S OBP: 0.427, SLG: 0.619	K			HR	P3				G4-3	5	1	1	1	0	2	4									
Carlos Baerga, S OBP: 0.312, SLG: 0.394		G4-3		P6		G5-4-3 1B		B2		4	0	1	0	0	0	0									
Matt Franco, L OBP: 0.417, SLG: 0.500		1B		G3			G5-4-3 1B		K	4	0	2	0	0	1	0									
Alex Ochoa, R OBP: 0.268, SLG: 0.299		1B			2B		G5-4-3		HR	4	1	3	1	0	0	2									
Luis Lopez, S OBP: 0.231, SLG: 0.091		F8					P6		K	3	0	0	0	1	1	3									
Rick Reed, R OBP: 0.214, SLG: 0.269										2	0	0	0	0	1	4									
Barry Manuel, R OBP: 0.376, SLG: 0.371										0	0	0	0	0	0	0									
Steve Bieser, L OBP: 0.376, SLG: 0.371										1	0	0	0	0	0	0									
Ricardo Jordan, L OBP: 0.376, SLG: 0.371										0	0	0	0	0	0	0									
Cory Lidle, R OBP: 0.376, SLG: 0.371										0	0	0	0	0	0	0									
Butch Huskey, R OBP: 0.376, SLG: 0.371										1	0	1	0	0	0	0									
Dave Mlicki, R OBP: 0.376, SLG: 0.371										0	0	0	0	0	0	0									
<b>Inning Stats</b>	R: 1 E: 0 K: 1 S: 5	H: 1 LOB: 1 BB: 1 P: 12	R: 0 E: 0 K: 1 S: 12	H: 2 LOB: 0 BB: 0 P: 19	R: 0 E: 0 K: 1 S: 8	H: 0 LOB: 0 BB: 0 P: 12	R: 1 E: 0 K: 0 S: 8	H: 2 LOB: 1 BB: 1 P: 16	R: 0 E: 0 K: 0 S: 10	H: 2 LOB: 1 BB: 0 P: 13	R: 1 E: 0 K: 0 S: 9	H: 1 LOB: 0 BB: 0 P: 13	R: 0 E: 0 K: 2 S: 8	H: 0 LOB: 0 BB: 0 P: 10	R: 1 E: 0 K: 2 S: 16	H: 3 LOB: 3 BB: 1 P: 30	1B: 7 2B: 2 3B: 0 HR: 4	SF: 0 SAC: 0 DP: 2 HBP: 0	WP: 0 PB: 1 SB: 1 CS: 0	PA: 40					
<b>PITCHER</b>	IP	WLS	BF	H	R	ER	SO	BB	IBB	HBP	BLK	WP	HR	S	P	ERA	WHIP								
Jeff Suppan, R ERA: 4.21	5.0	W	24	8	2	2	3	1	1	0	0	0	2	46	79	3.60	1.800								
John Wasdin, R ERA: 5.2	2.0		6	1	1	1	0	0	0	0	0	0	1	14	20	4.50	0.500								
Chris Hammond, L ERA: 5.95	1.0		3	0	0	0	2	0	0	0	0	0	0	8	10	0.00	0.000								
Heathcliff Slocumb, R ERA: 8.04	0.1		3	2	1	1	1	0	0	0	0	0	1	7	11	27.00	6.000								
Joe Hudson, R ERA:	0.1		3	1	0	0	1	1	0	0	0	0	0	8	18	0.00	6.000								

Boston Red Sox @ New York Mets  
Shea Stadium, Flushing, NY  
Fri Jun 13 1997, 7:05 PM EDT  
Att: 44,443 - Unknown - 72 F

AB 37  
R 4  
H 12  
RBI 4  
BB 3  
SO 7  
LOB 17





Batter	1	2	3	4	5	6	7	8	9	AB	R	H	RBI	BB	SO	LOB	TOP	
Nomar Garciaparra, R (1,6) OBP: 0.332, SLG: 0.470	P6		F8			E4		1B		3	1	1	0	1	0	0	<b>Boston Red Sox @ New York Mets</b> Shea Stadium, Flushing, NY Sat Jun 14 1997, 3:33 AM EDT Att: 35,456 - Cloudy - 76 F	
Darren Bragg, L (1,8) OBP: 0.335, SLG: 0.450	S			G3		E4		SF7		2	0	0	1	1	0	1		
Mo Vaughn, L (1,3) OBP: 0.341, SLG: 0.629	F8			G3						3	0	1	0	1	0	1		
Shane Mack, R (8, PR) OBP: 0.333, SLG: 0.319				G3						0	0	0	0	0	0	0		
Joe Hudson, R (8, 1)										0	0	0	0	0	0	0		
Heathcliff Slocumb, R (8, 1)										0	0	0	0	0	0	0		
Tim Lincecum, R (1,5) OBP: 0.374, SLG: 0.463	G6-3			K						3	0	0	1	1	1	3		
Troy O'Leary, L (1,9) OBP: 0.340, SLG: 0.441										3	0	0	0	0	0	3		
Mike Stanley, R (9, PH) OBP: 0.393, SLG: 0.482										1	0	0	0	0	0	0		
John Valentin, R (1,4) OBP: 0.320, SLG: 0.394	F2									3	0	0	0	1	0	0		
Bill Haselman, R (1,2) OBP: 0.303, SLG: 0.392										4	0	0	0	0	0	1		
Jeff Frye, R (1,7) OBP: 0.317, SLG: 0.362										3	0	0	0	0	0	0		
49 Tim Wakefield, R (5, 1) John Wasdin, R (5, 1) Mike Benjamin, R (6, PH) Mark Brandenburg, R (8, 1) 18 Reggie Jefferson, S (8, 3) OBP: 0.365, SLG: 0.594										1	0	0	0	0	0	0		
<b>Inning Stats</b>	R: 0 E: 0 K: 0 S: 3	H: 0 LOB: 1 BB: 1 P: 7	R: 0 E: 0 K: 0 S: 3	H: 0 LOB: 0 BB: 0 P: 3	R: 0 E: 0 K: 0 S: 3	H: 0 LOB: 0 BB: 0 P: 3	R: 0 E: 0 K: 1 S: 5	H: 0 LOB: 0 BB: 0 P: 5	R: 0 E: 0 K: 0 S: 2	H: 0 LOB: 0 BB: 1 P: 6	R: 1 E: 0 K: 0 S: 5	H: 3 LOB: 2 BB: 0 P: 5	R: 0 E: 0 K: 0 S: 3	H: 0 LOB: 0 BB: 0 P: 3	1B: 2 2B: 1 3B: 0 HR: 0	SF: 1 SAC: 0 DP: 2 HBP: 0	WP: 0 PB: 0 SB: 1 CS: 0	PA: 34
<b>PITCHER</b>	IP WLS BF H R ER SO BB IBB HBP BLK WP HR S P ERA WHIP																	
Mark Clark, R (1, 1) ERA: 3.61	7.0 W 28 2 2 1 1 5 0 0 0 0 0 0 25 45 1.29 1.000																	
Greg McMichael, R (8, 1) ERA: 2.49	1.0 3 1 0 0 0 0 0 0 0 0 0 0 3 3 0.00 1.000																	
John Franco, L (9, 1) ERA: 1.37	1.0 S 3 0 0 0 0 0 0 0 0 0 0 0 3 3 0.00 0.000																	

AB 28  
R 2  
H 3  
RBI 2  
BB 5  
SO 1  
LOB 9



Batter	1	2	3	4	5	6	7	8	9	AB	R	H	RBI	BB	SO	LOB	BOTTOM	
Carl Everett, S (1,8) OBP: 0.300, SLG: 0.432	CS									4	1	3	0	0	1	0	<b>Boston Red Sox @ New York Mets</b> Shea Stadium, Flushing, NY Sat Jun 14 1997, 3:33 AM EDT Att: 35,456 - Cloudy - 76 F	
Bernard Gilkey, R (1,7) OBP: 0.310, SLG: 0.335	K									4	0	0	0	0	2	3		
John Olerud, L (1,3) OBP: 0.412, SLG: 0.538	K									3	1	1	0	1	1	1		
Todd Hundley, S (1,2) OBP: 0.429, SLG: 0.615										3	1	1	1	1	0	1		
Carlos Baerga, S (1,4) OBP: 0.321, SLG: 0.401										4	1	3	1	0	0	0		
Matt Franco, L (1,5) OBP: 0.422, SLG: 0.491										3	0	1	0	1	0	2		
Alex Ochoa, R (1,9) OBP: 0.262, SLG: 0.292										3	0	0	0	0	1	2		
Luis Lopez, S (1,6) OBP: 0.235, SLG: 0.133										4	0	1	1	0	1	2		
Mark Clark, R (1, 1) OBP: 0.069, SLG: 0.143										3	1	1	1	0	1	2		
Greg McMichael, R (8, 1) OBP: 1.000, SLG: 1.000										0	0	0	0	0	0	0		
Steve Bieser, L (6, PH) OBP: 0.365, SLG: 0.306										1	0	0	0	0	1	2		
John Franco, L (9, 1)										0	0	0	0	0	0	0		
<b>Inning Stats</b>	R: 0 E: 0 K: 2 S: 7	H: 1 LOB: 0 BB: 0 P: 7	R: 1 E: 0 K: 1 S: 8	H: 3 LOB: 2 BB: 0 P: 8	R: 0 E: 0 K: 0 S: 4	H: 2 LOB: 1 BB: 0 P: 4	R: 0 E: 0 K: 0 S: 3	H: 0 LOB: 0 BB: 0 P: 3	R: 3 E: 0 K: 0 S: 7	H: 4 LOB: 2 BB: 1 P: 11	R: 0 E: 0 K: 2 S: 7	H: 0 LOB: 0 BB: 0 P: 7	R: 0 E: 0 K: 1 S: 6	H: 1 LOB: 2 BB: 2 P: 14	1B: 8 2B: 2 3B: 0 HR: 1	SF: 0 SAC: 1 DP: 0 HBP: 0	WP: 1 PB: 0 SB: 0 CS: 1	PA: 36
<b>PITCHER</b>	IP WLS BF H R ER SO BB IBB HBP BLK WP HR S P ERA WHIP																	
49 Tim Wakefield, R (1, 1) ERA: 4.85	4.2 L 22 9 4 4 3 0 0 0 0 0 0 0 27 31 7.71 1.929																	
John Wasdin, R (5, 1) ERA: 5.18	0.1 2 1 0 0 0 0 0 0 0 0 0 0 2 2 0.00 3.000																	
Mark Brandenburg, R (6, 1) ERA: 10.29	2.0 6 0 0 0 4 0 0 0 0 0 0 0 14 14 0.00 0.000																	
Joe Hudson, R (8, 1) ERA: 2.08	0.0 3 1 1 1 0 0 1 1 0 0 0 1 0 1 9 = =																	
Heathcliff Slocumb, R (8, 1) ERA: 7.76	1.0 3 0 0 0 0 1 0 0 0 0 0 0 5 5 0.00 0.000																	


AB 32  
R 5  
H 11  
RBI 4  
BB 3  
SO 8  
LOB 15










Batter	1	2	3	4	5	6	7	8	9	AB	R	H	RBI	BB	SO	LOB	TOP								
Lance Johnson, L (1, 8) OBP: 0.390, SLG: 0.340	G6-3	F8			K		G1-3		FC4-6	5	0	0	0	0	1	5	<b>New York Mets @ New York Yankees</b> Yankee Stadium, Bronx, NY Mon Jun 16 1997, 7:05 PM EDT Att: 56,188 - Unknown - 69 F  <b>AB 33</b> <b>R 6</b> <b>H 9</b> <b>RBI 5</b> <b>BB 3</b> <b>SO 4</b> <b>LOB 13</b> 								
Bernard Gilkey, R (1, 7) OBP: 0.318, SLG: 0.347	2B	F9			CS		1B		SF7	3	1	2	1	1	0	1									
John Olerud, L (1, 3) OBP: 0.406, SLG: 0.531	1B		L9		CS	G1-3			F9	5	1	2	3	0	0	1									
Todd Hundley, S (1, 2) OBP: 0.429, SLG: 0.602	1B	S			G5-4-3		K		F7	2	1	0	0	2	1	2									
Butch Huskey, R (1, 10) OBP: 0.319, SLG: 0.514	S				G5-4-3				G5-3	4	0	2	1	0	0	1									
Carl Everett, S (1, 9) OBP: 0.298, SLG: 0.429	K				P3		P4		F8	4	0	0	0	0	1	2									
Carlos Baerga, S (1, 4) OBP: 0.309, SLG: 0.386	G4-1				G4-3				L8	4	0	0	0	0	0	1									
Matt Franco, L (1, 5) OBP: 0.408, SLG: 0.469		F8			K		G1-3		FC4-6	4	2	2	0	0	1	0									
Luis Lopez, S (1, 6) OBP: 0.304, SLG: 0.158					G5-3				SH	2	1	1	0	0	0	0									
<b>Inning Stats</b>	R: 3 E: 0 K: 1 S: 15	H: 3 LOB: 1 BB: 1 P: 24	R: 0 E: 0 K: 0 S: 5	H: 0 LOB: 1 BB: 0 P: 9	R: 0 E: 0 K: 0 S: 6	H: 0 LOB: 0 BB: 1 P: 12	R: 0 E: 0 K: 1 S: 7	H: 0 LOB: 0 BB: 0 P: 9	R: 0 E: 0 K: 1 S: 7	H: 1 LOB: 0 BB: 0 P: 10	R: 0 E: 0 K: 1 S: 9	H: 1 LOB: 1 BB: 0 P: 15	R: 2 E: 0 K: 0 S: 13	H: 3 LOB: 2 BB: 1 P: 24	R: 0 E: 0 K: 0 S: 6	H: 0 LOB: 0 BB: 0 P: 9	R: 1 E: 1 K: 0 S: 10	H: 1 LOB: 1 BB: 0 P: 16	1B: 7 2B: 2 3B: 0 HR: 0	SF: 1 SAC: 1 DP: 1 HBP: 1	WP: 0 PB: 0 SB: 2 CS: 1	PA: 40			
<b>PITCHER</b>	IP	WLS	BF	H	R	ER	SO	BB	IBB	HBP	BLK	WP	HR	S	P	ERA	WHIP								
Andy Pettitte, L (1, 1) ERA: 3.35	7.0	L	31	8	5	5	4	3	0	1	0	0	0	62	103	6.43	1.571								
Graeme Lloyd, L (8, 1) ERA: 2.6	2.0		8	1	1	0	0	0	0	0	0	0	0	16	25	0.00	0.500								

Batter	1	2	3	4	5	6	7	8	9	AB	R	H	RBI	BB	SO	LOB	BOTTOM								
Derek Jeter, R (1, 6) OBP: 0.358, SLG: 0.379	E8		K		F9			G6-3	K	5	0	1	0	0	2	4	<b>New York Mets @ New York Yankees</b> Yankee Stadium, Bronx, NY Mon Jun 16 1997, 7:05 PM EDT Att: 56,188 - Unknown - 69 F  <b>AB 35</b> <b>R 0</b> <b>H 9</b> <b>RBI 0</b> <b>BB 2</b> <b>SO 8</b> <b>LOB 20</b> 								
Pat Kelly, R (1, 4) OBP: 0.444, SLG: 0.382	G5-3		K				K	FC5-4		4	0	1	0	0	2	2									
Paul O'Neill, L (1, 9) OBP: 0.399, SLG: 0.566	K				G4-3				FC5-4	3	0	1	0	1	1	1									
Cecil Fielder, R (1, 10) OBP: 0.358, SLG: 0.388	K						K		FC5-4	4	0	1	0	0	2	4									
Tino Martinez, L (1, 3) OBP: 0.370, SLG: 0.590		G4-3			G5-3		P4		F8	4	0	0	0	0	0	4									
Charlie Hayes, R (1, 5) OBP: 0.400, SLG: 0.439		L8			L4					3	0	1	0	1	0	1									
Mark Whiten, S (1, 7) OBP: 0.369, SLG: 0.445		G4-3					K		P4	4	0	1	0	0	1	1									
Chad Curtis, R (1, 8) OBP: 0.354, SLG: 0.513					G5-3		F9		F9	4	0	0	0	0	0	2									
Joe Girardi, R (1, 2) OBP: 0.281, SLG: 0.318							E4		G1-3	4	0	3	0	0	0	1									
<b>Inning Stats</b>	R: 0 E: 1 K: 2 S: 8	H: 1 LOB: 1 BB: 0 P: 11	R: 0 E: 0 K: 0 S: 4	H: 0 LOB: 0 BB: 0 P: 5	R: 0 E: 0 K: 2 S: 9	H: 1 LOB: 1 BB: 0 P: 13	R: 0 E: 0 K: 0 S: 6	H: 1 LOB: 1 BB: 0 P: 12	R: 0 E: 1 K: 1 S: 6	H: 1 LOB: 1 BB: 0 P: 8	R: 0 E: 0 K: 2 S: 13	H: 0 LOB: 1 BB: 1 P: 21	R: 0 E: 0 K: 0 S: 7	H: 0 LOB: 1 BB: 1 P: 12	R: 0 E: 0 K: 0 S: 14	H: 2 LOB: 2 BB: 0 P: 24	R: 0 E: 0 K: 1 S: 10	H: 3 LOB: 2 BB: 0 P: 13	1B: 7 2B: 2 3B: 0 HR: 0	SF: 0 SAC: 0 DP: 0 HBP: 0	WP: 0 PB: 0 SB: 0 CS: 0	PA: 37			
<b>PITCHER</b>	IP	WLS	BF	H	R	ER	SO	BB	IBB	HBP	BLK	WP	HR	S	P	ERA	WHIP								
Dave Milick, R (1, 1) ERA: 4.2	9.0	W	37	9	0	0	8	2	0	0	0	0	0	77	119	0.00	1.222								



Batter	1	2	3	4	5	6	7	8	9	AB	R	H	RBI	BB	SO	LOB	TOP										
Lance Johnson, L (1,8) OBP: 0.394, SLG: 0.346	0-1 G4-3 1B		3-1 E1 HR 1B			1-1 G6-3		1-2 G4-3		4	1	2	0	0	0	1											
Bernard Gilkey, R (1,7) OBP: 0.317, SLG: 0.358	0-0 G4-3 1-2f		1-0 1-H HR			1-2 F9			2-3 K	4	1	1	2	0	1	1											
John Olerud, L (1,3) OBP: 0.403, SLG: 0.526	2-2 F7		1-0 F8			1-3 K			0-2 1B	4	0	1	0	0	1	0											
Todd Hundley, S (1,2) OBP: 0.422, SLG: 0.590		3-2 F7			1-2 P5				2-1 F7	4	0	0	0	0	0	1											
Butch Huskey, R (1,10) OBP: 0.313, SLG: 0.503		1-0 P4			2-3 K				2-2 F9	4	0	0	0	0	1	1											
Carl Everett, S (1,9) OBP: 0.294, SLG: 0.422		2-2 L5			2-3 K					3	0	0	0	0	2	0											
Carlos Baerga, S (1,4) OBP: 0.309, SLG: 0.385			2-1 G5-3 1B			1-3 K			0-1 G4-3	3	0	1	0	0	1	0											
Matt Franco, L (1,5) OBP: 0.405, SLG: 0.463			1-0 G5-3 1B			2-0 G6-3			2-2 G3	3	1	1	0	0	0	0											
Luis Lopez, S (1,6) OBP: 0.308, SLG: 0.227			1-1 G5-3 1-2 2-3f			0-0 F8			2-1 2B	3	0	1	0	0	0	2											
<b>Inning Stats</b>	R: 0 E: 0 K: 0 S: 7	H: 1 LOB: 0 BB: 0 P: 9	R: 0 E: 0 K: 0 S: 11	H: 0 LOB: 0 BB: 0 P: 17	R: 3 E: 1 K: 0 S: 9	H: 4 LOB: 0 BB: 0 P: 18	R: 0 E: 0 K: 2 S: 12	H: 0 LOB: 0 BB: 0 P: 17	R: 0 E: 0 K: 1 S: 5	H: 0 LOB: 0 BB: 0 P: 8	R: 0 E: 0 K: 1 S: 8	H: 0 LOB: 0 BB: 0 P: 11	R: 0 E: 0 K: 1 S: 11	H: 0 LOB: 0 BB: 0 P: 17	R: 0 E: 0 K: 0 S: 10	H: 1 LOB: 1 BB: 0 P: 15	R: 0 E: 0 K: 1 S: 12	H: 1 LOB: 1 BB: 0 P: 18	1B: 5 2B: 1 3B: 0 HR: 1	SF: 0 SAC: 0 DP: 2 HBP: 0	WP: 0 PB: 0 SB: 0 CS: 0	PA: 32					
<b>PITCHER</b>	IP	WLS	BF	H	R	ER	SO	BB	IBB	HBP	BLK	WP	HR	S	P	ERA	WHIP										
David Wells, L (1,1) ERA: 3.47	8.0	W	28	6	3	3	5	0	0	0	0	0	1	73	112	3.38	0.750										
42 Mariano Rivera, R (9,1) ERA: 2.08	1.0	S	4	1	0	0	1	0	0	0	0	0	0	12	18	0.00	1.000										

New York Mets @ New York Yankees  
Yankee Stadium, Bronx, NY  
Tue Jun 17 1997, 7:05 PM EDT  
Att: 56,253 - Unknown - 69 F

AB 32  
R 3  
H 7  
RBI 2  
BB 0  
SO 6  
LOB 6



Batter	1	2	3	4	5	6	7	8	9	AB	R	H	RBI	BB	SO	LOB	BOTTOM										
2 Derek Jeter, R (1,6) OBP: 0.362, SLG: 0.386	2-1 1B	3-2 2B		1-2 G6-3		0-1 FC6-4 1B		0-0 G1-3		5	1	3	2	0	0	0											
Luis Sojo, R (1,4) OBP: 0.357, SLG: 0.364	2-2 P3	2-1 1B		1-1 1B		0-0 FC6-4 1-2f		4-1 F8 BB		4	0	2	1	1	0	3											
Paul O'Neill, L (1,9) OBP: 0.403, SLG: 0.565	2-0 F8	0-0 BB		1-2 G4-3		0-1 E 1B		4-2 BB		4	1	2	0	1	0	2											
Cecil Fielder, R (1,10) OBP: 0.356, SLG: 0.384	2-3 K	4-0 1B			2-3 K		2-2 E5 1B	1-1 F8		3	0	0	0	1	2	2											
Pat Kelly, R (7, PR) OBP: 0.435, SLG: 0.371		1-2 BB				1-2 SF9 1B		2-3 F7		1	1	0	0	0	0	2											
Tino Martinez, L (1,3) OBP: 0.367, SLG: 0.581		2B BB			1-1 G4-3		1-1 P6	1-2 F7		4	1	0	0	1	0	7											
Charlie Hayes, R (1,5) OBP: 0.402, SLG: 0.450		1-0 1B		0-0 G1-3		0-3 K		0-1 E9 SF9 1B		2	0	1	0	0	0	0											
Wade Boggs, L (4,5) OBP: 0.376, SLG: 0.335		1-3 1B								2	0	1	1	0	1	0											
Mark Whiten, S (1,7) OBP: 0.373, SLG: 0.439		4-0 1B 2B BB		3-1 G4-3		0-3 K		4-2 BB		2	1	0	0	2	1	0											
Chad Curtis, R (1,8) OBP: 0.346, SLG: 0.500		1-3 K		2-3 K		1-0 FC1-6 1B		0-1 SF9		3	0	1	1	0	2	3											
Joe Girardi, R (1,2) OBP: 0.280, SLG: 0.316		1-2 2B 1B			3-2 G4-3		1-1 FC1-6 2B 1B	0-2 G5-3		4	1	1	1	0	0	3											
<b>Inning Stats</b>	R: 0 E: 0 K: 1 S: 11	H: 1 LOB: 1 BB: 0 P: 19	R: 4 E: 0 K: 1 S: 16	H: 5 LOB: 3 BB: 3 P: 39	R: 0 E: 0 K: 1 S: 6	H: 0 LOB: 0 BB: 0 P: 11	R: 0 E: 0 K: 0 S: 13	H: 1 LOB: 1 BB: 0 P: 19	R: 0 E: 0 K: 2 S: 8	H: 0 LOB: 0 BB: 0 P: 11	R: 0 E: 0 K: 1 S: 9	H: 2 LOB: 2 BB: 0 P: 11	R: 2 E: 2 K: 0 S: 16	H: 2 LOB: 2 BB: 1 P: 23	R: 0 E: 0 K: 0 S: 9	H: 0 LOB: 2 BB: 2 P: 19	1B: 8 2B: 3 3B: 0 HR: 0	SF: 1 SAC: 0 DP: 0 HBP: 0	WP: 0 PB: 0 SB: 0 CS: 0	PA: 41							
<b>PITCHER</b>	IP	WLS	BF	H	R	ER	SO	BB	IBB	HBP	BLK	WP	HR	S	P	ERA	WHIP										
Aramando Reynoso, R (1,1) ERA: 3.05	1.2	L	11	5	4	4	2	2	0	0	0	0	0	23	47	21.60	4.200										
Cory Lidle, R (2,1) ERA: 3.2	4.1		20	5	2	0	4	1	0	0	0	0	0	45	70	0.00	1.385										
Ricardo Jordan, L (7,1) ERA: 4.61	0.1		3	1	0	0	0	1	0	0	0	0	0	6	11	0.00	6.000										
Greg McMichael, R (7,1) ERA: 2.43	0.2		2	0	0	0	0	0	0	0	0	0	0	5	5	0.00	0.000										
Takashi Kashiwada, L (8,1) ERA: 5.52	1.0		5	0	0	0	0	2	0	0	0	0	0	9	19	0.00	2.000										

New York Mets @ New York Yankees  
Yankee Stadium, Bronx, NY  
Tue Jun 17 1997, 7:05 PM EDT  
Att: 56,253 - Unknown - 69 F

AB 34  
R 6  
H 11  
RBI 6  
BB 6  
SO 6  
LOB 22





Batter	1	2	3	4	5	6	7	8	9	10	AB	R	H	RBI	BB	SO	LOB	TOP		
Lance Johnson, L OBP: 0.382, SLG: 0.333 (1, 8)	K 1-3			F8 2-1		G3-1 1-2		F7 1-2			4	0	0	0	0	1	2	<b>New York Mets @ New York Yankees</b> Yankee Stadium, Bronx, NY Wed Jun 18 1997, 3:33 AM EDT Att: 56,278 - Overcast - 68 F		
Bernard Gilkey, R OBP: 0.316, SLG: 0.353 (1, 7)	G1-3 2-2			F9 2-2		K 2-3			G3-6-3 4-0	BB	3	0	0	0	1	1				
John Olerud, L OBP: 0.405, SLG: 0.528 (1, 3)	K 2-3				4-2				G3-6-3 0-0	1 SAFE 1 SAFE	3	1	1	0	1	1				
Todd Hundley, S OBP: 0.415, SLG: 0.578 (1, 2)		K 0-3			1-3				F9 2-1		4	0	0	0	0	3	2			
Carlos Baerga, S OBP: 0.304, SLG: 0.378 (1, 4)		K 1-3			1-3					G5-3 0-1	4	0	0	1	0	2	0			
Butch Huskey, R OBP: 0.306, SLG: 0.492 (1, 10)		P4 1-1			1-3					L7 1-0	4	0	0	0	0	1	0			
Matt Franco, L OBP: 0.403, SLG: 0.471 Steve Bieser, L OBP: 0.360, SLG: 0.302 Edgardo Alfonzo, R OBP: 0.361, SLG: 0.431 (8, 5)			F7 1-0						G4-3 0-0	BLK 2B	3	0	1	0	0	1	0			
Carl Everett, S OBP: 0.293, SLG: 0.419 (1, 9)			G4-3 1-1			K 1-3			F8 3-1	1B BB	4	0	1	0	0	1	1			
Luis Lopez, S OBP: 0.300, SLG: 0.200 (1, 6)			G3 2-2				G3-1 4-2		G4-3 1-0	2B	3	0	0	0	1	0	3			
<b>Inning Stats</b>	R: 0 E: 0 K: 2 S: 12	H: 0 LOB: 0 BB: 0 P: 17	R: 0 E: 0 K: 2 S: 9	H: 0 LOB: 0 BB: 0 P: 11	R: 0 E: 0 K: 0 S: 7	H: 0 LOB: 1 BB: 1 P: 19	R: 0 E: 0 K: 3 S: 9	H: 0 LOB: 0 BB: 0 P: 12	R: 0 E: 0 K: 2 S: 12	H: 1 LOB: 0 BB: 0 P: 14	R: 1 E: 0 K: 1 S: 9	H: 1 LOB: 0 BB: 0 P: 14	R: 0 E: 0 K: 0 S: 3	H: 0 LOB: 0 BB: 1 P: 9	R: 0 E: 1 K: 0 S: 6	H: 1 LOB: 2 BB: 1 P: 16	1B: 1 2B: 2 3B: 0 HR: 0	SF: 0 SAC: 0 DP: 1 HBP: 0	WP: 1 PB: 0 SB: 0 CS: 0	PA: 36
<b>PITCHER</b>	IP WLS BF H R ER SO BB IBB HBP BLK WP HR S P ERA WHIP	IP WLS BF H R ER SO BB IBB HBP BLK WP HR S P ERA WHIP	IP WLS BF H R ER SO BB IBB HBP BLK WP HR S P ERA WHIP	IP WLS BF H R ER SO BB IBB HBP BLK WP HR S P ERA WHIP	IP WLS BF H R ER SO BB IBB HBP BLK WP HR S P ERA WHIP	IP WLS BF H R ER SO BB IBB HBP BLK WP HR S P ERA WHIP	IP WLS BF H R ER SO BB IBB HBP BLK WP HR S P ERA WHIP	IP WLS BF H R ER SO BB IBB HBP BLK WP HR S P ERA WHIP	IP WLS BF H R ER SO BB IBB HBP BLK WP HR S P ERA WHIP	IP WLS BF H R ER SO BB IBB HBP BLK WP HR S P ERA WHIP	IP WLS BF H R ER SO BB IBB HBP BLK WP HR S P ERA WHIP	IP WLS BF H R ER SO BB IBB HBP BLK WP HR S P ERA WHIP	IP WLS BF H R ER SO BB IBB HBP BLK WP HR S P ERA WHIP	IP WLS BF H R ER SO BB IBB HBP BLK WP HR S P ERA WHIP	IP WLS BF H R ER SO BB IBB HBP BLK WP HR S P ERA WHIP	IP WLS BF H R ER SO BB IBB HBP BLK WP HR S P ERA WHIP	IP WLS BF H R ER SO BB IBB HBP BLK WP HR S P ERA WHIP	IP WLS BF H R ER SO BB IBB HBP BLK WP HR S P ERA WHIP		
David Cone, R ERA: 2.21 Mike Stanton, L ERA: 1.42 (1, 1) (9, 1)	8.0 2.0	WLS 8	BF 28	H 2	R 2	ER 2	SO 11	BB 2	IBB 0	HBP 0	BLK 1	WP 1	HR 0	S 75	P 118	ERA 2.25	WHIP 0.500			

AB	32
R	2
H	3
RBI	1
BB	4
SO	11
LOB	10



Batter	1	2	3	4	5	6	7	8	9	10	AB	R	H	RBI	BB	SO	LOB	BOTTOM				
2 Derek Jeter, R OBP: 0.362, SLG: 0.390 (1, 6)	K 0-3				G1-3 2-1						5	0	2	0	0	1	1	<b>New York Mets @ New York Yankees</b> Yankee Stadium, Bronx, NY Wed Jun 18 1997, 3:33 AM EDT Att: 56,278 - Overcast - 68 F				
Luis Sojo, R OBP: 0.350, SLG: 0.355 (1, 4)	L7 0-1			F7 2-1						G6-3 3-2	5	0	1	0	0	1	3					
Paul O'Neill, L OBP: 0.403, SLG: 0.557 (1, 9)					1-1						3	1	0	0	2	1	2					
Cecil Fielder, R OBP: 0.357, SLG: 0.396 Pat Kelly, R OBP: 0.435, SLG: 0.371 (1, 10) (10, PR)		E5 3-2			1-0						5	1	2	1	0	1	2					
Tino Martinez, L OBP: 0.365, SLG: 0.574 (1, 3)		F7 3-2			1-0						5	0	1	1	0	0	1					
Wade Boggs, L OBP: 0.374, SLG: 0.339 (1, 5)		G5-4-3 2-2			2-1						4	0	1	0	0	1	1					
Mark Whiten, S OBP: 0.376, SLG: 0.433 (1, 7)			G4-3 1-1								2	0	0	0	2	0	0					
Chad Curtis, R OBP: 0.345, SLG: 0.556 (1, 8)					2-2						3	1	1	1	0	1	2					
Joe Girardi, R OBP: 0.280, SLG: 0.311 (1, 2)			L1 2-2								3	0	0	0	1	0	1					
<b>Inning Stats</b>	R: 0 E: 0 K: 2 S: 8	H: 0 LOB: 0 BB: 0 P: 10	R: 0 E: 1 K: 0 S: 14	H: 0 LOB: 0 BB: 0 P: 22	R: 1 E: 0 K: 0 S: 12	H: 2 LOB: 1 BB: 1 P: 19	R: 1 E: 0 K: 0 S: 9	H: 2 LOB: 2 BB: 1 P: 20	R: 0 E: 0 K: 0 S: 11	H: 1 LOB: 2 BB: 1 P: 25	R: 0 E: 0 K: 1 S: 15	H: 1 LOB: 2 BB: 1 P: 27	R: 0 E: 0 K: 1 S: 6	H: 0 LOB: 0 BB: 0 P: 11	R: 0 E: 0 K: 0 S: 8	H: 0 LOB: 1 BB: 1 P: 15	R: 1 E: 0 K: 0 S: 10	H: 2 LOB: 2 BB: 1 P: 19	1B: 4 2B: 2 3B: 0 HR: 2	SF: 0 SAC: 1 DP: 1 HBP: 0	WP: 0 PB: 0 SB: 0 CS: 0	PA: 41
<b>PITCHER</b>	IP WLS BF H R ER SO BB IBB HBP BLK WP HR S P ERA WHIP	IP WLS BF H R ER SO BB IBB HBP BLK WP HR S P ERA WHIP	IP WLS BF H R ER SO BB IBB HBP BLK WP HR S P ERA WHIP	IP WLS BF H R ER SO BB IBB HBP BLK WP HR S P ERA WHIP	IP WLS BF H R ER SO BB IBB HBP BLK WP HR S P ERA WHIP	IP WLS BF H R ER SO BB IBB HBP BLK WP HR S P ERA WHIP	IP WLS BF H R ER SO BB IBB HBP BLK WP HR S P ERA WHIP	IP WLS BF H R ER SO BB IBB HBP BLK WP HR S P ERA WHIP	IP WLS BF H R ER SO BB IBB HBP BLK WP HR S P ERA WHIP	IP WLS BF H R ER SO BB IBB HBP BLK WP HR S P ERA WHIP	IP WLS BF H R ER SO BB IBB HBP BLK WP HR S P ERA WHIP	IP WLS BF H R ER SO BB IBB HBP BLK WP HR S P ERA WHIP	IP WLS BF H R ER SO BB IBB HBP BLK WP HR S P ERA WHIP	IP WLS BF H R ER SO BB IBB HBP BLK WP HR S P ERA WHIP	IP WLS BF H R ER SO BB IBB HBP BLK WP HR S P ERA WHIP	IP WLS BF H R ER SO BB IBB HBP BLK WP HR S P ERA WHIP	IP WLS BF H R ER SO BB IBB HBP BLK WP HR S P ERA WHIP	IP WLS BF H R ER SO BB IBB HBP BLK WP HR S P ERA WHIP				
Rick Reed, R ERA: 2.62 Juan Acevedo, R ERA: 2.62 Greg McMichael, R ERA: 2.62 John Franco, L ERA: 1.37 (1, 1) (7, 1) (9, 1) (10, 1)	6.0 2.1 1.0 0.0	WLS 25	BF 10	H 5	R 2	ER 2	SO 3	BB 1	IBB 1	HBP 0	BLK 0	WP 0	HR 2	S 63	P 112	ERA 3.00	WHIP 1.000					

AB	35
R	3
H	8
RBI	3
BB	5
SO	6
LOB	13





Batter	1	2	3	4	5	6	7	8	9	AB	R	H	RBI	BB	SO	LOB	TOP						
Tony Womack, L (1,4) OBP: 0.305, SLG: 0.348	G5-3		F8			F8		G3		4	0	0	0	0	0	0							
Adrian Brown, S (1,8) OBP: 0.254, SLG: 0.248	G6-3		G3			G3		F7		4	0	0	0	0	0	0							
18 Jason Kendall, R (1,2) OBP: 0.379, SLG: 0.495	F7			G6-3		F7		G5-3		4	0	0	0	0	0	0							
Kevin Young, R (1,3) OBP: 0.331, SLG: 0.497		1B FC5 1B		F8			E8 1B 2B		FC6-4 1B	4	2	2	0	0	0	0							
Joe Randa, R (1,5) OBP: 0.372, SLG: 0.493	FC5 1B 1B				BB		2B 1B		K	3	1	2	0	1	1	1							
Mark Smith, R (1,7) OBP: 0.273, SLG: 0.429	FC5 1B			L7			F9 2B		FC6-4 2B HR	4	1	2	2	0	0	2							
Jose Guillen, R (1,9) OBP: 0.290, SLG: 0.385	FC5 G6-4-3					F8	F9		HR 2B	4	1	1	1	0	0	3							
Kevin Polcovich, R (1,6) OBP: 0.379, SLG: 0.387	G6-4-3					G5-3	P5		HR	2	0	0	0	0	0	2							
Dale Sveum, S (7, PH) OBP: 0.337, SLG: 0.482										2	1	1	3	0	0	1							
Jon Lieber, L (1,1) OBP: 0.074, SLG: 0.038			F8				F7		G4-3	1	0	0	0	0	0	0							
Chris Peters, L (3,1) OBP: 0.290, SLG: 0.300										1	0	0	0	0	0	1							
Jason Christiansen, R (6,1) ERA: 3.74										0	0	0	0	0	0	0							
Midre Cummings, L (7, PH) OBP: 0.294, SLG: 0.358										1	0	0	0	0	0	1							
Clint Sodowsky, L (7,1) ERA: 3.32										1	0	0	0	0	0	0							
Keith Osk, R (8, PH) OBP: 0.311, SLG: 0.381										1	0	0	0	0	0	0							
Ricardo Rincon, L (9,1) ERA: 3.94										0	0	0	0	0	0	0							
<b>Inning Stats</b>	R: 0 E: 0 K: 0 S: 10	H: 0 LOB: 0 BB: 0 P: 12	R: 1 E: 0 K: 0 S: 12	H: 3 LOB: 1 BB: 0 P: 16	R: 0 E: 0 K: 0 S: 7	H: 0 LOB: 0 BB: 0 P: 9	R: 0 E: 0 K: 0 S: 4	H: 0 LOB: 1 BB: 1 P: 9	R: 0 E: 0 K: 1 S: 6	H: 0 LOB: 0 BB: 0 P: 7	R: 0 E: 0 K: 0 S: 8	H: 0 LOB: 0 BB: 0 P: 13	R: 2 E: 1 K: 0 S: 7	H: 2 LOB: 1 BB: 0 P: 13	R: 0 E: 0 K: 0 S: 5	H: 0 LOB: 0 BB: 0 P: 8	R: 3 E: 0 K: 1 S: 10	H: 3 LOB: 0 BB: 0 P: 17	1B: 5 2B: 2 HR: 1	SF: 0 SAC: 0 HBP: 0	WP: 0 PB: 0 SB: 0 CS: 0	PA: 36	
<b>PITCHER</b>	IP WLS BF H R ER SO BB IBB HBP BLK WP HR S P ERA WHIP																						
Mark Clark, R (1,1) ERA: 3.5	8.0	30	5	3	2	1	1	0	0	0	0	0	0	0	1	10	17	27.00	3.000				
John Franco, L (9,1) ERA: 2.3	1.0	W 6	3	3	3	1	0	0	0	0	0	0	0	1	10	17	27.00	3.000					

Pittsburgh Pirates @ New York Mets  
Shea Stadium, Flushing, NY  
Thu Jun 19 1997, 7:05 PM EDT  
Att: 15,492 - Unknown - 81 F

AB	35
R	6
H	8
RBI	6
BB	1
SO	2
LOB	10



Batter	1	2	3	4	5	6	7	8	9	AB	R	H	RBI	BB	SO	LOB	BOTTOM					
Lance Johnson, L (1,8) OBP: 0.382, SLG: 0.336	G3-1		FC9-6 1B	G4-3		F7		1B		5	0	2	0	0	0	2						
Bernard Gilkey, R (1,7) OBP: 0.317, SLG: 0.353	G6-3		FC9-6 1B		G4-6-3 1B		G3-6-3 BB 1B	G3-1		3	1	1	0	0	0	1						
Alex Ochoa, R (7,9) OBP: 0.265, SLG: 0.301			1B				BB 1B			2	0	1	0	0	0	2						
John Olerud, L (1,3) OBP: 0.408, SLG: 0.528	1B 2B 1B		1B 2B 1B	G4-6-3		G4-6-3	G3-6-3 BB		K	4	2	2	0	1	1	1						
Todd Hundley, S (1,2) OBP: 0.419, SLG: 0.577	2B 1B		2B 1B		K		G3-6-3		BB 1B BB	4	2	2	1	1	1	2						
Carl Everett, S (1,9) OBP: 0.305, SLG: 0.433	2B		CS 2B			G5-3	FC6-4 IBB		1B BB	3	0	2	3	2	0	0						
Carlos Baerga, S (1,4) OBP: 0.394, SLG: 0.374	F7		K			2B BB	FC6-4		1B	2	1	0	0	1	1	3						
Jason Hardtke, S (7,4) OBP: 0.500, SLG: 0.500			2-3				1-2		1B	2	0	1	1	0	0	2						
Matt Franco, L (1,5) OBP: 0.392, SLG: 0.458	G6-3			F9						2	0	0	0	0	0	0						
Edgardo Alfonzo, R (6, PH) OBP: 0.367, SLG: 0.442										2	1	2	1	0	0	0						
Luis Lopez, S (1,6) OBP: 0.324, SLG: 0.276	L5									4	0	2	1	0	0	1						
Mark Clark, R (1,1) OBP: 0.063, SLG: 0.129	G6-3									3	0	0	0	0	2	2						
Steve Bieser, L (8, PH) OBP: 0.355, SLG: 0.297										1	0	0	0	0	0	1						
John Franco, L (9,1) ERA: 3.94										0	0	0	0	0	0	0						
<b>Inning Stats</b>	R: 1 E: 0 K: 0 S: 13	H: 3 LOB: 2 BB: 0 P: 20	R: 0 E: 0 K: 0 S: 4	H: 0 LOB: 0 BB: 0 P: 7	R: 3 E: 0 K: 1 S: 12	H: 4 LOB: 1 BB: 0 P: 16	R: 0 E: 0 K: 1 S: 12	H: 1 LOB: 1 BB: 0 P: 17	R: 0 E: 0 K: 1 S: 10	H: 1 LOB: 0 BB: 0 P: 17	R: 2 E: 0 K: 1 S: 15	H: 2 LOB: 1 BB: 1 P: 30	R: 0 E: 0 K: 0 S: 5	H: 1 LOB: 2 BB: 2 P: 17	R: 0 E: 0 K: 0 S: 9	H: 2 LOB: 2 BB: 0 P: 14	R: 1 E: 0 K: 1 S: 6	H: 1 LOB: 2 BB: 2 P: 17	1B: 11 2B: 5 HR: 0	SF: 0 SAC: 0 HBP: 0	WP: 0 PB: 0 SB: 1 CS: 1	PA: 42
<b>PITCHER</b>	IP WLS BF H R ER SO BB IBB HBP BLK WP HR S P ERA WHIP																					
Jon Lieber, R (1,1) ERA: 4.62	2.1	14	7	4	4	0	0	0	0	0	0	0	0	0	25	36	15.43	3.000				
Chris Peters, L (3,1) ERA: 3.74	3.0	12	4	2	2	3	1	0	0	0	0	0	0	0	35	60	6.00	1.667				
Jason Christiansen, L (6,1) ERA: 3.74	0.2	2	0	0	0	1	0	0	0	0	0	0	0	0	6	11	0.00	0.000				
Clint Sodowsky, R (7,1) ERA: 3.32	2.0	10	3	0	0	0	1	1	0	0	0	0	0	14	31	0.00	2.000					
Ricardo Rincon, L (9,1) ERA: 3.94	0.1	L 4	1	1	1	1	2	0	0	0	0	0	0	6	17	27.00	9.000					

Pittsburgh Pirates @ New York Mets  
Shea Stadium, Flushing, NY  
Thu Jun 19 1997, 7:05 PM EDT  
Att: 15,492 - Unknown - 81 F

AB	37
R	7
H	15
RBI	7
BB	5
SO	5
LOB	17









Batter	1	2	3	4	5	6	7	8	9	AB	R	H	RBI	BB	SO	LOB	TOP								
Tony Womack, L (1,4) OBP: 0.310, SLG: 0.352	1-2 S 1B		1-2 S 2B 1B		2-3 K			1-2 1B FC6-4 1B		4	2	3	0	0	1	0	<b>Pittsburgh Pirates @ New York Mets</b> Shea Stadium, Flushing, NY Sat Jun 21 1997, 3:33 AM EDT Att: 32,908 - Sunny - 89 F								
Adrian Brown, S (1,8) OBP: 0.254, SLG: 0.242	0-1 SAFE F7		1-0 F8			0-1 P2		1-0 FC6-4 1B		4	0	1	0	0	0	2									
Mark Smith, R (1,7) OBP: 0.300, SLG: 0.448 Marc Wilkins, R (8,1)	2-3 SAFE K		0-0 2B			1-1 F7		0-2 FC6-4		4	0	1	2	0	1	2									
Mark Johnson, L (1,3) OBP: 0.349, SLG: 0.323	4-2 S BB		0-2 P6			1-0 G4-3		1-2 3-H 2-3 K		3	0	0	0	1	1	2									
Joe Randa, R (1,5) OBP: 0.360, SLG: 0.477	3-1 G6-3				2-1 G6-3			2-2 G6-3		4	0	0	0	0	0	2									
Dale Sveum, S (1,6) OBP: 0.343, SLG: 0.478 Kevin Polcovich, R (9,PH) OBP: 0.379, SLG: 0.387		1-1 F7		3-3 K		0-2 P6		2-2 2B 1B		4	0	1	0	0	1	0									
Jose Guillen, R (1,9) OBP: 0.293, SLG: 0.393		1-0 G4-3		0-3 K		0-1 FC5 2B		0-0 1-H 2B		4	0	2	0	0	1	0									
Keith Osik, R (1,2) OBP: 0.292, SLG: 0.356 Kevin Young, R (9,PH) OBP: 0.321, SLG: 0.480		0-0 P6				0-1 L4		1-2 FC5		3	0	0	0	0	0	1									
Jason Schmidt, R (1,1) OBP: 0.190, SLG: 0.238 Midre Cummings, L (8,PH) OBP: 0.281, SLG: 0.382 Emil Brown, R (8,7) OBP: 0.305, SLG: 0.300				0-3 K		0-3 K		0-0 G3		2	0	0	0	0	2	0									
<b>Inning Stats</b>	R: 0 E: 0 K: 1 S: 14	H: 1 LOB: 2 BB: 1 P: 23	R: 0 E: 0 K: 0 S: 4	H: 0 LOB: 0 BB: 0 P: 6	R: 1 E: 0 K: 1 S: 13	H: 2 LOB: 1 BB: 0 P: 15	R: 0 E: 0 K: 2 S: 8	H: 0 LOB: 0 BB: 0 P: 13	R: 0 E: 0 K: 2 S: 11	H: 0 LOB: 0 BB: 0 P: 12	R: 0 E: 0 K: 0 S: 5	H: 0 LOB: 0 BB: 0 P: 7	R: 0 E: 0 K: 0 S: 13	H: 1 LOB: 1 BB: 0 P: 16	R: 1 E: 0 K: 1 S: 16	H: 2 LOB: 1 BB: 0 P: 20		R: 0 E: 0 K: 1 S: 10	H: 2 LOB: 2 BB: 0 P: 14	1B: 5 2B: 3 3B: 0 HR: 0	SF: 0 SAC: 0 DP: 0 HBP: 0	WP: 0 PB: 0 SB: 4 CS: 0	PA: 35		
<b>PITCHER</b>	IP	WLS	BF	H	R	ER	SO	BB	IBB	HBP	BLK	WP	HR	S	P	ERA	WHIP								
Dave Milcki, R (1,1) ERA: 4.03	8.0	W	31	6	2	2	7	1	0	0	0	0	0	84	112	2.25	0.875								
Greg McMichael, R (9,1) ERA: 2.55	1.0	S	4	2	0	0	1	0	0	0	0	0	0	10	14	0.00	2.000								

AB	34
R	2
H	8
RBI	2
BB	1
SO	8
LOB	11



Batter	1	2	3	4	5	6	7	8	9	AB	R	H	RBI	BB	SO	LOB	BOTTOM								
Steve Bieser, L (1,7) OBP: 0.354, SLG: 0.299 John Olerud, L (8,PH) OBP: 0.411, SLG: 0.525 Greg McMichael, R (9,1) OBP: 1.000, SLG: 1.000	1-3 K		0-2 G4-3			0-1 CS 1B		3-3 K		3	0	1	0	0	1	0	<b>Pittsburgh Pirates @ New York Mets</b> Shea Stadium, Flushing, NY Sat Jun 21 1997, 3:33 AM EDT Att: 32,908 - Sunny - 89 F								
Edgardo Alfonzo, R (1,5) OBP: 0.363, SLG: 0.449	3-2 F9				0-0 F9		1-0 F7		1-0 2-H HR	4	1	1	2	0	0	1									
Carl Everett, S (1,8) OBP: 0.304, SLG: 0.439	0-0 P5				1-0 3B		2-1 F8		0-1 G5-3	4	0	1	0	0	0	1									
Todd Hundley, S (1,2) OBP: 0.424, SLG: 0.592		2-2 HR			4-0 IBB		3-2 CS		3-2 FC4-6 1B	2	1	2	1	1	0	0									
Butch Huskey, R (1,9) OBP: 0.305, SLG: 0.489		1-2 G5-3			1-3 K		1-0 P5			3	0	0	0	0	1	3									
Carlos Baerga, S (1,4) OBP: 0.300, SLG: 0.369		0-2 G6-3			1-0 G4-3		1-1 F8			3	0	0	0	0	0	3									
Matt Franco, L (1,3) OBP: 0.378, SLG: 0.440		0-2 G1-3				1-1 G4-3		2-1 FC4-6		3	0	0	0	0	0	1									
Luis Lopez, S (1,6) OBP: 0.325, SLG: 0.265 Lance Johnson, L (8,PH) OBP: 0.376, SLG: 0.339 Alex Ochoa, R (9,9) OBP: 0.265, SLG: 0.300			0-1 G1-3			3-3 K		1-1 G3		2	0	0	0	0	1	0									
Dave Milcki, R (1,1) OBP: 0.200, SLG: 0.217 Jason Hardtke, S (8,PH) OBP: 0.571, SLG: 0.571			0-0 G4-3			1-1 G3-1		2-2 HR 1B		2	0	0	0	0	0	0									
<b>Inning Stats</b>	R: 0 E: 0 K: 1 S: 8	H: 0 LOB: 0 BB: 0 P: 12	R: 1 E: 0 K: 0 S: 13	H: 1 LOB: 0 BB: 0 P: 16	R: 0 E: 0 K: 0 S: 6	H: 0 LOB: 0 BB: 0 P: 6	R: 0 E: 0 K: 1 S: 7	H: 1 LOB: 2 BB: 1 P: 14	R: 0 E: 0 K: 1 S: 8	H: 0 LOB: 0 BB: 0 P: 13	R: 0 E: 0 K: 0 S: 10	H: 1 LOB: 0 BB: 0 P: 13	R: 0 E: 0 K: 0 S: 10	H: 1 LOB: 1 BB: 0 P: 17	R: 2 E: 0 K: 1 S: 12	H: 2 LOB: 0 BB: 0 P: 19		R: 0 E: 0 K: 1 S: 10	H: 0 LOB: 0 BB: 0 P: 14	1B: 3 2B: 0 3B: 1 HR: 2	SF: 0 SAC: 0 DP: 0 HBP: 0	WP: 0 PB: 0 SB: 1 CS: 1	PA: 31		
<b>PITCHER</b>	IP	WLS	BF	H	R	ER	SO	BB	IBB	HBP	BLK	WP	HR	S	P	ERA	WHIP								
Jason Schmidt, R (1,1) ERA: 5.07	7.0	L	25	4	1	1	3	0	0	0	0	0	0	1	12	18.00	2.000								
Marc Wilkins, R (8,1) ERA: 4.62	1.0	L	5	2	2	2	1	0	0	0	0	0	1	12	19	18.00	2.000								

AB	29
R	3
H	6
RBI	3
BB	1
SO	4
LOB	10









Batter	1	2	3	4	5	6	7	8	9	AB	R	H	RBI	BB	SO	LOB	TOP					
Jeff Blausler, R (1, 6) OBP: 0.437, SLG: 0.571	F7		10 G3 1B HBP		SH3-4		K			2	1	0	0	0	1	1						
Michael Tucker, L (1, 9) OBP: 0.372, SLG: 0.464	10 1B 2B		L8		G3			F8		4	1	1	0	0	0	2						
10 Chipper Jones, S (1, 5) OBP: 0.369, SLG: 0.482	G3 2H 1B		G3		F9			L8		4	0	1	1	0	0	2						
Fred McGriff, L (1, 3) OBP: 0.351, SLG: 0.402	G3		1B		G3			BB		3	0	1	1	1	0	1						
Ryan Klesko, L (1, 7) OBP: 0.314, SLG: 0.474	BB		F8		F7			L9		3	0	0	0	1	0	2						
Andruw Jones, R (1, 8) OBP: 0.371, SLG: 0.435	P2				F9					4	0	0	0	0	1	2						
Javy Lopez, R (1, 2) OBP: 0.382, SLG: 0.581			P2		G4-3					4	0	1	0	0	0	0						
Mark Lemke, S (1, 4) OBP: 0.274, SLG: 0.304			L8		G4-3					4	0	1	0	0	0	1						
Tony Graffanino, R (9, PR) OBP: 0.344, SLG: 0.396					G4-3			1B		0	0	0	0	0	0	0						
29 John Smoltz, R (1, 1) OBP: 0.465, SLG: 0.474										3	0	1	0	0	2	1						
Keith Lockhart, L (9, PH) OBP: 0.282, SLG: 0.373			K		G3 SH3-4 1B			K		1	0	0	0	0	0	1						
<b>Inning Stats</b>	R: 1 E: 0 K: 0 S: 12	H: 2 LOB: 2 BB: 1 P: 22	R: 0 E: 0 K: 1 S: 9	H: 0 LOB: 0 BB: 0 P: 11	R: 1 E: 0 K: 0 S: 8	H: 1 LOB: 1 BB: 0 P: 12	R: 0 E: 0 K: 0 S: 6	H: 0 LOB: 0 BB: 0 P: 8	R: 0 E: 0 K: 0 S: 7	H: 1 LOB: 1 BB: 0 P: 9	R: 0 E: 0 K: 0 S: 6	H: 0 LOB: 0 BB: 1 P: 10	R: 0 E: 0 K: 2 S: 9	H: 1 LOB: 1 BB: 0 P: 12	R: 0 E: 0 K: 0 S: 6	H: 0 LOB: 1 BB: 1 P: 12	R: 0 E: 0 K: 1 S: 11	H: 1 LOB: 1 BB: 0 P: 15	1B: 4 2B: 2 3B: 0 HR: 0	SF: 0 SAC: 1 DP: 0 HBP: 1	WP: 0 PB: 0 SB: 0 CS: 0	PA: 36
<b>PITCHER</b> Rick Reed, R (1, 1) ERA: 2.57	IP: 9.0 WLS: W BF: 36 H: 6 R: 2 ER: 2 SO: 4 BB: 2 IBB: 0 HBP: 1 BLK: 0 WP: 0 HR: 0 S: 74 P: 111 ERA: 2.00 WHIP: 0.889															<b>PITCHER</b>						

Atlanta Braves @ New York Mets  
Shea Stadium, Flushing, NY  
Mon Jun 23 1997, 7:05 PM EDT  
Att: 22,193 - Unknown - 83 F

AB 32  
R 2  
H 6  
RBI 2  
BB 2  
SO 4  
LOB 13



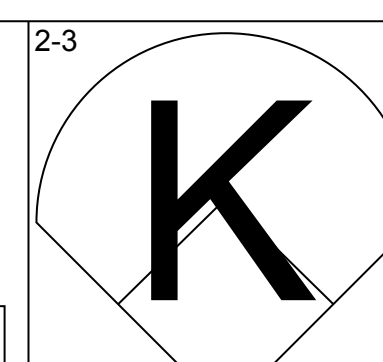
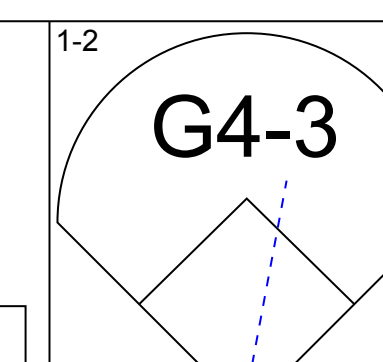
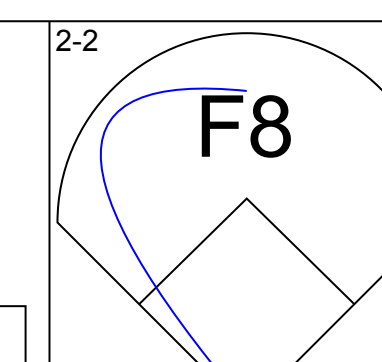
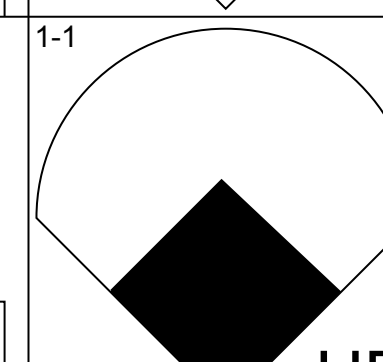
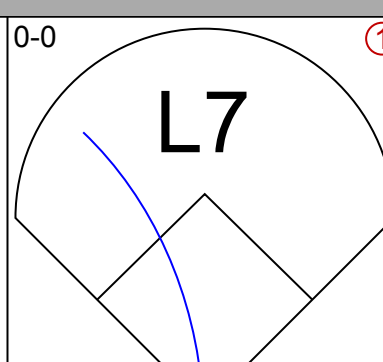
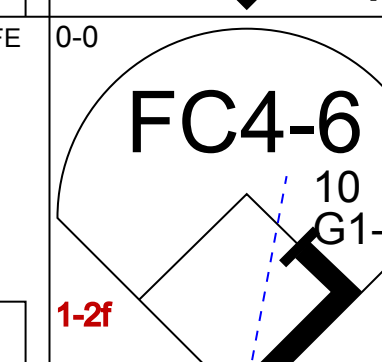
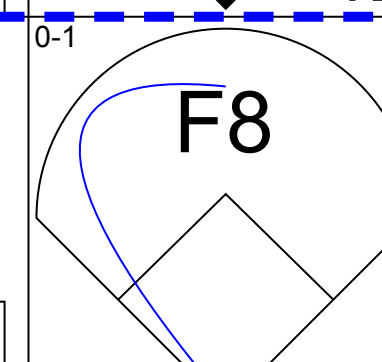
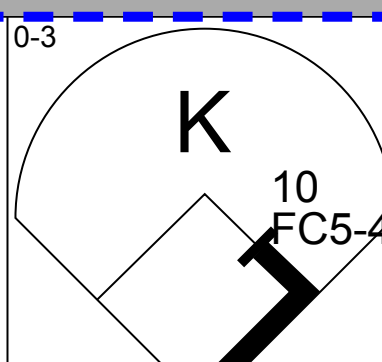
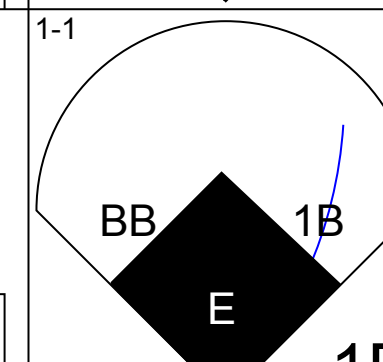
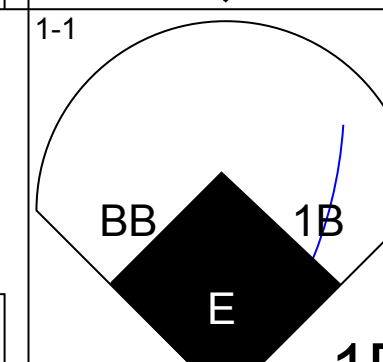
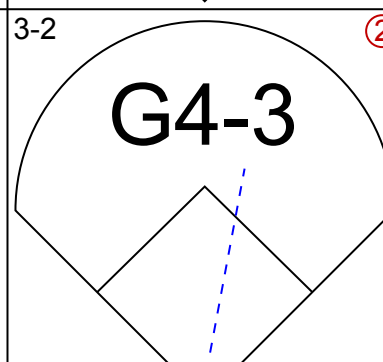
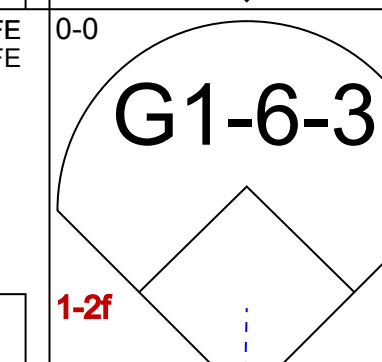
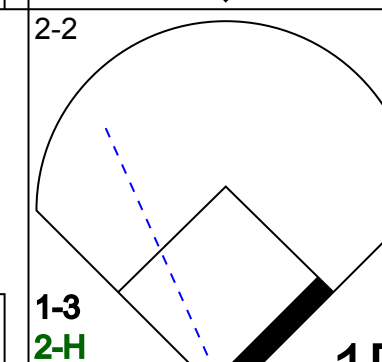
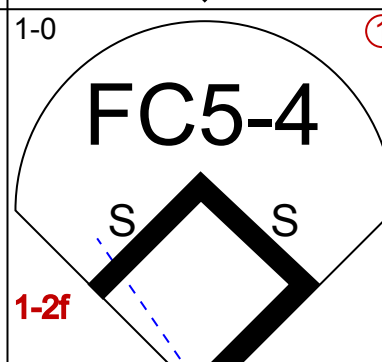
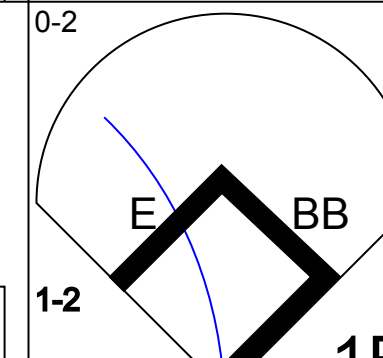
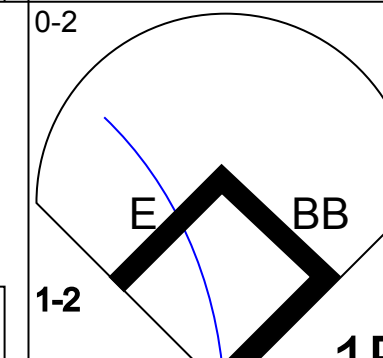
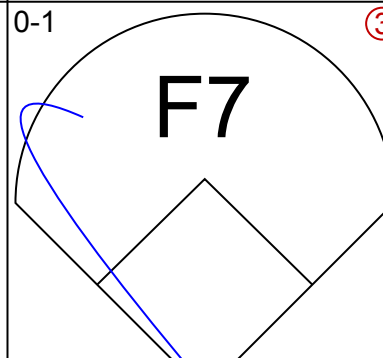

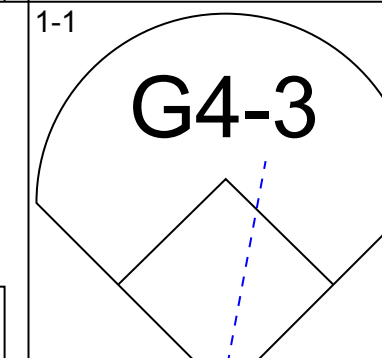
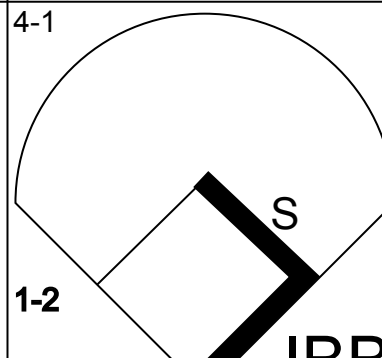
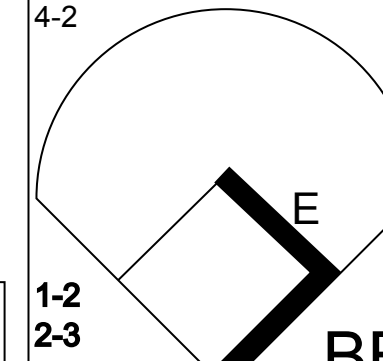
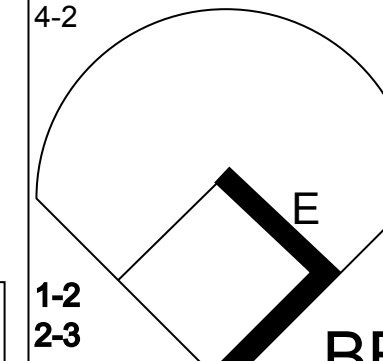
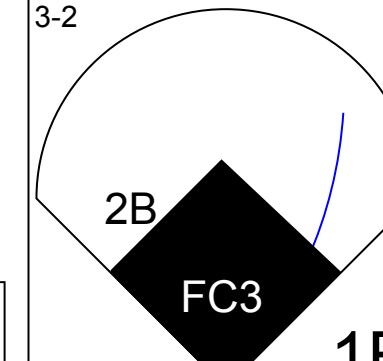
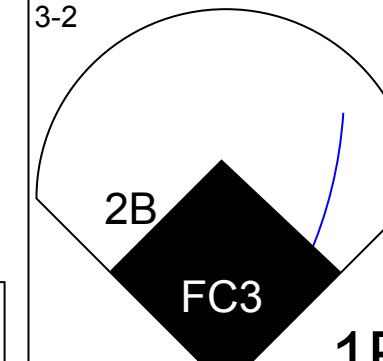
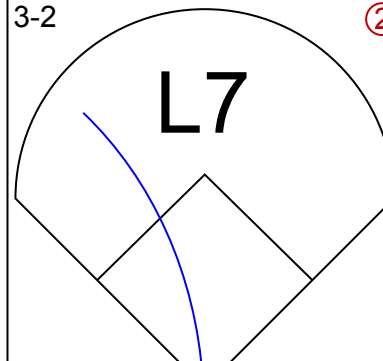
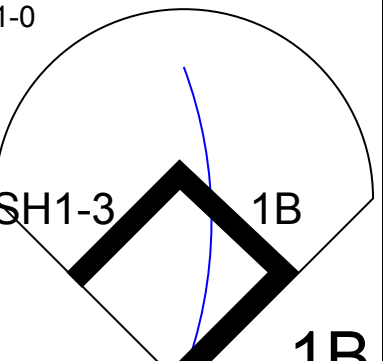
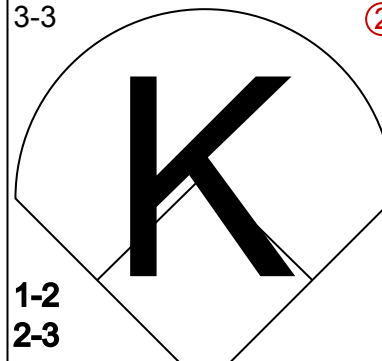
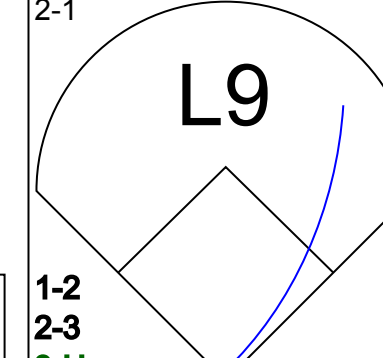
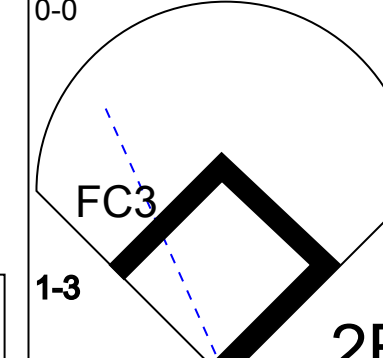
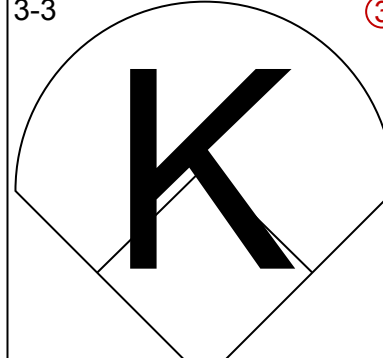
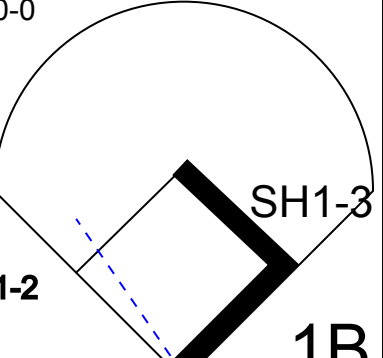
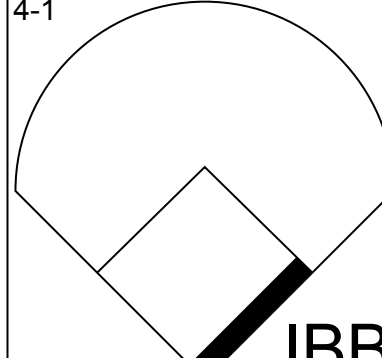
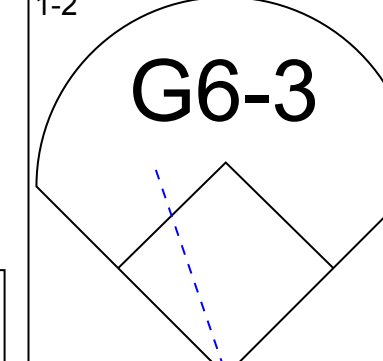
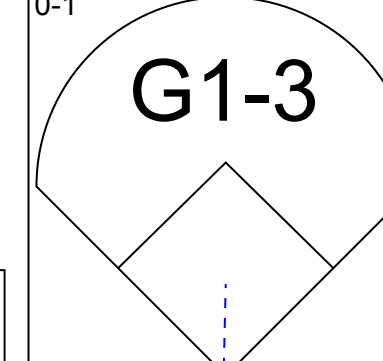
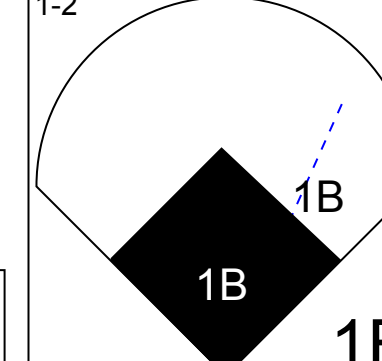
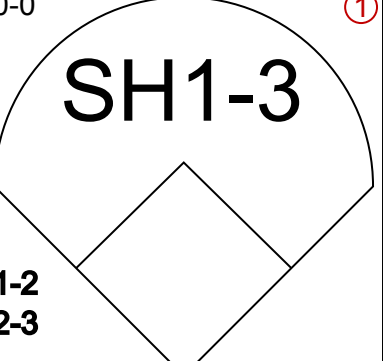
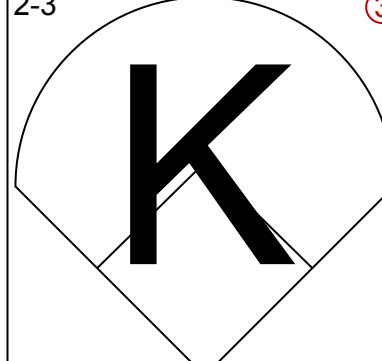
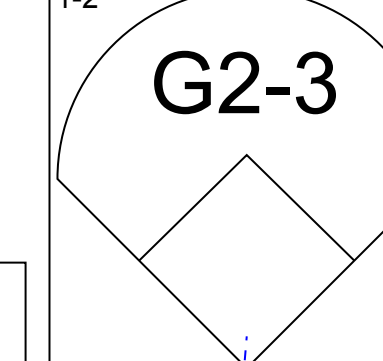
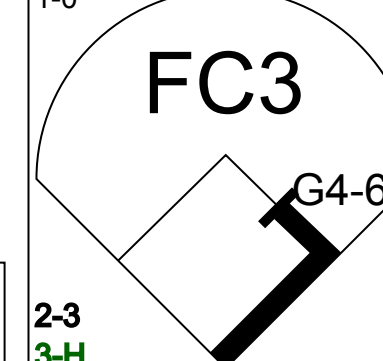
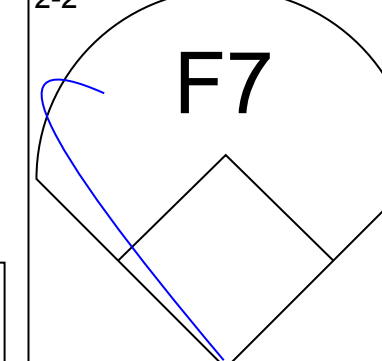
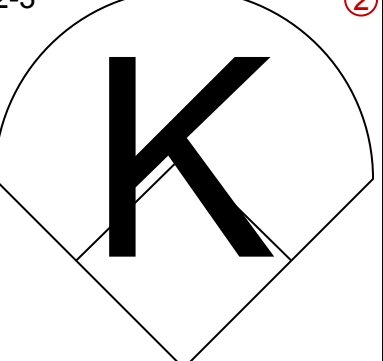
Batter	1	2	3	4	5	6	7	8	9	AB	R	H	RBI	BB	SO	LOB	BOTTOM	
Lance Johnson, L (1, 8) OBP: 0.377, SLG: 0.374	K		G6-3		G3-1		G4-3			4	0	0	0	0	1	1		
Edgardo Alfonzo, R (1, 5) OBP: 0.370, SLG: 0.460	P4		FC6-4 1B		2B		L8			4	0	2	1	0	0	0		
John Olerud, L (1, 3) OBP: 0.411, SLG: 0.523	BB 1B		FC6-4 1-2		F8		G6-3			4	0	1	0	0	0	2		
Todd Hundley, S (1, 2) OBP: 0.430, SLG: 0.603	BB				FC6-4 1B		HR 1B			3	1	2	0	1	0	0		
Carl Everett, S (1, 9) OBP: 0.317, SLG: 0.473	F7		FC6-4 BLK 1-2		HR 1B		L9			4	1	1	2	0	0	3		
Carlos Baerga, S (1, 4) OBP: 0.301, SLG: 0.368			F7		P5		HR 1B			4	0	2	0	0	0	1		
Butch Huskey, R (1, 7) OBP: 0.311, SLG: 0.485			G6-3		G6-3		K			3	0	0	0	1	1	1		
Luis Lopez, S (1, 6) OBP: 0.306, SLG: 0.256			F7		G4-3		1B			4	0	1	0	0	1	2		
Rick Reed, R (1, 1) OBP: 0.226, SLG: 0.276			F8		G3-1 2B 1B		K			3	1	1	0	0	1	1		
<b>Inning Stats</b>	R: 0 E: 0 K: 1 S: 12	H: 1 LOB: 2 BB: 1 P: 23	R: 0 E: 0 K: 0 S: 5	H: 0 LOB: 0 BB: 0 P: 7	R: 0 E: 0 K: 0 S: 13	H: 1 LOB: 1 BB: 0 P: 17	R: 0 E: 0 K: 0 S: 9	H: 2 LOB: 1 BB: 0 P: 15	R: 2 E: 0 K: 2 S: 17	H: 4 LOB: 1 BB: 0 P: 25	R: 0 E: 0 K: 0 S: 7	H: 0 LOB: 0 BB: 0 P: 7	R: 0 E: 1 K: 1 S: 10	H: 1 LOB: 2 BB: 1 P: 18	1B: 8 2B: 1 3B: 0 HR: 1	SF: 0 SAC: 0 DP: 0 HBP: 0	WP: 0 PB: 0 SB: 0 CS: 0	PA: 35
<b>PITCHER</b> 29 John Smoltz, R (1, 1) ERA: 3.2	IP: 8.0 WLS: L BF: 35 H: 10 R: 3 ER: 3 SO: 4 BB: 1 IBB: 1 HBP: 0 BLK: 1 WP: 0 HR: 1 S: 82 P: 123 ERA: 3.38 WHIP: 1.375															<b>PITCHER</b>		

Atlanta Braves @ New York Mets  
Shea Stadium, Flushing, NY  
Mon Jun 23 1997, 7:05 PM EDT  
Att: 22,193 - Unknown - 83 F

AB 33  
R 3  
H 10  
RBI 3  
BB 2  
SO 4  
LOB 11



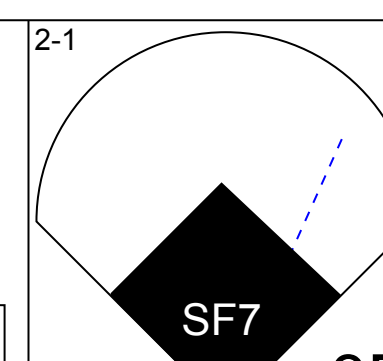
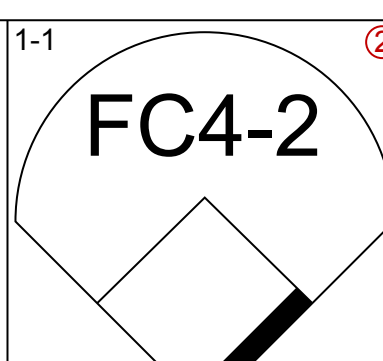
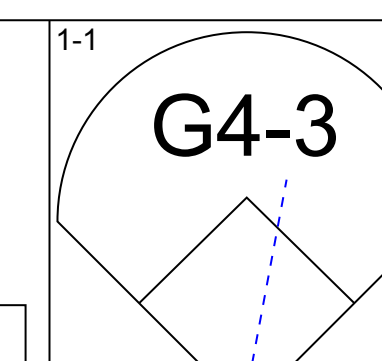
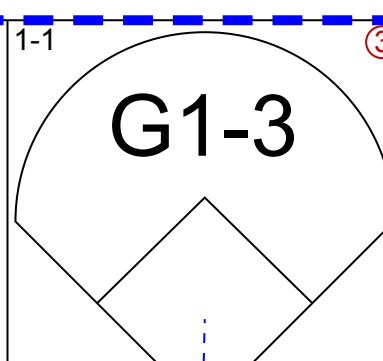
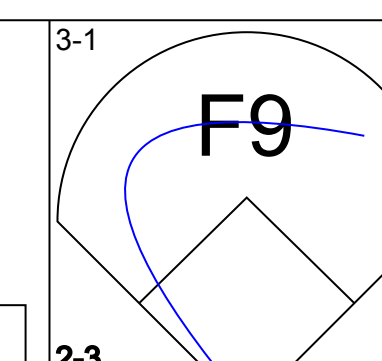
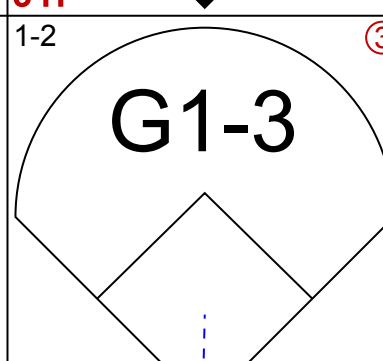
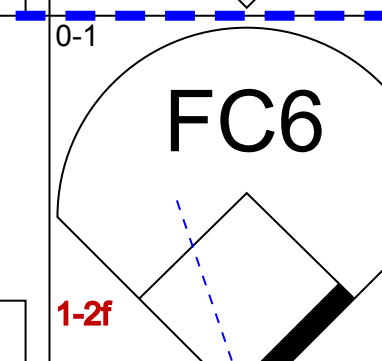
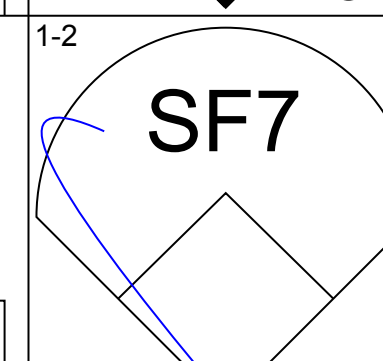
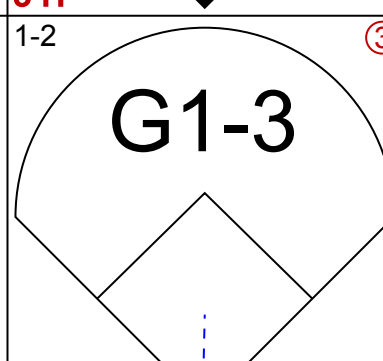
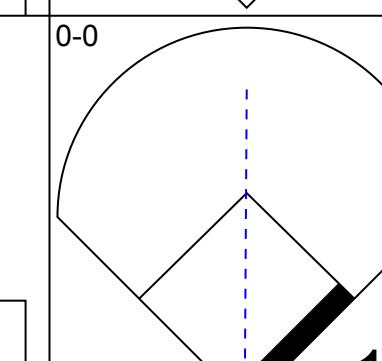
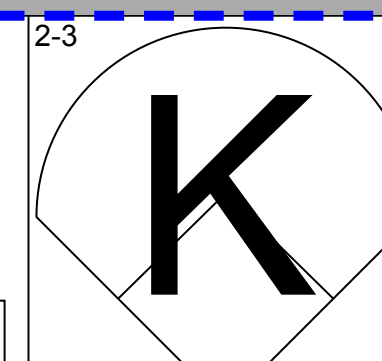
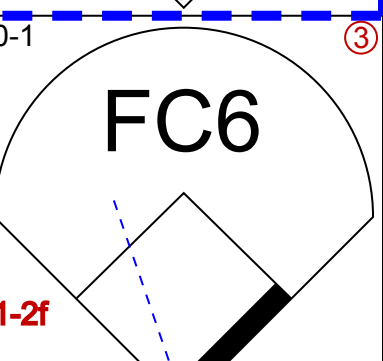
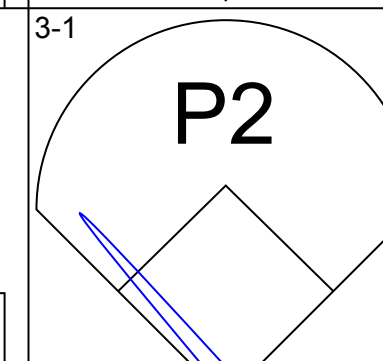
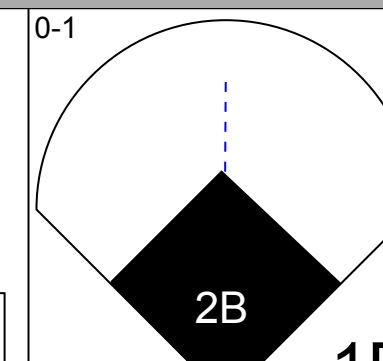
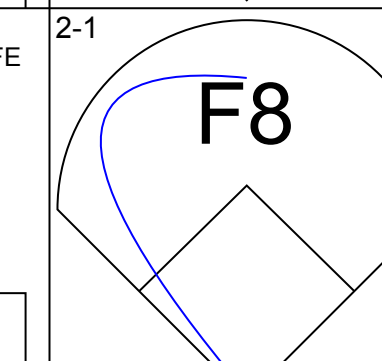
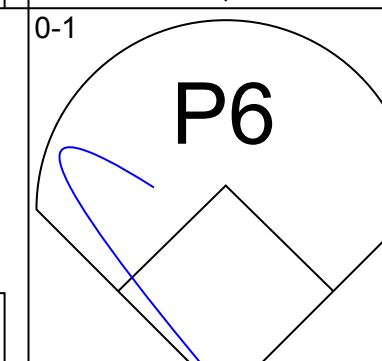
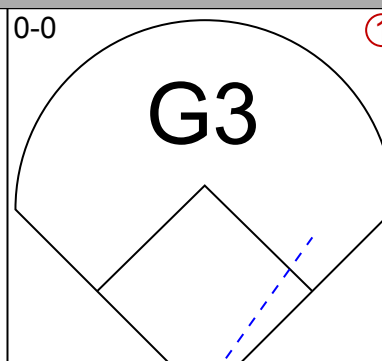
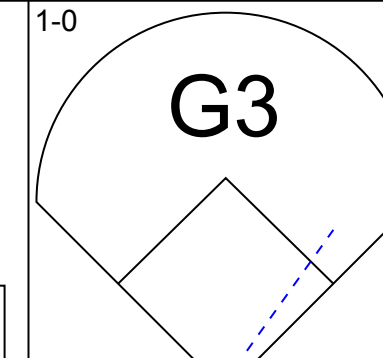
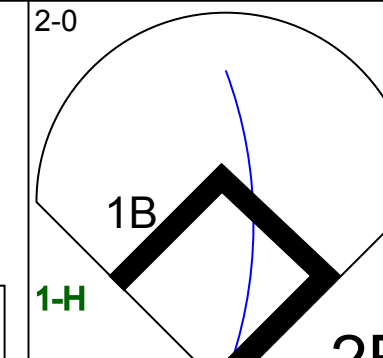
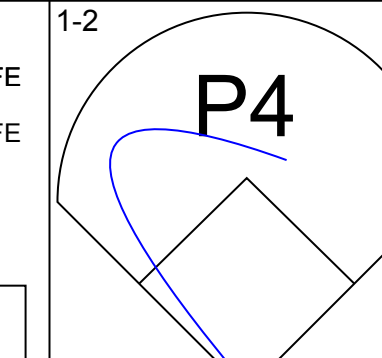
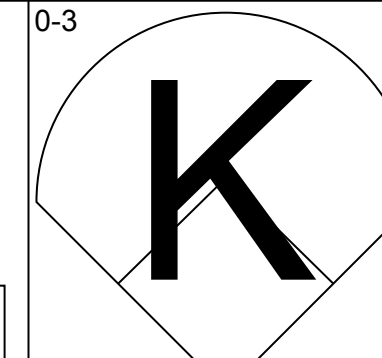
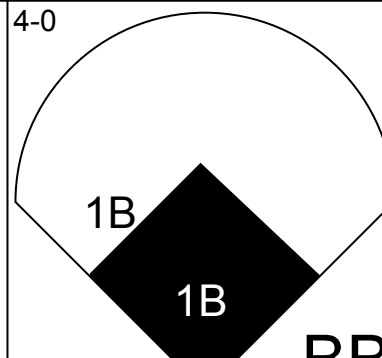
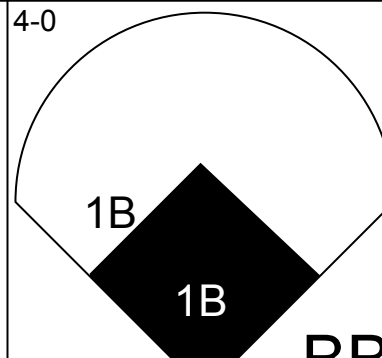
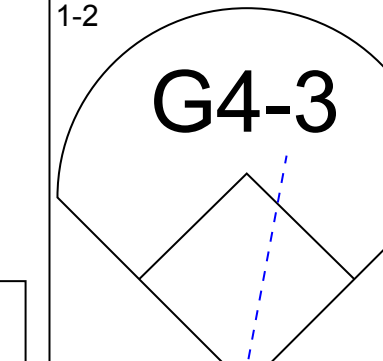
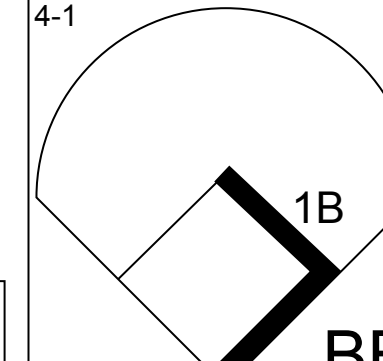
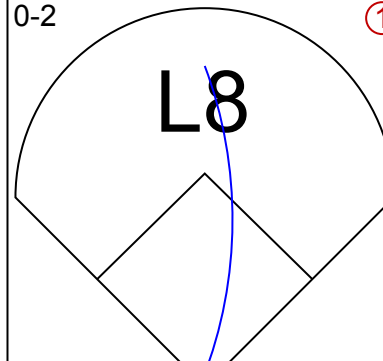
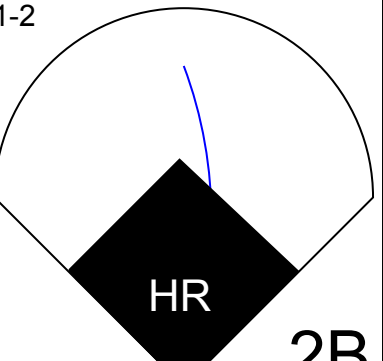
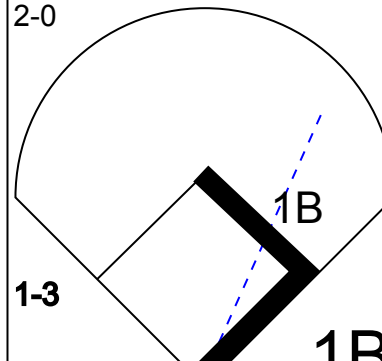
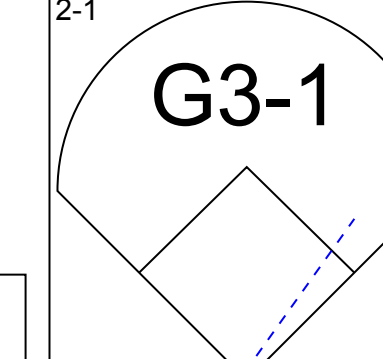
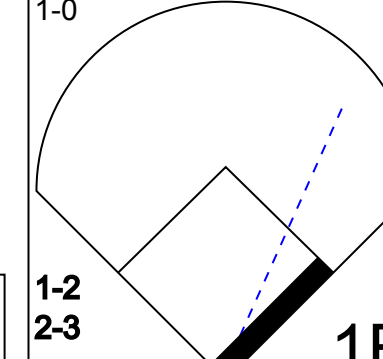
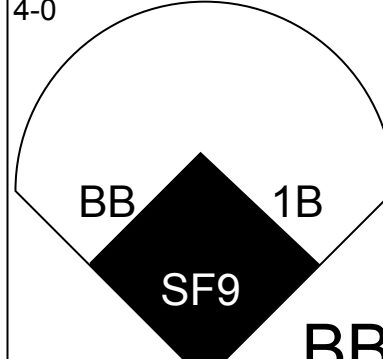

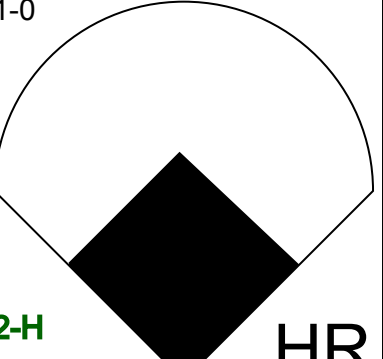
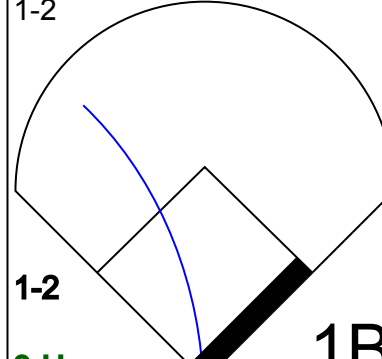
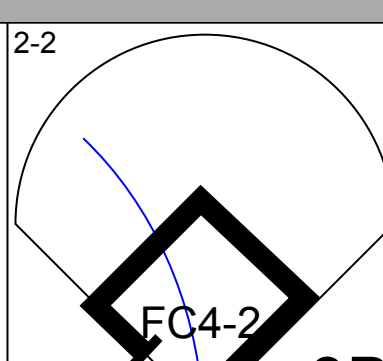
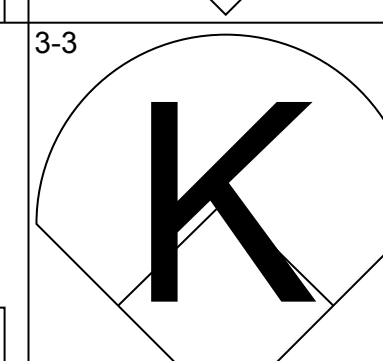
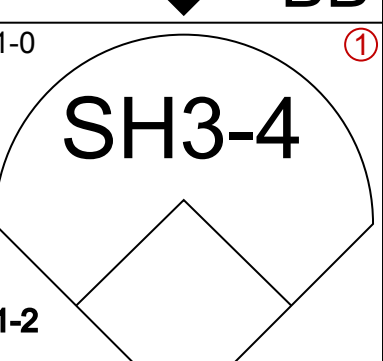
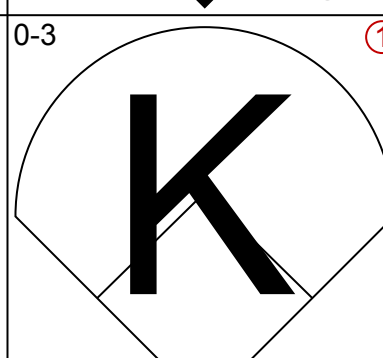
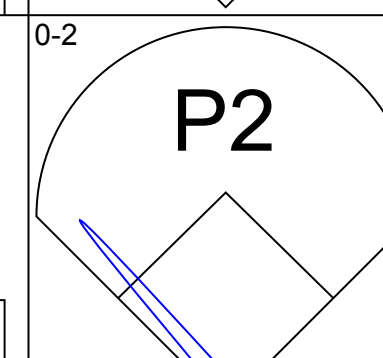
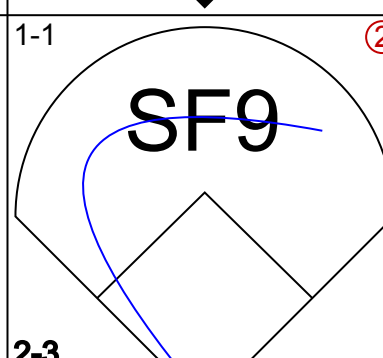
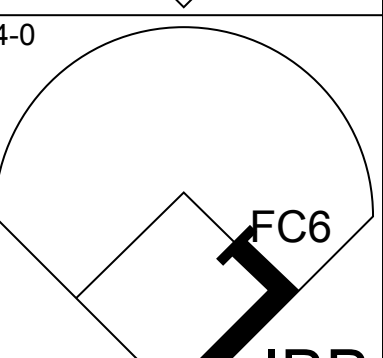



Batter	1	2	3	4	5	6	7	8	9	AB	R	H	RBI	BB	SO	LOB	TOP		
Jeff Blauer, R (1.6) OBP: 0.436, SLG: 0.567										5	0	2	1	0	1	3			
Michael Tucker, L (1.9) OBP: 0.369, SLG: 0.470										5	1	1	1	0	1	3			
10 Chipper Jones, S (1.5) OBP: 0.369, SLG: 0.480									5	1	2	1	0	0	2				
Fred McGriff, L (1.3) OBP: 0.351, SLG: 0.400									4	0	1	0	1	0	2				
Ryan Klesko, L (1.7) OBP: 0.319, SLG: 0.474										4	1	2	0	1	1	2			
Andruw Jones, R (1.8) OBP: 0.377, SLG: 0.444										4	0	2	0	1	1	2			
Javy Lopez, R (1.2) OBP: 0.382, SLG: 0.577										3	0	1	0	0	0	4			
Rafael Belliard, R (7. PR) OBP: 0.261, SLG: 0.261										0	1	0	0	0	0	0			
Eddie Pérez, R (7.2) OBP: 0.302, SLG: 0.405										1	0	0	0	0	1	3			
Mark Lemke, S (1.4) OBP: 0.270, SLG: 0.299										4	0	0	1	0	1	4			
Chris Brock, R (1.1) OBP: 0.226, SLG: 0.250										2	0	0	0	0	0	2			
Brad Clontz, R (6.1) OBP: 0.226, SLG: 0.250										0	0	0	0	0	0	0			
Alan Embree, L (6.1) OBP: 0.226, SLG: 0.250										0	0	0	0	0	0	0			
Keith Lockhart, L (7. PH) OBP: 0.226, SLG: 0.250										1	1	1	0	0	0	0			
Mike Bielecki, R (7.1) OBP: 0.226, SLG: 0.250										0	0	0	0	1	0	0			
Mark Wohlers, R (8.1) OBP: 0.226, SLG: 0.250										0	0	0	0	0	0	0			
<b>Inning Stats</b>	R: 2 H: 3 E: 1 K: 1 S: 20	H: 3 R: 2 BB: 1 P: 31	R: 0 H: 0 E: 0 K: 0 S: 7	H: 0 R: 0 BB: 0 P: 10	R: 0 H: 0 E: 0 K: 0 S: 7	H: 0 R: 0 BB: 0 P: 10	R: 1 H: 2 E: 0 K: 0 S: 8	H: 1 R: 0 BB: 0 P: 4	R: 0 H: 0 E: 0 K: 1 S: 8	H: 0 R: 0 BB: 0 P: 14	R: 2 H: 4 E: 0 K: 0 S: 18	H: 2 R: 0 BB: 2 P: 23	R: 0 H: 2 E: 0 K: 1 S: 10	H: 2 R: 0 BB: 2 P: 19	R: 0 H: 0 E: 0 K: 3 S: 13	H: 0 R: 0 BB: 2 P: 27	1B: 10 2B: 1 3B: 0 HR: 1	SF: 0 SAC: 1 DP: 2 HBP: 0	WP: 1 PA: 43 PB: 0 CS: 0
<b>PITCHER</b>	IP WLS BF H R ER SO BB IBB HBP BLK WP HR S P ERA WHIP																		
Mark Clark, R (1.1) ERA: 3.47	6.0 24 6 3 2 2 1 0 0 0 0 0 1 53 81 3.00 1.167																		
Cory Lidle, R (7.1) ERA: 4.55	0.1 4 3 2 2 0 0 0 0 0 0 0 0 11 13 54.00 9.000																		
Takashi Kashiwada, L (7.1) ERA: 4.57	1.2 9 3 0 0 1 1 0 0 0 0 0 0 17 29 0.00 2.400																		
Greg McMichael, R (9.1) ERA: 2.41	1.0 W 6 0 0 0 3 0 2 0 0 1 0 0 13 27 0.00 0.000																		

Atlanta Braves @ New York Mets  
Shea Stadium, Flushing, NY  
Tue Jun 24 1997, 7:05 PM EDT  
Att: 26,663 - Unknown - 81 F

AB 38  
R 5  
H 12  
RBI 4  
BB 4  
SO 6  
LOB 27



Batter	1	2	3	4	5	6	7	8	9	AB	R	H	RBI	BB	SO	LOB	BOTTOM		
Lance Johnson, L (1.8) OBP: 0.374, SLG: 0.385										4	1	1	0	0	0	3			
Cory Lidle, R (7.1) ERA: 4.55										0	0	0	0	0	0	0			
Takashi Kashiwada, L (7.1) ERA: 4.57										0	0	0	0	0	0	0			
Butch Huskey, R (8. PH) OBP: 0.310, SLG: 0.482										1	0	0	0	0	0	2			
Greg McMichael, R (9.1) ERA: 2.41										0	0	0	0	0	0	0			
Edgardo Alfonzo, R (1.6) OBP: 0.367, SLG: 0.456										4	0	1	1	0	1	3			
John Olerud, L (1.3) OBP: 0.408, SLG: 0.517										5	1	1	0	0	0	1			
Todd Hundley, S (1.2) OBP: 0.430, SLG: 0.601										4	1	1	1	1	1	1			
Carl Everett, S (1.7) OBP: 0.323, SLG: 0.479										4	1	2	0	1	0	0			
Carlos Baerga, S (1.4) OBP: 0.311, SLG: 0.387										4	2	3	3	1	0	0			
Matt Franco, L (1.5) OBP: 0.376, SLG: 0.436										3	0	1	0	0	1	3			
Luis Lopez, S (7.6) OBP: 0.320, SLG: 0.256										0	0	0	0	1	0	0			
Alex Ochoa, R (1.9) OBP: 0.277, SLG: 0.317										2	0	1	0	1	1	3			
Mark Clark, R (1.1) OBP: 0.059, SLG: 0.121										2	0	0	0	0	1	4			
Bernard Gilkey, R (6. PH) OBP: 0.318, SLG: 0.353										0	0	0	1	1	0	0			
<b>Inning Stats</b>	R: 1 H: 1 E: 0 K: 0 S: 8	H: 1 R: 0 BB: 0 P: 15	R: 0 H: 0 E: 0 K: 0 S: 7	H: 0 R: 0 BB: 0 P: 13	R: 0 H: 1 E: 0 K: 1 S: 13	H: 1 R: 0 BB: 0 P: 17	R: 1 H: 3 E: 0 K: 2 S: 15	H: 3 R: 0 BB: 1 P: 25	R: 0 H: 1 E: 0 K: 0 S: 9	H: 1 R: 0 BB: 2 P: 20	R: 0 H: 0 E: 0 K: 2 S: 8	H: 0 R: 0 BB: 0 P: 10	R: 2 H: 2 E: 0 K: 0 S: 10	H: 2 R: 0 BB: 2 P: 24	R: 1 H: 2 E: 0 K: 0 S: 6	H: 2 R: 0 BB: 1 P: 13	1B: 6 2B: 2 3B: 2 HR: 1	SF: 2 SAC: 1 DP: 0 HBP: 0	WP: 0 PA: 42 PB: 0 CS: 0
<b>PITCHER</b>	IP WLS BF H R ER SO BB IBB HBP BLK WP HR S P ERA WHIP																		
Chris Brock, R (1.1) ERA: 5.79	5.1 25 7 3 3 3 2 0 0 0 0 0 0 3 8 5.06 1.688																		
Brad Clontz, R (6.1) ERA: 3.05	0.1 2 0 0 0 0 1 0 0 0 0 0 0 3 8 0.00 3.000																		
Alan Embree, L (6.1) ERA: 3.05	0.1 1 0 0 0 0 0 0 0 0 0 0 0 2 3 0.00 0.000																		
Mike Bielecki, R (7.1) ERA: 3.12	1.2 9 2 2 2 2 1 1 0 0 0 0 1 16 32 10.80 1.800																		
Mark Wohlers, R (8.1) ERA: 2.25	0.2 L 5 2 1 1 0 1 0 0 0 0 0 0 8 15 13.50 4.500																		

Atlanta Braves @ New York Mets  
Shea Stadium, Flushing, NY  
Tue Jun 24 1997, 7:05 PM EDT  
Att: 26,663 - Unknown - 81 F

AB 33  
R 6  
H 11  
RBI 6  
BB 6  
SO 5  
LOB 20





Batter	1	2	3	4	5	6	7	8	9	AB	R	H	RBI	BB	SO	LOB	TOP						
Jeff Blausler, R (1, 6) OBP: 0.438, SLG: 0.576 Rafael Belliard, R (9, 6) OBP: 0.261, SLG: 0.261	0-0 F7	0-2		0-1 P4	4-2	0-0 G1-3			1-2 HR	5	2	2	1	1	0	0							
Michael Tucker, L (1, 9) OBP: 0.388, SLG: 0.465	1-0 10 BB 1B HBP	1-3 K		1-3 K	0-0 10 HR 1B				1-3 K	5	2	1	0	0	4	1							
10 Chipper Jones, S (1, 5) OBP: 0.379, SLG: 0.507 Mike Mordecai, R (7, PR) OBP: 0.296, SLG: 0.306	4-0 1B 1-2 1B BB		1-2 2B 3B 1B	0-1	1-0			4-2 2B BB	1-0 FC6-4 1B	3	4	3	5	2	0	0							
Fred McGriff, L (1, 3) OBP: 0.360, SLG: 0.410 Danny Bautista, R (6, 7)	2-0 1B 1-3 2H 1B		0-0 3B 1-3 2B	3-0 1B 1-3 1B	0-3			0-3 K	0-0 FC6-4 1B	3	1	3	1	1	0	0							
Ryan Klesko, L (1, 7) OBP: 0.323, SLG: 0.487	1-2 L5		0-0 SF7 2H 3H 3B	2-0 1B 1-3 1B	0-2			0-2 K	1-2 G3	6	1	3	3	0	1	4							
Andruw Jones, R (1, 8) OBP: 0.378, SLG: 0.445	1-2 1B 1-2 3H 1B		0-0 SF7 2H 3H 3B	0-1 G5-3				0-0 2B 1B		4	1	2	2	0	0	4							
Javy Lopez, R (1, 2) Eddie Pérez, R (8, 2) OBP: 0.302, SLG: 0.405	0-0 F9		0-0 G5-3		1-0 E4 1B 10 HR SH2-4	0-0 1B 1H G5-4-3 2B			1-3 K	5	2	1	1	0	1	2							
Mark Lemke, S (1, 4) Joe Borowski, R (8, 1) Brad Clontz, R (9, 1) Paul Byrd, R (9, 1)		0-0 L8	4-0	0-2 L9	1-2			0-0 L8		4	0	1	0	1	0	1							
Tom Glavine, L (1, 1) OBP: 0.324, SLG: 0.194 Keith Lockhart, L (8, PH) OBP: 0.288, SLG: 0.377		2-2 G5-3	0-0 L9	0-1 SH2-4	1-2			1-2 G6-3		3	0	0	0	0	0	2							
<b>Inning Stats</b>	R: 2 E: 0 K: 0 S: 11	H: 2 LOB: 2 BB: 1 P: 20	R: 0 E: 0 K: 1 S: 10	H: 1 LOB: 1 BB: 0 P: 13	R: 3 E: 0 K: 0 S: 8	H: 3 LOB: 1 BB: 1 P: 15	R: 1 E: 0 K: 1 S: 11	H: 3 LOB: 2 BB: 0 P: 17	R: 4 E: 1 K: 1 S: 15	H: 2 LOB: 1 BB: 2 P: 25	R: 2 E: 0 K: 0 S: 9	H: 3 LOB: 0 BB: 0 P: 11	R: 1 E: 0 K: 2 S: 15	H: 1 LOB: 2 BB: 1 P: 19	R: 0 E: 0 K: 1 S: 8	H: 0 LOB: 0 BB: 0 P: 10	R: 1 E: 0 K: 1 S: 11	H: 2 LOB: 1 BB: 0 P: 15	1B: 10 2B: 3 3B: 1 HR: 3	SF: 1 SAC: 1 DP: 1 HBP: 1	WP: 0 PB: 0 SB: 0 CS: 0	PA: 50	AB 42 R 14 H 17 RBI 13 BB 5 SO 7 LOB 16
<b>PITCHER</b>	IP WLS BF H R ER SO BB IBB HBP BLK WP HR S P ERA WHIP																						
Bobby Jones, R (1, 1) ERA: 2.67	4.2 L 31 11 10 6 2 4 0 0 1 0 0 2 52 87 11.57 3.214																						
Ricardo Jordan, L (5, 1) ERA: 5.82	2.1 11 4 3 3 3 1 0 0 0 0 0 27 33 11.57 2.143																						
Juan Acevedo, R (8, 1) ERA: 1.42	2.0 8 2 1 1 2 0 0 0 0 0 0 1 19 25 4.50 1.000																						

Atlanta Braves @ New York Mets  
Shea Stadium, Flushing, NY  
Wed Jun 25 1997, 3:33 AM EDT  
Att: 27,980 - Sunny - 82 F

livebaseballscorecards.com



Batter	1	2	3	4	5	6	7	8	9	AB	R	H	RBI	BB	SO	LOB	BOTTOM						
Lance Johnson, L (1, 8) OBP: 0.382, SLG: 0.401 Carl Everett, S (5, PH) OBP: 0.323, SLG: 0.474	0-0 1B FC5-2 2B		1-0 G4-3 G6-3 1B		2-3 K			0-3 K	4-2 WP 1B BB	2	1	2	0	0	0	0							
Edgardo Alfonzo, R (1, 5) OBP: 0.367, SLG: 0.455	0-0 FC5-2 1B		2-2 G4-3		0-0 G5-3			2-2 P5	3-2 1B 1H 2H 3H 1B	5	1	2	2	0	2								
Bernard Gilkey, R (1, 7) OBP: 0.316, SLG: 0.347	1-2 P3		0-0 G6-3		1-2 F7			4-1 BB	1-2 K	4	0	0	1	1	1	3							
Butch Huskey, R (1, 3) OBP: 0.318, SLG: 0.482	4-0 FC5-2 1B BB		4-0		2-2 G6-4-3 1B			0-2 F9		2	1	1	0	2	0	2							
Alex Ochoa, R (1, 9) OBP: 0.270, SLG: 0.308	0-1 FC5-2 1B		1-2 P5		1-2 G6-4-3			1-2 G6-4-3	0-2 P6	4	0	0	0	0	5								
Jason Hardtke, S (1, 4) OBP: 0.500, SLG: 0.583	3-2 1B 1H 2H 3H		0-0 G5-3		1-2 G3-1			2-2 1B 2B		4	1	2	2	0	0								
Luis Lopez, S (1, 6) OBP: 0.308, SLG: 0.244 Ricardo Jordan, L (5, 1) Steve Bieser, L (7, PH) OBP: 0.350, SLG: 0.294 Juan Acevedo, R (8, 1) John Olerud, L (9, PH) OBP: 0.409, SLG: 0.517 Alberto Castillo, R (1, 2) OBP: 0.359, SLG: 0.226		0-2 F8		2-1 F7		1-1 G1-3		2-2 BB 1B WP HBP	3-2 WP 1B 1B	2	0	0	0	0	0	0							
Bobby Jones, R (1, 1) OBP: 0.205, SLG: 0.216 Matt Franco, L (5, 5) OBP: 0.375, SLG: 0.432		0-2 G4-3			2-2 G4-3			2-2 BB 1B	3-1 L7	1	0	0	0	0	0	0							
<b>Inning Stats</b>	R: 2 E: 0 K: 0 S: 12	H: 3 LOB: 2 BB: 1 P: 20	R: 0 E: 0 K: 1 S: 11	H: 0 LOB: 0 BB: 0 P: 14	R: 1 E: 0 K: 0 S: 8	H: 1 LOB: 1 BB: 1 P: 16	R: 0 E: 0 K: 1 S: 6	H: 0 LOB: 0 BB: 0 P: 10	R: 0 E: 0 K: 1 S: 10	H: 0 LOB: 0 BB: 0 P: 14	R: 0 E: 0 K: 0 S: 9	H: 1 LOB: 0 BB: 0 P: 13	R: 0 E: 0 K: 0 S: 6	H: 0 LOB: 0 BB: 0 P: 9	R: 0 E: 0 K: 1 S: 14	H: 1 LOB: 2 BB: 1 P: 22	R: 4 E: 0 K: 1 S: 27	H: 3 LOB: 1 BB: 1 P: 46	1B: 7 2B: 2 3B: 0 HR: 0	SF: 0 SAC: 0 DP: 1 HBP: 1	WP: 1 PB: 0 SB: 1 CS: 0	PA: 39	AB 34 R 7 H 9 RBI 6 BB 4 SO 5 LOB 15
<b>PITCHER</b>	IP WLS BF H R ER SO BB IBB HBP BLK WP HR S P ERA WHIP																						
Tom Glavine, L (1, 1) ERA: 2.77	7.0 W 26 5 3 3 3 2 0 0 0 0 0 0 14 22 0.00 2.000																						
Joe Borowski, R (8, 1) ERA: 3.43	1.0 5 1 0 0 1 1 0 0 0 0 0 0 14 22 0.00 2.000																						
Brad Clontz, R (9, 1) ERA: 4.11	0.2 7 3 4 4 0 1 0 1 0 1 0 24 41 54.00 6.000																						
Paul Byrd, R (9, 1) ERA: 4.56	0.1 1 0 0 0 1 0 0 0 0 0 0 3 5 0.00 0.000																						

Atlanta Braves @ New York Mets  
Shea Stadium, Flushing, NY  
Wed Jun 25 1997, 3:33 AM EDT  
Att: 27,980 - Sunny - 82 F

livebaseballscorecards.com





Batter	1	2	3	4	5	6	7	8	9	AB	R	H	RBI	BB	SO	LOB	TOP					
Lance Johnson, L (1, 8) OBP: 0.379, SLG: 0.393	0-1 G4-3		4-0 1B BB		0-0 L7			3-2 G6-3		3	0	0	0	1	0	1						
Eduardo Alfonzo, R (1, 5) OBP: 0.365, SLG: 0.451	1-2 G6-3		1-2 1B		2-1 F9			1-1 G5-3		4	0	1	0	0	0	0						
John Olerud, L (1, 3) OBP: 0.410, SLG: 0.515	4-0 BB		0-0 G4-1		1-0 G6-3			0-1 1B		3	0	1	0	1	0	2						
Todd Hundley, S (1, 2) OBP: 0.427, SLG: 0.608	3-1 G3			3-3 K		2-2 HR		2-3 K		4	1	1	1	0	2	2						
Bernard Gilkey, R (1, 7) OBP: 0.315, SLG: 0.346		0-0 F9		2-3 K		0-1 1B		1-3 K		4	0	1	0	0	2	0						
Carlos Baerga, S (1, 4) OBP: 0.396, SLG: 0.382		0-1 G4-3		1-0 G6-3		0-0 F7		2-3 K		3	0	0	0	0	0	1						
Cory Lidle, R (6, 1)										0	0	0	0	0	0	0						
Juan Acevedo, R (7, 1)										0	0	0	0	0	0	0						
Takashi Kashiwada, L (8, 1)										0	0	0	0	0	0	0						
Steve Bieser, L (9, PH) OBP: 0.340, SLG: 0.290										1	0	0	0	0	1	0						
Carl Everett, S (1, 9) OBP: 0.318, SLG: 0.465		2-3 K			2-1 E6			0-2 G3		4	0	0	0	0	1	0						
Luis Lopez, S (1, 6) OBP: 0.309, SLG: 0.250			2-3 K		1-1 F7			1-1 1B CS		3	0	1	0	0	1	1						
Dave Micki, R (1, 1) OBP: 0.192, SLG: 0.208			1-3 K		0-2 P6			3-3 K		1	0	0	0	0	1	0						
Jason Hardtke, S (5, PH) OBP: 0.462, SLG: 0.538										1	0	0	0	0	0	1						
Ricardo Jordan, L (5, 1)										0	0	0	0	0	0	0						
Matt Franco, L (6, 5) OBP: 0.371, SLG: 0.427										1	0	0	0	0	1	1						
<b>Inning Stats</b>	R: 0 E: 0 K: 0 S: 7	H: 0 LOB: 1 BB: 1 P: 15	R: 0 E: 0 K: 1 S: 7	H: 0 LOB: 0 BB: 0 P: 9	R: 0 E: 0 K: 2 S: 14	H: 1 LOB: 2 BB: 1 P: 21	R: 0 E: 0 K: 2 S: 9	H: 0 LOB: 0 BB: 0 P: 15	R: 0 E: 1 K: 0 S: 10	H: 0 LOB: 1 BB: 0 P: 13	R: 1 E: 0 K: 0 S: 9	H: 2 LOB: 1 BB: 0 P: 14	R: 0 E: 0 K: 1 S: 9	H: 1 LOB: 1 BB: 0 P: 13	R: 0 E: 0 K: 2 S: 10	H: 1 LOB: 0 BB: 0 P: 16	R: 0 E: 0 K: 1 S: 11	H: 0 LOB: 0 BB: 0 P: 15	1B: 4 2B: 1 3B: 0 HR: 1	SF: 0 SAC: 0 DP: 1 HBP: 0	WP: 0 PB: 0 SB: 0 CS: 1	PA: 34
<b>PITCHER</b> Jason Schmidt, R (1, 1) ERA: 4.61	IP: 9.0 WLS: W BF: 34 H: 5 R: 1 ER: 1 SO: 9 BB: 2 IBB: 0 HBP: 0 BLK: 0 WP: 0 HR: 1 S: 86 P: 131 ERA: 1.00 WHIP: 0.778															<b>PITCHER</b>	IP: 9.0 WLS: W BF: 34 H: 5 R: 1 ER: 1 SO: 9 BB: 2 IBB: 0 HBP: 0 BLK: 0 WP: 0 HR: 1 S: 86 P: 131 ERA: 1.00 WHIP: 0.778					

New York Mets @ Pittsburgh Pirates  
Three Rivers Stadium, Pittsburgh, PA  
Fri Jun 27 1997, 7:05 PM EDT  
Att: 18,103 - Unknown - 84 F

AB	32
R	1
H	5
RBI	1
BB	2
SO	9
LOB	9



Batter	1	2	3	4	5	6	7	8	9	AB	R	H	RBI	BB	SO	LOB	BOTTOM	
Tony Womack, L (1, 4) OBP: 0.315, SLG: 0.352	1-0 F9	0-1 FC4-6 1B	1-1 G5-3			2-2 S 1B		0-0 S 1B		5	0	3	0	0	0	2		
Jermaine Allensworth, R (1, 8) OBP: 0.372, SLG: 0.385	0-0 WP 3B	1-2 FC4-6 1B		0-1 G4-3 1B		1-2 S 1B		1-1 F7		5	1	3	0	0	0	2		
Al Martin, L (1, 7) OBP: 0.400, SLG: 0.497	3-2 1H HR 3B	3-3 K		2-2 G4-3		2-1 L6		3-2 G3-1		5	1	1	1	0	1	5		
Kevin Young, R (1, 3) OBP: 0.320, SLG: 0.494	2-0 HR		4-2 HR BB	3-1 G6-3		1-3 K				3	2	1	2	1	1	3		
Joe Randa, R (1, 5) OBP: 0.359, SLG: 0.478	2-0 18 2B 3B		0-1 HR	3-2 G4-3		3-2 G6-3				1	1	1	0	0	0	0		
Dale Sveum, S (3, 5) OBP: 0.342, SLG: 0.490			1-H HR							3	1	1	2	0	0	3		
18 Jason Kendall, R (1, 2) OBP: 0.377, SLG: 0.400	0-2 G4-3 2B		1-0 G4-3		1-2 BB 1B		0-0 CS 1B			4	0	3	1	0	0	0		
Jose Guillen, R (1, 9) OBP: 0.293, SLG: 0.402	0-0 G4-3		0-2 E6 2B		4-1 L5-3 BB		0-0 P4			3	0	0	0	1	0	2		
Kevin Polcovich, R (1, 6) OBP: 0.382, SLG: 0.393	2-2 G6-3		0-0 2B		1-1 L5-3		1-3 K			4	0	1	0	0	1	4		
Jason Schmidt, R (1, 1) OBP: 0.160, SLG: 0.200		0-3 K	3-2 G5-3		1-1 G4-3		1-3 K			4	0	0	0	0	2	3		
<b>Inning Stats</b>	R: 4 E: 0 K: 0 S: 14	H: 5 LOB: 1 BB: 0 P: 24	R: 0 E: 0 K: 2 S: 11	H: 1 LOB: 0 BB: 0 P: 15	R: 2 E: 1 K: 0 S: 14	H: 2 LOB: 2 BB: 1 P: 23	R: 0 E: 0 K: 0 S: 11	H: 1 LOB: 0 BB: 0 P: 19	R: 0 E: 0 K: 1 S: 15	H: 2 LOB: 2 BB: 0 P: 24	R: 0 E: 0 K: 1 S: 5	H: 1 LOB: 0 BB: 0 P: 6	R: 0 E: 0 K: 1 S: 11	H: 1 LOB: 1 BB: 0 P: 16	1B: 8 2B: 3 3B: 2 HR: 2	SF: 0 SAC: 0 DP: 1 HBP: 0	WP: 1 PB: 0 SB: 0 CS: 1	PA: 39
<b>PITCHER</b> Dave Micki, R (1, 1) ERA: 4.42	IP: 4.0 WLS: L BF: 23 H: 6 R: 6 ER: 6 SO: 2 BB: 1 IBB: 0 HBP: 0 BLK: 0 WP: 0 HR: 0 S: 40 P: 50 ERA: 13.50 WHIP: 2.500															<b>PITCHER</b>	IP: 4.0 WLS: L BF: 23 H: 6 R: 6 ER: 6 SO: 2 BB: 1 IBB: 0 HBP: 0 BLK: 0 WP: 0 HR: 0 S: 40 P: 50 ERA: 13.50 WHIP: 2.500	
Ricardo Jordan, L (5, 1) ERA: 5.4	1.1 7 3 0 0 0																	
Cory Lidle, R (6, 1) ERA: 4.45	0.2 2 0 0 0 1																	
Juan Acevedo, R (7, 1) ERA: 1.23	1.0 3 1 0 0 1																	
Takashi Kashiwada, L (8, 1) ERA: 4.42	1.0 4 1 0 0 1																	

New York Mets @ Pittsburgh Pirates  
Three Rivers Stadium, Pittsburgh, PA  
Fri Jun 27 1997, 7:05 PM EDT  
Att: 18,103 - Unknown - 84 F

AB	37
R	6
H	14
RBI	6
BB	2
SO	5
LOB	24





Batter	1	2	3	4	5	6	7	8	9	AB	R	H	RBI	BB	SO	LOB	TOP	
Lance Johnson, L (1, 8) OBP: 0.380, SLG: 0.393										5	1	2	0	0	1	2		
Eduardo Alfonzo, R (1, 5) OBP: 0.374, SLG: 0.452										2	2	1	0	2	0	0		
John Olerud, L (1, 3) OBP: 0.413, SLG: 0.522										4	2	2	2	1	0	3		
Todd Hundley, S (1, 2) OBP: 0.430, SLG: 0.603										2	1	0	0	3	1	1		
Bernard Gilkey, R (1, 7) OBP: 0.316, SLG: 0.347										5	1	2	2	0	2	3		
Carlos Baerga, S (1, 4) OBP: 0.303, SLG: 0.378										3	0	0	1	0	0	2		
Butch Huskey, R (1, 9) OBP: 0.317, SLG: 0.478										4	1	1	1	0	1	1		
Luis Lopez, S (1, 6) OBP: 0.322, SLG: 0.308										4	0	2	2	0	0	0		
Armando Reynoso, R (1, 1) OBP: 0.276, SLG: 0.370										3	0	1	0	0	2	1		
Juan Acevedo, R (7, 1)										1	0	0	0	0	1	1		
Greg McMichael, R (8, 1) OBP: 1.000, SLG: 1.000										0	0	0	0	0	0	0		
John Franco, L (9, 1)										0	0	0	0	0	0	0		
<b>Inning Stats</b>	R: 0 H: 0 E: 0 K: 2 S: 12	H: 0 R: 0 ER: 0 LOB: 2 BB: 2 P: 25	R: 0 H: 0 E: 0 K: 1 S: 7	H: 2 R: 0 ER: 0 LOB: 1 BB: 0 P: 11	R: 0 H: 2 E: 0 K: 0 S: 7	H: 0 R: 0 ER: 0 LOB: 0 BB: 0 P: 17	R: 0 H: 0 E: 0 K: 1 S: 9	H: 0 R: 0 ER: 0 LOB: 0 BB: 0 P: 12	R: 3 H: 4 E: 0 K: 0 S: 12	H: 1 R: 0 ER: 0 LOB: 0 BB: 0 P: 16	R: 5 H: 4 E: 0 K: 1 S: 20	H: 4 R: 0 ER: 0 LOB: 1 BB: 1 P: 34	R: 0 H: 0 E: 0 K: 1 S: 10	H: 0 R: 0 ER: 0 LOB: 1 BB: 1 P: 17	1B: 8 2B: 3 3B: 1 HR: 0	SF: 1 SAC: 0 DP: 2 HBP: 1	WP: 0 PA: 42 PB: 0 SB: 1 CS: 1	
<b>PITCHER</b>	IP WLS BF H R ER SO	IP WLS BF H R ER SO	IP WLS BF H R ER SO	IP WLS BF H R ER SO	IP WLS BF H R ER SO	IP WLS BF H R ER SO	IP WLS BF H R ER SO	IP WLS BF H R ER SO	IP WLS BF H R ER SO	IP WLS BF H R ER SO	IP WLS BF H R ER SO	IP WLS BF H R ER SO	IP WLS BF H R ER SO	IP WLS BF H R ER SO	IP WLS BF H R ER SO	IP WLS BF H R ER SO	IP WLS BF H R ER SO	
Esteban Loaiza, R (1, 1) ERA: 4.1	6.0	L	25	6	3	3	5	1	2	1	0	0	0	0	58	97	4.50	1.167
Jose Silva, R (7, 1) ERA: 15.75	2.0		12	5	5	5	2	1	1	0	0	0	0	0	32	50	22.50	3.000
Jason Christiansen, L (9, 1) ERA: 5.4	1.0		4	0	0	0	1	1	0	0	0	0	0	0	10	17	0.00	1.000

New York Mets @ Pittsburgh Pirates  
Three Rivers Stadium, Pittsburgh, PA  
Sat Jun 28 1997, 7:05 PM EDT  
Att: 23,711 - Unknown - 87 F

AB	33
R	8
H	11
RBI	8
BB	6
SO	8
LOB	14



Batter	1	2	3	4	5	6	7	8	9	AB	R	H	RBI	BB	SO	LOB	BOTTOM				
Tony Womack, L (1, 4) OBP: 0.311, SLG: 0.347										4	0	0	0	0	0	3					
Jermaine Allensworth, R (1, 8) OBP: 0.364, SLG: 0.375										4	0	0	1	0	1	2					
Al Martin, L (1, 7) OBP: 0.402, SLG: 0.510										4	1	2	0	0	1	0					
Kevin Young, R (1, 3) OBP: 0.324, SLG: 0.500										4	1	2	1	0	1	2					
Dale Sveum, S (1, 5) OBP: 0.331, SLG: 0.472										4	0	0	0	0	1	2					
18 Jason Kendall, R (1, 2) OBP: 0.375, SLG: 0.399										3	0	1	1	0	0	0					
Mark Smith, R (1, 9) OBP: 0.302, SLG: 0.512										4	0	1	0	0	0	1					
Kevin Polcovich, R (1, 6) OBP: 0.385, SLG: 0.396										2	0	1	0	0	0	1					
Lou Collier, R (8, PH) OBP: 1.000, SLG: 1.000										1	1	1	0	0	0	0					
Esteban Loaiza, R (1, 1) OBP: 0.156, SLG: 0.188										0	0	0	0	0	0	0					
Midre Cummings, L (8, PH) OBP: 0.252, SLG: 0.368										1	0	0	0	0	1	0					
Jose Silva, R (7, 1)										0	0	0	0	0	0	0					
Keith Osik, R (8, PH) OBP: 0.306, SLG: 0.370										1	0	1	0	0	0	0					
Jason Christiansen, R (9, 1) ERA: 2.73										0	0	0	0	0	0	0					
<b>Inning Stats</b>	R: 0 H: 0 E: 0 K: 2 S: 10	H: 2 R: 0 ER: 0 LOB: 1 BB: 0 P: 15	R: 0 H: 2 E: 0 K: 0 S: 9	H: 1 R: 0 ER: 0 LOB: 1 BB: 0 P: 12	R: 0 H: 1 E: 0 K: 0 S: 11	H: 0 R: 0 ER: 0 LOB: 0 BB: 0 P: 13	R: 0 H: 0 E: 0 K: 1 S: 10	H: 0 R: 0 ER: 0 LOB: 0 BB: 0 P: 16	R: 0 H: 1 E: 0 K: 0 S: 6	H: 1 R: 0 ER: 0 LOB: 0 BB: 0 P: 10	R: 0 H: 0 E: 0 K: 1 S: 7	H: 0 R: 0 ER: 0 LOB: 0 BB: 0 P: 12	R: 2 H: 2 E: 0 K: 0 S: 9	H: 2 R: 0 ER: 0 LOB: 0 BB: 0 P: 12	R: 1 H: 3 E: 0 K: 1 S: 14	H: 3 R: 0 ER: 0 LOB: 2 BB: 0 P: 20	R: 0 H: 0 E: 0 K: 0 S: 4	H: 0 R: 0 ER: 0 LOB: 0 BB: 0 P: 6	1B: 6 2B: 3 3B: 1 HR: 0	SF: 1 SAC: 1 DP: 1 HBP: 0	WP: 0 PA: 34 PB: 0 SB: 0 CS: 1
<b>PITCHER</b>	IP WLS BF H R ER SO	IP WLS BF H R ER SO	IP WLS BF H R ER SO	IP WLS BF H R ER SO	IP WLS BF H R ER SO	IP WLS BF H R ER SO	IP WLS BF H R ER SO	IP WLS BF H R ER SO	IP WLS BF H R ER SO	IP WLS BF H R ER SO	IP WLS BF H R ER SO	IP WLS BF H R ER SO	IP WLS BF H R ER SO	IP WLS BF H R ER SO	IP WLS BF H R ER SO	IP WLS BF H R ER SO	IP WLS BF H R ER SO				
Armando Reynoso, R (1, 1) ERA: 3.02	6.2	W	24	6	2	2	4	0	0	0	0	0	0	0	88	0.900					
Juan Acevedo, R (7, 1) ERA: 2.16	1.0		6	3	1	1	0	0	0	0	0	0	0	12	15	9.00	3.000				
Greg McMichael, R (8, 1) ERA: 2.39	0.1		1	0	0	0	1	0	0	0	0	0	0	4	7	0.00	0.000				
John Franco, L (9, 1) ERA: 2.73	1.0		3	0	0	0	0	0	0	0	0	0	0	4	6	0.00	0.000				

New York Mets @ Pittsburgh Pirates  
Three Rivers Stadium, Pittsburgh, PA  
Sat Jun 28 1997, 7:05 PM EDT  
Att: 23,711 - Unknown - 87 F

AB	32
R	3
H	9
RBI	3
BB	0
SO	5
LOB	11





Batter	1	2	3	4	5	6	7	8	9	AB	R	H	RBI	BB	SO	LOB	TOP			
<b>Bernard Gilkey, R</b> OBP: 0.314, SLG: 0.348 (1, 7)	G6-3		G5-3			G3	G5-3		K	5	0	1	0	0	1	0	<b>New York Mets @ Pittsburgh Pirates</b> Three Rivers Stadium, Pittsburgh, PA Sun Jun 29 1997, 3:33 AM EDT Att: 26,499 - Sunny - 89 F			
<b>Eduardo Alfonso, R</b> OBP: 0.375, SLG: 0.448 (1, 5)	G6-3		F9			G5-3		HR	HR	4	2	1	0	1	0	1				
<b>John Olerud, L</b> OBP: 0.413, SLG: 0.541 (1, 3)	F7			G6-3		G3		HR	HR	5	2	2	4	0	0	1				
<b>Todd Hundley, S</b> OBP: 0.426, SLG: 0.607 (1, 2)	F8			K		G3		HR	F8	5	1	1	1	0	1	1				
<b>Carl Everett, S</b> OBP: 0.324, SLG: 0.466 (1, 8)	E			G3			G4-6-3	G6-3	P4	4	2	2	0	0	0	0				
<b>Carlos Baerga, S</b> OBP: 0.303, SLG: 0.374 (1, 4)		HBP			G4-3		G4-6-3	SH1-3		2	0	0	0	0	0	1				
<b>Butch Huskey, R</b> OBP: 0.316, SLG: 0.490 (1, 9)	SF8			G4-3			HR	G6-3		3	1	1	2	0	0	1				
<b>Luis Lopez, S</b> OBP: 0.349, SLG: 0.357 (1, 6)	L3				L3		HR			4	1	3	1	0	0	1				
<b>Rick Reed, R</b> OBP: 0.279, SLG: 0.287 (4, 1)			K			K				1	0	0	0	0	1	0				
<b>Cory Lidle, R</b> OBP: 0.296, SLG: 0.470 (7, PH)										1	1	1	2	0	0	0				
<b>Matt Franco, L</b> OBP: 0.296, SLG: 0.470 (7, 1)										0	0	0	0	0	0	0				
<b>Ricardo Jordan, L</b> OBP: 0.296, SLG: 0.470 (7, 1)										0	0	0	0	0	0	0				
<b>Lance Johnson, L</b> OBP: 0.296, SLG: 0.470 (8, PH)										0	0	0	0	0	0	1				
<b>Greg McMichael, R</b> OBP: 0.296, SLG: 0.470 (8, 1)										0	0	0	0	0	0	0				
<b>John Franco, L</b> OBP: 0.296, SLG: 0.470 (9, 1)										0	0	0	0	0	0	0				
<b>Inning Stats</b>	R: 0 E: 0 K: 0 S: 6	H: 0 LOB: 0 BB: 0 P: 12	R: 1 E: 1 K: 0 S: 6	H: 1 LOB: 1 BB: 0 P: 8	R: 0 E: 0 K: 1 S: 7	H: 0 LOB: 0 BB: 0 P: 11	R: 0 E: 0 K: 1 S: 7	H: 0 LOB: 0 BB: 0 P: 11	R: 0 E: 0 K: 1 S: 9	H: 1 LOB: 1 BB: 0 P: 14	R: 3 E: 0 K: 0 S: 9	H: 4 LOB: 0 BB: 0 P: 11	R: 4 E: 0 K: 0 S: 13	H: 3 LOB: 1 BB: 1 P: 19	R: 2 E: 0 K: 1 S: 15	H: 2 LOB: 0 BB: 0 P: 21	1B: 5 2B: 2 3B: 0 HR: 5	SF: 1 SAC: 1 DP: 1 HBP: 2	WP: 0 PB: 0 SB: 0 CS: 0	PA: 41
<b>PITCHER</b>	IP	WLS	BF	H	R	ER	SO	BB	IBB	HBP	BLK	WP	HR	S	P	ERA	WHIP			
<b>67 Francisco Cordova, R</b> ERA: 2.92 (1, 1)	7.0		29	7	5	4	3	1	0	1	0	0	2	53	85	5.14	1.143			
<b>Chris Peters, L</b> ERA: 5.96 (8, 1)	0.1	L	4	2	2	2	0	0	0	1	0	0	2	6	8	54.00	6.000			
<b>Rich Loiselle, R</b> ERA: 3.27 (8, 1)	1.0		6	3	3	3	1	0	0	0	0	0	1	19	23	27.00	3.000			
<b>Jason Christiansen, L</b> ERA: 4.5 (9, 1)	0.2		2	0	0	0	0	0	0	0	0	0	0	3	5	0.00	0.000			

AB	36
R	10
H	12
RBI	10
BB	1
SO	4
LOB	8



Batter	1	2	3	4	5	6	7	8	9	AB	R	H	RBI	BB	SO	LOB	BOTTOM					
<b>Tony Womack, L</b> OBP: 0.309, SLG: 0.345 (1, 4)	K	F8		G3-1				G5-3		5	0	1	1	0	1	0	<b>New York Mets @ Pittsburgh Pirates</b> Three Rivers Stadium, Pittsburgh, PA Sun Jun 29 1997, 3:33 AM EDT Att: 26,499 - Sunny - 89 F					
<b>Jermaine Allensworth, R</b> OBP: 0.365, SLG: 0.379 (1, 8)	P3		E	G5-3		G6-3			1B	5	2	2	0	0	0	1						
<b>Al Martin, L</b> OBP: 0.408, SLG: 0.530 (1, 7)	HR		2B	K			K		1B	4	2	2	2	1	2	0						
<b>Kevin Young, R</b> OBP: 0.337, SLG: 0.531 (1, 3)	1B		1B	1B		G5-3		HR	1B	5	3	4	1	0	0	0						
<b>Dale Sveum, S</b> OBP: 0.341, SLG: 0.478 (1, 5)	1B		1B	1B		F9			1B	5	0	3	1	0	0	2						
<b>18 Jason Kendall, R</b> OBP: 0.377, SLG: 0.398 (1, 2)	1B		F8	G1-3					G6-3	3	0	1	1	1	0	3						
<b>Rich Loiselle, R</b> ERA: 4.32 (8, 1)										0	0	0	0	0	0	0						
<b>Jason Christiansen, R</b> ERA: 2.33 (9, 1)										0	0	0	0	0	0	0						
<b>Mark Smith, R</b> OBP: 0.295, SLG: 0.500 (9, PH)										1	0	0	0	0	0	1						
<b>Jose Guillen, R</b> OBP: 0.292, SLG: 0.399 (1, 9)	F9		P6			67 SH5-4		G6-3		4	1	1	0	0	0	5						
<b>Lou Collier, R</b> OBP: 0.400, SLG: 0.400 (1, 6)		G5-3				K		F9		4	0	1	1	0	1	1						
<b>67 Francisco Cordova, R</b> OBP: 0.171, SLG: 0.065 (1, 1)			K					G1-3		2	0	0	0	0	2	2						
<b>Chris Peters, L</b> OBP: 0.500, SLG: 0.500 (8, 1)			K							0	0	0	0	0	0	0						
<b>Keith Osik, R</b> OBP: 0.300, SLG: 0.362 (8, 2)										1	0	0	0	0	0	0						
<b>Inning Stats</b>	R: 2 E: 0 K: 1 S: 14	H: 4 LOB: 2 BB: 0 P: 16	R: 0 E: 0 K: 1 S: 8	H: 0 LOB: 0 BB: 0 P: 12	R: 3 E: 1 K: 1 S: 14	H: 5 LOB: 2 BB: 0 P: 18	R: 0 E: 0 K: 1 S: 7	H: 0 LOB: 0 BB: 0 P: 11	R: 0 E: 0 K: 1 S: 5	H: 1 LOB: 0 BB: 0 P: 7	R: 1 E: 0 K: 1 S: 14	H: 2 LOB: 1 BB: 0 P: 19	R: 1 E: 0 K: 1 S: 10	H: 1 LOB: 1 BB: 1 P: 19	R: 0 E: 0 K: 0 S: 10	H: 0 LOB: 0 BB: 0 P: 15	R: 1 E: 0 K: 0 S: 10	H: 2 LOB: 1 BB: 1 P: 19	1B: 12 2B: 1 3B: 0 HR: 2	SF: 0 SAC: 1 DP: 1 HBP: 0	WP: 0 PB: 0 SB: 1 CS: 1	PA: 42
<b>PITCHER</b>	IP	WLS	BF	H	R	ER	SO	BB	IBB	HBP	BLK	WP	HR	S	P	ERA	WHIP					
<b>Rick Reed, R</b> ERA: 2.92 (1, 1)	3.0		18	8	5	3	3	0	0	0	0	0	0	26	37	3.00	1.000					
<b>Cory Lidle, R</b> ERA: 4.32 (4, 1)	3.0		11	3	1	1	2	0	0	0	0	0	0	10	19	9.00	2.000					
<b>Ricardo Jordan, L</b> ERA: 5.99 (7, 1)	1.0	W	5	1	1	1	1	1	0	0	0	0	1	10	19	9.00	2.000					
<b>Greg McMichael, R</b> ERA: 2.33 (8, 1)	1.0		3	0	0	0	0	0	0	0	0	0	0	10	15	0.00	0.000					
<b>John Franco, L</b> ERA: 2.93 (9, 1)	1.0	S	5	2	1	1	0	1	0	0	0	0	0	10	19	9.00	3.000					





Batter	1	2	3	4	5	6	7	8	9	AB	R	H	RBI	BB	SO	LOB	TOP										
Lance Johnson, L OBP: 0.374, SLG: 0.383 (1, 8)	P6		G1-3					F7		3	0	0	0	1	0	1	<b>New York Mets @ Detroit Tigers</b> Tiger Stadium, Detroit, MI Mon Jun 30 1997, 7:05 PM EDT Att: 15,009 - Unknown - 77 F										
Edgardo Alfonso, R OBP: 0.374, SLG: 0.447 Matt Franco, L OBP: 0.374, SLG: 0.464 (1, 5) (7, 5)	F9		1B					P5		3	0	1	0	0	0	1											
Bernard Gilkey, R OBP: 0.310, SLG: 0.342 (1, 10)	K		G4-3					G1-3		4	0	0	0	0	1	2											
Todd Hundley, S OBP: 0.305, SLG: 0.376 Alberto Castillo, R OBP: 0.350, SLG: 0.219 (1, 2) (7, 2)	K							G6-3		2	0	0	0	1	2	0											
Butch Huskey, R OBP: 0.319, SLG: 0.495 (1, 3)	G6-3							G4-3		4	0	2	0	0	0	0											
Carl Everett, S OBP: 0.322, SLG: 0.460 (1, 7)	1B							G4-3		3	0	0	0	1	0	3											
Carlos Baerga, S OBP: 0.305, SLG: 0.376 Jason Hardtke, S OBP: 0.400, SLG: 0.467 (1, 4) (7, 4) (7, 4)	1B							G3		2	0	1	0	0	1	1											
Alex Ochoa, R OBP: 0.272, SLG: 0.309 (1, 9)	FC6-4							F9		3	0	1	0	0	0	2											
Luis Lopez, S OBP: 0.338, SLG: 0.345 Shawn Gilbert, R OBP: 0.667, SLG: 0.500 (1, 6) (7, 6)	G5-3							BB		2	0	0	0	0	0	1											
										0	0	0	0	1	0	0											
<b>Inning Stats</b>	R: 0 E: 0 K: 1 S: 5	H: 0 LOB: 0 BB: 0 P: 9	R: 0 E: 0 K: 1 S: 10	H: 1 LOB: 2 BB: 1 P: 14	R: 0 E: 0 K: 0 S: 10	H: 1 LOB: 1 BB: 0 P: 15	R: 0 E: 0 K: 1 S: 9	H: 1 LOB: 1 BB: 1 P: 17	R: 0 E: 0 K: 0 S: 8	H: 0 LOB: 0 BB: 0 P: 13	R: 0 E: 0 K: 0 S: 11	H: 0 LOB: 0 BB: 0 P: 19	R: 0 E: 0 K: 0 S: 6	H: 0 LOB: 1 BB: 1 P: 12	R: 0 E: 0 K: 1 S: 12	H: 1 LOB: 1 BB: 0 P: 19	1B: 4 2B: 1 3B: 0 HR: 0	SF: 0 SAC: 0 DP: 2 HBP: 0	WP: 0 PB: 0 SB: 0 CS: 0	PA: 34							
<b>PITCHER</b>	IP	WLS	BF	H	R	ER	SO	BB	IBB	HBP	BLK	WP	HR	S	P	ERA	WHIP										
Justin Thompson, L ERA: 2.74 Jose Bautista, R ERA: 6.27	(1, 1) (9, 1)	8.0 1.0	W 4	30 1	4 0	0 0	4 1	4 0	0 0	0 0	0 0	0 0	0 0	68 12	114 19	0.00 0.00	1.000 1.000										

Batter	1	2	3	4	5	6	7	8	9	AB	R	H	RBI	BB	SO	LOB	BOTTOM										
Brian Hunter, R OBP: 0.308, SLG: 0.328 (1, 8)	HR									4	4	4	0	1	0	0	<b>New York Mets @ Detroit Tigers</b> Tiger Stadium, Detroit, MI Mon Jun 30 1997, 7:05 PM EDT Att: 15,009 - Unknown - 77 F										
Bobby Higginson, L OBP: 0.357, SLG: 0.474 (1, 7)	HR									3	4	3	7	2	0	0											
Travis Fryman, R OBP: 0.359, SLG: 0.474 Phil Nevin, R OBP: 0.378, SLG: 0.479 (1, 5) (9, 5)	F9		P3					L6		5	0	1	2	0	1	2											
Tony Clark, S OBP: 0.402, SLG: 0.562 (1, 3)	K									3	2	1	0	2	2	2											
Bob Hamelin, L OBP: 0.406, SLG: 0.540 Orlando Miller, R OBP: 0.220, SLG: 0.395 (1, 10) (8, PH)	F9									4	0	1	0	0	0	2											
Melvin Nieves, S OBP: 0.353, SLG: 0.471 (1, 9)	K									5	0	1	1	0	3	2											
Raul Casanova, S OBP: 0.343, SLG: 0.405 (1, 2)	G6-3									5	1	1	1	0	0	2											
Damon Easley, R OBP: 0.360, SLG: 0.467 (1, 4)	G6-3									5	1	1	1	0	1	0											
Deivi Cruz, R OBP: 0.227, SLG: 0.290 (1, 6)	P4									4	1	1	0	0	0	0											
<b>Inning Stats</b>	R: 2 E: 0 K: 1 S: 9	H: 2 LOB: 0 BB: 0 P: 16	R: 0 E: 0 K: 1 S: 8	H: 0 LOB: 0 BB: 0 P: 9	R: 0 E: 0 K: 1 S: 13	H: 1 LOB: 2 BB: 1 P: 21	R: 1 E: 0 K: 0 S: 7	H: 1 LOB: 0 BB: 0 P: 11	R: 2 E: 0 K: 1 S: 12	H: 2 LOB: 2 BB: 2 P: 29	R: 5 E: 0 K: 1 S: 19	H: 6 LOB: 2 BB: 1 P: 28	R: 2 E: 0 K: 0 S: 11	H: 1 LOB: 0 BB: 1 P: 23	R: 2 E: 0 K: 2 S: 11	H: 2 LOB: 0 BB: 0 P: 20	1B: 8 2B: 0 3B: 1 HR: 6	SF: 0 SAC: 0 DP: 0 HBP: 0	WP: 1 PB: 0 SB: 2 CS: 0	PA: 44							
<b>PITCHER</b>	IP	WLS	BF	H	R	ER	SO	BB	IBB	HBP	BLK	WP	HR	S	P	ERA	WHIP										
Mark Clark, R ERA: 3.98 Joe Crawford, L ERA: 12.27 Takashi Kashiwada, L ERA: 5.12	(1, 1) (6, 1) (8, 1)	5.1 1.2 1.0	L 11	28 4	8 4	8 4	1 1	2 0	0 0	0 0	0 0	0 0	2 1	23 11	41 20	21.60 18.00	3.600 2.000										

AB 30  
R 0  
H 5  
RBI 0  
BB 4  
SO 5  
LOB 13



AB 39  
R 14  
H 15  
RBI 14  
BB 5  
SO 7  
LOB 10





Batter	1	2	3	4	5	6	7	8	9	AB	R	H	RBI	BB	SO	LOB	TOP										
Lance Johnson, L (1,8) OBP: 0.364, SLG: 0.370	G6-3		G6-3		F7			F7	G6-3	5	0	0	0	0	0	2	<p><b>New York Mets @ Detroit Tigers</b> Tiger Stadium, Detroit, MI Tue Jul 01 1997, 7:05 PM EDT Att: 14,849 - Unknown - 80 F</p>										
Edgardo Alfonzo, R (1,5) OBP: 0.377, SLG: 0.454	G3-1		G3-1		G4-3			2B	K	3	0	2	0	0	0	1											
Matt Franco, L (7,5) OBP: 0.380, SLG: 0.471	G3-1		G3-1		G4-3			2B	K	1	1	1	0	0	0	0											
Jason Hardtke, S (9,PH) OBP: 0.375, SLG: 0.438	G3-1		G3-1		G4-3			2B	K	1	0	0	0	0	1	1											
John Olerud, L (1,3) OBP: 0.413, SLG: 0.538	G3-1		G3-1		G4-3			E5	1B	5	2	2	1	0	0	3											
Todd Hundley, S (1,2) OBP: 0.428, SLG: 0.604	G3-1		G3-1		G4-3			2B	1B	4	1	2	1	1	1	1											
Carlos Baerga, S (1,4) OBP: 0.307, SLG: 0.376	G3-1		G3-1		G4-3			2B	1B	5	0	2	2	0	0	4											
Shawn Gilbert, R (9,PR) OBP: 0.667, SLG: 0.500	G3-1		G3-1		G4-3			2B	1B	0	0	0	0	0	0	0											
Carl Everett, S (1,9) OBP: 0.324, SLG: 0.461	L9		L9		F7			1B	BB	4	1	1	1	1	1	2											
Bernard Gilkey, R (1,7) OBP: 0.308, SLG: 0.340	P3		P3		F9			2B	BB	5	0	1	1	0	0	4											
Butch Huskey, R (1,10) OBP: 0.313, SLG: 0.486	G4-3		G4-3		P3			L9	K	4	0	0	0	0	1	1											
Luis Lopez, S (1,6) OBP: 0.348, SLG: 0.371	G3		G3		G3			G3-1	1B	4	1	2	0	0	0	0											
<b>Inning Stats</b>	R: 0 E: 0 K: 10 S: 10	H: 1 LOB: 2 BB: 1 P: 21	R: 0 E: 0 K: 0 S: 5	H: 0 LOB: 0 BB: 0 P: 8	R: 0 E: 0 K: 0 S: 8	H: 1 LOB: 1 BB: 0 P: 13	R: 0 E: 0 K: 1 S: 7	H: 1 LOB: 1 BB: 0 P: 12	R: 0 E: 0 K: 0 S: 6	H: 1 LOB: 1 BB: 0 P: 11	R: 0 E: 0 K: 0 S: 7	H: 0 LOB: 0 BB: 0 P: 10	R: 4 E: 1 K: 1 S: 17	H: 4 LOB: 1 BB: 0 P: 26	R: 2 E: 0 K: 1 S: 19	H: 4 LOB: 3 BB: 1 P: 36	1B: 9 2B: 4 3B: 0 HR: 0	SF: 0 SAC: 0 DP: 0 HBP: 0	WP: 0 PB: 0 SB: 0 CS: 0	PA: 43							
<b>PITCHER</b>	IP	WLS	BF	H	R	ER	SO	BB	IBB	HBP	BLK	WP	HR	S	P	ERA	WHIP										
Brian Moehler, R (1,1) ERA: 4.07	7.1	W	31	7	3	1	2	1	0	0	0	0	0	60	99	1.23	1.091										
Doug Brocail, R (8,1) ERA: 5.89	0.2		4	2	1	0	1	0	0	0	0	0	0	8	11	0.00	3.000										
Mike Myers, L (9,1) ERA: 6.17	0.2		4	2	2	2	1	0	0	0	0	0	0	10	18	27.00	3.000										
Todd Jones, R (9,1) ERA: 3.58	0.1	S	4	2	0	0	0	1	0	0	0	0	0	9	18	0.00	9.000										

AB	41
R	6
H	13
RBI	6
BB	2
SO	4
LOB	19



Batter	1	2	3	4	5	6	7	8	9	AB	R	H	RBI	BB	SO	LOB	BOTTOM										
Brian Hunter, R (1,8) OBP: 0.310, SLG: 0.330	HR		G5-3	P4			L6-3			4	1	2	0	0	0	1	<p><b>New York Mets @ Detroit Tigers</b> Tiger Stadium, Detroit, MI Tue Jul 01 1997, 7:05 PM EDT Att: 14,849 - Unknown - 80 F</p>										
Bobby Higginson, L (1,9) OBP: 0.355, SLG: 0.483	HR		K	G4-3			F7			4	1	1	2	0	1	2											
Travis Fryman, R (1,5) OBP: 0.361, SLG: 0.486	HR		HR	1B			L6-3			4	2	2	1	0	1	1											
Tony Clark, S (1,3) OBP: 0.401, SLG: 0.557	F7		HR	1B			G4-3			4	1	1	0	0	0	0											
Bob Hamelin, L (1,10) OBP: 0.402, SLG: 0.556	P5		HR	1B			L8			4	1	1	3	0	1	0											
Raul Casanova, S (1,2) OBP: 0.333, SLG: 0.393	K		K	HR			F8			4	0	0	0	0	2	0											
Curtis Pride, L (1,7) OBP: 0.329, SLG: 0.381	G5-4-3		L4	HR			HR			3	1	2	1	0	0	0											
Damion Easley, R (1,4) OBP: 0.360, SLG: 0.478	G5-4-3		G5-4-3	HR			G4-3			3	1	1	1	0	0	1											
Deivi Cruz, R (1,6) OBP: 0.228, SLG: 0.290	F7		F7	1B			K			3	0	1	0	0	1	0											
<b>Inning Stats</b>	R: 3 E: 0 K: 1 S: 13	H: 3 LOB: 0 BB: 0 P: 22	R: 0 E: 0 K: 0 S: 6	H: 1 LOB: 0 BB: 0 P: 8	R: 3 E: 0 K: 2 S: 13	H: 3 LOB: 0 BB: 0 P: 24	R: 1 E: 0 K: 0 S: 13	H: 2 LOB: 1 BB: 0 P: 18	R: 0 E: 0 K: 1 S: 8	H: 0 LOB: 0 BB: 0 P: 12	R: 1 E: 0 K: 1 S: 9	H: 1 LOB: 0 BB: 0 P: 14	R: 0 E: 0 K: 0 S: 6	H: 1 LOB: 0 BB: 0 P: 9	R: 0 E: 0 K: 1 S: 6	H: 0 LOB: 0 BB: 0 P: 7	1B: 6 2B: 1 3B: 0 HR: 5	SF: 0 SAC: 0 DP: 2 HBP: 0	WP: 0 PB: 0 SB: 0 CS: 0	PA: 33							
<b>PITCHER</b>	IP	WLS	BF	H	R	ER	SO	BB	IBB	HBP	BLK	WP	HR	S	P	ERA	WHIP										
Bobby Jones, R (1,1) ERA: 3.11	4.0	L	20	9	7	7	3	0	0	0	0	0	0	0	0	15.75	2.250										
Cory Lidle, R (5,1) ERA: 4.33	2.0		7	1	1	1	2	0	0	0	0	0	1	17	26	4.50	0.500										
Juan Acevedo, R (7,1) ERA: 1.93	1.0		3	1	0	0	0	0	0	0	0	0	0	6	9	0.00	1.000										
Takashi Kashiwada, L (8,1) ERA: 4.87	1.0		3	0	0	0	1	0	0	0	0	0	0	6	7	0.00	0.000										

AB	33
R	8
H	11
RBI	8
BB	0
SO	6
LOB	5





Batter	1	2	3	4	5	6	7	8	9	AB	R	H	RBI	BB	SO	LOB	TOP			
<b>Carl Everett, S</b> OBP: 0.322, SLG: 0.455 (1, 8)																	5 2 1 0 0 1 2			
<b>Edgardo Alfonzo, R</b> OBP: 0.381, SLG: 0.465 (1, 6)																	5 0 3 3 0 1 0			
<b>John Olerud, L</b> OBP: 0.407, SLG: 0.529 <b>Greg McMichael, R</b> OBP: 1.000, SLG: 1.000 (1, 3)																	5 0 0 1 0 0 4 0 0 0 0 0 0 0			
<b>Todd Hundley, S</b> OBP: 0.437, SLG: 0.609 (1, 10)																	3 2 3 0 2 0 0			
<b>Carlos Baerga, S</b> OBP: 0.316, SLG: 0.386 (1, 4)																	4 0 3 0 1 0 2			
<b>Butch Huskey, R</b> OBP: 0.307, SLG: 0.475 (1, 9)																	5 0 0 0 0 2 11			
<b>Bernard Gilkey, R</b> OBP: 0.310, SLG: 0.346 (1, 7)																	4 1 2 2 0 0 1			
<b>Matt Franco, L</b> OBP: 0.371, SLG: 0.456 (1, 5)																	5 1 1 0 0 1 4			
<b>Alberto Castillo, R</b> OBP: 0.326, SLG: 0.200 <b>Lance Johnson, L</b> OBP: 0.367, SLG: 0.374 (8, PH)																	3 0 0 0 0 0 1 1 1 1 1 0 0 0			
<b>Inning Stats</b>	R: 1 E: 0 K: 0 S: 10	H: 2 LOB: 2 BB: 1 P: 17	R: 0 E: 0 K: 1 S: 8	H: 0 LOB: 0 BB: 0 P: 13	R: 0 E: 0 K: 2 S: 8	H: 0 LOB: 0 BB: 0 P: 12	R: 0 E: 0 K: 0 S: 7	H: 2 LOB: 1 BB: 0 P: 10	R: 1 E: 0 K: 0 S: 14	H: 2 LOB: 1 BB: 0 P: 23	R: 1 E: 2 K: 1 S: 21	H: 0 LOB: 3 BB: 2 P: 41	R: 2 E: 0 K: 0 S: 13	H: 3 LOB: 1 BB: 0 P: 19	R: 1 E: 0 K: 1 S: 17	H: 2 LOB: 1 BB: 0 P: 28	1B: 10 2B: 4 3B: 0 HR: 0	SF: 1 SAC: 0 DP: 2 HBP: 0	WP: 0 PB: 0 SB: 1 CS: 0	PA: 44
<b>PITCHER</b>	IP WLS BF H R ER SO BB IBB HBP BLK WP HR S P ERA WHIP																			
<b>Willie Blair, R</b> ERA: 4.52	5.0 W 23 8 3 3 3 1 0 0 0 0 0 0 50 81 5.40 1.800																			
<b>A.J. Sager, R</b> ERA: 3.24	1.1 6 1 1 0 0 0 0 0 0 0 0 0 0 16 25 0.00 0.750																			
<b>Mike Myers, L</b> ERA: 6.08	0.1 3 0 0 0 0 2 0 0 0 0 0 0 9 20 0.00 6.000																			
<b>Dan Miceli, R</b> ERA: 5.36	1.0 6 3 2 2 1 0 0 0 0 0 0 0 14 23 18.00 3.000																			
<b>Todd Jones, R</b> ERA: 3.71	1.1 S 6 2 1 1 1 0 0 0 0 0 0 0 20 31 6.75 1.500																			

**New York Mets @ Detroit Tigers**  
Tiger Stadium, Detroit, MI  
Wed Jul 02 1997, 3:33 AM EDT  
Att: 16,211 - Cloudy - 81 F

AB	40
R	7
H	14
RBI	7
BB	3
SO	5
LOB	25



Batter	1	2	3	4	5	6	7	8	9	AB	R	H	RBI	BB	SO	LOB	BOTTOM			
<b>Brian Hunter, R</b> OBP: 0.314, SLG: 0.335 (1, 8)																	4 1 3 2 0 0 0			
<b>Bobby Higginson, L</b> OBP: 0.348, SLG: 0.473 (1, 9)																	5 0 0 0 0 1 4			
<b>Travis Fryman, R</b> OBP: 0.358, SLG: 0.484 (1, 5)																	5 0 1 1 0 0 1			
<b>Tony Clark, S</b> OBP: 0.404, SLG: 0.574 (1, 3)																	4 2 2 1 1 1 2			
<b>Bob Hamelin, L</b> OBP: 0.404, SLG: 0.546 (1, 10)																	2 0 0 0 2 1 1			
<b>Damion Easley, R</b> OBP: 0.382, SLG: 0.490 (1, 4)																	4 2 2 1 0 0 3			
<b>Curtis Pride, L</b> OBP: 0.353, SLG: 0.375 <b>Deivi Cruz, R</b> OBP: 0.228, SLG: 0.290 (1, 7)																	2 1 0 1 2 0 2 0 0 0 0 0 0 0			
<b>Brian Johnson, R</b> OBP: 0.250, SLG: 0.313 <b>Raul Casanova, S</b> OBP: 0.338, SLG: 0.393 (8, PH)																	3 0 0 0 0 0 4 0 1 0 0 1 0 0			
<b>Orlando Miller, R</b> OBP: 0.250, SLG: 0.400 <b>Melvin Nieves, S</b> OBP: 0.355, SLG: 0.487 (1, 6)																	2 1 1 0 0 1 0 1 1 1 2 0 0 0			
<b>Inning Stats</b>	R: 0 E: 0 K: 0 S: 6	H: 0 LOB: 0 BB: 0 P: 9	R: 1 E: 0 K: 0 S: 12	H: 1 LOB: 1 BB: 1 P: 22	R: 1 E: 0 K: 2 S: 13	H: 2 LOB: 1 BB: 0 P: 20	R: 3 E: 0 K: 1 S: 13	H: 3 LOB: 0 BB: 1 P: 25	R: 0 E: 0 K: 0 S: 8	H: 0 LOB: 1 BB: 1 P: 16	R: 1 E: 0 K: 1 S: 20	H: 1 LOB: 2 BB: 1 P: 30	R: 1 E: 0 K: 0 S: 11	H: 1 LOB: 1 BB: 1 P: 20	R: 2 E: 0 K: 0 S: 13	H: 2 LOB: 1 BB: 1 P: 23	1B: 5 2B: 1 3B: 1 HR: 3	SF: 1 SAC: 0 DP: 0 HBP: 1	WP: 0 PB: 0 SB: 6 CS: 1	PA: 41
<b>PITCHER</b>	IP WLS BF H R ER SO BB IBB HBP BLK WP HR S P ERA WHIP																			
<b>Dave Milcki, R</b> ERA: 4.65	5.0 L 25 7 1 1 1 1 1 0 1 0 0 0 1 61 9.00 2.200																			
<b>Juan Acevedo, R</b> ERA: 2.38	2.0 9 1 1 1 1 1 0 1 0 0 0 1 22 36 4.50 1.000																			
<b>Greg McMichael, R</b> ERA: 2.72	1.0 6 2 2 2 0 1 0 0 0 0 0 1 13 23 18.00 3.000																			

**New York Mets @ Detroit Tigers**  
Tiger Stadium, Detroit, MI  
Wed Jul 02 1997, 3:33 AM EDT  
Att: 16,211 - Cloudy - 81 F

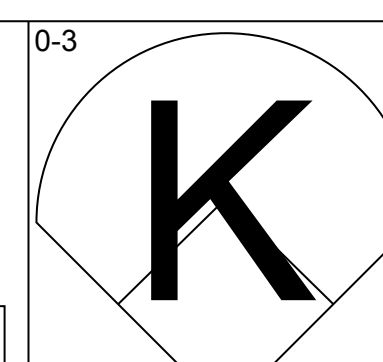
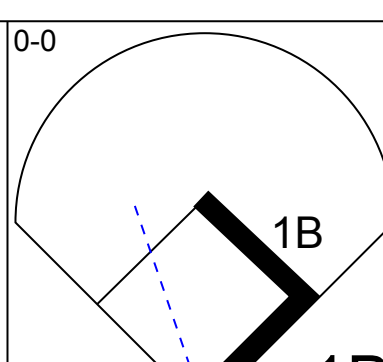
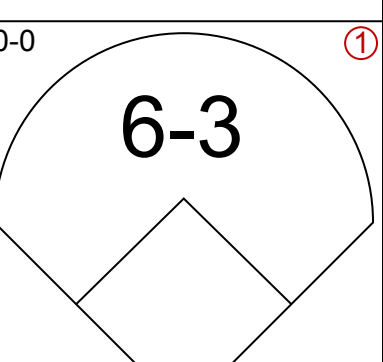
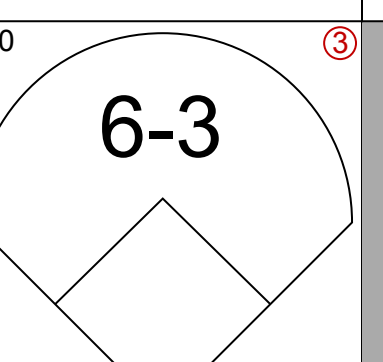
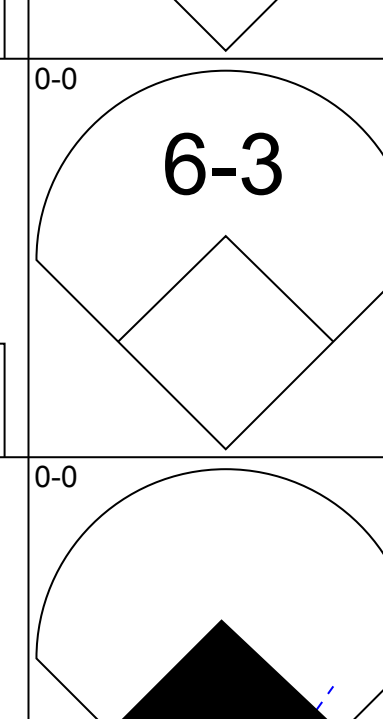
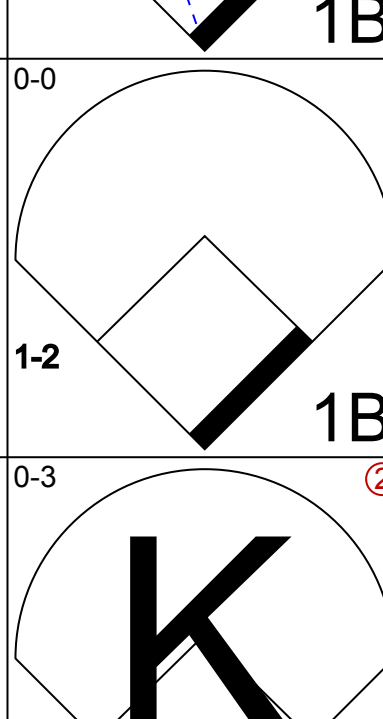
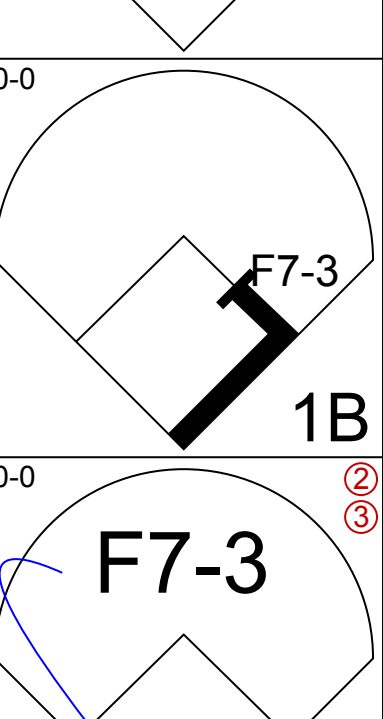

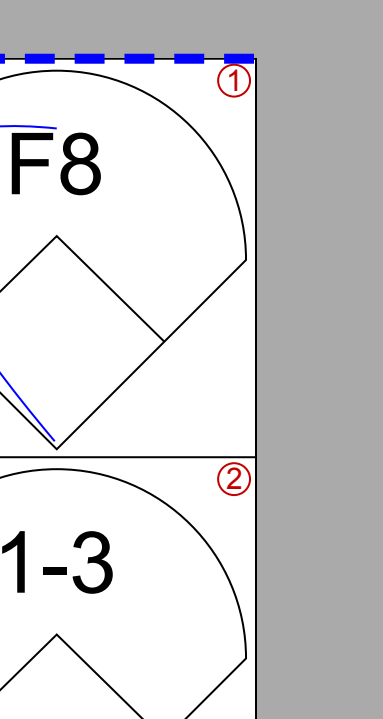
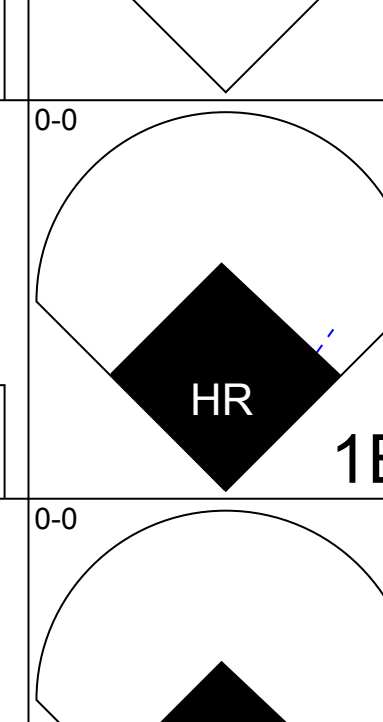
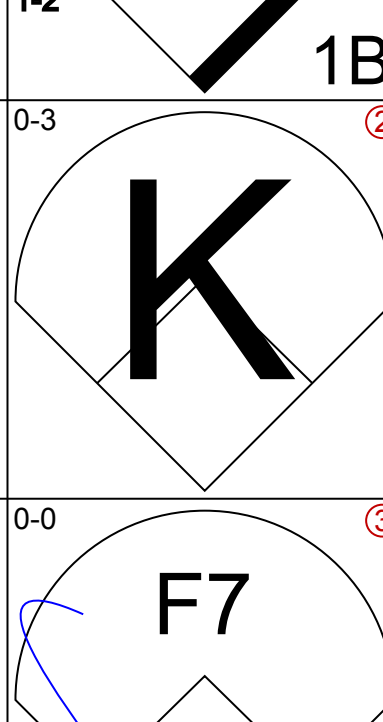


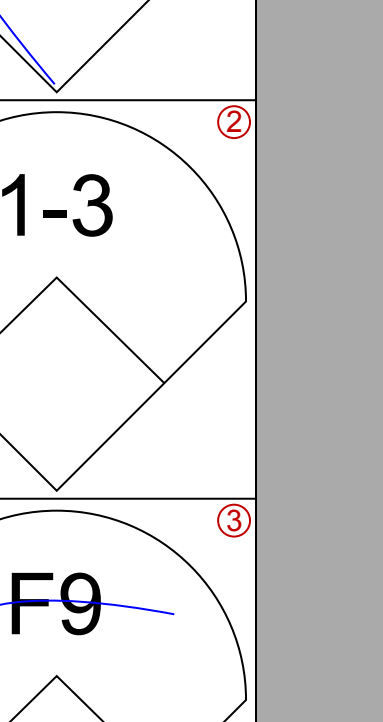
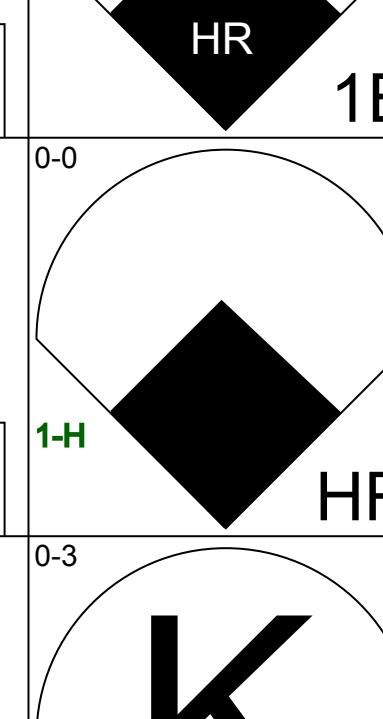

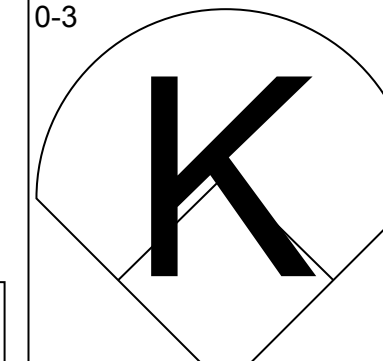

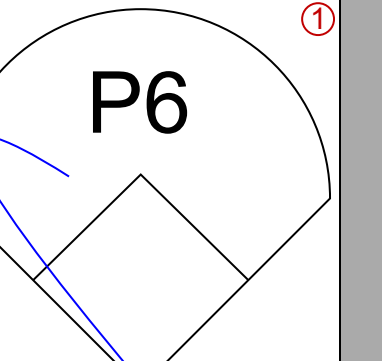

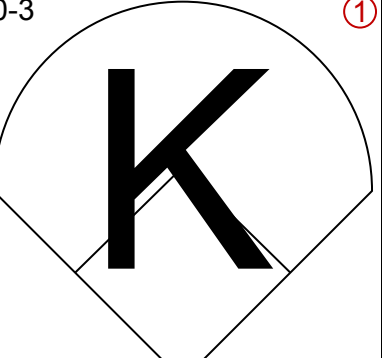
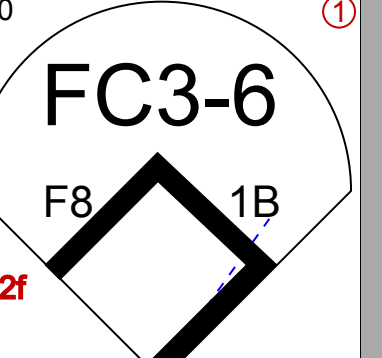
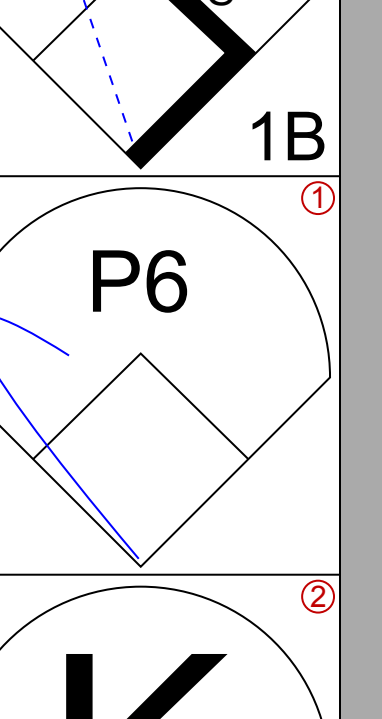

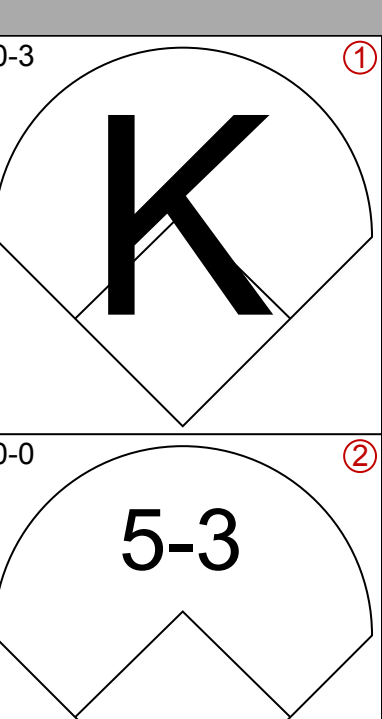
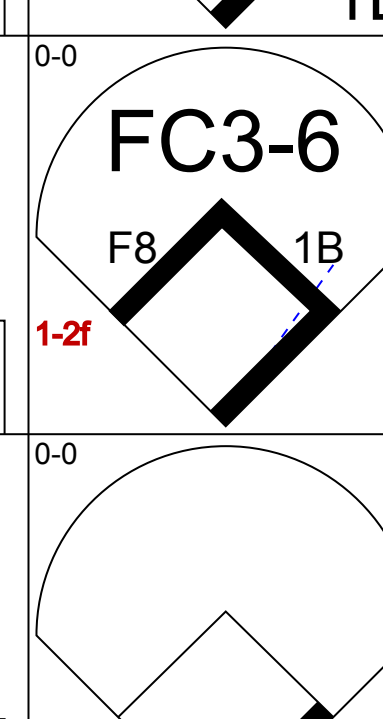
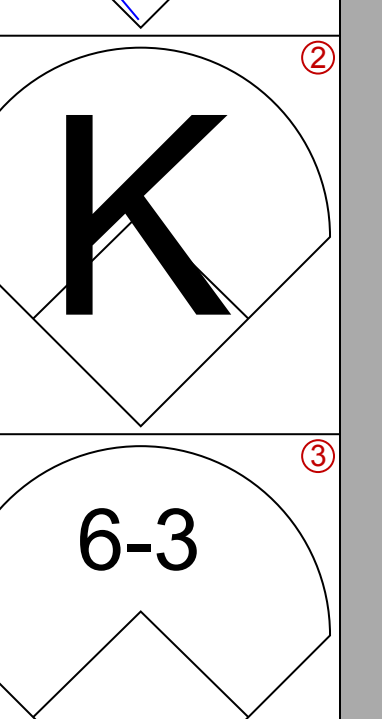

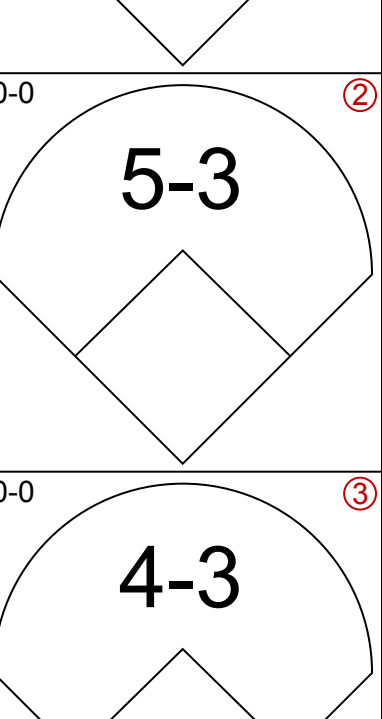
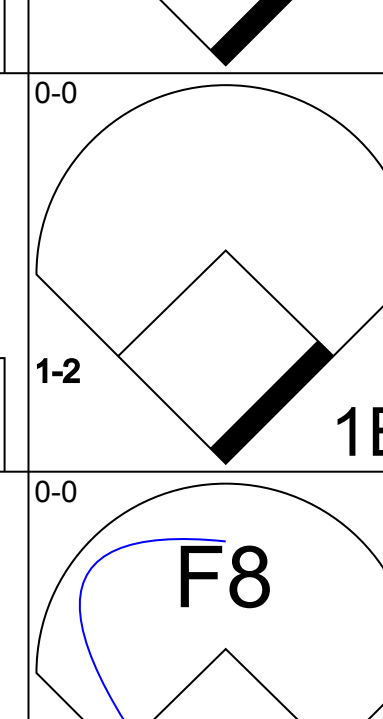
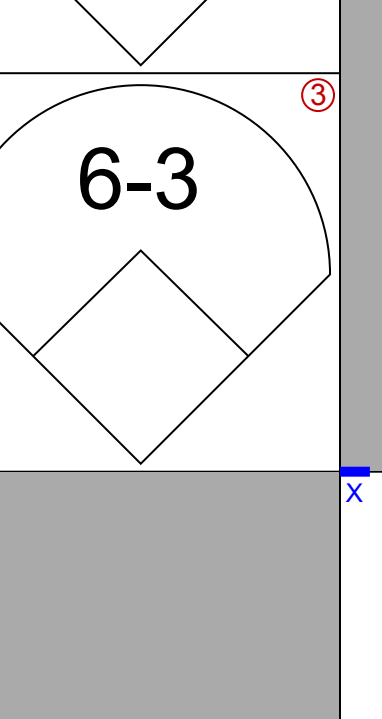
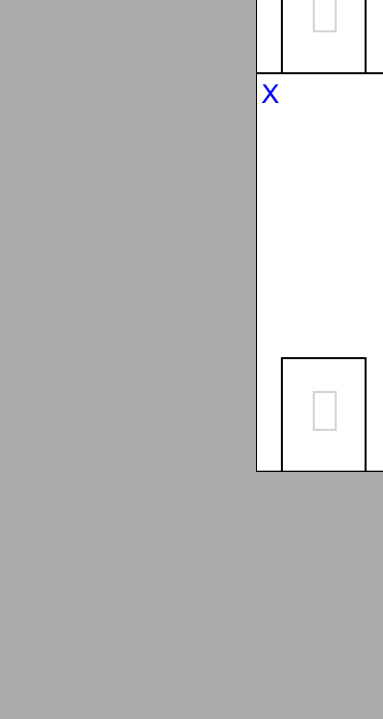
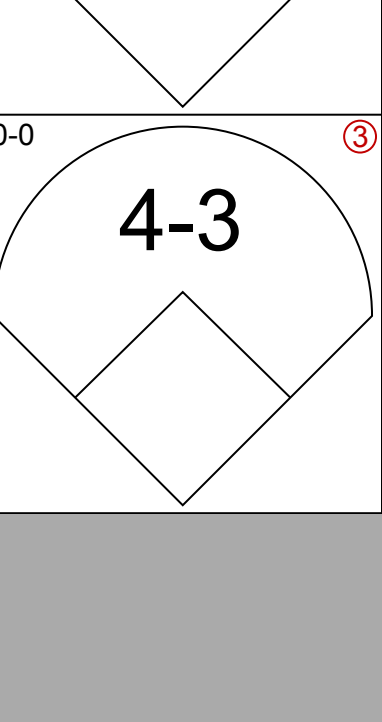
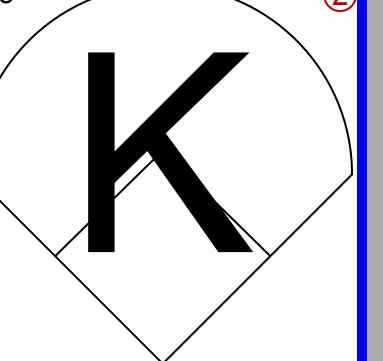
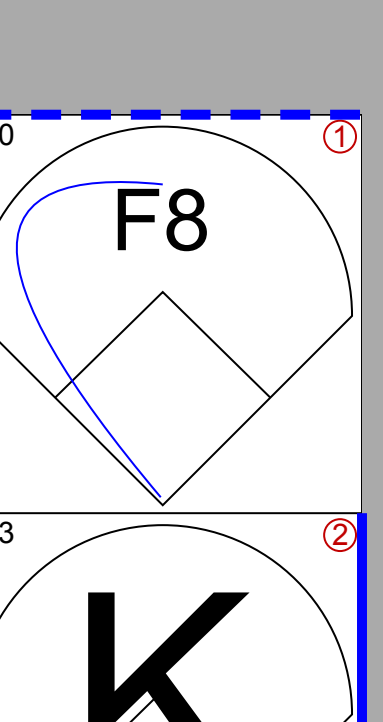
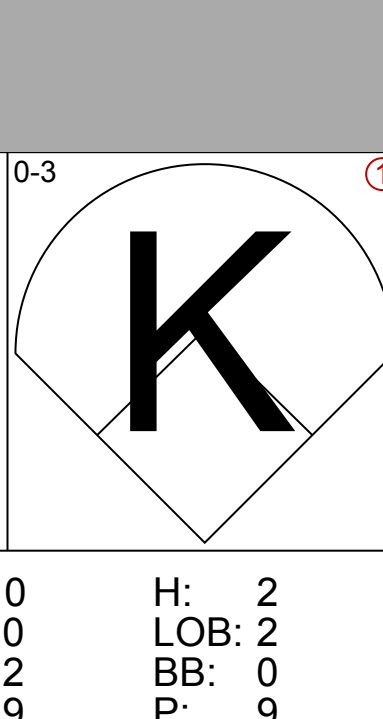
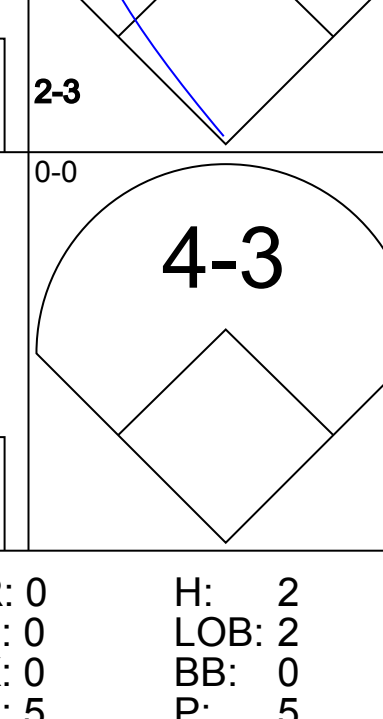
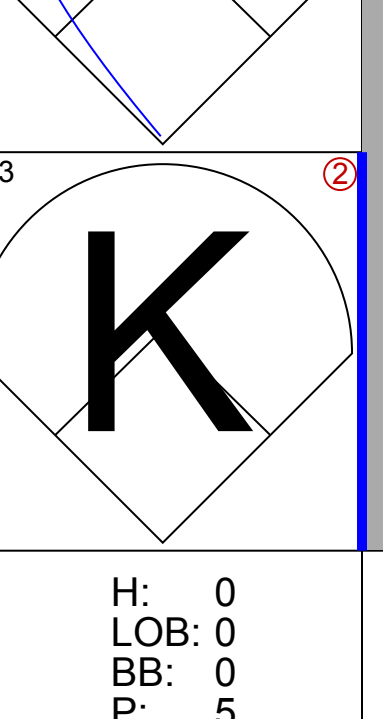
AB	32
R	9
H	10
RBI	8
BB	6
SO	4
LOB	17







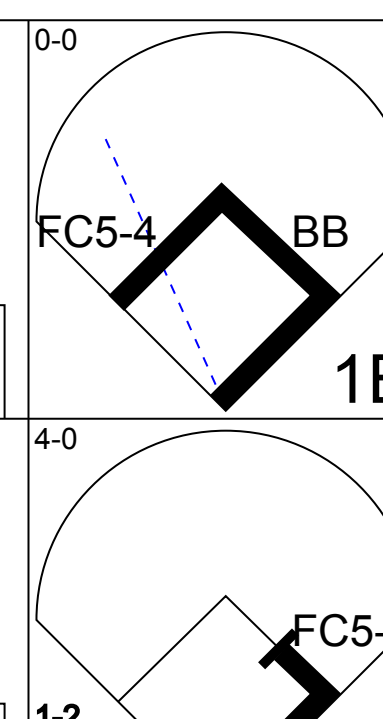
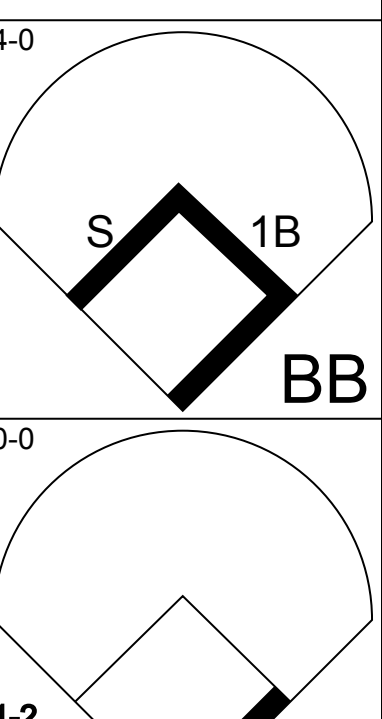
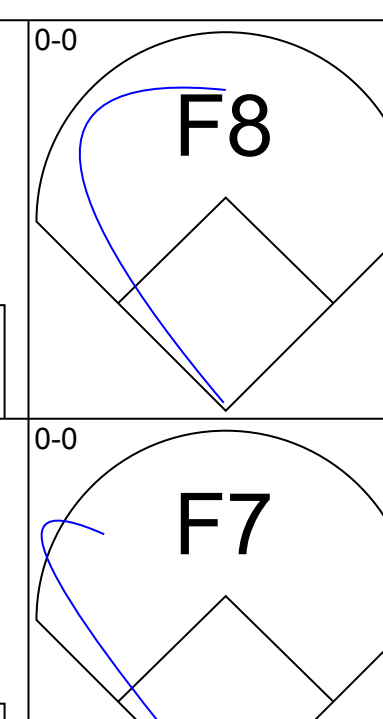
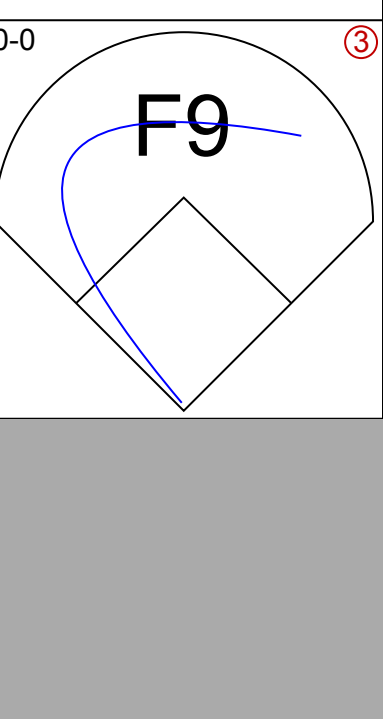
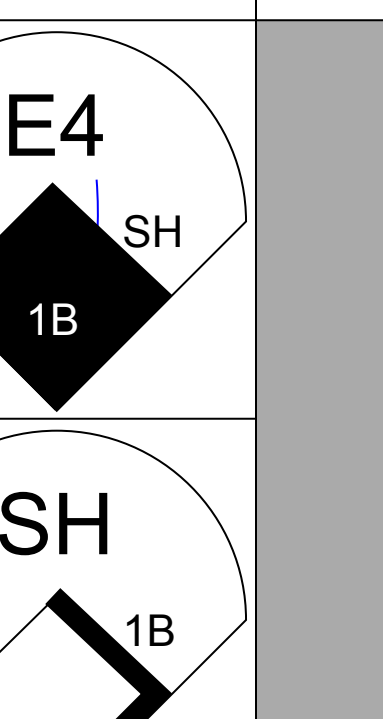
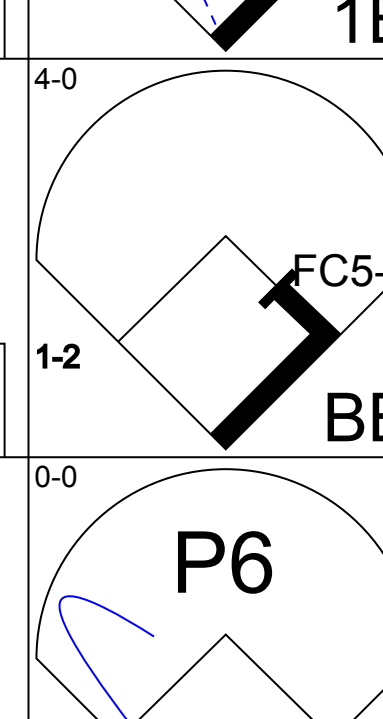
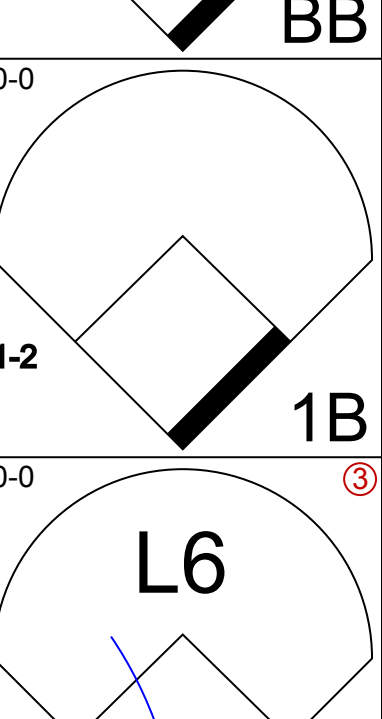
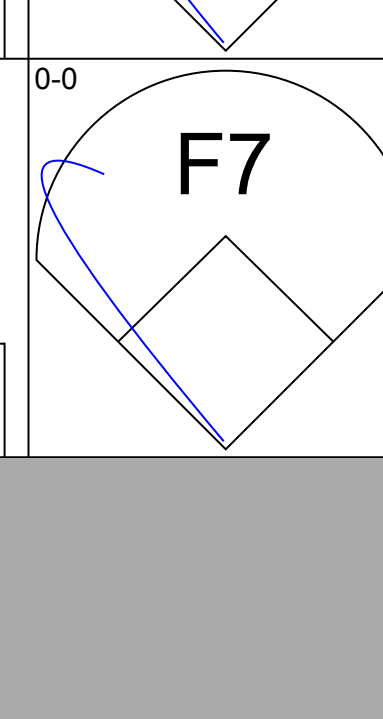
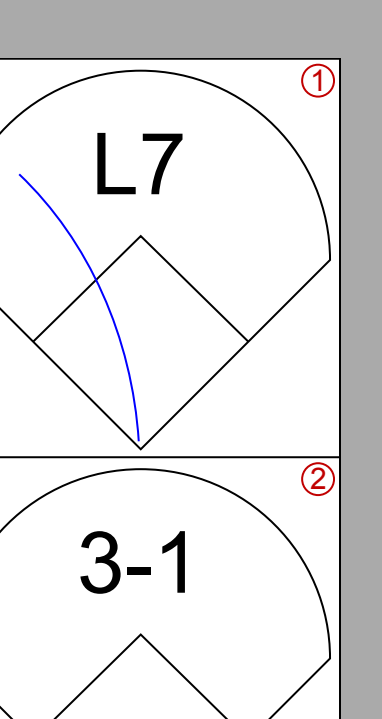
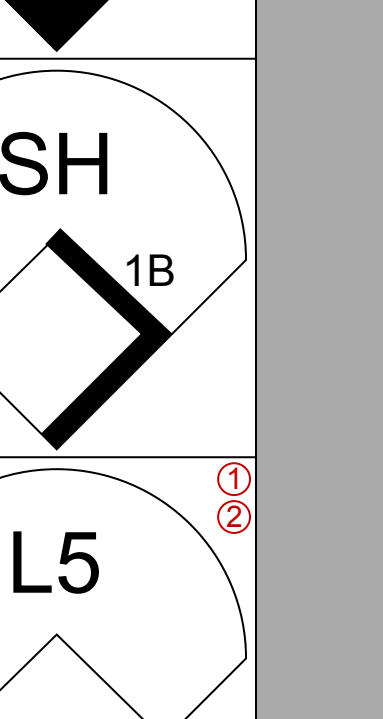
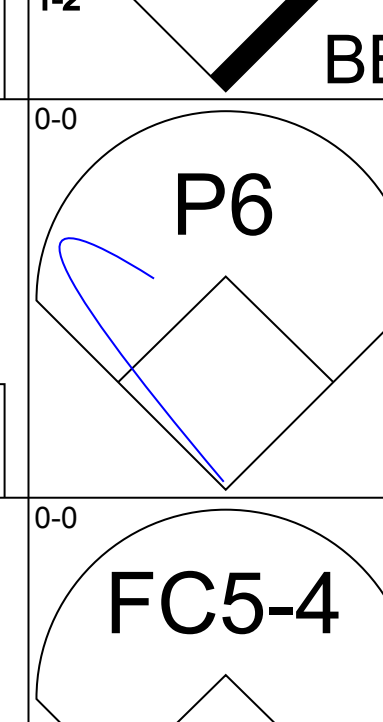
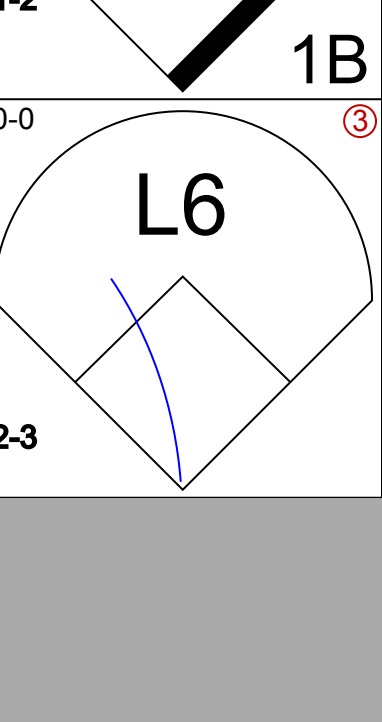
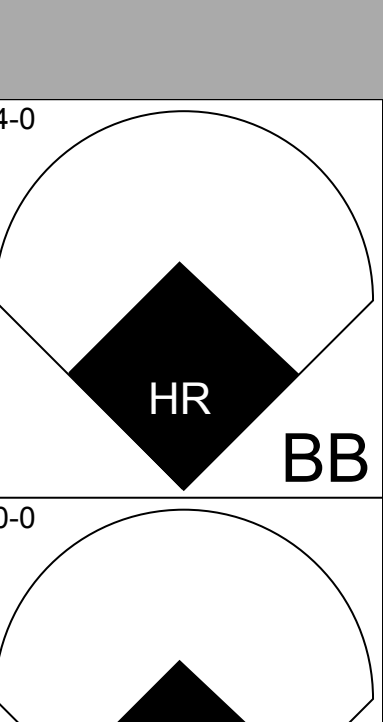
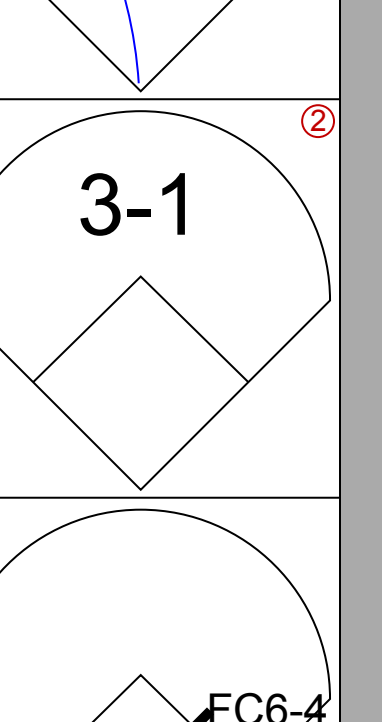
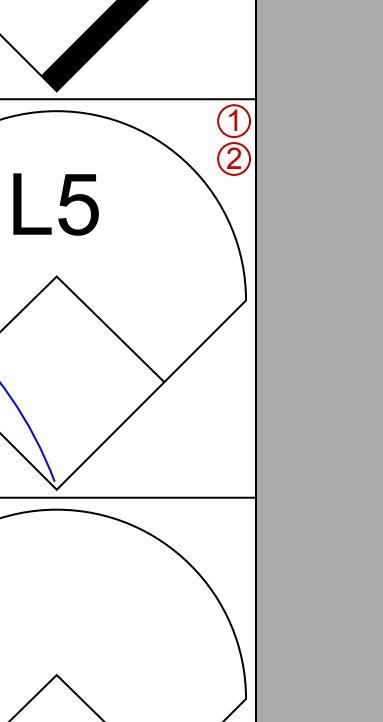
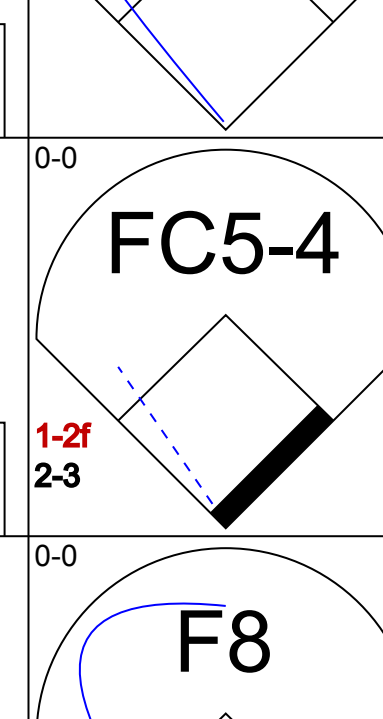
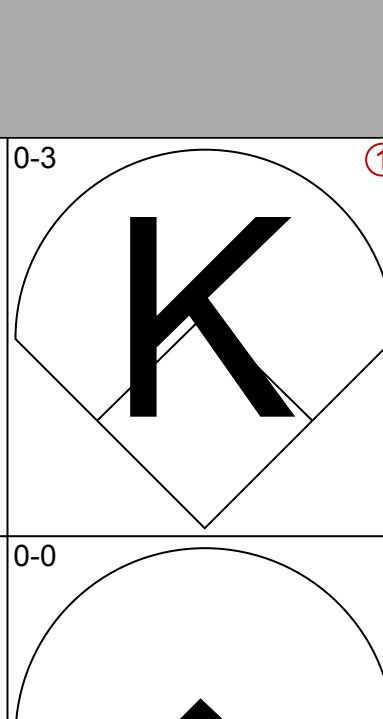
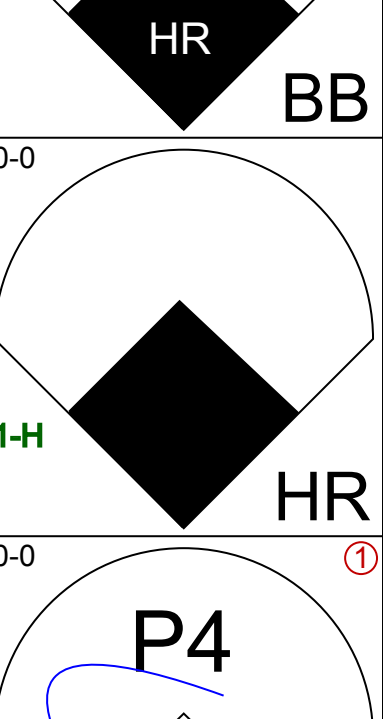
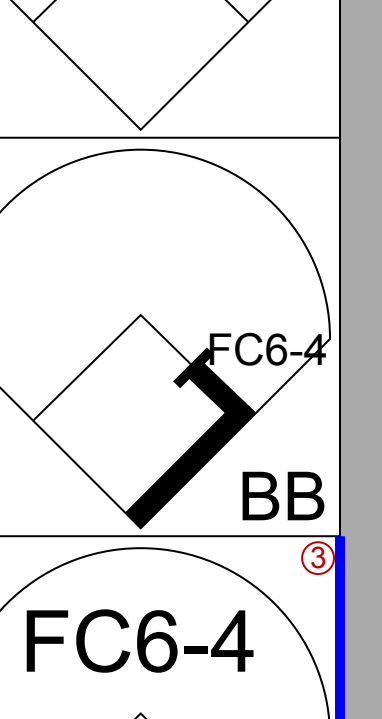
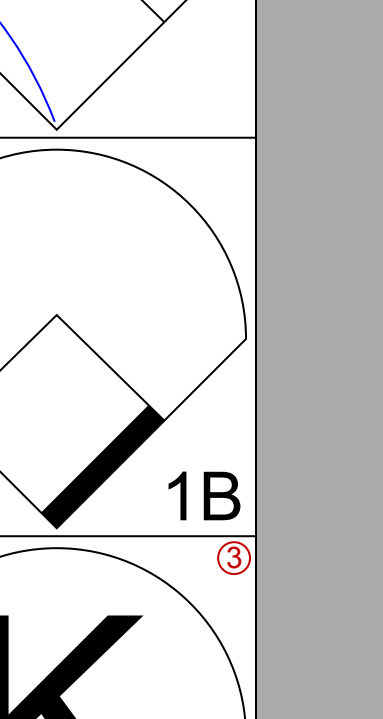
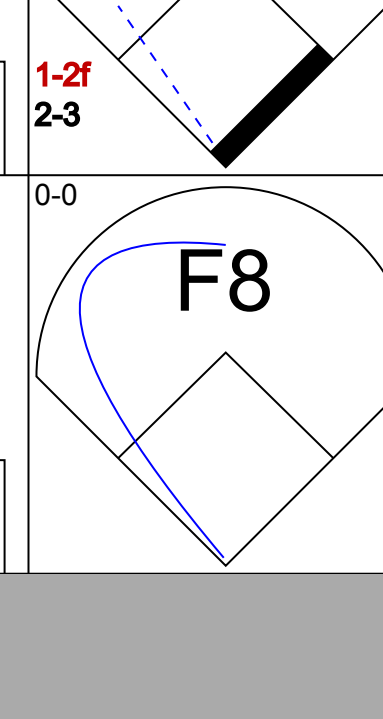
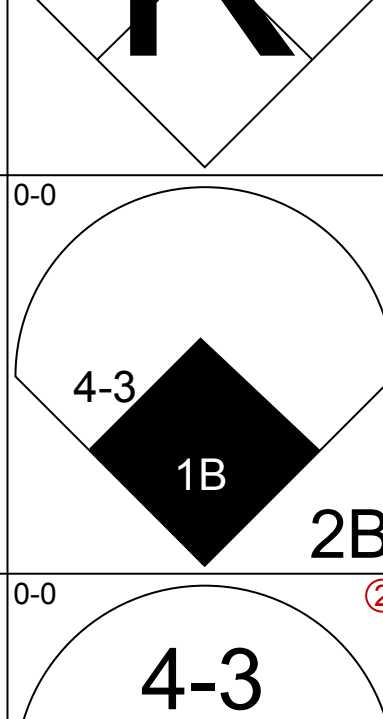
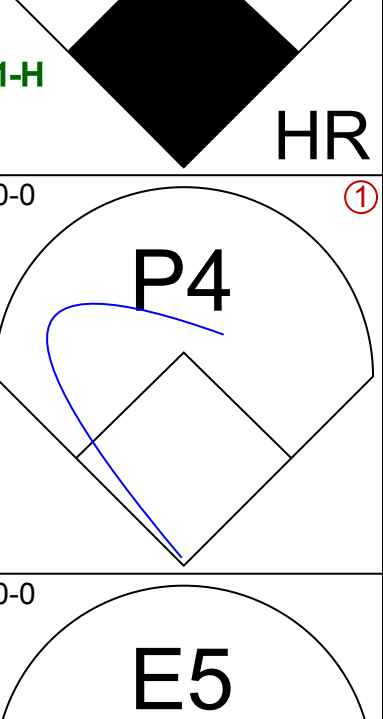
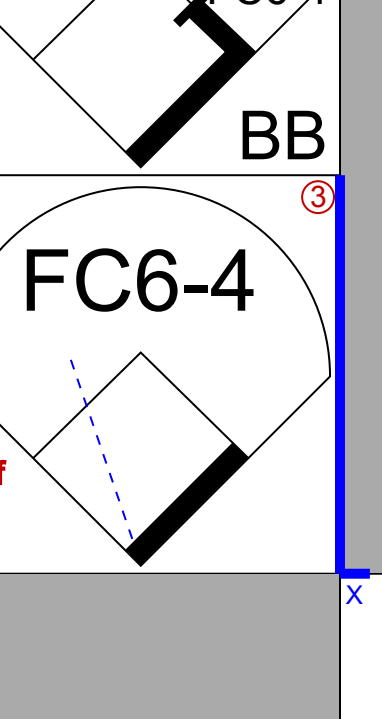
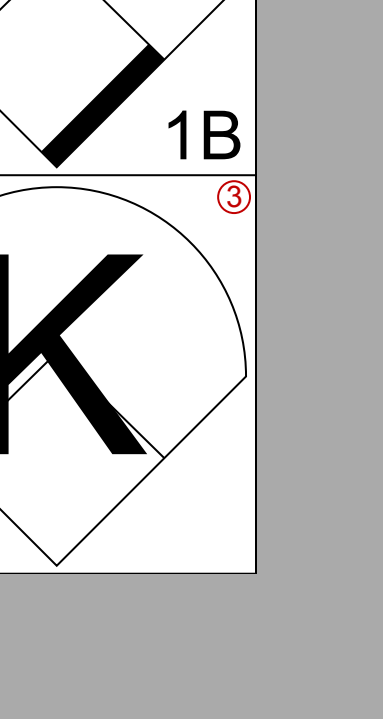
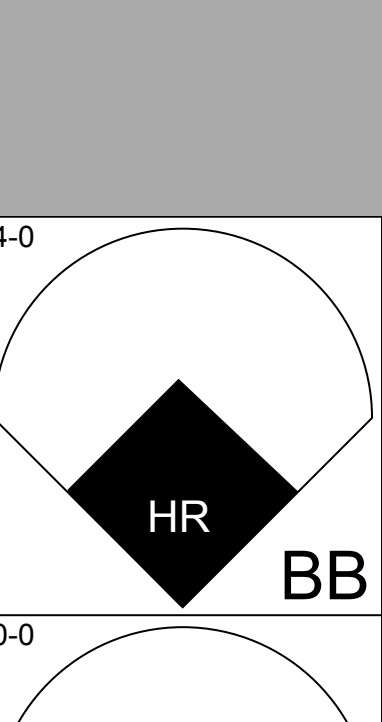

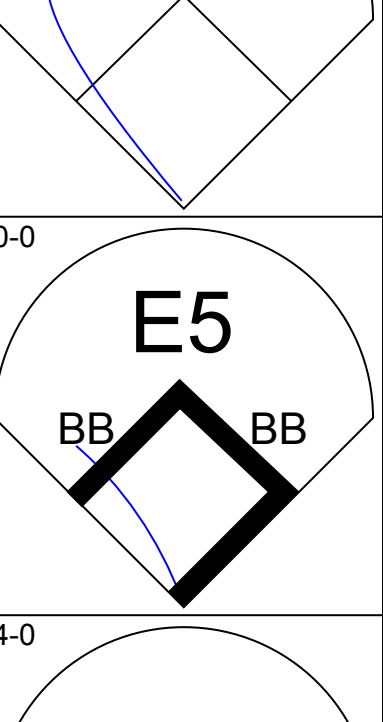
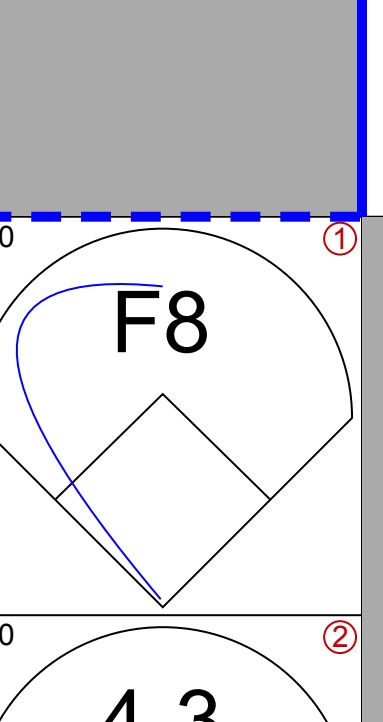
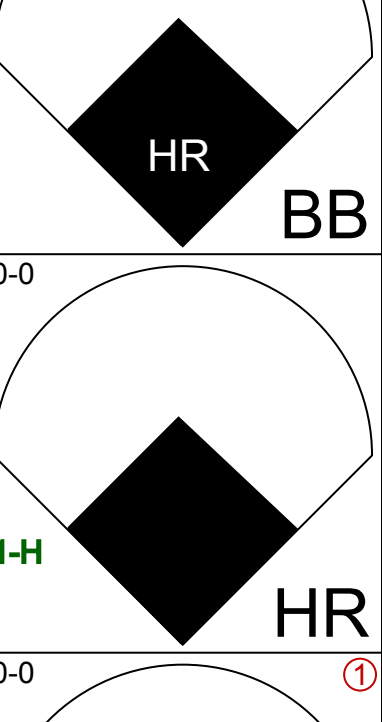

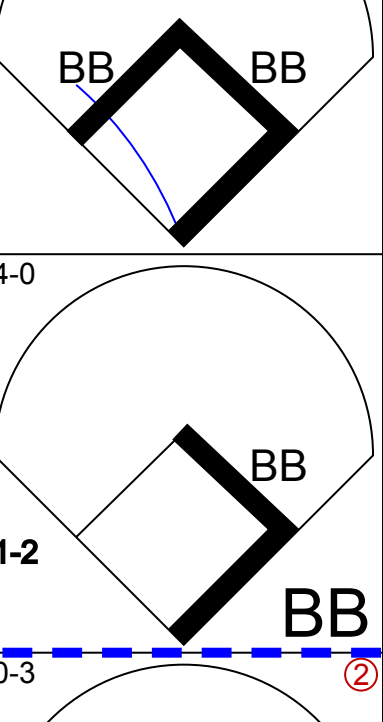
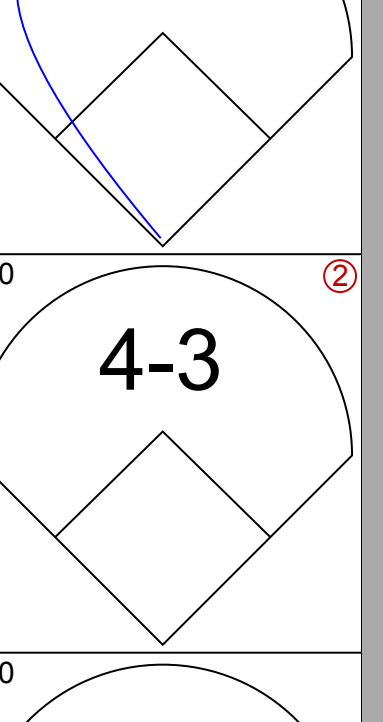
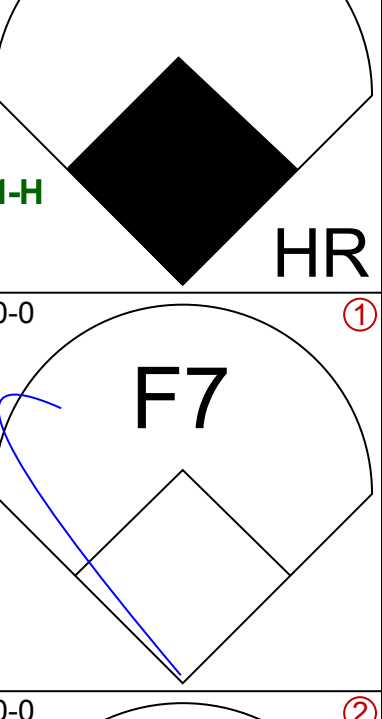
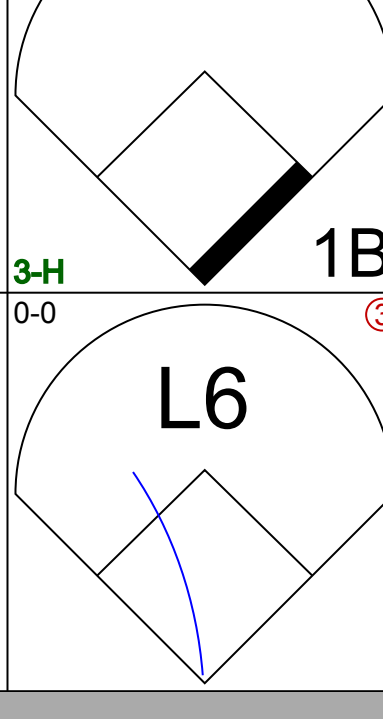
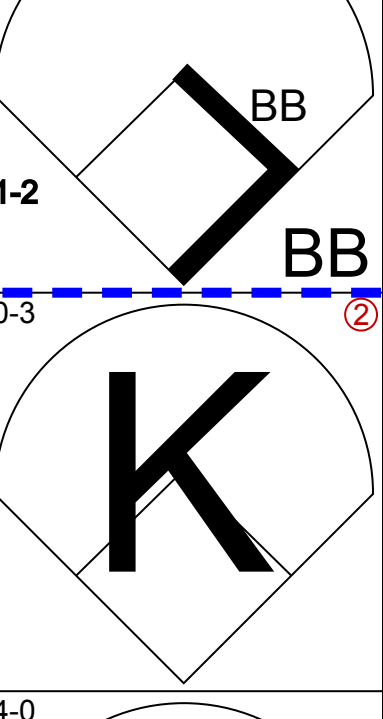
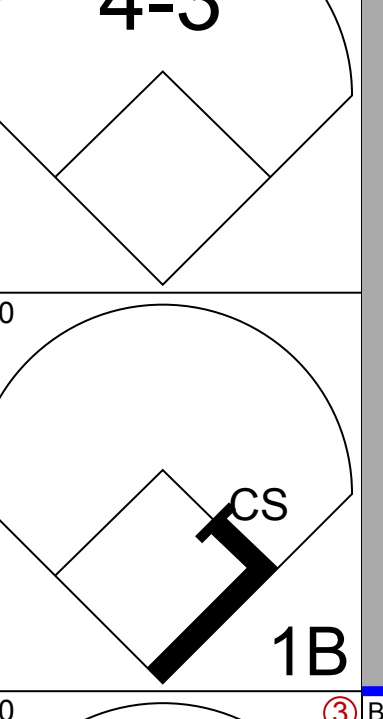


Batter	1	2	3	4	5	6	7	8	9	AB	R	H	RBI	BB	SO	LOB	TOP										
<b>Kurt Abbott, R</b> OBP: 0.322, SLG: 0.479 (1, 4)										4	0	1	0	0	1	0											
<b>Edgar Renteria, R</b> OBP: 0.315, SLG: 0.318 (1, 6)										4	0	2	0	0	0	0											
<b>Jim Eisenreich, L</b> OBP: 0.342, SLG: 0.362 (1, 7)										4	1	1	0	0	1	3											
<b>Gary Sheffield, R</b> OBP: 0.441, SLG: 0.421 (1, 9)										4	1	2	2	0	0	2											
<b>Moises Alou, R</b> OBP: 0.377, SLG: 0.476 (1, 8)										4	0	1	0	0	1	1											
<b>Bobby Bonilla, S</b> OBP: 0.379, SLG: 0.483 (1, 5)										4	0	0	0	0	3	2											
<b>Jeff Conine, R</b> OBP: 0.341, SLG: 0.380 (1, 3)										4	0	1	0	0	0	1											
<b>Charles Johnson, R</b> OBP: 0.325, SLG: 0.385 (1, 2)										3	0	0	0	0	0	2											
<b>Al Leiter, L</b> OBP: 0.138, SLG: 0.074 Mark Hutton, R (5, 1)										2	0	0	0	0	1	2											
<b>John Cangelosi, S</b> OBP: 0.330, SLG: 0.317 Rick Helling, R Matt Whisenant, L (8, 1)										0	0	0	0	0	0	0											
<b>Inning Stats</b>	R: 2 E: 0 K: 2 S: 9	H: 2 LOB: 0 BB: 0 P: 9	R: 0 E: 0 K: 1 S: 5	H: 0 LOB: 0 BB: 0 P: 5	R: 0 E: 0 K: 2 S: 9	H: 2 LOB: 2 BB: 0 P: 9	R: 0 E: 0 K: 0 S: 5	H: 2 LOB: 0 BB: 0 P: 5	R: 0 E: 0 K: 1 S: 6	H: 1 LOB: 0 BB: 0 P: 6	R: 0 E: 0 K: 1 S: 5	H: 0 LOB: 0 BB: 0 P: 5	R: 0 E: 0 K: 0 S: 3	H: 0 LOB: 0 BB: 0 P: 3	R: 0 E: 0 K: 1 S: 5	H: 0 LOB: 0 BB: 0 P: 5	R: 0 E: 0 K: 1 S: 5	H: 0 LOB: 0 BB: 0 P: 5	1B: 7 2B: 1 3B: 0 HR: 1	SF: 0 SAC: 0 DP: 1 HBP: 0	WP: 0 PB: 0 SB: 1 CS: 0	PA: 34					
<b>PITCHER</b>	IP	WLS	BF	H	R	ER	SO	BB	IBB	HBP	BLK	WP	HR	S	P	ERA	WHIP										
<b>Rick Reed, R</b> ERA: 2.93 <b>Cory Lidle, R</b> ERA: 4.1 <b>Greg McMichael, R</b> ERA: 2.59	6.0	W	25	8	2	2	6	0	0	0	0	0	1	37	37	3.00	1.333										
	1.0		3	0	0	0	1	0	0	0	0	0	0	5	5	0.00	0.000										
	2.0	S	6	0	0	0	1	0	0	0	0	0	0	8	8	0.00	0.000										

Florida Marlins @ New York Mets  
Shea Stadium, Flushing, NY  
Fri Jul 04 1997, 7:05 PM EDT  
Att: 38,076 - Unknown - 84 F

AB 34  
R 2  
H 8  
RBI 2  
BB 0  
SO 8  
LOB 13



Batter	1	2	3	4	5	6	7	8	9	AB	R	H	RBI	BB	SO	LOB	BOTTOM										
<b>Lance Johnson, L</b> OBP: 0.369, SLG: 0.368 (1, 8)										4	1	1	0	1	0	4											
<b>Edgardo Alfonzo, R</b> OBP: 0.384, SLG: 0.462 (1, 5)										3	0	1	0	1	0	0											
<b>John Olerud, L</b> OBP: 0.404, SLG: 0.520 (1, 3)										4	1	0	0	1	0	7											
<b>Bernard Gilkey, R</b> OBP: 0.310, SLG: 0.354 (1, 7)										4	1	2	3	1	1	2											
<b>Butch Huskey, R</b> OBP: 0.305, SLG: 0.473 Cory Lidle, R Greg McMichael, R (8, 1)										4	1	1	0	0	0	3											
<b>Carlos Baerga, S</b> OBP: 0.318, SLG: 0.383 (1, 4)										3	1	0	0	1	0	1											
<b>Todd Pratt, R</b> OBP: 0.750, SLG: 1.667 (1, 2)										3	1	2	3	1	0	0											
<b>Shawn Gilbert, R</b> OBP: 0.429, SLG: 0.833 Carl Everett, S Rick Reed, R Luis Lopez, S (7, 6)										3	0	0	0	0	1	3											
<b>Inning Stats</b>	R: 0 E: 0 K: 0 S: 4	H: 1 LOB: 2 BB: 1 P: 8	R: 2 E: 0 K: 0 S: 5	H: 2 LOB: 2 BB: 2 P: 13	R: 1 E: 0 K: 1 S: 7	H: 2 LOB: 1 BB: 0 P: 7	R: 0 E: 0 K: 0 S: 3	H: 0 LOB: 0 BB: 0 P: 3	R: 2 E: 1 K: 1 S: 7	H: 1 LOB: 3 BB: 3 P: 19	R: 0 E: 0 K: 0 S: 3	H: 0 LOB: 1 BB: 1 P: 7	R: 0 E: 0 K: 0 S: 3	H: 1 LOB: 0 BB: 0 P: 3	R: 1 E: 2 K: 1 S: 7	H: 1 LOB: 2 BB: 1 P: 11	R: 1 E: 2 K: 1 S: 7	H: 1 LOB: 2 BB: 1 P: 11	1B: 5 2B: 2 3B: 0 HR: 2	SF: 0 SAC: 1 DP: 1 HBP: 0	WP: 0 PB: 0 SB: 1 CS: 1	PA: 42					
<b>PITCHER</b>	IP	WLS	BF	H	R	ER	SO	BB	IBB	HBP	BLK	WP	HR	S	P	ERA	WHIP										
<b>Al Leiter, L</b> ERA: 5.02 Mark Hutton, R Rick Helling, R Matt Whisenant, L ERA:	4.1	L	25	6	5	5	1	5	0	0	0	0	0	7	15	0.00	1.200										
	1.2		7	0	0	0	1	2	0	0	0	0	0	3	3	0.00	1.000										
	1.0		6	1	1	0	1	1	0	0	0	0	0	7	11	0.00	2.000										

Florida Marlins @ New York Mets  
Shea Stadium, Flushing, NY  
Fri Jul 04 1997, 7:05 PM EDT  
Att: 38,076 - Unknown - 84 F

AB 32  
R 6  
H 8  
RBI 6  
BB 8  
SO 3  
LOB 22





Batter	1	2	3	4	5	6	7	8	9	AB	R	H	RBI	BB	SO	LOB	TOP										
Kurt Abbott, R OBP: 0.312, SLG: 0.463 (1,4)										5	0	0	0	0	2	5	<b>Florida Marlins @ New York Mets</b> Shea Stadium, Flushing, NY Sat Jul 05 1997, 3:33 AM EDT Att: 23,681 - Sunny - 79 F										
Edgar Renteria, R OBP: 0.314, SLG: 0.319 (1,6)										5	0	2	0	0	0	1											
Jim Eisenreich, L OBP: 0.345, SLG: 0.365 (1,7)										4	1	2	1	0	0	1											
Gary Sheffield, R OBP: 0.443, SLG: 0.433 John Cangelosi, S OBP: 0.326, SLG: 0.314 (5,8)										3	0	2	1	0	1	1											
Moises Alou, R OBP: 0.376, SLG: 0.471 (1,8)										3	0	0	0	1	1	2											
Bobby Bonilla, S OBP: 0.376, SLG: 0.480 (1,5)										4	0	1	0	0	0	1											
Jeff Conine, R OBP: 0.343, SLG: 0.385 (1,3)										4	0	2	0	0	0	2											
Gregg Zaun, S OBP: 0.420, SLG: 0.464 (1,2)										3	1	1	0	1	2	3											
Alex Fernandez, R OBP: 0.237, SLG: 0.324 Alex Arias, R OBP: 0.426, SLG: 0.425 (9, PH)										3	1	1	0	0	2	3											
<b>Inning Stats</b>	R: 1 E: 0 K: 0 S: 5	H: 3 LOB: 1 BB: 0 P: 5	R: 0 E: 0 K: 1 S: 5	H: 1 LOB: 0 BB: 0 P: 5	R: 0 E: 0 K: 2 S: 8	H: 1 LOB: 1 BB: 0 P: 8	R: 0 E: 0 K: 1 S: 7	H: 2 LOB: 2 BB: 0 P: 7	R: 1 E: 0 K: 2 S: 9	H: 2 LOB: 1 BB: 0 P: 9	R: 0 E: 0 K: 1 S: 6	H: 1 LOB: 3 BB: 2 P: 14	R: 0 E: 0 K: 1 S: 3	H: 0 LOB: 0 BB: 0 P: 3	R: 0 E: 0 K: 1 S: 5	H: 0 LOB: 0 BB: 0 P: 5		R: 1 E: 0 K: 0 S: 4	H: 2 LOB: 0 BB: 0 P: 4	1B: 8 2B: 3 3B: 1 HR: 0	SF: 0 SAC: 0 DP: 1 HBP: 0	WP: 1 PB: 0 SB: 0 CS: 1	PA: 39				
<b>PITCHER</b>	IP	WLS	BF	H	R	ER	SO	BB	IBB	HBP	BLK	WP	HR	S	P	ERA	WHIP										
Mark Clark, R ERA: 3.94 (1,1)	5.2	W	27	10	2	2	7	2	0	0	0	0	0	39	47	3.18	2.118										
Cory Lidle, R ERA: 4.09 (6,1)	0.1		1	0	0	0	0	0	0	0	0	0	0	1	1	0.00	0.000										
Juan Acevedo, R ERA: 2.03 (7,1)	2.0		6	0	0	0	1	0	0	0	0	0	0	8	8	0.00	0.000										
John Franco, L ERA: 3.03 (9,1)	1.0	S	4	2	1	1	0	0	0	0	0	1	0	4	4	9.00	2.000										

Batter	1	2	3	4	5	6	7	8	9	AB	R	H	RBI	BB	SO	LOB	BOTTOM										
Lance Johnson, L OBP: 0.372, SLG: 0.377 (1,8)										4	0	2	1	0	0	1	<b>Florida Marlins @ New York Mets</b> Shea Stadium, Flushing, NY Sat Jul 05 1997, 3:33 AM EDT Att: 23,681 - Sunny - 79 F										
Edgardo Alfonzo, R OBP: 0.382, SLG: 0.471 (1,5)										4	1	1	1	0	0	2											
John Olerud, L OBP: 0.399, SLG: 0.513 (1,3)										4	0	0	0	0	0	1											
Bernard Gilkey, R OBP: 0.312, SLG: 0.354 (1,7)										3	1	1	0	1	1	0											
Carl Everett, S OBP: 0.333, SLG: 0.475 (1,9)										4	1	3	1	0	0	0											
Carlos Baerga, S OBP: 0.317, SLG: 0.392 (1,4)										4	1	1	1	0	0	5											
Todd Pratt, R OBP: 0.500, SLG: 0.857 (1,2)										4	0	1	1	0	1	0											
Luis Lopez, S OBP: 0.372, SLG: 0.377 (1,6)										4	1	2	0	0	2	1											
Mark Clark, R OBP: 0.296, SLG: 0.114 (1,1)										2	0	0	0	0	1	1											
Butch Huskey, R OBP: 0.363, SLG: 0.471 (6, PH)										0	0	0	0	0	0	0											
Juan Acevedo, R OBP: 0.307, SLG: 0.493 (7,1)										0	0	0	0	0	0	0											
John Franco, L OBP: 0.307, SLG: 0.493 (9,1)										0	0	0	0	0	0	0											
<b>Inning Stats</b>	R: 0 E: 0 K: 0 S: 5	H: 2 LOB: 3 BB: 1 P: 9	R: 0 E: 0 K: 0 S: 4	H: 1 LOB: 1 BB: 0 P: 4	R: 3 E: 0 K: 1 S: 9	H: 4 LOB: 1 BB: 0 P: 9	R: 0 E: 0 K: 1 S: 5	H: 0 LOB: 0 BB: 0 P: 5	R: 0 E: 0 K: 1 S: 3	H: 0 LOB: 0 BB: 0 P: 3	R: 2 E: 0 K: 1 S: 8	H: 3 LOB: 1 BB: 0 P: 8	R: 0 E: 0 K: 1 S: 6	H: 1 LOB: 1 BB: 0 P: 6	R: 0 E: 0 K: 1 S: 5	H: 0 LOB: 0 BB: 0 P: 5	R: 0 E: 0 K: 1 S: 5	H: 0 LOB: 0 BB: 0 P: 5	1B: 7 2B: 2 3B: 0 HR: 2	SF: 0 SAC: 0 DP: 0 HBP: 0	WP: 0 PB: 0 SB: 0 CS: 0	PA: 36					
<b>PITCHER</b>	IP	WLS	BF	H	R	ER	SO	BB	IBB	HBP	BLK	WP	HR	S	P	ERA	WHIP										
Alex Fernandez, R ERA: 3.83 (1,1)	8.0	L	36	11	5	5	5	1	0	0	0	0	2	45	49	5.62	1.500										



Batter	1	2	3	4	5	6	7	8	9	10	11	12	AB	R	H	RBI	BB	SO	LOB	TOP		
Kurt Abbott, R Luis Castillo, S OBP: 0.316, SLG: 0.464 (8, PR) OBP: 0.316, SLG: 0.276 (8, 4)	FC1-6 1B		5-3			5-3		G3-1 SH5-4 1B		G4-3		FC6-4	4 0 2 0 0 0 0 2 0 0 0 0 0 1									
Edgar Renteria, R OBP: 0.316, SLG: 0.321 (1, 6)	FC1-6 2B		K					SH5-4 1B		G6-4-3 1B			4 1 2 0 0 1 1									
Moises Alou, R OBP: 0.376, SLG: 0.471 (1, 7) (8, 8)	4-3 1H 2B					L4		G3-1 BB		G6-4-3 1-2			4 0 1 1 1 1 0 2									
Gary Sheffield, R OBP: 0.436, SLG: 0.424 (1, 9)	4-3 2-3					G1-3		G3-1				G4-3	5 0 0 0 0 0 4									
Billy McMillon, L OBP: 0.118, SLG: 0.176 (8, PH) Jim Eisenreich, L OBP: 0.347, SLG: 0.363 (8, 7)	K					K		F9 IBB				B1-3	3 0 0 0 0 2 1 1 0 0 0 1 0 0									
Alex Arias, R OBP: 0.404, SLG: 0.386 (1, 5)			5-3					G4-3				F8	4 0 0 0 1 0 3									
Jeff Conine, R OBP: 0.341, SLG: 0.382 (1, 3)						L5		FC5-4 2B				G1-3	5 1 1 0 0 0 1							AB 41 R 2 H 8 RBI 2 BB 4 SO 5 LOB 16		
Charles Johnson, R OBP: 0.327, SLG: 0.387 (1, 2)						G5-4-3 1B						P4	4 0 1 1 1 1 1									
Pat Rapp, R Jay Powell, R Felix Heredia, L Robb Nen, R Dennis Cook, L			4-3					G1-3				FC6-4 1B	3 0 0 0 0 1 2 0 0 0 0 0 0 0 1 0 0 0 0 0 0 0 0 0 0 0 0 0 1 0 1 0 0 0 0									
<b>Inning Stats</b>	R: 1 E: 0 K: 1 S: 7	H: 2 LOB: 1 BB: 0 P: 7	R: 0 E: 0 K: 3 S: 3	H: 1 LOB: 0 BB: 0 P: 3	R: 0 E: 0 K: 1 S: 5	H: 0 LOB: 0 BB: 0 P: 5	R: 0 E: 0 K: 1 S: 5	H: 0 LOB: 0 BB: 0 P: 6	R: 0 E: 0 K: 1 S: 5	H: 1 LOB: 1 BB: 0 P: 4	R: 1 E: 0 K: 0 S: 4	H: 1 LOB: 3 BB: 2 P: 12	R: 0 E: 0 K: 1 S: 3	H: 1 LOB: 0 BB: 0 P: 3	R: 0 E: 0 K: 0 S: 3	H: 0 LOB: 0 BB: 0 P: 3	R: 0 E: 0 K: 0 S: 4	H: 1 LOB: 1 BB: 0 P: 4	1B: 6 2B: 2 3B: 0 HR: 0	SF: 0 SAC: 1 DP: 2 HBP: 0	WP: 0 PB: 0 SB: 1 CS: 1	PA: 46
<b>PITCHER</b>	IP WLS BF H R ER SO BB IBB HBP BLK WP HR S P ERA WHIP	IP WLS BF H R ER SO BB IBB HBP BLK WP HR S P ERA WHIP	IP WLS BF H R ER SO BB IBB HBP BLK WP HR S P ERA WHIP	IP WLS BF H R ER SO BB IBB HBP BLK WP HR S P ERA WHIP	IP WLS BF H R ER SO BB IBB HBP BLK WP HR S P ERA WHIP	IP WLS BF H R ER SO BB IBB HBP BLK WP HR S P ERA WHIP	IP WLS BF H R ER SO BB IBB HBP BLK WP HR S P ERA WHIP	IP WLS BF H R ER SO BB IBB HBP BLK WP HR S P ERA WHIP	IP WLS BF H R ER SO BB IBB HBP BLK WP HR S P ERA WHIP	IP WLS BF H R ER SO BB IBB HBP BLK WP HR S P ERA WHIP	IP WLS BF H R ER SO BB IBB HBP BLK WP HR S P ERA WHIP	IP WLS BF H R ER SO BB IBB HBP BLK WP HR S P ERA WHIP	IP WLS BF H R ER SO BB IBB HBP BLK WP HR S P ERA WHIP	IP WLS BF H R ER SO BB IBB HBP BLK WP HR S P ERA WHIP	IP WLS BF H R ER SO BB IBB HBP BLK WP HR S P ERA WHIP	IP WLS BF H R ER SO BB IBB HBP BLK WP HR S P ERA WHIP	IP WLS BF H R ER SO BB IBB HBP BLK WP HR S P ERA WHIP	IP WLS BF H R ER SO BB IBB HBP BLK WP HR S P ERA WHIP	IP WLS BF H R ER SO BB IBB HBP BLK WP HR S P ERA WHIP	IP WLS BF H R ER SO BB IBB HBP BLK WP HR S P ERA WHIP		
Bobby Jones, R ERA: 3.08	2.0	9	1	0	0	1	1	1	0	0	0	0	0	0	9	17	0.00	1.000				
Greg McMichael, R ERA: 2.47	2.0	6	1	0	0	0	0	0	0	0	0	0	0	0	6	6	0.00	0.500				
John Franco, L ERA: 2.88	1.0	W	4	1	0	0	0	0	0	0	0	0	0	0	4	4	0.00	1.000				
Juan Acevedo, R ERA: 1.88	1.0	W	4	1	0	0	0	0	0	0	0	0	0	0	4	4	0.00	1.000				

Florida Marlins @ New York Mets  
Shea Stadium, Flushing, NY  
Sun Jul 06 1997, 3:33 AM EDT  
Att. 29,438 - Sunny - 83 F

livebaseballscorecards.com



Batter	1	2	3	4	5	6	7	8	9	10	11	12	AB	R	H	RBI	BB	SO	LOB	BOTTOM		
Lance Johnson, L OBP: 0.381, SLG: 0.384 Juan Acevedo, R (12, 1)	4-3		FC3-6 BB 1B	1-2 2H 1B			2B 1B					K	5 1 3 0 1 1 0 0 0 0 0 0 0 0									
Edgardo Alfonzo, R OBP: 0.384, SLG: 0.473 (1, 5)	F9		FC3-6 BB			F8		1H 2B				G6-4-3 1B	5 0 2 1 1 0 1									
John Olerud, L OBP: 0.398, SLG: 0.506 (1, 3)	K		FC3-6 BB 1-2 2-3			6-3		IBB				G6-4-3 1-2	4 0 0 0 2 1 3									
Bernard Gilkey, R OBP: 0.311, SLG: 0.350 Greg McMichael, R OBP: 0.500, SLG: 0.500 Matt Franco, L OBP: 0.384, SLG: 0.446 John Franco, L OBP: 0.270, SLG: 0.307 Alex Ochoa, R OBP: 0.337, SLG: 0.474 Carl Everett, S OBP: 0.337, SLG: 0.474 (12, 8)			K			P3		4-3				G4-3	3 0 0 0 1 1 2 0 0 0 0 0 0 0 1 0 0 0 0 0 2 0 0 0 0 0 0 0 1 1 0 0 0 0 0									
Carlos Baeriswiler, S OBP: 0.316, SLG: 0.390 (1, 4)	4-3 1B					G3-1		E1 S				WP BB FC3-2 BB	5 1 2 1 1 0 3									
Todd Pratt, R OBP: 0.462, SLG: 0.667 (1, 2)	4-3 1-2 1B					L7 1B 1B		K				FC3-2 BB	4 0 1 0 1 1 2									
Luis Lopez, S OBP: 0.349, SLG: 0.351 (1, 6)	1-3					G3		P3				F9	5 0 2 1 0 0 3									
Bobby Jones, R ERA: 1.58 Butch Huskey, R OBP: 0.300, SLG: 0.465 (7, PH) (8, 7)						G4-3		F7				FC3-2 DI	2 0 0 0 0 0 2 3 0 0 0 0 0 2									
<b>Inning Stats</b>	R: 0 E: 0 K: 1 S: 5	H: 0 LOB: 0 BB: 0 P: 5	R: 1 E: 0 K: 1 S: 7	H: 2 LOB: 1 BB: 0 P: 7	R: 0 E: 0 K: 0 S: 4	H: 1 LOB: 3 BB: 2 P: 12	R: 0 E: 0 K: 0 S: 3	H: 0 LOB: 0 BB: 0 P: 3	R: 1 E: 0 K: 1 S: 7	H: 2 LOB: 2 BB: 1 P: 11	R: 0 E: 1 K: 1 S: 6	H: 0 LOB: 1 BB: 0 P: 6	R: 0 E: 0 K: 0 S: 3	H: 0 LOB: 2 BB: 2 P: 11	R: 0 E: 0 K: 1 S: 5	H: 1 LOB: 0 BB: 0 P: 5	R: 1 E: 1 K: 0 S: 2	H: 1 LOB: 1 BB: 0 P: 2	1B: 9 2B: 1 3B: 0 HR: 0	SF: 0 SAC: 0 DP: 1 HBP: 0	WP: 1 PB: 0 SB: 2 CS: 0	PA: 50
<b>PITCHER</b>	IP WLS BF H R ER SO BB IBB HBP BLK WP HR S P ERA WHIP	IP WLS BF H R ER SO BB IBB HBP BLK WP HR S P ERA WHIP	IP WLS BF H R ER SO BB IBB HBP BLK WP HR S P ERA WHIP	IP WLS BF H R ER SO BB IBB HBP BLK WP HR S P ERA WHIP	IP WLS BF H R ER SO BB IBB HBP BLK WP HR S P ERA WHIP	IP WLS BF H R ER SO BB IBB HBP BLK WP HR S P ERA WHIP	IP WLS BF H R ER SO BB IBB HBP BLK WP HR S P ERA WHIP	IP WLS BF H R ER SO BB IBB HBP BLK WP HR S P ERA WHIP	IP WLS BF H R ER SO BB IBB HBP BLK WP HR S P ERA WHIP	IP WLS BF H R ER SO BB IBB HBP BLK WP HR S P ERA WHIP	IP WLS BF H R ER SO BB IBB HBP BLK WP HR S P ERA WHIP	IP WLS BF H R ER SO BB IBB HBP BLK WP HR S P ERA WHIP	IP WLS BF H R ER SO BB IBB HBP BLK WP HR S P ERA WHIP	IP WLS BF H R ER SO BB IBB HBP BLK WP HR S P ERA WHIP	IP WLS BF H R ER SO BB IBB HBP BLK WP HR S P ERA WHIP	IP WLS BF H R ER SO BB IBB HBP BLK WP HR S P ERA WHIP	IP WLS BF H R ER SO BB IBB HBP BLK WP HR S P ERA WHIP	IP WLS BF H R ER SO BB IBB HBP BLK WP HR S P ERA WHIP	IP WLS BF H R ER SO BB IBB HBP BLK WP HR S P ERA WHIP	IP WLS BF H R ER SO BB IBB HBP BLK WP HR S P ERA WHIP		
Pat Rapp, R ERA: 4.38	0.1	1	0	0	0	0	0	0	0	1	1	0.00	0.000									
Jay Powell, R ERA: 2.03	1.0	4	0	0	0	1	0	0	0	6	6	0.00	0.000									
Felix Heredia, L ERA: 1.85	2.0	10	0	0	0	0	3	1	0	0	6	22	0.00	1.500								
Robb Nen, R ERA: 3.92	1.0	L	5	2	1	0	1	0	0	7	7	0.00	2.000									

Florida Marlins @ New York Mets  
Shea Stadium, Flushing, NY  
Sun Jul 06 1997, 3:33 AM EDT  
Att. 29,438 - Sunny - 83 F

livebaseballscorecards.com





Batter	1	2	3	4	5	6	7	8	9	AB	R	H	RBI	BB	SO	LOB	TOP							
Lance Johnson, L OBP: 0.379, SLG: 0.382	G4-3		1B	G3		1B		K	G4-3	6	0	2	0	0	1	3								
Edgardo Alfonzo, R OBP: 0.390, SLG: 0.475	1B		1B		F8	E6		HR	G4-3	5	1	3	2	1	0	1								
John Olerud, L OBP: 0.397, SLG: 0.502	K		K		BB	F8		HR	G4-6-3	5	1	1	0	1	2	6								
Todd Hundley, S OBP: 0.437, SLG: 0.615	IBB		K		F8	G3		HR		4	1	1	3	1	1	5								
Bernard Gilkey, R OBP: 0.313, SLG: 0.349	K		G5-3		BB			S		4	0	1	0	1	1	4								
Greg McMichael, R OBP: 0.500, SLG: 0.500										0	0	0	0	0	0	0								
John Franco, L OBP: 0.500, SLG: 0.500										0	0	0	0	0	0	0								
Carlos Baerga, S OBP: 0.313, SLG: 0.383		F7		G6-3	G4-3			P5	G3-1	5	0	0	0	0	0	3								
Carl Everett, S OBP: 0.345, SLG: 0.476		FC6-4		1B	BB	1B		K		3	3	2	0	2	1	0								
Manny Alexander, R OBP: 0.299, SLG: 0.395		FC6-4		K		1B		HR	1B	5	3	3	2	0	1	2								
Dave Mlicki, R OBP: 0.214, SLG: 0.231		FC6-4		WP		1B				2	0	1	1	0	0	1								
Luis Lopez, S OBP: 0.397, SLG: 0.373										1	0	1	2	0	0	0								
Cory Lidle, R OBP: 0.397, SLG: 0.373										0	0	0	0	0	0	0								
Takashi Kashiwada, L OBP: 0.299, SLG: 0.443										0	0	0	0	0	0	0								
Matt Franco, L OBP: 0.299, SLG: 0.443										0	0	0	0	0	0	0								
Butch Huskey, R OBP: 0.299, SLG: 0.443										1	0	0	0	0	1	0								
Juan Acevedo, R OBP: 0.299, SLG: 0.443										0	0	0	0	0	0	0								
Alex Ochoa, R OBP: 0.299, SLG: 0.307										0	1	0	0	0	1	0								
<b>Inning Stats</b>	R: 0 E: 0 K: 2 S: 9	H: 1 LOB: 2 BB: 1 P: 19	R: 0 E: 0 K: 0 S: 8	H: 1 LOB: 1 BB: 0 P: 12	R: 0 E: 0 K: 2 S: 13	H: 2 LOB: 2 BB: 0 P: 18	R: 1 E: 0 K: 1 S: 18	H: 1 LOB: 1 BB: 1 P: 26	R: 0 E: 0 K: 0 S: 8	H: 1 LOB: 2 BB: 0 P: 18	R: 2 E: 1 K: 0 S: 12	H: 4 LOB: 2 BB: 0 P: 15	R: 0 E: 0 K: 1 S: 8	H: 0 LOB: 0 BB: 0 P: 10	R: 4 E: 0 K: 2 S: 23	H: 3 LOB: 1 BB: 2 P: 45	R: 3 E: 0 K: 0 S: 16	H: 2 LOB: 0 BB: 2 P: 29	1B: 11 2B: 1 3B: 1 HR: 2	SF: 0 SAC: 0 DP: 1 HBP: 0	WP: 1 PB: 0 SB: 3 CS: 0	PA: 48		
<b>PITCHER</b>	IP WLS BF H R ER SO BB IBB HBP BLK WP HR S P ERA WHIP	7.0 3.03 35 11 4 4 6 2 1 0 0 1 1 78 123 5.14 1.857	0.2 4 0 0 0 2 2 0 0 0 0 0 0 13 25 0.00 3.000	0.1 3 2 3 3 0 0 0 0 0 0 1 8 15 81.00 6.000	0.0 L 3 1 3 3 0 2 0 0 0 0 0 0 8 16 ∞ ∞	1.0 3 1 0 0 0 0 0 0 0 0 0 8 13 0.00 1.000																		

New York Mets @ Atlanta Braves  
Turner Field, Atlanta, GA  
Thu Jul 10 1997, 7:05 PM EDT  
Att: 47,686 - Unknown - 81 F

AB 41  
R 10  
H 15  
RBI 10  
BB 7  
SO 8  
LOB 25



Batter	1	2	3	4	5	6	7	8	9	AB	R	H	RBI	BB	SO	LOB	BOTTOM					
Jeff Blausler, R OBP: 0.440, SLG: 0.573	L8		10 G3-1		10 HR		G5-3	G6-3		3	1	1	0	1	0	0						
Mark Wohlers, R			BB		1B					0	0	0	0	0	0	0						
Mike Mordecai, R OBP: 0.270, SLG: 0.263			BB		1B					1	0	0	0	0	0	1						
Michael Tucker, L OBP: 0.376, SLG: 0.472	10 CS		10 G3-1		10 HR		3B		K	3	1	2	0	2	1	0						
10 Chipper Jones, S OBP: 0.388, SLG: 0.517	1B		G3-1		HR		CS		K	4	1	2	5	1	1	2						
Fred McGriff, L OBP: 0.357, SLG: 0.412	K		P3		G3		G3-1		K	5	0	0	0	0	2	6						
Ryan Klesko, L OBP: 0.334, SLG: 0.504				G4-3	1B			K		4	0	1	0	0	2	0						
Andruw Jones, R OBP: 0.361, SLG: 0.442				F8	1B			P6		4	0	1	0	0	1	0						
Eddie Pérez, R OBP: 0.296, SLG: 0.400	L6			P6			G5-3	HR		4	1	1	1	0	0	0						
Mark Lemke, S OBP: 0.282, SLG: 0.298			L7		29 FC5-6		F8	2B		3	1	1	0	1	0	0						
29 John Smoltz, R OBP: 0.423, SLG: 0.413					10 HR					3	2	1	0	0	0	1						
Rafael Bellard, R OBP: 0.299, SLG: 0.299					BB		G6-3			0	0	0	0	0	0	0						
Keith Lockhart, L OBP: 0.299, SLG: 0.417					10 HR					1	0	1	0	0	0	0						
Mike Bielecki, R										0	0	0	0	0	0	0						
Brad Clontz, R										0	0	0	0	0	0	0						
<b>Inning Stats</b>	R: 0 E: 0 K: 1 S: 9	H: 2 LOB: 0 BB: 0 P: 15	R: 0 E: 0 K: 2 S: 11	H: 0 LOB: 0 BB: 0 P: 15	R: 1 E: 0 K: 0 S: 11	H: 1 LOB: 2 BB: 2 P: 22	R: 0 E: 0 K: 0 S: 8	H: 0 LOB: 0 BB: 0 P: 11	R: 4 E: 0 K: 0 S: 7	H: 5 LOB: 2 BB: 1 P: 16	R: 0 E: 0 K: 0 S: 7	H: 0 LOB: 0 BB: 0 P: 10	R: 0 E: 0 K: 0 S: 6	H: 1 LOB: 1 BB: 1 P: 16	R: 2 E: 0 K: 1 S: 13	H: 2 LOB: 1 BB: 1 P: 22	R: 0 E: 0 K: 3 S: 14	H: 0 LOB: 0 BB: 0 P: 16	1B: 6 2B: 3 3B: 1 HR: 2	SF: 0 SAC: 0 DP: 1 HBP: 0	WP: 0 PB: 0 SB: 0 CS: 2	PA: 40
<b>PITCHER</b>	IP WLS BF H R ER SO BB IBB HBP BLK WP HR S P ERA WHIP	5.0 4.85 24 8 5 5 3 3 0 0 0 0 0 12 25 0.00 0.750	1.1 6 1 0 0 0 0 0 1 0 0 0 0 0 1 1 0.00 0.000	0.2 5 2 2 2 1 1 0 0 0 0 0 1 12 21 27.00 4.500	0.1 W 1 0 0 0 0 0 0 0 0 0 0 1 1 0.00 0.000																	

New York Mets @ Atlanta Braves  
Turner Field, Atlanta, GA  
Thu Jul 10 1997, 7:05 PM EDT  
Att: 47,686 - Unknown - 81 F

AB 35  
R 7  
H 11  
RBI 7  
BB 5  
SO 7  
LOB 10





Batter	1	2	3	4	5	6	7	8	9	AB	R	H	RBI	BB	SO	LOB	TOP					
Lance Johnson, L OBP: 0.375, SLG: 0.377 Greg McMichael, R OBP: 0.500, SLG: 0.500 John Franco, L (9, 1)	G4-3		L8			G5-3	G1-3			5	0	1	1	0	0	0						
Eduardo Alfonzo, R OBP: 0.383, SLG: 0.467 (1, 5)	G4-3			G4-3		F8	G1-3	K		5	0	0	0	0	0	1						
John Olerud, L OBP: 0.397, SLG: 0.498 (1, 3)	K			G6-3			G5-3			4	1	1	0	1	1	0						
Bernard Gilkey, R OBP: 0.317, SLG: 0.356 (1, 7)				P4						5	2	3	0	0	1	1						
Butch Huskey, R OBP: 0.296, SLG: 0.457 (1, 9)	E4				F8			K	G5-4-3	5	1	1	1	0	1	3						
Todd Pratt, R OBP: 0.529, SLG: 0.714 (1, 2)	K									2	3	1	0	2	1	2						
Manny Alexander, R OBP: 0.304, SLG: 0.398 (8, 6)	G6-4-3				K					4	1	2	3	0	1	3						
Rey Ordenez, R OBP: 0.289, SLG: 0.307 Matt Franco, L OBP: 0.370, SLG: 0.462 Luis Lopez, S OBP: 0.357, SLG: 0.373 (8, 6)			G6-3							3	0	2	2	0	0	0						
Armando Reynoso, R OBP: 0.288, SLG: 0.345 Alex Ochoa, R OBP: 0.273, SLG: 0.300 Takashi Kashiwada, L Cory Lidie, R Carl Everett, S OBP: 0.344, SLG: 0.474 (8, 8)			K		G1-3	L6		F8		2	0	0	0	0	1	1						
<b>Inning Stats</b>	R: 0 E: 0 K: 1 S: 8	H: 0 LOB: 0 BB: 0 P: 11	R: 0 E: 1 K: 1 S: 14	H: 1 LOB: 1 BB: 0 P: 20	R: 0 E: 0 K: 1 S: 9	H: 0 LOB: 0 BB: 0 P: 13	R: 0 E: 0 K: 0 S: 4	H: 0 LOB: 0 BB: 0 P: 7	R: 1 E: 0 K: 1 S: 10	H: 2 LOB: 1 BB: 0 P: 16	R: 4 E: 0 K: 0 S: 19	H: 5 LOB: 2 BB: 1 P: 35	R: 0 E: 0 K: 0 S: 6	H: 0 LOB: 0 BB: 0 P: 8	R: 4 E: 0 K: 2 S: 19	H: 4 LOB: 1 BB: 1 P: 31	R: 0 E: 0 K: 1 S: 7	H: 0 LOB: 0 BB: 0 P: 13	1B: 9 2B: 3 3B: 0 HR: 0	SF: 0 SAC: 0 DP: 2 HBP: 0	WP: 0 PB: 0 CS: 0	PA: 41
<b>PITCHER</b>	IP WLS BF H R ER SO BB IBB HBP BLK WP HR S P ERA WHIP																					
Tom Glavine, L ERA: 2.99	(1, 1) 7.1 L 34 10 8 8 5 2 0 0 0 0 0 0 80 129 9.82 1.636																					
Brad Clontz, R ERA: 4.11	(8, 1) 0.1 2 1 0 0 0 0 0 0 0 0 0 0 4 5 0.00 3.000																					
Alan Embree, L ERA: 3.33	(8, 1) 0.1 2 1 1 1 1 0 0 0 0 0 0 0 5 7 27.00 3.000																					
Paul Byrd, R ERA: 4.88	(9, 1) 1.0 3 0 0 0 1 1 0 0 0 0 0 0 7 13 0.00 1.000																					

New York Mets @ Atlanta Braves  
Turner Field, Atlanta, GA  
Fri Jul 11 1997, 7:05 PM EDT  
Att: 40,094 - Unknown - 84 F

AB	38
R	9
H	12
RBI	9
BB	3
SO	7
LOB	14



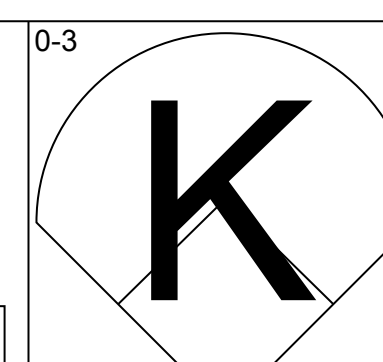
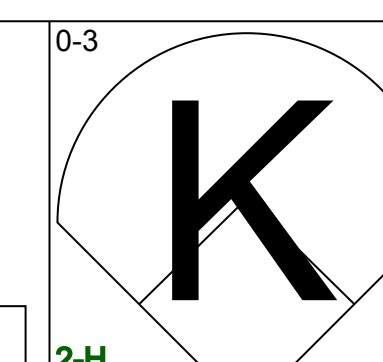
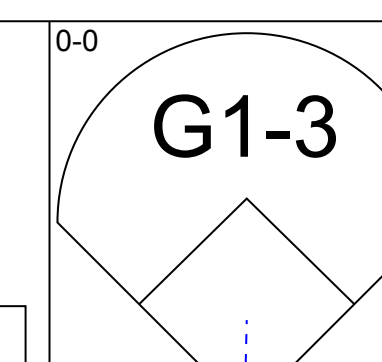
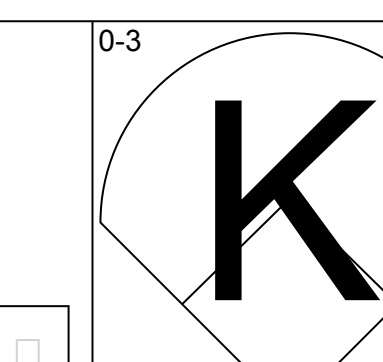
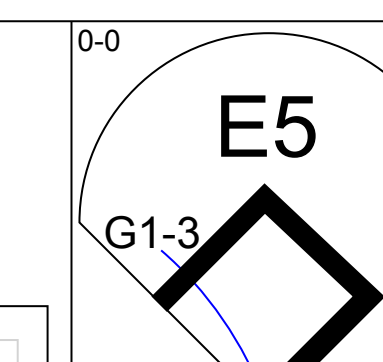
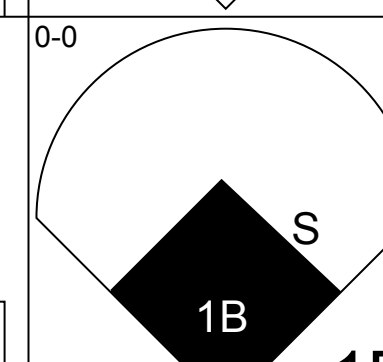
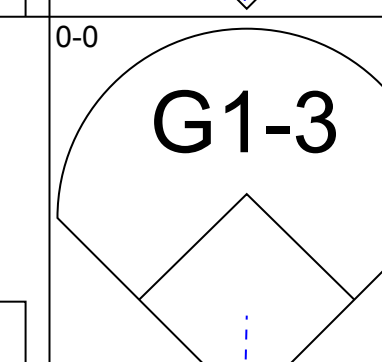
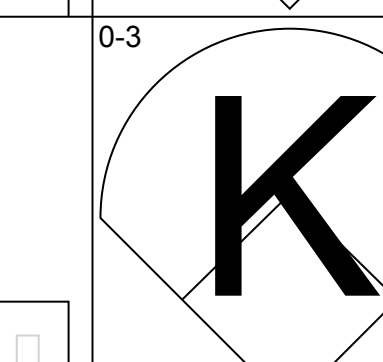
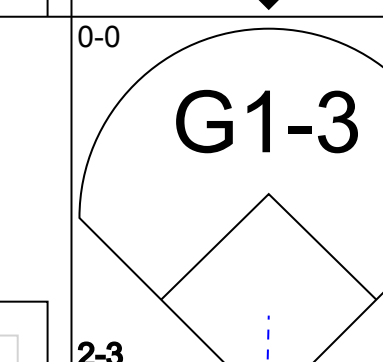
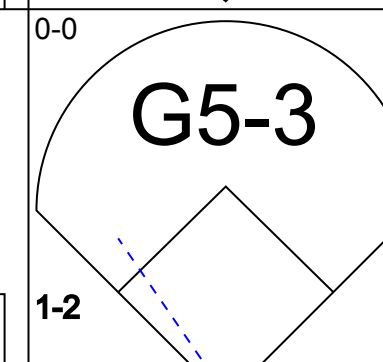
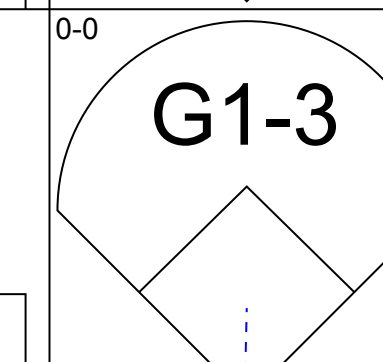
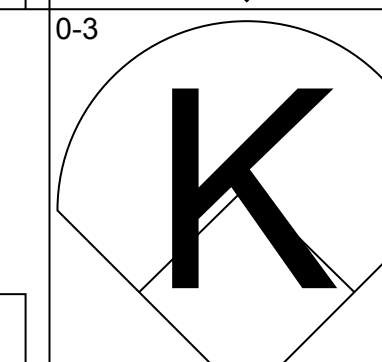
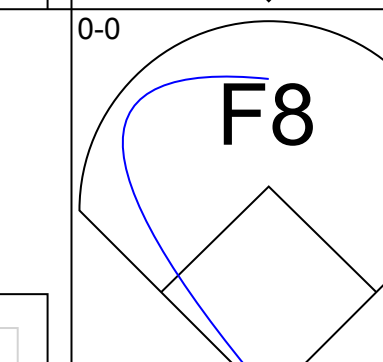
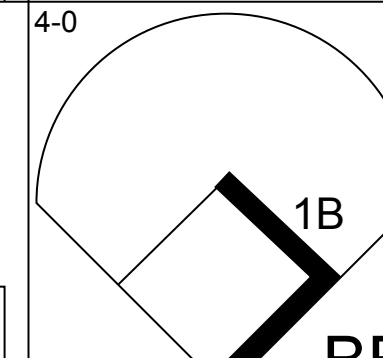


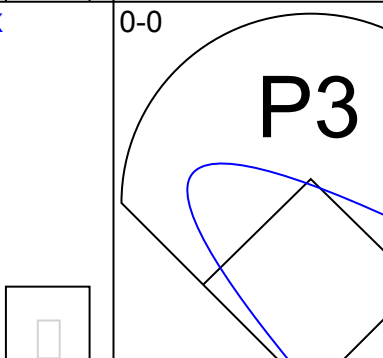

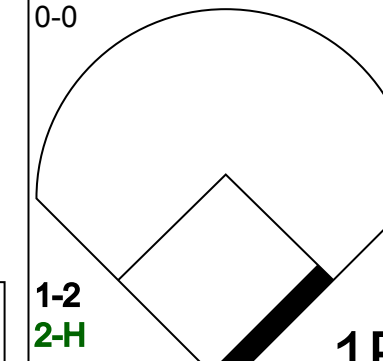
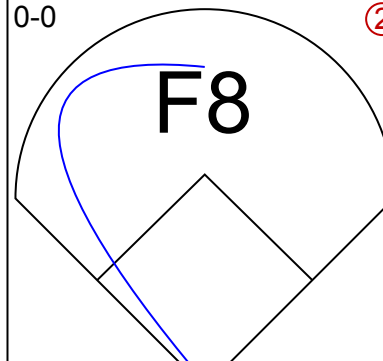
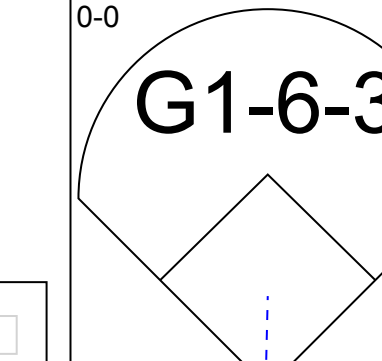
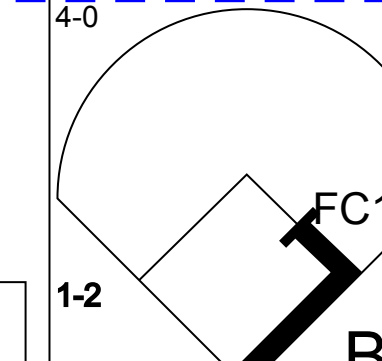
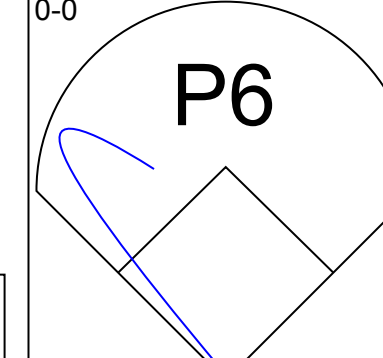
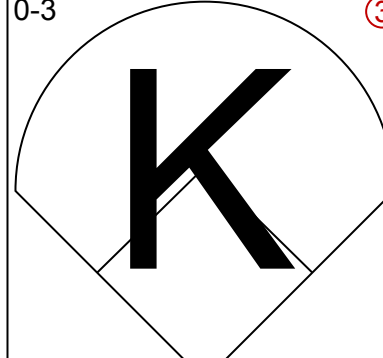
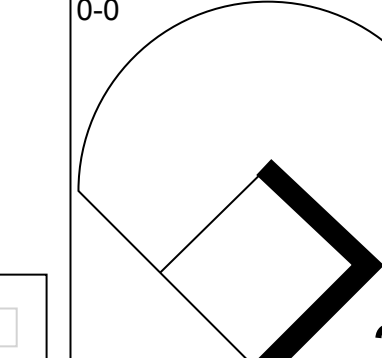
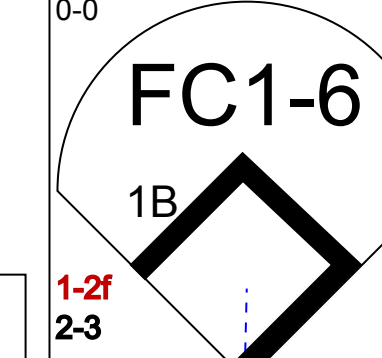



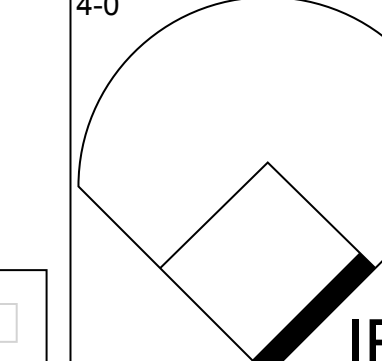
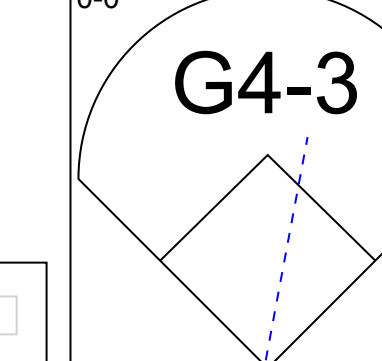
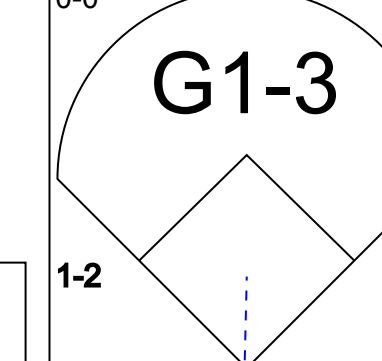
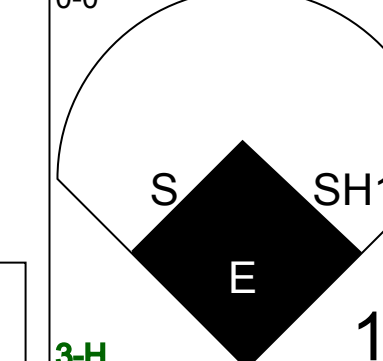
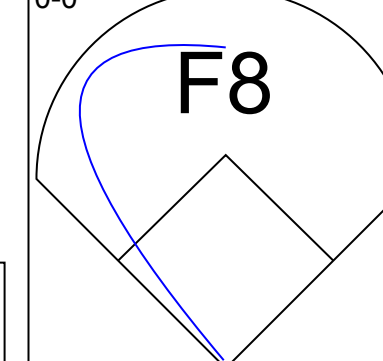


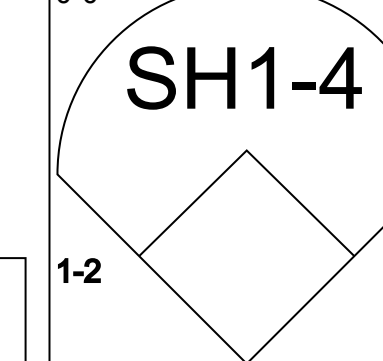
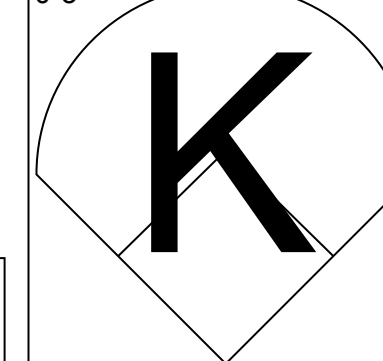
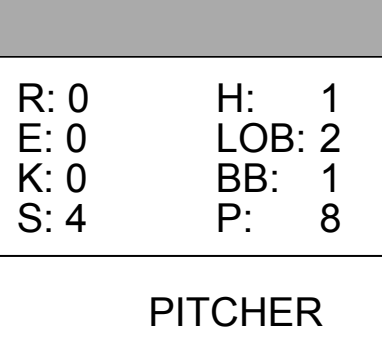
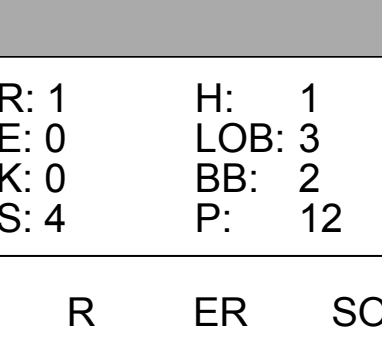
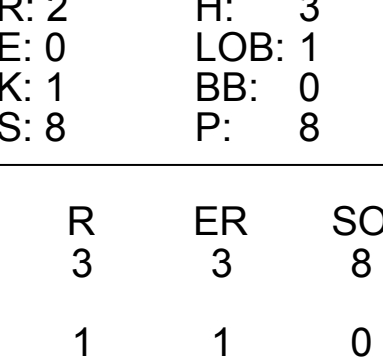
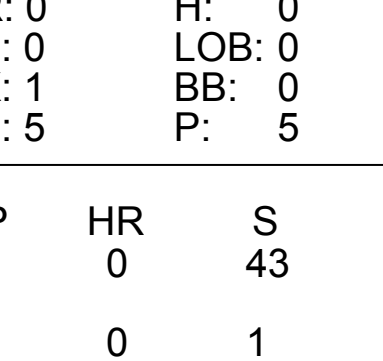
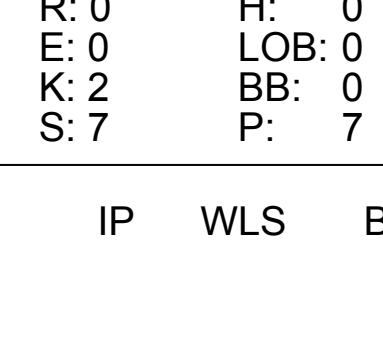
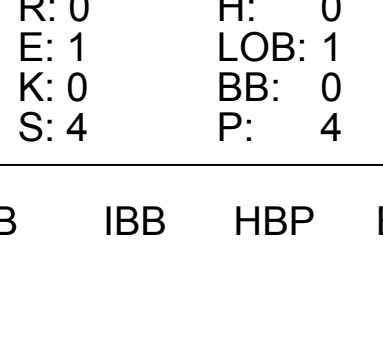
Batter	1	2	3	4	5	6	7	8	9	AB	R	H	RBI	BB	SO	LOB	BOTTOM					
Jeff Blausler, R OBP: 0.436, SLG: 0.567 (1, 6)	L9	F9				G1-3		K		5	0	1	0	0	1	2						
Michael Tucker, L OBP: 0.374, SLG: 0.467 (1, 9)	F9		K	G3		E1		F7		5	0	1	0	0	1	2						
10 Chipper Jones, S OBP: 0.388, SLG: 0.521 (1, 5)	G4-3					F8		F9		5	2	2	0	0	0	1						
Fred McGriff, L OBP: 0.359, SLG: 0.422 Danny Bautista, R OBP: 0.176, SLG: 0.235 (8, 7)			SF7		F8					2	2	1	2	1	0	1						
Ryan Klesko, L OBP: 0.336, SLG: 0.498 (8, 3)	L8				F8		G3-1			3	0	0	0	2	0	2						
Andruw Jones, R OBP: 0.366, SLG: 0.456 (1, 8)			FC6-4							5	2	3	2	0	0	2						
Eddie Pérez, R OBP: 0.301, SLG: 0.394 (1, 2)				G4-3				K	FC6-4	4	0	1	1	0	1	2						
Mark Lemke, S OBP: 0.278, SLG: 0.294 (1, 4)	K			K2-3		G1-3		G4-3		4	0	0	0	0	2	5						
Tom Glavine, L OBP: 0.333, SLG: 0.200 Brad Clontz, R Alan Embree, L Keith Lockhart, L OBP: 0.281, SLG: 0.412 Paul Byrd, R OBP: 0.500, SLG: 0.500 (8, 9)						G4-3				2	0	1	2	1	0	0						
<b>Inning Stats</b>	R: 0 E: 0 K: 0 S: 11	H: 0 LOB: 0 BB: 0 P: 18	R: 2 E: 0 K: 1 S: 10	H: 2 LOB: 2 BB: 1 P: 20	R: 1 E: 0 K: 1 S: 11	H: 1 LOB: 1 BB: 1 P: 18	R: 0 E: 0 K: 1 S: 13	H: 1 LOB: 2 BB: 1 P: 22	R: 2 E: 0 K: 0 S: 8	H: 3 LOB: 1 BB: 0 P: 11	R: 0 E: 1 K: 0 S: 9	H: 1 LOB: 1 BB: 0 P: 15	R: 1 E: 0 K: 1 S: 13	H: 2 LOB: 1 BB: 0 P: 21	R: 0 E: 0 K: 1 S: 7	H: 0 LOB: 0 BB: 0 P: 12	R: 1 E: 0 K: 0 S: 12	H: 1 LOB: 1 BB: 1 P: 21	1B: 6 2B: 3 3B: 1 HR: 1	SF: 1 SAC: 0 DP: 0 HBP: 1	WP: 1 PB: 0 CS: 0	PA: 43
<b>PITCHER</b>	IP WLS BF H R ER SO BB IBB HBP BLK WP HR S P ERA WHIP																					
Armando Reynoso, R ERA: 4.14	(1, 1) 1.1 7 3 1 1 0 0 0 0 0 0 0 1 16 28 6.75 2.250																					
Takashi Kashiwada, L ERA: 4.63	(6, 1) 1.1 W 2 0 0 0 1 0 0 0 0 0 0 0 6 8 0.00 0.000																					
Cory Lidie, R ERA: 3.86	(7, 1) 1.0 3 0 0 0 0 1 0 0 0 0 0 0 7 12 0.00 0.000																					
Greg McMichael, R ERA: 2.4	(8, 1) 1.0 S 5 1 1 1 0 1 0 0 0 0 0 0 12 21 9.00 2.000																					
John Franco, L ERA: 2.95	(9, 1) 1.0 S 5 1 1 1 0 1 0 0 0 0 0 0 12 21 9.00 2.000																					

New York Mets @ Atlanta Braves  
Turner Field, Atlanta, GA  
Fri Jul 11 1997, 7:05 PM EDT  
Att: 40,094 - Unknown - 84 F

AB	37
R	7
H	11
RBI	7
BB	4
SO	5
LOB	17



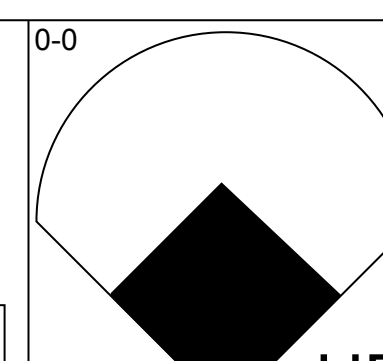
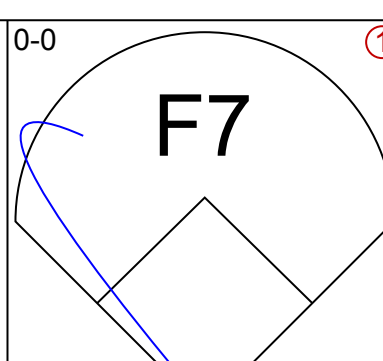
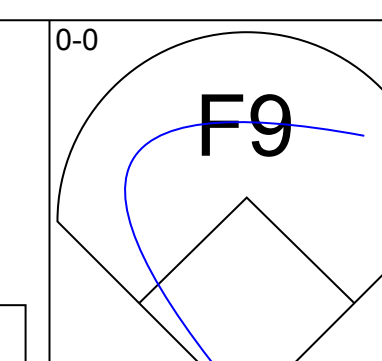
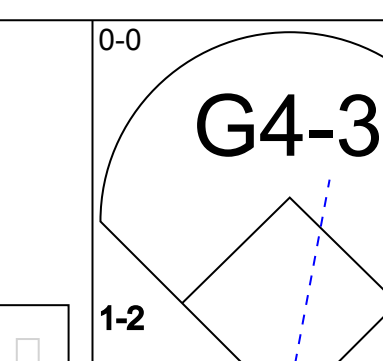

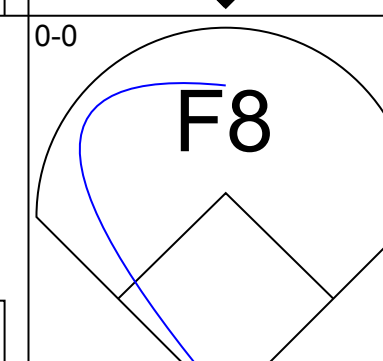
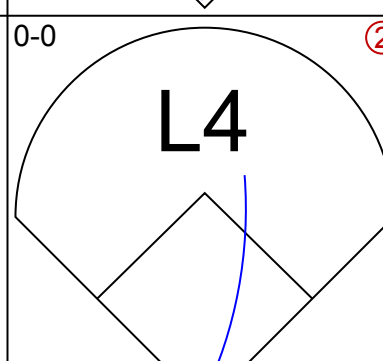
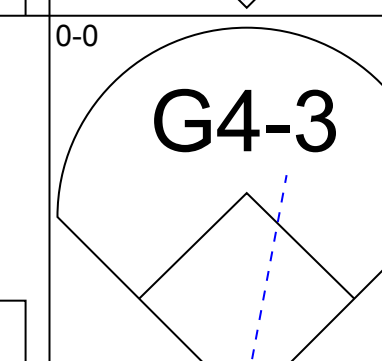
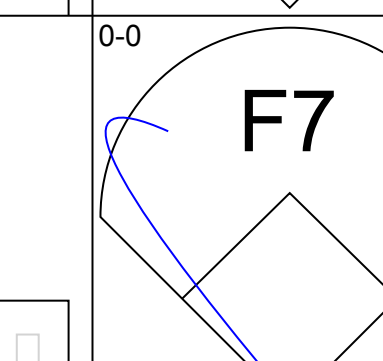
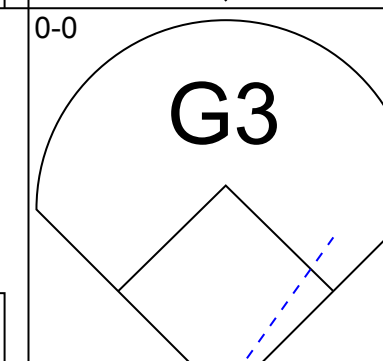
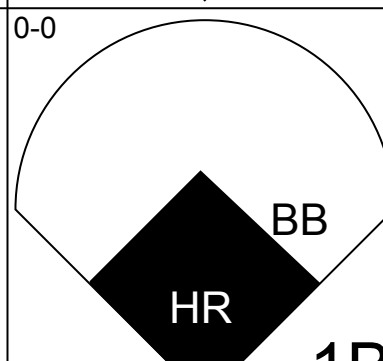
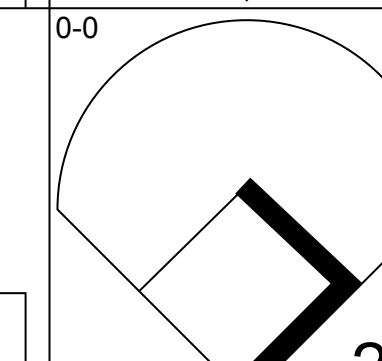
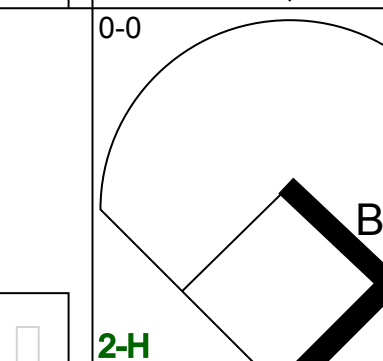

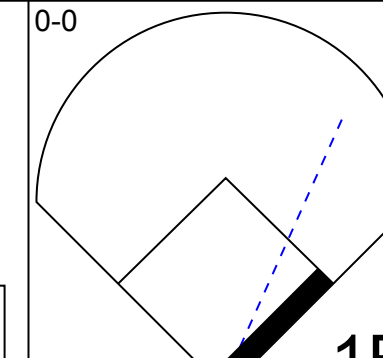
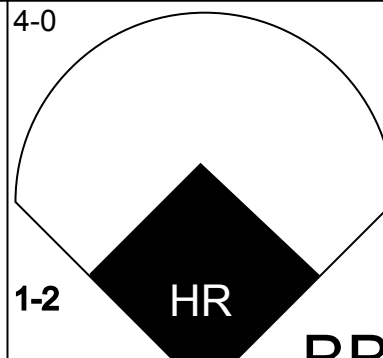
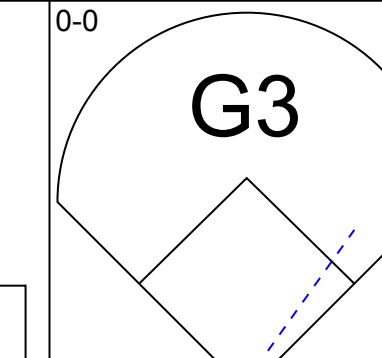
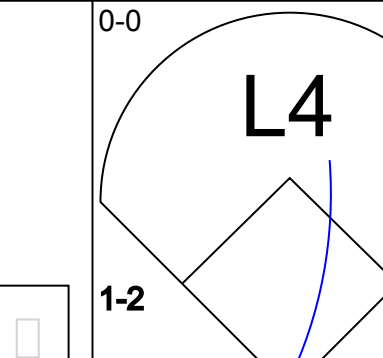
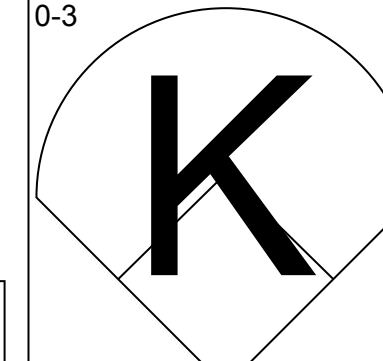
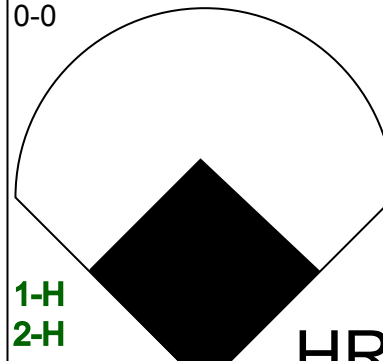
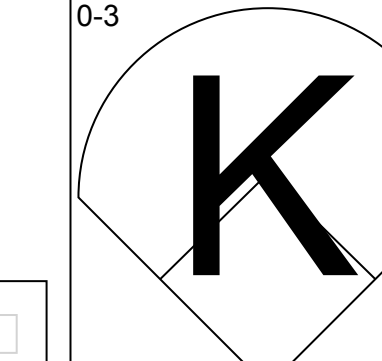
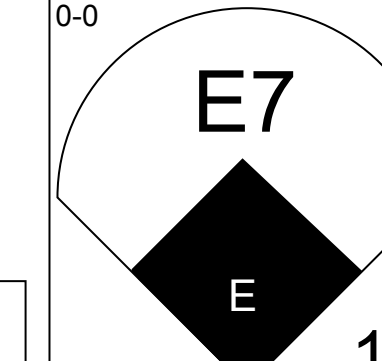
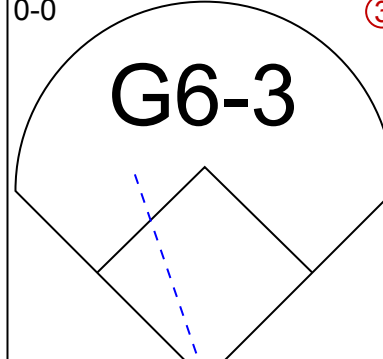
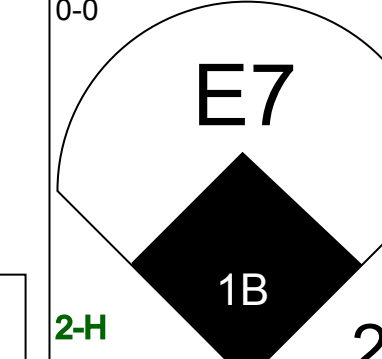
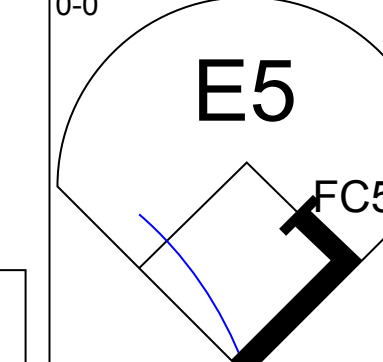

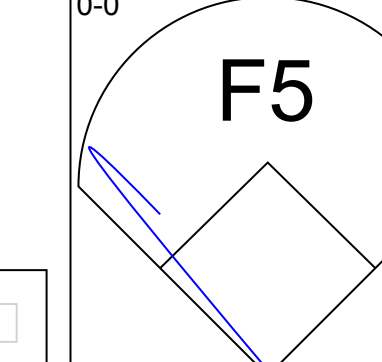
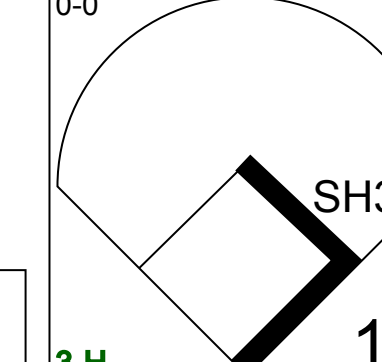
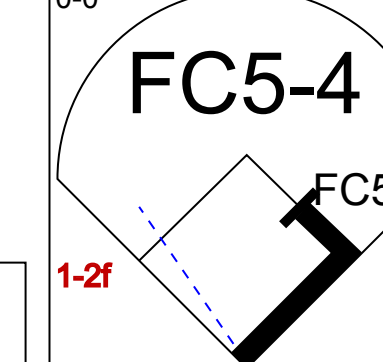
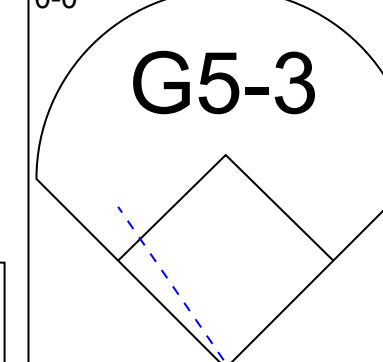
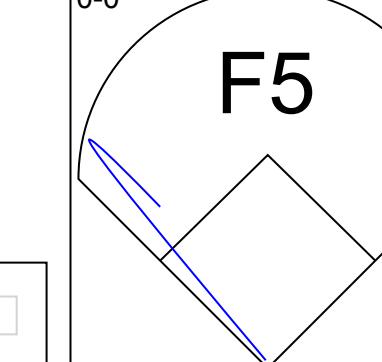
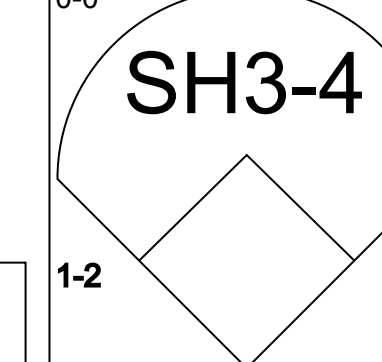
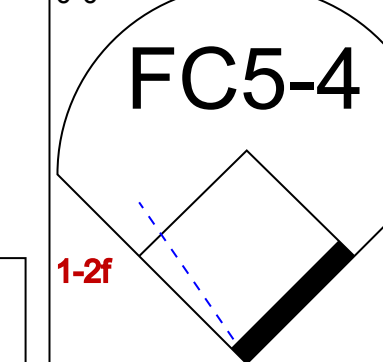
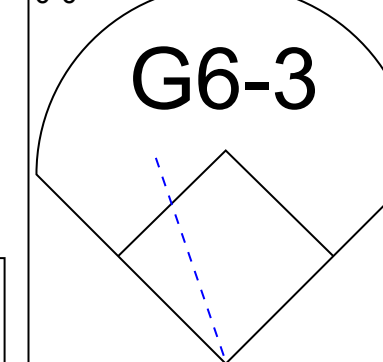

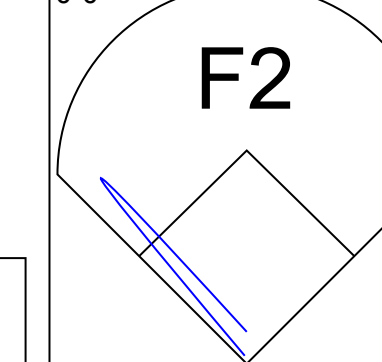
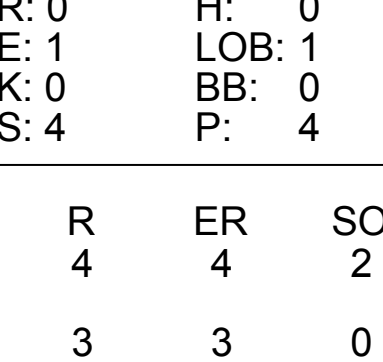
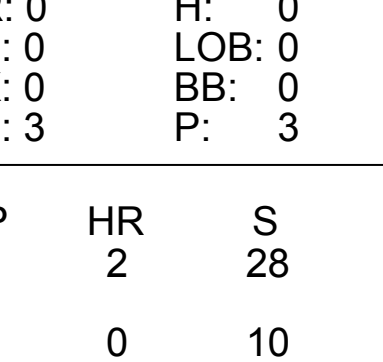
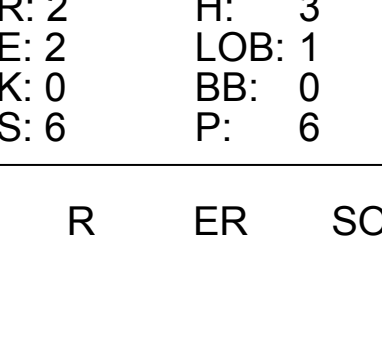




Batter	1	2	3	4	5	6	7	8	9	AB	R	H	RBI	BB	SO	LOB	TOP			
<b>Carl Everett, S</b> OBP: 0.338, SLG: 0.465 (1, 8)										5	0	0	0	0	0	3	0			
<b>Edgardo Alfonzo, R</b> Luis Lopez, S OBP: 0.326, SLG: 0.372 (1, 5)										1	1	1	0	0	0	0	0			
<b>Juan Acevedo, R</b> Joe Crawford, L Alex Ochoa, R OBP: 0.271, SLG: 0.303 (7, 1)										3	0	1	0	0	0	1	0			
<b>John Olerud, L</b> OBP: 0.395, SLG: 0.492 (1, 3)										4	1	0	0	1	1	3				
<b>Todd Hundley, S</b> OBP: 0.434, SLG: 0.608 (1, 2)										3	0	0	0	1	1	1				
<b>Bernard Gilkey, R</b> OBP: 0.319, SLG: 0.356 (1, 7)										3	0	1	1	1	0	0				
<b>Carlos Baerga, S</b> Manny Alexander, R OBP: 0.312, SLG: 0.385 (8, PR)										4	0	1	0	0	1	4				
<b>Butch Huskey, R</b> OBP: 0.304, SLG: 0.468 (1, 9)										3	1	2	1	1	0	0				
<b>Rey Ordóñez, R</b> OBP: 0.288, SLG: 0.306 (1, 6)										4	1	1	1	0	0	4				
<b>Mark Clark, R</b> Lance Johnson, L Matt Franco, L OBP: 0.054, SLG: 0.111 (7, PH)										1	0	0	0	0	1	0				
<b>Inning Stats</b>	R: 1 E: 0 K: 1 S: 7	H: 2 LOB: 2 BB: 1 P: 11	R: 2 E: 0 K: 1 S: 8	H: 3 LOB: 1 BB: 0 P: 8	R: 0 E: 0 K: 2 S: 7	H: 0 LOB: 0 BB: 0 P: 7	R: 0 E: 0 K: 1 S: 5	H: 0 LOB: 0 BB: 0 P: 5	R: 0 E: 0 K: 0 S: 4	H: 1 LOB: 2 BB: 1 P: 8	R: 0 E: 0 K: 2 S: 7	H: 0 LOB: 0 BB: 0 P: 7	R: 1 E: 0 K: 0 S: 4	H: 1 LOB: 3 BB: 2 P: 12	R: 0 E: 1 K: 0 S: 4	H: 0 LOB: 1 BB: 0 P: 4	1B: 5 2B: 1 3B: 1 HR: 0	SF: 0 SAC: 1 DP: 0 HBP: 0	WP: 0 PB: 0 SB: 3 CS: 0	PA: 39
<b>PITCHER</b>	IP	WLS	BF	H	R	ER	SO	BB	IBB	HBP	BLK	WP	HR	S	P	ERA	WHIP			
<b>Greg Maddux, R</b> ERA: 2.44	7.0	W	29	6	3	3	8	1	1	0	0	0	0	43	51	3.86	1.000			
<b>Alan Embree, L</b> ERA: 3.65	0.1		2	0	1	1	0	1	0	0	0	0	0	1	5	27.00	3.000			
<b>Mike Bielecki, R</b> ERA: 3.86	0.2		4	1	0	0	0	1	0	0	0	0	0	3	7	0.00	3.000			
<b>Mark Wohlers, R</b> ERA: 2.33	1.0	S	4	0	0	0	0	0	0	0	0	0	0	4	4	0.00	0.000			

**New York Mets @ Atlanta Braves**  
Turner Field, Atlanta, GA  
Sat Jul 12 1997, 3:33 AM EDT  
Att: 48,091 - Sunny - 85 F

AB	34
R	4
H	7
RBI	3
BB	4
SO	8
LOB	13



Batter	1	2	3	4	5	6	7	8	9	AB	R	H	RBI	BB	SO	LOB	BOTTOM			
<b>Michael Tucker, L</b> OBP: 0.371, SLG: 0.472 (1, 9)										5	1	1	1	0	0	2				
<b>Mark Lemke, S</b> OBP: 0.274, SLG: 0.289 (1, 4)										4	0	0	0	0	0	1				
<b>10 Chipper Jones, S</b> OBP: 0.392, SLG: 0.527 (1, 5)										4	1	3	1	0	0	0				
<b>Fred McGriff, L</b> OBP: 0.360, SLG: 0.421 (1, 3)										3	1	1	0	1	0	2				
<b>Ryan Klesko, L</b> OBP: 0.338, SLG: 0.509 (8, PR)										4	1	2	3	0	2	1				
<b>Danny Bautista, R</b> OBP: 0.176, SLG: 0.235 (9, 7)										0	1	0	0	0	0	0				
<b>Andruw Jones, R</b> OBP: 0.368, SLG: 0.459 (1, 8)										3	1	1	1	1	0	0				
<b>Eddie Pérez, R</b> OBP: 0.299, SLG: 0.389 (1, 2)										4	0	1	1	0	0	1				
<b>Rafael Belliard, R</b> OBP: 0.207, SLG: 0.207 (1, 6)										3	0	0	0	0	0	2				
<b>Greg Maddux, R</b> OBP: 0.103, SLG: 0.106 (7, PH)										2	0	0	0	0	0	1				
<b>Keith Lockhart, L</b> OBP: 0.286, SLG: 0.419 (8, 1)										1	1	0	0	0	0	0				
<b>Mike Bielecki, R</b> Mike Montecali, R Mark Wohlers, R (8, PH)										0	0	0	0	0	0	1				
<b>Inning Stats</b>	R: 1 E: 0 K: 1 S: 7	H: 2 LOB: 1 BB: 0 P: 7	R: 0 E: 1 K: 0 S: 4	H: 0 LOB: 1 BB: 0 P: 4	R: 3 E: 0 K: 0 S: 5	H: 2 LOB: 0 BB: 1 P: 9	R: 0 E: 0 K: 0 S: 3	H: 0 LOB: 0 BB: 0 P: 3	R: 0 E: 0 K: 0 S: 4	H: 1 LOB: 1 BB: 0 P: 4	R: 0 E: 0 K: 1 S: 5	H: 0 LOB: 1 BB: 1 P: 9	R: 1 E: 0 K: 0 S: 5	H: 2 LOB: 1 BB: 0 P: 5	R: 2 E: 2 K: 0 S: 6	H: 3 LOB: 1 BB: 0 P: 6	1B: 6 2B: 2 3B: 0 HR: 2	SF: 0 SAC: 1 DP: 0 HBP: 0	WP: 0 PB: 0 SB: 0 CS: 0	PA: 37
<b>PITCHER</b>	IP	WLS	BF	H	R	ER	SO	BB	IBB	HBP	BLK	WP	HR	S	P	ERA	WHIP			
<b>Mark Clark, R</b> ERA: 4.05	6.0	L	26	5	4	4	2	2	0	0	0	0	0	28	36	6.00	1.167			
<b>Juan Acevedo, R</b> ERA: 4.32	1.2		10	5	3	3	0	0	0	0	1	0	0	10	10	16.20	3.000			
<b>Joe Crawford, L</b> ERA: 7.56	0.1		1	0	0	0	0	0	0	0	0	0	0	1	1	0.00	0.000			

**New York Mets @ Atlanta Braves**  
Turner Field, Atlanta, GA  
Sat Jul 12 1997, 3:33 AM EDT  
Att: 48,091 - Sunny - 85 F

AB	34
R	7
H	10
RBI	7
BB	2
SO	2
LOB	11





Batter	1	2	3	4	5	6	7	8	9	10	AB	R	H	RBI	BB	SO	LOB	TOP			
Carl Everett, S OBP: 0.336, SLG: 0.464 (8, 9)	F8		K2-3			K			E3		5	0	1	0	0	2	1	New York Mets @ Atlanta Braves Turner Field, Atlanta, GA Sun Jul 13 1997, 7:05 PM EDT Att: 42,111 - Unknown - 82 F			
Manny Alexander, R OBP: 0.310, SLG: 0.405 Matt Franco, L OBP: 0.363, SLG: 0.453 Edgardo Alfonzo, R OBP: 0.385, SLG: 0.469 (9, PH)	L8		K			E		BB	FC3-2		3	1	1	0	1	1	1				
John Olerud, L OBP: 0.390, SLG: 0.485 (1, 3)	K		K			E4		F7	K		5	0	0	0	0	3	3				
Todd Hundley, S OBP: 0.434, SLG: 0.601 (1, 2)		HR		HR		P4		P3		K		3	2	0	0	2	1		2		
Bernard Gilkey, R OBP: 0.317, SLG: 0.354 (1, 7)	L8		K			P4		K2-3		F8		5	1	1	0	0	1		3		
Butch Huskey, R OBP: 0.310, SLG: 0.498 Greg McMichael, R OBP: 0.500, SLG: 0.500 Alex Ochoa, R OBP: 0.276, SLG: 0.327 John Franco, L (10, PH)		HR		HR		1B		G5-3		HR		4	2	3	5	0	0		0		
Carlos Baerga, S OBP: 0.310, SLG: 0.382 (1, 4)			L4			G3		L9		1B		5	0	1	0	0	1		2		
Rey Ordonez, R OBP: 0.280, SLG: 0.296 (1, 6)	G6-3		L7			P5		G1-4-3		G4-3		5	0	0	0	0	0		1		
Bobby Jones, R OBP: 0.205, SLG: 0.214 Lance Johnson, L OBP: 0.371, SLG: 0.373 (8, 8)			G3-1			G6-3		G3				3	0	1	0	0	0		0		
Inning Stats	R: 0 E: 0 K: 1 S: 10	H: 0 LOB: 0 P: 14	R: 2 E: 0 K: 1 S: 17	H: 1 LOB: 0 BB: 1 P: 27	R: 0 E: 0 K: 2 S: 12	H: 1 LOB: 1 BB: 0 P: 14	R: 3 E: 0 K: 1 S: 13	H: 3 LOB: 1 BB: 1 P: 17	R: 1 E: 1 K: 1 S: 8	H: 2 LOB: 2 BB: 0 P: 12	R: 0 E: 0 K: 1 S: 5	H: 0 LOB: 1 BB: 1 P: 17	R: 0 E: 0 K: 0 S: 6	H: 0 LOB: 0 BB: 0 P: 9	R: 0 E: 1 K: 1 S: 11	H: 0 LOB: 0 BB: 0 P: 13	R: 1 E: 0 K: 1 S: 10		H: 2 LOB: 1 BB: 0 P: 16	1B: 4 2B: 2 3B: 0 HR: 3	SF: 0 SAC: 0 DP: 0 HBP: 0
PITCHER	IP	WLS	BF	H	R	ER	SO	BB	IBB	HBP	BLK	WP	HR	S	P	ERA	WHIP				
Denny Neagle, L ERA: 3.44 (1, 1)	4.0		21	6	6	5	5	2	0	0	0	0	0	11	16	0.00	0.500				
Chad Fox, R ERA: (5, 1)	2.0		7	1	0	0	1	0	0	0	0	0	0	11	16	0.00	0.500				
Mike Cather, R ERA: (7, 1)	2.0		7	0	0	0	1	1	0	0	0	0	0	14	26	0.00	0.500				
Mark Wohlers, R ERA: 2.27 (9, 1)	1.0		4	0	0	0	1	0	0	0	0	0	0	11	13	0.00	0.000				
Mike Bielecki, R ERA: 3.97 (10, 1)	1.0	L	5	2	1	1	1	0	0	0	0	0	1	10	16	9.00	2.000				

AB	41
R	7
H	9
RBI	6
BB	3
SO	9
LOB	14



Batter	1	2	3	4	5	6	7	8	9	10	AB	R	H	RBI	BB	SO	LOB	BOTTOM			
Michael Tucker, L OBP: 0.366, SLG: 0.465 (1, 9)	K			G4-3		K		K			5	0	0	0	0	4	2	New York Mets @ Atlanta Braves Turner Field, Atlanta, GA Sun Jul 13 1997, 7:05 PM EDT Att: 42,111 - Unknown - 82 F			
Mark Lemke, S OBP: 0.280, SLG: 0.296 (1, 4)	1B			2B		G3		G3			4	1	2	0	1	0	0				
10 Chipper Jones, S OBP: 0.390, SLG: 0.522 (1, 5)	G3-1			G6-3		1B		K		K	5	0	1	0	0	1	3				
Fred McGriff, L OBP: 0.358, SLG: 0.418 (1, 3)	1B			G4-6-3		K		K		K	5	1	1	1	0	3	2				
Ryan Klesko, L OBP: 0.345, SLG: 0.516 (1, 7)	1B			G4-3		F9		IBB		FC6-5	4	1	3	0	1	0	0				
Andruw Jones, R OBP: 0.369, SLG: 0.467 (1, 8)	1B			G5-3		L6		K		K	5	1	2	2	0	1	4				
Eddie Pérez, R OBP: 0.295, SLG: 0.381 (1, 2)	2B			G4-3		K		G3-1		K	5	1	1	1	0	2	3				
Rafael Belliard, R OBP: 0.242, SLG: 0.250 Danny Bautista, R OBP: 0.222, SLG: 0.235 (10, PH)	2B			G1-3		G6-3		BB		BB	3	1	1	0	1	0	1				
Denny Neagle, L OBP: 0.297, SLG: 0.195 Chad Fox, R (5, 1)				K		P7		K		FC6-5	2	0	1	2	0	1	0				
Keith Lockhart, L OBP: 0.243, SLG: 0.414 Mike Cather, R (7, 1)				K				K			0	0	0	0	0	0	0				
Mike Mordecai, R OBP: 0.254, SLG: 0.254 Mark Wohlers, R (9, 1)				K				K			0	0	0	0	0	0	0				
Mike Bielecki, R (10, 1)				K				K			0	0	0	0	0	0	0				
Tony Gaffanino, R OBP: 0.291, SLG: 0.422 (10, PH)				K				K			1	0	0	0	0	0	2				
Inning Stats	R: 6 E: 0 K: 2 S: 20	H: 6 LOB: 1 BB: 1 P: 30	R: 0 E: 0 K: 0 S: 8	H: 1 LOB: 0 BB: 0 P: 14	R: 0 E: 0 K: 0 S: 6	H: 1 LOB: 1 BB: 0 P: 8	R: 0 E: 0 K: 1 S: 10	H: 1 LOB: 1 BB: 0 P: 14	R: 0 E: 0 K: 2 S: 10	H: 0 LOB: 0 BB: 0 P: 15	R: 0 E: 0 K: 1 S: 7	H: 1 LOB: 2 BB: 1 P: 23	R: 0 E: 0 K: 2 S: 9	H: 0 LOB: 1 BB: 1 P: 15	R: 0 E: 0 K: 2 S: 7	H: 0 LOB: 0 BB: 0 P: 11	R: 0 E: 0 K: 2 S: 12	H: 1 LOB: 2 BB: 1 P: 18	1B: 6 2B: 6 3B: 0 HR: 0	SF: 0 SAC: 0 DP: 1 HBP: 0	WP: 1 PA: 45 PB: 0 SB: 1 CS: 0
PITCHER	IP	WLS	BF	H	R	ER	SO	BB	IBB	HBP	BLK	WP	HR	S	P	ERA	WHIP				
Bobby Jones, R ERA: 3.32 (1, 1)	7.0		33	11	6	6	7	1	1	0	0	0	0	72	114	7.71	1.714				
Greg McMichael, R ERA: 2.3 (8, 1)	2.0	W	7	0	0	0	4	1	0	0	0	0	0	16	26	0.00	0.500				
John Franco, L ERA: 2.87 (10, 1)	1.0	S	5	1	0	0	2	1	0	0	0	1	0	12	18	0.00	2.000				





Batter	1	2	3	4	5	6	7	8	9	AB	R	H	RBI	BB	SO	LOB	TOP								
Lance Johnson, L OBP: 0.381, SLG: 0.392 (1, 8)	0-2 G6-4-3 1B		2-2 F9		0-0 1B		1-1 SH2-3 3B	4-2 FC6-4 BB		4	1	3	0	1	0	0									
Manny Alexander, R OBP: 0.310, SLG: 0.403 Carlos Baerga, S OBP: 0.309, SLG: 0.380 (1, 4) (7, 4)	0-0 G6-4-3		1-3 K		2-2 1B		0-0 SH2-3	0-2 FC6-4		3	0	1	1	0	1	1									
Bernard Gilkey, R OBP: 0.315, SLG: 0.349 (1, 7)	0-1 E6 BB		2-2 G6-3		1-3 K		0-1 P4		4-1 BB	4	0	0	0	1	1	2									
Butch Huskey, R OBP: 0.316, SLG: 0.510 (1, 3)	4-0 1-2 BB			0-0 G4-3 1B		0-2 F9		1-0 HR	0-0 F9	4	1	2	1	1	0	1									
Todd Pratt, R OBP: 0.455, SLG: 0.737 (1, 2)	1-3 K			0-0 G4-3		3-2 HR		2-3 K	1-3 K	5	1	1	1	0	3	4									
Alex Ochoa, R OBP: 0.275, SLG: 0.331 Todd Hundley, S OBP: 0.433, SLG: 0.598 (1, 9) (9, PH)		1-2 G6-3		1-1 G4-3		0-0 HR		2-3 K	2-2 F8	4	0	1	0	0	1	1									
Luis Lopez, S OBP: 0.352, SLG: 0.378 (1, 5)		2-1 F9		0-0 G5-3		0-0 G6-3		0-0 2B		4	1	1	0	0	0	2									
Rey Ordóñez, R OBP: 0.285, SLG: 0.303 (1, 6)		4-0 BB		0-0 G5-3		1-0 G6-3		3-2 BB 2B		3	0	1	1	1	0	1									
Rick Reed, R OBP: 0.211, SLG: 0.229 Takashi Kashiwada, L OBP: 0.338, SLG: 0.464 Greg McMichael, R OBP: 0.500, SLG: 0.500 Cory Lidie, R (1, 1) (7, 1) (8, PH) (8, 1) (8, 1)		0-1 G4-3		3-3 K		0-3 K		4-0 BB IBB		3	0	0	0	0	2	1									
<b>Inning Stats</b>	R: 0 E: 1 K: 1 S: 9	H: 1 LOB: 2 BB: 1 P: 14	R: 0 E: 0 K: 0 S: 7	H: 0 LOB: 1 BB: 1 P: 14	R: 0 E: 0 K: 1 S: 12	H: 0 LOB: 0 BB: 0 P: 17	R: 0 E: 0 K: 0 S: 5	H: 1 LOB: 1 BB: 0 P: 6	R: 0 E: 0 K: 2 S: 11	H: 2 LOB: 2 BB: 0 P: 17	R: 1 E: 0 K: 1 S: 10	H: 2 LOB: 1 BB: 0 P: 14	R: 1 E: 0 K: 1 S: 8	H: 1 LOB: 0 BB: 0 P: 9	R: 2 E: 0 K: 2 S: 18	H: 3 LOB: 3 BB: 2 P: 34	R: 0 E: 0 K: 1 S: 8	H: 0 LOB: 1 BB: 1 P: 15	1B: 4 2B: 3 3B: 1 HR: 2	SF: 0 SAC: 1 DP: 1 HBP: 0	WP: 0 PB: 0 SB: 0 CS: 0	PA: 42			
<b>PITCHER</b>	IP	WLS	BF	H	R	ER	SO	BB	IBB	HBP	BLK	WP	HR	S	P	ERA	WHIP								
Steve Cooke, L ERA: 3.06 (1, 1)	7.0		30	7	2	2	5	2	0	0	0	0	1	62	91	2.57	1.286								
Clint Sodowsky, R ERA: 4.15 (8, 1)	0.2		6	3	2	2	2	0	1	0	0	0	1	12	24	27.00	4.500								
Ricardo Rincon, L ERA: 3.78 (8, 1)	0.1	W	2	0	0	0	0	1	0	0	0	0	0	6	10	0.00	3.000								
Rich Loiselle, R ERA: 3.35 (9, 1)	1.0	S	4	0	0	0	1	1	0	0	0	0	0	8	15	0.00	1.000								

New York Mets @ Pittsburgh Pirates  
Three Rivers Stadium, Pittsburgh, PA  
Mon Jul 14 1997, 7:05 PM EDT  
Att: 12,794 - Unknown - 90 F

AB	36
R	4
H	10
RBI	4
BB	5
SO	8
LOB	17



Batter	1	2	3	4	5	6	7	8	9	AB	R	H	RBI	BB	SO	LOB	BOTTOM								
Tony Womack, L OBP: 0.316, SLG: 0.358 (1, 4)	2-3 K		1-1 G1-3			1-3 K2-3	1-2 1B			4	0	1	1	0	2	0									
Turner Ward, S OBP: 0.458, SLG: 0.652 (1, 8) (9, 9)	2-2 FC3-2 2B		1-0 G3			0-1 2B	1-1 1B	1-3 2H 1B		4	1	3	1	0	0	0									
Al Martin, L OBP: 0.382, SLG: 0.485 (1, 7)	2-0 FC3-2 2H			1-0 F8		0-0 1B	1-3 2B	0-1 2B		4	0	2	0	0	0	1									
Kevin Young, R OBP: 0.324, SLG: 0.518 (1, 3)	2-0 F7			1-1 F8		1-1 G6-4-3 1B		0-1 1B		4	1	2	1	0	0	1									
Dale Sveum, S OBP: 0.347, SLG: 0.487 Lou Collier, R OBP: 0.115, SLG: 0.115 (1, 5) (8, PR) (9, 6)		2-0 F8		0-0 G5-3		0-0 G6-4-3		0-0 1B		4	0	1	1	0	0	2									
18 Jason Kendall, R OBP: 0.394, SLG: 0.405 (1, 2)		1-2 F9			2-2 F9		1-0 G6-4-3 1B	2-1 2B		4	0	2	1	0	0	0									
Mark Smith, R OBP: 0.578 Rich Loiselle, R (1, 9) (9, 1)		3-1 FC5-4 1B			0-0 G6-3		0-0 G6-4-3	4-0 IBB		3	0	1	0	1	0	1									
Kevin Polcovich, R OBP: 0.398, SLG: 0.394 (1, 6) (9, 5)		1-1 FC5-4 1-2			0-0 1B		1-1 1B	0-1 G5-4-3		4	1	2	0	0	0	3									
Steve Cooke, R OBP: 0.094, SLG: 0.125 Jose Guillen, R OBP: 0.256, SLG: 0.407 Clint Sodowsky, L OBP: 0.500, SLG: 0.500 Ricardo Rincon, L OBP: 0.341, SLG: 0.344 (1, 1) (7, PH) (8, 1) (8, 1) (9, 8)			0-1 G6-3		1-1 G5-3		2-1 1B	1-3 1B		2	0	0	0	0	0	1									
<b>Inning Stats</b>	R: 0 E: 1 K: 1 S: 10	H: 1 LOB: 1 BB: 0 P: 18	R: 0 E: 0 K: 0 S: 8	H: 1 LOB: 0 BB: 0 P: 15	R: 0 E: 0 K: 0 S: 5	H: 0 LOB: 0 BB: 0 P: 7	R: 0 E: 0 K: 0 S: 4	H: 0 LOB: 0 BB: 0 P: 6	R: 0 E: 0 K: 0 S: 7	H: 1 LOB: 1 BB: 0 P: 10	R: 1 E: 0 K: 1 S: 9	H: 3 LOB: 1 BB: 0 P: 11	R: 2 E: 0 K: 0 S: 11	H: 5 LOB: 2 BB: 0 P: 17	R: 2 E: 0 K: 0 S: 9	H: 4 LOB: 1 BB: 1 P: 15	1B: 10 2B: 5 3B: 0 HR: 0	SF: 0 SAC: 0 DP: 3 HBP: 0	WP: 0 PB: 0 SB: 0 CS: 0	PA: 35					
<b>PITCHER</b>	IP	WLS	BF	H	R	ER	SO	BB	IBB	HBP	BLK	WP	HR	S	P	ERA	WHIP								
Rick Reed, R ERA: 2.99 (1, 1)	6.2		27	9	3	3	2	0	0	0	0	0	0	49	77	4.05	1.350								
Takashi Kashiwada, L ERA: 4.56 (7, 1)	0.1		2	2	0	0	0	0	0	0	0	0	0	5	7	0.00	6.000								
Greg McMichael, R ERA: 2.96 (8, 1)	0.1	L	3	3	2	2	0	0	0	0	0	0	0	5	5	54.00	9.000								
Cory Lidie, R ERA: 3.79 (8, 1)	0.2		3	1	0	0	0	0	1	0	0	0	0	4	10	0.00	1.500								

New York Mets @ Pittsburgh Pirates  
Three Rivers Stadium, Pittsburgh, PA  
Mon Jul 14 1997, 7:05 PM EDT  
Att: 12,794 - Unknown - 90 F

AB	34
R	5
H	15
RBI	5
BB	1
SO	2
LOB	9






Batter	1	2	3	4	5	6	7	8	9	AB	R	H	RBI	BB	SO	LOB	TOP			
Lance Johnson, L (1, 8) OBP: 0.384, SLG: 0.404	G6-3		F8 2-H 1B				P4			4	0	2	0	0	0	0	<b>New York Mets @ Pittsburgh Pirates</b> Three Rivers Stadium, Pittsburgh, PA Tue Jul 15 1997, 7:05 PM EDT Att: 12,244 - Unknown - 88 F			
Edgardo Alfonso, R (1, 5) OBP: 0.384, SLG: 0.465	F9		F8 2-3					CS 1B	4	0	1	0	0	1	2					
John Olerud, L (1, 3) OBP: 0.391, SLG: 0.482	1B BB		P5					FC4-6 BB 1-2	2	1	0	0	2	0	2					
Todd Hundley, S (1, 2) OBP: 0.433, SLG: 0.595	1-H 1B			4-2 HR BB				L7	3	1	1	1	1	1	1					
Carl Everett, S (1, 9) OBP: 0.333, SLG: 0.457	G4-3			3-3 K				FC4-6 1-2	4	0	0	0	0	1	3					
Carlos Baerga, S (1, 4) OBP: 0.315, SLG: 0.397		G3-1		0-0 HR				FC6-4 BB	3	1	2	2	1	0	0					
Alex Ochoa, R (9, PR) OBP: 0.275, SLG: 0.331				1-H HR					0	0	0	0	0	0	0					
Butch Huskey, R (1, 7) OBP: 0.311, SLG: 0.502	P6			0-1 F8				K	4	0	0	0	0	1	2					
Rey Ordenez, R (1, 6) OBP: 0.280, SLG: 0.298				1-1 F7				K	3	0	0	0	0	0	0					
Matt Franco, L (9, PH) OBP: 0.359, SLG: 0.448	G6-3							K	1	0	0	0	0	1	1					
Dave Micki, R (1, 1) OBP: 0.226, SLG: 0.276				0-2 1B 2B				FC6-4 1-2	3	0	1	0	0	0	0					
Juan Acevedo, R (7, 1)									0	0	0	0	0	0	0					
Bernard Gilkey, R (9, PH) OBP: 0.315, SLG: 0.348									1	0	0	0	0	0	1					
<b>Inning Stats</b>	R: 1 E: 0 K: 0 S: 11	H: 1 LOB: 1 BB: 1 P: 19	R: 0 E: 0 K: 0 S: 8	H: 0 LOB: 0 BB: 0 P: 9	R: 0 E: 0 K: 0 S: 9	H: 2 LOB: 1 BB: 0 P: 15	R: 2 E: 0 K: 1 S: 15	H: 1 LOB: 0 BB: 0 P: 23	R: 0 E: 0 K: 1 S: 9	H: 1 LOB: 1 BB: 0 P: 13	R: 0 E: 0 K: 0 S: 7	H: 0 LOB: 0 BB: 0 P: 9	R: 0 E: 0 K: 0 S: 12	H: 1 LOB: 1 BB: 1 P: 18	R: 0 E: 0 K: 2 S: 7	H: 0 LOB: 1 BB: 1 P: 14	1B: 3 2B: 2 3B: 1 HR: 1	SF: 0 SAC: 0 DP: 0 HBP: 0	WP: 0 PB: 1 SB: 0 CS: 1	PA: 36
<b>PITCHER</b>	IP WLS BF H R ER SO BB IBB HBP BLK WP HR S P ERA WHIP	IP WLS BF H R ER SO BB IBB HBP BLK WP HR S P ERA WHIP	IP WLS BF H R ER SO BB IBB HBP BLK WP HR S P ERA WHIP	IP WLS BF H R ER SO BB IBB HBP BLK WP HR S P ERA WHIP	IP WLS BF H R ER SO BB IBB HBP BLK WP HR S P ERA WHIP	IP WLS BF H R ER SO BB IBB HBP BLK WP HR S P ERA WHIP	IP WLS BF H R ER SO BB IBB HBP BLK WP HR S P ERA WHIP	IP WLS BF H R ER SO BB IBB HBP BLK WP HR S P ERA WHIP	IP WLS BF H R ER SO BB IBB HBP BLK WP HR S P ERA WHIP	IP WLS BF H R ER SO BB IBB HBP BLK WP HR S P ERA WHIP	IP WLS BF H R ER SO BB IBB HBP BLK WP HR S P ERA WHIP	IP WLS BF H R ER SO BB IBB HBP BLK WP HR S P ERA WHIP	IP WLS BF H R ER SO BB IBB HBP BLK WP HR S P ERA WHIP	IP WLS BF H R ER SO BB IBB HBP BLK WP HR S P ERA WHIP	IP WLS BF H R ER SO BB IBB HBP BLK WP HR S P ERA WHIP	IP WLS BF H R ER SO BB IBB HBP BLK WP HR S P ERA WHIP				
Jason Schmidt, R (1, 1) ERA: 4.41	7.0	28	6	3	3	3	2	0	0	0	0	0	0	0	1	67	100	3.86	1.143	
Jason Christiansen, L (8, 1) ERA: 4.5	1.0	4	1	0	0	0	1	0	0	0	0	0	0	0	12	18	0.00	2.000		
Rich Loiselle, R (9, 1) ERA: 3.27	1.0	4	0	0	0	2	1	0	0	0	0	0	0	7	14	0.00	1.000			


Batter	1	2	3	4	5	6	7	8	9	AB	R	H	RBI	BB	SO	LOB	BOTTOM			
Tony Womack, L (1, 4) OBP: 0.317, SLG: 0.361	P3		G3 2-3				S 1B			5	0	2	1	0	0	3	<b>New York Mets @ Pittsburgh Pirates</b> Three Rivers Stadium, Pittsburgh, PA Tue Jul 15 1997, 7:05 PM EDT Att: 12,244 - Unknown - 88 F			
Jermaine Allensworth, R (1, 8) OBP: 0.344, SLG: 0.344	G4-3		S 1B						3	0	1	1	1	1	1					
Al Martin, L (1, 7) OBP: 0.384, SLG: 0.480	K		3-H 1B						2	0	0	0	2	1	2					
Kevin Young, R (1, 3) OBP: 0.322, SLG: 0.511		4-2 18 PB BB	F9						3	0	0	0	1	2	4					
Dale Sveum, S (1, 5) OBP: 0.345, SLG: 0.487		0-0 F7							4	0	1	0	0	1	1					
18 Jason Kendall, R (1, 2) OBP: 0.386, SLG: 0.404		3-1 F9							3	1	1	0	0	0	1					
Jose Guillen, R (1, 9) OBP: 0.296, SLG: 0.405		2-3 K							4	0	1	0	0	1	4					
Kevin Polcovich, R (1, 6) OBP: 0.394, SLG: 0.389			0-0 G3 S 1B 1B						4	2	1	0	0	0	3					
Jason Schmidt, R (1, 1) OBP: 0.133, SLG: 0.167			0-3 K						2	0	0	0	0	1	1					
Mark Johnson, L (7, PR) OBP: 0.397, SLG: 0.330									1	0	1	1	0	0	0					
Emil Brown, R (7, PR) OBP: 0.355, SLG: 0.398									0	1	0	0	0	0	0					
Jason Christiansen, R (8, 1) OBP: 0.482, SLG: 0.687									0	0	0	0	0	0	0					
Turner Ward, S (8, PH) OBP: 0.482, SLG: 0.687									1	0	1	1	0	0	0					
Rich Loiselle, R (9, 1) ERA: 4.42									0	0	0	0	0	0	0					
<b>Inning Stats</b>	R: 0 E: 0 K: 1 S: 6	H: 0 LOB: 0 BB: 0 P: 8	R: 0 E: 0 K: 1 S: 10	H: 0 LOB: 1 BB: 1 P: 19	R: 1 E: 0 K: 1 S: 9	H: 2 LOB: 2 BB: 1 P: 15	R: 0 E: 0 K: 1 S: 11	H: 1 LOB: 0 BB: 0 P: 15	R: 0 E: 0 K: 0 S: 10	H: 1 LOB: 2 BB: 1 P: 15	R: 0 E: 0 K: 1 S: 11	H: 0 LOB: 0 BB: 0 P: 14	R: 2 E: 0 K: 2 S: 19	H: 3 LOB: 3 BB: 1 P: 30	R: 1 E: 0 K: 0 S: 9	H: 2 LOB: 2 BB: 0 P: 12	1B: 6 2B: 4 3B: 0 HR: 0	SF: 0 SAC: 0 DP: 1 HBP: 1	WP: 0 PB: 1 SB: 5 CS: 0	PA: 37
<b>PITCHER</b>	IP WLS BF H R ER SO BB IBB HBP BLK WP HR S P ERA WHIP	IP WLS BF H R ER SO BB IBB HBP BLK WP HR S P ERA WHIP	IP WLS BF H R ER SO BB IBB HBP BLK WP HR S P ERA WHIP	IP WLS BF H R ER SO BB IBB HBP BLK WP HR S P ERA WHIP	IP WLS BF H R ER SO BB IBB HBP BLK WP HR S P ERA WHIP	IP WLS BF H R ER SO BB IBB HBP BLK WP HR S P ERA WHIP	IP WLS BF H R ER SO BB IBB HBP BLK WP HR S P ERA WHIP	IP WLS BF H R ER SO BB IBB HBP BLK WP HR S P ERA WHIP	IP WLS BF H R ER SO BB IBB HBP BLK WP HR S P ERA WHIP	IP WLS BF H R ER SO BB IBB HBP BLK WP HR S P ERA WHIP	IP WLS BF H R ER SO BB IBB HBP BLK WP HR S P ERA WHIP	IP WLS BF H R ER SO BB IBB HBP BLK WP HR S P ERA WHIP	IP WLS BF H R ER SO BB IBB HBP BLK WP HR S P ERA WHIP	IP WLS BF H R ER SO BB IBB HBP BLK WP HR S P ERA WHIP	IP WLS BF H R ER SO BB IBB HBP BLK WP HR S P ERA WHIP	IP WLS BF H R ER SO BB IBB HBP BLK WP HR S P ERA WHIP				
Dave Micki, R (1, 1) ERA: 4.82	6.1	27	6	3	3	5	3	0	0	0	0	0	0	0	23	33	5.40	1.800		
Juan Acevedo, R (7, 1) ERA: 4.42	1.2	10	3	1	1	2	0	1	1	0	0	0	0	0	0					







Batter	1	2	3	4	5	6	7	8	9	AB	R	H	RBI	BB	SO	LOB	TOP																	
Deion Sanders, L (1, 7) OBP: 0.350, SLG: 0.394	F8		G3			2B		S		3	1	1	1	1	0	0	<p>Cincinnati Reds @ New York Mets Shea Stadium, Flushing, NY Fri Jul 18, 1997, 7:05 PM EDT Att: 22,901 - Unknown - 89 F</p> <p>AB 30 R 3 H 5 RBI 3 BB 2 SO 8 LOB 12</p> 																	
Curtis Goodwin, L (1, 8) OBP: 0.346, SLG: 0.343	K		6-3			6-3		F9		3	0	1	1	0	1	0																		
Eduardo Perez, R (8, PH) OBP: 0.326, SLG: 0.413	K					1-H		2-3		1	0	0	0	0	0	2																		
Scott Sullivan, R (8, 1)										0	0	0	0	0	0	0																		
Jon Nunnally, L (1, 9) OBP: 0.340, SLG: 0.488	K					6-3		K		3	0	1	0	0	1	1																		
Mike Kelly, R (8, PH) OBP: 0.316, SLG: 0.500						2-3		1-2		1	0	0	0	0	1	2																		
Willie Greene, L (1, 5) OBP: 0.365, SLG: 0.479		G3				K				4	0	1	0	0	1	2																		
Hal Morris, L (1, 3) OBP: 0.325, SLG: 0.351	K					1 SAFE		B1-3		4	0	0	0	0	1	2																		
Eddie Taubensee, L (1, 2) OBP: 0.317, SLG: 0.473						G3		K		2	1	1	1	0	0	0																		
Joe Oliver, R (7, PH) OBP: 0.348, SLG: 0.453	HR									2	0	0	0	0	1	1																		
Bret Boone, R (1, 4) OBP: 0.284, SLG: 0.293	5-3					K		F7		4	0	0	0	0	2	1																		
Pokey Reese, R (1, 6) OBP: 0.313, SLG: 0.302						F9		F9		1	1	0	0	1	0	0																		
Mike Morgan, R (1, 1) OBP: 0.136, SLG: 0.190						S		S		0	0	0	0	0	0	0																		
Eric Owens, R (6, PH) OBP: 0.324, SLG: 0.258						SH1-4		HBP		1	0	0	0	0	0	0																		
Mike Remlinger, L (6, 1)								P6		0	0	0	0	0	0	0																		
Lenny Harris, L (8, PH) OBP: 0.284, SLG: 0.375						P4		P6		1	0	0	0	0	0	1																		
<b>Inning Stats</b>	R: 0 E: 0 K: 2 S: 7	H: 0 LOB: 0 BB: 0 P: 7	R: 1 E: 0 K: 1 S: 6	H: 1 LOB: 0 BB: 0 P: 6	R: 1 E: 0 K: 0 S: 3	H: 0 LOB: 0 BB: 1 P: 7	R: 0 E: 0 K: 0 S: 3	H: 1 LOB: 0 BB: 0 P: 3	R: 0 E: 0 K: 1 S: 5	H: 2 LOB: 1 BB: 0 P: 7	R: 0 E: 0 K: 0 S: 3	H: 0 LOB: 0 BB: 0 P: 3	R: 0 E: 0 K: 1 S: 5	H: 0 LOB: 2 BB: 1 P: 10	R: 0 E: 0 K: 2 S: 8	H: 1 LOB: 1 BB: 0 P: 8	1B: 2 2B: 2 3B: 0 HR: 1	SF: 0 SAC: 1 DP: 0 HBP: 1	WP: 0 PB: 0 SB: 3 CS: 1	PA: 34														
<b>PITCHER</b>	IP WLS BF H R ER SO BB IBB HBP BLK WP HR S P ERA WHIP																																	
Bobby Jones, R (1, 1) ERA: 3.34	2.0	7	1	1	1	3	0	0	0	0	0	0	0	1	13	13	4.50	0.500																
Joe Crawford, L (3, 1) ERA: 5.52	4.1	W 16	3	2	2	2	1	0	0	0	0	0	0	19	23	4.15	0.923																	
Juan Acevedo, R (7, 1) ERA: 4.19	1.0	5	0	0	0	0	1	0	1	0	0	0	0	3	8	0.00	1.000																	
John Franco, L (8, 1) ERA: 2.88	1.2	S 6	1	0	0	3	0	0	0	0	0	0	0	12	12	0.00	0.600																	

Batter	1	2	3	4	5	6	7	8	9	AB	R	H	RBI	BB	SO	LOB	BOTTOM																
Lance Johnson, L (1, 8) OBP: 0.389, SLG: 0.400	S		E			G3		FC1-6		3	1	1	0	1	0	1	<p>Cincinnati Reds @ New York Mets Shea Stadium, Flushing, NY Fri Jul 18, 1997, 7:05 PM EDT Att: 22,901 - Unknown - 89 F</p> <p>AB 30 R 4 H 5 RBI 3 BB 5 SO 5 LOB 19</p> 																
Bernard Gilkey, R (1, 7) OBP: 0.305, SLG: 0.349	L9		K			G4-6-3		K		4	0	1	0	0	2	3																	
John Olerud, L (1, 3) OBP: 0.392, SLG: 0.487	F7		E7			G4-6-3		HBP		3	1	0	0	0	0	2																	
John Franco, L (8, 1)	1-2		1B			1-2		HBP		0	0	0	0	0	0	0																	
Todd Hundley, S (1, 2) OBP: 0.431, SLG: 0.589	4-3		1B			P5		F8		3	1	0	0	1	0	3																	
Edgardo Alfonso, R (1, 5) OBP: 0.382, SLG: 0.456	4-3		2B			F9		1B		3	1	1	1	1	0	0																	
Butch Huskey, R (1, 9) OBP: 0.323, SLG: 0.518	E6		2B			F9		BB		2	0	1	2	1	0	0																	
Carl Everett, S (8, PH) OBP: 0.333, SLG: 0.460			2B			S		F9		1	0	0	0	0	0	1																	
Carlos Baerga, S (1, 4) OBP: 0.310, SLG: 0.390	K		6-3			K				3	0	0	0	0	2	3																	
Juan Acevedo, R (7, 1)										0	0	0	0	0	0	0																	
Matt Franco, L (8, 3) OBP: 0.358, SLG: 0.444								1B		1	0	1	0	0	0	0																	
Rey Ordenez, R (1, 6) OBP: 0.268, SLG: 0.284	6-3					6-3		F9		4	0	0	0	0	0	4																	
Bobby Jones, R (1, 1) OBP: 0.205, SLG: 0.214			6-3							0	0	0	0	0	0	0																	
Joe Crawford, L (3, 1)										2	0	0	0	0	1	0																	
Luis Lopez, S (7, 4) OBP: 0.351, SLG: 0.360								FC1-6		1	0	0	0	1	0	2																	
<b>Inning Stats</b>	R: 0 E: 0 K: 0 S: 4	H: 1 LOB: 1 BB: 0 P: 4	R: 0 E: 1 K: 1 S: 6	H: 0 LOB: 0 BB: 0 P: 6	R: 4 E: 1 K: 1 S: 8	H: 2 LOB: 1 BB: 2 P: 16	R: 0 E: 0 K: 1 S: 5	H: 0 LOB: 0 BB: 0 P: 5	R: 0 E: 0 K: 1 S: 5	H: 0 LOB: 1 BB: 1 P: 9	R: 0 E: 0 K: 1 S: 5	H: 0 LOB: 2 BB: 1 P: 10	R: 0 E: 0 K: 0 S: 4	H: 1 LOB: 2 BB: 1 P: 8	1B: 4 2B: 1 3B: 0 HR: 0	SF: 0 SAC: 0 DP: 1 HBP: 1	WP: 0 PB: 0 SB: 2 CS: 0	PA: 36															
<b>PITCHER</b>	IP WLS BF H R ER SO BB IBB HBP BLK WP HR S P ERA WHIP																																
Mike Morgan, R (1, 1) ERA: 4.98	5.0	L 22	4	4	0	3	2	0	0	0	0	0	0	26	34	0.00	1.200																
Mike Remlinger, L (6, 1) ERA: 2.59	2.0	9	0	0	0	2	2	0	1	0	0	0	0	10	19	0.00	1.000																
Scott Sullivan, R (8, 1) ERA: 2.59	1.0	5	1	0	0	0	1	0	0	0	0	0	0	4	8	0.00	2.000																



Batter	1	2	3	4	5	6	7	8	9	AB	R	H	RBI	BB	SO	LOB	TOP								
Deion Sanders, L (1, 7) OBP: 0.347, SLG: 0.390	G3	CS	P4		L9			G4-3		4	0	0	0	0	0	0	<b>Cincinnati Reds @ New York Mets</b> Shea Stadium, Flushing, NY Sat Jul 19 1997, 3:33 AM EDT Att: 26,675 - Sunny - 82 F								
Curtis Goodwin, L (1, 8) OBP: 0.345, SLG: 0.339	K				K			K		3	0	0	0	1	3	0									
Jon Nunnally, L (1, 9) OBP: 0.314, SLG: 0.444	K		G3-6-1						L9	4	0	0	0	0	1	1									
Willie Greene, L (1, 5) OBP: 0.366, SLG: 0.491										4	2	2	1	0	1	0									
Hal Morris, L (1, 3) OBP: 0.327, SLG: 0.353										4	0	2	0	0	0	0									
Joe Oliver, R (1, 2) OBP: 0.343, SLG: 0.445										3	1	0	0	0	0	3									
Eddie Taubensee, L (9, PH) OBP: 0.315, SLG: 0.470										1	0	0	0	0	0	0									
Eric Owens, R (1, 4) OBP: 0.351, SLG: 0.294										3	0	2	1	0	1	0									
Pokey Reese, R (1, 6) OBP: 0.308, SLG: 0.297										3	0	0	0	0	0	4									
Pete Schourek, L (1, 1) OBP: 0.200, SLG: 0.350										2	0	1	1	0	1	0									
Brett Tomko, R (6, 1) OBP: 0.143, SLG: 0.154										1	0	0	0	0	0	0									
<b>Inning Stats</b>	R: 0 E: 0 K: 2 S: 10	H: 0 LOB: 0 BB: 0 P: 15	R: 2 E: 0 K: 0 S: 15	H: 4 LOB: 1 BB: 0 P: 22	R: 0 E: 0 K: 0 S: 9	H: 0 LOB: 0 BB: 1 P: 16	R: 0 E: 0 K: 1 S: 8	H: 2 LOB: 2 BB: 0 P: 13	R: 0 E: 0 K: 2 S: 9	H: 0 LOB: 0 BB: 0 P: 12	R: 0 E: 0 K: 1 S: 7	H: 0 LOB: 0 BB: 0 P: 11	R: 0 E: 0 K: 1 S: 9	H: 0 LOB: 0 BB: 0 P: 15	R: 0 E: 0 K: 1 S: 8	H: 0 LOB: 0 BB: 0 P: 10	R: 1 E: 0 K: 0 S: 12	H: 1 LOB: 0 BB: 0 P: 21	1B: 6 2B: 0 3B: 0 HR: 1	SF: 0 SAC: 0 DP: 1 HBP: 0	WP: 0 PB: 0 SB: 0 CS: 1	PA: 34			
<b>PITCHER</b>	IP	WLS	BF	H	R	ER	SO	BB	IBB	HBP	BLK	WP	HR	S	P	ERA	WHIP								
Rick Reed, R (1, 1) ERA: 2.94	8.0	W	29	6	2	2	7	1	0	0	0	0	0	75	114	2.25	0.875								
Greg McMichael, R (9, 1) ERA: 2.69	1.0	S	4	1	1	1	0	0	0	0	0	0	1	12	21	9.00	1.000								

AB	32
R	3
H	7
RBI	3
BB	1
SO	7
LOB	8



Batter	1	2	3	4	5	6	7	8	9	AB	R	H	RBI	BB	SO	LOB	BOTTOM								
Carl Everett, S (1, 8) OBP: 0.329, SLG: 0.453	B1-3		G6-3		F7			L8		4	0	0	0	0	0	1	<b>Cincinnati Reds @ New York Mets</b> Shea Stadium, Flushing, NY Sat Jul 19 1997, 3:33 AM EDT Att: 26,675 - Sunny - 82 F								
Edgardo Alfonzo, R (1, 5) OBP: 0.381, SLG: 0.454	F8		G6-3							4	1	1	0	0	1	0									
Bernard Gilkey, R (1, 7) OBP: 0.314, SLG: 0.360										2	1	1	3	2	1	0									
Butch Huskey, R (1, 3) OBP: 0.318, SLG: 0.510										4	0	0	0	0	1	2									
Greg McMichael, R (9, 1) OBP: 0.500, SLG: 0.590										0	0	0	0	0	0	0									
Alex Ochoa, R (1, 9) OBP: 0.267, SLG: 0.321										2	0	0	0	0	1	0									
Lance Johnson, L (7, PH) OBP: 0.387, SLG: 0.398										1	0	0	0	0	1	0									
Todd Pratt, R (1, 2) OBP: 0.483, SLG: 0.680										2	0	0	0	1	1	0									
Carlos Baerga, S (1, 4) OBP: 0.307, SLG: 0.386										3	0	0	0	0	0	1									
Rey Ordenez, R (1, 6) OBP: 0.274, SLG: 0.291										3	2	2	0	0	0	1									
Rick Reed, R (1, 1) OBP: 0.225, SLG: 0.324										2	1	1	2	0	0	0									
Matt Franco, L (8, PH) OBP: 0.355, SLG: 0.440										1	0	0	0	0	0	1									
John Olerud, L (9, 3) OBP: 0.392, SLG: 0.487										0	0	0	0	0	0	0									
<b>Inning Stats</b>	R: 0 E: 0 K: 0 S: 6	H: 0 LOB: 1 BB: 1 P: 15	R: 0 E: 0 K: 0 S: 9	H: 0 LOB: 1 BB: 1 P: 18	R: 0 E: 0 K: 0 S: 10	H: 0 LOB: 0 BB: 0 P: 13	R: 0 E: 0 K: 3 S: 10	H: 0 LOB: 0 BB: 0 P: 14	R: 2 E: 0 K: 0 S: 12	H: 2 LOB: 0 BB: 0 P: 21	R: 0 E: 0 K: 1 S: 7	H: 0 LOB: 0 BB: 1 P: 12	R: 0 E: 0 K: 2 S: 8	H: 0 LOB: 0 BB: 0 P: 11	R: 3 E: 0 K: 0 S: 17	H: 3 LOB: 0 BB: 0 P: 21	R: 3 E: 0 K: 0 S: 17	H: 3 LOB: 0 BB: 0 P: 21	1B: 3 2B: 0 3B: 0 HR: 2	SF: 0 SAC: 0 DP: 1 HBP: 0	WP: 0 PB: 0 SB: 0 CS: 0	PA: 31			
<b>PITCHER</b>	IP	WLS	BF	H	R	ER	SO	BB	IBB	HBP	BLK	WP	HR	S	P	ERA	WHIP								
Pete Schourek, L (1, 1) ERA: 5.02	5.0	L	19	2	2	2	3	2	0	0	0	0	1	47	81	3.60	0.800								
Brett Tomko, R (6, 1) ERA: 3.67	3.0	L	12	3	3	3	3	1	0	0	0	0	1	32	44	9.00	1.333								

AB	28
R	5
H	5
RBI	5
BB	3
SO	6
LOB	6






Batter	1	2	3	4	5	6	7	8	9	AB	R	H	RBI	BB	SO	LOB	TOP					
Deion Sanders, L (1, 7) OBP: 0.346, SLG: 0.386 Lenny Harris, L (8, 7) OBP: 0.288, SLG: 0.375	G3		P5		F9			BB HBP BB	FC5-4 BB	3	0	0	0	1	0	2						
Curtis Goodwin, L (1, 8) OBP: 0.341, SLG: 0.335 Mike Kelly, R (8, PH) OBP: 0.309, SLG: 0.486	G5-3			K		G3		F9	FC5-4	3	0	0	0	0	1	0						
Jon Nunnally, L (1, 9) OBP: 0.309, SLG: 0.417	G6-3			K		L8		BB HBP		3	0	0	0	0	1	0						
Willie Greene, L (1, 5) OBP: 0.368, SLG: 0.493		2B		F7		K		BB HBP	BB	3	0	1	0	1	1	0						
Hal Morris, L (1, 3) OBP: 0.327, SLG: 0.356 Eduardo Perez, R (7, 3) OBP: 0.324, SLG: 0.410		F6			L8		FC5-4 2B		K	3	0	1	0	0	0	1						
Joe Oliver, R (1, 2) OBP: 0.338, SLG: 0.438 Eddie Taubensee, L (8, 2) OBP: 0.319, SLG: 0.473	G6-4-3				P3		G5-3		FC3-6 1B	3	0	0	0	0	0	2						
Eric Owens, R (1, 4) OBP: 0.341, SLG: 0.289			K		WP 1B		FC5-6-5		FC3-6 FC5-4 1B	4	1	1	0	0	1	3						
Pokey Reese, R (1, 6) OBP: 0.306, SLG: 0.296				F8		1B		G6-3	FC5-4 1B	4	0	1	1	0	0	2						
Kent Mercker, L (1, 1) OBP: 0.235, SLG: 0.194 Jeff Branson, L (5, PH) OBP: 0.210, SLG: 0.235 Felix Rodriguez, R (5, 1) OBP: 0.286, SLG: 0.296				P8		1B		F7	BB 1B	1	0	0	0	0	0	0						
<b>Inning Stats</b>	R: 0 E: 0 K: 0 S: 7	H: 0 LOB: 0 BB: 0 P: 10	R: 0 E: 0 K: 1 S: 11	H: 1 LOB: 1 BB: 0 P: 19	R: 0 E: 0 K: 0 S: 4	H: 0 LOB: 0 BB: 0 P: 5	R: 0 E: 0 K: 2 S: 9	H: 0 LOB: 0 BB: 0 P: 16	R: 1 E: 0 K: 0 S: 15	H: 3 LOB: 2 BB: 0 P: 26	R: 0 E: 0 K: 1 S: 8	H: 0 LOB: 1 BB: 0 P: 12	R: 0 E: 0 K: 0 S: 7	H: 1 LOB: 1 BB: 0 P: 14	R: 0 E: 0 K: 1 S: 10	H: 0 LOB: 3 BB: 2 P: 25	R: 0 E: 0 K: 0 S: 15	H: 2 LOB: 3 BB: 1 P: 26	1B: 5 2B: 2 3B: 0 HR: 0	SF: 0 SAC: 0 DP: 0 HBP: 1	WP: 1 PB: 0 SB: 0 CS: 0	PA: 38
<b>PITCHER</b>	IP WLS BF H R ER SO BB IBB HBP BLK WP HR S P ERA WHIP																					
Dave Micki, R (1, 1) ERA: 4.61	7.0 W 26 5 1 1 4 0 0 0 0 1 0 61 102 1.29 0.714																					
Takashi Kashiwada, L (8, 1) ERA: 4.21	1.0 6 0 0 0 1 2 0 1 0 0 0 10 25 0.00 2.000																					
Cory Lidle, R (9, 1) ERA: 3.56	1.0 6 2 0 0 0 1 0 0 0 0 0 15 26 0.00 3.000																					

**Cincinnati Reds @ New York Mets**  
Shea Stadium, Flushing, NY  
Sun Jul 20 1997, 3:33 AM EDT  
Att: 36,259 - Sunny - 73 F


AB 34  
R 1  
H 7  
RBI 1  
BB 3  
SO 5  
LOB 17



Batter	1	2	3	4	5	6	7	8	9	AB	R	H	RBI	BB	SO	LOB	BOTTOM			
Lance Johnson, L (1, 8) OBP: 0.387, SLG: 0.398	F8			F8		HR 1B		F7		5	1	2	0	0	0	1				
Bernard Gilkey, R (1, 7) OBP: 0.318, SLG: 0.374 Luis Lopez, S (7, 5) OBP: 0.347, SLG: 0.356	BB 2B			HR		K		K		4	2	3	2	0	1	2				
John Olerud, L (1, 3) OBP: 0.393, SLG: 0.485 Shawn Gilbert, R (8, 4) OBP: 0.375, SLG: 0.714	2B BB			F9		HR 1B		F9		3	2	1	1	1	0	2				
Todd Hundley, S (1, 2) OBP: 0.437, SLG: 0.621 Todd Pratt, R (9, 2) OBP: 0.483, SLG: 0.680	2B			HR		1B		HR		4	3	4	5	0	0	0				
Edgardo Alfonso, R (1, 5) OBP: 0.379, SLG: 0.454 Alex Ochoa, R (7, 9) OBP: 0.267, SLG: 0.321	F8 2B			G5-3		F8		F7		4	0	1	2	0	0	1				
Butch Huskey, R (1, 9) OBP: 0.317, SLG: 0.504	F8 IBB			P6		K		G5-3		3	0	0	0	1	1	1				
Manny Alexander, R (1, 4) OBP: 0.294, SLG: 0.350 Takashi Kashiwada, L (8, 1) Cory Lidle, R (9, 1)	F8			B1-3		G5-3		L8		4	0	0	0	0	0	3				
Rey Ordenez, R (1, 6) OBP: 0.279, SLG: 0.295		G3-1				G5-3		CS 1B		4	0	2	0	0	0	0				
Dave Micki, R (1, 1) OBP: 0.265, SLG: 0.344 Matt Franco, L (7, PH) OBP: 0.352, SLG: 0.436		K				HR 1B		P6		3	2	2	0	0	1	0				
<b>Inning Stats</b>	R: 3 E: 0 K: 0 S: 16	H: 3 LOB: 2 BB: 2 P: 33	R: 0 E: 0 K: 1 S: 10	H: 2 LOB: 0 BB: 0 P: 16	R: 1 E: 0 K: 0 S: 11	H: 1 LOB: 0 BB: 0 P: 13	R: 2 E: 0 K: 0 S: 11	H: 2 LOB: 0 BB: 0 P: 17	R: 0 E: 0 K: 1 S: 13	H: 1 LOB: 1 BB: 0 P: 20	R: 4 E: 0 K: 1 S: 16	H: 5 LOB: 0 BB: 0 P: 22	R: 0 E: 0 K: 0 S: 10	H: 1 LOB: 1 BB: 0 P: 18	R: 0 E: 0 K: 1 S: 10	H: 0 LOB: 0 BB: 0 P: 18	1B: 9 2B: 3 3B: 0 HR: 3	SF: 0 SAC: 0 DP: 0 HBP: 0	WP: 0 PB: 0 SB: 0 CS: 1	PA: 39
<b>PITCHER</b>	IP WLS BF H R ER SO BB IBB HBP BLK WP HR S P ERA WHIP																			
Kent Mercker, L (1, 1) ERA: 3.58	4.0 L 21 8 6 6 1 0 0 0 0 0 2 48 79 13.50 2.250																			
Felix Rodriguez, R (5, 1) ERA: 6.59	4.0 18 7 4 4 3 0 0 0 0 0 1 49 78 9.00 1.750																			

**Cincinnati Reds @ New York Mets**  
Shea Stadium, Flushing, NY  
Sun Jul 20 1997, 3:33 AM EDT  
Att: 36,259 - Sunny - 73 F

AB 37  
R 10  
H 15  
RBI 10  
BB 2  
SO 4  
LOB 11






Batter	1	2	3	4	5	6	7	8	9	AB	R	H	RBI	BB	SO	LOB	TOP							
Curtis Goodwin, L (1,7) OBP: 0.336, SLG: 0.329 Scott Sullivan, R (7,1)	K			F7		F8	G1			4	0	0	0	0	1	2								
Eric Owens, R (1,9) OBP: 0.333, SLG: 0.286	K			1B		F8		G5-3		4	0	1	0	0	1	0								
Jon Nunnally, L (1,8) OBP: 0.322, SLG: 0.481	G3-1			1B				K		4	1	2	1	0	1	0								
Willie Greene, L (1,5) OBP: 0.366, SLG: 0.489		P4		1B		G3-1				4	0	1	0	0	0	2								
Hal Morris, L (1,3) OBP: 0.326, SLG: 0.354	K					G3-1		G4-3		4	1	1	0	0	1	1								
Joe Oliver, R (1,2) OBP: 0.337, SLG: 0.450	G5-3					G4-3				4	1	1	1	0	0	1								
Bret Boone, R (1,4) OBP: 0.289, SLG: 0.300			P3							3	0	1	1	1	0	0								
Pokey Reese, R (1,6) OBP: 0.300, SLG: 0.289			K			P4		F8		4	0	0	0	0	1	2								
Dave Burba, R (1,1) OBP: 0.205, SLG: 0.184 Mike Remlinger, L (6,1) Lenny Harris, L (7,PH) OBP: 0.292, SLG: 0.375	K					G6-3				2	0	0	0	0	1	1								
										0	0	0	0	0	0	0								
										0	0	0	0	1	0	0								
<b>Inning Stats</b>	R: 0 E: 0 K: 2 S: 9	H: 0 LOB: 0 BB: 0 P: 14	R: 0 E: 0 K: 1 S: 6	H: 0 LOB: 0 BB: 0 P: 10	R: 0 E: 0 K: 2 S: 12	H: 0 LOB: 0 BB: 0 P: 17	R: 0 E: 0 K: 0 S: 15	H: 2 LOB: 1 BB: 0 P: 23	R: 1 E: 0 K: 0 S: 10	H: 2 LOB: 1 BB: 0 P: 19	R: 1 E: 0 K: 0 S: 5	H: 1 LOB: 2 BB: 0 P: 9	R: 1 E: 0 K: 0 S: 12	H: 1 LOB: 2 BB: 2 P: 24	R: 0 E: 0 K: 1 S: 9	H: 1 LOB: 1 BB: 0 P: 14	R: 0 E: 0 K: 0 S: 9	H: 0 LOB: 0 BB: 0 P: 16	1B: 4 2B: 1 3B: 0 HR: 2	SF: 0 SAC: 0 DP: 0 HBP: 0	WP: 0 PB: 0 SB: 1 CS: 0	PA: 35		
<b>PITCHER</b>	IP	WLS	BF	H	R	ER	SO	BB	IBB	HBP	BLK	WP	HR	S	P	ERA	WHIP							
Bobby Jones, R (1,1) ERA: 3.37	7.0		28	6	3	3	5	2	0	0	0	0	2	69	116	3.86	1.143							
Greg McMichael, R (8,1) ERA: 2.53	1.0	W	4	1	0	0	1	0	0	0	0	0	0	9	14	0.00	1.000							
John Franco, L (9,1) ERA: 2.61	1.0	S	3	0	0	0	0	0	0	0	0	0	0	9	16	0.00	0.000							

**Cincinnati Reds @ New York Mets**  
Shea Stadium, Flushing, NY  
Mon Jul 21 1997, 3:33 AM EDT  
Att: 22,172 - Cloudy - 82 F


AB 33  
R 3  
H 7  
RBI 3  
BB 2  
SO 6  
LOB 9



Batter	1	2	3	4	5	6	7	8	9	AB	R	H	RBI	BB	SO	LOB	BOTTOM							
Lance Johnson, L (1,8) OBP: 0.389, SLG: 0.394	L3					G5-3	K			2	1	0	0	2	1	0								
Bernard Gilkey, R (1,7) OBP: 0.315, SLG: 0.369	F8			BB		G5-3	P3			4	0	0	0	0	0	2								
John Olerud, L (1,3) OBP: 0.397, SLG: 0.485										2	2	1	0	2	0	1								
Todd Hundley, S (1,2) OBP: 0.432, SLG: 0.612	K					P4				4	0	0	0	0	2	4								
Edgardo Alfonzo, R (1,5) OBP: 0.378, SLG: 0.450		F9				G5-3				3	0	0	0	0	0	1								
Carl Everett, S (1,9) OBP: 0.334, SLG: 0.477						K				3	2	2	4	1	1	0								
Carlos Baerga, S (1,4) OBP: 0.306, SLG: 0.384										4	0	1	1	0	0	0								
Rey Ordóñez, R (1,6) OBP: 0.275, SLG: 0.290						G4-3				3	0	0	0	0	1	3								
Bobby Jones, R (1,1) OBP: 0.196, SLG: 0.205 Luis Lopez, S (7,PH) OBP: 0.343, SLG: 0.352 Greg McMichael, R (8,1) OBP: 0.500, SLG: 0.500 John Franco, L (9,1)										2	0	0	0	0	1	0								
										1	0	0	0	0	0	0								
										0	0	0	0	0	0	0								
										0	0	0	0	0	0	0								
<b>Inning Stats</b>	R: 0 E: 0 K: 1 S: 7	H: 0 LOB: 1 BB: 1 P: 15	R: 1 E: 0 K: 0 S: 8	H: 1 LOB: 0 BB: 0 P: 14	R: 0 E: 0 K: 1 S: 6	H: 0 LOB: 1 BB: 1 P: 13	R: 0 E: 0 K: 1 S: 9	H: 0 LOB: 0 BB: 0 P: 12	R: 0 E: 0 K: 1 S: 6	H: 0 LOB: 0 BB: 0 P: 7	R: 2 E: 0 K: 1 S: 12	H: 1 LOB: 3 BB: 3 P: 26	R: 0 E: 0 K: 1 S: 7	H: 0 LOB: 0 BB: 0 P: 14	R: 2 E: 0 K: 0 S: 8	H: 2 LOB: 2 BB: 0 P: 16	1B: 2 2B: 0 3B: 0 HR: 2	SF: 0 SAC: 0 DP: 0 HBP: 1	WP: 0 PB: 0 SB: 1 CS: 0	PA: 34				
<b>PITCHER</b>	IP	WLS	BF	H	R	ER	SO	BB	IBB	HBP	BLK	WP	HR	S	P	ERA	WHIP							
Dave Burba, R (1,1) ERA: 5.27	5.2		24	1	3	3	5	5	0	1	0	0	1	43	82	4.76	1.059							
Mike Remlinger, L (6,1) ERA: 2.66	0.1	L	2	1	0	0	0	0	0	0	0	0	0	5	5	0.00	3.000							
Scott Sullivan, R (7,1) ERA: 2.84	2.0	L	8	2	2	2	1	0	0	0	0	0	1	15	30	9.00	1.000							

**Cincinnati Reds @ New York Mets**  
Shea Stadium, Flushing, NY  
Mon Jul 21 1997, 3:33 AM EDT  
Att: 22,172 - Cloudy - 82 F

AB 28  
R 5  
H 4  
RBI 5  
BB 5  
SO 6  
LOB 11









Batter	1	2	3	4	5	6	7	8	9	AB	R	H	RBI	BB	SO	LOB	TOP		
Lance Johnson, L (1.8) OBP: 0.383, SLG: 0.389	3-1 F7		1-2 L6	1-0 2B			4-0 1B BB		1-3 K	4	0	1	1	1	1	0			
Bernard Gilkey, R (1.7) OBP: 0.319, SLG: 0.372	0-0 1B		4-2 1B BB	3-3 K			3-2 G6-3 1B			3	0	2	0	1	1	1			
John Olerud, L (1.3) OBP: 0.396, SLG: 0.481	1-2 1B		1-0 1B		1-0 G4-6-3 HBP		2-3 K			3	0	2	0	0	1	2			
Todd Hundley, S (1.2) OBP: 0.427, SLG: 0.603	2-3 K		2-3 K		0-2 G4-6-3 1-2		1-2 G6-3 1-2			4	0	0	0	0	2	7			
Edgardo Alfonzo, R (1.5) OBP: 0.383, SLG: 0.461	3-2 G6-3		1-0 1B		1-0 1B			2-2 F8		4	0	2	0	0	0	2			
Butch Huskey, R (1.9) OBP: 0.312, SLG: 0.504		3-2 P2	0-1 F9		1-1 G1-3			2-0 F8		4	0	0	0	0	0	4			
Alex Ochoa, R (8.9) OBP: 0.266, SLG: 0.319										0	0	0	0	0	0	0			
Manny Alexander, R (1.4) OBP: 0.299, SLG: 0.397		2-2 SF7 2B		0-1 G4-3 2B			0-3 K		1-3 K	4	2	2	0	0	2	0			
Rey Ordóñez, R (1.6) OBP: 0.271, SLG: 0.284		3-1 SF7 2H		1-0 G4-3			0-2 L9		1-3 K	3	0	0	1	0	1	1			
Brian Bohanon, L (1.1) OBP: 0.299, SLG: 0.459		2-3 K		3-3 K			0-3 K		0-1 P6	2	0	0	0	0	2	1			
Carl Everett, S (6. PH) OBP: 0.329, SLG: 0.506										1	0	0	0	0	1	0			
Greg McMichael, R (8.1) OBP: 0.345, SLG: 0.526										0	0	0	0	0	0	0			
Matt Franco, L (9. PH) OBP: 0.345, SLG: 0.526										1	0	0	0	0	0	0			
John Franco, L (9.1) OBP: 0.345, SLG: 0.526										0	0	0	0	0	0	0			
<b>Inning Stats</b>	R: 0 H: 2 E: 0 K: 1 S: 13	H: 2 LOB: 2 BB: 0 P: 22	R: 1 H: 1 E: 0 K: 1 S: 14	H: 1 LOB: 0 BB: 0 P: 24	R: 0 H: 2 E: 0 K: 1 S: 13	H: 2 LOB: 3 BB: 1 P: 22	R: 1 H: 2 E: 0 K: 2 S: 13	H: 2 LOB: 1 BB: 0 P: 21	R: 0 H: 1 E: 0 K: 0 S: 6	H: 0 LOB: 0 BB: 0 P: 10	R: 0 H: 1 E: 0 K: 1 S: 11	H: 1 LOB: 1 BB: 1 P: 21	R: 0 H: 0 E: 0 K: 1 S: 7	H: 0 LOB: 0 BB: 0 P: 12	R: 0 H: 0 E: 0 K: 2 S: 8	H: 0 LOB: 0 BB: 0 P: 10	1B: 6 2B: 3 3B: 0 HR: 0	SF: 1 SAC: 0 DP: 2 HBP: 1	WP: 0 PA: 37 PB: 0 SB: 1 CS: 0
<b>PITCHER</b>	IP WLS BF H R ER SO BB IBB HBP BLK WP HR S P ERA WHIP																		
Dennys Reyes, L (1.1) ERA: 4.58	5.0 L 24 8 2 2 5																		
Antonio Osuna, R (6.1) ERA: 2.51	3.0 10 1 0 0 4																		
37 Darren Dreifort, R (9.1) ERA: 2.7	1.0 3 0 0 0 2																		

**New York Mets @ Los Angeles Dodgers**  
**Dodger Stadium, Los Angeles, CA**  
 Wed Jul 23 1997, 7:05 PM PDT  
 Att: 39,610 - Unknown - 71 F

AB 33  
 R 2  
 H 9  
 RBI 2  
 BB 2  
 SO 11  
 LOB 18



Batter	1	2	3	4	5	6	7	8	9	AB	R	H	RBI	BB	SO	LOB	BOTTOM				
Brett Butler, L (1.7) OBP: 0.395, SLG: 0.346	0-0 B1-3		1-0 G6-3		2-2 1B			2-2 G4-3		4	0	1	0	0	0	0					
Roger Cedeno, S (1.8) OBP: 0.383, SLG: 0.353	4-2 FC1-4 BB			2-3 K	2-3 K			3-3 K		2	0	0	0	1	2	1					
Eric Anthony, L (8. PH) OBP: 0.343, SLG: 0.443										1	0	0	0	0	1	0					
37 Darren Dreifort, R (9.1) OBP: 0.500, SLG: 0.500										0	0	0	0	0	0	0					
Raul Mondesi, R (1.9) OBP: 0.336, SLG: 0.538	2-2 FC1-4 1-2		0-0 G2-3 1B		0-0 K		2-3 K		0-0 E5 PB	4	0	1	0	0	1	1					
Eric Karros, R (1.3) OBP: 0.342, SLG: 0.495	3-1 L8		4-2 G2-3 BB		0-0 L5		0-0 L5		3-3 K	3	0	0	0	1	1	2					
Todd Zeile, R (1.5) OBP: 0.330, SLG: 0.425		2-2 G6-4-3 1B		1-2 G2-3		1-3 K		2-2 L7		4	0	1	0	0	1	3					
Wilton Guerrero, S (1.4) OBP: 0.310, SLG: 0.416		1-0 L5		0-1 G3			1-1 G4-3		2-2 G5-3	4	0	0	0	0	0	4					
Tom Prince, R (1.2) OBP: 0.324, SLG: 0.400		1-0 G6-4-3			0-0 HR		2-2 G5-3			3	1	1	1	0	0	1					
Tripp Cramer, R (1.6) OBP: 0.364, SLG: 0.486			1-2 G6-3		1-1 F9		3-1 G6-3			3	0	0	0	0	0	0					
Dennys Reyes, R (1.1) OBP: 0.315, SLG: 0.383			0-3 K		1-1 G4-3			3-2 F8		1	0	0	0	0	1	0					
Greg Cagne, R (6. PH) OBP: 0.315, SLG: 0.383										1	0	0	0	0	0	0					
Antonio Osuna, R (6.1) ERA: 3.4										0	0	0	0	0	0	0					
Todd Hollandsworth, L (8. PH) OBP: 0.291, SLG: 0.359										1	0	0	0	0	0	0					
<b>Inning Stats</b>	R: 0 H: 0 E: 0 K: 0 S: 11	H: 1 LOB: 0 BB: 1 P: 20	R: 0 H: 1 E: 0 K: 0 S: 5	H: 1 LOB: 0 BB: 0 P: 9	R: 0 H: 0 E: 0 K: 1 S: 8	H: 0 LOB: 0 BB: 0 P: 10	R: 0 H: 1 E: 0 K: 1 S: 11	H: 1 LOB: 2 BB: 1 P: 18	R: 1 H: 2 E: 0 K: 1 S: 11	H: 2 LOB: 1 BB: 0 P: 17	R: 0 H: 0 E: 0 K: 2 S: 8	H: 0 LOB: 0 BB: 0 P: 11	R: 0 H: 0 E: 0 K: 0 S: 9	H: 0 LOB: 0 BB: 0 P: 15	R: 0 H: 0 E: 0 K: 1 S: 10	H: 0 LOB: 0 BB: 0 P: 18	R: 0 H: 0 E: 1 K: 1 S: 14	H: 0 LOB: 1 BB: 0 P: 21	1B: 3 2B: 0 3B: 0 HR: 1	SF: 0 SAC: 0 DP: 1 HBP: 0	WP: 0 PA: 33 PB: 1 SB: 1 CS: 0
<b>PITCHER</b>	IP WLS BF H R ER SO BB IBB HBP BLK WP HR S P ERA WHIP																				
Brian Bohanon, L (1.1) ERA: 5.4	5.0 W 20 4 1 1 3																				
Cory Lidle, R (6.1) ERA: 3.4	2.0 6 0 0 0 2																				
Greg McMichael, R (8.1) ERA: 2.58	1.0 3 0 0 0 1																				
John Franco, L (9.1) ERA: 2.55	1.0 S 4 0 0 0 1																				

**New York Mets @ Los Angeles Dodgers**  
**Dodger Stadium, Los Angeles, CA**  
 Wed Jul 23 1997, 7:05 PM PDT  
 Att: 39,610 - Unknown - 71 F

AB 31  
 R 1  
 H 4  
 RBI 1  
 BB 2  
 SO 7  
 LOB 12





Batter	1	2	3	4	5	6	7	8	9	AB	R	H	RBI	BB	SO	LOB	TOP				
Lance Johnson, L (1, 8) OBP: 0.389, SLG: 0.395	1-0 1B		1-0 1B		0-1 1B			2-1 G4-3		4	0	3	0	0	0	0	<b>New York Mets @ Los Angeles Dodgers</b> Dodger Stadium, Los Angeles, CA Thu Jul 24 1997, 7:05 PM PDT Att: 53,655 - Unknown - 73 F				
Bernard Gilkey, R (1, 7) OBP: 0.321, SLG: 0.373	1-0 1B		0-0 G5-3			1-0 1B		2-2 F9		4	0	2	0	0	0	1					
John Olerud, L (1, 3) OBP: 0.395, SLG: 0.479 Rey Ordóñez, R (9, PR) OBP: 0.271, SLG: 0.284	2-1 P6		2-1 G5-3		1-1 P5			3-2 SH5-4 1B		4	0	1	0	0	0	4					
Todd Hundley, S (1, 2) OBP: 0.425, SLG: 0.598	1-3 K			3-3 K		3-3 K		1-0 SH5-4 1B		4	1	1	0	0	3	3					
Edgardo Alfonzo, R (1, 5) OBP: 0.383, SLG: 0.459	0-1 G6-3			1-2 E6			2-2 FC6-4 1B	1-0 SH5-4		3	0	1	0	0	0	2					
Carl Everett, S (1, 9) OBP: 0.325, SLG: 0.464		2-3 K		0-2 G3			1-0 P6	2-1 SF7		3	0	0	1	0	1	2					
Carlos Baerga, S (1, 4) OBP: 0.308, SLG: 0.394		2-1 G4-3		2-3 K			1-3 K	0-1 1B		4	1	1	1	0	2	2					
Manny Alexander, R (1, 6) OBP: 0.294, SLG: 0.389 Matt Franco, L (9, PH) OBP: 0.351, SLG: 0.427		0-3 K			0-0 G6-3		1-1 FC6-4	4-0 1B		3	0	0	0	0	1	1					
Rick Reed, R (1, 1) OBP: 0.209, SLG: 0.300 Luis Lopez, S (9, PH) OBP: 0.350, SLG: 0.360 John Franco, L (9, 1)			3-2 F8		1-3 K			1-2 G5-3	0-0 1B	3	0	0	0	0	1	0					
<b>Inning Stats</b>	R: 0 E: 0 K: 1 S: 10	H: 2 LOB: 2 BB: 0 P: 15	R: 0 E: 0 K: 2 S: 8	H: 0 LOB: 0 BB: 0 P: 12	R: 0 E: 0 K: 0 S: 7	H: 1 LOB: 1 BB: 0 P: 13	R: 0 E: 1 K: 2 S: 14	H: 0 LOB: 1 BB: 0 P: 20	R: 0 E: 0 K: 1 S: 6	H: 1 LOB: 0 BB: 0 P: 12	R: 0 E: 0 K: 1 S: 12	H: 1 LOB: 1 BB: 0 P: 17	R: 0 E: 0 K: 0 S: 9	H: 0 LOB: 0 BB: 0 P: 14	R: 3 E: 0 K: 0 S: 10	H: 4 LOB: 3 BB: 1 P: 21		1B: 10 2B: 0 3B: 0 HR: 0	SF: 1 SAC: 1 DP: 0 HBP: 0	WP: 1 PB: 0 SB: 1 CS: 1	PA: 36
<b>PITCHER</b>	IP WLS BF H R ER SO BB IBB HBP BLK WP HR S P ERA WHIP	8.0 L 5 3 3 0 0 0 0 0 0 0 0 9 16 40.50 4.500	0.2 L 5 3 3 0 0 0 0 0 0 0 0 9 16 40.50 4.500	0.1 L 2 1 0 0 0 0 1 0 0 0 0 1 5 0.00 3.000																	

Batter	1	2	3	4	5	6	7	8	9	AB	R	H	RBI	BB	SO	LOB	BOTTOM			
Brett Butler, L (1, 7) OBP: 0.397, SLG: 0.346 Mark Guthrie, R (9, 1) Darren Hall, R (9, 1)	3-2 F8 1B		4-2 E S BB			3-3 K		1-1 G4-3		3	0	1	0	1	1	0	<b>New York Mets @ Los Angeles Dodgers</b> Dodger Stadium, Los Angeles, CA Thu Jul 24 1997, 7:05 PM PDT Att: 53,655 - Unknown - 73 F			
Wilton Guerrero, S (1, 4) OBP: 0.309, SLG: 0.424	2-1 F8		1-1 G6-3		1-1 G4-3			0-2 HR		4	1	1	1	0	0	2				
Raul Mondesi, R (1, 9) OBP: 0.335, SLG: 0.535	2-0 G2-3			0-1 L6		0-0 G5-3 1B		2-1 G6-3		4	0	1	0	0	0	1				
Eric Karros, R (1, 3) OBP: 0.341, SLG: 0.491	1-1 F8			4-0 G5-4-3 BB		1-1 G5-3		1-2 F9		3	0	0	0	1	0	2				
Todd Zeile, R (1, 5) OBP: 0.329, SLG: 0.422		1-1 G3		1-2 G5-4-3		4-1 BB		0-2 G5-3		3	0	0	0	1	0	1				
Todd Hollandsworth, L (1, 8) OBP: 0.288, SLG: 0.354		2-2 F8			1-1 G3-1		0-0 F9			3	0	0	0	0	0	2				
Tom Prince, R (1, 2) OBP: 0.325, SLG: 0.397		2-0 G5-3			1-2 G1-6-3 1B		0-0 P6			3	0	1	0	0	0	2				
Tripp Cramer, R (1, 6) OBP: 0.350, SLG: 0.466			2-1 G4-3		0-1 G1-6-3		1-1 P3			3	0	0	0	0	0	1				
Pedro Astacio, R (1, 1) OBP: 0.167, SLG: 0.194 Eric Anthony, L (8, PH) OBP: 0.336, SLG: 0.435 Roger Cedeno, S (9, 8) OBP: 0.363, SLG: 0.353			0-0 G1-3			0-0 G1-3		1-2 F7		2	0	0	0	0	0	0				
<b>Inning Stats</b>	R: 0 E: 0 K: 0 S: 9	H: 1 LOB: 1 BB: 0 P: 17	R: 0 E: 0 K: 0 S: 6	H: 0 LOB: 0 BB: 0 P: 11	R: 0 E: 0 K: 0 S: 7	H: 0 LOB: 1 BB: 1 P: 14	R: 0 E: 0 K: 0 S: 5	H: 0 LOB: 0 BB: 1 P: 10	R: 0 E: 0 K: 1 S: 6	H: 0 LOB: 0 BB: 0 P: 10	R: 0 E: 0 K: 0 S: 6	H: 1 LOB: 2 BB: 1 P: 11	R: 0 E: 0 K: 0 S: 7	H: 0 LOB: 0 BB: 0 P: 10	R: 1 E: 0 K: 0 S: 11	H: 1 LOB: 0 BB: 0 P: 14		1B: 3 2B: 0 3B: 0 HR: 1	SF: 0 SAC: 0 DP: 2 HBP: 0	WP: 0 PB: 0 SB: 1 CS: 0
<b>PITCHER</b>	IP WLS BF H R ER SO BB IBB HBP BLK WP HR S P ERA WHIP	8.0 W 28 3 0 0 0 0 0 0 0 0 1 11 14 9.00 1.000	1.0 S 4 1 1 1 0 0 0 0 0 0 1 11 14 9.00 1.000																	

AB	33
R	3
H	10
RBI	3
BB	1
SO	8
LOB	15



AB	29
R	1
H	4
RBI	1
BB	3
SO	1
LOB	11






Batter	1	2	3	4	5	6	7	8	9	AB	R	H	RBI	BB	SO	LOB	TOP										
Lance Johnson, L (1.8)	F7		G4-3		G4-3		F7		G6-3	5	0	0	0	0	0	2	<b>New York Mets @ San Diego Padres</b> Qualcomm Stadium, San Diego, CA Fri Jul 25 1997, 10:05 PM EDT Att: 25,167 - Unknown - 69 F  <b>AB 35</b> <b>R 4</b> <b>H 8</b> <b>RBI 3</b> <b>BB 3</b> <b>SO 9</b> <b>LOB 17</b>										
Bernard Gilkey, R (1.7)	K			G5-3		2B		E5	F7	5	2	1	0	0	1	0											
John Olerud, L (1.3)				L6		K		G3		4	0	1	0	0	1	2											
Todd Hundley, S (1.2)	F8			FC5-4		G3		K		4	0	2	1	0	1	2											
Edgardo Alfonzo, R (1.5)				FC5-4		G3		BB		2	1	0	0	2	0	1											
Carlos Baerga, S (1.4)						G3		BB		3	1	2	0	1	0	2											
Carl Everett, S (1.9)						1B		BB		4	0	2	2	0	2	3											
Greg McMichael, R (8.1)	K					K		CS		0	0	0	0	0	0	0											
Rey Ordenez, R (1.6)								BB		2	0	0	0	0	1	2											
Luis Lopez, S (7.7)				G6-3		K		G5-3		2	0	0	0	0	0	1											
Dave Micki, R (1.1)										2	0	0	0	0	2	2											
Alex Ochoa, R (7.7)										1	0	0	0	0	0	0											
Cory Lidie, R (7.1)										0	0	0	0	0	0	0											
Takashi Kashiwada, L (7.1)										0	0	0	0	0	0	0											
Butch Huskey, R (8.9)										1	0	0	0	0	1	0											
<b>Inning Stats</b>	R: 0 E: 0 K: 1 S: 11	H: 1 LOB: 1 BB: 0 P: 18	R: 0 E: 0 K: 1 S: 9	H: 1 LOB: 1 BB: 0 P: 13	R: 0 E: 0 K: 1 S: 9	H: 0 LOB: 0 BB: 0 P: 12	R: 0 E: 0 K: 0 S: 10	H: 1 LOB: 1 BB: 0 P: 13	R: 0 E: 0 K: 2 S: 11	H: 2 LOB: 2 BB: 0 P: 17	R: 1 E: 0 K: 2 S: 16	H: 2 LOB: 2 BB: 1 P: 27	R: 0 E: 0 K: 0 S: 8	H: 0 LOB: 0 BB: 0 P: 10	R: 3 E: 1 K: 1 S: 15	H: 1 LOB: 1 BB: 2 P: 29	R: 0 E: 0 K: 1 S: 5	H: 0 LOB: 0 BB: 0 P: 11	1B: 5 2B: 4 3B: 0 HR: 0	SF: 0 SAC: 0 DP: 1 HBP: 0	WP: 0 PB: 0 CS: 3	PA: 38					
<b>PITCHER</b>	IP	WLS	BF	H	R	ER	SO	BB	IBB	HBP	BLK	WP	HR	S	P	ERA	WHIP										
Andy Ashby, R (1.1)	6.0		25	7	1	1	7	1	0	0	0	0	0	66	100	1.50	1.333										
Doug Bochtler, R (7.1)	1.0		3	0	0	0	0	0	0	0	0	0	0	8	10	0.00	0.000										
Tim Worrell, R (8.1)	0.2	L	5	0	3	0	1	2	0	0	0	0	0	8	20	0.00	3.000										
Trevor Hoffman, R (8.1)	0.1		2	1	0	0	0	0	0	0	0	0	0	7	9	0.00	3.000										
Will Cunnane, R (9.1)	1.0		3	0	0	0	1	0	0	0	0	0	0	5	11	0.00	0.000										


Batter	1	2	3	4	5	6	7	8	9	AB	R	H	RBI	BB	SO	LOB	BOTTOM										
Rickey Henderson, R (1.7)	1B								F8	3	2	1	0	2	1	0	<b>New York Mets @ San Diego Padres</b> Qualcomm Stadium, San Diego, CA Fri Jul 25 1997, 10:05 PM EDT Att: 25,167 - Unknown - 69 F  <b>AB 29</b> <b>R 2</b> <b>H 4</b> <b>RBI 2</b> <b>BB 8</b> <b>SO 7</b> <b>LOB 24</b>										
QuiVio Veras, S (1.4)	BB								G3	4	0	2	1	0	1	0											
Tony Gwynn, L (1.9)	FC1-2								L9	4	0	1	1	1	1	1											
Ken Caminiti, S (1.5)	FC1-2									2	0	0	0	2	0	2											
Steve Finley, L (1.8)	K								F7	3	0	0	0	1	1	6											
Wally Joyner, L (1.3)	FC1-2									3	0	0	0	1	1	4											
Chris Gomez, R (1.6)	FC6-4									2	0	0	0	1	0	4											
John Flaherty, R (1.2)										3	0	0	0	0	1	2											
Mandy Romero, S (8.7)										1	0	0	0	0	1	1											
Andy Ashby, R (1.1)										2	0	0	0	0	0	1											
Mark Swenney, L (6.7)										1	0	0	0	0	0	2											
Doug Bochtler, R (7.1)										0	0	0	0	0	0	0											
Tim Worrell, R (8.1)										0	0	0	0	0	0	0											
Trevor Hoffman, R (8.1)										0	0	0	0	0	0	0											
Chris Jones, R (8.7)										0	0	0	0	0	0	0											
Will Cunnane, R (9.1)										1	0	0	0	0	0	1											
<b>Inning Stats</b>	R: 1 E: 0 K: 1 S: 12	H: 3 LOB: 3 BB: 1 P: 27	R: 1 E: 0 K: 1 S: 8	H: 1 LOB: 1 BB: 1 P: 14	R: 0 E: 0 K: 0 S: 13	H: 0 LOB: 0 BB: 1 P: 19	R: 0 E: 0 K: 2 S: 10	H: 0 LOB: 0 BB: 0 P: 13	R: 0 E: 0 K: 1 S: 5	H: 0 LOB: 0 BB: 0 P: 7	R: 0 E: 0 K: 0 S: 9	H: 0 LOB: 2 BB: 2 P: 20	R: 0 E: 0 K: 0 S: 6	H: 0 LOB: 2 BB: 2 P: 18	R: 0 E: 0 K: 2 S: 8	H: 0 LOB: 1 BB: 1 P: 14	R: 0 E: 0 K: 0 S: 10	H: 0 LOB: 0 BB: 0 P: 17	1B: 4 2B: 0 3B: 0 HR: 0	SF: 0 SAC: 2 DP: 1 HBP: 0	WP: 1 PB: 0 CS: 0	PA: 39					
<b>PITCHER</b>	IP	WLS	BF	H	R	ER	SO	BB	IBB	HBP	BLK	WP	HR	S	P	ERA	WHIP										
Dave Micki, R (1.1)	6.0		27	4	2	2	5	5	0	0	0	0	0	57	100	3.00	1.500										
Cory Lidie, R (7.1)	0.2		4	0	0	0	1	1	0	0	0	0	0	5	15	0.00	1.500										
Takashi Kashiwada, L (7.1)	0.2	W	3	0	0	0	1	1	0	0	0	0	0	4	11	0.00	1.500										
Greg McMichael, R (8.1)	1.2	S	5	0	0	0	1	0	0	0	0	0	0	15	23	0.00	0.000										







Batter	1	2	3	4	5	6	7	8	9	AB	R	H	RBI	BB	SO	LOB	TOP									
Lance Johnson, L (1.8) OBP: 0.380, SLG: 0.383	F9		FC6-4 1B		F8	BB			G6-3	4	0	1	1	1	0	1	<b>New York Mets @ San Diego Padres</b> Qualcomm Stadium, San Diego, CA Sun Jul 27 1997, 6:33 AM EDT Att: 25,380 - Unknown - 83 F 									
Bernard Gilkey, R (1.7) OBP: 0.315, SLG: 0.366	K		FC6-4 1-2		G5-3	BB			F8	5	0	0	0	0	2	5										
John Olerud, L (1.3) OBP: 0.393, SLG: 0.474	HBP 1B		F8			BB 1B			G4-3	3	1	1	0	1	0	1										
Todd Hundley, S (1.2) OBP: 0.422, SLG: 0.589	HBP 1B				G4-3 1B	F8			K	3	0	1	0	0	1	1										
Edgardo Alfonzo, R (1.5) OBP: 0.387, SLG: 0.455	HBP 1B				K	BB 1B			G3-1	3	1	0	0	1	1	3										
Greg McMichael, R (7.1) OBP: 0.500, SLG: 0.500	P4				K	HBP BB				0	0	0	0	0	0	0										
Carlos Baerga, S (1.4) OBP: 0.310, SLG: 0.392		CS 1B			G4-3				G6-3	2	0	1	0	0	0	1										
Luis Lopez, S (6.4) OBP: 0.343, SLG: 0.351										2	0	0	0	0	1	2										
Carl Everett, S (1.9) OBP: 0.325, SLG: 0.462	K				K	HBP BB 1B			G6-3	4	1	1	1	0	2	2										
Rey Ordenez, R (1.6) OBP: 0.279, SLG: 0.289	G6-3				F8 SH5-4 BB	BB HBP 1B			L6	3	0	1	0	1	0	0										
Mark Clark, R (1.1) OBP: 0.073, SLG: 0.103					SH5-4				F7	1	0	0	0	0	1	0										
Alex Ochoa, R (6.4) OBP: 0.259, SLG: 0.317										0	0	0	1	0	0	0										
Cory Lidle, R (6.1) OBP: 0.340, SLG: 0.419										0	0	0	0	0	0	0										
Takashi Kashiwada, L (7.1)										0	0	0	0	0	0	0										
Matt Franco, L (7.5) OBP: 0.340, SLG: 0.419										1	0	0	0	0	0	0										
<b>Inning Stats</b>	R: 0 E: 0 K: 1 S: 13	H: 1 LOB: 2 BB: 0 P: 18	R: 0 E: 0 K: 1 S: 7	H: 1 LOB: 0 BB: 0 P: 11	R: 0 E: 0 K: 1 S: 12	H: 1 LOB: 1 BB: 0 P: 17	R: 0 E: 0 K: 2 S: 11	H: 1 LOB: 1 BB: 0 P: 13	R: 0 E: 0 K: 0 S: 4	H: 0 LOB: 1 BB: 1 P: 8	R: 3 E: 0 K: 2 S: 21	H: 2 LOB: 3 BB: 3 P: 39	R: 0 E: 0 K: 0 S: 7	H: 0 LOB: 0 BB: 0 P: 13	R: 0 E: 0 K: 0 S: 7	H: 0 LOB: 0 BB: 0 P: 11	R: 0 E: 0 K: 0 S: 9	H: 0 LOB: 0 BB: 0 P: 12	1B: 6 2B: 0 3B: 0 HR: 0	SF: 0 SAC: 1 DP: 0 HBP: 2	WP: 0 PB: 0 SB: 0 CS: 1	PA: 38				
<b>PITCHER</b>	IP WLS BF H R ER SO BB IBB HBP BLK WP HR S P ERA WHIP																									
Joey Hamilton, R (1.1) ERA: 4.12	5.2		28	6	3	3	6	4	0	2	0	0	0	0	65	101	4.76	1.765								
Will Cunnane, R (6.1) ERA: 5.32	1.1	W	4	0	0	0	2	0	0	0	0	0	0	0	10	18	0.00	0.000								
Tim Worrell, R (8.1) ERA: 4.81	1.0		3	0	0	0	0	0	0	0	0	0	0	7	11	0.00	0.000									
Trevor Hoffman, R (9.1) ERA: 3.49	1.0	S	3	0	0	0	0	0	0	0	0	0	0	9	12	0.00	0.000									

Batter	1	2	3	4	5	6	7	8	9	AB	R	H	RBI	BB	SO	LOB	BOTTOM								
Rickey Henderson, R (1.7) OBP: 0.425, SLG: 0.378	F9		1B BB		1B 2B		G2-3		P4	4	0	1	1	1	0	1	<b>New York Mets @ San Diego Padres</b> Qualcomm Stadium, San Diego, CA Sun Jul 27 1997, 6:33 AM EDT Att: 25,380 - Unknown - 83 F 								
QuiVio Veras, S (1.4) OBP: 0.359, SLG: 0.366	S 1B		1B		1B		2B			4	1	4	0	0	0	0									
Tony Gwynn, L (1.9) OBP: 0.428, SLG: 0.585	F7		G3				1B		SF8	3	1	1	1	0	0	2									
Ken Caminiti, S (1.5) OBP: 0.359, SLG: 0.415	F7				G4-3		K		S	4	1	1	1	0	1	2									
Steve Finley, L (1.8) OBP: 0.327, SLG: 0.512			F7		G4-3		2B		1B	3	0	1	0	1	0	0									
Wally Joyner, L (1.3) OBP: 0.409, SLG: 0.500			F8		K		F7		1B	4	0	1	1	0	1	2									
Craig Shipley, R (1.6) OBP: 0.373, SLG: 0.646							F8		G6-3	3	0	1	1	1	0	2									
Tim Worrell, R (8.1) OBP: 0.294, SLG: 0.200							2B			0	0	0	0	0	0	0									
Trevor Hoffman, R (9.1) OBP: 0.500, SLG: 0.500							1B			0	0	0	0	0	0	0									
John Flaherty, R (1.2) OBP: 0.292, SLG: 0.357			F8		2B		G1-3		G1-4-3 1B	4	1	2	0	0	0	3									
Joey Hamilton, R (1.1) ERA: 4.26									G1-4-3	2	0	0	0	0	1	1									
Will Cunnane, R (6.1) ERA: 3.64										0	0	0	0	0	0	0									
Mark Sweeney, L (7.4) OBP: 0.333, SLG: 0.297										1	1	1	0	0	0	0									
Chris Gomez, R (8.6) OBP: 0.336, SLG: 0.350										1	0	0	0	0	0	1									
<b>Inning Stats</b>	R: 0 E: 0 K: 0 S: 10	H: 1 LOB: 1 BB: 0 P: 17	R: 0 E: 0 K: 0 S: 12	H: 0 LOB: 1 BB: 1 P: 22	R: 0 E: 0 K: 1 S: 8	H: 0 LOB: 0 BB: 0 P: 12	R: 1 E: 0 K: 1 S: 22	H: 3 LOB: 2 BB: 0 P: 31	R: 1 E: 0 K: 0 S: 14	H: 3 LOB: 2 BB: 0 P: 20	R: 3 E: 0 K: 0 S: 13	H: 4 LOB: 1 BB: 1 P: 19	R: 0 E: 0 K: 0 S: 10	H: 1 LOB: 0 BB: 0 P: 13	R: 0 E: 0 K: 0 S: 10	H: 1 LOB: 0 BB: 0 P: 13	1B: 9 2B: 4 3B: 0 HR: 0	SF: 1 SAC: 0 DP: 1 HBP: 0	WP: 0 PB: 0 SB: 2 CS: 0	PA: 37					
<b>PITCHER</b>	IP WLS BF H R ER SO BB IBB HBP BLK WP HR S P ERA WHIP																								
Mark Clark, R (1.1) ERA: 4.26	5.0		20	5	1	1	2	2	0	0	0	0	0	60	96	1.80	1.400								
Cory Lidle, R (6.1) ERA: 3.64	1.1		8	4	2	2	1	0	0	0	0	0	0	18	25	13.50	3.000								
Takashi Kashiwada, L (7.1) ERA: 4.73	0.1	L	4	2	1	1	0	1	0	0	0	0	0	6	11	27.00	9.000								
Greg McMichael, R (7.1) ERA: 2.44	1.1		5	2	1	1	0	0	0	0	0	0	0	13	16	6.75	1.500								







Batter	1	2	3	4	5	6	7	8	9	AB	R	H	RBI	BB	SO	LOB	TOP								
Lance Johnson, L (1, 8) OBP: 0.379, SLG: 0.381	G3			G6-3	G4-3			G3 1B	G3 1B	5	1	2	1	0	0	1	<b>New York Mets @ San Francisco Giants</b> 3Com Park at Candlestick Point, San Francisco, CA Wed Jul 30 1997, 10:05 PM EDT Att: 15,234 - Unknown - 62 F <a href="http://livebaseballscorecards.com">livebaseballscorecards.com</a>								
Bernard Gilkey, R (1, 7) OBP: 0.318, SLG: 0.365	G4-3			F8				F8	F8	4	0	1	0	1	0	2									
Edgardo Alfonzo, R (1, 5) OBP: 0.391, SLG: 0.458	G6-3			1B BB				G3 1B	G5-3	5	1	3	1	0	0	1									
Todd Hundley, S (1, 2) OBP: 0.420, SLG: 0.577		K		1B				G3	1B	3	0	0	0	2	1	4									
Butch Huskey, R (1, 3) Cory Lidle, R (8, 1) Matt Franco, L (9, PH) John Franco, L (9, 1)	F9			BB				G3	1B	3	0	1	0	1	0	2									
Carl Everett, S (1, 9) OBP: 0.323, SLG: 0.458	G1-3			1B				BB	1B	1	0	1	0	0	0	0									
Luis Lopez, S (1, 4) OBP: 0.339, SLG: 0.347				G4-6-3				G4-3	F8	4	0	1	0	0	0	2									
Rey Ordenez, R (1, 6) OBP: 0.279, SLG: 0.286				G4-6-3				K	2B	3	1	1	0	1	1	1									
Rick Reed, R (1, 1) Alex Ochoa, R (8, PH) John Olerud, L (8, 3)				K				F8 1B	1B	1	0	0	0	0	1	0									
					SH2-4			1B	2B	1	1	1	0	0	0	0									
<b>Inning Stats</b>	R: 0 E: 0 K: 0 S: 7	H: 0 LOB: 0 BB: 0 P: 8	R: 0 E: 0 K: 1 S: 9	H: 0 LOB: 0 BB: 0 P: 14	R: 0 E: 0 K: 1 S: 7	H: 1 LOB: 0 BB: 0 P: 10	R: 0 E: 0 K: 1 S: 12	H: 2 LOB: 3 BB: 1 P: 22	R: 0 E: 0 K: 0 S: 5	H: 0 LOB: 1 BB: 0 P: 9	R: 0 E: 0 K: 1 S: 6	H: 2 LOB: 1 BB: 0 P: 8	R: 0 E: 0 K: 1 S: 6	H: 0 LOB: 0 BB: 0 P: 8	R: 3 E: 0 K: 0 S: 18	H: 4 LOB: 2 BB: 1 P: 32	R: 2 E: 0 K: 0 S: 16	H: 4 LOB: 3 BB: 2 P: 30	1B: 12 2B: 1 3B: 0 HR: 0	SF: 0 SAC: 1 DP: 2 HBP: 0	WP: 0 PB: 0 SB: 0 CS: 1	PA: 42			
<b>PITCHER</b>	IP	WLS	BF	H	R	ER	SO	BB	IBB	HBP	BLK	WP	HR	S	P	ERA	WHIP								
Kirk Rueter, L (1, 1) ERA: 3.89	7.0		28	7	2	2	4	2	0	0	0	0	0	56	86	2.57	1.286								
Julian Tavarez, R (8, 1) ERA: 3.79	1.0	L	7	3	2	2	0	1	0	0	0	0	0	16	29	18.00	4.000								
Jim Poole, L (9, 1) ERA: 5.77	0.0		2	2	1	1	0	0	0	0	0	0	0	2	4	∞	∞								
Doug Henry, R (9, 1) ERA: 4.01	0.2		3	0	0	0	0	1	1	0	0	0	0	8	17	0.00	1.500								
Rich Rodriguez, L (9, 1) ERA: 3.29	0.1		2	1	0	0	0	0	0	0	0	0	0	4	5	0.00	3.000								

Batter	1	2	3	4	5	6	7	8	9	AB	R	H	RBI	BB	SO	LOB	BOTTOM								
Stan Javier, S (1, 8) OBP: 0.381, SLG: 0.431	F7				G4-3			G4-3		4	0	1	0	0	0	0	<b>New York Mets @ San Francisco Giants</b> 3Com Park at Candlestick Point, San Francisco, CA Wed Jul 30 1997, 10:05 PM EDT Att: 15,234 - Unknown - 62 F <a href="http://livebaseballscorecards.com">livebaseballscorecards.com</a>								
Jose Vizcaino, S (1, 6) OBP: 0.328, SLG: 0.324	G6-3			FC1-4-6				G3		4	0	1	0	0	0	2									
Barry Bonds, L (1, 7) OBP: 0.440, SLG: 0.589				G4-6-3				G3		2	0	0	0	2	0	3									
Jeff Kent, R (1, 4) OBP: 0.311, SLG: 0.484	F7							F8	L6-3	4	0	0	0	0	0	2									
J.T. Snow, L (1, 3) OBP: 0.409, SLG: 0.522				FC6-4				F7		2	0	1	0	2	0	0									
Glenallen Hill, R (1, 9) OBP: 0.275, SLG: 0.417	F8			L7				P4	G5-3	4	0	0	0	0	0	3									
Mark Lewis, R (1, 5) OBP: 0.326, SLG: 0.438										3	0	0	0	0	0	3									
Bill Mueller, S (8, 5) OBP: 0.348, SLG: 0.389	L7			FC5-4				P3	G1-3	1	0	0	0	0	0	0									
Brian Johnson, R (1, 2) OBP: 0.291, SLG: 0.420				FC6-4					G4-3	4	2	2	2	0	0	1									
Kirk Rueter, L (1, 1) Julian Tavarez, L (8, 1) Jim Poole, L (9, 1) Doug Henry, R (9, 1) Rich Rodriguez, L (9, 1)				E4				F7	G4-3	3	0	0	0	0	0	0									
										0	0	0	0	0	0	0									
										0	0	0	0	0	0	0									
										0	0	0	0	0	0	0									
										0	0	0	0	0	0	0									
<b>Inning Stats</b>	R: 0 E: 0 K: 0 S: 5	H: 0 LOB: 1 BB: 1 P: 9	R: 0 E: 0 K: 0 S: 10	H: 1 LOB: 0 BB: 0 P: 12	R: 0 E: 1 K: 0 S: 5	H: 1 LOB: 1 BB: 0 P: 10	R: 0 E: 0 K: 0 S: 7	H: 0 LOB: 1 BB: 1 P: 13	R: 1 E: 0 K: 0 S: 6	H: 2 LOB: 1 BB: 0 P: 8	R: 0 E: 0 K: 0 S: 8	H: 0 LOB: 1 BB: 1 P: 15	R: 1 E: 0 K: 0 S: 6	H: 1 LOB: 0 BB: 0 P: 8	R: 0 E: 0 K: 0 S: 5	H: 0 LOB: 0 BB: 1 P: 10	R: 0 E: 0 K: 0 S: 5	H: 0 LOB: 0 BB: 0 P: 10	1B: 3 2B: 1 3B: 0 HR: 2	SF: 0 SAC: 0 DP: 2 HBP: 0	WP: 0 PB: 0 SB: 0 CS: 0	PA: 35			
<b>PITCHER</b>	IP	WLS	BF	H	R	ER	SO	BB	IBB	HBP	BLK	WP	HR	S	P	ERA	WHIP								
Rick Reed, R (1, 1) ERA: 2.76	7.0		29	5	2	2	0	3	0	0	0	0	0	2	47	2.57	1.143								
Cory Lidle, R (8, 1) ERA: 3.56	1.0		3	0	0	0	0	1	0	0	0	0	0	5	10	0.00	1.000								
John Franco, L (9, 1) ERA: 2.64	1.0	S	3	0	0	0	0	0	0	0	0	0	0	5	10	0.00	0.000								





Batter	1	2	3	4	5	6	7	8	9	10	AB	R	H	RBI	BB	SO	LOB	TOP			
Lance Johnson, L OBP: 0.379, SLG: 0.379 (1, 8)	G1-3		L3			G5-3		2-H 1B		1B BB	4	1	1	1	1	0	0				
Bernard Gilkey, R OBP: 0.317, SLG: 0.361 (1, 7)	K		K			K			K	1B BB	4	1	0	0	1	4	0				
John Olerud, L OBP: 0.394, SLG: 0.474 Alex Ochoa, R OBP: 0.277, SLG: 0.325 (9, PR) (9, 9)	BB			L8		G4-3			PB 1B	1B BB	3	0	1	0	1	0	0				
Todd Hundley, S OBP: 0.423, SLG: 0.578 (1, 2)	K			K		1B			1B	2B 1B	5	2	3	1	0	2	1				
Matt Franco, L OBP: 0.360, SLG: 0.422 Edgardo Alfonzo, R OBP: 0.395, SLG: 0.463 (7, 5)		G4-3		F7		1B			E 1B	SF8 1B	3	0	1	0	0	0	0				
Carl Everett, S OBP: 0.322, SLG: 0.455 John Franco, L (9, 1)		L8				G4-6-3			E8	G6-3	4	0	1	2	0	0	2				
Todd Pratt, R OBP: 0.441, SLG: 0.600 Cory Lidle, R (10, 1)						1B			1B		1	0	0	0	0	0	2				
Jason Hardtke, S OBP: 0.429, SLG: 0.632 (1, 4)				L7							3	2	2	2	1	0	0				
Rey Ordóñez, R OBP: 0.274, SLG: 0.280 (1, 6)		HR		K				SH1-4 1B	BB	K	4	0	0	0	0	3	4				
Dave Micki, R OBP: 0.237, SLG: 0.306 Luis Lopez, S OBP: 0.336, SLG: 0.343 Greg McMichael, R OBP: 0.500, SLG: 0.500 Butch Huskey, R OBP: 0.311, SLG: 0.491 (9, 3)				K				K	F8		2	0	0	0	0	2	0				
<b>Inning Stats</b>	R: 0 E: 0 K: 2 S: 9	H: 0 LOB: 1 BB: 1 P: 18	R: 1 E: 0 K: 1 S: 9	H: 1 LOB: 0 BB: 0 P: 14	R: 0 E: 0 K: 2 S: 9	H: 0 LOB: 0 BB: 0 P: 12	R: 0 E: 0 K: 1 S: 7	H: 0 LOB: 0 BB: 0 P: 11	R: 0 E: 0 K: 1 S: 5	H: 0 LOB: 0 BB: 0 P: 7	R: 0 E: 0 K: 2 S: 10	H: 2 LOB: 1 BB: 0 P: 15	R: 1 E: 0 K: 1 S: 9	H: 2 LOB: 1 BB: 0 P: 15	R: 2 E: 1 K: 1 S: 20	H: 3 LOB: 3 BB: 2 P: 35	R: 4 E: 0 K: 1 S: 15	H: 3 LOB: 1 BB: 2 P: 31	1B: 9 2B: 1 3B: 0 HR: 1	SF: 1 SAC: 1 DP: 1 HBP: 0	WP: 0 PA: 44 PB: 1 SB: 0 CS: 0
<b>PITCHER</b>	IP WLS BF H R ER SO BB IBB HBP BLK WP HR S P ERA WHIP	IP WLS BF H R ER SO BB IBB HBP BLK WP HR S P ERA WHIP	IP WLS BF H R ER SO BB IBB HBP BLK WP HR S P ERA WHIP	IP WLS BF H R ER SO BB IBB HBP BLK WP HR S P ERA WHIP	IP WLS BF H R ER SO BB IBB HBP BLK WP HR S P ERA WHIP	IP WLS BF H R ER SO BB IBB HBP BLK WP HR S P ERA WHIP	IP WLS BF H R ER SO BB IBB HBP BLK WP HR S P ERA WHIP	IP WLS BF H R ER SO BB IBB HBP BLK WP HR S P ERA WHIP	IP WLS BF H R ER SO BB IBB HBP BLK WP HR S P ERA WHIP	IP WLS BF H R ER SO BB IBB HBP BLK WP HR S P ERA WHIP	IP WLS BF H R ER SO BB IBB HBP BLK WP HR S P ERA WHIP	IP WLS BF H R ER SO BB IBB HBP BLK WP HR S P ERA WHIP	IP WLS BF H R ER SO BB IBB HBP BLK WP HR S P ERA WHIP	IP WLS BF H R ER SO BB IBB HBP BLK WP HR S P ERA WHIP	IP WLS BF H R ER SO BB IBB HBP BLK WP HR S P ERA WHIP	IP WLS BF H R ER SO BB IBB HBP BLK WP HR S P ERA WHIP	IP WLS BF H R ER SO BB IBB HBP BLK WP HR S P ERA WHIP	IP WLS BF H R ER SO BB IBB HBP BLK WP HR S P ERA WHIP	IP WLS BF H R ER SO BB IBB HBP BLK WP HR S P ERA WHIP	IP WLS BF H R ER SO BB IBB HBP BLK WP HR S P ERA WHIP	IP WLS BF H R ER SO BB IBB HBP BLK WP HR S P ERA WHIP
Ramon Garcia, R ERA: 4.28 (1, 1)	7.2	27	4	2	2	10	1	0	0	0	0	0	0	0	0	0	0	19	35	27.00	9.000
Billy Wagner, L ERA: 1.98 (8, 1)	0.2	7	4	2	2	1	2	0	0	0	0	0	0	0	0	0	0	4	6	0.00	0.000
Mike Magnante, L ERA: 2.0 (9, 1)	0.2	2	0	0	0	0	0	0	0	0	0	0	0	0	0	0	0	4	6	0.00	0.000
Jose Lima, R ERA: 5.1 (10, 1)	0.0	L	3	1	3	0	2	0	0	0	0	0	0	0	0	0	0	4	13	∞	∞
Jose Cabrera, R ERA: 3.95 (10, 1)	1.0	5	2	1	1	1	0	0	0	0	0	0	0	0	0	0	0	11	18	9.00	2.000

New York Mets @ Houston Astros  
Astrodome, Houston, TX  
Fri Aug 01 1997, 8:05 PM EDT  
Att. 33,589 - Dome - 68 F

AB 37  
R 8  
H 11  
RBI 8  
BB 5  
SO 12  
LOB 13



Batter	1	2	3	4	5	6	7	8	9	10	AB	R	H	RBI	BB	SO	LOB	BOTTOM					
Craig Biggio, R OBP: 0.409, SLG: 0.513 (1, 4)	F8			G5-3		K		HR		P9	5	1	1	2	0	1	1						
Chuck Carr, S OBP: 0.270, SLG: 0.303 (1, 8)	F9			F7		1B		K		G3	5	0	1	0	0	1	0						
Derek Bell, R OBP: 0.330, SLG: 0.384 (1, 9)	K			G6-3		K		FC3-6 1B		G3 DI BB	4	1	1	0	1	2	1						
Luis Gonzalez, L OBP: 0.363, SLG: 0.404 (1, 7)		L9				2B SF9 1B		FC3-6 1B		G3	5	1	1	0	0	0	3						
Sean Berry, R OBP: 0.309, SLG: 0.427 Bill Spiers, L OBP: 0.429, SLG: 0.444 (9, 5)		CS 1B				SF9 2B		G5-3		K	4	0	2	0	0	1	1						
J.R. Phillips, L OBP: 0.200, SLG: 0.556 5 Jeff Bagwell, R OBP: 0.426, SLG: 0.593 (9, 3)		G4-3				P4		K		SH3 BB	3	0	0	0	0	1	3						
Brad Ausmus, R OBP: 0.322, SLG: 0.370 (1, 2)						L9-3 1B				SH3	2	0	1	0	2	0	2						
Tim Lincecum, R OBP: 0.277, SLG: 0.354 Billy Wagner, L (8, 1)						L9-3					2	0	0	0	1	0	2						
Mike Magnante, L (9, 1)											0	0	0	0	0	0	0						
James Moulton, R OBP: 0.291, SLG: 0.328 Jose Lima, R (10, 1)											1	0	0	0	0	0	1						
Jose Cabrera, R (10, 1)											0	0	0	0	0	0	0						
Ramon Garcia, R (1, 1)											2	0	0	0	0	2	2						
Ricky Gutierrez, R OBP: 0.331, SLG: 0.342 (8, 6)						K		HR 1B		E5	2	1	1	0	0	0	0						
<b>Inning Stats</b>	R: 0 E: 0 K: 1 S: 7	H: 0 LOB: 0 BB: 0 P: 13	R: 0 E: 0 K: 0 S: 6	H: 1 LOB: 0 BB: 0 P: 9	R: 0 E: 0 K: 1 S: 5	H: 1 LOB: 0 BB: 0 P: 6	R: 0 E: 0 K: 0 S: 9	H: 0 LOB: 0 BB: 0 P: 15	R: 1 E: 0 K: 1 S: 11	H: 2 LOB: 2 BB: 1 P: 18	R: 0 E: 0 K: 2 S: 12	H: 1 LOB: 1 BB: 0 P: 17	R: 0 E: 0 K: 1 S: 8	H: 0 LOB: 1 BB: 1 P: 17	R: 2 E: 1 K: 2 S: 16	H: 3 LOB: 1 BB: 0 P: 25	R: 1 E: 1 K: 1 S: 11	H: 0 LOB: 1 BB: 1 P: 20	R: 1 E: 0 K: 0 S: 12	H: 2 LOB: 2 BB: 1 P: 22	1B: 8 2B: 2 3B: 0 HR: 1	SF: 1 SAC: 1 DP: 1 HBP: 0	WP: 0 PA: 43 PB: 0 SB: 0 CS: 1
<b>PITCHER</b>	IP WLS BF H R ER SO BB IBB HBP BLK WP HR S P ERA WHIP	IP WLS BF H R ER SO BB IBB HBP BLK WP HR S P ERA WHIP	IP WLS BF H R ER SO BB IBB HBP BLK WP HR S P ERA WHIP	IP WLS BF H R ER SO BB IBB HBP BLK WP HR S P ERA WHIP	IP WLS BF H R ER SO BB IBB HBP BLK WP HR S P ERA WHIP	IP WLS BF H R ER SO BB IBB HBP BLK WP HR S P ERA WHIP	IP WLS BF H R ER SO BB IBB HBP BLK WP HR S P ERA WHIP	IP WLS BF H R ER SO BB IBB HBP BLK WP HR S P ERA WHIP	IP WLS BF H R ER SO BB IBB HBP BLK WP HR S P ERA WHIP	IP WLS BF H R ER SO BB IBB HBP BLK WP HR S P ERA WHIP	IP WLS BF H R ER SO BB IBB HBP BLK WP HR S P ERA WHIP	IP WLS BF H R ER SO BB IBB HBP BLK WP HR S P ERA WHIP	IP WLS BF H R ER SO BB IBB HBP BLK WP HR S P ERA WHIP	IP WLS BF H R ER SO BB IBB HBP BLK WP HR S P ERA WHIP	IP WLS BF H R ER SO BB IBB HBP BLK WP HR S P ERA WHIP	IP WLS BF H R ER SO BB IBB HBP BLK WP HR S P ERA WHIP	IP WLS BF H R ER SO BB IBB HBP BLK WP HR S P ERA WHIP	IP WLS BF H R ER SO BB IBB HBP BLK WP HR S P ERA WHIP	IP WLS BF H R ER SO BB IBB HBP BLK WP HR S P ERA WHIP	IP WLS BF H R ER SO BB IBB HBP BLK WP HR S P ERA WHIP	IP WLS BF H R ER SO BB IBB HBP BLK WP HR S P ERA WHIP		
Dave Micki, R ERA: 4.36 (1, 1)	7.0	26	5	1	1	6	1	0	0	0	0	0	0	0	0	0	0	16	25	18.00	3.000		
Greg McMichael, R ERA: 3.16 (8, 1)	1.0	6	3	2	2	2	0	0	0	0	0	0	0	0	0	0	0	11	20	0.00	1.000		
John Franco, L ERA: 2.58 (9, 1)	1.0	W	5	0	1	0	1	0	0	0	0	0	0	0	0	0	0	11	20	0.00	1.000		
Cory Lidle, R ERA: 3.67 (10, 1)	1.0	6	2	1	1	0	1	0	0	0	0	0	0	0	0	0	0	12	22	9.00	3.000		

New York Mets @ Houston Astros  
Astrodome, Houston, TX  
Fri Aug 01 1997, 8:05 PM EDT  
Att. 33,589 - Dome - 68 F

AB 37  
R 5  
H 10  
RBI 4  
BB 4  
SO 9  
LOB 16





Batter	1	2	3	4	5	6	7	8	9	AB	R	H	RBI	BB	SO	LOB	TOP			
<b>Carl Everett, S</b> OBP: 0.319, SLG: 0.449	1-2 G5-3			0-1 G5-3		2-3 K2-3		0-0 F8		4	0	0	0	0	1	1				
<b>Luis Lopez, S</b> OBP: 0.333, SLG: 0.340	2-2 G3-1			2-0 FC6-4 1B		3-1 G5-3		0-1 L4-3		4	0	1	0	0	0	1				
<b>John Olerud, L</b> OBP: 0.391, SLG: 0.469	3-2 L6			1-3 K		0-1 F8			1-0 F8	4	0	0	0	0	1	1				
<b>Butch Huskey, R</b> OBP: 0.310, SLG: 0.488		1-1 G6-3		1-1 FC6-4 1-2			2-0 BB 1B		0-3 K2-3	4	0	1	0	0	1	1				
<b>Edgardo Alfonzo, R</b> OBP: 0.396, SLG: 0.462		2-1 G5-3			0-0 FC5-4 1B		4-1 1-2 BB		0-0 G6-3	3	0	1	0	1	0	0				
<b>Alex Ochoa, R</b> OBP: 0.273, SLG: 0.320		1-3 K			0-1 FC5-4 BB 1-2		2-3 K			3	0	0	0	0	2	3				
<b>Todd Pratt, R</b> OBP: 0.432, SLG: 0.563			1-2 G5-3		4-1 1-2 BB		2-3 K			2	0	0	0	1	1	2				
<b>Rey Ordonez, R</b> OBP: 0.271, SLG: 0.278			1-1 G5-3		0-3 K		3-2 L7			2	0	0	0	0	1	2				
<b>Todd Hundley, S</b> OBP: 0.421, SLG: 0.576										1	0	0	0	0	0	2				
<b>Juan Acevedo, R</b> OBP: 0.273, SLG: 0.320										0	0	0	0	0	0	0				
<b>Takashi Kashiwada, L</b> OBP: 0.273, SLG: 0.320										0	0	0	0	0	0	0				
<b>Bobby Jones, R</b> OBP: 0.184, SLG: 0.191										1	0	0	0	0	0	0				
<b>Bernard Gilkey, R</b> OBP: 0.316, SLG: 0.360										1	0	0	0	0	0	2				
<b>Joe Crawford, L</b> OBP: 0.455, SLG: 0.632										0	0	0	0	0	0	0				
<b>Jason Hardtke, S</b> OBP: 0.455, SLG: 0.632										0	0	0	0	1	0	0				
<b>Inning Stats</b>	R: 0 E: 0 K: 0 S: 9	H: 0 LOB: 0 BB: 0 P: 15	R: 0 E: 0 K: 1 S: 7	H: 0 LOB: 0 BB: 0 P: 11	R: 0 E: 0 K: 0 S: 7	H: 0 LOB: 1 BB: 0 P: 10	R: 0 E: 0 K: 1 S: 8	H: 1 LOB: 2 BB: 1 P: 12	R: 0 E: 0 K: 1 S: 8	H: 0 LOB: 0 BB: 0 P: 13	R: 0 E: 0 K: 2 S: 12	H: 1 LOB: 2 BB: 1 P: 25	R: 0 E: 0 K: 0 S: 5	H: 0 LOB: 0 BB: 1 P: 9	R: 0 E: 0 K: 1 S: 6	H: 0 LOB: 0 BB: 0 P: 7	1B: 3 2B: 1 3B: 0 HR: 0	SF: 0 SAC: 0 DP: 1 HBP: 0	WP: 0 PB: 0 SB: 0 CS: 0	PA: 32
<b>PITCHER</b> <b>Mike Hampton, L</b> ERA: 4.02	IP: 9.0 WLS: W BF: 32 H: 3 R: 0 ER: 0 SO: 7 BB: 3 IBB: 0 HBP: 0 BLK: 0 WP: 0 HR: 0 S: 71 P: 115 ERA: 0.00 WHIP: 0.667																			

**New York Mets @ Houston Astros**  
Astrodome, Houston, TX  
Sat Aug 02 1997, 4:33 AM EDT  
Att: 31,929 - Dome - 68 F

AB 29  
R 0  
H 3  
RBI 0  
BB 3  
SO 7  
LOB 15



Batter	1	2	3	4	5	6	7	8	9	AB	R	H	RBI	BB	SO	LOB	BOTTOM			
<b>Craig Biggio, R</b> OBP: 0.306, SLG: 0.508	3-2 G4-3		3-2 P6	0-1 G6-3			0-1 G4-3			4	0	0	0	0	0	0				
<b>Thomas Howard, S</b> OBP: 0.324, SLG: 0.368	1-2 G1-3		4-0 BB 5 1B 2B BB	0-0 G4-1			3-3 K			3	1	0	0	1	1	0				
<b>5 Jeff Bagwell, R</b> OBP: 0.429, SLG: 0.602	2-2 HR		3-1 BB 1B	1-2 2B 1B	1-0 G5-3		4-2 BB			3	2	2	1	1	0	0				
<b>Luis Gonzalez, L</b> OBP: 0.367, SLG: 0.406	0-0 S 1B		4-2 2B 1B BB	1-1 G6-4-3 1B		1-1 G6-4-3 1B	1-2 P5			3	1	2	0	1	0	1				
<b>Derek Bell, R</b> OBP: 0.332, SLG: 0.392	2-1 P3		1-1 FC4-6 1B 2B	1-2 G6-4-3			0-2 1B 2B			4	2	2	2	0	0	2				
<b>Bill Spiers, L</b> OBP: 0.434, SLG: 0.448		1-0 G4-3	0-1 FC4-6 1B			4-1 G6-3 BB	0-1 G4-6-3 1B			3	0	2	2	1	0	0				
<b>Brad Ausmus, R</b> OBP: 0.318, SLG: 0.365		1-1 P3	2-2 FC4-6 1B 2-3			2-2 F7	0-0 F9			4	0	0	0	0	0	4				
<b>Tim Bogar, R</b> OBP: 0.282, SLG: 0.358		1-2 1B	0-0 1-3 2H 3H 1B			1-1 G6-3	1-2 G4-6-3			4	0	2	1	0	0	2				
<b>Mike Hampton, R</b> OBP: 0.175, SLG: 0.151		2-1 G3		1-2 G5-3		0-3 K				3	0	0	0	0	1	2				
<b>Inning Stats</b>	R: 1 E: 0 K: 0 S: 12	H: 2 LOB: 1 BB: 0 P: 20	R: 0 E: 0 K: 0 S: 8	H: 1 LOB: 0 BB: 0 P: 13	R: 4 E: 0 K: 0 S: 17	H: 4 LOB: 2 BB: 2 P: 34	R: 0 E: 0 K: 0 S: 6	H: 0 LOB: 0 BB: 0 P: 7	R: 0 E: 0 K: 1 S: 10	H: 0 LOB: 1 BB: 1 P: 17	R: 0 E: 0 K: 1 S: 14	H: 0 LOB: 1 BB: 1 P: 22	R: 1 E: 0 K: 0 S: 9	H: 2 LOB: 0 BB: 0 P: 10	R: 0 E: 0 K: 0 S: 9	H: 0 LOB: 0 BB: 0 P: 10	1B: 7 2B: 2 3B: 0 HR: 1	SF: 0 SAC: 0 DP: 2 HBP: 0	WP: 0 PB: 0 SB: 1 CS: 0	PA: 35
<b>PITCHER</b> <b>Bobby Jones, R</b> ERA: 3.62	IP: 4.0 WLS: L BF: 20 H: 5 R: 5 ER: 5 SO: 0 BB: 2 IBB: 0 HBP: 0 BLK: 0 WP: 0 HR: 1 S: 43 P: 74 ERA: 11.25 WHIP: 2.250																			
<b>Joe Crawford, L</b> ERA: 4.58	IP: 2.0 WLS: 7 BF: 7 H: 1 R: 0 ER: 0 SO: 1 BB: 1 IBB: 0 HBP: 0 BLK: 0 WP: 0 HR: 18 S: 28 P: 28 ERA: 0.00 WHIP: 1.000																			
<b>Juan Acevedo, R</b> ERA: 3.91	IP: 1.0 WLS: 4 BF: 4 H: 0 R: 0 ER: 0 SO: 1 BB: 0 IBB: 0 HBP: 0 BLK: 0 WP: 0 HR: 14 S: 22 P: 22 ERA: 0.00 WHIP: 1.000																			
<b>Takashi Kashiwada, L</b> ERA: 4.88	IP: 1.0 WLS: 4 BF: 2 H: 1 R: 1 ER: 1 SO: 0 BB: 0 IBB: 0 HBP: 0 BLK: 0 WP: 0 HR: 9 S: 10 P: 10 ERA: 9.00 WHIP: 2.000																			

**New York Mets @ Houston Astros**  
Astrodome, Houston, TX  
Sat Aug 02 1997, 4:33 AM EDT  
Att: 31,929 - Dome - 68 F

AB 31  
R 6  
H 10  
RBI 6  
BB 4  
SO 2  
LOB 11





Batter	1	2	3	4	5	6	7	8	9	AB	R	H	RBI	BB	SO	LOB	TOP								
Lance Johnson, L (1, 8) OBP: 0.377, SLG: 0.377										4	0	1	0	0	1	1	<b>New York Mets @ Houston Astros</b> Astrodome, Houston, TX Sun Aug 03 1997, 4:33 AM EDT Att: 35,788 - Dome - 68 F								
Jason Hardtke, S (1, 4) OBP: 0.423, SLG: 0.565 Greg McMichael, R (8, 1) OBP: 0.500, SLG: 0.500										4	1	1	0	0	0	2									
John Olerud, L (1, 3) OBP: 0.391, SLG: 0.466 Juan Acevedo, R (6, 1) Luis Lopez, S (8, 4) OBP: 0.339, SLG: 0.346										2	0	0	0	1	1	1									
Todd Hundley, S (1, 2) OBP: 0.425, SLG: 0.586										3	1	2	2	1	0	1									
Edgardo Alfonzo, R (1, 5) OBP: 0.391, SLG: 0.456										4	0	0	0	0	2	4									
Carl Everett, S (1, 9) OBP: 0.316, SLG: 0.445										3	0	0	0	0	0	2									
Butch Huskey, R (1, 7) OBP: 0.307, SLG: 0.483										3	0	0	0	0	2	2									
Rey Ordenez, R (1, 6) OBP: 0.272, SLG: 0.278										3	0	1	0	0	0	0									
Brian Bohanon, L (1, 1) Matt Franco, L (6, 3) Alex Ochoa, R (6, PH) OBP: 0.271, SLG: 0.318										2	0	0	0	0	1	1									
<b>Inning Stats</b>	R: 2 E: 0 K: 2 S: 14	H: 2 LOB: 0 BB: 0 P: 23	R: 0 E: 0 K: 1 S: 12	H: 0 LOB: 0 BB: 0 P: 20	R: 0 E: 0 K: 1 S: 7	H: 1 LOB: 0 BB: 0 P: 10	R: 0 E: 0 K: 2 S: 15	H: 0 LOB: 2 BB: 2 P: 28	R: 0 E: 1 K: 0 S: 10	H: 0 LOB: 1 BB: 0 P: 14	R: 0 E: 0 K: 1 S: 9	H: 1 LOB: 0 BB: 0 P: 13	R: 0 E: 0 K: 0 S: 10	H: 1 LOB: 0 BB: 0 P: 16	R: 0 E: 0 K: 0 S: 6	H: 0 LOB: 0 BB: 0 P: 11	R: 0 E: 0 K: 0 S: 7	H: 1 LOB: 0 BB: 0 P: 10	1B: 5 2B: 1 3B: 0 HR: 1	SF: 0 SAC: 0 DP: 3 HBP: 0	WP: 0 PB: 0 SB: 0 CS: 1	PA: 33			
<b>PITCHER</b>	IP	WLS	BF	H	R	ER	SO	BB	IBB	HBP	BLK	WP	HR	S	P	ERA	WHIP								
Shane Reynolds, R (1, 1) ERA: 4.15	5.0		20	3	2	2	6	2	0	0	0	0	1	58	95	3.60	1.000								
Mike Magnante, L (6, 1) ERA: 1.99	2.0		6	2	0	0	1	0	0	0	0	0	0	19	29	0.00	1.000								
Tom Martin, L (8, 1) ERA: 1.83	2.0	W	6	1	0	0	0	0	0	0	0	0	0	13	21	0.00	0.500								

AB	30
R	2
H	6
RBI	2
BB	2
SO	7
LOB	14



Batter	1	2	3	4	5	6	7	8	9	AB	R	H	RBI	BB	SO	LOB	BOTTOM								
Craig Biggio, R (1, 4) OBP: 0.307, SLG: 0.516										5	2	3	2	0	0	2	<b>New York Mets @ Houston Astros</b> Astrodome, Houston, TX Sun Aug 03 1997, 4:33 AM EDT Att: 35,788 - Dome - 68 F								
James Mouton, R (1, 8) OBP: 0.293, SLG: 0.331 Tom Martin, L (8, 1) Thomas Howard, S (9, PH) OBP: 0.327, SLG: 0.388										2	0	1	0	1	0	0									
5 Jeff Bagwell, R (1, 3) OBP: 0.426, SLG: 0.595										4	0	0	0	1	1	4									
Luis Gonzalez, L (1, 7) OBP: 0.367, SLG: 0.404										4	0	1	1	0	1	4									
Derek Bell, R (1, 9) OBP: 0.328, SLG: 0.387										4	0	0	0	0	0	5									
Sean Berry, R (1, 5) OBP: 0.308, SLG: 0.429										4	0	1	0	0	1	3									
Brad Ausmus, R (1, 2) OBP: 0.314, SLG: 0.360										4	0	0	0	0	1	2									
Tim Bogar, R (1, 6) OBP: 0.285, SLG: 0.356 Bill Splers, L (7, PH) OBP: 0.455, SLG: 0.454										1	0	0	0	1	0	0									
Shane Reynolds, R (1, 1) OBP: 0.103, SLG: 0.154 Ricky Gutierrez, R (5, PH) OBP: 0.329, SLG: 0.340 Mike Magnante, L (6, 1) J.R. Phillips, L (7, PH) OBP: 0.182, SLG: 0.500 Chuck Carr, S (8, 8) OBP: 0.288, SLG: 0.301										1	0	0	0	0	1	0									
<b>Inning Stats</b>	R: 0 E: 0 K: 1 S: 11	H: 2 LOB: 2 BB: 0 P: 21	R: 0 E: 0 K: 0 S: 9	H: 0 LOB: 0 BB: 0 P: 15	R: 0 E: 0 K: 1 S: 7	H: 0 LOB: 0 BB: 0 P: 9	R: 0 E: 0 K: 0 S: 5	H: 0 LOB: 0 BB: 0 P: 8	R: 0 E: 1 K: 2 S: 10	H: 0 LOB: 2 BB: 0 P: 17	R: 2 E: 0 K: 0 S: 7	H: 2 LOB: 1 BB: 1 P: 12	R: 0 E: 0 K: 0 S: 7	H: 1 LOB: 1 BB: 0 P: 8	R: 1 E: 0 K: 1 S: 10	H: 1 LOB: 3 BB: 2 P: 23	1B: 4 2B: 2 3B: 0 HR: 1	SF: 0 SAC: 0 DP: 0 HBP: 2	WP: 0 PB: 0 SB: 1 CS: 0	PA: 40					
<b>PITCHER</b>	IP	WLS	BF	H	R	ER	SO	BB	IBB	HBP	BLK	WP	HR	S	P	ERA	WHIP								
Brian Bohanon, L (1, 1) ERA: 3.86	5.1		22	3	0	0	4	1	0	0	0	0	1	14	21	9.00	2.000								
Juan Acevedo, R (6, 1) ERA: 4.32	2.0		10	3	2	2	1	1	0	0	0	0	0	14	21	9.00	2.000								
Greg McMichael, R (8, 1) ERA: 3.26	1.1	L	8	1	1	1	1	2	0	1	0	0	0	14	28	6.75	2.250								

AB	34
R	3
H	7
RBI	3
BB	4
SO	6
LOB	23





Batter	1	2	3	4	5	6	7	8	9	AB	R	H	RBI	BB	SO	LOB	TOP																					
<b>Delino DeShields, L</b> OBP: 0.358, SLG: 0.465 (1, 4)	F8		F8 2B		G5-3			B5-3		4	0	1	0	0	0	0																						
<b>Willie McGee, S</b> OBP: 0.348, SLG: 0.411 (1, 8)	L8		F8			K		L7		4	0	0	0	0	1	1																						
<b>John Mabry, L</b> OBP: 0.356, SLG: 0.378 <b>Scarborough Green, S</b> OBP: 0.167, SLG: 0.167 (9, PR)	K		P6		G1-3			G4-6-3 1B		4	0	1	0	0	1	1																						
<b>Mark McGwire, R</b> OBP: 0.379, SLG: 0.609 (1, 3)		P3	G3		K			K		4	0	0	0	0	2	2																						
<b>Gary Gaetti, R</b> OBP: 0.328, SLG: 0.435 (1, 5)		1B 3B 1B			G6-3			G5-3		4	1	1	0	0	0	1																						
<b>Ron Gant, R</b> OBP: 0.312, SLG: 0.402 (1, 7)		1-1 3B 1B			G6-3			F8		3	1	1	0	0	0	0																						
<b>Mike DiFelice, R</b> OBP: 0.289, SLG: 0.324 (1, 2)		P6			G6-3			1B		3	0	1	0	0	0	2																						
<b>Royce Clayton, R</b> OBP: 0.295, SLG: 0.391 (1, 6)		0-2 1-H 2-H 3B			G6-3			G4-3		3	0	1	2	0	0	1																						
<b>Manny Aybar, R</b> (1, 1) <b>Mark Petkovsek, R</b> OBP: 0.152, SLG: 0.100 (6, 1) <b>Scott Livingstone, L</b> OBP: 0.184, SLG: 0.175 (8, PH) <b>Curtis King, R</b> (8, 1)		1-3 K			G5-3			K		2	0	0	0	0	1	1																						
<b>Inning Stats</b>	R: 0 E: 0 K: 1 S: 12	H: 0 LOB: 0 BB: 0 P: 20	R: 2 E: 0 K: 1 S: 13	H: 3 LOB: 1 BB: 0 P: 17	R: 0 E: 0 K: 0 S: 5	H: 1 LOB: 1 BB: 0 P: 7	R: 0 E: 0 K: 0 S: 5	H: 0 LOB: 0 BB: 0 P: 9	R: 0 E: 0 K: 0 S: 7	H: 0 LOB: 0 BB: 0 P: 7	R: 0 E: 0 K: 2 S: 8	H: 0 LOB: 0 BB: 0 P: 10	R: 0 E: 0 K: 0 S: 8	H: 1 LOB: 1 BB: 0 P: 12	R: 0 E: 0 K: 1 S: 5	H: 0 LOB: 0 BB: 0 P: 6	R: 0 E: 0 K: 1 S: 8	H: 1 LOB: 1 BB: 0 P: 12	1B: 4 2B: 1 3B: 1 HR: 0	SF: 0 SAC: 0 DP: 1 HBP: 0	WP: 0 PB: 0 SB: 0 CS: 0	PA: 32																
<b>PITCHER</b>	IP	WLS	BF	H	R	ER	SO	BB	IBB	HBP	BLK	WP	HR	S	P	ERA	WHIP	<b>PITCHER</b>				IP	WLS	BF	H	R	ER	SO	BB	IBB	HBP	BLK	WP	HR	S	P	ERA	WHIP
<b>Rick Reed, R</b> ERA: 2.77 (1, 1)	6.0	W	22	4	2	2	4	0	0	0	0	0	0	50	70	3.00	0.667																					
<b>Cory Lidle, R</b> ERA: 3.53 (7, 1)	2.0		7	1	0	0	1	0	0	0	0	0	0	13	18	0.00	0.500																					
<b>John Franco, L</b> ERA: 2.53 (9, 1)	1.0	S	3	1	0	0	1	0	0	0	0	0	0	8	12	0.00	1.000																					

St. Louis Cardinals @ New York Mets  
Shea Stadium, Flushing, NY  
Mon Aug 04 1997, 7:05 PM EDT  
Att: 17,944 - Unknown - 73 F

AB 32  
R 2  
H 6  
RBI 2  
BB 0  
SO 6  
LOB 9



Batter	1	2	3	4	5	6	7	8	9	AB	R	H	RBI	BB	SO	LOB	BOTTOM																						
<b>Lance Johnson, L</b> OBP: 0.382, SLG: 0.398 (1, 8)	CS 1B		1B 3B		2H 3B		K			4	1	3	2	0	1	0																							
<b>Bernard Gilkey, R</b> OBP: 0.315, SLG: 0.357 (1, 7)	K		1B BB		G6-3		G6-3			3	0	0	0	1	1	2																							
<b>John Olerud, L</b> OBP: 0.391, SLG: 0.465 (1, 3)	G6-3		1-2 3-H 1B		4-2 BB		G3-1			3	0	1	1	1	0	0																							
<b>Todd Hundley, S</b> OBP: 0.421, SLG: 0.579 (1, 2)		F7	F7		L7			K		4	0	0	0	0	1	4																							
<b>Edgardo Alfonzo, R</b> OBP: 0.390, SLG: 0.452 (1, 5)	K				F8		HBP 1B HBP	G5-3		3	1	0	0	0	1	0																							
<b>Carl Everett, S</b> OBP: 0.316, SLG: 0.442 (1, 9) <b>Cory Lidle, R</b> (7, 1) <b>Butch Huskey, R</b> OBP: 0.309, SLG: 0.488 (8, PH) <b>John Franco, L</b> (9, 1)	K				G3		1B HBP	2B		2	0	0	0	0	1	0																							
<b>Jason Hardtke, S</b> OBP: 0.400, SLG: 0.519 (1, 4)			P3		G4-3		WP 1B	G3		4	0	1	1	0	0	1																							
<b>Rey Ordenez, R</b> OBP: 0.273, SLG: 0.279 (1, 6)			SH1-4 3B 1B				K	G5-3		3	1	1	0	0	1	1																							
<b>Rick Reed, R</b> OBP: 0.222, SLG: 0.333 (1, 1) <b>Alex Ochoa, R</b> OBP: 0.270, SLG: 0.316 (7, 9)			SH1-4				3B 2B	L6		1	1	1	0	0	0	0																							
<b>Inning Stats</b>	R: 0 E: 0 K: 1 S: 7	H: 1 LOB: 0 BB: 0 P: 10	R: 0 E: 0 K: 2 S: 9	H: 0 LOB: 0 BB: 0 P: 15	R: 2 E: 0 K: 0 S: 9	H: 3 LOB: 2 BB: 1 P: 20	R: 0 E: 0 K: 0 S: 7	H: 0 LOB: 0 BB: 0 P: 10	R: 1 E: 0 K: 1 S: 14	H: 2 LOB: 2 BB: 1 P: 22	R: 1 E: 0 K: 0 S: 11	H: 1 LOB: 1 BB: 0 P: 21	R: 0 E: 0 K: 1 S: 7	H: 0 LOB: 0 BB: 0 P: 9	R: 0 E: 0 K: 1 S: 11	H: 1 LOB: 1 BB: 0 P: 16	1B: 4 2B: 2 3B: 2 HR: 0	SF: 0 SAC: 1 DP: 0 HBP: 2	WP: 1 PB: 0 SB: 0 CS: 1	PA: 34																			
<b>PITCHER</b>	IP	WLS	BF	H	R	ER	SO	BB	IBB	HBP	BLK	WP	HR	S	P	ERA	WHIP	<b>PITCHER</b>				IP	WLS	BF	H	R	ER	SO	BB	IBB	HBP	BLK	WP	HR	S	P	ERA	WHIP	
<b>Manny Aybar, R</b> ERA: 6.75 (1, 1)	5.1	L	25	7	4	4	4	2	0	2	0	0	0	51	87	6.75	1.688																						
<b>Mark Petkovsek, R</b> ERA: 4.15 (6, 1)	1.2		5	0	0	0	1	0	0	0	0	1	0	13	20	0.00	0.000																						
<b>Curtis King, R</b> ERA: (8, 1)	1.0		4	1	0	0	1	0	0	0	0	0	0	11	16	0.00	1.000																						

St. Louis Cardinals @ New York Mets  
Shea Stadium, Flushing, NY  
Mon Aug 04 1997, 7:05 PM EDT  
Att: 17,944 - Unknown - 73 F

AB 29  
R 4  
H 8  
RBI 4  
BB 2  
SO 6  
LOB 9






Batter	1	2	3	4	5	6	7	8	9	10	AB	R	H	RBI	BB	SO	LOB	TOP										
<b>Delino DeShields, L</b> OBP: 0.356, SLG: 0.462	G6-3		L6				F8			B1-3	5	0	1	2	0	0	2											
<b>Ron Gant, R</b> OBP: 0.311, SLG: 0.399	K			L7			F8	F8		FC5-4 1B	5	0	1	0	0	1	1											
<b>Willie McGee, S</b> OBP: 0.350, SLG: 0.417	G4-3				F9 2B			K		FC5-4 BB 1-2f	5	0	2	0	0	1	1											
<b>Mark McGwire, R</b> OBP: 0.377, SLG: 0.603		L7			F9		L9	F9			4	0	0	0	1	0	2											
<b>Gary Gaetti, R</b> OBP: 0.326, SLG: 0.431	F8					G1-4-3				BB	5	1	1	0	0	2	4											
<b>John Mabry, L</b> OBP: 0.324, SLG: 0.375	G6-3				G3-1		L9		SH2-4 1B		3	0	0	0	0	0	0											
<b>Mike DiFelice, R</b> OBP: 0.299, SLG: 0.330							L1		FC5-4 1B		3	1	2	1	1	0	0											
<b>Royce Clayton, R</b> OBP: 0.296, SLG: 0.394				P4					FC5-4 S 1-2f		4	2	2	0	0	0	2											
<b>Matt Morris, R</b> OBP: 0.278, SLG: 0.260 <b>Dennis Eckersley, R</b>											4	0	1	1	0	2	4											
<b>Tony Fossas, L</b> <b>John Frascatore, R</b> <b>David Bell, R</b>											0	0	0	0	0	0	0											
<b>Inning Stats</b>	R: 0 E: 0 K: 1 S: 5	H: 0 LOB: 0 BB: 0 P: 10	R: 0 E: 0 K: 0 S: 5	H: 0 LOB: 0 BB: 0 P: 10	R: 0 E: 0 K: 0 S: 9	H: 1 LOB: 1 BB: 0 P: 17	R: 0 E: 0 K: 1 S: 6	H: 1 LOB: 1 BB: 0 P: 8	R: 2 E: 0 K: 1 S: 16	H: 2 LOB: 1 BB: 1 P: 30	R: 0 E: 0 K: 0 S: 4	H: 1 LOB: 0 BB: 0 P: 6	R: 1 E: 0 K: 0 S: 12	H: 2 LOB: 1 BB: 0 P: 19	R: 0 E: 0 K: 1 S: 5	H: 0 LOB: 0 BB: 0 P: 6	R: 1 E: 1 K: 1 S: 14	H: 2 LOB: 1 BB: 0 P: 18	R: 0 E: 0 K: 1 S: 15	H: 1 LOB: 2 BB: 1 P: 27	1B: 7 2B: 3 3B: 0 HR: 0	SF: 0 SAC: 1 DP: 1 HBP: 0	WP: 0 PA: 41					
<b>PITCHER</b>	IP	WLS	BF	H	R	ER	SO	BB	IBB	HBP	BLK	WP	HR	S	P	ERA	WHIP											
<b>Pete Harnisch, R</b>	(1, 1)	6.0	23	5	2	2	3	1	0	0	0	0	0	0	45	81	3.00	1.000										
<b>Juan Acevedo, R</b>	(7, 1)	1.0	5	2	1	1	0	0	0	0	0	0	0	0	12	19	9.00	2.000										
<b>Greg McMichael, R</b>	(8, 1)	2.0	8	2	1	1	2	0	0	0	0	0	0	0	19	24	4.50	1.000										
<b>John Franco, L</b>	(10, 1)	0.2	4	1	0	0	0	1	0	0	0	0	0	0	11	21	0.00	3.000										
<b>Cory Lidle, R</b>	(10, 1)	0.1	W	1	0	0	0	1	0	0	0	0	0	0	4	6	0.00	0.000										

**St. Louis Cardinals @ New York Mets**  
 Shea Stadium, Flushing, NY  
 Tue Aug 05 1997, 7:05 PM EDT  
 Att: 22,777 - Unknown - 75 F

livebaseballscorecards.com

AB 38  
 R 4  
 H 10  
 RBI 4  
 BB 2  
 SO 6  
 LOB 16




Batter	1	2	3	4	5	6	7	8	9	10	AB	R	H	RBI	BB	SO	LOB	BOTTOM										
<b>Lance Johnson, L</b> OBP: 0.386, SLG: 0.406	G4-3 SF7 2B						F7			L8	5	1	3	0	0	0	0											
<b>Bernard Gilkey, R</b> OBP: 0.311, SLG: 0.352	G4-3						F9			P4	5	1	0	0	0	1	3											
<b>John Olerud, L</b> OBP: 0.369, SLG: 0.463	SF7										4	0	1	1	0	0	1											
<b>Todd Hundley, S</b> OBP: 0.421, SLG: 0.575 <b>Alex Ochoa, R</b>	G6-3										2	1	0	0	2	0	0											
<b>Edgardo Alfonzo, R</b> OBP: 0.390, SLG: 0.449											1	1	0	0	0	0	3											
<b>Butch Huskey, R</b> OBP: 0.308, SLG: 0.488 <b>Todd Pratt, R</b>											4	0	1	1	0	2	3											
<b>Luis Lopez, S</b> OBP: 0.339, SLG: 0.346 <b>Greg McMichael, R</b>											3	0	1	1	0	1	1											
<b>Matt Franco, L</b> OBP: 0.356, SLG: 0.427 <b>John Franco, L</b>											0	0	0	0	0	0	0											
<b>Cory Lidle, R</b>											0	0	0	0	0	0	0											
<b>Rey Ordonez, R</b> OBP: 0.273, SLG: 0.275											3	0	0	0	1	0	2											
<b>Pete Harnisch, S</b> <b>Juan Acevedo, R</b> <b>Jason Hardtke, S</b>											2	0	0	0	0	0	1											
<b>Inning Stats</b>	R: 1 E: 0 K: 0 S: 9	H: 1 LOB: 1 BB: 0 P: 14	R: 1 E: 1 K: 1 S: 7	H: 1 LOB: 1 BB: 1 P: 15	R: 0 E: 0 K: 1 S: 5	H: 1 LOB: 0 BB: 0 P: 8	R: 1 E: 0 K: 1 S: 12	H: 1 LOB: 1 BB: 1 P: 19	R: 0 E: 0 K: 0 S: 4	H: 0 LOB: 0 BB: 0 P: 7	R: 0 E: 0 K: 1 S: 7	H: 0 LOB: 0 BB: 0 P: 9	R: 0 E: 0 K: 0 S: 8	H: 0 LOB: 0 BB: 0 P: 8	R: 0 E: 0 K: 0 S: 4	H: 0 LOB: 0 BB: 0 P: 7	R: 1 E: 0 K: 0 S: 12	H: 1 LOB: 3 BB: 3 P: 29	R: 1 E: 1 K: 0 S: 11	H: 2 LOB: 2 BB: 0 P: 13	1B: 5 2B: 3 3B: 0 HR: 0	SF: 2 SAC: 0 DP: 1 HBP: 0	WP: 0 PA: 41					
<b>PITCHER</b>	IP	WLS	BF	H	R	ER	SO	BB	IBB	HBP	BLK	WP	HR	S	P	ERA	WHIP											
<b>Matt Morris, R</b>	(1, 1)	8.1	31	4	4	3	4	3	0	0	0	0	0	0	61	96	3.24	0.840										
<b>Dennis Eckersley, R</b>	(9, 1)	0.1	4	1	0	0	0	2	0	0	0	0	0	5	16	0.00	9.000											
<b>Tony Fossas, L</b>	(9, 1)	0.1	L	4	2	1	0	0	0	0	0	0	0	9	13	0.00	6.000											
<b>John Frascatore, R</b>	(10, 1)	0.2	2	0	0	0	0	0	0	0	0	0	0	4	4	0.00	0.000											

**St. Louis Cardinals @ New York Mets**  
 Shea Stadium, Flushing, NY  
 Tue Aug 05 1997, 7:05 PM EDT  
 Att: 22,777 - Unknown - 75 F

livebaseballscorecards.com

AB 34  
 R 5  
 H 7  
 RBI 5  
 BB 5  
 SO 4  
 LOB 18





Batter	1	2	3	4	5	6	7	8	9	AB	R	H	RBI	BB	SO	LOB	TOP			
<b>Eric Young Sr. R</b> OBP: 0.383, SLG: 0.409 (1, 4)	F8		G4-3 S BB	L8		SF8		L8-4 2B		3	0	1	1	1	0	2	<b>Colorado Rockies @ New York Mets</b> Shea Stadium, Flushing, NY Wed Aug 06 1997, 7:05 PM EDT Att: 26:633 - Unknown - 74 F  livebaseballscores.com			
<b>Ellis Burks R</b> OBP: 0.329, SLG: 0.521 <b>Quinton McCracken S</b> OBP: 0.359, SLG: 0.352 (1, 8) (8, 8)	K		G5-3			K		L8-4		5	1	1	1	0	2	3				
<b>Larry Walker L</b> OBP: 0.472, SLG: 0.722 (1, 9)	1B		G4-3		G3	G3-1		1B		5	0	2	0	0	0	2				
<b>Andres Galarraga R</b> OBP: 0.397, SLG: 0.578 (1, 3)	G5-3		K		17 S 1B		17 BLK 1B	1B		5	1	3	0	0	1	2				
<b>17 Todd Helton L</b> OBP: 0.391, SLG: 0.619 (1, 7)		F7		G3-1	P3		P4	G1-3		5	0	0	0	0	0	4				
<b>Vinny Castilla R</b> OBP: 0.348, SLG: 0.543 (1, 5)		2B		L8 1B BB			1B IBB		G4-3	2	1	1	0	3	0	0				
<b>Kirt Manwaring R</b> OBP: 0.306, SLG: 0.295 (1, 2)	L9		1B 1B		F9		FC6-4 1B		K	5	0	2	1	0	1	3				
<b>Neffi Perez S</b> OBP: 0.345, SLG: 0.485 (1, 6)				L8			F9	F9		4	1	1	0	1	0	4				
<b>John Thomson R</b> OBP: 0.273, SLG: 0.226 (1, 1)				1B			SF8 3B	FC6-4		3	0	1	1	1	1	4				
<b>Inning Stats</b>	R: 0 E: 0 K: 1 S: 8	H: 1 LOB: 1 BB: 0 P: 14	R: 0 E: 0 K: 1 S: 10	H: 1 LOB: 2 BB: 1 P: 21	R: 0 E: 0 K: 1 S: 8	H: 0 LOB: 1 BB: 1 P: 14	R: 1 E: 0 K: 0 S: 12	H: 2 LOB: 2 BB: 1 P: 21	R: 1 E: 0 K: 0 S: 17	H: 1 LOB: 2 BB: 1 P: 28	R: 1 E: 0 K: 0 S: 11	H: 2 LOB: 2 BB: 1 P: 22	R: 0 E: 0 K: 0 S: 7	H: 3 LOB: 2 BB: 0 P: 12	R: 0 E: 0 K: 1 S: 7	H: 0 LOB: 0 BB: 0 P: 10	1B: 8 2B: 3 3B: 1 HR: 1	SF: 1 SAC: 0 DP: 1 HBP: 0	WP: 0 PB: 0 SB: 2 CS: 0	PA: 44
<b>PITCHER</b>	IP	WLS	BF	H	R	ER	SO	BB	IBB	HBP	BLK	WP	HR	S	P	ERA	WHIP			
<b>Dave Milicki R</b> ERA: 4.37 (1, 1)	6.0	L	30	7	3	3	4	3	2	0	0	0	1	66	120	4.50	1.667			
<b>Joe Crawford L</b> ERA: 4.37 (7, 1)	3.0		14	5	1	1	1	0	1	0	1	0	0	25	44	3.00	1.667			


Batter	1	2	3	4	5	6	7	8	9	AB	R	H	RBI	BB	SO	LOB	BOTTOM					
<b>Lance Johnson L</b> OBP: 0.388, SLG: 0.408 (1, 8)	G4-6-3 1B		S 1B			G6-3		G6-4-3		4	0	2	0	0	0	1	<b>Colorado Rockies @ New York Mets</b> Shea Stadium, Flushing, NY Wed Aug 06 1997, 7:05 PM EDT Att: 26:633 - Unknown - 74 F  livebaseballscores.com					
<b>Alex Ochoa R</b> OBP: 0.268, SLG: 0.314 (9, 9)										0	0	0	0	0	0	0						
<b>Jason Hardtke S</b> OBP: 0.343, SLG: 0.438 <b>Joe Crawford L</b> (7, 1)	G4-6-3		F8			F8			K	3	0	0	0	0	0	2						
<b>Matt Franco L</b> OBP: 0.353, SLG: 0.423 (9, PH)										1	0	0	0	0	1	0						
<b>John Olerud L</b> OBP: 0.388, SLG: 0.460 (1, 3)					L6			G6-3		3	0	0	0	1	0	0						
<b>Todd Hundley S</b> OBP: 0.420, SLG: 0.570 (1, 2)	P4				F8			BB		3	0	0	0	1	0	1						
<b>Edgardo Alfonzo R</b> OBP: 0.390, SLG: 0.447 (1, 5)		L9			G4-3			BB		2	0	0	0	1	0	0						
<b>Carl Everett S</b> OBP: 0.313, SLG: 0.438 (1, 9) (9, 8)		L7				P5		F7		3	0	0	0	0	0	2						
<b>Butch Huskey R</b> OBP: 0.309, SLG: 0.487 (1, 7)		G5-3						G4-3		3	0	1	0	0	0	2						
<b>Rey Ordenez R</b> OBP: 0.270, SLG: 0.273 <b>Luis Lopez S</b> OBP: 0.345, SLG: 0.352 (1, 6) (9, PH) (9, 6)			L9			G5-4-3			G6-4-3 1B	2	0	0	0	0	0	1						
<b>Dave Milicki R</b> OBP: 0.231, SLG: 0.297 <b>Carlos Baerga S</b> OBP: 0.306, SLG: 0.386 (1, 1) (7, 4)			K			G5-3		F7		1	0	0	0	0	1	0						
<b>Inning Stats</b>	R: 0 E: 0 K: 0 S: 10	H: 1 LOB: 0 BB: 0 P: 16	R: 0 E: 0 K: 0 S: 9	H: 0 LOB: 0 BB: 0 P: 12	R: 0 E: 0 K: 1 S: 10	H: 1 LOB: 1 BB: 0 P: 16	R: 0 E: 0 K: 0 S: 5	H: 0 LOB: 0 BB: 0 P: 6	R: 0 E: 0 K: 0 S: 9	H: 1 LOB: 0 BB: 0 P: 13	R: 0 E: 0 K: 0 S: 6	H: 0 LOB: 0 BB: 0 P: 9	R: 0 E: 0 K: 0 S: 10	H: 0 LOB: 2 BB: 2 P: 18	R: 0 E: 0 K: 0 S: 7	H: 1 LOB: 0 BB: 0 P: 9	R: 0 E: 0 K: 1 S: 6	H: 0 LOB: 0 BB: 0 P: 7	1B: 4 2B: 0 3B: 0 HR: 0	SF: 0 SAC: 0 DP: 3 HBP: 0	WP: 0 PB: 0 SB: 1 CS: 0	PA: 31
<b>PITCHER</b>	IP	WLS	BF	H	R	ER	SO	BB	IBB	HBP	BLK	WP	HR	S	P	ERA	WHIP					
<b>John Thomson R</b> ERA: 4.44 (1, 1)	9.0	W	31	4	0	0	2	3	0	0	0	0	0	72	106	0.00	0.778					

**Colorado Rockies @ New York Mets**  
 Shea Stadium, Flushing, NY  
 Wed Aug 06 1997, 7:05 PM EDT  
 Att: 26:633 - Unknown - 74 F

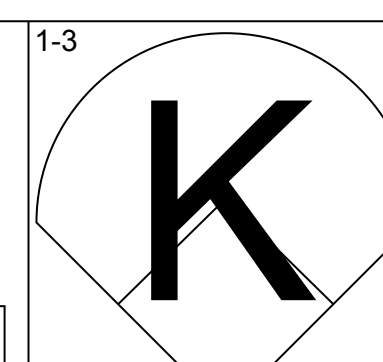
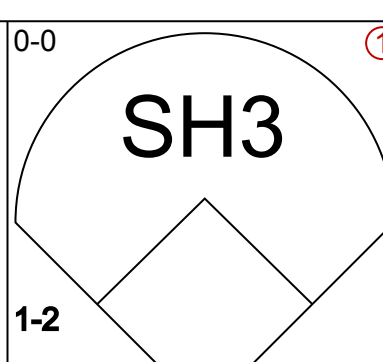
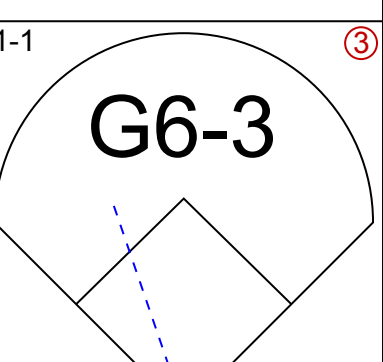
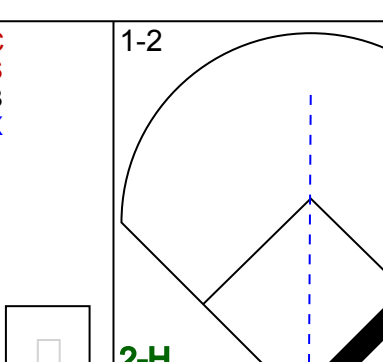
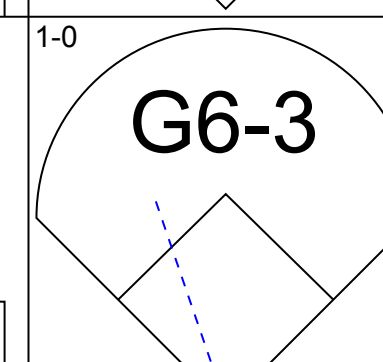
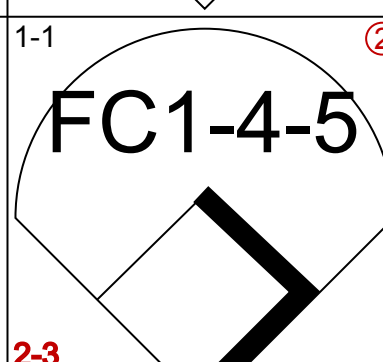
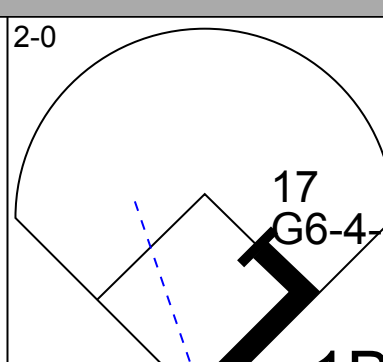
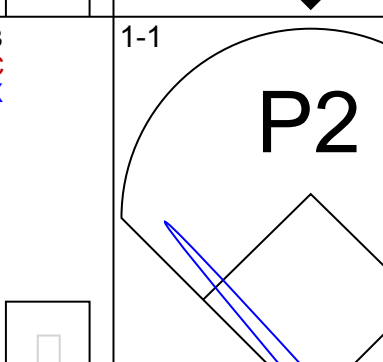
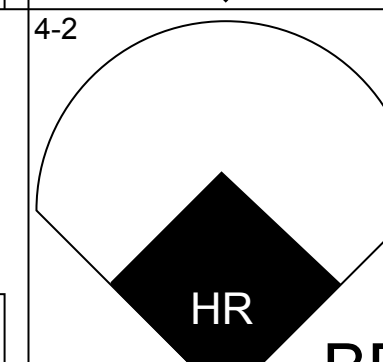
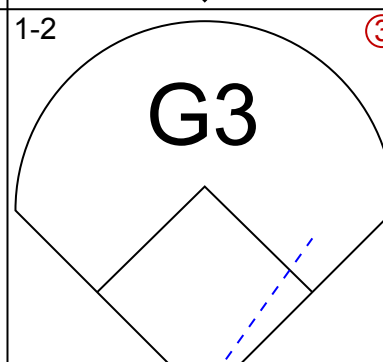
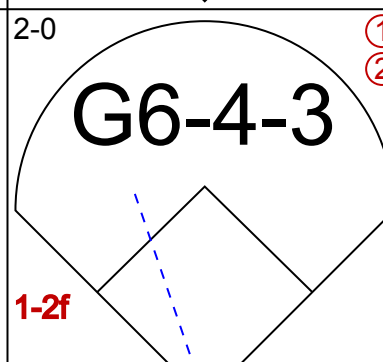
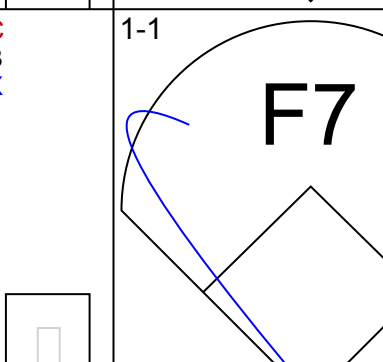
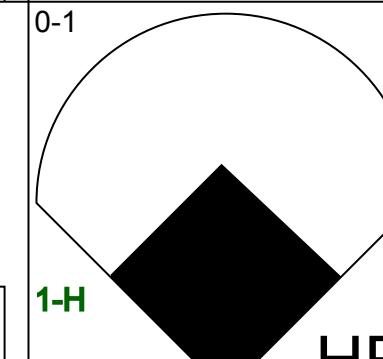
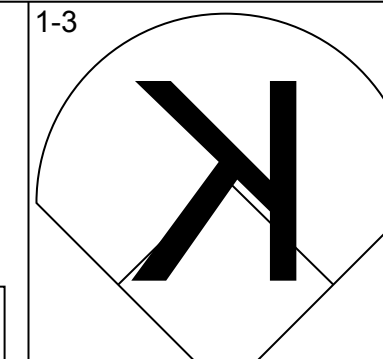
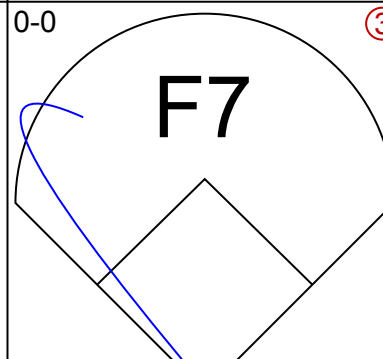
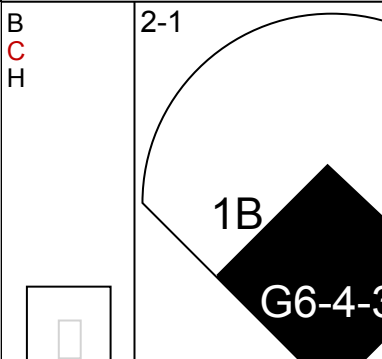
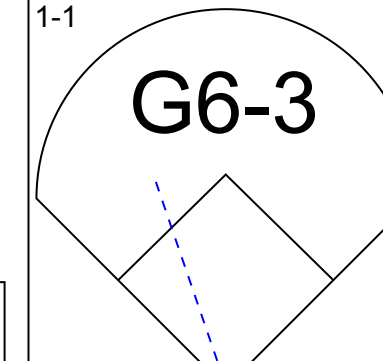
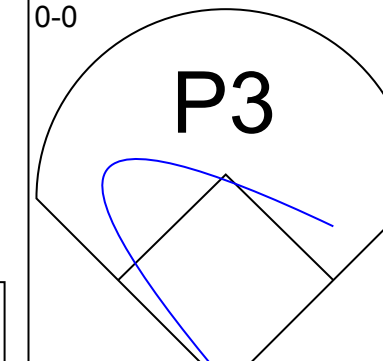
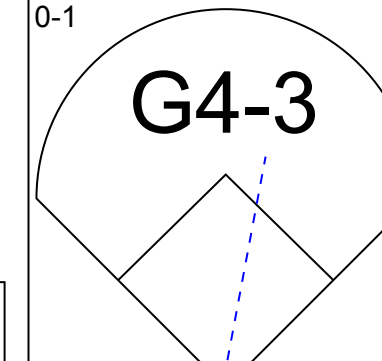
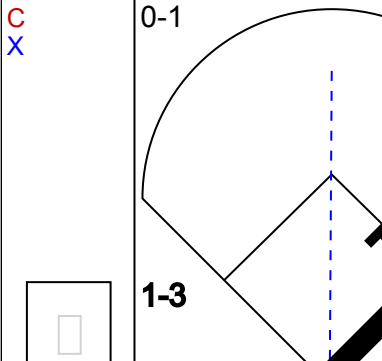
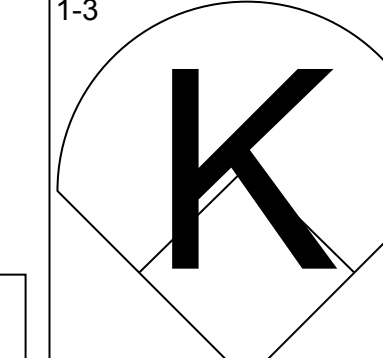
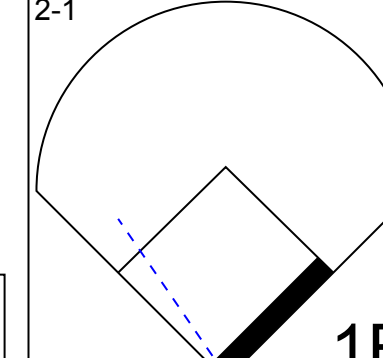
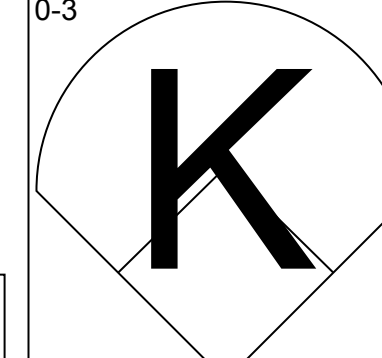
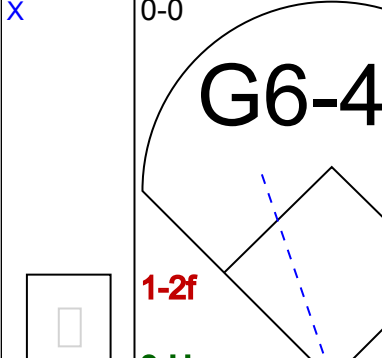
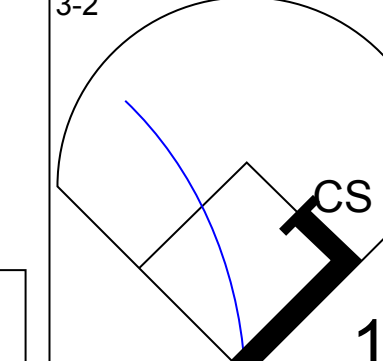
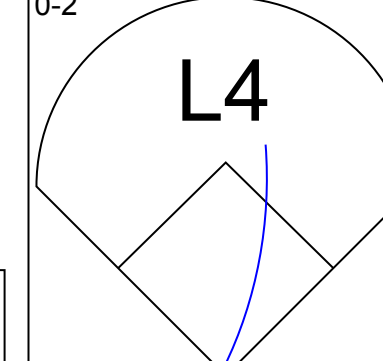
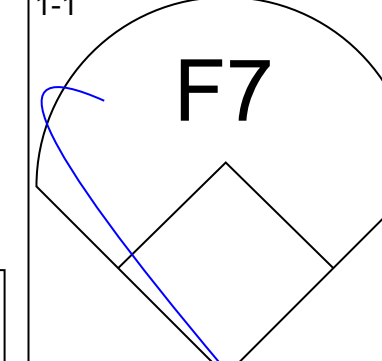
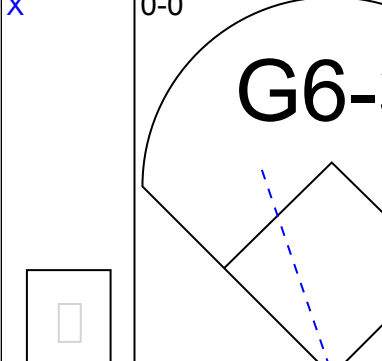
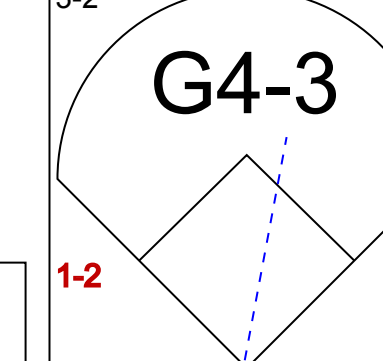
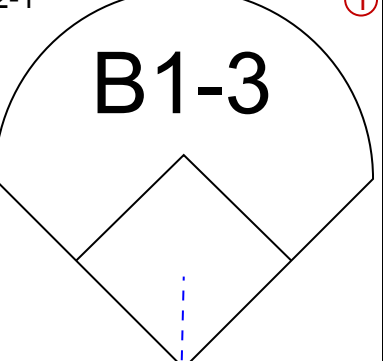
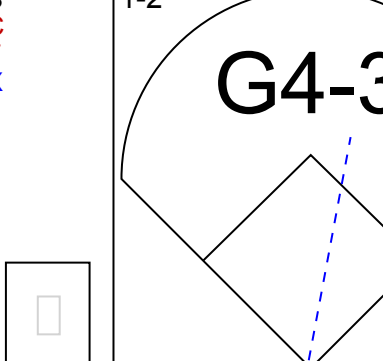
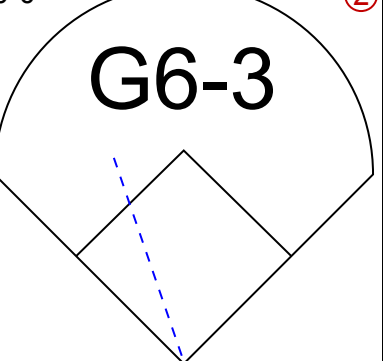
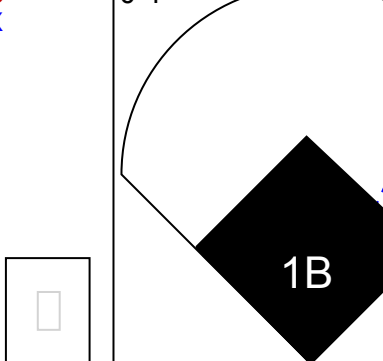
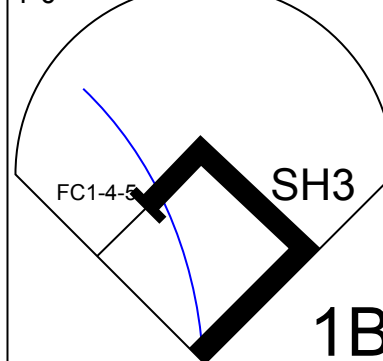
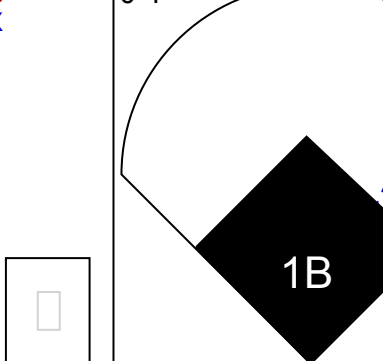
**Colorado Rockies @ New York Mets**  
 Shea Stadium, Flushing, NY  
 Wed Aug 06 1997, 7:05 PM EDT  
 Att: 26:633 - Unknown - 74 F

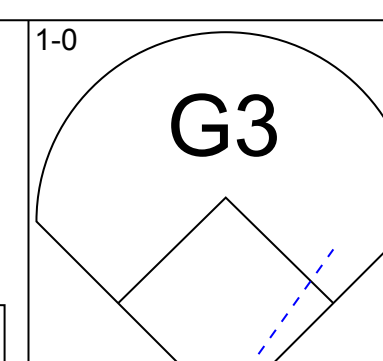
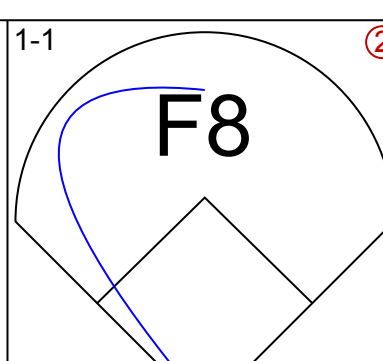
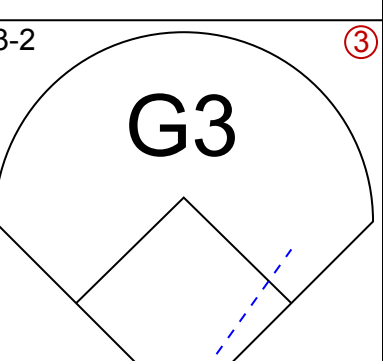
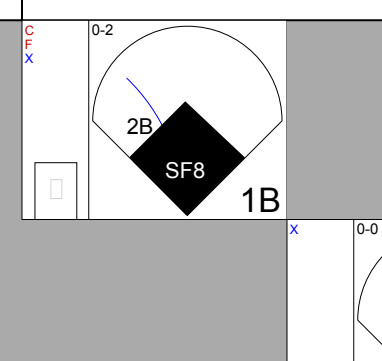
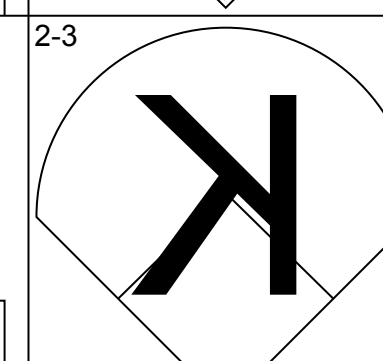
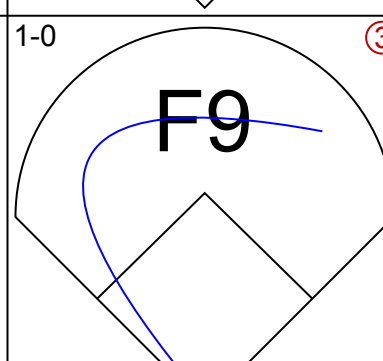
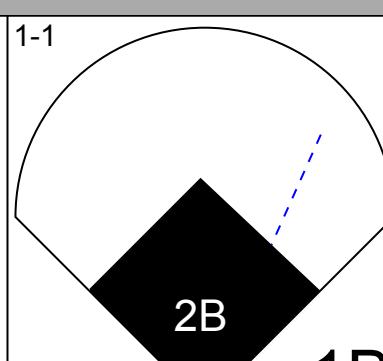
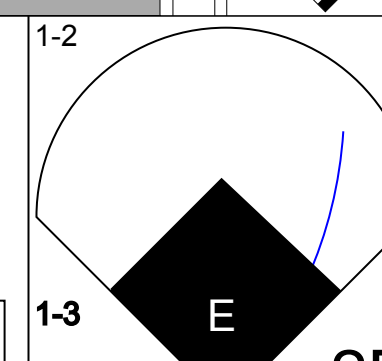
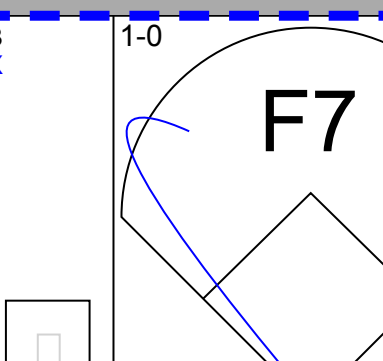
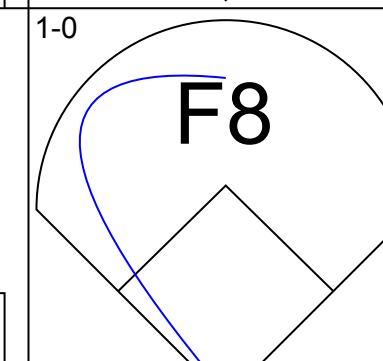
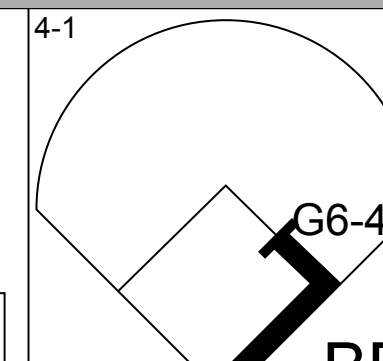
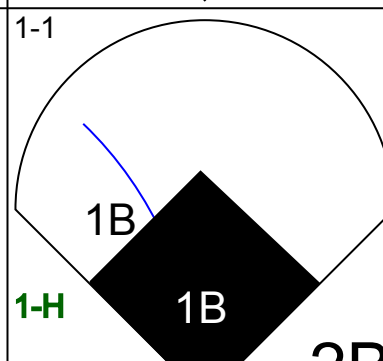
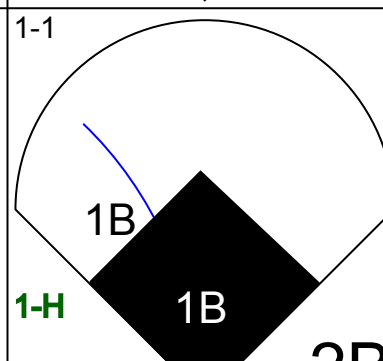
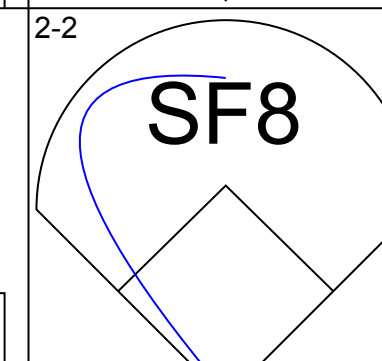
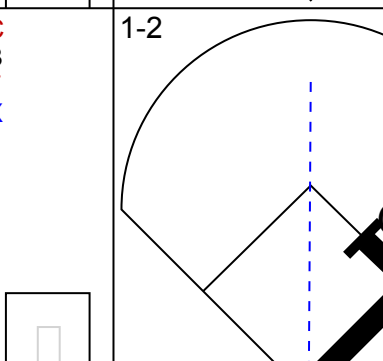
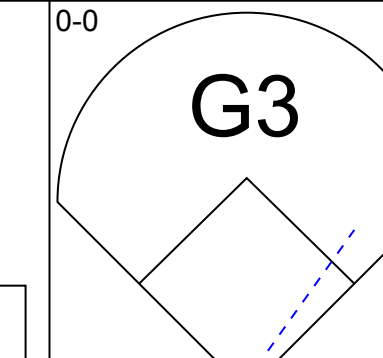
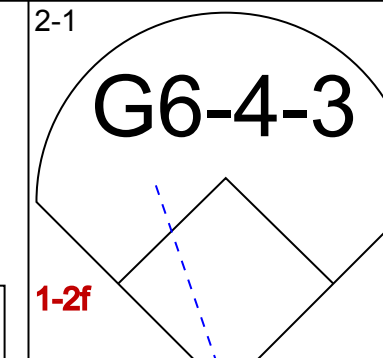
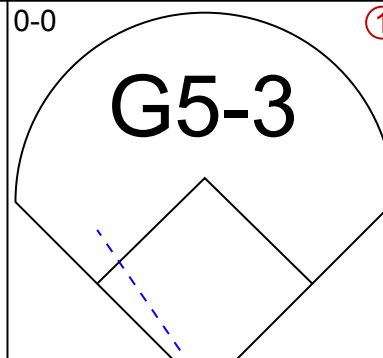
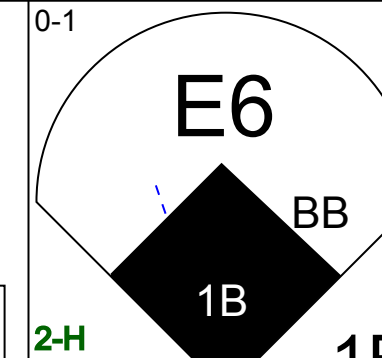
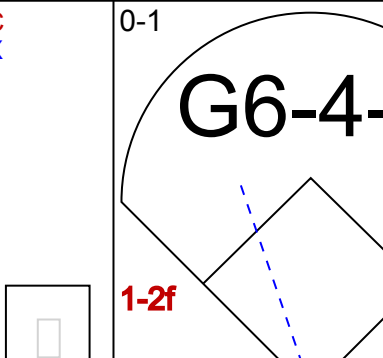
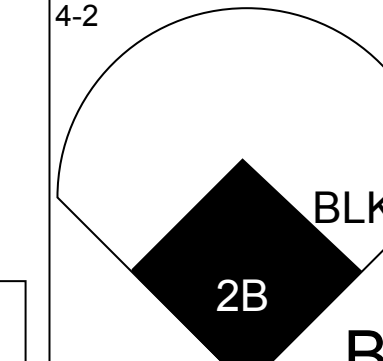
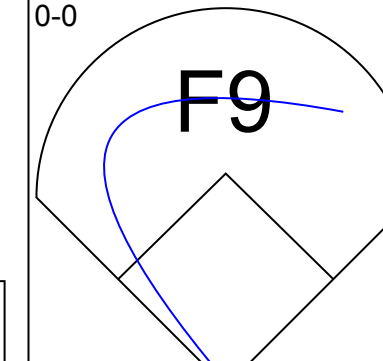
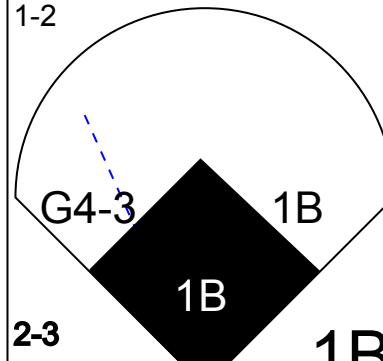
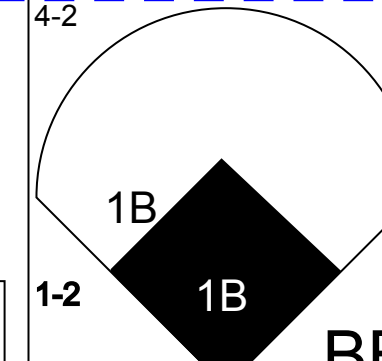

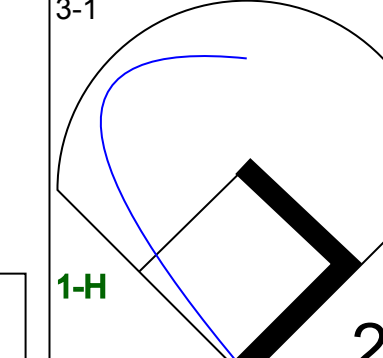
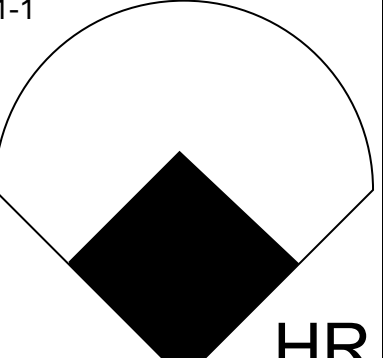
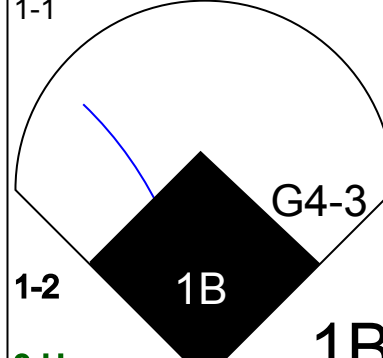
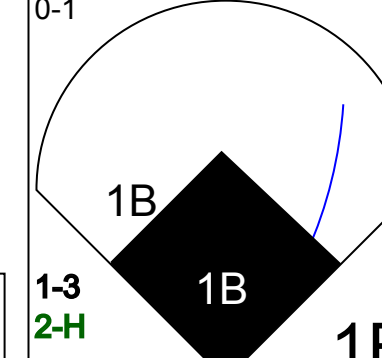

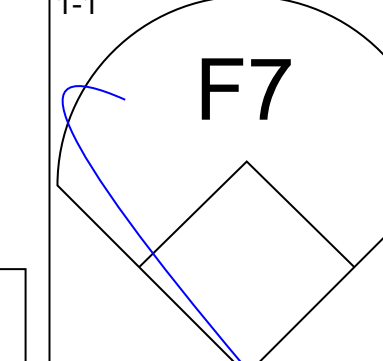
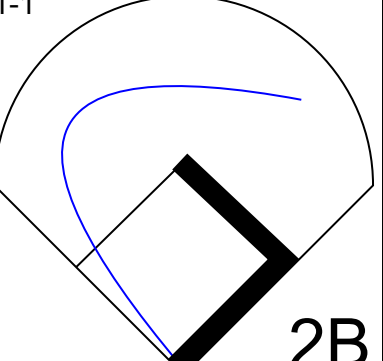
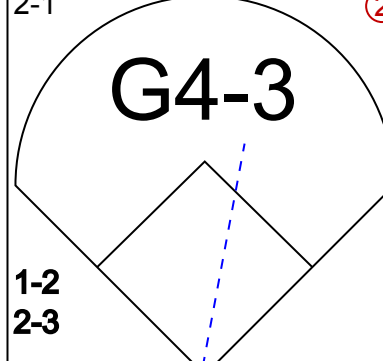
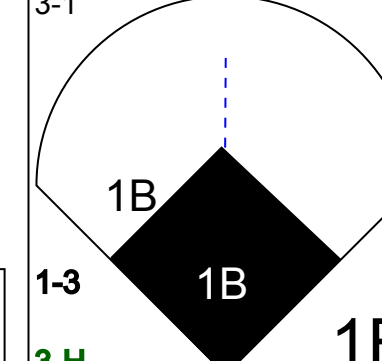

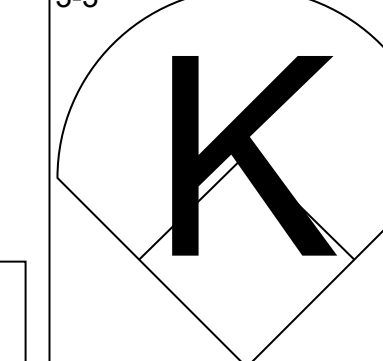
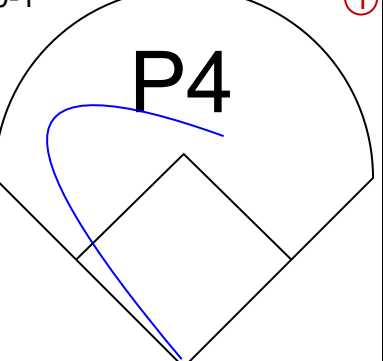
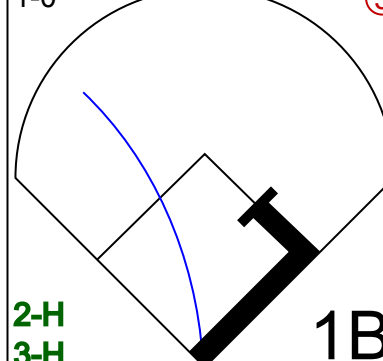
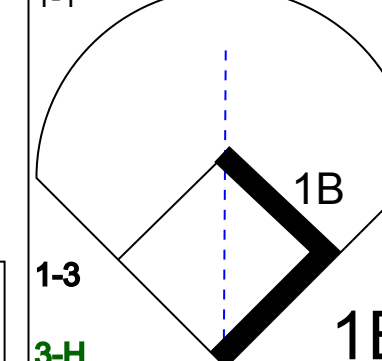

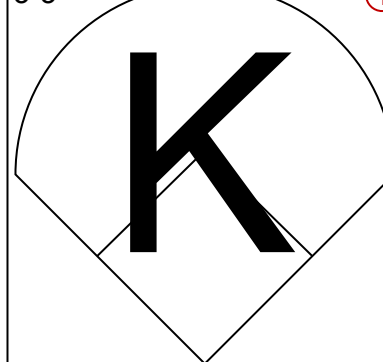
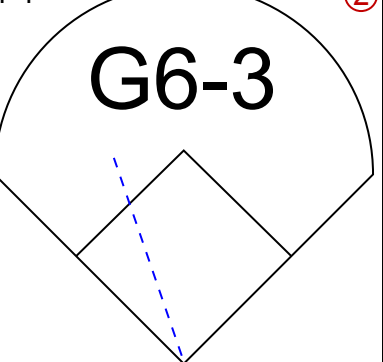
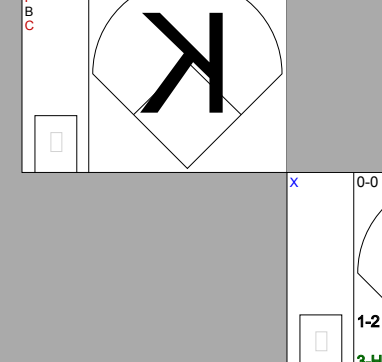
AB	37
R	4
H	12
RBI	4
BB	6
SO	5
LOB	24

AB	28
R	0
H	4
RBI	0
BB	3
SO	2
LOB	10






Batter	1	2	3	4	5	6	7	8	9	AB	R	H	RBI	BB	SO	LOB	TOP					
Eric Young Sr, R (1.4) OBP: 0.363, SLG: 0.408 Quinton McCracken, S (8.8) OBP: 0.359, SLG: 0.352										3	0	1	1	0	1	0	<b>Colorado Rockies @ New York Mets</b> Shea Stadium, Flushing, NY Thu Aug 07 1997, 3:33 AM EDT Att: 29,536 - Sunny - 71 F					
Ellis Burks, R (1.8) OBP: 0.328, SLG: 0.517 Jeff McCurry, R (8.1) OBP: 0.359, SLG: 0.352										4	0	1	0	0	0	2						
17 Todd Helton, L (1.9) OBP: 0.370, SLG: 0.542										3	1	0	0	1	0	3						
Andres Galarraga, R (1.3) OBP: 0.398, SLG: 0.583										3	2	1	2	0	1	0						
Dante Bichette, R (1.7) OBP: 0.343, SLG: 0.496										4	0	1	0	0	0	0						
Vinny Castilla, R (1.5) OBP: 0.347, SLG: 0.541										4	0	1	0	0	2	1						
Kirt Manwaring, R (1.2) OBP: 0.306, SLG: 0.295										4	0	1	0	0	0	1						
Neffi Perez, S (1.6) OBP: 0.338, SLG: 0.474										3	0	0	0	0	0	1						
Bill Swift, R (1.1) OBP: 0.375, SLG: 0.263 Curt Lesknic, R (6.1) OBP: 0.375, SLG: 0.263										2	0	1	0	0	0	0						
Mike Munoz, L (7.1) OBP: 0.313, SLG: 0.375 Jason Bates, S (8.4) OBP: 0.313, SLG: 0.375										0	0	0	0	0	0	0						
<b>Inning Stats</b>	R: 2 E: 0 K: 1 S: 11	H: 1 LOB: 0 BB: 1 P: 18	R: 0 E: 0 K: 1 S: 9	H: 1 LOB: 0 BB: 0 P: 16	R: 0 E: 0 K: 0 S: 7	H: 1 LOB: 1 BB: 0 P: 10	R: 0 E: 0 K: 1 S: 9	H: 1 LOB: 1 BB: 0 P: 12	R: 0 E: 0 K: 0 S: 5	H: 0 LOB: 0 BB: 0 P: 8	R: 0 E: 0 K: 0 S: 3	H: 1 LOB: 0 BB: 0 P: 7	R: 0 E: 0 K: 1 S: 7	H: 0 LOB: 0 BB: 0 P: 8	R: 1 E: 0 K: 0 S: 12	H: 2 LOB: 1 BB: 0 P: 16	R: 1 E: 0 K: 0 S: 5	H: 1 LOB: 0 BB: 0 P: 7	1B: 6 2B: 1 3B: 0 HR: 1	SF: 0 SAC: 1 DP: 2 HBP: 1	WP: 0 PB: 0 SB: 0 CS: 1	PA: 34
<b>PITCHER</b> Mark Clark, R (1.1) ERA: 4.25	IP: 9.0 WLS: W BF: 34 H: 8 R: 4 ER: 4 SO: 4 BB: 1 IBB: 0 HBP: 1 BLK: 0 WP: 0 HR: 1 S: 68 P: 102 ERA: 4.00 WHIP: 1.000																					

Batter	1	2	3	4	5	6	7	8	9	AB	R	H	RBI	BB	SO	LOB	BOTTOM			
Lance Johnson, L (1.8) OBP: 0.385, SLG: 0.404										5	1	1	0	0	0	3	<b>Colorado Rockies @ New York Mets</b> Shea Stadium, Flushing, NY Thu Aug 07 1997, 3:33 AM EDT Att: 29,536 - Sunny - 71 F			
Luis Lopez, S (1.6) OBP: 0.347, SLG: 0.363										5	2	2	0	0	1	0				
Edgardo Alfonzo, R (1.5) OBP: 0.392, SLG: 0.452										3	1	2	2	1	0	0				
Butch Huskey, R (1.7) OBP: 0.307, SLG: 0.482										5	1	1	0	0	0	3				
Matt Franco, L (1.3) OBP: 0.366, SLG: 0.425										2	3	1	0	2	0	0				
Carlos Baerga, S (1.4) OBP: 0.314, SLG: 0.405										4	3	4	4	0	0	0				
Alex Ochoa, R (1.9) OBP: 0.273, SLG: 0.324										4	1	2	1	0	0	3				
Todd Pratt, R (1.2) OBP: 0.439, SLG: 0.556										4	0	2	3	0	1	2				
Mark Clark, R (1.1) OBP: 0.089, SLG: 0.116										4	0	1	1	0	2	1				
<b>Inning Stats</b>	R: 0 E: 0 K: 1 S: 5	H: 0 LOB: 0 BB: 0 P: 9	R: 1 E: 0 K: 1 S: 11	H: 1 LOB: 1 BB: 1 P: 22	R: 0 E: 0 K: 1 S: 6	H: 0 LOB: 0 BB: 0 P: 11	R: 0 E: 0 K: 0 S: 4	H: 0 LOB: 0 BB: 1 P: 10	R: 1 E: 0 K: 0 S: 11	H: 2 LOB: 1 BB: 0 P: 17	R: 4 E: 0 K: 0 S: 13	H: 5 LOB: 1 BB: 0 P: 20	R: 6 E: 1 K: 1 S: 24	H: 7 LOB: 2 BB: 1 P: 36	R: 0 E: 0 K: 0 S: 6	H: 1 LOB: 0 BB: 0 P: 8		1B: 11 2B: 4 3B: 0 HR: 1	SF: 1 SAC: 0 DP: 2 HBP: 0	WP: 0 PB: 0 SB: 0 CS: 0
<b>PITCHER</b> Bill Swift, R (1.1) ERA: 6.16 Curt Lesknic, R (6.1) ERA: 6.75 Mike Munoz, L (7.1) ERA: 5.85 Jeff McCurry, R (8.1) ERA: 3.76	IP: 5.1 WLS: L BF: 24 H: 7 R: 6 ER: 6 SO: 3 BB: 2 IBB: 0 HBP: 0 BLK: 0 WP: 0 HR: 1 S: 47 P: 83 ERA: 10.12 WHIP: 1.688																			

AB	31
R	4
H	8
RBI	3
BB	1
SO	4
LOB	8



AB	36
R	12
H	16
RBI	11
BB	3
SO	4
LOB	12





Batter	1	2	3	4	5	6	7	8	9	AB	R	H	RBI	BB	SO	LOB	TOP										
<b>Craig Biggio, R</b> OBP: 0.304, SLG: 0.510 (1, 4)										2	0	0	0	2	1	0											
<b>James Mouton, R</b> OBP: 0.288, SLG: 0.349 <b>Billy Wagner, L</b> (8, 1)										4	1	2	1	0	0	4											
<b>5 Jeff Bagwell, R</b> OBP: 0.421, SLG: 0.576 (1, 3)										4	0	0	0	0	1	4											
<b>Luis Gonzalez, L</b> OBP: 0.360, SLG: 0.397 (1, 7)										4	0	0	0	0	0	0											
<b>Derek Bell, R</b> OBP: 0.328, SLG: 0.380 <b>Jose Lima, R</b> (4, 1)										2	0	0	0	0	0	0											
<b>Ricky Gutierrez, R</b> OBP: 0.337, SLG: 0.371 <b>Jose Cabrera, R</b> (7, 1)										1	0	0	0	0	0	0											
<b>Thomas Howard, S</b> OBP: 0.323, SLG: 0.361 (8, 8)										1	0	0	0	0	0	0											
<b>Sean Berry, R</b> OBP: 0.303, SLG: 0.415 (1, 5)										4	0	0	0	0	1	0											
<b>Brad Ausmus, R</b> OBP: 0.310, SLG: 0.353 (1, 2)										2	0	0	0	1	1	0											
<b>Tim Bogar, R</b> OBP: 0.310, SLG: 0.376 (1, 6)										3	0	1	0	0	1	1											
<b>Shane Reynolds, R</b> OBP: 0.103, SLG: 0.154 <b>J.R. Phillips, L</b> OBP: 0.133, SLG: 0.357 (4, 9)										0	0	0	0	0	0	0											
<b>Inning Stats</b>	R: 1 H: 1 E: 0 K: 1 S: 9	H: 1 LOB: 0 BB: 0 P: 12	R: 0 H: 0 E: 0 K: 1 S: 7	H: 0 LOB: 0 BB: 0 P: 12	R: 0 H: 1 E: 0 K: 0 S: 4	H: 1 LOB: 1 BB: 1 P: 8	R: 0 H: 0 E: 0 K: 1 S: 6	H: 0 LOB: 0 BB: 0 P: 7	R: 0 H: 1 E: 0 K: 1 S: 8	H: 1 LOB: 1 BB: 0 P: 14	R: 0 H: 0 E: 0 K: 0 S: 4	H: 0 LOB: 0 BB: 0 P: 7	R: 0 H: 0 E: 1 K: 1 S: 13	H: 0 LOB: 3 BB: 2 P: 27	R: 0 H: 0 E: 0 K: 1 S: 6	H: 0 LOB: 0 BB: 0 P: 8	1B: 2 2B: 0 3B: 0 HR: 1	SF: 0 SAC: 1 DP: 1 HBP: 0	WP: 0 PB: 0 SB: 0 CS: 0	PA: 33							
<b>PITCHER</b>	IP	WLS	BF	H	R	ER	SO	BB	IBB	HBP	BLK	WP	HR	S	P	ERA	WHIP										
<b>Brian Bohanon, L</b> ERA: 3.32 (1, 1)	7.2	W	29	3	1	1	6	3	0	0	0	0	1	56	93	1.17	0.783										
<b>Greg McMichael, R</b> ERA: 3.29 (8, 1)	0.1		1	0	0	0	0	0	0	0	0	0	0	2	4	0.00	0.000										
<b>Cory Lidle, R</b> ERA: 3.44 (9, 1)	1.0		3	0	0	0	1	0	0	0	0	0	0	6	8	0.00	0.000										

Houston Astros @ New York Mets  
Shea Stadium, Flushing, NY  
Fri Aug 08 1997, 7:05 PM EDT  
Att: 23,818 - Unknown - 75 F

AB	29
R	1
H	3
RBI	1
BB	3
SO	7
LOB	10



Batter	1	2	3	4	5	6	7	8	9	AB	R	H	RBI	BB	SO	LOB	BOTTOM										
<b>Brian McRae, S</b> OBP: 0.334, SLG: 0.380 (1, 8)										4	2	3	0	1	0	1											
<b>Carlos Baerga, S</b> OBP: 0.316, SLG: 0.407 (1, 4)										4	0	2	1	0	1	2											
<b>John Olerud, L</b> OBP: 0.389, SLG: 0.460 (1, 3)										4	0	2	1	0	2	0											
<b>Todd Hundley, S</b> OBP: 0.415, SLG: 0.563 (1, 2)										4	0	0	0	0	2	4											
<b>Edgardo Alfonzo, R</b> OBP: 0.396, SLG: 0.453 (1, 5)										3	2	2	0	1	0	0											
<b>Butch Huskey, R</b> OBP: 0.306, SLG: 0.479 (1, 7)										4	1	1	0	0	1	2											
<b>Alex Ochoa, R</b> OBP: 0.278, SLG: 0.330 (1, 9)										3	1	1	1	1	1	0											
<b>Rey Ordenez, R</b> OBP: 0.274, SLG: 0.281 (1, 6)										4	0	2	0	0	1	3											
<b>Brian Bohanon, L</b> ERA: 4.18 (1, 1)										2	0	0	1	0	2	1											
<b>Greg McMichael, R</b> ERA: 4.9 (8, 1)										0	0	0	0	0	0	0											
<b>Carl Everett, S</b> OBP: 0.313, SLG: 0.437 (6, PH)										1	0	0	0	0	1	1											
<b>Cory Lidle, R</b> ERA: 2.28 (9, 1)										0	0	0	0	0	0	0											
<b>Inning Stats</b>	R: 0 H: 0 E: 0 K: 1 S: 7	H: 2 LOB: 1 BB: 0 P: 20	R: 1 H: 3 E: 0 K: 1 S: 15	H: 3 LOB: 1 BB: 0 P: 21	R: 4 H: 5 E: 2 K: 2 S: 23	H: 5 LOB: 2 BB: 1 P: 36	R: 0 H: 2 E: 0 K: 2 S: 12	H: 0 LOB: 1 BB: 0 P: 16	R: 0 H: 0 E: 0 K: 2 S: 10	H: 0 LOB: 1 BB: 1 P: 18	R: 0 H: 1 E: 0 K: 2 S: 13	H: 1 LOB: 1 BB: 0 P: 20	1B: 10 2B: 2 3B: 1 HR: 0	SF: 1 SAC: 0 DP: 1 HBP: 0	WP: 0 PB: 0 SB: 0 CS: 2	PA: 37											
<b>PITCHER</b>	IP	WLS	BF	H	R	ER	SO	BB	IBB	HBP	BLK	WP	HR	S	P	ERA	WHIP										
<b>Shane Reynolds, R</b> ERA: 4.18 (4, 1)	2.1	L	8	2	0	0	3	0	0	0	0	0	0	22	30	0.00	0.857										
<b>Jose Lima, R</b> ERA: 1.69 (7, 1)	1.0		4	0	0	0	2	1	0	0	0	0	0	10	18	0.00	1.000										
<b>Billy Wagner, L</b> ERA: 2.28 (8, 1)	1.0		4	1	0	0	2	0	0	0	0	0	0	13	20	0.00	1.000										

Houston Astros @ New York Mets  
Shea Stadium, Flushing, NY  
Fri Aug 08 1997, 7:05 PM EDT  
Att: 23,818 - Unknown - 75 F

AB	33
R	6
H	13
RBI	4
BB	3
SO	11
LOB	14






Batter	1	2	3	4	5	6	7	8	9	AB	R	H	RBI	BB	SO	LOB	TOP								
<b>Craig Biggio, R</b> OBP: 0.304, SLG: 0.508 (1, 4)	G3		G4-3		G5-4-3 1B		BB HBP		L8	4	0	1	0	0	0	2									
<b>Derek Bell, R</b> OBP: 0.329, SLG: 0.379 (1, 9)	G4-3		F9		G5-4-3		BB		5 HR 1B	4	1	1	1	1	0	1									
<b>5 Jeff Bagwell, R</b> OBP: 0.423, SLG: 0.589 (1, 3)	1B BB				HR		G5-3		G1-6-3 HR	4	3	2	4	1	0	2									
<b>Luis Gonzalez, L</b> OBP: 0.360, SLG: 0.397 (1, 7)	1H 1B		F5				G4-3 1B		F2	5	0	2	1	0	0	1									
<b>Bill Spiers, L</b> OBP: 0.433, SLG: 0.448 (1, 5)	L9		P6				G4-3 1B		G4-3	5	0	1	0	0	1	2									
<b>Brad Ausmus, R</b> OBP: 0.310, SLG: 0.355 (1, 2)		L3		1B 2B			G4-3		F7	4	1	1	0	0	0	2									
<b>Tim Bogar, R</b> OBP: 0.318, SLG: 0.392 (1, 6)		G6-3								3	1	2	1	1	0	0									
<b>Chuck Carr, S</b> OBP: 0.289, SLG: 0.305 (1, 8)		G3-1		G3			K		L8 1B 1B	4	1	1	1	0	1	4									
<b>Chris Holt, R</b> OBP: 0.063, SLG: 0.043 (1, 1)			G3				K		5 HR BB	3	0	0	0	0	2	0									
<b>Russ Springer, R</b> (7, 1)										0	0	0	0	0	0	0									
<b>Thomas Howard, S</b> OBP: 0.326, SLG: 0.361 (9, PH)										0	0	0	0	0	1	0									
<b>James Mouton, R</b> OBP: 0.288, SLG: 0.349 (9, PR)										0	1	0	0	0	0	0									
<b>Billy Wagner, L</b> (9, 1)										0	0	0	0	0	0	0									
<b>Inning Stats</b>	R: 1 E: 0 K: 0 S: 4	H: 1 LOB: 1 BB: 1 P: 8	R: 0 E: 0 K: 0 S: 3	H: 0 LOB: 0 BB: 0 P: 3	R: 0 E: 0 K: 0 S: 3	H: 0 LOB: 0 BB: 0 P: 3	R: 2 E: 0 K: 0 S: 6	H: 3 LOB: 1 BB: 0 P: 6	R: 0 E: 0 K: 1 S: 5	H: 1 LOB: 0 BB: 0 P: 5	R: 0 E: 0 K: 1 S: 7	H: 2 LOB: 1 BB: 1 P: 11	R: 0 E: 0 K: 1 S: 4	H: 0 LOB: 1 BB: 1 P: 9	R: 0 E: 0 K: 1 S: 5	H: 0 LOB: 0 BB: 0 P: 5	R: 5 E: 0 K: 0 S: 7	H: 4 LOB: 1 BB: 1 P: 11	1B: 7 2B: 1 3B: 1 HR: 2	SF: 0 SAC: 0 DP: 2 HBP: 1	WP: 0 PB: 0 SB: 1 CS: 0	PA: 41			
<b>PITCHER</b>	IP	WLS	BF	H	R	ER	SO	BB	IBB	HBP	BLK	WP	HR	S	P	ERA	WHIP								
<b>Bobby Jones, R</b> ERA: 3.65 (1, 1)	6.0		26	7	3	3	2	2	0	0	0	0	1	28	36	4.50	1.500								
<b>Turk Wendell, R</b> ERA: 4.13 (7, 1)	1.0	W	4	0	0	0	1	1	0	1	0	0	0	4	9	0.00	1.000								
<b>Mel Rojas, R</b> ERA: 5.02 (8, 1)	2.0	L	11	4	5	5	1	1	0	0	0	0	1	12	16	22.50	2.500								

Houston Astros @ New York Mets  
Shea Stadium, Flushing, NY  
Sat Aug 09 1997, 7:05 PM EDT  
Att: 34,352 - Unknown - 86 F

AB 36  
R 8  
H 11  
RBI 8  
BB 4  
SO 4  
LOB 14



Batter	1	2	3	4	5	6	7	8	9	AB	R	H	RBI	BB	SO	LOB	BOTTOM								
<b>Brian McRae, S</b> OBP: 0.331, SLG: 0.376 (1, 8)	G3		G6-3			E4 HBP 2B	G4-3			4	1	0	0	0	0	1									
<b>Bernard Gilkey, R</b> OBP: 0.311, SLG: 0.349 (1, 7)	K			F5		2B HBP 1B			F9	3	1	0	0	0	1	0									
<b>John Olerud, L</b> OBP: 0.388, SLG: 0.460 (1, 3)	G5-3			P6		1B 2B			P4	4	0	1	1	0	0	0									
<b>Todd Hundley, S</b> OBP: 0.414, SLG: 0.568 (1, 2)		HR		G4-3		P5			G3-1	4	1	1	1	0	0	2									
<b>Edgardo Alfonzo, R</b> OBP: 0.394, SLG: 0.451 (1, 5)		G3			G4-3	G6-4-3 1B			F8	4	0	1	1	0	0	0									
<b>Carlos Baerga, S</b> OBP: 0.316, SLG: 0.406 (1, 4)		G3				G6-4-3			K	3	0	1	0	0	0	2									
<b>Todd Pratt, R</b> OBP: 0.429, SLG: 0.541 (9, PH)				E 1B		G6-4-3			K	1	0	0	0	0	1	0									
<b>Carl Everett, S</b> OBP: 0.309, SLG: 0.431 (1, 9)		F7			F8		E7 SH1-4		F9	4	0	0	0	0	0	1									
<b>Rey Ordonez, R</b> OBP: 0.272, SLG: 0.279 (1, 6)			L4		E5		SH1-4			2	0	0	0	0	0	1									
<b>Bobby Jones, R</b> OBP: 0.176, SLG: 0.184 (1, 1)					G4-3					2	0	0	0	0	0	2									
<b>Turk Wendell, L</b> (7, 1)										0	0	0	0	0	0	0									
<b>Butch Huskey, R</b> OBP: 0.306, SLG: 0.479 (7, PH)										0	0	0	0	0	0	0									
<b>Matt Franco, L</b> OBP: 0.363, SLG: 0.421 (7, PH)										1	0	0	0	0	1	1									
<b>Mel Rojas, R</b> (8, 1)										0	0	0	0	0	0	0									
<b>Inning Stats</b>	R: 0 E: 0 K: 1 S: 5	H: 0 LOB: 0 BB: 0 P: 5	R: 1 E: 0 K: 0 S: 4	H: 1 LOB: 0 BB: 0 P: 4	R: 0 E: 0 K: 0 S: 3	H: 0 LOB: 0 BB: 0 P: 3	R: 0 E: 0 K: 0 S: 3	H: 0 LOB: 0 BB: 0 P: 3	R: 0 E: 1 K: 0 S: 5	H: 1 LOB: 2 BB: 0 P: 5	R: 2 E: 1 K: 0 S: 5	H: 2 LOB: 1 BB: 0 P: 6	R: 0 E: 0 K: 1 S: 6	H: 0 LOB: 1 BB: 0 P: 6	R: 0 E: 0 K: 1 S: 3	H: 0 LOB: 0 BB: 0 P: 3	R: 0 E: 0 K: 1 S: 5	H: 0 LOB: 0 BB: 0 P: 5	1B: 2 2B: 1 3B: 0 HR: 1	SF: 0 SAC: 1 DP: 1 HBP: 1	WP: 0 PB: 0 SB: 0 CS: 0	PA: 34			
<b>PITCHER</b>	IP	WLS	BF	H	R	ER	SO	BB	IBB	HBP	BLK	WP	HR	S	P	ERA	WHIP								
<b>Chris Holt, R</b> ERA: 3.72 (1, 1)	6.1		26	4	3	2	1	0	1	0	0	0	0	7	7	0.00	0.632								
<b>Russ Springer, R</b> ERA: 4.05 (7, 1)	1.2	W	5	0	0	0	1	0	0	0	0	0	0	7	7	0.00	0.000								
<b>Billy Wagner, L</b> ERA: 2.24 (9, 1)	1.0		3	0	0	0	1	0	0	0	0	0	0	5	5	0.00	0.000								

Houston Astros @ New York Mets  
Shea Stadium, Flushing, NY  
Sat Aug 09 1997, 7:05 PM EDT  
Att: 34,352 - Unknown - 86 F

AB 32  
R 3  
H 4  
RBI 3  
BB 0  
SO 3  
LOB 10





Batter	1	2	3	4	5	6	7	8	9	AB	R	H	RBI	BB	SO	LOB	TOP					
<b>Craig Biggio, R</b> OBP: 0.303, SLG: 0.505										6	1	2	2	0	1	3						
<b>Derek Bell, R</b> OBP: 0.329, SLG: 0.385										5	2	1	1	0	2	2						
<b>Jeff Bagwell, R</b> OBP: 0.423, SLG: 0.586										4	0	1	0	2	0	2						
<b>Luis Gonzalez, L</b> OBP: 0.358, SLG: 0.392										5	1	0	0	1	0	5						
<b>Bill Spiers, L</b> OBP: 0.436, SLG: 0.454										4	2	2	1	1	0	0						
<b>Brad Ausmus, R</b> OBP: 0.314, SLG: 0.359										5	2	3	1	0	1	2						
<b>Tim Lincecum, R</b> OBP: 0.330, SLG: 0.405										4	2	3	1	1	1	3						
<b>Chuck Carr, S</b> OBP: 0.298, SLG: 0.318										3	1	2	3	1	0	3						
<b>Darryl Kile, R</b> OBP: 0.160, SLG: 0.129										3	0	0	0	0	1	5						
<b>Jose Cabrera, R</b> OBP: 0.314, SLG: 0.359										0	0	0	0	0	0	0						
<b>Tom Martin, L</b> OBP: 0.314, SLG: 0.359										1	0	0	0	0	0	0						
<b>Inning Stats</b>	R: 5 E: 2 K: 0 S: 20	H: 4 LOB: 2 BB: 0 P: 26	R: 0 E: 0 K: 0 S: 7	H: 1 LOB: 0 BB: 0 P: 10	R: 0 E: 0 K: 0 S: 6	H: 1 LOB: 2 BB: 2 P: 15	R: 1 E: 0 K: 0 S: 10	H: 1 LOB: 0 BB: 1 P: 19	R: 3 E: 0 K: 1 S: 17	H: 4 LOB: 1 BB: 0 P: 24	R: 0 E: 0 K: 0 S: 8	H: 0 LOB: 0 BB: 0 P: 15	R: 2 E: 0 K: 3 S: 18	H: 3 LOB: 1 BB: 0 P: 26	R: 0 E: 1 K: 1 S: 14	H: 0 LOB: 3 BB: 2 P: 24	R: 0 E: 0 K: 1 S: 12	H: 0 LOB: 2 BB: 1 P: 21	1B: 10 2B: 3 3B: 0 HR: 1	SF: 1 SAC: 1 DP: 1 HBP: 1	WP: 0 PB: 1 SB: 1 CS: 3	PA: 50
<b>PITCHER</b>	IP WLS BF H R ER SO BB IBB HBP BLK WP HR S P ERA WHIP																					
<b>Rick Reed, R</b> ERA: 2.85	(1, 1) 2.0 L 13 5 5 2 0 0 0 0 1 0 0 0 0 0 27 36 9.00 2.500																					
<b>Juan Acevedo, R</b> ERA: 4.5	(3, 1) 2.0 9 2 1 1 0 0 2 1 0 0 0 0 1 16 34 4.50 2.000																					
<b>Cory Lidle, R</b> ERA: 4.07	(5, 1) 3.0 16 7 5 5 4 0 0 0 0 0 0 0 0 43 65 15.00 2.333																					
<b>Turk Wendell, R</b> ERA: 4.06	(8, 1) 1.0 6 0 0 0 0 1 1 1 0 0 0 0 0 14 24 0.00 1.000																					
<b>John Franco, L</b> ERA: 2.44	(9, 1) 1.0 5 0 0 0 0 1 1 0 0 0 0 0 0 12 21 0.00 1.000																					

Houston Astros @ New York Mets  
Shea Stadium, Flushing, NY  
Sun Aug 10 1997, 3:33 AM EDT  
Att: 32,914 - Sunny - 82 F

AB 40  
R 11  
H 14  
RBI 9  
BB 6  
SO 6  
LOB 25



Batter	1	2	3	4	5	6	7	8	9	AB	R	H	RBI	BB	SO	LOB	BOTTOM					
<b>Carl Everett, S</b> OBP: 0.310, SLG: 0.437										5	1	2	1	0	2	1						
<b>Luis Lopez, S</b> OBP: 0.339, SLG: 0.353										3	0	0	0	0	1	1						
<b>Rey Ordonez, R</b> OBP: 0.274, SLG: 0.281										5	2	3	3	0	0	0						
<b>John Olerud, L</b> OBP: 0.390, SLG: 0.477										5	2	3	3	0	0	0						
<b>Butch Huskey, R</b> OBP: 0.302, SLG: 0.471										5	0	0	0	0	2	1						
<b>Edgardo Alfonzo, R</b> OBP: 0.391, SLG: 0.446										4	0	0	0	0	1	0						
<b>Carlos Baerga, S</b> OBP: 0.321, SLG: 0.410										4	1	3	0	0	0	0						
<b>Bernard Gilkey, R</b> OBP: 0.308, SLG: 0.345										4	1	0	0	0	1	3						
<b>Todd Pratt, R</b> OBP: 0.435, SLG: 0.525										3	1	1	0	1	1	1						
<b>Rick Reed, R</b> ERA: 2.85	(1, 1) 2.0 L 13 5 5 2 0 0 0 0 1 0 0 0 0 27 36 9.00 2.500																					
<b>Juan Acevedo, R</b> ERA: 4.5	(3, 1) 2.0 9 2 1 1 0 0 2 1 0 0 0 0 1 16 34 4.50 2.000																					
<b>Cory Lidle, R</b> ERA: 4.07	(5, 1) 3.0 16 7 5 5 4 0 0 0 0 0 0 0 0 43 65 15.00 2.333																					
<b>Turk Wendell, R</b> ERA: 4.06	(8, 1) 1.0 6 0 0 0 0 1 1 1 0 0 0 0 0 14 24 0.00 1.000																					
<b>John Franco, L</b> ERA: 2.44	(9, 1) 1.0 5 0 0 0 0 1 1 0 0 0 0 0 0 12 21 0.00 1.000																					
<b>Inning Stats</b>	R: 0 E: 1 K: 1 S: 7	H: 1 LOB: 1 BB: 0 P: 13	R: 3 E: 2 K: 2 S: 19	H: 2 LOB: 1 BB: 1 P: 33	R: 1 E: 0 K: 1 S: 9	H: 2 LOB: 1 BB: 0 P: 12	R: 0 E: 0 K: 1 S: 5	H: 0 LOB: 0 BB: 0 P: 11	R: 0 E: 0 K: 1 S: 5	H: 0 LOB: 0 BB: 0 P: 7	R: 0 E: 0 K: 1 S: 7	H: 1 LOB: 1 BB: 0 P: 13	R: 4 E: 0 K: 1 S: 23	H: 4 LOB: 0 BB: 0 P: 30	R: 0 E: 0 K: 0 S: 8	H: 1 LOB: 1 BB: 0 P: 12	R: 0 E: 0 K: 0 S: 8	H: 0 LOB: 0 BB: 0 P: 10	1B: 7 2B: 2 3B: 0 HR: 2	SF: 1 SAC: 0 DP: 0 HBP: 0	WP: 0 PB: 0 SB: 0 CS: 0	PA: 40
<b>PITCHER</b>	IP WLS BF H R ER SO BB IBB HBP BLK WP HR S P ERA WHIP																					
<b>Darryl Kile, R</b> ERA: 2.31	(1, 1) 7.0 W 33 10 8 5 8 1 0 0 0 0 0 0 0 2 75 119 6.43 1.571																					
<b>Jose Cabrera, R</b> ERA: 1.59	(8, 1) 0.1 2 1 0 0 0 0 0 0 0 0 0 0 0 2 3 0.00 3.000																					
<b>Tom Martin, L</b> ERA: 1.91	(8, 1) 1.2 S 5 0 0 0 0 0 0 0 0 0 0 0 0 14 19 0.00 0.000																					

Houston Astros @ New York Mets  
Shea Stadium, Flushing, NY  
Sun Aug 10 1997, 3:33 AM EDT  
Att: 32,914 - Sunny - 82 F

AB 38  
R 8  
H 11  
RBI 7  
BB 1  
SO 8  
LOB 8





Batter	1	2	3	4	5	6	7	8	9	AB	R	H	RBI	BB	SO	LOB	TOP									
<b>Craig Biggio, R</b> OBP: 0.303, SLG: 0.506 (1, 4)	0-1 P6	0-2 2B		1-3 K	1-1 E7			1-3 K		5	0	2	2	0	2	0										
<b>Derek Bell, R</b> OBP: 0.327, SLG: 0.385 (1, 9)	0-1 5 HR	3-2 L9		2-0 G5-3	2-0 L4			3-2 G6-3		5	1	1	0	0	0	2										
<b>5 Jeff Bagwell, R</b> OBP: 0.425, SLG: 0.595 (1, 3)	2-2 HR		0-1 1B	4-2 BB		2-1 G3			2-3 K	4	2	2	2	1	1	0										
<b>Luis Gonzalez, L</b> OBP: 0.356, SLG: 0.390 (1, 7)	0-0 G4-3		1-1 E	0-1 F8		0-2 G4-3			1-1 G4-3	5	1	1	1	0	0	1										
<b>Bill Spiers, L</b> OBP: 0.435, SLG: 0.455 (1, 5)	4-2 BB		0-0 F9		1-0 G3-1		0-3 K		0-1 P4	4	1	1	0	1	1	1										
<b>Brad Ausmus, R</b> OBP: 0.313, SLG: 0.357 (1, 2)	2-2 L9		0-1 E7	2-2 F8	1-1 G3-1		1-3 K			4	0	1	0	0	1	2										
<b>Tim Bogar, R</b> OBP: 0.324, SLG: 0.399 (1, 6)		1-0 L7	3-1 F8		3-0 SF9		0-0 F9			3	0	0	1	0	0	1										
<b>Chuck Carr, S</b> OBP: 0.309, SLG: 0.331 (1, 8)		1-0 E9	4-0 IBB		2-1 2B		1-1 L7			3	2	2	0	1	0	0										
<b>Ramon Garcia, R</b> OBP: 0.042, SLG: 0.087 <b>Mike Magnante, L</b> (8, 1)		2-1 P3	0-0 G6-3		0-2 E		0-1 F9			4	1	1	1	0	0	3										
<b>Inning Stats</b>	R: 2 E: 0 K: 0 S: 15	H: 2 LOB: 1 BB: 1 P: 23	R: 1 E: 1 K: 0 S: 12	H: 2 LOB: 1 BB: 0 P: 19	R: 2 E: 1 K: 0 S: 10	H: 3 LOB: 2 BB: 1 P: 18	R: 0 E: 0 K: 1 S: 8	H: 0 LOB: 1 BB: 1 P: 15	R: 3 E: 1 K: 0 S: 12	H: 4 LOB: 1 BB: 0 P: 22	R: 0 E: 0 K: 1 S: 9	H: 0 LOB: 0 BB: 0 P: 11	R: 0 E: 0 K: 1 S: 7	H: 0 LOB: 0 BB: 0 P: 9	R: 0 E: 0 K: 1 S: 8	H: 0 LOB: 0 BB: 0 P: 12	R: 0 E: 0 K: 1 S: 7	H: 0 LOB: 0 BB: 0 P: 10	1B: 4 2B: 6 3B: 0 HR: 1	SF: 1 SAC: 0 DP: 0 HBP: 0	WP: 0 PB: 0 SB: 0 CS: 0	PA: 41				
<b>PITCHER</b>	IP	WLS	BF	H	R	ER	SO	BB	IBB	HBP	BLK	WP	HR	S	P	ERA	WHIP									
<b>Pete Harnisch, R</b> ERA: 7.47 <b>Joe Crawford, L</b> ERA: 3.96 <b>Mel Rojas, R</b> ERA: 4.94 <b>Greg McMichael, R</b> ERA: 3.23	(1, 1)	4.2	L	27	10	8	8	1	2	1	0	0	0	1	54	91	15.43	2.571								
	(5, 1)	2.1		8	1	0	0	2	0	0	0	0	0	0	19	26	0.00	0.429								
	(8, 1)	1.0		3	0	0	0	1	0	0	0	0	0	8	12	0.00	0.000									
	(9, 1)	1.0		3	0	0	0	1	0	0	0	0	0	7	10	0.00	0.000									

Houston Astros @ New York Mets  
Shea Stadium, Flushing, NY  
Mon Aug 11 1997, 7:05 PM EDT  
Att: 20,452 - Unknown - 79 F

AB 37  
R 8  
H 11  
RBI 7  
BB 3  
SO 5  
LOB 10



Batter	1	2	3	4	5	6	7	8	9	AB	R	H	RBI	BB	SO	LOB	BOTTOM								
<b>Brian McRae, S</b> OBP: 0.328, SLG: 0.373 (1, 8)	0-0 G4-3		1-0 B1-3			0-1 P5		0-0 F9		4	0	0	0	0	0	0									
<b>Carlos Baerga, S</b> OBP: 0.318, SLG: 0.406 <b>Mel Rojas, R</b> (8, 1)	1-0 G4-3		2-3 K			1-1 G1-3		2-1 CS		3	0	0	0	0	1	0									
<b>Alex Ochoa, R</b> OBP: 0.289, SLG: 0.337 <b>Todd Pratt, R</b> OBP: 0.435, SLG: 0.525 (9, 2)								4-1 2B		1	0	1	0	0	0	0									
<b>John Olerud, L</b> OBP: 0.393, SLG: 0.484 (1, 3)	1-3 K			0-0 2B		3-1 2B		4-1 BB		3	0	2	0	1	1	0									
<b>Todd Hundley, S</b> OBP: 0.411, SLG: 0.571 <b>Greg McMichael, R</b> OBP: 0.500, SLG: 0.590 (9, 1)		3-1 HR		2-0 F9		2-3 K		3-3 K		4	1	1	1	0	2	4									
<b>Edgardo Alfonzo, R</b> OBP: 0.389, SLG: 0.444 <b>Luis Lopez, S</b> OBP: 0.333, SLG: 0.347 (7, PH) (8, 4)		1-0 F9		2-2 G5-3			1-1 P6		0-3 K	2	0	0	0	0	0	1									
<b>Carl Everett, S</b> OBP: 0.312, SLG: 0.449 (1, 9)		2-2 HR		0-0 G3			1-2 F7		2-2 G4-3	4	2	2	1	0	0	1									
<b>Butch Huskey, R</b> OBP: 0.307, SLG: 0.475 (1, 7)		1-0 G6-4-3			2-1 1B		2-0 1B		0-0 G4-3	4	0	3	0	0	0	1									
<b>Rey Ordóñez, R</b> OBP: 0.278, SLG: 0.284 (1, 6)		1-0 G6-4-3			1-1 G6-4-3		0-0 1B		1-1 1B	4	0	2	1	0	0	2									
<b>Pete Harnisch, S</b> <b>Joe Crawford, L</b> <b>Matt Franco, L</b> OBP: 0.365, SLG: 0.422 (8, 5) <b>Shawn Gilbert, R</b> OBP: 0.333, SLG: 0.625 (9, PH)			2-3 K		0-2 G1-6-3		0-2 G4-3		3-1 L9	1	0	0	0	0	1	0									
<b>Inning Stats</b>	R: 0 E: 0 K: 1 S: 5	H: 0 LOB: 0 BB: 0 P: 7	R: 2 E: 0 K: 0 S: 10	H: 3 LOB: 0 BB: 0 P: 18	R: 0 E: 0 K: 2 S: 8	H: 0 LOB: 0 BB: 0 P: 13	R: 0 E: 0 K: 0 S: 6	H: 1 LOB: 1 BB: 0 P: 10	R: 0 E: 0 K: 1 S: 9	H: 1 LOB: 0 BB: 0 P: 10	R: 0 E: 0 K: 1 S: 9	H: 1 LOB: 1 BB: 0 P: 15	R: 0 E: 0 K: 0 S: 10	H: 2 LOB: 2 BB: 0 P: 14	R: 0 E: 0 K: 1 S: 9	H: 1 LOB: 2 BB: 1 P: 18	R: 1 E: 0 K: 1 S: 13	H: 2 LOB: 1 BB: 0 P: 17	1B: 5 2B: 5 3B: 0 HR: 2	SF: 0 SAC: 0 DP: 3 HBP: 0	WP: 0 PB: 0 SB: 0 CS: 1	PA: 36			
<b>PITCHER</b>	IP	WLS	BF	H	R	ER	SO	BB	IBB	HBP	BLK	WP	HR	S	P	ERA	WHIP								
<b>Ramon Garcia, R</b> ERA: 4.08 <b>Mike Magnante, L</b> ERA: 2.3	(1, 1)	7.1	W	30	9	2	2	4	0	0	0	0	0	18	25	2.46	1.364								
	(8, 1)	1.2		6	2	1	1	2	0	0	0	0	0	18	25	5.40	1.200								

Houston Astros @ New York Mets  
Shea Stadium, Flushing, NY  
Mon Aug 11 1997, 7:05 PM EDT  
Att: 20,452 - Unknown - 79 F

AB 35  
R 3  
H 11  
RBI 3  
BB 1  
SO 6  
LOB 12





Batter	1	2	3	4	5	6	7	8	9	AB	R	H	RBI	BB	SO	LOB	TOP										
<b>Brian McRae, S</b> (1, 8) OBP: 0.331, SLG: 0.374	4-2 L6-3 BB		0-0 FC6-4 1B		3-2 F8		0-0 BB 1B		0-2 F6	4	0	2	0	1	0	0	<b>New York Mets @ St. Louis Cardinals</b> Busch Stadium, St. Louis, MO Tue Aug 12 1997, 7:05 PM CDT Att: 32,547 - Unknown - 84 F										
<b>Bernard Gilkey, R</b> (1, 7) OBP: 0.307, SLG: 0.343	1-0 L6-3		2-0 F9		1-2 G1-3		1-1 BB 1B		1-3 K	5	0	1	1	0	1	3											
<b>John Olerud, L</b> (1, 3) OBP: 0.396, SLG: 0.484	4-2 BB		2-1 FC6-4		0-0 1B 1B		4-2 1B BB			2	0	1	0	2	0	2											
<b>Todd Hundley, S</b> (1, 2) OBP: 0.410, SLG: 0.577	1-1 G3				0-0 HR		2-3 K		3-2 F8	4	1	1	1	0	1	5											
<b>Edgardo Alfonzo, R</b> (1, 5) OBP: 0.387, SLG: 0.441		0-1 G6-4-3 1B		1-2 G6-3		1 SAFE F9		0-1 G1-3		4	0	1	0	0	0	4											
<b>Carlos Baerga, S</b> (1, 4) OBP: 0.318, SLG: 0.405		1-0 P5		1-2 P6		1-1 1B		0-1 G6-3		4	0	1	0	0	0	1											
<b>Butch Huskey, R</b> (1, 9) OBP: 0.306, SLG: 0.472		1-0 G6-4-3		1-1 1B		2-2 L8		1-1 F8		4	0	1	0	0	0	3											
<b>Rey Ordenez, R</b> (1, 6) OBP: 0.275, SLG: 0.282			2-3 K		0-1 G1		3-2 L8		2-3 K	2	0	0	0	0	1	1											
<b>Luis Lopez, S</b> (7, PH) OBP: 0.326, SLG: 0.342										2	0	0	0	0	1	0											
<b>Dave Milicki, R</b> (1, 1) OBP: 0.244, SLG: 0.308			0-1 1B				4-1 1B BB		1-0 L9	2	0	1	0	0	1	0											
<b>Alex Ochoa, R</b> (7, PH) OBP: 0.284, SLG: 0.337										0	1	0	0	1	0	0											
<b>Turk Wendell, L</b> (7, PH)										0	0	0	0	0	0	0											
<b>Matt Franco, L</b> (9, PH) OBP: 0.362, SLG: 0.419										1	0	0	0	0	0	0											
<b>Inning Stats</b>	R: 0 E: 0 K: 0 S: 11	H: 0 LOB: 1 BB: 2 P: 21	R: 0 E: 0 K: 0 S: 4	H: 1 LOB: 0 BB: 0 P: 6	R: 0 E: 0 K: 1 S: 9	H: 2 LOB: 2 BB: 0 P: 15	R: 1 E: 0 K: 0 S: 11	H: 2 LOB: 1 BB: 0 P: 14	R: 0 E: 0 K: 1 S: 10	H: 0 LOB: 0 BB: 0 P: 15	R: 0 E: 0 K: 0 S: 11	H: 2 LOB: 2 BB: 0 P: 18	R: 1 E: 0 K: 0 S: 15	H: 2 LOB: 2 BB: 2 P: 30	R: 0 E: 0 K: 1 S: 8	H: 0 LOB: 0 BB: 0 P: 11	R: 0 E: 0 K: 1 S: 7	H: 0 LOB: 0 BB: 0 P: 9	1B: 8 2B: 1 3B: 0 HR: 1	SF: 0 SAC: 0 DP: 2 HBP: 0	WP: 0 PA: 38 PB: 0 SB: 0 CS: 0						
<b>PITCHER</b>	IP	WLS	BF	H	R	ER	SO	BB	IBB	HBP	BLK	WP	HR	S	P	ERA	WHIP										
<b>Andy Benes, R</b> (1, 1) ERA: 3.17	6.1	W	29	9	2	2	3	3	0	0	0	0	1	63	104	2.84	1.895										
<b>Tony Fossas, L</b> (7, 1) ERA: 2.45	0.1		2	0	0	0	0	1	0	0	0	0	0	6	13	0.00	3.000										
<b>Curtis King, R</b> (7, 1) ERA:	1.1		4	0	0	0	1	0	0	0	0	0	0	10	13	0.00	0.000										
<b>Dennis Eckersley, R</b> (9, 1) ERA: 3.72	1.0	S	3	0	0	0	1	0	0	0	0	0	0	7	9	0.00	0.000										

Batter	1	2	3	4	5	6	7	8	9	AB	R	H	RBI	BB	SO	LOB	BOTTOM										
<b>Delino DeShields, L</b> (1, 4) OBP: 0.348, SLG: 0.449	0-1 L7		2-0 L9		2-0 FC5-2-5 3B		2-1 F8			4	0	1	0	0	0	0	<b>New York Mets @ St. Louis Cardinals</b> Busch Stadium, St. Louis, MO Tue Aug 12 1997, 7:05 PM CDT Att: 32,547 - Unknown - 84 F										
<b>Brian Jordan, R</b> (1, 9) OBP: 0.331, SLG: 0.281	0-0 S 1B		0-2 G6-3		0-1 FC5-2-5 2B		0-1 L3			4	1	1	0	0	0	1											
<b>Ray Lankford, L</b> (1, 8) OBP: 0.415, SLG: 0.634	3-3 K		3-2 F9		4-2 2B BB				2-2 F9	3	1	0	0	1	1	1											
<b>Mark McGwire, R</b> (1, 3) OBP: 0.371, SLG: 0.599	1-0 F7			2-1 HR	2-1 2B				3-2 P6	4	1	2	3	0	0	1											
<b>Ron Gant, R</b> (1, 7) OBP: 0.308, SLG: 0.391		0-1 G4-3		3-1 G4-6-3 1B	0-3 K				0-2 G3	4	0	1	0	0	1	1											
<b>Gary Gaetti, R</b> (1, 5) OBP: 0.325, SLG: 0.421		1-0 HR		1-0 1B						3	1	2	0	0	0	0											
<b>Tony Fossas, L</b> (7, 1)										0	0	0	0	0	0	0											
<b>Curtis King, R</b> (7, 1)										0	0	0	0	0	0	0											
<b>Dennis Eckersley, R</b> (9, 1)										0	0	0	0	0	0	0											
<b>Tom Pagnozzi, R</b> (1, 2) OBP: 0.273, SLG: 0.545		3-2 HR		0-0 G4-6-3	1-2 2-3				0-1 P6	3	1	1	2	0	0	2											
<b>Royce Clayton, R</b> (1, 6) OBP: 0.293, SLG: 0.388		2-1 F8		0-1 G5-3					2-2 F1-3	3	0	0	0	0	0	1											
<b>Andy Benes, R</b> (1, 1) OBP: 0.250, SLG: 0.295		1-0 G5-3			0-0 F9				2-2 G6-3	2	0	0	0	0	0	0											
<b>David Bell, R</b> (7, 5) OBP: 0.311, SLG: 0.364										1	0	0	0	0	0	0											
<b>Inning Stats</b>	R: 0 E: 0 K: 1 S: 8	H: 1 LOB: 1 BB: 0 P: 12	R: 2 E: 0 K: 0 S: 10	H: 2 LOB: 0 BB: 0 P: 17	R: 0 E: 0 K: 0 S: 9	H: 0 LOB: 0 BB: 0 P: 14	R: 1 E: 0 K: 0 S: 8	H: 3 LOB: 1 BB: 0 P: 14	R: 2 E: 0 K: 1 S: 12	H: 2 LOB: 1 BB: 1 P: 20	R: 0 E: 0 K: 0 S: 6	H: 0 LOB: 0 BB: 0 P: 8	R: 0 E: 0 K: 0 S: 7	H: 0 LOB: 0 BB: 0 P: 11	R: 0 E: 0 K: 0 S: 9	H: 0 LOB: 0 BB: 0 P: 14	1B: 4 2B: 1 3B: 1 HR: 2	SF: 0 SAC: 0 DP: 1 HBP: 0	WP: 0 PA: 32 PB: 0 SB: 1 CS: 0								
<b>PITCHER</b>	IP	WLS	BF	H	R	ER	SO	BB	IBB	HBP	BLK	WP	HR	S	P	ERA	WHIP										
<b>Dave Milicki, R</b> (1, 1) ERA: 4.5	6.0	L	26	8	5	5	2	1	0	0	0	0	0	53	85	7.50	1.500										
<b>Turk Wendell, R</b> (7, 1) ERA: 3.94	2.0		6	0	0	0	0	0	0	0	0	0	0	16	25	0.00	0.000										

AB	34
R	2
H	9
RBI	2
BB	4
SO	5
LOB	19



AB	31
R	5
H	8
RBI	5
BB	1
SO	2
LOB	7









Batter	1	2	3	4	5	6	7	8	9	AB	R	H	RBI	BB	SO	LOB	TOP						
Brian McRae, S OBP: 0.330, SLG: 0.373	1-1 F7		0-0 G4-3						1-0 L9	5	1	1	0	0	1	0	<b>New York Mets @ St. Louis Cardinals</b> Busch Stadium, St. Louis, MO Thu Aug 14 1997, 7:05 PM CDT Att: 28,411 - Unknown - 75 F						
Edgardo Alfonso, R OBP: 0.388, SLG: 0.448	0-2 F7			1-0 P4	1-2 HR		0-1 1B			4	1	2	4	0	0	0							
John Olerud, L OBP: 0.399, SLG: 0.485	1-2 L6			0-1 E6	3-1 L8		1-0 1B			4	0	1	0	0	0	0							
Butch Huskey, R OBP: 0.308, SLG: 0.469		1-0 P4		1-0 G5-4-3		4-2 2B		1-0 F9		3	1	0	0	1	0	3							
Bernard Gilkey, R OBP: 0.305, SLG: 0.343		0-0 P4			1-0 1B	1 SAFE 2B	1-1 F7		1-0 G6-3	4	1	1	0	0	0	1							
Todd Pratt, R OBP: 0.480, SLG: 0.568		0-2 1B			1-1 1B	1 SAFE 1B	1-0 1B	3-3 K		4	1	3	1	0	1	0							
Shawn Gilbert, R OBP: 0.273, SLG: 0.500 Luis Lopez, S OBP: 0.321, SLG: 0.333		2-3 K			0-1 P4	3-3 K		2-1 G4-3		2	0	0	0	0	1	3							
Rey Ordonez, R OBP: 0.275, SLG: 0.281			0-1 F8		0-0 HR	1-2 1B	1-2 G4-3		1-0 L8-3	4	1	2	1	0	0	1							
Bobby Jones, R OBP: 0.167, SLG: 0.173 Turk Wendell, L		0-2 G3			1-3 K		1-1 G6-3		1-0 L8-3	3	0	0	0	0	1	2							
Greg McMichael, R OBP: 0.500, SLG: 0.500 Matt Franco, L OBP: 0.357, SLG: 0.412 Mel Rojas, R										0	0	0	0	0	0	0							
<b>Inning Stats</b>	R: 0 E: 0 K: 0 S: 8	H: 0 LOB: 0 BB: 0 P: 10	R: 0 E: 0 K: 1 S: 9	H: 1 LOB: 1 BB: 0 P: 12	R: 0 E: 0 K: 0 S: 6	H: 0 LOB: 0 BB: 0 P: 6	R: 0 E: 1 K: 0 S: 4	H: 0 LOB: 0 BB: 0 P: 6	R: 5 E: 0 K: 1 S: 17	H: 5 LOB: 0 BB: 0 P: 26	R: 1 E: 0 K: 1 S: 13	H: 1 LOB: 1 BB: 0 P: 23	R: 0 E: 0 K: 1 S: 9	H: 2 LOB: 2 BB: 0 P: 15	R: 0 E: 0 K: 1 S: 6	H: 0 LOB: 0 BB: 0 P: 12	R: 0 E: 0 K: 0 S: 3	H: 1 LOB: 0 BB: 0 P: 6	1B: 7 2B: 3 3B: 0 HR: 1	SF: 0 SAC: 0 DP: 2 HBP: 0	WP: 0 PB: 0 SB: 0 CS: 0	PA: 37	
<b>PITCHER</b>	IP WLS BF H R ER SO BB IBB HBP BLK WP HR S P ERA WHIP	5.1 L 24 7 6 6 2 1 0 0 0 0 1 51 73 10.12 1.500	1.2 7 2 0 0 2 0 0 0 0 0 0 0 15 25 0.00 1.200	2.0 6 1 0 0 1 0 0 0 0 0 0 0 9 18 0.00 0.500					<b>PITCHER</b>	IP WLS BF H R ER SO BB IBB HBP BLK WP HR S P ERA WHIP													

AB	36
R	6
H	10
RBI	6
BB	1
SO	5
LOB	12



Batter	1	2	3	4	5	6	7	8	9	AB	R	H	RBI	BB	SO	LOB	BOTTOM					
Delino DeShields, L OBP: 0.351, SLG: 0.456	2-2 G5-3		1-1 G5-3						3-2 L7	5	1	1	2	0	0	1	<b>New York Mets @ St. Louis Cardinals</b> Busch Stadium, St. Louis, MO Thu Aug 14 1997, 7:05 PM CDT Att: 28,411 - Unknown - 75 F					
Royce Clayton, R OBP: 0.292, SLG: 0.385	1-2 G1-3		1-0 G5-3		1-2 HR		1-0 F9			4	0	1	0	0	0	0						
Ray Lankford, L OBP: 0.411, SLG: 0.622	1-0 F8		1-1 G5-3		1-3 K			4-1 FC5		3	0	0	0	1	1	1						
Mark McGwire, R OBP: 0.377, SLG: 0.613		1-1 WP		4-1 BB	3-2 F7			4-2 FC5		2	0	1	0	2	0	1						
Ron Gant, R OBP: 0.311, SLG: 0.391		0-0 BB		1-3 K		0-2 1B		1-2 BB		4	0	2	0	0	1	3						
Gary Gaetti, R OBP: 0.320, SLG: 0.414		1-2 1B		2-2 F8		1 SAFE 3-2 F9		0-0 FC5		4	0	0	0	0	0	6						
Tom Pagnozzi, R OBP: 0.200, SLG: 0.490		2-2 FC1-5		1-0 L5		1 SAFE 0-2 F7		1-3 K		4	0	0	0	0	1	6						
John Mabry, L OBP: 0.350, SLG: 0.371		4-2 BB			0-2 G6-3		2-0 F7		0-3 K	3	0	0	0	1	1	1						
Donovan Osborne, S OBP: 0.235, SLG: 0.235 John Frascatore, R		0-1 G1-3			1-0 HR		0-1 G1-6-3		1-1 G3-1	2	1	1	0	0	0	3						
Willie McGee, S OBP: 0.362, SLG: 0.436 Mark Petkovsek, R OBP: 0.182, SLG: 0.100 Tom Lampkin, L OBP: 0.320, SLG: 0.359										1	0	1	0	0	0	0						
<b>Inning Stats</b>	R: 0 E: 0 K: 0 S: 9	H: 2 LOB: 3 BB: 1 P: 23	R: 0 E: 0 K: 0 S: 5	H: 0 LOB: 0 BB: 0 P: 8	R: 0 E: 0 K: 1 S: 8	H: 0 LOB: 1 BB: 1 P: 16	R: 2 E: 0 K: 1 S: 16	H: 3 LOB: 1 BB: 0 P: 24	R: 0 E: 0 K: 0 S: 10	H: 1 LOB: 1 BB: 0 P: 15	R: 0 E: 0 K: 0 S: 4	H: 1 LOB: 0 BB: 0 P: 7	R: 0 E: 0 K: 1 S: 11	H: 0 LOB: 2 BB: 2 P: 20	R: 0 E: 0 K: 1 S: 9	H: 0 LOB: 0 BB: 0 P: 13	1B: 6 2B: 0 3B: 0 HR: 1	SF: 0 SAC: 0 DP: 1 HBP: 0	WP: 1 PB: 0 SB: 1 CS: 0	PA: 37		
<b>PITCHER</b>	IP WLS BF H R ER SO BB IBB HBP BLK WP HR S P ERA WHIP	7.0 W 29 7 2 2 2 2 0 0 0 0 1 66 2.57 1.286	0.0 2 0 0 0 2 0 0 0 0 0 0 0 5 13 - -	1.0 3 0 0 0 1 0 0 0 0 0 0 0 6 7 0.00 0.000	1.0 3 0 0 0 1 0 0 0 0 0 0 0 9 13 0.00 0.000				<b>PITCHER</b>	IP WLS BF H R ER SO BB IBB HBP BLK WP HR S P ERA WHIP												

AB	33
R	2
H	7
RBI	2
BB	4
SO	4
LOB	22






Batter	1	2	3	4	5	6	7	8	9	AB	R	H	RBI	BB	SO	LOB	TOP										
Brian McRae, S (1, 8) OBP: 0.329, SLG: 0.371	P5		FC6-4 BB		G4-3		F7			3	0	0	0	1	0	1											
Eduardo Alfonso, R (1, 5) OBP: 0.392, SLG: 0.454	G3-6-3 1B		FC6-4		2B			G6-4-3 1B		4	1	3	1	0	0	2											
John Olerud, L (1, 3) OBP: 0.398, SLG: 0.486	G3-6-3 1-2			F8	2B			G6-4-3 1-2		4	0	1	1	0	0	2											
Todd Hundley, S (1, 2) OBP: 0.406, SLG: 0.569		K		F8	G3			P9		4	0	0	0	0	1	1											
Carl Everett, S (1, 9) OBP: 0.312, SLG: 0.447		G6-3		1B		L4			K	4	0	1	0	0	1	0											
Carlos Baerga, S (1, 4) OBP: 0.316, SLG: 0.402		F8		1B		F8			F7	4	0	1	0	0	0	0											
Butch Huskey, R (1, 7) OBP: 0.304, SLG: 0.464			G6-3	L9		G1-3			F8	4	0	0	0	0	0	2											
Rey Ordenez, R (1, 6) OBP: 0.275, SLG: 0.282			F9		G4-3 SH2-4 2B 1B		G4-3			3	1	1	0	0	0	0											
Rick Reed, R (1, 1) OBP: 0.239, SLG: 0.349										1	0	1	0	0	0	0											
Luis Lopez, S (7, PH) OBP: 0.319, SLG: 0.331					SH2-4					1	0	0	0	0	1	0											
Cory Lidle, R (7, 1)										0	0	0	0	0	0	0											
Turk Wendell, L (8, 1)										0	0	0	0	0	0	0											
<b>Inning Stats</b>	R: 0 E: 0 K: 0 S: 5	H: 1 LOB: 0 BB: 0 P: 7	R: 0 E: 0 K: 1 S: 7	H: 0 LOB: 0 BB: 0 P: 12	R: 0 E: 0 K: 0 S: 10	H: 1 LOB: 2 BB: 1 P: 18	R: 0 E: 0 K: 0 S: 7	H: 2 LOB: 2 BB: 0 P: 11	R: 2 E: 0 K: 0 S: 13	H: 3 LOB: 1 BB: 0 P: 20	R: 0 E: 0 K: 0 S: 7	H: 0 LOB: 0 BB: 0 P: 10	R: 0 E: 0 K: 1 S: 8	H: 0 LOB: 0 BB: 0 P: 9	R: 0 E: 0 K: 0 S: 7	H: 1 LOB: 0 BB: 0 P: 11	R: 0 E: 0 K: 1 S: 9	H: 0 LOB: 0 BB: 0 P: 13	1B: 6 2B: 2 3B: 0 HR: 0	SF: 0 SAC: 1 DP: 2 HBP: 0	WP: 0 PB: 0 SB: 0 CS: 0	PA: 34					
<b>PITCHER</b>	IP	WLS	BF	H	R	ER	SO	BB	IBB	HBP	BLK	WP	HR	S	P	ERA	WHIP										
Frank Castillo, R (1, 1) ERA: 5.47	7.0	W	28	7	2	2	2	1	0	0	0	0	0	57	87	2.57	1.143										
Mike DeJean, R (8, 1) ERA: 4.34	1.0		3	1	0	0	0	0	0	0	0	0	0	7	11	0.00	1.000										
Jerry Dipoto, R (9, 1) ERA: 4.62	1.0		3	0	0	0	1	0	0	0	0	0	0	9	13	0.00	0.000										

**New York Mets @ Colorado Rockies**  
Coors Field, Denver, CO  
Fri Aug 15 1997, 7:05 PM MDT  
Att: 48,308 - Unknown - 86 F


**AB 32**  
**R 2**  
**H 8**  
**RBI 2**  
**BB 1**  
**SO 3**  
**LOB 8**



Batter	1	2	3	4	5	6	7	8	9	AB	R	H	RBI	BB	SO	LOB	BOTTOM										
Walt Weiss, S (1, 6) OBP: 0.361, SLG: 0.383	L7		G1-3		G5-3		F8	E3		5	0	0	0	0	0	1											
17 Todd Helton, L (1, 7) OBP: 0.412, SLG: 0.533										4	2	3	0	0	0	0											
Mike DeJean, R (8, 1) OBP: 0.500, SLG: 1.000										0	0	0	0	0	0	0											
Dante Bichette, R (8, PH) OBP: 0.342, SLG: 0.492			E							1	0	0	0	0	0	2											
Jerry Dipoto, R (9, 1) OBP: 0.125, SLG: 0.125			2B							0	0	0	0	0	0	0											
Larry Walker, L (1, 9) OBP: 0.462, SLG: 0.715	G5-6-3 1-2		P5		G4-3		HR			4	1	1	2	0	0	2											
Andres Galarraga, R (1, 3) OBP: 0.393, SLG: 0.581		G6-3	E6			L7				4	0	1	0	0	0	1											
Ellis Burks, R (1, 8) OBP: 0.336, SLG: 0.534										4	1	2	1	0	0	1											
Vinny Castilla, R (1, 5) OBP: 0.346, SLG: 0.535										3	2	2	2	1	0	0											
Kirt Manwaring, R (1, 2) OBP: 0.317, SLG: 0.304										3	0	1	0	1	0	1											
Neffi Perez, S (1, 4) OBP: 0.376, SLG: 0.522										4	0	2	0	0	0	3											
Frank Castillo, R (1, 1) OBP: 0.152, SLG: 0.152										2	0	0	0	0	0	2											
Quinton McCracken, S (7, PH) OBP: 0.363, SLG: 0.346										2	0	0	0	0	1	2											
<b>Inning Stats</b>	R: 0 E: 0 K: 0 S: 10	H: 1 LOB: 0 BB: 0 P: 15	R: 2 E: 0 K: 0 S: 16	H: 3 LOB: 1 BB: 0 P: 25	R: 1 E: 1 K: 0 S: 12	H: 2 LOB: 2 BB: 0 P: 16	R: 0 E: 0 K: 0 S: 7	H: 0 LOB: 1 BB: 1 P: 12	R: 0 E: 0 K: 0 S: 7	H: 0 LOB: 0 BB: 0 P: 12	R: 0 E: 0 K: 0 S: 10	H: 2 LOB: 2 BB: 0 P: 15	R: 2 E: 0 K: 0 S: 15	H: 3 LOB: 1 BB: 0 P: 24	R: 1 E: 1 K: 1 S: 14	H: 1 LOB: 2 BB: 1 P: 26	1B: 8 2B: 1 3B: 1 HR: 2	SF: 0 SAC: 0 DP: 1 HBP: 0	WP: 0 PB: 0 SB: 0 CS: 0	PA: 38							
<b>PITCHER</b>	IP	WLS	BF	H	R	ER	SO	BB	IBB	HBP	BLK	WP	HR	S	P	ERA	WHIP										
Rick Reed, R (1, 1) ERA: 2.86	6.0	L	26	8	3	2	0	0	0	0	0	0	0	62	95	3.00	1.500										
Cory Lidle, R (7, 1) ERA: 4.24	1.0		6	3	2	2	0	0	0	0	0	0	1	15	24	18.00	3.000										
Turk Wendell, R (8, 1) ERA: 3.88	1.0		6	1	1	0	1	1	0	0	0	0	0	14	26	0.00	2.000										

**New York Mets @ Colorado Rockies**  
Coors Field, Denver, CO  
Fri Aug 15 1997, 7:05 PM MDT  
Att: 48,308 - Unknown - 86 F

**AB 36**  
**R 6**  
**H 12**  
**RBI 5**  
**BB 2**  
**SO 1**  
**LOB 15**





Batter	1	2	3	4	5	6	7	8	9	AB	R	H	RBI	BB	SO	LOB	TOP										
Carl Everett, S OBP: 0.310, SLG: 0.446 (1, 8)	F8		K			1B	F7		G5-4-3	5	0	1	0	0	1	1											
Edgardo Alfonso, R OBP: 0.391, SLG: 0.452 (1, 5)	L8			G6-3		1B		G4-3		4	1	1	0	0	0	0											
John Olerud, L OBP: 0.399, SLG: 0.486 (1, 3)	1B			F9		1B		K		4	1	2	0	0	1	0											
Todd Hundley, S OBP: 0.407, SLG: 0.567 (1, 2)	K			G4-3		2B		1B		3	1	1	1	1	1	1											
Bernard Gilkey, R OBP: 0.311, SLG: 0.360 (1, 7)		G4-6-3			HR			1B		4	1	4	2	0	0	0											
Carlos Baerga, S OBP: 0.313, SLG: 0.399 Mel Rojas, R (8, 1)	G4-6-3			G6-3		SF7		G4-3		3	0	0	1	0	0	3											
Butch Huskey, R Luis Lopez, S OBP: 0.324, SLG: 0.344 (1, 9)	K					F9				3	0	1	0	0	1	1											
Rey Ordenez, R Matt Franco, L Shawn Gilbert, R OBP: 0.273, SLG: 0.500 (1, 6)			G4-3		G6-3		G6-3		G5-4-3	3	0	0	0	0	0	1											
Pete Harnisch, S Greg McMichael, R Brian McRae, S OBP: 0.328, SLG: 0.369 (6, 1)			G6-3		G6-3		G5-3		K	2	0	0	0	0	0	1											
<b>Inning Stats</b>	R: 0 E: 0 K: 1 S: 10	H: 1 LOB: 1 BB: 0 P: 17	R: 0 E: 0 K: 1 S: 6	H: 1 LOB: 0 BB: 0 P: 9	R: 0 E: 0 K: 1 S: 7	H: 0 LOB: 0 BB: 0 P: 13	R: 0 E: 0 K: 0 S: 5	H: 0 LOB: 0 BB: 0 P: 10	R: 1 E: 0 K: 0 S: 12	H: 2 LOB: 1 BB: 0 P: 20	R: 3 E: 0 K: 0 S: 11	H: 5 LOB: 1 BB: 0 P: 17	R: 0 E: 0 K: 0 S: 5	H: 0 LOB: 0 BB: 0 P: 6	R: 0 E: 0 K: 1 S: 11	H: 1 LOB: 2 BB: 1 P: 20	R: 1 E: 0 K: 1 S: 11	H: 2 LOB: 1 BB: 0 P: 17	1B: 7 2B: 3 3B: 1 HR: 1	SF: 1 DP: 2 HBP: 0	WP: 1 PA: 37 PB: 0 SB: 0 CS: 0						
<b>PITCHER</b>	IP	WLS	BF	H	R	ER	SO	BB	IBB	HBP	BLK	WP	HR	S	P	ERA	WHIP										
Roger Bailey, R ERA: 4.09 (1, 1)	5.1		22	8	4	4	3	0	0	0	0	0	1	47	81	6.75	1.500										
Darren Holmes, R ERA: 5.05 (6, 1)	0.2	W	3	1	0	0	0	0	0	0	0	0	0	4	5	0.00	1.500										
Curt Leskanic, R ERA: 6.57 (7, 1)	1.0		3	0	0	0	0	0	0	0	0	0	0	5	6	0.00	0.000										
Mike DeJean, R ERA: 4.25 (8, 1)	1.0	S	5	1	0	0	1	1	0	0	0	1	0	11	20	0.00	2.000										
Jerry Dipoto, R ERA: 4.69 (9, 1)	1.0	S	4	2	1	1	1	0	0	0	0	0	0	11	17	9.00	2.000										

**New York Mets @ Colorado Rockies**  
Coors Field, Denver, CO  
Sat Aug 16 1997, 7:05 PM MDT  
Att: 48,311 - Unknown - 76 F

AB 35  
R 5  
H 12  
RBI 5  
BB 1  
SO 5  
LOB 9



Batter	1	2	3	4	5	6	7	8	9	AB	R	H	RBI	BB	SO	LOB	BOTTOM										
Eric Young Sr., R OBP: 0.362, SLG: 0.409 (1, 4)	2B		F8		F8	E5		G6-3		5	0	2	1	0	0	2											
17 Todd Helton, L Curt Leskanic, R OBP: 0.395, SLG: 0.529 (1, 7)	F9				F9	G1-3				4	1	1	0	0	0	3											
Mike DeJean, R Jerry Dipoto, R OBP: 0.125, SLG: 0.125 (8, 1)			E							0	0	0	0	0	0	0											
Larry Walker, L OBP: 0.466, SLG: 0.724 (1, 9)	2B		E8							3	2	3	1	1	0	0											
Andres Galarraga, R OBP: 0.391, SLG: 0.579 (1, 3)	K		1B		L4			K		4	0	1	1	0	2	4											
Ellis Burks, R OBP: 0.335, SLG: 0.540 (1, 8)	G6-3		K					L5		4	1	1	1	0	1	3											
Vinny Castilla, R OBP: 0.347, SLG: 0.534 (1, 5)					P3			G5-3		3	1	1	0	1	0	0											
Jeff Reed, L OBP: 0.389, SLG: 0.500 (1, 2)	K				G4-3					4	2	2	0	0	1	1											
Nelfi Perez, S OBP: 0.369, SLG: 0.513 (1, 6)	F7				L5			P6		3	0	0	0	0	0	2											
Roger Bailey, R Darren Holmes, R Dante Bichette, R Quinton McCracken, S OBP: 0.365, SLG: 0.353 (1, 1)	G6-3					SF7				2	0	1	0	0	0	1											
<b>Inning Stats</b>	R: 0 E: 0 K: 1 S: 13	H: 2 LOB: 2 BB: 0 P: 16	R: 0 E: 0 K: 1 S: 8	H: 0 LOB: 1 BB: 1 P: 14	R: 2 E: 1 K: 1 S: 14	H: 3 LOB: 0 BB: 0 P: 19	R: 0 E: 0 K: 0 S: 9	H: 0 LOB: 0 BB: 0 P: 13	R: 0 E: 0 K: 0 S: 12	H: 1 LOB: 2 BB: 1 P: 22	R: 3 E: 1 K: 0 S: 14	H: 4 LOB: 1 BB: 0 P: 23	R: 1 E: 1 K: 1 S: 8	H: 1 LOB: 0 BB: 0 P: 9	R: 1 E: 0 K: 0 S: 12	H: 2 LOB: 0 BB: 0 P: 15	1B: 7 2B: 4 3B: 1 HR: 1	SF: 1 DP: 0 HBP: 0	WP: 1 PA: 37 PB: 0 SB: 0 CS: 2								
<b>PITCHER</b>	IP	WLS	BF	H	R	ER	SO	BB	IBB	HBP	BLK	WP	HR	S	P	ERA	WHIP										
Pete Harnisch, R ERA: 6.97 (1, 1)	5.0		24	8	4	3	3	2	0	0	0	0	1	63	94	5.40	2.000										
Greg McMichael, R ERA: 3.17 (6, 1)	2.0	L	9	3	2	1	1	0	0	0	0	0	0	15	22	4.50	1.500										
Mel Rojas, R ERA: 4.98 (8, 1)	1.0		4	2	1	1	0	0	0	0	0	0	0	12	15	9.00	2.000										

**New York Mets @ Colorado Rockies**  
Coors Field, Denver, CO  
Sat Aug 16 1997, 7:05 PM MDT  
Att: 48,311 - Unknown - 76 F

AB 33  
R 7  
H 13  
RBI 6  
BB 2  
SO 4  
LOB 16





Batter	1	2	3	4	5	6	7	8	9	AB	R	H	RBI	BB	SO	LOB	TOP			
<b>Carl Everett, S</b> OBP: 0.309, SLG: 0.443 (1, 9)	L1	F9		G4-1					K	5	0	1	0	0	1	3	<b>New York Mets @ Colorado Rockies</b> Coors Field, Denver, CO Sun Aug 17 1997, 3:33 AM MDT Att: 48,440 - Sunny - 74 F			
<b>Eduardo Alfonso, R</b> OBP: 0.395, SLG: 0.452 (1, 5)	FC4-6 BB	E BB		G6-3					BB	2	0	1	0	3	0	1				
<b>John Olerud, L</b> OBP: 0.399, SLG: 0.485 (1, 3)	FC4-6 1-2	E1							F8	5	0	2	0	0	0	4				
<b>Todd Hundley, S</b> OBP: 0.402, SLG: 0.559 (1, 2)	P6	G4-3							G1-3	5	0	0	0	0	0	8				
<b>Bernard Gilkey, R</b> OBP: 0.311, SLG: 0.359 (1, 7)		2B 1B		P3					K	4	1	1	0	0	2	2				
<b>Carlos Baerga, S</b> OBP: 0.315, SLG: 0.401 (1, 4)		2B 2B		G3					P5	3	1	1	1	1	0	2				
<b>Brian McRae, S</b> OBP: 0.326, SLG: 0.366 (1, 8)		P5		G4-3					FC4-6 2B	4	1	0	0	0	1	2				
<b>Luis Lopez, S</b> OBP: 0.336, SLG: 0.372 (1, 6)		BB E 2B		G4-1 SH3 1B					G4-3	4	1	3	2	0	0	0				
<b>Dave Milcki, R</b> OBP: 0.262, SLG: 0.308 (1, 1)		BB E 2B		SH3					F8	0	0	0	0	1	0	0				
<b>Matt Franco, L</b> OBP: 0.359, SLG: 0.413 (6, PH)		E BB BB		SH3					G5-3	1	0	0	0	0	0	1				
<b>Turk Wendell, L</b> OBP: 0.304, SLG: 0.467 (8, PH)		E BB BB		1-2						0	0	0	0	0	0	0				
<b>Mel Rojas, R</b> OBP: 0.304, SLG: 0.467 (8, 1)		BB								0	0	0	0	0	0	0				
<b>Inning Stats</b>	R: 0 E: 0 K: 0 S: 8	H: 0 LOB: 1 BB: 1 P: 15	R: 3 E: 1 K: 0 S: 21	H: 3 LOB: 3 BB: 2 P: 35	R: 0 E: 0 K: 0 S: 3	H: 0 LOB: 0 BB: 0 P: 6	R: 0 E: 0 K: 0 S: 7	H: 1 LOB: 1 BB: 0 P: 8	R: 0 E: 0 K: 0 S: 7	H: 1 LOB: 0 BB: 0 P: 9	R: 1 E: 0 K: 0 S: 6	H: 2 LOB: 2 BB: 1 P: 13	R: 0 E: 0 K: 1 S: 14	H: 2 LOB: 0 BB: 0 P: 18	R: 0 E: 0 K: 1 S: 9	H: 0 LOB: 1 BB: 1 P: 17	1B: 6 2B: 3 3B: 0 HR: 0	SF: 0 SAC: 1 DP: 1 HBP: 0	WP: 0 PB: 0 SB: 0 CS: 0	PA: 40
<b>PITCHER</b>	IP WLS BF H R ER SO BB IBB HBP BLK WP HR S P ERA WHIP																			
<b>John Thomson, R</b> ERA: 4.37 (1, 1)	6.0 W 28 7 4 3 1 4 0 0 0 0 0 0 52 86 4.50 1.833																			
<b>Mike Munoz, L</b> ERA: 5.45 (7, 1)	0.1 3 2 0 0 0 0 0 0 0 0 0 0 8 11 0.00 6.000																			
<b>Steve Reed, R</b> ERA: 4.84 (8, 1)	0.2 2 0 0 0 1 0 0 0 0 0 0 0 6 7 0.00 0.000																			
<b>Mike DeJean, R</b> ERA: 4.17 (9, 1)	1.0 S 4 0 0 0 1 1 0 0 0 0 0 0 9 16 0.00 1.000																			
<b>Jerry Dipoto, R</b> ERA: 4.62 (9, 1)	1.0 S 4 0 0 0 1 1 0 0 0 0 0 0 9 17 0.00 1.000																			
Batter	1	2	3	4	5	6	7	8	9	AB	R	H	RBI	BB	SO	LOB	BOTTOM			
<b>Eric Young Sr., R</b> OBP: 0.363, SLG: 0.408 (1, 4)	K		P3		BB 2B 1B				17 BB 1B BB	3	2	1	0	1	1	0	<b>New York Mets @ Colorado Rockies</b> Coors Field, Denver, CO Sun Aug 17 1997, 3:33 AM MDT Att: 48,440 - Sunny - 74 F			
<b>17 Todd Helton, L</b> OBP: 0.381, SLG: 0.486 (7, PH)	G3-1		F7		F8				G4-6-3 1B BB	3	0	0	0	1	0	2				
<b>Quinton McCracken, S</b> OBP: 0.365, SLG: 0.353 (8, 8)									BB	0	0	0	0	0	0	0				
<b>Larry Walker, L</b> OBP: 0.467, SLG: 0.721 (1, 9)	G4-3		L6		BB 2B BB				G4-6-3 1B	3	1	1	1	1	0	0				
<b>Dante Bichette, R</b> OBP: 0.341, SLG: 0.492 (1, 7)		G5-3		F8					G4-6-3	4	1	1	3	0	0	2				
<b>Mike DeJean, R</b> OBP: 0.500, SLG: 1.000 (8, 1)					BB 2B				1-2 2-3	0	0	0	0	0	0	0				
<b>Jerry Dipoto, R</b> OBP: 0.125, SLG: 0.125 (9, 1)					1B 2B				1-2 2-3	0	0	0	0	0	0	0				
<b>Ellis Burks, R</b> OBP: 0.340, SLG: 0.541 (8, 7)		K			1B 2H 1B				BB	3	0	2	1	1	1	0				
<b>Vinny Castilla, R</b> OBP: 0.346, SLG: 0.538 (1, 5)		HR		K					F7	4	1	1	1	0	1	4				
<b>Kirt Manwaring, R</b> OBP: 0.316, SLG: 0.303 (1, 2)				K					F9	4	0	1	0	0	2	1				
<b>Walt Weiss, S</b> OBP: 0.361, SLG: 0.383 (7, 1)					G4-3				F9	3	0	1	0	0	0	0				
<b>Mike Munoz, L</b> OBP: 0.361, SLG: 0.383 (7, 1)									F9	0	0	0	0	0	0	0				
<b>Steve Reed, R</b> OBP: 0.391, SLG: 0.577 (8, 3)									F9	0	0	0	0	0	0	0				
<b>Andres Galarraga, R</b> OBP: 0.391, SLG: 0.577 (8, 3)									F9	1	0	0	0	0	0	0				
<b>John Thomson, R</b> OBP: 0.278, SLG: 0.235 (6, PH)					BB 1B 2B 1B				F9	2	1	1	0	0	0	2				
<b>Neifi Perez, S</b> OBP: 0.365, SLG: 0.506 (7, 6)										2	0	0	0	0	0	0				
<b>Inning Stats</b>	R: 0 E: 0 K: 1 S: 7	H: 0 LOB: 0 BB: 0 P: 8	R: 1 E: 0 K: 1 S: 12	H: 3 LOB: 0 BB: 0 P: 15	R: 0 E: 0 K: 2 S: 9	H: 0 LOB: 0 BB: 0 P: 10	R: 0 E: 0 K: 2 S: 9	H: 1 LOB: 1 BB: 0 P: 14	R: 4 E: 0 K: 0 S: 16	H: 4 LOB: 1 BB: 1 P: 25	R: 0 E: 0 K: 0 S: 7	H: 0 LOB: 0 BB: 0 P: 10	R: 1 E: 0 K: 0 S: 7	H: 1 LOB: 2 BB: 3 P: 20	R: 0 E: 0 K: 1 S: 9	H: 0 LOB: 0 BB: 0 P: 12	1B: 7 2B: 1 3B: 0 HR: 1	SF: 0 SAC: 0 DP: 1 HBP: 0	WP: 0 PB: 0 SB: 0 CS: 0	PA: 36
<b>PITCHER</b>	IP WLS BF H R ER SO BB IBB HBP BLK WP HR S P ERA WHIP																			
<b>Dave Milcki, R</b> ERA: 4.65 (6, 1)	5.0 L 24 8 1 1 1 0 3 0 0 0 0 0 14 30 4.50 2.000																			
<b>Turk Wendell, L</b> ERA: 3.5 (8, 1)	2.0 9 1 1 1 0 3 0 0 0 0 0 0 14 30 4.50 2.000																			
<b>Mel Rojas, R</b> ERA: 4.91 (8, 1)	1.0 3 0 0 0 1 0 0 0 0 0 0 0 9 12 0.00 0.000																			



Batter	1	2	3	4	5	6	7	8	9	AB	R	H	RBI	BB	SO	LOB	TOP
<b>Otis Nixon, S</b> <small>OBP: 0.334, SLG: 0.295</small> 										5	0	0	0	0	0	1	
<b>Eric Young Sr., R</b> <small>OBP: 0.365, SLG: 0.411</small> 										4	1	3	1	0	1	0	
<b>Mike Piazza, R</b> <small>OBP: 0.415, SLG: 0.600</small> 										4	0	1	1	0	0	2	
<b>Eric Karros, R</b> <small>OBP: 0.333, SLG: 0.466</small> 										4	1	1	1	0	1	2	
<b>Raul Mondesi, R</b> <small>OBP: 0.351, SLG: 0.545</small> 										4	1	1	0	0	0	0	
<b>Todd Zeile, R</b> <small>OBP: 0.340, SLG: 0.425</small> 										3	0	2	1	1	1	0	
<b>Greg Gagne, R</b> <small>OBP: 0.319, SLG: 0.386</small> 										4	0	0	0	0	2	3	
<b>Brett Butler, L</b> <small>OBP: 0.383, SLG: 0.341</small> <b>Roger Cedeno, S</b> <small>OBP: 0.353, SLG: 0.350</small> 										4	1	1	0	0	1	1	
<b>Ismael Valdez, R</b> <small>OBP: 0.109, SLG: 0.047</small> <b>Scott Radinsky, L</b> <small>ERA: 4.89</small> <b>Darren Hall, R</b> <small>ERA: 2.38</small> <b>Nelson Liriano, S</b> <small>OBP: 0.282, SLG: 0.342</small> <b>Todd Worrell, R</b> <small>ERA: 3.12</small> 										2	0	0	0	0	1	0	
<b>Inning Stats</b> <small>R: 0 H: 1 E: 0 LOB: 1 K: 1 BB: 0 S: 9</small>	<small>R: 0 H: 0 E: 0 LOB: 1 K: 2 BB: 1 S: 9</small>	<small>R: 0 H: 1 E: 0 LOB: 1 K: 1 BB: 0 S: 10</small>	<small>R: 0 H: 1 E: 0 LOB: 1 K: 1 BB: 0 S: 10</small>	<small>R: 0 H: 1 E: 0 LOB: 1 K: 0 BB: 0 S: 10</small>	<small>R: 2 H: 3 E: 0 LOB: 1 K: 0 BB: 0 S: 9</small>	<small>R: 0 H: 0 E: 0 LOB: 0 K: 2 BB: 0 S: 8</small>	<small>R: 0 H: 0 E: 0 LOB: 0 K: 0 BB: 0 S: 4</small>	<small>R: 2 H: 3 E: 0 LOB: 1 K: 1 BB: 0 S: 15</small>	<small>R: 0 H: 0 E: 0 LOB: 0 K: 0 BB: 0 S: 5</small>	<small>1B: 5 SF: 0 2B: 3 SAC: 1 3B: 0 DP: 0 HR: 1 HBP: 0</small>	<small>WP: 0 PA: 37</small>						
<b>PITCHER</b> <b>Brian Bohanon, L</b> <small>ERA: 3.66</small> <b>Mel Rojas, R</b> <small>ERA: 4.89</small> <b>Greg McMichael, R</b> <small>ERA: 3.12</small>	<small>IP: 7.2 WLS: L BF: 32 H: 8 R: 4 ER: 4 SO: 7 BB: 1 IBB: 0 HBP: 0 BLK: 0 WP: 0 HR: 1 S: 68 P: 113 ERA: 4.70 WHIP: 1.174</small>							<small>IP: 1.0 WLS: 3 BF: 3 H: 0 R: 0 ER: 0 SO: 0 BB: 0 IBB: 0 HBP: 0 BLK: 0 WP: 0 HR: 0 S: 6 P: 9 ERA: 0.00 WHIP: 3.000</small>									

**Los Angeles Dodgers @ New York Mets**  
 Shea Stadium, Flushing, NY  
 Tue Aug 19 1997, 7:05 PM EDT  
 Att: 25,971 - Unknown - 74 F

AB	35
R	4
H	9
RBI	4
BB	1
SO	7
LOB	9



Batter	1	2	3	4	5	6	7	8	9	AB	R	H	RBI	BB	SO	LOB	BOTTOM
<b>Brian McRae, S</b> <small>OBP: 0.325, SLG: 0.365</small> 										4	0	1	0	0	0	3	
<b>Edgardo Alfonzo, R</b> <small>OBP: 0.394, SLG: 0.450</small> 										4	0	1	0	0	1	3	
<b>John Olerud, L</b> <small>OBP: 0.398, SLG: 0.482</small> 										4	0	1	0	0	1	1	
<b>Todd Hundley, S</b> <small>OBP: 0.398, SLG: 0.552</small> 										4	0	0	0	0	2	2	
<b>Bernard Gilkey, R</b> <small>OBP: 0.310, SLG: 0.358</small> 										4	0	1	0	0	0	1	
<b>Carlos Baerga, S</b> <small>OBP: 0.317, SLG: 0.405</small> 										4	1	2	0	0	0	1	
<b>Butch Huskey, R</b> <small>OBP: 0.304, SLG: 0.464</small> <b>Carl Everett, S</b> <small>OBP: 0.308, SLG: 0.442</small> 										2	1	0	0	1	0	1	
<b>Rey Ordenez, R</b> <small>OBP: 0.274, SLG: 0.280</small> <b>Luis Lopez, S</b> <small>OBP: 0.333, SLG: 0.369</small> 										2	0	1	0	0	0	0	
<b>Brian Bohanon, L</b> <small>OBP: 0.176, SLG: 0.188</small> <b>Mel Rojas, R</b> <small>ERA: 2.38</small> <b>Greg McMichael, R</b> <small>OBP: 0.500, SLG: 0.500</small> 										2	0	2	2	0	0	0	
<b>Inning Stats</b> <small>R: 0 H: 1 E: 0 LOB: 0 K: 1 BB: 0 S: 8</small>	<small>R: 0 H: 1 E: 0 LOB: 1 K: 1 BB: 0 S: 13</small>	<small>R: 0 H: 1 E: 0 LOB: 1 K: 0 BB: 0 S: 13</small>	<small>R: 0 H: 1 E: 0 LOB: 1 K: 0 BB: 0 S: 13</small>	<small>R: 0 H: 1 E: 0 LOB: 0 K: 0 BB: 0 S: 7</small>	<small>R: 2 H: 2 E: 0 LOB: 1 K: 1 BB: 1 S: 11</small>	<small>R: 0 H: 1 E: 0 LOB: 1 K: 0 BB: 0 S: 11</small>	<small>R: 0 H: 1 E: 0 LOB: 1 K: 0 BB: 0 S: 7</small>	<small>R: 0 H: 1 E: 0 LOB: 1 K: 1 BB: 0 S: 10</small>	<small>R: 0 H: 0 E: 0 LOB: 0 K: 1 BB: 0 S: 8</small>	<small>1B: 8 SF: 0 2B: 1 SAC: 2 3B: 0 DP: 1 HR: 0 HBP: 0</small>	<small>WP: 0 PA: 35</small>						
<b>PITCHER</b> <b>Ismael Valdez, R</b> <small>ERA: 2.76</small> <b>Scott Radinsky, L</b> <small>ERA: 2.74</small> <b>Darren Hall, R</b> <small>ERA: 2.38</small> <b>Todd Worrell, R</b> <small>ERA: 4.72</small>	<small>IP: 7.0 WLS: W BF: 28 H: 8 R: 2 ER: 2 SO: 2 BB: 1 IBB: 0 HBP: 0 BLK: 0 WP: 0 HR: 0 S: 70 P: 111 ERA: 2.57 WHIP: 1.286</small>							<small>IP: 0.2 WLS: 3 BF: 3 H: 1 R: 0 ER: 0 SO: 1 BB: 0 IBB: 0 HBP: 0 BLK: 0 WP: 0 HR: 0 S: 6 P: 9 ERA: 0.00 WHIP: 1.500</small>									

**Los Angeles Dodgers @ New York Mets**  
 Shea Stadium, Flushing, NY  
 Tue Aug 19 1997, 7:05 PM EDT  
 Att: 25,971 - Unknown - 74 F

AB	32
R	2
H	9
RBI	2
BB	1
SO	5
LOB	12





Batter	1	2	3	4	5	6	7	8	9	AB	R	H	RBI	BB	SO	LOB	TOP																
<b>Otis Nixon, S</b> <small>OBP: 0.331, SLG: 0.292</small> 										4	0	0	0	0	1	3	<b>Los Angeles Dodgers @ New York Mets</b> Shea Stadium, Flushing, NY Thu Aug 21 1997, 3:33 AM EDT Overcast - 64 F  livebaseballscores.com  AB 31 R 1 H 5 RBI 1 BB 3 SO 3 LOB 16  																
<b>Eric Young Sr., R</b> <small>OBP: 0.383, SLG: 0.408</small> 										4	0	0	0	0	2																		
<b>Mike Piazza, R</b> <small>OBP: 0.413, SLG: 0.604</small> 										4	1	1	1	0	0																		
<b>Eric Karros, R</b> <small>OBP: 0.334, SLG: 0.466</small> 										3	0	1	0	1	0																		
<b>Raul Mondesi, R</b> <small>OBP: 0.352, SLG: 0.546</small> 										3	0	1	0	1	0																		
<b>Todd Zeile, R</b> <small>OBP: 0.337, SLG: 0.422</small> 										4	0	0	0	0	1	3																	
<b>Greg Gagne, R</b> <small>OBP: 0.318, SLG: 0.384</small> 																3		0	0	0	1	0	3										
<b>Roger Cedeno, S</b> <small>OBP: 0.355, SLG: 0.386</small> <b>Brett Butler, L</b> <small>OBP: 0.365, SLG: 0.343</small> 																2		0	1	0	0	0	1	0									
<b>Tom Candiotti, R</b> <small>OBP: 0.048, SLG: 0.048</small> <b>Mark Guthrie, R</b> <small>OBP: 0.279, SLG: 0.338</small> <b>Wilton Guerrero, S</b> <small>OBP: 0.306, SLG: 0.408</small> <b>37 Darren Dreifort, R</b> <small>OBP: 0.200, SLG: 0.200</small> 																2		0	0	0	0	1	1	0	0	0	0	0	0	0	0	0	0
<b>Inning Stats</b> R: 0 H: 0 E: 0 LOB: 0 K: 0 BB: 0 S: 7 P: 11	R: 0 H: 0 E: 0 LOB: 0 K: 0 BB: 0 S: 7 P: 10	R: 0 H: 1 E: 0 LOB: 1 K: 0 BB: 0 S: 7 P: 9	R: 0 H: 0 E: 0 LOB: 0 K: 0 BB: 0 S: 5 P: 7	R: 0 H: 0 E: 0 LOB: 0 K: 0 BB: 0 S: 9 P: 15	R: 0 H: 0 E: 0 LOB: 0 K: 1 BB: 0 S: 8 P: 10	R: 1 H: 2 E: 0 LOB: 0 K: 0 BB: 0 S: 8 P: 13	R: 0 H: 1 E: 0 LOB: 2 K: 1 BB: 1 S: 11 P: 19	R: 0 H: 1 E: 0 LOB: 2 K: 1 BB: 1 S: 10 P: 18	1B: 2 SF: 0 2B: 2 SAC: 0 3B: 0 DP: 1 HR: 1 HBP: 0	WP: 0 PA: 34 FB: 0 SB: 0 CS: 0																							
<b>PITCHER</b> <b>Joe Crawford, L</b> <small>ERA: 3.48</small> <b>Greg McMichael, R</b> <small>ERA: 3.03</small> <b>John Franco, L</b> <small>ERA: 2.34</small>	IP WLS BF H R ER SO BB IBB HBP BLK WP HR S P ERA WHIP 6.0 W 22 3 1 1 1 1 0 0 0 0 0 1 47 69 1.50 0.667 2.0 7 1 0 0 1 1 0 0 0 0 0 0 15 25 0.00 1.000 1.0 S 5 1 0 0 1 1 0 0 0 0 0 0 10 18 0.00 2.000	<b>PITCHER</b> IP WLS BF H R ER SO BB IBB HBP BLK WP HR S P ERA WHIP 4.0 0 0 0 0 0 0 0 0 0 0 0 0 15 25 0.00 1.000 4.0 0 0 0 0 0 0 0 0 0 0 0 0 15 25 0.00 1.000 0.1 0 0 0 0 0 0 0 0 0 0 0 0 1 1 0.00 0.000 0.1 0 0 0 0 0 0 0 0 0 0 0 0 1 1 0.00 0.000 1.1 0 0 0 0 0 0 0 0 0 0 0 0 13 13 0.00 0.000 1.1 0 0 0 0 0 0 0 0 0 0 0 0 19 19 0.00 0.000 1.1 0 0 0 0 0 0 0 0 0 0 0 0 18 18 0.00 0.000																															

Batter	1	2	3	4	5	6	7	8	9	AB	R	H	RBI	BB	SO	LOB	BOTTOM	
<b>Brian McRae, S</b> <small>OBP: 0.322, SLG: 0.362</small> 										4	0	0	0	0	0	0	<b>Los Angeles Dodgers @ New York Mets</b> Shea Stadium, Flushing, NY Thu Aug 21 1997, 3:33 AM EDT Overcast - 64 F  livebaseballscores.com  AB 29 R 3 H 6 RBI 3 BB 3 SO 4 LOB 13  	
<b>Edgardo Alfonzo, R</b> <small>OBP: 0.397, SLG: 0.450</small> 										2	0	1	0	2	0	0		
<b>Matt Franco, L</b> <small>OBP: 0.356, SLG: 0.408</small> <b>John Franco, L</b> <small>OBP: 0.356, SLG: 0.408</small> 										4	0	1	0	0	0	2		0
<b>Bernard Gilkey, R</b> <small>OBP: 0.310, SLG: 0.355</small> 										3	1	0	0	1	1	3		
<b>Carlos Baerga, S</b> <small>OBP: 0.321, SLG: 0.418</small> 										3	2	2	2	0	0	2		
<b>Butch Huskey, R</b> <small>OBP: 0.304, SLG: 0.466</small> 										3	0	1	1	0	1	0		
<b>Todd Pratt, R</b> <small>OBP: 0.453, SLG: 0.553</small> 										3	0	1	0	0	1	1		
<b>Rey Ordonez, R</b> <small>OBP: 0.271, SLG: 0.277</small> 										3	0	0	0	0	2	0		
<b>Joe Crawford, L</b> <small>OBP: 0.397, SLG: 0.481</small> <b>Greg McMichael, R</b> <small>OBP: 0.307, SLG: 0.440</small> <b>Carl Everett, S</b> <small>OBP: 0.307, SLG: 0.440</small> <b>John Olerud, L</b> <small>OBP: 0.397, SLG: 0.481</small> 										2	0	0	0	0	1	2		0
<b>Inning Stats</b> R: 0 H: 1 E: 0 LOB: 2 K: 0 BB: 1 S: 11 P: 22	R: 0 H: 1 E: 0 LOB: 1 K: 1 BB: 0 S: 12 P: 19	R: 0 H: 1 E: 0 LOB: 1 K: 0 BB: 0 S: 7 P: 12	R: 1 H: 2 E: 0 LOB: 1 K: 2 BB: 0 S: 10 P: 15	R: 0 H: 0 E: 0 LOB: 0 K: 0 BB: 0 S: 5 P: 6	R: 2 H: 1 E: 0 LOB: 1 K: 0 BB: 1 S: 11 P: 21	R: 0 H: 0 E: 0 LOB: 1 K: 0 BB: 1 S: 5 P: 10	R: 0 H: 0 E: 0 LOB: 0 K: 1 BB: 0 S: 6 P: 10	1B: 3 SF: 0 2B: 2 SAC: 0 3B: 0 DP: 1 HR: 1 HBP: 1	WP: 0 PA: 33 FB: 0 SB: 0 CS: 0									
<b>PITCHER</b> <b>Tom Candiotti, R</b> <small>ERA: 3.42</small> <b>Mark Guthrie, L</b> <small>ERA: 4.42</small> <b>37 Darren Dreifort, R</b> <small>ERA: 2.15</small>	IP WLS BF H R ER SO BB IBB HBP BLK WP HR S P ERA WHIP 6.0 L 26 6 3 3 3 3 2 0 0 0 0 0 0 56 95 4.50 1.333 1.0 4 0 0 0 0 1 0 0 0 0 0 0 5 10 0.00 1.000 1.0 3 0 0 0 1 0 0 0 1 0 0 0 6 10 0.00 0.000	<b>PITCHER</b> IP WLS BF H R ER SO BB IBB HBP BLK WP HR S P ERA WHIP 4.0 0 0 0 0 0 0 0 0 0 0 0 0 15 25 0.00 1.000 4.0 0 0 0 0 0 0 0 0 0 0 0 0 15 25 0.00 1.000 0.1 0 0 0 0 0 0 0 0 0 0 0 0 1 1 0.00 0.000 0.1 0 0 0 0 0 0 0 0 0 0 0 0 1 1 0.00 0.000 1.1 0 0 0 0 0 0 0 0 0 0 0 0 13 13 0.00 0.000 1.1 0 0 0 0 0 0 0 0 0 0 0 0 19 19 0.00 0.000 1.1 0 0 0 0 0 0 0 0 0 0 0 0 18 18 0.00 0.000																







Batter	1	2	3	4	5	6	7	8	9	AB	R	H	RBI	BB	SO	LOB	TOP										
Quilvio Veras, S OBP: 0.366, SLG: 0.354 (1, 4)	K2-3 ①		G4-3 ②		G1-3 ①		G4-3 ①	BB 4-1		4	0	0	0	1	1	0	<b>San Diego Padres @ New York Mets</b> Shea Stadium, Flushing, NY Sat Aug 23 1997, 7:05 PM EDT Att: 34,823 - Unknown - 74 F										
Steve Finley, L OBP: 0.315, SLG: 0.486 (1, 8)	K ②		HR 3-0		1B SF6 1B 0-1		G3-1 ②	P5 0-2		5	2	2	1	0	1	3											
Tony Gwynn, L OBP: 0.417, SLG: 0.569 (1, 9)	G6-3 ③		2B 0-0		1B 1-3		1B 3-1	HR 4-1		4	1	3	0	1	0	0											
Ken Caminiti, S OBP: 0.368, SLG: 0.474 (1, 5)		1B 1B 3-0	K 0-3		SF6 1-0		1B 1-2	HR 1-1		4	1	3	3	0	1	1											
Mark Sweeney, L OBP: 0.360, SLG: 0.364 Archi Cianfrocco, R OBP: 0.323, SLG: 0.350 Sean Bergman, R OBP: 0.250, SLG: 0.333 Chris Jones, F OBP: 0.341, SLG: 0.463 (1, 3) (7, PH) (7, 1) (8, PH)	L6 ①		1B 1B 0-0		F8 3-0		K 1-3	F7 3-2	2B ①	3	0	1	0	0	0	2											
Greg Vaughn, R OBP: 0.321, SLG: 0.395 (1, 7)	F7 ②		K 3-3		G6-3 3-2		E4 2B	P5 2-2		5	0	0	0	0	1	3											
Chris Gomez, R OBP: 0.327, SLG: 0.334 (1, 6)	1B 1-1		F9 2-0		F9 0-0		2B 1-3	F7 3-2		5	0	2	0	0	0	2											
John Flaherty, R OBP: 0.304, SLG: 0.377 (1, 2)	F9 2-1		1B 0-2		F8 3-1		G5-3 1-0	FC5-4 BB 4-1		4	0	1	0	1	0	4											
Paul Menhart, R OBP: 0.307, SLG: 0.506 (7, 3) (7, 3)	G3-1 ①		B2-3 0-1		HR 0-0		K 0-3	FC5-4 1-2		2	0	0	0	0	0	2											
<b>Inning Stats</b>	R: 0 E: 0 K: 2 S: 11	H: 0 LOB: 0 BB: 0 P: 14	R: 0 E: 0 K: 0 S: 9	H: 2 LOB: 2 BB: 0 P: 17	R: 1 E: 0 K: 1 S: 10	H: 2 LOB: 1 BB: 0 P: 16	R: 0 E: 0 K: 1 S: 16	H: 2 LOB: 2 BB: 0 P: 20	R: 1 E: 0 K: 0 S: 8	H: 2 LOB: 1 BB: 0 P: 12	R: 0 E: 0 K: 0 S: 6	H: 0 LOB: 0 BB: 0 P: 12	R: 1 E: 0 K: 0 S: 11	H: 3 LOB: 2 BB: 0 P: 17	R: 0 E: 1 K: 1 S: 12	H: 1 LOB: 3 BB: 1 P: 20		R: 2 E: 0 K: 0 S: 17	H: 2 LOB: 2 BB: 2 P: 34	1B: 8 2B: 3 3B: 0 HR: 3	SF: 1 SAC: 0 DP: 0 HBP: 0	WP: 0 PB: 0 SB: 0 CS: 0	PA: 45				
<b>PITCHER</b>	IP	WLS	BF	H	R	ER	SO	BB	IBB	HBP	BLK	WP	HR	S	P	ERA	WHIP										
Dave Milcki, R ERA: 4.63 (1, 1)	6.2	W	30	10	3	3	4	0	0	0	0	0	2	67	102	4.05	1.500										
Yorkis Perez, L ERA: 18.0 (7, 1)	0.0		1	1	0	0	0	0	0	0	0	0	0	1	2	∞	∞										
Greg McMichael, R ERA: 2.97 (7, 1)	1.1		7	1	0	0	2	1	0	0	0	0	0	15	24	0.00	1.500										
Turk Wendell, R ERA: 4.0 (9, 1)	0.2	S	6	2	2	2	0	2	0	0	0	0	1	15	32	27.00	6.000										
John Franco, L ERA: 2.29 (9, 1)	0.1		1	0	0	0	0	0	0	0	0	0	0	2	2	0.00	0.000										

Batter	1	2	3	4	5	6	7	8	9	AB	R	H	RBI	BB	SO	LOB	BOTTOM										
Brian McRae, S OBP: 0.325, SLG: 0.369 (1, 8)	F8 ①		G4-3 ①		K ①		BB HR 1B 2-1	HR 3-2		5	2	2	1	0	1	1	<b>San Diego Padres @ New York Mets</b> Shea Stadium, Flushing, NY Sat Aug 23 1997, 7:05 PM EDT Att: 34,823 - Unknown - 74 F										
Edgardo Alfonzo, R OBP: 0.396, SLG: 0.453 (1, 5)	BB BB 4-1		G3-6-1 1B 0-0		HR 1-1		HR 1B 1-2	G4-3 ③		4	2	3	2	1	0	0											
John Olerud, L OBP: 0.394, SLG: 0.474 (1, 3)	F9 ②		G3-6-1 ③ 1-2		G6-3 ②		HR BB 4-2			3	1	0	0	1	0	2											
Todd Hundley, S OBP: 0.406, SLG: 0.574 (1, 2)	BB 1-2		F9 ①		CS 1B 1-2		HR BB 0-1			3	1	2	4	1	0	0											
Carlos Baerga, S OBP: 0.323, SLG: 0.415 (1, 4)	G4-1 ③		2B 2B 1-0		CS ③ 1-2		G4-3 ①	L3 ②		4	1	1	0	0	0	2											
Bernard Gilkey, R OBP: 0.308, SLG: 0.351 Yorkis Perez, L (7, 1)	G6-3 ①		K ②		G6-3 ②		G6-3 ②			3	0	0	0	0	1	1											
Greg McMichael, R OBP: 0.987, SLG: 0.687 Turk Wendell, L (7, 1) (9, 1)			K ②		G6-3 ②		1B ③			0	0	0	0	0	0	0											
John Franco, L (9, 1)										0	0	0	0	0	0	0											
Butch Huskey, R OBP: 0.310, SLG: 0.483 (7, 7)	2B 1-1		2B 2H 0-0		HR ③		K ③			4	1	3	2	0	1	1											
Rey Ordenez, R OBP: 0.266, SLG: 0.272 (1, 6)	E5 G6-4-3 ③		G5-3 ③		P4 ③		P6 ①			4	0	0	0	0	0	2											
Dave Milcki, R OBP: 0.273, SLG: 0.300 Carl Everett, S OBP: 0.302, SLG: 0.431 (1, 1) (7, 9)	G6-4-3 ③ 1-2		HR BB 4-0		K ①		F8 ②			1	1	0	0	1	0	2											
<b>Inning Stats</b>	R: 0 E: 0 K: 0 S: 12	H: 1 LOB: 1 BB: 0 P: 13	R: 0 E: 0 K: 0 S: 5	H: 1 LOB: 0 BB: 0 P: 11	R: 1 E: 0 K: 1 S: 8	H: 2 LOB: 1 BB: 0 P: 12	R: 2 E: 0 K: 1 S: 12	H: 2 LOB: 0 BB: 1 P: 20	R: 1 E: 0 K: 0 S: 9	H: 1 LOB: 0 BB: 0 P: 16	R: 4 E: 0 K: 2 S: 16	H: 4 LOB: 1 BB: 1 P: 25	R: 1 E: 0 K: 0 S: 8	H: 1 LOB: 0 BB: 0 P: 12	R: 1 E: 0 K: 0 S: 17	H: 1 LOB: 3 BB: 2 P: 34	1B: 5 2B: 3 3B: 0 HR: 4	SF: 0 SAC: 0 DP: 2 HBP: 0	WP: 0 PB: 0 SB: 0 CS: 1	PA: 39							
<b>PITCHER</b>	IP	WLS	BF	H	R	ER	SO	BB	IBB	HBP	BLK	WP	HR	S	P	ERA	WHIP										
Paul Menhart, R ERA: 5.4 (1, 1)	6.0	L	26	7	4	4	2	3	0	0	0	0	2	54	96	6.00	1.667										
Sean Bergman, R ERA: 5.69 (7, 1)	2.0		12	5	5	5	2	1	0	0	0	0	2	24	37	22.50	3.000										









Batter	1	2	3	4	5	6	7	8	9	AB	R	H	RBI	BB	SO	LOB	TOP			
Darryl Hamilton, L (1, 8) OBP: 0.348, SLG: 0.378	0-1 G1-3	2-1 G1-3			2-2 L8		3-2 1B 2B		3-3 K	5	1	1	1	0	1	1	<b>San Francisco Giants @ New York Mets</b> Shea Stadium, Flushing, NY Mon Aug 25 1997, 7:05 PM EDT Att: 17,947 - Unknown - 73 F <a href="http://livebaseballscorecards.com">livebaseballscorecards.com</a>			
Bill Mueller, S (1, 5) OBP: 0.376, SLG: 0.456	4-1 FC5-4 BB		2-2 G5-3 2B		0-3 K		0-1 2H 1B		0-0 E 1B	4	1	3	1	1	1	0				
Barry Bonds, L (1, 7) OBP: 0.435, SLG: 0.556	1-2 L8		2-2 P7		1-1 G3		2-3 K		2-2 E8 1H	5	0	0	0	0	1	3				
Jeff Kent, R (1, 3) OBP: 0.323, SLG: 0.495	0-0 FC5-4 1-2		2-2 G5-3 2-3			1-3 K		0-0 P3	2-3 K	5	0	0	0	0	2	3				
Mark Lewis, R (1, 4) OBP: 0.307, SLG: 0.433		1-1 G4-3	1-3 K			1-3 K		3-2 HR 1B		4	1	1	0	0	2	1				
Glenallen Hill, R (1, 9) OBP: 0.288, SLG: 0.432		3-3 K		1-0 P4		1-0 G5-3		1-0 HR 1H		4	1	1	2	0	1	0				
Jose Vizcaino, S (1, 6) OBP: 0.326, SLG: 0.335		3-2 HR 1B		0-0 F8			2-1 G4-3	0-0 F9		4	1	1	0	0	0	0				
Brian Johnson, R (1, 2) OBP: 0.305, SLG: 0.438	1 SAFE 0-1 HR	0-1 HR		0-1 1B			1-0 P6	0-3 K		4	1	2	2	0	1	0				
Shawn Estes, R (1, 1) OBP: 0.199, SLG: 0.179	0-0 1B		3-2 G6-3				1-1 2B 1B		0-0 G1-3	3	1	2	0	0	0	1				
Roberto Hernandez, R (7, 1) ERA: 3.68										0	0	0	0	0	0	0				
Yorkis Perez, L (7, 1) ERA: 16.2										1	0	0	0	0	0	0				
Mel Rojas, R (9, 1) ERA: 4.78										0	0	0	0	0	0	0				
Rod Beck, R (9, 1)										0	0	0	0	0	0	0				
<b>Inning Stats</b>	R: 0 E: 0 K: 0 S: 7	H: 0 LOB: 1 BB: 1 P: 12	R: 2 E: 0 K: 1 S: 17	H: 3 LOB: 1 BB: 0 P: 26	R: 0 E: 0 K: 1 S: 14	H: 1 LOB: 1 BB: 0 P: 21	R: 0 E: 0 K: 0 S: 11	H: 1 LOB: 1 BB: 0 P: 15	R: 0 E: 0 K: 1 S: 9	H: 0 LOB: 0 BB: 0 P: 10	R: 2 E: 0 K: 2 S: 13	H: 3 LOB: 1 BB: 0 P: 22	R: 2 E: 0 K: 1 S: 9	H: 2 LOB: 0 BB: 0 P: 13	R: 1 E: 1 K: 2 S: 14	H: 1 LOB: 1 BB: 0 P: 21	1B: 7 2B: 2 3B: 0 HR: 2	SF: 0 SAC: 0 DP: 0 HBP: 0	WP: 0 PB: 0 SB: 0 CS: 0	PA: 40
<b>PITCHER</b>	IP	WLS	BF	H	R	ER	SO	BB	IBB	HBP	BLK	WP	HR	S	P	ERA	WHIP			
Bobby Jones, R (1, 1) ERA: 3.68	6.2	L	29	8	4	4	5	1	0	0	0	0	1	75	113	5.40	1.350			
Yorkis Perez, L (7, 1) ERA: 16.2	1.1		6	2	2	2	2	0	0	0	0	0	1	12	18	13.50	1.500			
Mel Rojas, R (9, 1) ERA: 4.78	1.0		5	1	1	0	2	0	0	0	0	0	0	14	21	0.00	1.000			

Batter	1	2	3	4	5	6	7	8	9	AB	R	H	RBI	BB	SO	LOB	BOTTOM					
Brian McRae, S (1, 8) OBP: 0.325, SLG: 0.368	2-2 K		1-0 BB 1B		3-3 K 1-2		0-0 1B WP 1B		1-2 G5-3	5	0	2	0	0	2	1	<b>San Francisco Giants @ New York Mets</b> Shea Stadium, Flushing, NY Mon Aug 25 1997, 7:05 PM EDT Att: 17,947 - Unknown - 73 F <a href="http://livebaseballscorecards.com">livebaseballscorecards.com</a>					
Edgardo Alfonzo, R (1, 5) OBP: 0.402, SLG: 0.457	2-3 K		4-0 1-2 BB		3-1 1B 1B	3-2 1B 1B	3-2 G4-3 1B 1-2 1B			3	1	2	0	1	1	0						
Bernard Gilkey, R (1, 7) OBP: 0.307, SLG: 0.348	0-0 G5-3		1-0 G1		0-0 G4-3 1B 1-2 1B	0-3 K	3-1 G6-3			4	0	1	0	0	0	4						
Todd Hundley, S (1, 2) OBP: 0.399, SLG: 0.562		1-3 K		0-0 G4-3		0-3 K		3-1 G6-3		4	0	0	0	0	2	2						
Butch Huskey, R (1, 3) OBP: 0.312, SLG: 0.487		3-2 F7		1-0 F9		1-1 G4-3 1-2 2H 1B		4-0 DI BB		3	0	1	1	1	0	0						
Alex Ochoa, R (1, 9) OBP: 0.272, SLG: 0.318		4-2 WP BB		0-0 L9		0-1 G4-3		1-3 K		2	0	0	0	1	0	2						
Carl Everett, S (8, 9) OBP: 0.302, SLG: 0.431						1-2 2-3				1	0	0	0	0	1	1						
Luis Lopez, S (1, 4) OBP: 0.331, SLG: 0.365	3-2 G6-3				0-1 F9	3-1 L6		3-2 P6		3	0	0	0	0	0	3						
Yorkis Perez, L (7, 1) OBP: 0.355, SLG: 0.412										0	0	0	0	0	0	0						
Matt Franco, L (8, 9) OBP: 0.355, SLG: 0.412										1	0	0	0	0	0	1						
Mel Rojas, R (9, 1)										0	0	0	0	0	0	0						
Rey Ordenez, R (1, 6) OBP: 0.261, SLG: 0.267			1-2 G4-3		1-2 G6-3		0-1 F9		2-1 G3	3	0	0	0	0	0	0						
John Olerud, L (9, 9) OBP: 0.392, SLG: 0.470										1	0	0	0	0	0	0						
Bobby Jones, R (1, 1) OBP: 0.179, SLG: 0.170			1-3 K		4-0 WP BB		2-3 K		1-0 L8	1	0	0	0	1	1	0						
Jason Hardtke, S (7, 4) OBP: 0.324, SLG: 0.412										2	0	0	0	0	1	0						
<b>Inning Stats</b>	R: 0 E: 0 K: 2 S: 8	H: 0 LOB: 0 BB: 0 P: 12	R: 0 E: 0 K: 1 S: 14	H: 0 LOB: 1 BB: 1 P: 25	R: 0 E: 0 K: 1 S: 9	H: 1 LOB: 2 BB: 1 P: 17	R: 0 E: 0 K: 0 S: 3	H: 0 LOB: 0 BB: 0 P: 4	R: 0 E: 0 K: 1 S: 8	H: 0 LOB: 1 BB: 1 P: 16	R: 1 E: 0 K: 1 S: 12	H: 3 LOB: 2 BB: 0 P: 19	R: 0 E: 0 K: 1 S: 17	H: 2 LOB: 0 BB: 0 P: 25	R: 0 E: 0 K: 1 S: 11	H: 0 LOB: 1 BB: 1 P: 22	R: 0 E: 0 K: 0 S: 6	H: 0 LOB: 0 BB: 0 P: 10	1B: 6 2B: 0 3B: 0 HR: 0	SF: 0 SAC: 0 DP: 0 HBP: 0	WP: 3 PB: 0 SB: 0 CS: 0	PA: 37
<b>PITCHER</b>	IP	WLS	BF	H	R	ER	SO	BB	IBB	HBP	BLK	WP	HR	S	P	ERA	WHIP					
Shawn Estes, L (1, 1) ERA: 3.68	6.2	W	29	6	1	1	7	3	0	0	0	0	0	66	110	1.35	1.350					
Roberto Hernandez, R (7, 1) ERA: 2.47	1.1		5	0	0	0	1	1	0	0	0	0	0	16	30	0.00	0.750					
Rod Beck, R (9, 1) ERA: 2.91	1.0		3	0	0	0	0	0	0	0	0	0	0	6	10	0.00	0.000					









Batter	1	2	3	4	5	6	7	8	9	AB	R	H	RBI	BB	SO	LOB	TOP									
Darryl Hamilton, L (1.8) OBP: 0.354, SLG: 0.379										4	1	3	0	1	0	1	<b>San Francisco Giants @ New York Mets</b> Shea Stadium, Flushing, NY Wed Aug 27 1997, 3:33 AM EDT Att: 23,373 - Sunny - 81 F									
Bill Mueller, S (1.5) OBP: 0.375, SLG: 0.448										5	0	1	0	0	1	4										
Barry Bonds, L (1.7) OBP: 0.437, SLG: 0.556										3	1	0	1	2	1	0										
Jeff Kent, R (1.4) OBP: 0.321, SLG: 0.488										4	1	1	0	1	0	5										
J.T. Snow, L (1.3) OBP: 0.395, SLG: 0.507										3	2	2	2	2	1	1										
Stan Javier, S (1.9) OBP: 0.373, SLG: 0.403										4	0	1	1	0	0	5										
Glenallen Hill, R (8.9) OBP: 0.288, SLG: 0.431										1	0	0	0	0	1	0										
Jose Vizcaino, S (1.6) OBP: 0.327, SLG: 0.340										4	0	2	2	0	0	0										
Rich Aurilia, R (9. PH) OBP: 0.345, SLG: 0.577										1	0	0	0	0	0	0										
Brian Johnson, R (1.2) OBP: 0.307, SLG: 0.438										3	0	1	0	1	2	2										
Doug Mirabeli, R (8.2)										1	0	0	0	0	1	0										
Kirk Rueter, L (1.1) OBP: 0.200, SLG: 0.158										3	1	2	0	0	0	2										
Julian Tavarez, L (5.1)										0	0	0	0	0	0	0										
Rich Rodriguez, L (5.1)										0	0	0	0	0	0	0										
Mark Lewis, R (7. PH) OBP: 0.302, SLG: 0.333										1	0	1	0	0	0	0										
Doug Henry, R (7.1)										0	0	0	0	0	0	0										
Jim Poole, L (7.1)										0	0	0	0	0	0	0										
Terry Mulholland, R (7.1) OBP: 0.160, SLG: 0.200										0	0	0	0	0	0	0										
<b>Inning Stats</b>	R: 0 E: 0 K: 0 S: 6	H: 1 LOB: 0 BB: 0 P: 12	R: 1 E: 0 K: 0 S: 14	H: 1 LOB: 2 BB: 2 P: 27	R: 3 E: 0 K: 1 S: 18	H: 4 LOB: 2 BB: 1 P: 30	R: 1 E: 0 K: 0 S: 14	H: 3 LOB: 3 BB: 2 P: 23	R: 0 E: 0 K: 0 S: 8	H: 2 LOB: 2 BB: 1 P: 13	R: 1 E: 0 K: 0 S: 11	H: 2 LOB: 0 BB: 0 P: 18	R: 0 E: 0 K: 1 S: 7	H: 1 LOB: 1 BB: 0 P: 10	R: 0 E: 0 K: 3 S: 12	H: 0 LOB: 1 BB: 1 P: 20	R: 0 E: 0 K: 2 S: 7	H: 0 LOB: 0 BB: 0 P: 10	R: 0 E: 0 K: 2 S: 7	H: 0 LOB: 0 BB: 0 P: 10	1B: 13 2B: 0 3B: 1 HR: 0	SF: 0 SAC: 0 DP: 3 HBP: 0	WP: 1 PB: 0 SB: 1 CS: 1	PA: 44		
<b>PITCHER</b>	IP WLS BF H R ER SO BB IBB HBP BLK WP HR S P ERA WHIP	IP WLS BF H R ER SO BB IBB HBP BLK WP HR S P ERA WHIP	IP WLS BF H R ER SO BB IBB HBP BLK WP HR S P ERA WHIP	IP WLS BF H R ER SO BB IBB HBP BLK WP HR S P ERA WHIP	IP WLS BF H R ER SO BB IBB HBP BLK WP HR S P ERA WHIP	IP WLS BF H R ER SO BB IBB HBP BLK WP HR S P ERA WHIP	IP WLS BF H R ER SO BB IBB HBP BLK WP HR S P ERA WHIP	IP WLS BF H R ER SO BB IBB HBP BLK WP HR S P ERA WHIP	IP WLS BF H R ER SO BB IBB HBP BLK WP HR S P ERA WHIP	IP WLS BF H R ER SO BB IBB HBP BLK WP HR S P ERA WHIP	IP WLS BF H R ER SO BB IBB HBP BLK WP HR S P ERA WHIP	IP WLS BF H R ER SO BB IBB HBP BLK WP HR S P ERA WHIP	IP WLS BF H R ER SO BB IBB HBP BLK WP HR S P ERA WHIP	IP WLS BF H R ER SO BB IBB HBP BLK WP HR S P ERA WHIP	IP WLS BF H R ER SO BB IBB HBP BLK WP HR S P ERA WHIP	IP WLS BF H R ER SO BB IBB HBP BLK WP HR S P ERA WHIP	IP WLS BF H R ER SO BB IBB HBP BLK WP HR S P ERA WHIP	IP WLS BF H R ER SO BB IBB HBP BLK WP HR S P ERA WHIP	IP WLS BF H R ER SO BB IBB HBP BLK WP HR S P ERA WHIP	IP WLS BF H R ER SO BB IBB HBP BLK WP HR S P ERA WHIP	IP WLS BF H R ER SO BB IBB HBP BLK WP HR S P ERA WHIP	IP WLS BF H R ER SO BB IBB HBP BLK WP HR S P ERA WHIP	IP WLS BF H R ER SO BB IBB HBP BLK WP HR S P ERA WHIP	IP WLS BF H R ER SO BB IBB HBP BLK WP HR S P ERA WHIP	IP WLS BF H R ER SO BB IBB HBP BLK WP HR S P ERA WHIP	IP WLS BF H R ER SO BB IBB HBP BLK WP HR S P ERA WHIP

AB	37
R	6
H	14
RBI	6
BB	7
SO	7
LOB	20



Batter	1	2	3	4	5	6	7	8	9	AB	R	H	RBI	BB	SO	LOB	BOTTOM									
Carl Everett, S (1.9) OBP: 0.305, SLG: 0.429										5	2	1	0	0	1	5	<b>San Francisco Giants @ New York Mets</b> Shea Stadium, Flushing, NY Wed Aug 27 1997, 3:33 AM EDT Att: 23,373 - Sunny - 81 F									
Edgardo Alfonzo, R (1.5) OBP: 0.406, SLG: 0.463										5	3	4	5	0	0	0										
Bernard Gilkey, R (1.7) OBP: 0.316, SLG: 0.361										4	1	4	3	0	0	0										
Greg McMichael, R (8.1) OBP: 0.667, SLG: 0.667										0	0	0	0	0	0	0										
John Franco, L (9.1)										0	0	0	0	0	0	0										
Butch Huskey, R (1.3) OBP: 0.312, SLG: 0.485										5	2	1	2	0	0	4										
Todd Pratt, R (1.2) OBP: 0.483, SLG: 0.551										2	2	1	0	2	0	0										
Brian McRae, S (1.8) OBP: 0.325, SLG: 0.374										5	0	1	2	0	1	5										
Carlos Baerga, S (1.4) OBP: 1.000, SLG: 1.000										3	0	0	0	0	0	1										
Yorkis Perez, L (6.1)										0	0	0	0	0	0	0										
Cory Lidle, R (6.1)										0	0	0	0	0	0	0										
John Olerud, L (7. PH) OBP: 0.392, SLG: 0.467										1	0	0	1	0	1	1										
Rey Ordenez, R (1.6) OBP: 0.268, SLG: 0.271										5	2	2	1	0	0	1										
Jason Isringhausen, R (1.1) OBP: 0.377, SLG: 0.377										1	1	1	0	0	0	0										
Alex Ochoa, R (5. PH) OBP: 0.274, SLG: 0.320										1	1	1	0	0	0	0										
Luis Lopez, S (6.4) OBP: 0.331, SLG: 0.364										2	1	1	1	0	1	0										
<b>Inning Stats</b>	R: 0 E: 0 K: 0 S: 9	H: 1 LOB: 1 BB: 0 P: 13	R: 0 E: 0 K: 0 S: 7	H: 0 LOB: 0 BB: 0 P: 14	R: 2 E: 0 K: 0 S: 11	H: 3 LOB: 1 BB: 0 P: 15	R: 0 E: 0 K: 0 S: 8	H: 1 LOB: 0 BB: 0 P: 14	R: 5 E: 0 K: 0 S: 18	H: 5 LOB: 1 BB: 1 P: 27	R: 0 E: 0 K: 2 S: 7	H: 0 LOB: 0 BB: 0 P: 10	R: 8 E: 0 K: 1 S: 25	H: 7 LOB: 1 BB: 1 P: 43	R: 0 E: 0 K: 1 S: 10	H: 0 LOB: 1 BB: 0 P: 14	1B: 13 2B: 3 3B: 1 HR: 0	SF: 1 SAC: 0 DP: 1 HBP: 2	WP: 0 PB: 0 SB: 1 CS: 0	PA: 44						
<b>PITCHER</b>	IP WLS BF H R ER SO BB IBB HBP BLK WP HR S P ERA WHIP	IP WLS BF H R ER SO BB IBB HBP BLK WP HR S P ERA WHIP	IP WLS BF H R ER SO BB IBB HBP BLK WP HR S P ERA WHIP	IP WLS BF H R ER SO BB IBB HBP BLK WP HR S P ERA WHIP	IP WLS BF H R ER SO BB IBB HBP BLK WP HR S P ERA WHIP	IP WLS BF H R ER SO BB IBB HBP BLK WP HR S P ERA WHIP	IP WLS BF H R ER SO BB IBB HBP BLK WP HR S P ERA WHIP	IP WLS BF H R ER SO BB IBB HBP BLK WP HR S P ERA WHIP	IP WLS BF H R ER SO BB IBB HBP BLK WP HR S P ERA WHIP	IP WLS BF H R ER SO BB IBB HBP BLK WP HR S P ERA WHIP	IP WLS BF H R ER SO BB IBB HBP BLK WP HR S P ERA WHIP	IP WLS BF H R ER SO BB IBB HBP BLK WP HR S P ERA WHIP	IP WLS BF H R ER SO BB IBB HBP BLK WP HR S P ERA WHIP	IP WLS BF H R ER SO BB IBB HBP BLK WP HR S P ERA WHIP	IP WLS BF H R ER SO BB IBB HBP BLK WP HR S P ERA WHIP	IP WLS BF H R ER SO BB IBB HBP BLK WP HR S P ERA WHIP	IP WLS BF H R ER SO BB IBB HBP BLK WP HR S P ERA WHIP	IP WLS BF H R ER SO BB IBB HBP BLK WP HR S P ERA WHIP	IP WLS BF H R ER SO BB IBB HBP BLK WP HR S P ERA WHIP	IP WLS BF H R ER SO BB IBB HBP BLK WP HR S P ERA WHIP	IP WLS BF H R ER SO BB IBB HBP BLK WP HR S P ERA WHIP	IP WLS BF H R ER SO BB IBB HBP BLK WP HR S P ERA WHIP	IP WLS BF H R ER SO BB IBB HBP BLK WP HR S P ERA WHIP	IP WLS BF H R ER SO BB IBB HBP BLK WP HR S P ERA WHIP	IP WLS BF H R ER SO BB IBB HBP BLK WP HR S P ERA WHIP	IP WLS BF H R ER SO BB IBB HBP BLK WP HR S P ERA WHIP









Batter	1	2	3	4	5	6	7	8	9	AB R H RBI BB SO LOB	TOP																
<b>Carl Everett, S</b> OBP: 0.307, SLG: 0.432 (1, 7)	G3		BLK 1B		G4-3	1B 2B	K		1B HR 1B	6 2 3 0 0 1 2	<b>New York Mets @ Baltimore Orioles</b> Oriole Park at Camden Yards, Baltimore, MD Sat Aug 30 1997, 3:33 AM EDT Att: 48,068 - Unknown - 85 F																
<b>Eduardo Alfonso, R</b> OBP: 0.410, SLG: 0.464 (1, 5)	G5-3		G6-3		BB 1B	G5-3 1B 2H	1B	1-2 2H	1B	6 2 4 2 0 0 1																	
<b>Bernard Gilkey, R</b> OBP: 0.325, SLG: 0.375 (1, 10)	G6-3			S 1B BB	1-2 2B BB	1-2 1B	1-2 2H	1B	1-2 2H	4 3 3 4 2 0 0																	
<b>Butch Huskey, R</b> OBP: 0.309, SLG: 0.477 (1, 3)		G5-3			F9	1-2 2H	G5-3	K	1-2 2H	6 1 1 1 0 1 5																	
<b>Todd Pratt, R</b> OBP: 0.469, SLG: 0.545 (1, 2)					G5-3	1-2		F9	4-3	6 0 2 2 0 0 1																	
<b>Alex Ochoa, R</b> OBP: 0.276, SLG: 0.325 (1, 9)					1-2 2H	1-2 2H		F9	F7	5 2 2 1 0 0 2																	
<b>Brian McRae, S</b> OBP: 0.330, SLG: 0.378 (1, 8)					2H 1B	1-2 1B		E 2B		3 1 2 0 2 0 1																	
<b>Luis Lopez, S</b> OBP: 0.333, SLG: 0.372 (1, 4)					1-2 2H	1-2 2H		1-2 2H	1B 2B	5 1 2 3 0 0 3																	
<b>Rey Ordonez, R</b> OBP: 0.266, SLG: 0.266 (1, 6)					F8	F8		L9	1B BB	4 1 0 0 1 0 2																	
<b>Inning Stats</b>	R: 0 E: 0 K: 0 S: 3	H: 0 LOB: 0 BB: 0 P: 3	R: 0 E: 0 K: 0 S: 4	H: 1 LOB: 1 BB: 0 P: 4	R: 0 E: 0 K: 0 S: 4	H: 1 LOB: 1 BB: 0 P: 4	R: 2 E: 0 K: 0 S: 6	H: 3 LOB: 2 BB: 2 P: 10	R: 3 E: 0 K: 0 S: 6	H: 3 LOB: 2 BB: 2 P: 14	R: 1 E: 0 K: 0 S: 5	H: 3 LOB: 1 BB: 0 P: 5	R: 4 E: 1 K: 2 S: 11	H: 4 LOB: 2 BB: 2 P: 19	R: 0 E: 0 K: 0 S: 4	H: 1 LOB: 1 BB: 0 P: 4	R: 3 E: 0 K: 0 S: 6	H: 3 LOB: 0 BB: 0 P: 6	1B: 13 2B: 5 3B: 0 HR: 1	SF: 0 SAC: 0 DP: 1 HBP: 0	WP: 0 PB: 0 SB: 2 CS: 0	PA: 50					
<b>PITCHER</b>	IP WLS BF H R ER SO BB IBB HBP BLK WP HR S P ERA WHIP											<b>PITCHER</b>	IP WLS BF H R ER SO BB IBB HBP BLK WP HR S P ERA WHIP														
<b>Rick Krivda, L</b> ERA: 7.77 (1, 1)	4.1	23	8	5	5	0	2	0	0	0	0	0	0	21	29	10.38	2.308										
<b>Tery Mathews, R</b> ERA: 4.08 (5, 1)	2.0	L	10	4	2	2	0	1	0	0	0	0	0	9	13	9.00	2.500										
<b>Alan Mills, R</b> ERA: 4.45 (7, 1)	2.2		17	7	6	6	2	2	0	0	0	0	0	1	19	20.25	3.375										

Batter	1	2	3	4	5	6	7	8	9	AB R H RBI BB SO LOB	BOTTOM																
<b>Brady Anderson, L</b> OBP: 0.402, SLG: 0.481 (1, 8)	P4			G3		K			HR	5 1 2 2 0 1 2	<b>New York Mets @ Baltimore Orioles</b> Oriole Park at Camden Yards, Baltimore, MD Sat Aug 30 1997, 3:33 AM EDT Att: 48,068 - Unknown - 85 F																
<b>Jeffrey Hammonds, R</b> OBP: 0.316, SLG: 0.497 (1, 9)		1-3 2H		2-3					HR	4 0 1 1 0 2 2																	
<b>Tony Tarasco, L</b> OBP: 0.316, SLG: 0.409 (8, 9)	K	K		1B					4-3	1 0 0 0 0 0 0																	
<b>Geronimo Berroa, R</b> OBP: 0.374, SLG: 0.476 (1, 10)				3H					F7	5 0 1 0 0 1 3																	
<b>Rafael Palmeiro, L</b> OBP: 0.332, SLG: 0.483 (1, 3)	F8			F9		G3			G4-3	4 0 0 0 0 0 1																	
<b>Cal Ripken Jr., R</b> OBP: 0.344, SLG: 0.431 (1, 5)				G4-3		G5-3			BB	2 1 0 0 1 0 0																	
<b>B.J. Surhoff, L</b> OBP: 0.357, SLG: 0.472 (1, 7)				K		F7			K	4 0 0 0 0 2 2																	
<b>Chris Hoiles, R</b> OBP: 0.384, SLG: 0.433 (1, 2)						G3			K	4 2 3 1 0 1 1																	
<b>Jeff Reboulet, R</b> OBP: 0.308, SLG: 0.335 (1, 4)				G3		G3			F8	3 2 1 0 1 0 2																	
<b>Mike Bordick, R</b> OBP: 0.265, SLG: 0.293 (1, 6)				G4-3		L4			4-3	4 0 1 2 0 0 2																	
<b>Inning Stats</b>	R: 0 E: 0 K: 1 S: 6	H: 1 LOB: 1 BB: 0 P: 6	R: 3 E: 0 K: 2 S: 11	H: 4 LOB: 2 BB: 0 P: 12	R: 0 E: 0 K: 0 S: 3	H: 0 LOB: 0 BB: 0 P: 3	R: 2 E: 0 K: 1 S: 7	H: 2 LOB: 1 BB: 1 P: 11	R: 0 E: 0 K: 0 S: 3	H: 0 LOB: 0 BB: 0 P: 3	R: 0 E: 0 K: 2 S: 7	H: 0 LOB: 1 BB: 1 P: 11	R: 0 E: 0 K: 2 S: 7	H: 0 LOB: 1 BB: 1 P: 11	R: 1 E: 0 K: 0 S: 4	H: 1 LOB: 0 BB: 0 P: 4	1B: 7 2B: 0 3B: 0 HR: 2	SF: 0 SAC: 0 DP: 0 HBP: 1	WP: 0 PB: 0 SB: 0 CS: 0	PA: 39							
<b>PITCHER</b>	IP WLS BF H R ER SO BB IBB HBP BLK WP HR S P ERA WHIP											<b>PITCHER</b>	IP WLS BF H R ER SO BB IBB HBP BLK WP HR S P ERA WHIP														
<b>Brian Bohanon, L</b> ERA: 3.88 (1, 1)	5.0	W	24	7	5	5	4	1	0	1	0	0	0	30	35	9.00	1.600										
<b>Cory Lidle, R</b> ERA: 3.6 (6, 1)	4.0	S	15	2	1	1	3	1	0	0	0	0	0	1	20	2.25	0.750										



Batter	1	2	3	4	5	6	7	8	9	AB	R	H	RBI	BB	SO	LOB	TOP										
<b>Brian McRae, S</b> OBP: 0.327, SLG: 0.375	1-3 K	1-1 F9		1-2 P6		1-0 G6-4-3			1-0 SH1-3	4	0	0	0	0	1	2											
<b>Eduardo Alfonso, R</b> OBP: 0.406, SLG: 0.459	0-1 L4		2-2 F5	2-3 K			3-2 L6		0-0 F8	5	0	0	0	0	1	2											
<b>Bernard Gilkey, R</b> OBP: 0.325, SLG: 0.381	0-0 HR		4-0 HR		1-2 F9		0-0 E6		3-3 K	4	2	1	1	1	1	1											
<b>Butch Huskey, R</b> OBP: 0.314, SLG: 0.489	1-2 HBP		2-2 HR		4-2 BB		2-3 K			3	1	2	2	1	1	1											
<b>Todd Hundley, S</b> OBP: 0.392, SLG: 0.548	4-0 HBP		3-3 K		3-1 BB			3-2 F9		2	0	0	0	1	1	0											
<b>John Olerud, L</b> OBP: 0.391, SLG: 0.459	2-1 BB		0-1 G3-1		4-0 HBP		4-0 G5-4-3		3-2 G3	2	0	0	0	1	0	0											
<b>Todd Pratt, R</b> OBP: 0.471, SLG: 0.559	1-2 HBP			3-1 SH1-3		0-1 G5-4-3		1-2 1B		4	1	2	0	0	0	6											
<b>Carlos Baerga, S</b> OBP: 0.318, SLG: 0.405		1-0 F9		0-2 SH1-3		0-0 FC1-6		0-3 K		4	0	2	0	0	1	1											
<b>Luis Lopez, S</b> OBP: 0.333, SLG: 0.372			2-3 1B		0-2 FC1-6					0	0	0	0	0	0	0											
<b>Rey Ordonez, R</b> OBP: 0.266, SLG: 0.266		2-1 F7		1-2 SH1-3		0-2 FC1-6		1-0 SH1-3		3	0	1	1	0	0	1											
<b>Inning Stats</b>	R: 1 E: 0 K: 1 S: 12	H: 2 LOB: 3 BB: 1 P: 23	R: 0 E: 0 K: 0 S: 5	H: 0 LOB: 0 BB: 0 P: 9	R: 2 E: 0 K: 1 S: 14	H: 1 LOB: 0 BB: 1 P: 25	R: 1 E: 0 K: 1 S: 13	H: 2 LOB: 1 BB: 0 P: 19	R: 0 E: 0 K: 0 S: 8	H: 0 LOB: 2 BB: 2 P: 20	R: 0 E: 1 K: 1 S: 7	H: 0 LOB: 0 BB: 0 P: 12	R: 0 E: 0 K: 1 S: 12	H: 1 LOB: 1 BB: 0 P: 19	R: 0 E: 0 K: 1 S: 6	H: 1 LOB: 1 BB: 0 P: 11	1B: 4 2B: 2 3B: 0 HR: 2	SF: 0 SAC: 2 DP: 2 HBP: 2	WP: 0 PB: 0 SB: 1 CS: 1	PA: 39							
<b>PITCHER</b>	IP	WLS	BF	H	R	ER	SO	BB	IBB	HBP	BLK	WP	HR	S	P	ERA	WHIP										
<b>Jimmy Key, L</b> ERA: 2.97	(1, 1)	6.0	L	28	6	4	4	3	4	0	2	0	0	2	102	6.00	1.667										
<b>Arthur Rhodes, L</b> ERA: 2.94	(7, 1)	2.0		7	1	0	0	2	0	0	0	0	0	19	31	0.00	0.500										
<b>Armando Benitez, R</b> ERA: 2.45	(9, 1)	1.0		4	1	0	0	1	0	0	0	0	0	6	11	0.00	1.000										

**New York Mets @ Baltimore Orioles**  
 Oriole Park at Camden Yards, Baltimore, MD  
 Sun Aug 31 1997, 3:33 AM EDT  
 Att: 48,075 - Sunny - 83 F

AB	31
R	4
H	8
RBI	4
BB	4
SO	6
LOB	14



Batter	1	2	3	4	5	6	7	8	9	AB	R	H	RBI	BB	SO	LOB	BOTTOM										
<b>Brady Anderson, L</b> OBP: 0.399, SLG: 0.477	0-1 F7			2-2 G4-3	1-1 G3			0-0 F7		4	0	0	0	0	0	2											
<b>Jeff Reboulet, R</b> OBP: 0.311, SLG: 0.338	1-2 F8			2-1 1B		1-2 G6-3		0-2 FC6-4		4	0	2	0	0	0	0											
<b>B.J. Surhoff, L</b> OBP: 0.356, SLG: 0.477	0-0 F7			3-2 F7		2-1 HR		3-1 FC6-4		4	1	1	1	0	0	2											
<b>Geronimo Berroa, R</b> OBP: 0.373, SLG: 0.474		1-1 F4		1-2 1B		3-1 L5		2-0 G6-3		4	0	1	0	0	0	0											
<b>Rafael Palmeiro, L</b> OBP: 0.331, SLG: 0.481		1-2 F8		1-3 K		3-1 F8		1-1 1B		4	0	1	0	0	1	2											
<b>Cal Ripken Jr., R</b> OBP: 0.341, SLG: 0.428		0-0 G4-3			0-1 G5-3		0-0 P5		3-2 L9	4	0	0	0	0	0	1											
<b>Harold Baines, L</b> OBP: 0.362, SLG: 0.442			0-2 G3-1		4-2 1B		3-2 F8		1-3 K	3	0	0	0	1	1	1											
<b>Chris Hoiles, R</b> OBP: 0.383, SLG: 0.432			1-2 F7		2-2 1B		2-2 G1-3			3	0	1	0	0	0	0											
<b>Mike Bordick, R</b> OBP: 0.264, SLG: 0.292			2-2 G5-3		1-0 F9			0-1 F8		2	0	0	0	0	0	2											
<b>Tony Tarasco, L</b> OBP: 0.315, SLG: 0.406										1	0	0	0	0	0	0											
<b>Aaron Ledesma, R</b> OBP: 0.404, SLG: 0.435										0	0	0	0	0	0	0											
<b>Inning Stats</b>	R: 0 E: 0 K: 0 S: 6	H: 0 LOB: 0 BB: 0 P: 7	R: 0 E: 0 K: 0 S: 6	H: 0 LOB: 0 BB: 0 P: 8	R: 0 E: 0 K: 0 S: 9	H: 0 LOB: 0 BB: 0 P: 12	R: 0 E: 0 K: 1 S: 14	H: 2 LOB: 0 BB: 0 P: 23	R: 0 E: 0 K: 0 S: 12	H: 1 LOB: 2 BB: 1 P: 20	R: 1 E: 0 K: 0 S: 9	H: 1 LOB: 0 BB: 0 P: 18	R: 0 E: 0 K: 0 S: 9	H: 0 LOB: 0 BB: 0 P: 14	R: 0 E: 0 K: 0 S: 8	H: 1 LOB: 1 BB: 0 P: 11	R: 0 E: 0 K: 1 S: 9	H: 1 LOB: 1 BB: 0 P: 16	1B: 5 2B: 0 3B: 0 HR: 1	SF: 0 SAC: 0 DP: 0 HBP: 0	WP: 0 PB: 0 SB: 0 CS: 0	PA: 34					
<b>PITCHER</b>	IP	WLS	BF	H	R	ER	SO	BB	IBB	HBP	BLK	WP	HR	S	P	ERA	WHIP										
<b>Rick Reed, R</b> ERA: 3.01	(1, 1)	7.0		26	4	1	1	1	1	0	0	0	0	1	65	1.29	0.714										
<b>Mel Rojas, R</b> ERA: 4.59	(8, 1)	1.0		4	1	0	0	0	0	0	0	0	0	8	11	0.00	1.000										
<b>John Franco, L</b> ERA: 2.33	(9, 1)	1.0	S	4	1	0	0	1	0	0	0	0	0	9	16	0.00	1.000										

**New York Mets @ Baltimore Orioles**  
 Oriole Park at Camden Yards, Baltimore, MD  
 Sun Aug 31 1997, 3:33 AM EDT  
 Att: 48,075 - Sunny - 83 F

AB	33
R	1
H	6
RBI	1
BB	1
SO	2
LOB	10





Batter	1	2	3	4	5	6	7	8	9	AB	R	H	RBI	BB	SO	LOB	TOP				
<b>Carlos Garcia, R</b> OBP: 0.247, SLG: 0.298 (1, 4)	4-0 BB		2-1 G6-3		1-3 K		1-1 G4-6-3			3	0	0	0	1	1	2					
<b>Shawn Green, L</b> OBP: 0.338, SLG: 0.494 (1, 9)	2-3 K		2-2 G3-1			2-3 K		2-1 G6-3		4	0	0	0	0	2	1					
<b>José Cruz Jr., S</b> OBP: 0.327, SLG: 0.521 (1, 8)	3-3 K		2-3 K			4-1 HBP BB		3-3 K		3	0	0	0	1	3	1					
<b>Joe Carter, R</b> OBP: 0.297, SLG: 0.413 (1, 7)	0-0 F8			1-0 P6		4-1 HBP		0-2 G6-3		3	0	0	0	1	0	1					
<b>Carlos Delgado, L</b> OBP: 0.338, SLG: 0.527 (1, 3)		0-1 G3-1		0-2 L9		2 SAFE 2-2 G6-4-3		2-1 G4-3		3	0	0	0	0	0	0					
<b>Ed Sprague, R</b> OBP: 0.309, SLG: 0.389 (1, 5)		4-2 1B BB		4-2 BB		2-0 G6-4-3		1-0 G6-3		2	0	0	0	2	0	3					
<b>Benito Santiago, R</b> OBP: 0.264, SLG: 0.364 (1, 2)		1-0 P6		1-1 G4-3			0-1 BB		0-0 F3	4	0	1	0	0	0	2					
<b>Tomas Perez, S</b> OBP: 0.320, SLG: 0.343 (1, 6)		3-2 1B		2-2 P4		4-1 G4-6-3		1-2 BB		2	0	1	0	1	0	0					
<b>Pat Hentgen, R</b> (1, 1)		1-3 K		2-1 G5-3			1-3 K			2	0	0	0	0	1	2					
<b>Jacob Brumfield, R</b> OBP: 0.267, SLG: 0.285 (7, PH)										1	0	0	0	0	1	2					
<b>Paul Quantrill, L</b> (7, 1)										0	0	0	0	0	0	0					
<b>Dan Plesac, L</b> (8, 1)										0	0	0	0	0	0	0					
<b>Inning Stats</b>	R: 0 E: 0 K: 2 S: 8	H: 0 LOB: 1 BB: 1 P: 17	R: 0 E: 0 K: 1 S: 13	H: 1 LOB: 2 BB: 1 P: 22	R: 0 E: 0 K: 1 S: 9	H: 0 LOB: 0 BB: 0 P: 15	R: 0 E: 0 K: 0 S: 11	H: 0 LOB: 1 BB: 1 P: 17	R: 0 E: 0 K: 1 S: 9	H: 0 LOB: 0 BB: 0 P: 14	R: 0 E: 0 K: 1 S: 12	H: 1 LOB: 1 BB: 1 P: 26	R: 0 E: 0 K: 1 S: 9	H: 0 LOB: 0 BB: 0 P: 14	R: 0 E: 0 K: 0 S: 4	H: 0 LOB: 0 BB: 0 P: 7	1B: 2 2B: 0 3B: 0 HR: 0	SF: 0 SAC: 0 DP: 2 HBP: 1	WP: 0 PB: 0 SB: 0 CS: 0	PA: 34	
<b>PITCHER</b>	IP	WLS	BF	H	R	ER	SO	BB	IBB	HBP	BLK	WP	HR	S	P	ERA	WHIP				
<b>Jason Isringhausen, R</b> ERA: 4.08 (1, 1)	6.0	W	26	2	0	0	6	6	0	1	0	0	0	65	118	0.00	1.333				
<b>Greg McMichael, R</b> ERA: 2.95 (7, 1)	1.0		2	0	0	0	1	0	0	0	0	0	0	6	8	0.00	0.000				
<b>Mel Rojas, R</b> ERA: 4.52 (8, 1)	1.0		3	0	0	0	1	0	0	0	0	0	0	9	14	0.00	0.000				
<b>John Franco, L</b> ERA: 2.29 (9, 1)	1.0	S	3	0	0	0	0	0	0	0	0	0	0	4	7	0.00	0.000				

**Toronto Blue Jays @ New York Mets**  
Shea Stadium, Flushing, NY  
Mon Sep 01 1997, 3:33 AM EDT  
Att: 19,196 - Overcast - 82 F

AB	27
R	0
H	2
RBI	0
BB	6
SO	8
LOB	14



Batter	1	2	3	4	5	6	7	8	9	AB	R	H	RBI	BB	SO	LOB	BOTTOM				
<b>Carl Everett, S</b> OBP: 0.304, SLG: 0.427 (1, 8)	3-2 G4-3		0-1 L6			2-3 K		0-0 G6-3		4	0	0	0	0	1	0					
<b>Matt Franco, L</b> OBP: 0.362, SLG: 0.431 (1, 5)	2-0 F7			0-1 G3-1		2-1 BB		2-1 G4-3		3	0	1	0	0	0	0					
<b>Edgardo Alfonzo, R</b> OBP: 0.405, SLG: 0.458 (6, FR)						1B				1	1	0	0	0	0	0					
<b>John Olerud, L</b> OBP: 0.392, SLG: 0.465 (1, 3)	3-2 L7			0-0 HR		4-0 1B		2-2 G5-3		3	1	1	1	1	0	0					
<b>Todd Hundley, S</b> OBP: 0.392, SLG: 0.546 (1, 2)				3-0 F8		2-1 G6-4-3		1-3 2H		3	0	1	1	0	1	0					
<b>Bernard Gilkey, R</b> OBP: 0.324, SLG: 0.378 (1, 7)				2-2 F9		0-1 G6-4-3		0-1 G6-4-3		3	0	0	0	0	1	3					
<b>Carlos Baerga, S</b> OBP: 0.321, SLG: 0.410 (1, 4)						0-2 G4-3		1-1 G4-3 G5-3		3	0	2	0	0	0	0					
<b>Butch Huskey, R</b> OBP: 0.314, SLG: 0.496 (1, 9)						1-0 HR		1-0 G5-3		3	1	1	1	0	1	2					
<b>Rey Ordóñez, R</b> OBP: 0.264, SLG: 0.264 (1, 6)				1-0 F9		0-0 G6-3		1-2 G4-3		3	0	0	0	0	0	1					
<b>Jason Isringhausen, R</b> OBP: 0.333, SLG: 0.333 (1, 1)				0-3 K		0-0 G6-3		2-1 G5-3		2	0	0	0	0	1	0					
<b>Greg McMichael, R</b> OBP: 0.607, SLG: 0.667 (7, 1)										0	0	0	0	0	0	0					
<b>Brian McRae, S</b> OBP: 0.327, SLG: 0.374 (7, PH)										1	0	0	0	0	0	1					
<b>Mel Rojas, R</b> (8, 1)										0	0	0	0	0	0	0					
<b>John Franco, L</b> (9, 1)										0	0	0	0	0	0	0					
<b>Inning Stats</b>	R: 0 E: 0 K: 0 S: 9	H: 0 LOB: 0 BB: 0 P: 17	R: 0 E: 0 K: 3 S: 10	H: 1 LOB: 1 BB: 0 P: 13	R: 0 E: 0 K: 1 S: 6	H: 0 LOB: 0 BB: 0 P: 7	R: 1 E: 0 K: 0 S: 7	H: 1 LOB: 0 BB: 0 P: 12	R: 1 E: 0 K: 1 S: 9	H: 2 LOB: 2 BB: 1 P: 19	R: 0 E: 0 K: 0 S: 8	H: 1 LOB: 1 BB: 0 P: 13	R: 0 E: 0 K: 0 S: 6	H: 0 LOB: 0 BB: 0 P: 10	1B: 3 2B: 1 3B: 0 HR: 2	SF: 0 SAC: 0 DP: 1 HBP: 0	WP: 0 PB: 0 SB: 0 CS: 0	PA: 30			
<b>PITCHER</b>	IP	WLS	BF	H	R	ER	SO	BB	IBB	HBP	BLK	WP	HR	S	P	ERA	WHIP				
<b>Pat Hentgen, R</b> ERA: 3.49 (1, 1)	6.0	L	23	5	3	3	5	1	0	0	0	0	0	8	13	0.00	1.000				
<b>Paul Quantrill, R</b> ERA: 2.0 (7, 1)	1.0		4	1	0	0	0	0	0	0	0	0	0	6	10	0.00	0.000				
<b>Dan Plesac, L</b> ERA: 3.48 (8, 1)	1.0		3	0	0	0	0	0	0	0	0	0	0	6	10	0.00	0.000				

**Toronto Blue Jays @ New York Mets**  
Shea Stadium, Flushing, NY  
Mon Sep 01 1997, 3:33 AM EDT  
Att: 19,196 - Overcast - 82 F

AB	29
R	3
H	6
RBI	3
BB	1
SO	5
LOB	7





Batter	1	2	3	4	5	6	7	8	9	AB	R	H	RBI	BB	SO	LOB	TOP					
Shannon Stewart, R (1.8) OBP: 0.383, SLG: 0.379	1-1 P3		4-0 HBP BB	0-1 L9		2-2 FC6-4		0-2 L6	4 0 0 0 1 0 3													
Mariano Duncan, R (1.4) OBP: 0.278, SLG: 0.295	0-2 F9	2 SAFE D 1 2 SAFE H	2-1 HBP		0-1 2B		2-3 K	0-1 FC6-4 HR	4 1 1 0 0 1 1													
José Cruz Jr., S (1.7) OBP: 0.328, SLG: 0.539	2-3 K		2-3 K		1-3 K		2-1 HR	2-1 HR	5 2 2 3 0 3 4													
Carlos Delgado, L (1.3) OBP: 0.339, SLG: 0.525		3-1 1B 1B	0-0 SF9		4-1 BB		1-2 F7	0-0 G3-1	3 0 1 1 1 0 0													
Ed Sprague, R (1.5) OBP: 0.307, SLG: 0.386	0-1 P4	0-0 L6			1-3 K		0-3 K		4 0 0 0 0 2 5													
Tim Crabtree, R (7.1)									0 0 0 0 0 0 0													
Sandy Martinez, L (8.2)									0 0 0 0 0 0 0													
Shawn Green, L (1.9) OBP: 0.337, SLG: 0.490	3-3 K			4-2 BB BB	0-1 G1-3			0-2 G4-3	3 1 0 0 1 1 3													
Charlie O'Brien, R (1.2) OBP: 0.313, SLG: 0.350	2-2 1B		4-2 BB			0-1 P6		2-1 P3	3 0 1 0 1 0 0													
Kelvin Escobar, R (8.1)	1-2 1B		1-2 BB						0 0 0 0 0 0 0													
Tomas Perez, S (1.6) OBP: 0.304, SLG: 0.324	1-1 L6		0-1 G4-6-3			0-0 G1		1-3 K	4 0 0 0 0 1 4													
Roger Clemens, R (1.1) OBP: 0.667, SLG: 1.000			2-2 HBP SF9		3-2 E4			1-1 FC6-4	2 1 1 0 1 0 0													
Tom Evans, R (7.5) OBP: 1.000, SLG: 1.000			2B			4-0 FC6-4 BB			1 0 1 0 0 0 0													
<b>Inning Stats</b>	R: 0 E: 0 K: 1 S: 11	H: 0 LOB: 0 BB: 0 P: 14	R: 0 E: 0 K: 1 S: 15	H: 2 LOB: 2 BB: 0 P: 24	R: 1 E: 0 K: 1 S: 11	H: 1 LOB: 2 BB: 1 P: 21	R: 1 E: 1 K: 0 S: 16	H: 0 LOB: 1 BB: 2 P: 27	R: 0 E: 0 K: 2 S: 12	H: 1 LOB: 2 BB: 1 P: 18	R: 0 E: 0 K: 0 S: 9	H: 0 LOB: 1 BB: 1 P: 15	R: 1 E: 0 K: 2 S: 11	H: 1 LOB: 0 BB: 0 P: 16	R: 0 E: 0 K: 1 S: 10	H: 0 LOB: 0 BB: 0 P: 13	R: 2 E: 1 K: 0 S: 10	H: 2 LOB: 0 BB: 0 P: 13	1B: 3 2B: 2 3B: 0 HR: 2	SF: 1 SAC: 0 DP: 1 HBP: 1	WP: 0 PB: 0 SB: 0 CS: 0	PA: 40
<b>PITCHER</b>	IP WLS BF H R ER SO BB IBB HBP BLK WP HR S P ERA WHIP																					
Juan Acevedo, R (1.1) ERA: 4.09	5.0 W 24 4 2 1 5 4 0 1 0 0 0 0 65 104 1.80 1.600																					
Turk Wendell, R (6.1) ERA: 4.12	4.0 S 16 3 3 3 3 1 0 0 0 0 2 40 57 6.75 1.000																					

Toronto Blue Jays @ New York Mets  
Shea Stadium, Flushing, NY  
Tue Sep 02 1997, 7:05 PM EDT  
Att: 17,635 - Unknown - 82 F

AB 33  
R 5  
H 7  
RBI 4  
BB 5  
SO 8  
LOB 20



Batter	1	2	3	4	5	6	7	8	9	AB	R	H	RBI	BB	SO	LOB	BOTTOM			
Brian McRae, S (1.8) OBP: 0.327, SLG: 0.376	1-1 2B			2-3 K		1-0 1B CS 1B		2-3 K	5 0 2 1 0 3 2											
Edgardo Alfonzo, R (1.5) OBP: 0.404, SLG: 0.456	2-3 K	0-1 L9		1-0 G5-3		0-1 1B		1-3 1B	4 0 1 0 0 1 3											
John Olerud, L (1.3) OBP: 0.391, SLG: 0.462	2-3 K		4-1 1B 2B BB	0-0 P5		2-1 CS	0-0 G6-3	3 1 0 0 1 1 1												
Todd Hundley, S (1.2) OBP: 0.393, SLG: 0.546	2-3 K		1-0 2B 1B		2-3 K		0-2 1B		4 1 2 0 0 2 1											
Bernard Gilkey, R (1.7) OBP: 0.327, SLG: 0.383		1-2 2B E 1B	0-0 1H 2H 2B 2B	4-2 G4-6-3 BB		2-3 K		2-3 K	3 2 2 2 1 1 1											
Carlos Baerga, S (1.4) OBP: 0.322, SLG: 0.415	0-1 E 1B 2B	0-1 G4-3 SH1-3 2B	2-2 G4-6-3	0-1 G4-6-3		0-1 G6-3		0-1 G6-3	4 2 2 1 0 0 2											
Butch Huskey, R (1.9) OBP: 0.313, SLG: 0.493	0-2 E5 1B	0-1 G4-3	2-1 G4-3		0-0 G6-3 1B		1-3 K		4 1 1 0 0 1 2											
Rey Ordóñez, R (1.6) OBP: 0.268, SLG: 0.278	0-1 SH1-4 1B	0-1 SH1-3	1-1 SH1-3		0-1 G5-3		3-2 HR		3 1 2 3 0 0 1											
Juan Acevedo, R (1.1) Turk Wendell, L (6.1)	0-0 SH1-4 1B	0-0 SH1-4 K		1-2 K		1-2 G6-3		0-0 L5	1 0 0 0 0 1 0											
									2 0 0 0 0 0 1											
<b>Inning Stats</b>	R: 0 E: 0 K: 3 S: 13	H: 1 LOB: 1 BB: 0 P: 20	R: 2 E: 1 K: 1 S: 16	H: 3 LOB: 0 BB: 0 P: 17	R: 4 E: 0 K: 1 S: 14	H: 3 LOB: 0 BB: 1 P: 25	R: 0 E: 0 K: 1 S: 6	H: 0 LOB: 0 BB: 0 P: 9	R: 0 E: 0 K: 1 S: 9	H: 0 LOB: 0 BB: 1 P: 15	R: 1 E: 0 K: 0 S: 10	H: 3 LOB: 1 BB: 0 P: 14	R: 0 E: 0 K: 1 S: 9	H: 1 LOB: 1 BB: 0 P: 11	R: 1 E: 0 K: 2 S: 10	H: 1 LOB: 0 BB: 0 P: 16	1B: 7 2B: 4 3B: 0 HR: 1	SF: 0 SAC: 2 DP: 1 HBP: 0	WP: 0 PB: 0 SB: 0 CS: 1	PA: 38
<b>PITCHER</b>	IP WLS BF H R ER SO BB IBB HBP BLK WP HR S P ERA WHIP																			
Roger Clemens, R (1.1) ERA: 1.92	6.0 L 29 10 7 6 7 2 0 0 0 0 0 0 68 100 9.00 2.000																			
Tim Crabtree, R (7.1) ERA: 6.87	1.0 4 1 0 0 1 0 0 0 0 0 0 9 11 0.00 1.000																			
Kelvin Escobar, R (8.1) ERA: 2.31	1.0 4 1 1 1 2 0 0 0 0 0 1 10 16 9.00 1.000																			

Toronto Blue Jays @ New York Mets  
Shea Stadium, Flushing, NY  
Tue Sep 02 1997, 7:05 PM EDT  
Att: 17,635 - Unknown - 82 F

AB 33  
R 8  
H 12  
RBI 7  
BB 2  
SO 10  
LOB 14





Batter	1	2	3	4	5	6	7	8	9	AB	R	H	RBI	BB	SO	LOB	TOP					
Shannon Stewart, R OBP: 0.376, SLG: 0.371										4	1	1	0	0	1	2						
Mariano Duncan, R OBP: 0.276, SLG: 0.295										4	0	1	0	0	1	1						
José Cruz Jr., S OBP: 0.325, SLG: 0.532										4	0	0	0	0	3	2						
Carlos Delgado, L OBP: 0.340, SLG: 0.534										4	1	2	2	0	0	0						
Benito Santiago, R OBP: 0.268, SLG: 0.363 Sandy Martinez, L (6, PR) (6, 2) Jacob Brumfield, R OBP: 0.265, SLG: 0.283 (9, PH)										1	0	0	0	0	1	1						
Shawn Green, L OBP: 0.334, SLG: 0.486 Ed Sprague, R OBP: 0.306, SLG: 0.385 (9, PH)											3	0	0	0	0	1	2					
Tom Evans, R OBP: 0.250, SLG: 0.250										3	0	0	0	0	3	1						
Tomas Perez, S OBP: 0.305, SLG: 0.324										3	0	1	0	0	1	1						
Robert Person, R Paul Quantrill, L Dan Plesac, L Tim Crabtree, R										1	0	0	0	1	0	0						
<b>Inning Stats</b>	R: 1 E: 0 K: 2 S: 12	H: 2 LOB: 1 BB: 0 P: 20	R: 0 E: 0 K: 2 S: 12	H: 1 LOB: 2 BB: 1 P: 25	R: 0 E: 0 K: 1 S: 7	H: 0 LOB: 0 BB: 0 P: 9	R: 0 E: 0 K: 1 S: 8	H: 0 LOB: 1 BB: 0 P: 17	R: 0 E: 0 K: 1 S: 6	H: 0 LOB: 0 BB: 0 P: 7	R: 1 E: 0 K: 0 S: 6	H: 1 LOB: 1 BB: 0 P: 11	R: 0 E: 0 K: 3 S: 11	H: 0 LOB: 0 BB: 0 P: 14	R: 0 E: 0 K: 2 S: 8	H: 1 LOB: 0 BB: 0 P: 12	R: 0 E: 0 K: 1 S: 7	H: 0 LOB: 0 BB: 0 P: 14	1B: 3 2B: 1 3B: 0 HR: 1	SF: 0 SAC: 0 DP: 1 HBP: 2	WP: 0 PB: 0 SB: 1 CS: 1	PA: 33
<b>PITCHER</b>	IP WLS BF H R ER SO BB IBB HBP BLK WP HR S P ERA WHIP	6.0 W 24 4 2 2 7 1 0 2 0 0 1 51 89 3.00 0.833	1.0 3 0 0 0 3 0 0 0 0 0 0 11 14 0.00 0.000	1.0 3 1 0 0 2 0 0 0 0 0 0 8 12 0.00 1.000	1.0 S 3 0 0 0 1 0 0 0 0 0 0 7 14 0.00 0.000																	

Toronto Blue Jays @ New York Mets  
Shea Stadium, Flushing, NY  
Wed Sep 03 1997, 7:05 PM EDT  
Att: 14,513 - Unknown - 68 F

AB	30
R	2
H	5
RBI	2
BB	1
SO	13
LOB	10



Batter	1	2	3	4	5	6	7	8	9	AB	R	H	RBI	BB	SO	LOB	BOTTOM				
Carl Everett, S OBP: 0.312, SLG: 0.433										2	1	2	1	3	0	0					
Eduardo Alfonzo, R OBP: 0.402, SLG: 0.453										5	0	1	0	0	2	6					
John Olerud, L OBP: 0.389, SLG: 0.459										3	0	0	0	1	0	4					
Todd Hundley, S OBP: 0.394, SLG: 0.545										4	1	2	0	0	1	2					
Bernard Gilkey, R OBP: 0.330, SLG: 0.383										2	0	1	0	1	0	1					
Carlos Baerga, S OBP: 0.322, SLG: 0.414										4	1	1	0	0	1	7					
Butch Huskey, R OBP: 0.281, SLG: 0.286 Matt Franco, L Greg McMichael, R Mel Rojas, R Roberto Petagine, L John Franco, L										4	0	1	0	0	0	2					
Rey Ordóñez, R OBP: 0.271, SLG: 0.284										4	1	2	1	0	0	1					
Dave Milicki, R Matt Franco, L Greg McMichael, R Mel Rojas, R Roberto Petagine, L John Franco, L										2	0	0	0	0	2	1					
<b>Inning Stats</b>	R: 0 E: 0 K: 1 S: 14	H: 1 LOB: 3 BB: 2 P: 29	R: 0 E: 0 K: 1 S: 6	H: 0 LOB: 0 BB: 0 P: 10	R: 1 E: 0 K: 0 S: 8	H: 1 LOB: 0 BB: 1 P: 15	R: 0 E: 0 K: 0 S: 5	H: 1 LOB: 0 BB: 0 P: 9	R: 0 E: 0 K: 1 S: 14	H: 2 LOB: 2 BB: 0 P: 21	R: 2 E: 1 K: 0 S: 14	H: 3 LOB: 1 BB: 0 P: 24	R: 0 E: 0 K: 3 S: 18	H: 0 LOB: 3 BB: 2 P: 36	R: 1 E: 1 K: 1 S: 14	H: 2 LOB: 2 BB: 0 P: 24	1B: 8 2B: 2 3B: 0 HR: 0	SF: 0 SAC: 0 DP: 2 HBP: 1	WP: 1 PB: 0 SB: 3 CS: 0	PA: 38	
<b>PITCHER</b>	IP WLS BF H R ER SO BB IBB HBP BLK WP HR S P ERA WHIP	5.1 L 6 2 1 0 1 1 0 0 0 0 0 14 25 0.00 3.000	0.1 2 0 0 0 1 1 0 0 0 0 0 7 14 0.00 3.000	1.1 7 2 1 1 2 0 0 1 0 0 0 19 34 6.75 1.500																	

Toronto Blue Jays @ New York Mets  
Shea Stadium, Flushing, NY  
Wed Sep 03 1997, 7:05 PM EDT  
Att: 14,513 - Unknown - 68 F

AB	32
R	4
H	10
RBI	2
BB	5
SO	7
LOB	26









Batter	1	2	3	4	5	6	7	8	9	AB	R	H	RBI	BB	SO	LOB	TOP										
Brian McRae, S OBP: 0.325, SLG: 0.373	G6-3		K		G3				G3	0	0	0	0	0	0	0	<b>New York Mets @ Chicago Cubs</b> Wrigley Field, Chicago, IL Sat Sep 06 1997, 3:33 AM CDT Att: 38,849 - Sunny - 81 F										
Edgardo Alfonso, R OBP: 0.401, SLG: 0.448	F 1B HBP		G4-3		G6-3		F9		1B	4	0	1	1	0	0	1											
John Olerud, L OBP: 0.389, SLG: 0.461	E 1B				L7			G1-3	K	5	0	2	0	0	1	1											
Todd Hundley, S OBP: 0.318, SLG: 0.547 Carlos Mendoza, L (8, PR)	E6		G3					2B 1B BB	K	3	0	0	0	1	1	3											
Alberto Castillo, R OBP: 0.319, SLG: 0.205 Matt Franco, L OBP: 0.358, SLG: 0.424	G6-4-3									0	1	0	0	0	0	0											
Bernard Gilkey, R OBP: 0.331, SLG: 0.389	G6-4-3									0	0	0	0	0	0	1											
Carlos Baerga, S OBP: 0.319, SLG: 0.409		F8		K						4	1	2	0	0	1	3											
Butch Huskey, R Mel Rojas, R John Franco, L										4	0	1	1	0	1	1											
Rey Ordóñez, R OBP: 0.266, SLG: 0.279	G6-3				L8					2	2	1	1	2	0	1											
Rick Reed, R OBP: 0.280, SLG: 0.383 Roberto Petagine, L Turk Wendell, L Carl Everett, S OBP: 0.311, SLG: 0.430	K									0	0	0	0	0	0	0											
<b>Inning Stats</b>	R: 0 E: 1 K: 0 S: 12	H: 1 LOB: 2 BB: 0 P: 20	R: 1 E: 0 K: 1 S: 8	H: 1 LOB: 0 BB: 0 P: 11	R: 0 E: 0 K: 1 S: 10	H: 1 LOB: 1 BB: 0 P: 18	R: 0 E: 0 K: 2 S: 13	H: 1 LOB: 2 BB: 1 P: 23	R: 0 E: 0 K: 0 S: 5	H: 0 LOB: 0 BB: 0 P: 10	R: 0 E: 0 K: 2 S: 7	H: 0 LOB: 1 BB: 0 P: 9	R: 1 E: 0 K: 0 S: 12	H: 1 LOB: 1 BB: 1 P: 21	R: 2 E: 0 K: 0 S: 11	H: 2 LOB: 2 BB: 1 P: 17	R: 1 E: 0 K: 2 S: 17	H: 2 LOB: 1 BB: 0 P: 27	1B: 5 2B: 3 3B: 0 HR: 1	SF: 0 SAC: 1 DP: 1 HBP: 1	WP: 1 PB: 0 SB: 0 CS: 0	PA: 40					
<b>PITCHER</b>	IP	WLS	BF	H	R	ER	SO	BB	IBB	HBP	BLK	WP	HR	S	P	ERA	WHIP										
Miguel Batista, R ERA: 4.66	7.0		29	5	2	2	6	1	1	1	0	0	1	67	112	2.57	0.857										
Ramon Tatis, L ERA: 4.89	0.1	W	2	0	1	1	0	1	0	0	0	0	0	3	7	27.00	3.000										
Marc Pisciotta, R ERA: 2.91	0.2		4	2	1	1	0	0	0	0	0	1	0	8	10	13.50	3.000										
Terry Adams, R ERA: 3.71	1.0	S	5	2	1	1	2	0	0	0	0	0	0	17	27	9.00	2.000										

AB	30
R	5
H	8
RBI	3
BB	3
SO	7
LOB	18



Batter	1	2	3	4	5	6	7	8	9	AB	R	H	RBI	BB	SO	LOB	BOTTOM										
Lance Johnson, L OBP: 0.366, SLG: 0.399	F7							G4-3		4	1	2	1	0	0	0	<b>New York Mets @ Chicago Cubs</b> Wrigley Field, Chicago, IL Sat Sep 06 1997, 3:33 AM CDT Att: 38,849 - Sunny - 81 F										
Doug Glanville, R OBP: 0.342, SLG: 0.400	E6		F9				P4	2B 1B		4	1	1	0	0	0	1											
Mark Grace, L OBP: 0.417, SLG: 0.469	L9						G3	FC6-5 1B		4	0	1	1	0	0	2											
Sammy Sosa, R OBP: 0.301, SLG: 0.488	P6						P2	FC6-5 HR IBB		3	1	0	0	1	0	2											
Kevin Orte, R OBP: 0.344, SLG: 0.424	G5-3							FC6-5 HR		4	1	0	0	0	1	2											
Scott Servais, R OBP: 0.312, SLG: 0.366	K							HR		4	2	2	3	0	2	0											
José Hernández, R OBP: 0.329, SLG: 0.438	K							HR		4	0	1	1	0	2	0											
Manny Alexander, R OBP: 0.301, SLG: 0.375 Marc Pisciotta, R Terry Adams, R										3	0	2	0	0	0	1											
Miguel Batista, R Ramon Tatis, L 23 Ryne Sandberg, R OBP: 0.318, SLG: 0.414										0	0	0	0	0	0	0											
<b>Inning Stats</b>	R: 0 E: 1 K: 0 S: 8	H: 0 LOB: 1 BB: 0 P: 14	R: 0 E: 0 K: 2 S: 7	H: 0 LOB: 0 BB: 0 P: 11	R: 1 E: 0 K: 1 S: 9	H: 2 LOB: 0 BB: 0 P: 11	R: 0 E: 0 K: 0 S: 5	H: 0 LOB: 0 BB: 0 P: 10	R: 0 E: 0 K: 1 S: 9	H: 1 LOB: 1 BB: 0 P: 16	R: 0 E: 0 K: 0 S: 8	H: 1 LOB: 1 BB: 0 P: 11	R: 1 E: 0 K: 1 S: 9	H: 2 LOB: 0 BB: 0 P: 13	R: 5 E: 0 K: 1 S: 15	H: 4 LOB: 0 BB: 1 P: 29		1B: 5 2B: 2 3B: 0 HR: 3	SF: 0 SAC: 0 DP: 1 HBP: 0	WP: 0 PB: 0 SB: 0 CS: 1	PA: 34						
<b>PITCHER</b>	IP	WLS	BF	H	R	ER	SO	BB	IBB	HBP	BLK	WP	HR	S	P	ERA	WHIP										
Rick Reed, R ERA: 2.96	6.0		22	4	1	1	4	0	0	0	0	0	1	46	73	1.50	0.667										
Turk Wendell, R ERA: 4.18	1.0		4	2	1	1	1	0	0	0	0	0	0	9	13	9.00	2.000										
Mel Rojas, R ERA: 4.68	0.1		3	2	2	2	0	0	0	0	0	0	1	5	9	54.00	6.000										
John Franco, L ERA: 2.7	0.2	L	5	2	3	3	1	0	1	0	0	0	1	10	20	40.50	3.000										

AB	33
R	7
H	10
RBI	7
BB	1
SO	6
LOB	10





Batter	1	2	3	4	5	6	7	8	9	AB	R	H	RBI	BB	SO	LOB	TOP						
<b>Carl Everett, S</b> (1, 8) OBP: 0.314, SLG: 0.431										4	3	2	0	1	2	0	<b>New York Mets @ Chicago Cubs</b> Wrigley Field, Chicago, IL Sun Sep.07 1997, 3:33 AM CDT Att: 25,523 - Cloudy - 72 F						
<b>Edgardo Alfonzo, R</b> (1, 5) OBP: 0.401, SLG: 0.447										5	1	2	1	0	0								
<b>John Olerud, L</b> (1, 3) OBP: 0.387, SLG: 0.459										4	0	1	1	0	2	1							
<b>Todd Hundley, S</b> (1, 2) OBP: 0.396, SLG: 0.548										5	1	3	2	0	1	0							
<b>Bernard Gilkey, R</b> (1, 7) OBP: 0.332, SLG: 0.394										4	1	1	2	1	1	4							
<b>Carlos Baerga, S</b> (1, 4) OBP: 0.318, SLG: 0.408										4	1	1	0	0	1	3							
<b>Alex Ochoa, R</b> (9, PH) OBP: 0.275, SLG: 0.324										1	0	0	0	0	1	0							
<b>Butch Huskey, R</b> (1, 9) OBP: 0.320, SLG: 0.514										4	1	2	2	0	0	1							
<b>Shawn Gilbert, R</b> (9, 4) OBP: 0.250, SLG: 0.455										0	0	0	0	0	0	0							
<b>Rey Ordóñez, R</b> (1, 6) OBP: 0.262, SLG: 0.275										4	0	0	0	0	0	1							
<b>Bobby Jones, R</b> (1, 1) OBP: 0.186, SLG: 0.179										3	1	1	0	0	0	0							
<b>Greg McMichael, R</b> (8, 1) OBP: 0.267, SLG: 0.267										0	0	0	0	0	0	0							
<b>Jason Hardtke, S</b> (9, PH) OBP: 0.300, SLG: 0.378										1	0	0	0	0	1	0							
<b>Cory Lidle, R</b> (9, 1) OBP: 0.300, SLG: 0.378										0	0	0	0	0	0	0							
<b>Inning Stats</b>	R: 0 E: 0 K: 2 S: 9	H: 0 LOB: 0 BB: 0 P: 14	R: 0 E: 0 K: 0 S: 12	H: 1 LOB: 1 BB: 0 P: 18	R: 0 E: 0 K: 1 S: 6	H: 0 LOB: 0 BB: 0 P: 11	R: 0 E: 0 K: 2 S: 13	H: 2 LOB: 2 BB: 0 P: 24	R: 3 E: 0 K: 0 S: 11	H: 5 LOB: 2 BB: 0 P: 19	R: 0 E: 0 K: 0 S: 5	H: 0 LOB: 0 BB: 0 P: 6	R: 1 E: 0 K: 1 S: 14	H: 1 LOB: 0 BB: 0 P: 24	R: 1 E: 0 K: 0 S: 11	H: 1 LOB: 1 BB: 1 P: 21	R: 4 E: 1 K: 2 S: 18	H: 3 LOB: 0 BB: 1 P: 32	1B: 11 2B: 0 3B: 0 HR: 2	SF: 1 SAC: 0 DP: 0 HBP: 0	WP: 1 PB: 0 SB: 2 CS: 0	PA: 42	
<b>PITCHER</b>	IP	WLS	BF	H	R	ER	SO	BB	IBB	HBP	BLK	WP	HR	S	P	ERA	WHIP						
<b>Steve Trachsel, R</b> (1, 1) ERA: 4.87	7.0	L	30	9	4	4	6	0	0	0	0	0	1	70	116	5.14	1.286						
<b>Kent Bottenfield, R</b> (8, 1) ERA: 3.59	1.0		5	1	1	1	1	1	0	0	0	0	1	0	11	21	9.00	2.000					
<b>Dave Stevens, R</b> (9, 1) ERA: 8.89	0.1		3	1	2	2	1	1	0	0	0	0	0	0	9	15	54.00	6.000					
<b>Ramon Tatis, L</b> (9, 1) ERA: 5.17	0.2		4	2	2	2	1	0	0	0	0	0	1	9	17	27.00	3.000						

AB	39
R	9
H	13
RBI	8
BB	2
SO	9
LOB	10



Batter	1	2	3	4	5	6	7	8	9	AB	R	H	RBI	BB	SO	LOB	BOTTOM						
<b>Lance Johnson, L</b> (1, 8) OBP: 0.364, SLG: 0.395										4	0	0	0	1	0	1	<b>New York Mets @ Chicago Cubs</b> Wrigley Field, Chicago, IL Sun Sep.07 1997, 3:33 AM CDT Att: 25,523 - Cloudy - 72 F						
<b>Doug Glavinville, R</b> (1, 7) OBP: 0.344, SLG: 0.403										4	1	2	0	0	0	1							
<b>Mark Grace, L</b> (1, 3) OBP: 0.416, SLG: 0.466										3	0	0	0	1	0	2							
<b>Sammy Sosa, R</b> (1, 9) OBP: 0.304, SLG: 0.490										3	1	2	1	1	1	0							
<b>Dave Hansen, L</b> (1, 5) OBP: 0.423, SLG: 0.420										4	0	1	1	0	0	4							
<b>Tyler Houston, L</b> (1, 2) OBP: 0.300, SLG: 0.343										4	0	0	0	0	1	1							
<b>José Hernández, R</b> (1, 4) OBP: 0.321, SLG: 0.426										4	0	0	0	0	1	0							
<b>Manny Alexander, R</b> (1, 6) OBP: 0.305, SLG: 0.377										4	0	2	0	0	1	0							
<b>Steve Trachsel, R</b> (1, 1) ERA: 3.53	7.0	W	27	4	0	0	4	3	0	0	0	0	0	0	0	2							
<b>Brooks Kieschnick, L</b> (7, PH) ERA: 3.59	1.0		6	3	2	2	0	0	0	0	0	0	0	0	0	0							
<b>Kent Bottenfield, R</b> (8, 1) ERA: 3.59	1.0		4	1	0	0	1	0	0	0	0	0	0	0	0	0							
<b>Dave Stevens, R</b> (9, 1) ERA: 8.89	0.1		3	1	2	2	1	1	0	0	0	0	0	0	0	0							
<b>Ramon Tatis, L</b> (9, 1) ERA: 5.17	0.2		4	2	2	2	1	0	0	0	0	0	0	0	0	0							
<b>Inning Stats</b>	R: 0 E: 0 K: 0 S: 11	H: 1 LOB: 2 BB: 2 P: 24	R: 0 E: 0 K: 1 S: 11	H: 1 LOB: 1 BB: 0 P: 15	R: 0 E: 0 K: 0 S: 16	H: 1 LOB: 1 BB: 1 P: 27	R: 0 E: 0 K: 1 S: 10	H: 1 LOB: 1 BB: 0 P: 16	R: 0 E: 0 K: 0 S: 5	H: 0 LOB: 0 BB: 0 P: 10	R: 0 E: 0 K: 1 S: 8	H: 0 LOB: 0 BB: 0 P: 13	R: 0 E: 0 K: 1 S: 7	H: 0 LOB: 0 BB: 0 P: 10	R: 2 E: 0 K: 0 S: 14	H: 3 LOB: 1 BB: 0 P: 20	R: 0 E: 0 K: 1 S: 7	H: 1 LOB: 1 BB: 0 P: 9	1B: 6 2B: 2 3B: 0 HR: 0	SF: 0 SAC: 0 DP: 1 HBP: 0	WP: 0 PB: 0 SB: 0 CS: 0	PA: 37	
<b>PITCHER</b>	IP	WLS	BF	H	R	ER	SO	BB	IBB	HBP	BLK	WP	HR	S	P	ERA	WHIP						
<b>Bobby Jones, R</b> (1, 1) ERA: 3.53	7.0		27	4	0	0	4	3	0	0	0	0	0	0	0	0	0.00	1.000					
<b>Greg McMichael, R</b> (8, 1) ERA: 3.59	1.0		6	3	2	2	0	0	0	0	0	0	0	0	0	0	18.00	3.000					
<b>Cory Lidle, R</b> (9, 1) ERA: 3.53	1.0		4	1	0	0	1	0	0	0	0	0	0	0	0	0	0.00	1.000					

AB	34
R	2
H	8
RBI	2
BB	3
SO	5
LOB	11





Batter	1	2	3	4	5	6	7	8	9	AB	R	H	RBI	BB	SO	LOB	TOP					
<b>Midre Cummings, L</b> (1, 8) <small>OBP: 0.320, SLG: 0.396</small> <b>Rex Hudler, R</b> (9, PH) <small>OBP: 0.232, SLG: 0.258</small>	P6			1B BB	1-3 K	4-2 BB	1-0 BB		1-3 K	3	1	1	1	2	1	0	<b>Philadelphia Phillies @ New York Mets</b> Shea Stadium, Flushing, NY Mon Sep 08 1997, 7:05 PM EDT Att: 13,321 - Unknown - 70 F					
<b>Mickey Morandini, L</b> (1, 4) <small>OBP: 0.374, SLG: 0.396</small> <b>Ruben Amaro Jr, S</b> (9, PH) <small>OBP: 0.314, SLG: 0.309</small>	K			BB 1B	0-0 BB	0-1 G6-3	0-3 K		0-0 P5	5	1	1	0	0	3	3						
<b>Gregg Jefferies, S</b> (1, 7) <small>OBP: 0.337, SLG: 0.396</small>	G4-3			1B BB SF9	0-1 BB	1-0 G6-3			2-1 BB	5	2	2	0	0	0	0						
<b>Scott Rolen, R</b> (1, 5) <small>OBP: 0.388, SLG: 0.479</small>		L8-3 BB		SF9 1B BB	4-2 BB				1-1 BB	2	4	2	3	3	0	0						
<b>Rico Brogna, L</b> (1, 3) <small>OBP: 0.290, SLG: 0.427</small>	L8-3			1B BB	1-2 BB				1-3 HR	5	1	2	1	0	1	2						
<b>Mike Lieberthal, R</b> (1, 2) <small>OBP: 0.322, SLG: 0.470</small> <b>Wayne Gomes, R</b> (8, 1) <b>Ken Ryan, R</b> (9, 1)	K			SF9	1-2 BB				1-2 K	3	2	2	1	1	1	0						
<b>Tony Barron, R</b> (1, 9) <small>OBP: 0.306, SLG: 0.432</small>			G4-3	1B	1-1 BB				2-2 FC5-4	0	0	0	0	0	0	0						
<b>Kevin Stocker, S</b> (1, 6) <small>OBP: 0.337, SLG: 0.362</small>			K	K	1-3 K				1-2 BB	5	1	1	2	0	3	5						
<b>Mike Grace, R</b> (1, 1) <small>ERA: 4.88</small> <b>23 Kevin Jordan, R</b> (6, PH) <small>ERA: 4.42</small> <b>Ryan Karp, L</b> (7, PH) <small>ERA: 4.42</small> <b>Mike Robertson, L</b> (7, PH) <small>ERA: 4.42</small> <b>Jerry Spradlin, R</b> (7, 1) <small>ERA: 4.42</small> <b>Bobby Estalella, R</b> (8, 2) <small>ERA: 4.42</small>	K		K	K	1-3 K				4-2 BB	2	0	0	0	0	2	2						
<b>Inning Stats</b>	R: 0 E: 0 K: 1 S: 5	H: 0 LOB: 0 BB: 0 P: 9	R: 0 E: 0 K: 1 S: 5	H: 0 LOB: 0 BB: 1 P: 9	R: 0 E: 0 K: 2 S: 9	H: 0 LOB: 0 BB: 0 P: 12	R: 4 E: 0 K: 2 S: 19	H: 4 LOB: 2 BB: 2 P: 35	R: 0 E: 0 K: 1 S: 7	H: 0 LOB: 0 BB: 0 P: 9	R: 3 E: 0 K: 3 S: 32	H: 2 LOB: 2 BB: 3 P: 53	R: 5 E: 2 K: 1 S: 27	H: 5 LOB: 1 BB: 0 P: 40	R: 1 E: 0 K: 1 S: 13	H: 2 LOB: 1 BB: 1 P: 20		R: 0 E: 0 K: 1 S: 12	H: 0 LOB: 1 BB: 1 P: 20	1B: 10 2B: 2 3B: 1 HR: 1	SF: 1 SAC: 0 DP: 1 HBP: 0	WP: 1 PB: 0 SB: 0 CS: 0
<b>PITCHER</b>	IP WLS BF	H R ER SO	BB IBB HBP BLK	WP HR S P	ERA WHIP	IP WLS BF	H R ER SO	BB IBB HBP BLK	WP HR S P	ERA WHIP												
<b>Jason Iringhausen, R</b> (1, 1) <small>ERA: 4.82</small> <b>Takashi Kashiwada, L</b> (6, 1) <small>ERA: 4.82</small> <b>Turk Wendell, R</b> (7, 1) <small>ERA: 4.42</small> <b>Ricardo Jordan, L</b> (7, 1) <small>ERA: 5.49</small> <b>Juan Acevedo, R</b> (7, 1) <small>ERA: 4.01</small>	5.2 L 27	6 7 7 9	5 0 0 0	1 0 7 116	11.12 3.000	2.0 9 9	2 1 1 2	1 0 0 0	0 1 25 41	4.50 1.500												



Batter	1	2	3	4	5	6	7	8	9	AB	R	H	RBI	BB	SO	LOB	BOTTOM					
<b>Carl Everett, S</b> (1, 8) <small>OBP: 0.311, SLG: 0.426</small> <b>Shawn Gilbert, R</b> (8, 6) <small>OBP: 0.250, SLG: 0.455</small>	G4-3						F7			4	0	0	0	0	2	2	<b>Philadelphia Phillies @ New York Mets</b> Shea Stadium, Flushing, NY Mon Sep 08 1997, 7:05 PM EDT Att: 13,321 - Unknown - 70 F					
<b>Edgardo Alfonzo, R</b> (1, 5) <small>OBP: 0.400, SLG: 0.445</small> <b>Joe Crawford, L</b> (8, 1)	F9			HR 1B			FC6-4			4	1	1	0	0	0	2						
<b>John Olerud, L</b> (1, 3) <small>OBP: 0.380, SLG: 0.466</small> <b>Roberto Petagine, L</b> (8, 3)	G3			HR						2	1	1	2	1	0	0						
<b>Todd Hundley, S</b> (1, 2) <small>OBP: 0.397, SLG: 0.556</small> <b>Todd Pratt, R</b> (8, 2) <small>OBP: 0.476, SLG: 0.559</small>		HR		F7						3	1	2	1	0	0	0						
<b>Bernard Gilkey, R</b> (1, 7) <small>OBP: 0.334, SLG: 0.395</small> <b>Alex Ochoa, R</b> (8, 9) <small>OBP: 0.274, SLG: 0.322</small>		HR		1B E						2	1	1	0	1	1	2						
<b>Carlos Baerga, S</b> (1, 4) <small>OBP: 0.318, SLG: 0.407</small> <b>Jason Hardtke, S</b> (8, 4)	G4-6-3			1B						1	0	0	0	0	0	1						
<b>Butch Huskey, R</b> (1, 9) <small>OBP: 0.319, SLG: 0.514</small>	K			E4						4	0	1	1	0	1	1						
<b>Rey Ordenez, R</b> (1, 6) <small>OBP: 0.261, SLG: 0.273</small> <b>Brian McRae, S</b> (7, PH) <small>OBP: 0.326, SLG: 0.374</small> <b>Carlos Mendoza, L</b> (9, PH)	G4-6-3			1B						3	0	1	0	0	0	3						
<b>Jason Iringhausen, R</b> (1, 1) <small>ERA: 4.82</small> <b>Takashi Kashiwada, L</b> (6, 1) <small>ERA: 4.82</small> <b>Turk Wendell, L</b> (7, 1) <small>ERA: 4.5</small> <b>Ricardo Jordan, L</b> (7, 1) <small>ERA: 5.1</small> <b>Juan Acevedo, R</b> (7, 1) <small>ERA: 4.18</small>	G4-3			E5						4	0	1	1	0	1	1						
<b>Inning Stats</b>	R: 0 E: 0 K: 0 S: 8	H: 0 LOB: 0 BB: 0 P: 11	R: 1 E: 0 K: 1 S: 12	H: 1 LOB: 1 BB: 1 P: 20	R: 0 E: 0 K: 2 S: 9	H: 0 LOB: 0 BB: 0 P: 10	R: 3 E: 1 K: 0 S: 13	H: 4 LOB: 1 BB: 0 P: 18	R: 0 E: 0 K: 2 S: 10	H: 0 LOB: 0 BB: 0 P: 14	R: 0 E: 0 K: 1 S: 10	H: 1 LOB: 2 BB: 1 P: 17	R: 0 E: 1 K: 0 S: 9	H: 1 LOB: 0 BB: 0 P: 16	R: 0 E: 0 K: 1 S: 10	H: 0 LOB: 0 BB: 1 P: 16		R: 0 E: 0 K: 0 S: 10	H: 1 LOB: 1 BB: 0 P: 15	1B: 5 2B: 1 3B: 0 HR: 2	SF: 0 SAC: 0 DP: 4 HBP: 0	WP: 0 PB: 0 SB: 0 CS: 0
<b>PITCHER</b>	IP WLS BF	H R ER SO	BB IBB HBP BLK	WP HR S P	ERA WHIP	IP WLS BF	H R ER SO	BB IBB HBP BLK	WP HR S P	ERA WHIP												
<b>Mike Grace, R</b> (1, 1) <small>ERA: 2.57</small> <b>Ryan Karp, L</b> (6, 1) <small>ERA: 0.5</small> <b>Jerry Spradlin, R</b> (7, 1) <small>ERA: 4.5</small> <b>Wayne Gomes, R</b> (8, 1) <small>ERA: 5.1</small> <b>Ken Ryan, R</b> (9, 1) <small>ERA: 11.57</small>	5.0 W 4	5 4 4 4	1 0 0 0	0 0 10 17	7.20 1.200	1.0 4 4	1 0 0 0	0 0 9 16	0 0 10 16	0.00 1.000												



Batter	1	2	3	4	5	6	7	8	9	AB	R	H	RBI	BB	SO	LOB	TOP										
Midre Cummings, L (1, 8) OBP: 0.316, SLG: 0.390	P6		K			G4-3			K	4	0	0	0	0	2	1	Philadelphia Phillies @ New York Mets Shea Stadium, Flushing, NY Tue Sep 09 1997, 7:05 PM EDT Att: 13,871 - Unknown - 68 F										
Mickey Morandini, L (1, 4) OBP: 0.373, SLG: 0.385	K						F8		1B	4	0	1	0	0	2	0											
Gregg Jefferies, S (1, 7) OBP: 0.335, SLG: 0.392 Ricky Bottalico, L (9, 1)	G1-3					G1-3	P6		L5	4	0	0	0	0	0	1											
Scott Rolen, R (1, 5) OBP: 0.386, SLG: 0.476		K				K			G3	3	0	0	0	0	2	0											
Rico Brogna, L (1, 3) OBP: 0.292, SLG: 0.435						K			HR	3	1	2	1	0	1	0											
Mike Lieberthal, R (1, 2) OBP: 0.320, SLG: 0.467						K			G5-3	3	0	0	0	0	1	1											
Tony Barron, R (1, 9) OBP: 0.298, SLG: 0.421						G4-3			G1-3	3	0	0	0	0	1	0											
Kevin Stocker, S (1, 6) OBP: 0.335, SLG: 0.360						G6-3			G4-3	3	0	0	0	0	0	0											
Tyler Green, R (1, 1) OBP: 0.368, SLG: 0.474 Mike Robertson, L (9, PH) OBP: 0.304, SLG: 0.381 Ruben Amaro Jr., S (9, 7) OBP: 0.314, SLG: 0.309									G1-3	2	0	1	0	0	0	0											
										1	0	0	0	0	0	0											
										0	0	0	0	0	0	0											
<b>Inning Stats</b>	R: 0 H: 0 E: 0 K: 1 S: 13	H: 0 LOB: 0 BB: 0 P: 19	R: 0 H: 1 E: 1 K: 1 S: 6	LOB: 1 BB: 0 P: 10	R: 0 H: 1 E: 0 K: 2 S: 8	LOB: 0 BB: 0 P: 10	R: 0 H: 0 E: 0 K: 2 S: 8	LOB: 0 BB: 0 P: 13	R: 0 H: 0 E: 0 K: 0 S: 11	LOB: 0 BB: 0 P: 14	R: 0 H: 0 E: 0 K: 0 S: 8	LOB: 0 BB: 0 P: 8	R: 1 H: 1 E: 0 K: 0 S: 7	LOB: 0 BB: 0 P: 14	R: 0 H: 1 E: 0 K: 1 S: 9	LOB: 1 BB: 0 P: 11	1B: 2 2B: 1 3B: 0 HR: 1	SF: 0 SAC: 0 DP: 0 HBP: 0	WP: 0 PB: 0 SB: 0 CS: 1	PA: 30							
<b>PITCHER</b>	IP	WLS	BF	H	R	ER	SO	BB	IBB	HBP	BLK	WP	HR	S	P	ERA	WHIP										
Dave Milicki, R (1, 1) ERA: 4.3	8.0	L	26	3	1	1	8	0	0	0	0	0	1	67	101	1.12	0.375										
Mel Rojas, R (9, 1) ERA: 4.62	1.0		4	1	0	0	1	0	0	0	0	0	0	9	11	0.00	1.000										

AB	30
R	1
H	4
RBI	1
BB	0
SO	9
LOB	3



Batter	1	2	3	4	5	6	7	8	9	AB	R	H	RBI	BB	SO	LOB	BOTTOM										
Brian McRae, S (1, 8) OBP: 0.327, SLG: 0.375	F7		K			G5-4-3 1B				4	0	2	0	0	1	0	Philadelphia Phillies @ New York Mets Shea Stadium, Flushing, NY Tue Sep 09 1997, 7:05 PM EDT Att: 13,871 - Unknown - 68 F										
Edgardo Alfonzo, R (1, 5) OBP: 0.398, SLG: 0.444	BB 1B		G5-3			G5-4-3 1-2			G4-3	4	0	1	0	0	0	3											
John Olerud, L (1, 3) OBP: 0.389, SLG: 0.465						G5-3 1B				3	0	1	0	1	1	0											
Todd Hundley, S (1, 2) OBP: 0.396, SLG: 0.555 Todd Pratt, R (2, 2) OBP: 0.456, SLG: 0.532	K					F8			L9	1	0	0	0	0	1	2											
Bernard Gilkey, R (1, 7) OBP: 0.335, SLG: 0.394	K					G5-3				3	0	1	0	1	1	3											
Carlos Baerga, S (1, 4) OBP: 0.315, SLG: 0.403			F7			K			G6-3	4	0	0	0	0	1	3											
Butch Huskey, R (1, 9) OBP: 0.512 Carlos Mendoza, L (8, PR) Mel Rojas, R (9, 1)			K			G5-3				3	0	1	0	0	1	0											
									FC4-6 1B	0	0	0	0	0	0	0											
Rey Ordenez, R (1, 6) OBP: 0.259, SLG: 0.272 Carl Everett, S (8, PH) OBP: 0.311, SLG: 0.425			K			G6-3			F9	2	0	0	0	0	1	0											
										1	0	0	0	0	0	1											
Dave Milicki, R (1, 1) OBP: 0.250, SLG: 0.273 Matt Franco, L (8, PH) OBP: 0.351, SLG: 0.415 Shawn Gilbert, R (8, PR) OBP: 0.250, SLG: 0.455						K			FC4-6 1B	2	0	0	0	0	2	0											
										1	0	0	0	0	0	1											
										0	0	0	0	0	0	0											
<b>Inning Stats</b>	R: 0 H: 1 E: 0 K: 2 S: 14	H: 0 LOB: 2 BB: 1 P: 21	R: 0 H: 0 E: 0 K: 2 S: 11	LOB: 0 BB: 0 P: 16	R: 0 H: 0 E: 0 K: 2 S: 7	LOB: 0 BB: 0 P: 10	R: 0 H: 1 E: 0 K: 1 S: 9	LOB: 1 BB: 0 P: 14	R: 0 H: 0 E: 0 K: 0 S: 6	LOB: 0 BB: 0 P: 7	R: 0 H: 1 E: 0 K: 1 S: 7	LOB: 0 BB: 0 P: 10	R: 0 H: 0 E: 0 K: 0 S: 4	LOB: 0 BB: 1 P: 12	R: 0 H: 2 E: 0 K: 0 S: 8	LOB: 2 BB: 0 P: 12	R: 0 H: 1 E: 0 K: 0 S: 11	LOB: 1 BB: 0 P: 18	1B: 6 2B: 0 3B: 0 HR: 0	SF: 0 SAC: 0 DP: 1 HBP: 0	WP: 0 PB: 0 SB: 0 CS: 0	PA: 33					
<b>PITCHER</b>	IP	WLS	BF	H	R	ER	SO	BB	IBB	HBP	BLK	WP	HR	S	P	ERA	WHIP										
Tyler Green, R (1, 1) ERA: 4.7	8.0	W	29	5	0	0	9	2	0	0	0	0	0	66	102	0.00	0.875										
Ricky Bottalico, R (9, 1) ERA: 3.92	1.0	S	4	1	0	0	0	0	0	0	0	0	0	11	18	0.00	1.000										

AB	31
R	0
H	6
RBI	0
BB	2
SO	9
LOB	14





Batter	1	2	3	4	5	6	7	8	9	AB	R	H	RBI	BB	SO	LOB	TOP							
Rex Hudler, R OBP: 0.230, SLG: 0.255 (1, 8)	2-2 FC6-4 1B	0-1 G5-3		0-3 K		1-2 G4-3		3-3 K		5	0	1	0	0	2	4	Philadelphia Phillies @ New York Mets Shea Stadium, Flushing, NY Wed Sep 10 1997, 7:05 PM EDT Att: 13,257 - Unknown - 68 F							
Mickey Morandini, L OBP: 0.376, SLG: 0.385 (1, 4)	0-0 FC6-4 2B	4-2 FC5-4 BB		1-2 FC5 2B		1-2 FC5-4 1B		1-0 FC5-4 HBP		3	1	1	0	1	0	3								
23 Kevin Jordan, R OBP: 0.259, SLG: 0.358 (1, 3)	2-1 E4 2B	0-1 FC5-4		1-1 FC6-4		2-0 FC5-4 BB		1-1 F8		5	1	0	0	0	0	6								
Scott Rolen, R OBP: 0.384, SLG: 0.476 (1, 5)	0-0 BB 2B		1-3 K		3-2 F9		0-3 K		2-3 K		5	0	1	1	0	3								
Mike Lieberthal, R OBP: 0.323, SLG: 0.466 (1, 2)	4-2 BB BB		0-0 1B		3-1 G5-3		4-2 FC5-4 BB		2-0 FC5-4		3	0	1	0	2	0								
Tony Barron, R OBP: 0.289, SLG: 0.407 (1, 9)	2-3 K		0-1 L5		0-0 F8		0-0 FC5-4				4	0	0	0	0	1								
Ruben Amaro Jr, S OBP: 0.318, SLG: 0.310 (1, 7)	4-2 BB		2-3 K		0-0 FC6-4 1B		0-1 G4-3				3	0	1	1	1	1								
Desi Relaford, S OBP: 0.111, SLG: 0.111 (1, 6)	1-2 3-H BB		0-0 FC5 HBP 1B		0-0 FC6-4 S 1B		2-0 L6				4	0	1	0	0	1								
55 Matt Beech, L OBP: 0.125, SLG: 0.167 (3, 1) Reggie Harris, R OBP: 0.333, SLG: 0.385 (4, PH) Ron Blazier, R OBP: 0.251, SLG: 0.268 (4, 1) Bobby Estalella, R OBP: 0.300, SLG: 0.376 (6, PH) Ken Ryan, R OBP: 0.289, SLG: 0.376 (8, 1) Kevin Sefcik, R OBP: 0.289, SLG: 0.376 (8, PH) Darrin Winston, R OBP: 0.289, SLG: 0.376 (8, 1)	0-2 G3		1-1 FC5 HBP		1-3 K		0-1 1B				1	0	0	0	0	0								
<b>Inning Stats</b>	R: 2 H: 2 E: 1 K: 2 S: 20	H: 2 LOB: 3 BB: 2 P: 35	R: 0 H: 0 E: 0 K: 0 S: 9	H: 0 LOB: 1 BB: 1 P: 13	R: 0 H: 1 E: 0 K: 2 S: 9	H: 1 LOB: 1 BB: 0 P: 12	R: 0 H: 1 E: 0 K: 1 S: 10	H: 0 LOB: 0 BB: 0 P: 13	R: 0 H: 1 E: 0 K: 1 S: 8	H: 1 LOB: 1 BB: 0 P: 10	R: 0 H: 1 E: 0 K: 1 S: 13	H: 1 LOB: 2 BB: 1 P: 20	R: 0 H: 1 E: 0 K: 1 S: 11	H: 1 LOB: 1 BB: 0 P: 16	R: 0 H: 0 E: 0 K: 1 S: 6	H: 0 LOB: 1 BB: 0 P: 12		1B: 6 2B: 1 3B: 0 HR: 0	SF: 0 SAC: 0 DP: 0 HBP: 2	WP: 0 PB: 0 SB: 1 CS: 0	PA: 41			
<b>PITCHER</b>	IP WLS BF H R ER SO BB IBB HBP BLK WP HR S P ERA WHIP	IP WLS BF H R ER SO BB IBB HBP BLK WP HR S P ERA WHIP	IP WLS BF H R ER SO BB IBB HBP BLK WP HR S P ERA WHIP	IP WLS BF H R ER SO BB IBB HBP BLK WP HR S P ERA WHIP	IP WLS BF H R ER SO BB IBB HBP BLK WP HR S P ERA WHIP	IP WLS BF H R ER SO BB IBB HBP BLK WP HR S P ERA WHIP	IP WLS BF H R ER SO BB IBB HBP BLK WP HR S P ERA WHIP	IP WLS BF H R ER SO BB IBB HBP BLK WP HR S P ERA WHIP	IP WLS BF H R ER SO BB IBB HBP BLK WP HR S P ERA WHIP	IP WLS BF H R ER SO BB IBB HBP BLK WP HR S P ERA WHIP	IP WLS BF H R ER SO BB IBB HBP BLK WP HR S P ERA WHIP	IP WLS BF H R ER SO BB IBB HBP BLK WP HR S P ERA WHIP	IP WLS BF H R ER SO BB IBB HBP BLK WP HR S P ERA WHIP	IP WLS BF H R ER SO BB IBB HBP BLK WP HR S P ERA WHIP	IP WLS BF H R ER SO BB IBB HBP BLK WP HR S P ERA WHIP	IP WLS BF H R ER SO BB IBB HBP BLK WP HR S P ERA WHIP	IP WLS BF H R ER SO BB IBB HBP BLK WP HR S P ERA WHIP	IP WLS BF H R ER SO BB IBB HBP BLK WP HR S P ERA WHIP	IP WLS BF H R ER SO BB IBB HBP BLK WP HR S P ERA WHIP	IP WLS BF H R ER SO BB IBB HBP BLK WP HR S P ERA WHIP	IP WLS BF H R ER SO BB IBB HBP BLK WP HR S P ERA WHIP			
Brian Bohanon, L ERA: 3.54 (1, 1)	6.1 W 30	6 2 0 6	3 0 1 0	0 0 0 0	0 0 68 104	0.00 1.421																		
Cory Lidle, R ERA: 3.45 (7, 1)	1.2 7 1 0 0 2	1 0 0 0	0 0 0 0	0 0 19 28	0.00 1.200																			
Ricardo Jordan, L ERA: 5.23 (9, 1)	1.0 4 0 0 0 1	0 0 0 0	0 0 1 0	0 0 6 12	0.00 0.000																			

AB	35
R	2
H	7
RBI	2
BB	4
SO	9
LOB	28



Batter	1	2	3	4	5	6	7	8	9	AB	R	H	RBI	BB	SO	LOB	BOTTOM							
Carl Everett, S OBP: 0.307, SLG: 0.420 (1, 8)	2-3 K	0-0 L1-3		1-2 G6-3		2-3 K		1-3 K		5	0	0	0	0	3	3	Philadelphia Phillies @ New York Mets Shea Stadium, Flushing, NY Wed Sep 10 1997, 7:05 PM EDT Att: 13,257 - Unknown - 68 F							
Edgardo Alfonzo, R OBP: 0.400, SLG: 0.448 (1, 5)	0-1 WP 1B		1-2 2B		0-0 F9		1-3 K		0-1 HBP BB 2B		5	3	3	0	0	1								
Bernard Gilkey, R OBP: 0.338, SLG: 0.397 (1, 7) Ricardo Jordan, L (9, 1)	1-1 P6		3-2 1-H 1B 2B		1-3 K		2-1 2B 1B		4-2 BB HBP 2B BB		4	3	2	1	1	1								
Butch Huskey, R OBP: 0.323, SLG: 0.517 (1, 3) Carlos Mendoza, L (7, PR)	2-1 BLK 1B		1-2 CS 1B		3-2 G5-3		0-1 G6-3 1B 2B		1-1 BB HBP 2B BB		4	0	3	3	0	0								
John Olerud, L OBP: 0.390, SLG: 0.465 (8, 3)	1-H 1B		3-H 1B		1-3 K		1-0 G6-3		4-1 2B HBP BB		0	1	0	0	0	0								
Todd Pratt, R OBP: 0.455, SLG: 0.515 (1, 2)	2-3 K		1-1 1B		1-3 K		1-0 G6-3		4-1 2B BB		4	0	1	1	1	2								
Alex Ochoa, R OBP: 0.289, SLG: 0.340 (1, 9)		3-2 S 1B	0-1 1B		4-2 1B BB		1-1 1B		0-0 2B		4	1	4	3	1	0								
Shawn Gilbert, R OBP: 0.231, SLG: 0.417 (1, 4) Roberto Petagine, L (3, PH) Luis Lopez, S OBP: 0.327, SLG: 0.365 (4, 4)	1-3 K		3-2 F8		0-0 P2		0-3 K		0-0 G5-3		1	0	0	0	0	1								
Rey Ordenez, R OBP: 0.256, SLG: 0.268 (1, 6)	1-3 K		1-1 G4-3		1-1 P5		0-2 L4-3				4	0	0	0	0	1								
Brian Bohanon, L OBP: 0.192, SLG: 0.200 (7, 1) Cory Lidle, R (8, PH) Brian McRae, S OBP: 0.328, SLG: 0.382 (9, 8)	0-1 1B		1-2 L7		0-0 1B		2-2 HR				3	0	2	1	0	0								
<b>Inning Stats</b>	R: 1 H: 2 E: 0 K: 2 S: 12	H: 2 LOB: 1 BB: 0 P: 19	R: 1 H: 2 E: 0 K: 2 S: 15	H: 2 LOB: 0 BB: 0 P: 20	R: 2 H: 5 E: 0 K: 0 S: 20	H: 5 LOB: 2 BB: 0 P: 30	R: 0 H: 0 E: 0 K: 0 S: 8	H: 0 LOB: 0 BB: 0 P: 10	R: 0 H: 1 E: 0 K: 1 S: 9	H: 1 LOB: 1 BB: 1 P: 16	R: 2 H: 3 E: 0 K: 2 S: 13	H: 3 LOB: 2 BB: 0 P: 18	R: 4 H: 3 E: 0 K: 1 S: 17	H: 3 LOB: 2 BB: 2 P: 29	R: 0 H: 0 E: 0 K: 1 S: 6	H: 0 LOB: 1 BB: 0 P: 12	1B: 11 2B: 4 3B: 0 HR: 1	SF: 0 SAC: 0 DP: 0 HBP: 1	WP: 1 PB: 0 SB: 1 CS: 1	PA: 43				
<b>PITCHER</b>	IP WLS BF H R ER SO BB IBB HBP BLK WP HR S P ERA WHIP	IP WLS BF H R ER SO BB IBB HBP BLK WP HR S P ERA WHIP	IP WLS BF H R ER SO BB IBB HBP BLK WP HR S P ERA WHIP	IP WLS BF H R ER SO BB IBB HBP BLK WP HR S P ERA WHIP	IP WLS BF H R ER SO BB IBB HBP BLK WP HR S P ERA WHIP	IP WLS BF H R ER SO BB IBB HBP BLK WP HR S P ERA WHIP	IP WLS BF H R ER SO BB IBB HBP BLK WP HR S P ERA WHIP	IP WLS BF H R ER SO BB IBB HBP BLK WP HR S P ERA WHIP	IP WLS BF H R ER SO BB IBB HBP BLK WP HR S P ERA WHIP	IP WLS BF H R ER SO BB IBB HBP BLK WP HR S P ERA WHIP	IP WLS BF H R ER SO BB IBB HBP BLK WP HR S P ERA WHIP	IP WLS BF H R ER SO BB IBB HBP BLK WP HR S P ERA WHIP	IP WLS BF H R ER SO BB IBB HBP BLK WP HR S P ERA WHIP	IP WLS BF H R ER SO BB IBB HBP BLK WP HR S P ERA WHIP	IP WLS BF H R ER SO BB IBB HBP BLK WP HR S P ERA WHIP	IP WLS BF H R ER SO BB IBB HBP BLK WP HR S P ERA WHIP	IP WLS BF H R ER SO BB IBB HBP BLK WP HR S P ERA WHIP	IP WLS BF H R ER SO BB IBB HBP BLK WP HR S P ERA WHIP	IP WLS BF H R ER SO BB IBB HBP BLK WP HR S P ERA WHIP	IP WLS BF H R ER SO BB IBB HBP BLK WP HR S P ERA WHIP	IP WLS BF H R ER SO BB IBB HBP BLK WP HR S P ERA WHIP	IP WLS BF H R ER SO BB IBB HBP BLK WP HR S P ERA WHIP		
55 Matt Beech, L ERA: 5.05 (3, 1) Reggie Harris, R ERA: 5.23 (4, 1) Ron Blazier, R ERA: 5.63 (6, 1) Ken Ryan, R ERA: 11.25 (8, 1) Darrin Winston, L ERA: 36.0 (8, 1)	2.1 L 15	2 0 0 0	0 0 0 0	0 0 0 0	0 0 6 10	0.00 0.000																		
Brian Bohanon, L ERA: 3.54 (7, 1)	1.2 7 1 0 0 2	1 0 0 0	0 0 19 28	0.00 1.200																				
Ricardo Jordan, L ERA: 5.23 (9, 1)	1.0 4 0 0 0 1	0 0 0 0	0 0 1 0	0 0 6 12	0.00 0.000																			

AB	39
R	10
H	16
RBI	10
BB	3
SO	10
LOB	18






Batter	1	2	3	4	5	6	7	8	9	AB	R	H	RBI	BB	SO	LOB	TOP										
Mark Grudzielanek, R OBP: 0.311, SLG: 0.392 Andy Stankiewicz, R OBP: 0.292, SLG: 0.364	2-2 CS 1B		0-0 G6-4-3			2-3 K		0-2 E 1B HR 1B	1-0 G1-3	4	1	2	0	0	1	1											
Mike Lansing, R OBP: 0.350, SLG: 0.493 Orlando Cabrera, R OBP: 0.333, SLG: 0.333	2-3 SAFE K			0-3 K		0-3 K		1-1 E HR 1B 1-3 2-H		3	0	0	0	0	3	1											
Jose Vidro, S OBP: 0.333, SLG: 0.385	2-3 K			0-1 G4-3		1-2 4-3		0-2 HR		4	1	1	3	0	1	0											
David Segui, S OBP: 0.383, SLG: 0.494 Hensley Meulens, R OBP: 0.333, SLG: 0.250		0-2 G6-4-3 1B		0-0 HR			1-3 K	1-3 K		3	1	2	1	0	1	0											
Anthony Telford, R OBP: 0.214, SLG: 0.286 Steve Kline, S				2-0 HR			2-2 K	3-3 K		0	0	0	0	0	0	0											
Henry Rodriguez, L OBP: 0.310, SLG: 0.503		0-2 G6-4-3 1B		2-0 G3			2-2 K	3-3 K		4	0	2	0	0	1	0											
Rondell White, R OBP: 0.319, SLG: 0.460 Ryan McGuire, L OBP: 0.331, SLG: 0.408		2-2 G6-4-3			1-3 K		1-1 G5-3		3-2 FC6-4 1B	3	0	0	0	0	1	3											
F.P. Santangelo, S OBP: 0.379, SLG: 0.534 Vladimir Guerrero, R OBP: 0.354, SLG: 0.492 Darin Fletcher, L OBP: 0.321, SLG: 0.528			0-3 K		0-2 F8		1-1 G3-1		0-0 FC6-4 1B WP	3	0	0	0	0	1	2											
Chris Widger, R OBP: 0.283, SLG: 0.395 Raul Chavez, R			0-2 E5 FC4-6		4-2 BB			2-2 G4-3	1-3 K	1	0	0	0	1	0	0											
Mike Johnson, L OBP: 0.111, SLG: 0.111 Brad Lulimer, L OBP: 0.298, SLG: 0.397 Shayne Bennett, R OBP: 0.333, SLG: 0.333 Rick DeHart, L OBP: 0.333, SLG: 0.333 Joe Orsulik, L OBP: 0.333, SLG: 0.333 Mike Thurman, R OBP: 0.333, SLG: 0.333 Doug Strange, S OBP: 0.333, SLG: 0.333			0-0 FC4-6		1-3 K			1-2 1B 1B	2-2 1B	1	0	0	0	0	1	1											
<b>Inning Stats</b>	R: 0 E: 0 K: 2 S: 10	H: 1 LOB: 0 BB: 0 P: 16	R: 0 E: 0 K: 1 S: 13	H: 2 LOB: 1 BB: 0 P: 15	R: 0 E: 1 K: 0 S: 5	H: 0 LOB: 0 BB: 0 P: 5	R: 1 E: 0 K: 1 S: 7	H: 1 LOB: 0 BB: 0 P: 9	R: 0 E: 0 K: 2 S: 12	H: 0 LOB: 1 BB: 1 P: 18	R: 0 E: 0 K: 1 S: 11	H: 1 LOB: 1 BB: 0 P: 16	R: 4 E: 1 K: 2 S: 22	H: 4 LOB: 0 BB: 0 P: 30	R: 0 E: 0 K: 1 S: 13	H: 2 LOB: 2 BB: 0 P: 20	1B: 8 2B: 2 3B: 0 HR: 2	SF: 0 SAC: 0 DP: 3 HBP: 0	WP: 1 PB: 0 SB: 0 CS: 1	PA: 37							
<b>PITCHER</b>	IP	WLS	BF	H	R	ER	SO	BB	IBB	HBP	BLK	WP	HR	S	P	ERA	WHIP										
Rick Reed, R ERA: 3.04	7.1	W	29	8	4	4	9	1	0	0	0	0	1	79	107	4.91	1.227										
Mel Rojas, R ERA: 4.72	0.1		2	1	1	1	1	0	0	0	0	0	1	6	7	27.00	3.000										
John Franco, L ERA: 2.64	1.1	S	6	2	0	0	2	0	0	0	0	1	0	17	27	0.00	1.500										

**Montreal Expos @ New York Mets**  
Shea Stadium, Flushing, NY  
Thu Sep 11 1997, 7:05 PM EDT  
Att: 13,271 - Unknown - 73 F


AB 36  
R 5  
H 11  
RBI 5  
BB 1  
SO 12  
LOB 13



Batter	1	2	3	4	5	6	7	8	9	AB	R	H	RBI	BB	SO	LOB	BOTTOM										
Brian McRae, S OBP: 0.330, SLG: 0.383	0-0 2B 1B		0-0 G4-3		1-1 F7			2-1 WP HR 1B	2-2 3B HBP	4	3	2	0	0	0	0											
Edgardo Alfonzo, R OBP: 0.402, SLG: 0.458	1-0 SAFE 2B		1-0 F7		1-2 G5-3		3-2 SAFE 1-H HR	0-2 3B 1B	1-2 2-3 1B	5	3	3	3	0	0	0											
John Olerud, L OBP: 0.394, SLG: 0.480	2-1 2B		0-0 2B 1B		2-2 F8		2-1 HR	1-0 1-H 2-H 3-H	1-0 3B	5	2	4	5	0	0	0											
Bernard Gilkey, R OBP: 0.336, SLG: 0.397	0-0 G1-3		2-1 1B 2B		0-1 L6		1-3 K	0-0 G6-3		5	0	1	0	0	1	2											
Carlos Baerga, S OBP: 0.315, SLG: 0.402	1-2 F7		1-1 S 1B		0-0 F8		0-1 F8			4	0	1	1	0	0	1											
Alex Ochoa, R OBP: 0.289, SLG: 0.335 John Franco, L	4-2 BB		2-3 3-H K		0-1 G6-3		2-3 K			3	0	0	0	1	2	2											
Todd Pratt, R OBP: 0.444, SLG: 0.514	2-3 K		2-3 K			2-0 2B		3-0 G5-3		4	0	1	0	0	2	4											
Rey Ordenez, R OBP: 0.256, SLG: 0.266		1-0 G6-3		0-1 G4-3		4-0 FC6 IBB		1-0 G5-3		3	0	0	0	1	0	0											
Rick Reed, R OBP: 0.245, SLG: 0.360 Mel Rojas, R OBP: 0.309, SLG: 0.424		1-3 K		3-3 K		0-0 FC6		2-1 1B 3B 2B		3	0	0	0	0	2	2											
<b>Inning Stats</b>	R: 2 E: 0 K: 1 S: 15	H: 3 LOB: 2 BB: 1 P: 25	R: 0 E: 0 K: 1 S: 5	H: 0 LOB: 0 BB: 0 P: 7	R: 1 E: 0 K: 2 S: 13	H: 3 LOB: 2 BB: 0 P: 20	R: 0 E: 0 K: 1 S: 7	H: 0 LOB: 0 BB: 0 P: 11	R: 0 E: 0 K: 0 S: 8	H: 0 LOB: 0 BB: 0 P: 11	R: 0 E: 0 K: 0 S: 5	H: 1 LOB: 2 BB: 1 P: 11	R: 3 E: 0 K: 2 S: 16	H: 3 LOB: 0 BB: 0 P: 26	R: 3 E: 0 K: 0 S: 12	H: 3 LOB: 1 BB: 0 P: 21	1B: 5 2B: 5 3B: 1 HR: 2	SF: 0 SAC: 0 DP: 0 HBP: 1	WP: 1 PB: 0 SB: 1 CS: 0	PA: 40							
<b>PITCHER</b>	IP	WLS	BF	H	R	ER	SO	BB	IBB	HBP	BLK	WP	HR	S	P	ERA	WHIP										
Mike Johnson, R ERA: 6.46	4.0	L	19	6	3	3	5	1	0	0	0	0	0	13	22	0.00	0.500										
Shayne Bennett, R ERA: 4.05	2.0		8	1	0	0	0	0	1	0	0	0	0	13	22	0.00	0.500										
Rick DeHart, L ERA: 7.79	0.0		3	3	3	3	0	0	0	0	0	1	2	8	15	∞	∞										
Mike Thurman, R ERA: 6.35	1.2		7	1	2	2	2	0	0	1	0	0	0	14	25	10.80	0.600										
Anthony Telford, R ERA: 2.98	0.0		1	1	0	0	0	0	0	0	0	0	0	4	4	∞	∞										

**Montreal Expos @ New York Mets**  
Shea Stadium, Flushing, NY  
Thu Sep 11 1997, 7:05 PM EDT  
Att: 13,271 - Unknown - 73 F

AB 37  
R 9  
H 13  
RBI 9  
BB 2  
SO 7  
LOB 11





Batter	1	2	3	4	5	6	7	8	9	10	11	12	13	14	15	AB	R	H	RBI	BB	SO	LOB	TOP								
Mark Grutzniesek, R OBP: 0.308, SLG: 0.386 (1.6)	F7		G3			G1-3			G3-1		K			K		6	0	0	0	0	2	1									
Mike Lansing, R OBP: 0.348, SLG: 0.489 (1.4)	F8		G5-3			E6			K			K				5	0	0	0	1	2	0									
Jose Vito, S OBP: 0.372, SLG: 0.502 (1.6)	F7		L4			K			F8			G3		G3		4	0	0	0	0	1	1									
David Segui, S OBP: 0.360, SLG: 0.489 (1.3)		K				CS		G4-3			K			K		6	0	1	0	0	4	0									
Henry Rodriguez, L OBP: 0.308, SLG: 0.408 (1.7)		1B BB				K		F8			K			K		5	1	0	0	1	3	0									
Rondell White, R OBP: 0.321, SLG: 0.468 (1.8)		1B SF8 1B				K		K			G6-3			G3-1 2B		6	2	3	1	0	2	0									
Ryan McGuire, L OBP: 0.331, SLG: 0.405 (1.9)									G1-3			G3-1		G3-1		6	0	2	1	0	0	1									
Raul Chavez, R OBP: 0.077, SLG: 0.083 (1.2)	SF8					G5-3			F7			FC6-4 1B		K		4	0	1	1	0	1	2									
Marc Valdes, R OBP: 0.133, SLG: 0.133 (7.1)	B1-3								G6-3							2	0	0	0	0	1	1									
Steve Kline, S (7.1)																0	0	0	0	0	0	0									
Anthony Telford, R OBP: 0.200, SLG: 0.287 (9.5)																1	0	0	0	0	0	0									
Doug Strange, S OBP: 0.324, SLG: 0.436 (9.5)																2	0	0	0	0	0	1									
<b>Inning Stats</b>	R: 0 E: 0 K: 10 S: 10	H: 0 LOB: 0 BB: 0 P: 13	R: 2 E: 0 K: 1 S: 14	H: 2 LOB: 1 BB: 1 P: 23	R: 0 E: 0 K: 0 S: 5	H: 0 LOB: 0 BB: 0 P: 8	R: 0 E: 0 K: 3 S: 11	H: 0 LOB: 0 BB: 0 P: 18	R: 0 E: 0 K: 1 S: 8	H: 1 LOB: 0 BB: 0 P: 10	R: 0 E: 0 K: 1 S: 6	H: 0 LOB: 0 BB: 0 P: 6	R: 0 E: 0 K: 1 S: 5	H: 0 LOB: 0 BB: 0 P: 7	R: 0 E: 0 K: 1 S: 8	H: 1 LOB: 1 BB: 0 P: 11	R: 0 E: 0 K: 2 S: 9	H: 0 LOB: 0 BB: 0 P: 9	R: 0 E: 0 K: 2 S: 8	H: 1 LOB: 1 BB: 0 P: 11	R: 0 E: 0 K: 1 S: 10	H: 0 LOB: 1 BB: 1 P: 19	R: 1 E: 0 K: 0 S: 9	H: 2 LOB: 0 BB: 0 P: 16	1B: 5 2B: 1 3B: 0 HR: 1	SF: 1 SAC: 0 DP: 0 HBP: 0	WP: 0 PB: 0 SB: 0 CS: 2	PA: 53			
<b>PITCHER</b>	IP ERA WLS BF H R ER SO BB IBB HBP BLK WP HR S P ERA WHIP	7.0 3.5 2.0 6 0 0 0 7 0 0 0 0 0 0 10 13 0.00 0.000	8.1 3.36 2.0 7 1 0 0 3 0 0 0 0 0 0 19 28 0.00 0.500	10.1 3.36 2.0 11 1 0 0 5 1 0 0 0 0 0 27 39 0.00 0.667	12.1 4.54 3.0 1 0 0 0 5 1 0 0 0 0 0 9 16 9.00 2.000																										

**Montreal Expos @ New York Mets**  
Shea Stadium, Flushing, NY  
Fri Sep 12 1997, 7:05 PM EDT  
Att. 17,450 - Unknown - 78 F

AB	49
R	3
H	7
RBI	3
BB	2
SO	16
LOB	8



Batter	1	2	3	4	5	6	7	8	9	10	11	12	13	14	15	AB	R	H	RBI	BB	SO	LOB	BOTTOM							
Edgardo Alfonzo, R OBP: 0.403, SLG: 0.462 (1.5)	G6-3		G6-3		F8		G4-3				F7			SH2-4 1B		4	0	0	0	0	0	2								
John Olerud, L OBP: 0.396, SLG: 0.481 (8.3)	E4 HBP BB		P3			G4-6-3 1B			F8		CS		1B BB	SH2-4		5	1	2	0	1	0	1								
Bernard Gilkey, R OBP: 0.338, SLG: 0.399 (1.7)			P5						F8					F7		2	0	1	1	2	0	1								
Carlos Baerga, S OBP: 0.317, SLG: 0.402 (1.4)						G4-3			SF7					F7		6	0	2	0	0	2	4								
Butch Huskey, R OBP: 0.321, SLG: 0.511 (1.9)	FC6-4								SF7					F7		5	0	2	1	1	1	4								
Todd Pratt, R OBP: 0.420, SLG: 0.481 (1.2)														F7		7	0	1	0	0	3	4								
Rey Ordonez, R OBP: 0.254, SLG: 0.284 (7.3)														F8		7	0	1	0	0	1	8								
Bobby Jones, R OBP: 0.180, SLG: 0.172 (7.3)														F8		7	0	1	0	0	3	4								
Matt Franco, L OBP: 0.301, SLG: 0.415 (7.3)														F8		7	0	1	0	0	0	0								
Alex Ochoa, R OBP: 0.292, SLG: 0.338 (8.6)														F8		4	0	1	0	0	0	0								
Luis Lopez, S OBP: 0.319, SLG: 0.355 (8.6)														F8		4	0	0	0	0	3	3								
<b>Inning Stats</b>	R: 0 E: 1 K: 1 S: 13	H: 0 LOB: 3 BB: 1 P: 24	R: 0 E: 0 K: 1 S: 8	H: 0 LOB: 0 BB: 1 P: 9	R: 0 E: 0 K: 0 S: 6	H: 0 LOB: 1 BB: 1 P: 12	R: 0 E: 0 K: 0 S: 6	H: 0 LOB: 0 BB: 0 P: 8	R: 0 E: 0 K: 1 S: 5	H: 0 LOB: 0 BB: 0 P: 7	R: 0 E: 0 K: 1 S: 12	H: 2 LOB: 2 BB: 0 P: 19	R: 0 E: 0 K: 1 S: 10	H: 0 LOB: 1 BB: 0 P: 15	R: 0 E: 0 K: 1 S: 10	H: 1 LOB: 2 BB: 1 P: 19	R: 0 E: 0 K: 1 S: 16	H: 1 LOB: 2 BB: 1 P: 23	R: 0 E: 0 K: 0 S: 7	H: 0 LOB: 0 BB: 0 P: 10	R: 0 E: 0 K: 2 S: 5	H: 1 LOB: 2 BB: 0 P: 10	R: 0 E: 0 K: 0 S: 10	H: 2 LOB: 2 BB: 0 P: 12	1B: 10 2B: 1 3B: 1 HR: 0	SF: 1 SAC: 1 DP: 1 HBP: 2	WP: 0 PB: 0 SB: 0 CS: 1	PA: 64		
<b>PITCHER</b>	IP ERA WLS BF H R ER SO BB IBB HBP BLK WP HR S P ERA WHIP	6.2 3.24 0.0 1 1 0 0 4 0 0 0 0 0 0 2 3 0.00 ∞	7.1 3.36 1.1 7 3 2 2 1 0 0 0 0 0 0 18 25 13.50 2.250	8.1 3.36 3.0 12 1 0 0 3 2 0 1 0 0 0 28 49 0.00 1.000	12.1 4.54 2.0 1 0 0 0 5 1 0 0 0 0 0 9 16 9.00 2.000																									

**Montreal Expos @ New York Mets**  
Shea Stadium, Flushing, NY  
Fri Sep 12 1997, 7:05 PM EDT  
Att. 17,450 - Unknown - 78 F

AB	54
R	2
H	12
RBI	2
BB	5
SO	11
LOB	33










Batter	1	2	3	4	5	6	7	8	9	AB	R	H	RBI	BB	SO	LOB	TOP										
Mark Grudzielanek, R (1, 6) OBP: 0.309, SLG: 0.389	2-2 CS 1B		2-1 L8			1-1 G5-3		0-0 1-3 1B		4	0	2	0	0	0	0											
Mike Lansing, R (1, 4) OBP: 0.347, SLG: 0.489	1-3 SAFE SAFE K			0-1 G6-3		4-2 BB		1-1 G5-3		3	0	0	0	1	1	3											
Henry Rodriguez, L (1, 7) OBP: 0.305, SLG: 0.493	3-3 1-2 K			2-3 K		2-0 L8			0-1 G6-3	4	0	0	0	0	2	2											
David Segui, S (1, 3) OBP: 0.383, SLG: 0.498		3-2 3B		1-2 G4-3			1-2 G4-3		3-1 2B 1B	4	0	2	0	0	0	0											
Darrin Fletcher, L (1, 2) OBP: 0.325, SLG: 0.527		1-1 L3			0-0 F8		1-1 G3		0-1 2B 1-H	4	0	1	0	0	0	1											
Orlando Cabrera, R (9, PR) OBP: 0.333, SLG: 0.333		2-3 K			1-2 CS-6-4 1B		0-0 F7		4-2 FC6-4 BB	3	0	1	0	1	1	1											
Rondell White, R (1, 8) OBP: 0.321, SLG: 0.467		2-1 G4-3			0-0 FC5-6-4 1-2		1-2 G6-3		0-1 FC6-4 1-2	3	0	0	0	0	0	2											
Ryan McGuire, L (1, 9) OBP: 0.327, SLG: 0.404				0-0 G6-3		1-1 G4-3		2-3 K		3	0	0	0	0	1	1											
Vladimir Guerrero, R (9, PH) OBP: 0.352, SLG: 0.489				0-3 K		1-3 K		1-2 1B 1B		2	0	0	0	0	2	0											
Doug Strange, S (1, 5) OBP: 0.322, SLG: 0.432										1	0	1	0	0	0	3											
Carlos Perez, L (1, 1) OBP: 0.203, SLG: 0.258										2	0	0	0	0	2	0											
Jose Vidro, S (8, PH) OBP: 0.322, SLG: 0.375										1	0	1	0	0	0	0											
Shayne Bennett, R (8, 1)										0	0	0	0	0	0	0											
<b>Inning Stats</b>	R: 0 E: 0 K: 2 S: 12	H: 1 LOB: 1 BB: 0 P: 18	R: 0 E: 0 K: 1 S: 12	H: 1 LOB: 1 BB: 0 P: 20	R: 0 E: 0 K: 1 S: 6	H: 0 LOB: 0 BB: 0 P: 8	R: 0 E: 0 K: 1 S: 9	H: 0 LOB: 0 BB: 0 P: 12	R: 0 E: 0 K: 0 S: 7	H: 1 LOB: 1 BB: 0 P: 9	R: 0 E: 0 K: 1 S: 9	H: 0 LOB: 0 BB: 1 P: 17	R: 0 E: 0 K: 0 S: 7	H: 0 LOB: 0 BB: 0 P: 9	R: 0 E: 0 K: 1 S: 12	H: 2 LOB: 2 BB: 0 P: 17	R: 0 E: 0 K: 0 S: 11	H: 2 LOB: 3 BB: 1 P: 18	1B: 5 2B: 2 3B: 1 HR: 0	SF: 0 SAC: 0 DP: 1 HBP: 0	WP: 1 PB: 0 CS: 1	PA: 34					
<b>PITCHER</b>	IP	WLS	BF	H	R	ER	SO	BB	IBB	HBP	BLK	WP	HR	S	P	ERA	WHIP										
Dave Milick, R (1, 1) ERA: 4.09	8.2	W	33	7	0	0	7	2	0	0	0	1	0	83	126	0.00	1.038										
Greg McMichael, R (9, 1) ERA: 3.35	0.1	S	1	0	0	0	0	0	0	0	0	0	0	2	2	0.00	0.000										

**Montreal Expos @ New York Mets**  
Shea Stadium, Flushing, NY  
Sun Sep 14 1997, 3:33 AM EDT  
Att: 43,575 - Sunny - 74 F


AB	32
R	0
H	7
RBI	0
BB	2
SO	7
LOB	13



Batter	1	2	3	4	5	6	7	8	9	AB	R	H	RBI	BB	SO	LOB	BOTTOM										
Brian McRae, S (1, 8) OBP: 0.327, SLG: 0.378	2-2 G5-4-3 1B			2-1 G6-3		2-2 G3				3	0	1	0	0	0	0											
Edgardo Alfonzo, R (1, 5) OBP: 0.400, SLG: 0.456	1-3 SAFE SAFE K			0-2 L6		0-1 P5				2	0	0	0	0	1	1											
Matt Franco, L (6, 5) OBP: 0.348, SLG: 0.411										1	0	0	0	0	0	0											
Bernard Gilkey, R (1, 7) OBP: 0.339, SLG: 0.408	0-0 1-2 G5-4-3			0-1 2B		1-3 K				3	0	1	0	0	1	1											
Butch Huskey, R (1, 3) OBP: 0.317, SLG: 0.504		0-0 G5-3		1-1 P4		2-1 L7				3	0	0	0	0	0	1											
Alex Ochoa, R (1, 9) OBP: 0.287, SLG: 0.332		2-2 G5-3			1-2 G5-3		1-0 G3-1			3	0	0	0	0	0	0											
Todd Pratt, R (1, 2) OBP: 0.394, SLG: 0.446		2-0 F7			2-1 G5-3			3-2 G6-3		3	0	0	0	0	0	0											
Luis Lopez, S (1, 4) OBP: 0.331, SLG: 0.378			3-2 G6-3		0-0 HR			4-0 CS BB		2	1	1	1	1	0	0											
Rey Ordenez, R (1, 6) OBP: 0.254, SLG: 0.261			1-1 F9		3-1 P4			0-1 SAFE SAFE F9		3	0	0	0	0	0	1											
Dave Milick, R (1, 1) OBP: 0.240, SLG: 0.261			0-0 L6			3-2 G6-3		1-1 SAFE SAFE CS		2	0	0	0	0	0	0											
Greg McMichael, R (9, 1) OBP: 0.667, SLG: 0.667								1-2 SAFE SAFE		0	0	0	0	0	0	0											
<b>Inning Stats</b>	R: 0 E: 0 K: 1 S: 9	H: 1 LOB: 0 BB: 0 P: 12	R: 0 E: 0 K: 0 S: 5	H: 0 LOB: 0 BB: 0 P: 9	R: 0 E: 0 K: 0 S: 7	H: 0 LOB: 0 BB: 0 P: 11	R: 0 E: 0 K: 0 S: 9	H: 1 LOB: 1 BB: 0 P: 12	R: 1 E: 0 K: 0 S: 10	H: 1 LOB: 0 BB: 0 P: 16	R: 0 E: 0 K: 0 S: 9	H: 0 LOB: 0 BB: 0 P: 14	R: 0 E: 0 K: 1 S: 6	H: 0 LOB: 0 BB: 0 P: 10	R: 0 E: 0 K: 0 S: 6	H: 0 LOB: 0 BB: 1 P: 14	1B: 1 2B: 1 3B: 0 HR: 1	SF: 0 SAC: 0 DP: 1 HBP: 0	WP: 0 PB: 0 CS: 1	PA: 27							
<b>PITCHER</b>	IP	WLS	BF	H	R	ER	SO	BB	IBB	HBP	BLK	WP	HR	S	P	ERA	WHIP										
Carlos Perez, L (1, 1) ERA: 4.02	7.0	L	23	3	1	1	2	0	0	0	0	0	1	55	84	1.29	0.429										
Shayne Bennett, R (8, 1) ERA: 4.4	1.0		3	0	0	0	0	1	0	0	0	0	0	6	14	0.00	1.000										

**Montreal Expos @ New York Mets**  
Shea Stadium, Flushing, NY  
Sun Sep 14 1997, 3:33 AM EDT  
Att: 43,575 - Sunny - 74 F

AB	25
R	1
H	3
RBI	1
BB	1
SO	2
LOB	4





Batter	1	2	3	4	5	6	7	8	9	10	AB	R	H	RBI	BB	SO	LOB	TOP								
<b>Brian McRae, S</b> OBP: 0.328, SLG: 0.382 (1, 8)	L9		K			L5-3		HR		1B BB	4	2	1	1	1	1	0	<b>New York Mets @ Philadelphia Phillies</b> Veterans Stadium, Philadelphia, PA Mon Sep 15 1997, 7:05 PM EDT Sunny - 78 F								
<b>Eduardo Alfonso, R</b> OBP: 0.398, SLG: 0.453 (1, 5)	K		F9			F8		L8		1B 1B	5	1	1	0	0	1	0									
<b>Bernard Gilkey, R</b> OBP: 0.341, SLG: 0.423 (1, 7)	F8		G6-3					HR		1B 1B	5	3	3	3	0	0	0									
<b>Butch Huskey, R</b> OBP: 0.322, SLG: 0.521 (1, 3)	1B							HR		1B 1B	5	3	4	3	0	1	0									
<b>Alex Ochoa, R</b> OBP: 0.251, SLG: 0.338 (1, 9)	1B		G1-3					K		1B 1B	5	1	3	1	0	0	0									
<b>Luis Lopez, S</b> OBP: 0.328, SLG: 0.373 (9, 6)	K									1B 1B	5	0	1	1	0	2	3									
<b>Alberto Castillo, R</b> OBP: 0.308, SLG: 0.195 (7, PH)	K									1B 1B	2	0	0	0	0	2	2									
<b>Shawn Gilbert, R</b> OBP: 0.214, SLG: 0.385 (7, PH)	K									1B	0	0	0	0	0	0	0									
<b>John Olerud, L</b> OBP: 0.397, SLG: 0.479 (7, 2)	K									1B	1	0	0	0	0	0	1									
<b>Todd Pratt, R</b> OBP: 0.406, SLG: 0.452 (7, 2)	K									1B	1	0	1	1	1	0	0									
<b>Rey Ordonez, R</b> OBP: 0.251, SLG: 0.258 (9, PH)	L7										3	0	0	0	0	0	1									
<b>Carlos Baerga, S</b> OBP: 0.314, SLG: 0.398 (9, 4)											2	0	0	0	0	1	3									
<b>Brian Bohannon, L</b> OBP: 0.214, SLG: 0.222 (6, PH)	G6-3										1	0	0	0	0	0	0									
<b>Carl Everett, S</b> OBP: 0.311, SLG: 0.427 (6, 1)											0	0	0	0	0	0	1									
<b>Juan Acevedo, R</b> OBP: 0.296, SLG: 0.300 (6, PH)											0	0	0	0	0	0	0									
<b>Jason Hardtke, S</b> OBP: 0.296, SLG: 0.300 (6, PH)											0	0	0	0	0	0	0									
<b>Cory Lidle, R</b> OBP: 0.296, SLG: 0.300 (6, PH)											0	0	0	0	0	0	0									
<b>Carlos Mendoza, L</b> OBP: 0.296, SLG: 0.300 (6, PH)											0	0	0	0	0	0	0									
<b>Matt Williams, S</b> OBP: 0.296, SLG: 0.300 (6, PH)											0	0	0	0	0	0	0									
<b>Mel Rojas, R</b> OBP: 0.296, SLG: 0.300 (6, PH)											0	0	0	0	0	0	0									
<b>Inning Stats</b>	R: 0 E: 0 K: 1 S: 11	H: 0 LOB: 0 BB: 0 P: 17	R: 0 E: 0 K: 2 S: 11	H: 2 LOB: 2 BB: 0 P: 20	R: 0 E: 0 K: 1 S: 10	H: 0 LOB: 0 BB: 0 P: 16	R: 1 E: 0 K: 0 S: 9	H: 1 LOB: 0 BB: 0 P: 16	R: 0 E: 0 K: 1 S: 9	H: 0 LOB: 0 BB: 0 P: 14	R: 0 E: 0 K: 1 S: 14	H: 0 LOB: 0 BB: 0 P: 20	R: 2 E: 0 K: 0 S: 14	H: 3 LOB: 1 BB: 0 P: 24	R: 2 E: 0 K: 1 S: 13	H: 2 LOB: 0 BB: 0 P: 21	R: 0 E: 0 K: 1 S: 10	H: 0 LOB: 1 BB: 1 P: 20	R: 5 E: 0 K: 2 S: 21	H: 6 LOB: 2 BB: 1 P: 40	1B: 9 2B: 1 3B: 0 HR: 5	SF: 0 SAC: 0 DP: 1 HBP: 0	WP: 0 PB: 0 SB: 0 CS: 1	PA: 45		
<b>PITCHER</b>	IP 7.0	WLS 26	H 6	R 3	ER 3	SO 6	BB 0	IBB 0	HBP 0	BLK 0	WP 0	HR 3	S 78	P 127	ERA 3.86	WHIP 0.857										
<b>55 Matt Beech, L</b> ERA: 4.98 (1, 1)	Jerry Spradlin, R ERA: 4.87 (8, 1)	Ricky Bottalico, R ERA: 3.93 (9, 1)	Ryan Karp, L ERA: 4.63 (10, 1)	Ken Ryan, R ERA: 11.21 (10, 1)																						

**New York Mets @ Philadelphia Phillies**  
 Veterans Stadium, Philadelphia, PA  
 Mon Sep 15 1997, 7:05 PM EDT  
 Sunny - 78 F

AB	43
R	10
H	14
RBI	10
BB	2
SO	10
LOB	12



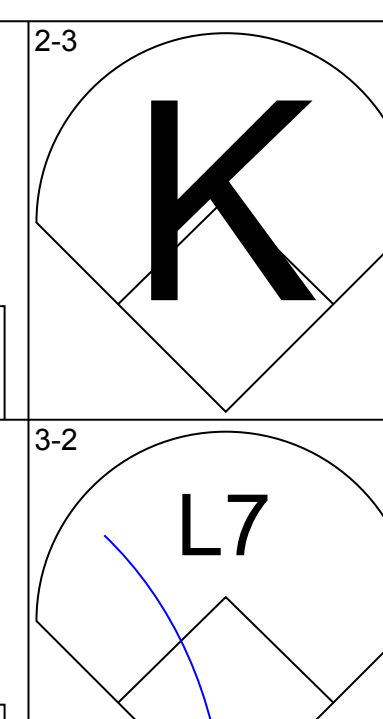
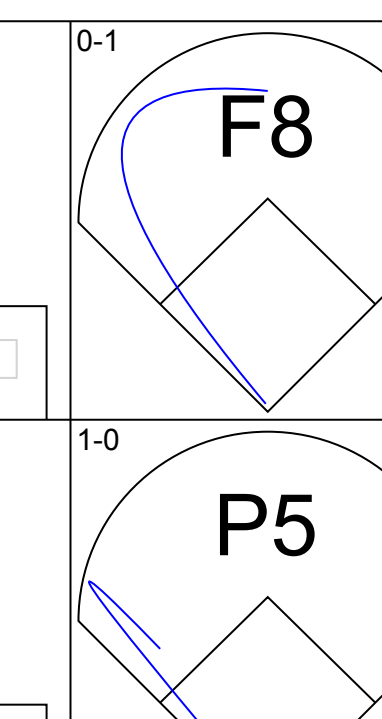
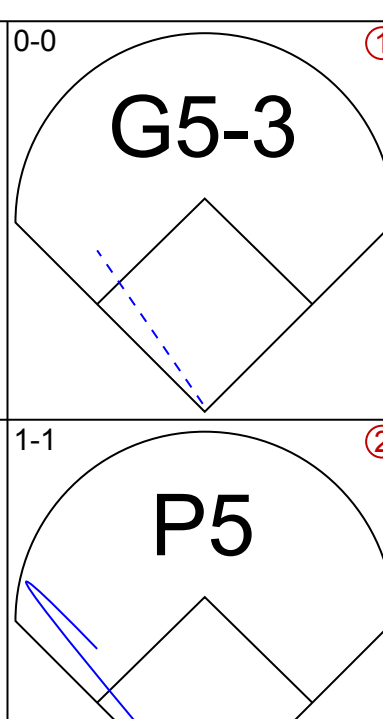
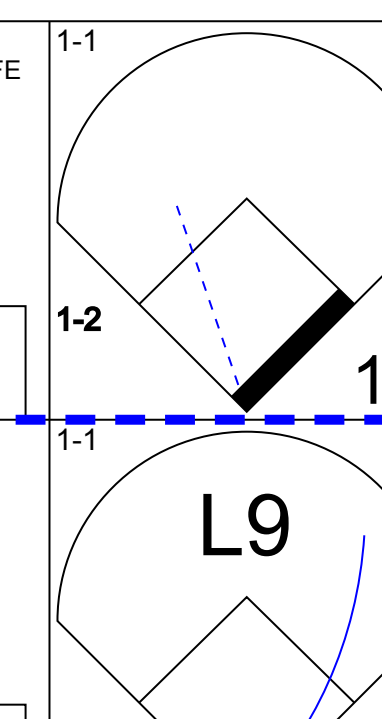
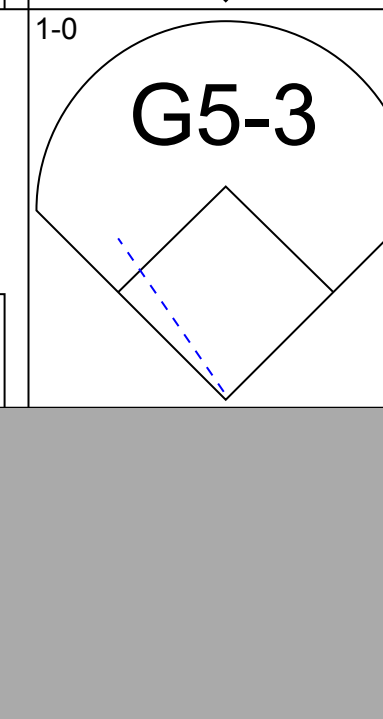

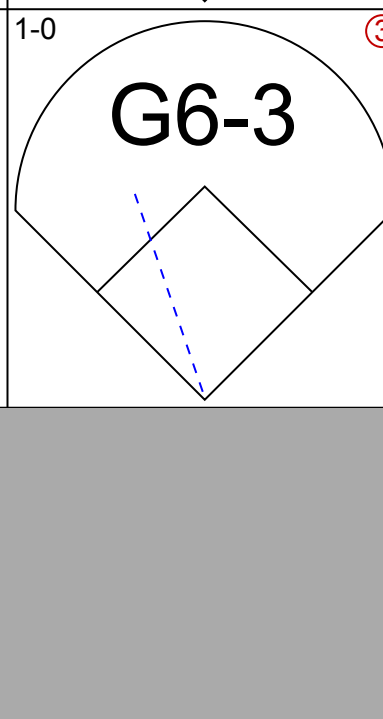


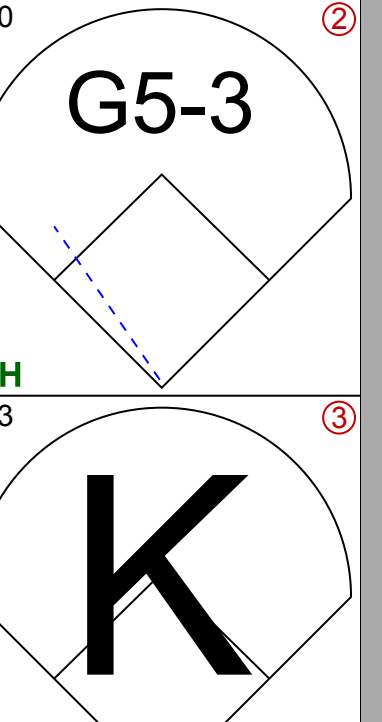

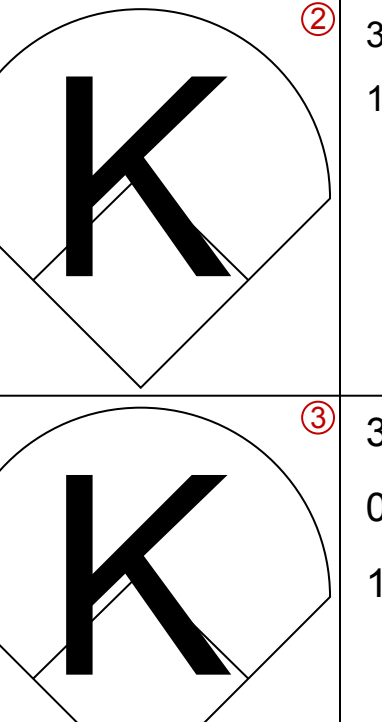
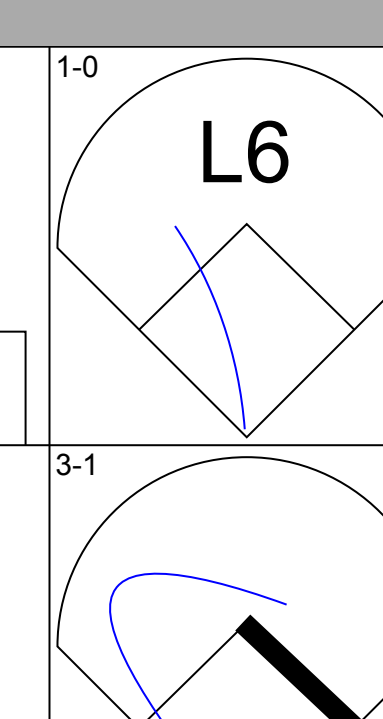
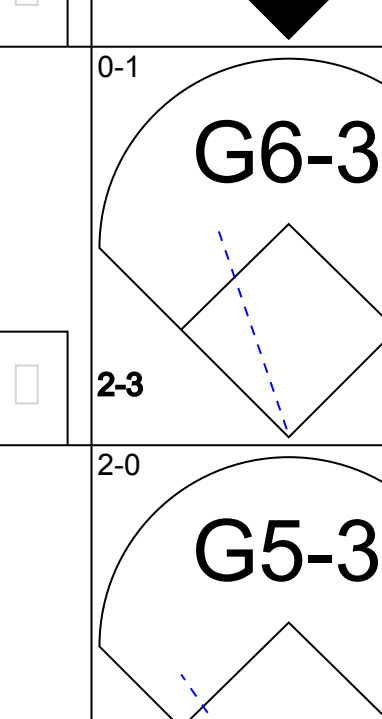
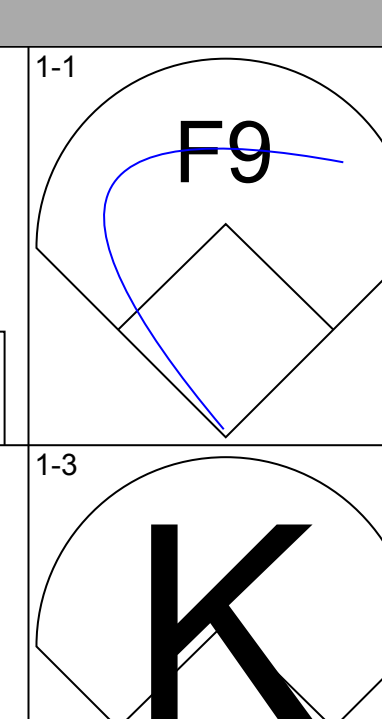
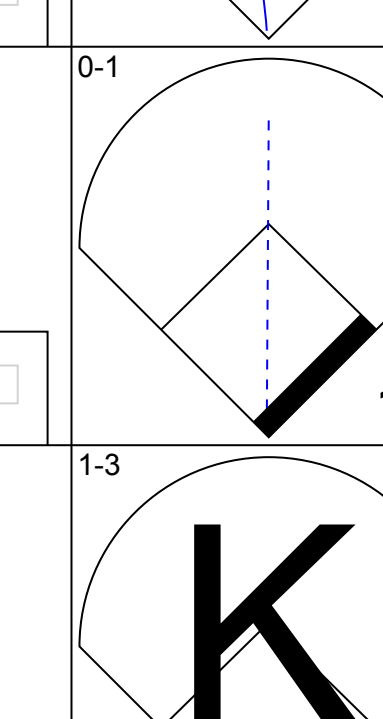
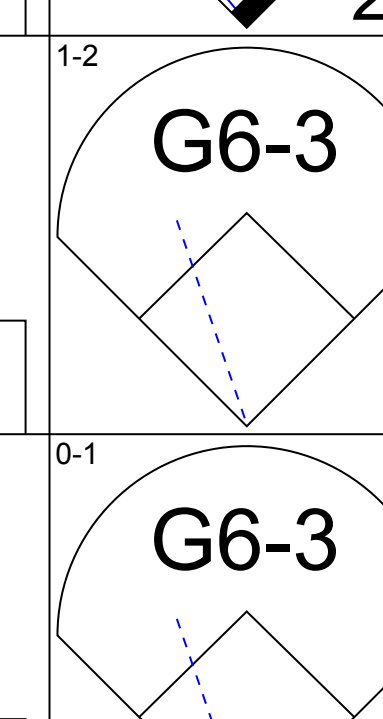
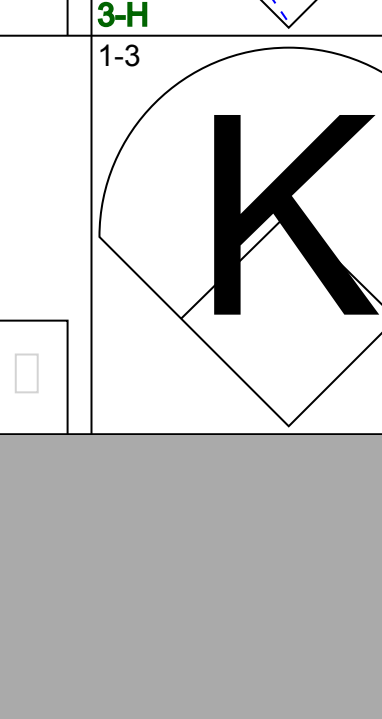
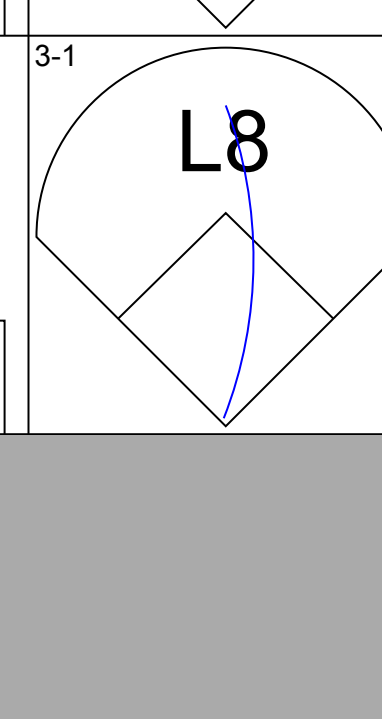
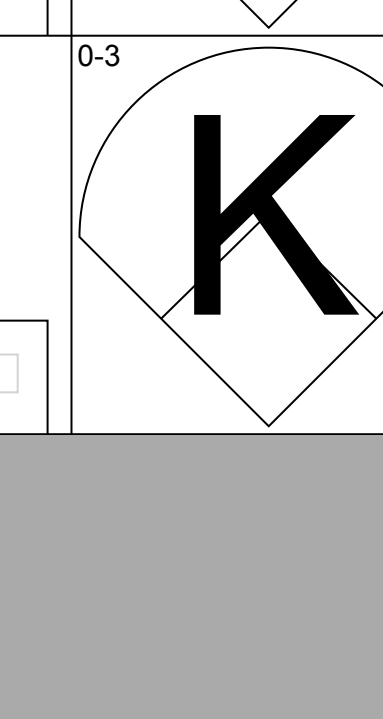




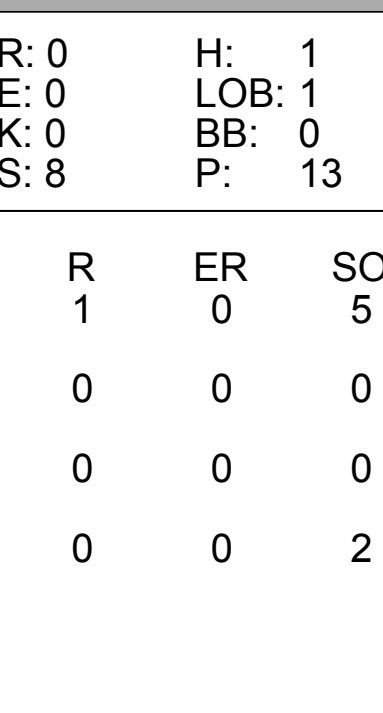
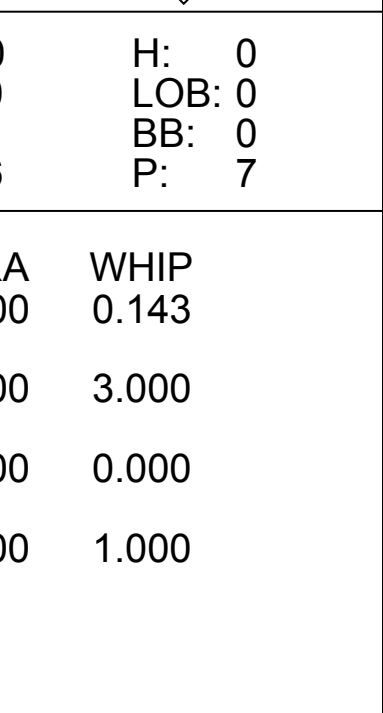
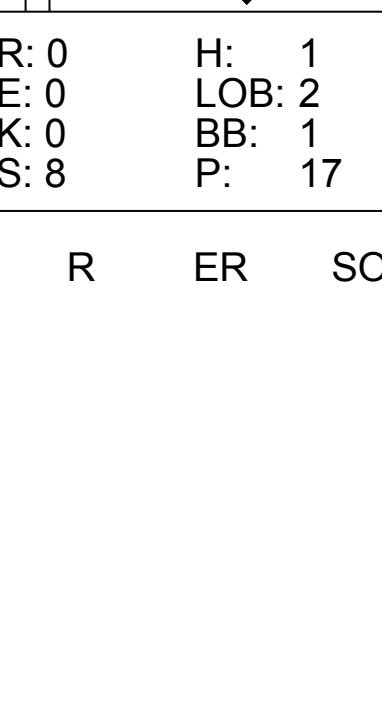
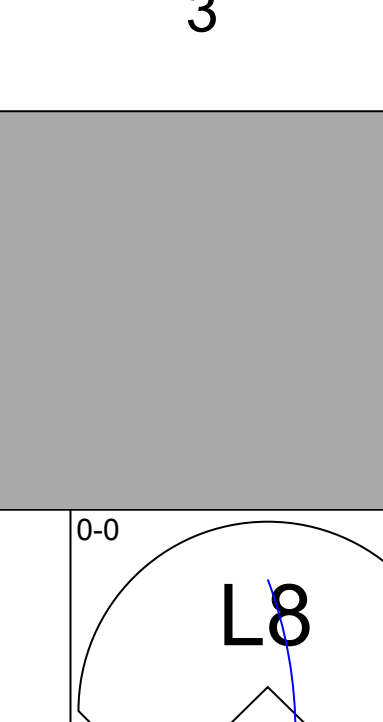
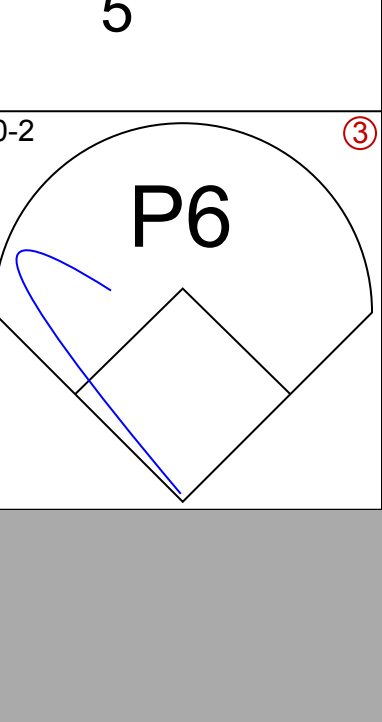

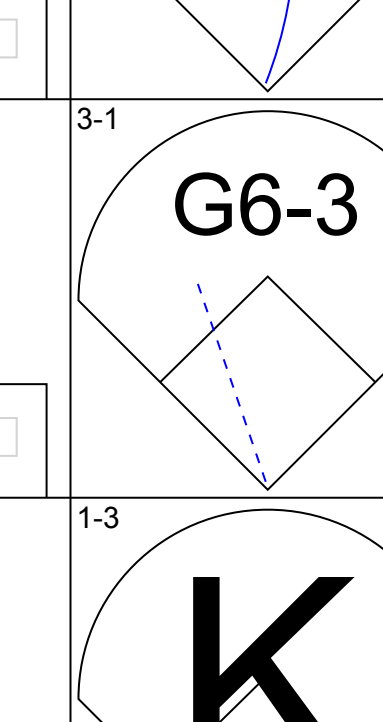

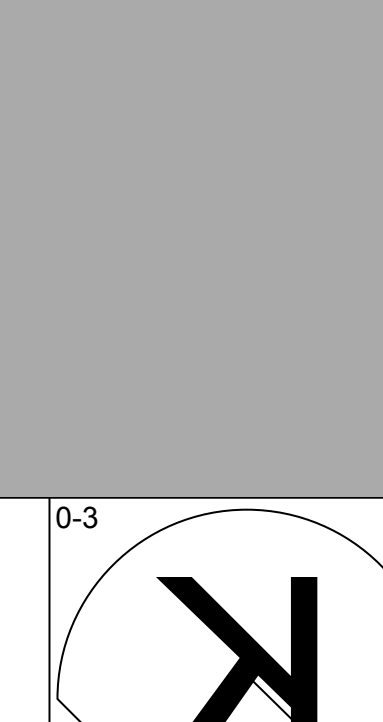
Batter	1	2	3	4	5	6	7	8	9	10	AB	R	H	RBI	BB	SO	LOB	BOTTOM								
<b>Rex Hudler, R</b> OBP: 0.241, SLG: 0.295 (1, 8)	2B 1B					L8					3	1	1	0	0	1	1	<b>New York Mets @ Philadelphia Phillies</b> Veterans Stadium, Philadelphia, PA Mon Sep 15 1997, 7:05 PM EDT Sunny - 78 F								
<b>Midre Cummings, L</b> OBP: 0.314, SLG: 0.385 (6, PH)	1B										1	0	0	0	1	0	2									
<b>Mickey Morandini, L</b> OBP: 0.373, SLG: 0.381 (1, 4)	L8		L7								5	0	1	1	0	0	4									
<b>Gregg Jefferies, S</b> OBP: 0.335, SLG: 0.396 (1, 7)	2B										4	1	2	1	0	1	2									
<b>Ruben Amaro Jr, S</b> OBP: 0.319, SLG: 0.311 (7, 7)	2B										1	0	0	0	0	0	0									
<b>Scott Rolen, R</b> OBP: 0.382, SLG: 0.467 (1, 5)	1B BB										3	2	1	1	2	1	0									
<b>Mike Lieberthal, R</b> OBP: 0.319, SLG: 0.451 (1, 2)	1B BB										5	0	1	1	0	0	3									
<b>Rico Brogna, L</b> OBP: 0.293, SLG: 0.431 (1, 3)	1B										5	0	2	1	0	2	2									
<b>Tony Barron, R</b> OBP: 0.309, SLG: 0.417 (1, 9)	F8		G6-3								3	1	0	0	1	0	3									
<b>Kevin Stocker, S</b> OBP: 0.335, SLG: 0.358 (1, 6)	1B										4	0	1	0	0	0	2									
<b>55 Matt Beech, L</b> ERA: 3.76 (1, 1)	Jerry Spradlin, S ERA: 3.72 (8, 1)	23 Kevin Jordan, R ERA: 3.27 (8, PH)	Ricky Bottalico, L ERA: 3.27 (9, 1)	Ryan Karp, L ERA: 4.48 (10, 1)																						
<b>Inning Stats</b>	R: 2 E: 0 K: 0 S: 11	H: 3 LOB: 2 BB: 1 P: 21	R: 0 E: 0 K: 1 S: 10	H: 1 LOB: 1 BB: 0 P: 16	R: 1 E: 0 K: 0 S: 12	H: 2 LOB: 1 BB: 0 P: 21	R: 0 E: 0 K: 0 S: 7	H: 0 LOB: 0 BB: 0 P: 11	R: 1 E: 0 K: 1 S: 13	H: 1 LOB: 1 BB: 1 P: 23	R: 1 E: 1 K: 1 S: 9	H: 2 LOB: 2 BB: 0 P: 15	R: 0 E: 0 K: 1 S: 9	H: 1 LOB: 0 BB: 0 P: 15	R: 0 E: 0 K: 0 S: 4	H: 0 LOB: 2 BB: 2 P: 15	R: 0 E: 0 K: 0 S: 3	H: 0 LOB: 0 BB: 0 P: 5	R: 0 E: 0 K: 1 S: 8	H: 0 LOB: 0 BB: 0 P: 14	1B: 7 2B: 3 3B: 0 HR: 0	SF: 0 SAC: 2 DP: 1 HBP: 1	WP: 0 PB: 0 SB: 1 CS: 1	PA: 45		
<b>PITCHER</b>	IP 5.0	WLS 9	H 7	R 4	ER 4	SO 2	BB 2	IBB 0	HBP 0	BLK 0	WP 0	HR 0	S 53	P 92	ERA 7.20	WHIP 1.800										

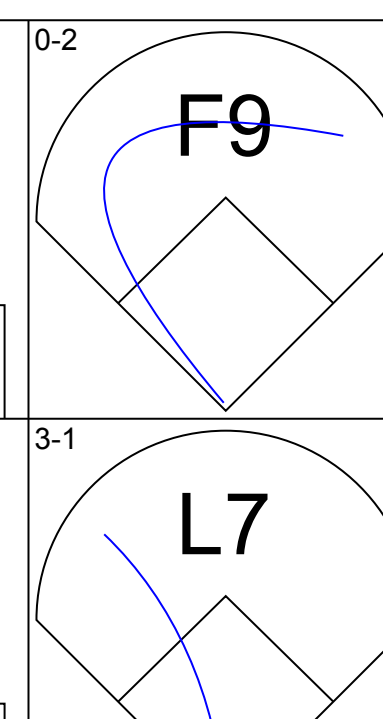
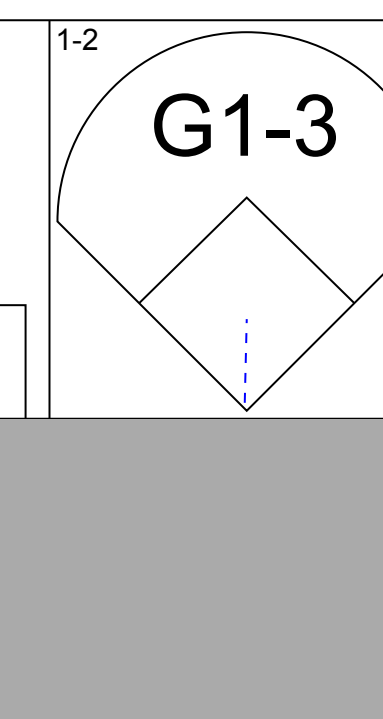
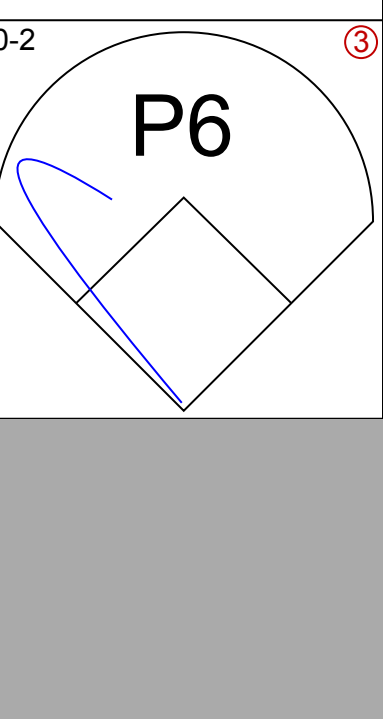
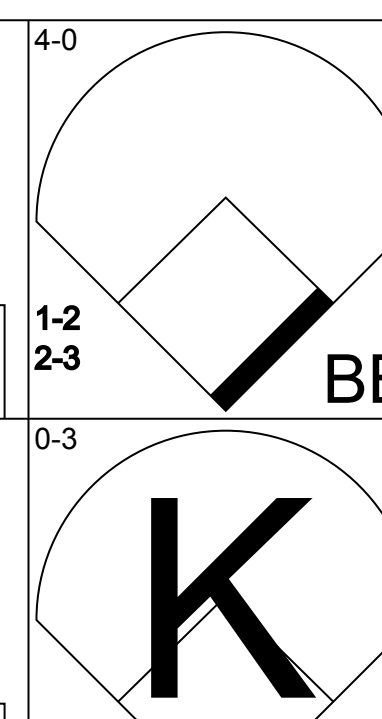
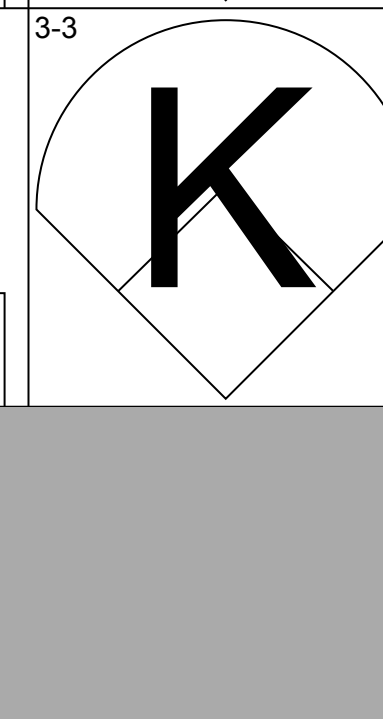
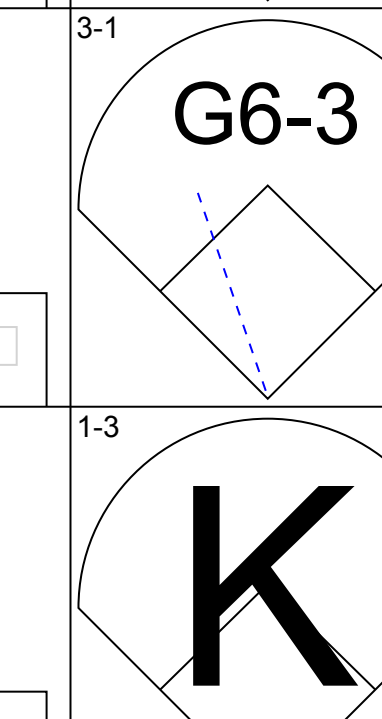
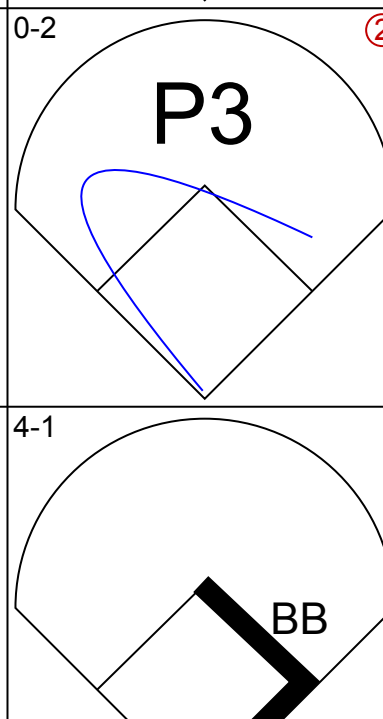
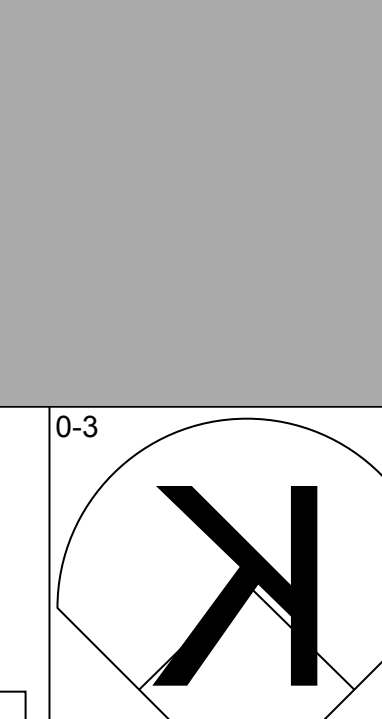


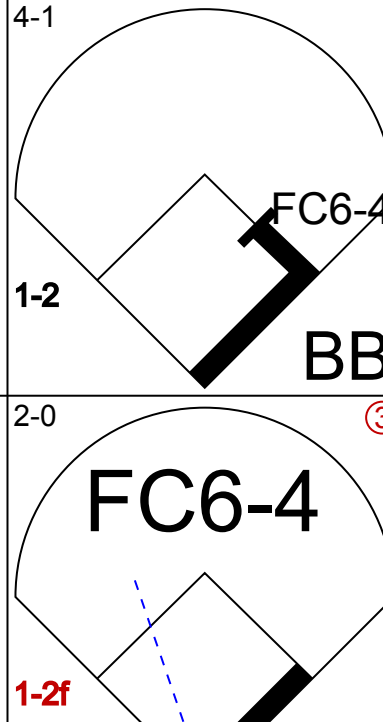
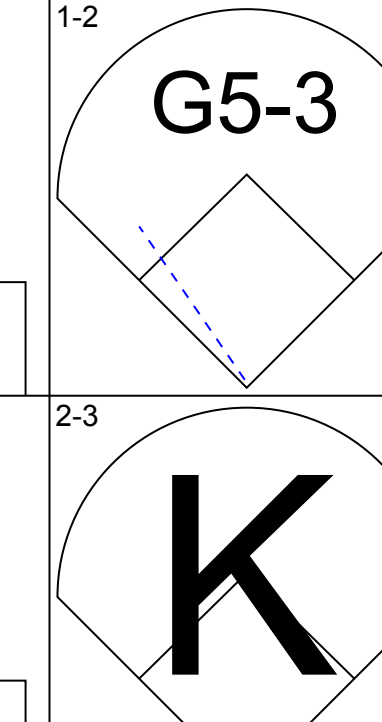
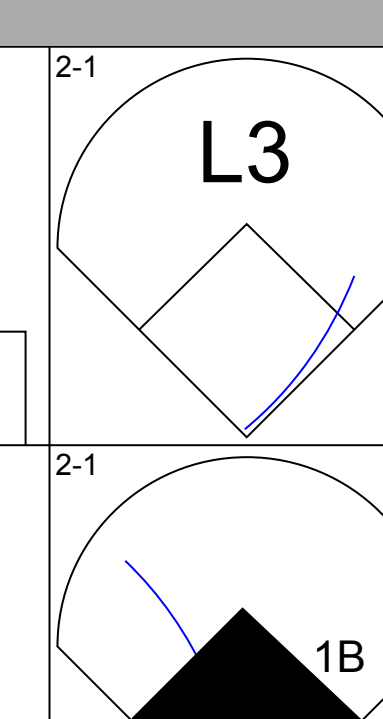
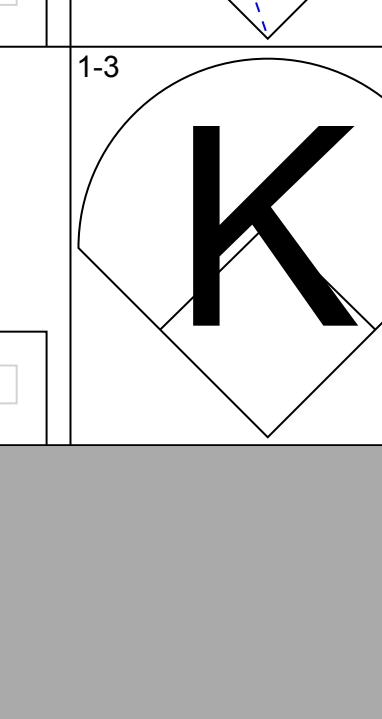
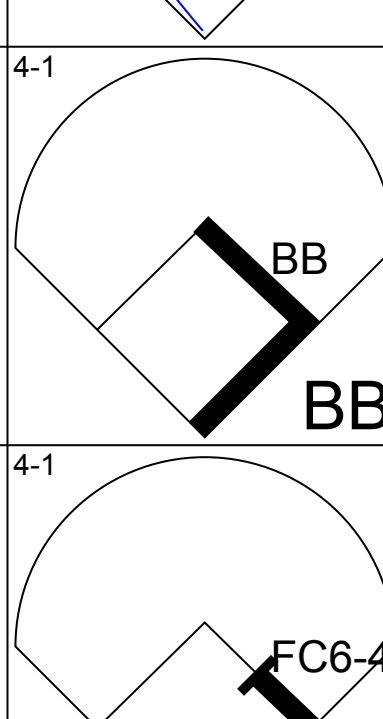
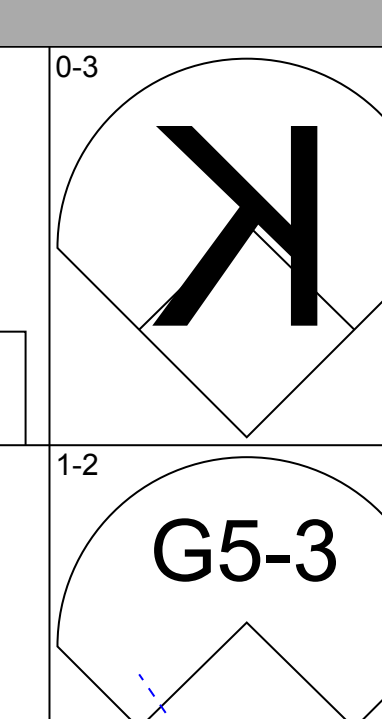
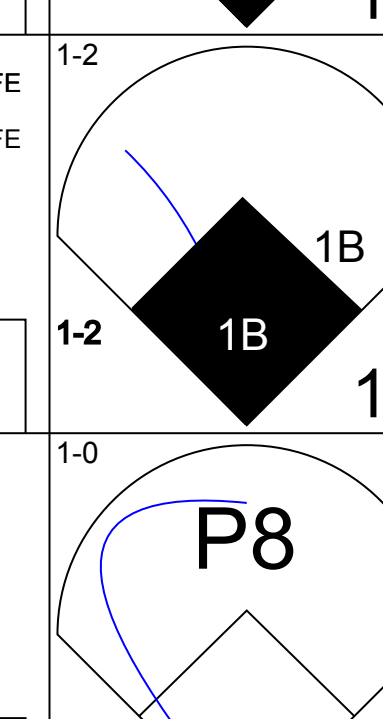
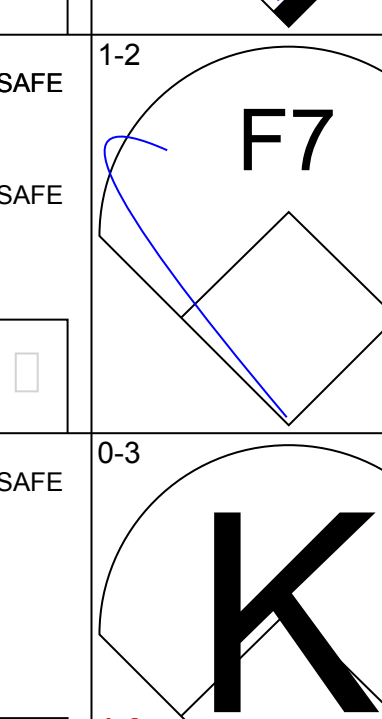
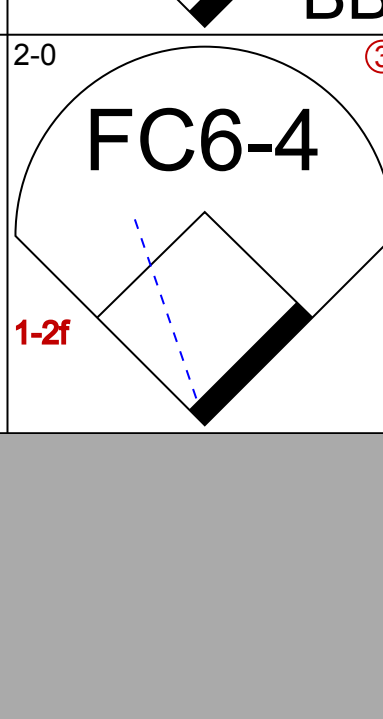
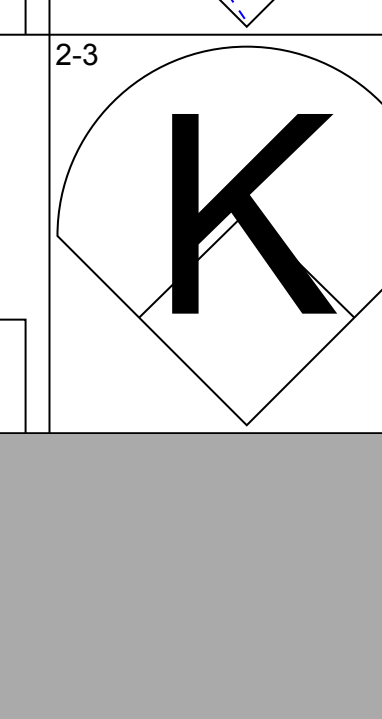
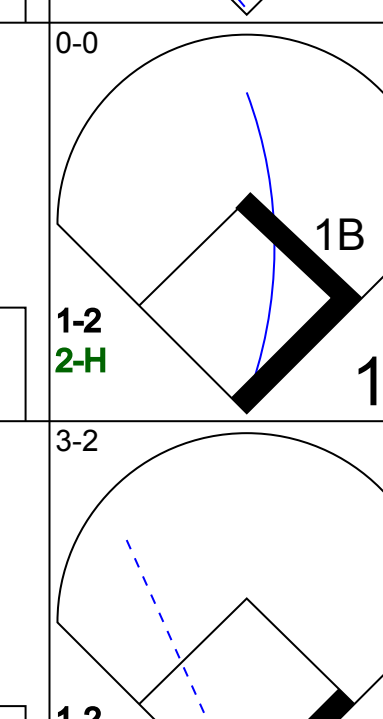



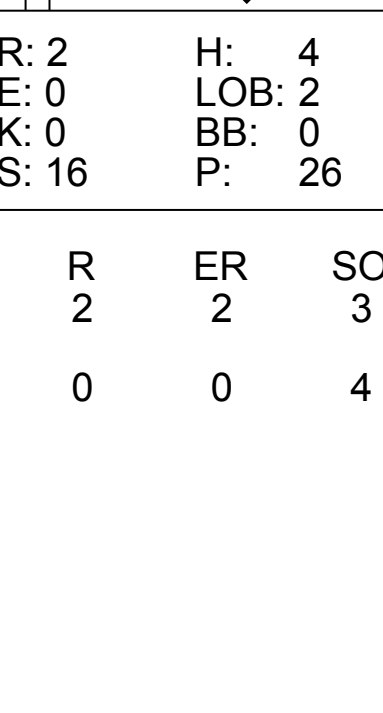
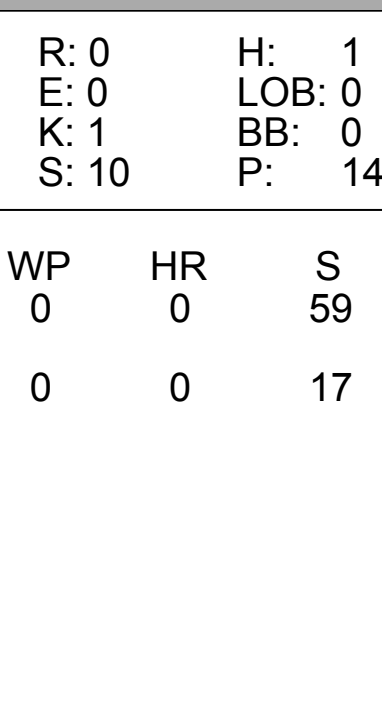
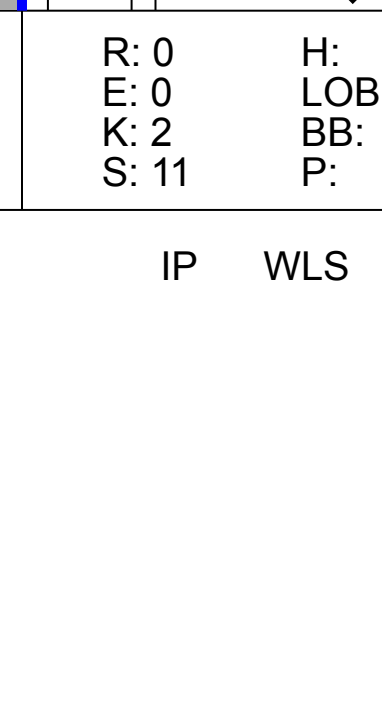
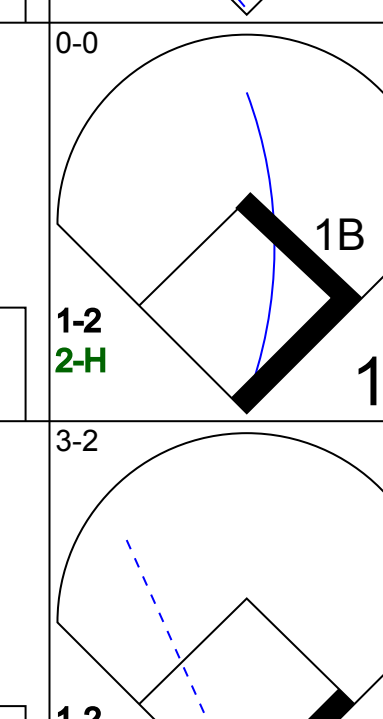
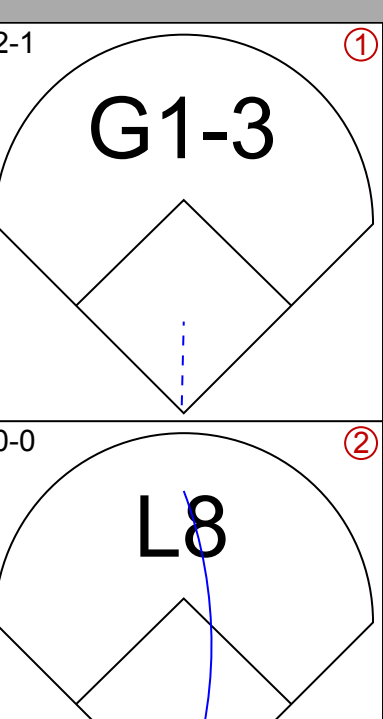
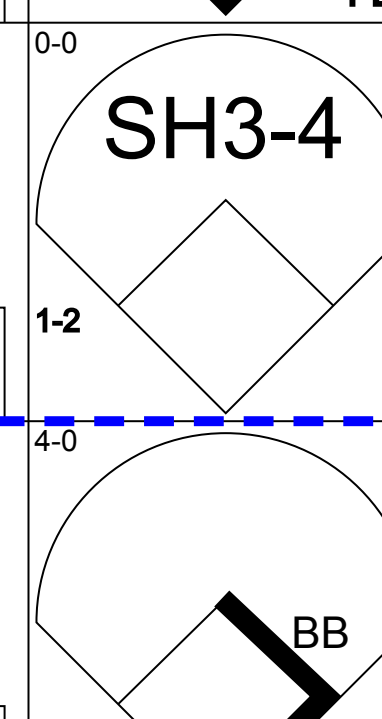
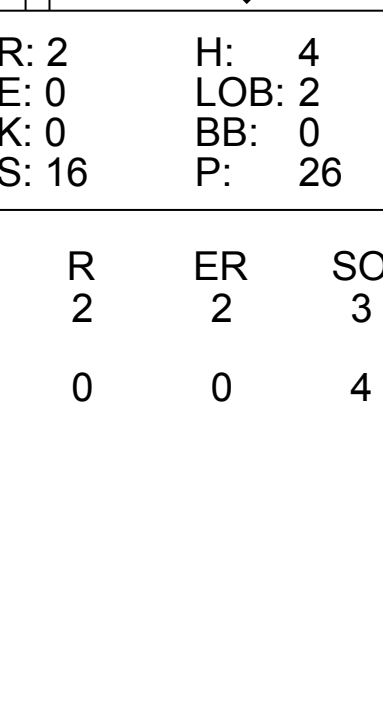
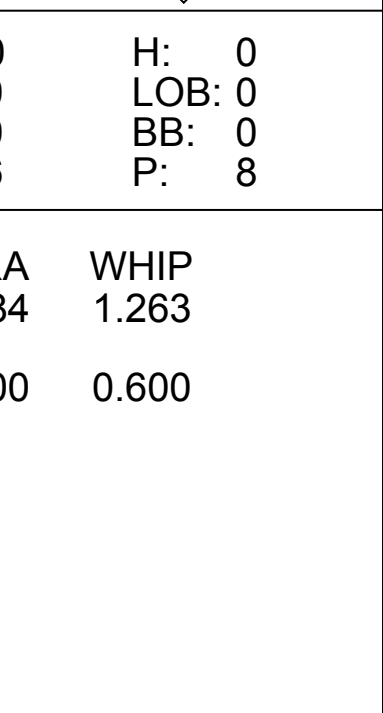
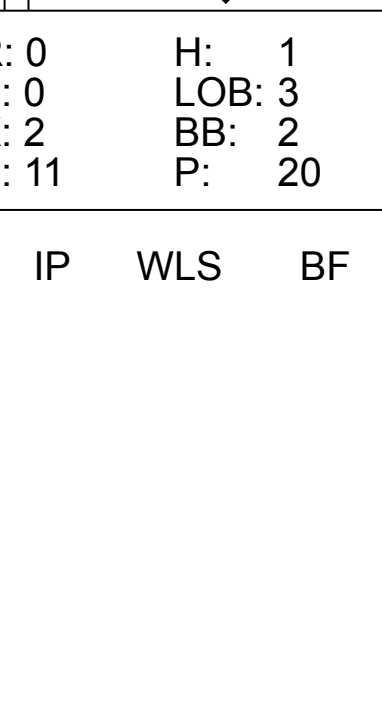
**New York Mets @ Philadelphia Phillies**  
 Veterans Stadium, Philadelphia, PA  
 Mon Sep 15 1997, 7:05 PM EDT  
 Sunny - 78 F

AB	37
R	5
H	10
RBI	5
BB	4
SO	5
LOB	20





Batter	1	2	3	4	5	6	7	8	9	AB	R	H	RBI	BB	SO	LOB	TOP			
<b>Edgardo Alfonzo, R</b> OBP: 0.397, SLG: 0.451										4	0	1	0	0	1	1	<b>New York Mets @ Philadelphia Phillies</b> Veterans Stadium, Philadelphia, PA Mon Sep 15 1997, 7:05 PM EDT Att: 14,416 - Unknown - 72 F			
<b>John Olerud, L</b> OBP: 0.394, SLG: 0.475										4	0	0	0	0	0	3				
<b>Bernard Gilkey, R</b> OBP: 0.339, SLG: 0.419										4	1	0	0	0	0	0				
<b>Butch Huskey, R</b> OBP: 0.322, SLG: 0.519 <b>Carlos Mendoza, L</b> OBP: 0.233, SLG: 0.333										4	0	1	0	0	0	1				
<b>Todd Pratt, R</b> OBP: 0.404, SLG: 0.460 <b>Roberto Petagine, L</b> OBP: 0.111, SLG: 0.111										3	0	1	1	0	1	0				
<b>Carl Everett, S</b> OBP: 0.308, SLG: 0.424 <b>Greg McMichael, R</b> OBP: 0.667, SLG: 0.667 <b>Alex Ochoa, R</b> OBP: 0.292, SLG: 0.336										3	0	0	0	0	1	1				
<b>Carlos Baerga, S</b> OBP: 0.312, SLG: 0.395										3	0	0	0	0	1	1				
<b>Rey Ordenez, R</b> OBP: 0.253, SLG: 0.258 <b>Matt Franco, L</b> OBP: 0.344, SLG: 0.405 <b>Luis Lopez, S</b> OBP: 0.328, SLG: 0.373										1	0	0	0	0	0	0				
<b>Joe Crawford, L</b> OBP: 0.329, SLG: 0.382										2	0	0	0	0	1	1				
<b>Brian McRae, S</b> OBP: 0.329, SLG: 0.382										0	0	0	0	1	0	0				
<b>Inning Stats</b>	R: 0 E: 0 K: 1 S: 7	H: 0 LOB: 0 BB: 0 P: 13	R: 0 E: 0 K: 0 S: 8	H: 1 LOB: 1 BB: 0 P: 13	R: 0 E: 0 K: 1 S: 7	H: 0 LOB: 0 BB: 0 P: 12	R: 1 E: 1 K: 1 S: 7	H: 0 LOB: 0 BB: 0 P: 10	R: 0 E: 0 K: 0 S: 4	H: 0 LOB: 0 BB: 0 P: 6	R: 0 E: 0 K: 1 S: 7	H: 0 LOB: 0 BB: 0 P: 12	R: 0 E: 0 K: 0 S: 8	H: 1 LOB: 2 BB: 1 P: 17	R: 0 E: 0 K: 2 S: 10	H: 1 LOB: 1 BB: 0 P: 12	1B: 2 2B: 1 3B: 0 HR: 0	SF: 0 SAC: 0 DP: 0 HBP: 1	WP: 0 PB: 0 SB: 0 CS: 0	PA: 33
<b>PITCHER</b>	IP	WLS	BF	H	R	ER	SO	BB	IBB	HBP	BLK	WP	HR	S	P	ERA	WHIP			
<b>Darrin Winston, L</b> ERA: 4.32	(1, 1)	7.0	W	24	1	1	0	5	0	0	1	0	0	46	73	0.00	0.143			
<b>Wayne Gomes, R</b> ERA: 5.31	(8, 1)	0.2		4	1	0	0	0	1	0	0	0	0	6	14	0.00	3.000			
<b>Ryan Karp, L</b> ERA: 4.5	(8, 1)	0.1		1	0	0	0	0	0	0	0	0	0	2	3	0.00	0.000			
<b>Ricky Bottalico, R</b> ERA: 3.88	(9, 1)	1.0	S	4	1	0	0	2	0	0	0	0	0	10	12	0.00	1.000			

Batter	1	2	3	4	5	6	7	8	9	AB	R	H	RBI	BB	SO	LOB	BOTTOM			
<b>Rex Hudler, R</b> OBP: 0.235, SLG: 0.287 <b>Midre Cummings, L</b> OBP: 0.316, SLG: 0.385										3	0	0	0	0	0	2	<b>New York Mets @ Philadelphia Phillies</b> Veterans Stadium, Philadelphia, PA Mon Sep 15 1997, 7:05 PM EDT Att: 14,416 - Unknown - 72 F			
<b>Kevin Sefcik, R</b> OBP: 0.302, SLG: 0.363 <b>Mickey Morandini, L</b> OBP: 0.373, SLG: 0.381										4	0	0	0	0	1	3				
<b>23 Kevin Jordan, R</b> OBP: 0.265, SLG: 0.393 <b>Wayne Gomes, R</b> <b>Ryan Karp, L</b> <b>Ricky Bottalico, L</b>										4	0	0	0	0	2	3				
<b>Scott Rolen, R</b> OBP: 0.381, SLG: 0.464										3	0	0	0	1	2	0				
<b>Tony Barron, R</b> OBP: 0.321, SLG: 0.423										3	1	2	0	1	0	0				
<b>Bobby Estelella, R</b> OBP: 0.474, SLG: 1.125										4	1	1	0	0	1	3				
<b>Ruben Amaro Jr, S</b> OBP: 0.319, SLG: 0.311										3	0	1	0	0	1	3				
<b>Desi Relaford, S</b> OBP: 0.188, SLG: 0.313										2	0	1	1	0	0	0				
<b>Darrin Winston, R</b> OBP: 0.500, SLG: 0.500 <b>Gregg Jefferies, S</b> OBP: 0.336, SLG: 0.396 <b>Billy McMillon, L</b> OBP: 0.207, SLG: 0.296 <b>Rico Brogna, L</b> OBP: 0.293, SLG: 0.431										2	0	1	1	0	0	0				
<b>Inning Stats</b>	R: 0 E: 0 K: 1 S: 9	H: 0 LOB: 0 BB: 0 P: 15	R: 2 E: 0 K: 0 S: 16	H: 4 LOB: 2 BB: 0 P: 26	R: 0 E: 0 K: 1 S: 6	H: 0 LOB: 0 BB: 0 P: 10	R: 0 E: 0 K: 1 S: 10	H: 1 LOB: 0 BB: 0 P: 14	R: 0 E: 0 K: 0 S: 6	H: 0 LOB: 2 BB: 2 P: 8	R: 0 E: 0 K: 2 S: 11	H: 1 LOB: 3 BB: 2 P: 20	R: 0 E: 0 K: 2 S: 10	H: 0 LOB: 0 BB: 0 P: 13	1B: 6 2B: 0 3B: 0 HR: 0	SF: 0 SAC: 1 DP: 0 HBP: 0		WP: 0 PB: 0 SB: 0 CS: 1	PA: 33	
<b>PITCHER</b>	IP	WLS	BF	H	R	ER	SO	BB	IBB	HBP	BLK	WP	HR	S	P	ERA	WHIP			
<b>Joe Crawford, L</b> ERA: 3.57	(1, 1)	6.1	L	26	6	2	2	3	2	0	0	0	0	59	97	2.84	1.263			
<b>Greg McMichael, R</b> ERA: 3.29	(7, 1)	1.2		7	0	0	0	4	1	1	0	0	0	17	29	0.00	0.600			








Batter	1	2	3	4	5	6	7	8	9	AB	R	H	RBI	BB	SO	LOB	TOP				
Carl Everett, S OBP: 0.309, SLG: 0.424	2-2 1B SF7		0-0 1B		0-2 K			0-2 F8		4	1	2	0	0	1	0	<b>New York Mets @ Atlanta Braves</b> Turner Field, Atlanta, GA Wed Sep 17 1997, 7:05 PM EDT Att: 40,974 - Unknown - 86 F				
Edgardo Alfonzo, R OBP: 0.394, SLG: 0.447 Matt Franco, L OBP: 0.335, SLG: 0.395	0-0 F9		2-2 F8			0-1 G1-3		2-3 K		1	0	0	0	0	0	1					
John Olerud, L OBP: 0.392, SLG: 0.471 Roberto Petagine, L OBP: 0.182, SLG: 0.100	0-1 SAFE 1B		1-1 F8			1-0 G1-3		4-0 BB BB		2	0	1	0	0	0	1					
Bernard Gilkey, R OBP: 0.335, SLG: 0.415 Alex Ochoa, R OBP: 0.295, SLG: 0.336	2-2 SF7			1-3 K		1-0 L8		4-0 BB BB		2	0	0	1	0	1	0					
Butch Huskey, R OBP: 0.322, SLG: 0.525	0-3 K			2-1 G4-3 2B				2-3 BB		3	1	2	1	0	1	1					
Alberto Castillo, R OBP: 0.300, SLG: 0.190								0-0 HR		1	0	0	0	0	1	2					
Carlos Baerga, S OBP: 0.311, SLG: 0.395 Jason Hardtke, S OBP: 0.277, SLG: 0.326		0-1 G4-3		0-2 G4-3				0-0 G6-3		2	0	0	0	0	0	1					
Todd Pratt, R OBP: 0.392, SLG: 0.444 Takashi Kashiwada, L OBP: 0.394, SLG: 0.551	1-2 G5-3			2-3 P5				2-3 K		3	0	0	0	0	1	1					
Rey Ordenez, R OBP: 0.251, SLG: 0.256 Luis Lopez, S OBP: 0.330, SLG: 0.373		0-0 G6-3						1-0 G4-3		0	0	0	0	0	0	0					
Bobby Jones, R OBP: 0.180, SLG: 0.172 Yorkis Pérez, L OBP: 0.226, SLG: 0.250 Juan Acevedo, R OBP: 0.226, SLG: 0.337			0-0 F7		2-1 G4-3			3-2 F8		0	0	0	0	0	0	0					
<b>Inning Stats</b>	R: 1 E: 0 K: 1 S: 12	H: 2 LOB: 1 BB: 0 P: 16	R: 0 E: 0 K: 0 S: 6	H: 0 LOB: 0 BB: 0 P: 7	R: 0 E: 0 K: 0 S: 7	H: 1 LOB: 1 BB: 0 P: 10	R: 0 E: 0 K: 1 S: 10	H: 1 LOB: 0 BB: 0 P: 16	R: 0 E: 0 K: 0 S: 4	H: 0 LOB: 0 BB: 0 P: 6	R: 1 E: 0 K: 1 S: 9	H: 2 LOB: 1 BB: 0 P: 15	R: 0 E: 0 K: 2 S: 10	H: 0 LOB: 2 BB: 2 P: 22	R: 0 E: 0 K: 0 S: 7	H: 0 LOB: 0 BB: 0 P: 12		1B: 4 2B: 1 3B: 0 HR: 1	SF: 1 SAC: 0 DP: 0 HBP: 0	WP: 0 PB: 0 SB: 1 CS: 0	PA: 35
<b>PITCHER</b>	IP WLS BF H R ER SO BB IBB HBP BLK WP HR S P ERA WHIP																				
Greg Maddux, R ERA: 2.2	(1, 1) 6.0 W 22 4 1 1 4 0 0 0 0 0 0 0 47 65 1.50 0.667																				
Brad Clontz, R ERA: 3.95	(7, 1) 1.0 5 2 1 1 1 4 0 0 0 0 0 0 1 9 15 9.00 2.000																				
Chad Fox, R ERA: 3.04	(8, 1) 1.0 5 0 0 0 2 2 0 0 0 0 0 0 10 22 0.00 2.000																				
Kerry Ligtenberg, R ERA: 4.35	(9, 1) 1.0 3 0 0 0 0 0 0 0 0 0 0 0 7 12 0.00 0.000																				

AB	32
R	2
H	6
RBI	2
BB	2
SO	7
LOB	9



Batter	1	2	3	4	5	6	7	8	9	AB	R	H	RBI	BB	SO	LOB	BOTTOM				
Kenny Lofton, L OBP: 0.410, SLG: 0.437 Andrew Jones, R OBP: 0.334, SLG: 0.424	0-0 BB SF7		0-0 L7		0-0 FC6-4 BB		0-1 G5-3			2	1	0	1	1	0	1	<b>New York Mets @ Atlanta Braves</b> Turner Field, Atlanta, GA Wed Sep 17 1997, 7:05 PM EDT Att: 40,974 - Unknown - 86 F				
Jeff Blauser, R OBP: 0.404, SLG: 0.488 Rafael Belliard, R OBP: 0.226, SLG: 0.255				1-0 F8	4-0 BB		0-0 G5-3 2B			2	2	1	3	2	0	0					
10 Chipper Jones, S OBP: 0.375, SLG: 0.486 Ed Giovanola, L OBP: 0.250, SLG: 0.143				1-1 E6 1B 1B	1-2 G4-3		1-1 G5-3			5	1	0	0	0	0	5					
Fred McGriff, L OBP: 0.358, SLG: 0.444 Brad Clontz, R ERA: 3.95 Javy Lopez, R OBP: 0.332, SLG: 0.530 Chad Fox, R ERA: 3.04 Kerry Ligtenberg, R ERA: 4.35	4-2 HR BB	2-0 G4-6-3 1B		1-2 1B	4-0 BB		3-2 K	2-2 F8		3	1	2	1	1	1	0					
Ryan Klesko, L OBP: 0.335, SLG: 0.502	2-1 HR BB	2-0 G4-6-3		0-2 1B	1-2 1B		0-0 1B SF8 1B	1-0 FC4-6 1B		5	2	4	4	0	0	1					
Michael Tucker, L OBP: 0.346, SLG: 0.428	2-2 1B SF7	2-0 FC6-4 1B		0-0 P6	3-2 1B		3-2 SF8 1B	1-2 FC4-6 1B		5	1	3	0	0	0	4					
Eddie Pérez, R OBP: 0.269, SLG: 0.350 Greg Myers, L OBP: 0.321, SLG: 0.426	1-2 HR 1B	0-0 FC6-4		3-2 L7			0-1 1B	1-3 K		5	1	2	0	0	1	5					
Tony Graffanino, R OBP: 0.332, SLG: 0.417	4-0 HR BB		0-0 G4-3		1-0 P4		1-2 SF8	0-3 K		3	1	0	1	1	1	1					
Greg Maddux, R OBP: 0.159, SLG: 0.125 Greg Colbrunn, R OBP: 0.317, SLG: 0.438	3-3 K		1-1 F9		0-0 FC6-4 1B		0-1 F8			3	0	1	0	0	1	3					
<b>Inning Stats</b>	R: 9 E: 1 K: 1 S: 32	H: 4 LOB: 4 BB: 0 P: 63	R: 0 E: 0 K: 0 S: 4	H: 2 LOB: 1 BB: 0 P: 10	R: 0 E: 0 K: 0 S: 4	H: 0 LOB: 0 BB: 0 P: 5	R: 0 E: 1 K: 0 S: 14	H: 2 LOB: 3 BB: 0 P: 20	R: 0 E: 0 K: 0 S: 7	H: 1 LOB: 2 BB: 1 P: 13	R: 1 E: 0 K: 0 S: 19	H: 3 LOB: 2 BB: 0 P: 26	R: 0 E: 0 K: 2 S: 8	H: 1 LOB: 1 BB: 0 P: 11	R: 0 E: 0 K: 2 S: 10	H: 1 LOB: 1 BB: 0 P: 13		1B: 11 2B: 1 3B: 0 HR: 2	SF: 2 SAC: 0 DP: 1 HBP: 0	WP: 0 PB: 0 SB: 1 CS: 0	PA: 44
<b>PITCHER</b>	IP WLS BF H R ER SO BB IBB HBP BLK WP HR S P ERA WHIP																				
Bobby Jones, R ERA: 3.65	(1, 1) 0.0 L 8 3 8 5 0 0 4 0 0 0 0 0 0 1 17 37 ∞ ∞																				
Yorkis Pérez, L ERA: 8.31	(1, 1) 4.0 17 5 1 0 1 0 0 0 0 0 0 1 37 61 0.00 1.250																				
Juan Acevedo, R ERA: 3.76	(5, 1) 2.0 11 4 1 1 1 1 0 0 0 0 0 0 26 39 4.50 2.500																				
Takashi Kashiwada, L ERA: 4.45	(7, 1) 2.0 8 2 0 0 2 0 0 0 0 0 0 0 18 24 0.00 1.000																				

AB	37
R	10
H	14
RBI	10
BB	5
SO	4
LOB	23





Batter	1	2	3	4	5	6	7	8	9	AB	R	H	RBI	BB	SO	LOB	TOP					
<b>Brian McRae, S</b> OBP: 0.326, SLG: 0.384 (1, 8)	0-1 G4-3	0-0 E3			1-1 F8		2-3 K			4	0	0	0	0	1	0	<b>New York Mets @ Atlanta Braves</b> Turner Field, Atlanta, GA Thu Sep 18 1997, 7:05 PM EDT Att: 41,373 - Unknown - 85 F					
<b>Edgardo Alfonzo, R</b> OBP: 0.394, SLG: 0.445 (1, 5)	4-1 BB	0-2 L8			4-0 FC4-6 BB		2-2 L5			2	0	0	0	2	0	1						
<b>John Olerud, L</b> OBP: 0.389, SLG: 0.467 (1, 3)	2-0 F8	0-0 F8			0-2 FC4-6 1-2		2-1 L7			4	0	0	0	0	0	3						
<b>Bernard Gilkey, R</b> OBP: 0.333, SLG: 0.411 <b>Mel Rojas, R</b> (8, 1)	0-3 K		0-0 F8		2-2 F7		2-3 K			4	0	0	0	0	2	2						
<b>Butch Huskey, R</b> OBP: 0.321, SLG: 0.522 (8, 7)		1-0 2B 1B HBP	3-1 F8		0-3 K		3-2 L8			3	1	0	0	0	1	0						
<b>Carlos Baerga, S</b> OBP: 0.312, SLG: 0.398 (1, 4)	1-1 1B SH 2B	1-1 G6-3			0-0 G5-3 1B		0-2 G4-1			4	1	2	0	0	0	0						
<b>Todd Pratt, R</b> OBP: 0.390, SLG: 0.441 <b>Matt Franco, L</b> OBP: 0.333, SLG: 0.392 (9, PH)	0-1 SH SF8 1B		0-3 K		3-2 G5-3		3-3 K			3	1	1	1	0	1	1						
<b>Rey Ordenez, R</b> OBP: 0.250, SLG: 0.254 <b>Todd Hundley, S</b> OBP: 0.395, SLG: 0.552 (9, PH)	0-0 SH SF8 E		0-1 P7		3-2 F9		1-0 1B			2	1	0	0	0	0	1						
<b>Jason Iiringhausen, R</b> OBP: 0.167, SLG: 0.167 <b>Roberto Pedraglia, R</b> OBP: 0.167, SLG: 0.167 <b>Ricardo Jordan, L</b> OBP: 0.167, SLG: 0.167 <b>Jason Hardtke, S</b> OBP: 0.167, SLG: 0.167 <b>Takashi Kashiwada, L</b> OBP: 0.167, SLG: 0.167 <b>Carl Everett, S</b> OBP: 0.167, SLG: 0.167 (11, 1)	2-2 SF8		3-2 G3		3-2 G4-3		0-1 G3			0	0	0	1	0	0	0						
<b>Inning Stats</b>	R: 0 E: 0 K: 1 S: 7	H: 0 LOB: 1 BB: 1 P: 13	R: 4 E: 2 K: 0 S: 14	H: 2 LOB: 1 BB: 0 P: 18	R: 0 E: 0 K: 0 S: 5	H: 0 LOB: 0 BB: 0 P: 9	R: 0 E: 0 K: 1 S: 8	H: 1 LOB: 1 BB: 0 P: 11	R: 0 E: 0 K: 1 S: 14	H: 0 LOB: 0 BB: 1 P: 20	R: 0 E: 0 K: 1 S: 12	H: 0 LOB: 0 BB: 0 P: 19	R: 0 E: 0 K: 1 S: 9	H: 1 LOB: 1 BB: 0 P: 16	R: 0 E: 0 K: 1 S: 9	H: 1 LOB: 1 BB: 0 P: 13		1B: 3 2B: 1 3B: 0 HR: 0	SF: 1 SAC: 1 DP: 0 HBP: 1	WP: 0 PB: 0 CS: 0	PA: 36	
<b>PITCHER</b>	IP WLS BF H R ER SO BB IBB HBP BLK WP HR S P ERA WHIP	IP WLS BF H R ER SO BB IBB HBP BLK WP HR S P ERA WHIP	IP WLS BF H R ER SO BB IBB HBP BLK WP HR S P ERA WHIP	IP WLS BF H R ER SO BB IBB HBP BLK WP HR S P ERA WHIP	IP WLS BF H R ER SO BB IBB HBP BLK WP HR S P ERA WHIP	IP WLS BF H R ER SO BB IBB HBP BLK WP HR S P ERA WHIP	IP WLS BF H R ER SO BB IBB HBP BLK WP HR S P ERA WHIP	IP WLS BF H R ER SO BB IBB HBP BLK WP HR S P ERA WHIP	IP WLS BF H R ER SO BB IBB HBP BLK WP HR S P ERA WHIP	IP WLS BF H R ER SO BB IBB HBP BLK WP HR S P ERA WHIP	IP WLS BF H R ER SO BB IBB HBP BLK WP HR S P ERA WHIP	IP WLS BF H R ER SO BB IBB HBP BLK WP HR S P ERA WHIP	IP WLS BF H R ER SO BB IBB HBP BLK WP HR S P ERA WHIP	IP WLS BF H R ER SO BB IBB HBP BLK WP HR S P ERA WHIP	IP WLS BF H R ER SO BB IBB HBP BLK WP HR S P ERA WHIP	IP WLS BF H R ER SO BB IBB HBP BLK WP HR S P ERA WHIP	IP WLS BF H R ER SO BB IBB HBP BLK WP HR S P ERA WHIP	IP WLS BF H R ER SO BB IBB HBP BLK WP HR S P ERA WHIP	IP WLS BF H R ER SO BB IBB HBP BLK WP HR S P ERA WHIP	IP WLS BF H R ER SO BB IBB HBP BLK WP HR S P ERA WHIP	IP WLS BF H R ER SO BB IBB HBP BLK WP HR S P ERA WHIP	IP WLS BF H R ER SO BB IBB HBP BLK WP HR S P ERA WHIP

AB	31
R	4
H	4
RBI	2
BB	2
SO	6
LOB	9



Batter	1	2	3	4	5	6	7	8	9	AB	R	H	RBI	BB	SO	LOB	BOTTOM				
<b>Kenny Lofton, L</b> OBP: 0.408, SLG: 0.433 (1, 8)	1-2 G6-3	2-2 F9	2-2 F8		1-0 G4-6-3 HBP		0-0 FC6-4 1-2			4	0	0	0	0	0	3	<b>New York Mets @ Atlanta Braves</b> Turner Field, Atlanta, GA Thu Sep 18 1997, 7:05 PM EDT Att: 41,373 - Unknown - 85 F				
<b>Jeff Blausler, R</b> OBP: 0.406, SLG: 0.487 <b>Rafael Belliard, R</b> OBP: 0.226, SLG: 0.255 (1, 6)	3-1 10 1B SF9 1B	3-3 K		4-2 1B 1B BB	0-1 G4-6-3 1-2		1-1 10 2B HBP			3	3	1	0	1	1	1					
<b>10 Chipper Jones, S</b> OBP: 0.376, SLG: 0.492 <b>Chad Fox, R</b> (9, 1)	2-1 1B 1B		3-1 HR	0-0 P4		2-2 G4-3		0-0 2B 1B		5	3	3	1	0	0	1					
<b>Fred McGriff, L</b> OBP: 0.359, SLG: 0.446 <b>Randall Simon, L</b> OBP: 0.250, SLG: 0.250 (8, PR)	3-0 SF9		3-3 K	1-0 1B	1-2 1B 1B		0-0 G6-3		0-1 1-3 2B	4	0	2	3	0	1	0					
<b>Ryan Klesko, L</b> OBP: 0.337, SLG: 0.503 <b>Danny Bautista, R</b> OBP: 0.287, SLG: 0.420 (1, 7)	0-0 1B 1B		3-0 HR 1B	0-1 1B	1-2 2-3 1B		1-1 G1-3		0-3 K	5	2	3	0	0	1	1					
<b>Michael Tucker, L</b> OBP: 0.348, SLG: 0.436 <b>Andrew Jones, R</b> OBP: 0.333, SLG: 0.421 (1, 9)	2-1 1B 1B		0-0 HR 1B	2-3 K		0-1 G6-3		2-3 K		3	1	2	3	0	1	3					
<b>Javy Lopez, R</b> OBP: 0.357, SLG: 0.532 <b>Tim Spehr, R</b> OBP: 0.229, SLG: 0.333 (1, 2)	0-0 1B		1-2 1B WP SH3-4 1B	2-0 1B	1-2 2-3 1B		4-1 1B BB		0-0 G4-3	4	1	3	2	1	0	1					
<b>Keith Lockhart, L</b> OBP: 0.347, SLG: 0.496 <b>Tony Graffanino, R</b> OBP: 0.332, SLG: 0.417 (1, 4)	2-3 K		2-2 SH3-4 1B		2-2 SF9 3B		3-3 K			4	1	2	0	0	2	3					
<b>Paul Byrd, R</b> OBP: 0.167, SLG: 0.167 <b>Mike Mordecai, R</b> OBP: 0.167, SLG: 0.167 <b>Kerry Ligtenberg, R</b> OBP: 0.167, SLG: 0.167 <b>Brad Clontz, R</b> OBP: 0.167, SLG: 0.167 <b>Greg Colbrunn, R</b> OBP: 0.167, SLG: 0.167 <b>Mike Cather, R</b> OBP: 0.167, SLG: 0.167 <b>Ed Giovannoli, L</b> OBP: 0.167, SLG: 0.167 (11, 1)	3-2 L9		0-1 SH3-4		0-1 SF9		3-2 FC6-4 1B			1	0	0	1	0	0	0					
<b>Inning Stats</b>	R: 3 E: 0 K: 1 S: 15	H: 5 LOB: 2 BB: 0 P: 28	R: 0 E: 0 K: 1 S: 9	H: 0 LOB: 0 BB: 0 P: 17	R: 4 E: 0 K: 1 S: 19	H: 5 LOB: 1 BB: 0 P: 33	R: 1 E: 0 K: 1 S: 11	H: 3 LOB: 2 BB: 1 P: 20	R: 0 E: 0 K: 0 S: 6	H: 0 LOB: 0 BB: 0 P: 9	R: 0 E: 0 K: 1 S: 10	H: 1 LOB: 2 BB: 1 P: 20	R: 2 E: 0 K: 2 S: 12	H: 2 LOB: 1 BB: 0 P: 15	R: 0 E: 0 K: 1 S: 10	H: 1 LOB: 1 BB: 0 P: 13		1B: 13 2B: 1 3B: 1 HR: 2	SF: 2 SAC: 1 DP: 1 HBP: 2	WP: 1 PB: 0 CS: 0	PA: 43
<b>PITCHER</b>	IP WLS BF H R ER SO BB IBB HBP BLK WP HR S P ERA WHIP	IP WLS BF H R ER SO BB IBB HBP BLK WP HR S P ERA WHIP	IP WLS BF H R ER SO BB IBB HBP BLK WP HR S P ERA WHIP	IP WLS BF H R ER SO BB IBB HBP BLK WP HR S P ERA WHIP	IP WLS BF H R ER SO BB IBB HBP BLK WP HR S P ERA WHIP	IP WLS BF H R ER SO BB IBB HBP BLK WP HR S P ERA WHIP	IP WLS BF H R ER SO BB IBB HBP BLK WP HR S P ERA WHIP	IP WLS BF H R ER SO BB IBB HBP BLK WP HR S P ERA WHIP	IP WLS BF H R ER SO BB IBB HBP BLK WP HR S P ERA WHIP	IP WLS BF H R ER SO BB IBB HBP BLK WP HR S P ERA WHIP	IP WLS BF H R ER SO BB IBB HBP BLK WP HR S P ERA WHIP	IP WLS BF H R ER SO BB IBB HBP BLK WP HR S P ERA WHIP	IP WLS BF H R ER SO BB IBB HBP BLK WP HR S P ERA WHIP	IP WLS BF H R ER SO BB IBB HBP BLK WP HR S P ERA WHIP	IP WLS BF H R ER SO BB IBB HBP BLK WP HR S P ERA WHIP	IP WLS BF H R ER SO BB IBB HBP BLK WP HR S P ERA WHIP	IP WLS BF H R ER SO BB IBB HBP BLK WP HR S P ERA WHIP	IP WLS BF H R ER SO BB IBB HBP BLK WP HR S P ERA WHIP	IP WLS BF H R ER SO BB IBB HBP BLK WP HR S P ERA WHIP	IP WLS BF H R ER SO BB IBB HBP BLK WP HR S P ERA WHIP	IP WLS BF H R ER SO BB IBB HBP BLK WP HR S P ERA WHIP

AB	36
R	11
H	17
RBI	11
BB	2
SO	7
LOB	14





Batter	1	2	3	4	5	6	7	8	9	AB	R	H	RBI	BB	SO	LOB	TOP							
Carl Everett, S OBP: 0.310, SLG: 0.421	G5-3		CS BB			BB		G5-3									2 0 0 0 2 0 0							
Edgardo Alfonzo, R OBP: 0.397, SLG: 0.446	WP 1B		CS			F7			BB FC3-6 BB	3	1	2	0	1	0	1	3 1 2 0 1 0 1							
Bernard Gilkey, R OBP: 0.334, SLG: 0.412	WP CS 1B					K			FC3-6 BB PB 1B	4	1	2	0	0	2	2	4 1 2 0 0 2 2							
Butch Huskey, R OBP: 0.319, SLG: 0.517	FC1-5-2					K			K	4	0	0	0	0	2	6	4 0 0 0 0 2 6							
Todd Pratt, R OBP: 0.398, SLG: 0.436	CS					K			FC5-4 HBP	1	0	0	0	1	1	1	1 0 0 0 1 1 1							
John Olerud, L OBP: 0.390, SLG: 0.467		CS BB							FC3-6 BB	0	0	0	0	1	0	0	0 0 0 0 1 0 0							
Alex Ochoa, R OBP: 0.291, SLG: 0.332						G4-3			FC3-6 E PB	3	0	0	0	0	1	2	3 0 0 0 0 1 2							
Matt Franco, L OBP: 0.331, SLG: 0.390		K							FC5-4 G3-6-3	1	0	0	1	0	0	2	1 0 0 1 0 0 2							
Shawn Gilbert, R OBP: 0.200, SLG: 0.357									1-2 2-3 3-H	0	0	0	0	0	0	0	0 0 0 0 0 0 0							
Carlos Baerga, S OBP: 0.310, SLG: 0.395									1-2 2-3 3-H	4	0	0	0	0	0	2	4 0 0 0 0 0 2							
Rey Ordenez, R OBP: 0.251, SLG: 0.255									E3	3	0	1	0	0	0	0	3 0 1 0 0 0 0							
Todd Hundley, S OBP: 0.394, SLG: 0.550									P6	1	0	0	0	0	2	2	1 0 0 0 0 0 2							
Dave Milcki, R OBP: 0.231, SLG: 0.250										2	0	0	0	0	0	1	2 0 0 0 0 0 1							
Brian McRae, S OBP: 0.326, SLG: 0.383										1	0	0	0	0	1	0	1 0 0 0 0 1 0							
Cory Lidle, R OBP: 0.200, SLG: 0.357										0	0	0	0	0	0	0	0 0 0 0 0 0 0							
<b>Inning Stats</b>	R: 0 E: 0 K: 0 S: 12	H: 2 LOB: 1 BB: 0 P: 18	R: 0 E: 0 K: 1 S: 13	H: 0 LOB: 0 BB: 1 P: 23	R: 0 E: 0 K: 0 S: 7	H: 0 LOB: 0 BB: 1 P: 15	R: 0 E: 0 K: 3 S: 11	H: 1 LOB: 1 BB: 0 P: 17	R: 0 E: 0 K: 0 S: 8	H: 1 LOB: 1 BB: 0 P: 14	R: 0 E: 0 K: 1 S: 6	H: 0 LOB: 1 BB: 1 P: 12	R: 0 E: 0 K: 0 S: 4	H: 0 LOB: 0 BB: 0 P: 8	R: 0 E: 0 K: 1 S: 9	H: 0 LOB: 0 BB: 0 P: 16	R: 2 E: 1 K: 1 S: 17	H: 1 LOB: 2 BB: 2 P: 27	1B: 5 2B: 0 3B: 0 HR: 0	SF: 0 SAC: 0 DP: 1 HBP: 1	WP: 1 PB: 1 CS: 3	PA: 37		
<b>PITCHER</b>	IP WLS BF ERA WHIP	IP WLS BF ERA WHIP	IP WLS BF ERA WHIP	IP WLS BF ERA WHIP	IP WLS BF ERA WHIP	IP WLS BF ERA WHIP	IP WLS BF ERA WHIP	IP WLS BF ERA WHIP	IP WLS BF ERA WHIP	IP WLS BF ERA WHIP	IP WLS BF ERA WHIP	IP WLS BF ERA WHIP	IP WLS BF ERA WHIP	IP WLS BF ERA WHIP	IP WLS BF ERA WHIP	IP WLS BF ERA WHIP	IP WLS BF ERA WHIP	IP WLS BF ERA WHIP	IP WLS BF ERA WHIP	IP WLS BF ERA WHIP	IP WLS BF ERA WHIP	IP WLS BF ERA WHIP	IP WLS BF ERA WHIP	
Al Leiter, L ERA: 4.31	8.0	7	28	4	0	0	6	3	0	1	0	123	0.00	0.875										
Robb Nen, R ERA: 3.89	1.0	1	7	2	1	1	1	2	0	0	0	27	9.00	3.000										

New York Mets @ Florida Marlins  
Pro Player Stadium, Miami, FL  
Fri Sep 19 1997, 7:05 PM EDT  
Att: 30,082 - Unknown - 71 F

AB	29
R	2
H	5
RBI	1
BB	5
SO	7
LOB	19



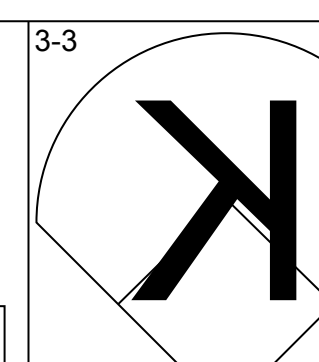
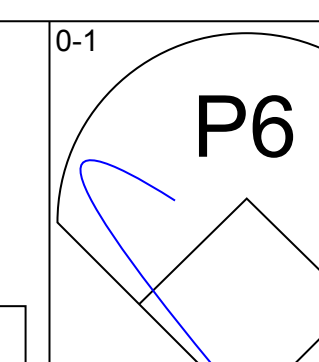
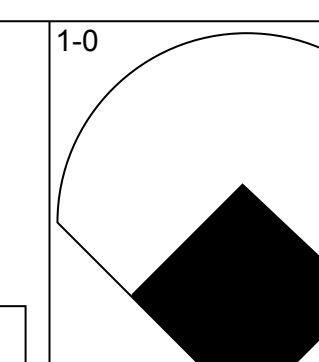
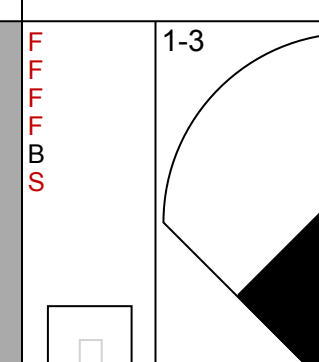
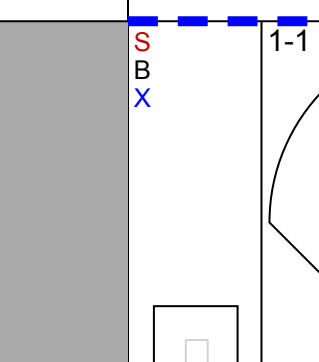
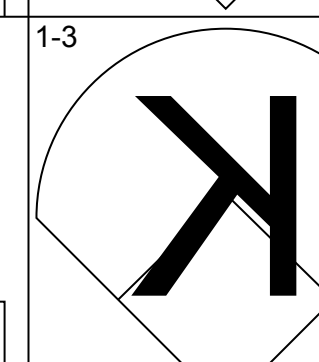
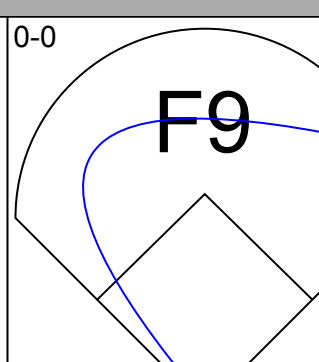
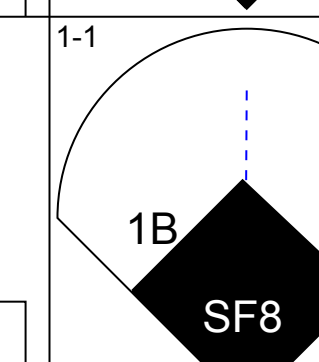
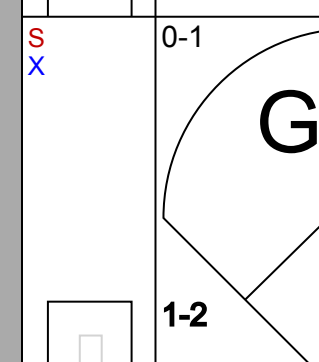
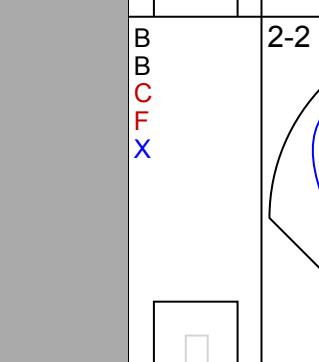
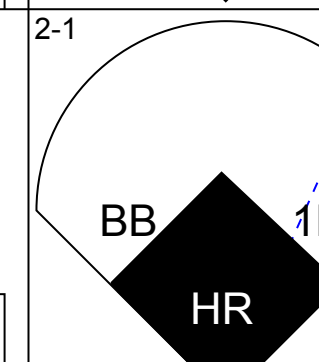
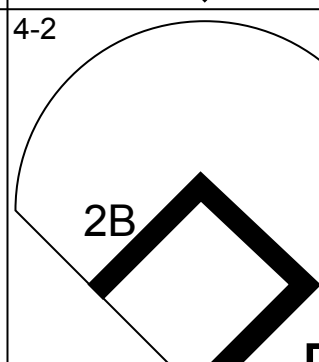
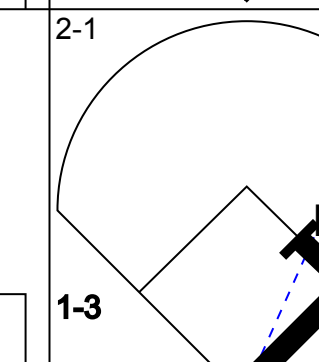
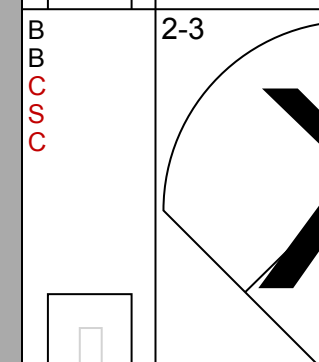
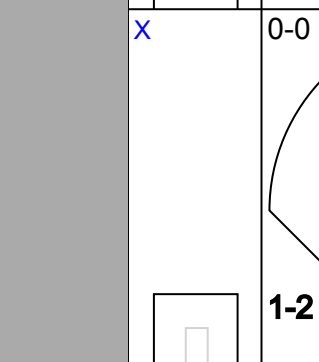
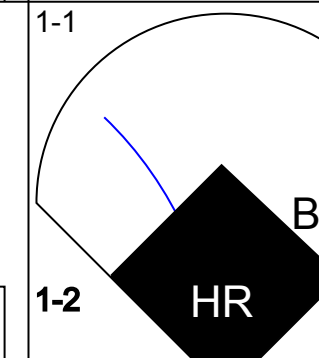
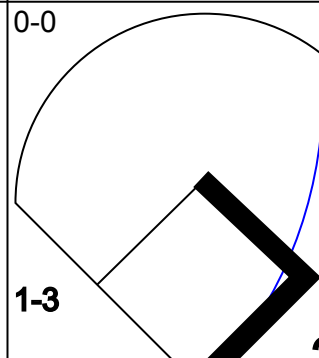
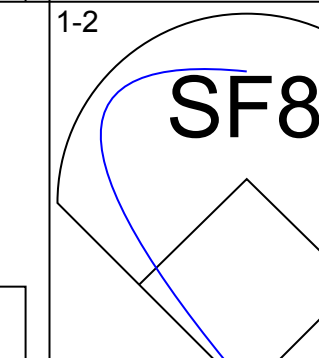
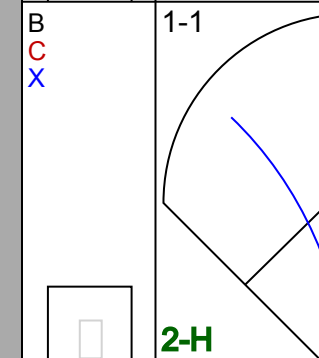
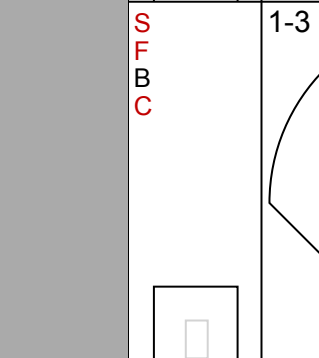
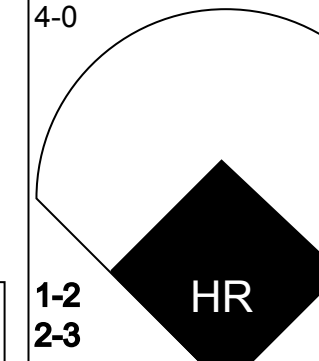
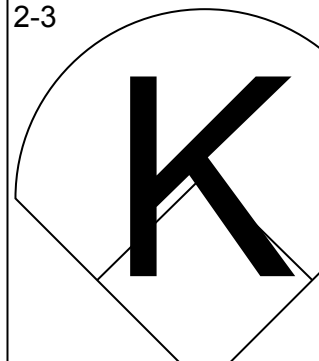
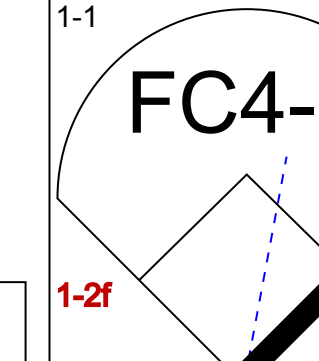
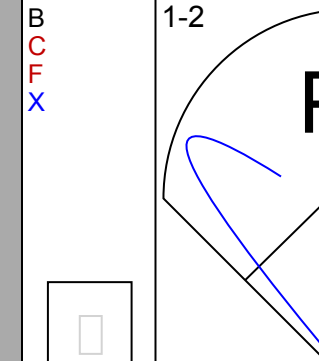
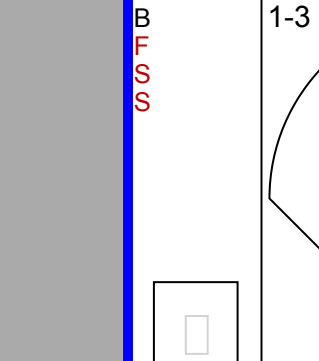
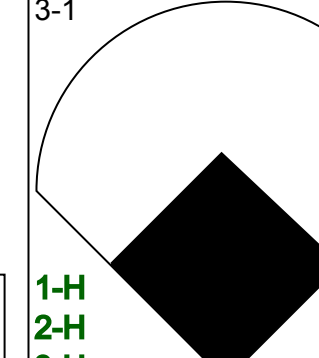
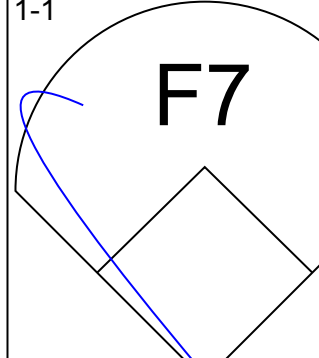
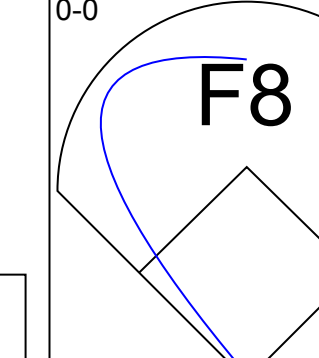
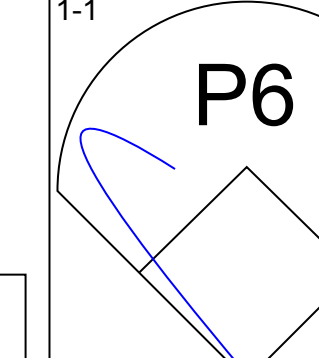
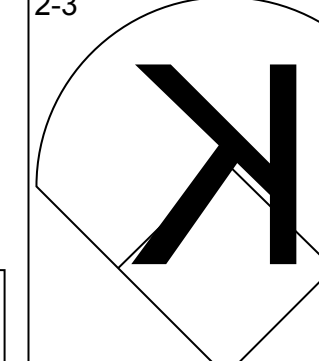
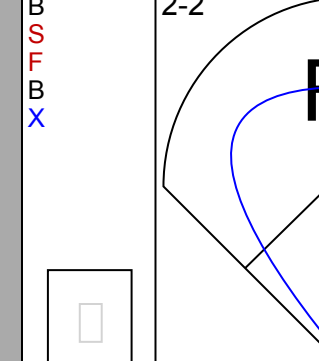
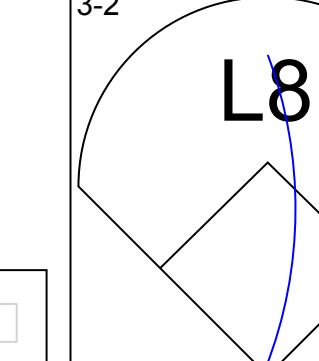
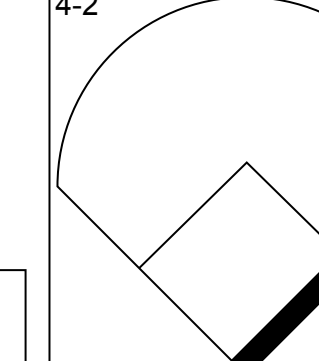
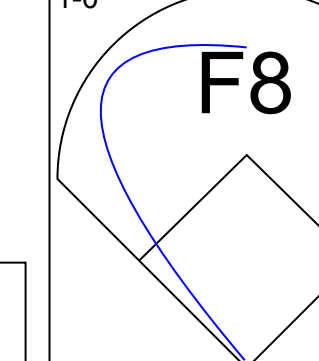
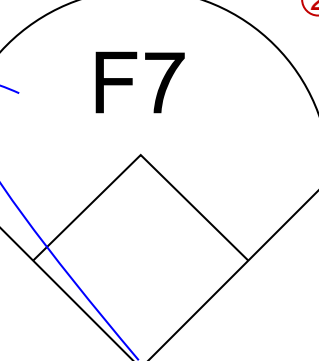
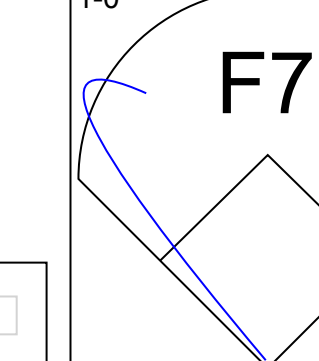
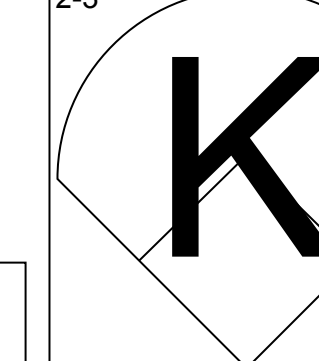
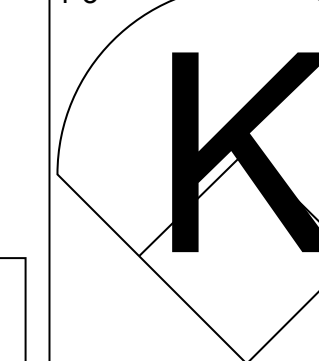
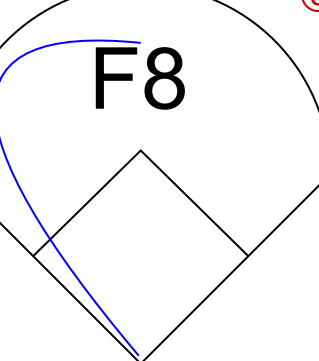
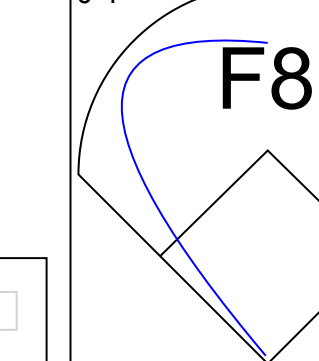
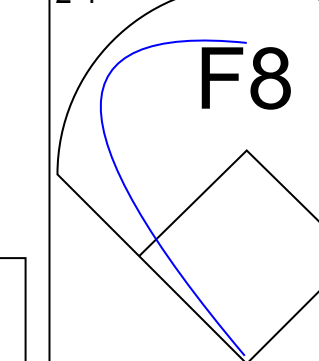

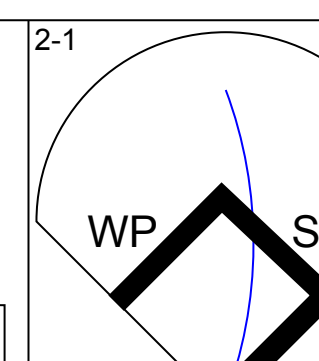
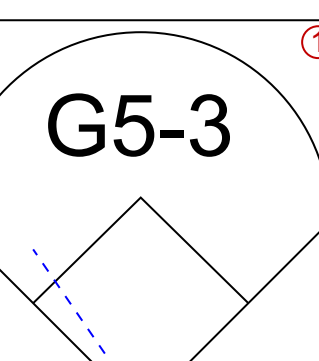
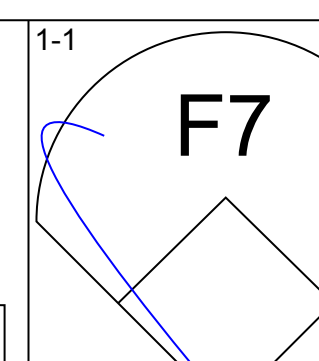
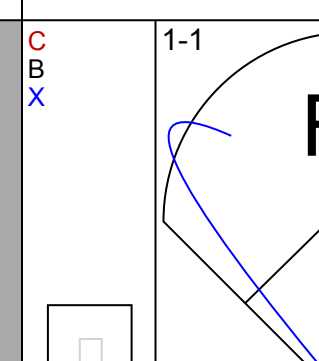
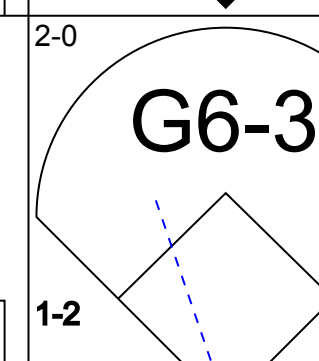
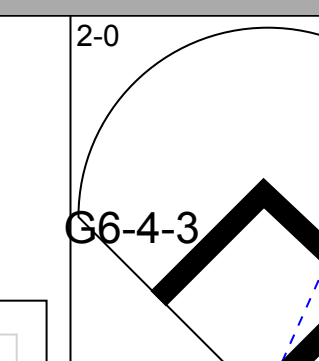
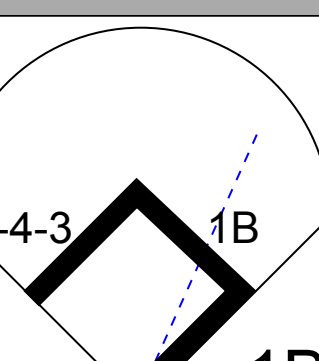
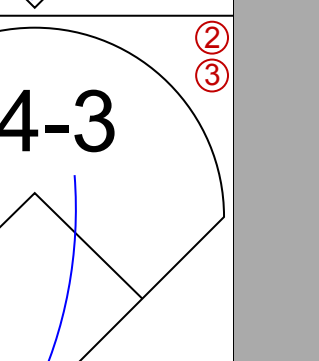
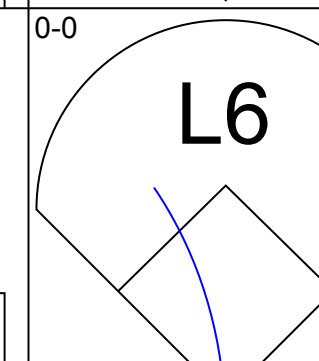
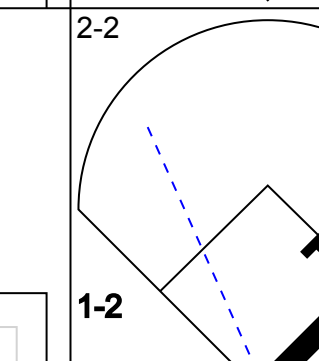
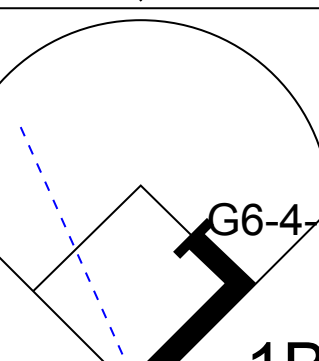
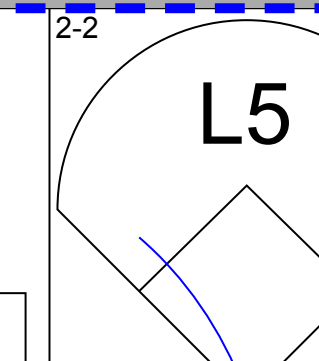
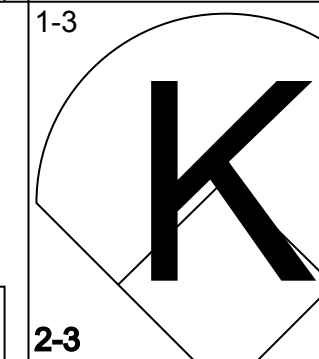
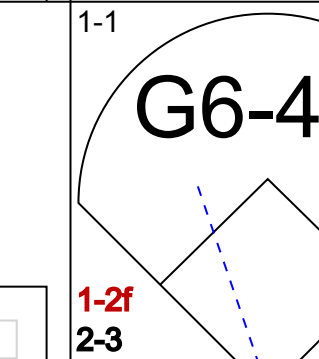

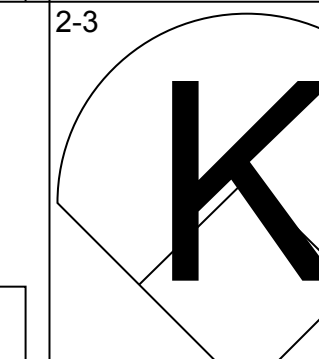
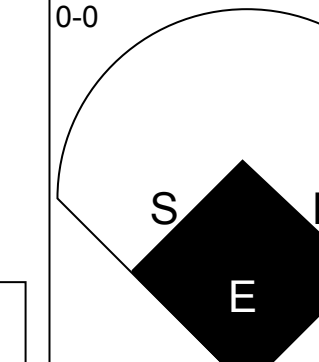
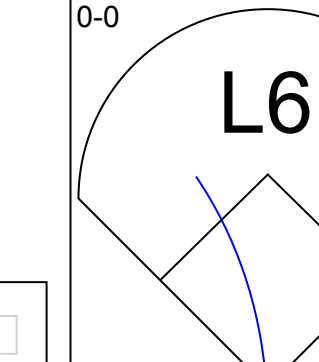
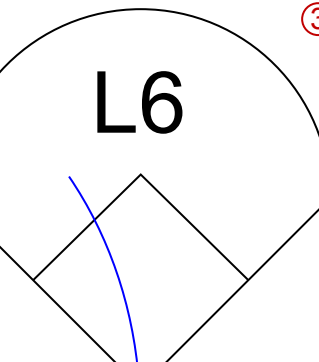
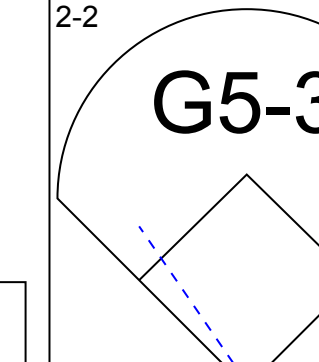
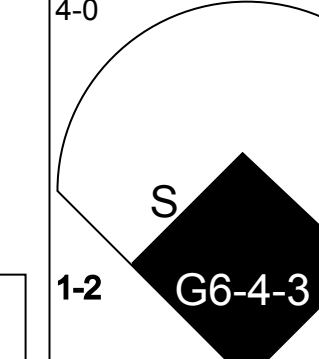

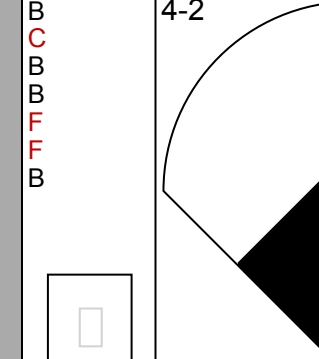
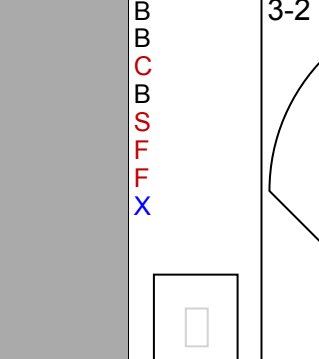
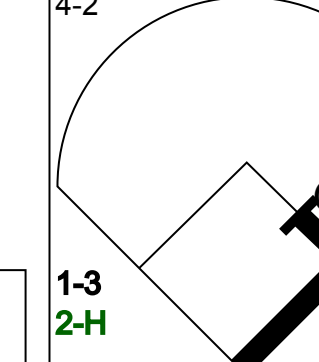

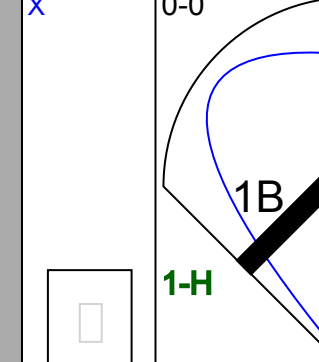
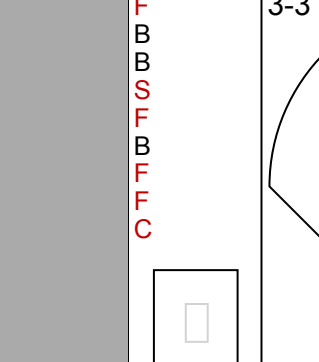
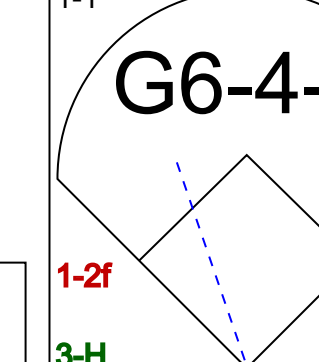
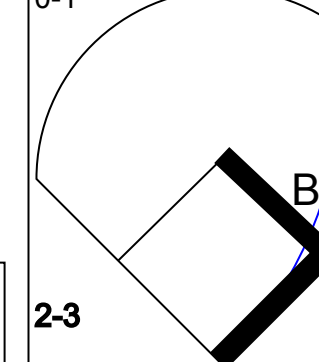
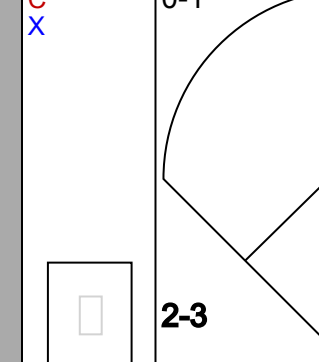
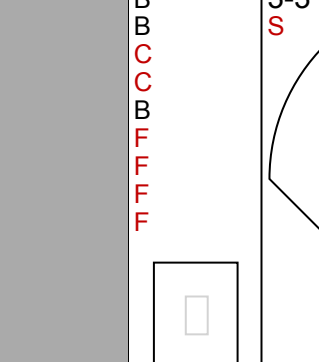
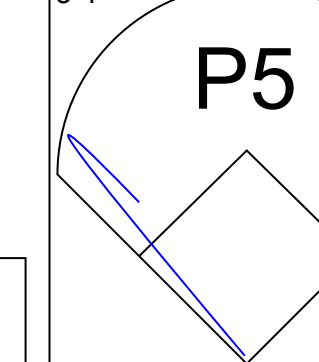
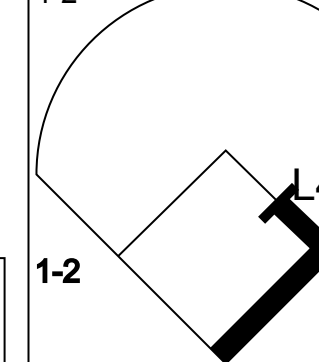
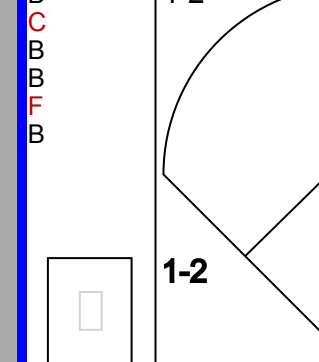

Batter	1	2	3	4	5	6	7	8	9	AB	R	H	RBI	BB	SO	LOB	BOTTOM							
Devon White, S OBP: 0.335, SLG: 0.382	G3		FC6-4 1B			F7				4	0	1	0	0	1	2	4 0 1 0 0 1 2							
Edgar Renteria, R OBP: 0.326, SLG: 0.342	G6-3 1B		FC6-4			F9			G6-3	4	0	1	0	0	3	3	4 0 1 0 0 0 3							
Jim Eisenreich, L OBP: 0.342, SLG: 0.365	G6-3		G4-3			F7			G4-3	4	0	0	0	0	4	4	4 0 0 0 0 0 4							
Bobby Bonilla, S OBP: 0.381, SLG: 0.473						F8				4	1	1	0	0	1	1	4 1 1 0 0 1 1							
Alex Arias, R OBP: 0.358, SLG: 0.325	K								HR 1B	0	0	0	0	0	0	0	0 0 0 0 0 0 0							
Darren Daulton, L OBP: 0.385, SLG: 0.467										0	2	0	0	3	0	0	0 2 0 0 3 0 0							
Jeff Conine, R OBP: 0.342, SLG: 0.406									HR	1	1	1	2	0	0	0	1 1 1 2 0 0 0							
Moises Alou, R OBP: 0.372, SLG: 0.499						F7			G4-3	4	1	1	2	0	2	2	4 1 1 2 0 0 2							
Charles Johnson, R OBP: 0.347, SLG: 0.454									G4-3	4	0	0	0	0	2	2	4 0 0 0 0 2 2							
Craig Counsell, L OBP: 0.389, SLG: 0.422									G4-3	2	0	0	0	1	0	0	2 0 0 0 1 0 0							
Al Leiter, L OBP: 0.143, SLG: 0.087										3	0	1	0	0	2	0	3 0 1 0 0 2 0							
Robb Nen, R ERA: 3.89										0	0	0	0	0	0	0	0 0 0 0 0 0 0							
<b>Inning Stats</b>	R: 0 E: 0 K: 1 S: 12	H: 1 LOB: 1 BB: 0 P: 16	R: 1 E: 1 K: 1 S: 12	H: 0 LOB: 0 BB: 1 P: 18	R: 0 E: 0 K: 1 S: 10	H: 1 LOB: 1 BB: 0 P: 18	R: 0 E: 0 K: 1 S: 11	H: 0 LOB: 1 BB: 1 P: 17	R: 0 E: 0 K: 0 S: 7	H: 1 LOB: 2 BB: 1 P: 11	R: 2 E: 0 K: 0 S: 16	H: 1 LOB: 0 BB: 1 P: 23	R: 0 E: 0 K: 2 S: 10	H: 0 LOB: 0 BB: 0 P: 13	R: 2 E: 0 K: 0 S: 8	H: 2 LOB: 0 BB: 0 P: 15	R: 2 E: 1 K: 0 S: 17	H: 2 LOB: 0 BB: 2 P: 27	1B: 4 2B: 0 3B: 0 HR: 2	SF: 0 SAC: 0 DP: 0 HBP: 0	WP: 0 PB: 0 CS: 0	PA: 34		
<b>PITCHER</b>	IP WLS BF ERA WHIP	IP WLS BF ERA WHIP	IP WLS BF ERA WHIP	IP WLS BF ERA WHIP	IP WLS BF ERA WHIP	IP WLS BF ERA WHIP	IP WLS BF ERA WHIP	IP WLS BF ERA WHIP	IP WLS BF ERA WHIP	IP WLS BF ERA WHIP	IP WLS BF ERA WHIP	IP WLS BF ERA WHIP	IP WLS BF ERA WHIP	IP WLS BF ERA WHIP	IP WLS BF ERA WHIP	IP WLS BF ERA WHIP	IP WLS BF ERA WHIP	IP WLS BF ERA WHIP	IP WLS BF ERA WHIP	IP WLS BF ERA WHIP	IP WLS BF ERA WHIP	IP WLS BF ERA WHIP	IP WLS BF ERA WHIP	
Dave Milcki, R ERA: 4.04	7.0	3	29	4	3	2	6	4	0	0	0	116	2.57	1.143										
Cory Lidle, R ERA: 3.43	1.0	5	2	2	2	0	0	0	0	0	0	15	18.00	2.000										

New York Mets @ Florida Marlins  
Pro Player Stadium, Miami, FL  
Fri Sep 19 1997, 7:05 PM EDT  
Att: 30,082 - Unknown - 71 F

AB	30
R	5
H	6
RBI	4
BB	4
SO	6
LOB	14





Batter	1	2	3	4	5	6	7	8	9	AB	R	H	RBI	BB	SO	LOB	TOP						
<b>Carl Everett, S</b> OBP: 0.311, SLG: 0.427 (1, 9)										5	2	2	1	0	2	0	<b>New York Mets @ Florida Marlins</b> Pro Player Stadium, Miami, FL Sat Sep 20 1997, 3:33 AM EDT Att: 40,882 - Sunny - 85 F						
<b>Edgardo Alfonzo, R</b> OBP: 0.395, SLG: 0.444 (1, 5)										5	1	1	0	0	1	2							
<b>John Olerud, L</b> OBP: 0.394, SLG: 0.470 (1, 3)										4	1	3	0	1	1	1							
<b>Bernard Gilkey, R</b> OBP: 0.336, SLG: 0.417 (1, 7)										4	1	3	2	0	1	2							
<b>Carlos Baerga, S</b> OBP: 0.309, SLG: 0.392 <b>Luis Lopez, S</b> OBP: 0.328, SLG: 0.371 (1, 4) (8, 4)										3	1	0	0	0	1	1							
<b>Brian McRae, S</b> OBP: 0.325, SLG: 0.388 (1, 8)										4	1	1	4	0	0	3							
<b>Todd Pratt, R</b> OBP: 0.393, SLG: 0.423 (1, 2)										3	0	0	0	1	1	0							
<b>Rey Ordenez, R</b> OBP: 0.248, SLG: 0.252 (1, 6)										4	0	0	0	0	1	1							
<b>Brian Bohanon, L</b> OBP: 0.194, SLG: 0.200 <b>Cory Lidle, R</b> (7, 1)										3	0	0	0	0	2	0							
<b>Matt Franco, L</b> OBP: 0.329, SLG: 0.387 <b>Greg McMichael, R</b> OBP: 0.667, SLG: 0.667 (8, PH) (8, 1)										0	0	0	0	0	0	0							
<b>Inning Stats</b>	R: 4 E: 0 K: 3 S: 15	H: 3 LOB: 0 BB: 1 P: 31	R: 0 E: 0 K: 1 S: 6	H: 0 LOB: 0 BB: 0 P: 8	R: 0 E: 0 K: 1 S: 12	H: 1 LOB: 2 BB: 1 P: 19	R: 0 E: 0 K: 1 S: 7	H: 0 LOB: 0 BB: 0 P: 12	R: 2 E: 0 K: 0 S: 11	H: 3 LOB: 1 BB: 0 P: 17	R: 0 E: 0 K: 0 S: 6	H: 0 LOB: 1 BB: 0 P: 10	R: 1 E: 0 K: 2 S: 15	H: 1 LOB: 1 BB: 0 P: 20	R: 0 E: 0 K: 1 S: 11	H: 0 LOB: 1 BB: 1 P: 20	R: 0 E: 0 K: 2 S: 12	H: 2 LOB: 2 BB: 0 P: 17	1B: 7 2B: 1 3B: 0 HR: 2	SF: 1 SAC: 0 DP: 0 HBP: 0	WP: 1 PB: 0 CS: 0	PA: 41	
<b>PITCHER</b>	IP	WLS	BF	H	R	ER	SO	BB	IBB	HBP	BLK	WP	HR	S	P	ERA	WHIP						
<b>Alex Fernandez, R</b> ERA: 3.65	5.0	L	24	7	6	6	6	2	0	0	0	0	2	51	87	10.80	1.800						
<b>Antonio Alfonseca, R</b> ERA: 2.91	2.0		8	1	1	1	2	0	0	0	0	1	0	21	30	4.50	0.500						
<b>Kurt Miller, R</b> ERA: 5.4	1.0		4	0	0	0	1	1	0	0	0	0	0	11	20	0.00	1.000						
<b>Felix Heredia, L</b> ERA: 4.09	1.0		5	2	0	0	2	0	0	0	0	0	0	12	17	0.00	2.000						
<b>AB</b>											37	<b>R</b>											7
<b>H</b>											10	<b>RBI</b>											7
<b>BB</b>											3	<b>SO</b>											11
<b>LOB</b>											16												
																							
<b>Batter</b>	<b>1</b>	<b>2</b>	<b>3</b>	<b>4</b>	<b>5</b>	<b>6</b>	<b>7</b>	<b>8</b>	<b>9</b>	<b>AB</b>	<b>R</b>	<b>H</b>	<b>RBI</b>	<b>BB</b>	<b>SO</b>	<b>LOB</b>	<b>BOTTOM</b>						
<b>Devon White, S</b> OBP: 0.333, SLG: 0.380 (1, 8)										4	0	1	0	0	0	3	<b>New York Mets @ Florida Marlins</b> Pro Player Stadium, Miami, FL Sat Sep 20 1997, 3:33 AM EDT Att: 40,882 - Sunny - 85 F						
<b>Edgar Renteria, R</b> OBP: 0.327, SLG: 0.342 (1, 6)										4	0	1	0	0	4								
<b>Gary Sheffield, R</b> OBP: 0.431, SLG: 0.445 (1, 9)										3	0	1	0	1	0	1							
<b>Bobby Bonilla, S</b> OBP: 0.379, SLG: 0.469 (1, 5)										4	0	0	0	0	2	4							
<b>Jeff Conine, R</b> OBP: 0.341, SLG: 0.404 (1, 3)										4	1	1	0	0	0	1							
<b>Moises Alou, R</b> OBP: 0.372, SLG: 0.497 (1, 7)										2	2	0	0	2	0	0							
<b>Charles Johnson, R</b> OBP: 0.349, SLG: 0.456 <b>Greg Zaun, S</b> OBP: 0.426, SLG: 0.448 (7, PR) (8, 2)										2	0	1	1	1	1	0							
<b>Kurt Abbott, R</b> OBP: 0.328, SLG: 0.458 (1, 4)										4	0	1	0	0	1	1							
<b>Alex Fernandez, R</b> OBP: 0.211, SLG: 0.246 <b>John Carpten, S</b> OBP: 0.307, SLG: 0.312 <b>Antonio Alfonseca, R</b> (8, PH) (8, 1) <b>Cliff Floyd, L</b> OBP: 0.452 <b>Kurt Miller, R</b> OBP: 0.500, SLG: 0.500 (8, 1) (9, 1)										1	0	0	0	0	0	0							
<b>Inning Stats</b>	R: 0 E: 0 K: 1 S: 7	H: 1 LOB: 1 BB: 0 P: 12	R: 2 E: 0 K: 0 S: 7	H: 1 LOB: 2 BB: 2 P: 19	R: 0 E: 0 K: 0 S: 3	H: 0 LOB: 0 BB: 1 P: 10	R: 0 E: 0 K: 1 S: 10	H: 0 LOB: 0 BB: 0 P: 18	R: 0 E: 0 K: 0 S: 6	H: 2 LOB: 1 BB: 0 P: 12	R: 1 E: 0 K: 0 S: 11	H: 2 LOB: 2 BB: 2 P: 20	R: 0 E: 0 K: 1 S: 10	H: 0 LOB: 0 BB: 0 P: 16	R: 0 E: 0 K: 2 S: 18	H: 0 LOB: 0 BB: 0 P: 27		1B: 5 2B: 2 3B: 0 HR: 0	SF: 0 SAC: 0 DP: 3 HBP: 0	WP: 1 PB: 0 CS: 0	PA: 35		
<b>PITCHER</b>	IP	WLS	BF	H	R	ER	SO	BB	IBB	HBP	BLK	WP	HR	S	P	ERA	WHIP						
<b>Brian Bohanon, L</b> ERA: 3.71	6.0	W	25	4	0	0	0	4	0	0	0	0	0	44	90	3.00	1.500						
<b>Cory Lidle, R</b> ERA: 3.59	1.0		4	1	0	0	0	1	0	0	0	0	0	7	12	0.00	2.000						
<b>Greg McMichael, R</b> ERA: 3.2	2.0		6	0	0	0	3	0	0	0	0	0	0	28	43	0.00	0.000						
<b>AB</b>											30	<b>R</b>											3
<b>H</b>											6	<b>RBI</b>											1
<b>BB</b>											5	<b>SO</b>											5
<b>LOB</b>											14												
																							







Batter	1	2	3	4	5	6	7	8	9	AB	R	H	RBI	BB	SO	LOB	TOP						
<b>Carl Everett, S</b> (1, 8) OBP: 0.310, SLG: 0.425 <b>Brian McRae, S</b> (5, 8) OBP: 0.325, SLG: 0.386	K	K	K						K	4	0	0	0	0	3	3							
<b>Edgardo Alfonso, R</b> (1, 5) OBP: 0.394, SLG: 0.440	G6-3		P3						FC6-4	5	0	2	1	1	0	1							
<b>John Olerud, L</b> (1, 3) OBP: 0.395, SLG: 0.467	2B HR								1B	2	2	0	1	3	0	3							
<b>Bernard Gilkey, R</b> (1, 7) <b>Joe Crawford, L</b> (9, 1)	HR								G4-3	5	2	2	0	0	0	3							
<b>Carlos Baerga, S</b> (1, 4) OBP: 0.312, SLG: 0.400	HR								G4-3	4	2	2	3	1	0	0							
<b>Butch Huskey, R</b> (1, 9) OBP: 0.325, SLG: 0.518	1B								K	3	1	1	1	2	1	1							
<b>Todd Pratt, R</b> (1, 2) <b>Alberto Castillo, R</b> (9, 2) OBP: 0.283, SLG: 0.178	K								K	5	1	1	1	0	3	3							
<b>Rey Ordonez, R</b> (1, 6) OBP: 0.247, SLG: 0.251	K								G4-3	5	1	1	1	0	1	1							
<b>Bobby Jones, R</b> (1, 1) <b>Alex Ochoa, R</b> (9, PH) OBP: 0.295, SLG: 0.348	P2								HR	4	0	0	1	0	0	2							
<b>Inning Stats</b>	R: 3 E: 0 K: 2 S: 18	H: 3 LOB: 1 BB: 1 P: 37	R: 0 E: 0 K: 2 S: 8	H: 0 LOB: 0 BB: 0 P: 14	R: 6 E: 1 K: 1 S: 27	H: 3 LOB: 5 BB: 5 P: 55	R: 0 E: 0 K: 0 S: 7	H: 1 LOB: 1 BB: 0 P: 11	R: 0 E: 0 K: 0 S: 8	H: 1 LOB: 1 BB: 0 P: 11	R: 0 E: 0 K: 1 S: 16	H: 0 LOB: 1 BB: 1 P: 25	R: 0 E: 0 K: 0 S: 10	H: 1 LOB: 2 BB: 0 P: 20	R: 0 E: 0 K: 1 S: 6	H: 0 LOB: 0 BB: 0 P: 8	R: 1 E: 0 K: 1 S: 11	H: 2 LOB: 1 BB: 0 P: 18	1B: 7 2B: 2 3B: 0 HR: 2	SF: 0 SAC: 0 DP: 0 HBP: 1	WP: 0 PB: 0 SB: 0 CS: 0	PA: 47	
<b>PITCHER</b>	IP: 2.1 WLS: L BF: 18 ERA: 3.28	H: 6 R: 0 ER: 0 SO: 4	H: 0 R: 0 ER: 0 SO: 1	H: 0 R: 0 ER: 0 SO: 1	H: 3 R: 0 ER: 0 SO: 17	H: 5 R: 0 ER: 0 SO: 26	H: 0 R: 0 ER: 0 SO: 6	H: 1 R: 0 ER: 0 SO: 8	H: 0 R: 0 ER: 0 SO: 1	H: 2 R: 1 ER: 1 SO: 1	H: 0 R: 0 ER: 0 SO: 18	H: 0 R: 0 ER: 0 SO: 11	H: 0 R: 0 ER: 0 SO: 11	H: 0 R: 0 ER: 0 SO: 18	H: 0 R: 0 ER: 0 SO: 11	H: 0 R: 0 ER: 0 SO: 18	ERA: 27.00 WHIP: 3.857	ERA: 9.00 WHIP: 2.000					
<b>Livan Hernandez, R</b> (1, 1) ERA: 3.28 <b>Felix Hernandez, L</b> (3, 1) ERA: 4.07 <b>Antonio Alfonseca, R</b> (3, 1) ERA: 2.93 <b>Kurt Miller, R</b> (6, 1) ERA: 3.38 <b>Ed Vosberg, L</b> (8, 1) ERA: 4.24																							

New York Mets @ Florida Marlins  
 Pro Player Stadium, Miami, FL  
 Mon Sep 22 1997, 7:05 PM EDT  
 Att: 29,234 - Unknown - 87 F

AB	39
R	10
H	11
RBI	10
BB	7
SO	8
LOB	17



Batter	1	2	3	4	5	6	7	8	9	AB	R	H	RBI	BB	SO	LOB	BOTTOM						
<b>Cliff Floyd, L</b> (1, 8) OBP: 0.361, SLG: 0.469	K	K							K	4	1	2	0	1	2	1							
<b>Edgar Renteria, R</b> (1, 6) OBP: 0.325, SLG: 0.339 <b>John Wehner, R</b> (8, 9) OBP: 0.357, SLG: 0.370	G5-3								K	4	0	1	1	0	0	2							
<b>Gary Sheffield, R</b> (1, 9) <b>Ed Vosberg, L</b> (8, 1) <b>Russ Morman, R</b> (9, 9)	2B								K	4	1	1	0	0	1	3							
<b>Bobby Bonilla, S</b> (1, 5) <b>Josh Booty, R</b> (9, 5)	2B								G4-3	4	0	1	1	0	0	0							
<b>Jeff Conine, R</b> (1, 3) OBP: 0.341, SLG: 0.401	BB								F8	3	0	0	0	1	0	0							
<b>Moises Alou, R</b> (1, 7) <b>Dennis Cook, L</b> (9, 1) OBP: 0.625, SLG: 1.000	K								G6-3	3	0	0	0	1	1	2							
<b>Charles Johnson, R</b> (1, 2) <b>Rob Natal, R</b> (7, 2) OBP: 1.000, SLG: 4.000	G4-3								HR	2	0	0	0	1	1	1							
<b>Kurt Abbott, R</b> (1, 4) OBP: 0.323, SLG: 0.450	L7								G3-1	4	0	0	0	0	0	1							
<b>Livan Hernandez, R</b> (1, 1) <b>Felix Hernandez, L</b> (3, 1) <b>Antonio Alfonseca, R</b> (3, 1) <b>John Cangelosi, S</b> (5, PH) <b>Kurt Miller, R</b> (6, 1) <b>Jim Eisenreich, L</b> (7, PH) <b>Alex Arias, R</b> (8, 6) OBP: 0.346, SLG: 0.371	G4-3								L5	1	0	0	0	0	0	1							
<b>Inning Stats</b>	R: 1 E: 0 K: 2 S: 15	H: 2 LOB: 2 BB: 1 P: 24	R: 0 E: 0 K: 1 S: 10	H: 0 LOB: 1 BB: 1 P: 17	R: 0 E: 0 K: 0 S: 8	H: 0 LOB: 0 BB: 0 P: 10	R: 0 E: 0 K: 1 S: 8	H: 0 LOB: 0 BB: 0 P: 13	R: 0 E: 0 K: 0 S: 11	H: 2 LOB: 1 BB: 0 P: 16	R: 0 E: 0 K: 0 S: 8	H: 0 LOB: 1 BB: 1 P: 12	R: 0 E: 0 K: 1 S: 9	H: 1 LOB: 2 BB: 1 P: 17	R: 0 E: 0 K: 0 S: 9	H: 0 LOB: 0 BB: 0 P: 12	R: 1 E: 0 K: 1 S: 11	H: 2 LOB: 1 BB: 0 P: 14	1B: 1 2B: 5 3B: 0 HR: 1	SF: 0 SAC: 0 DP: 0 HBP: 0	WP: 0 PB: 0 SB: 0 CS: 0	PA: 38	
<b>PITCHER</b>	IP: 8.0 WLS: W BF: 33 ERA: 3.63	H: 2 R: 2 ER: 2 SO: 5	H: 0 R: 0 ER: 0 SO: 2	H: 0 R: 0 ER: 0 SO: 1	H: 0 R: 0 ER: 0 SO: 14	H: 0 R: 0 ER: 0 SO: 11	H: 0 R: 0 ER: 0 SO: 14	H: 0 R: 0 ER: 0 SO: 14	H: 0 R: 0 ER: 0 SO: 14	H: 0 R: 0 ER: 0 SO: 14	H: 0 R: 0 ER: 0 SO: 14	H: 0 R: 0 ER: 0 SO: 14	H: 0 R: 0 ER: 0 SO: 14	H: 0 R: 0 ER: 0 SO: 14	H: 0 R: 0 ER: 0 SO: 14	H: 0 R: 0 ER: 0 SO: 14	ERA: 9.00 WHIP: 2.000	ERA: 9.00 WHIP: 2.000					

New York Mets @ Florida Marlins  
 Pro Player Stadium, Miami, FL  
 Mon Sep 22 1997, 7:05 PM EDT  
 Att: 29,234 - Unknown - 87 F

AB	34
R	3
H	7
RBI	3
BB	4
SO	6
LOB	12









Batter	1	2	3	4	5	6	7	8	9	AB	R	H	RBI	BB	SO	LOB	TOP																					
<b>Tony Womack, L</b> OBP: 0.324, SLG: 0.374 (1, 4)	F8		E3 S G1-3 1B		B2-3		G4-3		K 1B	5	2	0	0	0	1	1																						
<b>Turner Ward, S</b> OBP: 0.424, SLG: 0.598 (1, 8)	B1-3		G1-3		G3			K	FC5-4 1B 1B	5	1	1	1	0	1	1																						
<b>Mark Smith, R</b> OBP: 0.373, SLG: 0.514 <b>Adrian Brown, S</b> OBP: 0.268, SLG: 0.255 (9, PR)	K		1B BB		G6-3			1B 1B 1B BB	E6 FC5-4	3	1	0	0	2	1	1																						
<b>Kevin Young, R</b> OBP: 0.332, SLG: 0.535 (1, 3)		K	K			K		1B 1B SF8 1B	FC5-4 1B	5	1	1	0	0	3	4																						
<b>Joe Randa, R</b> OBP: 0.366, SLG: 0.451 <b>Jermaine Allensworth, R</b> OBP: 0.342, SLG: 0.339 (9, PR)	1B 1B		1B		G4-3			1B 1B	1B	5	0	4	2	0	0	0																						
<b>Shawn Dunston, R</b> OBP: 0.312, SLG: 0.451 (1, 6)	K		L7		F9			1B 1B 18 FC5-4 1B	P6	5	0	1	1	0	1	5																						
<b>Jose Guillen, R</b> OBP: 0.296, SLG: 0.407 (1, 9)	1B 1B				K		G6-3	SF8		3	0	1	1	0	1	0																						
<b>1B Jason Kendall, R</b> OBP: 0.390, SLG: 0.434 (1, 2)	F7				F7			FC5-4		2	0	0	0	2	0	2																						
<b>Steve Cooke, R</b> OBP: 0.258, SLG: 0.277 <b>Chris Peters, L</b> OBP: 0.280, SLG: 0.290 <b>Fred McGriff, R</b> OBP: 0.226, SLG: 0.233 <b>Clint Sodowsky, R</b> OBP: 0.290, SLG: 0.300 <b>Ricardo Rincon, L</b> OBP: 0.317, SLG: 0.447 (9, PR)	K		K		K		K		K	2	0	0	0	0	2	3																						
<b>Inning Stats</b>	R: 0 E: 0 K: 1 S: 9	H: 0 LOB: 0 BB: 0 P: 14	R: 0 E: 0 K: 3 S: 18	H: 2 LOB: 3 BB: 1 P: 26	R: 1 E: 1 K: 1 S: 13	H: 1 LOB: 2 BB: 1 P: 20	R: 0 E: 0 K: 2 S: 8	H: 0 LOB: 0 BB: 0 P: 10	R: 0 E: 0 K: 1 S: 9	H: 0 LOB: 0 BB: 0 P: 13	R: 0 E: 0 K: 1 S: 11	H: 0 LOB: 1 BB: 1 P: 16	R: 2 E: 0 K: 1 S: 14	H: 3 LOB: 2 BB: 1 P: 22	R: 2 E: 1 K: 2 S: 17	H: 2 LOB: 2 BB: 0 P: 27	1B: 8 2B: 0 3B: 0 HR: 0	SF: 1 SAC: 0 DP: 0 HBP: 0	WP: 1 PB: 0 SB: 1 CS: 0	PA: 42																		
<b>PITCHER</b>	IP	WLS	BF	H	R	ER	SO	BB	IBB	HBP	BLK	WP	HR	S	P	ERA	WHIP	<b>PITCHER</b>				IP	WLS	BF	H	R	ER	SO	BB	IBB	HBP	BLK	WP	HR	S	P	ERA	WHIP
<b>Dave Milicki, R</b> ERA: 4.0 (1, 1)	2.0		9	2	0	0	4	1	0	0	0	0	0	27	40	0.00	1.500																					
<b>Joe Crawford, L</b> ERA: 3.39 (3, 1)	4.0	W	15	1	1	0	4	1	0	0	0	0	0	36	53	0.00	0.500																					
<b>Ricardo Jordan, L</b> ERA: 5.33 (7, 1)	1.1		9	3	2	2	2	2	0	0	0	0	0	21	34	13.50	3.750																					
<b>Mel Rojas, R</b> ERA: 4.64 (8, 1)	1.2	S	9	2	2	1	2	0	0	0	0	1	0	21	31	5.40	1.200																					

Pittsburgh Pirates @ New York Mets  
Shea Stadium, Flushing, NY  
Wed Sep 24 1997, 7:05 PM EDT  
Att: 13,195 - Unknown - 55 F

AB 37  
R 5  
H 8  
RBI 5  
BB 4  
SO 12  
LOB 18



Batter	1	2	3	4	5	6	7	8	9	AB	R	H	RBI	BB	SO	LOB	BOTTOM																					
<b>Carlos Mendoza, L</b> OBP: 0.444, SLG: 0.286 (1, 8)	G3 1B		F8		1B HBP	HBP		P4		3	1	1	1	0	0	0																						
<b>Shawn Gilbert, R</b> OBP: 0.167, SLG: 0.294 <b>Bernard Gilkey, R</b> OBP: 0.338, SLG: 0.417 <b>Ricardo Jordan, L</b> (6, PH)	K		F7		K	K		G5-3		3	0	0	0	0	2	3																						
<b>Rey Ordonez, R</b> OBP: 0.251, SLG: 0.253 (8, 6)	K				K	K		K		0	1	0	1	0	0	0																						
<b>John Olerud, L</b> OBP: 0.399, SLG: 0.490 <b>Roberto Petagine, L</b> OBP: 0.194, SLG: 0.083 (8, PH)	G3		K		1B	K		K		4	1	2	5	0	1	1																						
<b>Butch Huskey, R</b> OBP: 0.322, SLG: 0.511 (1, 7)	G5-3				K	K		K		4	0	1	0	0	1	3																						
<b>Alex Ochoa, R</b> OBP: 0.293, SLG: 0.345 (1, 9)		G4-3			L9		F9			4	0	1	0	0	0	1																						
<b>Jason Hardtke, S</b> OBP: 0.286, SLG: 0.373 (1, 4)	K				BB	FC6-4 HBP	F9 1B			3	1	1	0	1	1	1																						
<b>Luis Lopez, S</b> OBP: 0.330, SLG: 0.368 (8, 5)	1B BB				K		F8			3	0	1	0	1	1	3																						
<b>Alberto Castillo, R</b> OBP: 0.316, SLG: 0.191 (1, 2)			FC6-4 1B			HBP 1B BB	F9			2	2	1	0	2	0	2																						
<b>Dave Milicki, R</b> OBP: 0.231, SLG: 0.290 <b>Edgar Renteria, R</b> OBP: 0.262, SLG: 0.437 <b>Joe Crawford, L</b> (3, 1)	FC6-4				K	K		K		0	0	0	0	0	0	0																						
<b>Brian McRae, S</b> OBP: 0.307, SLG: 0.365 <b>Matt Franco, L</b> OBP: 0.301, SLG: 0.385 <b>Mel Rojas, R</b> (8, 1)	FC6-4				K	HBP HBP BB	K			0	0	0	0	0	0	0																						
<b>Inning Stats</b>	R: 0 E: 0 K: 1 S: 9	H: 1 LOB: 1 BB: 0 P: 15	R: 0 E: 0 K: 1 S: 11	H: 1 LOB: 2 BB: 1 P: 19	R: 0 E: 0 K: 1 S: 8	H: 0 LOB: 0 BB: 0 P: 15	R: 0 E: 0 K: 1 S: 7	H: 1 LOB: 2 BB: 1 P: 14	R: 1 E: 0 K: 3 S: 11	H: 1 LOB: 2 BB: 1 P: 18	R: 6 E: 0 K: 0 S: 14	H: 2 LOB: 2 BB: 2 P: 32	R: 0 E: 0 K: 1 S: 10	H: 2 LOB: 2 BB: 0 P: 20	R: 0 E: 0 K: 1 S: 7	H: 0 LOB: 0 BB: 0 P: 11	1B: 7 2B: 1 3B: 0 HR: 1	SF: 0 SAC: 0 DP: 1 HBP: 3	WP: 0 PB: 0 SB: 0 CS: 1	PA: 39																		
<b>PITCHER</b>	IP	WLS	BF	H	R	ER	SO	BB	IBB	HBP	BLK	WP	HR	S	P	ERA	WHIP	<b>PITCHER</b>				IP	WLS	BF	H	R	ER	SO	BB	IBB	HBP	BLK	WP	HR	S	P	ERA	WHIP
<b>Steve Cooke, L</b> ERA: 4.3 (1, 1)	5.2	L	28	5	5	5	7	5	0	2	0	0	0	1	6	12	54.00	3.000																				
<b>Chris Peters, L</b> ERA: 4.71 (6, 1)	0.1		3	1	2	2	0	0	0	1	0	0	0	6	12	54.00	3.000																					
<b>Clint Sodowsky, R</b> ERA: 3.78 (7, 1)	1.0		5	2	0	0	1	0	0	0	0	0	0	10	20	0.00	2.000																					
<b>Ricardo Rincon, L</b> ERA: 3.45 (8, 1)	1.0		3	0	0	0	1	0	0	0	0	0	0	7	11	0.00	0.000																					

Pittsburgh Pirates @ New York Mets  
Shea Stadium, Flushing, NY  
Wed Sep 24 1997, 7:05 PM EDT  
Att: 13,195 - Unknown - 55 F

AB 31  
R 7  
H 8  
RBI 7  
BB 5  
SO 9  
LOB 19





Batter	1	2	3	4	5	6	7	8	9	10	11	AB	R	H	RBI	BB	SO	LOB	TOP								
Kenny Lofton, L OBP: 0.409, SLG: 0.431 Danny Bautista, R OBP: 0.284, SLG: 0.402	4-2 BB G3 2B	0-0 1B 3-H			0-0 G6-3		1-0 F7		1-0 FC3-5 2B		1-2 FC5-2 1B	1 1 1 1 1 0 0 4 0 2 1 0 0 1															
Jeff Blausler, R OBP: 0.408, SLG: 0.484 Rafael Belliard, R OBP: 0.217, SLG: 0.299	2-2 G3 1-3 2B	0-0 G5-3			2-1 E5 FC5-4		0-0 HR		0-1 FC3-5 G4-6-3		0-0 FC5-2 2-3 3-H	2 0 1 0 0 0 1 4 1 1 2 0 0 3															
10 Chipper Jones, S OBP: 0.372, SLG: 0.482 Mike Mordica, R OBP: 0.228, SLG: 0.218 John LeRoy, R OBP: 0.347, SLG: 0.440 Kerry Ligtenberg, R OBP: 0.347, SLG: 0.440	1-3 K		0-0 G6-3		0-1 FC5-4 FC4-6		1-0 1B		0-0 G4-6-3 1-2		0-0 K 2-3 3-H	2 0 0 0 0 0 1 2 3 0 1 0 0 0 0 2 0 0 0 0 0 0 0 0 1 0 0 0 0 0 0 1 2 0 0 0 0 0 0 0 0 0															
Fred McGriff, L OBP: 0.357, SLG: 0.443 Greg Colbrunn, R OBP: 0.308, SLG: 0.419	0-0 G3 2-3 3-H		0-0 L5		1-0 FC4-6 1-2		0-0 F8			0-1 G5-3		2 0 0 1 0 0 0 1 3 0 0 0 0 0 0 2															
Andruw Jones, R OBP: 0.330, SLG: 0.419	1-2 G4-3		0-0 G4-3			3-3 K		1-1 2B 1B		0-3 K		5 0 1 0 0 0 2 1															
Ryan Klesko, L OBP: 0.336, SLG: 0.495 Tommy Gregg, L OBP: 0.235, SLG: 0.353		3-3 K		0-0 G4-3		0-1 P5		1 SAFE 2-1 2B		2-3 K		2 0 0 0 0 0 1 0 3 0 1 0 0 0 1 0															
Eddie Pérez, R OBP: 0.261, SLG: 0.339 Tim Spehr, R OBP: 0.231, SLG: 0.327		0-0 E6 2B G1-3		3-3 K		2-0 P4		3-3 K		1-0 S 1B		2 1 0 0 0 0 1 0 3 1 1 0 0 0 1 2							AB 46 R 7 H 12 RBI 7 BB 2 SO 12 LOB 24								
Tony Graffanino, R OBP: 0.346, SLG: 0.449		2-0 G1-3 1-3 2B		2-1 HR		3-1 HR 1B		0-3 K		0-3 K		5 3 3 1 0 2 3															
Chris Brock, R OBP: 0.100 Javy Lopez, R OBP: 0.259 Chad Fox, R OBP: 0.242 Keith Lockhart, L OBP: 0.242 Alan Embree, L OBP: 0.142 Ed Giovannola, L OBP: 0.142	0-2 G1-3 2-3 3-H		0-0 G4-3		0-0 G4-3		0-3 K		1-3 K		4-0 1B FC5-2 IBB	2 0 0 1 0 0 0 1 1 0 0 0 0 0 1 1 0 0 0 0 0 0 0 0 1 0 0 0 0 0 1 2 0 0 0 0 0 0 0 0 0 0 0 0 1 0 0 0															
<b>Inning Stats</b>	R: 1 E: 0 K: 1 S: 13	H: 1 LOB: 1 BB: 1 P: 21	R: 2 E: 1 K: 1 S: 10	H: 2 LOB: 1 BB: 0 P: 15	R: 0 E: 0 K: 0 S: 3	H: 0 LOB: 0 BB: 0 P: 3	R: 1 E: 0 K: 1 S: 7	H: 1 LOB: 0 BB: 0 P: 12	R: 0 E: 0 K: 0 S: 6	H: 0 LOB: 0 BB: 0 P: 11	R: 2 E: 0 K: 1 S: 9	H: 3 LOB: 1 BB: 0 P: 14	R: 0 E: 0 K: 3 S: 16	H: 2 LOB: 2 BB: 0 P: 23	R: 0 E: 0 K: 0 S: 4	H: 1 LOB: 0 BB: 0 P: 5	R: 0 E: 0 K: 2 S: 8	H: 0 LOB: 0 BB: 0 P: 10	R: 1 E: 0 K: 2 S: 11	H: 2 LOB: 2 BB: 1 P: 23	1B: 6 2B: 4 3B: 0 HR: 2	SF: 0 SAC: 0 DP: 1 HBP: 0	WP: 0 PB: 0 SB: 1 CS: 0	PA: 48			
<b>PITCHER</b>	IP ERA WLS BF H R ER SO BB IBB HBP BLK WP HR S P ERA WHIP	<b>PITCHER</b>											<b>PITCHER</b>														
Brian Bohanon, L ERA: 3.82 Greg McMichael, R ERA: 3.05 Mel Rojas, R ERA: 4.64	(1, 1) 7.0 2.0 (8, 1) (10, 1)	6 1 0 0 3	1 0 0 3	0 0 0 0	0 0 0 0	0 0 0 0	0 0 0 0	0 0 0 0	0 0 0 0	0 0 0 0	0 0 0 0	0 0 0 0	0 0 0 0	0 0 0 0	0 0 0 0	0 0 0 0	0 0 0 0	0 0 0 0	0 0 0 0	0 0 0 0	0 0 0 0	0 0 0 0	0 0 0 0	0 0 0 0	0 0 0 0	0 0 0 0	0 0 0 0

Atlanta Braves @ New York Mets  
Shea Stadium, Flushing, NY  
Fri Sep 26 1997, 7:05 PM EDT  
Att: 21,864 - Unknown - 70 F

livebaseballscores.com



Batter	1	2	3	4	5	6	7	8	9	10	11	AB	R	H	RBI	BB	SO	LOB	BOTTOM								
Carlos Mendoza, L OBP: 0.400, SLG: 0.182	4-2 G1-3 2B BB	1-1 G4-3			0-0 B5-3		4-1 G3-6-3 BB		1-3 K		0-2 G5-3	4 1 0 0 2 1 1															
Matt Franco, L OBP: 0.322, SLG: 0.373	0-1 G1-3 1-2	3-0 F9			0-1 F7		1-2 G3-6-3 1-2		1-2 F8		0-0 F8	5 0 0 0 0 0 2															
John Olerud, L OBP: 0.400, SLG: 0.482 Roberto Petagine, L OBP: 0.256, SLG: 0.077	2-1 1B 2B		2-1 F8		4-2 E 1B BB		1-3 K		4-2 1B G4-3 BB		0-2 G5-3	2 1 1 1 0 0 0 0 1 1 0 0 2 1 0															
Butch Huskey, R OBP: 0.322, SLG: 0.510	2-1 FC5-4 2B 1B		0-0 F8		1-1 L8		1-3 K		3-2 G4-3		0-0 F8	3 1 1 1 0 0 0 1 2 0 0 0 0 0 1 1															
Shawn Gilbert, R OBP: 0.150, SLG: 0.263	4-1 FC5-4 BB		3-1 G4-3		2-0 E 1B		2-1 F8		4-0 1B IBB		0-0 F8	1 0 0 0 1 0 0 0 2 1 1 0 1 0 0 0															
Brian McRae, S OBP: 0.311, SLG: 0.396 Alex Ochoa, R OBP: 0.297, SLG: 0.349	2-2 FC5-4 2B		3-3 K		1-0 F9		3-1 CS 1B		3-1 CS 1B		0-0 F8	2 1 0 0 0 0 1 2 3 0 2 0 0 0 2															
Luis Lopez, S OBP: 0.332, SLG: 0.371	1-2 1B 2B		4-1 CS BB		1-0 E3 1B		1-1 CS		1-1 K		1-1 F8	4 0 1 2 1 1 1 5															
Alberto Castillo, R OBP: 0.311, SLG: 0.198 Edgardo Alfonzo, R OBP: 0.391, SLG: 0.436	0-1 G6-3		3-1 G6-3		1-2 1B		1-2 1B		0-2 K		2-3 K	4 0 1 2 0 1 2 1 0 0 0 0 0 1 0															
Brian Bohanon, L OBP: 0.182 Greg McMichael, R OBP: 0.667, SLG: 0.667 Bernard Gilkey, R OBP: 0.339, SLG: 0.417 Mel Rojas, R OBP: 0.372, SLG: 0.396	2-1 F8		2-3 K		2-3 K		4-2 BB		3-2 P4		0-2 K	3 0 0 0 0 0 2 2 0 0 0 0 0 0 0 0 0 0 0 0 1 0 0 0 0 0 0 0 0 0 0 0 1 0 0 0 0 0 0 0															
<b>Inning Stats</b>	R: 4 E: 0 K: 0 S: 18	H: 3 LOB: 1 BB: 2 P: 33	R: 0 E: 0 K: 0 S: 5	H: 0 LOB: 0 BB: 0 P: 11	R: 0 E: 0 K: 0 S: 5	H: 0 LOB: 0 BB: 0 P: 10	R: 0 E: 0 K: 1 S: 6	H: 0 LOB: 0 BB: 0 P: 16	R: 0 E: 0 K: 1 S: 6	H: 0 LOB: 0 BB: 0 P: 8	R: 2 E: 1 K: 1 S: 13	H: 2 LOB: 2 BB: 1 P: 25	R: 0 E: 0 K: 1 S: 7	H: 0 LOB: 0 BB: 1 P: 13	R: 0 E: 0 K: 1 S: 8	H: 1 LOB: 1 BB: 0 P: 15	R: 0 E: 0 K: 3 S: 11	H: 0 LOB: 0 BB: 1 P: 19	R: 0 E: 0 K: 0 S: 11	H: 1 LOB: 3 BB: 2 P: 23	R: 0 E: 0 K: 1 S: 10	H: 0 LOB: 0 BB: 0 P: 15	1B: 5 2B: 2 3B: 0 HR: 0	SF: 0 SAC: 0 DP: 1 HBP: 0	WP: 0 PB: 1 SB: 1 CS: 2	PA: 47	
<b>PITCHER</b>	IP ERA WLS BF H R ER SO BB IBB HBP BLK WP HR S P ERA WHIP	<b>PITCHER</b>											<b>PITCHER</b>														
Chris Brock, R ERA: 5.98 Chad Fox, R ERA: 3.04 Alan Embree, L ERA: 2.54 John LeRoy, R ERA: 3.07 Kerry Ligtenberg, R ERA: 3.07	(1, 1) (7, 1) (8, 1) (9, 1) (11, 1)	6.0 1.0 1.0 2.0	3 3 1 10	5 0 0 1	6 0 0 0	4 0 0 3	4 0 0 0	0 0 0 0	0 0 0 0	0 0 0 0	0 0 0 0	0 0 0 0	0 0 0 0	0 0 0 0	0 0 0 0	0 0 0 0	0 0 0 0	0 0 0 0	0 0 0 0	0 0 0 0	0 0 0 0	0 0 0 0	0 0 0 0	0 0 0 0	0 0 0 0	0 0 0 0	0 0 0 0

Atlanta Braves @ New York Mets  
Shea Stadium, Flushing, NY  
Fri Sep 26 1997, 7:05 PM EDT  
Att: 21,864 - Unknown - 70 F

livebaseballscores.com





Batter	1	2	3	4	5	6	7	8	9	AB	R	H	RBI	BB	SO	LOB	TOP			
<b>Kenny Lofton, L</b> (1, 8) OBP: 0.407, SLG: 0.428 <b>Andruw Jones, R</b> (6, 8) OBP: 0.329, SLG: 0.418	L8		P7			G1		FC6		3	0	0	0	0	0	0	<b>Atlanta Braves @ New York Mets</b> Shea Stadium, Flushing, NY Sat Sep 27 1997, 3:33 AM EDT Att: 31,472 - Sunny - 65 F			
<b>Keith Lockhart, L</b> (1, 4) OBP: 0.337, SLG: 0.483 <b>Mike Mordecai, R</b> (6, 4) OBP: 0.221, SLG: 0.215	G4-3			K		K2-3		G6-4-3		3	0	0	0	0	2	0				
<b>10 Chipper Jones, S</b> (1, 5) OBP: 0.371, SLG: 0.480 <b>Ed Giovannoli, L</b> (7, 5) OBP: 0.400, SLG: 0.250	L8			G3-1		G6-3		G6-4-3	1B	3	0	0	0	0	0	0				
<b>Greg Colbrunn, R</b> (1, 3) OBP: 0.311, SLG: 0.424		FC5-4 1B		G5-3		G6-3		P3		4	0	2	0	0	0	1				
<b>Ryan Klesko, L</b> (1, 7) OBP: 0.334, SLG: 0.491 <b>Eddie Pérez, R</b> (7, 2) OBP: 0.260, SLG: 0.337		K			K		K	G6-4-3		3	0	0	0	0	3	2				
<b>Javy Lopez, R</b> (1, 2) OBP: 0.361, SLG: 0.533 <b>Mike Cather, R</b> (7, 1) <b>Mark Wohlers, R</b> (8, 1)	FC5-4 1-2f					G5-3				3	0	1	0	0	0	2				
<b>Michael Tucker, L</b> (1, 9) OBP: 0.347, SLG: 0.440	FC3-6 1-2f			G6-3		G6-3		E9 SH1-4 FC6 1B		3	1	1	0	0	0	2				
<b>Rafael Belliard, R</b> (1, 6) OBP: 0.211, SLG: 0.290			G6-3		G3			SH1-4		2	0	0	0	0	0	1				
<b>29 John Smoltz, R</b> (1, 1) OBP: 0.307, SLG: 0.266 <b>Tommy Gregg, L</b> (7, 7) OBP: 0.276, SLG: 0.353						P4		FC6 BB		2	0	0	0	0	1	0				
<b>Inning Stats</b>	R: 0 H: 0 E: 0 K: 0 S: 11	H: 0 LOB: 1 BB: 0 P: 16	R: 0 H: 1 E: 0 K: 1 S: 8	H: 1 LOB: 1 BB: 0 P: 13	R: 0 H: 0 E: 0 K: 1 S: 6	H: 0 LOB: 0 BB: 0 P: 8	R: 0 H: 0 E: 0 K: 1 S: 6	H: 0 LOB: 1 BB: 0 P: 18	R: 0 H: 0 E: 0 K: 1 S: 9	H: 0 LOB: 0 BB: 0 P: 12	R: 0 H: 1 E: 0 K: 1 S: 12	H: 1 LOB: 1 BB: 0 P: 17	R: 1 H: 1 E: 0 K: 0 S: 12	H: 1 LOB: 0 BB: 0 P: 21	R: 0 H: 1 E: 0 K: 0 S: 11	H: 1 LOB: 0 BB: 0 P: 15	1B: 3 2B: 1 3B: 1 HR: 0	SF: 0 SAC: 1 DP: 2 HBP: 0	WP: 0 PB: 0 SB: 0 CS: 0	PA: 32
<b>PITCHER</b>	IP	WLS	BF	H	R	ER	SO	BB	IBB	HBP	BLK	WP	HR	S	P	ERA	WHIP			
<b>Rick Reed, R</b> (1, 1) ERA: 2.89 <b>Joe Crawford, L</b> (9, 1) ERA: 3.3	8.0		29	4	1	0	6	1	0	0	0	0	0	75	113	0.00	0.625			

Batter	1	2	3	4	5	6	7	8	9	AB	R	H	RBI	BB	SO	LOB	BOTTOM			
<b>Carl Everett, S</b> (1, 8) OBP: 0.308, SLG: 0.421	F7		G3-1		G4-3			SH5-4		3	0	0	0	0	0	1	<b>Atlanta Braves @ New York Mets</b> Shea Stadium, Flushing, NY Sat Sep 27 1997, 3:33 AM EDT Att: 31,472 - Sunny - 65 F			
<b>Edgardo Alfonzo, R</b> (1, 5) OBP: 0.390, SLG: 0.433	G6-3		K			G1-3		FC6-4 BB		3	0	0	0	1	1	0				
<b>John Olerud, L</b> (1, 3) OBP: 0.399, SLG: 0.480	1B BB		K			K		SF8		2	0	0	1	1	2	0				
<b>Bernard Gilkey, R</b> (1, 7) OBP: 0.338, SLG: 0.416	1-2 1B			G6-3		K		FC6-4		4	0	1	0	0	1	2				
<b>Butch Huskey, R</b> (1, 9) OBP: 0.319, SLG: 0.505	K			G3		G1-3		P6		4	0	0	0	0	1	2				
<b>Luis Lopez, S</b> (1, 4) OBP: 0.330, SLG: 0.365		P6		G4-3		F8		S 2B BB		3	1	0	0	1	0	0				
<b>Alberto Castillo, R</b> (1, 2) OBP: 0.308, SLG: 0.218		F7			K	G5-3		SH5-4 1B SF8 BB		4	0	1	1	0	1	0				
<b>Rey Ordóñez, R</b> (1, 6) OBP: 0.255, SLG: 0.255 <b>Carlos Mendoza, L</b> (8, PH) OBP: 0.438, SLG: 0.182 <b>Jason Hardtke, S</b> (9, 4) OBP: 0.305, SLG: 0.377								SH5-4 1B SF8 BB		1	0	1	0	1	0	0				
<b>Rick Reed, R</b> (1, 1) OBP: 0.217, SLG: 0.316 <b>Matt Franco, L</b> (8, PH) OBP: 0.326, SLG: 0.377 <b>Shawn Gilbert, R</b> (8, PR) OBP: 0.150, SLG: 0.263 <b>Joe Crawford, L</b> (9, 1)		K			K			SH5-4 1B		2	0	0	0	0	2	2				
<b>Inning Stats</b>	R: 0 H: 1 E: 0 K: 1 S: 14	H: 1 LOB: 2 BB: 1 P: 25	R: 0 H: 1 E: 0 K: 1 S: 6	H: 1 LOB: 0 BB: 0 P: 10	R: 0 H: 0 E: 0 K: 2 S: 8	H: 0 LOB: 0 BB: 0 P: 15	R: 0 H: 0 E: 0 K: 0 S: 5	H: 0 LOB: 1 BB: 1 P: 20	R: 0 H: 0 E: 0 K: 2 S: 9	H: 0 LOB: 0 BB: 0 P: 15	R: 0 H: 0 E: 0 K: 0 S: 9	H: 0 LOB: 0 BB: 0 P: 14	R: 1 H: 1 E: 0 K: 0 S: 8	H: 1 LOB: 2 BB: 2 P: 19	R: 1 H: 1 E: 0 K: 0 S: 4	H: 1 LOB: 1 BB: 1 P: 14	1B: 3 2B: 1 3B: 0 HR: 0	SF: 1 SAC: 1 DP: 0 HBP: 0	WP: 0 PB: 0 SB: 2 CS: 0	PA: 34
<b>PITCHER</b>	IP	WLS	BF	H	R	ER	SO	BB	IBB	HBP	BLK	WP	HR	S	P	ERA	WHIP			
<b>29 John Smoltz, R</b> (1, 1) ERA: 3.02 <b>Mike Cather, R</b> (7, 1) ERA: 2.41 <b>Mark Wohlers, R</b> (8, 1) ERA: 3.5	6.0		22	2	0	0	8	2	0	0	0	0	0	53	94	0.00	0.667			
	1.0		3	0	0	0	0	0	0	0	0	0	0	9	14	0.00	0.000			
	1.1	L	9	2	2	2	0	3	0	0	0	0	0	12	33	13.50	3.750			



AB	30
R	1
H	5
RBI	1
BB	1
SO	6
LOB	12

AB	27
R	2
H	4
RBI	2
BB	5
SO	8
LOB	7

livebaseballscores.com

livebaseballscores.com



Batter	1	2	3	4	5	6	7	8	9	AB	R	H	RBI	BB	SO	LOB	TOP										
<b>Kenny Lofton, L</b> OBP: 0.409, SLG: 0.428 <b>Andruw Jones, R</b> OBP: 0.329, SLG: 0.416	4-2 BB G3-6-3		4-1 BB 10 PO G4-3		4-2 BB BB		0-0 F9		0-3 K	0	0	0	0	2	0	0											
<b>Keith Lockhart, L</b> OBP: 0.337, SLG: 0.476 <b>Tony Graffanino, R</b> OBP: 0.344, SLG: 0.446	1-2 SAFE G3-6-3		0-1 G4-3		4-1 SAFE BB			2-1 F9		2	0	0	0	1	0	2											
<b>10 Chipper Jones, S</b> OBP: 0.371, SLG: 0.479 <b>Mike Mordecai, R</b> OBP: 0.227, SLG: 0.222	2-0 G4-3		2-1 PO	4-2 2B BB		0-3 K		0-0 1B		1	0	0	0	1	0	0											
<b>Fred McGriff, L</b> OBP: 0.356, SLG: 0.441 <b>Tommy Gregg, L</b> OBP: 0.300, SLG: 0.368		0-0 F7		0-1 F9		1-0 G4-3		1-1 1B		2	0	0	0	0	0	1											
<b>Ryan Klesko, L</b> OBP: 0.334, SLG: 0.490 <b>Danny Bautista, R</b> OBP: 0.282, SLG: 0.398		2-2 HR 1B		1-3 K		2-3 K		3-3 K		3	1	1	0	0	2	1											
<b>Javy Lopez, R</b> OBP: 0.361, SLG: 0.534 <b>Eddie Pérez, R</b> OBP: 0.259, SLG: 0.335		0-0 F9		2-2 2B		0-0 F9		1-2 F8		3	0	1	0	0	0	1											
<b>Michael Tucker, L</b> OBP: 0.347, SLG: 0.445 <b>Brad Clontz, R</b> OBP: 0.375, SLG: 0.445 <b>Mike Cather, R</b> OBP: 0.375, SLG: 0.445 <b>Chad Fox, R</b> OBP: 0.375, SLG: 0.445 <b>Kerry Ligtenberg, R</b> OBP: 0.375, SLG: 0.445 <b>Greg Myers, L</b> OBP: 0.375, SLG: 0.445	1-2 HR		3-1 P6		2-1 G3		0-1 1B		3	1	1	2	0	0	0	2											
<b>Jeff Blausler, R</b> OBP: 0.405, SLG: 0.482 <b>Rafael Belliard, R</b> OBP: 0.219, SLG: 0.296		0-3 K		1-0 L7		0-2 FC5-4 1B		0-1 L7		2	0	0	0	0	1	0											
<b>Denny Neagle, L</b> OBP: 0.197, SLG: 0.208 <b>Kevin Millwood, R</b> OBP: 0.197, SLG: 0.208 <b>Greg Colbrunn, R</b> OBP: 0.309, SLG: 0.421			3-3 K		1-3 K		2-0 FC5-4		0-1 F7	2	0	0	0	0	2	0											
<b>Inning Stats</b>	R: 0 E: 0 K: 0 S: 7	H: 0 LOB: 0 BB: 1 P: 14	R: 2 E: 0 K: 1 S: 12	H: 2 LOB: 0 BB: 0 P: 15	R: 0 E: 0 K: 1 S: 7	H: 0 LOB: 1 BB: 1 P: 16	R: 0 E: 0 K: 1 S: 13	H: 1 LOB: 2 BB: 1 P: 23	R: 0 E: 0 K: 2 S: 10	H: 0 LOB: 0 BB: 0 P: 20	R: 0 E: 0 K: 1 S: 5	H: 1 LOB: 1 BB: 0 P: 11	R: 0 E: 0 K: 1 S: 13	H: 2 LOB: 2 BB: 0 P: 20	R: 0 E: 0 K: 1 S: 9	H: 1 LOB: 1 BB: 0 P: 9	1B: 5 2B: 1 3B: 0 HR: 1	SF: 0 SAC: 0 DP: 1 HBP: 0	WP: 0 PB: 0 SB: 0 CS: 0	PA: 38							
<b>PITCHER</b>	IP	WLS	BF	H	R	ER	SO	BB	IBB	HBP	BLK	WP	HR	S	P	ERA	WHIP										
<b>Juan Azevedo, R</b> ERA: 3.59 <b>Greg McMichael, R</b> ERA: 2.99	(1, 1) (8, 1)	7.0 2.0	W 9	28 3	4 0	2 0	6 2	5 0	0 0	0 0	0 0	0 0	1 0	61 22	107 29	2.57 0.00	1.286 1.500										

Atlanta Braves @ New York Mets  
Shea Stadium, Flushing, NY  
Sun Sep 28 1997, 3:33 AM EDT  
Att: 27,176 - Overcast - 70 F

AB 32  
R 2  
H 7  
RBI 2  
BB 5  
SO 8  
LOB 18



Batter	1	2	3	4	5	6	7	8	9	AB	R	H	RBI	BB	SO	LOB	BOTTOM										
<b>Brian McRae, S</b> OBP: 0.326, SLG: 0.383 <b>Carlos Mendoza, L</b> OBP: 0.500, SLG: 0.250	2-2 K		3-3 K		4-2 1B HR BB	0-0 1B		4-1 BB		2	1	0	0	1	2	0											
<b>Edgardo Alfonzo, R</b> OBP: 0.391, SLG: 0.432 <b>Shawn Gilbert, R</b> OBP: 0.174, SLG: 0.273	2-3 K		4-2 2B BB		0-1 HR 1B	1-2 L7		3-3 K		1	1	0	0	1	1	0											
<b>John Olerud, L</b> OBP: 0.400, SLG: 0.499 <b>Roberto Petagine, L</b> OBP: 0.222, SLG: 0.067	3-0 P6		2-0 1H 2B 2B		1-1 HR		0-0 P4	0-3 K		3	2	2	4	0	0	0											
<b>Bernard Gilkey, R</b> OBP: 0.338, SLG: 0.417 <b>Carl Everett, S</b> OBP: 0.306, SLG: 0.420		1-2 F9		0-2 G6-3 2B		0-0 F7		1-3 K		3	0	1	1	0	0	0											
<b>Butch Huskey, R</b> OBP: 0.319, SLG: 0.503 <b>Greg McMichael, R</b> OBP: 0.667, SLG: 0.667		1-3 K		3-3 K		3-2 2B 1B 1B		1-3 K		4	1	1	0	0	3	1											
<b>Jason Hardtke, S</b> OBP: 0.323, SLG: 0.411 <b>Matt Franco, L</b> OBP: 0.330, SLG: 0.399		0-0 1B		1-0 G6-3		1-1 1B SF9 2B		3-0 HR		3	1	2	0	0	0	1											
<b>Alberto Castillo, R</b> OBP: 0.304, SLG: 0.220	1-0 L9		1-3 K		1-2 1B		0-0 G6-3		4	0	1	1	0	1	2												
<b>Rey Ordóñez, R</b> OBP: 0.255, SLG: 0.256			1-2 G6-3		0-0 G6-3		0-0 SF9		1-1 WP BB 1B	3	0	1	1	0	0	0											
<b>Juan Azevedo, R</b> OBP: 0.300, SLG: 0.349			1-3 K		0-1 G4-3		0-2 K		4-0 WP BB	3	0	0	0	0	2	1											
<b>Inning Stats</b>	R: 0 E: 0 K: 2 S: 8	H: 0 LOB: 0 BB: 0 P: 15	R: 0 E: 0 K: 1 S: 8	H: 1 LOB: 0 BB: 0 P: 11	R: 0 E: 0 K: 2 S: 13	H: 0 LOB: 0 BB: 0 P: 18	R: 2 E: 0 K: 2 S: 13	H: 2 LOB: 1 BB: 1 P: 24	R: 3 E: 0 K: 1 S: 12	H: 2 LOB: 0 BB: 1 P: 17	R: 2 E: 0 K: 1 S: 23	H: 4 LOB: 2 BB: 0 P: 29	R: 0 E: 0 K: 2 S: 7	H: 0 LOB: 0 BB: 0 P: 9	R: 1 E: 0 K: 2 S: 13	H: 2 LOB: 3 BB: 2 P: 28	1B: 6 2B: 3 3B: 0 HR: 2	SF: 1 SAC: 0 DP: 0 HBP: 0	WP: 1 PB: 0 SB: 0 CS: 0	PA: 39							
<b>PITCHER</b>	IP	WLS	BF	H	R	ER	SO	BB	IBB	HBP	BLK	WP	HR	S	P	ERA	WHIP										
<b>Denny Neagle, L</b> ERA: 2.97 <b>Kevin Millwood, R</b> ERA: 4.03 <b>Brad Clontz, R</b> ERA: 3.75 <b>Mike Cather, R</b> ERA: 2.39 <b>Chad Fox, R</b> ERA: 3.29	(1, 1) (6, 1) (7, 1) (7, 1) (8, 1)	5.0 1.0 0.2 0.1 0.2	L 7 2 1 6	22 4 0 0 2	5 2 0 0 1	5 2 0 0 1	7 1 0 0 1	2 0 0 0 2	0 0 0 0 1	0 0 0 0 1	0 0 0 0 1	0 0 0 0 1	0 0 4 3 8	54 23 5 4 23	85 29 5 4 23	9.00 18.00 0.00 0.00 13.50	1.400 4.000 0.000 0.000 6.000										

Atlanta Braves @ New York Mets  
Shea Stadium, Flushing, NY  
Sun Sep 28 1997, 3:33 AM EDT  
Att: 27,176 - Overcast - 70 F

AB 34  
R 8  
H 11  
RBI 8  
BB 4  
SO 12  
LOB 13

