

New York Mets - 1998

Batter	1	2	3	4	5	6	7	8	9	10	11	12	13	14	AB	R	H	RBI	BB	SO	LOB	TOP								
Doug Glanville, R (1, 8)	G6-3		F9			G3		G4-3		SH1-4		G1-3		FC6-4	6	0	0	0	0	0	2									
Gregg Jefferies, S (1, 7) OBP: 0.333, SLG: 0.200	G1-3		F7			G3		G3		F8		G1-3			5	0	1	0	1	0	1									
Ricky Bottalico, L (12, 1)								1B				IBB			0	0	0	0	0	0	0									
Scott Rolen, R (1, 5) OBP: 0.500, SLG: 0.250	P4			P4		1B		1B				F7			4	0	1	0	2	0	2									
Mike Lieberthal, R (1, 2) OBP: 0.167, SLG: 0.167		F7		G3-1		1B		L5		K				F9	6	0	1	0	0	1	4									
Rico Brogna, L (1, 3)		G1-3		L3		G6-3		K				G1-4-3		G4-3	6	0	0	0	0	1	4									
Mark Lewis, R (1, 4) OBP: 0.500, SLG: 0.400							G6-3		G6-3			G4-3		G4-3	5	0	2	0	1	0	0									
Bobby Abreu, L (1, 9) OBP: 0.333, SLG: 0.333						1B		G3-1		P6		K		G4-3	6	0	2	0	0	1	1									
Desi Relaford, S (1, 6) OBP: 0.333, SLG: 0.333			K			FC4-6-5-6		F7				S		K	6	0	2	0	0	2	4									
Curt Schilling, R (1, 1) Jerry Spradlin, S (8, 1) Kevin Seifick, R (10, 99) Billy Brewer, L (10, 1) Mark Leiter, R (10, 1) Alex Arias, R (12, 99) Ruben Amaro Jr, S (12, 7)			G1-3			G3		G4-3		SH1-4		K		FC6-4	3	0	0	0	0	0	2									
															0	0	0	0	0	0	0									
															0	0	0	0	1	0	0									
															0	0	0	0	0	0	0									
															1	0	0	0	0	0	0									
															0	0	0	0	1	1	0									
															0	0	0	0	1	0	0									
Inning Stats	R: 0 E: 0 K: 0 S: 3	H: 0 LOB: 0 BB: 0 P: 3	R: 0 E: 0 K: 1 S: 7	H: 2 LOB: 2 BB: 0 P: 7	R: 0 E: 0 K: 0 S: 3	H: 0 LOB: 0 BB: 0 P: 3	R: 0 E: 0 K: 0 S: 3	H: 0 LOB: 0 BB: 0 P: 3	R: 0 E: 0 K: 0 S: 3	H: 1 LOB: 1 BB: 1 P: 7	R: 0 E: 0 K: 0 S: 4	H: 1 LOB: 2 BB: 1 P: 8	R: 0 E: 0 K: 1 S: 7	H: 1 LOB: 2 BB: 0 P: 7	R: 0 E: 0 K: 1 S: 5	H: 0 LOB: 0 BB: 0 P: 3	R: 0 E: 0 K: 1 S: 5	H: 1 LOB: 1 BB: 0 P: 5	R: 0 E: 0 K: 0 S: 3	H: 0 LOB: 0 BB: 0 P: 3	R: 0 E: 0 K: 1 S: 5	H: 1 LOB: 2 BB: 1 P: 10	R: 0 E: 0 K: 0 S: 3	H: 0 LOB: 0 BB: 0 P: 3	R: 0 E: 0 K: 1 S: 5	H: 0 LOB: 1 BB: 1 P: 9	1B: 9 2B: 1 3B: 0 HR: 0	SF: 0 SAC: 1 DP: 2 HBP: 0	WP: 0 PB: 0 CS: 1	PA: 55
PITCHER	IP	WLS	BF	H	R	ER	SO	BB	IBB	HBP	BLK	WP	HR	S	P	ERA	WHIP													
Bobby Jones, R (1, 1) ERA:	6.0		23	4	0	0	1	2	0	0	0	0	0	23	31	0.00	1.000													
Greg McMichael, R (7, 1) ERA:	1.2		8	3	0	0	0	0	0	0	0	0	0	8	8	0.00	1.800													
Dennis Cook, L (8, 1) ERA:	1.1		4	0	0	0	1	0	0	0	0	0	0	6	6	0.00	0.000													
John Franco, L (10, 1) ERA:	1.0		5	0	0	0	1	1	1	0	0	0	0	5	13	0.00	1.000													
Mel Rojas, R (11, 1) ERA:	2.0		8	2	0	0	2	0	1	0	0	0	0	11	15	0.00	1.000													
PITCHER	IP	WLS	BF	H	R	ER	SO	BB	IBB	HBP	BLK	WP	HR	S	P	ERA	WHIP													
Turk Wendell, R (13, 1) ERA:	2.0	W	7	0	0	0	1	1	0	0	0	0	0	8	12	0.00	0.500													

Philadelphia Phillies @ New York Mets
Shea Stadium, Flushing, NY
Tue Mar 31 1998, 3:33 AM EST
Att. 49,142 - Sunny - 82 F

livebaseballscores.com

AB	48
R	0
H	9
RBI	0
BB	6
SO	6
LOB	21




Batter	1	2	3	4	5	6	7	8	9	10	11	12	13	14	AB R H RBI BB SO LOB
Brian McRae, S (1, 8) OBP: 0.333, SLG: 0.200	F8		F7			K			K			SH1-4 1B		1B FC1-5 BB	5 1 1 0 1 2 1
Edgardo Alfonzo, R (1, 5)	K			K		F8			G6-3			SH1-4		FC1-5 1B 1B	5 0 0 0 0 2 2
Bernard Gilkey, R (1, 7) OBP: 0.333, SLG: 0.200	K			P4					F7			G5-3		1B 1B	5 0 1 0 1 1 1
John Olerud, L (1, 3) OBP: 0.250, SLG: 0.250		L3												P5	4 0 1 0 0 2 1
Luis Lopez, S (10, PR)				K					K						1 0 0 0 1 0 3
Carlos Baerga, S (1, 4)		F8							F8						4 0 0 0 0 0 2
Mel Rojas, R (11, 1)									F8						0 0 0 0 0 0 0
Jim Tatum, R (12, PH)															1 0 0 0 0 1 2
Turk Wendell, L (13, 1)															0 0 0 0 0 0 0
Alberto Castillo, R (14, PH)															1 0 1 1 0 0 0
Butch Huskey, R (1, 9)		G3													5 0 0 0 0 0 2
									G6-3						
Tim Spehr, R (1, 2) OBP: 0.400, SLG: 0.400															5 0 2 0 0 3 0
Rey Ordenez, R (1, 6)															5 0 0 0 0 2 2
Bobby Jones, R (1, 11)															0 0 0 0 0 0 0
Rich Becker, L (8, PH)															1 0 0 0 0 1 0
Greg McMichael, R (7, 11)															0 0 0 0 0 0 0
Dennis Cook, L (8, 11)															1 0 0 0 0 0 0
John Franco, L (10, 11)															0 0 0 0 0 0 0
Matt Franco, L (11, 11) OBP: 0.500, SLG: 0.500															2 0 1 0 0 0 0

Inning Stats	R: 0 E: 0 K: 2 S: 7	H: 0 LOB: 0 BB: 0 P: 7	R: 0 E: 0 K: 0 S: 3	H: 0 LOB: 0 BB: 0 P: 3	R: 0 E: 0 K: 0 S: 4	H: 1 LOB: 1 BB: 0 P: 4	R: 0 E: 0 K: 2 S: 7	H: 0 LOB: 0 BB: 0 P: 7	R: 0 E: 0 K: 2 S: 4	H: 1 LOB: 1 BB: 0 P: 4	R: 0 E: 0 K: 2 S: 7	H: 0 LOB: 0 BB: 0 P: 7	R: 0 E: 0 K: 1 S: 5	H: 0 LOB: 0 BB: 0 P: 5	R: 0 E: 0 K: 2 S: 3	H: 1 LOB: 1 BB: 0 P: 3	R: 0 E: 0 K: 2 S: 7	H: 0 LOB: 0 BB: 0 P: 7	R: 0 E: 0 K: 1 S: 5	H: 0 LOB: 0 BB: 0 P: 5	R: 0 E: 0 K: 1 S: 6	H: 1 LOB: 2 BB: 1 P: 10	R: 0 E: 0 K: 1 S: 5	H: 0 LOB: 0 BB: 0 P: 5	R: 1 E: 0 K: 0 S: 5	H: 3 LOB: 3 BB: 1 P: 9	1B: 7 2B: 0 3B: 0 HR: 0	SF: 0 SAC: 2 DP: 1 HBP: 0	WP: 0 PB: 0 SB: 0 CS: 0	PA: 50	
PITCHER	IP WLS BF H R ER SO BB IBB HBP BLK WP HR S P ERA WHIP																														
Curt Schilling, R (1, 1) ERA:	8.0	27	2	0	0	0	9	1	0	0	0	0	0	0	0	0	0	0	0	0	0	0	0	0	0	0	0	0.00	0.375		
Jerry Spradlin, R (9, 1) ERA:	1.0	3	0	0	0	0	1	0	0	0	0	0	0	0	0	0	0	0	0	0	0	0	0	0	0	0	0	0.00	0.000		
Billy Brewer, L (10, 1) ERA:	0.1	2	1	0	0	0	0	0	0	0	0	0	0	0	0	0	0	0	0	0	0	0	0	0	0	0	0.00	3.000			
Mark Leiter, R (10, 1) ERA:	1.2	4	0	0	0	0	2	0	0	0	0	0	0	0	0	0	0	0	0	0	0	0	0	0	0	0	0.00	0.000			
Ricky Bottalico, R (12, 1) ERA: 3.38	2.2	L 14	4	1	1	2	2	1	1	0	0	0	0	0	0	0	0	0	0	0	0	0	0	0	0	0	3.38	1.875			

Philadelphia Phillies @ New York Mets
 Shea Stadium, Flushing, NY
 Tue Mar 31 1998, 3:33 AM EST
 Att. 49,142 - Sunny - 82 F

livebaseballscorecards.com

AB	45
R	1
H	7
RBI	1
BB	3
SO	14
LOB	16



BOTTOM

Philadelphia Phillies @ New York Mets
Shea Stadium, Flushing, NY
Thu Apr 02 1998, 7:05 PM EST
Att: 13,591 - Cloudy - 54 F

livebaseballscorecards.com

AB 33
R 5
H 6
RBI 5
BB 3
SO 9
LOB 8



WP: 0 PA: 36
PB: 0
SB: 1
CS: 0

AB R H RBI BB SO LOB

3 0 0 0 1 1 0

4 1 1 0 0 0 2

4 0 0 0 0 2 1

3 2 2 2 1 0 0

3 1 1 0 1 1 1

4 1 1 3 0 2 2

3 0 0 0 0 2 1

1 0 0 0 0 0 0

4 0 1 0 0 0 0

2 0 0 0 0 1 1

0 0 0 0 0 0 0

1 0 0 0 0 0 0

0 0 0 0 0 0 0

1 0 0 0 0 0 0

1B: 4 SF: 0
2B: 0 SAC: 0
3B: 0 DP: 0
HR: 2 HBP: 0

Batter	1	2	3	4	5	6	7	8	9
Edgardo Alfonzo, R (1, 5) BFCBX	2-2 P3 ①		1-2 G4-3 ③		4-1 BB 1-2			3-3 K ①	
Carlos Baerga, S (1, 4) OBP: 0.125, SLG: 0.125 BFCX	1-1 F9 ②			0-1 HR 1B	2-0 F7 ③			0-1 G3-1 ②	
Bernard Gilkey, R (1, 7) OBP: 0.200, SLG: 0.111 CBBCSFC	2-3 K ③			1-1 F8 ①		2-0 F9 ①		2-3 K ③	
John Olerud, L (1, 3) OBP: 0.500, SLG: 0.857 BBBCB		4-1 BB		2-1 HR 1-H		1-0 G1-3 ②		1-1 HR 1B 1B	
Butch Huskey, R (1, 9) OBP: 0.222, SLG: 0.125 BBBCX		2-0 F9 ①		1-3 K ②		4-0 S BB		0-0 HR 1B 1-2	
Rich Becker, L (1, 8) OBP: 0.200, SLG: 0.800 BBBCSFC		2-3 K ②		0-0 G6-3 ③		2-3 K2-3 ③		0-0 HR 1-H 2-H	
Tim Spehr, R (1, 2) OBP: 0.250, SLG: 0.250 Matt Franco, L (9, PH) OBP: 0.333, SLG: 0.333 CBBC		0-3 K ③			0-0 B1-3 ①		2-3 K ①	2-2 G3-1 ①	
Rey Ordonez, R (1, 6) OBP: 0.111, SLG: 0.111 X			0-0 L8 ①		0-1 FC1-6 1B		1-0 G4-3 ②	2-1 F9 ②	
Al Leiter, L (1, 1) Turk Wendell, L (7, 1) Dennis Cook, L (7, 1) John Hudek, S (8, 1) Brian McRae, S (9, PH) OBP: 0.286, SLG: 0.167 CBBC			1-3 K ②		0-2 FC1-6 BB 1-2		1-1 L7 ③	1-0 G1-3 ③	

Inning Stats	R: 0	H: 0	E: 0	K: 1	S: 9	LOB: 0	BB: 0	P: 14	R: 0	H: 0	E: 0	K: 2	S: 8	LOB: 1	BB: 1	P: 16	R: 0	H: 0	E: 0	K: 1	S: 7	LOB: 0	BB: 0	P: 9	R: 2	H: 2	E: 0	K: 1	S: 11	LOB: 0	BB: 0	P: 15	R: 0	H: 1	E: 0	K: 0	S: 8	LOB: 2	BB: 1	P: 14	R: 0	H: 0	E: 0	K: 1	S: 5	LOB: 1	BB: 1	P: 14	R: 0	H: 0	E: 0	K: 1	S: 8	LOB: 0	BB: 0	P: 12	R: 0	H: 0	E: 0	K: 2	S: 9	LOB: 0	BB: 0	P: 14	R: 3	H: 3	E: 0	K: 0	S: 10	LOB: 0	BB: 0	P: 16	1B: 4	SF: 0	2B: 0	SAC: 0	3B: 0	DP: 0	HR: 2	HBP: 0	WP: 0	PA: 36
--------------	------	------	------	------	------	--------	-------	-------	------	------	------	------	------	--------	-------	-------	------	------	------	------	------	--------	-------	------	------	------	------	------	-------	--------	-------	-------	------	------	------	------	------	--------	-------	-------	------	------	------	------	------	--------	-------	-------	------	------	------	------	------	--------	-------	-------	------	------	------	------	------	--------	-------	-------	------	------	------	------	-------	--------	-------	-------	-------	-------	-------	--------	-------	-------	-------	--------	-------	--------

PITCHER	IP	WLS	BF	H	R	ER	SO	BB	IBB	HBP	BLK	WP	HR	S	P	ERA	WHIP
Mark Portugal, R (1, 1) ERA: 3.6	5.0		20	3	2	2	5	2	0	0	0	0	1	43	68	3.60	1.000
Darrin Winston, L (6, 1) ERA:	0.2		2	0	0	0	0	0	0	0	0	0	0	2	5	0.00	0.000
Jerry Spradlin, R (6, 1) ERA:	1.1		5	0	0	0	2	1	0	0	0	0	0	11	21	0.00	0.750
Mark Leiter, R (8, 1) ERA: 6.75	1.0		5	2	2	2	2	0	0	0	0	0	0	12	18	18.00	2.000
Ricky Bottalico, R (9, 1) ERA: 4.91	1.0	S	4	1	1	1	0	0	0	0	0	0	1	7	12	9.00	1.000

Batter	1	2	3	4	5	6	7	8	9	AB R H RBI BB SO LOB	TOP																							
Tony Womack, L (1, 4) OBP: 0.214, SLG: 0.286	0-0 F7		0-0 F7		0-3 K		0-0 G5-3			4 0 0 0 0 1 3																								
18 Jason Kendall, R (1, 2) OBP: 0.333, SLG: 0.273	0-0 G6-3			0-0 FC1-4 1B SF9 1B	0-0 F7			0-0 F7		4 1 1 0 0 0 2																								
Al Martin, L (1, 7) OBP: 0.250, SLG: 0.182	0-0 F7			0-0 FC1-4 1B 1-2	0-0 F7			0-0 P5		4 0 1 0 0 0 0																								
Kevin Young, R (1, 3) OBP: 0.333, SLG: 0.273		0-0		0-0 FC1-4 1B FC6-4 1-2f 2-3	0-3 K			0-0 G6-3		4 0 1 0 0 1 2																								
Turner Ward, S (1, 8) OBP: 0.500, SLG: 0.500		4-0		0-0 SF9	0-0	0-0 FC6-4 1B			0-0 G1-3	2 0 1 1 1 0 0																								
Jose Guillen, R (1, 9) OBP: 0.333, SLG: 0.333		0-0		0-0 FC5-4 BB FC6-4 1-2f	0-0 FC6-4	0-0 FC6-4			0-0	4 0 1 0 0 0 3																								
Doug Strange, S (1, 5) OBP: 0.500, SLG: 0.750		0-0		0-0 F7	0-3 K		0-0 FC5-4 1B		0-0	4 0 2 0 0 1 1																								
Lou Collier, R (1, 6) OBP: 0.333, SLG: 0.364			0-0		0-0	0-0 FC1 2B		0-0 FC5-4 FC6-4	0-0	4 0 1 0 0 0 2																								
Marc Wilkins, R (9, 1)									0-0 G6-3	0 0 0 0 0 0 0																								
Esteban Loaiza, R (1, 1)			0-0		0-0	0-0 FC1		0-0 FC6-4		2 0 0 0 0 0 1																								
Mark Smith, R (7, PH)										1 0 0 0 0 0 1																								
Elmer Dessens, R (7, 1)										0 0 0 0 0 0 0																								
Chris Peters, L (9, 1)										0 0 0 0 0 0 0																								
Kevin Polcovich, R (9, 6)										0 0 0 0 0 0 0																								
Inning Stats	R: 0 H: 0 E: 0 K: 0 S: 3	H: 0 LOB: 0 BB: 0 P: 3	R: 0 H: 1 E: 0 K: 0 S: 3	H: 1 LOB: 1 BB: 1 P: 7	R: 0 H: 0 E: 0 K: 0 S: 3	H: 0 LOB: 0 BB: 0 P: 3	R: 1 H: 2 E: 0 K: 0 S: 5	H: 2 LOB: 1 BB: 0 P: 5	R: 0 H: 1 E: 0 K: 2 S: 9	H: 1 LOB: 2 BB: 0 P: 9	R: 0 H: 1 E: 0 K: 0 S: 4	H: 1 LOB: 1 BB: 0 P: 4	R: 0 H: 0 E: 0 K: 0 S: 3	H: 0 LOB: 0 BB: 0 P: 3	R: 0 H: 2 E: 0 K: 0 S: 4	H: 2 LOB: 1 BB: 0 P: 4	1B: 6 SF: 1 2B: 2 SAC: 0 3B: 0 DP: 0 HR: 0 HBP: 0	WP: 0 PA: 35 PB: 0 SB: 0 CS: 0																
PITCHER	IP WLS BF H R ER SO BB IBB HBP BLK WP HR S P ERA WHIP																																	
Rick Reed, R (1, 1) ERA: 1.29	7.0	28	6	1	1	3	1	0	0	0	0	0	0	33	37	1.29	1.000																	
Greg McMichael, R (8, 1) ERA:	2.0	W	7	2	0	0	0	0	0	0	0	0	0	7	7	0.00	1.000																	

Pittsburgh Pirates @ New York Mets
Shea Stadium, Flushing, NY
Fri Apr 03 1998, 7:05 PM EST
Att. 15,245 - Unknown - 59 F

livebaseballscorecards.com

AB	33
R	1
H	8
RBI	1
BB	1
SO	3
LOB	15



BOTTOM

Pittsburgh Pirates @ New York Mets
 Shea Stadium, Flushing, NY
 Fri Apr 03 1998, 7:05 PM EST
 Att. 15,245 - Unknown - 59 F

livebaseballscorecards.com

AB	31
R	2
H	5
RBI	1
BB	4
SO	3
LOB	15



WP: 1	PA: 35
PB: 0	
SB: 2	
CS: 0	

AB R H RBI BB SO LOB

4	0	1	0	0	0	0
4	0	0	0	0	0	1
3	0	0	0	1	1	1
3	0	0	0	1	0	2
0	0	0	0	0	0	0
4	1	1	0	0	0	1
2	1	1	0	2	1	1
4	0	1	1	0	0	4
4	0	1	0	0	0	2
2	0	0	0	0	1	1
1	0	0	0	0	0	2
0	0	0	0	0	0	0

Batter	1	2	3	4	5	6	7	8	9
Edgardo Alfonzo, R OBP: 0.154, SLG: 0.083 (1, 5)	0-0 F9		0-0 L3			0-0 FC4-6 1B		0-0 L4	
Rich Becker, L OBP: 0.111, SLG: 0.444 (1, 9)	0-0 G1-3			0-0 G3-1		0-0 FC4-6 1-2f		0-0 G3	
Bernard Gilkey, R OBP: 0.214, SLG: 0.083 (1, 7)	0-0 G3-1			4-0 G6-4-3 BB		0-0 F7		0-3 K	
John Olerud, L OBP: 0.417, SLG: 0.600 Luis Lopez, S (9, PR)		0-0 G6-3		0-0 G6-4-3 1-2f		0-0 F9		4-0 FC4-6 BB	
Carlos Baerga, S OBP: 0.167, SLG: 0.167 (1, 4)		0-0 G5-3			0-0 F8		0-0 1B 1B	0-0 FC4-6 WP BB E 1-2f	
Brian McRae, S OBP: 0.455, SLG: 0.500 (1, 8)		4-0 S BB			0-0 2B 3B		0-3 K	4-0 WP BB	
Tim Spehr, R OBP: 0.250, SLG: 0.333 (1, 2)		0-0 G6-3 1-3			0-0 2B		0-0 F7	0-0 P4	
Rey Ordonez, R OBP: 0.154, SLG: 0.154 (1, 6)			0-0 G3-1		0-0 P2		0-0 FC6 1-2 1B	0-0 E6 1-2 2-H	
Rick Reed, R Matt Franco, L OBP: 0.250, SLG: 0.250 Greg McMichael, R (8, 1)			0-3 K2-3		0-0 G5-3		0-0 FC6 1-2f		

Inning Stats	R: 0	H: 0	E: 0	K: 0	S: 3	R: 0	H: 0	E: 0	K: 0	S: 3	R: 0	H: 0	E: 0	K: 1	S: 5	R: 0	H: 0	E: 0	K: 0	S: 2	R: 1	H: 2	E: 0	K: 0	S: 5	R: 0	H: 1	E: 0	K: 0	S: 4	R: 0	H: 2	E: 0	K: 1	S: 7	R: 0	H: 0	E: 0	K: 1	S: 5	R: 1	H: 0	E: 1	K: 0	S: 3	1B: 3	2B: 1	3B: 1	HR: 0	SF: 0	SAC: 0	DP: 1	HBP: 0	WP: 1	PA: 35
--------------	------	------	------	------	------	------	------	------	------	------	------	------	------	------	------	------	------	------	------	------	------	------	------	------	------	------	------	------	------	------	------	------	------	------	------	------	------	------	------	------	------	------	------	------	------	-------	-------	-------	-------	-------	--------	-------	--------	-------	--------

PITCHER	IP	WLS	BF	H	R	ER	SO	BB	IBB	HBP	BLK	WP	HR	S	P	ERA	WHIP
Esteban Loaiza, R ERA: 1.5 (1, 1)	6.0		22	3	1	1	1	2	0	0	0	0	0	22	30	1.50	0.833
Elmer Dessens, R ERA: (7, 1)	2.0		8	2	0	0	2	0	0	0	0	0	0	12	12	0.00	1.000
Chris Peters, L ERA: (9, 1)	0.1	L	2	0	1	0	0	1	0	0	0	0	0	1	5	0.00	3.000
Marc Wilkins, R ERA: (9, 1)	0.1		3	0	0	0	0	1	0	0	0	1	0	2	6	0.00	3.000

Batter	1	2	3	4	5	6	7	8	9	10	11	12	13	AB	R	H	RBI	BB	SO	LOB
Tony Womack, L OBP: 0.190, SLG: 0.238 (1, 4)	G4-3	G1-3		F8		18 1B		G1-3			G6-3		G5-3	7	0	1	1	0	0	2
18 Jason Kendall, R OBP: 0.389, SLG: 0.313 (1, 2)	HBP 1B HBP	1B 1B		G5-3		G6-3		F9			P6			5	1	2	0	0	0	0
Al Martin, L OBP: 0.294, SLG: 0.250 (1, 7)														5	0	2	1	0	1	3
Rich Loiselle, R (9, 1)														0	0	0	0	0	0	0
Mark Smith, R (11, PH)														1	0	0	0	0	0	0
Chris Peters, L (11, 1)														0	0	0	0	0	0	0
Kevin Young, R OBP: 0.389, SLG: 0.267 (1, 3)	1B HBP	L7												4	0	1	0	1	1	2
Jermaine Allensworth, R OBP: 0.306, SLG: 0.182 (1, 8)	1B			P4										5	1	1	1	0	1	2
Jose Guillen, R OBP: 0.333, SLG: 0.389 (1, 9)	K													6	0	2	1	0	2	3
Freddy Garcia, R OBP: 0.286, SLG: 0.500 (1, 5)				P6										6	2	2	0	0	2	2
Kevin Polcovich, R OBP: 0.250, SLG: 0.500 (1, 6)														4	1	1	1	0	1	2
Javier Martinez, R (7, 1)														0	0	0	0	0	0	0
Jason Christiansen, R (8, 1)														0	0	0	0	0	0	0
Turner Ward, S OBP: 0.500, SLG: 0.500 (9, 7)														2	0	1	0	0	1	0
Jon Lieber, L OBP: 0.667, SLG: 0.500 (1, 1)														2	1	1	0	1	1	0
Jeff Tabaka, R (6, 1)														0	0	0	0	0	0	0
Lou Collier, R OBP: 0.267, SLG: 0.286 (7, 6)														3	0	0	0	0	1	1

Inning Stats	R: 1	H: 2	R: 2	H: 3	R: 0	H: 1	R: 0	H: 0	R: 0	H: 1	R: 2	H: 5	R: 1	H: 1	R: 0	H: 0	R: 0	H: 0	R: 0	H: 0	R: 0	H: 0	R: 0	H: 0	R: 0	H: 1	1B: 10	SF: 0	WP: 2	PA: 55
	E: 0	LOB: 2	E: 0	LOB: 2	E: 0	LOB: 1	E: 0	LOB: 0	E: 0	LOB: 1	E: 0	LOB: 2	E: 0	LOB: 1	E: 0	LOB: 0	E: 0	LOB: 0	E: 0	LOB: 0	E: 0	LOB: 0	E: 0	LOB: 0	E: 0	LOB: 1	2B: 4 <td>SAC: 0 <td>PB: 0 </td></td>	SAC: 0 <td>PB: 0 </td>	PB: 0	
	K: 1	BB: 0	K: 1	BB: 1	K: 0	BB: 0	K: 1	BB: 0	K: 0	BB: 0	K: 2	BB: 0	K: 2	BB: 0	K: 1	BB: 0	K: 3	BB: 0	K: 0	BB: 0	K: 1	BB: 0	K: 0	BB: 0	K: 1	BB: 0	3B: 1 <td>DP: 2 <td>SB: 1</td> </td>	DP: 2 <td>SB: 1</td>	SB: 1	
	S: 11	P: 17	S: 18	P: 35	S: 10	P: 14	S: 9	P: 13	S: 7	P: 13	S: 14	P: 21	S: 18	P: 26	S: 6	P: 11	S: 10	P: 15	S: 9	P: 14	S: 7	P: 13	S: 11	P: 15	S: 9	P: 12	HR: 0 <td>HBP: 3 <td>CS: 1</td> </td>	HBP: 3 <td>CS: 1</td>	CS: 1	

PITCHER	IP	WLS	BF	H	R	ER	SO	BB	IBB	HBP	BLK	WP	HR	S	P	ERA	WHIP
Dave Mlicki, R ERA: 8.44 (1, 1)	5.1		27	10	5	5	4	1	0	0	0	0	0	64	107	8.44	2.062
Dennis Cook, L ERA: (6, 1)	1.0		4	2	0	0	1	0	0	0	0	0	0	10	13	0.00	2.000
John Hudek, R ERA: 6.75 (7, 1)	0.2		4	1	1	1	1	0	0	1	0	0	0	13	19	13.50	1.500
Brian Bohanon, L ERA: (8, 1)	1.0		3	0	0	0	0	0	0	0	0	0	0	6	11	0.00	0.000
Mel Rojas, R ERA: (9, 1)	1.0		4	0	0	0	1	1	0	0	0	0	0	10	15	0.00	1.000
PITCHER	IP	WLS	BF	H	R	ER	SO	BB	IBB	HBP	BLK	WP	HR	S	P	ERA	WHIP
John Franco, L ERA: (10, 1)	2.0		6	0	0	0	3	0	0	0	0	0	0	16	27	0.00	0.000
Turk Wendell, R ERA: 3.86 (12, 1)	2.0	W	7	1	0	0	1	0	0	0	0	0	0	20	27	0.00	0.500

TOP

Pittsburgh Pirates @ New York Mets
Shea Stadium, Flushing, NY
Sat Apr. 04 1998, 3:33 AM EST
Att: 17,633 - Cloudy - 47 F

livebaseballscorecards.com


AB	50
R	6
H	14
RBI	5
BB	2
SO	11
LOB	17



Batter	1	2	3	4	5	6	7	8	9	10	11	12	13	AB R H RBI BB SO LOB													
Brian McRae, S OBP: 0.333, SLG: 0.333 (1, 8)	F8		L7		E6 1B		K		BB 2B 1B	L3		K		7 1 1 0 0 2 3													
Edgardo Alfonzo, R OBP: 0.250, SLG: 0.167 (1, 5)	P3		F8		1B			G4-3	2B G6-3 BB	K			1B 1B	6 2 2 0 1 1 1													
John Olerud, L OBP: 0.474, SLG: 0.625 (1, 3)	BB			HR 1B	F7			K	G6-3 2B		K		1B 1B	6 1 3 2 1 2 2													
Butch Huskey, R OBP: 0.313, SLG: 0.083 (1, 9)	G5-3			F9		K		BB 1B	G6-3		FC4-6 BB		1B IBB	4 1 0 1 3 1 3													
Rich Becker, L OBP: 0.375, SLG: 0.714 (1, 7)		G6-3		HR		G6-4-3 BB		BB E 1B	FC5 IBB		FC4-6		1B	5 1 3 3 2 0 1													
Carlos Baerga, S OBP: 0.167, SLG: 0.167 (1, 4)		FC6-4 1B		L9		G6-4-3		E4 BB	L4		G5-3			6 0 1 0 0 0 6													
Alberto Castillo, R OBP: 0.250, SLG: 0.250 (8, PH) Bernard Gilkey, R OBP: 0.267, SLG: 0.083 (9, PH) Mel Rojas, R OBP: 0.400, SLG: 0.250 (10, PH) John Franco, L OBP: 0.333, SLG: 0.333 (12, PH)		FC6-4 CS		G1-3		G3		BB	IBB				B1-3	3 0 0 0 0 0 1 0 0 0 0 1 1 0 0 0 0 0 0 0 0 0 0 0 0 0 0 1 0 0 0 1 0 0 0 0 0 0 0													
Rey Ordonez, R OBP: 0.211, SLG: 0.211 (1, 6)		CS		K		G4-3 1B		G5-3	FC5		G6-3			6 0 2 0 0 1 6													
Dave Mlicki, R OBP: 0.500, SLG: 0.500 (6, PH) Dennis Cook, L OBP: 0.250, SLG: 0.250 (7, PH) John Hudek, S OBP: 0.250, SLG: 0.250 (7, PH) Jim Tatum, R OBP: 0.250, SLG: 0.250 (7, PH) Luis Lopez, S OBP: 0.250, SLG: 0.250 (8, PH) Brian Bohanon, L OBP: 0.333, SLG: 0.333 (9, PH) Tim Spehr, R OBP: 0.333, SLG: 0.333 (9, PH)		1B		G5-3		G4-3			BB 1B BB		K		1B	2 0 1 0 1 0 0 0 0 0 0 1 0 1 0 0 0 0 0 0 2 1 1 0 0 0 1 0													
Inning Stats	R: 0 E: 0 K: 0 S: 13	H: 0 LOB: 1 BB: 1 P: 21	R: 0 E: 0 K: 0 S: 7	H: 1 LOB: 0 BB: 0 P: 11	R: 0 E: 0 K: 0 S: 9	H: 2 LOB: 1 BB: 0 P: 14	R: 2 E: 0 K: 0 S: 7	H: 2 LOB: 0 BB: 0 P: 10	R: 0 E: 1 K: 1 S: 19	H: 1 LOB: 2 BB: 0 P: 29	R: 0 E: 0 K: 1 S: 5	H: 1 LOB: 1 BB: 0 P: 11	R: 1 E: 1 K: 1 S: 12	H: 1 LOB: 3 BB: 2 P: 26	R: 3 E: 0 K: 0 S: 12	H: 2 LOB: 3 BB: 4 P: 32	R: 0 E: 0 K: 2 S: 10	H: 0 LOB: 0 BB: 0 P: 14	R: 0 E: 0 K: 1 S: 8	H: 0 LOB: 1 BB: 1 P: 16	R: 0 E: 0 K: 1 S: 12	H: 1 LOB: 1 BB: 0 P: 17	R: 1 E: 0 K: 0 S: 10	H: 3 LOB: 3 BB: 1 P: 21	1B: 12 2B: 1 3B: 0 HR: 1	SF: 0 SAC: 0 DP: 1 HBP: 0	WP: 0 PA: 60 PB: 0 SB: 0 CS: 2

Pittsburgh Pirates @ New York Mets
 Shea Stadium, Flushing, NY
 Sat Apr 04 1998, 3:33 AM EST
 Att. 17,633 - Cloudy - 47 F

AB	49
R	7
H	14
RBI	7
BB	10
SO	8
LOB	24



PITCHER	IP	WLS	BF	H	R	ER	SO	BB	IBB	HBP	BLK	WP	HR	S	P	ERA	WHIP
Jon Lieber, R ERA: 3.38 (1, 1)	5.1		22	6	2	2	2	1	0	0	0	0	1	58	90	3.38	1.312
Jeff Tabaka, L ERA: (6, 1)	1.0		4	1	0	0	0	1	0	0	0	0	0	5	11	0.00	2.000
Javier Martinez, R ERA: (7, 1)	1.1		5	0	1	0	2	1	0	0	0	0	0	15	24	0.00	0.750
Jason Christiansen, L ERA: (8, 1)	0.1		4	1	0	0	0	1	0	0	0	0	0	7	16	0.00	6.000
Rich Loiselle, R ERA: 6.75 (9, 1)	2.0		12	2	3	3	2	2	2	0	0	0	0	22	46	13.50	2.000
Chris Peters, L ERA: 3.86 (11, 1)	2.0		12	4	1	1	2	1	1	0	0	0	0	30	54	4.50	2.500

Batter	1	2	3	4	5	6	7	8	9	AB R H RBI BB SO LOB	TOP									
Tony Womack, L (1, 4) OBP: 0.160, SLG: 0.200	0-0 F9			0-3 K		0-3 K		0-0 F8		4 0 0 0 0 2 0										
18 Jason Kendall, R (1, 2) OBP: 0.364, SLG: 0.300	0-0 F7			0-0 F7		0-0 G4-3		0-0 FC5-4 1B		4 0 1 0 0 0 0										
Al Martin, L (1, 7) OBP: 0.238, SLG: 0.200	0-0 F8			0-3 K		0-3 K		0-0 FC5-4 1B		4 0 0 0 0 2 1										
Kevin Young, R (1, 3) OBP: 0.381, SLG: 0.333		0-0 P4			0-0	0-1 CI FC3-6 1B		0-0 F7		3 0 1 0 0 0 1										
Jermaine Allensworth, R (1, 8) OBP: 0.412, SLG: 0.286		0-0 F7			4-0 BB BB BB	0-0 FC3-6 1B		0-0		3 0 2 0 1 0 0										
Jose Guillen, R (1, 9) OBP: 0.273, SLG: 0.318		0-0 G1-3			0-3 K	0-0 FC3-6 1B		0-0 G1-3		4 0 0 0 0 1 6										
Freddy Garcia, R (1, 5) OBP: 0.235, SLG: 0.412			0-0 F8		0-0 F7	0-3 K				3 0 0 0 0 1 4										
Jeff Tabaka, R (7, 1)										0 0 0 0 0 0 0										
Lou Collier, R (1, 6) OBP: 0.278, SLG: 0.294			0-0 G6-4-3 1B		0-0 F8			0-0 G3-1		3 0 1 0 0 0 2										
Jose Silva, R (1, 1)			0-0 G6-4-3		0-3 K			0-0 F8		2 0 0 0 0 1 1										
Doug Strange, S (7, 5) OBP: 0.400, SLG: 0.600										1 0 0 0 0 0 0										
Inning Stats	R: 0 E: 0 K: 0 S: 3	H: 0 LOB: 0 BB: 0 P: 3	R: 0 E: 0 K: 0 S: 3	H: 0 LOB: 0 BB: 0 P: 3	R: 0 E: 0 K: 2 S: 7	H: 1 LOB: 0 BB: 0 P: 7	R: 0 E: 0 K: 1 S: 6	H: 1 LOB: 2 BB: 1 P: 10	R: 0 E: 0 K: 2 S: 7	H: 0 LOB: 0 BB: 0 P: 7	R: 0 E: 1 K: 2 S: 9	H: 1 LOB: 2 BB: 0 P: 9	R: 0 E: 0 K: 0 S: 3	H: 0 LOB: 0 BB: 0 P: 3	R: 0 E: 0 K: 0 S: 5	H: 2 LOB: 2 BB: 0 P: 5	1B: 4 2B: 1 3B: 0 HR: 0	SF: 0 SAC: 0 DP: 1 HBP: 0	WP: 0 PB: 0 SB: 0 CS: 0	PA: 33
PITCHER	IP WLS BF H R ER SO BB IBB HBP BLK WP HR S P ERA WHIP																			
Masato Yoshii, R (1, 1) ERA:	7.0 W 25 3 0 0 7 1 0 0 0 0 0 0 38 42 0.00 0.571																			
Greg McMichael, R (8, 1) ERA:	1.0 3 0 0 0 0 0 0 0 0 0 0 0 3 3 0.00 0.000																			
Mel Rojas, R (9, 1) ERA:	1.0 5 2 0 0 0 0 0 0 0 0 0 0 5 5 0.00 2.000																			

Pittsburgh Pirates @ New York Mets
Shea Stadium, Flushing, NY
Sun Apr 05 1998, 3:33 AM EDT
Att. 18,205 - Cloudy - 47 F

livebaseballscorecards.com

AB	31
R	0
H	5
RBI	0
BB	1
SO	7
LOB	15



Batter	1	2	3	4	5	6	7	8	9	AB	R	H	RBI	BB	SO	LOB	BOTTOM
--------	---	---	---	---	---	---	---	---	---	----	---	---	-----	----	----	-----	--------

Edgardo Alfonzo, R <small>(1, 5) OBP: 0.320, SLG: 0.391</small>										5	2	3	2	0	1	1	
---	--	--	--	--	--	--	--	--	--	---	---	---	---	---	---	---	--

Luis Lopez, S <small>(1, 4) OBP: 0.500, SLG: 0.429</small>										5	1	3	0	0	0	0	
--	--	--	--	--	--	--	--	--	--	---	---	---	---	---	---	---	--

Bernard Gilkey, R <small>(1, 7) OBP: 0.368, SLG: 0.200</small>										3	1	2	0	1	0	0	
--	--	--	--	--	--	--	--	--	--	---	---	---	---	---	---	---	--

John Olerud, L <small>(1, 3) OBP: 0.435, SLG: 0.550</small>										4	0	1	0	0	0	6	
---	--	--	--	--	--	--	--	--	--	---	---	---	---	---	---	---	--

Butch Huskey, R <small>(1, 9) OBP: 0.400, SLG: 0.143</small>										2	1	1	1	2	0	2	
--	--	--	--	--	--	--	--	--	--	---	---	---	---	---	---	---	--

Rich Becker, L <small>(1, 8) OBP: 0.421, SLG: 0.688</small> Jim Tatum, R <small>(7, PH)</small> Greg McMichael, R <small>(8, 1)</small> Mel Rojas, R <small>(9, 1)</small>										2	1	1	0	1	1	1	
---	--	--	--	--	--	--	--	--	--	---	---	---	---	---	---	---	--

Alberto Castillo, R <small>(1, 2) OBP: 0.143, SLG: 0.143</small>										3	0	0	0	0	1	2	
--	--	--	--	--	--	--	--	--	--	---	---	---	---	---	---	---	--

Rey Ordonez, R <small>(1, 6) OBP: 0.217, SLG: 0.217</small>										4	0	1	1	0	0	1	
---	--	--	--	--	--	--	--	--	--	---	---	---	---	---	---	---	--

Masato Yoshii, R <small>(1, 1)</small> Brian McRae, S <small>(8, 8) OBP: 0.368, SLG: 0.438</small>										2	0	0	0	0	0	0	
---	--	--	--	--	--	--	--	--	--	---	---	---	---	---	---	---	--

Inning Stats	R: 3	H: 4	E: 1	LOB: 1	K: 1	S: 9	R: 0	H: 0	E: 0	LOB: 0	K: 1	S: 5	R: 0	H: 2	E: 0	LOB: 1	K: 0	S: 4	R: 0	H: 0	E: 0	LOB: 0	K: 0	S: 4	R: 0	H: 2	E: 0	LOB: 2	K: 0	S: 5	R: 2	H: 2	E: 0	LOB: 1	K: 0	S: 5	R: 0	H: 1	E: 0	LOB: 2	K: 0	S: 4	R: 2	H: 2	E: 0	LOB: 0	K: 0	S: 5	1B: 11	SF: 0	2B: 1	SAC: 2	3B: 0	DP: 3	HR: 1	HBP: 0	WP: 0	PA: 38
--------------	------	------	------	--------	------	------	------	------	------	--------	------	------	------	------	------	--------	------	------	------	------	------	--------	------	------	------	------	------	--------	------	------	------	------	------	--------	------	------	------	------	------	--------	------	------	------	------	------	--------	------	------	--------	-------	-------	--------	-------	-------	-------	--------	-------	--------

PITCHER	IP	WLS	BF	H	R	ER	SO	BB	IBB	HBP	BLK	WP	HR	S	P	ERA	WHIP	PITCHER	IP	WLS	BF	H	R	ER	SO	BB	IBB	HBP	BLK	WP	HR	S	P	ERA	WHIP																	
Jose Silva, R <small>(1, 1) ERA: 6.0</small>	6.0	L	28	10	5	4	3	3	0	0	0	0	0	31	43	6.00	2.167																																			
Jeff Tabaka, L <small>(7, 1) ERA: 6.0</small>	2.0		10	3	2	2	0	1	0	0	0	0	0	9	13	9.00	2.000																																			

Pittsburgh Pirates @ New York Mets
 Shea Stadium, Flushing, NY
 Sun Apr 05 1998, 3:33 AM EDT
 Att: 18,205 - Cloudy - 47 F

livebaseballscores.com

AB	32
R	7
H	13
RBI	4
BB	4
SO	3
LOB	15



Batter	1	2	3	4	5	6	7	8	9	AB R H RBI BB SO LOB	TOP
Tony Womack, L (1, 4) OBP: 0.200, SLG: 0.233	0-0 F8	0-0 G4-3		0-0 1B			0-3 K		0-0 G4-3	5 0 2 1 0 1 0	
Lou Collier, R (1, 6) OBP: 0.304, SLG: 0.381	1-0 1B HBP		0-0 3B	0-0 F8			0-3 K		0-0 G4-3	4 1 1 0 0 1 2	
Al Martin, L (1, 7) OBP: 0.231, SLG: 0.200	0-0 1B		0-0 FC1-5-2-5 BB	0-3 K			0-3 K		0-0 G6-3	5 1 1 0 0 2 3	
Kevin Young, R (1, 3) OBP: 0.360, SLG: 0.318	0-0 1B		0-3 K				0-0 F9		0-0 G3	4 0 1 0 0 1 1	
Turner Ward, S (1, 8) OBP: 0.583, SLG: 0.556	0-0 1B		4-0 BB				0-0 F8		0-0 1B	3 0 2 2 1 0 0	
Jose Guillen, R (1, 9) OBP: 0.308, SLG: 0.292	4-0 BB		4-0 BB				0-0 P4		0-0 E6	2 0 0 0 2 0 1	
Doug Strange, S (1, 5) OBP: 0.222, SLG: 0.333 Marc Wilkins, R (8, 1) Jason Christiansen, R (9, 1) Rich Loiselle, R (9, 1)	0-0 P4		0-0 P6				0-0 G4-3		0-0 G5-4-3	4 0 0 0 0 0 7 0	AB 33 R 4 H 8 RBI 4 BB 5 SO 6 LOB 16
Keith Osik, R (1, 2)		0-0 G1-3		4-0 67 G3 1B 67 BLK BB			4-0 67 CS BB		0-0 F9	2 1 0 0 2 0 0	
67 Francisco Cordova, R (1, 1) Freddy Garcia, R (8, 5) OBP: 0.278, SLG: 0.611		0-3 K		0-0 G3			0-0 G4-3		0-0 HR	3 0 0 0 0 1 2 1 1 1 1 0 0 0	
Inning Stats	R: 2 H: 3 E: 0 LOB: 2 K: 0 BB: 1 S: 5 P: 10	R: 0 H: 0 E: 0 LOB: 0 K: 1 BB: 0 S: 5 P: 5	R: 0 H: 1 E: 0 LOB: 3 K: 1 BB: 2 S: 6 P: 14	R: 1 H: 1 E: 0 LOB: 1 K: 1 BB: 1 S: 6 P: 10	R: 0 H: 0 E: 0 LOB: 0 K: 0 BB: 0 S: 3 P: 3	R: 0 H: 0 E: 0 LOB: 0 K: 0 BB: 1 S: 2 P: 6	R: 0 H: 0 E: 0 LOB: 0 K: 3 BB: 0 S: 9 P: 9	R: 0 H: 1 E: 1 LOB: 1 K: 0 BB: 0 S: 4 P: 4	R: 1 H: 2 E: 0 LOB: 1 K: 0 BB: 0 S: 5 P: 5	1B: 6 SF: 0 2B: 0 SAC: 0 3B: 1 DP: 1 HR: 1 HBP: 1	WP: 1 PA: 39 PB: 0 SB: 1 CS: 1
PITCHER	IP WLS BF H R ER SO BB IBB HBP BLK WP HR S P ERA WHIP										
Bobby Jones, R (1, 1) ERA: 2.25	6.0 L 27 5 3 3 3 5 0 1 1 1 0 27 48 4.50 1.667										
Brian Bohanon, L (7, 1) ERA:	2.0 7 1 0 0 3 0 0 0 0 0 0 0 13 13 0.00 0.500										
John Hudek, R (9, 1) ERA: 8.1	0.2 4 2 1 1 0 0 0 0 0 0 0 1 4 4 13.50 3.000										
Dennis Cook, L (9, 1) ERA:	0.1 1 0 0 0 0 0 0 0 0 0 0 0 1 1 0.00 0.000										

Pittsburgh Pirates @ New York Mets
 Shea Stadium, Flushing, NY
 Mon Apr 06 1998, 3:33 AM EDT
 Att. 13,528 - Cloudy - 57 F

livebaseballscorecards.com



Batter	1	2	3	4	5	6	7	8	9	AB	R	H	RBI	BB	SO	LOB
Edgardo Alfonzo, R (1, 5) OBP: 0.276, SLG: 0.333	0-0 G4-3		0-0 P4		0-0 F8			0-3 K		4	0	0	0	0	1	1
Brian McRae, S (1, 8) OBP: 0.435, SLG: 0.550 John Hudek, S (9, 1) Dennis Cook, L (9, 1)	0-3 K			0-0 2B G4-3 1B		0-0 G6-3 2B		0-0 PO 1B		4	1	3	0	0	1	0
Bernard Gilkey, R (1, 7) OBP: 0.435, SLG: 0.421	0-0 2B			0-0 G4-3 2B		0-0 G6-3		0-0 PO 1B	0-0 1B	4	1	3	0	0	0	1
John Olerud, L (1, 3) OBP: 0.407, SLG: 0.478	0-3 K			0-0 G4-3		4-0 G6-4-3 IBB			0-0 F8	3	0	0	1	1	1	3
Butch Huskey, R (1, 9) OBP: 0.333, SLG: 0.111		0-3 K		0-0 G4-3		0-0 G6-4-3			0-3 K	4	0	0	1	0	2	3
Carlos Baerga, S (1, 4) OBP: 0.182, SLG: 0.182 Rey Ordóñez, R (9, PR) OBP: 0.217, SLG: 0.217		0-0 P6		0-3 K			0-3 K		0-0 1B	4	0	1	0	0	2	0
Tim Spehr, R (1, 2) OBP: 0.313, SLG: 0.333 Jim Tatum, R (4, 2) Matt Franco, L (9, PH) OBP: 0.333, SLG: 0.200		0-3 K			0-0 SH2-4 1B		0-0 F8		0-3 K	1	0	0	0	0	1	0
Luis Lopez, S (1, 6) ERA: 0.364, SLG: 0.300			0-3 K		0-3 K		0-0 G3			3	0	0	0	0	2	1
Bobby Jones, R (1, 1) Brian Bohanon, L (7, 1) Rich Becker, L (8, PH) OBP: 0.400, SLG: 0.647			0-0 G1-3		0-0 SH2-4			0-3 K		1	0	0	0	0	0	0
					1-2					0	0	0	0	0	0	0
										1	0	0	0	0	1	0

Inning Stats	R: 0	H: 1	E: 0	K: 2	S: 8	LOB: 1	BB: 0	P: 8	R: 0	H: 0	E: 0	K: 2	S: 7	LOB: 0	BB: 0	P: 7	R: 0	H: 0	E: 0	K: 1	S: 5	LOB: 0	BB: 0	P: 5	R: 2	H: 2	E: 0	K: 1	S: 7	LOB: 0	BB: 0	P: 7	R: 0	H: 1	E: 0	K: 1	S: 6	LOB: 1	BB: 0	P: 6	R: 0	H: 1	E: 0	K: 0	S: 3	LOB: 1	BB: 1	P: 7	R: 0	H: 0	E: 0	K: 1	S: 5	LOB: 0	BB: 0	P: 5	R: 0	H: 1	E: 0	K: 2	S: 7	LOB: 0	BB: 0	P: 7	R: 0	H: 2	E: 0	K: 2	S: 9	LOB: 2	BB: 0	P: 9
--------------	------	------	------	------	------	--------	-------	------	------	------	------	------	------	--------	-------	------	------	------	------	------	------	--------	-------	------	------	------	------	------	------	--------	-------	------	------	------	------	------	------	--------	-------	------	------	------	------	------	------	--------	-------	------	------	------	------	------	------	--------	-------	------	------	------	------	------	------	--------	-------	------	------	------	------	------	------	--------	-------	------

PITCHER	IP	WLS	BF	H	R	ER	SO	BB	IBB	HBP	BLK	WP	HR	S	P	ERA	WHIP
67 Francisco Cordova, R (1, 1) ERA: 1.29	7.0	W	26	5	2	2	8	0	0	0	0	0	0	41	45	2.57	0.714
Marc Wilkins, R (8, 1) ERA:	1.0		4	2	0	0	2	0	0	0	0	0	0	8	8	0.00	2.000
Jason Christiansen, L (9, 1) ERA:	0.1		1	0	0	0	0	0	0	0	0	0	0	1	1	0.00	0.000
Rich Loiselle, R (9, 1) ERA: 5.79	0.2	S	3	1	0	0	2	0	0	0	0	0	0	7	7	0.00	1.500


BOTTOM

Pittsburgh Pirates @ New York Mets
Shea Stadium, Flushing, NY

Mon Apr 06 1998, 3:33 AM EDT
Att. 13,528 - Cloudy - 57 F

AB	R	H	RBI	BB	SO	LOB
32	2	8	2	1	12	11

WP: 0 PA: 35
PB: 0
SB: 0
CS: 0



PITCHER	IP	WLS	BF	H	R	ER	SO	BB	IBB	HBP	BLK	WP	HR	S	P	ERA	WHIP
67 Francisco Cordova, R (1, 1) ERA: 1.29	7.0	W	26	5	2	2	8	0	0	0	0	0	0	41	45	2.57	0.714
Marc Wilkins, R (8, 1) ERA:	1.0		4	2	0	0	2	0	0	0	0	0	0	8	8	0.00	2.000
Jason Christiansen, L (9, 1) ERA:	0.1		1	0	0	0	0	0	0	0	0	0	0	1	1	0.00	0.000
Rich Loiselle, R (9, 1) ERA: 5.79	0.2	S	3	1	0	0	2	0	0	0	0	0	0	7	7	0.00	1.500

Batter	1	2	3	4	5	6	7	8	9	AB	R	H	RBI	BB	SO	LOB	TOP											
Edgardo Alfonzo, R OBP: 0.273, SLG: 0.300 (1, 5)	2-2 F8		2-2 L8	3-1 G5-3			4-0 G4-6-3 BB			3	0	0	0	1	0	1												
Carlos Baerga, S OBP: 0.192, SLG: 0.192 (1, 4)	0-3 K		2-1 1B		0-1 G4-3		0-1 L9			4	0	1	0	0	1	1												
Bernard Gilkey, R OBP: 0.444, SLG: 0.435 (1, 7)	0-1 1B		0-0 1B		2-1 P4		1-2 G4-6-3 1-2f			4	0	2	0	0	0	1												
John Olerud, L OBP: 0.387, SLG: 0.481 (1, 3)	0-1 G3		1-3 K		0-2 2B			1-2 F8		4	0	1	0	0	1	3												
Butch Huskey, R OBP: 0.321, SLG: 0.273 (1, 9)		0-0 HR		2-1 F8	1-2 G1-3			1-2 F8		4	1	1	1	0	0	1												
Brian McRae, S OBP: 0.370, SLG: 0.458 (1, 8)		1-0 G4-3		0-2 L8		2-0 F9		1-0 G3		4	0	0	0	0	0	0												
Alberto Castillo, R OBP: 0.182, SLG: 0.100 (1, 2)		0-0 B5-3		4-1 1B		0-2 P3			3-2 G1-3	3	1	0	0	1	0	0												
Rey Ordonez, R OBP: 0.259, SLG: 0.296 (1, 6)		2-0 G6-3		1-2 2B		0-2 2B			2-3 K	4	1	2	0	0	1	0												
Al Leiter, L OBP: 0.200, SLG: 0.400 Greg McMichael, R Dennis Cook, L Rich Becker, L John Franco, L	0-3 K		0-3 K	1-1 2B		3-3 K			2-3 K	3	0	1	2	0	2	1												
										0	0	0	0	0	0	0												
										0	0	0	0	0	0	0												
										1	0	0	0	0	1	0												
										0	0	0	0	0	0	0												
Inning Stats	R: 0 E: 0 K: 1 S: 10	H: 1 LOB: 1 BB: 0 P: 12	R: 1 E: 0 K: 0 S: 4	H: 1 LOB: 0 BB: 0 P: 7	R: 0 E: 0 K: 2 S: 12	H: 2 LOB: 2 BB: 0 P: 17	R: 2 E: 0 K: 0 S: 14	H: 2 LOB: 1 BB: 1 P: 25	R: 0 E: 0 K: 0 S: 10	H: 1 LOB: 1 BB: 0 P: 13	R: 0 E: 0 K: 1 S: 12	H: 1 LOB: 1 BB: 0 P: 17	R: 0 E: 0 K: 0 S: 5	H: 0 LOB: 0 BB: 1 P: 10	R: 0 E: 0 K: 0 S: 9	H: 0 LOB: 0 BB: 0 P: 12	R: 0 E: 0 K: 2 S: 12	H: 0 LOB: 0 BB: 0 P: 19	1B: 4 2B: 3 3B: 0 HR: 1	SF: 0 SAC: 0 DP: 1 HBP: 0	WP: 0 PB: 0 SB: 0 CS: 0	PA: 36						
PITCHER	IP	WLS	BF	H	R	ER	SO	BB	IBB	HBP	BLK	WP	HR	S	P	ERA	WHIP											
Geremi Gonzalez, R ERA: 13.5	(1, 1)	6.0	L	27	8	3	3	4	1	0	0	0	0	1	62	91	4.50	1.500										
Marc Pisciotta, R ERA:	(7, 1)	2.0		6	0	0	0	0	1	0	0	0	0	0	14	22	0.00	0.500										
Terry Adams, R ERA: 2.25	(9, 1)	1.0		3	0	0	0	2	0	0	0	0	0	0	12	19	0.00	0.000										

New York Mets @ Chicago Cubs
Wrigley Field, Chicago, IL
Tue Apr 07 1998, 3:33 AM CDT
Att. 16,293 - Overcast - 51 F

livebaseballscorecards.com

AB	34
R	3
H	8
RBI	3
BB	2
SO	6
LOB	8



BOTTOM

New York Mets @ Chicago Cubs

Wrigley Field, Chicago, IL

Tue Apr 07 1998, 3:33 AM CDT
Att. 16,293 - Overcast - 51 F

livebaseballscorecards.com

AB	35
R	2
H	8
RBI	1
BB	4
SO	9
LOB	27



WP:	0	PA:	39
PB:	0		
SB:	1		
CS:	0		

AB R H RBI BB SO LOB

5	0	0	0	0	2	3
2	1	1	0	3	1	1
5	0	1	0	0	1	3
4	0	2	0	0	0	1
4	1	1	0	0	2	5
3	0	1	1	1	0	3
4	0	1	0	0	0	4
4	0	0	0	0	2	4
2	0	0	0	0	1	3
1	0	1	0	0	0	0
0	0	0	0	0	0	0
0	0	0	0	0	0	0
1	0	0	0	0	0	0

Batter	1	2	3	4	5	6	7	8	9
José Hernández, R OBP: 0.200, SLG: 0.143 (1, 8)	0-2 G6-3 ①		0-1 F9 ①	1-3 K ③		1-3 K ②			1-2 G5-3 ②
Jeff Blauser, R OBP: 0.514, SLG: 0.375 (1, 6)	4-0 1B BB		4-2 BB		4-2 1B FC6-4 BB	2-3 H ③			3-2 FC6 1B
Mark Grace, L OBP: 0.514, SLG: 0.483 (1, 3)	0-3 K ②		1-2 L8 ②		3-2 FC6-4 1B 1-2		2-2 F7 ①		0-1 FC6 ③
Sammy Sosa, R OBP: 0.333, SLG: 0.429 (1, 9)	3-0 1-2 1B		1-0 G5-3 ③		1-0 FC6-4 1B 1-2 2-3		1-0 P5 ②		
Kevin Orie, R OBP: 0.353, SLG: 0.500 (1, 5)	3-3 K ③			0-0 1B FC6 1B	1-3 K ①		2-2 G5-3 ③		
Matt Mieske, R OBP: 0.429, SLG: 0.200 (1, 7)		2-0 BLK 1B		1-0 FC5 FC6 1B 1-2	2-2 FC6-4 ②			4-1 G6-4-3 BB	
Scott Servais, R OBP: 0.320, SLG: 0.429 (1, 2)		0-1 F8 ①		2-2 FC6 1B 1-2 2-3	1-0 G5-3 ③		1-2 G6-4-3 ① ②		
Mickey Morandini, L OBP: 0.344, SLG: 0.222 (1, 4)		1-2 G6-3 ②		3-3 H ①		0-3 K ①		2-2 G5-3 ③	
Geremi Gonzalez, R Brant Brown, L OBP: 0.500, SLG: 0.500 (6, PH)		1-3 K ③		1-1 FC6 ②		0-0 S 1B			0-1 G4-3 ①
Marc Pisciotta, R OBP: 1.000, SLG: 1.000 (7, 1)									
Terry Adams, R (9, 1)									
Manny Alexander, R OBP: 0.375, SLG: 0.875 (9, PH)									

Inning Stats	R: 0	H: 1	E: 0	LOB: 2	K: 2	P: 10	R: 0	H: 1	E: 0	LOB: 1	K: 1	P: 10	R: 0	H: 0	E: 0	LOB: 1	K: 0	P: 8	R: 1	H: 2	E: 2	LOB: 2	K: 2	P: 16	R: 1	H: 2	E: 0	LOB: 2	K: 1	P: 14	R: 0	H: 1	E: 0	LOB: 1	K: 3	P: 10	R: 0	H: 0	E: 0	LOB: 0	K: 0	P: 8	R: 0	H: 0	E: 0	LOB: 0	K: 0	P: 8	R: 0	H: 1	E: 0	LOB: 1	K: 0	P: 13	R: 0	H: 0	E: 0	LOB: 0	K: 0	P: 8	R: 0	H: 1	E: 0	LOB: 1	K: 0	P: 17	1B: 8	SF: 0	2B: 0	SAC: 0	3B: 0	DP: 1	HR: 0	HBP: 0	WP: 0	PA: 39
--------------	------	------	------	--------	------	-------	------	------	------	--------	------	-------	------	------	------	--------	------	------	------	------	------	--------	------	-------	------	------	------	--------	------	-------	------	------	------	--------	------	-------	------	------	------	--------	------	------	------	------	------	--------	------	------	------	------	------	--------	------	-------	------	------	------	--------	------	------	------	------	------	--------	------	-------	-------	-------	-------	--------	-------	-------	-------	--------	-------	--------

PITCHER	IP	WLS	BF	H	R	ER	SO	BB	IBB	HBP	BLK	WP	HR	S	P	ERA	WHIP
Al Leiter, L ERA: 3.27 (1, 1)	5.0		25	6	2	1	6	3	0	0	1	0	0	58	98	1.80	1.800
Greg McMichael, R ERA: (6, 1)	2.2		9	1	0	0	3	1	0	0	0	0	0	22	34	0.00	0.750
Dennis Cook, L ERA: (8, 1)	0.1		1	0	0	0	0	0	0	0	0	0	0	4	6	0.00	0.000
John Franco, L ERA: (9, 1)	1.0	S	4	1	0	0	0	0	0	0	0	0	0	13	17	0.00	1.000

Batter	1	2	3	4	5	6	7	8	9	AB R H RBI BB SO LOB	TOP	
Edgardo Alfonzo, R (1, 5) OBP: 0.289, SLG: 0.324	0-1 SH1-3 BB 1B		1-1 1B		1-0 SF9	3-2 G6-3		0-1 G5-3		4 0 2 1 0 0 5		
Rich Becker, L (1, 9) OBP: 0.346, SLG: 0.500 Mel Rojas, R (8, 1)	4-2 SH1-3 BB 1-2		0-3 K		1-2 G1-3		1-3 K	0-0 B1-3		4 0 0 0 1 2 4 0 0 0 0 0 0 0		
Bernard Gilkey, R (1, 7) OBP: 0.419, SLG: 0.385	0-0 SH1-3 1-2 2-3		2-3 K			4-2 1B SF8 BB	0-0 F8		2-2 F8	3 1 0 0 1 1 1		
Matt Franco, L (1, 3) OBP: 0.455, SLG: 0.333 (8, 9)	1-3 K			0-0 F8		0-1 G3 2B 1B	4-2 BB		1-0 PB 2B 1B	4 2 2 0 1 1 2		
Carlos Baerga, S (1, 4) OBP: 0.194, SLG: 0.172	3-2 K			2-1 F5		0-0 SF8	0-0 F7		4-0 2B G4-3 BB	3 1 0 1 1 1 3		
Brian McRae, S (1, 8) OBP: 0.375, SLG: 0.464		2-2 P4		1-2 F8		0-0 G3		4-1 G1-3 1B BB	1-2 S 2B	4 1 1 1 1 0 1		
Jim Tatum, R (1, 2) OBP: 0.288, SLG: 0.429 Alberto Castillo, R (6, PR) OBP: 0.167, SLG: 0.091 Butch Huskey, R (9, PH) OBP: 0.310, SLG: 0.261		1-1 G6-3			0-0 L9	1-1 E 2B		0-1 G1-3	1-2 G4-3	3 0 1 1 0 0 0 1 1 0 0 0 0 1 1 0 0 1 0 0 1		
Rey Ordóñez, R (1, 6) OBP: 0.281, SLG: 0.290		1-1 G5-3			4-1 1B SF9 BB	0-0 E7 1B		1-0 G5-3 1B	2-2 G4-3	4 1 1 1 1 0 1		
Rick Reed, R (1, 1) Brian Bohanon, L (4, 1) OBP: 1.000, SLG: 1.000 Luis Lopez, S (6, PH) OBP: 0.417, SLG: 0.364 John Hudek, S (6, 1) John Olerud, L (8, PH) OBP: 0.406, SLG: 0.500 (8, 3)			0-3 K		1-1 1B	1-0 1B		3-2 G5-3 1B		1 0 0 0 0 0 1 0 1 0 1 0 0 0 0 0 1 0 1 0 0 0 0 0 0 0 0 0 0 0 0 0 1 0 1 0 0 0 0 0		
Inning Stats	R: 0 H: 1 E: 0 LOB: 2 K: 2 BB: 1 S: 11 P: 19	R: 0 H: 0 E: 0 LOB: 0 K: 0 BB: 0 S: 7 P: 11	R: 0 H: 1 E: 0 LOB: 1 K: 3 BB: 0 S: 12 P: 15	R: 0 H: 0 E: 0 LOB: 0 K: 0 BB: 0 S: 6 P: 9	R: 1 H: 1 E: 0 LOB: 1 K: 0 BB: 1 S: 8 P: 15	R: 3 H: 3 E: 1 LOB: 3 K: 0 BB: 1 S: 13 P: 22	R: 0 H: 0 E: 0 LOB: 1 K: 1 BB: 1 S: 7 P: 12	R: 1 H: 2 E: 0 LOB: 2 K: 0 BB: 1 S: 11 P: 19	R: 2 H: 2 E: 0 LOB: 1 K: 0 BB: 1 S: 16 P: 27	1B: 8 SF: 2 2B: 2 SAC: 1 3B: 0 DP: 0 HR: 0 HBP: 0	WP: 0 PA: 44 PB: 1 SB: 1 CS: 0	
PITCHER	IP WLS BF H R ER SO BB IBB HBP BLK WP HR S P ERA WHIP											
Steve Trachsel, R (1, 1) ERA: 3.46	5.2 W 27 6 4 3 5 3 0 0 0 0 0 0 54 85 4.76 1.588											
Marc Pisciotta, R (6, 1) ERA: 1.23	1.2 8 1 1 1 1 2 0 0 0 0 0 0 14 27 5.40 1.800											
Bob Patterson, L (8, 1) ERA: 10.8	0.0 1 1 0 0 0 0 0 0 0 0 0 0 4 7 ∞ ∞											
Terry Adams, R (8, 1) ERA: 1.93	0.2 2 0 0 0 0 0 0 0 0 0 0 0 3 3 0.00 0.000											
Rod Beck, R (9, 1) ERA: 4.5	1.0 S 6 2 2 2 0 1 0 0 0 0 0 0 16 27 18.00 3.000											

New York Mets @ Chicago Cubs
Wrigley Field, Chicago, IL
Thu Apr 09 1998, 3:33 AM CDT
Att. 17,313 - Overcast - 42 F

AB	35
R	7
H	10
RBI	6
BB	6
SO	6
LOB	19



WP	0	PA	44
PB	1		
SB	1		
CS	0		

PITCHER	IP	WLS	BF	H	R	ER	SO	BB	IBB	HBP	BLK	WP	HR	S	P	ERA	WHIP
---------	----	-----	----	---	---	----	----	----	-----	-----	-----	----	----	---	---	-----	------

Batter	1	2	3	4	5	6	7	8	9	AB	R	H	RBI	BB	SO	LOB
Brant Brown, L (1, 8) OBP: 0.429, SLG: 0.429	1-3 K	1-2 3B 1B		1-2 2B 1B	0-1 L7		0-0 F8			5	2	2	1	0	1	0
Mickey Morandini, L (1, 4) OBP: 0.378, SLG: 0.344	2-2 1B	0-0 3B 1B		2-2 F9		0-2 BB BB 1B	2-0 G4-3			5	1	3	2	0	0	2
Sammy Sosa, R (1, 9) OBP: 0.341, SLG: 0.450	3-2 F9	2-3 K		1-0 1B 2B		0-0 P8		0-0 1B F7-2 1B		5	1	2	2	0	1	3
Mark Grace, L (1, 3) OBP: 0.548, SLG: 0.515	0-3 K		1-1 CS 1B	0-0 HBP BB 1B		4-2 BB BB BB	1-2 BB	0-1 1B		4	0	3	1	1	1	1
Henry Rodriguez, L (1, 7) Rod Beck, R (9, 1)		3-2 HR	0-0 L8	4-2 HBP BB		4-1 BB BB	1-2 2-3 BB	4-0 FC6-4 BB		2	1	1	1	3	0	1
Jeff Blausen, R (1, 6) OBP: 0.500, SLG: 0.357		0-1 G6-3	2-2 FC5-4 1B	2-2 HBP		0-3 K		2-2 F7-2		4	0	1	0	0	1	6
Kevin Orle, R (1, 5) OBP: 0.359, SLG: 0.471		3-0 1B 1B	1-2 FC5-4	1-1 F4		4-1 BB BB	1-2 2-3 3-H BB	2-2 FC6-4		4	1	1	1	1	0	6
Tyler Houston, L (1, 2) Scott Servais, R (8, 2) OBP: 0.364, SLG: 0.600 OBP: 0.320, SLG: 0.429		2-3 K		0-0 L9	2-2 G4-3	0-0 F9				4	0	0	0	0	1	4
Steve Trachsel, R (1, 1) OBP: 0.667, SLG: 0.600 Marc Pisciotto, R (6, 1) OBP: 0.500, SLG: 0.500 Bob Patterson, R (8, 1) Terry Adams, R (8, 1) Matt Mieske, R (9, 7) OBP: 0.429, SLG: 0.200		3-2 1B 3B 1B		4-1 F9 1B 2B BB	2-1 G4-3		2-2 G6-3			0	0	0	0	0	0	0

Inning Stats	R: 0	H: 1	E: 0	K: 2	S: 15	H: 1	LOB: 1	BB: 0	P: 21	R: 4	H: 5	E: 0	K: 2	S: 20	R: 0	H: 2	E: 0	K: 0	S: 9	R: 3	H: 3	E: 0	K: 0	S: 17	R: 0	H: 0	E: 0	K: 0	S: 8	R: 1	H: 1	E: 0	K: 1	S: 12	R: 0	H: 0	E: 0	K: 0	S: 5	R: 0	H: 2	E: 0	K: 0	S: 9	R: 0	H: 2	E: 0	K: 0	S: 17
--------------	------	------	------	------	-------	------	--------	-------	-------	------	------	------	------	-------	------	------	------	------	------	------	------	------	------	-------	------	------	------	------	------	------	------	------	------	-------	------	------	------	------	------	------	------	------	------	------	------	------	------	------	-------


PITCHER	IP	WLS	BF	H	R	ER	SO	BB	IBB	HBP	BLK	WP	HR	S	P	ERA	WHIP
Rick Reed, R (1, 1) ERA: 6.75	3.2	L	21	10	7	7	4	1	0	0	0	0	1	53	85	17.18	3.000
Brian Bohanon, L (4, 1) ERA:	1.1		7	1	0	0	0	1	0	1	0	0	0	16	27	0.00	1.500
John Hudek, R (6, 1) ERA: 6.75	2.0		10	1	1	1	1	3	0	0	0	0	0	17	33	4.50	2.000
Mel Rojas, R (8, 1) ERA:	1.0		5	2	0	0	0	1	0	0	0	0	0	9	17	0.00	3.000

BOTTOM

New York Mets @ Chicago Cubs
Wrigley Field, Chicago, IL
 Thu Apr 09 1998, 3:33 AM CDT
 Att. 17,313 - Overcast - 42 F

livebaseballscores.com

AB	36
R	8
H	14
RBI	8
BB	6
SO	5
LOB	23



WP: 0	PA: 43
PB: 0	
SB: 0	
CS: 1	

Batter	1	2	3	4	5	6	7	8	9	AB R H RBI BB SO LOB	TOP	
Edgardo Alfonzo, R (1, 5) OBP: 0.326, SLG: 0.324	4-1 G3 BB		0-2 P3		0-3 K		4-2 3B BB	2-2 1B		3 1 1 0 2 1 2		
Carlos Baerga, S (1, 4) OBP: 0.194, SLG: 0.235	2-2 L5		3-1 P5		1-1 G1-3		1-2 1B 3B	1-2 F7		5 1 1 2 0 0 5		
Bernard Gilkey, R (1, 7) OBP: 0.444, SLG: 0.400	4-2 G3 BB		0-1 BB 1B		2-3 K		0-1 G6-4-3 BB 1B		2-3 K	4 0 2 1 1 2 1		
John Olerud, L (1, 3) OBP: 0.432, SLG: 0.467	1-0 G3		4-1 BB		4-0 2B BB		4-1 G6-4-3 BB		1-0 L7	2 0 0 0 3 0 2		
Butch Huskey, R (1, 9) OBP: 0.294, SLG: 0.250	1-2 G4-3		2-3 K		1-0 P2		3-1 G6-4-3		1-1 1B	5 0 1 0 0 1 8		
Rich Becker, L (1, 8) OBP: 0.323, SLG: 0.481		1-3 K		1-3 K		3-2 2B	3-3 K		1-3 K	5 0 1 0 0 4 2		
Alberto Castillo, R (1, 2) OBP: 0.143, SLG: 0.077		1-3 K		2-3 K		0-3 K		3-3 K		2 0 0 0 0 2 0		
Matt Franco, L (6, PH) OBP: 0.417, SLG: 0.300										1 0 0 0 0 1 2		
Tim Spehr, R (6, 2) OBP: 0.294, SLG: 0.313										1 0 0 0 0 1 0		
Rey Ordóñez, R (1, 6) OBP: 0.278, SLG: 0.286		0-2 G3		3-2 CS 1B		0-1 G5-3		1-2 F9		4 0 1 0 0 0 2		
Dave Micki, R (1, 1) OBP: 0.500, SLG: 0.333			0-1 E9 BB 1B		1-0 CS		4-1 G1-3 BB		0-2 1B 2B	1 0 0 0 0 1 0 0		
Dennis Cook, L (6, 1) OBP: 0.450, SLG: 0.364										0 0 0 0 0 0 0 0		
Luis Lopez, S (7, PH) OBP: 0.450, SLG: 0.364										0 1 0 0 0 1 0 0		
Turk Wendell, L (7, 1) OBP: 0.394, SLG: 0.617										0 0 0 0 0 0 0 0		
Brian McRae, S (8, PH) OBP: 0.394, SLG: 0.617										1 0 1 0 0 0 0 0		
Greg McMichael, R (8, 1) OBP: 0.394, SLG: 0.617										0 0 0 0 0 0 0 0		
Inning Stats	R: 0 H: 0 E: 0 LOB: 2 K: 0 BB: 2 S: 10 P: 22	R: 0 H: 0 E: 0 LOB: 0 K: 2 BB: 0 S: 9 P: 11	R: 0 H: 1 E: 1 LOB: 3 K: 1 BB: 1 S: 13 P: 22	R: 0 H: 1 E: 0 LOB: 0 K: 2 BB: 0 S: 12 P: 19	R: 0 H: 0 E: 0 LOB: 1 K: 2 BB: 1 S: 9 P: 16	R: 0 H: 1 E: 0 LOB: 2 K: 1 BB: 1 S: 9 P: 17	R: 3 H: 2 E: 0 LOB: 1 K: 1 BB: 3 S: 19 P: 38	R: 0 H: 2 E: 0 LOB: 2 K: 1 BB: 0 S: 18 P: 25	R: 0 H: 1 E: 0 LOB: 1 K: 2 BB: 0 S: 11 P: 16	1B: 5 SF: 0 2B: 2 SAC: 0 3B: 1 DP: 1 HR: 0 HBP: 0	WP: 0 PA: 43 PB: 0 SB: 1 CS: 1	
PITCHER	IP WLS BF H R ER SO BB IBB HBP BLK WP HR S P ERA WHIP											
Jeff Juden, R (1, 1) ERA: 1.5	6.0 W 26 3 0 0 8 5 0 0 0 0 0 0 62 107 0.00 1.333											
Al Reyes, R (7, 1) ERA: 45.0	0.0 4 2 3 3 0 2 0 0 0 0 0 0 13 22 ∞ ∞											
Chad Fox, R (7, 1) ERA: 1.04	2.0 8 2 0 0 2 1 0 0 0 0 0 0 24 41 0.00 1.500											
Doug Jones, R (9, 1) ERA: 3.0	1.0 S 4 1 0 0 2 0 0 0 0 0 0 0 11 16 0.00 1.000											

New York Mets @ Milwaukee Brewers
Milwaukee County Stadium, Milwaukee, WI

Fri Apr 10 1998, 8:05 PM EDT
Att. 10,330 - Unknown - 46 F

livebaseballscorecards.com

AB	34
R	3
H	8
RBI	3
BB	8
SO	12
LOB	24



New York Mets @ Milwaukee Brewers
 Milwaukee County Stadium, Milwaukee, WI

Fri Apr 10 1998, 8:05 PM EDT
 Att: 10,330 - Unknown - 46 F

livebaseballscorecards.com

AB	29
R	5
H	7
RBI	5
BB	5
SO	6
LOB	14



WP: 0	PA: 34
PB: 1	
SB: 1	
CS: 1	

Batter	1	2	3	4	5	6	7	8	9	AB	R	H	RBI	BB	SO	LOB
Fernando Vina, L (1, 4) OBP: 0.489, SLG: 0.488	F9		F9			G4-6-3										
Jeff Cirillo, R (1, 5) OBP: 0.457, SLG: 0.500	K					G4-3			G6-3							
Jose Valentin, S (1, 6) OBP: 0.450, SLG: 0.677	K					G4-3			K							
Jeromy Burnitz, L (1, 9) OBP: 0.561, SLG: 1.103									G6-3							
Marquis Grissom, R (1, 8) OBP: 0.300, SLG: 0.447									CS							
Bob Hamelin, L (1, 3) OBP: 0.143, SLG: 0.077									K							
Marc Newfield, R (1, 7) Darrin Jackson, R (7, 7) OBP: 0.235, SLG: 0.200									K							
Jesse Levis, L (1, 2) OBP: 0.625, SLG: 0.538																
Jeff Juden, R (1, 1) Mark Loretta, R (6, PH) Al Reyes, R (7, 1) Chad Fox, R (7, 1) Doug Jones, R (9, 1)																

Inning	1	2	3	4	5	6	7	8	9
R: 0	H: 0	R: 1	H: 1	R: 0	H: 1	R: 4	H: 3	R: 0	H: 1
E: 0	LOB: 0	E: 0	LOB: 0	E: 0	LOB: 2	E: 1	LOB: 2	E: 0	LOB: 0
K: 2	BB: 0	K: 0	BB: 0	K: 0	BB: 2	K: 1	BB: 3	K: 2	BB: 0
S: 8	P: 13	S: 13	P: 20	S: 4	P: 8	S: 7	P: 10	S: 6	P: 9

PITCHER																
IP	WLS	BF	H	R	ER	SO	BB	IBB	HBP	BLK	WP	HR	S	P	ERA	WHIP
Dave Mlicki, R (1, 1) ERA: 8.18	5.2	L	27	6	5	5	3	1	4	0	0	1	52	95	7.94	1.235
Dennis Cook, L (6, 1) ERA:	0.1		1	0	0	0	0	0	0	0	0	0	1	2	0.00	0.000
Turk Wendell, R (7, 1) ERA: 3.18	1.0		3	0	0	1	0	0	0	0	0	0	6	9	0.00	0.000
Greg McMichael, R (8, 1) ERA:	1.0		3	1	0	2	0	0	0	0	0	0	11	13	0.00	1.000

Batter	1	2	3	4	5	6	7	8	9	AB	R	H	RBI	BB	SO	LOB	TOP					
Brian McRae, S (1, 8) OBP: 0.389, SLG: 0.484	2-3 		4-2 		1-1 			0-0 		2	0	0	0	1	1	1	New York Mets @ Milwaukee Brewers Milwaukee County Stadium, Milwaukee, WI Sat Apr 11 1998, 4:33 AM EDT Att. 24,140 - Overcast - 57 F					
Edgardo Alfonzo, R (1, 5) OBP: 0.319, SLG: 0.300	4-2 		1-1 			0-1 		1-3 		3	1	0	0	1	1	2						
Bernard Gilkey, R (1, 7) OBP: 0.425, SLG: 0.382	0-1 		3-1 			2-1 		3-2 		4	0	1	0	0	0	2						
Dennis Cook, L (8, 1)	1-3 									0	0	0	0	0	0	0						
John Franco, L (9, 1)										0	0	0	0	0	0	0						
John Olerud, L (1, 3) OBP: 0.415, SLG: 0.455	2-1 			0-2 		1-0 			1-0 	3	0	1	1	0	0	0						
Butch Huskey, R (1, 9) OBP: 0.316, SLG: 0.313	2-2 			1-0 		0-0 			2-1 	4	1	2	0	0	0	1						
Carlos Baerga, S (1, 4) OBP: 0.175, SLG: 0.211	0-2 			0-3 					2-3 	4	0	0	0	0	2	3						
Alberto Castillo, R (1, 2) OBP: 0.118, SLG: 0.063			1-2 						0-1 													
Matt Franco, L (9, PH) OBP: 0.462, SLG: 0.300																						
Tim Spehr, R (9, 2) OBP: 0.294, SLG: 0.313																						
Rey Ordóñez, R (1, 6) OBP: 0.275, SLG: 0.282			2-1 			2-0 			0-2 	4	0	1	1	0	1	0						
Masato Yoshii, R (1, 1)			2-1 			4-1 			1-3 2-H 													
Greg McMichael, R (7, 1)									4-0 													
Rich Becker, L (8, PH) OBP: 0.333, SLG: 0.464									2-3 	1	0	0	0	1	0	0						
										0	0	0	0	0	0	0						
										1	0	0	0	1	1	2						
Inning Stats	R: 1 E: 0 K: 1 S: 16	H: 2 LOB: 2 BB: 1 P: 26	R: 0 E: 0 K: 0 S: 7	H: 0 LOB: 0 BB: 0 P: 12	R: 0 E: 0 K: 0 S: 7	H: 0 LOB: 0 BB: 1 P: 14	R: 0 E: 0 K: 1 S: 8	H: 0 LOB: 0 BB: 0 P: 9	R: 0 E: 0 K: 1 S: 7	H: 0 LOB: 1 BB: 1 P: 16	R: 0 E: 0 K: 0 S: 6	H: 1 LOB: 1 BB: 0 P: 9	R: 0 E: 0 K: 2 S: 8	H: 0 LOB: 0 BB: 0 P: 9	R: 0 E: 0 K: 1 S: 8	H: 0 LOB: 1 BB: 1 P: 16	R: 1 E: 0 K: 2 S: 13	H: 2 LOB: 2 BB: 1 P: 24	1B: 4 2B: 1 3B: 0 HR: 0	SF: 1 SAC: 1 DP: 0 HBP: 0	WP: 0 PB: 0 SB: 0 CS: 0	PA: 36
PITCHER	IP	WLS	BF	H	R	ER	SO	BB	IBB	HBP	BLK	WP	HR	S	P	ERA	WHIP					
21 Cal Eldred, R (1, 1) ERA: 1.83	7.0		26	3	1	1	5	3	0	0	0	0	0	59	95	1.29	0.857					
Bob Wickman, R (8, 1) ERA: 2.25	1.2	L	9	2	1	1	2	1	1	0	0	0	0	18	35	5.40	1.800					
Mike Myers, L (9, 1) ERA:	0.1		1	0	0	0	1	0	0	0	0	0	0	3	5	0.00	0.000					

AB	29
R	2
H	5
RBI	2
BB	5
SO	8
LOB	11



Batter	1	2	3	4	5	6	7	8	9	AB	R	H	RBI	BB	SO	LOB
Fernando Vina, L (1, 4) OBP: 0.451, SLG: 0.444	1-1 L7		1-0 F8		1-0 G3			3-2 P6		4	0	0	0	0	0	1
Jeff Cirillo, R (1, 5) OBP: 0.480, SLG: 0.500	1-2 1B		0-0 L5			4-0 E 1B BB		4-2 BB		2	0	1	0	2	0	0
Jose Valentin, S (1, 6) OBP: 0.409, SLG: 0.600	1-3 K		0-3 K			1-2 F9		2-3 K		4	0	0	0	0	3	3
Jeremy Burnitz, L (1, 9) OBP: 0.556, SLG: 1.030	0-1 G4-3			0-2 FC2-4 1B		1-0 1-2 1B		1-3 K		4	0	2	0	0	1	2
Marquis Grissom, R (1, 8) OBP: 0.295, SLG: 0.429		1-0 E S SF8 1B		0-0 FC2-4 G4-6-3 1-2f		0-0 F9		2-2 P2		4	1	1	0	0	0	3
Bob Hamelin, L (1, 3) OBP: 0.176, SLG: 0.067 Eric Owens, R (9, PH)		4-1 SF8 BB		1-1 G4-6-3 1-2f		3-3 K		1-0 G5-3		2	0	0	0	1	1	3
Marc Newfield, R (1, 7) OBP: 0.243, SLG: 0.194 Darrin Jackson, R (7, PR) OBP: 0.250, SLG: 0.250		1-3 BB			2-2 G4-3			1-1 SF8		1	0	0	1	1	0	0
Mike Matheny, R (1, 2) OBP: 0.310, SLG: 0.481		4-1 21 G6-3 BB			0-2 SH2-4			1-2 3-H		1	0	1	0	0	0	0
21 Cal Eldred, R (1, 1) OBP: 0.143, SLG: 0.143 Mark Loretta, R (7, PH) OBP: 0.286, SLG: 0.333 Bob Wickman, R (8, 1) Mike Myers, L (9, 1)		0-1 G6-3 1-2f			0-2 SH2-4			0-0 SH2-4		2	0	1	0	1	1	1
					2-2 G4-3			1-1 L6-4 SH2-4 BB		1	0	0	1	1	0	0
					1-1 K			0-3 K		2	0	1	0	1	1	1
								1-2 SH2-4		2	0	0	0	0	1	3
								1-2 L6-4		1	0	0	0	0	0	2
								2-3 K		0	0	0	0	0	0	0
										0	0	0	0	0	0	0

Inning Stats	R: 0	H: 1	E: 0	LOB: 1	K: 1	P: 14	R: 1	H: 1	E: 0	LOB: 1	K: 0	P: 15	R: 0	H: 0	E: 0	LOB: 0	K: 1	P: 6	R: 0	H: 1	E: 0	LOB: 0	K: 0	P: 7	R: 0	H: 1	E: 0	LOB: 1	K: 1	P: 16	R: 0	H: 1	E: 1	LOB: 2	K: 1	P: 20	R: 0	H: 0	E: 0	LOB: 1	K: 0	P: 11	R: 0	H: 0	E: 0	LOB: 1	K: 2	P: 25	R: 0	H: 1	E: 0	LOB: 1	K: 1	P: 13	1B: 5	SF: 1	2B: 2	SAC: 1	3B: 0	DP: 3	HR: 0	HBP: 0	WP: 0	PA: 35
--------------	------	------	------	--------	------	-------	------	------	------	--------	------	-------	------	------	------	--------	------	------	------	------	------	--------	------	------	------	------	------	--------	------	-------	------	------	------	--------	------	-------	------	------	------	--------	------	-------	------	------	------	--------	------	-------	------	------	------	--------	------	-------	-------	-------	-------	--------	-------	-------	-------	--------	-------	--------

PITCHER	IP	WLS	BF	H	R	ER	SO	BB	IBB	HBP	BLK	WP	HR	S	P	ERA	WHIP
Masato Yoshii, R (1, 1) ERA:	6.0		24	5	1	0	4	3	0	0	0	0	0	52	78	0.00	1.333
Greg McMichael, R (7, 1) ERA:	1.0		3	0	0	0	0	1	0	0	0	0	0	6	11	0.00	1.000
Dennis Cook, L (8, 1) ERA:	1.0	W	4	0	0	0	2	1	0	0	0	0	0	15	25	0.00	1.000
John Franco, L (9, 1) ERA:	1.0	S	4	1	0	0	1	0	0	0	0	0	0	9	13	0.00	1.000

BOTTOM

New York Mets @ Milwaukee Brewers
Milwaukee County Stadium, Milwaukee, WI

Sat Apr 11 1998, 4:33 AM EDT
Att. 24,140 - Overcast - 57 F

livebaseballscores.com

AB	28
R	1
H	6
RBI	1
BB	5
SO	7
LOB	18



Batter	1	2	3	4	5	6	7	8	9	AB R H RBI BB SO LOB	TOP											
Rich Becker, L (1, 7) OBP: 0.289, SLG: 0.394	2-3 K	2-2 G1-2-3		1-1 G4-3			1-3 K		1-0 L4	5 0 0 0 0 2 4												
Edgardo Alfonzo, R (1, 5) OBP: 0.308, SLG: 0.311	0-1 F7			0-2 G6-3		1-2 L9	2-0 HR		3-2 F9	5 1 1 0 0 0 1												
John Olerud, L (1, 3) OBP: 0.422, SLG: 0.541	3-2 G4-3			0-0 HR		1-1 G1-5-3	1-1 HR			4 2 2 2 0 0 0												
Butch Huskey, R (1, 9) OBP: 0.333, SLG: 0.417				1-0 HR		1-2 G5-3	0-0 G1-3			4 2 2 2 0 0 0												
Carlos Baerga, S (1, 4) Mel Rojas, R (8, 1)				1-1 F8		2-2 G4-3			0-1 B5-3	4 0 0 0 0 0 1 0 0 0 0 0 0 0												
Brian McRae, S (1, 8) OBP: 0.400, SLG: 0.471				3-2 E4		4-2 BB			2-1 G6-3	3 1 1 0 1 0 0												
Tim Spehr, R (1, 2) OBP: 0.286, SLG: 0.263				2-3 K2-3		0-2 P9			0-0 P4	3 0 0 0 1 1 2												
Rey Ordonez, R (1, 6) OBP: 0.279, SLG: 0.286				1-2 F7		1-1 G5-3			0-1 SH1-3	3 0 1 1 0 0 1												
Brian Bohanon, L (1, 1) Turk Wendell, L (6, 1) Luis Lopez, S (8, 4) OBP: 0.462, SLG: 0.364				2-2 G5-3			1-3 K2-3		0-0 SH1-3	2 0 1 1 0 0 0 1 0 0 0 0 1 0 0 0 0 0 0 0 0												
Inning Stats	R: 0 E: 0 K: 1 S: 10	H: 0 LOB: 0 BB: 0 P: 15	R: 2 E: 0 K: 0 S: 19	H: 3 LOB: 2 BB: 1 P: 31	R: 2 E: 1 K: 1 S: 13	H: 2 LOB: 1 BB: 0 P: 20	R: 0 E: 0 K: 0 S: 10	H: 0 LOB: 0 BB: 0 P: 14	R: 0 E: 0 K: 0 S: 8	H: 0 LOB: 0 BB: 0 P: 11	R: 0 E: 0 K: 0 S: 12	H: 0 LOB: 1 BB: 1 P: 19	R: 2 E: 0 K: 2 S: 10	H: 2 LOB: 0 BB: 0 P: 15	R: 0 E: 0 K: 0 S: 5	H: 0 LOB: 0 BB: 0 P: 7	R: 0 E: 0 K: 0 S: 7	H: 1 LOB: 1 BB: 0 P: 11	1B: 5 2B: 1 3B: 0 HR: 2	SF: 0 SAC: 2 DP: 1 HBP: 0	WP: 0 PB: 0 SB: 2 CS: 0	PA: 38
PITCHER	IP WLS BF H R ER SO BB IBB HBP BLK WP HR S P ERA WHIP																					
Paul Wagner, R (1, 1) ERA: 7.36	6.2 L 29 6 5 5 4 2 0 0 0 0 0 1 79 121 6.75 1.200																					
Mike Myers, L (7, 1) ERA: 1.93	1.1 5 1 1 1 0 0 0 0 0 0 0 1 8 11 6.75 0.750																					
Al Reyes, R (9, 1) ERA: 22.5	1.0 4 1 0 0 0 0 0 0 0 0 0 0 7 11 0.00 1.000																					

New York Mets @ Milwaukee Brewers
Milwaukee County Stadium, Milwaukee, WI

Sun Apr 12 1998, 4:33 AM EDT
Att. 10,459 - Sunny - 67 F

livebaseballscorecards.com

AB	34
R	6
H	8
RBI	6
BB	2
SO	4
LOB	9



Batter	1	2	3	4	5	6	7	8	9	AB	R	H	RBI	BB	SO	LOB
Fernando Vina, L (1, 4) OBP: 0.446, SLG: 0.429	1-2 G6-4-3 S 1B		1-2 HBP		2-1 G1-3	1-2 G4-3			0-1 G6-3	4	0	1	0	0	0	1
Jeff Cirillo, R (1, 5) OBP: 0.473, SLG: 0.477	4-2 G6-4-3 1-2 BB		0-1 G5-3		3-2 FC6-4 1B			2-2 P9	1-2 F9	4	0	1	0	1	0	1
Mark Loretta, R (1, 3) OBP: 0.250, SLG: 0.200	2-2 G6-4-3 1-2f 2-3			4-1 E BB 1B BB	1-2 FC6-4 1-2f			0-0 G5-3	2-2 G5-3	4	1	0	0	1	0	3
Jeremy Burnitz, L (1, 9) OBP: 0.531, SLG: 0.944	3-3 K			1-3 K		2-3 K		4-2 BB		3	0	0	0	1	3	2
Marquis Grissom, R (1, 8) OBP: 0.292, SLG: 0.435		1-2 L7		0-0 F8		1-2 HR 2B		1-3 K		4	1	1	0	0	1	2
Marc Newfield, R (1, 7) OBP: 0.275, SLG: 0.212		1-0 G5-3		4-0 1B 1-2 BB		2-1 HR 1B		2-3 K		2	1	1	0	1	0	0
Jesse Levis, L (8, PH) OBP: 0.588, SLG: 0.500										1	0	0	0	0	1	0
Eric Owens, R (9, 7)										0	0	0	0	0	0	0
Jose Valentin, S (1, 6) OBP: 0.417, SLG: 0.667		2-0 G5-3		2-1 SAFE 1B 1-2 2-H		2-1 HR		1-1 P6		4	1	2	4	0	0	0
Mike Matheny, R (1, 2) OBP: 0.303, SLG: 0.452			2-1 F9	0-0 P4		0-1 P2		2-2 1B		4	0	1	0	0	0	2
Paul Wagner, R (1, 1) OBP: 0.200, SLG: 0.200			0-1 G6-3		2-2 P6	1-0 1B		0-0 G1-3		3	0	1	0	0	0	0
Mike Myers, L (7, 1)										0	0	0	0	0	0	0
Bob Hamelin, L (8, PH) OBP: 0.167, SLG: 0.063										1	0	0	0	0	0	1
Al Reyes, R (9, 1)										0	0	0	0	0	0	0

Inning Stats		R: 0	H: 1	R: 0	H: 0	R: 0	H: 0	R: 1	H: 1	R: 0	H: 1	R: 3	H: 4	R: 0	H: 0	R: 0	H: 1	R: 0	H: 0	R: 0	H: 0	1B: 6	SF: 0	WP: 0	PA: 39		
		E: 0	LOB: 1	E: 0	LOB: 0	E: 0	LOB: 0	E: 1	LOB: 2	E: 0	LOB: 1	E: 0	LOB: 1	E: 0	LOB: 1	E: 0	LOB: 0	E: 0	LOB: 0	E: 0	LOB: 0	2B: 1	SAC: 0	PB: 0			
		K: 1	BB: 1	K: 0	BB: 0	K: 1	BB: 0	K: 1	BB: 2	K: 0	BB: 0	K: 1	BB: 0	K: 1	BB: 1	K: 0	BB: 0	K: 1	BB: 1	K: 0	BB: 0	3B: 0	DP: 1	SB: 1			
		S: 14	P: 24	S: 5	P: 9	S: 8	P: 11	S: 8	P: 19	S: 14	P: 22	S: 18	P: 27	S: 12	P: 19	S: 9	P: 14	S: 8	P: 11	S: 8	P: 11	HR: 1	HBP: 1	CS: 0			
PITCHER	IP	WLS	BF	H	R	ER	SO	BB	IBB	HBP	BLK	WP	HR	S	P	ERA	WHIP										
Brian Bohanon, L (1, 1) ERA: 0.96	5.0		21	3	1	1	2	3	0	1	0	0	0	49	85	1.80	1.200										
Turk Wendell, R (6, 1) ERA: 5.87	2.0	W	11	4	3	3	2	1	0	0	0	0	1	30	46	13.50	2.500										
Mel Rojas, R (8, 1) ERA:	2.0	S	7	1	0	0	1	0	0	0	0	0	0	17	25	0.00	0.500										

NEW YORK METS @ MILWAUKEE BREWERS
Milwaukee County Stadium, Milwaukee, WI

Sun Apr 12 1998, 4:33 AM EDT
Att. 10,459 - Sunny - 67 F

AB	34
R	4
H	8
RBI	4
BB	4
SO	5
LOB	12

livebaseballscorecards.com

Batter	1	2	3	4	5	6	7	8	9	AB R H RBI BB SO LOB	TOP	
Manny Alexander, R (1, 4) OBP: 0.286, SLG: 0.571	3-2 G5-3		2-1 P3			2-2 G6-3		2-2 FC5-4		4 0 0 0 0 0 1		
Jeff Blauser, R (1, 6) OBP: 0.458, SLG: 0.364	1-3 K			3-1 G4-6-3 1B		3-2 G4-6-3 1B		2-1 G6-3		4 0 2 0 0 1 1		
Mark Grace, L (1, 3) OBP: 0.483, SLG: 0.429	3-3 K			1-0 G4-6-3 1-2f		1-1 G4-6-3 1-2f			4-1 BB S BB	3 0 0 0 1 1 2		
Sammy Sosa, R (1, 9) OBP: 0.373, SLG: 0.491		4-2 CS BB		3-2 1B		3-2 P3			3-3 K 1-2	3 0 1 0 1 1 1		
Kevin Orie, R (1, 5) OBP: 0.304, SLG: 0.400		2-3 K		2-2 F6		0-0 1B			2-0 F7	4 0 1 0 0 1 3		
Henry Rodriguez, L (1, 7) OBP: 0.491, SLG: 0.762		4-2 BB			3-3 K		3-2 F8		4-1 BB BB	2 0 0 0 2 1 1		
José Hernández, R (1, 8) OBP: 0.167, SLG: 0.174		2-1 P4			0-0 G4-3		2-3 K		4-2 BB 1-2 2-3	3 0 0 0 0 1 2		
Scott Servais, R (1, 2) OBP: 0.381, SLG: 0.382			2-2 G4-3		2-1 1B		3-2 L5		1-3 K	4 0 1 0 0 1 3		
Geremi Gonzalez, R (1, 1) Lance Johnson, L (5, PH) Amaury Telemaco, R (5, 1) Ben Van Ryn, L (7, 1) Marc Pisciotta, R (7, 1) Brant Erwin, L (7, 8) Mickey Morandini, L (9, PH)			2-2 G1-3		3-1 P2		1-0 FC5-4 1B			1 0 0 0 0 0 0 1 0 0 0 0 0 1 0 1 0 1 0 0 0 0 0 0 0 0 1 0 0		
Inning Stats	R: 0 H: 0 E: 0 LOB: 0 K: 2 BB: 0 S: 9 P: 16	R: 0 H: 0 E: 0 LOB: 1 K: 1 BB: 2 S: 10 P: 22	R: 0 H: 0 E: 0 LOB: 0 K: 0 BB: 0 S: 8 P: 14	R: 0 H: 2 E: 0 LOB: 1 K: 0 BB: 0 S: 10 P: 19	R: 0 H: 1 E: 0 LOB: 1 K: 1 BB: 0 S: 9 P: 17	R: 0 H: 1 E: 0 LOB: 0 K: 0 BB: 0 S: 8 P: 14	R: 0 H: 1 E: 0 LOB: 1 K: 1 BB: 0 S: 12 P: 20	R: 0 H: 1 E: 1 LOB: 1 K: 0 BB: 0 S: 9 P: 17	R: 0 H: 0 E: 0 LOB: 3 K: 2 BB: 3 S: 11 P: 29	1B: 6 SF: 0 2B: 0 SAC: 0 3B: 0 DP: 2 HR: 0 HBP: 0	WP: 0 PA: 35 PB: 0 SB: 1 CS: 1	
PITCHER	IP WLS BF H R ER SO BB IBB HBP BLK WP HR S P ERA WHIP											
Al Leiter, L (1, 1) ERA: 2.0	7.0 W 25 5 0 0 5 2 0 0 0 0 0 0 66 122 0.00 1.000											
Greg McMichael, R (8, 1) ERA:	1.0 4 1 0 0 0 0 0 0 0 0 0 0 9 17 0.00 1.000											
John Hudek, R (9, 1) ERA: 5.68	1.0 6 0 0 0 0 2 3 0 0 0 0 0 11 29 0.00 3.000											

Chicago Cubs @ New York Mets
 Shea Stadium, Flushing, NY
 Tue Apr 14 1998, 7:05 PM EDT
 Att. 15,965 - Cloudy - 55 F

livebaseballscorecards.com

AB	30
R	0
H	6
RBI	0
BB	5
SO	7
LOB	15



Batter	1	2	3	4	5	6	7	8	9	AB	R	H	RBI	BB	SO	LOB
Edgardo Alfonzo, R OBP: 0.316, SLG: 0.320 (1, 5)	3-0 L4 1B		3-2 P4	2-1 E6 1-2 2-3			0-0 B1	0-0 1B		5	0	2	1	0	0	4
Luis Lopez, S OBP: 0.444, SLG: 0.438 (1, 4)	0-0 L4 1-2			1-0 F8 2B			1-1 BB 1B 2-3	0-0 G4-3		5	1	2	0	0	0	6
Bernard Gilkey, R OBP: 0.455, SLG: 0.405 (1, 7)	1-0 G6-3			2-0 1B 2-H	4-0 L3 BB		1-0 BB 1B 1-2			3	1	2	2	1	0	0
John Olerud, L OBP: 0.449, SLG: 0.538 (1, 3)		4-0 FC5-4 BB		0-0 1B 1-2	0-1 L3		4-1 G6-4-3 BB 1-2 2-3			2	1	1	0	2	0	1
Butch Huskey, R OBP: 0.304, SLG: 0.375 Greg McMichael, R (8, 1) John Hudek, S (9, 1)		1-1 FC5-4 CS 1-2f		0-2 F9	1-2 G1-3		1-0 G6-4-3			4	0	0	0	0	0	6
Brian McRae, S OBP: 0.386, SLG: 0.447 (1, 8)		3-3 K 1-2		2-2 1B 1-3 2-H		1-3 K		2-0 P2		4	1	1	1	0	2	1
Tim Spehr, R OBP: 0.320, SLG: 0.273 (1, 2)			1-1 SH2-4 1B	4-0 E 1B IBB		2-2 G5-3		2-2 P3		3	0	1	0	1	0	0
Rey Ordonez, R OBP: 0.277, SLG: 0.283 (1, 6)			2-1 L9	1-3 K		0-1 P6		1-0 BB 1B		4	1	1	0	0	1	4
Al Leiter, L OBP: 0.333, SLG: 0.500 Rich Becker, L OBP: 0.325, SLG: 0.441 (7, PH) (8, 9)			0-0 SH2-4	0-0 E 1B			1-1 1B 2B	4-1 1B BB		1	0	1	2	0	0	0
			1-2	1-2 2-H 3-H						1	1	1	0	1	0	0

Inning Stats	R: 0	H: 1	E: 0	K: 0	S: 3	L: 0	LOB: 0	BB: 0	P: 7	R: 0	H: 0	E: 0	K: 1	S: 5	L: 0	LOB: 1	BB: 1	P: 13	R: 0	H: 1	E: 0	K: 0	S: 9	R: 4	H: 5	E: 1	K: 1	S: 18	R: 0	H: 0	E: 0	K: 0	S: 5	R: 0	H: 0	E: 0	K: 1	S: 9	R: 1	H: 3	E: 0	K: 0	S: 8	R: 1	H: 2	E: 0	K: 0	S: 10	1B: 10	2B: 5	3B: 0	HR: 0	SF: 0	SAC: 1	DP: 4	HBP: 0	WP: 0	PA: 38
PITCHER	IP	WLS	BF	H	R	ER	SO	BB	IBB	HBP	BLK	WP	HR	S	P	ERA	WHIP																																									
Geremi Gonzalez, R ERA: 11.7 (1, 1)	4.0	L	20	7	4	4	2	1	1	0	1	0	0	35	68	9.00	2.000																																									
Amaury Telemaco, R ERA: 2.19 (5, 1)	2.1		10	3	1	1	1	1	0	0	0	0	0	20	31	3.86	1.714																																									
Ben Van Ryn, L ERA: (7, 1)	0.0		1	0	0	0	0	1	0	0	0	0	0	1	5	∞	∞																																									
Marc Pisciotta, R ERA: 1.74 (7, 1)	1.2		7	2	1	1	0	1	0	0	0	0	0	11	21	5.40	1.800																																									

BOTTOM

Chicago Cubs @ New York Mets
Shea Stadium, Flushing, NY
Tue Apr 14 1998, 7:05 PM EDT
Att. 15,965 - Cloudy - 55 F

livebaseballscores.com

AB	32
R	6
H	12
RBI	6
BB	5
SO	3
LOB	22



Batter	1	2	3	4	5	6	7	8	9	AB R H RBI BB SO LOB	TOP		
Brant Brown, L (1, 8) OBP: 0.476, SLG: 0.600	0-0 P4		0-0 L4		4-2 FC6-4 BB			0-0 G4-3		3 0 0 0 1 0 1			
Mickey Morandini, L (1, 4) OBP: 0.351, SLG: 0.271	4-0 G6-4-3 BB			2-2 G6-3	0-1 FC6-4			3-3 K		3 0 0 0 1 1 3			
Sammy Sosa, R (1, 9) OBP: 0.381, SLG: 0.542	0-0 G6-4-3 1-2f			3-2 FC3-6 1B		3-2 P3		3-2 HR		4 1 2 1 0 0 1			
Mark Grace, L (1, 3) OBP: 0.469, SLG: 0.415		0-0 G3-1		0-2 FC3-6 1-2f		1-1 FC4-6 1B		2-3 K		4 0 1 0 0 1 1			
Henry Rodriguez, L (1, 7) OBP: 0.456, SLG: 0.696		0-3 K		1-0 G4-3		0-0 FC4-6 FC6-4 1-2f		2-3 K		4 0 0 0 0 2 2			
Jeff Blauser, R (1, 6) OBP: 0.444, SLG: 0.354		0-0 G6-3			0-0 FC2-5 1B	1-0 FC6-4		1-1 G6-3		4 0 1 0 0 0 1			
Kevin Orie, R (1, 5) OBP: 0.300, SLG: 0.389			3-3 K		0-2 BB FC2-5 1B		0-0 G5-3		2-2 G1-3	4 0 1 0 0 1 0			
Scott Servais, R (1, 2) OBP: 0.356, SLG: 0.351			1-0 E4 SH3-4		1-1 L8		1-1 F8			3 0 0 0 0 0 2			
Steve Trachsel, R (1, 1) OBP: 0.571, SLG: 0.500 Lance Johnson, L (7, PH) OBP: 0.172, SLG: 0.259 Terry Adams, R (7, 1)			0-0 SH3-4		0-0 FC2-5 BB		0-1 P5			1 0 0 0 0 0 2 1 0 0 0 0 0 0 0 0 0 0 0 0 0			
Inning Stats	R: 0 E: 0 K: 0 S: 2 H: 0 LOB: 0 BB: 1 P: 6	R: 0 E: 0 K: 1 S: 5 H: 0 LOB: 0 BB: 0 P: 5	R: 0 E: 1 K: 1 S: 6 H: 0 LOB: 1 BB: 0 P: 10	R: 0 E: 0 K: 0 S: 15 H: 1 LOB: 1 BB: 0 P: 21	R: 0 E: 0 K: 0 S: 11 H: 2 LOB: 3 BB: 1 P: 16	R: 0 E: 0 K: 0 S: 7 H: 1 LOB: 1 BB: 0 P: 12	R: 0 E: 0 K: 0 S: 5 H: 0 LOB: 0 BB: 0 P: 6	R: 1 E: 0 K: 2 S: 11 H: 1 LOB: 0 BB: 0 P: 19	R: 0 E: 0 K: 1 S: 8 H: 0 LOB: 0 BB: 0 P: 13	1B: 4 2B: 0 3B: 0 HR: 1 SF: 0 SAC: 1 DP: 1 HBP: 0	WP: 0 PB: 0 SB: 0 CS: 0 PA: 34		
PITCHER	IP WLS BF H R ER SO BB IBB HBP BLK WP HR S P ERA WHIP											PITCHER	IP WLS BF H R ER SO BB IBB HBP BLK WP HR S P ERA WHIP
Rick Reed, R (1, 1) ERA: 4.08	7.0 W 27 4 0 0 2 2 0 0 0 0 0 0 51 76 0.00 0.857												
Dennis Cook, L (8, 1) ERA: 1.59	1.0 4 1 1 1 2 0 0 0 0 0 1 11 19 9.00 1.000												
John Franco, L (9, 1) ERA:	1.0 S 3 0 0 0 1 0 0 0 0 0 0 8 13 0.00 0.000												

Chicago Cubs @ New York Mets
Shea Stadium, Flushing, NY
Wed Apr 15 1998, 7:05 PM EDT
Att. 16,012 - Cloudy - 63 F

livebaseballscorecards.com

AB	31
R	1
H	5
RBI	1
BB	2
SO	5
LOB	13



Batter	1	2	3	4	5	6	7	8	9
Rey Ordonez, R <small>OBP: 0.275, SLG: 0.280</small> (1, 6)	 0-0 G5-3 1B	 0-0 G5-3		 3-2 F9			 2-2 G6-3		
Matt Franco, L <small>OBP: 0.438, SLG: 0.308</small> Edgardo Alfonzo, R <small>OBP: 0.310, SLG: 0.314</small> (1, 5) (6, 5)	 0-0 L5		 2-2 FC6-4 1B		 0-0 G4-3		 3-2 G6-3		
Bernard Gilkey, R <small>OBP: 0.417, SLG: 0.366</small> (1, 7)	 0-0 G5-3 1-2		 1-2 FC6-4 WP		 0-1 L1		 1-1 G5-3		
John Olerud, L <small>OBP: 0.434, SLG: 0.500</small> (1, 3)	 4-0 1B BB		 0-0 F7		 1-3 K		 0-0 G6-3		
Butch Huskey, R <small>OBP: 0.300, SLG: 0.364</small> (1, 9)	 0-0 1B 1-2 2-H		 2-2 G3 1-2		 3-3 K		 2-3 K2-3		
Brian McRae, S <small>OBP: 0.383, SLG: 0.425</small> (1, 8)		 0-0 F8		 0-0 F7		 4-1 BB			
Carlos Baerga, S <small>OBP: 0.170, SLG: 0.200</small> (1, 4)		 0-3 K		 1-2 BB 1B		 0-0 P6			
Tim Spehr, R <small>OBP: 0.321, SLG: 0.250</small> (1, 2)		 1-0 HR HBP		 3-2 P2 1 SAFE 1 SAFE 1 SAFE 1 SAFE 1 SAFE 1 SAFE		 2-2 L9 1 SAFE 1 SAFE 1 SAFE 1 SAFE 1 SAFE 1 SAFE			
Rick Reed, R <small>OBP: 0.400, SLG: 1.000</small> Rich Becker, L <small>OBP: 0.317, SLG: 0.429</small> Dennis Cook, L John Franco, L	(1, 1) (7, PH) (8, 1) (9, 1)	 0-0 HR		 4-2 BB		 3-2 F7			

Inning Stats	R: 0	H: 2	E: 0	K: 0	S: 4	R: 2	H: 1	E: 0	K: 1	S: 6	R: 0	H: 1	E: 0	K: 0	S: 11	R: 0	H: 0	E: 0	K: 1	S: 6	R: 0	H: 0	E: 0	K: 1	S: 8	R: 0	H: 0	E: 0	K: 0	S: 10	R: 0	H: 0	E: 0	K: 1	S: 6		
		LOB: 2					LOB: 0					LOB: 2						LOB: 0					LOB: 1														

PITCHER	IP	WLS	BF	H	R	ER	SO	BB	IBB	HBP	BLK	WP	HR	S	P	ERA	WHIP
Steve Trachsel, R <small>ERA: 3.32</small> (1, 1)	6.0	L	26	5	2	2	3	3	0	1	0	1	1	51	82	3.00	1.333
Terry Adams, R <small>ERA: 2.08</small> (7, 1)	2.0		6	0	0	0	1	0	0	0	0	0	0	16	27	0.00	0.000

BOTTOM

Chicago Cubs @ New York Mets
 Shea Stadium, Flushing, NY

Wed Apr 15 1998, 7:05 PM EDT
 Att: 16,012 - Cloudy - 63 F

AB	28
R	2
H	5
RBI	2
BB	3
SO	4
LOB	10

1B:	2B:	3B:	HR:	SF:	SAC:	DP:	HBP:	WP:	PA:
4	0	0	1	0	0	0	1	1	32

Batter	1	2	3	4	5	6	7	8	9	AB	R	H	RBI	BB	SO	LOB
Edgardo Alfonzo, R <small>OBP: 0.317, SLG: 0.393</small> (1, 5) X	0-0 HR	0-3 K		0-3 K		0-0 1B 2B		0-3 K		5	2	2	2	0	3	2
Rich Becker, L <small>OBP: 0.289, SLG: 0.385</small> (1, 9) S	0-3 K	0-0 G4-3		0-3 K		0-3 K		0-3 K		4	0	0	0	0	3	3
Turk Wendell, L <small>OBP: 0.250, SLG: 0.375</small> (7, 1) S										0	0	0	0	0	0	0
John Hudek, S <small>OBP: 0.250, SLG: 0.375</small> (8, 1)										0	0	0	0	0	0	0
Jim Tatum, R <small>OBP: 0.250, SLG: 0.375</small> (8, PH)										1	0	0	0	0	1	0
Mel Rojas, R <small>OBP: 0.250, SLG: 0.375</small> (9, 1)										0	0	0	0	0	0	0
Bernard Gilkey, R <small>OBP: 0.434, SLG: 0.378</small> (1, 7) S	0-3 K		0-0 WP 1B G4-3		4-0 FC1-6 1B BB	0-0 1B 2-H		0-0 F8		4	1	2	1	1	1	0
John Olerud, L <small>OBP: 0.448, SLG: 0.511</small> (1, 3) X	0-0 2B 1B		0-0 G4-3		0-0 FC1-6 1B	0-0 F7		0-0 1B G1-3		5	0	3	0	0	0	2
Carlos Baerga, S <small>OBP: 0.173, SLG: 0.220</small> (1, 4) X	0-0 1-3 2B		0-0 P6		0-0 P5			0-0 G1-3		5	0	1	0	0	1	4
Brian McRae, S <small>OBP: 0.385, SLG: 0.409</small> (1, 8) X	0-0 F8		4-0 1B BB		0-0 FC1-6 S			0-0 F9		4	0	1	0	1	0	4
Alberto Castillo, R <small>OBP: 0.238, SLG: 0.211</small> (1, 2) X		0-0 SH5-4 2B		0-0 FC6-4 1B		0-3 K		4-0 BB		3	0	2	1	1	1	2
Matt Franco, L <small>OBP: 0.412, SLG: 0.286</small> (9, PH)			4-0 SH5-4 BB		0-0 FC6-4			0-0 G6-3		1	0	0	0	0	1	2
Rey Ordonez, R <small>OBP: 0.273, SLG: 0.264</small> (1, 6) X			0-0 SH5-4 BB		0-0 FC6-4			0-0 G3		3	0	0	0	1	0	3
Dave Mlicki, R <small>OBP: 0.400, SLG: 0.250</small> (1, 1) X		0-0 SH5-4		0-0 F9		0-0 2B 1B		0-3 K		1	0	0	0	0	0	0
Brian Bohanon, L <small>OBP: 0.667, SLG: 0.667</small> (5, 1)										0	0	0	0	0	0	0
Luis Lopez, S <small>OBP: 0.474, SLG: 0.471</small> (6, PH)										1	1	1	0	0	0	0
Butch Huskey, R <small>OBP: 0.294, SLG: 0.356</small> (7, 9)										1	0	0	0	0	1	0

Inning Stats	R: 1	H: 3	E: 0	K: 2	S: 10	H: 3	LOB: 2	BB: 0	P: 10	R: 0	H: 1	E: 0	K: 1	S: 6	R: 0	H: 2	E: 0	K: 0	S: 5	R: 0	H: 0	E: 0	K: 2	S: 7	R: 0	H: 1	E: 0	K: 1	S: 6	R: 2	H: 3	E: 0	K: 1	S: 8	R: 0	H: 0	E: 0	K: 3	S: 9	R: 0	H: 2	E: 0	K: 1	S: 7	1B: 8	2B: 3	3B: 0	HR: 1	SF: 0	SAC: 1	DP: 0	HBP: 0	WP: 1	PB: 0	SB: 1	CS: 0	PA: 43
--------------	------	------	------	------	-------	------	--------	-------	-------	------	------	------	------	------	------	------	------	------	------	------	------	------	------	------	------	------	------	------	------	------	------	------	------	------	------	------	------	------	------	------	------	------	------	------	-------	-------	-------	-------	-------	--------	-------	--------	-------	-------	-------	-------	--------

PITCHER	IP	WLS	BF	H	R	ER	SO	BB	IBB	HBP	BLK	WP	HR	S	P	ERA	WHIP
Kevin Tapani, R <small>ERA: 5.73</small> (1, 1)	5.1		28	9	4	4	6	3	0	0	0	1	1	37	49	6.75	2.250
Marc Pisciotta, R <small>ERA: 1.69</small> (6, 1)	0.1		2	1	0	0	1	0	0	0	0	0	0	4	4	0.00	3.000
Ben Van Ryn, L <small>ERA: 1.69</small> (6, 1)	0.2		2	0	0	0	1	0	0	0	0	0	0	4	4	0.00	0.000
Amaury Telemaco, R <small>ERA: 2.08</small> (7, 1)	0.2		3	0	0	0	0	1	0	0	0	0	0	2	6	0.00	1.500
Terry Adams, R <small>ERA: 1.86</small> (8, 1)	1.0		3	0	0	0	3	0	0	0	0	0	0	9	9	0.00	0.000

BOTTOM
Chicago Cubs @ New York Mets
Shea Stadium, Flushing, NY
Thu Apr 16 1998, 3:33 AM EDT
Att: 50,814 - Cloudy - 53 F
AB 38
R 4
H 12
RBI 4
BB 4
SO 12
LOB 22



PITCHER	IP	WLS	BF	H	R	ER	SO	BB	IBB	HBP	BLK	WP	HR	S	P	ERA	WHIP
Rod Beck, R <small>ERA: 3.86</small> (9, 1)	1.0		5	2	0	0	1	0	0	0	0	0	0	7	7	0.00	2.000

Batter	1	2	3	4	5	6	7	8	9
Chris Stynes, R OBP: 0.412, SLG: 0.578 (1, 7)	1-2 G5-3		2-1 G6-3		3-2 2B 1B		2-2 G1-3 1B		
Jon Nunnally, L OBP: 0.364, SLG: 0.364 (1, 9)	3-3 K		4-2 3B BB		1 SAFE 3-3 1 SAFE K 1-2		3-2 G1-3 1-3		
Barry Larkin, R OBP: 0.444, SLG: 0.500 (1, 6)	4-2 1B BB		1-0 1-H 2B 3B		1-0 G6-3 2-H 1B 2B		4-0 S IBB		
Eddie Taubensee, L OBP: 0.423, SLG: 0.468 (1, 2)	2-0 1-3 1B		3-2 3-H 2B		3-2 G6-3 2-3		3-3 K 1-2		
Eduardo Perez, R OBP: 0.244, SLG: 0.268 (7, PH) (8, 3)									
Dmitri Young, S OBP: 0.333, SLG: 0.475 (1, 3)	0-0 F8		3-3 K		0-0 1B		2-3 K		
Brook Fordyce, R OBP: 0.250, SLG: 0.200 (8, 2)									
Willie Greene, L OBP: 0.448, SLG: 0.549 (1, 5)		1-1 G5-3	1-0 G4-3		0-0 P6		3-2 F7		
Bret Boone, R OBP: 0.397, SLG: 0.625 (1, 4)		1-2 F9		3-2 G4-3		1-3 K	1-0 G1-3		
Reggie Sanders, R OBP: 0.396, SLG: 0.310 (1, 8)		4-2 BB		1-3 K		0-1 G1-3	0-0 1B		
Mike Remlinger, L Jeff Shaw, R (8, 1)		0-2 F9		0-2 L3		0-0 G1-3			

Inning Stats	R: 0 E: 0 K: 1 S: 10	H: 1 LOB: 2 BB: 1 P: 20	R: 0 E: 0 K: 10 S: 10	H: 0 LOB: 1 BB: 1 P: 16	R: 2 E: 0 K: 13 S: 13	H: 2 LOB: 1 BB: 1 P: 27	R: 0 E: 0 K: 11 S: 11	H: 0 LOB: 0 BB: 0 P: 15	R: 2 E: 0 K: 18 S: 18	H: 3 LOB: 1 BB: 0 P: 27	R: 0 E: 0 K: 6 S: 6	H: 0 LOB: 0 BB: 0 P: 7	R: 0 E: 0 K: 2 S: 13	H: 1 LOB: 2 BB: 1 P: 27	R: 0 E: 0 K: 5 S: 5	H: 1 LOB: 1 BB: 0 P: 9
--------------	-------------------------------	----------------------------------	--------------------------------	----------------------------------	--------------------------------	----------------------------------	--------------------------------	----------------------------------	--------------------------------	----------------------------------	------------------------------	---------------------------------	-------------------------------	----------------------------------	------------------------------	---------------------------------

PITCHER	IP	WLS	BF	H	R	ER	SO	BB	IBB	HBP	BLK	WP	HR	S	P	ERA	WHIP
Bobby Jones, R ERA: 3.5 (1, 1)	6.0	L	27	6	4	4	5	3	0	0	0	0	0	68	112	6.00	1.500
Greg McMichael, R ERA: (7, 1)	0.1		3	1	0	0	0	0	1	0	0	0	0	7	16	0.00	3.000
Dennis Cook, L ERA: 1.23 (7, 1)	1.2		5	1	0	0	2	0	0	0	0	0	0	11	20	0.00	0.600

BOTTOM


New York Mets @ Cincinnati Reds
Cinergy Field, Cincinnati, OH

Fri Apr 17 1998, 7:05 PM EDT
Att: 21,384 - Unknown - 57 F

AB	R	H	RBI	BB	SO	LOB
4	1	2	0	0	0	0
3	1	0	0	1	2	2
2	2	2	2	2	0	0
3	0	2	1	0	0	1
1	0	0	0	0	1	2
4	0	1	1	0	2	5
0	0	0	0	0	0	0
4	0	0	0	0	0	2
4	0	0	0	0	1	0
3	0	1	0	1	1	0
3	0	0	0	0	0	1
0	0	0	0	0	0	0

AB	31
R	4
H	8
RBI	4
BB	4
SO	7
LOB	13

WP: 0 PA: 35
PB: 0
SB: 3
CS: 0



PITCHER	IP	WLS	BF	H	R	ER	SO	BB	IBB	HBP	BLK	WP	HR	S	P	ERA	WHIP
---------	----	-----	----	---	---	----	----	----	-----	-----	-----	----	----	---	---	-----	------

New York Mets @ Cincinnati Reds
Cinergy Field, Cincinnati, OH

Sat Apr 18 1998, 3:33 AM EDT
Att: 21,213 - Cloudy - 54 F

AB	32
R	5
H	6
RBI	4
BB	7
SO	6
LOB	17




WP:	0	PA:	43
PB:	0		
SB:	0		
CS:	0		

Batter	1	2	3	4	5	6	7	8	9	10	AB	R	H	RBI	BB	SO	LOB
Rich Becker, L (1, 7) <small>OBP: 0.320, SLG: 0.419</small>	F8		2B		1B		K			E	4	3	2	0	1	1	0
Edgardo Alfonzo, R (1, 5) <small>OBP: 0.333, SLG: 0.387</small>	G5-3		SF7		BB		K			E	3	1	1	2	1	1	0
John Olerud, L (1, 3) <small>OBP: 0.455, SLG: 0.481</small>			BB		G3-6-1				F7	SH5-4	2	0	0	0	2	0	2
Butch Huskey, R (1, 9) <small>OBP: 0.333, SLG: 0.380</small>	F9				1B				FC4-6	E	2	0	1	1	3	0	1
Brian McRae, S (1, 8) <small>OBP: 0.344, SLG: 0.353</small>			SF7		F7				F8	P4	4	0	0	1	0	1	5
Carlos Baerga, S (1, 4) <small>OBP: 0.197, SLG: 0.214</small> Brian Bohanon, L (6, 1) <small>OBP: 0.667, SLG: 0.667</small> Matt Franco, L (8, PH) <small>OBP: 0.392, SLG: 0.267</small> Mel Rojas, R (8, 1) Jim Tatum, R (10, PH) <small>OBP: 0.200, SLG: 0.300</small> John Franco, L (10, 1)			G3				G3		FC4-6	E5	3	0	1	0	0	0	2
Alberto Castillo, R (1, 2) <small>OBP: 0.208, SLG: 0.182</small> Bernard Gilkey, R (9, PH) <small>OBP: 0.404, SLG: 0.347</small> Tim Spehr, R (9, 2) <small>OBP: 0.313, SLG: 0.222</small>			G1-6-3		K		G6-3		F8	K	3	0	0	0	0	1	1
Rey Ordonez, R (1, 6) <small>OBP: 0.286, SLG: 0.295</small>					F8		F8		K		4	1	1	0	0	1	0
Masato Yoshii, R (1, 1)			SH5-4						F8		1	0	0	0	0	0	0
Luis Lopez, S (6, 4) <small>OBP: 0.409, SLG: 0.400</small>					F8		G3				2	0	0	0	0	0	0

Inning Stats	R: 0	H: 0	E: 0	K: 0	S: 3	H: 0	LOB: 1	BB: 1	P: 7	R: 0	H: 1	E: 0	K: 1	S: 5	H: 2	LOB: 0	BB: 0	P: 5	R: 3	H: 2	E: 0	K: 0	S: 5	R: 0	H: 0	E: 0	K: 1	S: 5	R: 1	H: 2	E: 0	K: 0	S: 4	R: 0	H: 0	E: 0	K: 0	S: 3	R: 0	H: 0	E: 0	K: 2	S: 7	R: 0	H: 0	E: 0	K: 0	S: 3	R: 0	H: 0	E: 0	K: 1	S: 5	R: 1	H: 1	E: 1	K: 1	S: 7	H: 1	LOB: 3	BB: 1	P: 12	1B: 3	SF: 1	2B: 3	SAC: 2	3B: 0	DP: 2	HR: 0	HBP: 1	WP: 0	PA: 43
--------------	------	------	------	------	------	------	--------	-------	------	------	------	------	------	------	------	--------	-------	------	------	------	------	------	------	------	------	------	------	------	------	------	------	------	------	------	------	------	------	------	------	------	------	------	------	------	------	------	------	------	------	------	------	------	------	------	------	------	------	------	------	--------	-------	-------	-------	-------	-------	--------	-------	-------	-------	--------	-------	--------

PITCHER	IP	WLS	BF	H	R	ER	SO	BB	IBB	HBP	BLK	WP	HR	S	P	ERA	WHIP
Pete Harnisch, R (1, 1) <small>ERA: 3.76</small>	6.0		26	5	4	4	2	5	0	0	0	0	0	25	45	6.00	1.667
Scott Sullivan, R (7, 1) <small>ERA: 8.71</small>	2.0		7	0	0	0	2	1	0	0	0	0	0	10	14	0.00	0.500
Stan Belinda, R (9, 1) <small>ERA: 3.45</small>	2.0	L	10	1	1	0	2	0	1	1	0	0	0	12	17	0.00	0.500

Batter	1	2	3	4	5	6	7	8	9	10	AB	R	H	RBI	BB	SO	LOB	BOTTOM														
Chris Stynes, R (1, 7) OBP: 0.397, SLG: 0.544	F8		F8		G5-3		K		BB, CS, BB		4	0	0	0	1	1	0	<p>New York Mets @ Cincinnati Reds Cinergy Field, Cincinnati, OH</p> <p>Sat Apr 18 1998, 3:33 AM EDT Att. 21,213 - Cloudy - 54 F</p> <p>livebaseballscorecards.com</p> <table> <tr><td>AB</td><td>37</td></tr> <tr><td>R</td><td>4</td></tr> <tr><td>H</td><td>10</td></tr> <tr><td>RBI</td><td>4</td></tr> <tr><td>BB</td><td>3</td></tr> <tr><td>SO</td><td>6</td></tr> <tr><td>LOB</td><td>11</td></tr> </table> 	AB	37	R	4	H	10	RBI	4	BB	3	SO	6	LOB	11
AB	37																															
R	4																															
H	10																															
RBI	4																															
BB	3																															
SO	6																															
LOB	11																															
Jon Nunnally, L (1, 9) OBP: 0.367, SLG: 0.429	G3-1		CS, 1B		HR		P5		BB, BB, BB, BB	1-2	P2	5	1	2	1	0	0		1													
Barry Larkin, R (1, 6) OBP: 0.440, SLG: 0.474	E7		CS		F9		BB		BB, BB, BB		K	4	1	1	0	1	1	0														
Eddie Taubensee, L (1, 2) OBP: 0.439, SLG: 0.538		HR			BB, 1B		F7				G3-1	5	2	3	1	0	0	1														
Dmitri Young, S (1, 3) OBP: 0.298, SLG: 0.432			K		SF7, 1B		F7				G1-3	4	0	0	1	0	1	1														
Willie Greene, L (1, 5) OBP: 0.437, SLG: 0.519			K		2B, BB		K				G1	3	0	0	0	1	2	0														
Bret Boone, R (1, 4) OBP: 0.431, SLG: 0.662			S, 1B		1-3, 2-H, 2B		FC5-4, 1B				FC5-4, 1B	4	0	4	1	0	0	0														
Reggie Sanders, R (1, 8) OBP: 0.368, SLG: 0.283 Stan Belinda, R (9, 1)			K		P6		FC5-4				FC5-4	4	0	0	0	0	1	5														
Pete Harnisch, S (1, 1) OBP: 0.100, SLG: 0.100 Eduardo Perez, R (6, PH) OBP: 0.239, SLG: 0.262 Scott Sullivan, R (7, 1) Pat Watkins, R (9, 8) OBP: 0.167, SLG: 0.167			G6-3		G5-3		F8				F7	2	0	0	0	0	2															
												1	0	0	0	0	1															
												0	0	0	0	0	0															
												1	0	0	0	0	0															
Inning Stats	R: 0 E: 1 K: 0 S: 3	H: 0 LOB: 1 BB: 0 P: 3	R: 1 E: 0 K: 3 S: 11	H: 2 LOB: 1 BB: 0 P: 11	R: 0 E: 0 K: 0 S: 3	H: 1 LOB: 0 BB: 0 P: 3	R: 2 E: 0 K: 0 S: 6	H: 3 LOB: 2 BB: 1 P: 10	R: 1 E: 0 K: 0 S: 5	H: 2 LOB: 1 BB: 0 P: 5	R: 0 E: 0 K: 1 S: 6	H: 1 LOB: 1 BB: 0 P: 6	R: 0 E: 0 K: 1 S: 5	H: 0 LOB: 1 BB: 1 P: 9	R: 0 E: 0 K: 1 S: 4	H: 1 LOB: 1 BB: 0 P: 4	R: 0 E: 0 K: 0 S: 2	H: 0 LOB: 0 BB: 1 P: 6	R: 0 E: 0 K: 1 S: 5	H: 0 LOB: 0 BB: 0 P: 5	1B: 7 2B: 1 3B: 0 HR: 2	SF: 1 SAC: 0 DP: 0 HBP: 0	WP: 0 PB: 0 SB: 2 CS: 2	PA: 42								
PITCHER	IP	WLS	BF	H	R	ER	SO	BB	IBB	HBP	BLK	WP	HR	S	P	ERA	WHIP															
Masato Yoshii, R (1, 1) ERA: 2.0	5.0		23	8	4	4	3	1	0	0	0	0	2	28	32	7.20	1.800															
Brian Bohanon, L (6, 1) ERA: 0.68	2.0		8	1	0	0	2	1	0	0	0	0	0	11	15	0.00	1.000															
Mel Rojas, R (8, 1) ERA:	2.0	W	7	1	0	0	0	1	0	0	0	0	0	6	10	0.00	1.000															
John Franco, L (10, 1) ERA:	1.0	S	3	0	0	0	1	0	0	0	0	0	0	5	5	0.00	0.000															

Batter	1	2	3	4	5	6	7	8	9	AB R H RBI BB SO LOB	TOP		
Edgardo Alfonzo, R (1, 5) OBP: 0.351, SLG: 0.409 Jim Tatum, R (8, 3) OBP: 0.273, SLG: 0.545	1-3 K		1-0 P4		1-0 1B FC5-4 2B		3-1 2B FC4-2 1B	4-1 2B BB	2-1 1B 3B	4 2 2 0 1 1 0 1 1 1 2 0 0 0			
Luis Lopez, S (1, 4) OBP: 0.500, SLG: 0.500	2-0 1B 1B		1-2 G5-3		2-2 FC5-4 1B		1-0 FC4-2 BB 2B	4-2 2B BB	4-1 BB 1B BB	4 3 3 0 2 0 0			
Bernard Gilkey, R (1, 7) OBP: 0.413, SLG: 0.400	2-0 1B SF8 1B		0-1 1B 2B		0-0 FC5-4 2B		0-0 FC4-2 BB 1B	1-0 WP 1B 2B	2-1 P3	6 5 3 3 0 0 5			
John Olerud, L (1, 3) OBP: 0.479, SLG: 0.518 Turk Wendell, L (8, 1) Carlos Baerga, S (9, PH) OBP: 0.183, SLG: 0.228	0-2 1B		3-2 1B		1-1 1H 2B		4-0 BB 1B BB	2-1 G4-3	2-1 BB 1B	4 1 3 3 1 0 1 0 0 0 0 0 0 0 1 0 1 1 0 0 0			
Butch Huskey, R (1, 9) OBP: 0.313, SLG: 0.358 Rich Becker, L (7, 9) OBP: 0.327, SLG: 0.409	1-1 SF8		1-0 F7		1-2 L7		0-0 P4	4-2 1B BB	2-3 K	3 0 0 1 0 0 5 1 0 0 0 1 1 2			
Brian McRae, S (1, 8) OBP: 0.373, SLG: 0.352	1-3 K			4-2 CS BB		0-0 F7	4-0 1B BB	0-1 1B	4-2 BB	3 0 1 2 3 1 1			
Tim Spehr, R (1, 2) OBP: 0.316, SLG: 0.219		0-0 F7		1-2 F9		4-2 FC1-6 BB	2-2 1B	3-2 G4-3	2-2 G1-3	5 0 1 2 1 0 6			
Rey Ordonez, R (1, 6) OBP: 0.279, SLG: 0.288 John Hudek, S (9, 1)		0-2 L6		2-2 G4-3		1-1 FC1-6	0-1 G4-3		0-0 WP 3B 1B	5 1 1 0 0 0 3 0 0 0 0 0 0 0			
Al Leiter, L (1, 1) OBP: 0.222, SLG: 0.333 Matt Franco, L (8, PH) OBP: 0.400, SLG: 0.250		0-0 F7			1-2 K	0-0 F7		3-3 K	4-1 3B BB	3 0 0 0 0 1 1 1 1 0 0 1 1 0			
Inning Stats	R: 2 H: 3 E: 0 LOB: 1 K: 2 BB: 0 S: 14 P: 21	R: 0 H: 0 E: 0 LOB: 0 K: 0 BB: 0 S: 5 P: 5	R: 1 H: 2 E: 0 LOB: 1 K: 0 BB: 0 S: 11 P: 17	R: 0 H: 0 E: 0 LOB: 0 K: 0 BB: 1 S: 13 P: 20	R: 2 H: 3 E: 0 LOB: 1 K: 1 BB: 0 S: 13 P: 19	R: 0 H: 0 E: 0 LOB: 1 K: 0 BB: 1 S: 6 P: 11	R: 3 H: 3 E: 0 LOB: 2 K: 0 BB: 2 S: 11 P: 25	R: 3 H: 2 E: 0 LOB: 2 K: 1 BB: 3 S: 19 P: 40	R: 3 H: 3 E: 0 LOB: 3 K: 1 BB: 3 S: 20 P: 42	1B: 10 SF: 1 2B: 5 SAC: 0 3B: 1 DP: 0 HR: 0 HBP: 0	WP: 2 PA: 52 PB: 0 SB: 0 CS: 1		
PITCHER	IP WLS BF H R ER SO BB IBB HBP BLK WP HR S P ERA WHIP											PITCHER	IP WLS BF H R ER SO BB IBB HBP BLK WP HR S P ERA WHIP
Gabe White, L (1, 1) ERA: 6.88	4.1 L 20 7 5 5 3 1 0 0 0 0 0 0 50 74 10.38 1.846												
Mark Hutton, R (5, 1) ERA: 5.4	2.1 14 4 3 3 0 3 0 0 0 0 0 0 21 42 11.57 3.000												
David Weathers, R (7, 1) ERA: 6.61	0.1 1 0 0 0 0 0 0 0 0 0 0 0 2 2 0.00 0.000												
Marc Kroon, R (8, 1) ERA: 7.36	2.0 17 5 6 6 2 6 0 0 0 0 2 0 39 82 27.00 5.500												

New York Mets @ Cincinnati Reds
Cinergy Field, Cincinnati, OH
Sun Apr 19 1998, 3:33 AM EDT
Att. 16,743 - Cloudy - 52 F

livebaseballscorecards.com

AB	41
R	14
H	16
RBI	14
BB	10
SO	5
LOB	24



Batter	1	2	3	4	5	6	7	8	9	AB	R	H	RBI	BB	SO	LOB
Chris Stynes, R OBP: 0.390, SLG: 0.521 (1, 7)	4-2 FC6-4 BB	1-3 K			3-3 K			2-2 L4		3	0	0	0	1	2	3
Dmitri Young, S OBP: 0.275, SLG: 0.396 Pat Watkins, R OBP: 0.167, SLG: 0.167 (1, 9) (9, 9)	2-2 FC6-4 1B 1-2f		1-1 G4-3		0-0 G6-3			1-1 F9		4	0	0	0	0	0	2
Barry Larkin, R OBP: 0.434, SLG: 0.463 Pokey Reese, R OBP: 0.176, SLG: 0.133 (1, 6) (8, 6)	2-0 1-2 1B		0-2 L7				1-0 G6-3	3-1 F8		3	0	1	0	0	0	0
Eduardo Perez, R OBP: 0.220, SLG: 0.239 (1, 3)	3-3 K		3-3 K				2-0 G5-3		2-3 K	4	0	0	0	0	3	2
Willie Greene, L OBP: 0.427, SLG: 0.491 (1, 5)	2-3 K			H 1-0 G5-4-3 HBP			3-2 F8		2-3 K	3	0	0	0	0	2	2
Bret Boone, R OBP: 0.408, SLG: 0.625 (1, 4)		1-1 F7	1 SAFE 2-1 G5-4-3 1-2f				1-1 G5-3		1-3 K	4	0	0	0	0	1	1
Reggie Sanders, R OBP: 0.367, SLG: 0.286 (1, 8)		1-0 G5-3		X 0-0 1B			2-0 G6-3			3	0	1	0	0	0	0
Brook Fordyce, R OBP: 0.278, SLG: 0.235 Mark Hutton, R David Weathers, R Aaron Boone, R OBP: 0.125, SLG: 0.125 Marc Kroon, R (1, 2) (5, 1) (7, 1) (7, PH) (8, 1)		1-2 1B 1B		B X 1-0 F9			1-3 K			2	0	1	0	0	0	1
Gabe White, L OBP: 0.500, SLG: 0.500 Eddie Taubensee, L OBP: 0.441, SLG: 0.528 (1, 1) (5, 2)		1-1 1-2 1B		B X 3-2 L3				4-2 BB		1	0	1	0	0	0	0

Inning Stats	R: 0	H: 1	E: 0	K: 2	S: 14	LOB: 2	BB: 1	P: 27	R: 0	H: 2	E: 0	K: 1	S: 13	LOB: 2	BB: 0	P: 18	R: 0	H: 0	E: 0	K: 1	S: 8	LOB: 0	BB: 0	P: 12	R: 0	H: 1	E: 0	K: 0	S: 4	LOB: 1	BB: 0	P: 8	R: 0	H: 0	E: 0	K: 1	S: 8	LOB: 0	BB: 0	P: 14	R: 0	H: 0	E: 0	K: 0	S: 6	LOB: 0	BB: 0	P: 12	R: 0	H: 0	E: 0	K: 1	S: 6	LOB: 0	BB: 0	P: 10	R: 0	H: 0	E: 0	K: 0	S: 9	LOB: 1	BB: 1	P: 19	R: 0	H: 0	E: 0	K: 3	S: 9	LOB: 0	BB: 0	P: 14	1B: 4	2B: 0	3B: 0	HR: 0	SF: 0	SAC: 0	DP: 1	HBP: 1	WP: 0	PB: 0	SB: 0	CS: 0	PA: 33
--------------	------	------	------	------	-------	--------	-------	-------	------	------	------	------	-------	--------	-------	-------	------	------	------	------	------	--------	-------	-------	------	------	------	------	------	--------	-------	------	------	------	------	------	------	--------	-------	-------	------	------	------	------	------	--------	-------	-------	------	------	------	------	------	--------	-------	-------	------	------	------	------	------	--------	-------	-------	------	------	------	------	------	--------	-------	-------	-------	-------	-------	-------	-------	--------	-------	--------	-------	-------	-------	-------	--------

PITCHER	IP	WLS	BF	H	R	ER	SO	BB	IBB	HBP	BLK	WP	HR	S	P	ERA	WHIP
Al Leiter, L ERA: 1.44 (1, 1)	7.0	W	26	4	0	0	6	1	0	1	0	0	0	59	101	0.00	0.714
Turk Wendell, R ERA: 7.45 (8, 1)	1.0		4	0	0	0	0	1	0	0	0	0	0	9	19	0.00	1.000
John Hudek, R ERA: 4.32 (9, 1)	1.0		3	0	0	0	3	0	0	0	0	0	0	9	14	0.00	0.000

BOTTOM

New York Mets @ Cincinnati Reds
Cinergy Field, Cincinnati, OH

Sun Apr 19 1998, 3:33 AM EDT
Att: 16,743 - Cloudy - 52 F

livebaseballscorecards.com

AB	30
R	0
H	4
RBI	0
BB	2
SO	9
LOB	12



Batter	1	2	3	4	5	6	7	8	9	AB R H RBI BB SO LOB	TOP											
Craig Biggio, R (1, 4) OBP: 0.367, SLG: 0.494	0-2 P4		1-1 G1-3			3-2 L7	0-1 F8		2-1 1B	5 0 1 2 0 0 2												
Derek Bell, R (1, 9) OBP: 0.416, SLG: 0.597	3-2 P2		2-1 G4-3			1-2 1B		1-1 5 1B 2B	0-1 F7	5 1 2 0 0 0 0												
5 Jeff Bagwell, R (1, 3) OBP: 0.396, SLG: 0.452	1-3 K			2-2 2B		2-2 F9		0-0 G1-6-3 1B		4 0 2 1 0 1 1												
Bill Spiers, L (1, 5) OBP: 0.383, SLG: 0.395		3-2 1B 2B		2-3 K		0-1 G6-3		1-1 G1-6-3		4 0 1 0 0 1 3												
Moises Alou, R (1, 7) OBP: 0.421, SLG: 0.609		0-0 G4-6-3 1B		0-1 G5-3			1-0 F9	2-2 HR		4 1 2 1 0 0 1												
Richard Hidalgo, R (1, 8) OBP: 0.218, SLG: 0.255		1-2 P6		0-2 F9			1-3 K	0-3 K		4 0 0 0 0 2 3												
Ricky Gutierrez, R (1, 6) OBP: 0.422, SLG: 0.458		1-1 G4-6-3			2-0 G5-3		1-0 1B 2B		0-0 SH1-4 1B 1B	4 2 2 0 0 0 2												
Brad Ausmus, R (1, 2) OBP: 0.281, SLG: 0.212			1-1 HR		0-2 F8		4-0 1B IBB		0-1 SH1-4 1B	3 2 2 1 1 0 0												
Mike Hampton, R (1, 1) OBP: 0.357, SLG: 0.308			1-2 F8		2-2 G6-3		0-1 1-3 2-H 1B		0-0 SH1-4	3 0 1 1 0 0 0												
Inning Stats	R: 0 E: 0 K: 1 S: 12	H: 0 LOB: 0 BB: 0 P: 16	R: 0 E: 0 K: 0 S: 10	H: 2 LOB: 1 BB: 0 P: 15	R: 1 E: 0 K: 0 S: 9	H: 1 LOB: 0 BB: 0 P: 14	R: 0 E: 0 K: 1 S: 13	H: 1 LOB: 1 BB: 0 P: 17	R: 0 E: 0 K: 0 S: 9	H: 0 LOB: 0 BB: 0 P: 13	R: 0 E: 0 K: 0 S: 14	H: 1 LOB: 1 BB: 0 P: 20	R: 1 E: 0 K: 1 S: 9	H: 2 LOB: 2 BB: 1 P: 16	R: 2 E: 0 K: 1 S: 12	H: 3 LOB: 0 BB: 0 P: 16	R: 2 E: 0 K: 0 S: 8	H: 3 LOB: 0 BB: 0 P: 10	1B: 7 2B: 4 3B: 0 HR: 2	SF: 0 SAC: 1 DP: 2 HBP: 0	WP: 0 PB: 0 SB: 0 CS: 0	PA: 38
PITCHER	IP WLS BF H R ER SO BB IBB HBP BLK WP HR S P ERA WHIP												PITCHER	IP WLS BF H R ER SO BB IBB HBP BLK WP HR S P ERA WHIP								
Rick Reed, R (1, 1) ERA: 4.21	8.0 L 33 10 4 4 4 0 0 0 0 0 0 2 88 127 4.50 1.250																					
Greg McMichael, R (9, 1) ERA: 1.54	1.0 5 3 2 2 0 0 0 0 0 0 0 0 8 10 18.00 3.000																					

Houston Astros @ New York Mets
Shea Stadium, Flushing, NY
 Tue Apr 21 1998, 7:05 PM EDT
 Att. 14,774 - Unknown - 67 F

livebaseballscorecards.com

AB	36
R	6
H	13
RBI	6
BB	1
SO	4
LOB	12



Batter	1	2	3	4	5	6	7	8	9	AB	R	H	RBI	BB	SO	LOB	BOTTOM																	
Edgardo Alfonzo, R OBP: 0.346, SLG: 0.400 (1, 5)	1-3 K		2-1 F9			1-1 G1-3		2-0 1B		4	0	1	0	0	1	0	Houston Astros @ New York Mets Shea Stadium, Flushing, NY Tue Apr 21 1998, 7:05 PM EDT Att: 14,774 - Unknown - 67 F																	
John Olerud, L OBP: 0.480, SLG: 0.508 Greg McMichael, R (9, 1)	2-1 G4-3		1-0 G4-3			4-1 1B BB		3-2 1B		3	0	1	0	1	0	0																		
Bernard Gilkey, R OBP: 0.403, SLG: 0.390 (1, 7)	1-2 G6-3				0-0 E 1B	2-1 F8		0-3 K		4	0	1	0	0	1	3																		
Butch Huskey, R OBP: 0.324, SLG: 0.368 (1, 9)		3-1 2B 1B		0-0 E1 G6-4-3		2-0 1B FC6-4		2-1 F8		4	0	2	0	0	0	3																		
Brian McRae, S OBP: 0.366, SLG: 0.362 (1, 8)		2-0 1B		0-3 K		2-2 FC6-4			2-3 K	4	0	1	0	0	2	4																		
Carlos Baerga, S OBP: 0.188, SLG: 0.230 (1, 4)		1-3 2B		1-1 G6-4-3			1-0 G5-3		0-1 1B	4	0	1	0	0	1	4																		
Tim Spehr, R OBP: 0.286, SLG: 0.194 (1, 2)		2-3 K		3-2 G5-3			1-0 P4		1-3 K	4	0	0	0	0	2	3																		
Rey Ordonez, R OBP: 0.264, SLG: 0.271 (1, 6)		0-0 G4-3		1-1 G1-3			1-2 G5-3		0-0 F8	4	0	0	0	0	0	3																		
Rick Reed, R OBP: 0.286, SLG: 0.667 Jim Tatum, R OBP: 0.250, SLG: 0.500 (8, PH) (9, 3)			0-1 L4		0-1 G1-3			1-3 K		2	0	0	0	0	0	0																		
Inning Stats	R: 0 E: 0 K: 1 S: 8	H: 0 LOB: 0 BB: 0 P: 12	R: 0 E: 0 K: 2 S: 10	H: 2 LOB: 2 BB: 0 P: 19	R: 0 E: 0 K: 0 S: 5	H: 0 LOB: 0 BB: 0 P: 8	R: 0 E: 1 K: 1 S: 7	H: 1 LOB: 1 BB: 0 P: 8	R: 0 E: 0 K: 0 S: 7	H: 0 LOB: 0 BB: 0 P: 11	R: 0 E: 0 K: 0 S: 11	H: 1 LOB: 2 BB: 1 P: 22	R: 0 E: 0 K: 0 S: 6	H: 0 LOB: 0 BB: 0 P: 9	R: 0 E: 0 K: 2 S: 14	H: 2 LOB: 2 BB: 0 P: 22	R: 0 E: 0 K: 2 S: 12	H: 1 LOB: 1 BB: 0 P: 15	1B: 6 2B: 1 3B: 0 HR: 0	SF: 0 SAC: 0 DP: 1 HBP: 0	WP: 0 PB: 0 SB: 0 CS: 0	PA: 35												
PITCHER Mike Hampton, L ERA: 3.0 (1, 1)	IP 9.0	WLS W	BF 35	H 7	R 0	ER 0	SO 8	BB 1	IBB 0	HBP 0	BLK 0	WP 0	HR 0	S 80	P 126	ERA 0.00	WHIP 0.889	IP 9.0	WLS W	BF 35	H 7	R 0	ER 0	SO 8	BB 1	IBB 0	HBP 0	BLK 0	WP 0	HR 0	S 80	P 126	ERA 0.00	WHIP 0.889

livebaseballscorecards.com

AB	34
R	0
H	7
RBI	0
BB	1
SO	8
LOB	20



Batter	1	2	3	4	5	6	7	8	9	AB	R	H	RBI	BB	SO	LOB	TOP								
Craig Biggio, R (1, 4) OBP: 0.379, SLG: 0.494 C B B X	2-2 F9		0-0 1B 1B		2-2 E3 HR		4-1 1B 1B BB	1-2 5 HBP 1B SF7 1B		4	3	2	0	1	0	0									
Derek Bell, R (1, 9) OBP: 0.436, SLG: 0.646 C B B X	3-3 K		0-1 1B 1B 2-3		2-2 HR 1-H		3-2 1 SAFE BB 1B 2B 1B	1-2 5 HBP 1B		5	2	4	2	0	1	0									
5 Jeff Bagwell, R (1, 3) OBP: 0.385, SLG: 0.429 F X	0-1 F9		2-1 L5		0-0 P4		0-0 F9	3-1 HBP 1-2 2-3		4	0	0	0	0	0	5									
Sean Berry, R (1, 5) OBP: 0.365, SLG: 0.500 Bill Spiers, L (5, PR) OBP: 0.388, SLG: 0.410 (5, 5)		1-3 K	0-0 P6		2-1 BB HBP		0-1 BB 2B 1B	0-0 SF7		2	0	0	0	0	1	3									
Moises Alou, R (1, 7) OBP: 0.420, SLG: 0.582 B B T B T B X		3-3 K		3-2 P4		4-0 BB 1-2 BB	4-2 2B BB	3-3 K		3	0	0	0	2	2	2									
Carl Everett, S (1, 8) OBP: 0.383, SLG: 0.523 S B T B T B X		2-2 1B		0-0 HR		3-1 F8	0-1 2B		2-3 K	5	1	3	3	0	1	2									
Ricky Gutierrez, R (1, 6) OBP: 0.406, SLG: 0.429 C 1 SAFE F B 1 SAFE B 1 SAFE 1 SAFE	2-2 G6-3		0-3 K		0-0 F9		0-0 F9		4-2 CS BB	4	0	0	0	1	2	3									
Brad Ausmus, R (1, 2) OBP: 0.261, SLG: 0.193 C B B B T B T B X			3-2 F9		1-2 F9		1-2 F9		2-2 P6	5	0	0	0	0	0	3									
John Halama, L (1, 1) Jack Howell, L (8, PH) OBP: 0.333, SLG: 0.200 Bob Scanlan, R (6, 1) C.J. Nitkowski, L (6, 1) 35 Dave Clark, L (8, PH) OBP: 0.350, SLG: 0.188 Doug Henry, R (8, 1)			4-0 1B 1B BB		2-3 K		3-3 K	3-2 G3-1		1	0	0	0	0	1	1									
Inning Stats	R: 0 E: 0 K: 1 S: 8	H: 0 LOB: 0 BB: 0 P: 13	R: 0 E: 0 K: 2 S: 15	H: 1 LOB: 1 BB: 0 P: 23	R: 0 E: 0 K: 0 S: 10	H: 2 LOB: 3 BB: 1 P: 19	R: 1 E: 0 K: 1 S: 12	H: 1 LOB: 0 BB: 0 P: 16	R: 2 E: 1 K: 1 S: 14	H: 1 LOB: 2 BB: 1 P: 29	R: 0 E: 0 K: 1 S: 8	H: 0 LOB: 0 BB: 0 P: 12	R: 3 E: 0 K: 1 S: 18	H: 3 LOB: 2 BB: 2 P: 31	R: 1 E: 0 K: 1 S: 16	H: 2 LOB: 2 BB: 0 P: 27	R: 0 E: 0 K: 1 S: 9	H: 0 LOB: 0 BB: 1 P: 17	1B: 7 2B: 1 3B: 0 HR: 2	SF: 1 SAC: 0 DP: 0 HBP: 2	WP: 0 PB: 0 SB: 0 CS: 1	PA: 44			
PITCHER	IP	WLS	BF	H	R	ER	SO	BB	IBB	HBP	BLK	WP	HR	S	P	ERA	WHIP								
Dave Micki, R (1, 1) ERA: 7.65	5.0		24	5	3	2	5	2	0	1	0	0	2	59	100	3.60	1.400								
Turk Wendell, R (6, 1) ERA: 6.75	1.0		3	0	0	0	1	0	0	0	0	0	0	8	12	0.00	0.000								
Greg McMichael, R (7, 1) ERA: 3.75	0.1		5	2	3	3	0	2	0	0	0	0	0	10	21	81.00	12.000								
Mel Rojas, R (7, 1) ERA: 0.82	1.0		7	3	1	1	1	0	0	1	0	0	0	18	28	9.00	3.000								
Dennis Cook, L (8, 1) ERA: 1.0	1.2	W	5	0	0	0	2	1	0	0	0	0	0	15	26	0.00	0.600								

Houston Astros @ New York Mets
Shea Stadium, Flushing, NY
Wed Apr 22 1998, 7:05 PM EDT
Att. 12,772 - Cloudy - 58 F

livebaseballscorecards.com

AB	36
R	7
H	10
RBI	7
BB	5
SO	9
LOB	18



BOTTOM

Houston Astros @ New York Mets
Shea Stadium, Flushing, NY
Wed Apr 22 1998, 7:05 PM EDT
Att. 12,772 - Cloudy - 58 F

livebaseballscorecards.com

AB	33
R	10
H	10
RBI	10
BB	7
SO	2
LOB	15



WP:	0	PA:	44
PB:	0	SB:	0
CS:	2		

Batter	1	2	3	4	5	6	7	8	9	AB	R	H	RBI	BB	SO	LOB
Edgardo Alfonzo, R OBP: 0.326, SLG: 0.373 (1, 5)	F8		F8		K	FC6-4 3B		F9		5	1	0	1	0	1	2
Luis Lopez, S OBP: 0.515, SLG: 0.571 (1, 4)	G4-3		G6-3			1B			HR BB	4	2	2	2	1	0	0
Bernard Gilkey, R OBP: 0.403, SLG: 0.406 (1, 7)	F8				G5-3				F8	5	0	2	1	0	0	1
John Olerud, L OBP: 0.500, SLG: 0.516 (1, 3)																
Butch Huskey, R OBP: 0.301, SLG: 0.339 (1, 9)																
Brian McRae, S OBP: 0.373, SLG: 0.350 Dennis Cook, L (8, 1) Jim Tatum, R OBP: 0.308, SLG: 0.769 (9, PH)																
Alberto Castillo, R OBP: 0.250, SLG: 0.200 (1, 2)																
Rey Ordonez, R OBP: 0.267, SLG: 0.288 (1, 6)																
Dave Micki, R OBP: 0.333, SLG: 0.200 (5, PH) Carlos Baerga, S OBP: 0.185, SLG: 0.230 Turk Wendell, L (6, PH) Matt Franco, L OBP: 0.429, SLG: 0.250 Greg McMichael, R (7, PH) Mel Rojas, R (7, PH) Rich Becker, L OBP: 0.340, SLG: 0.489 (8, PH)																

Batter	1	2	3	4	5	6	7	8	9
Edgardo Alfonzo, R OBP: 0.326, SLG: 0.373 (1, 5)	F8		F8		K	FC6-4 3B		F9	
Luis Lopez, S OBP: 0.515, SLG: 0.571 (1, 4)	G4-3		G6-3			1B			HR BB
Bernard Gilkey, R OBP: 0.403, SLG: 0.406 (1, 7)	F8				G5-3				F8
John Olerud, L OBP: 0.500, SLG: 0.516 (1, 3)									
Butch Huskey, R OBP: 0.301, SLG: 0.339 (1, 9)									
Brian McRae, S OBP: 0.373, SLG: 0.350 Dennis Cook, L (8, 1) Jim Tatum, R OBP: 0.308, SLG: 0.769 (9, PH)									
Alberto Castillo, R OBP: 0.250, SLG: 0.200 (1, 2)									
Rey Ordonez, R OBP: 0.267, SLG: 0.288 (1, 6)									
Dave Micki, R OBP: 0.333, SLG: 0.200 (5, PH) Carlos Baerga, S OBP: 0.185, SLG: 0.230 Turk Wendell, L (6, PH) Matt Franco, L OBP: 0.429, SLG: 0.250 Greg McMichael, R (7, PH) Mel Rojas, R (7, PH) Rich Becker, L OBP: 0.340, SLG: 0.489 (8, PH)									

Inning Stats	R: 0	H: 0	E: 0	K: 7	S: 7	H: 0	LOB: 0	BB: 0	P: 11	R: 0	H: 0	E: 0	K: 13	S: 13	H: 0	LOB: 2	BB: 2	P: 25	R: 0	H: 1	E: 0	K: 0	S: 6	H: 4	LOB: 3	BB: 1	P: 18	R: 4	H: 2	E: 0	K: 0	S: 11	H: 1	LOB: 0	BB: 0	P: 13	R: 1	H: 1	E: 0	K: 0	S: 8	H: 1	LOB: 0	BB: 0	P: 12	R: 3	H: 1	E: 0	K: 0	S: 9	H: 1	LOB: 0	BB: 2	P: 21	1B: 5	SF: 1	2B: 2	SAC: 1	3B: 1	DP: 0	HR: 2	HBP: 0	WP: 0	PA: 44
--------------	------	------	------	------	------	------	--------	-------	-------	------	------	------	-------	-------	------	--------	-------	-------	------	------	------	------	------	------	--------	-------	-------	------	------	------	------	-------	------	--------	-------	-------	------	------	------	------	------	------	--------	-------	-------	------	------	------	------	------	------	--------	-------	-------	-------	-------	-------	--------	-------	-------	-------	--------	-------	--------

PITCHER	IP	WLS	BF	H	R	ER	SO	BB	IBB	HBP	BLK	WP	HR	S	P	ERA	WHIP
John Halama, L ERA: 6.39 (1, 1)	5.0		23	5	2	2	2	3	0	0	0	0	0	49	83	3.60	1.600
Bob Scanlan, R ERA: 6.0 (6, 1)	0.1		3	0	2	2	0	1	0	0	0	0	0	5	9	54.00	3.000
C.J. Nitkowski, L ERA: 3.24 (6, 1)	1.2		7	3	2	2	0	1	0	0	0	0	0	13	29	10.80	2.400
Doug Henry, R ERA: 4.5 (8, 1)	1.2	L	9	2	4	4	0	2	0	0	0	0	2	17	33	21.60	2.400

Batter	1	2	3	4	5	6	7	8	9	AB R H RBI BB SO LOB	TOP		
Chris Stynes, R (1, 7) OBP: 0.396, SLG: 0.477	1-2 G5-3			0-1 G6-3		0-1 G5-3	1-0 1-2	0-1 F9		5 0 0 0 0 0 1			
Willie Greene, L (1, 5) OBP: 0.400, SLG: 0.479 Pokey Reese, R (6, PR) OBP: 0.167, SLG: 0.125 (6, 5)	2-3 K			1-1 G4-3		0-2 FC1-5 1B		2-2 G5-3		3 0 1 0 0 1 0 1 0 0 0 0 0 0			
Barry Larkin, R (1, 6) OBP: 0.394, SLG: 0.375	1-1 G3-1			0-2 G6-3		3-1 FC1-5 BB BB 1-2 2-3		1-2 G4-3		4 0 0 0 0 0 1			
Eddie Taubensee, L (1, 2) OBP: 0.436, SLG: 0.485		1-3 K			1-1 G3 1B 2B	4-1 BB BB			3-2 P6	3 1 1 0 1 1 0			
Dmitri Young, S (1, 3) OBP: 0.324, SLG: 0.476		1-0 G4-3			0-1 G3 2-3	4-1 BB BB			1-1 L8	3 0 0 0 1 0 1			
Bret Boone, R (1, 4) OBP: 0.380, SLG: 0.552		1-2 G5-3			0-1 1B WP 1B 3-H	0-1 P9			3-3 K	4 1 1 1 0 1 3			
Reggie Sanders, R (1, 8) OBP: 0.365, SLG: 0.288			0-1 G1-3		0-1 WP 1B 1-3				3-2 L4	3 0 1 0 0 0 0			
Jon Nunnally, L (1, 9) OBP: 0.347, SLG: 0.387			0-3 K		1-2 P5 2-3 3-H				1-2 P5	3 0 0 0 0 1 1			
Mike Remlinger, L (1, 1) OBP: 0.077, SLG: 0.077 Jeff Shaw, R (8, 1)			1-0 G5-3		3-2 L5				0-0 CS 1B	3 0 1 0 0 0 1 0 0 0 0 0 0 0			
Inning Stats	R: 0 H: 0 E: 0 LOB: 0 K: 1 BB: 0 S: 8 P: 12	R: 0 H: 0 E: 0 LOB: 0 K: 1 BB: 0 S: 7 P: 10	R: 0 H: 0 E: 0 LOB: 0 K: 1 BB: 0 S: 7 P: 8	R: 0 H: 0 E: 0 LOB: 0 K: 0 BB: 0 S: 8 P: 9	R: 2 H: 3 E: 0 LOB: 1 K: 0 BB: 0 S: 17 P: 22	R: 0 H: 1 E: 0 LOB: 3 K: 0 BB: 2 S: 11 P: 22	R: 0 H: 1 E: 0 LOB: 0 K: 0 BB: 0 S: 7 P: 12	R: 0 H: 0 E: 0 LOB: 0 K: 0 BB: 0 S: 8 P: 11	R: 0 H: 0 E: 0 LOB: 0 K: 1 BB: 0 S: 11 P: 18	1B: 4 SF: 0 2B: 1 SAC: 0 3B: 0 DP: 0 HR: 0 HBP: 0	WP: 1 PA: 34 PB: 0 SB: 1 CS: 1		
PITCHER Bobby Jones, R (1, 1) ERA: 3.12 John Franco, L (9, 1) ERA:	IP WLS BF H R ER SO BB IBB HBP BLK WP HR S P ERA WHIP	8.0 W 31 5 2 2 3 2 0 0 0 1 0 73 106 2.25 0.875	1.0 S 3 0 0 0 1 0 0 0 0 0 0 0 11 18 0.00 0.000									PITCHER IP WLS BF H R ER SO BB IBB HBP BLK WP HR S P ERA WHIP	

Cincinnati Reds @ New York Mets
Shea Stadium, Flushing, NY
Fri Apr 24 1998, 7:05 PM EDT
Att. 15,546 - Unknown - 73 F

AB	32
R	2
H	5
RBI	1
BB	2
SO	4
LOB	8



livebaseballscorecards.com

Batter	1	2	3	4	5	6	7	8	9
Rey Ordonez, R (1, 6) <small>OBP: 0.256, SLG: 0.276</small> Rich Becker, L (8, PH) <small>OBP: 0.352, SLG: 0.500</small> Carlos Baerga, S (9, 4) <small>OBP: 0.185, SLG: 0.230</small>	0-3 K			2-2 L5		0-3 K		0-0 FC6-4 2B 1-3 1B	
Edgardo Alfonzo, R (1, 5) <small>OBP: 0.344, SLG: 0.410</small>	1-0 F9			2-0 1B SF9 2B		4-1 G5-3 BB		1-3 FC6-4 2B 3-H	
Bernard Gilkey, R (1, 7) <small>OBP: 0.421, SLG: 0.409</small>	0-1 PO 1B			4-1 SF9 1B BB		3-2 G5-3 2 1-2		4-0 FC6-4 IBB	
Butch Huskey, R (1, 9) <small>OBP: 0.299, SLG: 0.333</small>	1-0 PO 1-2	1-2 P4		1-2 SF9 1B 1-2 2-3		0-0 G5-3 3		0-2 FC6-4 1-2 2-3 3-H	
Jim Tatum, R (1, 3) <small>OBP: 0.250, SLG: 0.667</small> Matt Franco, L (8, PH) <small>OBP: 0.409, SLG: 0.235</small> John Franco, L (9, 1)		3-2 G4-3		2-2 SF9 1-2 2-3 3-H		3-2 L8		0-0 G4-3 3	
Brian McRae, S (1, 8) <small>OBP: 0.359, SLG: 0.333</small>		0-3 K		3-3 K		1-0 G6-3			
Luis Lopez, S (1, 4) <small>OBP: 0.472, SLG: 0.516</small>			3-2 G6-3		3-3 K		0-3 K		
Tim Spehr, R (1, 2) <small>OBP: 0.289, SLG: 0.184</small>			3-2 G6-3		2-2 L8		4-2 1B 2B BB		
Bobby Jones, R (1, 1) John Olerud, L (8, PH) <small>OBP: 0.494, SLG: 0.508</small>			2-3 K2-3		0-3 K		3-2 F7		

Inning Stats	R: 0	H: 1	E: 0	K: 1	S: 6	R: 0	H: 0	E: 0	K: 1	S: 11	R: 0	H: 0	E: 0	K: 1	S: 11	R: 1	H: 2	E: 0	K: 1	S: 14	R: 0	H: 0	E: 0	K: 2	S: 9	R: 0	H: 0	E: 0	K: 1	S: 11	R: 0	H: 0	E: 0	K: 1	S: 11	R: 2	H: 2	E: 0	K: 0	S: 13	R: 0	H: 0	E: 0	K: 1	S: 11	
	LOB: 0	BB: 0	P: 8			LOB: 0	BB: 0	P: 15			LOB: 2	BB: 1	P: 28	LOB: 0	BB: 0	LOB: 1	BB: 1	P: 18			LOB: 0	BB: 0	P: 14			LOB: 0	BB: 0	P: 15			LOB: 2	BB: 2	P: 26			LOB: 2	BB: 2									

PITCHER	IP	WLS	BF	H	R	ER	SO	BB	IBB	HBP	BLK	WP	HR	S	P	ERA	WHIP
Mike Remlinger, L (1, 1) <small>ERA: 3.41</small>	7.1		27	3	2	2	8	3	0	0	0	0	0	78	129	2.46	0.818
Jeff Shaw, R (8, 1) <small>ERA: 3.09</small>	0.2	L	5	2	1	1	0	0	1	0	0	0	0	8	14	13.50	3.000

AB	R	H	RBI	BB	SO	LOB
3	0	0	0	0	2	0
1	1	1	0	0	0	0
0	0	0	0	0	0	0
3	1	2	1	1	0	0
2	0	1	0	2	0	1
4	0	1	1	0	0	3
2	0	0	1	0	0	0
1	0	0	0	0	0	2
0	0	0	0	0	0	0
3	0	0	0	0	2	2
3	0	0	0	0	2	0
2	1	0	0	1	0	0
2	0	0	0	0	2	0
1	0	0	0	0	0	1

WP	PA
0	33

Cincinnati Reds @ New York Mets
 Shea Stadium, Flushing, NY
 Fri Apr 24 1998, 7:05 PM EDT
 Att. 15,546 - Unknown - 73 F

livebaseballscorecards.com

AB	27
R	3
H	5
RBI	3
BB	4
SO	8
LOB	9



Cincinnati Reds @ New York Mets
 Shea Stadium, Flushing, NY
 Sat Apr 25 1998, 3:33 AM EDT
 Att. 22,652 - Sunny - 57 F

livebaseballscorecards.com

AB	32
R	2
H	6
RBI	2
BB	4
SO	9
LOB	17



Batter	1	2	3	4	5	6	7	8	9	AB R H RBI BB SO LOB	TOP											
Chris Stynes, R (1, 7) OBP: 0.396, SLG: 0.473	0-0 WP S 1B	1-2 1-3 2-H 1B		1-0 G6-3			0-0 P6		1-2 L3	5 0 2 1 0 0 1												
Dmitri Young, S (1, 3) OBP: 0.319, SLG: 0.478	2-3 K	0-1 G3			0-0 SH3 G4-3 2B		0-0 G3-1			4 1 1 0 0 1 3												
Bret Boone, R (1, 4) OBP: 0.379, SLG: 0.539	4-2 FC4-6 BB		0-0 F8		0-0 SH3			3-3 K		2 0 0 0 1 1 0												
Eddie Taubensee, L (1, 2) OBP: 0.439, SLG: 0.479	1-3 K		4-0 BB		0-1 G4-3			2-2 BB 1B		3 0 1 1 1 1 2												
Barry Larkin, R (1, 6) OBP: 0.373, SLG: 0.350	1-0 FC4-6 1-2f		1-0 P6		1-0 G5-3			2-3 K		4 0 0 0 0 1 4												
Reggie Sanders, R (1, 8) OBP: 0.358, SLG: 0.273		1-0 F7	1-0 P3			2-3 K		4-2 BB		3 0 0 0 1 1 1												
Jon Nunnally, L (1, 9) OBP: 0.359, SLG: 0.391		4-0 1B BB		0-0 G4-3 G5-3 1B		1-3 K		0-1 L4		2 1 1 0 1 1 0												
Eduardo Perez, R (8, PH) OBP: 0.208, SLG: 0.224										1 0 0 0 0 0 2												
Pat Watkins, R (8, 9) OBP: 0.154, SLG: 0.154										0 0 0 0 0 0 0												
Pokey Reese, R (1, 5) OBP: 0.182, SLG: 0.150	1 SAFE 1 SAFE 1 SAFE BB SAFE	1-2 1B 1B		0-2 G5-3		2-0 F9			1-3 K	4 0 1 0 0 1 1												
David Weathers, R (1, 1)		1-3 K		0-0 G4-3			2-2 F9		0-3 K	4 0 0 0 0 2 3												
Jeff Shaw, R (9, 1)				2-3						0 0 0 0 0 0 0												
Inning Stats	R: 0 E: 0 K: 2 S: 11	H: 1 LOB: 2 BB: 1 P: 19	R: 1 E: 0 K: 1 S: 13	H: 2 LOB: 2 BB: 1 P: 21	R: 0 E: 0 K: 0 S: 3	H: 0 LOB: 1 BB: 1 P: 9	R: 0 E: 0 K: 0 S: 6	H: 1 LOB: 1 BB: 0 P: 7	R: 1 E: 0 K: 0 S: 5	H: 1 LOB: 0 BB: 0 P: 6	R: 0 E: 0 K: 2 S: 7	H: 0 LOB: 0 BB: 0 P: 12	R: 0 E: 0 K: 0 S: 6	H: 0 LOB: 0 BB: 0 P: 8	R: 0 E: 0 K: 2 S: 15	H: 1 LOB: 2 BB: 1 P: 26	R: 0 E: 0 K: 2 S: 10	H: 0 LOB: 0 BB: 0 P: 12	1B: 5 2B: 1 3B: 0 HR: 0	SF: 0 SAC: 1 DP: 0 HBP: 0	WP: 1 PB: 0 SB: 1 CS: 0	PA: 37
PITCHER	IP WLS BF H R ER SO BB IBB HBP BLK WP HR S P ERA WHIP																					
Masato Yoshii, R (1, 1) ERA: 2.16	7.0 L 29 5 2 2 5 3 0 0 0 1 0 51 82 2.57 1.143																					
Brian Bohanon, L (8, 1) ERA: 0.63	1.0 5 1 0 0 2 1 0 0 0 0 0 15 26 0.00 2.000																					
John Hudek, R (9, 1) ERA: 3.86	1.0 3 0 0 0 2 0 0 0 0 0 0 10 12 0.00 0.000																					

Batter	1	2	3	4	5	6	7	8	9	AB	R	H	RBI	BB	SO	LOB
Rich Becker, L (1, 8) OBP: 0.345, SLG: 0.480	3-3 K		2-1 G3		3-3 K			0-0 CS 1B		4	0	1	0	0	2	0
Carlos Baerga, S (1, 4) OBP: 0.188, SLG: 0.231	1-0 FC4 1B		1-0 G3		0-0 G4-3			0-3 K 1-2		4	0	1	0	0	1	1
Bernard Gilkey, R (1, 7) OBP: 0.400, SLG: 0.386	1-3 K				3-3 K			1-3 K		4	0	0	0	0	3	1
John Olerud, L (1, 3) OBP: 0.494, SLG: 0.500	2-2 FC4 1-2f				2-0 G5-3			2-2 1B		3	0	1	0	1	0	1
Butch Huskey, R (1, 9) OBP: 0.296, SLG: 0.343					1-2 1B 2B			1-0 F8 1B		4	0	1	0	0	0	2
Matt Franco, L (1, 5) OBP: 0.385, SLG: 0.200					4-0 1B IBB			1-0 G3		3	0	0	0	1	0	3
Alberto Castillo, R (1, 2) OBP: 0.290, SLG: 0.286					2-0 1-2 2-3 1B			3-2 P6		3	0	2	0	0	0	0
Rey Ordonez, R (1, 6) OBP: 0.247, SLG: 0.266					1-3 K			0-1 G6-3		3	0	0	0	0	1	4
Masato Yoshii, R (1, 1) Brian McRae, S (7, PH) Brian Bohanon, L (8, 1) John Hudek, S (9, 1)					2-1 L6			1-1 F7		2	0	0	0	0	0	0
										1	0	0	0	0	0	0
										0	0	0	0	0	0	0
										0	0	0	0	0	0	0

Inning Stats	R: 0	H: 1	E: 0	LOB: 1	K: 2	S: 10	R: 0	H: 1	E: 1	LOB: 1	K: 0	S: 10	R: 0	H: 0	E: 0	LOB: 0	K: 0	S: 5	R: 0	H: 2	E: 0	LOB: 3	K: 2	S: 11	R: 0	H: 0	E: 0	LOB: 0	K: 1	S: 7	R: 0	H: 1	E: 0	LOB: 1	K: 0	S: 8	R: 0	H: 0	E: 0	LOB: 0	K: 0	S: 7	R: 0	H: 1	E: 0	LOB: 0	K: 2	S: 8	R: 0	H: 0	E: 0	LOB: 0	K: 0	S: 5	R: 0	H: 0	E: 0	LOB: 0	K: 0	S: 9	R: 0	H: 0	E: 0	LOB: 0	K: 0	S: 9	1B: 4	SF: 0	2B: 2	SAC: 0	3B: 0	DP: 2	HR: 0	HBP: 0	WP: 0	PA: 33
--------------	------	------	------	--------	------	-------	------	------	------	--------	------	-------	------	------	------	--------	------	------	------	------	------	--------	------	-------	------	------	------	--------	------	------	------	------	------	--------	------	------	------	------	------	--------	------	------	------	------	------	--------	------	------	------	------	------	--------	------	------	------	------	------	--------	------	------	------	------	------	--------	------	------	-------	-------	-------	--------	-------	-------	-------	--------	-------	--------

PITCHER	IP	WLS	BF	H	R	ER	SO	BB	IBB	HBP	BLK	WP	HR	S	P	ERA	WHIP
David Weathers, R (1, 1) ERA: 4.44	8.0	W	31	6	0	0	7	1	1	0	0	0	0	67	115	0.00	0.875
Jeff Shaw, R (9, 1) ERA: 2.84	1.0	S	2	0	0	0	0	0	0	0	0	0	0	4	4	0.00	0.000

BOTTOM

Cincinnati Reds @ New York Mets
 Shea Stadium, Flushing, NY
 Sat Apr 25 1998, 3:33 AM EDT
 Att. 22,652 - Sunny - 57 F

livebaseballscorecards.com

AB	31
R	0
H	6
RBI	0
BB	2
SO	7
LOB	12



BOTTOM

Houston Astros @ New York Mets
 Shea Stadium, Flushing, NY
 Mon Apr 27 1998, 3:33 AM EDT
 Att. 17,656 - Sunny - 52 F

livebaseballscorecards.com

AB	32
R	3
H	10
RBI	3
BB	5
SO	4
LOB	19



WP: 0	PA: 39
PB: 0	
SB: 0	
CS: 1	

AB	R	H	RBI	BB	SO	LOB
4	0	1	0	1	0	0
4	0	1	0	1	0	2
0	0	0	0	0	0	0
4	0	2	0	1	1	1
4	1	2	0	0	0	3
3	1	2	2	0	1	2
0	1	0	0	1	0	0
2	0	1	0	1	0	0
0	0	0	0	0	0	0
4	0	0	0	0	0	5
3	0	1	1	0	0	2
3	0	0	0	0	1	4
1	0	0	0	0	1	0

Batter	1	2	3	4	5	6	7	8	9
Brian McRae, S OBP: 0.357, SLG: 0.324 (1, 8)	0-0 CS 1B		4-0 G1-6-3 BB		0-1 G4-3		0-0 G6-3		0-0 F8
John Olerud, L OBP: 0.489, SLG: 0.486 Alberto Castillo, R OBP: 0.290, SLG: 0.286 (9, PR)	0-0 P6		2-2 G1-6-3 1-2f		1-0 G5-3 1B		1-1 G4-3		4-1 BB
Edgardo Alfonzo, R OBP: 0.358, SLG: 0.415 (1, 5)	4-2 1B BB 1-2		3-1 G6-3		2-2 1B 1-2		1-1 1B		0-3 K
Butch Huskey, R OBP: 0.306, SLG: 0.351 (1, 9)	1-1 1-2 1B			0-2 HR 1B	0-1 G5-3 2-3f		2-2 P9		
Jim Tatum, R OBP: 0.316, SLG: 0.833 Rich Becker, L OBP: 0.356, SLG: 0.480 (6, PR) (7, 7)	1-3 K			0-0 1-H HR		0-2 2B SF9 1B		4-2 SH5-4 BB	
Carlos Baerga, S OBP: 0.208, SLG: 0.254 John Franco, L (9, 1)		4-1 G4-3 G1-3 BB		1-0 G1-3		0-1 SF9 1-3 2B		0-0 SH5-4 1-2	
Tim Spehr, R OBP: 0.265, SLG: 0.167 (1, 2)		2-2 G1-3 1-2		2-1 F8		0-1 F9		0-0 P9	
Rey Ordonez, R OBP: 0.247, SLG: 0.268 (1, 6)		0-1 G4-3 2-3		0-0 1B		1-0 SF9 2-3 3-H		1-1 G1-6-3	
Rick Reed, R OBP: 0.200, SLG: 0.444 Luis Lopez, S OBP: 0.459, SLG: 0.500 (9, 4)		1-1 B2-3		1-3 K		0-1 G5-3		0-3 K	

Inning Stats	R: 0	H: 2	E: 0	K: 1	S: 10	R: 0	H: 0	E: 0	K: 0	S: 9	R: 0	H: 0	E: 0	K: 0	S: 5	R: 2	H: 3	E: 0	K: 1	S: 11	R: 0	H: 2	E: 0	K: 0	S: 9	R: 1	H: 2	E: 0	K: 0	S: 10	R: 0	H: 1	E: 0	K: 0	S: 8	R: 0	H: 0	E: 0	K: 0	S: 7	R: 0	H: 0	E: 0	K: 2	S: 9
	LOB: 2	BB: 1	P: 16			LOB: 1	BB: 1	P: 16			LOB: 0	BB: 1	P: 14			LOB: 1	BB: 0	P: 12			LOB: 2	BB: 0	P: 11			LOB: 1	BB: 0	P: 12			LOB: 1	BB: 1	P: 12			LOB: 1	BB: 1	P: 13			LOB: 1	BB: 1	P: 13		

PITCHER	IP	WLS	BF	H	R	ER	SO	BB	IBB	HBP	BLK	WP	HR	S	P	ERA	WHIP
Mike Hampton, L ERA: 3.14 (1, 1)	7.0		31	10	3	3	2	3	0	0	0	0	1	62	96	3.86	1.857
C.J. Nitkowski, L ERA: 3.06 (8, 1)	1.0	W	4	0	0	0	0	1	0	0	0	0	0	7	12	0.00	1.000
Billy Wagner, L ERA: 3.18 (9, 1)	1.0	S	4	0	0	0	2	1	0	0	0	0	0	9	13	0.00	1.000

BOTTOM

New York Mets @ Houston Astros
Astrodome, Houston, TX
Tue Apr 28 1998, 8:05 PM EDT
Att: 14,943 - Dome - 72 F

livebaseballscorecards.com

AB	39
R	4
H	13
RBI	4
BB	8
SO	11
LOB	30



WP:	2	PA:	50
PB:	0		
SB:	2		
CS:	1		

AB	R	H	RBI	BB	SO	LOB
1	0	0	0	0	1	0
2	1	1	0	2	0	0

6	1	4	0	0	0	1
---	---	---	---	---	---	---

3	1	1	0	3	0	1
---	---	---	---	---	---	---

4	0	2	1	1	1	5
---	---	---	---	---	---	---

5	0	2	2	0	2	6
---	---	---	---	---	---	---

0	0	0	0	0	0	0
4	1	1	0	0	2	2
1	0	0	0	0	1	2

3	0	1	1	2	0	1
---	---	---	---	---	---	---

5	0	1	0	0	2	7
---	---	---	---	---	---	---

2	0	0	0	0	1	1
1	0	0	0	0	0	0
0	0	0	0	0	0	0
1	0	0	0	0	0	1
0	0	0	0	0	0	0
1	0	0	0	0	1	3
0	0	0	0	0	0	0

1B:	11	SF:	0
2B:	2	SAC:	0
3B:	0	DP:	0
HR:	0	HBP:	2

IP	WLS	BF	H	R	ER	SO	BB	IBB	HBP	BLK	WP	HR	S	P	ERA	WHIP
6.1		30	6	0	0	6	4	0	1	0	1	0	68	121	0.00	1.579

IP	WLS	BF	H	R	ER	SO	BB	IBB	HBP	BLK	WP	HR	S	P	ERA	WHIP
0.0		4	2	1	1	0	2	0	0	0	0	0	11	20	∞	∞

IP	WLS	BF	H	R	ER	SO	BB	IBB	HBP	BLK	WP	HR	S	P	ERA	WHIP
0.0		4	2	1	1	0	2	0	0	0	0	0	11	20	∞	∞

Batter	1	2	3	4	5	6	7	8	9	10
Craig Biggio, R OBP: 0.383, SLG: 0.490 Tim Bogar, R OBP: 0.321, SLG: 0.304	2-1 HBP		1-3 K		2-1 G6-3		3-2 5 BB, 1B	4-1 CS, BB		4-2 5 BB, 1B, BB
Derek Bell, R OBP: 0.445, SLG: 0.638	2-0 SAFE, P2		2-0 P2		3-2 5 BB, 1B		0-1 5 BB, 1B	2-0 CS	1-0 HBP, 5 BB, 1B	0-2 1B, 5 BB, 1B
5 Jeff Bagwell, R OBP: 0.408, SLG: 0.409	1 SAFE, 0-1 P3		1-0 L9		4-1 FC5-4, BB		4-2 1B, BB		0-0 HBP, 1B	4-2 1B, BB
Sean Berry, R OBP: 0.431, SLG: 0.519	4-2 BB			2-2 FC6-4, 1B	1-2 FC5-4		3-3 K		4-2 1B, HBP	1-2 1B
Moises Alou, R OBP: 0.410, SLG: 0.618	1-3 K			0-0 FC6-4, BB	1-2 FC5-4	2-0 WP, 2B	1-3 K		0-0 IBB, 1B	
Richard Hidalgo, R OBP: 0.279, SLG: 0.351 Carl Everett, S OBP: 0.406, SLG: 0.603 35 Dave Clark, L OBP: 0.318, SLG: 0.187		1-1 G5-3		2-3 SAFE, K		1-3 K		1-2 WP, 1B	0-3 K	
Ricky Gutierrez, R OBP: 0.414, SLG: 0.416		2-2 G4-3		4-1 SAFE, BB		3-1 G5-3		1-2 S, G1-6-3, 1B	4-0 1B, IBB	
Brad Ausmus, R OBP: 0.247, SLG: 0.194		0-0 2B		3-2 P3		2-3 K		2-1 G1-6-3	1-3 K	
John Halama, L Bill Spiers, L Bob Scanlan, R Tony Eusebio, R Doug Henry, R Jack Howell, L Mike Magnante, L		0-0 G1-3		0-3 K		1-0 G3		2-2 P4	2-3 K	

Inning Stats	R: 0	H: 0	E: 0	K: 1	S: 12	R: 0	H: 1	E: 0	K: 0	S: 7	R: 0	H: 1	E: 0	K: 1	S: 5	R: 0	H: 1	E: 0	K: 1	S: 11	R: 0	H: 1	E: 0	K: 1	S: 12	R: 0	H: 2	E: 0	K: 2	S: 10	R: 0	H: 2	E: 0	K: 2	S: 20	R: 1	H: 2	E: 0	K: 0	S: 12	R: 2	H: 3	E: 0	K: 3	S: 15	R: 1	H: 2	E: 0	K: 0	S: 11
--------------	------	------	------	------	-------	------	------	------	------	------	------	------	------	------	------	------	------	------	------	-------	------	------	------	------	-------	------	------	------	------	-------	------	------	------	------	-------	------	------	------	------	-------	------	------	------	------	-------	------	------	------	------	-------

PITCHER	IP	WLS	BF	H	R	ER	SO	BB	IBB	HBP	BLK	WP	HR	S	P	ERA	WHIP
Al Leiter, L ERA: 1.15	(1, 1)	6.1	30	6	0	0	6	4	0	1	0	1	0	68	121	0.00	1.579
Greg McMichael, R ERA: 3.55	(7, 1)	0.2	2	0	0	0	2	0	0	0	0	0	0	9	13	0.00	0.000
Dennis Cook, L ERA: 1.86	(8, 1)	0.2	5	2	1	1	0	1	0	0	0	1	0	12	22	13.50	4.500
Mel Rojas, R ERA: 0.79	(8, 1)	0.1	0	0	0	0	0	0	0	0	0	0	0	2	0	0.00	0.000
John Franco, L ERA: 4.5	(9, 1)	1.0	8	3	2	2	3	0	1	1	0	0	0	15	27	18.00	3.000

PITCHER	IP	WLS	BF	H	R	ER	SO	BB	IBB	HBP	BLK	WP	HR	S	P	ERA	WHIP
John Hudek, R ERA: 4.82	(10, 1)	0.0	4	2	1	1	0	2	0	0	0	0	0	11	20	∞	∞

New York Mets @ Houston Astros
 Astrodome, Houston, TX
 Wed Apr 29 1998, 8:05 PM EDT
 Att. 14,448 - Dome - 72 F

livebaseballscorecards.com

AB	33
R	1
H	8
RBI	1
BB	1
SO	6
LOB	9



Batter	1	2	3	4	5	6	7	8	9	AB	R	H	RBI	BB	SO	LOB
Rich Becker, L (1, 7) OBP: 0.359, SLG: 0.500 Jim Tatum, R (7, PH) OBP: 0.304, SLG: 0.750 (7, 7)	1-3 K		0-0 1-H 3B		4-2 BB		3-3 2-3 K			2	0	1	1	1	1	0
Edgardo Alfonzo, R (1, 5) OBP: 0.346, SLG: 0.396	1-1 F8		3-3 K		3-1 SAFE F9			2-2 L9		4	0	0	0	0	1	2
John Olerud, L (1, 3) OBP: 0.484, SLG: 0.480	3-2 1B		3-0 P6		2-1 1B			1-2 G6-3		4	0	2	0	0	0	1
Butch Huskey, R (1, 9) OBP: 0.287, SLG: 0.325	1-3 K		1-0 F7		3-2 F9			2-2 F8		4	0	0	0	0	1	2
Carlos Baerga, S (1, 4) OBP: 0.197, SLG: 0.239		0-2 G3-1		2-2 G4-3		2-1 G3-1			1-1 L9	4	0	0	0	0	0	0
Brian McRae, S (1, 8) OBP: 0.366, SLG: 0.320		0-0 F7		1-2 L6-3 1B			0-2 G4-3		0-1 L5	4	0	1	0	0	0	0
Alberto Castillo, R (1, 2) OBP: 0.286, SLG: 0.281		3-2 1B		0-1 L6-3			0-2 G6-3		1-3 K	4	0	1	0	0	1	1
Rey Ordonez, R (1, 6) OBP: 0.261, SLG: 0.281		0-1 L8			0-2 G6-3		1-2 1B			3	0	1	0	0	0	1
Dave Micki, R (1, 1) OBP: 0.375, SLG: 0.286 Matt Franco, L (7, PH) OBP: 0.407, SLG: 0.238 Turk Wendell, L (7, 1) Brian Bohanon, L (8, 1) OBP: 0.667, SLG: 0.667			0-1 3B 1B		2-3 K		0-0 1B			2	1	1	0	0	1	0
										1	0	1	0	0	0	0
										0	0	0	0	0	0	0
										0	0	0	0	0	0	0

Inning Stats	R: 0	H: 1	E: 0	K: 2	S: 14	P: 20	R: 0	H: 1	E: 0	K: 0	S: 9	P: 12	R: 1	H: 2	E: 0	K: 1	S: 9	P: 16	R: 0	H: 1	E: 0	K: 0	S: 10	P: 13	R: 0	H: 0	E: 0	K: 1	S: 13	P: 22	R: 0	H: 1	E: 0	K: 0	S: 7	P: 14	R: 0	H: 2	E: 0	K: 1	S: 14	P: 18	R: 0	H: 0	E: 0	K: 0	S: 9	P: 14	R: 0	H: 0	E: 0	K: 1	S: 7	P: 9	1B: 7	2B: 1	3B: 1	HR: 0	SF: 0	SAC: 0	DP: 1	HBP: 0	WP: 0	PB: 0	SB: 1	CS: 0	PA: 34
--------------	------	------	------	------	-------	-------	------	------	------	------	------	-------	------	------	------	------	------	-------	------	------	------	------	-------	-------	------	------	------	------	-------	-------	------	------	------	------	------	-------	------	------	------	------	-------	-------	------	------	------	------	------	-------	------	------	------	------	------	------	-------	-------	-------	-------	-------	--------	-------	--------	-------	-------	-------	-------	--------

PITCHER	IP	WLS	BF	H	R	ER	SO	BB	IBB	HBP	BLK	WP	HR	S	P	ERA	WHIP
Jose Lima, R (1, 1) ERA: 2.61	6.2	W	27	8	1	1	4	1	0	0	0	0	0	73	109	1.35	1.350
C.J. Nitkowski, L (7, 1) ERA: 3.0	0.1		1	0	0	0	1	0	0	0	0	0	0	3	6	0.00	0.000
Mike Magnante, L (8, 1) ERA: 4.5	2.0		6	0	0	0	1	0	0	0	0	0	0	16	23	0.00	0.000

Batter	1	2	3	4	5	6	7	8	9
Craig Biggio, R OBP: 0.387, SLG: 0.491 (1, 4)	0-0 2B 1B	3-3 K			1-2 L8		0-1 CS 1B		
Derek Bell, R OBP: 0.455, SLG: 0.661 (1, 9)	0-0 L8 1B 2B		0-1 P3		1-0 1B		2-1 5 1B 2B		
5 Jeff Bagwell, R OBP: 0.403, SLG: 0.402 (1, 3)	1-2 L8 2-3		0-1 L8		1-1 P6		1-1 G6-4-3 1B		
Sean Berry, R OBP: 0.435, SLG: 0.536 (1, 5) Mike Magnante, L (8, 1)	0-2 1B 3-H		2-0 1B 2B		0-0 P4		0-1 G6-4-3 1-2f		
Moises Alou, R OBP: 0.413, SLG: 0.645 (1, 7)	0-0 F8		2-2 1B 2-H		0-1 HR		1-1 L7		
Carl Everett, S OBP: 0.412, SLG: 0.583 (1, 8)	2-3 K		1-1 F7		4-0 CS BB		4-0 PB S BB		
Ricky Gutierrez, R OBP: 0.418, SLG: 0.413 (1, 6)		2-2 G2-3	0-0 F9		1-2 CS 1B		4-2 1-3 BB		
Brad Ausmus, R OBP: 0.258, SLG: 0.213 (1, 2)		4-0 SH1-4 BB	1-1 2B		3-3 K		1-2 F9		
Jose Lima, R (1, 1) C.J. Nitkowski, L (7, 1) Bill Spiers, L OBP: 0.338, SLG: 0.321 (7, PH) (8, 5)		0-0 SH1-4 1-2	3-2 G3		4-0 1B 2B BB		1-0 F8		


AB	R	H	RBI	BB	SO	LOB
4	1	2	0	0	1	1
4	2	3	2	0	0	0
4	0	1	1	0	0	2
4	1	2	1	0	0	2
0	0	0	0	0	0	0
4	1	2	2	0	0	1
2	0	0	0	2	1	1
3	0	1	0	1	0	0
3	0	1	0	1	1	3
1	0	0	0	0	0	1
0	0	0	0	0	0	0
1	1	0	0	1	0	2

BOTTOM

New York Mets @ Houston Astros
Astrodome, Houston, TX

Wed Apr 29 1998, 8:05 PM EDT
Att. 14,448 - Dome - 72 F

AB	30
R	6
H	12
RBI	6
BB	5
SO	3
LOB	13



Inning	R	H	E	K	S	R	H	E	K	S	R	H	E	K	S	R	H	E	K	S
1	2	3	0	1	15	0	0	0	0	7	0	0	0	0	0	0	0	0	0	0
2	0	0	0	0	15	0	0	0	0	7	0	0	0	0	0	0	0	0	0	0
3	1	2	0	0	12	0	0	0	0	9	0	0	0	0	0	0	0	0	0	0
4	0	1	0	0	14	0	0	0	0	9	0	0	0	0	0	0	0	0	0	0
5	0	1	0	0	10	0	0	0	0	9	0	0	0	0	0	0	0	0	0	0
6	1	2	0	1	16	0	0	0	0	8	0	0	0	0	0	0	0	0	0	0
7	0	0	0	0	15	0	0	0	0	8	0	0	0	0	0	0	0	0	0	0
8	0	0	0	0	19	0	0	0	0	8	0	0	0	0	0	0	0	0	0	0
9	0	0	0	0	0	0	0	0	0	0	0	0	0	0	0	0	0	0	0	0

PITCHER	IP	WLS	BF	H	R	ER	SO	BB	IBB	HBP	BLK	WP	HR	S	P	ERA	WHIP
Dave Mlicki, R ERA: 7.27 (1, 1)	6.0	L	26	9	4	4	3	2	0	0	0	0	1	51	83	6.00	1.833
Turk Wendell, R ERA: 7.3 (7, 1)	1.2		9	3	2	2	0	3	0	0	0	0	0	15	32	10.80	3.600
Brian Bohanon, L ERA: 0.61 (8, 1)	0.1		1	0	0	0	0	0	0	0	0	0	0	1	2	0.00	0.000

WP	PA	ERA	WHIP
0	36		
1			
2			
3			

Batter	1	2	3	4	5	6	7	8	9	AB R H RBI BB SO LOB	TOP											
3 Mike Lansing, R OBP: 0.350, SLG: 0.407 (1, 4)	2-3 K	1-0 FC5-4 1B			1-1 G4-3		1-0 P6			4 0 1 2 0 1 0												
Ellis Burks, R OBP: 0.339, SLG: 0.588 (1, 8) (8, 7)	0-0 HR	0-2 FC5-4 1-2f			2-2 F9		2-0 P3			4 1 1 1 0 0 1												
Larry Walker, L OBP: 0.468, SLG: 0.527 (1, 9)	4-2 FC5-4 BB			1-1 G3-1		3-3 K		2-2 CS 1B		3 0 1 0 1 1 0												
Dante Bichette, R OBP: 0.416, SLG: 0.537 1 Curtis Goodwin, L OBP: 0.438, SLG: 0.370 (1, 7) (8, 8)	1-0 P6			1-3 K		0-0 1B SF9 2B		3-3 SAFE K 1-2		4 1 1 0 0 2 2 0 0 0 0 0 0 0												
Vinny Castilla, R OBP: 0.361, SLG: 0.652 (1, 5)	0-0 FC5-4 1-2f			1-1 P9		0-1 SF9 17 BB 1B		1-0 G6-3		4 0 1 0 0 0 2												
17 Todd Helton, L OBP: 0.326, SLG: 0.353 (1, 3)		2-1 P6		2-1 G1-3 2B		4-2 SAFE BB 1-2 BB		0-1 G3-1		3 0 1 0 1 0 0												
Neifi Perez, S OBP: 0.286, SLG: 0.356 (1, 6)		1-1 SH2-4 3 1B HBP 1B		1-1 P8		1-2 SF9		0-0 P9		3 1 1 1 0 0 1												
Kirt Manwaring, R OBP: 0.414, SLG: 0.367 (1, 2)		2-1 SAFE SAFE HBP 3 1B SH2-4 HBP		0-2 G1-3		0-0 G6-4-3		2-3 K		3 1 0 0 0 1 3												
Darryl Kile, R OBP: 0.294, SLG: 0.313 (1, 1)		0-0 SH2-4		2-2 L9		1-3 K				2 0 0 0 0 1 1												
Inning Stats	R: 1 E: 0 K: 1 S: 8	H: 1 LOB: 1 BB: 1 P: 15	R: 2 E: 0 K: 0 S: 11	H: 2 LOB: 1 BB: 0 P: 17	R: 0 E: 0 K: 1 S: 7	H: 0 LOB: 0 BB: 0 P: 10	R: 0 E: 0 K: 0 S: 11	H: 1 LOB: 1 BB: 0 P: 16	R: 0 E: 0 K: 1 S: 8	H: 0 LOB: 0 BB: 0 P: 14	R: 1 E: 0 K: 0 S: 15	H: 2 LOB: 1 BB: 1 P: 20	R: 0 E: 0 K: 1 S: 5	H: 0 LOB: 0 BB: 0 P: 9	R: 0 E: 0 K: 1 S: 11	H: 1 LOB: 1 BB: 0 P: 16	R: 0 E: 0 K: 1 S: 6	H: 0 LOB: 0 BB: 0 P: 8	1B: 4 2B: 2 3B: 0 HR: 1	SF: 1 SAC: 1 DP: 1 HBP: 1	WP: 0 PB: 0 SB: 0 CS: 2	PA: 35
PITCHER	IP WLS BF H R ER SO BB IBB HBP BLK WP HR S P ERA WHIP																					
Bobby Jones, R ERA: 3.66 (1, 1)	6.0 L 26 6 4 4 3 2 0 1 0 0 1 60 92 6.00 1.333																					
John Hudek, R ERA: 3.97 (7, 1)	2.0 6 1 0 0 2 0 0 0 0 0 0 16 25 0.00 0.500																					
Mel Rojas, R ERA: 0.73 (9, 1)	1.0 3 0 0 0 1 0 0 0 0 0 0 6 8 0.00 0.000																					

Colorado Rockies @ New York Mets
Shea Stadium, Flushing, NY
Thu Apr 30 1998, 7:05 PM EDT
Att. 12,599 - Overcast - 69 F

livebaseballscorecards.com

AB 30
R 4
H 7
RBI 4
BB 2
SO 6
LOB 10



Colorado Rockies @ New York Mets
 Shea Stadium, Flushing, NY
 Sat May 02 1998, 3:33 AM EDT
 Att. 19,968 - Sunny - 66 F

livebaseballscorecards.com

AB 34
R 7
H 7
RBI 7
BB 6
SO 8
LOB 14



WP: 2 PA: 40
 PB: 0
 SB: 0
 CS: 0

Batter	1	2	3	4	5	6	7	8	9	AB R H RBI BB SO LOB	TOP																								
3 Mike Lansing, R OBP: 0.336, SLG: 0.390 (1, 4)	2-3 K		0-1 G4-3		0-0 P6		2-2 F9		3-3 K	5 0 0 0 0 2 3																									
Ellis Burks, R OBP: 0.342, SLG: 0.604 (1, 8) (9, 7)	0-0 P6		4-1 FC5-4 BB		2-3 K			3-3 K	1-1 HR 1-H 2-H 3-H	4 1 1 4 1 2 0																									
Larry Walker, L OBP: 0.482, SLG: 0.559 (1, 9)	4-1 1B BB		1-0 F8		2-1 HR			4-0 BB	4-0 BB	2 1 1 1 3 0 1																									
Dante Bichette, R OBP: 0.408, SLG: 0.523 Jerry Dipoto, R (1, 7) (9, 1)	2-2 1B		1-1 FC5-4		0-1 P4			0-2 L6	0-2 G1-3	5 0 1 0 0 0 4 0 0 0 0 0 0 0																									
Vinny Castilla, R OBP: 0.357, SLG: 0.664 (1, 5)	0-0 F8			0-0 HR		2-3 K		0-0 L9		4 1 1 1 0 1 3																									
17 Todd Helton, L OBP: 0.323, SLG: 0.360 1 Curtis Goodwin, L OBP: 0.438, SLG: 0.370 (1, 3) (9, PR) (9, 8)		1-0 G3-1		0-0 F7		3-1 L7			2-2 WP HR 2B	4 0 1 0 0 0 0 0 1 0 0 0 0 0																									
Jeff Reed, L OBP: 0.373, SLG: 0.449 Kirt Manwaring, R OBP: 0.424, SLG: 0.367 (1, 2) (9, PH) (9, 2)		2-1 P7		0-3 K		2-2 L8			4-0 WP HR BB	3 0 0 0 0 1 0 0 1 0 0 1 0 0																									
Neifi Perez, S OBP: 0.293, SLG: 0.389 (1, 6)		1-0 HR		2-2 WP 1B			0-0 G6-3		2-1 P4	4 1 2 1 0 0 2																									
Jamey Wright, R OBP: 0.100, SLG: 0.100 Nelson Lirio, S Curt Leskanic, R Greg Colbrunn, R John Vander Wal, L OBP: 0.409, SLG: 0.529 (1, 1) (7, PH) (7, 1) (9, PH) (9, PH) (9, 3)		1-1 F9		3-3 K			2-3 K		4-2 HR BB 1-2 2-3	2 0 0 0 0 1 1 1 0 0 0 0 1 0 0 0 0 0 0 0 0 0 0 0 0 0 0 0 0 1 0 0 1 0 0																									
Inning Stats	R: 0 E: 0 K: 1 S: 9	H: 1 LOB: 2 BB: 1 P: 17	R: 1 E: 0 K: 0 S: 6	H: 1 LOB: 0 BB: 0 P: 11	R: 0 E: 0 K: 0 S: 6	H: 0 LOB: 1 BB: 1 P: 12	R: 1 E: 0 K: 2 S: 13	H: 2 LOB: 1 BB: 0 P: 18	R: 1 E: 0 K: 1 S: 10	H: 1 LOB: 0 BB: 0 P: 14	R: 0 E: 0 K: 1 S: 9	H: 0 LOB: 0 BB: 0 P: 16	R: 0 E: 0 K: 1 S: 8	H: 0 LOB: 0 BB: 0 P: 12	R: 0 E: 0 K: 1 S: 9	H: 0 LOB: 1 BB: 1 P: 16	R: 4 E: 0 K: 1 S: 17	H: 2 LOB: 2 BB: 3 P: 37	1B: 2 2B: 1 3B: 0 HR: 4	SF: 0 SAC: 0 DP: 0 HBP: 0	WP: 2 PA: 40														
PITCHER	IP WLS BF H R ER SO BB IBB HBP BLK WP HR S P ERA WHIP																																		
Masato Yoshii, R ERA: 2.7 (1, 1)	5.0	22	5	3	3	4	2	0	0	0	1	3	44	72	5.40	1.400																			
Brian Bohanon, L ERA: 0.53 (6, 1)	2.1	8	0	0	0	3	1	0	0	0	0	0	22	40	0.00	0.429																			
Mel Rojas, R ERA: 0.69 (8, 1)	0.2	2	0	0	0	0	0	0	0	0	0	0	4	4	0.00	0.000																			
Dennis Cook, L ERA: 3.6 (9, 1)	0.1	L 3	1	2	2	0	1	0	0	0	0	0	5	13	54.00	6.000																			
Greg McMichael, R ERA: 4.73 (9, 1)	0.2	5	1	2	2	1	2	0	0	0	1	1	12	24	27.00	4.500																			

BOTTOM

Colorado Rockies @ New York Mets
Shea Stadium, Flushing, NY

livebaseballscores.com

AB 34
R 3
H 8
RBI 3
BB 4
SO 6
LOB 23



WP: 0 PA: 40
PB: 0
SB: 1
CS: 0

Sat May 02 1998, 3:33 AM EDT
Att. 19,968 - Sunny - 66 F

Batter	1	2	3	4	5	6	7	8	9	AB	R	H	RBI	BB	SO	LOB
Luis Lopez, S OBP: 0.412, SLG: 0.478 (1, 7) B X	1-0 G4-3 ①		1-3 K ②			1-0 2B 1B	0-0 G3 ① 1-2	0-1 FC6-4 ③ 1-2f		5	1	1	0	0	1	4
Edgardo Alfonzo, R OBP: 0.336, SLG: 0.384 (1, 5) C X	0-1 P9 ②		1-0 L4 ③			1-1 1B 2B 1-H	4-1 FC4-6 BB		2-2 F8 ①	4	1	1	1	1	0	0
John Olerud, L OBP: 0.490, SLG: 0.481 (1, 3) B C C C B	4-2 BB			4-1 G6-4-3 BB		1-0 2B 1B 2-H FC6-4	1-0 FC4-6 ② 1-2f 2-3		1-0 G5-3 ②	3	1	1	1	2	0	2
Butch Huskey, R OBP: 0.283, SLG: 0.330 (1, 9) Mel Rojas, R (8, 1) Dennis Cook, L (9, 1) Greg McMichael, R (9, 1) Jim Tatum, R (9, PH) OBP: 0.292, SLG: 0.714	2-1 P2 ③		1-0 G6-4-3 ① ② 1-2f		2-1 FC6-4 2B	2-1 FC6-4 2B	1-1 P4 ③		1-3 K ③	4	0	1	0	0	0	4
Carlos Baerga, S OBP: 0.238, SLG: 0.273 (1, 4)		1-1 G3 ①		1-2 L8 ③		1-2 FC6-4 HBP		2-2 FC5-6 CI 1B		3	0	1	0	0	0	0
Rich Becker, L OBP: 0.338, SLG: 0.450 (1, 8) (8, 9)		2-2 G3-1 ②			3-3 K ① ② ③	1-2 P4 ①		0-1 CI G4-3 FC5-6 1-2		3	0	0	0	0	1	3
Alberto Castillo, R OBP: 0.297, SLG: 0.294 (1, 2) Matt Franco, L (6, PH) Tim Spehr, R (7, 2) OBP: 0.268, SLG: 0.149		0-0 FC6-4 1B			1-3 K ② ③	3-1 FC6-4 ② 1-2f 2-3 3-H		0-0 FC5-6 ① G4-3 1-2 2-3f		2	0	1	0	0	1	0
Rey Ordonez, R OBP: 0.253, SLG: 0.271 (1, 6)		1-1 FC6-4 ③ 1-2f			1-0 E S 1B	0-2 G4-3 ③		2-1 G4-3 ② 1-2 2-3		4	0	1	0	0	0	5
Masato Yoshii, R (1, 1) Craig Paquette, R (5, PH) Brian Bohanon, L (6, 1) Brian McRae, S (8, 8) OBP: 0.357, SLG: 0.304			1-3 K ①		3-3 K ③		0-0 FC4-6 G3 1B	4-2 FC6-4 BB		1	0	0	0	0	1	0

Inning Stats	R: 0	H: 0	E: 0	K: 0	S: 7	H: 0	LOB: 1	BB: 1	P: 14	R: 0	H: 1	E: 0	K: 0	S: 8	H: 0	LOB: 1	BB: 0	P: 12	R: 0	H: 0	E: 0	K: 2	S: 7	H: 0	LOB: 0	BB: 0	P: 10	R: 0	H: 1	E: 0	K: 3	S: 11	H: 4	LOB: 2	BB: 0	P: 27	R: 0	H: 1	E: 0	K: 0	S: 6	H: 1	LOB: 2	BB: 1	P: 12	R: 0	H: 1	E: 1	K: 0	S: 11	H: 1	LOB: 3	BB: 1	P: 19	R: 0	H: 0	E: 0	K: 1	S: 7	H: 0	LOB: 0	BB: 0	P: 11	1B: 6	2B: 2	3B: 0	HR: 0	SF: 0	SAC: 0	DP: 1	HBP: 1	WP: 0	PA: 40	ERA	WHIP
PITCHER Jamey Wright, R (1, 1) ERA: 8.16 Curt Leskanic, R (7, 1) ERA: 5.71 Jerry Dipoto, R (9, 1) ERA: 1.84	IP	WLS	BF	H	R	ER	SO	BB	IBB	HBP	BLK	WP	HR	S	P	ERA	WHIP	IP	WLS	BF	H	R	ER	SO	BB	IBB	HBP	BLK	WP	HR	S	P	ERA	WHIP	IP	WLS	BF	H	R	ER	SO	BB	IBB	HBP	BLK	WP	HR	S	P	ERA	WHIP																								

Batter	1	2	3	4	5	6	7	8	9	AB R H RBI BB SO LOB	TOP														
3 Mike Lansing, R OBP: 0.333, SLG: 0.402 (1, 4) BFBX	2-1 G6-3 ①		2-2 G6-3 ③			3-2 1B 3B		0-1 G4-3 1-2		4 1 1 0 0 0 1															
Ellis Burks, R OBP: 0.356, SLG: 0.615 (1, 8) BCCBX	3-2 G1-3 ②			1-0 G6-3 2B		3-2 1B		4-0 BB		3 0 2 1 1 0 0															
Larry Walker, L OBP: 0.466, SLG: 0.536 (1, 9) BFX	1-0 G6-3 ③			2-2 G6-3 ①		1 SAFE 0-0 P4		1-2 F9 ③		4 0 0 0 0 0 4															
Dante Bichette, R OBP: 0.396, SLG: 0.508 (1, 7) FCBXS		1-3 K ①		0-3 K ②		0-1 G5-3 ③		0-0 B1-3 ①		4 0 0 0 0 2 2															
Vinny Castilla, R OBP: 0.354, SLG: 0.675 (1, 5) BFX		1-0 F8 ②		3-1 G4-3 ③			1-3 K ①	2-1 HR		4 1 1 1 0 1 1															
17 Todd Helton, L OBP: 0.314, SLG: 0.348 Greg Colbrunn, R OBP: 0.400, SLG: 0.538 (1, 3) (9, PH) X		0-0 E5			1-0 L3 ①		2-0 F8 ②	4-1 1B BB		3 0 0 0 0 0 0 0 0 0 0 1 0 0															
Neifi Perez, S OBP: 0.283, SLG: 0.375 (1, 6) C1SAFE		1-2 F8 ③			1-2 G4-3 ②		0-3 K ③	1-3 K ②		4 0 0 0 0 2 2															
Kirt Manwaring, R OBP: 0.419, SLG: 0.365 1 Curtis Goodwin, L OBP: 0.438, SLG: 0.370 Jeff Reed, L OBP: 0.383, SLG: 0.460 (1, 2) (8, PR) (8, 2) X			0-0 L5 ①		1-2 G6-3 ③			1-1 CS 1B	0-2 1B	3 0 1 0 0 0 0 0 0 0 0 0 0 0 1 0 1 0 0 0 0															
Pedro Astacio, R OBP: 0.231, SLG: 0.231 Chuck McElroy, L Dave Veres, R Nelson Liriano, S (1, 1) (8, 1) (8, 1) (9, PH) X			0-0 G6-3 ②			0-0 G5-3 ①		1 SAFE 1-2 1B 3 G4-3 1B 1-2	3-3 K ③	3 0 1 0 0 0 0 0 0 0 0 0 0 0 0 0 0 0 0 0 0 1 0 0 0 0 1 2															
Inning Stats	R: 0 E: 0 K: 0 S: 6	H: 0 LOB: 0 BB: 0 P: 12	R: 0 E: 1 K: 1 S: 8	H: 0 LOB: 1 BB: 0 P: 11	R: 0 E: 0 K: 0 S: 5	H: 0 LOB: 0 BB: 0 P: 7	R: 0 E: 0 K: 1 S: 9	H: 1 LOB: 1 BB: 0 P: 15	R: 0 E: 0 K: 0 S: 7	H: 0 LOB: 0 BB: 0 P: 10	R: 1 E: 0 K: 0 S: 12	H: 2 LOB: 1 BB: 0 P: 18	R: 0 E: 0 K: 2 S: 7	H: 0 LOB: 0 BB: 0 P: 10	R: 0 E: 0 K: 0 S: 10	H: 2 LOB: 2 BB: 1 P: 17	R: 1 E: 0 K: 2 S: 13	H: 2 LOB: 2 BB: 1 P: 23	1B: 4 2B: 1 3B: 1 HR: 1	SF: 0 SAC: 0 DP: 0 HBP: 0	WP: 0 PB: 0 SB: 0 CS: 1	PA: 36			
PITCHER Rick Reed, R ERA: 3.02 John Franco, L ERA: 4.91 (1, 1) (9, 1)	IP 8.0 1.0	WLS W 6	BF 30 6	H 5 2	R 1 1	ER 1 1	SO 4 2	BB 1 1	IBB 0 0	HBP 0 0	BLK 0 0	WP 0 0	HR 0 1	S 64 13	P 100 23	ERA 1.12 9.00	WHIP 0.750 3.000								

Colorado Rockies @ New York Mets
Shea Stadium, Flushing, NY
Sun May 03 1998, 3:33 AM EDT
Att. 19,493 - Cloudy - 62 F

livebaseballscorecards.com

AB	34
R	2
H	7
RBI	2
BB	2
SO	6
LOB	12



Batter	1	2	3	4	5	6	7	8	9	10	11	AB R H RBI BB SO LOB	TOP																																				
Devon White, S (1, 8) OBP: 0.338, SLG: 0.410	F8		HBB 1-2 BB HBP		FBB 3-2 L7		1 SAFE 1 SAFE 1-3 K		B 1-0 L7		M 1-1 G4-3	5 0 0 0 0 1 2	Arizona Diamondbacks @ New York Mets Shea Stadium, Flushing, NY Mon May 04 1998, 7:05 PM EDT Att: 18,980 - Cloudy - 58 F																																				
Jay Bell, R (1, 6) OBP: 0.324, SLG: 0.420	K		B 1-2 2-3 BB		B 4-2 G6-3 1B BB		B 4-1		B 4-1 G4-3 BB		B 2-3 K	2 1 0 0 4 2 0																																					
Travis Lee, L (1, 3) OBP: 0.356, SLG: 0.458	K		B 2-3 K		X 0-0 2B 1-2 G6-3 1B		B 2-2 G6-3		B 3-2 G4-3 1-2		B 1-2 2B 2B	6 1 2 0 0 2 6																																					
Matt Williams, R (1, 5) OBP: 0.366, SLG: 0.504		B 1-0 G5-3		B 1-0 G6-3		B 3-2 G6-3 1-2 2-3		B 2-2 F8		B 4-0 IBB		B 4-0 2B IBB		4 1 0 0 2 0 2																																			
Yamil Benitez, R (1, 7) OBP: 0.224, SLG: 0.328 David Dellucci, L (8, PH) OBP: 0.529, SLG: 0.786		B 1-1 G6-3		B 1-0 F8		F 3-2 2B 2-3 3-H		B 4-2 G3 2B BB		B 1-2 G3-1		B 2-2 2B 1-H 2-H		3 0 1 1 0 0 0 2 1 1 2 1 0 2																																			
Hensley Meulens, R (1, 9) OBP: 0.111, SLG: 0.444 Brent Brede, L (7, 9) OBP: 0.313, SLG: 0.356		B 3-3 K		B 2-3 K		B 2-1 F9		S 1 SAFE 1 SAFE 1 SAFE 1-2 G3		X 0-0 G1-3		B 3-3 K		3 0 0 0 0 2 2 3 0 0 0 0 1 2																																			
Kelly Stinnett, R (1, 2) OBP: 0.302, SLG: 0.359			B 2-3 K		B 3-2 F7		B 3-1 P4		B 0-2 2B		B 3-2 1B 2B	5 0 2 1 0 1 2																																					
Andy Stankiewicz, R (1, 4) OBP: 0.290, SLG: 0.273			B 1-0 FC3-6 1B		B 1-0 E6 SH1-4		B 3-2 WP 1B		B 4-1 BB		B 2-1 F7	4 0 2 0 1 0 1																																					
Jeff Suppan, R (1, 1) OBP: 0.182, SLG: 0.182 Clint Sodowsky, L (7, 1) Felix Rodriguez, R (9, 1) Tony Batista, R (10, PH) OBP: 0.321, SLG: 0.360 Gregg Olson, R (10, 1) OBP: 0.500, SLG: 2.000			B 1-0 FC3-6 BB HBP		1 SAFE 1 SAFE 1-2 SH1-4		B 2-3 K		B 0-3 K		B 3-1 1B 2-H	2 0 0 0 0 1 2 1 0 0 0 0 1 2 0 0 0 0 0 0 0 1 0 1 0 0 0 0 0 0 0 0 0 0 0																																					
Inning Stats	R: 0 E: 0 K: 2 S: 7	H: 0 LOB: 0 BB: 0 P: 14	R: 0 E: 0 K: 1 S: 6	H: 0 LOB: 0 BB: 0 P: 11	R: 0 E: 0 K: 2 S: 8	H: 1 LOB: 3 BB: 1 P: 19	R: 0 E: 0 K: 1 S: 5	H: 0 LOB: 0 BB: 0 P: 9	R: 0 E: 1 K: 0 S: 12	H: 0 LOB: 1 BB: 0 P: 20	R: 1 E: 0 K: 0 S: 16	H: 2 LOB: 2 BB: 1 P: 31		R: 0 E: 0 K: 2 S: 13	H: 1 LOB: 2 BB: 1 P: 25	R: 1 E: 0 K: 1 S: 18	H: 1 LOB: 2 BB: 2 P: 29	R: 0 E: 0 K: 0 S: 8	H: 0 LOB: 2 BB: 2 P: 21	R: 0 E: 0 K: 0 S: 8	H: 2 LOB: 2 BB: 0 P: 16	R: 2 E: 0 K: 2 S: 14	H: 2 LOB: 1 BB: 1 P: 27	1B: 4 2B: 5 3B: 0 HR: 0	SF: 0 SAC: 1 DP: 0 HBP: 1	WP: 1 PB: 0 SB: 0 CS: 0	PA: 51																						
PITCHER	IP WLS BF H R ER SO BB IBB HBP BLK WP HR S P ERA WHIP													PITCHER	IP WLS BF H R ER SO BB IBB HBP BLK WP HR S P ERA WHIP																																		
Al Leiter, L (1, 1) ERA: 1.21	6.0	25	3	1	1	6	2	0	1	0	0	0	0	0	54	104	1.50	0.833												Brian Bohanon, L (9, 1) ERA: 1.4	2.1	L	11	4	2	2	2	0	1	0	0	0	0	0	0	25	47	7.71	1.714
Greg McMichael, R (7, 1) ERA: 4.5	0.2	4	1	0	0	2	1	0	0	0	1	0	10	20	0.00	3.000																																	
Dennis Cook, L (7, 1) ERA: 3.48	0.1	1	0	0	0	0	0	0	0	0	0	0	3	5	0.00	0.000																																	
Mel Rojas, R (8, 1) ERA: 1.29	1.0	6	1	1	1	1	2	0	0	0	0	0	18	29	9.00	3.000																																	
John Hudek, R (9, 1) ERA: 3.75	0.2	4	0	0	0	0	1	1	0	0	0	0	5	17	0.00	1.500																																	

AB	41
R	4
H	9
RBI	4
BB	8
SO	11
LOB	23



WP	1	PA	51
PB	0		
SB	0		
CS	0		

livebaseballscorecards.com

Batter	1	2	3	4	5	6	7	8	9	10	11	AB R H RBI BB SO LOB	BOTTOM	
Rich Becker , L OBP: 0.312, SLG: 0.409 (1, 8)	3-2 F7		2-2 P5			3-3 K		0-0 F7		3-1 L7		5 0 0 0 0 1 1	Arizona Diamondbacks @ New York Mets Shea Stadium, Flushing, NY Mon May 04 1998, 7:05 PM EDT Att: 18,980 - Cloudy - 58 F	
Matt Franco , L OBP: 0.400, SLG: 0.357 (1, 7) John Hudek , S (9, 1) Brian Bohanon , L (9, 1) OBP: 0.600, SLG: 0.600	3-2 3B			1-0 P6		1-0 F9		0-0 F7		2-3 K		4 0 1 1 0 0 0 1 0 0 0 0 0 0 0 0 1 0 0 0 0 0 1 0		
John Olerud , L OBP: 0.482, SLG: 0.477 (1, 3) Shawn Gilbert , R (9, PR) (10, 5)	1-3 K			2-2 P6			0-0 G4-3		2-2 G6-3 1B 2B		2-1 G5-3	4 0 1 1 0 0 1 1 1 1 0 0 0 0 0 0		
Craig Paquette , R OBP: 0.250, SLG: 0.333 (1, 5) (10, 3)	2-3 K			1-1 G6-3			0-0 2B 1B		0-0 G6-3		1-3 K	5 1 1 1 0 0 2 2		
Carlos Baerga , S (1, 4) OBP: 0.237, SLG: 0.279		1-0 G3			1-2 F8		2-0 F8 1-H 2B		0-0 1B 1B		1-2 G3	5 0 2 2 0 0 0 0		
Butch Huskey , R OBP: 0.271, SLG: 0.313 (1, 9)		1-1 G5-3			1-0 1B		1-1 F8 2-3		1 SAFE 2-1 F9 1 SAFE 1 SAFE 1 SAFE			4 0 1 1 0 0 0 3		
Tim Spehr , R OBP: 0.267, SLG: 0.157 (1, 2)		3-2 K			2-2 F8 1 SAFE 1 SAFE 1 SAFE		1-1 G5-3		1 SAFE 1-2 1 SAFE 1 SAFE 1 SAFE		1-2 1B	4 0 1 1 0 0 1 2		
Rey Ordonez , R OBP: 0.243, SLG: 0.252 (1, 6)			0-2 G3		2-1 G5-3			2-3 K		0-1 G6-3		4 0 0 0 0 0 1 3		
Al Leiter , L (1, 1) OBP: 0.154, SLG: 0.231 (6, PH) Brian Michael , S (7, 1) OBP: 0.329, SLG: 0.293 (7, 1) Dennis Cook , L (7, 1) Mel Rojas , R (8, 1) Luis Lopez , S (8, PH) OBP: 0.386, SLG: 0.431 (9, 7)			2-3 K			0-0 P5		4-2 BB		1-3 K		1 0 0 0 0 0 1 0 1 0 1 0 0 0 0 1 1 0		
Inning Stats	R: 0 H: 1 E: 0 LOB: 1 K: 2 BB: 0 S: 17 P: 26	R: 0 H: 0 E: 0 LOB: 0 K: 1 BB: 0 S: 8 P: 13	R: 0 H: 0 E: 0 LOB: 0 K: 1 BB: 0 S: 10 P: 14	R: 0 H: 0 E: 0 LOB: 0 K: 0 BB: 0 S: 7 P: 11	R: 0 H: 1 E: 0 LOB: 1 K: 0 BB: 0 S: 13 P: 19	R: 0 H: 0 E: 0 LOB: 0 K: 1 BB: 0 S: 5 P: 9	R: 1 H: 2 E: 0 LOB: 1 K: 0 BB: 0 S: 7 P: 11	R: 0 H: 0 E: 0 LOB: 1 K: 1 BB: 1 S: 8 P: 14	R: 1 H: 3 E: 0 LOB: 2 K: 0 BB: 0 S: 12 P: 17	R: 0 H: 0 E: 0 LOB: 0 K: 2 BB: 0 S: 9 P: 15	R: 0 H: 0 E: 0 LOB: 0 K: 1 BB: 0 S: 9 P: 13	1B: 4 SF: 0 2B: 2 SAC: 0 3B: 1 DP: 0 HR: 0 HBP: 0		WP: 0 PA: 41 PB: 0 SB: 0 CS: 0
PITCHER	IP WLS BF H R ER SO BB IBB HBP BLK WP HR S P ERA WHIP													
Jeff Suppan , R (1, 1) ERA: 6.21	6.1 23 4 1 1 5 0 0 0 0 0 0 63 97 1.42 0.632													
Clint Sodowsky , R (7, 1) ERA: 5.17	1.2 6 0 0 0 1 1 0 0 0 0 0 12 20 0.00 0.600													
Felix Rodriguez , R (9, 1) ERA: 7.59	1.0 6 3 1 1 0 0 0 0 0 0 0 12 17 9.00 3.000													
Gregg Olson , R (10, 1) ERA: 3.07	2.0 W 6 0 0 0 3 0 0 0 0 0 0 18 28 0.00 0.000													



Batter	1	2	3	4	5	6	7	8	9	AB R H RBI BB SO LOB	TOP	
Devon White, S (1, 8) OBP: 0.343, SLG: 0.413	1-1 E6 CS		2-1 P2			2-2 FC4-6 1B		1-2 1B 1B		4 0 2 0 0 0 0	Arizona Diamondbacks @ New York Mets Shea Stadium, Flushing, NY Tue May 05 1998, 7:05 PM EDT Att. 13,205 - Overcast - 58 F	
David Dellucci, L (1, 7) OBP: 0.476, SLG: 0.667	1-0 F9		0-0 P5			2-2 FC4-6 G5-4-3 1-2f		0-0 1B 1B		4 0 1 0 0 0 2		
Jay Bell, R (1, 6) OBP: 0.314, SLG: 0.407	3-3 K 1-2				1-3 K	0-0 G5-4-3 1-2f		2-0 P5		4 0 0 0 0 2 4		
Travis Lee, L (1, 3) OBP: 0.353, SLG: 0.476		1-0 G4-3			1-3 K	0-0 G6-3		2-0 HR		4 1 1 1 0 1 0		
Matt Williams, R (1, 5) OBP: 0.356, SLG: 0.488		1-3 K			2-2 F7	0-0 E6		1-3 K		4 0 0 0 0 2 0		
Brent Brade, L (1, 9) OBP: 0.310, SLG: 0.364		3-2 2B			1-1 G3-1	2-1 F9		3-1 G3		4 0 1 0 0 0 1		
Jorge Fabregas, L (1, 2) OBP: 0.330, SLG: 0.299		4-0 BB			2-1 1B	0-0 G4-3		2-1 F7		3 0 1 0 1 0 1		
Andy Stankiewicz, R (1, 4) OBP: 0.277, SLG: 0.259		2-2 F8			1-3 K	1-1 P4				3 0 0 0 0 1 3		
Omar Daal, L (1, 1) Hensley Meulens, R (5, PH) Scott Brow, R (5, 1) Andy Fox, L (8, PH) Ricky Pickett, L (8, 1) Russ Springer, R (8, 1)			3-3 K		0-3 K	2-1 F9				1 0 0 0 0 0 1 0 1 0 0 0 0 0 1 1 0 0 0 0 0 0 0 0 1 0		
Inning Stats	R: 0 H: 0 E: 1 LOB: 1 K: 1 BB: 0 S: 6 P: 11	R: 0 H: 1 E: 0 LOB: 2 K: 1 BB: 1 S: 13 P: 24	R: 0 H: 0 E: 0 LOB: 0 K: 1 BB: 0 S: 6 P: 11	R: 0 H: 0 E: 0 LOB: 0 K: 2 BB: 0 S: 10 P: 14	R: 0 H: 1 E: 0 LOB: 1 K: 2 BB: 0 S: 11 P: 15	R: 0 H: 1 E: 0 LOB: 0 K: 0 BB: 0 S: 10 P: 14	R: 0 H: 0 E: 1 LOB: 1 K: 0 BB: 0 S: 5 P: 7	R: 0 H: 2 E: 0 LOB: 2 K: 0 BB: 0 S: 10 P: 16	R: 1 H: 1 E: 0 LOB: 0 K: 1 BB: 0 S: 10 P: 18	1B: 4 SF: 0 2B: 2 SAC: 0 3B: 0 DP: 2 HR: 1 HBP: 0	WP: 0 PA: 34 PB: 0 SB: 0 CS: 1	
PITCHER Dave Micki, R (1, 1) ERA: 5.66	IP WLS BF H R ER SO BB IBB HBP BLK WP HR S P ERA WHIP	9.0 W 34 6 1 1 8 1 0 0 0 0 0 1 81 130 1.00 0.778										

livebaseballscorecards.com

AB	33
R	1
H	6
RBI	1
BB	1
SO	8
LOB	12



Batter	1	2	3	4	5	6	7	8	9	AB	R	H	RBI	BB	SO	LOB
Brian McRae, S OBP: 0.361, SLG: 0.291 (1, 8) B S S S S	2-3 K 1B	1-0 CS 1-2	0-0 B1-3	4-1 BB 1-2 2-3		3-2 G4-3		2-2 BB 1B 1B		4	1	1	1	1	1	1
Jim Tatum, R OBP: 0.259, SLG: 0.625 Rich Becker, L OBP: 0.316, SLG: 0.403 (1, 7) (7, 7) C S F B B X	3-2 E5 1B SF7		0-0 F7	1-0 F9			4-2 1B HR BB	1-3 K		3	1	0	0	0	0	3
John Olerud, L OBP: 0.487, SLG: 0.478 (1, 3) B F C F B B X	3-2 1B 1-3 1B		1-0 G3		2-1 G4-3 G4-3 1B		2-1 P5	4-2 G5-3 1B BB		4	0	2	0	1	0	1
Butch Huskey, R OBP: 0.286, SLG: 0.330 (1, 9) C S B X	1-2 SF7 3-H			2-2 1B 1B	0-1 G4-3		0-0 HR 1B	1-2 1B	0-0 1B	4	2	3	3	0	0	1
Craig Paquette, R OBP: 0.294, SLG: 0.412 (1, 5) X	0-0 1B 1-2 1B			0-1 1B 2B	0-1 G4-3		2-3 K	1-1 G5-3		5	1	2	0	0	1	5
Todd Pratt, R OBP: 0.250, SLG: 1.000 (1, 2) C F B B F X	3-2 G3		1-3 K	1-3 K	1-0 F9		0-0 HR			4	1	1	3	0	1	5
Carlos Baerga, S OBP: 0.258, SLG: 0.303 (1, 4) C X		0-1 FC2-6 1B		4-0 BB 1B IBB		1-0 SH1 2B	0-0 P6			3	0	2	0	1	0	0
Rey Ordonez, R OBP: 0.255, SLG: 0.257 (1, 6) B X		1-0 FC2-6 CS 1-2f		2-0 BB 1B	1-2 2-H 3-H	1-0 SH1		4-0 1B BB		2	1	1	2	1	0	1
Dave Mlicki, R OBP: 0.333, SLG: 0.273 (1, 1) C SAFE L X		0-2 L7		0-3 K		1-0 F8		1-1 BB 1B 1B		4	1	1	0	0	1	4


Inning Stats	R: 1	H: 2	E: 1	K: 1	S: 18	R: 0	H: 1	E: 0	K: 0	S: 6	R: 0	H: 0	E: 0	K: 0	S: 3	R: 2	H: 3	E: 0	K: 2	S: 15	R: 0	H: 1	E: 0	K: 0	S: 7	R: 0	H: 1	E: 0	K: 0	S: 6	R: 3	H: 2	E: 0	K: 1	S: 10	R: 3	H: 3	E: 0	K: 1	S: 15
	LOB: 2	BB: 0	P: 30	LOB: 0	BB: 0	P: 8	LOB: 0	BB: 0	P: 4	LOB: 3	BB: 2	P: 29	LOB: 1	BB: 0	P: 10	LOB: 1	BB: 0	P: 12	LOB: 0	BB: 1	P: 18	LOB: 1	BB: 2	P: 28	LOB: 0	BB: 1	P: 18	LOB: 1	BB: 2	P: 28	LOB: 0	BB: 1	P: 18	LOB: 1	SAC: 1	DP: 1	HBP: 0			

PITCHER	IP	WLS	BF	H	R	ER	SO	BB	IBB	HBP	BLK	WP	HR	S	P	ERA	WHIP
Omar Daal, L ERA: 3.09 (1, 1)	4.0	L	20	6	3	2	3	1	1	0	0	0	0	42	71	4.50	1.750
Scott Brow, R ERA: 7.71 (5, 1)	3.0		14	4	3	3	1	1	0	0	0	0	1	23	40	9.00	1.667
Ricky Pickett, L ERA: 81.0 (8, 1)	0.1		5	2	3	3	1	2	0	0	0	0	0	12	24	81.00	12.000
Russ Springer, R ERA: 3.86 (8, 1)	0.2		2	1	0	0	0	0	0	0	0	0	0	3	4	0.00	1.500

BOTTOM

Arizona Diamondbacks @ New York Mets
Shea Stadium, Flushing, NY
Tue May 05 1998, 7:05 PM EDT
Att. 13,205 - Overcast - 58 F

AB	34
R	9
H	13
RBI	9
BB	5
SO	5
LOB	23



WP	HR	S	P	ERA	WHIP
0	1	1	1	0	0

BOTTOM

Arizona Diamondbacks @ New York Mets
Shea Stadium, Flushing, NY

Wed May 06 1998, 7:05 PM EDT
Att. 17,681 - Overcast - 64 F

livebaseballscorecards.com

AB	30
R	8
H	9
RBI	8
BB	4
SO	7
LOB	9



WP:	1	PA:	35
PB:	0	SB:	0
CS:	1		

AB	R	H	RBI	BB	SO	LOB
4	2	1	2	0	1	1
4	0	1	1	0	2	0
0	1	0	0	0	0	0
4	1	2	0	0	0	0
3	1	2	1	1	0	0
2	0	0	0	0	0	1
1	1	0	0	1	0	2
4	1	1	3	0	2	2
3	1	1	1	1	1	0
3	0	1	0	0	0	2
1	0	0	0	0	0	0
0	0	0	0	0	0	0
1	0	0	0	0	1	1
0	0	0	0	0	0	0
0	0	0	0	0	0	0
0	0	0	0	1	0	0
0	0	0	0	0	0	0
1B:	5	SF:	0			
2B:	2	SAC:	1			
3B:	1	DP:	1			
HR:	1	HBP:	0			

Batter	1	2	3	4	5	6	7	8	9							
Brian McRae, S OBP: 0.357, SLG: 0.322 (1, 8)	3-3 K			2-2 HR		1-2 P2		1-2 FC4-6 1B								
Jim Tatum, R OBP: 0.258, SLG: 0.571 Rich Becker, L OBP: 0.316, SLG: 0.403 (8, PR) (9, 7)	1-0 F8			3-3 K			1-3 K	1-1 1B 2B 1B								
John Olerud, L OBP: 0.488, SLG: 0.479 (1, 3)	1-1 G4-3			1-0 F7			0-1 1B 1B	1-1 2B 3B 1B								
Butch Huskey, R OBP: 0.302, SLG: 0.350 (1, 9)				0-0 L7			0-0 1B	0-2 3B 2B								
Craig Paquette, R OBP: 0.263, SLG: 0.368 Luis Lopez, S OBP: 0.390, SLG: 0.423 (6, 5)							1-0 L8	4-0 3B IBB								
Todd Pratt, R OBP: 0.250, SLG: 0.875 (1, 2)							1-3 K	3-2 2B 3B								
Carlos Baerga, S OBP: 0.267, SLG: 0.315 (1, 4)																
Rey Ordóñez, R OBP: 0.257, SLG: 0.259 (1, 6)																
Bobby Jones, R Brian Bohanon, L OBP: 0.600, SLG: 0.600 Shawn Gilbert, R Dennis Cook, L Mel Rojas, R Matt Franco, L OBP: 0.417, SLG: 0.357 John Franco, L (8, PH) (9, 1)																
Inning Stats	R: 0 E: 0 K: 1 S: 8	H: 0 LOB: 0 BB: 0 P: 13	R: 0 E: 0 K: 1 S: 5	H: 0 LOB: 0 BB: 1 P: 10	R: 0 E: 0 K: 1 S: 8	H: 0 LOB: 0 BB: 0 P: 11	R: 1 E: 0 K: 1 S: 9	H: 1 LOB: 0 BB: 0 P: 15	R: 0 E: 0 K: 0 S: 6	H: 0 LOB: 0 BB: 0 P: 11	R: 0 E: 0 K: 1 S: 12	H: 1 LOB: 0 BB: 0 P: 15	R: 0 E: 0 K: 2 S: 12	H: 2 LOB: 2 BB: 0 P: 15	R: 7 E: 1 K: 0 S: 21	H: 5 LOB: 2 BB: 3 P: 39
PITCHER Brian Anderson, L ERA: 4.15 Clint Sodowsky, R ERA: 6.88 Barry Manuel, R ERA: 9.75	IP 6.1 1.1 0.1	WLS L	BF 22 8 5	H 4 2 3	R 1 4 3	ER 1 4 3	SO 6 1 0	BB 1 0 1	HBP 0 0 0	BLK 0 0 0	WP 0 1 0	HR 1 0 0	S 56 16 9	P 84 29 16	ERA 1.42 27.00 81.00	WHIP 0.789 3.000 9.000

Batter	1	2	3	4	5	6	7	8	9	AB R H RBI BB SO LOB	TOP											
Royce Clayton, R OBP: 0.341, SLG: 0.336 (1, 6)	0-0 F8		2-3 K			3-2 G6-3			1-3 K	4 0 0 0 0 2 0	St. Louis Cardinals @ New York Mets Shea Stadium, Flushing, NY Thu May 07 1998, 7:05 PM EDT Att. 14,715 - Cloudy - 65 F livebaseballscorecards.com											
Delino DeShields, L OBP: 0.400, SLG: 0.478 (1, 4)	4-2 1B BB		1-1 F7			3-2 G6-3			3-1 G1-3	3 0 0 0 1 0 0												
Mark McGwire, R OBP: 0.493, SLG: 0.738 (1, 3)	1-2 1B				0-0 G6-3				1-3 K	4 0 1 0 0 2 0												
Ray Lankford, L OBP: 0.435, SLG: 0.432 (1, 8)	2-3 K				1-3 K				4-1 FC6-4 BB	2 0 0 0 1 2 2												
Brian Jordan, R OBP: 0.381, SLG: 0.581 (1, 9)	3-3 K				0-0 HR				0-2 FC6-4 G4-3	3 1 1 1 0 1 3												
Ron Gant, R OBP: 0.293, SLG: 0.463 (1, 7)					2-3 K				1-2 G4-3	3 0 0 0 0 1 1												
Gary Gaetti, R OBP: 0.385, SLG: 0.450 (1, 5)									2-3 K	3 0 0 0 0 1 0												
Eli Marrero, R OBP: 0.250, SLG: 0.385 (1, 2)									0-2 G6-3	3 0 0 0 0 0 0												
Donovan Osborne, S OBP: 0.111, SLG: 0.111 John Frascatore, R Willie McGee, S OBP: 0.321, SLG: 0.372 Juan Acevedo, R OBP: 1.000, SLG: 1.000 (8, PH) (8, 1)									1-1 G6-3	2 0 0 0 0 0 0 0 0 0 0 0 0 0 1 0 0 0 0 0 0 0 0 0 0 0 0 0												
Inning Stats	R: 0 E: 0 K: 2 S: 13	H: 1 LOB: 2 BB: 1 P: 23	R: 0 E: 0 K: 0 S: 6	H: 0 LOB: 0 BB: 0 P: 9	R: 0 E: 0 K: 1 S: 8	H: 0 LOB: 0 BB: 0 P: 12	R: 1 E: 0 K: 2 S: 8	H: 1 LOB: 0 BB: 0 P: 11	R: 0 E: 0 K: 0 S: 5	H: 0 LOB: 0 BB: 0 P: 8	R: 0 E: 0 K: 1 S: 10	H: 0 LOB: 0 BB: 0 P: 18	R: 0 E: 0 K: 0 S: 7	H: 0 LOB: 0 BB: 1 P: 12	R: 0 E: 0 K: 1 S: 8	H: 0 LOB: 0 BB: 0 P: 11	R: 0 E: 0 K: 2 S: 8	H: 0 LOB: 0 BB: 0 P: 13	1B: 1 2B: 0 3B: 0 HR: 1	SF: 0 SAC: 0 DP: 1 HBP: 0	WP: 0 PB: 0 SB: 0 CS: 0	PA: 30
PITCHER	IP WLS BF H R ER SO BB IBB HBP BLK WP HR S P ERA WHIP												IP WLS BF H R ER SO BB IBB HBP BLK WP HR S P ERA WHIP									
Masato Yoshii, R ERA: 2.43 Greg McMichael, R ERA: 4.2 John Franco, L ERA: 4.15	(1, 1) (8, 1) (9, 1)	7.0 W 24 2 1 1 6 2 0 0 0 0 0 1 57 93 1.29 0.571																				

St. Louis Cardinals @ New York Mets
 Shea Stadium, Flushing, NY
 Thu May 07 1998, 7:05 PM EDT
 Att. 14,715 - Cloudy - 65 F

AB	28
R	1
H	2
RBI	1
BB	2
SO	9
LOB	6



BOTTOM

St. Louis Cardinals @ New York Mets
Shea Stadium, Flushing, NY
Thu May 07 1998, 7:05 PM EDT
Att. 14,715 - Cloudy - 65 F

livebaseballscores.com

AB 29
R 4
H 7
RBI 4
BB 2
SO 4
LOB 13



WP: 1 PA: 33
PB: 0
SB: 1
CS: 0

Batter	1	2	3	4	5	6	7	8	9	AB	R	H	RBI	BB	SO	LOB
Preston Wilson, R (1, 7) OBP: 0.750, SLG: 0.750	1-1 G6-4-3 1B			1-0 G6-3	3-1 FC5-4 1B		0-1 G3 S 1B			4	0	3	1	0	0	0
Luis Lopez, S (1, 5) OBP: 0.365, SLG: 0.393	0-1 G6-4-3 1-2f			2-2 G6-3	0-0 FC5-4 1-2f		3-1 G3 1-3			4	0	0	0	0	0	3
John Olerud, L (1, 3) OBP: 0.480, SLG: 0.469	1-1 G4-3			2-1 G6-3		1-1 SH5-3 1B	3-3 K			4	0	1	0	0	1	1
Butch Huskey, R (1, 9) OBP: 0.308, SLG: 0.349		2-2 P4			4-0 E 1B SF8 BB	2-1 SH5-3 1B		1-0 F9		3	1	1	0	1	0	0
Carlos Baerga, S (1, 4) OBP: 0.260, SLG: 0.305		0-3 K			0-0 L4	0-0 SH5-3		0-1 F8		3	0	0	0	0	1	1
Brian McRae, S (1, 8) OBP: 0.362, SLG: 0.323		3-2 F9			0-0 E 2B 1B	4-0 IBB		0-0 G3		3	1	1	0	1	0	0
Alberto Castillo, R (1, 2) OBP: 0.310, SLG: 0.289			2-2 G6-3		2-2 E5 2B	0-0 P4				3	1	0	0	0	0	5
Rey Ordenez, R (1, 6) OBP: 0.250, SLG: 0.255			1-0 G5-3		0-1 SF8	0-3 K				2	0	0	1	0	1	3
Masato Yoshii, R (1, 1) OBP: 0.200, SLG: 0.222			1-3 K		0-0 WP 1B 2B		2-2 F8			2	1	1	2	0	1	0
Rich Becker, L (7, PH) OBP: 0.313, SLG: 0.397										1	0	0	0	0	0	0
Greg McMichael, R (8, 1)										0	0	0	0	0	0	0
John Franco, L (9, 1)										0	0	0	0	0	0	0

Batter	1	2	3	4	5	6	7	8	9
Preston Wilson, R (1, 7) OBP: 0.750, SLG: 0.750	1-1 G6-4-3 1B			1-0 G6-3	3-1 FC5-4 1B		0-1 G3 S 1B		
Luis Lopez, S (1, 5) OBP: 0.365, SLG: 0.393	0-1 G6-4-3 1-2f			2-2 G6-3	0-0 FC5-4 1-2f		3-1 G3 1-3		
John Olerud, L (1, 3) OBP: 0.480, SLG: 0.469	1-1 G4-3			2-1 G6-3		1-1 SH5-3 1B	3-3 K		
Butch Huskey, R (1, 9) OBP: 0.308, SLG: 0.349		2-2 P4			4-0 E 1B SF8 BB	2-1 SH5-3 1B		1-0 F9	
Carlos Baerga, S (1, 4) OBP: 0.260, SLG: 0.305		0-3 K			0-0 L4	0-0 SH5-3		0-1 F8	
Brian McRae, S (1, 8) OBP: 0.362, SLG: 0.323		3-2 F9			0-0 E 2B 1B	4-0 IBB		0-0 G3	
Alberto Castillo, R (1, 2) OBP: 0.310, SLG: 0.289			2-2 G6-3		2-2 E5 2B	0-0 P4			
Rey Ordenez, R (1, 6) OBP: 0.250, SLG: 0.255			1-0 G5-3		0-1 SF8	0-3 K			
Masato Yoshii, R (1, 1) OBP: 0.200, SLG: 0.222			1-3 K		0-0 WP 1B 2B		2-2 F8		
Rich Becker, L (7, PH) OBP: 0.313, SLG: 0.397									
Greg McMichael, R (8, 1)									
John Franco, L (9, 1)									

Inning Stats	R: 0	H: 1	E: 0	LOB: 0	K: 0	P: 8	R: 0	H: 0	E: 0	LOB: 0	K: 1	P: 15	R: 0	H: 0	E: 0	LOB: 0	K: 1	P: 11	R: 0	H: 0	E: 0	LOB: 0	K: 0	P: 12	R: 4	H: 3	E: 1	LOB: 1	K: 0	P: 20	R: 0	H: 2	E: 0	LOB: 3	K: 1	P: 16	R: 0	H: 1	E: 0	LOB: 1	K: 1	P: 20	R: 0	H: 0	E: 0	LOB: 0	K: 0	P: 5
1B: 6	SF: 1	2B: 1	SAC: 1	3B: 0	DP: 1	HR: 0	HBP: 0	WP: 1	PA: 33	PB: 0	SB: 1	CS: 0																																				

PITCHER	IP	WLS	BF	H	R	ER	SO	BB	IBB	HBP	BLK	WP	HR	S	P	ERA	WHIP
Donovan Osborne, L (1, 1) ERA: 2.64	6.0	L	26	6	4	0	3	1	1	0	0	1	0	50	82	0.00	1.167
John Frascatore, R (7, 1) ERA: 6.3	1.0		4	1	0	0	1	0	0	0	0	0	0	13	20	0.00	1.000
Juan Acevedo, R (8, 1) ERA: 4.8	1.0		3	0	0	0	0	0	0	0	0	0	0	4	5	0.00	0.000

Batter	1	2	3	4	5	6	7	8	9	AB R H RBI BB SO LOB	TOP		
Royce Clayton, R (1, 6) OBP: 0.331, SLG: 0.325	2-2 F8		0-2 F8		0-0 G4-3		0-0 G6-3			4 0 0 0 0 0 0			
Delino DeShields, L (1, 4) OBP: 0.403, SLG: 0.479	3-2 F8		1-0 HR 1B		0-0 1B			0-2 G6-3		4 1 2 0 0 0 0			
Mark McGwire, R (1, 3) OBP: 0.493, SLG: 0.755	4-2 BB		0-2 HR		2-2 P3			1-3 K		3 1 1 2 1 1 1			
Brian Hunter, R (8, 3) OBP: 0.302, SLG: 0.462			1-H HR							0 0 0 0 0 0 0			
Ray Lankford, L (1, 8) OBP: 0.420, SLG: 0.413	1-3 K		0-0 F7		0-1 F7			0-0 G4-3		4 0 0 0 0 1 2			
Brian Jordan, R (1, 9) OBP: 0.391, SLG: 0.585		0-0 FC5-4 1B	4-2 BB		2-2 G4-3				3-3 K	1 0 1 0 1 0 0			
John Mabry, L (6, PH) OBP: 0.313, SLG: 0.448										2 0 0 0 0 1 0			
Ron Gant, R (1, 7) OBP: 0.281, SLG: 0.442		1-1 FC5-4 BB 1B 1-2f	1-3 K		1-2 G1-3			0-0 L9		4 0 0 0 0 1 2			
Gary Gaetti, R (1, 5) OBP: 0.383, SLG: 0.447		2-1 G5-3 BB 1B 1-2		0-3 K		1-0 F9		1-1 L5		3 0 1 0 0 1 0			
Tom Lampkin, L (1, 2) OBP: 0.340, SLG: 0.469		4-1 BB 1-2 2-3 BB		0-0 B1-3			3-0 L7			2 0 0 0 1 0 0			
Cliff Politte, R (1, 1) OBP: 0.143, SLG: 0.077		0-1 G5-3		0-3 K			2-2 F8			2 0 0 0 0 1 3			
Mike Busby, R (6, 1)										0 0 0 0 0 0 0			
David Howard, S (6, 5) OBP: 0.333, SLG: 0.321										1 0 0 0 0 0 0			
Willie McGee, S (9, PH) OBP: 0.317, SLG: 0.367			2-3f							1 0 0 0 0 0 0			
Inning Stats	R: 0 E: 0 K: 1 S: 12 H: 0 LOB: 1 BB: 1 P: 22	R: 0 E: 0 K: 0 S: 8 H: 2 LOB: 2 BB: 1 P: 15	R: 2 E: 0 K: 1 S: 14 H: 2 LOB: 1 BB: 1 P: 20	R: 0 E: 0 K: 2 S: 7 H: 0 LOB: 0 BB: 0 P: 7	R: 0 E: 0 K: 0 S: 7 H: 1 LOB: 1 BB: 0 P: 9	R: 0 E: 0 K: 0 S: 7 H: 0 LOB: 0 BB: 0 P: 11	R: 0 E: 0 K: 0 S: 5 H: 0 LOB: 0 BB: 0 P: 10	R: 0 E: 0 K: 1 S: 7 H: 0 LOB: 0 BB: 0 P: 8	R: 0 E: 0 K: 1 S: 6 H: 0 LOB: 0 BB: 0 P: 10	1B: 4 2B: 0 3B: 0 HR: 1 SF: 0 SAC: 0 DP: 1 HBP: 0	WP: 0 PB: 0 SB: 0 CS: 0 PA: 34		
PITCHER	IP WLS BF H R ER SO BB IBB HBP BLK WP HR S P ERA WHIP											PITCHER	IP WLS BF H R ER SO BB IBB HBP BLK WP HR S P ERA WHIP
Rick Reed, R (1, 1) ERA: 2.96	7.0 W 28 5 2 2 4 3 0 0 0 0 0 1 60 94 2.57 1.143												
Turk Wendell, R (8, 1) ERA: 6.75	1.0 3 0 0 0 1 0 0 0 0 0 0 0 7 8 0.00 0.000												
John Hudek, R (9, 1) ERA: 3.46	1.0 3 0 0 0 1 0 0 0 0 0 0 0 6 10 0.00 0.000												

St. Louis Cardinals @ New York Mets
Shea Stadium, Flushing, NY
Fri May 08 1998, 7:05 PM EDT
Att. 16,132 - Overcast - 56 F

livebaseballscorecards.com

AB	31
R	2
H	5
RBI	2
BB	3
SO	6
LOB	8



BOTTOM

St. Louis Cardinals @ New York Mets
 Shea Stadium, Flushing, NY
 Fri May 08 1998, 7:05 PM EDT
 Att. 16,132 - Overcast - 56 F

livebaseballscorecards.com

AB	35
R	9
H	12
RBI	9
BB	4
SO	6
LOB	19



WP:	1	PA:	41
PB:	0	SB:	0
CS:	0		

AB	R	H	RBI	BB	SO	LOB
4	2	1	3	1	0	0
4	3	3	1	1	1	0
3	0	3	1	0	0	0
2	0	1	1	0	0	1
4	0	0	1	0	0	6
1	0	0	0	0	1	1
5	0	2	2	0	1	2
2	1	0	0	1	1	2
4	1	1	0	0	1	5
3	1	1	0	0	1	0
2	1	0	0	1	0	2
1	0	0	0	0	0	0
0	0	0	0	0	0	0
0	0	0	0	0	0	0
1B:	7	SF:	0			
2B:	4	SAC:	1			
3B:	0	DP:	0			
HR:	1	HBP:	0			

Batter	1	2	3	4	5	6	7	8	9
Brian McRae, S OBP: 0.364, SLG: 0.351 (1, 8)	1-1 F7	3-2 G5-3		1-0 HR		4-1 1B BB FC4-6 BB	1-0 G3		
Preston Wilson, R OBP: 0.778, SLG: 1.000 (1, 9)	0-0 1B		2-3 K	2-2 2B		4-1 FC4-6 1B 1-2 2-3 2B BB	2-2 2B		
Matt Franco, L OBP: 0.462, SLG: 0.452 Rey Ordonez, R OBP: 0.254, SLG: 0.259 (4, PR) (5, 6)	1-1 1B		1-2 WP 1B	1-0 2B		0-1 FC4-6 1-2 2-3 1B	1-0 P4		
John Olerud, L OBP: 0.465, SLG: 0.451 Jim Tatum, R OBP: 0.250, SLG: 0.552 (1, 3) (8, 3)	2-2 F7		2-0 L9	0-0 F8		0-2 FC4-6 1-2 2-3 2B	1-3 K		
Carlos Baerga, S OBP: 0.266, SLG: 0.320 (1, 4)	1-1 1B		1-1 P6		3-2 L8	3-2 FC4-2 1-3 2B	2-3 K		
Rich Becker, L OBP: 0.313, SLG: 0.386 (1, 7)	0-0 CI			4-2 SH5-4 1B HR BB	0-3 K	2-2 FC4-2 2-3 3-H			
Luis Lopez, S OBP: 0.358, SLG: 0.383 (1, 6) (5, 5)	1-1 G4-3		1-1 SH5-4 1-2 HR 1B		0-1 F7	1-3 K			
Alberto Castillo, R OBP: 0.311, SLG: 0.293 (1, 2)		2-3 K		1-1 SH5-4 1-2 2-3		0-0 BB BB 1B	3-2 G5-3		
Rick Reed, R OBP: 0.250, SLG: 0.357 Shawn Gilbert, R (7, PH) Turk Wendell, L (8, 1) John Hudek, S (9, 1)		0-0 G6-3		0-0 L4		4-2 BB BB 1B BB	0-0 F9		
Inning Stats	R: 1 H: 3 E: 1 LOB: 3 K: 0 BB: 0 S: 13 P: 19	R: 0 H: 0 E: 0 LOB: 0 K: 1 BB: 0 S: 7 P: 12	R: 0 H: 1 E: 0 LOB: 1 K: 1 BB: 0 S: 9 P: 15	R: 4 H: 4 E: 0 LOB: 1 K: 0 BB: 1 S: 13 P: 23	R: 0 H: 0 E: 0 LOB: 0 K: 1 BB: 0 S: 8 P: 11	R: 4 H: 3 E: 0 LOB: 2 K: 1 BB: 3 S: 19 P: 37	R: 0 H: 0 E: 0 LOB: 0 K: 0 BB: 0 S: 5 P: 9	R: 0 H: 1 E: 0 LOB: 1 K: 2 BB: 0 S: 10 P: 16	
PITCHER Cliff Politte, R ERA: 5.4 Mike Busby, R ERA: 4.63	IP: 5.0 WLS: L BF: 27 H: 9 R: 7 ER: 7 SO: 3	IP: 3.0 WLS: L BF: 14 H: 3 R: 2 ER: 2 SO: 3	IP: 2.0 WLS: L BF: 10 H: 4 R: 1 ER: 1 SO: 1	IP: 1.0 WLS: L BF: 6 H: 4 R: 1 ER: 1 SO: 1	IP: 1.0 WLS: L BF: 6 H: 0 R: 0 ER: 0 SO: 0	IP: 1.0 WLS: L BF: 6 H: 3 R: 0 ER: 0 SO: 0	IP: 1.0 WLS: L BF: 6 H: 0 R: 0 ER: 0 SO: 0	IP: 1.0 WLS: L BF: 6 H: 1 R: 0 ER: 0 SO: 0	

Batter	1	2	3	4	5	6	7	8	9
Brian McRae, S OBP: 0.364, SLG: 0.351 (1, 8)	1-1 F7	3-2 G5-3		1-0 HR		4-1 1B BB FC4-6 BB	1-0 G3		
Preston Wilson, R OBP: 0.778, SLG: 1.000 (1, 9)	0-0 1B		2-3 K	2-2 2B		4-1 FC4-6 1B 1-2 2-3 2B BB	2-2 2B		
Matt Franco, L OBP: 0.462, SLG: 0.452 Rey Ordonez, R OBP: 0.254, SLG: 0.259 (4, PR) (5, 6)	1-1 1B		1-2 WP 1B	1-0 2B		0-1 FC4-6 1-2 2-3 1B	1-0 P4		
John Olerud, L OBP: 0.465, SLG: 0.451 Jim Tatum, R OBP: 0.250, SLG: 0.552 (1, 3) (8, 3)	2-2 F7		2-0 L9	0-0 F8		0-2 FC4-6 1-2 2-3 2B	1-3 K		
Carlos Baerga, S OBP: 0.266, SLG: 0.320 (1, 4)	1-1 1B		1-1 P6		3-2 L8	3-2 FC4-2 1-3 2B	2-3 K		
Rich Becker, L OBP: 0.313, SLG: 0.386 (1, 7)	0-0 CI			4-2 SH5-4 1B HR BB	0-3 K	2-2 FC4-2 2-3 3-H			
Luis Lopez, S OBP: 0.358, SLG: 0.383 (1, 6) (5, 5)	1-1 G4-3		1-1 SH5-4 1-2 HR 1B		0-1 F7	1-3 K			
Alberto Castillo, R OBP: 0.311, SLG: 0.293 (1, 2)		2-3 K		1-1 SH5-4 1-2 2-3		0-0 BB BB 1B	3-2 G5-3		
Rick Reed, R OBP: 0.250, SLG: 0.357 Shawn Gilbert, R (7, PH) Turk Wendell, L (8, 1) John Hudek, S (9, 1)		0-0 G6-3		0-0 L4		4-2 BB BB 1B BB	0-0 F9		
Inning Stats	R: 1 H: 3 E: 1 LOB: 3 K: 0 BB: 0 S: 13 P: 19	R: 0 H: 0 E: 0 LOB: 0 K: 1 BB: 0 S: 7 P: 12	R: 0 H: 1 E: 0 LOB: 1 K: 1 BB: 0 S: 9 P: 15	R: 4 H: 4 E: 0 LOB: 1 K: 0 BB: 1 S: 13 P: 23	R: 0 H: 0 E: 0 LOB: 0 K: 1 BB: 0 S: 8 P: 11	R: 4 H: 3 E: 0 LOB: 2 K: 1 BB: 3 S: 19 P: 37	R: 0 H: 0 E: 0 LOB: 0 K: 0 BB: 0 S: 5 P: 9	R: 0 H: 1 E: 0 LOB: 1 K: 2 BB: 0 S: 10 P: 16	
PITCHER Cliff Politte, R ERA: 5.4 Mike Busby, R ERA: 4.63	IP: 5.0 WLS: L BF: 27 H: 9 R: 7 ER: 7 SO: 3	IP: 3.0 WLS: L BF: 14 H: 3 R: 2 ER: 2 SO: 3	IP: 2.0 WLS: L BF: 10 H: 4 R: 1 ER: 1 SO: 1	IP: 1.0 WLS: L BF: 6 H: 4 R: 1 ER: 1 SO: 1	IP: 1.0 WLS: L BF: 6 H: 0 R: 0 ER: 0 SO: 0	IP: 1.0 WLS: L BF: 6 H: 3 R: 0 ER: 0 SO: 0	IP: 1.0 WLS: L BF: 6 H: 0 R: 0 ER: 0 SO: 0	IP: 1.0 WLS: L BF: 6 H: 1 R: 0 ER: 0 SO: 0	

Batter	1	2	3	4	5	6	7	8	9	AB R H RBI BB SO LOB	TOP
Brian McRae, S (1, 8) OBP: 0.352, SLG: 0.337	0-0 F9		1-3 K			1-1 G3			2-2 F8	4 0 0 0 0 1 0	
Preston Wilson, R (1, 7) OBP: 0.583, SLG: 0.727 Rich Becker, L (9, PH) OBP: 0.310, SLG: 0.380	0-1 G4-3		0-3 K			2-3 K			2-1 F7	3 0 0 0 0 2 0 1 0 0 0 0 0 0	
Matt Franco, L (1, 5) OBP: 0.429, SLG: 0.412	1-1 P5				0-1 G4-3				1-3 K	3 0 0 0 0 1 0	
John Olerud, L (1, 3) OBP: 0.470, SLG: 0.457		2-2 G5-3 1B SH1-3 1B			2-1 G4-3			2-1 L3 1B		3 1 2 0 0 0 0	
Carlos Baerga, S (1, 4) OBP: 0.268, SLG: 0.320		1-1 SH1-3 1B G5-3 1B			0-1 G4-3			2-2 L3		3 0 1 0 0 0 1	
Butch Huskey, R (1, 9) OBP: 0.301, SLG: 0.339		0-2 G5-3			2-2 G4-3			0-0 G6-3		3 0 0 0 0 0 2	
Alberto Castillo, R (1, 2) OBP: 0.319, SLG: 0.326		0-1 SH1-3			3-2 G4-3			3-2 2B		2 0 1 1 0 0 0	
Rey Ordóñez, R (1, 6) OBP: 0.248, SLG: 0.252		2-3 3-H K			2-3 K			0-0 G5-3		3 0 0 0 0 2 1	
Al Leiter, L (1, 1) OBP: 0.133, SLG: 0.200 Luis Lopez, S (9, PH) OBP: 0.353, SLG: 0.377			0-1 G6-3			2-2 F7			0-0 F7	2 0 0 0 0 0 0 1 0 0 0 0 0 0	
Inning Stats	R: 0 E: 0 K: 0 S: 5 H: 0 LOB: 0 BB: 0 P: 6	R: 1 E: 0 K: 1 S: 14 H: 2 LOB: 1 BB: 0 P: 19	R: 0 E: 0 K: 2 S: 8 H: 0 LOB: 0 BB: 0 P: 9	R: 0 E: 0 K: 0 S: 6 H: 0 LOB: 0 BB: 0 P: 8	R: 0 E: 0 K: 1 S: 9 H: 0 LOB: 0 BB: 0 P: 16	R: 0 E: 0 K: 1 S: 12 H: 0 LOB: 0 BB: 0 P: 17	R: 0 E: 0 K: 1 S: 8 H: 1 LOB: 0 BB: 0 P: 13	R: 0 E: 0 K: 0 S: 7 H: 1 LOB: 0 BB: 0 P: 10	R: 0 E: 0 K: 0 S: 6 H: 0 LOB: 0 BB: 0 P: 10	1B: 3 2B: 2 3B: 0 HR: 0 SF: 0 SAC: 1 DP: 1 HBP: 0	WP: 0 PB: 0 SB: 0 CS: 0 PA: 29
PITCHER Kevin Brown, R (1, 1) ERA: 2.36 Trevor Hoffman, R (9, 1) ERA: 0.98	IP WLS BF H R ER SO BB IBB HBP BLK WP HR S P ERA WHIP	8.0 W 26 4 1 1 6 0 0 0 0 0 0 0 69 98 1.12 0.500	1.0 S 3 0 0 0 0 0 0 0 0 0 0 0 6 10 0.00 0.000								

New York Mets @ San Diego Padres
Qualcomm Stadium, San Diego, CA
Mon May 11 1998, 10:05 PM EDT
Att. 15,291 - Cloudy - 64 F

livebaseballscorecards.com

AB	28
R	1
H	4
RBI	1
BB	0
SO	6
LOB	4



Batter	1	2	3	4	5	6	7	8	9
James Mouton, R (1, 8) OBP: 0.245, SLG: 0.227 Trevor Hoffman, R (9, 1)	3-2 G5-3 ①		1-3 K ②		3-2 G5-3 ③			1-1 G4-3 ①	
Andy Sheets, R (1, 4) OBP: 0.311, SLG: 0.491	1-1 P3 ②		3-3 K ③			1-0 FC6-4 1B		2-0 F9 ②	
Tony Gwynn, L (1, 9) OBP: 0.415, SLG: 0.522	2-3 K ③			2-0 G6-3 ①		1-1 F7 ①		0-0 BB 1B	
Greg Vaughn, R (1, 7) OBP: 0.349, SLG: 0.531		2-1 F8 2B 2B		1-0 G5-3 ②		3-1 FC6-4 ②		4-0 1B BB	
Wally Joyner, L (1, 3) OBP: 0.419, SLG: 0.549		2-2 F8 ①		4-1 BB		2-3 K ③		1-2 1B BB	
Carlos Hernandez, R (1, 2) OBP: 0.327, SLG: 0.391		0-3 K ②		0-0 G5-3 ③			3-1 G5-3 ①	1-3 K ③	
Archi Cianfrocco, R (1, 5) OBP: 0.212, SLG: 0.286		1-1 2B			1-1 SH3-4 HBP		2-3 K ②		
Chris Gomez, R (1, 6) OBP: 0.310, SLG: 0.336		2-3 K ③			2-1 P3 ①		4-2 BB		
Kevin Brown, R (1, 1) OBP: 0.238, SLG: 0.286 Steve Finley, L (9, 8) OBP: 0.263, SLG: 0.368				0-2 G6-3 ①		0-1 SH3-4 ②		0-2 G4-3 ③	

Inning Stats	R: 0	H: 0	E: 0	K: 1	S: 8	R: 1	H: 2	E: 0	K: 2	S: 14	R: 0	H: 0	E: 0	K: 2	S: 9	R: 0	H: 0	E: 0	K: 0	S: 4	R: 0	H: 0	E: 0	K: 0	S: 8	R: 0	H: 1	E: 0	K: 1	S: 8	R: 0	H: 0	E: 0	K: 1	S: 11	R: 1	H: 2	E: 0	K: 1	S: 11	R: 0	H: 2	E: 0	K: 1	S: 20
	LOB: 0	BB: 0	P: 14	LOB: 1	BB: 0	P: 21	LOB: 0	BB: 0	P: 13	LOB: 1	BB: 1	LOB: 1	BB: 0	P: 14	LOB: 1	BB: 0	LOB: 1	BB: 1	P: 11	LOB: 1	BB: 0	LOB: 1	BB: 0	P: 14	LOB: 1	BB: 0	LOB: 1	BB: 0	P: 15	LOB: 1	BB: 1	LOB: 1	BB: 1	P: 20	LOB: 2	BB: 1	P: 20	LOB: 0	BB: 0	LOB: 0	BB: 0	P: 0			

PITCHER	IP	WLS	BF	H	R	ER	SO	BB	IBB	HBP	BLK	WP	HR	S	P	ERA	WHIP
Al Leiter, L (1, 1) ERA: 1.39	8.0	L	33	5	2	2	8	3	0	1	0	0	0	73	128	2.25	1.000

BOTTOM

AB	R	H	RBI	BB	SO	LOB
4	0	0	0	0	1	1
0	0	0	0	0	0	0
4	0	1	0	0	1	0
4	1	1	0	0	1	1
3	1	1	0	1	0	1
3	0	1	1	1	1	2
4	0	0	0	0	2	4
2	0	1	1	0	1	0
2	0	0	0	1	1	2
2	0	0	0	0	0	1
0	0	0	0	0	0	0

AB	28
R	2
H	5
RBI	2
BB	3
SO	8
LOB	12



WP	PA	3B	HR	S	P	ERA	WHIP
0	33	0	0	0	0	0	0

New York Mets @ San Diego Padres
Qualcomm Stadium, San Diego, CA
 Mon May 11 1998, 10:05 PM EDT
 Att. 15,291 - Cloudy - 64 F

livebaseballscorecards.com

Batter	1	2	3	4	5	6	7	8	9	AB R H RBI BB SO LOB	TOP												
Brian McRae, S OBP: 0.369, SLG: 0.356 (1, 8) B C B X	3-1 F8 1B	4-2 E S BB			2-1 2B	4-1 1B BB			1-1 G4-1 1B	3 1 2 0 2 0 0													
Matt Franco, L OBP: 0.447, SLG: 0.462 (1, 5) B C X John Franco, L (9, 1) B C X	2-1 1B HR 1B	3-3 K			0-0 G4-3 2B	2-2 1B			0-0 G4-1 1-2	5 1 3 1 0 1 2 0 0 0 0 0 0 0													
Bernard Gilkey, R OBP: 0.376, SLG: 0.360 (1, 7) F S B B F X	3-2 F9 1B				0-3 K	1-3 K			1-3 K	5 0 0 0 0 4 5													
John Olerud, L OBP: 0.474, SLG: 0.459 (1, 3) C X	0-1 1-2 HR 1B				1-0 FC6-4 1B	4-0 G4-3 IBB			0-2 G1-3	4 1 2 0 1 0 1													
Carlos Baerga, S OBP: 0.267, SLG: 0.346 (1, 4) B X	1-0 1-H 2-H HR				0-0 FC6-4 1-2f	0-0 G4-3 1-2 2-3			2-2 F7	4 1 1 3 0 0 3													
Rich Becker, L OBP: 0.318, SLG: 0.378 (1, 9) X	0-0 FC6-4 1B				1-1 F7	4-0 IBB			2-1 F7	3 0 1 0 1 0 1													
Alberto Castillo, R OBP: 0.314, SLG: 0.319 (1, 2) 1 SAFE 1 B SAFE X	2-0 FC6-4 1-2f				2-2 G5-3	3-2 G4-3			0-0 CS 1B	4 0 1 0 0 0 4													
Rey Ordóñez, R OBP: 0.240, SLG: 0.244 (1, 6) F B F X		1-2 G6-3			2-1 G6-3				1-2 K 1-2	4 0 0 0 0 1 1													
Bobby Jones, R (1, 1) X Luis Lopez, S OBP: 0.353, SLG: 0.377 (9, 5) B C F S		0-0 G6-3			1-1 F8	1-3 K			1-3 K	4 0 0 0 0 2 0 0 0 0 0 0 0 0													
Inning Stats	R: 3 E: 0 K: 0 S: 13	H: 4 LOB: 1 BB: 0 P: 24	R: 0 E: 0 K: 1 S: 9	H: 0 LOB: 1 BB: 1 P: 17	R: 0 E: 0 K: 1 S: 8	H: 1 LOB: 1 BB: 0 P: 13	R: 0 E: 0 K: 0 S: 7	H: 0 LOB: 0 BB: 0 P: 12	R: 1 E: 0 K: 1 S: 11	H: 2 LOB: 3 BB: 2 P: 24	R: 0 E: 0 K: 2 S: 14	H: 1 LOB: 2 BB: 1 P: 22	R: 0 E: 0 K: 0 S: 8	H: 0 LOB: 0 BB: 0 P: 15	R: 0 E: 0 K: 2 S: 7	H: 1 LOB: 0 BB: 0 P: 8	R: 0 E: 0 K: 1 S: 10	H: 1 LOB: 1 BB: 0 P: 12	1B: 7 2B: 2 3B: 0 HR: 1	SF: 0 SAC: 0 DP: 0 HBP: 0	WP: 0 PB: 0 SB: 1 CS: 1	PA: 40	
PITCHER Joey Hamilton, R ERA: 5.73 (1, 1) Ben Van Ryn, L ERA: 5.4 (7, 1) Carlos Reyes, R ERA: 1.65 (8, 1)	IP WLS BF H R ER SO BB IBB HBP BLK WP HR S P ERA WHIP	6.0 L 30 8 4 4 5 2 2 0 0 0 1 62 112 6.00 1.667	1.0 3 0 0 0 0 0 0 0 0 0 0 0 8 15 0.00 0.000	2.0 7 2 0 0 0 3 0 0 0 0 0 0 17 20 0.00 1.000					PITCHER IP WLS BF H R ER SO BB IBB HBP BLK WP HR S P ERA WHIP														

New York Mets @ San Diego Padres
Qualcomm Stadium, San Diego, CA
Wed May 13 1998, 10:05 PM EDT
Att. 14,929 - Cloudy - 64 F

livebaseballscorecards.com

AB	36
R	4
H	10
RBI	4
BB	4
SO	8
LOB	17



Batter	1	2	3	4	5	6	7	8	9	AB	R	H	RBI	BB	SO	LOB
Steve Finley, L (1, 8) OBP: 0.257, SLG: 0.358	2-2 F7		1-1 F9			2-3 K		0-1 E3		4	0	0	0	0	1	0
Ed Giovanola, L (1, 4) OBP: 0.333, SLG: 0.415	2-3 K		2-3 K			1-0 F7		0-0 G4-3		4	0	0	0	0	2	1
Tony Gwynn, L (1, 9) OBP: 0.417, SLG: 0.522	1-1 1B				1-0 F8		1-3 K		0-1 G3-1	4	1	2	0	0	1	0
Wally Joyner, L (1, 3) OBP: 0.413, SLG: 0.538	1-0 G4-3				3-2 F7		2-2 BB		3-1 G3-1	4	0	1	0	0	0	2
Greg Vaughn, R (1, 7) OBP: 0.359, SLG: 0.590		1-1 2B			2-0 HR		0-0 P3		2-2 HR	4	2	3	3	0	0	1
Greg Myers, L (1, 2) OBP: 0.286, SLG: 0.359		1-2 G1-3			3-3 K		1-3 K		1-0 F9	3	0	0	0	0	2	2
Eddie Williams, R (9, PH) OBP: 0.222, SLG: 0.222										1	0	0	0	0	0	0
Andy Sheets, R (1, 5) OBP: 0.308, SLG: 0.467		0-0 L4				2-1 F8		4-1 BB		2-3 K	3	0	0	0	1	1
Chris Gomez, R (1, 6) OBP: 0.305, SLG: 0.330		2-2 L6				2-2 F9		2-1 L1		2	0	0	0	0	0	1
Mark Sweeney, L (7, PH) OBP: 0.283, SLG: 0.268										1	0	0	0	0	0	2
Carlos Reyes, S (8, 1)										0	0	0	0	0	0	0
Joey Hamilton, R (1, 1) OBP: 0.095, SLG: 0.095			1-3 K			0-0 G6-3		0-2 G1-3		2	0	0	0	0	1	0
Ben Van Ryn, L (7, 1)										0	0	0	0	0	0	0
Quilvio Veras, S (8, 4)										1	0	0	0	0	0	0

Inning Stats	R: 0	H: 1	E: 0	LOB: 1	K: 1	BB: 0	S: 9	P: 15	R: 0	H: 1	E: 0	LOB: 1	K: 0	BB: 0	S: 9	P: 13	R: 0	H: 0	E: 0	LOB: 0	K: 2	BB: 0	S: 8	P: 12	R: 1	H: 1	E: 0	LOB: 0	K: 1	BB: 0	S: 10	P: 19	R: 0	H: 0	E: 0	LOB: 0	K: 0	BB: 0	S: 6	P: 10	R: 0	H: 0	E: 0	LOB: 0	K: 2	BB: 0	S: 7	P: 11	R: 0	H: 1	E: 0	LOB: 2	K: 1	BB: 1	S: 10	P: 19	R: 0	H: 0	E: 1	LOB: 0	K: 0	BB: 0	S: 6	P: 6	R: 2	H: 2	E: 0	LOB: 0	K: 1	BB: 0	S: 11	P: 19	1B: 3	SF: 0	2B: 1	SAC: 0	3B: 0	DP: 1	HR: 2	HBP: 0	WP: 0	PA: 34	PB: 0	SB: 0	CS: 0
PITCHER	IP	WLS	BF	H	R	ER	SO	BB	IBB	HBP	BLK	WP	HR	S	P	ERA	WHIP																																																																				
Bobby Jones, R (1, 1) ERA: 3.32	8.0	W	29	4	1	1	7	1	0	0	0	0	0	65	105	1.12	0.625																																																																				
John Franco, L (9, 1) ERA: 5.14	1.0	S	5	2	2	2	1	0	0	0	0	0	1	11	19	18.00	2.000																																																																				


BOTTOM

New York Mets @ San Diego Padres
Qualcomm Stadium, San Diego, CA

Wed May 13 1998, 10:05 PM EDT
Att. 14,929 - Cloudy - 64 F

livebaseballscorecards.com

AB	33
R	3
H	6
RBI	3
BB	1
SO	8
LOB	10



Batter	1	2	3	4	5	6	7	8	9	AB R H RBI BB SO LOB	TOP														
Brian McRae, S (1, 8) OBP: 0.366, SLG: 0.361	1-2 F7		1-0 G4-6-3		2-2 G1-3			3-1 2B		4 0 1 0 0 0 1															
Luis Lopez, S (1, 6) OBP: 0.347, SLG: 0.369	0-1 1B			3-3 K		2-3 K				4 0 1 0 0 3 1															
Matt Franco, L (1, 5) OBP: 0.412, SLG: 0.419	0-0 G6-4-3			2-0 G3		1-0 G3				4 0 0 0 0 1 1															
John Olerud, L (1, 3) OBP: 0.468, SLG: 0.460		3-1 F8		1-2 1B		0-0 F7			0-0 F9	4 1 1 0 0 0 0															
Carlos Baerga, S (1, 4) OBP: 0.275, SLG: 0.351		0-1 G4-1		0-2 1B		0-2 P2			2-2 1B	4 0 2 1 0 0 0															
Butch Huskey, R (1, 9) OBP: 0.302, SLG: 0.339		2-0 E5		0-0 1B		1-3 K			2-1 1B	3 0 1 0 0 1 0															
Dennis Cook, L (7, 1)										0 0 0 0 0 0 0															
Mel Rojas, R (8, 1)										0 0 0 0 0 0 0															
Jim Tatum, R (9, PH) OBP: 0.273, SLG: 0.567				1-2 1B					1-3 1B	1 0 1 0 0 0 0															
Preston Wilson, R (9, PR) OBP: 0.583, SLG: 0.727										0 0 0 0 0 0 0															
Rick Wilkins, L (1, 2) OBP: 0.240, SLG: 0.311		1-0 G3		1-2 F9		2-2 F8			2-3 K	4 0 0 0 0 1 5															
Rich Becker, L (1, 7) OBP: 0.319, SLG: 0.377			2-2 1B		0-0 G6-3			2-3 K		3 0 1 0 0 1 0															
Dave Mlicki, R (1, 1) OBP: 0.286, SLG: 0.231			0-3 K		0-2 G4-3			1-3 K		2 0 0 0 0 1 1															
Bernard Gilkey, R (7, 7) OBP: 0.372, SLG: 0.355										1 0 0 0 0 1 0															
Inning Stats	R: 0 E: 0 K: 0 S: 6	H: 1 LOB: 0 BB: 0 P: 7	R: 0 E: 1 K: 0 S: 6	H: 0 LOB: 1 BB: 0 P: 12	R: 0 E: 0 K: 1 S: 7	H: 1 LOB: 0 BB: 0 P: 10	R: 1 E: 0 K: 1 S: 18	H: 3 LOB: 2 BB: 0 P: 25	R: 0 E: 0 K: 0 S: 7	H: 0 LOB: 0 BB: 0 P: 9	R: 0 E: 0 K: 1 S: 6	H: 0 LOB: 0 BB: 0 P: 9	R: 0 E: 0 K: 1 S: 9	H: 0 LOB: 0 BB: 0 P: 12	R: 0 E: 0 K: 3 S: 11	H: 1 LOB: 1 BB: 0 P: 19	R: 0 E: 0 K: 2 S: 13	H: 2 LOB: 2 BB: 0 P: 20	1B: 6 2B: 2 3B: 0 HR: 0	SF: 0 SAC: 0 DP: 2 HBP: 0	WP: 0 PB: 0 SB: 0 CS: 0	PA: 34			
PITCHER	IP	WLS	BF	H	R	ER	SO	BB	IBB	HBP	BLK	WP	HR	S	P	ERA	WHIP								
Andy Ashby, R (1, 1) ERA: 2.23	7.0		25	5	1	1	4	0	0	0	0	0	0	59	84	1.29	0.714								
Brian Boehringer, R (8, 1) ERA: 5.48	1.0	W	4	1	0	0	3	0	0	0	0	0	0	11	19	0.00	1.000								
Trevor Hoffman, R (9, 1) ERA: 0.93	1.0	S	5	2	0	0	2	0	0	0	0	0	0	13	20	0.00	2.000								

New York Mets @ San Diego Padres
Qualcomm Stadium, San Diego, CA
 Thu May 14 1998, 6:33 AM EDT
 Cloudy - 70 F

AB	34
R	1
H	8
RBI	1
BB	0
SO	9
LOB	9



BOTTOM

New York Mets @ San Diego Padres
Qualcomm Stadium, San Diego, CA
Thu May 14 1998, 6:33 AM EDT
Cloudy - 70 F

livebaseballscorecards.com

AB 32
R 3
H 9
RBI 3
BB 4
SO 4
LOB 20



WP: 0 PA: 37
PB: 0
SB: 1
CS: 0

AB	R	H	RBI	BB	SO	LOB
5	1	2	0	0	1	2
4	0	1	0	0	1	4
4	0	1	1	0	0	4
4	0	0	0	0	0	2
3	1	1	0	1	0	0
3	1	1	0	1	0	2
2	0	1	0	1	0	1
1	0	1	1	0	0	0
0	0	0	0	0	0	0
3	0	1	1	0	1	2
2	0	0	0	0	0	2
0	0	0	0	1	0	0
0	0	0	0	0	0	0
1	0	0	0	0	1	1
0	0	0	0	0	0	0
1B: 7	SF: 1					
2B: 2	SAC: 0					
3B: 0	DP: 1					
HR: 0	HBP: 0					

Batter	1	2	3	4	5	6	7	8	9										
Quilvio Veras, S OBP: 0.421, SLG: 0.368 (1, 4)	3-3 K		0-0 FC6-4 1B		1-1 G3-1 2B		0-1 FC3-6 1B	3-1 F7											
Steve Finley, L OBP: 0.257, SLG: 0.356 (1, 8)	1-0 G4-3		3-3 K		1-1 G3-1		0-1 1B	1-2 1B											
Tony Gwynn, L OBP: 0.413, SLG: 0.514 (1, 9)	2-0 G4-3		0-0 FC6-4		1-1 G3		0-1 1B	1-2 2-H 1B											
Wally Joyner, L OBP: 0.400, SLG: 0.518 (1, 3)		0-0 F9		3-1 G3-1		2-2 P6	2-0 F8												
Greg Vaughn, R OBP: 0.363, SLG: 0.584 (1, 7)		2-0 G4-6-3 1B		1-1 F7		0-0 F9		4-2 E 1B BB											
Greg Myers, L OBP: 0.297, SLG: 0.373 (1, 2)		1-2 G4-6-3		1-2 2B		4-0 BB		1-0 E1 1B SF7											
Ed Giovanola, L OBP: 0.354, SLG: 0.419 (1, 5)			0-0 FC1-5 1B		4-1 BB		0-0 G4-3	1-1 E S 1B											
Eddie Williams, R OBP: 0.300, SLG: 0.300 (8, PH)								2-3 3-H 1B											
Andy Sheets, R OBP: 0.308, SLG: 0.467 (9, 5)																			
Chris Gomez, R OBP: 0.304, SLG: 0.331 (1, 6)			1-1 1B FC1-5 1B		1-1 G5-3		1-3 K	1-2 SF7											
Andy Ashby, R OBP: 0.091, SLG: 0.091 (1, 1)			0-0 FC1-5		0-2 G6-3		4-0 FC3-6 BB	1-3 K											
Mark Sweeney, L OBP: 0.290, SLG: 0.268 (7, PH)																			
Brian Boehringer, S (8, 1)																			
James Mouton, R OBP: 0.240, SLG: 0.222 (8, PH)			1-2 2-3f																
Trevor Hoffman, R (9, 1)																			
Inning Stats	R: 0 E: 0 K: 1 S: 5	H: 0 LOB: 0 BB: 0 P: 11	R: 0 E: 0 K: 0 S: 5	H: 1 LOB: 0 BB: 0 P: 8	R: 0 E: 0 K: 1 S: 9	H: 3 LOB: 3 BB: 0 P: 13	R: 0 E: 0 K: 0 S: 10	H: 1 LOB: 2 BB: 1 P: 20	R: 0 E: 0 K: 0 S: 6	H: 0 LOB: 1 BB: 1 P: 12	R: 1 E: 0 K: 1 S: 10	H: 2 LOB: 2 BB: 1 P: 17	R: 2 E: 1 K: 1 S: 14	H: 1 LOB: 2 BB: 1 P: 25	1B: 7 2B: 2 3B: 0 HR: 0	SF: 1 SAC: 0 DP: 1 HBP: 0	WP: 0 PB: 0 SB: 1 CS: 0	PA: 37	
PITCHER	IP WLS BF H R ER SO	IP WLS BF H R ER SO	IP WLS BF H R ER SO	IP WLS BF H R ER SO	IP WLS BF H R ER SO	IP WLS BF H R ER SO	IP WLS BF H R ER SO	IP WLS BF H R ER SO	IP WLS BF H R ER SO	IP WLS BF H R ER SO	IP WLS BF H R ER SO	IP WLS BF H R ER SO	IP WLS BF H R ER SO	IP WLS BF H R ER SO	IP WLS BF H R ER SO	IP WLS BF H R ER SO	IP WLS BF H R ER SO	IP WLS BF H R ER SO	
Dave Mlicki, R ERA: 4.97 (1, 1)	6.2																		
Dennis Cook, L ERA: 3.09 (7, 1)	0.1	L	4	1	2	0	0	1	0	0	0	0	0	6	13	0.00	6.000		
Mel Rojas, R ERA: 1.13 (8, 1)	1.0		4	1	0	0	1	0	0	0	0	0	0	11	17	0.00	1.000		

Batter	1	2	3	4	5	6	7	8	9	AB R H RBI BB SO LOB	TOP											
Preston Wilson, R (1, 8) <small>OBP: 0.467, SLG: 0.571</small> Brian McRae, S (7, PH) <small>OBP: 0.363, SLG: 0.358</small> John Hudek, S (8, 1)	0-3 K		1-2 G5-3			2-3 K	2-2 F7			3 0 0 0 0 2 0 1 0 0 0 0 0 2 0 0 0 0 0 0 0	New York Mets @ San Diego Padres Qualcomm Stadium, San Diego, CA Thu May 14 1998, 10:05 PM EDT Att. 26,488 - Cloudy - 67 F											
Luis Lopez, S (1, 5) <small>OBP: 0.342, SLG: 0.362</small> (7, 6)	1-2 G6-3		1-1 S 1B			2-1 F8		1-3 K		4 0 1 0 0 1 0												
Bernard Gilkey, R (1, 7) <small>OBP: 0.378, SLG: 0.346</small>	4-2 HR BB		3-3 K 1-2			4-1 1B BB		2-2 G3-1		2 1 0 0 2 1 1												
Butch Huskey, R (1, 9) <small>OBP: 0.308, SLG: 0.371</small> (1, 9) SAFE	0-1 1-H HR			0-0 G1-3		1-1 1-2 1B		3-3 K		4 1 2 2 0 1 0												
Jim Tatum, R (1, 3) <small>OBP: 0.250, SLG: 0.515</small> Greg McMichael, R (7, 1) Dennis Cook, L (7, 1) Turk Wendell, L (7, 1) Rich Becker, L (7, 8) <small>OBP: 0.326, SLG: 0.377</small>	1-3 K			3-3 K		2-3 K			4-2 G4-6-3 BB	3 0 0 0 0 3 2 0 1 0 0												
Carlos Baerga, S (1, 4) <small>OBP: 0.274, SLG: 0.348</small>		2-0 G4-3		1-0 P6			1-0 G3-1 SH1-4 1B		0-2 G4-6-3 1-2	4 0 1 0 0 0 1												
Alberto Castillo, R (1, 2) <small>OBP: 0.296, SLG: 0.300</small>		2-1 P2			2-2 G1-3		1 SAFE 0-1 SH1-4		2-3 K	3 0 0 0 0 1 0												
Rey Ordonez, R (1, 6) <small>OBP: 0.236, SLG: 0.240</small> Matt Franco, L (7, PH) <small>OBP: 0.404, SLG: 0.409</small> (7, 5)		0-0 B1-3			3-2 P4		0-1 G3-1			2 0 0 0 0 0 0 1 0 0 0 0 0 1												
Brian Bohanon, L (1, 1) <small>OBP: 0.429, SLG: 0.429</small> John Olerud, L (7, PH) <small>OBP: 0.472, SLG: 0.460</small> (7, 3)			3-2 F7		0-1 G3		4-0 IBB			2 0 0 0 0 0 0 0 0 0 0 1 0 0												
Inning Stats	R: 2 E: 0 K: 2 S: 18	H: 1 LOB: 0 BB: 1 P: 24	R: 0 E: 0 K: 0 S: 4	H: 0 LOB: 0 BB: 0 P: 8	R: 0 E: 0 K: 1 S: 13	H: 1 LOB: 1 BB: 0 P: 21	R: 0 E: 0 K: 1 S: 6	H: 0 LOB: 0 BB: 0 P: 10	R: 0 E: 0 K: 0 S: 10	H: 0 LOB: 0 BB: 0 P: 15		R: 0 E: 0 K: 2 S: 11	H: 1 LOB: 2 BB: 1 P: 22	R: 0 E: 0 K: 0 S: 8	H: 1 LOB: 2 BB: 1 P: 15	R: 0 E: 0 K: 2 S: 9	H: 0 LOB: 0 BB: 0 P: 15	R: 0 E: 0 K: 1 S: 12	H: 0 LOB: 0 BB: 1 P: 18	1B: 3 2B: 0 3B: 0 HR: 1	SF: 0 SAC: 1 DP: 1 HBP: 0	WP: 0 PB: 0 SB: 1 CS: 0
PITCHER	IP WLS BF H R ER SO BB IBB HBP BLK WP HR S P ERA WHIP	IP WLS BF H R ER SO BB IBB HBP BLK WP HR S P ERA WHIP																				
Sterling Hitchcock, L (1, 1) <small>ERA: 4.3</small> Dan Miceli, R (7, 1) <small>ERA: 3.0</small>	6.0 W 23 3 2 2 6 2 0 0 0 0 1 62 100 3.00 0.833	3.0 W 11 1 0 0 3 1 1 0 0 0 0 29 48 0.00 0.667																				

livebaseballscorecards.com

AB	29
R	2
H	4
RBI	2
BB	4
SO	9
LOB	7



Batter	1	2	3	4	5	6	7	8	9
James Mouton, R (1, 8) OBP: 0.245, SLG: 0.213 Steve Finley, L (7, PH) OBP: 0.254, SLG: 0.352 (8, 8)	K		FC5-2 1B BB		G6-3		G4-6-3 1-2	K	
Andy Sheets, R (1, 4) OBP: 0.294, SLG: 0.444 Quilvio Veras, S (7, PH) OBP: 0.423, SLG: 0.364 (8, 4)	G4-3		FC5-2 1B		K		HR BB	K	
Tony Gwynn, L (1, 9)	F8		1B		G4-3		HR		
Greg Vaughn, R (1, 7) OBP: 0.366, SLG: 0.600		K			G4-3		HR BB	BB	
Eddie Williams, R (1, 3) OBP: 0.308, SLG: 0.250 Dan Miceli, R (7, 1) OBP: 1.000, SLG: 1.000		G5-3			BB 1B BB		G4-3	BB HBP 1B	
Carlos Hernandez, R (1, 2) OBP: 0.333, SLG: 0.389		F9			BB 1B		P6	BB HBP	
Archi Cianfrocco, R (1, 5) OBP: 0.214, SLG: 0.269			F9		K		K	BB	
Chris Gomez, R (1, 6) OBP: 0.309, SLG: 0.331			BB 1B FC5-2 1B		BB		E6 HR	K	
Sterling Hitchcock, L (1, 1) OBP: 0.429, SLG: 0.429 Wally Joyner, L (7, 3) OBP: 0.394, SLG: 0.509			FC5-2 BB 1B 1B		F9		F9	G6-3	

Inning Stats	R: 0	H: 0	E: 0	K: 1	S: 6	LOB: 0	PB: 0
	0	0	0	1	8	0	0
	0	0	0	1	14	0	0
	1	3	0	13	19	0	0
	0	1	0	12	23	0	0
	0	0	0	5	7	0	0
	1	1	0	7	10	0	0
	4	2	1	18	40	0	0
	0	0	0	8	11	0	0

PITCHER	IP	WLS	BF	H	R	ER	SO	BB	IBB	HBP	BLK	WP	HR	S	P	ERA	WHIP
Brian Bohanon, L (1, 1) ERA: 1.61	6.0		25	5	2	2	5	3	0	0	0	0	1	52	81	3.00	1.333
Greg McMichael, R (7, 1) ERA: 4.02	0.2	L	4	0	2	2	0	1	0	0	0	0	0	7	16	27.00	1.500
Dennis Cook, L (7, 1) ERA: 4.63	0.0		3	2	1	0	0	1	0	0	0	0	1	5	10	∞	∞
Turk Wendell, R (7, 1) ERA: 6.59	0.1		3	0	1	0	1	1	0	1	0	0	0	6	14	0.00	3.000
John Hudek, R (8, 1) ERA: 3.21	1.0		3	0	0	0	2	0	0	0	0	0	0	8	11	0.00	0.000

BOTTOM

New York Mets @ San Diego Padres
Qualcomm Stadium, San Diego, CA

Thu May 14 1998, 10:05 PM EDT
Att. 26,488 - Cloudy - 67 F


AB	R	H	RBI	BB	SO	LOB
2	0	0	0	1	1	0
2	0	0	0	0	1	1
3	0	0	0	0	1	3
1	1	0	0	1	1	0
4	1	2	4	0	0	0
3	2	1	1	1	1	0
2	0	0	0	1	0	0
1	0	1	0	0	0	0
3	0	1	0	0	0	0
3	0	0	1	1	2	2
3	1	1	0	1	1	3
2	1	1	0	0	0	3
2	0	0	0	0	0	1

1B	2B	3B	HR	SF	SAC	DP	HBP
5	0	0	2	0	0	0	1

WP	PA
0	38

AB	R	H	RBI	BB	SO	LOB
31	6	7	6	6	8	13

livebaseballscorecards.com



Batter	1	2	3	4	5	6	7	8	9	AB	R	H	RBI	BB	SO	LOB
Darryl Hamilton, L (1, 8) OBP: 0.356, SLG: 0.289	1-3 K		1-2 G4-3	0-0 B1-3		4-1 BB		0-0 SH5-3		3	0	0	0	1	1	1
Bill Mueller, S (1, 5) OBP: 0.427, SLG: 0.497	1-1 E1		1-1 2B		1-2 HBP	0-0 L1		4-2 BB		4	1	2	0	1	0	2
Barry Bonds, L (1, 7) OBP: 0.415, SLG: 0.576	2-2 G3		2-1 P7		4-2 G6-4-3		4-2 S	3-1 P6		3	1	0	0	2	0	4
Jeff Kent, R (1, 4) OBP: 0.326, SLG: 0.461	2-3 K		1-0 2B		2-2 G6-4-3		2-0 G3-1	3-3 K		4	0	2	1	0	2	3
J.T. Snow, L (1, 3) OBP: 0.280, SLG: 0.264		2-1 L4		3-3 K		1-2 G6-4-3		1-2 G3-1		4	0	0	0	0	1	5
Stan Javier, S (1, 9) OBP: 0.321, SLG: 0.326		2-1 1B		2-2 F9		2-1 L6		2-2 G3		4	1	2	0	0	0	2
Brent Mayne, L (1, 2) OBP: 0.372, SLG: 0.406		1-2 1B		1-1 F9		1-2 SH3		4-0 IBB		2	0	1	0	1	0	1
Rich Aurilia, R (1, 6) OBP: 0.402, SLG: 0.515		2-3 K		0-0 1B		0-0 P4		1-2 G5-3		4	0	1	1	0	1	5
Steve Reed, R (8, 1) OBP: 0.500, SLG: 0.500										0	0	0	0	0	0	0
Rich Rodriguez, L (8, 1)										0	0	0	0	0	0	0
Robb Nen, R (8, 1)										0	0	0	0	0	0	0
Orel Hershiser, R (1, 1) OBP: 0.111, SLG: 0.059		2-2 F8		2-1 F7		0-0 SH3		2-2 SH5-3		2	0	0	0	0	0	3
Rey Sanchez, R (8, 6) OBP: 0.405, SLG: 0.403										1	0	1	0	0	0	0

Inning Stats	R: 0	H: 0	E: 1	K: 2	S: 13	H: 0	LOB: 1	BB: 0	P: 19	R: 0	H: 2	E: 0	K: 1	S: 15	H: 2	LOB: 2	BB: 0	P: 24	R: 0	H: 2	E: 0	K: 1	S: 14	H: 2	LOB: 1	BB: 0	P: 14	R: 1	H: 2	E: 0	K: 0	S: 9	R: 1	H: 1	E: 0	K: 0	S: 14	R: 0	H: 0	E: 0	K: 0	S: 6	R: 1	H: 1	E: 0	K: 0	S: 13	R: 0	H: 1	E: 0	K: 1	S: 14	H: 1	LOB: 2	BB: 1	P: 26
1B: 6	SF: 0	2B: 3	SAC: 2	3B: 0	DP: 1	HR: 0	HBP: 2	WP: 0	PA: 40																																															


BOTTOM

New York Mets @ San Francisco Giants
3Com Park at Candlestick Point, San Francisco, CA
 Fri May 15 1998, 10:05 PM EDT
 Att: 14,678 - Cloudy - 57 F

AB	31
R	3
H	9
RBI	2
BB	5
SO	5
LOB	26



PITCHER	IP	WLS	BF	H	R	ER	SO	BB	IBB	HBP	BLK	WP	HR	S	P	ERA	WHIP
Masato Yoshii, R (1, 1) ERA: 2.51	6.0		29	7	2	2	4	2	0	0	0	0	0	71	114	3.00	1.500
Greg McMichael, R (7, 1) ERA: 4.32	1.0	L	6	1	1	1	0	1	1	0	0	0	0	13	27	9.00	2.000
John Hudek, R (8, 1) ERA: 3.0	1.0		5	1	0	0	1	1	0	0	0	0	0	14	26	0.00	2.000

Batter	1	2	3	4	5	6	7	8	9	AB R H RBI BB SO LOB	TOP															
Luis Lopez, S OBP: 0.354, SLG: 0.373 (1, 4) (8, 5)	0-0 1B S 1B	1-0 1B 2-H 1B		2-3 K 2		1-3 K 3			1-0 1B 1B	5 2 3 1 0 2 0																
Bernard Gilkey, R OBP: 0.375, SLG: 0.337 (1, 7) F B S B B X	3-2 L3 1-2	4-2 1B BB		1-1 S 1B		0-3 K 1			1-3 K 3	4 0 1 0 1 2 2																
John Olerud, L OBP: 0.473, SLG: 0.483 (1, 3) B B B C X	3-1 1B 2-H	1-0 1B 1-3 2-H		4-1 1B 1-2 BB		3-1 F8 2			3-1 F8 2	3 0 2 2 1 0 0																
Butch Huskey, R OBP: 0.297, SLG: 0.355 (1, 9) B B C C X	3-3 K 2	3-2 G6-3 3		1-3 K 3		1-1 P9 3				4 0 0 0 0 2 5																
Jim Tatum, R OBP: 0.256, SLG: 0.486 Brian McRae, S OBP: 0.364, SLG: 0.368 (1, 5) (8, PH) (8, 8) C B F B B B	4-2 BB 3		2-1 F8 1		1-3 K 1			3-3 K 1		2 0 0 0 1 1 0 1 0 0 0 0 1 0																
Preston Wilson, R OBP: 0.381, SLG: 0.421 Carlos Baerga, S OBP: 0.271, SLG: 0.342 (1, 8) (8, PH) (8, 4) F B B S S	2-3 K 3		2-2 G1-3 2		4-2 CS BB			1-0 G4-3 2		2 0 0 0 1 1 2 1 0 0 0 0 0 0																
Alberto Castillo, R OBP: 0.311, SLG: 0.357 (1, 2)		2-0 PB 1B 1B	1-2 HR		0-3 K 1-2 2 3			3-1 G6-3 3		4 2 2 1 0 1 1	AB 34 R 4 H 8 RBI 4 BB 4 SO 11 LOB 12															
Rey Ordonez, R OBP: 0.231, SLG: 0.228 (1, 6) 1 SAFE B C X		1-1 B3 1	1-0 G3		0-0 P3 1			0-0 L9 1		4 0 0 0 0 0 1																
Rick Reed, R OBP: 0.211, SLG: 0.294 Dennis Cook, L OBP: 0.330, SLG: 0.372 John Franco, L (1, 1) (8, 1) (9, PH) (9, 1) B B C X 1 SAFE SAFE		2-3 K 2		1-2 G5-3 1		1-1 L8 2		3-2 G6-3 2		3 0 0 0 0 1 1 0 0 0 0 0 0 0 1 0 0 0 0 0 0 0 0 0 0 0 0 0																
Inning Stats	R: 1 E: 0 K: 2 S: 14	H: 2 LOB: 2 BB: 1 P: 29	R: 2 E: 0 K: 1 S: 13	H: 3 LOB: 2 BB: 1 P: 27	R: 1 E: 0 K: 0 S: 11	H: 1 LOB: 0 BB: 0 P: 17	R: 0 E: 0 K: 2 S: 12	H: 1 LOB: 2 BB: 1 P: 21	R: 0 E: 0 K: 2 S: 11	H: 0 LOB: 0 BB: 1 P: 16	R: 0 E: 0 K: 1 S: 8	H: 0 LOB: 0 BB: 0 P: 10	R: 0 E: 0 K: 1 S: 7	H: 0 LOB: 0 BB: 0 P: 11	R: 0 E: 0 K: 1 S: 6	H: 0 LOB: 0 BB: 0 P: 13	R: 0 E: 0 K: 1 S: 9	H: 1 LOB: 1 BB: 0 P: 14	1B: 7 2B: 0 3B: 0 HR: 1	SF: 0 SAC: 0 DP: 0 HBP: 0	WP: 0 PB: 1 SB: 2 CS: 1	PA: 38				
PITCHER	IP WLS BF H R ER SO BB IBB HBP BLK WP HR S P ERA WHIP																									
Kirk Rueter, L ERA: 4.59 John Johnstone, R ERA: 1.07 Jim Poole, L ERA: 1.17 Steve Reed, R ERA: 1.07	(1, 1) (4, 1) (7, 1) (8, 1)	3.0 11 3 7	L 11 3 7	17 11 3 7	6 1 0 1	4 0 0 0	4 0 0 0	3 5 1 2	2 2 0 0	0 0 0 0	0 0 0 0	0 0 0 0	0 0 0 0	0 0 0 0	0 0 0 0	0 0 0 0	0 0 0 0	0 0 0 0	0 0 0 0	0 0 0 0	0 0 0 0	0 0 0 0	0 0 0 0	0 0 0 0	12.00 0.00 0.00 0.00	2.667 1.000 0.000 0.500

New York Mets @ San Francisco Giants
3Com Park at Candlestick Point, San Francisco, CA
 Sat May 16 1998, 6:33 AM EDT
 Att. 30,131 - Cloudy - 59 F

livebaseballscorecards.com

BOTTOM

New York Mets @ San Francisco Giants
 3Com Park at Candlestick Point, San Francisco, CA

Sat May 16 1998, 6:33 AM EDT
 Att. 30,131 - Cloudy - 59 F

livebaseballscorecards.com

AB	31
R	1
H	7
RBI	1
BB	4
SO	4
LOB	13



WP : 0	PA : 35
PB : 0	
SB : 0	
CS : 0	

AB	R	H	RBI	BB	SO	LOB
2	0	0	0	1	0	1
1	0	0	0	0	0	0
3	0	0	0	0	0	1
1	0	0	0	0	1	0
3	0	0	0	1	0	1
4	0	1	0	0	0	1
4	0	1	0	0	1	1
3	1	2	0	1	1	0
3	0	1	0	1	0	2
4	0	2	1	0	0	3
1	0	0	0	0	1	1
0	0	0	0	0	0	0
1	0	0	0	0	0	0
0	0	0	0	0	0	0
1	0	0	0	0	0	2
0	0	0	0	0	0	0

Batter	1	2	3	4	5	6	7	8	9
Darryl Hamilton, L (1, 8) OBP: 0.355, SLG: 0.284 Stan Javier, S (8, PH) OBP: 0.318, SLG: 0.324 (9, 8)	1-2 P5		1-1 G4-3			4-2 BB		0-0 P3	
Marvin Benard, L (1, 9) OBP: 0.358, SLG: 0.341 Chris Jones, R (8, PH) OBP: 0.276, SLG: 0.231 (9, 9)	2-2 G3			3-2 F7		1-0 P9		0-3 K	
Barry Bonds, L (1, 7)	0-0 G4-3			2-0 G3-1		2-2 G3-1		4-0 BB	
Jeff Kent, R (1, 4) OBP: 0.324, SLG: 0.456		1-1 P4		3-2 G5-3			0-2 G4-6-3 1B	2-2 F8	
J.T. Snow, L (1, 3) OBP: 0.279, SLG: 0.264		0-3 K			1-0 G3		0-0 G4-6-3 1B	3-2 L4-6 1B	
Charlie Hayes, R (1, 5) OBP: 0.361, SLG: 0.447		0-3 K			1-1 BB 1B		4-2 E 1B BB	0-0 1B	
Brent Mayne, L (1, 2) OBP: 0.378, SLG: 0.403			3-2 L4		4-0 L3 BB		1-0 E8 1B 1B	2-1 L4-6	
Rey Sanchez, R (1, 6) OBP: 0.410, SLG: 0.408			0-2 BB 1B		0-0 L3		2-1 BB 1B	2-0 P4	
Kirk Rueter, L (1, 1) OBP: 0.250, SLG: 0.250 John Johnstone, R (4, 1) Alex Diaz, S (6, PH) OBP: 0.135, SLG: 0.173 Jim Poole, L (7, 1) OBP: 0.500, SLG: 1.000 Bill Mueller, S (7, PH) OBP: 0.454, SLG: 0.493 Steve Reed, R (8, 1) OBP: 0.500, SLG: 0.500			1-3 K			3-2 G6-3	2-2 F8		

Inning Stats	R	H	E	K	S	H	LOB	BB	P
	0	0	0	0	10	0	0	0	10
	0	0	0	2	8	0	0	0	9
	0	1	0	1	11	1	1	0	16
	0	0	0	0	7	0	0	0	15
	0	0	0	0	4	1	1	1	10
	0	0	0	0	10	0	1	1	20
	1	3	1	1	15	3	2	1	24
	0	0	0	0	7	0	1	1	13

PITCHER	IP	WLS	BF	H	R	ER	SO	BB	IBB	HBP	BLK	WP	HR	S	P	ERA	WHIP
Rick Reed, R (1, 1) ERA: 2.75	7.0	W	27	5	1	1	3	3	0	0	0	0	0	62	104	1.29	1.143
Dennis Cook, L (8, 1) ERA: 4.26	1.0		4	0	0	0	1	1	0	0	0	0	0	7	13	0.00	1.000
John Franco, L (9, 1) ERA: 4.8	1.0	S	4	2	0	0	0	0	0	0	0	0	0	7	14	0.00	2.000

PITCHER	IP	WLS	BF	H	R	ER	SO	BB	IBB	HBP	BLK	WP	HR	S	P	ERA	WHIP

Inning Stats	R	H	E	K	S	H	LOB	BB	P
	0	0	0	0	7	0	0	0	7
	0	0	0	2	8	0	0	0	9
	0	1	0	1	11	1	1	0	16
	0	0	0	0	7	0	0	0	15
	0	0	0	0	4	1	1	1	10
	0	0	0	0	10	0	1	1	20
	1	3	1	1	15	3	2	1	24
	0	0	0	0	7	0	0	0	13

Inning Stats	R	H	E	K	S	H	LOB	BB	P
	0	0	0	0	10	0	0	0	10
	0	0	0	2	8	0	0	0	9
	0	1	0	1	11	1	1	0	16
	0	0	0	0	7	0	0	0	15
	0	0	0	0	4	1	1	1	10
	0	0	0	0	10	0	1	1	20
	1	3	1	1	15	3	2	1	24
	0	0	0	0	7	0	0	0	13

Batter	1	2	3	4	5	6	7	8	9	AB R H RBI BB SO LOB	TOP		
Brian McRae, S OBP: 0.372, SLG: 0.381 (1, 8) FCBBB X	3-2 F7		1-1 2B		1-2 HBP		2-2 FC5-4 2-H 3-H 1B		3-2 P8	4 0 2 2 0 0 0	New York Mets @ San Francisco Giants 3Com Park at Candlestick Point, San Francisco, CA Sun May 17 1998, 6:33 AM EDT Att. 24,408 - Sunny - 62 F livebaseballscorecards.com		
Matt Franco, L OBP: 0.373, SLG: 0.373 (1, 5) BX	1-0 1B		3-1 L7		1-3 K		1-1 FC5-4 1-2f			4 0 1 0 0 1 4			
Bernard Gilkey, R OBP: 0.360, SLG: 0.322 (1, 7) Mel Rojas, R (7, 1) Dennis Cook, L (8, 1) CCBBB X	2-2 L8		2-2 G5-3		1-3 K		3-3 K			4 0 0 0 0 2 5 0 0 0 0 0 0 0 0 0 0 0 0 0 0			
John Olerud, L OBP: 0.461, SLG: 0.468 (1, 3) BBFFB X	3-2 G6-3		2-3 K			1-0 L5		3-2 L7		4 0 0 0 0 1 2			
Carlos Baerga, S OBP: 0.278, SLG: 0.355 (1, 4) BCBFB X		2-2 F9 2B		1-2 G6-3		2-1 P5		3-2 1B		4 0 2 0 0 0 0			
Rich Becker, L OBP: 0.330, SLG: 0.363 (1, 9) (7, 7) Preston Wilson, R OBP: 0.364, SLG: 0.400 (8, PH) (8, 7) BB		4-1 BB		1-3 K		1-3 K		1-2 K		2 0 0 0 1 2 0 1 0 0 0 0 1 1			
Rick Wilkins, L OBP: 0.236, SLG: 0.286 (1, 2) CBFBFB X		3-2 F9 2-3		3-3 K			4-1 2B 1B BB	1-1 F8		3 1 0 0 1 1 3			
Rey Ordonez, R OBP: 0.234, SLG: 0.231 (1, 6) Luis Lopez, S OBP: 0.349, SLG: 0.368 (9, PH) CC		0-1 B3			2-1 SH1-4 1B		3-2 L7		1-0 G6-3	3 0 1 0 0 0 3 1 0 0 0 0 0 0			
Al Leiter, L OBP: 0.125, SLG: 0.188 (1, 1) Butch Huskey, R OBP: 0.300, SLG: 0.365 (7, PH) (7, 9) SCBCC		2-3 K			0-0 SH1-4 1-2		2-0 1B 2B		0-3 K	1 0 0 0 0 1 2 2 1 1 0 0 1 0			
Inning Stats	R: 0 E: 0 K: 0 S: 10 H: 1 LOB: 1 BB: 0 P: 19	R: 0 E: 0 K: 1 S: 12 H: 1 LOB: 2 BB: 1 P: 23	R: 0 E: 0 K: 1 S: 11 H: 1 LOB: 1 BB: 0 P: 19	R: 0 E: 0 K: 2 S: 10 H: 0 LOB: 0 BB: 0 P: 15	R: 0 E: 0 K: 2 S: 11 H: 1 LOB: 2 BB: 0 P: 16	R: 0 E: 0 K: 1 S: 6 H: 0 LOB: 0 BB: 0 P: 10	R: 2 E: 0 K: 1 S: 14 H: 2 LOB: 1 BB: 1 P: 28	R: 0 E: 0 K: 1 S: 11 H: 1 LOB: 1 BB: 0 P: 19	R: 0 E: 0 K: 1 S: 8 H: 0 LOB: 0 BB: 0 P: 12	1B: 4 2B: 3 3B: 0 HR: 0 SF: 0 SAC: 1 DP: 0 HBP: 1		WP: 0 PB: 0 SB: 0 CS: 0 PA: 37	
PITCHER	IP WLS BF H R ER SO BB IBB HBP BLK WP HR S P ERA WHIP											PITCHER	IP WLS BF H R ER SO BB IBB HBP BLK WP HR S P ERA WHIP
Mark Gardner, R ERA: 6.38 (1, 1)	6.1 W 26 4 1 1 7 2 0 1 0 0 0 64 113 1.42 0.947												
Julian Tavarez, R ERA: 2.35 (7, 1)	0.2 4 2 1 1 1 0 0 0 0 0 0 10 17 13.50 3.000												
Rich Rodriguez, L ERA: 5.56 (8, 1)	0.1 2 1 0 0 0 0 0 0 0 0 0 6 12 0.00 3.000												
Robb Nen, R ERA: 0.99 (8, 1)	1.2 S 5 0 0 0 2 0 0 0 0 0 0 13 19 0.00 0.000												

New York Mets @ San Francisco Giants
 3Com Park at Candlestick Point, San Francisco, CA
 Sun May 17 1998, 6:33 AM EDT
 Att. 24,408 - Sunny - 62 F

AB	33
R	2
H	7
RBI	2
BB	2
SO	10
LOB	20



Batter	1	2	3	4	5	6	7	8	9
Darryl Hamilton, L (1, 8) OBP: 0.359, SLG: 0.292	0-1 FC5-4 S 1B		1-0 BB BB G4-3 1B	1-3			1-1 SH1-3 1-2	1-3	
Bill Mueller, S (1, 5) OBP: 0.432, SLG: 0.497	2-3		4-2 G4-3 BB 1-2 1B BB		1-1 FC3-6 1B		2-1 1B 2-3 1B		
Barry Bonds, L (1, 7) OBP: 0.413, SLG: 0.564	2-0 FC5-4 1-2 1B		4-1 G4-3 1-2 2-3 BB		0-0 FC3-6 1-2f FC5-4		2-0 SF9 3-H		
Jeff Kent, R (1, 4) OBP: 0.323, SLG: 0.451	2-2 FC5-4 1-2f 2-3 1B		1-1 G4-3 1-2f 2-3 3-H		0-1 FC5-4 1-2f FC6-4		0-1 1-2 1B		
Charlie Hayes, R (1, 3) OBP: 0.388, SLG: 0.443 Rich Rodriguez, L (8, 1) Robb Nen, R (8, 1)	3-2 1-3 3-H 1B		4-2 1B BB		3-1 FC6-4 1-2f		1-3		
Stan Javier, S (1, 9) OBP: 0.317, SLG: 0.322	1-1 P3		0-0 1-2 3-H 1B		3-3		2-3		
Rich Aurilia, R (1, 6) OBP: 0.391, SLG: 0.500 Julian Tavarez, L (7, 1) J.T. Snow, L (8, 3) OBP: 0.284, SLG: 0.264		0-1 P3	3-2 K		0-1 G4-3		4-2 1B BB		
Brent Mayne, L (1, 2) OBP: 0.360, SLG: 0.382		2-0 F7		3-1 F9		0-1 F7		2-2 F9	
Mark Gardner, R (1, 1) OBP: 0.250, SLG: 0.143 Rey Sanchez, R (7, 6) OBP: 0.424, SLG: 0.416		2-3 K		2-3 K			4-0 1B SH1-3 SF9 BB	0-0 1-2 1B	

Inning Stats	R: 1	H: 3	E: 0	K: 1	S: 15	LOB: 2	BB: 0	P: 25	R: 0	H: 0	E: 0	K: 1	S: 6	LOB: 0	BB: 0	P: 10	R: 2	H: 2	E: 0	K: 1	S: 12	LOB: 2	BB: 3	P: 29	R: 0	H: 0	E: 0	K: 2	S: 8	LOB: 0	BB: 0	P: 14	R: 0	H: 1	E: 0	K: 0	S: 7	LOB: 1	BB: 0	P: 11	R: 0	H: 0	E: 0	K: 1	S: 8	LOB: 0	BB: 0	P: 11	R: 1	H: 2	E: 0	K: 1	S: 10	LOB: 2	BB: 1	P: 20	R: 0	H: 1	E: 0	K: 2	S: 14	LOB: 2	BB: 1	P: 23
--------------	------	------	------	------	-------	--------	-------	-------	------	------	------	------	------	--------	-------	-------	------	------	------	------	-------	--------	-------	-------	------	------	------	------	------	--------	-------	-------	------	------	------	------	------	--------	-------	-------	------	------	------	------	------	--------	-------	-------	------	------	------	------	-------	--------	-------	-------	------	------	------	------	-------	--------	-------	-------

PITCHER	IP	WLS	BF	H	R	ER	SO	BB	IBB	HBP	BLK	WP	HR	S	P	ERA	WHIP
Al Leiter, L (1, 1) ERA: 1.75	6.0	L	26	6	3	3	6	3	0	0	0	0	0	56	100	4.50	1.500
Mel Rojas, R (7, 1) ERA: 1.53	1.2		10	3	1	1	2	2	0	0	0	0	0	21	39	5.40	3.000
Dennis Cook, L (8, 1) ERA: 4.15	0.1		1	0	0	0	1	0	0	0	0	0	0	3	4	0.00	0.000

AB R H RBI BB SO LOB

4 2 2 0 0 2 2

3 1 2 0 1 1 1

2 0 1 1 1 0 1

4 0 1 0 0 0 5

3 0 1 1 1 1 3
0 0 0 0 0 0 0
0 0 0 0 0 0 0

4 0 1 1 0 2 2

3 0 0 0 0 1 2
0 0 0 0 0 0 0
0 0 0 0 1 0 0

4 0 0 0 0 0 1

2 0 0 0 0 2 0
1 1 1 0 1 0 0

WP	HR	S	P	ERA	WHIP
0	0	0	0	0.00	0.000
0	0	0	0	5.40	3.000
0	0	0	0	0.00	0.000

BOTTOM

New York Mets @ San Francisco Giants

3Com Park at Candlestick Point, San Francisco, CA

Sun May 17 1998, 6:33 AM EDT
Att. 24,408 - Sunny - 62 F

livebaseballscores.com

AB 30

R 4

H 9

RBI 3

BB 5

SO 9

LOB 17



Batter	1	2	3	4	5	6	7	8	9	AB R H RBI BB SO LOB	TOP												
Jon Nunnally, L OBP: 0.357, SLG: 0.398 (1, 9) (6, 8)	1-0 HR		0-1 G3		2-2 G4-3			0-3 K		4 1 1 1 0 1 3													
Barry Larkin, R OBP: 0.366, SLG: 0.408 (1, 6) (8, 1)	2-1 L9			0-1 F9		1-1 P4		1-0 HR		4 1 1 2 0 0 0													
Dmitri Young, S OBP: 0.361, SLG: 0.523 Gabe White, L OBP: 0.333, SLG: 0.333 (1, 7) (8, 1)	1-1 G3-1			3-0 F8		0-1 P4		4-2 BB		3 0 0 0 1 0 0 0 0 0 0 0 0 0													
Eddie Taubensee, L OBP: 0.429, SLG: 0.532 (1, 2)	3-2 F9			4-2 BB		1-0 G6-3		0-1 L7		3 0 0 0 1 0 1													
Bret Boone, R OBP: 0.342, SLG: 0.497 (1, 4)			1-1 F7		1-3 K		0-0 F8		0-0 B1-3	4 0 0 0 0 1 1													
Willie Greene, L OBP: 0.401, SLG: 0.463 (1, 5)			4-2 CS BB		2-0 G1-3 HBP 1B		2-3 K		2-2 HBP	2 0 1 0 1 1 0													
Reggie Sanders, R OBP: 0.339, SLG: 0.340 Chris Stynes, R OBP: 0.335, SLG: 0.369 (1, 8) (6, 9)			0-3 K		3-1 SAFE SAFE G1-3 HBP		2-2 G5-3		2-3 K	1 0 0 0 0 1 1 2 0 0 0 0 1 1													
Sean Casey, L OBP: 0.256, SLG: 0.162 (1, 3)		1-2 SAFE 1-2	1-1 G4-3		1-2 SAFE 1-2 2-3 G1-3		0-1 F7		0-3 K	5 0 0 0 0 1 4													
Brett Tomko, R OBP: 0.136, SLG: 0.136 Danny Graves, R (5, 1) Lenny Harris, L OBP: 0.388, SLG: 0.407 (8, PH) (8, 7)			0-2 G3		0-1 G1-3		3-1 HR 2B			2 0 0 0 0 0 2 0 0 0 0 0 0 0 1 1 1 0 0 0 0													
Inning Stats	R: 1 E: 0 K: 0 S: 9	H: 1 LOB: 0 BB: 0 P: 16	R: 0 E: 0 K: 1 S: 9	H: 0 LOB: 0 BB: 1 P: 15	R: 0 E: 0 K: 0 S: 7	H: 0 LOB: 0 BB: 0 P: 8	R: 0 E: 0 K: 1 S: 8	H: 0 LOB: 1 BB: 1 P: 16	R: 0 E: 0 K: 0 S: 10	H: 1 LOB: 2 BB: 0 P: 18	R: 0 E: 0 K: 0 S: 5	H: 0 LOB: 0 BB: 0 P: 7	R: 0 E: 0 K: 1 S: 7	H: 0 LOB: 0 BB: 0 P: 11	R: 2 E: 0 K: 1 S: 14	H: 2 LOB: 1 BB: 1 P: 22	R: 0 E: 0 K: 2 S: 11	H: 0 LOB: 1 BB: 0 P: 15	1B: 1 2B: 1 3B: 0 HR: 2	SF: 0 SAC: 0 DP: 0 HBP: 2	WP: 0 PB: 0 SB: 0 CS: 1	PA: 36	
PITCHER Bobby Jones, R ERA: 3.33 Greg McMichael, R ERA: 4.08 (1, 1) (9, 1)	IP 8.0 1.0	WLS W 4	BF 32 4	H 4 0	R 3 0	ER 3 0	SO 4 2	BB 3 0	IBB 0 0	HBP 1 1	BLK 0 0	WP 0 0	HR 2 0	S 69 11	P 113 15	ERA 3.38 0.00	WHIP 0.875 0.000						PITCHER IP WLS BF H R ER SO BB IBB HBP BLK WP HR S P ERA WHIP

Cincinnati Reds @ New York Mets
Shea Stadium, Flushing, NY
Tue May 19 1998, 7:05 PM EDT
Unknown - 72 F

livebaseballscorecards.com

AB	31
R	3
H	4
RBI	3
BB	3
SO	6
LOB	13



Batter	1	2	3	4	5	6	7	8	9	AB	R	H	RBI	BB	SO	LOB
Brian McRae, S (1, 8) Rich Becker, L (8, 8) OBP: 0.369, SLG: 0.385 OBP: 0.330, SLG: 0.363	0-1 L3		1-2 P5		0-1 1B 2B		0-2 G6-3			4	1	1	1	0	0	0
Edgardo Alfonzo, R (1, 5) OBP: 0.342, SLG: 0.381	3-2 F9		0-0 F9		2-1 HR 1B		1-0 G6-3			4	1	1	1	0	0	0
John Olerud, L (1, 3) OBP: 0.456, SLG: 0.461	2-2 G6-3		1-3 K		1-2 E9 1B			1-3 K		4	1	1	0	0	2	0
Butch Huskey, R (1, 9) OBP: 0.306, SLG: 0.392		1-1 G6-3		0-0 F7	1-0 HR			0-1 FC5-4 1B		4	1	2	3	0	0	0
Carlos Baerga, S (1, 4) Luis Lopez, S (7, 4) OBP: 0.279, SLG: 0.354 OBP: 0.345, SLG: 0.364		0-0 E8 2B 1B		1-2 G3	1-2 G4-3			0-2 P7		3	1	1	0	0	0	0
Bernard Gilkey, R (1, 7) OBP: 0.356, SLG: 0.311		4-2 2B BB		0-0 F2		1-0 G5-3		1-0 FC5-4		3	1	0	0	1	0	1
Alberto Castillo, R (1, 2) OBP: 0.313, SLG: 0.373		1-2 G4-3 2B			1-3 K	0-0 P4				3	0	1	2	0	1	0
Rey Ordonez, R (1, 6) OBP: 0.236, SLG: 0.233		0-1 G4-3			1-2 SH1-4 2B 1B	2-1 G6-3				3	1	1	0	0	0	1
Bobby Jones, R (1, 1) Greg McMichael, R (9, 1)		1-3 K			2-1 SH1-4		0-1 G3			2	0	0	0	0	1	1
					1-2					0	0	0	0	0	0	0

Inning Stats	R: 0	H: 0	E: 0	K: 0	S: 8	LOB: 0	BB: 0	P: 13	R: 2	H: 2	E: 1	K: 1	S: 13	LOB: 1	BB: 1	P: 20	R: 0	H: 0	E: 0	K: 1	S: 7	LOB: 0	BB: 0	P: 9	R: 0	H: 0	E: 0	K: 0	S: 6	LOB: 0	BB: 0	P: 7	R: 5	H: 5	E: 1	K: 1	S: 21	LOB: 0	BB: 0	P: 30	R: 0	H: 0	E: 0	K: 0	S: 4	LOB: 0	BB: 0	P: 7	R: 0	H: 0	E: 0	K: 0	S: 6	LOB: 0	BB: 0	P: 7	R: 0	H: 1	E: 0	K: 1	S: 9	LOB: 1	BB: 0	P: 11
1B: 5	SF: 0	2B: 2	SAC: 1	3B: 0	DP: 0	HR: 1	HBP: 0	WP: 0	PA: 33	WP: 0	PA: 33	PB: 0	SB: 0	CS: 0																																																		

PITCHER	IP	WLS	BF	H	R	ER	SO	BB	IBB	HBP	BLK	WP	HR	S	P	ERA	WHIP
Brett Tomko, R (1, 1) ERA: 3.77	4.2	L	22	7	7	7	3	1	0	0	0	0	1	51	74	13.50	1.714
Danny Graves, R (5, 1) ERA: 7.5	2.1		7	0	0	0	0	0	0	0	0	0	0	14	19	0.00	0.000
Gabe White, L (8, 1) ERA: 5.58	1.0		4	1	0	0	1	0	0	0	0	0	0	9	11	0.00	1.000

BOTTOM

Cincinnati Reds @ New York Mets
Shea Stadium, Flushing, NY
Tue May 19 1998, 7:05 PM EDT
Unknown - 72 F

AB	31
R	7
H	8
RBI	7
BB	1
SO	4
LOB	4



PITCHER	IP	WLS	BF	H	R	ER	SO	BB	IBB	HBP	BLK	WP	HR	S	P	ERA	WHIP
Brett Tomko, R (1, 1) ERA: 3.77	4.2	L	22	7	7	7	3	1	0	0	0	0	1	51	74	13.50	1.714
Danny Graves, R (5, 1) ERA: 7.5	2.1		7	0	0	0	0	0	0	0	0	0	0	14	19	0.00	0.000
Gabe White, L (8, 1) ERA: 5.58	1.0		4	1	0	0	1	0	0	0	0	0	0	9	11	0.00	1.000

Batter	1	2	3	4	5	6	7	8	9	AB R H RBI BB SO LOB	TOP											
Chris Stynes, R (1, 5) OBP: 0.332, SLG: 0.360	0-1 G3		1-0 G5-3		1-0 L9		2-1 HBP		1-2 E5	4 0 0 0 0 0 0												
Pokey Reese, R (1, 6) OBP: 0.196, SLG: 0.209 Barry Larkin, R (7, PH) OBP: 0.368, SLG: 0.405	1-1 F7			2-1 P4		2-2 F7	2-2 P2		4-1 BB	3 0 0 0 0 0 0 1 0 0 0 1 0 3												
Dmitri Young, S (1, 7) OBP: 0.356, SLG: 0.513	1-0 L9			2-2 1B		1-1 F7		0-3 K	1-3 K	5 0 1 0 0 2 2												
Melvin Nieves, S (1, 9) OBP: 0.381, SLG: 0.353		2-2 G4-3		0-1 1B		3-2 G5-3		1-3 K		4 0 1 0 0 1 0												
Bret Boone, R (1, 4) OBP: 0.346, SLG: 0.494		2-3 K		0-1 F8			4-0 1B	2-2 1B		3 1 1 0 0 1 2												
Eduardo Perez, R (1, 3) OBP: 0.270, SLG: 0.261		4-1 BB		3-2 L1			3-2 1B	0-0 P9		3 0 1 0 0 1 0 3												
Jon Nunnally, L (1, 8) OBP: 0.361, SLG: 0.433		0-1 G6-3			2-1 HR		1-2 G4-3		2-1 E	4 2 2 1 0 0 2												
Brook Fordyce, R (1, 2) OBP: 0.308, SLG: 0.333			0-0 G6-3		4-2 BB		2-0 1B		2-1 F7	3 0 1 0 0 1 0 1												
Scott Winchester, R (1, 1) Lenny Harris, L (7, PH) Stan Belinda, R (7, 1) Willie Greene, L (9, PH)			2-3 K		0-1 B1-6-4		0-0 HBP		2-2 G4-3	2 0 0 0 0 1 1 1 0 1 0 0 0 0 0 0 0 0 0 0 0 1 0 0 0 0 0 0 1												
Inning Stats	R: 0 E: 0 K: 0 S: 5	H: 0 LOB: 0 BB: 0 P: 7	R: 0 E: 0 K: 1 S: 9	H: 0 LOB: 1 BB: 1 P: 17	R: 0 E: 0 K: 1 S: 5	H: 0 LOB: 0 BB: 0 P: 8	R: 0 E: 0 K: 0 S: 16	H: 2 LOB: 2 BB: 0 P: 23	R: 1 E: 0 K: 0 S: 7	H: 1 LOB: 0 BB: 1 P: 14	R: 0 E: 0 K: 0 S: 8	H: 0 LOB: 0 BB: 0 P: 14	R: 1 E: 0 K: 0 S: 12	H: 3 LOB: 3 BB: 1 P: 26	R: 0 E: 0 K: 2 S: 10	H: 1 LOB: 1 BB: 0 P: 13	R: 1 E: 1 K: 1 S: 15	H: 1 LOB: 2 BB: 1 P: 27	1B: 7 2B: 0 3B: 0 HR: 1	SF: 0 SAC: 0 DP: 2 HBP: 1	WP: 0 PB: 0 SB: 1 CS: 0	PA: 39
PITCHER	IP WLS BF H R ER SO BB IBB HBP BLK WP HR S P ERA WHIP																					
Brian Bohanon, L (1, 1) ERA: 1.59	6.0 W 22 3 1 1 2 2 0 0 0 0 0 1 50 83 1.50 0.833																					
Turk Wendell, R (7, 1) ERA: 7.24	0.0 2 1 1 1 0 1 0 0 0 0 0 0 3 10 ∞ ∞																					
Dennis Cook, L (7, 1) ERA: 3.86	1.0 5 2 0 0 0 0 0 0 1 0 0 0 9 16 0.00 2.000																					
Mel Rojas, R (8, 1) ERA: 1.45	1.0 4 1 0 0 2 0 0 0 0 0 0 0 10 13 0.00 1.000																					
John Franco, L (9, 1) ERA: 4.5	1.0 S 6 1 1 0 1 1 0 0 0 0 0 0 15 27 0.00 2.000																					

Cincinnati Reds @ New York Mets
 Shea Stadium, Flushing, NY
 Tue May 19 1998, 7:05 PM EDT
 Att. 15,558 - Unknown - 84 F

livebaseballscorecards.com

AB	34
R	3
H	8
RBI	1
BB	4
SO	5
LOB	15



Batter	1	2	3	4	5	6	7	8	9	AB	R	H	RBI	BB	SO	LOB
Brian McRae, S OBP: 0.366, SLG: 0.381 (1, 8)	3-1 B1-3	0-2 1-2 1B		1-0 G4-3			2-3 K			4	0	1	0	0	1	1
Edgardo Alfonzo, R OBP: 0.339, SLG: 0.370 (1, 5)	1-1 G4-3	0-1 FC5 2-3f			2-2 L5		4-1 HR BB			3	1	0	0	1	0	2
John Olerud, L OBP: 0.463, SLG: 0.496 (1, 3)	1-1 L7		1-2 F9 2B		4-1 1B BB		0-0 1-H HR			3	1	2	2	1	0	0
Butch Huskey, R OBP: 0.304, SLG: 0.388 (1, 9)		1-1 L8	2-0 F9		0-0 1-2 1B		3-3 K			4	0	1	0	0	1	1
Carlos Baerga, S OBP: 0.273, SLG: 0.346 Mel Rojas, R (8, 1)		1-0 G3-1	1-0 G4-3		1-0 G3-6-1			1-0 G4-3		3	0	0	0	0	0	3
Matt Franco, L OBP: 0.367, SLG: 0.365 John Franco, L (9, 1)										0	0	0	0	0	0	0
Rich Becker, L OBP: 0.337, SLG: 0.386 (1, 7)		1-1 1B 3B	0-1 F7		0-0 L5		4-0 E S BB			3	1	1	0	1	0	1
Rick Wilkins, L OBP: 0.237, SLG: 0.283 (1, 2)		1-0 3B 1B		1-1 F8		3-2 G1-3		0-1 P7		4	1	1	1	0	0	1
Rey Ordonez, R OBP: 0.243, SLG: 0.255 (1, 6)		1-1 1B 3B		1-2 CS 1B		1-2 F7		3-2 L9		4	1	2	1	0	0	1
Brian Bohanon, L OBP: 0.556, SLG: 0.667 Turk Wendell, L (7, 1)		0-0 FC5 1B		2-2 SAFE 1B			3-3 K			2	0	2	1	0	0	0
Dennis Cook, L Luis Lopez, S OBP: 0.341, SLG: 0.359 (7, 4)				1-2 2B						0	0	0	0	0	0	0
										0	0	0	0	0	0	0
										1	0	0	0	0	1	0


Inning Stats		R: 0	H: 0	LOB: 0	K: 0	P: 11	R: 3	H: 5	LOB: 2	K: 0	P: 19	R: 0	H: 1	LOB: 1	K: 0	P: 11	R: 0	H: 2	LOB: 1	K: 0	P: 14	R: 0	H: 1	LOB: 1	K: 0	P: 15	R: 0	H: 0	LOB: 0	K: 0	P: 12	R: 2	H: 1	LOB: 0	K: 3	P: 24	R: 0	H: 0	LOB: 1	K: 0	P: 14							
PITCHER	IP	WLS	BF	H	R	ER	SO	BB	IBB	HBP	BLK	WP	HR	S	P	ERA	WHIP											PITCHER	IP	WLS	BF	H	R	ER	SO	BB	IBB	HBP	BLK	WP	HR	S	P	ERA	WHIP			
Scott Winchester, R ERA: 4.44 Stan Belinda, R ERA: 3.78	(1, 1)	6.0	L	26	9	3	0	1	0	0	0	0	0	52	82	4.50	1.667																															
	(7, 1)	2.0		9	1	2	3	2	0	0	0	0	1	18	38	9.00	1.500																															

BOTTOM


Cincinnati Reds @ New York Mets
Shea Stadium, Flushing, NY
Tue May 19 1998, 7:05 PM EDT
Att: 15,558 - Unknown - 84 F

AB	32
R	5
H	10
RBI	5
BB	3
SO	3
LOB	10

WP: 0 PA: 35
PB: 0
SB: 1
CS: 1



livebaseballscorecards.com

Batter	1	2	3	4	5	6	7	8	9	AB R H RBI BB SO LOB	TOP									
Jon Nunnally, L (1, 8) OBP: 0.357, SLG: 0.410	0-0 P6		1-3 K		1-3 K		0-3 K			4 0 0 0 0 3 0										
Barry Larkin, R (1, 6) OBP: 0.382, SLG: 0.440	1-1 G3-1 2B		2-2 1B		0-1 1B		3-2 G6-3			4 0 3 0 0 0 0										
Lenny Harris, L (1, 7) OBP: 0.385, SLG: 0.414	2-0 G3-1 2-3		0-0 P5		2-0 1B			1-1 G6-3		4 0 1 0 0 0 2										
Eddie Taubensee, L (1, 2) OBP: 0.424, SLG: 0.521	3-1 L7			0-0 P4	3-2 CS 1-2	0-3 K		1-1 G4-3		4 0 0 0 0 1 1										
Dmitri Young, S (1, 3) OBP: 0.372, SLG: 0.513		4-2 L8-4 1B BB		3-2 F8		0-0 1B		0-0 1B		3 0 2 0 1 0 0										
Willie Greene, L (1, 5) OBP: 0.412, SLG: 0.472		1-3 K		4-2 BB		0-1 1B		0-0 P8		3 0 1 0 1 1 2										
Bret Boone, R (1, 4) OBP: 0.335, SLG: 0.475		3-1 1B		0-1 L8		1-1 P4			1-3 K	4 0 1 0 0 1 3	AB 33 R 1 H 9 RBI 1 BB 3 SO 9 LOB 13									
Melvin Nieves, S (1, 9) OBP: 0.400, SLG: 0.458		3-2 L8-4 2-3			1-0 HR	2-3 K			4-2 G5-4-3 BB	3 1 1 1 1 1 4										
Mark Hutton, R (1, 1) OBP: 1.000, SLG: 1.000 Danny Graves, R (1, 1) Sean Casey, L (5, PH) Gabe White, L (5, 1) Eduardo Perez, R (7, PH) Scott Sullivan, R (7, 1) Chris Stynes, R (9, PH)			2-3 K		0-2 G4-3		0-3 K		0-0 G5-4-3 1-2f	0 0 0 0 0 0 0 1 0 0 0 0 0 1 0 1 0 0 0 0 0 0 0 0 0 0 0 0 0 0 0 1 0 0 0 0 0 1 0 0 0 0 0 0 0 0 0 1 0 0 0 0 0 0 1										
Inning Stats	R: 0 E: 0 K: 0 S: 6	H: 1 LOB: 1 BB: 0 P: 12	R: 0 E: 0 K: 1 S: 12	H: 1 LOB: 1 BB: 1 P: 23	R: 0 E: 0 K: 2 S: 11	H: 0 LOB: 1 BB: 1 P: 15	R: 1 E: 0 K: 1 S: 14	H: 3 LOB: 1 BB: 0 P: 21	R: 0 E: 0 K: 2 S: 11	H: 2 LOB: 2 BB: 0 P: 14	R: 0 E: 0 K: 2 S: 9	H: 0 LOB: 0 BB: 0 P: 12	R: 0 E: 0 K: 1 S: 6	H: 1 LOB: 1 BB: 0 P: 8	R: 0 E: 0 K: 1 S: 6	H: 0 LOB: 0 BB: 1 P: 11	1B: 7 2B: 2 3B: 0 HR: 1	SF: 0 SAC: 0 DP: 2 HBP: 0	WP: 0 PB: 0 SB: 0 CS: 1	PA: 37
PITCHER Masato Yoshii, R (1, 1) ERA: 2.25	IP 9.0 WLS W BF 36 H 9 R 1 ER 1 SO 9 BB 3 IBB 0 HBP 0 BLK 0 WP 0 HR 1 S 83 P 132 ERA 1.00 WHIP 1.333											PITCHER IP WLS BF H R ER SO BB IBB HBP BLK WP HR S P ERA WHIP								

Cincinnati Reds @ New York Mets
Shea Stadium, Flushing, NY
Thu May 21 1998, 7:05 PM EDT
Att. 13,766 - Unknown - 74 F

livebaseballscorecards.com

BOTTOM

Cincinnati Reds @ New York Mets
Shea Stadium, Flushing, NY
Thu May 21 1998, 7:05 PM EDT
Att. 13,766 - Unknown - 74 F

livebaseballscorecards.com

AB	27
R	6
H	6
RBI	6
BB	5
SO	4
LOB	10



WP	1	PA	35
PB	0		
SB	2		
CS	0		

AB R H RBI BB SO LOB

3 1 0 0 1 1 1
0 2 0 0 2 0 0
2 0 0 0 0 0 0

3 2 1 1 1 1 1

4 0 1 1 0 1 1

3 1 3 3 0 0 0

3 0 0 1 0 0 2

3 0 0 0 1 0 2

4 0 1 0 0 0 2

2 0 0 0 0 1 1

1B	4	SF	2
2B	0	SAC	1
3B	0	DP	0
HR	2	HBP	0

Batter	1	2	3	4	5	6	7	8	9
Brian McRae, S OBP: 0.377, SLG: 0.418 (1, 8)	4-0 BB S 1B BB	2-3 K		0-1 G4-3			1-2 P6		
Edgardo Alfonzo, R OBP: 0.336, SLG: 0.354 Luis Lopez, S OBP: 0.330, SLG: 0.346 (1, 5) (4, 5)	4-2 1B BB SF8 BB		4-0 WP S 1B BB		1-0 G5-3		0-0 P8		
John Olerud, L OBP: 0.456, SLG: 0.504 (1, 3)	4-0 SF8 1B SF8 BB		1-1 L8		0-3 K		3-1 HR		
Butch Huskey, R OBP: 0.299, SLG: 0.373 (1, 9)	0-2 1B		3-3 K		1-1 G6-3		3-2 G4-3		
Carlos Baerga, S OBP: 0.291, SLG: 0.406 (1, 4)	0-0 SF8		2-1 1B			3-1 HR		1-0 1B	
Bernard Gilkey, R OBP: 0.333, SLG: 0.292 (1, 7)	0-0 SF8		0-1 G6-3			1-1 F7		3-1 F9	
Alberto Castillo, R OBP: 0.309, SLG: 0.355 (1, 2)	0-0 G6-3			0-0 B1-3		4-0 BB		2-2 F8	
Rey Ordonez, R OBP: 0.245, SLG: 0.257 (1, 6)		0-0 L7		1-0 SH3-4 1B		3-2 P4		0-0 P4	
Masato Yoshii, R OBP: 0.231, SLG: 0.182 (1, 1)		1-3 K		0-0 SH3-4		1-2 G1-6-3			

Inning Stats	R: 3	H: 1	E: 0	K: 0	S: 9	LOB: 1	BB: 3	P: 21	R: 0	H: 0	E: 0	K: 2	S: 8	LOB: 0	BB: 0	P: 11	R: 1	H: 1	E: 0	K: 1	S: 9	LOB: 1	BB: 1	P: 19	R: 0	H: 1	E: 0	K: 0	S: 5	LOB: 1	BB: 0	P: 6	R: 0	H: 0	E: 0	K: 1	S: 6	LOB: 0	BB: 0	P: 8	R: 1	H: 1	E: 0	K: 0	S: 10	LOB: 1	BB: 1	P: 22	R: 1	H: 1	E: 0	K: 0	S: 10	LOB: 0	BB: 0	P: 17	R: 0	H: 1	E: 0	K: 0	S: 8	LOB: 1	BB: 0	P: 14
--------------	------	------	------	------	------	--------	-------	-------	------	------	------	------	------	--------	-------	-------	------	------	------	------	------	--------	-------	-------	------	------	------	------	------	--------	-------	------	------	------	------	------	------	--------	-------	------	------	------	------	------	-------	--------	-------	-------	------	------	------	------	-------	--------	-------	-------	------	------	------	------	------	--------	-------	-------

PITCHER	IP	WLS	BF	H	R	ER	SO	BB	IBB	HBP	BLK	WP	HR	S	P	ERA	WHIP
Mark Hutton, R ERA: 7.41 (1, 1)	0.0	L	3	0	3	3	0	3	0	0	0	0	0	2	14	∞	∞
Danny Graves, R ERA: 5.4 (1, 1)	4.0		16	3	1	1	3	1	0	0	0	1	0	29	43	2.25	1.000
Gabe White, L ERA: 5.51 (5, 1)	2.0		8	1	1	1	1	1	0	0	0	0	1	16	30	4.50	1.000
Scott Sullivan, R ERA: 6.39 (7, 1)	2.0		8	2	1	1	0	0	0	0	0	0	1	18	31	4.50	1.000

PITCHER	IP	WLS	BF	H	R	ER	SO	BB	IBB	HBP	BLK	WP	HR	S	P	ERA	WHIP
---------	----	-----	----	---	---	----	----	----	-----	-----	-----	----	----	---	---	-----	------

Batter	1	2	3	4	5	6	7	8	9	AB	R	H	RBI	BB	SO	LOB
Brian McRae, S OBP: 0.373, SLG: 0.409 (1, 8)	2-2 G1-3		4-1 BB		3-2 L3		0-0 G5-3			3	0	0	0	1	0	2
Bernard Gilkey, R OBP: 0.339, SLG: 0.286 (1, 7)	1-0 L7		1-3 K		1-0 1B HBP			4-2 BB BB		2	0	0	0	1	1	1
John Olerud, L OBP: 0.463, SLG: 0.504 (1, 3)	1-0 2B HBP		0-1 G4-3		0-1 1B			4-1 G3-6-1 BB		2	1	1	2	1	0	1
Butch Huskey, R OBP: 0.298, SLG: 0.377 (1, 9)	1-0 2B			1-0 G6-3	0-0 G6-3			1-3 K		4	0	1	1	0	1	4
Carlos Baerga, S OBP: 0.283, SLG: 0.394 (1, 4)	3-2 G3			2-0 G6-3		1-0 F7		1-0 G3-6-1		4	0	0	0	0	0	3
Jim Tatum, R OBP: 0.256, SLG: 0.447 (1, 5)		0-2 F8		2-3 K		1-0 F7				3	0	0	0	0	1	0
Alberto Castillo, R OBP: 0.324, SLG: 0.359 (1, 2)		3-2 G5-4-3 1B			4-1 SH1-4 1B BB	0-0 G6-3				2	1	1	0	1	0	0
Rey Ordonez, R OBP: 0.247, SLG: 0.259 (1, 6)		0-1 G5-4-3			1-0 SH1-4 1B		0-0 G6-3			3	1	1	0	0	0	1
Rick Reed, R OBP: 0.200, SLG: 0.278 (1, 1)			0-0 G6-3		0-1 SH1-4			1-3 K		1	0	0	0	0	0	0
Luis Lopez, S OBP: 0.326, SLG: 0.341 (7, PH)										1	0	0	0	0	1	0
Dennis Cook, L (8, 1)										0	0	0	0	0	0	0
John Franco, L (8, 1)										0	0	0	0	0	0	0

Inning Stats	R: 1	H: 1	E: 0	LOB: 1	K: 0	S: 8	P: 16	R: 0	H: 1	E: 0	LOB: 0	K: 0	S: 8	P: 11	R: 0	H: 0	E: 0	LOB: 0	K: 1	S: 7	R: 0	H: 0	E: 0	LOB: 0	K: 1	S: 5	R: 2	H: 2	E: 0	LOB: 2	K: 0	S: 10	R: 0	H: 0	E: 0	LOB: 0	K: 0	S: 3	R: 0	H: 0	E: 0	LOB: 0	K: 1	S: 5	R: 0	H: 0	E: 0	LOB: 1	K: 1	S: 7	P: 17
--------------	------	------	------	--------	------	------	-------	------	------	------	--------	------	------	-------	------	------	------	--------	------	------	------	------	------	--------	------	------	------	------	------	--------	------	-------	------	------	------	--------	------	------	------	------	------	--------	------	------	------	------	------	--------	------	------	-------


PITCHER	IP	WLS	BF	H	R	ER	SO	BB	IBB	HBP	BLK	WP	HR	S	P	ERA	WHIP
48 Brad Woodall, L ERA: 2.65 (1, 1)	7.0	L	28	4	3	3	3	2	0	2	0	0	0	46	79	3.86	0.857
Bob Wickman, R ERA: 1.88 (8, 1)	1.0		4	0	0	0	1	2	0	0	0	0	0	7	17	0.00	2.000

BOTTOM

Milwaukee Brewers @ New York Mets
Shea Stadium, Flushing, NY

Fri May 22 1998, 7:05 PM EDT
Att: 22,307 - Unknown - 67 F

AB	25
R	3
H	4
RBI	3
BB	4
SO	4
LOB	12



1B: 3	SF: 0	WP: 0	PA: 32
2B: 1	SAC: 1	PB: 0	
3B: 0	DP: 2	SB: 0	
HR: 0	HBP: 2	CS: 0	

PITCHER	IP	WLS	BF	H	R	ER	SO	BB	IBB	HBP	BLK	WP	HR	S	P	ERA	WHIP
---------	----	-----	----	---	---	----	----	----	-----	-----	-----	----	----	---	---	-----	------

Batter	1	2	3	4	5	6	7	8	9	AB R H RBI BB SO LOB	TOP	
Fernando Vina, L (1, 4) OBP: 0.386, SLG: 0.450	2-2 F8		1-3 K			2-1 B3		2-2 F7		4 0 0 0 0 1 0		
Mark Loretta, R (1, 3) OBP: 0.380, SLG: 0.390	0-0 G1-3		0-1 G6-3			2-0 G1-3			0-3 K	4 0 0 0 0 1 0		
Jeff Cirillo, R (1, 5) OBP: 0.408, SLG: 0.387	3-2 1B				1-2 G4-3		1-0 G5-3		0-0 G4-3	4 0 1 0 0 0 0		
Jeremy Burnitz, L (1, 9) OBP: 0.368, SLG: 0.508	3-2 P5				2-3 K				1-2 F8	4 0 0 0 0 2 1		
Marquis Grissom, R (1, 8) OBP: 0.319, SLG: 0.434		1-0 G5-4-3 1B			1-1 G6-3				3-1 G5-3	3 0 1 0 0 0 0		
Marc Newfield, R (1, 7) OBP: 0.337, SLG: 0.333		1-1 G5-4-3 1B				2-2 1B			4-0 BB	2 0 2 0 1 0 0		
Jose Valentin, S (1, 6) OBP: 0.318, SLG: 0.360		1-2 G5-4-3			2-3 K			0-0 P3		3 0 0 0 0 1 4		
Bobby Hughes, R (1, 2) OBP: 0.286, SLG: 0.375		0-0 G5-3			3-3 K				3-2 P2	3 0 0 0 0 1 2		
Jeff Juden, R (1, 1) OBP: 0.190, SLG: 0.238			0-3 K			1-1 G2-3			1-2 P4	2 0 0 0 0 1 1		
Mike Matheny, R (8, PH) OBP: 0.316, SLG: 0.387										1 0 0 0 0 0 0		
Doug Jones, R (8, 1)										0 0 0 0 0 0 0		
Inning Stats	R: 0 H: 1 E: 0 LOB: 1 K: 0 BB: 0 S: 15 P: 23	R: 0 H: 2 E: 0 LOB: 1 K: 0 BB: 0 S: 7 P: 10	R: 0 H: 0 E: 0 LOB: 0 K: 2 BB: 0 S: 11 P: 12	R: 0 H: 0 E: 0 LOB: 0 K: 1 BB: 0 S: 9 P: 13	R: 0 H: 1 E: 0 LOB: 1 K: 2 BB: 0 S: 12 P: 20	R: 0 H: 0 E: 0 LOB: 0 K: 0 BB: 0 S: 4 P: 9	R: 0 H: 0 E: 0 LOB: 1 K: 1 BB: 1 S: 7 P: 17	R: 0 H: 0 E: 0 LOB: 0 K: 0 BB: 0 S: 10 P: 16	R: 0 H: 0 E: 0 LOB: 0 K: 1 BB: 0 S: 7 P: 8	1B: 4 SF: 0 2B: 0 SAC: 0 3B: 0 DP: 1 HR: 0 HBP: 0	WP: 0 PA: 31 PB: 0 SB: 0 CS: 0	
PITCHER Al Leiter, L (1, 1) ERA: 1.49	IP WLS BF H R ER SO BB IBB HBP BLK WP HR S P ERA WHIP	9.0 W 31 4 0 0 7 1 0 0 0 0 0 0 82 128 0.00 0.556										

Milwaukee Brewers @ New York Mets
Shea Stadium, Flushing, NY
Sat May 23 1998, 3:33 AM EDT
Att. 32,908 - Sunny - 78 F

livebaseballscorecards.com

AB 30
R 0
H 4
RBI 0
BB 1
SO 7
LOB 8



Batter	1	2	3	4	5	6	7	8	9
Brian McRae, S OBP: 0.371, SLG: 0.404 (1, 8)	3-1 1B 31 S		3-3 K		2-1 F8		3-3 K		
Matt Franco, L OBP: 0.344, SLG: 0.339 (1, 5)	1-2 K		2-2 F9		1-0 FC3-6 31 2B		1-0 G4-3		
31 Mike Piazza, R OBP: 0.321, SLG: 0.485 (1, 2)	1-1 G6-3		1-3 K		0-0 2B		2-3 K		
John Olerud, L OBP: 0.469, SLG: 0.514 (1, 3)	4-1 BB			2-2 1B	1-0 G6-3		3-2 G5-3 FC5-2 2B		
Carlos Baerga, S OBP: 0.288, SLG: 0.397 (1, 4)	3-1 G4-3			0-2 1B		1-2 2B	0-0 G5-3		
Butch Huskey, R OBP: 0.297, SLG: 0.380 (1, 9)		1-0 G4-3		0-2 L9		0-2 CS 2B	1-1 FC5-2		
Bernard Gilkey, R OBP: 0.345, SLG: 0.304 (1, 7)		2-1 G3 2B		2-0 G5-4-3 1B		0-2 G6-3	3-3 K		
Rey Ordóñez, R OBP: 0.242, SLG: 0.253 (1, 6)		0-1 G3		0-0 G5-4-3		1-1 F8			
Al Leiter, L OBP: 0.211, SLG: 0.263 (1, 1)		0-2 G6-3			2-2 FC3-6 1B		3-2 E7 G4-3 1B		

AB	R	H	RBI	BB	SO	LOB
4	0	1	0	0	2	2
4	1	0	0	0	1	3
4	0	1	1	0	2	2
3	1	2	0	1	0	1
4	1	2	0	0	0	3
4	0	1	1	0	0	3
4	0	2	1	0	1	2
3	0	0	0	0	0	4
3	0	2	0	0	0	1

BOTTOM	
AB	33
R	3
H	11
RBI	3
BB	1
SO	6
LOB	21

Milwaukee Brewers @ New York Mets
Shea Stadium, Flushing, NY
 Sat May 23 1998, 3:33 AM EDT
 Att. 32,908 - Sunny - 78 F

livebaseballscorecards.com



1B: 7	SF: 0
2B: 4	SAC: 0
3B: 0	DP: 1
HR: 0	HBP: 0

WP: 0	PA: 34
PB: 0	
SB: 2	
CS: 1	

Inning Stats		PITCHER															
R: 0	H: 1	R: 0	H: 1	R: 0	H: 0	R: 1	H: 3	R: 1	H: 2	R: 0	H: 1	R: 0	H: 1	R: 0	H: 1	R: 0	H: 1
E: 0	LOB: 2	E: 0	LOB: 1	E: 0	LOB: 0	E: 0	LOB: 1	E: 0	LOB: 1	E: 1	LOB: 1	E: 1	LOB: 1	E: 0	LOB: 1	E: 0	LOB: 1
K: 1	BB: 1	K: 0	BB: 0	K: 2	BB: 0	K: 0	BB: 0	K: 0	BB: 0	K: 2	BB: 0	K: 2	BB: 0	K: 1	BB: 0	K: 1	BB: 0
S: 10	P: 22	S: 8	P: 11	S: 9	P: 15	S: 13	P: 17	S: 10	P: 15	S: 16	P: 18	S: 11	P: 20	S: 9	P: 16	S: 9	P: 16

PITCHER	IP	WLS	BF	H	R	ER	SO	BB	IBB	HBP	BLK	WP	HR	S	P	ERA	WHIP
Jeff Juden, R ERA: 4.36 (1, 1)	7.0	L	30	10	3	3	5	1	0	0	0	0	0	77	118	3.86	1.571
Doug Jones, R ERA: 4.0 (8, 1)	1.0		4	1	0	0	1	0	0	0	0	0	0	9	16	0.00	1.000

PITCHER		PITCHER														
IP	WLS	BF	H	R	ER	SO	BB	IBB	HBP	BLK	WP	HR	S	P	ERA	WHIP

Batter	1	2	3	4	5	6	7	8	9	AB R H RBI BB SO LOB	TOP	
Fernando Vina, L (1, 4) OBP: 0.388, SLG: 0.456	0-1 G6-3 SF7 2B		1-1 G4-3		3-2 CS 1B			2-3 K		4 1 2 0 0 1 1		
Mark Loretta, R (1, 6) OBP: 0.384, SLG: 0.394	1-1 G6-3		1-0 1B 1B		2-3 SAFE SAFE SAFE SAFE 1-2 K			0-0 1-2 1B		4 1 2 0 0 1 2		
Jeremy Burnitz, L (1, 9) OBP: 0.366, SLG: 0.505	3-2 SF7		0-0 1B 1-2 1B		0-2 L3			1-3 K		3 0 1 1 0 1 2		
Jeff Cirillo, R (1, 5) OBP: 0.405, SLG: 0.384	1-0 P3		1-0 1-3 2-H 1B		0-1 F8			3-2 G5-3		4 0 1 1 0 0 2		
Dave Nilsson, L (1, 3) OBP: 0.394, SLG: 0.563		2-2 HR		1-1 1B		3-3 K		0-0 P6		4 1 2 1 0 1 0		
Marquis Grissom, R (1, 8) Eric Owens, R (9, PR) OBP: 0.125, SLG: 0.226		3-2 F9		1-3 K		2-0 F8		3-2 1B		4 0 1 0 0 1 1 0 0 0 0 0 0 0		
Geoff Jenkins, L (1, 7) OBP: 0.308, SLG: 0.521		1-1 G4-3		1-2 F8		3-2 F8		0-0 L6		4 0 0 0 0 0 2		
Mike Matheny, R (1, 2) OBP: 0.307, SLG: 0.375		1-3 K		0-0 P9		1-1 P8		0-3 K		4 0 0 0 0 2 2		
21 Cal Eldred, R (1, 1) Mike Myers, L (7, 1) Bob Hamelin, L (8, PH) Al Reyes, R (8, 1) OBP: 0.111, SLG: 0.059			1-3 K		1-3 K			3-1 1B 1B		2 0 0 0 0 2 0 0 0 0 0 0 0 0 1 0 1 0 0 0 0 0 0 0 0 0 0 0		
Inning Stats	R: 1 H: 1 E: 0 LOB: 0 K: 0 BB: 0 S: 8 P: 13	R: 1 H: 1 E: 0 LOB: 0 K: 1 BB: 0 S: 11 P: 18	R: 1 H: 3 E: 0 LOB: 2 K: 1 BB: 0 S: 8 P: 12	R: 0 H: 1 E: 0 LOB: 1 K: 1 BB: 0 S: 9 P: 12	R: 0 H: 1 E: 0 LOB: 0 K: 2 BB: 0 S: 11 P: 17	R: 0 H: 0 E: 0 LOB: 0 K: 1 BB: 0 S: 8 P: 11	R: 0 H: 0 E: 0 LOB: 0 K: 0 BB: 0 S: 10 P: 16	R: 0 H: 2 E: 0 LOB: 2 K: 2 BB: 0 S: 14 P: 23	R: 0 H: 1 E: 0 LOB: 1 K: 1 BB: 0 S: 8 P: 11	1B: 8 SF: 1 2B: 1 SAC: 0 3B: 0 DP: 0 HR: 1 HBP: 0	WP: 0 PA: 35 PB: 0 SB: 0 CS: 1	
PITCHER	IP WLS BF H R ER SO BB IBB HBP BLK WP HR S P ERA WHIP											
Bobby Jones, R (1, 1) ERA: 3.39	7.0 W 26 7 3 3 6 0 0 0 0 0 0 1 65 99 3.86 1.000											
Greg McMichael, R (8, 1) ERA: 3.86	1.0 5 2 0 0 2 0 0 0 0 0 0 0 14 23 0.00 2.000											
Mel Rojas, R (9, 1) ERA: 1.74	1.0 4 1 0 0 1 0 0 0 0 0 0 0 8 11 0.00 1.000											

Milwaukee Brewers @ New York Mets
Shea Stadium, Flushing, NY
Sun May 24 1998, 3:33 AM EDT
Att. 47,291 - Sunny - 76 F

livebaseballscorecards.com

AB 34
R 3
H 10
RBI 3
BB 0
SO 9
LOB 12



Batter	1	2	3	4	5	6	7	8	9
Brian McRae, S OBP: 0.371, SLG: 0.407 (1, 8)	3-2 P6		4-1 BB	1-0 2B		2-2 F9		0-3 K	
Bernard Gilkey, R OBP: 0.355, SLG: 0.336 (1, 7)	1-1 1B		0-0 F9	1-0 2B		2-1 P4		0-1 2B	
31 Mike Piazza, R OBP: 0.317, SLG: 0.477 (1, 2)	2-1 P4		2-2 P4	0-0 1B			0-1 G6-3	1-0 G1-3	
John Olerud, L OBP: 0.464, SLG: 0.507 (1, 3)	2-2 G4-3		0-0 L6	1-0 F8			0-0 HR		
Carlos Baerga, S OBP: 0.300, SLG: 0.440 (1, 4)		2-0 1B		1-1 2B	0-1 G4-3		1-0 HR		
Matt Franco, L OBP: 0.358, SLG: 0.356 Butch Huskey, R OBP: 0.295, SLG: 0.377 (7, PH) (8, 9)		1-0 CS		0-0 2B	2-1 G3		1-2 L9		
Rich Becker, L OBP: 0.349, SLG: 0.395 Luis Lopez, S OBP: 0.322, SLG: 0.337 (7, PH) (8, 5)		2-3 1B		1-1 2B	0-3 K		1-0 F8		
Rey Ordonez, R OBP: 0.248, SLG: 0.261 (1, 6)		3-1 1B		4-1 2B		0-1 G6-3		0-3 K	
Bobby Jones, R OBP: 0.125, SLG: 0.125 Greg McMichael, R (8, 1) Jim Tatum, R OBP: 0.250, SLG: 0.436 Mel Rojas, R (9, 1)		2-2 1B		0-0 F7		1-1 1B		2-2 E6	

Inning Stats	R: 0	H: 1	E: 0	K: 0	S: 11	R: 1	H: 4	E: 0	K: 1	S: 12	R: 0	H: 0	E: 0	K: 0	S: 7	R: 5	H: 6	E: 0	K: 0	S: 11	R: 0	H: 0	E: 0	K: 1	S: 7	R: 0	H: 1	E: 0	K: 0	S: 9	R: 2	H: 2	E: 0	K: 0	S: 8	R: 0	H: 1	E: 1	K: 2	S: 12	R: 0	H: 1	E: 1	K: 2	S: 15				
		LOB: 1		BB: 0	P: 19		LOB: 2		BB: 0	P: 21		LOB: 1		BB: 1	P: 13		LOB: 1		BB: 1	P: 20		LOB: 0		BB: 0	P: 9		LOB: 0		BB: 0	P: 11		LOB: 2		BB: 0	P: 15														

PITCHER	IP	WLS	BF	H	R	ER	SO	BB	IBB	HBP	BLK	WP	HR	S	P	ERA	WHIP
21 Cal Eldred, R ERA: 4.66 (1, 1)	6.1	L	31	13	7	7	2	2	0	0	0	0	0	60	99	9.95	2.368
Mike Myers, L ERA: 1.04 (7, 1)	0.2		3	1	1	1	0	0	0	0	0	0	1	5	8	13.50	1.500
Al Reyes, R ERA: 5.85 (8, 1)	1.0		5	1	0	0	2	0	0	0	0	0	0	12	15	0.00	1.000

BOTTOM


Milwaukee Brewers @ New York Mets
Shea Stadium, Flushing, NY

Sun May 24 1998, 3:33 AM EDT
Att: 47,291 - Sunny - 76 F

AB	R	H	RBI	BB	SO	LOB
4	1	1	3	1	1	2
5	0	3	1	0	0	2
5	0	1	0	0	0	4
4	1	1	0	0	0	3
4	3	3	2	0	0	0
3	1	2	1	0	0	0
1	0	0	0	0	0	0
3	1	1	1	0	2	1
1	0	0	0	0	0	0
3	1	1	0	1	1	0
3	0	2	0	0	0	3
0	0	0	0	0	0	0
1	0	0	0	0	0	0
0	0	0	0	0	0	0

AB	37
R	8
H	15
RBI	8
BB	2
SO	4
LOB	15

livebaseballscorecards.com



WP: 0	PA: 39
PB: 0	
SB: 0	
CS: 1	

BOTTOM

New York Mets @ Florida Marlins
Pro Player Stadium, Miami, FL
Tue May 26 1998, 7:05 PM EDT
Att. 14,760 - Cloudy - 84 F

livebaseballscorecards.com

AB 36
R 6
H 9
RBI 6
BB 1
SO 5
LOB 10



WP: 1 PA: 37
PB: 0
SB: 2
CS: 0

AB R H RBI BB SO LOB

5	1	1	0	0	1	1
4	1	2	1	0	0	0
4	1	2	0	0	0	2
4	1	1	1	0	1	2
3	1	0	0	1	1	2
4	1	2	4	0	0	0

1B: 5 SF: 0
2B: 1 SAC: 0
3B: 2 DP: 0
HR: 1 HBP: 0

Batter	1	2	3	4	5	6	7	8	9
Todd Dunwoody, L OBP: 0.294, SLG: 0.382 (1, 8)	0-1 G3-1 X	0-0 F9 3			2-2 1B 3B		0-3 K 2		0-0 FC3-6 1-2f 3
Edgar Renteria, R OBP: 0.361, SLG: 0.364 (1, 6)	2-1 BB 1B HR 1B		2-2 G5-3 1		2-2 S S 1B		2-1 F9 3		
Mark Kotsay, L OBP: 0.348, SLG: 0.407 (1, 9)	0-1 L8 2		0-0 G6-3 WP 1B		1-2 G1-3 1		2-0 G4-3 3B		
Todd Zeile, R OBP: 0.305, SLG: 0.417 (1, 5)	1-0 BB HR 1B		3-1 G6-3 2		1-3 K 2		0-0 G4-3 1		
Cliff Floyd, L OBP: 0.363, SLG: 0.495 (1, 7)	4-1 HR BB		2-0 F8 3		1-0 G4-3 3		3-H 1-3 K 2		
Ryan Jackson, L OBP: 0.315, SLG: 0.441 (1, 3)	1-2 HR			1-0 2B		1-0 L7 1		2-0 F8 3	
Gregg Zaun, S OBP: 0.256, SLG: 0.333 (1, 2)	0-0 F7 3			0-0 P6 1		3-1 F8 2		0-0 F7 1	
Craig Counsell, L OBP: 0.395, SLG: 0.380 Kirt Ojala, L (7, 1) Derrek Lee, R OBP: 0.346, SLG: 0.456 (9, PH)			1-3 K 1		2-0 F7 2		3-1 G1-3 3		2-1 P3 2
Andy Larkin, R OBP: 0.105, SLG: 0.105 Ryan Dempster, R (6, 1) Dave Berg, R OBP: 0.359, SLG: 0.339 (7, 4)			3-3 K 2		2-1 G4-3 3		1-2 F7 1		1-0 FC3-6 1B

Inning Stats	R: 4	H: 3	E: 0	K: 0	S: 12	LOB: 0	BB: 1	P: 20	R: 0	H: 0	E: 0	K: 2	S: 7	LOB: 0	BB: 0	P: 11	R: 0	H: 1	E: 0	K: 0	S: 5	LOB: 1	BB: 0	P: 15	R: 0	H: 1	E: 0	K: 0	S: 5	LOB: 1	BB: 0	P: 10	R: 1	H: 2	E: 0	K: 1	S: 14	LOB: 1	BB: 0	P: 21	R: 0	H: 0	E: 0	K: 0	S: 5	LOB: 0	BB: 0	P: 12	R: 0	H: 0	E: 0	K: 1	S: 11	LOB: 0	BB: 0	P: 14	R: 1	H: 1	E: 0	K: 1	S: 6	LOB: 0	BB: 0	P: 11	R: 0	H: 1	E: 0	K: 0	S: 5	LOB: 1	BB: 0	P: 8	1B: 5	SF: 0	2B: 1	SAC: 0	3B: 2	DP: 0	HR: 1	HBP: 0	WP: 1	PA: 37	PB: 0	SB: 2	CS: 0
--------------	------	------	------	------	-------	--------	-------	-------	------	------	------	------	------	--------	-------	-------	------	------	------	------	------	--------	-------	-------	------	------	------	------	------	--------	-------	-------	------	------	------	------	-------	--------	-------	-------	------	------	------	------	------	--------	-------	-------	------	------	------	------	-------	--------	-------	-------	------	------	------	------	------	--------	-------	-------	------	------	------	------	------	--------	-------	------	-------	-------	-------	--------	-------	-------	-------	--------	-------	--------	-------	-------	-------

PITCHER	IP	WLS	BF	H	R	ER	SO	BB	IBB	HBP	BLK	WP	HR	S	P	ERA	WHIP
Dave Mlicki, R ERA: 5.82 (1, 1)	4.0		20	7	5	5	2	1	0	0	0	1	1	38	66	11.25	2.000
Brian Bohanon, L ERA: 1.66 (5, 1)	4.0	W	13	1	1	1	3	0	0	0	0	0	0	30	48	2.25	0.250
Mel Rojas, R ERA: 1.66 (9, 1)	1.0		4	1	0	0	0	0	0	0	0	0	0	5	8	0.00	1.000

Batter	1	2	3	4	5	6	7	8	9	AB	R	H	RBI	BB	SO	LOB	TOP										
Brian McRae, S OBP: 0.371, SLG: 0.395 (1, 8)	0-1 G6-3		3-2 L9		2-2 F8	1-3 K		4-2 31 2B BB	0-0 P2	5	1	0	0	1	1	1											
Bernard Gilkey, R OBP: 0.373, SLG: 0.374 (1, 7)	0-0 F9		0-0 1B		1-1 31 1B 2B	2-0 HR		0-1 F8		5	2	3	1	0	0	1											
31 Mike Piazza, R OBP: 0.332, SLG: 0.489 (1, 2)	3-2 1B 1B		1-2 F8		1-1 2B 1B	1-2 1B		0-1 BB 2B		5	1	4	0	0	0	1											
John Olerud, L OBP: 0.477, SLG: 0.526 (1, 3)	1-2 1B			1-1 1B 1B	1-1 1B 2B	1-3 K		4-0 BB IBB		4	1	3	2	1	1	1											
Carlos Baerga, S OBP: 0.314, SLG: 0.449 Luis Lopez, S OBP: 0.330, SLG: 0.337 (1, 4) (8, PH) (8, 4)	2-3 K			1-0 L9	0-1 BB 2B 1B	1-3 K2-3		4-2 FC5-4 BB		4	1	1	1	0	2	4											
Edgardo Alfonzo, R OBP: 0.340, SLG: 0.366 (1, 5)		0-1 G5-3		0-1 FC6-4 1B	1-2 BB 2B 1B		3-1 F8	1-2 FC5-4		5	1	2	0	0	0	3											
Butch Huskey, R OBP: 0.295, SLG: 0.381 (1, 9)		0-3 K		0-0 F8	4-0 2B WP BB		2-0 F9		3-3 K	4	1	0	0	1	2	2	AB 42										
Rey Ordonez, R OBP: 0.246, SLG: 0.264 (1, 6)		0-1 G6-3		1-0 FC6-4	0-1 WP 2B		0-1 G5-3		1-0 P3	5	0	1	2	0	0	2	R 8										
Masato Yoshii, R OBP: 0.188, SLG: 0.143 Greg McMichael, R OBP: 0.346, SLG: 0.391 Rich Becker, L OBP: 0.391, SLG: 0.391 Dennis Cook, L OBP: 0.281, SLG: 0.488 John Franco, L OBP: 0.281, SLG: 0.488 (1, 1) (7, 1) (8, PH) (8, 1) (9, PH) (9, 1)			1-3 K		1-3 G3 K			1-3 K	1-2 3B	3	0	0	0	0	2	1	H 15										
Inning Stats	R: 0 E: 0 K: 1 S: 13	H: 2 LOB: 2 BB: 0 P: 19	R: 0 E: 0 K: 1 S: 8	H: 0 LOB: 0 BB: 0 P: 8	R: 0 E: 0 K: 1 S: 10	H: 1 LOB: 1 BB: 0 P: 15	R: 0 E: 0 K: 0 S: 7	H: 2 LOB: 2 BB: 0 P: 10	R: 6 E: 0 K: 1 S: 24	H: 6 LOB: 1 BB: 1 P: 36	R: 1 E: 0 K: 3 S: 13	H: 2 LOB: 1 BB: 0 P: 19	R: 0 E: 0 K: 0 S: 5	H: 0 LOB: 0 BB: 0 P: 10	R: 1 E: 0 K: 1 S: 17	H: 1 LOB: 3 BB: 3 P: 31	R: 0 E: 0 K: 1 S: 9	H: 1 LOB: 1 BB: 0 P: 14	1B: 10 2B: 3 3B: 1 HR: 1	SF: 0 SAC: 0 DP: 0 HBP: 0	WP: 1 PB: 0 SB: 0 CS: 0	PA: 46					
PITCHER	IP	WLS	BF	H	R	ER	SO	BB	IBB	HBP	BLK	WP	HR	S	P	ERA	WHIP										
Brian Meadows, R ERA: 4.48 (1, 1)	5.0	L	27	11	6	6	4	1	0	0	0	1	0	62	88	10.80	2.400										
Oscar Henriquez, R ERA: 7.36 (6, 1)	2.0		8	2	1	1	3	0	0	0	0	0	1	18	29	4.50	1.000										
Matt Mantei, R ERA: 3.38 (8, 1)	0.2		5	1	1	1	1	1	1	0	0	0	0	9	18	13.50	3.000										
Felix Heredia, L ERA: 6.15 (8, 1)	1.1		6	1	0	0	1	1	0	0	0	0	0	17	27	0.00	1.500										

New York Mets @ Florida Marlins
Pro Player Stadium, Miami, FL
Wed May 27 1998, 7:05 PM EDT
Att. 15,854 - Cloudy - 84 F

livebaseballscorecards.com



BOTTOM

New York Mets @ Florida Marlins
Pro Player Stadium, Miami, FL
Wed May 27 1998, 7:05 PM EDT
Att. 15,854 - Cloudy - 84 F

livebaseballscorecards.com

AB 36
R 2
H 9
RBI 2
BB 2
SO 2
LOB 16



WP: 0 PA: 38
PB: 0
SB: 0
CS: 0

AB R H RBI BB SO LOB

4	0	0	0	0	0	3
0	0	0	0	0	0	0
0	0	0	0	0	0	0
1	0	1	0	0	0	0
5	0	1	0	0	0	1
4	0	2	0	0	0	1
4	0	0	0	0	0	3
4	1	2	1	0	0	1
3	1	1	1	1	1	0
3	0	1	0	1	0	3
4	0	1	0	0	0	1
1	0	0	0	0	0	1
1	0	0	0	0	0	0
0	0	0	0	0	0	0
2	0	0	0	0	1	2

Batter	1	2	3	4	5	6	7	8	9
Todd Dunwoody, L (1, 8) OBP: 0.263, SLG: 0.342 Matt Mantei, R (8, 1) Felix Heredia, L (8, 1) John Wehner, R (9, PH) OBP: 0.111, SLG: 0.111	0-0 F8	0-0 G6-3			0-0 G4-3		1-1 G4-3		0-1
Edgar Renteria, R (1, 6) OBP: 0.357, SLG: 0.365	1-2 G6-3 2B		2-2 G6-3		2-2 L7			1-0 G5-3	3-2 F9
Mark Kotsay, L (1, 9) OBP: 0.351, SLG: 0.409 (8, 8)	2-2 G6-3		1-1 FC5-4 1B			1-1 P5		2-2 BB 1B	
Todd Zeile, R (1, 5) OBP: 0.300, SLG: 0.408	2-1 F8		2-1 FC5-4 1B			2-2 F9		0-2 P4	
Cliff Floyd, L (1, 7) OBP: 0.365, SLG: 0.511		2-2 HR	1-0 F9			0-0 F8		0-1 BB 1B	
Ryan Jackson, L (1, 3) OBP: 0.325, SLG: 0.479 (8, 9)		2-2 HR		0-0 G6-3			1-3 K	4-2 BB	
Gregg Zaun, S (1, 2) OBP: 0.268, SLG: 0.347		1-0 G4-3 2B		2-1 F8			4-1 2B BB	0-1 P3	
Dave Berg, R (1, 4) OBP: 0.353, SLG: 0.350		0-1 G4-3		1-0 G4-3			0-1 2B		2-1 G4-3
Brian Meadows, R (1, 1) OBP: 0.227, SLG: 0.150 John Cangelosi, S (5, PH) OBP: 0.286, SLG: 0.286 Oscar Henriquez, R (6, 1) Derrek Lee, R (7, PH) OBP: 0.341, SLG: 0.448 (8, 3)		0-0 6-3			0-0 G6-3		1-3 K		1-0 L8

Inning Stats	R: 0	H: 1	E: 0	K: 0	S: 9	R: 2	H: 3	E: 0	K: 0	S: 12	R: 0	H: 1	E: 0	K: 0	S: 8	R: 0	H: 0	E: 0	K: 0	S: 4	R: 0	H: 0	E: 0	K: 0	S: 6	R: 0	H: 0	E: 0	K: 0	S: 7	R: 0	H: 1	E: 0	K: 2	S: 12	R: 0	H: 2	E: 0	K: 0	S: 13	R: 0	H: 1	E: 0	K: 0	S: 8	1B: 4	2B: 3	3B: 0	HR: 2	SF: 0	SAC: 0	DP: 0	HBP: 0	WP: 0	PA: 38
--------------	------	------	------	------	------	------	------	------	------	-------	------	------	------	------	------	------	------	------	------	------	------	------	------	------	------	------	------	------	------	------	------	------	------	------	-------	------	------	------	------	-------	------	------	------	------	------	-------	-------	-------	-------	-------	--------	-------	--------	-------	--------

PITCHER	IP	WLS	BF	H	R	ER	SO	BB	IBB	HBP	BLK	WP	HR	S	P	ERA	WHIP
Masato Yoshii, R (1, 1) ERA: 2.33	6.0	W	23	5	2	2	0	0	0	0	0	0	2	46	70	3.00	0.833
Greg McMichael, R (7, 1) ERA: 3.66	1.0		5	1	0	0	2	1	0	0	0	0	0	12	19	0.00	2.000
Dennis Cook, L (8, 1) ERA: 3.31	1.0		6	2	0	0	0	1	0	0	0	0	0	13	20	0.00	3.000
John Franco, L (9, 1) ERA: 3.93	1.0		4	1	0	0	0	0	0	0	0	0	0	8	14	0.00	1.000

Batter	1	2	3	4	5	6	7	8	9	AB R H RBI BB SO LOB	TOP									
Brian McRae, S OBP: 0.370, SLG: 0.392 (1, 8)											6 1 2 1 0 1 3									
Bernard Gilkey, R OBP: 0.374, SLG: 0.383 (1, 7)											5 1 2 0 0 1 2 0 0 0 1 0 0 0									
31 Mike Piazza, R OBP: 0.338, SLG: 0.487 (1, 2)											3 2 1 1 2 0 1 1 0 0 0 0 0 1									
John Olerud, L OBP: 0.475, SLG: 0.522 (1, 3)											5 1 2 0 0 1 6 0 0 0 0 0 0 0									
Matt Franco, L OBP: 0.358, SLG: 0.356 (9, 7)																				
Edgardo Alfonzo, R OBP: 0.356, SLG: 0.402 (1, 5)											4 1 3 3 1 1 2									
Carlos Baerga, S OBP: 0.310, SLG: 0.442 (1, 4)											5 0 1 2 0 0 2 0 0 0 0 0 0 0									
John Hudek, S (8, 1)																				
Butch Huskey, R OBP: 0.298, SLG: 0.396 (1, 9)											4 1 1 1 1 1 2									
Rey Ordonez, R OBP: 0.261, SLG: 0.280 (1, 6)											5 3 4 1 0 0 0									
Rick Reed, R OBP: 0.208, SLG: 0.238 (1, 1)											3 1 0 0 1 1 2 0 0 0 0 0 0 0									
Luis Lopez, S OBP: 0.337, SLG: 0.337 (8, 4)																				
Inning Stats	R: 0 E: 0 K: 1 S: 10	H: 1 LOB: 0 BB: 0 P: 16	R: 1 E: 0 K: 0 S: 13	H: 3 LOB: 2 BB: 1 P: 19	R: 0 E: 1 K: 1 S: 13	H: 0 LOB: 0 BB: 0 P: 8	R: 3 E: 0 K: 2 S: 20	H: 3 LOB: 2 BB: 2 P: 36	R: 2 E: 0 K: 1 S: 16	H: 4 LOB: 2 BB: 1 P: 31	R: 1 E: 1 K: 0 S: 10	H: 1 LOB: 1 BB: 0 P: 18	R: 2 E: 0 K: 0 S: 8	H: 1 LOB: 0 BB: 1 P: 18	R: 2 E: 0 K: 0 S: 10	H: 2 LOB: 1 BB: 0 P: 16	1B: 13 2B: 1 3B: 0 HR: 2	SF: 1 SAC: 0 DP: 2 HBP: 1	WP: 0 PB: 0 SB: 0 CS: 0	PA: 48
PITCHER	IP WLS BF H R ER SO BB IBB HBP BLK WP HR S P ERA WHIP																			
55 Matt Beech, L ERA: 5.92 (1, 1)	5.0 L 25 8 4 4 5 2 1 0 0 0 0 0 61 97 7.20 2.000																			
Matt Whiteside, R ERA: 8.5 (6, 1)	3.0 17 6 5 4 1 2 0 0 1 0 1 34 67 12.00 2.667																			
Robert Dodd, L ERA: 9.0 (9, 1)	1.0 6 2 2 2 0 0 0 0 1 0 0 1 10 16 18.00 2.000																			

New York Mets @ Philadelphia Phillies
Veterans Stadium, Philadelphia, PA

Fri May 29 1998, 7:05 PM EDT
Att. 21,567 - Overcast - 83 F

livebaseballscorecards.com

AB	41
R	11
H	16
RBI	10
BB	5
SO	6
LOB	21



BOTTOM

New York Mets @ Philadelphia Phillies
Veterans Stadium, Philadelphia, PA

Fri May 29 1998, 7:05 PM EDT
 Att. 21,567 - Overcast - 83 F

livebaseballscorecards.com

AB	30
R	0
H	5
RBI	0
BB	0
SO	5
LOB	6



WP: 0	PA: 30
PB: 0	SB: 0
CS: 0	

AB	R	H	RBI	BB	SO	LOB
4	0	0	0	0	0	0
3	0	0	0	0	0	0
1	0	0	0	0	0	0
3	0	0	0	0	0	0
1	0	0	0	0	0	0
3	0	1	0	0	0	0
3	0	0	0	0	1	1
3	0	2	0	0	1	0
3	0	1	0	0	2	1
2	0	0	0	0	1	3
0	0	0	0	0	0	0
1	0	0	0	0	0	1
0	0	0	0	0	0	0
1	0	0	0	0	0	0
2	0	1	0	0	0	0

Batter	1	2	3	4	5	6	7	8	9
Doug Glanville, R OBP: 0.345, SLG: 0.423 (1, 8)	2-2 G6-3		0-2 G6-3			0-1 G5-3			1-0 P4
Gregg Jefferies, S OBP: 0.372, SLG: 0.427 Ruben Amaro Jr, S OBP: 0.286, SLG: 0.250 (1, 7) (9, 7)	1-0 G4-3		0-0 F9			0-1 G5-3			2-0 L8
Scott Rolen, R OBP: 0.376, SLG: 0.500 23 Kevin Jordan, R OBP: 0.281, SLG: 0.371 (1, 5) (9, 5)	0-1 G5-3				1-2 P4				0-1 G6-3
Rico Brogna, L OBP: 0.330, SLG: 0.487 (1, 3)		1-2 1B G6-3 F9-2 1B		2-1 F7					1-2 F8
Mike Lieberthal, R OBP: 0.276, SLG: 0.359 (1, 2)		1-1 G6-3		1-3 K					2-1 F8
Bobby Abreu, L OBP: 0.423, SLG: 0.503 (1, 9)		3-2 1B 1B		1-3 K					2-1 2B 1B
Mark Lewis, R OBP: 0.259, SLG: 0.277 (1, 4)		1-0 1B		1-3 K					2-3 K
Desi Relaford, S OBP: 0.319, SLG: 0.400 Matt Whiteside, R (6, 1) Kevin Sefcik, R OBP: 0.368, SLG: 0.276 (8, PH) Robert Dodd, L (9, 1)		2-1 F9-2		0-3 K					3-2 F9
55 Matt Beech, L OBP: 0.214, SLG: 0.214 Alex Arias, R OBP: 0.378, SLG: 0.359 (1, 1) (6, 6)						2-1 G4-3			0-1 1-H 2B

Inning Stats	R: 0	H: 0	E: 0	K: 0	S: 6	P: 9	R: 0	H: 3	E: 0	K: 0	S: 11	R: 0	H: 0	E: 0	K: 1	S: 11	R: 0	H: 0	E: 0	K: 3	S: 9	R: 0	H: 0	E: 0	K: 0	S: 6	R: 0	H: 2	E: 0	K: 1	S: 11	R: 0	H: 0	E: 0	K: 0	S: 4		
	LOB: 0	BB: 0	LOB: 2	BB: 0	LOB: 0	BB: 0	LOB: 0	BB: 0	LOB: 0	BB: 0	LOB: 0	LOB: 0	BB: 0	LOB: 0	BB: 0	LOB: 0	LOB: 0	BB: 0	LOB: 0	BB: 0	LOB: 0	LOB: 2	BB: 0	LOB: 0	BB: 0	LOB: 0	BB: 0	LOB: 2	BB: 0	LOB: 0	BB: 0	LOB: 0	BB: 0	LOB: 0	BB: 0	LOB: 0	BB: 0	LOB: 0

PITCHER	IP	WLS	BF	H	R	ER	SO	BB	IBB	HBP	BLK	WP	HR	S	P	ERA	WHIP
Rick Reed, R ERA: 2.44 (1, 1)	7.1	W	25	4	0	0	5	0	0	0	0	0	0	62	90	0.00	0.545
John Hudek, R ERA: 3.24 (8, 1)	1.2		5	1	0	0	0	0	0	0	0	0	0	9	15	0.00	0.600

Batter	1	2	3	4	5	6	7	8	9	AB R H RBI BB SO LOB	TOP		
Brian McRae, S (1, 8) OBP: 0.362, SLG: 0.383	1-2 G4-3		1-3 K		0-0 G4-6-3		1-3 K			4 0 0 0 0 2 1			
Bernard Gilkey, R (1, 7) OBP: 0.385, SLG: 0.423	1-0 HR		4-2 BB			0-0 31 1B 2B		1-3 K		3 2 2 1 1 1 0			
31 Mike Piazza, R (1, 2) OBP: 0.337, SLG: 0.482	1-2 G4-3		2-1 L7			3-2 2B 1B		2-2 L7		4 1 1 0 0 0 1			
John Olerud, L (1, 3) OBP: 0.470, SLG: 0.521	1-1 F9			1-1 G3-1		1-1 1B G4-6-3 2B		1-1 F7		4 1 1 1 0 0 0			
Edgardo Alfonzo, R (1, 5) OBP: 0.353, SLG: 0.397		2-0 G6-3		2-3 K		0-1 G4-6-3 1B		0-2 G1-3		4 0 1 1 0 1 0			
Carlos Baerga, S (1, 4) OBP: 0.315, SLG: 0.458 John Franco, L (9, 1)		2-1 FC6-4 HBP		2-0 HR		0-1 G4-6-3 1B		1-3 K		3 1 1 1 0 1 1 0 0 0 0 0 0 0			
Butch Huskey, R (1, 9) OBP: 0.303, SLG: 0.417		1 SAFE 0-3 K		0-2 G5-3		0-0 CS 1B		0-1 HR		4 1 2 1 0 1 1			
Rey Ordonez, R (1, 6) OBP: 0.261, SLG: 0.279		1 SAFE 1-2 FC6-4			1-0 G4-6-3 1B	1-1 CS	0-0 G1	0-1 F8		4 0 1 0 0 0 1			
Al Leiter, L (1, 1) OBP: 0.182, SLG: 0.227 Mel Rojas, R (8, 1) Greg McMichael, R (8, 1) Luis Lopez, S (9, 4) OBP: 0.337, SLG: 0.337			1-3 K		2-3 K		0-3 K			3 0 0 0 0 3 1 0			
Inning Stats	R: 1 H: 1 E: 0 LOB: 0 K: 0 BB: 0 S: 9 P: 13	R: 0 H: 0 E: 0 LOB: 1 K: 1 BB: 0 S: 9 P: 14	R: 0 H: 0 E: 0 LOB: 1 K: 2 BB: 1 S: 12 P: 20	R: 1 H: 1 E: 0 LOB: 0 K: 1 BB: 0 S: 9 P: 14	R: 0 H: 1 E: 0 LOB: 0 K: 1 BB: 0 S: 5 P: 8	R: 3 H: 5 E: 0 LOB: 0 K: 0 BB: 0 S: 12 P: 17	R: 0 H: 0 E: 0 LOB: 0 K: 2 BB: 0 S: 7 P: 8	R: 0 H: 0 E: 0 LOB: 0 K: 1 BB: 0 S: 9 P: 13	R: 1 H: 1 E: 0 LOB: 0 K: 1 BB: 0 S: 10 P: 11	1B: 4 SF: 0 2B: 2 SAC: 0 3B: 0 DP: 2 HR: 3 HBP: 1	WP: 0 PA: 36 PB: 0 SB: 0 CS: 1		
PITCHER	IP WLS BF H R ER SO BB IBB HBP BLK WP HR S P ERA WHIP											PITCHER	IP WLS BF H R ER SO BB IBB HBP BLK WP HR S P ERA WHIP
Tyler Green, R (1, 1) ERA: 4.91 Jerry Spradlin, R (8, 1) ERA: 4.23	7.0 L 28 8 5 5 7 1 0 1 0 0 2 63 94 6.43 1.286												

New York Mets @ Philadelphia Phillies
Veterans Stadium, Philadelphia, PA
 Sat May 30 1998, 7:05 PM EDT
 Att. 30,660 - Cloudy - 86 F

livebaseballscorecards.com

AB	33
R	6
H	9
RBI	5
BB	1
SO	9
LOB	6



Batter	1	2	3	4	5	6	7	8	9	AB	R	H	RBI	BB	SO	LOB
Doug Glanville, R OBP: 0.342, SLG: 0.419 (1, 8)	1-2 FC4 1B		1-0 P3		0-2 L4		0-3 K		1-3 K	5	0	1	0	0	2	0
Kevin Sevcik, R OBP: 0.357, SLG: 0.250 Jerry Spradlin, S (8, 1)	0-0 FC4 FC5-4 1-2f		4-2 BB 23 1B BB		2-3 K		3-3 K			3	1	0	0	1	2	1
Scott Rolen, R OBP: 0.378, SLG: 0.512 (1, 5)	2-1 FC5-4 1-2f		4-1 23 1B BB		0-0 F8			3-2 HR		3	1	1	1	1	0	1
23 Kevin Jordan, R OBP: 0.309, SLG: 0.385 (1, 3)	0-1 G6-3		1-1 1-2 2-H 1B		0-1 HR 1B			4-2 FC3-6 BB		3	1	2	1	1	0	1
Mike Lieberthal, R OBP: 0.280, SLG: 0.385 (1, 2)		2-1 G4-3 2B	1-0 P6		3-2 HR 1B			1-3 K		4	1	2	2	0	1	3
Mark Lewis, R OBP: 0.259, SLG: 0.277 (1, 4)		0-0 G4-3		3-2 1B		0-0 G6-3		1-2 FC3-6		4	0	1	0	0	0	2
Rex Hudler, R OBP: 0.226, SLG: 0.179 Gregg Jefferies, S (8, PH) (9, 7)		0-0 G4-3		1-3 K		0-3 K		1-3 K		3	0	0	0	0	2	2
Desi Relaford, S OBP: 0.311, SLG: 0.390 (1, 6)		2-3 K		1-3 K		2-3 K			2-2 P3	4	0	0	0	0	3	2
Tyler Green, R OBP: 0.300, SLG: 0.333 Ruben Amaro Jr, S (7, PH) (8, 9)			3-3 K		1-3 K		3-2 P3		2-1 F8	2	0	0	0	0	2	1
										2	0	0	0	0	0	0

Inning Stats	R: 0	H: 1	E: 0	K: 0	S: 8	H: 1	LOB: 1	BB: 0	P: 11	R: 0	H: 1	E: 0	K: 1	S: 8	R: 1	H: 1	E: 0	K: 1	S: 15	R: 0	H: 1	E: 0	K: 3	S: 16	R: 0	H: 0	E: 0	K: 1	S: 8	R: 2	H: 2	E: 0	K: 2	S: 12	R: 0	H: 0	E: 0	K: 2	S: 13	R: 1	H: 1	E: 0	K: 2	S: 18	R: 0	H: 0	E: 0	K: 1	S: 9	1B: 4	2B: 1	3B: 0	HR: 2	SF: 0	SAC: 0	DP: 0	HBP: 0	WP: 0	PA: 37
PITCHER	IP	WLS	BF	H	R	ER	SO	BB	IBB	HBP	BLK	WP	HR	S	P	ERA	WHIP																																										
Al Leiter, L ERA: 1.74 (1, 1)	7.0		29	6	3	3	10	2	0	0	0	0	1	80	120	3.86	1.143																																										
Mel Rojas, R ERA: 2.08 (8, 1)	0.0		2	1	1	1	0	1	0	0	0	0	1	6	13	∞	∞																																										
Greg McMichael, R ERA: 3.48 (8, 1)	1.0		3	0	0	0	2	0	0	0	0	0	0	12	15	0.00	0.000																																										
John Franco, L ERA: 3.72 (9, 1)	1.0	S	3	0	0	0	1	0	0	0	0	0	0	9	14	0.00	0.000																																										

BOTTOM

New York Mets @ Philadelphia Phillies
Veterans Stadium, Philadelphia, PA

livebaseballscores.com

AB	34
R	4
H	7
RBI	4
BB	3
SO	13
LOB	14



Sat May 30 1998, 7:05 PM EDT
Att: 30,660 - Cloudy - 86 F

Batter	1	2	3	4	5	6	7	8	9	AB	R	H	RBI	BB	SO	LOB	TOP
--------	---	---	---	---	---	---	---	---	---	----	---	---	-----	----	----	-----	-----


Brian McRae, S <small>(1, 8)</small> <small>OBP: 0.363, SLG: 0.401</small>	 <small>1-1</small>	 <small>3-3</small>		 <small>2-2</small>		 <small>0-0</small>		 <small>1-2</small>		5	1	2	1	0	1	3	
Bernard Gilkey, R <small>(1, 7)</small> <small>OBP: 0.385, SLG: 0.417</small>	 <small>1-1</small>		 <small>1-1</small>	 <small>1-0</small>		 <small>2-0</small>		 <small>2-1</small>		4	0	1	2	0	0	2	
31 Mike Piazza, R <small>(1, 2)</small> <small>OBP: 0.343, SLG: 0.485</small>	 <small>1-0</small>		 <small>2-2</small>	 <small>1-0</small>		 <small>1-0</small>	 <small>1-0</small>	 <small>1-0</small>		5	2	3	0	0	0	3	
John Olerud, L <small>(1, 3)</small> <small>OBP: 0.478, SLG: 0.533</small>	 <small>0-2</small>		 <small>0-2</small>		 <small>0-0</small>		 <small>3-1</small>		 <small>4-1</small>	4	2	3	0	1	0	1	
Edgardo Alfonzo, R <small>(1, 5)</small> <small>OBP: 0.368, SLG: 0.426</small>	 <small>2-2</small>		 <small>1-0</small>		 <small>2-1</small>		 <small>1-1</small>		 <small>1-0</small>	5	1	4	4	0	0	1	
Luis Lopez, S <small>(1, 4)</small> <small>OBP: 0.326, SLG: 0.326</small>	 <small>1-0</small>		 <small>0-0</small>		 <small>1-1</small>		 <small>2-1</small>		 <small>3-3</small>	3	0	0	0	0	0	2	
Brian Bohanon, L <small>(5, 1)</small> <small>OBP: 0.545, SLG: 0.636</small>	 <small>1-0</small>		 <small>1-0</small>		 <small>1-1</small>		 <small>1-2</small>		 <small>1-2</small>	0	0	0	0	0	0	0	
Rich Becker, L <small>(7, PH)</small> <small>OBP: 0.349, SLG: 0.393</small>	 <small>1-0</small>		 <small>1-0</small>		 <small>1-1</small>		 <small>1-2</small>		 <small>1-2</small>	2	0	1	0	0	1	2	
Butch Huskey, R <small>(1, 9)</small> <small>OBP: 0.296, SLG: 0.407</small>	 <small>2-0</small>		 <small>0-0</small>		 <small>2-3</small>		 <small>0-3</small>		 <small>4-0</small>	4	0	0	0	0	2	4	
Mel Rojas, R <small>(7, 1)</small>	 <small>2-0</small>		 <small>0-0</small>		 <small>2-3</small>		 <small>0-3</small>		 <small>4-0</small>	0	0	0	0	0	0	0	
Matt Franco, L <small>(9, PH)</small> <small>OBP: 0.368, SLG: 0.356</small>	 <small>2-0</small>		 <small>0-0</small>		 <small>2-3</small>		 <small>0-3</small>		 <small>4-0</small>	0	0	0	0	1	0	0	
John Franco, L <small>(9, 1)</small>	 <small>2-0</small>		 <small>0-0</small>		 <small>2-3</small>		 <small>0-3</small>		 <small>4-0</small>	0	0	0	0	0	0	0	
Rey Ordonez, R <small>(1, 6)</small> <small>OBP: 0.270, SLG: 0.288</small>		 <small>0-1</small>		 <small>0-0</small>		 <small>1-0</small>		 <small>0-1</small>	 <small>0-0</small>	5	1	3	0	0	0	0	
Bobby Jones, R <small>(1, 1)</small> <small>OBP: 0.118, SLG: 0.118</small>		 <small>2-3</small>		 <small>0-2</small>		 <small>1-2</small>		 <small>1-2</small>	 <small>3-2</small>	1	0	0	0	0	1	0	
Carlos Baerga, S <small>(5, 4)</small> <small>OBP: 0.320, SLG: 0.462</small>		 <small>2-3</small>		 <small>0-2</small>		 <small>1-2</small>		 <small>1-2</small>	 <small>3-2</small>	3	1	2	0	0	0	2	

Inning Stats R: 3 H: 4 E: 0 LOB: 1 K: 0 BB: 0 S: 13 P: 21	R: 0 H: 0 E: 0 LOB: 0 K: 2 BB: 0 S: 10 P: 15	R: 2 H: 3 E: 0 LOB: 1 K: 0 BB: 0 S: 11 P: 15	R: 0 H: 1 E: 0 LOB: 2 K: 0 BB: 0 S: 10 P: 14	R: 0 H: 1 E: 0 LOB: 0 K: 0 BB: 0 S: 5 P: 8	R: 0 H: 2 E: 0 LOB: 2 K: 1 BB: 0 S: 12 P: 18	R: 0 H: 3 E: 0 LOB: 2 K: 1 BB: 0 S: 10 P: 17	R: 2 H: 3 E: 1 LOB: 0 K: 0 BB: 0 S: 9 P: 14	R: 1 H: 2 E: 0 LOB: 2 K: 1 BB: 2 S: 10 P: 25	1B: 16 SF: 0 2B: 2 SAC: 1 3B: 1 DP: 3 HR: 1 HBP: 1	WP: 1 PA: 45 PB: 0 SB: 0 CS: 2
--	---	---	---	---	---	---	--	---	---	---

PITCHER Mark Portugal, R <small>(1, 1)</small> <small>ERA: 4.65</small> IP: 5.2 WLS: 28 BF: 11 H: 5 R: 5 ER: 5 SO: 3 BB: 0 IBB: 0 HBP: 1 BLK: 0 WP: 0 HR: 1 S: 60 P: 88 ERA: 7.94 WHIP: 1.941	Jerry Spradlin, R <small>(6, 1)</small> <small>ERA: 4.18</small> IP: 0.1 WLS: 1 BF: 0 H: 0 R: 0 ER: 0 SO: 0 BB: 0 IBB: 0 HBP: 0 BLK: 0 WP: 0 HR: 0 S: 1 P: 3 ERA: 0.00 WHIP: 0.000	Wayne Comes, R <small>(7, 1)</small> <small>ERA: 4.08</small> IP: 1.0 WLS: 6 BF: 4 H: 1 R: 1 ER: 1 SO: 1 BB: 0 IBB: 0 HBP: 0 BLK: 0 WP: 0 HR: 0 S: 12 P: 19 ERA: 9.00 WHIP: 4.000	Darrin Winston, L <small>(8, 1)</small> <small>ERA: 3.8</small> IP: 0.1 WLS: L BF: 2 H: 1 R: 0 ER: 0 SO: 0 BB: 0 IBB: 0 HBP: 0 BLK: 0 WP: 0 HR: 0 S: 4 P: 6 ERA: 0.00 WHIP: 3.000	Mark Leiter, R <small>(8, 1)</small> <small>ERA: 2.14</small> IP: 1.2 WLS: 8 BF: 3 H: 2 R: 2 ER: 1 SO: 1 BB: 1 IBB: 1 HBP: 0 BLK: 0 WP: 1 HR: 0 S: 13 P: 31 ERA: 5.40 WHIP: 2.400	PITCHER IP WLS BF H R ER SO BB IBB HBP BLK WP HR S P ERA WHIP
---	--	---	---	---	---

New York Mets @ Philadelphia Phillies
Veterans Stadium, Philadelphia, PA
Sun May 31 1998, 3:33 AM EDT
Att. 23,025 - Cloudy - 89 F

AB 41
R 8
H 19
RBI 7
BB 2
SO 5
LOB 20



Batter	1	2	3	4	5	6	7	8	9	AB R H RBI BB SO LOB
Doug Glanville, R OBP: 0.343, SLG: 0.431 (1, 8)	1-2 G5-3 ①		1-1 HR	2-2 2B 1B		3-2 G5-3 ③			1-2 G1-6-3 ② ③ 1-2f	5 2 2 1 0 0 1
Gregg Jefferies, S OBP: 0.373, SLG: 0.437 (1, 7)	0-1 1B SF7 2B		1-3 K	1-1 1-H 2B			1-2 G3-1 ①			4 1 2 1 0 1 0
Scott Rolen, R OBP: 0.384, SLG: 0.522 (1, 5)	2-2 E S 1B		1-2 BB 2B 1B	1-1 G1-3 ③			0-0 CS 2B			4 1 3 0 0 0 1
Rico Brogna, L OBP: 0.329, SLG: 0.481 (1, 3)	1-0 SF7 ② 3-H		4-1 2B 1B BB		0-0 G6-3 ①		0-2 SAFE F5 ② ③ 2-3			2 1 0 1 1 0 1
Bobby Abreu, L OBP: 0.415, SLG: 0.491 (1, 9)	3-3 K 1-3 ③		0-0 F7 ②		1-0 G4-3 ②			1-3 K ①		4 0 0 0 0 2 3
Mark Lewis, R OBP: 0.264, SLG: 0.283 (1, 4)		1-2 F3 ①	0-0 1B 2B	1-3 2-H 2B	4-1 BB			1-1 F8 ②		3 1 1 1 1 0 0
Mark Parent, R OBP: 0.333, SLG: 0.343 (8, PH) Mike Lieberthal, R OBP: 0.279, SLG: 0.383 (9, 2)		1-2 1B 1B	0-2 2-H 3-H 1B		3-3 K ③			0-0 F7 ③		3 0 2 2 0 1 1 1 0 0 0 0 0 0
Desi Relaford, S OBP: 0.310, SLG: 0.386 (1, 6)		0-1 G6-4-3 1B		0-2 G4-3 ①		1-0 G5-3 ①		3-2 F8 ①		4 0 1 0 0 0 0
Mark Portugal, R OBP: 0.403, SLG: 0.500 (6, 1) Jerry Spradlin, S (6, PH) Rex Hudler, R OBP: 0.219, SLG: 0.172 (7, 1) Wayne Gomes, R (7, 1) Darrin Winston, R (8, 1) Mark Leiter, R (8, 1) 23 Kevin Jordan, R OBP: 0.319, SLG: 0.394 (9, PH)		0-0 G6-4-3 ② ③ 1-2f		1-2 G3 ②		2-2 F9 ②		0-0 G1-6-3 1B		2 0 0 0 0 0 0 2 0 0 0 0 0 0 0 0 1 0 1 0 1 0 0 0 0 0

Inning Stats	R: 1	H: 2	E: 0	LOB: 1	K: 1	P: 17	R: 0	H: 2	E: 0	LOB: 1	K: 0	P: 9	R: 4	H: 4	E: 0	LOB: 1	K: 1	P: 17	R: 1	H: 2	E: 0	LOB: 1	K: 0	P: 13	R: 0	H: 0	E: 0	LOB: 1	K: 1	P: 6	R: 0	H: 0	E: 0	LOB: 0	K: 0	P: 10	R: 0	H: 1	E: 0	LOB: 0	K: 0	P: 8	R: 0	H: 0	E: 0	LOB: 0	K: 1	P: 7	R: 0	H: 1	E: 0	LOB: 0	K: 0	P: 9	R: 0	H: 1	E: 0	LOB: 0	K: 0	P: 7	R: 0	H: 1	E: 0	LOB: 0	K: 0	P: 11	1B: 7	SF: 1	2B: 4	SAC: 0	3B: 0	DP: 2	HR: 1	HBP: 0	WP: 0	PA: 37
--------------	------	------	------	--------	------	-------	------	------	------	--------	------	------	------	------	------	--------	------	-------	------	------	------	--------	------	-------	------	------	------	--------	------	------	------	------	------	--------	------	-------	------	------	------	--------	------	------	------	------	------	--------	------	------	------	------	------	--------	------	------	------	------	------	--------	------	------	------	------	------	--------	------	-------	-------	-------	-------	--------	-------	-------	-------	--------	-------	--------

PITCHER	IP	WLS	BF	H	R	ER	SO	BB	IBB	HBP	BLK	WP	HR	S	P	ERA	WHIP
Bobby Jones, R ERA: 4.04 (1, 1)	4.0		21	10	6	6	2	1	0	0	0	0	1	56	77	13.50	2.750
Brian Bohanon, L ERA: 1.58 (5, 1)	2.0		7	0	0	0	1	1	0	0	0	0	0	16	30	0.00	0.500
Mel Rojas, R ERA: 1.9 (7, 1)	2.0	W	6	1	0	0	1	0	0	0	0	0	0	15	18	0.00	0.500
John Franco, L ERA: 3.54 (9, 1)	1.0	S	3	1	0	0	0	0	0	0	0	0	0	7	11	0.00	1.000

BOTTOM

New York Mets @ Philadelphia Phillies
Veterans Stadium, Philadelphia, PA

Sun May 31 1998, 3:33 AM EDT
Att: 23,025 - Cloudy - 89 F

livebaseballscorecards.com

AB	34
R	6
H	12
RBI	6
BB	2
SO	4
LOB	9



Batter	1	2	3	4	5	6	7	8	9	AB R H RBI BB SO LOB	TOP											
Brian McRae, S (1, 8) OBP: 0.354, SLG: 0.390	0-0 G6-3		1-3 K		0-0 B2			2-2 F7	1-0 FC6-4	5 0 0 0 0 1 2												
Bernard Gilkey, R (1, 7) OBP: 0.388, SLG: 0.411	4-1 BB		4-0 31 FC6-4 BB		3-2 L9			2-3 K		2 0 0 0 2 1 0												
31 Mike Piazza, R (1, 2) OBP: 0.341, SLG: 0.495	2-3 K		0-0 FC6-4				1-0 L8	0-2 HR		4 1 1 1 0 1 3												
John Olerud, L (1, 3) OBP: 0.469, SLG: 0.520	3-3 K				1-2 F7		3-3 K	1-0 G3		4 0 0 0 0 2 1												
Carlos Baerga, S (1, 4) OBP: 0.330, SLG: 0.468					0-1 BB 1B		0-0 1B	1-0 2B E 1B		4 1 3 0 0 0 0												
Edgardo Alfonzo, R (1, 5) OBP: 0.371, SLG: 0.432					4-2 BB		1-1 G6-3	1-1 E SF8 2B		3 1 1 0 1 0 1												
Rich Becker, L (1, 9) OBP: 0.339, SLG: 0.380					2-2 F8		2-2 G4-3	0-1 P3		3 0 0 0 0 1 2												
Butch Huskey, R (9, PH) OBP: 0.295, SLG: 0.405										1 0 0 0 0 0 2												
Rey Ordonez, R (1, 6) OBP: 0.270, SLG: 0.293					1-3 K		1-0 G4-3	0-0 E6 FC6-4		4 0 1 1 0 1 3												
Dave Micki, R (1, 1) OBP: 0.278, SLG: 0.188					0-1 SH3-4		1-3 K	0-0 SF8		1 0 0 0 0 1 0												
Luis Lopez, S (7, PH) OBP: 0.323, SLG: 0.322										1 0 0 0 0 0 0												
Turk Wendell, L (7, 1)										0 0 0 0 0 0 0												
Jim Tatum, R (9, PH) OBP: 0.250, SLG: 0.488										0 0 0 1 0 0 0												
Inning Stats	R: 0 E: 0 K: 2 S: 11	H: 0 LOB: 1 BB: 1 P: 19	R: 0 E: 0 K: 1 S: 9	H: 0 LOB: 0 BB: 0 P: 16	R: 0 E: 0 K: 1 S: 7	H: 1 LOB: 2 BB: 1 P: 12	R: 0 E: 0 K: 1 S: 15	H: 1 LOB: 2 BB: 1 P: 23	R: 0 E: 0 K: 1 S: 7	H: 0 LOB: 0 BB: 0 P: 11	R: 0 E: 0 K: 0 S: 8	H: 1 LOB: 1 BB: 0 P: 13	R: 0 E: 0 K: 0 S: 7	H: 0 LOB: 0 BB: 0 P: 12	R: 1 E: 0 K: 1 S: 12	H: 1 LOB: 0 BB: 0 P: 17	R: 2 E: 1 K: 0 S: 8	H: 2 LOB: 1 BB: 0 P: 11	1B: 3 2B: 2 3B: 0 HR: 1	SF: 1 SAC: 1 DP: 0 HBP: 0	WP: 0 PB: 0 SB: 0 CS: 0	PA: 37
PITCHER	IP WLS BF H R ER SO BB IBB HBP BLK WP HR S P ERA WHIP																					
Jason Schmidt, R (1, 1) ERA: 3.59	8.0 W 33 6 3 2 8 3 0 0 0 0 0 1 79 128 2.25 1.125																					
Ricardo Rincon, L (9, 1) ERA: 0.75	1.0 S 4 0 0 0 0 0 0 0 0 0 0 0 5 6 0.00 0.000																					

New York Mets @ Pittsburgh Pirates
Three Rivers Stadium, Pittsburgh, PA

Mon Jun 01 1998, 7:05 PM EDT
Att. 11,274 - Unknown - 73 F

livebaseballscorecards.com

AB	32
R	3
H	6
RBI	3
BB	3
SO	8
LOB	14



Batter	1	2	3	4	5	6	7	8	9	AB	R	H	RBI	BB	SO	LOB
Tony Womack, L (1, 4) OBP: 0.305, SLG: 0.306	1-1 HR	2-2 SF7		1-0 1B		1-3 K				3	1	2	2	0	1	0
Al Martin, L (1, 7) OBP: 0.319, SLG: 0.402 Kevin Young, R (8, 3) OBP: 0.328, SLG: 0.488	2-3 K	1-1 1B		0-0 1B				1-3 K		4	0	2	1	0	2	0
18 Jason Kendall, R (1, 2) OBP: 0.420, SLG: 0.477	1-2 F9	0-0 F9		3-2 F9				1-2 G6-3		4	0	0	0	0	0	3
Mark Smith, R (1, 3) OBP: 0.224, SLG: 0.190 Manny Martinez, R (7, PR) OBP: 0.433, SLG: 0.750	4-1 BB		0-0 1B		2-2 E5 SF8			1-1 1B		3	1	2	0	1	0	0
Jermaine Allensworth, R (1, 8) OBP: 0.354, SLG: 0.440	0-1 E6		1-3 K		0-2 F9			0-0 P8		4	0	0	0	0	1	4
Jose Guillen, R (1, 9) OBP: 0.362, SLG: 0.519	0-1 G6-3		1-1 G5-3		0-0 SF8			1-0 1B		3	0	1	1	0	0	3
Aramis Ramirez, R (1, 5)		4-0 SH1-4 BB SF7 BB		1-3 K		2-3 K		3-2 F9		3	1	0	0	1	2	2
Kevin Polcovich, R (1, 6) OBP: 0.235, SLG: 0.229		4-1 SH1-4 1B BB		0-0 G5-3		2-2 CS HBP		3-2 F9		2	1	0	0	1	0	1
Jason Schmidt, R (1, 1) OBP: 0.083, SLG: 0.043 Ricardo Rincon, L (9, 1)		0-0 SH1-4		1-0 F8		0-3 K		1-3 K		3	0	0	0	0	2	2

Inning Stats	R: 1	H: 1	R: 2	H: 1	R: 0	H: 1	R: 0	H: 2	R: 1	H: 0	R: 0	H: 0	R: 0	H: 1	R: 0	H: 1
	E: 2	LOB: 2	E: 0	LOB: 1	E: 0	LOB: 1	E: 0	LOB: 2	E: 1	LOB: 0	E: 0	LOB: 0	E: 0	LOB: 1	E: 0	LOB: 1
	K: 1	BB: 1	K: 0	BB: 2	K: 2	BB: 0	K: 0	BB: 0	K: 1	BB: 0	K: 1	BB: 0	K: 1	BB: 0	K: 1	BB: 0
	S: 13	P: 21	S: 9	P: 20	S: 10	P: 13	S: 8	P: 13	S: 10	P: 14	S: 8	P: 11	S: 9	P: 12	S: 11	P: 19


PITCHER	IP	WLS	BF	H	R	ER	SO	BB	IBB	HBP	BLK	WP	HR	S	P	ERA	WHIP
Dave Mlicki, R (1, 1) ERA: 5.68	6.0	L	28	5	4	3	6	3	0	1	0	0	1	58	92	4.50	1.333
Turk Wendell, R (7, 1) ERA: 6.11	2.0		8	2	0	0	2	0	0	0	0	0	0	20	31	0.00	1.000

BOTTOM

New York Mets @ Pittsburgh Pirates
Three Rivers Stadium, Pittsburgh, PA

Mon Jun 01 1998, 7:05 PM EDT
Att: 11,274 - Unknown - 73 F

AB	29
R	4
H	7
RBI	4
BB	3
SO	8
LOB	15



WP	PA	ERA	WHIP
0	36	0	0
0		1	1
1		0	1

Batter	1	2	3	4	5	6	7	8	9	AB R H RBI BB SO LOB	TOP	
Brian McRae, S (1, 8) OBP: 0.352, SLG: 0.386	1-0 FC5-4 1B	2-2 G4-3			0-0 F8		0-1 L5			4 0 1 0 0 0 1		
Bernard Gilkey, R (1, 7) OBP: 0.385, SLG: 0.414	1-0 FC5-4 31 WP 1B		1-2 P4		2-0 F8			3-2 2B		4 1 1 0 0 0 1		
31 Mike Piazza, R (1, 2) OBP: 0.339, SLG: 0.490	3-1 F9 BB 1B		3-2 G5-3			1-2 G6-3		1-0 F9		4 0 1 1 0 0 1		
John Olerud, L (1, 3) OBP: 0.479, SLG: 0.526	4-2 FC6-4 BB		1-1 S 1B		3-2 FC6-4 1B		4-0 G6-3 BB			2 0 2 0 2 0 0		
Edgardo Alfonzo, R (1, 5) OBP: 0.362, SLG: 0.420	3-1 F9		2-0 F7		0-0 FC6-4		2-1 G6-3			4 0 0 0 0 0 6		
Carlos Baerga, S (1, 4) OBP: 0.323, SLG: 0.458	1-2 FC6-4			2-2 F9		2-1 G1-3			3-3 K	4 0 0 0 0 1 3		
Butch Huskey, R (1, 9) OBP: 0.294, SLG: 0.418		0-0 HR		3-1 G4-3			2-3 K		0-0 G3-1	4 1 1 1 0 1 0	AB 33 R 2 H 7 RBI 2 BB 2 SO 6 LOB 13	
Rey Ordonez, R (1, 6) OBP: 0.267, SLG: 0.290		3-2 G4-3		0-0 F8			0-0 1B		2-3 K	2 0 0 0 0 0 0 2 0 1 0 0 1 0		
Luis Lopez, S (7, PH) OBP: 0.327, SLG: 0.326												
Masato Yoshi, R (1, 1) OBP: 0.176, SLG: 0.133		1-3 K				0-3 K				1 0 0 0 0 0 1 0 1 0 0 0 0 0 1 0 0 0 0 0 0 0 0 0 1 0 0 0 0 0 1 1 0 0 0 0 0 0 0 0 0 0 0 0 0 0 0 0		
Brian Bohannon, L (3, 1) OBP: 0.500, SLG: 0.583												
John Hudek, S (6, 1)												
Matt Franco, L (7, PH) OBP: 0.362, SLG: 0.350												
Dennis Cook, L (7, 1)												
Greg McMichael, R (8, 1)												
Inning Stats	R: 1 H: 2 E: 0 LOB: 2 K: 0 BB: 1 S: 11 P: 24	R: 1 H: 1 E: 0 LOB: 0 K: 1 BB: 0 S: 10 P: 16	R: 0 H: 1 E: 0 LOB: 1 K: 0 BB: 0 S: 9 P: 16	R: 0 H: 0 E: 0 LOB: 0 K: 0 BB: 0 S: 7 P: 12	R: 0 H: 0 E: 0 LOB: 0 K: 1 BB: 0 S: 5 P: 7	R: 0 H: 1 E: 0 LOB: 1 K: 0 BB: 0 S: 10 P: 15	R: 0 H: 1 E: 0 LOB: 1 K: 2 BB: 0 S: 9 P: 12	R: 0 H: 1 E: 0 LOB: 1 K: 2 BB: 1 S: 7 P: 17	R: 0 H: 0 E: 0 LOB: 0 K: 2 BB: 0 S: 11 P: 16	1B: 5 SF: 0 2B: 1 SAC: 0 3B: 0 DP: 1 HR: 1 HBP: 0	WP: 1 PA: 35 PB: 0 SB: 1 CS: 0	
PITCHER	IP WLS BF H R ER SO BB IBB HBP BLK WP HR S P ERA WHIP											
Chris Peters, L (1, 1) ERA: 2.7	5.0 W 20 4 2 2 2 1 0 0 0 1 1 42 75 3.60 1.000											
Elmer Dessens, R (6, 1) ERA: 5.52	2.1 10 3 0 0 2 0 0 0 0 0 0 24 36 0.00 1.286											
Ricardo Rincon, L (8, 1) ERA: 0.7	1.2 S 5 0 0 0 2 1 0 0 0 0 0 13 24 0.00 0.600											

New York Mets @ Pittsburgh Pirates
Three Rivers Stadium, Pittsburgh, PA

Tue Jun 02 1998, 7:05 PM EDT
Att. 9,040 - Overcast - 68 F

livebaseballscorecards.com



Batter	1	2	3	4	5	6	7	8	9	AB	R	H	RBI	BB	SO	LOB
Tony Womack, L OBP: 0.308, SLG: 0.307 (1, 4)	4-1 E G3 BB		0-0 F7		1-2 HBP 3B 1B		1-1 G1-3			3	2	1	0	1	0	0
Al Martin, L Ricardo Rincon, L OBP: 0.322, SLG: 0.401 (1, 7) (8, 1)	1-1 P6		1-2 CS 1B		2-2 HBP 3B HBP		2-3 K			3	1	1	0	0	1	1
Turner Ward, S OBP: 0.324, SLG: 0.404 (1, 8) (6, 9)	1-1 E7 G3 1-3		0-0 1-2	0-1 G3	3-3 K		3-1 2B			5	0	1	0	0	1	5
Kevin Young, R OBP: 0.326, SLG: 0.493 (1, 3)	1-0 G3 2-3 3-H		1-1 G4-3	3-0 3B	1-0 G3		2-3 K			4	0	1	4	0	1	2
Jose Guillen, R Elmer Dessens, R Manny Martinez, R OBP: 0.361, SLG: 0.521 (6, 1) (8, 7)	0-0 G6-3		1-1 1B 2B	1-0 G3	3-2 L5		2-3 K			3	1	1	0	0	0	2
Doug Strange, S OBP: 0.248, SLG: 0.250 (1, 5)		2-1 L3	1-2 2-H 1B	1-0 G3	3-3 K		2-3 K			4	0	1	1	0	1	1
Keith Osik, R OBP: 0.303, SLG: 0.214 (1, 2)		2-1 G5-4-3 1B	0-0 G6-3	3-3 K	3-3 K					3	0	1	0	0	1	1
Kevin Polcovich, R OBP: 0.229, SLG: 0.222 (1, 6)		1-0 G5-4-3	3-1 F9	3-3 K	3-3 K					3	0	0	0	0	1	1
Chris Peters, L Jermaine Allensworth, R OBP: 0.356, SLG: 0.438 (1, 1) (5, PH) (6, 8)			0-1 G1-3	4-1 HBP 3B 1B BB			2-3 K			1	0	0	0	0	0	0
										1	1	0	0	1	1	0

Inning Stats	R: 1	H: 0	E: 1	K: 0	S: 7	R: 0	H: 1	E: 0	K: 0	S: 5	R: 0	H: 1	E: 0	K: 0	S: 6	R: 1	H: 2	E: 0	K: 0	S: 11	R: 3	H: 2	E: 0	K: 1	S: 17	R: 0	H: 0	E: 0	K: 2	S: 8	R: 0	H: 0	E: 0	K: 2	S: 9	R: 0	H: 1	E: 0	K: 2	S: 11
	LOB: 1	BB: 1	P: 14	LOB: 0	BB: 0	P: 10	LOB: 0	BB: 0	P: 7	LOB: 1	BB: 0	P: 14	LOB: 1	BB: 1	P: 34	LOB: 0	BB: 0	P: 15	LOB: 0	BB: 0	P: 14	LOB: 0	BB: 0	P: 21	LOB: 1	BB: 0	P: 21	LOB: 1	BB: 0	P: 21	LOB: 1	BB: 0	P: 21	LOB: 1	BB: 0	P: 21	LOB: 1	BB: 0	P: 21	


PITCHER	IP	WLS	BF	H	R	ER	SO	BB	IBB	HBP	BLK	WP	HR	S	P	ERA	WHIP
Masato Yoshii, R ERA: 2.25	(1, 1)	2.0		8	1	1	0	0	1	0	0	0	0	12	24	0.00	1.000
Brian Bohanon, L ERA: 2.3	(3, 1)	3.0	L	16	5	4	1	1	0	1	0	0	0	34	55	12.00	2.000
John Hudek, R ERA: 3.06	(6, 1)	1.0		3	0	0	2	0	0	0	0	0	0	8	15	0.00	0.000
Dennis Cook, L ERA: 3.12	(7, 1)	1.0		3	0	0	2	0	0	0	0	0	0	9	14	0.00	0.000
Greg McMichael, R ERA: 3.32	(8, 1)	1.0		4	1	0	2	0	0	0	0	0	0	11	21	0.00	1.000

BOTTOM

New York Mets @ Pittsburgh Pirates
Three Rivers Stadium, Pittsburgh, PA

Tue Jun 02 1998, 7:05 PM EDT
 Att. 9,040 - Overcast - 68 F

AB	31
R	5
H	7
RBI	5
BB	2
SO	7
LOB	14



WP	PA	ERA	WHIP
0	34		
0			
0			
1			

New York Mets @ Pittsburgh Pirates
Three Rivers Stadium, Pittsburgh, PA

Wed Jun 03 1998, 7:05 PM EDT
 Att. 17,691 - Cloudy - 63 F

AB	32
R	0
H	4
RBI	0
BB	1
SO	9
LOB	11



Batter	1	2	3	4	5	6	7	8	9	AB	R	H	RBI	BB	SO	LOB
Edgardo Alfonzo, R (1, 5) OBP: 0.359, SLG: 0.411	F9		BB		G1-3			L4		3	0	0	0	1	0	1
Bernard Gilkey, R (1, 7) OBP: 0.375, SLG: 0.401	K		F7			K		F9		4	0	0	0	0	2	1
31 Mike Piazza, R (1, 2) OBP: 0.333, SLG: 0.481	G6-3			K		G6-3		G4-3		4	0	0	0	0	1	0
John Olerud, L (1, 3) OBP: 0.475, SLG: 0.517		K		K		HBP			K	3	0	0	0	0	3	0
Carlos Baerga, S (1, 4) OBP: 0.326, SLG: 0.459		BLK 1B		FC6-4 1B		P6			E6 FC5-4	4	0	2	0	0	0	1
Butch Huskey, R (1, 9) OBP: 0.293, SLG: 0.414		F9		FC6-4 1-2f			F9 S 1B		FC5-4 1-2f	4	0	1	0	0	0	3
Rich Becker, L (1, 8) OBP: 0.330, SLG: 0.368			F9		K		F8			3	0	0	0	0	1	2
Jim Tatum, R (9, PH) OBP: 0.245, SLG: 0.476								K		1	0	0	0	0	1	1
Rey Ordonez, R (1, 6) OBP: 0.263, SLG: 0.285				K		L9		F9		3	0	0	0	0	1	1
Rick Reed, R (1, 1) OBP: 0.231, SLG: 0.261										2	0	1	0	0	0	0
Matt Franco, L (7, PH) OBP: 0.357, SLG: 0.344			F8					P5		1	0	0	0	0	0	1
Greg McMichael, R (7, 1)										0	0	0	0	0	0	0
Mel Rojas, R (8, 1)										0	0	0	0	0	0	0

Batter	1	2	3	4	5	6	7	8	9	AB	R	H	RBI	BB	SO	LOB
Edgardo Alfonzo, R (1, 5) OBP: 0.359, SLG: 0.411	F9		BB		G1-3			L4		3	0	0	0	1	0	1
Bernard Gilkey, R (1, 7) OBP: 0.375, SLG: 0.401	K		F7			K		F9		4	0	0	0	0	2	1
31 Mike Piazza, R (1, 2) OBP: 0.333, SLG: 0.481	G6-3			K		G6-3		G4-3		4	0	0	0	0	1	0
John Olerud, L (1, 3) OBP: 0.475, SLG: 0.517		K		K		HBP			K	3	0	0	0	0	3	0
Carlos Baerga, S (1, 4) OBP: 0.326, SLG: 0.459		BLK 1B		FC6-4 1B		P6			E6 FC5-4	4	0	2	0	0	0	1
Butch Huskey, R (1, 9) OBP: 0.293, SLG: 0.414		F9		FC6-4 1-2f			F9 S 1B		FC5-4 1-2f	4	0	1	0	0	0	3
Rich Becker, L (1, 8) OBP: 0.330, SLG: 0.368			F9		K		F8			3	0	0	0	0	1	2
Jim Tatum, R (9, PH) OBP: 0.245, SLG: 0.476								K		1	0	0	0	0	1	1
Rey Ordonez, R (1, 6) OBP: 0.263, SLG: 0.285				K		L9		F9		3	0	0	0	0	1	1
Rick Reed, R (1, 1) OBP: 0.231, SLG: 0.261										2	0	1	0	0	0	0
Matt Franco, L (7, PH) OBP: 0.357, SLG: 0.344			F8					P5		1	0	0	0	0	0	1
Greg McMichael, R (7, 1)										0	0	0	0	0	0	0
Mel Rojas, R (8, 1)										0	0	0	0	0	0	0

Inning Stats	R: 0	H: 0	E: 0	K: 1	S: 9	P: 13	R: 0	H: 1	E: 0	K: 1	S: 10	P: 16	R: 0	H: 0	E: 0	K: 1	S: 10	P: 17	R: 0	H: 1	E: 0	K: 2	S: 10	P: 13	R: 0	H: 1	E: 0	K: 1	S: 10	P: 15	R: 0	H: 0	E: 0	K: 1	S: 10	P: 14	R: 0	H: 1	E: 0	K: 0	S: 10	P: 14	R: 0	H: 0	E: 0	K: 0	S: 5	P: 12	R: 0	H: 0	E: 1	K: 2	S: 9	P: 13	1B: 4	SF: 0	2B: 0	SAC: 0	3B: 0	DP: 0	HR: 0	HBP: 1	WP: 0	PA: 34
--------------	------	------	------	------	------	-------	------	------	------	------	-------	-------	------	------	------	------	-------	-------	------	------	------	------	-------	-------	------	------	------	------	-------	-------	------	------	------	------	-------	-------	------	------	------	------	-------	-------	------	------	------	------	------	-------	------	------	------	------	------	-------	-------	-------	-------	--------	-------	-------	-------	--------	-------	--------

PITCHER	IP	WLS	BF	H	R	ER	SO	BB	IBB	HBP	BLK	WP	HR	S	P	ERA	WHIP
Jon Lieber, R (1, 1) ERA: 4.27	8.0	W	30	4	0	0	7	1	0	1	1	0	0	74	114	0.00	0.625
Jason Christiansen, L (9, 1) ERA: 1.13	1.0	S	4	0	0	0	2	0	0	0	0	0	0	9	13	0.00	0.000

Batter	1	2	3	4	5	6	7	8	9
Jermaine Allensworth, R (1, 8) OBP: 0.354, SLG: 0.444	0-0 G3 3B		0-1 G6-3			0-2 K		3-2 L6	
Al Martin, L (1, 7) Turner Ward, S (8, 7) OBP: 0.323, SLG: 0.400 OBP: 0.321, SLG: 0.400	0-1 G3			3-1 18 G4-6-3 1B			0-2 P5	1-1 P6	
18 Jason Kendall, R (1, 2) OBP: 0.419, SLG: 0.475	2-1 G4-3		0-2 G4-6-3 1-2f				0-1 BB 2B 1B		
Kevin Young, R (1, 3) OBP: 0.326, SLG: 0.488	2-3 K		3-3 K				4-2 BB 2B BB		
Doug Strange, S (1, 4) OBP: 0.242, SLG: 0.244		1-2 G3-1			0-0 F9		1-3 K		
Jose Guillen, R (1, 9) OBP: 0.361, SLG: 0.516		1-0 G6-3			2-1 G1-3		4-1 2B BB		
Aramis Ramirez, R (1, 5) OBP: 0.111, SLG: 0.080		1-1 G6-3			0-2 K		0-1 BB 2B		
Kevin Polcovich, R (1, 6) OBP: 0.223, SLG: 0.216			0-1 P3			0-1 F9	3-2 G6-3		
Jon Lieber, L (1, 1) Tony Womack, L (8, PH) Jason Christiansen, R (9, 1) OBP: 0.348, SLG: 0.286 OBP: 0.307, SLG: 0.305			1-2 K			0-1 G6-3		0-1 G3	

AB	R	H	RBI	BB	SO	LOB
4	1	1	0	0	1	0
3	0	1	1	0	0	0
1	0	0	0	0	0	0
3	1	1	0	0	0	1
2	1	0	0	1	2	0
3	0	0	0	0	1	2
2	0	0	0	1	0	0
3	0	1	2	0	1	0
3	0	0	0	0	0	2
2	0	0	0	0	1	0
1	0	0	0	0	0	0
0	0	0	0	0	0	0

AB	R	H	RBI	BB	SO	LOB
27	3	4	3	2	6	5

WP	PA	ERA	WHIP
0	29	0	0

Inning Stats	R: 1	H: 1	E: 0	K: 1	S: 9	LOB: 0	BB: 0	P: 13	R: 0	H: 0	E: 0	K: 0	S: 6	LOB: 0	BB: 0	P: 9	R: 0	H: 0	E: 0	K: 1	S: 7	LOB: 0	BB: 0	P: 8	R: 0	H: 1	E: 0	K: 1	S: 11	LOB: 0	BB: 0	P: 17	R: 0	H: 0	E: 0	K: 1	S: 6	LOB: 0	BB: 0	P: 8	R: 0	H: 0	E: 0	K: 1	S: 7	LOB: 0	BB: 0	P: 7	R: 2	H: 2	E: 0	K: 1	S: 20	LOB: 2	BB: 2	P: 32	R: 0	H: 0	E: 0	K: 0	S: 11	LOB: 0	BB: 0	P: 15
PITCHER	IP	WLS	BF	H	R	ER	SO	BB	IBB	HBP	BLK	WP	HR	S	P	ERA	WHIP																																															
Rick Reed, R (1, 1) ERA: 2.37	6.0	L	19	2	1	1	5	0	0	0	0	0	0	46	62	1.50	0.333																																															
Greg McMichael, R (7, 1) ERA: 3.97	1.0		7	2	2	2	1	2	0	0	0	0	0	20	32	18.00	4.000																																															
Mel Rojas, R (8, 1) ERA: 1.82	1.0		3	0	0	0	0	0	0	0	0	0	0	11	15	0.00	0.000																																															

New York Mets @ Pittsburgh Pirates
Three Rivers Stadium, Pittsburgh, PA
 Wed Jun 03 1998, 7:05 PM EDT
 Att: 17,691 - Cloudy - 63 F

livebaseballscorecards.com



Batter	1	2	3	4	5	6	7	8	9	AB R H RBI BB SO LOB	TOP											
Brian McRae, S (1, 8) OBP: 0.344, SLG: 0.376	0-3 K		0-3 K	0-0 G5-3		0-0 L7		0-0 G3		5 0 0 0 0 2 1												
Bernard Gilkey, R (1, 7) OBP: 0.382, SLG: 0.437	0-0 1B 2B		0-0 F7	0-0 HR			0-0 1B 1B	0-0 F8		5 3 3 1 0 0 0												
31 Mike Piazza, R (1, 2) Alberto Castillo, R (1, 2) OBP: 0.336, SLG: 0.481 OBP: 0.329, SLG: 0.397	1-0 1B HBP		0-0 HR	0-0 G5-3			4-0 1B 1B BB		0-0 P4	0 0 0 0 0 0 0 3 2 1 1 1 0 0												
John Olerud, L (1, 3) Jim Tatum, R (9, PH) OBP: 0.480, SLG: 0.539 OBP: 0.240, SLG: 0.465	0-0 1-2 2-H 1B		0-0 HR		0-0 F7		0-0 1-3 2-H SF9 1B		0-3 K	4 2 3 3 0 0 0 1 0 0 0 0 1 0												
Carlos Baerga, S (1, 4) OBP: 0.326, SLG: 0.457	0-3 K		0-0 FC5-4 1B		0-0 F7		0-0 1B		0-0 P6	5 0 2 1 0 1 2												
Edgardo Alfonzo, R (1, 5) OBP: 0.351, SLG: 0.403	0-0 G5		0-0 FC5-4 1-2f		0-3 K		3-H 0-0 SF9			3 0 0 1 0 1 3												
Matt Franco, L (1, 10) OBP: 0.336, SLG: 0.323		0-3 K		0-0 F7		0-0 F9	0-3 K			4 0 0 0 0 2 1												
Butch Huskey, R (1, 9) OBP: 0.302, SLG: 0.415		4-0 BB G4-6-3		0-0 HR 1B		1-0 HBP	0-3 K			2 1 1 0 1 1 1												
Luis Lopez, S (1, 6) OBP: 0.324, SLG: 0.355		0-0 G4-6-3 1-2f		0-0 HR 1-H		0-0 F9		0-0 G1-3		4 1 1 2 0 0 2												
Inning Stats	R: 1 E: 0 K: 2 S: 9	H: 2 LOB: 2 BB: 0 P: 10	R: 0 E: 0 K: 1 S: 4	H: 0 LOB: 0 BB: 1 P: 8	R: 2 E: 0 K: 1 S: 8	H: 3 LOB: 1 BB: 0 P: 8	R: 3 E: 1 K: 0 S: 6	H: 3 LOB: 0 BB: 0 P: 6	R: 0 E: 0 K: 1 S: 5	H: 0 LOB: 0 BB: 0 P: 5	R: 0 E: 0 K: 2 S: 3	H: 0 LOB: 1 BB: 0 P: 4	R: 3 E: 0 K: 2 S: 10	H: 3 LOB: 1 BB: 1 P: 14	R: 0 E: 0 K: 0 S: 3	H: 0 LOB: 0 BB: 0 P: 3	R: 0 E: 0 K: 1 S: 5	H: 0 LOB: 0 BB: 0 P: 5	1B: 6 2B: 1 3B: 0 HR: 4	SF: 1 SAC: 0 DP: 1 HBP: 2	WP: 0 PB: 0 SB: 1 CS: 0	PA: 41
PITCHER	IP WLS BF H R ER SO BB IBB HBP BLK WP HR S P ERA WHIP																					
Pedro Martinez, R (1, 1) ERA: 3.11	4.0 L 21 8 6 6 4 1 0 1 0 0 4 27 32 13.50 2.250																					
59 Brian Barkley, L (5, 1) ERA: 6.35	2.0 11 3 3 3 1 1 0 1 0 0 0 11 16 13.50 2.000																					
John Wasdin, R (7, 1) ERA: 5.35	3.0 9 0 0 0 3 0 0 0 0 0 0 15 15 0.00 0.000																					

New York Mets @ Boston Red Sox
Fenway Park, Boston, MA
 Fri Jun 05 1998, 7:05 PM EDT
 Att. 32,214 - Cloudy - 61 F

AB	36
R	9
H	11
RBI	9
BB	2
SO	8
LOB	10



Batter	1	2	3	4	5	6	7	8	9	AB R H RBI BB SO LOB	TOP											
Brian McRae, S (1, 8) OBP: 0.342, SLG: 0.370	0-2 G4-3		1-1 P6			4-1 G3 S BLK BB		3-3 K		3 1 0 0 1 1 0												
Bernard Gilkey, R (1, 7) OBP: 0.373, SLG: 0.425	0-2 F8			1-2 F8		1-3 K		3-2 G6-3		4 0 0 0 0 1 1												
John Olerud, L (1, 3) OBP: 0.476, SLG: 0.533	0-1 F7			0-0 E3		3-2 G3		3-1 G5-4-3 1B		4 0 1 0 0 0 1												
Butch Huskey, R (1, 9) OBP: 0.296, SLG: 0.406		1-2 F8		1-1 F8		1-2 G6-3		2-2 G5-4-3		4 0 0 0 0 0 2												
Carlos Baerga, S (1, 4) OBP: 0.323, SLG: 0.450		1-1 G4-3		0-2 P5			1-0 P3			3 0 0 0 0 0 1												
Edgardo Alfonzo, R (1, 5) OBP: 0.351, SLG: 0.401		1-2 1B		1-2 G6-3			1-1 G1-3			3 0 1 0 0 0 0												
Matt Franco, L (1, 10) OBP: 0.325, SLG: 0.309		0-3 K		1-0 P3			1-0 P6			3 0 0 0 0 1 1												
Rey Ordóñez, R (1, 6) OBP: 0.259, SLG: 0.280			1-1 F8		0-0 E4			1-2 F8		3 0 0 0 0 0 0												
Alberto Castillo, R (1, 2) OBP: 0.316, SLG: 0.380			1-0 F8		3-1 FC6-4			1-0 G4-3		3 0 0 0 0 0 1												
Inning Stats	R: 0 E: 0 K: 0 S: 8	H: 0 LOB: 0 BB: 0 P: 8	R: 0 E: 0 K: 1 S: 13	H: 1 LOB: 1 BB: 0 P: 16	R: 0 E: 0 K: 0 S: 5	H: 0 LOB: 0 BB: 0 P: 8	R: 0 E: 1 K: 0 S: 9	H: 0 LOB: 1 BB: 0 P: 11	R: 0 E: 1 K: 0 S: 7	H: 0 LOB: 1 BB: 0 P: 12	R: 1 E: 0 K: 1 S: 10	H: 0 LOB: 0 BB: 1 P: 19	R: 0 E: 0 K: 0 S: 4	H: 0 LOB: 0 BB: 0 P: 7	R: 0 E: 0 K: 1 S: 11	H: 0 LOB: 0 BB: 0 P: 16	R: 0 E: 0 K: 0 S: 8	H: 1 LOB: 0 BB: 0 P: 16	1B: 2 2B: 0 3B: 0 HR: 0	SF: 0 SAC: 0 DP: 1 HBP: 0	WP: 0 PB: 0 SB: 1 CS: 0	PA: 31
PITCHER	IP WLS BF H R ER SO BB IBB HBP BLK WP HR S P ERA WHIP																					
49 Tim Wakefield, R (1, 1) ERA: 4.27	8.0 L 28 1 1 1 3 1 0 0 0 0 0 0 67 97 1.12 0.250																					
Tom Gordon, R (9, 1) ERA: 1.1	1.0 3 1 0 0 0 0 0 0 0 0 0 0 8 16 0.00 1.000																					

New York Mets @ Boston Red Sox
Fenway Park, Boston, MA
 Sat Jun 06 1998, 3:33 AM EDT
 Att. 32,545 - Cloudy - 67 F

livebaseballscorecards.com

AB	30
R	1
H	2
RBI	0
BB	1
SO	3
LOB	7




Batter	1	2	3	4	5	6	7	8	9	AB	R	H	RBI	BB	SO	LOB	BOTTOM
--------	---	---	---	---	---	---	---	---	---	----	---	---	-----	----	----	-----	--------

Darren Lewis, R OBP: 0.379, SLG: 0.408 (1, 8)	1-2 G5-3 18 1B		2-0 L7			3-2 F8		0-0 FC5-4 1-2f		4	0	1	0	0	0	1	
18 Reggie Jefferson, S OBP: 0.366, SLG: 0.535 Damon Buford, R OBP: 0.333, SLG: 0.486 (1, 10) (9, PH)	1-1 G5-3 1B		2-2 G3			1-1 G3			3-1 G5-3	3	0	1	0	0	0	0	1
Nomar Garciaparra, R OBP: 0.325, SLG: 0.465 (1, 6)	1-2 G5-3 1-2 2-3f					2-1 G5-3			2-1 L9	4	0	0	0	0	0	1	2
Mo Vaughn, L OBP: 0.380, SLG: 0.593 Steve Avery, L (9, PR)	1-2 F8					4-2 G3-6-3 BB			1-1 L7	3	0	1	0	1	0	1	0
Troy O'Leary, L OBP: 0.316, SLG: 0.534 (1, 7)						0-1 G3-6-3 1-2f			2-1 G4-3	4	0	1	0	0	1	2	0
John Valentin, R OBP: 0.329, SLG: 0.401 (1, 5)									2-2 G5-3	3	0	0	0	0	1	1	0
Scott Hatteberg, L OBP: 0.361, SLG: 0.460 (1, 2)																	3
Mike Benjamin, R OBP: 0.325, SLG: 0.364 Midre Cummings, L OBP: 0.318, SLG: 0.488 Lou Merloni, R OBP: 0.386, SLG: 0.440 (1, 4) (8, PH) (9, 4)																	1
Darren Bragg, L OBP: 0.371, SLG: 0.454 (1, 9)																	2

Inning Stats	R: 0 E: 0 K: 0 S: 11	H: 2 LOB: 1 BB: 0 P: 15	R: 0 E: 0 K: 0 S: 13	H: 1 LOB: 1 BB: 0 P: 18	R: 0 E: 0 K: 0 S: 6	H: 0 LOB: 0 BB: 0 P: 12	R: 0 E: 0 K: 0 S: 6	H: 0 LOB: 0 BB: 1 P: 12	R: 0 E: 0 K: 2 S: 12	H: 0 LOB: 1 BB: 1 P: 21	R: 0 E: 0 K: 0 S: 8	H: 0 LOB: 0 BB: 0 P: 14	R: 0 E: 0 K: 0 S: 7	H: 0 LOB: 0 BB: 0 P: 12	R: 0 E: 0 K: 2 S: 14	H: 0 LOB: 1 BB: 1 P: 21	R: 0 E: 0 K: 2 S: 12	H: 1 LOB: 1 BB: 0 P: 22	1B: 4 2B: 0 3B: 0 HR: 0	SF: 0 SAC: 0 DP: 2 HBP: 0	WP: 0 PB: 0 SB: 0 CS: 0	PA: 32
PITCHER	IP WLS BF H R ER SO BB IBB HBP BLK WP HR S P ERA WHIP	IP WLS BF H R ER SO BB IBB HBP BLK WP HR S P ERA WHIP	IP WLS BF H R ER SO BB IBB HBP BLK WP HR S P ERA WHIP	IP WLS BF H R ER SO BB IBB HBP BLK WP HR S P ERA WHIP	IP WLS BF H R ER SO BB IBB HBP BLK WP HR S P ERA WHIP	IP WLS BF H R ER SO BB IBB HBP BLK WP HR S P ERA WHIP	IP WLS BF H R ER SO BB IBB HBP BLK WP HR S P ERA WHIP	IP WLS BF H R ER SO BB IBB HBP BLK WP HR S P ERA WHIP	IP WLS BF H R ER SO BB IBB HBP BLK WP HR S P ERA WHIP	IP WLS BF H R ER SO BB IBB HBP BLK WP HR S P ERA WHIP	IP WLS BF H R ER SO BB IBB HBP BLK WP HR S P ERA WHIP	IP WLS BF H R ER SO BB IBB HBP BLK WP HR S P ERA WHIP	IP WLS BF H R ER SO BB IBB HBP BLK WP HR S P ERA WHIP	IP WLS BF H R ER SO BB IBB HBP BLK WP HR S P ERA WHIP	IP WLS BF H R ER SO BB IBB HBP BLK WP HR S P ERA WHIP	IP WLS BF H R ER SO BB IBB HBP BLK WP HR S P ERA WHIP	IP WLS BF H R ER SO BB IBB HBP BLK WP HR S P ERA WHIP	IP WLS BF H R ER SO BB IBB HBP BLK WP HR S P ERA WHIP	IP WLS BF H R ER SO BB IBB HBP BLK WP HR S P ERA WHIP	IP WLS BF H R ER SO BB IBB HBP BLK WP HR S P ERA WHIP		

New York Mets @ Boston Red Sox
 Fenway Park, Boston, MA
 Sat Jun 06 1998, 3:33 AM EDT
 Att. 32,545 - Cloudy - 67 F

AB	29
R	0
H	4
RBI	0
BB	3
SO	6
LOB	10



Batter	1	2	3	4	5	6	7	8	9	AB R H RBI BB SO LOB	TOP	
Brian McRae, S (1, 8) OBP: 0.345, SLG: 0.380	0-0 P6			0-0 3B		0-0 G6-3		4-0 FC5-4 BB		3 0 1 0 1 0 0		
Edgardo Alfonzo, R (1, 5) OBP: 0.348, SLG: 0.397	0-0 F8			0-0 CS 1B		0-0 G4-3		0-0 F9		4 0 1 0 0 0 2		
Bernard Gilkey, R (1, 7) OBP: 0.364, SLG: 0.413 Mel Rojas, R (8, 1)	0-3 K			0-0 F9			0-3 K	0-0 FC5-4		4 0 0 0 0 2 4 0 0 0 0 0 0 0		
John Olerud, L (1, 3) OBP: 0.468, SLG: 0.521		0-0 G3		0-3 K			0-0 E3 1B		0-0 G4-3	4 0 0 0 0 1 2		
Butch Huskey, R (1, 9) OBP: 0.295, SLG: 0.403		0-0 G6-3			0-0 P4		0-0 1-2 1B		0-3 K	4 0 1 0 0 1 0		
Carlos Baerga, S (1, 4) OBP: 0.322, SLG: 0.443		0-0 P4			4-0 BB		0-0 F9		0-0 P5	3 0 0 0 1 0 2		
Jim Tatum, R (1, 10) OBP: 0.226, SLG: 0.435			0-0 F8		0-0 F9		0-3 K			3 0 0 0 0 1 3		
Alberto Castillo, R (1, 2) OBP: 0.309, SLG: 0.370 Rich Becker, L (8, PH) OBP: 0.328, SLG: 0.365			0-0 B1-3		0-0 P4			0-3 K		2 0 0 0 0 0 1 1 0 0 0 0 1 0		
Rey Ordonez, R (1, 6) OBP: 0.256, SLG: 0.277 Luis Lopez, S (8, PH) OBP: 0.330, SLG: 0.362			0-0 G1-3		0-0 G6-3			0-0 F9 BB 1B		2 0 0 0 0 0 0 1 0 1 0 0 0 0		
Inning Stats	R: 0 H: 0 E: 0 LOB: 0 K: 1 BB: 0 S: 5 P: 5	R: 0 H: 0 E: 0 LOB: 0 K: 0 BB: 0 S: 3 P: 3	R: 0 H: 0 E: 0 LOB: 0 K: 0 BB: 0 S: 3 P: 3	R: 0 H: 2 E: 0 LOB: 2 K: 1 BB: 0 S: 6 P: 6	R: 0 H: 0 E: 0 LOB: 1 K: 0 BB: 1 S: 3 P: 7	R: 0 H: 0 E: 0 LOB: 0 K: 0 BB: 0 S: 3 P: 3	R: 0 H: 1 E: 1 LOB: 2 K: 2 BB: 0 S: 9 P: 9	R: 0 H: 1 E: 0 LOB: 2 K: 1 BB: 1 S: 6 P: 10	R: 0 H: 0 E: 0 LOB: 0 K: 1 BB: 0 S: 5 P: 5	1B: 3 SF: 0 2B: 1 SAC: 0 3B: 1 DP: 1 HR: 0 HBP: 0	WP: 0 PA: 33 PB: 0 SB: 0 CS: 1	
PITCHER Steve Avery, L (1, 1) ERA: 4.73 Rich Garces, R (8, 1) ERA: 2.57	IP WLS BF H R ER SO BB IBB HBP BLK WP HR S P ERA WHIP	7.0 W 25 3 0 0 4 1 0 0 0 0 0 0 32 36 0.00 0.571	2.0 8 1 0 0 2 1 0 0 0 0 0 0 11 15 0.00 1.000	PITCHER IP WLS BF H R ER SO BB IBB HBP BLK WP HR S P ERA WHIP								

New York Mets @ Boston Red Sox
Fenway Park, Boston, MA
 Sun Jun 07 1998, 7:05 PM EDT
 Att. 30,630 - Overcast - 58 F

livebaseballscorecards.com

AB 31
R 0
H 4
RBI 0
BB 2
SO 6
LOB 14



Batter	1	2	3	4	5	6	7	8	9	AB	R	H	RBI	BB	SO	LOB
Darren Lewis, R OBP: 0.377, SLG: 0.405 (1, 8)	0-0 G5-3		0-0 18 S 1B	0-0 G4-3			0-0 G4-3			4	1	1	0	0	0	0
18 Reggie Jefferson, S OBP: 0.377, SLG: 0.538 (1, 10)	4-0 BB		0-0 2B 1B		0-0 G6-4-3 1B		0-0 F7			3	1	2	1	1	0	0
Nomar Garciaparra, R OBP: 0.324, SLG: 0.466 (1, 6)	0-0 F8		0-0 1B 2B		0-0 G6-4-3 1-2f		0-3 K			4	1	1	0	0	1	2
Mo Vaughn, L OBP: 0.382, SLG: 0.602 (1, 3)	0-0 G3		4-0 1B 2B BB		0-0 HR		0-0 G3			3	2	1	1	1	0	1
Troy O'Leary, L OBP: 0.320, SLG: 0.533 (1, 7)		0-0 G5-3	0-0 2B 1B		0-0 1B		0-0 G4-3			4	0	2	2	0	0	0
John Valentin, R OBP: 0.329, SLG: 0.405 (1, 5)		0-0 P6	0-0 2B		0-3 K		0-3 K			3	0	1	1	0	1	0
Scott Hatteberg, L OBP: 0.354, SLG: 0.450 (1, 2)		0-0 G6-3	0-3 K		0-3 K		0-0 L7			3	0	0	0	0	2	2
Mike Benjamin, R OBP: 0.317, SLG: 0.355 (1, 4)			0-0 F8	0-0 G5-3		0-0 L7				3	0	0	0	0	0	0
Darren Bragg, L OBP: 0.365, SLG: 0.444 (1, 9)			0-3 K	0-0 G3		0-0 L7				3	0	0	0	0	1	0

Inning Stats	R: 0	H: 0	E: 0	K: 3	S: 3	LOB: 1	BB: 1	P: 7	R: 0	H: 0	E: 0	K: 3	S: 3	LOB: 0	BB: 0	P: 3	R: 4	H: 5	E: 0	K: 2	S: 12	LOB: 2	BB: 1	P: 16	R: 0	H: 0	E: 0	K: 0	S: 3	LOB: 0	BB: 0	P: 3	R: 1	H: 3	E: 0	K: 0	S: 4	LOB: 1	BB: 0	P: 4	R: 0	H: 0	E: 0	K: 2	S: 7	LOB: 0	BB: 0	P: 7	R: 0	H: 0	E: 0	K: 0	S: 3	LOB: 0	BB: 0	P: 3	R: 0	H: 0	E: 0	K: 1	S: 5	LOB: 0	BB: 0	P: 5
--------------	------	------	------	------	------	--------	-------	------	------	------	------	------	------	--------	-------	------	------	------	------	------	-------	--------	-------	-------	------	------	------	------	------	--------	-------	------	------	------	------	------	------	--------	-------	------	------	------	------	------	------	--------	-------	------	------	------	------	------	------	--------	-------	------	------	------	------	------	------	--------	-------	------


PITCHER	IP	WLS	BF	H	R	ER	SO	BB	IBB	HBP	BLK	WP	HR	S	P	ERA	WHIP
Masato Yoshii, R ERA: 2.77 (1, 1)	5.0	L	23	8	5	5	2	2	0	0	0	0	1	25	33	9.00	2.000
John Hudek, R ERA: 3.2 (6, 1)	1.0		3	0	0	0	2	0	0	0	0	0	0	7	7	0.00	0.000
Dennis Cook, L ERA: 2.95 (7, 1)	1.0		3	0	0	0	0	0	0	0	0	0	0	3	3	0.00	0.000
Mel Rojas, R ERA: 1.75 (8, 1)	1.0		3	0	0	0	1	0	0	0	0	0	0	5	5	0.00	0.000

BOTTOM

New York Mets @ Boston Red Sox
Fenway Park, Boston, MA
 Sun Jun 07 1998, 7:05 PM EDT
 Att. 30,630 - Overcast - 58 F

livebaseballscorecards.com

AB	30
R	5
H	8
RBI	5
BB	2
SO	5
LOB	5



1B: 5	SF: 0	WP: 0	PA: 32
2B: 2	SAC: 0	PB: 0	
3B: 0	DP: 1	SB: 1	
HR: 1	HBP: 0	CS: 0	

Batter	1	2	3	4	5	6	7	8	9	AB	R	H	RBI	BB	SO	LOB	TOP
Quinton McCracken, S OBP: 0.354, SLG: 0.464 (1, 8)	1-3 K			2-3 K			1-0 P4	0-0 F7		4	0	0	0	0	2	2	
Miguel Cairo, R OBP: 0.292, SLG: 0.341 (1, 4)	2-2 G6-3			0-1 G4-3			2-1 G6-3		1-2 P3	4	0	0	0	0	0	0	
Wade Boggs, L OBP: 0.338, SLG: 0.421 (1, 5)	2-2 G3			0-1 G4-3			3-2 2B		1-1 F9	4	0	1	0	0	0	0	
Fred McGriff, L OBP: 0.344, SLG: 0.408 (1, 3)			3-3 K			3-2 L1	4-2 BB		0-0 G6-3	3	0	0	0	1	1	0	
Paul Sorrento, L OBP: 0.303, SLG: 0.414 (1, 7)			0-1 G3			1-2 P6	1-3 K			3	0	0	0	0	1	2	
Dave Martinez, L OBP: 0.349, SLG: 0.341 (1, 9)			1-3 K			2-0 F9				3	0	1	0	0	1	0	
Esteban Yan, R (8, 1)										0	0	0	0	0	0	0	
Mike DiFelice, R OBP: 0.283, SLG: 0.355 (1, 2)				0-3 K		1-3 K				3	0	1	0	0	2	0	
Kevin Stocker, S OBP: 0.299, SLG: 0.382 (1, 6)				2-1 B1-3		0-3 K2-3				3	0	0	0	0	2	2	
Dennis Springer, R (1, 1)				0-2 K		0-0 L9				1	0	0	0	0	1	0	
Aaron Ledesma, R (6, PH)										1	0	0	0	0	0	0	
Scott Aldred, L (6, 1)										0	0	0	0	0	0	0	
Randy Winn, S (8, PH)										1	0	0	0	0	0	2	
Inning Stats	R: 0 E: 0 K: 1 S: 11 H: 0 LOB: 0 BB: 0 P: 16	R: 0 E: 0 K: 2 S: 9 H: 0 LOB: 0 BB: 0 P: 13	R: 0 E: 0 K: 2 S: 8 H: 0 LOB: 0 BB: 0 P: 10	R: 0 E: 0 K: 1 S: 7 H: 0 LOB: 0 BB: 0 P: 9	R: 0 E: 0 K: 0 S: 12 H: 0 LOB: 0 BB: 0 P: 18	R: 0 E: 0 K: 2 S: 8 H: 0 LOB: 0 BB: 0 P: 9	R: 0 E: 0 K: 1 S: 12 H: 1 LOB: 2 BB: 1 P: 23	R: 0 E: 0 K: 1 S: 12 H: 2 LOB: 2 BB: 0 P: 15	R: 0 E: 0 K: 0 S: 6 H: 0 LOB: 0 BB: 0 P: 8	1B: 2 2B: 1 3B: 0 HR: 0 SF: 0 SAC: 0 DP: 0 HBP: 0	WP: 0 PA: 31 PB: 0 SB: 0 CS: 0						
PITCHER Rick Reed, R (1, 1) ERA: 2.12	IP: 9.0 WLS: W BF: 31 H: 3 R: 0 ER: 0 SO: 10 BB: 1 IBB: 0 HBP: 0 BLK: 0 WP: 0 HR: 0 S: 85 P: 121 ERA: 0.00 WHIP: 0.444																

Tampa Bay Devil Rays @ New York Mets
Shea Stadium, Flushing, NY
Mon Jun 08 1998, 7:05 PM EDT
Att. 24,186 - Unknown - 64 F

AB	30
R	0
H	3
RBI	0
BB	1
SO	10
LOB	8



Batter	1	2	3	4	5	6	7	8	9
Brian McRae, S OBP: 0.339, SLG: 0.372 (1, 8)	2-1 F9	1-0 F9			1-1 G4-3		0-0 G3		
Bernard Gilkey, R OBP: 0.356, SLG: 0.403 (1, 7)	2-3 K	2-2 PO	1-1 F8		2-3 K		1-3 K		
31 Mike Piazza, R OBP: 0.348, SLG: 0.507 (1, 2)	4-2 WP BB		0-0 2B		1-1 HR		2-2 G3-1 1B		
John Olerud, L OBP: 0.460, SLG: 0.510 (1, 3)	3-3 K		0-2 E6		1-1 G4-3		1-2 G3-1		
Edgardo Alfonzo, R OBP: 0.341, SLG: 0.388 (1, 5)		1-1 E6 2B	2-2 F8		1-0 G6-3		2-1 F9		
Carlos Baerga, S OBP: 0.316, SLG: 0.434 (1, 4)		1-0 G5-3	0-2 G1-3		0-0 G6-3		1-3 K		
Butch Huskey, R OBP: 0.296, SLG: 0.407 (1, 9)		1-0 1B 2B		0-0 P2	3-2 L3				
Rey Ordenez, R OBP: 0.262, SLG: 0.284 (1, 6)		3-2 PO 1B		0-0 G5-3		1-1 G3 SH3-4 1B			
Rick Reed, R OBP: 0.250, SLG: 0.280 (1, 1)		1-1 SAFE 1B		1-2 F8		0-1 SH3-4			

AB R H RBI BB SO LOB

Tampa Bay Devil Rays @ New York Mets
Shea Stadium, Flushing, NY
Mon Jun 08 1998, 7:05 PM EDT
Att: 24,186 - Unknown - 64 F

AB	31
R	3
H	7
RBI	3
BB	1
SO	5
LOB	14



Inning Stats	R: 0	H: 0	E: 0	K: 2	S: 14	R: 2	H: 3	E: 1	K: 0	S: 12	R: 0	H: 1	E: 1	K: 0	S: 12	R: 0	H: 0	E: 0	K: 0	S: 5	R: 1	H: 1	E: 0	K: 1	S: 9	R: 0	H: 0	E: 0	K: 0	S: 7	R: 0	H: 1	E: 0	K: 1	S: 8	R: 0	H: 1	E: 0	K: 1	S: 11	R: 0	H: 1	E: 0	K: 1	S: 17						


PITCHER	IP	WLS	BF	H	R	ER	SO	BB	IBB	HBP	BLK	WP	HR	S	P	ERA	WHIP
Dennis Springer, R ERA: 5.3 (1, 1)	5.0	L	22	5	3	2	3	1	0	0	0	1	1	52	82	3.60	1.200
Scott Aldred, L ERA: 2.79 (6, 1)	2.0		7	1	0	0	1	0	0	0	0	0	0	15	21	0.00	0.500
Esteban Yan, R ERA: 2.94 (8, 1)	1.0		4	1	0	0	1	0	0	0	0	0	0	11	17	0.00	1.000

WP	HR	S	P	ERA	WHIP
1	1	17	17	3.60	1.200
0	0	21	21	0.00	0.500
0	0	17	17	0.00	1.000

Batter	1	2	3	4	5	6	7	8	9	10	11	AB R H RBI BB SO LOB	TOP														
Randy Winn, S (1, 7) OBP: 0.412, SLG: 0.457 C F B X	<p>G4-3 3B</p>		<p>K</p>		<p>1B BLK BB</p>		<p>K2-3</p>		<p>SH2-4</p>		<p>E4</p>	4 2 1 0 1 2 3															
Quinton McCracken, S (1, 8) OBP: 0.354, SLG: 0.463 C F B X	<p>P6</p>		<p>G4-3</p>		<p>1B BLK 1B</p>		<p>1B</p>		<p>F7</p>		<p>SF9</p>	5 0 2 1 0 0 3															
Wade Boggs, L (1, 5) OBP: 0.344, SLG: 0.421 B X	<p>G4-3</p>			<p>2B WP 1B</p>		<p>1B BB</p>		<p>1B</p>		<p>F7</p>		<p>K</p>	5 1 2 1 1 1 3														
Fred McGriff, L (1, 3) OBP: 0.341, SLG: 0.408 B X	<p>K</p>			<p>1B 2B</p>		<p>K</p>		<p>K</p>		<p>G5-3</p>			5 1 1 1 0 3 4														
Dave Martinez, L (1, 9) OBP: 0.347, SLG: 0.340 Mike Kelly, R (7, 7) OBP: 0.306, SLG: 0.371 C F B X		<p>L8</p>		<p>1B CS</p>		<p>K</p>	<p>K</p>			<p>P6</p>			4 0 1 1 0 2 2 1 0 0 0 0 0 0														
Miguel Cairo, R (1, 4) OBP: 0.289, SLG: 0.342 X	<p>G4-3</p>			<p>F8</p>		<p>G6-3 2B</p>			<p>L5</p>		<p>G4-3</p>		5 0 1 0 0 0 1														
Mike DiFelice, R (1, 2) OBP: 0.288, SLG: 0.351 B X	<p>F8</p>			<p>K</p>		<p>G6-3</p>		<p>G3-6-3 1B</p>			<p>E BB SF9 BB</p>	4 1 1 0 1 1 2															
Kevin Stocker, S (1, 6) OBP: 0.303, SLG: 0.378 Jim Mecir, S (8, 1) OBP: 0.306, SLG: 0.414 Paul Sorrento, L (11, PH) Roberto Hernandez, R (11, 1) B X			<p>FC1-6 BB</p>		<p>G5-3</p>		<p>FC6-4 HBP</p>		<p>G3-6-3 1-2f</p>		<p>SF9 E BB</p>	2 0 0 0 0 1 0 1 0 0 0 0 0 0 0 0 0 0 0 0 0 1 0 0 0 0 0 0 0 0 0 0															
Julio Santana, R (1, 1) OBP: 0.361, SLG: 0.392 Aaron Ledesma, R (6, PH) Albie Lopez, R (6, 1) Bobby Smith, R (8, 6) OBP: 0.365, SLG: 0.471 X			<p>FC1-6 1-2f</p>		<p>K</p>		<p>FC6-4 1-2f</p>		<p>SH2-4 1B</p>		<p>K</p>	2 0 0 0 0 1 1 1 0 0 0 0 0 2 0 0 0 0 0 0 0 2 0 1 0 0 1 2															
Inning Stats	R: 1 E: 0 K: 1 S: 9	H: 1 LOB: 0 BB: 0 P: 15	R: 0 E: 0 K: 0 S: 5	H: 0 LOB: 0 BB: 0 P: 7	R: 0 E: 0 K: 1 S: 10	H: 0 LOB: 1 BB: 1 P: 16	R: 2 E: 0 K: 1 S: 9	H: 3 LOB: 0 BB: 0 P: 18	R: 1 E: 0 K: 2 S: 13	H: 1 LOB: 2 BB: 2 P: 23	R: 0 E: 0 K: 3 S: 16	H: 2 LOB: 2 BB: 0 P: 22	R: 0 E: 0 K: 0 S: 8	H: 1 LOB: 0 BB: 0 P: 12	R: 0 E: 0 K: 0 S: 9	H: 1 LOB: 1 BB: 0 P: 16	R: 0 E: 0 K: 0 S: 9	H: 0 LOB: 0 BB: 0 P: 15	R: 1 E: 1 K: 2 S: 12	H: 0 LOB: 2 BB: 2 P: 20	1B: 7 SF: 1 2B: 2 SAC: 1 3B: 1 DP: 1 HR: 0 HBP: 1	WP: 1 PA: 48 PB: 0 SB: 0 CS: 1					
PITCHER Hideo Nomo, R (1, 1) ERA: 5.2	IP: 5.0 WLS: 0 BF: 22 H: 5 R: 4 ER: 4 SO: 5 BB: 3 IBB: 0 HBP: 0 BLK: 1 WP: 1 HR: 0 S: 46 P: 79 ERA: 7.20 WHIP: 1.600																										
Brian Bohanon, L (6, 1) ERA: 2.2	IP: 2.0 WLS: 1 BF: 10 H: 3 R: 0 ER: 0 SO: 4 BB: 0 IBB: 0 HBP: 1 BLK: 0 WP: 0 HR: 0 S: 24 P: 35 ERA: 0.00 WHIP: 1.500																										
Mel Rojas, R (8, 1) ERA: 1.69	IP: 1.0 WLS: 0 BF: 3 H: 1 R: 0 ER: 0 SO: 0 BB: 0 IBB: 0 HBP: 0 BLK: 0 WP: 0 HR: 0 S: 8 P: 12 ERA: 0.00 WHIP: 1.000																										
John Franco, L (9, 1) ERA: 3.09	IP: 2.0 WLS: 0 BF: 7 H: 1 R: 0 ER: 0 SO: 0 BB: 0 IBB: 0 HBP: 0 BLK: 0 WP: 0 HR: 0 S: 18 P: 31 ERA: 0.00 WHIP: 0.500																										
John Hudek, R (11, 1) ERA: 3.1	IP: 0.2 WLS: 0 BF: 5 H: 0 R: 1 ER: 0 SO: 1 BB: 2 IBB: 0 HBP: 0 BLK: 0 WP: 0 HR: 0 S: 9 P: 17 ERA: 0.00 WHIP: 3.000																										
PITCHER Dennis Cook, L (11, 1) ERA: 2.89	IP: 0.1 WLS: 0 BF: 1 H: 0 R: 0 ER: 0 SO: 1 BB: 0 IBB: 0 HBP: 0 BLK: 0 WP: 0 HR: 0 S: 3 P: 3 ERA: 0.00 WHIP: 0.000																										

Tampa Bay Devil Rays @ New York Mets
Shea Stadium, Flushing, NY
Tue Jun 09 1998, 7:05 PM EDT
Att: 30,336 - Unknown - 63 F

AB	40
R	5
H	10
RBI	4
BB	5
SO	11
LOB	24




livebaseballscores.com

Batter	1	2	3	4	5	6	7	8	9	10	11	AB	R	H	RBI	BB	SO	LOB
Brian McRae, S OBP: 0.336, SLG: 0.364 John Franco, L (9, 1) Jim Tatum, R (10, PH) OBP: 0.222, SLG: 0.426 John Hudek, S (11, 1) Dennis Cook, L (11, 1)	G3		G4-3	G4-3			L4-3 HBP	F9-2		F8		4	0	0	0	0	0	3
Bernard Gilkey, R OBP: 0.355, SLG: 0.392	G4-3		31 1B 2B BB				L4-3		K	F8		4	1	0	0	2	1	1
31 Mike Piazza, R OBP: 0.352, SLG: 0.505	FC4-6 BB		1-0 2B 1B				F7		K	G6-3		5	1	2	0	1	1	3
John Olerud, L OBP: 0.465, SLG: 0.515	FC4-6		2-1 2B 2B				F7		K			4	1	2	2	2	0	1
Edgardo Alfonzo, R OBP: 0.340, SLG: 0.382			F9 FC4-6 BB				F9		K	F8		5	1	1	0	1	1	4
Carlos Baerga, S OBP: 0.324, SLG: 0.445 Rich Becker, L (8, PR) (9, 8)			E3 FC4-6 2B				G5-3 WP 1B		K	SH5-4 F9-2 1B		4	0	3	1	0	0	1
Butch Huskey, R OBP: 0.297, SLG: 0.405			F9 G5-3				L6		K	SH5-4 1B		6	0	2	0	0	0	5
Rey Ordonez, R OBP: 0.259, SLG: 0.279			FC4-6 FC6				G5-3		K	SH1-4		3	0	0	1	0	0	2
Hideo Nomo, R OBP: 0.045, SLG: 0.182 Brian Bohanon, L OBP: 0.462, SLG: 0.538 Mel Rojas, R (8, 1) Matt Franco, L OBP: 0.333, SLG: 0.309 Luis Lopez, S OBP: 0.337, SLG: 0.362			FC6				F9		K	IBB		2	0	0	0	0	0	1

Inning Stats	R: 0	H: 0	E: 0	K: 0	S: 13	R: 1	H: 0	E: 1	K: 0	S: 11	R: 3	H: 3	E: 0	K: 0	S: 18	R: 0	H: 0	E: 0	K: 0	S: 5	R: 0	H: 1	E: 0	K: 1	S: 10	R: 0	H: 1	E: 0	K: 1	S: 8	R: 0	H: 2	E: 0	K: 0	S: 9	R: 0	H: 1	E: 0	K: 3	S: 11	R: 0	H: 1	E: 0	K: 0	S: 10	R: 0	H: 1	E: 0	K: 0	S: 7	R: 0	H: 1	E: 0	K: 0	S: 7	R: 0	H: 1	E: 0	K: 0	S: 11
	LOB: 1	BB: 1	P: 21	LOB: 1	BB: 1	P: 19	LOB: 1	BB: 1	P: 19	LOB: 0	BB: 0	P: 8	LOB: 1	BB: 0	P: 8	LOB: 1	BB: 0	P: 15	LOB: 2	BB: 1	P: 19	LOB: 2	BB: 1	P: 19	LOB: 2	BB: 1	P: 22	LOB: 3	BB: 2	P: 19	LOB: 1	BB: 0	P: 11	LOB: 1	BB: 0	P: 11	LOB: 2	BB: 1	P: 11	LOB: 1	BB: 0	P: 11	LOB: 1	BB: 0	P: 11	LOB: 1	BB: 0	P: 11												

PITCHER	IP	WLS	BF	H	R	ER	SO	BB	IBB	HBP	BLK	WP	HR	S	P	ERA	WHIP
Julio Santana, R ERA: 4.36	(1, 1)	5.0	23	4	4	3	0	3	0	0	0	0	0	54	82	5.40	1.400
Albie Lopez, R ERA: 2.37	(6, 1)	2.1	13	4	0	0	2	1	1	1	0	1	0	24	45	0.00	2.143
Jim Meier, R ERA: 2.88	(8, 1)	2.2	12	2	0	0	3	2	1	0	0	0	0	24	45	0.00	1.500
Roberto Hernandez, R ERA: 3.99	(11, 1)	1.0	4	1	0	0	0	0	0	0	0	0	0	7	11	0.00	1.000

BOTTOM	
AB	41
R	4
H	11
RBI	4
BB	8
SO	5
LOB	26



 Tampa Bay Devil Rays @ New York Mets
 Shea Stadium, Flushing, NY
 Tue Jun 09 1998, 7:05 PM EDT
 Att: 30,336 - Unknown - 63 F

Batter	1	2	3	4	5	6	7	8	9	AB R H RBI BB SO LOB	TOP		
Randy Winn, S (1, 9) OBP: 0.436, SLG: 0.447 Miguel Cairo, R (7, 4) OBP: 0.288, SLG: 0.340	4-0 S 1B BB		1-1 G6-3		4-1 FC4-6 BB		4-1 SAFE 1-2 BB		0-2 F9	1 0 0 0 3 0 0 1 0 0 0 0 0 1			
Aaron Ledesma, R (1, 4) OBP: 0.356, SLG: 0.386 Esteban Yan, R (7, 1)	1-1 S 1-2 1B		1-0 G5-3		3-2 SAFE P9		1-1 F9			4 0 1 0 0 0 3 0 0 0 0 0 0 0			
Quinton McCracken, S (1, 8) OBP: 0.349, SLG: 0.456	3-3 K		0-3 K		1-0 FC4-6 1-2f			3-3 K		4 0 0 0 0 3 3			
Paul Sorrento, L (1, 3) OBP: 0.309, SLG: 0.418	3-3 K 1-2 2-3			1-0 2B 2B		4-2 CS BB		2-3 K		3 1 1 0 1 2 2			
Bobby Smith, R (1, 5) OBP: 0.355, SLG: 0.456	2-3 K			2-3 K		3-3 K		3-3 K		4 0 0 0 0 4 4			
Mike Kelly, R (1, 7) OBP: 0.297, SLG: 0.360		2-1 P2		2-3 K		2-2 P5		2-3 K		4 0 0 0 0 2 2			
Mike DiFelice, R (1, 2) OBP: 0.296, SLG: 0.386		1-2 3B		3-2 2-H 2B		3-2 CS 1-2	2-3 K	3-2 G1-3		4 0 2 1 0 1 0			
Kevin Stocker, S (1, 6) OBP: 0.305, SLG: 0.376 Dave Martinez, L (7, PH) OBP: 0.353, SLG: 0.343		3-2 G5-4-3 HBP		0-3 K		4-2 BB BB		1-1 2B 1B		1 0 0 0 0 1 1 1 1 1 0 1 0 0			
Rick White, R (1, 1) Wade Boggs, L (7, PH) OBP: 0.346, SLG: 0.429		1-0 SAFE G5-4-3 1-2f		1-3 K		0-1 SAFE F7		1-2 2B		2 0 0 0 0 1 2 2 0 1 1 0 0 1			
Inning Stats	R: 0 H: 1 E: 0 LOB: 2 K: 3 BB: 1 S: 15 P: 28	R: 0 H: 1 E: 0 LOB: 1 K: 0 BB: 0 S: 8 P: 15	R: 0 H: 0 E: 0 LOB: 0 K: 1 BB: 0 S: 7 P: 9	R: 1 H: 2 E: 0 LOB: 1 K: 3 BB: 0 S: 15 P: 23	R: 0 H: 0 E: 0 LOB: 1 K: 1 BB: 1 S: 8 P: 17	R: 0 H: 0 E: 0 LOB: 0 K: 1 BB: 1 S: 12 P: 24	R: 0 H: 0 E: 0 LOB: 2 K: 1 BB: 2 S: 11 P: 22	R: 0 H: 0 E: 0 LOB: 0 K: 3 BB: 0 S: 11 P: 19	R: 1 H: 2 E: 0 LOB: 1 K: 1 BB: 0 S: 16 P: 23	1B: 2 SF: 0 2B: 3 SAC: 0 3B: 1 DP: 1 HR: 0 HBP: 1	WP: 0 PA: 38 PB: 0 SB: 2 CS: 1		
PITCHER	IP WLS BF H R ER SO BB IBB HBP BLK WP HR S P ERA WHIP											PITCHER	IP WLS BF H R ER SO BB IBB HBP BLK WP HR S P ERA WHIP
Al Leiter, L (1, 1) ERA: 1.7	6.0 W 24 4 1 1 9 3 0 1 0 0 0 65 116 1.50 1.167												
Turk Wendell, R (7, 1) ERA: 5.49	1.0 5 0 0 0 1 2 0 0 0 0 0 0 11 22 0.00 2.000												
Dennis Cook, L (8, 1) ERA: 2.75	1.0 3 0 0 0 3 0 0 0 0 0 0 0 11 19 0.00 0.000												
Mel Rojas, R (9, 1) ERA: 1.95	1.0 S 5 2 1 1 1 0 0 0 0 0 0 0 16 23 9.00 2.000												

Tampa Bay Devil Rays @ New York Mets
Shea Stadium, Flushing, NY
Wed Jun 10 1998, 3:33 AM EDT
Att. 21,682 - Sunny - 68 F

livebaseballscorecards.com

AB	31
R	2
H	6
RBI	2
BB	5
SO	14
LOB	19




Batter	1	2	3	4	5	6	7	8	9
Edgardo Alfonzo, R OBP: 0.339, SLG: 0.375 (1, 5)	4-2 B BB 31 BB BB	2-3 K		0-1 G4-3			2-2 P3		
Bernard Gilkey, R OBP: 0.348, SLG: 0.383 (1, 7)	3-2 F9	0-1 L9			2-2 G1-3		3-3 K		
31 Mike Piazza, R OBP: 0.358, SLG: 0.507 Alberto Castillo, R OBP: 0.309, SLG: 0.370 (1, 2) (9, 2)	4-1 BB 1-2 BB BB		0-0 FC1-4-6 FC1-2 1B		1-1 P5		0-1 G4-6-3 1B		
John Olerud, L OBP: 0.469, SLG: 0.515 (1, 3)	4-1 BB 1-2 BB 2-3 BB		4-1 FC1-4-6 1-2 BB		2-2 F7		0-2 SAFE G4-6-3 1B		
Carlos Baerga, S OBP: 0.318, SLG: 0.436 (1, 4)	0-3 K		0-1 FC1-4-6 FC1-2 1-2f 2-3		1-0 P4		0-2 1-2f 2-3 G4-6-3		
Butch Huskey, R OBP: 0.300, SLG: 0.419 (1, 9)	4-0 BB 1-2 BB 2-3 BB 3-H		1-2 FC1-2 1-2 3-H		2-1 HR		2-3 K		
Rich Becker, L OBP: 0.331, SLG: 0.360 Turk Wendell, L (7, 1) Dennis Cook, L (8, 1) Mel Rojas, R (9, 1)	4-1 BB 1-2 BB 2-3 BB 3-H		1-1 F7		3-2 P5				
Rey Ordonez, R OBP: 0.255, SLG: 0.275 (1, 6)	0-1 G4-3		1-2 G5-3		1-1 G6-3				
Al Leiter, L OBP: 0.167, SLG: 0.208 Brian McRae, S OBP: 0.335, SLG: 0.362 (1, 1) (7, 8)		1-2 G1-3		0-2 G3		3-3 K			

AB	R	H	RBI	BB	SO	LOB
3	1	0	0	1	1	0
4	0	0	0	0	1	1
3	1	2	0	1	0	0
0	0	0	0	0	0	0
2	0	1	0	2	0	0
4	0	0	0	0	1	7
3	1	1	2	1	1	3
2	0	0	1	1	0	2
0	0	0	0	0	0	0
0	0	0	0	0	0	0
3	0	0	0	0	0	3
2	0	0	0	0	0	0
1	0	0	0	0	1	0

Tampa Bay Devil Rays @ New York Mets
Shea Stadium, Flushing, NY
Wed Jun 10 1998, 3:33 AM EDT
Att. 21,682 - Sunny - 68 F

AB	27
R	3
H	4
RBI	3
BB	6
SO	5
LOB	16



Inning	1	2	3	4	5	6	7	8	9
R	2	0	0	0	0	1	0	0	0
H	0	0	1	0	0	1	0	2	0
E	0	0	0	0	0	0	0	0	0
K	1	1	0	0	0	2	1	1	1
S	20	43	8	10	10	15	17	13	0
LOB	3	0	2	0	0	0	0	1	0
BB	5	0	0	0	0	0	0	0	0
P	43	11	16	10	15	17	13	0	0

PITCHER	IP	WLS	BF	H	R	ER	SO	BB	IBB	HBP	BLK	WP	HR	S	P	ERA	WHIP
Rick White, R ERA: 6.91 (1, 1)	6.0	L	26	2	3	3	2	6	0	0	0	0	1	65	110	4.50	1.333
Esteban Yan, R ERA: 2.78 (7, 1)	2.0		7	2	0	0	3	0	0	0	0	0	0	20	30	0.00	1.000

WP	PA	ERA	WHIP
0	33		
0			
0			
0			

New York Mets @ Florida Marlins
 Pro Player Stadium, Miami, FL

Thu Jun 11 1998, 7:05 PM EDT
 Att. 14,003 - Unknown - 88 F

livebaseballscorecards.com

AB	35
R	5
H	9
RBI	4
BB	1
SO	10
LOB	8



WP:	0	PA:	36
PB:	0		
SB:	0		
CS:	0		

Batter	1	2	3	4	5	6	7	8	9	AB	R	H	RBI	BB	SO	LOB	TOP				
Edgardo Alfonzo, R (1, 5) OBP: 0.337, SLG: 0.372	2-1 P4		2-1 P4		0-2 L7		2-2 1B			4	0	1	1	0	0	1					
Bernard Gilkey, R (1, 7) OBP: 0.340, SLG: 0.373	2-3 K			0-0 G5-3		3-1 P4		1-0 P6		4	0	0	0	0	1	0					
31 Mike Piazza, R (1, 2) OBP: 0.357, SLG: 0.516	1-3 K			0-1 G6-3		2-0 HR		2-3 K		4	1	1	1	0	2	0					
Butch Huskey, R (1, 9) Wayne Kirby, L (8, 9)		2-1 1B		0-1 G5-3		0-2 K		2-2 G3-1		4	0	1	0	0	1	0					
Carlos Baerga, S (1, 4) OBP: 0.317, SLG: 0.433		1 SAFE 0-0 F8			1-2 2B E 1B	1-0 G1-3			0-1 G4-3	4	1	1	0	0	0	1					
Jim Tatum, R (1, 3) John Olerud, L (7, 3) OBP: 0.467, SLG: 0.513		2-3 K			0-2 P4		3-3 K		2-3 K	3	0	0	0	0	2	2					
Brian McRae, S (1, 8) OBP: 0.338, SLG: 0.377		0-0 F9			2-3 K		4-2 1B BB		2-0 HR	3	2	1	1	1	1	2					
Rey Ordonez, R (1, 6) OBP: 0.259, SLG: 0.284			2-2 F9		1-1 E9 2B		0-3 K		0-1 1B	4	1	2	0	0	1	1					
Bobby Jones, R (1, 1) Brian Bohanon, L (8, 1) Mel Rojas, R (8, 1) Matt Franco, L (9, PH) John Franco, L (9, 1)			1-3 K		0-0 E9 1B		0-1 1B		2-2 G1-4-3	3	0	2	1	0	1	0					
Inning Stats	R: 0 E: 0 K: 2 S: 8	H: 0 LOB: 0 BB: 0 P: 13	R: 0 E: 0 K: 1 S: 9	H: 1 LOB: 1 BB: 0 P: 13	R: 0 E: 0 K: 1 S: 8	H: 0 LOB: 0 BB: 0 P: 13	R: 0 E: 0 K: 0 S: 5	H: 0 LOB: 0 BB: 0 P: 5	R: 2 E: 2 K: 1 S: 21	H: 3 LOB: 1 BB: 0 P: 25	R: 1 E: 0 K: 1 S: 7	H: 1 LOB: 0 BB: 0 P: 13	R: 1 E: 0 K: 2 S: 20	H: 2 LOB: 2 BB: 1 P: 29	R: 0 E: 0 K: 1 S: 10	H: 0 LOB: 0 BB: 0 P: 15	R: 1 E: 0 K: 1 S: 14	H: 2 LOB: 1 BB: 0 P: 20	1B: 6 2B: 1 3B: 0 HR: 2	SF: 0 SAC: 0 DP: 0 HBP: 0	WP: 0 PA: 36
PITCHER	IP	WLS	BF	H	R	ER	SO	BB	IBB	HBP	BLK	WP	HR	S	P	ERA	WHIP				
Jesus Sanchez, L (1, 1) ERA: 3.97	6.2	L	27	6	4	4	8	1	0	0	0	0	1	74	105	5.40	1.050				
Brian Edmondson, R (7, 1) ERA: 3.38	0.1		1	1	0	0	0	0	0	0	0	0	0	4	6	0.00	3.000				
Antonio Alfonseca, R (8, 1) ERA: 4.44	2.0		8	2	1	1	2	0	0	0	0	0	1	24	35	4.50	1.000				

BOTTOM

New York Mets @ Florida Marlins
Pro Player Stadium, Miami, FL

Thu Jun 11 1998, 7:05 PM EDT
Att: 14,003 - Unknown - 88 F

livebaseballscorecards.com

AB	35
R	3
H	9
RBI	3
BB	2
SO	6
LOB	12



WP	0	PA	38
PB	0		
SB	3		
CS	0		

AB R H RBI BB SO LOB

5	1	3	0	0	0	0
5	2	2	1	0	1	3
4	0	1	1	0	0	1
4	0	1	0	0	0	1
3	0	1	1	1	2	0
3	0	0	0	0	1	3
3	0	0	0	1	1	1
4	0	0	0	0	0	3
2	0	0	0	0	0	0
0	0	0	0	0	0	0
1	0	0	0	0	0	1
0	0	0	0	0	0	0
1	0	1	0	0	0	0

1B	8	SF	0
2B	0	SAC	0
3B	1	DP	1
HR	0	HBP	1

WP	0	PA	38
PB	0		
SB	3		
CS	0		

Batter	1	2	3	4	5	6	7	8	9
Todd Dunwoody, L OBP: 0.305, SLG: 0.400 (1, 8)	1-1 1B 3B	0-0 F8		2-1 P4			2-0 1B		1-1 1B
Edgar Renteria, R OBP: 0.349, SLG: 0.352 (1, 6)	1-2 1B 1B	1-0 1B 1B			2-3 K		1-1 G5-3		2-1 G6-3
Mark Kotsay, L OBP: 0.329, SLG: 0.379 (1, 9)	0-0 L7	3-1 1B			1-1 P5			0-0 G4-3	
Todd Zeile, R OBP: 0.295, SLG: 0.392 (1, 5)	1-1 F8 1B 1B	1-1 F7			1-0 G5-3			2-1 F8	
Cliff Floyd, L OBP: 0.357, SLG: 0.490 (1, 7)	1-1 F8 1B		1-2 K			1-3 K		4-2 BB	
Derrek Lee, R OBP: 0.301, SLG: 0.381 (1, 3)	2-2 F8		1-2 G4-3 HBP			1-0 F9		1-3 K	
Gregg Zaun, S OBP: 0.246, SLG: 0.297 (1, 2)	4-0 BB		2-1 G4-3			2-2 F9			1-3 K
Craig Counsell, L OBP: 0.372, SLG: 0.360 (1, 4)	1-1 F8			1-2 P6			2-2 G6-3		0-0 G4-3
Jesus Sanchez, L OBP: 0.100, SLG: 0.100 Brian Edmondson, R John Cangelosi, S Antonio Alfonseca, R Dave Berg, R		0-0 F7		0-0 B2-3			2-3 K		2-2 1B 1B

Inning Stats	R	H	E	K	S	R	H	E	K	S	R	H	E	K	S	R	H	E	K	S	R	H	E	K	S	R	H	E	K	S	R	H	E	K	S	R	H	E	K	S	R	H	E	K	S	R	H	E	K	S	1B	2B	3B	HR	SF	SAC	DP	HBP
	2	4	0	15	26	1	0	0	8	12	0	0	0	1	10	0	0	0	7	11	0	0	0	12	19	0	0	0	8	15	0	2	0	11	17	0	2	0	11	17	0	0	0	1	3	8	0	1	0	0	0	1	1					

PITCHER	IP	WLS	BF	H	R	ER	SO	BB	IBB	HBP	BLK	WP	HR	S	P	ERA	WHIP
Bobby Jones, R ERA: 3.61 (1, 1)	7.0		29	7	3	3	4	1	0	1	0	0	0	62	99	3.86	1.143
Brian Bohanon, L ERA: 2.17 (8, 1)	0.2		3	0	0	0	0	1	0	0	0	0	0	5	11	0.00	1.500
Mel Rojas, R ERA: 1.93 (8, 1)	0.1		1	0	0	0	1	0	0	0	0	0	0	3	4	0.00	0.000
John Franco, L ERA: 2.96 (9, 1)	1.0	S	5	2	0	0	1	0	0	0	0	0	0	11	17	0.00	2.000

New York Mets @ Florida Marlins
 Pro Player Stadium, Miami, FL

Fri Jun 12 1998, 7:05 PM EDT
 Att. 35,652 - Unknown - 88 F

AB	30
R	3
H	8
RBI	3
BB	4
SO	3
LOB	16



WP:	0	PA:	39
PB:	0		
SB:	0		
CS:	1		

Batter	1	2	3	4	5	6	7	8	9	AB R H RBI BB SO LOB
Wayne Kirby, L (1, 9) BB C X	3-1 F7		1-2 G3	1-0 G4-3		1-1 G4-3			0-0 SH1-4	4 0 0 0 0 0 1
Bernard Gilkey, R (1, 7) OBP: 0.347, SLG: 0.377 Matt Franco, L (3, PR) OBP: 0.329, SLG: 0.296 (3, 7) C X	1-1 1B		2-2 31 E 1B HBP	4-1 31 FC6-4 BB		1-1 F8		2-2 L1	1 0 1 0 0 0 0 2 1 0 0 1 0 1	
31 Mike Piazza, R (1, 2) OBP: 0.353, SLG: 0.507 BB BB	4-0 BB BB		2-2 HBP 1B 1B	1-2 FC6-4		0-3 K		1-1 G6-3	4 1 0 0 1 1 3	
John Olerud, L (1, 3) OBP: 0.472, SLG: 0.515 BB C X	4-2 1-2 BB		1-1 1B HBP SF8 1B		0-0 L3		1-1 FC4-6 1B		3 1 2 1 1 0 0	
Carlos Baerga, S (1, 4) OBP: 0.320, SLG: 0.431 X	0-0 G3-1		2-0 SF8 1B HBP		1-0 CS 1B		1-0 FC4-6		3 0 1 0 0 0 3	
Edgardo Alfonzo, R (1, 5) OBP: 0.340, SLG: 0.375 BB C X		2-3 K	2-0 1-2 2-3 3-H 1B		2-2 F9		2-1 G3-6-1 1B		4 0 2 1 0 1 1	
Brian McRae, S (1, 8) OBP: 0.340, SLG: 0.378 BB C X		4-2 BB	1-1 SF8		1-1 SH3-4 1B		2-2 P5		2 0 1 1 1 0 1	
Rey Ordonez, R (1, 6) OBP: 0.255, SLG: 0.279 X		0-0 F9	0-1 G3		0-1 F9		0-0 G3-6-1		4 0 0 0 0 0 5	
Masato Yoshii, R (1, 1) OBP: 0.158, SLG: 0.118 Dennis Cook, L (6, 1) Turk Wendell, L (8, 1) Brian Bohanon, L (8, 1) OBP: 0.462, SLG: 0.538 Luis Lopez, S (8, 6) OBP: 0.343, SLG: 0.379 BB C X		1-3 K		0-2 G1-3		0-0 SH3-4		2-2 SH1-4 2B	2 0 0 0 0 0 1 1 0 1 0 1 0 0 0 0 0	

Inning Stats	R: 0	H: 1	E: 0	K: 0	S: 8	R: 0	H: 0	E: 0	K: 2	S: 9	R: 3	H: 2	E: 1	K: 0	S: 15	R: 0	H: 0	E: 0	K: 0	S: 8	R: 0	H: 1	E: 0	K: 1	S: 8	R: 0	H: 1	E: 0	K: 0	S: 7	R: 0	H: 1	E: 0	K: 0	S: 7	R: 0	H: 1	E: 0	K: 1	S: 8	R: 0	H: 1	E: 0	K: 0	S: 6	R: 0	H: 1	E: 0	K: 0	S: 10	R: 0	H: 1	E: 0	K: 0	S: 10	1B: 7	SF: 1	2B: 1	SAC: 2	3B: 0	DP: 1	HR: 0	HBP: 2	WP: 0	PA: 39
--------------	------	------	------	------	------	------	------	------	------	------	------	------	------	------	-------	------	------	------	------	------	------	------	------	------	------	------	------	------	------	------	------	------	------	------	------	------	------	------	------	------	------	------	------	------	------	------	------	------	------	-------	------	------	------	------	-------	-------	-------	-------	--------	-------	-------	-------	--------	-------	--------

PITCHER	IP	WLS	BF	H	R	ER	SO	BB	IBB	HBP	BLK	WP	HR	S	P	ERA	WHIP
Ryan Dempster, R (1, 1) ERA: 10.2	7.0		32	6	3	1	3	4	0	2	0	0	0	62	106	1.29	1.429
Matt Mantei, R (8, 1) ERA: 0.66	2.0	W	7	2	0	0	0	0	0	0	0	0	0	16	25	0.00	1.000

BOTTOM

New York Mets @ Florida Marlins
Pro Player Stadium, Miami, FL

Fri Jun 12 1998, 7:05 PM EDT
Att: 35,652 - Unknown - 88 F

livebaseballscorecards.com

AB 35
R 4
H 9
RBI 3
BB 2
SO 6
LOB 12



WP: 0 PA: 37
PB: 0
SB: 1
CS: 0

AB R H RBI BB SO LOB

5	1	2	1	0	1	0
4	0	1	0	0	0	0
4	1	1	0	0	1	1
4	0	2	1	0	0	0
4	0	0	0	0	0	4
1	1	0	0	1	0	1
2	0	0	0	0	0	2
3	0	1	0	1	1	1
4	1	1	1	0	1	1
2	0	0	0	0	1	2
1	0	0	0	0	1	0
0	0	0	0	0	0	0
1	0	1	0	0	0	0

Batter	1	2	3	4	5	6	7	8	9											
Todd Dunwoody, L (1, 8) OBP: 0.310, SLG: 0.411	1-1 G4-6-3 2B		2-1 L1		3-2 F7			1-3 K	1-0 1B											
Edgar Renteria, R (1, 6) OBP: 0.348, SLG: 0.350	0-1 G4-6-3 1B		2-2 F9			3-2 F8		1-2 P3												
Mark Kotsay, L (1, 9) OBP: 0.328, SLG: 0.381	0-0 G4-6-3 1-2f 2-H		1-3 K			0-0 E1 1B		3-2 1B 2B												
Todd Zeile, R (1, 5) OBP: 0.298, SLG: 0.393	1-2 F9			1-2 E5 FC3-6		0-0 FC6-4 1B		1-1 1B												
Cliff Floyd, L (1, 7) OBP: 0.351, SLG: 0.481		1-0 G4-3		1-0 FC3-6 1-2f		0-0 P3		0-0 G1-3												
Ryan Jackson, L (1, 3) OBP: 0.328, SLG: 0.426		4-0 1B 1B BB		2-1 P6 1-2		0-0 FC6-4 1-2f		1-2 P6												
Derrek Lee, R (6, PH) OBP: 0.297, SLG: 0.377																				
Gregg Zaun, S (1, 2) OBP: 0.254, SLG: 0.298		1 SAFE 1-2 1B FC9-2 1B		0-1 L8			3-3 K	4-2 FC1-4-6 BB												
Craig Counsell, L (1, 4) OBP: 0.370, SLG: 0.358		0-1 1-3 2-H 1B			2-3 K		1-1 P5	0-1 FC1-4-6 1B 1-2f												
Ryan Dempster, R (1, 1) OBP: 0.133, SLG: 0.200		0-2 FC9-2			2-3 K		2-3 K	2-2 1B												
John Wehner, R (7, PH)								1-3 1B												
Matt Mantei, R (8, 1)																				
John Cangelosi, S (9, PH)																				
Inning Stats	R: 1 E: 0 K: 0 S: 9	H: 2 LOB: 0 BB: 0 P: 11	R: 1 E: 0 K: 0 S: 11	H: 2 LOB: 1 BB: 1 P: 17	R: 0 E: 0 K: 1 S: 9	H: 0 LOB: 0 BB: 0 P: 14	R: 0 E: 1 K: 0 S: 8	H: 0 LOB: 1 BB: 0 P: 12	R: 0 E: 0 K: 2 S: 11	H: 0 LOB: 0 BB: 0 P: 18	R: 0 E: 1 K: 0 S: 7	H: 1 LOB: 2 BB: 0 P: 10	R: 0 E: 0 K: 2 S: 8	H: 0 LOB: 0 BB: 0 P: 14	R: 1 E: 0 K: 1 S: 15	H: 2 LOB: 1 BB: 0 P: 21	R: 1 E: 0 K: 0 S: 13	H: 2 LOB: 2 BB: 1 P: 21	1B: 7 2B: 3 3B: 0 HR: 0	SF: 0 SAC: 0 DP: 2 HBP: 0

PITCHER	IP	WLS	BF	H	R	ER	SO	BB	IBB	HBP	BLK	WP	HR	S	P	ERA	WHIP
Masato Yoshii, R (1, 1) ERA: 2.82	5.1		22	5	2	2	3	1	0	0	0	0	0	53	80	3.38	1.125
Dennis Cook, L (6, 1) ERA: 2.86	2.1		8	1	1	1	3	0	0	0	0	0	0	22	33	3.86	0.429
Turk Wendell, R (8, 1) ERA: 5.49	0.0	L	1	1	0	0	0	0	0	0	0	0	0	2	3	∞	∞
Brian Bohanon, L (8, 1) ERA: 2.31	1.0		6	2	1	1	0	1	0	0	0	0	0	14	22	9.00	3.000

Batter	1	2	3	4	5	6	7	8	9	AB R H RBI BB SO LOB	TOP										
Brian McRae, S OBP: 0.343, SLG: 0.382 (1, 8)	3-2 P4		4-1 1B 1B BB	2-2 2B			1-1 P4			3 1 1 0 1 0 0											
Edgardo Alfonzo, R OBP: 0.343, SLG: 0.374 (1, 5)	1-1 G4-3		0-1 1B 1B	1-1 F9			4-0 G6-4-3 BB			3 1 1 2 1 0 1											
Carlos Baerga, S OBP: 0.319, SLG: 0.428 (1, 4)	1-2 G6-3		0-2 1B HR 1B				2-2 G6-4-3 SAFE 1-2f			4 1 1 1 0 0 1											
John Olerud, L OBP: 0.469, SLG: 0.510 (1, 3)		2-3 K	0-0 HR 1B				3-2 G4-3			4 1 1 1 0 2 0											
Butch Huskey, R OBP: 0.303, SLG: 0.431 (1, 9)		2-2 G4-3	0-0 HR				2-1 1B			4 1 2 3 0 1 0											
Matt Franco, L OBP: 0.318, SLG: 0.284 Wayne Kirby, L (8, PH) (8, 7)		0-2 G3-1	1-3 K				2-2 G4-3			3 0 0 0 0 1 1 1 0 0 0 0 0 0											
Rey Ordonez, R OBP: 0.255, SLG: 0.283 (1, 6)			SH1-4 K				1-1 P6			4 1 1 0 0 1 0											
Alberto Castillo, R OBP: 0.306, SLG: 0.355 (1, 2)			4-2 SH1-4 1B BB				1-1 L6			3 1 0 0 1 0 0											
Rick Reed, R OBP: 0.226, SLG: 0.250 John Franco, L (9, 1)			0-0 SH1-4				0-3 K			3 0 0 0 0 1 0 0 0 0 0 0 0 0											
Inning Stats	R: 0 E: 0 K: 0 S: 10	H: 0 LOB: 0 BB: 0 P: 15	R: 0 E: 0 K: 1 S: 10	H: 0 LOB: 0 BB: 0 P: 14	R: 7 E: 0 K: 2 S: 25	H: 5 LOB: 0 BB: 2 P: 34	R: 0 E: 0 K: 0 S: 10	H: 1 LOB: 1 BB: 0 P: 13	R: 0 E: 0 K: 1 S: 7	H: 0 LOB: 0 BB: 0 P: 9	R: 0 E: 0 K: 0 S: 6	H: 0 LOB: 0 BB: 1 P: 13	R: 0 E: 0 K: 2 S: 9	H: 0 LOB: 0 BB: 0 P: 13	R: 0 E: 0 K: 0 S: 3	H: 0 LOB: 0 BB: 0 P: 7	1B: 4 2B: 2 3B: 0 HR: 1	SF: 0 SAC: 1 DP: 1 HBP: 0	WP: 0 PB: 0 SB: 0 CS: 0	PA: 36	
PITCHER	IP	WLS	BF	H	R	ER	SO	BB	IBB	HBP	BLK	WP	HR	S	P	ERA	WHIP				
Brian Meadows, R ERA: 4.52 (1, 1)	2.1	L	14	5	7	7	1	2	0	0	0	0	1	35	52	27.00	3.000				
Vic Darenbourg, L ERA: 4.89 (3, 1)	2.2		10	2	0	0	2	0	0	0	0	0	0	30	42	0.00	0.750				
Kirt Ojala, L ERA: 3.86 (6, 1)	3.0		9	0	0	0	3	1	0	0	0	0	0	22	35	0.00	0.333				
Jay Powell, R ERA: 4.4 (9, 1)	1.0		3	0	0	0	0	0	0	0	0	0	0	3	7	0.00	0.000				

New York Mets @ Florida Marlins
Pro Player Stadium, Miami, FL
 Sat Jun 13 1998, 7:05 PM EDT
 Att. 31,887 - Cloudy - 89 F

livebaseballscorecards.com

AB 32
R 7
H 7
RBI 7
BB 3
SO 6
LOB 3



Batter	1	2	3	4	5	6	7	8	9	AB	R	H	RBI	BB	SO	LOB
Todd Dunwoody, L (1, 8) OBP: 0.298, SLG: 0.394	0-2 G3		2-3 K		0-2 G4-3			1-3 K		4	0	0	0	0	2	0
Edgar Renteria, R (1, 6) OBP: 0.353, SLG: 0.354	0-1 HR 1B		4-1 CS BB			0-0 FC6-5 SH1-3 1B		0-3 K		3	1	2	0	1	1	0
Mark Kotsay, L (1, 9) OBP: 0.328, SLG: 0.393	1-0 HR		2-3 K			0-0 SH1-3		2-3 K		3	1	1	2	0	2	1
Todd Zeile, R (1, 5) OBP: 0.301, SLG: 0.399	1-3 K		2-2 CS		0-0 G4-3 2B		1-2 FC6-5		0-0 2B 1B	4	2	2	0	0	1	1
Cliff Floyd, L (1, 7) OBP: 0.354, SLG: 0.486	1-0 1B				0-0 G4-3		2-0 P5		1-2 2B	4	0	2	1	0	0	2
Derrek Lee, R (1, 3) OBP: 0.296, SLG: 0.370	1-1 F8				1-1 G4-3		1-2 G1-3		4-0 BB	3	0	0	1	1	0	1
Gregg Zaun, S (1, 2) OBP: 0.246, SLG: 0.288		2-1 G4-3			1-3 K		0-0 L3		3-2 P5	4	0	0	0	0	1	2
Dave Berg, R (1, 4) OBP: 0.367, SLG: 0.407		1-0 F9			2-3 K		3-2 F9		3-3 K	4	0	0	0	0	2	2
Brian Meadows, R (1, 1) Vic Darenburg, L (3, 1) John Cangelosi, S (5, PH) Kirt Ojala, L (6, 1) Craig Counsell, L (8, PH) Jay Powell, R (9, 1)		0-0 G6-3				1-2 G4-3		0-2 G4-3		1	0	0	0	0	0	0

Inning Stats	R: 2	H: 3	E: 0	K: 1	S: 13	H: 3	LOB: 1	BB: 0	P: 17	R: 0	H: 0	E: 0	K: 0	S: 4	R: 0	H: 0	E: 0	K: 2	S: 12	R: 1	H: 1	E: 0	K: 1	S: 7	R: 0	H: 0	E: 0	K: 1	S: 9	R: 0	H: 1	E: 0	K: 0	S: 6	R: 0	H: 0	E: 0	K: 0	S: 9	R: 0	H: 0	E: 0	K: 2	S: 10	R: 1	H: 2	E: 0	K: 2	S: 16	1B: 4	2B: 2	3B: 0	HR: 1	SF: 0	SAC: 1	DP: 0	HBP: 0	WP: 0	PA: 36
PITCHER	IP	WLS	BF	H	R	ER	SO	BB	IBB	HBP	BLK	WP	HR	S	P	ERA	WHIP																																										
Rick Reed, R (1, 1) ERA: 2.31	8.1	W	33	7	4	4	8	2	0	0	0	0	1	78	115	4.32	1.080																																										
John Franco, L (9, 1) ERA: 2.88	0.2	S	2	0	0	0	1	0	0	0	0	0	0	8	14	0.00	0.000																																										

BOTTOM

New York Mets @ Florida Marlins
Pro Player Stadium, Miami, FL
 Sat Jun 13 1998, 7:05 PM EDT
 Att: 31,887 - Cloudy - 89 F

livebaseballscorecards.com

AB	32
R	4
H	7
RBI	4
BB	2
SO	9
LOB	9



New York Mets @ Florida Marlins
 Pro Player Stadium, Miami, FL

Sun Jun 14 1998, 3:33 AM EDT
 Att. 23,924 - Sunny - 92 F

livebaseballscorecards.com



Batter	1	2	3	4	5	6	7	8	9	AB R H RBI BB SO LOB	TOP					
Luis Lopez, S (1, 7) OBP: 0.373, SLG: 0.408	3-2 1B		2-1 2B HBP		1-0 1B 2B		1-2 1B	4-2 1B BB		3 2 3 0 1 0 0						
Edgardo Alfonzo, R (1, 5) OBP: 0.349, SLG: 0.386	2-2 F9		0-0 2B		3-2 1B		1-1 G3	1-2 1B		5 0 3 3 0 0 2						
Carlos Baerga, S (1, 4)	1-0 F7		2-3 K		1-2 P6		0-0 F9	1-0 F8		5 0 0 0 0 1 7						
John Olerud, L (1, 3) OBP: 0.463, SLG: 0.500	3-1 G1-3			1-1 L5		1-0 G3-1	4-0 IBB		2-2 F7	4 0 0 0 1 0 1						
Butch Huskey, R (1, 9) Wayne Kirby, L (6, PH) OBP: 0.250, SLG: 0.250		2-2 G5-3		1-3 K		0-1 2B 1B	0-2 F9		2-2 S 1B	2 0 0 0 0 1 0 3 0 2 0 0 0 2						
Brian McRae, S (1, 8) OBP: 0.344, SLG: 0.392		1-1 G3		2-3 K		2-0 2B		2-2 S 2B E	1-1 L4	5 1 2 0 0 1 1						
Rey Ordonez, R (1, 6) OBP: 0.262, SLG: 0.284		0-3 K			0-0 F9	4-0 IBB		2-0 1B	4-1 BB	3 0 1 0 2 1 0	AB 38 R 4 H 12 RBI 3 BB 5 SO 8 LOB 22					
Alberto Castillo, R (1, 2) OBP: 0.300, SLG: 0.338			1-0 G1-3		3-3 K	2-3 K		4-2 1B F8 BB	3-2 K	4 0 0 0 1 3 5						
Hideo Nomo, R (1, 1) Dennis Cook, L (7, 1) Matt Franco, L (8, PH) Mel Rojas, R (8, 1) Brian Bohanon, L (8, 1) John Hudek, S (8, 1)			2-2 G1-3		2-2 2B 1B	1-3 K		3-1 F8		3 1 1 0 0 1 3 0 0 0 0 0 0 0 1 0 0 0 0 0 1 0						
Inning Stats	R: 0 H: 1 E: 0 LOB: 1 K: 0 BB: 0 S: 10 P: 19	R: 0 H: 0 E: 0 LOB: 0 K: 1 BB: 0 S: 12 P: 15	R: 1 H: 1 E: 0 LOB: 1 K: 1 BB: 0 S: 9 P: 16	R: 0 H: 0 E: 0 LOB: 0 K: 2 BB: 0 S: 8 P: 12	R: 2 H: 3 E: 0 LOB: 1 K: 1 BB: 0 S: 14 P: 24	R: 0 H: 2 E: 0 LOB: 3 K: 2 BB: 1 S: 10 P: 20	R: 0 H: 1 E: 0 LOB: 2 K: 0 BB: 1 S: 9 P: 15	R: 1 H: 3 E: 0 LOB: 3 K: 0 BB: 2 S: 15 P: 32	R: 0 H: 1 E: 0 LOB: 2 K: 1 BB: 1 S: 13 P: 25	1B: 8 SF: 0 2B: 4 SAC: 0 3B: 0 DP: 0 HR: 0 HBP: 1	WP: 0 PA: 44 PB: 0 SB: 2 CS: 0					
PITCHER	IP WLS BF H R ER SO BB IBB HBP BLK WP HR S P ERA WHIP															
Livan Hernandez, R (1, 1) ERA: 4.63	8.0	39	11	4	4	7	2	2	1	0	0	0	87	153	4.50	1.625
Felix Heredia, L (9, 1) ERA: 7.2	0.2	3	1	0	0	0	0	0	0	0	0	0	8	13	0.00	1.500
Matt Mantei, R (9, 1) ERA: 0.64	0.1	W 2	0	0	0	1	1	0	0	0	0	0	5	12	0.00	3.000

BOTTOM

New York Mets @ Florida Marlins
 Pro Player Stadium, Miami, FL

Sun Jun 14 1998, 3:33 AM EDT
 Att. 23,924 - Sunny - 92 F

livebaseballscorecards.com

AB	34
R	5
H	12
RBI	5
BB	5
SO	7
LOB	15



AB	R	H	RBI	BB	SO	LOB
4	1	2	0	1	0	0
4	2	3	1	1	0	1
4	0	1	0	1	1	3
5	1	2	2	0	1	4
4	1	2	2	0	1	0
1	0	0	0	0	1	0
2	0	2	0	0	0	0
0	0	0	0	0	0	0
2	0	0	0	2	0	2
3	0	0	0	0	2	3
1	0	0	0	0	0	2
2	0	0	0	0	1	0
1	0	0	0	0	0	0
0	0	0	0	0	0	0
1	0	0	0	0	0	0

WP: 0	PA: 40
PB: 0	
SB: 1	
CS: 1	

Batter	1	2	3	4	5	6	7	8	9	
John Cangelosi, S OBP: 0.351, SLG: 0.306 (1, 9) BB C X	2-1 G4-3 ①		1-1 BB 1B		1-2 G4-6-3 1B			4-1 2B BB	0-2 G4-3 ②	
Edgar Renteria, R OBP: 0.361, SLG: 0.364 (1, 6) X	0-0 S 1B		4-1 FC6-4 BB 1-2		0-0 G4-6-3 1-2f			2-1 G4-3 1-H 2B 2B	2-2 1B 1B	
Todd Dunwoody, L OBP: 0.303, SLG: 0.388 (1, 8) BB C B	4-1 CS BB 1-2		1-3 K ②			2-0 F9 ①		1-0 G4-3 2-3	2-2 1B 1B	
Todd Zeile, R OBP: 0.303, SLG: 0.403 (1, 5) BB B C F S C X	3-3 K 1-2		3-1 FC6-4 1-2f			2-0 P2 ②		0-1 HR 2B	0-1 1B 1-2	
Cliff Floyd, L OBP: 0.356, SLG: 0.502 (1, 7) BB X		1-0 SH1-3 2B		2-2 G4-3 ①		2-3 K ③		3-2 2B HR		
Ryan Jackson, L OBP: 0.325, SLG: 0.422 (1, 3) Derrek Lee, R OBP: 0.304, SLG: 0.383 (7, PH) (8, 3) Matt Mantei, R (9, 1)		0-0 SH1-3 ①		3-3 K ②		1-0 G1-6-3 1B		0-1 2B		
Craig Counsell, L OBP: 0.371, SLG: 0.353 (1, 4) BB B C X		2-3 L4 ②		4-2 BB		2-2 P5 ①		4-0 FC4-6 BB		
Mike Redmond, R OBP: 0.333, SLG: 0.583 (1, 2) Gregg Zaun, S OBP: 0.244, SLG: 0.286 (8, PH) (9, 2) BB B C S		2-3 K ③		1-3 K ③		2-2 G1-6-3 1-2f		1-1 FC4-6 1-2f		
Livan Hernandez, R OBP: 0.184, SLG: 0.211 (1, 1) Dave Berg, R OBP: 0.363, SLG: 0.402 (8, PH) Felix Heredia, L (9, 1) Mark Kotsay, L OBP: 0.327, SLG: 0.392 (9, 3) BB C B S			0-0 P5 ①		1-3 K ①			3-1 F7 ①	0-0 P5 ①	
Inning Stats	R: 0 E: 0 K: 1 S: 8 H: 1 LOB: 2 BB: 1 P: 17	R: 0 E: 0 K: 1 S: 6 H: 1 LOB: 1 BB: 0 P: 12	R: 0 E: 0 K: 1 S: 9 H: 1 LOB: 2 BB: 1 P: 18	R: 0 E: 0 K: 2 S: 13 H: 0 LOB: 1 BB: 1 P: 23	R: 0 E: 0 K: 1 S: 9 H: 1 LOB: 0 BB: 0 P: 11	R: 0 E: 0 K: 0 S: 5 H: 0 LOB: 0 BB: 0 P: 11	R: 0 E: 0 K: 0 S: 8 H: 1 LOB: 0 BB: 0 P: 13	R: 4 E: 0 K: 0 S: 16 H: 4 LOB: 2 BB: 2 P: 34	R: 1 E: 0 K: 0 S: 12 H: 3 LOB: 2 BB: 0 P: 16	1B: 7 2B: 5 3B: 0 HR: 1 SF: 0 SAC: 1 DP: 3 HBP: 0

PITCHER	IP	WLS	BF	H	R	ER	SO	BB	IBB	HBP	BLK	WP	HR	S	P	ERA	WHIP
Hideo Nomo, R ERA: 4.81 (1, 1)	6.0		23	4	0	0	7	3	0	0	0	0	0	50	92	0.00	1.167
Dennis Cook, L ERA: 2.74 (7, 1)	1.0		3	1	0	0	0	0	0	0	0	0	0	8	13	0.00	1.000
Mel Rojas, R ERA: 2.83 (8, 1)	0.2		5	2	3	3	0	1	0	0	0	0	0	8	18	40.50	4.500
Brian Bohanon, L ERA: 2.51 (8, 1)	0.0		2	2	1	1	0	0	0	0	0	0	1	6	9	∞	∞
John Hudek, R ERA: 3.38 (8, 1)	1.0	L	7	3	1	1	0	1	0	0	0	0	0	14	23	9.00	4.000

PITCHER	IP	WLS	BF	H	R	ER	SO	BB	IBB	HBP	BLK	WP	HR	S	P	ERA	WHIP
John Hudek, R ERA: 3.38 (8, 1)	1.0		7	3	1	1	0	1	0	0	0	0	0	14	23	9.00	4.000

Batter	1	2	3	4	5	6	7	8	9	AB R H RBI BB SO LOB	TOP											
Luis Lopez, S (1, 7) OBP: 0.365, SLG: 0.392	0-1 G3-1		3-2 HBP		1-1 FC6-4		3-1 L9		2-3 K	4 0 0 0 0 1 3												
Edgardo Alfonzo, R (1, 5) OBP: 0.341, SLG: 0.376	2-3 K		0-3 K			1-1 F9	1-3 K		1-0 F8	5 0 0 0 0 3 2												
31 Mike Piazza, R (1, 2) OBP: 0.354, SLG: 0.509	1-1 G6-3			1-2 F9		0-0 BB 1B	2-1 P5		1-0 2B	5 1 2 0 0 0 1												
John Olerud, L (1, 3) OBP: 0.462, SLG: 0.500		2-0 P6		3-1 L5		0-2 E5 1B BB FC3-2		2-1 1B	4-1 BB	4 1 1 0 1 0 1												
Carlos Baerga, S (1, 4) OBP: 0.314, SLG: 0.415		1-1 1B		2-1 G6-3		4-1 FC3-2 1B BB		1-2 F9	1-2 G1-3	4 0 1 0 1 0 3												
Butch Huskey, R (1, 9) Wayne Kirby, L (8, 9) OBP: 0.304, SLG: 0.426 OBP: 0.250, SLG: 0.250		0-3 K			2-3 K	1-2 FC3-2 1B		4-0 1B IBB		3 0 1 1 1 2 1 0 0 0 0 0 0 0												
Brian McRae, S (1, 8) OBP: 0.339, SLG: 0.385		3-0 F7			2-1 P6	3-2 FC3-2		1-3 K		4 0 0 0 0 1 6												
Rey Ordonez, R (1, 6) OBP: 0.266, SLG: 0.284			0-0 G2-3		4-0 BB BB	0-0 F7		2-2 1B		3 0 1 1 1 0 3												
Al Leiter, L (1, 1) OBP: 0.214, SLG: 0.192			3-3 K		4-1 FC6-4 BB		4-2 BB	0-0 G5-3		2 0 0 0 2 1 2												
Inning Stats	R: 0 E: 0 K: 1 S: 7	H: 0 LOB: 0 BB: 0 P: 10	R: 0 E: 0 K: 1 S: 7	H: 1 LOB: 1 BB: 0 P: 13	R: 0 E: 0 K: 2 S: 9	H: 0 LOB: 1 BB: 0 P: 15	R: 0 E: 0 K: 0 S: 7	H: 0 LOB: 0 BB: 0 P: 13	R: 0 E: 0 K: 1 S: 8	H: 0 LOB: 2 BB: 2 P: 21	R: 1 E: 1 K: 0 S: 14	H: 2 LOB: 3 BB: 1 P: 22	R: 0 E: 0 K: 1 S: 10	H: 0 LOB: 1 BB: 1 P: 20	R: 1 E: 0 K: 1 S: 13	H: 2 LOB: 2 BB: 1 P: 23	R: 0 E: 0 K: 1 S: 9	H: 1 LOB: 2 BB: 1 P: 18	1B: 4 2B: 2 3B: 0 HR: 0	SF: 0 SAC: 0 DP: 0 HBP: 1	WP: 0 PB: 0 SB: 0 CS: 0	PA: 41
PITCHER	IP WLS BF H R ER SO BB IBB HBP BLK WP HR S P ERA WHIP																					
Dustin Hermanson, R (1, 1) ERA: 3.2	6.0 L 26 3 1 1 5 3 0 1 0 0 0 52 94 1.50 1.000																					
Anthony Telford, R (7, 1) ERA: 4.17	1.0 4 0 0 0 1 1 0 0 0 0 0 10 20 0.00 1.000																					
Steve Kline, L (8, 1) ERA: 2.3	1.0 6 2 1 1 1 0 1 0 0 0 0 13 23 9.00 2.000																					
Marc Valdes, R (9, 1) ERA: 7.71	1.0 5 1 0 0 1 1 0 0 0 0 0 9 18 0.00 2.000																					

New York Mets @ Montreal Expos
Olympic Stadium, Montreal, QB

Tue Jun 16 1998, 7:05 PM EDT
Att. 12,662 - Overcast - 71 F

livebaseballscores.com

AB	34
R	2
H	6
RBI	2
BB	6
SO	8
LOB	22



BOTTOM

New York Mets @ Montreal Expos
Olympic Stadium, Montreal, QB

Tue Jun 16 1998, 7:05 PM EDT
 Att. 12,662 - Overcast - 71 F

livebaseballscorecards.com

AB	30
R	0
H	5
RBI	0
BB	1
SO	7
LOB	10



WP: 0	PA: 31
PB: 0	
SB: 0	
CS: 1	

AB R H RBI BB SO LOB

3	0	1	0	1	0	0
4	0	1	0	0	0	1
4	0	0	0	0	3	3
4	0	1	0	0	1	3
3	0	0	0	0	0	1
3	0	1	0	0	0	0
3	0	0	0	0	1	1
3	0	1	0	0	1	0
1	0	0	0	0	1	0
1	0	0	0	0	0	0
0	0	0	0	0	0	0
0	0	0	0	0	0	0
1	0	0	0	0	0	1
0	0	0	0	0	0	0

1B: 4	SF: 0
2B: 1	SAC: 0
3B: 0	DP: 2
HR: 0	HBP: 0

Batter	1	2	3	4	5	6	7	8	9
F.P. Santangelo, S (1, 4) OBP: 0.328, SLG: 0.329	2-2 P5			0-1 1B		4-1 BB			0-1 L7
Robert Perez, R (1, 7) OBP: 0.256, SLG: 0.388	0-0 G5-3			1-2 G6-4-3 1B		0-0 G6-3			1-1 E6
Vladimir Guerrero, R (1, 9) OBP: 0.333, SLG: 0.502	1-3 K			0-3 K					0-3 K
Rondell White, R (1, 8) OBP: 0.353, SLG: 0.490			3-3 K	0-1 G6-4-3 1-2f					0-0 F9
Chris Widger, R (1, 2) OBP: 0.293, SLG: 0.394			2-2 P3		0-0 P2				2-2 G4-3 1-2
Mark Grudzielanek, R (1, 6) OBP: 0.294, SLG: 0.326			0-1 G3		2-1 G6-4-3 1B				1-1 G6-3
Brad Fullmer, L (1, 3) OBP: 0.325, SLG: 0.461			1-1 P1		0-1 G6-4-3 1-2f				3-3 K
Shane Andrews, R (1, 5) OBP: 0.296, SLG: 0.404			0-0 G5-3						0-0 2B
Dustin Hermanson, R (1, 1) Mike Mordecai, R (6, PH) Anthony Telford, R (7, 1) Steve Kline, S (8, 1) Jose Vidro, S (8, PH) Marc Valdes, R (9, 1) OBP: 0.319, SLG: 0.275 OBP: 0.500, SLG: 0.400			0-3 K2-3						3-2 P9

Inning Stats	R: 0	H: 0	E: 0	K: 1	S: 7	R: 0	H: 0	E: 0	K: 1	S: 9	R: 0	H: 0	E: 0	K: 1	S: 6	R: 0	H: 2	E: 0	K: 1	S: 12	R: 0	H: 1	E: 0	K: 0	S: 5	R: 0	H: 0	E: 0	K: 1	S: 8	R: 0	H: 1	E: 0	K: 0	S: 9	R: 0	H: 1	E: 0	K: 1	S: 9	R: 0	H: 0	E: 1	K: 1	S: 8	1B: 4	SF: 0	2B: 1	SAC: 0	3B: 0	DP: 2	HR: 0	HBP: 0	WP: 0	PA: 31
--------------	------	------	------	------	------	------	------	------	------	------	------	------	------	------	------	------	------	------	------	-------	------	------	------	------	------	------	------	------	------	------	------	------	------	------	------	------	------	------	------	------	------	------	------	------	------	-------	-------	-------	--------	-------	-------	-------	--------	-------	--------

PITCHER	IP	WLS	BF	H	R	ER	SO	BB	IBB	HBP	BLK	WP	HR	S	P	ERA	WHIP
Al Leiter, L (1, 1) ERA: 1.53	9.0	W	31	5	0	0	7	1	0	0	0	0	0	73	105	0.00	0.667

New York Mets @ Montreal Expos
Olympic Stadium, Montreal, QB
 Wed Jun 17 1998, 7:05 PM EDT
 Att: 7,606 - Cloudy - 56 F

AB	33
R	4
H	8
RBI	4
BB	3
SO	7
LOB	18




WP:	0	PA:	38
PB:	0		
SB:	0		
CS:	0		

Batter	1	2	3	4	5	6	7	8	9	AB	R	H	RBI	BB	SO	LOB
Wayne Kirby, L (1, 8) OBP: 0.167, SLG: 0.167 Turk Wendell, L (7, 1) Dennis Cook, L (7, 1) Benny Agbayani, R (8, 9)	1-3 K		0-3 K		0-1 P4		0-1 F9		2-3 K	4	0	0	0	0	2	4
Edgardo Alfonzo, R (1, 5) OBP: 0.338, SLG: 0.368	1-0 G6-3			1-2 G6-3		0-0 F9		4-0 G4-3 31 G1-3 BB	2-2 F8	4	0	0	0	1	0	1
31 Mike Piazza, R (1, 2) OBP: 0.357, SLG: 0.508	1-2 P6			0-0 1B		2-2 3B 1B		1-0 G1-3		4	1	2	0	0	0	1
John Olerud, L (1, 3) OBP: 0.459, SLG: 0.505		3-1 F8		1-2 F9		2-0 SF 3B		3-2 G4-3		4	1	1	1	0	0	2
Carlos Baerga, S (1, 4) OBP: 0.313, SLG: 0.412		0-0 L9		1-1 P5		0-0 SF F9-3		4-0 IBB		2	0	0	1	1	0	1
Butch Huskey, R (1, 9) OBP: 0.299, SLG: 0.418 Mel Rojas, R (8, 1)		3-1 G5-3			2-0 G2-3		0-0 F9-3		0-3 K	4	0	0	0	0	1	3
Matt Franco, L (1, 7) OBP: 0.337, SLG: 0.299 Brian McRae, S (7, PR) (7, 8)			2-2 FC6-4 1B		0-0 G1-3 1B		4-1 SH3 BB		2-1 HR	2	1	2	0	1	0	0
Rey Ordonez, R (1, 6) OBP: 0.263, SLG: 0.281			1-2 FC6-4 1-2f		0-1 G1-3		0-0 SH3		2-3 K	3	0	0	0	0	1	2
Bobby Jones, R (1, 1) OBP: 0.227, SLG: 0.227 Luis Lopez, S (7, PH) (7, 7)			0-3 K		0-1 1B		3-3 K		0-0 1B	2	0	1	1	0	1	1
										2	0	1	0	0	1	2

Inning Stats	R: 0	H: 0	E: 0	K: 1	S: 9	P: 12	R: 0	H: 0	E: 0	K: 0	S: 5	P: 11	R: 0	H: 1	E: 0	K: 2	S: 13	P: 16	R: 0	H: 1	E: 0	K: 0	S: 9	P: 12	R: 1	H: 2	E: 0	K: 0	S: 8	P: 10	R: 2	H: 2	E: 1	K: 0	S: 10	P: 14	R: 0	H: 0	E: 0	K: 1	S: 8	P: 15	R: 0	H: 0	E: 0	K: 1	S: 7	P: 19	R: 1	H: 2	E: 0	K: 2	S: 13	P: 21	1B: 6	SF: 1	2B: 1	SAC: 1	3B: 1	DP: 1	HR: 1	HBP: 0	WP: 0	PA: 38
--------------	------	------	------	------	------	-------	------	------	------	------	------	-------	------	------	------	------	-------	-------	------	------	------	------	------	-------	------	------	------	------	------	-------	------	------	------	------	-------	-------	------	------	------	------	------	-------	------	------	------	------	------	-------	------	------	------	------	-------	-------	-------	-------	-------	--------	-------	-------	-------	--------	-------	--------

PITCHER	IP	WLS	BF	H	R	ER	SO	BB	IBB	HBP	BLK	WP	HR	S	P	ERA	WHIP
Carl Pavano, R (1, 1) ERA: 3.69	7.0		28	6	3	3	4	1	0	0	0	0	0	62	90	3.86	1.000
Miguel Batista, R (8, 1) ERA: 3.71	1.0		5	0	0	0	1	1	1	0	0	0	0	7	19	0.00	1.000
Ugueth Urbina, R (9, 1) ERA: 1.6	1.0	W	5	2	1	1	2	0	0	0	0	0	1	13	21	9.00	2.000

Batter	1	2	3	4	5	6	7	8	9	AB	R	H	RBI	BB	SO	LOB	BOTTOM
F.P. Santangelo, S OBP: 0.329, SLG: 0.327 (1, 4) (8, 7)	1-3 K		1-3 K		3-2 G1-3		4-2 BB		0-1 1B IBB	4	0	1	0	1	2	2	New York Mets @ Montreal Expos Olympic Stadium, Montreal, QB Wed Jun 17 1998, 7:05 PM EDT Att. 7,606 - Cloudy - 56 F AB 37 R 5 H 12 RBI 4 BB 2 SO 8 LOB 16 
Ryan McGuire, L OBP: 0.346, SLG: 0.318 Jose Vidro, S OBP: 0.315, SLG: 0.271 (1, 7) (7, PH) (8, 4)	3-3 K			1-1 F7		3-2 P5	2-2 F7		2-1 P9	3	0	0	0	0	1	0	
Vladimir Guerrero, R OBP: 0.338, SLG: 0.502 (1, 9)	1-1 G5-3			2-2 L9		0-0 1B S		1-0 S	4-0 1B	4	2	2	0	1	0	0	
Brad Fullmer, L OBP: 0.327, SLG: 0.460 (1, 3)		1-2 F8		1-2 G3-1		2-2 S		1-2 F9	0-0 1B	5	0	2	1	0	0	1	
Rondell White, R OBP: 0.351, SLG: 0.498 (1, 8)		1-1 G6-3			3-1 HR	1-2 G1-3		2-3 K		4	1	1	1	0	1	2	
Mark Grudzielanek, R OBP: 0.297, SLG: 0.328 (1, 6)		2-1 F8			1-0 2B	2-1 G6-3		0-0 1B		4	1	2	1	0	0	1	
Chris Widger, R OBP: 0.297, SLG: 0.401 (1, 2)			1-1 G5-3		0-2 2B		0-2 SH1-4	1-3 K		4	0	2	0	0	1	1	
Shane Andrews, R OBP: 0.301, SLG: 0.413 (1, 5)			2-2 1B		0-1 G6-3		0-0 SH1-4		3-2 1B	3	1	2	1	0	0	1	
Carl Pavano, R OBP: 0.180, SLG: 0.100 Scott Livingstone, L OBP: 0.291, SLG: 0.231 Robert Perez, R OBP: 0.253, SLG: 0.384 Miguel Batista, R Ugueth Urbina, R Da Rond Stovall, S OBP: 0.313, SLG: 0.397 (1, 1) (7, PH) (7, PH) (8, 1) (9, 1) (9, PH)			0-3 K		0-3 K		2-2 G5-3		1-3 K	2	0	0	0	0	2	2	

Inning Stats		R: 0	H: 0	R: 0	H: 0	R: 0	H: 1	R: 0	H: 0	R: 2	H: 3	R: 1	H: 2	R: 0	H: 1	R: 1	H: 2	R: 1	H: 3	1B: 9	SF: 0	WP: 0	PA: 40								
Inning Stats		E: 0	LOB: 0	E: 0	LOB: 0	E: 0	LOB: 1	E: 0	LOB: 0	E: 0	LOB: 1	E: 0	LOB: 1	E: 0	LOB: 2	E: 0	LOB: 1	E: 0	LOB: 3	2B: 2	SAC: 1	PB: 0									
Inning Stats		K: 2	BB: 0	K: 0	BB: 0	K: 2	BB: 0	K: 0	BB: 0	K: 0	BB: 0	K: 0	BB: 0	K: 0	BB: 1	K: 2	BB: 0	K: 1	BB: 1	3B: 0	DP: 0	SB: 3									
Inning Stats		S: 8	P: 13	S: 7	P: 11	S: 13	P: 17	S: 8	P: 12	S: 15	P: 22	S: 14	P: 22	S: 13	P: 21	S: 15	P: 19	S: 13	P: 23	HR: 1	HBP: 0	CS: 0									
PITCHER	IP	WLS	BF	H	R	ER	SO	BB	IBB	HBP	BLK	WP	HR	S	P	ERA	WHIP														
Bobby Jones, R ERA: 3.67 (1, 1)	6.0		24	6	3	3	5	0	0	0	0	0	0	65	97	4.50	1.000														
Turk Wendell, R ERA: 5.4 (7, 1)	0.1		2	1	0	0	0	0	0	0	0	0	0	4	4	0.00	3.000														
Dennis Cook, L ERA: 2.66 (7, 1)	0.2		3	0	0	0	0	1	0	0	0	0	0	9	17	0.00	1.500														
Mel Rojas, R ERA: 3.26 (8, 1)	1.2	L	11	5	2	2	3	0	1	0	0	0	0	28	42	10.80	3.000														

Batter	1	2	3	4	5	6	7	8	9	AB R H RBI BB SO LOB	TOP																												
Luis Lopez, S (1, 9) OBP: 0.361, SLG: 0.385 (6, 6)	2-3 K		0-0 1B			0-1 G1-3	2-2 F7	0-1 CS	2-3 K	5 0 1 0 0 2 1																													
Matt Franco, L (1, 7) OBP: 0.351, SLG: 0.309	1-1 31 G5-4-3 1B		2-2 G6-3			1-1 31 2B 1B	4-2 31 2B 1B BB		3-2 L5	4 2 2 0 1 0 1																													
31 Mike Piazza, R (1, 2) OBP: 0.361, SLG: 0.519 Bernard Gilkey, R (9, PR) OBP: 0.347, SLG: 0.377	1-0 G5-4-3 1-2f				0-1 G5-3	0-0 1B 2B	1-1 1B 2B		3-2 1B	5 2 3 1 0 0 1 0 0 0 0 0 0 0																													
John Olerud, L (1, 3) OBP: 0.454, SLG: 0.498		2-2 F8			0-0 L7	0-0 1B 2B	2-3 K		2-3 K	5 1 1 2 0 2 3																													
Carlos Baerga, S (1, 4) OBP: 0.316, SLG: 0.413		2-3 K			1-2 F7	3-2 2B G5-2-3 1B	1-0 1B			4 0 2 2 0 1 0																													
Edgardo Alfonzo, R (1, 5) OBP: 0.345, SLG: 0.386		3-2 1B			1-2 B4-3 2B	1-0 1B SAFE 2B	2-0 F9			4 0 3 1 0 0 1																													
Brian McRae, S (1, 8) OBP: 0.344, SLG: 0.401		2-1 F9			0-0 B4-3	4-1 IBB		1-1 CS 1B		3 0 1 0 1 0 2																													
Rey Ordonez, R (1, 6) OBP: 0.280, SLG: 0.277 Turk Wendell, L (6, 1) Butch Huskey, R (8, PH) OBP: 0.298, SLG: 0.416 John Hudek, S (8, 1)			1-0 G3		2-2 P6	0-0 G5-2-3		1-3 K		3 0 0 0 0 0 4 0 0 0 0 0 0 0 1 0 0 0 0 1 1 0 0 0 0 0 0 0																													
Masato Yoshii, R (1, 1) OBP: 0.143, SLG: 0.105 Benny Agbayani, R (6, 9) Wayne Kirby, L (7, PH) OBP: 0.214, SLG: 0.214 (7, 9)			1-3 K		1-3 K		1-1 BB 31 2B 1B	1-1 F8		2 0 0 0 0 2 1 0 0 0 0 0 0 0 2 1 1 0 0 0 1																													
Inning Stats	R: 0 E: 0 K: 1 S: 6	H: 1 LOB: 0 BB: 0 P: 10	R: 0 E: 0 K: 1 S: 13	H: 1 LOB: 1 BB: 0 P: 22	R: 0 E: 0 K: 1 S: 9	H: 1 LOB: 0 BB: 0 P: 13	R: 0 E: 0 K: 0 S: 6	H: 0 LOB: 0 BB: 0 P: 7	R: 0 E: 0 K: 1 S: 10	H: 1 LOB: 1 BB: 0 P: 14	R: 3 E: 0 K: 0 S: 14	H: 5 LOB: 2 BB: 1 P: 22	R: 3 E: 0 K: 1 S: 14	H: 3 LOB: 1 BB: 1 P: 27	R: 0 E: 0 K: 1 S: 8	H: 1 LOB: 0 BB: 0 P: 11	R: 0 E: 0 K: 2 S: 13	H: 1 LOB: 1 BB: 0 P: 23	1B: 10 2B: 4 3B: 0 HR: 0	SF: 0 SAC: 0 DP: 2 HBP: 0	WP: 0 PB: 0 SB: 0 CS: 1	PA: 41																	
PITCHER	IP	WLS	BF	H	R	ER	SO	BB	IBB	HBP	BLK	WP	HR	S	P	ERA	WHIP	PITCHER	IP	WLS	BF	H	R	ER	SO	BB	IBB	HBP	BLK	WP	HR	S	P	ERA	WHIP				
Javier Vazquez, R ERA: 5.94	(1, 1)	5.1		24	9	3	3	4	0	0	0	0	0	55	82	5.06	1.688	Ugueth Urbina, R ERA: 1.56	(9, 1)	1.0	S	4	1	0	0	2	0	0	0	0	0	13	23	0.00	1.000				
Shayne Bennett, R ERA: 5.82	(6, 1)	0.2	W	2	0	0	0	0	0	1	0	0	0	3	6	0.00	0.000																						
Miguel Batista, R ERA: 4.12	(7, 1)	0.1		4	2	3	3	0	1	0	0	0	0	9	17	81.00	9.000																						
Steve Kline, L ERA: 2.25	(7, 1)	0.2		4	2	0	0	1	0	0	0	0	0	7	13	0.00	3.000																						
Anthony Telford, R ERA: 4.07	(8, 1)	1.0		2	0	0	0	1	0	0	0	0	0	6	8	0.00	0.000																						

New York Mets @ Montreal Expos
Olympic Stadium, Montreal, QB
 Thu Jun 18 1998, 7:05 PM EDT
 Att. 8,788 - Cloudy - 65 F

livebaseballscorecards.com

AB	38
R	6
H	14
RBI	6
BB	2
SO	8
LOB	16



BOTTOM

New York Mets @ Montreal Expos
Olympic Stadium, Montreal, QB

Thu Jun 18 1998, 7:05 PM EDT
Att. 8,788 - Cloudy - 65 F

livebaseballscorecards.com

AB	30
R	7
H	7
RBI	5
BB	6
SO	2
LOB	9



WP:	0	PA:	36
PB:	0	CS:	1
SB:	3		

AB R H RBI BB SO LOB

3 0 0 0 1 0 0

3 0 1 1 1 1 0

4 2 2 1 0 0 4

4 1 1 0 0 0 0
0 0 0 0 0 0 0

3 2 2 1 1 0 0

4 1 1 1 0 0 1

3 1 0 0 1 0 1

2 0 0 0 2 0 0

2 0 0 0 0 0 1
0 0 0 0 0 0 0
1 0 0 1 0 0 2
0 0 0 0 0 0 0
0 0 0 0 0 0 0
0 0 0 0 0 0 0
1 0 0 0 0 1 0

1B: 4 SF: 0
2B: 1 SAC: 0
3B: 0 DP: 0
HR: 2 HBP: 0

Batter 1 2 3 4 5 6 7 8 9

F.P. Santangelo, S (1, 7) OBP: 0.328, SLG: 0.323
 Jose Vidro, S (1, 4) OBP: 0.320, SLG: 0.273
 Vladimir Guerrero, R (1, 9) OBP: 0.340, SLG: 0.517
 Brad Fullmer, L (1, 3) OBP: 0.326, SLG: 0.456
 Ugueth Urbina, R (9, 1)

Rondell White, R (1, 8) OBP: 0.357, SLG: 0.512
 Mark Grudzielanek, R (1, 6) OBP: 0.296, SLG: 0.327
 Chris Widger, R (1, 2) OBP: 0.296, SLG: 0.395
 Shane Andrews, R (1, 5) OBP: 0.304, SLG: 0.409

Javier Vazquez, R (1, 1) OBP: 0.281, SLG: 0.273
 Shayne Bennett, R (6, 1)
 Scott Livingstone, L (6, PH) OBP: 0.297, SLG: 0.226
 Miguel Batista, R (7, 1)
 Steve Kline, S (7, 1)
 Anthony Telford, R (8, 1)
 Ryan McGuire, L (8, 3) OBP: 0.343, SLG: 0.315

Masato Yoshii, R (1, 1) ERA: 3.45
 Turk Wendell, R (6, 1) ERA: 4.98
 John Hudek, R (8, 1) ERA: 3.22

Inning Stats
 R: 1 H: 1 E: 0 LOB: 0 K: 0 BB: 0 S: 8 P: 14
 R: 1 H: 1 E: 0 LOB: 1 K: 0 BB: 1 S: 12 P: 22
 R: 0 H: 1 E: 0 LOB: 0 K: 0 BB: 0 S: 8 P: 15
 R: 0 H: 1 E: 0 LOB: 1 K: 0 BB: 0 S: 9 P: 13
 R: 0 H: 0 E: 0 LOB: 0 K: 0 BB: 0 S: 5 P: 9
 R: 5 H: 3 E: 1 LOB: 3 K: 1 BB: 5 S: 20 P: 41
 R: 0 H: 0 E: 0 LOB: 0 K: 0 BB: 0 S: 6 P: 9
 R: 0 H: 0 E: 0 LOB: 0 K: 1 BB: 0 S: 6 P: 10

PITCHER
 IP WLS BF H R ER SO BB IBB HBP BLK WP HR S P ERA WHIP
 Masato Yoshii, R (1, 1) 5.1 L 25 7 7 7 1 2 1 0 0 0 0 55 94 11.81 1.688
 Turk Wendell, R (6, 1) 1.2 8 0 0 0 0 3 0 0 0 0 0 13 29 0.00 1.800
 John Hudek, R (8, 1) 1.0 3 0 0 0 1 0 0 0 0 0 0 6 10 0.00 0.000

1B: 4 SF: 0
 2B: 1 SAC: 0
 3B: 0 DP: 0
 HR: 2 HBP: 0

WP: 0 PA: 36
 PB: 0 CS: 1
 SB: 3

AB 30
 R 7
 H 7
 RBI 5
 BB 6
 SO 2
 LOB 9

1B: 4 SF: 0
 2B: 1 SAC: 0
 3B: 0 DP: 0
 HR: 2 HBP: 0

WP: 0 PA: 36
 PB: 0 CS: 1
 SB: 3

Batter	1	2	3	4	5	6	7	8	9	AB R H RBI BB SO LOB	TOP		
Todd Dunwoody, L (1, 8) OBP: 0.270, SLG: 0.345	2-3 K			1-3 K			2-2 G3		0-1 L8	4 0 0 0 0 2 0	Florida Marlins @ New York Mets Shea Stadium, Flushing, NY Fri Jun 19 1998, 7:05 PM EDT Att. 32,738 - Unknown - 80 F		
Edgar Renteria, R (1, 6) OBP: 0.363, SLG: 0.366	0-3 K			0-1 G6-3			3-1 CS 1B	1-1 G6-3	4 0 1 0 0 1 0				
Mark Kotsay, L (1, 9) OBP: 0.325, SLG: 0.386	1-0 L3			2-2 F8			1-2 1B HR 1B	0-2 1B 1B	4 1 2 0 0 0 0				
Todd Zeile, R (1, 5) OBP: 0.304, SLG: 0.403			0-1 F8				1-1 HR 1B	2-1 1B 1B	4 1 2 0 0 0 0				
Cliff Floyd, L (1, 7) OBP: 0.346, SLG: 0.494			2-1 F8				0-0 HR	1-1 G4-3	4 1 1 3 0 0 2				
Ryan Jackson, L (1, 3) OBP: 0.310, SLG: 0.400			2-3 K				0-0 G3		3 0 0 0 0 2 0				
Gregg Zaun, S (1, 2) OBP: 0.241, SLG: 0.274			1-3 K				1-0 G3	0-0 F7	3 0 0 0 0 1 0				
Craig Counsell, L (1, 4) OBP: 0.360, SLG: 0.341			0-1 G4-3				2-2 P6	2-0 L9	3 0 0 0 0 0 0				
Brian Meadows, R (1, 1) OBP: 0.200, SLG: 0.143 Brian Edmondson, R (7, 1) Matt Mantei, R (9, 1)			3-2 G1-3				0-3 K	0-3 K	2 0 0 0 0 1 0 1 0 0 0 0 1 0 0 0 0 0 0 0 0				
Inning Stats	R: 0 H: 0 E: 0 LOB: 0 K: 2 BB: 0 S: 8 P: 11	R: 0 H: 0 E: 0 LOB: 0 K: 1 BB: 0 S: 7 P: 11	R: 0 H: 0 E: 0 LOB: 0 K: 1 BB: 0 S: 9 P: 13	R: 0 H: 0 E: 0 LOB: 0 K: 1 BB: 0 S: 9 P: 12	R: 0 H: 0 E: 0 LOB: 0 K: 1 BB: 0 S: 7 P: 10	R: 0 H: 0 E: 0 LOB: 0 K: 1 BB: 0 S: 10 P: 13	R: 3 H: 4 E: 0 LOB: 0 K: 0 BB: 0 S: 13 P: 20	R: 0 H: 0 E: 0 LOB: 0 K: 1 BB: 0 S: 5 P: 7	R: 0 H: 2 E: 0 LOB: 2 K: 0 BB: 0 S: 11 P: 15	1B: 5 SF: 0 2B: 0 SAC: 0 3B: 0 DP: 0 HR: 1 HBP: 0	WP: 0 PA: 32 PB: 0 SB: 0 CS: 1		
PITCHER	IP WLS BF H R ER SO BB IBB HBP BLK WP HR S P ERA WHIP											PITCHER	IP WLS BF H R ER SO BB IBB HBP BLK WP HR S P ERA WHIP
Rick Reed, R (1, 1) ERA: 2.38	8.2 L 31 6 3 3 8 0 0 0 0 0 0 1 77 109 3.12 0.692												
John Franco, L (9, 1) ERA: 2.84	0.1 1 0 0 0 0 0 0 0 0 0 0 0 2 3 0.00 0.000												

livebaseballscorecards.com

AB	32
R	3
H	6
RBI	3
BB	0
SO	8
LOB	2



Batter	1	2	3	4	5	6	7	8	9	AB R H RBI BB SO LOB	BOTTOM
--------	---	---	---	---	---	---	---	---	---	----------------------	--------

Benny Agbayani, R OBP: 0.333, SLG: 0.200 (1, 9) BB X	2-0 31 G3-1 SF8 1B		1-1 G6-4-3 1-2f		0-3 K	0-0 P4			4-2 31 FC5-4 BB BB BB BB BB	4 1 1 0 1 1 3	Florida Marlins @ New York Mets Shea Stadium, Flushing, NY Fri Jun 19 1998, 7:05 PM EDT Att: 32,738 - Unknown - 80 F
Matt Franco, L OBP: 0.374, SLG: 0.333 (1, 7) P BB BB CB CB	4-1 31 G3-1 1-2 BB		2-1 31 BB 1B		1-2 31 F8 2B		1-1 F9	4-2 31 FC5-4 BB BB BB BB BB	3 0 2 0 2 0 0		
31 Mike Piazza, R OBP: 0.358, SLG: 0.510 (1, 2) C BB BB CB X	1-2 G3-1 1-2 2-3		4-0 1-2 BB		0-0 F8 2-3		0-1 G6-3	0-2 FC5-4 1-2f 2-3 BB BB BB BB BB	4 0 0 0 1 0 5		
John Olerud, L OBP: 0.450, SLG: 0.491 (1, 3) B X	1-0 SF8 3-H		1-0 P7		4-0 IBB		1-3 K	3-3 K BB BB BB BB BB	3 0 0 1 1 2 4		
Carlos Baerga, S OBP: 0.319, SLG: 0.423 (1, 4) C BB BB CB X	2-2 L4		2-1 1B BLK 2B		1-1 G3		1-1 G3 2B		4 1 2 0 0 0 3		
Edgardo Alfonzo, R OBP: 0.344, SLG: 0.383 (1, 5) C BB BB CB X		0-2 G3-1		0-2 BLK 2-3 1B		1-0 G5-3		1-0 G3 2-3	4 0 1 0 0 0 1		
Brian McRae, S OBP: 0.342, SLG: 0.403 John Franco, L (9, 1)		3-2 G4-3		2-1 F9		0-0 1B 2B		1-2 G3	4 0 1 0 0 0 3 0 0 0 0 0 0 0		
Rey Ordonez, R OBP: 0.261, SLG: 0.278 Luis Lopez, S OBP: 0.358, SLG: 0.382 (8, PH) (9, 6)		2-0 G6-3		3-2 P6 1-2 3-H		0-0 SH1-3 2-3 1B		1-2 P5	3 0 1 0 0 0 1 1 0 0 0 0 0 1		
Rick Reed, R OBP: 0.242, SLG: 0.267 Wayne Kirby, L OBP: 0.200, SLG: 0.200 (9, 8)			1-1 G6-4-3 1B		0-1 G6-3		0-1 SH1-3 1-2	3-3 K2-3 BB BB BB BB BB	2 0 1 0 0 0 1 1 0 0 0 0 1 0		

Inning Stats	R: 1 E: 0 K: 0 S: 10	H: 1 LOB: 1 BB: 1 P: 19	R: 0 E: 0 K: 0 S: 7	H: 0 LOB: 0 BB: 0 P: 12	R: 0 E: 0 K: 0 S: 7	H: 2 LOB: 2 BB: 1 P: 16	R: 1 E: 0 K: 0 S: 13	H: 2 LOB: 1 BB: 0 P: 20	R: 0 E: 0 K: 1 S: 12	H: 1 LOB: 2 BB: 1 P: 18	R: 0 E: 0 K: 1 S: 7	H: 0 LOB: 0 BB: 0 P: 9	R: 0 E: 0 K: 0 S: 9	H: 1 LOB: 1 BB: 0 P: 13	R: 0 E: 1 K: 2 S: 13	H: 0 LOB: 2 BB: 2 P: 27	1B: 5 2B: 4 3B: 0 HR: 0	SF: 1 SAC: 1 DP: 1 HBP: 0	WP: 0 PB: 0 SB: 0 CS: 0	PA: 40
---------------------	-------------------------------	----------------------------------	------------------------------	----------------------------------	------------------------------	----------------------------------	-------------------------------	----------------------------------	-------------------------------	----------------------------------	------------------------------	---------------------------------	------------------------------	----------------------------------	-------------------------------	----------------------------------	----------------------------------	------------------------------------	----------------------------------	--------

PITCHER	IP	WLS	BF	H	R	ER	SO	BB	IBB	HBP	BLK	WP	HR	S	P	ERA	WHIP
Brian Meadows, R ERA: 4.4 (1, 1)	6.1	W	29	8	2	2	1	2	1	0	1	0	0	57	95	2.84	1.579
Brian Edmondson, R ERA: 3.09 (7, 1)	1.2		6	1	0	0	1	0	0	0	0	0	0	14	19	0.00	0.600
Matt Mantei, R ERA: 1.62 (9, 1)	1.0	S	5	0	0	0	2	2	0	0	0	0	0	13	27	0.00	2.000



livebaseballscores.com

AB	33
R	2
H	9
RBI	1
BB	5
SO	4
LOB	22

Batter	1		2		3		4		5		6		7		8		9		AB	R	H	RBI	BB	SO	LOB	TOP	
Todd Dunwoody, L (1, 8) OBP: 0.276, SLG: 0.355	1-1 SH1-3 2B		0-1 F8	0-2 G4-6-3 1B	0-0 SH1-4	2-2 G3-1	1-1 L4											5	0	2	0	0	0	0			
Edgar Renteria, R (1, 6) OBP: 0.367, SLG: 0.365	4-2 SH1-3 BB		4-1 FC6-4 BB	1-1 G4-6-3	2-3 K	0-0 E S G3 1B												3	1	1	0	2	1	2			
Mark Kotsay, L (1, 9) OBP: 0.324, SLG: 0.381	0-0 SH1-3		0-0 FC6-4 HR	2-0 F9	1-2 G3	1-2 G3 BB 1B HBP												3	2	0	0	0	0	2			
Todd Zeile, R (1, 5) OBP: 0.310, SLG: 0.415	0-3 K		0-1 HR		3-2 G4-3	3-0 1B 2B 1B	4-2 1B G3 BB											4	2	2	2	1	1	2			
Cliff Floyd, L (1, 7) OBP: 0.350, SLG: 0.494	4-0 BB		2-0 BB 1B 1B		2-2 G3-1	2-0 2B 1B	0-0 G3											4	1	2	1	1	0	2			
Derrek Lee, R (1, 3) OBP: 0.309, SLG: 0.385	1-0 F8		0-0 BB BB 1B		2-1 1B	1-0 1B	0-1 1B											5	1	4	2	0	0	3			
Gregg Zaun, S (1, 2) OBP: 0.239, SLG: 0.268			4-0 BB BB		0-0 G3	2-2 SF9	1-3 K											3	0	0	1	1	1	3			
Craig Counsell, L (1, 4) OBP: 0.365, SLG: 0.346			1-2 BB		4-0 BB	4-2 SH1-4 WP BB BB 2B	0-1 2B											3	1	1	1	2	0	0			
Livan Hernandez, R (1, 1) OBP: 0.186, SLG: 0.209			2-3 K		0-3 K	0-2 WP SH1-4 1B	1-3 K											5	0	1	0	0	3	4			
Inning Stats	R: 0 E: 0 K: 1 S: 12	H: 1 LOB: 3 BB: 2 P: 22	R: 0 E: 0 K: 1 S: 8	H: 0 LOB: 0 BB: 0 P: 11	R: 3 E: 0 K: 1 S: 11	H: 3 LOB: 3 BB: 3 P: 25	R: 0 E: 0 K: 0 S: 8	H: 1 LOB: 0 BB: 0 P: 11	R: 0 E: 0 K: 0 S: 10	H: 1 LOB: 1 BB: 0 P: 17	R: 1 E: 0 K: 1 S: 14	H: 1 LOB: 1 BB: 1 P: 21	R: 2 E: 0 K: 1 S: 12	H: 4 LOB: 1 BB: 0 P: 21	R: 2 E: 0 K: 1 S: 15	H: 2 LOB: 2 BB: 1 P: 23	R: 0 E: 0 K: 0 S: 5	H: 0 LOB: 0 BB: 0 P: 8	1B: 9 2B: 3 3B: 0 HR: 1	SF: 1 SAC: 2 DP: 1 HBP: 1	WP: 1 PB: 0 SB: 1 CS: 0	PA: 46					
PITCHER	IP	WLS	BF	H	R	ER	SO	BB	IBB	HBP	BLK	WP	HR	S	P	ERA	WHIP										
Hideo Nomo, R (1, 1) ERA: 4.95	5.0	L	27	7	4	4	3	6	0	0	0	0	1	56	97	7.20	2.600										
Brian Bohanon, L (6, 1) ERA: 2.81	1.1		6	3	2	2	1	0	0	0	0	1	0	10	19	13.50	2.250										
Dennis Cook, L (7, 1) ERA: 2.59	0.2		3	1	0	0	1	0	0	0	0	0	0	9	12	0.00	1.500										
Mel Rojas, R (8, 1) ERA: 3.73	1.0		7	2	2	2	1	1	0	1	0	0	0	15	23	18.00	3.000										
Turk Wendell, R (9, 1) ERA: 4.76	1.0		3	0	0	0	0	0	0	0	0	0	0	5	8	0.00	0.000										

Florida Marlins @ New York Mets

Shea Stadium, Flushing, NY

Sat Jun 20 1998, 3:33 AM EDT

Att. 44,355 - Cloudy - 80 F

livebaseballscorecards.com

AB	35
R	8
H	13
RBI	7
BB	7
SO	6
LOB	18



Batter	1	2	3	4	5	6	7	8	9	AB	R	H	RBI	BB	SO	LOB
Edgardo Alfonzo, R OBP: 0.351, SLG: 0.390	2-2 G3-6-3 1B	2-1 1-2 2-H 3-H 1B			1-1 31 G5-4-3 1B		0-1 G6-3			4	0	3	2	0	0	1
Matt Franco, L OBP: 0.359, SLG: 0.318	3-1 G3-6-3 1-2f	1-3 1B			1-3 1B			1-2 F9		4	0	0	0	0	2	4
31 Mike Piazza, R OBP: 0.357, SLG: 0.506	3-3 1B				1-0 G5-4-3 1-2f			0-0 FC5-4 1B		4	0	1	0	0	1	1
Alberto Castillo, R OBP: 0.300, SLG: 0.338										0	0	0	0	0	0	0
John Olerud, L OBP: 0.447, SLG: 0.487		1-1 G4-3	0-1 FC4-6 1B				1-1 F8		0-0 L8	4	0	1	0	0	0	1
Carlos Baerga, S OBP: 0.318, SLG: 0.420		0-1 BB 1B BB	1-0 P2				0-2 G5-3		0-2 FC5-4 1-2f	4	1	1	0	0	0	2
Butch Huskey, R OBP: 0.298, SLG: 0.415		0-1 BB BB 1B	1-1 FC4-6				1-0 P2									
Dennis Cook, L																
Mel Rojas, R																
Turk Wendell, L																
Brian McRae, S OBP: 0.341, SLG: 0.401		1-2 1B														
Wayne Kirby, L OBP: 0.211, SLG: 0.211		0-2 P7														
Rey Ordonez, R OBP: 0.263, SLG: 0.276																
Luis Lopez, S OBP: 0.352, SLG: 0.375		4-1 BB 1B BB	1-0 P3				3-2 1 SAFE G4-3		1-2 G4-3	1	1	0	0	1	0	0
Hideo Nomo, R OBP: 0.111, SLG: 0.192		1-2 2-3 BB								2	0	0	0	0	0	1
Brian Bohanon, L OBP: 0.462, SLG: 0.538																
Benny Agbayani, R OBP: 0.286, SLG: 0.167		4-2 1B BB	1-1 G3-1													


Inning Stats	R: 0 E: 0 K: 1 S: 8	H: 1 LOB: 0 BB: 0 P: 16	R: 3 E: 0 K: 1 S: 17	H: 3 LOB: 2 BB: 2 P: 29	R: 0 E: 0 K: 0 S: 8	H: 1 LOB: 1 BB: 0 P: 10	R: 0 E: 0 K: 0 S: 6	H: 0 LOB: 0 BB: 0 P: 10	R: 0 E: 0 K: 1 S: 6	H: 1 LOB: 0 BB: 0 P: 9	R: 0 E: 0 K: 0 S: 6	H: 0 LOB: 0 BB: 0 P: 8	R: 0 E: 0 K: 1 S: 16	H: 1 LOB: 1 BB: 0 P: 22	R: 0 E: 0 K: 0 S: 11	H: 1 LOB: 1 BB: 0 P: 12	R: 0 E: 0 K: 0 S: 6	H: 0 LOB: 0 BB: 0 P: 10	1B: 8 2B: 0 3B: 0 HR: 0	SF: 0 SAC: 0 DP: 2 HBP: 0	WP: 0 PB: 0 SB: 0 CS: 0	PA: 35
PITCHER Livan Hernandez, R ERA: 4.5	(1, 1)	IP: 9.0 WLS: W BF: 35	H: 8 R: 3 ER: 3 SO: 4	BB: 2 IBB: 0 HBP: 0 BLK: 0	WP: 0 HR: 0 S: 84 P: 126	ERA: 3.00 WHIP: 1.111																

Florida Marlins @ New York Mets

Shea Stadium, Flushing, NY

Sat Jun 20 1998, 3:33 AM EDT
Att: 44,355 - Cloudy - 80 F

AB	33
R	3
H	8
RBI	3
BB	2
SO	4
LOB	14



	WP: 0	PA: 35
	PB: 0	SB: 0
	CS: 0	

Florida Marlins @ New York Mets
 Shea Stadium, Flushing, NY
 Sun Jun 21 1998, 3:33 AM EDT
 Att. 30,673 - Sunny - 78 F

Batter	1	2	3	4	5	6	7	8	9	AB R H RBI BB SO LOB	TOP									
John Cangelosi, S (1, 8) OBP: 0.345, SLG: 0.296	1-2 G6-3		1-3 K		1-1 B1-3		2-2 P6		4-2 G4-6-3 BB	4 0 0 0 1 1 1										
Edgar Renteria, R (1, 6) OBP: 0.364, SLG: 0.362	3-2 P9		2-1 1B 1B		0-0 G5-3		1-3 K		0-1 G4-6-3 1-2f	5 0 1 0 0 1 1										
Dave Berg, R (1, 4) OBP: 0.354, SLG: 0.382	1-2 G6-3		2-1 PB 1B 1-3 2-H		4-2 S 1B BB		3-3 K		0-3 K	4 1 1 1 1 2 0										
Todd Zeile, R (1, 5) OBP: 0.319, SLG: 0.418		4-1 G4-6-3 BB	4-1 1B BB		4-2 1B 1B BB		2-2 BB 1B FC1-2 1B			1 0 1 0 3 0 0										
Cliff Floyd, L (1, 7) OBP: 0.352, SLG: 0.495	1-2 G4-6-3 1-2f		0-1 F8		1-1 S 1B 1-3 2-H		0-0 FC1-2 BB 1B 1-2			4 0 2 1 0 0 4										
Derrek Lee, R (1, 3) OBP: 0.313, SLG: 0.381		4-2 BB		2-3 K		2-3 K 1-2		4-1 FC1-2 BB 1-2 2-3		2 0 0 0 2 2 2										
John Wehner, R (1, 9) OBP: 0.130, SLG: 0.174		1-3 K		0-0 B1-3		1-1 G6-4-3 1B		0-0 FC1-2 1-2 2-3 3-H		4 0 1 0 0 1 4										
Mike Redmond, R (1, 2) OBP: 0.435, SLG: 0.609			0-0 FC3-6 1B		1-0 1B		1-1 G6-4-3 1-2f		0-3 K	4 0 2 0 0 1 4										
Joe Fontenot, R (1, 1) Mark Kotsay, L (8, PH) Brian Edmondson, R (8, 1) Felix Heredia, L (8, 1)			0-0 FC3-6 1B 1-2f		0-3 K		1-1 F9		2-3 K	3 1 0 0 0 1 2 1 0 0 0 0 1 3 0 0 0 0 0 0 0 0 0 0 0 0 0 0										
Inning Stats	R: 0 E: 0 K: 0 S: 14	H: 0 LOB: 0 BB: 0 P: 19	R: 0 E: 0 K: 1 S: 12	H: 0 LOB: 1 BB: 2 P: 22	R: 1 E: 0 K: 1 S: 12	H: 3 LOB: 3 BB: 1 P: 21	R: 0 E: 0 K: 2 S: 8	H: 1 LOB: 1 BB: 0 P: 11	R: 1 E: 0 K: 1 S: 12	H: 1 LOB: 2 BB: 2 P: 24	R: 0 E: 0 K: 2 S: 9	H: 0 LOB: 0 BB: 0 P: 15	R: 0 E: 0 K: 2 S: 17	H: 2 LOB: 3 BB: 1 P: 25	R: 0 E: 0 K: 1 S: 7	H: 0 LOB: 0 BB: 1 P: 11	1B: 8 2B: 0 3B: 0 HR: 0	SF: 0 SAC: 0 DP: 3 HBP: 0	WP: 0 PB: 1 SB: 2 CS: 0	PA: 39
PITCHER	IP WLS BF H R ER SO BB IBB HBP BLK WP HR S P ERA WHIP	IP WLS BF H R ER SO BB IBB HBP BLK WP HR S P ERA WHIP			IP WLS BF H R ER SO BB IBB HBP BLK WP HR S P ERA WHIP			IP WLS BF H R ER SO BB IBB HBP BLK WP HR S P ERA WHIP			IP WLS BF H R ER SO BB IBB HBP BLK WP HR S P ERA WHIP			IP WLS BF H R ER SO BB IBB HBP BLK WP HR S P ERA WHIP						
Al Leiter, L (1, 1) ERA: 1.6	7.0 W 30 6 2 2 7 5 0 0 0 0 0 73 121 2.57 1.571																			
John Hudek, R (8, 1) ERA: 3.22	0.0 0 1 1 0 0 0 0 0 0 0 0 0 4 6 ∞ ∞																			
Dennis Cook, L (8, 1) ERA: 2.59	0.0 0 2 1 0 0 0 1 0 0 0 0 0 2 6 ∞ ∞																			
John Franco, L (8, 1) ERA: 2.63	2.0 S 6 0 0 0 3 1 0 0 0 0 0 18 24 0.00 0.500																			

livebaseballscorecards.com

AB	32
R	2
H	8
RBI	2
BB	7
SO	10
LOB	21



Batter	1	2	3	4	5	6	7	8	9
Edgardo Alfonzo, R OBP: 0.353, SLG: 0.389 (1, 5) <i>CBBB X</i> 									
Bernard Gilkey, R OBP: 0.345, SLG: 0.374 (1, 7) <i>BB X</i> 									
31 Mike Piazza, R OBP: 0.359, SLG: 0.506 (1, 2) Wayne Kirby, L OBP: 0.211, SLG: 0.211 (8, PR) Alberto Castillo, R OBP: 0.300, SLG: 0.338 (9, 2) <i>CBBB X</i> 									
John Olerud, L OBP: 0.441, SLG: 0.479 (1, 3) <i>CBB X</i> 									
Carlos Baerga, S OBP: 0.317, SLG: 0.417 (1, 4) <i>B X</i> 									
Butch Huskey, R OBP: 0.294, SLG: 0.410 (1, 9) <i>FBFB X</i> 									
Brian McRae, S OBP: 0.345, SLG: 0.402 (1, 8) <i>BB C X</i> 									
Rey Ordonez, R OBP: 0.260, SLG: 0.274 (1, 6) <i>BFB X</i> 									
Al Leiter, L OBP: 0.200, SLG: 0.179 (1, 1) Luis Lopez, S OBP: 0.349, SLG: 0.372 (7, PH) John Hudek, S (8, 1) Dennis Cook, L (8, 1) John Franco, L (8, 1) <i>SFB</i> 									

AB	R	H	RBI	BB	SO	LOB
3	1	1	1	1	1	1
4	0	1	0	0	2	1
4	0	2	0	0	0	2
0	0	0	0	0	0	0
0	0	0	0	0	0	0
4	0	0	1	0	0	3
4	0	1	0	0	1	2
3	1	0	0	0	2	2
2	1	1	0	1	0	0
2	0	0	0	0	2	2
2	0	0	0	0	2	1
1	0	0	0	0	1	1
0	0	0	0	0	0	0
0	0	0	0	0	0	0
0	0	0	0	0	0	0
0	0	0	0	0	0	0

Florida Marlins @ New York Mets
Shea Stadium, Flushing, NY
Sun Jun 21 1998, 3:33 AM EDT
Att: 30,673 - Sunny - 78 F

AB	29
R	3
H	6
RBI	2
BB	2
SO	6
LOB	15

1B: 6	SF: 0	WP: 1	PA: 32
2B: 0	SAC: 1	PB: 0	
3B: 0	DP: 0	SB: 1	
HR: 0	HBP: 0	CS: 1	

Inning	1	2	3	4	5	6	7	8	9
R: 1	H: 1	R: 0	H: 0	R: 0	H: 0	R: 1	H: 2	R: 0	H: 1
E: 0	LOB: 1	E: 0	LOB: 0	E: 0	LOB: 0	E: 0	LOB: 2	E: 0	LOB: 1
K: 0	BB: 1	K: 0	BB: 0	K: 1	BB: 0	K: 1	BB: 0	K: 1	BB: 0
S: 8	P: 16	S: 8	P: 13	S: 8	P: 11	S: 12	P: 17	S: 11	P: 16

PITCHER	IP	WLS	BF	H	R	ER	SO	BB	IBB	HBP	BLK	WP	HR	S	P	ERA	WHIP
Joe Fontenot, R (1, 1) ERA: 6.89	7.0	L	29	5	3	2	5	2	0	0	0	1	0	64	102	2.57	1.000
Brian Edmondson, R (8, 1) ERA: 3.09	0.0		1	1	0	0	0	0	0	0	0	0	0	4	6	∞	∞
Felix Heredia, L (8, 1) ERA: 6.82	1.0		2	0	0	0	1	0	0	0	0	0	0	7	10	0.00	0.000

Batter	1	2	3	4	5	6	7	8	9	AB R H RBI BB SO LOB	TOP
--------	---	---	---	---	---	---	---	---	---	----------------------	-----

Edgardo Alfonzo, R OBP: 0.347, SLG: 0.382 (1, 5) C B X	1-1 G3 ①		2-2 G6-3 ②			X 0-0 G3 ②			B X 1-0 G5-3 ②	4 0 0 0 0 0 0	
Carlos Baerga, S OBP: 0.312, SLG: 0.411 (1, 4) F S F S	0-3 K ②		3-2 G1-6-3 ③			B S S C T F S X 2-3 K ③			F B X 1-1 F7 ③	4 0 0 0 0 2 0	
31 Mike Piazza, R OBP: 0.355, SLG: 0.500 (1, 10) C F B X	1-2 P4 ③			X 0-0 6-3 ①					B X T L B T L B X 3-2 G5-3 ①	3 0 0 0 0 0 0	
John Olerud, L OBP: 0.436, SLG: 0.473 (1, 3) C C C		0-3 K ①		B B B B C C C 3-3 K ②					B C C B X 2-2 G5-3 ②	3 0 0 0 0 2 0	
Bernard Gilkey, R OBP: 0.340, SLG: 0.368 (1, 7) X C		0-1 G6-3 ②		C B B X 2-1 G6-3 ③					C L T B T T C X 3-2 G6-3 ③	3 0 0 0 0 0 0	
Brian McRae, S OBP: 0.344, SLG: 0.414 (1, 8) X C		0-1 HR ①		X 0-0 B2 ①					B C C C C 1-3 K ①	3 1 1 1 0 1 0	
Butch Huskey, R OBP: 0.295, SLG: 0.422 (1, 9) X B B		2-0 HR ②		C B X 1-1 G5-3 ②					B X T 1-1 F9 ②	3 1 1 1 0 0 0	
Rey Ordonez, R OBP: 0.258, SLG: 0.272 (1, 6) Luis Lopez, S OBP: 0.346, SLG: 0.368 (8, PH) (8, 6) X C F		0-2 G5-3 ③		C B S C C 1-3 K ③					C T F C B 1-3 K ③	2 0 0 0 0 1 0 1 0 0 0 0 1 0	
Alberto Castillo, R OBP: 0.293, SLG: 0.329 (1, 2) Wayne Kirby, L OBP: 0.200, SLG: 0.200 (9, PH) X C C			0-2 G6-3 ①		P B S C C X 2-2 G6-3 ①				C B X 1-1 F8 ①	2 0 0 0 0 0 0 1 0 0 0 0 0 0	

New York Mets @ Baltimore Orioles
Oriole Park at Camden Yards, Baltimore, MD

Mon Jun 22 1998, 7:05 PM EDT
Att. 45,535 - Overcast - 86 F

livebaseballscorecards.com

AB	29
R	2
H	2
RBI	2
BB	0
SO	7
LOB	0



Inning Stats	R: 0 H: 0 E: 0 LOB: 0 K: 1 BB: 0 S: 9 P: 11	R: 2 H: 2 E: 0 LOB: 0 K: 1 BB: 0 S: 11 P: 13	R: 0 H: 0 E: 0 LOB: 0 K: 0 BB: 0 S: 10 P: 15	R: 0 H: 0 E: 0 LOB: 0 K: 1 BB: 0 S: 6 P: 11	R: 0 H: 0 E: 0 LOB: 0 K: 1 BB: 0 S: 6 P: 8	R: 0 H: 0 E: 0 LOB: 0 K: 1 BB: 0 S: 10 P: 13	R: 0 H: 0 E: 0 LOB: 0 K: 0 BB: 0 S: 11 P: 19	R: 0 H: 0 E: 0 LOB: 0 K: 2 BB: 0 S: 9 P: 12	R: 0 H: 0 E: 0 LOB: 0 K: 0 BB: 0 S: 5 P: 8	1B: 0 SF: 0 2B: 0 SAC: 0 3B: 0 DP: 0 HR: 2 HBP: 0	WP: 0 PA: 29 PB: 0 SB: 0 CS: 0
--------------	--	---	---	--	---	---	---	--	---	--	---

PITCHER 35 Mike Mussina, R ERA: 3.72 (1, 1)	IP WLS BF H R ER SO BB IBB HBP BLK WP HR S P ERA WHIP	9.0 W 29 2 2 2 7 0 0 0 0 0 2 77 110 2.00 0.222	PITCHER IP WLS BF H R ER SO BB IBB HBP BLK WP HR S P ERA WHIP	
---	---	--	---	--

BOTTOM

New York Mets @ Baltimore Orioles
Oriole Park at Camden Yards, Baltimore, MD

Mon Jun 22 1998, 7:05 PM EDT
Att. 45,535 - Overcast - 86 F

livebaseballscores.com

AB	34
R	7
H	14
RBI	7
BB	1
SO	3
LOB	10



WP	0	PA	36
PB	0	SB	1
CS	2		

AB R H RBI BB SO LOB

4	1	2	0	0	0	1
4	0	3	1	0	0	0
3	1	2	0	0	0	1
1	0	0	0	0	1	1
4	1	1	2	0	0	3
4	0	2	0	0	0	0
4	0	0	0	0	0	2
3	3	2	1	0	0	0
4	1	2	3	0	1	0
3	0	0	0	1	1	2
1B	8	SF	0			
2B	3	SAC	0			
3B	0	DP	1			
HR	3	HBP	1			

Batter	1	2	3	4	5	6	7	8	9																						
Brady Anderson, L OBP: 0.316, SLG: 0.415 (1, 8)	2-1 1B 1B		0-0 1B	0-0 P6			2-0 G4-3																								
Eric Davis, R OBP: 0.381, SLG: 0.572 (1, 9)	3-2 1B 1B		0-1 G4-3			1-1 1B	0-1 2B																								
Harold Baines, L OBP: 0.368, SLG: 0.479 Joe Carter, R OBP: 0.301, SLG: 0.456 (5, PR)	2-1 L4		0-1 HR			1-1 1B 2B	1-3 K																								
Rafael Palmeiro, L OBP: 0.378, SLG: 0.574 (1, 3)	3-2 F4		1-1 HR			0-1 L3	1-0 G4-3																								
Roberto Alomar, S OBP: 0.396, SLG: 0.452 (1, 4)	2-2 1B		3-2 F8			0-2 1B	1-1 F9																								
B.J. Surhoff, L OBP: 0.331, SLG: 0.474 (1, 7)	2-1 G4-3		1-2 F9			0-1 F8	2-1 G3-1																								
Cal Ripken Jr., R OBP: 0.326, SLG: 0.382 (1, 5)		1-0 L1	1-0 HR			2-0 2B	1-1 HR																								
23 Chris Hoiles, R OBP: 0.302, SLG: 0.328 (1, 2)		1-3 K	3-2 L4			2-2 1B	0-0 HR																								
Mike Bordick, R OBP: 0.307, SLG: 0.371 (1, 6)		0-1 G4-3	4-1 BB			1-1 G4-6-3	2-3 K																								
Inning Stats	R: 1 E: 0 K: 0 S: 15	H: 3 LOB: 2 BB: 0 P: 29	R: 0 E: 0 K: 1 S: 6	H: 0 LOB: 0 BB: 0 P: 8	R: 2 E: 0 K: 0 S: 10	H: 3 LOB: 0 BB: 0 P: 14	R: 1 E: 0 K: 0 S: 10	H: 2 LOB: 0 BB: 0 P: 13	R: 0 E: 0 K: 1 S: 7	H: 1 LOB: 1 BB: 0 P: 11	R: 2 E: 0 K: 1 S: 9	H: 1 LOB: 1 BB: 0 P: 15	1B: 8 2B: 3 3B: 0 HR: 3	SF: 0 SAC: 0 DP: 1 HBP: 1	WP: 0 PB: 0 SB: 1 CS: 2	PA: 36															
PITCHER	IP WLS BF H R ER SO BB IBB HBP BLK WP HR S P ERA WHIP																														
Bobby Jones, R ERA: 3.93 (1, 1)	6.0 L	27	12	5	5	1	1	0	0	0	0	0	2	59	95	7.50	2.167														
Bill Pulsipher, L ERA: (7, 1)	1.0	4	1	0	0	1	0	0	0	0	0	0	0	7	11	0.00	1.000														
Brian Bohanon, L ERA: 2.76 (8, 1)	1.0	5	1	2	0	1	0	0	1	0	0	1	9	15	0.00	1.000															

Batter	1	2	3	4	5	6	7	8	9	AB R H RBI BB SO LOB	TOP																																																																																																		
Brian McRae, S OBP: 0.338, SLG: 0.405 (1, 8)	0-1 G3		0-2 P5		0-0 F9		3-2 F8	1-2 F9		5 0 0 0 0 0 5	<p>New York Mets @ Baltimore Orioles</p> <p>Oriole Park at Camden Yards, Baltimore, MD</p> <p>Tue Jun 23 1998, 7:05 PM EDT</p> <p>Att. 46,385 - Cloudy - 89 F</p>																																																																																																		
Edgardo Alfonzo, R OBP: 0.348, SLG: 0.380 (1, 5)	2-1 F8		4-2 BB		2-1 F9		2-1 2B 1B	2-1 P4		4 1 1 0 1 0 2																																																																																																			
31 Mike Piazza, R OBP: 0.352, SLG: 0.494 (1, 10)	2-1 G6-3		0-0 F7		0-1 1B		1-2 F9		3-3 K	5 0 1 0 0 1 5																																																																																																			
Bernard Gilkey, R OBP: 0.337, SLG: 0.369 (1, 7)		3-1 L4		0-2 G4-3		0-3 K	0-0 1B 2B		3-1 F6	5 1 1 2 0 1 1																																																																																																			
Butch Huskey, R OBP: 0.297, SLG: 0.421 (1, 9)		1-1 G4-3		0-0 2B 1B		2-2 F9	0-0 CS 1B		2-2 F8	5 1 2 1 0 0 0																																																																																																			
Wayne Kirby, L OBP: 0.200, SLG: 0.200 (9, 9)										0 0 0 0 0 0 0																																																																																																			
Todd Pratt, R OBP: 0.333, SLG: 0.917 (1, 3) (4, 2)		2-3 K		0-0 1B 2B		1-0 G4-3	1-2 CS		0-0 SH1-3 1B 2B	4 1 2 1 0 1 0																																																																																																			
Luis Lopez, S OBP: 0.362, SLG: 0.385 (1, 4)			1-0 SH1-3 1B	0-0 1B 1B		0-0 1B			0-0 SH1-3	3 1 3 0 0 0 0																																																																																																			
Rey Ordenez, R OBP: 0.266, SLG: 0.280 (1, 6)			1 SAFE 2-1 SH1-3 1B	1-0 1B 1B		0-0 F7		2-2 F9 1B		4 0 3 2 0 0 1																																																																																																			
Alberto Castillo, R OBP: 0.293, SLG: 0.329 (1, 2)			1-0 SH1-3	1-1 G4-3			0-2 31 F9 1B 2B 1B	1-2 1B		0 0 0 0 0 0 0																																																																																																			
Matt Franco, L OBP: 0.368, SLG: 0.330 (4, PH) (4, 3)										3 1 2 0 0 0 1																																																																																																			
John Olerud, L OBP: 0.436, SLG: 0.473 (9, 3)			1-2 2-3							0 0 0 0 0 0 0																																																																																																			
Inning Stats	R: 0 E: 0 K: 0 S: 6	H: 0 LOB: 0 BB: 0 P: 10	R: 0 E: 0 K: 1 S: 7	H: 0 LOB: 0 BB: 0 P: 13	R: 0 E: 0 K: 0 S: 11	H: 2 LOB: 3 BB: 1 P: 19	R: 2 E: 0 K: 0 S: 9	H: 4 LOB: 1 BB: 0 P: 11	R: 0 E: 0 K: 1 S: 9	H: 1 LOB: 1 BB: 0 P: 11	R: 3 E: 0 K: 0 S: 18	H: 4 LOB: 0 BB: 0 P: 24	R: 1 E: 0 K: 0 S: 19	H: 3 LOB: 2 BB: 0 P: 23	R: 0 E: 0 K: 1 S: 9	H: 0 LOB: 0 BB: 0 P: 17	1B: 12 2B: 3 3B: 0 HR: 0	SF: 0 SAC: 2 DP: 0 HBP: 0	WP: 0 PB: 0 SB: 0 CS: 1	PA: 42																																																																																									
PITCHER	IP WLS BF H R ER SO BB IBB HBP BLK WP HR S P ERA WHIP	<table border="1"> <thead> <tr> <th>PITCHER</th> <th>IP</th> <th>WLS</th> <th>BF</th> <th>H</th> <th>R</th> <th>ER</th> <th>SO</th> <th>BB</th> <th>IBB</th> <th>HBP</th> <th>BLK</th> <th>WP</th> <th>HR</th> <th>S</th> <th>P</th> <th>ERA</th> <th>WHIP</th> </tr> </thead> <tbody> <tr> <td>Doug Johns, L ERA: 4.88 (1, 1)</td> <td>3.2</td> <td></td> <td>17</td> <td>6</td> <td>2</td> <td>2</td> <td>1</td> <td>1</td> <td>0</td> <td>0</td> <td>0</td> <td>0</td> <td>0</td> <td>31</td> <td>50</td> <td>4.91</td> <td>1.909</td> </tr> <tr> <td>Alan Mills, R ERA: 3.96 (4, 1)</td> <td>2.1</td> <td></td> <td>9</td> <td>2</td> <td>0</td> <td>0</td> <td>1</td> <td>0</td> <td>0</td> <td>0</td> <td>0</td> <td>0</td> <td>0</td> <td>18</td> <td>24</td> <td>0.00</td> <td>0.857</td> </tr> <tr> <td>Arthur Rhodes, L ERA: 3.33 (7, 1)</td> <td>1.0</td> <td>L</td> <td>6</td> <td>4</td> <td>3</td> <td>3</td> <td>0</td> <td>0</td> <td>0</td> <td>0</td> <td>0</td> <td>0</td> <td>0</td> <td>18</td> <td>24</td> <td>27.00</td> <td>4.000</td> </tr> <tr> <td>Armando Benitez, R ERA: 4.04 (8, 1)</td> <td>2.0</td> <td></td> <td>9</td> <td>3</td> <td>1</td> <td>1</td> <td>1</td> <td>0</td> <td>0</td> <td>0</td> <td>0</td> <td>0</td> <td>0</td> <td>28</td> <td>40</td> <td>4.50</td> <td>1.500</td> </tr> </tbody> </table>																		PITCHER	IP	WLS	BF	H	R	ER	SO	BB	IBB	HBP	BLK	WP	HR	S	P	ERA	WHIP	Doug Johns, L ERA: 4.88 (1, 1)	3.2		17	6	2	2	1	1	0	0	0	0	0	31	50	4.91	1.909	Alan Mills, R ERA: 3.96 (4, 1)	2.1		9	2	0	0	1	0	0	0	0	0	0	18	24	0.00	0.857	Arthur Rhodes, L ERA: 3.33 (7, 1)	1.0	L	6	4	3	3	0	0	0	0	0	0	0	18	24	27.00	4.000	Armando Benitez, R ERA: 4.04 (8, 1)	2.0		9	3	1	1	1	0	0	0	0	0	0	28	40	4.50	1.500
PITCHER	IP	WLS	BF	H	R	ER	SO	BB	IBB	HBP	BLK	WP	HR	S	P	ERA	WHIP																																																																																												
Doug Johns, L ERA: 4.88 (1, 1)	3.2		17	6	2	2	1	1	0	0	0	0	0	31	50	4.91	1.909																																																																																												
Alan Mills, R ERA: 3.96 (4, 1)	2.1		9	2	0	0	1	0	0	0	0	0	0	18	24	0.00	0.857																																																																																												
Arthur Rhodes, L ERA: 3.33 (7, 1)	1.0	L	6	4	3	3	0	0	0	0	0	0	0	18	24	27.00	4.000																																																																																												
Armando Benitez, R ERA: 4.04 (8, 1)	2.0		9	3	1	1	1	0	0	0	0	0	0	28	40	4.50	1.500																																																																																												

livebaseballscorecards.com

AB	38
R	6
H	15
RBI	6
BB	1
SO	3
LOB	15



Batter	1	2	3	4	5	6	7	8	9	AB	R	H	RBI	BB	SO	LOB
Brady Anderson, L OBP: 0.318, SLG: 0.411 (1, 8)	4-1 HBP BB	0-0 1B		0-0 G4-3		1-0 F8			1-2 G4-6-3	4	0	1	1	1	0	3
Joe Carter, R OBP: 0.295, SLG: 0.446 (1, 10)	1-0 P3	1-0 P4		1-1 F7			2-2 F7		2-2 P6	5	0	0	0	0	0	4
Eric Davis, R OBP: 0.384, SLG: 0.576 (1, 9)	0-1 P6	1-1 1B		3-2 G5			0-2 2B			4	0	2	1	0	0	2
Rafael Palmeiro, L OBP: 0.376, SLG: 0.569 (1, 3)	2-1 HBP	2-1 G4-3			1-2 P4		1-3 K			3	0	0	0	0	1	3
Roberto Alomar, S OBP: 0.391, SLG: 0.446 (1, 4)	3-3 K			2-2 G6-3		2-2 G6-3		2-3 K		4	0	0	0	0	2	3
B.J. Surhoff, L OBP: 0.333, SLG: 0.482 (1, 7)		0-0 SH3 1B 2B		2-0 F8 2B		1-3 K		1-2 F7		4	1	2	0	0	1	0
Cal Ripken Jr., R OBP: 0.328, SLG: 0.381 (1, 5)		4-2 1B SH3 1B BB		0-1 F8		2-1 SH1-3 1B		2-0 F7		3	1	1	0	1	0	1
Lenny Webster, R OBP: 0.284, SLG: 0.413 (1, 2)		0-1 SH3		0-0 F9		0-1 SH1-3		2-1 L7		2	0	0	0	0	0	1
Mike Bordick, R OBP: 0.314, SLG: 0.375 (1, 6)		1-0 1B 1B		2-1 G4-3 1B		1-1 F8		4-2 G4-6-3 BB		3	1	2	1	1	0	1

Inning Stats	R: 0	H: 0	E: 0	K: 12	S: 12	R: 3	H: 4	E: 0	K: 0	S: 13	R: 0	H: 1	E: 0	K: 0	S: 7	R: 0	H: 0	E: 0	K: 9	S: 9	R: 0	H: 1	E: 0	K: 2	S: 15	R: 0	H: 0	E: 0	K: 6	S: 6	R: 0	H: 0	E: 0	K: 8	S: 8	1B: 5	2B: 3	3B: 0	HR: 0	SF: 0	SAC: 2	DP: 1	HBP: 1	WP: 0	PB: 0	SB: 0	CS: 0	PA: 38
--------------	------	------	------	-------	-------	------	------	------	------	-------	------	------	------	------	------	------	------	------	------	------	------	------	------	------	-------	------	------	------	------	------	------	------	------	------	------	-------	-------	-------	-------	-------	--------	-------	--------	-------	-------	-------	-------	--------

PITCHER	IP	WLS	BF	H	R	ER	SO	BB	IBB	HBP	BLK	WP	HR	S	P	ERA	WHIP
Masato Yoshii, R ERA: 3.65 (1, 1)	3.1		19	6	3	3	1	2	0	0	0	0	0	35	60	8.10	2.400
Turk Wendell, R ERA: 4.63 (4, 1)	0.2		2	0	0	0	0	0	0	0	0	0	0	5	9	0.00	0.000
Brian Bohanon, L ERA: 2.7 (5, 1)	1.0		3	0	0	0	1	0	0	0	0	0	0	9	13	0.00	0.000
John Hudek, R ERA: 3.04 (6, 1)	1.1	W	6	2	0	0	0	0	0	0	0	0	0	15	21	0.00	1.500
Dennis Cook, L ERA: 2.42 (7, 1)	1.2		5	0	0	0	2	0	0	0	0	0	0	13	21	0.00	0.000

BOTTOM

New York Mets @ Baltimore Orioles
Oriole Park at Camden Yards, Baltimore, MD
 Tue Jun 23 1998, 7:05 PM EDT
 Att. 46,385 - Cloudy - 89 F

livebaseballscores.com

AB	32
R	3
H	8
RBI	3
BB	3
SO	4
LOB	18



Batter	1	2	3	4	5	6	7	8	9	AB R H RBI BB SO LOB	TOP	
Brady Anderson, L (1, 8) OBP: 0.320, SLG: 0.411	3-3 K	1-1 G4-3			0-1 1B		2-0 G3		1-1 G6-4-3 1B	5 0 2 0 0 1 4		
Eric Davis, R (1, 9) OBP: 0.385, SLG: 0.573	2-2 2B G4-3 HBP		0-1 L5		1-3 K		1-3 K		0-1 G6-4-3	1 1 0 0 0 0 0 2 0 0 0 0 2 3 1 0 0 0 0 0 2		
Rich Becker, L (4, 9) OBP: 0.323, SLG: 0.349									1-2 2-3			
Joe Carter, R (9, PH) OBP: 0.294, SLG: 0.444									1-2 2-3			
Rafael Palmeiro, L (1, 3) OBP: 0.376, SLG: 0.572	0-0 G4-3 1-3 2B		0-0 F8		0-2 P4			2-0 B1-3 HR 2B	2-3 K	5 1 2 0 0 1 2		
Roberto Alomar, S (1, 4) OBP: 0.386, SLG: 0.440	0-0 G4-3		1-0 G6-3			2-2 L9		1-0 B1-3		4 0 0 1 0 0 2		
B.J. Surhoff, L (1, 7) OBP: 0.336, SLG: 0.493	1-1 F8			1-0 G3-1		2-0 L1-3 1B		0-0 HR		4 1 2 2 0 0 1		
Cal Ripken Jr., R (1, 5) OBP: 0.328, SLG: 0.384					2-2 G4-3		1-1 L1-3		1-0 HR	3 0 1 0 0 0 1 0 0 0 0 0 0 0 1 0 1 0 0 0 0		
Terry Mathews, L (6, 1) Lenny Webster, R (8, PH) OBP: 0.289, SLG: 0.417		0-2 23 1B 2B							3-H 1B			
23 Chris Hoiles, R (1, 2) OBP: 0.314, SLG: 0.348		2-2 1B		2-2 1B 2B			2-2 G3 1B		2-2 P3	4 0 3 0 0 0 1 0 0 0 0 0 0 0		
Jesse Orosco, R (8, 1)		2-3 1B										
Mike Bordick, R (1, 6) OBP: 0.318, SLG: 0.377		1-2 P6		0-0 1B			1-2 G3 1B		1-2 G3	4 0 2 0 0 0 3		
Pete Smith, R (1, 1) OBP: 0.167, SLG: 0.063		1-3 K										
Norm Charlton, S (5, 1)												
Jeff Reboulet, R (6, 5) OBP: 0.383, SLG: 0.333					0-1 G5-3		0-3 K		1-2 G6-4-3 1B	2 0 0 0 0 1 2 0 0 0 0 0 0 0 2 0 1 0 0 1 2		
Inning Stats	R: 1 E: 0 K: 1 S: 11 H: 1 LOB: 1 BB: 0 P: 17	R: 0 E: 0 K: 1 S: 17 H: 2 LOB: 2 BB: 0 P: 22	R: 0 E: 0 K: 0 S: 4 H: 0 LOB: 0 BB: 0 P: 5	R: 0 E: 0 K: 0 S: 8 H: 2 LOB: 2 BB: 0 P: 13	R: 0 E: 0 K: 1 S: 10 H: 1 LOB: 1 BB: 0 P: 11	R: 0 E: 0 K: 0 S: 7 H: 1 LOB: 0 BB: 0 P: 12	R: 0 E: 0 K: 2 S: 14 H: 2 LOB: 2 BB: 0 P: 20	R: 2 E: 0 K: 0 S: 12 H: 3 LOB: 1 BB: 0 P: 19	R: 0 E: 0 K: 1 S: 12 H: 2 LOB: 1 BB: 0 P: 16	1B: 9 2B: 5 3B: 0 HR: 1 SF: 0 SAC: 0 DP: 2 HBP: 1	WP: 0 PB: 0 SB: 0 CS: 0 PA: 39	
PITCHER	IP WLS BF H R ER SO BB IBB HBP BLK WP HR S P ERA WHIP											
Rick Reed, R (1, 1) ERA: 2.31	7.0 W 29 9 1 1 5 0 0 1 0 0 0 0 71 100 1.29 1.286											
Bill Pulsipher, L (8, 1) ERA: 13.5	0.1 4 3 2 2 0 0 0 0 0 0 0 1 4 8 54.00 9.000											
Mel Rojas, R (8, 1) ERA: 3.66	0.2 2 0 0 0 0 0 0 0 0 0 0 0 8 11 0.00 0.000											
John Franco, L (9, 1) ERA: 2.45	1.0 S 4 2 0 0 1 0 0 0 0 0 0 0 12 16 0.00 2.000											

Baltimore Orioles @ New York Mets
Shea Stadium, Flushing, NY
Wed Jun 24 1998, 7:05 PM EDT
Att. 29,789 - Unknown - 76 F

livebaseballscorecards.com

AB 38
R 3
H 14
RBI 3
BB 0
SO 6
LOB 23



Batter	1	2	3	4	5	6	7	8	9	AB	R	H	RBI	BB	SO	LOB
Edgardo Alfonzo, R OBP: 0.345, SLG: 0.376 (1, 5)	2-2 G5-3	3-1 G6-3			1-1 E 31 1B	1-1 G4-3		1-1 F9		5	1	1	0	0	0	3
Bernard Gilkey, R OBP: 0.330, SLG: 0.361 (1, 7)	1-3 K		0-3 K		1-0 E1 WP 31 1B	0-2 G1-3				4	1	0	0	0	2	2
31 Mike Piazza, R OBP: 0.358, SLG: 0.509 (1, 2)	0-0 BB 1B		2-0 F8		1-0 1B WP 1B			0-1 HR		4	2	3	2	0	0	0
John Olerud, L OBP: 0.437, SLG: 0.471 (1, 3)	4-2 1-2 BB		2-3 K		1-2 WP 1B			2-2 L7		3	0	1	1	1	1	0
Carlos Baerga, S OBP: 0.311, SLG: 0.406 (1, 4)	0-1 L8			1-1 G3	4-2 1-2 3-H FC6-4 BB			0-0 P4		3	0	0	0	1	0	2
Butch Huskey, R OBP: 0.292, SLG: 0.414 Wayne Kirby, L OBP: 0.200, SLG: 0.200 (8, 9)				2-2 G6-3	3-1 F9			2-3 K		4	0	0	0	0	1	2
Brian McRae, S OBP: 0.341, SLG: 0.417 (1, 8)				2-3 K	3-1 FC6-4			4-2 S SH3 BB		3	1	1	1	1	1	2
Rey Ordonez, R OBP: 0.271, SLG: 0.285 (1, 6)				3-1 SH3-4 1B	2-1 P7	1-1 G4-3 SH1-4 1B		0-1 SH3		3	0	2	0	0	0	0
Rick Reed, R OBP: 0.265, SLG: 0.290 Bill Pulsipher, L (8, 1) Mel Rojas, R (8, 1) Todd Pratt, R OBP: 0.308, SLG: 0.846 John Franco, L (9, 1)				0-0 SH3-4	1-2 1B WP E 1B	1-2 SH1-4		1-3 K		1	1	1	0	0	0	0

Inning Stats	R: 0	H: 1	E: 0	LOB: 2	K: 1	S: 13	R: 1	H: 2	E: 0	LOB: 1	K: 0	S: 8	R: 0	H: 0	E: 0	LOB: 0	K: 2	S: 8	R: 0	H: 0	E: 0	LOB: 0	K: 1	S: 8	R: 4	H: 4	E: 1	LOB: 2	K: 0	S: 21	R: 0	H: 1	E: 0	LOB: 1	K: 1	S: 10	R: 1	H: 1	E: 0	LOB: 0	K: 1	S: 12	R: 0	H: 0	E: 0	LOB: 1	K: 1	S: 9	1B: 7	2B: 0	3B: 0	HR: 2	SF: 0	SAC: 3	DP: 0	HBP: 0	WP: 3	PB: 0	SB: 1	CS: 0	PA: 37
--------------	------	------	------	--------	------	-------	------	------	------	--------	------	------	------	------	------	--------	------	------	------	------	------	--------	------	------	------	------	------	--------	------	-------	------	------	------	--------	------	-------	------	------	------	--------	------	-------	------	------	------	--------	------	------	-------	-------	-------	-------	-------	--------	-------	--------	-------	-------	-------	-------	--------

PITCHER	IP	WLS	BF	H	R	ER	SO	BB	IBB	HBP	BLK	WP	HR	S	P	ERA	WHIP
Pete Smith, R ERA: 5.97 (1, 1)	4.1	L	21	6	5	5	4	1	0	0	0	1	1	47	77	10.38	1.615
Norm Charlton, L ERA: 7.89 (5, 1)	0.2		4	1	0	0	0	1	0	0	0	2	0	11	23	0.00	3.000
Terry Mathews, R ERA: 7.02 (6, 1)	2.0		8	2	1	1	1	0	0	0	0	0	1	22	29	4.50	1.000
Jesse Orosco, L ERA: 3.6 (8, 1)	1.0		4	0	0	0	1	1	0	0	0	0	0	9	15	0.00	1.000

BOTTOM

Baltimore Orioles @ New York Mets
Shea Stadium, Flushing, NY
Wed Jun 24 1998, 7:05 PM EDT
Att: 29,789 - Unknown - 76 F

livebaseballscores.com

AB	31
R	6
H	9
RBI	4
BB	3
SO	6
LOB	12



Batter	1	2	3	4	5	6	7	8	9	AB R H RBI BB SO LOB	TOP																
Brady Anderson, L (1, 8) OBP: 0.313, SLG: 0.402	1-0 E7 F9		1-1 F9		0-3 K		1-2 L7		2-0 P6	5 0 0 0 0 1 4																	
Joe Carter, R (1, 9) OBP: 0.293, SLG: 0.445	1-0 F9		2-3 K		3-0 2B		1-3 K			4 0 1 1 0 2 3																	
Rafael Palmeiro, L (1, 3) OBP: 0.375, SLG: 0.568	0-1 G1-3		0-1 G4-3		1-1 L8			2-2 1B		4 0 1 0 0 0 3																	
Roberto Alomar, S (1, 4) OBP: 0.386, SLG: 0.449	1-3 K			0-0 HR		0-1 P6		0-0 SH5-3		3 1 1 1 0 1 1																	
B.J. Surhoff, L (1, 7) OBP: 0.334, SLG: 0.489		3-2 1B		0-3 K		2-0 E6		0-0 G4-3		4 0 1 0 0 1 1																	
Cal Ripken Jr., R (1, 5) OBP: 0.324, SLG: 0.379		1-0 F9		1-1 G1-3		1-1 F8		0-1 F8		4 0 0 0 0 0 3																	
Lenny Webster, R (1, 2) OBP: 0.281, SLG: 0.405		2-2 P3		2-3 K2-3		1 SAFE F7			0-0 F9	4 0 0 0 0 1 2																	
Mike Bordick, R (1, 6) OBP: 0.321, SLG: 0.380		1 SAFE 2-3 K			1-3 K		1-0 1B		2-2 1B	4 0 2 0 0 2 1																	
Scott Erickson, R (1, 1)			4-2 BB		4-2 WP 2B		1-2 SH3-4		2-1 P5	0 1 0 0 2 0 0																	
Jesse Orosco, R (7, 1)										0 0 0 0 0 0 0																	
23 Chris Hoiles, R (9, PH) Armando Benitez, R (9, 1)										1 0 0 0 0 0 1																	
										0 0 0 0 0 0 0																	
Inning Stats	R: 0 E: 1 K: 1 S: 7	H: 0 LOB: 1 BB: 0 P: 10	R: 0 E: 0 K: 1 S: 12	H: 1 LOB: 1 BB: 0 P: 20	R: 0 E: 0 K: 1 S: 10	H: 0 LOB: 1 BB: 1 P: 17	R: 1 E: 0 K: 2 S: 9	H: 1 LOB: 0 BB: 0 P: 12	R: 1 E: 0 K: 2 S: 11	H: 1 LOB: 1 BB: 1 P: 20	R: 0 E: 1 K: 0 S: 6	H: 0 LOB: 1 BB: 0 P: 9	R: 0 E: 0 K: 1 S: 11	H: 1 LOB: 1 BB: 0 P: 15	R: 0 E: 0 K: 0 S: 8	H: 1 LOB: 1 BB: 0 P: 10	R: 0 E: 0 K: 0 S: 8	H: 1 LOB: 1 BB: 0 P: 14	1B: 4 2B: 1 3B: 0 HR: 1	SF: 0 SAC: 2 DP: 0 HBP: 0	WP: 1 PB: 0 SB: 0 CS: 0	PA: 37					
PITCHER	IP WLS BF H R ER SO BB IBB HBP BLK WP HR S P ERA WHIP																										
Hideo Nomo, R (1, 1) ERA: 4.76	7.0		29	4	2	2	8	2	0	0	0	1	1	66	103	2.57	0.857										
Dennis Cook, L (8, 1) ERA: 2.25	2.0	W	8	2	0	0	0	0	0	0	0	0	0	16	24	0.00	1.000										

Baltimore Orioles @ New York Mets
Shea Stadium, Flushing, NY
Thu Jun 25 1998, 7:05 PM EDT
Att. 35,156 - Unknown - 88 F

livebaseballscorecards.com

AB 33
R 2
H 6
RBI 2
BB 2
SO 8
LOB 19



BOTTOM

Baltimore Orioles @ New York Mets

Shea Stadium, Flushing, NY

Thu Jun 25 1998, 7:05 PM EDT

Att: 35,156 - Unknown - 88 F

livebaseballscorecards.com

AB	34
R	3
H	9
RBI	3
BB	4
SO	8
LOB	23



WP:	0	PA:	41
PB:	1	SB:	1
CS:	0		

AB R H RBI BB SO LOB

3 2 1 0 2 0 1
3 0 1 1 0 0 1
0 0 0 0 0 0 0
1 0 0 0 0 1 1

4 0 1 1 0 1 3

3 0 0 0 2 0 3

5 0 3 1 0 0 2

3 0 1 0 0 0 1

4 0 1 0 0 1 3

4 0 0 0 0 3 5

2 0 0 0 0 1 2
1 1 1 0 0 0 0
1 0 0 0 0 1 1
0 0 0 0 0 0 0

1B: 7 SF: 1
2B: 0 SAC: 1
3B: 2 DP: 0
HR: 0 HBP: 1

Batter	1	2	3	4	5	6	7	8	9
Edgardo Alfonzo, R OBP: 0.350, SLG: 0.375 (1, 5)	1-1 G6-3 1B		2-2 G1-3 1B		4-2 3B BB		1-2 P4		4-2 1B BB
Matt Franco, L OBP: 0.373, SLG: 0.351 Dennis Cook, L (8, 1)	3-2 G4-3		1-2 G1-3		0-0 3B		1-0 PB HBP		1-3 K
Luis Lopez, S OBP: 0.359, SLG: 0.381 (9, PH)	1-2 1B		0-1 G6-3		0-2 G6-3		3-2 SF9		1-3 K
31 Mike Piazza, R OBP: 0.355, SLG: 0.506 (1, 2)	3-2 G4-3		3-1 F7		2-1 F8		4-0 FC6-4 IBB		4-2 1B BB
John Olerud, L OBP: 0.436, SLG: 0.465 (1, 3)							1-2 IBB		2-1 1B BB
Carlos Baerga, S OBP: 0.316, SLG: 0.409 (1, 4)		0-0 SH1 1B		1-1 G5-3		0-0 FC6-4 1B	0-0 FC6-4		2-1 1B
Butch Huskey, R OBP: 0.293, SLG: 0.413 (1, 9)		1-2 SH1		1-1 G6-3		0-1 FC6-4		1-1 1B	
Brian McRae, S OBP: 0.339, SLG: 0.414 (1, 8)		0-0 E4		1-2 FC6-4 1B		1-0 P5		2-3 K	
Rey Ordonez, R OBP: 0.267, SLG: 0.280 (1, 6)		0-3 K		1-1 FC6-4		3-3 K		1-3 K	
Hideo Nomo, R OBP: 0.103, SLG: 0.179 Wayne Kirby, L OBP: 0.238, SLG: 0.333 (7, PH)		3-3 K			2-2 G5-3		2-2 31 SF9 3B		0-3 K
Todd Pratt, R OBP: 0.286, SLG: 0.786 Bernard Gilkey, R OBP: 0.330, SLG: 0.361 (9, 7)		1-2 K							

Inning Stats	R: 0	H: 1	E: 0	LOB: 1	K: 0	BB: 0	S: 15	R: 0	H: 1	E: 1	LOB: 2	K: 2	BB: 0	S: 10	R: 0	H: 1	E: 0	LOB: 1	K: 0	BB: 0	S: 10	R: 0	H: 1	E: 0	LOB: 1	K: 0	BB: 0	S: 9	R: 1	H: 1	E: 0	LOB: 1	K: 0	BB: 1	S: 12	R: 0	H: 1	E: 0	LOB: 1	K: 1	BB: 0	S: 8	R: 1	H: 1	E: 0	LOB: 2	K: 0	BB: 1	S: 12	R: 0	H: 1	E: 0	LOB: 1	K: 3	BB: 0	S: 15	R: 1	H: 1	E: 0	LOB: 2	K: 2	BB: 2	S: 14	1B: 7	SF: 1	2B: 0	SAC: 1	3B: 2	DP: 0	HR: 0	HBP: 1	WP: 0	PA: 41
--------------	------	------	------	--------	------	-------	-------	------	------	------	--------	------	-------	-------	------	------	------	--------	------	-------	-------	------	------	------	--------	------	-------	------	------	------	------	--------	------	-------	-------	------	------	------	--------	------	-------	------	------	------	------	--------	------	-------	-------	------	------	------	--------	------	-------	-------	------	------	------	--------	------	-------	-------	-------	-------	-------	--------	-------	-------	-------	--------	-------	--------

PITCHER	IP	WLS	BF	H	R	ER	SO	BB	IBB	HBP	BLK	WP	HR	S	P	ERA	WHIP
Scott Erickson, R ERA: 4.42 (1, 1)	6.2		31	7	2	2	3	1	1	1	0	0	0	75	119	2.70	1.200
Jesse Orosco, L ERA: 3.42 (7, 1)	1.1		5	1	0	0	3	0	0	0	0	0	0	16	20	0.00	0.750
Armando Benitez, R ERA: 4.21 (9, 1)	0.2	L	5	1	1	1	2	2	0	0	0	0	0	14	26	13.50	4.500

BOTTOM

New York Yankees @ New York Mets
Shea Stadium, Flushing, NY
Sat Jun 27 1998, 3:33 AM EDT
Att. 53,587 - Cloudy - 81 F

livebaseballscorecards.com

AB 32
R 2
H 5
RBI 1
BB 5
SO 11
LOB 16



WP: 1 PA: 38
PB: 0
SB: 1
CS: 0

AB R H RBI BB SO LOB

4	0	0	0	1	1	2
4	0	2	1	1	2	0
4	0	0	0	0	1	4
3	0	0	0	0	1	3
4	1	1	0	0	0	1
3	0	0	0	0	2	1
0	0	0	0	0	0	0
0	0	0	0	0	0	0
1	0	0	0	0	0	0
0	0	0	0	0	0	0
2	0	0	0	2	1	1
3	1	1	0	1	0	2
2	0	1	0	0	1	1
2	0	0	0	0	2	1

Batter	1	2	3	4	5	6	7	8	9
Edgardo Alfonzo, R (1, 5) OBP: 0.348, SLG: 0.379	3-2 G5-3	0-3 K			2-1 L7		4-0 1B BB		0-1 F7
Bernard Gilkey, R (1, 7) OBP: 0.335, SLG: 0.361	4-1 31 G5-3 BB		2-1 31 G5-4-3 1B		2-3 K		3-2 1-2 2-H 1B		3-3 K
31 Mike Piazza, R (1, 2) OBP: 0.352, SLG: 0.500	1-2 G5-3		1-0 G5-4-3 1-2f		3-3 K		0-0 L9		
John Olerud, L (1, 3) OBP: 0.431, SLG: 0.456	3-3 K		2-2 FC5-4 HBP		1-1 G4-3		0-0 L4		
Butch Huskey, R (1, 9) OBP: 0.292, SLG: 0.408		2-1 WP 1B	0-2 FC5-4 1-2f		2-2 P3		0-1 F7		
Carlos Baerga, S (1, 4) OBP: 0.308, SLG: 0.398		2-3 K		0-3 K2-3		0-0 E5		1-2 P2	
Bill Pulsipher, L (7, 1)									
Turk Wendell, L (8, 1)									
Todd Pratt, R (8, PH) OBP: 0.267, SLG: 0.733									
John Hudek, S (9, 1)									
Brian McRae, S (1, 8) OBP: 0.347, SLG: 0.426		4-0 FC5-4 BB		0-0 F9		1-3 K		4-1 BB BB	
Rey Ordonez, R (1, 6) OBP: 0.267, SLG: 0.277		2-2 FC5-4 1-2f 2-H 1B		2-2 1B			4-1 BB BB	1-2 P4	
Bobby Jones, R (1, 1) OBP: 0.250, SLG: 0.250		1-0 E8		3-3 K			1-3 K		0-3 K
Luis Lopez, S (7, 4) OBP: 0.351, SLG: 0.372									

Inning Stats	R: 0 H: 0 E: 0 K: 1 S: 13	H: 0 LOB: 1 BB: 1 P: 24	R: 1 H: 2 E: 2 K: 2 S: 16	L: 2 LOB: 2 BB: 1 P: 27	R: 0 H: 1 E: 0 K: 0 S: 9	H: 1 LOB: 1 BB: 0 P: 14	R: 0 H: 1 E: 0 K: 2 S: 11	H: 0 LOB: 0 BB: 0 P: 16	R: 0 H: 0 E: 1 K: 1 S: 9	H: 0 LOB: 1 BB: 0 P: 13	R: 1 H: 1 E: 0 K: 1 S: 10	H: 1 LOB: 2 BB: 2 P: 22	R: 0 H: 0 E: 0 K: 0 S: 10	H: 0 LOB: 1 BB: 1 P: 16	R: 0 H: 0 E: 0 K: 2 S: 8	H: 0 LOB: 0 BB: 0 P: 11	1B: 5 2B: 0 3B: 0 HR: 0	SF: 0 SAC: 0 DP: 1 HBP: 1	WP: 1 PB: 0 SB: 1 CS: 0	PA: 38
--------------	---------------------------	-------------------------	---------------------------	-------------------------	--------------------------	-------------------------	---------------------------	-------------------------	--------------------------	-------------------------	---------------------------	-------------------------	---------------------------	-------------------------	--------------------------	-------------------------	-------------------------	---------------------------	-------------------------	--------

PITCHER	IP	WLS	BF	H	R	ER	SO	BB	IBB	HBP	BLK	WP	HR	S	P	ERA	WHIP
Andy Pettitte, L (1, 1) ERA: 4.05	6.1	W	28	4	2	2	9	4	0	0	0	1	0	72	124	2.84	1.263
52 Mike Buddie, R (7, 1) ERA: 8.22	0.1		2	1	0	0	0	0	0	0	0	0	0	5	8	0.00	3.000
Mike Stanton, L (7, 1) ERA: 5.35	2.1		8	0	0	0	2	1	0	0	0	0	0	19	28	0.00	0.429

Batter	1	2	3	4	5	6	7	8	9	AB R H RBI BB SO LOB	TOP	
Chuck Knoblauch, R (1, 4) <small>OBP: 0.389, SLG: 0.363</small>	1-1 		0-2 		4-0 		0-2 			3 0 0 0 1 0 0		
2 Derek Jeter, R (1, 6) <small>OBP: 0.366, SLG: 0.480</small>	1-3 		0-0 		0-0 			3-2 		4 0 1 0 0 1 0		
Paul O'Neill, L (1, 9) <small>OBP: 0.379, SLG: 0.510</small>	1-3 			1-2 	1-0 			2-3 		4 0 0 0 0 2 2		
Darryl Strawberry, L (1, 7) Ricky Ledee, L (9, 7) <small>OBP: 0.360, SLG: 0.455</small>		0-0 		1-3 		2-2 		1-3 		4 0 0 0 0 2 1 0 0 0 0 0 0 0		
Tino Martinez, L (1, 3) <small>OBP: 0.357, SLG: 0.479</small>		4-1 		0-3 		1-3 		3-1 		3 0 0 0 1 2 1		
20 Jorge Posada, S (1, 2) <small>OBP: 0.363, SLG: 0.478</small>		4-1 		4-0 		1-3 		2-3 		2 0 0 0 2 2 0		
Chad Curtis, R (1, 8) <small>OBP: 0.379, SLG: 0.402</small>		0-3 		1-0 			1-2 		3-1 	4 0 0 0 0 1 4		
Scott Brosius, R (1, 5) <small>OBP: 0.378, SLG: 0.471</small>		1-3 			0-0 		1-0 			3 1 1 1 0 1 2		
Orlando Hernandez, R (1, 1) Ramiro Mendoza, R (9, 1)			1-2 		0-3 		1-3 			3 0 0 0 0 2 0 0 0 0 0 0 0 0		
Inning Stats	R: 0 H: 0 E: 0 LOB: 0 K: 2 BB: 0 S: 9 P: 12	R: 0 H: 0 E: 0 LOB: 2 K: 2 BB: 2 S: 9 P: 18	R: 0 H: 0 E: 0 LOB: 0 K: 0 BB: 0 S: 10 P: 11	R: 0 H: 0 E: 1 LOB: 2 K: 2 BB: 1 S: 11 P: 18	R: 0 H: 1 E: 0 LOB: 2 K: 1 BB: 1 S: 6 P: 11	R: 0 H: 0 E: 0 LOB: 0 K: 2 BB: 0 S: 11 P: 15	R: 1 H: 1 E: 0 LOB: 0 K: 1 BB: 0 S: 11 P: 14	R: 0 H: 0 E: 0 LOB: 0 K: 2 BB: 0 S: 10 P: 16	R: 0 H: 0 E: 0 LOB: 0 K: 1 BB: 0 S: 8 P: 16	1B: 1 SF: 0 2B: 0 SAC: 0 3B: 0 DP: 0 HR: 1 HBP: 0	WP: 0 PA: 34 PB: 0 SB: 1 CS: 0	
PITCHER Masato Yoshii, R (1, 1) <small>ERA: 3.45</small> Dennis Cook, L (8, 1) <small>ERA: 2.1</small>	IP WLS BF H R ER SO BB IBB HBP BLK WP HR S P ERA WHIP 7.0 0 28 2 1 1 10 3 1 0 0 0 1 67 99 1.29 0.714											PITCHER IP WLS BF H R ER SO BB IBB HBP BLK WP HR S P ERA WHIP 2.0 W 6 0 0 0 3 0 0 0 0 0 0 0 18 32 0.00 0.000

New York Yankees @ New York Mets
 Shea Stadium, Flushing, NY
 Sun Jun 28 1998, 7:05 PM EDT
 Att. 53,749 - Unknown - 75 F

livebaseballscorecards.com

AB	30
R	1
H	2
RBI	1
BB	4
SO	13
LOB	10



Batter	1	2	3	4	5	6	7	8	9	AB R H RBI BB SO LOB
Edgardo Alfonzo, R OBP: 0.347, SLG: 0.374 (1, 5)	4-2 BB BB CS BB BB		3-1 F9			3-2 F9	0-3 K			3 0 0 0 1 1 1
Bernard Gilkey, R OBP: 0.333, SLG: 0.356 (1, 7)	4-2 BB CS BB 1-2 BB		3-3 K			2-0 F8		1-1 F9		3 0 0 0 1 1 0
31 Mike Piazza, R OBP: 0.348, SLG: 0.493 (1, 2)	3-3 K 1-2 2-3			0-2 G5-3		2-3 K 1B 1B		1-2 G6-3		4 1 0 0 0 2 2
John Olerud, L OBP: 0.432, SLG: 0.455 (1, 3)	4-2 BB BB BB			0-0 G6-3		3-2 1B 1-2 1B		0-0 G3-1		3 0 1 0 1 0 0
Carlos Baerga, S OBP: 0.311, SLG: 0.404 (1, 4)	0-1 G1			1-1 G4-3		2-2 1-3 2-H 1B		1-0 SH1-4 SF9 2B		4 1 2 1 0 0 2
Butch Huskey, R OBP: 0.288, SLG: 0.403 (1, 9)		1-0 P3			2-3 K	3-3 K		0-1 SH1-4		3 0 0 0 0 2 2
Brian McRae, S OBP: 0.356, SLG: 0.426 (1, 8)		4-0 CS BB			4-2 HBP		4-1 SH3 BB	4-0 IBB		0 0 0 0 3 0 0
Rey Ordonez, R OBP: 0.265, SLG: 0.275 (1, 6)		2-3 K 1-2			0-1 F7		0-0 SH3	1-2 SF9		2 0 0 0 0 1 2
Luis Lopez, S OBP: 0.348, SLG: 0.372 (9, PH)							1-2 SH3	3-H		0 0 0 1 0 0 0
Masato Yoshii, R OBP: 0.130, SLG: 0.095 (1, 1)			0-3 K			0-3 K	3-2 P6			2 0 0 0 0 2 1
Matt Franco, L OBP: 0.375, SLG: 0.347 (7, PH)										1 0 0 0 0 0 1
Dennis Cook, L (8, 1)										0 0 0 0 0 0 0

Inning Stats	R: 0	H: 0	E: 0	K: 1	S: 14	R: 0	H: 0	E: 0	K: 1	S: 4	R: 0	H: 0	E: 0	K: 2	S: 8	R: 0	H: 0	E: 0	K: 0	S: 6	R: 0	H: 0	E: 0	K: 2	S: 12	R: 1	H: 2	E: 0	K: 2	S: 23	R: 0	H: 0	E: 0	K: 1	S: 9	R: 0	H: 0	E: 0	K: 0	S: 6	R: 1	H: 1	E: 0	K: 0	S: 6	1B: 2	SF: 1	2B: 2	3B: 0	HR: 0	WP: 1	PB: 0	SB: 0	CS: 3
PITCHER	IP	WLS	BF	H	R	ER	SO	BB	IBB	HBP	BLK	WP	HR	S	P	ERA	WHIP																																					
Orlando Hernandez, R ERA: 2.04 (1, 1)	8.0		31	2	1	1	9	5	0	1	0	1	0	82	141	1.12	0.875																																					
Ramiro Mendoza, R ERA: 3.92 (9, 1)	0.2	L	4	1	1	1	0	0	1	0	0	0	0	6	12	13.50	1.500																																					

BOTTOM

New York Yankees @ New York Mets
Shea Stadium, Flushing, NY
Sun Jun 28 1998, 7:05 PM EDT
Att: 53,749 - Unknown - 75 F

livebaseballscorecards.com

AB	25
R	2
H	3
RBI	2
BB	6
SO	9
LOB	11



WP: 1	PA: 35
PB: 0	
SB: 0	
CS: 3	

Batter	1	2	3	4	5	6	7	8	9	AB R H RBI BB SO LOB	TOP						
Edgardo Alfonzo, R OBP: 0.342, SLG: 0.368 (1, 5)	2-2 F8		0-2 G4-3			3-2 G6-3	2-3 K			4 0 0 0 0 1 2							
Luis Lopez, S OBP: 0.338, SLG: 0.360 (1, 4)	1-0 G3		3-2 G6-3			0-3 K		1-2 G1-3		4 0 0 0 0 1 1							
31 Mike Piazza, R OBP: 0.350, SLG: 0.493 (1, 10)	1-0 G6-3					2-2 1B		1-0 G5-3		4 0 2 0 0 0 0							
John Olerud, L OBP: 0.430, SLG: 0.459 (1, 3)		1-1 G4-3 3B				0-0 L7		2-1 G4-3		4 1 1 0 0 1 2							
Bernard Gilkey, R OBP: 0.332, SLG: 0.354 (1, 7)		3-1 G4-3				1-3 K		0-1 HR 1B		4 1 1 1 0 1 1							
Brian McRae, S OBP: 0.358, SLG: 0.437 (1, 8)		3-H K				3-3 K		1-0 HR		3 1 1 2 1 2 1							
Butch Huskey, R OBP: 0.284, SLG: 0.397 (1, 9)		1-2 G5-3						0-1 E5 G6-3		4 0 0 0 0 1 1							
Todd Pratt, R OBP: 0.263, SLG: 0.684 (1, 2)			2-2 G4-3 2B			0-3 K		0-0 G6-3		4 0 1 0 0 2 2							
Rey Ordonez, R OBP: 0.262, SLG: 0.272 (1, 6)			2-3 K			1-3 K		1-2 G5-3		3 0 0 0 0 2 2							
Inning Stats	R: 0 E: 0 K: 0 S: 5 H: 0 LOB: 0 BB: 0 P: 9	R: 1 E: 0 K: 1 S: 11 H: 1 LOB: 0 BB: 0 P: 17	R: 0 E: 0 K: 1 S: 12 H: 1 LOB: 1 BB: 0 P: 19	R: 0 E: 0 K: 2 S: 10 H: 1 LOB: 1 BB: 0 P: 15	R: 0 E: 0 K: 2 S: 9 H: 0 LOB: 0 BB: 0 P: 10	R: 0 E: 0 K: 2 S: 13 H: 1 LOB: 1 BB: 0 P: 20	R: 2 E: 1 K: 1 S: 14 H: 2 LOB: 1 BB: 0 P: 18	R: 0 E: 0 K: 0 S: 6 H: 0 LOB: 0 BB: 0 P: 10	R: 0 E: 0 K: 2 S: 13 H: 0 LOB: 1 BB: 1 P: 23	1B: 3 2B: 1 3B: 1 HR: 1 SF: 0 SAC: 0 DP: 0 HBP: 0	WP: 0 PB: 0 SB: 0 CS: 0 PA: 35						
PITCHER Roger Clemens, R ERA: 3.71 (1, 1)	IP: 9.0 WLS: W BF: 35 H: 6 R: 3 ER: 3 SO: 11 BB: 1 IBB: 0 HBP: 0 BLK: 0 WP: 0 HR: 1 S: 93 P: 141 ERA: 3.00 WHIP: 0.778																
PITCHER	IP	WLS	BF	H	R	ER	SO	BB	IBB	HBP	BLK	WP	HR	S	P	ERA	WHIP

New York Mets @ Toronto Blue Jays
SkyDome, Toronto, ON
Tue Jun 30 1998, 7:05 PM EDT
Att. 30,322 - Cloudy - 73 F

livebaseballscorecards.com

AB	34
R	3
H	6
RBI	3
BB	1
SO	11
LOB	12



Batter	1	2	3	4	5	6	7	8	9	AB	R	H	RBI	BB	SO	LOB
Shannon Stewart, R OBP: 0.341, SLG: 0.330 (1, 7)	F9		F7	S 1B		F7				4	0	1	0	0	0	1
Shawn Green, L OBP: 0.334, SLG: 0.473 (1, 8)	CS 1B		F7	K 1-2			F8			4	0	1	0	0	1	1
Jose Canseco, R OBP: 0.336, SLG: 0.528 Felipe Crespo, S OBP: 0.294, SLG: 0.319 (1, 9) (7, PH) (8, 9)	CS BB		HR		F7		G4-3			2	1	1	1	1	0	0
Carlos Delgado, L OBP: 0.387, SLG: 0.588 (1, 3)	CS	K	HR	HR	G3-1		K			4	1	1	1	0	2	0
Mike Stanley, R OBP: 0.362, SLG: 0.515 (1, 10)		G4-3 HR 1B	K 1-2	HR BB				L8		3	1	1	0	1	1	0
Tony Fernandez, S OBP: 0.363, SLG: 0.440 (1, 4)		G4-3		SH1-3 HR 1B	G4-3			2B		4	1	2	0	0	0	2
Darrin Fletcher, L OBP: 0.355, SLG: 0.461 (1, 2)		HR			SH1-3		G3-1	IBB		2	1	1	2	1	0	0
5 Ed Sprague, R OBP: 0.309, SLG: 0.390 (1, 5)		FC5-4 1B			G1-3		K	P4		4	0	1	0	0	1	3
Alex Gonzalez, R OBP: 0.272, SLG: 0.377 (1, 6)		FC5-4		HR			2B	L9		4	1	2	2	0	0	3

Inning Stats	R: 0	H: 1	E: 0	K: 0	S: 10	L: 0	LOB: 0	BB: 1	P: 20	R: 2	H: 3	E: 0	K: 1	S: 15	R: 2	H: 2	E: 0	K: 1	S: 11	R: 2	H: 3	E: 0	K: 1	S: 10	R: 0	H: 0	E: 0	K: 0	S: 11	R: 0	H: 1	E: 0	K: 1	S: 10	R: 0	H: 0	E: 0	K: 1	S: 7	R: 0	H: 1	E: 0	K: 0	S: 10	R: 0	H: 1	E: 0	K: 0	S: 10	R: 0	H: 1	E: 0	K: 0	S: 10
--------------	------	------	------	------	-------	------	--------	-------	-------	------	------	------	------	-------	------	------	------	------	-------	------	------	------	------	-------	------	------	------	------	-------	------	------	------	------	-------	------	------	------	------	------	------	------	------	------	-------	------	------	------	------	-------	------	------	------	------	-------

BOTTOM

New York Mets @ Toronto Blue Jays
SkyDome, Toronto, ON
 Tue Jun 30 1998, 7:05 PM EDT
 Att: 30,322 - Cloudy - 73 F

livebaseballscores.com

AB	32
R	6
H	11
RBI	6
BB	3
SO	5
LOB	10



PITCHER	IP	WLS	BF	H	R	ER	SO	BB	IBB	HBP	BLK	WP	HR	S	P	ERA	WHIP
Rick Reed, R ERA: 2.71 (1, 1)	4.0	L	20	9	6	6	3	1	0	0	0	0	4	46	73	13.50	2.500
Jeff Tam, R ERA: (5, 1)	1.0		4	0	0	0	0	1	0	0	0	0	0	11	20	0.00	1.000
Turk Wendell, R ERA: 4.26 (6, 1)	1.0		4	1	0	0	1	0	0	0	0	0	0	10	14	0.00	1.000
Bill Pulsipher, L ERA: 4.5 (7, 1)	1.0		3	0	0	0	1	0	0	0	0	0	0	7	11	0.00	0.000
John Hudek, R ERA: 3.12 (8, 1)	1.0		5	1	0	0	0	0	1	0	0	0	0	10	21	0.00	1.000

1B: 5	SF: 0	WP: 0	PA: 37
2B: 2	SAC: 1	PB: 1	
3B: 0	DP: 0	SB: 1	
HR: 4	HBP: 0	CS: 2	

New York Mets @ Toronto Blue Jays
 SkyDome, Toronto, ON
 Wed Jul 01 1998, 3:33 AM EDT
 Att. 37,252 - Sunny - 81 F

livebaseballscorecards.com

AB	35
R	10
H	13
RBI	10
BB	4
SO	9
LOB	16



WP:	0	PA:	45
PB:	0		
SB:	1		
CS:	1		

Batter	1	2	3	4	5	6	7	8	9	AB	R	H	RBI	BB	SO	LOB	TOP										
Wayne Kirby, L (1, 9) OBP: 0.231, SLG: 0.308 Todd Pratt, R (8, PH) OBP: 0.250, SLG: 0.650 Benny Agbayani, R (8, 9) OBP: 0.286, SLG: 0.167	2-3 K		1-3 K		0-0 1B		1-2 P9	1-0 P6		0	1	0	0	0	0	0											
Edgardo Alfonzo, R (1, 5) OBP: 0.343, SLG: 0.393	3-2 K		2-1 HR		3-2 P3		1-2 HR	3-2 P4		5	2	2	3	0	1	5											
John Olerud, L (1, 3) OBP: 0.436, SLG: 0.483	0-0 3B		4-0 BB		2-0 HR		2-2 P5		2-2 P3 31 1B SF9	4	2	3	3	1	0	0											
31 Mike Piazza, R (1, 2) OBP: 0.347, SLG: 0.488	3-2 P4		3-2 G5-3		0-3 K		3-3 K		3-2 SF9 1B	5	1	1	0	0	2	2											
Carlos Baerga, S (1, 4) OBP: 0.314, SLG: 0.409 Rey Ordonez, R (8, PR) OBP: 0.261, SLG: 0.271		2-3 K		2-3 K	1-1 1B			0-0 F8 1B 2B	2-2 P3	4	0	2	0	0	2	0											
Bernard Gilkey, R (1, 7) OBP: 0.329, SLG: 0.348		2-3 K		1-0 G3	3-3 K			4-1 1B F8 BB	1-1 SF9	3	0	0	1	1	2	1											
Brian McRae, S (1, 8) OBP: 0.359, SLG: 0.444		3-3 K		0-0 1B 3B		2-1 G3		3-2 F8	0-0 F7 1B	5	1	2	1	0	1	2											
Butch Huskey, R (1, 10) OBP: 0.286, SLG: 0.397			1-0 P9	0-1 CS 1B		1-1 F9		2-1 S 1B	1-0 F7	5	0	2	2	0	0	1											
Luis Lopez, S (1, 6) OBP: 0.350, SLG: 0.370			1-2 HR 2B	1-2 CS	4-1 1B HR BB	0-3 K		4-2 1B BB		2	2	1	0	2	1	0											
Inning Stats	R: 0 E: 0 K: 2 S: 14	H: 1 LOB: 1 BB: 0 P: 22	R: 0 E: 0 K: 3 S: 10	H: 0 LOB: 0 BB: 0 P: 17	R: 2 E: 0 K: 1 S: 15	H: 2 LOB: 1 BB: 1 P: 27	R: 1 E: 0 K: 1 S: 10	H: 2 LOB: 0 BB: 0 P: 14	R: 3 E: 0 K: 2 S: 19	H: 3 LOB: 1 BB: 1 P: 32	R: 0 E: 0 K: 1 S: 7	H: 0 LOB: 0 BB: 0 P: 10	R: 1 E: 0 K: 1 S: 15	H: 1 LOB: 0 BB: 0 P: 22	R: 1 E: 0 K: 0 S: 22	H: 2 LOB: 3 BB: 2 P: 39	R: 2 E: 0 K: 0 S: 15	H: 3 LOB: 1 BB: 0 P: 24	1B: 7 2B: 2 3B: 2 HR: 3	SF: 1 SAC: 0 DP: 0 HBP: 0	WP: 0 PA: 45						
PITCHER	IP	WLS	BF	H	R	ER	SO	BB	IBB	HBP	BLK	WP	HR	S	P	ERA	WHIP										
Woody Williams, R (1, 1) ERA: 3.63	5.0		24	8	6	6	9	2	0	0	0	0	2	68	112	10.80	2.000										
Robert Person, R (6, 1) ERA: 6.75	2.0		9	2	2	2	2	1	0	0	0	0	1	24	38	9.00	1.500										
Paul Quantrill, R (8, 1) ERA: 2.62	0.1		3	1	0	0	0	1	0	0	0	0	0	15	24	0.00	6.000										
Dan Plesac, L (8, 1) ERA: 3.14	0.2	W	2	0	0	0	0	0	0	0	0	0	0	5	9	0.00	0.000										
Bill Risley, R (9, 1) ERA: 4.5	1.0		6	3	2	2	0	0	0	0	0	0	0	15	24	18.00	3.000										

BOTTOM

New York Mets @ Toronto Blue Jays
SkyDome, Toronto, ON
Wed Jul 01 1998, 3:33 AM EDT
Att. 37,252 - Sunny - 81 F

livebaseballscorecards.com

AB 34
R 15
H 15
RBI 15
BB 8
SO 7
LOB 16



WP: 1 PA: 46
PB: 1
SB: 4
CS: 0

AB R H RBI BB SO LOB

5 4 3 0 0 0 2

2 3 1 2 3 0 0

5 2 3 2 0 1 2
0 0 0 0 0 0 0

3 1 1 2 1 1 4

3 1 2 1 2 0 1

3 0 1 1 0 0 1
1 0 0 1 0 0 2

3 2 1 0 1 0 2

5 1 2 3 0 3 1

4 1 1 3 1 2 1

1B: 7 SF: 2
2B: 7 SAC: 0
3B: 0 DP: 3
HR: 2 HBP: 2

Batter	1	2	3	4	5	6	7	8	9
Shannon Stewart, R (1, 7) OBP: 0.348, SLG: 0.340	2-2 WP S SF9 1B		1-1 S 1B		1-1 HR 2B	1-1 L9		1-1 HBP	
Shawn Green, L (1, 8) OBP: 0.341, SLG: 0.483	4-2 SF9 WP BB		4-2 G4-6-3 1B 2B BB		1-1 HR		0-2 G6-3	4-2 2B SF8 BB	
Tony Fernandez, S (1, 4) OBP: 0.367, SLG: 0.452 Craig Grebeck, R (9, 4) OBP: 0.366, SLG: 0.412	0-3 K		1-0 G4-6-3 1B		0-1 G3		1-1 2B	0-0 SF8 5 2B 2B	
Carlos Delgado, L (1, 3) OBP: 0.387, SLG: 0.589	3-2 SF9		1-2 G4-6-3 1B		4-2 1B BB		2-2 2B	3-3 K	
Mike Stanley, R (1, 10) OBP: 0.369, SLG: 0.521	0-0 F7		2-0 2B		2-1 PB 1B 1B		4-0 G4-6-3 IBB	4-0 5 2B HBP IBB	
Darrin Fletcher, L (1, 2) OBP: 0.354, SLG: 0.459 Mark Dalesandro, R (7, PH) OBP: 0.326, SLG: 0.537		1-0 F9	2-2 P4		0-0 L6-4 PB 1B		2-2 G4-6-3	0-2 SF8	
Felipe Crespo, S (1, 9) OBP: 0.308, SLG: 0.319		4-1 BB			1-1 L3	2-2 L6-4		1-1 HR 1B	
Ed Sprague, R (1, 5) OBP: 0.310, SLG: 0.394		1-3 K			1-3 K		0-3 K	1-1 HR 1B	
Alex Gonzalez, R (1, 6) OBP: 0.274, SLG: 0.385		2-3 K			1-3 K		2-2 G4-3	1-1 HR	

Inning Stats	R: 1	H: 1	E: 0	K: 1	S: 13	LOB: 1	BB: 1	P: 22	R: 0	H: 0	E: 0	K: 2	S: 9	LOB: 1	BB: 1	P: 17	R: 2	H: 3	E: 0	K: 0	S: 17	LOB: 1	BB: 1	P: 27	R: 0	H: 0	E: 0	K: 2	S: 13	LOB: 0	BB: 0	P: 17	R: 3	H: 4	E: 0	K: 0	S: 13	LOB: 1	BB: 1	P: 22	R: 0	H: 0	E: 0	K: 1	S: 8	LOB: 0	BB: 0	P: 11	R: 1	H: 2	E: 0	K: 0	S: 11	LOB: 1	BB: 1	P: 20	R: 8	H: 5	E: 0	K: 1	S: 27	LOB: 2	BB: 3	P: 54
--------------	------	------	------	------	-------	--------	-------	-------	------	------	------	------	------	--------	-------	-------	------	------	------	------	-------	--------	-------	-------	------	------	------	------	-------	--------	-------	-------	------	------	------	------	-------	--------	-------	-------	------	------	------	------	------	--------	-------	-------	------	------	------	------	-------	--------	-------	-------	------	------	------	------	-------	--------	-------	-------

PITCHER	IP	WLS	BF	H	R	ER	SO	BB	IBB	HBP	BLK	WP	HR	S	P	ERA	WHIP
Hideo Nomo, R (1, 1) ERA: 4.9	3.0		15	4	3	3	3	3	0	0	0	1	0	39	66	9.00	2.333
Turk Wendell, R (4, 1) ERA: 4.73	1.1		6	2	2	2	2	0	0	0	0	0	1	19	25	13.50	1.500
Bill Pulsipher, L (5, 1) ERA: 5.79	0.2		4	2	1	1	0	1	0	0	0	0	0	7	14	13.50	4.500
Jeff Tam, R (6, 1) ERA:	1.0		3	0	0	0	1	0	0	0	0	0	0	8	11	0.00	0.000
Dennis Cook, L (7, 1) ERA: 2.32	1.0		5	2	1	1	0	0	1	0	0	0	0	11	20	9.00	2.000

PITCHER	IP	WLS	BF	H	R	ER	SO	BB	IBB	HBP	BLK	WP	HR	S	P	ERA	WHIP
Mel Rojas, R (8, 1) ERA: 5.23	0.0		5	3	5	5	0	1	0	1	0	0	1	10	20		
John Hudek, R (8, 1) ERA: 4.0	1.0		8	2	3	3	1	1	1	1	0	0	0	17	34	27.00	3.000

Batter	1	2	3	4	5	6	7	8	9	AB	R	H	RBI	BB	SO	LOB
Shannon Stewart, R (1, 7) OBP: 0.343, SLG: 0.335	2-2 G5-3		3-2 P3			0-1 F8			1-2 G5-3	4	0	0	0	0	0	0
Shawn Green, L (1, 8) Mark Dalesandro, R (9, PH) OBP: 0.341, SLG: 0.484 OBP: 0.318, SLG: 0.524	2-2 1B 2B			2-2 F8			1-2 P5		2-3 K	3	0	1	0	0	0	0
Tony Fernandez, S (1, 4) Juan Samuel, R (8, 4) OBP: 0.367, SLG: 0.451 OBP: 0.269, SLG: 0.283	2-1 G3-6-3 1B			1-1 G3-1			0-0 G3		1-2 G6-3	3	0	1	0	0	0	0
Carlos Delgado, L (1, 3) OBP: 0.387, SLG: 0.598	1-2 G3-6-3 1-2f			1-3 K			3-1 HR			3	1	1	1	0	1	2
Mike Stanley, R (1, 10) OBP: 0.369, SLG: 0.519		1-0 L3 1B			1-0 F8		1-3 K			3	0	1	0	0	1	0
Darrin Fletcher, L (1, 2) Kevin Brown, R (8, 2) OBP: 0.351, SLG: 0.454 OBP: 0.345, SLG: 0.382		1-2 L3 1-2			0-1 F9			0-1 G3		2	0	0	0	0	0	1
Felipe Crespo, S (1, 9) OBP: 0.309, SLG: 0.320		3-2 G4-3			0-0 G4-3			3-2 L1-6 5 BB 1B		3	0	1	0	0	0	0
5 Ed Sprague, R (1, 5) OBP: 0.311, SLG: 0.391			0-1 L8			1-0 P6		4-1 BB		2	0	0	0	1	0	0
Alex Gonzalez, R (1, 6) Craig Grebeck, R (7, 6) OBP: 0.273, SLG: 0.383 OBP: 0.363, SLG: 0.408			2-3 K			0-0 P4		2-2 L1-6		2	0	0	0	0	1	0

Inning Stats	R: 0	H: 2	E: 0	K: 0	S: 11	R: 0	H: 1	E: 0	K: 0	S: 8	R: 0	H: 0	E: 0	K: 1	S: 8	R: 0	H: 0	E: 0	K: 0	S: 4	R: 0	H: 0	E: 0	K: 0	S: 4	R: 1	H: 1	E: 0	K: 1	S: 9	R: 0	H: 1	E: 0	K: 0	S: 11	R: 0	H: 0	E: 0	K: 1	S: 10	1B: 3	2B: 3	3B: 0	HR: 1	SF: 0	SAC: 0	DP: 3	HBP: 0	WP: 0	PB: 0	SB: 0	CS: 0	PA: 30									
PITCHER	IP	WLS	BF	H	R	ER	SO	BB	IBB	HBP	BLK	WP	HR	S	P	ERA	WHIP															PITCHER	IP	WLS	BF	H	R	ER	SO	BB	IBB	HBP	BLK	WP	HR	S	P	ERA	WHIP													
Bobby Jones, R (1, 1) ERA: 3.72	8.0	W	27	5	1	1	3	1	0	0	0	0	0	63	100	1.12	0.750																																													
John Franco, L (9, 1) ERA: 2.37	1.0		3	0	0	0	1	0	0	0	0	0	0	10	14	0.00	0.000																																													

BOTTOM

New York Mets @ Toronto Blue Jays
 SkyDome, Toronto, ON
 Thu Jul 02 1998, 7:05 PM EDT
 Att. 27,325 - Cloudy - 80 F

livebaseballscorecards.com

AB	29
R	1
H	5
RBI	1
BB	1
SO	4
LOB	5



Batter	1	2	3	4	5	6	7	8	9	AB R H RBI BB SO LOB	TOP									
Bernard Gilkey, R OBP: 0.325, SLG: 0.344 (1, 7)	0-0 F9	2-2 F7			3-2 G6-3		3-2 G5-3		2-1 G4-3	5 0 0 0 0 0 1										
Benny Agbayani, R OBP: 0.273, SLG: 0.200 (1, 8)	1-1		2-2 P5		2-3 K		1-0		3-3 K	3 0 1 0 0 1 0										
Todd Pratt, R OBP: 0.280, SLG: 0.720 (7, PH)	CS									0 0 0 0 0 0 0										
Jeff Tam, R (7, 1)	1B									1 0 1 0 0 0 0										
Wayne Kirby, L OBP: 0.214, SLG: 0.286 (9, PH)	1B						1B			0 0 0 0 0 0 0										
John Olerud, L OBP: 0.438, SLG: 0.489 (1, 3)	SAFE 2-1	2B	2-1			2-3 K	2-1		3-2 L6	5 0 2 0 0 1 1										
	BB	1B	31 1B																	
31 Mike Piazza, R OBP: 0.351, SLG: 0.495 (1, 2)	4-0		0-0			2-2 G6-3		1-3		3 0 1 0 1 1 0										
	IBB		G4-6-3 1B																	
Butch Huskey, R OBP: 0.293, SLG: 0.399 (1, 9)	4-1		1-0			2-1		1-1		3 1 1 0 1 0 2										
	BB		G4-6-3			1B 1B		G4-3												
Luis Lopez, S OBP: 0.351, SLG: 0.371 (1, 5)	1-0		1-1			3-2		1-0		4 1 2 0 0 0 3										
	G1-3		P8			1B 1B		1B 1B												
Carlos Baerga, S OBP: 0.319, SLG: 0.411 (1, 4)			0-1			0-1		0-0		3 0 2 1 0 0 0										
			G1-3			1B 1B		1B 1B												
Rey Ordóñez, R OBP: 0.257, SLG: 0.266 (1, 6)			1-1			1-1		2-1		4 0 1 1 0 1 3										
			F7			G1-3		1B 1B												
Brian Bohanon, L OBP: 0.429, SLG: 0.500 (1, 1)			2-1			2-3		0-0		1 0 0 0 0 0 1										
Brian McRae, S OBP: 0.353, SLG: 0.435 (5, 8)			P1			K		2-1		3 0 1 0 0 1 0										
								1B												
Inning Stats	R: 0 E: 0 K: 0 S: 7	H: 2 LOB: 3 BB: 2 P: 19	R: 0 E: 0 K: 1 S: 14	H: 0 LOB: 1 BB: 0 P: 21	R: 0 E: 0 K: 0 S: 8	H: 2 LOB: 1 BB: 0 P: 13	R: 0 E: 0 K: 0 S: 6	H: 0 LOB: 0 BB: 0 P: 8	R: 1 E: 0 K: 1 S: 16	H: 3 LOB: 2 BB: 0 P: 26	R: 0 E: 0 K: 0 S: 7	H: 1 LOB: 1 BB: 0 P: 13	R: 1 E: 0 K: 1 S: 11	H: 4 LOB: 2 BB: 0 P: 18	R: 0 E: 0 K: 1 S: 8	H: 0 LOB: 0 BB: 0 P: 16	1B: 11 2B: 1 3B: 0 HR: 0	SF: 0 SAC: 0 DP: 1 HBP: 1	WP: 0 PB: 0 SB: 0 CS: 1	PA: 39
PITCHER	IP WLS BF H R ER SO BB IBB HBP BLK WP HR S P ERA WHIP																			
Tom Glavine, L ERA: 2.63 (1, 1)	7.0 W 30 8 1 1 4 1 1 1 0 0 0 69 118 1.29 1.286																			
Dennis Martinez, R ERA: 4.19 (8, 1)	1.0 6 4 1 1 1 0 0 0 0 0 0 11 18 9.00 4.000																			
Kerry Ligtenberg, R ERA: 3.92 (9, 1)	1.0 S 3 0 0 0 1 0 0 0 0 0 0 8 16 0.00 0.000																			

New York Mets @ Atlanta Braves
Turner Field, Atlanta, GA
Fri Jul 03 1998, 7:05 PM EDT
Att. 48,757 - Unknown - 84 F

AB	36
R	2
H	12
RBI	2
BB	2
SO	6
LOB	11



BOTTOM

New York Mets @ Atlanta Braves
Turner Field, Atlanta, GA

livebaseballscorecards.com

AB	31
R	3
H	9
RBI	3
BB	3
SO	7
LOB	14



WP:	0	PA:	35
PB:	0		
SB:	1		
CS:	0		

Fri Jul 03 1998, 7:05 PM EDT
Att: 48,757 - Unknown - 84 F

AB R H RBI BB SO LOB

3	0	0	1	0	1	1
4	0	2	1	0	1	1
4	1	2	0	0	1	2
2	0	1	0	2	0	1
2	0	1	1	0	0	2
2	0	0	0	0	1	2
4	0	0	0	0	0	3
4	0	0	0	0	1	1
3	1	1	0	1	1	0
3	1	2	0	0	1	1
0	0	0	0	0	0	0
0	0	0	0	0	0	0
1B:	6	SF:	0			
2B:	3	SAC:	1			
3B:	0	DP:	1			
HR:	0	HBP:	0			

Batter	1	2	3	4	5	6	7	8	9							
Walt Weiss, S OBP: 0.432, SLG: 0.374 (1, 6)	1-3 K		0-0 G6-3	1-1 SH1-3		3-2 F8										
Gerald Williams, R OBP: 0.336, SLG: 0.415 (1, 9)	2-1 S 1B		0-1 B1-3	1-2 E9 1B		1-3 K										
10 Chipper Jones, S OBP: 0.396, SLG: 0.564 (1, 5)	0-3 K		1-0 1B 2B	2-1 G6-3		1-1 G5-4-3 1B										
Andres Galarraga, R OBP: 0.394, SLG: 0.627 (1, 3)	4-2 1-2 BB		4-0 1B IBB		0-2 2B	1-1 L8										
Javy Lopez, R OBP: 0.359, SLG: 0.590 Eddie Pérez, R OBP: 0.333, SLG: 0.440 (1, 2) (5, PH) (6, 2)	0-0 G1-3		2-1 FC4-6 1B		0-3 K	0-1 G5-4-3										
Andrew Jones, R OBP: 0.311, SLG: 0.480 (1, 8)		0-0 G5-3	2-1 FC4-6		2-2 L7		2-2 G6-3									
Danny Bautista, R OBP: 0.221, SLG: 0.270 (1, 7)		1-1 P9		2-3 K	0-0 G3		0-1 P4									
Tony Graffanino, R OBP: 0.279, SLG: 0.316 (1, 4)		4-2 BB		2-1 1B SH1-3 2B		1-3 K		1-0 G5-3								
Tom Glavine, L OBP: 0.243, SLG: 0.306 Dennis Martinez, R OBP: 0.167, SLG: 0.182 Kerry Ligtenberg, R (1, 1) (8, 1) (9, 1)		1-3 K		0-0 SH1-3 E 1B		1-1 1B										
Inning Stats	R: 0 E: 0 K: 2 S: 11	H: 1 LOB: 2 BB: 1 P: 18	R: 0 E: 0 K: 1 S: 8	H: 0 LOB: 1 BB: 1 P: 14	R: 1 E: 0 K: 0 S: 8	H: 2 LOB: 2 BB: 1 P: 17	R: 2 E: 1 K: 1 S: 13	H: 3 LOB: 1 BB: 0 P: 21	R: 0 E: 0 K: 1 S: 12	H: 1 LOB: 1 BB: 0 P: 14	R: 0 E: 0 K: 2 S: 12	H: 1 LOB: 1 BB: 0 P: 18	R: 0 E: 0 K: 0 S: 6	H: 1 LOB: 0 BB: 0 P: 8	R: 0 E: 0 K: 0 S: 7	H: 0 LOB: 0 BB: 0 P: 10
PITCHER	IP WLS BF L	H R ER SO	BB IBB HBP BLK	WP HR S P	ERA WHIP	PITCHER	IP WLS BF L	H R ER SO	BB IBB HBP BLK	WP HR S P	ERA WHIP					
Brian Bohanon, L ERA: 3.15 (1, 1)	4.0	6 3 3 4	2 1 0 0	0 0 0 70	6.75 2.000	Turk Wendell, R ERA: 4.4 (5, 1)	2.0	2 0 0 3	0 0 0 0	0 0 0 24	0.00 1.000					
Jeff Tam, R ERA: (7, 1)	2.0	1 0 0 0	0 0 0 0	0 0 0 13	0.00 0.500											

New York Mets @ Atlanta Braves
 Turner Field, Atlanta, GA

Sat Jul 04 1998, 7:05 PM EDT
 Att. 47,900 - Overcast - 75 F

AB	33
R	1
H	6
RBI	1
BB	2
SO	6
LOB	10



Batter	1	2	3	4	5	6	7	8	9	AB R H RBI BB SO LOB
Lenny Harris, L (1, 7) OBP: 0.343, SLG: 0.360	1-1 F7		4-2 BB			0-0 P5		1-2 1B		3 0 1 0 1 0 0
Edgardo Alfonzo, R (1, 5) OBP: 0.346, SLG: 0.397	1-1 F8		3-2 F8			1-2 F8		1-0 F9		4 0 0 0 0 0 2
John Olerud, L (1, 3) OBP: 0.435, SLG: 0.484	4-2 BB				0-0 L6	0-0 G4-3		0-1 F8		3 0 0 0 1 0 1
31 Mike Piazza, R (1, 2) OBP: 0.350, SLG: 0.493 Todd Pratt, R (2, 2) OBP: 0.286, SLG: 0.679	2-3 K				2-2 1B		2-2 G4-3		0-3 K	1 0 0 0 0 1 1 3 0 1 0 0 1 0
Carlos Baerga, S (1, 4) OBP: 0.318, SLG: 0.412					0-0 L6	0-0 P4		1-1 G4-3		4 1 1 0 0 0 1
Brian McRae, S (1, 8) OBP: 0.351, SLG: 0.432					2-2 G6-3	1-2 G5-3		2-2 2B 1B		4 0 1 0 0 0 2
Butch Huskey, R (1, 9) OBP: 0.296, SLG: 0.404					3-3 K			0-0 1B 2B		4 0 2 1 0 2 0
Rey Ordonez, R (1, 6) OBP: 0.255, SLG: 0.264 Luis Lopez, S (7, PH) OBP: 0.347, SLG: 0.366					2-2 G4-3	3-1 F8		1-0 G6-3		2 0 0 0 0 0 0 2 0 0 0 0 1 3
Masato Yoshii, R (1, 1) OBP: 0.120, SLG: 0.087 Bill Pulsipher, L (7, 1) Wayne Kirby, L (8, PH) OBP: 0.207, SLG: 0.276 Dennis Cook, L (8, 1)					0-1 L3	1-3 K		1-2 P6		2 0 0 0 0 1 0 0 0 0 0 0 0 0 1 0 0 0 0 0 0 0 0 0 0 0 0 0

Inning Stats	R: 0	H: 0	E: 0	K: 1	S: 12	P: 20	R: 0	H: 0	E: 0	K: 1	S: 14	P: 19	R: 0	H: 0	E: 0	K: 0	S: 11	P: 20	R: 0	H: 1	E: 0	K: 0	S: 8	P: 11	R: 0	H: 0	E: 0	K: 2	S: 8	P: 12	R: 0	H: 0	E: 0	K: 0	S: 5	P: 6	R: 0	H: 2	E: 0	K: 0	S: 15	P: 21	R: 0	H: 1	E: 0	K: 2	S: 10	P: 13	R: 1	H: 2	E: 0	K: 2	S: 16	P: 23	1B: 4	SF: 0	2B: 2	SAC: 0	3B: 0	DP: 0	HR: 0	HBP: 0	WP: 0	PA: 35
--------------	------	------	------	------	-------	-------	------	------	------	------	-------	-------	------	------	------	------	-------	-------	------	------	------	------	------	-------	------	------	------	------	------	-------	------	------	------	------	------	------	------	------	------	------	-------	-------	------	------	------	------	-------	-------	------	------	------	------	-------	-------	-------	-------	-------	--------	-------	-------	-------	--------	-------	--------

PITCHER	IP	WLS	BF	H	R	ER	SO	BB	IBB	HBP	BLK	WP	HR	S	P	ERA	WHIP
Kevin Millwood, R (1, 1) ERA: 4.37	8.0	W	30	4	0	0	4	2	0	0	0	0	0	83	122	0.00	0.750
Kerry Ligtenberg, R (9, 1) ERA: 4.05	1.0		5	2	1	1	2	0	0	0	0	0	0	16	23	9.00	2.000

PITCHER	IP	WLS	BF	H	R	ER	SO	BB	IBB	HBP	BLK	WP	HR	S	P	ERA	WHIP
---------	----	-----	----	---	---	----	----	----	-----	-----	-----	----	----	---	---	-----	------

New York Mets @ Atlanta Braves

Turner Field, Atlanta, GA

Sat Jul 04 1998, 7:05 PM EDT

Att. 47,900 - Overcast - 75 F

livebaseballscorecards.com

AB	30
R	4
H	8
RBI	2
BB	5
SO	6
LOB	28



WP:	0	PA:	39
PB:	0	SB:	1
CS:	0		

Batter	1	2	3	4	5	6	7	8	9	AB	R	H	RBI	BB	SO	LOB
Walt Weiss, S OBP: 0.427, SLG: 0.374 (1, 6)	2-1 1B 10 G3-6-3 2B		1-3 K	0-0 G1-3		0-1 G4-3		2-3 K		5	1	1	0	0	2	5
Keith Lockhart, L OBP: 0.338, SLG: 0.439 (1, 4)	0-0 10 G3-6-3 2-3 1B		1-0 L1		2-1 10 SH1-3 2B		0-0 10 1B BB 2B	0-0 FC7-4		5	1	3	0	0	0	1
10 Chipper Jones, S OBP: 0.397, SLG: 0.562 (1, 5)	1-0 G3-6-3 1-2f 3-H			4-1 BB E BB	0-0 SH1-3		0-0 BB HBP 1B	1-0 F7		3	1	1	0	1	0	2
Andres Galarraga, R OBP: 0.395, SLG: 0.623 (1, 3)	2-1 F9			4-1 BB E SF9 BB	1-3 K		2-1 BB HBP			2	1	0	0	1	1	1
Michael Tucker, L OBP: 0.352, SLG: 0.492 (1, 9)		1-2 G6-3 S 1B		1-2 F5	4-0 IBB		0-1 P5			3	0	1	0	1	0	5
Andruw Jones, R OBP: 0.307, SLG: 0.474 (1, 8)		1-1 P7		0-0 E4 SF9 BB	2-2 G5-3		1-3 K			4	0	0	0	0	1	7
Eddie Pérez, R OBP: 0.351, SLG: 0.453 (1, 2)		0-0 G6-3		4-1 CI BB		3-1 2B	4-0 1-2 2-3 3-H BB			2	0	1	1	2	0	1
Gerald Williams, R OBP: 0.326, SLG: 0.405 (1, 7)		1-2 L5-3		0-0 SF9		1-1 F8	1-3 K			3	0	0	1	0	1	5
Kevin Millwood, R OBP: 0.231, SLG: 0.091 Danny Bautista, R OBP: 0.232, SLG: 0.281 Kerry Ligtenberg, R (8, PH) (9, 1)			1-3 K	0-0 CI		0-1 F9	2-1 FC7-4 1B			2	0	0	0	0	1	1
				1-2 CI						1	0	1	0	0	0	0
										0	0	0	0	0	0	0

Inning Stats	R: 1	H: 2	E: 0	K: 0	S: 6	LOB: 0	BB: 0	P: 11	R: 0	H: 1	E: 0	K: 0	S: 10	LOB: 1	BB: 0	P: 13	R: 0	H: 0	E: 0	K: 2	S: 7	LOB: 0	BB: 0	P: 10	R: 2	H: 0	E: 2	K: 0	S: 10	LOB: 3	BB: 3	P: 23	R: 0	H: 1	E: 0	K: 1	S: 9	LOB: 2	BB: 1	P: 18	R: 0	H: 1	E: 0	K: 0	S: 8	LOB: 1	BB: 0	P: 12	R: 1	H: 2	E: 0	K: 2	S: 14	LOB: 3	BB: 1	P: 22	R: 0	H: 1	E: 0	K: 1	S: 8	LOB: 1	BB: 0	P: 13	R: 0	H: 1	E: 0	K: 1	S: 8	LOB: 1	BB: 0	P: 13
--------------	------	------	------	------	------	--------	-------	-------	------	------	------	------	-------	--------	-------	-------	------	------	------	------	------	--------	-------	-------	------	------	------	------	-------	--------	-------	-------	------	------	------	------	------	--------	-------	-------	------	------	------	------	------	--------	-------	-------	------	------	------	------	-------	--------	-------	-------	------	------	------	------	------	--------	-------	-------	------	------	------	------	------	--------	-------	-------

PITCHER	IP	WLS	BF	H	R	ER	SO	BB	IBB	HBP	BLK	WP	HR	S	P	ERA	WHIP
Masato Yoshii, R ERA: 3.42 (1, 1)	6.0	L	31	7	4	2	3	3	1	1	0	0	0	53	92	3.00	1.667
Bill Pulsipher, L ERA: 4.76 (7, 1)	1.0		4	0	0	0	2	1	0	0	0	0	0	11	17	0.00	1.000
Dennis Cook, L ERA: 2.25 (8, 1)	1.0		4	1	0	0	1	0	0	0	0	0	0	8	13	0.00	1.000

WP	PA	ERA	WHIP
0	39		

Batter	1	2	3	4	5	6	7	8	9	10	11	AB R H RBI BB SO LOB	TOP				
Benny Agbayani, R (1, 8) Lenny Harris, L (8, PH) OBP: 0.214, SLG: 0.154 OBP: 0.345, SLG: 0.362	0-2 L9		X 0-0 F9		X 0-2 G6-3			X 0-2 SH3-4 1B		X 1-0 P5		3 0 0 0 0 0 1 2 0 1 0 0 0 0	New York Mets @ Atlanta Braves Turner Field, Atlanta, GA Sun Jul 05 1998, 3:33 AM EDT Att: 40,430 - Cloudy - 86 F				
Edgardo Alfonzo, R (1, 5) OBP: 0.348, SLG: 0.396	1-2 P6			X 1-2 F7		X 0-0 1B 31 1B		X 0-0 SH3-4 1-2		X 4-2 BB		3 1 1 0 1 0 0					
John Olerud, L (1, 3) OBP: 0.438, SLG: 0.482	4-2 BB			X 2-2 F8		X 3-2 1B 31 1B FC5-4		X 4-0 IBB		X 3-3 K 1-2		3 1 1 0 2 1 1					
31 Mike Piazza, R (1, 2) OBP: 0.354, SLG: 0.497	3-3 K			X 0-0 2B		X 3-2 1B FC5-4		X 1-3 K 2-H		X 4-0 IBB		4 0 2 1 1 2 3					
Butch Huskey, R (1, 9) Dennis Cook, L (8, 1) Wayne Kirby, L (9, 8) OBP: 0.295, SLG: 0.400 OBP: 0.200, SLG: 0.267		X 0-0 P8		X 4-2 BB		X 0-2 FC5-4 CS BLK 1-2 3-H		X 2-2 F9		X 2-3 K		3 0 0 1 1 0 3 0 0 0 0 0 0 0 1 0 0 0 0 1 2					
Bernard Gilkey, R (1, 7) OBP: 0.318, SLG: 0.336		X 3-3 K		X 3-1 F7		X 1-3 K 1-3			X 0-0 G5-3		X 3-3 K	5 0 0 0 0 3 3					
Carlos Baerga, S (1, 4) OBP: 0.313, SLG: 0.405		X 0-3 K			X 0-3 K		X 0-0 4-3		X 0-1 L4		X 0-0 G6-3	5 0 0 0 0 2 0					
Rey Ordonez, R (1, 6) OBP: 0.258, SLG: 0.267			X 0-2 G1-3		X 2-2 SH2-4 1B		X 0-1 G1-3		X 1-0 1B		X 2-2 G6-3	5 0 2 0 0 0 0					
Rick Reed, R (1, 1) Todd Pratt, R (7, PH) Jeff Tam, R (7, 1) Brian McRae, S (8, 8) John Franco, L (9, 1) OBP: 0.257, SLG: 0.281 OBP: 0.276, SLG: 0.655			X 2-3 K		X 2-0 SH2-4 1-2		X 2-2 G4-3		X 1-1 F7			1 0 0 0 0 1 0 1 0 0 0 0 0 0 0 0 0 0 0 0 0 1 0 0 0 0 0 1 0 0 0 0 0 0 0					
Inning Stats	R: 0 H: 0 E: 0 LOB: 1 K: 1 BB: 1 S: 15 P: 23	R: 0 H: 0 E: 0 LOB: 0 K: 2 BB: 0 S: 8 P: 11	R: 0 H: 0 E: 0 LOB: 0 K: 1 BB: 0 S: 8 P: 10	R: 0 H: 1 E: 0 LOB: 2 K: 0 BB: 1 S: 12 P: 22	R: 0 H: 1 E: 0 LOB: 1 K: 1 BB: 0 S: 11 P: 15	R: 2 H: 3 E: 0 LOB: 0 K: 1 BB: 0 S: 15 P: 22	R: 0 H: 0 E: 0 LOB: 0 K: 0 BB: 0 S: 7 P: 9	R: 0 H: 1 E: 0 LOB: 2 K: 1 BB: 1 S: 11 P: 18	R: 0 H: 1 E: 0 LOB: 1 K: 0 BB: 0 S: 6 P: 8	R: 0 H: 0 E: 0 LOB: 2 K: 2 BB: 2 S: 14 P: 28	R: 0 H: 0 E: 0 LOB: 0 K: 1 BB: 0 S: 8 P: 13	1B: 6 SF: 0 2B: 1 SAC: 2 3B: 0 DP: 0 HR: 0 HBP: 0		WP: 0 PA: 44 PB: 0 SB: 1 CS: 1			
PITCHER	IP WLS BF H R ER SO BB IBB HBP BLK WP HR S P ERA WHIP																
Denny Neagle, L (1, 1) ERA: 3.41	7.0	27	5	2	2	6	2	0	0	0	1	0	0	76	112	2.57	1.000
Russ Springer, R (8, 1) ERA: 3.75	1.0	5	1	0	0	1	0	1	0	0	0	0	0	11	18	0.00	1.000
Kerry Ligtenberg, R (9, 1) ERA: 3.95	1.0	4	1	0	0	0	0	0	0	0	0	0	0	6	8	0.00	1.000
John Rocker, L (10, 1) ERA: 2.2	1.0	5	0	0	0	2	1	1	0	0	0	0	0	14	28	0.00	1.000
Rudy Seanez, R (11, 1) ERA: 1.74	1.0	W 3	0	0	0	1	0	0	0	0	0	0	0	8	13	0.00	0.000

livebaseballscorecards.com

AB	37
R	2
H	7
RBI	2
BB	5
SO	10
LOB	14



BOTTOM

New York Mets @ Atlanta Braves
Turner Field, Atlanta, GA
Sun Jul 05 1998, 3:33 AM EDT
Att: 40,430 - Cloudy - 86 F

livebaseballscores.com

AB	37
R	3
H	8
RBI	3
BB	4
SO	8
LOB	13



WP:	0	PA:	46
PB:	0		
SB:	1		
CS:	1		

Batter	1	2	3	4	5	6	7	8	9	10	11	AB	R	H	RBI	BB	SO	LOB							
Walt Weiss, S OBP: 0.429, SLG: 0.372 (1, 6)	L6		FC6-4 1B		G3			F9		SH3-4 BB	SF7	4	0	1	1	1	0	1							
Keith Lockhart, L OBP: 0.333, SLG: 0.431 (1, 4)	F7		FC6-4 1-2f			G1-3		K		SH3-4		4	0	0	0	0	1	1							
10 Chipper Jones, S OBP: 0.397, SLG: 0.558 (1, 5)	K			F8		HBP 1B				G5-3		4	0	1	0	1	1	1							
Andres Galarraga, R OBP: 0.396, SLG: 0.628 (1, 3)		HR		L6		L9		P6			IBB	4	1	1	1	1	0	2							
Javy Lopez, R OBP: 0.357, SLG: 0.581 Rudy Seanez, R (11, 1)		K		K		HBP			K	G5-3		4	0	0	0	0	3	2							
Michael Tucker, L OBP: 0.349, SLG: 0.485 (1, 9)		F9		F9		G4-3			F8		HBP 1B SF7 HBP	4	1	0	0	0	0	2							
Andrew Jones, R OBP: 0.312, SLG: 0.482 (1, 8)		K		1B 3B			G4-3		S 1B		HBP 1B	5	1	3	0	0	1	0							
Gerald Williams, R OBP: 0.328, SLG: 0.400 (1, 7)			P6	CS 1B		K			SAFE SAFE SAFE SAFE SAFE	FC5-4 IBB	P3	4	0	1	1	1	1	2							
Denny Neagle, L OBP: 0.187, SLG: 0.163 Randal Simon, L OBP: 0.200, SLG: 0.214 Russ Springer, R OBP: 0.229, SLG: 0.277 Kerry Ligtenberg, R OBP: 0.277 Danny Bautista, R OBP: 0.277 John Rocker, R OBP: 0.358, SLG: 0.453 (1, 1) (7, PH) (8, 1) (9, 1) (9, PH) (10, 1) (11, 2)			K	1-2f 1B			L6			FC5-4 1-2f		2	0	1	0	0	1	0							
Inning Stats	R: 0 E: 0 K: 1 S: 10	H: 0 LOB: 0 BB: 0 P: 14	R: 1 E: 0 K: 2 S: 12	H: 1 LOB: 0 BB: 0 P: 16	R: 0 E: 0 K: 1 S: 9	H: 1 LOB: 1 BB: 0 P: 12	R: 0 E: 0 K: 1 S: 9	H: 0 LOB: 0 BB: 0 P: 15	R: 1 E: 0 K: 0 S: 12	H: 3 LOB: 1 BB: 0 P: 19	R: 0 E: 0 K: 1 S: 7	H: 1 LOB: 2 BB: 0 P: 11	R: 0 E: 0 K: 1 S: 9	H: 0 LOB: 1 BB: 1 P: 18	R: 0 E: 0 K: 1 S: 11	H: 1 LOB: 2 BB: 1 P: 21	R: 0 E: 0 K: 0 S: 6	H: 0 LOB: 2 BB: 2 P: 18	R: 1 E: 0 K: 0 S: 9	H: 1 LOB: 2 BB: 0 P: 14	1B: 6 2B: 0 3B: 1 HR: 1	SF: 1 SAC: 1 DP: 0 HBP: 3	WP: 0 PA: 46		
PITCHER	IP	WLS	BF	H	R	ER	SO	BB	IBB	HBP	BLK	WP	HR	S	P	ERA	WHIP								
Rick Reed, R ERA: 2.72 (1, 1)	6.0		24	6	2	2	5	0	0	1	0	0	1	59	87	3.00	1.000								
Jeff Tam, R ERA: (7, 1)	1.0		3	0	0	0	1	0	0	0	0	0	0	6	10	0.00	0.000								
Dennis Cook, L ERA: 2.14 (8, 1)	1.2		8	1	0	0	2	1	1	0	0	0	0	19	37	0.00	1.200								
John Franco, L ERA: 2.51 (9, 1)	2.0	L	11	1	1	1	0	1	1	2	0	0	0	16	34	4.50	1.000								

Batter	1	2	3	4	5	6	7	8	9	10	11	AB R H RBI BB SO LOB	TOP
F.P. Santangelo, S OBP: 0.341, SLG: 0.331 (1, 7)			G4-3									6 2 3 1 0 2 1	
Orlando Cabrera, R OBP: 0.423, SLG: 0.538 (1, 4)			F8									6 2 3 0 0 0 2	
Vladimir Guerrero, R OBP: 0.339, SLG: 0.513 (1, 9)												6 2 1 1 0 0 4	
Brad Fullmer, L OBP: 0.331, SLG: 0.467 Ugueth Urbina, R (11, 1)			G3									6 1 2 2 0 1 3 0 0 0 0 0 0 0	
Rondell White, R OBP: 0.358, SLG: 0.511 (1, 8)												5 1 2 1 1 2 1	
Mark Grudzielanek, R OBP: 0.302, SLG: 0.329 (1, 6)												4 1 4 2 0 0 0	
Shane Andrews, R OBP: 0.316, SLG: 0.456 (1, 5)												5 0 1 2 0 3 5	AB 48 R 9 H 18 RBI 9 BB 1 SO 10 LOB 20
Chris Widger, R OBP: 0.279, SLG: 0.375 (1, 2)												5 0 1 0 0 1 2	
Dustin Hermanson, R Derrick May, L Shayne Bennett, R Da Ronq Stival, S Miguel Escobar, R Anthony Telford, R Steve Kline, S Jose Vique, S Mike MacDougal, L Ryan McGuire, L												2 0 0 0 0 0 1 1 1 0 0 1 0	
Inning Stats	R: 1 H: 2 E: 1 LOB: 1 K: 1 BB: 0 S: 12 P: 18	R: 0 H: 2 E: 0 LOB: 1 K: 1 BB: 0 S: 14 P: 16	R: 1 H: 1 E: 0 LOB: 0 K: 0 BB: 0 S: 10 P: 12	R: 0 H: 1 E: 0 LOB: 1 K: 3 BB: 0 S: 11 P: 15	R: 3 H: 3 E: 1 LOB: 2 K: 1 BB: 1 S: 22 P: 33	R: 0 H: 1 E: 0 LOB: 1 K: 1 BB: 0 S: 11 P: 15	R: 3 H: 4 E: 0 LOB: 1 K: 0 BB: 0 S: 16 P: 25	R: 0 H: 1 E: 0 LOB: 0 K: 0 BB: 0 S: 7 P: 11	R: 0 H: 1 E: 0 LOB: 1 K: 2 BB: 0 S: 15 P: 21	R: 0 H: 0 E: 0 LOB: 0 K: 1 BB: 0 S: 10 P: 16	R: 1 H: 2 E: 0 LOB: 0 K: 0 BB: 0 S: 8 P: 14	1B: 14 SF: 1 2B: 4 SAC: 0 3B: 0 DP: 3 HR: 2 HBP: 0	WP: 0 PA: 51 PB: 0 SB: 1 CS: 1
PITCHER	IP WLS BF H R ER SO BB IBB HBP BLK WP HR S P ERA WHIP												
Bobby Jones, R ERA: 3.88 (1, 1)	5.0 25 9 5 4 6 1 0 0 0 0 0 2 69 94 7.20 2.000												
Turk Wendell, R ERA: 4.25 (6, 1)	1.0 4 1 0 0 1 0 0 0 0 0 0 0 11 15 0.00 1.000												
Jeff Tam, R ERA: 4.76 (7, 1)	0.2 6 4 3 3 0 0 0 0 0 0 0 0 15 24 40.50 6.000												
Bill Pulsipher, L ERA: 3.86 (7, 1)	1.1 4 1 0 0 0 0 0 0 0 0 0 0 8 12 0.00 0.750												
Dennis Cook, L ERA: 2.02 (9, 1)	2.0 7 1 0 0 3 0 0 0 0 0 0 0 25 37 0.00 0.500												
PITCHER	IP WLS BF H R ER SO BB IBB HBP BLK WP HR S P ERA WHIP												
John Franco, L ERA: 2.7 (11, 1)	1.0 4 2 1 1 0 0 0 0 0 0 0 0 11 14 9.00 2.000												

Montreal Expos @ New York Mets
Shea Stadium, Flushing, NY
Thu Jul 09 1998, 7:05 PM EDT
Att: 27,193 - Cloudy - 78 F

livebaseballscorecards.com



Batter	1	2	3	4	5	6	7	8	9	10	11	AB R H RBI BB SO LOB	BOTTOM	
Bernard Gilkey, R (1, 7) OBP: 0.316, SLG: 0.338 Dennis Cook, L (9, 1) Todd Pratt, R (10, PH) OBP: 0.300, SLG: 0.700 (11, 2)	0-0 F7		1-0 2B	0-1 F8		1-1 P6		1-1 G4-3		1-1 FC8-6 2B		5 0 1 1 0 0 5 0 0 0 0 0 0 0 1 0 1 0 0 0 0	Montreal Expos @ New York Mets Shea Stadium, Flushing, NY Thu Jul 09 1998, 7:05 PM EDT Att: 27,193 - Cloudy - 78 F	
Edgardo Alfonzo, R (1, 5) OBP: 0.348, SLG: 0.395	3-2 G4-3 1B		1-2 G5-3		1-2 E5 3B	0-1 F8		1-2 BB 1B		3-2 FC8-6		6 1 2 1 0 0 4		
John Olerud, L (1, 3) OBP: 0.439, SLG: 0.486	1-1 G4-3		1-3 K		1-1 HR 3B	2-1 F8		4-0 31 FC5-4 BB		4-1 31 BB		4 1 1 1 2 1 3		
31 Mike Piazza, R (1, 2) OBP: 0.356, SLG: 0.497 John Franco, L (11, 1)		4-2 G4-6-3 BB		2-2 1B 2B	0-0 P3		1-1 F9	2-2 FC5-4		4-2 FC6-4 BB		4 1 1 0 2 0 3 0 0 0 0 0 0 0		
Carlos Baerga, S (1, 4) OBP: 0.311, SLG: 0.401 Benny Agbayani, R (9, PR) OBP: 0.200, SLG: 0.143 (10, 7)	1-0 G4-6-3		2-0 L9 1B 1B		0-3 K		0-0 G6-3		0-3 K CS	1-1 FC6-4		5 1 1 0 0 2 2 1 0 0 0 0 0 2		
Butch Huskey, R (1, 9) OBP: 0.303, SLG: 0.418	4-0 BB		1-0 SH3-4 1B 1B		1-1 HR		0-1 2B		3-3 K		1-3 K	5 1 3 3 1 2 1		
Brian McRae, S (1, 8) OBP: 0.350, SLG: 0.430	2-0 G4-3		0-0 L9		1-2 G3		2-2 G4-3		2-1 2B		4-0 WP BB	5 0 1 0 1 0 4		
Rey Ordonez, R (1, 6) OBP: 0.270, SLG: 0.276			0-0 SH2-4 BLK 2B 1B		0-0 SH3-4 1B		1-0 PB BB E 1B	1-0 G4-3 G6-3 1B 1B	4-0 FC4 IBB		0-3 K	5 3 4 1 1 1 1		
Bobby Jones, R Turk Wendell, L Wayne Kirby, L Jeff Tam, R Bill Pulsipher, L Lenny Harris, L Luis Lopez, S	1-0 SH2-4		1-0 SH3-4		4-1 SAFE SAFE SAFE SAFE BB		1-2 BB		1-0 G6-3	2-1 FC4	1-3 K	0 1 0 0 0 0 0 0 2 0 0 0 0 0 1 3		
Inning Stats	R: 0 H: 1 E: 0 LOB: 0 K: 0 BB: 0 S: 6 P: 10	R: 0 H: 0 E: 0 LOB: 1 K: 0 BB: 2 S: 4 P: 15	R: 1 H: 2 E: 0 LOB: 1 K: 1 BB: 0 S: 9 P: 13	R: 2 H: 4 E: 0 LOB: 2 K: 0 BB: 0 S: 12 P: 17	R: 3 H: 2 E: 1 LOB: 0 K: 1 BB: 0 S: 15 P: 19	R: 1 H: 1 E: 0 LOB: 1 K: 0 BB: 1 S: 9 P: 16	R: 0 H: 1 E: 0 LOB: 1 K: 0 BB: 0 S: 10 P: 13	R: 1 H: 2 E: 0 LOB: 2 K: 0 BB: 1 S: 12 P: 22	R: 0 H: 1 E: 0 LOB: 2 K: 2 BB: 1 S: 10 P: 21	R: 0 H: 1 E: 0 LOB: 2 K: 0 BB: 2 S: 10 P: 23	R: 0 H: 0 E: 0 LOB: 1 K: 3 BB: 1 S: 10 P: 16	1B: 8 SF: 0 2B: 7 SAC: 2 3B: 1 DP: 4 HR: 1 HBP: 0		WP: 2 PA: 54 PB: 1 SB: 0 CS: 1
PITCHER	IP WLS BF H R ER SO BB IBB HBP BLK WP HR S P ERA WHIP													
Dustin Hermanson, R (1, 1) ERA: 3.46	5.0 25 9 6 3 2 2 0 0 1 0 1 46 74 5.40 2.200													
Shayne Bennett, R (6, 1) ERA: 5.33	1.0 5 1 1 0 0 1 0 0 0 0 0 9 16 0.00 2.000													
Miguel Batista, R (7, 1) ERA: 4.01	1.0 4 1 0 0 0 0 0 0 0 0 0 10 13 0.00 1.000													
Anthony Telford, R (8, 1) ERA: 3.53	0.2 4 2 1 1 0 0 0 0 0 0 0 8 12 13.50 3.000													
Steve Kline, L (8, 1) ERA: 2.45	1.1 7 1 0 0 2 1 1 0 0 1 0 14 31 0.00 1.500													
PITCHER	IP WLS BF H R ER SO BB IBB HBP BLK WP HR S P ERA WHIP													
Mike Maddux, R (10, 1) ERA: 5.4	1.0 W 5 1 0 0 0 2 0 0 0 0 0 10 23 0.00 3.000													
Ugueth Urbina, R (11, 1) ERA: 1.34	1.0 S 4 0 0 0 3 1 0 0 0 1 0 10 16 0.00 1.000													

livebaseballscores.com

AB	44
R	8
H	15
RBI	7
BB	8
SO	7
LOB	29



Batter	1	2	3	4	5	6	7	8	9	AB	R	H	RBI	BB	SO	LOB	TOP
F.P. Santangelo, S (1, 7) OBP: 0.343, SLG: 0.329 Mike Hubbard, R (8, PH) OBP: 0.167, SLG: 0.244 Da Rond Stovall, S (8, 7) OBP: 0.300, SLG: 0.391	1-1 F8		4-2 E HR BB	0-0 G3-1			H 1-0 2B HBP	1-1 FC5 2-3f		2	2	0	0	1	0	1	
Orlando Cabrera, R (1, 4) OBP: 0.452, SLG: 0.567	4-2 BB		1-2 E9 HR 1B		2-3 K		F X 0-1 1-H 2B	2-2 G4-3	4	1	2	1	1	1	1	0	
Vladimir Guerrero, R (1, 9) OBP: 0.343, SLG: 0.522	2-2 F7		1-1 HR 2-H 3-H		1-1 L8		I 1-1 4-0 IBB	2-2 1B 1B	4	2	2	3	1	0	1		
Brad Fullmer, L (1, 3) OBP: 0.330, SLG: 0.464 Ryan McGuire, L (7, 3) OBP: 0.325, SLG: 0.284	0-0 F7		0-0 1B		1-2 G3		X 0-0 F7	2-2 L7	4	0	1	0	0	0	3		
Rondell White, R (1, 8) OBP: 0.356, SLG: 0.506		1-3 K2-3	0-0 F9		1-3 K		C X 3-2 F7	3-1 1B 3B 1B	5	1	1	0	0	2	1		
Mark Grudzielanek, R (1, 6) OBP: 0.303, SLG: 0.336		0-0 G5-3		1-0 1B 3B		S X 0-2 F9	3-2 P6	0-0 3B 1B	5	2	2	1	0	0	0		
Shane Andrews, R (1, 5) OBP: 0.318, SLG: 0.460		1-2 L5-4		0-0 G1-3		B X 1-3 K	4-2 2B BB	3-1 1B 3B	4	0	1	2	1	1	1		
Chris Widger, R (1, 2) OBP: 0.281, SLG: 0.379			0-1 G6-3	1-1 SH2-3 1B		B X 2-3 K	3-1 FC5 2B	1-0 G4-3	5	0	2	1	0	1	1		
Carlos Perez, L (1, 1) OBP: 0.214, SLG: 0.317 Miguel Batista, R (7, 1) Jose Vidro, S (8, PH) OBP: 0.327, SLG: 0.285 Shayne Bennett, R (8, 1) Ugueth Urbina, R (9, 1)			1-3 K	0-0 SH2-3		B X 2-3 K	4-2 BB		2	0	0	0	0	2	0		
Inning Stats	R: 0 E: 0 K: 0 S: 8 H: 0 LOB: 1 BB: 1 P: 15	R: 0 E: 0 K: 1 S: 7 H: 0 LOB: 0 BB: 0 P: 9	R: 3 E: 1 K: 1 S: 18 H: 3 LOB: 1 BB: 1 P: 24	R: 1 E: 0 K: 0 S: 6 H: 2 LOB: 1 BB: 0 P: 8	R: 0 E: 0 K: 1 S: 10 H: 0 LOB: 0 BB: 0 P: 14	R: 0 E: 0 K: 2 S: 10 H: 0 LOB: 0 BB: 0 P: 12	R: 1 E: 0 K: 2 S: 9 H: 1 LOB: 2 BB: 1 P: 18	R: 0 E: 0 K: 0 S: 15 H: 1 LOB: 3 BB: 2 P: 33	R: 3 E: 0 K: 0 S: 15 H: 4 LOB: 1 BB: 0 P: 28	1B: 6 2B: 2 3B: 2 HR: 1 SF: 0 SAC: 1 DP: 0 HBP: 1	WP: 0 PB: 0 SB: 0 CS: 0	PA: 44					
PITCHER	IP WLS BF H R ER SO BB IBB HBP BLK WP HR S P ERA WHIP	IP WLS BF H R ER SO BB IBB HBP BLK WP HR S P ERA WHIP	IP WLS BF H R ER SO BB IBB HBP BLK WP HR S P ERA WHIP	IP WLS BF H R ER SO BB IBB HBP BLK WP HR S P ERA WHIP	IP WLS BF H R ER SO BB IBB HBP BLK WP HR S P ERA WHIP	IP WLS BF H R ER SO BB IBB HBP BLK WP HR S P ERA WHIP	IP WLS BF H R ER SO BB IBB HBP BLK WP HR S P ERA WHIP	IP WLS BF H R ER SO BB IBB HBP BLK WP HR S P ERA WHIP									
Masato Yoshii, R (1, 1) ERA: 3.65	6.2	0	30	6	5	5	7	2	1	1	0	0	1	1	6.75	1.200	
Bill Pulsipher, L (7, 1) ERA: 3.68	0.1	1	0	0	0	0	0	0	0	0	0	0	0	0	0.00	0.000	
Turk Wendell, R (8, 1) ERA: 4.15	0.2	3	0	0	0	0	0	1	0	0	0	0	0	0	0.00	1.500	
John Franco, L (8, 1) ERA: 3.38	1.1	L	10	5	3	3	0	1	0	0	0	0	0	21	20.25	4.500	

Montreal Expos @ New York Mets
Shea Stadium, Flushing, NY
Fri Jul 10 1998, 7:05 PM EDT
Att. 36,538 - Unknown - 79 F

livebaseballscorecards.com

AB	37
R	8
H	11
RBI	8
BB	5
SO	7
LOB	12



Batter	1	2	3	4	5	6	7	8	9	AB R H RBI BB SO LOB	TOP
Orlando Cabrera, R (1, 4) OBP: 0.429, SLG: 0.559	2-3 			2-2 G4-3 1B 2B		1-0 G5-3		0-0 F8		4 1 1 0 0 1 0	
Ryan McGuire, L (1, 7) OBP: 0.331, SLG: 0.302	1-3 			0-0 G4-3		1-1 		2-1 		4 0 2 0 0 1 1	
Vladimir Guerrero, R (1, 9) OBP: 0.342, SLG: 0.519	0-0 F8			1-1 		2-2 P4		2-2 G6-3		4 1 1 1 0 0 2	
Brad Fullmer, L (1, 3) OBP: 0.332, SLG: 0.465		2-3 		0-0 		0-0 			2-2 P5	4 1 2 0 0 1 0	
Rondell White, R (1, 8) OBP: 0.360, SLG: 0.518		0-0 		1-2 		0-2 FC6-4			0-0 HR	4 1 3 2 0 0 2	
Mark Grudzielanek, R (1, 6) OBP: 0.305, SLG: 0.339		0-2 FC5-4		0-1 SF8-3			1-2 		0-0 	3 0 2 1 0 0 1	
Shane Andrews, R (1, 5) OBP: 0.317, SLG: 0.457		2-2 	2-0 		1-3 		0-0 G4-3		0-0 FC6-4	5 0 1 0 0 1 3	AB 35 R 4 H 12 RBI 4 BB 0 SO 4 LOB 12
Chris Widger, R (1, 2) OBP: 0.277, SLG: 0.373			1-0 P6		0-0 G4-3		2-0 P6		3-2 F7	4 0 0 0 0 0 2	
Carl Pavano, R (1, 1) OBP: 0.077, SLG: 0.077 Miguel Batista, R (6, 1) Scott Livingstone, L (8, PH) Mike Maddux, L (8, 1)			0-0 B5-4		1-2 G6-3			2-1 F9		2 0 0 0 0 0 1 0 0 0 0 0 0 0 1 0 0 0 0 0 0 0 0 0 0 0 0 0	
Inning Stats	R: 0 H: 0 E: 0 LOB: 0 K: 2 BB: 0 S: 7 P: 10	R: 0 H: 1 E: 0 LOB: 0 K: 1 BB: 0 S: 10 P: 14	R: 0 H: 1 E: 0 LOB: 0 K: 0 BB: 0 S: 4 P: 6	R: 3 H: 4 E: 0 LOB: 0 K: 0 BB: 0 S: 13 P: 17	R: 0 H: 0 E: 0 LOB: 0 K: 1 BB: 0 S: 7 P: 9	R: 0 H: 2 E: 0 LOB: 2 K: 0 BB: 0 S: 11 P: 15	R: 0 H: 1 E: 0 LOB: 0 K: 0 BB: 0 S: 5 P: 8	R: 0 H: 1 E: 0 LOB: 1 K: 0 BB: 0 S: 8 P: 14	R: 1 H: 2 E: 0 LOB: 1 K: 0 BB: 0 S: 10 P: 15	1B: 9 SF: 1 2B: 4 SAC: 0 3B: 0 DP: 3 HR: 1 HBP: 0	WP: 0 PA: 36 PB: 0 SB: 0 CS: 1
PITCHER	IP WLS BF H R ER SO BB IBB HBP BLK WP HR S P ERA WHIP										
Rick Reed, R (1, 1) ERA: 2.83	8.1 W 34 12 4 4 4 0 0 0 0 0 0 1 70 100 4.32 1.440										
Greg McMichael, R (9, 1) ERA: 4.06	0.2 2 0 0 0 0 0 0 0 0 0 1 0 0 5 8 0.00 0.000										

Montreal Expos @ New York Mets
 Shea Stadium, Flushing, NY
 Sat Jul 11 1998, 7:05 PM EDT
 Att. 48,006 - Unknown - 79 F

livebaseballscorecards.com

Batter	1	2	3	4	5	6	7	8	9
Edgardo Alfonzo, R OBP: 0.344, SLG: 0.389 (1, 5)	2-2 G5-3	0-0 E9 1B		0-0 G5-3			0-2 G5-3		
John Olerud, L OBP: 0.440, SLG: 0.507 (1, 3)	3-2 HR	0-0 2-H 1B			2-2 31 2B 1B		0-0 HR		
31 Mike Piazza, R OBP: 0.363, SLG: 0.503 (1, 2)	4-0 G6-3 1B BB	3-2 P4			1-0 G4-3 1-H SF8 2B		1-1 G4-3		
Todd Hundley, S OBP: 0.250, SLG: 0.250 Wayne Kirby, L OBP: 0.226, SLG: 0.267 (1, 7) (8, 9)	2-1 1B G6-3 1-2 1B		1-0 F9		1-0 G4-3 2-3		2-3 K		
Bernard Gilkey, R OBP: 0.320, SLG: 0.344 (1, 9) (8, 7)	3-2 G6-3 1-2 2-3		2-1 G4-6-3 1B		1-0 SF8 3-H		3-3 K		
Carlos Baerga, S OBP: 0.312, SLG: 0.401 (1, 4)	0-0 2-3 3-H 1B		0-0 G4-6-3 1-2f		0-1 G3-1		1-0 HR 1B		
Brian McRae, S OBP: 0.353, SLG: 0.440 (1, 8)	0-0 G3			4-2 FC6-4 BB		0-0 G6-3	0-1 1-H HR		
Rey Ordenez, R OBP: 0.267, SLG: 0.273 (1, 6)		0-0 G4-3		0-1 FC6-4 G2-3 1-2f		0-2 G4-3	2-0 P5		
Rick Reed, R OBP: 0.231, SLG: 0.250 Greg McMichael, R (9, 1)		3-2 P3		0-0 G2-3 1-2		1-3 K	1-3 K		

Inning Stats	R: 2	H: 3	E: 0	K: 0	S: 15	LOB: 2	BB: 1	P: 29	R: 1	H: 2	E: 1	K: 0	S: 10	LOB: 1	BB: 0	P: 16	R: 0	H: 1	E: 0	K: 0	S: 4	LOB: 0	BB: 0	P: 7	R: 0	H: 0	E: 0	K: 0	S: 6	LOB: 1	BB: 1	P: 10	R: 2	H: 2	E: 0	K: 0	S: 8	LOB: 0	BB: 0	P: 13	R: 0	H: 0	E: 0	K: 1	S: 8	LOB: 0	BB: 0	P: 9	R: 1	H: 1	E: 0	K: 1	S: 11	LOB: 0	BB: 0	P: 14	R: 2	H: 2	E: 0	K: 2	S: 10	LOB: 0	BB: 0	P: 17
--------------	------	------	------	------	-------	--------	-------	-------	------	------	------	------	-------	--------	-------	-------	------	------	------	------	------	--------	-------	------	------	------	------	------	------	--------	-------	-------	------	------	------	------	------	--------	-------	-------	------	------	------	------	------	--------	-------	------	------	------	------	------	-------	--------	-------	-------	------	------	------	------	-------	--------	-------	-------

PITCHER	IP	WLS	BF	H	R	ER	SO	BB	IBB	HBP	BLK	WP	HR	S	P	ERA	WHIP
Carl Pavano, R ERA: 4.8 (1, 1)	5.0	L	24	8	5	4	0	2	0	0	0	0	1	43	75	7.20	2.000
Miguel Batista, R ERA: 3.97 (6, 1)	2.0		7	1	1	1	2	0	0	0	0	0	1	19	23	4.50	0.500
Mike Maddux, R ERA: 6.11 (8, 1)	1.0		5	2	2	2	2	0	0	0	0	0	1	10	17	18.00	2.000


BOTTOM

Montreal Expos @ New York Mets
Shea Stadium, Flushing, NY
Sat Jul 11 1998, 7:05 PM EDT
Att: 48,006 - Unknown - 79 F

AB	R	H	RBI	BB	SO	LOB
4	1	1	0	0	0	1
4	3	4	3	0	0	0
3	2	1	1	1	0	1
4	0	1	0	0	1	1
0	0	0	0	0	0	0
3	0	1	1	0	1	2
4	1	2	1	0	0	1
3	1	1	2	1	0	2
4	0	0	0	0	0	1
4	0	0	0	0	2	1
0	0	0	0	0	0	0

livebaseballscorecards.com

AB	33
R	8
H	11
RBI	8
BB	2
SO	4
LOB	10



WP	PA
0	36
PB	0
SB	0
CS	0

Batter	1	2	3	4	5	6	7	8	9	AB R H RBI BB SO LOB	TOP																
Orlando Cabrera, R (1, 4) OBP: 0.421, SLG: 0.528	0-0 G1-3		1-0 SH1-4		4-0 BB		1-1 P6			2 0 0 0 1 0 0																	
Ryan McGuire, L (1, 7) OBP: 0.320, SLG: 0.291	3-1 F9		3-3 K		2-3 K		1-2 G5-3			4 0 0 0 0 2 2																	
Vladimir Guerrero, R (1, 9) OBP: 0.343, SLG: 0.516	4-2 BB		2-1 F7		4-1 FC6-4 BB		0-3 K			2 1 0 0 2 1 1																	
Brad Fullmer, L (1, 3) OBP: 0.331, SLG: 0.460	0-0 G6-3		1-1 F8		4-0 FC6-4 BB		0-1 F7			3 0 0 0 1 0 1																	
Rondell White, R (1, 8) OBP: 0.359, SLG: 0.515	2-2 WP S 1B		1-3 K		1-1 FC6-4 BB		1-0 G4-3			4 1 1 0 0 1 2																	
Mark Grudzielanek, R (1, 6) OBP: 0.307, SLG: 0.337	1 SAFE 0-0 L5		4-1 BB		4-1 FC3-6 BB		0-1 F8			2 0 0 0 2 0 1																	
Shane Andrews, R (1, 5) OBP: 0.316, SLG: 0.452	1 SAFE 1 SAFE 1 SAFE 1-3 K		1 SAFE 1 SAFE 0-0 P4		4-2 FC3-6 BB		0-3 K			3 0 0 1 1 2 2																	
Mike Hubbard, R (1, 2) OBP: 0.152, SLG: 0.222	2-3 K		1-2 G6-3		1-2 FC3-6		1-3 K			4 0 0 1 0 2 3																	
Javier Vazquez, R (1, 1) OBP: 0.258, SLG: 0.267	0-1 SH1-4 1B		1-0 F7		0-1 G4-3		1-3 K			3 0 1 0 0 0 2																	
Steve Kline, S (7, 1)										0 0 0 0 0 0 0																	
Mike Maddux, L (7, 1)										0 0 0 0 0 0 0																	
Jose Vidro, S (9, PH) OBP: 0.326, SLG: 0.284										1 0 0 0 0 1 0																	
Inning Stats	R: 0 E: 0 K: 0 S: 6	H: 0 LOB: 1 BB: 1 P: 13	R: 0 E: 0 K: 2 S: 14	H: 1 LOB: 1 BB: 0 P: 19	R: 0 E: 0 K: 1 S: 9	H: 1 LOB: 1 BB: 0 P: 15	R: 0 E: 0 K: 1 S: 7	H: 0 LOB: 1 BB: 1 P: 13	R: 0 E: 0 K: 1 S: 7	H: 0 LOB: 1 BB: 1 P: 15	R: 2 E: 0 K: 0 S: 11	H: 0 LOB: 2 BB: 4 P: 29	R: 0 E: 0 K: 1 S: 8	H: 0 LOB: 0 BB: 0 P: 10	R: 0 E: 0 K: 0 S: 5	H: 0 LOB: 0 BB: 0 P: 6	R: 0 E: 0 K: 3 S: 10	H: 0 LOB: 0 BB: 0 P: 12	1B: 2 2B: 0 3B: 0 HR: 0	SF: 0 SAC: 1 DP: 0 HBP: 0	WP: 1 PB: 0 SB: 2 CS: 0	PA: 36					
PITCHER	IP WLS BF H R ER SO BB IBB HBP BLK WP HR S P ERA WHIP																										
Hideo Nomo, R (1, 1) ERA: 4.82	5.1		25	2	2	2	5	7	0	0	0	1	0	49	98	3.38	1.688										
Jeff Tam, R (6, 1) ERA: 3.68	1.2	W	5	0	0	0	1	0	0	0	0	0	0	13	16	0.00	0.000										
Greg McMichael, R (8, 1) ERA: 3.96	1.0		3	0	0	0	0	0	0	0	0	0	0	5	6	0.00	0.000										
Dennis Cook, L (9, 1) ERA: 1.96	1.0	S	3	0	0	0	3	0	0	0	0	0	0	10	12	0.00	0.000										

Montreal Expos @ New York Mets
Shea Stadium, Flushing, NY
Sun Jul 12 1998, 3:33 AM EDT
Att. 51,568 - Sunny - 78 F

livebaseballscorecards.com

AB 28
R 2
H 2
RBI 2
BB 7
SO 9
LOB 14



Batter	1	2	3	4	5	6	7	8	9	AB	R	H	RBI	BB	SO	LOB	BOTTOM			
Lenny Harris, L OBP: 0.343, SLG: 0.366 Edgardo Alfonzo, R OBP: 0.342, SLG: 0.386 (1, 5) (7, PH) (8, 5)	1-1 G3-1 31 1B 2B	1-1 F7		0-0 G3-1			1-3 K	1-1 F8		3	1	1	0	0	0	4	Montreal Expos @ New York Mets Shea Stadium, Flushing, NY Sun Jul 12 1998, 3:33 AM EDT Att: 51,568 - Sunny - 78 F			
John Olerud, L OBP: 0.441, SLG: 0.503 (1, 3)	1-2 G3-1 2-3		4-1 31 G5-4-3 BB		0-0 F9		4-2 31 BB			2	0	0	0	2	0	1				
31 Mike Piazza, R OBP: 0.364, SLG: 0.502 (1, 2)	1-2 1B		2-2 G5-4-3 1-2f		1-1 G5-3		4-0 G5-4-3 BB			3	0	1	1	1	0	1				
Todd Hundley, S OBP: 0.286, SLG: 0.167 Bernard Gilkey, R OBP: 0.319, SLG: 0.342 (1, 7) (7, PH) (8, 7)	2-1 F8		4-2 BB		2-3 K		2-1 G5-4-3 1-2f			2	0	0	0	1	1	1				
Carlos Baerga, S OBP: 0.311, SLG: 0.399 Wayne Kirby, L OBP: 0.226, SLG: 0.267 (1, 4) (8, PR) (9, 9)	1-2 G4-3		0-0 G3			1-2 G4-3		0-0 SH1-4 1B SF8 1B		4	0	1	0	0	0	2				
Butch Huskey, R OBP: 0.311, SLG: 0.427 Dennis Cook, L (1, 9) (9, 1)		0-1 1B		2-2 1B		3-2 HR 1B		1-2 SF8 SH1-4 1B 1B		4	2	4	0	0	0	0				
Brian McRae, S OBP: 0.353, SLG: 0.450 (1, 8)		0-0 F7		1-2 P2		0-0 HR		1-1 SH1-4		3	1	1	2	0	0	2				
Rey Ordonez, R OBP: 0.267, SLG: 0.274 (1, 6)		3-1 F9		0-1 1B		2-2 G5-3		1-1 SF8		3	0	1	1	0	0	1				
Hideo Nomo, R OBP: 0.129, SLG: 0.200 Jeff Tam, R Greg McMichael, R Luis Lopez, S OBP: 0.338, SLG: 0.355 (1, 1) (6, 1) (8, 1) (8, PH) (9, 4)		1-2 1B		2-3 K		2-2 F9		1-0 1B		2	0	1	0	0	1	2				
Inning Stats	R: 1 E: 0 K: 0 S: 14	H: 2 LOB: 1 BB: 0 P: 20	R: 0 E: 0 K: 0 S: 10	H: 2 LOB: 2 BB: 0 P: 15	R: 0 E: 0 K: 0 S: 7	H: 0 LOB: 1 BB: 2 P: 17	R: 0 E: 0 K: 1 S: 12	H: 2 LOB: 2 BB: 0 P: 17	R: 0 E: 0 K: 1 S: 6	H: 0 LOB: 0 BB: 0 P: 9	R: 2 E: 0 K: 0 S: 18	H: 2 LOB: 0 BB: 0 P: 26	R: 0 E: 0 K: 1 S: 8	H: 0 LOB: 1 BB: 2 P: 19	R: 2 E: 0 K: 0 S: 12	H: 3 LOB: 2 BB: 0 P: 16		1B: 9 2B: 1 3B: 0 HR: 1	SF: 1 SAC: 1 DP: 2 HBP: 0	WP: 0 PB: 0 SB: 0 CS: 0
PITCHER	IP WLS BF H R ER SO	WLS L	BF H R ER SO	BF H R ER SO	IP WLS BF H R ER SO	WLS L	BF H R ER SO	BF H R ER SO	IP WLS BF H R ER SO	WLS L	BF H R ER SO	BF H R ER SO	IP WLS BF H R ER SO	WLS L	BF H R ER SO	BF H R ER SO	WP HR S P ERA WHIP	ERA WHIP		
Javier Vazquez, R ERA: 5.63 Steve Kline, L ERA: 2.43 Mike Maddux, R ERA: 6.52	(1, 1) (7, 1) (7, 1)	6.0 0.1 1.2	27 3 7	8 0 3	3 0 2	3 0 2	2 0 0	0 0 0	0 0 0	0 0 0	0 0 0	0 0 0	0 0 0	0 0 0	0 0 0	0 0 0	104 15 20	4.50 0.00 10.80	1.667 6.000 1.800	

livebaseballscorecards.com

AB	31
R	5
H	11
RBI	5
BB	4
SO	3
LOB	18



Batter	1	2	3	4	5	6	7	8	9	AB R H RBI BB SO LOB	TOP		
Walt Weiss, S (1, 6) OBP: 0.408, SLG: 0.352	1-1 FC4-6 1B		4-2 10 2B BB	0-2 L4-3			2-1 F9			3 1 1 0 1 0 2			
Keith Lockhart, L (1, 4) OBP: 0.323, SLG: 0.416	2-1 F8		0-1 P3			2-2 G3-1	1-3 K			4 0 0 0 0 1 2			
10 Chipper Jones, S (1, 5) OBP: 0.407, SLG: 0.589	0-0 FC4-6 1-2f		1-1 E 2B			2-1 HR		0-0 B2		4 2 2 2 0 0 1			
Andres Galarraga, R (1, 3) OBP: 0.396, SLG: 0.610	2-2 P4		1-0 E9 1B			1-1 F8		0-0 G1-3		4 0 1 1 0 0 1			
Ryan Klesko, L (1, 7) OBP: 0.339, SLG: 0.502 Gerald Williams, R (8, PH) OBP: 0.322, SLG: 0.423 (8, 7)			1-1 F8			0-0 L5		3-1 F8		3 0 0 0 0 0 1 1 0 0 0 0 0 0			
Javy Lopez, R (1, 2) OBP: 0.347, SLG: 0.571		1-0 FC5-4 1B		1-2 2B 29 1B 1B		0-0 F9		2-2 G6-3		4 1 2 0 0 0 0			
Michael Tucker, L (1, 9) OBP: 0.337, SLG: 0.464		0-3 K		2-1 P6		4-2 G5-4-3 BB		2-3 K		3 0 0 0 1 2 2			
Andruw Jones, R (1, 8) OBP: 0.311, SLG: 0.476		0-1 FC5-4 1-2f		3-2 29 1B 2B		1 SAFE 1 SAFE 1 SAFE 2-1 G5-4-3 1-2f		1-3 K		4 0 1 0 0 1 2			
29 John Smoltz, R (1, 1) OBP: 0.370, SLG: 0.238 Kerry Ligtenberg, R (9, 1)			2-3 K		2-2 L4-3 1B		1-3 K			3 0 1 1 0 2 0 0 0 0 0 0 0 0			
Inning Stats	R: 0 H: 1 E: 0 LOB: 1 K: 0 BB: 0 S: 8 P: 13	R: 0 H: 1 E: 0 LOB: 1 K: 1 BB: 0 S: 8 P: 10	R: 2 H: 2 E: 1 LOB: 1 K: 1 BB: 1 S: 13 P: 22	R: 1 H: 3 E: 0 LOB: 1 K: 0 BB: 0 S: 16 P: 24	R: 1 H: 1 E: 0 LOB: 0 K: 0 BB: 0 S: 8 P: 13	R: 0 H: 0 E: 0 LOB: 0 K: 0 BB: 1 S: 5 P: 11	R: 0 H: 0 E: 0 LOB: 0 K: 2 BB: 0 S: 8 P: 12	R: 0 H: 0 E: 0 LOB: 0 K: 0 BB: 0 S: 4 P: 7	R: 0 H: 0 E: 0 LOB: 0 K: 2 BB: 0 S: 11 P: 16	1B: 5 SF: 0 2B: 3 SAC: 0 3B: 0 DP: 2 HR: 1 HBP: 0	WP: 0 PA: 35 PB: 0 SB: 0 CS: 0		
PITCHER	IP WLS BF H R ER SO BB IBB HBP BLK WP HR S P ERA WHIP											PITCHER	IP WLS BF H R ER SO BB IBB HBP BLK WP HR S P ERA WHIP
Bobby Jones, R (1, 1) ERA: 3.96	7.0 L 29 8 4 4 4 2 0 0 0 0 0 1 66 105 5.14 1.429												
Bill Pulsipher, L (8, 1) ERA: 3.24	1.0 3 0 0 0 0 0 0 0 0 0 0 0 4 7 0.00 0.000												
Jeff Tam, R (9, 1) ERA: 3.24	1.0 3 0 0 0 2 0 0 0 0 0 0 0 11 16 0.00 0.000												

Atlanta Braves @ New York Mets
Shea Stadium, Flushing, NY
Tue Jul 14 1998, 7:05 PM EDT
Att. 38,000 - Cloudy - 81 F

livebaseballscorecards.com

AB 33
R 4
H 8
RBI 4
BB 2
SO 6
LOB 11



BOTTOM

Atlanta Braves @ New York Mets
Shea Stadium, Flushing, NY
Tue Jul 14 1998, 7:05 PM EDT
Att. 38,000 - Cloudy - 81 F

livebaseballscores.com

AB	33
R	2
H	6
RBI	2
BB	2
SO	6
LOB	15



WP:	0	PA:	36
PB:	0	SB:	0
CS:	0		

AB	4	R	0	H	1	RBI	0	BB	0	SO	2	LOB	3
	0	0	0	0	0	0	0	0	0	0	0	0	0
	0	0	0	0	0	0	0	0	0	0	0	0	0

4	1	2	0	0	0	0	0	2					
---	---	---	---	---	---	---	---	---	--	--	--	--	--

4	1	1	0	0	1	4							
---	---	---	---	---	---	---	--	--	--	--	--	--	--

4	0	1	2	0	0	2							
---	---	---	---	---	---	---	--	--	--	--	--	--	--

3	0	0	0	1	1	2							
---	---	---	---	---	---	---	--	--	--	--	--	--	--

4	0	0	0	0	0	2							
---	---	---	---	---	---	---	--	--	--	--	--	--	--

4	0	0	0	0	1	0							
---	---	---	---	---	---	---	--	--	--	--	--	--	--

3	0	1	0	0	0	0							
1	0	0	0	0	0	0							

1	0	0	0	0	1	0							
1	0	0	0	1	0	0							

1B:	5	SF:	0
2B:	1	SAC:	1
3B:	0	DP:	0
HR:	0	HBP:	0

Batter	1	2	3	4	5	6	7	8	9
Edgardo Alfonzo, R OBP: 0.341, SLG: 0.384 Bill Pulsipher, L (8, 1) Jeff Tam, R (9, 1)	2-1 1B 1B		0-3 K	0-1 G6-3			2-3 K		
John Olerud, L OBP: 0.442, SLG: 0.503 (1, 3)	1-0 1B		0-0 31 2B 1B		3-1 G6-3		1-1 F7		
31 Mike Piazza, R OBP: 0.363, SLG: 0.502 (1, 2)	0-3 1B		1-2 1B 2B		1-1 G4-3		1-2 G1-3		
Todd Hundley, S OBP: 0.273, SLG: 0.200 (1, 7)	2-2 F7		2-0 BB 1B		2-2 G4-3			0-0 G6-3	
Bernard Gilkey, R OBP: 0.318, SLG: 0.338 (1, 8)	2-2 L8		4-1 SAFE 1B BB		2-3 K		1-2 G5-3		
Carlos Baerga, S OBP: 0.307, SLG: 0.394 (1, 4)		2-0 P5	1-1 F8		0-0 G4-3		0-1 L6		
Butch Huskey, R OBP: 0.307, SLG: 0.421 (1, 9)		1-2 G1-3		2-2 G2-3		0-3 K		0-2 F8	
Rey Ordenez, R OBP: 0.267, SLG: 0.274 Matt Franco, L (9, PH) OBP: 0.372, SLG: 0.344		0-0 G3		0-0 E5 SH1			1-0 BB 1B	1-1 L4	
Bobby Jones, R OBP: 0.240, SLG: 0.240 Lenny Harris, L (7, PH) OBP: 0.345, SLG: 0.364 (8, 5)			1-3 K	0-0 SH1			4-0 BB 1B	1-1 L7	

Inning Stats	R: 0	H: 2	E: 0	K: 14	LOB: 2	BB: 0	P: 21	R: 0	H: 0	E: 0	K: 0	LOB: 0	BB: 0	P: 8	R: 2	H: 3	E: 0	K: 2	LOB: 2	BB: 1	P: 24	R: 0	H: 0	E: 1	K: 0	LOB: 1	BB: 0	P: 9	R: 0	H: 0	E: 0	K: 0	LOB: 0	BB: 0	P: 13	R: 0	H: 0	E: 0	K: 2	LOB: 0	BB: 0	P: 11	R: 0	H: 1	E: 0	K: 1	LOB: 2	BB: 1	P: 18	R: 0	H: 0	E: 0	K: 0	LOB: 0	BB: 0	P: 7	R: 0	H: 0	E: 0	K: 0	LOB: 0	BB: 0	P: 9	R: 0	H: 0	E: 0	K: 0	LOB: 0	BB: 0	P: 9	1B: 5	SF: 0	2B: 1	SAC: 1	3B: 0	DP: 0	HR: 0	HBP: 0	WP: 0	PA: 36
--------------	------	------	------	-------	--------	-------	-------	------	------	------	------	--------	-------	------	------	------	------	------	--------	-------	-------	------	------	------	------	--------	-------	------	------	------	------	------	--------	-------	-------	------	------	------	------	--------	-------	-------	------	------	------	------	--------	-------	-------	------	------	------	------	--------	-------	------	------	------	------	------	--------	-------	------	------	------	------	------	--------	-------	------	-------	-------	-------	--------	-------	-------	-------	--------	-------	--------

PITCHER	IP	WLS	BF	H	R	ER	SO	BB	IBB	HBP	BLK	WP	HR	S	P	ERA	WHIP
29 John Smoltz, R ERA: 3.62 Kerry Ligtenberg, R ERA: 3.77	(1, 1)	8.0	W	33	6	2	6	2	0	0	0	0	0	72	111	2.25	1.000
	(9, 1)	1.0	S	3	0	0	0	0	0	0	0	0	0	7	9	0.00	0.000

Batter	1	2	3	4	5	6	7	8	9	AB	R	H	RBI	BB	SO	LOB	TOP					
Walt Weiss, S (1, 6) OBP: 0.411, SLG: 0.356 Ozzie Guillen, L (5, 6) OBP: 0.302, SLG: 0.319	0-0 FC6-4 1B	0-0 G4-3		0-0 1B		0-0 F9		0-0 P5		3	0	2	1	0	0	1						
Keith Lockhart, L (1, 4) OBP: 0.323, SLG: 0.415 Tony Graffanino, R (5, 4) OBP: 0.292, SLG: 0.331	0-0 F8		0-0 P3	0-0 HR 1B		0-0 10 BB 1B		0-0 G5-3		3	1	1	0	0	0	1						
10 Chipper Jones, S (1, 5) OBP: 0.409, SLG: 0.588	0-0 FC6-4 HR		0-0 L9	0-0 HR 1B		4-0 BB		0-0 1B 2B		4	3	2	0	1	0	1						
Andres Galarraga, R (1, 3) OBP: 0.401, SLG: 0.630 Mike Cather, R (9, 1)	0-0 HR		1-0 HBP	0-0 HR		0-3 K		0-0 2B SF7 1B		4	3	3	5	0	1	2						
Ryan Klesko, L (1, 7) OBP: 0.339, SLG: 0.511 Danny Bautista, R (6, 7) OBP: 0.215, SLG: 0.270	0-0 HR		0-0 F9	0-3 K		0-0 F7		0-0 SF7 1B 2B		3	1	1	1	0	1	1						
Javy Lopez, R (1, 2) OBP: 0.344, SLG: 0.570	0-0 G6-3			0-0 1B 2B		0-0 G5-3		0-0 F9		4	1	1	1	0	0	0						
Curtis Pride, L (1, 9) OBP: 0.309, SLG: 0.370 Russ Springer, R (7, 1) Rudy Seanez, R (8, 1) Eddie Pérez, R (9, PH) OBP: 0.366, SLG: 0.467		0-0 G6-3		0-0 S 2B 1B		4-0 G6-4-3 BB		0-0 G3		3	1	1	0	1	0	0						
Andruw Jones, R (1, 8) OBP: 0.312, SLG: 0.477		0-0 PB S 1B		0-0 SH1-4 1B 2B		0-0 G6-4-3		0-0 G5-3		5	1	2	2	0	1	2						
Denny Neagle, L (1, 1) OBP: 0.191, SLG: 0.174 Gerald Williams, R (7, 9) OBP: 0.320, SLG: 0.420		0-3 K		0-0 SH1-4		0-3 K		0-0 L9		2	0	0	0	0	2	1						
Inning Stats	R: 3 E: 0 K: 0 S: 6	H: 3 LOB: 0 BB: 0 P: 6	R: 0 E: 0 K: 1 S: 6	H: 1 LOB: 1 BB: 0 P: 6	R: 0 E: 0 K: 0 S: 3	H: 0 LOB: 1 BB: 0 P: 4	R: 6 E: 0 K: 1 S: 11	H: 7 LOB: 0 BB: 0 P: 11	R: 0 E: 0 K: 0 S: 2	H: 0 LOB: 0 BB: 1 P: 6	R: 0 E: 0 K: 2 S: 8	H: 1 LOB: 2 BB: 1 P: 12	R: 0 E: 0 K: 0 S: 3	H: 0 LOB: 0 BB: 0 P: 3	R: 0 E: 0 K: 0 S: 3	H: 0 LOB: 0 BB: 0 P: 3	R: 3 E: 0 K: 1 S: 9	H: 4 LOB: 1 BB: 0 P: 9	1B: 10 2B: 3 3B: 0 HR: 3	SF: 1 SAC: 1 DP: 1 HBP: 1	WP: 0 PB: 1 SB: 3 CS: 0	PA: 44
PITCHER	IP WLS BF H R ER SO BB IBB HBP BLK WP HR S P ERA WHIP																		PITCHER	IP WLS BF H R ER SO BB IBB HBP BLK WP HR S P ERA WHIP		
Masato Yoshii, R (1, 1) ERA: 4.13	3.2 L 20 9 7 7 1 0 0 1 0 0 2 21 22 17.18 2.455																					
Bill Pulsipher, L (4, 1) ERA: 5.19	0.1 3 2 2 2 1 0 0 0 0 0 1 5 5 54.00 6.000																					
Mel Rojas, R (5, 1) ERA: 4.93	2.0 8 1 0 0 2 2 0 0 0 0 0 10 18 0.00 1.500																					
Turk Wendell, R (7, 1) ERA: 3.9	2.0 6 0 0 0 0 0 0 0 0 0 0 6 6 0.00 0.000																					
John Franco, L (9, 1) ERA: 4.04	1.0 7 4 3 3 1 0 0 0 0 0 0 9 9 27.00 4.000																					

Atlanta Braves @ New York Mets
Shea Stadium, Flushing, NY
Wed Jul 15 1998, 3:33 AM EDT
Att. 41,347 - Sunny - 79 F

livebaseballscorecards.com

AB	39
R	12
H	16
RBI	12
BB	2
SO	5
LOB	9



Batter	1	2	3	4	5	6	7	8	9	AB R H RBI BB SO LOB	TOP											
Doug Glanville, R (1, 8) OBP: 0.355, SLG: 0.451	1-1 FC4-6 1B	0-1 F9		0-0 2B		0-0 F8		1-2 1B		5 0 3 0 0 0 0												
Gregg Jefferies, S (1, 7) OBP: 0.347, SLG: 0.441	2-1 P6	2-0 G3		1-1 L5			2-1 G4-3	1-0 G4-3		5 0 0 0 0 0 5												
Ruben Amaro Jr, S (8, 7) OBP: 0.237, SLG: 0.226										0 0 0 0 0 0 0												
Scott Rolen, R (1, 5) OBP: 0.380, SLG: 0.521	1-1 FC4-6 2B		2-3 K		0-0 F7		1-2 G5-3		0-3 K	5 1 0 0 0 2 1												
Rico Brogna, L (1, 3) OBP: 0.325, SLG: 0.465	4-2 2B		4-2 FC5-4 BB		3-3 K		1-2 G4-3		2-0 E7 2B	3 1 1 0 2 1 0												
Mike Lieberthal, R (1, 2) OBP: 0.302, SLG: 0.409	1-1 1B		2-2 FC5-4 1B		1-1 3B			3-2 1B SF 2B	0-3 K	5 2 3 2 0 1 2												
Bobby Abreu, L (1, 9) OBP: 0.403, SLG: 0.469	0-2 1B		1-2 1B		4-0 IBB			0-0 1B SF 1B	4-0 IBB	3 0 3 1 2 0 0												
Mark Lewis, R (1, 4) OBP: 0.306, SLG: 0.367	0-0 1B		1-2 P3		3-3 K			0-1 F9	1-2 F9	5 0 1 0 0 1 8												
Desi Relaford, S (1, 6) OBP: 0.339, SLG: 0.401	1-0 G6-3			1-1 F9		3-1 F8		1-0 SF 1B		3 0 0 1 0 0 2												
Mark Portugal, R (1, 1) OBP: 0.250, SLG: 0.318				0-2 G1-3		0-0 F7		1-1 P6		3 0 0 0 0 0 0												
Ricky Bottalico, L (7, 1)										0 0 0 0 0 0 0												
Yorkis Perez, L (7, 1)										0 0 0 0 0 0 0												
23 Kevin Jordan, R (8, PH) OBP: 0.351, SLG: 0.404										1 0 0 0 0 0 2												
Wayne Gomes, R (8, 1)										0 0 0 0 0 0 0												
Mark Leiter, R (8, 1)										0 0 0 0 0 0 0												
Inning Stats	R: 3 E: 0 K: 0 S: 15	H: 4 LOB: 2 BB: 1 P: 25	R: 0 E: 0 K: 0 S: 5	H: 0 LOB: 0 BB: 0 P: 8	R: 0 E: 0 K: 1 S: 19	H: 1 LOB: 2 BB: 1 P: 29	R: 0 E: 0 K: 0 S: 9	H: 1 LOB: 1 BB: 0 P: 11	R: 0 E: 0 K: 2 S: 10	H: 1 LOB: 2 BB: 1 P: 21	R: 0 E: 0 K: 0 S: 4	H: 0 LOB: 0 BB: 0 P: 7	R: 0 E: 0 K: 0 S: 8	H: 0 LOB: 0 BB: 0 P: 12	R: 1 E: 1 K: 0 S: 13	H: 3 LOB: 3 BB: 0 P: 20	R: 0 E: 1 K: 2 S: 10	H: 1 LOB: 2 BB: 1 P: 17	1B: 6 2B: 4 3B: 1 HR: 0	SF: 1 SAC: 0 DP: 0 HBP: 0	WP: 0 PB: 0 SB: 0 CS: 0	PA: 43
PITCHER	IP WLS BF H R ER SO BB IBB HBP BLK WP HR S P ERA WHIP																					
Rick Reed, R (1, 1) ERA: 2.9	6.0 L 28 7 3 3 3 2 1 0 0 0 0 62 101 4.50 1.500																					
Greg McMichael, R (7, 1) ERA: 3.98	2.0 10 3 1 1 0 0 0 0 0 0 0 21 32 4.50 1.500																					
Turk Wendell, R (9, 1) ERA: 3.78	1.0 5 1 0 0 2 0 1 0 0 0 0 10 17 0.00 1.000																					

Philadelphia Phillies @ New York Mets
Shea Stadium, Flushing, NY

Thu Jul 16 1998, 7:05 PM EDT
Att. 20,283 - Cloudy - 81 F

livebaseballscorecards.com

AB	38
R	4
H	11
RBI	4
BB	4
SO	5
LOB	20



BOTTOM

Philadelphia Phillies @ New York Mets
Shea Stadium, Flushing, NY

Thu Jul 16 1998, 7:05 PM EDT
Att. 20,283 - Cloudy - 81 F

livebaseballscorecards.com

AB	36
R	2
H	9
RBI	2
BB	4
SO	3
LOB	24



WP:	0	PA:	40
PB:	0		
SB:	0		
CS:	1		

Batter	1	2	3	4	5	6	7	8	9	AB	R	H	RBI	BB	SO	LOB
Lenny Harris, L (1, 9) OBP: 0.338, SLG: 0.355	0-1 G1-3		0-0 G4-3		1-3 K	1-2 P6			0-0 G4-3	5	0	0	0	0	1	2
Edgardo Alfonzo, R (1, 5) OBP: 0.344, SLG: 0.382	3-2 1B		4-1 E BB		4-0 BB		2-1 FC1-6 1B		2-1 F8	3	0	2	0	2	0	0
John Olerud, L (1, 3) OBP: 0.439, SLG: 0.507	3-0 F8		1-0 E4		1-2 F8		0-0 FC1-6 31 G5-3		1-1 HR	5	1	1	1	0	0	4
31 Mike Piazza, R (1, 2) OBP: 0.358, SLG: 0.495	0-0 F7		1-0 G5-3		2-2 P3		1-2 G5-3		2-1 G5-3	5	0	0	0	0	0	5
Todd Hundley, S (1, 7) OBP: 0.375, SLG: 0.266		2-2 CS 1B	0-2 P6		1-2 1B 1B		4-0 BB			3	1	2	0	1	0	2
Carlos Baerga, S (1, 4) OBP: 0.307, SLG: 0.390		2-1 G6-3 1-2 1B		0-2 G4-3		0-1 F7		1-2 G5-3		4	0	1	0	0	0	3
Brian McRae, S (1, 8) OBP: 0.354, SLG: 0.449		4-2 G6-3 1-2 BB		3-1 2B		1-0 1B 1-3 1B		2-1 G3-1		3	0	2	0	1	0	0
Rey Ordonez, R (1, 6) OBP: 0.265, SLG: 0.272		0-2 G6-3 1-2 2-3		0-0 P5		0-0 1B 3-H		0-1 L9		4	0	1	1	0	0	3
Rick Reed, R (1, 1) OBP: 0.220, SLG: 0.237		2-2 F9		0-3 K		1-0 F9		3-3 K		2	0	0	0	0	1	3
Matt Franco, L (6, PH) OBP: 0.365, SLG: 0.337										1	0	0	0	0	0	2
Greg McMichael, R (7, 1)										0	0	0	0	0	0	0
Luis Lopez, S (8, PH) OBP: 0.335, SLG: 0.352										1	0	0	0	0	1	0
Turk Wendell, L (9, 1)										0	0	0	0	0	0	0

Inning Stats	R: 0	H: 1	E: 0	LOB: 1	K: 0	P: 13	R: 0	H: 2	E: 0	LOB: 2	K: 0	P: 24	R: 0	H: 0	E: 1	LOB: 2	K: 0	P: 13	R: 0	H: 1	E: 0	LOB: 1	K: 1	P: 12	R: 0	H: 0	E: 0	LOB: 1	K: 1	P: 17	R: 1	H: 3	E: 0	LOB: 2	K: 0	P: 16	R: 0	H: 1	E: 0	LOB: 2	K: 0	P: 18	R: 0	H: 0	E: 0	LOB: 0	K: 1	P: 15	R: 1	H: 1	E: 0	LOB: 0	K: 0	P: 12	1B: 7	SF: 0	2B: 1	SAC: 0	3B: 0	DP: 0	HR: 1	HBP: 0	WP: 0	PA: 40
--------------	------	------	------	--------	------	-------	------	------	------	--------	------	-------	------	------	------	--------	------	-------	------	------	------	--------	------	-------	------	------	------	--------	------	-------	------	------	------	--------	------	-------	------	------	------	--------	------	-------	------	------	------	--------	------	-------	------	------	------	--------	------	-------	-------	-------	-------	--------	-------	-------	-------	--------	-------	--------

PITCHER	IP	WLS	BF	H	R	ER	SO	BB	IBB	HBP	BLK	WP	HR	S	P	ERA	WHIP
Mark Portugal, R (1, 1) ERA: 4.7	6.0		28	7	1	1	2	3	0	0	0	0	0	58	95	1.50	1.667
Ricky Bottalico, R (7, 1) ERA: 4.05	0.2		3	1	0	0	0	0	0	0	0	0	0	7	10	0.00	1.500
Yorkis Perez, L (7, 1) ERA: 3.04	0.1		2	0	0	0	0	1	0	0	0	0	0	3	8	0.00	3.000
Wayne Gomes, R (8, 1) ERA: 3.36	1.0		3	0	0	0	1	0	0	0	0	0	0	10	15	0.00	0.000
Mark Leiter, R (9, 1) ERA: 3.29	1.0	S	4	1	1	1	0	0	0	0	0	0	1	7	12	9.00	1.000

Batter	1	2	3	4	5	6	7	8	9	AB R H RBI BB SO LOB	TOP	
Doug Glanville, R (1, 8) OBP: 0.354, SLG: 0.449	0-0 P5		0-2 K			2-0 G6-3			2-1 1B	4 0 1 0 0 1 0		
Gregg Jefferies, S (1, 7) OBP: 0.346, SLG: 0.439	1-1 L4		1-1 L5			3-1 FC5-4 1B			0-2 P6	4 0 1 0 0 0 1		
Scott Rolen, R (1, 5) OBP: 0.376, SLG: 0.515	1-3 K				1-0 F9	1-0 FC5-4 1-2f			2-3 K	4 0 0 0 0 2 2		
Rico Brogna, L (1, 3) OBP: 0.327, SLG: 0.465		0-0 BB 1B			0-2 CS 1B			2-2 F9	2-0 G3	4 0 2 0 0 0 1		
Mike Lieberthal, R (1, 2) OBP: 0.302, SLG: 0.406		4-1 BB 1-2 BB			3-3 K 1-2			2-1 F8		2 0 0 0 1 1 1		
Bobby Abreu, L (1, 9) OBP: 0.399, SLG: 0.464		0-3 K			3-3 K			1-3 K		3 0 0 0 0 3 2		
23 Kevin Jordan, R (1, 4) OBP: 0.344, SLG: 0.396		2-1 F7			1-0 P3			3-2 G3		3 0 0 0 0 0 2		
Desi Relaford, S (1, 6) OBP: 0.337, SLG: 0.398		2-3 K			0-1 G6-3			1-1 P4		2 0 0 0 0 1 2		
Mike Welch, L (5, 1)										0 0 0 0 0 0 0		
Ruben Amaro Jr, S (8, PH) OBP: 0.233, SLG: 0.222										1 0 0 0 0 0 0		
Jerry Spradlin, S (8, 1)										0 0 0 0 0 0 0		
Carlton Loewer, R (1, 1) OBP: 0.214, SLG: 0.154			1-3 K			3-3 K			2-0 G5-3	1 0 0 0 0 1 0		
Alex Arias, R (5, 6) OBP: 0.325, SLG: 0.320										2 0 0 0 0 1 0		
Inning Stats	R: 0 E: 0 K: 1 S: 6 H: 0 LOB: 0 BB: 0 P: 8	R: 0 E: 0 K: 2 S: 12 H: 1 LOB: 2 BB: 1 P: 20	R: 0 E: 0 K: 2 S: 9 H: 0 LOB: 0 BB: 0 P: 11	R: 0 E: 0 K: 1 S: 7 H: 1 LOB: 1 BB: 0 P: 11	R: 0 E: 0 K: 1 S: 6 H: 0 LOB: 0 BB: 0 P: 10	R: 0 E: 0 K: 1 S: 7 H: 1 LOB: 1 BB: 0 P: 16	R: 0 E: 0 K: 1 S: 8 H: 0 LOB: 0 BB: 0 P: 13	R: 0 E: 0 K: 0 S: 7 H: 0 LOB: 0 BB: 0 P: 13	R: 0 E: 0 K: 1 S: 10 H: 1 LOB: 1 BB: 0 P: 16	1B: 4 2B: 1 3B: 0 HR: 0 SF: 0 SAC: 0 DP: 1 HBP: 0	WP: 0 PB: 0 SB: 0 CS: 1 PA: 31	
PITCHER	IP WLS BF H R ER SO BB IBB HBP BLK WP HR S P ERA WHIP											
Hideo Nomo, R (1, 1) ERA: 4.5	7.0 W 24 3 0 0 9 1 0 0 0 0 0 0 55 89 0.00 0.571											
Jeff Tam, R (8, 1) ERA: 2.89	1.0 3 0 0 0 0 0 0 0 0 0 0 0 7 13 0.00 0.000											
Mel Rojas, R (9, 1) ERA: 4.79	1.0 4 1 0 0 1 0 0 0 0 0 0 0 10 16 0.00 1.000											

Philadelphia Phillies @ New York Mets
Shea Stadium, Flushing, NY

Fri Jul 17 1998, 7:05 PM EDT
Att. 23,298 - Overcast - 79 F

livebaseballscorecards.com

AB	30
R	0
H	4
RBI	0
BB	1
SO	10
LOB	11



Batter	1	2	3	4	5	6	7	8	9
Brian McRae, S OBP: 0.358, SLG: 0.471 (1, 8)	0-1 F9	1-1 S 2B			0-0 HBP 31 BB 2B		2-2 HR		
Edgardo Alfonzo, R OBP: 0.343, SLG: 0.380 (1, 5)	2-3 K	2-1 G6-3			1-0 G5-3		2-2 G6-4-3 1B		
John Olerud, L OBP: 0.440, SLG: 0.505 (1, 3)	2-1 1B				4-0 31 BB HBP IBB		2-1 L8		
Todd Hundley, S OBP: 0.388, SLG: 0.250 (1, 7) Bernard Gilkey, R OBP: 0.315, SLG: 0.333 (6, 7)	1-3 K				3-1 31 BB HBP		2-1 G6-4-3		
31 Mike Piazza, R OBP: 0.359, SLG: 0.497 (1, 2) Todd Pratt, R OBP: 0.313, SLG: 0.719 (9, 2)		1-1 F9 1B 2B			4-1 G3-6-1 BB		0-2 G6-3		
Carlos Baerga, S OBP: 0.303, SLG: 0.385 (1, 4)		0-0 F9			1-1 G4-3		0-0 G6-3		
Butch Huskey, R OBP: 0.310, SLG: 0.419 (1, 9) Mel Rojas, R (9, 1)		0-0 SH1-4 1B 2B 1B			0-1 G5-3		0-0 F9		
Rey Ordonez, R OBP: 0.266, SLG: 0.273 (1, 6)		2-0 SH1-4 2B 1B			1-0 F7		0-1 F7		
Hideo Nomo, R OBP: 0.152, SLG: 0.219 (1, 1) Jeff Tam, R (8, 1) Wayne Kirby, L OBP: 0.219, SLG: 0.258 (9, 9)		0-0 SH1-4			0-2 2B HBP 1B		1-3 K		

AB	R	H	RBI	BB	SO	LOB
4	2	3	3	0	0	0
4	0	1	0	0	1	3
3	0	1	0	1	1	1
2	0	0	1	0	1	1
1	0	0	0	0	0	1
3	1	1	1	1	0	0
0	0	0	0	0	0	0
4	0	0	0	0	0	4
4	1	1	1	0	0	0
0	0	0	0	0	0	0
3	1	1	0	0	0	0
2	1	1	0	0	1	0
0	0	0	0	0	0	0
0	0	0	0	0	0	0

AB	R	H	RBI	BB	SO	LOB
30	6	9	6	2	4	10

WP	HR	S	P	ERA	WHIP
0	0	0	0	0.00	0.000

Inning Stats	R	H	E	K	S	H	LOB	BB	P						
R: 0 E: 0 K: 2 S: 12	H: 1 LOB: 1 BB: 0 P: 17	R: 3 E: 0 K: 0 S: 10	H: 4 LOB: 1 BB: 0 P: 16	R: 0 E: 0 K: 1 S: 7	H: 0 LOB: 0 BB: 0 P: 10	R: 0 E: 0 K: 0 S: 5	H: 0 LOB: 0 BB: 0 P: 7	R: 2 E: 0 K: 0 S: 9	H: 2 LOB: 2 BB: 2 P: 23	R: 0 E: 0 K: 1 S: 6	H: 0 LOB: 0 BB: 0 P: 7	R: 1 E: 0 K: 0 S: 10	H: 2 LOB: 0 BB: 0 P: 18	R: 0 E: 0 K: 0 S: 6	H: 0 LOB: 0 BB: 0 P: 7

PITCHER	IP	WLS	BF	H	R	ER	SO	BB	IBB	HBP	BLK	WP	HR	S	P	ERA	WHIP
Carlton Loewer, R ERA: 6.34 (1, 1)	4.1	L	23	7	5	5	3	1	1	1	0	0	0	41	69	10.38	1.846
Mike Welch, R ERA: 3.38 (5, 1)	2.2		8	2	1	1	1	0	0	0	0	0	1	18	29	3.38	0.750
Jerry Spradlin, R ERA: 3.74 (8, 1)	1.0		3	0	0	0	0	0	0	0	0	0	0	6	7	0.00	0.000

Philadelphia Phillies @ New York Mets
Shea Stadium, Flushing, NY
Fri Jul 17 1998, 7:05 PM EDT
Att. 23,298 - Overcast - 79 F

livebaseballscorecards.com



Batter	1	2	3	4	5	6	7	8	9	AB R H RBI BB SO LOB	TOP											
Doug Glanville, R (1, 8) OBP: 0.353, SLG: 0.447	1-0 F8		2-2 1B			2-2 L6		1-0 L4		4 0 1 0 0 0 0												
Gregg Jefferies, S (1, 7) OBP: 0.342, SLG: 0.434	1-1 P3		3-2 P4			2-1 P3		1-1 G6-3		4 0 0 0 0 0 1												
Scott Rolen, R (1, 5) OBP: 0.377, SLG: 0.512	3-3 K				4-2 G6-4-3 BB	4-2 BB			1-3 K	2 0 0 0 2 2 0												
Rico Brogna, L (1, 3) OBP: 0.326, SLG: 0.461		4-1 G5-4-3 BB		0-1 F8		1-0 G4-3		0-1 L8		3 0 0 0 1 0 2												
Mark Lewis, R (1, 4) OBP: 0.302, SLG: 0.362		3-2 G5-4-3 1-2f		2-1 G6-4-3 1-2f			2-0 F9	3-2 P2		4 0 0 0 0 0 2												
Mark Parent, R (1, 2) OBP: 0.329, SLG: 0.299		2-1 1B			0-1 P6		1-1 G3 1B			3 0 2 0 0 0 0												
Kevin Seifick, R (1, 9) OBP: 0.354, SLG: 0.333		2-3 K			2-2 E5		0-1 G3			2 0 0 0 0 1 1												
Bobby Abreu, L (7, PH) OBP: 0.398, SLG: 0.463							1-2			1 0 0 0 0 0 1												
Desi Relaford, S (1, 6) OBP: 0.333, SLG: 0.394			1-2 G5-3			1-1 L9		1-1 G3		3 0 0 0 0 0 2												
Tyler Green, R (1, 1) OBP: 0.250, SLG: 0.241			2-3 K			1-3 K		0-1 G4-3		2 0 0 0 0 2 1												
Yorkis Perez, L (6, 1)										0 0 0 0 0 0 0												
Jon Zuber, L (8, PH) OBP: 0.357, SLG: 0.667										1 0 0 0 0 0 0												
Ricky Bottalico, L (8, 1)										0 0 0 0 0 0 0												
Inning Stats	R: 0 E: 0 K: 1 S: 8	H: 0 LOB: 0 BB: 0 P: 13	R: 0 E: 0 K: 1 S: 9	H: 1 LOB: 1 BB: 1 P: 20	R: 0 E: 0 K: 1 S: 14	H: 1 LOB: 1 BB: 0 P: 22	R: 0 E: 0 K: 0 S: 6	H: 0 LOB: 0 BB: 1 P: 12	R: 0 E: 1 K: 1 S: 11	H: 0 LOB: 1 BB: 0 P: 15	R: 0 E: 0 K: 0 S: 9	H: 0 LOB: 1 BB: 1 P: 18	R: 0 E: 0 K: 0 S: 7	H: 1 LOB: 1 BB: 0 P: 11	R: 0 E: 0 K: 0 S: 5	H: 0 LOB: 0 BB: 0 P: 7	R: 0 E: 0 K: 1 S: 8	H: 0 LOB: 0 BB: 0 P: 12	1B: 3 2B: 0 3B: 0 HR: 0	SF: 0 SAC: 0 DP: 2 HBP: 0	WP: 0 PB: 0 SB: 0 CS: 0	PA: 32
PITCHER	IP WLS BF H R ER SO BB IBB HBP BLK WP HR S P ERA WHIP																					
Al Leiter, L (1, 1) ERA: 1.76	6.0 W 22 2 0 0 4 3 0 0 0 0 0 0 57 100 0.00 0.833																					
Greg McMichael, R (7, 1) ERA: 3.8	2.0 7 1 0 0 0 0 0 0 0 0 0 0 12 18 0.00 0.500																					
Dennis Cook, L (9, 1) ERA: 1.91	1.0 3 0 0 0 1 0 0 0 0 0 0 0 8 12 0.00 0.000																					

Philadelphia Phillies @ New York Mets
 Shea Stadium, Flushing, NY
 Sat Jul 18 1998, 3:33 AM EDT
 Att. 37,208 - Sunny - 87 F

livebaseballscorecards.com

AB	29
R	0
H	3
RBI	0
BB	3
SO	5
LOB	10



Batter	1	2	3	4	5	6	7	8	9
Brian McRae, S OBP: 0.359, SLG: 0.468 (1, 8)	0-3 K		3-2 F9		2-1 F8		2-2 FC1-6 1B	4-1 BB	
Lenny Harris, L OBP: 0.333, SLG: 0.357 (1, 5) (7, 9)	1-1 G3 31 HR 2B		3-2 F8		1-0 P5		1-2 FC1-6 1-2f	1-0 F9	
John Olerud, L OBP: 0.435, SLG: 0.498 (1, 3)	1-0 G3		2-2 F8		2-3 K		0-3 K		
31 Mike Piazza, R OBP: 0.361, SLG: 0.515 (1, 2)	1-1 HR			0-1 G6-3		1-2 HR		0-1 G6-3	
Todd Hundley, S OBP: 0.409, SLG: 0.278 (1, 7) Greg McMichael, R (7, 1) Matt Franco, L OBP: 0.371, SLG: 0.343 (8, PH) Dennis Cook, L (9, 1)	4-2 BB			2-2 E 1B SF8-2-4		1-3 K		3-1 2B 1B	
Bernard Gilkey, R OBP: 0.318, SLG: 0.333 (1, 9) (7, 7)	0-1 G6-3			3-1 E 1B		4-2 G6-3 BB		1-2 P9	
Carlos Baerga, S OBP: 0.303, SLG: 0.386 (1, 4)		3-1 P4		2-1 E4 SF8-2-4		2-2 G6-3		0-2 2B 2B	
Rey Ordenez, R OBP: 0.266, SLG: 0.277 (1, 6)		3-2 F8		0-2 SF8-2-4		0-0 G5-3		0-0 2B 2B	
Al Leiter, L OBP: 0.206, SLG: 0.161 (1, 1) Edgardo Alfonzo, R OBP: 0.344, SLG: 0.384 (7, 5)		1-3 K			4-0 BB		1-2 F8	2-1 WP 2B	

AB	R	H	RBI	BB	SO	LOB
4	0	1	0	1	1	1
5	1	1	0	0	0	4
4	0	0	0	0	2	3
4	2	2	3	0	0	0
2	1	1	0	1	1	0
0	0	0	0	0	0	0
1	1	1	0	0	0	0
0	0	0	0	0	0	0
3	0	1	0	1	0	2
4	1	1	1	0	0	3
3	1	1	2	0	0	1
1	0	0	0	1	1	0
2	0	1	1	0	0	0

BOTTOM	
Philadelphia Phillies @ New York Mets	
Shea Stadium, Flushing, NY	
Sat Jul 18 1998, 3:33 AM EDT	
Att: 37,208 - Sunny - 87 F	
AB	33
R	7
H	10
RBI	7
BB	4
SO	5
LOB	14
WP: 1	PA: 38
PB: 0	
SB: 0	
CS: 0	

livebaseballscores.com



Inning Stats																																		
R: 2		H: 2		R: 0		H: 0		R: 0		H: 0		R: 1		H: 2		R: 0		H: 0		R: 1		H: 1		R: 0		H: 1		R: 3		H: 4				
E: 0		LOB: 1		E: 0		LOB: 0		E: 0		LOB: 0		E: 1		LOB: 1		E: 0		LOB: 1		E: 0		LOB: 1		E: 0		LOB: 1		E: 0		LOB: 2				
K: 1		BB: 1		K: 1		BB: 0		K: 0		BB: 0		K: 0		BB: 0		K: 1		BB: 1		K: 1		BB: 0		K: 0		BB: 1		K: 0		BB: 1				
S: 14		P: 21		S: 8		P: 15		S: 14		P: 22		S: 13		P: 20		S: 6		P: 15		S: 12		P: 20		S: 12		P: 16		S: 16		P: 27				
PITCHER	IP	WLS	BF	H	R	ER	SO	BB	IBB	HBP	BLK	WP	HR	S	P	ERA	WHIP																	
Tyler Green, R (1, 1)	5.0	L	22	5	4	3	3	2	0	0	0	0	2	58	97	5.40	1.400																	
Yorkis Perez, L (6, 1)	2.0		8	1	0	0	2	1	0	0	0	0	0	21	32	0.00	1.000																	
Ricky Bottalico, R (8, 1)	1.0		8	4	3	3	0	1	0	0	0	1	0	16	27	27.00	5.000																	

Batter	1	2	3	4	5	6	7	8	9	10	AB R H RBI BB SO LOB	TOP															
Doug Glanville, R OBP: 0.355, SLG: 0.445 (1, 8)	0-1 G5-3	1-2 1B			4-1 SF9 HBP BB	0-2 G3		0-1 P9		4-0 IBB	4 0 1 1 2 0 1																
Desi Relaford, S OBP: 0.327, SLG: 0.385 (1, 6)	1-2 F8		1-2 E6 PO S		0-0 F8		0-2 G1-3	0-1 G4-3		2-3 K	6 0 0 0 0 1 4																
Scott Rolen, R OBP: 0.380, SLG: 0.511 (1, 5)	4-1 BB		2-2 SAFE G5-3		1-1 HBP		0-0 2B 1B	0-0 P3			3 1 1 0 1 0 1																
Rico Brogna, L OBP: 0.325, SLG: 0.462 (1, 3)	1-0 SAFE P5		0-1 SAFE F7		3-1 SF9		0-1 1B 2B	0-1 P8			4 1 1 2 0 0 2																
Gregg Jefferies, S OBP: 0.340, SLG: 0.430 Mark Leiter, R (9, 1)		3-2 55 1B BB 1B	0-0 PO	2-2 SAFE L7	2-1 L7		2-2 G5-3	0-1 L9			5 1 1 0 0 0 3 0 0 0 0 0 0 0																
Mike Lieberthal, R OBP: 0.310, SLG: 0.413 (1, 2)		0-0 L7		1-1 1B		0-1 FC3-6 1B	1-1 3B 1B	2-1 SH5-4 2B 1B			5 2 4 1 0 0 1																
Bobby Abreu, L OBP: 0.399, SLG: 0.470 (1, 9)		2-2 SAFE F9		2-2 G3-6 1B		1-0 FC3-6 2B G6-3	3-2 1H 3B	1-0 SH5-4			4 1 2 1 0 0 2																
Mark Lewis, R OBP: 0.307, SLG: 0.366 Wayne Gomes, R Ruben Amaro Jr, S OBP: 0.246, SLG: 0.255 (9, 7)		4-0 55 1B BB		0-1 G3-6-1		0-0 G6-3 2B	4-0 23 PO IBB	0-0 2B			2 0 1 0 2 0 2 0 0 0 0 0 0 0 1 0 1 1 0 0 0																
55 Matt Beech, L OBP: 0.179, SLG: 0.179 Kevin Seick, R OBP: 0.349, SLG: 0.329 Mike Welch, L Jon Zuber, L OBP: 0.333, SLG: 0.615 Jerry Spradlin, S 23 Kevin Jordan, R OBP: 0.340, SLG: 0.390 (7, 4)		0-2 1B		1-1 HBP SF9		2-1 G6-3	2-1 SAFE PO	1-0 G5-3		3-2 L8	1 0 1 0 0 0 0 1 1 0 0 0 0 0 0 0 0 0 0 0 0 1 0 0 1 0 0 1 0 0 0 0 0 0 0 2 0 0 0 0 0 1																
Inning Stats	R: 0 E: 0 K: 0 S: 7	H: 0 LOB: 1 BB: 1 P: 13	R: 1 E: 0 K: 0 S: 14	H: 3 LOB: 2 BB: 1 P: 25	R: 0 E: 1 K: 0 S: 11	H: 0 LOB: 0 BB: 0 P: 14	R: 0 E: 0 K: 0 S: 10	H: 2 LOB: 1 BB: 0 P: 15	R: 1 E: 1 K: 0 S: 9	H: 0 LOB: 2 BB: 1 P: 20	R: 1 E: 0 K: 0 S: 9	H: 2 LOB: 1 BB: 0 P: 12	R: 3 E: 0 K: 0 S: 20	H: 4 LOB: 1 BB: 1 P: 32	R: 0 E: 0 K: 0 S: 5	H: 0 LOB: 0 BB: 0 P: 6	R: 0 E: 0 K: 0 S: 5	H: 0 LOB: 0 BB: 0 P: 5	R: 1 E: 0 K: 1 S: 19	H: 2 LOB: 2 BB: 1 P: 31	1B: 9 2B: 3 3B: 1 HR: 0	SF: 1 SAC: 1 DP: 1 HBP: 1	WP: 0 PB: 0 SB: 1 CS: 0	PA: 49			
PITCHER	IP WLS BF H R ER SO BB IBB HBP BLK WP HR S P ERA WHIP	IP WLS BF H R ER SO BB IBB HBP BLK WP HR S P ERA WHIP													IP WLS BF H R ER SO BB IBB HBP BLK WP HR S P ERA WHIP												
Bobby Jones, R ERA: 3.92 (1, 1)	5.2	27	7	3	2	0	0	0	0	0	0	0	0	3.18	1.765												
Jeff Tam, R ERA: 4.5 (6, 1)	0.2	4	2	2	2	0	0	0	0	0	0	0	0	27.00	3.000												
Bill Pulsipher, L ERA: 6.0 (7, 1)	0.1	4	2	1	1	0	0	1	0	0	0	0	0	27.00	6.000												
Turk Wendell, R ERA: 3.63 (7, 1)	1.1	3	0	0	0	0	0	0	0	0	0	0	0	0.00	0.000												
Dennis Cook, L ERA: 2.04 (9, 1)	2.0	L 9	2	1	1	1	0	1	0	0	0	0	0	4.50	1.000												

Philadelphia Phillies @ New York Mets
 Shea Stadium, Flushing, NY
 Sun Jul 19 1998, 3:33 AM EDT
 Att. 29,520 - Sunny - 81 F

livebaseballscorecards.com

AB	39
R	7
H	13
RBI	7
BB	5
SO	1
LOB	18



Batter	1	2	3	4	5	6	7	8	9	10	AB	R	H	RBI	BB	SO	LOB							
Brian McRae, S OBP: 0.353, SLG: 0.458 (1, 8)	F9	K	F8			G4-3			K2-3	F9	6	0	0	0	0	2	4							
Edgardo Alfonzo, R OBP: 0.349, SLG: 0.384 (1, 5)	31 1B 1B	BB				F9			BB 31 BB BB	BB	3	2	1	0	3	0	0							
31 Mike Piazza, R OBP: 0.360, SLG: 0.510 (1, 2)	WP 1B G6-3 1B	K				G6-3			BB BB BB	K	5	1	1	0	1	3	4							
Butch Huskey, R OBP: 0.311, SLG: 0.417 (1, 9)	G6-3 WP 1-2 3-H 1B					FC3-6 BB			K		4	0	1	1	1	2	2							
Todd Pratt, R OBP: 0.294, SLG: 0.676 John Olerud, L OBP: 0.437, SLG: 0.508 (1, 3) (4, 3)	G6-3					FC3-6 HR 1-2f			G3	BB BB	2	1	0	1	0	0	2							
Bernard Gilkey, R OBP: 0.323, SLG: 0.346 (1, 7)	FC6-4 BB					HR 1-H			P3	BB BB	3	1	1	3	2	1	0							
Luis Lopez, S OBP: 0.325, SLG: 0.340 (1, 4) (9, 6)	FC6-4					K			K	K	5	0	0	0	0	3	5							
Rey Ordonez, R OBP: 0.273, SLG: 0.284 Lenny Harris, L OBP: 0.329, SLG: 0.352 (1, 6) (8, PH) (9, 4)						K			K		3	0	3	0	0	0	0							
Bobby Jones, R OBP: 0.259, SLG: 0.259 Jeff Lam, R OBP: 0.391, SLG: 0.263 Bill Pulsipher, L OBP: 0.391, SLG: 0.263 Todd Hundley, S OBP: 0.391, SLG: 0.263 Dennis Cook, L OBP: 0.378, SLG: 0.360 (1, 1) (6, 1) (7, 1) (7, 1) (8, PH) (9, 1) (10, PH)	SH5-4 1B	SH5-4 1B				1B 1B				G4-3	3	0	0	0	0	1	0							
Inning Stats	R: 2 E: 0 K: 0 S: 19	H: 3 LOB: 2 BB: 1 P: 35	R: 0 E: 0 K: 2 S: 13	H: 1 LOB: 2 BB: 1 P: 23	R: 2 E: 0 K: 0 S: 16	H: 3 LOB: 2 BB: 1 P: 30	R: 0 E: 0 K: 2 S: 12	H: 0 LOB: 0 BB: 0 P: 19	R: 1 E: 0 K: 3 S: 14	H: 2 LOB: 1 BB: 0 P: 19	R: 0 E: 0 K: 0 S: 5	H: 0 LOB: 0 BB: 0 P: 7	R: 0 E: 0 K: 0 S: 4	H: 0 LOB: 0 BB: 0 P: 9	R: 0 E: 0 K: 3 S: 10	H: 0 LOB: 0 BB: 0 P: 15	R: 1 E: 0 K: 3 S: 12	H: 0 LOB: 3 BB: 4 P: 32	R: 0 E: 0 K: 1 S: 10	H: 1 LOB: 2 BB: 1 P: 18	1B: 7 2B: 1 3B: 0 HR: 2	SF: 0 SAC: 1 DP: 0 HBP: 0	WP: 1 PB: 0 SB: 0 CS: 0	PA: 48

PITCHER	IP	WLS	BF	H	R	ER	SO	BB	IBB	HBP	BLK	WP	HR	S	P	ERA	WHIP
55 Matt Beech, L ERA: 4.99 (1, 1)	4.0		22	7	4	4	4	3	0	0	0	1	1	60	107	9.00	2.500
Mike Welch, R ERA: 4.91 (5, 1)	1.0		5	2	1	1	3	0	0	0	0	0	1	14	19	9.00	2.000
Jerry Spradlin, R ERA: 3.66 (6, 1)	1.0		3	0	0	0	0	0	0	0	0	0	0	5	7	0.00	0.000
Wayne Gomes, R ERA: 3.25 (7, 1)	2.0		6	0	0	0	3	0	0	0	0	0	0	14	24	0.00	0.000
Mark Leiter, R ERA: 3.34 (9, 1)	2.0	W	12	1	1	1	4	5	0	0	0	0	0	22	50	4.50	3.000


BOTTOM

Philadelphia Phillies @ New York Mets
Shea Stadium, Flushing, NY

Sun Jul 19 1998, 3:33 AM EDT
Att: 29,520 - Sunny - 81 F

livebaseballscores.com

AB	39
R	6
H	10
RBI	6
BB	8
SO	14
LOB	18



Pittsburgh Pirates @ New York Mets
Shea Stadium, Flushing, NY
Mon Jul 20 1998, 7:05 PM EDT
Att. 18,088 - Cloudy - 86 F

livebaseballscores.com

AB	32
R	3
H	8
RBI	3
BB	2
SO	2
LOB	13



Batter	1	2	3	4	5	6	7	8	9	AB R H RBI BB SO LOB			
Tony Womack, L (1, 4) OBP: 0.316, SLG: 0.345	0-1 P6		2-2 G4-3		2-2 1B			3-2 18 S 1B		4 1 2 0 0 0 0			
18 Jason Kendall, R (1, 2) OBP: 0.412, SLG: 0.457	2-2 F9		1-2 G6-3		0-0 L8-2			1 SAFE 2-1 SH1-3 1-H S 1B		4 0 1 1 0 0 2			
Turner Ward, S (1, 8) (9, 7) OBP: 0.330, SLG: 0.410	1-2 L8		4-2 BB					1-0 SH1-3 1-3		2 0 0 0 1 0 0			
Kevin Young, R (1, 3) OBP: 0.335, SLG: 0.500		1-2 BLK HR 1B	1-1 P4					1-1 P4		4 1 1 0 0 1 2			
Jose Guillen, R (1, 9) OBP: 0.305, SLG: 0.426		1 SAFE 2-2 G3		2-2 G4-3				1-1 F8		4 0 0 0 0 0 2			
Al Martin, L (1, 7) Manny Martinez, R (9, 8) OBP: 0.296, SLG: 0.368 OBP: 0.329, SLG: 0.513		0-0 G3		2-2 P5				2-1 67 FC6-4 1B		4 0 1 0 0 0 1 0 0 0 0 0 0 0			
Aramis Ramirez, R (1, 5) OBP: 0.306, SLG: 0.361		1-0 HR		1-1 P2				1-1 P4		3 1 1 2 1 0 1			
Lou Collier, R (1, 6) OBP: 0.300, SLG: 0.364		2-2 1B			1-1 1B 18 L8-2 2B			0-0 F9		4 0 2 0 0 0 2			
67 Francisco Cordova, R (1, 1) Ricardo Rincon, L (7, 1) OBP: 0.128, SLG: 0.109		0-2 G6-3			0-3 K			1-2 FC6-4		3 0 0 0 0 1 3 0 0 0 0 0 0 0			
Inning Stats	R: 0 E: 0 K: 0 S: 8 H: 0 LOB: 0 BB: 0 P: 11	R: 2 E: 0 K: 0 S: 16 H: 3 LOB: 1 BB: 0 P: 22	R: 0 E: 0 K: 0 S: 12 H: 0 LOB: 1 BB: 1 P: 20	R: 0 E: 0 K: 0 S: 12 H: 0 LOB: 0 BB: 0 P: 17	R: 0 E: 0 K: 1 S: 11 H: 2 LOB: 1 BB: 0 P: 14	R: 0 E: 0 K: 1 S: 9 H: 0 LOB: 0 BB: 0 P: 12	R: 0 E: 0 K: 0 S: 8 H: 1 LOB: 1 BB: 0 P: 12	R: 1 E: 0 K: 0 S: 11 H: 2 LOB: 1 BB: 0 P: 18	R: 0 E: 0 K: 0 S: 7 H: 0 LOB: 0 BB: 1 P: 15	1B: 6 2B: 2 3B: 0 HR: 1 SF: 0 SAC: 1 DP: 2 HBP: 0	WP: 0 PB: 0 SB: 2 CS: 0 PA: 35		
PITCHER	IP WLS BF H R ER SO BB IBB HBP BLK WP HR S P ERA WHIP											PITCHER	IP WLS BF H R ER SO BB IBB HBP BLK WP HR S P ERA WHIP
Masato Yoshii, R (1, 1) ERA: 4.03	7.0 L 27 6 2 2 2 1 0 0 1 0 0 1 76 108 2.57 1.000												
Mel Rojas, R (8, 1) ERA: 4.78	2.0 8 2 1 1 0 1 0 0 0 0 0 0 18 33 4.50 1.500												

BOTTOM

Pittsburgh Pirates @ New York Mets
Shea Stadium, Flushing, NY
Mon Jul 20 1998, 7:05 PM EDT
Att. 18,088 - Cloudy - 86 F

livebaseballscorecards.com

AB 32
R 1
H 5
RBI 1
BB 4
SO 8
LOB 18



WP: 0 PA: 36
PB: 0
SB: 0
CS: 0

Batter	1	2	3	4	5	6	7	8	9	AB	R	H	RBI	BB	SO	LOB
Brian McRae, S OBP: 0.357, SLG: 0.469 (1, 8)	4-2 1B BB		1-0 HR		4-2 BB		1-0 F9			2	1	1	1	2	0	0
Edgardo Alfonzo, R OBP: 0.351, SLG: 0.383 Mel Rojas, R (8, 1)	0-0 BB 1-3 1B		2-2 G6-3		3-1 F8		4-1 BB			3	0	1	0	1	0	1
John Olerud, L OBP: 0.438, SLG: 0.506 (1, 3)	4-0 FC6-4 1-2 BB		0-1 31 1B 1B		3-1 F7		0-0 G4-3			3	0	1	0	1	0	2
31 Mike Piazza, R OBP: 0.359, SLG: 0.507 (1, 2)	0-0 L4		3-1 1-2 1B		1-3 K			2-3 K		4	0	1	0	0	2	4
Todd Hundley, S OBP: 0.346, SLG: 0.227 Butch Huskey, R OBP: 0.310, SLG: 0.416 (8, PH) (9, 9)	2-3 K		1-3 K		1-3 K			1-0 G5-3		3	0	0	0	0	3	5
Bernard Gilkey, R OBP: 0.318, SLG: 0.340 (1, 9) (9, 7)	3-1 FC6-4 1-2f		2-0 G5-3		2-2 F9			2-3 K		4	0	0	0	0	1	5
Carlos Baerga, S OBP: 0.302, SLG: 0.384 (1, 4)		0-0 F8		0-1 G6-3		0-0 1B			1-2 G6-3	4	0	1	0	0	0	0
Rey Ordonez, R OBP: 0.269, SLG: 0.280 (1, 6)		0-0 P3		0-1 P6		1-0 P6			1-1 G6-3	4	0	0	0	0	0	1
Masato Yoshii, R OBP: 0.133, SLG: 0.107 Lenny Harris, L OBP: 0.327, SLG: 0.349 (7, PH) (8, 5)		0-3 K		3-1 G4-3			1-2 G6-3		3-3 K	2	0	0	0	0	1	0
Luis Lopez, S OBP: 0.323, SLG: 0.338 (9, PH)										1	0	0	0	0	1	0

Inning Stats	R: 0	H: 1	E: 0	K: 1	S: 11	H: 1	LOB: 3	BB: 2	P: 24	R: 0	H: 0	E: 0	K: 1	S: 5	R: 0	H: 3	E: 0	K: 1	S: 13	R: 0	H: 0	E: 0	K: 0	S: 6	R: 0	H: 0	E: 0	K: 1	S: 12	R: 0	H: 1	E: 0	K: 1	S: 8	R: 0	H: 0	E: 0	K: 0	S: 6	R: 0	H: 0	E: 0	K: 1	S: 8	R: 0	H: 0	E: 0	K: 2	S: 8	R: 0	H: 0	E: 0	K: 1	S: 8	1B: 4	2B: 0	3B: 0	HR: 1	SF: 0	SAC: 0	DP: 0	HBP: 0	WP: 0	PA: 36
--------------	------	------	------	------	-------	------	--------	-------	-------	------	------	------	------	------	------	------	------	------	-------	------	------	------	------	------	------	------	------	------	-------	------	------	------	------	------	------	------	------	------	------	------	------	------	------	------	------	------	------	------	------	------	------	------	------	------	-------	-------	-------	-------	-------	--------	-------	--------	-------	--------

PITCHER	IP	WLS	BF	H	R	ER	SO	BB	IBB	HBP	BLK	WP	HR	S	P	ERA	WHIP
67 Francisco Cordova, R ERA: 3.13 (1, 1)	6.2	W	29	5	1	1	5	4	0	0	0	0	1	60	105	1.35	1.350
Ricardo Rincon, L ERA: 1.93 (7, 1)	2.1	S	7	0	0	0	3	0	0	0	0	0	0	17	27	0.00	0.000

PITCHER	IP	WLS	BF	H	R	ER	SO	BB	IBB	HBP	BLK	WP	HR	S	P	ERA	WHIP
---------	----	-----	----	---	---	----	----	----	-----	-----	-----	----	----	---	---	-----	------

Batter	1	2	3	4	5	6	7	8	9	AB R H RBI BB SO LOB
--------	---	---	---	---	---	---	---	---	---	----------------------

Tony Womack, L (1, 4) <small>OBP: 0.320, SLG: 0.351</small>	1-1 		2-1 		1-0 			0-0 		4 0 3 0 0 0 1
Keith Osik, R (1, 2) <small>OBP: 0.309, SLG: 0.234</small>	0-2 		2-0 			2-3 		0-3 		4 0 1 0 0 2 2
Turner Ward, S (1, 8) <small>OBP: 0.325, SLG: 0.403</small>	2-0 			1-1 		0-1 			0-1 	3 0 0 0 0 0 0
Kevin Young, R (1, 3) <small>OBP: 0.334, SLG: 0.497</small>	0-3 			0-2 		1-3 			1-0 	4 0 1 0 0 2 2
Jose Guillen, R (1, 9) <small>OBP: 0.305, SLG: 0.424</small>	0-1 			2-2 			2-2 		1-3 	4 0 1 0 0 1 3
Al Martin, L (1, 7) <small>OBP: 0.295, SLG: 0.367</small>		1-3 		2-1 			0-0 		1-1 	4 0 1 0 0 1 1
Aramis Ramirez, R (1, 5) <small>OBP: 0.299, SLG: 0.352</small>		0-1 			0-3 		0-3 		1-3 	4 0 0 0 0 3 2
Lou Collier, R (1, 6) <small>OBP: 0.304, SLG: 0.365</small>		3-2 			2-2 			0-1 		2 0 1 0 0 0 0
Jason Schmidt, R (1, 1) <small>OBP: 0.077, SLG: 0.079</small> Steve Bieser, L (8, PH) <small>OBP: 0.556, SLG: 0.571</small> Jeff Tabaka, R (8, 1)			0-1 		0-3 			2-3 		2 0 0 0 0 1 1 1 0 0 0 0 1 1 0 0 0 0 0 0 0

Inning Stats	R: 0 H: 2 E: 0 LOB: 2 K: 1 BB: 0 S: 11 P: 14	R: 0 H: 0 E: 0 LOB: 0 K: 1 BB: 0 S: 12 P: 16	R: 0 H: 1 E: 0 LOB: 0 K: 0 BB: 0 S: 5 P: 9	R: 0 H: 1 E: 0 LOB: 1 K: 0 BB: 0 S: 10 P: 15	R: 0 H: 1 E: 0 LOB: 2 K: 2 BB: 0 S: 11 P: 14	R: 0 H: 0 E: 0 LOB: 0 K: 2 BB: 0 S: 8 P: 11	R: 0 H: 0 E: 0 LOB: 0 K: 1 BB: 0 S: 8 P: 10	R: 0 H: 1 E: 0 LOB: 1 K: 2 BB: 0 S: 10 P: 12	R: 0 H: 2 E: 0 LOB: 2 K: 2 BB: 0 S: 11 P: 15	1B: 7 SF: 0 2B: 1 SAC: 1 3B: 0 DP: 1 HR: 0 HBP: 1	WP: 0 PA: 34 PB: 0 SB: 1 CS: 0
--------------	--	--	--	--	--	---	---	--	--	--	---

PITCHER	Rick Reed, R (1, 1) <small>ERA: 2.74</small> John Franco, L (9, 1) <small>ERA: 3.93</small>	IP WLS BF H R ER SO BB IBB HBP BLK WP HR S P ERA WHIP	8.0 W 29 6 0 0 9 0 0 1 0 0 0 0 75 101 0.00 0.750	1.0 5 2 0 0 2 0 0 0 0 0 0 0 11 15 0.00 2.000
---------	--	---	--	--

TOP

Pittsburgh Pirates @ New York Mets
 Shea Stadium, Flushing, NY
 Tue Jul 21 1998, 7:05 PM EDT
 Att. 22,844 - Unknown - 78 F

livebaseballscorecards.com

AB	32
R	0
H	8
RBI	0
BB	0
SO	11
LOB	13




Batter	1	2	3	4	5	6	7	8	9
Brian McRae, S OBP: 0.353, SLG: 0.463 (1, 8) B S X	1-1 L8		2-1 F8	0-0 G3			2-1 F8		
Edgardo Alfonzo, R OBP: 0.356, SLG: 0.387 (1, 5) B B C B B	4-1 G4-6-3 BB		2-1 1B 2B		0-0 F8			4-2 BB	
John Olerud, L OBP: 0.436, SLG: 0.503 (1, 3) X	0-0 G4-6-3 1-2f		1-2 2B 1B		1-0 F7			2-2 F9	
Todd Hundley, S OBP: 0.345, SLG: 0.280 Bernard Gilkey, R OBP: 0.317, SLG: 0.339 (6, 7)		2-3 K	1-1 2B		3-2 G3			0-1 F9	
Butch Huskey, R OBP: 0.308, SLG: 0.413 Lenny Harris, L OBP: 0.323, SLG: 0.345 (4, 9)		3-2 G6-3	3-3 K			1-2 E5 CS		1-0 G1-3	
Carlos Baerga, S OBP: 0.299, SLG: 0.381 (1, 4)		0-2 G4-3	1-0 P2			0-0 L8			
Todd Pratt, R OBP: 0.324, SLG: 0.703 (1, 2)			2-1 1B E 2B	0-0 FC3-6 1B		1-3 K			
Rey Ordonez, R OBP: 0.270, SLG: 0.281 (1, 6)			0-0 E 2B 1B	1-0 P3		0-1 CS	0-2 G4-3		
Rick Reed, R OBP: 0.205, SLG: 0.220 John Franco, L (9, 1)			0-0 E4 2B	0-1 FC3-6			2-2 G4-3		

AB	R	H	RBI	BB	SO	LOB
4	0	0	0	0	0	3
2	1	1	2	2	0	0
4	0	1	0	0	0	2
3	0	1	1	0	1	0
1	0	0	0	0	0	1
2	0	0	0	0	1	2
2	0	0	0	0	0	1
3	0	0	0	0	0	3
3	1	2	0	0	1	1
3	1	1	0	0	0	1
3	1	0	1	0	0	2
0	0	0	0	0	0	0

Pittsburgh Pirates @ New York Mets
Shea Stadium, Flushing, NY
Tue Jul 21 1998, 7:05 PM EDT
Att: 22,844 - Unknown - 78 F

livebaseballscorecards.com

AB	30
R	4
H	6
RBI	4
BB	2
SO	3
LOB	16



WP: 0	PA: 33
PB: 0	
SB: 0	
CS: 1	

Inning Stats		R	H	E	K	S	R	H	E	K	S	R	H	E	K	S	R	H	E	K	S	R	H	E	K	S
R: 0 H: 0 E: 0 K: 0 S: 4		0	0	0	1	9	0	0	0	1	9	0	0	0	0	0	0	0	0	0	0	0	0	0	0	0
R: 0 H: 0 E: 0 K: 1 S: 9		0	0	0	1	14	0	0	0	0	14	0	0	0	0	0	0	0	0	0	0	0	0	0	0	0
R: 4 H: 5 E: 1 K: 1 S: 17		4	5	1	1	29	0	0	0	0	29	0	0	0	0	0	0	0	0	0	0	0	0	0	0	0
R: 0 H: 1 E: 0 K: 0 S: 5		0	1	0	0	6	0	0	0	0	6	0	0	0	0	0	0	0	0	0	0	0	0	0	0	0
R: 0 H: 0 E: 0 K: 0 S: 5		0	0	0	0	9	0	0	0	0	9	0	0	0	0	0	0	0	0	0	0	0	0	0	0	0
R: 0 H: 0 E: 1 K: 1 S: 9		0	0	1	1	11	0	0	0	0	11	0	0	0	0	0	0	0	0	0	0	0	0	0	0	0
R: 0 H: 0 E: 0 K: 0 S: 9		0	0	0	0	13	0	0	0	0	13	0	0	0	0	0	0	0	0	0	0	0	0	0	0	0
R: 0 H: 0 E: 0 K: 0 S: 9		0	0	0	0	16	0	0	0	0	16	0	0	0	0	0	0	0	0	0	0	0	0	0	0	0

PITCHER		IP	WLS	BF	H	R	ER	SO	BB	IBB	HBP	BLK	WP	HR	S	P	ERA	WHIP
Jason Schmidt, R ERA: 4.15 (1, 1)		7.0	L	28	6	4	3	3	1	0	0	0	0	0	58	91	3.86	1.000
Jeff Tabaka, L ERA: 3.04 (8, 1)		1.0		4	0	0	0	0	1	0	0	0	0	0	9	16	0.00	1.000

Batter	1	2	3	4	5	6	7	8	9	AB R H RBI BB SO LOB	TOP
--------	---	---	---	---	---	---	---	---	---	----------------------	-----

Brian McRae, S (1, 8) <small>OBP: 0.354, SLG: 0.462</small>	1-1 		0-2 			1-0 	2-3 		0-1 	5 1 2 0 0 1 2	
Edgardo Alfonzo, R (1, 5) <small>OBP: 0.357, SLG: 0.391</small>	2-1 		3-3 			2-1 		3-2 	2-1 	5 0 2 2 0 1 1	
John Olerud, L (1, 3) <small>OBP: 0.435, SLG: 0.509</small>	3-2 		0-0 			2-0 		2-3 	4-0 	4 1 1 1 1 1 1	

Todd Pratt, R (1, 2) <small>OBP: 0.333, SLG: 0.659</small>		4-2 		0-0 		0-3 		3-2 	3-1 	4 1 1 0 1 1 3	
Butch Huskey, R (1, 9) <small>OBP: 0.307, SLG: 0.409</small> Dennis Cook, L (8, 1) Carlos Baerga, S (9, 4) <small>OBP: 0.299, SLG: 0.381</small>		4-0 		0-0 			2-2 	0-0 		3 1 0 0 1 0 2	
Bernard Gilkey, R (1, 7) <small>OBP: 0.316, SLG: 0.335</small>		4-0 		1-1 			3-3 		2-2 	3 0 0 0 1 1 1	

Luis Lopez, S (1, 4) <small>OBP: 0.327, SLG: 0.348</small>	1-1 			3-2 		0-2 		2-1 		4 2 2 0 0 0 2	
Rey Ordonez, R (1, 6) <small>OBP: 0.274, SLG: 0.291</small> Todd Hundley, S (9, PH) <small>OBP: 0.367, SLG: 0.308</small> John Franco, L (9, 1)	1-2 			0-1 		1-0 		3-1 		3 0 2 2 0 0 0	
Bill Pulsipher, L (1, 1) Matt Franco, L (5, PH) <small>OBP: 0.373, SLG: 0.356</small> Turk Wendell, L (5, 1) 31 Mike Piazza, R (7, PH) <small>OBP: 0.391, SLG: 0.507</small> Jeff Tam, R (7, 1) Lenny Harris, L (8, 9) <small>OBP: 0.321, SLG: 0.342</small>	0-0 			0-2 		4-0 		0-2 		1 0 0 0 0 0 1	

Inning Stats	R: 0 H: 0 E: 0 K: 0 S: 8	H: 0 LOB: 0 BB: 0 P: 14	R: 2 H: 1 E: 0 K: 0 S: 8	H: 1 LOB: 1 BB: 3 P: 22	R: 0 H: 0 E: 0 K: 1 S: 8	H: 0 LOB: 0 BB: 0 P: 11	R: 0 H: 1 E: 0 K: 0 S: 4	H: 1 LOB: 0 BB: 0 P: 5	R: 0 H: 0 E: 0 K: 0 S: 8	H: 0 LOB: 0 BB: 0 P: 11	R: 1 H: 2 E: 0 K: 1 S: 7	H: 2 LOB: 0 BB: 0 P: 12	R: 1 H: 2 E: 0 K: 2 S: 16	H: 2 LOB: 2 BB: 1 P: 28	R: 0 H: 1 E: 0 K: 1 S: 10	H: 1 LOB: 1 BB: 0 P: 18	R: 3 H: 4 E: 0 K: 0 S: 19	H: 4 LOB: 2 BB: 1 P: 35	1B: 7 SF: 0 2B: 2 SAC: 0 3B: 1 DP: 3 HR: 1 HBP: 0	WP: 0 PA: 40 PB: 0 SB: 0 CS: 0
---------------------	--------------------------	-------------------------	--------------------------	-------------------------	--------------------------	-------------------------	--------------------------	------------------------	--------------------------	-------------------------	--------------------------	-------------------------	---------------------------	-------------------------	---------------------------	-------------------------	---------------------------	-------------------------	--	---

PITCHER	IP	WLS	BF	H	R	ER	SO	BB	IBB	HBP	BLK	WP	HR	S	P	ERA	WHIP
48 Brad Woodall, L (1, 1) <small>ERA: 3.94</small>	6.2		27	6	4	4	3	3	1	0	0	0	1	55	97	5.40	1.350
Chad Fox, R (7, 1) <small>ERA: 2.94</small>	1.1		5	1	0	0	2	0	0	0	0	0	0	14	24	0.00	0.750
Bob Wickman, R (9, 1) <small>ERA: 2.53</small>	1.0	L	8	4	3	3	0	0	1	0	0	0	0	19	35	27.00	4.000

New York Mets @ Milwaukee Brewers
 Milwaukee County Stadium, Milwaukee, WI
 Wed Jul 22 1998, 4:33 AM EDT
 Cloudy - 76 F

livebaseballscorecards.com

AB	35
R	7
H	11
RBI	6
BB	5
SO	5
LOB	14



Batter	1	2	3	4	5	6	7	8	9	AB	R	H	RBI	BB	SO	LOB
Fernando Vina, L (1, 4) OBP: 0.386, SLG: 0.441	0-3 K		1-1 P5			4-0 G5-3 BB		1-0 F7		3	0	0	0	1	1	1
Mark Loretta, R (1, 3) OBP: 0.398, SLG: 0.422	0-3 K			1-3 K		3-2 G5-3		1-1 L4		4	0	0	0	0	2	2
Jeremy Burnitz, L (1, 9) OBP: 0.343, SLG: 0.478 Doug Jones, R (9, 1)	2-1 F7			4-2 CS BB		2-3 K		0-2 P5		3	0	0	0	1	1	1
Jeff Cirillo, R (1, 5) OBP: 0.416, SLG: 0.428		1-0 L9		1-3 K		3-2 1B 1B 1B		3-1 F9		4	1	1	0	0	1	1
Dave Nilsson, L (1, 7) OBP: 0.314, SLG: 0.339 (9, 9)		3-1 G4-3		1-1 CS	1-2 G1-3		0-2 1B 1B		2-2 G6-3	4	0	1	0	0	0	0
Jose Valentin, S (1, 6) OBP: 0.325, SLG: 0.416		2-0 L3		0-0 P5		0-3 K		0-0 1B		4	0	1	0	0	1	2
Mike Matheny, R (1, 2) OBP: 0.295, SLG: 0.353			2-0 P6		1-1 1B		0-3 K		1-2 P3	4	0	1	0	0	1	3
Darrin Jackson, R (1, 8) OBP: 0.254, SLG: 0.339			1-1 F9		1-3 K		0-0 1B			3	0	1	1	0	1	1
Bronswell Patrick, R (1, 1) OBP: 0.444, SLG: 0.286 Bob Hamelin, L (7, PH) OBP: 0.267, SLG: 0.333 Mike Myers, L (8, 1) Marc Newfield, R (9, 7) OBP: 0.307, SLG: 0.328			0-0 1B			4-0 G5-3 BB BB		1-3 K		1	0	1	0	1	0	0

Inning Stats	R: 0	H: 0	E: 0	K: 2	S: 8	R: 0	H: 0	E: 0	K: 0	S: 4	R: 0	H: 1	E: 0	K: 0	S: 6	R: 0	H: 0	E: 0	K: 2	S: 9	R: 0	H: 1	E: 0	K: 1	S: 11	R: 0	H: 0	E: 0	K: 1	S: 6	R: 1	H: 3	E: 0	K: 3	S: 18	R: 0	H: 0	E: 0	K: 0	S: 6	R: 0	H: 1	E: 0	K: 0	S: 10	1B: 6	SF: 0	2B: 0	3B: 0	HR: 0	SAC: 0	DP: 1	HBP: 0	WP: 0	PA: 35
--------------	------	------	------	------	------	------	------	------	------	------	------	------	------	------	------	------	------	------	------	------	------	------	------	------	-------	------	------	------	------	------	------	------	------	------	-------	------	------	------	------	------	------	------	------	------	-------	-------	-------	-------	-------	-------	--------	-------	--------	-------	--------

PITCHER	IP	WLS	BF	H	R	ER	SO	BB	IBB	HBP	BLK	WP	HR	S	P	ERA	WHIP
Hideo Nomo, R (1, 1) ERA: 4.3	7.0	W	27	5	1	1	9	3	0	0	0	0	0	62	101	1.29	1.143
Dennis Cook, L (8, 1) ERA: 1.91	2.0		7	1	0	0	0	0	0	0	0	0	0	16	24	0.00	0.500


BOTTOM

New York Mets @ Milwaukee Brewers
Milwaukee County Stadium, Milwaukee, WI

Wed Jul 22 1998, 8:05 PM EDT
Att: 23,920 - Cloudy - 70 F

livebaseballscorecards.com

AB	31
R	1
H	6
RBI	1
BB	3
SO	9
LOB	13



Batter	1	2	3	4	5	6	7	8	9	AB	R	H	RBI	BB	SO	LOB	TOP										
Brian McRae, S OBP: 0.356, SLG: 0.474 (1, 8)	3-3 K	1-1 L7		0-1 2B		0-2 2B		0-1 G5-3		5	0	2	1	0	1	2											
Edgardo Alfonzo, R OBP: 0.355, SLG: 0.388 (1, 5)	3-2 F8		2-1 G3 31 1B	1-2 G5-3		2-1 P4		2-3 K		5	1	1	0	0	1	5											
John Olerud, L OBP: 0.434, SLG: 0.506 (1, 3)	3-1 1B		0-2 F7		1-1 F7		3-2 31 1B 1B		0-3 K	5	1	2	0	0	1	1											
31 Mike Piazza, R OBP: 0.367, SLG: 0.509 (1, 2)	2-2 L9		0-0 G3 S	1-2 1B	3-2 L9		0-2 1B 1B		1-0 HBP 1B	5	1	3	0	0	0	1											
Todd Hundley, S OBP: 0.297, SLG: 0.242 Bernard Gilkey, R OBP: 0.320, SLG: 0.336 (1, 7) (7, 7)			3-2 F7	3-2 G3	2-2 G4-3		1-2 F8		1-2 F9 1B HBP	4	0	0	1	0	0	3											
Butch Huskey, R OBP: 0.309, SLG: 0.413 Greg McMichael, R (7, 1)		1-0 1B	3-2 G5-3			0-0 G6-3	1-0 G4-6-3 1B		2-2 HBP 1B	4	1	2	1	0	0	1											
Todd Pratt, R OBP: 0.349, SLG: 0.690 Matt Franco, L OBP: 0.378, SLG: 0.363 John Franco, L (9, 1)										0	0	0	0	0	0	0											
Carlos Baerga, S OBP: 0.300, SLG: 0.383 (1, 4)		2-2 E 1B		2-2 FC6-5-4 FC5-6 2B		2-2 G3	1-1 G4-6-3		1-2 F9	5	1	2	1	0	0	4											
Rey Ordóñez, R OBP: 0.282, SLG: 0.300 (1, 6)		0-0 E6 1B		2-0 FC6-5-4 FC5-6 2B		0-0 BB 2B 1B		3-2 G5-3 SH5-4 1B	2-0 F8	5	1	3	1	0	0	3											
Al Leiter, L OBP: 0.216, SLG: 0.152 Lenny Harris, L OBP: 0.319, SLG: 0.340 (1, 1) (7, 9)		1-1 L7		0-0 FC5-6 2B		4-1 2B BB		1 SAFE SH5-4		2	0	0	0	1	0	2											
Inning Stats	R: 0 E: 0 K: 1 S: 13	H: 1 LOB: 1 BB: 0 P: 24	R: 2 E: 1 K: 0 S: 16	H: 3 LOB: 1 BB: 0 P: 24	R: 1 E: 0 K: 0 S: 12	H: 2 LOB: 1 BB: 0 P: 20	R: 0 E: 0 K: 0 S: 10	H: 2 LOB: 2 BB: 0 P: 15	R: 0 E: 0 K: 0 S: 10	H: 0 LOB: 0 BB: 0 P: 16	R: 1 E: 0 K: 0 S: 15	H: 2 LOB: 2 BB: 1 P: 23	R: 1 E: 0 K: 0 S: 14	H: 3 LOB: 1 BB: 0 P: 20	R: 0 E: 0 K: 1 S: 11	H: 1 LOB: 1 BB: 0 P: 16	R: 1 E: 0 K: 1 S: 14	H: 2 LOB: 2 BB: 0 P: 21	1B: 11 2B: 5 3B: 0 HR: 0	SF: 0 SAC: 1 DP: 1 HBP: 1	WP: 0 PB: 0 SB: 2 CS: 0	PA: 44					
PITCHER	IP	WLS	BF	H	R	ER	SO	BB	IBB	HBP	BLK	WP	HR	S	P	ERA	WHIP										
Steve Woodard, R ERA: 3.35 (1, 1)	5.2		28	10	4	4	1	1	0	0	0	0	0	74	118	6.35	1.941										
Al Reyes, R ERA: 4.1 (6, 1)	1.1		6	3	1	1	0	0	0	0	0	0	0	16	24	6.75	2.250										
Mike Myers, L ERA: 1.46 (8, 1)	1.1	L	7	2	1	1	2	0	0	1	0	0	0	17	24	6.75	1.500										
Chad Fox, R ERA: 2.88 (9, 1)	0.2		3	1	0	0	0	0	0	0	0	0	0	8	13	0.00	1.500										

New York Mets @ Milwaukee Brewers
Milwaukee County Stadium, Milwaukee, WI

Thu Jul 23 1998, 4:33 AM EDT
Att. 27,046 - Sunny - 75 F

AB	41
R	6
H	16
RBI	6
BB	1
SO	3
LOB	22



WP	0	PA	44
PB	0		
SB	2		
CS	0		

PITCHER	IP	WLS	BF	H	R	ER	SO	BB	IBB	HBP	BLK	WP	HR	S	P	ERA	WHIP
---------	----	-----	----	---	---	----	----	----	-----	-----	-----	----	----	---	---	-----	------

livebaseballscorecards.com

Batter	1	2	3	4	5	6	7	8	9	AB	R	H	RBI	BB	SO	LOB	BOTTOM
Marquis Grissom, R OBP: 0.306, SLG: 0.396 (1, 8) B B C F B X	3-2 G5-3 ①		1-0 L9 ①		1-0 G6-3 ②		2-2 1B WP 2-H 1B		2-1 G6-3 ①	5	1	1	1	0	0	0	<p>New York Mets @ Milwaukee Brewers Milwaukee County Stadium, Milwaukee, WI Thu Jul 23 1998, 4:33 AM EDT Att. 27,046 - Sunny - 75 F</p>
Mark Loretta, R OBP: 0.398, SLG: 0.422 (1, 4) X	0-0 FC3-6 BB 1B		3-3 K ②		1-1 P3 ③		1-1 1B WP 1-3 1B 1B		0-0 F9 ②	5	1	2	0	0	1	0	
Jeff Cirillo, R OBP: 0.418, SLG: 0.427 (1, 5) C F 1 B SAFE B B B B	4-2 FC3-6 1-2 BB		0-0 G4-3 ③			4-0 G3 G1-3 BB		2-2 1B 1B 1-H 3-H	0-1 G1-3 ③	3	1	1	1	2	0	0	
John Jaha, R OBP: 0.377, SLG: 0.380 48 Brad Woodall, S OBP: 0.450, SLG: 0.412 Bob Hamelin, L OBP: 0.267, SLG: 0.333 (1, 3) (7, PR) (8, 3) X	0-0 FC3-6 ② 1-2f 2-3		0-0 K ①		3-1 G1-3 ① 1-2		0-1 FC6-5 1B 1-3 1B			4	0	1	0	0	1	3	
Jeremy Burnitz, L OBP: 0.344, SLG: 0.481 (1, 9) B B B F C S	3-3 K ③		1-0 2B 2B		3-2 G3 ② 2-3		1-1 1B 1-2 3-H 1B			4	1	2	1	0	1	3	
Marc Newfield, R OBP: 0.306, SLG: 0.333 Mike Myers, L Chad Fox, R (1, 7) (8, 1) (9, 1) F X		0-1 G5-3 ①		1-2 G3 2-H 2B		1-3 K ③ 1-3		0-1 FC6-5 ③ 2-3f		4	0	1	1	0	1	3	
Bobby Hughes, R OBP: 0.300, SLG: 0.432 (1, 2) B B F B F B X		4-2 BB		1-2 G3 ② 2-3		3-2 F7 ① 3-1		3-1 F8 ①		3	0	0	0	1	0	1	
Jose Valentin, S OBP: 0.324, SLG: 0.417 (1, 6) B X		1-0 F9 ②		1-3 K ③		0-0 1B 2B		1-2 G4-3 ②		4	1	1	0	0	1	2	
Steve Woodard, L OBP: 0.185, SLG: 0.259 Al Reyes, R OBP: 0.250, SLG: 0.250 Darrin Jackson, R OBP: 0.250, SLG: 0.333 (1, 1) (6, 1) (7, PH) (8, 7) B T C O C B X		1-3 K ③		0-1 G4-3 ① C X		1-0 G6-3 ② B X		1-3 K ③		2	0	0	0	0	1	1	
										0	0	0	0	0	0	0	
										2	0	0	0	0	1	1	

Inning Stats	R: 0 E: 0 K: 1 S: 10	H: 1 LOB: 2 BB: 1 P: 20	R: 0 E: 0 K: 1 S: 10	H: 0 LOB: 1 BB: 1 P: 16	R: 0 E: 0 K: 1 S: 8	H: 0 LOB: 0 BB: 0 P: 12	R: 1 E: 0 K: 2 S: 13	H: 2 LOB: 1 BB: 0 P: 20	R: 0 E: 0 K: 0 S: 5	H: 0 LOB: 0 BB: 0 P: 7	R: 0 E: 0 K: 1 S: 9	H: 0 LOB: 1 BB: 1 P: 20	R: 4 E: 0 K: 0 S: 22	H: 6 LOB: 2 BB: 0 P: 32	R: 0 E: 0 K: 1 S: 9	H: 0 LOB: 0 BB: 0 P: 14	R: 0 E: 0 K: 0 S: 5	H: 0 LOB: 0 BB: 0 P: 7	1B: 6 2B: 3 3B: 0 HR: 0	SF: 0 SAC: 0 DP: 0 HBP: 0	WP: 1 PB: 0 SB: 0 CS: 0	PA: 39
---------------------	-------------------------------	----------------------------------	-------------------------------	----------------------------------	------------------------------	----------------------------------	-------------------------------	----------------------------------	------------------------------	---------------------------------	------------------------------	----------------------------------	-------------------------------	----------------------------------	------------------------------	----------------------------------	------------------------------	---------------------------------	----------------------------------	------------------------------------	----------------------------------	--------

PITCHER	IP	WLS	BF	H	R	ER	SO	BB	IBB	HBP	BLK	WP	HR	S	P	ERA	WHIP
Al Leiter, L ERA: 1.97 (1, 1)	6.2		29	6	4	4	6	3	0	0	0	0	0	68	115	5.40	1.350
Greg McMichael, R ERA: 3.89 (7, 1)	1.1	W	7	3	1	1	1	0	0	0	0	1	0	18	26	6.75	2.250
John Franco, L ERA: 3.72 (9, 1)	1.0	S	3	0	0	0	0	0	0	0	0	0	0	5	7	0.00	0.000

livebaseballscores.com

AB 36
R 5
H 9
RBI 4
BB 3
SO 7
LOB 14



New York Mets @ Chicago Cubs
 Wrigley Field, Chicago, IL
 Fri Jul 24 1998, 3:33 AM CDT
 Sunny - 75 F

livebaseballscorecards.com



Batter	1	2	3	4	5	6	7	8	9	AB	R	H	RBI	BB	SO	LOB	TOP								
Brian McRae, S OBP: 0.359, SLG: 0.479 (1, 8)	1-2 1B G4-3 2B	2-2 1-2 2-3 3-H 1B		0-1 F8		1-1 S SH1-3 1B		0-0 P2		5	1	3	1	0	0	1									
Lenny Harris, L OBP: 0.324, SLG: 0.342 (1, 5) (6, 7)	0-0 F9 G4-3 1B	2-2 SF7		4-2 1-2 BB		2-0 SH1-3		0-1 G4-3		2	0	1	1	1	0	0									
John Olerud, L OBP: 0.431, SLG: 0.504 (1, 3)	1-2 G4-3	0-2 F7		2-0 P5		2-3 K		2-2 1B 2B		5	1	1	1	0	1	6									
Todd Hundley, S OBP: 0.293, SLG: 0.270 Edgardo Alfonzo, R OBP: 0.357, SLG: 0.390 (1, 7) (6, 5)	2-2 F9		2-1 F9 G4-3 2B	3-3 K		0-3 K		2-2 1B 1B		4	1	1	0	0	2	4									
Todd Pratt, R OBP: 0.333, SLG: 0.638 (1, 2)	3-0 P3		0-0 F9		0-0 L7		0-3 K	2-0 1B		5	0	1	0	0	1	2									
Butch Huskey, R OBP: 0.316, SLG: 0.416 (1, 9)		0-0 E 1B FC5 1B	4-2 G4-3 BB		4-1 WP BB		0-0 FC4-6 1B	2-3 K		3	1	2	0	2	1	2									
Luis Lopez, S OBP: 0.324, SLG: 0.344 (1, 4) (7, 6)		1-0 FC5 1B 1B SF7	1 SAFE 0-0 G4-3	2-3 K		3-2 1 SAFE FC4-6 1B		1-0 G4-3		5	1	1	1	0	1	3									
Rey Ordenez, R OBP: 0.285, SLG: 0.301 Carlos Baerga, S OBP: 0.299, SLG: 0.380 (7, PH) (7, 4)		0-0 1B 1B	0-3 K		4-0 IBB		0-2 FC4-6	1-1 G1-3		2	0	1	0	1	1	1									
Armando Reynoso, R OBP: 0.250, SLG: 0.250 Matt Franco, L OBP: 0.375, SLG: 0.359 Dennis Cook, L (9, 1)		2-2 P7		2-2 BB 1B	1-3 K		1-3 K	2-3 K		4	0	1	0	0	2	7									
Inning Stats	R: 1 E: 0 K: 0 S: 13	H: 2 LOB: 1 BB: 0 P: 20	R: 2 E: 1 K: 0 S: 17	H: 3 LOB: 2 BB: 0 P: 24	R: 1 E: 0 K: 1 S: 9	H: 1 LOB: 1 BB: 1 P: 15	R: 0 E: 0 K: 1 S: 12	H: 1 LOB: 2 BB: 1 P: 23	R: 0 E: 0 K: 2 S: 8	H: 0 LOB: 2 BB: 2 P: 19	R: 0 E: 0 K: 2 S: 9	H: 1 LOB: 1 BB: 0 P: 14	R: 0 E: 0 K: 2 S: 19	H: 2 LOB: 2 BB: 0 P: 22	R: 1 E: 0 K: 1 S: 14	H: 3 LOB: 2 BB: 0 P: 22	R: 0 E: 0 K: 1 S: 6	H: 0 LOB: 0 BB: 0 P: 10	1B: 10 2B: 3 3B: 0 HR: 0	SF: 1 SAC: 1 DP: 0 HBP: 0	WP: 1 PB: 0 SB: 1 CS: 0	PA: 45			
PITCHER	IP	WLS	BF	H	R	ER	SO	BB	IBB	HBP	BLK	WP	HR	S	P	ERA	WHIP								
Geremi Gonzalez, R ERA: 5.32 (1, 1)	3.1	L	19	7	4	2	1	1	0	0	0	0	0	44	66	5.40	2.400								
Dave Stevens, R ERA: 0.77 (4, 1)	1.2		8	0	0	0	3	2	1	0	0	1	0	15	35	0.00	1.200								
Tony Fossas, L ERA: 8.56 (6, 1)	1.0		4	1	0	0	2	0	0	0	0	0	0	9	14	0.00	1.000								
Rodney Myers, R ERA: 11.57 (7, 1)	2.0		11	5	1	1	3	0	0	0	0	0	0	33	44	4.50	2.500								
Terry Adams, R ERA: 3.57 (9, 1)	1.0		3	0	0	0	1	0	0	0	0	0	0	6	10	0.00	0.000								

AB	39
R	5
H	13
RBI	5
BB	4
SO	10
LOB	28

Batter	1	2	3	4	5	6	7	8	9	AB	R	H	RBI	BB	SO	LOB
Lance Johnson, L OBP: 0.240, SLG: 0.225 (1, 8)	0-0 G3		4-2 1B BB		1-1 B3			2-2 1B		3	0	1	0	1	0	0
Mickey Morandini, L OBP: 0.413, SLG: 0.444 Rodney Myers, R (7, 1)	0-2 G4-3		1-1 FC6-4 1B			1-0 G4-3		1-3 K		3	0	1	0	0	0	0
Glenallen Hill, R OBP: 0.334, SLG: 0.510 (8, PH) (9, 7)			1-2 2-3 1B							1	0	0	0	0	0	1
Sammy Sosa, R OBP: 0.372, SLG: 0.630 (1, 9)	3-1 CS 1B		1-0 FC6-4			1-2 P2			2-3 K	4	0	1	0	0	1	3
Mark Grace, L OBP: 0.409, SLG: 0.486 (1, 3)	1-2 CS	2-1 G3		1-1 G3-6-1 1B		2-2 G3-1			4-2 BB	3	0	1	0	1	0	0
Henry Rodriguez, L OBP: 0.336, SLG: 0.530 Terry Adams, R (9, 1)		1-2 P6		2-0 G3-6-1			3-2 P5		1-3 K	3	0	0	0	0	0	1
Kevin Orje, R OBP: 0.260, SLG: 0.288 (9, PH)				1-2f						0	0	0	0	0	0	0
Jeff Blausler, R OBP: 0.362, SLG: 0.310 (1, 6)		2-1 F7		4-1 BB			3-1 F8		3-3 K	3	0	0	0	1	1	1
José Hernández, R OBP: 0.319, SLG: 0.507 (1, 5)			0-1 F9		0-2 G1-3		0-2 P7			3	0	0	0	0	0	1
Scott Servais, R OBP: 0.290, SLG: 0.323 (1, 2)			0-0 1B SH1-4 1B		0-0 L9			2-3 K		3	0	1	0	0	1	0
Geremi Gonzalez, R OBP: 0.188, SLG: 0.219 Dave Stevens, R (4, 1)			0-0 SH1-4		2-1 F8			2-3 K		0	0	0	0	0	0	0
Sandy Martinez, L OBP: 0.333, SLG: 0.384 Tony Fossas, L (6, 1)			1-2							1	0	0	0	0	0	0
Manny Alexander, R OBP: 0.288, SLG: 0.355 (7, 4)										1	0	0	0	0	1	0

Inning Stats	R: 0	H: 1	E: 0	LOB: 0	K: 0	BB: 0	S: 8	R: 0	H: 0	E: 0	LOB: 0	K: 0	BB: 0	S: 7	R: 0	H: 2	E: 0	LOB: 3	K: 0	BB: 1	S: 9	R: 0	H: 1	E: 0	LOB: 1	K: 0	BB: 1	S: 8	R: 0	H: 0	E: 0	LOB: 0	K: 0	BB: 0	S: 5	R: 0	H: 0	E: 0	LOB: 0	K: 0	BB: 0	S: 7	R: 0	H: 0	E: 0	LOB: 0	K: 0	BB: 0	S: 8	R: 0	H: 1	E: 0	LOB: 1	K: 3	BB: 0	S: 12	R: 0	H: 0	E: 0	LOB: 1	K: 3	BB: 1	S: 13	R: 0	H: 0	E: 0	LOB: 1	K: 3	BB: 1	S: 13
	8	1	0	0	0	0	12	0	0	0	0	0	0	7	0	2	0	3	0	1	15	0	1	0	1	0	1	15	0	0	0	0	8	0	0	0	11	0	0	0	14	0	1	0	19	0	0	0	23																					

PITCHER	IP	WLS	BF	H	R	ER	SO	BB	IBB	HBP	BLK	WP	HR	S	P	ERA	WHIP
Armando Reynoso, R ERA: 1.87 (1, 1)	8.0	W	29	5	0	0	3	2	0	0	0	0	0	64	106	0.00	0.875
Dennis Cook, L ERA: 1.87 (9, 1)	1.0		4	0	0	0	3	1	0	0	0	0	0	13	23	0.00	1.000

BOTTOM

New York Mets @ Chicago Cubs
Wrigley Field, Chicago, IL
 Fri Jul 24 1998, 3:33 AM CDT
 Sunny - 75 F

AB	29
R	0
H	5
RBI	0
BB	3
SO	6
LOB	8



WP: 0	PA: 34
PB: 0	
SB: 0	
CS: 1	

livebaseballscorecards.com

Batter	1	2	3	4	5	6	7	8	9	AB R H RBI BB SO LOB	TOP																									
Brian McRae, S (1, 8) OBP: 0.357, SLG: 0.474	2-3 K			0-1 BB 1B	0-0 F8		0-0 G5-3		1-0 G4-3	5 0 1 0 0 1 3																										
Edgardo Alfonzo, R (1, 5) OBP: 0.355, SLG: 0.385	1-1 F7			2-3 K		1-1 G4-3		1-2 G5-3	4-0 BB 31 IBB 1B IBB	4 1 0 0 1 1 1																										
Todd Hundley, S (1, 7) OBP: 0.295, SLG: 0.256 Butch Huskey, R (7, 9) OBP: 0.317, SLG: 0.420	2-3 K			4-2 SAFE 1-2 BB	2-1 P3	2-0 L3		0-0 31 1B 2B	2-3 K	2 0 0 0 1 1 0 2 1 1 0 0 1 2																										
31 Mike Piazza, R (1, 2) OBP: 0.370, SLG: 0.511			2-3 K	2-1 P3	3-1 2B			1-2 FC3-6 2-H 1B 1B	4-1 BB 1B IBB	4 3 2 1 1 1 2																										
Matt Franco, L (1, 3) OBP: 0.387, SLG: 0.362 Todd Pratt, R (9, PH) OBP: 0.347, SLG: 0.638 Greg McMichael, R (9, 1)			0-0 G4-6-3 1B	2-3 K	4-2 2B			4-2 FC3-6 1-2 BB	4-2 1B BB	2 1 1 0 0 2 1 2 0 0 0 1 1 0 0 0 0 0 0 0 0 0																										
Carlos Baerga, S (1, 4) OBP: 0.303, SLG: 0.386			2-2 G4-6-3 1-2f	1-2 FC3-6 1B	1-2 2B			0-2 FC3-6 1-2f 2-3 1B	0-2 1-2 2-3 3-H 1B	5 0 3 4 0 0 3																										
Lenny Harris, L (1, 9) OBP: 0.320, SLG: 0.338			1-2 P6	0-0 FC3-6 SH5-4 1-2f	3-2 G3			3-2 1-3 3-H 1B	0-0 P5	5 0 1 1 0 0 5																										
Luis Lopez, S (1, 6) OBP: 0.328, SLG: 0.344			1-1 G4-3	4-2 SH5-4 1-2 BB			0-0 G1-6-4 1B	1-1 L8		3 0 1 0 1 0 2																										
Bobby Jones, R (1, 1) OBP: 0.241, SLG: 0.241 Dennis Cook, L (7, 1) Mel Rojas, R (8, 1) John Olerud, L (9, PH) OBP: 0.453, SLG: 0.599 Bernard Gilkey, R (9, PR) OBP: 0.320, SLG: 0.336			1-3 K	2-1 SH5-4			1 SAFE 0-1 G1-6-4 1-2f		1-2 G4-3 BB 2B	2 0 0 0 0 0 1 1 0 0 0 0 0 0 0 0 0 0 0 0 0 0 0 0 1 0 1 0 0 0 0 0 0 1 0 0 0 0 0 0																										
Inning Stats	R: 0 E: 0 K: 2 S: 8	H: 0 LOB: 0 BB: 0 P: 13	R: 0 E: 0 K: 1 S: 11	H: 1 LOB: 0 BB: 0 P: 15	R: 0 E: 0 K: 1 S: 9	H: 0 LOB: 0 BB: 0 P: 12	R: 0 E: 0 K: 2 S: 13	H: 1 LOB: 2 BB: 1 P: 23	R: 0 E: 0 K: 0 S: 11	H: 1 LOB: 2 BB: 1 P: 18	R: 2 E: 0 K: 0 S: 17	H: 2 LOB: 1 BB: 1 P: 31	R: 0 E: 0 K: 0 S: 4	H: 1 LOB: 0 BB: 0 P: 4	R: 2 E: 0 K: 0 S: 19	H: 3 LOB: 2 BB: 1 P: 29	R: 3 E: 0 K: 1 S: 18	H: 2 LOB: 3 BB: 3 P: 34	1B: 7 2B: 4 3B: 0 HR: 0	SF: 0 SAC: 1 DP: 2 HBP: 0	WP: 0 PA: 43 PB: 0 SB: 0 CS: 0															
PITCHER	IP WLS BF H R ER SO BB IBB HBP BLK WP HR S P ERA WHIP																																			
Don Wengert, R (1, 1) ERA: 5.04	5.2		23	4	2	2	6	3	0	0	0	0	0	60	99	3.18	1.235																			
Terry Mulholland, L (6, 1) ERA: 2.93	1.1		5	2	0	0	0	0	0	0	0	0	0	13	17	0.00	1.500																			
Terry Adams, R (8, 1) ERA: 3.83	1.0	L	7	3	2	2	0	1	0	0	0	0	0	19	29	18.00	4.000																			
Dave Stevens, R (9, 1) ERA: 2.92	0.2		5	1	3	3	1	0	2	0	0	0	0	10	22	40.50	1.500																			
Tony Fossas, L (9, 1) ERA: 8.36	0.1		3	1	0	0	0	1	0	0	0	0	0	8	12	0.00	6.000																			

New York Mets @ Chicago Cubs
Wrigley Field, Chicago, IL
Fri Jul 24 1998, 3:38 AM CDT
Att. 40,684 - Sunny - 75 F

livebaseballscorecards.com

AB	35
R	7
H	11
RBI	7
BB	7
SO	7
LOB	21



BOTTOM

New York Mets @ Chicago Cubs
Wrigley Field, Chicago, IL
Fri Jul 24 1998, 3:38 AM CDT
Att. 40,684 - Sunny - 75 F

livebaseballscorecards.com

AB	31
R	3
H	7
RBI	3
BB	2
SO	9
LOB	12



WP:	0	PA:	35
PB:	0		
SB:	1		
CS:	0		

AB R H RBI BB SO LOB

4 0 1 1 0 0 0

3 0 1 0 0 2 0

4 1 1 0 0 1 1

2 0 1 0 2 1 1

4 0 1 1 0 1 3

4 1 1 1 0 1 4

4 1 1 0 0 0 2

3 0 0 0 0 1 0

1B:	5	SF:	0
2B:	2	SAC:	1
3B:	0	DP:	2
HR:	1	HBP:	1

1B:	5	SF:	0
2B:	2	SAC:	1
3B:	0	DP:	2
HR:	1	HBP:	1

WP:	0	PA:	35
PB:	0		
SB:	1		
CS:	0		

Batter	1	2	3	4	5	6	7	8	9
Lance Johnson, L OBP: 0.240, SLG: 0.226 (1, 8) X	0-0 L8 ①		1-0 G4-3 ①		2-2 F7 ③		2-1 1B ③		
Mickey Morandini, L OBP: 0.414, SLG: 0.443 (1, 4) C B F S	1-3 K ②		0-3 K ②			2-2 S HBP	1-0 1B ③		
Sammy Sosa, R OBP: 0.371, SLG: 0.627 (1, 9) X	0-0 1B 1B		2-2 G6-3 ③			1-3 K ①		1-1 G5-3 ①	
Mark Grace, L OBP: 0.412, SLG: 0.486 (1, 3) X	0-0 1B 1-2 1B			4-0 E BB		2-3 K 1-2		4-1 G4-6-3 BB	
Tyler Houston, L OBP: 0.306, SLG: 0.433 (1, 2) B B F X	3-1 1B 1-2 2-H			1-2 E7 L5-4 1-3		2-2 K ③		0-2 G4-6-3 1-2f	
Glenallen Hill, R OBP: 0.333, SLG: 0.517 (1, 7) B F B X	2-1 P8 ③			0-1 F9 ①			3-2 HR		2-3 K ①
Kevin Orie, R OBP: 0.260, SLG: 0.292 (1, 5)		2-1 P4 ①		1-0 L5-4 ② ③			2-2 SH1-4 1B 2B		1-2 G1-3 ②
Manny Alexander, R OBP: 0.283, SLG: 0.349 (1, 6)			1-3 K ②			0-1 G6-3 ①		0-1 SH1-4 ①	3-2 L6 ③
Don Wengert, R Terry Mulholland, R Jeff Blausieck, R Terry Adams, R Dave Stevens, R Tony Fossas, L (1, 1) (6, 1) (7, PH) (8, 1) (9, 1) (9, 1)		1-0 F7 ③				1-3 K ②		2-3 K ②	

Inning Stats	R: 1	H: 3	E: 0	K: 1	S: 10	LOB: 2	BB: 0	P: 16
	R: 0	H: 0	E: 0	K: 1	S: 6	LOB: 0	BB: 0	P: 10
	R: 0	H: 0	E: 1	K: 0	S: 6	LOB: 1	BB: 1	P: 12
	R: 0	H: 0	E: 0	K: 1	S: 9	LOB: 0	BB: 0	P: 12
	R: 0	H: 0	E: 0	K: 3	S: 12	LOB: 1	BB: 0	P: 19
	R: 2	H: 4	E: 0	K: 1	S: 19	LOB: 2	BB: 0	P: 28
	R: 0	H: 0	E: 0	K: 0	S: 6	LOB: 0	BB: 1	P: 11
	R: 0	H: 0	E: 0	K: 1	S: 10	LOB: 0	BB: 0	P: 16

PITCHER	IP	WLS	BF	H	R	ER	SO	BB	IBB	HBP	BLK	WP	HR	S	P	ERA	WHIP
Bobby Jones, R ERA: 3.93 (1, 1)	6.2		27	5	3	3	8	1	0	1	0	0	1	66	101	4.05	0.900
Dennis Cook, L ERA: 1.85 (7, PH)	0.1	W	2	2	0	0	0	0	0	0	0	0	0	3	6	0.00	6.000
Mel Rojas, R ERA: 4.66 (8, 1)	1.0		3	0	0	0	0	1	0	0	0	0	0	6	11	0.00	1.000
Greg McMichael, R ERA: 3.8 (9, 1)	1.0		3	0	0	0	1	0	0	0	0	0	0	10	16	0.00	0.000

Batter	1	2	3	4	5	6	7	8	9	AB R H RBI BB SO LOB	TOP											
Brian McRae, S (1, 8) OBP: 0.359, SLG: 0.479	1-3 K		4-0 G4-6-3 BB		1-1 F9			2-1 31 G4-3 3B		3 1 1 0 1 1 1												
Edgardo Alfonzo, R (1, 5) OBP: 0.351, SLG: 0.380	0-0 F9		3-1 P4			0-1 F8		2-1 L6		4 0 0 0 0 0 2												
John Olerud, L (1, 3) OBP: 0.436, SLG: 0.522	1-0 2B		0-1 G4-6-3 1-2f			1-1 HR		4-1 31 G4-3 BB		3 1 2 1 1 0 1												
31 Mike Piazza, R (1, 2) OBP: 0.369, SLG: 0.508	0-0 P4			1-3 K		2-1 1B		3-2 G4-3		4 0 1 1 0 1 2												
Todd Hundley, S (1, 7) OBP: 0.277, SLG: 0.238 Bernard Gilkey, R (6, 7) OBP: 0.318, SLG: 0.335 John Franco, L (8, 1)		3-3 K		2-3 K		3-2 P2		3-2 L9		3 0 0 0 0 2 1 1 0 0 0 0 0 1 0 0 0 0 0 0 0												
Butch Huskey, R (1, 9) OBP: 0.313, SLG: 0.414		1-2 L8		2-3 K		3-3 K		2-2 F8		4 0 0 0 0 2 1												
Carlos Baerga, S (1, 4) OBP: 0.302, SLG: 0.385		1-0 1B 1B			1-1 F9		1-1 G4-3		0-1 F7	4 0 1 0 0 0 0	AB 32											
Luis Lopez, S (1, 6) OBP: 0.332, SLG: 0.347		1-1 SAFE 1B			1-1 SH2 1B		1-0 F7		1-1 G4-3	4 0 2 0 0 0 0	R 2											
Masato Yoshii, R (1, 1) OBP: 0.125, SLG: 0.100 Lenny Harris, L (8, 7) OBP: 0.320, SLG: 0.338		1-3 K			0-0 SH2		1-2 G5-3			2 0 0 0 0 1 2 0 0 0 0 0 0 0	H 7											
Inning Stats	R: 0 E: 0 K: 1 S: 6	H: 1 LOB: 1 BB: 0 P: 8	R: 0 E: 0 K: 2 S: 15	H: 2 LOB: 2 BB: 0 P: 22	R: 0 E: 0 K: 0 S: 4	H: 0 LOB: 0 BB: 1 P: 11	R: 0 E: 0 K: 3 S: 10	H: 0 LOB: 0 BB: 0 P: 15	R: 0 E: 0 K: 0 S: 7	H: 1 LOB: 1 BB: 0 P: 10	R: 1 E: 0 K: 1 S: 12	H: 2 LOB: 1 BB: 0 P: 21	R: 0 E: 0 K: 0 S: 6	H: 0 LOB: 0 BB: 0 P: 9	R: 1 E: 0 K: 0 S: 12	H: 1 LOB: 1 BB: 1 P: 26	R: 0 E: 0 K: 0 S: 7	H: 0 LOB: 0 BB: 0 P: 10	1B: 4 2B: 1 3B: 1 HR: 1	SF: 0 SAC: 1 DP: 1 HBP: 0	WP: 0 PB: 0 SB: 0 CS: 0	PA: 35
PITCHER	IP WLS BF H R ER SO BB IBB HBP BLK WP HR S P ERA WHIP												PITCHER	IP WLS BF H R ER SO BB IBB HBP BLK WP HR S P ERA WHIP								
Kevin Tapani, R (1, 1) ERA: 4.65 Rod Beck, R (9, 1) ERA: 3.78	8.0 W 32 7 2 2 7 2 0 0 0 0 0 1 72 122 2.25 1.125													1.0 S 3 0 0 0 0 0 0 0 0 0 0 0 7 10 0.00 0.000								

New York Mets @ Chicago Cubs
Wrigley Field, Chicago, IL
 Sat Jul 25 1998, 3:33 AM CDT
 Att. 40,436 - Sunny - 73 F

livebaseballscorecards.com



Batter	1	2	3	4	5	6	7	8	9
Lance Johnson, L OBP: 0.231, SLG: 0.216 (1, 8)	2-2 F7		2-1 F8			2-1 G3-1		1-3 K	
José Hernández, R OBP: 0.325, SLG: 0.525 (1, 4) (9, 5)	0-0 2B			3-2 G6-4-3 BB 1B		2-1 HR		1-2 G4-3	
Sammy Sosa, R OBP: 0.371, SLG: 0.623 (1, 9)	1-3 K			4-2 1 SAFE 1 SAFE G6-4-3 BB		0-3 K			
Mark Grace, L OBP: 0.410, SLG: 0.483 (1, 3)	2-1 P5			0-1 G6-4-3 1-2f 2-3			1-1 L6		
Henry Rodríguez, L OBP: 0.333, SLG: 0.525 (1, 7)		0-1 G1-3		1-0 G3			0-0 G3		
Jeff Blauser, R OBP: 0.358, SLG: 0.306 (1, 6)		1-0 F9			0-0 P3		1-2 G6-3		
Tyler Houston, L OBP: 0.299, SLG: 0.423 (1, 2)		1-1 G4-3			1-1 G4-3			3-2 F9	
Kevin Orie, R OBP: 0.261, SLG: 0.289 Manny Alexander, R OBP: 0.283, SLG: 0.349 (8, PR) (9, 4)			0-0 F8		0-3 K		4-1 HR BB		
Kevin Tapani, R OBP: 0.241, SLG: 0.286 Brant Brown, L OBP: 0.359, SLG: 0.521 Glenallen Hill, R OBP: 0.335, SLG: 0.529 Rod Beck, R (9, 1)			2-2 G1-3			2-3 K		3-0 1 SAFE 1 SAFE HR	

Inning Stats	R: 0	H: 1	E: 0	LOB: 1	K: 1	BB: 0	S: 13	R: 0	H: 0	E: 0	LOB: 0	K: 0	BB: 0	S: 5	R: 0	H: 0	E: 0	LOB: 0	K: 0	BB: 0	S: 6	R: 0	H: 1	E: 0	LOB: 1	K: 1	BB: 1	S: 13	R: 0	H: 0	E: 0	LOB: 0	K: 1	BB: 0	S: 6	R: 1	H: 1	E: 0	LOB: 0	K: 2	BB: 0	S: 10	R: 0	H: 0	E: 0	LOB: 0	K: 0	BB: 0	S: 7	R: 2	H: 1	E: 0	LOB: 1	K: 1	BB: 1	S: 12	R: 0	H: 1	E: 0	LOB: 1	K: 1	BB: 1	S: 24
--------------	------	------	------	--------	------	-------	-------	------	------	------	--------	------	-------	------	------	------	------	--------	------	-------	------	------	------	------	--------	------	-------	-------	------	------	------	--------	------	-------	------	------	------	------	--------	------	-------	-------	------	------	------	--------	------	-------	------	------	------	------	--------	------	-------	-------	------	------	------	--------	------	-------	-------

PITCHER	IP	WLS	BF	H	R	ER	SO	BB	IBB	HBP	BLK	WP	HR	S	P	ERA	WHIP
Masato Yoshii, R ERA: 3.93 (1, 1)	7.1		26	3	2	2	4	2	0	0	0	0	1	64	99	2.46	0.682
John Franco, L ERA: 3.89 (8, 1)	0.2	L	3	1	1	1	1	0	0	0	0	0	1	8	13	13.50	1.500

BOTTOM

New York Mets @ Chicago Cubs
Wrigley Field, Chicago, IL
Sat Jul 25 1998, 3:33 AM CDT
Att. 40,436 - Sunny - 73 F

AB	R	H	RBI	BB	SO	LOB
4	0	0	0	0	1	1
4	1	3	1	0	0	1
2	0	0	0	1	2	1
3	0	0	0	0	0	3
3	0	0	0	0	0	1
3	0	0	0	0	0	0
3	0	0	0	0	0	0
2	0	0	0	1	1	0
0	1	0	0	0	0	0
2	0	0	0	0	1	0
0	0	0	0	0	0	0
1	1	1	2	0	0	0
0	0	0	0	0	0	0

AB	27
R	3
H	4
RBI	3
BB	2
SO	5
LOB	7



WP	PA
0	29
PB	0
SB	0
CS	0

1B	SF	WP	PA
1	0	0	29
2B	0	PB	0
3B	0	SB	0
HR	2	CS	0

Batter	1	2	3	4	5	6	7	8	9	AB R H RBI BB SO LOB	TOP				
Brian McRae, S OBP: 0.359, SLG: 0.485 (1, 8) C B B B B	4-2 BB		3-1 HR		3-2 F7		1-1 F7		2-0 G3 1-2 2-3	4 1 1 1 1 0 2					
Lenny Harris, L OBP: 0.315, SLG: 0.331 (1, 5) SAFE (6, 7) Bernard Gilkey, R OBP: 0.316, SLG: 0.332 (8, PH) (8, 7) B C B B F X	3-2 F7		3-1 F7		2-1 P6			3-2 K	0-3 K	3 0 0 0 0 0 1 2 0 0 0 0 2 2					
John Olerud, L OBP: 0.439, SLG: 0.522 (1, 3) SAFE B B X	2-0 F8		3-1 31 FC6-4 1B			4-1 31 1B BB		4-2 G4-3 31 BB BB		2 0 1 0 2 0 1					
31 Mike Piazza, R OBP: 0.370, SLG: 0.507 (1, 2) C X	0-1 G4-3		0-1 FC6-4 1-2f			3-1 1-2 1B		4-1 G4-3 1-2 BB		3 0 1 0 1 0 2					
Todd Hundley, S OBP: 0.260, SLG: 0.222 Edgardo Alfonzo, R OBP: 0.350, SLG: 0.379 (1, 7) (6, 5) C B C		1-3 K		0-3 K		0-1 F7		3-2 G4-3 1-2 2-3		3 0 0 0 0 2 2 1 0 0 0 0 0 2					
Carlos Baerga, S OBP: 0.304, SLG: 0.384 (1, 4) B X B B B B		1-2 1B		4-1 FC6-4 BB		0-0 F7		2-1 G4-3		3 0 1 0 1 0 4					
Butch Huskey, R OBP: 0.310, SLG: 0.409 (1, 9) X C B B		2-1 P8		0-0 FC6-4 1-2f		0-3 K			0-1 G4-3	4 0 0 0 0 1 4					
Luis Lopez, S OBP: 0.330, SLG: 0.345 (1, 6) C B C		1-3 K		0-0 G4-3			3-2 K		0-2 G3 1B 1B	4 0 1 0 0 2 2					
Rick Reed, R OBP: 0.196, SLG: 0.209 Todd Pratt, R OBP: 0.349, SLG: 0.625 Mel Rojas, R Greg McMichael, R Dennis Cook, L Matt Franco, L OBP: 0.392, SLG: 0.368 Bill Pulsipher, L (1, 1) (7, PH) (7, 1) (8, 1) (8, 1) (8, PH) (9, PR)			2-1 G5-3		1-2 G1-3		1-3 K2-3		2-1 G3 1B 1-2 1B	2 0 0 0 0 0 0 1 0 0 0 0 0 1 0 1 0 1 0 0 0 0 0 0 0 0 0 0 0 0 0					
Inning Stats	R: 0 E: 0 K: 0 S: 8 H: 0 LOB: 1 BB: 1 P: 17	R: 0 E: 0 K: 2 S: 12 H: 1 LOB: 1 BB: 0 P: 17	R: 1 E: 0 K: 0 S: 10 H: 2 LOB: 1 BB: 0 P: 21	R: 0 E: 0 K: 1 S: 7 H: 0 LOB: 1 BB: 1 P: 11	R: 0 E: 0 K: 0 S: 8 H: 0 LOB: 0 BB: 0 P: 14	R: 0 E: 0 K: 1 S: 9 H: 1 LOB: 2 BB: 1 P: 16	R: 0 E: 0 K: 2 S: 9 H: 0 LOB: 0 BB: 0 P: 14	R: 0 E: 0 K: 1 S: 12 H: 0 LOB: 2 BB: 2 P: 28	R: 0 E: 0 K: 1 S: 12 H: 2 LOB: 2 BB: 0 P: 16	1B: 5 2B: 0 3B: 0 HR: 1 SF: 0 SAC: 0 DP: 0 HBP: 0	WP: 0 PB: 0 SB: 0 CS: 0 PA: 38				
PITCHER	IP WLS BF H R ER SO BB IBB HBP BLK WP HR S P ERA WHIP												PITCHER	IP WLS BF H R ER SO BB IBB HBP BLK WP HR S P ERA WHIP	
34 Kerry Wood, R ERA: 3.12 Terry Mulholland, L ERA: 2.91 Terry Adams, R ERA: 3.79 Rod Beck, R ERA: 3.71	(1, 1) (8, 1) (8, 1) (9, 1)	7.0 W 28 4 1 1 6 3 0 0 0 0 1 63 110 1.29 1.000													

New York Mets @ Chicago Cubs
Wrigley Field, Chicago, IL
Sun Jul 26 1998, 3:33 AM CDT
Att. 40,329 - Sunny - 75 F

livebaseballscorecards.com

AB	33
R	1
H	6
RBI	1
BB	5
SO	8
LOB	22



Batter	1	2	3	4	5	6	7	8	9
Brant Brown, L OBP: 0.357, SLG: 0.521 (1, 8) LF X (9, 7)	0-2 2B		2-2 P7			2-3 K		0-2 P6	
José Hernández, R OBP: 0.327, SLG: 0.526 (1, 5) BC X	1-1 F7			2-3 K		4-2 HR BB		1-0 F9 1B 2B	
Sammy Sosa, R OBP: 0.374, SLG: 0.634 (1, 9) B FC X	1-2 G5-3			1-1 2B		2-2 HR		4-0 1B IBB	
Mark Grace, L OBP: 0.406, SLG: 0.477 (1, 3) B X	1-0 G2-3			1-0 G4-3		1-0 P5		0-0 F9	
Henry Rodríguez, L OBP: 0.335, SLG: 0.528 Rod Beck, R (9, 1)		0-1 G6-3		2-0 F7		0-0 2B		1-0 1B	
Jeff Blauser, R OBP: 0.354, SLG: 0.302 (1, 6) C B F B X		2-2 P9			2-3 K	1-2 F9		0-0 G6-3	
Tyler Houston, L OBP: 0.300, SLG: 0.417 (1, 2) B B B		4-0 PO BB			0-0 F7		0-1 P6		
Manny Alexander, R OBP: 0.284, SLG: 0.348 (1, 4) C SAFE		0-1 PO	0-1 G1-3		1-1 1B		1-1 F9		
34 Kerry Wood, R OBP: 0.150, SLG: 0.225 Kevin Orle, R OBP: 0.260, SLG: 0.288 Terry Mulholland, R OBP: 0.286, SLG: 0.167 Terry Adams, R Lance Johnson, L OBP: 0.231, SLG: 0.216 (7, PH) (8, 1) (8, 1) (9, 8)			0-1 G5-3		1-2 G1-3		0-0 P8		


AB	R	H	RBI	BB	SO	LOB
4	0	1	0	0	1	0
3	2	1	0	1	1	1
3	1	2	2	1	0	1
4	0	0	0	0	0	4
4	0	2	1	0	0	1
0	0	0	0	0	0	0
4	0	0	0	0	1	3
2	0	0	0	1	0	0
3	0	1	0	0	0	0
2	0	0	0	0	0	1
1	0	0	0	0	0	0
0	0	0	0	0	0	0
0	0	0	0	0	0	0

BOTTOM

New York Mets @ Chicago Cubs
Wrigley Field, Chicago, IL
Sun Jul 26 1998, 3:33 AM CDT
Att. 40,329 - Sunny - 75 F

livebaseballscorecards.com

AB	30
R	3
H	7
RBI	3
BB	3
SO	3
LOB	11



WP: 0	PA: 34
PB: 0	
SB: 0	
CS: 0	

Inning Stats	R: 0	H: 1	E: 0	K: 10	S: 13	LOB: 1	BB: 0	P: 13
R: 0	H: 0	E: 0	K: 0	S: 7	LOB: 0	BB: 1	P: 13	
R: 0	H: 0	E: 0	K: 0	S: 8	LOB: 0	BB: 0	P: 10	
R: 0	H: 1	E: 0	K: 1	S: 8	LOB: 1	BB: 0	P: 14	
R: 0	H: 1	E: 0	K: 10	S: 10	LOB: 1	BB: 0	P: 14	
R: 2	H: 2	E: 0	K: 1	S: 14	LOB: 1	BB: 1	P: 24	
R: 0	H: 0	E: 0	K: 0	S: 5	LOB: 0	BB: 0	P: 6	
R: 1	H: 2	E: 0	K: 0	S: 7	LOB: 2	BB: 1	P: 13	

PITCHER	IP	WLS	BF	H	R	ER	SO	BB	IBB	HBP	BLK	WP	HR	S	P	ERA	WHIP
Rick Reed, R ERA: 2.75 (1, 1)	6.0	L	24	5	2	2	3	2	0	0	0	0	1	57	88	3.00	1.167
Mel Rojas, R ERA: 4.54 (7, 1)	1.0		3	0	0	0	0	0	0	0	0	0	0	5	6	0.00	0.000
Greg McMichael, R ERA: 3.97 (8, 1)	0.1		3	1	1	1	0	0	1	0	0	0	0	4	9	27.00	3.000
Dennis Cook, L ERA: 1.83 (8, 1)	0.2		3	1	0	0	0	0	0	0	0	0	0	3	4	0.00	1.500

Batter	1	2	3	4	5	6	7	8	9	AB R H RBI BB SO LOB	TOP		
Quilvio Veras, S (1, 4) OBP: 0.393, SLG: 0.358 C F B B S	3-3 		0-1 SH5-3 1-2 		2-1 G6-3 		0-1 L7 		1-0 1B	4 0 1 0 0 1 1			
Tony Gwynn, L (1, 9) OBP: 0.361, SLG: 0.461 B C B X	2-1 1B		0-0 2-H		0-2 G4-3 		3-1 1B		0-0 F8 2-3	5 1 3 2 0 0 2			
Ken Caminiti, S (1, 5) Andy Sheets, R (7, 6) OBP: 0.367, SLG: 0.529 OBP: 0.295, SLG: 0.351 C C S	0-3 		3-3 K2-3 		0-3 		2-3 		1-3 	4 0 0 0 0 4 3 1 0 0 0 0 1 2			
Greg Vaughn, R (1, 7) OBP: 0.382, SLG: 0.664 B B B B	4-0 1-2		3-3 			1-3 		2-2 P6 	1-3 	4 0 0 0 1 3 2			
Wally Joyner, L (1, 3) OBP: 0.385, SLG: 0.482 F X	0-1 L8 			0-0 		2-1 2B		0-0 1B		4 1 3 1 0 0 2			
Steve Finley, L (1, 8) OBP: 0.304, SLG: 0.407 S B B S X		2-2 F8 		1-2 G3 		3-2 G1-3 		2-1 1B		4 0 1 0 0 0 1			
Carlos Hernandez, R (1, 2) Greg Myers, L (8, PH) OBP: 0.310, SLG: 0.380 OBP: 0.288, SLG: 0.353 C T B T T F		1-3 		3-3 		2-1 G5-3 		0-1 F7 		3 0 0 0 0 2 1 1 0 0 0 0 0 2			
Chris Gomez, R (1, 6) Ed Giovanola, L (7, PH) OBP: 0.327, SLG: 0.348 OBP: 0.336, SLG: 0.355 L B B F		2-1 G5-3 		4-2 			1-1 F7 	3-3 		1 0 0 0 1 0 0 2 0 0 0 0 1 2			
Andy Ashby, R (1, 1) Mark Sweeney, L (7, PH) Jim Bruske, R (7, 1) Brian Boehringer, S (8, 1) Jim Leyritz, R (9, PH) OBP: 0.151, SLG: 0.137 OBP: 0.322, SLG: 0.290 OBP: 0.397, SLG: 0.527 B B B			4-0 SH5-3 BB	1-3 			2-0 1B		0-0 1B	1 1 0 0 1 1 1 1 0 1 0 0 0 0 0 0 0 0 0 0 0 0 0 0 0 0 0 0 1 0 1 0 0 0 0			
Inning Stats	R: 0 H: 1 E: 0 LOB: 2 K: 2 BB: 1 S: 10 P: 19	R: 0 H: 0 E: 0 LOB: 0 K: 1 BB: 0 S: 11 P: 16	R: 2 H: 1 E: 0 LOB: 0 K: 2 BB: 1 S: 10 P: 20	R: 1 H: 1 E: 0 LOB: 1 K: 2 BB: 1 S: 16 P: 25	R: 0 H: 0 E: 0 LOB: 0 K: 1 BB: 0 S: 8 P: 10	R: 0 H: 1 E: 0 LOB: 1 K: 1 BB: 0 S: 11 P: 19	R: 0 H: 2 E: 0 LOB: 2 K: 1 BB: 0 S: 12 P: 20	R: 0 H: 2 E: 0 LOB: 2 K: 1 BB: 0 S: 11 P: 18	R: 0 H: 2 E: 0 LOB: 2 K: 2 BB: 0 S: 9 P: 12	1B: 7 SF: 0 2B: 1 SAC: 1 3B: 0 DP: 0 HR: 2 HBP: 0	WP: 0 PA: 40 PB: 0 SB: 0 CS: 0		
PITCHER	IP WLS BF H R ER SO BB IBB HBP BLK WP HR S P ERA WHIP											PITCHER	IP WLS BF H R ER SO BB IBB HBP BLK WP HR S P ERA WHIP
Hideo Nomo, R (1, 1) ERA: 4.35	5.0 W 21 3 3 3 8 3 0 0 0 0 0 2 55 90 5.40 1.200												
Bill Pulsipher, L (6, 1) ERA: 7.24	0.2 3 1 0 0 1 0 0 0 0 0 0 0 9 15 0.00 1.500												
Turk Wendell, R (6, 1) ERA: 3.35	1.0 4 1 0 0 0 0 0 0 0 0 0 0 7 12 0.00 1.000												
Dennis Cook, L (7, 1) ERA: 1.8	0.2 5 3 0 0 1 0 0 0 0 0 0 0 13 22 0.00 4.500												
Greg McMichael, R (8, 1) ERA: 3.83	1.2 S 7 2 0 0 3 0 0 0 0 0 0 0 14 20 0.00 1.200												

San Diego Padres @ New York Mets
 Shea Stadium, Flushing, NY
 Tue Jul 28 1998, 7:05 PM EDT
 Att. 21,005 - Unknown - 80 F

livebaseballscorecards.com

AB	36
R	3
H	10
RBI	3
BB	3
SO	13
LOB	19



Batter	1	2	3	4	5	6	7	8	9	AB	R	H	RBI	BB	SO	LOB
Brian McRae, S OBP: 0.361, SLG: 0.494 (1, 8)	1-1 F7		2-2 G6-3		1-1 G6-3 HR 1B		1 SAFE 2-2 HR			4	2	2	3	0	0	0
Edgardo Alfonzo, R OBP: 0.349, SLG: 0.377 (1, 5)	3-3 K		2-1 1B		3-2 G6-3		2-2 F8			4	0	1	0	0	1	2
John Olerud, L OBP: 0.442, SLG: 0.533 (1, 3)	2-0 31 1B		1-0 F8		0-0 HR		2-2 1B			4	1	3	3	0	0	1
31 Mike Piazza, R OBP: 0.369, SLG: 0.504 (1, 2)	0-1 1-3 1B			0-1 G6-3	0-1 G5-3		1-1 G4-3			4	0	1	0	0	0	1
Todd Hundley, S OBP: 0.245, SLG: 0.208 (1, 7)	1-3 K			1-3 K		0-0 F7		0-2 1B 1B		3	0	0	0	0	2	2
Lenny Harris, L OBP: 0.318, SLG: 0.335 (7, 7)										1	1	1	0	0	0	0
Carlos Baerga, S OBP: 0.301, SLG: 0.380 (1, 4)		0-1 E8 G5-4-3		0-0 G3-1		1-1 F7		1-2 P2		4	0	0	0	0	0	1
Butch Huskey, R OBP: 0.306, SLG: 0.404 (1, 9)		0-1 G5-4-3			0-1 F8	0-1 G5-3		2-2 F8		4	0	0	0	0	0	2
Luis Lopez, S OBP: 0.339, SLG: 0.360 (1, 6)		0-1 G6-3			1-0 1B 2B		0-1 HR 1B	1-1 1B		4	2	3	1	0	0	0
Hideo Nomo, R OBP: 0.189, SLG: 0.250 (1, 1)			0-0 F7		4-0 G6-3 1B HR BB		2-1 P6	2-2 L9		1	0	0	0	0	0	0
Bernard Gilkey, R OBP: 0.319, SLG: 0.332 (5, PH)										0	1	0	0	1	0	0
Bill Pulsipher, L OBP: 0.319, SLG: 0.332 (6, 1)										0	0	0	0	0	0	0
Turk Wendell, L OBP: 0.319, SLG: 0.332 (6, 1)										0	0	0	0	0	0	0
Dennis Cook, L OBP: 0.319, SLG: 0.332 (7, 1)										1	0	0	0	0	0	1
Greg McMichael, R OBP: 0.319, SLG: 0.332 (8, 1)										1	0	0	0	0	0	1

Inning Stats	R: 0	H: 2	E: 0	K: 2	S: 12	LOB: 2	BB: 0	P: 19	R: 0	H: 0	E: 1	K: 0	S: 6	LOB: 0	BB: 0	P: 6	R: 0	H: 1	E: 0	K: 0	S: 7	LOB: 1	BB: 0	P: 12	R: 0	H: 0	E: 0	K: 1	S: 7	LOB: 0	BB: 0	P: 8	R: 4	H: 3	E: 0	K: 0	S: 11	LOB: 0	BB: 1	P: 20	R: 0	H: 0	E: 0	K: 0	S: 5	LOB: 0	BB: 0	P: 6	R: 2	H: 3	E: 0	K: 0	S: 18	LOB: 1	BB: 0	P: 26	R: 1	H: 2	E: 0	K: 0	S: 18	LOB: 1	BB: 0	P: 24
--------------	------	------	------	------	-------	--------	-------	-------	------	------	------	------	------	--------	-------	------	------	------	------	------	------	--------	-------	-------	------	------	------	------	------	--------	-------	------	------	------	------	------	-------	--------	-------	-------	------	------	------	------	------	--------	-------	------	------	------	------	------	-------	--------	-------	-------	------	------	------	------	-------	--------	-------	-------

PITCHER	IP	WLS	BF	H	R	ER	SO	BB	IBB	HBP	BLK	WP	HR	S	P	ERA	WHIP
Andy Ashby, R ERA: 2.62 (1, 1)	6.0	L	25	6	4	4	3	1	0	0	0	0	1	48	71	6.00	1.167
Jim Bruske, R ERA: 3.91 (7, 1)	1.0		6	3	2	2	0	0	0	0	0	0	1	18	26	18.00	3.000
Brian Boehringer, R ERA: 5.4 (8, 1)	1.0		5	2	1	1	0	0	0	0	0	0	0	18	24	9.00	2.000


BOTTOM

San Diego Padres @ New York Mets
Shea Stadium, Flushing, NY

Tue Jul 28 1998, 7:05 PM EDT
Att: 21,005 - Unknown - 80 F

livebaseballscorecards.com

AB	35
R	7
H	11
RBI	7
BB	1
SO	3
LOB	11



WP	HR	S	P	ERA	WHIP
0	1	48	71	6.00	1.167
0	1	18	26	18.00	3.000
0	0	18	24	9.00	2.000

BOTTOM

San Diego Padres @ New York Mets
 Shea Stadium, Flushing, NY
 Wed Jul 29 1998, 7:05 PM EDT
 Att. 23,694 - Cloudy - 87 F

livebaseballscorecards.com

AB	31
R	7
H	14
RBI	7
BB	4
SO	4
LOB	12



WP: 0	PA: 39
PB: 0	
SB: 1	
CS: 1	

AB	R	H	RBI	BB	SO	LOB
5	2	4	1	0	0	1
4	0	0	0	1	0	4
3	1	2	2	0	0	1
3	1	2	1	1	0	2
3	0	1	1	0	0	1
1	0	0	0	0	0	0
4	2	2	0	0	1	0
4	0	2	0	0	0	1
2	1	1	2	1	1	0
1	0	0	0	1	1	2
0	0	0	0	0	0	0
0	0	0	0	0	0	0
0	0	0	0	0	0	0
1	0	0	0	0	1	0
1B: 9	SF: 2					
2B: 5	SAC: 1					
3B: 0	DP: 2					
HR: 1	HBP: 0					

Batter	1	2	3	4	5	6	7	8	9							
Brian McRae, S OBP: 0.366, SLG: 0.504 (1, 8)	1-1 G3 SF8 2B		0-1 F7		1-1 G6-4-3 1B	0-0 S 1B 2B		2-2 CS 1B								
Edgardo Alfonzo, R OBP: 0.347, SLG: 0.373 (1, 5)	2-0 G3 2-3		0-0 P4		0-1 G6-4-3 1-2f	4-1 1B BB		1-0 F8 1 SAFE								
John Olerud, L OBP: 0.442, SLG: 0.537 (1, 3)	1-2 SF8 3-H		1-0 FC1-6 1-2f		3-1 1B 2B	0-0 1-2 3-H 1B		1-1 CS 1-2 1 SAFE								
31 Mike Piazza, R OBP: 0.373, SLG: 0.514 (1, 2)	2-1 1B			1-0 HR	4-0 1B IBB	0-1 G4-3										
Todd Hundley, S OBP: 0.250, SLG: 0.216 Lenny Harris, L OBP: 0.317, SLG: 0.333 (1, 7) (6, 7) (7, 9)	1-1 F8			0-2 P5	2-0 1B 1-3 2-H		1-1 G3-1									
Carlos Baerga, S OBP: 0.303, SLG: 0.384 (1, 4)		2-3 K		1-2 G4-3		0-0 G6-3 1B 2B	2-0 1B SF8-3-4-3									
Bernard Gilkey, R OBP: 0.321, SLG: 0.335 (1, 9) (7, 7)		1-1 L5		0-2 BB 1B		0-0 G6-3 2-3	1-2 1B SF8-3-4-3									
Luis Lopez, S OBP: 0.342, SLG: 0.362 (1, 6)		1-3 K		4-2 1 SAFE 1 SAFE BB 1-2		0-0 SH1-4 2B 1B 3-H	0-1 SF8-3-4-3 1-2 3-H									
Al Leiter, L OBP: 0.231, SLG: 0.147 Greg McMichael, R (7, 1) Mel Rojas, R (7, 1) Bill Pulsipher, L (8, 1) John Franco, L (8, 1)			4-2 FC1-6 BB	2-3 K		0-0 SH1-4 1-2	0-3 K									
Inning Stats	R: 1 E: 0 K: 0 S: 10	H: 2 LOB: 1 BB: 0 P: 17	R: 0 E: 0 K: 2 S: 8	H: 0 LOB: 0 BB: 0 P: 12	R: 0 E: 0 K: 0 S: 7	H: 0 LOB: 1 BB: 1 P: 12	R: 1 E: 0 K: 1 S: 17	H: 2 LOB: 2 BB: 1 P: 25	R: 1 E: 0 K: 0 S: 7	H: 3 LOB: 2 BB: 1 P: 17	R: 3 E: 0 K: 0 S: 9	H: 4 LOB: 2 BB: 1 P: 13	R: 1 E: 0 K: 0 S: 8	H: 2 LOB: 0 BB: 0 P: 12	R: 0 E: 0 K: 1 S: 9	H: 1 LOB: 0 BB: 0 P: 12
PITCHER	IP WLS BF H R ER SO	IP WLS BF H R ER SO	IP WLS BF H R ER SO	IP WLS BF H R ER SO	IP WLS BF H R ER SO	IP WLS BF H R ER SO	IP WLS BF H R ER SO	IP WLS BF H R ER SO	IP WLS BF H R ER SO	IP WLS BF H R ER SO	IP WLS BF H R ER SO	IP WLS BF H R ER SO	IP WLS BF H R ER SO	IP WLS BF H R ER SO	IP WLS BF H R ER SO	
Joey Hamilton, R ERA: 4.8 (1, 1)	5.2															
Scott Sanders, R ERA: 11.78 (6, 1)	0.1															
Donne Wall, R ERA: 2.64 (7, 1)	2.0	L														

WP	HR	S	P	ERA	WHIP
0	0	0	0	9.53	2.118
0	0	4	8	0.00	6.000
0	0	17	24	4.50	1.500

Batter	1	2	3	4	5	6	7	8	9	10	AB	R	H	RBI	BB	SO	LOB	TOP						
Quilvio Veras, S (1, 4) OBP: 0.386, SLG: 0.351	1-2 G6-3		1-2 G4-6-3 2-H 1B			3-3 K		1-3 K		1-0 F8	5	0	1	1	0	2	2							
Tony Gwynn, L (1, 9) OBP: 0.368, SLG: 0.478 Ruben Rivera, R (10, 9) OBP: 0.384, SLG: 0.511	0-2 2B		0-1 G4-6-3 1-SAFE 1-2f			1-1 1B			1-1 L9		4	0	2	0	0	0	1							
Greg Vaughn, R (1, 7) OBP: 0.381, SLG: 0.658	1-3 K			3-3 K		2-1 F8			2-2 P4		4	0	0	0	0	2	2							
Wally Joyner, L (1, 3) OBP: 0.386, SLG: 0.489	1-2 F7			1-3 K			2-2 P6		0-2 F7		4	0	0	0	0	1	1							
Steve Finley, L (1, 8) OBP: 0.300, SLG: 0.401		0-1 P5		1-3 K			3-1 G3-1			3-2 P6	4	0	0	0	0	1	0							
Jim Leyritz, R (1, 2) OBP: 0.405, SLG: 0.529 Andy Sheets, R (10, PR) OBP: 0.298, SLG: 0.353 (10, 5)		0-1 G1-3			2-3 K		1-1 1B			2-1 1B 2B HBP	3	0	1	0	0	1	0							
Ed Giovanola, L (1, 5) OBP: 0.325, SLG: 0.342 Ken Caminiti, S (10, PH) OBP: 0.366, SLG: 0.527 Trevor Hoffman, R (10, 1)		1-2 P6		1-3 K			2-3 K			3-2 P3	3	0	0	0	0	2	1							
Chris Gomez, R (1, 6) OBP: 0.329, SLG: 0.353			3-2 1B 2B		3-2 L7			0-2 CS 1B		1-1 2B 1B	4	2	3	0	0	0	0							
Sterling Hitchcock, L (1, 1) OBP: 0.167, SLG: 0.167 Dan Miceli, R (9, 1) OBP: 1.000, SLG: 1.000 Carlos Hernandez, R (10, PH) OBP: 0.310, SLG: 0.382 (10, 2)			1-2 G5-3			0-0 G1-3		1-SAFE 2-3 K		3-2 1-H 3-H 2B	3	0	0	0	0	1	2							
Inning Stats	R: 0 E: 0 K: 1 S: 12	H: 1 LOB: 1 BB: 0 P: 15	R: 0 E: 0 K: 0 S: 7	H: 0 LOB: 0 BB: 0 P: 8	R: 1 E: 0 K: 0 S: 12	H: 2 LOB: 0 BB: 0 P: 17	R: 0 E: 0 K: 3 S: 11	H: 0 LOB: 0 BB: 0 P: 16	R: 0 E: 0 K: 2 S: 9	H: 0 LOB: 0 BB: 0 P: 15	R: 0 E: 0 K: 1 S: 8	H: 1 LOB: 1 BB: 0 P: 14	R: 0 E: 0 K: 1 S: 11	H: 1 LOB: 1 BB: 0 P: 19	R: 0 E: 0 K: 2 S: 10	H: 1 LOB: 0 BB: 0 P: 13	R: 0 E: 0 K: 0 S: 8	H: 0 LOB: 0 BB: 0 P: 11	R: 2 E: 0 K: 0 S: 17	H: 2 LOB: 2 BB: 0 P: 30	1B: 5 2B: 3 3B: 0 HR: 0	SF: 0 SAC: 0 DP: 1 HBP: 1	WP: 0 PB: 0 SB: 0 CS: 1	PA: 37
PITCHER Bobby Jones, R (1, 1) ERA: 3.74 Dennis Cook, L (10, 1) ERA: 2.15	IP 9.0 1.0	WLS 31 6	BF 31 6	H 6 2	R 1 2	ER 1 2	SO 10 0	BB 0 0	IBB 0 0	HBP 0 1	BLK 0 0	WP 0 0	HR 0 0	S 88 17	P 128 30	ERA 1.00 18.00	WHIP 0.667 2.000							

San Diego Padres @ New York Mets
 Shea Stadium, Flushing, NY
 Thu Jul 30 1998, 7:05 PM EDT
 Att: 22,882 - Cloudy - 81 F

livebaseballscorecards.com

AB	36
R	3
H	8
RBI	3
BB	0
SO	10
LOB	10



Los Angeles Dodgers @ New York Mets
 Shea Stadium, Flushing, NY

Fri Jul 31 1998, 7:05 PM EDT
 Att. 49,407 - Unknown - 80 F

AB	36
R	4
H	11
RBI	3
BB	2
SO	10
LOB	17



WP	1	PA	38
PB	0		
SB	2		
CS	0		

AB R H RBI BB SO LOB

5	0	3	1	0	0	1
5	0	2	0	0	0	3
3	0	0	0	1	1	2
3	1	0	0	1	1	3
4	1	1	0	0	2	2
4	0	1	0	0	2	2
4	0	1	1	0	1	2
3	0	1	0	0	1	1
0	0	0	0	0	0	0
0	0	0	0	0	0	0
1	1	1	1	0	0	0
2	0	0	0	0	2	1
1	0	0	0	0	0	0
1	1	1	0	0	0	0
0	0	0	0	0	0	0

Batter	1	2	3	4	5	6	7	8	9
Eric Young Sr. R (1, 4) OBP: 0.364, SLG: 0.385	1-2 G4-6-3 1B		0-0 F9		1-0 G4-3			0-1 FC5-4 1B	3-2 1-H 2B
Trenidad Hubbard, R (1, 8) OBP: 0.383, SLG: 0.500	3-2 G4-6-3 1-2f		3-2 1B			2-2 2B		0-1 FC5-4 S BB 1-2f	0-2 L9
Gary Sheffield, R (1, 9) OBP: 0.437, SLG: 0.546	1-2 G5-3		2-3 K			1-2 G5-3		4-0 S 1-2 BB	
Eric Karros, R (1, 3) OBP: 0.358, SLG: 0.464		4-1 2B BB		0-2 G6-3		0-3 K		3-1 G6-3 1-2 2-3	
Matt Luke, L (1, 7) OBP: 0.288, SLG: 0.503		3-2 P8		2-3 K		2-3 K			1-2 3B 1B
Adrián Beltré, R (1, 5) OBP: 0.270, SLG: 0.327		2-3 K		2-2 G4-3			2-1 G3-6-1 1B		0-3 K
Charles Johnson, R (1, 2) OBP: 0.268, SLG: 0.388		2-1 1-H 2B			0-0 P4		0-2 G3-6-1 1-2f		1-3 K
Juan Castro, R (1, 6) OBP: 0.261, SLG: 0.274		2-3 K			1-1 2B		1-1 G4-3		3-1 1-H WP 3B
Mark Guthrie, R (7, 1)									
Antonio Osuna, R (8, 1)									
Roger Cedeno, S (9, PH) OBP: 0.340, SLG: 0.323									
37 Darren Dreifort, R (1, 1) OBP: 0.233, SLG: 0.268			0-3 K		1-3 K			0-0 B1-3	2-2 3-H 2B 1B
Alex Cora, L (7, 6) OBP: 0.167, SLG: 0.207									
Tom Prince, R (9, PH) OBP: 0.288, SLG: 0.288									
Jeff Shaw, R (9, 1)									

Inning Stats	R: 0	H: 1	E: 0	K: 0	S: 10	P: 15	R: 1	H: 1	E: 0	K: 2	S: 15	P: 28	R: 0	H: 1	E: 0	K: 2	S: 10	P: 15	R: 0	H: 0	E: 0	K: 1	S: 9	P: 13	R: 0	H: 1	E: 0	K: 1	S: 7	P: 10	R: 0	H: 1	E: 0	K: 2	S: 16	P: 21	R: 0	H: 1	E: 0	K: 0	S: 7	P: 10	R: 0	H: 1	E: 0	K: 0	S: 7	P: 14	R: 3	H: 4	E: 0	K: 2	S: 22	P: 32	1B: 6	2B: 4	3B: 1	HR: 0	SF: 0	SAC: 0	DP: 2	HBP: 0	WP: 1	PA: 38
--------------	------	------	------	------	-------	-------	------	------	------	------	-------	-------	------	------	------	------	-------	-------	------	------	------	------	------	-------	------	------	------	------	------	-------	------	------	------	------	-------	-------	------	------	------	------	------	-------	------	------	------	------	------	-------	------	------	------	------	-------	-------	-------	-------	-------	-------	-------	--------	-------	--------	-------	--------

PITCHER	IP	WLS	BF	H	R	ER	SO	BB	IBB	HBP	BLK	WP	HR	S	P	ERA	WHIP
Masato Yoshii, R (1, 1) ERA: 3.78	7.0		26	6	1	1	8	1	0	0	0	0	0	74	112	1.29	1.000
Greg McMichael, R (8, 1) ERA: 4.13	1.0		5	1	0	0	0	1	0	0	0	0	0	7	14	0.00	2.000
John Franco, L (9, 1) ERA: 4.35	0.2	L	6	4	3	3	2	0	0	0	0	1	0	19	29	40.50	6.000
Turk Wendell, R (9, 1) ERA: 3.32	0.1		1	0	0	0	0	0	0	0	0	0	0	3	3	0.00	0.000

PITCHER	IP	WLS	BF	H	R	ER	SO	BB	IBB	HBP	BLK	WP	HR	S	P	ERA	WHIP
---------	----	-----	----	---	---	----	----	----	-----	-----	-----	----	----	---	---	-----	------

BOTTOM

Los Angeles Dodgers @ New York Mets
Shea Stadium, Flushing, NY
Fri Jul 31 1998, 7:05 PM EDT
Att: 49,407 - Unknown - 80 F

livebaseballscorecards.com

AB 34
R 3
H 10
RBI 3
BB 1
SO 7
LOB 16



WP: 1 PA: 36
PB: 0
SB: 0
CS: 0

AB R H RBI BB SO LOB

4 1 2 2 0 1 1

4 0 1 1 0 0 1

4 0 2 0 0 0 1

4 0 0 0 0 0 4

2 0 0 0 1 1 0

1 0 0 0 0 0 1

0 0 0 0 0 0 0

4 0 1 0 0 2 1

0 0 0 0 0 0 0

4 1 2 0 0 1 2

3 1 1 0 0 0 2

2 0 0 0 0 2 2

1 0 1 0 0 0 0

0 0 0 0 0 0 0

0 0 0 0 0 0 0

1 0 0 0 0 0 1

1B: 9 SF: 0
2B: 0 2B: 0 SAC: 1
3B: 1 3B: 1 DP: 2
HR: 0 HR: 0 HBP: 0

Batter	1	2	3	4	5	6	7	8	9
Brian McRae, S OBP: 0.364, SLG: 0.504 (1, 8)	3-1 1B G2-3 1B		1-0 F7		3-1 1B 3B 1-H 2-H		3-3 K		
Lenny Harris, L OBP: 0.314, SLG: 0.329 (1, 5) (8, 7)	0-0 G2-3 1-2		0-1 P5		0-0 1B 3-H			0-0 F7	
John Olerud, L OBP: 0.441, SLG: 0.534 (1, 3)	2-1 31 G6-4-3 1B			1-1 31 G6-4-3 1B	1 SAFE 3-2 F7			2-2 E3	
31 Mike Piazza, R OBP: 0.368, SLG: 0.513 (1, 2)	3-1 G6-4-3 1-2f			2-1 G6-4-3 1-2f		0-1 L7		1-0 L6	
Todd Hundley, S OBP: 0.254, SLG: 0.208 Edgardo Alfonzo, R OBP: 0.342, SLG: 0.367 Turk Wendell, L (9, 1)				0-0 P5		0-3 K		2-1 F9	
Butch Huskey, R OBP: 0.305, SLG: 0.404 Benny Agbayani, R OBP: 0.188, SLG: 0.133 (9, PR)						0-2 G6-3	3-3 K		2-2 G4-3 1B
Carlos Baerga, S OBP: 0.307, SLG: 0.387 (1, 4)						0-0 1B 3B 1B		0-2 G4-3 1-2	
Rey Ordóñez, R OBP: 0.286, SLG: 0.302 (1, 6)						1-2 3B 1B		3-2 G6-3	
Masato Yoshii, R OBP: 0.118, SLG: 0.094 Matt Franco, L OBP: 0.394, SLG: 0.370 Greg McMichael, R (8, 1) John Franco, L (9, 1) Luis Lopez, S OBP: 0.340, SLG: 0.356 (9, 5)						0-3 K		1-1 L4	

Inning Stats	R: 0	H: 2	E: 0	K: 0	S: 7	H: 0	LOB: 1	BB: 0	P: 15	R: 0	H: 0	E: 0	K: 2	S: 13	H: 0	LOB: 1	BB: 1	P: 20	R: 0	H: 0	E: 0	K: 1	S: 7	H: 0	LOB: 0	BB: 0	P: 9	R: 3	H: 4	E: 0	K: 1	S: 17	H: 0	LOB: 0	BB: 0	P: 8	R: 0	H: 0	E: 0	K: 2	S: 8	H: 2	LOB: 1	BB: 0	P: 15	R: 0	H: 0	E: 1	K: 0	S: 8	H: 0	LOB: 1	BB: 0	P: 13	R: 0	H: 1	E: 0	K: 0	S: 12	H: 1	LOB: 1	BB: 0	P: 18	1B: 9	SF: 0	2B: 0	SAC: 1	3B: 1	DP: 2	HR: 0	HBP: 0	WP: 1	PA: 36
--------------	------	------	------	------	------	------	--------	-------	-------	------	------	------	------	-------	------	--------	-------	-------	------	------	------	------	------	------	--------	-------	------	------	------	------	------	-------	------	--------	-------	------	------	------	------	------	------	------	--------	-------	-------	------	------	------	------	------	------	--------	-------	-------	------	------	------	------	-------	------	--------	-------	-------	-------	-------	-------	--------	-------	-------	-------	--------	-------	--------

PITCHER	IP	WLS	BF	H	R	ER	SO	BB	IBB	HBP	BLK	WP	HR	S	P	ERA	WHIP
37 Darren Dreifort, R ERA: 3.68 (1, 1)	6.1		26	8	3	3	6	1	0	0	0	1	0	60	91	4.26	1.421
Mark Guthrie, L ERA: 2.47 (7, 1)	1.0		4	1	0	0	1	0	0	0	0	0	0	11	18	0.00	1.000
Antonio Osuna, R ERA: 3.08 (8, 1)	0.2	W	2	0	0	0	0	0	0	0	0	0	0	3	6	0.00	0.000
Jeff Shaw, R ERA: 1.58 (9, 1)	1.0	S	4	1	0	0	0	0	0	0	0	0	0	12	18	0.00	1.000

Batter	1	2	3	4	5	6	7	8	9	AB R H RBI BB SO LOB	TOP											
Eric Young Sr., R (1, 4) OBP: 0.362, SLG: 0.386	2-2 G6-3		0-2 G5-3			2-1 F7		2-0 1-H 2B		4 0 1 1 0 0 0												
Mark Grudzielanek, R (1, 6) OBP: 0.325, SLG: 0.380	1-2 G5-4-3 1B			1-0 G5-3			0-1 F9 1B 1B	0-1 L3		4 0 2 0 0 0 1												
Gary Sheffield, R (1, 9) OBP: 0.435, SLG: 0.543	1-1 SAFE 1-2 G5-4-3 1-2f			0-1 F8			2-0 1-2 1B		0-0 F7	4 0 1 0 0 0 1												
Eric Karros, R (1, 3) OBP: 0.356, SLG: 0.462			1-3 K		3-3 K		1-1 F9 2-3	2-2 1B		4 0 1 0 0 2 2												
Matt Luke, L (1, 7) OBP: 0.280, SLG: 0.490			0-3 K		2-2 G3		0-3 K	1-0 P6		4 0 0 0 0 2 3												
Trenidad Hubbard, R (1, 8) OBP: 0.378, SLG: 0.500			0-1 2B		0-1 G5-3		1-1 G6-3	3-2 G6-3		4 0 1 0 0 0 3												
Adrian Beltré, R (1, 5) OBP: 0.263, SLG: 0.318			3-2 P6		1-1 G1-3			2-2 P4		3 0 0 0 0 0 1												
Charles Johnson, R (1, 2) OBP: 0.266, SLG: 0.384			3-3 K		1-2 P4			1-2 F9		3 0 0 0 0 1 0												
Carlos Perez, L (1, 1) OBP: 0.200, SLG: 0.286			1-2 G4-3		0-3 K			1-2 E4 2B		2 0 0 0 0 1 0												
Alex Cora, L (8, PH) OBP: 0.161, SLG: 0.200										1 1 0 0 0 0 0												
Scott Radinsky, L (8, 1)										0 0 0 0 0 0 0												
Antonio Osuna, R (8, 1)										0 0 0 0 0 0 0												
Jeff Shaw, R (9, 1)										0 0 0 0 0 0 0												
Inning Stats	R: 0 E: 0 K: 0 S: 12	H: 1 LOB: 0 BB: 0 P: 17	R: 0 E: 0 K: 2 S: 12	H: 1 LOB: 1 BB: 0 P: 16	R: 0 E: 0 K: 1 S: 9	H: 0 LOB: 0 BB: 0 P: 13	R: 0 E: 0 K: 1 S: 8	H: 0 LOB: 0 BB: 0 P: 12	R: 0 E: 0 K: 0 S: 7	H: 0 LOB: 0 BB: 0 P: 10	R: 0 E: 0 K: 1 S: 8	H: 0 LOB: 0 BB: 0 P: 11	R: 0 E: 0 K: 1 S: 10	H: 2 LOB: 2 BB: 0 P: 14	R: 1 E: 1 K: 0 S: 13	H: 1 LOB: 1 BB: 0 P: 19	R: 0 E: 0 K: 0 S: 8	H: 1 LOB: 1 BB: 0 P: 14	1B: 4 2B: 2 3B: 0 HR: 0	SF: 0 SAC: 0 DP: 1 HBP: 0	WP: 0 PB: 0 SB: 0 CS: 0	PA: 33
PITCHER Rick Reed, R (1, 1) ERA: 2.59	IP: 9.0 WLS: W BF: 33 H: 6 R: 1 ER: 0 SO: 6 BB: 0 IBB: 0 HBP: 0 BLK: 0 WP: 0 HR: 0 S: 87 P: 126 ERA: 0.00 WHIP: 0.667											PITCHER	IP: 9.0 WLS: W BF: 33 H: 6 R: 1 ER: 0 SO: 6 BB: 0 IBB: 0 HBP: 0 BLK: 0 WP: 0 HR: 0 S: 87 P: 126 ERA: 0.00 WHIP: 0.667									

Los Angeles Dodgers @ New York Mets
 Shea Stadium, Flushing, NY
 Sat Aug 01 1998, 7:05 PM EDT
 Att. 42,224 - Unknown - 80 F

livebaseballscorecards.com

AB	33
R	1
H	6
RBI	1
BB	0
SO	6
LOB	11



BOTTOM

Los Angeles Dodgers @ New York Mets
Shea Stadium, Flushing, NY
Sat Aug 01 1998, 7:05 PM EDT
Att: 42,224 - Unknown - 80 F

livebaseballscorecards.com

AB 31
R 2
H 5
RBI 2
BB 7
SO 6
LOB 18



WP: 0 PA: 38
PB: 0
SB: 0
CS: 0

AB R H RBI BB SO LOB

4	0	0	0	1	2	3
5	0	2	1	0	0	1
4	0	2	0	0	0	1
3	0	0	0	1	1	3
4	0	0	0	0	2	4
3	0	0	0	0	0	0
1	0	0	0	0	0	2
1	0	0	0	0	0	0
1	0	0	0	2	0	0
1	1	1	1	0	0	0
3	0	0	0	0	1	4
0	1	0	0	1	0	0

Batter	1	2	3	4	5	6	7	8	9
Tony Phillips, S OBP: 0.446, SLG: 0.481 (1, 7)	1-0 G5-3		3-3 K		4-1 G4-6-3 BB		0-0 FC5-4 1-2f		1-3 K
Edgardo Alfonzo, R OBP: 0.343, SLG: 0.371 (1, 5)	1-2 F7		1-1 G4-3		0-1 G4-6-3 1-2f		2-1 E 1B	0-2 2B 1-H	
John Olerud, L OBP: 0.442, SLG: 0.533 (1, 3)	1-1 31 FC6-4 1B		3-1 31 BB 1B		0-1 G4-3		1-1 E6 1-2		
31 Mike Piazza, R OBP: 0.367, SLG: 0.509 (1, 2)	1-1 FC6-4 1-2f		4-0 FC6-4 BB		0-3 K		0-1 L6		
Brian McRae, S OBP: 0.360, SLG: 0.499 (1, 8)		0-3 K	1-0 FC6-4 1-2f		1-1 G6-3		2-3 K		
Butch Huskey, R OBP: 0.303, SLG: 0.400 (1, 9)		1-0 G6-3		0-2 F9		3-2 G4-3	1-0 F9		
Lenny Harris, L OBP: 0.312, SLG: 0.327 (8, PH) (9, 9)									
Carlos Baerga, S OBP: 0.310, SLG: 0.386 (1, 4)		4-1 BB BB		0-0 G6-3		4-2 BB BB		3-2 P4	
Luis Lopez, S OBP: 0.338, SLG: 0.354 (7, PR) (8, 4)									
Rey Ordonez, R OBP: 0.289, SLG: 0.301 (1, 6)		4-0 BB		0-0 F8		1 SAFE 4-1 FC5-4 BB		1-0 HR	
Matt Franco, L OBP: 0.398, SLG: 0.404 (9, PH)									
Rick Reed, R OBP: 0.184, SLG: 0.196 (1, 1)		2-1 G5-3			2-3 K		1-0 F8		4-0 2B BB
Todd Hundley, S OBP: 0.267, SLG: 0.208 (9, PH)									

Inning Stats	R: 0	H: 1	E: 0	K: 0	S: 8	H: 0	LOB: 1	BB: 0	P: 12	R: 0	H: 0	E: 0	K: 1	S: 7	H: 0	LOB: 2	BB: 2	P: 18	R: 0	H: 1	E: 0	K: 1	S: 8	H: 0	LOB: 0	BB: 0	P: 5	R: 0	H: 0	E: 0	K: 1	S: 6	H: 0	LOB: 0	BB: 1	P: 12	R: 0	H: 0	E: 0	K: 1	S: 7	H: 0	LOB: 0	BB: 0	P: 8	R: 0	H: 0	E: 0	K: 0	S: 12	H: 1	LOB: 2	BB: 0	P: 16	R: 2	H: 2	E: 0	K: 1	S: 11	H: 2	LOB: 1	BB: 1	P: 20	1B: 3	SF: 0	2B: 1	SAC: 0	3B: 0	DP: 1	HR: 1	HBP: 0	WP: 0	PA: 38
--------------	------	------	------	------	------	------	--------	-------	-------	------	------	------	------	------	------	--------	-------	-------	------	------	------	------	------	------	--------	-------	------	------	------	------	------	------	------	--------	-------	-------	------	------	------	------	------	------	--------	-------	------	------	------	------	------	-------	------	--------	-------	-------	------	------	------	------	-------	------	--------	-------	-------	-------	-------	-------	--------	-------	-------	-------	--------	-------	--------

PITCHER	IP	WLS	BF	H	R	ER	SO	BB	IBB	HBP	BLK	WP	HR	S	P	ERA	WHIP
Carlos Perez, L ERA: 3.59 (1, 1)	7.0		28	2	0	0	4	6	0	0	0	0	0	53	99	0.00	1.143
Scott Radinsky, L ERA: 2.76 (8, 1)	0.0		2	1	0	0	0	0	0	0	0	0	0	4	7	∞	∞
Antonio Osuna, R ERA: 3.02 (8, 1)	1.0		3	0	0	0	1	0	0	0	0	0	0	6	9	0.00	0.000
Jeff Shaw, R ERA: 1.85 (9, 1)	0.2	L	5	2	2	2	1	1	0	0	0	0	1	11	20	27.00	4.500

PITCHER	IP	WLS	BF	H	R	ER	SO	BB	IBB	HBP	BLK	WP	HR	S	P	ERA	WHIP
---------	----	-----	----	---	---	----	----	----	-----	-----	-----	----	----	---	---	-----	------

Batter	1	2	3	4	5	6	7	8	9	AB R H RBI BB SO LOB	TOP												
Eric Young Sr., R OBP: 0.361, SLG: 0.382 (1, 4) B C B B B	4-1 FC3-6 BB		0-1 P5		2-1 P6			1-1 G6-3		3 0 0 0 1 0 0													
Mark Grudzielanek, R OBP: 0.322, SLG: 0.376 (1, 6) F SAFE B X	1-1 F9		0-3 K		1-1 P4			0-1 F8		4 0 0 0 0 1 1													
Raul Mondesi, R OBP: 0.317, SLG: 0.527 (1, 8) X	0-0 FC3-6 1B		1-0 G6-3			2-0 L8		2-2 P2		4 1 0 0 0 0 1													
Gary Sheffield, R OBP: 0.438, SLG: 0.547 (1, 9) F B B X	2-1 BB 1B			4-1 BB BB		3-2 F8			1-0 2B	3 1 2 1 1 0 0													
Eric Karros, R OBP: 0.358, SLG: 0.463 (1, 3) B SAFE SAFE S SAFE B B	4-1 FC6-4 BB			1-2 F8		1-2 G5-3			2-2 2B	3 1 1 1 1 0 1													
Jim Eisenreich, L OBP: 0.272, SLG: 0.250 (1, 7) B C X	1-1 FC6-4 1-2f			4-1 BB			2-2 L5		3-2 F7	3 0 0 0 1 0 3													
Adrian Beltré, R OBP: 0.271, SLG: 0.333 (1, 5) X		0-0 F8		3-2 F8			2-2 1B		0-2 G3 2B	4 0 2 1 0 0 2													
Tom Prince, R OBP: 0.274, SLG: 0.273 (1, 2) Roger Cedeno, S OBP: 0.338, SLG: 0.321 (9, PH)		2-3 K		3-3 K			2-3 K		0-0 G3	3 0 0 0 0 3 3 1 0 0 0 0 0 1													
Brian Bohanon, L OBP: 0.364, SLG: 0.455 (1, 1) Matt Luke, L OBP: 0.279, SLG: 0.487 (7, PH) Mike Judd, R (7, 1) Trenidad Hubbard, R OBP: 0.374, SLG: 0.494 (9, PH)		1-2 G1-4-3			2-1 G6-3		3-2 F9		0-2 F9	2 0 0 0 0 0 0 1 0 0 0 0 0 1 0 0 0 0 0 0 0 1 0 0 0 0 0 1													
Inning Stats	R: 1 E: 1 K: 0 S: 9	H: 1 LOB: 2 BB: 2 P: 21	R: 0 E: 0 K: 1 S: 9	H: 0 LOB: 0 BB: 0 P: 12	R: 0 E: 0 K: 1 S: 6	H: 0 LOB: 2 BB: 2 P: 7	R: 0 E: 0 K: 1 S: 14	H: 0 LOB: 0 BB: 0 P: 29	R: 0 E: 0 K: 0 S: 6	H: 0 LOB: 0 BB: 0 P: 11	R: 0 E: 0 K: 0 S: 7	H: 0 LOB: 0 BB: 0 P: 13	R: 0 E: 0 K: 1 S: 12	H: 1 LOB: 1 BB: 0 P: 21	R: 0 E: 0 K: 0 S: 7	H: 0 LOB: 0 BB: 0 P: 10	R: 2 E: 0 K: 0 S: 17	H: 3 LOB: 1 BB: 0 P: 23	1B: 2 2B: 3 3B: 0 HR: 0	SF: 0 SAC: 0 DP: 0 HBP: 0	WP: 0 PB: 0 SB: 0 CS: 0	PA: 36	
PITCHER Armando Reynoso, R ERA: 3.6 (1, 1)	IP: 7.0 WLS: W BF: 27 H: 2 R: 1 ER: 0 SO: 4 BB: 4 IBB: 0 HBP: 0 BLK: 0 WP: 0 HR: 0 S: 63 P: 114 ERA: 0.00 WHIP: 0.857											PITCHER Turk Wendell, R ERA: 3.6 (8, 1)	IP: 2.0 WLS: 9 BF: 3 H: 2 R: 2 ER: 0 SO: 0 BB: 0 IBB: 0 HBP: 0 BLK: 0 WP: 0 HR: 0 S: 24 P: 33 ERA: 9.00 WHIP: 1.500										

Los Angeles Dodgers @ New York Mets
Shea Stadium, Flushing, NY
Sun Aug 02 1998, 3:33 AM EDT
Att. 33,843 - Sunny - 82 F

AB	32
R	3
H	5
RBI	3
BB	4
SO	4
LOB	14



livebaseballscorecards.com

Batter	1	2	3	4	5	6	7	8	9	AB	R	H	RBI	BB	SO	LOB	BOTTOM	
Tony Phillips, S (1, 7) OBP: 0.443, SLG: 0.482	2-1 G6-3 31 SF9 2B		4-2 31 G6-3 1B 1-2 BB	2-1 FC3-6 G5-3 1-2f			1-0 F8 B	2-1 P7		4	2	1	0	1	0	3	Los Angeles Dodgers @ New York Mets Shea Stadium, Flushing, NY Sun Aug 02 1998, 3:33 AM EDT Att: 33,843 - Sunny - 82 F	
Edgardo Alfonzo, R (1, 5) OBP: 0.344, SLG: 0.367	4-1 31 SF9 G6-3 BB		0-1 E8 31 G6-3 1B 1-2 2-3	0-0 G5-3 1-2			0-1 P4	4-0 1B 1-2 2-3 BB		3	1	0	0	2	0	3		
John Olerud, L (1, 3) OBP: 0.441, SLG: 0.532	3-2 G6-3 1-2 2-3		0-0 SF7 3-H	0-2 L3			4-1 31 1B BB	2-1 1B 1-2 2-H 3-H		3	0	1	3	1	0	3		
31 Mike Piazza, R (1, 2) OBP: 0.365, SLG: 0.506	0-1 SF9 2-3 3-H		3-1 G6-3 1-2 2-3		3-3 K		2-1 1B 1-2	0-0 G5-3		4	0	1	1	0	1	4		
Jorge Fabregas, L (9, 2) OBP: 0.263, SLG: 0.245										0	0	0	0	0	0	0		
Brian McRae, S (1, 8) OBP: 0.359, SLG: 0.496	0-1 G5-3		1-2 HR 2-H 3-H 1B		2-2 G1-3		1-3 K			4	1	1	2	0	1	3		
Butch Huskey, R (1, 9) OBP: 0.303, SLG: 0.408		0-0 P3 SAFE	1-0 HR 1-H		2-0 G6-3			1-1 S 1B		3	1	1	2	0	0	0		
Lenny Harris, L (6, 9) OBP: 0.316, SLG: 0.331										1	1	1	0	0	0	0		
Carlos Baerga, S (1, 4) OBP: 0.315, SLG: 0.388		1-2 F7	4-1 FC6-4 BB			1-1 G4-3 1B		1-2 BB 1B 1-H 1B		3	1	2	1	1	0	0		
Rey Ordonez, R (1, 6) OBP: 0.289, SLG: 0.300		3-3 K	1-1 FC6-4 1-2f			0-1 G4-3 1-2f		0-0 BB 1B 1-2 1B		4	1	1	0	0	1	2		
Armando Reynoso, R (1, 1) OBP: 0.286, SLG: 0.286			1-1 E5 E BB SF7		2-1 FC3-6 1B		1-0 P3		2-3 K	3	1	1	0	0	0	0		
Turk Wendell, L (8, 1) OBP: 0.286, SLG: 0.286										1	0	0	0	0	1	2		
Inning Stats	R: 1 E: 0 K: 0 S: 10	H: 1 LOB: 1 BB: 1 P: 19	R: 0 E: 0 K: 1 S: 8	H: 0 LOB: 0 BB: 0 P: 12	R: 5 E: 2 K: 0 S: 17	H: 2 LOB: 1 BB: 2 P: 32	R: 0 E: 0 K: 0 S: 9	H: 1 LOB: 1 BB: 0 P: 13	R: 0 E: 0 K: 1 S: 5	H: 1 LOB: 0 BB: 0 P: 7	R: 0 E: 0 K: 1 S: 9	H: 1 LOB: 2 BB: 1 P: 17	R: 3 E: 0 K: 1 S: 14	H: 4 LOB: 2 BB: 1 P: 26	1B: 8 2B: 1 3B: 0 HR: 1	SF: 2 SAC: 0 DP: 1 HBP: 0	WP: 0 PB: 0 SB: 1 CS: 0	PA: 40
PITCHER Brian Bohanon, L (1, 1) ERA: 2.93	IP: 6.0 WLS: L BF: 27	H: 5 R: 6 ER: 1 SO: 2	BB: 3 IBB: 0 HBP: 0 BLK: 0	WP: 0 HR: 1 S: 57 P: 98	ERA: 1.50 WHIP: 1.333												ERA: 13.50 WHIP: 3.500	
Mike Judd, R (7, 1) ERA: 9.0	IP: 2.0 WLS: L BF: 13	H: 5 R: 3 ER: 3 SO: 2	BB: 2 IBB: 0 HBP: 0 BLK: 0	WP: 0 HR: 0 S: 23 P: 43	ERA: 13.50 WHIP: 3.500													

livebaseballscorecards.com

AB 33
R 9
H 10
RBI 9
BB 5
SO 4
LOB 20



Batter	1	2	3	4	5	6	7	8	9	AB R H RBI BB SO LOB	TOP																
Eric Young Sr. R (1, 4) OBP: 0.355, SLG: 0.377	0-0 F9		1-2 F7		2-1 G6-3		0-1 E6 HR	1-2 SF9		4 1 0 1 0 0 3																	
Mark Grudzielanek, R (1, 6) OBP: 0.321, SLG: 0.375	0-2 G5-3		1-0 1B			0-1 G4-3	1-1 SF7	0-0 G6-3		4 0 1 2 0 0 0																	
Raul Mondesi, R (1, 8) OBP: 0.320, SLG: 0.542	3-3 K		0-3 K			1-1 HR	0-1 HR	1-1 1B		5 2 3 3 0 2 2																	
Gary Sheffield, R (1, 9) OBP: 0.435, SLG: 0.542		0-0 E7 CS		3-3 K		0-0 P6	2-2 HR 1B	0-1 F9		5 1 1 0 0 1 1																	
Eric Karros, R (1, 3) OBP: 0.359, SLG: 0.475		2-3 K		0-1 2B		0-3 K E	1-2 HR	0-1 F9		5 1 2 2 0 2 1																	
Roger Cedeno, S (1, 7) OBP: 0.335, SLG: 0.326		1-2 G5-3		2-2 F8		1-2 E4	0-0 2B	2-2 G6-3 2B		4 0 1 0 0 0 3																	
Antonio Osuna, R (7, 1)										0 0 0 0 0 0 0																	
Matt Luke, L (9, PH) OBP: 0.283, SLG: 0.497										1 0 1 0 0 0 0																	
Juan Castro, R (9, 5) OBP: 0.261, SLG: 0.274										0 0 0 0 0 0 0																	
Adrian Beltré, R (1, 5) OBP: 0.268, SLG: 0.322			1-2 F7		0-1 F7		2-2 G1-3	4-2 BB	0-2 G6-3	4 0 0 0 1 0 4																	
Jeff Shaw, R (9, 1)										0 0 0 0 0 0 0																	
Charles Johnson, R (1, 2) OBP: 0.265, SLG: 0.380			4-2 BB 1B BB			0-2 F9			0-1 P3	4 1 0 0 1 1 3																	
Dave Mlicki, R (1, 1) OBP: 0.211, SLG: 0.171										1 0 0 0 1 1 0																	
Jim Eisenreich, L (7, PH) OBP: 0.276, SLG: 0.255			4-2 1B BB			0-3 K				1 1 1 0 0 0 0																	
Mark Guthrie, R (7, 1)										0 0 0 0 0 0 0																	
Trenidad Hubbard, R (7, 7) OBP: 0.380, SLG: 0.523							1-2 SF7 1B	1-2 SF9 3B		1 1 1 0 0 0 0																	
Inning Stats	R: 0 E: 0 K: 1 S: 11	H: 0 LOB: 0 BB: 0 P: 14	R: 0 E: 1 K: 1 S: 7	H: 0 LOB: 0 BB: 0 P: 10	R: 1 E: 0 K: 1 S: 15	H: 1 LOB: 2 BB: 2 P: 26	R: 0 E: 0 K: 1 S: 12	H: 1 LOB: 1 BB: 0 P: 17	R: 0 E: 0 K: 1 S: 10	H: 0 LOB: 0 BB: 0 P: 12	R: 1 E: 1 K: 1 S: 19	H: 1 LOB: 2 BB: 0 P: 23	R: 5 E: 1 K: 1 S: 26	H: 5 LOB: 2 BB: 1 P: 38	R: 1 E: 0 K: 0 S: 11	H: 2 LOB: 1 BB: 0 P: 14	R: 0 E: 0 K: 0 S: 11	H: 1 LOB: 1 BB: 0 P: 13	1B: 4 2B: 3 3B: 1 HR: 3	SF: 2 SAC: 0 DP: 0 HBP: 0	WP: 1 PB: 0 SB: 0 CS: 1	PA: 44					
PITCHER	IP WLS BF H R ER SO BB IBB HBP BLK WP HR S P ERA WHIP																										
Hideo Nomo, R (1, 1) ERA: 4.28	6.0		25	3	2	2	6	2	0	0	0	1	1	74	102	3.00	0.833										
Greg McMichael, R (7, 1) ERA: 4.07	0.2	L	8	5	5	0	0	0	0	0	0	0	2	20	26	0.00	7.500										
Dennis Cook, L (7, 1) ERA: 2.14	0.1		2	0	0	0	1	1	0	0	0	0	0	6	12	0.00	3.000										
Willie Blair, R (8, 1) ERA: 5.33	2.0		9	3	1	1	0	0	0	0	0	0	0	22	27	4.50	1.500										

Los Angeles Dodgers @ New York Mets
Shea Stadium, Flushing, NY

Mon Aug 03 1998, 7:05 PM EDT
Att. 24,416 - Unknown - 83 F

AB	39
R	8
H	11
RBI	8
BB	3
SO	7
LOB	17



BOTTOM

Los Angeles Dodgers @ New York Mets
Shea Stadium, Flushing, NY
Mon Aug 03 1998, 7:05 PM EDT
Att: 24,416 - Unknown - 83 F

livebaseballscores.com

AB	37
R	5
H	10
RBI	5
BB	3
SO	2
LOB	20



WP:	0	PA:	40
PB:	0		
SB:	0		
CS:	0		

AB R H RBI BB SO LOB

4	1	1	0	1	0	2
4	2	2	0	1	0	1
5	0	1	0	0	0	6
4	1	2	3	1	0	3
4	0	0	0	0	1	5
0	0	0	0	0	0	0
4	0	1	1	0	1	0
4	1	1	0	0	0	2
3	0	0	0	0	0	1
1	0	0	0	0	0	0
2	0	1	1	0	0	0
1	0	0	0	0	0	0
0	0	0	0	0	0	0
0	0	0	0	0	0	0
1	0	1	0	0	0	0

1B:	6	SF:	0
2B:	3	SAC:	0
3B:	0	DP:	0
HR:	1	HBP:	0

WP:	0	PA:	40
PB:	0		
SB:	0		
CS:	0		

Batter	1	2	3	4	5	6	7	8	9
Tony Phillips, S OBP: 0.440, SLG: 0.483 (1, 9)	1-1 31 1B 2B	2-1 G3		2-0 L6			4-2 FC6-4 BB		0-0 FC6 1B 1-2f
Edgardo Alfonzo, R OBP: 0.347, SLG: 0.369 (1, 5)	4-2 31 1B 1B BB		1-1 G6-3		1-1 31 HR 1B		0-2 FC6-4 G5-3 1-2f		1-0 SAFE 1B 1-2
John Olerud, L OBP: 0.438, SLG: 0.530 (1, 3)	3-1 F8		1-2 31 G3-1 2B		0-0 F7		1-2 G5-3 1-2		2-2 L7
31 Mike Piazza, R OBP: 0.367, SLG: 0.514 (1, 2)	1-1 1B 1B 1-2 2-H		0-1 G3-1 2-3		1-0 HR 1-H		4-2 BB		0-2 L9
Todd Hundley, S OBP: 0.250, SLG: 0.193 (1, 7)	0-3 K		3-1 G6-3		3-1 G6-3		3-2 P4		
Willie Blair, R OBP: 0.102, SLG: 0.083 (8, 1)									
Brian McRae, S OBP: 0.358, SLG: 0.493 (1, 8)	1-0 1B 1-3 2-H			1-2 G4-3		3-3 K		0-0 B3	
Carlos Baerga, S OBP: 0.314, SLG: 0.389 (1, 4)	SAFE F9			1-0 1B 2B		2-1 L7		1-1 F7	
Rey Ordonez, R OBP: 0.286, SLG: 0.263 (1, 6)			0-1 G6-3		0-1 F5-3		0-1 G5-3		2-2 G3-1
Luis Lopez, S OBP: 0.337, SLG: 0.352 (8, PH) (9, 6)									
Hideo Nomo, R OBP: 0.205, SLG: 0.263 (1, 1)			0-0 G6-3		1-1 1B 2-H		0-1 F7		1-1 FC6 1B
Jorge Fabregas, L OBP: 0.262, SLG: 0.243 (6, PH)									
Greg McMichael, R (7, 1)									
Dennis Cook, L (7, 1)									
Lenny Harris, L OBP: 0.319, SLG: 0.335 (8, 7)									

Inning Stats	R: 2 E: 0 K: 1 S: 14	H: 3 LOB: 2 BB: 1 P: 24	R: 0 E: 0 K: 0 S: 5	H: 0 LOB: 0 BB: 0 P: 7	R: 0 E: 0 K: 0 S: 9	H: 1 LOB: 1 BB: 0 P: 14	R: 1 E: 0 K: 0 S: 9	H: 2 LOB: 1 BB: 0 P: 14	R: 2 E: 0 K: 1 S: 9	H: 2 LOB: 0 BB: 0 P: 17	R: 0 E: 0 K: 0 S: 6	H: 0 LOB: 0 BB: 0 P: 8	R: 0 E: 0 K: 0 S: 15	H: 0 LOB: 2 BB: 2 P: 27	R: 0 E: 0 K: 0 S: 6	H: 0 LOB: 0 BB: 0 P: 9	R: 0 E: 0 K: 0 S: 12	H: 2 LOB: 2 BB: 0 P: 16	1B: 6 2B: 3 3B: 0 HR: 1	SF: 0 SAC: 0 DP: 0 HBP: 0
--------------	-------------------------------	----------------------------------	------------------------------	---------------------------------	------------------------------	----------------------------------	------------------------------	----------------------------------	------------------------------	----------------------------------	------------------------------	---------------------------------	-------------------------------	----------------------------------	------------------------------	---------------------------------	-------------------------------	----------------------------------	----------------------------------	------------------------------------

PITCHER	IP	WLS	BF	H	R	ER	SO	BB	IBB	HBP	BLK	WP	HR	S	P	ERA	WHIP
Dave Micki, R ERA: 5.15 (1, 1)	6.0	W	27	8	5	5	2	1	0	0	0	0	1	52	84	7.50	1.500
Mark Guthrie, L ERA: 2.44 (7, 1)	0.2		3	0	0	0	0	1	0	0	0	0	0	8	13	0.00	1.500
Antonio Osuna, R ERA: 2.94 (7, 1)	1.1		5	0	0	0	0	1	0	0	0	0	0	13	23	0.00	0.750
Jeff Shaw, R ERA: 1.82 (9, 1)	1.0	S	5	2	0	0	0	0	0	0	0	0	0	12	16	0.00	2.000

TOP

San Francisco Giants @ New York Mets
 Shea Stadium, Flushing, NY
 Tue Aug 04 1998, 7:05 PM EDT
 Att. 32,943 - Cloudy - 82 F

AB	36
R	6
H	10
RBI	6
BB	6
SO	4
LOB	14



AB	R	H	RBI	BB	SO	LOB
4	2	0	0	0	0	1
0	0	0	0	0	0	0
3	0	2	0	2	1	0
5	0	2	3	0	0	2
4	0	0	0	1	0	5
4	0	0	0	1	0	1
4	1	2	0	0	0	1
0	0	0	0	0	0	0
1	0	0	0	0	0	0
3	1	1	1	0	1	2
1	0	0	0	0	0	0
1	0	0	0	0	1	0
3	1	2	1	1	1	0
2	1	0	0	1	0	2
0	0	0	0	0	0	0
1	0	1	1	0	0	0

Batter	1	2	3	4	5	6	7	8	9	10
Shawon Dunston, R OBP: 0.261, SLG: 0.408 Jose Mesa, R (1, 8) (9, 1)	3-2 G1-3		H 1-0 1B 1-2 1B HBP		1-1 G1-3		1-0 F7		1-0 FC6-4 CS 1-2f 1B	
Ellis Burks, R OBP: 0.363, SLG: 0.515 (1, 9) (9, 8)	4-1 G3-6-3 BB		2-2 1B 1-2 CS 1B 2-3		1-0 F7 S 1B		2-3 K		4-2 1B 1-2 BB	
Barry Bonds, L OBP: 0.422, SLG: 0.539 (1, 7)	SAFE 2-1 G3-6-3 1-2f		0-0 CS 1B 1-3 2-H 3-H		3-1 F7 1-3		1-0 F8		1-2 FC6-4 1B 1-3 2-H	
Jeff Kent, R OBP: 0.327, SLG: 0.493 (1, 4)		4-0 G6-4-3 BB	2-2 P3 1-3 3-H		1-1 F8			3-2 G6-3	2-0 FC6-4 1-2f	
Charlie Hayes, R OBP: 0.361, SLG: 0.415 (1, 5)	0-0 G6-4-3 1-2f			4-1 G4-3 G6-3 BB		0-0 F9		0-1 P6		0-1 G5-3
Joe Carter, R OBP: 0.289, SLG: 0.410 John Johnstone, R Marvin Benard, L (1, 3) (8, 1) (9, 9)	1-1 1B			0-0 G6-3		1-0 2B		2-2 G4-3		3-2 L9
Brent Mayne, L OBP: 0.383, SLG: 0.390 Stan Javier, S Doug Mirabelli, R (1, 2) (9, PH) (9, 2)	1-3 K			1-1 G4-3		0-0 1B 2B 2-H			0-2 L3	2-3 K
Rich Aurilia, R OBP: 0.344, SLG: 0.453 (1, 6)			2-3 K	4-0 IBB		2-0 1B 2B 2-H			0-0 1B 2B	
Mark Gardner, R OBP: 0.231, SLG: 0.188 Rich Rodriguez, L J.T. Snow, L (1, 1) (6, 1) (8, 3)			4-2 1B HBP 1B BB	0-0 G1-3		2-1 L9			1-0 FC6-4 1B 2-H	


Inning Stats	R: 0	H: 0	E: 0	K: 0	S: 7	LOB: 0	BB: 1	P: 16	R: 0	H: 1	E: 0	K: 1	S: 6	LOB: 1	BB: 1	P: 12	R: 2	H: 2	E: 0	K: 1	S: 13	LOB: 1	BB: 1	P: 24	R: 0	H: 0	E: 0	K: 0	S: 5	LOB: 2	BB: 2	P: 14	R: 0	H: 1	E: 0	K: 0	S: 7	LOB: 1	BB: 0	P: 13	R: 2	H: 3	E: 0	K: 0	S: 6	LOB: 0	BB: 0	P: 11	R: 0	H: 0	E: 0	K: 1	S: 8	LOB: 0	BB: 0	P: 12	R: 0	H: 0	E: 0	K: 0	S: 9	LOB: 0	BB: 0	P: 14	R: 2	H: 3	E: 0	K: 0	S: 13	LOB: 2	BB: 1	P: 22	R: 0	H: 0	E: 0	K: 1	S: 11	LOB: 0	BB: 0	P: 16	1B: 7	2B: 3	3B: 0	HR: 0	SF: 0	SAC: 0	DP: 2	HBP: 1	WP: 0	PB: 0	SB: 1	CS: 3	PA: 43
--------------	------	------	------	------	------	--------	-------	-------	------	------	------	------	------	--------	-------	-------	------	------	------	------	-------	--------	-------	-------	------	------	------	------	------	--------	-------	-------	------	------	------	------	------	--------	-------	-------	------	------	------	------	------	--------	-------	-------	------	------	------	------	------	--------	-------	-------	------	------	------	------	------	--------	-------	-------	------	------	------	------	-------	--------	-------	-------	------	------	------	------	-------	--------	-------	-------	-------	-------	-------	-------	-------	--------	-------	--------	-------	-------	-------	-------	--------

PITCHER	IP	WLS	BF	H	R	ER	SO	BB	IBB	HBP	BLK	WP	HR	S	P	ERA	WHIP
Al Leiter, L ERA: 2.34	(1, 1)	6.0	27	7	4	4	4	4	0	0	0	0	0	44	90	6.00	1.833
Turk Wendell, R ERA: 3.43	(7, 1)	2.0	6	0	0	0	1	0	0	0	0	0	0	17	26	0.00	0.000
John Franco, L ERA: 4.46	(9, 1)	1.0	7	3	2	1	0	1	0	0	0	0	0	13	22	9.00	4.000
Dennis Cook, L ERA: 2.09	(10, 1)	1.0	W 3	0	0	0	1	0	0	0	0	0	0	11	16	0.00	0.000

Batter	1	2	3	4	5	6	7	8	9	10	AB R H RBI BB SO LOB	BOTTOM
Tony Phillips, S OBP: 0.444, SLG: 0.492 (1, 9) (8, 7)	G3-1		K		G3-1	2-1 SAFE 2B		G4-3 S BB		1B 31 WP FC6-2 1B	5 0 2 1 1 1 0	San Francisco Giants @ New York Mets Shea Stadium, Flushing, NY Tue Aug 04 1998, 7:05 PM EDT Att. 32,943 - Cloudy - 82 F
Edgardo Alfonzo, R OBP: 0.344, SLG: 0.364 (1, 5)	F9		L7		K	G6-3		F8		31 FC6-2 1B FC3-2 BB	5 0 0 1 1 1 2	
John Olerud, L OBP: 0.439, SLG: 0.529 (1, 3)	31 BB 1B		F8		F8 1B	G4-3		G4-3		31 FC3-2 FC6-2 BB 1B	6 1 3 0 0 0 2	
31 Mike Piazza, R OBP: 0.369, SLG: 0.510 (1, 2)	1-2 BB				F8 1B		G6-3			BB FC3-2 FC6-2 1B	3 0 0 0 3 0 4	
Brian McRae, S OBP: 0.360, SLG: 0.493 (1, 8)	K				1B 1B	1B S 1B	E 1B G4-3 1B	K		1-2 2-3 3-H BB	6 2 3 0 0 2 7	
Todd Hundley, S OBP: 0.250, SLG: 0.197 Lenny Harris, L OBP: 0.326, SLG: 0.339 (7, PR) (8, 9)	G6-3				K	P4 1-0 SAFE 2B 1B	E7 G4-3 2B 1B		SH3-4 1B	1-2 SH3-4 1B	4 0 1 0 0 1 3 1 1 1 1 1 0 0	
Carlos Baerga, S OBP: 0.318, SLG: 0.394 Rey Ordonez, R OBP: 0.286, SLG: 0.297 (1, 4) (8, 6)	2B				1B 2-3	1B HBP	G4-3		SH3-4		3 1 2 1 0 0 1 0 0 0 0 0 0 0	
Luis Lopez, S OBP: 0.338, SLG: 0.358 (1, 6) (8, 4)	F7				P6	1B 2B 1B	1B 2B	K		1-2 2-3 3-H BB	5 1 2 1 0 1 5	
Al Leiter, L OBP: 0.220, SLG: 0.139 Matt Franco, L OBP: 0.398, SLG: 0.404 Todd Pratt, R OBP: 0.393, SLG: 0.633 Turk Wendell, L OBP: 0.291, SLG: 0.242 John Franco, L OBP: 0.290, SLG: 0.242 Jorge Fabregas, L OBP: 0.290, SLG: 0.242 Dennis Cook, L	K				K	2B G6-3 1B	G4-3	K		2 0 0 0 0 2 4 0 0 0 0 0 0 0 1 1 1 2 0 0 0 1 0 0 0 0 0 1 0 0 0 0 0 0 0 1 0 0 0 0 1 1 0 0 0 0 0 0 0	WP: 1 PA: 51 FB: 0 SB: 2 CS: 0	
Inning Stats	R: 0 H: 1 E: 0 LOB: 2 K: 1 S: 11	R: 0 H: 1 E: 0 LOB: 1 K: 1 S: 9	R: 0 H: 0 E: 0 LOB: 0 K: 1 S: 5	R: 0 H: 2 E: 0 LOB: 3 K: 2 S: 14	R: 0 H: 1 E: 0 LOB: 1 K: 1 S: 10	R: 4 H: 4 E: 0 LOB: 1 K: 0 S: 18	R: 2 H: 3 E: 1 LOB: 1 K: 0 S: 12	R: 0 H: 0 E: 0 LOB: 2 K: 1 S: 11	R: 0 H: 1 E: 0 LOB: 1 K: 2 S: 10	R: 1 H: 2 E: 0 LOB: 3 K: 0 S: 11	1B: 12 SF: 0 2B: 3 SAC: 1 3B: 0 DP: 0 HR: 0 HBP: 1	
PITCHER Mark Gardner, R ERA: 5.13 Rich Rodriguez, L ERA: 4.81 John Johnstone, R ERA: 3.21 Jose Mesa, R ERA: 5.2	IP WLS BF H R ER SO BB IBB HBP BLK WP HR S P ERA WHIP	5.1 26 7 3 3 6 2 0 1 0 0 0 0 23 36 5.06 1.688	1.2 10 5 3 3 0 0 0 0 0 0 0 0 5 10 4.81 3.000	1.0 5 0 0 0 1 1 1 0 0 0 0 0 11 21 0.00 1.000	1.2 L 10 3 1 1 2 2 0 0 0 1 0 21 37 5.40 3.000							

San Francisco Giants @ New York Mets
Shea Stadium, Flushing, NY
Tue Aug 04 1998, 7:05 PM EDT
Att. 32,943 - Cloudy - 82 F

AB	43
R	7
H	15
RBI	7
BB	6
SO	9
LOB	30



San Francisco Giants @ New York Mets
 Shea Stadium, Flushing, NY

Wed Aug 05 1998, 7:05 PM EDT
 Att. 35,571 - Unknown - 82 F

AB	38
R	6
H	14
RBI	6
BB	3
SO	4
LOB	19



AB R H RBI BB SO LOB

5	0	2	1	0	0	1
3	1	1	0	2	0	0
5	1	3	0	0	1	5
4	0	1	2	1	0	6
5	1	2	0	0	0	2
4	1	1	1	0	0	2
4	1	2	0	0	0	0
4	1	1	2	0	1	1
4	0	1	0	0	2	2
0	0	0	0	0	0	0
0	0	0	0	0	0	0

1B:	8	SF:	0
2B:	6	SAC:	0
3B:	1	DP:	1
HR:	0	HBP:	0

WP:	0	PA:	41
PB:	0		
SB:	3		
CS:	0		

Batter	1	2	3	4	5	6	7	8	9
Marvin Benard, L OBP: 0.384, SLG: 0.405 (1, 9)	2-2 F9		2-1 2B	0-1 G4-3		1-2 1B		0-0 F9	
Bill Mueller, S OBP: 0.383, SLG: 0.402 (1, 5)	2-2 F8		4-0 BB		0-1 1B	4-1 BB		2-0 G6-3	
Ellis Burks, R OBP: 0.366, SLG: 0.519 (1, 8)	1-2 1B		3-2 F8		0-1 2B	1-3 K		3-2 1B	
Barry Bonds, L OBP: 0.422, SLG: 0.539 (1, 7)	0-1 P5		0-2 FC3-6		0-0 2B	2-1 F8		4-0 IBB	
Jeff Kent, R OBP: 0.328, SLG: 0.491 (1, 4)		0-0 G6-3		2-1 1B	1-0 1B		2-1 P3	2-0 G6-4-3	
J.T. Snow, L OBP: 0.340, SLG: 0.433 (1, 3)		2-2 F7		1-1 2B	0-0 G3-6-3-2		0-0 G4-3		
Rey Sanchez, R OBP: 0.328, SLG: 0.362 (1, 6) (9, 4)		1-1 G5-3		0-1 1B		1-0 2B	0-0 B1-3		
Doug Mirabelli, R OBP: 0.278, SLG: 0.313 (1, 2)			1-3 K	0-1 G5-3		3-1 2B		0-1 P2	
Russ Ortiz, R OBP: 0.250, SLG: 0.182 Robb Nen, R Rich Aurilia, R OBP: 0.344, SLG: 0.453 (1, 1) (9, 1) (9, 6)			2-2 1B	0-3 K		0-2 L4		0-3 K	

Inning Stats	R: 0	H: 1	E: 0	LOB: 1	K: 0	BB: 0	S: 14	P: 19	R: 0	H: 0	E: 0	LOB: 0	K: 0	BB: 0	S: 7	P: 10	R: 0	H: 2	E: 0	LOB: 3	K: 1	BB: 1	S: 16	P: 28	R: 2	H: 3	E: 0	LOB: 1	K: 1	BB: 0	S: 13	P: 16	R: 2	H: 4	E: 0	LOB: 0	K: 0	BB: 0	S: 7	P: 8	R: 2	H: 3	E: 0	LOB: 2	K: 1	BB: 1	S: 15	P: 27	R: 0	H: 0	E: 0	LOB: 0	K: 0	BB: 0	S: 4	P: 6	R: 0	H: 0	E: 0	LOB: 0	K: 1	BB: 0	S: 7	P: 7	R: 0	H: 1	E: 0	LOB: 1	K: 0	BB: 1	S: 6	P: 17
--------------	------	------	------	--------	------	-------	-------	-------	------	------	------	--------	------	-------	------	-------	------	------	------	--------	------	-------	-------	-------	------	------	------	--------	------	-------	-------	-------	------	------	------	--------	------	-------	------	------	------	------	------	--------	------	-------	-------	-------	------	------	------	--------	------	-------	------	------	------	------	------	--------	------	-------	------	------	------	------	------	--------	------	-------	------	-------

PITCHER	IP	WLS	BF	H	R	ER	SO	BB	IBB	HBP	BLK	WP	HR	S	P	ERA	WHIP
Bobby Jones, R ERA: 3.98 (1, 1)	5.0	L	26	12	6	6	2	1	0	0	0	0	0	60	88	10.80	2.600
Willie Blair, R ERA: 5.26 (6, 1)	2.0		8	1	0	0	1	1	0	0	0	0	0	16	26	0.00	1.000
Mel Rojas, R ERA: 4.25 (8, 1)	2.0		7	1	0	0	1	0	1	0	0	0	0	13	24	0.00	0.500

livebaseballscorecards.com

BOTTOM

San Francisco Giants @ New York Mets
Shea Stadium, Flushing, NY
Wed Aug 05 1998, 7:05 PM EDT
Att: 35,571 - Unknown - 82 F

livebaseballscorecards.com

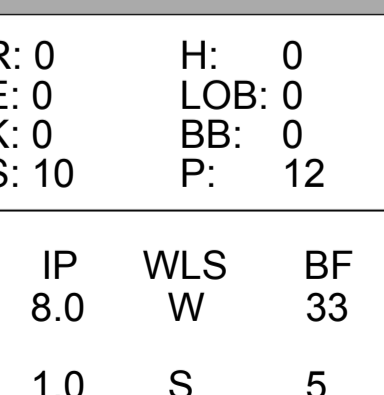

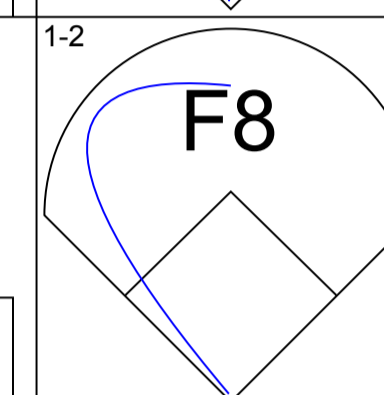
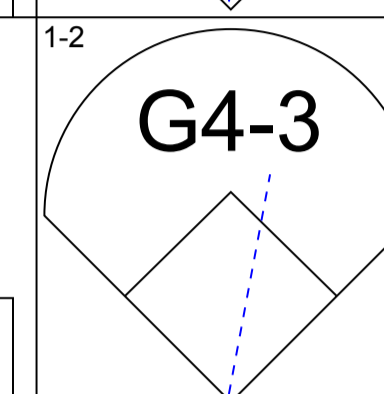
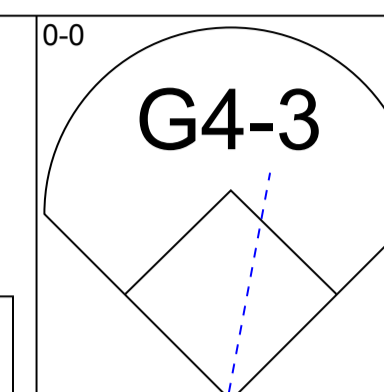
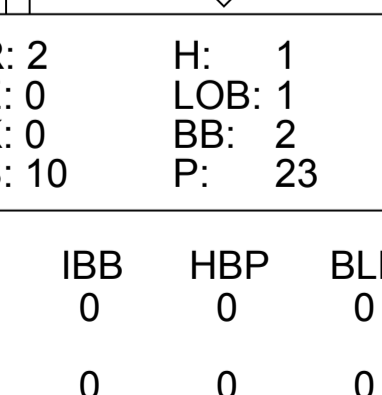
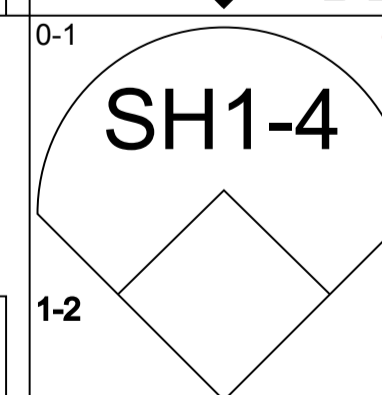
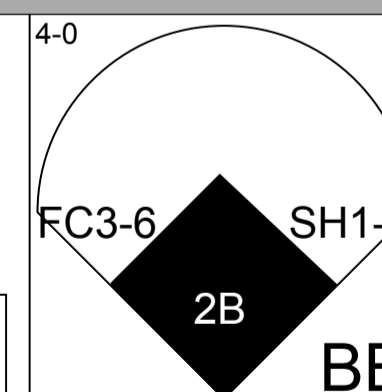
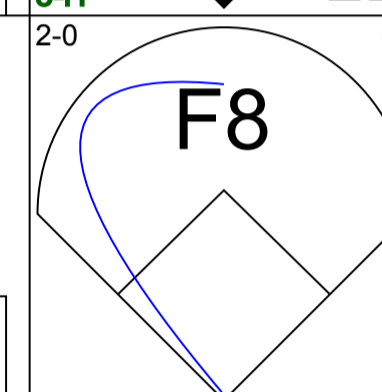
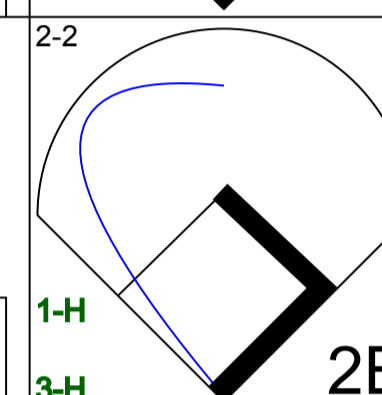
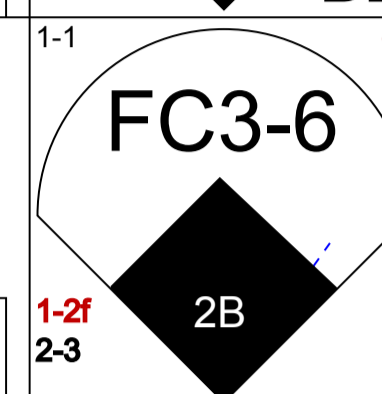
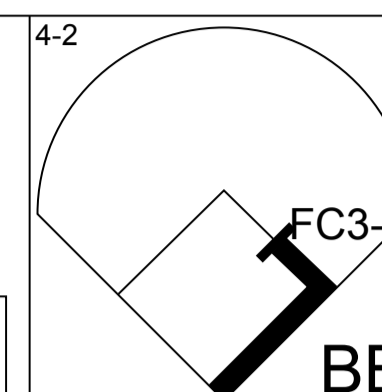
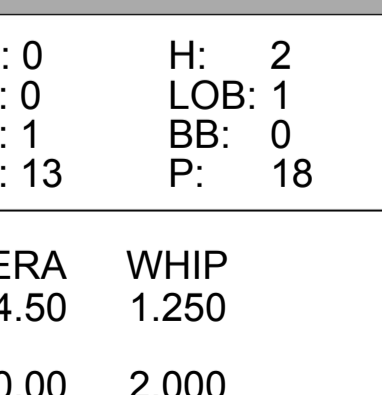

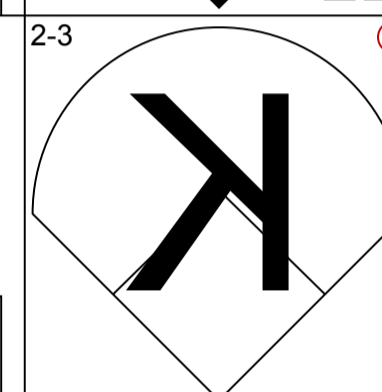
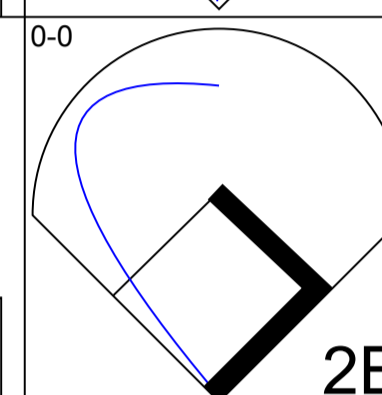
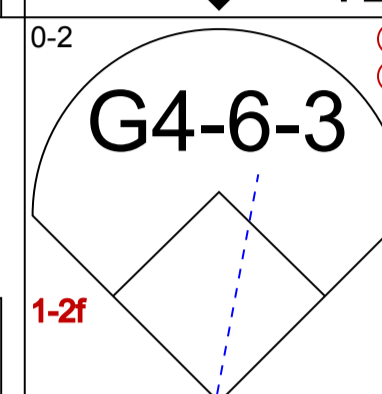
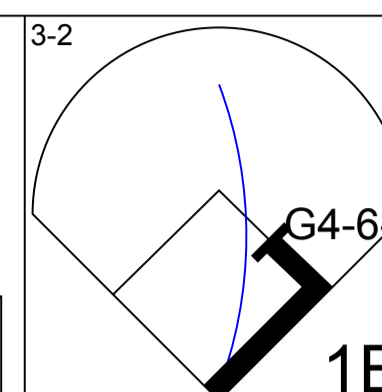
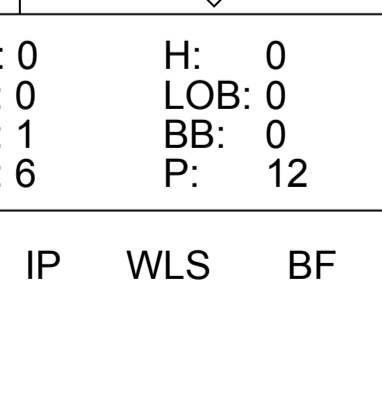
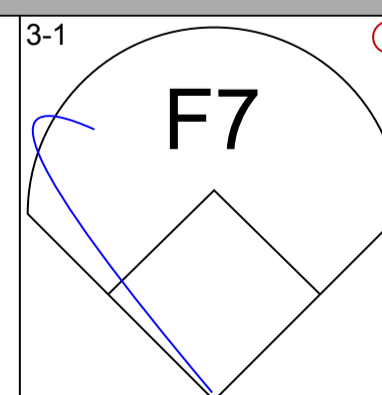


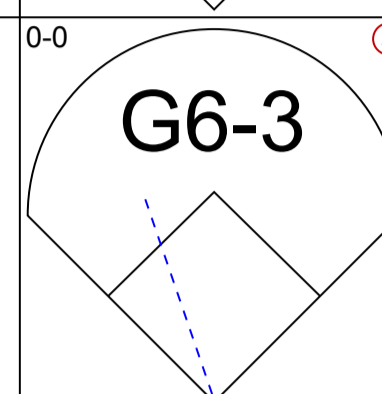
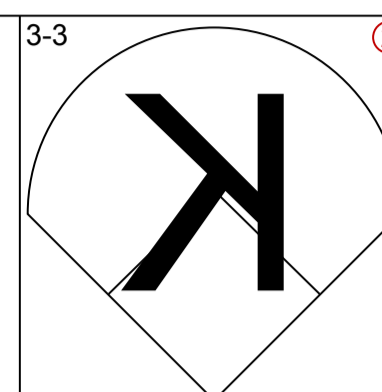
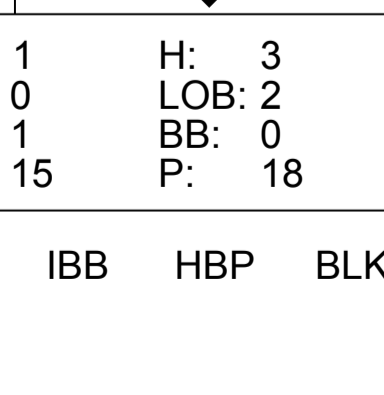
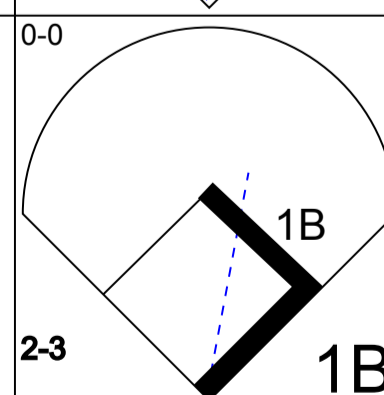
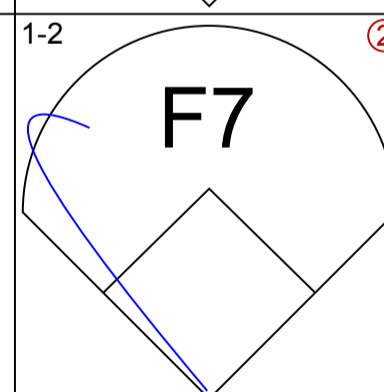
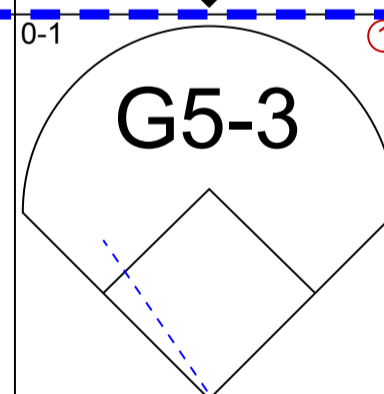
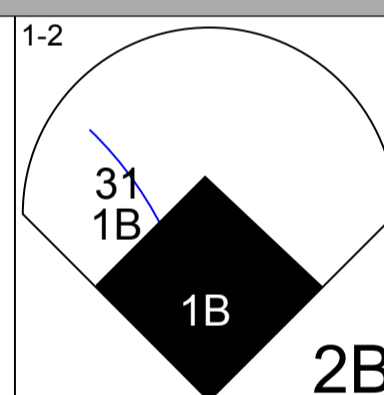

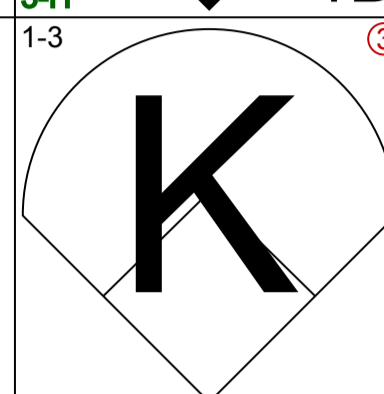
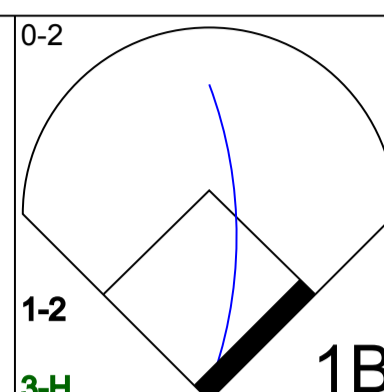
AB	33
R	4
H	8
RBI	4
BB	4
SO	9
LOB	15



WP:	0	PA:	38
PB:	0	SB:	0
CS:	0		

AB R H RBI BB SO LOB

4	0	2	1	1	1	0
5	1	0	0	0	1	5
4	0	2	2	0	1	0
4	0	0	0	0	2	2
3	1	0	0	1	0	0
3	1	2	0	1	1	1
4	0	0	0	0	1	4
2	1	1	1	1	1	1
1	0	0	0	0	0	1
1	0	0	0	0	0	0
1	0	0	0	0	0	0
0	0	0	0	0	0	0
1	0	1	0	0	0	0



Batter

Tony Phillips, S OBP: 0.453, SLG: 0.493 (1, 9)
Lenny Harris, L OBP: 0.318, SLG: 0.330 (1, 5)
John Olerud, L OBP: 0.440, SLG: 0.534 (1, 3)
Brian McRae, S OBP: 0.357, SLG: 0.488 (1, 8)
Matt Franco, L OBP: 0.394, SLG: 0.393 (1, 7)
Carlos Baerga, S OBP: 0.323, SLG: 0.399 (1, 4)
Todd Pratt, R OBP: 0.327, SLG: 0.585 (1, 2)
Rey Ordonez, R OBP: 0.289, SLG: 0.301 Todd Hundley, S OBP: 0.246, SLG: 0.194 (9, PH)
Bobby Jones, R OBP: 0.219, SLG: 0.219 Willie Blair, R OBP: 0.102, SLG: 0.083 Luis Lopez, S OBP: 0.337, SLG: 0.356 Mel Rojas, R (8, 1)
31 Mike Piazza, R OBP: 0.371, SLG: 0.511 (9, PH)

Inning Stats

R: 0	H: 0	R: 0	H: 1	R: 2	H: 1	R: 1	H: 1	R: 0	H: 2	R: 0	H: 0	R: 0	H: 0	R: 0	H: 3	R: 1	H: 3
E: 0	LOB: 0	E: 0	LOB: 1	E: 0	LOB: 1	E: 0	LOB: 1	E: 0	LOB: 1	E: 0	LOB: 1	E: 0	LOB: 1	E: 0	LOB: 0	E: 0	LOB: 2
K: 0	BB: 0	K: 0	BB: 0	K: 0	BB: 2	K: 2	BB: 1	K: 1	BB: 0	K: 2	BB: 1	K: 1	BB: 0	K: 1	BB: 0	K: 1	BB: 0
S: 10	P: 12	S: 6	P: 8	S: 10	P: 23	S: 9	P: 15	S: 13	P: 18	S: 9	P: 16	S: 6	P: 12	S: 9	P: 11	S: 15	P: 18

PITCHER	IP	WLS	BF	H	R	ER	SO	BB	IBB	HBP	BLK	WP	HR	S	P	ERA	WHIP
Russ Ortiz, R ERA: 4.5 (1, 1)	8.0	W	33	6	4	4	8	4	0	0	0	0	0	75	119	4.50	1.250
Robb Nen, R ERA: 1.09 (9, 1)	1.0	S	5	2	0	0	1	0	0	0	0	0	0	12	14	0.00	2.000

PITCHER	IP	WLS	BF	H	R	ER	SO	BB	IBB	HBP	BLK	WP	HR	S	P	ERA	WHIP
---------	----	-----	----	---	---	----	----	----	-----	-----	-----	----	----	---	---	-----	------

San Francisco Giants @ New York Mets
 Shea Stadium, Flushing, NY
 Thu Aug 06 1998, 3:33 AM EDT
 Att. 36,920 - Sunny - 76 F

livebaseballscorecards.com

AB	40
R	8
H	13
RBI	8
BB	4
SO	6
LOB	21



WP:	0	PA:	44
PB:	0		
SB:	0		
CS:	0		

Batter	1	2	3	4	5	6	7	8	9	AB	R	H	RBI	BB	SO	LOB
Marvin Benard, L (1, 9) OBP: 0.391, SLG: 0.403	4-2 1B BB	4-0 BB					0-2 L3	0-0 1B		3	1	1	0	2	0	0
Bill Mueller, S (1, 5) OBP: 0.383, SLG: 0.402	1-2 1B 1B	2-2 F8					3-2 G3-1	2B 1B		5	2	2	0	0	0	2
Barry Bonds, L (1, 7) OBP: 0.424, SLG: 0.542	1-2 1B 1B						1-2 F7	3-2 HR 2B		5	1	3	1	0	0	0
Jeff Kent, R (1, 4) OBP: 0.332, SLG: 0.500	1-3 K						0-2 G6-3	0-0 HR 1B		4	1	2	3	1	1	2
J.T. Snow, L (1, 3) OBP: 0.338, SLG: 0.429	0-0 P5						0-0 F9	2-3 K		3	0	0	0	0	1	3
Joe Carter, R (8, PH) OBP: 0.287, SLG: 0.407										2	0	0	0	0	1	2
Stan Javier, S (1, 8) OBP: 0.372, SLG: 0.363	0-1 1B						0-0 L8	1-1 F7		4	0	1	1	1	0	1
Rich Aurilia, R (1, 6) OBP: 0.345, SLG: 0.456	0-3 K						0-1 2B	0-0 FC6-4		5	1	2	0	0	2	6
Brent Mayne, L (1, 2) OBP: 0.379, SLG: 0.390							0-1 L8	2-2 G4-3		5	1	1	0	0	1	4
Orel Hershiser, R (1, 1) OBP: 0.192, SLG: 0.190										2	0	0	0	0	0	1
Shawon Dunston, R (7, PH) OBP: 0.260, SLG: 0.406										1	0	0	0	0	0	0
Alvin Morman, L (7, 1)										0	0	0	0	0	0	0
Charlie Hayes, R (8, PH) OBP: 0.394, SLG: 0.430										1	1	1	3	0	0	0
John Johnstone, R (8, 1)										0	0	0	0	0	0	0
Robb Nen, R (8, 1)										0	0	0	0	0	0	0
Rey Sanchez, R (9, 6) OBP: 0.326, SLG: 0.362										0	0	0	0	0	0	0
Jose Mesa, R (9, 1)										0	0	0	0	0	0	0

Inning Stats	R	H	E	K	S	WLS	BF	H	R	ER	SO	BB	IBB	HBP	BLK	WP	HR	S	P	ERA	WHIP
	2	3	0	2	22		30	7	4	4	3	2	0	0	0	0	0	82	110	5.14	1.286
	0	2	0	1				1	1	1	1	0	0	0	0	0	1	10	15	13.50	4.500
	0	1	0	0				3	3	3	0	0	0	0	0	0	1	4	7	81.00	6.000
	0	1	0	0				0	0	0	2	1	1	0	0	0	0	13	29	0.00	2.000

PITCHER	IP	WLS	BF	H	R	ER	SO	BB	IBB	HBP	BLK	WP	HR	S	P	ERA	WHIP
Masato Yoshii, R (1, 1) ERA: 3.86	7.0		30	7	4	4	3	2	0	0	0	0	0	82	110	5.14	1.286
Dennis Cook, L (8, 1) ERA: 2.63	0.2		5	3	1	1	1	0	0	0	0	0	0	10	15	13.50	4.500
Greg McMichael, R (8, 1) ERA: 4.22	0.1		3	2	3	3	0	0	0	0	0	0	1	4	7	81.00	6.000
Turk Wendell, R (9, 1) ERA: 3.35	1.0	W	6	1	0	0	2	1	1	0	0	0	0	13	29	0.00	2.000

BOTTOM

San Francisco Giants @ New York Mets
Shea Stadium, Flushing, NY
Thu Aug 06 1998, 3:33 AM EDT
Att: 36,920 - Sunny - 76 F

livebaseballscorecards.com

AB	39
R	9
H	16
RBI	9
BB	4
SO	8
LOB	13



WP	1	PA	43
PB	0		
SB	0		
CS	0		

AB R H RBI BB SO LOB

5	2	4	1	0	1	1
5	1	1	3	0	1	2
5	2	2	1	0	1	1
4	0	0	0	0	1	0
0	0	0	0	0	0	0
0	0	0	0	0	0	0
1	1	1	0	0	0	0
4	1	2	2	1	1	0
3	0	3	0	0	0	0
1	0	0	0	1	0	1
3	1	1	1	2	1	2
3	1	1	0	0	0	3
1	0	1	0	0	0	0
0	0	0	0	0	0	0
0	0	0	0	0	0	0
1	0	0	1	0	0	1
1B: 9	SF: 0					
2B: 3	SAC: 0					
3B: 0	DP: 0					
HR: 4	HBP: 0					

Batter	1	2	3	4	5	6	7	8	9
Tony Phillips, S OBP: 0.473, SLG: 0.568 (1, 9) BB C C C X (7, 7)	3-2 1B ①		2-1 G6-3 2B		0-2 HR 1B 2-3		3-2 HR	2-3 K ②	
Edgardo Alfonzo, R OBP: 0.342, SLG: 0.370 (1, 5) C C B F X (7, 7)	1-2 F8 ②		0-1 G6-3 2-3		1-0 HR 1-1 3-H ②		1-3 K ①	1-0 F9 ③	
John Olerud, L OBP: 0.439, SLG: 0.540 (1, 3) C B B X (7, 7)	3-1 G4-3 ③		1-0 G4-3 ③		3-3 K ②		2-1 HR	3-1 1B 1B	
31 Mike Piazza, R OBP: 0.367, SLG: 0.506 Greg McMichael, R (8, 1) Turk Wendell, L (9, 1) Matt Franco, L OBP: 0.398, SLG: 0.398 (9, PH)		3-1 G6-3 ①		1-0 G3-1 ①	0-0 F8 ③		3-3 K ②	1-2 1B 1B 1-3 BB 1B	
Brian McRae, S OBP: 0.360, SLG: 0.496 (1, 8) B B B B X (7, 7)		3-1 G3 ②		2-3 K ②		2-2 HR	4-2 BB	1-1 BB IBB 1B 1-3 3-H	
Todd Hundley, S OBP: 0.278, SLG: 0.246 Lenny Harris, L OBP: 0.320, SLG: 0.328 (6, PR) (7, 9)		2-2 1B 1B		3-1 2B		0-1 1B	0-1 G6-3 ③	4-0 BB IBB	
Luis Lopez, S OBP: 0.343, SLG: 0.356 (1, 4) (9, 6) B F T X (7, 7)		1-2 FC5-4 1B		1-3 K ③		0-0 F7 ①		4-2 WP 1B G4-3 BB	4-1 1-2 2-3 3-H BB
Rey Ordonez, R OBP: 0.290, SLG: 0.305 Carlos Baerga, S OBP: 0.324, SLG: 0.401 (8, PH) (9, 4)		1-2 FC5-4 ③			0-0 1B HR 2B		0-1 L8 ②	1-0 G4-3 WP 1B 1-2	
Masato Yoshii, R OBP: 0.108, SLG: 0.086 Dennis Cook, L (8, 1) Todd Pratt, R OBP: 0.327, SLG: 0.585 Jorge Fabregas, L OBP: 0.259, SLG: 0.240 (8, PH) (9, 2)			0-3 K ①		1-3 K ①		0-1 G5-3 ③	3-2 G4-3 ① 1-3 2-H	

Inning Stats	R: 0	H: 1	E: 0	K: 0	S: 9	H: 1	LOB: 0	BB: 0	P: 16	R: 0	H: 2	E: 0	K: 0	S: 13	H: 2	LOB: 2	BB: 0	P: 23	R: 0	H: 1	E: 0	K: 1	S: 8	H: 1	LOB: 1	BB: 0	P: 11	R: 0	H: 1	E: 0	K: 2	S: 9	H: 3	LOB: 0	BB: 0	P: 17	R: 1	H: 2	E: 0	K: 0	S: 12	H: 2	LOB: 1	BB: 0	P: 14	R: 2	H: 2	E: 0	K: 2	S: 17	H: 2	LOB: 1	BB: 1	P: 30	R: 1	H: 1	E: 0	K: 1	S: 11	H: 1	LOB: 1	BB: 1	P: 22	R: 2	H: 3	E: 0	K: 0	S: 9	H: 3	LOB: 3	BB: 2	P: 22	1B: 9	SF: 0	2B: 3	SAC: 0	3B: 0	DP: 0	HR: 4	HBP: 0	WP: 1	PA: 43
--------------	------	------	------	------	------	------	--------	-------	-------	------	------	------	------	-------	------	--------	-------	-------	------	------	------	------	------	------	--------	-------	-------	------	------	------	------	------	------	--------	-------	-------	------	------	------	------	-------	------	--------	-------	-------	------	------	------	------	-------	------	--------	-------	-------	------	------	------	------	-------	------	--------	-------	-------	------	------	------	------	------	------	--------	-------	-------	-------	-------	-------	--------	-------	-------	-------	--------	-------	--------

PITCHER	IP	WLS	BF	H	R	ER	SO	BB	IBB	HBP	BLK	WP	HR	S	P	ERA	WHIP
Orel Hershiser, R ERA: 4.14 (1, 1)	6.0		27	10	4	4	5	0	0	0	0	0	2	63	97	6.00	1.667
Alvin Morman, L ERA: 5.47 (7, 1)	1.0		6	2	2	2	2	1	0	0	0	0	2	17	30	18.00	3.000
John Johnstone, R ERA: 3.36 (8, 1)	0.0		2	1	1	1	0	1	0	0	0	0	0	3	8	∞	∞
Robb Nen, R ERA: 1.34 (8, 1)	1.0	L	7	3	2	2	1	0	1	0	0	1	0	16	31	18.00	3.000
Jose Mesa, R ERA: 5.2 (9, 1)	0.0		1	0	0	0	0	1	0	0	0	0	0	1	5	∞	∞

New York Mets @ Colorado Rockies
Coors Field, Denver, CO
 Fri Aug 07 1998, 7:05 PM MDT
 Att. 48,365 - Unknown - 82 F

livebaseballscorecards.com

AB	37
R	8
H	13
RBI	7
BB	2
SO	6
LOB	15



WP: 0	PA: 42
PB: 0	
SB: 1	
CS: 1	

Batter	1	2	3	4	5	6	7	8	9	AB	R	H	RBI	BB	SO	LOB									
Tony Phillips, S OBP: 0.469, SLG: 0.551 (1, 9)	2-3 K	2-1 E4 2B		0-0 G3-1		4-2 CS BB		1-2 1B		4	1	1	0	1	1	1									
Edgardo Alfonzo, R OBP: 0.343, SLG: 0.371 (1, 5)	3-3 K	2-2 2B 1B		2-2 G6-3 1B		0-0 SF9		1-2 F8		4	1	2	1	0	1	2									
John Olerud, L OBP: 0.441, SLG: 0.542 (1, 3)	4-2 31 HR BB	2-2 31 1B 2B		0-1 G6-3 1-2f		2-2 CS 1-2		3-2 F8		4	2	2	3	1	0	1									
31 Mike Piazza, R OBP: 0.370, SLG: 0.517 (1, 2)	1-2 HR	2-1 2B 1B			0-1 F7			0-2 2B		5	1	3	3	0	0	1									
Todd Hundley, S OBP: 0.289, SLG: 0.275 (7, 1)	2-3 K	0-0 2B			3-2 S 1B			1-3 K		4	0	2	0	0	2	1									
Mel Rojas, R (7, 1)										0	0	0	0	0	0	0									
Matt Franco, L OBP: 0.396, SLG: 0.395 (9, PH)										1	0	0	0	0	0	1									
John Franco, L (9, 1)										0	0	0	0	0	0	0									
Brian McRae, S OBP: 0.357, SLG: 0.491 (1, 8)		E3 1B			1-2 F7			0-0 L7		4	1	0	0	0	0	4									
		G5-3																							
Carlos Baerga, S OBP: 0.321, SLG: 0.396 (1, 4)		1-2 P5		0-0 F8		2-3 K		1-1 G4-3		4	0	0	0	0	1	2									
Rey Ordóñez, R OBP: 0.292, SLG: 0.310 (1, 6)		1-0 P6		1-2 F7		1-1 SH2-4 SF9 2B		1-2 1B 1B		4	1	2	0	0	0	1									
Rick Reed, R OBP: 0.196, SLG: 0.208 (1, 1)		0-0 1B 2B 1B		0-3 K		1-1 SH2-4		1-0 F7		2	1	1	0	0	1	0									
Lenny Harris, L OBP: 0.318, SLG: 0.326 (7, 7)										1	0	0	0	0	0	1									
Inning Stats	R: 2 E: 0 K: 3 S: 18	H: 1 LOB: 0 BB: 1 P: 30	R: 5 E: 2 K: 0 S: 23	H: 5 LOB: 2 BB: 0 P: 34	R: 0 E: 0 K: 1 S: 7	H: 0 LOB: 0 BB: 0 P: 8	R: 0 E: 0 K: 0 S: 6	H: 1 LOB: 0 BB: 0 P: 8	R: 0 E: 0 K: 1 S: 11	H: 1 LOB: 1 BB: 0 P: 17	R: 1 E: 0 K: 0 S: 10	H: 1 LOB: 0 BB: 1 P: 17	R: 0 E: 0 K: 1 S: 16	H: 1 LOB: 1 BB: 0 P: 20	R: 0 E: 0 K: 0 S: 13	H: 2 LOB: 2 BB: 0 P: 18	R: 0 E: 0 K: 0 S: 7	H: 1 LOB: 0 BB: 0 P: 10	1B: 8 2B: 4 3B: 0 HR: 1	SF: 1 SAC: 1 DP: 2 HBP: 0	WP: 0 PB: 0 SB: 1 CS: 1	PA: 42			
PITCHER	IP	WLS	BF	H	R	ER	SO	BB	IBB	HBP	BLK	WP	HR	S	P	ERA	WHIP								
Pedro Astacio, R ERA: 5.97 (1, 1)	5.1	L	28	9	8	3	5	2	0	0	0	0	1	71	109	5.06	2.062								
Mike DeJean, R ERA: 2.36 (6, 1)	0.2		1	0	0	0	0	0	0	0	0	0	0	4	5	0.00	0.000								
Chuck McElroy, L ERA: 1.48 (7, 1)	1.2		8	3	0	0	1	0	0	0	0	0	0	26	34	0.00	1.800								
Dave Veres, R ERA: 3.67 (8, 1)	1.1		4	1	0	0	0	0	0	0	0	0	0	10	14	0.00	0.750								

BOTTOM

New York Mets @ Colorado Rockies
Coors Field, Denver, CO
Fri Aug 07 1998, 7:05 PM MDT
Att: 48,365 - Unknown - 82 F

livebaseballscorecards.com

AB 35
R 7
H 14
RBI 7
BB 1
SO 6
LOB 12



WP: 0 PA: 39
PB: 0
SB: 0
CS: 1

AB R H RBI BB SO LOB

5	1	2	2	0	1	1
4	2	2	0	0	0	1
4	2	2	2	0	1	1
4	0	1	2	0	1	1
4	1	3	0	0	1	0
4	0	0	0	0	0	3
4	1	2	0	0	0	1
3	0	2	1	0	0	1
0	0	0	0	1	0	0
2	0	0	0	0	1	2
0	0	0	0	0	0	0
1	0	0	0	1	1	1
0	0	0	0	0	0	0
0	0	0	0	0	0	0
0	0	0	0	0	0	0
0	0	0	0	0	0	0
1B: 9	SF: 0					
2B: 3	SAC: 2					
3B: 0	DP: 2					
HR: 2	HBP: 0					

Batter	1	2	3	4	5	6	7	8	9
Darryl Hamilton, L (1, 8) OBP: 0.391, SLG: 0.372	1-1 G1-3			2-2 F7	2-0 HR		0-1 SH1-4 1B		1-3 K
Neifi Perez, S (1, 6) OBP: 0.333, SLG: 0.413	2-1 L6			0-1 HR 1B	0-2 1B 2B 1B		0-0 SH1-4 1-2		1-0 L6
Larry Walker, L (1, 9) OBP: 0.417, SLG: 0.598	2-1 G4-3			0-1 HR 1-H	0-0 2B 1B		3-3 K		
Dante Bichette, R (1, 7) OBP: 0.347, SLG: 0.521			0-2 L4	0-3 K	2-2 PO 2B 1-H 3-H		0-2 F8		
Vinny Castilla, R (1, 5) OBP: 0.359, SLG: 0.597			2-3 K	0-1 1B	3-1 PO 2B 2-3	1-1 17 F7 1B 2B		1-1 17 G4-6-3 1B	
17 Todd Helton, L (1, 3) OBP: 0.355, SLG: 0.515			3-1 F8	1-2 F9		1-1 F7 2-3		2-2 G4-6-3 1-2f	
3 Mike Lansing, R (1, 4) OBP: 0.308, SLG: 0.371			2-2 CS 1B		2-2 G4-3 HR 2B	1-0 G3		1-0 G4-3	
Jeff Reed, L (1, 2) OBP: 0.379, SLG: 0.473			1 SAFE 1-2		2-1 G4-3 1B	1-0 1B		4-2 SH1-4 BB	
Terry Shumpert, R (9, PH) OBP: 0.500, SLG: 1.200			1-2 G4-6-3 1B		2-3 1B	3-H 1B			
Pedro Astacio, R (1, 1) OBP: 0.178, SLG: 0.198			0-1 G4-6-3		0-3 K	0-3 K		0-0 SH1-4	
Mike DeJean, R (6, 1)									
John Vander Wal, L (6, PH) OBP: 0.370, SLG: 0.500									
Chuck McElroy, L (7, 1) OBP: 0.200, SLG: 0.200									
Dave Veres, R (8, 1) OBP: 0.600, SLG: 0.500									
Kirt Manwaring, R (9, PH) OBP: 0.347, SLG: 0.335									

Inning Stats	R: 0 H: 0 E: 0 K: 6 S: 6	H: 0 LOB: 0 BB: 0 P: 11	R: 0 H: 0 E: 0 K: 8 S: 8	H: 2 LOB: 0 BB: 0 P: 13	R: 2 H: 3 E: 0 K: 1 S: 16	H: 3 LOB: 1 BB: 0 P: 19	R: 4 H: 5 E: 0 K: 2 S: 20	H: 5 LOB: 0 BB: 0 P: 31	R: 1 H: 2 E: 0 K: 1 S: 9	H: 2 LOB: 1 BB: 0 P: 13	R: 0 H: 1 E: 0 K: 1 S: 10	H: 1 LOB: 1 BB: 0 P: 13	R: 0 H: 1 E: 0 K: 1 S: 7	H: 1 LOB: 0 BB: 0 P: 11	R: 0 H: 0 E: 0 K: 1 S: 9	H: 0 LOB: 1 BB: 1 P: 15	1B: 9 2B: 3 3B: 0 HR: 2	SF: 0 SAC: 2 DP: 2 HBP: 0
--------------	--------------------------	-------------------------	--------------------------	-------------------------	---------------------------	-------------------------	---------------------------	-------------------------	--------------------------	-------------------------	---------------------------	-------------------------	--------------------------	-------------------------	--------------------------	-------------------------	-------------------------	---------------------------

PITCHER	IP	WLS	BF	H	R	ER	SO	BB	IBB	HBP	BLK	WP	HR	S	P	ERA	WHIP
Rick Reed, R (1, 1) ERA: 2.88	6.0	W	27	12	7	7	4	0	0	0	0	0	2	69	100	10.50	2.000
Mel Rojas, R (7, 1) ERA: 4.06	2.0		7	2	0	0	1	0	0	0	0	0	0	17	24	0.00	1.000
John Franco, L (9, 1) ERA: 4.36	1.0	S	4	0	0	0	1	1	0	0	0	0	0	9	15	0.00	1.000

Batter	1	2	3	4	5	6	7	8	9	AB R H RBI BB SO LOB	TOP											
Tony Phillips, S OBP: 0.455, SLG: 0.524 (1, 9)	3-3 K		4-2 HR BB		1-3 K	2-2 FC6-4 BB 1-2f 2-3		2-0 F7		4 1 0 0 1 2 3												
Edgardo Alfonzo, R OBP: 0.344, SLG: 0.378 (1, 5)	1-0 P4		2-1 HR 1-H		0-1 F9	4-1 BB		0-1 F9		4 1 1 2 1 0 0												
John Olerud, L OBP: 0.443, SLG: 0.547 (1, 3)	4-1 31 1B BB		0-0 2B		2-1 31 E 2B	2-1 G4-3		0-0 F7		4 2 2 0 1 0 3												
31 Mike Piazza, R OBP: 0.370, SLG: 0.515 (1, 2)	0-2 1B 1B		1-0 P6		1-2 E5 BB 2-H		1-0 F9		2-2 HBP	4 0 1 0 0 0 1												
Brian McRae, S OBP: 0.357, SLG: 0.488 (1, 8)	0-2 1B 3-H		1-0 G5-3		4-1 BB 1-2		2-2 G6-3		0-3 K	4 0 1 1 1 1 2												
Todd Hundley, S OBP: 0.275, SLG: 0.260 Lenny Harris, L OBP: 0.318, SLG: 0.326 (1, 7) (7, 7)	1-3 K		1-3 K		3-3 K		2-3 K			4 0 0 0 0 4 5 0 0 0 0 0 0 0												
Carlos Baerga, S OBP: 0.320, SLG: 0.395 (1, 4)		1-0 G5-3		2-2 G5-4-3 1B		1-1 F8		1-1 G3-1		4 0 1 0 0 0 0												
Rey Ordóñez, R OBP: 0.294, SLG: 0.312 (1, 6)		1-1 L7		2-2 G5-4-3 1-2f		0-1 FC6-4 1B 1B		3-1 1B		4 0 2 0 0 0 1												
Armando Reynoso, R OBP: 0.273, SLG: 0.273 Dennis Cook, L Turk Wendell, L John Franco, L (1, 1) (8, 1) (8, 1) (9, 1)		0-3 K		1-3 K		0-0 FC6-4 1B 1-2		1-3 K		4 0 1 0 0 3 1 0												
Inning Stats	R: 1 E: 0 K: 2 S: 14	H: 2 LOB: 2 BB: 1 P: 23	R: 0 E: 0 K: 1 S: 6	H: 0 LOB: 0 BB: 0 P: 8	R: 2 E: 0 K: 1 S: 10	H: 2 LOB: 1 BB: 1 P: 19	R: 0 E: 0 K: 1 S: 10	H: 1 LOB: 0 BB: 0 P: 15	R: 1 E: 1 K: 2 S: 16	H: 1 LOB: 2 BB: 1 P: 27	R: 0 E: 0 K: 0 S: 11	H: 2 LOB: 3 BB: 1 P: 20	R: 0 E: 0 K: 1 S: 11	H: 0 LOB: 0 BB: 0 P: 16	R: 0 E: 0 K: 1 S: 8	H: 1 LOB: 1 BB: 0 P: 15	R: 0 E: 0 K: 1 S: 8	H: 0 LOB: 1 BB: 0 P: 10	1B: 6 2B: 2 3B: 0 HR: 1	SF: 0 SAC: 0 DP: 1 HBP: 1	WP: 0 PB: 0 SB: 0 CS: 0	PA: 41
PITCHER	IP WLS BF H R ER SO BB IBB HBP BLK WP HR S P ERA WHIP																					
Bobby Jones, L ERA: 5.67 (1, 1)	5.2 L 28 8 4 3 7 3 0 0 0 0 0 1 64 103 4.76 1.941																					
Curt Leskanic, R ERA: 3.66 (6, 1)	0.1 2 0 0 0 0 1 0 0 0 0 0 0 3 9 0.00 3.000																					
Mike Munoz, L ERA: 6.68 (7, 1)	1.0 3 0 0 0 1 0 0 0 0 0 0 0 11 16 0.00 0.000																					
Mike DeJean, R ERA: 2.32 (8, 1)	1.0 4 1 0 0 1 0 0 0 0 0 0 0 8 15 0.00 1.000																					
Jerry Dipoto, R ERA: 3.83 (9, 1)	1.0 4 0 0 0 1 0 0 1 0 0 0 0 8 10 0.00 0.000																					

New York Mets @ Colorado Rockies
Coors Field, Denver, CO
Sat Aug 08 1998, 3:33 AM MDT
Att. 48,312 - Sunny - 89 F

livebaseballscorecards.com

AB	36
R	4
H	9
RBI	3
BB	4
SO	10
LOB	16



Batter	1	2	3	4	5	6	7	8	9	AB R H RBI BB SO LOB
Darryl Hamilton, L OBP: 0.391, SLG: 0.370 (1, 8)	0-0 SH1-4 1B	1-1 G4-3		4-0 1-2 BB			0-1 G1-3		0-0 G5-3	4 1 1 0 1 0 1
Neifi Perez, S OBP: 0.333, SLG: 0.414 (1, 6)	0-0 SH1-4 1-2		1-1 2B	0-1 L4			0-1 B3		0-0 G6-3	4 0 1 0 0 0 2
Larry Walker, L OBP: 0.417, SLG: 0.595 (1, 9)	1-0 1B 2-H 1B		2-0 P6		0-0 F9		0-1 G3		1-2 1B	5 0 2 1 0 0 1
Dante Bichette, R OBP: 0.350, SLG: 0.524 (1, 7)	0-1 1-3 1B		2 SAFE 2-3 K		0-0 G4-6-3 1B			3-2 3 PB 3 1B 2B	1 SAFE 0-0 P4	5 1 3 0 0 1 2
Vinny Castilla, R OBP: 0.358, SLG: 0.593 (1, 5)	2-3 K		2-0 G6-3		1 SAFE 1-1 G4-6-3			4-0 3 1B 3 PB BB		3 0 0 0 1 1 4
17 Todd Helton, L OBP: 0.354, SLG: 0.515 (1, 3)	2-2 F9			1-2 G6-4-3 1B 2B		1-0 F8		1-1 L7		4 1 1 0 0 0 4
3 Mike Lansing, R OBP: 0.312, SLG: 0.375 (1, 4)		0-0 F8		4-1 G6-4-3 BB		0-1 2B		3-2 FC6-4 1-3 2-H 1B		3 0 2 1 1 0 0
Jeff Reed, L OBP: 0.377, SLG: 0.468 (1, 2)		1-1 FC1-6 1B		2-2 G6-4-3		0-0 P4		0-3 K		4 0 1 0 0 1 5
Bobby Jones, R OBP: 0.226, SLG: 0.258 (6, 1) Curt Lesknic, R (6, PH) John Vander Wal, L OBP: 0.366, SLG: 0.494 (7, 1) Mike Munoz, L (8, 1) Mike DeJean, R (8, PH) Derrick White, R OBP: 0.083, SLG: 0.250 (9, 1) Jerry Dipoto, R		2-2 FC1-6		2-2 BB 1B		1-0 G6-3		1-1 FC6-4		2 0 1 1 0 0 1 0 0 0 0 0 0 0 1 0 0 0 0 0 1 0 0 0 0 0 0 0 0 0 0 0 0 0 0 1 0 0 0 0 0 2 0 0 0 0 0 0 0

Inning Stats	R: 1	H: 3	E: 0	K: 1	S: 11	LOB: 2	BB: 0	P: 16	R: 0	H: 1	E: 0	K: 0	S: 8	LOB: 1	BB: 0	P: 12	R: 0	H: 1	E: 0	K: 1	S: 7	LOB: 1	BB: 0	P: 14	R: 1	H: 2	E: 0	K: 0	S: 16	LOB: 2	BB: 2	P: 29	R: 0	H: 1	E: 0	K: 0	S: 4	LOB: 0	BB: 0	P: 5	R: 0	H: 0	E: 0	K: 0	S: 6	LOB: 0	BB: 0	P: 6	R: 1	H: 2	E: 0	K: 1	S: 14	LOB: 2	BB: 1	P: 26	R: 0	H: 1	E: 0	K: 0	S: 6	LOB: 1	BB: 0	P: 7	1B: 8	SF: 0	2B: 4	SAC: 1	3B: 0	DP: 2	HR: 0	HBP: 0	WP: 0	PA: 40
--------------	------	------	------	------	-------	--------	-------	-------	------	------	------	------	------	--------	-------	-------	------	------	------	------	------	--------	-------	-------	------	------	------	------	-------	--------	-------	-------	------	------	------	------	------	--------	-------	------	------	------	------	------	------	--------	-------	------	------	------	------	------	-------	--------	-------	-------	------	------	------	------	------	--------	-------	------	-------	-------	-------	--------	-------	-------	-------	--------	-------	--------

PITCHER	IP	WLS	BF	H	R	ER	SO	BB	IBB	HBP	BLK	WP	HR	S	P	ERA	WHIP
Armando Reynoso, R ERA: 0.82 (1, 1)	7.0		32	10	3	2	2	3	0	0	0	0	0	61	100	2.57	1.857
Dennis Cook, L ERA: 2.61 (8, 1)	0.1		1	0	0	0	0	0	0	0	0	0	0	2	3	0.00	0.000
Turk Wendell, R ERA: 3.3 (8, 1)	0.2		3	1	0	0	1	0	0	0	0	0	0	8	12	0.00	1.500
John Franco, L ERA: 4.26 (9, 1)	1.0	S	4	1	0	0	0	0	0	0	0	0	0	6	7	0.00	1.000

BOTTOM

New York Mets @ Colorado Rockies
Coors Field, Denver, CO
Sat Aug 08 1998, 3:33 AM MDT
Att: 48,312 - Sunny - 89 F

livebaseballscores.com

AB	36
R	3
H	12
RBI	3
BB	3
SO	3
LOB	23



Batter	1	2	3	4	5	6	7	8	9	AB R H RBI BB SO LOB	TOP																						
Tony Phillips, S (1, 9) OBP: 0.443, SLG: 0.500	2-1 G3-1		4-2 1B 1B BB	2-1 G1-3		0-0 G4-3			1-1 G4-3	4 1 0 0 1 0 1																							
Edgardo Alfonzo, R (1, 5) OBP: 0.344, SLG: 0.384	1-0 FC7-2 3B		0-2 31 BB 1B SF9		3-3 K		3-2 F8		0-3 K	5 1 2 0 0 2 0																							
John Olerud, L (1, 3) OBP: 0.447, SLG: 0.550	3-2 FC7-2 3-H		1-1 SF9 31 BB 1B		0-1 31 1B		1-1 1B		0-1 1B	5 0 4 1 0 0 1																							
31 Mike Piazza, R (1, 2) OBP: 0.374, SLG: 0.516		1-2 HBP BB FC3-6 1B	4-2 1B		0-0 1B		1-0 F9		0-0 F8	3 1 2 0 1 0 1 1 0 0 0 0 0 1																							
Jorge Fabregas, L (7, 2) OBP: 0.257, SLG: 0.239																																	
Todd Hundley, S (1, 7) OBP: 0.262, SLG: 0.250			0-3 K	0-0 SF9		0-1 L9			1-3 K	3 0 0 1 0 2 4																							
Brian McRae, S (1, 8) OBP: 0.357, SLG: 0.486		4-2 HBP E BB	1-3 K		2-0 P5			0-1 F9		2 1 0 0 1 1 4 1 0 0 0 0 0 0																							
Lenny Harris, L (7, 8) OBP: 0.317, SLG: 0.324																																	
Carlos Baerga, S (1, 4) OBP: 0.320, SLG: 0.392		1-2 FC3-6 HBP	3-2 SAFE G5-3		1-2 G3			0-2 L8		3 0 0 0 0 0 2																							
Luis Lopez, S (1, 6) OBP: 0.341, SLG: 0.359		0-0 FC3-6		0-1 F7		2-0 G4-3		0-1 2B		4 0 1 1 0 0 1																							
Hideo Nomo, R (1, 1) OBP: 0.195, SLG: 0.250		1-3 K		1-3 K		1-2 1B		1-0 P4		2 0 0 0 0 2 1 1 0 1 0 0 0 0 1 0 0 0 0 0 1 0 0 0 0 0 0 0																							
Willie Blair, R (4, 1) OBP: 0.120, SLG: 0.102																																	
Matt Franco, L (8, PH) OBP: 0.393, SLG: 0.391																																	
Mel Rojas, R (8, 1)																																	
Inning Stats	R: 0 E: 0 K: 0 S: 6	H: 1 LOB: 0 BB: 0 P: 12	R: 2 E: 1 K: 2 S: 14	H: 1 LOB: 1 BB: 1 P: 21	R: 2 E: 0 K: 1 S: 21	H: 2 LOB: 2 BB: 2 P: 34	R: 0 E: 0 K: 1 S: 7	H: 0 LOB: 0 BB: 0 P: 10	R: 0 E: 0 K: 1 S: 11	H: 2 LOB: 2 BB: 0 P: 16	R: 0 E: 0 K: 0 S: 8	H: 1 LOB: 1 BB: 0 P: 12	R: 0 E: 0 K: 1 S: 9	H: 1 LOB: 1 BB: 0 P: 15	R: 0 E: 0 K: 0 S: 8	H: 1 LOB: 1 BB: 0 P: 9	R: 0 E: 0 K: 1 S: 8	H: 1 LOB: 1 BB: 0 P: 9	1B: 8 2B: 2 3B: 1 HR: 0	SF: 1 SAC: 0 DP: 1 HBP: 1	WP: 0 PB: 0 SB: 0 CS: 0	PA: 40											
PITCHER Darryl Kile, R (1, 1) ERA: 5.81	IP 9.0	WLS W	BF 40	H 10	R 4	ER 3	SO 7	BB 3	IBB 0	HBP 1	BLK 0	WP 0	HR 0	S 92	P 138	ERA 3.00	WHIP 1.444																
											PITCHER	IP	WLS	BF	H	R	ER	SO	BB	IBB	HBP	BLK	WP	HR	S	P	ERA	WHIP					

New York Mets @ Colorado Rockies
Coors Field, Denver, CO
 Sun Aug 09 1998, 3:33 AM MDT
 Att. 48,014 - Cloudy - 79 F

livebaseballscorecards.com

AB	35
R	4
H	10
RBI	3
BB	3
SO	7
LOB	17



Batter	1	2	3	4	5	6	7	8	9	AB	R	H	RBI	BB	SO	LOB
Darryl Hamilton, L OBP: 0.395, SLG: 0.375 (1, 8)	0-1 G3-1		4-1 BB	0-0 FC3-6 1B	2-0 2B		4-1 BB			3	0	2	0	2	0	0
Neifi Perez, S OBP: 0.331, SLG: 0.412 (1, 6)	0-1 G5-3 2B 1B		2-1 F7	3-2 FC3-6 1B WP	0-0 G4-3		1-0 G4-3			5	2	1	1	0	0	6
Larry Walker, L OBP: 0.416, SLG: 0.594 (1, 9)	2-2 G5-3 1-2		4-0 BB	3-3 K		1-2 G3-1		1-0 2B		4	1	1	0	1	1	3
Dante Bichette, R OBP: 0.354, SLG: 0.537 1 Curtis Goodwin, L OBP: 0.324, SLG: 0.318 (1, 7) (8, PR) (9, 7)	0-0 1B 2B		2-2 F9	0-0 S 17 E 1B		3-1 HR		1-0 1B 2B		5	2	4	5	0	0	2
Vinny Castilla, R OBP: 0.362, SLG: 0.594 7 Kurt Abbott, R OBP: 0.284, SLG: 0.348 (1, 5) (9, 5)	2-2 17 WP 1B		0-0 P6	4-2 17 E BB		0-0 17 G4-3 1B		0-0 1B		4	1	3	1	1	0	2
17 Todd Helton, L OBP: 0.354, SLG: 0.516 (1, 3)	1-2 G4-3 1-2					1-2 G4-3 1-2f		0-1 F8		5	1	2	2	0	0	5
3 Mike Lansing, R OBP: 0.310, SLG: 0.373 (1, 4)		1-1 L3					0-2 L8		3-3 K	5	1	1	0	0	1	3
Kirt Manwaring, R OBP: 0.352, SLG: 0.346 (1, 2)		3-2 F8				1-0 1B BLK FC3-6 1B	1-1 G5-3	2-2 PB 2B	2-1 1B	5	1	3	1	0	0	0
Darryl Kile, R OBP: 0.281, SLG: 0.345 (1, 1)		0-2 G6-3				4-2 FC3-6 1B BB	2-2 P6	3-1 G5-3	0-0 P6	4	1	0	0	1	0	3

Inning Stats	R: 1	H: 3	E: 0	K: 0	S: 15	LOB: 2	BB: 0	P: 20	R: 0	H: 0	E: 0	K: 0	S: 9	LOB: 0	BB: 0	P: 13	R: 0	H: 0	E: 0	K: 0	S: 7	LOB: 2	BB: 2	P: 19	R: 7	H: 6	E: 1	K: 1	S: 27	LOB: 1	BB: 2	P: 47	R: 0	H: 1	E: 0	K: 0	S: 7	LOB: 0	BB: 0	P: 12	R: 1	H: 2	E: 0	K: 0	S: 9	LOB: 0	BB: 0	P: 14	R: 0	H: 1	E: 0	K: 0	S: 12	LOB: 2	BB: 1	P: 22	R: 2	H: 4	E: 0	K: 1	S: 11	LOB: 2	BB: 0	P: 18
--------------	------	------	------	------	-------	--------	-------	-------	------	------	------	------	------	--------	-------	-------	------	------	------	------	------	--------	-------	-------	------	------	------	------	-------	--------	-------	-------	------	------	------	------	------	--------	-------	-------	------	------	------	------	------	--------	-------	-------	------	------	------	------	-------	--------	-------	-------	------	------	------	------	-------	--------	-------	-------

PITCHER	IP	WLS	BF	H	R	ER	SO	BB	IBB	HBP	BLK	WP	HR	S	P	ERA	WHIP
Hideo Nomo, R ERA: 4.65 (1, 1)	3.2	L	22	8	7	7	1	3	0	0	1	3	0	52	86	17.18	3.000
Willie Blair, R ERA: 5.26 (4, 1)	3.1		16	5	2	2	0	2	0	0	0	0	1	34	61	5.40	2.100
Mel Rojas, R ERA: 4.37 (8, 1)	1.0		7	4	2	2	1	0	0	0	0	0	0	11	18	18.00	4.000


BOTTOM

New York Mets @ Colorado Rockies
Coors Field, Denver, CO

Sun Aug 09 1998, 3:33 AM MDT
Att: 48,014 - Cloudy - 79 F

livebaseballscorecards.com

AB	40
R	11
H	17
RBI	10
BB	5
SO	2
LOB	24



WP	HR	S	P	ERA	WHIP
3	1	0	45		

Batter	1	2	3	4	5	6	7	8	9	AB R H RBI BB SO LOB	TOP
Tony Phillips, S OBP: 0.423, SLG: 0.473 (1, 9) X	0-0 G3	1-1 F7		1-0 L8			3-1 F8		1-3 K	5 0 0 0 0 1 2	
Edgardo Alfonzo, R OBP: 0.348, SLG: 0.390 (1, 5) B X	1-0 31 2B		0-2 P3	0-2 1B			1-0 G6-3 1B			4 1 3 0 0 0 0	
John Olerud, L OBP: 0.445, SLG: 0.546 (1, 3) F B B B B	4-2 31 2B		2-2 L7	1-0 F7			0-0 G6-3 1-2f			3 1 0 0 1 0 3	
31 Mike Piazza, R OBP: 0.373, SLG: 0.516 (1, 2) B B B C C C X	3-2 1-H 2-H 2B		3-2 E6 HR		0-1 G4-3			1-0 G6-3		4 1 1 2 0 0 0	
Todd Hundley, S OBP: 0.264, SLG: 0.291 (1, 7) C F F F F S	1-3 K		1-0 1-H HR		2-3 K			0-1 L8		3 1 1 2 0 2 1	
Lenny Harris, L OBP: 0.315, SLG: 0.322 (7, 7) F F F F S										1 0 0 0 0 0 0	
Brian McRae, S OBP: 0.358, SLG: 0.489 (1, 8) S F B B X	2-2 G4-3		1-0 2B		3-2 F7			2-1 1B		4 0 2 0 0 0 1	
Carlos Baerga, S OBP: 0.317, SLG: 0.388 (1, 4) B C X		1-1 G4-3	3-3 K			2-1 G4-3		0-0 G4-3		4 0 0 0 0 1 2	
Rey Ordonez, R OBP: 0.294, SLG: 0.311 (1, 6) B X		1-0 SH1-4 1B		1-0 L9		0-0 L8		1-1 G6-3		4 0 1 0 0 0 0	
Al Leiter, L OBP: 0.233, SLG: 0.135 (1, 1) M X		0-1 SH1-4		4-2 1B		0-3 K		1-2 G4-3		1 0 0 0 1 1 0	
Dennis Cook, L (8, 1)										0 0 0 0 0 0 0	
Turk Wendell, L (8, 1)										0 0 0 0 0 0 0	
Matt Franco, L (9, PH) OBP: 0.390, SLG: 0.388		1-2								1 0 0 0 0 0 0	
John Franco, L (9, 1)										0 0 0 0 0 0 0	
Inning Stats	R: 2 H: 2 E: 0 LOB: 1 K: 1 BB: 1 S: 15 P: 26	R: 0 H: 1 E: 0 LOB: 1 K: 0 BB: 0 S: 7 P: 10	R: 2 H: 2 E: 1 LOB: 1 K: 1 BB: 0 S: 15 P: 25	R: 0 H: 1 E: 0 LOB: 2 K: 0 BB: 1 S: 8 P: 15	R: 0 H: 0 E: 0 LOB: 0 K: 1 BB: 0 S: 9 P: 14	R: 0 H: 0 E: 0 LOB: 0 K: 1 BB: 0 S: 6 P: 8	R: 0 H: 1 E: 0 LOB: 0 K: 0 BB: 0 S: 4 P: 8	R: 0 H: 1 E: 0 LOB: 1 K: 0 BB: 0 S: 6 P: 9	R: 0 H: 0 E: 0 LOB: 0 K: 1 BB: 0 S: 8 P: 11	1B: 4 SF: 0 2B: 3 SAC: 1 3B: 0 DP: 1 HR: 1 HBP: 0	WP: 0 PA: 37 PB: 0 SB: 0 CS: 0
PITCHER	IP WLS BF H R ER SO BB IBB HBP BLK WP HR S P ERA WHIP										
Matt Morris, R (1, 1) ERA: 1.93	7.0 L 30 7 4 2 4 2 0 0 0 0 0 1 64 106 2.57 1.286										
Rick Croushore, R (8, 1) ERA: 4.61	2.0 7 1 0 0 1 0 0 0 0 0 0 0 14 20 0.00 0.500										

New York Mets @ St. Louis Cardinals
 Busch Stadium, St. Louis, MO
 Mon Aug 10 1998, 7:05 PM CDT
 Att. 41,252 - Cloudy - 91 F

livebaseballscorecards.com

AB	34
R	4
H	8
RBI	4
BB	2
SO	5
LOB	9



Batter	1	2	3	4	5	6	7	8	9	AB	R	H	RBI	BB	SO	LOB
12 Pat Kelly, R OBP: 0.344, SLG: 0.345 (1, 4)	2-2 2B 1B	2-3 K			2-1 P4			3-3 K		4	1	1	0	0	2	1
Ray Lankford, L OBP: 0.393, SLG: 0.521 (1, 8)	2-0 WP SF8 2B		3-2 L7		1-1 F8			2-2 S 1B		4	1	2	1	0	0	0
Mark McGwire, R OBP: 0.465, SLG: 0.702 (1, 3)	4-2 G2-3 WP BB		3-3 K				3-3 K	2-3 K		3	0	0	0	1	3	1
Brian Jordan, R OBP: 0.369, SLG: 0.548 (1, 9)	3-1 SF8 1-2 2-H		2-1 P4				1-0 P6	2-2 P8 1-2		3	0	0	1	0	0	1
Ron Gant, R OBP: 0.300, SLG: 0.473 (1, 7)	3-1 G2-3 2-3			0-1 G6-3			0-0 G6-3	1-2 P9		4	0	0	0	0	0	1
Tom Pagnozzi, R OBP: 0.283, SLG: 0.297 (1, 2)	0-1 G5-3			3-3 K				0-0 L9		3	0	1	0	0	1	1
Willie McGee, S OBP: 0.295, SLG: 0.345 (9, PH)										1	0	0	0	0	0	0
Fernando Tatis, R OBP: 0.306, SLG: 0.361 (1, 5) (8, 6)		4-0 G5-3 SH3-4 BB		3-2 1B			1-1 L1	2-2 1B		3	0	2	0	1	0	1
Matt Morris, R OBP: 0.286, SLG: 0.182 (1, 1)		1-0 SH3-4		2-3 K			3-3 K	2-2 L6		1	0	0	0	0	1	1
John Mabry, L OBP: 0.315, SLG: 0.393 (7, PH) (8, 5)		1-2 SAFE								2	0	0	0	0	1	2
Luis Ordaz, R OBP: 0.200, SLG: 0.164 (1, 6)		3-2 G5-3					0-0 P4	3-3 K		2	0	0	0	0	0	1
Eli Marrero, R OBP: 0.309, SLG: 0.403 (7, PH) (8, 1)										1	0	0	0	0	1	1
Rick Croushore, R (8, 1)										0	0	0	0	0	0	0

Inning Stats	R: 2	H: 2	E: 0	K: 0	S: 12	H: 2	LOB: 1	BB: 1	P: 26	R: 0	H: 0	E: 0	K: 1	S: 8	H: 0	LOB: 1	BB: 1	P: 18	R: 0	H: 0	E: 0	K: 1	S: 8	R: 0	H: 1	E: 0	K: 2	S: 15	R: 0	H: 0	E: 0	K: 1	S: 5	R: 0	H: 0	E: 0	K: 1	S: 6	R: 0	H: 1	E: 0	K: 2	S: 16	R: 0	H: 1	E: 0	K: 2	S: 18	R: 0	H: 1	E: 0	K: 0	S: 10	1B: 4	2B: 2	3B: 0	HR: 0	SF: 1	SAC: 1	DP: 0	HBP: 0
--------------	------	------	------	------	-------	------	--------	-------	-------	------	------	------	------	------	------	--------	-------	-------	------	------	------	------	------	------	------	------	------	-------	------	------	------	------	------	------	------	------	------	------	------	------	------	------	-------	------	------	------	------	-------	------	------	------	------	-------	-------	-------	-------	-------	-------	--------	-------	--------

PITCHER	IP	WLS	BF	H	R	ER	SO	BB	IBB	HBP	BLK	WP	HR	S	P	ERA	WHIP
Al Leiter, L ERA: 2.36 (1, 1)	7.0		27	4	2	2	7	2	0	0	0	1	0	70	127	2.57	0.857
Dennis Cook, L ERA: 2.59 (8, 1)	0.1		2	1	0	0	1	0	0	0	0	0	0	12	17	0.00	3.000
Turk Wendell, R ERA: 3.25 (8, 1)	0.2		2	0	0	0	1	0	0	0	0	0	0	6	10	0.00	0.000
John Franco, L ERA: 4.17 (9, 1)	1.0	S	4	1	0	0	0	0	0	0	0	0	0	10	15	0.00	1.000


BOTTOM

New York Mets @ St. Louis Cardinals
 Busch Stadium, St. Louis, MO

Mon Aug 10 1998, 7:05 PM CDT
 Att: 41,252 - Cloudy - 91 F

AB	31
R	2
H	6
RBI	2
BB	2
SO	9
LOB	11

WP: 1 PA: 35
 PB: 0
 SB: 1
 CS: 0



PITCHER	IP	WLS	BF	H	R	ER	SO	BB	IBB	HBP	BLK	WP	HR	S	P	ERA	WHIP
---------	----	-----	----	---	---	----	----	----	-----	-----	-----	----	----	---	---	-----	------

Batter	1	2	3	4	5	6	7	8	9	AB	R	H	RBI	BB	SO	LOB	TOP	
Jermaine Allensworth, R (1, 9) <small>OBP: 0.362, SLG: 0.397</small> Tony Phillips, S (8, PH) <small>OBP: 0.420, SLG: 0.467</small> (8, 7)	2-1 	1-1 E7 		1-1 P4 		1-3 		1-0 F8 		4	1	2	1	0	1	1		
Edgardo Alfonzo, R (1, 5) <small>OBP: 0.353, SLG: 0.398</small>	2-0 L9 	0-0 			1-0 31 SF9 		3-2 	2-1 		5	1	4	2	0	0	1		
John Olerud, L (1, 3) <small>OBP: 0.444, SLG: 0.544</small>	3-1 FC5-2 	3-3 			1-0 		1-1 L8 	1-2 		5	0	2	1	0	1	3		
31 Mike Piazza, R (1, 2) <small>OBP: 0.371, SLG: 0.513</small>	3-2 P4 		2-2 		0-0 SF9 		1-1 FC4-6 	0-1 F8 		4	1	1	1	0	0	4		
Brian McRae, S (1, 8)		0-0 	2-0 P4 		2-1 FC3-6 		2-2 		2-2 	5	1	3	0	0	0	2		
Todd Hundley, S (1, 7) <small>OBP: 0.264, SLG: 0.289</small> Lenny Harris, L (7, 7) <small>OBP: 0.318, SLG: 0.322</small> (8, 9)		2-3 	1-3 		1-3 		1-1 		4-2 	4	0	1	1	0	3	3		
Luis Lopez, S (1, 4) <small>OBP: 0.342, SLG: 0.357</small>		3-3 	0-0 FC6-4 			1-0 L8 		0-1 	4-1 	4	1	1	0	1	1	2		
Rey Ordonez, R (1, 6) <small>OBP: 0.285, SLG: 0.311</small>		4-0 		2-1 G6-3 		1-0 		1-3 	0-0 FC6-2 	4	1	1	0	1	1	4		
Bobby Jones, R (1, 1) <small>OBP: 0.235, SLG: 0.265</small> Matt Franco, L (8, PH) <small>OBP: 0.394, SLG: 0.393</small> Turk Wendell, L (8, 1) Jorge Fabregas, L (9, PH) <small>OBP: 0.256, SLG: 0.237</small> Greg McMichael, R (9, 1)		0-0 		0-3 		2-0 SH2-6-3 		1-0 	2-0 G3-6-1 	2	1	1	2	0	1	0		
Inning Stats	R: 0 E: 0 K: 0 S: 8 H: 1 LOB: 1 BB: 0 P: 18	R: 4 E: 1 K: 3 S: 15 H: 4 LOB: 1 BB: 1 P: 28	R: 0 E: 0 K: 1 S: 9 H: 1 LOB: 1 BB: 0 P: 14	R: 0 E: 0 K: 1 S: 7 H: 0 LOB: 0 BB: 0 P: 10	R: 1 E: 0 K: 1 S: 8 H: 2 LOB: 1 BB: 0 P: 13	R: 0 E: 0 K: 1 S: 7 H: 1 LOB: 1 BB: 0 P: 11	R: 1 E: 0 K: 0 S: 13 H: 3 LOB: 2 BB: 0 P: 21	R: 2 E: 0 K: 1 S: 14 H: 4 LOB: 2 BB: 0 P: 20	R: 0 E: 0 K: 0 S: 9 H: 1 LOB: 2 BB: 2 P: 21	1B: 13 2B: 4 3B: 0 HR: 0 SF: 1 SAC: 1 DP: 1 HBP: 0	WP: 0 PB: 0 SB: 0 CS: 0	PA: 45						
PITCHER	IP WLS BF H R ER SO BB IBB HBP BLK WP HR S P ERA WHIP					PITCHER	IP WLS BF H R ER SO BB IBB HBP BLK WP HR S P ERA WHIP											
Kent Mercker, L (1, 1) <small>ERA: 5.5</small>	5.0	L	24	8	5	4	6	0	1	0	0	0	0	0	47	83	7.20	1.600
Mark Petkovsek, R (6, 1) <small>ERA: 5.21</small>	2.0		9	4	1	1	1	0	0	0	0	0	0	0	20	32	4.50	2.000
Bobby Witt, R (8, 1) <small>ERA: 6.57</small>	0.2		5	3	2	2	1	0	0	0	0	0	0	0	9	14	27.00	4.500
Lance Painter, L (8, 1) <small>ERA: 3.82</small>	0.1		2	1	0	0	0	0	0	0	0	0	0	0	5	6	0.00	3.000
John Frascatore, R (9, 1) <small>ERA: 4.03</small>	1.0		5	1	0	0	0	2	0	0	0	0	0	9	21	0.00	3.000	

New York Mets @ St. Louis Cardinals
 Busch Stadium, St. Louis, MO
 Tue Aug 11 1998, 7:05 PM CDT
 Att. 34,489 - Cloudy - 83 F

livebaseballscorecards.com

AB	40
R	8
H	17
RBI	8
BB	3
SO	8
LOB	25



BOTTOM

New York Mets @ St. Louis Cardinals
Busch Stadium, St. Louis, MO
Tue Aug 11 1998, 7:05 PM CDT
Att: 34,489 - Cloudy - 83 F

livebaseballscorecards.com

AB	36
R	3
H	10
RBI	3
BB	0
SO	4
LOB	9



WP:	0	PA:	36
PB:	0	SB:	0
CS:	1		

AB R H RBI BB SO LOB

4 0 0 0 0 0 1

4 0 0 0 0 0 1

4 1 2 1 0 1 0

4 0 1 0 0 1 1

4 0 1 0 0 0 1

4 1 2 1 0 0 1

4 0 1 0 0 1 2

3 0 1 0 0 1 0

1B: 4 SF: 0
2B: 3 SAC: 0
3B: 0 DP: 0
HR: 3 HBP: 0

Batter	1	2	3	4	5	6	7	8	9
Delino DeShields, L (1, 4) OBP: 0.397, SLG: 0.444	1-1 G3		2-1 FC3-6		0-1 G1-6-3		1-0 F8		
Brian Jordan, R (1, 9) OBP: 0.366, SLG: 0.543	2-1 G1-3		0-0 L8			1-0 G6-3		0-0 P9	
Mark McGwire, R (1, 3) OBP: 0.466, SLG: 0.711	1-0 2B			1-0 HR		2-2 F8		1-3 K	
Ray Lankford, L (1, 8) OBP: 0.392, SLG: 0.521	1-3 K			1-1 P4		0-1 2B		0-2 L3	
Willie McGee, S (1, 7) OBP: 0.294, SLG: 0.347		1-0 G6-3		1-0 2B		0-2 G4-3		1-1 G4-3	
Fernando Tatis, R (1, 5) OBP: 0.308, SLG: 0.370		2-1 CS 1B		3-2 L8		2-1 HR		1-0 G4-3	
Eli Marrero, R (1, 2) OBP: 0.308, SLG: 0.398		2-2 L7		3-3 K		0-1 G5-3		0-0 1B 1B	
Kent Mercker, L (1, 1) OBP: 0.209, SLG: 0.220			0-2 G5-3		3-2 F9		3-1 HR	0-0 1B	1 0 0 0 0 0 0 1 0 0 0 0 0 0 0 0 0 0 0 0 0 0 1 1 1 1 0 1 0 1 0 0 0 0
12 Pat Kelly, R (5, PH) OBP: 0.340, SLG: 0.341								1-2 1B	
Mark Peikovsky, R (6, 1) OBP: 0.348, SLG: 0.384								3-2 G5-3	3 0 1 0 0 1 0 1 0 0 0 0 0 2
Tom Lampkin, L (7, PH) OBP: 0.392, SLG: 0.383									
Bobby Witt, R (8, 1) OBP: 0.300, SLG: 0.333									
Lance Painter, L (8, 1) OBP: 1.000, SLG: 1.000									
John Frascatore, R (9, 1) OBP: 0.200, SLG: 0.200									
John Mabry, L (9, PH) OBP: 0.377, SLG: 0.395									
Luis Ordaz, R (1, 6) OBP: 0.205, SLG: 0.171			3-1 FC3-6 1B		0-3 K2-3		0-0 P3		
Ron Gant, R (9, PH) OBP: 0.299, SLG: 0.471									

Inning Stats	R: 0 H: 1 E: 0 K: 1 S: 8	H: 1 LOB: 1 BB: 0 P: 13	R: 0 H: 1 E: 0 K: 0 S: 6	H: 1 LOB: 0 BB: 0 P: 11	R: 0 H: 1 E: 0 K: 0 S: 8	H: 1 LOB: 1 BB: 0 P: 13	R: 1 H: 2 E: 0 K: 1 S: 10	H: 2 LOB: 1 BB: 0 P: 19	R: 0 H: 0 E: 0 K: 1 S: 8	H: 0 LOB: 0 BB: 0 P: 11	R: 0 H: 1 E: 0 K: 0 S: 9	H: 1 LOB: 1 BB: 0 P: 12	R: 2 H: 2 E: 0 K: 0 S: 8	H: 2 LOB: 0 BB: 0 P: 14	R: 0 H: 0 E: 0 K: 1 S: 8	H: 0 LOB: 0 BB: 0 P: 9	R: 0 H: 2 E: 0 K: 0 S: 8	H: 2 LOB: 2 BB: 0 P: 13	1B: 4 2B: 3 3B: 0 HR: 3	SF: 0 SAC: 0 DP: 0 HBP: 0	WP: 0 PB: 0 SB: 0 CS: 1	PA: 36
--------------	--------------------------	-------------------------	--------------------------	-------------------------	--------------------------	-------------------------	---------------------------	-------------------------	--------------------------	-------------------------	--------------------------	-------------------------	--------------------------	-------------------------	--------------------------	------------------------	--------------------------	-------------------------	-------------------------	---------------------------	-------------------------	--------

PITCHER	IP	WLS	BF	H	R	ER	SO	BB	IBB	HBP	BLK	WP	HR	S	P	ERA	WHIP
Bobby Jones, R (1, 1) ERA: 3.98	7.0	W	28	8	3	3	3	0	0	0	0	0	3	57	93	3.86	1.143
Turk Wendell, R (8, 1) ERA: 3.18	1.0		3	0	0	0	1	0	0	0	0	0	0	8	9	0.00	0.000
Greg McMichael, R (9, 1) ERA: 4.14	1.0		5	2	0	0	0	0	0	0	0	0	0	8	13	0.00	2.000

Batter	1	2	3	4	5	6	7	8	9	10	11	12	13	14	AB	R	H	RBI	BB	SO	LOB	TOP								
Tony Phillips, S OBP: 0.415, SLG: 0.454 (1, 9) C B B X (10, 7)	G4-3 ①			G4-3 1B	K			K		G6-4-3 BB		L8			5	0	1	0	1	2	2									
Edgardo Alfonzo, R OBP: 0.351, SLG: 0.395 (1, 5) C B B B X	K			F9			G5-3	F8		G6-4-3 1-2f		1B			6	0	1	0	0	1	2									
Matt Franco, L OBP: 0.385, SLG: 0.382 (1, 3) C B B B X	G4-3 ③			G4-3 1-2			F8	G4-3		1B		G4-3 ③			6	0	1	0	0	0	2									
Todd Hundley, S OBP: 0.253, SLG: 0.276 (9, 7) C B B B X (10, 9)			F7 ①				G4-3 ③	G3		K				K	4	0	0	0	0	1	1									
Brian McRae, S OBP: 0.365, SLG: 0.491 (1, 8) B B B B X				G4-6-3 BB			1B BB	SH1-4 1B BB		P6		G6-3		CS 1B	3	1	1	0	3	0	0									
Carlos Baerga, S OBP: 0.322, SLG: 0.392 (1, 4) 1 SAFE 1 SAFE 1 SAFE X	G4-6-3 1-2f				SH1-4 1B 1-3		SH1-4 1B	SH1-4 1B		HR 1B		BB 1B		G4-3 1-2	6	1	4	0	0	0	2									
Jorge Fabregas, L OBP: 0.260, SLG: 0.256 (1, 2) B X				G6-3			F8	SH1-4		HR		G6-3 BB		L7	4	1	1	2	1	0	2									
Rey Ordonez, R OBP: 0.286, SLG: 0.311 (9, PH) 31 Mike Piazza, R OBP: 0.332, SLG: 0.522 (9, 1) Dennis Cook, L (9, 1) Lenny Harris, L OBP: 0.317, SLG: 0.321 (11, 1) Turk Wendell, L (11, 1) John Franco, L (12, 1)				G1-3			SH1-4 1B	SH1-4 1B		HR		G6-3 1-2f		G4-3	3	0	1	1	0	0	2									
Masato Yoshii, R OBP: 0.105, SLG: 0.083 (1, 1) John Olerud, L OBP: 0.444, SLG: 0.543 (7, PH) Mel Rojas, R (7, 1) Luis Lopez, S OBP: 0.338, SLG: 0.351 (9, 6)				F3			SH1-4	SH1-4		G1-3		L6		G4-3	1	0	0	0	0	0	0									
Inning Stats	R: 0 E: 0 S: 9	H: 0 LOB: 0 P: 17	R: 0 E: 0 S: 4	H: 0 LOB: 0 P: 9	R: 0 E: 0 S: 8	H: 0 LOB: 0 P: 13	R: 0 E: 0 S: 7	H: 1 LOB: 1 P: 11	R: 1 E: 0 S: 10	H: 2 LOB: 2 P: 16	R: 0 E: 0 S: 9	H: 0 LOB: 0 P: 16	R: 0 E: 0 S: 8	H: 1 LOB: 2 P: 14	R: 0 E: 0 S: 11	H: 0 LOB: 0 P: 15	R: 3 E: 0 S: 14	H: 3 LOB: 0 P: 22	R: 0 E: 0 S: 6	H: 1 LOB: 1 P: 13	R: 0 E: 0 S: 11	H: 1 LOB: 1 P: 17	R: 0 E: 0 S: 7	H: 1 LOB: 0 P: 13	R: 0 E: 0 S: 6	H: 0 LOB: 0 P: 8	1B: 9 2B: 0 3B: 0 HR: 2	SF: 0 SAC: 2 DP: 3 HBP: 0	WP: 0 PB: 0 SB: 0 CS: 1	PA: 54
PITCHER	IP	WLS	BF	H	R	ER	SO	BB	IBB	HBP	BLK	WP	HR	S	P	ERA	WHIP													
Kent Bollenfeld, R ERA: 4.03 (1, 1)	6.0		24	4	1	1	2	3	0	0	0	0	0	50	89	1.50	1.167													
Rick Croushore, R ERA: 4.4 (7, 1)	2.0		6	0	0	1	0	0	0	0	0	0	0	16	22	0.00	0.000													
Jeff Brantley, R ERA: 5.45 (9, 1)	0.2		5	3	3	3	1	0	0	0	0	0	2	13	21	40.50	4.500													
Lance Painter, L ERA: 3.58 (9, 1)	2.1		9	2	0	0	0	2	0	0	0	0	0	18	31	0.00	1.714													
Mark Petkovsek, R ERA: 5.09 (12, 1)	2.0		7	2	0	0	1	0	0	0	0	0	0	16	30	0.00	1.000													
PITCHER	IP	WLS	BF	H	R	ER	SO	BB	IBB	HBP	BLK	WP	HR	S	P	ERA	WHIP													
John Frascatore, R ERA: 3.97 (14, 1)	1.0		3	0	0	0	0	0	0	0	0	0	0	6	8	0.00	0.000													

New York Mets @ St. Louis Cardinals
Busch Stadium, St. Louis, MO
 Wed Aug 12 1998, 7:05 PM CDT
 Att. 34,260 - Cloudy - 85 F

livebaseballscorecards.com

AB	47
R	4
H	11
RBI	4
BB	5
SO	5
LOB	18



Batter	1	2	3	4	5	6	7	8	9	10	11	12	13	14	AB	R	H	RBI	BB	SO	LOB
Delino DeShields, L OBP: 0.401, SLG: 0.448 (1, 4)	F9 1B 2B		1B SF9 1B		L6		1B BB		L4			K		FC6-4 1B	6	3	3	0	1	1	0
Brian Jordan, R OBP: 0.367, SLG: 0.543 (1, 9)	F9		WP SF9 2B 1B		G5-3		1B			P9		2B		FC6-4 BB 1B	7	2	3	1	0	0	2
Mark McGwire, R OBP: 0.465, SLG: 0.706 (1, 3)	G3 1B		SF9		K		K			K		G4-6-3 IBB		1B BB	4	0	1	2	2	3	1
Ray Lankford, L OBP: 0.392, SLG: 0.522 (1, 8)	G3		2B				K			P5		G4-6-3		1B	7	0	3	2	0	1	4
Ron Gant, R OBP: 0.299, SLG: 0.466 (1, 7)	K						1B														
Jeff Brantley, R (9, 1)																					
Lance Painter, L OBP: 1.000, SLG: 1.000 (9, 1)																					
Tom Lampkin, L OBP: 0.333, SLG: 0.390 (11, PH) (12, 2)			BB																		
Fernando Tatis, R OBP: 0.307, SLG: 0.366 (1, 5)																					
John Mabry, L OBP: 0.319, SLG: 0.401 (12, 5)			K																		
Eli Marrero, R OBP: 0.297, SLG: 0.384 (1, 2)																					
Mark Peikovsky, R OBP: 0.349, SLG: 0.364 (12, 1)																					
Tom Pagnozzi, R OBP: 0.282, SLG: 0.296 (13, PH)																					
John Frascatore, R OBP: 0.200, SLG: 0.200 (14, 1)																					
Kent Bottenfield, R OBP: 0.080, SLG: 0.080 (1, 1)																					
Rick Croushore, R (7, 1)																					
Willie McGee, S OBP: 0.298, SLG: 0.346 (9, 7)																					
Placido Polanco, R OBP: 0.255, SLG: 0.304 (1, 6)																					
12 Pat Kelly, R OBP: 0.337, SLG: 0.337 (9, PH)																					
Luis Ordez, R OBP: 0.200, SLG: 0.167 (10, 6)																					

Inning Stats	R: 1	H: 2	E: 0	LOB: 1	K: 1	BB: 0	S: 12	P: 17	R: 0	H: 0	E: 0	LOB: 0	K: 1	BB: 0	S: 10	P: 15	R: 2	H: 3	E: 0	LOB: 2	K: 1	BB: 1	S: 15	P: 30	R: 0	H: 0	E: 0	LOB: 0	K: 0	BB: 0	S: 8	P: 9	R: 0	H: 1	E: 0	LOB: 2	K: 1	BB: 1	S: 10	P: 18	R: 1	H: 1	E: 0	LOB: 1	K: 2	BB: 1	S: 13	P: 22	R: 0	H: 0	E: 0	LOB: 0	K: 1	BB: 0	S: 10	P: 16	R: 0	H: 0	E: 0	LOB: 0	K: 0	BB: 0	S: 5	P: 8	R: 0	H: 0	E: 0	LOB: 0	K: 1	BB: 0	S: 12	P: 19	R: 0	H: 1	E: 0	LOB: 2	K: 2	BB: 1	S: 10	P: 18	R: 0	H: 1	E: 0	LOB: 1	K: 1	BB: 1	S: 7	P: 17	R: 0	H: 1	E: 0	LOB: 2	K: 2	BB: 1	S: 10	P: 22	R: 1	H: 2	E: 0	LOB: 2	K: 0	BB: 1	S: 8	P: 18	1B: 7	SF: 1	2B: 5	SAC: 0	3B: 0	DP: 1	HR: 0	HBP: 0	WP: 1	PA: 58
--------------	------	------	------	--------	------	-------	-------	-------	------	------	------	--------	------	-------	-------	-------	------	------	------	--------	------	-------	-------	-------	------	------	------	--------	------	-------	------	------	------	------	------	--------	------	-------	-------	-------	------	------	------	--------	------	-------	-------	-------	------	------	------	--------	------	-------	-------	-------	------	------	------	--------	------	-------	------	------	------	------	------	--------	------	-------	-------	-------	------	------	------	--------	------	-------	-------	-------	------	------	------	--------	------	-------	------	-------	------	------	------	--------	------	-------	-------	-------	------	------	------	--------	------	-------	------	-------	-------	-------	-------	--------	-------	-------	-------	--------	-------	--------


PITCHER	IP	WLS	BF	H	R	ER	SO	BB	IBB	HBP	BLK	WP	HR	S	P	ERA	WHIP
Masato Yoshii, R ERA: 3.89 (1, 1)	6.0		26	6	3	3	5	1	0	0	0	1	0	63	98	4.50	1.167
Mel Rojas, R ERA: 4.37 (7, 1)	2.0		8	1	1	1	3	1	0	0	0	0	0	23	38	4.50	1.000
Dennis Cook, L ERA: 2.49 (9, 1)	2.0		6	0	0	0	1	0	0	0	0	0	0	17	27	0.00	0.000
Turk Wendell, R ERA: 3.09 (11, 1)	1.1		8	2	0	0	3	0	2	0	0	0	0	15	32	0.00	1.500
John Franco, L ERA: 4.18 (12, 1)	2.0	L	10	3	1	1	2	1	1	0	0	0	0	20	43	4.50	2.000

BOTTOM

New York Mets @ St. Louis Cardinals
 Busch Stadium, St. Louis, MO

Wed Aug 12 1998, 7:05 PM CDT
 Att. 34,260 - Cloudy - 85 F

AB	50
R	5
H	12
RBI	5
BB	7
SO	14
LOB	22



New York Mets @ Arizona Diamondbacks
 Bank One Ballpark, Phoenix, AZ

Fri Aug 14 1998, 10:05 PM EDT
 Att: 47,562 - Dome - 72 F

AB	31
R	3
H	6
RBI	3
BB	2
SO	7
LOB	7



Batter	1	2	3	4	5	6	7	8	9	AB	R	H	RBI	BB	SO	LOB					
Tony Phillips, S OBP: 0.426, SLG: 0.460 (1, 9) B C F X	3-2 F7 ①		4-2 BB F F B B B		2-2 2-H 1B C C B C X			1-0 G5-4-3 1B B X		3	0	2	1	1	0	0					
Lenny Harris, L OBP: 0.311, SLG: 0.314 (1, 5) B C X	1-1 F7 ②		0-1 F7 ③		0-0 P7 ② 1 SAFE			0-1 G5-4-3 ① ② 1-2f M X		4	0	0	0	0	0	3					
John Olerud, L OBP: 0.446, SLG: 0.546 (1, 3) C X	0-1 2B ③			1-1 HR 1B B B X	3-1 P6 ③			4-1 BB B B B B		3	1	2	0	1	0	1					
31 Mike Piazza, R OBP: 0.369, SLG: 0.517 (1, 2) C B X	1-1 G5-3 ③			1-0 P6 ①		1-2 G6-3 ①		1-1 P9 ③		4	0	0	0	0	0	3					
Brian McRae, S OBP: 0.364, SLG: 0.496 (1, 8) X		0-0 G3 ①		3-2 1-H HR B C C B B B X		0-0 P5 ②			3-3 K ① C F B B B C	4	1	1	2	0	1	0					
Todd Hundley, S OBP: 0.245, SLG: 0.267 Edgardo Alfonzo, R OBP: 0.350, SLG: 0.394 (1, 7) C B B B X		1-3 K ②		3-2 P7 ②		2-3 K ③			1-1 P9 ②	3	0	0	0	0	2	0					
Carlos Baerga, S OBP: 0.319, SLG: 0.388 (1, 4) C B X		0-2 G6-3 ③		0-1 P1 ③			0-3 K ①		0-0 P6 ③	4	0	0	0	0	1	0					
Rey Ordenez, R OBP: 0.296, SLG: 0.311 (1, 6) S F B X			1-3 K ①		1-1 WP SH1-4 1B 1B B C X		1-1 G6-3 ②			3	1	1	0	0	1	0					
Rick Reed, R OBP: 0.189, SLG: 0.200 Dennis Cook, L Turk Wendell, L (1, 1) (8, 1) (9, 1) C B B B X			0-3 K ②		0-0 SH1-4 ① 1-2		2-3 K ③			2	0	0	0	0	2	0					
Inning Stats	R: 0 E: 0 K: 0 S: 9	H: 1 LOB: 1 BB: 0 P: 14	R: 0 E: 0 K: 1 S: 8	H: 0 LOB: 0 BB: 0 P: 9	R: 0 E: 0 K: 2 S: 10	H: 0 LOB: 1 BB: 1 P: 15	R: 2 E: 0 K: 0 S: 11	H: 2 LOB: 0 BB: 0 P: 19	R: 1 E: 0 K: 1 S: 7	H: 0 LOB: 0 BB: 0 P: 10	R: 0 E: 0 K: 2 S: 8	H: 0 LOB: 0 BB: 0 P: 11	R: 0 E: 0 K: 0 S: 6	H: 1 LOB: 1 BB: 1 P: 12	R: 0 E: 0 K: 1 S: 6	H: 0 LOB: 0 BB: 0 P: 10	1B: 4 2B: 1 3B: 0 HR: 1	SF: 0 SAC: 1 DP: 1 HBP: 0	WP: 1 PB: 0 SB: 0 CS: 0	PA: 34	
PITCHER Amaury Telemaco, R ERA: 3.95 Aaron Small, R ERA: 5.26 (1, 1) (8, 1)	IP 7.0 2.0	WLS L	BF 27 7	H 5 1	R 3 0	ER 3 0	SO 6 1	BB 1 1	IBB 0 0	HBP 0 0	BLK 0 0	WP 1 0	HR 1 0	S 62 12	P 93 22	ERA 3.86 0.00	WHIP 0.857 1.000				

livebaseballscorecards.com

BOTTOM

New York Mets @ Arizona Diamondbacks
Bank One Ballpark, Phoenix, AZ

livebaseballscorecards.com

AB 33
R 2
H 9
RBI 2
BB 2
SO 6
LOB 12



WP: 0 PA: 37
PB: 0
SB: 0
CS: 1

Fri Aug 14 1998, 10:05 PM EDT
Att: 47,562 - Dome - 72 F

AB R H RBI BB SO LOB

4 0 1 0 0 0 2

4 0 1 0 0 2 0

4 0 1 0 0 1 1

4 0 1 0 0 1 1

4 2 2 1 0 0 2

3 0 0 0 1 0 1

3 0 2 1 1 1 0

3 0 1 0 0 0 1

1 0 0 0 0 0 2

2 0 0 0 0 1 0

0 0 0 0 0 0 0

0 0 0 0 0 0 0

1 0 0 0 0 0 2

1B: 8 SF: 0
2B: 0 SAC: 0
3B: 0 DP: 1
HR: 1 HBP: 1

Batter	1	2	3	4	5	6	7	8	9
Andy Fox, L OBP: 0.354, SLG: 0.417 (1, 5)	P8		G1-3		CS 1B		P4		
Bernard Gilkey, R OBP: 0.308, SLG: 0.313 (1, 7)	K		1B		CS 1-2	K		L9	
Travis Lee, L OBP: 0.354, SLG: 0.466 (1, 3)	K		G6-3			P6		1B	
Devon White, S OBP: 0.335, SLG: 0.462 (1, 8)		G3-1		G3		1B		K	
Karim Garcia, L OBP: 0.276, SLG: 0.414 (1, 9)		1B F7		HR		G3		G4-3	
Jay Bell, R OBP: 0.348, SLG: 0.423 (1, 6)		1B F7		G6-3			P7		BB FC6
Tony Batista, R OBP: 0.319, SLG: 0.519 (1, 4)		1B 2-H		K		1B		BB FC6	
Damian Miller, R OBP: 0.359, SLG: 0.457 Andy Stankiewicz, R OBP: 0.269, SLG: 0.258 (9, PH)		F7		G5-3		1B		BB FC6	
Amaury Telemaco, R OBP: 0.087, SLG: 0.048 David Dellucci, L OBP: 0.331, SLG: 0.413 Aaron Small, R (8, 1) Hanley Frias, S OBP: 0.167, SLG: 0.667 (9, PH)			K	G1-3		HBP		G6-4-3	

Inning Stats	R: 0 E: 0 K: 2 S: 10	H: 0 LOB: 0 BB: 0 P: 14	R: 1 E: 0 K: 0 S: 15	H: 2 LOB: 1 BB: 0 P: 23	R: 0 E: 0 K: 1 S: 8	H: 1 LOB: 1 BB: 0 P: 11	R: 1 E: 0 K: 1 S: 7	H: 1 LOB: 0 BB: 0 P: 12	R: 0 E: 0 K: 0 S: 8	H: 1 LOB: 0 BB: 0 P: 14	R: 0 E: 0 K: 1 S: 8	H: 1 LOB: 1 BB: 0 P: 16	R: 0 E: 0 K: 0 S: 12	H: 2 LOB: 2 BB: 0 P: 19	R: 0 E: 0 K: 1 S: 8	H: 1 LOB: 1 BB: 0 P: 10	R: 0 E: 0 K: 0 S: 10	H: 0 LOB: 1 BB: 2 P: 20
--------------	-------------------------------	----------------------------------	-------------------------------	----------------------------------	------------------------------	----------------------------------	------------------------------	----------------------------------	------------------------------	----------------------------------	------------------------------	----------------------------------	-------------------------------	----------------------------------	------------------------------	----------------------------------	-------------------------------	----------------------------------

PITCHER	IP	WLS	BF	H	R	ER	SO	BB	IBB	HBP	BLK	WP	HR	S	P	ERA	WHIP
Rick Reed, R ERA: 2.87 (1, 1)	7.0	W	28	8	2	2	5	0	0	1	0	0	1	68	109	2.57	1.143
Dennis Cook, L ERA: 2.44 (8, 1)	1.0		4	1	0	0	1	0	0	0	0	0	0	8	10	0.00	1.000
Turk Wendell, R ERA: 3.02 (9, 1)	1.0	S	4	0	0	0	0	2	0	0	0	0	0	10	20	0.00	2.000

Batter	1	2	3	4	5	6	7	8	9	AB	R	H	RBI	BB	SO	LOB
Andy Fox, L OBP: 0.350, SLG: 0.411 (1, 4) C X	1-1 G4-3 ①		X 0-0 G4-3 ③		B 2 SAFE X G1-3 ③		F 1 SAFE X L9 ①		F 1 SAFE X G4-3 ③	5	0	0	0	0	0	3
Bernard Gilkey, R OBP: 0.313, SLG: 0.318 (1, 7) C X	0-1 G3 1B			X 0-0 G1-3 ①		X 0-0 FC3-6 1B				4	0	3	0	0	0	0
Travis Lee, L OBP: 0.351, SLG: 0.461 (1, 3) B 1 SAFE X	2-2 G3 1-2			3-3 K		X 0-0 FC3-6 1B				4	1	0	0	0	1	3
Matt Williams, R OBP: 0.327, SLG: 0.444 (1, 5) B C S	2-3 K			1-1 G1-3 ③		1 SAFE B SAFE B B 1-2 1B BB				3	1	0	0	1	1	2
Devon White, S OBP: 0.337, SLG: 0.461 (1, 8) C B B B B			4-1 PO S BB		B X 1-0 G1-3 ①					3	1	1	2	1	1	0
Jay Bell, R OBP: 0.350, SLG: 0.427 (1, 6) C B B B B B			3-3 K 1-2		B C X 1-2 G3 2B					4	1	2	1	0	1	1
Karim Garcia, L OBP: 0.272, SLG: 0.407 Gregg Olson, R OBP: 0.500, SLG: 2.000 (1, 9) (9, 1) B X			1-0 G1-3 ②		B B B X 3-1 G3 2-3					4	0	0	0	0	1	3
Kelly Stinnett, R OBP: 0.339, SLG: 0.423 (1, 2) B C SAFE 2			2-2 PO 2-3		B H 2-0 HBP HBP					3	0	1	1	0	1	0
Bob Wolcott, R OBP: 0.250, SLG: 0.250 David Dellucci, L OBP: 0.333, SLG: 0.413 Willie Banks, R (6, 1) Tony Batista, R OBP: 0.317, SLG: 0.516 Bobby Chouinard, R (7, 1) Alan Embree, L (7, 1) Andy Stankiewicz, R OBP: 0.267, SLG: 0.256 (9, 4) B C B X			2-1 P9 ②		B H 2-0 HBP					1	0	0	0	0	0	0

Inning Stats	R: 0	H: 1	E: 0	K: 1	S: 10	R: 0	H: 0	E: 0	K: 1	S: 8	R: 0	H: 0	E: 0	K: 0	S: 5	R: 0	H: 0	E: 0	K: 1	S: 6	R: 0	H: 1	E: 0	K: 0	S: 11	R: 4	H: 4	E: 1	K: 0	S: 17	R: 0	H: 1	E: 0	K: 2	S: 8	R: 0	H: 0	E: 0	K: 2	S: 11	R: 0	H: 0	E: 0	K: 1	S: 7	R: 0	H: 0	E: 0	K: 1	S: 7	1B: 6	SF: 0	2B: 1	SAC: 0	3B: 0	DP: 0	HR: 0	HBP: 2	WP: 0	PA: 38
--------------	------	------	------	------	-------	------	------	------	------	------	------	------	------	------	------	------	------	------	------	------	------	------	------	------	-------	------	------	------	------	-------	------	------	------	------	------	------	------	------	------	-------	------	------	------	------	------	------	------	------	------	------	-------	-------	-------	--------	-------	-------	-------	--------	-------	--------

PITCHER	IP	WLS	BF	H	R	ER	SO	BB	IBB	HBP	BLK	WP	HR	S	P	ERA	WHIP
Armando Reynoso, R ERA: 1.93 (1, 1)	6.0		27	6	4	4	3	2	0	2	1	0	0	57	98	6.00	1.333
Greg McMichael, R ERA: 4.06 (7, 1)	1.0		4	1	0	0	0	0	0	0	0	0	0	8	10	0.00	1.000
Mel Rojas, R ERA: 4.28 (8, 1)	1.0		3	0	0	0	2	0	0	0	0	0	0	11	17	0.00	0.000
John Franco, L ERA: 4.1 (9, 1)	1.0	S	3	0	0	0	1	0	0	0	0	0	0	7	11	0.00	0.000

BOTTOM

New York Mets @ Arizona Diamondbacks
Bank One Ballpark, Phoenix, AZ
Sat Aug 15 1998, 10:05 PM EDT
Att: 48,307 - Dome - 72 F

livebaseballscorecards.com

AB	33
R	4
H	7
RBI	4
BB	2
SO	6
LOB	13



Batter	1	2	3	4	5	6	7	8	9	AB R H RBI BB SO LOB	TOP
Tony Phillips, S (1, 7) OBP: 0.427, SLG: 0.458 Greg McMichael, R (8, 1)	4-2 FC1-6 BB		2-2 G4-3			2-1 F8		4-2 BB		2 0 0 0 2 0 0 0 0 0 0 0 0 0	
Jermaine Allensworth, R (1, 9) OBP: 0.362, SLG: 0.403	0-0 FC1-6 G4-3 BLK 1-2f			2-2 HR		4-2 BB		2-2 P7		3 1 1 1 1 0 2	
John Olerud, L (1, 3) OBP: 0.445, SLG: 0.550	2-2 G4-3 1-3			0-1 G4-3		1-1 P5			1-2 G6-3	4 0 0 0 0 0 2	
31 Mike Piazza, R (1, 2) OBP: 0.367, SLG: 0.516	1-0 G5-3			0-2 F9 2B		2-1 F8			1-0 G5-3	4 0 1 0 0 0 2	
Edgardo Alfonzo, R (1, 5) OBP: 0.348, SLG: 0.393				2-1 F9		1-1 F7			2-2 L9	4 0 0 0 0 0 1	
Brian McRae, S (1, 8) OBP: 0.360, SLG: 0.490				3-3 K		0-1 G6-3				3 0 0 0 0 1 1	
Carlos Baerga, S (1, 4) OBP: 0.316, SLG: 0.386						0-1 F7				3 0 0 0 0 0 0	
Rey Ordonez, R (1, 6) OBP: 0.291, SLG: 0.306				1-3 K		0-1 P8				3 0 0 0 0 2 0	
Hideo Nomo, R (1, 1) OBP: 0.186, SLG: 0.238 Willie Blair, R (6, 1) OBP: 0.120, SLG: 0.102 Luis Lopez, S (8, PH) OBP: 0.335, SLG: 0.348 (8, 7)				1-3 K		3-3 K				2 0 0 0 0 2 0 0 0 0 0 0 0 0 1 0 0 0 0 0 0	
Inning Stats	R: 0 H: 0 E: 0 LOB: 1 K: 0 BB: 1 S: 7 P: 14	R: 0 H: 0 E: 0 LOB: 0 K: 0 BB: 0 S: 4 P: 10	R: 0 H: 0 E: 0 LOB: 0 K: 2 BB: 0 S: 9 P: 13	R: 1 H: 2 E: 0 LOB: 1 K: 1 BB: 0 S: 15 P: 22	R: 0 H: 0 E: 0 LOB: 0 K: 1 BB: 0 S: 8 P: 11	R: 0 H: 0 E: 0 LOB: 1 K: 0 BB: 1 S: 10 P: 19	R: 0 H: 0 E: 0 LOB: 0 K: 0 BB: 0 S: 8 P: 9	R: 0 H: 0 E: 0 LOB: 1 K: 1 BB: 1 S: 14 P: 21	R: 0 H: 0 E: 0 LOB: 0 K: 0 BB: 0 S: 8 P: 12	1B: 0 SF: 0 2B: 1 SAC: 0 3B: 0 DP: 0 HR: 1 HBP: 0	WP: 0 PA: 32 PB: 0 SB: 0 CS: 0
PITCHER Omar Daal, L (1, 1) ERA: 2.58 Willie Banks, R (9, 1) ERA: 5.05	IP WLS BF H R ER SO BB IBB HBP BLK WP HR S P ERA WHIP	8.0 W 29 2 1 1 5 3 0 0 1 0 1 75 119 1.12 0.625	1.0 3 0 0 0 0 0 0 0 0 0 0 0 8 12 0.00 0.000								

New York Mets @ Arizona Diamondbacks
Bank One Ballpark, Phoenix, AZ
 Sun Aug 16 1998, 10:05 PM EDT
 Att: 44,537 - Dome - 72 F

AB	29
R	1
H	2
RBI	1
BB	3
SO	5
LOB	8



Batter	1	2	3	4	5	6	7	8	9
Andy Fox, L (1, 4) <small>OBP: 0.353, SLG: 0.409</small>	4-1 	0-3 			4-0 	4-1 		1-3 	
Bernard Gilkey, R (1, 7) <small>OBP: 0.317, SLG: 0.319</small> Willie Banks, R (9, 1)	4-2 		1-0 		0-0 	3-2 		4-2 	
Travis Lee, L (1, 3) <small>OBP: 0.356, SLG: 0.470</small>	2-2 		0-0 		4-2 	4-2 		1-1 	
Matt Williams, R (1, 5) <small>OBP: 0.328, SLG: 0.442</small>	3-3 		0-1 		2-2 	1-1 		4-0 	
Devon White, S (1, 8) <small>OBP: 0.335, SLG: 0.458</small> David Dellucci, L (6, PH) <small>OBP: 0.331, SLG: 0.410</small> (7, 8)	1-0 		1-1 		2-0 	1-1 		1-1 	
Jay Bell, R (1, 6) <small>OBP: 0.351, SLG: 0.428</small>		1-0 		2-2 	4-2 		2-3 		
Karim Garcia, L (1, 9) <small>OBP: 0.271, SLG: 0.405</small>		1-3 		2-2 	0-3 		1-0 		
Kelly Stinnett, R (1, 2) <small>OBP: 0.337, SLG: 0.420</small>		1-3 		1-3 		1-1 	1-1 		
Omar Daal, L (1, 1) <small>OBP: 0.229, SLG: 0.100</small> Yamil Benitez, R (8, PH) <small>OBP: 0.293, SLG: 0.413</small> (9, 7)		4-1 			0-0 	0-0 		0-3 	

Inning Stats	R: 1	H: 0	E: 1	K: 1	S: 11	LOB: 1	BB: 2	P: 25
	R: 0	H: 1	E: 0	K: 3	S: 12	LOB: 2	BB: 1	P: 19
	R: 1	H: 1	E: 0	K: 0	S: 6	LOB: 0	BB: 0	P: 8
	R: 0	H: 0	E: 0	K: 1	S: 12	LOB: 0	BB: 0	P: 17
	R: 2	H: 1	E: 1	K: 1	S: 14	LOB: 3	BB: 3	P: 30
	R: 2	H: 2	E: 0	K: 1	S: 15	LOB: 2	BB: 2	P: 30
	R: 0	H: 1	E: 0	K: 1	S: 7	LOB: 0	BB: 0	P: 11
	R: 0	H: 1	E: 0	K: 2	S: 15	LOB: 3	BB: 2	P: 26

PITCHER										PITCHER																									
IP	WLS	BF	H	R	ER	SO	BB	IBB	HBP	BLK	WP	HR	S	P	ERA	WHIP	IP	WLS	BF	H	R	ER	SO	BB	IBB	HBP	BLK	WP	HR	S	P	ERA	WHIP		
Hideo Nomo, R (1, 1)	5.0	L	25	3	4	3	6	6	0	0	0	1	55	99	5.40	1.800																			
Willie Blair, R (6, 1)	2.0		10	3	2	2	2	0	0	0	0	0	22	41	9.00	2.500																			
Greg McMichael, R (8, 1)	1.0		6	1	0	0	2	2	0	0	0	0	15	26	0.00	3.000																			

BOTTOM

AB	R	H	RBI	BB	SO	LOB
2	3	0	0	3	2	2
3	1	1	0	2	0	2
0	0	0	0	0	0	0
3	1	2	1	2	0	2
4	0	1	3	1	1	2
3	0	0	0	0	0	3
2	0	0	0	0	1	5
3	0	1	0	1	1	0
4	0	1	0	0	2	4
4	1	1	0	0	2	2
1	0	0	0	1	0	0
1	0	0	0	0	1	0

AB	30
R	6
H	7
RBI	4
BB	10
SO	10
LOB	22



WP: 0	PA: 41
PB: 0	
SB: 3	
CS: 0	

New York Mets @ Arizona Diamondbacks
Bank One Ballpark, Phoenix, AZ
 Sun Aug 16 1998, 10:05 PM EDT
 Att. 44,537 - Dome - 72 F


livebaseballscorecards.com

Batter	1	2	3	4	5	6	7	8	9	AB R H RBI BB SO LOB	TOP										
Darryl Hamilton, L (1, 8) OBP: 0.395, SLG: 0.376	0-0 F7		1-1 G3		1-1 SH5-3 2B	3-1 1B		2-1 G4-3		5 1 2 0 0 0 1											
Neffi Perez, S (1, 6) OBP: 0.331, SLG: 0.404	1-1 L5		1-2 1B		0-0 SH5-3	0-0 L5		3-2 L5		4 0 1 0 0 0 2											
Larry Walker, L (1, 9) OBP: 0.412, SLG: 0.593	2-2 E7		3-1 L7		1-0 G4-3 1B		0-0 F9		0-1 G4-3	5 1 1 1 0 0 1											
Dante Bichette, R (1, 7) OBP: 0.357, SLG: 0.537	2-3 K			0-0 E5 2B	1-1 G4-3		1-1 G5-3		0-2 L9	5 0 0 0 0 1 2											
Vinny Castilla, R (1, 5) OBP: 0.370, SLG: 0.602		4-0 3 WP BB		2-2 1-3 2B	0-0 17 1B		1-0 17 1B		0-3 K	4 0 3 1 1 1 0											
17 Todd Helton, L (1, 3) OBP: 0.355, SLG: 0.509		1-1 F7		2-2 K	1-1 1-2 1B		0-0 1-2 1B			4 0 2 0 0 1 3											
3 Mike Lansing, R (1, 4) OBP: 0.316, SLG: 0.383		2-0 1 SAFE P7		2-2 P6	1-1 G5-3		0-1 G4-3			4 0 0 0 0 0 7											
Kirt Manwaring, R (1, 2) OBP: 0.347, SLG: 0.336		3-2 G6-3		4-0 IBB		3-1 P9		2-3 K		3 0 0 0 1 1 1											
Pedro Astacio, R (1, 1) OBP: 0.167, SLG: 0.174			0-3 K		0-3 K		2-1 P5		0-1 G4-3 1B	2 0 0 0 0 2 3											
7 Kurt Abbott, R (6, PH) OBP: 0.288, SLG: 0.351										1 0 0 0 0 0 0											
Mike DeJean, R (6, 1)										0 0 0 0 0 0 0											
Terry Shumpert, R (8, PH) OBP: 0.400, SLG: 0.778										1 0 1 0 0 0 0											
Curt Leskanic, R (8, 1)										0 0 0 0 0 0 0											
Inning Stats	R: 0 E: 1 K: 1 S: 11	H: 0 LOB: 1 BB: 0 P: 16	R: 0 E: 0 K: 0 S: 6	H: 0 LOB: 1 BB: 1 P: 16	R: 0 E: 0 K: 1 S: 12	H: 1 LOB: 1 BB: 0 P: 17	R: 0 E: 1 K: 2 S: 16	H: 1 LOB: 3 BB: 1 P: 26	R: 2 E: 0 K: 0 S: 11	H: 4 LOB: 2 BB: 0 P: 16	R: 0 E: 0 K: 0 S: 7	H: 1 LOB: 1 BB: 0 P: 15	R: 0 E: 0 K: 0 S: 7	H: 2 LOB: 2 BB: 0 P: 9	R: 0 E: 0 K: 1 S: 10	H: 1 LOB: 1 BB: 0 P: 17	R: 0 E: 0 K: 1 S: 9	H: 0 LOB: 0 BB: 0 P: 9	1B: 7 2B: 3 3B: 0 HR: 0	SF: 0 SAC: 1 DP: 0 HBP: 0	WP: 1 PA: 41 PB: 0 SB: 0 CS: 0
PITCHER	IP WLS BF H R ER SO BB IBB HBP BLK WP HR S P ERA WHIP																				
Al Leiter, L (1, 1) ERA: 2.35	8.0 W 38 10 2 2 5 1 1 0 0 1 0 80 132 2.25 1.375																				
Turk Wendell, R (9, 1) ERA: 2.96	1.0 3 0 0 0 1 0 0 0 0 0 0 9 9 0.00 0.000																				

Colorado Rockies @ New York Mets
Shea Stadium, Flushing, NY
Tue Aug 18 1998, 7:05 PM EDT
Cloudy - 85 F

livebaseballscorecards.com

AB	38
R	2
H	10
RBI	2
BB	2
SO	6
LOB	20



Batter	1	2	3	4	5	6	7	8	9	AB	R	H	RBI	BB	SO	LOB
Tony Phillips, S OBP: 0.422, SLG: 0.450 (1, 9) BB C C C X (6, 7)	3-2 FC3-6 31 1B HBP 1B	2-2 K			0-0 F7	1-2 G5-3				4	1	1	0	0	1	1
Edgardo Alfonzo, R OBP: 0.354, SLG: 0.404 (1, 5) C B B C H	3-2 FC3-6 1-2 HBP		3-2 HR		4-1 HR BB		0-0 G4-3 31 FC5-2 1B			2	2	2	1	1	0	0
John Olerud, L OBP: 0.443, SLG: 0.555 (1, 3) C B B F X	2-2 FC3-6 31 1B 1-2f 2-3		1-2 P6		2-1 SAFE HR		1-2 G4-3			4	1	1	2	0	0	3
31 Mike Piazza, R OBP: 0.366, SLG: 0.514 (1, 2) B F X	1-1 1-2 3-H 1B		2-3 K		0-3 K		0-0 FC5-2 BB			4	0	1	1	0	2	1
Brian McRae, S OBP: 0.362, SLG: 0.496 (1, 8) S B C B F X	2-2 F9		0-1 P6		3-1 HR		3-H 4-2 1-2 BB			3	1	1	1	1	0	2
Todd Hundley, S OBP: 0.250, SLG: 0.295 Lenny Harris, L OBP: 0.308, SLG: 0.311 (1, 7) (6, 9) B C B C B B C T F X	3-3 K			2-1 HR	4-0 BB		0-2 F7			2	1	1	1	1	1	2
Luis Lopez, S OBP: 0.333, SLG: 0.346 (1, 4) C B C		1-3 K		0-3 K	0-0 F7		2-2 CS 1B			4	0	1	0	0	2	1
Rey Ordonez, R OBP: 0.288, SLG: 0.303 (1, 6) B F B X		2-1 G6-3		1-0 P9		0-3 K		3-1 G4-3		4	0	0	0	0	1	1
Al Leiter, L OBP: 0.239, SLG: 0.128 Matt Franco, L OBP: 0.386, SLG: 0.384 Turk Wendell, L (8, PH) (9, 1) B C B B B C		4-1 BB		3-3 K		0-3 K		3-2 G4-3		2	0	0	0	1	2	0

Inning Stats	R: 1	H: 2	E: 0	K: 1	S: 18	R: 0	H: 0	E: 0	K: 2	S: 9	R: 1	H: 1	E: 0	K: 1	S: 13	R: 3	H: 2	E: 0	K: 1	S: 10	R: 0	H: 0	E: 0	K: 2	S: 9	R: 0	H: 1	E: 0	K: 0	S: 11	R: 0	H: 1	E: 0	K: 0	S: 8
	LOB: 2	BB: 0	P: 32	LOB: 1	BB: 1	LOB: 0	BB: 0	LOB: 0	BB: 0	P: 19	LOB: 0	BB: 0	LOB: 1	BB: 2	P: 23	LOB: 0	BB: 0	LOB: 2	BB: 1	P: 16	LOB: 0	BB: 0	LOB: 0	BB: 0	LOB: 0	BB: 0	LOB: 0	BB: 0	LOB: 0	BB: 0	LOB: 0	BB: 0	LOB: 0	BB: 0	LOB: 0

PITCHER	IP	WLS	BF	H	R	ER	SO	BB	IBB	HBP	BLK	WP	HR	S	P	ERA	WHIP
Pedro Astacio, R ERA: 5.97 (1, 1)	5.0	L	25	6	6	6	7	3	0	1	0	0	4	59	107	10.80	1.800
Mike DeJean, R ERA: 2.58 (6, 1)	2.0		8	1	0	0	2	1	0	0	0	0	0	20	26	0.00	1.000
Curt Leskanic, R ERA: 3.34 (8, 1)	1.0		3	1	0	0	0	0	0	0	0	0	0	8	16	0.00	1.000

BOTTOM

Colorado Rockies @ New York Mets
Shea Stadium, Flushing, NY

Tue Aug 18 1998, 7:05 PM EDT
Cloudy - 85 F

AB	31
R	6
H	8
RBI	6
BB	4
SO	9
LOB	13



WP	PA	ERA	WHIP
0	36		

Batter	1	2	3	4	5	6	7	8	9	AB R H RBI BB SO LOB	TOP																
1 Curtis Goodwin, L (1, 8) OBP: 0.318, SLG: 0.317 Derrick White, R (9, PH) OBP: 0.053, SLG: 0.211	0-3 K	3-3 K			1-0 P4		1-1 G4-3		2-3 K	4 0 0 0 0 2 2 1 0 0 0 0 1 1																	
Neffi Perez, S (1, 6) OBP: 0.329, SLG: 0.401	0-1 P6		1-1 G4-3			1-1 G4-3		2-2 G6-3		4 0 0 0 0 0 0																	
Larry Walker, L (1, 9) OBP: 0.413, SLG: 0.590	2-1 F7		2-2 F7			4-1 1B 17 2B BB		4-2 1B BB		2 1 0 0 2 0 0																	
Dante Bichette, R (1, 7) OBP: 0.358, SLG: 0.536		1-2 1B 17 1B	3-2 F8			1 SAFE 0-1 17 2B 1B		0-0 F7		4 1 2 0 0 0 1																	
Vinny Castilla, R (1, 5) OBP: 0.371, SLG: 0.602		1-2 3 BB 17 1B SF7 1B		3-2 G6-3		0-0 P3		1-2 1B		4 1 2 0 0 0 2																	
17 Todd Helton, L (1, 3) OBP: 0.359, SLG: 0.514		0-2 3 BB 1B		2-2 3 L3 1B		1 SAFE 2-2 1-3 3-H 2B		3-2 G3		4 0 3 2 0 0 2																	
3 Mike Lansing, R (1, 4) OBP: 0.315, SLG: 0.381		4-2 1B BB		1-1 L3		1-2 P6				3 0 0 0 1 1 3																	
Jeff Reed, L (1, 2) OBP: 0.368, SLG: 0.467 Terry Shumpert, R (9, PH) OBP: 0.364, SLG: 0.700		1-3 SAFE K		2-0 F8		0-0 G4-3		0-2 G6-3		3 0 0 0 0 1 3 1 0 0 0 0 0 0																	
John Thomson, R (1, 1) OBP: 0.140, SLG: 0.103 Chuck McElroy, L (7, 1) OBP: 0.200, SLG: 0.200 Jerry Dipoto, R (8, 1) 7 Kurt Abbott, R (9, PH) OBP: 0.292, SLG: 0.361		0-1 SF7		0-3 K		0-3 K		3-2 2B		2 0 0 1 0 2 0 0 0 0 0 0 0 0 0 0 0 0 0 0 0 1 0 1 0 0 0 0																	
Inning Stats	R: 0 H: 0 E: 0 LOB: 0 K: 1 BB: 0 S: 7 P: 9	R: 2 H: 3 E: 0 LOB: 2 K: 2 BB: 1 S: 22 P: 32	R: 0 H: 0 E: 0 LOB: 0 K: 0 BB: 0 S: 8 P: 14	R: 0 H: 1 E: 0 LOB: 0 K: 0 BB: 0 S: 9 P: 15	R: 0 H: 0 E: 0 LOB: 0 K: 1 BB: 0 S: 5 P: 8	R: 1 H: 2 E: 0 LOB: 2 K: 0 BB: 1 S: 14 P: 22	R: 0 H: 0 E: 0 LOB: 0 K: 1 BB: 0 S: 6 P: 7	R: 0 H: 1 E: 0 LOB: 2 K: 0 BB: 1 S: 20 P: 30	R: 0 H: 1 E: 0 LOB: 1 K: 2 BB: 0 S: 13 P: 18	1B: 6 SF: 1 2B: 3 SAC: 0 3B: 0 DP: 1 HR: 0 HBP: 0	WP: 0 PA: 37 PB: 0 SB: 0 CS: 0																
PITCHER	IP WLS BF H R ER SO BB IBB HBP BLK WP HR S P ERA WHIP											PITCHER	IP WLS BF H R ER SO BB IBB HBP BLK WP HR S P ERA WHIP														
Bobby Jones, R (1, 1) ERA: 4.0	6.0	25	6	3	3	4	2	0	0	0	0	0	0	65	100	4.50	1.333										
Mel Rojas, R (7, 1) ERA: 4.17	1.1	W	5	0	0	0	1	1	0	0	0	0	0	15	22	0.00	0.750										
Turk Wendell, R (8, 1) ERA: 2.94	0.1		2	1	0	0	0	0	0	0	0	0	0	5	6	0.00	3.000										
Dennis Cook, L (8, 1) ERA: 2.42	0.1		1	0	0	0	0	0	0	0	0	0	0	6	9	0.00	0.000										
John Franco, L (9, 1) ERA: 4.01	1.0	S	4	1	0	0	2	0	0	0	0	0	0	13	18	0.00	1.000										

Colorado Rockies @ New York Mets
Shea Stadium, Flushing, NY
Tue Aug 18 1998, 7:05 PM EDT
Att. 21,611 - Cloudy - 77 F

livebaseballscorecards.com

AB	33
R	3
H	8
RBI	3
BB	3
SO	7
LOB	14



BOTTOM

Colorado Rockies @ New York Mets
Shea Stadium, Flushing, NY
Tue Aug 18 1998, 7:05 PM EDT
Att: 21,611 - Cloudy - 77 F

livebaseballscorecards.com

AB	36
R	6
H	12
RBI	6
BB	3
SO	5
LOB	17



WP:	1	PA:	39
PB:	0	SB:	0
CS:	0		

AB R H RBI BB SO LOB

5	1	2	2	0	0	1
4	0	0	0	1	0	0
5	1	2	0	0	1	2
2	0	0	0	2	1	2
0	1	0	0	0	0	0
4	1	1	0	0	1	4
3	1	1	0	0	0	0
1	0	1	3	0	0	0
3	0	3	0	0	0	0
1	0	0	0	0	1	2
4	0	1	1	0	0	2
2	0	0	0	0	1	2
1	0	0	0	0	0	2
0	0	0	0	0	0	0
0	0	0	0	0	0	0
0	0	0	0	0	0	0
1	1	1	0	0	0	0
0	0	0	0	0	0	0

1B:	8	SF:	0
2B:	3	SAC:	0
3B:	0	DP:	0
HR:	1	HBP:	0

WP HR S P ERA WHIP

IP	WLS	BF	H	R	ER	SO	BB	IBB	HBP	BLK	WP	HR	S	P	ERA	WHIP
6.2		30	8	2	2	3	2	0	0	0	1	0	75	118	2.70	1.500
0.1	L	4	2	2	2	1	1	0	0	0	0	0	10	20	54.00	9.000
1.0		5	2	2	2	1	0	0	0	0	0	1	14	24	18.00	2.000

Batter	1	2	3	4	5	6	7	8	9
Lenny Harris, L OBP: 0.310, SLG: 0.328 (1, 9)	1-0 G5-3		2-2 G3-1 BB 1B	1 SAFE 2-2 G1-3			3-2 F8	1-2 HR	
Edgardo Alfonzo, R OBP: 0.352, SLG: 0.400 (1, 5)	1-0 F8		1 SAFE 4-2 G3-1 BB 1-2		1-1 G6-3		1-1 P6	2-2 F8	
John Olerud, L OBP: 0.443, SLG: 0.553 (1, 3)	1-2 BB 1B		3-2 G3-1		1-2 G3		1-2 1B 31 2B 1B	3-3 K	
Todd Hundley, S OBP: 0.259, SLG: 0.289 Jermaine Allensworth, R OBP: 0.362, SLG: 0.403 (7, PR) (8, 7)	4-0 BB 1-2		1-3 K		0-1 P6		4-0 1B 31 2B 1-2 BB		
Brian McRae, S OBP: 0.361, SLG: 0.494 (1, 8)	2-1 G3		3-2 G4-3			2-3 K	2-2 1B 31 2B 1-2 1B		
Carlos Baerga, S OBP: 0.316, SLG: 0.388 31 Mike Piazza, R OBP: 0.367, SLG: 0.517 (7, PH) (8, 2)		1-0 P5		0-2 1B FC6-4 2B		0-1 L9	1-2 2B		
Jorge Fabregas, L OBP: 0.272, SLG: 0.270 Luis Lopez, S OBP: 0.332, SLG: 0.344 (7, PH) (8, 4)		1-1 G5-3 1B		0-1 FC6-4 2-3 1B		2-2 2B 1B	3-3 K		
Rey Ordonez, R OBP: 0.288, SLG: 0.305 (1, 6)		2-2 G5-3		0-0 FC6-4 WP 1-2f 3-H		0-1 2B		2-1 F8	
Bobby Jones, R OBP: 0.222, SLG: 0.250 Matt Franco, L OBP: 0.389, SLG: 0.381 Mel Rojas, R Turk Wendell, L Dennis Cook, L Tony Phillips, S OBP: 0.428, SLG: 0.455 John Franco, L (1, 1) (6, PH) (7, 1) (8, 1) (8, 1) (8, PH) (9, 1)		2-2 G5-3		0-3 K		2-2 L5		2-2 HR 1B	

Inning Stats	R: 0	H: 1	E: 0	LOB: 2	K: 0	BB: 1	S: 7	R: 0	H: 1	E: 0	LOB: 1	K: 0	BB: 1	S: 9	R: 0	H: 1	E: 0	LOB: 2	K: 1	BB: 0	S: 13	R: 0	H: 0	E: 0	LOB: 0	K: 0	BB: 0	S: 7	R: 0	H: 2	E: 0	LOB: 2	K: 1	BB: 0	S: 14	R: 3	H: 3	E: 0	LOB: 2	K: 1	BB: 1	S: 19	R: 2	H: 2	E: 0	LOB: 0	K: 1	BB: 0	S: 14
--------------	------	------	------	--------	------	-------	------	------	------	------	--------	------	-------	------	------	------	------	--------	------	-------	-------	------	------	------	--------	------	-------	------	------	------	------	--------	------	-------	-------	------	------	------	--------	------	-------	-------	------	------	------	--------	------	-------	-------

PITCHER	IP	WLS	BF	H	R	ER	SO	BB	IBB	HBP	BLK	WP	HR	S	P	ERA	WHIP
John Thomson, R ERA: 4.4 (1, 1)	6.2		30	8	2	2	3	2	0	0	0	1	0	75	118	2.70	1.500
Chuck McElroy, L ERA: 1.73 (7, 1)	0.1	L	4	2	2	2	1	1	0	0	0	0	0	10	20	54.00	9.000
Jerry Dipoto, R ERA: 3.81 (8, 1)	1.0		5	2	2	2	1	0	0	0	0	0	1	14	24	18.00	2.000

Batter	1	2	3	4	5	6	7	8	9	AB R H RBI BB SO LOB	TOP
Darryl Hamilton, L (1, 8) OBP: 0.396, SLG: 0.384	0-1 HR		0-1 E7 1B		1-1 G4-3		0-0 P5			4 1 2 1 0 0 1	Colorado Rockies @ New York Mets Shea Stadium, Flushing, NY Wed Aug 19 1998, 7:05 PM EDT Att. 19,395 - Unknown - 71 F
Neifi Perez, S (1, 6) OBP: 0.328, SLG: 0.400	1-0 G3		1-3 K		0-0 17 E 1B		2-2 L4			4 0 1 0 0 1 2	
17 Todd Helton, L (1, 3) OBP: 0.355, SLG: 0.509	1-3 K		1-2 G5-3		3-2 G1-3			2-3 K		4 0 0 0 0 2 2	
Dante Bichette, R (1, 7) OBP: 0.359, SLG: 0.540	0-0 F8			2-3 K		1-1 L6-4 2B		1-2 F7 2B		4 0 2 0 0 1 0	
Vinny Castilla, R (1, 5) OBP: 0.368, SLG: 0.597		1-2 G1-3		1-0 G6-3		2-2 L6-4		0-1 F7		4 0 0 0 0 0 2	
John Vander Wal, L (1, 9) OBP: 0.374, SLG: 0.494		3-3 K		0-0 7 1B		2-1 1B		1-3 K		3 0 2 0 0 1 0	
3 Mike Lansing, R (8, PH) OBP: 0.314, SLG: 0.380										1 0 0 0 0 1 1	
7 Kurt Abbott, R (1, 4) OBP: 0.296, SLG: 0.364		2-1 1B		1-1 1-3 1B		0-0 P4			2-3 K	4 0 2 0 0 1 1	
8, 9											
Kirt Manwaring, R (1, 2) OBP: 0.342, SLG: 0.331		1-3 K		0-0 F9			1-2 G6-3		2-1 G4-1	4 0 0 0 0 1 3	
Bobby Jones, R (1, 1) OBP: 0.206, SLG: 0.235			0-1 G1-3		2-2 G5-3		4-2 BB		1-0 G1-3	2 0 0 0 0 0 0	
1 Curtis Goodwin, L (7, PH) OBP: 0.323, SLG: 0.317										0 0 0 0 1 0 0	
Curt Leskanic, R (7, 1)										0 0 0 0 0 0 0	
Terry Shumpert, R (9, PH) OBP: 0.333, SLG: 0.636										1 0 0 0 0 0 0	
Inning Stats	R: 1 E: 0 K: 1 S: 7 H: 1 LOB: 0 BB: 0 P: 9	R: 0 E: 0 K: 2 S: 11 H: 1 LOB: 1 BB: 0 P: 18	R: 0 E: 1 K: 1 S: 10 H: 1 LOB: 1 BB: 0 P: 12	R: 0 E: 0 K: 1 S: 9 H: 2 LOB: 2 BB: 0 P: 13	R: 0 E: 0 K: 0 S: 11 H: 1 LOB: 1 BB: 0 P: 17	R: 0 E: 0 K: 0 S: 9 H: 2 LOB: 1 BB: 0 P: 14	R: 0 E: 0 K: 0 S: 11 H: 0 LOB: 1 BB: 1 P: 18	R: 0 E: 0 K: 2 S: 15 H: 1 LOB: 1 BB: 0 P: 19	R: 0 E: 0 K: 1 S: 8 H: 0 LOB: 0 BB: 0 P: 13	1B: 6 2B: 3 3B: 0 HR: 1 SF: 0 SAC: 0 DP: 1 HBP: 0	WP: 0 PB: 0 SB: 1 CS: 0 PA: 36
PITCHER	IP WLS BF H R ER SO BB IBB HBP BLK WP HR S P ERA WHIP	IP WLS BF H R ER SO BB IBB HBP BLK WP HR S P ERA WHIP	IP WLS BF H R ER SO BB IBB HBP BLK WP HR S P ERA WHIP	IP WLS BF H R ER SO BB IBB HBP BLK WP HR S P ERA WHIP	IP WLS BF H R ER SO BB IBB HBP BLK WP HR S P ERA WHIP	IP WLS BF H R ER SO BB IBB HBP BLK WP HR S P ERA WHIP	IP WLS BF H R ER SO BB IBB HBP BLK WP HR S P ERA WHIP	IP WLS BF H R ER SO BB IBB HBP BLK WP HR S P ERA WHIP	IP WLS BF H R ER SO BB IBB HBP BLK WP HR S P ERA WHIP	IP WLS BF H R ER SO BB IBB HBP BLK WP HR S P ERA WHIP	IP WLS BF H R ER SO BB IBB HBP BLK WP HR S P ERA WHIP
Masato Yoshii, R (1, 1) ERA: 3.74	7.2 W 32 9 1 1 6 1 0 0 0 0 1 80 116 1.17 1.304										
Dennis Cook, L (8, 1) ERA: 2.41	0.1 S 1 0 0 0 1 0 0 0 0 0 0 3 4 0.00 0.000										
John Franco, L (9, 1) ERA: 3.93	1.0 S 3 0 0 0 1 0 0 0 0 0 0 8 13 0.00 0.000										

livebaseballscorecards.com

AB 35
R 1
H 9
RBI 1
BB 1
SO 8
LOB 12



Batter	1	2	3	4	5	6	7	8	9	AB R H RBI BB SO LOB	TOP									
Delino DeShields, L (1, 4) OBP: 0.402, SLG: 0.464	2-0 F9		3-3 K			1-2 G1-3			1-2 G6-3	4 0 0 0 0 1 0	St. Louis Cardinals @ New York Mets Shea Stadium, Flushing, NY Thu Aug 20 1998, 7:05 PM EDT Sunny - 77 F									
Brian Jordan, R (1, 9) OBP: 0.367, SLG: 0.554	1-0 P3			2-2 P6			2-0 HR		1-3 K	4 1 1 1 0 1 0										
Mark McGwire, R (1, 3) OBP: 0.468, SLG: 0.708	3-3 K			0-1 L5			2-1 HR		2-1 F8	4 1 1 1 0 1 0										
Ray Lankford, L (1, 8) OBP: 0.388, SLG: 0.525		1-1 G6-3 1B		1-0 P6			0-0 F8			3 0 1 0 0 0 0										
Willie McGee, S (1, 7) OBP: 0.290, SLG: 0.335		0-0 L7			1-0 G3		1-0 G5-3			3 0 0 0 0 0 1										
Fernando Tatis, R (1, 5) OBP: 0.310, SLG: 0.369		0-1 G6-3			0-3 K		3-3 K			3 0 0 0 0 2 1										
Tom Lampkin, L (1, 2) OBP: 0.329, SLG: 0.397		1-3 K			3-3 K			1-0 F8		3 0 0 0 0 2 1										
Donovan Osborne, S (1, 1) OBP: 0.071, SLG: 0.071			0-2 L3			1-0 F6		0-2 G6-3		3 0 0 0 0 0 0										
Juan Acevedo, R (9, 1) OBP: 0.250, SLG: 0.267										0 0 0 0 0 0 0										
Luis Ordaz, R (1, 6) OBP: 0.193, SLG: 0.155			2-0 G6-3			0-0 G1-3		1-1 F8		3 0 0 0 0 0 0										
Inning Stats	R: 0 E: 0 K: 1 S: 5	H: 0 LOB: 0 BB: 0 P: 11	R: 0 E: 0 K: 1 S: 9	H: 1 LOB: 1 BB: 0 P: 11	R: 0 E: 0 K: 1 S: 7	H: 0 LOB: 0 BB: 0 P: 12	R: 0 E: 0 K: 0 S: 7	H: 0 LOB: 0 BB: 0 P: 10	R: 0 E: 0 K: 2 S: 7	H: 0 LOB: 0 BB: 0 P: 11	R: 2 E: 0 K: 1 S: 8	H: 2 LOB: 0 BB: 0 P: 16	R: 0 E: 0 K: 0 S: 6	H: 0 LOB: 0 BB: 0 P: 8	R: 0 E: 0 K: 1 S: 9	H: 0 LOB: 0 BB: 0 P: 13	1B: 1 2B: 0 3B: 0 HR: 2	SF: 0 SAC: 0 DP: 0 HBP: 0	WP: 0 PB: 0 SB: 0 CS: 0	PA: 30
PITCHER	IP WLS BF H R ER SO BB IBB HBP BLK WP HR S P ERA WHIP																			
Willie Blair, R (1, 1) ERA: 5.19	7.0 L 24 3 2 2 6 0 0 0 0 0 0 2 48 78 2.57 0.429																			
Mel Rojas, R (8, 1) ERA: 4.09	1.0 3 0 0 0 0 0 0 0 0 0 0 0 6 8 0.00 0.000																			
Greg McMichael, R (9, 1) ERA: 3.91	1.0 3 0 0 0 0 1 0 0 0 0 0 0 9 13 0.00 0.000																			

livebaseballscorecards.com

AB	30
R	2
H	3
RBI	2
BB	0
SO	7
LOB	3




Batter	1	2	3	4	5	6	7	8	9	AB	R	H	RBI	BB	SO	LOB
Tony Phillips, S OBP: 0.417, SLG: 0.450 (1, 9)	F9		G1-6-3			L3		F9		4	0	1	0	0	0	1
Jermaine Allensworth, R OBP: 0.360, SLG: 0.397 (1, 8)	F7			K		L3		G5-3		4	0	0	0	0	1	1
Matt Franco, L OBP: 0.380, SLG: 0.377 (1, 3)	F7			E4		E4		F8		4	0	1	0	0	0	0
31 Mike Piazza, R OBP: 0.363, SLG: 0.510 (1, 2)			F8		K	K			F3	4	0	0	0	0	2	3
Edgardo Alfonzo, R OBP: 0.353, SLG: 0.397 (1, 5)				FC6 BB		F7			P6	3	0	0	0	1	0	1
Todd Hundley, S OBP: 0.250, SLG: 0.277 (1, 7)				K		K			K	4	0	0	0	0	3	1
Luis Lopez, S OBP: 0.332, SLG: 0.344 (1, 4)				FC6		L6				3	0	1	0	0	0	1
Rey Ordonez, R OBP: 0.288, SLG: 0.307 (1, 6)						L4				3	0	1	0	0	0	0
Willie Blair, R OBP: 0.135, SLG: 0.100 (1, 1)										1	0	0	0	1	0	0
John Olerud, L OBP: 0.442, SLG: 0.550 (7, PH)										1	0	0	0	0	0	2
Mel Rojas, R (8, 1)										0	0	0	0	0	0	0
Greg McMichael, R (9, 1)										0	0	0	0	0	0	0

Inning Stats	R: 0	H: 0	E: 0	K: 0	S: 7	R: 0	H: 0	E: 0	K: 1	S: 13	R: 0	H: 0	E: 0	K: 0	S: 7	R: 0	H: 0	E: 1	K: 2	S: 12	R: 0	H: 0	E: 0	K: 1	S: 7	R: 0	H: 2	E: 0	K: 1	S: 11	R: 0	H: 2	E: 0	K: 0	S: 13	R: 0	H: 0	E: 0	K: 1	S: 5	R: 0	H: 0	E: 0	K: 1	S: 9				
	LOB: 0	BB: 0	BB: 0	BB: 0	BB: 12	LOB: 1	BB: 1	LOB: 0	BB: 1	BB: 21	LOB: 0	BB: 0	LOB: 0	BB: 1	BB: 14	LOB: 1	BB: 0	LOB: 1	BB: 0	BB: 17	LOB: 2	BB: 0	LOB: 2	BB: 0	BB: 0	BB: 18	LOB: 2	BB: 0	LOB: 2	BB: 0	BB: 8	LOB: 0	BB: 0	LOB: 0	BB: 9	LOB: 0	BB: 0	LOB: 0	BB: 9	LOB: 0	BB: 0	LOB: 0	BB: 0	LOB: 0					
PITCHER	IP	WLS	BF	H	R	ER	SO	BB	IBB	HBP	BLK	WP	HR	S	P	ERA	WHIP																																
Donovan Osborne, L ERA: 2.54 (1, 1)	8.0	W	30	4	0	0	5	2	0	0	0	0	0	76	116	0.00	0.750																																
Juan Acevedo, R ERA: 3.22 (9, 1)	1.0	S	3	0	0	0	1	0	0	0	0	0	0	5	9	0.00	0.000																																

BOTTOM

St. Louis Cardinals @ New York Mets
Shea Stadium, Flushing, NY
 Thu Aug 20 1998, 7:05 PM EDT
 Sunny - 77 F

AB	31
R	0
H	4
RBI	0
BB	2
SO	6
LOB	10



WP	HR	S	P	ERA	WHIP
0	0	1	2	0.00	0.750
0	0	0	0	0.00	0.000

Batter	1	2	3	4	5	6	7	8	9	AB R H RBI BB SO LOB	TOP											
12 Pat Kelly, R OBP: 0.316, SLG: 0.353 (1, 4)	1-3 K	0-0 SAFE F7			1-0 B1-3		3-2 G1-3			4 0 0 0 0 1 1												
Brian Jordan, R OBP: 0.366, SLG: 0.558 (1, 9)	0-0 L1		0-0 HR		3-2 G3			1-2 P6		4 1 1 1 0 0 0												
Mark McGwire, R OBP: 0.470, SLG: 0.716 (1, 3)	3-2 HR		0-0 1B		4-2 BB			1-3 K		3 1 2 1 1 1 0												
Ray Lankford, L OBP: 0.385, SLG: 0.520 (1, 8)	1-0 P6		1-1 L6		3-1 G4-3			0-2 G1-3		4 0 0 0 0 0 2												
John Mabry, L OBP: 0.316, SLG: 0.391 (1, 7)		0-3 K	3-2 F7		2-2 G3			2-1 G3-1		4 0 0 0 0 1 1												
Fernando Tatis, R OBP: 0.310, SLG: 0.371 (1, 5)		3-2 1B	2-3 K		3-3 K			1-1 G4-3		3 1 1 0 0 2 1												
Delino DeShields, L OBP: 0.401, SLG: 0.463 (9, PH)		1B	2B							1 0 0 0 0 0 0												
Eli Marrero, R OBP: 0.293, SLG: 0.372 (1, 2)		0-1 S	2-3 1B		1-3 K		2-1 F8		1-3 K	4 1 1 0 0 2 0												
Darren Oliver, R OBP: 0.063, SLG: 0.125 (1, 1)		1 SAFE K	1-3 K		1-3 K					3 0 0 0 0 3 2												
John Frascatore, R OBP: 0.200, SLG: 0.200 (7, 1)			1-2 K							0 0 0 0 0 0 0												
Placido Polanco, R OBP: 0.268, SLG: 0.309 (1, 6)		0-0 1B			0-3 K			1-2 G5-3		3 0 1 2 0 1 0												
Inning Stats	R: 1 E: 0 K: 1 S: 8	H: 1 LOB: 0 BB: 0 P: 13	R: 2 E: 0 K: 2 S: 13	H: 3 LOB: 1 BB: 0 P: 17	R: 1 E: 0 K: 1 S: 10	H: 2 LOB: 1 BB: 0 P: 16	R: 0 E: 0 K: 3 S: 11	H: 0 LOB: 0 BB: 0 P: 13	R: 0 E: 0 K: 0 S: 8	H: 0 LOB: 1 BB: 1 P: 19	R: 0 E: 0 K: 1 S: 9	H: 0 LOB: 0 BB: 0 P: 16	R: 0 E: 0 K: 1 S: 9	H: 0 LOB: 0 BB: 0 P: 14	R: 0 E: 0 K: 1 S: 10	H: 0 LOB: 0 BB: 0 P: 12	R: 0 E: 0 K: 1 S: 7	H: 0 LOB: 0 BB: 0 P: 11	1B: 3 2B: 1 3B: 0 HR: 2	SF: 0 SAC: 0 DP: 0 HBP: 0	WP: 0 PB: 0 SB: 2 CS: 0	PA: 34
PITCHER	IP WLS BF H R ER SO BB IBB HBP BLK WP HR S P ERA WHIP																					
Rick Reed, R ERA: 2.96 (1, 1)	7.0 W 28 6 4 4 9 1 0 0 0 0 0 2 68 108 5.14 1.000																					
Turk Wendell, R ERA: 2.82 (8, 1)	2.0 S 6 0 0 0 2 0 0 0 0 0 0 0 17 23 0.00 0.000																					

St. Louis Cardinals @ New York Mets
 Shea Stadium, Flushing, NY
 Thu Aug 20 1998, 7:05 PM EDT
 Att. 45,308 - Unknown - 74 F

AB	33
R	4
H	6
RBI	4
BB	1
SO	11
LOB	7



BOTTOM

St. Louis Cardinals @ New York Mets
Shea Stadium, Flushing, NY
Thu Aug 20 1998, 7:05 PM EDT
Att: 45,308 - Unknown - 74 F

livebaseballscorecards.com

AB	32
R	5
H	9
RBI	5
BB	0
SO	3
LOB	7



WP:	0	PA:	34
PB:	0	SB:	0
CS:	1		

Batter	1	2	3	4	5	6	7	8	9	AB	R	H	RBI	BB	SO	LOB
Tony Phillips, S OBP: 0.412, SLG: 0.444 (1, 7)	G1-3		1B				G4-3			4	0	1	1	0	0	1
Edgardo Alfonzo, R OBP: 0.350, SLG: 0.393 (1, 5)	F8		G5-3				L6			4	0	0	0	0	0	2
John Olerud, L OBP: 0.441, SLG: 0.547 (1, 3)	G4-3			31 HR				F7		4	1	1	0	0	1	0
31 Mike Piazza, R OBP: 0.363, SLG: 0.515 (1, 2)		G4-3		HR			G6-3			4	1	1	2	0	0	0
Brian McRae, S OBP: 0.361, SLG: 0.494 (1, 8)		1B SF9		L5			F8			4	1	2	0	0	0	0
Jermaine Allensworth, R OBP: 0.363, SLG: 0.402 (1, 9) Lenny Harris, L (8, PH) OBP: 0.307, SLG: 0.325 (9, 9)		CS		E5			2B	F8		3	1	2	0	0	0	0
Carlos Baerga, S OBP: 0.311, SLG: 0.383 (1, 4)		SF9					G6-3			2	0	0	1	0	1	2
Rey Ordonez, R OBP: 0.288, SLG: 0.310 (1, 6)	CS		G6-3		G5-3		1B G4-3			3	1	1	1	0	0	1
Rick Reed, R OBP: 0.182, SLG: 0.192 (1, 1) Luis Lopez, S (7, PH) OBP: 0.335, SLG: 0.347 (8, 1) Turk Wendell, L							G1-3			2	0	0	0	0	1	0
										1	0	1	0	0	0	0
										0	0	0	0	0	0	0
Inning Stats	R: 0 H: 0 E: 0 K: 8 S: 8	H: 0 LOB: 0 BB: 0 P: 13	R: 1 H: 2 E: 0 K: 0 S: 8	H: 2 LOB: 0 BB: 0 P: 15	R: 0 H: 1 E: 0 K: 1 S: 8	H: 1 LOB: 1 BB: 0 P: 12	R: 2 H: 2 E: 1 K: 1 S: 15	H: 2 LOB: 1 BB: 0 P: 21	R: 0 H: 0 E: 0 K: 0 S: 12	H: 0 LOB: 0 BB: 0 P: 18	R: 0 H: 0 E: 0 K: 1 S: 6	H: 0 LOB: 0 BB: 0 P: 10	R: 2 H: 3 E: 0 K: 0 S: 8	H: 3 LOB: 1 BB: 0 P: 13	R: 0 H: 1 E: 0 K: 0 S: 9	H: 1 LOB: 1 BB: 0 P: 17
PITCHER	IP WLS BF H R ER SO BB IBB HBP BLK WP HR S P ERA WHIP															
Darren Oliver, L ERA: 6.18 (1, 1)	6.1 L 27 8 5 5 3 0 0 0 0 0 0 1 62 98 7.11 1.263															
John Frascatore, R ERA: 4.02 (7, 1)	1.2 6 1 0 0 0 0 0 0 0 0 0 0 12 21 0.00 0.600															

Batter	1	2	3	4	5	6	7	8	9	AB R H RBI BB SO LOB	TOP												
Delino DeShields, L (1, 4) <small>OBP: 0.398, SLG: 0.462</small> Lance Painter, L (8, 1) <small>OBP: 1.000, SLG: 1.000</small> Rick Croushore, R (8, 1) Mark McGwire, R (9, PH) <small>OBP: 0.471, SLG: 0.719</small> Jeff Brantley, R (9, 1)	0-3 K		2-3 K		2-3 K	1-1 FC3 1B		0-0 F8 FC5-4 2B	0-0 E 2B	5 1 1 0 0 3 2 0 0 0 0 0 0 0 0 0 0 0 0 0 0 1 1 1 1 0 0 0 0 0 0 0 0 0 0													
Willie McGee, S (1, 9) <small>OBP: 0.291, SLG: 0.335</small> (6, 7)	1-3 K		0-0 G4-3		1-2 BB BLK G3-2-3 1B	0-0 L3		0-2 F8	1-1 E8 1B	6 0 2 3 0 1 3													
Brian Jordan, R (1, 8) <small>OBP: 0.368, SLG: 0.555</small> (6, 9)	1-3 K		1-2 F8		4-2 BB 1B	0-0 1B		4-0 FC5-4 IBB	2-3 K	4 0 1 1 2 2 1													
Ron Gant, R (1, 7) <small>OBP: 0.305, SLG: 0.487</small> Placido Polanco, R (6, 6) <small>OBP: 0.259, SLG: 0.298</small>		1-0 HR		3-2 S 1B	4-2 BB	2-1 F9		0-0 FC5-4	1-1 L7	3 1 2 1 1 0 2 2 0 0 1 0 0 2													
John Mabry, L (1, 3) <small>OBP: 0.314, SLG: 0.388</small>	1-0 L4		1-2 K	1 SAFE 2-3 SAFE K	2-2 G3-2-3		0-0 L6-4 BB 1B	0-3 K		5 0 1 0 0 2 5													
Fernando Tatis, R (1, 5) <small>OBP: 0.315, SLG: 0.370</small>		2-2 CS BB HBP		3-3 K		4-1 WP 1B BB	4-2 BB BB	4-2 12 E 12 F8 WP BB		1 2 0 0 3 1 1													
Eli Marrero, R (1, 2) <small>OBP: 0.302, SLG: 0.371</small>		4-0 CS BB		4-0 IBB		1-1 1B WP FC3 1B	2-1 L6-4	0-0 F8		3 1 1 0 2 0 3													
Matt Morris, R (1, 1) <small>OBP: 0.350, SLG: 0.200</small> 12 Pat Kelly, R (8, 4) <small>OBP: 0.322, SLG: 0.353</small>		4-0 BB		2-3 K		2-2 FC3 1B	4-2 BB	4-2 S 2B BB		2 1 1 1 2 1 2 0 1 0 0 1 0 0													
Luis Ordaz, R (1, 6) <small>OBP: 0.200, SLG: 0.163</small> Ray Lankford, L (6, PH) <small>OBP: 0.385, SLG: 0.518</small> (6, 8)		0-2 L7		1-1 E6 1B		2-3 K	1-1 G3-1	4-2 2B E BB		2 1 1 0 0 0 2 2 1 0 0 1 1 4													
Inning Stats	R: 0 E: 0 K: 3 S: 9	H: 0 LOB: 0 BB: 0 P: 11	R: 1 E: 0 K: 0 S: 8	H: 1 LOB: 2 BB: 2 P: 20	R: 0 E: 0 K: 1 S: 7	H: 0 LOB: 0 BB: 0 P: 10	R: 0 E: 0 K: 3 S: 12	H: 1 LOB: 2 BB: 1 P: 26	R: 1 E: 1 K: 1 S: 19	H: 2 LOB: 2 BB: 2 P: 33	R: 3 E: 0 K: 1 S: 15	H: 3 LOB: 2 BB: 1 P: 27	R: 0 E: 0 K: 0 S: 9	H: 1 LOB: 2 BB: 2 P: 20	R: 1 E: 0 K: 1 S: 9	H: 1 LOB: 1 BB: 1 P: 13	R: 4 E: 2 K: 1 S: 15	H: 2 LOB: 1 BB: 3 P: 31	1B: 8 2B: 3 3B: 0 HR: 1	SF: 0 SAC: 0 DP: 2 HBP: 1	WP: 2 PB: 0 SB: 2 CS: 2	PA: 49	
PITCHER	IP WLS BF H R ER SO BB IBB HBP BLK WP HR S P ERA WHIP																						
Hideo Nomo, R (1, 1) <small>ERA: 4.77</small> Greg McMichael, R (6, 1) <small>ERA: 3.93</small> Mel Rojas, R (8, 1) <small>ERA: 4.78</small>	5.0 L 25 5 4 4 8 5 1 1 1 0 1 58 108 7.20 2.000	2.0 11 3 1 1 1 2 0 0 0 1 0 21 39 4.50 2.500	2.0 13 3 5 5 2 3 1 0 0 1 0 24 44 22.50 3.000																				

St. Louis Cardinals @ New York Mets
Shea Stadium, Flushing, NY
Fri Aug 21 1998, 7:05 PM EDT
Sunny - 84 F

livebaseballscorecards.com

AB	36
R	10
H	11
RBI	8
BB	12
SO	11
LOB	27



Batter	1	2	3	4	5	6	7	8	9	AB R H RBI BB SO LOB
Tony Phillips, S (1, 7) OBP: 0.412, SLG: 0.445	2-3 K		4-1 1B BB		1-2 HR 2B		3-1 F9		3-3 K	4 1 1 0 1 2 0
Lenny Harris, L (1, 9) OBP: 0.317, SLG: 0.355 Jermaine Alenworth, R (8, PH) OBP: 0.363, SLG: 0.403	1-0 2B		0-2 FC6-4 1B		0-0 HR			1-1 BB 1B BB 1B	0-2 P9	3 1 3 2 0 0 0 2 1 1 0 0 0 0
John Olerud, L (1, 3) OBP: 0.440, SLG: 0.544	1-3 K		0-1 FC6-4 1-2f		2-3 K			2-2 BB BB 1B 1B		4 1 1 0 0 2 3
Brian McRae, S (1, 8) OBP: 0.362, SLG: 0.492	2-0 G3			4-2 1B BB		3-2 G6-3		4-2 1B BB G3-6-3 BB		2 1 0 0 2 0 1
Matt Franco, L (1, 5) OBP: 0.386, SLG: 0.383 Edgardo Alfonzo, R (8, PH) OBP: 0.351, SLG: 0.393		2-3 K		0-0 G6-4-3 1B		0-0 G3-1 1B		4-2 G3-6-3 1B BB		3 0 2 0 0 1 0 0 0 0 1 1 0 0
Carlos Baerga, S (1, 4) OBP: 0.310, SLG: 0.382		3-2 P7		0-0 P4		0-0 G3-1		0-1 G3-6-3 1B		4 0 1 1 0 0 3
Luis Lopez, S (1, 6) OBP: 0.329, SLG: 0.341		0-1 P5		1-0 G6-4-3 1-2f		2-0 L9		2-1 G3-6-3		4 0 0 0 0 0 5
Jorge Fabregas, L (1, 2) OBP: 0.266, SLG: 0.263			0-0 F8		0-1 F7		1-2 P6	1-2 G3-1		4 0 0 0 0 0 1
Hideo Nomo, R (1, 1) OBP: 0.178, SLG: 0.227 Greg McMichael, R (6, 1)			2-3 K		3-2 G4-3		2-3 K		0-3 K	2 0 0 0 0 1 0 0 0 0 0 0 0 0 1 0 0 0 0 1 0 0 0 0 0 0 0 0 1 0 0 0 0 1 0
Todd Hundley, S (7, PH) OBP: 0.248, SLG: 0.275 Mel Rojas, R (8, 1) Rey Ordonez, R (9, PH) OBP: 0.287, SLG: 0.309										

Inning Stats	R: 0 E: 0 K: 2 S: 11	H: 1 LOB: 1 BB: 0 P: 17	R: 0 E: 0 K: 1 S: 9	H: 0 LOB: 0 BB: 0 P: 14	R: 0 E: 0 K: 1 S: 11	H: 1 LOB: 2 BB: 1 P: 17	R: 0 E: 0 K: 0 S: 5	H: 1 LOB: 1 BB: 1 P: 10	R: 2 E: 0 K: 1 S: 13	H: 2 LOB: 0 BB: 0 P: 19	R: 0 E: 0 K: 0 S: 8	H: 1 LOB: 1 BB: 0 P: 13	R: 0 E: 0 K: 1 S: 9	H: 0 LOB: 0 BB: 0 P: 15	R: 3 E: 0 K: 0 S: 19	H: 3 LOB: 1 BB: 2 P: 33	R: 0 E: 0 K: 2 S: 10	H: 0 LOB: 0 BB: 0 P: 13	1B: 6 2B: 2 3B: 0 HR: 1	SF: 0 SAC: 0 DP: 2 HBP: 0	WP: 0 PB: 0 SB: 0 CS: 0	PA: 38
--------------	-------------------------------	----------------------------------	------------------------------	----------------------------------	-------------------------------	----------------------------------	------------------------------	----------------------------------	-------------------------------	----------------------------------	------------------------------	----------------------------------	------------------------------	----------------------------------	-------------------------------	----------------------------------	-------------------------------	----------------------------------	----------------------------------	------------------------------------	----------------------------------	--------

PITCHER	IP	WLS	BF	H	R	ER	SO	BB	IBB	HBP	BLK	WP	HR	S	P	ERA	WHIP
Matt Morris, R (1, 1) ERA: 2.17	7.0	W	28	6	2	2	6	2	0	0	0	0	1	66	105	2.57	1.143
Lance Painter, L (8, 1) ERA: 4.19	0.0		3	2	3	3	0	1	0	0	0	0	0	9	16	∞	∞
Rick Croushore, R (8, 1) ERA: 4.53	1.0		4	1	0	0	0	1	0	0	0	0	0	10	17	0.00	2.000
Jeff Brantley, R (9, 1) ERA: 5.01	1.0		3	0	0	0	2	0	0	0	0	0	0	10	13	0.00	0.000


BOTTOM

St. Louis Cardinals @ New York Mets
Shea Stadium, Flushing, NY
Fri Aug 21 1998, 7:05 PM EDT
Sunny - 84 F

livebaseballscorecards.com

AB	34
R	5
H	9
RBI	4
BB	4
SO	8
LOB	13



Batter	1	2	3	4	5	6	7	8	9	AB R H RBI BB SO LOB	TOP									
Delino DeShields, L (1, 4) OBP: 0.394, SLG: 0.456	0-0 F7		0-1 G3-1		3-3 K		2-0 P4			4 0 0 0 0 1 0										
John Mabry, L (1, 9) OBP: 0.316, SLG: 0.386	2-2 G3		4-1 BB		4-2 BB		0-0 P4			2 0 0 0 2 0 0										
Mark McGwire, R (1, 3) OBP: 0.470, SLG: 0.714	4-1 BB		2-3 K		3-3 K		3-3 K			3 0 0 0 1 3 2										
Ray Lankford, L (1, 8) OBP: 0.382, SLG: 0.513	0-0 F8			2-1 F7		2-2 F8		0-2 G1-3		4 0 0 0 0 0 1										
Ron Gant, R (1, 7) OBP: 0.308, SLG: 0.491		3-2 2B		2-3 K		0-0 2B 1B		3-1 F7		4 0 2 0 0 1 0										
Fernando Tatis, R (1, 5) OBP: 0.317, SLG: 0.372		3-3 K		4-2 E S BB		1-0 2B		3-2 P6		3 0 1 0 1 1 1										
Tom Lampkin, L (1, 2) OBP: 0.329, SLG: 0.393		0-0 P6		4-1 IBB		3-1 FC1-2-5			0-3 K	2 0 0 0 1 0 3										
12 Pat Kelly, R (9, PH) OBP: 0.319, SLG: 0.350				1-3 IBB		2-3 3-H				1 0 0 0 0 1 0	AB 30 R 0 H 3 RBI 0 BB 6 SO 8 LOB 13									
Manny Aybar, R (1, 1) OBP: 0.263, SLG: 0.263		0-3 K		0-0 G4-3		4-1 FC6-4 BB			1-0 G5-3	2 0 0 0 0 1 3										
Willie McGee, S (6, PH) OBP: 0.293, SLG: 0.335										0 0 0 0 1 0 0										
Mark Petkovsek, R (6, 1) OBP: 0.348, SLG: 0.364										0 0 0 0 0 0 0										
Brian Jordan, R (9, PH) OBP: 0.367, SLG: 0.554										1 0 0 0 0 0 0										
Placido Polanco, R (1, 6) OBP: 0.246, SLG: 0.283		2-2 G3-1			0-0 G4-3		0-0 FC6-4		1-0 G5-3	3 0 0 0 0 0 3										
Eli Marrero, R (9, PH) OBP: 0.301, SLG: 0.369										1 0 0 0 0 0 0										
Inning Stats	R: 0 E: 0 K: 0 S: 6	H: 0 LOB: 1 BB: 1 P: 12	R: 0 E: 0 K: 2 S: 13	H: 1 LOB: 1 BB: 0 P: 19	R: 0 E: 0 K: 1 S: 9	H: 0 LOB: 1 BB: 1 P: 17	R: 0 E: 0 K: 1 S: 9	H: 0 LOB: 2 BB: 2 P: 21	R: 0 E: 0 K: 2 S: 10	H: 0 LOB: 1 BB: 1 P: 20	R: 0 E: 0 K: 1 S: 6	H: 0 LOB: 0 BB: 0 P: 11	R: 0 E: 0 K: 1 S: 8	H: 0 LOB: 0 BB: 0 P: 14	R: 0 E: 0 K: 1 S: 5	H: 0 LOB: 0 BB: 0 P: 7	1B: 1 2B: 2 3B: 0 HR: 0	SF: 0 SAC: 0 DP: 0 HBP: 0	WP: 0 PB: 0 SB: 1 CS: 0	PA: 36
PITCHER	IP WLS BF H R ER SO BB IBB HBP BLK WP HR S P ERA WHIP																			
Armando Reynoso, R (1, 1) ERA: 1.54	7.0 W 30 3 0 0 7 5 1 0 0 0 0 62 119 0.00 1.143																			
Turk Wendell, R (8, 1) ERA: 2.77	1.0 3 0 0 0 0 0 0 0 0 0 0 8 14 0.00 0.000																			
John Franco, L (9, 1) ERA: 3.86	1.0 S 3 0 0 0 1 0 0 0 0 0 0 5 7 0.00 0.000																			

St. Louis Cardinals @ New York Mets
Shea Stadium, Flushing, NY
 Fri Aug 21 1998, 7:05 PM EDT
 Att. 52,320 - Unknown - 79 F

livebaseballscorecards.com

Batter	1	2	3	4	5	6	7	8	9	AB	R	H	RBI	BB	SO	LOB
Lenny Harris, L (1, 9) OBP: 0.311, SLG: 0.348	0-3 K		0-2 K		2-0 F9		1-2 G4-3			4	0	0	0	0	2	0
Edgardo Alfonzo, R (1, 5) OBP: 0.355, SLG: 0.402	1-1 HR		0-0 1B		4-1 BB		0-1 G4-3			3	1	2	1	1	0	0
John Olerud, L (1, 3) OBP: 0.436, SLG: 0.540	1-2 F9		1-0 G3		2-1 F7		0-0 G4-3			4	0	0	0	0	0	2
31 Mike Piazza, R (1, 2) OBP: 0.363, SLG: 0.516	3-3 K			2-1 G6-3 2B	2-1 F9			4-0 1B FC1-2 BB		3	0	1	0	1	1	1
Brian McRae, S (1, 8) OBP: 0.363, SLG: 0.492		2-3 K		0-0 G6-3		2-2 FC5-4 1B		2-0 FC1-2 1B FC5-2 1B		4	0	2	0	0	1	1
Todd Hundley, S (1, 7) OBP: 0.250, SLG: 0.269		1-0 L6		4-0 IBB BB		1-3 SAFE K		3-0 FC5-2 FC1-2 1B		2	0	0	0	1	1	1
Jermaine Alenworth, R (7, 7) OBP: 0.363, SLG: 0.403										0	0	0	0	0	0	0
Tony Phillips, S (8, PH) OBP: 0.416, SLG: 0.450										1	0	1	0	0	0	0
Carlos Baerga, S (1, 4) OBP: 0.312, SLG: 0.381		4-0 FC5-4 BB		0-1 P4		1-1 SAFE FC5-4 1B		0-0 FC1-2 FC5-2		3	0	1	0	1	0	5
Rey Ordenez, R (1, 6) OBP: 0.287, SLG: 0.307		2-2 FC5-4		4-0 IBB		1-1 FC5-4		0-0 FC5-2		3	0	0	0	1	0	6
Armando Reynoso, R (1, 1) OBP: 0.188, SLG: 0.188			2-3 K		1-3 K		0-1 G1-3		2-2 G4-3		3	0	0	0	0	2
Turk Wendell, L (8, 1)										0	0	0	0	0	0	0
Matt Franco, L (8, PH) OBP: 0.383, SLG: 0.381										1	0	0	0	0	0	3
John Franco, L (9, 1)										0	0	0	0	0	0	0

Inning Stats	R: 1	H: 1	E: 0	K: 2	S: 13	LOB: 0	BB: 0	P: 18	R: 0	H: 0	E: 0	K: 1	S: 7	LOB: 1	BB: 1	P: 16	R: 0	H: 1	E: 0	K: 2	S: 11	LOB: 1	BB: 0	P: 14	R: 0	H: 1	E: 0	K: 1	S: 8	LOB: 3	BB: 2	P: 19	R: 0	H: 0	E: 0	K: 0	S: 6	LOB: 1	BB: 1	P: 16	R: 0	H: 2	E: 0	K: 1	S: 15	LOB: 2	BB: 0	P: 20	R: 0	H: 0	E: 0	K: 0	S: 6	LOB: 0	BB: 0	P: 7	R: 0	H: 2	E: 0	K: 0	S: 7	LOB: 3	BB: 1	P: 18
PITCHER	IP	WLS	BF	H	R	ER	SO	BB	IBB	HBP	BLK	WP	HR	S	P	ERA	WHIP																																															
Manny Aybar, R (1, 1) ERA: 6.82	5.0	L	22	3	1	1	6	3	1	0	0	0	0	45	83	1.80	1.200																																															
Mark Petkovsek, R (6, 1) ERA: 4.77	3.0		14	4	0	0	1	1	0	0	0	0	0	28	45	0.00	1.667																																															

BOTTOM

St. Louis Cardinals @ New York Mets
Shea Stadium, Flushing, NY
Fri Aug 21 1998, 7:05 PM EDT
Att: 52,320 - Unknown - 79 F

livebaseballscores.com

AB	31
R	1
H	7
RBI	1
BB	5
SO	7
LOB	24



WP: 0	PA: 36																
PB: 0	SB: 0																
CS: 0																	
1B: 5	SF: 0																
2B: 1	SAC: 0																
3B: 0	DP: 0																
HR: 1	HBP: 0																
PITCHER	IP	WLS	BF	H	R	ER	SO	BB	IBB	HBP	BLK	WP	HR	S	P	ERA	WHIP

Batter	1	2	3	4	5	6	7	8	9	AB	R	H	RBI	BB	SO	LOB	TOP					
Andy Fox, L (1, 4) <small>OBP: 0.354, SLG: 0.408</small>	1-0 	0-0 		2-0 			1-1 			4	0	1	2	0	0	0						
Bernard Gilkey, R (1, 7) <small>OBP: 0.322, SLG: 0.323</small>	0-0 	2-2 			3-2 		1-1 			4	0	2	0	0	0	1						
Travis Lee, L (1, 3) <small>OBP: 0.343, SLG: 0.446</small>	0-3 			1-1 		1-3 		1-3 		4	0	0	0	0	3	2						
Matt Williams, R (1, 5) <small>OBP: 0.329, SLG: 0.446</small>	2-1 	2-2 		1-2 		1-1 		3-3 		4	0	2	0	0	1	1						
David Dellucci, L (1, 8) <small>OBP: 0.324, SLG: 0.405</small>		1-1 		1-0 		1-3 		2-2 		4	1	0	0	0	1	2						
Jay Bell, R (1, 6) <small>OBP: 0.353, SLG: 0.425</small>		3-0 		1-2 		2-2 		4-2 		3	1	2	0	1	0	0						
Karim Garcia, L (1, 9) <small>OBP: 0.266, SLG: 0.385</small> Yamil Benitez, R (9, PH) <small>OBP: 0.284, SLG: 0.399</small>		0-1 		0-0 		4-0 		2-3 		2	0	0	0	1	0	4						
Kelly Stinnett, R (1, 2) <small>OBP: 0.331, SLG: 0.398</small>		4-0 		0-0 		3-3 		3-3 		3	1	0	0	1	2	2						
Andy Benes, R (1, 1) <small>OBP: 0.273, SLG: 0.306</small> Felix Rodriguez, R (5, 1) <small>OBP: 0.271, SLG: 0.261</small> Andy Stankiewicz, R (7, PH) <small>OBP: 0.271, SLG: 0.261</small> Chris Michalak, L (7, 1) <small>OBP: 0.317, SLG: 0.531</small> Tony Batista, R (9, PH)		0-1 		0-3 		0-0 		2-2 		2	1	1	2	0	1	0						
Inning Stats	R: 0 E: 0 K: 1 S: 6	H: 1 LOB: 0 BB: 0 P: 9	R: 4 E: 0 K: 0 S: 15	H: 4 LOB: 1 BB: 1 P: 27	R: 0 E: 0 K: 0 S: 10	H: 2 LOB: 2 BB: 0 P: 14	R: 0 E: 0 K: 1 S: 5	H: 0 LOB: 0 BB: 0 P: 7	R: 0 E: 0 K: 1 S: 11	H: 1 LOB: 0 BB: 0 P: 16	R: 0 E: 0 K: 2 S: 10	H: 0 LOB: 1 BB: 1 P: 20	R: 0 E: 0 K: 0 S: 5	H: 0 LOB: 0 BB: 0 P: 7	R: 0 E: 0 K: 2 S: 10	H: 0 LOB: 0 BB: 0 P: 16	R: 0 E: 0 K: 2 S: 16	H: 0 LOB: 1 BB: 1 P: 27	1B: 6 2B: 2 3B: 0 HR: 0	SF: 0 SAC: 0 DP: 1 HBP: 0	WP: 0 PB: 0 SB: 1 CS: 1	PA: 37
PITCHER Bobby Jones, R (1, 1) <small>ERA: 4.05</small> Dennis Cook, L (8, 1) <small>ERA: 2.32</small>	IP WLS BF H R ER SO BB IBB HBP BLK WP HR S P ERA WHIP	7.0 W 29 8 4 4 5 1 1 0 0 0 0 62 100 5.14 1.286	2.0 7 0 0 0 4 1 0 0 0 0 0 26 43 0.00 0.500	PITCHER IP WLS BF H R ER SO BB IBB HBP BLK WP HR S P ERA WHIP																		

Arizona Diamondbacks @ New York Mets
 Shea Stadium, Flushing, NY
 Sat Aug 22 1998, 3:33 AM EDT
 Att. 42,654 - Sunny - 75 F

AB	33
R	4
H	8
RBI	4
BB	3
SO	9
LOB	14



Batter	1	2	3	4	5	6	7	8	9	AB	R	H	RBI	BB	SO	LOB
Tony Phillips, S OBP: 0.409, SLG: 0.439 (1, 9)	4-0 FC4-6 BB	2-2 SF9		1-3 K	2-1 F8			0-0 G5-3		3	0	0	2	1	1	3
Edgardo Alfonzo, R OBP: 0.355, SLG: 0.400 (1, 5)	4-0 FC4-6 BB	2-1 WP 31 HR 1B		2-2 F8		3-2 F8		1-1 F7		4	1	1	1	1	0	0
John Olerud, L OBP: 0.437, SLG: 0.537 (1, 3)	1-1 FC4-6	4-2 31 HR BB			4-1 31 1B 2B BB	2-2 F8				2	2	0	0	2	0	2
31 Mike Piazza, R OBP: 0.365, SLG: 0.522 (1, 2)	2-3 K	3-2 HR			1-2 2B FC4-6 1B	1-0 G4-3				4	2	2	4	0	1	2
Brian McRae, S OBP: 0.362, SLG: 0.492 (1, 8)	3-2 G1-3	3-2 G3			0-0 FC4-6 1-3 2-H 2B		1-3 K			4	0	1	1	0	1	2
Todd Hundley, S OBP: 0.250, SLG: 0.262 (1, 7)		4-2 1B SF9 BB	0-0 F8		3-3 K		2-3 K			3	1	0	0	1	2	2
Dennis Cook, L (8, 1)										0	0	0	0	0	0	0
Carlos Baerga, S OBP: 0.314, SLG: 0.381 (1, 4)		1-0 SF9 BB 1B 1B	1-3 K		4-0 FC4-6 IBB		1-1 F9			3	1	1	0	1	1	0
Rey Ordonez, R OBP: 0.289, SLG: 0.309 (1, 6)		4-2 WP 31 HR 1B BB	1-3 K		0-0 FC4-6 BB			0-1 G5-3 G5-3 2B		3	2	1	1	1	1	2
Bobby Jones, R OBP: 0.231, SLG: 0.237 (1, 1)		1-3 K			0-0 F8			0-2 G5-3		2	0	0	0	1	1	3
Jermaine Allensworth, R OBP: 0.362, SLG: 0.402 (8, 7)					1-2 BB					1	0	0	0	0	0	1

Inning Stats	R: 0	H: 0	E: 0	K: 1	S: 8	R: 6	H: 3	E: 0	K: 1	S: 27	R: 0	H: 0	E: 0	K: 2	S: 7	R: 0	H: 0	E: 0	K: 1	S: 8	R: 2	H: 2	E: 0	K: 1	S: 11	R: 0	H: 0	E: 0	K: 2	S: 8	R: 1	H: 1	E: 0	K: 0	S: 8
	LOB: 2	BB: 2	P: 22			LOB: 0	BB: 3	P: 51			LOB: 0	BB: 0	P: 9			LOB: 3	BB: 3	P: 29			LOB: 0	BB: 0	P: 12			LOB: 0	BB: 0	P: 9			LOB: 0	BB: 0	P: 9		

PITCHER	IP	WLS	BF	H	R	ER	SO	BB	IBB	HBP	BLK	WP	HR	S	P	ERA	WHIP
Andy Benes, R ERA: 4.82 (1, 1)	4.0	L	23	5	8	8	5	6	0	0	0	1	1	55	103	18.00	2.750
Felix Rodriguez, R ERA: 5.02 (5, 1)	2.0		8	0	0	0	1	1	1	0	0	0	0	13	32	0.00	0.500
Chris Michalak, L ERA: 4.5 (7, 1)	2.0		7	1	1	1	2	0	0	0	0	0	0	16	21	4.50	0.500

BOTTOM

Arizona Diamondbacks @ New York Mets
 Shea Stadium, Flushing, NY
 Sat Aug 22 1998, 3:33 AM EDT
 Att: 42,654 - Sunny - 75 F

AB	29
R	9
H	6
RBI	9
BB	8
SO	8
LOB	17



1B: 3	SF: 1	WP: 1	PA: 38
2B: 2	SAC: 0	PB: 0	
3B: 0	DP: 0	SB: 0	
HR: 1	HBP: 0	CS: 0	

PITCHER	IP	WLS	BF	H	R	ER	SO	BB	IBB	HBP	BLK	WP	HR	S	P	ERA	WHIP
---------	----	-----	----	---	---	----	----	----	-----	-----	-----	----	----	---	---	-----	------

Batter	1	2	3	4	5	6	7	8	9	AB R H RBI BB SO LOB	TOP
Andy Fox, L (1, 3) <small>OBP: 0.359, SLG: 0.409</small> (8, 5)	1-0 		2-1 		1-2 		4-1 		1-2 	2 1 1 0 1 0 0	
Bernard Gilkey, R (1, 7) <small>OBP: 0.319, SLG: 0.320</small> Gregg Olson, R (9, 1) <small>OBP: 0.500, SLG: 2.000</small>	1-0 		3-1 		3-1 		3-2 		1-1 	4 0 0 0 0 0 4 0 0 0 0 0 0 0	
Devon White, S (1, 8) <small>OBP: 0.338, SLG: 0.469</small>	0-0 			3-2 	3-3 			2-3 	2-3 	5 1 2 2 0 3 3	
Matt Williams, R (1, 5) <small>OBP: 0.326, SLG: 0.441</small> Travis Lee, L (8, 3) <small>OBP: 0.343, SLG: 0.446</small>	1-3 			3-2 	2-3 			1-3 		4 0 0 0 0 3 2 0 0 0 0 0 0 0	
Jay Bell, R (1, 6) <small>OBP: 0.354, SLG: 0.428</small>	3-2 			1-2 		3-3 		0-2 		4 2 2 0 0 1 1	
Tony Batista, R (1, 4) <small>OBP: 0.321, SLG: 0.542</small>		3-2 		1-1 		2-3 		1-1 		4 0 2 2 0 1 0	
Yamil Benitez, R (1, 9) <small>OBP: 0.278, SLG: 0.390</small> Karim Garcia, L (9, 9) <small>OBP: 0.266, SLG: 0.385</small>		0-0 		3-3 		3-3 		2-0 		4 0 0 0 0 2 2 0 0 0 0 0 0 0	
Damian Miller, R (1, 2) <small>OBP: 0.362, SLG: 0.438</small>		0-1 		0-0 		1-3 			1-1 	3 0 1 0 0 1 0	
Brian Anderson, R (1, 1) <small>OBP: 0.130, SLG: 0.113</small> Willie Banks, R (7, 1) <small>OBP: 0.266, SLG: 0.300</small> Andy Benes, R (9, PH) <small>OBP: 0.333, SLG: 0.333</small> Clint Sodowsky, L (9, PR) <small>OBP: 0.324, SLG: 0.405</small> David Dellucci, L (9, PR) <small>OBP: 0.324, SLG: 0.405</small>			0-3 	0-2 		1-3 		0-2 	1-2f 	3 0 0 0 0 2 2 0 0 0 0 0 0 0 1 0 0 0 0 0 1 0 0 0 0 0 0 0 0 0 0 0 0 0 0	
Inning Stats	R: 1 H: 1 E: 0 LOB: 1 K: 1 BB: 0 S: 11 P: 17	R: 0 H: 0 E: 0 LOB: 0 K: 0 BB: 0 S: 6 P: 9	R: 0 H: 0 E: 0 LOB: 0 K: 1 BB: 0 S: 8 P: 13	R: 2 H: 4 E: 0 LOB: 2 K: 1 BB: 0 S: 22 P: 33	R: 0 H: 1 E: 0 LOB: 1 K: 2 BB: 0 S: 14 P: 22	R: 0 H: 0 E: 0 LOB: 0 K: 3 BB: 0 S: 11 P: 19	R: 0 H: 0 E: 0 LOB: 1 K: 2 BB: 1 S: 12 P: 21	R: 1 H: 2 E: 0 LOB: 1 K: 2 BB: 0 S: 13 P: 19	R: 0 H: 0 E: 0 LOB: 2 K: 1 BB: 0 S: 11 P: 16	1B: 4 SF: 0 2B: 3 SAC: 1 3B: 0 DP: 0 HR: 1 HBP: 3	WP: 0 PA: 39 PB: 0 SB: 4 CS: 0
PITCHER Al Leiter, L (1, 1) <small>ERA: 2.42</small> Turk Wendell, R (8, 1) <small>ERA: 2.89</small> Greg McMichael, R (9, 1) <small>ERA: 3.86</small>	IP WLS BF H R ER SO BB IBB HBP BLK WP HR S P ERA WHIP 7.0 L 29 6 3 3 10 1 0 1 0 0 0 1 84 134 3.86 1.000										

Arizona Diamondbacks @ New York Mets
 Shea Stadium, Flushing, NY
 Sun Aug 23 1998, 3:33 AM EDT
 Att. 36,039 - Cloudy - 80 F

livebaseballscorecards.com

AB	34
R	4
H	8
RBI	4
BB	1
SO	13
LOB	15



BOTTOM

Arizona Diamondbacks @ New York Mets
Shea Stadium, Flushing, NY
 Sun Aug 23 1998, 3:33 AM EDT
 Att: 36,039 - Cloudy - 80 F

livebaseballscorecards.com

AB	33
R	3
H	7
RBI	3
BB	2
SO	9
LOB	18



WP: 0	PA: 37
PB: 0	
SB: 0	
CS: 0	

AB R H RBI BB SO LOB

4	0	0	0	1	2	3
4	1	3	1	0	0	0
4	1	1	0	0	2	3
4	0	0	0	0	2	4
0	0	0	0	0	0	0
2	1	1	1	0	0	0
3	0	0	0	0	0	3
1	0	1	0	0	0	0
4	0	1	0	0	0	0
3	0	0	0	0	0	0
1	0	0	0	0	1	3
2	0	0	0	0	2	0
0	0	0	0	1	0	0
0	0	0	0	0	0	0
0	0	0	0	0	0	0
1	0	0	1	0	0	2

Batter	1	2	3	4	5	6	7	8	9
Tony Phillips, S OBP: 0.402, SLG: 0.426 (1, 7)	2-3 K		0-0 G6-3			4-2 HBP 1B BB	3-3 K		3-2 G4-3
Edgardo Alfonzo, R OBP: 0.358, SLG: 0.413 (1, 5)	1-0 2B			1-2 HR		2-2 HBP 1B		1-2 G5-3	
John Olerud, L OBP: 0.435, SLG: 0.537 (1, 3)	1-3 K			1-1 31 F8 SF7 2B		2-1 P6		1-3 K	
31 Mike Piazza, R OBP: 0.362, SLG: 0.517 (1, 2)	1-3 K			0-0 F8		1-3 K		1-2 G1-6-3	
Jorge Fabregas, L OBP: 0.266, SLG: 0.263 (9, 2)				2-3					
Brian McRae, S OBP: 0.363, SLG: 0.492 (1, 8)		1-2 F9		0-2 SF7		3-1			1-1 1B 1B G3 1B
Jermaine Alenworth, R OBP: 0.359, SLG: 0.398 (1, 9)		1-0 G5-3		3-H 0-1 F8		1-2 2-3 HBP			0-1 G3 1B 1B
Lenny Harris, L OBP: 0.314, SLG: 0.351 (9, PH)									1-2 1B
Luis Lopez, S OBP: 0.328, SLG: 0.339 (1, 4)		0-1 F8							1-2 1B G3 1B
Rey Ordenez, R OBP: 0.287, SLG: 0.307 (1, 6)			0-0 G6-3						1-2 1B G3 1B
Matt Franco, L OBP: 0.381, SLG: 0.378 (9, PH)									0-3 K
Al Leiter, L OBP: 0.229, SLG: 0.122 (1, 1)			2-3 K						1-0 G3
Todd Hundley, S OBP: 0.256, SLG: 0.262 (7, PH)									1-2 2-3 3-H
Turk Wendell, L (8, 1)									
Greg McMichael, R (9, 1)									
Carlos Baerga, S OBP: 0.313, SLG: 0.380 (9, PH)									

Inning Stats	R: 0	H: 1	E: 0	K: 3	S: 11	R: 0	H: 0	E: 0	K: 0	S: 6	R: 0	H: 0	E: 0	K: 1	S: 5	R: 2	H: 2	E: 0	K: 0	S: 13	R: 0	H: 0	E: 0	K: 1	S: 9	R: 0	H: 1	E: 0	K: 1	S: 15	R: 0	H: 0	E: 0	K: 1	S: 12	R: 0	H: 0	E: 0	K: 1	S: 9	R: 1	H: 3	E: 0	K: 1	S: 14	1B: 4	SF: 1	2B: 2	SAC: 0	3B: 0	DP: 0	HR: 1	HBP: 1	WP: 0	PA: 37
--------------	------	------	------	------	-------	------	------	------	------	------	------	------	------	------	------	------	------	------	------	-------	------	------	------	------	------	------	------	------	------	-------	------	------	------	------	-------	------	------	------	------	------	------	------	------	------	-------	-------	-------	-------	--------	-------	-------	-------	--------	-------	--------

PITCHER	IP	WLS	BF	H	R	ER	SO	BB	IBB	HBP	BLK	WP	HR	S	P	ERA	WHIP
Brian Anderson, L ERA: 4.79 (1, 1)	6.2	W	27	4	2	2	6	2	0	0	0	0	1	67	97	2.70	0.900
Willie Banks, R ERA: 4.74 (7, 1)	1.1		4	0	0	0	2	0	0	0	0	0	0	13	19	0.00	0.000
Gregg Olson, R ERA: 3.19 (9, 1)	1.0	S	6	3	1	1	1	0	0	0	0	0	0	14	20	9.00	3.000

Batter	1	2	3	4	5	6	7	8	9	AB R H RBI BB SO LOB	TOP		
Andy Fox, L (1, 4) OBP: 0.364, SLG: 0.415	0-1 3B 1B		0-2 G6-3		1-1 HR 1B		2-2 FC3-2 BB HBP		1-2 SH1-4 WP 2B	4 3 3 0 0 0 0			
Jay Bell, R (1, 6) OBP: 0.358, SLG: 0.445	2-2 WP 3B		3-2 WP 2B		1-2 HR 1B		0-3 K		4-1 WP SH1-4 HR BB	4 3 3 3 1 1 2			
Devon White, S (1, 8) OBP: 0.339, SLG: 0.468	4-2 WP BB		1-1 P6		1-2 F8		4-2 FC3-2 BB		0-1 SH1-4	2 0 0 0 2 0 1			
Travis Lee, L (1, 3) OBP: 0.344, SLG: 0.443	3-2 L6 1-2 3-H		2-1 P2			4-1 FC4-6 BB	1-0 FC3-2		4-0 WP HR IBB	3 1 0 0 2 0 5			
Matt Williams, R (1, 5) OBP: 0.324, SLG: 0.446	0-3 K			2-1 P6		1-1 P8	2-2 FC6-4		2-0 HR	5 1 1 3 0 1 5			
David Dellucci, L (1, 7) OBP: 0.322, SLG: 0.402	2-0 L7			1-1 G5-4-3 1B		1-2 FC4-6 1B		0-3 K	0-2 G4-3	5 0 1 0 0 1 2			
Kelly Stinnett, R (1, 2) OBP: 0.340, SLG: 0.417		0-1 B1-6-4 1B		0-0 G5-4-3		0-0 FC4-6 1B		4-2 BB	0-0 HR	4 1 3 1 1 0 1			
Karim Garcia, L (1, 9) OBP: 0.262, SLG: 0.378		0-0 F8			3-1 F9	1-0 FC4-6		2-3 K	0-0 G4-3	5 0 0 0 0 1 4			
Amaury Telemaco, R (1, 1) OBP: 0.111, SLG: 0.160		1-0 B1-6-4			0-1 G4-3		3-2 FC3-2 3B	2-3 K		3 0 1 0 0 0 1			
Yamil Benitez, R (8, PH) OBP: 0.277, SLG: 0.388										1 0 0 0 0 1 1			
Alan Embree, L (8, 1)										0 0 0 0 0 0 0			
Willie Banks, R (8, 1)										0 0 0 0 0 0 0			
Inning Stats	R: 2 H: 2 E: 0 LOB: 1 K: 1 BB: 1 S: 15 P: 26	R: 0 H: 1 E: 0 LOB: 0 K: 0 BB: 0 S: 4 P: 5	R: 0 H: 1 E: 0 LOB: 1 K: 0 BB: 0 S: 11 P: 17	R: 0 H: 1 E: 0 LOB: 0 K: 0 BB: 0 S: 5 P: 8	R: 2 H: 2 E: 0 LOB: 0 K: 0 BB: 0 S: 13 P: 18	R: 0 H: 1 E: 0 LOB: 2 K: 0 BB: 1 S: 8 P: 15	R: 0 H: 1 E: 0 LOB: 3 K: 1 BB: 1 S: 14 P: 26	R: 0 H: 0 E: 0 LOB: 1 K: 3 BB: 1 S: 16 P: 24	R: 5 H: 3 E: 0 LOB: 0 K: 0 BB: 2 S: 12 P: 23	1B: 5 SF: 0 2B: 2 SAC: 1 3B: 2 DP: 2 HR: 3 HBP: 1	WP: 3 PA: 44 PB: 0 SB: 0 CS: 0		
PITCHER	IP WLS BF H R ER SO BB IBB HBP BLK WP HR S P ERA WHIP											PITCHER	IP WLS BF H R ER SO BB IBB HBP BLK WP HR S P ERA WHIP
Masato Yoshii, R (1, 1) ERA: 3.83	6.0 L 26 8 4 4 1 2 0 0 0 0 2 1 56 89 6.00 1.667												
Willie Blair, R (7, 1) ERA: 5.13	2.0 10 1 0 0 4 2 0 1 0 0 0 0 30 50 0.00 1.500												
Mel Rojas, R (9, 1) ERA: 5.53	1.0 8 3 5 5 0 1 1 0 0 1 2 12 23 45.00 4.000												

Arizona Diamondbacks @ New York Mets
 Shea Stadium, Flushing, NY
 Mon Aug 24 1998, 3:33 AM EDT
 Att. 29,850 - Overcast - 84 F

AB	36
R	9
H	12
RBI	7
BB	6
SO	5
LOB	22



Batter	1	2	3	4	5	6	7	8	9	AB R H RBI BB SO LOB	TOP									
Tony Phillips, S OBP: 0.385, SLG: 0.403 (1, 9) BB (6, 7)	4-1 E 31 HR BB	1-3 K			2-3 K		2-2 F8		2-1 G4-3	4 1 0 0 1 2 3										
Edgardo Alfonzo, R OBP: 0.356, SLG: 0.410 (1, 5) SAFE SAFE SAFE	3-2 L8		3-2 K		3-2 2B		3-3 K			4 0 1 0 0 2 2										
John Olerud, L OBP: 0.436, SLG: 0.539 (1, 3) SAFE SAFE	1-2 E4 31 HR		1-1 2B		1-1 G6-3			3-3 K		4 1 1 0 0 1 2										
31 Mike Piazza, R OBP: 0.363, SLG: 0.523 (1, 2) 1-H 3-H HR	3-1 HR		1-1 P9		0-2 G4-3			4-2 BB		3 1 1 3 1 0 2										
Brian McRae, S OBP: 0.360, SLG: 0.484 (1, 8) X	0-0 F7		2-2 K			0-0 G4-3		1-1 L9		4 0 0 0 0 1 2										
Todd Hundley, S OBP: 0.250, SLG: 0.255 (7, 1) Greg McMichael, R OBP: 0.359, SLG: 0.398 (8, PH) Turk Wendell, L (8, 1)	0-2 G3		2-2 G4-3			1-3 K		2-2 G1-3		3 0 0 0 0 1 0 0 0 0 0 0 0 0 1 0 0 0 0 0 1 0 0 0 0 0 0 0										
Carlos Baerga, S OBP: 0.310, SLG: 0.376 (1, 4) X		1-0 G6-3		0-0 1B		1-2 F7			1-1 G3-1	4 0 1 0 0 0 0										
Rey Ordonez, R OBP: 0.289, SLG: 0.308 (1, 6) X		2-2 SH1-3 1B		0-3 K			0-1 F8 G4-6-3 1B		2-2 F7	4 0 2 0 0 1 1										
Rick Reed, R OBP: 0.179, SLG: 0.189 (1, 1) Lenny Harris, L OBP: 0.320, SLG: 0.359 (6, 9) Dennis Cook, L (6, 1)		0-0 SH1-3		2-3 K			0-1 G4-6-3		0-0 G4-3 1B	1 0 0 0 0 1 1 2 0 1 0 0 0 1 0 0 0 0 0 0 0										
Inning Stats	R: 3 E: 1 K: 0 S: 13	H: 1 LOB: 0 BB: 1 P: 24	R: 0 E: 0 K: 1 S: 9	H: 1 LOB: 1 BB: 0 P: 13	R: 0 E: 0 K: 2 S: 10	H: 1 LOB: 1 BB: 0 P: 17	R: 0 E: 0 K: 2 S: 11	H: 1 LOB: 1 BB: 0 P: 15	R: 0 E: 0 K: 1 S: 7	H: 0 LOB: 0 BB: 0 P: 9	R: 0 E: 0 K: 1 S: 10	H: 1 LOB: 1 BB: 0 P: 15	R: 0 E: 0 K: 1 S: 11	H: 0 LOB: 1 BB: 1 P: 21	R: 0 E: 0 K: 0 S: 8	H: 1 LOB: 1 BB: 0 P: 13	1B: 4 2B: 2 3B: 0 HR: 1	SF: 0 SAC: 1 DP: 0 HBP: 0	WP: 0 PB: 0 SB: 0 CS: 0	PA: 37
PITCHER	IP WLS BF H R ER SO BB IBB HBP BLK WP HR S P ERA WHIP																			
Russ Ortiz, R ERA: 5.22 (1, 1)	7.0 W 29 6 3 2 8 1 0 0 0 0 0 1 73 112 2.57 1.000																			
Rich Rodriguez, L ERA: 4.02 (8, 1)	1.0 4 0 0 0 1 1 0 0 0 0 0 0 11 21 0.00 1.000																			
Robb Nen, R ERA: 1.46 (9, 1)	1.0 4 1 0 0 0 0 0 0 0 0 0 0 8 13 0.00 1.000																			

New York Mets @ San Francisco Giants
3Com Park at Candlestick Point, San Francisco, CA

Tue Aug 25 1998, 10:05 PM EDT
Att. 20,916 - Overcast - 61 F

AB	34
R	3
H	7
RBI	3
BB	2
SO	9
LOB	15



WP: 0	PA: 37
-------	--------

ERA	WHIP
-----	------

Batter	1	2	3	4	5	6	7	8	9
Marvin Benard, L (1, 9) <small>OBP: 0.392, SLG: 0.431</small>	1-1 1B		1-2 2B		1-1 SF9 1B	1-0 		2-1 F8 S	
Rich Aurilia, R (1, 6) <small>OBP: 0.336, SLG: 0.443</small>	1-1 G4-3		3-2 F8		3-1 HBP	4-2 BB		3-1 F8	
Barry Bonds, L (1, 7) <small>OBP: 0.427, SLG: 0.566</small>	2-2 HR		2-3 		0-0 G1-3	1-0 1B		0-0 P3	
Jeff Kent, R (1, 4) <small>OBP: 0.347, SLG: 0.532</small>	2-2 G5-3			0-1 1B SF7	0-1 SF9	2-3 K			
Charlie Hayes, R (1, 3) <small>OBP: 0.384, SLG: 0.441</small>		1-1 L9		2-1 1B	1-2 G6-3	1-1 P3			
Ellis Burks, R (1, 8) <small>OBP: 0.370, SLG: 0.504</small>		2-0 F7		3-2 SF7		0-0 HR	0-1 1B		
Bill Mueller, S (1, 5) <small>OBP: 0.388, SLG: 0.401</small>		0-0 G3		4-2 BB		2-1 1B SF8	0-0 G3-6-3		
Brian Johnson, R (1, 2) <small>OBP: 0.293, SLG: 0.379</small>			0-0 2B 1B	2-3 K		0-1 1B	0-3 K		
Russ Ortiz, R (1, 1) <small>OBP: 0.211, SLG: 0.118</small>			0-0 SH1-4	2-1 P4		1-0 1B BB		0-0 G3	
Rich Rodriguez, L (8, 1) <small>OBP: 0.250, SLG: 0.250</small>									
Stan Javier, S (8, PH) <small>OBP: 0.382, SLG: 0.370</small>									
Robb Nen, R (9, 1)									

Inning Stats	R: 1	H: 2	E: 0	LOB: 0	K: 0	S: 11	R: 0	H: 0	E: 0	LOB: 0	K: 0	S: 4	R: 1	H: 2	E: 0	LOB: 1	K: 1	S: 14	R: 1	H: 2	E: 0	LOB: 2	K: 1	S: 21	R: 1	H: 1	E: 0	LOB: 1	K: 0	S: 9	R: 3	H: 4	E: 1	LOB: 3	K: 1	S: 18	R: 0	H: 1	E: 0	LOB: 0	K: 1	S: 6	R: 0	H: 0	E: 1	LOB: 1	K: 0	S: 6

PITCHER	IP	WLS	BF	H	R	ER	SO	BB	IBB	HBP	BLK	WP	HR	S	P	ERA	WHIP
Rick Reed, R (1, 1) <small>ERA: 3.23</small>	5.0	L	27	10	7	7	2	1	0	1	0	1	0	65	101	12.60	2.200
Dennis Cook, L (6, 1) <small>ERA: 2.28</small>	1.0		5	1	0	0	1	1	0	0	0	0	0	12	21	0.00	2.000
Greg McMichael, R (7, 1) <small>ERA: 3.79</small>	1.0		3	1	0	0	1	0	0	0	0	0	0	6	6	0.00	1.000
Turk Wendell, R (8, 1) <small>ERA: 2.83</small>	1.0		4	0	0	0	0	0	0	0	0	0	0	6	11	0.00	0.000

AB	R	H	RBI	BB	SO	LOB
4	1	3	2	0	0	0
3	0	0	0	1	0	3
5	1	2	2	0	1	4
3	1	1	1	0	1	3
4	0	1	0	0	0	4
3	1	2	2	0	0	0
3	1	1	0	1	0	1
4	2	2	0	0	2	2
1	0	0	0	0	0	2
0	0	0	0	0	0	0
1	0	0	0	0	0	0
0	0	0	0	0	0	0

WP	PA	ERA	WHIP
1	39		
0			
1			
0			

New York Mets @ San Francisco Giants
 3Com Park at Candlestick Point, San Francisco, CA
 Tue Aug 25 1998, 10:05 PM EDT
 Att. 20,916 - Overcast - 61 F

AB	31
R	7
H	12
RBI	7
BB	2
SO	4
LOB	19



Batter	1	2	3	4	5	6	7	8	9	AB R H RBI BB SO LOB	TOP	
Lenny Harris, L OBP: 0.318, SLG: 0.369 (1, 9)	0-1 HR	3-2 F8			0-2 FC1-4 FC5-4 1-2f		1-1 L9		0-0 F9	5 1 1 1 0 0 2		
Edgardo Alfonzo, R OBP: 0.354, SLG: 0.408 (1, 5)	0-0 G3 1B		1-2 F9		0-1 FC5-4 E 31 WP 1-2f		0-0 E5 G3		1-1 F8	5 2 1 0 0 0 1		
John Olerud, L OBP: 0.434, SLG: 0.536 (1, 3)	2-2 G3 1-2		0-1 G5-3		0-0 E6 31 WP 1B 1-3		2-0 G3 2-3		3-2 F8	5 1 1 0 0 0 2		
31 Mike Piazza, R OBP: 0.366, SLG: 0.523 (1, 2)	4-2 1B BB		0-0		4-1 1B BB 1-2 3-H		0-2 P4			2 0 1 0 2 0 1		
Brian McRae, S OBP: 0.363, SLG: 0.487 (1, 8)	3-2 CS 1-3 2-H 1B		3-2 G3-1		2-1 1B 1-2 2-H			2-2 FC6-4 BB 1B		4 0 3 2 0 0 1		
Tony Phillips, S OBP: 0.382, SLG: 0.395 (1, 7)	2-3 K 1-2			0-0 G4-3	1-2 P7			4-2 FC6-4 BB 1-2		3 0 0 0 1 1 4		
Luis Lopez, S OBP: 0.324, SLG: 0.344 (1, 4)		1-2 G6-3		1-2 G6-3		0-1 G3		2-3 K		4 0 0 0 0 1 2		
Rey Ordonez, R OBP: 0.286, SLG: 0.305 (1, 6)		2-2 G6-3		0-2 G5-3		2-2 P3		0-0 FC6-4 1-2f 2-3		4 0 0 0 0 0 2		
Hideo Nomo, R OBP: 0.204, SLG: 0.250 (1, 1)		0-0			1-1 FC1-4 1B	2-2 G4-3		1-0 P6		4 0 2 0 0 0 2		
Inning Stats	R: 2 E: 0 K: 1 S: 15 H: 3 LOB: 1 BB: 1 P: 26	R: 0 E: 0 K: 0 S: 11 H: 1 LOB: 1 BB: 0 P: 17	R: 0 E: 0 K: 0 S: 11 H: 1 LOB: 1 BB: 0 P: 15	R: 0 E: 0 K: 0 S: 8 H: 0 LOB: 0 BB: 0 P: 9	R: 2 E: 1 K: 0 S: 14 H: 3 LOB: 2 BB: 1 P: 22	R: 0 E: 0 K: 0 S: 8 H: 0 LOB: 0 BB: 0 P: 12	R: 0 E: 1 K: 0 S: 9 H: 0 LOB: 1 BB: 0 P: 12	R: 0 E: 0 K: 1 S: 15 H: 1 LOB: 2 BB: 1 P: 24	R: 0 E: 0 K: 0 S: 8 H: 0 LOB: 0 BB: 0 P: 12	1B: 8 2B: 0 3B: 0 HR: 1 SF: 0 SAC: 0 DP: 0 HBP: 0	WP: 1 PB: 0 SB: 0 CS: 1 PA: 39	
PITCHER	IP WLS BF H R ER SO BB IBB HBP BLK WP HR S P ERA WHIP											
Orel Hershiser, R ERA: 4.25 (1, 1)	6.0 L 27 8 4 4 1 2 0 0 0 1 1 67 101 6.00 1.667											
John Johnstone, R ERA: 3.31 (7, 1)	2.0 9 1 0 0 1 1 0 0 0 0 0 24 36 0.00 1.000											
Jose Mesa, R ERA: 5.01 (9, 1)	1.0 3 0 0 0 0 0 0 0 0 0 0 8 12 0.00 0.000											

New York Mets @ San Francisco Giants
3Com Park at Candlestick Point, San Francisco, CA
 Wed Aug 26 1998, 6:33 AM EDT
 Att. 18,227 - Sunny - 70 F

AB	36
R	4
H	9
RBI	3
BB	3
SO	2
LOB	17



Batter	1	2	3	4	5	6	7	8	9	AB R H RBI BB SO LOB
Marvin Benard, L (1, 9) OBP: 0.385, SLG: 0.422	3-3 K			1-1 G3-1		0-2 G4-3		1-0 B4-3		4 0 0 0 0 1 0
Rich Aurilia, R (1, 6) OBP: 0.333, SLG: 0.439 John Johnstone, R (7, 1) Jose Mesa, R (9, 1) Shawon Dunston, R (9, PH) OBP: 0.250, SLG: 0.383	1-0 F8			0-1 L8		1-0 G4-3			1-3 K	3 0 1 0 0 0 0 1 0
Barry Bonds, L (1, 7) OBP: 0.426, SLG: 0.563	2-3 K			3-3 K					1-0 K	4 0 1 0 0 3 0
Jeff Kent, R (1, 4) OBP: 0.349, SLG: 0.531			0-3 K		2-2 WP BB SF8 1B				1-0 L4-3 1B	3 1 1 0 1 1 1
Ellis Burks, R (1, 8) OBP: 0.372, SLG: 0.503			0-2 G5-3		4-2 G4-3 S 1-2 BB				0-0 L4-3 1-2	2 0 1 0 1 0 0
Joe Carter, R (1, 3) OBP: 0.283, SLG: 0.407			0-1 F9		2-1 SF8 1-2 2-H				1-3 1B	2 0 0 1 0 0 2
Bill Mueller, S (1, 5) OBP: 0.386, SLG: 0.398			2-3 K		2-2 G4-3 2-3				3-2 F7	3 0 0 0 0 2 3
Brian Johnson, R (1, 2) OBP: 0.289, SLG: 0.375			0-3 K		0-2 G3				0-0 G4-3	3 0 0 0 0 1 1
Orel Hershiser, R (1, 1) OBP: 0.207, SLG: 0.182 Rey Sanchez, R (6, PH) OBP: 0.324, SLG: 0.362			2-3 K			0-0 L9			2-1 G4-3	1 0 0 0 0 1 0 2 0 0 0 0 0 0

Inning Stats	R: 0	H: 0	E: 0	LOB: 0	K: 2	BB: 0	S: 7	P: 13
	R: 0	H: 0	E: 0	LOB: 0	K: 1	BB: 0	S: 9	P: 9
	R: 0	H: 0	E: 0	LOB: 0	K: 3	BB: 0	S: 10	P: 14
	R: 1	H: 1	E: 0	LOB: 1	K: 0	BB: 1	S: 14	P: 24
	R: 0	H: 0	E: 0	LOB: 0	K: 0	BB: 0	S: 5	P: 6
	R: 0	H: 1	E: 0	LOB: 2	K: 2	BB: 1	S: 14	P: 23
	R: 0	H: 0	E: 0	LOB: 0	K: 0	BB: 0	S: 4	P: 7
	R: 0	H: 1	E: 0	LOB: 0	K: 1	BB: 0	S: 5	P: 7
	1B: 3	SF: 1	2B: 1	SAC: 0	3B: 0	DP: 1	HR: 0	HBP: 0

PITCHER	IP	WLS	BF	H	R	ER	SO	BB	IBB	HBP	BLK	WP	HR	S	P	ERA	WHIP
Hideo Nomo, R (1, 1) ERA: 4.54	9.0	W	31	3	1	1	10	2	0	0	0	1	0	77	116	1.00	0.556

BOTTOM

New York Mets @ San Francisco Giants
3Com Park at Candlestick Point, San Francisco, CA
 Wed Aug 26 1998, 6:33 AM EDT
 Att. 18,227 - Sunny - 70 F

AB	28
R	1
H	3
RBI	1
BB	2
SO	10
LOB	7




WP	PA
1	31

Batter	1	2	3	4	5	6	7	8	9	AB R H RBI BB SO LOB	TOP		
Lenny Harris, L OBP: 0.316, SLG: 0.367 (1, 7) (6, 9)	0-0 G5-4-3 1B		0-0 P5			0-0 P5	0-0 G3			4 0 1 0 0 0 0			
Edgardo Alfonzo, R OBP: 0.355, SLG: 0.409 (1, 5)	0-0 G5-4-3 1-2f			0-0 31 1B BB G4-6-3 1B		0-0 F8		0-0 G6-4-3 1B		4 1 2 0 0 0 1			
John Olerud, L OBP: 0.435, SLG: 0.534 (1, 3)	0-0 G4-3			4-0 31 1B G4-6-3 1-2 BB		0-0 31 HR 1B		0-0 G6-4-3 1-2f		3 1 1 0 1 0 1			
31 Mike Piazza, R OBP: 0.369, SLG: 0.532 Jorge Fabregas, L OBP: 0.265, SLG: 0.262 (1, 2) (7, 2)		0-0 1B		0-0 1-2 2-3 G4-6-3 1B		0-0 1-H HR		0-0 F7		3 1 3 2 0 0 0 1 0 0 0 0 0 0			
Brian McRae, S OBP: 0.364, SLG: 0.487 (1, 8)		0-0 L7		0-0 G4-6-3 1-2f 2-3 3-H		0-0 1B 1B		0-0 G6-3 1B		4 0 2 0 0 0 3			
Carlos Baerga, S OBP: 0.310, SLG: 0.375 (1, 4)		0-0 F8		0-0 G1-3		0-0 1-2 1B		0-0 G6-3 1-2f		4 0 1 0 0 0 3			
Jermaine Allensworth, R OBP: 0.356, SLG: 0.384 Mel Rojas, R Willie Blair, R Todd Hundley, S OBP: 0.135, SLG: 0.100 OBP: 0.248, SLG: 0.252 (1, 9) (6, 1) (8, 1) (9, PH)		0-0 F7			0-3 K	0-0 F7		0-3 K		3 0 0 0 0 1 3 0 0 0 0 0 0 0 0 0 0 0 0 0 0 1 0 0 0 0 1 0	AB 33 R 3 H 10 RBI 2 BB 1 SO 4 LOB 11		
Rey Ordonez, R Luis Lopez, S OBP: 0.285, SLG: 0.304 OBP: 0.323, SLG: 0.342 (1, 6) (7, PH) (7, 6)			0-3 K		0-0 F7		0-3 K			2 0 0 0 0 1 0 1 0 0 0 0 1 0			
Armando Reynoso, R Greg McMichael, R Matt Franco, L OBP: 0.167, SLG: 0.167 OBP: 0.382, SLG: 0.380 (1, 1) (5, 1) (6, 7)			0-0 G5-3		0-0 G6-3		0-0 G4-3			2 0 0 0 0 0 0 0 0 0 0 0 0 0 1 0 0 0 0 0 0			
Inning Stats	R: 0 H: 1 E: 0 LOB: 0 K: 0 BB: 0 S: 3 P: 3	R: 0 H: 1 E: 0 LOB: 1 K: 0 BB: 0 S: 4 P: 4	R: 0 H: 0 E: 0 LOB: 0 K: 1 BB: 0 S: 5 P: 5	R: 1 H: 2 E: 0 LOB: 1 K: 0 BB: 1 S: 4 P: 8	R: 0 H: 0 E: 0 LOB: 0 K: 1 BB: 0 S: 5 P: 5	R: 2 H: 4 E: 0 LOB: 2 K: 0 BB: 0 S: 7 P: 7	R: 0 H: 0 E: 0 LOB: 0 K: 1 BB: 0 S: 5 P: 5	R: 0 H: 1 E: 0 LOB: 0 K: 0 BB: 0 S: 3 P: 3	R: 0 H: 1 E: 0 LOB: 0 K: 1 BB: 0 S: 5 P: 5	1B: 9 SF: 0 2B: 0 SAC: 0 3B: 0 DP: 4 HR: 1 HBP: 0	WP: 0 PA: 34 PB: 0 SB: 0 CS: 0		
PITCHER	IP WLS BF H R ER SO BB IBB HBP BLK WP HR S P ERA WHIP											PITCHER	IP WLS BF H R ER SO BB IBB HBP BLK WP HR S P ERA WHIP
Danny Darwin, R ERA: 5.27 Rich Rodriguez, L ERA: 4.0 Julian Tavarez, R ERA: 3.33 Jose Mesa, R ERA: 4.94 (1, 1) (6, 1) (7, 1) (9, 1)	5.2 W 22 6 3 3 2 1 0 0 0 0 0 1 25 29 4.76 1.235												

New York Mets @ San Francisco Giants
 3Com Park at Candlestick Point, San Francisco, CA
 Thu Aug 27 1998, 6:33 AM EDT
 Att. 17,823 - Sunny - 68 F

livebaseballscorecards.com



Batter	1	2	3	4	5	6	7	8	9
Marvin Benard, L (1, 9) OBP: 0.393, SLG: 0.426	0-0 BB G4-3 1B	0-0 F8		H 1-0 P6 HBP	0-0 1-2 2-H 2B 1B	0-0 1B 1B		0-3 K	
Bill Mueller, S (1, 5) OBP: 0.388, SLG: 0.403	0-0 G4-3 1-2		0-0 BB BB 1B 1B	0-0 P6 1-2f	0-0 1-H 2-H 2B	0-0 1-3 1B			
Barry Bonds, L (1, 7) OBP: 0.427, SLG: 0.563	4-0 BB BB		0-0 P3	0-0 2B	4-0 IBB	0-3 K			
Jeff Kent, R (1, 4) OBP: 0.349, SLG: 0.535	0-3 K		4-0 1B BB SF9 BB	0-3 K	0-0 L4		0-0 HR		
Charlie Hayes, R (1, 3) OBP: 0.388, SLG: 0.438	4-0 1-2 2-3 BB		4-0 SF9 1B 1B BB		0-0 G6-3	4-0 G1-3 1B HR BB	0-3 K		
Ellis Burks, R (1, 8) OBP: 0.374, SLG: 0.512	0-3 K		0-0 1-2 2-3 3-H BB 1B		0-0 HR	0-0 1-2 HR G1-3 1B	0-0 G5-3		
Brent Mayne, L (1, 2) OBP: 0.348, SLG: 0.356		0-0 FC3-6 1B	0-0 SF9		0-3 K	0-0 G1-3 1-2 2-3	0-0 F9		
Rey Sanchez, R (1, 6) OBP: 0.325, SLG: 0.361		0-0 FC3-6 SH3	4-0 1B BB		0-0 1B 1B	0-3 K		0-0 F8	
Danny Darwin, R (1, 1) OBP: 0.130, SLG: 0.114		0-0 SH3	0-0		0-0 1B 1B	0-0 HR		0-0 P4	
Rich Rodriguez, L (6, 1) OBP: 0.250, SLG: 0.250									
Shawon Dunston, R (6, PH) OBP: 0.254, SLG: 0.402									
Julian Tavarez, L (7, 1) OBP: 0.111, SLG: 0.111									
Joe Carter, R (8, PH) OBP: 0.282, SLG: 0.405									
Jose Mesa, R (9, 1)									

Inning Stats	R: 0 E: 0 K: 2 S: 8	H: 1 LOB: 3 BB: 2 P: 16	R: 0 E: 0 K: 0 S: 4	H: 1 LOB: 1 BB: 0 P: 4	R: 3 E: 0 K: 0 S: 5	H: 3 LOB: 2 BB: 3 P: 17	R: 0 E: 0 K: 1 S: 5	H: 1 LOB: 1 BB: 0 P: 6	R: 4 E: 0 K: 1 S: 10	H: 5 LOB: 2 BB: 1 P: 14	R: 3 E: 0 K: 2 S: 11	H: 4 LOB: 2 BB: 1 P: 15	R: 1 E: 0 K: 1 S: 6	H: 1 LOB: 0 BB: 0 P: 6	R: 0 E: 0 K: 1 S: 5	H: 0 LOB: 0 BB: 0 P: 5
--------------	------------------------------	----------------------------------	------------------------------	---------------------------------	------------------------------	----------------------------------	------------------------------	---------------------------------	-------------------------------	----------------------------------	-------------------------------	----------------------------------	------------------------------	---------------------------------	------------------------------	---------------------------------

PITCHER	IP	WLS	BF	H	R	ER	SO	BB	IBB	HBP	BLK	WP	HR	S	P	ERA	WHIP
Armando Reynoso, R (1, 1) ERA: 2.95	4.2	L	28	10	7	7	4	5	0	1	0	0	1	30	51	13.50	3.214
Greg McMichael, R (5, 1) ERA: 4.19	1.0		10	5	3	3	1	1	1	0	0	0	1	10	18	27.00	6.000
Mel Rojas, R (6, 1) ERA: 5.56	1.1		5	1	1	1	2	0	0	0	0	0	1	9	9	6.75	0.750
Willie Blair, R (8, 1) ERA: 5.1	1.0		3	0	0	0	1	0	0	0	0	0	0	5	5	0.00	0.000

BOTTOM

New York Mets @ San Francisco Giants
3Com Park at Candlestick Point, San Francisco, CA

Thu Aug 27 1998, 6:33 AM EDT
Att: 17,823 - Sunny - 68 F

AB	R	H	RBI	BB	SO	LOB
5	1	3	1	0	1	1
5	1	3	2	0	0	2
3	0	1	0	2	1	3
4	2	1	1	1	2	5
2	2	0	0	3	1	0
5	2	3	2	0	1	3
4	0	1	1	0	1	2
4	1	1	0	1	1	3
2	1	2	1	0	0	0
0	0	0	0	0	0	0
1	1	1	3	0	0	0
0	0	0	0	0	0	0
1	0	0	0	0	0	0
0	0	0	0	0	0	0

livebaseballscorecards.com

AB	36
R	11
H	16
RBI	11
BB	7
SO	8
LOB	19

GIANTS

1B:	11	SF:	1	WP:	0	PA:	46
2B:	3	SAC:	1	PB:	0		
3B:	0	DP:	1	SB:	0		
HR:	3	HBP:	1	CS:	0		

TOP

New York Mets @ Los Angeles Dodgers
Dodger Stadium, Los Angeles, CA

Fri Aug 28 1998, 7:05 PM PDT
 Att. 52,154 - Unknown - 78 F

AB	37
R	5
H	8
RBI	4
BB	8
SO	2
LOB	23



AB R H RBI BB SO LOB

2	1	0	0	4	0	3	
5	0	2	0	0	0	3	
5	1	2	3	0	1	5	
4	2	2	1	1	0	1	
3	0	1	0	2	0	1	
4	0	0	0	0	0	2	
0	0	0	0	0	0	0	
0	0	0	0	0	0	0	
0	0	0	0	1	0	0	
0	0	0	0	0	0	0	
5	0	0	0	0	0	3	
2	0	0	0	0	0	0	
0	0	0	0	0	0	0	
3	1	1	0	0	0	3	
1B: 6	SF: 0	2B: 0	SAC: 1	3B: 0	DP: 1	HR: 2	HBP: 0

Batter	1	2	3	4	5	6	7	8	9	10
Tony Phillips, S (1, 7) OBP: 0.391, SLG: 0.389	2-2 G6-3		4-1 1B BB		4-1 1B BB		4-0 1-2 HR BB		4-1 BB	1-2 G3
Edgardo Alfonzo, R (1, 5) OBP: 0.356, SLG: 0.409	0-1 F9		3-2 1-3 G1-6-3 1B		0-1 1-2 1B		2-0 F7		0-0 F9	
John Olerud, L (1, 3) OBP: 0.434, SLG: 0.539	3-2 1B		0-0 G1-6-3 1-2f		2-2 G3		1-1 1-H 2-H HR		2-3 K	
31 Mike Piazza, R (1, 2) OBP: 0.372, SLG: 0.538	1-1 F9			1-0 L1		0-0 HR		4-0 BB		2-2 SH5-3 BB 1B E
Brian McRae, S (1, 8) OBP: 0.366, SLG: 0.486		4-0 CS BB		1-1 G3 1B		0-0 F7		3-2 G5-3		4-0 E SH5-3 1-2 FC4-2 BB
Jermaine Allensworth, R (1, 9) OBP: 0.353, SLG: 0.389		1-1 E5		1-1 G3		2-2 G6-3		0-0 F7		0-0 SH5-3
Lenny Harris, L (10, PH) OBP: 0.316, SLG: 0.367		1-2 1-2		3-2 G5-3		2-3 K		2-2 F9		4-0 FC4-2 E IBB
Carlos Baerga, S (1, 4) OBP: 0.309, SLG: 0.372		1-2 F9						2-2 F9		0-1 FC1 FC4-2
Todd Pratt, R (7, 1) OBP: 0.321, SLG: 0.574										1-2 2-3 3-H
Dennis Cook, L (8, 1) OBP: 0.386, SLG: 0.380										
Matt Franco, L (10, PH) OBP: 0.386, SLG: 0.380										
John Franco, L (10, 1)										
Rey Ordonez, R (1, 6) OBP: 0.281, SLG: 0.300		2-1 G5-3			2-1 P7		1-2 F8		1-0 G4-3	
Bobby Jones, R (1, 1) OBP: 0.220, SLG: 0.225			1-0 G2-3		0-0 G5-3		1-2 BB HR 1B		0-1 F8	
Willie Blair, R (6, 1) OBP: 0.135, SLG: 0.100										
Luis Lopez, S (6, 4) OBP: 0.323, SLG: 0.342										

Inning Stats	R: 0	H: 1	E: 0	LOB: 1	R: 0	H: 0	E: 1	LOB: 1	R: 0	H: 1	E: 0	LOB: 1	R: 0	H: 1	E: 0	LOB: 2	R: 1	H: 1	E: 0	LOB: 0	R: 3	H: 2	E: 0	LOB: 1	R: 0	H: 0	E: 0	LOB: 0	R: 0	H: 0	E: 1	LOB: 1	R: 1	H: 1	E: 1	LOB: 3	1B: 6	SF: 0	2B: 0	SAC: 1	3B: 0	DP: 1	HR: 2	HBP: 0	WP: 0	PA: 46
	K: 0	BB: 0	K: 0	BB: 0	K: 0	BB: 1	K: 0	BB: 1	K: 0	BB: 0	K: 0	BB: 1	K: 0	BB: 1	K: 1	BB: 0	K: 1	BB: 0	K: 0	BB: 0	K: 0	BB: 2	K: 0	BB: 0	K: 0	BB: 1	K: 1	BB: 1	K: 0	BB: 2	K: 11	BB: 2	1B: 6 <td>SF: 0 <td>2B: 0 <td>SAC: 1 <td>3B: 0 <td>DP: 1 <td>HR: 2 <td>HBP: 0 <td>WP: 0 <td>PA: 46</td> </td></td></td></td></td></td></td></td>	SF: 0 <td>2B: 0 <td>SAC: 1 <td>3B: 0 <td>DP: 1 <td>HR: 2 <td>HBP: 0 <td>WP: 0 <td>PA: 46</td> </td></td></td></td></td></td></td>	2B: 0 <td>SAC: 1 <td>3B: 0 <td>DP: 1 <td>HR: 2 <td>HBP: 0 <td>WP: 0 <td>PA: 46</td> </td></td></td></td></td></td>	SAC: 1 <td>3B: 0 <td>DP: 1 <td>HR: 2 <td>HBP: 0 <td>WP: 0 <td>PA: 46</td> </td></td></td></td></td>	3B: 0 <td>DP: 1 <td>HR: 2 <td>HBP: 0 <td>WP: 0 <td>PA: 46</td> </td></td></td></td>	DP: 1 <td>HR: 2 <td>HBP: 0 <td>WP: 0 <td>PA: 46</td> </td></td></td>	HR: 2 <td>HBP: 0 <td>WP: 0 <td>PA: 46</td> </td></td>	HBP: 0 <td>WP: 0 <td>PA: 46</td> </td>	WP: 0 <td>PA: 46</td>	PA: 46				
	S: 11	P: 17	S: 7	P: 15	S: 8	P: 16	S: 8	P: 14	S: 9	P: 17	S: 10	P: 14	S: 13	P: 29	S: 5	P: 8	S: 7	P: 13	S: 11	P: 22																										

PITCHER	IP	WLS	BF	H	R	ER	SO	BB	IBB	HBP	BLK	WP	HR	S	P	ERA	WHIP
Carlos Perez, L (1, 1) ERA: 4.13	6.2		29	6	3	3	1	4	0	0	0	0	1	60	108	4.05	1.500
Scott Radinsky, L (7, 1) ERA: 2.62	1.1		6	1	1	1	0	1	0	0	0	0	1	11	22	6.75	1.500
Jeff Shaw, R (9, 1) ERA: 1.93	2.0	L	11	1	1	0	1	2	1	0	0	0	0	18	35	0.00	1.500

WP: 0	PA: 46
PB: 0	
SB: 0	
CS: 1	

New York Mets @ Los Angeles Dodgers
Dodger Stadium, Los Angeles, CA

Fri Aug 28 1998, 7:05 PM PDT
 Att. 52,154 - Unknown - 78 F



Batter	1	2	3	4	5	6	7	8	9	10	AB	R	H	RBI	BB	SO	LOB
Eric Young Sr., R OBP: 0.364, SLG: 0.403 (1, 4)	2-1 1B HR 1B	2-2 CS 1B		X 0-0 L5		2-1 FC2		4-1 BB		X 0-0 P3	5	1	2	0	1	0	6
Trenidad Hubbard, R OBP: 0.384, SLG: 0.474 (1, 7)	0-0 1-3 HR 1B	1-0 CS	1-2 G6-3		2-2 F8	2-2 F8		3-3 K		1-2 G6-3	6	1	1	0	0	1	7
Gary Sheffield, R OBP: 0.431, SLG: 0.529 (1, 9)	1-0 1-H 3-H HR		1-1 G4-3		2-2 G6-3		2-1 L6		2-3 K		5	1	1	3	0	1	0
Eric Karros, R OBP: 0.349, SLG: 0.479 (1, 3)	4-2 1B BB		0-2 1B 1B		1-0 HR		1-1 E6 FC1-5 1B		2-3 K		4	1	3	1	1	1	0
Raul Mondesi, R OBP: 0.315, SLG: 0.519 (1, 8)	1-3 K		0-1 1B		2-1 1B		2-2 FC1-5 PO S		0-1 F9		5	0	2	0	0	1	2
Bobby Bonilla, S OBP: 0.317, SLG: 0.370 (1, 5)	2-1 G6-4-3 1B		0-3 K		1-0 F7		4-0 IBB		3-3 K		4	0	1	0	1	2	3
Mark Grudzielanek, R OBP: 0.311, SLG: 0.356 (1, 6)	0-1 G6-4-3 1-2r		2-2 G3		X 0-0 SH1-3 FC2 1B		0-0 PO		3-2 G4-3		5	0	1	0	0	0	2
Charles Johnson, R OBP: 0.282, SLG: 0.367 (1, 2)		0-1 G6-3		2-1 L9		4-0 SH1-3 BB		3-3 K		4-0 1B BB	3	0	0	0	2	1	0
Jim Eisenreich, L OBP: 0.290, SLG: 0.253 (10, PR)											0	0	0	0	0	0	0
Carlos Perez, L OBP: 0.186, SLG: 0.259 (1, 1)		0-0 G2-3		1-1 1B		1-1 SH1-3		4-2 BB BB		1-1 1B	2	0	1	0	0	0	0
Scott Radinsky, L (7, 1)											0	0	0	0	0	0	0
Adrian Beltré, R OBP: 0.271, SLG: 0.361 (8, PH)											0	0	0	0	1	0	0
Jeff Shaw, R (9, 1)											0	0	0	0	0	0	0
Roger Cedeno, S OBP: 0.332, SLG: 0.304 (10, PH)											1	0	1	0	0	0	0

AB	40
R	4
H	13
RBI	4
BB	6
SO	7
LOB	20

Inning Stats	R: 3	H: 4	E: 0	K: 1	S: 13	H: 4	LOB: 1	BB: 1	P: 23	R: 0	H: 1	E: 0	K: 0	S: 6	R: 0	H: 2	E: 0	K: 1	S: 13	R: 0	H: 2	E: 0	K: 0	S: 8	R: 1	H: 1	E: 0	K: 0	S: 10	R: 0	H: 1	E: 0	K: 0	S: 9	R: 0	H: 1	E: 1	K: 0	S: 10	R: 0	H: 1	E: 0	K: 2	S: 13	R: 0	H: 0	E: 0	K: 2	S: 15	R: 0	H: 1	E: 1	K: 1	S: 12	1B: 11	2B: 0	3B: 0	HR: 2	SF: 0	SAC: 1	DP: 1	HBP: 0	WP: 0	PA: 49
PITCHER	IP	WLS	BF	H	R	ER	SO	BB	IBB	HBP	BLK	WP	HR	S	P	ERA	WHIP																																															
Bobby Jones, R ERA: 4.14 (1, 1)	5.0		26	11	4	4	2	2	0	0	0	0	2	51	83	7.20	2.600																																															
Willie Blair, R ERA: 5.06 (6, 1)	1.1		5	1	0	0	0	0	0	0	0	0	0	12	20	0.00	0.750																																															
Turk Wendell, R ERA: 2.8 (7, 1)	0.2		2	0	0	0	0	0	1	0	0	0	0	6	12	0.00	0.000																																															
Dennis Cook, L ERA: 2.2 (8, 1)	2.0	W	8	0	0	0	4	2	0	0	0	0	0	28	49	0.00	1.000																																															
John Franco, L ERA: 3.78 (10, 1)	1.0	S	6	1	0	0	1	1	0	0	0	0	0	12	23	0.00	2.000																																															

Batter	1	2	3	4	5	6	7	8	9	AB R H RBI BB SO LOB	TOP												
Tony Phillips, S (1, 7) OBP: 0.402, SLG: 0.401	0-1 L4		4-0 FC4-6 BB		1-0 31 FC5 1B		3-2 2B		4-1 HR BB	3 1 2 0 2 0 0	New York Mets @ Los Angeles Dodgers Dodger Stadium, Los Angeles, CA Sat Aug 29 1998, 3:33 AM PDT Att. 49,181 - Sunny - 98 F												
Edgardo Alfonzo, R (1, 5) OBP: 0.356, SLG: 0.415 (9, 6)	2-0 L1-5-3		2-1 FC4-6 1-2f		1-0 1B		1-3 K		2-2 1-H HR	5 1 2 3 0 1 2													
John Olerud, L (1, 3) OBP: 0.432, SLG: 0.536	2-3 K			2-1 31 1B G1-2-3	0-0 F8			2-0 G4-3	1-3 K	5 0 1 0 0 2 2													
31 Mike Piazza, R (1, 2) OBP: 0.375, SLG: 0.542		2-1 SH1-3 1B 2B		3-1 1B 1B	0-0 FC5 2-3f			1-0 WP BB 1B		4 1 3 0 0 0 2													
Brian McRae, S (1, 8) OBP: 0.369, SLG: 0.488		0-0 SH1-3		1-0 1B		2-1 G4-6-3 1B		4-2 WP BB		2 0 2 0 1 0 0													
Jermaine Allensworth, R (1, 9) OBP: 0.352, SLG: 0.388		2-1 CS 1B 3-H		2-3 K		1-2 F4		2-3 K		4 0 1 1 0 2 6													
Luis Lopez, S (1, 4) OBP: 0.319, SLG: 0.338 Todd Pratt, R (8, PH) OBP: 0.316, SLG: 0.564 Carlos Baerga, S (8, 4) OBP: 0.308, SLG: 0.372		0-1 P3		0-2 G1-2-3 3-Hf		1-2 G4-6-3 1-2f		1-0 G5-3 1-2 2-3		3 0 0 0 0 0 5 1 0 0 0 0 0 2 0 0 0 0 0 0 0													
Rey Ordonez, R (1, 6) OBP: 0.280, SLG: 0.298 Lenny Harris, L (9, PH) OBP: 0.315, SLG: 0.365 (9, 5)		1-0 CS 1-2	0-0 G4-3		1-2 F6		1-2 L8		0-2 F8	3 0 0 0 0 0 0 1 0 0 0 0 0 0													
Al Leiter, L (1, 1) OBP: 0.235, SLG: 0.159 Matt Franco, L (9, PH) OBP: 0.384, SLG: 0.377 John Franco, L (9, 1)			2-2 G6-3		2-1 1B 1B 2B		1-0 G6-3		2-2 G4-3	3 1 1 0 0 0 0 1 0 0 0 0 0 0 0 0 0 0 0 0 0													
Inning Stats	R: 0 E: 0 K: 1 S: 6	H: 0 LOB: 0 BB: 0 P: 10	R: 1 E: 0 K: 0 S: 7	H: 2 LOB: 0 BB: 0 P: 12	R: 0 E: 0 K: 0 S: 6	H: 0 LOB: 1 BB: 1 P: 14	R: 0 E: 0 K: 1 S: 13	H: 3 LOB: 2 BB: 0 P: 21	R: 1 E: 0 K: 0 S: 9	H: 3 LOB: 2 BB: 0 P: 14		R: 0 E: 0 K: 0 S: 10	H: 1 LOB: 0 BB: 0 P: 14	R: 0 E: 0 K: 1 S: 12	H: 1 LOB: 1 BB: 0 P: 18	R: 0 E: 0 K: 1 S: 9	H: 1 LOB: 2 BB: 1 P: 19	R: 2 E: 0 K: 1 S: 25	H: 1 LOB: 0 BB: 1 P: 34	1B: 8 2B: 3 3B: 0 HR: 1	SF: 0 SAC: 1 DP: 2 HBP: 0	WP: 1 PB: 0 SB: 0 CS: 1	PA: 40
PITCHER Brian Bohanon, L (1, 1) ERA: 2.71 Jeff Shaw, R (9, 1) ERA: 2.14	IP 8.0	WLS 34	H 11	R 2	ER 2	SO 4	BB 2	IBB 0	HBP 0	BLK 0	WP 1	HR 0	S 72	P 122	ERA 2.25	WHIP 1.625						ERA 18.00	WHIP 2.000

livebaseballscorecards.com

AB	35
R	4
H	12
RBI	4
BB	3
SO	5
LOB	19



Batter	1	2	3	4	5	6	7	8	9	AB	R	H	RBI	BB	SO	LOB
Eric Young Sr., R (1, 4) OBP: 0.360, SLG: 0.399	1-1 P3		0-1 B1-3		2-0 F7			2-2 F7		4	0	0	0	0	0	1
Trenidad Hubbard, R (1, 7) OBP: 0.387, SLG: 0.504	3-2 HR		3-3 K			3-2 G5-3		0-1 2B		4	1	2	1	0	1	0
Gary Sheffield, R (1, 9) OBP: 0.429, SLG: 0.527	3-3 K		2-1 P9			0-1 F8		0-3 K		2	0	0	0	0	1	0
Roger Cedeño, S (5, 9) OBP: 0.328, SLG: 0.300										2	0	0	0	0	1	1
Eric Karros, R (1, 3) OBP: 0.348, SLG: 0.476	0-3 K			3-2 G6-3		4-2 BB			3-3 K	3	0	0	0	1	2	0
Raul Mondesi, R (1, 8) OBP: 0.314, SLG: 0.523		3-2 HR		0-0 F7		2-0 L6			2-3 K2-3	4	1	1	1	0	1	1
Bobby Bonilla, S (1, 5) OBP: 0.317, SLG: 0.380		2-0 HR		2-3 K			3-2 L4		4-1 1B BB	3	1	1	1	0	1	0
Adrian Beltré, R (8, 5) OBP: 0.275, SLG: 0.361										0	0	0	0	1	0	0
Mark Grudzielanek, R (1, 6) OBP: 0.311, SLG: 0.355		1-3 K			0-1 P3		3-3 K		1-1 1B	4	0	1	0	0	2	0
Tom Prince, R (1, 2) OBP: 0.237, SLG: 0.232		2-0 F7			3-2 SH1-4 1B		3-2 G6-3		2-3 K	4	0	1	0	0	1	2
Brian Bohanon, L (1, 1) OBP: 0.324, SLG: 0.441		3-2 G4-3			2-0 SH1-4			2-2 G6-3		1	0	0	0	0	0	0
Juan Castro, R (8, PH) OBP: 0.253, SLG: 0.264					1-2					1	0	0	0	0	0	0
Jeff Shaw, R (9, 1)										0	0	0	0	0	0	0

Inning Stats	R: 1	H: 1	E: 0	K: 2	S: 11	H: 1	LOB: 0	BB: 0	P: 18	R: 2	H: 2	E: 0	K: 1	S: 14	H: 0	LOB: 0	BB: 0	P: 25	R: 0	H: 0	E: 0	K: 1	S: 7	H: 0	LOB: 0	BB: 0	P: 12	R: 0	H: 0	E: 0	K: 1	S: 8	H: 0	LOB: 0	BB: 0	P: 13	R: 0	H: 1	E: 0	K: 0	S: 7	H: 0	LOB: 1	BB: 0	P: 14	R: 0	H: 0	E: 0	K: 1	S: 9	H: 0	LOB: 1	BB: 1	P: 18	R: 0	H: 0	E: 0	K: 1	S: 14	H: 0	LOB: 0	BB: 0	P: 23	R: 0	H: 1	E: 0	K: 1	S: 12	H: 1	LOB: 1	BB: 0	P: 16	R: 0	H: 1	E: 0	K: 3	S: 14	H: 1	LOB: 2	BB: 1	P: 26	1B: 2	SF: 0	2B: 1	SAC: 1	3B: 0	DP: 0	HR: 3	HBP: 0	WP: 0	PA: 35
--------------	------	------	------	------	-------	------	--------	-------	-------	------	------	------	------	-------	------	--------	-------	-------	------	------	------	------	------	------	--------	-------	-------	------	------	------	------	------	------	--------	-------	-------	------	------	------	------	------	------	--------	-------	-------	------	------	------	------	------	------	--------	-------	-------	------	------	------	------	-------	------	--------	-------	-------	------	------	------	------	-------	------	--------	-------	-------	------	------	------	------	-------	------	--------	-------	-------	-------	-------	-------	--------	-------	-------	-------	--------	-------	--------

PITCHER	IP	WLS	BF	H	R	ER	SO	BB	IBB	HBP	BLK	WP	HR	S	P	ERA	WHIP
Al Leiter, L (1, 1) ERA: 2.47	8.0	W	30	5	3	3	7	1	0	0	0	0	3	82	139	3.38	0.750
John Franco, L (9, 1) ERA: 3.71	1.0	S	5	1	0	0	3	1	0	0	0	0	0	14	26	0.00	2.000


BOTTOM

New York Mets @ Los Angeles Dodgers
Dodger Stadium, Los Angeles, CA

Sat Aug 29 1998, 3:33 AM PDT
 Att: 49,181 - Sunny - 98 F

livebaseballscorecards.com

AB	32
R	3
H	6
RBI	3
BB	2
SO	10
LOB	5



Batter	1	2	3	4	5	6	7	8	9	AB R H RBI BB SO LOB	TOP	
Tony Phillips, S OBP: 0.399, SLG: 0.397 (1, 7) C X	0-1 1B 1B	2-3 K			1-0 G6-3		2-0 F7			4 0 1 0 0 1 1		
Edgardo Alfonzo, R OBP: 0.359, SLG: 0.425 (1, 5) B X	1-0 1B 1-2 1B		1-1 HR		1-2 CS 1B			0-3 K		4 1 3 1 0 1 0		
John Olerud, L OBP: 0.433, SLG: 0.536 (1, 3) C C B S	1-3 K		2-1 WP G1-3 1B		3-2 1B 1-2 1B			1-2 G1-3		4 0 2 0 0 1 2		
31 Mike Piazza, R OBP: 0.374, SLG: 0.541 (1, 2) Jorge Fabregas, L OBP: 0.260, SLG: 0.257 (2, 2) B X	1-0 P3		0-1 G1-3		0-3 K			0-0 G6-3		1 0 0 0 0 0 2 3 0 0 0 0 1 2		
Brian McRae, S OBP: 0.367, SLG: 0.484 (1, 8) C B S F S	1-3 K		2-3 K			1-1 G1-3			1-2 F8	4 0 0 0 0 2 3		
Lenny Harris, L OBP: 0.310, SLG: 0.359 (1, 9) B X		1-0 F9	2-2 G3-1			0-0 G3			2-2 G6-3	4 0 0 0 0 0 1		
Carlos Baerga, S OBP: 0.308, SLG: 0.378 (1, 4) B B B B B X		3-1 HR		2-2 P6		1-0 G4-3			1-1 L4	4 1 1 1 0 0 0		
Luis Lopez, S OBP: 0.319, SLG: 0.342 (1, 6) L B B C T X		2-2 2B		0-0 4-3			3-3 K			3 0 1 0 0 1 0		
Masato Yoshii, R OBP: 0.130, SLG: 0.093 (1, 1) Turk Wendell, L (7, 1) Greg McMichael, R (8, 1) C B S T S		0-3 K		1-3 K			0-2 G4-3			3 0 0 0 0 2 1 0 0 0 0 0 0 0 0 0 0 0 0 0 0		
Inning Stats	R: 0 H: 2 E: 0 LOB: 2 K: 2 BB: 0 S: 11 P: 15	R: 1 H: 2 E: 0 LOB: 1 K: 2 BB: 0 S: 12 P: 20	R: 1 H: 2 E: 0 LOB: 1 K: 1 BB: 0 S: 12 P: 19	R: 0 H: 0 E: 0 LOB: 0 K: 1 BB: 0 S: 7 P: 10	R: 0 H: 2 E: 0 LOB: 1 K: 1 BB: 0 S: 13 P: 18	R: 0 H: 0 E: 0 LOB: 0 K: 0 BB: 0 S: 5 P: 6	R: 0 H: 0 E: 0 LOB: 0 K: 1 BB: 0 S: 7 P: 12	R: 0 H: 0 E: 0 LOB: 0 K: 1 BB: 0 S: 7 P: 8	R: 0 H: 0 E: 0 LOB: 0 K: 0 BB: 0 S: 8 P: 12	1B: 5 SF: 0 2B: 1 SAC: 0 3B: 0 DP: 0 HR: 2 HBP: 0	WP: 1 PA: 34 PB: 0 SB: 0 CS: 1	
PITCHER Dave Micki, R ERA: 4.56 (1, 1)	IP WLS BF H R ER SO BB IBB HBP BLK WP HR S P ERA WHIP	9.0 W 34 8 2 2 9 0 0 0 0 1 2 82 120 2.00 0.889										

New York Mets @ Los Angeles Dodgers
Dodger Stadium, Los Angeles, CA
 Sun Aug 30 1998, 3:33 AM PDT
 Att. 44,746 - Sunny - 88 F

livebaseballscorecards.com

AB	34
R	2
H	8
RBI	2
BB	0
SO	9
LOB	12



Batter	1	2	3	4	5	6	7	8	9	AB	R	H	RBI	BB	SO	LOB
Eric Young Sr., R OBP: 0.359, SLG: 0.398 (1, 4)	0-3 K		1-0 G4-3		0-0 1B		2-3 K			4	0	1	2	0	2	2
Trenidad Hubbard, R OBP: 0.377, SLG: 0.490 (1, 7)	2-2 F8			1-2 F8	3-3 K		1-3 K			4	0	0	0	0	2	2
Gary Sheffield, R OBP: 0.428, SLG: 0.524 Roger Cedeno, S OBP: 0.328, SLG: 0.300 (1, 9) (9, 9)	2-1 F7			1-0 G4-3		1-3 K		0-0 G6-3 CS 1B		4	0	1	0	0	1	0
Eric Karros, R OBP: 0.347, SLG: 0.474 (1, 3)		2-2 F9		1-1 1B		2-3 K		2-2 G6-3		4	0	1	0	0	1	1
Raul Mondesi, R OBP: 0.314, SLG: 0.520 (1, 8)		1-1 F7		0-0 F9		0-1 G1-3		4-0 CS IBB		3	0	0	0	1	0	1
Bobby Bonilla, S OBP: 0.317, SLG: 0.380 Adrian Beltré, R OBP: 0.275, SLG: 0.361 (1, 5) (7, PR) (8, 5)		1-0 F9			3-1 F8		1-0 2B 1B	0-0 CS		3	0	1	0	0	0	0
Mark Grudzielanek, R OBP: 0.314, SLG: 0.361 (1, 6)			0-0 SH1-4 1B		0-1 2B 1B		0-2 2B 2B			3	2	3	0	0	0	0
Tom Prince, R OBP: 0.253, SLG: 0.278 (1, 2)			0-0 P9		0-0 1B 2B		0-1 SH1-3 2B	1-2 3-H		3	1	2	2	0	0	1
Dave Mlicki, R OBP: 0.200, SLG: 0.146 (1, 1)			0-1 SH1-4		2-3 K		1-2 SH1-3			1	0	0	0	0	1	2

Inning Stats	R: 0	H: 0	E: 0	K: 1	S: 11	LOB: 0	BB: 0	P: 15	R: 0	H: 0	E: 0	K: 0	S: 6	LOB: 0	BB: 0	P: 10	R: 0	H: 1	E: 0	K: 0	S: 5	LOB: 1	BB: 0	P: 6	R: 0	H: 1	E: 0	K: 0	S: 7	LOB: 1	BB: 0	P: 10	R: 2	H: 3	E: 0	K: 2	S: 17	LOB: 1	BB: 0	P: 24	R: 0	H: 0	E: 0	K: 2	S: 9	LOB: 0	BB: 0	P: 12	R: 2	H: 3	E: 0	K: 2	S: 16	LOB: 1	BB: 0	P: 21	R: 0	H: 1	E: 0	K: 0	S: 4	LOB: 1	BB: 1	P: 10
1B: 6	SF: 0	2B: 4	SAC: 2	3B: 0	DP: 1	HR: 0	HBP: 0	WP: 0	PA: 33																																																							

PITCHER	IP	WLS	BF	H	R	ER	SO	BB	IBB	HBP	BLK	WP	HR	S	P	ERA	WHIP
Masato Yoshii, R ERA: 3.91 (1, 1)	6.0	L	25	7	4	4	5	0	0	0	0	0	0	59	82	6.00	1.167
Turk Wendell, R ERA: 2.75 (7, 1)	1.0		4	1	0	0	2	0	0	0	0	0	0	12	16	0.00	1.000
Greg McMichael, R ERA: 4.12 (8, 1)	1.0		3	1	0	0	0	0	1	0	0	0	0	4	10	0.00	1.000

BOTTOM

New York Mets @ Los Angeles Dodgers
Dodger Stadium, Los Angeles, CA

Sun Aug 30 1998, 3:33 AM PDT
Att. 44,746 - Sunny - 88 F

AB	29
R	4
H	9
RBI	4
BB	1
SO	7
LOB	9



WP: 0	PA: 33
PB: 0	
SB: 1	
CS: 1	

PITCHER	IP	WLS	BF	H	R	ER	SO	BB	IBB	HBP	BLK	WP	HR	S	P	ERA	WHIP
---------	----	-----	----	---	---	----	----	----	-----	-----	-----	----	----	---	---	-----	------

Batter	1	2	3	4	5	6	7	8	9	AB R H RBI BB SO LOB	TOP
Tony Phillips, S (1, 7) OBP: 0.396, SLG: 0.394 John Franco, L (9, 1)	1-3 		3-3 		1-2 G4-3 		1-0 G4-6-3 1B 		1-0 SH 31 1B 1B 	4 1 1 0 0 2 0 0 0 0 0 0 0 0	
Edgardo Alfonzo, R (1, 5) OBP: 0.362, SLG: 0.425	0-3 		4-2 31 1B BB 		1-3 		1-0 1 SAFE 1B 		2-1 31 1B 1B 	4 2 2 1 1 2 0	
John Olerud, L (1, 3) OBP: 0.434, SLG: 0.537	2-0 31 2B 		4-2 31 1B BB 		0-0 31 BB 1B 		0-0 G4-6-3 		2-2 F8 	4 2 2 0 1 0 4	
31 Mike Piazza, R (1, 2) OBP: 0.378, SLG: 0.545	1-0 2B 		0-0 1B 		4-1 1B BB 		0-0 P8 		1-0 1B 	4 0 3 2 1 0 1	
Brian McRae, S (1, 8) OBP: 0.367, SLG: 0.483	0-0 F9 		2-1 G3 		0-0 1B 				2-0 F7 1B 	5 0 2 3 0 0 3	
Lenny Harris, L (1, 9) OBP: 0.312, SLG: 0.373 (9, 7)					0-1 1B 		2-1 F9 		1-1 G1-3 	5 2 2 1 0 0 4	
Carlos Baerga, S (1, 4) OBP: 0.307, SLG: 0.377					0-2 L7 		2-1 G4-3 		3-1 HR 	4 0 1 0 0 1 1	
Rey Ordóñez, R (1, 6) OBP: 0.279, SLG: 0.298					1-1 CS 1B 		0-1 G6-3 		2-2 P3 	4 0 1 1 0 0 1	
Rick Reed, R (1, 1) OBP: 0.169, SLG: 0.179 Turk Wendell, L (7, 1) Dennis Cook, L (8, 1) Matt Franco, L (9, PH) Jermaine Allensworth, R (9, PR) OBP: 0.352, SLG: 0.388 (9, 9)					1-3 K2-3 		3-2 P3 		4-0 SH 1B BB 	3 0 0 0 0 0 1 1 0 1 0 0 0 1 0 0 0 0 0 0	
Inning Stats	R: 1 H: 2 E: 0 LOB: 1 K: 2 BB: 0 S: 9 P: 13	R: 0 H: 1 E: 0 LOB: 0 K: 0 BB: 0 S: 5 P: 5	R: 1 H: 1 E: 0 LOB: 2 K: 1 BB: 2 S: 14 P: 28	R: 1 H: 2 E: 0 LOB: 0 K: 1 BB: 0 S: 11 P: 12	R: 1 H: 2 E: 0 LOB: 2 K: 1 BB: 1 S: 12 P: 20	R: 0 H: 0 E: 0 LOB: 0 K: 0 BB: 0 S: 7 P: 12	R: 0 H: 2 E: 0 LOB: 1 K: 0 BB: 0 S: 4 P: 6	R: 1 H: 1 E: 0 LOB: 0 K: 1 BB: 0 S: 9 P: 16	R: 3 H: 3 E: 1 LOB: 2 K: 0 BB: 1 S: 10 P: 23	1B: 11 SF: 0 2B: 2 SAC: 1 3B: 0 DP: 2 HR: 1 HBP: 0	WP: 0 PA: 42 PB: 0 SB: 1 CS: 1
PITCHER Chan Ho Park, R (1, 1) ERA: 3.91 Mike Judd, R (8, 1) ERA: 11.7	IP WLS BF H R ER SO BB IBB HBP BLK WP HR S P ERA WHIP 7.0 L 31 10 4 4 5 3 0 0 0 0 0 1 19 39 5.14 1.857 2.0 11 4 4 4 1 1 0 0 0 0 0 1 19 39 18.00 2.500	PITCHER IP WLS BF H R ER SO BB IBB HBP BLK WP HR S P ERA WHIP									

New York Mets @ Los Angeles Dodgers
Dodger Stadium, Los Angeles, CA
 Mon Aug 31 1998, 7:05 PM PDT
 Att. 37,806 - Cloudy - 95 F

livebaseballscorecards.com

AB 37
R 8
H 14
RBI 8
BB 4
SO 6
LOB 15



Batter	1	2	3	4	5	6	7	8	9	AB R H RBI BB SO LOB	TOP																									
Tony Phillips, S (1, 7) OBP: 0.390, SLG: 0.387 Jay Payton, R (6, 7) OBP: 1.000, SLG: 1.000	1-2 G4-3		2-3 K			0-1 F7	0-0 1B 1B		0-2 G1-6-3 1B	3 0 0 0 0 1 0 2 1 2 0 0 0 0																										
Edgardo Alfonzo, R (1, 5) OBP: 0.362, SLG: 0.430	2-2 G5-3			1-0 P3		3-2 HR	4-0 1B 31 HR BB		1-1 G1-6-3	4 2 1 1 1 0 1																										
John Olerud, L (1, 3) OBP: 0.432, SLG: 0.534 Mel Rojas, R (6, 1)	3-2 F7			0-1 F8		1-0 F8	1-2 31 HR 1B			3 0 0 0 0 0 0 0 0 0 0 0 0 0																										
Jorge Fabregas, L (7, PH) OBP: 0.264, SLG: 0.261 Turk Wendell, L (7, 1) Dennis Cook, L (7, 1)				1-2 G6-3		1-1 G6-3	2-1 1B 1-H 2-H HR			1 1 1 2 0 0 0 0 0 0 0 0 0 0 0 0 0 0 0 0 0																										
31 Mike Piazza, R (1, 2) OBP: 0.377, SLG: 0.549		1-3 K								4 1 1 3 0 1 0																										
Brian McRae, S (1, 8) OBP: 0.368, SLG: 0.488		4-1 BB			1-1 G4-3		HR L9			3 1 1 1 1 0 0																										
Lenny Harris, L (1, 9) OBP: 0.315, SLG: 0.379		1-2 P5			0-0 1B 1B		2-1 G3-1 1B 2B		3-3 K	4 1 2 0 0 1 1																										
Carlos Baerga, S (1, 4) OBP: 0.307, SLG: 0.376		2-0 G4-3			1-0 1B 1-2 1B		1-0 G3-1		3-3 K	4 0 1 0 0 1 2																										
Rey Ordonez, R (1, 6) OBP: 0.277, SLG: 0.296 Luis Lopez, S (8, PH) (8, 6)			0-1 G5-3		1-3 K		0-2 L3		2-3 K	3 0 0 0 0 1 3 1 0 0 0 0 1 0																										
Hideo Nomo, R (1, 1) OBP: 0.200, SLG: 0.245 Todd Pratt, R (5, PH) OBP: 0.310, SLG: 0.554 Rigo Beltran, L (5, 1) Matt Franco, L (6, 3) OBP: 0.389, SLG: 0.379			0-3 K		0-3 K		1-2 BB 1B 1B 3-H		2-3 K	1 0 0 0 0 1 0 1 0 0 0 0 1 2 0 0 0 0 0 0 0 2 1 1 1 0 1 0																										
Inning Stats	R: 0 E: 0 K: 0 S: 14	H: 0 LOB: 0 BB: 0 P: 20	R: 0 E: 0 K: 1 S: 8	H: 0 LOB: 1 BB: 1 P: 16	R: 0 E: 0 K: 2 S: 8	H: 0 LOB: 0 BB: 0 P: 10	R: 0 E: 0 K: 0 S: 7	H: 2 LOB: 2 BB: 0 P: 9	R: 1 E: 0 K: 0 S: 8	H: 1 LOB: 0 BB: 0 P: 13	R: 7 E: 0 K: 0 S: 26	H: 6 LOB: 0 BB: 1 P: 41	R: 0 E: 0 K: 3 S: 9	H: 0 LOB: 0 BB: 0 P: 17	R: 0 E: 0 K: 1 S: 8	H: 1 LOB: 0 BB: 0 P: 11	1B: 6 2B: 1 3B: 0 HR: 3	SF: 0 SAC: 0 DP: 1 HBP: 0	WP: 0 PB: 0 SB: 0 CS: 0	PA: 38																
PITCHER	IP WLS BF H R ER SO BB IBB HBP BLK WP HR S P ERA WHIP																																			
58 Stan Spencer, R (1, 1) ERA: 3.0	6.0		24	5	3	3	5	1	0	0	0	0	2	61	91	4.50	1.000																			
Dan Miceli, R (7, 1) ERA: 3.39	0.2		7	4	5	5	0	1	0	0	0	0	1	16	25	67.50	7.500																			
Randy Myers, L (7, 1) ERA: 3.86	0.1	W	1	0	0	0	0	0	0	0	0	0	0	4	6	0.00	0.000																			
Donne Wall, R (8, 1) ERA: 2.59	1.0		3	0	0	0	3	0	0	0	0	0	0	9	17	0.00	0.000																			
Trevor Hoffman, R (9, 1) ERA: 1.56	1.0	S	3	1	0	0	1	0	0	0	0	0	0	8	11	0.00	1.000																			

New York Mets @ San Diego Padres
Qualcomm Stadium, San Diego, CA

livebaseballscorecards.com

AB 36
R 8
H 10
RBI 8
BB 2
SO 9
LOB 9



Tue Sep 01 1998, 10:05 PM EDT
Att. 18,489 - Cloudy - 82 F

Batter	1	2	3	4	5	6	7	8	9	AB R H RBI BB SO LOB	BOTTOM						
Quilvio Veras, S OBP: 0.384, SLG: 0.357 (1, 4)	4-0 BB 2B	2-3 K		0-2 SF7		3-2 G6-3	4-2 BB			2 1 0 2 2 1 1	New York Mets @ San Diego Padres Qualcomm Stadium, San Diego, CA Tue Sep 01 1998, 10:05 PM EDT Att. 18,489 - Cloudy - 82 F						
Tony Gwynn, L OBP: 0.376, SLG: 0.490 Ruben Rivera, R OBP: 0.343, SLG: 0.411 (1, 9) (6, PR) (7, 9)	0-0 HR 2B	3-2 1B		3-H BB		0-0 1B	2-3 BB			3 1 3 2 1 0 0 1 0 0 0 0 1 3							
Ken Caminiti, S OBP: 0.359, SLG: 0.527 Trevor Hoffman, R (1, 5) (9, 1)	0-0 F8	1-2 F8		1-2 F9		1-3 K	2-2 L7			5 0 0 0 0 1 7 0 0 0 0 0 0 0							
Greg Vaughn, R OBP: 0.372, SLG: 0.639 (1, 7)	1-2 HR		0-0 HR		0-1 P5		1-2 HR 1B		0-0 L6	5 3 3 3 0 0 0							
Steve Finley, L OBP: 0.296, SLG: 0.394 (1, 8)	4-2 BB BB		0-0 G3		1-3 K		1-2 HR 1B		2-3 K	4 1 1 2 1 2 0							
Mark Sweeney, L OBP: 0.342, SLG: 0.370 (1, 3)	SAFE SAFE SAFE 1B SAFE SAFE 1B SAFE 1B SAFE 1B SAFE		2-1 G4-3		4-2 BB		4-1 2B BB		2-0 G6-3	2 1 0 0 3 0 0							
Carlos Hernandez, R OBP: 0.310, SLG: 0.381 (1, 2)	1-1 F8		0-2 G5-3		0-1 G5-3		1-0 F9			4 0 0 0 0 0 4							
Chris Gomez, R OBP: 0.345, SLG: 0.382 (1, 6)	0-0 L6			1-0 SH1-4 SF7 2B		0-0 G6-3 1B 2B	2-2 BB 2B			4 2 3 0 0 0 2							
58 Stan Spencer, R OBP: 0.286, SLG: 0.400 Dan Miceli, R OBP: 1.000, SLG: 1.000 Randy Myers, L (7, 1) John Vander Wal, L OBP: 0.377, SLG: 0.543 (7, PH) Jim Leyritz, R OBP: 0.490, SLG: 0.490 (7, PH) Donne Wall, R OBP: 0.286, SLG: 0.286 (8, 1) George Arias, R OBP: 0.300, SLG: 0.600 (9, 5)		1-3 K		1-1 SH1-4		0-0 B2-4	1-0 BB HBP			2 0 0 0 0 0 1 1 0							
Inning Stats	R: 3 H: 2 E: 0 LOB: 2 K: 0 BB: 3 S: 12 P: 26	R: 0 H: 1 E: 0 LOB: 1 K: 2 BB: 0 S: 14 P: 21	R: 1 H: 1 E: 0 LOB: 0 K: 0 BB: 0 S: 7 P: 9	R: 1 H: 1 E: 0 LOB: 1 K: 0 BB: 1 S: 12 P: 19	R: 0 H: 0 E: 0 LOB: 1 K: 1 BB: 1 S: 10 P: 15	R: 1 H: 2 E: 0 LOB: 1 K: 1 BB: 0 S: 12 P: 16	R: 3 H: 3 E: 0 LOB: 3 K: 1 BB: 2 S: 21 P: 39	R: 0 H: 0 E: 0 LOB: 0 K: 1 BB: 0 S: 7 P: 11		1B: 3 SF: 1 2B: 4 SAC: 1 3B: 0 DP: 0 HR: 3 HBP: 1		WP: 0 PA: 42 PB: 0 SB: 0 CS: 0					
PITCHER	IP WLS BF H R ER SO BB IBB HBP BLK WP HR S P ERA WHIP																
Hideo Nomo, R ERA: 4.72 (1, 1)	4.0	21	5	5	5	2	4	0	0	0	0	0	2	45	75	11.25	2.250
Rigo Beltran, L ERA: (5, 1)	1.0	4	0	0	0	1	1	0	0	0	0	0	10	15	0.00	1.000	
Mel Rojas, R ERA: 5.63 (6, 1)	1.0	5	2	1	1	1	0	0	0	0	0	0	12	16	9.00	2.000	
Turk Wendell, R ERA: 3.16 (7, 1)	0.1	L 5	3	3	3	0	1	0	0	0	0	1	12	21	81.00	12.000	
Dennis Cook, L ERA: 2.1 (7, 1)	1.2	7	0	0	0	2	1	0	1	0	0	0	16	29	0.00	0.600	

livebaseballscorecards.com

AB 32
R 9
H 10
RBI 9
BB 7
SO 6
LOB 18



Batter	1	2	3	4	5	6	7	8	9	AB R H RBI BB SO LOB	TOP
Tony Phillips, S OBP: 0.382, SLG: 0.377 (1, 7) X	0-0 G4-3		0-1 G3		0-1 F9		2-2 F9			4 0 0 0 0 0 3	
Edgardo Alfonzo, R OBP: 0.361, SLG: 0.435 (1, 5) BB C T C F T C X	3-2 F8		1-2 HR		1-1 F9		3-3 K			4 1 1 2 0 1 2	
John Olerud, L OBP: 0.431, SLG: 0.532 (1, 3) C T C C T C X	2-3 K		1-1 F8		1-3 K			1-2 31 FC5-4 1B		4 0 1 0 0 2 1	
31 Mike Piazza, R OBP: 0.378, SLG: 0.553 (1, 2) C X T B T B C S		2-2 F9		1-1 HR		4-1 G4-6-3 BB BB		0-1 FC5-4 FC4-6 1-2f		3 1 1 1 1 0 1	
Brian McRae, S OBP: 0.367, SLG: 0.485 (1, 8) B X	1-0 G3-1		2-2 E6 G4-3		4-2 G4-6-3 BB		1-0 F7			3 0 0 0 1 0 1	
Lenny Harris, L OBP: 0.314, SLG: 0.390 (1, 9) C X	0-1 HR		2-0 F7		1-1 G4-6-3 1-2f 2-3		1-0 FC4-6 1-2f			4 1 1 1 0 0 4	
Carlos Baerga, S OBP: 0.304, SLG: 0.373 (1, 4) C X	0-1 G6-3		0-1 G4-3		0-1 G4-3			0-1 P4		4 0 0 0 0 0 2	
Rey Ordonez, R OBP: 0.279, SLG: 0.296 (1, 6) C B B B B X		4-1 FC5-4 BB		2-1 F7		1-0 F9 SH1-3 1B		1-1 G6-3		3 0 1 0 1 0 1	
Armando Reynoso, R OBP: 0.200, SLG: 0.250 (1, 1) L B B L X		2-2 FC5-4 HR			2-2 SH1-3 2B		0-0 SH1-3		0-0 F8	2 1 1 0 0 0 1 1 0 0 0 0 0 0 0 0 0 0 0 0 0	
Matt Franco, L OBP: 0.387, SLG: 0.376 (9, PH)											
John Franco, L OBP: 0.387, SLG: 0.376 (9, 1)											
Inning Stats	R: 0 E: 0 K: 1 S: 10 H: 0 LOB: 0 BB: 0 P: 15	R: 1 E: 0 K: 0 S: 9 H: 1 LOB: 0 BB: 0 P: 12	R: 2 E: 0 K: 0 S: 11 H: 1 LOB: 0 BB: 1 P: 19	R: 1 E: 1 K: 0 S: 10 H: 1 LOB: 1 BB: 0 P: 17	R: 0 E: 0 K: 1 S: 11 H: 1 LOB: 1 BB: 0 P: 15	R: 0 E: 0 K: 0 S: 7 H: 0 LOB: 1 BB: 2 P: 16	R: 0 E: 0 K: 1 S: 9 H: 1 LOB: 1 BB: 0 P: 15	R: 0 E: 0 K: 0 S: 7 H: 1 LOB: 1 BB: 0 P: 10	R: 0 E: 0 K: 0 S: 5 H: 0 LOB: 0 BB: 0 P: 6	1B: 2 2B: 1 3B: 0 HR: 3 SF: 0 SAC: 1 DP: 1 HBP: 0	WP: 0 PB: 0 SB: 0 CS: 0 PA: 36
PITCHER	IP WLS BF H R ER SO BB IBB HBP BLK WP HR S P ERA WHIP	IP WLS BF H R ER SO BB IBB HBP BLK WP HR S P ERA WHIP	IP WLS BF H R ER SO BB IBB HBP BLK WP HR S P ERA WHIP	IP WLS BF H R ER SO BB IBB HBP BLK WP HR S P ERA WHIP	IP WLS BF H R ER SO BB IBB HBP BLK WP HR S P ERA WHIP	IP WLS BF H R ER SO BB IBB HBP BLK WP HR S P ERA WHIP	IP WLS BF H R ER SO BB IBB HBP BLK WP HR S P ERA WHIP	IP WLS BF H R ER SO BB IBB HBP BLK WP HR S P ERA WHIP	IP WLS BF H R ER SO BB IBB HBP BLK WP HR S P ERA WHIP	IP WLS BF H R ER SO BB IBB HBP BLK WP HR S P ERA WHIP	IP WLS BF H R ER SO BB IBB HBP BLK WP HR S P ERA WHIP
Andy Ashby, R ERA: 3.19 (1, 1)	5.0 L 21 4 4 4 2 1 0 0 0 0 3 51 78 7.20 1.000										
Brian Boehringer, R ERA: 4.61 (6, 1)	3.0 12 2 0 0 1 2 0 0 0 0 0 0 23 41 0.00 1.333										
Scott Sanders, R ERA: 8.44 (9, 1)	1.0 3 0 0 0 0 0 0 0 0 0 0 0 5 6 0.00 0.000										

New York Mets @ San Diego Padres
Qualcomm Stadium, San Diego, CA

AB	32
R	4
H	6
RBI	4
BB	3
SO	3
LOB	16



Wed Sep 02 1998, 10:05 PM EDT
Att. 17,565 - Cloudy - 78 F

livebaseballscorecards.com

Batter	1	2	3	4	5	6	7	8	9	AB R H RBI BB SO LOB	TOP
Ozzie Guillen, L OBP: 0.320, SLG: 0.333 (1, 6)	0-0 F7			0-1 1B		0-1 P5		1-1 FC5-6		4 0 1 0 0 0 1	
Gerald Williams, R OBP: 0.325, SLG: 0.431 (1, 9)	2-1 P5			1-2 F9		2-1 F9		2-2 G5-4-3		4 0 0 0 0 0 2	
10 Chipper Jones, S OBP: 0.406, SLG: 0.560 (1, 5)	2-2 G6-3			0-0 L7		1-2 P4				3 0 0 0 1 0 1	
Javy Lopez, R OBP: 0.338, SLG: 0.560 (1, 2)		1-1 L4		0-0 1B		0-0 P3				4 0 1 0 0 0 1	
Andruw Jones, R OBP: 0.325, SLG: 0.508 (1, 8)		0-3 K		1-1 G4-3		2-1 G5-3				4 0 0 0 0 1 2	
Greg Colbrunn, R OBP: 0.352, SLG: 0.449 (1, 3)		1-3 K			3-2 G6-3		2-2 2B			3 1 1 0 0 1 0	
Ryan Klesko, L OBP: 0.354, SLG: 0.483 (1, 7)			4-1 BB		0-1 G4-3		0-0 2B			2 0 1 1 1 0 0	
Tony Graffanino, R OBP: 0.270, SLG: 0.319 (1, 4)			2-2 G6-4-3		4-2 BB		1-0 G6-3			2 0 0 0 1 0 2	
Tom Glavine, L OBP: 0.266, SLG: 0.302 Eddie Pérez, R (8, PH) George Lombard, L (8, PR) John Rocker, R (8, 1)			3-2 G6-3		2-1 G4-3		0-0 FC5-6			2 0 0 0 0 0 1	
										1 0 1 0 0 0 0	
										0 0 0 0 0 0 0	
										0 0 0 0 0 0 0	
Inning Stats	R: 0 H: 0 E: 0 LOB: 0 K: 0 BB: 0 S: 6 P: 10	R: 0 H: 0 E: 0 LOB: 0 K: 2 BB: 0 S: 8 P: 10	R: 0 H: 0 E: 0 LOB: 0 K: 0 BB: 1 S: 7 P: 16	R: 0 H: 2 E: 0 LOB: 2 K: 0 BB: 0 S: 9 P: 11	R: 0 H: 0 E: 0 LOB: 1 K: 0 BB: 1 S: 9 P: 18	R: 0 H: 0 E: 0 LOB: 0 K: 0 BB: 0 S: 9 P: 12	R: 1 H: 2 E: 0 LOB: 1 K: 0 BB: 0 S: 8 P: 13	R: 0 H: 1 E: 0 LOB: 1 K: 0 BB: 0 S: 6 P: 9	R: 0 H: 0 E: 0 LOB: 0 K: 0 BB: 1 S: 6 P: 13	1B: 4 SF: 0 2B: 1 SAC: 0 3B: 0 DP: 3 HR: 0 HBP: 0	WP: 0 PA: 32 PB: 0 SB: 0 CS: 0
PITCHER Al Leiter, L (1, 1) ERA: 2.39	IP WLS BF H R ER SO BB IBB HBP BLK WP HR S P ERA WHIP										
	9.0 W 32 5 1 1 2 3 0 0 0 0 0 0 68 112 1.00 0.889										

Atlanta Braves @ New York Mets
Shea Stadium, Flushing, NY
Fri Sep 04 1998, 7:05 PM EDT
Att. 34,617 - Unknown - 72 F

livebaseballscorecards.com

AB 29
R 1
H 5
RBI 1
BB 3
SO 2
LOB 10



Batter	1	2	3	4	5	6	7	8	9	AB	R	H	RBI	BB	SO	LOB	BOTTOM			
Jermaine Allensworth, R (1, 8) OBP: 0.348, SLG: 0.383 B F F F F F S (6, 9)	2-3 K		3-3 K		3-3 K		0-0 G6-3			4	0	0	0	0	3	2				
Edgardo Alfonzo, R (1, 5) OBP: 0.358, SLG: 0.432 B B C X	2-1 F9			1-0 P4		3-2 P2		3-3 K		4	0	0	0	0	1	0				
John Olerud, L (1, 3) OBP: 0.431, SLG: 0.530 C B F B X	3-2 G3-1			4-1 31 HR BB		1-1 31 BB 1B		0-3 K		3	1	1	0	1	1	0				
31 Mike Piazza, R (1, 2) OBP: 0.382, SLG: 0.562 B X		1-0 G3 G1-3 1B		0-0 HR		4-0 1-2 BB		1-0 1B		3	1	3	2	1	0	0				
Butch Huskey, R (1, 9) OBP: 0.301, SLG: 0.406 Brian McRae, S (6, 8) OBP: 0.366, SLG: 0.483 C B B X		2-1 G1-3		0-0 G1-3		2-2 F7		1-3 K		2	0	0	0	0	0	1				
Jay Payton, R (1, 7) OBP: 0.400, SLG: 0.400 B B X		2-0 G3		1-0 G6-3		3-1 F9				2	0	0	0	0	0	3				
Luis Lopez, S (1, 4) OBP: 0.318, SLG: 0.340 B X		1-0 G4-3				1-1 F8		1-1 FC5-6 1B		3	0	1	0	0	0	1				
Rey Ordonez, R (1, 6) OBP: 0.280, SLG: 0.296 B C X			1-1 G4-3		1-1 FC1-6 1B		1-3 SAFE K			3	0	1	0	0	1	1				
Al Leiter, L (1, 1) OBP: 0.222, SLG: 0.149 C B C C			2-3 K		0-0 FC1-6 1-2f		1-0 FC5-6 1-2f			3	0	0	0	0	1	2				
Inning Stats	R: 0 E: 0 K: 1 S: 11	H: 0 LOB: 0 BB: 0 P: 18	R: 0 E: 0 K: 0 S: 5	H: 1 LOB: 1 BB: 0 P: 11	R: 0 E: 0 K: 2 S: 10	H: 0 LOB: 0 BB: 0 P: 16	R: 2 E: 0 K: 0 S: 5	H: 1 LOB: 0 BB: 1 P: 11	R: 0 E: 0 K: 1 S: 8	H: 1 LOB: 1 BB: 0 P: 13	R: 0 E: 0 K: 1 S: 10	H: 1 LOB: 2 BB: 1 P: 23	R: 0 E: 0 K: 1 S: 7	H: 1 LOB: 1 BB: 0 P: 10	R: 0 E: 0 K: 3 S: 11	H: 1 LOB: 1 BB: 0 P: 16	1B: 5 2B: 0 3B: 0 HR: 1	SF: 0 SAC: 0 DP: 0 HBP: 0	WP: 0 PB: 0 SB: 0 CS: 0	PA: 32
PITCHER	IP WLS BF H R ER SO BB IBB HBP BLK WP HR S P ERA WHIP																			
Tom Glavine, L (1, 1) ERA: 2.61	7.0 L 28 5 2 2 5 2 0 0 0 0 0 1 56 102 2.57 1.000																			
John Rocker, L (8, 1) ERA: 1.69	1.0 L 4 1 0 0 3 0 0 0 0 0 0 11 16 0.00 1.000																			

Atlanta Braves @ New York Mets
 Shea Stadium, Flushing, NY
 Fri Sep 04 1998, 7:05 PM EDT
 Att: 34,617 - Unknown - 72 F

livebaseballscorecards.com

AB	30
R	2
H	6
RBI	2
BB	2
SO	8
LOB	13



Batter	1	2	3	4	5	6	7	8	9	AB R H RBI BB SO LOB	TOP																
Ozzie Guillen, L (1, 6) OBP: 0.319, SLG: 0.332 Eddie Pérez, R (9, PH) OBP: 0.390, SLG: 0.484 George Lombard, L (9, PR)	2-2 L8			0-0 FC1-6 1B	1-1 G4-3		0-2 G6-3		4-1 BB	4 0 1 0 0 0 1 0 0 0 0 1 0 0 0 0 0 0 0 0 0																	
Michael Tucker, L (1, 9) OBP: 0.336, SLG: 0.426 Gerald Williams, R (7, PH) OBP: 0.322, SLG: 0.427	1-3 K			3-2 P5		1-1 F9	0-0 F7		1-0 P5	3 0 0 0 0 1 1 2 0 0 0 0 0 1																	
10 Chipper Jones, S (1, 5) OBP: 0.406, SLG: 0.559	2-0 G4-3			0-0 FC1-6 BLK S 1-2f		2-1 BB 1B	4-1 BB			3 1 1 0 1 0 1																	
Ryan Klesko, L (1, 7) OBP: 0.355, SLG: 0.480		2-1 P4		4-2 BLK 1-2 BB		4-2 1B 1B 2B BB	1-1 G4-3			2 1 0 0 2 0 1																	
Javy Lopez, R (1, 2) OBP: 0.337, SLG: 0.557	0-1 G4-3			0-1 F8 1-2 2-3		0-0 1B 2B 1B		3-3 K		4 1 1 1 0 1 2																	
Andruw Jones, R (1, 8) OBP: 0.326, SLG: 0.514		3-1 G6-3			0-0 HR	0-0 2B 1-2 2-3 1B		3-3 K		4 1 2 1 0 1 0																	
Greg Colbrunn, R (1, 3) OBP: 0.356, SLG: 0.453			1-2 G4-3		2-1 S HBP	3-1 1-3 2-H 3-H 2B		1-1 F9		3 0 1 2 0 0 0																	
Tony Graffanino, R (1, 4) OBP: 0.266, SLG: 0.314			3-2 P6		1-3 K	1-3 K		2-3 K		4 0 0 0 0 3 3																	
Kevin Millwood, R (1, 1) OBP: 0.184, SLG: 0.114 Odalis Pérez, L (6, 1) Dennis Martínez, R (7, 1) John Rocker, R (7, 1) Rudy Seanez, R (8, 1) Wes Helms, R (9, PH)			1-2 F9		1-1 F8	2-3 K		0-3 K		3 0 0 0 0 1 3 0 1 0 0 0 0 1 0																	
Inning Stats	R: 0 E: 0 K: 1 S: 8	H: 0 LOB: 0 BB: 0 P: 13	R: 0 E: 0 K: 0 S: 6	H: 0 LOB: 0 BB: 0 P: 11	R: 0 E: 0 K: 0 S: 10	H: 0 LOB: 0 BB: 0 P: 15	R: 0 E: 0 K: 0 S: 12	H: 1 LOB: 2 BB: 1 P: 18	R: 1 E: 0 K: 1 S: 9	H: 1 LOB: 1 BB: 0 P: 14	R: 3 E: 0 K: 2 S: 18	H: 4 LOB: 2 BB: 1 P: 30	R: 0 E: 0 K: 0 S: 7	H: 0 LOB: 1 BB: 1 P: 12	R: 0 E: 0 K: 2 S: 15	H: 0 LOB: 0 BB: 0 P: 22	R: 0 E: 0 K: 2 S: 8	H: 0 LOB: 1 BB: 1 P: 15	1B: 4 2B: 1 3B: 0 HR: 1	SF: 0 SAC: 0 DP: 0 HBP: 1	WP: 0 PB: 0 SB: 2 CS: 0	PA: 38					
PITCHER	IP WLS BF H R ER SO BB IBB HBP BLK WP HR S P ERA WHIP											PITCHER	IP WLS BF H R ER SO BB IBB HBP BLK WP HR S P ERA WHIP														
Bobby Jones, R (1, 1) ERA: 4.21	6.0		27	6	4	4	4	2	0	1	1	0	1	63	101	6.00	1.333										
Rigo Beltran, L (7, 1) ERA:	1.0		4	0	0	0	0	1	0	0	0	0	0	7	12	0.00	1.000										
Turk Wendell, R (8, 1) ERA: 3.1	1.0	W	3	0	0	0	2	0	0	0	0	0	0	15	22	0.00	0.000										
John Franco, L (9, 1) ERA: 3.51	1.0	S	4	0	0	0	2	1	0	0	0	0	0	8	15	0.00	1.000										

Atlanta Braves @ New York Mets
Shea Stadium, Flushing, NY
Sat Sep 05 1998, 3:33 AM EDT
Att. 43,573 - Sunny - 72 F

livebaseballscorecards.com

AB 33
R 4
H 6
RBI 4
BB 4
SO 8
LOB 13



Atlanta Braves @ New York Mets
 Shea Stadium, Flushing, NY
 Sat Sep 05 1998, 3:33 AM EDT
 Att. 43,573 - Sunny - 72 F

livebaseballscorecards.com

AB	34
R	5
H	10
RBI	5
BB	4
SO	7
LOB	16



WP: 0	PA: 38
PB: 1	SB: 0
CS: 0	

PITCHER	IP	WLS	BF	H	R	ER	SO	BB	IBB	HBP	BLK	WP	HR	S	P	ERA	WHIP
Kevin Millwood, R ERA: 4.41	(1, 1)	5.1	26	7	2	2	5	3	0	0	0	0	1	59	96	3.38	1.875
Odalis Perez, L ERA: 4.5	(6, 1)	1.0	4	1	1	1	1	0	0	0	0	0	0	9	15	9.00	1.000
Dennis Martinez, R ERA: 4.71	(7, 1)	0.0	1	1	0	0	0	0	0	0	0	0	0	3	6	∞	∞
John Rocker, L ERA: 1.65	(7, 1)	0.2	2	0	0	0	0	0	0	0	0	0	0	3	4	0.00	0.000
Rudy Seanez, R ERA: 2.81	(8, 1)	1.0	L 5	1	2	2	1	1	0	0	0	0	1	8	14	18.00	2.000

1B: 8	SF: 0
2B: 0	SAC: 0
3B: 0	DP: 0
HR: 2	HBP: 0

4	0	1	0	0	1	3
---	---	---	---	---	---	---

3	0	0	0	1	0	2
---	---	---	---	---	---	---

2	0	1	0	1	0	0
1	0	0	0	0	0	1
0	0	0	0	0	0	0

4	0	2	1	0	1	1
---	---	---	---	---	---	---

4	0	1	0	0	1	1
---	---	---	---	---	---	---

3	2	2	2	1	0	0
---	---	---	---	---	---	---

5	1	1	0	0	2	2
---	---	---	---	---	---	---

5	1	2	2	0	1	3
0	0	0	0	0	0	0

BOTTOM

Batter	1	2	3	4	5	6	7	8	9	AB	R	H	RBI	BB	SO	LOB
Tony Phillips, S OBP: 0.383, SLG: 0.395 John Franco, L (9, 1)	2-3 K		1-0 1B		0-0 L4	1-0 F9		0-1 HR		5	1	2	2	0	1	3
Edgardo Alfonzo, R OBP: 0.357, SLG: 0.429 (1, 5)	3-3 K		1-2 L4		2-2 HR 1B		2-1 L9	1-3 K		5	1	1	0	0	2	2
John Olerud, L OBP: 0.433, SLG: 0.537 (1, 3)	4-0 BB			0-0 G4-3	0-0 HR 1B		1-1 FC4-6 1B			3	2	2	2	1	0	0
31 Mike Piazza, R OBP: 0.381, SLG: 0.560 (1, 2)	2-2 L7			0-3 K	0-1 L9		3-2 FC4-6 1B	1-3 1B		4	0	1	0	0	1	1
Brian McRae, S OBP: 0.367, SLG: 0.483 (1, 8)		2-3 K		0-1 BB PB 1B		0-0 1B 1B 1B	0-0 FC4-6	1-2 3-H		4	0	2	1	0	1	1
Lenny Harris, L OBP: 0.318, SLG: 0.391 Butch Huskey, R OBP: 0.301, SLG: 0.405 Jermaine Alenworth, R OBP: 0.348, SLG: 0.383 (1, 9) (7, PH) (8, 9)		0-0 L8		4-1 BB BB SAFE 1-2 BB BB		2-1 1B 1-2 1B 1B	1-1 F9			2	0	1	0	1	0	0
Carlos Baerga, S OBP: 0.304, SLG: 0.370 (1, 4)		2-2 F8		4-2 BB 1-2 2-3 BB		3-1 F7		1-0 G3		3	0	0	0	1	0	2
Rey Ordonez, R OBP: 0.279, SLG: 0.296 (1, 6)			1-3 K	1-2 F8		0-2 1-2 2-3 1B		0-0 F7		4	0	1	0	0	1	3
Bobby Jones, R OBP: 0.269, SLG: 0.214 Jorge Fajardo, L OBP: 0.284, SLG: 0.261 Todd Pratt, R OBP: 0.305, SLG: 0.544 Rigo Beltran, L Turk Wendell, L Matt Franco, L OBP: 0.390, SLG: 0.378 Ralph Milliard, R Jay Payton, R OBP: 0.400, SLG: 0.400 (1, 1) (6, PH) (6, PH) (7, 1) (8, 1) (8, PH) (8, PR) (9, 7)			0-0 F8		3-2 G6-3	2-3 K		4-1 HR BB		2	0	0	0	0	0	0

Inning Stats	R: 0	H: 0	E: 0	K: 2	S: 10	LOB: 1	BB: 1	P: 21	R: 0	H: 0	E: 0	K: 1	S: 7	LOB: 0	BB: 0	P: 11	R: 0	H: 1	E: 0	K: 1	S: 10	LOB: 1	BB: 0	P: 13	R: 0	H: 1	E: 0	K: 1	S: 12	LOB: 3	BB: 2	P: 21	R: 2	H: 2	E: 0	K: 0	S: 12	LOB: 0	BB: 0	P: 17	R: 0	H: 3	E: 0	K: 1	S: 13	LOB: 3	BB: 0	P: 21	R: 1	H: 2	E: 0	K: 0	S: 10	LOB: 1	BB: 0	P: 17	R: 2	H: 1	E: 0	K: 1	S: 8	LOB: 1	BB: 1	P: 14
--------------	------	------	------	------	-------	--------	-------	-------	------	------	------	------	------	--------	-------	-------	------	------	------	------	-------	--------	-------	-------	------	------	------	------	-------	--------	-------	-------	------	------	------	------	-------	--------	-------	-------	------	------	------	------	-------	--------	-------	-------	------	------	------	------	-------	--------	-------	-------	------	------	------	------	------	--------	-------	-------

Batter	1	2	3	4	5	6	7	8	9	AB R H RBI BB SO LOB	TOP												
Ozzie Guillen, L OBP: 0.318, SLG: 0.330 (1, 6)	1-2 F8		0-0 G4-3			1-1 F8		2-1 E S 1B		4 0 1 0 0 0 0	Atlanta Braves @ New York Mets Shea Stadium, Flushing, NY Sun Sep 06 1998, 3:33 AM EDT Att. 40,311 - Sunny - 83 F												
Marty Malloy, L OBP: 0.500, SLG: 1.250 (1, 4)	1-3 K		2-2 HR			1-1 10 G4-3 1B		3-2 G3		4 1 2 1 0 1 1													
10 Chipper Jones, S OBP: 0.405, SLG: 0.556 (1, 5)	2-1 1B		3-2 G5-3			0-0 G4-3		1-3 K		4 0 1 0 0 1 2													
Andres Galarraga, R OBP: 0.400, SLG: 0.616 (1, 3)	1-3 K					2-3 K		1-0 HR		4 1 1 1 0 2 2													
Ryan Klesko, L OBP: 0.355, SLG: 0.487 Gerald Williams, R OBP: 0.325, SLG: 0.427 (1, 7) (7, 7)		2-2 HR				0-1 P5		1-1 G6-4-3 HBP		3 1 1 1 0 0 0 0 0 0 0 0 0 0													
Javy Lopez, R OBP: 0.334, SLG: 0.552 (1, 2)		0-0 G6-3				1-3 K		0-2 G6-4-3		4 0 0 0 0 1 1													
Andrew Jones, R OBP: 0.326, SLG: 0.518 (1, 8)		1-3 K				3-2 G5-3		2-3 K		4 1 1 1 0 2 0													
Michael Tucker, L OBP: 0.336, SLG: 0.426 (1, 9)		2-2 G3-1				2-1 29 CS 1B		3-2 F7		3 0 1 0 0 0 0													
29 John Smoltz, R OBP: 0.304, SLG: 0.208 (1, 1)			0-1 F9			1-2 F9		1-3 K		3 0 0 0 0 1 1													
Inning Stats	R: 0 E: 0 K: 2 S: 11	H: 1 LOB: 1 BB: 0 P: 16	R: 1 E: 0 K: 1 S: 13	H: 1 LOB: 0 BB: 0 P: 18	R: 1 E: 0 K: 0 S: 9	H: 1 LOB: 0 BB: 0 P: 14	R: 0 E: 0 K: 1 S: 8	H: 0 LOB: 0 BB: 0 P: 12	R: 0 E: 0 K: 1 S: 12	H: 1 LOB: 0 BB: 0 P: 17	R: 0 E: 0 K: 1 S: 8	H: 1 LOB: 1 BB: 0 P: 12	R: 1 E: 0 K: 0 S: 10	H: 1 LOB: 0 BB: 0 P: 16	R: 0 E: 0 K: 2 S: 13	H: 1 LOB: 1 BB: 0 P: 20	R: 1 E: 0 K: 1 S: 8	H: 1 LOB: 0 BB: 0 P: 12	1B: 4 2B: 0 3B: 0 HR: 4	SF: 0 SAC: 0 DP: 1 HBP: 1	WP: 0 PB: 0 SB: 1 CS: 1	PA: 34	
PITCHER	IP WLS BF H R ER SO BB IBB HBP BLK WP HR S P ERA WHIP												IP WLS BF H R ER SO BB IBB HBP BLK WP HR S P ERA WHIP										
Rick Reed, R ERA: 3.28 (1, 1)	7.2 L 29 7 3 3 6 0 0 0 0 0 0 3 80 120 3.52 0.913																						
Dennis Cook, L ERA: 2.09 (8, 1)	0.1 1 0 0 0 1 0 0 0 0 0 0 0 4 5 0.00 0.000																						
Jeff Tam, R ERA: 4.38 (9, 1)	1.0 4 1 1 1 1 0 0 1 0 0 0 1 8 12 9.00 1.000																						

livebaseballscorecards.com

AB	33
R	4
H	8
RBI	4
BB	0
SO	8
LOB	7



Batter	1	2	3	4	5	6	7	8	9	AB R H RBI BB SO LOB
Tony Phillips, S OBP: 0.376, SLG: 0.386 (1, 7)	1-3 K		2-3 K			1-3 K			0-2 G3	4 0 0 0 0 3 1
Edgardo Alfonzo, R OBP: 0.356, SLG: 0.428 (1, 5)	1-2 G6-3			2-0 F8		0-2 1B			1-1 F9	4 0 1 0 0 0 0
John Olerud, L OBP: 0.430, SLG: 0.533 (1, 3)	1-3 K			0-0 F7		3-3 K			3-3 K	4 0 0 0 0 3 1
Brian McRae, S OBP: 0.367, SLG: 0.482 (1, 8)		1-2 G6-3		1-1 1B		0-0 F8				3 0 1 0 0 0 0
Lenny Harris, L OBP: 0.314, SLG: 0.386 (1, 9)		1-1 F9		1-3 K		0-0 G1-3				3 0 0 0 0 1 1
Jorge Fabregas, L OBP: 0.260, SLG: 0.257 (1, 2)		2-2 G3-1			0-1 F7		2-3 K			3 0 0 0 0 1 0
Carlos Baerga, S OBP: 0.302, SLG: 0.368 (1, 4)			0-3 K		1-0 G4-3			0-1 G5-3		3 0 0 0 0 1 0
Rey Ordonez, R OBP: 0.278, SLG: 0.294 (1, 6)			1-3 K		0-0 F9			0-0 F9		3 0 0 0 0 1 0
Rick Reed, R OBP: 0.180, SLG: 0.190 (1, 1)			2-1 1B			0-3 K		2-3 K		2 0 1 0 0 1 0
Dennis Cook, L (8, 1)										0 0 0 0 0 0 0
Matt Franco, L (8, PH)										1 0 0 0 0 1 0
Jeff Tam, R (9, 1)										0 0 0 0 0 0 0

Inning Stats	R: 0	H: 0	E: 0	LOB: 0	K: 2	BB: 0	S: 10	P: 13
	R: 0	H: 0	E: 0	LOB: 0	K: 0	BB: 0	S: 8	P: 12
	R: 0	H: 1	E: 0	LOB: 1	K: 3	BB: 0	S: 11	P: 16
	R: 0	H: 1	E: 0	LOB: 1	K: 1	BB: 0	S: 7	P: 11
	R: 0	H: 0	E: 0	LOB: 0	K: 0	BB: 0	S: 4	P: 5
	R: 0	H: 1	E: 0	LOB: 1	K: 3	BB: 0	S: 14	P: 18
	R: 0	H: 0	E: 0	LOB: 0	K: 1	BB: 0	S: 5	P: 7
	R: 0	H: 0	E: 0	LOB: 0	K: 1	BB: 0	S: 6	P: 8
	R: 0	H: 0	E: 0	LOB: 0	K: 1	BB: 0	S: 9	P: 13
	1B: 3	SF: 0	2B: 0	SAC: 0	3B: 0	DP: 0	HR: 0	HBP: 0


PITCHER	IP	WLS	BF	H	R	ER	SO	BB	IBB	HBP	BLK	WP	HR	S	P	ERA	WHIP
29 John Smoltz, R (1, 1)	9.0	W	30	3	0	0	12	0	0	0	0	0	0	74	103	0.00	0.333

Atlanta Braves @ New York Mets
Shea Stadium, Flushing, NY

Sun Sep 06 1998, 3:33 AM EDT
Att: 40,311 - Sunny - 83 F

AB	30
R	0
H	3
RBI	0
BB	0
SO	12
LOB	3

livebaseballscorecards.com



WP: 0	PA: 30
PB: 0	SB: 0
CS: 0	

Atlanta Braves @ New York Mets
Shea Stadium, Flushing, NY

Mon Sep 07 1998, 3:33 AM EDT
Att. 22,953 - Overcast - 83 F

livebaseballscorecards.com

AB	33
R	7
H	10
RBI	7
BB	5
SO	5
LOB	10



WP	1	PA	40
PB	0		
SB	2		
CS	0		

AB	R	H	RBI	BB	SO	LOB
2	0	0	0	0	0	1
3	1	1	2	0	0	1
1	0	0	0	1	0	0
3	0	1	1	0	0	0
5	0	1	0	0	2	2
5	0	0	0	0	2	0
1	1	0	0	3	0	0
4	2	2	1	0	1	2
4	1	2	1	0	0	2
2	1	2	1	1	0	0
0	0	0	0	0	0	0
1	0	0	0	0	0	1
0	0	0	0	0	0	0
1	1	1	1	0	0	0
0	0	0	0	0	0	0
0	0	0	0	0	0	0
1	0	0	0	0	0	1
0	0	0	0	0	0	0

Batter	1	2	3	4	5	6	7	8	9															
Michael Tucker, L (1, 9) OBP: 0.334, SLG: 0.423 Gerald Williams, R (5, PH) OBP: 0.325, SLG: 0.435 (5, 9)	1-2 G3		1-0 G4-3		1-2 F8	3-2 1B 3B		2-2 L6-5																
Marty Malloy, L (1, 4) OBP: 0.500, SLG: 1.000 Tony Graffanino, R (5, PH) OBP: 0.267, SLG: 0.314 (5, 4)	1-0 F8		4-0 BB		2-2 P5	0-1 10 S 10 1B 1B		1-2 G5-3																
10 Chipper Jones, S (1, 5) OBP: 0.404, SLG: 0.553	2-1 F8		0-0 F7		3-3 K	2-2 1B		0-3 K																
Andres Galarraga, R (1, 3) OBP: 0.397, SLG: 0.610			1-3 K		1-3 K	2-2 F7	0-0 P4	3-1 F7																
Ryan Klesko, L (1, 7) OBP: 0.359, SLG: 0.486			4-2 BB		4-0 1B BB	0-0 G1-3	4-1 FC5-4 BB																	
Andruw Jones, R (1, 8) OBP: 0.327, SLG: 0.523			2-3 K		0-0 1B SF7 1B	1-1 HR	0-0 FC5-4																	
Eddie Pérez, R (1, 2) OBP: 0.393, SLG: 0.492			1-0 P6		2-2 1B	3-2 1B 2B	0-1 F7																	
Ozzie Guillen, L (1, 6) OBP: 0.324, SLG: 0.336			2-2 G4-3 SH3-4 1B		0-0 SF7	4-2 1B 3B BB	0-1 WP G4 L6-5 1B																	
Bruce Chen, L (1, 1) Wes Helms, R (4, PH) Dennis Martinez, R (4, 1) Greg Colburn, R (6, PH) Adam Butler, L (6, 1) Odalis Perez, L (6, 1) Curtis Pride, L (8, PH) John Rocker, R (8, 1)			0-0 SH3-4		0-0 F8	0-1 3B 1B	1-0 G4																	
Inning Stats	R: 0 E: 0 K: 0 S: 6	H: 0 LOB: 0 BB: 0 P: 10	R: 0 E: 0 K: 2 S: 10	H: 0 LOB: 1 BB: 1 P: 18	R: 0 E: 0 K: 1 S: 6	H: 1 LOB: 2 BB: 1 P: 13	R: 2 E: 0 K: 1 S: 12	H: 2 LOB: 1 BB: 1 P: 19	R: 0 E: 0 K: 1 S: 10	H: 0 LOB: 0 BB: 0 P: 16	R: 5 E: 0 K: 0 S: 24	H: 6 LOB: 2 BB: 1 P: 38	R: 0 E: 0 K: 0 S: 5	H: 0 LOB: 1 BB: 1 P: 9	R: 0 E: 0 K: 0 S: 6	H: 1 LOB: 0 BB: 0 P: 9	R: 0 E: 0 K: 1 S: 8	H: 0 LOB: 0 BB: 0 P: 12	1B: 7 2B: 2 3B: 1 HR: 1	SF: 1 SAC: 1 DP: 1 HBP: 0	WP: 1 PB: 0 SB: 2 CS: 0	PA: 40		
PITCHER	IP WLS BF H R ER SO BB IBB HBP BLK WP HR S P ERA WHIP	IP WLS BF H R ER SO BB IBB HBP BLK WP HR S P ERA WHIP	IP WLS BF H R ER SO BB IBB HBP BLK WP HR S P ERA WHIP	IP WLS BF H R ER SO BB IBB HBP BLK WP HR S P ERA WHIP	IP WLS BF H R ER SO BB IBB HBP BLK WP HR S P ERA WHIP	IP WLS BF H R ER SO BB IBB HBP BLK WP HR S P ERA WHIP	IP WLS BF H R ER SO BB IBB HBP BLK WP HR S P ERA WHIP	IP WLS BF H R ER SO BB IBB HBP BLK WP HR S P ERA WHIP	IP WLS BF H R ER SO BB IBB HBP BLK WP HR S P ERA WHIP															
Masato Yoshii, R (1, 1) ERA: 3.84	3.0	12	1	0	0	2	2	0	0	0	0	0	0	22	41	0.00	1.000							
Willie Blair, R (4, 1) ERA: 5.15	0.1	4	2	2	2	1	1	0	0	0	0	0	0	10	17	54.00	9.000							
Rigo Beltran, L (4, 1) ERA: 6.23	2.1	10	2	3	3	1	1	0	0	0	0	1	1	25	41	11.57	1.286							
Turk Wendell, R (6, 1) ERA: 3.34	1.1	8	4	2	2	0	1	0	0	0	0	0	0	16	24	13.50	3.750							
Greg McMichael, R (8, 1) ERA: 4.05	1.0	W 3	1	0	0	0	0	0	0	0	0	1	0	6	9	0.00	1.000							

WP: 1 PA: 40

Batter	1	2	3	4	5	6	7	8	9	AB	R	H	RBI	BB	SO	LOB	TOP	
Tony Phillips, S (1, 7) <small>OBP: 0.389, SLG: 0.409</small> Butch Huskey, R (6, PH) <small>OBP: 0.298, SLG: 0.401</small> (6, 9)	3-1 	2-1 F8		4-2 1-2 2-3 BB		2-2 L7		2-2 L9		2	0	1	0	1	0	1		
Edgardo Alfonzo, R (1, 5) <small>OBP: 0.356, SLG: 0.438</small> Jermaine Allensworth, R (6, 8) <small>OBP: 0.350, SLG: 0.394</small>	1-2 		0-1 L9	1-3 K		1-0 		0-2 		4	1	2	2	0	1	3		
John Olerud, L (1, 3) <small>OBP: 0.430, SLG: 0.535</small> Mel Rojas, R (6, 1) Jeff Tam, R (8, 1) Ralph Milliard, R (9, PH)	2-3 K		2-1 L5		2-1 	2-0 G4-3		1-3 K		4	1	1	0	0	1	2		
31 Mike Piazza, R (1, 2) <small>OBP: 0.386, SLG: 0.567</small> Mike Kinkade, R (6, 5)	2-3 K		0-1 		0-2 G4-3 2B		0-0 F9		0-0 F9		3	0	2	1	0	1	2	
Brian McRae, S (1, 8) <small>OBP: 0.367, SLG: 0.480</small> Todd Pratt, R (6, 2) <small>OBP: 0.311, SLG: 0.559</small>	4-2 		0-0 F9		3-2 F7		2-3 K2-3		3-2 		2	0	0	0	1	0	2	
Lenny Harris, L (1, 9) <small>OBP: 0.308, SLG: 0.378</small> Todd Haney, R (7, PH) (7, 7)	1-0 G1-3			0-2 F7	2-0 G4-3		4-1 		2-2 F9		3	0	0	0	0	0	4	
Carlos Baerga, S (1, 4) <small>OBP: 0.301, SLG: 0.367</small>				1-0 	0-1 G4-3		1-0 F8				4	0	1	0	0	0	2	
Rey Ordonez, R (1, 6) <small>OBP: 0.278, SLG: 0.294</small> Luis Lopez, S (6, PH) (6, 6)				2-1 		4-2 		2-0 G4-3			2	0	2	0	0	0	0	
Hideo Nomo, R (1, 1) <small>OBP: 0.200, SLG: 0.245</small> Willie Blair, R (3, 1) <small>OBP: 0.135, SLG: 0.100</small> Jay Payton, R (4, PH) <small>OBP: 0.296, SLG: 0.296</small> Brad Clontz, R (4, 1) Matt Franco, L (6, PH) (6, 3)		0-0 SH3-4		1-1 F9		1-1 L6		2-2 G4-3			0	0	0	0	0	0	0	
Inning Stats	R: 0 E: 0 K: 2 S: 18 H: 2 LOB: 3 BB: 1 P: 31	R: 0 E: 0 S: 8 H: 1 LOB: 1 BB: 0 P: 14	R: 0 E: 0 K: 0 S: 7 H: 1 LOB: 1 BB: 0 P: 9	R: 0 E: 0 K: 1 S: 16 H: 2 LOB: 3 BB: 1 P: 25	R: 1 E: 0 K: 0 S: 11 H: 2 LOB: 1 BB: 0 P: 18	R: 2 E: 1 K: 0 S: 14 H: 1 LOB: 0 BB: 1 P: 24	R: 0 E: 0 K: 1 S: 6 H: 0 LOB: 1 BB: 1 P: 13	R: 0 E: 0 K: 0 S: 7 H: 0 LOB: 0 BB: 0 P: 13	R: 1 E: 0 K: 1 S: 20 H: 2 LOB: 1 BB: 0 P: 26	1B: 5 2B: 4 3B: 0 HR: 2 SF: 0 SAC: 1 DP: 0 HBP: 0	WP: 2 PB: 0 SB: 0 CS: 0 PA: 42							
PITCHER Paul Byrd, R (1, 1) <small>ERA: 3.13</small> Yorkis Perez, L (6, 1) <small>ERA: 3.72</small> Ken Ryan, R (8, 1) <small>ERA: 3.86</small>	IP WLS BF H R ER SO BB IBB HBP BLK WP HR S P ERA WHIP	IP WLS BF H R ER SO BB IBB HBP BLK WP HR S P ERA WHIP																

New York Mets @ Philadelphia Phillies
 Veterans Stadium, Philadelphia, PA
 Tue Sep 08 1998, 7:05 PM EDT
 Att. 18,661 - Cloudy - 65 F

livebaseballscorecards.com

AB	37
R	4
H	11
RBI	4
BB	4
SO	5
LOB	21



Batter	1	2	3	4	5	6	7	8	9	AB R H RBI BB SO LOB	TOP
Tony Phillips, S OBP: 0.389, SLG: 0.411 (1, 7)	1-0 1B 31 1B 2B	4-2 1B BB		3-3 2B		1-0 B2		1-3 K		4 1 1 0 1 2 1	
Edgardo Alfonzo, R OBP: 0.358, SLG: 0.439 (1, 5)	2-2 31 1B 1B SF8 HBP	2-1 31 FC4-6 1B		0-0 2B 1B		2-1 G4-3		2-3 K		4 2 2 0 0 1 1	
John Olerud, L OBP: 0.434, SLG: 0.537 (1, 3)	2-1 1B 31 1B 1B	1-3 K		1-0 1-H 2B		4-1 BB			4-1 31 1B 2B BB	3 1 2 1 2 1 2	
31 Mike Piazza, R OBP: 0.386, SLG: 0.565 (1, 2)	0-0 1B 1B	1-0 FC4-6		0-0 G4-3		2-3 K			1-2 2B SF7 1B	5 1 2 1 0 1 5	
Brian McRae, S OBP: 0.366, SLG: 0.480 (1, 8)	3-2 SF8		1-1 L7		2-0 G4-3		0-0 G5-3		2-2 2B 2B	4 1 1 2 0 0 0	
Lenny Harris, L OBP: 0.310, SLG: 0.378 (1, 9)	0-0 1B		3-2 G6-3		3-1 G5-3		4-0 G4-3 WP BB		0-1 SF7	3 0 1 1 1 0 0	
Carlos Baerga, S OBP: 0.302, SLG: 0.367 (1, 4)	0-0 P6		2-2 1B		1-1 1B		1-1 G4-3		2-1 F8	5 0 2 0 0 0 5	
Rey Ordonez, R OBP: 0.278, SLG: 0.295 (1, 6)	0-1 G4-3		0-1 G5-3		0-0 F8		3-2 L9		1-0 2B	5 0 1 1 0 0 6	
Armando Reynoso, R OBP: 0.200, SLG: 0.280 (1, 1)		1-1 L8		3-3 K		2-2 G4-3 2B		2-3 K	1-3 K	5 0 1 0 0 3 1	
Dennis Cook, L (9, 1)										0 0 0 0 0 0 0	
John Franco, L (9, 1)										0 0 0 0 0 0 0	
Inning Stats	R: 2 H: 4 E: 0 LOB: 3 K: 0 BB: 0 S: 14 P: 22	R: 0 H: 1 E: 0 LOB: 2 K: 1 BB: 1 S: 10 P: 19	R: 0 H: 1 E: 0 LOB: 1 K: 0 BB: 0 S: 11 P: 17	R: 1 H: 2 E: 0 LOB: 1 K: 2 BB: 0 S: 10 P: 17	R: 0 H: 1 E: 0 LOB: 1 K: 0 BB: 0 S: 6 P: 12	R: 0 H: 1 E: 0 LOB: 2 K: 1 BB: 1 S: 14 P: 25	R: 0 H: 0 E: 0 LOB: 1 K: 0 BB: 1 S: 6 P: 14	R: 0 H: 0 E: 0 LOB: 0 K: 3 BB: 0 S: 10 P: 15	R: 3 H: 3 E: 0 LOB: 1 K: 1 BB: 1 S: 19 P: 30	1B: 8 SF: 2 2B: 5 SAC: 0 3B: 0 DP: 0 HR: 0 HBP: 1	WP: 1 PA: 45 PB: 0 SB: 0 CS: 0
PITCHER	IP WLS BF H R ER SO BB IBB HBP BLK WP HR S P ERA WHIP										
Curt Schilling, R (1, 1) ERA: 3.25	6.0 L 31 10 3 3 4 2 0 1 0 0 0 0 65 112 4.50 2.000										
Yorkis Perez, L (7, 1) ERA: 3.66	0.2 3 0 0 0 0 1 0 0 0 0 1 0 3 8 0.00 1.500										
Jerry Spradlin, R (7, 1) ERA: 3.46	0.1 1 0 0 0 0 0 0 0 0 0 0 0 3 6 0.00 0.000										
Mark Leiter, R (8, 1) ERA: 3.44	1.0 3 0 0 0 3 0 0 0 0 0 0 0 10 15 0.00 0.000										
Ricky Bottalico, R (9, 1) ERA: 7.23	1.0 7 3 3 3 1 1 0 0 0 0 0 0 19 30 27.00 4.000										

New York Mets @ Philadelphia Phillies
Veterans Stadium, Philadelphia, PA

AB 38
R 6
H 13
RBI 6
BB 4
SO 8
LOB 21



Wed Sep 09 1998, 7:05 PM EDT
Att. 16,193 - Cloudy - 66 F

livebaseballscorecards.com

BOTTOM

New York Mets @ Philadelphia Phillies
Veterans Stadium, Philadelphia, PA
 Wed Sep 09 1998, 7:05 PM EDT
 Att: 16,193 - Cloudy - 66 F

livebaseballscorecards.com

AB	34
R	2
H	8
RBI	2
BB	1
SO	10
LOB	11



WP: 0	PA: 35
PB: 0	
SB: 0	
CS: 0	

AB R H RBI BB SO LOB

4	0	0	0	0	2	0
4	1	2	0	0	0	0
3	1	1	2	1	1	0
4	0	1	0	0	2	2
4	0	2	0	0	0	3
4	0	0	0	0	1	2
4	0	1	0	0	2	1
4	0	1	0	0	1	2
2	0	0	0	0	1	1
0	0	0	0	0	0	0
0	0	0	0	0	0	0
0	0	0	0	0	0	0
1	0	0	0	0	0	0
0	0	0	0	0	0	0

Batter	1	2	3	4	5	6	7	8	9
Doug Glanville, R OBP: 0.333, SLG: 0.388 (1, 8)	3-3 K ①		2-3 K ②			0-0 L5 ①		1-2 L9 ③	
Marlon Anderson, L OBP: 0.600, SLG: 1.400 (1, 4)	0-0 2B		1-0 G3 ③			1-1 G6-3 ②		2-2 E6 HR 1B	
Scott Rolen, R OBP: 0.385, SLG: 0.526 (1, 5)	4-0 BB			1-1 L8 ①		1-3 K ③		3-1 HR 2-H	
Rico Brogna, L OBP: 0.323, SLG: 0.459 (1, 3)	3-3 K ②			2-1 G4-6-3 1B		2-1 G4-3 ①		2-3 K ①	
Wendell Magee, R OBP: 0.359, SLG: 0.486 (1, 7)	1-1 P6 ③			2-1 G4-6-3 1-2f		1-2 1B		1-2 1B 1B	
Bobby Abreu, L OBP: 0.401, SLG: 0.474 (1, 9)		1-0 G3 ①			2-1 F8 ①	1 SAFE 1 SAFE F8 ②		0-3 K ②	
Bobby Estalella, R OBP: 0.227, SLG: 0.394 (1, 2)		3-3 K ②			2-0 F7 ②	1 SAFE 1 SAFE K ③		3-2 1B 1B	
Desi Relaford, S OBP: 0.292, SLG: 0.328 (1, 6)		1-1 F8 ③			1-2 1B		2-2 G4-3 ①	2-3 K ③	
Curt Schilling, R OBP: 0.155, SLG: 0.147 Yorkis Perez, L (7, 1) Jerry Spradlin, S OBP: 1.000, SLG: 2.000 Mark Leiter, R (8, 1) Kevin Seifick, R OBP: 0.421, SLG: 0.462 Ricky Bottalico, L (9, 1)			1-2 G1-3 ①		1 SAFE 1 SAFE K ③		1-1 L9 ②		

Inning Stats	R: 0	H: 1	E: 0	K: 2	S: 10	R: 0	H: 0	E: 0	K: 1	S: 6	R: 0	H: 0	E: 0	K: 1	S: 7	R: 0	H: 1	E: 0	K: 0	S: 6	R: 0	H: 1	E: 0	K: 1	S: 9	R: 0	H: 0	E: 0	K: 1	S: 6	R: 0	H: 1	E: 0	K: 1	S: 11	R: 0	H: 0	E: 0	K: 0	S: 8	R: 2	H: 4	E: 1	K: 3	S: 24	1B: 6	SF: 0	2B: 1	SAC: 0	3B: 0	DP: 1	HR: 1	HBP: 0	WP: 0	PA: 35
--------------	------	------	------	------	-------	------	------	------	------	------	------	------	------	------	------	------	------	------	------	------	------	------	------	------	------	------	------	------	------	------	------	------	------	------	-------	------	------	------	------	------	------	------	------	------	-------	-------	-------	-------	--------	-------	-------	-------	--------	-------	--------

PITCHER	IP	WLS	BF	H	R	ER	SO	BB	IBB	HBP	BLK	WP	HR	S	P	ERA	WHIP
Armando Reynoso, R ERA: 2.59 (1, 1)	8.0	W	30	6	2	2	7	1	0	0	0	0	1	70	119	2.25	0.875
Dennis Cook, L ERA: 2.07 (9, 1)	0.2		4	2	0	0	2	0	0	0	0	0	0	14	20	0.00	3.000
John Franco, L ERA: 3.43 (9, 1)	0.1	S	1	0	0	0	1	0	0	0	0	0	0	3	5	0.00	0.000

PITCHER	IP	WLS	BF	H	R	ER	SO	BB	IBB	HBP	BLK	WP	HR	S	P	ERA	WHIP
Armando Reynoso, R ERA: 2.59 (1, 1)	8.0	W	30	6	2	2	7	1	0	0	0	0	1	70	119	2.25	0.875
Dennis Cook, L ERA: 2.07 (9, 1)	0.2		4	2	0	0	2	0	0	0	0	0	0	14	20	0.00	3.000
John Franco, L ERA: 3.43 (9, 1)	0.1	S	1	0	0	0	1	0	0	0	0	0	0	3	5	0.00	0.000

Batter	1	2	3	4	5	6	7	8	9	AB R H RBI BB SO LOB	TOP											
Tony Phillips, S OBP: 0.387, SLG: 0.404 Jermaine Allensworth, R OBP: 0.350, SLG: 0.394	4-2 SH1-3 31 HR BB	1-1 G3			3-2 L1-3		3-2 G4-3			3 1 0 0 1 0 0 0 0 0 0 0 0 0												
Edgardo Alfonzo, R OBP: 0.359, SLG: 0.438	4-1 SH1-3 31 HR BB	0-0 F8			0-3 K			1-1 S 2B 1B		3 2 1 0 1 1 0												
Matt Franco, L OBP: 0.382, SLG: 0.374	0-0 SH1-3	1-0 G3-1			0-0 L6			1 SAFE 3-1 31 G3-1 1-H 2B		3 0 1 1 0 0 0												
31 Mike Piazza, R OBP: 0.387, SLG: 0.573	1-1 HR		0-0 F7		1-1 1B 2B			1-0 G3-1		4 2 2 3 0 0 1												
Brian McRae, S OBP: 0.365, SLG: 0.478	2-2 1B 2B 1B		2-2 G4-3		3-2 L7			3-1 G4-3		4 1 1 0 0 0 2												
Lenny Harris, L OBP: 0.309, SLG: 0.375	1-1 F7		2-0 F8		0-1 G6-4-3 1B			1-0 G4-3		4 0 1 1 0 0 2												
Carlos Baerga, S OBP: 0.302, SLG: 0.366	3-2 2B 1B			2-0 P5		0-0 G6-4-3			1-0 G3	4 1 1 0 0 0 1												
Rey Ordonez, R OBP: 0.277, SLG: 0.297	1-1 2B			1-3 K			1-0 L4		1-1 G6-3	4 0 1 2 0 1 0												
Al Leiter, L OBP: 0.211, SLG: 0.140 Turk Wendell, L Dennis Cook, L Butch Huskey, R OBP: 0.297, SLG: 0.400 Jeff Tam, R John Franco, L	3-3 K			0-0 G4-3			2-3 K		2-2 G6-3	3 0 0 0 0 0 2 1 0 0 0 0 0 0 0 0 0 0 0 0 0 0 0 0 1 0												
Inning Stats	R: 5 E: 0 K: 1 S: 20	H: 4 LOB: 1 BB: 2 P: 39	R: 0 E: 0 K: 0 S: 4	H: 0 LOB: 0 BB: 0 P: 6	R: 0 E: 0 K: 0 S: 5	H: 0 LOB: 0 BB: 0 P: 9	R: 0 E: 0 K: 1 S: 5	H: 0 LOB: 0 BB: 0 P: 8	R: 0 E: 0 K: 1 S: 8	H: 0 LOB: 0 BB: 0 P: 11	R: 1 E: 0 K: 0 S: 8	H: 2 LOB: 0 BB: 0 P: 12	R: 0 E: 0 K: 1 S: 8	H: 0 LOB: 0 BB: 0 P: 14	R: 1 E: 0 K: 0 S: 8	H: 2 LOB: 1 BB: 0 P: 17	R: 0 E: 0 K: 0 S: 7	H: 0 LOB: 0 BB: 0 P: 11	1B: 4 2B: 3 3B: 0 HR: 1	SF: 0 SAC: 1 DP: 1 HBP: 0	WP: 0 PB: 0 SB: 1 CS: 0	PA: 36
PITCHER	IP WLS BF H R ER SO BB IBB HBP BLK WP HR S P ERA WHIP																					
Tyler Green, R ERA: 4.79	(1, 1) 5.0 L 21 4 5 5 3 2 0 0 0 0 0 1 42 73 9.00 1.200																					
Mike Grace, R ERA: 5.44	(6, 1) 2.0 7 2 1 1 1 0 0 0 0 0 0 16 26 4.50 1.000																					
Wayne Gomes, R ERA: 4.41	(8, 1) 1.0 5 2 1 1 0 0 0 0 0 0 0 8 17 9.00 2.000																					
Ricky Bottalico, R ERA: 7.04	(9, 1) 1.0 3 0 0 0 0 0 0 0 0 0 0 7 11 0.00 0.000																					

New York Mets @ Philadelphia Phillies
Veterans Stadium, Philadelphia, PA
 Thu Sep 10 1998, 7:05 PM EDT
 Att. 16,715 - Unknown - 71 F

livebaseballscorecards.com

AB	33
R	7
H	8
RBI	7
BB	2
SO	4
LOB	7



Batter	1	2	3	4	5	6	7	8	9	AB	R	H	RBI	BB	SO	LOB
Doug Glanville, R OBP: 0.334, SLG: 0.388 (1, 8)	1-1 G6-3			1-3 K		1-3 K		0-1 BB 1B	3-2 1B	5	0	2	2	0	2	0
Kevin Sevcik, R OBP: 0.420, SLG: 0.455 (1, 9)	0-1 G5-3			2-2 FC5-4 1B		2-1 G6-3		4-2 1B SAFE 1B SAFE BB	1-3 1B	4	0	1	0	1	1	2
Scott Rolen, R OBP: 0.384, SLG: 0.522 (1, 5)	0-0 L8			1-2 FC5-4 1-2f		4-1 BB		2-3 K	3-1 FC1-5 2-3f	4	0	0	0	1	1	5
Rico Brogna, L OBP: 0.320, SLG: 0.455 (1, 3)			2-1 G3	2-1 G3-4-3		0-1 L3		3-2 P2		4	0	0	0	0	0	4
Mark Lewis, R OBP: 0.307, SLG: 0.348 (1, 4)			1-0 G5-3		3-3 K		1-0 E7	3-3 K		4	0	0	0	0	2	2
Wendell Magee, R OBP: 0.349, SLG: 0.463 (1, 7)			1-2 G5-3		0-0 P4		2-1 P3		1-2 G3-1 23 E BB 1B	4	1	1	0	0	0	1
Bobby Estalella, R OBP: 0.234, SLG: 0.388 (1, 2)			1-3 K		4-1 HR BB		3-3 K		4-2 23 E G3-1 1B BB	2	2	0	0	2	2	1
Desi Relaford, S OBP: 0.291, SLG: 0.334 (1, 6)			2-3 K		2-2 HR		0-0 G1-3		3-2 G3-1 1-2 2-3	4	1	1	2	0	1	3
Tyler Green, R OBP: 0.206, SLG: 0.200 Ruben Amaro Jr., S OBP: 0.240, SLG: 0.278 Mike Grace, R OBP: 0.160, SLG: 0.087 Wayne Gomes, R Marlon Anderson, L OBP: 0.067, SLG: 1.500 Ricky Bottalico, L 23 Kevin Jordan, R OBP: 0.303, SLG: 0.354			3-3 K		3-3 K		3-2 1B 2B		1-0 E4 FC1-5 1B	1	0	0	0	0	1	0

Inning Stats	R: 0	H: 0	E: 0	K: 5	S: 5	R: 0	H: 0	E: 0	K: 6	S: 6	R: 0	H: 0	E: 0	K: 0	S: 11	R: 2	H: 1	E: 0	K: 12	S: 12	R: 0	H: 0	E: 1	K: 8	S: 8	R: 1	H: 2	E: 0	K: 2	S: 18	R: 2	H: 2	E: 1	K: 17	S: 17	1B: 4	2B: 1	3B: 0	SF: 0	SAC: 0	DP: 0	HBP: 0	WP: 0	PA: 39
--------------	------	------	------	------	------	------	------	------	------	------	------	------	------	------	-------	------	------	------	-------	-------	------	------	------	------	------	------	------	------	------	-------	------	------	------	-------	-------	-------	-------	-------	-------	--------	-------	--------	-------	--------

PITCHER	IP	WLS	BF	H	R	ER	SO	BB	IBB	HBP	BLK	WP	HR	S	P	ERA	WHIP
Al Leiter, L ERA: 2.4 (1, 1)	7.0		26	2	2	2	8	2	0	0	0	0	1	62	104	2.57	0.571
Turk Wendell, R ERA: 3.47 (8, 1)	0.1		4	2	1	1	1	1	0	0	0	0	0	10	19	27.00	9.000
Dennis Cook, L ERA: 2.04 (8, 1)	0.2		2	0	0	0	1	0	0	0	0	0	0	8	14	0.00	0.000
Jeff Tam, R ERA: 6.08 (9, 1)	0.0		2	1	2	2	0	1	0	0	0	0	0	5	10	∞	∞
John Franco, L ERA: 3.38 (9, 1)	1.0	S	5	1	0	0	1	0	0	0	0	0	0	12	23	0.00	1.000

BOTTOM

New York Mets @ Philadelphia Phillies
Veterans Stadium, Philadelphia, PA

Thu Sep 10 1998, 7:05 PM EDT
Att: 16,715 - Unknown - 71 F

livebaseballscores.com

AB	35
R	5
H	6
RBI	5
BB	4
SO	11
LOB	19



Batter	1	2	3	4	5	6	7	8	9	AB R H RBI BB SO LOB	TOP											
Tony Phillips, S (1, 7) OBP: 0.397, SLG: 0.407	4-2 BB G4-6-3			3-2 1B G6-4-3		4-2 BB 1-2		4-2 BB		1 0 1 0 3 0 0	New York Mets @ Montreal Expos Olympic Stadium, Montreal, QB Fri Sep 11 1998, 7:05 PM EDT Att. 10,584 - Cloudy - 64 F											
Edgardo Alfonzo, R (1, 5) OBP: 0.357, SLG: 0.435	0-2 F8		2-2 G6-4-3 1-2f		1-3 K		1-1 F9		4 0 0 0 0 1 5													
Matt Franco, L (1, 3) OBP: 0.374, SLG: 0.364	0-0 G4-6-3 1-2f		2-2 G5-3		1-1 G5-3		2-2 P5		4 0 0 0 0 0 1													
31 Mike Piazza, R (1, 2) OBP: 0.386, SLG: 0.572		1-1 F8		2-2 G4-3		0-0 2B		1-3 K	4 1 1 0 0 1 0													
Brian McRae, S (1, 8) OBP: 0.364, SLG: 0.478		3-1 G4-3		1-1 F8		0-0 2B		0-1 E3	4 0 1 1 0 0 0													
Lenny Harris, L (1, 9) OBP: 0.307, SLG: 0.373		1-1 G6-3		1-1 G3		2-0 L1-3		0-3 K	2 0 0 0 0 0 0													
Todd Pratt, R (7, PH) OBP: 0.306, SLG: 0.550									1 0 0 0 0 0 1													
Ralph Milliard, R (7, 4)									0 0 0 0 0 0 0													
Jorge Fabregas, L (9, PH) OBP: 0.259, SLG: 0.256									1 0 0 0 0 1 1													
Carlos Baerga, S (1, 4) OBP: 0.301, SLG: 0.365			3-2 G3-1		1-1 G6-3		1-3 K		2 0 0 0 0 0 0													
Jermaine Alenworth, R (7, PH) OBP: 0.349, SLG: 0.393									1 0 0 0 0 1 1													
Rey Ordonez, R (1, 6) OBP: 0.278, SLG: 0.297			0-3 K		1-0 BB 1B		0-1 F8		3 0 1 0 0 1 0													
Bobby Jones, R (1, 1) OBP: 0.200, SLG: 0.205			1-2 G4-3		0-3 K		2-3 K		2 0 0 0 0 1 1													
Butch Huskey, R (8, PH) OBP: 0.297, SLG: 0.399									1 0 0 0 0 1 0													
Greg McMichael, R (8, 1)									0 0 0 0 0 0 0													
Inning Stats	R: 0 E: 0 K: 0 S: 7	H: 0 LOB: 0 BB: 1 P: 11	R: 0 E: 0 K: 0 S: 6	H: 0 LOB: 0 BB: 0 P: 11	R: 0 E: 0 K: 1 S: 9	H: 0 LOB: 0 BB: 0 P: 13	R: 0 E: 0 K: 0 S: 9	H: 1 LOB: 0 BB: 0 P: 16	R: 0 E: 0 K: 0 S: 7	H: 0 LOB: 0 BB: 0 P: 11	R: 0 E: 0 K: 2 S: 12	H: 1 LOB: 2 BB: 1 P: 19	R: 1 E: 0 K: 1 S: 8	H: 2 LOB: 1 BB: 0 P: 12	R: 0 E: 0 K: 1 S: 11	H: 0 LOB: 1 BB: 1 P: 18	R: 0 E: 1 K: 2 S: 12	H: 0 LOB: 1 BB: 0 P: 15	1B: 2 2B: 2 3B: 0 HR: 0	SF: 0 SAC: 0 DP: 2 HBP: 0	WP: 0 PB: 0 SB: 0 CS: 0	PA: 33
PITCHER	IP WLS BF H R ER SO BB IBB HBP BLK WP HR S P ERA WHIP																					
Carl Pavano, R (1, 1) ERA: 4.36	6.1 W 22 3 1 1 3 2 0 0 0 0 0 0 53 85 1.42 0.789																					
Steve Kline, L (7, 1) ERA: 2.82	1.1 6 1 0 0 2 1 0 0 0 0 0 0 14 23 0.00 1.500																					
Ugueth Urbina, R (8, 1) ERA: 1.15	1.1 S 5 0 0 0 2 0 0 0 0 0 0 0 14 18 0.00 0.000																					

livebaseballscorecards.com

AB	30
R	1
H	4
RBI	1
BB	3
SO	7
LOB	10



Batter	1	2	3	4	5	6	7	8	9	AB	R	H	RBI	BB	SO	LOB
Wilton Guerrero, S OBP: 0.303, SLG: 0.372 (1, 4)	0-2 G4-3		1-0 G4-3		0-3 K		1-2 F8			4	0	0	0	0	1	1
F.P. Santangelo, S OBP: 0.330, SLG: 0.293 (1, 8) (7, 7)	3-2 G3		3-2 S HBP		1-3 K		1-1 P6			3	0	0	0	0	1	1
Shane Andrews, R OBP: 0.305, SLG: 0.454 (1, 5)	4-2 BB		3-2 P6			1-3 K	1-1 G5-3			3	0	0	0	1	1	1
Vladimir Guerrero, R OBP: 0.369, SLG: 0.596 (1, 9)	1-2 P4			0-2 G6-3		3-2 G4-3 1B		0-2 HR		4	2	2	1	0	0	1
Fernando Seguin, S OBP: 0.333, SLG: 0.636 Ryan McGuire, L OBP: 0.292, SLG: 0.245 (1, 3) (9, 3)		1-1 G3-4-1 FC5-2 2B		2-3 K		1 SAFE G4-3		0-0 HR		4	1	2	1	0	1	1
Derrick May, L OBP: 0.283, SLG: 0.350 Terry Jones, S OBP: 0.301, SLG: 0.306 (1, 7) (6, PR) (7, 8)		0-1 G3-4-1		0-0 F9		4-0 1B 1B IBB		0-1 G4-3		2	0	0	0	1	0	1
Bob Henley, R OBP: 0.371, SLG: 0.405 (1, 2)		3-2 FC5-2			4-2 2B BB	1-2 E 1B		3-2 G6-3		3	1	1	1	1	0	1
Mike Mordecai, R OBP: 0.256, SLG: 0.354 (1, 6)		3-2 G1-3			1-1 2B	0-1 E1 1B		3-1 P6		4	0	2	2	0	0	1
Carl Pavano, R OBP: 0.143, SLG: 0.143 Steve Kline, S Ugueth Urbina, R (1, 1) (7, 1) (8, 1)			2-3 K		0-0 B1	3-2 G5-3				3	0	0	0	0	1	4

Inning Stats	R: 0	H: 0	E: 0	K: 0	S: 13	R: 0	H: 1	E: 0	K: 0	S: 12	R: 0	H: 0	E: 0	K: 1	S: 11	R: 0	H: 0	E: 0	K: 1	S: 8	R: 1	H: 1	E: 0	K: 2	S: 13	R: 2	H: 3	E: 1	K: 1	S: 16	R: 0	H: 0	E: 0	K: 0	S: 7	R: 2	H: 2	E: 0	K: 0	S: 12
	LOB: 1	BB: 1	LOB: 1	BB: 0		LOB: 1	BB: 0	LOB: 0	BB: 0		LOB: 1	BB: 1	LOB: 3	BB: 1		LOB: 0	BB: 0	LOB: 0	BB: 0		LOB: 1	BB: 1	LOB: 3	BB: 1		LOB: 0	BB: 0	LOB: 0	BB: 0		LOB: 0	BB: 0	LOB: 0	BB: 0		LOB: 0	BB: 0	LOB: 0	BB: 0	

PITCHER	IP	WLS	BF	H	R	ER	SO	BB	IBB	HBP	BLK	WP	HR	S	P	ERA	WHIP
Bobby Jones, R ERA: 4.19 (1, 1)	7.0	L	30	5	3	3	5	2	1	1	0	0	0	80	126	3.86	1.000
Greg McMichael, R ERA: 4.28 (8, 1)	1.0		5	2	2	2	0	0	0	0	0	0	2	12	18	18.00	2.000

BOTTOM

New York Mets @ Montreal Expos
Olympic Stadium, Montreal, QB

Fri Sep 11 1998, 7:05 PM EDT
Att: 10,584 - Cloudy - 64 F

AB	R	H	RBI	BB	SO	LOB
4	0	0	0	0	1	1
3	0	0	0	0	1	1
3	0	0	0	1	1	1
4	2	2	1	0	0	1
4	1	2	1	0	1	1
0	0	0	0	0	0	0
2	0	0	0	1	0	1
1	1	0	0	0	0	0
3	1	1	1	1	0	1
4	0	2	2	0	0	1
3	0	0	0	0	1	4
0	0	0	0	0	0	0
0	0	0	0	0	0	0

AB	31
R	5
H	7
RBI	5
BB	3
SO	5
LOB	12

livebaseballscorecards.com



WP	PA
0	35
PB	0
SB	1
CS	0

Batter	1	2	3	4	5	6	7	8	9	AB R H RBI BB SO LOB	TOP																
Tony Phillips, S OBP: 0.402, SLG: 0.406 (1, 7)	4-1 2B BB		0-2 1B		2-1 F8		4-1 BB		1-3 K	3 1 1 0 2 1 2																	
Edgardo Alfonzo, R OBP: 0.356, SLG: 0.435 (1, 5)	0-0 31 G6-3 2B		1-1 F9			2-0 L7	0-3 K			4 1 1 1 0 1 3																	
John Olerud, L OBP: 0.432, SLG: 0.535 (1, 3)	3-1 F9		0-1 F7			1-2 1B		0-1 G4-3		4 0 1 0 0 0 2																	
31 Mike Piazza, R OBP: 0.383, SLG: 0.568 (1, 2)	0-0 G6-3		0-0 G5-3			0-1 F7		3-2 F8		4 0 0 1 0 0 2																	
Brian McRae, S OBP: 0.362, SLG: 0.474 (1, 8)	3-3 K			2-1 F7		2-1 F8		2-3 K		4 0 0 0 0 2 1																	
Lenny Harris, L OBP: 0.313, SLG: 0.390 (1, 9)		1-0 FC5-4 1B		1-1 G6-3			2-1 HR		0-0 G4-6-3 1B	4 1 3 1 0 0 0																	
Luis Lopez, S OBP: 0.325, SLG: 0.357 (1, 4)		SAFE	1-3 K		1-1 F8		1-1 SH1-4 1B		4-2 G4-6-3 1B	3 0 1 0 1 1 1																	
Jermaine Allensworth, R OBP: 0.349, SLG: 0.393 (9, PR)									1-2 BB	0 0 0 0 0 0 0	AB 32																
Rey Ordonez, R OBP: 0.277, SLG: 0.296 (1, 6)		SAFE	1-1 P6		2-3 K		SAFE	0-1 SH1-4	0-1 G4-6-3	2 0 0 0 0 1 1	R 3																
Matt Franco, L OBP: 0.371, SLG: 0.362 (9, PH)							SAFE	1-2 K	1-2 G4-6-3	1 0 0 0 0 0 2	H 7																
Rick Reed, R OBP: 0.172, SLG: 0.180 (1, 1)			0-2 FC5-4		0-3 K			1-2 L8	1-2 BB	0 0 0 0 0 1 1	RBI 3																
Dennis Cook, L (7, 1)										0 0 0 0 0 0 0	BB 4																
Turk Wendell, L (7, 1)										0 0 0 0 0 0 0	SO 7																
Todd Hundley, S OBP: 0.254, SLG: 0.252 (9, PH)			1-2							0 0 0 0 1 0 0	LOB 16																
Jay Payton, R OBP: 0.286, SLG: 0.286 (9, PR)										0 0 0 0 0 0 0																	
Inning Stats	R: 2 E: 0 K: 1 S: 8	H: 1 LOB: 0 BB: 1 P: 18	R: 0 E: 0 K: 1 S: 11	H: 1 LOB: 1 BB: 0 P: 14	R: 0 E: 0 K: 0 S: 8	H: 1 LOB: 1 BB: 0 P: 9	R: 0 E: 0 K: 0 S: 6	H: 0 LOB: 0 BB: 0 P: 10	R: 0 E: 0 K: 2 S: 8	H: 0 LOB: 0 BB: 0 P: 12	R: 0 E: 0 K: 0 S: 8	H: 1 LOB: 1 BB: 0 P: 13	R: 1 E: 0 K: 1 S: 11	H: 2 LOB: 2 BB: 1 P: 18	R: 0 E: 0 K: 1 S: 10	H: 0 LOB: 0 BB: 0 P: 15	R: 0 E: 0 K: 1 S: 9	H: 1 LOB: 2 BB: 2 P: 18	1B: 5 2B: 1 3B: 0 HR: 1	SF: 0 SAC: 1 DP: 1 HBP: 0	WP: 0 PB: 0 SB: 1 CS: 0	PA: 37					
PITCHER	IP WLS BF H R ER SO BB IBB HBP BLK WP HR S P ERA WHIP																										
Javier Vazquez, R ERA: 6.04 (1, 1)	6.2		27	6	3	3	4	1	0	0	0	0	1	56	86	4.05	1.050										
Steve Kline, L ERA: 2.82 (7, 1)	0.0		1	0	0	0	0	1	0	0	0	0	0	1	5	∞	∞										
Mike Maddux, R ERA: 3.75 (7, 1)	0.1	W	1	0	0	0	1	0	0	0	0	0	0	3	3	0.00	0.000										
Tim Young, L ERA: 4.91 (8, 1)	1.0		3	0	0	0	1	0	0	0	0	0	0	10	15	0.00	0.000										
Ugueth Urbina, R ERA: 1.13 (9, 1)	1.0	S	5	1	0	0	1	2	0	0	0	0	0	9	18	0.00	3.000										

New York Mets @ Montreal Expos
Olympic Stadium, Montreal, QB

Sat Sep 12 1998, 7:05 PM EDT
Att. 22,047 - Unknown - 60 F

livebaseballscorecards.com



BOTTOM

New York Mets @ Montreal Expos
Olympic Stadium, Montreal, QB

Sat Sep 12 1998, 7:05 PM EDT
 Att: 22,047 - Unknown - 60 F

livebaseballscorecards.com

AB	30
R	5
H	7
RBI	4
BB	2
SO	1
LOB	5



WP: 0	PA: 33
PB: 0	
SB: 0	
CS: 0	

Batter	1	2	3	4	5	6	7	8	9	AB	R	H	RBI	BB	SO	LOB				
Wilton Guerrero, S OBP: 0.299, SLG: 0.368 (1, 4)	0-1 G1-3		0-1 G4-3		1-1 G6-3		2-2 G4-3			4	0	0	0	0	0	1				
Terry Jones, S OBP: 0.300, SLG: 0.311 (1, 8)	1-0 2B		2-2 G5-3			2-3 K	0-0 E4			4	0	1	0	0	1	0				
Shane Andrews, R OBP: 0.305, SLG: 0.459 (1, 5)	0-0 HR		1-1 P4			2-2 G6-3	1-0 G6-3			4	1	1	1	0	0	1				
Vladimir Guerrero, R OBP: 0.370, SLG: 0.603 (1, 9)	0-0 2B			0-1 G6-3		0-1 HR		1-2 P4		4	1	2	1	0	0	0				
Fernando Seguinol, S OBP: 0.375, SLG: 0.786 Ugueth Urbina, R (9, 1)	2-0 G4-3			0-1 HR		4-2 BB		1-1 F9		3	1	1	1	1	0	1				
Brad Fullmer, L OBP: 0.329, SLG: 0.446 Ryan McGuire, L OBP: 0.291, SLG: 0.244 (7, 3)		2-1 F7		0-0 F8		2-1 P9		2-2 P9		3	0	0	0	0	0	1				
Bob Henley, R OBP: 0.370, SLG: 0.395 (1, 2)		2-1 F7		2-2 G5-3			4-2 SH1-4 1B BB			2	1	0	0	1	0	0				
Orlando Cabrera, R OBP: 0.329, SLG: 0.400 (1, 6)		0-2 1B			1-1 G6-3		0-1 SH1-4			2	0	1	0	0	0	0				
Javier Vazquez, R OBP: 0.286, SLG: 0.208 Steve Kline, S (7, 1) Mike Maddux, L (7, PH) Scott Livingstone, L OBP: 0.226, SLG: 0.243 Robert Perez, R OBP: 0.234, SLG: 0.299 Tim Young, L (8, 1) F.P. Santangelo, S OBP: 0.330, SLG: 0.293 (9, 7)		0-2 6-3			1-1 G5-3		0-1 G4-3 E 1B			2	0	0	0	0	0	1				
Inning Stats	R: 1 E: 0 K: 0 S: 6	H: 3 LOB: 1 BB: 0 P: 9	R: 0 E: 0 K: 0 S: 10	H: 1 LOB: 1 BB: 0 P: 14	R: 0 E: 0 K: 0 S: 7	H: 0 LOB: 0 BB: 0 P: 10	R: 1 E: 0 K: 0 S: 9	H: 1 LOB: 0 BB: 0 P: 11	R: 0 E: 0 K: 0 S: 6	H: 0 LOB: 0 BB: 0 P: 9	R: 1 E: 0 K: 1 S: 14	H: 1 LOB: 1 BB: 1 P: 24	R: 2 E: 1 K: 0 S: 12	H: 1 LOB: 1 BB: 1 P: 19	R: 0 E: 0 K: 0 S: 8	H: 0 LOB: 0 BB: 0 P: 12	1B: 2 2B: 2 3B: 0 HR: 3	SF: 0 SAC: 1 DP: 0 HBP: 0	WP: 0 PB: 0 SB: 0 CS: 0	PA: 33

PITCHER	IP	WLS	BF	H	R	ER	SO	BB	IBB	HBP	BLK	WP	HR	S	P	ERA	WHIP
Rick Reed, R ERA: 3.35 (1, 1)	6.1	L	26	6	4	4	1	2	0	0	0	0	3	56	85	5.68	1.263
Dennis Cook, L ERA: 2.03 (7, 1)	0.1		3	1	1	0	0	0	0	0	0	0	0	7	9	0.00	3.000
Turk Wendell, R ERA: 3.39 (7, 1)	1.1		4	0	0	0	0	0	0	0	1	0	0	9	14	0.00	0.000

Batter	1	2	3	4	5	6	7	8	9	AB	R	H	RBI	BB	SO	LOB	TOP								
Tony Phillips, S (1, 7) OBP: 0.395, SLG: 0.398	1-2 G4-3		2-2 F7		1-1 P7			0-1 L7		4	0	0	0	0	0	1									
Edgardo Alfonzo, R (1, 5) OBP: 0.357, SLG: 0.435	1-2 L4		1-2 1B		0-0 F9			4-0 2B BB		3	1	1	0	1	0	1									
John Olerud, L (1, 3) OBP: 0.431, SLG: 0.533	1-0 1B BB		2-0 G5-3		1-0 FC4-6			0-0 F8		4	0	1	0	0	0	3									
Todd Hundley, S (1, 2) OBP: 0.269, SLG: 0.250	4-0 1-2 BB				3-2 P5			4-2 2B BB		1	0	0	0	3	0	0									
Brian McRae, S (1, 8) OBP: 0.363, SLG: 0.476	2-2 F8				0-0 FC1-6 1B			1-1 G5-4-3		4	0	2	1	0	0	3									
Lenny Harris, L (1, 9) OBP: 0.310, SLG: 0.385 Todd Pratt, R (8, PH) OBP: 0.302, SLG: 0.541 Jermaine Allensworth, R (8, 9) OBP: 0.349, SLG: 0.393			1-1 P5		2-1 FC1-6 S 1-2f			0-1 G6-3		3	0	0	0	0	0	1									
Carlos Baerga, S (1, 4) OBP: 0.300, SLG: 0.362			1-1 F8		4-1 FC4-6 1-2 IBB			1-1 G1-3		3	0	0	0	1	0	0									
Rey Ordonez, R (1, 6) OBP: 0.274, SLG: 0.293			0-2 G5-3		0-1 FC4-6 1-2f			0-0 F7		4	0	0	0	0	0	2									
Willie Blair, R (1, 1) OBP: 0.145, SLG: 0.096 Dennis Cook, L (8, 1) 31 Mike Piazza, R (9, PH) OBP: 0.382, SLG: 0.567 John Franco, L (9, 1)			3-2 L4		4-2 FC4-6 BB			0-3 K		2	0	0	0	0	1	1									
Inning Stats	R: 0 E: 0 K: 0 S: 12	H: 1 LOB: 2 BB: 1 P: 21	R: 0 E: 0 K: 0 S: 7	H: 0 LOB: 0 BB: 0 P: 9	R: 0 E: 0 K: 0 S: 13	H: 1 LOB: 1 BB: 0 P: 21	R: 0 E: 0 K: 0 S: 9	H: 1 LOB: 2 BB: 1 P: 18	R: 0 E: 0 K: 0 S: 7	H: 0 LOB: 1 BB: 1 P: 13	R: 0 E: 0 K: 1 S: 6	H: 0 LOB: 0 BB: 1 P: 11	R: 0 E: 0 K: 1 S: 6	H: 0 LOB: 0 BB: 0 P: 7	R: 1 E: 0 K: 0 S: 7	H: 1 LOB: 2 BB: 2 P: 17	R: 0 E: 0 K: 0 S: 7	H: 0 LOB: 0 BB: 0 P: 12	1B: 3 2B: 1 3B: 0 HR: 0	SF: 0 SAC: 0 DP: 1 HBP: 0	WP: 0 PB: 0 SB: 1 CS: 0	PA: 36			
PITCHER	IP	WLS	BF	H	R	ER	SO	BB	IBB	HBP	BLK	WP	HR	S	P	ERA	WHIP								
Miguel Batista, R (1, 1) ERA: 3.81	7.0		27	3	0	0	1	3	1	0	0	0	0	60	100	0.00	0.857								
Anthony Telford, R (8, 1) ERA: 4.15	0.2	L	4	0	1	1	0	2	0	0	0	0	0	5	13	13.50	3.000								
Rick DeHart, L (8, 1) ERA: 5.47	1.1		5	1	0	0	0	0	0	0	0	0	0	9	16	0.00	0.750								

New York Mets @ Montreal Expos
Olympic Stadium, Montreal, QB

Sun Sep 13 1998, 3:33 AM EDT
Att. 15,152 - Sunny - 64 F

livebaseballscorecards.com

AB 30
R 1
H 4
RBI 1
BB 6
SO 1
LOB 13



BOTTOM

New York Mets @ Montreal Expos
Olympic Stadium, Montreal, QB
Sun Sep 13 1998, 3:33 AM EDT
Att. 15,152 - Sunny - 64 F

livebaseballscorecards.com

AB	28
R	0
H	4
RBI	0
BB	4
SO	7
LOB	10



WP: 2	PA: 33
PB: 0	
SB: 0	
CS: 1	

AB R H RBI BB SO LOB

3	0	0	0	1	0	0
3	0	0	0	0	2	1
1	0	0	0	0	0	0
2	0	1	0	2	0	0
3	0	0	0	1	1	2
3	0	1	0	0	1	0
0	0	0	0	0	0	0
1	0	1	0	0	0	0
3	0	1	0	0	0	1
0	0	0	0	0	0	0
2	0	0	0	0	0	1
3	0	0	0	0	0	1
0	0	0	0	0	0	0
1	0	0	0	0	1	2
0	0	0	0	0	0	0
2	0	0	0	0	2	0
0	0	0	0	0	0	0
1	0	0	0	0	0	2

Batter	1	2	3	4	5	6	7	8	9
Wilton Guerrero, S OBP: 0.299, SLG: 0.365 (1, 4) C B C X	1-2 G3 ①		1-2 F8 ③			4-0 BB B B B			0-0 P3 ①
Terry Jones, S OBP: 0.295, SLG: 0.305 Jose Vidro, S OBP: 0.319, SLG: 0.276 (1, 8) (9, PH) B B C F C X	2-3 K ②			1-3 K ①		1-2 P6 ③			3-2 G4-3 ②
Shane Andrews, R OBP: 0.308, SLG: 0.459 (1, 5) C B B B	4-1 FC6-4 BB			0-1 CS 1B			1-1 P4 ①		4-1 WP 1B BB
Vladimir Guerrero, R OBP: 0.369, SLG: 0.600 (1, 9) B X	1-0 FC6-4 ③			2-3 K ② ③			1-0 P6 ②		4-0 1B 1-2 IBB
Fernando Seguinol, S OBP: 0.368, SLG: 0.706 Rick DeHart, L Mike Hubbard, R OBP: 0.161, SLG: 0.218 (1, 7) (8, 1) (9, PH)					1-3 K ①			0-0 G3 ③	2-1 1B ③
Brad Fullmer, L OBP: 0.329, SLG: 0.447 Mike Mordecai, R OBP: 0.256, SLG: 0.354 (1, 3) (8, PR) (9, 6)			1-2 F8 ①		2-2 G4-3 ②			2-0 SH3 2B	
Bob Henley, R OBP: 0.362, SLG: 0.386 (1, 2)			1-0 L8 ②		1-2 F9 ③			0-1 SH3 ①	
Orlando Cabrera, R OBP: 0.326, SLG: 0.396 Scott Livingstone, L OBP: 0.226, SLG: 0.243 Robert Perez, R OBP: 0.232, SLG: 0.297 Ryan McGuire, L OBP: 0.291, SLG: 0.244 (1, 6) (8, PH) (8, PH) (9, 3)			2-2 G4-3 ③		0-0 G4-3 ①		1-0 F7 ①	0-3 K ②	
Miguel Batista, R Anthony Telford, R F.P. Santangelo, S OBP: 0.326, SLG: 0.292 (1, 1) (8, 1) (8, 7)			1-3 K ②				1-3 K ②	3-2 P2 ③	

Inning Stats	R: 0	H: 0	E: 0	K: 1	S: 8	LOB: 1	BB: 1	P: 16	R: 0	H: 1	E: 0	K: 0	S: 12	LOB: 0	BB: 0	P: 18	R: 0	H: 0	E: 0	K: 1	S: 7	LOB: 0	BB: 0	P: 9	R: 0	H: 1	E: 0	K: 2	S: 8	LOB: 0	BB: 0	P: 11	R: 0	H: 0	E: 0	K: 1	S: 10	LOB: 0	BB: 0	P: 14	R: 0	H: 0	E: 0	K: 1	S: 7	LOB: 1	BB: 1	P: 14	R: 0	H: 0	E: 0	K: 0	S: 4	LOB: 0	BB: 0	P: 6	R: 0	H: 1	E: 0	K: 1	S: 9	LOB: 2	BB: 0	P: 14	R: 0	H: 1	E: 0	K: 0	S: 7	LOB: 3	BB: 2	P: 20	1B: 3	SF: 0	2B: 1	SAC: 1	3B: 0	DP: 0	HR: 0	HBP: 0	WP: 2	PA: 33
PITCHER	IP	WLS	BF	H	R	ER	SO	BB	IBB	HBP	BLK	WP	HR	S	P	ERA	WHIP																																																																	
Willie Blair, R ERA: 4.98 (1, 1)	7.1	W	26	3	0	0	6	2	0	0	0	1	0	59	93	0.00	0.682																																																																	
Dennis Cook, L ERA: 2.01 (8, 1)	0.2		2	0	0	0	1	0	0	0	0	0	0	6	9	0.00	0.000																																																																	
John Franco, L ERA: 3.32 (9, 1)	1.0	S	5	1	0	0	0	1	1	0	0	1	0	7	20	0.00	2.000																																																																	

Batter	1	2	3	4	5	6	7	8	9	10	11	12	13	AB R H RBI BB SO LOB	TOP															
Tony Phillips, S OBP: 0.390, SLG: 0.391 (1, 7)	3-1 P7 1B		0-1 FC6-4 1B		0-2 L7			3-3 K		1-3 K		1-1 G3-1		6 0 1 0 0 2 1																
Edgardo Alfonso, R OBP: 0.355, SLG: 0.433 (1, 5)	1-1 G6-3		1-2 FC6-4 1-2f		1-0 G4-3			0-1 G1-3		0-0 L7			2-2 E9 2B	6 1 1 0 0 0 2																
John Olerud, L OBP: 0.430, SLG: 0.532 (1, 3)	2-2 31 HR 2B		1-2 G3					1-3 K		3-1 31 FC6-4 1B			3-2 G5-3	6 1 2 0 0 1 2																
31 Mike Piazza, R OBP: 0.387, SLG: 0.575 (1, 2)	1-0 2-H HR				0-1 FC5-4 BB 1B			1-1 G5-3 1B		3-2 HR 1B			4-0 2B IBB	5 3 4 2 1 0 1																
Brian McRae, S OBP: 0.364, SLG: 0.483 (1, 8)	0-0 G4-3				4-2 FC5-4 1-2 BB			1-2 G5-3		0-2 HR			1-1 F7 2B	5 2 2 4 1 0 1																
Lenny Harris, L OBP: 0.307, SLG: 0.381 (8, PH)			1-0 G3-1		1-2 FC5-4 1-2f 2-3			0-0 G4-3		2-2 FC4-6 1B			1-1 F8	3 0 0 0 0 0 3																
Jay Payton, R OBP: 0.375, SLG: 0.375 (8, 1)													1-1 F9 2-3	1 0 1 0 0 0 0																
Turk Wendell, L OBP: 0.288, SLG: 0.254 (11, PH)													3-1 L8 3-H	0 0 0 0 0 0 0																
Jorge Fabregas, L OBP: 0.299, SLG: 0.361 (7, PH)														0 0 0 0 0 0 0																
Dennis Cook, L OBP: 0.369, SLG: 0.359 (7, 1)														0 0 0 0 0 0 0																
Greg McMichael, R OBP: 0.297, SLG: 0.532 (13, PH)														1 0 0 0 0 0 1																
Todd Pratt, R OBP: 0.348, SLG: 0.391 (8, 9)														0 0 0 0 0 0 0																
Carlos Baerga, S OBP: 0.299, SLG: 0.361 (7, PH)														2 0 0 0 0 0 2																
Matt Franco, L OBP: 0.369, SLG: 0.359 (7, 1)														1 0 0 0 0 0 0																
Rigo Beltran, L OBP: 0.297, SLG: 0.248 (8, 1)														0 0 0 0 0 0 0																
Jeff Tam, R OBP: 0.297, SLG: 0.399 (8, PH)														1 0 0 0 0 0 1																
Todd Haney, R OBP: 0.348, SLG: 0.391 (8, 9)														2 0 0 0 0 1 0																
Jermaine Allensworth, R OBP: 0.276, SLG: 0.295 (1, 6)														5 0 2 0 0 0 0																
Rey Ordóñez, R OBP: 0.276, SLG: 0.295 (1, 6)																														
Masato Yoshii, R OBP: 0.175, SLG: 0.089 (7, PH)														1 0 0 0 0 0 1 0																
Todd Hundley, S OBP: 0.267, SLG: 0.248 (7, 4)														1 0 0 0 0 0 0 0																
Ralph Millard, R OBP: 0.297, SLG: 0.399 (8, PH)														0 0 0 0 0 0 0 0																
Butch Huskey, R OBP: 0.297, SLG: 0.399 (8, PH)														0 0 0 0 0 0 0 0																
Luis Lopez, S OBP: 0.322, SLG: 0.355 (8, 4)														2 0 0 0 0 0 0 2																
Inning Stats	R: 2 E: 0 K: 0 S: 9	H: 2 LOB: 0 BB: 0 P: 16	R: 0 E: 0 K: 0 S: 5	H: 0 LOB: 0 BB: 0 P: 7	R: 0 E: 0 K: 1 S: 11	H: 1 LOB: 1 BB: 0 P: 14	R: 0 E: 0 K: 0 S: 12	H: 1 LOB: 1 BB: 1 P: 18	R: 0 E: 0 K: 1 S: 6	H: 1 LOB: 0 BB: 0 P: 7	R: 0 E: 0 K: 1 S: 10	H: 0 LOB: 0 BB: 0 P: 13	R: 0 E: 0 K: 1 S: 8	H: 0 LOB: 0 BB: 0 P: 11	R: 2 E: 0 K: 1 S: 16	H: 4 LOB: 2 BB: 0 P: 22	R: 0 E: 0 K: 1 S: 8	H: 1 LOB: 1 BB: 0 P: 13	R: 0 E: 0 K: 1 S: 7	H: 0 LOB: 0 BB: 0 P: 11	R: 0 E: 0 K: 0 S: 7	H: 0 LOB: 0 BB: 0 P: 12	R: 3 E: 1 K: 0 S: 15	H: 2 LOB: 0 BB: 1 P: 29	1B: 8 2B: 4 3B: 0 HR: 2	SF: 0 SAC: 1 DP: 2 HBP: 0	WP: 1 PB: 0 SB: 0 CS: 0	PA: 52		
PITCHER																														
Jose Lima, R ERA: 3.54 (1, 1)	IP: 8.0	WLS: 30	BF: 6	H: 2	R: 2	ER: 2	SO: 3	BB: 1	IBB: 0	HBP: 0	BLK: 0	WP: 0	HR: 1	S: 67	P: 95	ERA: 2.25	WHIP: 0.875													
Billy Wagner, L ERA: 2.5 (9, 1)	0.1	5	4	2	2	0	0	0	0	0	0	0	1	15	21	54.00	12.000													
Jay Powell, R ERA: 3.17 (9, 1)	1.2	5	1	0	0	1	0	0	0	0	0	0	0	9	14	0.00	0.600													
Scott Elarton, R ERA: 3.14 (11, 1)	1.0	3	0	0	0	1	0	0	0	0	0	0	0	7	11	0.00	0.000													
Mike Magnante, L ERA: 4.93 (12, 1)	1.1	L: 6	1	2	2	0	0	0	1	0	0	0	0	16	30	13.50	0.750													
PITCHER																														
Doug Henry, R ERA: 2.82 (13, 1)	IP: 0.2	WLS: 3	BF: 1	H: 1	R: 1	ER: 1	SO: 0	BB: 0	IBB: 0	HBP: 0	BLK: 0	WP: 1	HR: 0	S: 6	P: 11	13.50	1.500													

New York Mets @ Houston Astros
Astrodome, Houston, TX
Mon Sep 14 1998, 8:05 PM EDT
Att. 24,241 - Dome - 72 F

livebaseballscorecards.com

AB	49
R	7
H	13
RBI	6
BB	2
SO	5
LOB	16



Batter	1	2	3	4	5	6	7	8	9	10	11	12	13	AB R H RBI BB SO LOB
Craig Biggio, R OBP: 0.405, SLG: 0.515	4-2 2B BB	1-1 P9			0-1 G6-3			0-0 E G4-3 2B		3-2 1B 1B		3-3 K		5 1 2 0 1 1 0
Bill Spiers, L OBP: 0.354, SLG: 0.397	1-1 G3 5 1B 2B		2-2 F8			2-2 L8		0-0 E4 S 2-3		0-2 SAFE SAFE 1-2 5 FC5-4 1B		0-2 G5-3		6 1 2 1 0 0 1
Derek Bell, R OBP: 0.357, SLG: 0.480	0-0 G3 2-3		0-1 F8			3-2 G1-3		1-1 P4 1-2		2-3 SAFE SAFE SAFE K		1-0 G6-3		6 0 0 0 0 1 5
5 Jeff Bagwell, R OBP: 0.420, SLG: 0.552	1-1 HR 1B		3-3 K			2-2		4-0 IBB		1-2 FC5-4 1-2f				5 1 2 1 1 1 2
Moises Alou, R OBP: 0.397, SLG: 0.596	1-1 SAFE X F8			1-0 F7		3-1 P2		2-0 G4-3 3-H			0-0 SH5-3 2B		4-1 FC5-4 BB	5 0 1 0 1 0 5
Carl Everett, S OBP: 0.365, SLG: 0.484	1-0 1-H HR			0-3 K			0-2 P4		2-2 F9		0-1 SH5-3		1-0 FC5-4 1-2f	5 1 1 2 0 1 1
Ricky Gutierrez, R OBP: 0.349, SLG: 0.344	0-1 G3			2-2 G4-3			0-0 L9		1-1 G4-3		4-2 DI BB		0-0 G4-3	5 0 0 0 1 0 1
Brad Ausmus, R OBP: 0.357, SLG: 0.346		2-2 G3			0-0 L9		2-2		2-3 K		1-3 K			4 0 1 0 0 1 0
Sean Berry, R OBP: 0.395, SLG: 0.533											1-2 K			1 0 0 0 0 1 2
Mike Magrane, L OBP: 1.000, SLG: 1.000														0 0 0 0 0 0 0
Doug Henry, R OBP: 0.326, SLG: 0.273														0 0 0 0 0 0 0
Jose Lima, R OBP: 0.192, SLG: 0.143		1-3 K			0-0 G4-3		2-2 L4			1-0 G4-3		3-3 K		3 0 0 0 0 0 1 1
Billy Wagner, R OBP: 0.299, SLG: 0.500														0 0 0 0 0 0 0 0
Jay Powell, R OBP: 0.296, SLG: 0.273														0 0 0 0 0 0 0 0
35 Dave Clark, L OBP: 0.296, SLG: 0.273														1 0 0 0 0 0 0 0
Scott Elarton, R OBP: 0.329, SLG: 0.316														0 0 0 0 0 0 0 0
Tony Eusebio, R OBP: 0.329, SLG: 0.316														1 0 0 0 0 0 1 2


Inning Stats	R: 4	H: 3	E: 0	LOB: 0	K: 0	BB: 1	S: 12	R: 0	H: 0	E: 0	LOB: 0	K: 1	BB: 0	S: 9	R: 0	H: 0	E: 0	LOB: 0	K: 1	BB: 0	S: 8	R: 0	H: 0	E: 0	LOB: 0	K: 1	BB: 0	S: 8	R: 0	H: 1	E: 0	LOB: 1	K: 0	BB: 0	S: 13	R: 0	H: 1	E: 0	LOB: 1	K: 0	BB: 0	S: 14	R: 0	H: 1	E: 1	LOB: 3	K: 0	BB: 1	S: 5	R: 0	H: 0	E: 0	LOB: 0	K: 1	BB: 0	S: 8	R: 0	H: 2	E: 0	LOB: 2	K: 1	BB: 0	S: 14	R: 0	H: 1	E: 0	LOB: 2	K: 2	BB: 1	S: 12	R: 0	H: 0	E: 0	LOB: 0	K: 1	BB: 0	S: 8	R: 0	H: 0	E: 0	LOB: 1	K: 0	BB: 1	S: 6	R: 0	H: 0	E: 0	LOB: 1	K: 0	BB: 1	S: 6	R: 0	H: 0	E: 0	LOB: 0	K: 1	BB: 0	S: 8	R: 0	H: 0	E: 0	LOB: 0	K: 1	BB: 0	S: 8	R: 0	H: 0	E: 0	LOB: 0	K: 1	BB: 0	S: 8	R: 0	H: 0	E: 0	LOB: 0	K: 1	BB: 0	S: 8	R: 0	H: 0	E: 0	LOB: 0	K: 1	BB: 0	S: 8	R: 0	H: 0	E: 0	LOB: 0	K: 1	BB: 0	S: 8
--------------	------	------	------	--------	------	-------	-------	------	------	------	--------	------	-------	------	------	------	------	--------	------	-------	------	------	------	------	--------	------	-------	------	------	------	------	--------	------	-------	-------	------	------	------	--------	------	-------	-------	------	------	------	--------	------	-------	------	------	------	------	--------	------	-------	------	------	------	------	--------	------	-------	-------	------	------	------	--------	------	-------	-------	------	------	------	--------	------	-------	------	------	------	------	--------	------	-------	------	------	------	------	--------	------	-------	------	------	------	------	--------	------	-------	------	------	------	------	--------	------	-------	------	------	------	------	--------	------	-------	------	------	------	------	--------	------	-------	------	------	------	------	--------	------	-------	------	------	------	------	--------	------	-------	------

BOTTOM

New York Mets @ Houston Astros
Astrodome, Houston, TX

Mon Sep 14 1998, 8:05 PM EDT
Att: 24,241 - Dome - 72 F

AB	47
R	4
H	9
RBI	4
BB	4
SO	8
LOB	20



PITCHER	IP	WLS	BF	H	R	ER	SO	BB	IBB	HBP	BLK	WP	HR	S	P	ERA	WHIP
Masato Yoshii, R ERA: 3.92	(1, 1)	6.0	23	4	4	4	3	1	0	0	0	0	1	54	83	6.00	0.833
Rigo Beltran, L ERA: 5.06	(7, 1)	1.0	4	1	0	0	0	0	0	0	0	0	0	14	18	0.00	1.000
Jeff Tam, R ERA: 5.65	(8, 1)	1.0	5	1	0	0	0	0	1	0	0	0	0	5	12	0.00	1.000
Turk Wendell, R ERA: 3.29	(9, 1)	2.0	8	2	0	0	2	0	0	0	0	0	0	22	34	0.00	1.000
Dennis Cook, L ERA: 1.98	(11, 1)	1.0	5	1	0	0	2	1	0	0	0	0	0	12	20	0.00	2.000
PITCHER	IP	WLS	BF	H	R	ER	SO	BB	IBB	HBP	BLK	WP	HR	S	P	ERA	WHIP
Greg McMichael, R ERA: 4.21	(12, 1)	1.0	W	3	0	0	1	0	0	0	0	0	0	6	12	0.00	0.000
John Franco, L ERA: 3.26	(13, 1)	1.0	S	4	0	0	0	1	0	0	0	0	0	6	13	0.00	1.000

Batter	1	2	3	4	5	6	7	8	9	10	11	12	AB	R	H	RBI	BB	SO	LOB	TOP
Tony Phillips, S <small>OBP: 0.385, SLG: 0.385 (1, 7)</small> 31 Mike Piazza, R <small>OBP: 0.386, SLG: 0.574 (7, PH)</small> Greg McMichael, R <small>OBP: 0.400, SLG: 0.400 (9, 7)</small>	G4-3		K		G1-3		P8		G6-3		G1-3	1B	3	0	0	0	0	1	0	
Edgardo Alfonso, R <small>OBP: 0.353, SLG: 0.430 (1, 5)</small>	1B		L5			K		P4		K		G1-3	6	0	1	0	0	2	1	
John Olerud, L <small>OBP: 0.429, SLG: 0.528 (1, 3)</small>	P6		G6-3			G3-1		P4			BB		4	0	0	0	2	0	1	
Todd Hundley, S <small>OBP: 0.255, SLG: 0.246 (1, 2)</small> Jorge Fabregas, L <small>OBP: 0.256, SLG: 0.253 (10, 2)</small> Jeff Tam, R <small>OBP: 0.256, SLG: 0.253 (12, 1)</small>	G3				K		1B		K		L8		5	0	1	0	0	2	2	
Brian McRae, S <small>OBP: 0.362, SLG: 0.479 (1, 8)</small>		F8			G1-3				L9		FC6-4	BB	5	0	0	0	1	2	3	
Lenny Harris, L <small>OBP: 0.305, SLG: 0.381 (1, 9)</small> <small>(7, 7)</small> <small>(9, 9)</small>	G4-3		1B		2B		G1-3		FC6-4	HR		K	5	1	1	0	0	1	1	
Carlos Baerga, S <small>OBP: 0.304, SLG: 0.373 (1, 4)</small> Ralph Milliard, R <small>(11, PR)</small> John Franco, L <small>(11, 1)</small> Todd Pratt, R <small>OBP: 0.297, SLG: 0.532 (12, 2)</small>	HR		1B		1B		F7		HR		2B	2B	5	2	4	2	0	0	0	
Rey Ordonez, R <small>OBP: 0.279, SLG: 0.306 (1, 6)</small>	HR					G3		1B		G1-3		2B	5	1	3	3	0	0	0	
Armando Reynoso, R <small>OBP: 0.185, SLG: 0.209 (1, 1)</small> Matt Franco, L <small>OBP: 0.307, SLG: 0.357 (7, PH)</small> Jermaine Allensworth, R <small>OBP: 0.347, SLG: 0.390 (7, PR)</small> Rigo Beltran, L <small>(9, 1)</small> Turk Wendell, L <small>(9, 1)</small> Luis Lopez, S <small>OBP: 0.321, SLG: 0.333 (11, PH)</small> <small>(11, 4)</small>	K2-3					F8		E4		G6-3		F9	2	0	0	0	0	1	0	
Inning Stats	R: 0 H: 1 E: 0 LOB: 1 K: 0 BB: 1 S: 8 P: 14	R: 2 H: 2 E: 0 LOB: 0 K: 1 BB: 0 S: 13 P: 17	R: 0 H: 0 E: 0 LOB: 0 K: 1 BB: 0 S: 9 P: 15	R: 0 H: 2 E: 0 LOB: 2 K: 1 BB: 0 S: 11 P: 16	R: 0 H: 0 E: 0 LOB: 0 K: 0 BB: 0 S: 7 P: 12	R: 0 H: 1 E: 0 LOB: 1 K: 1 BB: 0 S: 10 P: 15	R: 0 H: 1 E: 1 LOB: 2 K: 0 BB: 0 S: 6 P: 10	R: 0 H: 0 E: 0 LOB: 0 K: 1 BB: 0 S: 7 P: 11	R: 2 H: 1 E: 0 LOB: 0 K: 0 BB: 1 S: 8 P: 16	R: 0 H: 0 E: 0 LOB: 1 K: 1 BB: 1 S: 9 P: 14	R: 1 H: 2 E: 0 LOB: 1 K: 2 BB: 0 S: 13 P: 22	R: 0 H: 1 E: 0 LOB: 2 K: 2 BB: 1 S: 9 P: 17	1B: 6 SF: 0 2B: 3 SAC: 0 3B: 0 DP: 0 HR: 2 HBP: 0	WP: 0 PA: 50 PB: 1 SB: 0 CS: 0						
PITCHER Shane Reynolds, R <small>ERA: 3.69 (1, 1)</small>	IP: 6.2 WLS: 27 BF: 27 H: 7 R: 2 ER: 2 SO: 4 BB: 0 IBB: 0 HBP: 0 BLK: 0 WP: 0 HR: 1 S: 62 P: 96 ERA: 2.70 WHIP: 1.050	PITCHER Scott Elarton, R <small>ERA: 3.4 (7, 1)</small>	IP: 4.1 WLS: 18 BF: 33 H: 3 R: 3 ER: 3 SO: 4 BB: 2 IBB: 0 HBP: 0 BLK: 0 WP: 0 HR: 1 S: 39 P: 66 ERA: 6.23 WHIP: 1.154	PITCHER Jay Powell, R <small>ERA: 3.12 (12, 1)</small>	IP: 1.0 WLS: 5 BF: 5 H: 1 R: 0 ER: 0 SO: 2 BB: 0 IBB: 1 HBP: 0 BLK: 0 WP: 0 HR: 0 S: 9 P: 17 ERA: 0.00 WHIP: 1.000															

New York Mets @ Houston Astros
 Astrodome, Houston, TX
 Tue Sep 15 1998, 4:33 AM EDT
 Dome - 72 F

livebaseballscorecards.com

AB	47
R	5
H	11
RBI	5
BB	3
SO	10
LOB	14



Batter	1	2	3	4	5	6	7	8	9	10	11	12	AB	R	H	RBI	BB	SO	LOB	BOTTOM	
Bill Spiers, L (1, 4) OBP: 0.356, SLG: 0.397 Craig Biggio, R (6, 4) OBP: 0.403, SLG: 0.512	1-2 F9 35 BLK G4-3 1B		1-2 G4-3		4-0 K BB		2-3 K		1-1 G5-4-3 1-2f		2-0 F8		2 1 1 0 1 0 0 3 0 0 0 0 1 3								
Carl Everett, S (1, 8) OBP: 0.361, SLG: 0.477 Jay Powell, R (12, 1)	1-2 F9		2-1 P6		1-3 K BB		0-3 K		1-3 K		1-3 K		6 0 0 0 0 4 4 0 0 0 0 0 0 0								
35 Dave Clark, L (1, 9) OBP: 0.304, SLG: 0.276 Derek Bell, R (8, 9) OBP: 0.357, SLG: 0.484	2-0 G4-3 3-H			0-1 WP WP 2B 1B	4-0 FC6-4 IBB		1-1 G5-3		2-3 K		3-2 HR		2 1 1 1 1 0 0 3 1 1 1 0 1 0								
Pete Incaviglia, R (1, 7) OBP: 0.148, SLG: 0.120 Richard Hidalgo, R (8, 7) OBP: 0.346, SLG: 0.435	1-0 F9 3-H		2-1 P4	3-1 FC6-4 1-2f	4-0 1B 5 1B BB		4-0 1B 5 1B BB		1-1 1B		0-1 F9		3 0 0 0 0 0 3 1 1 1 0 1 0 0								
Sean Berry, R (1, 5) OBP: 0.401, SLG: 0.535		2-0 G1-6-3 1B HBP		4-1 WP 2B 1B		0-0 CS 1B		0-0 1B 5 1B		1-2 1B		0-1 F9		3 1 2 0 1 0 1							
J.R. Phillips, L (1, 3) OBP: 0.286, SLG: 0.304 5 Jeff Bagwell, R (8, PH) OBP: 0.422, SLG: 0.560	1-0 G1-6-3 1B		3-3 K	1-2 2B 2-3	1-3 K		1-1 1B 1-3 2-H		1-1 1B		3-1 HR		3 0 1 0 0 2 3 2 1 2 2 0 0 0								
Tony Eusebio, R (1, 2) OBP: 0.328, SLG: 0.322 Scott Elarton, R (7, 1) Ricky Gutierrez, R (11, PH) OBP: 0.350, SLG: 0.347	0-1 G1-6-3 1-2f 2-3		1-0 2B	1-0 2B	3-2 F8 1-2		1-3 K		1-3 K		3-2 2B		3 0 1 2 0 0 3 1 0 0 0 0 1 2 1 0 1 0 0 0 0								
Tim Bogar, R (1, 6) OBP: 0.217, SLG: 0.221 Moises Alou, R (11, PH) OBP: 0.398, SLG: 0.596	2-2 F7		1-0 P4	1-0 P4	1-1 P5		1-1 1B 2B		1-0 1B 2B		4-0 IBB		4 0 1 0 0 0 2 0 0 0 0 1 0 0								
Shane Reynolds, R (1, 1) OBP: 0.185, SLG: 0.192 Brad Ausmus, R (7, 2) OBP: 0.356, SLG: 0.345 Mitch Meluskey, S (8, 2) OBP: 0.600, SLG: 0.750			1-3 K		0-1 G6-3		0-3 K		1-1 G5-4-3 2-H 1B		2-3 K		2 0 0 0 0 1 0 1 0 0 0 0 1 0 2 0 1 0 0 1 2								
Inning Stats	R: 1 H: 1 E: 0 LOB: 0 K: 0 BB: 0 S: 9 P: 14	R: 0 H: 1 E: 0 LOB: 1 K: 0 BB: 0 S: 7 P: 12	R: 0 H: 0 E: 0 LOB: 0 K: 1 BB: 0 S: 8 P: 12	R: 2 H: 2 E: 0 LOB: 1 K: 1 BB: 1 S: 11 P: 22	R: 0 H: 0 E: 0 LOB: 2 K: 1 BB: 2 S: 8 P: 20	R: 0 H: 1 E: 0 LOB: 0 K: 1 BB: 0 S: 11 P: 14	R: 0 H: 0 E: 0 LOB: 0 K: 2 BB: 0 S: 8 P: 11	R: 1 H: 2 E: 0 LOB: 2 K: 2 BB: 1 S: 11 P: 18	R: 0 H: 2 E: 0 LOB: 0 K: 0 BB: 0 S: 5 P: 8	R: 0 H: 1 E: 0 LOB: 1 K: 2 BB: 0 S: 11 P: 15	R: 1 H: 2 E: 0 LOB: 2 K: 2 BB: 1 S: 13 P: 28	R: 1 H: 1 E: 0 LOB: 0 K: 0 BB: 0 S: 5 P: 8	1B: 8 SF: 0 2B: 3 SAC: 0 3B: 0 DP: 2 HR: 2 HBP: 1	WP: 2 PA: 48 PB: 0 SB: 1 CS: 1							
PITCHER Armando Reynoso, R (1, 1) ERA: 2.77 Greg McMichael, R (7, 1) ERA: 4.22 Rigo Beltran, L (9, 1) ERA: 4.76 Turk Wendell, R (9, 1) ERA: 3.2 John Franco, L (11, 1) ERA: 3.36	IP WLS BF H R ER SO BB IBB HBP BLK WP HR S P ERA WHIP 6.0 0 25 5 3 3 4 2 1 1 1 2 0 54 94 4.50 1.167 2.0 9 2 1 1 4 1 0 0 0 0 0 0 19 29 4.50 1.500 0.1 2 2 0 0 0 0 0 0 0 0 0 0 3 5 0.00 6.000 1.2 5 1 0 0 2 0 0 0 0 0 0 0 13 18 0.00 0.600 1.0 6 2 1 1 2 0 1 0 0 0 1 13 28 9.00 2.000	PITCHER Jeff Tam, R (12, 1) ERA: 6.28	IP WLS BF H R ER SO BB IBB HBP BLK WP HR S P ERA WHIP 0.0 L 1 1 1 1 0 0 0 0 0 0 0 1 1 1 6.28 ∞																		

New York Mets @ Houston Astros
 Astrodome, Houston, TX
 Tue Sep 15 1998, 4:33 AM EDT
 Dome - 72 F

livebaseballscorecards.com

AB	42
R	6
H	13
RBI	6
BB	5
SO	12
LOB	23



Batter	1	2	3	4	5	6	7	8	9	AB	R	H	RBI	BB	SO	LOB	TOP
Jermaine Allensworth, R (1, 8) OBP: 0.343, SLG: 0.385 Matt Franco, L (9, PH) OBP: 0.371, SLG: 0.357 Mike Kinkade, R (9, PR) Carlos Baerga, S (9, 4) OBP: 0.304, SLG: 0.373	3-3 	0-3 			2-3 		3-2 		4-0 	4 0 0 0 0 0 3 1							
Edgardo Alfonzo, R (1, 5) OBP: 0.357, SLG: 0.434	2-1 		4-1 		3-1 			4-2 	2-2 	3 3 2 1 2 0 0							
31 Mike Piazza, R (1, 2) OBP: 0.388, SLG: 0.573	1-0 		1-2 		2-1 			1-2 	4-0 	4 1 2 0 1 0 2							
Todd Pratt, R (1, 3) OBP: 0.299, SLG: 0.538 John Olerud, L (5, 3) OBP: 0.429, SLG: 0.535	1-0 		3-2 		3-2 			0-1 	3-2 	3 0 1 1 0 0 1							
Jay Payton, R (1, 7) OBP: 0.333, SLG: 0.400	1-2 			0-1 		1-0 		2-1 	2-3 	5 0 1 0 0 1 2							
Butch Huskey, R (1, 9) OBP: 0.299, SLG: 0.408 Lenny Harris, L (8, PR) OBP: 0.305, SLG: 0.381 (8, 9)		1-1 		1-2 		1-0 		3-2 		4 1 2 1 0 0 1							
Luis Lopez, S (1, 4) OBP: 0.320, SLG: 0.349		1-0 		4-1 		1-0 		1-2 		3 0 0 0 1 0 1							
Rey Ordonez, R (1, 6) OBP: 0.281, SLG: 0.307		4-1 		3-1 		1-0 		0-0 	1-1 	3 1 1 0 1 0 2							
Al Leiter, L (1, 1) OBP: 0.200, SLG: 0.132 Turk Wendell, L (8, 1) Ralph Milliard, R (8, 4) Brian McRae, S (9, PH) OBP: 0.362, SLG: 0.478 (9, 8)	1 SAFE 	0-0 		2-1 		3-3 		2-2 	2-2 	3 0 0 0 0 1 3							
Inning Stats	R: 1 H: 2 E: 0 LOB: 1 K: 1 BB: 0 S: 10 P: 18	R: 1 H: 1 E: 0 LOB: 1 K: 1 BB: 1 S: 8 P: 14	R: 0 H: 0 E: 0 LOB: 0 K: 0 BB: 1 S: 8 P: 16	R: 0 H: 1 E: 0 LOB: 2 K: 0 BB: 1 S: 10 P: 20	R: 0 H: 1 E: 0 LOB: 1 K: 1 BB: 0 S: 11 P: 21	R: 0 H: 0 E: 0 LOB: 0 K: 0 BB: 0 S: 3 P: 6	R: 0 H: 0 E: 0 LOB: 0 K: 1 BB: 0 S: 8 P: 15	R: 3 H: 3 E: 0 LOB: 1 K: 0 BB: 1 S: 15 P: 26	R: 3 H: 2 E: 0 LOB: 1 K: 1 BB: 2 S: 15 P: 33	1B: 5 SF: 1 2B: 3 SAC: 0 3B: 0 DP: 1 HR: 2 HBP: 0	WP: 1 PA: 42 PB: 0 SB: 0 CS: 1						
PITCHER Trever Miller, L (1, 1) ERA: 3.12 C.J. Nitkowski, L (5, 1) ERA: 3.77 Jay Powell, R (8, 1) ERA: 3.26 Mike Magnante, L (8, 1) ERA: 5.01 Doug Henry, R (9, 1) ERA: 3.18	IP WLS BF H R ER SO BB IBB HBP BLK WP HR S P ERA WHIP																
PITCHER Trever Miller, L (1, 1) ERA: 3.12 C.J. Nitkowski, L (5, 1) ERA: 3.77 Jay Powell, R (8, 1) ERA: 3.26 Mike Magnante, L (8, 1) ERA: 5.01 Doug Henry, R (9, 1) ERA: 3.18	IP WLS BF H R ER SO BB IBB HBP BLK WP HR S P ERA WHIP																

New York Mets @ Houston Astros
 Astrodome, Houston, TX
 Tue Sep 15 1998, 8:05 PM EDT
 Att. 40,835 - Dome - 72 F

livebaseballscorecards.com

AB 34
R 8
H 10
RBI 7
BB 6
SO 5
LOB 14



BOTTOM

New York Mets @ Houston Astros
Astrodome, Houston, TX
Tue Sep 15 1998, 8:05 PM EDT
Att. 40,835 - Dome - 72 F

livebaseballscorecards.com

AB 31
R 4
H 8
RBI 3
BB 7
SO 4
LOB 23



WP: 1 PA: 40
PB: 0
SB: 0
CS: 0

AB R H RBI BB SO LOB

5	0	1	0	0	1	1
4	2	2	0	1	1	1
2	1	2	1	3	0	0
4	0	2	1	0	0	3
2	1	0	1	1	0	5
4	0	1	0	0	0	6
0	0	0	0	0	0	0
2	0	0	0	1	0	0
1	0	0	0	0	0	1
0	0	0	0	0	0	0
1	0	0	0	0	1	0
1	0	0	0	0	0	0
0	0	0	0	0	0	0
1	0	0	0	0	0	2
0	0	0	0	0	0	0

Batter	1	2	3	4	5	6	7	8	9
Craig Biggio, R OBP: 0.402, SLG: 0.510 (1, 4)	1-1 F8		1-2 G6-3	1-0 FC5-4			1-3 K		2-1 5 L4 BB 1B
Russ Johnson, R OBP: 0.444, SLG: 0.429 (1, 5)	2-0 1B 2B		0-0 5 HBP BB 1B		4-2 2B 5 1B BB		3-3 K		1-2 F8
Derek Bell, R OBP: 0.362, SLG: 0.488 (1, 9)	1-0 5 1B 2-H 1B		4-2 5 HBP BB		0-0 5 1B SF9 2B		4-2 BB		4-2 BB
5 Jeff Bagwell, R OBP: 0.424, SLG: 0.559 (1, 3)	3-2 1-3 1B		2-2 1-2 2-3 HBP		0-0 G6-4-3 1B		2-0 G3		0-0 L4
Richard Hidalgo, R OBP: 0.344, SLG: 0.431 (1, 8) (9, 7)	1-0 L5		0-1 L5		0-0 SF9			4-2 1B WP BB	
Pete Incaviglia, R OBP: 0.161, SLG: 0.138 Carl Everett, S OBP: 0.361, SLG: 0.477 (1, 7) (8, PR) (9, 8)	1-0 G6-3		1-0 G6-3		1-0 G6-4-3			0-0 35 G3 WP 1B	1-3 1B
Ricky Gutierrez, R OBP: 0.350, SLG: 0.346 Sean Berry, R OBP: 0.400, SLG: 0.533 Tim Bogar, R OBP: 0.217, SLG: 0.221 (1, 6) (8, PH) (9, 6)		4-0 G6-4-3 BB		1-0 G6-3		3-2 G5-3		2-0 P8	1-2 3-H
Brad Ausmus, R OBP: 0.356, SLG: 0.343 35 Dave Clark, L OBP: 0.302, SLG: 0.274 Tony Eusebio, R OBP: 0.328, SLG: 0.322 (1, 2) (8, PH) (9, 2)		1-1 G6-4-3		4-2 FC5-4 BB		1-0 F8		1-2 G3	1-2 2-3
Trevor Miller, R OBP: 0.353, SLG: 0.667 J.R. Phillips, L OBP: 0.281, SLG: 0.298 C.J. Nitkowski, L Jay Powell, R Mike Magnante, L OBP: 1.000 Moises Alou, R OBP: 0.397, SLG: 0.595 Doug Henry, R (1, 1) (4, PH) (5, 1) (8, 1) (8, 1) (8, PH) (9, 1)		1-2 F8		2-3 K		0-3 K		0-2 P9	

Inning Stats	R: 1	H: 3	E: 0	K: 9	LOB: 2	BB: 0	P: 18	R: 0	H: 0	E: 0	K: 5	LOB: 0	BB: 0	P: 11	R: 0	H: 1	E: 0	K: 13	LOB: 3	BB: 1	P: 21	R: 0	H: 0	E: 0	K: 9	LOB: 1	BB: 1	P: 17	R: 2	H: 2	E: 0	K: 6	LOB: 0	BB: 1	P: 11	R: 0	H: 0	E: 0	K: 8	LOB: 0	BB: 0	P: 12	R: 0	H: 0	E: 0	K: 2	LOB: 1	BB: 1	P: 20	R: 1	H: 1	E: 0	K: 15	LOB: 2	BB: 1	P: 22	R: 0	H: 1	E: 0	K: 10	LOB: 1	BB: 1	P: 17	1B: 6	SF: 1	2B: 3	SAC: 0	3B: 0	DP: 3	HR: 0	HBP: 1	WP: 1	PA: 40
--------------	------	------	------	------	--------	-------	-------	------	------	------	------	--------	-------	-------	------	------	------	-------	--------	-------	-------	------	------	------	------	--------	-------	-------	------	------	------	------	--------	-------	-------	------	------	------	------	--------	-------	-------	------	------	------	------	--------	-------	-------	------	------	------	-------	--------	-------	-------	------	------	------	-------	--------	-------	-------	-------	-------	-------	--------	-------	-------	-------	--------	-------	--------

PITCHER	IP	WLS	BF	H	R	ER	SO	BB	IBB	HBP	BLK	WP	HR	S	P	ERA	WHIP
Al Leiter, L ERA: 2.5 (1, 1)	7.0	W	33	7	4	4	4	6	0	1	0	0	0	66	120	5.14	1.857
Turk Wendell, R ERA: 3.11 (8, 1)	2.0	S	7	1	0	0	0	1	0	0	0	1	0	19	29	0.00	1.000

Batter	1	2	3	4	5	6	7	8	9	10	11	AB R H RBI BB SO LOB	TOP																		
Tony Phillips, S OBP: 0.380, SLG: 0.379 (1, 7)	1-3 K		1-0 G4-6-3 1B	1-0 FC6-4			1-3 K		0-3 K		0-1 F9	6 0 1 0 0 3 4																			
Edgardo Alfonzo, R OBP: 0.356, SLG: 0.431 (1, 5)	4-1 1B BB		1-1 G4-6-3		1-1 P9		3-2 G4-3 1B		2-2 F9		2-0 G4-3	5 0 1 0 1 0 2																			
John Olerud, L Ralph Milliard, R Dennis Cook, L Greg McMichael, R Todd Hundley, S Turk Wendell, L OBP: 0.432, SLG: 0.537 (9, PR) (9, 1) (10, 1) (11, PH) (11, 1)	1-1 31 G6-4-3 1B		3-2 31 FC6-4 1B		0-0 31 G5-3 1B		3-2 G4-3		3-2 31 HR 1B		2-0 HR	5 0 4 0 0 0 0 1 0 0 1 0 1 1 1 1 1 0 0 0 0 0 0 0 0 0 0 0																			
31 Mike Piazza, R OBP: 0.387, SLG: 0.575 (1, 2)	0-0 G6-4-3		1-0 FC6-4		3-2 G5-3		4-2 BB		2-2 HR		2-3 K	5 1 1 3 1 1 4																			
Brian McRae, S OBP: 0.360, SLG: 0.474 (1, 8)							1-1 G1-3		3-3 K			4 0 0 0 1 2 3																			
Butch Huskey, R Jermaine Alensworth, R OBP: 0.303, SLG: 0.411 OBP: 0.345, SLG: 0.387 (8, PR) (8, 9)			1-0 FC6-4 BLK 1B		4-2 FC6-4 BB		1-1 G5		3-2 G6-4-3 1B		1-2 SH5-3 1B	3 0 2 0 1 0 2 1 0 1 0 0 0 0																			
Carlos Baerga, S Jay Payton, R Luis Lopez, S OBP: 0.305, SLG: 0.373 OBP: 0.375, SLG: 0.438 OBP: 0.319, SLG: 0.348 (1, 4) (6, PH) (6, 4)			4-2 FC6-4 BB		2-3 K		1-0 G3-6 1B		0-0 G6-4-3		1-0 SH5-3	1 0 0 0 1 1 2 1 0 1 0 0 0 0 1 0 0 0 0 0 1																			
Rey Ordenez, R OBP: 0.278, SLG: 0.303 (1, 6)			1-0 FC6-4		0-0 FC6-4		0-0 G3-6		2-1 G4-3		1-2 G4-3	5 0 0 0 0 0 7																			
Bobby Jones, R Lenny Harris, L Todd Pratt, R Matt Franco, L OBP: 0.208, SLG: 0.196 OBP: 0.305, SLG: 0.381 OBP: 0.309, SLG: 0.545 OBP: 0.369, SLG: 0.355 (1, 1) (9, PH) (9, PH) (9, 3)			0-1 G3		4-1 FC6-4 BB		1-2 G4-3		0-1 31 HR 1B		0-3 K	2 0 0 0 1 0 2 0 0 0 0 0 0 0 1 1 1 0 0 0 0 1 0 0 0 0 1 1																			
Inning Stats	R: 0 E: 0 K: 1 S: 7	H: 1 LOB: 1 BB: 1 P: 13	R: 0 E: 0 K: 1 S: 9	H: 1 LOB: 2 BB: 1 P: 18	R: 0 E: 0 K: 0 S: 10	H: 2 LOB: 1 BB: 0 P: 16	R: 0 E: 1 K: 1 S: 11	H: 0 LOB: 3 BB: 2 P: 24	R: 0 E: 0 K: 0 S: 11	H: 1 LOB: 2 BB: 1 P: 20	R: 0 E: 0 K: 0 S: 5	H: 1 LOB: 0 BB: 0 P: 7	R: 0 E: 0 K: 1 S: 15	H: 1 LOB: 2 BB: 1 P: 27	R: 0 E: 0 K: 0 S: 6	H: 1 LOB: 1 BB: 0 P: 11	R: 3 E: 0 K: 2 S: 19	H: 3 LOB: 1 BB: 0 P: 29	R: 0 E: 1 K: 1 S: 13	H: 1 LOB: 1 BB: 0 P: 16	R: 1 E: 0 K: 1 S: 7	H: 1 LOB: 0 BB: 0 P: 13	1B: 11 2B: 0 3B: 0 HR: 2	SF: 0 SAC: 1 DP: 4 HBP: 0	WP: 0 PB: 0 SB: 0 CS: 0	PA: 49					
PITCHER	IP WLS BF H R ER SO BB IBB HBP BLK WP HR S P ERA WHIP														PITCHER	IP WLS BF H R ER SO BB IBB HBP BLK WP HR S P ERA WHIP															
Mike Hampton, L ERA: 3.41 (1, 1)	8.0	35	8	0	0	4	6	0	0	0	0	0	0	0	74	136	0.00	1.750													
Billy Wagner, L ERA: 2.89 (9, 1)	2.0	10	4	3	3	3	0	0	0	0	0	0	0	1	32	45	13.50	2.000													
Sean Bergman, R ERA: 3.78 (11, 1)	1.0	L	4	1	1	1	0	0	0	0	0	0	0	1	7	13	9.00	1.000													

New York Mets @ Houston Astros
 Astrodome, Houston, TX
 Wed Sep 16 1998, 8:05 PM EDT
 Att. 24,269 - Dome - 72 F

livebaseballscorecards.com

AB 42
R 4
H 13
RBI 4
BB 6
SO 8
LOB 29



BOTTOM

New York Mets @ Houston Astros
Astrodome, Houston, TX
Wed Sep 16 1998 8:05 PM EDT
Att. 24,269 - Dome - 72 F

livebaseballscores.com

AB 37
R 3
H 5
RBI 3
BB 8
SO 11
LOB 19



WP: 0 PA: 45
PB: 0
SB: 3
CS: 0


Batter	1	2	3	4	5	6	7	8	9	10	11	AB	R	H	RBI	BB	SO	LOB
Craig Biggio, R OBP: 0.402, SLG: 0.507 (1, 4)	4-2 5 S BB		4-1 G5-3 HR BB		0-1 G3		1-3 K			2-1 G4-3		3	1	0	0	2	1	1
Richard Hidalgo, R OBP: 0.341, SLG: 0.422 (1, 9)	1-3 SAFE K		3-1 G5-3		4-2 G3 BB		2-1 G5-3			1-0 G5-3		4	0	0	0	1	1	2
Carl Everett, S OBP: 0.361, SLG: 0.482 (1, 8)	2-1 F7		1-2 2-H HR		0-0 G3				1-3 K	4-1 5 S BB		4	1	1	2	1	1	3
5 Jeff Bagwell, R OBP: 0.425, SLG: 0.557 (1, 3)	4-2 2-3 BB		3-2 G4-3		3-1 G6-3			4-2 G6-4-3 BB		4-1 BB IBB		2	0	0	0	3	0	2
Moises Alou, R OBP: 0.396, SLG: 0.591 (1, 7)	1-1 F9		1-0 F7			2-1 F8		0-2 G6-4-3		4-2 BB		4	0	0	0	1	0	3
Sean Berry, R OBP: 0.403, SLG: 0.538 Ricky Gutierrez, R OBP: 0.348, SLG: 0.344 Sean Bergman, R OBP: 0.083, SLG: 0.117 (1, 5) (9, 6) (11, 1)		1-2 G6-3 1B		1-2 G6-3		2-2 2B			2-2 F9	3-3 SAFE K		3	0	2	0	0	0	0
Brad Ausmus, R OBP: 0.354, SLG: 0.349 (1, 2)		1-2 P4		1-2 F8		1-0 F4			3-2 HR		0-3 K	5	1	1	1	0	1	2
Tim Lincecum, R OBP: 0.212, SLG: 0.216 (1, 6) (9, 5) (11, 6)		3-2 SAFE G6-3		3-1 G6-3		0-3 K			0-3 K		2-3 K	4	0	0	0	0	2	2
35 Dave Clark, L OBP: 0.300, SLG: 0.272 (11, PH)		1-2 G6-3										1	0	0	0	0	1	0
Mike Hampton, R OBP: 0.343, SLG: 0.322 Billy Wagner, L OBP: 0.333, SLG: 0.333 Russ Johnson, R OBP: 0.400, SLG: 0.375 (1, 1) (9, 1) (11, 5)		2-2 G6-3			1-1 G3 G3 1B		2-3 K		2-3 K		3-3 K	3	0	1	0	0	1	1
Inning Stats	R: 0 H: 0 E: 0 LOB: 2 K: 1 BB: 2 S: 11 P: 23	R: 0 H: 1 E: 0 LOB: 1 K: 0 BB: 0 S: 13 P: 20	R: 2 H: 1 E: 0 LOB: 0 K: 0 BB: 1 S: 11 P: 23	R: 0 H: 0 E: 0 LOB: 0 K: 0 BB: 0 S: 8 P: 13	R: 0 H: 1 E: 0 LOB: 2 K: 0 BB: 1 S: 9 P: 17	R: 0 H: 1 E: 0 LOB: 1 K: 1 BB: 0 S: 11 P: 16	R: 0 H: 0 E: 0 LOB: 0 K: 2 BB: 0 S: 9 P: 14	R: 0 H: 0 E: 0 LOB: 0 K: 1 BB: 1 S: 8 P: 13	R: 1 H: 1 E: 0 LOB: 0 K: 2 BB: 0 S: 14 P: 21	R: 0 H: 0 E: 0 LOB: 3 K: 1 BB: 3 S: 13 P: 31	R: 0 H: 0 E: 0 LOB: 0 K: 3 BB: 0 S: 9 P: 14	1B: 2 SF: 0 2B: 1 SAC: 0 3B: 0 DP: 1 HR: 2 HBP: 0						
PITCHER	IP WLS BF H R ER SO BB IBB HBP BLK WP HR S P ERA WHIP																	
Bobby Jones, R ERA: 4.11 (1, 1)	8.0		4	2	2	5	5	0	0	0	0	0	1	80	139	2.25	1.125	
Dennis Cook, L ERA: 2.09 (9, 1)	1.0	4	1	1	1	2	0	0	0	0	0	0	1	14	21	9.00	1.000	
Greg McMichael, R ERA: 4.15 (10, 1)	1.0	W 6	0	0	0	1	2	1	0	0	0	0	0	13	31	0.00	2.000	
Turk Wendell, R ERA: 3.06 (11, 1)	1.0	S 3	0	0	0	3	0	0	0	0	0	0	0	9	14	0.00	0.000	

Batter	1	2	3	4	5	6	7	8	9	AB R H RBI BB SO LOB	TOP						
Todd Dunwoody, L (1, 8) OBP: 0.291, SLG: 0.385	0-0 E 2B		1-0 G4-3 ①		2-0 G4-3 ③			1-0 HR	1-1 1B	5 2 3 3 0 0 0							
Edgar Renteria, R (1, 6) OBP: 0.347, SLG: 0.342	1-0 E4 G6-4-3 2-H 1B		3-2 G6-3 ②			0-1 L6-4 2B		0-1 L7 ① X	0-0 SF9 ②	4 0 2 1 0 0 0							
Mark Kotsay, L (1, 9) OBP: 0.313, SLG: 0.400	2-0 G6-4-3 ① ② 1-2f		0-0 G6-3 ③			3-2 L6-4 ② ② 2-3		3-0 FC4-6 1B	3-3 K ③	5 0 1 0 0 1 3							
Derrek Lee, R (1, 3) OBP: 0.320, SLG: 0.425	2-3 K ③			0-0 F9 ①		3-0 F9 ③		3-3 K ②		4 0 0 0 0 2 1							
Cliff Floyd, L (1, 7) OBP: 0.343, SLG: 0.493		2-2 F9 ①		3-2 HR			1-0 1B 1B	1-1 FC4-6 ③ 1-2f		4 1 2 1 0 0 1							
Kevin Orie, R (1, 5) OBP: 0.290, SLG: 0.348		1-0 HR		2-3 K			1-1 1B 1-3 1B	2-0 1B 1B 1B		4 2 3 1 0 1 0							
Randy Knorr, R (1, 2) OBP: 0.222, SLG: 0.465		3-2 FC4-6 1B		1-2 P2 ③			3-3 K ①	1-1 1B 1B		2 0 1 0 0 0 0							
Brian Daubach, L (7, PH)										1 0 0 0 0 0 1 2							
Antonio Alfonseca, R (7, 1)										0 0 0 0 0 0 0 0							
Vic Darensbourg, L (8, 1)										0 0 0 0 0 0 0 0							
Brian Edmondson, R (8, 1)										0 0 0 0 0 0 0 0							
Ryan Jackson, L (9, PH)										1 1 1 0 0 0 0 0							
Matt Mantel, R (9, 1)										0 0 0 0 0 0 0 0							
Luis Castillo, S (1, 4) OBP: 0.304, SLG: 0.281		1-1 FC4-6 ② 1-2f			2-2 G6-3 ①			3-3 K ② 1 SAFE	3-3 K ①	4 0 0 0 0 2 5							
Livan Hernandez, R (1, 1) OBP: 0.210, SLG: 0.238		2-2 G6-3 ③			0-1 G5-3 ②			2-3 K ③	0-0 1B SF9 1B	2 0 0 0 0 0 1							
Dave Berg, R (7, PH) OBP: 0.387, SLG: 0.393										1 0 0 0 0 1 2							
Mike Redmond, R (7, 2) OBP: 0.368, SLG: 0.455										1 1 1 0 0 0 0							
Inning Stats	R: 1 H: 2 E: 1 LOB: 0 K: 1 BB: 0 S: 8 P: 12	R: 1 H: 2 E: 0 LOB: 1 K: 0 BB: 0 S: 14 P: 23	R: 0 H: 0 E: 0 LOB: 0 K: 0 BB: 0 S: 5 P: 9	R: 1 H: 1 E: 0 LOB: 0 K: 1 BB: 0 S: 10 P: 16	R: 0 H: 0 E: 0 LOB: 0 K: 0 BB: 0 S: 6 P: 10	R: 0 H: 1 E: 0 LOB: 0 K: 0 BB: 0 S: 6 P: 12	R: 0 H: 2 E: 0 LOB: 2 K: 3 BB: 0 S: 18 P: 28	R: 1 H: 2 E: 0 LOB: 1 K: 1 BB: 0 S: 11 P: 19	R: 3 H: 4 E: 0 LOB: 1 K: 2 BB: 0 S: 13 P: 23	1B: 9 SF: 1 2B: 3 SAC: 0 3B: 0 DP: 2 HR: 3 HBP: 0	WP: 0 PA: 39 PB: 0 SB: 0 CS: 0						
PITCHER	IP WLS BF H R ER SO BB IBB HBP BLK WP HR S P ERA WHIP																
Rick Reed, R (1, 1) ERA: 3.39	6.0		24	8	3	3	2	0	0	0	0	0	2	52	87	4.50	1.333
Dennis Cook, L (7, 1) ERA: 2.18	1.1		6	2	1	1	3	0	0	0	0	0	1	19	31	6.75	1.500
Turk Wendell, R (8, 1) ERA: 3.03	0.2		2	0	0	0	1	0	0	0	0	0	0	7	11	0.00	0.000
John Franco, L (9, 1) ERA: 3.73	1.0	L	7	4	3	3	2	0	0	0	0	0	0	13	23	27.00	4.000

Florida Marlins @ New York Mets
Shea Stadium, Flushing, NY
Fri Sep 18 1998, 7:05 PM EDT
Att. 34,862 - Cloudy - 69 F

livebaseballscorecards.com

AB	38
R	7
H	14
RBI	6
BB	0
SO	8
LOB	15



Florida Marlins @ New York Mets
 Shea Stadium, Flushing, NY

Fri Sep 18 1998, 7:05 PM EDT
 Att: 34,862 - Cloudy - 69 F

livebaseballscorecards.com

AB	36
R	6
H	11
RBI	5
BB	7
SO	4
LOB	17



Batter	1	2	3	4	5	6	7	8	9
Tony Phillips, S OBP: 0.380, SLG: 0.377 Jermaine Alenworth, R OBP: 0.345, SLG: 0.387	2-2 G6-3	2-2 G1-3		2-0 G3-1		4-1 BB		3-2 2B	
Edgardo Alfonzo, R OBP: 0.358, SLG: 0.434	3-2 1B 31 WP		2-2 F8	4-0 1B 31 2B		3-2 F9		1-1 1-H 2B	
John Olerud, L OBP: 0.437, SLG: 0.546	1-1 BB 31 WP		1-2 HR	2-0 1B 31 2B		4-0 BB		4-1 BB	
31 Mike Piazza, R OBP: 0.389, SLG: 0.578	4-1 BB		0-0 2B	1-0 1B 1-H 2-H		2-0 G1-3		1-1 F8	
Brian McRae, S OBP: 0.361, SLG: 0.473	4-2 BB G4-6-3		2-0 G1-3	3-1 F8			0-0 L8	1-1 FC5-6 1B	
Lenny Harris, L OBP: 0.303, SLG: 0.382	0-0 G4-6-3		1-2 2B 2-H		1-0 G1-3		2-0 E1 L8-3	1-0 FC5-6	
Carlos Baerga, S OBP: 0.304, SLG: 0.370		0-1 G6-3	4-0 FC6 IBB		1-3 K		0-0 L8-3	2-1 L8	
Rey Ordonez, R OBP: 0.278, SLG: 0.303 Matt Franco, L OBP: 0.367, SLG: 0.353		1-0 SH1 1B	1-0 FC6		0-0 G6-3		2-3 K	2-3 K	
Rick Reed, R OBP: 0.167, SLG: 0.175 Dennis Cook, L Turk Wendell, L Todd Hundley, S John Franco, L		1 SAFE SH1		2-1 L8		2-3 K		2-2 G4-3	

AB	R	H	RBI	BB	SO	LOB
4	0	1	0	1	0	1
0	1	0	0	0	0	0
4	2	2	1	1	0	1
3	2	3	1	2	0	0
4	1	2	2	1	0	4
4	0	1	0	1	0	2
5	0	1	1	0	0	4
4	0	0	0	1	1	2
4	0	1	0	0	1	2
1	0	0	0	0	1	1
2	0	0	0	0	1	0
0	0	0	0	0	0	0
0	0	0	0	0	0	0
1	0	0	0	0	0	0
0	0	0	0	0	0	0

Inning	1	2	3	4	5	6	7	8	9
R	1	0	2	2	0	0	0	1	0
H	2	1	3	2	0	0	0	2	1
E	0	0	0	0	0	0	1	0	0
K	0	0	0	0	1	0	0	1	1
S	16	7	12	7	5	11	3	14	8
H	2	1	3	2	0	0	0	2	1
LOB	2	1	2	1	0	2	0	2	1
BB	2	0	1	1	2	2	0	1	0
P	30	10	23	21	7	26	5	27	14

PITCHER	IP	WLS	BF	H	R	ER	SO	BB	IBB	HBP	BLK	WP	HR	S	P	ERA	WHIP
Livan Hernandez, R ERA: 4.81	6.0		31	8	5	5	2	5	1	0	0	1	1	58	117	7.50	2.167
Antonio Alfonseca, R ERA: 4.26	1.2		7	2	1	1	1	0	0	0	0	0	0	14	24	5.40	1.200
Vic Darensbourg, L ERA: 3.72	0.0		1	0	0	0	0	1	0	0	0	0	0	1	5	∞	∞
Brian Edmondson, R ERA: 4.0	0.1	W	1	0	0	0	0	0	0	0	0	0	0	2	3	0.00	0.000
Matt Mantei, R ERA: 3.08	1.0	S	4	1	0	0	1	0	0	0	0	0	0	8	14	0.00	1.000

WP	PA	ERA	WHIP
1	44		
0			
0			

Florida Marlins @ New York Mets
 Shea Stadium, Flushing, NY
 Sat Sep 19 1998, 3:33 AM EDT
 Att. 52,062 - Sunny - 78 F

livebaseballscorecards.com

AB	35
R	3
H	9
RBI	3
BB	5
SO	10
LOB	22



WP:	0	PA:	43
PB:	0		
SB:	0		
CS:	0		

Batter	1	2	3	4	5	6	7	8	9	AB	R	H	RBI	BB	SO	LOB
Luis Castillo, S (1, 4) OBP: 0.301, SLG: 0.278	G4-3	F9		K			HR	G1-3		5	1	1	0	0	1	3
Todd Dunwoody, L (1, 8) OBP: 0.290, SLG: 0.381	K	G4-3			G6-3		K		P5 G1-6-3 BB	4	0	0	0	1	2	3
Mark Kotsay, L (1, 9) OBP: 0.316, SLG: 0.409							1B		G1-6-3	5	1	3	2	0	1	1
Derrek Lee, R (1, 3) OBP: 0.323, SLG: 0.423										2	0	0	0	2	2	1
Cliff Floyd, L (1, 7) OBP: 0.343, SLG: 0.492	F8								P5	5	0	2	0	0	0	5
Kevin Orie, R (1, 5) OBP: 0.294, SLG: 0.351										3	1	1	0	1	0	3
Randy Knorr, R (1, 2) OBP: 0.229, SLG: 0.478										3	0	1	1	0	1	0
Brian Daubach, L (7, PH)										1	0	0	0	0	1	2
Mike Redmond, R (7, 2) OBP: 0.364, SLG: 0.450										1	0	0	0	0	1	3
Alex Gonzalez, R (1, 6) OBP: 0.268, SLG: 0.274										2	0	1	0	1	1	0
John Cangelosi, S (8, PH) OBP: 0.339, SLG: 0.299										1	0	0	0	0	0	0
Dave Berg, R (8, 6) OBP: 0.387, SLG: 0.393										0	0	0	0	0	0	0
Jesus Sanchez, L (1, 1) OBP: 0.140, SLG: 0.163										2	0	0	0	0	0	1
Ryan Jackson, L (8, PH) OBP: 0.307, SLG: 0.379										1	0	0	0	0	0	0
Brian Edmondson, R (8, 1)										0	0	0	0	0	0	0
Vic Darenbourg, L (8, 1)										0	0	0	0	0	0	0

Inning Stats	R: 0	H: 1	E: 0	K: 1	S: 12	P: 22	R: 1	H: 2	E: 0	K: 0	S: 10	P: 19	R: 0	H: 1	E: 0	K: 2	S: 15	P: 21	R: 0	H: 2	E: 0	K: 1	S: 14	P: 16	R: 0	H: 0	E: 0	K: 1	S: 6	P: 8	R: 2	H: 2	E: 1	K: 2	S: 15	P: 27	R: 0	H: 0	E: 0	K: 0	S: 9	P: 12	R: 0	H: 0	E: 0	K: 1	S: 5	P: 17
1B: 5	SF: 0	2B: 3	SAC: 1	3B: 0	DP: 0	HR: 1	HBP: 2	WP: 0	PA: 43																																							

PITCHER	IP	WLS	BF	H	R	ER	SO	BB	IBB	HBP	BLK	WP	HR	S	P	ERA	WHIP
Masato Yoshii, R (1, 1) ERA: 3.93	6.1	W	30	9	3	3	8	2	0	0	0	0	1	77	113	4.26	1.737
Turk Wendell, R (7, 1) ERA: 2.96	1.2		7	0	0	0	1	1	0	1	0	0	0	18	29	0.00	0.600
John Franco, L (9, 1) ERA: 3.68	1.0	S	6	0	0	0	1	2	0	1	0	0	0	5	17	0.00	2.000

Batter	1	2	3	4	5	6	7	8	9	AB R H RBI BB SO LOB	TOP		
Luis Castillo, S (1, 4) OBP: 0.297, SLG: 0.274 Dave Berg, R (3, 4) OBP: 0.388, SLG: 0.400	1-2 G3		0-0 B3		3-2 P3			0-1 2B		2 0 0 0 0 0 0 2 0 1 0 0 0 0			
Todd Dunwoody, L (1, 8) OBP: 0.292, SLG: 0.381	3-1 1B 1B		4-0 BB		1-0 G4-3			2-2 F8		3 0 1 0 1 0 1			
Mark Kotsay, L (1, 9) OBP: 0.315, SLG: 0.408	0-0 1-2 1B		0-0 F7		0-0 F9			1-3 K		4 0 1 0 0 1 2			
Cliff Floyd, L (1, 7) OBP: 0.342, SLG: 0.490 Preston Wilson, R (5, 7) OBP: 0.235, SLG: 0.277	1-3 K		0-2 L8		1-3 K			0-2 G3		2 0 0 0 0 1 3 2 0 0 0 0 1 0			
Ryan Jackson, L (1, 3) OBP: 0.302, SLG: 0.372	1-3 K			1-3 K		2-2 F7		2-3 K		4 0 0 0 0 3 2			
Kevin Orie, R (1, 5) OBP: 0.296, SLG: 0.353		2-2 B5-3 1B		2-2 1B		0-0 B1-3		1-1 P4		4 0 2 0 0 0 0			
Randy Knorr, R (1, 2) OBP: 0.216, SLG: 0.449		2-1 F9		2-2 F7		3-1 G4-3				3 0 0 0 0 0 2			
Alex Gonzalez, R (1, 6) OBP: 0.257, SLG: 0.262		0-1 B5-3 1-2		1-3 K		1-3 K				3 0 0 0 0 2 2			
Brian Meadows, R (1, 1) OBP: 0.190, SLG: 0.132 Antonio Alfonseca, R (7, 1) John Cangelosi, S (8, PH) OBP: 0.337, SLG: 0.297 Donn Pall, R (8, 1)		3-3 K			2-3 K			3-2 G5-3		2 0 0 0 0 2 1 0 0 0 0 0 0 0 1 0 0 0 0 0 0 0 0 0 0 0 0 0			
Inning Stats	R: 0 H: 2 E: 0 LOB: 2 K: 2 BB: 0 S: 15 P: 21	R: 0 H: 1 E: 0 LOB: 1 K: 1 BB: 0 S: 11 P: 18	R: 0 H: 0 E: 0 LOB: 1 K: 2 BB: 0 S: 5 P: 9	R: 0 H: 1 E: 0 LOB: 1 K: 2 BB: 0 S: 13 P: 19	R: 0 H: 0 E: 0 LOB: 0 K: 1 BB: 0 S: 12 P: 18	R: 0 H: 0 E: 0 LOB: 0 K: 1 BB: 0 S: 8 P: 11	R: 0 H: 0 E: 0 LOB: 0 K: 1 BB: 0 S: 8 P: 12	R: 0 H: 1 E: 0 LOB: 1 K: 1 BB: 0 S: 14 P: 20	R: 0 H: 0 E: 0 LOB: 0 K: 1 BB: 0 S: 10 P: 13	1B: 4 SF: 0 2B: 1 SAC: 0 3B: 0 DP: 0 HR: 0 HBP: 0	WP: 0 PA: 33 PB: 0 SB: 0 CS: 0		
PITCHER	IP WLS BF H R ER SO BB IBB HBP BLK WP HR S P ERA WHIP											PITCHER	IP WLS BF H R ER SO BB IBB HBP BLK WP HR S P ERA WHIP
Al Leiter, L (1, 1) ERA: 2.4 Turk Wendell, R (9, 1) ERA: 2.92	8.0 W 30 5 0 0 9 1 0 0 0 0 0 0 86 128 0.00 0.750												

Florida Marlins @ New York Mets
Shea Stadium, Flushing, NY
Sun Sep 20 1998, 3:33 AM EDT
Att. 52,767 - Sunny - 75 F

livebaseballscorecards.com

AB 32
R 0
H 5
RBI 0
BB 1
SO 10
LOB 13



Batter	1	2	3	4	5	6	7	8	9
Tony Phillips, S (1, 7) OBP: 0.386, SLG: 0.385	1-0 F8		4-2 HR BB		0-0 1B		0-0 2B		
Edgardo Alfonzo, R (1, 5) OBP: 0.356, SLG: 0.428	0-3 K		0-1 P4		1-0 P4		2-0 F9		
John Olerud, L (1, 3) OBP: 0.444, SLG: 0.557	4-0 BB		1-0 1-H HR		1-0 1B 2B		4-1 BB		
31 Mike Piazza, R (1, 2) OBP: 0.389, SLG: 0.573	2-1 F9		1-2 F8		0-2 L8		1-0 P3		
Brian McRae, S (1, 8) OBP: 0.359, SLG: 0.468		1-1 G4-3		1-2 F7		1-0 F8		0-0 SH1-4 1B	
Lenny Harris, L (1, 9) OBP: 0.309, SLG: 0.387		2-0 G3		1-2 CS 1B		0-0 2-H 1B		2-1 SH1-4 1B	
Carlos Baerga, S (1, 4) OBP: 0.304, SLG: 0.369		2-1 1B		1-0 SAFE F7 1-2		0-1 F8		1-1 SH1-4 1-2 2-3	
Rey Ordonez, R (1, 6) OBP: 0.281, SLG: 0.305		1-2 G5-3		1-0 L5		0-1 SH1-4 2B 1B		4-0 IBB	
Al Leiter, L (1, 1) OBP: 0.194, SLG: 0.127			1-3 K		1-3 K		0-1 SH1-4	2-1 SF8-4-2	
Matt Franco, L (8, PH) OBP: 0.365, SLG: 0.353									
Turk Wendell, L (9, 1)									

AB	R	H	RBI	BB	SO	LOB
3	1	2	1	1	0	0
4	0	0	0	0	1	3
2	2	2	2	2	0	0
4	0	0	0	0	0	4
4	1	1	0	0	0	1
4	0	3	1	0	0	0
3	0	1	0	0	0	2
3	1	1	0	1	0	1
2	0	0	0	0	2	0
0	0	0	1	0	0	0
0	0	0	0	0	0	0

AB	R	H	RBI	BB	SO	LOB
29	5	10	5	4	3	11

Inning Stats		R: 0	H: 0	E: 0	K: 1	S: 6	LOB: 1	BB: 1	P: 13
Inning Stats		R: 0	H: 1	E: 0	K: 0	S: 8	LOB: 1	BB: 0	P: 14
Inning Stats		R: 2	H: 1	E: 0	K: 1	S: 14	LOB: 0	BB: 1	P: 21
Inning Stats		R: 0	H: 1	E: 0	K: 0	S: 8	LOB: 0	BB: 0	P: 11
Inning Stats		R: 0	H: 1	E: 0	K: 1	S: 6	LOB: 1	BB: 0	P: 9
Inning Stats		R: 1	H: 2	E: 0	K: 0	S: 8	LOB: 1	BB: 0	P: 10
Inning Stats		R: 1	H: 2	E: 0	K: 0	S: 8	LOB: 2	BB: 1	P: 15
Inning Stats		R: 1	H: 2	E: 0	K: 0	S: 8	LOB: 1	BB: 1	P: 16

PITCHER	IP	WLS	BF	H	R	ER	SO	BB	IBB	HBP	BLK	WP	HR	S	P	ERA	WHIP
Brian Meadows, R (1, 1) ERA: 5.21	6.1	L	28	8	4	4	3	2	0	0	0	0	1	55	83	5.68	1.579
Antonio Alfonseca, R (7, 1) ERA: 4.21	0.2		3	0	0	0	0	1	0	0	0	0	0	3	10	0.00	1.500
Donn Pall, R (8, 1) ERA: 5.34	1.0		5	2	1	1	0	0	1	0	0	0	0	8	16	9.00	2.000

PITCHER	IP	WLS	BF	H	R	ER	SO	BB	IBB	HBP	BLK	WP	HR	S	P	ERA	WHIP
Brian Meadows, R (1, 1) ERA: 5.21	6.1	L	28	8	4	4	3	2	0	0	0	0	1	55	83	5.68	1.579
Antonio Alfonseca, R (7, 1) ERA: 4.21	0.2		3	0	0	0	0	1	0	0	0	0	0	3	10	0.00	1.500
Donn Pall, R (8, 1) ERA: 5.34	1.0		5	2	1	1	0	0	1	0	0	0	0	8	16	9.00	2.000

Florida Marlins @ New York Mets
Shea Stadium, Flushing, NY
 Sun Sep 20 1998, 3:33 AM EDT
 Att: 52,767 - Sunny - 75 F

livebaseballscores.com



WP	PA	3B	DP	HBP	CS
0	36	0	1	0	1

Montreal Expos @ New York Mets
 Shea Stadium, Flushing, NY

Tue Sep 22 1998, 7:05 PM EDT
 Att. 32,467 - Overcast - 67 F

livebaseballscorecards.com



WP: 0 PA: 42
 PB: 0
 SB: 0
 CS: 0

AB 33
 R 5
 H 10
 RBI 5
 BB 5
 SO 6
 LOB 18

AB R H RBI BB SO LOB

5	1	2	1	0	1	1
4	0	0	1	0	0	1
4	1	2	0	1	1	1
2	1	1	0	3	0	0
3	0	0	0	1	0	2
0	0	0	0	0	0	0
0	0	0	0	0	0	0
1	0	0	0	0	0	3
3	0	1	0	0	2	3
2	1	1	1	0	0	1
1	0	0	0	0	0	3
1	0	0	0	0	1	0
4	1	2	2	0	0	1
2	0	0	0	0	1	2
1	0	1	0	0	0	0

1B: 7 SF: 0
 2B: 1 SAC: 2
 3B: 1 DP: 0
 HR: 1 HBP: 1

Batter	1	2	3	4	5	6	7	8	9
Wilton Guerrero, S (1, 4) OBP: 0.307, SLG: 0.379	0-1 G1-4-3		1-1 G3 2-H 3B		1-2 G1-3		0-0 SH2-4 1B		0-3 K 1 SAFE
Terry Jones, S (1, 8) OBP: 0.290, SLG: 0.289	0-1 F8		1-1 G3		1-2 F7		1-0 SH2-4		0-0 FC6-4 1-2f IBB BB
Michael Barrett, R (1, 5) OBP: 0.462, SLG: 0.727	0-1 G1-3		1-2 PO 1B			0-1 BB 1B	0-3 K		4-0 IBB 1-2 BB
Vladimir Guerrero, R (1, 9) OBP: 0.374, SLG: 0.599		2-0 G5-3	2-1 1B			4-2 BB 1B	4-0 IBB		4-0 FC4-6 1-2 IBB
Brad Fullmer, L (1, 3) OBP: 0.328, SLG: 0.451	1-0 P4		0-1 PO	0-0 G3		4-2 1B BB	0-2 P6		1-0 FC4-6 1-2f
Anthony Telford, R (7, 1) OBP: 0.250, SLG: 0.250									
Tim Young, L (7, 1)									
Ugueth Urbina, R (8, 1)									
Bob Henley, R (1, 2) OBP: 0.356, SLG: 0.419	2-0 1B			3-2 FC5-4 HBP		1-3 K		2-3 K	
Derrick May, L (1, 7) OBP: 0.289, SLG: 0.388			1-0 HR	2-2 FC5-4 1-2f		1-2 L6		2-3 K	
Shane Andrews, R (6, PH) OBP: 0.311, SLG: 0.452									
Ryan McGuire, L (6, 7) OBP: 0.288, SLG: 0.240									
Orlando Cabrera, R (1, 6) OBP: 0.332, SLG: 0.406			2-2 SH3 3B 1B	0-2 F9		1-0 1B		1-2 G3	
Mike Thurman, R (1, 1)									
Fernando Seguinol, S (7, 3) OBP: 0.303, SLG: 0.517			1-1 SH3		0-0 G5-3	1-3 K		0-0 FC6-4 1B	

Inning Stats	R: 0	H: 0	E: 0	K: 0	S: 6	P: 6	R: 0	H: 1	E: 0	K: 0	S: 3	P: 8	R: 3	H: 5	E: 0	K: 0	S: 17	R: 0	H: 0	E: 0	K: 0	S: 10	P: 15	R: 0	H: 0	E: 0	K: 0	S: 7	P: 9	R: 2	H: 2	E: 0	K: 2	S: 16	P: 28	R: 0	H: 1	E: 0	K: 1	S: 9	P: 14	R: 0	H: 0	E: 0	K: 2	S: 9	P: 14	R: 0	H: 1	E: 0	K: 1	S: 8	P: 17
--------------	------	------	------	------	------	------	------	------	------	------	------	------	------	------	------	------	-------	------	------	------	------	-------	-------	------	------	------	------	------	------	------	------	------	------	-------	-------	------	------	------	------	------	-------	------	------	------	------	------	-------	------	------	------	------	------	-------

PITCHER	IP	WLS	BF	H	R	ER	SO	BB	IBB	HBP	BLK	WP	HR	S	P	ERA	WHIP
Armando Reynoso, R (1, 1) ERA: 3.24	5.0	L	22	7	5	5	0	1	0	1	0	0	1	47	72	9.00	1.600
Dennis Cook, L (6, 1) ERA: 2.15	1.0		5	1	0	0	2	1	0	0	0	0	0	12	20	0.00	2.000
Greg McMichael, R (7, 1) ERA: 4.09	1.0		5	1	0	0	1	0	1	0	0	0	0	9	14	0.00	1.000
Turk Wendell, R (8, 1) ERA: 2.88	1.0		3	0	0	0	2	0	0	0	0	0	0	9	14	0.00	0.000
John Franco, L (9, 1) ERA: 3.62	1.0		6	1	0	0	1	1	1	0	0	0	0	8	17	0.00	2.000

PITCHER	IP	WLS	BF	H	R	ER	SO	BB	IBB	HBP	BLK	WP	HR	S	P	ERA	WHIP
---------	----	-----	----	---	---	----	----	----	-----	-----	-----	----	----	---	---	-----	------

Batter	1	2	3	4	5	6	7	8	9	AB	R	H	RBI	BB	SO	LOB
Tony Phillips, S OBP: 0.381, SLG: 0.380 Butch Huskey, R OBP: 0.302, SLG: 0.410 Turk Wendell, L (8, 1) Jermaine Allensworth, R OBP: 0.345, SLG: 0.387 Todd Pratt, R OBP: 0.304, SLG: 0.537 (9, PH)	1-2 G3 F B X	1-1 F7 F B X			0-0 F8 X		3-2 P3 F B X		0-3 K S S S	3	0	0	0	0	0	0
Edgardo Alfonzo, R OBP: 0.356, SLG: 0.427 (1, 5)	1-0 BB 31 2B 1B		1-1 F8 C B X			0-0 F9 X		3-1 F8 B B B B X		4	1	1	0	0	0	0
John Olerud, L OBP: 0.444, SLG: 0.555 (1, 3)	4-1 BB 31 2B BB		0-0 G4-3 X			3-1 F8 B F B B X		4-1 BB 31 BB BB		2	1	0	0	2	0	0
31 Mike Piazza, R OBP: 0.390, SLG: 0.574 (1, 2)	1-2 2B 1-H 2-H		1-2 G5-3 T C C B X			3-1 E5 FC4-6 B F B B X		4-2 BB 1-2		3	1	1	2	1	0	0
Brian McRae, S OBP: 0.358, SLG: 0.469 (1, 8)	0-0 1B 2B 2-H				3-2 G3-1 B B B B B X		1-2 FC4-6 1-2f B C S B X		1-2 P3 2	4	0	1	1	0	0	3
Lenny Harris, L OBP: 0.305, SLG: 0.382 John Franco, L (9, 1)	0-3 K SAFE C Z F F S		0-2 G3 X C C			1-1 F7 F B X		1-3 K B B S		4	0	0	0	0	2	3
Carlos Baerga, S OBP: 0.307, SLG: 0.370 (1, 4)	0-0 1B 2-H		1-1 G4-3 B F X			4-1 BB FC5-4 BB F B B B B		4-0 BB B B B B		2	0	1	0	2	0	0
Rey Ordonez, R OBP: 0.279, SLG: 0.302 (1, 6)			0-1 G6-3 C X			0-1 F7 C X		0-2 FC5-4 2B 1-2f F B C X		2-1 F7 B B C X	4	0	0	0	0	2
Armando Reynoso, R OBP: 0.372, SLG: 0.241 Dennis Cook, L (6, 1) Greg McMichael, R (7, 1) Matt Franco, L OBP: 0.368, SLG: 0.363 (7, PH) Jay Payton, R OBP: 0.333, SLG: 0.381 (8, 7) Luis Lopez, S OBP: 0.314, SLG: 0.341 (9, PH)			1-3 K C C C B			1-3 K B B B B		2-0 2B 1-3 B B B X		3-2 F8 C B F B B X	2	0	0	0	0	2

AB	R	H	RBI	BB	SO	LOB
3	0	0	0	0	0	0
1	0	0	0	0	0	2
0	0	0	0	0	0	0
0	0	0	0	0	0	0
1	0	0	0	0	1	1

AB	R	H	RBI	BB	SO	LOB
4	1	1	0	0	0	0
2	1	0	0	2	0	0
3	1	1	2	1	0	0
4	0	1	1	0	0	3
4	0	0	0	0	2	3
0	0	0	0	0	0	0

BOTTOM

Montreal Expos @ New York Mets
Shea Stadium, Flushing, NY
 Tue Sep 22 1998, 7:05 PM EDT
 Att. 32,467 - Overcast - 67 F

livebaseballscorecards.com

AB	32
R	3
H	5
RBI	3
BB	5
SO	5
LOB	12



1B:	2	SF:	0
2B:	3	SAC:	0
3B:	0	DP:	0
HR:	0	HBP:	0

WP:	0	PA:	37
PB:	0		
SB:	0		
CS:	0		

Inning	R	H	E	K	S	R	H	E	K	S	R	H	E	K	S	R	H	E	K	S
1	3	4	0	15	22	0	0	0	7	9	0	0	0	0	0	0	0	0	0	0
2	0	0	0	1	9	0	0	0	1	9	0	0	0	0	0	0	0	0	0	0
3	0	0	0	0	9	0	0	0	0	9	0	0	0	0	0	0	0	0	0	0
4	0	0	0	0	12	0	0	0	0	12	0	0	0	0	0	0	0	0	0	0
5	0	0	0	0	7	0	0	0	0	7	0	0	0	0	0	0	0	0	0	0
6	1	0	1	0	15	0	0	0	0	15	0	0	0	0	0	0	0	0	0	0
7	0	1	2	0	20	0	0	0	0	20	0	0	0	0	0	0	0	0	0	0
8	0	0	2	1	24	0	0	0	0	24	0	0	0	0	0	0	0	0	0	0
9	0	0	1	0	17	0	0	0	0	17	0	0	0	0	0	0	0	0	0	0

PITCHER	IP	WLS	BF	H	R	ER	SO	BB	IBB	HBP	BLK	WP	HR	S	P	ERA	WHIP
Mike Thurman, R ERA: 4.65 (1, 1)	6.1	W	25	4	3	3	3	2	0	0	0	0	0	54	82	4.26	0.947
Anthony Telford, R ERA: 4.0 (7, 1)	0.1		2	1	0	0	0	0	0	0	0	0	0	4	6	0.00	3.000
Tim Young, L ERA: 5.4 (7, 1)	0.2		3	0	0	0	0	1	0	0	0	0	0	6	16	0.00	1.500
Ugueth Urbina, R ERA: 1.34 (8, 1)	1.2	S	7	0	0	0	2	2	0	0	0	0	0	16	31	0.00	1.200

Batter	1	2	3	4	5	6	7	8	9	AB R H RBI BB SO LOB	TOP	
Wilton Guerrero, S (1, 4) OBP: 0.309, SLG: 0.379	4-2 BB	3-2 1B			0-2 P2			0-1 B5-3		3 0 1 0 1 0 0		
Terry Jones, S (1, 8) OBP: 0.285, SLG: 0.284	2-1 F8	2-2 F7			1-0 G2-3			0-3 K		4 0 0 0 0 1 3		
Michael Barrett, R (1, 5) OBP: 0.471, SLG: 0.667 Fernando Seguinol, S (9, 3) OBP: 0.303, SLG: 0.517	2-3 K				2-2 G6-3				2-2 G2-3 1B	4 1 2 0 0 1 1 0 0 0 0 0 0 0		
Vladimir Guerrero, R (1, 9) OBP: 0.372, SLG: 0.595	1-2 G5-3				1-1 F9				2-0 G2-3	4 0 0 0 0 0 3		
Brad Fullmer, L (1, 3) OBP: 0.327, SLG: 0.449 Ugueth Urbina, R (9, 1)					1-2 F9				4-0 1B IBB	3 0 0 0 1 0 1 0 0 0 0 0 0 0		
Bob Henley, R (1, 2) OBP: 0.352, SLG: 0.440					1-3 K				2-3 K	4 1 1 1 0 2 2		
Derrick May, L (1, 7) OBP: 0.284, SLG: 0.382 Ryan McGuire, L (7, 7) OBP: 0.290, SLG: 0.244					2-2 E6				3-2 1B	3 0 0 0 0 0 0 1 0 1 1 0 0 0		
Orlando Cabrera, R (1, 6) OBP: 0.331, SLG: 0.407					0-2 G4-6-3				2-2 F7	4 1 1 0 0 0 3		
Carl Pavano, R (1, 1) OBP: 0.158, SLG: 0.184 Tim Young, L (7, 1) Mike Maddux, L (7, 1) Rick DeHart, L (8, 1) Anthony Telford, R (8, 1) Shane Andrews, R (9, 5) OBP: 0.250, SLG: 0.250 OBP: 0.311, SLG: 0.452					0-3 K				1-1 G3-1	2 0 1 1 0 1 0 0 0 0 0 0 0 0 1 0		
Inning Stats	R: 0 H: 0 E: 0 LOB: 1 K: 1 BB: 1 S: 12 P: 21	R: 2 H: 4 E: 0 LOB: 2 K: 0 BB: 0 S: 19 P: 31	R: 0 H: 0 E: 0 LOB: 0 K: 0 BB: 0 S: 8 P: 12	R: 0 H: 0 E: 1 LOB: 0 K: 1 BB: 0 S: 11 P: 14	R: 0 H: 0 E: 0 LOB: 0 K: 1 BB: 0 S: 7 P: 8	R: 0 H: 1 E: 0 LOB: 0 K: 0 BB: 0 S: 6 P: 6	R: 0 H: 0 E: 0 LOB: 0 K: 0 BB: 0 S: 6 P: 11	R: 0 H: 0 E: 0 LOB: 0 K: 1 BB: 0 S: 7 P: 8	R: 1 H: 2 E: 0 LOB: 2 K: 1 BB: 1 S: 13 P: 28	1B: 4 SF: 0 2B: 2 SAC: 0 3B: 0 DP: 2 HR: 1 HBP: 0	WP: 0 PA: 35 PB: 0 SB: 0 CS: 0	
PITCHER	IP WLS BF H R ER SO BB IBB HBP BLK WP HR S P ERA WHIP											
Bobby Jones, R (1, 1) ERA: 4.05	7.0 L 26 5 2 2 3 1 0 0 0 0 1 69 103 2.57 0.857											
Turk Wendell, R (8, 1) ERA: 2.92	2.0 9 2 1 1 2 0 1 0 0 0 0 20 36 4.50 1.000											

Montreal Expos @ New York Mets
Shea Stadium, Flushing, NY
 Wed Sep 23 1998, 7:05 PM EDT
 Att. 29,728 - Unknown - 64 F

livebaseballscorecards.com

AB 33
R 3
H 7
RBI 3
BB 2
SO 5
LOB 13



BOTTOM

Montreal Expos @ New York Mets
Shea Stadium, Flushing, NY
Wed Sep 23 1998, 7:05 PM EDT
Att: 29,728 - Unknown - 64 F

livebaseballscorecards.com

AB	32
R	0
H	3
RBI	0
BB	3
SO	5
LOB	18



WP	1	PA	35
PB	0	SB	0
CS	0		

AB	R	H	RBI	BB	SO	LOB
4	0	0	0	0	0	1
4	0	0	0	0	0	1
3	0	0	0	1	0	1
4	0	2	0	0	1	2
3	0	0	0	1	0	3
2	0	0	0	0	0	1
1	0	0	0	1	0	0
2	0	0	0	0	0	0
0	0	0	0	0	0	0
1	0	0	0	0	0	0
1	0	0	0	0	0	0
2	0	0	0	0	0	0
1	0	0	0	0	1	3
0	0	0	0	0	0	0
1	0	0	0	0	1	0
2	0	1	0	0	1	0
1	0	0	0	0	1	3

Batter	1	2	3	4	5	6	7	8	9
Tony Phillips, S OBP: 0.376, SLG: 0.373 (1, 7)	F7 1-0		G3 3-2			L8 3-2		G2-3 2-1	
Edgardo Alfonzo, R OBP: 0.353, SLG: 0.424 (1, 5)	F9 3-2		P2 0-1			G4-3 3-2		E5 2-1	
John Olerud, L OBP: 0.443, SLG: 0.552 (1, 3)	FC4-6 4-0			F9 3-2		G4-3 1-0		F9 2-2	
31 Mike Piazza, R OBP: 0.391, SLG: 0.573 (1, 2)	FC4-6 2-1			1B 2-1		BB 3-2	BB 1B	K 0-3	
Brian McRae, S OBP: 0.358, SLG: 0.466 (1, 8)		G3 0-1		L8 0-0		BB 4-2	BB 1-2	F7 3-2	
Lenny Harris, L OBP: 0.303, SLG: 0.379 Jay Payton, R OBP: 0.348, SLG: 0.364 (7, PH) (8, 9)		F8 0-0		G1 2-2		BB 4-0		L4 1-2	
Carlos Baerga, S OBP: 0.306, SLG: 0.369 Butch Huskey, R OBP: 0.302, SLG: 0.410 Matt Franco, L OBP: 0.366, SLG: 0.361 Ralph Milliard, R (8, 4) Jorge Fabregas, L OBP: 0.255, SLG: 0.251 (9, PH)		L4 0-2		F9 1-2		P6 2-1		P6 1-2	
Rey Ordenez, R OBP: 0.278, SLG: 0.301 Todd Hundley, S OBP: 0.264, SLG: 0.270 Turk Wendell, L (8, 1) Todd Pratt, R OBP: 0.300, SLG: 0.529 (9, PH)		P3 1-2		P3 1-2		K 1-3		K 2-3	
Bobby Jones, R OBP: 0.220, SLG: 0.208 Luis Lopez, S OBP: 0.313, SLG: 0.340 (7, PH) (8, 6)		G3 1-1		K 0-3		K 2-3			

Inning Stats	R	H	E	K	S	H	LOB	BB	P	R	H	E	K	S	H	LOB	BB	P	1B	SF	2B	3B	HR	SF	SAC	DP	HBP
	0	0	0	6	16	0	1	0	6	0	1	0	10	9	0	1	0	12	3	0	0	0	1	0	0	0	0
	0	0	0	6	16	0	0	0	6	0	0	0	9	16	0	0	0	12	3	0	0	0	1	0	0	0	
	0	0	0	6	16	0	0	0	6	0	0	0	10	12	0	0	0	12	3	0	0	0	1	0	0	0	
	0	0	0	6	16	0	0	0	6	0	0	0	9	16	0	0	0	12	3	0	0	0	1	0	0	0	
	0	0	0	6	16	0	0	0	6	0	0	0	10	12	0	0	0	12	3	0	0	0	1	0	0	0	
	0	0	0	6	16	0	0	0	6	0	0	0	9	16	0	0	0	12	3	0	0	0	1	0	0	0	
	0	0	0	6	16	0	0	0	6	0	0	0	10	12	0	0	0	12	3	0	0	0	1	0	0	0	
	0	0	0	6	16	0	0	0	6	0	0	0	9	16	0	0	0	12	3	0	0	0	1	0	0	0	

PITCHER	IP	WLS	BF	H	R	ER	SO	BB	IBB	HBP	BLK	WP	HR	S	P	ERA	WHIP
Carl Pavano, R ERA: 4.07 (1, 1)	6.0		23	3	0	0	1	2	0	0	0	0	0	56	94	0.00	0.833
Tim Young, L ERA: 5.4 (7, 1)	0.0		1	0	0	0	0	1	0	0	0	0	0	4			
Mike Maddux, R ERA: 3.67 (7, 1)	1.1		5	0	0	0	2	0	0	0	0	0	0	12	21	0.00	0.000
Rick DeHart, L ERA: 5.33 (8, 1)	0.1		1	0	0	0	0	0	0	0	0	0	0	3	5	0.00	0.000
Anthony Telford, R ERA: 3.99 (8, 1)	0.1		2	0	0	0	1	0	0	0	0	1	0	6	9	0.00	0.000

PITCHER	IP	WLS	BF	H	R	ER	SO	BB	IBB	HBP	BLK	WP	HR	S	P	ERA	WHIP
Ugueth Urbina, R ERA: 1.32 (9, 1)	1.0		3	0	0	0	1	0	0	0	0	0	0	9	13	0.00	0.000

New York Mets @ Atlanta Braves

Turner Field, Atlanta, GA

Fri Sep 25 1998, 7:05 PM EDT
Att. 48,443 - Unknown - 75 F



AB	35
R	5
H	11
RBI	5
BB	6
SO	5
LOB	26

WP:	0	PA:	44
PB:	0		
SB:	0		
CS:	0		

Batter	1	2	3	4	5	6	7	8	9	AB	R	H	RBI	BB	SO	LOB											
Tony Phillips, S (1, 7) OBP: 0.380, SLG: 0.373 Jay Payton, R (8, PR) OBP: 0.348, SLG: 0.364 (8, 7)	G6-3		F8 1B 2-H	P2		BB 1B BB		1B BB 1-2		3	0	1	1	2	0	3											
Edgardo Alfonzo, R (1, 5)	G5-3		1-1 31 FC5-4 1-2 1B	P4		1-2 BB 1-2 1B		2-3 K		5	0	2	0	0	1	5											
John Olerud, L (1, 3)	F8		0-0 F8 2-3		2-1 31 2B HBP	1-2 BB 1-2 2-3		0-0 1-3 2-H 1B		3	1	1	1	1	0	2											
31 Mike Piazza, R (1, 2)		1-1 2B	1-0 FC5-4 1-2f		1-2 1-H 2B	3-3 K		4-1 SH5-4 BB BB		4	1	2	1	1	1	5											
Brian McRae, S (1, 8)		2-1 F9		4-0 1B 1B 1B BB	1-0 G5-3		2-3 K	4-2 G3 SH5-4 1-2 BB		3	1	0	0	2	1	2											
Butch Huskey, R (1, 9) Lenny Harris, L (7, PH) OBP: 0.302, SLG: 0.378 (7, 9)		0-0 F8		1-2 1B 1B 1-2 1B	1-1 G5-3		0-0 G3	1-1 SH5-4		3	0	1	0	0	0	2											
Carlos Baerga, S (1, 4)		2-2 G4-3		0-1 1B 1-2 2-3 1B	3-3 K		1-2 G4-3	3-2 G3		5	0	1	1	0	1	3											
Rey Ordonez, R (1, 6) Todd Hundley, S (9, PH) Todd Pratt, R (9, PH) OBP: 0.279, SLG: 0.303 OBP: 0.264, SLG: 0.270 OBP: 0.296, SLG: 0.522			0-1 SH1-4 1B	1-0 1-2 2-3 3-H 1B		0-0 G4-3		1-1 G5-3	2-3 K	4	1	2	1	0	0	0											
Rick Reed, R (1, 1) Jemaine Allensworth, R (8, PH) Rigo Beltran, L (8, PH) Matt Franco, L (8, PR) Mike Kinkade, R (8, PR) Dennis Cook, L (8, 1) Greg McMichael, R (8, 1)			0-0 SH1-4	1-2 L4		1-1 P3		1-2 BB 1B		1	0	0	0	0	0	3											
Inning Stats	R: 0 E: 0 K: 0 S: 8	H: 0 LOB: 0 BB: 0 P: 15	R: 0 E: 0 K: 0 S: 8	H: 1 LOB: 1 BB: 0 P: 13	R: 1 E: 0 K: 0 S: 10	H: 3 LOB: 2 BB: 0 P: 12	R: 1 E: 0 K: 0 S: 13	H: 3 LOB: 3 BB: 1 P: 24	R: 1 E: 0 K: 1 S: 11	H: 1 LOB: 1 BB: 0 P: 19	R: 0 E: 0 K: 1 S: 9	H: 1 LOB: 3 BB: 2 P: 22	R: 0 E: 0 K: 1 S: 9	H: 0 LOB: 0 BB: 0 P: 12	R: 1 E: 0 K: 1 S: 11	H: 2 LOB: 2 BB: 1 P: 19	R: 1 E: 0 K: 1 S: 19	H: 0 LOB: 1 BB: 2 P: 33	1B: 9 2B: 2 3B: 0 HR: 0	SF: 0 SAC: 2 DP: 0 HBP: 1	WP: 0 PA: 44						
PITCHER	IP	WLS	BF	H	R	ER	SO	BB	IBB	HBP	BLK	WP	HR	S	P	ERA	WHIP										
Bruce Chen, L (1, 1) ERA: 3.98	4.0		22	8	3	3	0	1	0	1	0	0	0	43	71	6.75	2.250										
Odalis Perez, L (5, 1) ERA: 4.22	1.2		8	1	0	0	1	2	0	0	0	0	0	13	28	0.00	1.800										
Dennis Martinez, R (6, 1) ERA: 4.38	1.1	W	4	0	0	0	2	0	0	0	0	0	0	12	18	0.00	0.000										
Rudy Seanez, R (8, 1) ERA: 2.83	1.0		5	2	1	1	1	1	0	0	0	0	0	11	19	9.00	3.000										
Kerry Ligtenberg, R (9, 1) ERA: 2.75	0.2		4	0	1	1	0	2	0	0	0	0	0	12	24	13.50	3.000										
PITCHER	IP	WLS	BF	H	R	ER	SO	BB	IBB	HBP	BLK	WP	HR	S	P	ERA	WHIP										
John Rocker, L (9, 1) ERA: 2.15	0.1	S	1	0	0	0	1	0	0	0	0	0	0	7	9	0.00	0.000										

Batter	1	2	3	4	5	6	7	8	9	AB	R	H	RBI	BB	SO	LOB
Walt Weiss, S OBP: 0.388, SLG: 0.341 (1, 6)	1-1 G3-1	1-3 K			0-1 G4-3		1-0 1B			4	0	1	0	0	1	1
Keith Lockhart, L OBP: 0.311, SLG: 0.387 Tony Graffanino, R OBP: 0.275, SLG: 0.318 (7, PH) (8, 4)	2-2 P4		1-0 G5-3		0-0 HR		1-2 SAFE F7			3	1	1	1	0	0	0
10 Chipper Jones, S OBP: 0.402, SLG: 0.546 (1, 5)	4-2 HBP 1B BB		1-0 CS 1B		1-1 F7			0-0 G6-3		3	1	1	0	1	0	0
Andres Galarraga, R OBP: 0.394, SLG: 0.596 (1, 3)	3-2 SAFE 1B 1-2 E HBP		3-2 L8		0-0 G6-3			2-3 K		3	1	0	0	0	1	1
Ryan Klesko, L OBP: 0.359, SLG: 0.475 Danny Bautista, R OBP: 0.282, SLG: 0.393 (1, 7) (8, 7)	1-0 E9 1B 1-H 2-H			1-3 K		1-3 K		2-1 2B 2B		3	0	1	1	0	2	0
Javy Lopez, R OBP: 0.329, SLG: 0.536 (1, 2)	1-0 F9			1-0 HR 1B		3-2 L7		1-1 2B 2-H		4	1	2	1	0	0	1
Andruw Jones, R OBP: 0.324, SLG: 0.520 (1, 8)			3-2 CS 1B		2-0 HR 1-H		2-2 P6		1-3 K2-3	4	1	2	2	0	1	1
Michael Tucker, L OBP: 0.328, SLG: 0.421 Gerald Williams, R OBP: 0.350, SLG: 0.502 (7, PH) (8, 9)			1 SAFE SAFE SAFE 1 SAFE		2-3 K			2-2 G4-3		2	0	1	0	0	1	0
Bruce Chen, L OBP: 0.143, SLG: 0.143 Odalis Perez, L (5, 1) Dennis Martinez, R OBP: 0.167, SLG: 0.182 Greg Colburn, R OBP: 0.363, SLG: 0.455 Rudy Seanez, R (8, 1) Kerry Ligtenberg, R (9, 1) John Rocker, R (9, 1)			2-3 K		0-3 K			3-3 K		1	0	0	0	0	0	0

BOTTOM

New York Mets @ Atlanta Braves
Turner Field, Atlanta, GA
Fri Sep 25 1998, 7:05 PM EDT
Att: 48,443 - Unknown - 75 F

livebaseballscorecards.com

AB	32
R	6
H	10
RBI	5
BB	1
SO	9
LOB	6



Inning Stats	R	H	ER	SO	BB	IBB	HBP	BLK	WP	HR	S	P	ERA	WHIP
Rick Reed, R ERA: 3.48 (1, 1)	2	1	0	5	1	0	1	0	0	2	49	79	7.20	1.600
Rigo Beltran, L ERA: 3.52 (6, 1)	1	0	0	2	0	0	0	0	0	0	19	32	0.00	0.500
Dennis Cook, L ERA: 2.26 (8, 1)	0	2	1	1	0	0	0	0	0	0	8	13	13.50	3.000
Greg McMichael, R ERA: 4.07 (8, 1)	0	1	0	0	0	0	0	0	0	0	3	4	0.00	0.000

PITCHER	IP	WLS	BF	H	R	ER	SO	BB	IBB	HBP	BLK	WP	HR	S	P	ERA	WHIP
Rick Reed, R	5.0	L	22	7	5	4	5	1	0	1	0	0	2	49	79	7.20	1.600
Rigo Beltran, L	2.0		7	1	0	0	2	0	0	0	0	0	0	19	32	0.00	0.500
Dennis Cook, L	0.2		4	2	1	1	1	0	0	0	0	0	0	8	13	13.50	3.000
Greg McMichael, R	0.1		1	0	0	0	1	0	0	0	0	0	0	3	4	0.00	0.000

BOTTOM

New York Mets @ Atlanta Braves
Turner Field, Atlanta, GA
Sat Sep 26 1998, 7:05 PM EDT
Att. 48,117 - Sunny - 83 F

livebaseballscorecards.com

AB	30
R	4
H	6
RBI	4
BB	3
SO	7
LOB	13



WP	0	PA	33
PB	0		
SB	0		
CS	0		

AB R H RBI BB SO LOB

4	1	1	0	0	1	0
3	1	1	0	1	1	0
3	1	1	1	1	0	0
3	0	1	0	1	1	0
4	1	1	1	0	1	6
4	0	1	2	0	2	3
3	0	0	0	0	0	2
2	0	0	0	0	0	0
1	0	0	0	0	0	2
1	0	0	0	0	0	0
0	0	0	0	0	0	0
1	0	0	0	0	0	0
0	0	0	0	0	0	0
0	0	0	0	0	0	0
0	0	0	0	0	0	0
0	0	0	0	0	0	0
0	0	0	0	0	0	0
1B:	2	SF:	0			
2B:	3	SAC:	0			
3B:	0	DP:	0			
HR:	1	HBP:	0			

1B:	2	SF:	0
2B:	3	SAC:	0
3B:	0	DP:	0
HR:	1	HBP:	0

WP	0	PA	33
PB	0		
SB	0		
CS	0		

Batter	1	2	3	4	5	6	7	8	9
Walt Weiss, S (1, 6) OBP: 0.386, SLG: 0.343	2-3 K ①			1-0 G5-3 ①		2-1 10 1B 2B	1-2 L8 ②		
Gerald Williams, R (1, 9) OBP: 0.352, SLG: 0.504	2-2 F7 ②			1-1 1B 2B		4-2 10 1B 2B BB	2-3 K ③		
10 Chipper Jones, S (1, 5) OBP: 0.402, SLG: 0.545	2-2 G3 ③			4-0 1B BB		3-2 2B 1B	0-0 F7 ①		
Andres Galarraga, R (1, 3) OBP: 0.385, SLG: 0.594			1-3 K ①	3-2 1B		4-2 2B BB	2-1 L7 ②		
Javy Lopez, R (1, 2) OBP: 0.328, SLG: 0.540			3-1 L6 ②	0-1 P3 ②		1-3 K ①	0-1 HR		
Andrew Jones, R (1, 8) OBP: 0.323, SLG: 0.520			2-3 K ③	1-3 K ③		0-1 2B	0-0 F8 ③		
Danny Bautista, R (1, 7) OBP: 0.276, SLG: 0.385			2-2 F8 ①		1-0 G6-3 ①	1-0 G5-3 ②			
Tony Graffanino, R (1, 4) OBP: 0.273, SLG: 0.316			2-1 F7 ②		1-1 G6-3 ②	0-1 G1-3 ③			
Keith Lockhart, L (6, PH) OBP: 0.311, SLG: 0.386									
Tom Glavine, L (1, 1) OBP: 0.280, SLG: 0.282			2-2 F7 ③		1-3 K ③		3-2 G3-1 ①		
Wes Helms, R (5, PH) OBP: 0.308, SLG: 0.615									
Denny Neagle, L (6, 1) OBP: 0.224, SLG: 0.190									
Ryan Klesko, L (7, PH) OBP: 0.358, SLG: 0.474									
Kevin Millwood, R (8, 1) OBP: 0.179, SLG: 0.100									
Norm Charlton, S (8, 1)									
Kerry Ligtenberg, R (9, 1)									

Inning Stats	R: 0 E: 0 K: 1 S: 14	H: 0 LOB: 0 BB: 0 P: 20	R: 0 E: 0 K: 2 S: 10	H: 0 LOB: 0 BB: 0 P: 16	R: 0 E: 0 K: 0 S: 9	H: 0 LOB: 0 BB: 0 P: 15	R: 0 E: 0 K: 1 S: 11	H: 2 LOB: 3 BB: 1 P: 21	R: 0 E: 0 K: 1 S: 6	H: 0 LOB: 0 BB: 0 P: 9	R: 3 E: 0 K: 1 S: 21	H: 3 LOB: 2 BB: 2 P: 36	R: 0 E: 0 K: 1 S: 9	H: 0 LOB: 0 BB: 0 P: 15	R: 1 E: 0 K: 0 S: 6	H: 1 LOB: 0 BB: 0 P: 8
--------------	-------------------------------	----------------------------------	-------------------------------	----------------------------------	------------------------------	----------------------------------	-------------------------------	----------------------------------	------------------------------	---------------------------------	-------------------------------	----------------------------------	------------------------------	----------------------------------	------------------------------	---------------------------------

PITCHER	IP	WLS	BF	H	R	ER	SO	BB	IBB	HBP	BLK	WP	HR	S	P	ERA	WHIP
Al Leiter, L (1, 1) ERA: 2.47	5.1	L	24	5	3	3	6	3	0	0	0	0	0	68	113	5.06	1.500
Turk Wendell, R (6, 1) ERA: 2.85	1.2		5	0	0	0	1	0	0	0	0	0	0	12	19	0.00	0.000
Greg McMichael, R (8, 1) ERA: 4.14	1.0		4	1	1	1	0	0	0	0	0	0	1	6	8	9.00	1.000

Batter	1	2	3	4	5	6	7	8	9	AB R H RBI BB SO LOB	TOP			
Tony Phillips, S OBP: 0.375, SLG: 0.369 (1, 7) C X	0-1 L6		2-3 K		0-0 G1-3		1-0 2B		1-3 K	5 1 1 0 0 2 0				
Edgardo Alfonzo, R OBP: 0.355, SLG: 0.427 (1, 5) C X	1-1 G1-5-3		3-1 1B 2B		1-1 1B FC6-4		0-1 1B 2B		2-3 K	5 1 3 1 0 1 0				
John Olerud, L OBP: 0.447, SLG: 0.551 (1, 3) C B C S	1-3 K		2-1 1B 31 2-H		2-0 F7		3-2 1B 2-3		4-2 BB	4 0 2 1 1 1 1				
31 Mike Piazza, R OBP: 0.390, SLG: 0.570 (1, 2) B B B B B B X		3-2 1B BB G3-1	1-0 1B 1-2		0-0 FC6-4 1-2f		0-3 K		0-2 P4	5 0 2 0 0 1 4				
Brian McRae, S OBP: 0.360, SLG: 0.462 (1, 8) B L B B B B B B		4-2 BB G3-1 1-2	1-2 F8		4-2 BB FC4-6		3-3 K			2 0 0 0 2 1 4				
Lenny Harris, L OBP: 0.300, SLG: 0.372 (1, 9) B C B B X		2-1 G3-1 1-2 2-3	0-1 G4-1		0-0 FC4-6 1-2f		4-2 BB			3 0 0 0 1 0 5				
Carlos Baerga, S OBP: 0.303, SLG: 0.364 (1, 4) X		0-0 F7		1-1 B5-3		0-0 F8		2-1 L6		4 0 0 0 0 0 4				
Rey Ordóñez, R OBP: 0.278, SLG: 0.299 (1, 6) Matt Franco, L OBP: 0.366, SLG: 0.360 (8, PH) Dennis Cook, L (8, 1) Greg McMichael, R (8, 1)		4-0 IBB		0-0 G6-3		1-1 F7		3-2 P8		2 0 0 0 1 0 1 1 0 0 0 0 0 1 0 0 0 0 0 0 0 0 0 0 0 0 0 0				
Armando Reynoso, R OBP: 0.167, SLG: 0.233 (1, 1) Rigo Beltrán, L (2, 1) Hideo Nomo, R OBP: 0.196, SLG: 0.240 (3, 1) Luis López, S OBP: 0.312, SLG: 0.338 (7, PH) Turk Wendell, L (7, 1) Todd Hundley, S OBP: 0.261, SLG: 0.266 (8, PH) Ralph Millard, R (8, 8)		0-2 G6-3		0-3 K		1-0 F7		3-3 K		1 0 0 0 0 0 3 0 0 0 0 0 0 0 1 0 0 0 0 1 0 1 0 0 0 0 0 0 0 0 0 0 0 0 0 1 0 0 0 0 1 1 0 0 0 0 0 0 0				
Inning Stats	R: 0 H: 0 E: 0 LOB: 0 K: 1 BB: 0 S: 7 P: 9	R: 0 H: 1 E: 0 LOB: 3 K: 0 BB: 2 S: 12 P: 25	R: 1 H: 3 E: 0 LOB: 2 K: 1 BB: 0 S: 13 P: 22	R: 0 H: 0 E: 0 LOB: 0 K: 1 BB: 0 S: 6 P: 7	R: 0 H: 1 E: 0 LOB: 1 K: 0 BB: 0 S: 5 P: 8	R: 0 H: 0 E: 0 LOB: 1 K: 2 BB: 1 S: 9 P: 14	R: 1 H: 3 E: 0 LOB: 2 K: 2 BB: 0 S: 16 P: 24	R: 0 H: 0 E: 0 LOB: 1 K: 1 BB: 1 S: 11 P: 23	R: 0 H: 0 E: 0 LOB: 1 K: 2 BB: 1 S: 16 P: 23	1B: 5 SF: 0 2B: 3 SAC: 0 3B: 0 DP: 0 HR: 0 HBP: 0	WP: 0 PA: 40 PB: 0 SB: 0 CS: 0			
PITCHER	IP WLS BF H R ER SO BB IBB HBP BLK WP HR S P ERA WHIP												PITCHER	IP WLS BF H R ER SO BB IBB HBP BLK WP HR S P ERA WHIP
Greg Maddux, R ERA: 2.22 (1, 1)	6.0 W 26 5 1 1 3 2 1 0 0 0 0 0 52 85 1.50 1.167													
Dennis Martínez, R ERA: 4.45 (7, 1)	0.2 5 3 1 1 1 0 0 0 0 0 0 0 10 15 13.50 4.500													
John Rocker, L ERA: 2.13 (7, 1)	0.1 1 0 0 0 0 1 0 0 0 0 0 0 6 9 0.00 0.000													
Russ Springer, R ERA: 4.1 (8, 1)	1.0 4 0 0 0 0 1 1 0 0 0 0 0 11 23 0.00 1.000													
Rudy Seanez, R ERA: 2.75 (9, 1)	1.0 4 0 0 0 0 2 1 0 0 0 0 0 16 23 0.00 1.000													

New York Mets @ Atlanta Braves

Turner Field, Atlanta, GA

Sun Sep 27 1998, 3:33 AM EDT

Att. 48,685 - Cloudy - 78 F

livebaseballscorecards.com

AB	35
R	2
H	8
RBI	2
BB	5
SO	8
LOB	24



BOTTOM

New York Mets @ Atlanta Braves
Turner Field, Atlanta, GA
Sun Sep 27 1998, 3:33 AM EDT
Att: 48,685 - Cloudy - 78 F

livebaseballscorecards.com

AB	38
R	7
H	14
RBI	7
BB	5
SO	6
LOB	21



WP	0	PA	43
PB	0		
SB	0		
CS	0		

AB	3	R	1	H	1	RBI	0	BB	0	SO	0	LOB	2
	2	0	1	0	0	0	0	0	0				

3	1	1	2	0	1	2							
1	0	0	0	0	0	1							
1	1	1	0	0	0	0							

5	1	3	2	0	0	1							
0	0	0	0	0	0	0							

3	0	1	1	2	0	0							
---	---	---	---	---	---	---	--	--	--	--	--	--	--

3	1	1	0	1	0	1							
1	0	1	0	0	0	0							

5	0	0	0	0	2	7							
---	---	---	---	---	---	---	--	--	--	--	--	--	--

4	1	2	1	1	2	3							
---	---	---	---	---	---	---	--	--	--	--	--	--	--

3	0	0	0	1	1	2							
0	0	0	0	0	0	0							

2	1	2	1	0	0	0							
1	0	0	0	0	0	0							
0	0	0	0	0	0	0							
0	0	0	0	0	0	0							
1	0	0	0	0	0	2							
0	0	0	0	0	0	0							
0	0	0	0	0	0	0							

1B	8	SF	0
2B	6	SAC	0
3B	0	DP	0
HR	0	HBP	0

Batter	1	2	3	4	5	6	7	8	9
Walt Weiss, S OBP: 0.386, SLG: 0.343 Ozzie Guillen, L OBP: 0.325, SLG: 0.336	0-1 G3	0-0 2B 1B	0-0 P4			2-1 E9 2B		0-2 L5	
Keith Lockhart, L OBP: 0.311, SLG: 0.388 Marty Malloy, L OBP: 0.233, SLG: 0.321 Tony Graffanino, R OBP: 0.275, SLG: 0.318	2-2 L7	2-0 10 E 2B	2-3 K			3-2 G3		2-2 10 2B 1B	
10 Chipper Jones, S OBP: 0.404, SLG: 0.547 Wes Helms, R OBP: 0.308, SLG: 0.615	1-0 2B 1B	0-0 E6 BB 1B		2-0 G4-3		3-1 F9		1-1 1B 2B	
Andres Galarraga, R OBP: 0.397, SLG: 0.595	1-0 1-H 2B	4-0 BB IBB		3-2 F9			0-1 P4	4-0 1B IBB	
Ryan Klesko, L OBP: 0.359, SLG: 0.473 Danny Bautista, R OBP: 0.281, SLG: 0.389	0-1 SAFE F7	4-2 1-2 2-3 BB		3-0 L8			3-1 2B 1B	1-2 1-2 2-3 1B	
Andruw Jones, R OBP: 0.321, SLG: 0.515		F7 K			1-0 F9		0-1 L6	2-3 K	
Eddie Pérez, R OBP: 0.404, SLG: 0.537		4-2 G1-3 2B BB 1B	2-1 1B 1B		2-3 K		0-0 1-H 2B	2-3 K	
Michael Tucker, L OBP: 0.327, SLG: 0.418 Gerald Williams, R OBP: 0.352, SLG: 0.504		2-2 G1-3	2-3 K		0-0 P3		4-0 IBB		
Greg Maddux, R OBP: 0.278, SLG: 0.280 Curtis Priddy, L OBP: 0.325, SLG: 0.411 Dennis Martinez, R OBP: 0.167, SLG: 0.182 John Rocker, R OBP: 0.361, SLG: 0.452 Greg Colburn, R OBP: 0.361, SLG: 0.452 Russ Springer, R OBP: 0.361, SLG: 0.452 Rudy Seanez, R		3-2 1B 2B 2B	0-0 1-2 1B			1-1 G3	0-0 F8		

Inning Stats	R: 1	H: 2	E: 0	K: 0	S: 10	H: 2	LOB: 1	BB: 0	P: 14	R: 4	H: 4	E: 1	K: 1	S: 25	H: 4	LOB: 3	BB: 3	P: 45	R: 0	H: 2	E: 0	K: 2	S: 11	H: 0	LOB: 0	BB: 0	P: 17	R: 0	H: 0	E: 0	K: 0	S: 5	R: 0	H: 1	E: 1	K: 0	S: 10	H: 2	LOB: 2	BB: 1	P: 18	R: 1	H: 3	E: 0	K: 2	S: 22	H: 3	LOB: 3	BB: 1	P: 34
--------------	------	------	------	------	-------	------	--------	-------	-------	------	------	------	------	-------	------	--------	-------	-------	------	------	------	------	-------	------	--------	-------	-------	------	------	------	------	------	------	------	------	------	-------	------	--------	-------	-------	------	------	------	------	-------	------	--------	-------	-------

PITCHER	IP	WLS	BF	H	R	ER	SO	BB	IBB	HBP	BLK	WP	HR	S	P	ERA	WHIP
Armando Reynoso, R ERA: 3.82	1.2	L	13	6	5	5	0	1	1	0	0	0	0	29	48	27.00	4.200
Rigo Beltran, L ERA: 3.38	0.1		2	0	0	0	1	0	0	0	0	0	0	6	11	0.00	3.000
Hideo Nomo, R ERA: 4.92	4.0		15	3	0	0	3	0	0	0	0	0	0	31	56	0.00	0.750
Turk Wendell, R ERA: 2.93	1.0		6	2	1	1	0	0	1	0	0	0	0	8	15	9.00	2.000
Dennis Cook, L ERA: 2.38	0.1		4	2	1	1	0	0	1	0	0	0	0	11	18	27.00	6.000

PITCHER	IP	WLS	BF	H	R	ER	SO	BB	IBB	HBP	BLK	WP	HR	S	P	ERA	WHIP
Greg McMichael, R ERA: 4.1	0.2		3	1	0	0	2	0	0	0	0	0	0	11	16	0.00	1.500