

# New York Mets - 1998

Batter	1	2	3	4	5	6	7	8	9	10	11	12	13	14	AB	R	H	RBI	BB	SO	LOB	TOP	
Doug Glanville, R (1, 8)	G6-3		F9			G3		G4-3		SH1-4		G1-3		FC6-4	6	0	0	0	0	0	2		
Gregg Jefferies, S (1, 7) OBP: 0.333, SLG: 0.200	G1-3		F7			G3		1B		F8		IBB			5	0	1	0	1	0	1		
Ricky Bottalico, L (12, 1)								1B							0	0	0	0	0	0	0		
Scott Rolen, R (1, 5) OBP: 0.500, SLG: 0.250	P4					1B		BB				F7			4	0	1	0	2	0	2		
Mike Lieberthal, R (1, 2) OBP: 0.167, SLG: 0.167			F7			G3-1		1B		L5				F9	6	0	1	0	0	1	4		
Rico Brogna, L (1, 3)	G1-3					L3		1B							6	0	0	0	0	1	4		
Mark Lewis, R (1, 4) OBP: 0.500, SLG: 0.400						G6-3		BB		G6-3		G4-3			5	0	2	0	1	0	0		
Bobby Abreu, L (1, 9) OBP: 0.333, SLG: 0.333	1B					BB		G3-1		P6		K		G4-3	6	0	2	0	0	1	1		
Desi Relaford, S (1, 6) OBP: 0.333, SLG: 0.333	1B					1B		FC4-6-5-6		F7				K	6	0	2	0	0	2	4		
Curt Schilling, R (1, 13) Jery Spradlin, S (8, 13) Kevin Satchel, R (10, 13) Billy Brewer, L (10, 13) Mark Leiter, R (10, 13) Alex Arias, R (12, 13) Ruben Amaro Jr., S (12, 13)			G1-3			G3				SH1-4		K		FC6-4	3	0	0	0	0	0	2		
<b>Inning Stats</b>	R: 0 E: 0 K: 0 S: 3	H: 0 LOB: 0 BB: 0 P: 3	R: 0 E: 0 K: 1 S: 7	H: 2 LOB: 2 BB: 0 P: 7	R: 0 E: 0 K: 0 S: 3	H: 0 LOB: 0 BB: 0 P: 3	R: 0 E: 0 K: 0 S: 3	H: 1 LOB: 1 BB: 1 P: 7	R: 0 E: 0 K: 0 S: 4	H: 1 LOB: 1 BB: 0 P: 8	R: 0 E: 0 K: 1 S: 5	H: 0 LOB: 0 BB: 2 P: 3	R: 0 E: 0 K: 1 S: 6	H: 1 LOB: 2 BB: 1 P: 10	R: 0 E: 0 K: 0 S: 3	H: 0 LOB: 0 BB: 0 P: 3	R: 0 E: 0 K: 1 S: 5	H: 0 LOB: 1 BB: 1 P: 9	1B: 9 2B: 1 3B: 0 HR: 0	SF: 0 SAC: 1 DP: 2 HBP: 0	WP: 0 PB: 0 CS: 1	PA: 55	
<b>PITCHER</b>	IP: 6.0 WLS: 23 ERA: 1.11	BF: 4 R: 0 ER: 0 SO: 1 BB: 2 IBB: 0 HBP: 0 BLK: 0	H: 4 R: 0 ER: 0 SO: 1 BB: 2 IBB: 0 HBP: 0 BLK: 0	ER: 0 SO: 1 BB: 2 IBB: 0 HBP: 0 BLK: 0	IP: 2.0 WLS: 7 ERA: 1.11	BF: 7 H: 0 R: 0 ER: 0 SO: 1 BB: 1 IBB: 0 HBP: 0 BLK: 0	H: 0 R: 0 ER: 0 SO: 1 BB: 1 IBB: 0 HBP: 0 BLK: 0	IP: 2.0 WLS: 7 ERA: 1.11	BF: 7 H: 0 R: 0 ER: 0 SO: 1 BB: 1 IBB: 0 HBP: 0 BLK: 0	IP: 2.0 WLS: 7 ERA: 1.11	BF: 7 H: 0 R: 0 ER: 0 SO: 1 BB: 1 IBB: 0 HBP: 0 BLK: 0	IP: 2.0 WLS: 7 ERA: 1.11	BF: 7 H: 0 R: 0 ER: 0 SO: 1 BB: 1 IBB: 0 HBP: 0 BLK: 0	IP: 2.0 WLS: 7 ERA: 1.11	BF: 7 H: 0 R: 0 ER: 0 SO: 1 BB: 1 IBB: 0 HBP: 0 BLK: 0	IP: 2.0 WLS: 7 ERA: 1.11	BF: 7 H: 0 R: 0 ER: 0 SO: 1 BB: 1 IBB: 0 HBP: 0 BLK: 0	IP: 2.0 WLS: 7 ERA: 1.11	BF: 7 H: 0 R: 0 ER: 0 SO: 1 BB: 1 IBB: 0 HBP: 0 BLK: 0	IP: 2.0 WLS: 7 ERA: 1.11	BF: 7 H: 0 R: 0 ER: 0 SO: 1 BB: 1 IBB: 0 HBP: 0 BLK: 0	IP: 2.0 WLS: 7 ERA: 1.11	BF: 7 H: 0 R: 0 ER: 0 SO: 1 BB: 1 IBB: 0 HBP: 0 BLK: 0

Philadelphia Phillies @ New York Mets  
Shea Stadium, Flushing, NY  
Tue Mar 31 1998; 3:33 AM EST  
Alt. 49,142 - Sunny - 82 F

AB	48
R	0
H	9
RBI	0
BB	6
SO	6
LOB	21



Batter	1	2	3	4	5	6	7	8	9	10	11	12	13	14	AB	R	H	RBI	BB	SO	LOB	BOTTOM	
Brian McRae, S (1, 8) OBP: 0.333, SLG: 0.200	F8		F7			K				K		SH1-4		1B	5	1	1	0	1	2	1		
Edgardo Alfonzo, R (1, 5)	K					K		F8		G6-3		SH1-4		FC1-5	5	0	0	0	0	2	2		
Bernard Gilkey, R (1, 7) OBP: 0.333, SLG: 0.200	K					P4		BB		F7		G5-3		1B	5	0	1	0	1	1	1		
John Olerud, L (1, 3) OBP: 0.250, SLG: 0.250			L3					K						P5	4	0	1	0	0	2	1		
Luis Lopez, S (10, 14)						K									1	0	0	0	1	0	3		
Carlos Baerga, S (1, 4) Mel Rojas, R (11, 13) Jim Tatum, R (12, 13) Turk Wendell, L (13, 13) Alberto Castillo, R (14, 13) OBP: 1.000, SLG: 1.000						F8				F8		F9		K	4	0	0	0	0	0	2		
Butch Huskey, R (1, 9)	G3					G6-3		G6-3		G4-6-3				F8	5	0	0	0	0	2			
Tim Spehr, R (1, 2) OBP: 0.400, SLG: 0.400						SH1-4		FC4-6		K		K		K	5	0	2	0	0	3	0		
Rey Ordóñez, R (1, 6)			F9			FC4-6		K		K		K		G6-3	5	0	0	0	0	2	2		
Bobby Jones, R (1, 13) Rich Becker, L (8, 13) Greg Maddux, R (7, 13) Dennis Cook, L (8, 13) John Franco, L (10, 13) Matt Franco, L (11, 13)			SH1-4			K		G5-3				G3-1		FC1-5	0	0	0	0	0	0	0		
<b>Inning Stats</b>	R: 0 E: 0 K: 2 S: 7	H: 0 LOB: 0 BB: 0 P: 7	R: 0 E: 0 K: 0 S: 3	H: 0 LOB: 0 BB: 0 P: 3	R: 0 E: 0 K: 2 S: 7	H: 0 LOB: 0 BB: 0 P: 7	R: 0 E: 0 K: 2 S: 7	H: 1 LOB: 1 BB: 0 P: 4	R: 0 E: 0 K: 2 S: 7	H: 0 LOB: 1 BB: 1 P: 9	R: 0 E: 0 K: 1 S: 5	H: 0 LOB: 0 BB: 0 P: 5	R: 0 E: 0 K: 1 S: 6	H: 1 LOB: 2 BB: 1 P: 10	R: 0 E: 0 K: 1 S: 5	H: 0 LOB: 0 BB: 0 P: 5	R: 1 E: 0 K: 0 S: 5	H: 3 LOB: 3 BB: 1 P: 9	1B: 7 2B: 0 3B: 0 HR: 0	SF: 0 SAC: 2 DP: 1 HBP: 0	WP: 0 PB: 0 CS: 0	PA: 50	
<b>PITCHER</b>	IP: 8.0 WLS: 27 ERA: 1.00	BF: 27 H: 2 R: 0 ER: 0 SO: 9 BB: 1 IBB: 0 HBP: 0 BLK: 0	H: 4 R: 0 ER: 0 SO: 1 BB: 2 IBB: 0 HBP: 0 BLK: 0	ER: 0 SO: 1 BB: 2 IBB: 0 HBP: 0 BLK: 0	IP: 2.0 WLS: 7 ERA: 1.11	BF: 7 H: 0 R: 0 ER: 0 SO: 1 BB: 1 IBB: 0 HBP: 0 BLK: 0	H: 0 R: 0 ER: 0 SO: 1 BB: 1 IBB: 0 HBP: 0 BLK: 0	IP: 2.0 WLS: 7 ERA: 1.11	BF: 7 H: 0 R: 0 ER: 0 SO: 1 BB: 1 IBB: 0 HBP: 0 BLK: 0	IP: 2.0 WLS: 7 ERA: 1.11	BF: 7 H: 0 R: 0 ER: 0 SO: 1 BB: 1 IBB: 0 HBP: 0 BLK: 0	IP: 2.0 WLS: 7 ERA: 1.11	BF: 7 H: 0 R: 0 ER: 0 SO: 1 BB: 1 IBB: 0 HBP: 0 BLK: 0	IP: 2.0 WLS: 7 ERA: 1.11	BF: 7 H: 0 R: 0 ER: 0 SO: 1 BB: 1 IBB: 0 HBP: 0 BLK: 0	IP: 2.0 WLS: 7 ERA: 1.11	BF: 7 H: 0 R: 0 ER: 0 SO: 1 BB: 1 IBB: 0 HBP: 0 BLK: 0	IP: 2.0 WLS: 7 ERA: 1.11	BF: 7 H: 0 R: 0 ER: 0 SO: 1 BB: 1 IBB: 0 HBP: 0 BLK: 0	IP: 2.0 WLS: 7 ERA: 1.11	BF: 7 H: 0 R: 0 ER: 0 SO: 1 BB: 1 IBB: 0 HBP: 0 BLK: 0	IP: 2.0 WLS: 7 ERA: 1.11	BF: 7 H: 0 R: 0 ER: 0 SO: 1 BB: 1 IBB: 0 HBP: 0 BLK: 0

Philadelphia Phillies @ New York Mets  
Shea Stadium, Flushing, NY  
Tue Mar 31 1998; 3:33 AM EST  
Alt. 49,142 - Sunny - 82 F

AB	45
R	1
H	7
RBI	1
BB	3
SO	14
LOB	16









Batter	1	2	3	4	5	6	7	8	9	AB	R	H	RBI	BB	SO	LOB	TOP										
Tony Womack, L (1,4) OBP: 0.214, SLG: 0.286	F7		F7		K		G5-3			4	0	0	0	0	1	3											
18 Jason Kendall, R (1,2) OBP: 0.333, SLG: 0.273	G6-3			FC1-4 1B SF9 1B	F7			F7		4	1	1	0	0	0	2											
Al Martin, L (1,7) OBP: 0.250, SLG: 0.182	F7			FC1-4 1B		F7		P5		4	0	1	0	0	0	0											
Kevin Young, R (1,3) OBP: 0.333, SLG: 0.273				FC1-4 1B	FC1-4 1B	K		G6-3		4	0	1	0	0	1	2											
Turner Ward, S (1,8) OBP: 0.500, SLG: 0.500				SF9				G1-3		2	0	1	1	1	0	0											
Jose Guillen, R (1,9) OBP: 0.333, SLG: 0.333	FC5-4			FC6-4	FC6-4					4	0	1	0	0	0	3											
Doug Strange, S (1,5) OBP: 0.500, SLG: 0.750	F7					K				4	0	2	0	0	1	1											
Lou Collier, R (1,6) OBP: 0.333, SLG: 0.364			G6-3							4	0	1	0	0	0	2											
Marc Wilkins, R (9,1)					FC1 2B		FC5-4	G6-3		0	0	0	0	0	0	0											
Esteban Loaiza, R (1,1)			G1-3							2	0	0	0	0	0	1											
Mark Smith, R (7,PH)					FC1					1	0	0	0	0	0	1											
Elmer Dessens, R (7,1)										0	0	0	0	0	0	0											
Chris Peters, L (9,1)										0	0	0	0	0	0	0											
Kevin Polcovich, R (9,6)					2-3					0	0	0	0	0	0	0											
<b>Inning Stats</b>	R: 0 E: 0 K: 0 S: 3	H: 0 LOB: 0 BB: 0 P: 3	R: 0 E: 0 K: 0 S: 3	H: 1 LOB: 1 BB: 1 P: 7	R: 0 E: 0 K: 0 S: 3	H: 0 LOB: 0 BB: 0 P: 3	R: 1 E: 0 K: 0 S: 5	H: 2 LOB: 1 BB: 0 P: 5	R: 0 E: 0 K: 1 S: 6	H: 1 LOB: 2 BB: 0 P: 9	R: 0 E: 0 K: 0 S: 4	H: 1 LOB: 1 BB: 0 P: 4	R: 0 E: 0 K: 0 S: 3	H: 0 LOB: 0 BB: 0 P: 3	R: 0 E: 0 K: 0 S: 4	H: 2 LOB: 1 BB: 0 P: 4	1B: 6 2B: 2 3B: 0 HR: 0	SF: 1 SAC: 0 DP: 0 HBP: 0	WP: 0 PB: 0 CS: 0	PA: 35							
<b>PITCHER</b>	IP	WLS	BF	H	R	ER	SO	BB	IBB	HBP	BLK	WP	HR	S	P	ERA	WHIP										
Rick Reed, R (1,1) ERA: 1.29	7.0		28	6	1	1	3	1	0	0	0	0	0	33	37	1.29	1.000										
Greg McMichael, R (8,1) ERA:	2.0	W	7	2	0	0	0	0	0	0	0	0	0	7	7	0.00	1.000										

Pittsburgh Pirates @ New York Mets  
Shea Stadium, Flushing, NY  
Fri Apr 03 1998, 7:05 PM EST  
Att: 15,245 - Unknown - 59 F

AB	33
R	1
H	8
RBI	1
BB	1
SO	3
LOB	15



Batter	1	2	3	4	5	6	7	8	9	AB	R	H	RBI	BB	SO	LOB	BOTTOM										
Edgardo Alfonso, R (1,5) OBP: 0.154, SLG: 0.083	F9		L3			FC4-6 1B		L4		4	0	1	0	0	0	0											
Rich Becker, L (1,9) OBP: 0.111, SLG: 0.444	G1-3			G3-1		FC4-6		G3		4	0	0	0	0	0	1											
Bernard Gilkey, R (1,7) OBP: 0.214, SLG: 0.083	G3-1			G6-4-3 BB		F7		K		3	0	0	0	1	1	1											
John Olerud, L (1,3) OBP: 0.417, SLG: 0.600		G6-3		G6-4-3		F9				3	0	0	0	1	0	2											
Luis Lopez, S (9,PR)										0	0	0	0	0	0	0											
Carlos Baerga, S (1,4) OBP: 0.167, SLG: 0.167		G5-3				F8		FC4-6 BB		4	1	1	0	0	0	1											
Brian McRae, S (1,8) OBP: 0.455, SLG: 0.500										2	1	1	0	2	1	1											
Tim Spehr, R (1,2) OBP: 0.250, SLG: 0.333		G6-3								4	0	1	1	0	0	4											
Rey Ordenez, R (1,6) OBP: 0.154, SLG: 0.154				G3-1		P2		E6		4	0	1	0	0	0	2											
Rick Reed, R (1,1)										2	0	0	0	0	1	1											
Matt Franco, L (7,PH) OBP: 0.250, SLG: 0.250				K2-3		G5-3				1	0	0	0	0	0	2											
Greg McMichael, R (8,1) ERA:										0	0	0	0	0	0	0											
<b>Inning Stats</b>	R: 0 E: 0 K: 0 S: 3	H: 0 LOB: 0 BB: 0 P: 3	R: 0 E: 0 K: 0 S: 3	H: 0 LOB: 1 BB: 1 P: 7	R: 0 E: 0 K: 1 S: 5	H: 0 LOB: 0 BB: 0 P: 5	R: 0 E: 0 K: 0 S: 2	H: 0 LOB: 0 BB: 1 P: 6	R: 1 E: 0 K: 0 S: 5	H: 2 LOB: 1 BB: 0 P: 5	R: 0 E: 0 K: 0 S: 4	H: 1 LOB: 1 BB: 0 P: 4	R: 0 E: 0 K: 1 S: 7	H: 2 LOB: 2 BB: 0 P: 7	R: 0 E: 0 K: 1 S: 5	H: 0 LOB: 0 BB: 0 P: 5	R: 1 E: 1 K: 0 S: 3	H: 0 LOB: 2 BB: 2 P: 11	1B: 3 2B: 1 3B: 1 HR: 0	SF: 0 SAC: 0 DP: 1 HBP: 0	WP: 1 PB: 0 CS: 0	PA: 35					
<b>PITCHER</b>	IP	WLS	BF	H	R	ER	SO	BB	IBB	HBP	BLK	WP	HR	S	P	ERA	WHIP										
Esteban Loaiza, R (1,1) ERA: 1.5	6.0		22	3	1	1	1	2	0	0	0	0	0	22	30	1.50	0.833										
Elmer Dessens, R (7,1) ERA:	2.0		8	2	0	0	2	0	0	0	0	0	0	12	12	0.00	1.000										
Chris Peters, L (9,1) ERA:	0.1	L	2	0	1	0	0	1	0	0	0	0	0	1	5	0.00	3.000										
Marc Wilkins, R (9,1) ERA:	0.1		3	0	0	0	0	1	0	0	0	1	0	2	6	0.00	3.000										

Pittsburgh Pirates @ New York Mets  
Shea Stadium, Flushing, NY  
Fri Apr 03 1998, 7:05 PM EST  
Att: 15,245 - Unknown - 59 F


AB	31
R	2
H	5
RBI	1
BB	4
SO	3
LOB	15





Batter	1	2	3	4	5	6	7	8	9	10	11	12	13	AB R H RBI BB SO LOB	TOP											
Tony Wornack, L OBP: 0.190, SLG: 0.238	G4-3	G1-3		F8		F8		G1-3			G6-3		G5-3	7 0 1 1 0 0 2	<b>Pittsburgh Pirates @ New York Mets</b> Shea Stadium, Flushing, NY Sat Apr 04 1998, 3:33 AM EST Att. 17,633 - Cloudy - 47 F											
18 Jason Kendall, R OBP: 0.389, SLG: 0.313	HBP 1B	1B		G5-3		G6-3		F9			P6			5 1 2 0 0 0 0												
Al Martin, L Rich Loiselle, R														5 0 2 1 0 1 3 0 0 0 0 0 0 0 1 0 0 0 0 0 0 0 0 0 0 0 0 0												
Mark Smith, R Chris Peters, L	HBP 1B	WP 1B				G6-3					F8			4 0 1 0 1 1 2												
Kevin Young, R OBP: 0.389, SLG: 0.267	1B	L7												5 1 1 1 0 1 2												
Jermaine Allensworth, R OBP: 0.308, SLG: 0.182	1B			P4		K								6 0 2 1 0 2 3												
Jose Guillen, R OBP: 0.333, SLG: 0.389														6 2 2 0 0 2 2												
Freddy Garcia, R OBP: 0.286, SLG: 0.500				P6										4 1 1 1 0 1 2 0 0 0 0 0 0 0 0 0 0 0 0 0 0 2 0 1 0 0 1 0												
Kevin Polcovich, R Javier Martinez, R														2 1 1 0 1 1 0 0 0 0 0 0 0 0 3 0 0 0 0 1 1												
Jason Christensen, R Turner Ward, S														WIP: 2 PA: 55 PB: 0 SB: 1 CS: 1												
Jon Lieber, L Jeff Tabaka, R																										
Lou Collier, R OBP: 0.267, SLG: 0.286																										
<b>Inning Stats</b>	R: 1 E: 0 K: 1 S: 11	H: 2 LOB: 2 BB: 0 P: 17	R: 2 E: 0 K: 1 S: 18	H: 1 LOB: 1 BB: 1 P: 35	R: 0 E: 0 K: 0 S: 10	H: 1 LOB: 1 BB: 0 P: 14	R: 0 E: 0 K: 1 S: 9	H: 0 LOB: 0 BB: 0 P: 13	R: 0 E: 0 K: 1 S: 14	H: 1 LOB: 1 BB: 0 P: 26	R: 0 E: 0 K: 2 S: 6	H: 0 LOB: 0 BB: 0 P: 11	R: 0 E: 0 K: 3 S: 9	H: 0 LOB: 0 BB: 0 P: 14		R: 0 E: 0 K: 1 S: 11	H: 0 LOB: 0 BB: 0 P: 15	R: 0 E: 0 K: 0 S: 7	H: 0 LOB: 0 BB: 0 P: 13	1B: 10 2B: 4 3B: 1 HR: 0	SF: 0 SAC: 0 DP: 2 HBP: 3	WIP: 2 PA: 55 PB: 0 SB: 1 CS: 1				
<b>PITCHER</b>	IP WLS BF H R ER SO BB IBB HBP BLK WP HR S P ERA WHIP	5.1 27 10 5 5 4 1 0 2 0 2 0 0 64 107 8.44 2.062	1.0 4 2 0 0 1 0 0 0 0 0 0 0 13 0.00 2.000	0.2 4 1 1 1 0 0 0 1 0 0 0 13 13.50 1.500	1.0 3 0 0 0 0 0 0 0 0 0 0 6 11 0.00 0.000	1.0 4 0 0 0 1 1 0 0 0 0 0 10 15 0.00 1.000	<b>PITCHER</b> John Franco, L (10.1) ERA: 8.44 Turk Wendell, R (12.1) ERA: 3.86										2.0 7 1 0 0 3 0 0 0 0 0 0 20 27 0.00 0.500									

Batter	1	2	3	4	5	6	7	8	9	10	11	12	13	AB R H RBI BB SO LOB	BOTTOM												
Brian McRae, S OBP: 0.333, SLG: 0.333	F8		L7								L3			7 1 1 0 0 2 3	<b>Pittsburgh Pirates @ New York Mets</b> Shea Stadium, Flushing, NY Sat Apr 04 1998, 3:33 AM EST Att. 17,633 - Cloudy - 47 F												
Edgardo Alfonzo, R OBP: 0.250, SLG: 0.187	P3		F8											6 2 2 0 1 1 1													
John Olerud, L OBP: 0.474, SLG: 0.625														6 1 3 2 1 2 2													
Butch Huskey, R OBP: 0.313, SLG: 0.083														4 1 0 1 3 1 3													
Rich Becker, L OBP: 0.375, SLG: 0.714														5 1 3 3 2 0 1													
Carlos Baerga, S OBP: 0.167, SLG: 0.167														6 0 1 0 0 0 6													
Alberto Castillo, R Bernard Gilkey, L Mel Rojas, R														3 0 0 0 0 0 1 0 0 0 0 1 1 0 0 0 0 0 0 1 0 0 0 1 0 0 0 0 0 0 0													
Rey Ordonez, R OBP: 0.211, SLG: 0.211														6 0 2 0 0 1 6													
Dave Mlicki, R Dennis Cook, L John Hudek, S Jim Tatum, R Luis Lopez, S Brian Bohannon, L Tim Spehr, R														2 0 1 0 1 0 0 0 0 0 1 0 0 0 0 0 0 0 2 1 1 0 1 1 0													
<b>Inning Stats</b>	R: 0 E: 0 K: 0 S: 13	H: 0 LOB: 1 BB: 1 P: 21	R: 0 E: 0 K: 0 S: 7	H: 1 LOB: 0 BB: 0 P: 11	R: 0 E: 0 K: 0 S: 7	H: 2 LOB: 1 BB: 0 P: 14	R: 0 E: 0 K: 1 S: 5	H: 1 LOB: 2 BB: 0 P: 11	R: 0 E: 0 K: 1 S: 13	H: 1 LOB: 3 BB: 2 P: 19	R: 1 E: 1 K: 1 S: 12	H: 1 LOB: 3 BB: 2 P: 26	R: 3 E: 0 K: 0 S: 12	H: 2 LOB: 3 BB: 1 P: 32		R: 0 E: 0 K: 2 S: 10	H: 0 LOB: 0 BB: 0 P: 14	R: 0 E: 0 K: 1 S: 8	H: 0 LOB: 1 BB: 1 P: 16	R: 0 E: 0 K: 1 S: 12	H: 1 LOB: 1 BB: 0 P: 17	R: 1 E: 0 K: 0 S: 10	H: 3 LOB: 3 BB: 1 P: 21	1B: 12 2B: 1 3B: 0 HR: 1	SF: 0 SAC: 0 DP: 1 HBP: 0	WIP: 0 PA: 60 PB: 0 SB: 0 CS: 2	
<b>PITCHER</b>	IP WLS BF H R ER SO BB IBB HBP BLK WP HR S P ERA WHIP	5.1 22 6 2 2 2 1 0 0 0 0 1 58 90 3.38 1.312	1.0 4 1 0 0 0 1 0 0 0 0 0 5 11 0.00 2.000	1.1 5 0 1 0 2 1 0 0 0 0 0 15 24 0.00 0.750	0.1 4 1 0 0 0 1 0 0 0 0 0 7 16 0.00 6.000	2.0 12 3 3 2 2 2 2 0 0 0 0 22 46 13.50 2.000	<b>PITCHER</b> Chris Peters, L (11.1) ERA: 3.86										2.0 4 1 1 2 1 1 0 0 0 0 30 54 4.50 2.500										






Batter	1	2	3	4	5	6	7	8	9	AB	R	H	RBI	BB	SO	LOB	TOP								
Tony Womack, L OBP: 0.160, SLG: 0.200	F9			K		K		F8		4	0	0	0	0	2	0									
18 Jason Kendall, R OBP: 0.394, SLG: 0.300	F7			F7		G4-3			FC5-4 1B	4	0	1	0	0	0	0									
Al Martin, L OBP: 0.238, SLG: 0.200	F8			K			K		FC5-4 1B	4	0	0	0	0	2	1									
Kevin Young, R OBP: 0.381, SLG: 0.333		P4							F7	3	0	1	0	0	0	1									
Jermaine Allensworth, R OBP: 0.412, SLG: 0.286		F7								3	0	2	0	1	0	0									
Jose Guillen, R OBP: 0.273, SLG: 0.318		G1-3								4	0	0	0	0	1	6									
Freddy Garcia, R OBP: 0.235, SLG: 0.412				F8						3	0	0	0	0	1	4									
Jeff Tabaka, R (7, 1)					F7					0	0	0	0	0	0	0									
Lou Collier, R OBP: 0.276, SLG: 0.294					F8				G3-1	3	0	1	0	0	0	2									
Jose Silva, R (1, 1)										2	0	0	0	0	1	1									
Doug Strange, S OBP: 0.400, SLG: 0.600				G6-4-3		K		F8		1	0	0	0	0	0	0									
<b>Inning Stats</b>	R: 0 E: 0 K: 0 S: 3	H: 0 LOB: 0 BB: 0 P: 3	R: 0 E: 0 K: 0 S: 3	H: 0 LOB: 0 BB: 0 P: 3	R: 0 E: 0 K: 2 S: 7	H: 1 LOB: 0 BB: 0 P: 3	R: 0 E: 0 K: 2 S: 7	H: 0 LOB: 0 BB: 0 P: 7	R: 0 E: 0 K: 1 S: 6	H: 1 LOB: 2 BB: 1 P: 10	R: 0 E: 0 K: 2 S: 7	H: 0 LOB: 0 BB: 0 P: 7	R: 0 E: 1 K: 2 S: 9	H: 1 LOB: 2 BB: 0 P: 9	R: 0 E: 0 K: 0 S: 3	H: 0 LOB: 0 BB: 0 P: 3	R: 0 E: 0 K: 0 S: 5	H: 2 LOB: 2 BB: 0 P: 5	1B: 4 2B: 1 3B: 0 HR: 0	SF: 0 SAC: 0 DP: 1 HBP: 0	WP: 0 PB: 0 SB: 0 CS: 0	PA: 33			
<b>PITCHER</b>	IP	WLS	BF	H	R	ER	SO	BB	IBB	HBP	BLK	WP	HR	S	P	ERA	WHIP								
Masato Yoshii, R ERA: 6.0	(1, 1)	7.0	W	25	3	0	7	1	0	0	0	0	0	38	42	0.00	0.571								
Greg McMichael, R ERA: 6.0	(8, 1)	1.0		3	0	0	0	0	0	0	0	0	0	3	3	0.00	0.000								
Mel Rojas, R ERA: 6.0	(9, 1)	1.0		5	2	0	0	0	0	0	0	0	0	5	5	0.00	2.000								

Pittsburgh Pirates @ New York Mets  
Shea Stadium, Flushing, NY  
Sun Apr 05 1998, 3:33 AM EDT  
Att: 18,205 - Cloudy - 47 F


AB 31  
R 0  
H 5  
RBI 0  
BB 1  
SO 7  
LOB 15



Batter	1	2	3	4	5	6	7	8	9	AB	R	H	RBI	BB	SO	LOB	BOTTOM								
Edgardo Alfonzo, R OBP: 0.320, SLG: 0.391	1B					F9				5	2	3	2	0	1	1									
Luis Lopez, S OBP: 0.500, SLG: 0.429	E							F9	F7	5	1	3	0	0	0	0									
Bernard Gilkey, R OBP: 0.368, SLG: 0.200	E									3	1	2	0	1	0	0									
John Olerud, L OBP: 0.435, SLG: 0.550	G3									4	0	1	0	0	0	6									
Butch Huskey, R OBP: 0.400, SLG: 0.143	FC6-4									2	1	1	1	2	0	2									
Rich Becker, L OBP: 0.421, SLG: 0.688	K									2	1	1	0	1	1	1									
Jim Tatum, R (7, PH)										1	0	0	0	0	0	2									
Greg McMichael, R ERA: 6.0										0	0	0	0	0	0	0									
Mel Rojas, R ERA: 6.0										0	0	0	0	0	0	0									
Alberto Castillo, R OBP: 0.143, SLG: 0.143	FC6-4									3	0	0	0	0	1	2									
Rey Ordonez, R OBP: 0.217, SLG: 0.217										4	0	1	1	0	0	1									
Masato Yoshii, R ERA: 6.0										2	0	0	0	0	0	0									
Brian McRae, S OBP: 0.368, SLG: 0.438										1	1	1	0	0	0	0									
<b>Inning Stats</b>	R: 3 E: 1 K: 1 S: 9	H: 4 LOB: 1 BB: 0 P: 9	R: 0 E: 0 K: 1 S: 5	H: 0 LOB: 0 BB: 0 P: 5	R: 0 E: 0 K: 1 S: 4	H: 2 LOB: 1 BB: 0 P: 4	R: 0 E: 0 K: 1 S: 4	H: 0 LOB: 0 BB: 1 P: 8	R: 0 E: 0 K: 0 S: 5	H: 2 LOB: 1 BB: 1 P: 8	R: 2 E: 0 K: 0 S: 4	H: 2 LOB: 1 BB: 1 P: 9	R: 0 E: 0 K: 0 S: 4	H: 1 LOB: 2 BB: 1 P: 8	R: 2 E: 0 K: 0 S: 5	H: 2 LOB: 0 BB: 0 P: 5	1B: 11 2B: 1 3B: 0 HR: 1	SF: 0 SAC: 2 DP: 3 HBP: 0	WP: 0 PB: 1 SB: 1 CS: 0	PA: 38					
<b>PITCHER</b>	IP	WLS	BF	H	R	ER	SO	BB	IBB	HBP	BLK	WP	HR	S	P	ERA	WHIP								
Jose Silva, R ERA: 6.0	(1, 1)	6.0	L	28	10	5	4	3	3	0	0	0	0	31	43	6.00	2.167								
Jeff Tabaka, L ERA: 6.0	(7, 1)	2.0		10	3	2	2	0	1	0	0	0	0	9	13	9.00	2.000								

Pittsburgh Pirates @ New York Mets  
Shea Stadium, Flushing, NY  
Sun Apr 05 1998, 3:33 AM EDT  
Att: 18,205 - Cloudy - 47 F

AB 32  
R 7  
H 13  
RBI 4  
BB 4  
SO 3  
LOB 15





Batter	1	2	3	4	5	6	7	8	9	AB	R	H	RBI	BB	SO	LOB	TOP			
Tony Womack, L (1,4) OBP: 0.200, SLG: 0.233	F8	G4-3					K		G4-3	5	0	2	1	0	1	0				
Lou Collier, R (1,6) OBP: 0.304, SLG: 0.381	1B						K		G4-3	4	1	1	0	0	1	2				
Al Martin, L (1,7) OBP: 0.231, SLG: 0.200	1B						K		G6-3	5	1	1	0	0	2	3				
Kevin Young, R (1,3) OBP: 0.360, SLG: 0.318	1B									4	0	1	0	0	1	1				
Turner Ward, S (1,8) OBP: 0.583, SLG: 0.556	1B									3	0	2	2	1	0	0				
Jose Guillen, R (1,9) OBP: 0.308, SLG: 0.292	BB									2	0	0	0	2	0	1				
Doug Strange, S (1,5) Marc Wilkins, R (8,1) Jason Christiansen, R (9,1) Rich Loiselle, R (9,1)	P4									4	0	0	0	0	0	7				
Keith Osik, R (1,2)										2	1	0	0	2	0	0				
67 Francisco Cordova, R (1,1) Freddy Garcia, R (8,5)	K									3	0	0	0	0	1	2				
Inning Stats	R: 2 E: 0 K: 0 S: 5	H: 3 LOB: 2 BB: 1 P: 10	R: 0 E: 0 K: 1 S: 5	H: 0 LOB: 0 BB: 0 P: 5	R: 0 E: 0 K: 1 S: 6	H: 1 LOB: 3 BB: 2 P: 14	R: 1 E: 0 K: 1 S: 6	H: 1 LOB: 1 BB: 1 P: 10	R: 0 E: 0 K: 0 S: 3	H: 0 LOB: 0 BB: 0 P: 3	R: 0 E: 0 K: 3 S: 9	H: 0 LOB: 0 BB: 0 P: 9	R: 0 E: 1 K: 0 S: 4	H: 1 LOB: 1 BB: 0 P: 4	R: 1 E: 0 K: 0 S: 5	H: 2 LOB: 1 BB: 0 P: 5	1B: 6 2B: 0 3B: 1 HR: 1	SF: 0 SAC: 0 DP: 1 HBP: 1	WP: 1 PB: 0 SB: 1 CS: 1	PA: 39
PITCHER	IP	WLS	BF	H	R	ER	SO	BB	IBB	HBP	BLK	WP	HR	S	P	ERA	WHIP			
Bobby Jones, R (1,1) ERA: 2.25	6.0	L	27	5	3	3	3	5	0	1	1	1	0	27	48	4.50	1.667			
Brian Bohanon, L (7,1) ERA:	2.0		7	1	0	0	3	0	0	0	0	0	0	13	13	0.00	0.500			
John Hudek, R (9,1) ERA: 8.1	0.2		4	2	1	1	0	0	0	0	0	0	1	4	4	13.50	3.000			
Dennis Cook, L (9,1) ERA:	0.1		1	0	0	0	0	0	0	0	0	0	0	1	1	0.00	0.000			

Pittsburgh Pirates @ New York Mets  
Shea Stadium, Flushing, NY  
Mon Apr 06 1998, 3:33 AM EDT  
Att: 13,528 - Cloudy - 57 F


AB 33  
R 4  
H 8  
RBI 4  
BB 5  
SO 6  
LOB 16



Batter	1	2	3	4	5	6	7	8	9	AB	R	H	RBI	BB	SO	LOB	BOTTOM			
Edgardo Alfonzo, R (1,5) OBP: 0.276, SLG: 0.333	G4-3									4	0	0	0	0	1	1				
Brian McRae, S (1,8) John Hudek, S (9,1) Dennis Cook, L (9,1)	K									4	1	3	0	0	1	0				
Bernard Gilkey, R (1,7) OBP: 0.435, SLG: 0.421	2B									4	1	3	0	0	0	1				
John Olerud, L (1,3) OBP: 0.407, SLG: 0.478	K									3	0	0	1	1	1	3				
Butch Huskey, R (1,9) OBP: 0.333, SLG: 0.111	K									4	0	0	1	0	2	3				
Carlos Baerga, S (1,4) Rey Ordonez, R (9, FR) OBP: 0.217, SLG: 0.217	P6									4	0	1	0	0	2	0				
Tim Spehr, R (1,2) Jim Tatum, R (4,2) Matt Franco, L (9, PH) OBP: 0.333, SLG: 0.200	K									1	0	0	0	0	1	0				
Luis Lopez, S (1,6) OBP: 0.364, SLG: 0.300	K									3	0	0	0	0	2	1				
Bobby Jones, R (1,1) Brian Bohanon, L (7,1) Rich Becker, L (9, PH) OBP: 0.400, SLG: 0.647	G1-3									1	0	0	0	0	0	0				
Inning Stats	R: 0 E: 0 K: 2 S: 8	H: 1 LOB: 1 BB: 0 P: 8	R: 0 E: 0 K: 2 S: 7	H: 0 LOB: 0 BB: 0 P: 7	R: 0 E: 0 K: 1 S: 5	H: 0 LOB: 0 BB: 0 P: 5	R: 2 E: 0 K: 1 S: 7	H: 2 LOB: 0 BB: 0 P: 7	R: 0 E: 0 K: 0 S: 3	H: 1 LOB: 1 BB: 1 P: 7	R: 0 E: 0 K: 1 S: 5	H: 0 LOB: 0 BB: 0 P: 5	R: 0 E: 0 K: 2 S: 7	H: 1 LOB: 0 BB: 0 P: 7	R: 0 E: 0 K: 0 S: 9	H: 2 LOB: 2 BB: 0 P: 9	1B: 5 2B: 3 3B: 0 HR: 0	SF: 0 SAC: 1 DP: 1 HBP: 0	WP: 0 PB: 0 SB: 0 CS: 0	PA: 35
PITCHER	IP	WLS	BF	H	R	ER	SO	BB	IBB	HBP	BLK	WP	HR	S	P	ERA	WHIP			
67 Francisco Cordova, R (1,1) ERA: 1.29	7.0	W	26	5	2	2	8	0	1	0	0	0	0	41	45	2.57	0.714			
Marc Wilkins, R (8,1) ERA:	1.0		4	2	0	0	2	0	0	0	0	0	0	8	8	0.00	2.000			
Jason Christiansen, L (9,1) ERA:	0.1		1	0	0	0	0	0	0	0	0	0	0	1	1	0.00	0.000			
Rich Loiselle, R (9,1) ERA: 5.79	0.2	S	3	1	0	0	2	0	0	0	0	0	0	7	7	0.00	1.500			

Pittsburgh Pirates @ New York Mets  
Shea Stadium, Flushing, NY  
Mon Apr 06 1998, 3:33 AM EDT  
Att: 13,528 - Cloudy - 57 F

AB 32  
R 2  
H 8  
RBI 2  
BB 1  
SO 12  
LOB 11





Batter	1	2	3	4	5	6	7	8	9	AB	R	H	RBI	BB	SO	LOB	TOP										
Edgardo Alfonso, R OBP: 0.273, SLG: 0.300	F8		L8	G5-3			G4-6-3 BB			3	0	0	0	1	0	1											
Carlos Baerga, S OBP: 0.192, SLG: 0.192	K		1B		G4-3		L9			4	0	1	0	0	1	1											
Bernard Gilkey, R OBP: 0.444, SLG: 0.435	1B		1B		P4		G4-6-3			4	0	2	0	0	0	1											
John Olerud, L OBP: 0.387, SLG: 0.481	G3		K		2B			F8		4	0	1	0	0	1	3											
Butch Huskey, R OBP: 0.321, SLG: 0.273		HR			F8	G1-3		F8		4	1	1	1	0	0	1											
Brian McRae, S OBP: 0.370, SLG: 0.458	G4-3				L8		F9	G3		4	0	0	0	0	0	0											
Alberto Castillo, R OBP: 0.182, SLG: 0.100	B5-3				1B 2B BB		P3		G1-3	3	1	0	0	1	0	0											
Rey Ordóñez, R OBP: 0.259, SLG: 0.296	G6-3				1B 2B 1B		2B		K	4	1	2	0	0	1	0											
Al Leiter, L OBP: 0.200, SLG: 0.400			K						K	3	0	1	2	0	2	1											
Greg McMichael, R										0	0	0	0	0	0	0											
Dennis Cook, L										0	0	0	0	0	0	0											
Rich Becker, L (9, PH)					1-H 2-H					1	0	0	0	0	1	0											
John Franco, L (9, 1)										0	0	0	0	0	0	0											
<b>Inning Stats</b>	R: 0 E: 0 K: 1 S: 10	H: 1 LOB: 1 BB: 0 P: 12	R: 1 E: 0 K: 0 S: 4	H: 1 LOB: 0 BB: 0 P: 7	R: 0 E: 0 K: 2 S: 12	H: 2 LOB: 2 BB: 0 P: 17	R: 2 E: 0 K: 0 S: 14	H: 2 LOB: 1 BB: 1 P: 25	R: 0 E: 0 K: 1 S: 10	H: 1 LOB: 1 BB: 0 P: 13	R: 0 E: 0 K: 0 S: 5	H: 0 LOB: 0 BB: 1 P: 10	R: 0 E: 0 K: 0 S: 9	H: 0 LOB: 0 BB: 0 P: 12	R: 0 E: 0 K: 2 S: 12	H: 0 LOB: 0 BB: 0 P: 19	1B: 4 2B: 3 3B: 0 HR: 1	SF: 0 SAC: 0 DP: 1 HBP: 0	WP: 0 PB: 0 SB: 0 CS: 0	PA: 36							
<b>PITCHER</b>	IP	WLS	BF	H	R	ER	SO	BB	IBB	HBP	BLK	WP	HR	S	P	ERA	WHIP										
Geremi Gonzalez, R ERA: 13.5	6.0	L	27	8	3	3	4	1	0	0	0	0	1	62	91	4.50	1.500										
Marc Pisciotta, R ERA	2.0		6	0	0	0	0	1	0	0	0	0	0	14	22	0.00	0.500										
Terry Adams, R ERA: 2.25	1.0	S	3	0	0	0	2	0	0	0	0	0	0	12	19	0.00	0.000										

New York Mets @ Chicago Cubs  
Wrigley Field, Chicago, IL  
Tue Apr 07 1998, 3:33 AM CDT  
Att: 16,293 - Overcast - 51 F

AB 34  
R 3  
H 8  
RBI 3  
BB 2  
SO 6  
LOB 8



Batter	1	2	3	4	5	6	7	8	9	AB	R	H	RBI	BB	SO	LOB	BOTTOM										
José Hernández, R OBP: 0.200, SLG: 0.143	G6-3		F9	K		K			G5-3	5	0	0	0	0	2	3											
Jeff Blauser, R OBP: 0.514, SLG: 0.375	1B BB		BB		1B FC6-4 BB	K		FC6 1B		2	1	1	0	3	1	1											
Mark Grace, L OBP: 0.514, SLG: 0.483	K		L8		FC6-4 1B		F7	FC6		5	0	1	0	0	1	3											
Sammy Sosa, R OBP: 0.333, SLG: 0.429	1B		G5-3		FC6-4 1B		P5			4	0	2	0	0	0	1											
Kevin Orte, R OBP: 0.353, SLG: 0.500	K			1B E FC6 1B	K		G5-3			4	1	1	0	0	2	5											
Matt Mieske, R OBP: 0.429, SLG: 0.200		BLK 1B		FC5 FC6 1B	FC6-4			G6-4-3 BB		3	0	1	1	1	0	3											
Scott Servais, R OBP: 0.320, SLG: 0.429	F8			FC6 1B	G5-3			G6-4-3		4	0	1	0	0	0	4											
Mickey Morandini, L OBP: 0.344, SLG: 0.222	G6-3			K		K		G5-3		4	0	0	0	0	2	4											
Geremi Gonzalez, R										2	0	0	0	0	1	3											
Brant Brown, L (6, PH)				FC6						1	0	1	0	0	0	0											
Marc Pisciotta, R										0	0	0	0	0	0	0											
Terry Adams, R										0	0	0	0	0	0	0											
Manny Alexander, R (9, PH)					1-2 2-3 3-H				G4-3	1	0	0	0	0	0	0											
<b>Inning Stats</b>	R: 0 E: 0 K: 2 S: 10	H: 1 LOB: 1 BB: 1 P: 20	R: 0 E: 0 K: 1 S: 10	H: 1 LOB: 0 BB: 0 P: 14	R: 0 E: 0 K: 0 S: 8	H: 0 LOB: 1 BB: 1 P: 14	R: 1 E: 2 K: 2 S: 16	H: 2 LOB: 2 BB: 0 P: 24	R: 1 E: 0 K: 1 S: 14	H: 2 LOB: 2 BB: 1 P: 26	R: 0 E: 0 K: 3 S: 10	H: 1 LOB: 0 BB: 0 P: 13	R: 0 E: 0 K: 0 S: 8	H: 0 LOB: 0 BB: 0 P: 13	R: 0 E: 0 K: 0 S: 8	H: 0 LOB: 0 BB: 1 P: 14	R: 0 E: 0 K: 0 S: 13	H: 1 LOB: 1 BB: 0 P: 17	1B: 8 2B: 0 3B: 0 HR: 0	SF: 0 SAC: 0 DP: 1 HBP: 0	WP: 0 PB: 0 SB: 1 CS: 0	PA: 39					
<b>PITCHER</b>	IP	WLS	BF	H	R	ER	SO	BB	IBB	HBP	BLK	WP	HR	S	P	ERA	WHIP										
Al Leiter, L ERA: 3.27	5.0	W	25	6	2	1	6	3	0	0	1	0	0	22	34	0.00	0.750										
Greg McMichael, R ERA	2.2		9	1	0	0	3	1	0	0	0	0	0	4	6	0.00	0.000										
Dennis Cook, L ERA	0.1		1	0	0	0	0	0	0	0	0	0	0	4	6	0.00	0.000										
John Franco, L ERA	1.0	S	4	1	0	0	0	0	0	0	0	0	0	13	17	0.00	1.000										

New York Mets @ Chicago Cubs  
Wrigley Field, Chicago, IL  
Tue Apr 07 1998, 3:33 AM CDT  
Att: 16,293 - Overcast - 51 F

AB 35  
R 2  
H 8  
RBI 1  
BB 4  
SO 9  
LOB 27





Batter	1	2	3	4	5	6	7	8	9	AB	R	H	RBI	BB	SO	LOB	TOP										
<b>Edgardo Alfonzo, R</b> OBP: 0.289, SLG: 0.324	0-1 SH1-3 BB 1B		1-1 1B			1-0 SF9	3-2 G6-3	0-1 G5-3		4	0	2	1	0	0	5	<b>New York Mets @ Chicago Cubs</b> Wrigley Field, Chicago, IL Thu Apr 09 1998, 3:33 AM CDT Att: 17,313 - Overcast - 42 F										
<b>Rich Becker, L</b> OBP: 0.346, SLG: 0.500 <b>Mel Rojas, R</b>	4-2 SH1-3 BB		0-3 K			1-2 G1-3	1-3 K	0-0 B1-3		4	0	0	0	1	2	4											
<b>Bernard Gilkey, R</b> OBP: 0.419, SLG: 0.385	0-0 SH1-3		2-3 K			4-2 1B SF8 BB	0-0 F8	2-2 F8		3	1	0	0	1	1	1											
<b>Matt Franco, L</b> OBP: 0.455, SLG: 0.333	1-3 K				0-0 F8	0-1 G3 2B 1B	4-2 BB	1-0 PB 2B 1B		4	2	2	0	1	1	2											
<b>Carlos Baerga, S</b> OBP: 0.194, SLG: 0.172	3-2 K				2-1 F5	0-0 SF8	0-0 F7	4-0 2B G4-3 BB		3	1	0	1	1	1	3											
<b>Brian McRae, S</b> OBP: 0.375, SLG: 0.464		2-2 P4			1-2 F8	0-0 G3		4-1 G1-3 BB	1-2 S 2B	4	1	1	1	1	0	1											
<b>Jim Tatum, R</b> OBP: 0.280, SLG: 0.429 <b>Alberto Castillo, R</b>	1-1 G6-3				0-0 L9	1-1 E 2B		0-1 G1-3	1-2 G4-3	3	0	1	1	0	0	0											
<b>Butch Huskey, R</b> OBP: 0.310, SLG: 0.261					4-1 1B SF9 BB	1-0 E7 2B		1-2 G5-3 1B	3-H G4-3	1	0	0	1	0	0	1											
<b>Rey Ordóñez, R</b> OBP: 0.281, SLG: 0.290	1-1 G5-3							1-0 G5-3 1B	2-2 G4-3	4	1	1	1	1	0	1											
<b>Rick Reed, R</b> <b>Brian Bohanon, L</b> <b>Luis Lopez, S</b> <b>John Hudek, S</b> <b>John Olerud, L</b>			0-3 K		1-1 1B	1-0 1B		3-2 G5-3 1B		1	0	0	0	0	1	0											
<b>Inning Stats</b>	R: 0 E: 0 K: 2 S: 11	H: 1 LOB: 2 BB: 1 P: 19	R: 0 E: 0 K: 0 S: 7	H: 0 LOB: 0 BB: 0 P: 11	R: 0 E: 0 K: 3 S: 12	H: 1 LOB: 1 BB: 0 P: 15	R: 0 E: 0 K: 0 S: 6	H: 0 LOB: 0 BB: 0 P: 9	R: 1 E: 0 K: 0 S: 8	H: 1 LOB: 1 BB: 1 P: 15	R: 3 E: 1 K: 0 S: 13	H: 3 LOB: 3 BB: 1 P: 22	R: 0 E: 0 K: 1 S: 7	H: 0 LOB: 1 BB: 1 P: 12	R: 1 E: 0 K: 0 S: 11	H: 2 LOB: 2 BB: 1 P: 19	R: 2 E: 0 K: 0 S: 16	H: 2 LOB: 1 BB: 1 P: 27	1B: 8 2B: 2 3B: 0 HR: 0	SF: 2 SAC: 1 DP: 0 HBP: 0	WP: 0 PB: 1 SB: 1 CS: 0	PA: 44					
<b>PITCHER</b>	IP	WLS	BF	H	R	ER	SO	BB	IBB	HBP	BLK	WP	HR	S	P	ERA	WHIP										
<b>Steve Trachsel, R</b> ERA: 3.46	5.2	W	27	6	4	3	5	3	0	0	0	0	0	54	85	4.76	1.588										
<b>Marc Pisciotta, R</b> ERA: 1.23	1.2		8	1	1	1	1	2	0	0	0	0	0	14	27	∞	∞										
<b>Bob Patterson, L</b> ERA: 10.8	0.0		1	1	0	0	0	0	0	0	0	0	0	4	7	∞	∞										
<b>Terry Adams, R</b> ERA: 1.93	0.2		2	0	0	0	0	0	0	0	0	0	0	3	3	0.00	0.000										
<b>Rod Beck, R</b> ERA: 4.5	1.0	S	6	2	2	2	0	1	0	0	0	0	0	16	27	18.00	3.000										

Batter	1	2	3	4	5	6	7	8	9	AB	R	H	RBI	BB	SO	LOB	BOTTOM										
<b>Brant Brown, L</b> OBP: 0.429, SLG: 0.429	1-3 K	1-2 3B 1B		1-2 2B 1B		0-1 L7		0-0 F8		5	2	2	1	0	1	0	<b>New York Mets @ Chicago Cubs</b> Wrigley Field, Chicago, IL Thu Apr 09 1998, 3:33 AM CDT Att: 17,313 - Overcast - 42 F										
<b>Mickey Morandini, L</b> OBP: 0.378, SLG: 0.344	2-2 1B	0-0 1H 2H 3B		2-2 F9		0-2 BB BB 1B	2-0 G4-3			5	1	3	2	0	0	2											
<b>Sammy Sosa, R</b> OBP: 0.341, SLG: 0.450	3-2 F9	2-3 K		1-0 1H 3H 2B		0-0 P8		0-0 1B F7-2 1B		5	1	2	2	0	1	3											
<b>Mark Grace, L</b> OBP: 0.548, SLG: 0.515	0-3 K		1-1 CS 1B	0-0 HBP BB 2H 1B		4-2 BB BB 1B		0-1 1B 1B		4	0	3	1	1	1	1											
<b>Henry Rodríguez, L</b> OBP: 0.471, SLG: 0.692 <b>Rod Beck, R</b>		3-2 HR		4-2 HBP BB		4-1 BB BB		4-0 FC6-4 BB		2	1	1	1	3	0	1											
<b>Jeff Blausler, R</b> OBP: 0.500, SLG: 0.357	0-1 G6-3		2-2 FC5-4 1B	1-2 HBP		0-3 K		2-2 F7-2		4	0	1	0	0	1	6											
<b>Kevin Orie, R</b> OBP: 0.359, SLG: 0.471	3-0 1B 1B		1-2 FC5-4 1B	1-1 F4		4-1 BB		3-H FC6-4		4	1	1	1	1	0	6											
<b>Tyler Houston, L</b> OBP: 0.364, SLG: 0.600 <b>Scott Servais, R</b>	2-3 K		0-0 L9	2-2 G4-3		0-0 F9				4	0	0	0	0	1	4											
<b>Steve Trachsel, R</b> OBP: 0.667, SLG: 0.600 <b>Marc Pisciotta, R</b> <b>Bob Patterson, R</b>	3-2 1B		4-1 F9 2B BB	2-1 G4-3		2-2 G6-3				2	2	1	0	1	0	0											
<b>Terry Adams, R</b> <b>Matt Mieske, R</b>	1-3 3B 1B									1	0	0	0	0	0	0											
<b>Inning Stats</b>	R: 0 E: 0 K: 2 S: 15	H: 1 LOB: 1 BB: 0 P: 21	R: 4 E: 0 K: 2 S: 20	H: 5 LOB: 1 BB: 0 P: 34	R: 0 E: 0 K: 0 S: 9	H: 2 LOB: 1 BB: 0 P: 13	R: 3 E: 0 K: 0 S: 17	H: 3 LOB: 3 BB: 2 P: 32	R: 0 E: 0 K: 0 S: 8	H: 0 LOB: 0 BB: 0 P: 12	R: 1 E: 0 K: 1 S: 12	H: 1 LOB: 3 BB: 3 P: 24	R: 0 E: 0 K: 0 S: 5	H: 0 LOB: 0 BB: 0 P: 9	R: 0 E: 0 K: 0 S: 9	H: 2 LOB: 2 BB: 1 P: 17	1B: 11 2B: 2 3B: 1 HR: 1	SF: 0 SAC: 0 DP: 1 HBP: 1	WP: 0 PB: 0 SB: 0 CS: 1	PA: 43							
<b>PITCHER</b>	IP	WLS	BF	H	R	ER	SO	BB	IBB	HBP	BLK	WP	HR	S	P	ERA	WHIP										
<b>Rick Reed, R</b> ERA: 6.75	3.2	L	21	10	7	7	4	1	0	1	0	0	0	16	27	0.00	1.500										
<b>John Hudek, R</b> ERA: 6.75	2.0		10	1	1	1	1	3	0	0	0	0	0	17	33	4.50	2.000										
<b>Mel Rojas, R</b> ERA:	1.0		5	2	0	0	0	1	0	0	0	0	0	9	17	0.00	3.000										

AB	35
R	7
H	10
RBI	6
BB	6
SO	6
LOB	19






Batter	1	2	3	4	5	6	7	8	9	AB	R	H	RBI	BB	SO	LOB	TOP											
<b>Edgardo Alfonzo, R</b> OBP: 0.326, SLG: 0.324 (1, 5)										3	1	1	0	2	1	2	<b>New York Mets @ Milwaukee Brewers</b> Milwaukee County Stadium, Milwaukee, WI Fri Apr 10 1998, 8:05 PM EDT Att: 10,330 - Unknown - 46 F											
<b>Carlos Baerga, S</b> OBP: 0.194, SLG: 0.235 (1, 4)										5	1	1	2	0	0	5												
<b>Bernard Gilkey, R</b> OBP: 0.444, SLG: 0.400 (1, 7)										4	0	2	1	1	2	1												
<b>John Olerud, L</b> OBP: 0.432, SLG: 0.467 (1, 3)										2	0	0	0	3	0	2												
<b>Butch Huskey, R</b> OBP: 0.294, SLG: 0.250 (1, 9)										5	0	1	0	0	1	8												
<b>Rich Becker, L</b> OBP: 0.323, SLG: 0.481 (1, 8)										5	0	1	0	0	4	2												
<b>Alberto Castillo, R</b> OBP: 0.143, SLG: 0.077 (6, PH)										2	0	0	0	0	2	0												
<b>Tim Spehr, R</b> OBP: 0.294, SLG: 0.313 (6, 2)										1	0	0	0	1	2	0												
<b>Rey Ordenez, R</b> OBP: 0.278, SLG: 0.286 (1, 6)										4	0	1	0	0	0	2												
<b>Dave Milcki, R</b> OBP: 0.200, SLG: 0.333 (6, 1)										1	0	0	0	1	0	0												
<b>Inning Stats</b>	R: 0 E: 0 K: 0 S: 10	H: 0 LOB: 2 BB: 2 P: 22	R: 0 E: 0 K: 2 S: 9	H: 0 LOB: 0 BB: 0 P: 11	R: 0 E: 1 K: 1 S: 13	H: 1 LOB: 3 BB: 1 P: 22	R: 0 E: 0 K: 2 S: 12	H: 1 LOB: 0 BB: 0 P: 19	R: 0 E: 0 K: 1 S: 9	H: 0 LOB: 1 BB: 1 P: 16	R: 0 E: 0 K: 1 S: 9	H: 1 LOB: 2 BB: 1 P: 17	R: 3 E: 0 K: 1 S: 19	H: 2 LOB: 1 BB: 3 P: 38	R: 0 E: 0 K: 1 S: 18	H: 2 LOB: 2 BB: 0 P: 25	R: 0 E: 0 K: 2 S: 11	H: 1 LOB: 1 BB: 0 P: 16	1B: 5 2B: 2 3B: 1 HR: 0	SF: 0 SAC: 0 DP: 1 HBP: 0	WP: 0 PB: 0 SB: 1 CS: 1	PA: 43						
<b>PITCHER</b>	IP	WLS	BF	H	R	ER	SO	BB	IBB	HBP	BLK	WP	HR	S	P	ERA	WHIP											
<b>Jeff Juden, R</b> ERA: 1.5	(1, 1)	6.0	W	26	3	0	0	8	5	0	0	0	0	0	62	107	0.00	1.333										
<b>Al Reyes, R</b> ERA: 45.0	(7, 1)	0.0		4	2	3	3	0	2	0	0	0	0	0	13	22	∞	∞										
<b>Chad Fox, R</b> ERA: 1.04	(7, 1)	2.0		8	2	0	0	2	1	0	0	0	0	0	24	41	0.00	1.500										
<b>Doug Jones, R</b> ERA: 3.0	(9, 1)	1.0	S	4	1	0	0	2	0	0	0	0	0	11	16	0.00	1.000											

AB	34
R	3
H	8
RBI	3
BB	8
SO	12
LOB	24



Batter	1	2	3	4	5	6	7	8	9	AB	R	H	RBI	BB	SO	LOB	BOTTOM										
<b>Fernando Vina, L</b> OBP: 0.489, SLG: 0.488 (1, 4)										4	0	0	0	0	0	4	<b>New York Mets @ Milwaukee Brewers</b> Milwaukee County Stadium, Milwaukee, WI Fri Apr 10 1998, 8:05 PM EDT Att: 10,330 - Unknown - 46 F										
<b>Jeff Cirillo, R</b> OBP: 0.457, SLG: 0.500 (1, 5)										3	1	1	0	1	1	0											
<b>Jose Valentin, S</b> OBP: 0.450, SLG: 0.677 (1, 6)										4	0	1	0	0	2	1											
<b>Jeremy Burnitz, L</b> OBP: 0.561, SLG: 1.103 (1, 9)										2	2	1	1	2	0	0											
<b>Marquis Grissom, R</b> OBP: 0.300, SLG: 0.447 (1, 8)										4	0	1	0	0	1	4											
<b>Bob Hamelin, L</b> OBP: 0.143, SLG: 0.077 (1, 3)										3	1	0	0	1	1	3											
<b>Marc Newfield, R</b> OBP: 0.235, SLG: 0.200 (7, 7)										3	1	1	2	0	0	0											
<b>Jesse Levis, L</b> OBP: 0.625, SLG: 0.538 (1, 2)										2	0	1	0	1	0	0											
<b>Jeff Juden, R</b> (1, 1)										2	0	0	0	0	0	2											
<b>Mark Loretta, R</b> OBP: 0.333, SLG: 0.400 (6, PH)										1	0	1	2	0	0	0											
<b>Al Reyes, R</b> (7, 1)										0	0	0	0	0	0	0											
<b>Chad Fox, R</b> (7, 1)										0	0	0	0	0	0	0											
<b>Doug Jones, R</b> (9, 1)										0	0	0	0	0	0	0											
<b>Inning Stats</b>	R: 0 E: 0 K: 2 S: 8	H: 0 LOB: 0 BB: 0 P: 13	R: 1 E: 0 K: 0 S: 13	H: 1 LOB: 0 BB: 0 P: 20	R: 0 E: 0 K: 0 S: 4	H: 0 LOB: 0 BB: 0 P: 8	R: 0 E: 0 K: 0 S: 6	H: 1 LOB: 2 BB: 2 P: 15	R: 0 E: 1 K: 0 S: 7	H: 1 LOB: 1 BB: 0 P: 10	R: 4 E: 0 K: 1 S: 15	H: 3 LOB: 2 BB: 3 P: 31	R: 0 E: 0 K: 1 S: 6	H: 0 LOB: 0 BB: 0 P: 9	R: 0 E: 0 K: 2 S: 11	H: 1 LOB: 0 BB: 0 P: 13	1B: 4 2B: 2 3B: 0 HR: 1	SF: 0 SAC: 0 DP: 1 HBP: 0	WP: 0 PB: 1 SB: 1 CS: 1	PA: 34							
<b>PITCHER</b>	IP	WLS	BF	H	R	ER	SO	BB	IBB	HBP	BLK	WP	HR	S	P	ERA	WHIP										
<b>Dave Milcki, R</b> ERA: 8.18	(1, 1)	5.2	L	27	6	5	3	0	0	0	0	0	0	1	2	0.00	0.000										
<b>Dennis Cook, L</b> ERA:	(6, 1)	0.1		1	0	0	0	0	0	0	0	0	0	1	2	0.00	0.000										
<b>Turk Wendell, R</b> ERA: 3.18	(7, 1)	1.0		3	0	0	0	1	0	0	0	0	0	6	9	0.00	0.000										
<b>Greg McMichael, R</b> ERA:	(8, 1)	1.0		3	1	0	0	2	0	0	0	0	0	11	13	0.00	1.000										

AB	29
R	5
H	7
RBI	5
BB	5
SO	6
LOB	14

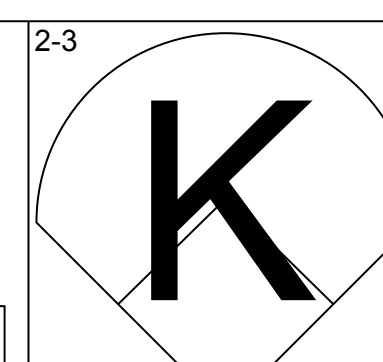
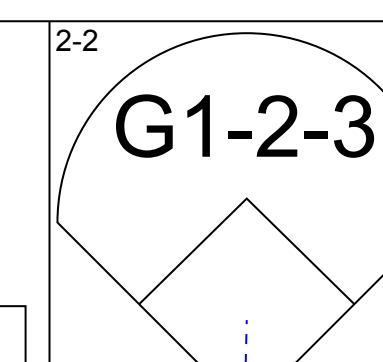
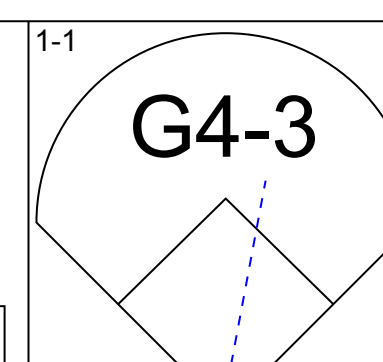
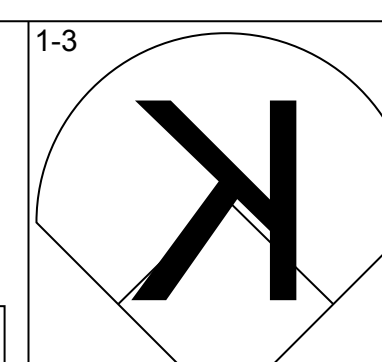
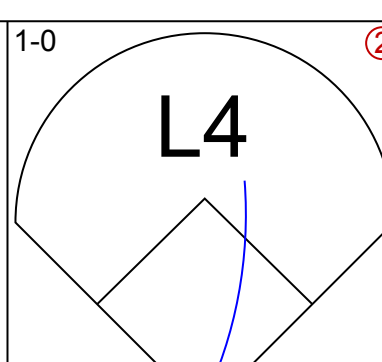
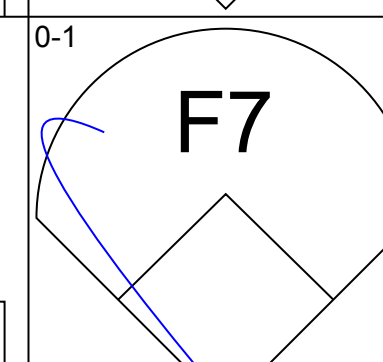
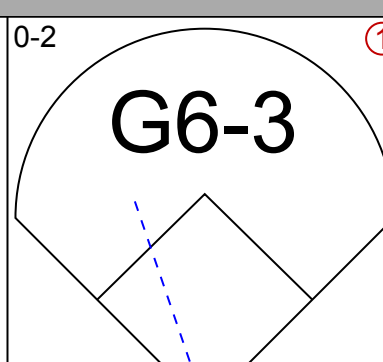
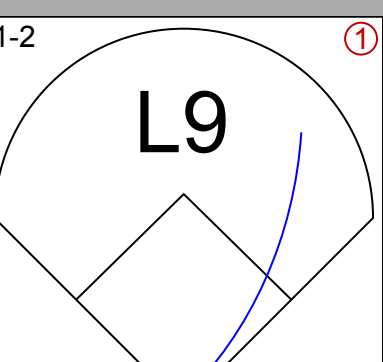
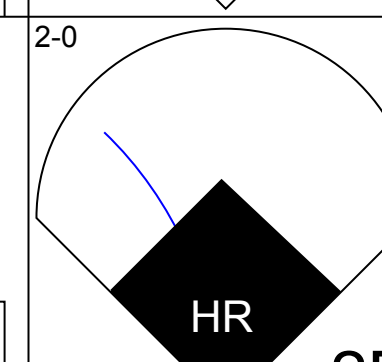
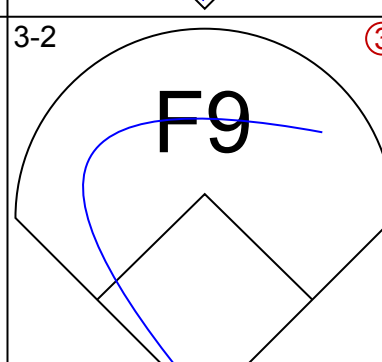
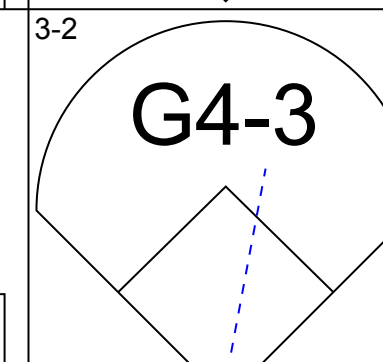
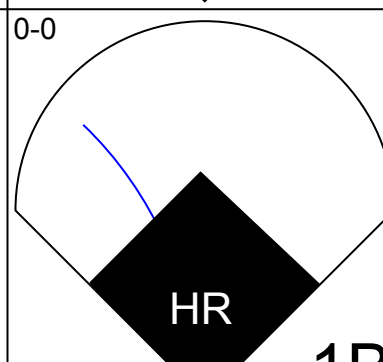
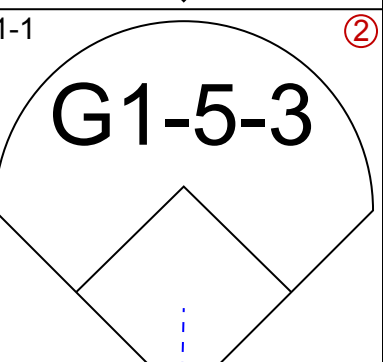
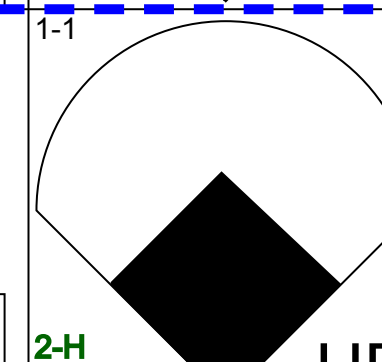
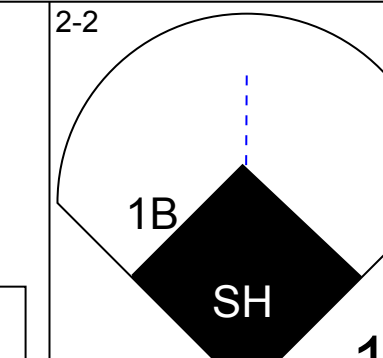
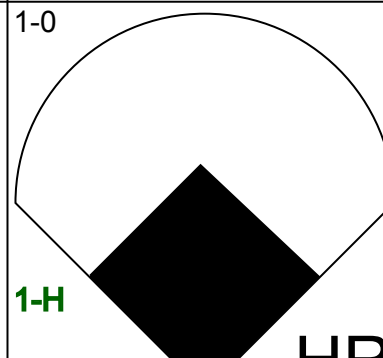
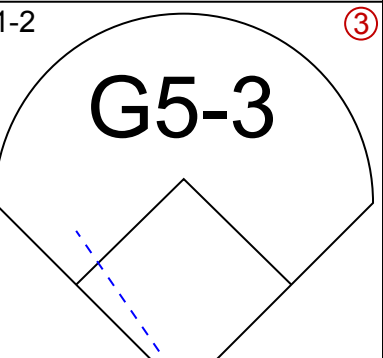
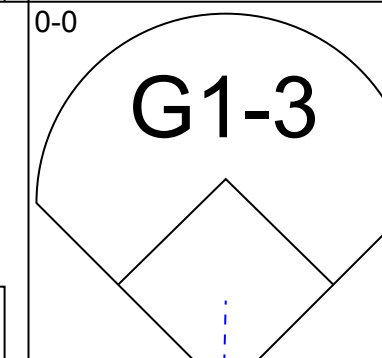
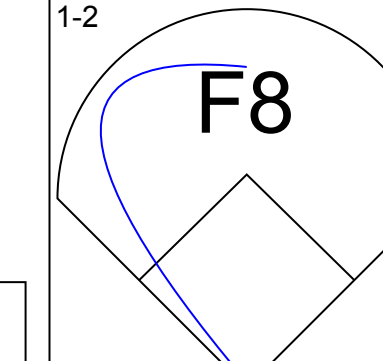
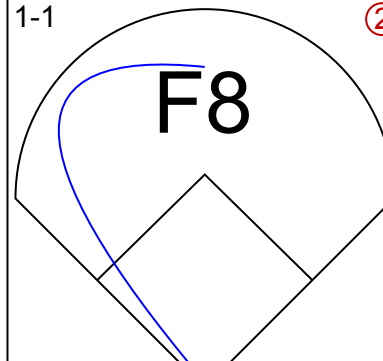
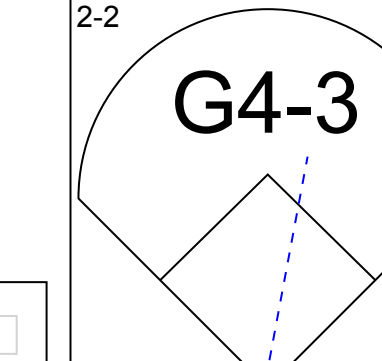
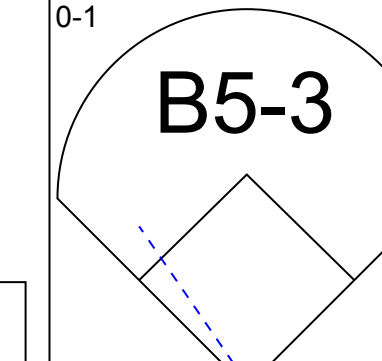
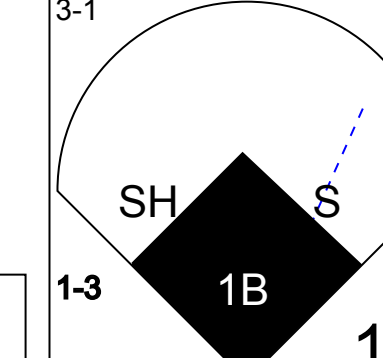
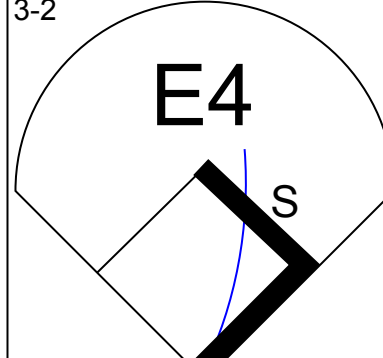
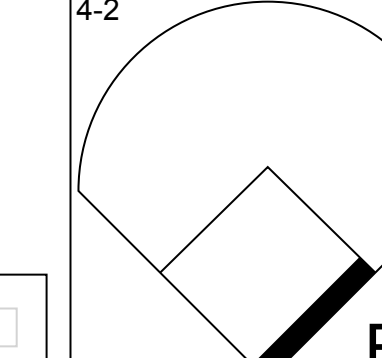
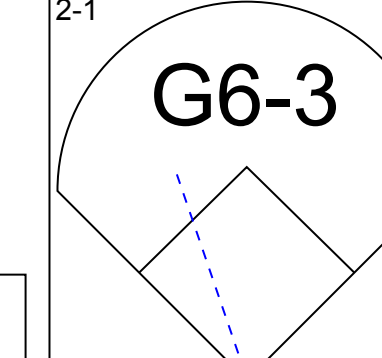
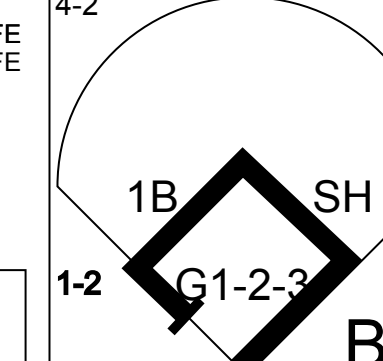
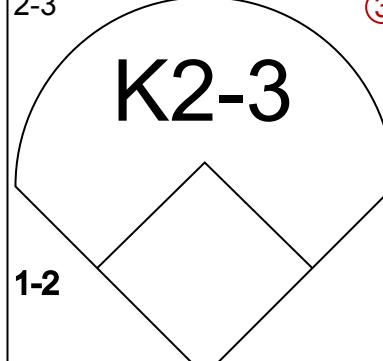
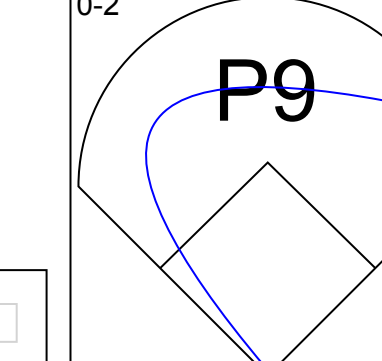
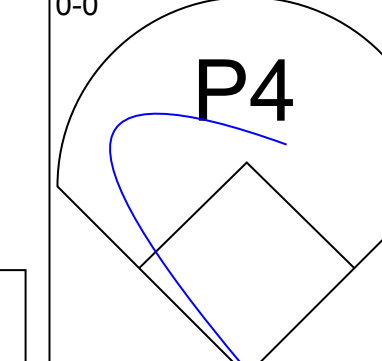
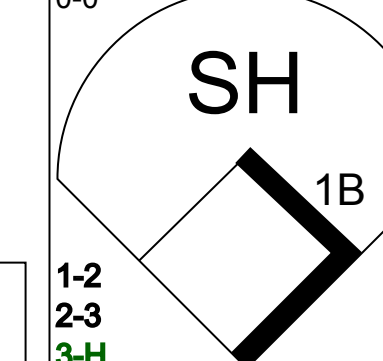
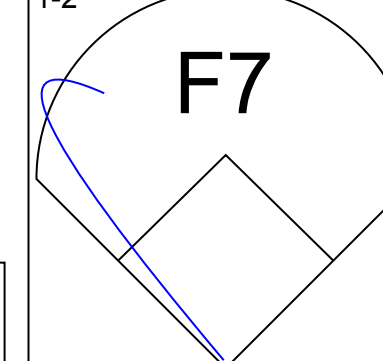
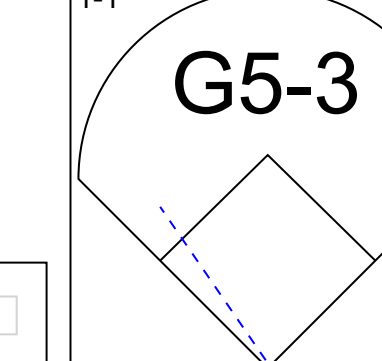
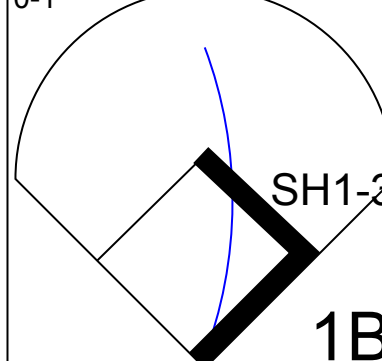
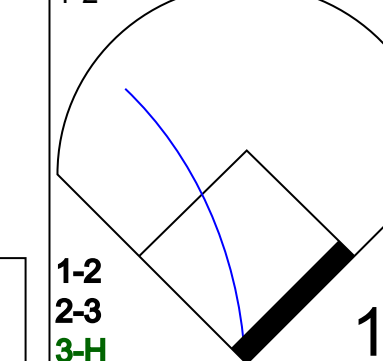
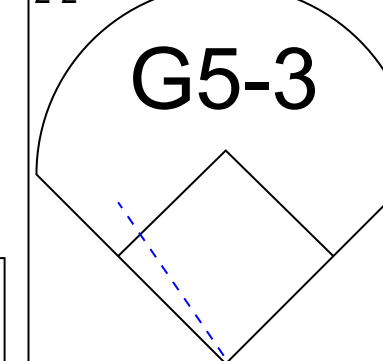
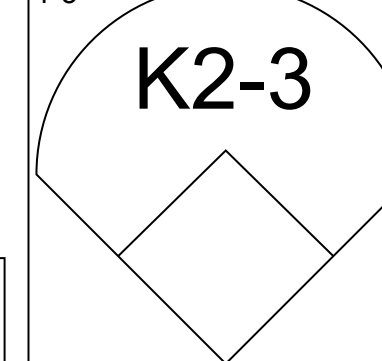
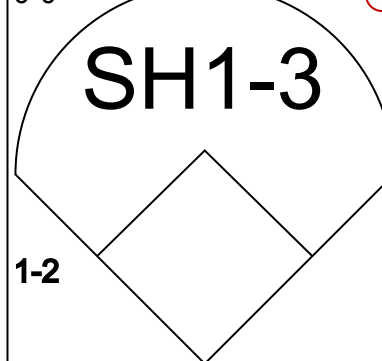
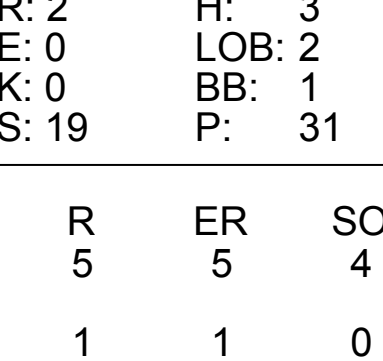


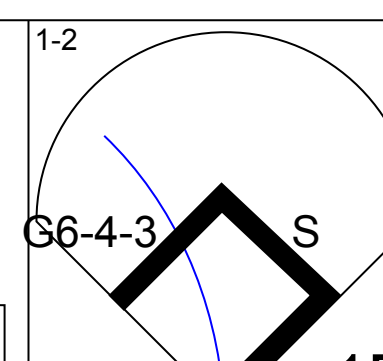
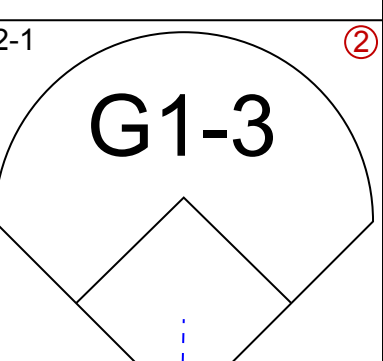
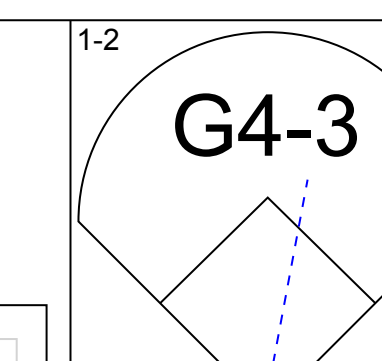
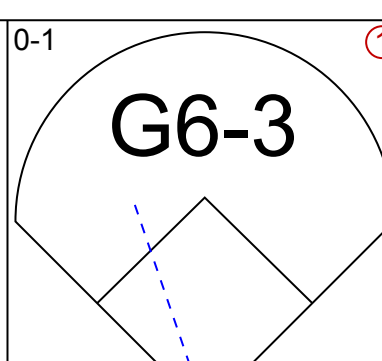
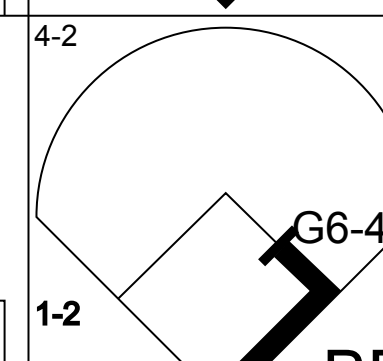
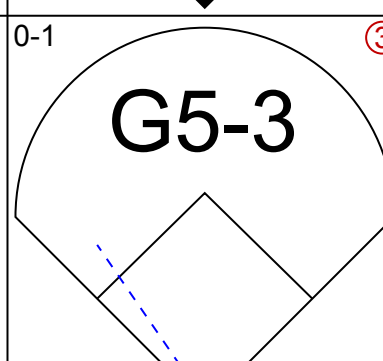
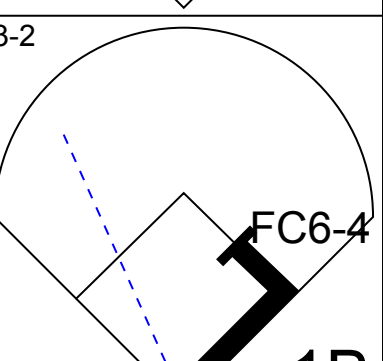
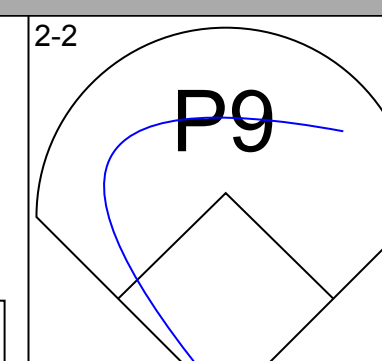
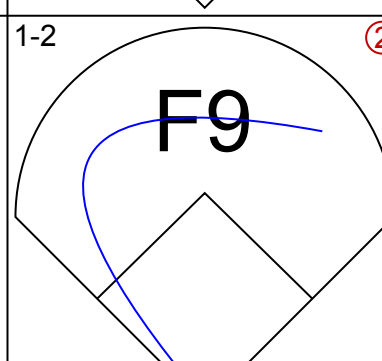
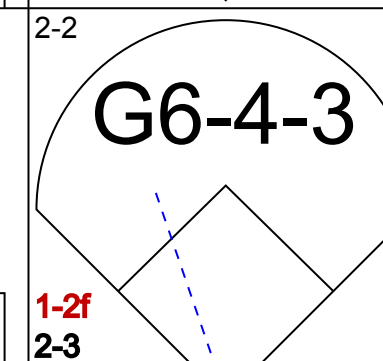
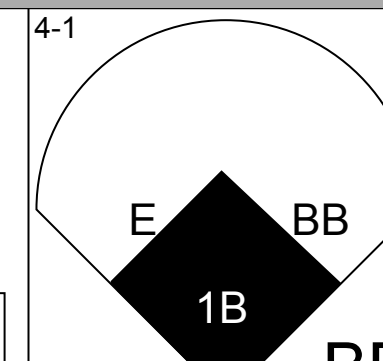
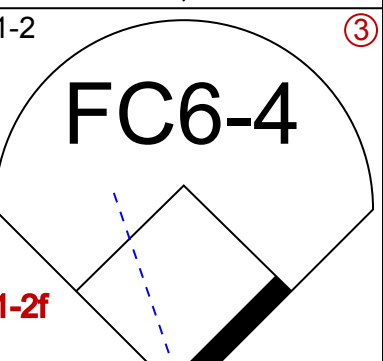
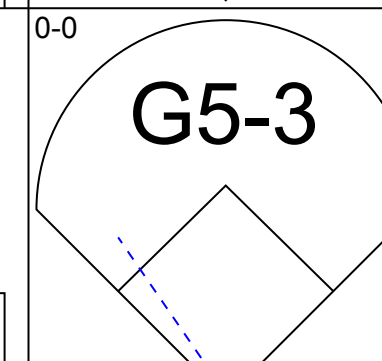
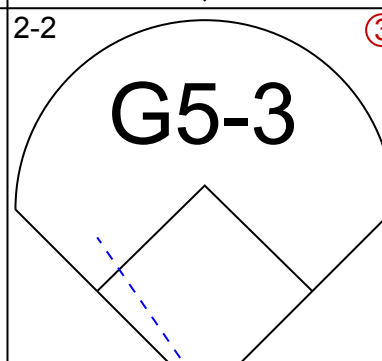
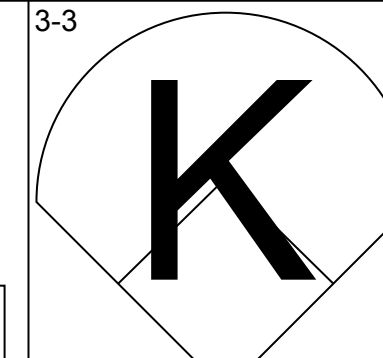
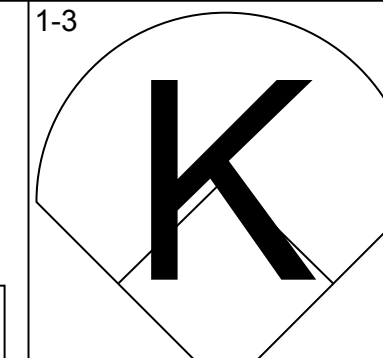
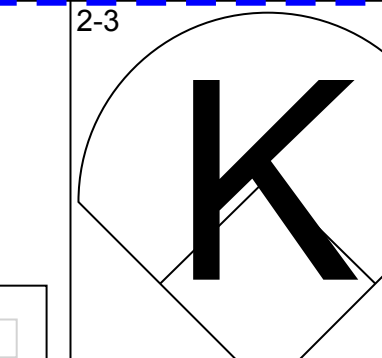
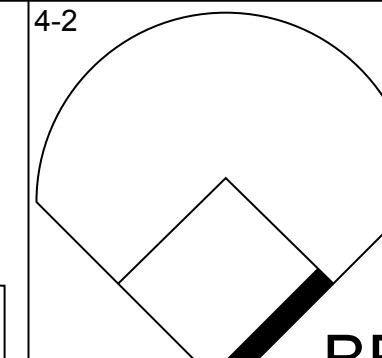
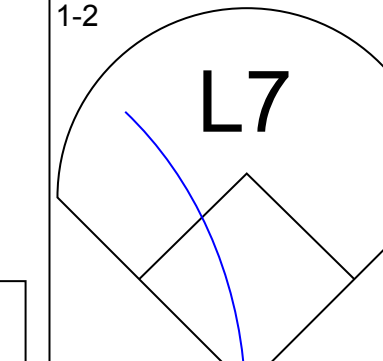
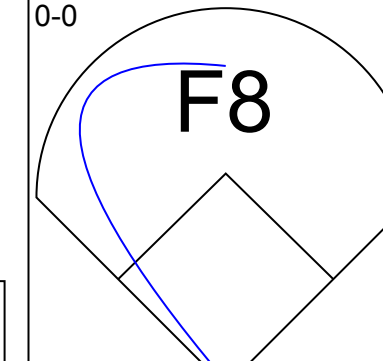
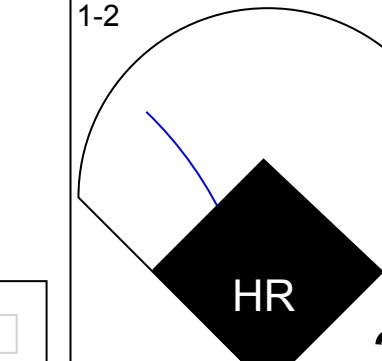
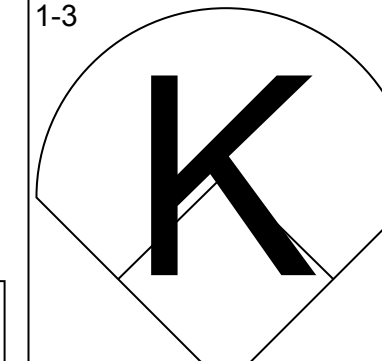
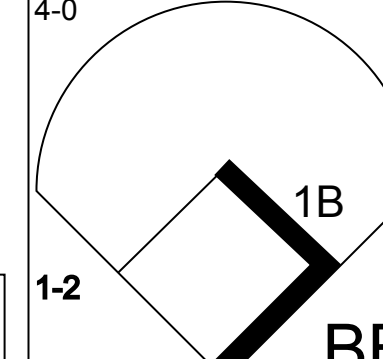
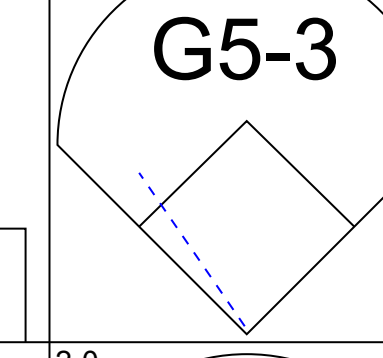
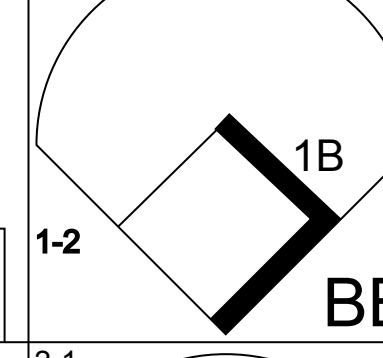
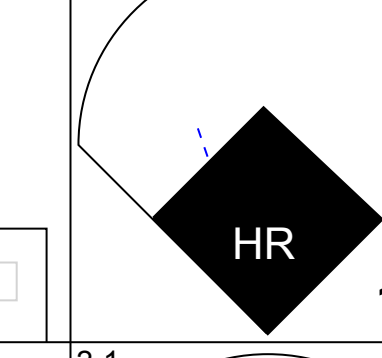

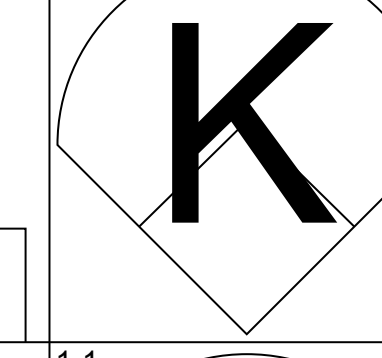
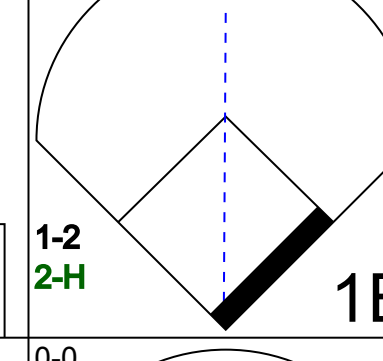

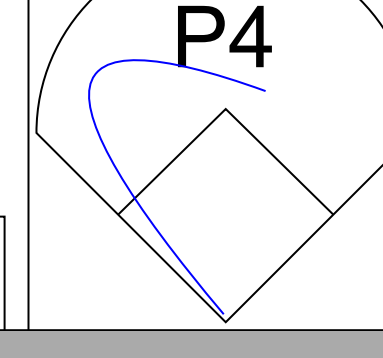
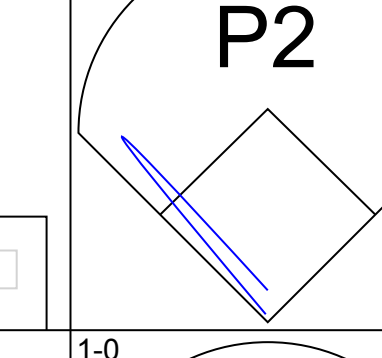
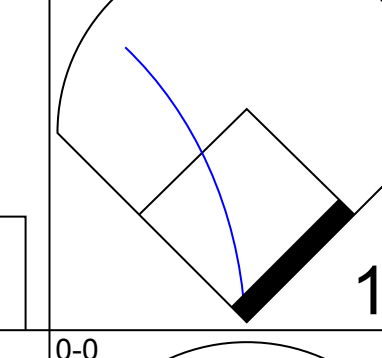

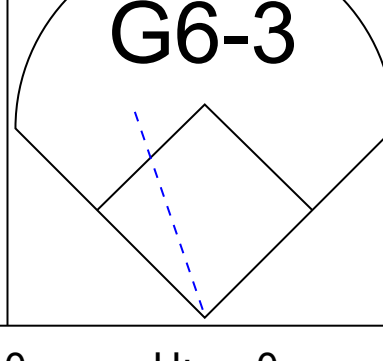

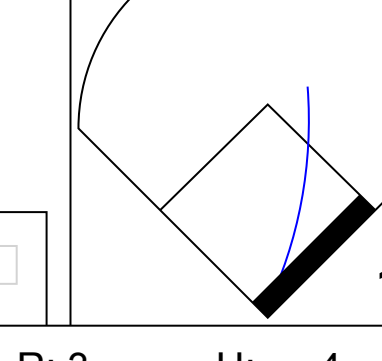
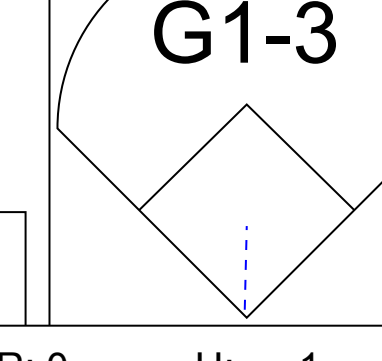
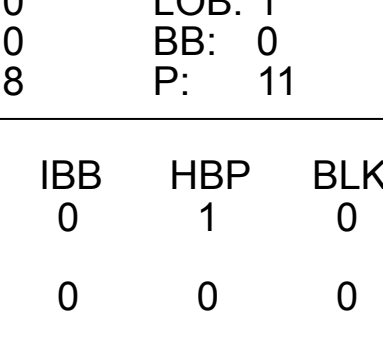
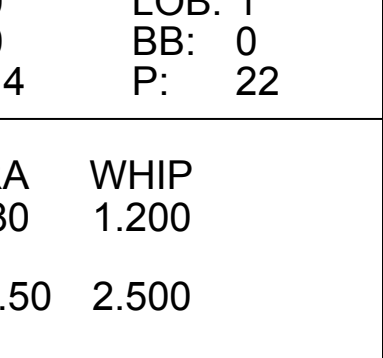
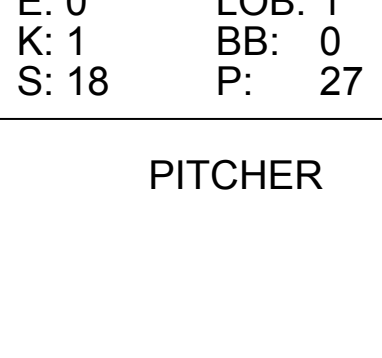
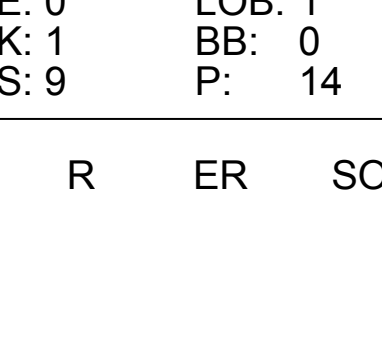


Batter	1	2	3	4	5	6	7	8	9	AB	R	H	RBI	BB	SO	LOB	TOP								
Brian McRae, S OBP: 0.389, SLG: 0.484 (1, 8)										2	0	0	0	1	1	1	<b>New York Mets @ Milwaukee Brewers</b> Milwaukee County Stadium, Milwaukee, WI Sat Apr 11 1998, 4:33 AM EDT Att: 24,140 - Overcast - 57 F								
Eduardo Alfonso, R OBP: 0.319, SLG: 0.300 (1, 5)										3	1	0	0	1	1	2									
Bernard Gilkey, R OBP: 0.245, SLG: 0.382 Dennis Cook, L (8, 1) John Franco, L (9, 1)										4	0	1	0	0	0	2									
John Olerud, L OBP: 0.415, SLG: 0.455 (1, 3)										3	0	1	1	0	0	0									
Butch Huskey, R OBP: 0.316, SLG: 0.313 (1, 9)										4	1	2	0	0	0	1									
Carlos Baerga, S OBP: 0.175, SLG: 0.211 (1, 4)										4	0	0	0	0	2	3									
Alberto Castillo, R OBP: 0.116, SLG: 0.063 Matt Franco, L OBP: 0.462, SLG: 0.300 Tim Spehr, R OBP: 0.284, SLG: 0.313 (9, 2)										3	0	0	0	0	2	0									
Rey Ordenez, R OBP: 0.275, SLG: 0.282 (1, 6)										4	0	1	1	0	1	0									
Masato Yoshii, R (1, 1) Greg McMichael, R (7, 1) Rich Becker, L OBP: 0.333, SLG: 0.464 (8, 7)										1	0	0	0	1	0	0									
<b>Inning Stats</b>	R: 1 E: 0 K: 1 S: 16	H: 2 LOB: 2 BB: 1 P: 26	R: 0 E: 0 K: 0 S: 7	H: 0 LOB: 0 BB: 0 P: 12	R: 0 E: 0 K: 1 S: 7	H: 0 LOB: 0 BB: 1 P: 14	R: 0 E: 0 K: 1 S: 8	H: 0 LOB: 0 BB: 1 P: 9	R: 0 E: 0 K: 1 S: 6	H: 1 LOB: 1 BB: 0 P: 9	R: 0 E: 0 K: 2 S: 8	H: 0 LOB: 0 BB: 0 P: 9	R: 0 E: 0 K: 1 S: 8	H: 0 LOB: 1 BB: 1 P: 16	R: 0 E: 0 K: 1 S: 8	H: 0 LOB: 1 BB: 1 P: 16		R: 1 E: 0 K: 2 S: 13	H: 2 LOB: 2 BB: 1 P: 24	1B: 4 2B: 1 3B: 0 HR: 0	SF: 1 SAC: 1 DP: 0 HBP: 0	WP: 0 PB: 0 SB: 0 CS: 0	PA: 36		
<b>PITCHER</b>	IP	WLS	BF	H	R	ER	SO	BB	IBB	HBP	BLK	WP	HR	S	P	ERA	WHIP								
21 Cal Eldred, R ERA: 1.83 Bob Wickman, R ERA: 2.25 Mike Myers, L ERA:	7.0	L	26	3	1	1	5	3	0	0	0	0	0	59	95	1.29	0.857								

Batter	1	2	3	4	5	6	7	8	9	AB	R	H	RBI	BB	SO	LOB	BOTTOM								
Fernando Vina, L OBP: 0.451, SLG: 0.444 (1, 4)										4	0	0	0	0	0	1	<b>New York Mets @ Milwaukee Brewers</b> Milwaukee County Stadium, Milwaukee, WI Sat Apr 11 1998, 4:33 AM EDT Att: 24,140 - Overcast - 57 F								
Jeff Cirillo, R OBP: 0.480, SLG: 0.500 (1, 5)										2	0	1	0	2	0	0									
Jose Valentin, S OBP: 0.409, SLG: 0.600 (1, 6)										4	0	0	0	0	3	3									
Jeremy Burnitz, L OBP: 0.556, SLG: 1.030 (1, 9)										4	0	2	0	0	1	2									
Marquis Grissom, R OBP: 0.295, SLG: 0.429 (1, 8)										4	1	1	0	0	0	3									
Bob Hamelin, L OBP: 0.176, SLG: 0.067 Eric Owens, R (9, PH)										2	0	0	0	1	1	3									
Marc Newfield, R OBP: 0.243, SLG: 0.194 Darrin Jackson, R OBP: 0.250, SLG: 0.250 (7, PR) (8, 7)										1	0	0	1	1	0	0									
Mike Matheny, R OBP: 0.310, SLG: 0.481 (1, 2)										2	0	1	0	1	1	1									
21 Cal Eldred, R OBP: 0.143, SLG: 0.143 Mark Loretta, R OBP: 0.288, SLG: 0.333 Bob Wickman, R (8, 1) Mike Myers, L (9, 1)										2	0	0	0	0	1	3									
<b>Inning Stats</b>	R: 0 E: 0 K: 1 S: 11	H: 1 LOB: 1 BB: 0 P: 14	R: 1 E: 0 K: 0 S: 6	H: 1 LOB: 2 BB: 2 P: 15	R: 0 E: 0 K: 1 S: 5	H: 0 LOB: 0 BB: 0 P: 6	R: 0 E: 0 K: 0 S: 6	H: 1 LOB: 0 BB: 0 P: 7	R: 0 E: 0 K: 1 S: 12	H: 1 LOB: 1 BB: 1 P: 20	R: 0 E: 0 K: 2 S: 15	H: 0 LOB: 1 BB: 1 P: 25	R: 0 E: 0 K: 1 S: 9	H: 1 LOB: 1 BB: 0 P: 13	1B: 5 2B: 2 3B: 0 HR: 0	SF: 1 SAC: 1 DP: 3 HBP: 0		WP: 0 PB: 0 SB: 1 CS: 0	PA: 35						
<b>PITCHER</b>	IP	WLS	BF	H	R	ER	SO	BB	IBB	HBP	BLK	WP	HR	S	P	ERA	WHIP								
Masato Yoshii, R ERA: Greg McMichael, R ERA: Dennis Cook, L ERA: John Franco, L ERA:	6.0		24	5	1	0	4	3	0	0	0	0	0	52	78	0.00	1.333								
	1.0	W	3	0	0	0	0	1	0	0	0	0	0	6	11	0.00	1.000								
	1.0	S	4	0	0	0	2	1	0	0	0	0	0	15	25	0.00	1.000								
	1.0	S	4	1	0	0	1	0	0	0	0	0	0	9	13	0.00	1.000								



Batter	1	2	3	4	5	6	7	8	9	AB	R	H	RBI	BB	SO	LOB	TOP			
<b>Rich Becker, L</b> (1, 7) OBP: 0.289, SLG: 0.394										5	0	0	0	0	2	4	<b>New York Mets @ Milwaukee Brewers</b> Milwaukee County Stadium, Milwaukee, WI Sun Apr 12 1998, 4:33 AM EDT Att: 10,459 - Sunny - 67 F			
<b>Eduardo Alfonso, R</b> (1, 5) OBP: 0.308, SLG: 0.311										5	1	1	0	0	0	1				
<b>John Olerud, L</b> (1, 3) OBP: 0.422, SLG: 0.541										4	2	2	2	0	0	0				
<b>Butch Huskey, R</b> (1, 9) OBP: 0.333, SLG: 0.417										4	2	2	2	0	0	0				
<b>Carlos Baerga, S</b> (1, 4) OBP: 0.159, SLG: 0.190										4	0	0	0	0	0	1				
<b>Mel Rojas, R</b> (8, 1)										0	0	0	0	0	0	0				
<b>Brian McRae, S</b> (1, 8) OBP: 0.400, SLG: 0.471										3	1	1	0	1	0	0				
<b>Tim Spehr, R</b> (1, 2) OBP: 0.286, SLG: 0.263										3	0	0	0	1	1	2				
<b>Rey Ordenez, R</b> (1, 6) OBP: 0.279, SLG: 0.286										3	0	1	1	0	0	1				
<b>Brian Bohanon, L</b> (1, 1) OBP: 0.667, SLG: 0.667										2	0	1	1	0	0	0				
<b>Turk Wendell, L</b> (6, 1)										1	0	0	0	0	1	0				
<b>Luis Lopez, S</b> (8, 4) OBP: 0.462, SLG: 0.364										0	0	0	0	0	0	0				
<b>Inning Stats</b>	R: 0 E: 0 K: 1 S: 10	H: 0 LOB: 0 BB: 0 P: 15	R: 2 E: 0 K: 0 S: 19	H: 3 LOB: 2 BB: 1 P: 31	R: 2 E: 1 K: 1 S: 13	H: 2 LOB: 1 BB: 0 P: 20	R: 0 E: 0 K: 0 S: 10	H: 0 LOB: 0 BB: 0 P: 14	R: 0 E: 0 K: 0 S: 8	H: 0 LOB: 1 BB: 1 P: 11	R: 2 E: 0 K: 2 S: 10	H: 2 LOB: 0 BB: 0 P: 15	R: 0 E: 0 K: 0 S: 5	H: 0 LOB: 0 BB: 0 P: 7	R: 0 E: 0 K: 0 S: 7	H: 1 LOB: 1 BB: 0 P: 11	1B: 5 2B: 1 3B: 0 HR: 2	SF: 0 SAC: 2 DP: 1 HBP: 0	WP: 0 PB: 0 SB: 2 CS: 0	PA: 38
<b>PITCHER</b>	IP	WLS	BF	H	R	ER	SO	BB	IBB	HBP	BLK	WP	HR	S	P	ERA	WHIP			
<b>Paul Wagner, R</b> (1, 1) ERA: 7.36	6.2	L	29	6	5	5	4	2	0	0	0	0	1	79	121	6.75	1.200			
<b>Mike Myers, L</b> (7, 1) ERA: 1.93	1.1		5	1	1	1	0	0	0	0	0	0	1	8	11	6.75	0.750			
<b>Al Reyes, R</b> (9, 1) ERA: 22.5	1.0		4	1	0	0	0	0	0	0	0	0	0	7	11	0.00	1.000			

Batter	1	2	3	4	5	6	7	8	9	AB	R	H	RBI	BB	SO	LOB	BOTTOM					
<b>Fernando Vina, L</b> (1, 4) OBP: 0.446, SLG: 0.429										4	0	1	0	0	0	1	<b>New York Mets @ Milwaukee Brewers</b> Milwaukee County Stadium, Milwaukee, WI Sun Apr 12 1998, 4:33 AM EDT Att: 10,459 - Sunny - 67 F					
<b>Jeff Cirillo, R</b> (1, 5) OBP: 0.473, SLG: 0.477										4	0	1	0	1	0	1						
<b>Mark Loretta, R</b> (1, 3) OBP: 0.250, SLG: 0.200										4	1	0	0	1	0	3						
<b>Jeromy Burnitz, L</b> (1, 9) OBP: 0.531, SLG: 0.944										3	0	0	0	1	3	2						
<b>Marquis Grissom, R</b> (1, 8) OBP: 0.292, SLG: 0.435										4	1	1	0	0	1	2						
<b>Marc Newfield, R</b> (1, 7) OBP: 0.275, SLG: 0.212										2	1	1	0	1	0	0						
<b>Jesse Levis, L</b> (8, PH) OBP: 0.588, SLG: 0.500										1	0	0	0	0	1	0						
<b>Eric Owens, R</b> (9, 7)										0	0	0	0	0	0	0						
<b>Jose Valentin, S</b> (1, 6) OBP: 0.417, SLG: 0.667										4	1	2	4	0	0	0						
<b>Mike Matheny, R</b> (1, 2) OBP: 0.303, SLG: 0.452										4	0	1	0	0	0	2						
<b>Paul Wagner, R</b> (1, 1) OBP: 0.200, SLG: 0.200										3	0	1	0	0	0	0						
<b>Mike Myers, L</b> (7, 1)										0	0	0	0	0	0	0						
<b>Bob Hamelin, L</b> (8, PH) OBP: 0.167, SLG: 0.063										1	0	0	0	0	0	1						
<b>Al Reyes, R</b> (9, 1)										0	0	0	0	0	0	0						
<b>Inning Stats</b>	R: 0 E: 0 K: 1 S: 14	H: 1 LOB: 1 BB: 1 P: 24	R: 0 E: 0 K: 0 S: 5	H: 0 LOB: 0 BB: 0 P: 9	R: 0 E: 0 K: 0 S: 8	H: 0 LOB: 1 BB: 0 P: 11	R: 1 E: 1 K: 1 S: 8	H: 1 LOB: 2 BB: 2 P: 19	R: 0 E: 0 K: 0 S: 14	H: 1 LOB: 1 BB: 0 P: 22	R: 3 E: 0 K: 1 S: 18	H: 4 LOB: 1 BB: 0 P: 27	R: 0 E: 0 K: 1 S: 12	H: 0 LOB: 1 BB: 1 P: 19	R: 0 E: 0 K: 1 S: 9	H: 1 LOB: 1 BB: 0 P: 14	R: 0 E: 0 K: 0 S: 8	H: 0 LOB: 0 BB: 0 P: 11	1B: 6 2B: 1 3B: 0 HR: 1	SF: 0 SAC: 0 DP: 1 HBP: 1	WP: 0 PB: 0 SB: 1 CS: 0	PA: 39
<b>PITCHER</b>	IP	WLS	BF	H	R	ER	SO	BB	IBB	HBP	BLK	WP	HR	S	P	ERA	WHIP					
<b>Brian Bohanon, L</b> (1, 1) ERA: 0.96	5.0		21	3	1	1	2	3	0	0	0	0	0	49	85	1.80	1.200					
<b>Turk Wendell, R</b> (6, 1) ERA: 5.87	2.0	W	11	4	3	3	2	1	0	0	0	0	1	30	46	13.50	2.500					
<b>Mel Rojas, R</b> (8, 1)	2.0	S	7	1	0	0	1	0	0	0	0	0	0	17	25	0.00	0.500					



Batter	1	2	3	4	5	6	7	8	9	AB	R	H	RBI	BB	SO	LOB	TOP										
Manny Alexander, R (1,4) OBP: 0.286, SLG: 0.571	G5-3		P3			G6-3		FC5-4		4	0	0	0	0	0	1	Chicago Cubs @ New York Mets Shea Stadium, Flushing, NY Tue Apr 14 1998, 7:05 PM EDT Att: 15,965 - Cloudy - 55 F										
Jeff Blauer, R (1,6) OBP: 0.456, SLG: 0.364	K				G4-6-3 1B	G4-6-3 1B		G6-3		4	0	2	0	0	1												
Mark Grace, L (1,3) OBP: 0.483, SLG: 0.429	K				G4-6-3 1-2f	G4-6-3 1-2f			BB S BB	3	0	0	0	1	2												
Sammy Sosa, R (1,9) OBP: 0.373, SLG: 0.491		CS BB				P3			K 1-2	3	0	1	0	1	1												
Kevin Orie, R (1,5) OBP: 0.304, SLG: 0.400		K			F6			F7		4	0	1	0	0	1												
Henry Rodriguez, L (1,7) OBP: 0.491, SLG: 0.762							F8		BB BB	2	0	0	0	2	1												
José Hernández, R (1,8) OBP: 0.167, SLG: 0.174			P4			G4-3			BB BB	3	0	0	0	0	1												
Scott Servais, R (1,2) OBP: 0.381, SLG: 0.382			G4-3					L5		4	0	1	0	0	1												
Geremi Gonzalez, R (1,1) Lance Johnson, L (5,PH) Amaury Telemaco, R (5,1) Ben Van Ryn, L (7,1) Marc Pisciotta, R (7,1) Brant Brown, L (7,8) Mickey Morandini, L (8,PH)			G1-3			P2		FC5-4 1B		1	0	0	0	0	0												
<b>Inning Stats</b>	R: 0 E: 0 K: 2 S: 9	H: 0 LOB: 0 BB: 0 P: 16	R: 0 E: 0 K: 1 S: 10	H: 0 LOB: 1 BB: 2 P: 22	R: 0 E: 0 K: 0 S: 8	H: 0 LOB: 0 BB: 0 P: 14	R: 0 E: 0 K: 0 S: 10	H: 2 LOB: 1 BB: 0 P: 19	R: 0 E: 0 K: 1 S: 9	H: 1 LOB: 1 BB: 0 P: 17	R: 0 E: 0 K: 0 S: 8	H: 1 LOB: 0 BB: 0 P: 14	R: 0 E: 1 K: 1 S: 12	H: 1 LOB: 1 BB: 0 P: 20	R: 0 E: 1 K: 0 S: 9	H: 1 LOB: 3 BB: 3 P: 17		R: 0 E: 0 K: 2 S: 11	H: 0 LOB: 3 BB: 3 P: 29	1B: 6 2B: 0 3B: 0 HR: 0	SF: 0 SAC: 0 DP: 2 HBP: 0	WP: 0 PB: 0 SB: 1 CS: 1	PA: 35				
<b>PITCHER</b>	IP	WLS	BF	H	R	ER	SO	BB	IBB	HBP	BLK	WP	HR	S	P	ERA	WHIP										
Al Leiter, L (1,1) ERA: 2.0	7.0	W	25	5	0	0	5	2	0	0	0	0	0	66	122	0.00	1.000										
Greg McMichael, R (8,1) ERA:	1.0		4	1	0	0	0	0	0	0	0	0	0	9	17	0.00	1.000										
John Hudek, R (9,1) ERA: 5.68	1.0		6	0	0	0	2	3	0	0	0	0	0	11	29	0.00	3.000										

Chicago Cubs @ New York Mets  
Shea Stadium, Flushing, NY  
Tue Apr 14 1998, 7:05 PM EDT  
Att: 15,965 - Cloudy - 55 F

AB	30
R	0
H	6
RBI	0
BB	5
SO	7
LOB	15



Batter	1	2	3	4	5	6	7	8	9	AB	R	H	RBI	BB	SO	LOB	BOTTOM										
Edgardo Alfonso, R (1,5) OBP: 0.316, SLG: 0.320	L4 1B		P4	E6			B1			5	0	2	1	0	0	4	Chicago Cubs @ New York Mets Shea Stadium, Flushing, NY Tue Apr 14 1998, 7:05 PM EDT Att: 15,965 - Cloudy - 55 F										
Luis Lopez, S (1,4) OBP: 0.444, SLG: 0.438	L4 1-2				F8 2B		BB 1B	G4-3		5	1	2	0	0	0	6											
Bernard Gilkey, R (1,7) OBP: 0.455, SLG: 0.405	G6-3						BB 1B			3	1	2	2	1	0	0											
John Olerud, L (1,3) OBP: 0.449, SLG: 0.538										2	1	1	0	2	0	1											
Butch Huskey, R (1,9) OBP: 0.304, SLG: 0.375										4	0	0	0	0	0	6											
Greg McMichael, R (8,1) John Hudek, S (9,1)	FC5-4 CS									0	0	0	0	0	0	0											
Brian McRae, S (1,8) OBP: 0.386, SLG: 0.447										4	1	1	1	0	2	1											
Tim Spehr, R (1,2) OBP: 0.320, SLG: 0.273										3	0	1	0	1	0	0											
Rey Ordóñez, R (1,6) OBP: 0.277, SLG: 0.283										4	1	1	0	0	1	4											
Al Leiter, L (1,1) Rich Becker, L (7,PH) OBP: 0.325, SLG: 0.441										1	0	1	2	0	0	0											
<b>Inning Stats</b>	R: 0 E: 0 K: 0 S: 3	H: 1 LOB: 0 BB: 0 P: 7	R: 0 E: 0 K: 1 S: 5	H: 0 LOB: 1 BB: 1 P: 13	R: 0 E: 0 K: 0 S: 9	H: 1 LOB: 1 BB: 0 P: 15	R: 4 E: 1 K: 1 S: 18	H: 5 LOB: 3 BB: 1 P: 33	R: 0 E: 0 K: 0 S: 5	H: 0 LOB: 0 BB: 1 P: 10	R: 0 E: 0 K: 1 S: 9	H: 0 LOB: 0 BB: 0 P: 12	R: 1 E: 0 K: 0 S: 8	H: 3 LOB: 2 BB: 1 P: 16	R: 1 E: 0 K: 0 S: 10	H: 2 LOB: 2 BB: 1 P: 19	1B: 10 2B: 5 3B: 0 HR: 0	SF: 0 SAC: 1 DP: 4 HBP: 0	WP: 0 PB: 0 SB: 0 CS: 1	PA: 38							
<b>PITCHER</b>	IP	WLS	BF	H	R	ER	SO	BB	IBB	HBP	BLK	WP	HR	S	P	ERA	WHIP										
Geremi Gonzalez, R (1,1) ERA: 11.7	4.0	L	20	7	4	4	2	1	0	0	1	0	0	35	68	9.00	2.000										
Amaury Telemaco, R (5,1) ERA: 2.19	2.1		10	3	1	1	1	1	0	0	0	0	0	20	31	3.86	1.714										
Ben Van Ryn, L (7,1) ERA:	0.0		1	0	0	0	0	1	0	0	0	0	0	1	5	∞	∞										
Marc Pisciotta, R (7,1) ERA: 1.74	1.2		7	2	1	1	0	1	0	0	0	0	0	11	21	5.40	1.800										

Chicago Cubs @ New York Mets  
Shea Stadium, Flushing, NY  
Tue Apr 14 1998, 7:05 PM EDT  
Att: 15,965 - Cloudy - 55 F

AB	32
R	6
H	12
RBI	6
BB	5
SO	3
LOB	22






Batter	1	2	3	4	5	6	7	8	9	AB	R	H	RBI	BB	SO	LOB	TOP										
<b>Brant Brown, L</b> OBP: 0.476, SLG: 0.600 (1, 8)										3	0	0	0	1	0	1											
<b>Mickey Morandini, L</b> OBP: 0.351, SLG: 0.271 (1, 4)										3	0	0	0	1	1	3											
<b>Sammy Sosa, R</b> OBP: 0.381, SLG: 0.542 (1, 9)										4	1	2	1	0	0	1											
<b>Mark Grace, L</b> OBP: 0.469, SLG: 0.415 (1, 3)										4	0	1	0	0	1	1											
<b>Henry Rodriguez, L</b> OBP: 0.456, SLG: 0.696 (1, 7)										4	0	0	0	0	2	2											
<b>Jeff Blauser, R</b> OBP: 0.444, SLG: 0.354 (1, 6)										4	0	1	0	0	0	1											
<b>Kevin Orte, R</b> OBP: 0.300, SLG: 0.389 (1, 5)										4	0	1	0	0	1	0											
<b>Scott Servais, R</b> OBP: 0.356, SLG: 0.351 (1, 2)										3	0	0	0	0	0	2											
<b>Steve Trachsel, R</b> OBP: 0.571, SLG: 0.500 (1, 1)										1	0	0	0	0	0	2											
<b>Lance Johnson, L</b> OBP: 0.172, SLG: 0.259 (7, PH)										1	0	0	0	0	0	0											
<b>Terry Adams, R</b> (7, 1)										0	0	0	0	0	0	0											
<b>Inning Stats</b>	R: 0 E: 0 K: 0 S: 2	H: 0 LOB: 0 BB: 1 P: 6	R: 0 E: 0 K: 1 S: 5	H: 0 LOB: 0 BB: 0 P: 5	R: 0 E: 1 K: 1 S: 6	H: 0 LOB: 1 BB: 0 P: 10	R: 0 E: 0 K: 0 S: 15	H: 1 LOB: 1 BB: 0 P: 21	R: 0 E: 0 K: 0 S: 11	H: 2 LOB: 3 BB: 1 P: 16	R: 0 E: 0 K: 0 S: 7	H: 1 LOB: 1 BB: 0 P: 12	R: 0 E: 0 K: 0 S: 5	H: 0 LOB: 0 BB: 0 P: 6	R: 1 E: 0 K: 2 S: 11	H: 1 LOB: 0 BB: 0 P: 19	R: 0 E: 0 K: 1 S: 8	H: 0 LOB: 0 BB: 0 P: 13	1B: 4 2B: 0 3B: 0 HR: 1	SF: 0 SAC: 1 DP: 1 HBP: 0	WP: 0 PB: 0 CS: 0	PA: 34					
<b>PITCHER</b>	IP	WLS	BF	H	R	ER	SO	BB	IBB	HBP	BLK	WP	HR	S	P	ERA	WHIP										
<b>Rick Reed, R</b> ERA: 4.08 (1, 1)	7.0	W	27	4	0	0	2	2	0	0	0	0	0	51	76	0.00	0.857										
<b>Dennis Cook, L</b> ERA: 1.59 (8, 1)	1.0		4	1	1	1	2	0	0	0	0	0	1	11	19	9.00	1.000										
<b>John Franco, L</b> ERA: (9, 1)	1.0	S	3	0	0	0	1	0	0	0	0	0	0	8	13	0.00	0.000										

Chicago Cubs @ New York Mets  
Shea Stadium, Flushing, NY  
Wed Apr 15 1998, 7:05 PM EDT  
Att: 16,012 - Cloudy - 63 F


AB	31
R	1
H	5
RBI	1
BB	2
SO	5
LOB	13



Batter	1	2	3	4	5	6	7	8	9	AB	R	H	RBI	BB	SO	LOB	BOTTOM										
<b>Rey Ordonez, R</b> OBP: 0.275, SLG: 0.280 (1, 6)										4	0	1	0	0	0	2											
<b>Matt Franco, L</b> OBP: 0.438, SLG: 0.308 (1, 5)										3	0	1	0	0	0	1											
<b>Edgardo Alfonzo, R</b> OBP: 0.310, SLG: 0.314 (6, 5)										1	0	0	0	0	0	0											
<b>Bernard Gilkey, R</b> OBP: 0.417, SLG: 0.366 (1, 7)										4	0	0	0	0	0	2											
<b>John Olerud, L</b> OBP: 0.434, SLG: 0.500 (1, 3)										3	0	0	0	1	1	1											
<b>Butch Huskey, R</b> OBP: 0.300, SLG: 0.364 (1, 9)										4	0	1	0	0	2	1											
<b>Brian McRae, S</b> OBP: 0.383, SLG: 0.425 (1, 8)										2	0	0	0	1	0	0											
<b>Carlos Baerga, S</b> OBP: 0.170, SLG: 0.200 (1, 4)										3	0	1	0	0	1	1											
<b>Tim Spehr, R</b> OBP: 0.321, SLG: 0.250 (1, 2)										2	1	0	0	0	0	2											
<b>Rick Reed, R</b> OBP: 0.400, SLG: 1.000 (1, 1)										1	1	1	2	1	0	0											
<b>Rich Becker, L</b> OBP: 0.317, SLG: 0.429 (7, PH)										1	0	0	0	0	0	0											
<b>Dennis Cook, L</b> (8, 1)										0	0	0	0	0	0	0											
<b>John Franco, L</b> (9, 1)										0	0	0	0	0	0	0											
<b>Inning Stats</b>	R: 0 E: 0 K: 0 S: 4	H: 2 LOB: 2 BB: 1 P: 8	R: 2 E: 0 K: 1 S: 6	H: 1 LOB: 0 BB: 0 P: 7	R: 0 E: 0 K: 0 S: 11	H: 1 LOB: 1 BB: 0 P: 16	R: 0 E: 0 K: 0 S: 16	H: 1 LOB: 2 BB: 1 P: 27	R: 0 E: 0 K: 1 S: 8	H: 0 LOB: 1 BB: 1 P: 17	R: 0 E: 0 K: 0 S: 10	H: 0 LOB: 0 BB: 0 P: 18	R: 0 E: 0 K: 1 S: 6	H: 0 LOB: 0 BB: 0 P: 9	R: 0 E: 0 K: 1 S: 6	H: 0 LOB: 0 BB: 0 P: 9	1B: 4 2B: 0 3B: 0 HR: 1	SF: 0 SAC: 0 DP: 0 HBP: 1	WP: 1 PB: 0 CS: 0	PA: 32							
<b>PITCHER</b>	IP	WLS	BF	H	R	ER	SO	BB	IBB	HBP	BLK	WP	HR	S	P	ERA	WHIP										
<b>Steve Trachsel, R</b> ERA: 3.32 (1, 1)	6.0	L	26	5	2	2	3	3	0	1	0	0	0	51	82	3.00	1.333										
<b>Terry Adams, R</b> ERA: 2.05 (7, 1)	2.0		6	0	0	0	1	0	0	0	0	0	0	16	27	0.00	0.000										

Chicago Cubs @ New York Mets  
Shea Stadium, Flushing, NY  
Wed Apr 15 1998, 7:05 PM EDT  
Att: 16,012 - Cloudy - 63 F

AB	28
R	2
H	5
RBI	2
BB	3
SO	4
LOB	10





Batter	1	2	3	4	5	6	7	8	9	AB	R	H	RBI	BB	SO	LOB	TOP			
<b>Brant Brown, L</b> OBP: 0.538, SLG: 0.750	4-0 G6-3 BB	0-0 1B		0-0 1B 2B		0-0 3B		0-3 K		4	1	3	2	1	1	0	<b>Chicago Cubs @ New York Mets</b> Shea Stadium, Flushing, NY Thu Apr 16 1998, 3:33 AM EDT Att: 50,814 - Cloudy - 53 F			
<b>Mickey Morandini, L</b> OBP: 0.356, SLG: 0.233	0-0 G3	0-0 F7		0-0 1B		0-0 F7		0-0 1B		5	0	2	2	0	0	3				
<b>Sammy Sosa, R</b> OBP: 0.382, SLG: 0.531	0-0 G6-3		0-0 G4-3 1B		0-0 F8		0-0 HR 1B	0-0 FC8-6-4 FC4-6		5	1	2	0	0	0	3				
<b>Mark Grace, L</b> OBP: 0.449, SLG: 0.386	0-0 F8		0-3 K		0-0 F8		4-0 HR BB	0-0 FC4-6		4	1	0	0	1	1	3				
<b>Henry Rodriguez, L</b> OBP: 0.452, SLG: 0.745		0-0 G3	0-0 G4-3		0-0 G3-1		0-0 HR	0-0 2B		5	1	2	3	0	0	1				
<b>Matt Mieske, R</b> OBP: 0.333, SLG: 0.143			1-3				1-1 2-H HR			0	0	0	0	0	0	0				
<b>Jeff Blauser, R</b> OBP: 0.441, SLG: 0.404		0-0 HR	0-0 G6-3		0-0 HBP		0-3 K	0-3 K		4	1	1	1	0	2	2				
<b>Kevin Orte, R</b> OBP: 0.292, SLG: 0.373		0-0 2B 1B		0-0 G5-3		0-0 F8		0-0 F8		5	1	1	0	0	0	2				
<b>Sandy Martinez, L</b> OBP: 0.571, SLG: 1.000		0-0 1B 2B		4-0 FC2-6 BB		0-0 G1-4-3		4-0 BB		3	1	2	0	2	0	0				
<b>Scott Servais, R</b> OBP: 0.356, SLG: 0.351		1-3 1B 2B		0-0 BB		0-0 G5-3		0-0 BB		0	0	0	0	0	0	0				
<b>Kevin Tapani, R</b> OBP: 0.167, SLG: 0.100		0-3 K		0-0 FC2-6 2B 1B		0-3 K		0-0 G4-3		3	1	0	0	0	2	3				
<b>Marc Pisciotta, R</b> OBP: 0.206, SLG: 0.500										0	0	0	0	0	0	0				
<b>Ben Van Ryn, L</b> ERA										0	0	0	0	0	0	1				
<b>Amaury Telemaco, R</b> OBP: 0.333, SLG: 0.333										0	0	0	0	0	0	0				
<b>Terry Adams, R</b> OBP: 0.167, SLG: 0.250										0	0	0	0	0	0	0				
<b>Lance Johnson, L</b> OBP: 0.167, SLG: 0.250										1	0	0	0	0	0	2				
<b>Rod Beck, R</b> ERA										0	0	0	0	0	0	0				
<b>Inning Stats</b>	R: 0 E: 0 K: 0 S: 3	H: 0 LOB: 1 BB: 1 P: 7	R: 3 E: 0 K: 1 S: 9	H: 4 LOB: 1 BB: 0 P: 9	R: 0 E: 0 K: 1 S: 6	H: 1 LOB: 1 BB: 0 P: 6	R: 2 E: 0 K: 0 S: 5	H: 2 LOB: 1 BB: 1 P: 9	R: 0 E: 0 K: 1 S: 6	H: 0 LOB: 1 BB: 0 P: 4	R: 3 E: 0 K: 1 S: 8	H: 3 LOB: 1 BB: 1 P: 12	R: 0 E: 0 K: 1 S: 6	H: 1 LOB: 2 BB: 1 P: 10	R: 0 E: 0 K: 1 S: 6	H: 1 LOB: 2 BB: 1 P: 10	1B: 6 2B: 3 3B: 2 HR: 2	SF: 0 SAC: 0 DP: 0 HBP: 1	WP: 0 PB: 0 SB: 1 CS: 0	PA: 45
<b>PITCHER</b>	IP WLS BF H R ER SO	IP WLS BF H R ER SO	IP WLS BF H R ER SO	IP WLS BF H R ER SO	IP WLS BF H R ER SO	IP WLS BF H R ER SO	IP WLS BF H R ER SO	IP WLS BF H R ER SO	IP WLS BF H R ER SO	IP WLS BF H R ER SO	IP WLS BF H R ER SO	IP WLS BF H R ER SO	IP WLS BF H R ER SO	IP WLS BF H R ER SO	IP WLS BF H R ER SO	IP WLS BF H R ER SO	ERA WHIP	ERA WHIP		
<b>Dave Milicki, R</b> ERA: 9.0	4.0 L	2.0 8	1.0 7	1.0 3	1.0 4	1.0 5	1.0 5	1.0 2	1.0 2	1.0 2	1.0 2	1.0 2	1.0 2	1.0 2	1.0 2	1.0 2	11.25 2.250	11.25 2.250		
<b>Brian Bohanon, L</b> ERA: 0.73	2.0 8	1.0 7	1.0 3	1.0 3	1.0 3	1.0 3	1.0 3	1.0 3	1.0 3	1.0 3	1.0 3	1.0 3	1.0 3	1.0 3	1.0 3	1.0 3	0.00 0.500	0.00 0.500		
<b>Turk Wendell, R</b> ERA: 8.31	1.0 7	1.0 3	1.0 3	1.0 3	1.0 3	1.0 3	1.0 3	1.0 3	1.0 3	1.0 3	1.0 3	1.0 3	1.0 3	1.0 3	1.0 3	1.0 3	27.00 4.000	27.00 4.000		
<b>John Hudek, R</b> ERA: 4.91	1.0 4	1.0 3	1.0 3	1.0 3	1.0 3	1.0 3	1.0 3	1.0 3	1.0 3	1.0 3	1.0 3	1.0 3	1.0 3	1.0 3	1.0 3	1.0 3	0.00 1.000	0.00 1.000		
<b>Mel Rojas, R</b> ERA	1.0 5	1.0 3	1.0 3	1.0 3	1.0 3	1.0 3	1.0 3	1.0 3	1.0 3	1.0 3	1.0 3	1.0 3	1.0 3	1.0 3	1.0 3	1.0 3	0.00 2.000	0.00 2.000		

Batter	1	2	3	4	5	6	7	8	9	AB	R	H	RBI	BB	SO	LOB	BOTTOM			
<b>Edgardo Alfonzo, R</b> OBP: 0.317, SLG: 0.393	0-0 HR	0-3 K		0-3 K		0-0 1B 2B		0-3 K		5	2	2	2	0	3	2	<b>Chicago Cubs @ New York Mets</b> Shea Stadium, Flushing, NY Thu Apr 16 1998, 3:33 AM EDT Att: 50,814 - Cloudy - 53 F			
<b>Rich Becker, L</b> OBP: 0.285, SLG: 0.385	0-3 K	0-0 G4-3		0-3 K		0-3 K		0-3 K		4	0	0	0	0	3	3				
<b>Turk Wendell, L</b> ERA: 8.31										0	0	0	0	0	0	0				
<b>John Hudek, S</b> OBP: 0.250, SLG: 0.375										0	0	0	0	0	0	0				
<b>Jim Tatum, R</b> OBP: 0.250, SLG: 0.375										1	0	0	0	0	1	0				
<b>Mel Rojas, R</b> ERA										0	0	0	0	0	0	0				
<b>Bernard Gilkey, R</b> OBP: 0.434, SLG: 0.378	0-3 K		0-0 WP G4-3 1B		4-0 FC1-6 BB	0-0 2-H 1B		0-0 F8		4	1	2	1	1	1	0				
<b>John Olerud, L</b> OBP: 0.448, SLG: 0.511	0-0 2B 1B		0-0 G4-3		0-0 FC1-6 1B	0-0 F7		0-0 1B G1-3		5	0	3	0	0	0	2				
<b>Carlos Baerga, S</b> OBP: 0.173, SLG: 0.220	0-0 1-3 2B		0-0 P6		0-0 P5		0-3 K		0-0 G1-3	5	0	1	0	0	1	4				
<b>Brian McRae, S</b> OBP: 0.385, SLG: 0.409	0-0 F8		4-0 FC1-6 BB		0-0 FC1-6 S	0-0 F9		0-0 1B		4	0	1	0	1	0	4				
<b>Alberto Castillo, R</b> OBP: 0.238, SLG: 0.211		0-0 SH5-4 2B		0-0 FC6-4 1B		0-3 K		4-0 BB		3	0	2	1	1	1	2				
<b>Matt Franco, L</b> OBP: 0.412, SLG: 0.286			0-0 SH5-4 BB		0-0 FC6-4 1B		0-0 K		0-3 K	1	0	0	0	0	1	2				
<b>Rey Ordenez, R</b> OBP: 0.273, SLG: 0.264		4-0 SH5-4 BB		0-0 FC6-4		0-0 G6-3		0-0 G3		3	0	0	0	1	0	3				
<b>Dave Milicki, R</b> OBP: 0.400, SLG: 0.250		0-0 SH5-4		0-0 F9		0-0 2B 1B		0-3 K		1	0	0	0	0	0	0				
<b>Brian Bohanon, L</b> OBP: 0.667, SLG: 0.667										0	0	0	0	0	0	0				
<b>Luis Lopez, S</b> OBP: 0.474, SLG: 0.471										1	1	1	0	0	0	0				
<b>Butch Huskey, R</b> OBP: 0.294, SLG: 0.356		1-2 2-3								1	0	0	0	0	1	0				
<b>Inning Stats</b>	R: 1 E: 0 K: 2 S: 10	H: 3 LOB: 2 BB: 0 P: 10	R: 0 E: 0 K: 1 S: 6	H: 1 LOB: 2 BB: 1 P: 10	R: 1 E: 0 K: 0 S: 5	H: 2 LOB: 1 BB: 1 P: 9	R: 0 E: 0 K: 2 S: 7	H: 0 LOB: 0 BB: 0 P: 7	R: 0 E: 0 K: 1 S: 6	H: 1 LOB: 2 BB: 1 P: 10	R: 2 E: 0 K: 1 S: 8	H: 3 LOB: 1 BB: 0 P: 8	R: 0 E: 0 K: 1 S: 5	H: 0 LOB: 1 BB: 1 P: 9	R: 0 E: 0 K: 3 S: 9	H: 2 LOB: 2 BB: 0 P: 7	1B: 8 2B: 3 3B: 0 HR: 1	SF: 0 SAC: 1 DP: 0 HBP: 0	WP: 1 PB: 0 SB: 1 CS: 0	PA: 43
<b>PITCHER</b>	IP WLS BF H R ER SO	IP WLS BF H R ER SO	IP WLS BF H R ER SO	IP WLS BF H R ER SO	IP WLS BF H R ER SO	IP WLS BF H R ER SO	IP WLS BF H R ER SO	IP WLS BF H R ER SO	IP WLS BF H R ER SO	IP WLS BF H R ER SO	IP WLS BF H R ER SO	IP WLS BF H R ER SO	IP WLS BF H R ER SO	IP WLS BF H R ER SO	IP WLS BF H R ER SO	IP WLS BF H R ER SO	ERA WHIP	ERA WHIP		
<b>Kevin Tapani, R</b> ERA: 5.73	5.1 W	2.1 2	1.0 1	1.0 1	1.0 1	1.0 1	1.0 1	1.0 1	1.0 1	1.0 1	1.0 1	1.0 1	1.0 1	1.0 1	1.0 1	1.0 1	6.75 2.250	6.75 2.250		
<b>Marc Pisciotta, R</b> ERA: 1.69	0.1 2	1.0 1	1.0 1	1.0 1	1.0 1	1.0 1	1.0 1	1.0 1	1.0 1	1.0 1	1.0 1	1.0 1	1.0 1	1.0 1	1.0 1	1.0 1	0.00 3.000	0.00 3.000		
<b>Ben Van Ryn, L</b> ERA	0.2 2	1.0 1	1.0 1	1.0 1	1.0 1	1.0 1	1.0 1	1.0 1	1.0 1	1.0 1	1.0 1	1.0 1	1.0 1	1.0 1	1.0 1	1.0 1	0.00 0.000	0.00 0.000		
<b>Amaury Telemaco, R</b> ERA: 2.08	0.2 3	1.0 3	1.0 3	1.0 3	1.0 3	1.0 3	1.0 3	1.0 3	1.0 3	1.0 3	1.0 3	1.0 3	1.0 3	1.0 3	1.0 3	1.0 3	0.00 1.500	0.00 1.500		
<b>Terry Adams, R</b> ERA: 1.69	1.0 3	1.0 3	1.0 3	1.0 3	1.0 3	1.0 3	1.0 3	1.0 3	1.0 3	1.0 3	1.0 3	1.0 3	1.0 3	1.0 3	1.0 3	1.0 3	0.00 0.000	0.00 0.000		

**Chicago Cubs @ New York Mets**  
 Shea Stadium, Flushing, NY  
 Thu Apr 16 1998, 3:33 AM EDT  
 Att: 50,814 - Cloudy - 53 F

**Chicago Cubs @ New York Mets**  
 Shea Stadium, Flushing, NY  
 Thu Apr 16 1998, 3:33 AM EDT  
 Att: 50,814 - Cloudy - 53 F

AB	40
R	8
H	13
RBI	8
BB	4
SO	6
LOB	20









Batter	1	2	3	4	5	6	7	8	9	10	AB	R	H	RBI	BB	SO	LOB	TOP				
<b>Rich Becker, L</b> OBP: 0.320, SLG: 0.419 (1, 7)	F8		2B		G3-6-1		K			SH5-4	4	3	2	0	1	1	0	<b>New York Mets @ Cincinnati Reds</b> Cinergy Field, Cincinnati, OH Sat Apr 18 1998, 3:33 AM EDT Att: 21,213 - Cloudy - 54 F				
<b>Eduardo Alfonso, R</b> OBP: 0.333, SLG: 0.387 (1, 5)	G5-3		BB		G3-6-1		K			SH5-4	3	1	1	2	1	1	0					
<b>John Olerud, L</b> OBP: 0.455, SLG: 0.481 (1, 3)	BB		BB		G3-6-1					SH5-4	2	0	0	0	2	0	2					
<b>Butch Huskey, R</b> OBP: 0.333, SLG: 0.380 (1, 9)	F9		BB		1-2					SH5-4	2	0	1	1	3	0	1					
<b>Brian McRae, S</b> OBP: 0.344, SLG: 0.353 (1, 8)			SF7		F7					P4	4	0	0	1	0	1	5					
<b>Carlos Baerga, S</b> OBP: 0.214, SLG: 0.214 (8, 7)			G3							E5	3	0	1	0	0	0	2					
<b>Brian Schatzler, L</b> OBP: 0.667, SLG: 0.667 (8, 7)			G3							E5	0	0	0	0	0	0	1					
<b>Matt Francis, L</b> OBP: 0.289, SLG: 0.287 (8, 1)			G3							E5	1	0	0	0	0	0	0					
<b>Jim Tatum, R</b> OBP: 0.300, SLG: 0.300 (10, 9)			G3							E5	1	0	0	0	0	0	2					
<b>John Franco, L</b> OBP: 0.300, SLG: 0.300 (10, 1)			G3							E5	0	0	0	0	0	0	0					
<b>Alberto Castillo, R</b> OBP: 0.208, SLG: 0.182 (9, PH)	G1-6-3				K					F8	3	0	0	0	0	1	1					
<b>Bernard Gilkey, R</b> OBP: 0.494, SLG: 0.347 (9, 2)	G1-6-3				K					K	1	0	0	0	0	0	0					
<b>Tim Spehr, R</b> OBP: 0.313, SLG: 0.222 (9, 2)	G1-6-3				K					K	1	0	0	0	0	1	3					
<b>Rey Ordonez, R</b> OBP: 0.286, SLG: 0.295 (1, 6)			SH5-4		F8					K	4	1	1	0	0	1	0					
<b>Masato Yoshii, R</b> OBP: 0.409, SLG: 0.400 (6, 4)			SH5-4		F8					F8	1	0	0	0	0	0	0					
<b>Luis Lopez, S</b> OBP: 0.409, SLG: 0.400 (6, 4)			SH5-4		F8					F8	2	0	0	0	0	0	0					
<b>Inning Stats</b>	R: 0 E: 0 K: 0 S: 3	H: 0 LOB: 1 BB: 1 P: 7	R: 0 E: 0 K: 1 S: 5	H: 1 LOB: 0 BB: 0 P: 5	R: 3 E: 0 K: 0 S: 5	H: 2 LOB: 3 BB: 3 P: 17	R: 0 E: 0 K: 1 S: 5	H: 0 LOB: 0 BB: 0 P: 7	R: 1 E: 0 K: 0 S: 4	H: 2 LOB: 1 BB: 1 P: 8	R: 0 E: 0 K: 0 S: 3	H: 0 LOB: 0 BB: 0 P: 7	R: 0 E: 0 K: 2 S: 7	H: 0 LOB: 1 BB: 1 P: 7	R: 0 E: 0 K: 1 S: 5	H: 0 LOB: 0 BB: 0 P: 5	R: 1 E: 1 K: 1 S: 7	H: 1 LOB: 3 BB: 1 P: 12	1B: 3 2B: 3 3B: 0 HR: 0	SF: 1 SAC: 2 DP: 2 HBP: 1	WP: 0 PB: 0 SB: 0 CS: 0	PA: 43
<b>PITCHER</b>	IP	WLS	BF	H	R	ER	SO	BB	IBB	HBP	BLK	WP	HR	S	P	ERA	WHIP					
<b>Pete Harnisch, R</b> ERA: 3.76 (1, 1)	6.0		26	5	4	4	2	5	0	0	0	0	0	25	45	6.00	1.667					
<b>Scott Sullivan, R</b> ERA: 8.71 (7, 1)	2.0		7	0	0	0	2	1	0	0	0	0	0	10	14	0.00	0.500					
<b>Stan Belinda, R</b> ERA: 3.45 (9, 1)	2.0	L	10	1	1	0	2	0	1	1	0	0	0	12	17	0.00	0.500					

**New York Mets @ Cincinnati Reds**  
Cinergy Field, Cincinnati, OH  
Sat Apr 18 1998, 3:33 AM EDT  
Att: 21,213 - Cloudy - 54 F

AB 32  
R 5  
H 6  
RBI 4  
BB 7  
SO 6  
LOB 17



Batter	1	2	3	4	5	6	7	8	9	10	AB	R	H	RBI	BB	SO	LOB	BOTTOM						
<b>Chris Stynes, R</b> OBP: 0.397, SLG: 0.544 (1, 7)	F8		F8		G5-3		K				4	0	0	0	1	1	0	<b>New York Mets @ Cincinnati Reds</b> Cinergy Field, Cincinnati, OH Sat Apr 18 1998, 3:33 AM EDT Att: 21,213 - Cloudy - 54 F						
<b>Jon Nunnally, L</b> OBP: 0.367, SLG: 0.429 (1, 9)	G3-1		CS		HR		P5			P2	5	1	2	1	0	0	1							
<b>Barry Larkin, R</b> OBP: 0.440, SLG: 0.474 (1, 6)	E7		CS		F9		BB			K	4	1	1	0	1	1	0							
<b>Eddie Taubensee, L</b> OBP: 0.439, SLG: 0.538 (1, 2)			HR		1B		F7			G3-1	5	2	3	1	0	0	1							
<b>Dmitri Young, S</b> OBP: 0.296, SLG: 0.432 (1, 3)			K		SF7		F7			G1-3	4	0	0	1	0	1	1							
<b>Willie Greene, L</b> OBP: 0.437, SLG: 0.519 (1, 5)			K		BB		K			G1	3	0	0	0	1	2	0							
<b>Bret Boone, R</b> OBP: 0.431, SLG: 0.662 (1, 4)			1B		2B		FC5-4			FC5-4	4	0	4	1	0	0	0							
<b>Reggie Sanders, R</b> OBP: 0.368, SLG: 0.283 (9, 1)			K		P6		FC5-4			FC5-4	4	0	0	0	0	1	5							
<b>Pete Harnisch, S</b> OBP: 0.100, SLG: 0.100 (1, 1)			G6-3		G5-3		F8			F7	2	0	0	0	0	0	2							
<b>Eduardo Perez, R</b> OBP: 0.259, SLG: 0.262 (6, PH)			G6-3		G5-3		F8			F7	1	0	0	0	0	0	1							
<b>Scott Sullivan, R</b> OBP: 0.368, SLG: 0.283 (7, 1)			G6-3		G5-3		F8			F7	0	0	0	0	0	0	0							
<b>Pat Watkins, R</b> OBP: 0.167, SLG: 0.167 (9, 8)			G6-3		G5-3		F8			F7	1	0	0	0	0	0	0							
<b>Inning Stats</b>	R: 0 E: 1 K: 0 S: 3	H: 0 LOB: 1 BB: 0 P: 3	R: 1 E: 0 K: 3 S: 11	H: 2 LOB: 1 BB: 0 P: 11	R: 0 E: 0 K: 0 S: 3	H: 1 LOB: 0 BB: 0 P: 3	R: 2 E: 0 K: 0 S: 6	H: 3 LOB: 2 BB: 1 P: 10	R: 1 E: 0 K: 0 S: 5	H: 2 LOB: 1 BB: 1 P: 5	R: 0 E: 0 K: 1 S: 6	H: 1 LOB: 1 BB: 0 P: 6	R: 0 E: 0 K: 1 S: 5	H: 0 LOB: 1 BB: 1 P: 9	R: 0 E: 0 K: 0 S: 4	H: 1 LOB: 1 BB: 0 P: 4	R: 0 E: 0 K: 0 S: 2	H: 0 LOB: 0 BB: 1 P: 6	R: 0 E: 0 K: 1 S: 5	H: 0 LOB: 0 BB: 0 P: 5	1B: 7 2B: 1 3B: 0 HR: 2	SF: 1 SAC: 0 DP: 0 HBP: 0	WP: 0 PB: 0 SB: 2 CS: 2	PA: 42
<b>PITCHER</b>	IP	WLS	BF	H	R	ER	SO	BB	IBB	HBP	BLK	WP	HR	S	P	ERA	WHIP							
<b>Masato Yoshii, R</b> ERA: 2.0 (1, 1)	5.0		23	8	4	4	3	1	0	0	0	0	0	28	32	7.20	1.800							
<b>Brian Bohanon, L</b> ERA: 0.88 (6, 1)	2.0		8	1	0	0	2	1	0	0	0	0	0	11	15	0.00	1.000							
<b>Mel Rojas, R</b> ERA: 0.88 (8, 1)	2.0	W	7	1	0	0	0	1	0	0	0	0	0	6	10	0.00	1.000							
<b>John Franco, L</b> ERA: 0.88 (10, 1)	1.0	S	3	0	0	0	1	0	0	0	0	0	0	5	5	0.00	0.000							

**New York Mets @ Cincinnati Reds**  
Cinergy Field, Cincinnati, OH  
Sat Apr 18 1998, 3:33 AM EDT  
Att: 21,213 - Cloudy - 54 F

AB 37  
R 4  
H 10  
RBI 4  
BB 3  
SO 6  
LOB 11









Batter	1	2	3	4	5	6	7	8	9	AB R H RBI BB SO LOB	TOP											
<b>Craig Biggio, R</b> OBP: 0.367, SLG: 0.494 (1, 4)	P4		G1-3			L7	F8		1B	5 0 1 2 0 0 2	<b>Houston Astros @ New York Mets</b> Shea Stadium, Flushing, NY Tue Apr 21 1998, 7:05 PM EDT Att: 14,774 - Unknown - 67 F											
<b>Derek Bell, R</b> OBP: 0.416, SLG: 0.597 (1, 9)	P2		G4-3			1B		5 1B	5 1 2 0 0 0 0													
<b>5 Jeff Bagwell, R</b> OBP: 0.396, SLG: 0.452 (1, 3)	K			2B		F9		4 0 2 1 0 1 1														
<b>Bill Spiers, L</b> OBP: 0.383, SLG: 0.395 (1, 5)	1B	2B		K		G6-3		4 0 1 0 0 1 3														
<b>Moises Alou, R</b> OBP: 0.421, SLG: 0.609 (1, 7)	G4-6-3	1B		G5-3		F9		4 1 2 1 0 0 1														
<b>Richard Hidalgo, R</b> OBP: 0.218, SLG: 0.255 (1, 8)	P6			F9		K	K	4 0 0 0 0 2 3														
<b>Ricky Gutierrez, R</b> OBP: 0.422, SLG: 0.458 (1, 6)	G4-6-3			G5-3		1B		4 2 2 0 0 0 2														
<b>Brad Ausmus, R</b> OBP: 0.281, SLG: 0.212 (1, 2)				F8		1B	1B	3 2 2 1 1 0 0														
<b>Mike Hampton, R</b> OBP: 0.357, SLG: 0.308 (1, 1)	F8			G6-3		1B	SH1-4	3 0 1 1 0 0 0														
<b>Inning Stats</b>	R: 0 E: 0 K: 1 S: 12	H: 0 LOB: 0 BB: 0 P: 16	R: 0 E: 0 K: 0 S: 10	H: 2 LOB: 1 BB: 0 P: 15	R: 1 E: 0 K: 0 S: 9	H: 1 LOB: 0 BB: 0 P: 14	R: 0 E: 0 K: 1 S: 13	H: 1 LOB: 1 BB: 0 P: 17	R: 0 E: 0 K: 0 S: 9	H: 0 LOB: 0 BB: 0 P: 13	R: 0 E: 0 K: 1 S: 14	H: 1 LOB: 1 BB: 0 P: 20	R: 1 E: 0 K: 1 S: 9	H: 2 LOB: 2 BB: 1 P: 16	R: 2 E: 0 K: 1 S: 12	H: 3 LOB: 0 BB: 0 P: 16	R: 2 E: 0 K: 0 S: 8	H: 3 LOB: 0 BB: 0 P: 10	1B: 7 2B: 4 3B: 0 HR: 2	SF: 0 SAC: 1 DP: 2 HBP: 0	WP: 0 PB: 0 SB: 0 CS: 0	PA: 38
<b>PITCHER</b>	IP WLS BF H R ER SO BB IBB HBP BLK WP HR S P ERA WHIP											<b>PITCHER</b>	IP WLS BF H R ER SO BB IBB HBP BLK WP HR S P ERA WHIP									
<b>Rick Reed, R</b> ERA: 4.21 (1, 1)	8.0 L 33 10 4 4 4 0 0 0 0 0 2 88 127 4.50 1.250																					
<b>Greg McMichael, R</b> ERA: 1.54 (9, 1)	1.0 5 3 2 2 0 0 0 0 0 0 0 8 10 18.00 3.000																					

AB	36
R	6
H	13
RBI	6
BB	1
SO	4
LOB	12



Batter	1	2	3	4	5	6	7	8	9	AB R H RBI BB SO LOB	BOTTOM											
<b>Edgardo Alfonzo, R</b> OBP: 0.346, SLG: 0.400 (1, 5)	K		F9			G1-3		1B		4 0 1 0 0 1 0	<b>Houston Astros @ New York Mets</b> Shea Stadium, Flushing, NY Tue Apr 21 1998, 7:05 PM EDT Att: 14,774 - Unknown - 67 F											
<b>John Olerud, L</b> OBP: 0.480, SLG: 0.508 (1, 3)	G4-3		G4-3			1B		3 0 1 0 1 0 0														
<b>Greg McMichael, R</b> (9, 1)						BB		0 0 0 0 0 0 0														
<b>Bernard Gilkey, R</b> OBP: 0.403, SLG: 0.390 (1, 7)	G6-3			E		F8		4 0 1 0 0 1 3														
<b>Butch Huskey, R</b> OBP: 0.324, SLG: 0.368 (1, 9)	2B	1B		E1		FC6-4		4 0 2 0 0 0 3														
<b>Brian McRae, S</b> OBP: 0.366, SLG: 0.362 (1, 8)	1B	2B		K		FC6-4		4 0 1 0 0 2 4														
<b>Carlos Baerga, S</b> OBP: 0.188, SLG: 0.230 (1, 4)	K			G6-4-3		G5-3		4 0 1 0 0 1 4														
<b>Tim Spehr, R</b> OBP: 0.286, SLG: 0.194 (1, 2)	K			G5-3		P4		4 0 0 0 0 2 3														
<b>Rey Ordonez, R</b> OBP: 0.264, SLG: 0.271 (1, 6)	G4-3			G1-3		G5-3		4 0 0 0 0 0 3														
<b>Rick Reed, R</b> OBP: 0.286, SLG: 0.667 (1, 1)				L4		G1-3		2 0 0 0 0 0 0														
<b>Jim Tatum, R</b> (8, PH) OBP: 0.250, SLG: 0.500 (9, 3)								1 0 0 0 0 1 0														
<b>Inning Stats</b>	R: 0 E: 0 K: 1 S: 8	H: 0 LOB: 0 BB: 0 P: 12	R: 0 E: 0 K: 2 S: 10	H: 2 LOB: 0 BB: 0 P: 19	R: 0 E: 0 K: 0 S: 5	H: 0 LOB: 0 BB: 0 P: 8	R: 0 E: 1 K: 1 S: 7	H: 1 LOB: 1 BB: 0 P: 8	R: 0 E: 0 K: 0 S: 7	H: 0 LOB: 0 BB: 0 P: 11	R: 0 E: 0 K: 0 S: 11	H: 1 LOB: 2 BB: 1 P: 22	R: 0 E: 0 K: 0 S: 6	H: 0 LOB: 0 BB: 0 P: 9	R: 0 E: 0 K: 2 S: 14	H: 2 LOB: 2 BB: 0 P: 22	R: 0 E: 0 K: 2 S: 12	H: 1 LOB: 1 BB: 0 P: 15	1B: 6 2B: 1 3B: 0 HR: 0	SF: 0 SAC: 0 DP: 1 HBP: 0	WP: 0 PB: 0 SB: 0 CS: 0	PA: 35
<b>PITCHER</b>	IP WLS BF H R ER SO BB IBB HBP BLK WP HR S P ERA WHIP											<b>PITCHER</b>	IP WLS BF H R ER SO BB IBB HBP BLK WP HR S P ERA WHIP									
<b>Mike Hampton, L</b> ERA: 3.0 (1, 1)	9.0 W 35 7 0 0 8 1 0 0 0 0 0 80 126 0.00 0.889																					





Batter	1	2	3	4	5	6	7	8	9	AB	R	H	RBI	BB	SO	LOB	TOP					
<b>Craig Biggio, R</b> OBP: 0.379, SLG: 0.494	F9		1B		E3		1B	5 HBP		4	3	2	0	1	0	0	<b>Houston Astros @ New York Mets</b> Shea Stadium, Flushing, NY Wed Apr 22 1998, 7:05 PM EDT Att: 12,772 - Cloudy - 58 F					
<b>Derek Bell, R</b> OBP: 0.436, SLG: 0.646	K		1B		HR		BB	1B		5	2	4	2	0	1	0						
<b>5 Jeff Bagwell, R</b> OBP: 0.385, SLG: 0.429	F9		L5		P4		F9	HBP		4	0	0	0	0	0	5						
<b>Sean Berry, R</b> OBP: 0.365, SLG: 0.500		K					BB	SF7		2	0	0	0	0	1	3						
<b>Bill Spiers, L</b> OBP: 0.398, SLG: 0.410			P6		HBP		2B	1B		1	1	1	2	0	0	0						
<b>Moises Alou, R</b> OBP: 0.420, SLG: 0.582	K				P4		2B	K		3	0	0	0	2	2	2						
<b>Carl Everett, S</b> OBP: 0.383, SLG: 0.523	1B				HR		2B			5	1	3	3	0	1	2						
<b>Ricky Gutierrez, R</b> OBP: 0.406, SLG: 0.429	G6-3				K		K	CS		4	0	0	0	1	2	3						
<b>Brad Ausmus, R</b> OBP: 0.261, SLG: 0.193			F9		F9		F9	P6		5	0	0	0	0	0	3						
<b>John Hatama, L</b> OBP: 0.331, SLG: 0.200			1B					G3-1		1	0	0	0	1	1	0						
<b>Jack Howell, L</b> OBP: 0.195, SLG: 0.000										1	0	0	0	0	1	0						
<b>Bob Scamian, R</b> OBP: 0.195, SLG: 0.000										0	0	0	0	0	0	0						
<b>C.J. Nitkowski, L</b> OBP: 0.195, SLG: 0.000										0	0	0	0	0	0	0						
<b>35 Dave Clark, L</b> OBP: 0.195, SLG: 0.000										0	0	0	0	0	0	0						
<b>Doug Henry, R</b> OBP: 0.195, SLG: 0.000										0	0	0	0	0	0	0						
<b>Inning Stats</b>	R: 0 E: 0 K: 1 S: 8	H: 0 LOB: 0 BB: 0 P: 13	R: 0 E: 0 K: 2 S: 15	H: 1 LOB: 1 BB: 0 P: 23	R: 0 E: 0 K: 0 S: 10	H: 2 LOB: 3 BB: 1 P: 19	R: 1 E: 0 K: 1 S: 12	H: 1 LOB: 0 BB: 0 P: 16	R: 2 E: 0 K: 1 S: 14	H: 1 LOB: 2 BB: 1 P: 29	R: 0 E: 0 K: 1 S: 8	H: 0 LOB: 0 BB: 0 P: 12	R: 3 E: 0 K: 1 S: 18	H: 3 LOB: 2 BB: 2 P: 31	R: 1 E: 0 K: 1 S: 16	H: 2 LOB: 2 BB: 0 P: 27	R: 0 E: 0 K: 1 S: 9	H: 0 LOB: 0 BB: 1 P: 17	1B: 7 2B: 1 3B: 0 HR: 2	SF: 1 SAC: 0 DP: 0 HBP: 2	WP: 0 PB: 0 SB: 0 CS: 1	PA: 44
<b>PITCHER</b>	IP WLS BF H R ER SO BB IBB HBP BLK WP HR S P ERA WHIP																					
<b>Dave Milicki, R</b> ERA: 7.65	5.0	24	5	3	2	5	2	0	1	0	0	0	0	0	2	59	100	3.60	1.400			
<b>Turk Wendell, R</b> ERA: 6.75	1.0	3	0	0	0	1	0	0	0	0	0	0	0	0	8	12	0.00	0.000				
<b>Greg McMichael, R</b> ERA: 3.75	0.1	5	2	3	3	0	2	0	0	0	0	0	0	10	21	81.00	12.000					
<b>Mel Rojas, R</b> ERA: 0.82	1.0	7	3	1	1	1	0	0	1	0	0	0	0	18	28	9.00	3.000					
<b>Dennis Cook, L</b> ERA: 1.0	1.2	W	5	0	0	0	2	1	0	0	0	0	0	15	26	0.00	0.600					

Batter	1	2	3	4	5	6	7	8	9	AB	R	H	RBI	BB	SO	LOB	BOTTOM					
<b>Edgardo Alfonso, R</b> OBP: 0.326, SLG: 0.373	F8		F8		K	FC6-4		F9		5	1	0	1	0	1	2	<b>Houston Astros @ New York Mets</b> Shea Stadium, Flushing, NY Wed Apr 22 1998, 7:05 PM EDT Att: 12,772 - Cloudy - 58 F					
<b>Luis Lopez, S</b> OBP: 0.515, SLG: 0.571	G4-3		G6-3		2B	1B		HR		4	2	2	2	1	0	0						
<b>Bernard Gilkey, R</b> OBP: 0.403, SLG: 0.406	F8				G5-3		CS	F8		5	0	2	1	0	0	1						
<b>John Olerud, L</b> OBP: 0.500, SLG: 0.516		K			1B	BB	CS	HR		3	1	2	0	2	1	0						
<b>Butch Huskey, R</b> OBP: 0.301, SLG: 0.339	L9				F8	F8		F8		5	0	0	0	0	0	7						
<b>Brian McRae, S</b> OBP: 0.373, SLG: 0.350										2	1	0	0	2	0	2						
<b>Dennis Cook, L</b>										0	0	0	0	0	0	0						
<b>Jim Tatum, R</b> OBP: 0.308, SLG: 0.769	FC5					SH1-4	FC1	HR		1	1	1	3	0	0	0						
<b>Alberto Castillo, R</b> OBP: 0.250, SLG: 0.200						FC1	CS	G6-3		3	2	1	0	1	0	1						
<b>Rey Ordenez, R</b> OBP: 0.267, SLG: 0.288			FC5					P4		3	1	1	1	0	0	2						
<b>Dave Milicki, R</b> ERA: 7.65										1	0	0	0	0	0	0						
<b>Carlos Berroa, S</b> ERA: 6.0										0	0	0	1	0	0	0						
<b>Turk Wendell, L</b> ERA: 6.0										0	0	0	0	0	0	0						
<b>Matt Franco, L</b> ERA: 3.24										0	0	0	0	1	0	0						
<b>Greg McMichael, R</b> ERA: 3.75										0	0	0	0	0	0	0						
<b>Mel Rojas, R</b> ERA: 0.82										0	0	0	0	0	0	0						
<b>Rich Becker, R</b> ERA: 4.5										1	1	1	1	0	0	0						
<b>Inning Stats</b>	R: 0 E: 0 K: 0 S: 7	H: 0 LOB: 0 BB: 0 P: 11	R: 0 E: 0 K: 1 S: 13	H: 0 LOB: 2 BB: 2 P: 25	R: 0 E: 0 K: 0 S: 6	H: 0 LOB: 0 BB: 0 P: 12	R: 0 E: 0 K: 0 S: 11	H: 1 LOB: 1 BB: 0 P: 17	R: 2 E: 0 K: 1 S: 12	H: 4 LOB: 3 BB: 1 P: 18	R: 4 E: 0 K: 0 S: 11	H: 2 LOB: 0 BB: 2 P: 25	R: 0 E: 0 K: 0 S: 7	H: 1 LOB: 0 BB: 0 P: 13	R: 1 E: 0 K: 0 S: 8	H: 1 LOB: 0 BB: 0 P: 12	R: 3 E: 0 K: 0 S: 9	H: 1 LOB: 0 BB: 2 P: 21	1B: 5 2B: 2 3B: 1 HR: 2	SF: 1 SAC: 1 DP: 0 HBP: 0	WP: 0 PB: 0 SB: 0 CS: 2	PA: 44
<b>PITCHER</b>	IP WLS BF H R ER SO BB IBB HBP BLK WP HR S P ERA WHIP																					
<b>John Hatama, L</b> ERA: 6.39	5.0	23	5	2	2	2	3	0	0	0	0	0	5	9	54.00	3.000						
<b>Bob Scamian, R</b> ERA: 6.0	0.1	3	0	2	2	0	1	0	0	0	0	0	5	9	54.00	3.000						
<b>C.J. Nitkowski, L</b> ERA: 3.24	1.2	7	3	2	2	0	1	0	0	0	0	0	13	29	10.80	2.400						
<b>Doug Henry, R</b> ERA: 4.5	1.2	L	9	2	4	4	2	0	0	0	2	17	33	21.60	2.400							



Batter	1	2	3	4	5	6	7	8	9	AB	R	H	RBI	BB	SO	LOB	TOP					
<b>Chris Stynes, R</b> OBP: 0.396, SLG: 0.477 (1, 7)	G5-3			G6-3		G5-3		F9		5	0	0	0	0	0	1	<b>Cincinnati Reds @ New York Mets</b> Shea Stadium, Flushing, NY Fri Apr 24 1998, 7:05 PM EDT Att: 15,546 - Unknown - 73 F					
<b>Willie Greene, L</b> OBP: 0.400, SLG: 0.479 <b>Pokey Reese, R</b> OBP: 0.167, SLG: 0.125 (6, FR) (6, 5)	K			G4-3		FC1-5 1B		G5-3		3	0	1	0	0	1	0						
<b>Barry Larkin, R</b> OBP: 0.394, SLG: 0.375 (1, 6)	G3-1			G6-3		FC1-5 BB 1-2 2-3		G4-3		4	0	0	0	0	0	1						
<b>Eddie Taubensee, L</b> OBP: 0.436, SLG: 0.485 (1, 2)		K				G3 1B		BB 1-2 BB		P6	3	1	1	0	1	1		0				
<b>Dmitri Young, S</b> OBP: 0.324, SLG: 0.476 (1, 3)		G4-3				G3		BB		L8	3	0	0	0	1	0		1				
<b>Bret Boone, R</b> OBP: 0.380, SLG: 0.552 (1, 4)		G5-3				1B WP		P9		K	4	1	1	1	0	1		3				
<b>Reggie Sanders, R</b> OBP: 0.365, SLG: 0.288 (1, 8)				G1-3		WP 1-3 1B		L4			3	0	1	0	0	0		0				
<b>Jon Nunnally, L</b> OBP: 0.347, SLG: 0.387 (1, 9)				K		P5		P5			3	0	0	0	0	1		1				
<b>Mike Remlinger, L</b> OBP: 0.077, SLG: 0.077 <b>Jeff Shaw, R</b> (8, 1)				G5-3		2-3 3-H L5		CS 1B			3	0	1	0	0	0		1				
<b>Inning Stats</b>	R: 0 E: 0 K: 1 S: 8	H: 0 LOB: 0 BB: 0 P: 12	R: 0 E: 0 K: 1 S: 7	H: 0 LOB: 0 BB: 0 P: 10	R: 0 E: 0 K: 1 S: 7	H: 0 LOB: 0 BB: 0 P: 8	R: 0 E: 0 K: 0 S: 8	H: 0 LOB: 0 BB: 0 P: 9	R: 2 E: 0 K: 0 S: 17	H: 3 LOB: 1 BB: 0 P: 22	R: 0 E: 0 K: 0 S: 11	H: 1 LOB: 0 BB: 2 P: 22	R: 0 E: 0 K: 0 S: 7	H: 1 LOB: 0 BB: 0 P: 12	R: 0 E: 0 K: 0 S: 8	H: 0 LOB: 0 BB: 0 P: 11		R: 0 E: 0 K: 1 S: 11	H: 0 LOB: 0 BB: 0 P: 18	1B: 4 2B: 1 3B: 0 HR: 0	SF: 0 SAC: 0 DP: 0 HBP: 0	WP: 1 PB: 0 CS: 1
<b>PITCHER</b>	IP	WLS	BF	H	R	ER	SO	BB	IBB	HBP	BLK	WP	HR	S	P	ERA	WHIP					
<b>Bobby Jones, R</b> ERA: 3.12 <b>John Franco, L</b> ERA:	(1, 1)	8.0	W	31	5	2	2	3	2	0	0	0	0	0	73	106	2.25	0.875				
	(9, 1)	1.0	S	3	0	0	0	1	0	0	0	0	0	11	18	0.00	0.000					

Batter	1	2	3	4	5	6	7	8	9	AB	R	H	RBI	BB	SO	LOB	BOTTOM				
<b>Rey Ordonez, R</b> OBP: 0.256, SLG: 0.276 (1, 6)	K			L5		K		2B FC6-4 1B		3	0	0	0	0	2	0	<b>Cincinnati Reds @ New York Mets</b> Shea Stadium, Flushing, NY Fri Apr 24 1998, 7:05 PM EDT Att: 15,546 - Unknown - 73 F				
<b>Rich Becker, L</b> OBP: 0.352, SLG: 0.500 (8, PH) <b>Carlos Baerga, S</b> OBP: 0.185, SLG: 0.230 (9, 4)								1B FC6-4 2B		3	1	2	1	1	0	0					
<b>Eduardo Alfonzo, R</b> OBP: 0.344, SLG: 0.410 (1, 5)	F9			1B SF9 2B		G5-3 BB		FC6-4 2B		2	0	1	0	2	0	1					
<b>Bernard Gilkey, R</b> OBP: 0.421, SLG: 0.409 (1, 7)				SF9 1B BB		G5-3		FC6-4 IBB		4	0	1	1	0	0	3					
<b>Butch Huskey, R</b> OBP: 0.299, SLG: 0.333 (1, 9)	PO			SF9 1B		G5-3		FC6-4		4	0	1	1	0	0	3					
<b>Jim Tatum, R</b> OBP: 0.250, SLG: 0.667 <b>Matt Franco, L</b> OBP: 0.409, SLG: 0.235 <b>John Franco, L</b> (9, 1)								L8		2	0	0	1	0	0	0					
<b>Brian McRae, S</b> OBP: 0.359, SLG: 0.333 (1, 8)				SF9 1B		G4-3		G4-3		1	0	0	0	0	0	2					
<b>Luis Lopez, S</b> OBP: 0.472, SLG: 0.516 (9, 6)				1-2 2-3 3-H K		G6-3		K		3	0	0	0	0	2	0					
<b>Tim Spehr, R</b> OBP: 0.289, SLG: 0.184 (1, 2)				1-2 2-3 3-H K		L8		1B 2B BB		2	1	0	0	1	0	0					
<b>Bobby Jones, R</b> <b>John Olerud, L</b> (8, PH) (9, 3)				K2-3		K		F7		2	0	0	0	0	2	0					
<b>Inning Stats</b>	R: 0 E: 0 K: 1 S: 6	H: 1 LOB: 0 BB: 0 P: 8	R: 0 E: 0 K: 1 S: 11	H: 0 LOB: 0 BB: 0 P: 15	R: 0 E: 0 K: 1 S: 11	H: 0 LOB: 0 BB: 0 P: 19	R: 1 E: 0 K: 1 S: 14	H: 2 LOB: 2 BB: 1 P: 28	R: 0 E: 0 K: 2 S: 9	H: 0 LOB: 0 BB: 0 P: 14	R: 0 E: 0 K: 1 S: 11	H: 0 LOB: 1 BB: 1 P: 18	R: 0 E: 0 K: 1 S: 11	H: 0 LOB: 0 BB: 0 P: 15	R: 2 E: 0 K: 0 S: 13	H: 2 LOB: 2 BB: 2 P: 26	1B: 3 2B: 2 3B: 0 HR: 0	SF: 1 SAC: 0 DP: 0 HBP: 0	WP: 0 PB: 0 CS: 0	PA: 33	
<b>PITCHER</b>	IP	WLS	BF	H	R	ER	SO	BB	IBB	HBP	BLK	WP	HR	S	P	ERA	WHIP				
<b>Mike Remlinger, L</b> ERA: 3.41 <b>Jeff Shaw, R</b> ERA: 3.09	(1, 1)	7.1	L	5	2	1	1	0	0	1	0	0	0	8	14	13.50	3.000				
	(8, 1)	0.2	L	5	2	1	1	0	0	1	0	0	0	8	14	13.50	3.000				

AB	32
R	2
H	5
RBI	1
BB	2
SO	4
LOB	8



AB	27
R	3
H	5
RBI	3
BB	4
SO	8
LOB	9





Batter	1	2	3	4	5	6	7	8	9	AB	R	H	RBI	BB	SO	LOB	TOP										
Chris Stynes, R (1, 7) OBP: 0.396, SLG: 0.473										5	0	2	1	0	0	1											
Dmitri Young, S (1, 3) OBP: 0.319, SLG: 0.478										4	1	1	0	0	1	3											
Bret Boone, R (1, 4) OBP: 0.379, SLG: 0.539										2	0	0	0	1	1	0											
Eddie Taubensee, L (1, 2) OBP: 0.439, SLG: 0.479										3	0	1	1	1	1	2											
Barry Larkin, R (1, 6) OBP: 0.373, SLG: 0.350										4	0	0	0	0	1	4											
Reggie Sanders, R (1, 8) OBP: 0.358, SLG: 0.273										3	0	0	0	1	1	1											
Jon Nunnally, L (1, 9) Eduardo Perez, R (8, PH) Pat Watkins, R (8, 9) OBP: 0.359, SLG: 0.391 OBP: 0.208, SLG: 0.224 OBP: 0.154, SLG: 0.154										2	1	1	0	1	1	0											
Pokey Reese, R (1, 5) OBP: 0.182, SLG: 0.150										4	0	1	0	0	1	1											
David Weathers, R (1, 1) Jeff Shaw, R (9, 1)										4	0	0	0	0	2	3											
0	0	0	0	0	0	0	0	0	0	0	0	0	0	0	0	0											
<b>Inning Stats</b>	R: 0 E: 0 K: 2 S: 11	H: 1 LOB: 2 BB: 1 P: 19	R: 1 E: 0 K: 1 S: 13	H: 2 LOB: 2 BB: 1 P: 21	R: 0 E: 0 K: 0 S: 3	H: 0 LOB: 1 BB: 1 P: 9	R: 0 E: 0 K: 0 S: 6	H: 1 LOB: 1 BB: 0 P: 7	R: 1 E: 0 K: 0 S: 5	H: 1 LOB: 0 BB: 0 P: 6	R: 0 E: 0 K: 2 S: 7	H: 0 LOB: 0 BB: 0 P: 12	R: 0 E: 0 K: 0 S: 6	H: 0 LOB: 0 BB: 0 P: 8	R: 0 E: 0 K: 2 S: 15	H: 1 LOB: 2 BB: 1 P: 26	R: 0 E: 0 K: 2 S: 10	H: 0 LOB: 0 BB: 0 P: 12	1B: 5 2B: 1 3B: 0 HR: 0	SF: 0 SAC: 1 DP: 0 HBP: 0	WP: 1 PB: 0 SB: 1 CS: 0	PA: 37					
<b>PITCHER</b>	IP	WLS	BF	H	R	ER	SO	BB	IBB	HBP	BLK	WP	HR	S	P	ERA	WHIP										
Masato Yoshii, R (1, 1) ERA: 2.16	7.0	L	29	5	2	2	5	3	0	0	0	1	0	51	82	2.57	1.143										
Brian Bohanon, L (8, 1) ERA: 0.53	1.0		5	1	0	0	2	1	0	0	0	0	0	15	26	0.00	2.000										
John Hudek, R (9, 1) ERA: 3.86	1.0		3	0	0	0	2	0	0	0	0	0	0	10	12	0.00	0.000										

Cincinnati Reds @ New York Mets  
Shea Stadium, Flushing, NY  
Sat Apr 25 1998, 3:33 AM EDT  
Att: 22,652 - Sunny - 57 F

livebaseballscores.com

AB 32  
R 2  
H 6  
RBI 2  
BB 4  
SO 9  
LOB 17

Batter	1	2	3	4	5	6	7	8	9	AB	R	H	RBI	BB	SO	LOB	BOTTOM										
Rich Becker, L (1, 8) OBP: 0.345, SLG: 0.480										4	0	1	0	0	2	0											
Carlos Baerga, S (1, 4) OBP: 0.185, SLG: 0.231										4	0	1	0	0	1	1											
Bernard Gilkey, R (1, 7) OBP: 0.400, SLG: 0.386										4	0	0	0	0	3	1											
John Olerud, L (1, 3) OBP: 0.494, SLG: 0.500										3	0	1	0	1	0	1											
Butch Huskey, R (1, 9) OBP: 0.296, SLG: 0.343										4	0	1	0	0	0	2											
Matt Franco, L (1, 5) OBP: 0.385, SLG: 0.200										3	0	0	0	1	0	3											
Alberto Castillo, R (1, 2) OBP: 0.290, SLG: 0.286										3	0	2	0	0	0	0											
Rey Ordenez, R (1, 6) OBP: 0.247, SLG: 0.266										3	0	0	0	0	1	4											
Masato Yoshii, R (1, 1) Brian McRae, S (7, PH) Brian Bohanon, L (8, 1) John Hudek, S (9, 1) OBP: 0.354, SLG: 0.328 OBP: 0.667, SLG: 0.667										2	0	0	0	0	0	0											
0	0	0	0	0	0	0	0	0	0	0	0	0	0	0	0	0											
<b>Inning Stats</b>	R: 0 E: 0 K: 2 S: 10	H: 1 LOB: 0 BB: 0 P: 17	R: 0 E: 1 K: 0 S: 10	H: 1 LOB: 1 BB: 0 P: 15	R: 0 E: 0 K: 0 S: 5	H: 0 LOB: 0 BB: 0 P: 10	R: 0 E: 0 K: 2 S: 11	H: 2 LOB: 3 BB: 1 P: 24	R: 0 E: 0 K: 1 S: 7	H: 0 LOB: 0 BB: 0 P: 10	R: 0 E: 0 K: 0 S: 8	H: 1 LOB: 1 BB: 0 P: 14	R: 0 E: 0 K: 0 S: 7	H: 0 LOB: 0 BB: 0 P: 11	R: 0 E: 0 K: 2 S: 8	H: 1 LOB: 0 BB: 0 P: 9	R: 0 E: 0 K: 0 S: 5	H: 0 LOB: 0 BB: 1 P: 9	1B: 4 2B: 2 3B: 0 HR: 0	SF: 0 SAC: 0 DP: 2 HBP: 0	WP: 0 PB: 0 SB: 0 CS: 1	PA: 33					
<b>PITCHER</b>	IP	WLS	BF	H	R	ER	SO	BB	IBB	HBP	BLK	WP	HR	S	P	ERA	WHIP										
David Weathers, R (1, 1) ERA: 4.44	8.0	W	31	6	0	0	7	1	0	0	0	0	0	67	115	0.00	0.875										
Jeff Shaw, R (9, 1) ERA: 2.84	1.0	S	2	0	0	0	0	0	0	0	0	0	0	4	4	0.00	0.000										

Cincinnati Reds @ New York Mets  
Shea Stadium, Flushing, NY  
Sat Apr 25 1998, 3:33 AM EDT  
Att: 22,652 - Sunny - 57 F

livebaseballscores.com

AB 31  
R 0  
H 6  
RBI 0  
BB 2  
SO 7  
LOB 12











Batter	1	2	3	4	5	6	7	8	9	AB	R	H	RBI	BB	SO	LOB	TOP										
Rich Becker, L (1, 7) OBP: 0.359, SLG: 0.500 Jim Tatum, R (7, PH) OBP: 0.304, SLG: 0.750										2	0	1	1	1	1	0	<b>New York Mets @ Houston Astros</b> Astrodome, Houston, TX Wed Apr 29 1998, 8:05 PM EDT Att. 14,448 - Dome - 72 F										
Eduardo Alfonso, R (1, 5) OBP: 0.346, SLG: 0.396										4	0	0	0	0	1	2											
John Olerud, L (1, 3) OBP: 0.484, SLG: 0.480										4	0	2	0	0	0	1											
Butch Huskey, R (1, 9) OBP: 0.287, SLG: 0.325										4	0	0	0	0	1	2											
Carlos Baerga, S (1, 4) OBP: 0.197, SLG: 0.239										4	0	0	0	0	0	0											
Brian McRae, S (1, 8) OBP: 0.366, SLG: 0.320										4	0	1	0	0	0	0											
Alberto Castillo, R (1, 2) OBP: 0.286, SLG: 0.281										4	0	1	0	0	1	1											
Rey Ordenez, R (1, 6) OBP: 0.261, SLG: 0.281										3	0	1	0	0	0	1											
Dave Milicki, R (1, 1) OBP: 0.375, SLG: 0.286 Matt Franco, L (7, PH) OBP: 0.407, SLG: 0.238 Turk Wendell, L (7, 1) Brian Bohanon, L (8, 1) OBP: 0.667, SLG: 0.667										2	1	1	0	0	1	0											
<b>Inning Stats</b>	R: 0 E: 0 K: 2 S: 14	H: 1 LOB: 1 BB: 0 P: 20	R: 0 E: 0 K: 0 S: 9	H: 1 LOB: 1 BB: 0 P: 12	R: 1 E: 0 K: 1 S: 9	H: 2 LOB: 1 BB: 0 P: 16	R: 0 E: 0 K: 0 S: 10	H: 1 LOB: 0 BB: 0 P: 13	R: 0 E: 0 K: 1 S: 13	H: 0 LOB: 1 BB: 1 P: 22	R: 0 E: 0 K: 0 S: 7	H: 1 LOB: 0 BB: 0 P: 14	R: 0 E: 0 K: 0 S: 14	H: 2 LOB: 2 BB: 0 P: 18	R: 0 E: 0 K: 0 S: 9	H: 0 LOB: 0 BB: 0 P: 14		R: 0 E: 0 K: 1 S: 7	H: 0 LOB: 0 BB: 0 P: 9	1B: 7 2B: 1 3B: 1 HR: 0	SF: 0 SAC: 0 DP: 1 HBP: 0	WP: 0 PB: 0 SB: 1 CS: 0	PA: 34				
<b>PITCHER</b>	IP	WLS	BF	H	R	ER	SO	BB	IBB	HBP	BLK	WP	HR	S	P	ERA	WHIP										
Jose Lima, R (1, 1) ERA: 2.61	6.2	W	27	8	1	1	4	1	0	0	0	0	0	73	109	1.35	1.350										
C.J. Nitkowski, L (7, 1) ERA: 3.0	0.1		1	0	0	0	1	0	0	0	0	0	0	3	6	0.00	0.000										
Mike Magnante, L (8, 1) ERA: 4.5	2.0		6	0	0	0	1	0	0	0	0	0	0	16	23	0.00	0.000										

AB	33
R	1
H	8
RBI	1
BB	1
SO	6
LOB	9



Batter	1	2	3	4	5	6	7	8	9	AB	R	H	RBI	BB	SO	LOB	BOTTOM										
Craig Biggio, R (1, 4) OBP: 0.387, SLG: 0.491										4	1	2	0	0	1	1	<b>New York Mets @ Houston Astros</b> Astrodome, Houston, TX Wed Apr 29 1998, 8:05 PM EDT Att. 14,448 - Dome - 72 F										
Derek Bell, R (1, 9) OBP: 0.455, SLG: 0.661										4	2	3	2	0	0	0											
5 Jeff Bagwell, R (1, 3) OBP: 0.403, SLG: 0.402										4	0	1	1	0	0	2											
Sean Berry, R (1, 5) OBP: 0.435, SLG: 0.536 Mike Magnante, L (8, 1)										4	1	2	1	0	0	2											
Moises Alou, R (1, 7) OBP: 0.413, SLG: 0.645										0	0	0	0	0	0	0											
Carl Everett, S (1, 8) OBP: 0.412, SLG: 0.583										4	1	2	2	0	0	1											
Ricky Gutierrez, R (1, 6) OBP: 0.418, SLG: 0.413										3	0	1	0	1	0	0											
Brad Ausmus, R (1, 2) OBP: 0.258, SLG: 0.213										3	0	1	0	1	1	3											
Jose Lima, R (1, 1) C.J. Nitkowski, L (7, 1) Bill Spiers, L (7, PH) OBP: 0.338, SLG: 0.321										1	0	0	0	0	0	1											
<b>Inning Stats</b>	R: 2 E: 0 K: 1 S: 12	H: 3 LOB: 1 BB: 0 P: 15	R: 0 E: 0 K: 1 S: 7	H: 0 LOB: 1 BB: 1 P: 16	R: 1 E: 0 K: 0 S: 8	H: 2 LOB: 1 BB: 0 P: 12	R: 0 E: 0 K: 0 S: 9	H: 1 LOB: 1 BB: 0 P: 14	R: 0 E: 0 K: 0 S: 7	H: 1 LOB: 1 BB: 0 P: 10	R: 1 E: 0 K: 1 S: 8	H: 2 LOB: 0 BB: 1 P: 16	R: 2 E: 0 K: 0 S: 8	H: 3 LOB: 0 BB: 1 P: 15	R: 0 E: 0 K: 0 S: 8	H: 0 LOB: 2 BB: 2 P: 19		1B: 7 2B: 4 3B: 0 HR: 1	SF: 0 SAC: 1 DP: 1 HBP: 0	WP: 0 PB: 1 SB: 2 CS: 3	PA: 36						
<b>PITCHER</b>	IP	WLS	BF	H	R	ER	SO	BB	IBB	HBP	BLK	WP	HR	S	P	ERA	WHIP										
Dave Milicki, R (1, 1) ERA: 7.27	6.0	L	26	9	4	4	3	2	0	0	0	0	0	15	51	6.00	1.833										
Turk Wendell, R (7, 1) ERA: 7.3	1.2		9	3	2	2	0	3	0	0	0	0	0	15	32	10.80	3.600										
Brian Bohanon, L (8, 1) ERA: 0.61	0.1		1	0	0	0	0	0	0	0	0	0	0	1	2	0.00	0.000										

AB	30
R	6
H	12
RBI	6
BB	5
SO	3
LOB	13





Batter	1	2	3	4	5	6	7	8	9	AB	R	H	RBI	BB	SO	LOB	TOP								
3 Mike Lansing, R OBP: 0.350, SLG: 0.407										4	0	1	2	0	1	0									
Ellis Burks, R OBP: 0.339, SLG: 0.588										4	1	1	1	0	0	1									
Larry Walker, L OBP: 0.468, SLG: 0.527										3	0	1	0	1	1	0									
Dante Bichette, R OBP: 0.416, SLG: 0.537 1 Curtis Goodwin, L OBP: 0.339, SLG: 0.370										4	1	1	0	0	2	2									
Vinny Castilla, R OBP: 0.361, SLG: 0.652										4	0	1	0	0	0	2									
17 Todd Helton, L OBP: 0.326, SLG: 0.353										3	0	1	0	1	0	0									
Neifi Perez, S OBP: 0.286, SLG: 0.356										3	1	1	1	0	0	1									
Kirt Manwaring, R OBP: 0.414, SLG: 0.367										3	1	0	0	0	1	3									
Darryl Kile, R OBP: 0.294, SLG: 0.313										2	0	0	0	0	1	1									
<b>Inning Stats</b>	R: 1 E: 0 K: 1 S: 8	H: 1 LOB: 1 BB: 1 P: 15	R: 2 E: 0 K: 0 S: 11	H: 2 LOB: 1 BB: 0 P: 17	R: 0 E: 0 K: 1 S: 7	H: 0 LOB: 0 BB: 0 P: 10	R: 0 E: 0 K: 0 S: 11	H: 1 LOB: 1 BB: 0 P: 16	R: 0 E: 0 K: 1 S: 8	H: 0 LOB: 0 BB: 0 P: 14	R: 1 E: 0 K: 0 S: 15	H: 2 LOB: 1 BB: 1 P: 20	R: 0 E: 0 K: 1 S: 5	H: 0 LOB: 0 BB: 0 P: 9	R: 0 E: 0 K: 1 S: 11	H: 1 LOB: 1 BB: 0 P: 16	R: 0 E: 0 K: 1 S: 6	H: 0 LOB: 0 BB: 0 P: 8	1B: 4 2B: 2 3B: 0 HR: 1	SF: 1 SAC: 1 DP: 1 HBP: 1	WP: 0 PB: 0 SB: 0 CS: 2	PA: 35			
<b>PITCHER</b>	IP WLS BF H R ER SO BB IBB HBP BLK WP HR S P ERA WHIP	IP WLS BF H R ER SO BB IBB HBP BLK WP HR S P ERA WHIP	IP WLS BF H R ER SO BB IBB HBP BLK WP HR S P ERA WHIP	IP WLS BF H R ER SO BB IBB HBP BLK WP HR S P ERA WHIP	IP WLS BF H R ER SO BB IBB HBP BLK WP HR S P ERA WHIP	IP WLS BF H R ER SO BB IBB HBP BLK WP HR S P ERA WHIP	IP WLS BF H R ER SO BB IBB HBP BLK WP HR S P ERA WHIP	IP WLS BF H R ER SO BB IBB HBP BLK WP HR S P ERA WHIP	IP WLS BF H R ER SO BB IBB HBP BLK WP HR S P ERA WHIP	IP WLS BF H R ER SO BB IBB HBP BLK WP HR S P ERA WHIP	IP WLS BF H R ER SO BB IBB HBP BLK WP HR S P ERA WHIP	IP WLS BF H R ER SO BB IBB HBP BLK WP HR S P ERA WHIP	IP WLS BF H R ER SO BB IBB HBP BLK WP HR S P ERA WHIP	IP WLS BF H R ER SO BB IBB HBP BLK WP HR S P ERA WHIP	IP WLS BF H R ER SO BB IBB HBP BLK WP HR S P ERA WHIP	IP WLS BF H R ER SO BB IBB HBP BLK WP HR S P ERA WHIP	IP WLS BF H R ER SO BB IBB HBP BLK WP HR S P ERA WHIP	IP WLS BF H R ER SO BB IBB HBP BLK WP HR S P ERA WHIP	IP WLS BF H R ER SO BB IBB HBP BLK WP HR S P ERA WHIP	IP WLS BF H R ER SO BB IBB HBP BLK WP HR S P ERA WHIP	IP WLS BF H R ER SO BB IBB HBP BLK WP HR S P ERA WHIP	IP WLS BF H R ER SO BB IBB HBP BLK WP HR S P ERA WHIP	IP WLS BF H R ER SO BB IBB HBP BLK WP HR S P ERA WHIP	IP WLS BF H R ER SO BB IBB HBP BLK WP HR S P ERA WHIP	IP WLS BF H R ER SO BB IBB HBP BLK WP HR S P ERA WHIP

Colorado Rockies @ New York Mets  
Shea Stadium, Flushing, NY  
Thu Apr 30 1998, 7:05 PM EDT  
Att: 12,599 - Overcast - 69 F

AB	30
R	4
H	7
RBI	4
BB	2
SO	6
LOB	10



Batter	1	2	3	4	5	6	7	8	9	AB	R	H	RBI	BB	SO	LOB	BOTTOM							
Rich Becker, L OBP: 0.353, SLG: 0.474 Mel Rojas, R										3	0	0	0	1	2	0								
Luis Lopez, S OBP: 0.435, SLG: 0.512										4	0	1	0	0	0	0								
Edgardo Alfonzo, R OBP: 0.333, SLG: 0.379										4	0	0	0	0	0	2								
John Olerud, L OBP: 0.485, SLG: 0.487										3	0	1	0	1	0	0								
Carlos Baerga, S OBP: 0.225, SLG: 0.270										3	0	2	0	1	0	0								
Brian McRae, S OBP: 0.351, SLG: 0.304										4	0	0	0	0	1	5								
Tim Spehr, R OBP: 0.273, SLG: 0.152 Matt Franco, L OBP: 0.414, SLG: 0.227										1	0	0	0	1	1	1								
Rey Ordonez, R OBP: 0.253, SLG: 0.272 Jim Tatum, R OBP: 0.304, SLG: 0.750										3	0	0	0	0	2	4								
Bobby Jones, R Craig Paquette, R John Hudek, S Butch Huskey, R										1	0	0	0	0	1	0								
<b>Inning Stats</b>	R: 0 E: 0 K: 1 S: 7	H: 0 LOB: 0 BB: 0 P: 10	R: 0 E: 0 K: 1 S: 6	H: 0 LOB: 1 BB: 1 P: 12	R: 0 E: 0 K: 2 S: 8	H: 0 LOB: 0 BB: 0 P: 14	R: 0 E: 0 K: 0 S: 6	H: 0 LOB: 0 BB: 0 P: 12	R: 0 E: 0 K: 1 S: 10	H: 0 LOB: 1 BB: 1 P: 18	R: 0 E: 0 K: 1 S: 5	H: 1 LOB: 1 BB: 1 P: 12	R: 0 E: 0 K: 1 S: 11	H: 2 LOB: 2 BB: 1 P: 19	R: 0 E: 0 K: 1 S: 6	H: 0 LOB: 0 BB: 0 P: 9	R: 0 E: 0 K: 0 S: 7	H: 1 LOB: 2 BB: 1 P: 14	1B: 2 2B: 2 3B: 0 HR: 0	SF: 0 SAC: 0 DP: 2 HBP: 0	WP: 0 PB: 0 SB: 1 CS: 0	PA: 34		
<b>PITCHER</b>	IP WLS BF H R ER SO BB IBB HBP BLK WP HR S P ERA WHIP	IP WLS BF H R ER SO BB IBB HBP BLK WP HR S P ERA WHIP	IP WLS BF H R ER SO BB IBB HBP BLK WP HR S P ERA WHIP	IP WLS BF H R ER SO BB IBB HBP BLK WP HR S P ERA WHIP	IP WLS BF H R ER SO BB IBB HBP BLK WP HR S P ERA WHIP	IP WLS BF H R ER SO BB IBB HBP BLK WP HR S P ERA WHIP	IP WLS BF H R ER SO BB IBB HBP BLK WP HR S P ERA WHIP	IP WLS BF H R ER SO BB IBB HBP BLK WP HR S P ERA WHIP	IP WLS BF H R ER SO BB IBB HBP BLK WP HR S P ERA WHIP	IP WLS BF H R ER SO BB IBB HBP BLK WP HR S P ERA WHIP	IP WLS BF H R ER SO BB IBB HBP BLK WP HR S P ERA WHIP	IP WLS BF H R ER SO BB IBB HBP BLK WP HR S P ERA WHIP	IP WLS BF H R ER SO BB IBB HBP BLK WP HR S P ERA WHIP	IP WLS BF H R ER SO BB IBB HBP BLK WP HR S P ERA WHIP	IP WLS BF H R ER SO BB IBB HBP BLK WP HR S P ERA WHIP	IP WLS BF H R ER SO BB IBB HBP BLK WP HR S P ERA WHIP	IP WLS BF H R ER SO BB IBB HBP BLK WP HR S P ERA WHIP	IP WLS BF H R ER SO BB IBB HBP BLK WP HR S P ERA WHIP	IP WLS BF H R ER SO BB IBB HBP BLK WP HR S P ERA WHIP	IP WLS BF H R ER SO BB IBB HBP BLK WP HR S P ERA WHIP	IP WLS BF H R ER SO BB IBB HBP BLK WP HR S P ERA WHIP	IP WLS BF H R ER SO BB IBB HBP BLK WP HR S P ERA WHIP	IP WLS BF H R ER SO BB IBB HBP BLK WP HR S P ERA WHIP	IP WLS BF H R ER SO BB IBB HBP BLK WP HR S P ERA WHIP

Colorado Rockies @ New York Mets  
Shea Stadium, Flushing, NY  
Thu Apr 30 1998, 7:05 PM EDT  
Att: 12,599 - Overcast - 69 F

AB	29
R	0
H	4
RBI	0
BB	5
SO	8
LOB	14





Batter	1	2	3	4	5	6	7	8	9	AB	R	H	RBI	BB	SO	LOB	TOP										
3 Mike Lansing, R OBP: 0.336, SLG: 0.390			G4-3				F9		K	5	0	0	0	0	2	3	<b>Colorado Rockies @ New York Mets</b> Shea Stadium, Flushing, NY Sat May 02 1998, 3:33 AM EDT Att: 19,968 - Sunny - 66 F										
Ellis Burks, R OBP: 0.342, SLG: 0.604			FC5-4 BB					K	4	1	1	4	1	2	0												
Larry Walker, L OBP: 0.482, SLG: 0.559			F8						2	1	1	1	3	0	1												
Dante Bichette, R OBP: 0.408, SLG: 0.523 Jerry Dipoto, R			FC5-4				P4	L6	5	0	1	0	0	0	4												
Vinny Castilla, R OBP: 0.357, SLG: 0.664								L9	4	1	1	1	0	1	3												
17 Todd Helton, L OBP: 0.323, SLG: 0.360 1 Curtis Goodwin, L OBP: 0.438, SLG: 0.370		G3-1							4	0	1	0	0	0	0												
Jeff Reed, L OBP: 0.373, SLG: 0.449 Kirt Manwaring, R OBP: 0.424, SLG: 0.367			F7					L7	0	1	0	0	0	0	0												
Nefti Perez, S OBP: 0.293, SLG: 0.389								L8	3	0	0	0	0	1	0												
James Wright, R OBP: 0.186, SLG: 0.100 Nelson Lirio, S Curt Leskanic, R Greg Colbrunn, R John Vander Wal, L OBP: 0.406, SLG: 0.529									4	0	0	0	0	1	1												
									2	0	0	0	0	1	1												
<b>Inning Stats</b>	R: 0 E: 0 K: 1 S: 9	H: 1 LOB: 2 BB: 1 P: 17	R: 1 E: 0 K: 0 S: 6	H: 1 LOB: 0 BB: 0 P: 11	R: 0 E: 0 K: 0 S: 6	H: 0 LOB: 1 BB: 1 P: 12	R: 1 E: 0 K: 2 S: 13	H: 2 LOB: 1 BB: 0 P: 18	R: 1 E: 0 K: 1 S: 10	H: 1 LOB: 0 BB: 0 P: 14	R: 0 E: 0 K: 1 S: 9	H: 0 LOB: 0 BB: 0 P: 16	R: 0 E: 0 K: 1 S: 8	H: 0 LOB: 1 BB: 1 P: 12	R: 0 E: 0 K: 1 S: 9	H: 0 LOB: 1 BB: 1 P: 16	R: 4 E: 0 K: 1 S: 17	H: 2 LOB: 2 BB: 3 P: 37	1B: 2 2B: 1 3B: 0 HR: 4	SF: 0 SAC: 0 DP: 0 HBP: 0	WP: 2 PB: 0 SB: 0 CS: 0	PA: 40					
<b>PITCHER</b>	IP	WLS	BF	H	R	ER	SO	BB	IBB	HBP	BLK	WP	HR	S	P	ERA	WHIP										
Masato Yoshii, R ERA: 2.7	5.0		22	5	3	3	4	2	0	0	0	1	3	44	72	5.40	1.400										
Brian Bohanon, L ERA: 9.53	2.1	8	0	0	0	3	1	0	0	0	0	0	0	22	40	0.00	0.429										
Mel Rojas, R ERA: 0.69	0.2	2	0	0	0	0	0	0	0	0	0	0	0	4	4	0.00	0.000										
Dennis Cook, L ERA: 3.6	0.1	L	3	1	2	2	0	1	0	0	0	0	0	5	13	54.00	6.000										
Greg McMichael, R ERA: 4.73	0.2	5	1	2	2	1	2	0	0	0	0	1	1	12	24	27.00	4.500										

Batter	1	2	3	4	5	6	7	8	9	AB	R	H	RBI	BB	SO	LOB	BOTTOM										
Luis Lopez, S OBP: 0.412, SLG: 0.478	G4-3		K					FC6-4		5	1	1	0	0	1	4	<b>Colorado Rockies @ New York Mets</b> Shea Stadium, Flushing, NY Sat May 02 1998, 3:33 AM EDT Att: 19,968 - Sunny - 66 F										
Edgardo Alfonzo, R OBP: 0.336, SLG: 0.384	P9		L4						4	1	1	1	1	0	0												
John Olerud, L OBP: 0.490, SLG: 0.481									3	1	1	1	2	0	2												
Butch Huskey, R OBP: 0.283, SLG: 0.330 Mel Rojas, R Dennis Cook, L Greg McMichael, R Jim Tatum, R OBP: 0.292, SLG: 0.714									4	0	1	0	0	0	4												
Carlos Baerga, S OBP: 0.238, SLG: 0.273	G3								3	0	1	0	0	0	0												
Rich Becker, L OBP: 0.338, SLG: 0.450	G3-1								3	0	0	0	0	1	3												
Alberto Castillo, R OBP: 0.297, SLG: 0.294 Matt Franco, L OBP: 0.400, SLG: 0.217 Tim Spehr, R OBP: 0.288, SLG: 0.149									2	0	1	0	0	1	0												
Rey Ordenez, R OBP: 0.253, SLG: 0.271	FC6-4								4	0	1	0	0	0	5												
Masato Yoshii, R Craig Paquette, R OBP: 0.167, SLG: 0.333 Brian Bohanon, L OBP: 0.750, SLG: 0.750 Brian McRae, S OBP: 0.357, SLG: 0.304									1	0	0	0	0	1	0												
									1	0	0	0	0	1	1												
<b>Inning Stats</b>	R: 0 E: 0 K: 0 S: 7	H: 0 LOB: 1 BB: 1 P: 14	R: 0 E: 0 K: 0 S: 8	H: 1 LOB: 0 BB: 0 P: 12	R: 0 E: 0 K: 2 S: 7	H: 0 LOB: 0 BB: 0 P: 10	R: 0 E: 0 K: 0 S: 5	H: 0 LOB: 0 BB: 1 P: 11	R: 0 E: 0 K: 3 S: 11	H: 1 LOB: 1 BB: 0 P: 19	R: 3 E: 0 K: 0 S: 17	H: 4 LOB: 2 BB: 0 P: 27	R: 0 E: 0 K: 0 S: 6	H: 1 LOB: 2 BB: 1 P: 12	R: 0 E: 1 K: 0 S: 11	H: 1 LOB: 3 BB: 1 P: 19	R: 0 E: 0 K: 1 S: 7	H: 0 LOB: 0 BB: 0 P: 11	1B: 6 2B: 2 3B: 0 HR: 0	SF: 0 SAC: 0 DP: 1 HBP: 1	WP: 0 PB: 0 SB: 1 CS: 0	PA: 40					
<b>PITCHER</b>	IP	WLS	BF	H	R	ER	SO	BB	IBB	HBP	BLK	WP	HR	S	P	ERA	WHIP										
James Wright, R ERA: 8.16	6.0		26	6	3	3	5	2	0	1	0	0	0	55	93	4.50	1.333										
Curt Leskanic, R ERA: 5.71	2.0	W	11	2	0	0	0	2	0	0	0	0	0	17	31	0.00	2.000										
Jerry Dipoto, R ERA: 1.84	1.0		3	0	0	0	1	0	0	0	0	0	0	7	11	0.00	0.000										

AB	34
R	7
H	7
RBI	7
BB	6
SO	8
LOB	14

AB	34
R	3
H	8
RBI	3
BB	4
SO	6
LOB	23





Batter	1	2	3	4	5	6	7	8	9	AB	R	H	RBI	BB	SO	LOB	TOP					
3 Mike Lansing, R OBP: 0.333, SLG: 0.402	G6-3		G6-3			1B 3B		G4-3		4	1	1	0	0	0	1	<b>Colorado Rockies @ New York Mets</b> Shea Stadium, Flushing, NY Sun May 03 1998, 3:33 AM EDT Att: 19,493 - Cloudy - 62 F					
Ellis Burks, R OBP: 0.356, SLG: 0.615	G1-3			G6-3	2B	3B	1B	BB		3	0	2	1	1	0	0						
Larry Walker, L OBP: 0.466, SLG: 0.536	G6-3			G6-3		P4		F9		4	0	0	0	0	0	4						
Dante Bichette, R OBP: 0.396, SLG: 0.508		K		K		G5-3		B1-3		4	0	0	0	0	2	2						
Vinny Castilla, R OBP: 0.354, SLG: 0.675	F8			G4-3			K	HR		4	1	1	1	0	1	1						
17 Todd Helton, L OBP: 0.314, SLG: 0.348 Greg Colbrunn, R (8, PH) OBP: 0.400, SLG: 0.538	E5				L3		F8	1B	BB	3	0	0	0	0	0	0						
Neifi Perez, S OBP: 0.283, SLG: 0.375	F8			G4-3			K	BB		4	0	0	0	0	2	2						
Kirt Manwaring, R OBP: 0.419, SLG: 0.365 1 Curtis Goodwin, L (8, PR) OBP: 0.345, SLG: 0.370 Jeff Reed, L OBP: 0.383, SLG: 0.460	L5				G6-3			CS	1B	3	0	1	0	0	0	0						
Pedro Astacio, R OBP: 0.231, SLG: 0.231 Chuck McLeroy, L OBP: 0.272, SLG: 0.315 Dave Veres, R OBP: 0.333, SLG: 0.443 Nelson Liriano, S OBP: 0.333, SLG: 0.443	G6-3				G5-3			1B	1B	3	0	1	0	0	0	0						
<b>Inning Stats</b>	R: 0 E: 0 K: 0 S: 6	H: 0 LOB: 0 BB: 0 P: 12	R: 0 E: 1 K: 1 S: 8	H: 0 LOB: 1 BB: 0 P: 11	R: 0 E: 0 K: 0 S: 5	H: 0 LOB: 0 BB: 0 P: 7	R: 0 E: 0 K: 1 S: 9	H: 1 LOB: 1 BB: 0 P: 15	R: 0 E: 0 K: 0 S: 7	H: 0 LOB: 0 BB: 0 P: 10	R: 1 E: 0 K: 0 S: 12	H: 2 LOB: 1 BB: 0 P: 18	R: 0 E: 0 K: 2 S: 7	H: 0 LOB: 0 BB: 0 P: 10	R: 0 E: 0 K: 0 S: 10	H: 2 LOB: 2 BB: 1 P: 17		R: 1 E: 0 K: 2 S: 13	H: 2 LOB: 2 BB: 1 P: 23	1B: 4 2B: 1 3B: 1 HR: 1	SF: 0 SAC: 0 DP: 0 HBP: 0	WP: 0 PB: 0 SB: 0 CS: 1
<b>PITCHER</b>	IP	WLS	BF	H	R	ER	SO	BB	IBB	HBP	BLK	WP	HR	S	P	ERA	WHIP					
Rick Reed, R ERA: 3.02	8.0	W	30	5	1	1	4	1	0	0	0	0	0	64	100	1.12	0.750					
John Franco, L ERA: 4.91	1.0		6	2	1	1	2	1	0	0	0	0	1	13	23	9.00	3.000					

Batter	1	2	3	4	5	6	7	8	9	AB	R	H	RBI	BB	SO	LOB	BOTTOM				
Luis Lopez, S OBP: 0.382, SLG: 0.440 Tim Spehr, R OBP: 0.268, SLG: 0.149	G4-3			K	K			E3		4	1	0	0	0	2	1	<b>Colorado Rockies @ New York Mets</b> Shea Stadium, Flushing, NY Sun May 03 1998, 3:33 AM EDT Att: 19,493 - Cloudy - 62 F				
Carlos Baerga, S OBP: 0.227, SLG: 0.259	K			K		K		E6		4	1	0	0	0	3	1					
Edgardo Alfonzo, R OBP: 0.345, SLG: 0.386 Craig Paquette, R OBP: 0.286, SLG: 0.429	P4			BB	1B	BB		S	BB	2	0	1	0	1	0	0					
John Olerud, L OBP: 0.491, SLG: 0.476	G3-1			BB	BB	G4-6-3		SF7		1	0	0	1	2	0	0					
Butch Huskey, R OBP: 0.272, SLG: 0.315	K			K		G4-6-3		L9		4	0	0	0	0	2	6					
Brian McRae, S OBP: 0.363, SLG: 0.296	L8			CS	HBP	BB		E4		2	1	0	0	2	0	1					
Alberto Castillo, R OBP: 0.333, SLG: 0.314 Matt Franco, L (8, PH) OBP: 0.419, SLG: 0.292 John Franco, L OBP: 0.333, SLG: 0.443	G6-4-3			BB	HBP	BB		SH3-4		1	1	1	0	0	0	0					
Rey Ordonez, R OBP: 0.252, SLG: 0.263	G6-4-3			P9	HBP			2B		3	0	0	0	1	0	4					
Rick Reed, R OBP: 0.231, SLG: 0.417 Rich Becker, L (8, PH) OBP: 0.333, SLG: 0.443	K			BB	BB			BB		3	0	1	1	0	1	1					
<b>Inning Stats</b>	R: 0 E: 0 K: 1 S: 5	H: 0 LOB: 0 BB: 0 P: 9	R: 0 E: 0 K: 1 S: 10	H: 0 LOB: 0 BB: 0 P: 15	R: 0 E: 0 K: 1 S: 5	H: 1 LOB: 0 BB: 0 P: 7	R: 0 E: 0 K: 3 S: 18	H: 1 LOB: 2 BB: 1 P: 27	R: 1 E: 0 K: 1 S: 10	H: 1 LOB: 1 BB: 1 P: 17	R: 0 E: 0 K: 1 S: 6	H: 0 LOB: 2 BB: 2 P: 17	R: 0 E: 0 K: 0 S: 6	H: 0 LOB: 1 BB: 1 P: 11	R: 4 E: 3 K: 1 S: 23	H: 2 LOB: 2 BB: 1 P: 38		1B: 4 2B: 1 3B: 0 HR: 0	SF: 1 SAC: 1 DP: 2 HBP: 1	WP: 0 PB: 0 SB: 1 CS: 1	PA: 36
<b>PITCHER</b>	IP	WLS	BF	H	R	ER	SO	BB	IBB	HBP	BLK	WP	HR	S	P	ERA	WHIP				
Pedro Astacio, R ERA: 7.88	7.0	L	30	4	4	1	8	5	0	1	0	0	0	66	111	1.29	1.286				
Chuck McLeroy, L ERA: 0.53	0.2		3	0	0	0	0	0	0	0	0	0	0	7	13	0.00	0.000				
Dave Veres, R ERA: 7.24	0.1		3	1	1	0	1	1	0	0	0	0	0	10	17	0.00	6.000				



Batter	1	2	3	4	5	6	7	8	9	10	11	AB	R	H	RBI	BB	SO	LOB	TOP					
Devon White, S OBP: 0.338, SLG: 0.410	F8		L7		L7		K		L7		G4-3	5	0	0	0	0	1	2						
Jay Bell, R OBP: 0.324, SLG: 0.420	K					G6-3			G4-3		K	2	1	0	0	4	2	0						
Travis Lee, L OBP: 0.350, SLG: 0.458	K		K				G6-3		G4-3		2B	6	1	2	0	0	2	6						
Matt Williams, R OBP: 0.366, SLG: 0.504		G5-3		G6-3		G6-3		F8			2B	4	1	0	0	2	0	2						
Yamil Benitez, R OBP: 0.234, SLG: 0.328											2B	3	0	1	1	0	0	0						
David Dellucci, L OBP: 0.529, SLG: 0.786	G6-3			F8					G3-1		2B	2	1	1	2	1	0	2						
Hensley Meulens, R OBP: 0.111, SLG: 0.444											2B	3	0	0	0	0	2	2						
Brent Brede, L OBP: 0.313, SLG: 0.356	K			K				G3		G1-3	K	3	0	0	0	0	1	2						
Kelly Stinnett, R OBP: 0.302, SLG: 0.359			K			F7	P4				2B	5	0	2	1	0	1	2						
Andy Stankiewicz, R OBP: 0.290, SLG: 0.273						E6					F7	4	0	2	0	1	0	1						
Jeff Suppan, R OBP: 0.182												2	0	0	0	0	1	2						
Clint Sodowsky, L OBP: 0.182												1	0	0	0	0	1	2						
Felix Rodriguez, R OBP: 0.321, SLG: 0.360												0	0	0	0	0	0	0						
Tony Batista, R OBP: 0.321, SLG: 0.360												1	0	1	0	0	0	0						
Gregg Olson, R OBP: 0.500, SLG: 2.000												1	0	0	0	0	0	0						
<b>Inning Stats</b>	R: 0 E: 0 K: 2 S: 7	H: 0 LOB: 0 BB: 0 P: 14	R: 0 E: 0 K: 1 S: 6	H: 0 LOB: 0 BB: 0 P: 11	R: 0 E: 0 K: 1 S: 8	H: 1 LOB: 3 BB: 1 P: 19	R: 0 E: 0 K: 1 S: 5	H: 0 LOB: 0 BB: 0 P: 9	R: 1 E: 0 K: 0 S: 16	H: 2 LOB: 2 BB: 1 P: 31	R: 0 E: 0 K: 2 S: 13	H: 1 LOB: 2 BB: 1 P: 25	R: 1 E: 0 K: 1 S: 18	H: 1 LOB: 2 BB: 2 P: 29	R: 0 E: 0 K: 0 S: 8	H: 0 LOB: 2 BB: 2 P: 21	R: 0 E: 0 K: 0 S: 8	H: 2 LOB: 2 BB: 0 P: 16	R: 2 E: 0 K: 2 S: 14	H: 2 LOB: 1 BB: 1 P: 27	1B: 4 2B: 5 3B: 0 HR: 0	SF: 0 SAC: 1 DP: 0 HBP: 1	WP: 1 PB: 0 SB: 0 CS: 0	PA: 51
<b>PITCHER</b>	IP: 6.0 WLS: 25 BF: 25 H: 3 R: 1 ER: 1 SO: 6 BB: 2 IBB: 0 HBP: 1 BLK: 0 WP: 0 HR: 0 S: 54 P: 104 ERA: 1.50 WHIP: 0.833	IP: 7.1 WLS: 4 BF: 25 H: 1 R: 0 ER: 0 SO: 2 BB: 1 IBB: 0 HBP: 0 BLK: 0 WP: 1 HR: 0 S: 20 P: 104 ERA: 0.00 WHIP: 3.000	IP: 7.1 WLS: 1 BF: 0 H: 0 R: 0 ER: 0 SO: 0 BB: 0 IBB: 0 HBP: 0 BLK: 0 WP: 0 HR: 3 S: 5 P: 5 ERA: 0.00 WHIP: 0.000	IP: 8.1 WLS: 6 BF: 1 H: 1 R: 1 ER: 1 SO: 0 BB: 2 IBB: 0 HBP: 0 BLK: 0 WP: 0 HR: 18 S: 29 P: 29 ERA: 9.00 WHIP: 3.000	IP: 9.1 WLS: 4 BF: 0 H: 0 R: 0 ER: 0 SO: 0 BB: 1 IBB: 1 HBP: 0 BLK: 0 WP: 0 HR: 5 S: 17 P: 17 ERA: 0.00 WHIP: 1.500	<b>PITCHER</b>	IP: 9.1 WLS: 11 BF: 4 H: 2 R: 2 ER: 2 SO: 2 BB: 0 IBB: 1 HBP: 0 BLK: 0 WP: 0 HR: 0 S: 25 P: 47 ERA: 7.71 WHIP: 1.714																	

Arizona Diamondbacks @ New York Mets  
Shea Stadium, Flushing, NY  
Mon May 04 1998, 7:05 PM EDT  
Att: 18,980 - Cloudy - 58 F

AB 41  
R 4  
H 9  
RBI 4  
BB 8  
SO 11  
LOB 23



Batter	1	2	3	4	5	6	7	8	9	10	11	AB	R	H	RBI	BB	SO	LOB	BOTTOM	
Rich Becker, L OBP: 0.312, SLG: 0.409	F7		P5			K		F7		L7		5	0	0	0	0	1	1		
Matt Franco, L OBP: 0.400, SLG: 0.357												4	0	1	0	0	0	1		
John Hudek, S												0	0	0	0	0	0	0		
Brian Bohanon, L OBP: 0.600, SLG: 0.600												1	0	0	0	0	1	0		
John Olerud, L OBP: 0.482, SLG: 0.477												4	0	1	0	0	1	1		
Shawn Gilbert, R												1	1	0	0	0	0	0		
Craig Paquette, R OBP: 0.250, SLG: 0.333												5	1	1	1	0	0	2		
Carlos Baerga, S OBP: 0.237, SLG: 0.279												5	0	2	2	0	0	0		
Butch Huskey, R OBP: 0.271, SLG: 0.313												4	0	1	0	0	0	3		
Tim Spehr, R OBP: 0.287, SLG: 0.157												4	0	1	0	0	1	2		
Rey Ordóñez, R OBP: 0.243, SLG: 0.252												4	0	0	0	0	1	3		
Al Leiter, L OBP: 0.354, SLG: 0.231												1	0	0	0	0	0	1		
Ernie McCann, R OBP: 0.299, SLG: 0.299												0	0	0	0	0	0	0		
Gregg Olson, R OBP: 0.500, SLG: 2.000												0	0	0	0	0	0	0		
Dennis Cook, L												0	0	0	0	0	0	0		
Mel Rojas, R												0	0	0	0	0	0	0		
Luis Lopez, S OBP: 0.366, SLG: 0.437												1	0	0	0	1	1	0		
<b>Inning Stats</b>	R: 0 E: 0 K: 2 S: 17	H: 1 LOB: 1 BB: 0 P: 26	R: 0 E: 0 K: 1 S: 8	H: 0 LOB: 0 BB: 0 P: 13	R: 0 E: 0 K: 1 S: 10	H: 0 LOB: 0 BB: 0 P: 14	R: 0 E: 0 K: 0 S: 5	H: 0 LOB: 0 BB: 0 P: 9	R: 1 E: 0 K: 0 S: 7	H: 2 LOB: 1 BB: 1 P: 11	R: 0 E: 0 K: 1 S: 8	H: 3 LOB: 2 BB: 1 P: 17	R: 0 E: 0 K: 2 S: 9	H: 0 LOB: 0 BB: 0 P: 15	R: 0 E: 0 K: 1 S: 9	H: 0 LOB: 0 BB: 0 P: 13	1B: 4 2B: 2 3B: 1 HR: 0	SF: 0 SAC: 0 DP: 0 HBP: 0	WP: 0 PB: 0 SB: 0 CS: 0	PA: 41
<b>PITCHER</b>	IP: 6.1 WLS: 23 BF: 23 H: 4 R: 1 ER: 1 SO: 5 BB: 0 IBB: 0 HBP: 0 BLK: 0 WP: 0 HR: 0 S: 63 P: 97 ERA: 1.42 WHIP: 0.632	IP: 7.1 WLS: 6 BF: 4 H: 0 R: 0 ER: 0 SO: 1 BB: 1 IBB: 0 HBP: 0 BLK: 0 WP: 0 HR: 12 S: 20 P: 12 ERA: 0.00 WHIP: 0.600	IP: 9.1 WLS: 6 BF: 3 H: 1 R: 1 ER: 1 SO: 0 BB: 0 IBB: 0 HBP: 0 BLK: 0 WP: 0 HR: 12 S: 17 P: 17 ERA: 9.00 WHIP: 3.000	IP: 10.1 WLS: 6 BF: 0 H: 0 R: 0 ER: 0 SO: 3 BB: 0 IBB: 0 HBP: 0 BLK: 0 WP: 0 HR: 18 S: 28 P: 28 ERA: 0.00 WHIP: 0.000	<b>PITCHER</b>	IP: 11.0 WLS: 12 BF: 4 H: 2 R: 2 ER: 2 SO: 2 BB: 0 IBB: 1 HBP: 0 BLK: 0 WP: 0 HR: 0 S: 25 P: 47 ERA: 7.71 WHIP: 1.714														

Arizona Diamondbacks @ New York Mets  
Shea Stadium, Flushing, NY  
Mon May 04 1998, 7:05 PM EDT  
Att: 18,980 - Cloudy - 58 F

AB 40  
R 2  
H 7  
RBI 2  
BB 1  
SO 9  
LOB 13





Batter	1	2	3	4	5	6	7	8	9	AB	R	H	RBI	BB	SO	LOB	TOP					
<b>Devon White, S</b> OBP: 0.343, SLG: 0.413	1-1 E6 CS		2-1 P2			2-2 FC4-6 1B		1-2 1B		4	0	2	0	0	0	0	<b>Arizona Diamondbacks @ New York Mets</b> Shea Stadium, Flushing, NY Tue May 05 1998, 7:05 PM EDT Att: 13,205 - Overcast - 58 F					
<b>David Dellucci, L</b> OBP: 0.476, SLG: 0.667	1-0 F9		0-0 P5			2-2 FC4-6 G5-4-3 1-2f		0-0 1B		4	0	1	0	0	0	2						
<b>Jay Bell, R</b> OBP: 0.314, SLG: 0.407	3-3 K			1-3 K		0-0 G5-4-3 1-2f		2-0 P5		4	0	0	0	0	2	4						
<b>Travis Lee, L</b> OBP: 0.353, SLG: 0.476		1-0 G4-3		1-3 K			0-0 G6-3		2-0 HR	4	1	1	1	0	1	0						
<b>Matt Williams, R</b> OBP: 0.356, SLG: 0.488		1-3 K		2-2 F7			0-0 E6		1-3 K	4	0	0	0	0	2	0						
<b>Brent Brice, L</b> OBP: 0.310, SLG: 0.364		3-2 2B			1-1 G3-1		2-1 F9		3-1 G3	4	0	1	0	0	0	1						
<b>Jorge Fabregas, L</b> OBP: 0.330, SLG: 0.299		4-0 BB			2-1 1B		0-0 G4-3		2-1 F7	3	0	1	0	1	0	1						
<b>Andy Stankiewicz, R</b> OBP: 0.277, SLG: 0.259		2-2 F8			1-3 K			1-1 P4		3	0	0	0	0	1	3						
<b>Omar Daal, L</b> <b>Hensley Meulens, R</b> <b>Scott Brow, R</b> <b>Andy Fox, L</b> <b>Ricky Pickett, L</b> <b>Russ Springer, R</b>			3-3 K		0-3 K			2-1 F9		1	0	0	0	0	1	0	<b>AB 33</b> <b>R 1</b> <b>H 6</b> <b>RBI 1</b> <b>BB 1</b> <b>SO 8</b> <b>LOB 12</b>					
<b>Inning Stats</b>	R: 0 E: 1 K: 1 S: 6	H: 0 LOB: 1 BB: 0 P: 11	R: 0 E: 0 K: 1 S: 13	H: 1 LOB: 2 BB: 1 P: 24	R: 0 E: 0 K: 1 S: 6	H: 0 LOB: 0 BB: 0 P: 11	R: 0 E: 0 K: 2 S: 10	H: 0 LOB: 0 BB: 0 P: 14	R: 0 E: 0 K: 0 S: 10	H: 1 LOB: 1 BB: 0 P: 15	R: 0 E: 0 K: 0 S: 10	H: 0 LOB: 1 BB: 0 P: 7	R: 0 E: 0 K: 0 S: 10	H: 2 LOB: 2 BB: 0 P: 16	R: 1 E: 0 K: 1 S: 10	H: 1 LOB: 0 BB: 0 P: 18		1B: 4 2B: 2 3B: 0 HR: 1	SF: 0 SAC: 0 DP: 2 HBP: 0	WP: 0 PB: 0 SB: 0 CS: 1	PA: 34	
<b>PITCHER</b>	IP	WLS	BF	H	R	ER	SO	BB	IBB	HBP	BLK	WP	HR	S	P	ERA		WHIP				
<b>Dave Milicki, R</b> ERA: 5.66	9.0	W	34	6	1	1	8	1	0	0	0	0	1	81	130	1.00		0.778				

Batter	1	2	3	4	5	6	7	8	9	AB	R	H	RBI	BB	SO	LOB	BOTTOM					
<b>Brian McRae, S</b> OBP: 0.361, SLG: 0.291	2-3 K	1-0 CS	0-0 B1-3	4-1 BB		3-2 G4-3		2-2 BB 1B		4	1	1	1	1	1	1	<b>Arizona Diamondbacks @ New York Mets</b> Shea Stadium, Flushing, NY Tue May 05 1998, 7:05 PM EDT Att: 13,205 - Overcast - 58 F					
<b>Jim Tatum, R</b> OBP: 0.259, SLG: 0.625	3-2 E5 1B SF7		0-0 F7	1-0 F9			4-2 1B HR BB	1-3 K		3	1	0	0	0	0	3						
<b>Rich Becker, L</b> OBP: 0.316, SLG: 0.403										1	1	0	0	1	1	2						
<b>John Olerud, L</b> OBP: 0.487, SLG: 0.478	3-2 1B		1-0 G3		2-1 G4-3 G4-3 1B		2-1 P5	4-2 G5-3 1B 1-2 2-3 BB		4	0	2	0	1	0	1						
<b>Butch Huskey, R</b> OBP: 0.286, SLG: 0.330	1-2 SF7			2-2 2B 1B	0-1 G4-3		0-0 G4-3	0-0 1B		4	2	3	3	0	0	1						
<b>Craig Paquette, R</b> OBP: 0.294, SLG: 0.412	0-0 1B			0-1 1B 2B	0-1 G4-3		2-3 K	1-1 G5-3		5	1	2	0	0	1	5						
<b>Todd Pratt, R</b> OBP: 0.250, SLG: 1.000	3-2 G3			1-3 K	1-0 F9		0-0 HR			4	1	1	3	0	1	5						
<b>Carlos Baerga, S</b> OBP: 0.258, SLG: 0.303		0-1 FC2-6 1B		4-0 BB 1B IBB		1-0 SH1	0-0 P6			3	0	2	0	1	0	0						
<b>Rey Ordenez, R</b> OBP: 0.255, SLG: 0.257		1-0 FC2-6 CS		2-0 BB 1B		1-0 SH1		4-0 1B BB		2	1	1	2	1	0	1						
<b>Dave Milicki, R</b> OBP: 0.333, SLG: 0.273	0-2 L7			1-2 2H 3H	0-3 K		1-0 F8	1-1 BB 1B 1B		4	1	1	0	0	1	4	<b>AB 34</b> <b>R 9</b> <b>H 13</b> <b>RBI 9</b> <b>BB 5</b> <b>SO 5</b> <b>LOB 23</b>					
<b>Inning Stats</b>	R: 1 E: 1 K: 1 S: 18	H: 2 LOB: 2 BB: 0 P: 30	R: 0 E: 0 K: 0 S: 6	H: 1 LOB: 0 BB: 0 P: 8	R: 0 E: 0 K: 0 S: 3	H: 0 LOB: 0 BB: 0 P: 4	R: 2 E: 0 K: 2 S: 15	H: 3 LOB: 3 BB: 2 P: 29	R: 0 E: 0 K: 0 S: 7	H: 1 LOB: 1 BB: 0 P: 10	R: 0 E: 0 K: 0 S: 6	H: 1 LOB: 0 BB: 0 P: 12	R: 3 E: 0 K: 1 S: 10	H: 2 LOB: 0 BB: 1 P: 18	R: 3 E: 0 K: 1 S: 15	H: 3 LOB: 1 BB: 2 P: 28		1B: 10 2B: 2 3B: 0 HR: 1	SF: 1 SAC: 1 DP: 1 HBP: 0	WP: 0 PB: 0 SB: 0 CS: 1	PA: 42	
<b>PITCHER</b>	IP	WLS	BF	H	R	ER	SO	BB	IBB	HBP	BLK	WP	HR	S	P	ERA		WHIP				
<b>Omar Daal, L</b> ERA: 3.09	4.0	L	20	6	3	2	3	1	0	0	0	0	1	23	40	9.00		1.667				
<b>Scott Brow, R</b> ERA: 7.71	3.0		14	4	3	3	1	1	0	0	0	0	0	12	24	81.00		12.000				
<b>Ricky Pickett, L</b> ERA: 81.0	0.1		5	2	3	3	1	2	0	0	0	0	0	3	4	0.00		1.500				
<b>Russ Springer, R</b> ERA: 3.86	0.2		2	1	0	0	0	0	0	0	0	0	0	3	4	0.00		1.500				



Batter	1	2	3	4	5	6	7	8	9	AB	R	H	RBI	BB	SO	LOB	TOP				
Devon White, S OBP: 0.338, SLG: 0.405	P6			SH1-4 1B 2B		G5-3		L9	F7	5	1	1	0	0	0	3					
David Dellucci, L OBP: 0.520, SLG: 0.714 Barry Manuel, R (8, 1)	L8			SH1-4 2B 1B		G4-3		1B BB		3	1	2	0	1	0	0					
Jay Bell, R OBP: 0.315, SLG: 0.405	F9			SH1-4 1-2 2-3		G4-3		G4-6-3 1B		3	0	1	0	0	0	1					
Travis Lee, L OBP: 0.350, SLG: 0.477		K				G3		G4-6-3 1-2		4	0	1	2	0	1	3					
Jorge Fabregas, L OBP: 0.337, SLG: 0.309	G1-3			L7				G5-3 1B		4	0	2	0	0	0	1					
Andy Fox, L OBP: 0.295, SLG: 0.351 Tony Batista, R OBP: 0.310, SLG: 0.346	G4-3			F7				F8		3	0	0	0	0	1	2					
Brent Bredie, L OBP: 0.300, SLG: 0.350 Damian Miller, R (9, PH)				G4-3		F7		E4 G5-3		3	0	0	0	0	1	1					
Andy Stankiewicz, R OBP: 0.275, SLG: 0.258				K		G3-1		G5-3		4	0	1	0	0	1	2					
Brian Anderson, R OBP: 0.071, SLG: 0.071 Clint Sodowsky, L (7, 1) Yamil Benitez, R OBP: 0.235, SLG: 0.328				G6-3		K		BB		3	0	0	0	0	1	2					
<b>Inning Stats</b>	R: 0 E: 0 K: 0 S: 5	H: 0 LOB: 0 BB: 0 P: 7	R: 0 E: 0 K: 1 S: 9	H: 0 LOB: 0 BB: 0 P: 13	R: 0 E: 0 K: 1 S: 10	H: 0 LOB: 0 BB: 0 P: 16	R: 2 E: 0 K: 0 S: 7	H: 3 LOB: 1 BB: 0 P: 13	R: 0 E: 0 K: 1 S: 10	H: 1 LOB: 1 BB: 0 P: 18	R: 0 E: 1 K: 2 S: 17	H: 2 LOB: 2 BB: 0 P: 24	R: 0 E: 0 K: 0 S: 7	H: 1 LOB: 1 BB: 1 P: 11	R: 0 E: 1 K: 0 S: 10	H: 1 LOB: 3 BB: 1 P: 18	1B: 6 2B: 2 3B: 0 HR: 0	SF: 0 SAC: 1 DP: 1 HBP: 0	WP: 0 PB: 0 SB: 0 CS: 0	PA: 37	
<b>PITCHER</b>	IP	WLS	BF	H	R	ER	SO	BB	IBB	HBP	BLK	WP	HR	S	P	ERA	WHIP				
Bobby Jones, R ERA: 3.82	3.1		12	2	2	2	2	0	0	0	0	0	0	28	44	5.40	0.600				
Brian Bohanon, L ERA: 1.23	2.2		10	2	0	0	1	0	0	0	0	0	0	22	36	0.00	0.750				
Dennis Cook, L ERA: 3.18	1.0		5	2	0	0	2	0	0	0	0	0	0	17	24	0.00	2.000				
Mel Rojas, R ERA: 1.2	1.0	W	4	1	0	0	0	1	0	0	0	0	0	7	11	0.00	2.000				
John Franco, L ERA: 4.5	1.0		6	1	0	0	0	1	0	0	0	0	0	10	18	0.00	2.000				

Arizona Diamondbacks @ New York Mets  
Shea Stadium, Flushing, NY  
Wed May 06 1998, 7:05 PM EDT  
Att: 17,681 - Overcast - 64 F

AB 34  
R 2  
H 8  
RBI 2  
BB 2  
SO 5  
LOB 17



Batter	1	2	3	4	5	6	7	8	9	AB	R	H	RBI	BB	SO	LOB	BOTTOM				
Brian McRae, S OBP: 0.357, SLG: 0.322	K			HR		P2		FC4-6 1B		4	2	1	2	0	1	1					
Jim Tatum, R OBP: 0.258, SLG: 0.571 Rich Becker, L OBP: 0.316, SLG: 0.403	F8			K				1B 2B		4	0	1	1	0	2	0					
John Olerud, L OBP: 0.488, SLG: 0.479	G4-3			F7				1B 2B 3B		4	1	2	0	0	0	0					
Butch Huskey, R OBP: 0.302, SLG: 0.350				L7				1B 2B		3	1	2	1	1	0	0					
Craig Paquette, R OBP: 0.263, SLG: 0.368 Luis Lopez, S OBP: 0.390, SLG: 0.423	G6-4-3			G6-3				3B IBB		2	0	0	0	0	0	1					
Todd Pratt, R OBP: 0.250, SLG: 0.875	K			P5				2B 3B		4	1	1	3	0	2	2					
Carlos Baerga, S OBP: 0.267, SLG: 0.315				K		G5-3		FC4-6 BB		3	1	1	1	1	1	0					
Rey Ordenez, R OBP: 0.257, SLG: 0.259				F7				SH3 G6-3		3	0	1	0	0	0	2					
Bobby Jones, R Brian Bohanon, L Shawn Chisholm, R Dennis Cook, L Mel Rojas, R Matt Franco, L John Franco, L	P9							FC4-6 BB		1	0	0	0	0	0	0					
<b>Inning Stats</b>	R: 0 E: 0 K: 1 S: 8	H: 0 LOB: 0 BB: 0 P: 13	R: 0 E: 0 K: 1 S: 5	H: 0 LOB: 0 BB: 1 P: 10	R: 0 E: 0 K: 1 S: 8	H: 0 LOB: 0 BB: 0 P: 11	R: 1 E: 0 K: 1 S: 9	H: 1 LOB: 0 BB: 0 P: 15	R: 0 E: 0 K: 1 S: 12	H: 1 LOB: 0 BB: 0 P: 15	R: 0 E: 0 K: 2 S: 12	H: 2 LOB: 2 BB: 0 P: 15	R: 7 E: 1 K: 0 S: 21	H: 5 LOB: 3 BB: 3 P: 39	1B: 5 2B: 2 3B: 1 HR: 1	SF: 0 SAC: 1 DP: 1 HBP: 0	WP: 1 PB: 0 SB: 0 CS: 1	PA: 35			
<b>PITCHER</b>	IP	WLS	BF	H	R	ER	SO	BB	IBB	HBP	BLK	WP	HR	S	P	ERA	WHIP				
Brian Anderson, L ERA: 4.15	6.1		22	4	1	1	6	1	0	0	0	1	0	16	29	27.00	3.000				
Clint Sodowsky, R ERA: 5.89	1.1	L	8	2	4	4	1	2	0	0	0	1	0	9	16	81.00	9.000				
Barry Manuel, R ERA: 9.75	0.1		5	3	3	3	0	0	1	0	0	0	0	9	16	81.00	9.000				

Arizona Diamondbacks @ New York Mets  
Shea Stadium, Flushing, NY  
Wed May 06 1998, 7:05 PM EDT  
Att: 17,681 - Overcast - 64 F

AB 30  
R 8  
H 9  
RBI 8  
BB 4  
SO 7  
LOB 9





Batter	1	2	3	4	5	6	7	8	9	AB	R	H	RBI	BB	SO	LOB	TOP																						
Royce Clayton, R OBP: 0.341, SLG: 0.336 (1, 6)	F8		K			G6-3			K	4	0	0	0	0	2	0																							
Delino DeShields, L OBP: 0.400, SLG: 0.478 (1, 4)	1B BB		F7			G6-3			G1-3	3	0	0	0	1	0	0																							
Mark McGwire, R OBP: 0.493, SLG: 0.738 (1, 3)	1-2 1-3 1B				G6-3				K	4	0	1	0	0	2	0																							
Ray Lankford, L OBP: 0.435, SLG: 0.432 (1, 8)					K				K	2	0	0	0	1	2	2																							
Brian Jordan, R OBP: 0.381, SLG: 0.581 (1, 9)					K				K	3	1	1	1	0	1	3																							
Ron Gant, R OBP: 0.293, SLG: 0.463 (1, 7)		L4			K				G4-3	3	0	0	0	0	1	1																							
Gary Gaetti, R OBP: 0.385, SLG: 0.450 (1, 5)		P6				G1-3			K	3	0	0	0	0	1	0																							
Eli Marrero, R OBP: 0.250, SLG: 0.385 (1, 2)		G5-3				G6-3			G6-3	3	0	0	0	0	0	0																							
Donovan Osborne, S OBP: 0.111, SLG: 0.111 John Frascatore, R (7, 1)						L8			G6-3	2	0	0	0	0	0	0																							
Willie McGee, S OBP: 0.321, SLG: 0.372 Juan Acevedo, R OBP: 1.000, SLG: 1.000 (8, 1)			F7							0	0	0	0	0	0	0																							
<b>Inning Stats</b>	R: 0 H: 1 E: 0 K: 2 S: 13	H: 1 LOB: 2 BB: 1 P: 23	R: 0 H: 0 E: 0 K: 0 S: 6	H: 0 LOB: 0 BB: 0 P: 9	R: 0 H: 0 E: 0 K: 1 S: 8	H: 0 LOB: 0 BB: 0 P: 12	R: 1 H: 1 E: 0 K: 2 S: 8	H: 1 LOB: 0 BB: 0 P: 11	R: 0 H: 0 E: 0 K: 0 S: 5	H: 0 LOB: 0 BB: 0 P: 8	R: 0 H: 0 E: 0 K: 1 S: 10	H: 0 LOB: 0 BB: 0 P: 18	R: 0 H: 0 E: 0 K: 0 S: 7	H: 0 LOB: 0 BB: 1 P: 12	R: 0 H: 0 E: 0 K: 1 S: 8	H: 0 LOB: 0 BB: 0 P: 13	1B: 1 2B: 0 3B: 0 HR: 1	SF: 0 SAC: 0 DP: 1 HBP: 0	WP: 0 PB: 0 SB: 0 CS: 0	PA: 30																			
<b>PITCHER</b>	IP	WLS	BF	H	R	ER	SO	BB	IBB	HBP	BLK	WP	HR	S	P	ERA	WHIP	<b>PITCHER</b>				IP	WLS	BF	H	R	ER	SO	BB	IBB	HBP	BLK	WP	HR	S	P	ERA	WHIP	
Masato Yoshii, R ERA: 2.43 Greg McMichael, R ERA: 4.2 John Franco, L ERA: 4.15	(1, 1)	7.0	W	24	2	1	1	6	2	0	0	0	0	1	57	93	1.29	0.571					(1, 1)	1.0	S	3	0	0	0	1	0	0	0	0	0	8	11	0.00	0.000
(8, 1)	1.0	S	3	0	0	0	1	0	0	0	0	0	0	0	8	13	0.00	0.000					(9, 1)	1.0	S	3	0	0	0	2	0	0	0	0	0	8	13	0.00	0.000

St. Louis Cardinals @ New York Mets  
Shea Stadium, Flushing, NY  
Thu May 07 1998, 7:05 PM EDT  
Att: 14,715 - Cloudy - 65 F

AB 28  
R 1  
H 2  
RBI 1  
BB 2  
SO 9  
LOB 6



Batter	1	2	3	4	5	6	7	8	9	AB	R	H	RBI	BB	SO	LOB	BOTTOM																									
Preston Wilson, R OBP: 0.750, SLG: 0.750 (1, 7)	G6-4-3 1B			G6-3	FC5-4 1B		G3 1B			4	0	3	1	0	0	0																										
Luis Lopez, S OBP: 0.365, SLG: 0.393 (1, 5)	G6-4-3 1-2			G6-3	FC5-4 1-2		G3			4	0	0	0	0	0	3																										
John Olerud, L OBP: 0.480, SLG: 0.469 (1, 3)	G4-3			G6-3		SH5-3 1B	K			4	0	1	0	0	1	1																										
Butch Huskey, R OBP: 0.308, SLG: 0.349 (1, 9)		P4			SF8 1B BB	SH5-3 1B		F9		3	1	1	0	1	0	0																										
Carlos Baerga, S OBP: 0.260, SLG: 0.305 (1, 4)		K			L4	SH5-3		F8		3	0	0	0	0	1	1																										
Brian McRae, S OBP: 0.362, SLG: 0.323 (1, 8)		F9			E 2B 1B	IBB		G3		3	1	1	0	1	0	0																										
Alberto Castillo, R OBP: 0.310, SLG: 0.289 (1, 2)				G6-3	E5 2B	P4				3	1	0	0	0	5																											
Rey Ordenez, R OBP: 0.250, SLG: 0.255 (1, 6)				G5-3	SF8 1B	K				2	0	0	1	0	1	3																										
Masato Yoshii, R OBP: 0.200, SLG: 0.222 Rich Becker, L OBP: 0.313, SLG: 0.397 Greg McMichael, R John Franco, L (9, 1)				K	WP 1B 2B		F8			2	1	1	2	0	1	0																										
<b>Inning Stats</b>	R: 0 H: 1 E: 0 K: 0 S: 6	H: 0 LOB: 0 BB: 0 P: 8	R: 0 H: 0 E: 0 K: 1 S: 10	H: 0 LOB: 0 BB: 0 P: 15	R: 0 H: 0 E: 0 K: 1 S: 7	H: 0 LOB: 0 BB: 0 P: 11	R: 0 H: 0 E: 0 K: 0 S: 7	H: 0 LOB: 0 BB: 0 P: 12	R: 4 H: 3 E: 1 K: 0 S: 11	H: 3 LOB: 1 BB: 1 P: 20	R: 0 H: 2 E: 0 K: 1 S: 9	H: 2 LOB: 3 BB: 1 P: 16	R: 0 H: 1 E: 0 K: 1 S: 13	H: 1 LOB: 0 BB: 0 P: 20	R: 0 H: 0 E: 0 K: 0 S: 4	H: 0 LOB: 0 BB: 0 P: 5	1B: 6 2B: 1 3B: 0 HR: 0	SF: 1 SAC: 1 DP: 1 HBP: 0	WP: 1 PB: 0 SB: 1 CS: 0	PA: 33																						
<b>PITCHER</b>	IP	WLS	BF	H	R	ER	SO	BB	IBB	HBP	BLK	WP	HR	S	P	ERA	WHIP	<b>PITCHER</b>				IP	WLS	BF	H	R	ER	SO	BB	IBB	HBP	BLK	WP	HR	S	P	ERA	WHIP				
Donovan Osborne, L ERA: 2.64 John Frascatore, R ERA: 6.3 Juan Acevedo, R ERA: 4.8	(1, 1)	6.0	L	26	6	4	0	3	1	0	0	0	0	13	20	0.00	1.167					(7, 1)	1.0	S	4	1	0	0	1	0	0	0	0	4	5	0.00	0.000					
(8, 1)	1.0	S	3	0	0	0	0	0	0	0	0	0	0	4	5	0.00	0.000					(9, 1)	1.0	S	3	0	0	0	0	0	0	0	0	0	0	0	0	0	0	0	0	0

St. Louis Cardinals @ New York Mets  
Shea Stadium, Flushing, NY  
Thu May 07 1998, 7:05 PM EDT  
Att: 14,715 - Cloudy - 65 F

AB 29  
R 4  
H 7  
RBI 4  
BB 2  
SO 4  
LOB 13





Batter	1	2	3	4	5	6	7	8	9	AB	R	H	RBI	BB	SO	LOB	TOP			
Royce Clayton, R OBP: 0.331, SLG: 0.325	F8		F8		G4-3		G6-3			4	0	0	0	0	0	0				
Delino DeShields, L OBP: 0.403, SLG: 0.479	F8		HR					G6-3		4	1	2	0	0	0	0				
Mark McGwire, R OBP: 0.493, SLG: 0.755										3	1	1	2	1	1	1				
Brian Hunter, R OBP: 0.302, SLG: 0.462			HR		P3			K		0	0	0	0	0	0	0				
Ray Lankford, L OBP: 0.420, SLG: 0.413	K		F7		F7			G4-3		4	0	0	0	0	1	2				
Brian Jordan, R OBP: 0.391, SLG: 0.585										1	0	1	0	1	0	0				
John Mabry, L OBP: 0.313, SLG: 0.448										2	0	0	0	0	1	0				
Ron Gant, R OBP: 0.281, SLG: 0.442										4	0	0	0	0	1	2				
Gary Gaetti, R OBP: 0.383, SLG: 0.447										3	0	1	0	0	1	0				
Tom Lampkin, L OBP: 0.340, SLG: 0.469										2	0	0	0	1	0	0				
Cliff Politte, R OBP: 0.143, SLG: 0.077										2	0	0	0	0	1	3				
Mike Busby, R										0	0	0	0	0	0	0				
David Howard, S										1	0	0	0	0	0	0				
Willie McGee, S										1	0	0	0	0	0	0				
<b>Inning Stats</b>	R: 0 E: 0 K: 1 S: 12	H: 0 LOB: 1 BB: 1 P: 22	R: 0 E: 0 K: 0 S: 8	H: 2 LOB: 2 BB: 1 P: 15	R: 2 E: 0 K: 1 S: 14	H: 2 LOB: 1 BB: 1 P: 20	R: 0 E: 0 K: 2 S: 7	H: 0 LOB: 0 BB: 0 P: 7	R: 0 E: 0 K: 0 S: 7	H: 1 LOB: 1 BB: 0 P: 9	R: 0 E: 0 K: 0 S: 7	H: 0 LOB: 0 BB: 0 P: 11	R: 0 E: 0 K: 0 S: 5	H: 0 LOB: 0 BB: 0 P: 10	R: 0 E: 0 K: 1 S: 6	H: 0 LOB: 0 BB: 0 P: 10	1B: 4 2B: 0 3B: 0 HR: 1	SF: 0 SAC: 0 DP: 1 HBP: 0	WP: 0 PB: 0 SB: 0 CS: 0	PA: 34
<b>PITCHER</b>	IP WLS BF H R ER SO BB IBB HBP BLK WP HR S P ERA WHIP																			
Rick Reed, R ERA: 2.96	(1, 1)	7.0 W 28 5 2 2 4 3 0 0 0 0 0 1 60 94 2.57 1.143																		
Turk Wendell, R ERA: 8.75	(8, 1)	1.0 3 0 0 0 1 0 0 0 0 0 0 0 7 8 0.00 0.000																		
John Hudek, R ERA: 3.46	(9, 1)	1.0 3 0 0 0 1 0 0 0 0 0 0 0 6 10 0.00 0.000																		

St. Louis Cardinals @ New York Mets  
Shea Stadium, Flushing, NY  
Fri May 08 1998, 7:05 PM EDT  
Att: 16,132 - Overcast - 56 F

AB 31  
R 2  
H 5  
RBI 2  
BB 3  
SO 6  
LOB 8



Batter	1	2	3	4	5	6	7	8	9	AB	R	H	RBI	BB	SO	LOB	BOTTOM			
Brian McRae, S OBP: 0.364, SLG: 0.351	F7	G5-3		HR		1B	G3			4	2	1	3	1	0	0				
Preston Wilson, R OBP: 0.778, SLG: 1.000	1B			2B		FC4-6				4	3	3	1	1	1	0				
Matt Franco, L OBP: 0.462, SLG: 0.452										3	0	3	1	0	0	0				
Rey Ordóñez, R OBP: 0.254, SLG: 0.259										2	0	1	1	0	0	1				
John Olerud, L OBP: 0.465, SLG: 0.451										4	0	0	1	0	0	6				
Jim Tatum, R OBP: 0.250, SLG: 0.552										1	0	0	0	0	1	1				
Carlos Baerga, S OBP: 0.266, SLG: 0.320										5	0	2	2	0	1	2				
Rich Becker, L OBP: 0.313, SLG: 0.386										2	1	0	0	1	1	2				
Luis Lopez, S OBP: 0.358, SLG: 0.383										4	1	1	0	0	1	5				
Alberto Castillo, R OBP: 0.311, SLG: 0.293										3	1	1	0	0	1	0				
Rick Reed, R OBP: 0.250, SLG: 0.357										2	1	0	0	1	0	2				
Shawn Gilbert, R OBP: 0.250, SLG: 0.357										1	0	0	0	0	0	0				
Turk Wendell, L ERA: 8.75										0	0	0	0	0	0	0				
John Hudek, S ERA: 3.46										0	0	0	0	0	0	0				
<b>Inning Stats</b>	R: 1 E: 1 K: 0 S: 13	H: 3 LOB: 3 BB: 0 P: 19	R: 0 E: 0 K: 1 S: 7	H: 0 LOB: 0 BB: 0 P: 12	R: 0 E: 0 K: 1 S: 9	H: 1 LOB: 1 BB: 0 P: 15	R: 4 E: 0 K: 0 S: 13	H: 4 LOB: 1 BB: 1 P: 23	R: 0 E: 0 K: 1 S: 8	H: 0 LOB: 0 BB: 0 P: 11	R: 4 E: 0 K: 1 S: 19	H: 3 LOB: 2 BB: 3 P: 37	R: 0 E: 0 K: 0 S: 5	H: 0 LOB: 0 BB: 0 P: 9	R: 0 E: 0 K: 2 S: 10	H: 1 LOB: 1 BB: 0 P: 16	1B: 7 2B: 4 3B: 0 HR: 1	SF: 0 SAC: 1 DP: 0 HBP: 0	WP: 1 PB: 0 SB: 0 CS: 0	PA: 41
<b>PITCHER</b>	IP WLS BF H R ER SO BB IBB HBP BLK WP HR S P ERA WHIP																			
Cliff Politte, R ERA: 5.4	(1, 1)	5.0 L 27 9 7 7 3 2 0 0 0 0 0 1 53 87 6.00 1.667																		
Mike Busby, R ERA: 4.63	(6, 1)	3.0 14 3 2 2 3 2 0 0 0 0 0 0 31 55 6.00 1.667																		

St. Louis Cardinals @ New York Mets  
Shea Stadium, Flushing, NY  
Fri May 08 1998, 7:05 PM EDT  
Att: 16,132 - Overcast - 56 F

AB 35  
R 9  
H 12  
RBI 9  
BB 4  
SO 6  
LOB 19





Batter	1	2	3	4	5	6	7	8	9	AB	R	H	RBI	BB	SO	LOB	TOP										
Brian McRae, S (1, 8) OBP: 0.352, SLG: 0.337	F9		K			G3			F8	4	0	0	0	0	1	0	<b>New York Mets @ San Diego Padres</b> Qualcomm Stadium, San Diego, CA Mon May 11 1998, 10:05 PM EDT Att: 15,291 - Cloudy - 64 F										
Preston Wilson, R (1, 7) OBP: 0.583, SLG: 0.727 Rich Becker, L (9, PH) OBP: 0.310, SLG: 0.380	G4-3		K			K			F7	3	0	0	0	0	2	0											
Matt Franco, L (1, 5) OBP: 0.429, SLG: 0.412	P5				G4-3				K	3	0	0	0	0	1	0											
John Olerud, L (1, 3) OBP: 0.470, SLG: 0.457		G5-3 1B SH1-3 1B			G4-3				L3 1B	3	1	2	0	0	0	0											
Carlos Baerga, S (1, 4) OBP: 0.268, SLG: 0.320		SH1-3 1-2 1B G5-3			G4-3				L3 1-2	3	0	1	0	0	0	1											
Butch Huskey, R (1, 9) OBP: 0.301, SLG: 0.339		G5-3 1-2 2-3			G4-3				G6-3	3	0	0	0	0	0	2											
Alberto Castillo, R (1, 2) OBP: 0.319, SLG: 0.326		SH1-3			G4-3				G6-3 2B	2	0	1	1	0	0	0											
Rey Ordenez, R (1, 6) OBP: 0.248, SLG: 0.252		2-3 3-H 2-3 K			K				G5-3	3	0	0	0	0	2	1											
Al Leiter, L (1, 1) OBP: 0.133, SLG: 0.200 Luis Lopez, S (9, PH) OBP: 0.353, SLG: 0.377			G6-3			F7			F7	2	0	0	0	0	0	0											
										1	0	0	0	0	0	0											
<b>Inning Stats</b>	R: 0 E: 0 K: 0 S: 5	H: 0 LOB: 0 BB: 0 P: 6	R: 1 E: 0 K: 1 S: 14	H: 2 LOB: 1 BB: 0 P: 19	R: 0 E: 0 K: 2 S: 8	H: 0 LOB: 0 BB: 0 P: 9	R: 0 E: 0 K: 0 S: 6	H: 0 LOB: 0 BB: 0 P: 8	R: 0 E: 0 K: 1 S: 9	H: 0 LOB: 0 BB: 0 P: 16	R: 0 E: 0 K: 1 S: 12	H: 0 LOB: 0 BB: 0 P: 17	R: 0 E: 0 K: 1 S: 8	H: 1 LOB: 0 BB: 0 P: 13	R: 0 E: 0 K: 0 S: 7	H: 1 LOB: 0 BB: 0 P: 10	R: 0 E: 0 K: 0 S: 6	H: 0 LOB: 0 BB: 0 P: 10	1B: 3 2B: 2 3B: 0 HR: 0	SF: 0 SAC: 1 DP: 1 HBP: 0	WP: 0 PB: 0 SB: 0 CS: 0	PA: 29					
<b>PITCHER</b>	IP	WLS	BF	H	R	ER	SO	BB	IBB	HBP	BLK	WP	HR	S	P	ERA	WHIP										
Kevin Brown, R (1, 1) ERA: 2.36	8.0	W	26	4	1	1	6	0	0	0	0	0	0	69	98	1.12	0.500										
Trevor Hoffman, R (9, 1) ERA: 0.98	1.0	S	3	0	0	0	0	0	0	0	0	0	0	6	10	0.00	0.000										

AB	28
R	1
H	4
RBI	1
BB	0
SO	6
LOB	4



Batter	1	2	3	4	5	6	7	8	9	AB	R	H	RBI	BB	SO	LOB	BOTTOM										
James Mouton, R (1, 8) OBP: 0.245, SLG: 0.227 Trevor Hoffman, R (9, 1)	G5-3		K			G5-3			G4-3	4	0	0	0	0	1	1	<b>New York Mets @ San Diego Padres</b> Qualcomm Stadium, San Diego, CA Mon May 11 1998, 10:05 PM EDT Att: 15,291 - Cloudy - 64 F										
Andy Sheets, R (1, 4) OBP: 0.311, SLG: 0.491	P3		K			FC6-4 1B			F9	4	0	1	0	0	1	0											
Tony Gwynn, L (1, 9) OBP: 0.415, SLG: 0.522	K				G6-3				F7	4	1	1	0	0	1	1											
Greg Vaughn, R (1, 7) OBP: 0.349, SLG: 0.531		F8 2B			G5-3				FC6-4 1-2	3	1	1	0	1	0	1											
Wally Joyner, L (1, 3) OBP: 0.419, SLG: 0.549		F8 2-3			BB				K	3	0	1	1	1	1	2											
Carlos Hernandez, R (1, 2) OBP: 0.327, SLG: 0.391		K			G5-3				K	4	0	0	0	0	2	4											
Archi Cianfrocco, R (1, 5) OBP: 0.212, SLG: 0.266		SH3-4 2B							K	2	0	1	1	0	1	0											
Chris Gomez, R (1, 6) OBP: 0.310, SLG: 0.336		3-H 2-3 K			P3				BB	2	0	0	0	1	1	2											
Kevin Brown, R (1, 1) OBP: 0.238, SLG: 0.286 Steve Finley, L (9, 8) OBP: 0.263, SLG: 0.368			G6-3			SH3-4 1-2			G4-3	2	0	0	0	0	0	1											
										0	0	0	0	0	0	0											
<b>Inning Stats</b>	R: 0 E: 0 K: 1 S: 8	H: 0 LOB: 0 BB: 0 P: 14	R: 1 E: 0 K: 2 S: 14	H: 2 LOB: 1 BB: 0 P: 21	R: 0 E: 0 K: 2 S: 9	H: 0 LOB: 0 BB: 0 P: 13	R: 0 E: 0 K: 0 S: 4	H: 0 LOB: 1 BB: 1 P: 11	R: 0 E: 0 K: 0 S: 8	H: 0 LOB: 1 BB: 0 P: 14	R: 0 E: 0 K: 1 S: 8	H: 1 LOB: 1 BB: 0 P: 15	R: 0 E: 0 K: 1 S: 11	H: 0 LOB: 1 BB: 1 P: 20	R: 1 E: 0 K: 1 S: 11	H: 2 LOB: 2 BB: 1 P: 20	1B: 3 2B: 2 3B: 0 HR: 0	SF: 0 SAC: 1 DP: 0 HBP: 1	WP: 0 PB: 0 SB: 0 CS: 0	PA: 33							
<b>PITCHER</b>	IP	WLS	BF	H	R	ER	SO	BB	IBB	HBP	BLK	WP	HR	S	P	ERA	WHIP										
Al Leiter, L (1, 1) ERA: 1.39	8.0	L	33	5	2	2	8	3	0	1	0	0	0	73	128	2.25	1.000										

AB	28
R	2
H	5
RBI	2
BB	3
SO	8
LOB	12





Batter	1	2	3	4	5	6	7	8	9	AB	R	H	RBI	BB	SO	LOB	TOP									
Brian McRae, S OBP: 0.369, SLG: 0.356	F8	E S BB			2B	1B			G4-1 1B	3	1	2	0	2	0	0										
Matt Franco, L OBP: 0.447, SLG: 0.462 John Franco, L (9, 1)	1B HR				G4-3 2B	1B			G4-1 1-2	5	1	3	1	0	1	2										
Bernard Gilkey, R OBP: 0.376, SLG: 0.360	F9				K	K			K	5	0	0	0	0	4	5										
John Olerud, L OBP: 0.474, SLG: 0.459	HR				G4-3 IBB				G1-3	4	1	2	0	1	0	1										
Carlos Baerga, S OBP: 0.267, SLG: 0.346	HR				G4-3				F7	4	1	1	3	0	0	3										
Rich Becker, L OBP: 0.318, SLG: 0.378	FC6-4 1B				F7				F7	3	0	1	0	1	0	1										
Alberto Castillo, R OBP: 0.314, SLG: 0.319	FC6-4				G5-3	G4-3			CS 1B	4	0	1	0	0	0	4										
Rey Ordenez, R OBP: 0.240, SLG: 0.244		G6-3			G6-3				K	4	0	0	0	0	1	1										
Bobby Jones, R									K	4	0	0	0	0	2	0										
Luis Lopez, S OBP: 0.353, SLG: 0.377					F8	K			K	0	0	0	0	0	0	0										
<b>Inning Stats</b>	R: 3 E: 0 K: 0 S: 13	H: 4 LOB: 1 BB: 0 P: 24	R: 0 E: 0 K: 1 S: 9	H: 0 LOB: 1 BB: 1 P: 17	R: 0 E: 0 K: 1 S: 8	H: 1 LOB: 0 BB: 0 P: 13	R: 0 E: 0 K: 0 S: 7	H: 0 LOB: 0 BB: 0 P: 12	R: 1 E: 0 K: 1 S: 11	H: 2 LOB: 3 BB: 2 P: 24	R: 0 E: 0 K: 2 S: 14	H: 1 LOB: 2 BB: 1 P: 22	R: 0 E: 0 K: 0 S: 8	H: 0 LOB: 0 BB: 0 P: 15	R: 0 E: 0 K: 2 S: 7	H: 1 LOB: 1 BB: 0 P: 8	R: 0 E: 0 K: 1 S: 10	H: 1 LOB: 1 BB: 0 P: 12	1B: 7 2B: 2 3B: 0 HR: 1	SF: 0 SAC: 0 DP: 0 HBP: 0	WP: 0 PB: 0 SB: 1 CS: 1	PA: 40				
<b>PITCHER</b>	IP	WLS	BF	H	R	ER	SO	BB	IBB	HBP	BLK	WP	HR	S	P	ERA	WHIP									
Joey Hamilton, R ERA: 5.73	(1, 1)	6.0	L	30	8	4	4	5	2	2	0	0	0	1	62	112	6.00	1.667								
Ben Van Ryn, L ERA: 5.4	(7, 1)	1.0		3	0	0	0	0	0	0	0	0	0	8	15	0.00	0.000									
Carlos Reyes, R ERA: 1.65	(8, 1)	2.0		7	2	0	0	3	0	0	0	0	0	17	20	0.00	1.000									

**New York Mets @ San Diego Padres**  
Qualcomm Stadium, San Diego, CA  
Wed May 13 1998, 10:05 PM EDT  
Att: 14,929 - Cloudy - 64 F



Batter	1	2	3	4	5	6	7	8	9	AB	R	H	RBI	BB	SO	LOB	BOTTOM								
Steve Finley, L OBP: 0.257, SLG: 0.358	F7					K			E3 G4-3	4	0	0	0	0	1	0									
Ed Giovannola, L OBP: 0.333, SLG: 0.415	K					F7			G4-3	4	0	0	0	0	2	1									
Tony Gwynn, L OBP: 0.417, SLG: 0.522	1B				F8	K			G3-1 HR 1B	4	1	2	0	0	1	0									
Wally Joyner, L OBP: 0.413, SLG: 0.538	G4-3				F7				G3-1	4	0	1	0	0	0	2									
Greg Vaughn, R OBP: 0.359, SLG: 0.590					HR				HR	4	2	3	3	0	0	1									
Greg Myers, L OBP: 0.286, SLG: 0.359 Eddie Williams, R (8, PH)	G1-3				K				F9	3	0	0	0	0	2	2									
Andy Sheets, R OBP: 0.308, SLG: 0.467	L4								K	3	0	0	0	1	1	1									
Chris Gomez, R OBP: 0.305, SLG: 0.330 Mark Swenney, L OBP: 0.283, SLG: 0.268 Carlos Reyes, S	L6					F8			K	2	0	0	0	0	0	1									
Joey Hamilton, R OBP: 0.095, SLG: 0.095 Ben Van Ryn, L									G6-3	1	0	0	0	0	0	0									
Quilvio Veras, S OBP: 0.422, SLG: 0.357									G1-3	1	0	0	0	0	0	0									
<b>Inning Stats</b>	R: 0 E: 0 K: 1 S: 9	H: 1 LOB: 1 BB: 0 P: 15	R: 0 E: 0 K: 0 S: 9	H: 1 LOB: 0 BB: 0 P: 13	R: 0 E: 0 K: 2 S: 8	H: 0 LOB: 0 BB: 0 P: 12	R: 1 E: 0 K: 1 S: 10	H: 1 LOB: 0 BB: 0 P: 19	R: 0 E: 0 K: 2 S: 7	H: 0 LOB: 0 BB: 0 P: 11	R: 0 E: 0 K: 1 S: 10	H: 1 LOB: 2 BB: 1 P: 19	R: 0 E: 1 K: 0 S: 6	H: 0 LOB: 0 BB: 0 P: 6	R: 2 E: 0 K: 1 S: 11	H: 2 LOB: 0 BB: 0 P: 19	1B: 3 2B: 1 3B: 0 HR: 2	SF: 0 SAC: 0 DP: 1 HBP: 0	WP: 0 PB: 0 SB: 0 CS: 0	PA: 34					
<b>PITCHER</b>	IP	WLS	BF	H	R	ER	SO	BB	IBB	HBP	BLK	WP	HR	S	P	ERA	WHIP								
Bobby Jones, R ERA: 3.32	(1, 1)	8.0	W	29	4	1	1	7	1	0	0	0	0	65	105	1.12	0.625								
John Franco, L ERA: 5.14	(9, 1)	1.0	S	5	2	2	2	1	0	0	0	0	1	11	19	18.00	2.000								

**New York Mets @ San Diego Padres**  
Qualcomm Stadium, San Diego, CA  
Wed May 13 1998, 10:05 PM EDT  
Att: 14,929 - Cloudy - 64 F





Batter	1	2	3	4	5	6	7	8	9	AB	R	H	RBI	BB	SO	LOB	TOP										
<b>Brian McRae, S</b> OBP: 0.366, SLG: 0.361 (1, 8)	F7		G4-6-3		G1-3			2B		4	0	1	0	0	0	1	<b>New York Mets @ San Diego Padres</b> Qualcomm Stadium, San Diego, CA Thu May 14 1998, 6:33 AM EDT Cloudy - 70 F										
<b>Luis Lopez, S</b> OBP: 0.347, SLG: 0.369 (1, 6)	G6-4-3 1B			K				K		4	0	1	0	0	3	1											
<b>Matt Franco, L</b> OBP: 0.412, SLG: 0.419 (1, 5)	G6-4-3 1-2			G3					K	4	0	0	0	0	1	1											
<b>John Olerud, L</b> OBP: 0.468, SLG: 0.460 (1, 3)		F8		1B 2B				F7		4	1	1	0	0	0	0											
<b>Carlos Baerga, S</b> OBP: 0.275, SLG: 0.351 (1, 4)	G4-1			1B 2H 1B				1B		4	0	2	1	0	0	0											
<b>Butch Huskey, R</b> OBP: 0.302, SLG: 0.339 <b>Dennis Cook, L</b> (7, 1)	E5			1B						3	0	1	0	0	0	1											
<b>Mel Rojas, R</b> (8, 1)										0	0	0	0	0	0	0											
<b>Jim Tatum, R</b> OBP: 0.273, SLG: 0.567 <b>Preston Wilson, R</b> OBP: 0.583, SLG: 0.727 (8, FR)				1B				1B		1	0	1	0	0	0	0											
<b>Rick Wilkins, L</b> OBP: 0.240, SLG: 0.311 (1, 2)	G3			F9						4	0	0	0	0	1	5											
<b>Rich Becker, L</b> OBP: 0.319, SLG: 0.377 (7, 9)			G4-6-3 1B		G6-3			K		3	0	1	0	0	1	0											
<b>Dave Micki, R</b> OBP: 0.286, SLG: 0.231 <b>Bernard Gilkey, R</b> OBP: 0.372, SLG: 0.355 (7, 7)			K		G4-3			K		2	0	0	0	0	1	1											
<b>Inning Stats</b>	R: 0 E: 0 K: 0 S: 6	H: 1 LOB: 0 BB: 0 P: 7	R: 0 E: 1 K: 0 S: 6	H: 0 LOB: 1 BB: 0 P: 12	R: 0 E: 0 K: 1 S: 7	H: 1 LOB: 0 BB: 0 P: 10	R: 1 E: 0 K: 1 S: 18	H: 3 LOB: 2 BB: 0 P: 25	R: 0 E: 0 K: 0 S: 7	H: 0 LOB: 0 BB: 0 P: 9	R: 0 E: 0 K: 1 S: 9	H: 0 LOB: 0 BB: 0 P: 12	R: 0 E: 0 K: 3 S: 11	H: 1 LOB: 1 BB: 0 P: 19	R: 0 E: 0 K: 2 S: 13	H: 2 LOB: 2 BB: 0 P: 20	1B: 6 2B: 2 3B: 0 HR: 0	SF: 0 SAC: 0 DP: 2 HBP: 0	WP: 0 PB: 0 SB: 0 CS: 0	PA: 34							
<b>PITCHER</b>	IP	WLS	BF	H	R	ER	SO	BB	IBB	HBP	BLK	WP	HR	S	P	ERA	WHIP										
<b>Andy Ashby, R</b> ERA: 2.25 (1, 1)	7.0		25	5	1	1	4	0	0	0	0	0	0	59	84	1.29	0.714										
<b>Brian Boehringer, R</b> ERA: 5.48 (8, 1)	1.0	W	4	1	0	0	3	0	0	0	0	0	0	11	19	0.00	1.000										
<b>Trevor Hoffman, R</b> ERA: 0.93 (9, 1)	1.0	S	5	2	0	0	2	0	0	0	0	0	0	13	20	0.00	2.000										

AB	34
R	1
H	8
RBI	1
BB	0
SO	9
LOB	9



Batter	1	2	3	4	5	6	7	8	9	AB	R	H	RBI	BB	SO	LOB	BOTTOM										
<b>Quilvio Veras, S</b> OBP: 0.421, SLG: 0.368 (1, 4)	K		FC6-4 1B		G3-1 2B		FC3-6 1B	F7		5	1	2	0	0	1	2	<b>New York Mets @ San Diego Padres</b> Qualcomm Stadium, San Diego, CA Thu May 14 1998, 6:33 AM EDT Cloudy - 70 F										
<b>Steve Finley, L</b> OBP: 0.257, SLG: 0.356 (1, 8)	G4-3		K		G3-1		1B			4	0	1	0	0	1	4											
<b>Tony Gwynn, L</b> OBP: 0.413, SLG: 0.514 (1, 9)	G4-3		FC6-4 1-2		G3		1-2 2-H 1B			4	0	1	1	0	0	4											
<b>Wally Joyner, L</b> OBP: 0.400, SLG: 0.518 (1, 3)		F9		G3-1		P6	F8			4	0	0	0	0	0	2											
<b>Greg Vaughn, R</b> OBP: 0.363, SLG: 0.584 (1, 7)		G4-6-3 1B		F7		F9		E 1B BB		3	1	1	0	1	0	0											
<b>Greg Myers, L</b> OBP: 0.297, SLG: 0.373 (1, 2)	G4-6-3 1-2			2B		BB		E1 1B SF7		3	1	1	0	1	0	2											
<b>Ed Giovanola, L</b> OBP: 0.354, SLG: 0.419 <b>Eddie Williams, R</b> OBP: 0.300, SLG: 0.300 <b>Andy Sheets, R</b> OBP: 0.308, SLG: 0.467 (8, FR)			FC1-5 1B		BB		G4-3	E S 1B		2	0	1	0	1	0	1											
<b>Chris Gomez, R</b> OBP: 0.304, SLG: 0.331 (1, 6)			1B FC1-5 1B		G5-3			2-3 3-H 1B		3	0	1	1	0	1	2											
<b>Andy Ashby, R</b> OBP: 0.091, SLG: 0.091 <b>Mark Sweeney, L</b> OBP: 0.258, SLG: 0.288 <b>Brian Boehringer, S</b> (8, 1)			FC1-5 1B		G6-3			E S 1B		2	0	0	0	0	0	2											
<b>James Mouton, R</b> OBP: 0.240, SLG: 0.222 <b>Trevor Hoffman, R</b> (9, 1)			1-2 2-3				FC3-6 BB	K		0	0	0	0	0	0	0											
<b>Inning Stats</b>	R: 0 E: 0 K: 1 S: 5	H: 0 LOB: 0 BB: 0 P: 11	R: 0 E: 0 K: 0 S: 5	H: 1 LOB: 0 BB: 0 P: 8	R: 0 E: 0 K: 1 S: 9	H: 3 LOB: 3 BB: 0 P: 13	R: 0 E: 0 K: 0 S: 10	H: 1 LOB: 2 BB: 1 P: 20	R: 0 E: 0 K: 0 S: 9	H: 1 LOB: 1 BB: 0 P: 12	R: 0 E: 0 K: 0 S: 6	H: 0 LOB: 1 BB: 1 P: 12	R: 1 E: 0 K: 1 S: 10	H: 2 LOB: 2 BB: 1 P: 17	R: 2 E: 1 K: 1 S: 14	H: 1 LOB: 2 BB: 1 P: 25	1B: 7 2B: 2 3B: 0 HR: 0	SF: 1 SAC: 0 DP: 1 HBP: 0	WP: 0 PB: 0 SB: 1 CS: 0	PA: 37							
<b>PITCHER</b>	IP	WLS	BF	H	R	ER	SO	BB	IBB	HBP	BLK	WP	HR	S	P	ERA	WHIP										
<b>Dave Micki, R</b> ERA: 4.97 (1, 1)	6.2		29	7	1	1	3	3	0	0	0	0	0	6	13	0.00	6.000										
<b>Dennis Cook, L</b> ERA: 3.09 (7, 1)	0.1	L	4	1	2	0	0	1	0	0	0	0	0	6	13	0.00	6.000										
<b>Mel Rojas, R</b> ERA: 1.13 (8, 1)	1.0		4	1	0	0	1	0	0	0	0	0	0	11	17	0.00	1.000										

AB	32
R	3
H	9
RBI	3
BB	4
SO	4
LOB	20





Batter	1	2	3	4	5	6	7	8	9	AB	R	H	RBI	BB	SO	LOB	TOP				
Preston Wilson, R (1, 8) OBP: 0.467, SLG: 0.571 Brian McRae, S (7, PH) OBP: 0.363, SLG: 0.358 John Hudek, S (8, 1)	0-3 K		1-2 G5-3			2-3 K	2-2 F7			3	0	0	0	0	2	0					
Luis Lopez, S (1, 5) OBP: 0.342, SLG: 0.362 Bernard Gilkey, R (1, 7) OBP: 0.378, SLG: 0.346	1-2 G6-3		1-1 S 1B			2-1 F8		1-3 K		4	0	1	0	0	1	0					
Butch Huskey, R (1, 9) OBP: 0.308, SLG: 0.371 Jim Tatum, R (1, 3) OBP: 0.250, SLG: 0.515 Greg McMichael, R (7, 1) Dennis Cook, L (7, 1) Turk Wendell, L (7, 1) Rich Becker, L (7, 8) OBP: 0.326, SLG: 0.377 Carlos Baerga, S (1, 4) OBP: 0.274, SLG: 0.348	4-2 HR BB		3-3 K			4-1 1B BB		2-2 G3-1		2	1	0	0	2	1	1					
Alberto Castillo, R (1, 2) OBP: 0.296, SLG: 0.300 Rey Ordenez, R (1, 6) OBP: 0.236, SLG: 0.240 Matt Franco, L (7, PH) OBP: 0.404, SLG: 0.409	0-1 HR		0-0 G1-3			1-1 1B		3-3 K		4	1	2	2	0	1	0					
Brian Bohanon, L (1, 1) OBP: 0.429, SLG: 0.429 John Olerud, L (7, PH) OBP: 0.472, SLG: 0.460	1-3 K		3-3 K			2-3 K			4-2 G4-6-3 BB	3	0	0	0	0	3	2					
Inning Stats	R: 2 E: 0 K: 2 S: 18	H: 1 LOB: 0 BB: 1 P: 24	R: 0 E: 0 K: 0 S: 4	H: 0 LOB: 0 BB: 0 P: 8	R: 0 E: 0 K: 1 S: 13	H: 1 LOB: 1 BB: 0 P: 21	R: 0 E: 0 K: 1 S: 6	H: 0 LOB: 0 BB: 0 P: 10	R: 0 E: 0 K: 0 S: 10	H: 0 LOB: 0 BB: 0 P: 15	R: 0 E: 0 K: 2 S: 11	H: 1 LOB: 2 BB: 1 P: 22	R: 0 E: 0 K: 0 S: 8	H: 1 LOB: 2 BB: 1 P: 15	R: 0 E: 0 K: 2 S: 9	H: 0 LOB: 0 BB: 0 P: 15	R: 0 E: 0 K: 1 S: 12	H: 0 LOB: 0 BB: 1 P: 18	1B: 3 2B: 0 3B: 0 HR: 1	SF: 0 SAC: 1 DP: 1 HBP: 0	WP: 0 PA: 34 PB: 0 SB: 1 CS: 0
PITCHER	IP	WLS	BF	H	R	ER	SO	BB	IBB	HBP	BLK	WP	HR	S	P	ERA	WHIP				
Sterling Hitchcock, L (1, 1) ERA: 4.3 Dan Miceli, R (7, 1) ERA: 3.0	6.0		23	3	2	2	6	2	0	0	0	0	1	62	100	3.00	0.833				
	3.0	W	11	1	0	0	3	1	1	0	0	0	0	29	48	0.00	0.667				

New York Mets @ San Diego Padres  
Qualcomm Stadium, San Diego, CA  
Thu May 14 1998, 10:05 PM EDT  
Att: 26,488 - Cloudy - 67 F

AB 29  
R 2  
H 4  
RBI 2  
BB 4  
SO 9  
LOB 7



Batter	1	2	3	4	5	6	7	8	9	AB	R	H	RBI	BB	SO	LOB	BOTTOM				
James Mouton, R (1, 8) OBP: 0.245, SLG: 0.213 Steve Finley, L (7, PH) OBP: 0.254, SLG: 0.352	2-3 K		4-1 FC5-2 1B BB		0-0 G6-3		3-2 G4-6-3	1-3 K		2	0	0	0	1	1	0					
Andy Sheets, R (1, 4) OBP: 0.294, SLG: 0.444 Quilvio Veras, S (7, PH) OBP: 0.423, SLG: 0.364	0-0 G4-3		FC5-2 1B		2-3 K		4-1 HR BB	2-3 K		3	0	0	0	0	1	3					
Tony Gwynn, L (1, 9) OBP: 0.415, SLG: 0.534 Greg Vaughn, R (1, 7) OBP: 0.366, SLG: 0.600	0-1 F8		0-2 1B		0-0 G4-3		1-0 HR		4-1 S 1B BB	4	1	2	4	0	0	0					
Eddie Williams, R (1, 3) OBP: 0.308, SLG: 0.250 Dan Miceli, R (7, 1) OBP: 1.000, SLG: 1.000		2-3 K		0-0 G4-3		1-0 HR	0-2 S 1B BB		0-1 G4-3	3	2	1	1	1	1	0					
Carlos Hernandez, R (1, 2) OBP: 0.333, SLG: 0.389 Archi Cianfrocco, R (1, 5) OBP: 0.214, SLG: 0.269		1-2 G5-3		4-2 BB 1B BB		0-1 G4-3	0-2 BB HBP 1B		2-0 P6	2	0	0	0	1	0	0					
Chris Gomez, R (1, 6) OBP: 0.309, SLG: 0.331 Sterling Hitchcock, L (1, 1) OBP: 0.429, SLG: 0.429 Wally Joyner, L (7, 3) OBP: 0.394, SLG: 0.509		2-1 F9		2-0 BB 1B		0-0 P6	1-2 2-3 HBP		2-0 BB	3	0	1	0	0	0	0					
Inning Stats	R: 0 E: 0 K: 1 S: 6	H: 0 LOB: 0 BB: 0 P: 8	R: 0 E: 0 K: 1 S: 9	H: 0 LOB: 0 BB: 0 P: 14	R: 1 E: 0 K: 0 S: 13	H: 3 LOB: 2 BB: 1 P: 19	R: 0 E: 0 K: 1 S: 12	H: 1 LOB: 3 BB: 2 P: 23	R: 0 E: 0 K: 1 S: 5	H: 0 LOB: 0 BB: 0 P: 7	R: 1 E: 0 K: 1 S: 7	H: 1 LOB: 0 BB: 0 P: 10	R: 4 E: 1 K: 1 S: 18	H: 2 LOB: 3 BB: 3 P: 40	R: 0 E: 0 K: 2 S: 8	H: 0 LOB: 0 BB: 0 P: 11	1B: 5 2B: 0 3B: 0 HR: 2	SF: 0 SAC: 0 DP: 0 HBP: 1	WP: 0 PA: 38 PB: 0 SB: 1 CS: 0		
PITCHER	IP	WLS	BF	H	R	ER	SO	BB	IBB	HBP	BLK	WP	HR	S	P	ERA	WHIP				
Brian Bohanon, L (1, 1) ERA: 1.61 Greg McMichael, R (7, 1) ERA: 4.02 Dennis Cook, L (7, 1) ERA: 4.63 Turk Wendell, R (7, 1) ERA: 6.59 John Hudek, R (8, 1) ERA: 3.21	6.0		25	5	2	2	5	3	0	0	0	0	0	7	16	27.00	1.500				
	0.2	L	4	0	2	2	0	1	0	0	0	0	0	7	16	27.00	1.500				
	0.0		3	2	1	0	0	1	0	0	0	0	1	5	10	∞	∞				
	0.1		3	0	1	0	1	1	0	1	0	0	0	6	14	0.00	3.000				
	1.0		3	0	0	0	2	0	0	0	0	0	0	8	11	0.00	0.000				

New York Mets @ San Diego Padres  
Qualcomm Stadium, San Diego, CA  
Thu May 14 1998, 10:05 PM EDT  
Att: 26,488 - Cloudy - 67 F

AB 31  
R 6  
H 7  
RBI 6  
BB 6  
SO 8  
LOB 13





Batter	1	2	3	4	5	6	7	8	9	AB	R	H	RBI	BB	SO	LOB	TOP
Brian McRae, S (1, 8) OBP: 0.367, SLG: 0.372	1-1 G6-3		3-2 2H 2B		3-1 G3			0-0 S BB 1B		4	0	2	1	0	0	1	<b>New York Mets @ San Francisco Giants</b> 3Com Park at Candlestick Point, San Francisco, CA Fri May 15 1998, 10:05 PM EDT Att: 14,678 - Cloudy - 57 F
Preston Wilson, R (1, 7) OBP: 0.389, SLG: 0.471 Rich Becker, L (8, PH) OBP: 0.333, SLG: 0.377	3-3 K		2-2 G1-3			2-2 P9		4-2 S BB		3	0	0	0	0	1	1	
John Olerud, L (1, 3) OBP: 0.466, SLG: 0.479	2-1 G1-3			1-0 HR		0-1 G3-1		2-2 F7		4	1	1	1	0	0	2	
Butch Huskey, R (1, 9) OBP: 0.306, SLG: 0.367		2-2 G5-3		0-0 G3-6-1 1B		1-2 G3-1		1-3 K		4	0	1	0	0	1	2	
Carlos Baerga, S (1, 4) OBP: 0.273, SLG: 0.345		2-0 G4-3		1-1 G3-6-1 1-2F			0-1 G4-6-3 1B		0-3 K	4	0	1	0	0	1	1	
Matt Franco, L (1, 5) OBP: 0.382, SLG: 0.383 Greg McMichael, R (7, 1) John Hudek, S (8, 1) Rick Wilkins, L (9, PH) OBP: 0.235, SLG: 0.304	2-0 G4-3			1-1 G5-3			0-0 G4-6-3		0-0 G4-3	3	0	0	0	0	0	1	
Alberto Castillo, R (1, 2) OBP: 0.298, SLG: 0.288 Bernard Gilkey, R (9, PH) OBP: 0.374, SLG: 0.342			1-0 G5-3		2-3 K		4-0 BB		0-1 P4	2	0	0	0	1	1	0	
Rey Ordenez, R (1, 6) OBP: 0.238, SLG: 0.236			4-0 SH1-4 2B BB		0-1 G1-3		0-0 G4-3			2	1	0	0	1	0	1	
Masato Yoshii, R (1, 1) OBP: 0.273, SLG: 0.222 Luis Lopez, S (7, 5) OBP: 0.338, SLG: 0.357			0-0 SH1-4		4-2 BB			0-1 L7		0	0	0	0	1	0	0	
			1-2 BB							1	0	0	0	0	0	0	
<b>Inning Stats</b>	R: 0 H: 0 E: 0 LOB: 0 K: 1 BB: 0 S: 7 P: 13	R: 0 H: 0 E: 0 LOB: 0 K: 0 BB: 0 S: 5 P: 11	R: 1 H: 1 E: 0 LOB: 1 K: 0 BB: 1 S: 8 P: 18	R: 1 H: 2 E: 0 LOB: 0 K: 0 BB: 0 S: 6 P: 9	R: 0 H: 0 E: 0 LOB: 1 K: 1 BB: 1 S: 12 P: 21	R: 0 H: 0 E: 0 LOB: 0 K: 0 BB: 0 S: 9 P: 12	R: 0 H: 1 E: 0 LOB: 1 K: 0 BB: 1 S: 4 P: 8	R: 0 H: 1 E: 0 LOB: 2 K: 1 BB: 1 S: 11 P: 18	R: 0 H: 0 E: 0 LOB: 0 K: 1 BB: 0 S: 8 P: 8	1B: 3 SF: 0 2B: 1 SAC: 1 3B: 0 DP: 2 HR: 1 HBP: 0	WP: 0 PA: 34 PB: 0 SB: 2 CS: 0						
<b>PITCHER</b>	IP WLS BF H R ER SO BB IBB HBP BLK WP HR S P ERA WHIP																
Orel Hershiser, R (1, 1) ERA: 3.67	7.0 W 26 4 2 2 2 3 0 0 0 0 0 1 51 92 2.57 1.000																
Steve Reed, R (8, 1) ERA: 1.16	0.1 3 1 0 0 0 1 0 0 0 0 0 0 5 9 0.00 6.000																
Rich Rodriguez, L (8, 1) ERA: 5.73	0.1 1 0 0 0 0 0 0 0 0 0 0 0 3 5 0.00 0.000																
Robb Nen, R (8, 1) ERA: 1.05	1.1 S 4 0 0 0 2 0 0 0 0 0 0 0 11 12 0.00 0.000																

Batter	1	2	3	4	5	6	7	8	9	AB	R	H	RBI	BB	SO	LOB	BOTTOM
Darryl Hamilton, L (1, 8) OBP: 0.356, SLG: 0.289	1-3 K		1-2 G4-3	0-0 B1-3		4-1 BB		0-0 SH5-3		3	0	0	0	1	1	1	<b>New York Mets @ San Francisco Giants</b> 3Com Park at Candlestick Point, San Francisco, CA Fri May 15 1998, 10:05 PM EDT Att: 14,678 - Cloudy - 57 F
Bill Mueller, S (1, 5) OBP: 0.427, SLG: 0.497	1-1 E1 G3		1-1 2B 1B		1-2 HBP BB G6-4-3 1B		0-0 L1		4-2 BB	4	1	2	0	1	0	2	
Barry Bonds, L (1, 7) OBP: 0.415, SLG: 0.576	2-2 G3		2-1 P7		4-2 G6-4-3 HBP BB		4-2 S BB		3-1 P6	3	1	0	0	2	0	4	
Jeff Kent, R (1, 4) OBP: 0.326, SLG: 0.461	2-3 K		1-0 2B		2-2 G6-4-3 HBP		2-0 G3-1 1-H 2B		3-3 K	4	0	2	1	0	2	3	
J.T. Snow, L (1, 3) OBP: 0.280, SLG: 0.264		2-1 L4	3-3 K		1-2 G6-4-3 1-2F 2-3 3-H		1-2 G3-1			4	0	0	0	0	1	5	
Stan Javier, S (1, 9) OBP: 0.321, SLG: 0.326		2-1 1B 1B		2-2 F9 1B 2B		2-1 L6		2-2 G3		4	1	2	0	0	0	2	
Brent Mayne, L (1, 2) OBP: 0.372, SLG: 0.406	1-2 1B		1-2 1B		1-1 F9		1-2 SH3 HBP		4-0 IBB	2	0	1	0	1	0	1	
Rich Aurilia, R (1, 6) OBP: 0.402, SLG: 0.515 Steve Reed, R (8, 1) OBP: 0.500, SLG: 0.500 Rich Rodriguez, L (8, 1) Robb Nen, R (8, 1)	2-3 K			0-0 F9 1B		0-0 P4 G5-3		1-2 G5-3		4	0	1	1	0	1	5	
Orel Hershiser, R (1, 1) OBP: 0.111, SLG: 0.059 Rey Sanchez, R (8, 6) OBP: 0.405, SLG: 0.403	2-2 F8			3-H 2-1 F7		0-0 SH3		2-2 SH5-3 1B		2	0	0	0	0	0	3	
										1	0	1	0	0	0	0	
<b>Inning Stats</b>	R: 0 H: 0 E: 1 LOB: 1 K: 2 BB: 0 S: 13 P: 19	R: 0 H: 2 E: 0 LOB: 2 K: 1 BB: 0 S: 15 P: 24	R: 0 H: 2 E: 0 LOB: 2 K: 1 BB: 0 S: 14 P: 22	R: 1 H: 2 E: 0 LOB: 1 K: 0 BB: 0 S: 9 P: 14	R: 1 H: 1 E: 0 LOB: 1 K: 0 BB: 1 S: 14 P: 24	R: 0 H: 0 E: 0 LOB: 2 K: 0 BB: 1 S: 6 P: 11	R: 1 H: 1 E: 0 LOB: 2 K: 0 BB: 2 S: 13 P: 27	R: 0 H: 1 E: 0 LOB: 2 K: 1 BB: 1 S: 14 P: 26		1B: 6 SF: 0 2B: 3 SAC: 2 3B: 0 DP: 1 HR: 0 HBP: 2	WP: 0 PA: 40 PB: 0 SB: 1 CS: 0						
<b>PITCHER</b>	IP WLS BF H R ER SO BB IBB HBP BLK WP HR S P ERA WHIP																
Masato Yoshii, R (1, 1) ERA: 2.51	6.0 L 6 1 1 1 0 1 1 0 0 0 0 0 13 27 9.00 2.000																
Greg McMichael, R (7, 1) ERA: 4.32	1.0 6 1 1 1 0 1 1 0 0 0 0 0 13 27 9.00 2.000																
John Hudek, R (8, 1) ERA: 3.0	1.0 5 1 0 0 1 1 0 0 0 0 0 0 14 26 0.00 2.000																








Batter	1	2	3	4	5	6	7	8	9	AB	R	H	RBI	BB	SO	LOB	TOP					
<b>Brian McRae, S</b> OBP: 0.372, SLG: 0.381 (1, 8)	F7		2B		HBP		FC5-4 1B		P8	4	0	2	2	0	0	0	<b>New York Mets @ San Francisco Giants</b> 3Com Park at Candlestick Point, San Francisco, CA Sun May 17 1998, 6:33 AM EDT Att: 24,408 - Sunny - 62 F					
<b>Matt Franco, L</b> OBP: 0.373, SLG: 0.373 (1, 5)	1B		L7		K		FC5-4 1-2			4	0	1	0	0	1	4						
<b>Bernard Gilkey, R</b> OBP: 0.360, SLG: 0.322 <b>Mel Rojas, R</b> (7, 1) <b>Dennis Cook, L</b> (8, 1)	L8		G5-3		K		K			4	0	0	0	0	2	5						
<b>John Olerud, L</b> OBP: 0.461, SLG: 0.468 (1, 3)	G6-3		K				L5		L7	4	0	0	0	0	1	2						
<b>Carlos Baerga, S</b> OBP: 0.278, SLG: 0.355 (1, 4)		F9 2B		G6-3		P5			1B	4	0	2	0	0	0	0						
<b>Rich Becker, L</b> OBP: 0.330, SLG: 0.363 (7, 7)				K		K			K	2	0	0	0	1	2	0						
<b>Preston Wilson, R</b> OBP: 0.364, SLG: 0.400 (8, PH) (8, 7)		BB							K	1	0	0	0	0	1	1						
<b>Rick Wilkins, L</b> OBP: 0.236, SLG: 0.286 (1, 2)	F9			K			2B 1B BB		F8	3	1	0	0	1	1	3						
<b>Rey Ordenez, R</b> OBP: 0.234, SLG: 0.231 <b>Luis Lopez, S</b> OBP: 0.349, SLG: 0.368 (9, PH)	B3						L7 1B		G6-3	3	0	1	0	0	0	3						
<b>Al Leiter, L</b> OBP: 0.125, SLG: 0.188 <b>Butch Huskey, R</b> OBP: 0.300, SLG: 0.365 (7, PH) (7, 9)	K				SH1-4 1B		SH1-4 1B 2B		K	2	1	1	0	0	1	0						
<b>Inning Stats</b>	R: 0 E: 0 K: 0 S: 10	H: 1 LOB: 1 BB: 0 P: 19	R: 0 E: 0 K: 1 S: 12	H: 1 LOB: 2 BB: 1 P: 23	R: 0 E: 0 K: 1 S: 11	H: 1 LOB: 1 BB: 0 P: 19	R: 0 E: 0 K: 2 S: 10	H: 0 LOB: 0 BB: 0 P: 15	R: 0 E: 0 K: 1 S: 11	H: 1 LOB: 2 BB: 0 P: 16	R: 0 E: 0 K: 1 S: 6	H: 0 LOB: 0 BB: 0 P: 10	R: 2 E: 0 K: 1 S: 14	H: 2 LOB: 1 BB: 1 P: 28	R: 0 E: 0 K: 1 S: 11	H: 1 LOB: 1 BB: 0 P: 19	R: 0 E: 0 K: 1 S: 8	H: 0 LOB: 0 BB: 0 P: 12	1B: 4 2B: 3 3B: 0 HR: 0	SF: 0 SAC: 1 DP: 0 HBP: 1	WP: 0 PB: 0 SB: 0 CS: 0	PA: 37
<b>PITCHER</b>	IP	WLS	BF	H	R	ER	SO	BB	IBB	HBP	BLK	WP	HR	S	P	ERA	WHIP					
<b>Mark Gardner, R</b> ERA: 6.38 (1, 1)	6.1	W	26	4	1	1	7	2	0	1	0	0	0	64	113	1.42	0.947					
<b>Julian Tavarez, R</b> ERA: 2.35 (8, 1)	0.2	4	2	1	1	1	0	0	0	0	0	0	0	10	17	13.50	3.000					
<b>Rich Rodriguez, L</b> ERA: 5.56 (8, 1)	0.1	2	1	0	0	0	0	0	0	0	0	0	0	6	12	0.00	3.000					
<b>Robb Nen, R</b> ERA: 0.99 (8, 1)	1.2	S	5	0	0	0	2	0	0	0	0	0	0	13	19	0.00	0.000					
Batter	1	2	3	4	5	6	7	8	9	AB	R	H	RBI	BB	SO	LOB	BOTTOM					
<b>Darryl Hamilton, L</b> OBP: 0.359, SLG: 0.292 (1, 8)	FC5-4 1B		BB G4-3 1B		K		SH1-3		K	4	2	2	0	0	2	2	<b>New York Mets @ San Francisco Giants</b> 3Com Park at Candlestick Point, San Francisco, CA Sun May 17 1998, 6:33 AM EDT Att: 24,408 - Sunny - 62 F					
<b>Bill Mueller, S</b> OBP: 0.432, SLG: 0.497 (1, 5)	K		G4-3 1B BB				FC3-6 1B			3	1	2	0	1	1	1						
<b>Barry Bonds, L</b> OBP: 0.413, SLG: 0.564 (1, 7)	FC5-4 1B		G4-3 BB				FC3-6 FC5-4 1-2		SF9	2	0	1	1	1	0	1						
<b>Jeff Kent, R</b> OBP: 0.323, SLG: 0.451 (1, 4)	FC5-4 1B		G4-3				FC5-4 FC6-4			4	0	1	0	0	0	5						
<b>Charlie Hayes, R</b> OBP: 0.368, SLG: 0.443 <b>Rich Rodriguez, L</b> (8, 1) <b>Robb Nen, R</b> (8, 1)	FC5-4 1B		G4-3 1B BB				FC6-4		K	3	0	1	1	1	1	3						
<b>Stan Javier, S</b> OBP: 0.317, SLG: 0.322 (1, 9)	P3								K	4	0	1	1	0	2	2						
<b>Rich Aurilia, R</b> OBP: 0.391, SLG: 0.500 <b>Julian Tavarez, L</b> (7, 1) <b>J.T. Snow, L</b> OBP: 0.284, SLG: 0.264 (8, 3)		P3		K			G4-3			3	0	0	0	0	1	2						
<b>Brent Mayne, L</b> OBP: 0.360, SLG: 0.382 (1, 2)	F7						F7		F9	4	0	0	0	0	0	1						
<b>Mark Gardner, R</b> OBP: 0.250, SLG: 0.143 <b>Rey Sanchez, R</b> OBP: 0.424, SLG: 0.416 (7, 6)	K								1B SH1-3 SF9 BB	2	0	0	0	0	2	0						
<b>Inning Stats</b>	R: 1 E: 0 K: 1 S: 15	H: 3 LOB: 2 BB: 0 P: 25	R: 0 E: 0 K: 1 S: 6	H: 0 LOB: 0 BB: 0 P: 10	R: 2 E: 0 K: 1 S: 12	H: 2 LOB: 3 BB: 3 P: 29	R: 0 E: 0 K: 2 S: 8	H: 0 LOB: 0 BB: 0 P: 14	R: 0 E: 0 K: 1 S: 7	H: 1 LOB: 1 BB: 0 P: 11	R: 0 E: 0 K: 1 S: 8	H: 0 LOB: 0 BB: 0 P: 11	R: 1 E: 0 K: 0 S: 10	H: 2 LOB: 2 BB: 1 P: 20	R: 0 E: 0 K: 2 S: 14	H: 1 LOB: 2 BB: 1 P: 23		1B: 9 2B: 0 3B: 0 HR: 0	SF: 1 SAC: 1 DP: 1 HBP: 0	WP: 0 PB: 0 SB: 1 CS: 0	PA: 37	
<b>PITCHER</b>	IP	WLS	BF	H	R	ER	SO	BB	IBB	HBP	BLK	WP	HR	S	P	ERA	WHIP					
<b>Al Leiter, L</b> ERA: 1.75 (1, 1)	6.0	L	26	6	3	3	6	3	0	0	0	0	0	21	39	5.40	3.000					
<b>Mel Rojas, R</b> ERA: 1.53 (7, 1)	1.2	10	3	1	1	2	2	0	0	0	0	0	0	3	4	0.00	0.000					
<b>Dennis Cook, L</b> ERA: 4.15 (8, 1)	0.1	1	0	0	0	0	1	0	0	0	0	0	0	3	4	0.00	0.000					



Batter	1	2	3	4	5	6	7	8	9	AB	R	H	RBI	BB	SO	LOB	TOP										
Jon Nunnally, L (1, 9) OBP: 0.357, SLG: 0.398 (6, 8)	1-0 HR		0-1 G3		2-2 G4-3			0-3 K		4	1	1	1	0	1	3											
Barry Larkin, R (1, 6) OBP: 0.366, SLG: 0.408	2-1 L9			0-1 F9		1-1 P4		1-0 HR		4	1	1	2	0	0	0											
Dmitri Young, S (1, 7) Gabe White, L (8, 1) OBP: 0.339, SLG: 0.523 OBP: 0.333, SLG: 0.333	1-1 G3-1			3-0 F8		0-1 P4		4-2 BB		3	0	0	0	1	0	0											
Eddie Taubensee, L (1, 2) OBP: 0.429, SLG: 0.532	3-2 F9			4-2 BB		1-0 G6-3		0-1 L7		3	0	0	0	1	0	1											
Bret Boone, R (1, 4) OBP: 0.342, SLG: 0.497		1-1 F7		1-3 K			0-0 F8		0-0 B1-3	4	0	0	0	0	1	1											
Willie Greene, L (1, 5) OBP: 0.401, SLG: 0.463		4-2 CS BB			2-0 G1-3 HBP 1B		2-3 K		2-2 HBP	2	0	1	0	1	1	0											
Reggie Sanders, R (1, 8) Chris Stynes, R (6, 9) OBP: 0.339, SLG: 0.340 OBP: 0.335, SLG: 0.369		0-3 K			3-1 G1-3 HBP		2-2 G5-3		2-3 K	1	0	0	0	0	1	1											
Sean Casey, L (1, 3) OBP: 0.256, SLG: 0.162		1-2 SAFE 1B		1-1 G4-3		1-2 G1-3		0-1 F7	0-3 K	5	0	0	0	0	1	4											
Brett Tomko, R (1, 1) OBP: 0.136, SLG: 0.136 Danny Graves, R (5, 1) Lenny Harris, L (8, PH) OBP: 0.388, SLG: 0.407 (8, 7)				0-2 G3		0-1 G1-3		3-1 HR 2B		2	0	0	0	0	0	2											
<b>Inning Stats</b>	R: 1 E: 0 K: 0 S: 9	H: 1 LOB: 0 BB: 0 P: 16	R: 0 E: 0 K: 1 S: 9	H: 0 LOB: 0 BB: 1 P: 15	R: 0 E: 0 K: 0 S: 7	H: 0 LOB: 1 BB: 0 P: 8	R: 0 E: 0 K: 1 S: 8	H: 0 LOB: 1 BB: 1 P: 16	R: 0 E: 0 K: 0 S: 10	H: 1 LOB: 2 BB: 0 P: 18	R: 0 E: 0 K: 0 S: 5	H: 0 LOB: 0 BB: 0 P: 7	R: 0 E: 0 K: 1 S: 7	H: 0 LOB: 0 BB: 0 P: 11	R: 2 E: 0 K: 1 S: 14	H: 2 LOB: 1 BB: 1 P: 22	R: 0 E: 0 K: 2 S: 11	H: 0 LOB: 1 BB: 0 P: 15	1B: 1 2B: 1 3B: 0 HR: 2	SF: 0 SAC: 0 DP: 0 HBP: 2	WP: 0 PB: 0 SB: 0 CS: 1	PA: 36					
<b>PITCHER</b>	IP	WLS	BF	H	R	ER	SO	BB	IBB	HBP	BLK	WP	HR	S	P	ERA	WHIP										
Bobby Jones, R (1, 1) ERA: 3.33	8.0	W	32	4	3	3	4	3	0	1	0	0	2	69	113	3.38	0.875										
Greg McMichael, R (9, 1) ERA: 4.09	1.0		4	0	0	0	2	0	0	1	0	0	0	11	15	0.00	0.000										

**Cincinnati Reds @ New York Mets**  
Shea Stadium, Flushing, NY  
Tue May 19 1998, 7:05 PM EDT  
Unknown - 72 F


AB	31
R	3
H	4
RBI	3
BB	3
SO	6
LOB	13



Batter	1	2	3	4	5	6	7	8	9	AB	R	H	RBI	BB	SO	LOB	BOTTOM										
Brian McRae, S (1, 8) OBP: 0.369, SLG: 0.385 Rich Becker, L (8, 8) OBP: 0.330, SLG: 0.363	0-1 L3		1-2 P5		0-1 1B 2B		0-2 G6-3			4	1	1	1	0	0	0											
Edgardo Alfonzo, R (1, 5) OBP: 0.342, SLG: 0.381	3-2 F9		0-0 F9		2-1 HR 1B		1-0 G6-3			4	1	1	1	0	0	0											
John Olerud, L (1, 3) OBP: 0.456, SLG: 0.461	2-2 G6-3		1-3 K		1-2 E9 HR 1B			1-3 K		4	1	1	0	0	2	0											
Butch Huskey, R (1, 9) OBP: 0.306, SLG: 0.392		1-1 G6-3		0-0 F7		1-0 HR 1B		0-1 FC5-4 1B		4	1	2	3	0	0	0											
Carlos Baerga, S (1, 4) Luis Lopez, S (7, 4) OBP: 0.279, SLG: 0.354 OBP: 0.345, SLG: 0.364		0-0 E8 2B 1B		1-2 G3		1-2 G4-3		0-2 P7		3	1	1	0	0	0	0											
Bernard Gilkey, R (1, 7) OBP: 0.356, SLG: 0.311		4-2 2B BB		0-0 F2		1-0 G5-3		1-0 FC5-4		3	1	0	0	1	0	1											
Alberto Castillo, R (1, 2) OBP: 0.313, SLG: 0.373		1-2 G4-3 1H 2H			1-3 K		0-0 P4			3	0	1	2	0	1	0											
Rey Ordonez, R (1, 6) OBP: 0.236, SLG: 0.233		0-1 G4-3			1-2 SH1-4 2B 1B		2-1 G6-3			3	1	1	0	0	0	1											
Bobby Jones, R (1, 1) Greg McMichael, R (9, 1)		1-3 K			2-1 SH1-4		0-1 G3			2	0	0	0	0	1	1											
<b>Inning Stats</b>	R: 0 E: 0 K: 0 S: 8	H: 0 LOB: 0 BB: 0 P: 13	R: 2 E: 1 K: 1 S: 13	H: 2 LOB: 1 BB: 1 P: 20	R: 0 E: 0 K: 1 S: 7	H: 0 LOB: 0 BB: 0 P: 9	R: 0 E: 0 K: 0 S: 6	H: 0 LOB: 0 BB: 0 P: 7	R: 5 E: 1 K: 1 S: 21	H: 5 LOB: 0 BB: 0 P: 30	R: 0 E: 0 K: 0 S: 4	H: 0 LOB: 0 BB: 0 P: 7	R: 0 E: 0 K: 1 S: 9	H: 0 LOB: 1 BB: 0 P: 11	R: 0 E: 0 K: 1 S: 9	H: 1 LOB: 1 BB: 0 P: 11	1B: 5 2B: 2 3B: 0 HR: 1	SF: 0 SAC: 1 DP: 0 HBP: 0	WP: 0 PB: 0 SB: 0 CS: 0	PA: 33							
<b>PITCHER</b>	IP	WLS	BF	H	R	ER	SO	BB	IBB	HBP	BLK	WP	HR	S	P	ERA	WHIP										
Brett Tomko, R (1, 1) ERA: 3.77	4.2	L	22	7	7	7	3	1	0	0	0	0	0	51	74	13.50	1.714										
Danny Graves, R (5, 1) ERA: 7.5	2.1		7	0	0	0	0	0	0	0	0	0	0	14	19	0.00	0.000										
Gabe White, L (8, 1) ERA: 5.58	1.0		4	1	0	0	1	0	0	0	0	0	0	9	11	0.00	1.000										

**Cincinnati Reds @ New York Mets**  
Shea Stadium, Flushing, NY  
Tue May 19 1998, 7:05 PM EDT  
Unknown - 72 F

AB	31
R	7
H	8
RBI	7
BB	1
SO	4
LOB	4






Batter	1	2	3	4	5	6	7	8	9	AB	R	H	RBI	BB	SO	LOB	TOP					
Chris Stynes, R OBP: 0.332, SLG: 0.360 (1, 5)	G3		G5-3		L9		HBP		E5	4	0	0	0	0	0	0						
Pokey Reese, R OBP: 0.198, SLG: 0.209 Barry Larkin, R OBP: 0.368, SLG: 0.405 (7, PH) (7, 6)	F7			P4		F7	P2			3	0	0	0	0	0	0						
Dmitri Young, S OBP: 0.356, SLG: 0.513 (1, 7)	L9			1B		F7			K	5	0	1	0	0	2	2						
Melvin Nieves, S OBP: 0.381, SLG: 0.353 (1, 9)		G4-3		1B		G5-3			K	4	0	1	0	0	1	0						
Bret Boone, R OBP: 0.346, SLG: 0.494 (1, 4)		K		F8			1B			3	1	1	0	1	1	2						
Eduardo Perez, R OBP: 0.270, SLG: 0.261 (1, 3)				L1			BB		P9	3	0	1	0	1	0	3						
Jon Nunnally, L OBP: 0.361, SLG: 0.433 (1, 8)	G6-3						HR		G4-3	4	2	2	1	0	0	2						
Brook Fordyce, R OBP: 0.308, SLG: 0.333 (1, 2)			G6-3				B1-6-4		F7	3	0	1	0	1	0	1						
Scott Winchester, R (1, 1) Lenny Harris, L OBP: 0.397, SLG: 0.417 (7, PH) Stan Belinda, R (7, 1) Willie Greene, L OBP: 0.399, SLG: 0.459 (9, PH)			K		B1-6-4				G4-3	2	0	0	0	0	1	1						
<b>Inning Stats</b>	R: 0 E: 0 K: 0 S: 5	H: 0 LOB: 0 BB: 0 P: 7	R: 0 E: 0 K: 1 S: 9	H: 0 LOB: 1 BB: 1 P: 17	R: 0 E: 0 K: 1 S: 5	H: 0 LOB: 0 BB: 0 P: 8	R: 0 E: 0 K: 0 S: 16	H: 2 LOB: 2 BB: 0 P: 23	R: 1 E: 0 K: 0 S: 7	H: 1 LOB: 0 BB: 1 P: 14	R: 0 E: 0 K: 0 S: 8	H: 0 LOB: 0 BB: 0 P: 14	R: 1 E: 0 K: 0 S: 12	H: 3 LOB: 3 BB: 1 P: 26	R: 0 E: 0 K: 2 S: 10	H: 1 LOB: 1 BB: 0 P: 13	R: 1 E: 1 K: 1 S: 15	H: 1 LOB: 2 BB: 1 P: 27	1B: 7 2B: 0 3B: 0 HR: 1	SF: 0 SAC: 0 DP: 2 HBP: 1	WP: 0 PB: 0 SB: 1 CS: 0	PA: 39
<b>PITCHER</b>	IP	WLS	BF	H	R	ER	SO	BB	IBB	HBP	BLK	WP	HR	S	P	ERA	WHIP					
Brian Bohanon, L ERA: 1.59 Turk Wendell, R ERA: 7.24 Dennis Cook, L ERA: 3.86 Mel Rojas, R ERA: 1.45 John Franco, L ERA: 4.5	6.0	W	22	3	1	1	2	2	0	0	0	0	1	50	83	1.50	0.833					

**Cincinnati Reds @ New York Mets**  
Shea Stadium, Flushing, NY  
Tue May 19 1998, 7:05 PM EDT  
Att: 15,558 - Unknown - 84 F


AB 34  
R 3  
H 8  
RBI 1  
BB 4  
SO 5  
LOB 15



Batter	1	2	3	4	5	6	7	8	9	AB	R	H	RBI	BB	SO	LOB	BOTTOM				
Brian McRae, S OBP: 0.366, SLG: 0.381 (1, 8)	B1-3			G4-3			K			4	0	1	0	0	1	1					
Eduardo Alfonso, R OBP: 0.339, SLG: 0.370 (1, 5)	G4-3					L5	HR			3	1	0	0	1	0	2					
John Olerud, L OBP: 0.463, SLG: 0.496 (1, 3)	L7			F9			1B			3	1	2	2	1	0	0					
Butch Huskey, R OBP: 0.304, SLG: 0.388 (1, 9)		L8		F9			1B			4	0	1	0	0	1	1					
Carlos Baerga, S OBP: 0.273, SLG: 0.346 Mel Rojas, R (8, 1) Matt Franco, L OBP: 0.367, SLG: 0.365 (8, PH) John Franco, L (9, 1)		G3-1		G4-3			G3-6-1		G4-3	3	0	0	0	0	0	3					
Rich Becker, L OBP: 0.337, SLG: 0.386 (1, 7)		1B		F7			L5			3	1	1	0	1	0	1					
Rick Wilkins, L OBP: 0.237, SLG: 0.283 (1, 2)		3B		F8			G1-3		P7	4	1	1	1	0	0	1					
Rey Ordenez, R OBP: 0.243, SLG: 0.255 (1, 6)		1B					F7		L9	4	1	2	1	0	0	1					
Brian Bohanon, L OBP: 0.556, SLG: 0.667 Turk Wendell, L (7, 1) Dennis Cook, L (7, 1) Luis Lopez, S OBP: 0.341, SLG: 0.359 (7, 4)		FC5							K	2	0	2	1	0	0	0					
<b>Inning Stats</b>	R: 0 E: 0 K: 0 S: 6	H: 0 LOB: 0 BB: 0 P: 11	R: 3 E: 0 K: 0 S: 14	H: 5 LOB: 2 BB: 0 P: 19	R: 0 E: 0 K: 0 S: 7	H: 1 LOB: 1 BB: 0 P: 11	R: 0 E: 0 K: 0 S: 9	H: 2 LOB: 1 BB: 0 P: 14	R: 0 E: 0 K: 0 S: 8	H: 1 LOB: 1 BB: 1 P: 15	R: 0 E: 0 K: 0 S: 8	H: 0 LOB: 0 BB: 0 P: 12	R: 2 E: 0 K: 3 S: 12	H: 1 LOB: 0 BB: 1 P: 24	R: 0 E: 0 K: 0 S: 6	H: 0 LOB: 1 BB: 1 P: 14	1B: 5 2B: 2 3B: 2 HR: 1	SF: 0 SAC: 0 DP: 1 HBP: 0	WP: 0 PB: 0 SB: 1 CS: 1	PA: 35	
<b>PITCHER</b>	IP	WLS	BF	H	R	ER	SO	BB	IBB	HBP	BLK	WP	HR	S	P	ERA	WHIP				
Scott Winchester, R ERA: 3.78 Stan Belinda, R ERA: 3.78	6.0	L	26	9	3	3	0	1	0	0	0	0	1	18	38	9.00	1.500				

**Cincinnati Reds @ New York Mets**  
Shea Stadium, Flushing, NY  
Tue May 19 1998, 7:05 PM EDT  
Att: 15,558 - Unknown - 84 F

AB 32  
R 5  
H 10  
RBI 5  
BB 3  
SO 3  
LOB 10






Batter	1	2	3	4	5	6	7	8	9	AB	R	H	RBI	BB	SO	LOB	TOP															
Jon Nunnally, L (1,8) OBP: 0.368, SLG: 0.426	G6-3		G6-3	K		G4-3				4	3	1	0	2	1	3																
Barry Larkin, R (1,6) OBP: 0.373, SLG: 0.423	G1-3			P6				G4-3		6	1	3	1	0	0	3																
Lenny Harris, L (1,7) OBP: 0.392, SLG: 0.424	G6-3		G6-3		E8			G5-3	F7	6	1	2	2	0	0	2																
Eddie Taubensee, L (1,2) OBP: 0.435, SLG: 0.535		G4-3			SF8					3	1	2	3	1	0	0																
Dmitri Young, S (1,3) OBP: 0.363, SLG: 0.510			G3-1		L9					3	1	1	0	1	0	2																
Willie Greene, L (1,5) OBP: 0.410, SLG: 0.475										4	0	3	1	1	0	2																
Bret Boone, R (1,4) OBP: 0.337, SLG: 0.480										5	0	0	0	0	1	6																
Melvin Nieves, S (1,9) OBP: 0.385, SLG: 0.333										4	0	1	1	1	1	0																
Pokey Reese, R (9,5) OBP: 0.196, SLG: 0.209										0	0	0	0	0	0	0																
Pete Harnisch, S (1,1) OBP: 0.077, SLG: 0.040										3	0	0	0	0	1	4																
Sean Casey, L (6, PH) OBP: 0.275, SLG: 0.194										1	1	1	0	0	0	0																
Scott Sullivan, R (8, PH) OBP: 0.229, SLG: 0.250										0	0	0	0	0	0	0																
Gabe White, L (8, PH) OBP: 0.185, SLG: 0.339										0	0	0	0	0	0	0																
Jeff Shaw, R (8, PH) OBP: 0.200, SLG: 0.308										1	0	0	0	0	0	0																
Chris Stynes, R (8, PH) OBP: 0.200, SLG: 0.308										1	0	0	0	0	0	0																
<b>Inning Stats</b>	R: 0 E: 0 K: 0 S: 7	H: 0 LOB: 0 BB: 0 P: 8	R: 1 E: 0 K: 0 S: 11	H: 2 LOB: 1 BB: 0 P: 18	R: 1 E: 0 K: 1 S: 10	H: 1 LOB: 2 BB: 2 P: 23	R: 0 E: 0 K: 1 S: 13	H: 1 LOB: 3 BB: 1 P: 21	R: 1 E: 0 K: 1 S: 13	H: 1 LOB: 1 BB: 1 P: 20	R: 3 E: 0 K: 0 S: 19	H: 4 LOB: 2 BB: 2 P: 40	R: 0 E: 0 K: 1 S: 17	H: 1 LOB: 1 BB: 0 P: 26	R: 1 E: 0 K: 0 S: 10	H: 3 LOB: 2 BB: 0 P: 12	R: 1 E: 0 K: 0 S: 11	H: 2 LOB: 1 BB: 0 P: 14	1B: 11 2B: 4 3B: 0 HR: 0	SF: 1 SAC: 0 DP: 0 HBP: 1	WP: 2 PB: 0 SB: 0 CS: 1	PA: 49										
<b>PITCHER</b>	IP WLS BF H R ER SO BB IBB HBP BLK WP HR S P ERA WHIP																															
Dave Milicki, R (1,1) ERA: 5.36	5.1	29	6	5	5	3	5	0	1	0	1	0	57	102	8.44	2.062																
John Hudek, R (6,1) ERA: 3.5	0.0	L 1	1	0	0	0	0	0	0	0	0	0	6	9	∞	∞																
Dennis Cook, L (6,1) ERA: 3.68	0.2	4	2	1	1	0	1	0	0	0	0	0	10	19	13.50	4.500																
Turk Wendell, R (7,1) ERA: 6.89	2.0	10	4	1	1	1	0	0	0	0	1	0	27	38	4.50	2.000																
Mel Rojas, R (9,1) ERA: 1.53	1.0	5	2	1	1	0	0	0	0	0	0	0	11	14	9.00	2.000																

**Cincinnati Reds @ New York Mets**  
 Shea Stadium, Flushing, NY  
 Wed May 20 1998, 7:05 PM EDT  
 Att: 12,834 - Cloudy - 68 F


AB	41
R	8
H	15
RBI	8
BB	6
SO	4
LOB	22



Batter	1	2	3	4	5	6	7	8	9	AB	R	H	RBI	BB	SO	LOB	BOTTOM															
Brian McRae, S (1,8) OBP: 0.380, SLG: 0.427	G4-3									5	2	4	3	0	1	2																
Edgardo Alfonzo, R (1,5) OBP: 0.326, SLG: 0.354	G4-3									5	0	0	0	0	0	8																
Mel Rojas, R (9,1)										0	0	0	0	0	0	0																
John Olerud, L (1,3) OBP: 0.455, SLG: 0.485	SF8									3	0	0	1	1	0	0																
Butch Huskey, R (1,9) OBP: 0.301, SLG: 0.377	E5									4	1	0	0	1	1	1																
Carlos Baerga, S (1,4) OBP: 0.278, SLG: 0.370										5	1	2	2	0	0	0																
Bernard Gilkey, R (1,7) OBP: 0.346, SLG: 0.301										3	0	0	0	0	1	2																
Turk Wendell, L (7,1)										0	0	0	0	0	0	0																
Luis Lopez, S (8, PH) OBP: 0.337, SLG: 0.354										1	0	0	0	0	1	0																
Rick Wilkins, L (1,2) OBP: 0.254, SLG: 0.286										3	1	1	0	1	0	0																
Rey Ordonez, R (1,6) OBP: 0.245, SLG: 0.257										3	0	1	0	0	0	0																
Matt Franco, L (8, PH) OBP: 0.267, SLG: 0.365										0	0	0	0	0	0	0																
Jim Tatum, R (8, PH) OBP: 0.275, SLG: 0.486										0	0	0	0	1	0	0																
Dave Milicki, R (1,1) OBP: 0.267, SLG: 0.214										1	1	0	0	0	0	0																
John Hudek, S (6,1)										0	0	0	0	0	0	0																
Dennis Cook, L (6,1)										0	0	0	0	0	0	0																
Rich Becker, L (6,7) OBP: 0.350, SLG: 0.386										0	0	0	0	2	0	0																
<b>Inning Stats</b>	R: 1 E: 1 K: 1 S: 16	H: 2 LOB: 2 BB: 0 P: 23	R: 0 E: 0 K: 1 S: 12	H: 2 LOB: 2 BB: 0 P: 18	R: 0 E: 0 K: 1 S: 7	H: 0 LOB: 0 BB: 0 P: 11	R: 0 E: 0 K: 0 S: 5	H: 0 LOB: 0 BB: 0 P: 8	R: 4 E: 1 K: 0 S: 15	H: 2 LOB: 0 BB: 1 P: 28	R: 0 E: 0 K: 0 S: 8	H: 1 LOB: 2 BB: 1 P: 16	R: 0 E: 0 K: 0 S: 7	H: 0 LOB: 0 BB: 0 P: 9	R: 1 E: 0 K: 1 S: 15	H: 1 LOB: 3 BB: 3 P: 30	R: 0 E: 0 K: 0 S: 7	H: 0 LOB: 0 BB: 1 P: 11	1B: 5 2B: 1 3B: 0 HR: 2	SF: 1 SAC: 1 DP: 2 HBP: 0	WP: 1 PB: 0 SB: 1 CS: 0	PA: 41										
<b>PITCHER</b>	IP WLS BF H R ER SO BB IBB HBP BLK WP HR S P ERA WHIP																															
Pete Harnisch, R (1,1) ERA: 3.07	5.0	24	6	5	2	3	1	0	0	0	0	0	21	37	3.86	1.286																
Scott Sullivan, R (6,1) ERA: 8.52	2.1	10	1	1	1	1	2	0	0	0	0	0	21	37	3.86	1.286																
Gabe White, L (8,1) ERA: 5.58	0.0	2	0	0	0	0	2	0	0	0	1	0	3	11	∞	∞																
Jeff Shaw, R (8,1) ERA: 1.33	1.2	S 5	1	0	0	0	1	0	0	0	0	0	13	18	0.00	1.200																

**Cincinnati Reds @ New York Mets**  
 Shea Stadium, Flushing, NY  
 Wed May 20 1998, 7:05 PM EDT  
 Att: 12,834 - Cloudy - 68 F

AB	33
R	6
H	8
RBI	6
BB	6
SO	4
LOB	13





Batter	1	2	3	4	5	6	7	8	9	AB	R	H	RBI	BB	SO	LOB	TOP					
Jon Nunnally, L (1.8)	P6		K		K		K			4	0	0	0	0	3	0	<b>Cincinnati Reds @ New York Mets</b> Shea Stadium, Flushing, NY Thu May 21 1998, 7:05 PM EDT Att: 13,766 - Unknown - 74 F					
Barry Larkin, R (1.6)	G3-1 2B		1B		1B		G6-3			4	0	3	0	0	0	0						
Lenny Harris, L (1.7)	G3-1 2-3		P5		1B			G6-3		4	0	1	0	0	0	2						
Eddie Taubensee, L (1.2)	L7			P4	CS		K	G4-3		4	0	0	0	0	1	1						
Dmitri Young, S (1.3)		L8-4 1B BB		F8			1B			3	0	2	0	1	0	0						
Willie Greene, L (1.5)		K			BB		1B	P8		3	0	1	0	1	1	2						
Bret Boone, R (1.4)		1B		L8			P4			4	0	1	0	0	1	3						
Melvin Nieves, S (1.9)		L8-4 2-3			HR		K	G5-4-3 BB		3	1	1	1	1	1	4						
Mark Hutton, R (1.1) Danny Graves, R (1.1) Sean Casey, L (5. Ph) Gabe White, L (5. Ph) Eduardo Perez, R (7. Ph) Scott Sullivan, R (7.1) Chris Stynes, R (9. Ph)			K		G4-3		K	G5-4-3 1-2		0	0	0	0	0	0	0						
<b>Inning Stats</b>	R: 0 E: 0 K: 0 S: 6	H: 1 LOB: 1 BB: 0 P: 12	R: 0 E: 0 K: 1 S: 12	H: 1 LOB: 1 BB: 1 P: 23	R: 0 E: 0 K: 2 S: 11	H: 1 LOB: 1 BB: 0 P: 16	R: 0 E: 0 K: 0 S: 8	H: 0 LOB: 1 BB: 1 P: 15	R: 1 E: 0 K: 1 S: 14	H: 3 LOB: 1 BB: 0 P: 21	R: 0 E: 0 K: 2 S: 11	H: 2 LOB: 2 BB: 0 P: 14	R: 0 E: 0 K: 0 S: 9	H: 0 LOB: 0 BB: 0 P: 12	R: 0 E: 0 K: 0 S: 6	H: 1 LOB: 1 BB: 0 P: 8		R: 0 E: 0 K: 1 S: 6	H: 0 LOB: 0 BB: 1 P: 11	1B: 7 2B: 2 3B: 0 HR: 1	SF: 0 SAC: 0 DP: 2 HBP: 0	WP: 0 PB: 0 SB: 0 CS: 1
<b>PITCHER</b> Masato Yoshii, R (1.1) ERA: 2.25	IP: 9.0 WLS: W BF: 36 H: 9 R: 1 ER: 1 SO: 9 BB: 3 IBB: 0 HBP: 0 BLK: 0 WP: 0 HR: 1 S: 83 P: 132 ERA: 1.00 WHIP: 1.333															<b>PITCHER</b>						

AB 33  
R 1  
H 9  
RBI 1  
BB 3  
SO 9  
LOB 13





Batter	1	2	3	4	5	6	7	8	9	AB	R	H	RBI	BB	SO	LOB	BOTTOM			
Brian McRae, S (1.8)	BB 1B BB	K		G4-3			P6			3	1	0	0	1	1	1	<b>Cincinnati Reds @ New York Mets</b> Shea Stadium, Flushing, NY Thu May 21 1998, 7:05 PM EDT Att: 13,766 - Unknown - 74 F			
Eduardo Alfonzo, R (1.5) Luis Lopez, S (4.5)	1B SF8 BB		WP S 1B BB		G5-3		P8			0	2	0	0	2	0	0				
John Olerud, L (1.3)	SF8 1B BB		L8		K		HR			3	2	1	1	1	1	1				
Butch Huskey, R (1.9)	1B		K		G6-3		G4-3			4	0	1	1	0	1	1				
Carlos Baerga, S (1.4)	SF8		1B		HR		1B			3	1	3	3	0	0	0				
Bernard Gilkey, R (1.7)	SF8		G6-3		F7		F9			3	0	0	1	0	0	2				
Alberto Castillo, R (1.2)	G6-3		B1-3		BB		F8			3	0	0	0	1	0	2				
Rey Ordonez, R (1.6)		L7		SH3-4 1B	P4		P4			4	0	1	0	0	0	2				
Masato Yoshii, R (1.1)		K		SH3-4 1-2	G1-6-3					2	0	0	0	0	1	1				
<b>Inning Stats</b>	R: 3 E: 0 K: 0 S: 9	H: 1 LOB: 3 BB: 3 P: 21	R: 0 E: 0 K: 2 S: 8	H: 0 LOB: 0 BB: 0 P: 11	R: 1 E: 0 K: 1 S: 9	H: 1 LOB: 1 BB: 1 P: 19	R: 0 E: 0 K: 0 S: 5	H: 1 LOB: 1 BB: 0 P: 6	R: 0 E: 0 K: 0 S: 6	H: 0 LOB: 0 BB: 0 P: 8	R: 1 E: 0 K: 0 S: 10	H: 1 LOB: 1 BB: 1 P: 22	R: 1 E: 0 K: 0 S: 10	H: 1 LOB: 0 BB: 0 P: 17	R: 0 E: 0 K: 0 S: 8	H: 1 LOB: 1 BB: 0 P: 14		1B: 4 2B: 0 3B: 0 HR: 2	SF: 2 SAC: 1 DP: 0 HBP: 0	WP: 1 PB: 0 SB: 2 CS: 0
<b>PITCHER</b> Mark Hutton, R (1.1) ERA: 7.41 Danny Graves, R (1.1) ERA: 5.4 Gabe White, L (5.1) ERA: 5.51 Scott Sullivan, R (7.1) ERA: 6.39	IP: 4.0 WLS: L BF: 16 H: 3 R: 1 ER: 1 SO: 3 BB: 1 IBB: 0 HBP: 0 BLK: 0 WP: 1 HR: 0 S: 29 P: 43 ERA: 2.25 WHIP: 1.000															<b>PITCHER</b>				

AB 27  
R 6  
H 6  
RBI 6  
BB 5  
SO 4  
LOB 10





Batter	1	2	3	4	5	6	7	8	9	AB	R	H	RBI	BB	SO	LOB	TOP					
Fernando Vina, L (1, 4) OBP: 0.393, SLG: 0.460	0-3 K			0-0 1B 2B		1-1 F8		1-1 CS		4	1	2	0	0	1	0	<b>Milwaukee Brewers @ New York Mets</b> Shea Stadium, Flushing, NY Fri May 22 1998, 7:05 PM EDT Att: 22,307 - Unknown - 67 F					
Jeff Cirillo, R (1, 5) OBP: 0.411, SLG: 0.390	0-3 K			0-0 G6-3		2-1 BB		4-2 1B		3	1	1	0	1	1	1						
Jeremy Bumitz, L (1, 9) OBP: 0.376, SLG: 0.520	0-1 G3			1-3 K		4-2 1B		3-2 BB		3	0	1	0	1	1	1						
Dave Nilsson, L (1, 3) OBP: 0.379, SLG: 0.464 Bob Wickman, R (8, 1)		3-2 G3		0-0 2H 1B		2-0 1B		2-2 L7		4	0	2	2	0	0	2						
Geoff Jenkins, L (1, 7) OBP: 0.324, SLG: 0.551 Marc Newfield, R (9, PH) OBP: 0.314, SLG: 0.315		1-2 P5		3-2 G4-3		0-3 K			1-1 P6	3	0	0	0	0	1	3						
Jose Valentin, S (1, 6) OBP: 0.323, SLG: 0.366		2-3 K			2-1 P2				0-2 P4	4	0	0	0	0	2	0						
Mike Matheny, R (1, 2) OBP: 0.318, SLG: 0.390			1-3 K		1-0 F9				0-0 F7	4	0	0	0	0	2	0						
Eric Owens, R (1, 8) OBP: 0.125, SLG: 0.226 Mark Loretta, R (8, 3) OBP: 0.393, SLG: 0.406			1-0 P4		1-1 G6-3				2-2 G4-3	3	0	0	0	0	0	0						
4B Brad Woodall, S (1, 1) OBP: 0.500, SLG: 0.333 Marquis Grissom, R (8, PH) OBP: 0.319, SLG: 0.436			1-2 F7			3-3 K			4-2 CS 1B BB	2	0	0	0	0	1	0						
																						
<b>Inning Stats</b>	R: 0 E: 0 K: 2 S: 9	H: 0 LOB: 0 BB: 0 P: 9	R: 0 E: 0 K: 1 S: 11	H: 0 LOB: 0 BB: 0 P: 17	R: 0 E: 0 K: 1 S: 8	H: 0 LOB: 1 BB: 0 P: 11	R: 1 E: 0 K: 1 S: 9	H: 2 LOB: 1 BB: 0 P: 13	R: 0 E: 0 K: 0 S: 5	H: 0 LOB: 0 BB: 0 P: 9	R: 1 E: 0 K: 2 S: 13	H: 2 LOB: 2 BB: 1 P: 25	R: 0 E: 0 K: 2 S: 13	H: 0 LOB: 0 BB: 0 P: 16	R: 0 E: 0 K: 0 S: 13	H: 2 LOB: 2 BB: 0 P: 27	R: 0 E: 0 K: 0 S: 6	H: 0 LOB: 0 BB: 0 P: 7	1B: 5 2B: 1 3B: 0 HR: 0	SF: 0 SAC: 0 DP: 0 HBP: 0	WP: 0 PB: 0 SB: 0 CS: 2	PA: 34
<b>PITCHER</b>	IP WLS BF H R ER SO BB IBB HBP BLK WP HR S P ERA WHIP	7.0 W 26 4 2 2 9 1 0 0 0 0 0 68 100 2.57 0.714	0.2 S 4 0 0 0 0 0 0 0 0 0 0 10 22 0.00 6.000	1.1 S 4 0 0 0 0 0 0 0 0 0 0 9 12 0.00 0.000											IP WLS BF H R ER SO BB IBB HBP BLK WP HR S P ERA WHIP							
Rick Reed, R (1, 1) ERA: 2.73											7.0 W 26 4 2 2 9 1 0 0 0 0 0 68 100 2.57 0.714											
Dennis Cook, L (8, 1) ERA: 3.52											0.2 S 4 0 0 0 0 0 0 0 0 0 0 10 22 0.00 6.000											
John Franco, L (8, 1) ERA: 4.15											1.1 S 4 0 0 0 0 0 0 0 0 0 0 9 12 0.00 0.000											

Batter	1	2	3	4	5	6	7	8	9	AB	R	H	RBI	BB	SO	LOB	BOTTOM				
Brian McRae, S (1, 8) OBP: 0.373, SLG: 0.409	2-2 G1-3		4-1 BB		3-2 L3		0-0 G5-3			3	0	0	0	1	0	2	<b>Milwaukee Brewers @ New York Mets</b> Shea Stadium, Flushing, NY Fri May 22 1998, 7:05 PM EDT Att: 22,307 - Unknown - 67 F				
Bernard Gilkey, R (1, 7) OBP: 0.339, SLG: 0.286	1-0 L7		1-3 K		1-0 1B			4-2 BB BB		2	0	0	0	1	1	1					
John Olerud, L (1, 3) OBP: 0.463, SLG: 0.504	1-0 2B HBP		0-1 G4-3		0-1 1B			4-1 G3-6-1 BB		2	1	1	2	1	0	1					
Butch Huskey, R (1, 9) OBP: 0.298, SLG: 0.377	1-0 1H 2B			1-0 G6-3	0-0 G6-3			1-3 K		4	0	1	1	0	1	4					
Carlos Baerga, S (1, 4) OBP: 0.283, SLG: 0.394	3-2 G3			2-0 G6-3		1-0 F7		1-0 G3-6-1		4	0	0	0	0	0	3					
Jim Tatum, R (1, 5) OBP: 0.256, SLG: 0.447		0-2 F8		2-3 K		1-0 F7				3	0	0	0	0	1	0					
Alberto Castillo, R (1, 2) OBP: 0.324, SLG: 0.359		3-2 G5-4-3 1B			4-1 SH1-4 1B BB	0-0 G6-3				2	1	1	0	1	0	0					
Rey Ordenez, R (1, 6) OBP: 0.247, SLG: 0.259		1 SAFE 0-1 G5-4-3			1-0 SH1-4 1B 1B		0-0 G6-3			3	1	1	0	0	0	1					
Rick Reed, R (1, 1) OBP: 0.200, SLG: 0.278 Luis Lopez, S (7, PH) OBP: 0.326, SLG: 0.341 Dennis Cook, L (8, 1) John Franco, L (8, 1)				0-0 G6-3	0-1 SH1-4		1-3 K			1	0	0	0	0	0	0					
																					
<b>Inning Stats</b>	R: 1 E: 0 K: 0 S: 8	H: 1 LOB: 1 BB: 0 P: 16	R: 0 E: 0 K: 0 S: 8	H: 1 LOB: 0 BB: 0 P: 11	R: 0 E: 0 K: 1 S: 7	H: 0 LOB: 1 BB: 1 P: 12	R: 0 E: 0 K: 1 S: 5	H: 0 LOB: 0 BB: 0 P: 10	R: 2 E: 0 K: 0 S: 10	H: 2 LOB: 2 BB: 1 P: 19	R: 0 E: 0 K: 0 S: 3	H: 0 LOB: 0 BB: 0 P: 5	R: 0 E: 0 K: 1 S: 5	H: 0 LOB: 0 BB: 0 P: 6	R: 0 E: 0 K: 1 S: 7	H: 0 LOB: 1 BB: 2 P: 17	1B: 3 2B: 1 3B: 0 HR: 0	SF: 0 SAC: 1 DP: 2 HBP: 2	WP: 0 PB: 0 SB: 0 CS: 0	PA: 32	
<b>PITCHER</b>	IP WLS BF H R ER SO BB IBB HBP BLK WP HR S P ERA WHIP	7.0 L 28 4 3 3 3 2 0 2 0 0 0 46 79 3.86 0.857	1.0 S 4 0 0 0 1 2 0 0 0 0 0 7 17 0.00 2.000											IP WLS BF H R ER SO BB IBB HBP BLK WP HR S P ERA WHIP							
4B Brad Woodall, L (1, 1) ERA: 2.65											7.0 L 28 4 3 3 3 2 0 2 0 0 0 46 79 3.86 0.857										
Bob Wickman, R (8, 1) ERA: 1.89											1.0 S 4 0 0 0 1 2 0 0 0 0 0 7 17 0.00 2.000										



Batter	1	2	3	4	5	6	7	8	9	AB	R	H	RBI	BB	SO	LOB	TOP					
Fernando Vina, L (1,4) OBP: 0.386, SLG: 0.450	F8		K			B3		F7		4	0	0	0	0	1	0						
Mark Loretta, R (1,3) OBP: 0.380, SLG: 0.390	G1-3		G6-3			G1-3			K	4	0	0	0	0	1	0						
Jeff Cirillo, R (1,5) OBP: 0.408, SLG: 0.387	1B			G4-3		G5-3			G4-3	4	0	1	0	0	0	0						
Jeromy Burnitz, L (1,9) OBP: 0.368, SLG: 0.508	P5			K					F8	4	0	0	0	0	2	1						
Marquis Grissom, R (1,8) OBP: 0.319, SLG: 0.434		G5-4-3 1B		G6-3		G5-3				3	0	1	0	0	0	0						
Marc Newfield, R (1,7) OBP: 0.337, SLG: 0.333		G5-4-3 1B			2-2 1B					2	0	2	0	1	0	0						
Jose Valentin, S (1,6) OBP: 0.318, SLG: 0.360		G5-4-3		K				P3		3	0	0	0	0	1	4						
Bobby Hughes, R (1,2) OBP: 0.296, SLG: 0.375		G5-3				K			P2	3	0	0	0	0	1	2						
Jeff Juden, R (1,1) OBP: 0.190, SLG: 0.238										2	0	0	0	0	1	1						
Mike Matheny, R (8,PH) OBP: 0.316, SLG: 0.387			K			G2-3			P4	1	0	0	0	0	0	0						
Doug Jones, R (8,1)										0	0	0	0	0	0	0						
<b>Inning Stats</b>	R: 0 E: 0 K: 0 S: 15	H: 1 LOB: 1 BB: 0 P: 23	R: 0 E: 0 K: 0 S: 7	H: 2 LOB: 1 BB: 0 P: 10	R: 0 E: 0 K: 2 S: 11	H: 0 LOB: 0 BB: 0 P: 12	R: 0 E: 0 K: 1 S: 9	H: 0 LOB: 0 BB: 0 P: 13	R: 0 E: 0 K: 2 S: 12	H: 1 LOB: 1 BB: 0 P: 20	R: 0 E: 0 K: 0 S: 4	H: 0 LOB: 0 BB: 0 P: 9	R: 0 E: 0 K: 1 S: 7	H: 0 LOB: 1 BB: 1 P: 17	R: 0 E: 0 K: 0 S: 10	H: 0 LOB: 0 BB: 0 P: 16	R: 0 E: 0 K: 1 S: 7	H: 0 LOB: 0 BB: 0 P: 8	1B: 4 2B: 0 3B: 0 HR: 0	SF: 0 SAC: 0 DP: 1 HBP: 0	WP: 0 PB: 0 SB: 0 CS: 0	PA: 31
<b>PITCHER</b>	IP WLS BF H R ER SO BB IBB HBP BLK WP HR S P ERA WHIP																					
Al Leiter, L (1,1) ERA: 1.49	9.0 W 31 4 0 0 7 1 0 0 0 0 0 0 82 128 0.00 0.556																					

Milwaukee Brewers @ New York Mets  
Shea Stadium, Flushing, NY  
Sat May 23 1998, 3:33 AM EDT  
Att: 32,908 - Sunny - 78 F

AB 30  
R 0  
H 4  
RBI 0  
BB 1  
SO 7  
LOB 8



Batter	1	2	3	4	5	6	7	8	9	AB	R	H	RBI	BB	SO	LOB	BOTTOM			
Brian McRae, S (1,8) OBP: 0.371, SLG: 0.404	31 1B		K			F8				4	0	1	0	0	2	2				
Matt Franco, L (1,5) OBP: 0.344, SLG: 0.339	K		F9			FC3-6 31 2B		G4-3		4	1	0	0	0	1	3				
31 Mike Piazza, R (1,2) OBP: 0.321, SLG: 0.485	G6-3		K							4	0	1	1	0	2	2				
John Olerud, L (1,3) OBP: 0.469, SLG: 0.514				1B		G6-3				3	1	2	0	1	0	1				
Carlos Baerga, S (1,4) OBP: 0.288, SLG: 0.397	G4-3			1B				G5-3		4	1	2	0	0	0	3				
Butch Huskey, R (1,9) OBP: 0.297, SLG: 0.380		G4-3		L9				FC5-2		4	0	1	1	0	0	3				
Bernard Gilkey, R (1,7) OBP: 0.345, SLG: 0.304		G3		G5-4-3 1B		G6-3				4	0	2	1	0	1	2				
Rey Ordonez, R (1,6) OBP: 0.242, SLG: 0.253		G3		G5-4-3				F8		3	0	0	0	0	0	4				
Al Leiter, L (1,1) OBP: 0.211, SLG: 0.263		G6-3						E7		3	0	2	0	0	0	1				
<b>Inning Stats</b>	R: 0 E: 0 K: 1 S: 10	H: 1 LOB: 2 BB: 1 P: 22	R: 0 E: 0 K: 0 S: 8	H: 1 LOB: 1 BB: 0 P: 11	R: 0 E: 0 K: 2 S: 9	H: 0 LOB: 0 BB: 0 P: 15	R: 1 E: 0 K: 0 S: 13	H: 3 LOB: 1 BB: 0 P: 17	R: 1 E: 0 K: 0 S: 10	H: 2 LOB: 1 BB: 0 P: 15	R: 1 E: 0 K: 0 S: 16	H: 2 LOB: 0 BB: 0 P: 18	R: 0 E: 1 K: 2 S: 11	H: 1 LOB: 1 BB: 0 P: 20	R: 0 E: 0 K: 1 S: 9	H: 1 LOB: 1 BB: 0 P: 16	1B: 7 2B: 4 3B: 0 HR: 0	SF: 0 SAC: 0 DP: 1 HBP: 0	WP: 0 PB: 0 SB: 2 CS: 1	PA: 34
<b>PITCHER</b>	IP WLS BF H R ER SO BB IBB HBP BLK WP HR S P ERA WHIP																			
Jeff Juden, R (1,1) ERA: 4.36	7.0 L 30 10 3 3 5 1 0 0 0 0 0 0 77 118 3.86 1.571																			
Doug Jones, R (8,1) ERA: 4.0	1.0 4 1 0 0 1 0 0 0 0 0 0 0 9 16 0.00 1.000																			

Milwaukee Brewers @ New York Mets  
Shea Stadium, Flushing, NY  
Sat May 23 1998, 3:33 AM EDT  
Att: 32,908 - Sunny - 78 F

AB 33  
R 3  
H 11  
RBI 3  
BB 1  
SO 6  
LOB 21





Batter	1	2	3	4	5	6	7	8	9	AB	R	H	RBI	BB	SO	LOB	TOP									
Fernando Vina, L (1,4) OBP: 0.388, SLG: 0.456										4	1	2	0	0	1	1	<b>Milwaukee Brewers @ New York Mets</b> Shea Stadium, Flushing, NY Sun May 24, 1998, 3:33 AM EDT Att: 47,291 - Sunny - 76 F									
Mark Loretta, R (1,6) OBP: 0.394, SLG: 0.394										4	1	2	0	0	1	2										
Jeromy Burnitz, L (1,9) OBP: 0.366, SLG: 0.505										3	0	1	1	0	1	2										
Jeff Cirillo, R (1,5) OBP: 0.405, SLG: 0.384										4	0	1	1	0	0	2										
Dave Nilsson, L (1,3) OBP: 0.394, SLG: 0.563																		4	1	2	1	0	1	0		
Marquis Grissom, R (1,8) OBP: 0.317, SLG: 0.429																		4	0	1	0	0	1	1		
Eric Owens, R (9, PR) OBP: 0.125, SLG: 0.226																										
Geoff Jenkins, L (1,7) OBP: 0.308, SLG: 0.521																		4	0	0	0	0	0	2		
Mike Matheny, R (1,2) OBP: 0.307, SLG: 0.375																		4	0	0	0	0	2	2		
21 Cal Eldred, R (1,1) OBP: 0.111, SLG: 0.059																		2	0	0	0	0	2	0		
Mike Myers, L (7,1) OBP: 0.211, SLG: 0.212																	0	0	0	0	0	0	0			
Bob Hamelin, L (8, PH) OBP: 0.211, SLG: 0.212																	1	0	1	0	0	0	0			
Al Reyes, R (8,1) OBP: 0.333, SLG: 0.333																	0	0	0	0	0	0	0			
<b>Inning Stats</b>	R: 1 E: 0 K: 0 S: 8	H: 1 LOB: 0 BB: 0 P: 13	R: 1 E: 0 K: 1 S: 11	H: 1 LOB: 0 BB: 0 P: 18	R: 1 E: 0 K: 1 S: 8	H: 3 LOB: 2 BB: 0 P: 12	R: 0 E: 0 K: 1 S: 9	H: 1 LOB: 1 BB: 0 P: 10	R: 0 E: 0 K: 1 S: 11	H: 1 LOB: 0 BB: 0 P: 17	R: 0 E: 0 K: 0 S: 10	H: 0 LOB: 0 BB: 0 P: 16	R: 0 E: 0 K: 2 S: 14	H: 2 LOB: 2 BB: 0 P: 23	R: 0 E: 0 K: 1 S: 8	H: 1 LOB: 1 BB: 0 P: 11	1B: 8 2B: 1 3B: 0 HR: 1	SF: 1 SAC: 0 DP: 0 HBP: 0	WP: 0 PB: 0 SB: 0 CS: 1	PA: 35						
<b>PITCHER</b>	IP WLS BF H R ER SO BB IBB HBP BLK WP HR S P ERA WHIP																									
Bobby Jones, R (1,1) ERA: 3.39	7.0 W 26 7 3 3 6 0 0 0 0 0 1 65 99 3.86 1.000																									
Greg McMichael, R (8,1) ERA: 3.95	1.0 5 2 0 0 2 0 0 0 0 0 0 14 23 0.00 2.000																									
Mel Rojas, R (9,1) ERA: 1.74	1.0 4 1 0 0 1 0 0 0 0 0 0 8 11 0.00 1.000																									

Batter	1	2	3	4	5	6	7	8	9	AB	R	H	RBI	BB	SO	LOB	BOTTOM			
Brian McRae, S (1,8) OBP: 0.371, SLG: 0.407										4	1	1	3	1	1	2	<b>Milwaukee Brewers @ New York Mets</b> Shea Stadium, Flushing, NY Sun May 24, 1998, 3:33 AM EDT Att: 47,291 - Sunny - 76 F			
Bernard Gilkey, R (1,7) OBP: 0.355, SLG: 0.336										5	0	3	1	0	0	2				
31 Mike Piazza, R (1,2) OBP: 0.317, SLG: 0.477										5	0	1	0	0	0	4				
John Olerud, L (1,3) OBP: 0.464, SLG: 0.507										4	1	1	0	0	0	3				
Carlos Baerga, S (1,4) OBP: 0.300, SLG: 0.440										4	3	3	2	0	0	0				
Matt Franco, L (1,5) OBP: 0.398, SLG: 0.356										3	1	2	1	0	0	0				
Butch Huskey, R (7, PH) OBP: 0.295, SLG: 0.377										1	0	0	0	0	0	0				
Rich Becker, L (1,9) OBP: 0.349, SLG: 0.395										3	1	1	1	0	2	1				
Luis Lopez, S (7, PH) OBP: 0.322, SLG: 0.337										1	0	0	0	0	0	0				
Rey Ordenez, R (1,6) OBP: 0.248, SLG: 0.261										3	1	1	0	1	1	0				
Bobby Jones, R (1,1) OBP: 0.125, SLG: 0.125										3	0	2	0	0	0	3				
Greg McMichael, R (8,1) OBP: 0.250, SLG: 0.436										0	0	0	0	0	0	0				
Jim Tatum, R (8, PH) OBP: 0.250, SLG: 0.436										1	0	0	0	0	0	0				
Mel Rojas, R (9,1) ERA: 5.85										0	0	0	0	0	0	0				
<b>Inning Stats</b>	R: 0 E: 0 K: 0 S: 11	H: 1 LOB: 1 BB: 0 P: 19	R: 1 E: 0 K: 1 S: 12	H: 4 LOB: 2 BB: 0 P: 21	R: 0 E: 0 K: 0 S: 7	H: 0 LOB: 1 BB: 1 P: 13	R: 0 E: 0 K: 0 S: 11	H: 6 LOB: 1 BB: 1 P: 20	R: 0 E: 0 K: 1 S: 7	H: 0 LOB: 0 BB: 0 P: 9	R: 0 E: 0 K: 0 S: 9	H: 1 LOB: 1 BB: 0 P: 14	R: 2 E: 0 K: 0 S: 8	H: 2 LOB: 0 BB: 0 P: 11	R: 0 E: 1 K: 2 S: 12	H: 1 LOB: 2 BB: 0 P: 15	1B: 7 2B: 7 3B: 0 HR: 1	SF: 0 SAC: 0 DP: 0 HBP: 0	WP: 0 PB: 0 SB: 0 CS: 1	PA: 39
<b>PITCHER</b>	IP WLS BF H R ER SO BB IBB HBP BLK WP HR S P ERA WHIP																			
21 Cal Eldred, R (1,1) ERA: 4.66	6.1 L 31 13 7 7 2 0 0 0 0 0 0 60 99 9.95 2.368																			
Mike Myers, L (7,1) ERA: 1.04	0.2 3 1 1 1 0 0 0 0 0 0 1 5 8 13.50 1.500																			
Al Reyes, R (8,1) ERA: 5.85	1.0 5 1 0 0 2 0 0 0 0 0 0 12 15 0.00 1.000																			

AB	34
R	3
H	10
RBI	3
BB	0
SO	9
LOB	12





Batter	1	2	3	4	5	6	7	8	9	AB	R	H	RBI	BB	SO	LOB	TOP				
<b>Brian McRae, S</b> OBP: 0.378, SLG: 0.408 (1, 8)										2	1	1	1	2	0	1	<b>New York Mets @ Florida Marlins</b> Pro Player Stadium, Miami, FL Tue May 26 1998, 7:05 PM EDT Att: 14,760 - Cloudy - 84 F				
<b>Bernard Gilkey, R</b> OBP: 0.364, SLG: 0.336 (1, 7)										3	1	1	0	2	0	2					
<b>31 Mike Piazza, R</b> OBP: 0.320, SLG: 0.475 (1, 2)										5	0	2	0	0	0	6					
<b>John Olerud, L</b> OBP: 0.468, SLG: 0.513 (1, 3)										4	1	2	3	1	1	3					
<b>Carlos Baerga, S</b> OBP: 0.315, SLG: 0.455 (1, 4)										4	2	3	0	1	0	2					
<b>Edgardo Alfonzo, R</b> OBP: 0.338, SLG: 0.364 (1, 5)										5	2	2	0	0	0	4					
<b>Butch Huskey, R</b> OBP: 0.298, SLG: 0.391 (1, 9)										5	1	2	5	0	2	1		<b>AB 37</b> <b>R 10</b> <b>H 15</b> <b>RBI 10</b> <b>BB 7</b> <b>SO 5</b> <b>LOB 21</b>			
<b>Rey Ordenez, R</b> OBP: 0.247, SLG: 0.259 (1, 6)									5	1	1	0	0	0	2						
<b>Dave Milicki, R</b> OBP: 0.294, SLG: 0.200 (1, 1)										1	0	0	0	1	1	0					
<b>Brian Bohanon, L</b> OBP: 0.345, SLG: 0.636 (5, 1)										2	1	1	1	0	1	0					
<b>Jim Tatum, R</b> OBP: 0.244, SLG: 0.425 (9, PH)										1	0	0	0	0	0	0	<b>WP: 0</b> <b>PA: 45</b> <b>SB: 0</b> <b>CS: 0</b>				
<b>Mel Rojas, R</b> OBP: 0.244, SLG: 0.425 (9, 1)										0	0	0	0	0	0	0					
<b>Inning Stats</b>	R: 1 E: 0 K: 0 S: 17	H: 2 LOB: 2 BB: 2 P: 32	R: 0 E: 0 K: 1 S: 9	H: 0 LOB: 0 BB: 0 P: 15	R: 0 E: 0 K: 0 S: 5	H: 1 LOB: 1 BB: 1 P: 14	R: 0 E: 0 K: 1 S: 9	H: 1 LOB: 1 BB: 1 P: 14	R: 0 E: 0 K: 1 S: 9	H: 1 LOB: 2 BB: 1 P: 18	R: 9 E: 0 K: 0 S: 24	H: 8 LOB: 1 BB: 2 P: 47	R: 0 E: 0 K: 1 S: 8	H: 1 LOB: 0 BB: 0 P: 10	R: 0 E: 0 K: 0 S: 6	H: 1 LOB: 1 BB: 1 P: 17	R: 0 E: 0 K: 1 S: 5	H: 0 LOB: 0 BB: 0 P: 8	1B: 10 2B: 5 3B: 0 HR: 0	SF: 1 SAC: 0 DP: 4 HBP: 0	WP: 0 PA: 45 SB: 0 CS: 0
<b>PITCHER</b>	IP WLS BF H R ER SO BB IBB HBP BLK WP HR S P ERA WHIP																				
<b>Andy Larkin, R</b> ERA: 7.11 (1, 1)	5.0 L 27 10 6 6 3 4 0 0 0 0 0 58 108 10.80 2.800																				
<b>Ryan Dempster, R</b> ERA: 31.5 (6, 1)	1.0 8 3 4 4 0 1 1 0 0 0 0 15 32 36.00 4.000																				
<b>Kirt Ojala, L</b> ERA: 4.24 (7, 1)	3.0 10 2 0 0 2 1 0 0 0 0 0 19 35 0.00 1.000																				

Batter	1	2	3	4	5	6	7	8	9	AB	R	H	RBI	BB	SO	LOB	BOTTOM				
<b>Todd Dunwoody, L</b> OBP: 0.294, SLG: 0.382 (1, 8)										5	1	1	0	0	1	1	<b>New York Mets @ Florida Marlins</b> Pro Player Stadium, Miami, FL Tue May 26 1998, 7:05 PM EDT Att: 14,760 - Cloudy - 84 F				
<b>Edgar Renteria, R</b> OBP: 0.361, SLG: 0.364 (1, 6)										4	1	2	1	0	0	0					
<b>Mark Kotsay, L</b> OBP: 0.348, SLG: 0.407 (1, 9)										4	1	2	0	0	0	2					
<b>Todd Zeile, R</b> OBP: 0.305, SLG: 0.417 (1, 5)										4	1	1	1	0	1	2					
<b>Cliff Floyd, L</b> OBP: 0.363, SLG: 0.495 (1, 7)										3	1	0	0	1	1	2					
<b>Ryan Jackson, L</b> OBP: 0.315, SLG: 0.441 (1, 3)										4	1	2	4	0	0	0					
<b>Gregg Zaun, S</b> OBP: 0.256, SLG: 0.333 (1, 2)										4	0	0	0	0	0	1		<b>AB 36</b> <b>R 6</b> <b>H 9</b> <b>RBI 6</b> <b>BB 1</b> <b>SO 5</b> <b>LOB 10</b>			
<b>Craig Counsell, L</b> OBP: 0.395, SLG: 0.380 (1, 4)										3	0	0	0	0	1	1					
<b>Kirt Ojala, L</b> ERA: 1.66 (7, 1)										0	0	0	0	0	0	0					
<b>Derrek Lee, R</b> OBP: 0.346, SLG: 0.456 (9, PH)										1	0	0	0	0	0	0					
<b>Andy Larkin, R</b> OBP: 0.105, SLG: 0.105 (1, 1)										2	0	0	0	0	1	1	<b>WP: 1</b> <b>PA: 37</b> <b>SB: 0</b> <b>CS: 0</b>				
<b>Ryan Dempster, R</b> ERA: 1.66 (6, 1)										0	0	0	0	0	0	0					
<b>Dave Berg, R</b> OBP: 0.359, SLG: 0.339 (7, 4)										2	0	1	0	0	0	0					
<b>Inning Stats</b>	R: 4 E: 0 K: 0 S: 12	H: 3 LOB: 0 BB: 1 P: 20	R: 0 E: 0 K: 2 S: 7	H: 0 LOB: 0 BB: 0 P: 11	R: 0 E: 0 K: 0 S: 8	H: 1 LOB: 1 BB: 0 P: 15	R: 0 E: 0 K: 0 S: 5	H: 1 LOB: 1 BB: 0 P: 10	R: 1 E: 0 K: 1 S: 14	H: 2 LOB: 1 BB: 0 P: 21	R: 0 E: 0 K: 0 S: 5	H: 0 LOB: 0 BB: 0 P: 12	R: 0 E: 0 K: 1 S: 11	H: 0 LOB: 0 BB: 0 P: 14	R: 1 E: 0 K: 1 S: 6	H: 1 LOB: 0 BB: 0 P: 11	R: 0 E: 0 K: 0 S: 5	H: 1 LOB: 1 BB: 0 P: 8	1B: 5 2B: 1 3B: 2 HR: 1	SF: 0 SAC: 0 DP: 0 HBP: 0	WP: 1 PA: 37 SB: 0 CS: 0
<b>PITCHER</b>	IP WLS BF H R ER SO BB IBB HBP BLK WP HR S P ERA WHIP																				
<b>Dave Milicki, R</b> ERA: 5.82 (1, 1)	4.0 20 1 1 1 3 0 0 0 0 0 0 30 48 11.25 2.000																				
<b>Brian Bohanon, L</b> ERA: 1.66 (5, 1)	4.0 W 13 1 1 1 3 0 0 0 0 0 0 30 48 2.25 0.250																				
<b>Mel Rojas, R</b> ERA: 1.66 (9, 1)	1.0 4 1 0 0 0 0 0 0 0 0 0 5 8 0.00 1.000																				



Batter	1	2	3	4	5	6	7	8	9	AB	R	H	RBI	BB	SO	LOB	TOP					
Brian McRae, S (1,8) OBP: 0.371, SLG: 0.395	G6-3		L9		F8	K		31 2B BB	P2	5	1	0	0	1	1	1						
Bernard Gilkey, R (1,7) OBP: 0.373, SLG: 0.374	F9				31 1B	HR		F8		5	2	3	1	0	0	1						
31 Mike Piazza, R (1,2) OBP: 0.332, SLG: 0.489	1B		F8		2B	1B		BB	2B	5	1	4	0	0	0	1						
John Olerud, L (1,3) OBP: 0.477, SLG: 0.526	1B			1B	1B	1B		BB	1B	4	1	3	2	1	1	1						
Carlos Baerga, S (1,4) OBP: 0.314, SLG: 0.449					1B	2B			IBB	4	1	1	1	0	2	4						
Luis Lopez, S (8, PH) OBP: 0.330, SLG: 0.337	K			L9	BB	1B		FC5-4	BB	0	0	0	1	1	0	0						
Edgardo Alfonzo, R (1,5) OBP: 0.340, SLG: 0.366		G5-3		FC6-4	1B	2B		1-2	FC5-4	5	1	2	0	0	0	3						
Butch Huskey, R (1,9) OBP: 0.295, SLG: 0.381		K		F8	2B	WP		F9	K	4	1	0	0	1	2	2	AB 42					
Rey Ordenez, R (1,6) OBP: 0.246, SLG: 0.264	G6-3		FC6-4	1-2	WP	2B		G5-3	P3	5	0	1	2	0	0	2	R 8					
Masato Yoshii, R (7, 1) OBP: 0.185, SLG: 0.243					G3					3	0	0	0	0	2	1	H 15					
Gregg Zaun, S (7, 1) OBP: 0.286, SLG: 0.391										0	0	0	0	0	0	0	RBI 7					
Rich Becker, L (8, PH) OBP: 0.345, SLG: 0.391										1	0	0	0	0	0	0	BB 4					
Dennis Cook, L (8, 1) OBP: 0.345, SLG: 0.391										0	0	0	0	0	0	0	SO 9					
Jim Tatum, R (9, PH) OBP: 0.320, SLG: 0.488										1	0	1	0	0	0	0	LOB 16					
John Franco, L (9, 1) OBP: 0.320, SLG: 0.488										0	0	0	0	0	0	0						
<b>Inning Stats</b>	R: 0 E: 0 K: 1 S: 13	H: 2 LOB: 2 BB: 0 P: 19	R: 0 E: 0 K: 1 S: 8	H: 0 LOB: 0 BB: 0 P: 8	R: 0 E: 0 K: 1 S: 10	H: 1 LOB: 1 BB: 0 P: 15	R: 0 E: 0 K: 0 S: 7	H: 2 LOB: 2 BB: 0 P: 10	R: 6 E: 0 K: 3 S: 24	H: 6 LOB: 1 BB: 1 P: 36	R: 1 E: 0 K: 3 S: 13	H: 2 LOB: 1 BB: 0 P: 19	R: 0 E: 0 K: 0 S: 5	H: 0 LOB: 0 BB: 0 P: 10	R: 1 E: 0 K: 1 S: 17	H: 1 LOB: 3 BB: 3 P: 31	R: 0 E: 0 K: 1 S: 9	H: 1 LOB: 1 BB: 0 P: 14	1B: 10 2B: 3 3B: 1 HR: 1	SF: 0 SAC: 0 DP: 0 HBP: 0	WP: 1 PB: 0 CS: 0	PA: 46
<b>PITCHER</b>	IP WLS BF H R ER SO BB IBB HBP BLK WP HR S P ERA WHIP																					
Brian Meadows, R (1, 1) ERA: 4.48	5.0 L 27 11 6 6 4 1 0 0 0 0 1 0 62 88 10.80 2.400																					
Oscar Henriquez, R (6, 1) ERA: 7.39	2.0 8 2 1 1 3 0 0 0 0 0 1 18 29 4.50 1.000																					
Matt Mantei, R (8, 1) ERA: 3.38	0.2 5 1 1 1 1 1 1 0 0 0 0 0 9 18 13.50 3.000																					
Felix Heredia, L (8, 1) ERA: 6.15	1.1 6 1 0 0 1 1 0 0 0 0 0 0 17 27 0.00 1.500																					

New York Mets @ Florida Marlins  
Pro Player Stadium, Miami, FL  
Wed May 27 1998, 7:05 PM EDT  
Att: 15,854 - Cloudy - 84 F

AB 42  
R 8  
H 15  
RBI 7  
BB 4  
SO 9  
LOB 16



Batter	1	2	3	4	5	6	7	8	9	AB	R	H	RBI	BB	SO	LOB	BOTTOM					
Todd Dunwoody, L (1,8) OBP: 0.263, SLG: 0.342	F8	G6-3			G4-3		G4-3			4	0	0	0	0	0	3						
Matt Mantei, R (8, 1) OBP: 0.111, SLG: 0.111									1B	0	0	0	0	0	0	0						
Felix Heredia, L (8, 1) OBP: 0.111, SLG: 0.111										0	0	0	0	0	0	0						
John Wehner, R (9, PH) OBP: 0.111, SLG: 0.111										1	0	1	0	0	0	0						
Edgar Renteria, R (1,6) OBP: 0.357, SLG: 0.365	G6-3		G6-3		L7			G5-3	F9	5	0	1	0	0	0	1						
Mark Kotsay, L (1,9) OBP: 0.351, SLG: 0.409	G6-3		FC5-4				P5	BB	1B	4	0	2	0	0	0	1						
Todd Zeile, R (1,5) OBP: 0.300, SLG: 0.408	F8		FC5-4				F9	1B		4	0	0	0	0	0	3						
Cliff Floyd, L (1,7) OBP: 0.365, SLG: 0.511			F9				F8	BB	1B	4	1	2	1	0	0	1						
Ryan Jackson, L (1,3) OBP: 0.325, SLG: 0.479			HR		G6-3			K	BB	3	1	1	1	1	1	0						
Gregg Zaun, S (1,2) OBP: 0.286, SLG: 0.347			HR		F8			2B	P3	3	0	1	0	1	0	3	AB 36					
Dave Berg, R (1,4) OBP: 0.353, SLG: 0.350		G4-3			G4-3				G4-3	4	0	1	0	0	0	1	R 2					
Brian Meadows, R (1, 1) OBP: 0.227, SLG: 0.150										1	0	0	0	0	0	1	H 9					
John Cangelosi, S (5, PH) OBP: 0.286, SLG: 0.286										1	0	0	0	0	0	0	RBI 2					
Oscar Henriquez, R (6, 1) OBP: 0.286, SLG: 0.286										0	0	0	0	0	0	0	BB 2					
Derrek Lee, R (7, PH) OBP: 0.341, SLG: 0.448										2	0	0	0	0	1	2	SO 2					
<b>Inning Stats</b>	R: 0 E: 0 K: 0 S: 9	H: 1 LOB: 1 BB: 0 P: 14	R: 2 E: 0 K: 0 S: 12	H: 3 LOB: 1 BB: 0 P: 17	R: 0 E: 0 K: 0 S: 8	H: 1 LOB: 1 BB: 0 P: 14	R: 0 E: 0 K: 0 S: 4	H: 0 LOB: 0 BB: 0 P: 7	R: 0 E: 0 K: 0 S: 6	H: 0 LOB: 0 BB: 0 P: 8	R: 0 E: 0 K: 0 S: 7	H: 0 LOB: 0 BB: 0 P: 10	R: 0 E: 0 K: 2 S: 12	H: 1 LOB: 2 BB: 1 P: 19	R: 0 E: 0 K: 0 S: 13	H: 2 LOB: 3 BB: 1 P: 20	R: 0 E: 0 K: 0 S: 8	H: 1 LOB: 1 BB: 0 P: 14	1B: 4 2B: 3 3B: 0 HR: 2	SF: 0 SAC: 0 DP: 0 HBP: 0	WP: 0 PB: 0 CS: 0	PA: 38
<b>PITCHER</b>	IP WLS BF H R ER SO BB IBB HBP BLK WP HR S P ERA WHIP																					
Masato Yoshii, R (1, 1) ERA: 2.33	6.0 W 23 11 6 2 2 0 0 0 0 0 0 2 46 3.00 0.833																					
Gregg Zaun, S (7, 1) ERA: 3.66	1.0 5 1 0 0 2 1 0 0 0 0 0 0 12 19 0.00 2.000																					
Dennis Cook, L (8, 1) ERA: 3.31	1.0 6 2 0 0 0 1 0 0 0 0 0 0 13 20 0.00 3.000																					
John Franco, L (9, 1) ERA: 3.93	1.0 4 1 0 0 0 0 0 0 0 0 0 0 8 14 0.00 1.000																					

New York Mets @ Florida Marlins  
Pro Player Stadium, Miami, FL  
Wed May 27 1998, 7:05 PM EDT  
Att: 15,854 - Cloudy - 84 F

AB 36  
R 2  
H 9  
RBI 2  
BB 2  
SO 2  
LOB 16





Batter	1	2	3	4	5	6	7	8	9	AB	R	H	RBI	BB	SO	LOB	TOP					
<b>Brian McRae, S</b> OBP: 0.370, SLG: 0.392 (1, 8)										6	1	2	1	0	1	3						
<b>Bernard Gilkey, R</b> OBP: 0.374, SLG: 0.383 (1, 7)										5	1	2	0	0	1	2						
<b>Jim Tatum, R</b> OBP: 0.255, SLG: 0.488 (9, PH)										0	0	0	1	0	0	0						
<b>31 Mike Piazza, R</b> OBP: 0.339, SLG: 0.487										3	2	1	1	2	0	1						
<b>Alberto Castillo, R</b> OBP: 0.319, SLG: 0.354 (8, 2)										1	0	0	0	0	0	1						
<b>John Olerud, L</b> OBP: 0.475, SLG: 0.522										5	1	2	0	0	1	6						
<b>Matt Franco, L</b> OBP: 0.356, SLG: 0.356 (9, 7)										0	0	0	0	0	0	0						
<b>Edgardo Alfonzo, R</b> OBP: 0.356, SLG: 0.402 (1, 5)										4	1	3	3	1	1	2						
<b>Carlos Baerga, S</b> OBP: 0.310, SLG: 0.442										5	0	1	2	0	0	2						
<b>John Hudek, S</b> OBP: 0.310, SLG: 0.442 (8, 1)										0	0	0	0	0	0	0						
<b>Butch Huskey, R</b> OBP: 0.298, SLG: 0.396 (1, 9)										4	1	1	1	1	1	2						
<b>Rey Ordóñez, R</b> OBP: 0.261, SLG: 0.280 (1, 6)										5	3	4	1	0	0	0						
<b>Rick Reed, R</b> OBP: 0.208, SLG: 0.238										3	1	0	0	1	1	2						
<b>Luis Lopez, S</b> OBP: 0.337, SLG: 0.337 (8, 4)										0	0	0	0	0	0	0						
<b>Inning Stats</b>	R: 0 E: 0 K: 1 S: 10	H: 1 LOB: 0 BB: 0 P: 16	R: 1 E: 0 K: 0 S: 13	H: 3 LOB: 2 BB: 1 P: 19	R: 0 E: 1 K: 1 S: 13	H: 1 LOB: 2 BB: 0 P: 18	R: 0 E: 0 K: 1 S: 5	H: 0 LOB: 0 BB: 0 P: 8	R: 3 E: 0 K: 2 S: 20	H: 3 LOB: 2 BB: 2 P: 36	R: 2 E: 0 K: 1 S: 16	H: 4 LOB: 1 BB: 1 P: 31	R: 1 E: 1 K: 0 S: 10	H: 1 LOB: 1 BB: 0 P: 18	R: 2 E: 0 K: 0 S: 8	H: 1 LOB: 0 BB: 1 P: 18	R: 2 E: 0 K: 0 S: 10	H: 2 LOB: 1 BB: 0 P: 16	1B: 13 2B: 1 3B: 0 HR: 2	SF: 1 SAC: 0 DP: 2 HBP: 1	WP: 0 PB: 0 SB: 0 CS: 0	PA: 48
<b>PITCHER</b>	IP	WLS	BF	H	R	ER	SO	BB	IBB	HBP	BLK	WP	HR	S	P	ERA	WHIP					
<b>55 Matt Beech, L</b> ERA: 5.92 (1, 1)	5.0	L	25	8	4	4	5	2	1	0	0	0	0	61	97	7.20	2.000					
<b>Matt Whiteside, R</b> ERA: 8.5 (6, 1)	3.0		17	6	5	4	1	2	0	0	1	0	1	34	67	12.00	2.667					
<b>Robert Dodd, L</b> ERA: 9.0 (9, 1)	1.0		6	2	2	2	0	0	0	1	0	0	1	10	16	18.00	2.000					

**New York Mets @ Philadelphia Phillies**  
Veterans Stadium, Philadelphia, PA  
Fri May 29 1998, 7:05 PM EDT  
Att: 21,567 - Overcast - 83 F

**AB 41**  
**R 11**  
**H 16**  
**RBI 10**  
**BB 5**  
**SO 6**  
**LOB 21**

Batter	1	2	3	4	5	6	7	8	9	AB	R	H	RBI	BB	SO	LOB	BOTTOM				
<b>Doug Glanville, R</b> OBP: 0.345, SLG: 0.423 (1, 8)										4	0	0	0	0	0	0					
<b>Gregg Jefferies, S</b> OBP: 0.372, SLG: 0.427										3	0	0	0	0	0	0					
<b>Ruben Amaro Jr, S</b> OBP: 0.286, SLG: 0.250 (9, 7)										1	0	0	0	0	0	0					
<b>Scott Rolen, R</b> OBP: 0.376, SLG: 0.590										3	0	0	0	0	0	0					
<b>23 Kevin Jordan, R</b> OBP: 0.281, SLG: 0.371 (9, 5)										1	0	0	0	0	0	0					
<b>Rico Brogna, L</b> OBP: 0.330, SLG: 0.487 (1, 3)										3	0	1	0	0	0	0					
<b>Mike Lieberthal, R</b> OBP: 0.276, SLG: 0.359 (1, 2)										3	0	0	0	0	1	1					
<b>Bobby Abreu, L</b> OBP: 0.423, SLG: 0.503 (1, 9)										3	0	2	0	0	1	0					
<b>Mark Lewis, R</b> OBP: 0.259, SLG: 0.277 (1, 4)										3	0	1	0	0	2	1					
<b>Desi Relaford, S</b> OBP: 0.319, SLG: 0.400										2	0	0	0	0	1	3					
<b>Matt Whiteside, R</b> OBP: 0.368, SLG: 0.276 (8, PH)										0	0	0	0	0	0	0					
<b>Kevin Seick, R</b> OBP: 0.368, SLG: 0.276 (9, 1)										1	0	0	0	0	0	1					
<b>Robert Dodd, L</b> OBP: 0.378, SLG: 0.359 (8, 6)										2	0	1	0	0	0	0					
<b>Inning Stats</b>	R: 0 E: 0 K: 0 S: 6	H: 0 LOB: 0 BB: 0 P: 9	R: 0 E: 0 K: 0 S: 11	H: 3 LOB: 0 BB: 0 P: 19	R: 0 E: 0 K: 1 S: 11	H: 0 LOB: 0 BB: 0 P: 15	R: 0 E: 0 K: 3 S: 9	H: 0 LOB: 0 BB: 0 P: 11	R: 0 E: 0 K: 0 S: 6	H: 0 LOB: 0 BB: 0 P: 8	R: 0 E: 0 K: 0 S: 7	H: 0 LOB: 0 BB: 0 P: 11	R: 0 E: 0 K: 1 S: 11	H: 2 LOB: 0 BB: 0 P: 18	R: 0 E: 0 K: 0 S: 4	H: 0 LOB: 0 BB: 0 P: 7	1B: 4 2B: 2 3B: 0 HR: 0	SF: 0 SAC: 0 DP: 1 HBP: 0	WP: 0 PB: 0 SB: 0 CS: 0	PA: 30	
<b>PITCHER</b>	IP	WLS	BF	H	R	ER	SO	BB	IBB	HBP	BLK	WP	HR	S	P	ERA	WHIP				
<b>Rick Reed, R</b> ERA: 2.44 (1, 1)	7.1	W	25	4	0	0	0	0	0	0	0	0	0	9	15	0.00	0.600				
<b>John Hudek, R</b> ERA: 3.24 (8, 1)	1.2		5	1	0	0	0	0	0	0	0	0	0	9	15	0.00	0.600				

**New York Mets @ Philadelphia Phillies**  
Veterans Stadium, Philadelphia, PA  
Fri May 29 1998, 7:05 PM EDT  
Att: 21,567 - Overcast - 83 F

**AB 30**  
**R 0**  
**H 5**  
**RBI 0**  
**BB 0**  
**SO 5**  
**LOB 6**



Batter	1	2	3	4	5	6	7	8	9	AB	R	H	RBI	BB	SO	LOB	TOP								
Brian McRae, S (1, 8) OBP: 0.362, SLG: 0.383	G4-3		K		G4-6-3		K			4	0	0	0	0	2	1	<b>New York Mets @ Philadelphia Phillies</b> Veterans Stadium, Philadelphia, PA Sat May 30 1998, 7:05 PM EDT Att: 30,660 - Cloudy - 86 F								
Bernard Gilkey, R (1, 7) OBP: 0.385, SLG: 0.423	HR		BB			31 1B 2B		K		3	2	2	1	1	1	0									
31 Mike Piazza, R (1, 2) OBP: 0.337, SLG: 0.482	G4-3		L7			2B 1B		L7		4	1	1	0	0	0	1									
John Olerud, L (1, 3) OBP: 0.470, SLG: 0.521	F9				G3-1	1B G4-6-3 2B		F7		4	1	1	1	0	0	0									
Edgardo Alfonzo, R (1, 5) OBP: 0.353, SLG: 0.397		G6-3		K		G4-6-3 1B		G1-3		4	0	1	1	0	1	0									
Carlos Baerga, S (1, 4) OBP: 0.315, SLG: 0.458 John Franco, L (9, 1)		FC6-4 HBP				G4-6-3		K		3	1	1	1	0	1	1									
Butch Huskey, R (1, 9) OBP: 0.303, SLG: 0.417				HR		1-2f 3-H 0-0				0	0	0	0	0	0	0									
Rey Ordenez, R (1, 6) OBP: 0.261, SLG: 0.279	FC6-4			G5-3		1B CS		HR		4	1	2	1	0	1	1									
Al Leiter, L (1, 1) OBP: 0.182, SLG: 0.227 Mel Rojas, R (8, 1) Greg McMichael, R (8, 1) Luis Lopez, S (9, 4) OBP: 0.337, SLG: 0.337										4	0	1	0	0	0	1									
										3	0	0	0	0	3	1									
										0	0	0	0	0	0	0									
										0	0	0	0	0	0	0									
										0	0	0	0	0	0	0									
<b>Inning Stats</b>	R: 1 E: 0 K: 0 S: 9	H: 1 LOB: 0 BB: 0 P: 13	R: 0 E: 0 K: 1 S: 9	H: 0 LOB: 1 BB: 0 P: 14	R: 0 E: 0 K: 2 S: 12	H: 0 LOB: 1 BB: 1 P: 20	R: 1 E: 0 K: 1 S: 9	H: 1 LOB: 0 BB: 0 P: 14	R: 0 E: 0 K: 1 S: 5	H: 1 LOB: 0 BB: 0 P: 8	R: 3 E: 0 K: 0 S: 12	H: 5 LOB: 0 BB: 0 P: 17	R: 0 E: 0 K: 2 S: 7	H: 0 LOB: 0 BB: 0 P: 8	R: 0 E: 0 K: 1 S: 9	H: 0 LOB: 0 BB: 0 P: 13	R: 1 E: 0 K: 1 S: 10	H: 1 LOB: 0 BB: 0 P: 11	1B: 4 2B: 2 3B: 0 HR: 3	SF: 0 SAC: 0 DP: 2 HBP: 1	WP: 0 PB: 0 SB: 0 CS: 1	PA: 36			
<b>PITCHER</b>	IP	WLS	BF	H	R	ER	SO	BB	IBB	HBP	BLK	WP	HR	S	P	ERA	WHIP								
Tyler Green, R (1, 1) ERA: 4.91	7.0	L	28	8	5	5	7	1	0	1	0	0	2	63	94	6.43	1.286								
Jerry Spradlin, R (8, 1) ERA: 4.23	2.0		7	1	1	1	2	0	0	0	0	0	1	19	24	4.50	0.500								

AB	33
R	6
H	9
RBI	5
BB	1
SO	9
LOB	6



Batter	1	2	3	4	5	6	7	8	9	AB	R	H	RBI	BB	SO	LOB	BOTTOM								
Doug Glanville, R (1, 8) OBP: 0.342, SLG: 0.419	FC4 1B		P3		L4		K		K	5	0	1	0	0	2	0	<b>New York Mets @ Philadelphia Phillies</b> Veterans Stadium, Philadelphia, PA Sat May 30 1998, 7:05 PM EDT Att: 30,660 - Cloudy - 86 F								
Kevin Sefcik, R (1, 9) OBP: 0.357, SLG: 0.250 Jerry Spradlin, S (8, 1)	FC4 FC5-4		BB 23 1B BB		K		K			3	1	0	0	1	2	1									
Scott Rolen, R (1, 5) OBP: 0.378, SLG: 0.512	FC5-4		BB 23 1B BB		F8					3	1	1	1	1	0	1									
23 Kevin Jordan, R (1, 3) OBP: 0.309, SLG: 0.385	G6-3		1B 1-2 2-H			0-1 HR 1B		HR		3	1	2	1	1	0	1									
Mike Lieberthal, R (1, 2) OBP: 0.280, SLG: 0.385		G4-3 2B	P6			HR 1B		K		4	1	2	2	0	1	3									
Mark Lewis, R (1, 4) OBP: 0.259, SLG: 0.277		G4-3			G6-3		G6-3	FC3-6		4	0	1	0	0	0	2									
Rex Hudler, R (1, 7) OBP: 0.226, SLG: 0.179 Gregg Jefferies, S (6, PH) (9, 7)		G4-3			K		K		K	3	0	0	0	0	2	2									
Desi Relaford, S (1, 6) OBP: 0.311, SLG: 0.390			K		K		K			1	0	0	0	0	1	1									
Tyler Green, R (1, 1) OBP: 0.300, SLG: 0.333 Ruben Amaro Jr., S (7, PH) (8, 9)			K		K		P3		P3 F8	4	0	0	0	0	3	2									
										2	0	0	0	0	2	1									
										2	0	0	0	0	0	0									
<b>Inning Stats</b>	R: 0 E: 0 K: 0 S: 8	H: 1 LOB: 1 BB: 0 P: 11	R: 0 E: 0 K: 1 S: 8	H: 1 LOB: 0 BB: 0 P: 12	R: 1 E: 0 K: 1 S: 15	H: 1 LOB: 2 BB: 2 P: 29	R: 0 E: 0 K: 3 S: 16	H: 1 LOB: 1 BB: 0 P: 22	R: 0 E: 0 K: 2 S: 12	H: 2 LOB: 0 BB: 0 P: 17	R: 0 E: 0 K: 2 S: 13	H: 0 LOB: 0 BB: 0 P: 19	R: 1 E: 0 K: 2 S: 18	H: 1 LOB: 1 BB: 1 P: 28	R: 0 E: 0 K: 1 S: 9	H: 0 LOB: 0 BB: 0 P: 14	1B: 4 2B: 1 3B: 0 HR: 2	SF: 0 SAC: 0 DP: 0 HBP: 0	WP: 0 PB: 0 SB: 0 CS: 0	PA: 37					
<b>PITCHER</b>	IP	WLS	BF	H	R	ER	SO	BB	IBB	HBP	BLK	WP	HR	S	P	ERA	WHIP								
Al Leiter, L (1, 1) ERA: 1.74	7.0		29	6	3	3	10	2	0	0	0	0	1	80	120	3.86	1.143								
Mel Rojas, R (8, 1) ERA: 2.09	0.0	2	1	1	1	0	0	1	0	0	0	0	1	6	13	∞	∞								
Greg McMichael, R (8, 1) ERA: 3.48	1.0	3	0	0	0	0	2	0	0	0	0	0	0	12	15	0.00	0.000								
John Franco, L (9, 1) ERA: 3.72	1.0	S	3	0	0	0	1	0	0	0	0	0	0	9	14	0.00	0.000								

AB	34
R	4
H	7
RBI	4
BB	3
SO	13
LOB	14





Batter	1	2	3	4	5	6	7	8	9	AB	R	H	RBI	BB	SO	LOB	TOP								
<b>Brian McRae, S</b> OBP: 0.363, SLG: 0.401	1-1 HR	3-3 K		2-2 F6		0-0 1B		1-2 F8		5	1	2	1	0	1	3	<b>New York Mets @ Philadelphia Phillies</b> Veterans Stadium, Philadelphia, PA Sun May 31, 1998, 3:33 AM EDT Att: 23,025 - Cloudy - 89 F								
<b>Bernard Gilkey, R</b> OBP: 0.385, SLG: 0.417	1-1 G6-3		1-1 G4-3	1-0 FC6-4 HBP		2-0 F7		2-1 G5-4-3 1B		4	0	1	2	0	0	2									
<b>31 Mike Piazza, R</b> OBP: 0.343, SLG: 0.485	1-0 2B 1B		2-2 1B 3B	1-0 FC6-4 1B				1-0 G3-6-3 1B		5	2	3	0	0	0	3									
<b>John Olerud, L</b> OBP: 0.478, SLG: 0.533	0-2 1B 2B		0-2 3B 1B		0-0 L3 1B			3-1 G3-6-3 1B		4	2	3	0	1	0	1									
<b>Edgardo Alfonzo, R</b> OBP: 0.368, SLG: 0.426	2-2 FC5-4 1B		1-0 3B		2-1 L3			1-1 1B		5	1	4	4	0	0	1									
<b>Luis Lopez, S</b> OBP: 0.326, SLG: 0.326	1-4 F7		0-0 G6-3		1-1 F8			2-1 1B		3	0	0	0	0	0	2									
<b>Brian Bohanon, L</b> OBP: 0.545, SLG: 0.636	5-1 F7		0-0 G6-3		0-0 F8			3-3 K2-3		0	0	0	0	0	0	0									
<b>Rich Becker, L</b> OBP: 0.349, SLG: 0.393	7-9 F7		0-0 G6-3		1-1 F8			1-2 1B		2	0	1	0	0	1	2									
<b>Butch Huskey, R</b> OBP: 0.407	1-9 FC5-4		0-0 G6-3		2-3 K			0-3 K		4	0	0	0	0	2	4									
<b>Mel Rojas, R</b> OBP: 0.368, SLG: 0.356	7-1 FC5-4		0-0 G6-3		0-0 SH2-3 1B			0-1 F4		0	0	0	0	0	0	0									
<b>Matt Franco, L</b> OBP: 0.368, SLG: 0.356	9-1 FC5-4		0-0 G6-3		0-2 SH2-3			1-0 F4		0	0	0	0	0	0	0									
<b>John Franco, L</b> OBP: 0.368, SLG: 0.356	9-1 FC5-4		0-0 G6-3		0-2 SH2-3			1-0 F4		0	0	0	0	0	0	0									
<b>Rey Ordonez, R</b> OBP: 0.270, SLG: 0.288		0-1 G3		0-0 SH2-3 1B				0-1 F4		5	1	3	0	0	0	0									
<b>Bobby Jones, R</b> OBP: 0.118, SLG: 0.118		2-3 K		0-2 SH2-3				1-0 F4		1	0	0	0	0	1	0									
<b>Carlos Baerga, S</b> OBP: 0.320, SLG: 0.462		2-3 K		0-2 SH2-3				1-0 F4		3	1	2	0	0	0	2									
<b>Inning Stats</b>	R: 3 E: 0 K: 0 S: 13	H: 4 LOB: 1 BB: 0 P: 21	R: 0 E: 0 K: 2 S: 10	H: 0 LOB: 0 BB: 0 P: 15	R: 2 E: 0 K: 0 S: 11	H: 3 LOB: 1 BB: 0 P: 15	R: 0 E: 0 K: 0 S: 10	H: 1 LOB: 2 BB: 0 P: 14	R: 0 E: 0 K: 1 S: 5	H: 1 LOB: 0 BB: 0 P: 8	R: 0 E: 0 K: 1 S: 12	H: 2 LOB: 2 BB: 0 P: 18	R: 0 E: 0 K: 1 S: 10	H: 3 LOB: 2 BB: 0 P: 17	R: 2 E: 1 K: 0 S: 9	H: 3 LOB: 0 BB: 0 P: 14	R: 1 E: 0 K: 1 S: 10	H: 2 LOB: 2 BB: 2 P: 25	1B: 16 2B: 2 3B: 1 HR: 1	SF: 0 SAC: 1 DP: 3 HBP: 1	WP: 1 PB: 0 CS: 0 CS: 2	PA: 45			
<b>PITCHER</b>	IP	WLS	BF	H	R	ER	SO	BB	IBB	HBP	BLK	WP	HR	S	P	ERA	WHIP	<b>PITCHER</b>							
<b>Mark Portugal, R</b> ERA: 4.65	5.2		28	11	5	5	3	0	0	1	0	0	1	60	88	7.94	1.941								
<b>Jerry Spradlin, R</b> ERA: 4.18	0.1		1	0	0	0	0	0	0	0	0	0	0	1	3	0.00	0.000								
<b>Wayne Gomes, R</b> ERA: 4.08	1.0		6	4	1	1	1	0	0	0	0	0	0	12	19	9.00	4.000								
<b>Darrin Winston, L</b> ERA: 3.8	0.1	L	2	1	0	0	0	0	0	0	0	0	0	4	6	0.00	3.000								
<b>Mark Leiter, R</b> ERA: 2.14	1.2		8	3	2	1	1	1	1	0	0	1	0	13	31	5.40	2.400								

Batter	1	2	3	4	5	6	7	8	9	AB	R	H	RBI	BB	SO	LOB	BOTTOM								
<b>Doug Glanville, R</b> OBP: 0.343, SLG: 0.431	1-2 G5-3		1-1 HR	2-2 2B 1B		3-2 G5-3			1-2 G1-6-3	5	2	2	1	0	0	1	<b>New York Mets @ Philadelphia Phillies</b> Veterans Stadium, Philadelphia, PA Sun May 31, 1998, 3:33 AM EDT Att: 23,025 - Cloudy - 89 F								
<b>Gregg Jefferies, S</b> OBP: 0.373, SLG: 0.437	0-1 1B SF7 2B		1-3 K	1-1 1B 2B			1-2 G3-1			4	1	2	1	0	1	0									
<b>Scott Rolen, R</b> OBP: 0.384, SLG: 0.522	2-2 E S 1B		1-2 2B 1B	1-1 G1-3			0-0 CS 2B			4	1	3	0	0	0	1									
<b>Rico Brogna, L</b> OBP: 0.329, SLG: 0.481	1-0 SF7		4-1 2B 1B BB		0-0 G6-3		0-2 F5			2	1	0	1	1	0	1									
<b>Bobby Abreu, L</b> OBP: 0.415, SLG: 0.491	3-3 K		0-0 F7		1-0 G4-3			1-3 K		4	0	0	0	0	2	3									
<b>Mark Lewis, R</b> OBP: 0.284, SLG: 0.283		1-2 F3	0-0 1B 2B		4-1 BB			1-1 F8		3	1	1	1	1	0	0									
<b>Mark Parent, R</b> OBP: 0.333, SLG: 0.343		1-2 1B	0-2 1B		3-3 K			0-0 F7		3	0	2	2	0	1	1									
<b>Mike Lieberthal, R</b> OBP: 0.279, SLG: 0.383		1-2 1B	2-2 2B 1B					0-0 F7		1	0	0	0	0	0	0									
<b>Desi Relaford, S</b> OBP: 0.310, SLG: 0.386		0-1 G6-4-3 1B		0-2 G4-3		1-0 G5-3			3-2 F8	4	0	1	0	0	0	0									
<b>Mark Portugal, R</b> ERA: 4.65	4.0		21	10	6	6	2	1	0	0	0	0	0	0	0	2									
<b>Jerry Spradlin, S</b> ERA: 4.18	2.0		7	0	0	0	1	1	0	0	0	0	0	0	0	0									
<b>Rex Hudler, R</b> ERA: 1.58	2.0	W	6	1	0	0	1	0	0	0	0	0	0	0	0	0									
<b>Wayne Gomes, R</b> ERA: 4.08	1.0	S	3	1	0	0	0	0	0	0	0	0	0	0	0	0									
<b>Darrin Winston, L</b> ERA: 3.8	1.0	S	3	1	0	0	0	0	0	0	0	0	0	0	0	0									
<b>Mark Leiter, R</b> ERA: 2.14	1.0	S	3	1	0	0	0	0	0	0	0	0	0	0	0	0									
<b>23 Kevin Jordan, R</b> OBP: 0.310, SLG: 0.386	1.0	S	3	1	0	0	0	0	0	0	0	0	0	0	0	0									
<b>Inning Stats</b>	R: 1 E: 0 K: 1 S: 17	H: 2 LOB: 1 BB: 0 P: 24	R: 0 E: 0 K: 0 S: 9	H: 2 LOB: 0 BB: 0 P: 11	R: 4 E: 0 K: 1 S: 17	H: 4 LOB: 1 BB: 1 P: 24	R: 1 E: 0 K: 0 S: 13	H: 2 LOB: 1 BB: 0 P: 18	R: 0 E: 0 K: 0 S: 6	H: 0 LOB: 0 BB: 1 P: 14	R: 0 E: 0 K: 0 S: 10	H: 0 LOB: 0 BB: 0 P: 16	R: 0 E: 0 K: 1 S: 7	H: 0 LOB: 0 BB: 0 P: 9	R: 0 E: 0 K: 1 S: 7	H: 0 LOB: 0 BB: 0 P: 9	R: 0 E: 0 K: 0 S: 7	H: 1 LOB: 0 BB: 0 P: 11	1B: 7 2B: 4 3B: 0 HR: 1	SF: 1 SAC: 0 DP: 2 HBP: 0	WP: 0 PB: 0 CS: 0 CS: 1	PA: 37			
<b>PITCHER</b>	IP	WLS	BF	H	R	ER	SO	BB	IBB	HBP	BLK	WP	HR	S	P	ERA	WHIP	<b>PITCHER</b>							
<b>Bobby Jones, R</b> ERA: 4.04	4.0		21	10	6	6	2	1	0	0	0	0	0	16	30	0.00	0.500								
<b>Brian Bohanon, L</b> ERA: 1.58	2.0		7	0	0	0	1	1	0	0	0	0	0	16	30	0.00	0.500								
<b>Mel Rojas, R</b> ERA: 1.9	2.0	W	6	1	0	0	1	0	0	0	0	0	0	15	18	0.00	0.500								
<b>John Franco, L</b> ERA: 3.54	1.0	S	3	1	0	0	0	0	0	0	0	0	0	7	11	0.00	1.000								



Batter	1	2	3	4	5	6	7	8	9	AB	R	H	RBI	BB	SO	LOB	TOP					
<b>Brian McRae, S</b> (1, 8) OBP: 0.354, SLG: 0.390	G6-3		K		B2			F7	FC6-4	5	0	0	0	0	1	2						
<b>Bernard Gilkey, R</b> (1, 7) OBP: 0.388, SLG: 0.411	BB		BB		L9			K		2	0	0	0	2	1	0						
<b>31 Mike Piazza, R</b> (1, 2) OBP: 0.341, SLG: 0.495	K		FC6-4							4	1	1	1	0	1	3						
<b>John Olerud, L</b> (1, 3) OBP: 0.469, SLG: 0.520	K				F7					4	0	0	0	0	2	1						
<b>Carlos Baerga, S</b> (1, 4) OBP: 0.330, SLG: 0.468		F7			BB					4	1	3	0	0	0	0						
<b>Edgardo Alfonzo, R</b> (1, 5) OBP: 0.371, SLG: 0.432		L4			1B					3	1	1	0	1	0	1						
<b>Rich Becker, L</b> (1, 9) OBP: 0.339, SLG: 0.380					BB					3	0	0	0	0	1	2						
<b>Butch Huskey, R</b> (9, PH) OBP: 0.295, SLG: 0.405	K				F8					1	0	0	0	0	0	2						
<b>Rey Ordonez, R</b> (1, 6) OBP: 0.270, SLG: 0.293										4	0	1	1	0	1	3						
<b>Dave Micki, R</b> (1, 1) OBP: 0.278, SLG: 0.188										1	0	0	0	0	1	0						
<b>Luis Lopez, S</b> (7, PH) OBP: 0.323, SLG: 0.322										1	0	0	0	0	0	0						
<b>Turk Wendell, L</b> (7, 1) OBP: 0.295, SLG: 0.405										0	0	0	0	0	0	0						
<b>Jim Tatum, R</b> (9, PH) OBP: 0.250, SLG: 0.488										0	0	0	1	0	0	0						
<b>Inning Stats</b>	R: 0 E: 0 K: 2 S: 11	H: 0 LOB: 1 BB: 1 P: 19	R: 0 E: 0 K: 1 S: 9	H: 0 LOB: 0 BB: 0 P: 16	R: 0 E: 0 K: 1 S: 7	H: 1 LOB: 2 BB: 1 P: 12	R: 0 E: 0 K: 1 S: 15	H: 1 LOB: 0 BB: 1 P: 23	R: 0 E: 0 K: 1 S: 7	H: 0 LOB: 0 BB: 0 P: 11	R: 0 E: 0 K: 0 S: 8	H: 1 LOB: 1 BB: 0 P: 13	R: 0 E: 0 K: 0 S: 7	H: 0 LOB: 0 BB: 0 P: 12	R: 1 E: 0 K: 1 S: 12	H: 1 LOB: 0 BB: 0 P: 17	R: 2 E: 1 K: 0 S: 8	H: 2 LOB: 1 BB: 0 P: 11	1B: 3 2B: 2 3B: 0 HR: 1	SF: 1 SAC: 1 DP: 0 HBP: 0	WP: 0 PB: 0 SB: 0 CS: 0	PA: 37
<b>PITCHER</b>	IP	WLS	BF	H	R	ER	SO	BB	IBB	HBP	BLK	WP	HR	S	P	ERA	WHIP					
<b>Jason Schmidt, R</b> (1, 1) ERA: 3.59	8.0	W	33	6	3	2	8	3	0	0	0	0	1	79	128	2.25	1.125					
<b>Ricardo Rincon, L</b> (9, 1) ERA: 0.75	1.0	S	4	0	0	0	0	0	0	0	0	0	0	5	6	0.00	0.000					

**New York Mets @ Pittsburgh Pirates**  
Three Rivers Stadium, Pittsburgh, PA  
Mon Jun 01 1998, 7:05 PM EDT  
Att: 11,274 - Unknown - 73 F

**AB 32**  
**R 3**  
**H 6**  
**RBI 3**  
**BB 3**  
**SO 8**  
**LOB 14**



Batter	1	2	3	4	5	6	7	8	9	AB	R	H	RBI	BB	SO	LOB	BOTTOM					
<b>Tony Womack, L</b> (1, 4) OBP: 0.305, SLG: 0.306	HR				1B					3	1	2	2	0	1	0						
<b>Al Martin, L</b> (1, 7) OBP: 0.319, SLG: 0.402	K				1B					4	0	2	1	0	2	0						
<b>Kevin Young, R</b> (8, 3) OBP: 0.328, SLG: 0.488	K				1B					0	0	0	0	0	0	0						
<b>18 Jason Kendall, R</b> (1, 2) OBP: 0.420, SLG: 0.477	F9				F9					4	0	0	0	0	0	3						
<b>Mark Smith, R</b> (1, 3) OBP: 0.224, SLG: 0.190	E				G5-3					3	1	2	0	1	0	0						
<b>Manny Martinez, R</b> (7, PR) OBP: 0.433, SLG: 0.750	BB				1B					0	0	0	0	0	0	0						
<b>Jermaine Allensworth, R</b> (1, 8) OBP: 0.354, SLG: 0.440	E6				K					4	0	0	0	0	1	4						
<b>Jose Guillen, R</b> (1, 9) OBP: 0.382, SLG: 0.519	G6-3				G5-3					3	0	1	1	0	0	3						
<b>Aramis Ramirez, R</b> (1, 5)										3	1	0	0	1	2	2						
<b>Kevin Polcovich, R</b> (1, 6) OBP: 0.235, SLG: 0.229										2	1	0	0	1	0	1						
<b>Jason Schmidt, R</b> (1, 1) OBP: 0.083, SLG: 0.043										3	0	0	0	0	2	2						
<b>Ricardo Rincon, L</b> (9, 1) ERA: 6.11										0	0	0	0	0	0	0						
<b>Inning Stats</b>	R: 1 E: 2 K: 1 S: 13	H: 1 LOB: 2 BB: 1 P: 21	R: 2 E: 0 K: 0 S: 9	H: 1 LOB: 1 BB: 2 P: 20	R: 0 E: 0 K: 2 S: 10	H: 1 LOB: 1 BB: 0 P: 13	R: 0 E: 0 K: 0 S: 8	H: 2 LOB: 2 BB: 0 P: 13	R: 1 E: 0 K: 1 S: 10	H: 0 LOB: 0 BB: 0 P: 14	R: 0 E: 0 K: 2 S: 8	H: 0 LOB: 0 BB: 0 P: 11	R: 0 E: 0 K: 1 S: 9	H: 1 LOB: 1 BB: 0 P: 12	R: 0 E: 0 K: 1 S: 11	H: 1 LOB: 1 BB: 0 P: 19	1B: 6 2B: 0 3B: 0 HR: 1	SF: 2 SAC: 1 DP: 0 HBP: 1	WP: 0 PB: 0 SB: 1 CS: 1	PA: 36		
<b>PITCHER</b>	IP	WLS	BF	H	R	ER	SO	BB	IBB	HBP	BLK	WP	HR	S	P	ERA	WHIP					
<b>Dave Micki, R</b> (1, 1) ERA: 5.68	6.0	L	28	5	4	3	6	3	0	1	0	0	0	58	92	4.50	1.333					
<b>Turk Wendell, R</b> (7, 1) ERA: 6.11	2.0		8	2	0	0	2	0	0	0	0	0	0	20	31	0.00	1.000					

**New York Mets @ Pittsburgh Pirates**  
Three Rivers Stadium, Pittsburgh, PA  
Mon Jun 01 1998, 7:05 PM EDT  
Att: 11,274 - Unknown - 73 F

**AB 29**  
**R 4**  
**H 7**  
**RBI 4**  
**BB 3**  
**SO 8**  
**LOB 15**





Batter	1	2	3	4	5	6	7	8	9	AB	R	H	RBI	BB	SO	LOB	TOP					
Brian McRae, S OBP: 0.352, SLG: 0.386 (1, 8)										4	0	1	0	0	0	1						
Bernard Gilkey, R OBP: 0.385, SLG: 0.414 (1, 7)										4	1	1	0	0	0	1						
31 Mike Piazza, R OBP: 0.339, SLG: 0.490 (1, 2)										4	0	1	1	0	0	1						
John Olerud, L OBP: 0.479, SLG: 0.526 (1, 3)										2	0	2	0	2	0	0						
Edgardo Alfonzo, R OBP: 0.362, SLG: 0.420 (1, 5)										4	0	0	0	0	0	6						
Carlos Baerga, S OBP: 0.323, SLG: 0.458 (1, 4)										4	0	0	0	0	1	3						
Butch Huskey, R OBP: 0.294, SLG: 0.418 (1, 9)										4	1	1	1	0	1	0						
Rey Ordenez, R OBP: 0.267, SLG: 0.290 (7, PH)										2	0	0	0	0	0	0						
Luis Lopez, S OBP: 0.327, SLG: 0.326 (7, 6)										2	0	1	0	0	1	0						
Masato Yoshii, R OBP: 0.176, SLG: 0.133 (3, 1)										1	0	0	0	0	1	0						
Brian Lintz, L OBP: 0.200, SLG: 0.583 (6, 1)										1	0	0	0	0	0	0						
Matt Franco, L OBP: 0.350, SLG: 0.350 (7, 1)										0	0	0	0	0	1	1						
Dennis Cook, L OBP: 0.350, SLG: 0.350 (7, 1)										0	0	0	0	0	0	0						
Greg McMichael, R OBP: 0.350, SLG: 0.350 (8, 1)										0	0	0	0	0	0	0						
<b>Inning Stats</b>	R: 1 E: 0 K: 0 S: 11	H: 2 LOB: 2 BB: 1 P: 24	R: 1 E: 0 K: 1 S: 10	H: 1 LOB: 0 BB: 0 P: 16	R: 0 E: 0 K: 0 S: 9	H: 1 LOB: 1 BB: 0 P: 16	R: 0 E: 0 K: 0 S: 7	H: 0 LOB: 0 BB: 0 P: 12	R: 0 E: 0 K: 1 S: 5	H: 1 LOB: 1 BB: 0 P: 7	R: 0 E: 0 K: 2 S: 10	H: 1 LOB: 1 BB: 0 P: 15	R: 0 E: 0 K: 2 S: 9	H: 1 LOB: 1 BB: 0 P: 12	R: 0 E: 0 K: 0 S: 7	H: 1 LOB: 1 BB: 0 P: 17	R: 0 E: 0 K: 2 S: 11	H: 0 LOB: 0 BB: 0 P: 16	1B: 5 2B: 1 3B: 0 HR: 1	SF: 0 SAC: 0 DP: 1 HBP: 0	WP: 1 PB: 0 SB: 1 CS: 0	PA: 35
<b>PITCHER</b>	IP	WLS	BF	H	R	ER	SO	BB	IBB	HBP	BLK	WP	HR	S	P	ERA	WHIP					
Chris Peters, L ERA: 2.7 (1, 1)	5.0	W	20	4	2	2	2	1	0	0	0	1	1	42	75	3.60	1.000					
Elmer Dessens, R ERA: 5.52 (6, 1)	2.1	L	10	3	0	0	2	0	0	0	0	0	0	24	36	0.00	1.286					
Ricardo Rincon, L ERA: 0.7 (8, 1)	1.2	S	5	0	0	0	2	1	0	0	0	0	0	13	24	0.00	0.600					

**New York Mets @ Pittsburgh Pirates**  
 Three Rivers Stadium, Pittsburgh, PA  
 Tue Jun 02 1998, 7:05 PM EDT  
 Att: 9,040 - Overcast - 68 F

AB	33
R	2
H	7
RBI	2
BB	2
SO	6
LOB	13



Batter	1	2	3	4	5	6	7	8	9	AB	R	H	RBI	BB	SO	LOB	BOTTOM				
Tony Womack, L OBP: 0.308, SLG: 0.307 (1, 4)										3	2	1	0	1	0	0					
Al Martin, L OBP: 0.322, SLG: 0.401 (1, 7)										3	1	1	0	0	1	1					
Ricardo Rincon, L (8, 1)										0	0	0	0	0	0	0					
Turner Ward, S OBP: 0.324, SLG: 0.404 (1, 8)										5	0	1	0	0	1	5					
Kevin Young, R OBP: 0.326, SLG: 0.493 (1, 3)										4	0	1	4	0	1	2					
Jose Guillen, R OBP: 0.361, SLG: 0.521 (1, 9)										3	1	1	0	0	0	2					
Elmer Dessens, R (6, 1)										0	0	0	0	0	0	0					
Manny Martinez, R OBP: 0.419, SLG: 0.724 (8, 7)										1	0	0	0	0	0	1					
Doug Strange, S OBP: 0.246, SLG: 0.250 (1, 5)										4	0	1	1	0	1	1					
Keith Osik, R OBP: 0.303, SLG: 0.214 (1, 2)										3	0	1	0	0	1	1					
Kevin Polcovich, R OBP: 0.229, SLG: 0.222 (1, 6)										3	0	0	0	0	1	1					
Chris Peters, L (1, 1)										1	0	0	0	0	0	0					
Jermaine Allensworth, R OBP: 0.356, SLG: 0.435 (6, 8)										1	1	0	0	1	1	0					
<b>Inning Stats</b>	R: 1 E: 1 K: 0 S: 7	H: 0 LOB: 1 BB: 1 P: 14	R: 0 E: 0 K: 0 S: 5	H: 1 LOB: 0 BB: 0 P: 10	R: 0 E: 0 K: 0 S: 6	H: 1 LOB: 0 BB: 0 P: 7	R: 1 E: 0 K: 0 S: 11	H: 2 LOB: 1 BB: 0 P: 14	R: 3 E: 0 K: 1 S: 17	H: 2 LOB: 1 BB: 1 P: 34	R: 0 E: 0 K: 2 S: 8	H: 0 LOB: 0 BB: 0 P: 15	R: 0 E: 0 K: 2 S: 9	H: 0 LOB: 0 BB: 0 P: 14	R: 0 E: 0 K: 2 S: 11	H: 1 LOB: 1 BB: 0 P: 21	1B: 4 2B: 2 3B: 1 HR: 0	SF: 0 SAC: 0 DP: 1 HBP: 1	WP: 0 PB: 0 SB: 0 CS: 1	PA: 34	
<b>PITCHER</b>	IP	WLS	BF	H	R	ER	SO	BB	IBB	HBP	BLK	WP	HR	S	P	ERA	WHIP				
Masato Yoshii, R ERA: 2.25 (1, 1)	2.0	L	8	5	4	4	1	1	0	0	0	0	0	12	24	0.00	1.000				
Brian Bohanon, L ERA: 2.3 (3, 1)	3.0	L	16	5	4	4	1	1	0	1	0	0	0	34	55	12.00	2.000				
John Hudek, R ERA: 3.06 (6, 1)	1.0	L	3	0	0	0	2	0	0	0	0	0	0	8	15	0.00	0.000				
Dennis Cook, L ERA: 3.12 (7, 1)	1.0	L	3	0	0	0	2	0	0	0	0	0	0	9	14	0.00	0.000				
Greg McMichael, R ERA: 3.32 (8, 1)	1.0	L	4	1	0	0	2	0	0	0	0	0	0	11	21	0.00	1.000				

**New York Mets @ Pittsburgh Pirates**  
 Three Rivers Stadium, Pittsburgh, PA  
 Tue Jun 02 1998, 7:05 PM EDT  
 Att: 9,040 - Overcast - 68 F

AB	31
R	5
H	7
RBI	5
BB	2
SO	7
LOB	14





Batter	1	2	3	4	5	6	7	8	9	AB	R	H	RBI	BB	SO	LOB	TOP										
Edgardo Alfonso, R OBP: 0.359, SLG: 0.411	(1,5) F9		(4,2) BB		(0,2) G1-3			(3,2) L4		3	0	0	0	1	0	1											
Bernard Gilkey, R OBP: 0.375, SLG: 0.401	(1,7) K		(3,0) F7			(1,3) K		(2,0) F9		4	0	0	0	0	2	1											
31 Mike Piazza, R OBP: 0.333, SLG: 0.481	(1,2) G6-3			(0,3) K		(1,2) G6-3		(2,0) G4-3		4	0	0	0	0	1	0											
John Olerud, L OBP: 0.475, SLG: 0.517		(3,3) K		(2,3) K		(2,2) HBP			(2,3) K	3	0	0	0	0	3	0											
Carlos Baerga, S OBP: 0.326, SLG: 0.459		(0,1) BLK 1B		(1,1) FC6-4 1B		(0,0) P6			(1,0) E6 FC5-4	4	0	2	0	0	0	1											
Butch Huskey, R OBP: 0.293, SLG: 0.414		(2,2) F9 1B		(0,0) FC6-4 1-2			(1,1) F9 S 1B		(0,1) FC5-4 1-2	4	0	1	0	0	0	3											
Rich Becker, L OBP: 0.330, SLG: 0.368 Jim Tatum, R OBP: 0.245, SLG: 0.476	(1,8) F9 (9, PH)	(1,1) F9		(2,3) K		(3,2) F8		(1,3) K	3	0	0	0	0	1	2		AB 32 R 0 H 4 RBI 0 BB 1 SO 9 LOB 11										
Rey Ordonez, R OBP: 0.263, SLG: 0.285			(0,3) K		(3,2) L9		(1,2) F9		(1,3) F9	3	0	0	0	0	1	1											
Rick Reed, R OBP: 0.231, SLG: 0.261 Matt Franco, L OBP: 0.357, SLG: 0.344 Greg McMichael, R Mel Rojas, R	(1,1) F8 (7, PH) (7, 1) (8, 1)		(0,2) F8		(0,0) 1B		(0,0) P5			2	0	1	0	0	0	0											
<b>Inning Stats</b>	R: 0 E: 0 K: 1 S: 9	H: 0 LOB: 0 BB: 0 P: 13	R: 0 E: 0 K: 1 S: 10	H: 1 LOB: 1 BB: 0 P: 16	R: 0 E: 0 K: 1 S: 10	H: 0 LOB: 1 BB: 1 P: 17	R: 0 E: 0 K: 2 S: 10	H: 1 LOB: 1 BB: 0 P: 13	R: 0 E: 0 K: 1 S: 10	H: 0 LOB: 1 BB: 0 P: 14	R: 0 E: 0 K: 0 S: 10	H: 1 LOB: 1 BB: 0 P: 14	R: 0 E: 0 K: 0 S: 5	H: 0 LOB: 0 BB: 0 P: 12	R: 0 E: 1 K: 2 S: 9	H: 0 LOB: 1 BB: 0 P: 13	1B: 4 2B: 0 3B: 0 HR: 0	SF: 0 SAC: 0 DP: 0 HBP: 1	WP: 0 PB: 0 SB: 1 CS: 0	PA: 34							
<b>PITCHER</b>	IP	WLS	BF	H	R	ER	SO	BB	IBB	HBP	BLK	WP	HR	S	P	ERA	WHIP										
Jon Lieber, R ERA: 4.27	(1, 1)	8.0	W	30	4	0	7	1	0	1	1	0	0	74	114	0.00	0.625										
Jason Christiansen, L ERA: 1.13	(9, 1)	1.0	S	4	0	0	2	0	0	0	0	0	0	9	13	0.00	0.000										

New York Mets @ Pittsburgh Pirates  
Three Rivers Stadium, Pittsburgh, PA  
Wed Jun 03 1998, 7:05 PM EDT  
Att: 17,691 - Cloudy - 63 F



Batter	1	2	3	4	5	6	7	8	9	AB	R	H	RBI	BB	SO	LOB	BOTTOM										
Jermaine Allensworth, R OBP: 0.354, SLG: 0.444	(1,8) G3 3B		(0,1) G6-3			(0,2) K		(3,2) L6		4	1	1	0	0	1	0											
Al Martin, L OBP: 0.323, SLG: 0.400 Turner Ward, S OBP: 0.321, SLG: 0.400	(1,7) G3 (8,7)			(3,1) 18 G4-6-3 1B			(0,2) P5	(1,1) P6		3	0	1	1	0	0	0											
18 Jason Kendall, R OBP: 0.419, SLG: 0.475	(1,2) G4-3			(0,2) G4-6-3 1-2			(0,1) BB 2B 1B			3	1	1	0	0	0	1											
Kevin Young, R OBP: 0.326, SLG: 0.488	(1,3) K			(3,3) K			(4,2) BB 2B BB			2	1	0	0	1	2	0											
Doug Strange, S OBP: 0.242, SLG: 0.244		(1,2) G3-1			(0,0) F9		(1,3) K			3	0	0	0	0	1	2											
Jose Guillen, R OBP: 0.361, SLG: 0.516		(1,0) G6-3			(2,1) G1-3		(4,1) 2B BB			2	0	0	0	1	0	0											
Aramis Ramirez, R OBP: 0.111, SLG: 0.080		(1,1) G6-3			(0,2) K		(0,1) 1-3 2-H 3-H 2B			3	0	1	2	0	1	0											
Kevin Polcovich, R OBP: 0.223, SLG: 0.216			(0,1) P3			(0,1) F9		(3,2) G6-3		3	0	0	0	0	0	2											
Jon Lieber, L OBP: 0.348, SLG: 0.286 Tony Womack, L OBP: 0.307, SLG: 0.305 Jason Christiansen, R	(1,1) K (8, PH) (9, 1)		(1,2) K			(0,1) G6-3		(0,1) G3		2	0	0	0	0	1	0											
<b>Inning Stats</b>	R: 1 E: 0 K: 1 S: 9	H: 1 LOB: 0 BB: 0 P: 13	R: 0 E: 0 K: 0 S: 6	H: 0 LOB: 0 BB: 0 P: 9	R: 0 E: 0 K: 1 S: 7	H: 0 LOB: 0 BB: 0 P: 8	R: 0 E: 0 K: 1 S: 11	H: 1 LOB: 0 BB: 0 P: 17	R: 0 E: 0 K: 1 S: 6	H: 0 LOB: 0 BB: 0 P: 8	R: 0 E: 0 K: 1 S: 7	H: 0 LOB: 0 BB: 0 P: 7	R: 2 E: 0 K: 1 S: 20	H: 2 LOB: 2 BB: 2 P: 32	R: 0 E: 0 K: 0 S: 11	H: 0 LOB: 0 BB: 0 P: 15	1B: 2 2B: 1 3B: 1 HR: 0	SF: 0 SAC: 0 DP: 1 HBP: 0	WP: 0 PB: 0 SB: 0 CS: 0	PA: 29							
<b>PITCHER</b>	IP	WLS	BF	H	R	ER	SO	BB	IBB	HBP	BLK	WP	HR	S	P	ERA	WHIP										
Rick Reed, R ERA: 2.37	(1, 1)	6.0	L	19	2	1	1	5	0	0	0	0	0	46	62	1.50	0.333										
Greg McMichael, R ERA: 3.97	(7, 1)	1.0		7	2	2	2	1	2	0	0	0	0	20	32	18.00	4.000										
Mel Rojas, R ERA: 1.82	(8, 1)	1.0		3	0	0	0	0	0	0	0	0	0	11	15	0.00	0.000										

New York Mets @ Pittsburgh Pirates  
Three Rivers Stadium, Pittsburgh, PA  
Wed Jun 03 1998, 7:05 PM EDT  
Att: 17,691 - Cloudy - 63 F





Batter	1	2	3	4	5	6	7	8	9	AB	R	H	RBI	BB	SO	LOB	TOP										
Brian McRae, S OBP: 0.344, SLG: 0.376 (1, 8)										5	0	0	0	0	2	1	<b>New York Mets @ Boston Red Sox</b> Fenway Park, Boston, MA Fri Jun 05 1998, 7:05 PM EDT Att: 32,214 - Cloudy - 61 F										
Bernard Gilkey, R OBP: 0.382, SLG: 0.437 (1, 7)										5	3	3	1	0	0	0											
31 Mike Piazza, R OBP: 0.336, SLG: 0.481 Alberto Castillo, R OBP: 0.329, SLG: 0.397 (1, 2)										0	0	0	0	0	0	0											
John Olerud, L OBP: 0.480, SLG: 0.539 Jim Tatum, R OBP: 0.240, SLG: 0.465 (9, PH)										4	2	3	3	0	0	0											
Carlos Baerga, S OBP: 0.328, SLG: 0.457 (1, 4)										5	0	2	1	0	1	2											
Edgardo Alfonzo, R OBP: 0.351, SLG: 0.403 (1, 5)										3	0	0	1	0	1	3											
Matt Franco, L OBP: 0.338, SLG: 0.323 (1, 10)										4	0	0	0	0	2	1											
Butch Huskey, R OBP: 0.302, SLG: 0.415 (1, 9)										2	1	1	0	1	1	1											
Luis Lopez, S OBP: 0.324, SLG: 0.355 (1, 6)										4	1	1	2	0	0	2											
<b>Inning Stats</b>	R: 1 E: 0 K: 2 S: 9	H: 2 LOB: 2 BB: 0 P: 10	R: 0 E: 0 K: 1 S: 4	H: 0 LOB: 0 BB: 1 P: 8	R: 2 E: 0 K: 1 S: 8	H: 3 LOB: 1 BB: 0 P: 8	R: 3 E: 1 K: 0 S: 6	H: 3 LOB: 0 BB: 0 P: 6	R: 0 E: 0 K: 0 S: 5	H: 0 LOB: 0 BB: 0 P: 5	R: 0 E: 0 K: 2 S: 3	H: 0 LOB: 1 BB: 0 P: 4	R: 3 E: 0 K: 2 S: 10	H: 3 LOB: 1 BB: 1 P: 14	R: 0 E: 0 K: 0 S: 3	H: 0 LOB: 0 BB: 0 P: 3	R: 0 E: 0 K: 1 S: 5	H: 0 LOB: 0 BB: 0 P: 5	1B: 6 2B: 1 3B: 0 HR: 4	SF: 1 SAC: 0 DP: 1 HBP: 2	WP: 0 PB: 0 SB: 1 CS: 0	PA: 41					
<b>PITCHER</b>	IP	WLS	BF	H	R	ER	SO	BB	IBB	HBP	BLK	WP	HR	S	P	ERA	WHIP										
Pedro Martinez, R ERA: 3.11 (1, 1)	4.0	L	21	8	6	6	4	1	0	1	0	0	4	27	32	13.50	2.250										
59 Brian Barkley, L ERA: 6.35 (5, 1)	2.0		11	3	3	3	1	1	0	1	0	0	0	11	16	13.50	2.000										
John Wasdin, R ERA: 5.35 (7, 1)	3.0		9	0	0	0	3	0	0	0	0	0	0	15	15	0.00	0.000										

AB	36
R	9
H	11
RBI	9
BB	2
SO	8
LOB	10



Batter	1	2	3	4	5	6	7	8	9	AB	R	H	RBI	BB	SO	LOB	BOTTOM										
Darren Lewis, R OBP: 0.382, SLG: 0.411 (1, 9)										2	0	0	0	2	0	1	<b>New York Mets @ Boston Red Sox</b> Fenway Park, Boston, MA Fri Jun 05 1998, 7:05 PM EDT Att: 32,214 - Cloudy - 61 F										
John Valentin, R OBP: 0.333, SLG: 0.407 (1, 5)										4	0	0	0	0	1	5											
Nomar Garciaparra, R OBP: 0.332, SLG: 0.475 (1, 6)										3	0	0	0	1	2	4											
Mo Vaughn, L OBP: 0.378, SLG: 0.597 (1, 3)										4	2	3	2	0	0	1											
Jim Leyritz, R OBP: 0.373, SLG: 0.527 (1, 10)										3	0	0	0	1	2	1											
Damon Buford, R OBP: 0.338, SLG: 0.493 (1, 8)										4	0	0	0	0	0	1											
Mike Benjamin, R OBP: 0.322, SLG: 0.368 (1, 4)										3	0	1	0	0	0	1											
Jason Varitek, S OBP: 0.327, SLG: 0.359 (1, 2)										3	0	1	0	0	0	0											
Darren Bragg, L OBP: 0.372, SLG: 0.460 (1, 7)										2	0	0	0	1	1	2											
<b>Inning Stats</b>	R: 0 E: 0 K: 0 S: 2	H: 0 LOB: 1 BB: 0 P: 6	R: 0 E: 0 K: 0 S: 3	H: 1 LOB: 0 BB: 0 P: 3	R: 0 E: 0 K: 2 S: 9	H: 2 LOB: 3 BB: 1 P: 13	R: 1 E: 0 K: 0 S: 3	H: 1 LOB: 0 BB: 1 P: 7	R: 0 E: 0 K: 0 S: 3	H: 0 LOB: 0 BB: 0 P: 3	R: 0 E: 0 K: 1 S: 4	H: 0 LOB: 0 BB: 1 P: 8	R: 0 E: 0 K: 1 S: 5	H: 0 LOB: 0 BB: 0 P: 5	R: 0 E: 0 K: 0 S: 3	H: 0 LOB: 1 BB: 1 P: 7	R: 0 E: 0 K: 2 S: 8	H: 1 LOB: 0 BB: 0 P: 8	1B: 3 2B: 0 3B: 0 HR: 2	SF: 0 SAC: 0 DP: 4 HBP: 0	WP: 0 PB: 0 SB: 0 CS: 0	PA: 33					
<b>PITCHER</b>	IP	WLS	BF	H	R	ER	SO	BB	IBB	HBP	BLK	WP	HR	S	P	ERA	WHIP										
Al Leiter, L ERA: 1.72 (1, 1)	6.0	W	22	4	1	1	3	4	0	0	0	0	1	24	40	1.50	1.333										
Turk Wendell, R ERA: 5.79 (7, 1)	1.0		3	0	0	0	1	0	0	0	0	0	0	5	5	0.00	0.000										
Brad Clontz, R ERA: 5.4 (8, 1)	1.0		4	0	0	0	0	1	0	0	0	0	0	3	7	0.00	1.000										
John Hudek, R ERA: 3.38 (9, 1)	1.0		4	1	1	1	2	0	0	0	0	0	1	8	8	9.00	1.000										

AB	28
R	2
H	5
RBI	2
BB	5
SO	6
LOB	16





Batter	1	2	3	4	5	6	7	8	9	AB	R	H	RBI	BB	SO	LOB	TOP					
Brian McRae, S (1, 8) OBP: 0.342, SLG: 0.370	G4-3		P6			G3 S BLK BB		K		3	1	0	0	1	1	0						
Bernard Gilkey, R (1, 7) OBP: 0.373, SLG: 0.425	F8			F8		K		G6-3		4	0	0	0	0	1	1						
John Olerud, L (1, 3) OBP: 0.476, SLG: 0.533	F7			E3		G3		G5-4-3 1B		4	0	1	0	0	0	1						
Butch Huskey, R (1, 9) OBP: 0.296, SLG: 0.406		F8		F8		G6-3		G5-4-3		4	0	0	0	0	0	2						
Carlos Baerga, S (1, 4) OBP: 0.323, SLG: 0.450		G4-3		P5			P3			3	0	0	0	0	0	1						
Eduardo Alfonzo, R (1, 5) OBP: 0.351, SLG: 0.401					G6-3		G1-3			3	0	1	0	0	0	0						
Matt Franco, L (1, 10) OBP: 0.325, SLG: 0.309						P3		P6		3	0	0	0	0	1	1						
Rey Ordonez, R (1, 6) OBP: 0.259, SLG: 0.280			F8		E4 FC6-4			F8		3	0	0	0	0	0	0						
Alberto Castillo, R (1, 2) OBP: 0.316, SLG: 0.380			F8			FC6-4		G4-3		3	0	0	0	0	0	1						
<b>Inning Stats</b>	R: 0 E: 0 K: 0 S: 8	H: 0 LOB: 0 BB: 0 P: 8	R: 0 E: 0 K: 1 S: 13	H: 1 LOB: 1 BB: 0 P: 16	R: 0 E: 0 K: 0 S: 5	H: 0 LOB: 0 BB: 0 P: 8	R: 0 E: 1 K: 0 S: 9	H: 0 LOB: 1 BB: 0 P: 11	R: 0 E: 1 K: 0 S: 7	H: 0 LOB: 1 BB: 0 P: 12	R: 1 E: 0 K: 0 S: 10	H: 0 LOB: 0 BB: 1 P: 19	R: 0 E: 0 K: 0 S: 4	H: 0 LOB: 0 BB: 0 P: 7	R: 0 E: 0 K: 1 S: 11	H: 0 LOB: 0 BB: 0 P: 16	R: 0 E: 0 K: 0 S: 8	H: 1 LOB: 0 BB: 0 P: 16	1B: 2 2B: 0 3B: 0 HR: 0	SF: 0 SAC: 0 DP: 1 HBP: 0	WP: 0 PB: 0 SB: 1 CS: 0	PA: 31
<b>PITCHER</b>	IP	WLS	BF	H	R	ER	SO	BB	IBB	HBP	BLK	WP	HR	S	P	ERA	WHIP					
49 Tim Wakefield, R (1, 1) ERA: 4.27	8.0	L	28	1	1	1	3	1	0	0	1	0	0	67	97	1.12	0.250					
Tom Gordon, R (9, 1) ERA: 1.1	1.0	S	3	1	0	0	0	0	0	0	0	0	0	8	16	0.00	1.000					

New York Mets @ Boston Red Sox  
Fenway Park, Boston, MA  
Sat Jun 06 1998, 3:33 AM EDT  
Att: 32,545 - Cloudy - 67 F

AB 30  
R 1  
H 2  
RBI 0  
BB 1  
SO 3  
LOB 7



Batter	1	2	3	4	5	6	7	8	9	AB	R	H	RBI	BB	SO	LOB	BOTTOM					
Darren Lewis, R (1, 8) OBP: 0.379, SLG: 0.408	G5-3 18 1B		L7			F8		FC5-4		4	0	1	0	0	0	1						
18 Reggie Jefferson, S (1, 10) OBP: 0.306, SLG: 0.305										3	0	1	0	0	0	0						
Damon Buford, R (9, PH) OBP: 0.333, SLG: 0.486	G5-3 1B		G3			G3		G5-3		1	0	0	0	0	0	0						
Nomar Garciaparra, R (1, 6) OBP: 0.325, SLG: 0.465	G5-3			G5-3		L9		K		4	0	0	0	0	1	2						
Mo Vaughn, L (1, 3) OBP: 0.380, SLG: 0.593							L7			3	0	1	0	1	0	1						
Steve Avery, L (9, PR)	F8			G3-6-3 BB						0	0	0	0	0	0	0						
Troy O'Leary, L (1, 7) OBP: 0.316, SLG: 0.534				G3-6-3		G4-3		K		4	0	1	0	0	1	2						
John Valentin, R (1, 5) OBP: 0.329, SLG: 0.401										3	0	0	0	0	1	1						
Scott Hatteberg, L (1, 2) OBP: 0.361, SLG: 0.460						G4-3		K		3	0	0	0	0	1	1						
Mike Benjamin, R (1, 4) OBP: 0.325, SLG: 0.364										1	0	0	0	1	0	1						
Midre Cummings, L (8, PH) OBP: 0.318, SLG: 0.488										1	0	0	0	0	1	0						
Lou Merloni, R (9, 4) OBP: 0.386, SLG: 0.440										0	0	0	0	0	0	0						
Darren Bragg, L (1, 9) OBP: 0.371, SLG: 0.454										2	0	0	0	1	1	1						
<b>Inning Stats</b>	R: 0 E: 0 K: 0 S: 11	H: 2 LOB: 1 BB: 0 P: 15	R: 0 E: 0 K: 0 S: 13	H: 1 LOB: 0 BB: 0 P: 18	R: 0 E: 0 K: 0 S: 6	H: 0 LOB: 0 BB: 0 P: 12	R: 0 E: 0 K: 0 S: 6	H: 0 LOB: 0 BB: 1 P: 12	R: 0 E: 0 K: 2 S: 12	H: 0 LOB: 1 BB: 1 P: 21	R: 0 E: 0 K: 0 S: 8	H: 0 LOB: 0 BB: 0 P: 14	R: 0 E: 0 K: 0 S: 7	H: 0 LOB: 0 BB: 0 P: 12	R: 0 E: 0 K: 2 S: 14	H: 0 LOB: 1 BB: 1 P: 21	R: 0 E: 0 K: 2 S: 12	H: 1 LOB: 1 BB: 0 P: 22	1B: 4 2B: 0 3B: 0 HR: 0	SF: 0 SAC: 0 DP: 2 HBP: 0	WP: 0 PB: 0 SB: 0 CS: 0	PA: 32
<b>PITCHER</b>	IP	WLS	BF	H	R	ER	SO	BB	IBB	HBP	BLK	WP	HR	S	P	ERA	WHIP					
Bobby Jones, R (1, 1) ERA: 3.58	8.0	W	28	3	0	0	4	3	0	0	0	0	0	12	25	0.00	0.750					
John Franco, L (9, 1) ERA: 3.39	1.0	S	4	1	0	0	2	0	0	0	0	0	0	12	22	0.00	1.000					

New York Mets @ Boston Red Sox  
Fenway Park, Boston, MA  
Sat Jun 06 1998, 3:33 AM EDT  
Att: 32,545 - Cloudy - 67 F

AB 29  
R 0  
H 4  
RBI 0  
BB 3  
SO 6  
LOB 10





Batter	1	2	3	4	5	6	7	8	9	AB	R	H	RBI	BB	SO	LOB	TOP		
Brian McRae, S OBP: 0.345, SLG: 0.380 (1, 8)										3	0	1	0	1	0	0	<b>New York Mets @ Boston Red Sox</b> Fenway Park, Boston, MA Sun Jun 07 1998, 7:05 PM EDT Att: 30,630 - Overcast - 58 F		
Edgardo Alfonzo, R OBP: 0.348, SLG: 0.397 (1, 5)										4	0	1	0	0	0	2			
Bernard Gilkey, R Mel Rojas, R OBP: 0.364, SLG: 0.413 (1, 7) (8, 1)										4	0	0	0	0	2	4			
John Olerud, L OBP: 0.468, SLG: 0.521 (1, 3)										4	0	0	0	0	1	2			
Butch Huskey, R OBP: 0.295, SLG: 0.403 (1, 9)										4	0	1	0	0	1	0			
Carlos Baerga, S OBP: 0.322, SLG: 0.443 (1, 4)										3	0	0	0	1	0	2			
Jim Tatum, R OBP: 0.226, SLG: 0.435 (1, 10) (8, 2)										3	0	0	0	0	1	3			
Alberto Castillo, R Rich Becker, L OBP: 0.309, SLG: 0.370 (8, PH) (8, 7)										2	0	0	0	0	0	1			
Rey Ordóñez, R Luis Lopez, S OBP: 0.256, SLG: 0.277 (8, PH) (8, 6)										2	0	0	0	0	0	0			
<b>Inning Stats</b>	R: 0 E: 0 K: 1 S: 5	H: 0 LOB: 0 BB: 0 P: 5	R: 0 E: 0 K: 0 S: 3	H: 0 LOB: 0 BB: 0 P: 3	R: 0 E: 0 K: 1 S: 3	H: 2 LOB: 2 BB: 0 P: 6	R: 0 E: 0 K: 0 S: 3	H: 0 LOB: 1 BB: 1 P: 7	R: 0 E: 0 K: 2 S: 9	H: 1 LOB: 2 BB: 0 P: 9	R: 0 E: 0 K: 1 S: 6	H: 1 LOB: 2 BB: 1 P: 10	R: 0 E: 0 K: 1 S: 5	H: 0 LOB: 0 BB: 0 P: 5	1B: 3 2B: 1 3B: 1 HR: 0	SF: 0 SAC: 0 DP: 1 HBP: 0		WP: 0 PB: 0 SB: 0 CS: 1	PA: 33
<b>PITCHER</b>	IP	WLS	BF	H	R	ER	SO	BB	IBB	HBP	BLK	WP	HR	S	P	ERA	WHIP		
Steve Avery, L ERA: 4.73 Rich Garces, R ERA: 2.57	(1, 1) (8, 1)	7.0 W	25 25	3 3	0 0	0 0	4 4	1 1	0 0	0 0	0 0	0 0	0 0	32 11	36 15	0.00 0.00	0.571 1.000		

AB	31
R	0
H	4
RBI	0
BB	2
SO	6
LOB	14



Batter	1	2	3	4	5	6	7	8	9	AB	R	H	RBI	BB	SO	LOB	BOTTOM			
Darren Lewis, R OBP: 0.377, SLG: 0.405 (1, 8)										4	1	1	0	0	0	0	<b>New York Mets @ Boston Red Sox</b> Fenway Park, Boston, MA Sun Jun 07 1998, 7:05 PM EDT Att: 30,630 - Overcast - 58 F			
18 Reggie Jefferson, S OBP: 0.377, SLG: 0.538 (1, 10)										3	1	2	1	1	0	0				
Nomar Garciaparra, R OBP: 0.324, SLG: 0.465 (1, 6)										4	1	1	0	0	1	2				
Mo Vaughn, L OBP: 0.382, SLG: 0.602 (1, 3)										3	2	1	1	1	0	1				
Troy O'Leary, L OBP: 0.320, SLG: 0.533 (1, 7)										4	0	2	2	0	0	0				
John Valentin, R OBP: 0.329, SLG: 0.405 (1, 5)										3	0	1	1	0	1	0				
Scott Hatteberg, L OBP: 0.354, SLG: 0.450 (1, 2)										3	0	0	0	0	2	2				
Mike Benjamin, R OBP: 0.317, SLG: 0.355 (1, 4)										3	0	0	0	0	0	0				
Darren Bragg, L OBP: 0.365, SLG: 0.444 (1, 9)										3	0	0	0	0	1	0				
<b>Inning Stats</b>	R: 0 E: 0 K: 0 S: 3	H: 0 LOB: 1 BB: 1 P: 7	R: 0 E: 0 K: 0 S: 3	H: 0 LOB: 0 BB: 0 P: 3	R: 4 E: 0 K: 2 S: 12	H: 5 LOB: 2 BB: 1 P: 16	R: 0 E: 0 K: 0 S: 3	H: 0 LOB: 0 BB: 0 P: 3	R: 1 E: 0 K: 0 S: 4	H: 3 LOB: 1 BB: 0 P: 4	R: 0 E: 0 K: 2 S: 7	H: 0 LOB: 0 BB: 0 P: 7	R: 0 E: 0 K: 0 S: 3	H: 0 LOB: 0 BB: 0 P: 3	R: 0 E: 0 K: 1 S: 5	H: 0 LOB: 0 BB: 0 P: 5		1B: 5 2B: 2 3B: 0 HR: 1	SF: 0 SAC: 0 DP: 1 HBP: 0	WP: 0 PB: 0 SB: 1 CS: 0
<b>PITCHER</b>	IP	WLS	BF	H	R	ER	SO	BB	IBB	HBP	BLK	WP	HR	S	P	ERA	WHIP			
Masato Yoshii, R John Hudzek, R Dennis Cook, L Mel Rojas, R ERA: 2.77 ERA: 3.2 ERA: 2.95 ERA: 1.75	(1, 1) (6, 1) (7, 1) (8, 1)	5.0 L	23 23	8 8	5 5	5 5	2 2	2 2	0 0	0 0	0 0	0 0	0 0	7 7	7 3	0.00 0.00	0.000 0.000			

AB	30
R	5
H	8
RBI	5
BB	2
SO	5
LOB	5





Batter	1	2	3	4	5	6	7	8	9	AB	R	H	RBI	BB	SO	LOB	TOP
Quinton McCracken, S OBP: 0.354, SLG: 0.464	1-3 K			2-3 K			1-0 P4	0-0 F7		4	0	0	0	0	2	2	
Miguel Cairo, R OBP: 0.292, SLG: 0.341	2-2 G6-3			0-1 G4-3			2-1 G6-3		1-2 P3	4	0	0	0	0	0	0	
Wade Boggs, L OBP: 0.338, SLG: 0.421	2-2 G3			0-1 G4-3			3-2 2B		1-1 F9	4	0	1	0	0	0	0	
Fred McGriff, L OBP: 0.344, SLG: 0.408		3-3 K			3-2 L1				0-0 G6-3	3	0	0	0	1	1	0	
Paul Sorrento, L OBP: 0.303, SLG: 0.414		0-1 G3			1-2 P6					3	0	0	0	0	1	2	
Dave Martinez, L OBP: 0.349, SLG: 0.341		1-3 K			2-0 F9					3	0	1	0	0	1	0	
Esteban Yan, R (8, 1)										0	0	0	0	0	0	0	
Mike DiFelice, R OBP: 0.283, SLG: 0.355			0-3 K			1-3 K		0-1 FC6-5 1B		3	0	1	0	0	2	0	
Kevin Stocker, S OBP: 0.299, SLG: 0.382			2-1 B1-3			0-3 K2-3		1-3 K		3	0	0	0	0	2	2	
Dennis Springer, R (1, 1)			0-2 K			0-0 L9		1-2 FC6-5		1	0	0	0	0	1	0	
Aaron Ledesma, R OBP: 0.366, SLG: 0.397										1	0	0	0	0	0	0	
Scott Aldred, L (6, PH)										0	0	0	0	0	0	0	
Randy Winn, S OBP: 0.413, SLG: 0.429								1-2 2-3F		1	0	0	0	0	0	2	
<b>Inning Stats</b>	R: 0 H: 0 E: 0 K: 1 S: 11	H: 0 LOB: 0 BB: 0 P: 16	R: 0 H: 0 E: 0 K: 2 S: 9	H: 0 LOB: 0 BB: 0 P: 13	R: 0 H: 0 E: 0 K: 2 S: 8	H: 0 LOB: 0 BB: 0 P: 10	R: 0 H: 0 E: 0 K: 1 S: 7	H: 0 LOB: 0 BB: 0 P: 9	R: 0 H: 0 E: 0 K: 2 S: 12	H: 0 LOB: 0 BB: 0 P: 18	R: 0 H: 1 E: 0 K: 1 S: 12	H: 2 LOB: 2 BB: 1 P: 23	R: 0 H: 2 E: 0 K: 1 S: 12	H: 0 LOB: 0 BB: 0 P: 8	1B: 2 2B: 1 3B: 0 HR: 0	SF: 0 SAC: 0 DP: 0 HBP: 0	WP: 0 PA: 31 CS: 0
<b>PITCHER</b> Rick Reed, R ERA: 2.12	IP: 9.0 WLS: W BF: 31 H: 3 R: 0 ER: 0 SO: 10 BB: 1 IBB: 0 HBP: 0 BLK: 0 WP: 0 HR: 0 S: 85 P: 121 ERA: 0.00 WHIP: 0.444																

Tampa Bay Devil Rays @ New York Mets  
Shea Stadium, Flushing, NY  
Mon Jun 08 1998, 7:05 PM EDT  
Att: 24,186 - Unknown - 64 F

AB	30
R	0
H	3
RBI	0
BB	1
SO	10
LOB	8



Batter	1	2	3	4	5	6	7	8	9	AB	R	H	RBI	BB	SO	LOB	BOTTOM		
Brian McRae, S OBP: 0.339, SLG: 0.372	2-1 F9	1-0 F9			1-1 G4-3		0-0 G3			4	0	0	0	0	0	3			
Bernard Gilkey, R OBP: 0.356, SLG: 0.403	2-3 K	2-2 PO	1-1 F8		2-3 K		2-3 K			4	0	0	0	0	3	1			
31 Mike Piazza, R OBP: 0.348, SLG: 0.507	4-2 WP BB		0-0 2B		1-1 HR			2-2 G3-1 1B		3	1	3	1	1	0	0			
John Olerud, L OBP: 0.460, SLG: 0.510	3-3 K		0-2 E6		1-1 G4-3			1-2 G3-1		4	0	0	0	0	1	3			
Edgardo Alfonzo, R OBP: 0.341, SLG: 0.388		1-1 E6 2B	2-2 F8			1-0 G6-3		2-1 F9		4	1	0	0	0	0	3			
Carlos Baerga, S OBP: 0.316, SLG: 0.434		1-0 G5-3	0-2 G1-3			0-0 G6-3		1-3 K		4	0	0	0	0	1	4			
Butch Huskey, R OBP: 0.296, SLG: 0.407		1-0 1B 2B		0-0 P2		3-2 L3				3	1	1	1	0	0	0			
Rey Ordenez, R OBP: 0.262, SLG: 0.284		3-2 PO 1B		0-0 G5-3			1-1 G3 SH3-4 1B			3	0	2	0	0	0	0			
Rick Reed, R OBP: 0.250, SLG: 0.280		1-1 SAFE 1B		1-2 F8			0-1 SH3-4			2	0	1	1	0	0	0			
<b>Inning Stats</b>	R: 0 H: 0 E: 0 K: 2 S: 14	H: 3 LOB: 1 BB: 1 P: 25	R: 2 H: 3 E: 1 K: 0 S: 12	H: 1 LOB: 1 BB: 0 P: 22	R: 0 H: 1 E: 0 K: 0 S: 12	H: 0 LOB: 2 BB: 0 P: 15	R: 0 H: 0 E: 0 K: 0 S: 5	H: 0 LOB: 0 BB: 0 P: 6	R: 1 H: 1 E: 0 K: 1 S: 9	H: 1 LOB: 0 BB: 0 P: 14	R: 0 H: 0 E: 0 K: 0 S: 7	H: 0 LOB: 0 BB: 0 P: 11	R: 0 H: 1 E: 0 K: 1 S: 8	H: 1 LOB: 1 BB: 0 P: 10	R: 0 H: 1 E: 0 K: 1 S: 11	H: 1 LOB: 1 BB: 0 P: 17	1B: 4 2B: 2 3B: 0 HR: 1	SF: 0 SAC: 1 DP: 0 HBP: 0	WP: 1 PA: 34 CS: 0
<b>PITCHER</b> Dennis Springer, R ERA: 5.3	IP: 5.0 WLS: L BF: 22 H: 5 R: 3 ER: 2 SO: 3 BB: 1 IBB: 0 HBP: 0 BLK: 0 WP: 1 HR: 1 S: 52 P: 82 ERA: 3.60 WHIP: 1.200																		
Scott Aldred, L ERA: 2.79	2.0 7 1 0 0 1 0 0 0 0 0 0 15 21 0.00 0.500																		
Esteban Yan, R ERA: 2.94	1.0 4 1 0 0 1 0 0 0 0 0 0 11 17 0.00 1.000																		

Tampa Bay Devil Rays @ New York Mets  
Shea Stadium, Flushing, NY  
Mon Jun 08 1998, 7:05 PM EDT  
Att: 24,186 - Unknown - 64 F

AB	31
R	3
H	7
RBI	3
BB	1
SO	5
LOB	14





Batter	1	2	3	4	5	6	7	8	9	10	11	AB	R	H	RBI	BB	SO	LOB	TOP					
Randy Winn, S OBP: 0.412, SLG: 0.457 (1, 7)												4	2	1	0	1	2	3						
Quinton McCracken, S OBP: 0.354, SLG: 0.463 (1, 8)												5	0	2	1	0	0	3						
Wade Boggs, L OBP: 0.344, SLG: 0.421 (1, 5)												5	1	2	1	1	1	3						
Fred McGriff, L OBP: 0.341, SLG: 0.408 (1, 3)												5	1	1	1	0	3	4						
Dave Martinez, L OBP: 0.347, SLG: 0.340 Mike Kelly, R OBP: 0.306, SLG: 0.371 (7, 7)												4	0	1	1	0	2	2						
Miguel Cairo, R OBP: 0.289, SLG: 0.342 (1, 4)												5	0	1	0	0	0	1						
Mike DiFelice, R OBP: 0.288, SLG: 0.351 (1, 2)												4	1	1	0	1	1	2						
Kevin Stocker, S OBP: 0.303, SLG: 0.378 Jim Meeir, S OBP: 0.308, SLG: 0.414 Paul Sorrento, L OBP: 0.308, SLG: 0.414 Roberto Hernandez, R OBP: 0.308, SLG: 0.414 (11, 1)												2	0	0	0	1	0	1						
Julio Santana, R OBP: 0.361, SLG: 0.392 Aaron Ledesma, R OBP: 0.361, SLG: 0.392 Albie Lopez, R OBP: 0.365, SLG: 0.471 Bobby Smith, R OBP: 0.365, SLG: 0.471 (8, 6)												2	0	0	0	0	1	1						
<b>Inning Stats</b>	R: 1 E: 0 K: 1 S: 9	H: 1 LOB: 0 BB: 0 P: 15	R: 0 E: 0 K: 0 S: 5	H: 0 LOB: 0 BB: 0 P: 7	R: 0 E: 0 K: 1 S: 10	H: 0 LOB: 1 BB: 1 P: 16	R: 2 E: 0 K: 1 S: 9	H: 3 LOB: 0 BB: 0 P: 18	R: 1 E: 0 K: 2 S: 13	H: 1 LOB: 2 BB: 2 P: 23	R: 0 E: 0 K: 3 S: 16	H: 2 LOB: 2 BB: 0 P: 22	R: 0 E: 0 K: 0 S: 8	H: 1 LOB: 0 BB: 0 P: 12	R: 0 E: 0 K: 0 S: 9	H: 1 LOB: 1 BB: 0 P: 16	R: 0 E: 0 K: 0 S: 9	H: 0 LOB: 0 BB: 0 P: 15	R: 1 E: 1 K: 2 S: 12	H: 0 LOB: 2 BB: 2 P: 20	1B: 7 2B: 2 3B: 1 HR: 0	SF: 1 SAC: 1 DP: 1 HBP: 1	WP: 1 PB: 0 SB: 0 CS: 1	PA: 48
<b>PITCHER</b>	IP: 5.0 ERA: 5.2	WLS: 22 BF: 10	H: 5 R: 4 ER: 4 SO: 5	BB: 3 IBB: 0 HBP: 0 BLK: 0	WP: 1 HR: 0 S: 46 P: 79	ERA: 7.20 WHIP: 1.600	<b>PITCHER</b>	IP: 0.1 ERA: 2.89	WLS: 1 BF: 1	H: 0 R: 0 ER: 0 SO: 1	BB: 0 IBB: 0 HBP: 0 BLK: 0	WP: 0 HR: 0 S: 3 P: 3	ERA: 0.00 WHIP: 0.000											

Tampa Bay Devil Rays @ New York Mets  
Shea Stadium, Flushing, NY  
Tue Jun 09 1998, 7:05 PM EDT  
Att. 30,336 - Unknown - 63 F

AB 40  
R 5  
H 10  
RBI 4  
BB 5  
SO 11  
LOB 24



Batter	1	2	3	4	5	6	7	8	9	10	11	AB	R	H	RBI	BB	SO	LOB	BOTTOM					
Brian McRae, S OBP: 0.336, SLG: 0.364 John Franco, L OBP: 0.222, SLG: 0.426 Jim Tatum, R OBP: 0.222, SLG: 0.426 John Hudek, S OBP: 0.222, SLG: 0.426 Dennis Cook, L OBP: 0.222, SLG: 0.426 (11, 1)												4	0	0	0	0	0	3						
Bernard Gilkey, R OBP: 0.355, SLG: 0.392 (1, 7)												4	1	0	0	2	1	1						
31 Mike Piazza, R OBP: 0.352, SLG: 0.505 (1, 2)												5	1	2	0	1	1	3						
John Olerud, L OBP: 0.465, SLG: 0.515 (1, 3)												4	1	2	2	2	0	1						
Edgardo Alfonzo, R OBP: 0.340, SLG: 0.382 (1, 5)												5	1	1	0	1	1	4						
Carlos Baerga, S OBP: 0.324, SLG: 0.445 Rich Becker, L OBP: 0.331, SLG: 0.367 (8, 8)												4	0	3	1	0	0	1						
Butch Huskey, R OBP: 0.297, SLG: 0.405 (1, 9)												6	0	2	0	0	0	5						
Rey Ordonez, R OBP: 0.259, SLG: 0.279 (1, 6)												3	0	0	1	0	0	2						
Hideo Nomo, R OBP: 0.045, SLG: 0.182 Brian Bohanon, L OBP: 0.462, SLG: 0.538 Mel Rojas, R OBP: 0.333, SLG: 0.309 Luis Lopez, S OBP: 0.337, SLG: 0.362 (9, 4)												2	0	0	0	0	0	1						
<b>Inning Stats</b>	R: 0 E: 0 K: 0 S: 13	H: 0 LOB: 1 BB: 1 P: 21	R: 1 E: 1 K: 0 S: 11	H: 0 LOB: 1 BB: 1 P: 19	R: 3 E: 0 K: 0 S: 18	H: 3 LOB: 1 BB: 1 P: 26	R: 0 E: 0 K: 0 S: 5	H: 0 LOB: 0 BB: 0 P: 8	R: 0 E: 0 K: 1 S: 10	H: 1 LOB: 1 BB: 0 P: 15	R: 0 E: 0 K: 1 S: 8	H: 1 LOB: 2 BB: 1 P: 19	R: 0 E: 0 K: 0 S: 9	H: 2 LOB: 2 BB: 1 P: 15	R: 0 E: 0 K: 0 S: 11	H: 1 LOB: 2 BB: 1 P: 22	R: 0 E: 0 K: 0 S: 10	H: 1 LOB: 3 BB: 2 P: 19	R: 0 E: 0 K: 0 S: 7	H: 1 LOB: 1 BB: 0 P: 11	1B: 9 2B: 4 3B: 0 HR: 0	SF: 0 SAC: 2 DP: 2 HBP: 1	WP: 1 PB: 0 SB: 0 CS: 0	PA: 52
<b>PITCHER</b>	IP: 5.0 ERA: 4.36	WLS: 23 BF: 13	H: 4 R: 4 ER: 3 SO: 2	BB: 3 IBB: 0 HBP: 1 BLK: 0	WP: 0 HR: 0 S: 54 P: 82	ERA: 5.40 WHIP: 2.143	<b>PITCHER</b>	IP: 0.1 ERA: 2.88	WLS: 1 BF: 1	H: 0 R: 0 ER: 0 SO: 1	BB: 0 IBB: 0 HBP: 0 BLK: 0	WP: 0 HR: 0 S: 7 P: 11	ERA: 0.00 WHIP: 1.000											

Tampa Bay Devil Rays @ New York Mets  
Shea Stadium, Flushing, NY  
Tue Jun 09 1998, 7:05 PM EDT  
Att. 30,336 - Unknown - 63 F

AB 41  
R 4  
H 11  
RBI 4  
BB 8  
SO 5  
LOB 26





Batter	1	2	3	4	5	6	7	8	9	AB	R	H	RBI	BB	SO	LOB	TOP										
Randy Winn, S OBP: 0.436, SLG: 0.447 Miguel Cairo, R OBP: 0.288, SLG: 0.340	4-0 S 1B BB		1-1 G6-3		4-1 FC4-6 BB		4-1 SAFE 1-2 BB		0-2 F9	1	0	0	0	3	0	0											
Aaron Ledesma, R OBP: 0.356, SLG: 0.386 Esteban Yan, R (7.1)	1-1 S 1B		1-0 G5-3		3-2 P9		1-1 F9			4	0	1	0	0	0	3											
Quinton McCracken, S OBP: 0.349, SLG: 0.456	3-3 K		0-3 K		1-0 FC4-6 1-2				3-3 K	4	0	0	0	0	3	3											
Paul Sorrento, L OBP: 0.309, SLG: 0.418	3-3 K			1-0 2B 2B			4-2 CS BB		2-3 K	3	1	1	0	1	2	2											
Bobby Smith, R OBP: 0.355, SLG: 0.456 (7.6)	2-3 K			2-3 K			3-3 K		3-3 K	4	0	0	0	0	4	4											
Mike Kelly, R OBP: 0.297, SLG: 0.360		2-1 P2		2-3 K			2-2 P5		2-3 K	4	0	0	0	0	2	2											
Mike DiFelice, R OBP: 0.296, SLG: 0.386		1-2 3B		3-2 2H 2B			3-2 CS 1-2		3-2 G1-3	4	0	2	1	0	1	0											
Kevin Stocker, S OBP: 0.305, SLG: 0.376 Dave Martinez, L OBP: 0.353, SLG: 0.343 (7.9)		3-2 G5-4-3 HBP		0-3 K			4-2 BB BB		1-1 2B 1B	1	0	0	0	0	1	1											
Rick White, R Wade Boggs, L OBP: 0.346, SLG: 0.429 (7.5)		1-0 G5-4-3 1-2					0-1 F7		1-2 2B	2	0	0	0	0	1	2											
<b>Inning Stats</b>	R: 0 E: 0 K: 3 S: 15	H: 1 LOB: 2 BB: 1 P: 28	R: 0 E: 0 K: 0 S: 8	H: 1 LOB: 1 BB: 0 P: 15	R: 0 E: 0 K: 1 S: 7	H: 0 LOB: 0 BB: 0 P: 9	R: 1 E: 0 K: 3 S: 15	H: 2 LOB: 1 BB: 0 P: 23	R: 0 E: 0 K: 1 S: 12	H: 0 LOB: 0 BB: 1 P: 24	R: 0 E: 0 K: 1 S: 11	H: 0 LOB: 2 BB: 2 P: 22	R: 0 E: 0 K: 3 S: 11	H: 0 LOB: 0 BB: 0 P: 19	R: 1 E: 0 K: 1 S: 16	H: 2 LOB: 1 BB: 0 P: 23	1B: 2 2B: 3 3B: 1 HR: 0	SF: 0 SAC: 0 DP: 1 HBP: 1	WP: 0 PB: 0 CS: 1	PA: 38							
<b>PITCHER</b>	IP	WLS	BF	H	R	ER	SO	BB	IBB	HBP	BLK	WP	HR	S	P	ERA	WHIP										
Al Leiter, L ERA: 1.7	6.0	W	24	4	1	1	9	3	0	1	0	0	0	65	116	1.50	1.167										
Turk Wendell, R ERA: 5.49	1.0		5	0	0	0	1	2	0	0	0	0	0	11	22	0.00	2.000										
Dennis Cook, L ERA: 2.75	1.0	S	3	0	0	0	3	0	0	0	0	0	0	11	19	0.00	0.000										
Mel Rojas, R ERA: 1.95	1.0	S	5	2	1	1	1	0	0	0	0	0	0	16	23	9.00	2.000										

Tampa Bay Devil Rays @ New York Mets  
Shea Stadium, Flushing, NY  
Wed Jun 10 1998, 3:33 AM EDT  
Att: 21,682 - Sunny - 68 F

AB 31  
R 2  
H 6  
RBI 2  
BB 5  
SO 14  
LOB 19



Batter	1	2	3	4	5	6	7	8	9	AB	R	H	RBI	BB	SO	LOB	BOTTOM										
Edgardo Alfonzo, R OBP: 0.339, SLG: 0.375	4-2 BB 31 BB BB			0-1 G4-3			2-2 P3			3	1	0	0	1	1	0											
Bernard Gilkey, R OBP: 0.348, SLG: 0.383	3-2 F9		0-1 L9		2-2 G1-3		3-3 K			4	0	0	0	0	1	1											
31 Mike Piazza, R OBP: 0.331, SLG: 0.507 Alberto Castillo, R OBP: 0.309, SLG: 0.370	4-1 BB BB BB		0-0 FC1-4-6 FC1-2 1B		1-1 P5		0-1 G4-6-3 1B 1B			3	1	2	0	1	0	0											
John Olerud, L OBP: 0.469, SLG: 0.515	4-1 BB BB BB		4-1 FC1-4-6 BB		2-2 F7		0-2 SAFE G4-6-3 1B 1B			2	0	1	0	2	0	0											
Carlos Baerga, S OBP: 0.318, SLG: 0.436	0-3 K		0-1 FC1-4-6 FC1-2 1-2 2-3 3H		1-0 P4		0-2 SAFE G4-6-3 1-2 2-3			4	0	0	0	0	1	7											
Butch Huskey, R OBP: 0.300, SLG: 0.419	4-0 BB BB BB		1-2 FC1-2		1-2 HR		2-3 K			3	1	1	2	1	1	3											
Rich Becker, L OBP: 0.331, SLG: 0.360 Turk Wendell, L Dennis Cook, L Mel Rojas, R	4-1 BB BB BB		4-1 F7		3-2 P5					2	0	0	1	1	0	2											
Rey Ordenez, R OBP: 0.255, SLG: 0.275	1-2 G4-3		1-2 G5-3		1-1 G6-3					3	0	0	0	0	3												
Al Leiter, L OBP: 0.167, SLG: 0.208 Brian McRae, S OBP: 0.335, SLG: 0.362		1-2 G1-3		0-2 G3			3-3 K			2	0	0	0	0	0	0											
<b>Inning Stats</b>	R: 2 E: 0 K: 1 S: 20	H: 0 LOB: 3 BB: 5 P: 43	R: 0 E: 0 K: 1 S: 8	H: 0 LOB: 0 BB: 0 P: 11	R: 0 E: 0 K: 0 S: 10	H: 1 LOB: 2 BB: 1 P: 16	R: 0 E: 0 K: 0 S: 9	H: 0 LOB: 0 BB: 0 P: 10	R: 0 E: 0 K: 0 S: 10	H: 0 LOB: 0 BB: 0 P: 15	R: 1 E: 0 K: 2 S: 9	H: 1 LOB: 0 BB: 0 P: 17	R: 0 E: 0 K: 1 S: 11	H: 2 LOB: 1 BB: 0 P: 13	1B: 3 2B: 0 3B: 0 HR: 1	SF: 0 SAC: 0 DP: 1 HBP: 0	WP: 0 PB: 0 CS: 0	PA: 33									
<b>PITCHER</b>	IP	WLS	BF	H	R	ER	SO	BB	IBB	HBP	BLK	WP	HR	S	P	ERA	WHIP										
Rick White, R ERA: 6.91	6.0	L	26	2	3	3	2	6	0	0	0	0	0	65	110	4.50	1.333										
Esteban Yan, R ERA: 2.75	2.0		7	2	0	0	3	0	0	0	0	0	0	20	30	0.00	1.000										

Tampa Bay Devil Rays @ New York Mets  
Shea Stadium, Flushing, NY  
Wed Jun 10 1998, 3:33 AM EDT  
Att: 21,682 - Sunny - 68 F

AB 27  
R 3  
H 4  
RBI 3  
BB 6  
SO 5  
LOB 16









Batter	1	2	3	4	5	6	7	8	9	AB	R	H	RBI	BB	SO	LOB	TOP					
Wayne Kirby, L (1,9)	F7		G3	G4-3		G4-3			SH1-4	4	0	0	0	0	0	1						
Bernard Gilkey, R (1,7) Matt Franco, L (3,FR) (3,7)	1B		1B HBP	BB		F8			L1	1	0	1	0	0	0	0						
31 Mike Piazza, R (1,2)	BB		E5	FC6-4					G6-3	4	1	0	0	1	1	3						
John Olerud, L (1,3)	BB		1B HBP			L3				3	1	2	1	1	0	0						
Carlos Baerga, S (1,4)	G3-1		SF8							3	0	1	0	0	0	3						
Edgardo Alfonzo, R (1,5)										4	0	2	1	0	1	1						
Brian McRae, S (1,8)			1B							2	0	1	1	1	0	1						
Rey Ordenez, R (1,6)	F9		G3			F9			G3-6-1	4	0	0	0	0	0	5						
Masato Yoshii, R (1,1) Dennis Cook, L (6,1)										2	0	0	0	0	0	0						
Turk Wendell, L (8,1) Brian Bohanon, L (8,1) Luis Lopez, S (8,6)										0	0	0	0	0	0	0						
Inning Stats	R: 0 E: 0 K: 0 S: 8	H: 1 LOB: 2 BB: 2 P: 20	R: 0 E: 0 K: 2 S: 9	H: 0 LOB: 1 BB: 1 P: 16	R: 3 E: 1 K: 0 S: 15	H: 2 LOB: 2 BB: 0 P: 26	R: 0 E: 0 K: 0 S: 8	H: 0 LOB: 1 BB: 1 P: 14	R: 0 E: 0 K: 0 S: 7	H: 1 LOB: 0 BB: 0 P: 10	R: 0 E: 0 K: 0 S: 7	H: 1 LOB: 1 BB: 0 P: 9	R: 0 E: 0 K: 1 S: 8	H: 1 LOB: 1 BB: 0 P: 11	R: 0 E: 0 K: 0 S: 6	H: 1 LOB: 0 BB: 0 P: 10	R: 0 E: 0 K: 0 S: 10	H: 1 LOB: 1 BB: 0 P: 15	1B: 7 2B: 3 3B: 0 HR: 0	SF: 1 SAC: 2 DP: 1 HBP: 2	WP: 0 PB: 0 SB: 0 CS: 1	PA: 39
PITCHER	IP	WLS	BF	H	R	ER	SO	BB	IBB	HBP	BLK	WP	HR	S	P	ERA	WHIP					
Ryan Dempster, R (1,1) Matt Mantei, R (8,1)	7.0		32	6	3	1	3	4	0	2	0	0	0	62	106	1.29	1.429					
	2.0	W	7	2	0	0	0	0	0	0	0	0	0	16	25	0.00	1.000					

New York Mets @ Florida Marlins  
Pro Player Stadium, Miami, FL  
Fri Jun 12 1998, 7:05 PM EDT  
Att: 35,652 - Unknown - 88 F

AB 30  
R 3  
H 8  
RBI 3  
BB 4  
SO 3  
LOB 16



Batter	1	2	3	4	5	6	7	8	9	AB	R	H	RBI	BB	SO	LOB	BOTTOM					
Todd Dunwoody, L (1,8)	G4-6-3		L1			F7				5	1	2	1	0	1	0						
Edgar Renteria, R (1,6)	2B		F9			F8				4	0	1	0	0	0	0						
Mark Kotsay, L (1,9)	1B		G4-6-3			E1				4	1	1	0	0	1	1						
Todd Zeile, R (1,5)	G4-6-3									4	0	2	1	0	0	0						
Cliff Floyd, L (1,7)	F9		E5							4	0	2	1	0	0	0						
Ryan Jackson, L (1,3) Derrek Lee, R (6,PH) (7,3)			G4-3			FC3-6				4	0	0	0	0	0	4						
Gregg Zaun, S (1,2)										1	1	0	0	1	0	1						
Craig Counsell, L (1,4)	1B		P6							2	0	0	0	0	0	2						
Ryan Dempster, R (1,1) John Wehner, R (7,PH) Matt Mantei, R (8,1) John Cangelosi, S (8,PH)	BB		1B							3	0	1	0	1	1	1						
Inning Stats	R: 1 E: 0 K: 0 S: 9	H: 2 LOB: 0 BB: 0 P: 11	R: 1 E: 0 K: 0 S: 11	H: 2 LOB: 1 BB: 1 P: 17	R: 0 E: 0 K: 1 S: 9	H: 0 LOB: 0 BB: 0 P: 14	R: 0 E: 1 K: 0 S: 8	H: 0 LOB: 1 BB: 0 P: 12	R: 0 E: 0 K: 2 S: 11	H: 0 LOB: 0 BB: 0 P: 18	R: 0 E: 1 K: 0 S: 7	H: 1 LOB: 2 BB: 0 P: 10	R: 0 E: 0 K: 2 S: 8	H: 0 LOB: 0 BB: 0 P: 14	R: 1 E: 0 K: 1 S: 15	H: 2 LOB: 1 BB: 0 P: 21	R: 1 E: 0 K: 0 S: 13	H: 2 LOB: 2 BB: 1 P: 21	1B: 7 2B: 3 3B: 0 HR: 0	SF: 0 SAC: 0 DP: 2 HBP: 0	WP: 0 PB: 0 SB: 1 CS: 0	PA: 37
PITCHER	IP	WLS	BF	H	R	ER	SO	BB	IBB	HBP	BLK	WP	HR	S	P	ERA	WHIP					
Masato Yoshii, R (1,1) Dennis Cook, L (6,1) Turk Wendell, R (8,1) Brian Bohanon, L (8,1)	5.1		22	5	2	2	3	1	0	0	0	0	0	22	33	3.86	0.429					
	2.1		8	1	1	1	3	0	0	0	0	0	0	2	3	∞	∞					
	0.0	L	6	2	1	1	0	1	0	0	0	0	0	14	22	9.00	3.000					

New York Mets @ Florida Marlins  
Pro Player Stadium, Miami, FL  
Fri Jun 12 1998, 7:05 PM EDT  
Att: 35,652 - Unknown - 88 F

AB 35  
R 4  
H 9  
RBI 3  
BB 2  
SO 6  
LOB 12





Batter	1	2	3	4	5	6	7	8	9	AB	R	H	RBI	BB	SO	LOB	TOP				
<b>Brian McRae, S</b> OBP: 0.343, SLG: 0.382 (1, 8)	P4		1B BB	2B			P4			3	1	1	0	1	0	0	<b>New York Mets @ Florida Marlins</b> Pro Player Stadium, Miami, FL Sat Jun 13 1998, 7:05 PM EDT Att: 31,887 - Cloudy - 89 F				
<b>Edgardo Alfonso, R</b> OBP: 0.343, SLG: 0.374 (1, 5)	G4-3		1B	F9			G6-4-3 BB			3	1	1	2	1	0	1					
<b>Carlos Baerga, S</b> OBP: 0.319, SLG: 0.428 (1, 4)	G6-3		1B HR		G6-3		G6-4-3 1-2			4	1	1	1	0	0	1					
<b>John Olerud, L</b> OBP: 0.469, SLG: 0.510 (1, 3)		K	HR		G4-3			K		4	1	1	1	0	2	0					
<b>Butch Huskey, R</b> OBP: 0.303, SLG: 0.431 (1, 9)	G4-3		HR					K		4	1	2	3	0	1	0					
<b>Matt Franco, L</b> OBP: 0.318, SLG: 0.284 (8, PH) <b>Wayne Kirby, L</b> (8, 7)	G3-1				G4-3			G4-3		3	0	0	0	0	1	1					
<b>Rey Ordonez, R</b> OBP: 0.295, SLG: 0.283 (1, 6)										1	0	0	0	0	0	0					
<b>Alberto Castillo, R</b> OBP: 0.306, SLG: 0.355 (1, 2)										4	1	1	0	0	1	0					
<b>Rick Reed, R</b> OBP: 0.226, SLG: 0.250 <b>John Franco, L</b> (9, 1)										3	0	0	0	0	1	0					
<b>Inning Stats</b>	R: 0 E: 0 K: 0 S: 10	H: 0 LOB: 0 BB: 0 P: 15	R: 0 E: 0 K: 1 S: 10	H: 0 LOB: 0 BB: 0 P: 14	R: 7 E: 0 K: 2 S: 25	H: 5 LOB: 0 BB: 2 P: 34	R: 0 E: 0 K: 0 S: 10	H: 1 LOB: 1 BB: 0 P: 13	R: 0 E: 0 K: 1 S: 7	H: 0 LOB: 0 BB: 0 P: 9	R: 0 E: 0 K: 0 S: 6	H: 0 LOB: 0 BB: 1 P: 13	R: 0 E: 0 K: 2 S: 9	H: 0 LOB: 0 BB: 0 P: 13	R: 0 E: 0 K: 0 S: 3	H: 0 LOB: 0 BB: 7 P: 7	1B: 4 2B: 2 3B: 0 HR: 1	SF: 0 SAC: 1 DP: 1 HBP: 0	WP: 0 PB: 0 CS: 0	PA: 36	
<b>PITCHER</b>	IP	WLS	BF	H	R	ER	SO	BB	IBB	HBP	BLK	WP	HR	S	P	ERA	WHIP				
<b>Brian Meadows, R</b> ERA: 4.52 <b>Vic Darenbourg, L</b> ERA: 4.59 <b>Kirt Ojala, L</b> ERA: 3.86 <b>Jay Powell, R</b> ERA: 4.4	2.1	L	14	5	7	7	1	2	0	0	0	0	0	30	42	27.00	3.000				
	3.1		10	2	0	0	2	0	0	0	0	0	0	30	42	0.00	0.750				
	6.1		9	0	0	0	3	1	0	0	0	0	0	22	35	0.00	0.333				
	9.1		3	0	0	0	0	0	0	0	0	0	0	3	7	0.00	0.000				

Batter	1	2	3	4	5	6	7	8	9	AB	R	H	RBI	BB	SO	LOB	BOTTOM				
<b>Todd Dunwoody, L</b> OBP: 0.298, SLG: 0.394 (1, 8)	G3		K		G4-3			K		4	0	0	0	0	2	0	<b>New York Mets @ Florida Marlins</b> Pro Player Stadium, Miami, FL Sat Jun 13 1998, 7:05 PM EDT Att: 31,887 - Cloudy - 89 F				
<b>Edgar Renteria, R</b> OBP: 0.355, SLG: 0.354 (1, 6)	HR		CS BB				FC6-5 SH1-3 1B			3	1	2	0	1	1	0					
<b>Mark Kotsay, L</b> OBP: 0.328, SLG: 0.393 (1, 9)	HR		K				SH1-3			3	1	1	2	0	2	1					
<b>Todd Zeile, R</b> OBP: 0.301, SLG: 0.399 (1, 5)	K		CS		G4-3 2B		FC6-5			4	2	2	0	0	1	1					
<b>Cliff Floyd, L</b> OBP: 0.354, SLG: 0.486 (1, 7)	1B				G4-3		P5			4	0	2	1	0	0	2					
<b>Derek Lee, R</b> OBP: 0.296, SLG: 0.370 (1, 3)	F8				G4-3		G1-3			3	0	0	1	1	0	1					
<b>Gregg Zaun, S</b> OBP: 0.246, SLG: 0.288 (1, 2)					K		L3			4	0	0	0	0	1	2					
<b>Dave Berg, R</b> OBP: 0.367, SLG: 0.407 (1, 4)	F9						F9			4	0	0	0	0	2	2					
<b>Brian Meadows, R</b> ERA: 4.52 <b>Vic Darenbourg, L</b> ERA: 4.59 <b>John Cangelosi, S</b> ERA: 3.86 <b>Kirt Ojala, L</b> ERA: 3.86 <b>Craig Counsell, L</b> ERA: 3.96 <b>Jay Powell, R</b> ERA: 4.4										1	0	0	0	0	0	0					
<b>Inning Stats</b>	R: 2 E: 0 K: 1 S: 13	H: 3 LOB: 1 BB: 0 P: 17	R: 0 E: 0 K: 0 S: 4	H: 0 LOB: 0 BB: 0 P: 7	R: 0 E: 0 K: 2 S: 12	H: 0 LOB: 0 BB: 1 P: 22	R: 1 E: 0 K: 1 S: 7	H: 1 LOB: 0 BB: 0 P: 9	R: 0 E: 0 K: 0 S: 6	H: 0 LOB: 0 BB: 0 P: 9	R: 0 E: 0 K: 0 S: 9	H: 0 LOB: 0 BB: 0 P: 13	R: 0 E: 0 K: 2 S: 10	H: 0 LOB: 0 BB: 0 P: 11	R: 1 E: 0 K: 2 S: 16	H: 2 LOB: 2 BB: 1 P: 29	1B: 4 2B: 2 3B: 0 HR: 1	SF: 0 SAC: 1 DP: 0 HBP: 0	WP: 0 PB: 0 CS: 1	PA: 36	
<b>PITCHER</b>	IP	WLS	BF	H	R	ER	SO	BB	IBB	HBP	BLK	WP	HR	S	P	ERA	WHIP				
<b>Rick Reed, R</b> ERA: 2.31 <b>John Franco, L</b> ERA: 2.89	8.1	W	33	7	4	4	8	2	0	0	0	0	0	78	115	4.32	1.080				
	9.1	S	2	0	0	0	1	0	0	0	0	0	0	8	14	0.00	0.000				













Batter	1	2	3	4	5	6	7	8	9	AB	R	H	RBI	BB	SO	LOB	TOP								
Wayne Kirby, L (1, 8) OBP: 0.167, SLG: 0.167 Turk Wendell, L (7, 1) Dennis Cook, L (7, 1) Benny Agbayani, R (8, 9)											4	0	0	0	0	2	4								
Edgardo Alfonso, R (1, 5) OBP: 0.338, SLG: 0.368											4	0	0	0	1	0	1								
31 Mike Piazza, R (1, 2) OBP: 0.357, SLG: 0.508											4	1	2	0	0	0	1								
John Olerud, L (1, 3) OBP: 0.459, SLG: 0.505											4	1	1	1	0	0	2								
Carlos Baerga, S (1, 4) OBP: 0.313, SLG: 0.412											2	0	0	1	1	0	1								
Butch Huskey, R (1, 9) OBP: 0.299, SLG: 0.418 Mel Rojas, R (8, 1)											4	0	0	0	0	1	3								
Matt Franco, L (1, 7) OBP: 0.337, SLG: 0.299 Brian McRae, S (7, PH) OBP: 0.341, SLG: 0.402 (7, 8)											2	1	2	0	1	0	0								
Rey Ordóñez, R (1, 6) OBP: 0.263, SLG: 0.281											3	0	0	0	0	1	2								
Bobby Jones, R (1, 1) OBP: 0.227, SLG: 0.227 Luis Lopez, S (7, PH) OBP: 0.368, SLG: 0.394 (7, 7)											2	0	1	1	0	1	1								
<b>Inning Stats</b>	R: 0 E: 0 K: 1 S: 9	H: 0 LOB: 0 BB: 0 P: 12	R: 0 E: 0 K: 0 S: 5	H: 0 LOB: 0 BB: 0 P: 11	R: 0 E: 0 K: 2 S: 13	H: 1 LOB: 1 BB: 0 P: 16	R: 0 E: 0 K: 0 S: 9	H: 1 LOB: 1 BB: 0 P: 10	R: 1 E: 0 K: 0 S: 8	H: 2 LOB: 1 BB: 0 P: 10	R: 2 E: 1 K: 0 S: 10	H: 2 LOB: 0 BB: 0 P: 14	R: 0 E: 0 K: 1 S: 8	H: 0 LOB: 2 BB: 1 P: 15	R: 0 E: 0 K: 1 S: 7	H: 0 LOB: 2 BB: 2 P: 19	R: 1 E: 0 K: 2 S: 13	H: 2 LOB: 1 BB: 0 P: 21	1B: 6 2B: 1 3B: 1 HR: 1	SF: 1 SAC: 1 DP: 1 HBP: 0	WP: 0 PB: 0 SB: 0 CS: 0	PA: 38			
<b>PITCHER</b>	IP	WLS	BF	H	R	ER	SO	BB	IBB	HBP	BLK	WP	HR	S	P	ERA	WHIP								
Carl Pavano, R (1, 1) ERA: 3.69	7.0		28	6	3	3	4	1	0	0	0	0	0	62	90	3.86	1.000								
Miguel Batista, R (8, 1) ERA: 3.71	1.0		5	0	0	0	1	1	1	0	0	0	0	7	19	0.00	1.000								
Ugueth Urbina, R (9, 1) ERA: 1.6	1.0	W	5	2	1	1	2	0	0	0	0	0	1	13	21	9.00	2.000								

**New York Mets @ Montreal Expos**  
Olympic Stadium, Montreal, QB  
Wed Jun 17 1998, 7:05 PM EDT  
Att: 7,606 - Cloudy - 56 F

AB 33  
R 4  
H 8  
RBI 4  
BB 3  
SO 7  
LOB 18



Batter	1	2	3	4	5	6	7	8	9	AB	R	H	RBI	BB	SO	LOB	BOTTOM								
F.P. Santangelo, S (1, 4) OBP: 0.328, SLG: 0.327 (8, 7)											4	0	1	0	1	2	2								
Ryan McGuire, L (1, 7) OBP: 0.346, SLG: 0.318 Jose Vidro, S (7, PH) OBP: 0.315, SLG: 0.271 (8, 4)											3	0	0	0	0	1	0								
Vladimir Guerrero, R (1, 9) OBP: 0.339, SLG: 0.592											4	2	2	0	1	0	0								
Brad Fullmer, L (1, 3) OBP: 0.327, SLG: 0.460											5	0	2	1	0	0	1								
Rondell White, R (1, 8) OBP: 0.351, SLG: 0.498											4	1	1	1	0	1	2								
Mark Grudzielanek, R (1, 6) OBP: 0.297, SLG: 0.328											4	1	2	1	0	0	1								
Chris Widger, R (1, 2) OBP: 0.297, SLG: 0.401											4	0	2	0	0	1	1								
Shane Andrews, R (1, 5) OBP: 0.301, SLG: 0.413											3	1	2	1	0	0	1								
Carl Pavano, R (1, 1) OBP: 0.108, SLG: 0.100 Scott Livingstone, L (7, PH) OBP: 0.281, SLG: 0.231 Robert Perez, R (7, PH) OBP: 0.255, SLG: 0.384 Miguel Batista, R (8, 1) Ugueth Urbina, R (9, 1) Da Rond Stovall, S (9, PH) OBP: 0.313, SLG: 0.397											2	0	0	0	0	2	2								
<b>Inning Stats</b>	R: 0 E: 0 K: 2 S: 8	H: 0 LOB: 0 BB: 0 P: 13	R: 0 E: 0 K: 0 S: 7	H: 0 LOB: 0 BB: 0 P: 11	R: 0 E: 0 K: 2 S: 13	H: 1 LOB: 1 BB: 0 P: 17	R: 0 E: 0 K: 0 S: 8	H: 0 LOB: 0 BB: 0 P: 12	R: 2 E: 0 K: 1 S: 15	H: 3 LOB: 1 BB: 0 P: 22	R: 1 E: 0 K: 0 S: 14	H: 2 LOB: 1 BB: 0 P: 22	R: 0 E: 0 K: 0 S: 13	H: 1 LOB: 2 BB: 1 P: 21	R: 1 E: 0 K: 2 S: 15	H: 2 LOB: 1 BB: 0 P: 19	R: 1 E: 0 K: 1 S: 13	H: 3 LOB: 3 BB: 1 P: 23	1B: 9 2B: 2 3B: 0 HR: 1	SF: 0 SAC: 1 DP: 0 HBP: 0	WP: 0 PB: 0 SB: 3 CS: 0	PA: 40			
<b>PITCHER</b>	IP	WLS	BF	H	R	ER	SO	BB	IBB	HBP	BLK	WP	HR	S	P	ERA	WHIP								
Bobby Jones, R (1, 1) ERA: 3.67	6.0		24	6	3	3	5	0	0	0	0	0	0	4	4	4.50	1.000								
Turk Wendell, R (7, 1) ERA: 5.4	0.1		2	1	0	0	0	0	0	0	0	0	0	4	4	0.00	3.000								
Dennis Cook, L (7, 1) ERA: 2.66	0.2		3	0	0	0	0	1	0	0	0	0	0	9	17	0.00	1.500								
Mel Rojas, R (8, 1) ERA: 3.26	1.2	L	11	5	2	2	3	0	1	0	0	0	0	28	42	10.80	3.000								

**New York Mets @ Montreal Expos**  
Olympic Stadium, Montreal, QB  
Wed Jun 17 1998, 7:05 PM EDT  
Att: 7,606 - Cloudy - 56 F

AB 37  
R 5  
H 12  
RBI 4  
BB 2  
SO 8  
LOB 16





Batter	1	2	3	4	5	6	7	8	9	AB	R	H	RBI	BB	SO	LOB	TOP																		
Luis Lopez, S OBP: 0.361, SLG: 0.385 (1, 9)										5	0	1	0	0	2	1																			
Matt Franco, L OBP: 0.351, SLG: 0.309 (1, 7)										4	2	2	0	1	0	1																			
31 Mike Piazza, R OBP: 0.361, SLG: 0.519 Bernard Gilkey, R OBP: 0.347, SLG: 0.377 (9, PR)										5	2	3	1	0	0	1																			
John Olerud, L OBP: 0.454, SLG: 0.498 (1, 3)										5	1	1	2	0	2	3																			
Carlos Baerga, S OBP: 0.316, SLG: 0.413 (1, 4)										4	0	2	2	0	1	0																			
Edgardo Alfonzo, R OBP: 0.345, SLG: 0.386 (1, 5)										4	0	3	1	0	0	1																			
Brian McRae, S OBP: 0.344, SLG: 0.401 (1, 8)										3	0	1	0	1	0	2																			
Rey Ordonez, R OBP: 0.260, SLG: 0.277 Turk Wendell, L (6, 1)										3	0	0	0	0	0	4																			
Butch Huskey, R OBP: 0.298, SLG: 0.416 John Hudek, S (8, 1)										0	0	0	0	0	0	0																			
Masato Yoshii, R OBP: 0.143, SLG: 0.105 Benny Agbayani, R (6, 9)										2	0	0	0	0	2	1																			
Wayne Kirby, L OBP: 0.214, SLG: 0.214 (7, 9)										2	1	1	0	0	0	1																			
<b>Inning Stats</b>	R: 0 E: 0 K: 1 S: 6	H: 1 LOB: 0 BB: 0 P: 10	R: 0 E: 0 K: 1 S: 13	H: 1 LOB: 1 BB: 0 P: 22	R: 0 E: 0 K: 1 S: 9	H: 1 LOB: 1 BB: 0 P: 13	R: 0 E: 0 K: 0 S: 6	H: 0 LOB: 0 BB: 0 P: 7	R: 0 E: 0 K: 1 S: 10	H: 1 LOB: 1 BB: 0 P: 14	R: 3 E: 0 K: 0 S: 14	H: 5 LOB: 2 BB: 1 P: 22	R: 3 E: 0 K: 1 S: 14	H: 3 LOB: 1 BB: 1 P: 27	R: 0 E: 0 K: 1 S: 8	H: 1 LOB: 0 BB: 0 P: 11	R: 0 E: 0 K: 2 S: 13	H: 1 LOB: 1 BB: 0 P: 23	1B: 10 2B: 4 3B: 0 HR: 0	SF: 0 SAC: 0 DP: 2 HBP: 0	WP: 0 PB: 0 SB: 0 CS: 1	PA: 41													
<b>PITCHER</b>	IP	WLS	BF	H	R	ER	SO	BB	IBB	HBP	BLK	WP	HR	S	P	ERA	WHIP	<b>PITCHER</b>	IP	WLS	BF	H	R	ER	SO	BB	IBB	HBP	BLK	WP	HR	S	P	ERA	WHIP
Javier Vazquez, R ERA: 5.94	5.1		24	9	3	3	4	0	0	0	0	0	0	55	82	5.06	1.688	Ugueth Urbina, R ERA: 1.56	1.0		4	1	0	0	2	0	0	0	0	0	13	23	0.00	1.000	
Shayne Bennett, R ERA: 5.82	0.2	W	2	0	0	0	0	0	1	0	0	0	0	3	6	0.00	0.000																		
Miguel Batista, R ERA: 4.12	0.1		4	2	3	3	0	1	0	0	0	0	0	9	17	81.00	9.000																		
Steve Kline, L ERA: 2.25	0.2		4	2	0	0	1	0	0	0	0	0	0	7	13	0.00	3.000																		
Anthony Telford, R ERA: 4.07	1.0		2	0	0	0	1	0	0	0	0	0	0	6	8	0.00	0.000																		

**New York Mets @ Montreal Expos**  
Olympic Stadium, Montreal, QB  
Thu Jun 18 1998, 7:05 PM EDT  
Att: 8,788 - Cloudy - 65 F

AB	38
R	6
H	14
RBI	6
BB	2
SO	8
LOB	16




Batter	1	2	3	4	5	6	7	8	9	AB	R	H	RBI	BB	SO	LOB	BOTTOM																		
F.P. Santangelo, S OBP: 0.328, SLG: 0.323 (1, 7)										3	0	0	0	1	0	0																			
Jose Vidro, S OBP: 0.320, SLG: 0.273 (1, 4)										3	0	1	1	1	1	0																			
Vladimir Guerrero, R OBP: 0.340, SLG: 0.517 (1, 9)										4	2	2	1	0	0	4																			
Brad Fullmer, L OBP: 0.326, SLG: 0.456 Ugueth Urbina, R (9, 1)										4	1	1	0	0	0	0																			
Rondell White, R OBP: 0.357, SLG: 0.512 (1, 8)										3	2	2	1	1	0	0																			
Mark Grudzielanek, R OBP: 0.296, SLG: 0.327 (1, 6)										4	1	1	1	0	0	1																			
Chris Widger, R OBP: 0.296, SLG: 0.395 (1, 2)										3	1	0	0	1	0	1																			
Shane Andrews, R OBP: 0.304, SLG: 0.409 (1, 5)										2	0	0	0	2	0	0																			
Javier Vazquez, R ERA: 5.94 Shayne Bennett, R ERA: 5.82 Scott Livingstone, L ERA: 4.58 Miguel Batista, R ERA: 4.12 Steve Kline, S ERA: 2.25 Anthony Telford, R ERA: 4.07 Ryan McGure, L ERA: 3.15 (11, 3)										2	0	0	0	0	0	1																			
<b>Inning Stats</b>	R: 1 E: 0 K: 0 S: 8	H: 1 LOB: 0 BB: 0 P: 14	R: 1 E: 0 K: 0 S: 12	H: 1 LOB: 1 BB: 1 P: 22	R: 0 E: 0 K: 0 S: 8	H: 1 LOB: 0 BB: 0 P: 15	R: 0 E: 0 K: 0 S: 9	H: 1 LOB: 1 BB: 0 P: 13	R: 0 E: 0 K: 0 S: 5	H: 0 LOB: 0 BB: 0 P: 9	R: 5 E: 1 K: 1 S: 20	H: 3 LOB: 3 BB: 5 P: 41	R: 0 E: 0 K: 0 S: 6	H: 0 LOB: 0 BB: 0 P: 9	R: 0 E: 0 K: 1 S: 6	H: 0 LOB: 0 BB: 0 P: 10	1B: 4 2B: 1 3B: 0 HR: 2	SF: 0 SAC: 0 DP: 0 HBP: 0	WP: 0 PB: 0 SB: 3 CS: 1	PA: 36															
<b>PITCHER</b>	IP	WLS	BF	H	R	ER	SO	BB	IBB	HBP	BLK	WP	HR	S	P	ERA	WHIP	<b>PITCHER</b>	IP	WLS	BF	H	R	ER	SO	BB	IBB	HBP	BLK	WP	HR	S	P	ERA	WHIP
Masato Yoshii, R ERA: 3.45	5.1	L	25	7	7	7	1	2	0	0	0	0	0	55	94	11.81	1.688																		
Turk Wendell, R ERA: 4.98	1.2		8	0	0	0	0	3	0	0	0	0	0	13	29	0.00	1.800																		
John Hudek, R ERA: 3.22	1.0		3	0	0	0	1	0	0	0	0	0	0	6	10	0.00	0.000																		


**New York Mets @ Montreal Expos**  
Olympic Stadium, Montreal, QB  
Thu Jun 18 1998, 7:05 PM EDT  
Att: 8,788 - Cloudy - 65 F

AB	30
R	7
H	7
RBI	5
BB	6
SO	2
LOB	9





Batter	1	2	3	4	5	6	7	8	9	AB	R	H	RBI	BB	SO	LOB	TOP			
Todd Dunwoody, L (1, 8) OBP: 0.270, SLG: 0.345	2-3 K			1-3 K			2-2 G3		0-1 L8	4	0	0	0	0	2	0	<b>Florida Marlins @ New York Mets</b> Shea Stadium, Flushing, NY Fri Jun 19 1998, 7:05 PM EDT Att: 32,738 - Unknown - 80 F  <b>AB 32</b> <b>R 3</b> <b>H 6</b> <b>RBI 3</b> <b>BB 0</b> <b>SO 8</b> <b>LOB 2</b> 			
Edgar Renteria, R (1, 6) OBP: 0.365, SLG: 0.366	0-3 K			0-1 G6-3			3-1 CS 1B		1-1 G6-3	4	0	1	0	0	1	0				
Mark Kotsay, L (1, 9) OBP: 0.325, SLG: 0.386	1-0 L3			2-2 F8			1-2 1B HR		0-2 1B	4	1	2	0	0	0	0				
Todd Zeile, R (1, 5) OBP: 0.304, SLG: 0.403					2-2 L5		1-1 HR 1B		2-1 1B	4	1	2	0	0	0	0				
Cliff Floyd, L (1, 7) OBP: 0.346, SLG: 0.494					1-0 P5		1-2 HR 1B		1-1 G4-3	4	1	1	3	0	0	2				
Ryan Jackson, L (1, 3) OBP: 0.310, SLG: 0.400					0-3 K		0-0 HR G3			3	0	0	0	0	2	0				
Gregg Zaun, S (1, 2) OBP: 0.241, SLG: 0.274				1-3 K			1-0 G3		0-0 F7	3	0	0	0	0	1	0				
Craig Counsell, L (1, 4) OBP: 0.360, SLG: 0.341				0-1 G4-3			2-2 P6		2-0 L9	3	0	0	0	0	0	0				
Brian Meadows, R (1, 1) OBP: 0.200, SLG: 0.143				3-2 G1-3			0-3 K		0-3 K	2	0	0	0	0	1	0				
Brian Edmondson, R (7, 1)										1	0	0	0	0	1	0				
Matt Mantei, R (9, 1)										0	0	0	0	0	0	0				
<b>Inning Stats</b>	R: 0 E: 0 K: 2 S: 8	H: 0 LOB: 0 BB: 0 P: 11	R: 0 E: 0 K: 1 S: 7	H: 0 LOB: 0 BB: 0 P: 11	R: 0 E: 0 K: 1 S: 9	H: 0 LOB: 0 BB: 0 P: 13	R: 0 E: 0 K: 1 S: 9	H: 0 LOB: 0 BB: 0 P: 12	R: 0 E: 0 K: 1 S: 7	H: 0 LOB: 0 BB: 0 P: 10	R: 3 E: 0 K: 0 S: 13	H: 4 LOB: 0 BB: 0 P: 20	R: 0 E: 0 K: 1 S: 5	H: 0 LOB: 0 BB: 0 P: 7	R: 0 E: 0 K: 0 S: 11	H: 2 LOB: 2 BB: 0 P: 15	1B: 5 2B: 0 3B: 0 HR: 1	SF: 0 SAC: 0 DP: 0 HBP: 0	WP: 0 PB: 0 SB: 0 CS: 1	PA: 32
<b>PITCHER</b>	IP WLS BF H R ER SO BB IBB HBP BLK WP HR S P ERA WHIP	IP WLS BF H R ER SO BB IBB HBP BLK WP HR S P ERA WHIP	IP WLS BF H R ER SO BB IBB HBP BLK WP HR S P ERA WHIP	IP WLS BF H R ER SO BB IBB HBP BLK WP HR S P ERA WHIP	IP WLS BF H R ER SO BB IBB HBP BLK WP HR S P ERA WHIP	IP WLS BF H R ER SO BB IBB HBP BLK WP HR S P ERA WHIP	IP WLS BF H R ER SO BB IBB HBP BLK WP HR S P ERA WHIP	IP WLS BF H R ER SO BB IBB HBP BLK WP HR S P ERA WHIP	IP WLS BF H R ER SO BB IBB HBP BLK WP HR S P ERA WHIP	IP WLS BF H R ER SO BB IBB HBP BLK WP HR S P ERA WHIP	IP WLS BF H R ER SO BB IBB HBP BLK WP HR S P ERA WHIP	IP WLS BF H R ER SO BB IBB HBP BLK WP HR S P ERA WHIP	IP WLS BF H R ER SO BB IBB HBP BLK WP HR S P ERA WHIP	IP WLS BF H R ER SO BB IBB HBP BLK WP HR S P ERA WHIP	IP WLS BF H R ER SO BB IBB HBP BLK WP HR S P ERA WHIP	IP WLS BF H R ER SO BB IBB HBP BLK WP HR S P ERA WHIP	IP WLS BF H R ER SO BB IBB HBP BLK WP HR S P ERA WHIP			
Rick Reed, R (1, 1) ERA: 2.38	8.2	L	31	6	3	3	8	0	0	0	0	0	0	0	0	0	0.00	0.000		
John Franco, L (9, 1) ERA: 2.84	0.1	1	0	0	0	0	0	0	0	0	0	0	0	0	2	3	0.00	0.000		

Batter	1	2	3	4	5	6	7	8	9	AB	R	H	RBI	BB	SO	LOB	BOTTOM					
Benny Agbayani, R (1, 9) OBP: 0.333, SLG: 0.200	2-0 31 G3-1 BB SF8 1B			1-1 G6-4-3			0-3 K		0-0 P4	4	1	1	0	1	1	3	<b>Florida Marlins @ New York Mets</b> Shea Stadium, Flushing, NY Fri Jun 19 1998, 7:05 PM EDT Att: 32,738 - Unknown - 80 F  <b>AB 33</b> <b>R 2</b> <b>H 9</b> <b>RBI 1</b> <b>BB 5</b> <b>SO 4</b> <b>LOB 22</b> 					
Matt Franco, L (1, 7) OBP: 0.374, SLG: 0.333	4-1 31 G3-1 BB			2-1 31 BB 1B			1-2 31 F8 2B		1-1 F9	3	0	2	0	2	0	0						
31 Mike Piazza, R (1, 2) OBP: 0.358, SLG: 0.510	1-2 G3-1			4-0 1-2 BB			0-0 F8		0-1 G6-3	4	0	0	0	1	0	5						
John Olerud, L (1, 3) OBP: 0.450, SLG: 0.491	1-0 SF8			1-0 P7			2-3 IBB		1-3 K	3	0	0	1	1	2	4						
Carlos Baerga, S (1, 4) OBP: 0.319, SLG: 0.423	2-2 L4			2-1 1B BLK 2B			1-1 G3		1-1 G3	4	1	2	0	0	0	3						
Edgardo Alfonzo, R (1, 5) OBP: 0.344, SLG: 0.383				0-2 G3-1			1-0 G5-3		1-0 G3	4	0	1	0	0	0	1						
Brian McRae, S (1, 8) OBP: 0.242, SLG: 0.403				3-2 G4-3			0-0 1B 2B		1-2 G3	4	0	1	0	0	0	3						
John Franco, L (9, 1)										0	0	0	0	0	0	0						
Rey Ordenez, R (1, 6) OBP: 0.261, SLG: 0.278				2-0 G6-3			0-0 P6		1-2 P5	3	0	1	0	0	0	1						
Luis Lopez, S (9, PH) OBP: 0.355, SLG: 0.382										1	0	0	0	0	0	1						
Rick Reed, R (1, 1) OBP: 0.242, SLG: 0.267				1-1 G6-4-3 1B			0-1 SH1-3 1B		3-3 K2-3	2	0	1	0	0	0	1						
Wayne Kirby, L (9, 8) OBP: 0.200, SLG: 0.200										1	0	0	0	0	1	0						
<b>Inning Stats</b>	R: 1 E: 0 K: 0 S: 10	H: 1 LOB: 1 BB: 1 P: 19	R: 0 E: 0 K: 0 S: 7	H: 0 LOB: 0 BB: 0 P: 12	R: 0 E: 0 K: 0 S: 7	H: 2 LOB: 1 BB: 1 P: 16	R: 1 E: 0 K: 0 S: 13	H: 2 LOB: 1 BB: 0 P: 20	R: 0 E: 0 K: 0 S: 12	H: 1 LOB: 2 BB: 1 P: 18	R: 0 E: 0 K: 0 S: 6	H: 2 LOB: 2 BB: 0 P: 7	R: 0 E: 0 K: 1 S: 7	H: 0 LOB: 0 BB: 0 P: 9	R: 0 E: 0 K: 0 S: 9	H: 1 LOB: 1 BB: 0 P: 13	R: 0 E: 1 K: 2 S: 13	H: 0 LOB: 2 BB: 2 P: 27	1B: 5 2B: 4 3B: 0 HR: 0	SF: 1 SAC: 1 DP: 1 HBP: 0	WP: 0 PB: 0 SB: 0 CS: 0	PA: 40
<b>PITCHER</b>	IP WLS BF H R ER SO BB IBB HBP BLK WP HR S P ERA WHIP	IP WLS BF H R ER SO BB IBB HBP BLK WP HR S P ERA WHIP	IP WLS BF H R ER SO BB IBB HBP BLK WP HR S P ERA WHIP	IP WLS BF H R ER SO BB IBB HBP BLK WP HR S P ERA WHIP	IP WLS BF H R ER SO BB IBB HBP BLK WP HR S P ERA WHIP	IP WLS BF H R ER SO BB IBB HBP BLK WP HR S P ERA WHIP	IP WLS BF H R ER SO BB IBB HBP BLK WP HR S P ERA WHIP	IP WLS BF H R ER SO BB IBB HBP BLK WP HR S P ERA WHIP	IP WLS BF H R ER SO BB IBB HBP BLK WP HR S P ERA WHIP	IP WLS BF H R ER SO BB IBB HBP BLK WP HR S P ERA WHIP	IP WLS BF H R ER SO BB IBB HBP BLK WP HR S P ERA WHIP	IP WLS BF H R ER SO BB IBB HBP BLK WP HR S P ERA WHIP	IP WLS BF H R ER SO BB IBB HBP BLK WP HR S P ERA WHIP	IP WLS BF H R ER SO BB IBB HBP BLK WP HR S P ERA WHIP	IP WLS BF H R ER SO BB IBB HBP BLK WP HR S P ERA WHIP	IP WLS BF H R ER SO BB IBB HBP BLK WP HR S P ERA WHIP	IP WLS BF H R ER SO BB IBB HBP BLK WP HR S P ERA WHIP					
Brian Meadows, R (1, 1) ERA: 4.4	6.1	W	29	8	2	2	1	2	2	2	2	1	0	0	0	0	2.84	1.579				
Brian Edmondson, R (7, 1) ERA: 3.09	1.2	6	1	0	0	0	1	0	0	0	0	0	0	0	14	19	0.00	0.600				
Matt Mantei, R (9, 1) ERA: 1.62	1.0	S	5	0	0	0	2	2	0	0	0	0	0	0	13	27	0.00	2.000				







Batter	1	2	3	4	5	6	7	8	9	AB	R	H	RBI	BB	SO	LOB	TOP			
John Cangelosi, S (1,8) OBP: 0.345, SLG: 0.296	G6-3		K		B1-3		P6		G4-6-3 BB	4	0	0	0	1	1	1	<b>Florida Marlins @ New York Mets</b> Shea Stadium, Flushing, NY Sun Jun 21 1998, 3:33 AM EDT Att: 30,673 - Sunny - 78 F			
Edgar Renteria, R (1,6) OBP: 0.394, SLG: 0.362	P9		1B		G5-3		K		G4-6-3 1-2	5	0	1	0	0	1	1				
Dave Berg, R (1,4) OBP: 0.354, SLG: 0.382	G6-3		1B		S 1B		K		K	4	1	1	1	1	2	0				
Todd Zeile, R (1,5) OBP: 0.319, SLG: 0.418		G4-6-3 BB			1B		BB FC1-2 1B			1	0	1	0	3	0	0				
Cliff Floyd, L (1,7) OBP: 0.352, SLG: 0.495	G4-6-3 1-2		F8		BB		FC1-2 BB 1B			4	0	2	1	0	0	4				
Derrek Lee, R (1,3) OBP: 0.313, SLG: 0.381					K		FC1-2 BB			2	0	0	0	2	2	2				
John Wehner, R (1,9) OBP: 0.130, SLG: 0.174	K				B1-3		FC1-2			4	0	1	0	0	1	4				
Mike Redmond, R (1,2) OBP: 0.435, SLG: 0.609					1B		G6-4-3 1-2		K	4	0	2	0	0	1	4				
Joe Fontenot, R (1,1) OBP: 0.323, SLG: 0.380					1B		F9			3	1	0	0	0	1	2				
Mark Kotsay, L (8,PH) OBP: 0.323, SLG: 0.380			FC3-6 1B		K					1	0	0	0	0	1	3				
Brian Edmondson, R (8,1) OBP: 0.313, SLG: 0.381			1B							0	0	0	0	0	0	0				
Felix Heredia, L (8,1) OBP: 0.313, SLG: 0.381			1B							0	0	0	0	0	0	0				
<b>Inning Stats</b>	R: 0 E: 0 K: 0 S: 14	H: 0 LOB: 0 BB: 0 P: 19	R: 0 E: 0 K: 1 S: 12	H: 0 LOB: 1 BB: 2 P: 22	R: 1 E: 0 K: 1 S: 12	H: 3 LOB: 3 BB: 1 P: 21	R: 0 E: 0 K: 2 S: 8	H: 1 LOB: 1 BB: 0 P: 11	R: 1 E: 0 K: 1 S: 12	H: 1 LOB: 2 BB: 2 P: 24	R: 0 E: 0 K: 2 S: 9	H: 0 LOB: 0 BB: 0 P: 15	R: 0 E: 0 K: 2 S: 17	H: 2 LOB: 3 BB: 1 P: 25	R: 0 E: 0 K: 1 S: 7	H: 0 LOB: 0 BB: 1 P: 11	1B: 8 2B: 0 3B: 0 HR: 0	SF: 0 SAC: 0 DP: 3 HBP: 0	WP: 0 PB: 1 SB: 2 CS: 0	PA: 39
<b>PITCHER</b>	IP WLS BF H R ER SO	IP WLS BF H R ER SO	IP WLS BF H R ER SO	IP WLS BF H R ER SO	IP WLS BF H R ER SO	IP WLS BF H R ER SO	IP WLS BF H R ER SO	IP WLS BF H R ER SO	IP WLS BF H R ER SO	IP WLS BF H R ER SO	IP WLS BF H R ER SO	IP WLS BF H R ER SO	IP WLS BF H R ER SO	IP WLS BF H R ER SO	IP WLS BF H R ER SO	IP WLS BF H R ER SO	ERA WHIP	ERA WHIP		
Al Leiter, L (1,1) ERA: 1.6	7.0	W	30	6	2	2	7	5	0	0	0	0	0	0	0	0	0	2.57	1.571	
John Hudek, R (8,1) ERA: 3.22	0.0	1	1	0	0	0	0	0	0	0	0	0	0	0	0	0	0	∞	∞	
Dennis Cook, L (8,1) ERA: 2.59	0.0	2	1	0	0	0	0	1	0	0	0	0	0	0	0	0	0	∞	∞	
John Franco, L (8,1) ERA: 2.63	2.0	S	6	0	0	0	3	1	0	0	0	0	0	0	0	0	0	0.00	0.500	

Batter	1	2	3	4	5	6	7	8	9	AB	R	H	RBI	BB	SO	LOB	BOTTOM			
Edgardo Alfonzo, R (1,5) OBP: 0.353, SLG: 0.389	31 F9 G4-3 1B BB		L7		K2-3		1B			3	1	1	1	1	1	1	<b>Florida Marlins @ New York Mets</b> Shea Stadium, Flushing, NY Sun Jun 21 1998, 3:33 AM EDT Att: 30,673 - Sunny - 78 F			
Bernard Gilkey, R (1,7) OBP: 0.345, SLG: 0.374	G4-3 S 1B		G6-3		K2-3		K			4	0	1	0	0	2	1				
31 Mike Piazza, R (1,2) OBP: 0.359, SLG: 0.506	F9				G5-3		1B		CS 1B	4	0	2	0	0	0	2				
Wayne Kirby, L (8,PR) OBP: 0.211, SLG: 0.211							1B			0	0	0	0	0	0	0				
Alberto Castillo, R (9,2) OBP: 0.300, SLG: 0.338							1B			0	0	0	0	0	0	0				
John Olerud, L (1,3) OBP: 0.441, SLG: 0.479	G4-3				G4-3		F7		F7	4	0	0	1	0	0	3				
Carlos Baerga, S (1,4) OBP: 0.317, SLG: 0.417	G4-3				G1-4-3		FC6-4 1B		K	4	0	1	0	0	1	2				
Butch Huskey, R (1,9) OBP: 0.294, SLG: 0.410		G5-3			E5 G3 BB WP		FC6-4 1-2			3	1	0	0	0	0	2				
Brian McRae, S (1,8) OBP: 0.345, SLG: 0.402		G4-3			WP G3 BB		SH3-4 1B			2	1	1	0	1	0	0				
Rey Ordonez, R (1,6) OBP: 0.260, SLG: 0.274		P8			G3		SH3-4			2	0	0	0	0	0	2				
Al Leiter, L (1,1) OBP: 0.200, SLG: 0.179					K		L7			2	0	0	0	0	2	1				
Luis Lopez, S (7,PH) OBP: 0.349, SLG: 0.372										1	0	0	0	0	0	1				
John Hudek, S (8,1) OBP: 0.309, SLG: 0.338										0	0	0	0	0	0	0				
Dennis Cook, L (8,1) OBP: 0.309, SLG: 0.338										0	0	0	0	0	0	0				
John Franco, L (8,1) OBP: 0.309, SLG: 0.338										0	0	0	0	0	0	0				
<b>Inning Stats</b>	R: 1 E: 0 K: 0 S: 8	H: 1 LOB: 1 BB: 1 P: 16	R: 0 E: 0 K: 0 S: 8	H: 0 LOB: 0 BB: 0 P: 13	R: 0 E: 0 K: 1 S: 8	H: 0 LOB: 0 BB: 0 P: 11	R: 0 E: 0 K: 0 S: 4	H: 0 LOB: 0 BB: 0 P: 6	R: 1 E: 1 K: 2 S: 12	H: 0 LOB: 1 BB: 1 P: 21	R: 0 E: 0 K: 1 S: 12	H: 2 LOB: 2 BB: 0 P: 17	R: 1 E: 0 K: 1 S: 12	H: 2 LOB: 1 BB: 0 P: 18	R: 0 E: 0 K: 1 S: 11	H: 1 LOB: 1 BB: 0 P: 16	1B: 6 2B: 0 3B: 0 HR: 0	SF: 0 SAC: 1 DP: 0 HBP: 0	WP: 1 PB: 0 SB: 1 CS: 1	PA: 32
<b>PITCHER</b>	IP WLS BF H R ER SO	IP WLS BF H R ER SO	IP WLS BF H R ER SO	IP WLS BF H R ER SO	IP WLS BF H R ER SO	IP WLS BF H R ER SO	IP WLS BF H R ER SO	IP WLS BF H R ER SO	IP WLS BF H R ER SO	IP WLS BF H R ER SO	IP WLS BF H R ER SO	IP WLS BF H R ER SO	IP WLS BF H R ER SO	IP WLS BF H R ER SO	IP WLS BF H R ER SO	IP WLS BF H R ER SO	ERA WHIP	ERA WHIP		
Joe Fontenot, R (1,1) ERA: 6.89	7.0	L	29	5	3	2	5	2	0	0	0	0	0	0	0	0	0	2.57	1.000	
Brian Edmondson, R (8,1) ERA: 3.09	0.0	1	1	0	0	0	0	0	0	0	0	0	0	0	0	0	0	∞	∞	
Felix Heredia, L (8,1) ERA: 6.82	1.0	2	0	0	0	0	1	0	0	0	0	0	0	0	0	0	0	0.00	0.000	



Batter	1	2	3	4	5	6	7	8	9	AB	R	H	RBI	BB	SO	LOB	TOP					
Edgardo Alfonso, R OBP: 0.347, SLG: 0.382	1-1 G3		2-2 G6-3			0-0 G3			1-0 G5-3	4	0	0	0	0	0	0	<b>New York Mets @ Baltimore Orioles</b> Oriole Park at Camden Yards, Baltimore, MD Mon Jun 22 1998, 7:05 PM EDT Att: 45,535 - Overcast - 86 F					
Carlos Baerga, S OBP: 0.312, SLG: 0.411	0-3 K		3-2 G1-6-3			2-3 K			1-1 F7	4	0	0	0	0	2	0						
31 Mike Piazza, R OBP: 0.355, SLG: 0.500	1-2 P4			0-0 6-3					3-2 G5-3	3	0	0	0	0	0	0						
John Olerud, L OBP: 0.436, SLG: 0.473		0-3 K		3-3 K					2-2 G5-3	3	0	0	0	0	2	0						
Bernard Gilkey, R OBP: 0.340, SLG: 0.368		0-1 G6-3		2-1 G6-3					3-2 G6-3	3	0	0	0	0	0	0						
Brian McRae, S OBP: 0.344, SLG: 0.414		0-1 HR			0-0 B2				1-3 K	3	1	1	1	0	1	0						
Butch Huskey, R OBP: 0.295, SLG: 0.422		2-0 HR			1-1 G5-3				1-1 F9	3	1	1	1	0	0	0						
Rey Ordóñez, R OBP: 0.258, SLG: 0.272		0-2 G5-3			1-3 K				1-3 K	2	0	0	0	0	1	0						
Luis Lopez, S OBP: 0.346, SLG: 0.368										1	0	0	0	0	1	0						
Alberto Castillo, R OBP: 0.293, SLG: 0.329			0-2 G6-3			2-2 G6-3			1-1 F8	2	0	0	0	0	0	0						
Wayne Kirby, L OBP: 0.250, SLG: 0.200										1	0	0	0	0	0	0						
<b>Inning Stats</b>	R: 0 E: 0 K: 1 S: 9	H: 0 LOB: 0 BB: 0 P: 11	R: 2 E: 0 K: 1 S: 11	H: 2 LOB: 0 BB: 0 P: 13	R: 0 E: 0 K: 0 S: 10	H: 0 LOB: 0 BB: 0 P: 15	R: 0 E: 0 K: 1 S: 6	H: 0 LOB: 0 BB: 0 P: 11	R: 0 E: 0 K: 1 S: 6	H: 0 LOB: 0 BB: 0 P: 8	R: 0 E: 0 K: 0 S: 10	H: 0 LOB: 0 BB: 0 P: 13	R: 0 E: 0 K: 0 S: 11	H: 0 LOB: 0 BB: 0 P: 19	R: 0 E: 0 K: 2 S: 9	H: 0 LOB: 0 BB: 0 P: 12	R: 0 E: 0 K: 0 S: 5	H: 0 LOB: 0 BB: 0 P: 8	1B: 0 2B: 0 3B: 0 HR: 2	SF: 0 SAC: 0 DP: 0 HBP: 0	WP: 0 PB: 0 CS: 0	PA: 29
<b>PITCHER</b> 35 Mike Mussina, R ERA: 3.72	IP: 9.0 WLS: W BF: 29 H: 2 R: 2 ER: 2 SO: 7 BB: 0 IBB: 0 HBP: 0 BLK: 0 WP: 0 HR: 2 S: 77 P: 110 ERA: 2.00 WHIP: 0.222															<b>PITCHER</b>						

Batter	1	2	3	4	5	6	7	8	9	AB	R	H	RBI	BB	SO	LOB	BOTTOM			
Brady Anderson, L OBP: 0.316, SLG: 0.415	2-1 1B		0-0 1B	0-0 P6			2-0 G4-3			4	1	2	0	0	0	1	<b>New York Mets @ Baltimore Orioles</b> Oriole Park at Camden Yards, Baltimore, MD Mon Jun 22 1998, 7:05 PM EDT Att: 45,535 - Overcast - 86 F			
Eric Davis, R OBP: 0.381, SLG: 0.572	3-2 1B		0-1 G4-3		1-1 CS		0-1 2B			4	0	3	1	0	0	0				
Harold Baines, L OBP: 0.388, SLG: 0.479	2-1 L4		0-1 HR		1-1 1B		1-3 K			3	1	2	0	0	0	1				
Joe Carter, R OBP: 0.301, SLG: 0.456					1-2 2B					1	0	0	0	0	1	1				
Rafael Palmeiro, L OBP: 0.378, SLG: 0.574	3-2 F4		1-1 HR		0-1 L3		1-0 G4-3			4	1	1	2	0	0	3				
Roberto Alomar, S OBP: 0.396, SLG: 0.452	2-2 1B		3-2 F8		0-2 1B				1-1 F9	4	0	2	0	0	0	0				
B.J. Surhoff, L OBP: 0.331, SLG: 0.474	2-1 G4-3			1-2 F9		0-1 F8		2-1 G3-1		4	0	0	0	0	0	2				
Cal Ripken Jr., R OBP: 0.326, SLG: 0.382		1-0 L1		1-0 HR		2-0 2B		1-1 HBP		3	3	2	1	0	0	0				
23 Chris Hoiles, R OBP: 0.302, SLG: 0.328		1-3 K		3-2 L4		2-2 1B		1 SAFE HR		4	1	2	3	0	1	0				
Mike Bordick, R OBP: 0.307, SLG: 0.371		0-1 G4-3		4-1 BB		1-1 G4-6-3		2-3 K		3	0	0	0	1	1	2				
<b>Inning Stats</b>	R: 1 E: 0 K: 0 S: 15	H: 3 LOB: 2 BB: 0 P: 29	R: 0 E: 0 K: 1 S: 6	H: 0 LOB: 0 BB: 0 P: 8	R: 2 E: 0 K: 0 S: 10	H: 3 LOB: 0 BB: 0 P: 14	R: 1 E: 0 K: 0 S: 10	H: 1 LOB: 1 BB: 1 P: 19	R: 0 E: 0 K: 0 S: 10	H: 3 LOB: 2 BB: 0 P: 12	R: 1 E: 0 K: 0 S: 8	H: 2 LOB: 0 BB: 0 P: 13	R: 0 E: 0 K: 1 S: 7	H: 1 LOB: 1 BB: 0 P: 11	R: 2 E: 0 K: 1 S: 9	H: 1 LOB: 1 BB: 0 P: 15	1B: 8 2B: 3 3B: 0 HR: 3	SF: 0 SAC: 0 DP: 1 HBP: 1	WP: 0 PB: 0 CS: 2	PA: 36
<b>PITCHER</b> Bobby Jones, R ERA: 3.93	IP: 6.0 WLS: L BF: 27 H: 12 R: 5 ER: 5 SO: 1 BB: 1 IBB: 0 HBP: 0 BLK: 0 WP: 0 HR: 2 S: 59 P: 95 ERA: 7.50 WHIP: 2.167															<b>PITCHER</b>				
Bill Pulsipher, L ERA:	IP: 1.0 WLS: 4 BF: 1 H: 0 R: 0 ER: 0 SO: 1 BB: 0 IBB: 0 HBP: 0 BLK: 0 WP: 0 HR: 7 S: 11 P: 11 ERA: 0.00 WHIP: 1.000																			
Brian Bohanon, L ERA: 2.76	IP: 1.0 WLS: 5 BF: 1 H: 2 R: 0 ER: 0 SO: 1 BB: 0 IBB: 0 HBP: 1 BLK: 0 WP: 0 HR: 9 S: 15 P: 15 ERA: 0.00 WHIP: 1.000																			

livebaseballscores.com




livebaseballscores.com



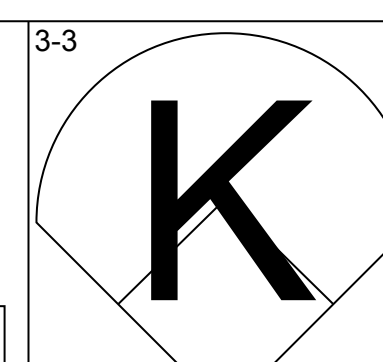
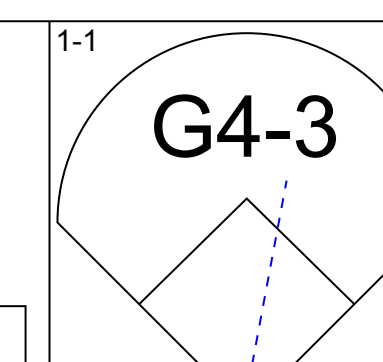
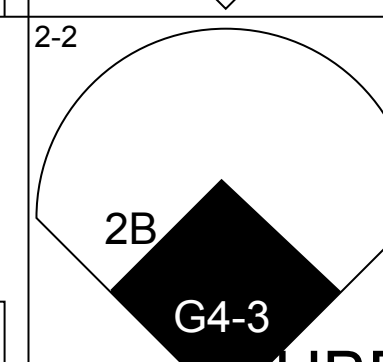
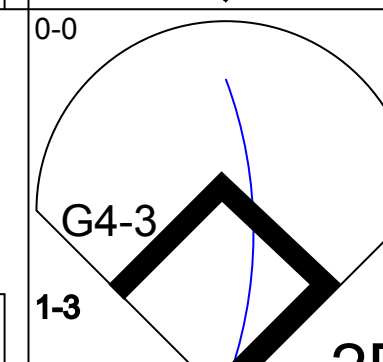
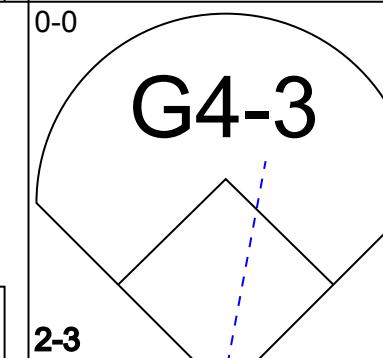
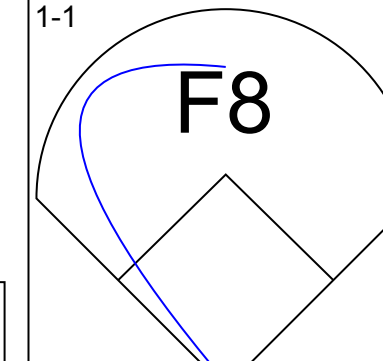


Batter	1	2	3	4	5	6	7	8	9	AB	R	H	RBI	BB	SO	LOB	TOP										
<b>Brian McRae, S</b> (1, 8) OBP: 0.338, SLG: 0.405	0-1 G3		0-2 P5		0-0 F9		3-2 F8	1-2 F9		5	0	0	0	0	0	5	<b>New York Mets @ Baltimore Orioles</b> Oriole Park at Camden Yards, Baltimore, MD Tue Jun 23 1998, 7:05 PM EDT Att: 46,385 - Cloudy - 89 F										
<b>Edgardo Alfonzo, R</b> (1, 5) OBP: 0.348, SLG: 0.380	2-1 F8		4-2 BB		2-1 F9		2-1 2B	2-1 P4		4	1	1	0	1	0	2											
<b>31 Mike Piazza, R</b> (1, 10) OBP: 0.352, SLG: 0.494	2-1 G6-3		0-0 F7		0-1 1B		1-2 F9		3-3 K	5	0	1	0	0	1	5											
<b>Bernard Gilkey, R</b> (1, 7) OBP: 0.337, SLG: 0.369		3-1 L4		0-2 G4-3		0-3 K	0-0 1B		3-1 F6	5	1	1	2	0	1	1											
<b>Butch Huskey, R</b> (1, 9) OBP: 0.297, SLG: 0.421		1-1 G4-3		0-0 2B		2-2 F9	0-0 2B		2-2 F8	5	1	2	1	0	0	0											
<b>Wayne Kirby, L</b> (9, 9) OBP: 0.200, SLG: 0.200										0	0	0	0	0	0	0											
<b>Todd Pratt, R</b> (1, 3) OBP: 0.333, SLG: 0.917		2-3 K		0-0 1B		1-0 G4-3	1-2 CS		0-0 SH1-3	4	1	2	1	0	1	0											
<b>Luis Lopez, S</b> (1, 4) OBP: 0.362, SLG: 0.385			1-0 SH1-3	0-0 1B	0-0 2B	0-0 1B		0-0 SH1-3		3	1	3	0	0	0	0											
<b>Rey Ordonez, R</b> (1, 6) OBP: 0.266, SLG: 0.280		1-2 SH1-3	1-0 1B	1-0 1B	1-0 1B	0-0 F7	2-2 F9	2-2 1B		4	0	3	2	0	0	1											
<b>Alberto Castillo, R</b> (1, 2) OBP: 0.293, SLG: 0.329			1-0 SH1-3	1-1 G4-3			0-2 31 F9	1-2 1B		0	0	0	0	0	0	0											
<b>Matt Franco, L</b> (4, 3) OBP: 0.369, SLG: 0.330										3	1	2	0	0	0	1											
<b>John Olerud, L</b> (9, 3) OBP: 0.436, SLG: 0.473			1-2 2-3							0	0	0	0	0	0	0											
<b>Inning Stats</b>	R: 0 E: 0 K: 0 S: 6	H: 0 LOB: 0 BB: 0 P: 10	R: 0 E: 0 K: 1 S: 7	H: 0 LOB: 0 BB: 0 P: 13	R: 0 E: 0 K: 0 S: 11	H: 2 LOB: 3 BB: 1 P: 19	R: 2 E: 0 K: 0 S: 9	H: 4 LOB: 1 BB: 0 P: 11	R: 0 E: 0 K: 1 S: 9	H: 1 LOB: 1 BB: 0 P: 10	R: 3 E: 0 K: 0 S: 18	H: 4 LOB: 0 BB: 0 P: 24	R: 1 E: 0 K: 0 S: 19	H: 3 LOB: 2 BB: 0 P: 23	R: 0 E: 0 K: 1 S: 9	H: 0 LOB: 0 BB: 0 P: 17	1B: 12 2B: 3 3B: 0 HR: 0	SF: 0 SAC: 2 DP: 0 HBP: 0	WP: 0 PB: 0 SB: 0 CS: 1	PA: 42							
<b>PITCHER</b>	IP	WLS	BF	H	R	ER	SO	BB	IBB	HBP	BLK	WP	HR	S	P	ERA	WHIP										
<b>Doug Johns, L</b> (1, 1) ERA: 4.88	3.2		17	6	2	2	1	1	0	0	0	0	0	31	50	4.91	1.909										
<b>Alan Mills, R</b> (4, 1) ERA: 3.95	2.1		9	2	0	0	1	0	0	0	0	0	0	18	24	0.00	0.857										
<b>Arthur Rhodes, L</b> (7, 1) ERA: 3.33	1.0	L	6	4	3	3	0	0	0	0	0	0	0	18	24	27.00	4.000										
<b>Armando Benitez, R</b> (8, 1) ERA: 4.04	2.0		9	3	1	1	1	0	0	0	0	0	0	28	40	4.50	1.500										

Batter	1	2	3	4	5	6	7	8	9	AB	R	H	RBI	BB	SO	LOB	BOTTOM										
<b>Brady Anderson, L</b> (1, 8) OBP: 0.318, SLG: 0.411	4-1 HBP	0-0 1B		0-0 G4-3		1-0 F8			1-2 G4-6-3	4	0	1	1	1	0	3	<b>New York Mets @ Baltimore Orioles</b> Oriole Park at Camden Yards, Baltimore, MD Tue Jun 23 1998, 7:05 PM EDT Att: 46,385 - Cloudy - 89 F										
<b>Joe Carter, R</b> (1, 10) OBP: 0.295, SLG: 0.446	1-0 P3	1-0 P4		1-1 F7			2-2 F7		2-2 P6	5	0	0	0	0	0	4											
<b>Eric Davis, R</b> (1, 9) OBP: 0.384, SLG: 0.576	1-0 P6	1-1 1B		3-2 G5			0-2 2B			4	0	2	1	0	0	2											
<b>Rafael Palmeiro, L</b> (1, 3) OBP: 0.376, SLG: 0.569	2-1 HBP	2-1 G4-3			1-2 P4		1-3 K			3	0	0	0	0	1	3											
<b>Roberto Alomar, S</b> (1, 4) OBP: 0.391, SLG: 0.446	3-3 K		2-2 G6-3		2-2 G6-3		2-3 K			4	0	0	0	0	2	3											
<b>B.J. Surhoff, L</b> (1, 7) OBP: 0.333, SLG: 0.482		0-0 SH3	2-0 F8		1-3 K			1-2 F7		4	1	2	0	0	1	0											
<b>Cal Ripken Jr., R</b> (1, 5) OBP: 0.328, SLG: 0.381		4-2 1B	0-1 F8		2-1 SH1-3			2-0 F7		3	1	1	0	1	0	1											
<b>Lenny Webster, R</b> (1, 2) OBP: 0.284, SLG: 0.413		0-1 SH3	0-0 F9		0-1 SH1-3			2-1 L7		2	0	0	0	0	0	1											
<b>Mike Bordick, R</b> (1, 6) OBP: 0.314, SLG: 0.375		1-0 1B		2-1 G4-3		1-1 F8			4-2 G4-6-3	3	1	2	1	1	0	1											
<b>Inning Stats</b>	R: 0 E: 0 K: 1 S: 12	H: 0 LOB: 2 BB: 1 P: 22	R: 3 E: 0 K: 0 S: 13	H: 4 LOB: 2 BB: 1 P: 22	R: 0 E: 0 K: 0 S: 7	H: 1 LOB: 1 BB: 0 P: 11	R: 0 E: 0 K: 0 S: 8	H: 1 LOB: 1 BB: 0 P: 14	R: 0 E: 0 K: 1 S: 9	H: 0 LOB: 0 BB: 0 P: 13	R: 0 E: 0 K: 2 S: 15	H: 1 LOB: 1 BB: 0 P: 20	R: 0 E: 0 K: 0 S: 6	H: 0 LOB: 0 BB: 0 P: 11	R: 0 E: 0 K: 0 S: 8	H: 0 LOB: 0 BB: 1 P: 15		1B: 5 2B: 3 3B: 0 HR: 0	SF: 0 SAC: 2 DP: 1 HBP: 1	WP: 0 PB: 0 SB: 0 CS: 0	PA: 38						
<b>PITCHER</b>	IP	WLS	BF	H	R	ER	SO	BB	IBB	HBP	BLK	WP	HR	S	P	ERA	WHIP										
<b>Masato Yoshii, R</b> (1, 1) ERA: 3.65	3.1		19	6	3	3	1	2	0	0	0	0	0	35	60	8.10	2.400										
<b>Turk Wendell, R</b> (4, 1) ERA: 4.63	0.2		2	0	0	0	0	0	0	0	0	0	0	5	9	0.00	0.000										
<b>Brian Bohanon, L</b> (5, 1) ERA: 2.7	1.0		3	0	0	0	1	0	0	0	0	0	0	9	13	0.00	0.000										
<b>John Hudek, R</b> (6, 1) ERA: 3.04	1.1	W	6	2	0	0	0	0	0	0	0	0	0	15	21	0.00	1.500										
<b>Dennis Cook, L</b> (7, 1) ERA: 2.42	1.2		5	0	0	0	2	0	0	0	0	0	0	13	21	0.00	0.000										



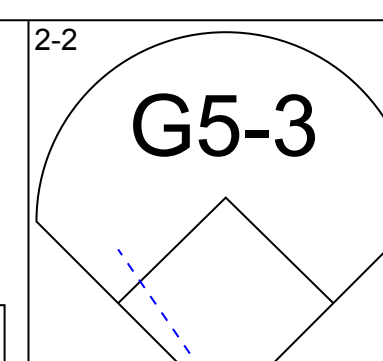
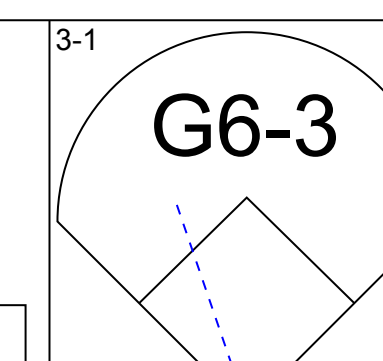
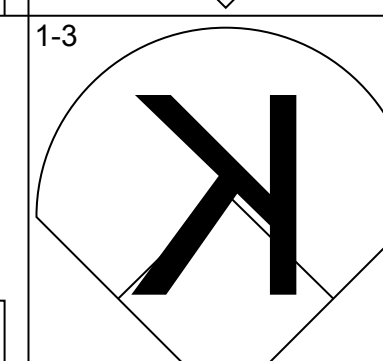
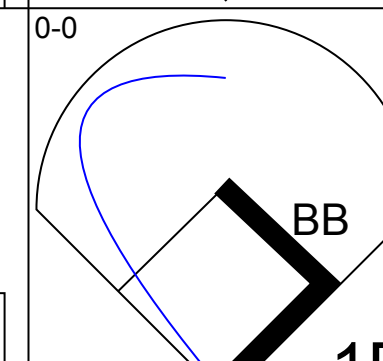
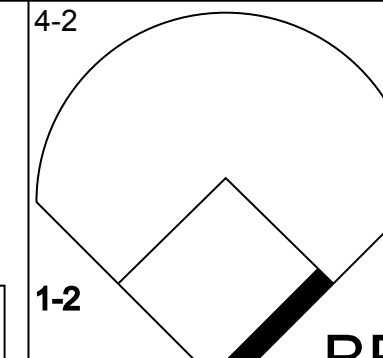
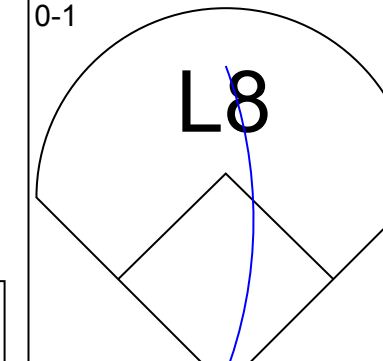


Batter	1	2	3	4	5	6	7	8	9	AB	R	H	RBI	BB	SO	LOB	TOP					
<b>Brady Anderson, L</b> (1, 8) OBP: 0.320, SLG: 0.411																	5 0 2 0 0 1 4					
<b>Eric Davis, R</b> (1, 9) OBP: 0.385, SLG: 0.573																	1 1 0 0 0 0 0					
<b>Rich Becker, L</b> (4, 9) OBP: 0.323, SLG: 0.349																	2 0 0 0 0 0 2 3					
<b>Joe Carter, R</b> (9, PH) OBP: 0.294, SLG: 0.444	 G4-3 HBP																1 0 0 0 0 0 2					
<b>Rafael Palmeiro, L</b> (1, 3) OBP: 0.376, SLG: 0.572	 2B																5 1 2 0 0 1 2					
<b>Roberto Alomar, S</b> (1, 4) OBP: 0.386, SLG: 0.440	 2-3 3-H																4 0 0 1 0 0 2					
<b>B.J. Surhoff, L</b> (1, 7) OBP: 0.336, SLG: 0.493																	4 1 2 2 0 0 1					
<b>Cal Ripken Jr., R</b> (1, 5) OBP: 0.328, SLG: 0.384																	3 0 1 0 0 0 1					
<b>Terry Mathews, L</b> (6, 1)																	0 0 0 0 0 0 0					
<b>Lenny Webster, R</b> (8, PH) OBP: 0.289, SLG: 0.417																	1 0 1 0 0 0 0					
<b>23 Chris Hoiles, R</b> (1, 2) OBP: 0.314, SLG: 0.348																	4 0 3 0 0 0 1					
<b>Jesse Orosco, R</b> (8, 1)																	0 0 0 0 0 0 0					
<b>Mike Bordick, R</b> (1, 6) OBP: 0.318, SLG: 0.377																	4 0 2 0 0 0 3					
<b>Pete Smith, R</b> (1, 1) OBP: 0.167, SLG: 0.063																	2 0 0 0 0 1 2					
<b>Norm Charlton, S</b> (5, 1)																	0 0 0 0 0 0 0					
<b>Jeff Reboulet, R</b> (6, 5) OBP: 0.383, SLG: 0.333																	2 0 1 0 0 1 2					
<b>Inning Stats</b>	R: 1 E: 0 K: 1 S: 11	H: 1 LOB: 1 BB: 0 P: 17	R: 0 E: 0 K: 1 S: 17	H: 2 LOB: 2 BB: 0 P: 22	R: 0 E: 0 K: 0 S: 4	H: 0 LOB: 0 BB: 0 P: 5	R: 0 E: 0 K: 0 S: 8	H: 2 LOB: 2 BB: 0 P: 13	R: 0 E: 0 K: 1 S: 10	H: 1 LOB: 0 BB: 0 P: 11	R: 0 E: 0 K: 0 S: 7	H: 1 LOB: 0 BB: 0 P: 12	R: 0 E: 0 K: 2 S: 14	H: 2 LOB: 2 BB: 0 P: 20	R: 2 E: 0 K: 0 S: 12	H: 3 LOB: 1 BB: 0 P: 19	R: 0 E: 0 K: 1 S: 12	H: 2 LOB: 1 BB: 0 P: 16	1B: 9 2B: 5 3B: 0 HR: 1	SF: 0 SAC: 0 DP: 2 HBP: 1	WP: 0 PB: 0 SB: 0 CS: 0	PA: 39
<b>PITCHER</b>	IP	WLS	BF	H	R	ER	SO	BB	IBB	HBP	BLK	WP	HR	S	P	ERA	WHIP					
<b>Rick Reed, R</b> (1, 1) ERA: 2.31	7.0	W	29	9	1	1	5	0	0	1	0	0	0	71	100	1.29	1.286					
<b>Bill Pulsipher, L</b> (8, 1) ERA: 13.5	0.1		4	3	2	2	0	0	0	0	0	0	1	4	8	54.00	9.000					
<b>Mel Rojas, R</b> (8, 1) ERA: 3.66	0.2		2	0	0	0	0	0	0	0	0	0	0	8	11	0.00	0.000					
<b>John Franco, L</b> (9, 1) ERA: 2.45	1.0	S	4	2	0	0	1	0	0	0	0	0	0	12	16	0.00	2.000					

**Baltimore Orioles @ New York Mets**  
Shea Stadium, Flushing, NY  
Wed Jun 24 1998, 7:05 PM EDT  
Att: 29,789 - Unknown - 76 F

AB	38
R	3
H	14
RBI	3
BB	0
SO	6
LOB	23



Batter	1	2	3	4	5	6	7	8	9	AB	R	H	RBI	BB	SO	LOB	BOTTOM				
<b>Edgardo Alfonzo, R</b> (1, 5) OBP: 0.345, SLG: 0.376																	5 1 1 0 0 0 3				
<b>Bernard Gilkey, R</b> (1, 7) OBP: 0.330, SLG: 0.361																	4 1 0 0 0 2 2				
<b>31 Mike Piazza, R</b> (1, 2) OBP: 0.358, SLG: 0.509	 1B																4 2 3 2 0 0 0				
<b>John Olerud, L</b> (1, 3) OBP: 0.437, SLG: 0.471	 1B																3 0 1 1 1 1 0				
<b>Carlos Baerga, S</b> (1, 4) OBP: 0.311, SLG: 0.406																	3 0 0 0 1 0 2				
<b>Butch Huskey, R</b> (1, 9) OBP: 0.292, SLG: 0.414																	4 0 0 0 0 1 2				
<b>Wayne Kirby, L</b> (8, 9) OBP: 0.200, SLG: 0.200																	0 0 0 0 0 0 0				
<b>Brian McRae, S</b> (1, 8) OBP: 0.341, SLG: 0.417																	3 1 1 1 1 1 2				
<b>Rey Ordonez, R</b> (1, 6) OBP: 0.271, SLG: 0.285																	3 0 2 0 0 0 0				
<b>Rick Reed, R</b> (1, 1) OBP: 0.265, SLG: 0.290																	1 1 1 0 0 0 0				
<b>Bill Pulsipher, L</b> (8, 1) ERA: 7.89																	0 0 0 0 0 0 0				
<b>Mel Rojas, R</b> (8, 1) ERA: 7.02																	0 0 0 0 0 0 0				
<b>Todd Pratt, R</b> (8, PH) OBP: 0.308, SLG: 0.846																	1 0 0 0 0 1 1				
<b>John Franco, L</b> (9, 1) ERA: 3.6																	0 0 0 0 0 0 0				
<b>Inning Stats</b>	R: 0 E: 0 K: 1 S: 13	H: 1 LOB: 2 BB: 1 P: 20	R: 1 E: 0 K: 0 S: 8	H: 2 LOB: 1 BB: 0 P: 16	R: 0 E: 0 K: 2 S: 8	H: 0 LOB: 0 BB: 0 P: 12	R: 0 E: 0 K: 1 S: 8	H: 0 LOB: 0 BB: 0 P: 13	R: 4 E: 1 K: 0 S: 21	H: 4 LOB: 2 BB: 1 P: 39	R: 0 E: 0 K: 0 S: 10	H: 1 LOB: 1 BB: 0 P: 13	R: 1 E: 0 K: 1 S: 12	H: 1 LOB: 0 BB: 0 P: 16	R: 0 E: 0 K: 1 S: 9	H: 0 LOB: 1 BB: 1 P: 15	1B: 7 2B: 0 3B: 0 HR: 2	SF: 0 SAC: 3 DP: 0 HBP: 0	WP: 3 PB: 0 SB: 1 CS: 0	PA: 37	
<b>PITCHER</b>	IP	WLS	BF	H	R	ER	SO	BB	IBB	HBP	BLK	WP	HR	S	P	ERA	WHIP				
<b>Pete Smith, R</b> (1, 1) ERA: 5.97	4.1	L	21	6	5	5	4	1	0	0	0	2	0	11	23	0.00	3.000				
<b>Norm Charlton, L</b> (5, 1) ERA: 7.89	0.2		4	1	0	0	0	1	0	0	0	0	0	11	23	0.00	3.000				
<b>Terry Mathews, R</b> (6, 1) ERA: 7.02	2.0		8	2	1	1	1	0	0	0	0	0	1	22	29	4.50	1.000				
<b>Jesse Orosco, L</b> (8, 1) ERA: 3.6	1.0		4	0	0	0	1	1	0	0	0	0	0	9	15	0.00	1.000				

**Baltimore Orioles @ New York Mets**  
Shea Stadium, Flushing, NY  
Wed Jun 24 1998, 7:05 PM EDT  
Att: 29,789 - Unknown - 76 F

AB	31
R	6
H	9
RBI	4
BB	3
SO	6
LOB	12





Batter	1	2	3	4	5	6	7	8	9	AB	R	H	RBI	BB	SO	LOB	TOP					
<b>Brady Anderson, L</b> (1, 8) OBP: 0.313, SLG: 0.402	E7 F9		F9		K		L7		P6	5	0	0	0	0	1	4	<b>Baltimore Orioles @ New York Mets</b> Shea Stadium, Flushing, NY Thu Jun 25 1998, 7:05 PM EDT Att: 35,156 - Unknown - 88 F					
<b>Joe Carter, R</b> (1, 9) OBP: 0.293, SLG: 0.445	F9		K		K		K			4	0	1	1	0	2	3						
<b>Rafael Palmeiro, L</b> (1, 3) OBP: 0.375, SLG: 0.568	G1-3		G4-3		L8			G4-3 SH5-3		4	0	1	0	0	0	3						
<b>Roberto Alomar, S</b> (1, 4) OBP: 0.386, SLG: 0.449	K				HR		P6	SH5-3		3	1	1	1	0	1	1						
<b>B.J. Surhoff, L</b> (1, 7) OBP: 0.334, SLG: 0.489					K		E6	G4-3		4	0	1	0	0	1	1						
<b>Cal Ripken Jr., R</b> (1, 5) OBP: 0.324, SLG: 0.379	F9		G1-3		G1-3		F8	F8		4	0	0	0	0	0	3						
<b>Lenny Webster, R</b> (1, 2) OBP: 0.281, SLG: 0.405					K2-3		F7			4	0	0	0	0	1	2						
<b>Mike Bordick, R</b> (1, 6) OBP: 0.321, SLG: 0.380			K				L7 SH3-4			4	0	2	0	0	2	1						
<b>Scott Erickson, R</b> (1, 1) <b>Jesse Orosco, R</b> (7, 1) <b>23 Chris Hoiles, R</b> (9, PH) <b>Armando Benitez, R</b> (9, 1)					WP		SH3-4	P5		0	1	0	0	2	0	0						
<b>Inning Stats</b>	R: 0 E: 1 K: 1 S: 7	H: 0 LOB: 1 BB: 0 P: 10	R: 0 E: 0 K: 1 S: 12	H: 1 LOB: 1 BB: 0 P: 20	R: 0 E: 0 K: 1 S: 10	H: 0 LOB: 1 BB: 1 P: 17	R: 1 E: 0 K: 2 S: 9	H: 1 LOB: 0 BB: 0 P: 12	R: 1 E: 0 K: 2 S: 11	H: 1 LOB: 1 BB: 1 P: 20	R: 0 E: 1 K: 0 S: 6	H: 0 LOB: 1 BB: 0 P: 9	R: 0 E: 0 K: 1 S: 11	H: 1 LOB: 1 BB: 0 P: 15	R: 0 E: 0 K: 0 S: 8	H: 1 LOB: 1 BB: 0 P: 10		R: 0 E: 0 K: 0 S: 8	H: 1 LOB: 1 BB: 0 P: 14	1B: 4 2B: 1 3B: 0 HR: 1	SF: 0 SAC: 2 DP: 0 HBP: 0	WP: 1 PB: 0 SB: 0 CS: 0
<b>PITCHER</b>	IP	WLS	BF	H	R	ER	SO	BB	IBB	HBP	BLK	WP	HR	S	P	ERA	WHIP					
<b>Hideo Nomo, R</b> (1, 1) ERA: 4.76	7.0		29	4	2	2	8	2	0	0	0	1	1	66	103	2.57	0.857					
<b>Dennis Cook, L</b> (8, 1) ERA: 2.25	2.0	W	8	2	0	0	0	0	0	0	0	0	0	16	24	0.00	1.000					

AB	33
R	2
H	6
RBI	2
BB	2
SO	8
LOB	19



Batter	1	2	3	4	5	6	7	8	9	AB	R	H	RBI	BB	SO	LOB	BOTTOM					
<b>Edgardo Alfonzo, R</b> (1, 5) OBP: 0.350, SLG: 0.375	G6-3		G1-3		3B		P4		BB	3	2	1	0	2	0	1	<b>Baltimore Orioles @ New York Mets</b> Shea Stadium, Flushing, NY Thu Jun 25 1998, 7:05 PM EDT Att: 35,156 - Unknown - 88 F					
<b>Matt Franco, L</b> (1, 7) OBP: 0.373, SLG: 0.351	G4-3		G1-3						BB	3	0	1	1	0	0	1						
<b>Dennis Cook, L</b> (8, 1) <b>Luis Lopez, S</b> (9, PH) OBP: 0.359, SLG: 0.381							PB		K	0	0	0	0	0	0	0						
<b>31 Mike Piazza, R</b> (1, 2) OBP: 0.355, SLG: 0.506			G6-3		G6-3		SF9		K	4	0	1	1	0	1	3						
<b>John Olerud, L</b> (1, 3) OBP: 0.436, SLG: 0.465	G4-3		F7		F8		3-H		K	3	0	0	0	2	0	3						
<b>Carlos Baerga, S</b> (1, 4) OBP: 0.316, SLG: 0.409					G5-3		FC6-4		FC6-4	5	0	3	1	0	0	2						
<b>Butch Huskey, R</b> (1, 9) OBP: 0.293, SLG: 0.413					G6-3		FC6-4		1B	3	0	1	0	0	0	1						
<b>Brian McRae, S</b> (1, 8) OBP: 0.339, SLG: 0.414					FC6-4		P5		K	4	0	1	0	0	1	3						
<b>Rey Ordonez, R</b> (1, 6) OBP: 0.267, SLG: 0.280					FC6-4		K		K	4	0	0	0	0	3	5						
<b>Hideo Nomo, R</b> (1, 1) OBP: 0.103, SLG: 0.179					G5-3				K	2	0	0	0	0	1	2						
<b>Wayne Kirby, L</b> (7, PH) OBP: 0.236, SLG: 0.333									K	1	1	1	0	0	0	0						
<b>Todd Pratt, R</b> (8, PH) OBP: 0.286, SLG: 0.786									31 SF9	1	0	0	0	0	1	1						
<b>Bernard Gilkey, R</b> (9, 7) OBP: 0.330, SLG: 0.361									K	0	0	0	0	0	0	0						
<b>Inning Stats</b>	R: 0 E: 0 K: 0 S: 15	H: 1 LOB: 2 BB: 0 P: 23	R: 0 E: 1 K: 2 S: 10	H: 1 LOB: 2 BB: 0 P: 13	R: 0 E: 0 K: 0 S: 10	H: 1 LOB: 1 BB: 0 P: 16	R: 0 E: 0 K: 0 S: 9	H: 1 LOB: 1 BB: 0 P: 13	R: 1 E: 0 K: 0 S: 12	H: 1 LOB: 1 BB: 1 P: 20	R: 0 E: 0 K: 1 S: 8	H: 1 LOB: 1 BB: 0 P: 12	R: 1 E: 0 K: 0 S: 12	H: 1 LOB: 2 BB: 1 P: 23	R: 0 E: 0 K: 3 S: 15	H: 1 LOB: 2 BB: 0 P: 19	R: 1 E: 0 K: 2 S: 14	H: 1 LOB: 2 BB: 2 P: 26	1B: 7 2B: 0 3B: 2 HR: 0	SF: 1 SAC: 1 DP: 0 HBP: 1	WP: 0 PB: 1 SB: 1 CS: 0	PA: 41
<b>PITCHER</b>	IP	WLS	BF	H	R	ER	SO	BB	IBB	HBP	BLK	WP	HR	S	P	ERA	WHIP					
<b>Scott Erickson, R</b> (1, 1) ERA: 4.42	1.1		5	1	0	0	3	0	0	0	0	0	0	16	20	0.00	0.750					
<b>Jesse Orosco, L</b> (7, 1) ERA: 3.42	1.1	L	5	1	1	1	2	2	0	0	0	0	0	14	26	13.50	4.500					

AB	34
R	3
H	9
RBI	3
BB	4
SO	8
LOB	23





Batter	1	2	3	4	5	6	7	8	9	AB	R	H	RBI	BB	SO	LOB	TOP										
Chuck Knoblauch, R (1, 4) OBP: 0.393, SLG: 0.372	F7		BB		1-H	1B	HR	2 1B	1-2 2-H 3-H	3	1	2	2	2	0	0											
2 Derek Jeter, R (1, 6) OBP: 0.370, SLG: 0.489	G5-3		G6-3		L6		HR	1B	1-3 2-H	5	1	2	1	0	0	2											
Paul O'Neill, L (1, 9) OBP: 0.386, SLG: 0.522	G4-3			20 1B	K		HR	L6		5	2	2	3	0	1	3											
Tim Lincecum, S (1, 7) OBP: 0.358, SLG: 0.393		20 1B		G3		K	G6-3		0-1	4	0	1	0	0	1	1											
Ricky Ledee, L (7, 7) OBP: 0.350, SLG: 0.455									CS	1	0	1	0	0	0	0											
20 Jorge Posada, S (1, 3) OBP: 0.356, SLG: 0.477		1B				1B			L6	5	1	3	1	0	1	1											
Chad Curtis, R (1, 8) OBP: 0.391, SLG: 0.414	L6-4	1B		P5		G5-3			F9	5	1	1	0	0	0	5											
Scott Brosius, R (1, 5) OBP: 0.377, SLG: 0.462	K			P5						3	0	1	1	1	1	2											
Joe Girardi, R (1, 2) OBP: 0.321, SLG: 0.372										2	1	0	0	0	0	1											
Ramiro Mendoza, R (6, 1)										0	0	0	0	0	0	0											
42 Mariano Rivera, R (9, 1)										0	0	0	0	0	0	0											
Hideki Irabu, R (1, 1) OBP: 0.250, SLG: 0.250										2	0	0	0	0	0	1											
Tino Martinez, L (6, 3) OBP: 0.353, SLG: 0.466										1	1	0	0	1	1	0											
<b>Inning Stats</b>	R: 0 E: 0 K: 0 S: 6	H: 0 LOB: 0 BB: 0 P: 8	R: 0 E: 0 K: 1 S: 13	H: 2 LOB: 1 BB: 0 P: 21	R: 0 E: 0 K: 1 S: 13	H: 0 LOB: 1 BB: 1 P: 21	R: 1 E: 0 K: 0 S: 9	H: 2 LOB: 1 BB: 0 P: 11	R: 1 E: 0 K: 2 S: 10	H: 1 LOB: 1 BB: 0 P: 14	R: 1 E: 0 K: 1 S: 10	H: 2 LOB: 1 BB: 0 P: 15	R: 3 E: 0 K: 2 S: 20	H: 2 LOB: 0 BB: 1 P: 30	R: 2 E: 0 K: 0 S: 11	H: 3 LOB: 2 BB: 2 P: 21	R: 0 E: 0 K: 0 S: 6	H: 1 LOB: 0 BB: 0 P: 10	1B: 11 2B: 2 3B: 0 HR: 1	SF: 0 SAC: 1 DP: 1 HBP: 1	WP: 0 PB: 1 SB: 0 CS: 1	PA: 42					
<b>PITCHER</b>	IP	WLS	BF	H	R	ER	SO	BB	IBB	HBP	BLK	WP	HR	S	P	ERA	WHIP										
Al Leiter, L (1, 1) ERA: 1.86	6.1	L	29	8	5	4	6	2	0	1	0	0	0	72	110	5.68	1.579										
Mel Rojas, R (7, 1) ERA: 3.86	0.2		3	1	1	1	1	0	0	0	0	0	1	9	10	13.50	1.500										
John Hudek, R (8, 1) ERA: 3.38	0.1		3	1	2	2	0	1	0	0	0	0	0	4	7	54.00	6.000										
Brian Bohanon, L (8, 1) ERA: 2.86	0.1		3	2	0	0	0	1	0	0	0	0	0	4	11	0.00	9.000										
Bill Pulsipher, L (8, 1) ERA: 6.75	1.1		4	1	0	0	0	0	0	0	0	0	0	9	13	0.00	0.750										

New York Yankees @ New York Mets  
Shea Stadium, Flushing, NY

Fri Jun 26 1998, 7:05 PM EDT  
Att: 53,404 - Unknown - 80 F

AB 36  
R 8  
H 13  
RBI 8  
BB 4  
SO 7  
LOB 16



Batter	1	2	3	4	5	6	7	8	9	AB	R	H	RBI	BB	SO	LOB	BOTTOM										
Edgardo Alfonzo, R (1, 5) OBP: 0.351, SLG: 0.386	1B		K		HR		F9		P2	4	2	1	1	1	1	3											
Bernard Gilkey, R (1, 7) OBP: 0.325, SLG: 0.358	G4-6-3		K		G2-3			F8		4	0	1	0	0	1	0											
31 Mike Piazza, R (1, 2) OBP: 0.357, SLG: 0.507	G4-6-3		G6-3			1B		G5-3		3	1	1	0	1	0	0											
John Olerud, L (1, 3) OBP: 0.434, SLG: 0.462	G4-6-3			K		G3-6		K		4	0	1	0	0	2	2											
Carlos Baerga, S (1, 4) OBP: 0.312, SLG: 0.403	G4-3			G3		G3-6			F7	4	0	0	0	0	0	2											
Butch Huskey, R (1, 9) OBP: 0.292, SLG: 0.411				G6-3					E5	4	0	1	0	0	0	0											
Brian McRae, S (1, 8) OBP: 0.345, SLG: 0.430		FC6-4			HR				G3	3	1	2	1	1	1	1											
Rey Ordonez, R (1, 6) OBP: 0.264, SLG: 0.276		FC6-4							G3	3	0	0	0	0	1	1											
Luis Lopez, S (9, PH) OBP: 0.355, SLG: 0.378										1	0	0	0	0	0	2											
Al Leiter, L (1, 1) ERA: 1.86										2	0	0	0	0	2	1											
Mel Rojas, R (7, 1) ERA: 3.86										0	0	0	0	0	0	0											
Wayne Kirby, L (7, PH) OBP: 0.227, SLG: 0.318										1	0	0	0	0	0	0											
John Hudek, S (8, 1) ERA: 3.38										0	0	0	0	0	0	0											
Brian Bohanon, L (8, 1) ERA: 2.86										0	0	0	0	0	0	0											
Bill Pulsipher, L (8, 1) ERA: 6.75										0	0	0	0	0	0	0											
Matt Franco, L (9, PH) OBP: 0.336, SLG: 0.351										0	0	0	0	1	0	0											
<b>Inning Stats</b>	R: 1 E: 0 K: 0 S: 14	H: 1 LOB: 1 BB: 2 P: 27	R: 0 E: 0 K: 1 S: 12	H: 0 LOB: 1 BB: 1 P: 17	R: 0 E: 0 K: 2 S: 11	H: 0 LOB: 0 BB: 0 P: 14	R: 0 E: 0 K: 1 S: 7	H: 0 LOB: 0 BB: 0 P: 11	R: 2 E: 0 K: 1 S: 14	H: 2 LOB: 0 BB: 0 P: 15	R: 1 E: 0 K: 1 S: 14	H: 3 LOB: 1 BB: 0 P: 17	R: 0 E: 0 K: 1 S: 8	H: 0 LOB: 0 BB: 0 P: 11	R: 0 E: 0 K: 1 S: 7	H: 0 LOB: 0 BB: 0 P: 13	R: 0 E: 1 K: 0 S: 12	H: 1 LOB: 3 BB: 1 P: 20	1B: 4 2B: 1 3B: 0 HR: 2	SF: 0 SAC: 0 DP: 2 HBP: 0	WP: 0 PB: 0 SB: 0 CS: 0	PA: 37					
<b>PITCHER</b>	IP	WLS	BF	H	R	ER	SO	BB	IBB	HBP	BLK	WP	HR	S	P	ERA	WHIP										
Hideki Irabu, R (1, 1) ERA: 2.47	5.2		24	4	4	4	5	3	0	0	0	0	0	64	98	6.35	1.588										
Ramiro Mendoza, R (6, 1) ERA: 3.84	2.2	W	10	1	0	0	3	0	0	0	0	0	0	23	33	0.00	0.375										
42 Mariano Rivera, R (9, 1) ERA: 1.29	0.2	S	3	0	0	0	0	1	0	0	0	0	0	7	14	0.00	1.500										

New York Yankees @ New York Mets  
Shea Stadium, Flushing, NY

Fri Jun 26 1998, 7:05 PM EDT  
Att: 53,404 - Unknown - 80 F

AB 33  
R 4  
H 7  
RBI 2  
BB 4  
SO 8  
LOB 12





Batter	1	2	3	4	5	6	7	8	9	AB	R	H	RBI	BB	SO	LOB	TOP					
Chuck Knoblauch, R (1,4) OBP: 0.391, SLG: 0.367	G6-3		P4		F9		F9		P6	4	1	0	0	1	0	1	<b>New York Yankees @ New York Mets</b> <b>Shea Stadium, Flushing, NY</b> Sat Jun 27 1998, 3:33 AM EDT Att: 53,587 - Cloudy - 81 F					
2 Derek Jeter, R (1,6) OBP: 0.367, SLG: 0.483	G6-3			P4		F9			K	5	0	1	2	0	1	0						
Paul O'Neill, L (1,9) OBP: 0.383, SLG: 0.517	G1-3			E3		G4-3			K	5	1	1	1	0	1	0						
Darryl Strawberry, L (1,7) OBP: 0.391, SLG: 0.563 Ricky Ledee, L (7,7) OBP: 0.360, SLG: 0.455				HR		G3			K	3	1	1	0	1	1	2						
Tino Martinez, L (1,3) OBP: 0.358, SLG: 0.485				HR					G4-3	3	2	2	3	1	0	0						
20 Jorge Posada, S (1,2) OBP: 0.360, SLG: 0.484										4	1	2	0	0	0	1						
Chad Curtis, R (1,8) OBP: 0.385, SLG: 0.409										3	0	0	1	0	1	1						
Scott Brosius, R (1,5) OBP: 0.379, SLG: 0.461										3	1	1	0	1	0	1						
Andy Pettitte, L (1,1) 52 Mike Buddie, R (7,1) Mike Stanton, L (7,1)										2	0	0	0	0	1	2						
<b>Inning Stats</b>	R: 0 E: 0 K: 0 S: 10	H: 0 LOB: 0 BB: 0 P: 15	R: 0 E: 0 K: 0 S: 5	H: 0 LOB: 0 BB: 2 P: 15	R: 0 E: 0 K: 0 S: 9	H: 1 LOB: 1 BB: 0 P: 11	R: 3 E: 1 K: 0 S: 15	H: 2 LOB: 0 BB: 0 P: 24	R: 0 E: 0 K: 0 S: 9	H: 0 LOB: 0 BB: 0 P: 13	R: 0 E: 0 K: 0 S: 4	H: 0 LOB: 0 BB: 0 P: 7	R: 4 E: 1 K: 2 S: 21	H: 4 LOB: 2 BB: 1 P: 30	R: 0 E: 0 K: 1 S: 6	H: 1 LOB: 2 BB: 1 P: 14	R: 0 E: 0 K: 2 S: 11	H: 0 LOB: 0 BB: 0 P: 18	1B: 5 2B: 2 3B: 0 HR: 1	SF: 1 SAC: 1 DP: 0 HBP: 0	WP: 0 PB: 0 SB: 1 CS: 1	PA: 39
<b>PITCHER</b>	IP	WLS	BF	H	R	ER	SO	BB	IBB	HBP	BLK	WP	HR	S	P	ERA	WHIP					
Bobby Jones, R (1,1) ERA: 3.94	6.2	L	29	6	7	3	1	3	0	0	0	0	1	68	108	4.05	1.350					
Bill Pulsipher, L (7,1) ERA: 6.0	0.1		2	1	0	0	1	0	0	0	0	0	0	5	7	0.00	3.000					
Turk Wendell, R (8,1) ERA: 4.44	1.0		5	1	0	0	1	0	1	0	0	0	0	6	14	0.00	1.000					
John Hudek, R (9,1) ERA: 3.24	1.0		3	0	0	0	2	0	0	0	0	0	0	11	18	0.00	0.000					

Batter	1	2	3	4	5	6	7	8	9	AB	R	H	RBI	BB	SO	LOB	BOTTOM					
Edgardo Alfonzo, R (1,5) OBP: 0.348, SLG: 0.379	G5-3				L7				F7	4	0	0	0	1	1	2	<b>New York Yankees @ New York Mets</b> <b>Shea Stadium, Flushing, NY</b> Sat Jun 27 1998, 3:33 AM EDT Att: 53,587 - Cloudy - 81 F					
Bernard Gilkey, R (1,7) OBP: 0.335, SLG: 0.361									K	4	0	2	1	1	2	0						
31 Mike Piazza, R (1,2) OBP: 0.352, SLG: 0.500										4	0	0	0	0	1	4						
John Olerud, L (1,3) OBP: 0.431, SLG: 0.456										3	0	0	0	0	1	3						
Butch Huskey, R (1,9) OBP: 0.292, SLG: 0.408										4	1	1	0	0	0	1						
Carlos Baerga, S (1,4) OBP: 0.398, SLG: 0.398 Bill Pulsipher, L (7,1) Turk Wendell, L (8,1) Todd Pratt, R (8, PH) John Hudek, S (9,1)										3	0	0	0	0	2	1						
Brian McRae, S (1,8) OBP: 0.347, SLG: 0.426										2	0	0	0	2	1	1						
Rey Ordonez, R (1,6) OBP: 0.267, SLG: 0.277										3	1	1	0	1	0	2						
Bobby Jones, R (1,1) ERA: 4.05 52 Mike Buddie, R (7,1) Mike Stanton, L (7,1) ERA: 5.35										2	0	1	0	0	1	1						
<b>Inning Stats</b>	R: 0 E: 0 K: 1 S: 13	H: 0 LOB: 1 BB: 1 P: 24	R: 1 E: 2 K: 2 S: 16	H: 2 LOB: 2 BB: 1 P: 27	R: 0 E: 0 K: 0 S: 9	H: 1 LOB: 1 BB: 0 P: 14	R: 0 E: 0 K: 2 S: 11	H: 1 LOB: 1 BB: 0 P: 16	R: 0 E: 0 K: 2 S: 10	H: 0 LOB: 0 BB: 0 P: 17	R: 0 E: 1 K: 1 S: 9	H: 0 LOB: 1 BB: 0 P: 13	R: 1 E: 0 K: 1 S: 10	H: 1 LOB: 2 BB: 2 P: 22	R: 0 E: 0 K: 0 S: 10	H: 0 LOB: 1 BB: 1 P: 16	R: 0 E: 0 K: 2 S: 8	H: 0 LOB: 0 BB: 0 P: 11	1B: 5 2B: 0 3B: 0 HR: 0	SF: 0 SAC: 0 DP: 1 HBP: 1	WP: 1 PB: 0 SB: 0 CS: 0	PA: 38
<b>PITCHER</b>	IP	WLS	BF	H	R	ER	SO	BB	IBB	HBP	BLK	WP	HR	S	P	ERA	WHIP					
Andy Pettitte, L (1,1) ERA: 4.05	6.1	W	28	4	2	2	9	4	0	1	0	0	0	72	124	2.84	1.263					
52 Mike Buddie, R (7,1) ERA: 9.22	0.1		2	1	0	0	0	0	0	0	0	0	0	5	8	0.00	3.000					
Mike Stanton, L (7,1) ERA: 5.35	2.1		8	0	0	0	2	1	0	0	0	0	0	19	28	0.00	0.429					





Batter	1	2	3	4	5	6	7	8	9	AB	R	H	RBI	BB	SO	LOB	TOP								
Chuck Knoblauch R (1,4) OBP: 0.389, SLG: 0.363	1-1 P3		0-2 G1-3		4-0 2B BB		0-2 G5-3			3	0	0	0	1	0	0									
2 Derek Jeter R (1,6) OBP: 0.366, SLG: 0.480	1-3 K		0-0 P4		0-0 1B			3-2 F9		4	0	1	0	0	1	0									
Paul O'Neill L (1,9) OBP: 0.379, SLG: 0.510	1-3 K			1-2 E5 FC5		1-0 F7		2-3 K		4	0	0	0	0	2	2									
Darryl Strawberry L (1,7) OBP: 0.383, SLG: 0.548 Ricky Ledee L (9,7) OBP: 0.360, SLG: 0.455		0-0 F7		1-3 K		2-2 G4-3		1-3 K		4	0	0	0	0	2	1									
Tino Martinez L (1,3) OBP: 0.357, SLG: 0.479		4-1 20 BB		0-3 K		1-3 K		3-1 G3-1		3	0	0	0	1	2	1									
20 Jorge Posada S (1,2) OBP: 0.363, SLG: 0.478		4-1 BB		4-0 FC5 IBB		1-3 K2-3		2-3 K		2	0	0	0	2	2	0									
Chad Curtis R (1,8) OBP: 0.379, SLG: 0.402		0-3 K		1-0 FC5			1-2 G4-3		3-1 F8	4	0	0	0	0	1	4									
Scott Brosius R (1,5) OBP: 0.376, SLG: 0.471		1-3 K			0-0 F8		1-0 HR			3	1	1	1	0	1	2									
Orlando Hernandez R (1,1) Ramiro Mendoza, R (9,1)			1-2 G5-3		0-3 K		1-3 K			3	0	0	0	0	2	0									
										0	0	0	0	0	0	0									
<b>Inning Stats</b>	R: 0 E: 0 K: 2 S: 9	H: 0 LOB: 0 BB: 0 P: 12	R: 0 E: 0 K: 2 S: 9	H: 0 LOB: 2 BB: 2 P: 18	R: 0 E: 0 K: 0 S: 10	H: 0 LOB: 0 BB: 0 P: 11	R: 0 E: 1 K: 2 S: 11	H: 0 LOB: 2 BB: 1 P: 18	R: 0 E: 0 K: 1 S: 6	H: 1 LOB: 2 BB: 1 P: 11	R: 0 E: 0 K: 2 S: 11	H: 0 LOB: 0 BB: 0 P: 15	R: 1 E: 0 K: 1 S: 11	H: 1 LOB: 0 BB: 0 P: 14	R: 0 E: 0 K: 2 S: 10	H: 0 LOB: 0 BB: 0 P: 16	R: 0 E: 0 K: 1 S: 8	H: 0 LOB: 0 BB: 0 P: 16	1B: 1 2B: 0 3B: 0 HR: 1	SF: 0 SAC: 0 DP: 0 HBP: 0	WP: 0 PB: 0 SB: 1 CS: 0	PA: 34			
<b>PITCHER</b>	IP	WLS	BF	H	R	ER	SO	BB	IBB	HBP	BLK	WP	HR	S	P	ERA	WHIP								
Masato Yoshii, R (1,1) ERA: 3.45	7.0		28	2	1	1	10	3	1	0	0	0	1	67	99	1.29	0.714								
Dennis Cook, L (8,1) ERA: 2.1	2.0	W	6	0	0	0	3	0	0	0	0	0	0	18	32	0.00	0.000								

New York Yankees @ New York Mets  
Shea Stadium, Flushing, NY  
Sun Jun 28 1998, 7:05 PM EDT  
Att: 53,749 - Unknown - 75 F

AB 30  
R 1  
H 2  
RBI 1  
BB 4  
SO 13  
LOB 10



Batter	1	2	3	4	5	6	7	8	9	AB	R	H	RBI	BB	SO	LOB	BOTTOM								
Edgardo Alfonzo, R (1,5) OBP: 0.347, SLG: 0.374	4-2 31 CS BB		3-1 F9			3-2 F9		0-3 K		3	0	0	0	1	1	1									
Bernard Gilkey R (1,7) OBP: 0.333, SLG: 0.356	4-2 31 CS BB		3-3 K			2-0 F8		1-1 F9		3	0	0	0	1	1	0									
31 Mike Piazza, R (1,2) OBP: 0.348, SLG: 0.493	3-3 K			0-2 G5-3		2-3 K 1B		1-2 G6-3		4	1	0	0	0	2	2									
John Olerud, L (1,3) OBP: 0.432, SLG: 0.455	4-2 BB			0-0 G6-3		3-2 1B 1B		0-0 G3-1		3	0	1	0	1	0	0									
Carlos Baerga, S (1,4) OBP: 0.311, SLG: 0.404	0-1 G1			1-1 G4-3		2-2 1B			1-0 SH1-4 SF9 2B	4	1	2	1	0	0	2									
Butch Huskey, R (1,9) OBP: 0.288, SLG: 0.403		1-0 P3			2-3 K		3-3 K		0-1 SH1-4	3	0	0	0	0	2	2									
Brian McRae, S (1,8) OBP: 0.356, SLG: 0.426		4-0 CS BB			4-2 HBP			4-1 SH3 BB		0	0	0	0	3	0	0									
Rey Ordóñez, R (1,6) OBP: 0.265, SLG: 0.275 Luis Lopez, S (9,PH) OBP: 0.348, SLG: 0.372		2-3 K			0-1 F7			0-0 SH3		2	0	0	0	0	1	2									
Masato Yoshii, R (1,1) OBP: 0.130, SLG: 0.095 Matt Franco, L (7,PH) OBP: 0.375, SLG: 0.347 Dennis Cook, L (8,1)			0-3 K		0-3 K			3-2 P6		2	0	0	0	0	2	1									
										1	0	0	0	0	0	1									
										0	0	0	0	0	0	0									
<b>Inning Stats</b>	R: 0 E: 1 K: 1 S: 14	H: 0 LOB: 2 BB: 3 P: 29	R: 0 E: 0 K: 1 S: 4	H: 0 LOB: 1 BB: 1 P: 11	R: 0 E: 0 K: 2 S: 8	H: 0 LOB: 0 BB: 0 P: 14	R: 0 E: 0 K: 0 S: 6	H: 0 LOB: 0 BB: 0 P: 7	R: 0 E: 0 K: 2 S: 12	H: 0 LOB: 1 BB: 0 P: 18	R: 1 E: 0 K: 2 S: 23	H: 2 LOB: 2 BB: 0 P: 38	R: 0 E: 0 K: 1 S: 9	H: 0 LOB: 1 BB: 1 P: 16	R: 0 E: 0 K: 0 S: 6	H: 0 LOB: 0 BB: 0 P: 8	R: 1 E: 0 K: 0 S: 6	H: 1 LOB: 1 BB: 1 P: 12	1B: 2 2B: 2 3B: 0 HR: 0	SF: 1 SAC: 2 DP: 1 HBP: 1	WP: 1 PB: 0 SB: 0 CS: 3	PA: 35			
<b>PITCHER</b>	IP	WLS	BF	H	R	ER	SO	BB	IBB	HBP	BLK	WP	HR	S	P	ERA	WHIP								
Orlando Hernandez, R (1,1) ERA: 2.04	8.0		31	2	1	1	9	5	0	1	0	0	0	82	141	1.12	0.875								
Ramiro Mendoza, R (9,1) ERA: 3.92	0.2	L	4	1	1	1	0	0	1	0	0	0	0	6	12	13.50	1.500								

New York Yankees @ New York Mets  
Shea Stadium, Flushing, NY  
Sun Jun 28 1998, 7:05 PM EDT  
Att: 53,749 - Unknown - 75 F

AB 25  
R 2  
H 3  
RBI 2  
BB 6  
SO 9  
LOB 11





Batter	1	2	3	4	5	6	7	8	9	AB	R	H	RBI	BB	SO	LOB	TOP			
Edgardo Alfonzo, R OBP: 0.342, SLG: 0.368 (1, 5)	F8		G4-3			G6-3	K			4	0	0	0	0	1	2				
Luis Lopez, S OBP: 0.338, SLG: 0.360 (1, 4)	G3		G6-3			K		G1-3		4	0	0	0	0	1	1				
31 Mike Piazza, R OBP: 0.350, SLG: 0.493 (1, 10)	G6-3				1B			G5-3		4	0	2	0	0	0	0				
John Olerud, L OBP: 0.430, SLG: 0.459 (1, 3)		G4-3		L7		K		G4-3		4	1	1	0	0	1	2				
Bernard Gilkey, R OBP: 0.332, SLG: 0.354 (1, 7)		G4-3		K			HR		G6-3	4	1	1	1	0	1	1				
Brian McRae, S OBP: 0.358, SLG: 0.437 (1, 8)		K		K			HR			3	1	1	2	1	2	1				
Butch Huskey, R OBP: 0.284, SLG: 0.397 (1, 9)		G5-3				G5-3	E5		K	4	0	0	0	0	1	1				
Todd Pratt, R OBP: 0.263, SLG: 0.684 (1, 2)			G4-3			K		G6-3		4	0	1	0	0	2	2				
Rey Ordóñez, R OBP: 0.262, SLG: 0.272 (1, 6)			K			K		G5-3		3	0	0	0	0	2	2				
<b>Inning Stats</b>	R: 0 E: 0 K: 0 S: 5	H: 0 LOB: 0 BB: 0 P: 9	R: 1 E: 0 K: 1 S: 11	H: 1 LOB: 0 BB: 0 P: 17	R: 0 E: 0 K: 1 S: 12	H: 1 LOB: 1 BB: 0 P: 19	R: 0 E: 0 K: 2 S: 10	H: 1 LOB: 0 BB: 0 P: 15	R: 0 E: 0 K: 2 S: 9	H: 0 LOB: 0 BB: 0 P: 10	R: 2 E: 1 K: 1 S: 14	H: 2 LOB: 1 BB: 0 P: 18	R: 0 E: 0 K: 0 S: 6	H: 0 LOB: 0 BB: 0 P: 10	R: 0 E: 0 K: 2 S: 13	H: 0 LOB: 1 BB: 1 P: 23	1B: 3 2B: 1 3B: 1 HR: 1	SF: 0 SAC: 0 DP: 0 HBP: 0	WP: 0 PB: 0 SB: 0 CS: 0	PA: 35
<b>PITCHER</b> Roger Clemens, R ERA: 3.71 (1, 1)	IP: 9.0 WLS: W BF: 35 H: 6 R: 3 ER: 3 SO: 11 BB: 1 IBB: 0 HBP: 0 BLK: 0 WP: 0 HR: 1 S: 93 P: 141 ERA: 3.00 WHIP: 0.778															<b>PITCHER</b>				

New York Mets @ Toronto Blue Jays  
SkyDome, Toronto, ON  
Tue Jun 30 1998, 7:05 PM EDT  
Att: 30,322 - Cloudy - 73 F

AB 34  
R 3  
H 6  
RBI 3  
BB 1  
SO 11  
LOB 12



Batter	1	2	3	4	5	6	7	8	9	AB	R	H	RBI	BB	SO	LOB	BOTTOM			
Shannon Stewart, R OBP: 0.341, SLG: 0.330 (1, 7)	F9		F7	S		F7				4	0	1	0	0	0	1				
Shawn Green, L OBP: 0.334, SLG: 0.473 (1, 8)	CS		F7	K				F8		4	0	1	0	0	1	1				
Jose Canseco, R OBP: 0.356, SLG: 0.528 Felipe Crespo, S OBP: 0.294, SLG: 0.319 (7, PH) (8, 9)	CS			HR		F7		G4-3		2	1	1	1	1	0	0				
Carlos Delgado, L OBP: 0.387, SLG: 0.588 (1, 3)	CS		K	HR		G3-1		K		4	1	1	1	0	2	0				
Mike Stanley, R OBP: 0.362, SLG: 0.515 (1, 10)		G4-3	HR	K				L8		3	1	1	0	1	1	0				
Tony Fernandez, S OBP: 0.383, SLG: 0.440 (1, 4)		G4-3		HR		G4-3				4	1	2	0	0	0	2				
Darrin Fletcher, L OBP: 0.355, SLG: 0.461 (1, 2)			HR	SH1-3		G3-1				2	1	1	2	1	0	0				
5 Ed Sprague, R OBP: 0.309, SLG: 0.390 (1, 5)				G1-3		K		P4		4	0	1	0	0	1	3				
Alex Gonzalez, R OBP: 0.272, SLG: 0.377 (1, 6)		FC5-4		HR				L9		4	1	2	2	0	0	3				
<b>Inning Stats</b>	R: 0 E: 0 K: 0 S: 10	H: 1 LOB: 1 BB: 1 P: 20	R: 2 E: 0 K: 1 S: 15	H: 3 LOB: 0 BB: 0 P: 23	R: 2 E: 0 K: 1 S: 11	H: 2 LOB: 0 BB: 0 P: 17	R: 2 E: 0 K: 1 S: 10	H: 3 LOB: 1 BB: 0 P: 13	R: 0 E: 0 K: 0 S: 11	H: 0 LOB: 1 BB: 1 P: 20	R: 0 E: 0 K: 1 S: 10	H: 1 LOB: 0 BB: 0 P: 14	R: 0 E: 0 K: 1 S: 7	H: 0 LOB: 0 BB: 0 P: 11	R: 0 E: 0 K: 0 S: 10	H: 1 LOB: 2 BB: 1 P: 21	1B: 5 2B: 2 3B: 0 HR: 4	SF: 0 SAC: 1 DP: 0 HBP: 0	WP: 0 PB: 1 SB: 1 CS: 2	PA: 37
<b>PITCHER</b> Rick Reed, R ERA: 2.71 Jeff Tam, R ERA: Turk Wendell, R ERA: 4.26 Bill Pulsipher, L ERA: 4.5 John Hudek, R ERA: 3.12 (1, 1) (5, 1) (6, 1) (7, 1) (8, 1)	IP: 4.0 WLS: L BF: 20 H: 9 R: 6 ER: 6 SO: 3 BB: 1 IBB: 0 HBP: 0 BLK: 0 WP: 0 HR: 4 S: 46 P: 73 ERA: 13.50 WHIP: 2.500															<b>PITCHER</b>				

New York Mets @ Toronto Blue Jays  
SkyDome, Toronto, ON  
Tue Jun 30 1998, 7:05 PM EDT  
Att: 30,322 - Cloudy - 73 F

AB 32  
R 6  
H 11  
RBI 6  
BB 3  
SO 5  
LOB 10





Batter	1	2	3	4	5	6	7	8	9	AB	R	H	RBI	BB	SO	LOB	TOP										
Wayne Kirby, L OBP: 0.231, SLG: 0.308 Todd Pratt, R OBP: 0.250, SLG: 0.650 Benji Agbayani, R OBP: 0.286, SLG: 0.167										0	1	0	0	0	0	0	<b>New York Mets @ Toronto Blue Jays</b> SkyDome, Toronto, ON Wed Jul 01 1998, 3:33 AM EDT Att: 37,252 - Sunny - 81 F										
Edgardo Alfonzo, R OBP: 0.343, SLG: 0.393										5	2	2	3	0	1	5											
John Olerud, L OBP: 0.436, SLG: 0.483										4	2	3	3	1	0	0											
31 Mike Piazza, R OBP: 0.347, SLG: 0.488										5	1	1	0	0	2	2											
Carlos Baerga, S OBP: 0.314, SLG: 0.409 Rey Ordóñez, R OBP: 0.261, SLG: 0.271										4	0	2	0	0	2	0											
Bernard Gilkey, R OBP: 0.329, SLG: 0.348										3	0	0	1	1	2	1											
Brian McRae, S OBP: 0.359, SLG: 0.444										5	1	2	1	0	1	2											
Butch Huskey, R OBP: 0.286, SLG: 0.397										5	0	2	2	0	0	1											
Luis Lopez, S OBP: 0.350, SLG: 0.370										2	2	1	0	2	1	0											
<b>Inning Stats</b>	R: 0 E: 0 K: 2 S: 14	H: 1 LOB: 1 BB: 0 P: 22	R: 0 E: 0 K: 3 S: 10	H: 0 LOB: 0 BB: 0 P: 17	R: 2 E: 0 K: 1 S: 15	H: 2 LOB: 1 BB: 1 P: 27	R: 1 E: 0 K: 1 S: 10	H: 2 LOB: 0 BB: 0 P: 14	R: 3 E: 0 K: 2 S: 19	H: 3 LOB: 1 BB: 1 P: 32	R: 0 E: 0 K: 1 S: 7	H: 0 LOB: 0 BB: 0 P: 10	R: 1 E: 0 K: 1 S: 15	H: 1 LOB: 0 BB: 0 P: 22	R: 1 E: 0 K: 0 S: 22	H: 2 LOB: 2 BB: 2 P: 39		R: 2 E: 0 K: 0 S: 15	H: 3 LOB: 1 BB: 0 P: 24	1B: 7 2B: 2 3B: 2 HR: 3	SF: 1 SAC: 0 DP: 0 HBP: 0	WP: 0 PB: 0 SB: 1 CS: 1	PA: 45				
<b>PITCHER</b>	IP	WLS	BF	H	R	ER	SO	BB	IBB	HBP	BLK	WP	HR	S	P	ERA	WHIP										
Woody Williams, R ERA: 3.63	(1, 1)	5.0	24	8	6	6	9	2	0	0	0	0	2	68	112	10.80	2.000										
Robert Person, R ERA: 6.75	(6, 1)	2.0	9	2	2	2	2	1	0	0	0	0	1	24	38	9.00	1.500										
Paul Quantrill, R ERA: 2.62	(8, 1)	0.1	3	1	0	0	0	1	0	0	0	0	0	15	24	0.00	6.000										
Dan Plesac, L ERA: 3.14	(8, 1)	0.2	W	2	0	0	0	0	0	0	0	0	0	5	9	0.00	0.000										
Bill Riskey, R ERA: 4.5	(9, 1)	1.0	6	3	2	2	0	0	0	0	0	0	0	15	24	18.00	3.000										
Shannon Stewart, R OBP: 0.348, SLG: 0.340																	5	4	3	0	0	0	2	<b>New York Mets @ Toronto Blue Jays</b> SkyDome, Toronto, ON Wed Jul 01 1998, 3:33 AM EDT Att: 37,252 - Sunny - 81 F			
Shawn Green, L OBP: 0.341, SLG: 0.483										2	3	1	2	3	0	0											
Tony Fernandez, S OBP: 0.367, SLG: 0.452 Craig Grebeck, R OBP: 0.366, SLG: 0.412										5	2	3	2	0	1	2											
Carlos Delgado, L OBP: 0.387, SLG: 0.589										3	1	1	2	1	1	4											
Mike Stanley, R OBP: 0.369, SLG: 0.521										3	1	2	1	2	0	1											
Darin Fletcher, L OBP: 0.354, SLG: 0.459 Mark Dalesandro, R OBP: 0.326, SLG: 0.537										3	0	1	1	0	0	1											
Felipe Crespo, S OBP: 0.308, SLG: 0.319										3	2	1	0	1	0	2											
5 Ed Sprague, R OBP: 0.310, SLG: 0.394										5	1	2	3	0	3	1											
Alex Gonzalez, R OBP: 0.274, SLG: 0.385										4	1	1	3	1	2	1											
<b>Inning Stats</b>	R: 1 E: 0 K: 1 S: 13	H: 1 LOB: 1 BB: 1 P: 22	R: 0 E: 0 K: 2 S: 9	H: 0 LOB: 1 BB: 1 P: 17	R: 2 E: 0 K: 0 S: 17	H: 3 LOB: 1 BB: 1 P: 27	R: 0 E: 0 K: 2 S: 13	H: 0 LOB: 0 BB: 0 P: 17	R: 3 E: 0 K: 0 S: 13	H: 4 LOB: 1 BB: 1 P: 22	R: 0 E: 0 K: 1 S: 8	H: 0 LOB: 0 BB: 0 P: 11	R: 1 E: 0 K: 0 S: 11	H: 2 LOB: 1 BB: 1 P: 20	R: 8 E: 0 K: 1 S: 27	H: 5 LOB: 2 BB: 3 P: 54	R: 8 E: 0 K: 1 S: 27	H: 5 LOB: 3 BB: 3 P: 54	1B: 7 2B: 7 3B: 0 HR: 2	SF: 2 SAC: 0 DP: 3 HBP: 2	WP: 1 PB: 1 SB: 4 CS: 0	PA: 46					
<b>PITCHER</b>	IP	WLS	BF	H	R	ER	SO	BB	IBB	HBP	BLK	WP	HR	S	P	ERA	WHIP										
Hideo Nomo, R ERA: 4.9	(1, 1)	3.0	15	4	3	3	3	3	0	0	0	0	1	19	25	13.50	1.500										
Turk Wendell, R ERA: 4.73	(4, 1)	1.1	6	2	2	2	2	0	0	0	0	0	0	7	14	13.50	4.500										
Bill Pulsipher, L ERA: 5.79	(5, 1)	0.2	4	2	1	1	0	1	0	0	0	0	0	8	11	0.00	0.000										
Jeff Tam, R ERA: 2.32	(6, 1)	1.0	3	0	0	0	1	0	0	0	0	0	0	8	11	0.00	0.000										
Dennis Cook, L ERA: 2.32	(7, 1)	1.0	5	2	1	1	0	0	1	0	0	0	1	10	20	9.00	2.000										
Mel Rojas, R ERA: 5.23	(8, 1)	0.0	L	5	3	5	0	1	1	1	0	0	0	17	34	27.00	3.000										
John Hudek, R ERA: 4.0	(8, 1)	1.0	8	2	3	3	1	1	1	1	0	0	0	17	34	27.00	3.000										



Batter	1	2	3	4	5	6	7	8	9	AB	R	H	RBI	BB	SO	LOB	TOP										
<b>Brian McRae, S</b> OBP: 0.353, SLG: 0.436 (1, 8)	G3-1		F7	G6-3		P8		G4-3		5	0	0	0	0	0	1	<b>New York Mets @ Toronto Blue Jays</b> SkyDome, Toronto, ON Thu Jul 02 1998, 7:05 PM EDT Att: 27,325 - Cloudy - 80 F										
<b>Edgardo Alfonzo, R</b> OBP: 0.351, SLG: 0.403 (1, 5)	BB		2B	1B	1B	1B	SF7	G1-3		4	3	3	0	1	0	0											
<b>John Olerud, L</b> OBP: 0.438, SLG: 0.487 (1, 3)	FC6		31 HR	2B	L5	31 BB	1B	G4-3		4	1	2	1	1	0	1											
<b>31 Mike Piazza, R</b> OBP: 0.290, SLG: 0.497 <b>Alberto Castillo, R</b> OBP: 0.290, SLG: 0.325 (9, PH)	L8		HR		G6-3		BB	G1-3		3	1	1	2	1	0	3											
<b>Carlos Baerga, S</b> OBP: 0.313, SLG: 0.408 <b>Luis Lopez, S</b> OBP: 0.347, SLG: 0.367 (6, 4)	FC6		G4-3		1B	SF7		P4		3	1	1	2	0	0	2											
<b>Bernard Gilkey, R</b> OBP: 0.332, SLG: 0.353 <b>Wayne Kirby, L</b> OBP: 0.222, SLG: 0.296 (7, 7)		2B	G1-3		1B	HR	BB	K		3	1	1	0	1	1	2											
<b>Butch Huskey, R</b> OBP: 0.290, SLG: 0.490 <b>Benny Agbayani, R</b> OBP: 0.250, SLG: 0.143 (6, 9)		K			G6-3	HR	1B	L8		3	1	2	1	0	1	1											
<b>Todd Pratt, R</b> OBP: 0.250, SLG: 0.708 (1, 2)	G5-3		G6-3		G6-3	HR		G3		4	1	1	3	0	0	2											
<b>Rey Ordonez, R</b> OBP: 0.257, SLG: 0.266 (1, 6)	L9		K		F8			K		4	0	0	0	0	2	2											
<b>Inning Stats</b>	R: 0 E: 0 K: 0 S: 12	H: 0 LOB: 2 BB: 2 P: 25	R: 0 E: 0 K: 1 S: 8	H: 1 LOB: 1 BB: 0 P: 12	R: 3 E: 0 K: 0 S: 18	H: 3 LOB: 0 BB: 0 P: 27	R: 0 E: 0 K: 1 S: 10	H: 1 LOB: 1 BB: 0 P: 15	R: 5 E: 0 K: 0 S: 12	H: 4 LOB: 2 BB: 1 P: 24	R: 1 E: 0 K: 1 S: 15	H: 2 LOB: 2 BB: 1 P: 26	R: 0 E: 0 K: 1 S: 6	H: 0 LOB: 0 BB: 0 P: 8	R: 0 E: 0 K: 0 S: 8	H: 0 LOB: 0 BB: 0 P: 12		R: 0 E: 0 K: 1 S: 9	H: 0 LOB: 0 BB: 0 P: 14	1B: 6 2B: 3 3B: 0 HR: 2	SF: 1 SAC: 0 DP: 0 HBP: 0	WP: 1 PB: 0 SB: 1 CS: 0	PA: 42				
<b>PITCHER</b>	IP	WLS	BF	H	R	ER	SO	BB	IBB	HBP	BLK	WP	HR	S	P	ERA	WHIP										
<b>Pat Hentgen, R</b> ERA: 4.76 (1, 1)	5.0	L	27	9	8	8	2	3	0	0	0	1	2	60	103	14.40	2.400										
<b>Robert Person, R</b> ERA: 5.89 (6, 1)	1.0		6	2	1	1	1	1	0	0	0	0	0	15	26	9.00	3.000										
<b>Dave Stieb, R</b> ERA: 2.08 (7, 1)	3.0		9	0	0	0	2	0	0	0	0	0	0	23	34	0.00	0.000										

AB	36
R	9
H	11
RBI	9
BB	4
SO	4
LOB	14



Batter	1	2	3	4	5	6	7	8	9	AB	R	H	RBI	BB	SO	LOB	BOTTOM										
<b>Shannon Stewart, R</b> OBP: 0.343, SLG: 0.335 (1, 7)	G5-3		P3			F8		G5-3		4	0	0	0	0	0	0	<b>New York Mets @ Toronto Blue Jays</b> SkyDome, Toronto, ON Thu Jul 02 1998, 7:05 PM EDT Att: 27,325 - Cloudy - 80 F										
<b>Shawn Green, L</b> OBP: 0.341, SLG: 0.484 <b>Mark Dalesandro, R</b> OBP: 0.318, SLG: 0.524 (8, PH)	1B		F8		F8	P5		K		3	0	1	0	0	0	0											
<b>Tony Fernandez, S</b> OBP: 0.367, SLG: 0.451 <b>Juan Samuel, R</b> OBP: 0.269, SLG: 0.283 (8, 4)	G3-6-3		G3-1		G3-1	G3		G6-3		3	0	1	0	0	0	0											
<b>Carlos Delgado, L</b> OBP: 0.387, SLG: 0.598 (1, 3)	G3-6-3		K		K	HR		K		3	1	1	1	0	1	2											
<b>Mike Stanley, R</b> OBP: 0.369, SLG: 0.519 (1, 10)			L3		F8	K		K		3	0	1	0	0	1	0											
<b>Darin Fletcher, L</b> OBP: 0.351, SLG: 0.454 <b>Kevin Brown, R</b> OBP: 0.345, SLG: 0.382 (8, 2)	L3		F9		F9	G3		G3		2	0	0	0	0	0	1											
<b>Felipe Crespo, S</b> OBP: 0.309, SLG: 0.320 (1, 9)	G4-3		G4-3		G4-3	G4-3		L1-6		3	0	1	0	0	0	0											
<b>5 Ed Sprague, R</b> OBP: 0.311, SLG: 0.391 (1, 5)			L8		L8	P6		BB		2	0	0	0	1	0	0											
<b>Alex Gonzalez, R</b> OBP: 0.273, SLG: 0.383 <b>Craig Grebeck, R</b> OBP: 0.363, SLG: 0.408 (7, 6)			K		K	P4		L1-6		2	0	0	0	0	1	0											
<b>Inning Stats</b>	R: 0 E: 0 K: 0 S: 11	H: 2 LOB: 1 BB: 0 P: 18	R: 0 E: 0 K: 0 S: 8	H: 1 LOB: 0 BB: 0 P: 13	R: 0 E: 0 K: 1 S: 8	H: 0 LOB: 0 BB: 0 P: 13	R: 0 E: 0 K: 1 S: 8	H: 0 LOB: 0 BB: 0 P: 12	R: 0 E: 0 K: 0 S: 4	H: 0 LOB: 0 BB: 0 P: 5	R: 0 E: 0 K: 0 S: 4	H: 0 LOB: 0 BB: 0 P: 5	R: 1 E: 0 K: 1 S: 9	H: 1 LOB: 0 BB: 0 P: 14	R: 0 E: 0 K: 0 S: 11	H: 1 LOB: 1 BB: 1 P: 20		R: 0 E: 0 K: 1 S: 10	H: 0 LOB: 0 BB: 0 P: 14	1B: 3 2B: 3 3B: 0 HR: 1	SF: 0 SAC: 0 DP: 3 HBP: 0	WP: 0 PB: 0 SB: 0 CS: 0	PA: 30				
<b>PITCHER</b>	IP	WLS	BF	H	R	ER	SO	BB	IBB	HBP	BLK	WP	HR	S	P	ERA	WHIP										
<b>Bobby Jones, R</b> ERA: 3.72 (1, 1)	8.0	W	27	5	1	1	3	1	0	0	0	0	0	10	14	0.00	0.000										
<b>John Franco, L</b> ERA: 2.37 (9, 1)	1.0		3	0	0	0	1	0	0	0	0	0	0	10	14	0.00	0.000										

AB	29
R	1
H	5
RBI	1
BB	1
SO	4
LOB	5






Batter	1	2	3	4	5	6	7	8	9	AB	R	H	RBI	BB	SO	LOB	TOP																			
<b>Bernard Gilkey, R</b> OBP: 0.325, SLG: 0.344 (1, 7)	F9	F7			G6-3		G5-3		G4-3	5	0	0	0	0	0	1																				
<b>Benny Abayani, R</b> OBP: 0.273, SLG: 0.200 <b>Turk Wendell, L</b> (5, 1)			P5		K				K	3	0	1	0	0	1	0																				
<b>Todd Pratt, R</b> OBP: 0.260, SLG: 0.720 <b>Jeff Tam, R</b> (7, PH)	CS									1	0	1	0	0	0	0																				
<b>Wayne Kirby, L</b> OBP: 0.214, SLG: 0.286 (9, PH)	1B									1	0	0	0	0	0	0																				
<b>John Olerud, L</b> OBP: 0.438, SLG: 0.489 (1, 3)	SAFE BB 1-2	2B			31 1B				L6	5	0	2	0	0	1	1																				
<b>31 Mike Piazza, R</b> OBP: 0.351, SLG: 0.495 (1, 2)	BB IBB				G4-6-3 1B					3	0	1	0	1	1	0																				
<b>Butch Huskey, R</b> OBP: 0.293, SLG: 0.399 (1, 9)	1-2 2-3 BB				G4-6-3					3	1	1	0	1	0	2																				
<b>Luis Lopez, S</b> OBP: 0.351, SLG: 0.371 (1, 5)	G1-3									4	1	2	0	0	0	3																				
<b>Carlos Baerga, S</b> OBP: 0.319, SLG: 0.411 (1, 4)					G1-3					3	0	2	1	0	0	0																				
<b>Rey Ordóñez, R</b> OBP: 0.257, SLG: 0.266 (1, 6)					F7					4	0	1	1	0	1	3																				
<b>Brian Bohanon, L</b> OBP: 0.429, SLG: 0.500 <b>Brian McRae, S</b> OBP: 0.353, SLG: 0.435 (5, PH) (5, 8)										1	0	0	0	0	0	1																				
<b>Inning Stats</b>	R: 0 E: 0 K: 0 S: 7	H: 2 LOB: 3 BB: 2 P: 19	R: 0 E: 0 K: 1 S: 14	H: 0 LOB: 1 BB: 0 P: 21	R: 0 E: 0 K: 0 S: 8	H: 2 LOB: 1 BB: 0 P: 13	R: 0 E: 0 K: 0 S: 6	H: 0 LOB: 0 BB: 0 P: 8	R: 0 E: 0 K: 2 S: 11	H: 3 LOB: 2 BB: 0 P: 18	R: 0 E: 0 K: 0 S: 7	H: 1 LOB: 1 BB: 0 P: 13	R: 1 E: 0 K: 1 S: 11	H: 4 LOB: 2 BB: 0 P: 18	R: 0 E: 0 K: 1 S: 8	H: 0 LOB: 0 BB: 0 P: 16	1B: 11 2B: 1 3B: 0 HR: 0	SF: 0 SAC: 0 DP: 1 HBP: 1	WP: 0 PA: 39 CS: 1																	
<b>PITCHER</b>	IP	WLS	BF	H	R	ER	SO	BB	IBB	HBP	BLK	WP	HR	S	P	ERA	WHIP	<b>PITCHER</b>		IP	WLS	BF	H	R	ER	SO	BB	IBB	HBP	BLK	WP	HR	S	P	ERA	WHIP
<b>Tom Glavine, L</b> ERA: 2.63	(1, 1)	7.0	W	30	8	1	1	4	1	1	1	0	0	0	69	118	1.29	1.286	<b>Tom Glavine, L</b>		(1, 1)	7.0	W	30	8	1	1	4	1	1	0	0	69	118	1.29	1.286
<b>Dennis Martínez, R</b> ERA: 4.19	(8, 1)	1.0		6	4	1	1	1	0	0	0	0	0	0	11	18	9.00	4.000	<b>Dennis Martínez, R</b>		(8, 1)	1.0		6	4	1	1	1	0	0	0	11	18	9.00	4.000	
<b>Kerry Ligtenberg, R</b> ERA: 3.92	(9, 1)	1.0	S	3	0	0	0	1	0	0	0	0	0	0	8	16	0.00	0.000	<b>Kerry Ligtenberg, R</b>		(9, 1)	1.0	S	3	0	0	0	1	0	0	0	8	16	0.00	0.000	

**New York Mets @ Atlanta Braves**  
Turner Field, Atlanta, GA  
Fri Jul 03 1998, 7:05 PM EDT  
Att: 48,757 - Unknown - 84 F


**AB 36**  
**R 2**  
**H 12**  
**RBI 2**  
**BB 2**  
**SO 6**  
**LOB 11**



Batter	1	2	3	4	5	6	7	8	9	AB	R	H	RBI	BB	SO	LOB	BOTTOM																				
<b>Walt Weiss, S</b> OBP: 0.432, SLG: 0.374 (1, 6)			G6-3	SH1-3		F8				3	0	0	1	0	1	1																					
<b>Gerald Williams, R</b> OBP: 0.336, SLG: 0.415 (1, 9)			B1-3	E9		K				4	0	2	1	0	1	1																					
<b>10 Chipper Jones, S</b> OBP: 0.396, SLG: 0.564 (1, 5)				G6-3						4	1	2	0	0	1	2																					
<b>Andres Galarraga, R</b> OBP: 0.394, SLG: 0.627 (1, 3)				1B						2	0	1	0	2	0	1																					
<b>Javy Lopez, R</b> OBP: 0.359, SLG: 0.590 <b>Eddie Pérez, R</b> OBP: 0.333, SLG: 0.440 (5, PH) (6, 2)				IBB						2	0	1	1	0	0	2																					
<b>Andruw Jones, R</b> OBP: 0.311, SLG: 0.480 (1, 8)				1B						2	0	0	0	0	1	2																					
<b>Danny Bautista, R</b> OBP: 0.221, SLG: 0.270 (1, 7)				FC4-6						4	0	0	0	0	0	3																					
<b>Danny Bautista, R</b> OBP: 0.221, SLG: 0.270 (1, 7)				G5-3						4	0	0	0	0	0	3																					
<b>Danny Bautista, R</b> OBP: 0.221, SLG: 0.270 (1, 7)				FC4-6						4	0	0	0	0	0	3																					
<b>Danny Bautista, R</b> OBP: 0.221, SLG: 0.270 (1, 7)				L7						4	0	0	0	0	0	3																					
<b>Danny Bautista, R</b> OBP: 0.221, SLG: 0.270 (1, 7)				G6-3						4	0	0	0	0	0	3																					
<b>Danny Bautista, R</b> OBP: 0.221, SLG: 0.270 (1, 7)				G3						4	0	0	0	0	1	1																					
<b>Danny Bautista, R</b> OBP: 0.221, SLG: 0.270 (1, 7)				P9						4	0	0	0	0	1	1																					
<b>Tony Graftano, R</b> OBP: 0.279, SLG: 0.316 (1, 4)				K						3	1	1	0	1	1	0																					
<b>Tom Glavine, L</b> OBP: 0.243, SLG: 0.306 <b>Dennis Martínez, R</b> OBP: 0.197, SLG: 0.182 <b>Kerry Ligtenberg, R</b> ERA: 3.92 (9, 1)				1B						3	1	2	0	0	1	1																					
<b>Inning Stats</b>	R: 0 E: 0 K: 2 S: 11	H: 1 LOB: 2 BB: 1 P: 18	R: 0 E: 0 K: 1 S: 8	H: 0 LOB: 1 BB: 1 P: 14	R: 1 E: 0 K: 0 S: 8	H: 2 LOB: 2 BB: 1 P: 17	R: 2 E: 1 K: 1 S: 13	H: 3 LOB: 1 BB: 0 P: 21	R: 0 E: 0 K: 1 S: 12	H: 1 LOB: 1 BB: 0 P: 14	R: 0 E: 0 K: 2 S: 12	H: 1 LOB: 1 BB: 0 P: 18	R: 0 E: 0 K: 0 S: 6	H: 1 LOB: 0 BB: 0 P: 8	R: 0 E: 0 K: 0 S: 7	H: 0 LOB: 0 BB: 0 P: 10	1B: 6 2B: 3 3B: 0 HR: 0	SF: 0 SAC: 1 DP: 1 HBP: 0	WP: 0 PA: 35 CS: 0																		
<b>PITCHER</b>	IP	WLS	BF	H	R	ER	SO	BB	IBB	HBP	BLK	WP	HR	S	P	ERA	WHIP	<b>PITCHER</b>		IP	WLS	BF	H	R	ER	SO	BB	IBB	HBP	BLK	WP	HR	S	P	ERA	WHIP	
<b>Brian Bohanon, L</b> ERA: 3.15	(1, 1)	4.0	L	21	6	3	3	4	2	1	0	0	0	0	24	32	0.00	1.000	<b>Brian Bohanon, L</b>		(1, 1)	4.0	L	21	6	3	3	4	2	1	0	0	0	24	32	0.00	1.000
<b>Turk Wendell, R</b> ERA: 4.4	(5, 1)	2.0		8	2	0	0	3	0	0	0	0	0	0	13	18	0.00	0.500	<b>Turk Wendell, R</b>		(5, 1)	2.0		8	2	0	0	3	0	0	0	0	13	18	0.00	0.500	
<b>Jeff Tam, R</b> ERA: 4.4	(7, 1)	2.0		6	1	0	0	0	0	0	0	0	0	0	13	18	0.00	0.500	<b>Jeff Tam, R</b>		(7, 1)	2.0		6	1	0	0	0	0	0	0	13	18	0.00	0.500		

**New York Mets @ Atlanta Braves**  
Turner Field, Atlanta, GA  
Fri Jul 03 1998, 7:05 PM EDT  
Att: 48,757 - Unknown - 84 F

**AB 31**  
**R 3**  
**H 9**  
**RBI 3**  
**BB 3**  
**SO 7**  
**LOB 14**





Batter	1	2	3	4	5	6	7	8	9	AB	R	H	RBI	BB	SO	LOB	TOP				
Lenny Harris, L OBP: 0.343, SLG: 0.360 (1, 7)	1-1 F7		4-2 BB			0-0 P5		1-2 1B		3	0	1	0	1	0	0	<p><b>New York Mets @ Atlanta Braves</b> Turner Field, Atlanta, GA</p> <p>Sat Jul 04 1998, 7:05 PM EDT Att: 47,900 - Overcast - 75 F</p>				
Edgardo Alfonzo, R OBP: 0.346, SLG: 0.397 (1, 5)	1-1 F8		3-2 F8			1-2 F8		1-0 F9		4	0	0	0	0	0	2					
John Olerud, L OBP: 0.435, SLG: 0.484 (1, 3)	4-2 BB			0-0 L6		0-0 G4-3		0-1 F8		3	0	0	0	1	0	1					
31 Mike Piazza, R OBP: 0.350, SLG: 0.493 Todd Pratt, R OBP: 0.296, SLG: 0.679 (1, 2) (2, 2)	2-3 K			2-2 1B		2-2 G4-3		0-3 K		1	0	0	0	0	1	1					
Carlos Baerga, S OBP: 0.318, SLG: 0.412 (1, 4)		0-2 L6		0-0 P4		1-1 G4-3		1-2 F8 1B 2B		4	1	1	0	0	0	1					
Brian McRae, S OBP: 0.351, SLG: 0.432 (1, 8)		2-2 G6-3		1-2 G5-3		2-2 2B 1B		2-2 F8		4	0	1	0	0	0	2					
Butch Huskey, R OBP: 0.296, SLG: 0.404 (1, 9)		3-3 K			0-3 K2-3		0-0 1-3 2B	3-2 1B		4	0	2	1	0	2	0					
Rey Ordenez, R OBP: 0.255, SLG: 0.264 Luis Lopez, S OBP: 0.366, SLG: 0.366 (7, PH) (7, 6)			2-2 G4-3		3-1 F8		1-0 G6-3	1-3 K		2	0	0	0	0	0	0					
Masato Yoshii, R OBP: 0.120, SLG: 0.087 Bill Pulsipher, L (7, 1)			0-1 L3		1-3 K			1-2 P6		2	0	0	0	0	1	0					
Wayne Kirby, L OBP: 0.207, SLG: 0.276 Dennis Cook, L (8, PH) (8, 1)										0	0	0	0	0	0	0					
										0	0	0	0	0	0	0					
<b>Inning Stats</b>	R: 0 E: 0 K: 1 S: 12	H: 0 LOB: 1 BB: 1 P: 20	R: 0 E: 0 K: 1 S: 14	H: 0 LOB: 0 BB: 0 P: 19	R: 0 E: 0 K: 0 S: 11	H: 0 LOB: 1 BB: 1 P: 20	R: 0 E: 0 K: 0 S: 8	H: 1 LOB: 1 BB: 0 P: 11	R: 0 E: 0 K: 2 S: 8	H: 0 LOB: 0 BB: 0 P: 12	R: 0 E: 0 K: 0 S: 5	H: 2 LOB: 2 BB: 0 P: 21	R: 0 E: 0 K: 0 S: 10	H: 1 LOB: 1 BB: 0 P: 13	R: 1 E: 0 K: 2 S: 16	H: 2 LOB: 1 BB: 0 P: 23		1B: 4 2B: 2 3B: 0 HR: 0	SF: 0 SAC: 0 DP: 0 HBP: 0	WP: 0 PB: 0 SB: 0 CS: 0	PA: 35
<b>PITCHER</b>	IP WLS BF H R ER SO BB IBB HBP BLK WP HR S P ERA WHIP	IP WLS BF H R ER SO BB IBB HBP BLK WP HR S P ERA WHIP	IP WLS BF H R ER SO BB IBB HBP BLK WP HR S P ERA WHIP	IP WLS BF H R ER SO BB IBB HBP BLK WP HR S P ERA WHIP	IP WLS BF H R ER SO BB IBB HBP BLK WP HR S P ERA WHIP	IP WLS BF H R ER SO BB IBB HBP BLK WP HR S P ERA WHIP	IP WLS BF H R ER SO BB IBB HBP BLK WP HR S P ERA WHIP	IP WLS BF H R ER SO BB IBB HBP BLK WP HR S P ERA WHIP	IP WLS BF H R ER SO BB IBB HBP BLK WP HR S P ERA WHIP	IP WLS BF H R ER SO BB IBB HBP BLK WP HR S P ERA WHIP	IP WLS BF H R ER SO BB IBB HBP BLK WP HR S P ERA WHIP	IP WLS BF H R ER SO BB IBB HBP BLK WP HR S P ERA WHIP	IP WLS BF H R ER SO BB IBB HBP BLK WP HR S P ERA WHIP	IP WLS BF H R ER SO BB IBB HBP BLK WP HR S P ERA WHIP	IP WLS BF H R ER SO BB IBB HBP BLK WP HR S P ERA WHIP	IP WLS BF H R ER SO BB IBB HBP BLK WP HR S P ERA WHIP	IP WLS BF H R ER SO BB IBB HBP BLK WP HR S P ERA WHIP	IP WLS BF H R ER SO BB IBB HBP BLK WP HR S P ERA WHIP	IP WLS BF H R ER SO BB IBB HBP BLK WP HR S P ERA WHIP	IP WLS BF H R ER SO BB IBB HBP BLK WP HR S P ERA WHIP	IP WLS BF H R ER SO BB IBB HBP BLK WP HR S P ERA WHIP

AB 33  
R 1  
H 6  
RBI 1  
BB 2  
SO 6  
LOB 10



Batter	1	2	3	4	5	6	7	8	9	AB	R	H	RBI	BB	SO	LOB	BOTTOM				
Walt Weiss, S OBP: 0.427, SLG: 0.374 (1, 6)	2-1 1B 10 G3-6-3 2B		1-3 K	0-0 G1-3		0-1 G4-3		2-3 K		5	1	1	0	0	2	5	<p><b>New York Mets @ Atlanta Braves</b> Turner Field, Atlanta, GA</p> <p>Sat Jul 04 1998, 7:05 PM EDT Att: 47,900 - Overcast - 75 F</p>				
Keith Lockhart, L OBP: 0.338, SLG: 0.439 (1, 4)	0-0 10 G3-6-3 1B		1-0 L1		2-1 10 SH1-3 2B		0-0 10 1B BB 2B	0-0 FC7-4 1-2F		5	1	3	0	0	0	1					
10 Chipper Jones, S OBP: 0.397, SLG: 0.562 (1, 5)	1-0 G3-6-3 1-2F 3-H			4-1 BB E BB	0-0 SH1-3		0-0 BB HBP 1B	1-0 F7		3	1	1	0	1	0	2					
Andres Galarraga, R OBP: 0.395, SLG: 0.623 (1, 3)	2-1 F9			4-1 BB E SF9 BB	1-3 K		2-1 BB HBP			2	1	0	0	1	1	1					
Michael Tucker, L OBP: 0.352, SLG: 0.492 (1, 9)		1-2 G6-3 S 1B		1-2 F5	4-0 IBB		0-1 P5			3	0	1	0	1	0	5					
Andruw Jones, R OBP: 0.307, SLG: 0.474 (1, 8)		1-1 P7		0-0 E4 SF9 BB	2-2 G5-3		1-3 K			4	0	0	0	0	1	7					
Eddie Pérez, R OBP: 0.351, SLG: 0.453 (1, 2)		0-0 G6-3		4-1 CI BB		3-1 2B	4-0 BB			2	0	1	1	2	0	1					
Gerald Williams, R OBP: 0.326, SLG: 0.405 (1, 7)		1-2 L5-3		0-0 SF9		1-1 F8	1-3 K			3	0	0	1	0	1	5					
Kevin Millwood, R OBP: 0.231, SLG: 0.091 Danny Bautista, R OBP: 0.232, SLG: 0.231 Kerry Ligtenberg, R ERA: 4.05 (1, 1) (8, PH) (9, 1)			1-3 K	0-0 CI		0-1 F9		2-1 FC7-4 1B		2	0	0	0	0	1	1					
										1	0	1	0	0	0	0					
										0	0	0	0	0	0	0					
<b>Inning Stats</b>	R: 1 E: 0 K: 0 S: 6	H: 2 LOB: 0 BB: 0 P: 11	R: 0 E: 0 K: 0 S: 10	H: 1 LOB: 0 BB: 0 P: 13	R: 0 E: 0 K: 2 S: 7	H: 0 LOB: 3 BB: 3 P: 10	R: 0 E: 0 K: 1 S: 9	H: 1 LOB: 2 BB: 1 P: 18	R: 0 E: 0 K: 0 S: 8	H: 1 LOB: 0 BB: 0 P: 12	R: 1 E: 0 K: 2 S: 14	H: 2 LOB: 3 BB: 1 P: 22	R: 0 E: 0 K: 1 S: 8	H: 1 LOB: 1 BB: 0 P: 13	R: 0 E: 0 K: 1 S: 16	H: 1 LOB: 1 BB: 0 P: 23		1B: 4 2B: 4 3B: 0 HR: 0	SF: 1 SAC: 1 DP: 1 HBP: 1	WP: 0 PB: 0 SB: 1 CS: 0	PA: 39
<b>PITCHER</b>	IP WLS BF H R ER SO BB IBB HBP BLK WP HR S P ERA WHIP	IP WLS BF H R ER SO BB IBB HBP BLK WP HR S P ERA WHIP	IP WLS BF H R ER SO BB IBB HBP BLK WP HR S P ERA WHIP	IP WLS BF H R ER SO BB IBB HBP BLK WP HR S P ERA WHIP	IP WLS BF H R ER SO BB IBB HBP BLK WP HR S P ERA WHIP	IP WLS BF H R ER SO BB IBB HBP BLK WP HR S P ERA WHIP	IP WLS BF H R ER SO BB IBB HBP BLK WP HR S P ERA WHIP	IP WLS BF H R ER SO BB IBB HBP BLK WP HR S P ERA WHIP	IP WLS BF H R ER SO BB IBB HBP BLK WP HR S P ERA WHIP	IP WLS BF H R ER SO BB IBB HBP BLK WP HR S P ERA WHIP	IP WLS BF H R ER SO BB IBB HBP BLK WP HR S P ERA WHIP	IP WLS BF H R ER SO BB IBB HBP BLK WP HR S P ERA WHIP	IP WLS BF H R ER SO BB IBB HBP BLK WP HR S P ERA WHIP	IP WLS BF H R ER SO BB IBB HBP BLK WP HR S P ERA WHIP	IP WLS BF H R ER SO BB IBB HBP BLK WP HR S P ERA WHIP	IP WLS BF H R ER SO BB IBB HBP BLK WP HR S P ERA WHIP	IP WLS BF H R ER SO BB IBB HBP BLK WP HR S P ERA WHIP	IP WLS BF H R ER SO BB IBB HBP BLK WP HR S P ERA WHIP	IP WLS BF H R ER SO BB IBB HBP BLK WP HR S P ERA WHIP	IP WLS BF H R ER SO BB IBB HBP BLK WP HR S P ERA WHIP	IP WLS BF H R ER SO BB IBB HBP BLK WP HR S P ERA WHIP

AB 30  
R 4  
H 8  
RBI 2  
BB 5  
SO 6  
LOB 28









Batter	1	2	3	4	5	6	7	8	9	10	11	AB	R	H	RBI	BB	SO	LOB	TOP							
F.P. Santangelo, S OBP: 0.341, SLG: 0.331 (1, 7)	3-2 HR		1-2 G4-3		3-2 1B	3-3 K		1-1 G6-3-5 1B		1-3 K		6	2	3	1	0	2	1								
Orlando Cabrera, R OBP: 0.423, SLG: 0.538 (1, 4)	1-2 G1-6-3 1B		0-2 F8		1-2 1B	0-1 P6		3-2 G6-3-5 1B		0-0 G4-3 G5-3 1B		6	2	3	0	0	0	2								
Vladimir Guerrero, R OBP: 0.359, SLG: 0.513 (1, 9)	1-0 E4 G1-6-3		0-1 HR		1-2 E1 SF9 1B		2-2 P4		0-0 G6-3		2-2 G5-3		6	2	1	1	0	0	4							
Brad Fuller, L OBP: 0.331, SLG: 0.467 Ugueth Urbina, R (11, 1)	1-1 G1-6-3		1-1 G3		1-2 SF9 BB 1B		3-2 1B		1-3 K		2-1 G4-3		6	1	2	2	0	1	3							
Rondell White, R OBP: 0.358, SLG: 0.511 (1, 8)	0-3 K				1-2 BB		0-1 1B		1-1 G5-3		2-0 PO 1B		5	1	2	1	1	2	1							
Mark Grudzielanek, R OBP: 0.304, SLG: 0.320 (1, 6)		0-2 CS 1B			0-1 SF9		0-0 1B		2-2 1B		0-1 PO		4	1	4	2	0	0	0							
Shane Andrews, R OBP: 0.316, SLG: 0.456 (1, 5)		2-3 K			1-3 F8		3-2 F7		2-3 K				5	0	1	2	0	3	5							
Chris Widger, R OBP: 0.279, SLG: 0.375 (1, 2)		1-1 1B			2-3 K		1-1 L6		1-0 F7		2-2 F9		5	0	1	0	0	1	2							
Dustin Hermanson, R OBP: 0.281, SLG: 0.320 (1, 1)		0-2 G1-3			0-3 K		0-1 2B		0-0 G6-3		3-2 F8															
<b>Inning Stats</b>	R: 1 E: 1 K: 1 S: 12	H: 2 LOB: 1 BB: 0 P: 18	R: 0 E: 0 K: 1 S: 14	H: 2 LOB: 1 BB: 0 P: 16	R: 1 E: 0 K: 0 S: 10	H: 1 LOB: 0 BB: 0 P: 12	R: 0 E: 0 K: 3 S: 11	H: 1 LOB: 1 BB: 0 P: 15	R: 3 E: 1 K: 1 S: 22	H: 3 LOB: 2 BB: 1 P: 33	R: 0 E: 0 K: 1 S: 11	H: 1 LOB: 1 BB: 0 P: 15	R: 3 E: 0 K: 0 S: 16	H: 4 LOB: 1 BB: 0 P: 25	R: 0 E: 0 K: 0 S: 7	H: 1 LOB: 0 BB: 0 P: 11	R: 0 E: 0 K: 2 S: 15	H: 1 LOB: 1 BB: 0 P: 21	R: 0 E: 0 K: 1 S: 10	H: 0 LOB: 0 BB: 0 P: 16	R: 1 E: 0 K: 0 S: 8	H: 2 LOB: 0 BB: 0 P: 14	1B: 14 2B: 4 3B: 0 HR: 2	SF: 1 SAC: 0 DP: 3 HBP: 0	WP: 0 PB: 0 SB: 1 CS: 1	PA: 51
<b>PITCHER</b>	<b>Bobby Jones, R</b> ERA: 3.88 (1, 1)	IP: 5.0 WLS: 1.0 BF: 25 H: 9 R: 5 ER: 4 SO: 6 BB: 1 IBB: 0 HBP: 0 BLK: 0 WP: 0 HR: 2 S: 69 P: 94 ERA: 7.20 WHIP: 2.000	<b>Turk Wendell, R</b> ERA: 4.25 (6, 1)	IP: 1.0 WLS: 0.0 BF: 4 H: 1 R: 0 ER: 0 SO: 1 BB: 0 IBB: 0 HBP: 0 BLK: 0 WP: 0 HR: 0 S: 11 P: 15 ERA: 0.00 WHIP: 1.000	<b>Jeff Tam, R</b> ERA: 4.75 (7, 1)	IP: 0.2 WLS: 0.0 BF: 4 H: 4 R: 3 ER: 3 SO: 0 BB: 0 IBB: 0 HBP: 0 BLK: 0 WP: 0 HR: 0 S: 15 P: 24 ERA: 40.50 WHIP: 6.000	<b>Bill Pulsipher, L</b> ERA: 3.86 (7, 1)	IP: 1.1 WLS: 1.1 BF: 4 H: 1 R: 0 ER: 0 SO: 0 BB: 0 IBB: 0 HBP: 0 BLK: 0 WP: 0 HR: 0 S: 12 P: 12 ERA: 0.00 WHIP: 0.750	<b>Dennis Cook, L</b> ERA: 2.02 (9, 1)	IP: 2.0 WLS: 2.0 BF: 7 H: 1 R: 0 ER: 0 SO: 3 BB: 0 IBB: 0 HBP: 0 BLK: 0 WP: 0 HR: 0 S: 25 P: 37 ERA: 0.00 WHIP: 0.500	<b>PITCHER</b>	<b>John Franco, L</b> ERA: 2.7 (11, 1)	IP: 1.0 WLS: 1.0 BF: 4 H: 2 R: 1 ER: 1 SO: 0 BB: 0 IBB: 0 HBP: 0 BLK: 0 WP: 0 HR: 0 S: 8 P: 14 ERA: 9.00 WHIP: 2.000													

Montreal Expos @ New York Mets  
Shea Stadium, Flushing, NY  
Thu Jul 09 1998, 7:05 PM EDT  
Att: 27,193 - Cloudy - 78 F

AB	48
R	9
H	18
RBI	9
BB	1
SO	10
LOB	20



Batter	1	2	3	4	5	6	7	8	9	10	11	AB	R	H	RBI	BB	SO	LOB	BOTTOM							
Bernard Gilkey, R OBP: 0.316, SLG: 0.338 Dennis Cook, L (9, 1)	0-0 F7		1-0 2B		0-1 F8		1-1 P6		1-1 G4-3		1-1 FC8-6 2B		5	0	1	1	0	0	5							
Edgardo Alfonzo, R OBP: 0.349, SLG: 0.395 (1, 5)	3-2 G4-3 1B		1-2 G5-3		1-2 E5 3B		0-1 F8		1-2 BB 1B		3-2 FC8-6		6	1	2	1	0	0	4							
John Olerud, L OBP: 0.439, SLG: 0.486 (1, 3)	1-1 G4-3		1-3 K		1-1 HR 3B		2-1 F8		4-0 FC5-4 BB		4-1 31 BB		4	1	1	1	2	1	3							
31 Mike Piazza, R OBP: 0.356, SLG: 0.497 John Franco, L (11, 1)		4-2 BB		2-2 1B 2B		0-0 P3		1-1 F9		2-2 FC5-4		4	1	1	0	2	0	3								
Carlos Baerga, S OBP: 0.311, SLG: 0.401 Benny Agbayani, R OBP: 0.200, SLG: 0.143 (10, 7)		1-0 G4-6-3		2-0 L9 1B		0-3 K		0-0 G6-3		0-3 K CS		5	1	1	0	0	2	2								
Butch Huskey, R OBP: 0.303, SLG: 0.418 (1, 9)		4-0 BB		1-0 SH3-4 1B		1-1 HR		0-1 2B		3-3 K		5	1	3	3	1	2	1								
Brian McRae, S OBP: 0.350, SLG: 0.430 (1, 8)		2-0 G4-3		0-0 L9		G3		2-2 G4-3		2-1 2B		5	0	1	0	1	0	4								
Rey Ordonez, R OBP: 0.270, SLG: 0.276 (1, 6)			0-0 SH2-4 2B		0-0 SH3-4 1B		1-0 PB BB E 1B		1-0 G4-3 G6-3 1B		4-0 FC4 IBB		5	3	4	1	1	1	1							
<b>Inning Stats</b>	R: 0 E: 0 K: 0 S: 6	H: 1 LOB: 0 BB: 0 P: 10	R: 0 E: 0 K: 0 S: 4	H: 0 LOB: 1 BB: 2 P: 15	R: 1 E: 0 K: 1 S: 9	H: 2 LOB: 1 BB: 0 P: 13	R: 2 E: 0 K: 0 S: 12	H: 4 LOB: 2 BB: 0 P: 17	R: 3 E: 1 K: 1 S: 15	H: 2 LOB: 0 BB: 0 P: 19	R: 1 E: 0 K: 0 S: 9	H: 1 LOB: 1 BB: 1 P: 16	R: 0 E: 0 K: 0 S: 10	H: 1 LOB: 1 BB: 0 P: 13	R: 1 E: 0 K: 0 S: 12	H: 1 LOB: 2 BB: 1 P: 22	R: 0 E: 0 K: 0 S: 10	H: 1 LOB: 2 BB: 1 P: 21	R: 0 E: 0 K: 0 S: 10	H: 1 LOB: 2 BB: 2 P: 23	R: 0 E: 0 K: 3 S: 10	H: 0 LOB: 1 BB: 1 P: 16	1B: 8 2B: 7 3B: 1 HR: 1	SF: 0 SAC: 2 DP: 4 HBP: 0	WP: 2 PB: 1 SB: 0 CS: 1	PA: 54
<b>PITCHER</b>	<b>Dustin Hermanson, R</b> ERA: 3.46 (8, 1)	IP: 5.0 WLS: 1.0 BF: 25 H: 9 R: 6 ER: 3 SO: 2 BB: 2 IBB: 0 HBP: 0 BLK: 1 WP: 0 HR: 1 S: 46 P: 74 ERA: 5.40 WHIP: 2.200	<b>Shayne Bennett, R</b> ERA: 5.33 (6, 1)	IP: 1.0 WLS: 0.0 BF: 5 H: 1 R: 1 ER: 0 SO: 0 BB: 0 IBB: 0 HBP: 0 BLK: 0 WP: 0 HR: 0 S: 9 P: 16 ERA: 0.00 WHIP: 2.000	<b>Miguel Batista, R</b> ERA: 4.01 (7, 1)	IP: 1.0 WLS: 0.0 BF: 4 H: 1 R: 0 ER: 0 SO: 0 BB: 0 IBB: 0 HBP: 0 BLK: 0 WP: 0 HR: 0 S: 10 P: 13 ERA: 0.00 WHIP: 1.000	<b>Anthony Telford, R</b> ERA: 3.53 (8, 1)	IP: 0.2 WLS: 0.0 BF: 4 H: 2 R: 1 ER: 1 SO: 0 BB: 0 IBB: 0 HBP: 0 BLK: 0 WP: 0 HR: 0 S: 12 P: 13 ERA: 13.50 WHIP: 3.000	<b>Steve Kline, L</b> ERA: 2.45 (8, 1)	IP: 1.1 WLS: 1.1 BF: 7 H: 1 R: 0 ER: 0 SO: 2 BB: 1 IBB: 0 HBP: 0 BLK: 0 WP: 1 HR: 0 S: 14 P: 31 ERA: 0.00 WHIP: 1.500	<b>PITCHER</b>	<b>Mike Maddux, R</b> ERA: 5.4 (10, 1)	IP: 1.0 WLS: 1.0 BF: 5 H: 1 R: 0 ER: 0 SO: 0 BB: 2 IBB: 0 HBP: 0 BLK: 0 WP: 0 HR: 0 S: 8 P: 10 ERA: 0.00 WHIP: 1.000													

Montreal Expos @ New York Mets  
Shea Stadium, Flushing, NY  
Thu Jul 09 1998, 7:05 PM EDT  
Att: 27,193 - Cloudy - 78 F

AB	44
R	8
H	15
RBI	7
BB	8
SO	7
LOB	29





Batter	1	2	3	4	5	6	7	8	9	AB	R	H	RBI	BB	SO	LOB	TOP										
F.P. Santangelo, S OBP: 0.343, SLG: 0.329 Mike Hubbard, R OBP: 0.167, SLG: 0.244 Da Rond Stovall, S OBP: 0.300, SLG: 0.391	1-1 F8		4-2 E HR BB	0-0 G3-1			1-0 2B HBP	1-1 FC5		2	2	0	0	1	0	1											
Orlando Cabrera, R OBP: 0.452, SLG: 0.567	4-2 BB		1-2 E9 HR 1B		2-3 K		0-1 2B	2-2 G4-3		4	1	2	1	1	1	0											
Vladimir Guerrero, R OBP: 0.343, SLG: 0.522	2-2 F7		1-1 HR		1-1 L8		4-0 2B	2-2 1B 1B		4	2	2	3	1	0	1											
Brad Fullmer, L OBP: 0.330, SLG: 0.464 Ryan McGuire, L OBP: 0.325, SLG: 0.284	0-0 F7		0-0 1B		1-2 G3		0-0 F7	2-2 L7		4	0	1	0	0	0	3											
Rondell White, R OBP: 0.356, SLG: 0.506		1-3 K2-3	0-0 F9			1-3 K		3-2 F7	3-1 1B 3B 1B	5	1	1	0	0	2	1											
Mark Cudzielnick, R OBP: 0.303, SLG: 0.336		0-0 G5-3		1-0 1B 3B		0-2 F9		3-2 P6	0-0 3B 1B	5	2	2	1	0	0	0											
Shane Andrews, R OBP: 0.318, SLG: 0.460		1-2 L5-4		0-0 G1-3		1-3 K		4-2 2B BB	3-1 3B 1B	4	0	1	2	1	1	1											
Chris Widger, R OBP: 0.281, SLG: 0.379			0-1 G6-3	1-1 SH2-3 1B			2-3 K	3-1 FC5 2B	1-0 G4-3	5	0	2	1	0	1	1											
Carlos Perez, L OBP: 0.214, SLG: 0.317 Miguel Batista, R			1-3 K	0-0 SH2-3			2-3 K	4-2 BB		2	0	0	0	0	2	0											
Jose Vidro, S OBP: 0.327, SLG: 0.285 Shayne Bennett, R Ugueth Urbina, R				1-2						0	0	0	0	0	0	0											
<b>Inning Stats</b>	R: 0 E: 0 K: 0 S: 8	H: 0 LOB: 1 BB: 1 P: 15	R: 0 E: 0 K: 1 S: 7	H: 0 LOB: 0 BB: 0 P: 9	R: 3 E: 1 K: 1 S: 18	H: 3 LOB: 1 BB: 1 P: 24	R: 1 E: 0 K: 0 S: 6	H: 2 LOB: 1 BB: 0 P: 8	R: 0 E: 0 K: 2 S: 10	H: 0 LOB: 0 BB: 0 P: 12	R: 1 E: 0 K: 2 S: 9	H: 1 LOB: 2 BB: 1 P: 18	R: 0 E: 0 K: 0 S: 15	H: 1 LOB: 3 BB: 2 P: 33	R: 3 E: 0 K: 0 S: 15	H: 4 LOB: 1 BB: 0 P: 28	1B: 6 2B: 2 3B: 2 HR: 1	SF: 0 SAC: 1 DP: 0 HBP: 1	WP: 0 PB: 0 SB: 0 CS: 0	PA: 44							
<b>PITCHER</b>	IP	WLS	BF	H	R	ER	SO	BB	IBB	HBP	BLK	WP	HR	S	P	ERA	WHIP										
Masato Yoshii, R ERA: 3.65	6.2		30	6	5	5	7	2	1	1	0	0	1	67	99	6.75	1.200										
Bill Pulsipher, L ERA: 3.99	0.1		1	0	0	0	0	0	0	0	0	0	0	1	1	0.00	0.000										
Turk Wendell, R ERA: 4.15	0.2		3	0	0	0	0	1	0	0	0	0	0	9	19	0.00	1.500										
John Franco, L ERA: 3.38	1.1	L	10	5	3	3	0	1	0	0	0	0	0	21	42	20.25	4.500										

Montreal Expos @ New York Mets  
Shea Stadium, Flushing, NY  
Fri Jul 10 1998, 7:05 PM EDT  
Att: 36,538 - Unknown - 79 F

AB	37
R	8
H	11
RBI	8
BB	5
SO	7
LOB	12



Batter	1	2	3	4	5	6	7	8	9	AB	R	H	RBI	BB	SO	LOB	BOTTOM										
Bernard Gilkey, R OBP: 0.322, SLG: 0.344	0-3 K		0-2 1B		1-0 E9 1B		0-1 2B		1-2 DI 1B	5	1	3	1	0	1	0											
Edgardo Alfonzo, R OBP: 0.346, SLG: 0.391	1-1 F9		0-1 P3		0-0 2B		2-2 P4		2-1 F8	5	0	1	1	0	0	3											
John Olerud, L OBP: 0.434, SLG: 0.479	1-1 G6-3			2-1 F8		0-0 F8	0-1 G3-1			4	0	0	0	0	0	1											
31 Mike Piazza, R OBP: 0.361, SLG: 0.502		2-1 G5-4-3 1B		0-2 F8		0-1 2B		4-2 BB		3	1	2	0	1	0	0											
Butch Huskey, R OBP: 0.302, SLG: 0.419 Lenny Harris, L OBP: 0.343, SLG: 0.359		1-0 G5-4-3		1-2 G6-3		0-0 2B		2-0 L9		4	0	1	1	0	0	2											
Brian McRae, S OBP: 0.352, SLG: 0.431		1-0 1B		1-2 G6-3		0-0 G6-3		2-1 F7		4	1	2	0	0	0	2											
Luis Lopez, S OBP: 0.333, SLG: 0.350		2-2 F7		0-0 B5-3		1-0 L3		3-3 K		4	0	0	0	0	1	4											
Rey Ordenez, R OBP: 0.271, SLG: 0.277 Benny Agbayani, R OBP: 0.188, SLG: 0.133			1-1 F8		0-2 P4		3-2 2B 1B		0-3 K	3	1	1	0	0	0	1											
Masato Yoshii, R OBP: 0.148, SLG: 0.120 Bill Pulsipher, L OBP: 0.225, SLG: 0.142 Todd Pratt, R OBP: 0.226, SLG: 0.287 Turk Wendell, L John Franco, L Carlos Baerga, S OBP: 0.310, SLG: 0.400			1-3 K		1-1 E		0-0 2B		2-1 G4-3	2	1	1	1	0	1	0											
<b>Inning Stats</b>	R: 0 E: 0 K: 1 S: 7	H: 0 LOB: 0 BB: 0 P: 9	R: 0 E: 0 K: 0 S: 8	H: 2 LOB: 1 BB: 0 P: 13	R: 0 E: 0 K: 1 S: 12	H: 1 LOB: 0 BB: 0 P: 14	R: 0 E: 0 K: 0 S: 8	H: 0 LOB: 0 BB: 0 P: 11	R: 3 E: 1 K: 0 S: 11	H: 3 LOB: 1 BB: 0 P: 14	R: 1 E: 0 K: 0 S: 6	H: 2 LOB: 1 BB: 0 P: 7	R: 2 E: 0 K: 0 S: 11	H: 3 LOB: 1 BB: 0 P: 16	R: 0 E: 0 K: 1 S: 9	H: 0 LOB: 1 BB: 1 P: 20	R: 0 E: 0 K: 1 S: 10	H: 1 LOB: 1 BB: 0 P: 15	1B: 9 2B: 3 3B: 0 HR: 0	SF: 0 SAC: 0 DP: 1 HBP: 0	WP: 0 PB: 0 SB: 1 CS: 0	PA: 38					
<b>PITCHER</b>	IP	WLS	BF	H	R	ER	SO	BB	IBB	HBP	BLK	WP	HR	S	P	ERA	WHIP										
Carlos Perez, L ERA: 3.79	6.0		27	10	6	4	2	0	0	0	0	0	0	7	9	0.00	1.667										
Miguel Batista, R ERA: 3.96	1.0		3	1	0	0	0	0	0	0	0	0	0	9	20	0.00	1.000										
Shayne Bennett, R ERA: 5.23	1.0	W	4	0	0	0	1	1	0	0	0	0	0	9	20	0.00	1.000										
Ugueth Urbina, R ERA: 1.31	1.0	S	4	1	0	0	1	0	0	0	0	0	0	10	15	0.00	1.000										

Montreal Expos @ New York Mets  
Shea Stadium, Flushing, NY  
Fri Jul 10 1998, 7:05 PM EDT  
Att: 36,538 - Unknown - 79 F

AB	37
R	6
H	12
RBI	5
BB	1
SO	4
LOB	13





Batter	1	2	3	4	5	6	7	8	9	AB	R	H	RBI	BB	SO	LOB	TOP								
<b>Orlando Cabrera, R</b> OBP: 0.429, SLG: 0.559 (1, 4)										4	1	1	0	0	1	0	<b>Montreal Expos @ New York Mets</b> Shea Stadium, Flushing, NY Sat Jul 11 1998, 7:05 PM EDT Att: 48,006 - Unknown - 79 F								
<b>Ryan McGuire, L</b> OBP: 0.331, SLG: 0.302 (1, 7)										4	0	2	0	0	1	1									
<b>Vladimir Guerrero, R</b> OBP: 0.342, SLG: 0.519 (1, 9)										4	1	1	1	0	0	2									
<b>Brad Fullmer, L</b> OBP: 0.332, SLG: 0.465 (1, 3)										4	1	2	0	0	1	0									
<b>Rondell White, R</b> OBP: 0.360, SLG: 0.518 (1, 8)										4	1	3	2	0	0	2									
<b>Mark Gudzielanek, R</b> OBP: 0.325, SLG: 0.339 (1, 6)										3	0	2	1	0	0	1									
<b>Shane Andrews, R</b> OBP: 0.317, SLG: 0.457 (1, 5)										5	0	1	0	0	1	3									
<b>Chris Widger, R</b> OBP: 0.277, SLG: 0.373 (1, 2)										4	0	0	0	0	0	2									
<b>Carl Pavano, R</b> OBP: 0.077, SLG: 0.077 (1, 1)										2	0	0	0	0	0	1									
<b>Miguel Batista, R</b> (6, PH)										0	0	0	0	0	0	0									
<b>Scott Livingstone, L</b> OBP: 0.238, SLG: 0.212 (8, PH)										1	0	0	0	0	0	0									
<b>Mike Maddux, L</b> (8, 1)										0	0	0	0	0	0	0									
<b>Inning Stats</b>	R: 0 E: 0 K: 2 S: 7	H: 0 LOB: 0 BB: 0 P: 10	R: 0 E: 0 K: 1 S: 10	H: 1 LOB: 0 BB: 0 P: 14	R: 0 E: 0 K: 0 S: 4	H: 1 LOB: 0 BB: 0 P: 6	R: 3 E: 0 K: 0 S: 13	H: 4 LOB: 0 BB: 0 P: 17	R: 0 E: 0 K: 1 S: 7	H: 0 LOB: 0 BB: 0 P: 9	R: 0 E: 0 K: 0 S: 11	H: 2 LOB: 2 BB: 0 P: 15	R: 0 E: 0 K: 0 S: 5	H: 1 LOB: 1 BB: 0 P: 8	R: 0 E: 0 K: 0 S: 8	H: 1 LOB: 1 BB: 0 P: 14	R: 1 E: 0 K: 0 S: 10	H: 2 LOB: 1 BB: 0 P: 15	1B: 9 2B: 4 3B: 0 HR: 1	SF: 1 SAC: 0 DP: 3 HBP: 0	WP: 0 PB: 0 SB: 0 CS: 1	PA: 36			
<b>PITCHER</b>	IP	WLS	BF	H	R	ER	SO	BB	IBB	HBP	BLK	WP	HR	S	P	ERA	WHIP								
<b>Rick Reed, R</b> ERA: 2.83 (1, 1)	8.1	W	34	12	4	4	4	0	0	0	0	0	1	70	100	4.32	1.440								
<b>Greg McMichael, R</b> ERA: 4.06 (9, 1)	0.2		2	0	0	0	0	0	0	0	1	0	0	5	8	0.00	0.000								

AB	35
R	4
H	12
RBI	4
BB	0
SO	4
LOB	12



Batter	1	2	3	4	5	6	7	8	9	AB	R	H	RBI	BB	SO	LOB	BOTTOM								
<b>Edgardo Alfonzo, R</b> OBP: 0.344, SLG: 0.389 (1, 5)										4	1	1	0	0	0	1	<b>Montreal Expos @ New York Mets</b> Shea Stadium, Flushing, NY Sat Jul 11 1998, 7:05 PM EDT Att: 48,006 - Unknown - 79 F								
<b>John Olerud, L</b> OBP: 0.440, SLG: 0.507 (1, 3)										4	3	4	3	0	0	0									
<b>31 Mike Piazza, R</b> OBP: 0.363, SLG: 0.503 (1, 2)										3	2	1	1	1	0	1									
<b>Todd Hundley, S</b> OBP: 0.250, SLG: 0.250 (1, 7)										4	0	1	0	0	1	1									
<b>Wayne Kirby, L</b> OBP: 0.226, SLG: 0.267 (8, 9)										0	0	0	0	0	0	0									
<b>Bernard Gilkey, R</b> OBP: 0.320, SLG: 0.344 (8, 7)										3	0	1	1	0	1	2									
<b>Carlos Baerga, S</b> OBP: 0.312, SLG: 0.401 (1, 4)										4	1	2	1	0	0	1									
<b>Brian McRae, S</b> OBP: 0.353, SLG: 0.440 (1, 8)										3	1	1	2	1	0	2									
<b>Rey Ordonez, R</b> OBP: 0.267, SLG: 0.273 (1, 6)										4	0	0	0	0	0	1									
<b>Rick Reed, R</b> OBP: 0.231, SLG: 0.250 (1, 1)										4	0	0	0	0	2	1									
<b>Greg McMichael, R</b> (9, 1)										0	0	0	0	0	0	0									
<b>Inning Stats</b>	R: 2 E: 0 K: 0 S: 15	H: 3 LOB: 2 BB: 1 P: 29	R: 1 E: 1 K: 0 S: 10	H: 2 LOB: 1 BB: 0 P: 16	R: 0 E: 0 K: 0 S: 4	H: 1 LOB: 0 BB: 0 P: 7	R: 0 E: 0 K: 0 S: 6	H: 0 LOB: 1 BB: 1 P: 10	R: 2 E: 0 K: 1 S: 8	H: 2 LOB: 0 BB: 0 P: 13	R: 0 E: 0 K: 1 S: 8	H: 0 LOB: 0 BB: 0 P: 9	R: 1 E: 0 K: 1 S: 11	H: 1 LOB: 0 BB: 0 P: 14	R: 2 E: 0 K: 2 S: 10	H: 2 LOB: 0 BB: 0 P: 17	R: 0 E: 0 K: 0 S: 10	H: 2 LOB: 0 BB: 0 P: 15	1B: 7 2B: 1 3B: 0 HR: 3	SF: 1 SAC: 0 DP: 1 HBP: 0	WP: 0 PB: 0 SB: 0 CS: 0	PA: 36			
<b>PITCHER</b>	IP	WLS	BF	H	R	ER	SO	BB	IBB	HBP	BLK	WP	HR	S	P	ERA	WHIP								
<b>Carl Pavano, R</b> ERA: 4.8 (1, 1)	5.0	L	24	8	5	4	0	2	0	0	0	0	1	43	75	7.20	2.000								
<b>Miguel Batista, R</b> ERA: 3.97 (6, 1)	2.0		7	1	1	1	2	0	0	0	0	0	1	19	23	4.50	0.500								
<b>Mike Maddux, R</b> ERA: 6.11 (8, 1)	1.0		5	2	2	2	2	0	0	0	0	0	1	10	17	18.00	2.000								





Batter	1	2	3	4	5	6	7	8	9	AB	R	H	RBI	BB	SO	LOB	TOP								
Orlando Cabrera, R OBP: 0.421, SLG: 0.528 (1, 4)	G1-3		SH1-4				P6			2	0	0	0	1	0	0	<b>Montreal Expos @ New York Mets</b> Shea Stadium, Flushing, NY Sun Jul 12 1998, 3:33 AM EDT Att: 51,568 - Sunny - 78 F								
Ryan McGuire, L OBP: 0.320, SLG: 0.291 (1, 7)	F9		K				G5-3			4	0	0	0	0	2	2									
Vladimir Guerrero, R OBP: 0.343, SLG: 0.516 (1, 9)			F7							2	1	0	0	2	1	1									
Brad Fuller, L OBP: 0.331, SLG: 0.460 (1, 3)	G6-3									3	0	0	0	1	0	1									
Rondell White, R OBP: 0.359, SLG: 0.515 (1, 8)										4	1	1	0	0	1	2									
Mark Gudziatek, R OBP: 0.307, SLG: 0.337 (1, 6)	L5									2	0	0	0	2	0	1									
Shane Andrews, R OBP: 0.316, SLG: 0.452 (1, 5)			K							3	0	0	1	1	2	2									
Mike Hubbard, R OBP: 0.152, SLG: 0.222 (1, 2)			K							4	0	0	1	0	2	3									
Javier Vazquez, R OBP: 0.258, SLG: 0.267 Steve Kline, S (7, 1)										3	0	1	0	0	0	2									
Mike Maddux, L Jose Vidro, S OBP: 0.326, SLG: 0.284 (9, PH)			SH1-4							0	0	0	0	0	0	0									
<b>Inning Stats</b>	R: 0 E: 0 K: 0 S: 6	H: 0 LOB: 1 BB: 1 P: 13	R: 0 E: 0 K: 2 S: 14	H: 1 LOB: 1 BB: 0 P: 19	R: 0 E: 0 K: 1 S: 9	H: 1 LOB: 1 BB: 0 P: 15	R: 0 E: 0 K: 1 S: 7	H: 0 LOB: 1 BB: 1 P: 13	R: 0 E: 0 K: 1 S: 7	H: 0 LOB: 1 BB: 1 P: 15	R: 2 E: 0 K: 0 S: 11	H: 0 LOB: 2 BB: 2 P: 29	R: 0 E: 0 K: 1 S: 8	H: 0 LOB: 0 BB: 0 P: 10	R: 0 E: 0 K: 0 S: 5	H: 0 LOB: 0 BB: 0 P: 6	R: 0 E: 0 K: 3 S: 10	H: 0 LOB: 0 BB: 0 P: 12	1B: 2 2B: 0 3B: 0 HR: 0	SF: 0 SAC: 1 DP: 0 HBP: 0	WP: 1 PB: 0 SB: 2 CS: 0	PA: 36			
<b>PITCHER</b>	IP	WLS	BF	H	R	ER	SO	BB	IBB	HBP	BLK	WP	HR	S	P	ERA	WHIP								
Hideo Nomo, R ERA: 4.82 Jeff Tam, R ERA: 3.58 Greg McMichael, R ERA: 3.96 Dennis Cook, L ERA: 1.96	5.1		25	2	2	2	5	7	0	0	0	1	0	49	98	3.38	1.688								

Batter	1	2	3	4	5	6	7	8	9	AB	R	H	RBI	BB	SO	LOB	BOTTOM								
Lenny Harris, L OBP: 0.343, SLG: 0.366 Edgardo Alfonzo, R OBP: 0.342, SLG: 0.386 (8, 5)	G3-1									3	1	1	0	0	0	4	<b>Montreal Expos @ New York Mets</b> Shea Stadium, Flushing, NY Sun Jul 12 1998, 3:33 AM EDT Att: 51,568 - Sunny - 78 F								
John Olerud, L OBP: 0.441, SLG: 0.503 (1, 3)	G3-1									2	0	0	0	2	0	1									
31 Mike Piazza, R OBP: 0.364, SLG: 0.502 (1, 2)										3	0	1	1	1	0	1									
Todd Hundley, S OBP: 0.286, SLG: 0.167 Bernard Gilkey, R OBP: 0.315, SLG: 0.342 (7, PH) (8, 7)	F8									2	0	0	0	1	1	1									
Carlos Baerga, S OBP: 0.311, SLG: 0.399 Wayne Kirby, L OBP: 0.226, SLG: 0.267 (8, PR) (9, 9)	G4-3									4	0	1	0	0	0	2									
Butch Huskey, R OBP: 0.311, SLG: 0.427 Dennis Cook, L (9, 1)										4	2	4	0	0	0	0									
Brian McRae, S OBP: 0.353, SLG: 0.450 (1, 8)										3	1	1	2	0	0	2									
Rey Ordenez, R OBP: 0.267, SLG: 0.274 (1, 6)										3	0	1	1	0	0	1									
Hideo Nomo, R OBP: 0.129, SLG: 0.200 Jeff Tam, R (6, 1) Greg McMichael, R (8, 1) Luis Lopez, S OBP: 0.338, SLG: 0.355 (8, PH) (9, 4)										2	0	1	0	0	1	2									
<b>Inning Stats</b>	R: 1 E: 0 K: 0 S: 14	H: 2 LOB: 1 BB: 0 P: 20	R: 0 E: 0 K: 0 S: 10	H: 2 LOB: 2 BB: 0 P: 15	R: 0 E: 0 K: 1 S: 12	H: 2 LOB: 2 BB: 0 P: 17	R: 0 E: 0 K: 1 S: 6	H: 0 LOB: 0 BB: 0 P: 9	R: 2 E: 0 K: 0 S: 18	H: 2 LOB: 0 BB: 0 P: 26	R: 0 E: 0 K: 1 S: 8	H: 0 LOB: 1 BB: 2 P: 19	R: 2 E: 0 K: 0 S: 12	H: 3 LOB: 2 BB: 0 P: 16	1B: 9 2B: 1 3B: 0 HR: 1	SF: 1 SAC: 1 DP: 2 HBP: 0		WP: 0 PB: 0 SB: 0 CS: 0	PA: 37						
<b>PITCHER</b>	IP	WLS	BF	H	R	ER	SO	BB	IBB	HBP	BLK	WP	HR	S	P	ERA	WHIP								
Javier Vazquez, R ERA: 5.63 Steve Kline, L ERA: 2.43 Mike Maddux, R ERA: 6.52	6.0	L	27	8	3	3	2	2	0	0	0	0	0	6	15	0.00	6.000								

AB	28
R	2
H	2
RBI	2
BB	7
SO	9
LOB	14

AB	31
R	5
H	11
RBI	5
BB	4
SO	3
LOB	18









Batter	1	2	3	4	5	6	7	8	9	AB	R	H	RBI	BB	SO	LOB	TOP			
Walt Weiss, S OBP: 0.411, SLG: 0.356 Ozzie Guillen, L OBP: 0.302, SLG: 0.319										3	0	2	1	0	0	1				
Keith Lockhart, L OBP: 0.323, SLG: 0.415 Tony Graffanino, R OBP: 0.292, SLG: 0.331										3	1	1	0	0	0	1				
10 Chipper Jones, S OBP: 0.409, SLG: 0.588										4	3	2	0	1	0	1				
Andres Galarraga, R OBP: 0.401, SLG: 0.630 Mike Cather, R										4	3	3	5	0	1	2				
Ryan Klesko, L OBP: 0.339, SLG: 0.511 Danny Bautista, R OBP: 0.215, SLG: 0.270										3	1	1	1	0	1	1				
Javy Lopez, R OBP: 0.344, SLG: 0.570										4	1	1	1	0	0	0				
Curtis Pride, L OBP: 0.309, SLG: 0.370 Russ Springer, R Rudy Seanez, R Eddie Pérez, R OBP: 0.366, SLG: 0.467										3	1	1	0	1	0	0				
Andruw Jones, R OBP: 0.312, SLG: 0.477										5	1	2	2	0	1	2				
Denny Neagle, L OBP: 0.191, SLG: 0.174 Gerald Williams, R OBP: 0.320, SLG: 0.420										2	0	0	0	0	2	1				
<b>Inning Stats</b>	R: 3 E: 0 K: 0 S: 6	H: 3 LOB: 0 BB: 0 P: 6	R: 0 E: 0 K: 1 S: 6	H: 1 LOB: 1 BB: 0 P: 6	R: 0 E: 0 K: 0 S: 3	H: 0 LOB: 0 BB: 0 P: 4	R: 6 E: 0 K: 1 S: 11	H: 7 LOB: 0 BB: 0 P: 11	R: 0 E: 0 K: 2 S: 8	H: 1 LOB: 2 BB: 1 P: 12	R: 0 E: 0 K: 0 S: 3	H: 0 LOB: 0 BB: 0 P: 3	R: 0 E: 0 K: 0 S: 3	H: 0 LOB: 0 BB: 0 P: 3	R: 3 E: 0 K: 1 S: 9	H: 4 LOB: 1 BB: 0 P: 9	1B: 10 2B: 3 3B: 0 HR: 3	SF: 1 SAC: 1 DP: 1 HBP: 1	WP: 0 PB: 1 SB: 3 CS: 0	PA: 44
<b>PITCHER</b>	IP WLS BF H R ER SO BB IBB HBP BLK WP HR S P ERA WHIP																			
Masato Yoshii, R ERA: 4.13	3.2 L 20 9 7 7 1 0 0 0 0 0 0 2 21 22 17.18 2.455																			
Bill Pulsipher, L ERA: 5.19	0.1 3 2 2 2 1 0 0 0 0 0 0 1 5 5 54.00 6.000																			
Mel Rojas, R ERA: 4.93	2.0 8 1 0 0 2 2 0 0 0 0 0 0 10 18 0.00 1.500																			
Turk Wendell, R ERA: 3.9	2.0 6 0 0 0 0 0 0 0 0 0 0 0 6 6 0.00 0.000																			
John Franco, L ERA: 4.04	1.0 7 4 3 3 1 0 0 0 0 0 0 0 9 9 27.00 4.000																			

Atlanta Braves @ New York Mets  
Shea Stadium, Flushing, NY  
Wed Jul 15 1998, 3:33 AM EDT  
Att: 41,347 - Sunny - 79 F

AB 39  
R 12  
H 16  
RBI 12  
BB 2  
SO 5  
LOB 9



Batter	1	2	3	4	5	6	7	8	9	AB	R	H	RBI	BB	SO	LOB	BOTTOM					
Bernard Gilkey, R OBP: 0.316, SLG: 0.335										5	1	1	0	0	1	1						
Edgardo Alfonzo, R OBP: 0.337, SLG: 0.379										4	0	0	0	0	0	3						
John Olerud, L OBP: 0.442, SLG: 0.502										3	0	1	0	1	1	2						
31 Mike Piazza, R OBP: 0.363, SLG: 0.503 Todd Pratt, R OBP: 0.313, SLG: 0.719										3	0	1	1	0	1	3						
Butch Huskey, R OBP: 0.310, SLG: 0.422 Lenny Harris, L OBP: 0.349, SLG: 0.368										2	0	1	0	1	0	1						
Brian McRae, S OBP: 0.349, SLG: 0.444										4	0	0	0	0	0	3						
Carlos Baerga, S OBP: 0.308, SLG: 0.391 Wayne Kirby, L OBP: 0.219, SLG: 0.258										2	0	0	0	1	0	1						
Rey Ordonez, R OBP: 0.269, SLG: 0.272 Mel Rojas, R Todd Hundley, S OBP: 0.290, SLG: 0.182 Turk Wendell, L John Franco, L Matt Franco, L OBP: 0.360, SLG: 0.340										2	0	0	0	0	0	2						
Masato Yoshii, R OBP: 0.143, SLG: 0.115 Bill Pulsipher, L Luis Lopez, S OBP: 0.338, SLG: 0.354										1	0	0	0	0	0	2						
<b>Inning Stats</b>	R: 0 E: 0 K: 0 S: 4	H: 1 LOB: 1 BB: 0 P: 4	R: 0 E: 0 K: 0 S: 3	H: 0 LOB: 2 BB: 2 P: 11	R: 1 E: 1 K: 1 S: 7	H: 1 LOB: 1 BB: 0 P: 7	R: 0 E: 0 K: 0 S: 3	H: 0 LOB: 0 BB: 0 P: 3	R: 0 E: 0 K: 1 S: 6	H: 1 LOB: 2 BB: 1 P: 10	R: 0 E: 0 K: 1 S: 6	H: 1 LOB: 1 BB: 0 P: 6	R: 0 E: 0 K: 0 S: 4	H: 1 LOB: 1 BB: 0 P: 4	R: 0 E: 0 K: 1 S: 6	H: 1 LOB: 1 BB: 0 P: 6	R: 0 E: 0 K: 1 S: 5	H: 0 LOB: 0 BB: 0 P: 5	1B: 5 2B: 1 3B: 0 HR: 0	SF: 0 SAC: 0 DP: 0 HBP: 0	WP: 1 PB: 0 SB: 2 CS: 0	PA: 37
<b>PITCHER</b>	IP WLS BF H R ER SO BB IBB HBP BLK WP HR S P ERA WHIP																					
Denny Neagle, L ERA: 3.17	6.0 W 26 4 1 0 0 0 3 0 0 0 0 0 0 29 41 0.00 1.167																					
Russ Springer, R ERA: 3.06	1.0 4 1 0 0 0 0 0 0 0 0 0 0 4 4 0.00 1.000																					
Rudy Seanez, R ERA: 3.0	1.0 4 1 0 0 0 1 0 0 0 0 1 0 6 6 0.00 1.000																					
Mike Cather, R ERA: 3.92	1.0 3 0 0 0 0 1 0 0 0 0 0 0 5 5 0.00 0.000																					

Atlanta Braves @ New York Mets  
Shea Stadium, Flushing, NY  
Wed Jul 15 1998, 3:33 AM EDT  
Att: 41,347 - Sunny - 79 F

AB 34  
R 1  
H 6  
RBI 1  
BB 3  
SO 5  
LOB 20





Batter	1	2	3	4	5	6	7	8	9	AB	R	H	RBI	BB	SO	LOB	TOP						
Doug Glanville, R OBP: 0.355, SLG: 0.451	1-1 FC4-6 1B	0-1 F9		0-0 2B		0-0 F8		1-2 1B		5	0	3	0	0	0	0							
Gregg Jefferies, S OBP: 0.347, SLG: 0.441	2-1 P6	2-0 G3		1-1 L5			2-1 G4-3	1-0 G4-3		5	0	0	0	0	0	0	5						
Ruben Amaro Jr, S OBP: 0.237, SLG: 0.226										0	0	0	0	0	0	0							
Scott Rolen, R OBP: 0.380, SLG: 0.521	1-1 FC4-6 2B		2-3 K		0-0 F7		1-2 G5-3	0-3 K		5	1	0	0	0	2	1							
Rico Brogna, L OBP: 0.325, SLG: 0.465	4-2 2B		4-2 FC5-4 BB		3-3 K		1-2 G4-3	2-0 E7 2B		3	1	1	0	2	1	0							
Mike Lieberthal, R OBP: 0.302, SLG: 0.409	1-1 1B		2-2 FC5-4 1B		1-1 3B			3-2 1B SF 2B	0-3 K	5	2	3	2	0	1	2							
Bobby Abreu, L OBP: 0.403, SLG: 0.469	0-2 1B		0-2 1B		4-0 IBB			0-0 1B SF 1B	4-0 IBB	3	0	3	1	2	0	0							
Mark Lewis, R OBP: 0.306, SLG: 0.367	0-0 1B		1-2 P3		3-3 K			0-1 F9	1-2 F9	5	0	1	0	0	1	8							
Desi Relaford, S OBP: 0.339, SLG: 0.401	1-0 G6-3		1-1 F9		3-1 F8			1-0 SF 1B		3	0	0	1	0	0	2							
Mark Portugal, R OBP: 0.258, SLG: 0.318			0-2 G1-3		0-0 F7			1-1 P6		3	0	0	0	0	0	0							
Ricky Bottalico, L OBP: 0.350, SLG: 0.454										0	0	0	0	0	0	0							
Yorkis Perez, L OBP: 0.350, SLG: 0.454										0	0	0	0	0	0	0							
23 Kevin Jordan, R OBP: 0.350, SLG: 0.454										0	0	0	0	0	0	0							
Wayne Gomes, R OBP: 0.350, SLG: 0.454										0	0	0	0	0	0	0							
Mark Leiter, R OBP: 0.350, SLG: 0.454										0	0	0	0	0	0	0							
<b>Inning Stats</b>	R: 3 E: 0 K: 0 S: 15	H: 4 LOB: 2 BB: 1 P: 25	R: 0 E: 0 K: 0 S: 5	H: 0 LOB: 0 BB: 0 P: 8	R: 0 E: 0 K: 1 S: 19	H: 1 LOB: 2 BB: 1 P: 29	R: 0 E: 0 K: 0 S: 9	H: 1 LOB: 1 BB: 0 P: 11	R: 0 E: 0 K: 2 S: 10	H: 1 LOB: 2 BB: 1 P: 21	R: 0 E: 0 K: 0 S: 4	H: 0 LOB: 0 BB: 0 P: 7	R: 0 E: 0 K: 0 S: 8	H: 0 LOB: 0 BB: 0 P: 12	R: 1 E: 1 K: 0 S: 13	H: 3 LOB: 3 BB: 0 P: 20	R: 0 E: 1 K: 2 S: 10	H: 1 LOB: 2 BB: 1 P: 17	1B: 6 2B: 4 3B: 1 HR: 0	SF: 1 SAC: 0 DP: 0 HBP: 0	WP: 0 PB: 0 SB: 0 CS: 0	PA: 43	
<b>PITCHER</b>	IP WLS BF H R ER SO BB IBB HBP BLK WP HR S P ERA WHIP	IP WLS BF H R ER SO BB IBB HBP BLK WP HR S P ERA WHIP	IP WLS BF H R ER SO BB IBB HBP BLK WP HR S P ERA WHIP	IP WLS BF H R ER SO BB IBB HBP BLK WP HR S P ERA WHIP	IP WLS BF H R ER SO BB IBB HBP BLK WP HR S P ERA WHIP	IP WLS BF H R ER SO BB IBB HBP BLK WP HR S P ERA WHIP	IP WLS BF H R ER SO BB IBB HBP BLK WP HR S P ERA WHIP	IP WLS BF H R ER SO BB IBB HBP BLK WP HR S P ERA WHIP	IP WLS BF H R ER SO BB IBB HBP BLK WP HR S P ERA WHIP	IP WLS BF H R ER SO BB IBB HBP BLK WP HR S P ERA WHIP	IP WLS BF H R ER SO BB IBB HBP BLK WP HR S P ERA WHIP	IP WLS BF H R ER SO BB IBB HBP BLK WP HR S P ERA WHIP	IP WLS BF H R ER SO BB IBB HBP BLK WP HR S P ERA WHIP	IP WLS BF H R ER SO BB IBB HBP BLK WP HR S P ERA WHIP	IP WLS BF H R ER SO BB IBB HBP BLK WP HR S P ERA WHIP	IP WLS BF H R ER SO BB IBB HBP BLK WP HR S P ERA WHIP	IP WLS BF H R ER SO BB IBB HBP BLK WP HR S P ERA WHIP	IP WLS BF H R ER SO BB IBB HBP BLK WP HR S P ERA WHIP	IP WLS BF H R ER SO BB IBB HBP BLK WP HR S P ERA WHIP	IP WLS BF H R ER SO BB IBB HBP BLK WP HR S P ERA WHIP	IP WLS BF H R ER SO BB IBB HBP BLK WP HR S P ERA WHIP	IP WLS BF H R ER SO BB IBB HBP BLK WP HR S P ERA WHIP	IP WLS BF H R ER SO BB IBB HBP BLK WP HR S P ERA WHIP

Philadelphia Phillies @ New York Mets  
Shea Stadium, Flushing, NY  
Thu Jul 16 1998, 7:05 PM EDT  
Att: 20,283 - Cloudy - 81 F

AB	38
R	4
H	11
RBI	4
BB	4
SO	5
LOB	20



Batter	1	2	3	4	5	6	7	8	9	AB	R	H	RBI	BB	SO	LOB	BOTTOM						
Lenny Harris, L OBP: 0.338, SLG: 0.355	0-1 G1-3		0-0 G4-3		1-3 K	1-2 P6			0-0 G4-3	5	0	0	0	0	1	2							
Edgardo Alfonzo, R OBP: 0.344, SLG: 0.382	3-2 1B		4-1 E BB		4-0 BB		2-1 FC1-6 1B		2-1 F8	3	0	2	0	2	0	0							
John Olerud, L OBP: 0.439, SLG: 0.507	3-0 F8		1-0 E4		1-2 F8		0-0 FC1-6 G5-3	1-1 HR		5	1	1	1	0	0	4							
31 Mike Piazza, R OBP: 0.358, SLG: 0.495	0-0 F7		1-0 G5-3		2-2 P3		1-2 G5-3	2-1 G5-3		5	0	0	0	0	0	5							
Todd Hundley, S OBP: 0.375, SLG: 0.286		2-2 CS 1B	0-2 P6			1-2 1B 1B	4-0 BB			3	1	2	0	1	0	2							
Carlos Baerga, S OBP: 0.307, SLG: 0.390		2-1 G6-3 BB 1B		0-2 G4-3		0-1 F7	1-2 G5-3			4	0	1	0	0	0	3							
Brian McRae, S OBP: 0.354, SLG: 0.449		4-2 G6-3 BB		3-1 2B		1-0 1B		2-1 G3-1		3	0	2	0	1	0	0							
Rey Ordóñez, R OBP: 0.265, SLG: 0.272		0-2 G6-3		0-0 P5		0-0 1B		0-1 L9		4	0	1	1	0	0	3							
Rick Reed, R OBP: 0.220, SLG: 0.237		2-2 F9		0-3 K		1-2 3H 1B		3-3 K		2	0	0	0	0	1	3							
Matt Franco, L OBP: 0.365, SLG: 0.337										1	0	0	0	0	0	2							
Gregg Jefferies, S OBP: 0.347, SLG: 0.441										0	0	0	0	0	0	0							
Yorkis Perez, L OBP: 0.350, SLG: 0.454										0	0	0	0	0	0	0							
Wayne Gomes, R OBP: 0.350, SLG: 0.454										0	0	0	0	0	0	0							
Mark Leiter, R OBP: 0.350, SLG: 0.454										0	0	0	0	0	0	0							
<b>Inning Stats</b>	R: 0 E: 0 K: 0 S: 7	H: 1 LOB: 1 BB: 0 P: 13	R: 0 E: 0 K: 0 S: 14	H: 2 LOB: 2 BB: 1 P: 24	R: 0 E: 1 K: 0 S: 7	H: 0 LOB: 2 BB: 1 P: 13	R: 0 E: 0 K: 1 S: 9	H: 1 LOB: 1 BB: 0 P: 12	R: 0 E: 0 K: 1 S: 9	H: 0 LOB: 1 BB: 1 P: 17	R: 1 E: 0 K: 0 S: 12	H: 3 LOB: 2 BB: 0 P: 16	R: 0 E: 0 K: 0 S: 10	H: 1 LOB: 2 BB: 1 P: 18	R: 0 E: 0 K: 1 S: 10	H: 0 LOB: 0 BB: 0 P: 15	R: 1 E: 0 K: 0 S: 7	H: 1 LOB: 0 BB: 0 P: 12	1B: 7 2B: 1 3B: 0 HR: 1	SF: 0 SAC: 0 DP: 0 HBP: 0	WP: 0 PB: 0 SB: 0 CS: 1	PA: 40	
<b>PITCHER</b>	IP WLS BF H R ER SO BB IBB HBP BLK WP HR S P ERA WHIP	IP WLS BF H R ER SO BB IBB HBP BLK WP HR S P ERA WHIP	IP WLS BF H R ER SO BB IBB HBP BLK WP HR S P ERA WHIP	IP WLS BF H R ER SO BB IBB HBP BLK WP HR S P ERA WHIP	IP WLS BF H R ER SO BB IBB HBP BLK WP HR S P ERA WHIP	IP WLS BF H R ER SO BB IBB HBP BLK WP HR S P ERA WHIP	IP WLS BF H R ER SO BB IBB HBP BLK WP HR S P ERA WHIP	IP WLS BF H R ER SO BB IBB HBP BLK WP HR S P ERA WHIP	IP WLS BF H R ER SO BB IBB HBP BLK WP HR S P ERA WHIP	IP WLS BF H R ER SO BB IBB HBP BLK WP HR S P ERA WHIP	IP WLS BF H R ER SO BB IBB HBP BLK WP HR S P ERA WHIP	IP WLS BF H R ER SO BB IBB HBP BLK WP HR S P ERA WHIP	IP WLS BF H R ER SO BB IBB HBP BLK WP HR S P ERA WHIP	IP WLS BF H R ER SO BB IBB HBP BLK WP HR S P ERA WHIP	IP WLS BF H R ER SO BB IBB HBP BLK WP HR S P ERA WHIP	IP WLS BF H R ER SO BB IBB HBP BLK WP HR S P ERA WHIP	IP WLS BF H R ER SO BB IBB HBP BLK WP HR S P ERA WHIP	IP WLS BF H R ER SO BB IBB HBP BLK WP HR S P ERA WHIP	IP WLS BF H R ER SO BB IBB HBP BLK WP HR S P ERA WHIP	IP WLS BF H R ER SO BB IBB HBP BLK WP HR S P ERA WHIP	IP WLS BF H R ER SO BB IBB HBP BLK WP HR S P ERA WHIP	IP WLS BF H R ER SO BB IBB HBP BLK WP HR S P ERA WHIP	IP WLS BF H R ER SO BB IBB HBP BLK WP HR S P ERA WHIP

Philadelphia Phillies @ New York Mets  
Shea Stadium, Flushing, NY  
Thu Jul 16 1998, 7:05 PM EDT  
Att: 20,283 - Cloudy - 81 F

AB	36
R	2
H	9
RBI	2
BB	4
SO	3
LOB	24





Batter	1	2	3	4	5	6	7	8	9	AB	R	H	RBI	BB	SO	LOB	TOP										
Doug Glanville, R (1,8) OBP: 0.354, SLG: 0.449	P5		K			G6-3			1B	4	0	1	0	0	1	0	<b>Philadelphia Phillies @ New York Mets</b> Shea Stadium, Flushing, NY Fri Jul 17 1998, 7:05 PM EDT Att: 23,298 - Overcast - 79 F										
Gregg Jefferies, S (1,7) OBP: 0.346, SLG: 0.439	L4		L5			FC5-4			P6	4	0	1	0	0	0	1											
Scott Rolen, R (1,5) OBP: 0.376, SLG: 0.515	K				F9	FC5-4			K	4	0	0	0	0	2	2											
Rico Brogna, L (1,3)									G3	4	0	2	0	0	0	1											
Mike Lieberthal, R (1,2) OBP: 0.302, SLG: 0.406										2	0	0	0	1	1	1											
Bobby Abreu, L (1,9) OBP: 0.399, SLG: 0.464										3	0	0	0	0	3	2											
23 Kevin Jordan, R (1,4) OBP: 0.344, SLG: 0.396										3	0	0	0	0	0	2											
Desi Relaford, S (1,6) OBP: 0.337, SLG: 0.398										2	0	0	0	0	1	2											
Mike Welch, L (5,1) Ruben Amaro Jr, S (8, PH) Jerry Spradlin, S (8,1)										0	0	0	0	0	0	0											
Carlton Loewer, R (1,1) OBP: 0.214, SLG: 0.154										1	0	0	0	0	1	0											
Alex Arias, R (5,6) OBP: 0.325, SLG: 0.320										2	0	0	0	0	1	0											
<b>Inning Stats</b>	R: 0 E: 0 K: 1 S: 6	H: 0 LOB: 0 BB: 0 P: 8	R: 0 E: 0 K: 2 S: 12	H: 1 LOB: 2 BB: 1 P: 20	R: 0 E: 0 K: 2 S: 9	H: 0 LOB: 0 BB: 0 P: 11	R: 0 E: 0 K: 1 S: 7	H: 1 LOB: 1 BB: 0 P: 11	R: 0 E: 0 K: 1 S: 6	H: 0 LOB: 2 BB: 0 P: 10	R: 0 E: 0 K: 1 S: 7	H: 1 LOB: 1 BB: 0 P: 16	R: 0 E: 0 K: 1 S: 8	H: 0 LOB: 0 BB: 0 P: 13	R: 0 E: 0 K: 0 S: 7	H: 0 LOB: 0 BB: 0 P: 13	R: 0 E: 0 K: 1 S: 10	H: 1 LOB: 1 BB: 0 P: 16	1B: 4 2B: 1 3B: 0 HR: 0	SF: 0 SAC: 0 DP: 1 HBP: 0	WP: 0 PB: 0 SB: 0 CS: 1	PA: 31					
<b>PITCHER</b>	IP	WLS	BF	H	R	ER	SO	BB	IBB	HBP	BLK	WP	HR	S	P	ERA	WHIP										
Hideo Nomo, R (1,1) ERA: 4.5	7.0	W	24	3	0	0	9	1	0	0	0	0	0	55	89	0.00	0.571										
Jeff Tam, R (8,1) ERA: 2.89	1.0		3	0	0	0	0	0	0	0	0	0	0	7	13	0.00	0.000										
Mel Rojas, R (9,1) ERA: 4.79	1.0		4	1	0	0	1	0	0	0	0	0	0	10	16	0.00	1.000										

Batter	1	2	3	4	5	6	7	8	9	AB	R	H	RBI	BB	SO	LOB	BOTTOM											
Brian McRae, S (1,8) OBP: 0.358, SLG: 0.471	F9									4	2	3	3	0	0	0	<b>Philadelphia Phillies @ New York Mets</b> Shea Stadium, Flushing, NY Fri Jul 17 1998, 7:05 PM EDT Att: 23,298 - Overcast - 79 F											
Edgardo Alfonzo, R (1,5) OBP: 0.343, SLG: 0.380	K									4	0	1	0	0	1	3												
John Olerud, L (1,3) OBP: 0.440, SLG: 0.505										3	0	1	0	1	1	1												
Todd Hundley, S (1,7) OBP: 0.368, SLG: 0.250										2	0	0	1	0	1	1												
Bernard Gilkey, R (6,7) OBP: 0.315, SLG: 0.333	K									1	0	0	0	0	0	1												
31 Mike Piazza, R (1,2) OBP: 0.359, SLG: 0.497										3	1	1	1	1	0	0												
Todd Pratt, R (9,2) OBP: 0.313, SLG: 0.719										0	0	0	0	0	0	0												
Carlos Baerga, S (1,4) OBP: 0.303, SLG: 0.385										4	0	0	0	0	0	4												
Butch Huskey, R (1,9) OBP: 0.310, SLG: 0.419										4	1	1	1	0	0	0												
Mel Rojas, R (9,1)										0	0	0	0	0	0	0												
Rey Ordonez, R (1,6) OBP: 0.266, SLG: 0.273										3	1	1	0	0	0	0												
Hideo Nomo, R (1,1) OBP: 0.152, SLG: 0.219										2	1	1	0	0	1	0												
Jeff Tam, R (8,1)										0	0	0	0	0	0	0												
Wayne Kirby, L (9,9) OBP: 0.219, SLG: 0.258										0	0	0	0	0	0	0												
<b>Inning Stats</b>	R: 0 E: 0 K: 2 S: 12	H: 1 LOB: 1 BB: 0 P: 17	R: 3 E: 0 K: 0 S: 10	H: 4 LOB: 1 BB: 0 P: 16	R: 0 E: 0 K: 1 S: 7	H: 0 LOB: 0 BB: 0 P: 10	R: 0 E: 0 K: 0 S: 5	H: 0 LOB: 0 BB: 0 P: 7	R: 2 E: 0 K: 0 S: 9	H: 2 LOB: 2 BB: 2 P: 23	R: 0 E: 0 K: 1 S: 6	H: 0 LOB: 0 BB: 0 P: 7	R: 1 E: 0 K: 0 S: 10	H: 2 LOB: 0 BB: 0 P: 18	R: 0 E: 0 K: 0 S: 6	H: 0 LOB: 0 BB: 0 P: 7	R: 0 E: 0 K: 0 S: 6	H: 0 LOB: 0 BB: 0 P: 7	1B: 5 2B: 3 3B: 0 HR: 1	SF: 0 SAC: 1 DP: 2 HBP: 1	WP: 0 PB: 0 SB: 1 CS: 0	PA: 34						
<b>PITCHER</b>	IP	WLS	BF	H	R	ER	SO	BB	IBB	HBP	BLK	WP	HR	S	P	ERA	WHIP											
Carlton Loewer, R (1,1) ERA: 6.34	4.1	L	23	7	5	5	3	1	1	1	0	0	1	18	29	3.38	1.846											
Mike Welch, R (5,1) ERA: 3.39	2.2		8	2	1	1	1	0	0	0	0	0	0	1	18	29	3.38	0.750										
Jerry Spradlin, R (8,1) ERA: 3.74	1.0		3	0	0	0	0	0	0	0	0	0	0	6	7	0.00	0.000											

















Batter	1	2	3	4	5	6	7	8	9	AB	R	H	RBI	BB	SO	LOB	TOP			
Tony Womack, L (1,4) OBP: 0.320, SLG: 0.351	1-1 SH1-4 1B		2-1 G5-4-3 1B		1-0 2B			0-0 FC5-4 1-2		4	0	3	0	0	0	1				
Keith Osk, R (1,2) OBP: 0.305, SLG: 0.234	1-2 SH1-4 1B		2-0 G5-4-3 1-2			2-3 K		0-3 K 1-2		4	0	1	0	0	2	2				
Turner Ward, S (1,8) OBP: 0.325, SLG: 0.403	2-0 SH1-4 1-2 2-3			1-1 F9		0-1 G4-3			0-1 G4-3	3	0	0	0	0	0	0				
Kevin Young, R (1,3) OBP: 0.334, SLG: 0.497	0-3 K			0-2 G1-3		1-3 K			1-0 K 1B	4	0	1	0	0	2	2				
Jose Guillen, R (1,9) OBP: 0.305, SLG: 0.424	0-1 G1-3			2-2 K 1B			2-2 G6-3		1-3 K	4	0	1	0	0	1	3				
Al Martin, L (1,7) OBP: 0.295, SLG: 0.367		1-3 K		2-1 L8			0-0 F9		1-1 K 1B	4	0	1	0	0	1	1				
Aramis Ramirez, R (1,5) OBP: 0.299, SLG: 0.352		0-1 L3				0-3 K		0-3 K	1-3 K	4	0	0	0	0	3	2				
Lou Collier, R (1,6) OBP: 0.304, SLG: 0.365		3-2 P3				2-2 HBP		0-1 FC5-4 1B		2	0	1	0	0	0	0				
Jason Schmidt, R (1,1) OBP: 0.077, SLG: 0.079			0-1 L8			0-3 K		2-3 K		2	0	0	0	0	1	1				
Steve Bieser, L (8, PH) OBP: 0.556, SLG: 0.571										1	0	0	0	0	1	1				
Jeff Tabaka, R (8, 1)										0	0	0	0	0	0	0				
<b>Inning Stats</b>	R: 0 E: 0 K: 1 S: 11	H: 2 LOB: 2 BB: 0 P: 14	R: 0 E: 0 K: 1 S: 12	H: 0 LOB: 0 BB: 0 P: 16	R: 0 E: 0 K: 0 S: 5	H: 1 LOB: 0 BB: 0 P: 9	R: 0 E: 0 K: 0 S: 10	H: 1 LOB: 1 BB: 0 P: 15	R: 0 E: 0 K: 2 S: 11	H: 1 LOB: 2 BB: 0 P: 14	R: 0 E: 0 K: 1 S: 8	H: 0 LOB: 0 BB: 0 P: 10	R: 0 E: 0 K: 1 S: 10	H: 1 LOB: 1 BB: 0 P: 12	R: 0 E: 0 K: 2 S: 11	H: 2 LOB: 2 BB: 0 P: 15	1B: 7 2B: 1 3B: 0 HR: 0	SF: 0 SAC: 1 DP: 1 HBP: 1	WP: 0 PB: 0 SB: 0 CS: 1	PA: 34
<b>PITCHER</b>	IP WLS BF H R ER SO BB IBB HBP BLK WP HR S P ERA WHIP																			
Rick Reed, R (1,1) ERA: 2.74	8.0 W 29 6 0 0 9 0 0 0 0 0 0 75 101 0.00 0.750																			
John Franco, L (9,1) ERA: 3.93	1.0 5 2 0 0 2 0 0 0 0 0 0 0 11 15 0.00 2.000																			

Pittsburgh Pirates @ New York Mets  
Shea Stadium, Flushing, NY  
Tue Jul 21 1998, 7:05 PM EDT  
Att: 22,844 - Unknown - 78 F

AB 32  
R 0  
H 8  
RBI 0  
BB 0  
SO 11  
LOB 13



Batter	1	2	3	4	5	6	7	8	9	AB	R	H	RBI	BB	SO	LOB	BOTTOM			
Brian McRae, S (1,8) OBP: 0.353, SLG: 0.463	1-1 L8		2-1 F8	0-0 G3			2-1 F8			4	0	0	0	0	0	3				
Edgardo Alfonzo, R (1,5) OBP: 0.356, SLG: 0.387	4-1 G4-6-3 BB		2-1 1B 2B 3H 2B		0-0 F8		4-2 BB			2	1	1	2	2	0	0				
John Olerud, L (1,3) OBP: 0.436, SLG: 0.503	0-0 G4-6-3 1-2		2-3 2B 1B		1-0 F7		2-2 F9			4	0	1	0	0	0	2				
Todd Hundley, S (1,7) OBP: 0.345, SLG: 0.280		2-3 K	1-1 2B		3-2 G3		0-1 F9			3	0	1	1	0	1	0				
Bernard Gilkey, R (6,7) OBP: 0.317, SLG: 0.339		1-3 2B	3-3 K			1-2 E5 CS		0-1 F9		1	0	0	0	0	0	1				
Butch Huskey, R (1,9) OBP: 0.308, SLG: 0.413		3-2 G6-3	1-3 2B			1-2 E5 CS		1-0 G1-3		2	0	0	0	0	1	2				
Lenny Harris, L (4,9) OBP: 0.323, SLG: 0.345		3-2 G6-3	3-3 K					1-0 G1-3		2	0	0	0	0	0	1				
Carlos Baerga, S (1,4) OBP: 0.295, SLG: 0.381		0-2 G4-3	1-0 P2					0-0 L8		3	0	0	0	0	0	3				
Todd Pratt, R (1,2) OBP: 0.324, SLG: 0.703			2-1 1B E 2B	0-0 FC3-6 1B			1-3 K			3	1	2	0	0	1	1				
Rey Ordenez, R (1,6) OBP: 0.270, SLG: 0.281			0-0 E 2B 1B	1-0 P3			0-1 CS	0-2 G4-3		3	1	1	0	0	0	1				
Rick Reed, R (1,1) OBP: 0.205, SLG: 0.220			0-0 E 2B 1B	0-1 FC3-6			2-2 G4-3			3	1	0	1	0	0	2				
John Franco, L (9,1) ERA: 3.04			1-3 2B	1-2 K						0	0	0	0	0	0	0				
<b>Inning Stats</b>	R: 0 E: 0 K: 0 S: 4	H: 0 LOB: 1 BB: 1 P: 9	R: 0 E: 0 K: 1 S: 9	H: 0 LOB: 0 BB: 0 P: 14	R: 4 E: 1 K: 1 S: 17	H: 5 LOB: 2 BB: 0 P: 29	R: 0 E: 0 K: 0 S: 5	H: 1 LOB: 1 BB: 0 P: 6	R: 0 E: 0 K: 1 S: 9	H: 0 LOB: 0 BB: 0 P: 11	R: 0 E: 0 K: 0 S: 9	H: 0 LOB: 0 BB: 0 P: 13	R: 0 E: 0 K: 0 S: 9	H: 0 LOB: 1 BB: 1 P: 16	R: 0 E: 0 K: 2 S: 11	H: 0 LOB: 1 BB: 0 P: 12	1B: 3 2B: 3 3B: 0 HR: 0	SF: 0 SAC: 0 DP: 1 HBP: 0	WP: 0 PB: 0 SB: 0 CS: 1	PA: 33
<b>PITCHER</b>	IP WLS BF H R ER SO BB IBB HBP BLK WP HR S P ERA WHIP																			
Jason Schmidt, R (1,1) ERA: 4.15	7.0 L 28 6 4 3 3 1 0 0 0 0 0 0 58 91 3.86 1.000																			
Jeff Tabaka, L (8,1) ERA: 3.04	1.0 4 0 0 0 0 1 0 0 0 0 0 0 9 16 0.00 1.000																			

Pittsburgh Pirates @ New York Mets  
Shea Stadium, Flushing, NY  
Tue Jul 21 1998, 7:05 PM EDT  
Att: 22,844 - Unknown - 78 F

AB 30  
R 4  
H 6  
RBI 4  
BB 2  
SO 3  
LOB 16






Batter	1	2	3	4	5	6	7	8	9	AB	R	H	RBI	BB	SO	LOB	TOP								
<b>Brian McRae, S</b> OBP: 0.354, SLG: 0.462 (1, 8)	G5-3		P2			G5-4-3 1B	K		2B 1B	5	1	2	0	0	1	2	<b>New York Mets @ Milwaukee Brewers</b> Milwaukee County Stadium, Milwaukee, WI Wed Jul 22 1998, 4:33 AM EDT Cloudy - 76 F								
<b>Edgardo Alfonso, R</b> OBP: 0.357, SLG: 0.391 (1, 5)	F7		K			G5-4-3 1-2		1B	2B 1-2 1-2	5	0	2	2	0	1	1									
<b>John Olerud, L</b> OBP: 0.435, SLG: 0.509 (1, 3)	L7		G6-3			HR		K	FC6 IBB	4	1	1	1	1	1	1									
<b>Todd Pratt, R</b> OBP: 0.333, SLG: 0.659 (1, 2)					G6-4-3 1B				F8 1-2	4	1	1	0	1	1	3									
<b>Butch Huskey, R</b> OBP: 0.307, SLG: 0.409 (8, 1)					F7					3	1	0	0	1	0	2									
<b>Dennis Cook, L</b> (8, 1)								F8		0	0	0	0	0	0	0									
<b>Carlos Baerga, S</b> OBP: 0.299, SLG: 0.381 (9, 4)										0	0	0	0	0	0	0									
<b>Bernard Gilkey, R</b> OBP: 0.316, SLG: 0.335 (1, 7)					G6-4-3				F9	3	0	0	0	1	1	1									
<b>Luis Lopez, S</b> OBP: 0.327, SLG: 0.348 (9, 6)										4	2	2	0	0	0	2									
<b>Rey Ordenez, R</b> OBP: 0.274, SLG: 0.291 (9, PH)										3	0	2	2	0	0	0									
<b>Todd Hundley, S</b> OBP: 0.367, SLG: 0.308 (9, 1)										1	0	1	0	0	0	0									
<b>John Franco, L</b> (9, 1)										0	0	0	0	0	0	0									
<b>Bill Pulsipher, L</b> (5, PH)										1	0	0	0	0	0	1									
<b>Matt Franco, L</b> OBP: 0.373, SLG: 0.356 (5, 1)										1	0	0	0	0	0	0									
<b>Turk Wendell, L</b> (5, 1)										0	0	0	0	0	0	0									
<b>31 Mike Piazza, R</b> OBP: 0.373, SLG: 0.507 (7, PH)										0	0	0	0	1	0	0									
<b>Jeff Tam, R</b> (7, 1)										0	0	0	0	0	0	0									
<b>Lenny Harris, L</b> OBP: 0.321, SLG: 0.342 (8, 9)										1	1	0	1	0	0	1									
<b>Inning Stats</b>	R: 0 E: 0 K: 0 S: 8	H: 0 LOB: 0 BB: 0 P: 14	R: 2 E: 0 K: 0 S: 8	H: 1 LOB: 1 BB: 3 P: 22	R: 0 E: 0 K: 1 S: 8	H: 0 LOB: 0 BB: 0 P: 11	R: 0 E: 0 K: 0 S: 4	H: 1 LOB: 0 BB: 0 P: 5	R: 0 E: 0 K: 0 S: 8	H: 0 LOB: 0 BB: 0 P: 11	R: 1 E: 0 K: 1 S: 7	H: 2 LOB: 2 BB: 0 P: 12	R: 1 E: 0 K: 2 S: 16	H: 2 LOB: 2 BB: 1 P: 28	R: 0 E: 0 K: 1 S: 10	H: 1 LOB: 1 BB: 0 P: 18	R: 3 E: 0 K: 0 S: 19	H: 4 LOB: 2 BB: 1 P: 35	1B: 7 2B: 2 3B: 1 HR: 1	SF: 0 SAC: 0 DP: 3 HBP: 0	WP: 0 PB: 0 SB: 0 CS: 0	PA: 40			
<b>PITCHER</b>	IP	WLS	BF	H	R	ER	SO	BB	IBB	HBP	BLK	WP	HR	S	P	ERA	WHIP								
<b>48 Brad Woodall, L</b> ERA: 3.94 (1, 1)	6.2		27	6	4	4	3	3	1	0	0	0	1	55	97	5.40	1.350								
<b>Chad Fox, R</b> ERA: 2.94 (7, 1)	1.1		5	1	0	0	2	0	0	0	0	0	0	14	24	0.00	0.750								
<b>Bob Wickman, R</b> ERA: 2.53 (9, 1)	1.0	L	8	4	3	3	0	0	1	0	0	0	0	19	35	27.00	4.000								

AB	35
R	7
H	11
RBI	6
BB	5
SO	5
LOB	14



Batter	1	2	3	4	5	6	7	8	9	AB	R	H	RBI	BB	SO	LOB	BOTTOM								
<b>Fernando Vina, L</b> OBP: 0.387, SLG: 0.444 (1, 4)	1B 1B BB	G6-3		1B 1B BB		G4-3 1-2		F9		3	2	0	0	2	0	2	<b>New York Mets @ Milwaukee Brewers</b> Milwaukee County Stadium, Milwaukee, WI Wed Jul 22 1998, 4:33 AM EDT Cloudy - 76 F								
<b>Mark Loretta, R</b> OBP: 0.405, SLG: 0.431 (1, 6) (8, 3)	1B 1B 1B	L8		1B 1B 1B		G6-3			L4	5	1	2	1	0	0	0									
<b>Jeff Cirillo, R</b> OBP: 0.417, SLG: 0.430 (1, 5)	1B 1B 1B			K 1B 1B			K		G5-3	5	1	2	2	0	2	0									
<b>John Jaha, R</b> OBP: 0.379, SLG: 0.384 (7, PR)				G6-3			G3-1 PB HBP		E6 1B	3	0	0	0	0	2	4									
<b>Scott Karl, L</b> OBP: 0.194, SLG: 0.094 (8, 6)				K						1	0	0	0	0	0	0									
<b>Jose Valentin, S</b> OBP: 0.326, SLG: 0.418 (1, 8)										5	0	3	1	0	0	1									
<b>Marquis Grissom, R</b> OBP: 0.307, SLG: 0.399 (1, 7)	FC6-5 1B			FC6-4 1B		G1-3		G3-1		5	0	3	1	0	0	1									
<b>Marc Newfield, R</b> OBP: 0.307, SLG: 0.328 (7, PH)	1-3 2-H 1B							1-3		3	0	2	1	0	0	1									
<b>Jeromy Burnitz, L</b> OBP: 0.344, SLG: 0.482 (8, 9)	1-2 3-H 1B			FC6-4		G5-3		G4-3		1	0	0	0	1	0	2									
<b>Darrin Jackson, R</b> OBP: 0.252, SLG: 0.339 (1, 9) (8, 7)	K					G5-3				5	1	2	0	0	2	6									
<b>Bobby Hughes, R</b> OBP: 0.301, SLG: 0.441 (1, 2)	FC6-5 1-2 2-3			L3		F7		FC6-5-6 2-3		4	0	0	0	0	0	5									
<b>48 Brad Woodall, S</b> OBP: 0.450, SLG: 0.412 (7, 1)				K					L8	2	0	1	0	0	1	0									
<b>Chad Fox, R</b> (7, 1)										0	0	0	0	0	0	0									
<b>Dave Nilsson, L</b> OBP: 0.315, SLG: 0.341 (8, PH)										1	0	0	0	0	0	1									
<b>Bob Wickman, R</b> (9, 1)										0	0	0	0	0	0	0									
<b>Inning Stats</b>	R: 3 E: 0 K: 2 S: 23	H: 4 LOB: 2 BB: 1 P: 34	R: 0 E: 0 K: 1 S: 8	H: 0 LOB: 0 BB: 0 P: 14	R: 0 E: 0 K: 1 S: 9	H: 1 LOB: 1 BB: 0 P: 13	R: 2 E: 0 K: 1 S: 13	H: 3 LOB: 2 BB: 1 P: 22	R: 0 E: 0 K: 0 S: 10	H: 1 LOB: 1 BB: 0 P: 11	R: 0 E: 0 K: 0 S: 9	H: 1 LOB: 0 BB: 0 P: 11	R: 0 E: 0 K: 1 S: 6	H: 0 LOB: 2 BB: 0 P: 11	R: 0 E: 0 K: 0 S: 4	H: 1 LOB: 1 BB: 0 P: 5	R: 0 E: 1 K: 1 S: 11	H: 1 LOB: 3 BB: 1 P: 19	1B: 11 2B: 1 3B: 0 HR: 0	SF: 0 SAC: 1 DP: 1 HBP: 1	WP: 0 PB: 1 SB: 0 CS: 0	PA: 43			
<b>PITCHER</b>	IP	WLS	BF	H	R	ER	SO	BB	IBB	HBP	BLK	WP	HR	S	P	ERA	WHIP								
<b>Bill Pulsipher, L</b> ERA: 7.62 (5, 1)	4.0		22	8	5	5	5	2	0	0	0	0	0	19	22	0.00	1.000								
<b>Turk Wendell, R</b> ERA: 3.44 (7, 1)	2.0		7	2	0	0	0	0	0	0	0	0	0	8	13	0.00	0.750								
<b>Jeff Tam, R</b> ERA: 3.97 (8, 1)	0.2	W	2	0	0	0	0	0	0	0	0	0	0	2	3	0.00	0.000								
<b>Dennis Cook, L</b> ERA: 2.01 (9, 1)	1.0	S	6	1	0	0	1	1	0	0	0	0	0	11	19	0.00	2.000								









Batter	1	2	3	4	5	6	7	8	9	AB	R	H	RBI	BB	SO	LOB	TOP						
Brian McRae, S OBP: 0.356, SLG: 0.474 (1, 8)										5	0	2	1	0	1	2	<b>New York Mets @ Milwaukee Brewers</b> Milwaukee County Stadium, Milwaukee, WI Thu Jul 23 1998, 4:33 AM EDT Att: 27,046 - Sunny - 75 F						
Eduardo Alfonso, R OBP: 0.355, SLG: 0.388 (1, 5)										5	1	1	0	0	1	5							
John Olerud, L OBP: 0.434, SLG: 0.506 (1, 3)										5	1	2	0	0	1	1							
31 Mike Piazza, R OBP: 0.367, SLG: 0.509 (1, 2)										5	1	3	0	0	0	1							
Todd Hundley, S OBP: 0.297, SLG: 0.242 Bernard Gilkey, R OBP: 0.320, SLG: 0.336 (1, 7) (7, 7)										4	0	0	1	0	0	3							
Butch Huskey, R OBP: 0.309, SLG: 0.413 Greg McMichael, R (7, 1)										4	1	2	1	0	0	1							
Todd Pratt, R OBP: 0.340, SLG: 0.690 Matt Franco, L OBP: 0.378, SLG: 0.363 John Franco, L (9, PH) (9, PH) (9, 1)										5	1	2	1	0	0	4							
Carlos Baerga, S OBP: 0.300, SLG: 0.383 (1, 4)										5	1	3	1	0	0	3							
Rey Ordóñez, R OBP: 0.282, SLG: 0.300 (1, 6)										2	0	0	0	1	0	2							
Al Leiter, L OBP: 0.216, SLG: 0.152 Lenny Harris, L OBP: 0.319, SLG: 0.340 (1, 1) (7, 9)										0	0	0	0	0	0	0							
<b>Inning Stats</b>	R: 0 E: 0 K: 1 S: 13	H: 1 LOB: 1 BB: 0 P: 24	R: 2 E: 1 K: 0 S: 16	H: 3 LOB: 1 BB: 0 P: 24	R: 1 E: 0 K: 0 S: 12	H: 2 LOB: 1 BB: 0 P: 20	R: 0 E: 0 K: 0 S: 10	H: 2 LOB: 2 BB: 0 P: 15	R: 0 E: 0 K: 0 S: 10	H: 0 LOB: 0 BB: 0 P: 16	R: 1 E: 0 K: 0 S: 15	H: 2 LOB: 2 BB: 1 P: 23	R: 1 E: 0 K: 0 S: 14	H: 3 LOB: 1 BB: 0 P: 20	R: 0 E: 0 K: 1 S: 11	H: 1 LOB: 1 BB: 0 P: 16	R: 1 E: 0 K: 1 S: 14	H: 2 LOB: 2 BB: 0 P: 21	1B: 11 2B: 5 3B: 0 HR: 0	SF: 0 SAC: 1 DP: 1 HBP: 1	WP: 0 PB: 0 SB: 2 CS: 0	PA: 44	
<b>PITCHER</b>	IP WLS BF H R ER SO BB IBB HBP BLK WP HR S P ERA WHIP	5.2 6 28 10 4 4 1 1 0 0 0 0 0 0 74 118 6.35 1.941	1.1 6 3 1 1 0 0 0 0 0 0 0 0 0 16 24 6.75 2.250	1.1 L 7 2 1 1 2 0 0 0 0 0 0 0 17 24 6.75 1.500	0.2 3 1 0 0 0 0 0 0 0 0 0 0 0 8 13 0.00 1.500																		

AB	41
R	6
H	16
RBI	6
BB	1
SO	3
LOB	22



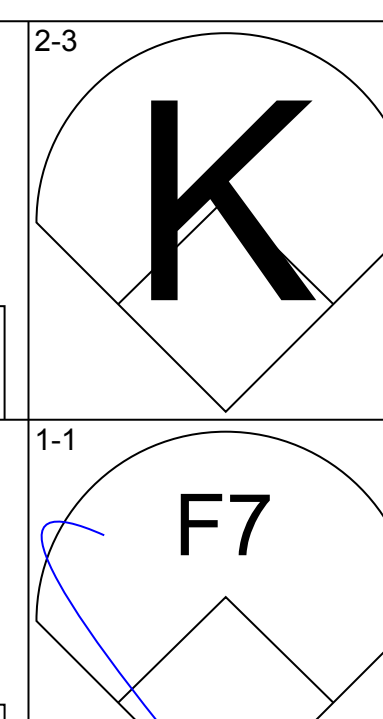
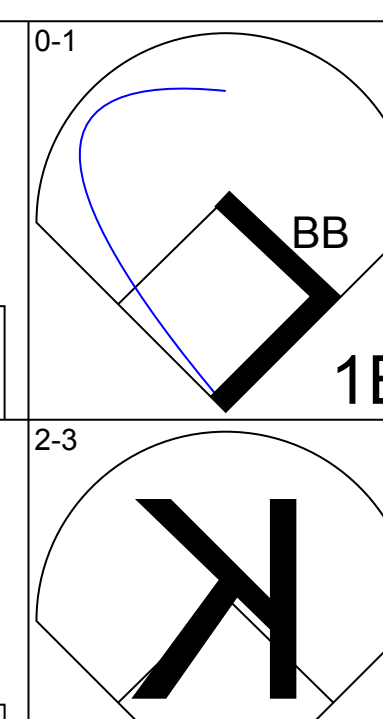
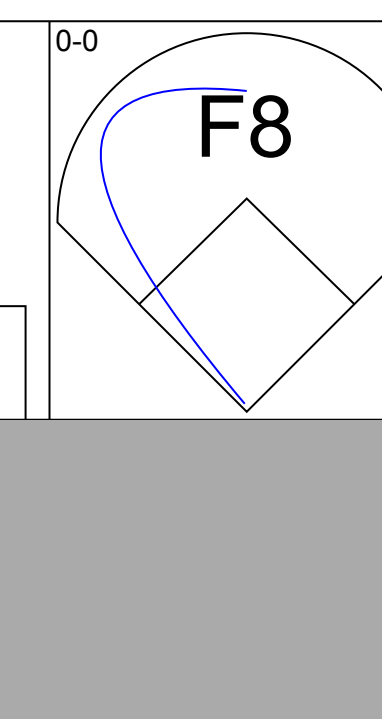
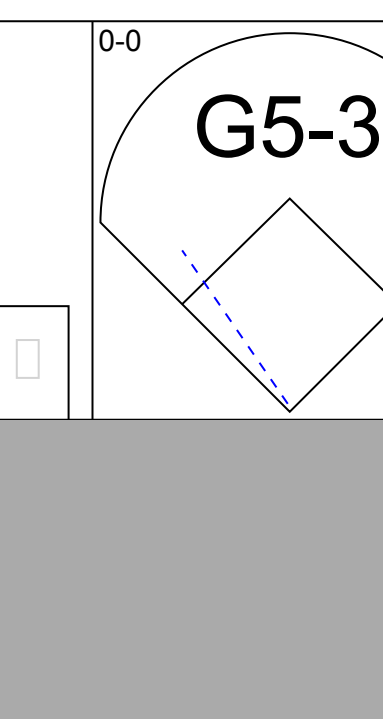
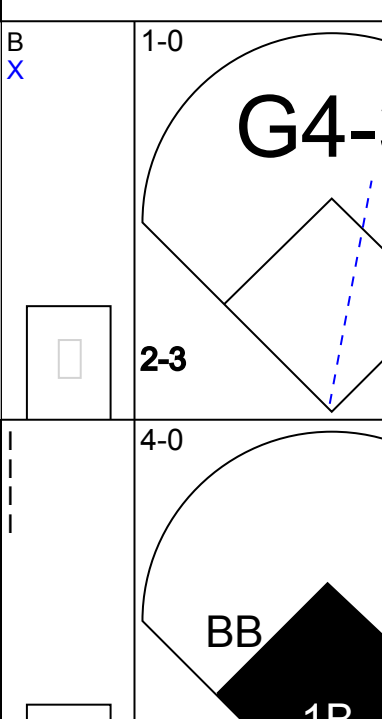
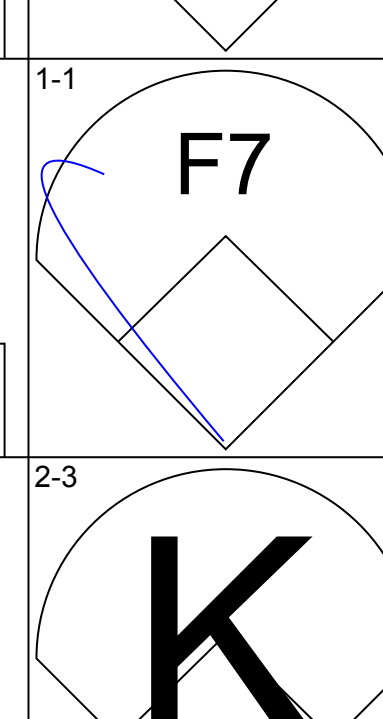
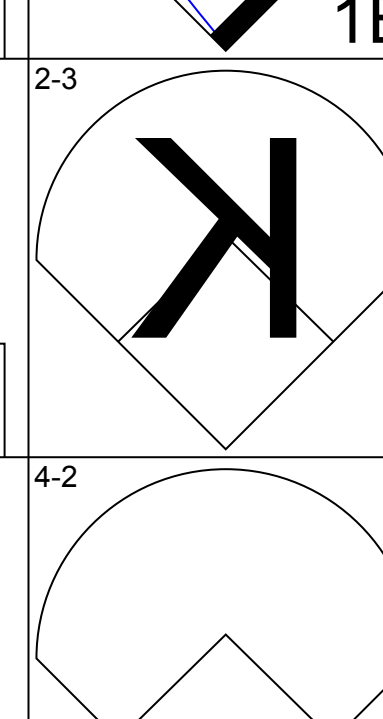
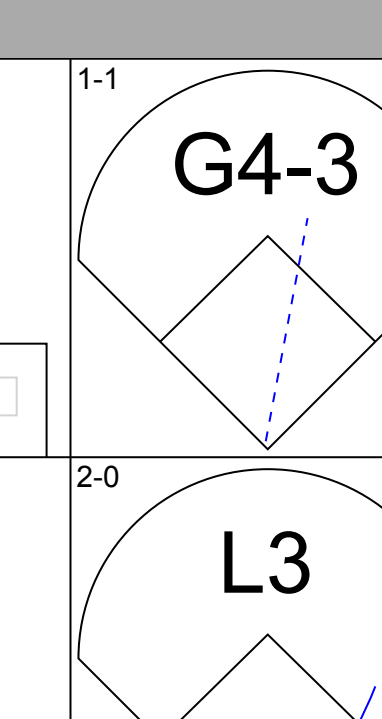
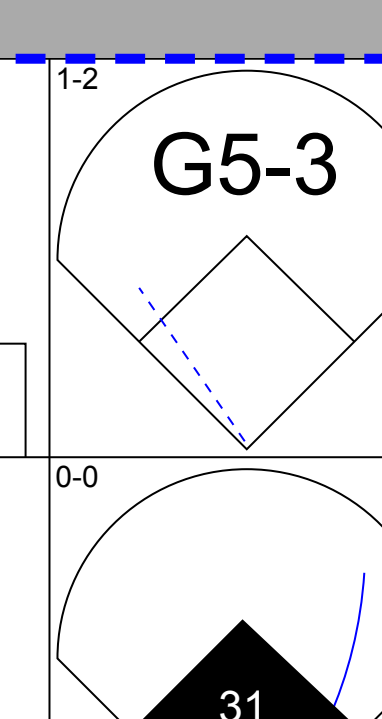
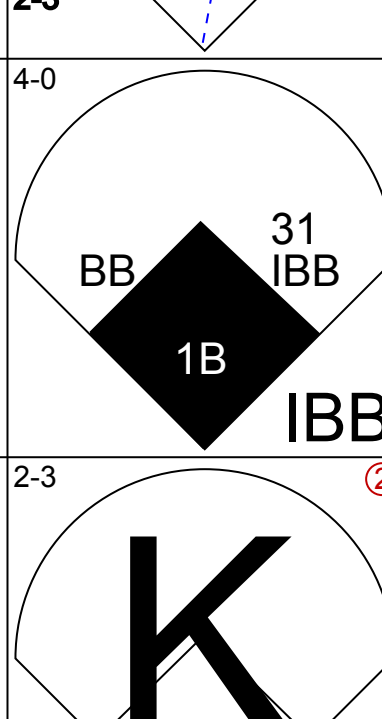
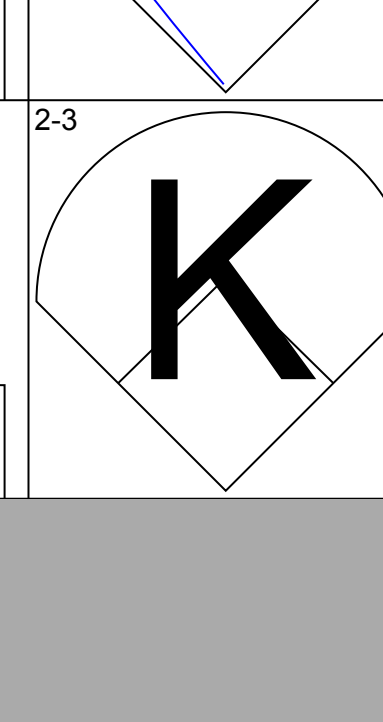
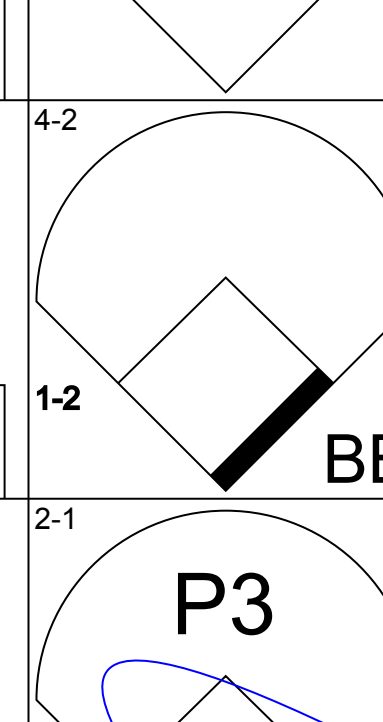
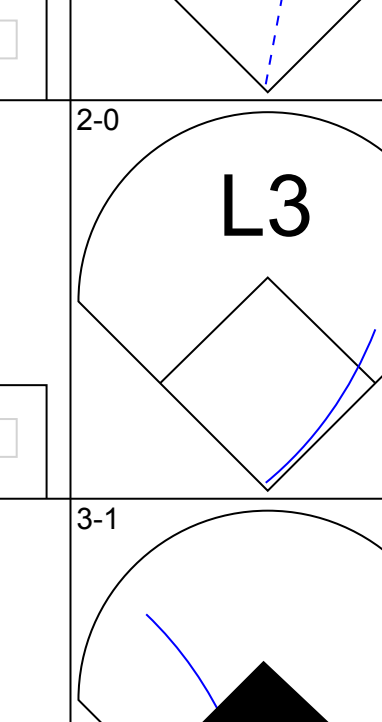
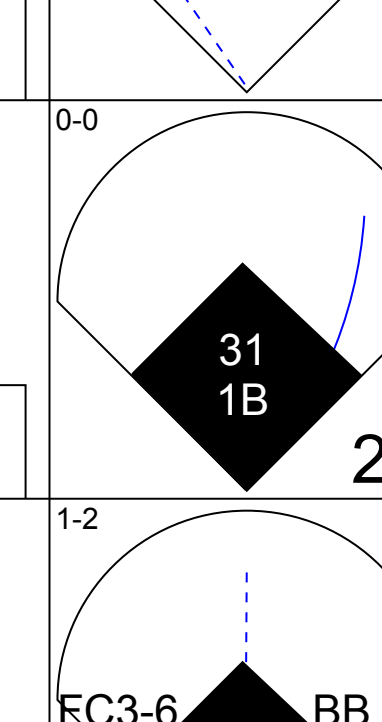
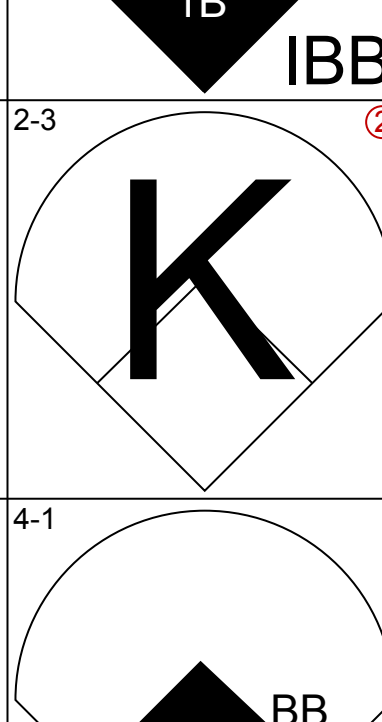
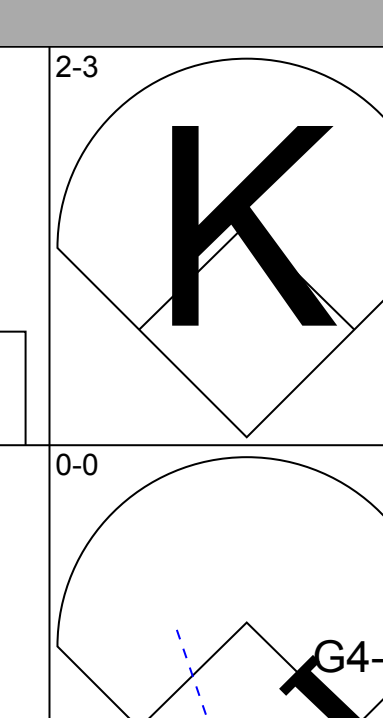
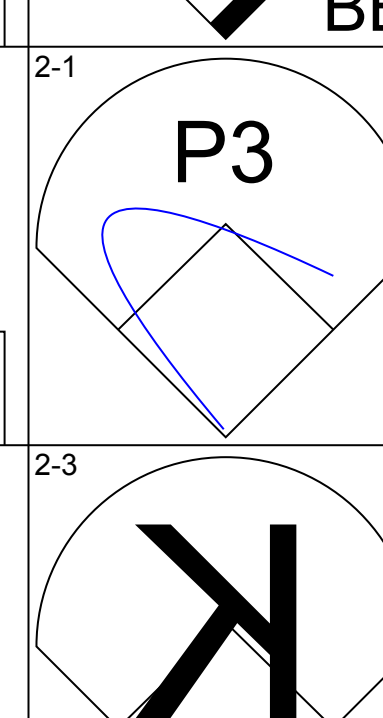
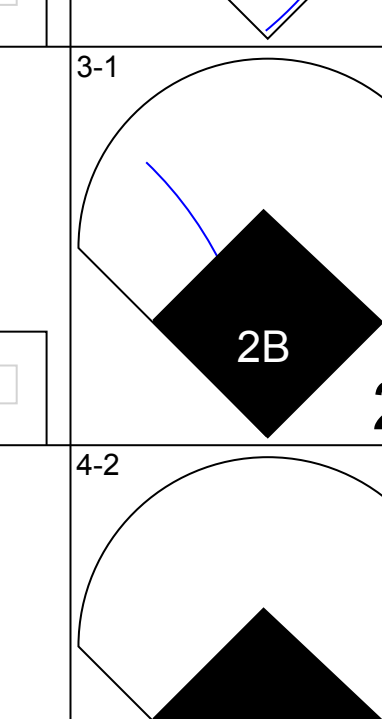
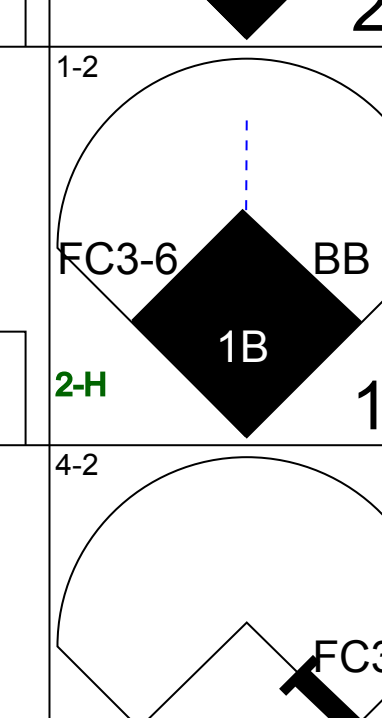
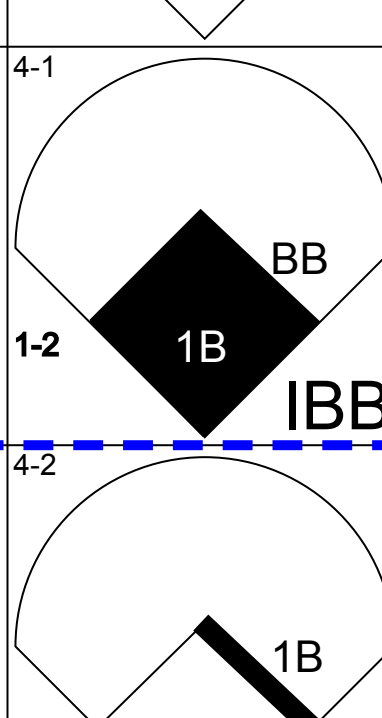

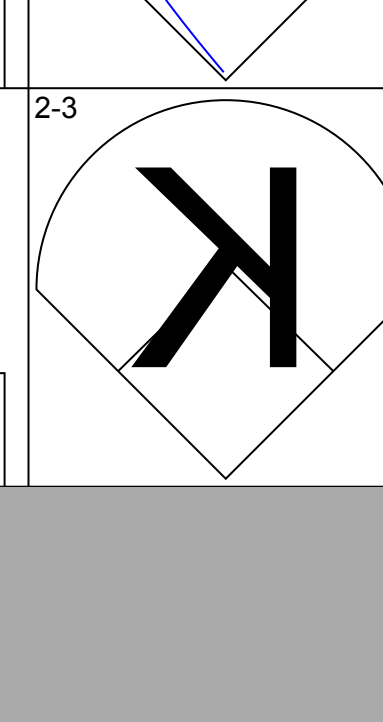
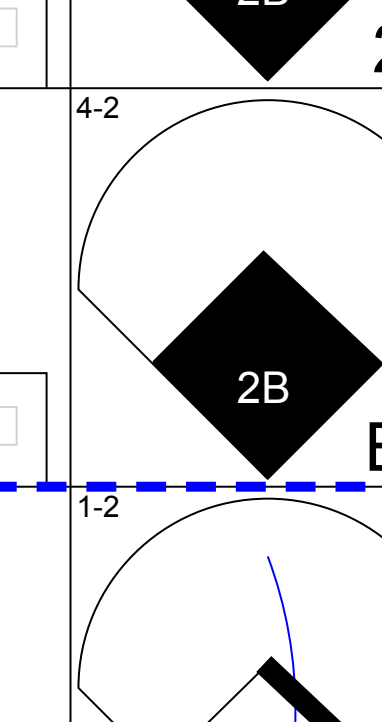
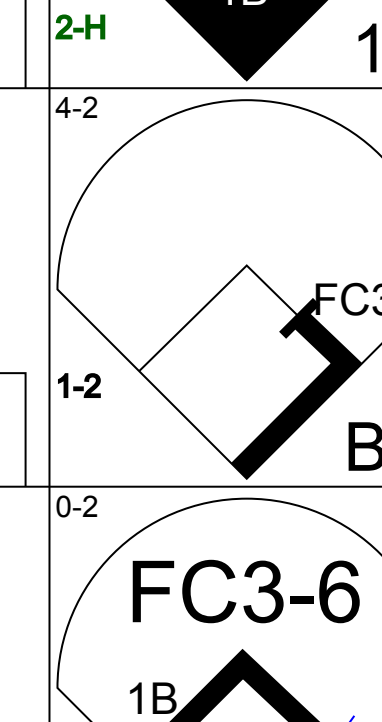
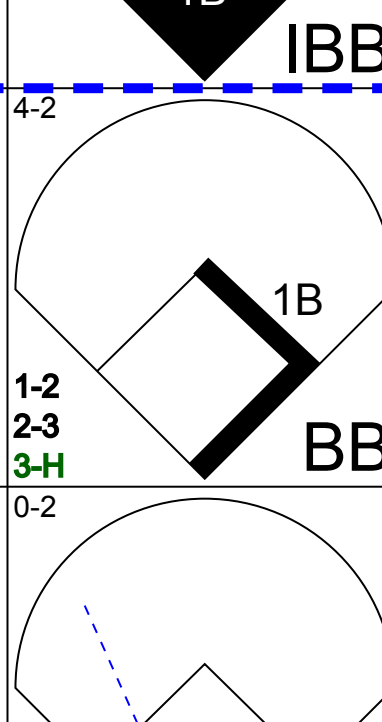

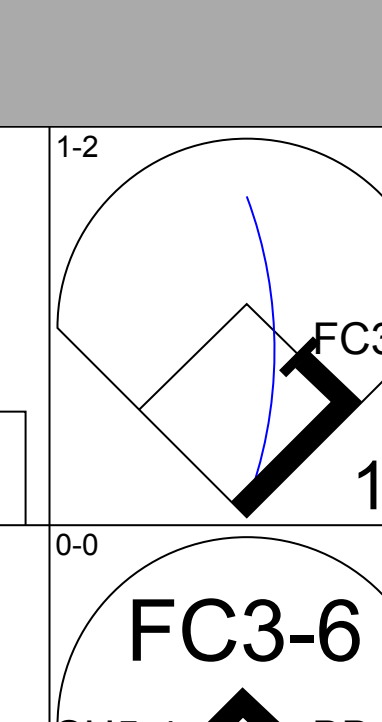
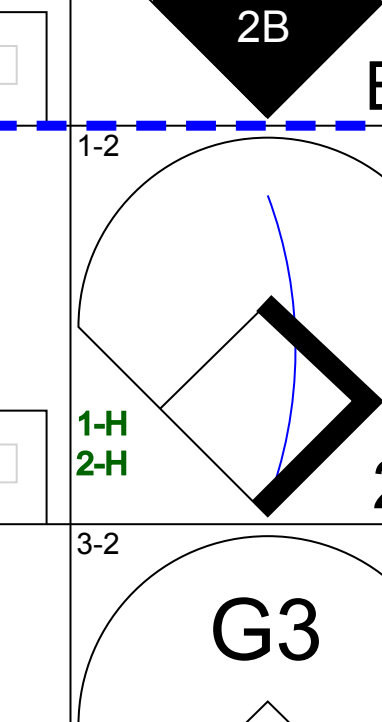
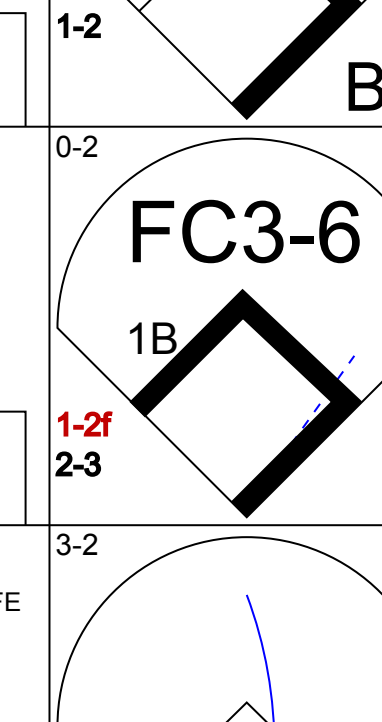
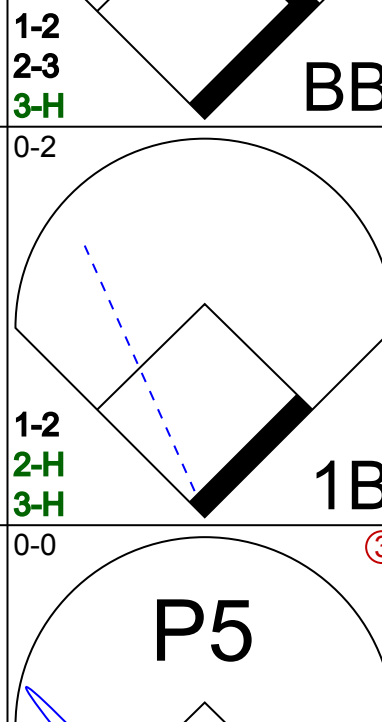
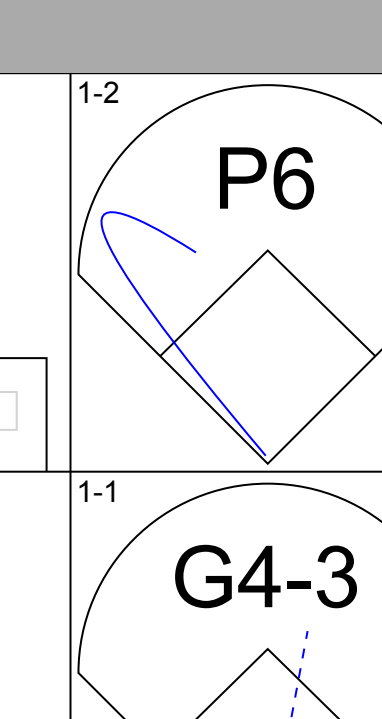
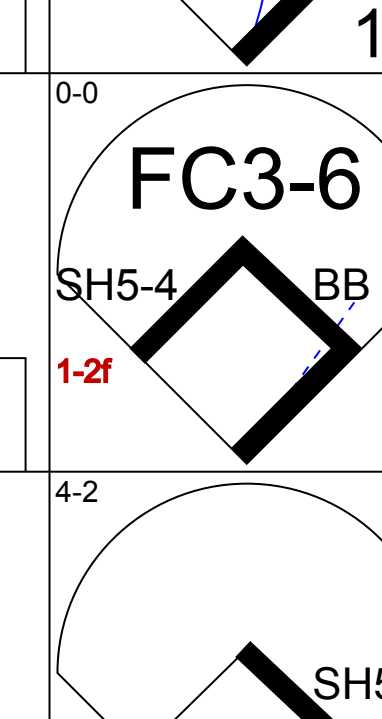
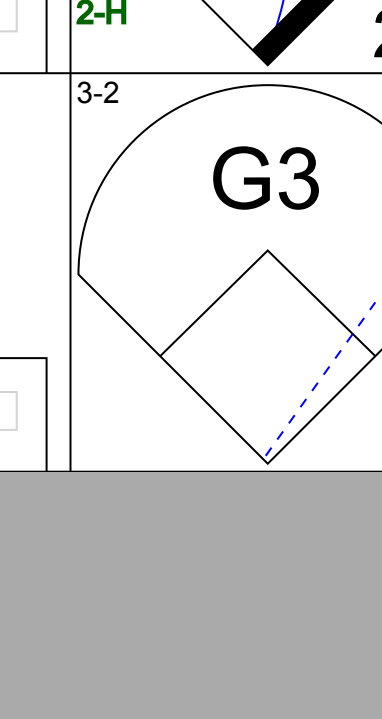
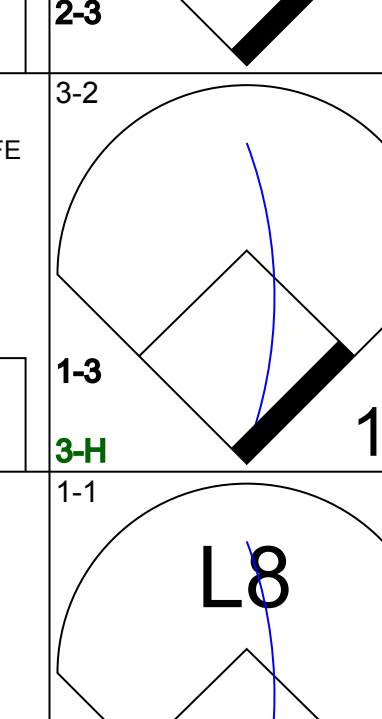
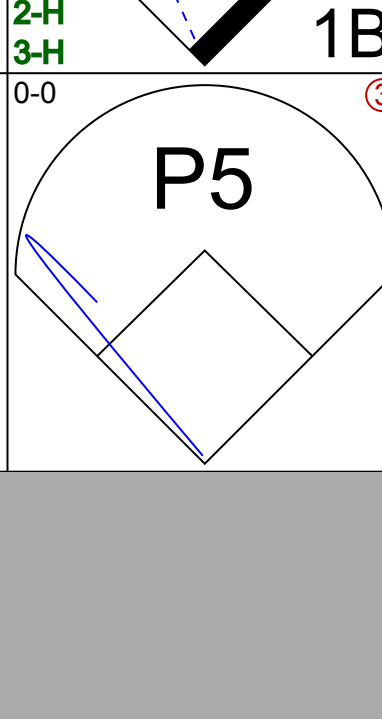
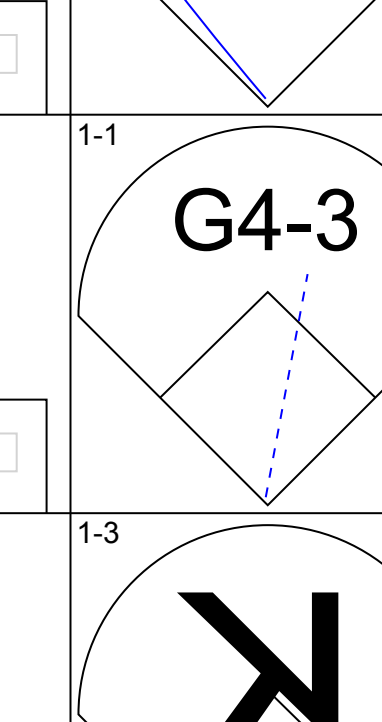
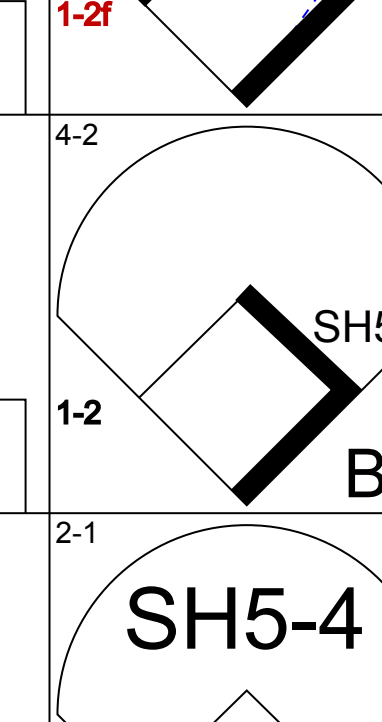
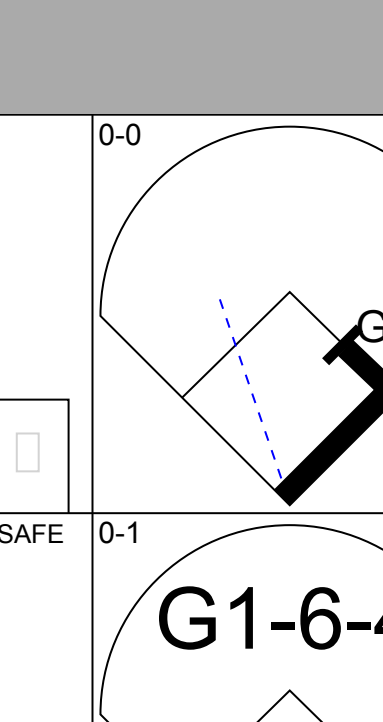
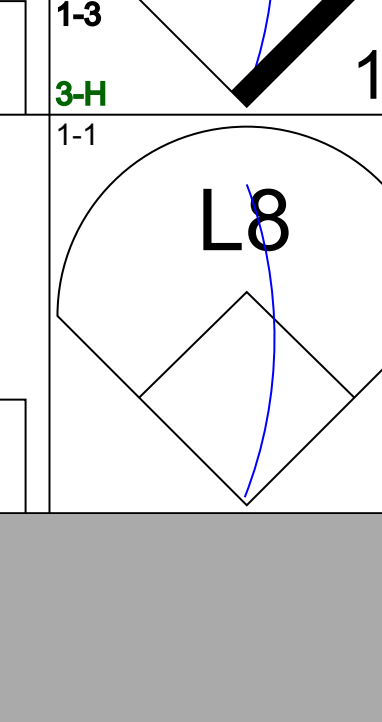
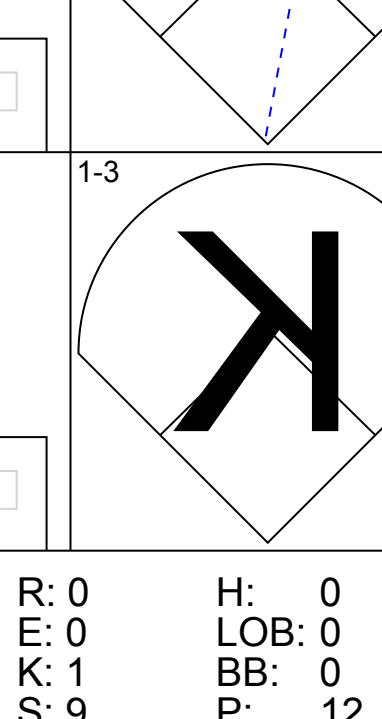
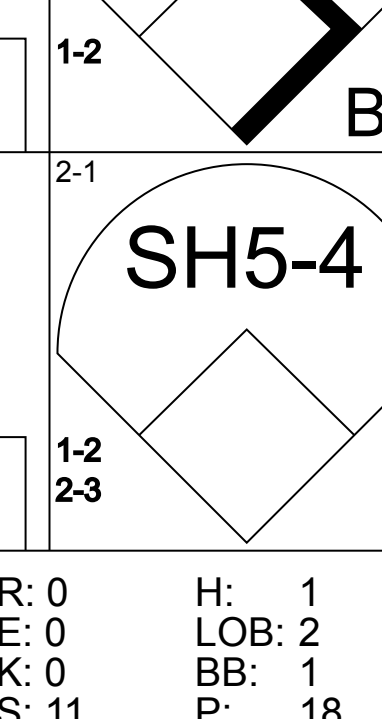
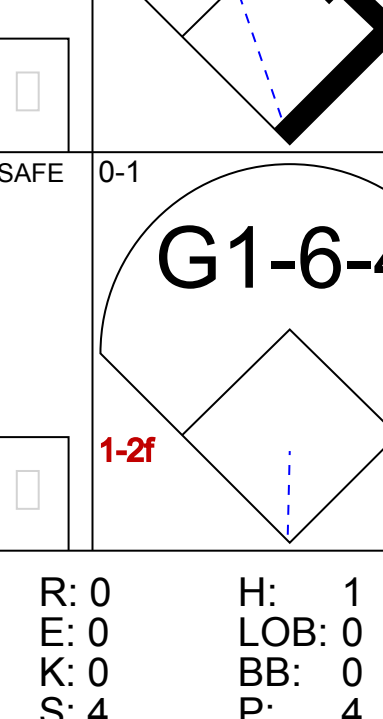
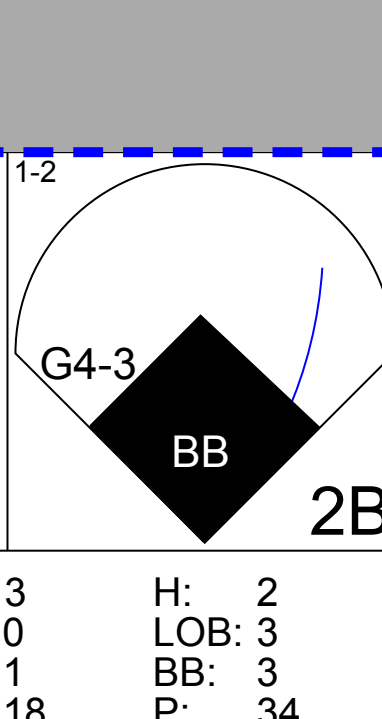
Batter	1	2	3	4	5	6	7	8	9	AB	R	H	RBI	BB	SO	LOB	BOTTOM						
Marquis Grissom, R OBP: 0.306, SLG: 0.396 (1, 8)										5	1	1	1	0	0	0	<b>New York Mets @ Milwaukee Brewers</b> Milwaukee County Stadium, Milwaukee, WI Thu Jul 23 1998, 4:33 AM EDT Att: 27,046 - Sunny - 75 F						
Mark Loretta, R OBP: 0.398, SLG: 0.422 (1, 4)										5	1	2	0	0	1	0							
Jeff Cirillo, R OBP: 0.418, SLG: 0.427 (1, 5)										3	1	1	1	2	0	0							
John Jaha, R OBP: 0.377, SLG: 0.380 48 Brad Woodall, S OBP: 0.250, SLG: 0.412 Bob Hamelin, L OBP: 0.267, SLG: 0.333 (1, 3) (7, PR) (8, 3)										4	0	1	0	0	1	3							
Jeromy Burnitz, L OBP: 0.344, SLG: 0.481 (1, 9)										4	1	2	1	0	1	3							
Marc Newfield, R OBP: 0.306, SLG: 0.333 Mike Myers, L Chad Fox, R (1, 7) (8, 1) (9, 1)										4	0	1	1	0	1	3							
Bobby Hughes, R OBP: 0.300, SLG: 0.432 (1, 2)										3	0	0	0	1	0	1							
Jose Valentin, S OBP: 0.324, SLG: 0.417 (1, 6)										4	1	1	0	0	1	2							
Steve Woodard, L OBP: 0.185, SLG: 0.259 Al Reyes, R OBP: 0.250, SLG: 0.250 Darrin Jackson, R OBP: 0.250, SLG: 0.333 (1, 1) (6, 1) (7, PH) (8, 7)										2	0	0	0	0	1	1							
<b>Inning Stats</b>	R: 0 E: 0 K: 1 S: 10	H: 1 LOB: 2 BB: 1 P: 20	R: 0 E: 0 K: 1 S: 10	H: 0 LOB: 1 BB: 1 P: 16	R: 0 E: 0 K: 1 S: 8	H: 0 LOB: 0 BB: 0 P: 12	R: 1 E: 0 K: 2 S: 13	H: 2 LOB: 1 BB: 0 P: 20	R: 0 E: 0 K: 0 S: 5	H: 0 LOB: 0 BB: 0 P: 7	R: 0 E: 0 K: 1 S: 9	H: 0 LOB: 1 BB: 1 P: 20	R: 4 E: 0 K: 0 S: 22	H: 6 LOB: 2 BB: 0 P: 32	R: 0 E: 0 K: 1 S: 9	H: 0 LOB: 0 BB: 0 P: 14		R: 0 E: 0 K: 0 S: 5	H: 0 LOB: 0 BB: 0 P: 7	1B: 6 2B: 3 3B: 0 HR: 0	SF: 0 SAC: 0 DP: 0 HBP: 0	WP: 1 PB: 0 SB: 0 CS: 0	PA: 39
<b>PITCHER</b>	IP WLS BF H R ER SO BB IBB HBP BLK WP HR S P ERA WHIP	6.2 6 29 6 4 4 6 3 0 0 0 0 0 0 68 115 5.40 1.350	1.1 W 7 3 1 1 1 0 0 0 0 1 0 18 26 6.75 2.250	1.0 S 3 0 0 0 0 0 0 0 0 0 0 0 5 7 0.00 0.000																			







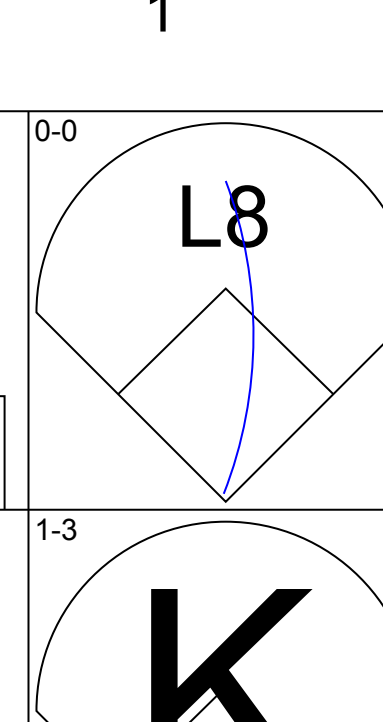
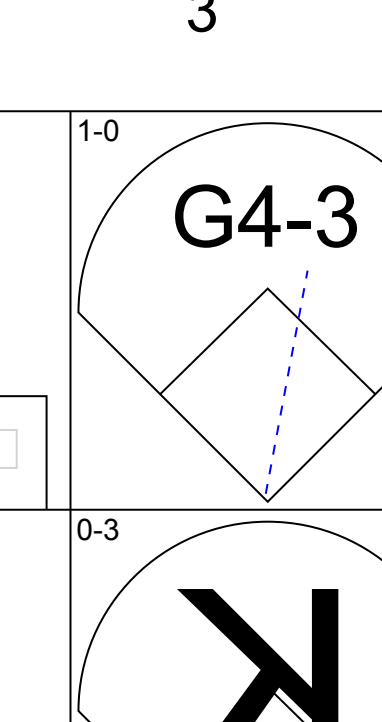
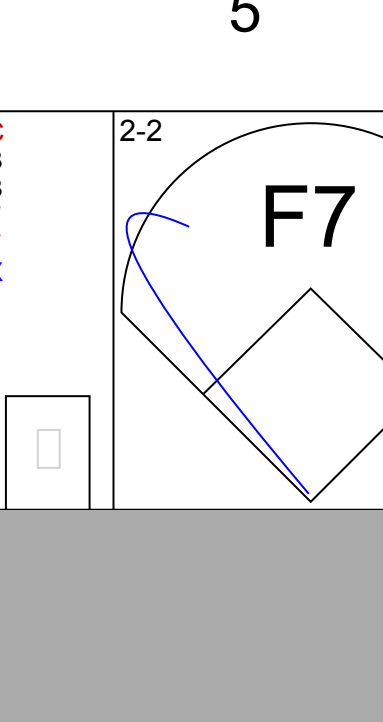
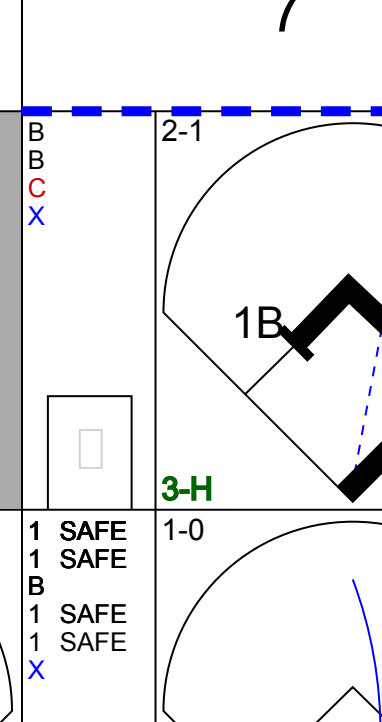
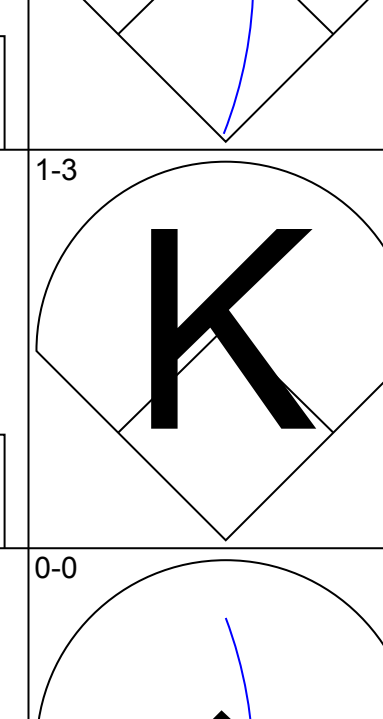
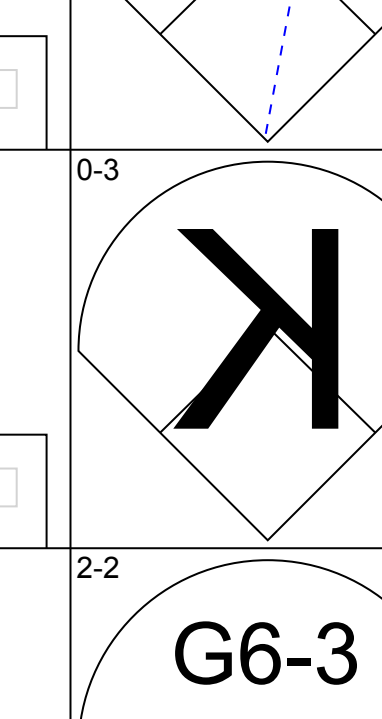
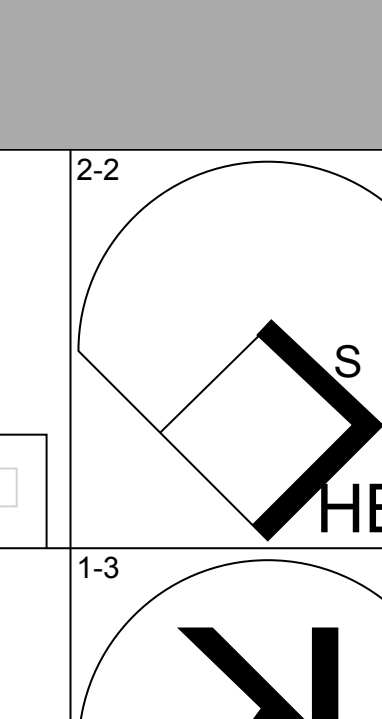
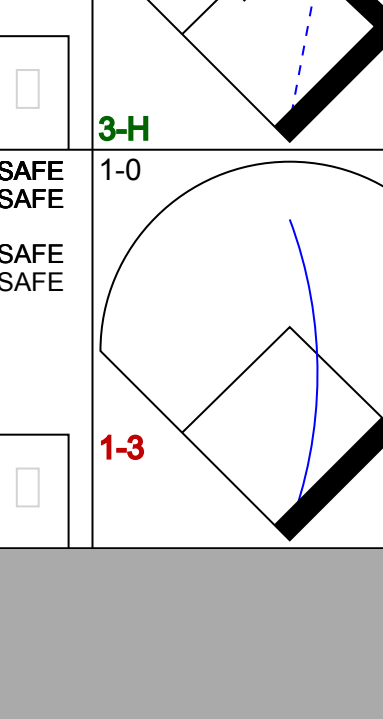
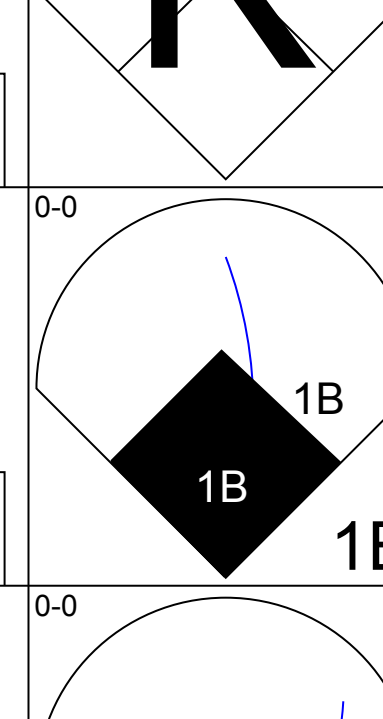
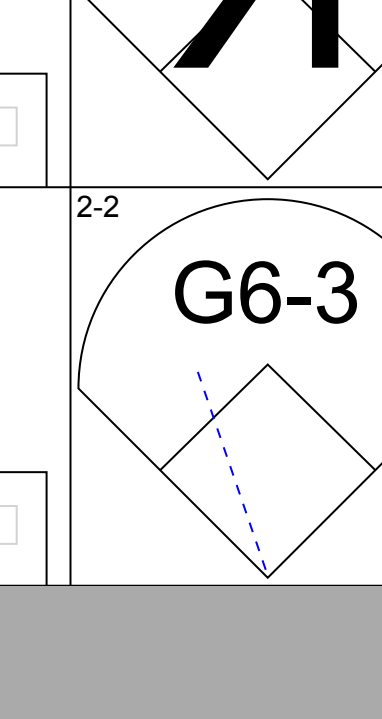
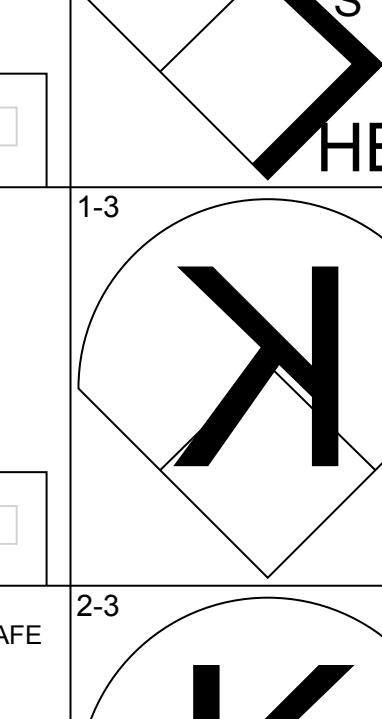
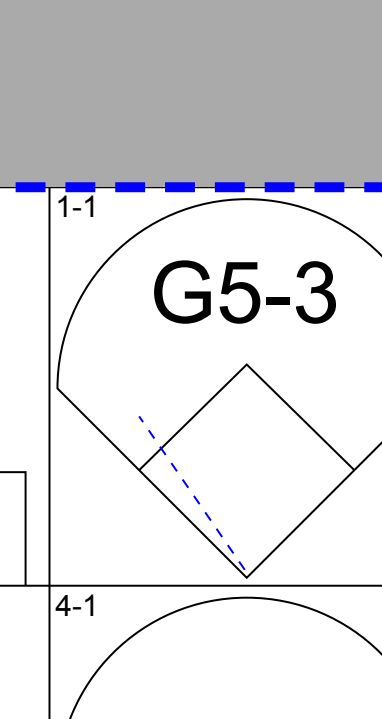
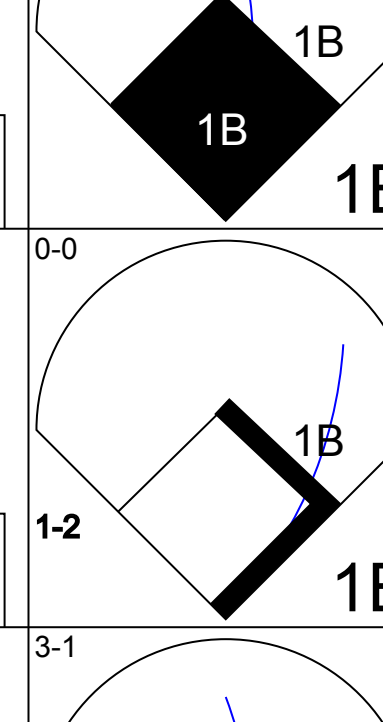
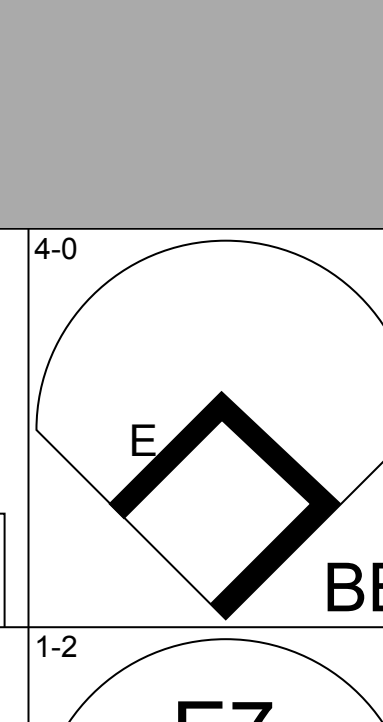
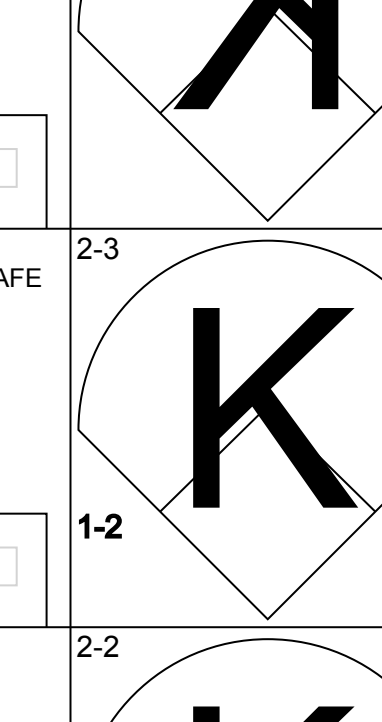
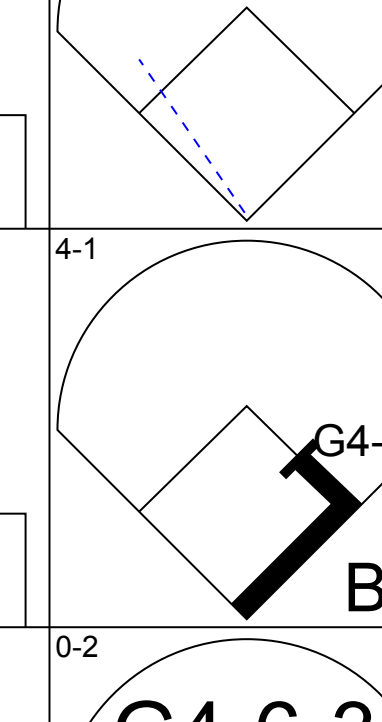
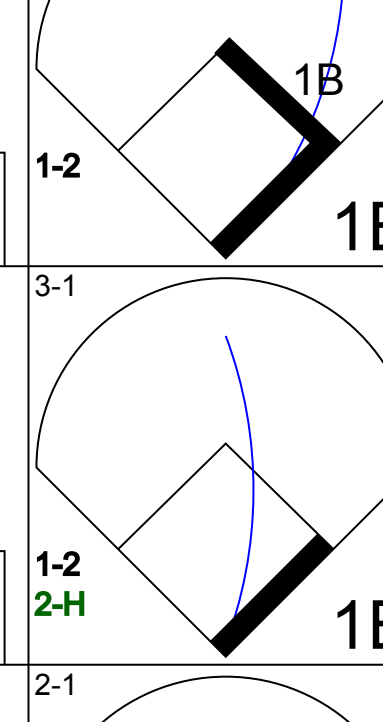
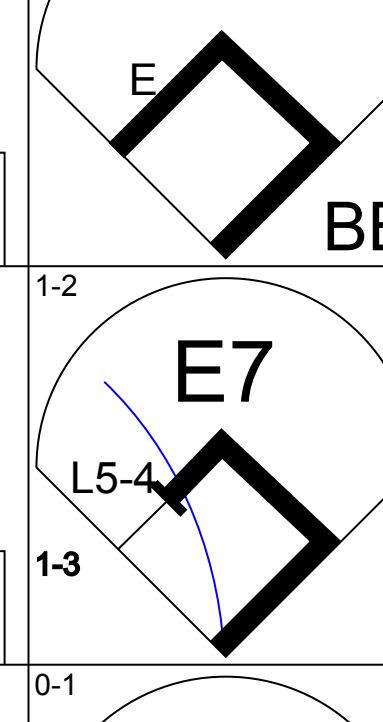
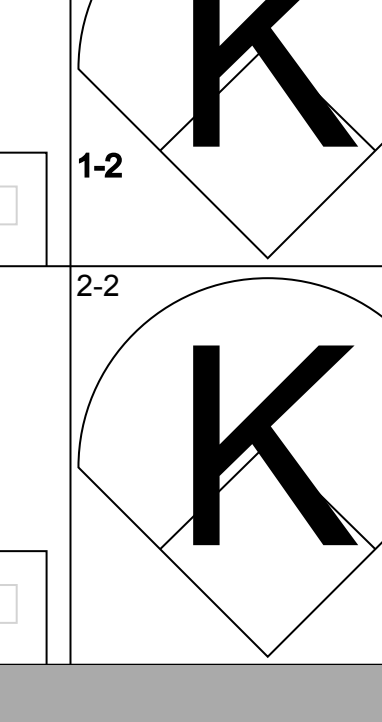
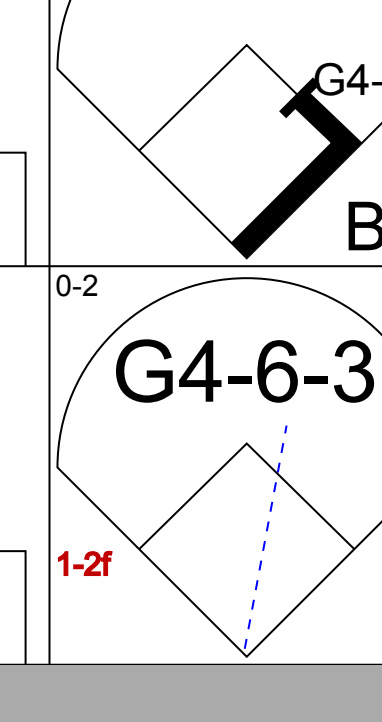
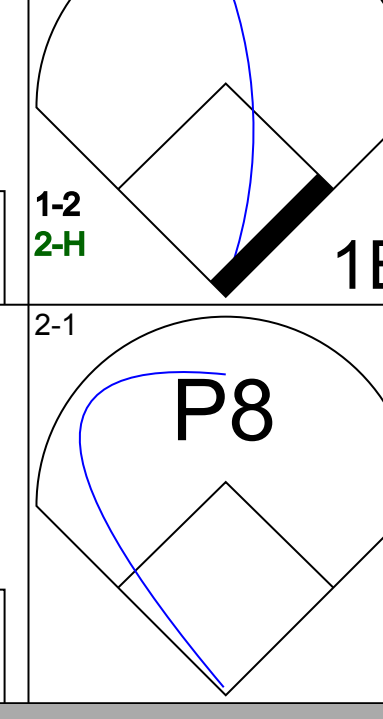
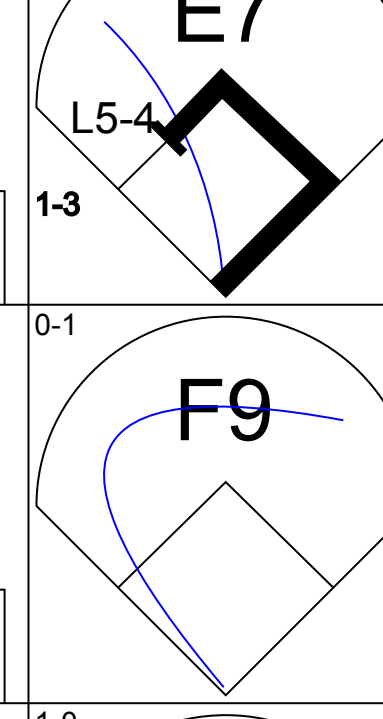
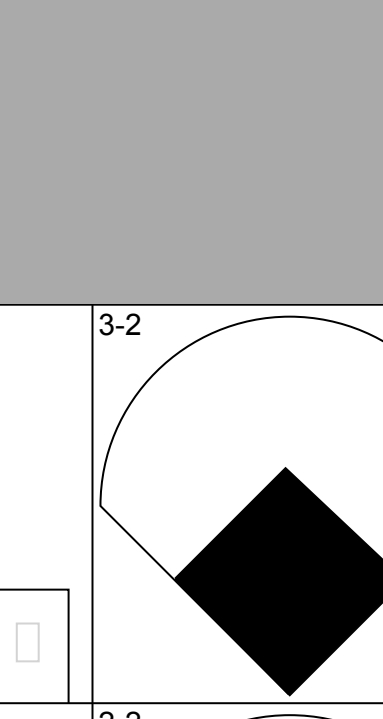
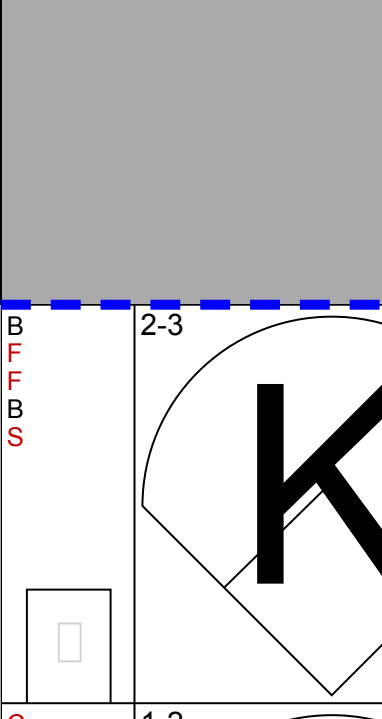
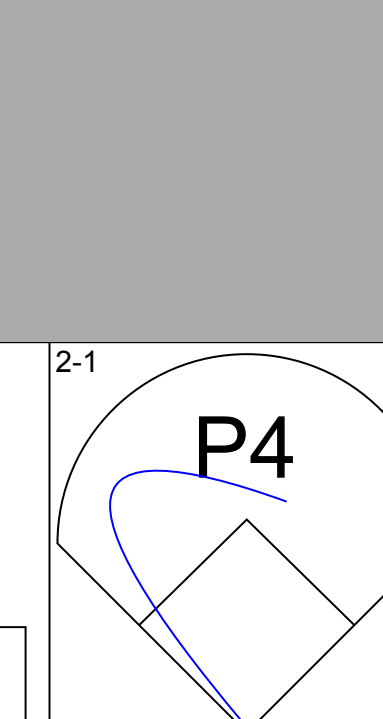
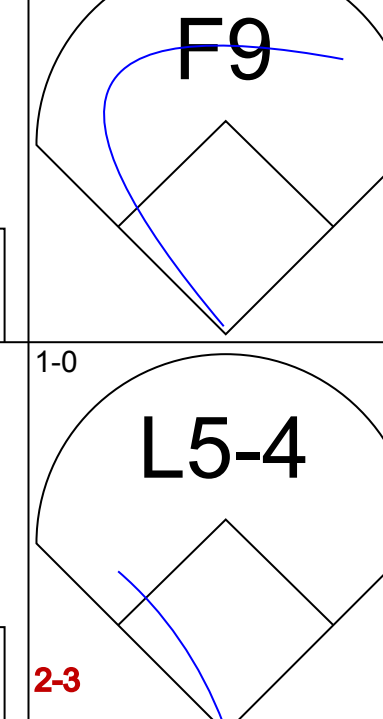
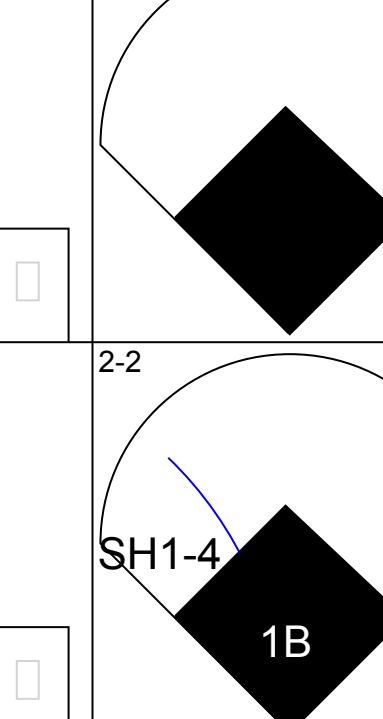
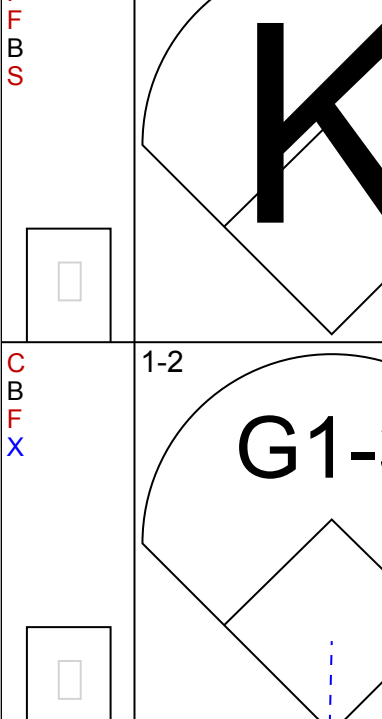
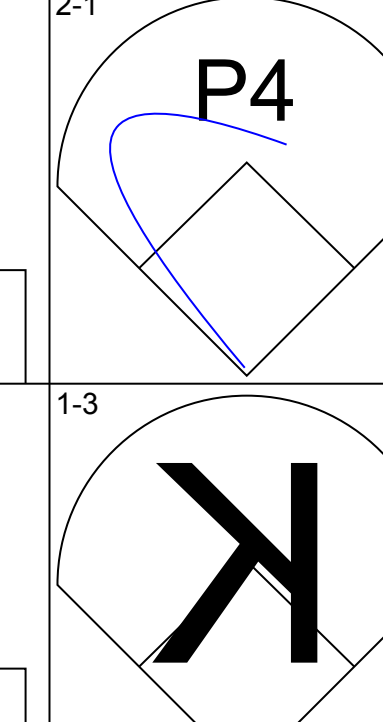
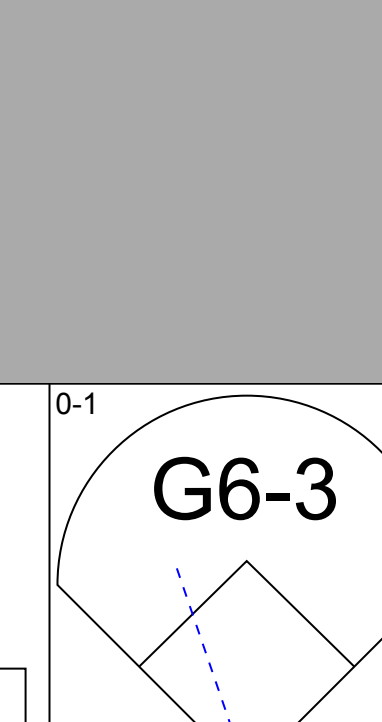
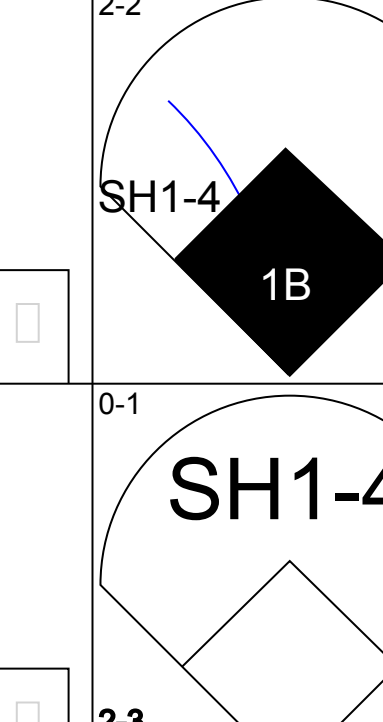
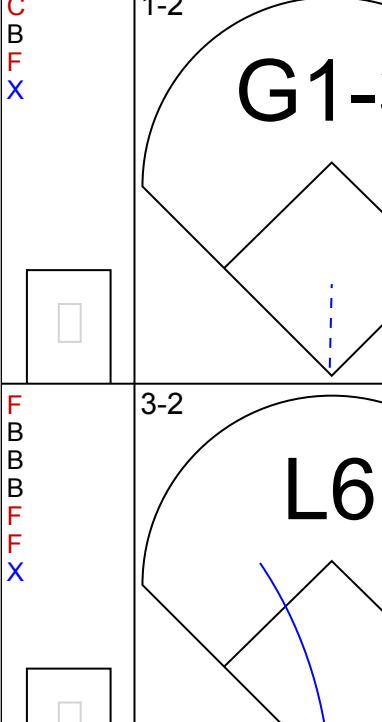


Batter	1	2	3	4	5	6	7	8	9	AB	R	H	RBI	BB	SO	LOB	TOP				
Brian McRae, S OBP: 0.397, SLG: 0.474 (1, 8)										5	0	1	0	0	1	3					
Edgardo Alfonzo, R OBP: 0.355, SLG: 0.385 (1, 5)										4	1	0	0	1	1	1					
Todd Hundley, S OBP: 0.299, SLG: 0.256 Butch Huskey, R OBP: 0.317, SLG: 0.420 (1, 7) (7, 9)										2	0	0	0	1	1	0					
31 Mike Piazza, R OBP: 0.370, SLG: 0.511 (1, 2)										4	3	2	1	1	1	2					
Matt Franco, L OBP: 0.397, SLG: 0.362 Todd Pratt, R OBP: 0.347, SLG: 0.638 Greg McMichael, R (9, 1) (9, 1)										2	1	1	0	2	1	2					
Carlos Baerga, S OBP: 0.303, SLG: 0.386 (1, 4)										5	0	3	4	0	0	3					
Lenny Harris, L OBP: 0.320, SLG: 0.338 (7, 7) (9, 3)										5	0	1	1	0	0	5					
Luis Lopez, S OBP: 0.328, SLG: 0.344 (1, 6)										3	0	1	0	1	0	2					
Bobby Jones, R Dennis Cook, L Mel Rojas, R John Olerud, L Bernard Gilkey, R (1, 1) (7, 1) (8, 1) (9, PH) (9, PH) (9, 7)										2	0	0	0	0	0	1					
<b>Inning Stats</b>	R: 0 E: 0 K: 2 S: 8	H: 0 LOB: 0 BB: 0 P: 13	R: 0 E: 0 K: 1 S: 11	H: 1 LOB: 0 BB: 0 P: 15	R: 0 E: 0 K: 1 S: 9	H: 0 LOB: 0 BB: 0 P: 12	R: 0 E: 0 K: 2 S: 13	H: 1 LOB: 2 BB: 1 P: 23	R: 0 E: 0 K: 0 S: 17	H: 2 LOB: 1 BB: 1 P: 31	R: 0 E: 0 K: 0 S: 4	H: 1 LOB: 0 BB: 0 P: 4	R: 2 E: 0 K: 0 S: 19	H: 3 LOB: 2 BB: 1 P: 29	R: 3 E: 0 K: 1 S: 18	H: 2 LOB: 3 BB: 3 P: 34	1B: 7 2B: 4 3B: 0 HR: 0	SF: 0 SAC: 1 DP: 2 HBP: 0	WP: 0 PB: 0 SB: 0 CS: 0	PA: 43	
<b>PITCHER</b>	IP WLS BF H R ER SO BB IBB HBP BLK WP HR S P ERA WHIP																				
Don Wengert, R ERA: 3.04 Terry Mulholland, L ERA: 2.93 Terry Adams, R ERA: 3.83 Dave Stevens, R ERA: 2.92 Tony Fossas, L ERA: 9.38 (1, 1) (6, 1) (8, 1) (9, 1) (9, 1)	5.2 1.1 1.0 0.2 0.1	23 5 7 5 3	4 2 3 1 1	2 0 2 3 0	6 0 2 1 0	3 0 1 2 1	0 0 0 0 0	0 0 0 0 0	0 0 0 0 0	0 0 0 0 0	0 0 0 0 0	0 0 0 0 0	0 0 0 0 0	0 0 0 0 0	0 0 0 0 0	0 0 0 0 0	0 0 0 0 0	0 0 0 0 0	0 0 0 0 0	0 0 0 0 0	0 0 0 0 0

New York Mets @ Chicago Cubs  
Wrigley Field, Chicago, IL  
Fri Jul 24, 1998, 3:38 AM CDT  
Att: 40,684 - Sunny - 75 F

AB	35
R	7
H	11
RBI	7
BB	7
SO	7
LOB	21



Batter	1	2	3	4	5	6	7	8	9	AB	R	H	RBI	BB	SO	LOB	BOTTOM			
Lance Johnson, L OBP: 0.240, SLG: 0.226 (1, 8)										4	0	1	1	0	0	0				
Mickey Morandini, L OBP: 0.414, SLG: 0.443 (1, 4)										3	0	1	0	0	2	0				
Sammy Sosa, R OBP: 0.371, SLG: 0.627 (1, 9)										4	1	1	0	0	1	1				
Mark Grace, L OBP: 0.412, SLG: 0.486 (1, 3)										2	0	1	0	2	1	1				
Tyler Houston, L OBP: 0.306, SLG: 0.433 (1, 2)										4	0	1	1	0	1	3				
Glenallen Hill, R OBP: 0.333, SLG: 0.517 (1, 7)										4	1	1	1	0	1	4				
Kevin Orte, R OBP: 0.260, SLG: 0.292 (1, 5)										4	1	1	0	0	0	2				
Manny Alexander, R OBP: 0.283, SLG: 0.349 (1, 6)										3	0	0	0	0	1	0				
Don Wengert, R Terry Mulholland, R Jeff Blashoff, R Terry Adams, R Dave Stevens, R Tony Fossas, L (1, 1) (6, 1) (7, PH) (8, 1) (9, 1) (9, 1)	6.2 0.1 1.0 0.2 1.0	27 2 3 5 3	2 0 0 1 0	0 0 0 0 0	0 0 0 1 0	1 0 0 0 0	0 0 0 0 0	0 0 0 0 0	0 0 0 0 0	0 0 0 0 0	0 0 0 0 0	0 0 0 0 0	0 0 0 0 0	0 0 0 0 0	0 0 0 0 0	0 0 0 0 0				
<b>Inning Stats</b>	R: 1 E: 0 K: 1 S: 10	H: 3 LOB: 2 BB: 0 P: 16	R: 0 E: 0 K: 1 S: 6	H: 0 LOB: 0 BB: 0 P: 10	R: 0 E: 0 K: 1 S: 7	H: 0 LOB: 0 BB: 0 P: 10	R: 0 E: 1 K: 0 S: 6	H: 0 LOB: 1 BB: 1 P: 12	R: 0 E: 0 K: 3 S: 12	H: 0 LOB: 1 BB: 0 P: 19	R: 2 E: 0 K: 1 S: 19	H: 4 LOB: 2 BB: 0 P: 28	R: 0 E: 0 K: 0 S: 6	H: 0 LOB: 0 BB: 1 P: 11	R: 0 E: 0 K: 1 S: 10	H: 0 LOB: 0 BB: 0 P: 16	1B: 5 2B: 2 3B: 0 HR: 1	SF: 0 SAC: 1 DP: 2 HBP: 1	WP: 0 PB: 0 SB: 1 CS: 0	PA: 35
<b>PITCHER</b>	IP WLS BF H R ER SO BB IBB HBP BLK WP HR S P ERA WHIP																			
Bobby Jones, R ERA: 3.93 Dennis Cook, L ERA: 1.85 Mel Rojas, R ERA: 4.66 Greg McMichael, R ERA: 3.8 (1, 1) (7, 1) (8, 1) (9, 1)	6.2 0.1 1.0 1.0	27 2 3 0	2 0 0 0	0 0 0 0	0 0 0 1	0 0 0 0	0 0 0 0	0 0 0 0	0 0 0 0	0 0 0 0	0 0 0 0	0 0 0 0	0 0 0 0	0 0 0 0	0 0 0 0	0 0 0 0	0 0 0 0	0 0 0 0	0 0 0 0	0 0 0 0

New York Mets @ Chicago Cubs  
Wrigley Field, Chicago, IL  
Fri Jul 24, 1998, 3:38 AM CDT  
Att: 40,684 - Sunny - 75 F

AB	31
R	3
H	7
RBI	3
BB	2
SO	9
LOB	12



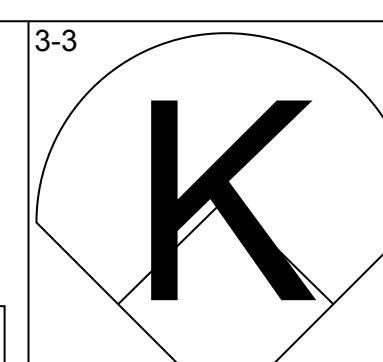
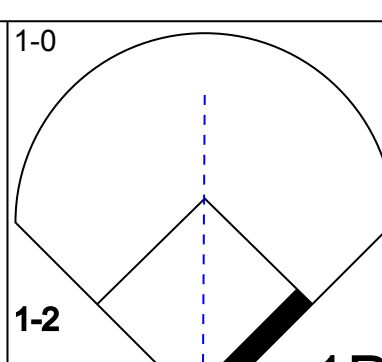

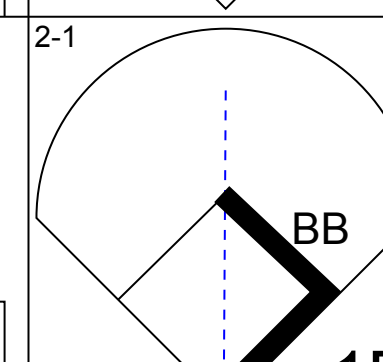
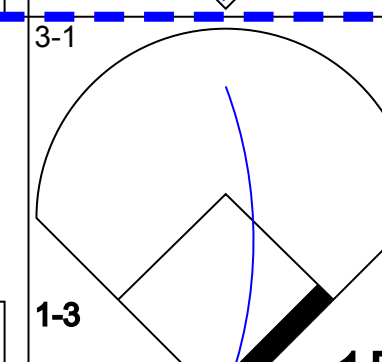
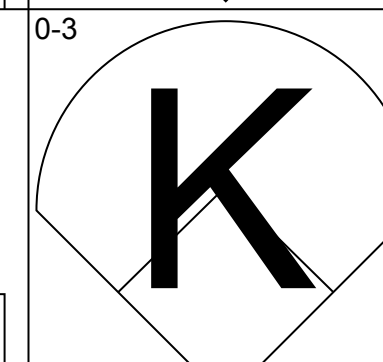
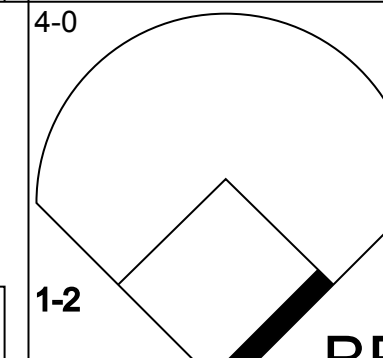
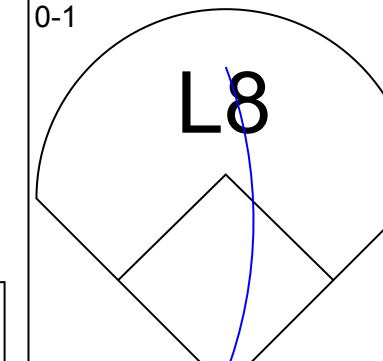
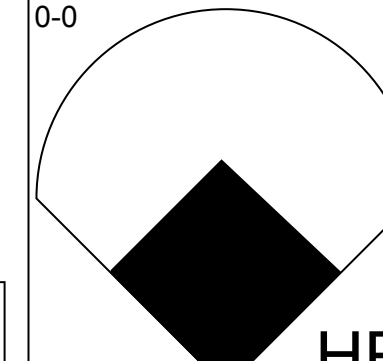
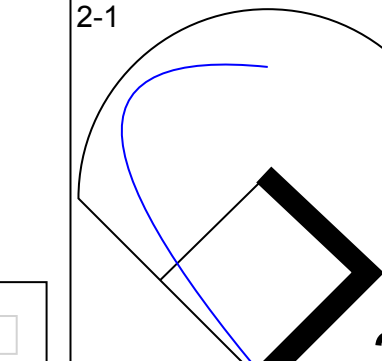
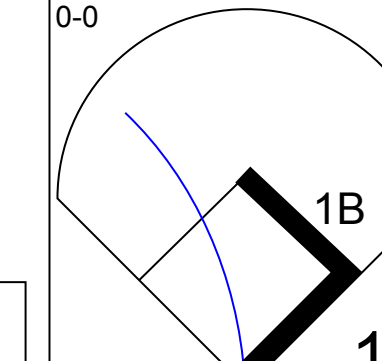
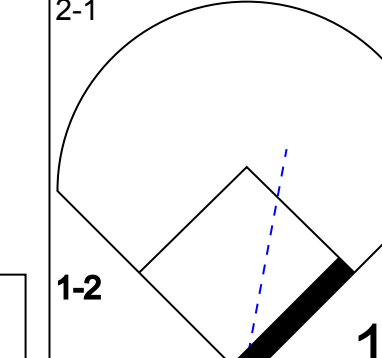
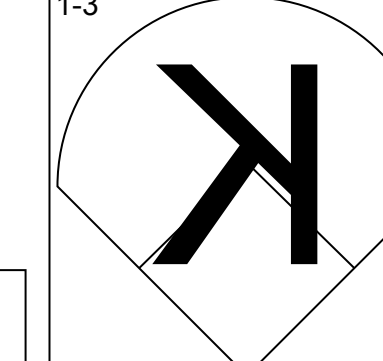
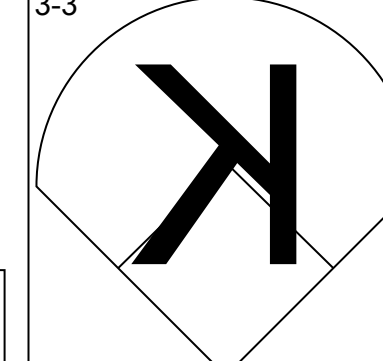
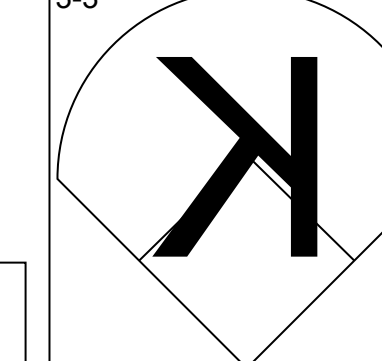
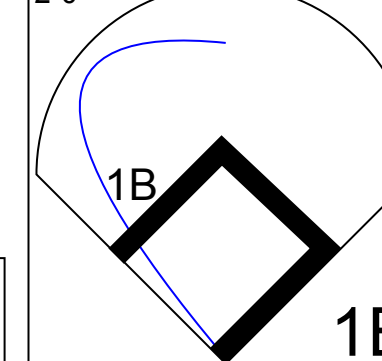


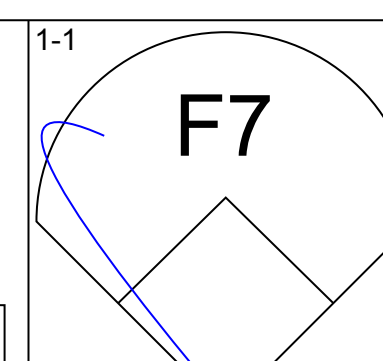
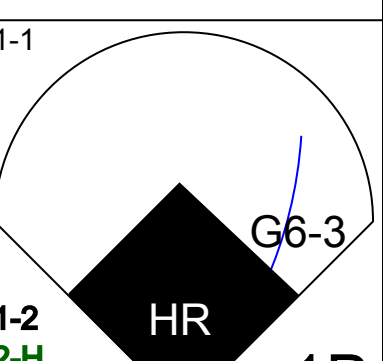
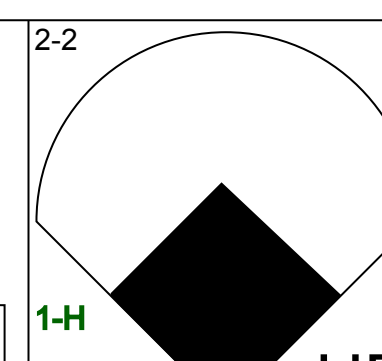


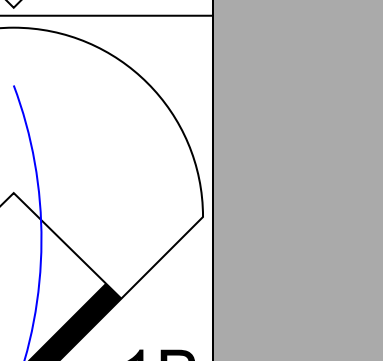
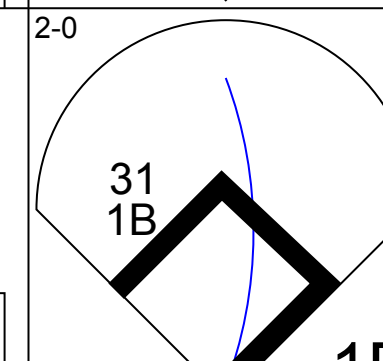
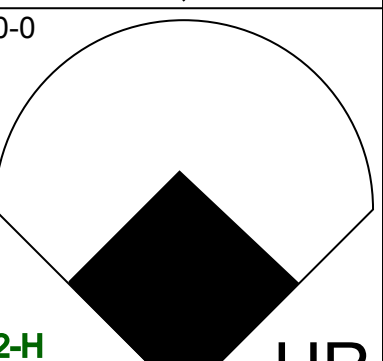
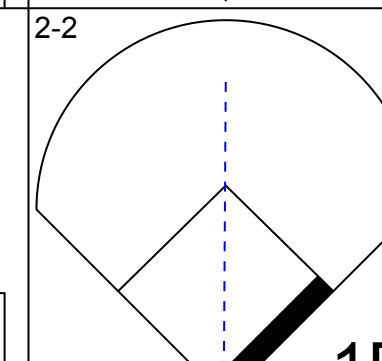
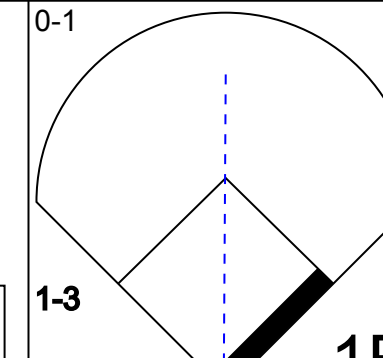
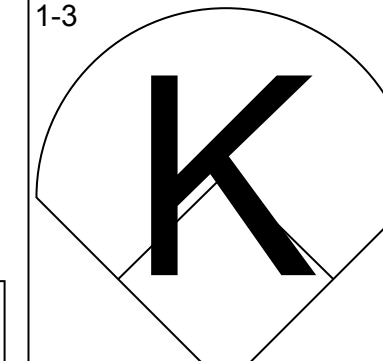
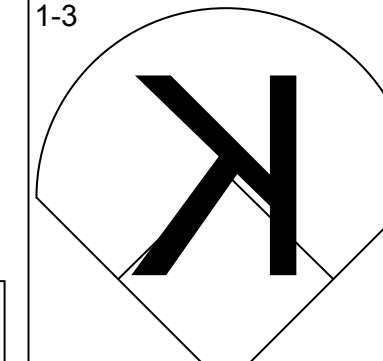
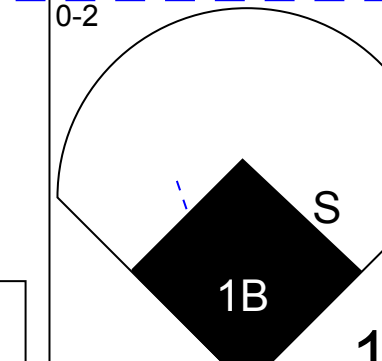
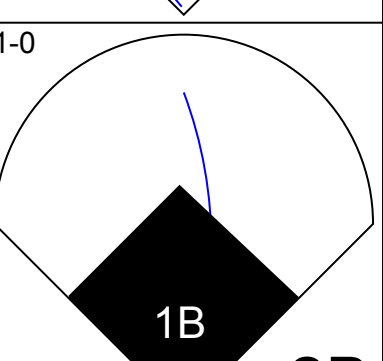
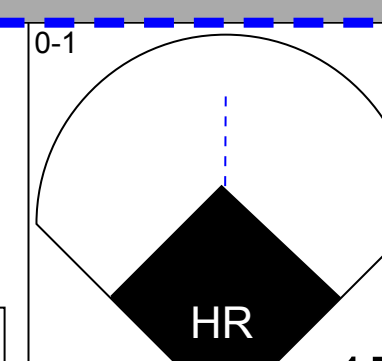
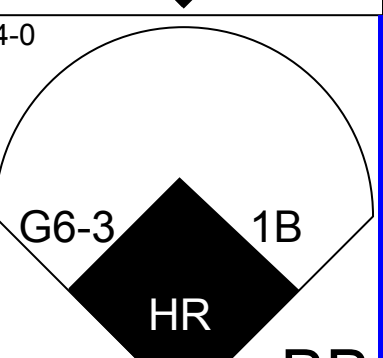








Batter	1	2	3	4	5	6	7	8	9	AB	R	H	RBI	BB	SO	LOB	TOP			
Quilvio Veras, S OBP: 0.393, SLG: 0.358			SH5-3 1-2		G6-3		L7			4	0	1	0	0	1	1	<p><b>San Diego Padres @ New York Mets</b> Shea Stadium, Flushing, NY Tue Jul 28, 1998, 7:05 PM EDT Att: 21,005 - Unknown - 80 F</p> <p>livebaseballscorecards.com</p> <p>AB 36 R 3 H 10 RBI 3 BB 3 SO 13 LOB 19</p> 			
Tony Gwynn, L OBP: 0.381, SLG: 0.461			HR		G4-3				F8 2-3	5	1	3	2	0	0	2				
Ken Caminiti, S OBP: 0.367, SLG: 0.529 Andy Sheets, R OBP: 0.295, SLG: 0.351			K2-3		K		K		K	4	0	0	0	0	4	3				
Greg Vaughn, R OBP: 0.382, SLG: 0.664			K		K				K	4	0	0	0	1	3	2				
Wally Joyner, L OBP: 0.385, SLG: 0.482										4	1	3	1	0	0	2				
Steve Finley, L OBP: 0.304, SLG: 0.407		F8		G3		G1-3				4	0	1	0	0	0	1				
Carlos Hernandez, R OBP: 0.310, SLG: 0.390 Greg Myers, L OBP: 0.288, SLG: 0.353					G5-3		F7		F7	3	0	0	0	0	2	1				
Chris Gomez, R OBP: 0.327, SLG: 0.348 Ed Giovannola, L OBP: 0.352, SLG: 0.355	G5-3						F7			1	0	0	0	1	0	0				
Andy Ashby, R OBP: 0.151, SLG: 0.137 Mark Sweeney, L OBP: 0.332, SLG: 0.290 Jim Bruske, R OBP: 0.318, SLG: 0.335			SH5-3 HR BB		K				F8 1B	1	1	0	0	1	1	1				
Brian Boehringer, S OBP: 0.397, SLG: 0.527										1	0	1	0	0	0	0				
<b>Inning Stats</b>	R: 0 E: 0 K: 2 S: 10	H: 1 LOB: 2 BB: 1 P: 19	R: 0 E: 0 K: 1 S: 11	H: 0 LOB: 0 BB: 0 P: 16	R: 2 E: 0 K: 2 S: 10	H: 1 LOB: 1 BB: 1 P: 20	R: 1 E: 0 K: 2 S: 16	H: 1 LOB: 1 BB: 1 P: 25	R: 0 E: 0 K: 1 S: 8	H: 1 LOB: 1 BB: 0 P: 10	R: 0 E: 0 K: 1 S: 11	H: 2 LOB: 2 BB: 0 P: 20	R: 0 E: 0 K: 1 S: 12	H: 2 LOB: 2 BB: 0 P: 18	R: 0 E: 0 K: 2 S: 9	H: 2 LOB: 2 BB: 0 P: 12	1B: 7 2B: 1 3B: 0 HR: 2	SF: 0 SAC: 1 DP: 0 HBP: 0	WP: 0 PB: 0 SB: 0 CS: 0	PA: 40
<b>PITCHER</b>	IP WLS BF H R ER SO BB IBB HBP BLK WP HR S P ERA WHIP																			
Hideo Nomo, R ERA: 4.35	(1, 1) 5.0 W 21 3 3 3 8 3 0 0 0 0 0 2 55 90 5.40 1.200																			
Bill Pulsipher, L ERA: 7.24	(6, 1) 0.2 3 1 0 0 1 0 0 0 0 0 0 0 9 15 0.00 1.500																			
Turk Wendell, R ERA: 3.35	(6, 1) 1.0 4 1 0 0 0 0 0 0 0 0 0 0 7 12 0.00 1.000																			
Dennis Cook, L ERA: 1.8	(7, 1) 0.2 5 3 0 0 1 0 0 0 0 0 0 0 13 22 0.00 4.500																			
Greg McMichael, R ERA: 3.83	(8, 1) 1.2 S 7 2 0 0 3 0 0 0 0 0 0 0 14 20 0.00 1.200																			

Batter	1	2	3	4	5	6	7	8	9	AB	R	H	RBI	BB	SO	LOB	BOTTOM			
Brian McRae, S OBP: 0.361, SLG: 0.494			G6-3							4	2	2	3	0	0	0	<p><b>San Diego Padres @ New York Mets</b> Shea Stadium, Flushing, NY Tue Jul 28, 1998, 7:05 PM EDT Att: 21,005 - Unknown - 80 F</p> <p>livebaseballscorecards.com</p> <p>AB 35 R 7 H 11 RBI 7 BB 1 SO 3 LOB 11</p> 			
Edgardo Alfonzo, R OBP: 0.349, SLG: 0.377					G6-3		F8			4	0	1	0	0	1	2				
John Olerud, L OBP: 0.442, SLG: 0.533			F8							4	1	3	3	0	0	1				
31 Mike Piazza, R OBP: 0.369, SLG: 0.504					G6-3		G5-3		G4-3	4	0	1	0	0	0	1				
Todd Hundley, S OBP: 0.245, SLG: 0.208 Lenny Harris, L OBP: 0.318, SLG: 0.335							F7			3	0	0	0	0	2	2				
Carlos Baerga, S OBP: 0.301, SLG: 0.380			E8 G5-4-3		G3-1		F7		P2	4	0	0	0	0	0	1				
Butch Huskey, R OBP: 0.306, SLG: 0.404		G5-4-3					F8		G5-3	4	0	0	0	0	0	2				
Luis Lopez, S OBP: 0.339, SLG: 0.360		G6-3								4	2	3	1	0	0	0				
Hideo Nomo, R ERA: 2.65 Bill Pulsipher, L ERA: 3.91 Turk Wendell, L ERA: 3.31 Dennis Cook, L ERA: 6.4			F7				G6-3 1B		P6	1	0	0	0	0	0	0				
<b>Inning Stats</b>	R: 0 E: 0 K: 2 S: 12	H: 2 LOB: 2 BB: 0 P: 19	R: 0 E: 1 K: 0 S: 6	H: 0 LOB: 0 BB: 0 P: 6	R: 0 E: 0 K: 0 S: 7	H: 1 LOB: 1 BB: 0 P: 12	R: 0 E: 0 K: 1 S: 7	H: 0 LOB: 0 BB: 0 P: 8	R: 4 E: 0 K: 0 S: 11	H: 3 LOB: 0 BB: 1 P: 20	R: 0 E: 0 K: 0 S: 5	H: 0 LOB: 0 BB: 0 P: 6	R: 2 E: 0 K: 0 S: 18	H: 3 LOB: 1 BB: 0 P: 26	R: 1 E: 0 K: 0 S: 18	H: 2 LOB: 1 BB: 0 P: 24		1B: 8 2B: 1 3B: 0 HR: 2	SF: 0 SAC: 0 DP: 1 HBP: 0	WP: 0 PB: 0 SB: 1 CS: 0
<b>PITCHER</b>	IP WLS BF H R ER SO BB IBB HBP BLK WP HR S P ERA WHIP																			
Andy Ashby, R ERA: 2.65	(1, 1) 6.0 L 25 6 4 4 3 1 0 0 0 0 0 1 48 71 6.00 1.167																			
Jim Bruske, R ERA: 3.91	(7, 1) 1.0 6 3 2 2 0 0 0 0 0 0 0 1 18 26 18.00 3.000																			
Brian Boehringer, R ERA: 6.4	(8, 1) 1.0 5 2 1 1 0 0 0 0 0 0 0 0 18 24 9.00 2.000																			



Batter	1	2	3	4	5	6	7	8	9	AB	R	H	RBI	BB	SO	LOB	TOP					
Quilvio Veras, S OBP: 0.389, SLG: 0.353	P5		K		P2		K	K		5	0	0	0	0	3	1						
Tony Gwynn, L OBP: 0.366, SLG: 0.475	G6-3		HBP		2B		BB	1B		5	1	4	0	0	0	0						
Greg Vaughn, R OBP: 0.384, SLG: 0.665	2B		HBP		BB		BB	BB		4	1	2	1	1	2	2						
Jim Leyritz, R OBP: 0.404, SLG: 0.533	G1-3		HBP		HBP		HR	2B		2	1	1	0	1	0	1						
Ed Giovannola, L OBP: 0.333, SLG: 0.352			2-3		HBP		2B	BB		1	1	0	0	0	0	0						
Wally Joyner, L OBP: 0.391, SLG: 0.495		G4-3	1B		P6		HR	2B		4	1	3	3	1	0	3						
Ruben Rivera, R OBP: 0.384, SLG: 0.511	G4-3		BB		K		2H	HR		2	0	0	0	1	2	0						
Steve Finley, L OBP: 0.303, SLG: 0.405	BB		BB		K		K	BB		2	0	0	0	0	0	4						
Carlos Hernandez, R OBP: 0.307, SLG: 0.376	G4-3		BB		L6		G6-3	BB		3	0	0	0	0	0	2						
Greg Myers, L OBP: 0.292, SLG: 0.365	BB		BB		G6-3		BB	BB		2	0	1	2	0	0	2						
Chris Gomez, R OBP: 0.325, SLG: 0.344	K		BB		G6-3		P5	F9		3	0	0	0	0	1	1						
Scott Sanders, R										0	0	0	0	0	0	0						
Mark Sweeney, L OBP: 0.319, SLG: 0.287										0	0	0	0	0	0	2						
Donne Wall, R OBP: 0.333, SLG: 0.333										0	0	0	0	0	0	0						
Joey Hamilton, R OBP: 0.180, SLG: 0.265			K		K			1B		2	0	0	0	0	2	0						
Andy Sheets, R OBP: 0.298, SLG: 0.353								BB		2	1	1	0	0	0	0						
<b>Inning Stats</b>	R: 0 E: 0 K: 0 S: 8	H: 1 LOB: 1 BB: 0 P: 12	R: 0 E: 0 K: 1 S: 7	H: 1 LOB: 1 BB: 1 P: 12	R: 0 E: 0 K: 2 S: 13	H: 1 LOB: 3 BB: 1 P: 23	R: 0 E: 0 K: 1 S: 7	H: 0 LOB: 0 BB: 0 P: 12	R: 0 E: 0 K: 2 S: 16	H: 1 LOB: 1 BB: 0 P: 23	R: 2 E: 0 K: 1 S: 10	H: 2 LOB: 2 BB: 0 P: 15	R: 4 E: 0 K: 1 S: 19	H: 4 LOB: 2 BB: 2 P: 37	R: 0 E: 0 K: 2 S: 10	H: 1 LOB: 1 BB: 0 P: 15	R: 0 E: 1 K: 0 S: 12	H: 1 LOB: 1 BB: 0 P: 17	1B: 5 2B: 6 3B: 0 HR: 1	SF: 0 SAC: 0 DP: 2 HBP: 1	WP: 0 PB: 0 SB: 0 CS: 0	PA: 43
<b>PITCHER</b>	IP WLS BF H R ER SO BB IBB HBP BLK WP HR S P ERA WHIP																					
Al Leiter, L ERA: 2.16	(1, 1) 6.1 29 8 4 4 8 2 0 1 0 0 0 0 1 69 110 5.68 1.579																					
Greg McMichael, R ERA: 4.21	(7, 1) 0.0 2 1 0 0 0 1 0 0 0 0 0 0 2 7 ∞ ∞																					
Mel Rojas, R ERA: 4.46	(7, 1) 0.2 W 4 1 2 2 0 1 0 0 0 0 0 0 9 17 27.00 3.000																					
Bill Pulsipher, L ERA: 6.91	(8, 1) 0.2 3 1 0 0 1 0 0 0 0 0 0 0 7 9 0.00 1.500																					
John Franco, L ERA: 3.79	(8, 1) 1.1 S 5 1 0 0 1 0 0 0 0 0 0 0 15 23 0.00 0.750																					

San Diego Padres @ New York Mets  
Shea Stadium, Flushing, NY  
Wed Jul 29 1998, 7:05 PM EDT  
Att: 23,694 - Cloudy - 87 F

AB 38  
R 6  
H 12  
RBI 6  
BB 4  
SO 10  
LOB 18



Batter	1	2	3	4	5	6	7	8	9	AB	R	H	RBI	BB	SO	LOB	BOTTOM			
Brian McRae, S OBP: 0.366, SLG: 0.504	G3		F7		G6-4-3		S	CS		5	2	4	1	0	0	1				
Edgardo Alfonzo, R OBP: 0.347, SLG: 0.373	G3		P4		G6-4-3		BB	F8		4	0	0	0	1	0	4				
John Olerud, L OBP: 0.442, SLG: 0.537	SF8		FC1-6		1B		1B	CS		3	1	2	2	0	0	1				
31 Mike Piazza, R OBP: 0.373, SLG: 0.514	1B				HR		1B	G4-3		3	1	2	1	1	0	2				
Todd Hundley, S OBP: 0.250, SLG: 0.216	F8				P5			G3-1		3	0	1	1	0	0	1				
Lenny Harris, L OBP: 0.317, SLG: 0.333					1B					1	0	0	0	0	0	0				
Carlos Baerga, S OBP: 0.303, SLG: 0.384	K		G4-3		G4-3		G6-3	1B		4	2	2	0	0	1	0				
Bernard Gilkey, R OBP: 0.321, SLG: 0.335	L5		BB		BB		G6-3	1B		4	0	2	0	0	0	1				
Luis Lopez, S OBP: 0.342, SLG: 0.362	K				BB		SH1-4	SF8-3-4-3		2	1	1	2	1	1	0				
Al Leiter, L OBP: 0.231, SLG: 0.147			FC1-6		K		SH1-4	K		1	0	0	0	1	1	2				
Greg McMichael, R			BB							0	0	0	0	0	0	0				
Mel Rojas, R										0	0	0	0	0	0	0				
Bill Pulsipher, L										0	0	0	0	0	0	0				
John Franco, L										1	0	0	0	0	1	0				
<b>Inning Stats</b>	R: 1 E: 0 K: 0 S: 10	H: 2 LOB: 1 BB: 0 P: 17	R: 0 E: 0 K: 2 S: 8	H: 0 LOB: 0 BB: 0 P: 12	R: 0 E: 0 K: 0 S: 7	H: 0 LOB: 1 BB: 1 P: 12	R: 1 E: 0 K: 1 S: 17	H: 2 LOB: 2 BB: 1 P: 25	R: 1 E: 0 K: 0 S: 7	H: 3 LOB: 2 BB: 1 P: 17	R: 3 E: 0 K: 0 S: 9	H: 4 LOB: 2 BB: 1 P: 13	R: 1 E: 0 K: 0 S: 8	H: 2 LOB: 0 BB: 0 P: 12	R: 0 E: 0 K: 1 S: 9	H: 1 LOB: 0 BB: 0 P: 12	1B: 9 2B: 5 3B: 0 HR: 1	SF: 2 SAC: 1 DP: 2 HBP: 0	WP: 0 PB: 0 SB: 1 CS: 1	PA: 39
<b>PITCHER</b>	IP WLS BF H R ER SO BB IBB HBP BLK WP HR S P ERA WHIP																			
Joey Hamilton, R ERA: 4.8	(1, 1) 5.2 28 10 6 6 3 2 1 0 0 0 0 0 4 8 9.53 2.118																			
Scott Sanders, R ERA: 11.78	(6, 1) 0.1 3 1 0 0 0 1 0 0 0 0 0 0 4 8 0.00 6.000																			
Donne Wall, R ERA: 2.64	(7, 1) 2.0 L 7 3 1 1 1 0 0 0 0 0 0 0 17 24 4.50 1.500																			

San Diego Padres @ New York Mets  
Shea Stadium, Flushing, NY  
Wed Jul 29 1998, 7:05 PM EDT  
Att: 23,694 - Cloudy - 87 F

AB 31  
R 7  
H 14  
RBI 7  
BB 4  
SO 4  
LOB 12









Batter	1	2	3	4	5	6	7	8	9	AB	R	H	RBI	BB	SO	LOB	TOP								
<b>Eric Young Sr. R</b> OBP: 0.364, SLG: 0.385										5	0	3	1	0	0	1	<b>Los Angeles Dodgers @ New York Mets</b> Shea Stadium, Flushing, NY Fri Jul 31 1998, 7:05 PM EDT Att: 49,407 - Unknown - 80 F								
<b>Trenidad Hubbard R</b> OBP: 0.363, SLG: 0.500										5	0	2	0	0	0	3									
<b>Gary Sheffield R</b> OBP: 0.437, SLG: 0.546										3	0	0	0	1	2										
<b>Eric Karros R</b> OBP: 0.358, SLG: 0.464										3	1	0	0	1	3										
<b>Matt Luke L</b> OBP: 0.288, SLG: 0.503										4	1	1	0	0	2										
<b>Adrián Beltré R</b> OBP: 0.270, SLG: 0.327										4	0	1	0	0	2										
<b>Charles Johnson R</b> OBP: 0.268, SLG: 0.388										4	0	1	1	0	1										
<b>Juan Castro R</b> OBP: 0.261, SLG: 0.274										3	0	1	0	0	1										
<b>Mark Guthrie R</b> OBP: 0.340, SLG: 0.323										0	0	0	0	0	0										
<b>37 Darren Dreifort R</b> OBP: 0.233, SLG: 0.268										2	0	0	0	0	2										
<b>Alex Cora L</b> OBP: 0.167, SLG: 0.207										1	0	0	0	0	0										
<b>Tom Prince R</b> OBP: 0.288, SLG: 0.288										1	1	1	0	0	0										
<b>Jeff Shaw R</b> OBP: 0.288, SLG: 0.288										0	0	0	0	0	0										
<b>Inning Stats</b>	R: 0 E: 0 K: 0 S: 10	H: 1 LOB: 0 BB: 0 P: 15	R: 1 E: 0 K: 2 S: 15	H: 1 LOB: 1 BB: 1 P: 28	R: 0 E: 0 K: 1 S: 10	H: 1 LOB: 0 BB: 0 P: 15	R: 0 E: 0 K: 1 S: 9	H: 0 LOB: 0 BB: 0 P: 13	R: 0 E: 0 K: 1 S: 7	H: 1 LOB: 1 BB: 0 P: 10	R: 0 E: 0 K: 2 S: 16	H: 1 LOB: 1 BB: 0 P: 21	R: 0 E: 0 K: 0 S: 7	H: 1 LOB: 0 BB: 0 P: 10	R: 0 E: 0 K: 0 S: 7	H: 1 LOB: 2 BB: 0 P: 14	R: 3 E: 0 K: 2 S: 22	H: 4 LOB: 1 BB: 0 P: 32	1B: 6 2B: 4 3B: 1 HR: 0	SF: 0 SAC: 0 DP: 2 HBP: 0	WP: 1 PB: 0 SB: 2 CS: 0	PA: 38			
<b>PITCHER</b>	IP	WLS	BF	H	R	ER	SO	BB	IBB	HBP	BLK	WP	HR	S	P	ERA	WHIP								
<b>Masato Yoshii R</b> ERA: 3.78	7.0		26	6	1	1	8	1	0	0	0	0	0	74	112	1.29	1.000								
<b>Greg McMichael R</b> ERA: 4.13	1.0		5	1	0	0	0	1	0	0	0	0	0	7	14	0.00	2.000								
<b>John Franco L</b> ERA: 4.35	0.2	L	6	4	3	3	2	0	0	0	0	1	0	19	29	40.50	6.000								
<b>Turk Wendell R</b> ERA: 3.32	0.1		1	0	0	0	0	0	0	0	0	0	0	3	3	0.00	0.000								

Batter	1	2	3	4	5	6	7	8	9	AB	R	H	RBI	BB	SO	LOB	BOTTOM								
<b>Brian McRae S</b> OBP: 0.364, SLG: 0.504										4	1	2	2	0	1	1	<b>Los Angeles Dodgers @ New York Mets</b> Shea Stadium, Flushing, NY Fri Jul 31 1998, 7:05 PM EDT Att: 49,407 - Unknown - 80 F								
<b>Lenny Harris L</b> OBP: 0.314, SLG: 0.329										4	0	1	1	0	0	1									
<b>John Olerud L</b> OBP: 0.441, SLG: 0.534										4	0	2	0	0	0	1									
<b>31 Mike Piazza R</b> OBP: 0.368, SLG: 0.513										4	0	0	0	0	0	4									
<b>Todd Hundley S</b> OBP: 0.254, SLG: 0.208										2	0	0	0	1	1	0									
<b>Edgardo Alfonzo R</b> OBP: 0.342, SLG: 0.367										1	0	0	0	0	0	1									
<b>Turk Wendell L</b> OBP: 0.188, SLG: 0.133										0	0	0	0	0	0	0									
<b>Butch Huskey R</b> OBP: 0.305, SLG: 0.404										4	0	1	0	0	2	1									
<b>Benny Agbayani R</b> OBP: 0.188, SLG: 0.133										0	0	0	0	0	0	0									
<b>Carlos Baerga S</b> OBP: 0.307, SLG: 0.387										4	1	2	0	0	1	2									
<b>Rey Ordóñez R</b> OBP: 0.286, SLG: 0.302										3	1	1	0	0	0	2									
<b>Masato Yoshii R</b> OBP: 0.118, SLG: 0.094										2	0	0	0	0	2	2									
<b>Matt Franco L</b> OBP: 0.394, SLG: 0.370										1	0	1	0	0	0	0									
<b>Greg McMichael R</b> ERA: 2.47										0	0	0	0	0	0	0									
<b>John Franco L</b> ERA: 3.08										0	0	0	0	0	0	0									
<b>Luis Lopez S</b> OBP: 0.340, SLG: 0.356										1	0	0	0	0	0	1									
<b>Inning Stats</b>	R: 0 E: 0 K: 0 S: 7	H: 2 LOB: 1 BB: 0 P: 15	R: 0 E: 0 K: 2 S: 13	H: 0 LOB: 1 BB: 1 P: 20	R: 0 E: 0 K: 1 S: 7	H: 0 LOB: 0 BB: 0 P: 9	R: 0 E: 0 K: 0 S: 5	H: 1 LOB: 0 BB: 0 P: 8	R: 3 E: 0 K: 1 S: 17	H: 4 LOB: 1 BB: 0 P: 24	R: 0 E: 0 K: 2 S: 8	H: 0 LOB: 0 BB: 0 P: 11	R: 0 E: 1 K: 0 S: 9	H: 2 LOB: 1 BB: 0 P: 15	R: 0 E: 0 K: 0 S: 8	H: 0 LOB: 0 BB: 0 P: 13	R: 0 E: 0 K: 0 S: 12	H: 1 LOB: 1 BB: 0 P: 18	1B: 9 2B: 0 3B: 1 HR: 0	SF: 0 SAC: 1 DP: 2 HBP: 0	WP: 1 PB: 0 SB: 0 CS: 0	PA: 36			
<b>PITCHER</b>	IP	WLS	BF	H	R	ER	SO	BB	IBB	HBP	BLK	WP	HR	S	P	ERA	WHIP								
<b>37 Darren Dreifort R</b> ERA: 3.68	6.1		26	8	3	3	6	1	0	0	0	0	0	60	91	4.26	1.421								
<b>Mark Guthrie L</b> ERA: 2.47	1.0		4	1	0	0	1	0	0	0	0	0	0	11	18	0.00	1.000								
<b>Antonio Osuna R</b> ERA: 3.08	0.2	W	2	0	0	0	0	0	0	0	0	0	0	3	6	0.00	0.000								
<b>Jeff Shaw R</b> ERA: 1.58	1.0	S	4	1	0	0	0	0	0	0	0	0	0	12	18	0.00	1.000								

AB	36
R	4
H	11
RBI	3
BB	2
SO	10
LOB	17





Batter	1	2	3	4	5	6	7	8	9	AB	R	H	RBI	BB	SO	LOB	TOP					
Eric Young Sr. R (1,4) OBP: 0.382, SLG: 0.386	G6-3		G5-3			F7		2B		4	0	1	1	0	0	0	<b>Los Angeles Dodgers @ New York Mets</b> Shea Stadium, Flushing, NY Sat Aug 01 1998, 7:05 PM EDT Att: 42,224 - Unknown - 80 F					
Mark Crutzielnek R (1,6) OBP: 0.325, SLG: 0.380	G5-4-3 1B			G5-3			F9 1B	L3		4	0	2	0	0	0	1						
Gary Sheffield R (1,9) OBP: 0.435, SLG: 0.543	G5-4-3 1-2			F8			F9 1B		F7	4	0	1	0	0	0	1						
Eric Karros R (1,3) OBP: 0.356, SLG: 0.462		K		K			F9			4	0	1	0	0	2	2						
Matt Luke L (1,7) OBP: 0.280, SLG: 0.490		K			G3					4	0	0	0	0	2	3						
Trenidad Hubbard R (1,8) OBP: 0.378, SLG: 0.500					G5-3				G6-3	4	0	1	0	0	0	3						
Adrian Beltré R (1,5) OBP: 0.263, SLG: 0.318					G1-3				P4	3	0	0	0	0	0	1						
Charles Johnson R (1,2) OBP: 0.266, SLG: 0.384			K				P4		F9	3	0	0	0	0	1	0						
Carlos Perez L (1,1) OBP: 0.200, SLG: 0.286 (8, PH)			G4-3						E4 2B	2	0	0	0	0	1	0						
Alex Cora L (8, PH) OBP: 0.161, SLG: 0.200										1	1	0	0	0	0	0						
Scott Radinsky L (8,1)										0	0	0	0	0	0	0						
Antonio Osuna R (8,1)										0	0	0	0	0	0	0						
Jeff Shaw R (9,1)										0	0	0	0	0	0	0						
<b>Inning Stats</b>	R: 0 E: 0 K: 0 S: 12	H: 1 LOB: 0 BB: 0 P: 17	R: 0 E: 0 K: 2 S: 12	H: 1 LOB: 1 BB: 0 P: 16	R: 0 E: 0 K: 1 S: 9	H: 0 LOB: 0 BB: 0 P: 13	R: 0 E: 0 K: 1 S: 8	H: 0 LOB: 0 BB: 0 P: 12	R: 0 E: 0 K: 0 S: 7	H: 0 LOB: 0 BB: 0 P: 10	R: 0 E: 0 K: 1 S: 8	H: 0 LOB: 0 BB: 0 P: 11	R: 0 E: 0 K: 1 S: 10	H: 2 LOB: 2 BB: 0 P: 14	R: 1 E: 1 K: 0 S: 13	H: 1 LOB: 1 BB: 0 P: 19	R: 0 E: 0 K: 0 S: 8	H: 1 LOB: 1 BB: 0 P: 14	1B: 4 2B: 2 3B: 0 HR: 0	SF: 0 SAC: 0 DP: 1 HBP: 0	WP: 0 PB: 0 SB: 0 CS: 0	PA: 33
<b>PITCHER</b> Rick Reed, R (1,1) ERA: 2.59	IP: 9.0 WLS: W BF: 33 H: 6 R: 1 ER: 0 SO: 6 BB: 0 IBB: 0 HBP: 0 BLK: 0 WP: 0 HR: 0 S: 87 P: 126 ERA: 0.00 WHIP: 0.667															<b>PITCHER</b>						

Batter	1	2	3	4	5	6	7	8	9	AB	R	H	RBI	BB	SO	LOB	BOTTOM					
Tony Phillips S (1,7) OBP: 0.446, SLG: 0.481	G5-3		K		G4-6-3 BB		FC5-4 1-2		K	4	0	0	0	1	2	3	<b>Los Angeles Dodgers @ New York Mets</b> Shea Stadium, Flushing, NY Sat Aug 01 1998, 7:05 PM EDT Att: 42,224 - Unknown - 80 F					
Edgardo Alfonzo R (1,5) OBP: 0.343, SLG: 0.371	F7		G4-3		G4-6-3 1-2			E 1B	G4-6-3 2B	5	0	2	1	0	0	1						
John Olerud L (1,3) OBP: 0.442, SLG: 0.533	G4-6-3 1B		G4-3 31 BB		G4-3 31 BB			E6 1-2		4	0	2	0	0	0	1						
31 Mike Piazza R (1,2) OBP: 0.367, SLG: 0.509	FC6-4 1-2		FC6-4 BB		FC6-4 BB			L6		3	0	0	0	1	1	3						
Brian McRae S (1,8) OBP: 0.360, SLG: 0.499		K	FC6-4 1-2		G6-3			K		4	0	0	0	0	2	4						
Butch Huskey R (1,9) OBP: 0.303, SLG: 0.400 (8, PH)	G6-3				F9		G4-3	F9		3	0	0	0	0	0	0						
Lenny Harris L (9,9) OBP: 0.312, SLG: 0.327										1	0	0	0	0	0	2						
Carlos Baerga S (1,4) OBP: 0.310, SLG: 0.386 (7, PR)					G6-3			BB BB		1	0	0	0	2	0	0						
Luis Lopez S (8,4) OBP: 0.338, SLG: 0.354								BB BB	P4	1	0	0	0	0	0	0						
Rey Ordóñez R (1,6) OBP: 0.289, SLG: 0.301 (9, PH)					F8			FC5-4 BB		1	0	0	0	2	0	0						
Matt Franco L (9, PH) OBP: 0.398, SLG: 0.404										1	1	1	1	0	0	0						
Rick Reed R (1,1) OBP: 0.184, SLG: 0.196 (9, PH)					G5-3				HR	3	0	0	0	0	1	4						
Todd Hundley S (9, PH) OBP: 0.267, SLG: 0.208									2B BB	0	1	0	0	1	0	0						
<b>Inning Stats</b>	R: 0 E: 0 K: 0 S: 8	H: 1 LOB: 1 BB: 0 P: 12	R: 0 E: 0 K: 1 S: 7	H: 0 LOB: 2 BB: 2 P: 18	R: 0 E: 0 K: 1 S: 8	H: 1 LOB: 1 BB: 1 P: 20	R: 0 E: 0 K: 0 S: 5	H: 0 LOB: 0 BB: 0 P: 5	R: 0 E: 0 K: 1 S: 5	H: 0 LOB: 0 BB: 1 P: 12	R: 0 E: 0 K: 1 S: 7	H: 0 LOB: 0 BB: 0 P: 8	R: 0 E: 0 K: 0 S: 12	H: 0 LOB: 2 BB: 2 P: 24	R: 0 E: 1 K: 1 S: 10	H: 1 LOB: 2 BB: 0 P: 16	R: 2 E: 0 K: 1 S: 11	H: 2 LOB: 1 BB: 1 P: 20	1B: 3 2B: 1 3B: 0 HR: 1	SF: 0 SAC: 0 DP: 1 HBP: 0	WP: 0 PB: 0 SB: 0 CS: 0	PA: 38
<b>PITCHER</b> Carlos Perez L (1,1) ERA: 3.59	IP: 7.0 WLS: 2 BF: 28 H: 2 R: 0 ER: 0 SO: 4 BB: 6 IBB: 0 HBP: 0 BLK: 0 WP: 0 HR: 0 S: 53 P: 99 ERA: 0.00 WHIP: 1.143															<b>PITCHER</b>						
Scott Radinsky L (8,1) ERA: 2.75	0.0	2	1	0	0	0	0	0	0	0	0	4	7									
Antonio Osuna R (8,1) ERA: 3.02	1.0	3	0	0	0	1	0	0	0	0	0	6	9	0.00	0.000							
Jeff Shaw R (9,1) ERA: 1.85	0.2	L	5	2	2	2	1	1	0	0	0	0	1	11	20	27.00	4.500					





Batter	1	2	3	4	5	6	7	8	9	AB	R	H	RBI	BB	SO	LOB	TOP				
<b>Eric Young Sr. R</b> OBP: 0.361, SLG: 0.382	4-1 FC3-6 BB		0-1 P5		2-1 P6			1-1 G6-3		3	0	0	0	1	0	0					
<b>Mark Grudzielanek R</b> OBP: 0.322, SLG: 0.376	1-1 F9		0-3 K		1-1 P4			0-1 F8		4	0	0	0	0	1	1					
<b>Raul Mondesi R</b> OBP: 0.317, SLG: 0.527	0-0 FC3-6 1B		1-0 G6-3			2-0 L8		2-2 P2		4	1	0	0	0	0	1					
<b>Gary Sheffield R</b> OBP: 0.438, SLG: 0.547	2-1 BB 2H 1B			4-1 BB BB		3-2 F8			1-0 2B 2B	3	1	2	1	1	0	0					
<b>Eric Karros R</b> OBP: 0.358, SLG: 0.463	4-1 FC6-4 BB			1-2 F8		1-2 G5-3			2-2 2B 2B	3	1	1	1	1	0	1					
<b>Jim Eisenreich L</b> OBP: 0.272, SLG: 0.250	1-1 FC6-4			4-1 BB			2-2 L5		3-2 F7	3	0	0	0	1	0	3					
<b>Adrian Beltré R</b> OBP: 0.271, SLG: 0.333		0-0 F8		3-2 F8			2-2 1B		0-2 G3 2H 2B	4	0	2	1	0	0	2					
<b>Tom Prince R</b> OBP: 0.274, SLG: 0.273		2-3 K		3-3 K			2-3 K		0-0 G3	3	0	0	0	0	3	3					
<b>Roger Cedeno S</b> OBP: 0.338, SLG: 0.321									2-3 F9	1	0	0	0	0	0	1					
<b>Brian Bohanon L</b> OBP: 0.364, SLG: 0.455			1-2 G1-4-3			2-1 G6-3			0-2 F9	2	0	0	0	0	0	0					
<b>Matt Luke L</b> OBP: 0.279, SLG: 0.487										1	0	0	0	0	0	1					
<b>Mike Judd R</b> OBP: 0.374, SLG: 0.494										1	0	0	0	0	0	1					
<b>Trenidad Hubbard R</b> OBP: 0.374, SLG: 0.494										1	0	0	0	0	0	1					
<b>Inning Stats</b>	R: 1 E: 1 K: 0 S: 9	H: 1 LOB: 2 BB: 2 P: 21	R: 0 E: 0 K: 1 S: 9	H: 0 LOB: 0 BB: 0 P: 12	R: 0 E: 0 K: 1 S: 6	H: 0 LOB: 0 BB: 0 P: 7	R: 0 E: 0 K: 1 S: 14	H: 0 LOB: 2 BB: 2 P: 29	R: 0 E: 0 K: 0 S: 6	H: 0 LOB: 0 BB: 0 P: 11	R: 0 E: 0 K: 1 S: 12	H: 1 LOB: 1 BB: 0 P: 21	R: 0 E: 0 K: 0 S: 7	H: 0 LOB: 0 BB: 0 P: 10	R: 2 E: 0 K: 0 S: 17	H: 3 LOB: 1 BB: 0 P: 23	1B: 2 2B: 3 3B: 0 HR: 0	SF: 0 SAC: 0 DP: 0 HBP: 0	WP: 0 PB: 0 SB: 0 CS: 0	PA: 36	
<b>PITCHER</b>	IP	WLS	BF	H	R	ER	SO	BB	IBB	HBP	BLK	WP	HR	S	P	ERA	WHIP				
<b>Armando Reynoso R</b> ERA: 3.6	(1, 1)	7.0	W	27	2	1	0	4	4	0	0	0	0	63	114	0.00	0.857				
<b>Turk Wendell R</b> ERA: 3.6	(8, 1)	2.0		9	3	2	2	0	0	0	0	0	0	24	33	9.00	1.500				

**Los Angeles Dodgers @ New York Mets**  
 Shea Stadium, Flushing, NY  
 Sun Aug 02 1998, 3:33 AM EDT  
 Att: 33,843 - Sunny - 82 F

**AB** 32  
**R** 3  
**H** 5  
**RBI** 3  
**BB** 4  
**SO** 4  
**LOB** 14



Batter	1	2	3	4	5	6	7	8	9	AB	R	H	RBI	BB	SO	LOB	BOTTOM				
<b>Tony Phillips S</b> OBP: 0.443, SLG: 0.482	2-1 G6-3 31 SF9 2B		4-2 G6-3 31 1B	2-1 FC3-6 G5-3			1-0 F8	2-1 P7		4	2	1	0	1	0	3					
<b>Edgardo Alfonzo R</b> OBP: 0.344, SLG: 0.367	4-1 31 SF9 G6-3 BB		0-1 E8 31 1B	0-0 G5-3			0-1 P4	4-0 1B		3	1	0	0	2	0	3					
<b>John Olerud L</b> OBP: 0.441, SLG: 0.532	3-2 G6-3		0-0 SF7	0-2 L3			4-1 31 1B	2-1 1B		3	0	1	3	1	0	3					
<b>31 Mike Piazza R</b> OBP: 0.365, SLG: 0.506	0-1 SF9		3-1 G6-3		3-3 K		2-1 1B	0-0 G5-3		4	0	1	1	0	1	4					
<b>Jorge Fabregas L</b> OBP: 0.263, SLG: 0.245	2-3 3H		1-2 2-3				1-2 1B			0	0	0	0	0	0	0					
<b>Brian McRae S</b> OBP: 0.359, SLG: 0.496	0-1 G5-3		1-2 HR		2-2 G1-3		1-3 K			4	1	1	2	0	1	3					
<b>Butch Huskey R</b> OBP: 0.303, SLG: 0.408		0-0 P3		1-0 HR		2-0 G6-3		1-1 S 1B		3	1	1	2	0	0	0					
<b>Lenny Harris L</b> OBP: 0.316, SLG: 0.331			1-1 HR							1	1	1	0	0	0	0					
<b>Carlos Baerga S</b> OBP: 0.315, SLG: 0.388		1-2 F7		4-1 FC6-4 BB		1-1 G4-3 1B		1-2 BB 1B		3	1	2	1	1	0	0					
<b>Rey Ordenez R</b> OBP: 0.289, SLG: 0.300		3-3 K		1-1 FC6-4		0-1 G4-3		0-0 BB 1B		4	1	1	0	0	1	2					
<b>Armando Reynoso R</b> OBP: 0.286, SLG: 0.286			1-1 E5 SF7		2-1 FC3-6 1B		1-0 P3		2-3 K	3	1	1	0	0	0	0					
<b>Turk Wendell L</b> ERA: 9.0										1	0	0	0	0	1	2					
<b>Inning Stats</b>	R: 1 E: 0 K: 0 S: 10	H: 1 LOB: 1 BB: 1 P: 19	R: 0 E: 0 K: 1 S: 8	H: 0 LOB: 0 BB: 0 P: 12	R: 5 E: 2 K: 0 S: 17	H: 2 LOB: 1 BB: 2 P: 32	R: 0 E: 0 K: 0 S: 9	H: 1 LOB: 1 BB: 0 P: 13	R: 0 E: 0 K: 1 S: 8	H: 0 LOB: 0 BB: 0 P: 15	R: 0 E: 0 K: 0 S: 5	H: 1 LOB: 2 BB: 1 P: 7	R: 0 E: 0 K: 1 S: 9	H: 1 LOB: 2 BB: 1 P: 17	R: 3 E: 0 K: 1 S: 14	H: 4 LOB: 2 BB: 1 P: 26	1B: 8 2B: 1 3B: 0 HR: 1	SF: 2 SAC: 0 DP: 1 HBP: 0	WP: 0 PB: 0 SB: 1 CS: 0	PA: 40	
<b>PITCHER</b>	IP	WLS	BF	H	R	ER	SO	BB	IBB	HBP	BLK	WP	HR	S	P	ERA	WHIP				
<b>Brian Bohanon L</b> ERA: 2.93	(1, 1)	6.0	L	27	5	3	1	2	2	0	0	0	0	23	43	13.50	3.500				
<b>Mike Judd R</b> ERA: 9.0	(7, 1)	2.0		13	5	3	3	2	2	0	0	0	0	23	43	13.50	3.500				

**Los Angeles Dodgers @ New York Mets**  
 Shea Stadium, Flushing, NY  
 Sun Aug 02 1998, 3:33 AM EDT  
 Att: 33,843 - Sunny - 82 F

**AB** 33  
**R** 9  
**H** 10  
**RBI** 9  
**BB** 5  
**SO** 4  
**LOB** 20





Batter	1	2	3	4	5	6	7	8	9	AB	R	H	RBI	BB	SO	LOB	TOP								
Eric Young Sr. R (1.4) OBP: 0.355, SLG: 0.377	F9		F7		G6-3		E6 HR	SF9		4	1	0	1	0	0	3	<b>Los Angeles Dodgers @ New York Mets</b> Shea Stadium, Flushing, NY Mon Aug 03 1998, 7:05 PM EDT Att: 24,416 - Unknown - 83 F								
Mark Crutzielnek R (1.6) OBP: 0.321, SLG: 0.375	G5-3		1B			G4-3	SF7	G6-3		4	0	1	2	0	0	0									
Raul Mondesi R (1.8) OBP: 0.320, SLG: 0.542	K		K			HR	HR	1B		5	2	3	3	0	2	2									
Gary Sheffield R (1.9) OBP: 0.435, SLG: 0.542		E7 CS		K		P6	HR	F9		5	1	1	0	0	1	1									
Eric Karros R (1.3) OBP: 0.359, SLG: 0.475	K			2B		K	HR	F9		5	1	2	2	0	2	1									
Roger Cedeno S (1.7) OBP: 0.335, SLG: 0.326 Antonio Osuna R (7.1)	G5-3		F8			E4	2B	G6-3	2B	4	0	1	0	0	0	3									
Matt Luke L (9, PH) OBP: 0.283, SLG: 0.497 Juan Castro R (9.5)										1	0	1	0	0	0	0									
Adrian Beltré R (1.5) OBP: 0.266, SLG: 0.322 Jeff Shaw R (9.1)			F7		F7			G6-3		4	0	0	0	1	0	4									
Charles Johnson R (1.2) OBP: 0.265, SLG: 0.380			BB 1B BB		F9		F9	P3		4	1	0	0	1	1	3									
Dave Micki R (1.1) OBP: 0.211, SLG: 0.171 Jim Eisenreich L (7, PH) Mark Guthrie R (7.1) Trenidad Hubbard R (7.7) OBP: 0.380, SLG: 0.523			1B BB		K		SF7 1B	SF9 3B		1	0	0	0	1	1	0									
<b>Inning Stats</b>	R: 0 E: 0 K: 1 S: 11	H: 0 LOB: 0 BB: 0 P: 14	R: 0 E: 1 K: 1 S: 7	H: 0 LOB: 0 BB: 0 P: 10	R: 1 E: 0 K: 1 S: 15	H: 1 LOB: 2 BB: 2 P: 26	R: 0 E: 0 K: 1 S: 12	H: 1 LOB: 1 BB: 0 P: 17	R: 0 E: 0 K: 1 S: 10	H: 0 LOB: 0 BB: 0 P: 12	R: 1 E: 1 K: 1 S: 19	H: 1 LOB: 2 BB: 0 P: 23	R: 5 E: 1 K: 1 S: 26	H: 5 LOB: 2 BB: 1 P: 38	R: 1 E: 0 K: 0 S: 11	H: 2 LOB: 1 BB: 0 P: 14	R: 0 E: 0 K: 0 S: 11	H: 1 LOB: 1 BB: 0 P: 13	1B: 4 2B: 3 3B: 1 HR: 3	SF: 2 SAC: 0 DP: 0 HBP: 0	WP: 1 PB: 0 SB: 0 CS: 1	PA: 44			
<b>PITCHER</b>	IP	WLS	BF	H	R	ER	SO	BB	IBB	HBP	BLK	WP	HR	S	P	ERA	WHIP								
Hideo Nomo R (1.1) ERA: 4.28	6.0		25	3	2	2	6	2	0	0	0	1	1	74	102	3.00	0.833								
Greg McMichael R (7.1) ERA: 4.07	0.2	L	8	5	5	0	0	0	0	0	0	0	2	20	26	0.00	7.500								
Dennis Cook L (7.1) ERA: 2.14	0.1		2	0	0	0	1	1	0	0	0	0	0	6	12	0.00	3.000								
Willie Blair R (8.1) ERA: 5.33	2.0		9	3	1	1	0	0	0	0	0	0	0	22	27	4.50	1.500								

AB	39
R	8
H	11
RBI	8
BB	3
SO	7
LOB	17



Batter	1	2	3	4	5	6	7	8	9	AB	R	H	RBI	BB	SO	LOB	BOTTOM								
Tony Phillips S (1.9) OBP: 0.440, SLG: 0.483	31 1B 2B	G3		L6			FC6-4 BB		FC6 1B	4	1	1	0	1	0	2	<b>Los Angeles Dodgers @ New York Mets</b> Shea Stadium, Flushing, NY Mon Aug 03 1998, 7:05 PM EDT Att: 24,416 - Unknown - 83 F								
Edgardo Alfonzo R (1.5) OBP: 0.347, SLG: 0.369	31 1B BB		G6-3		31 HR 1B	FC6-4 G5-3		1B		4	2	2	0	1	0	1									
John Olerud L (1.3) OBP: 0.438, SLG: 0.530	F8		31 G3-1 2B		F7	G5-3		L7		5	0	1	0	0	0	6									
31 Mike Piazza R (1.2) OBP: 0.367, SLG: 0.514	1B 2H 1B		G3-1		HR			L9		4	1	2	3	1	0	3									
Todd Hundley S (1.7) OBP: 0.250, SLG: 0.193 Willie Blair R (8.1) OBP: 0.102, SLG: 0.083	K		G6-3		G6-3	P4				4	0	0	0	0	1	5									
Brian McRae S (1.8) OBP: 0.358, SLG: 0.493	1B			G4-3	K			B3		4	0	1	1	0	1	0									
Carlos Baerga S (1.4) OBP: 0.314, SLG: 0.389	F9			1B 2B		L7		F7		4	1	1	0	0	0	2									
Rey Ordóñez R (1.6) OBP: 0.286, SLG: 0.297 Luis Lopez S (9, PH) OBP: 0.337, SLG: 0.352		G6-3		F5-3		G5-3		G3-1		3	0	0	0	0	0	1									
Hideo Nomo R (1.1) OBP: 0.205, SLG: 0.263 Jorge Fabregas L (6, PH) OBP: 0.262, SLG: 0.243 Greg McMichael R (7.1) Dennis Cook L (7.1) Lenny Harris L (8.7) OBP: 0.319, SLG: 0.335		G6-3			2H 1B	F7		FC6 1B		2	0	1	1	0	0	0									
<b>Inning Stats</b>	R: 2 E: 0 K: 1 S: 14	H: 3 LOB: 2 BB: 1 P: 24	R: 0 E: 0 K: 0 S: 5	H: 0 LOB: 0 BB: 0 P: 7	R: 0 E: 0 K: 0 S: 9	H: 1 LOB: 1 BB: 0 P: 14	R: 1 E: 0 K: 0 S: 9	H: 2 LOB: 1 BB: 0 P: 14	R: 2 E: 0 K: 1 S: 9	H: 2 LOB: 0 BB: 0 P: 17	R: 0 E: 0 K: 0 S: 6	H: 0 LOB: 0 BB: 2 P: 8	R: 0 E: 0 K: 0 S: 15	H: 0 LOB: 2 BB: 2 P: 27	R: 0 E: 0 K: 0 S: 6	H: 0 LOB: 0 BB: 0 P: 9		R: 0 E: 0 K: 0 S: 12	H: 2 LOB: 2 BB: 0 P: 16	1B: 6 2B: 3 3B: 0 HR: 1	SF: 0 SAC: 0 DP: 0 HBP: 0	WP: 0 PB: 0 SB: 0 CS: 0	PA: 40		
<b>PITCHER</b>	IP	WLS	BF	H	R	ER	SO	BB	IBB	HBP	BLK	WP	HR	S	P	ERA	WHIP								
Dave Micki R (1.1) ERA: 5.15	6.0	W	27	8	5	5	2	1	0	0	0	0	0	8	13	0.00	1.500								
Mark Guthrie L (7.1) ERA: 2.44	0.2		3	0	0	0	0	1	0	0	0	0	0	8	13	0.00	1.500								
Antonio Osuna R (7.1) ERA: 2.94	1.1		5	0	0	0	0	1	0	0	0	0	0	13	23	0.00	0.750								
Jeff Shaw R (9.1) ERA: 1.82	1.0	S	5	2	0	0	0	0	0	0	0	0	0	12	16	0.00	2.000								









Batter	1	2	3	4	5	6	7	8	9	AB	R	H	RBI	BB	SO	LOB	TOP				
Marvin Benard, L (1,9) OBP: 0.384, SLG: 0.405	F9		2B	G4-3		2H 1B		F9		5	0	2	1	0	0	1					
Bill Mueller, S (1,5) OBP: 0.383, SLG: 0.402	F8		FC3-6 BB		2B 1B			G6-3		3	1	1	0	2	0	0					
Ellis Burks, R (1,8) OBP: 0.366, SLG: 0.519	1B		F8		2B 2B			1B		5	1	3	0	0	1	5					
Barry Bonds, L (1,7) OBP: 0.422, SLG: 0.539	P5		FC3-6		1B 2B			G6-4-3 IBB		4	0	1	2	1	0	6					
Jeff Kent, R (1,4) OBP: 0.328, SLG: 0.491		G6-3		S 2B 1B			P3	G6-4-3		5	1	2	0	0	0	2					
J.T. Snow, L (1,3) OBP: 0.340, SLG: 0.433	F7			1B G5-3			G4-3			4	1	1	1	0	0	2					
Rey Sanchez, R (1,6) OBP: 0.328, SLG: 0.362 (9,4)	G5-3			G5-3 1B			B1-3			4	1	2	0	0	0	0					
Doug Mirabeli, R (1,2) OBP: 0.278, SLG: 0.313			K	G5-3			P2			4	1	1	2	0	1	1					
Russ Ortiz, R (1,1) OBP: 0.250, SLG: 0.182										4	0	1	0	0	2	2					
Robb Nen, R (9,1)										0	0	0	0	0	0	0					
Rich Aurilia, R (9,6) OBP: 0.344, SLG: 0.453			2B 1B				L4			0	0	0	0	0	0	0					
<b>Inning Stats</b>	R: 0 E: 0 K: 0 S: 14	H: 1 LOB: 1 BB: 0 P: 19	R: 0 E: 0 K: 0 S: 7	H: 0 LOB: 0 BB: 0 P: 10	R: 0 E: 0 K: 1 S: 16	H: 2 LOB: 3 BB: 1 P: 28	R: 2 E: 0 K: 1 S: 13	H: 3 LOB: 1 BB: 0 P: 16	R: 2 E: 0 K: 1 S: 15	H: 3 LOB: 2 BB: 1 P: 27	R: 0 E: 0 K: 0 S: 4	H: 0 LOB: 0 BB: 0 P: 6	R: 0 E: 0 K: 1 S: 7	H: 0 LOB: 0 BB: 0 P: 7	R: 0 E: 0 K: 0 S: 6	H: 1 LOB: 1 BB: 1 P: 17	1B: 8 2B: 6 3B: 1 HR: 0	SF: 0 SAC: 0 DP: 1 HBP: 0	WP: 0 PB: 0 SB: 3 CS: 0	PA: 41	
<b>PITCHER</b>	IP	WLS	BF	H	R	ER	SO	BB	IBB	HBP	BLK	WP	HR	S	P	ERA	WHIP				
Bobby Jones, R (1,1) ERA: 3.98	5.0	L	26	12	6	6	2	1	0	0	0	0	0	60	88	10.80	2.600				
Willie Blair, R (6,1) ERA: 5.26	2.0		8	1	0	0	1	1	0	0	0	0	0	16	26	0.00	1.000				
Mel Rojas, R (8,1) ERA: 4.25	2.0		7	1	0	0	1	0	1	0	0	0	0	13	24	0.00	0.500				

San Francisco Giants @ New York Mets  
Shea Stadium, Flushing, NY  
Wed Aug 05 1998, 7:05 PM EDT  
Att: 35,571 - Unknown - 82 F

livebaseballscores.com

AB 38  
R 6  
H 14  
RBI 6  
BB 3  
SO 4  
LOB 19




Batter	1	2	3	4	5	6	7	8	9	AB	R	H	RBI	BB	SO	LOB	BOTTOM					
Tony Phillips, S (1,9) OBP: 0.453, SLG: 0.493	G4-3		FC3-6 BB		G4-6-3 1B		K		1B	4	0	2	1	1	1	0						
Lenny Harris, L (1,5) OBP: 0.318, SLG: 0.330	G4-3		FC3-6 2B		G4-6-3		G6-3		K	5	1	0	0	0	1	5						
John Olerud, L (1,3) OBP: 0.440, SLG: 0.534	F8		1H 2B		2B				K	4	0	2	2	0	1	0						
Brian McRae, S (1,8) OBP: 0.357, SLG: 0.488	F9		F8		K				K	4	0	0	0	0	2	2						
Matt Franco, L (1,7) OBP: 0.394, SLG: 0.393	L8			2B BB		G3-1		L6		3	1	0	0	1	0	0						
Carlos Baerga, S (1,4) OBP: 0.323, SLG: 0.399	1B			K					3B 1B 2B	3	1	2	0	1	1	1						
Todd Pratt, R (1,2) OBP: 0.327, SLG: 0.585	G6-3				F7		K		G5-3	4	0	0	0	0	1	4						
Rey Ordenez, R (1,6) OBP: 0.289, SLG: 0.301			FC3-6 SH1-4 2B BB				K		F7	2	1	1	1	1	1	1						
Todd Hundley, S (9,PH) OBP: 0.246, SLG: 0.194										1	0	0	0	0	0	1						
Bobby Jones, R (1,1) OBP: 0.219, SLG: 0.219										1	0	0	0	0	1	1						
Willie Blair, R (6,1) OBP: 0.102, SLG: 0.083			SH1-4							0	0	0	0	0	0	0						
Luis Lopez, S (7,PH) OBP: 0.337, SLG: 0.356										1	0	0	0	0	0	0						
Mel Rojas, R (8,1)										0	0	0	0	0	0	0						
31 Mike Piazza, R (9,PH) OBP: 0.371, SLG: 0.511										1	0	1	0	0	0	0						
<b>Inning Stats</b>	R: 0 E: 0 K: 0 S: 10	H: 0 LOB: 0 BB: 0 P: 12	R: 0 E: 0 K: 0 S: 6	H: 1 LOB: 1 BB: 0 P: 8	R: 2 E: 0 K: 0 S: 10	H: 1 LOB: 1 BB: 2 P: 23	R: 1 E: 0 K: 2 S: 9	H: 1 LOB: 1 BB: 1 P: 15	R: 0 E: 0 K: 1 S: 13	H: 2 LOB: 1 BB: 0 P: 18	R: 0 E: 0 K: 2 S: 9	H: 0 LOB: 0 BB: 1 P: 16	R: 0 E: 0 K: 1 S: 6	H: 0 LOB: 0 BB: 0 P: 12	R: 0 E: 0 K: 2 S: 9	H: 0 LOB: 0 BB: 0 P: 11	R: 1 E: 0 K: 1 S: 15	H: 3 LOB: 2 BB: 0 P: 18	1B: 4 2B: 4 3B: 0 HR: 0	SF: 0 SAC: 1 DP: 1 HBP: 0	WP: 0 PB: 0 SB: 0 CS: 0	PA: 38
<b>PITCHER</b>	IP	WLS	BF	H	R	ER	SO	BB	IBB	HBP	BLK	WP	HR	S	P	ERA	WHIP					
Russ Ortiz, R (1,1) ERA: 4.5	8.0	W	33	6	4	4	8	4	0	0	0	0	0	75	119	4.50	1.250					
Robb Nen, R (9,1) ERA: 1.09	1.0	S	5	2	0	0	1	0	0	0	0	0	0	12	14	0.00	2.000					

San Francisco Giants @ New York Mets  
Shea Stadium, Flushing, NY  
Wed Aug 05 1998, 7:05 PM EDT  
Att: 35,571 - Unknown - 82 F

livebaseballscores.com

AB 33  
R 4  
H 8  
RBI 4  
BB 4  
SO 9  
LOB 15





Batter	1	2	3	4	5	6	7	8	9	AB	R	H	RBI	BB	SO	LOB	TOP					
Marvin Benard, L OBP: 0.391, SLG: 0.403	4-2 1B BB	4-0 BB			1-2 L1		0-2 L3	0-0 1B		3	1	1	0	2	0	0						
Bill Mueller, S OBP: 0.383, SLG: 0.402	1-2 1B 1B	2-2 F8			3-2 G3-1			HR 1B		5	2	2	0	0	0	2						
Barry Bonds, L OBP: 0.424, SLG: 0.542	1-2 1B 1B		0-1 G3-1		1-2 F7			3-2 HR 2B	2-1 G6-3 BB 1B	5	1	3	1	0	0	0						
Jeff Kent, R OBP: 0.332, SLG: 0.500	1-3 K		0-2 G6-3		1-2 FC6-4 1B			0-0 HR	4-1 G6-3 BB	4	1	2	3	1	1	2						
J.T. Snow, L OBP: 0.338, SLG: 0.429 Joe Carter, R OBP: 0.287, SLG: 0.407	0-0 P5		0-3 K		0-0 F9			2-3 K	3-2 G6-3	3	0	0	0	0	1	3						
Stan Javier, S OBP: 0.372, SLG: 0.363	0-1 1B			0-0 L8		1-1 F7		1-0 G4-3	4-0 IBB	4	0	1	1	1	0	1						
Rich Aurilia, R OBP: 0.345, SLG: 0.456	0-3 K		0-1 2B		0-0 FC6-4			1-1 2B HR 1B	1-3 K	5	1	2	0	0	2	6						
Brent Mayne, L OBP: 0.379, SLG: 0.390		1-2 G4-3		0-1 L8			2-2 G4-3	1-2 HR 2B	2-3 K	5	1	1	0	0	1	4						
Orel Hershiser, R Shane Bieber, R Alvin Morman, L Charlie Hayes, R John Johnstone, R Robb Nen, R Rey Sanchez, R Jose Mesa, R		0-2 G1-3		1-2 G6-3			2-1 B5-3	2-1 HR		2	0	0	0	0	0	1						
<b>Inning Stats</b>	R: 2 E: 0 K: 2 S: 22	H: 3 LOB: 2 BB: 1 P: 28	R: 0 E: 0 K: 0 S: 12	H: 0 LOB: 1 BB: 1 P: 19	R: 0 E: 0 K: 1 S: 8	H: 0 LOB: 0 BB: 0 P: 8	R: 0 E: 0 K: 0 S: 8	H: 1 LOB: 1 BB: 0 P: 9	R: 0 E: 0 K: 0 S: 12	H: 0 LOB: 0 BB: 0 P: 17	R: 0 E: 0 K: 0 S: 7	H: 1 LOB: 1 BB: 0 P: 9	R: 0 E: 0 K: 0 S: 8	H: 0 LOB: 0 BB: 0 P: 12	R: 6 E: 0 K: 1 S: 19	H: 7 LOB: 1 BB: 0 P: 30	R: 0 E: 0 K: 2 S: 13	H: 1 LOB: 3 BB: 2 P: 29	1B: 8 2B: 3 3B: 0 HR: 2	SF: 0 SAC: 0 DP: 0 HBP: 0	WP: 0 PB: 0 SB: 0 CS: 0	PA: 44
<b>PITCHER</b>	IP WLS BF H R ER SO BB IBB HBP BLK WP HR S P ERA WHIP	IP WLS BF H R ER SO BB IBB HBP BLK WP HR S P ERA WHIP																				
Masato Yoshii, R ERA: 3.86	(1, 1) 7.0 30 7 4 4 3 2 0 0 0 0 0 0 82 110 5.14 1.286	(8, 1) 0.2 5 3 1 1 1 0 0 0 0 0 0 1 10 15 13.50 4.500	(8, 1) 0.1 3 2 3 3 0 0 0 0 0 0 1 4 7 81.00 6.000	(9, 1) 1.0 W 6 1 0 0 2 1 1 0 0 0 0 13 29 0.00 2.000																		

San Francisco Giants @ New York Mets  
Shea Stadium, Flushing, NY  
Thu Aug 06 1998, 3:33 AM EDT  
Att: 36,920 - Sunny - 76 F

AB	40
R	8
H	13
RBI	8
BB	4
SO	6
LOB	21



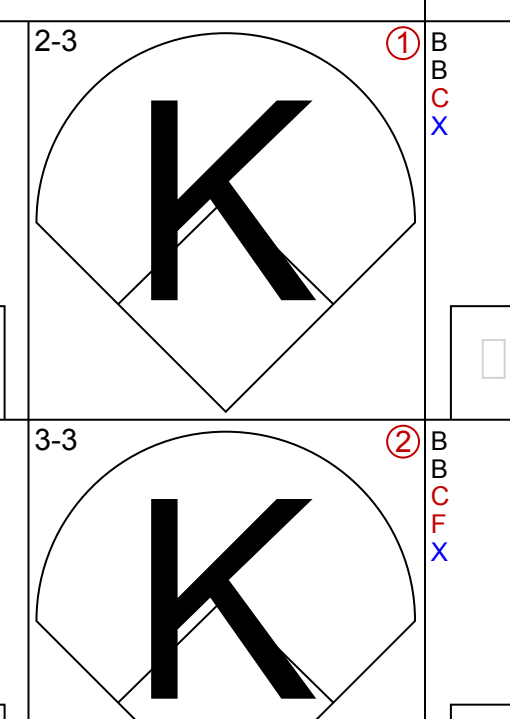
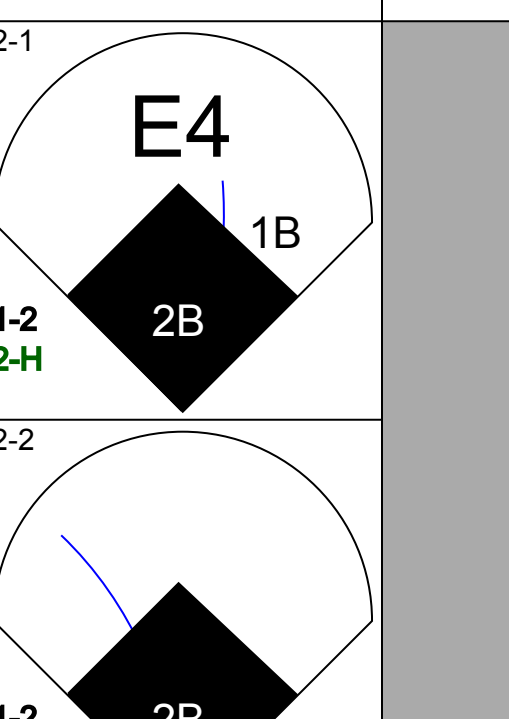
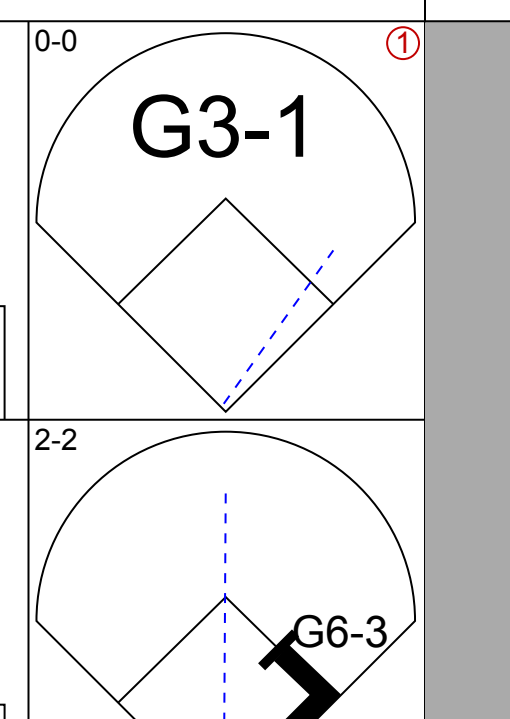
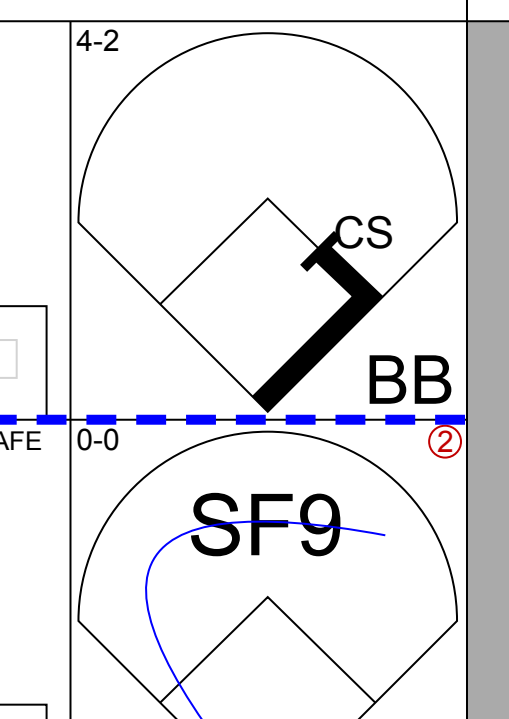
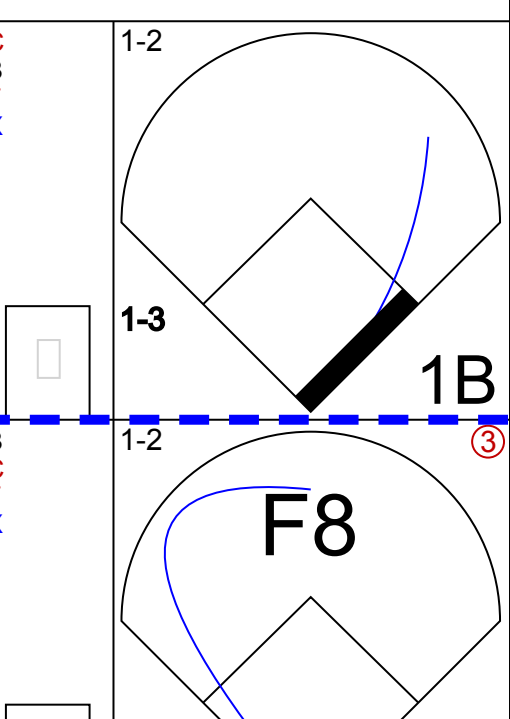
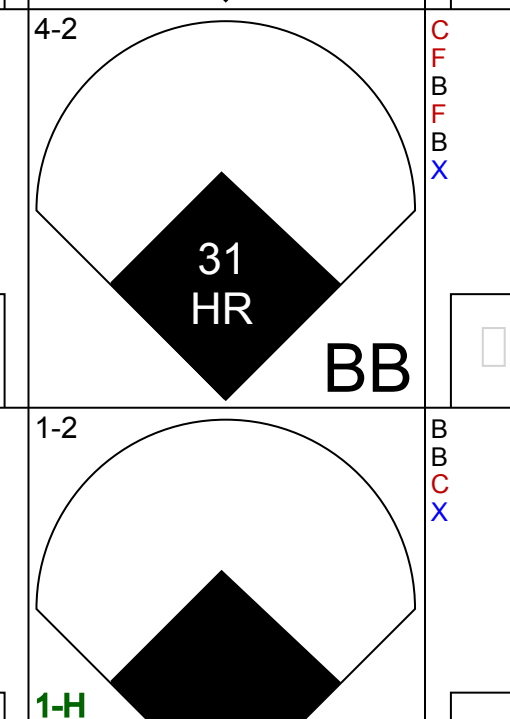
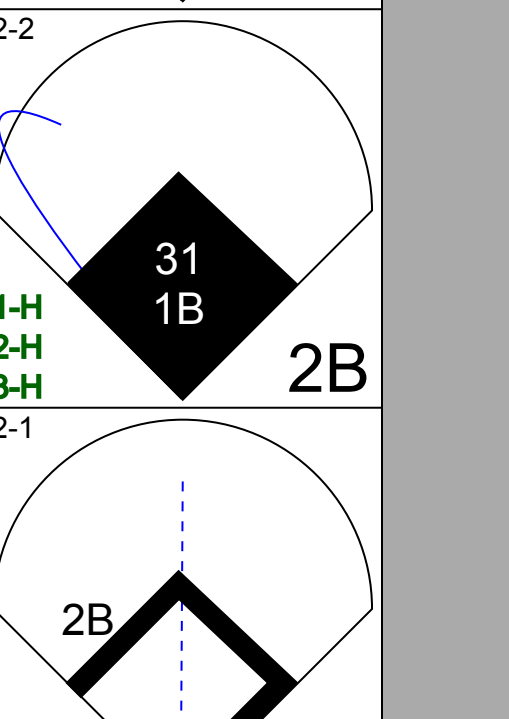
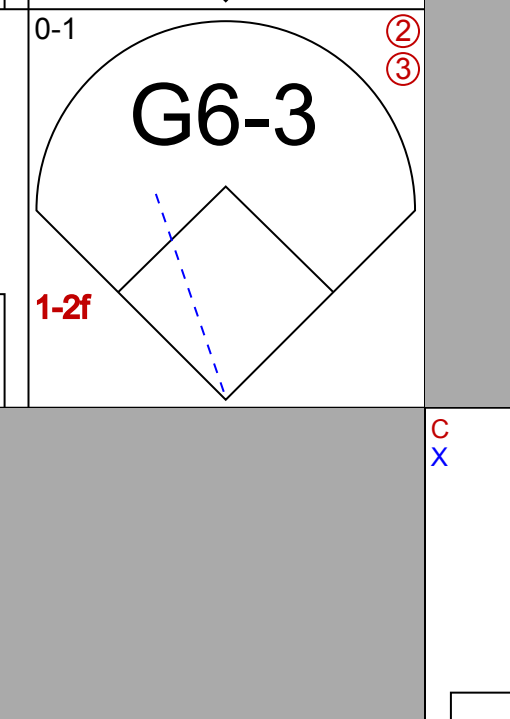
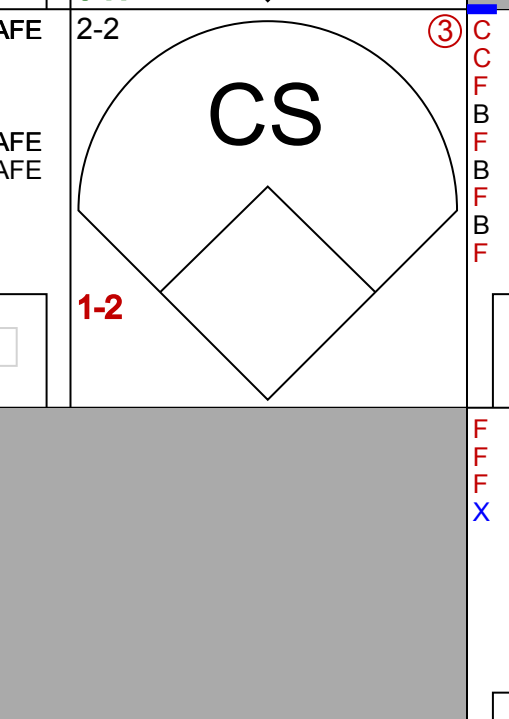

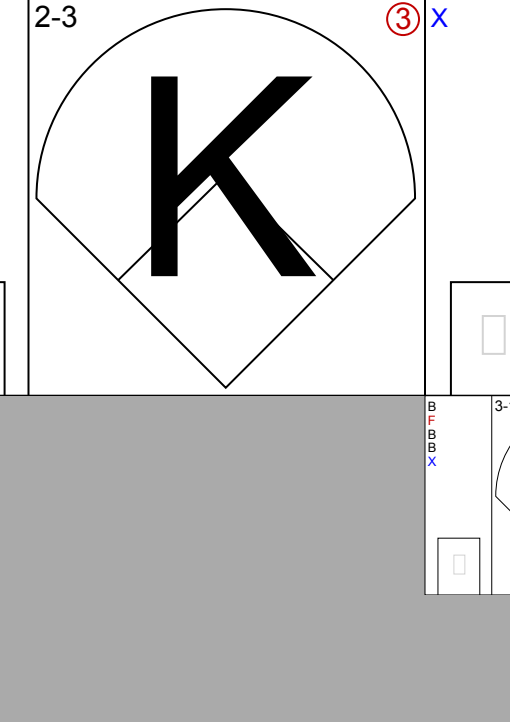
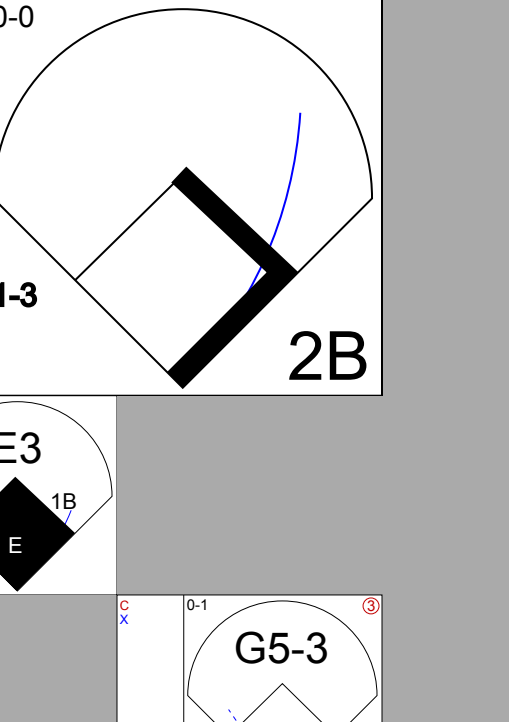
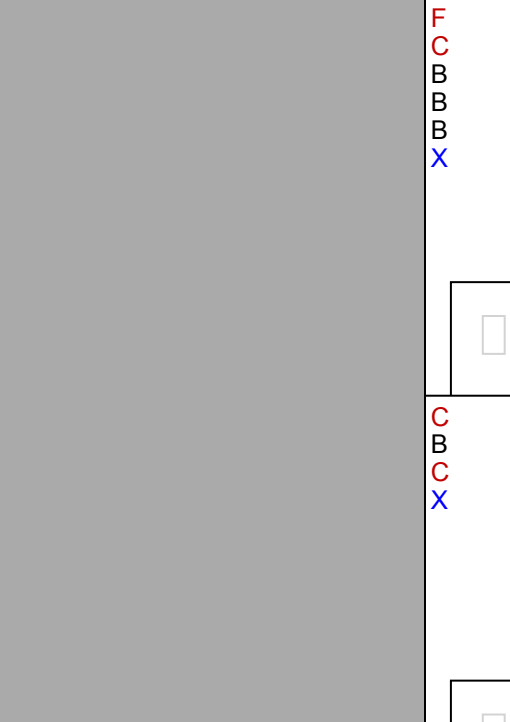


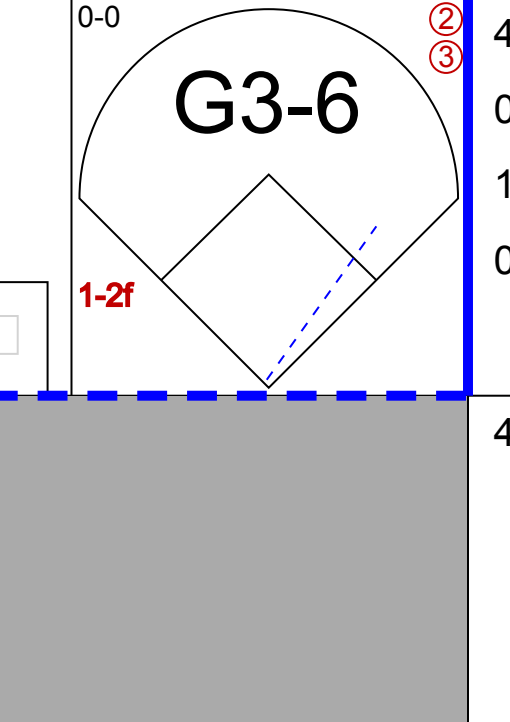
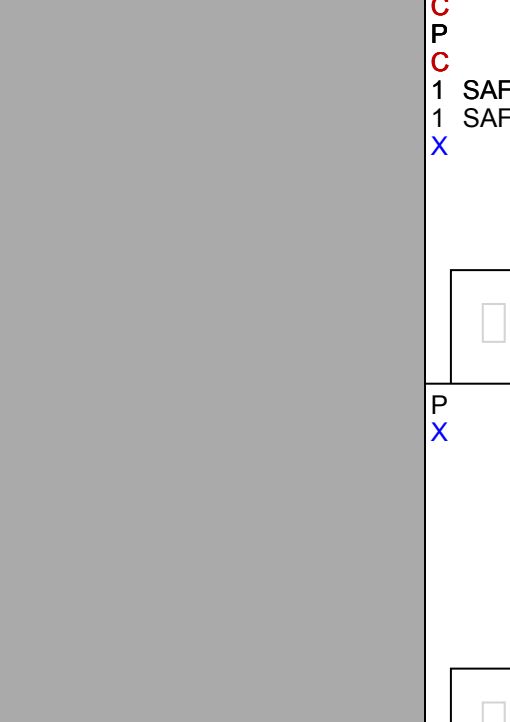
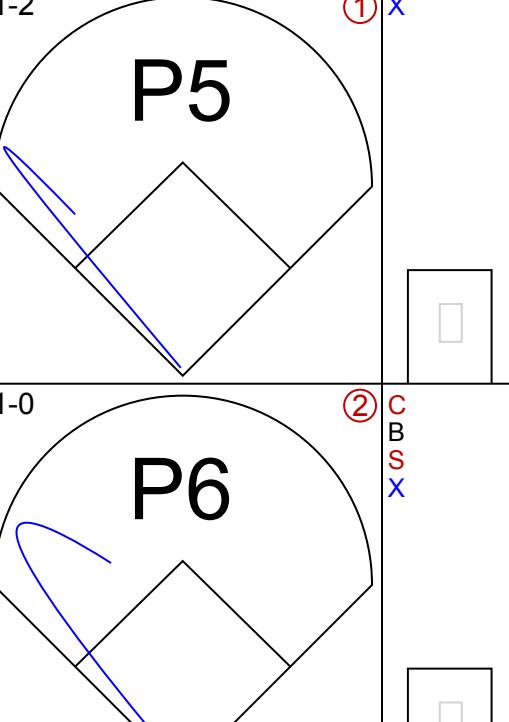
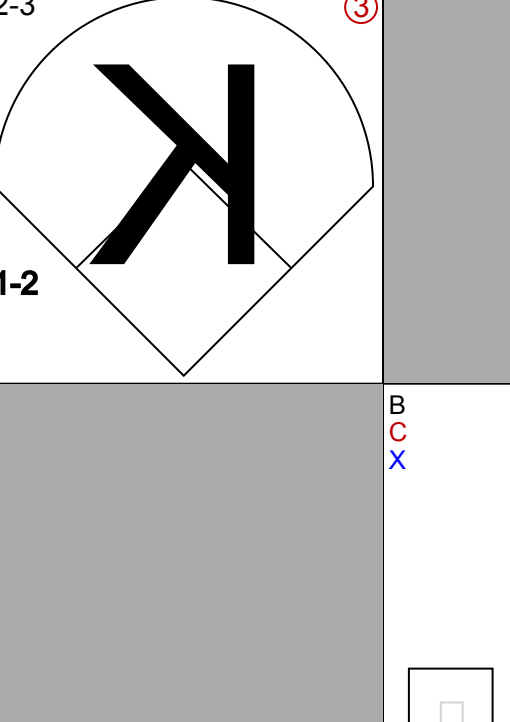


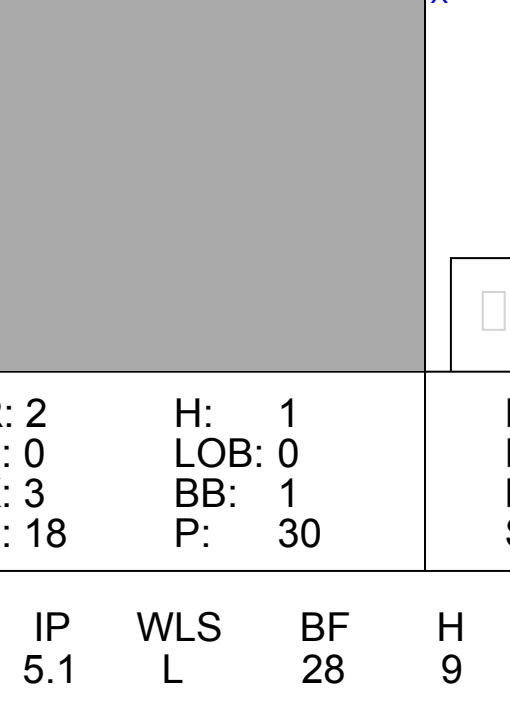
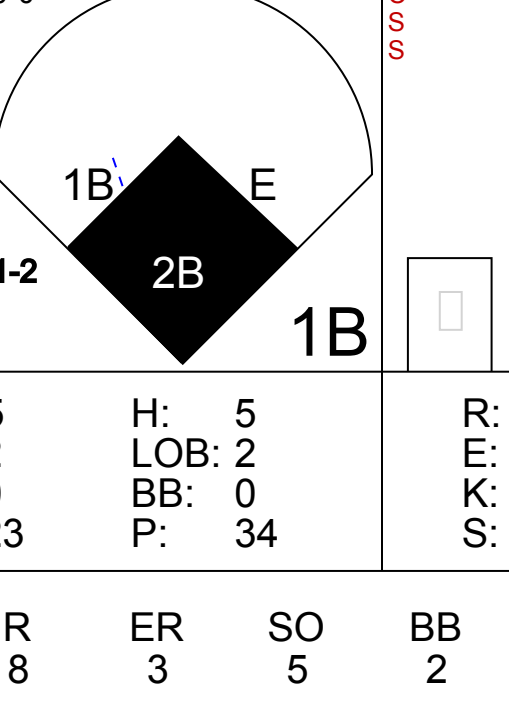
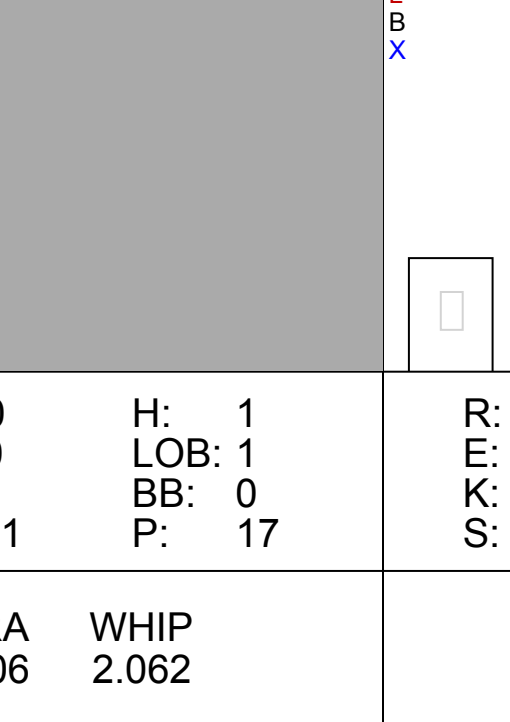
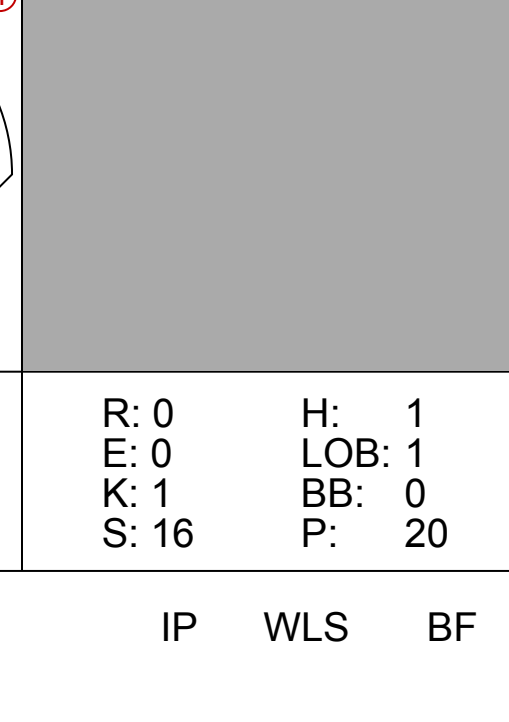
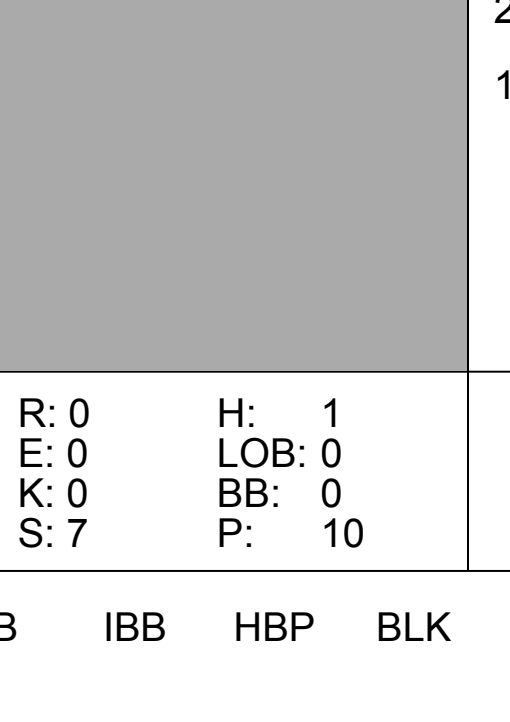
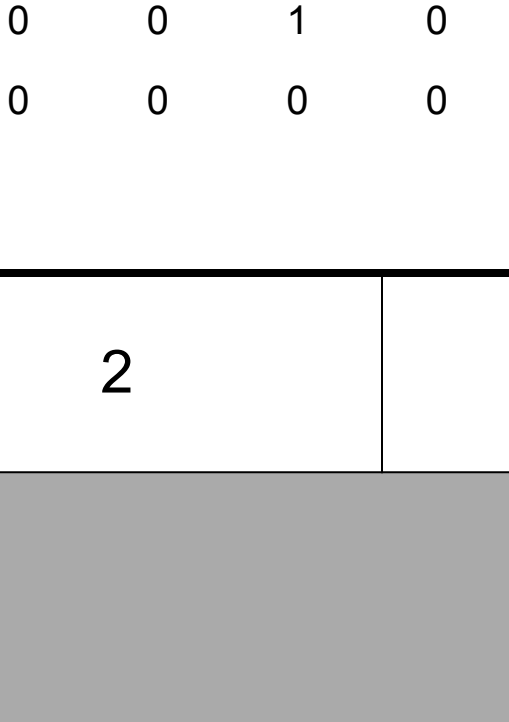
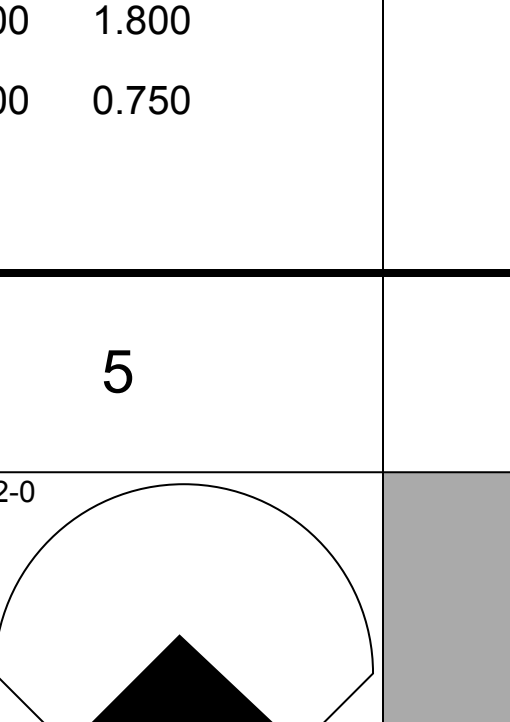
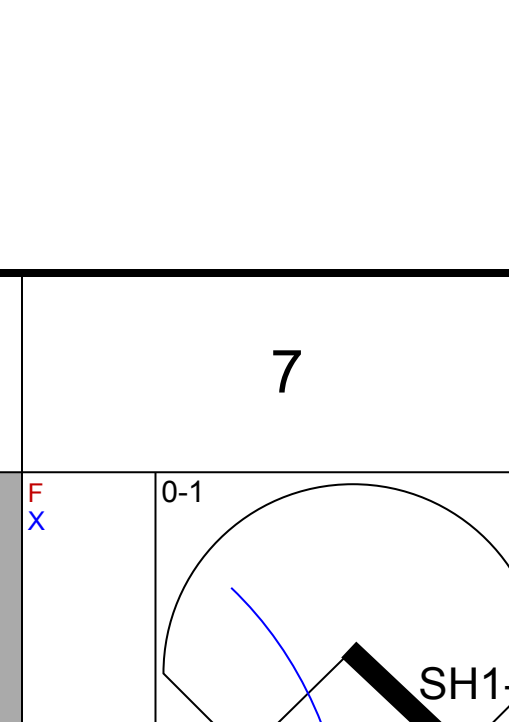
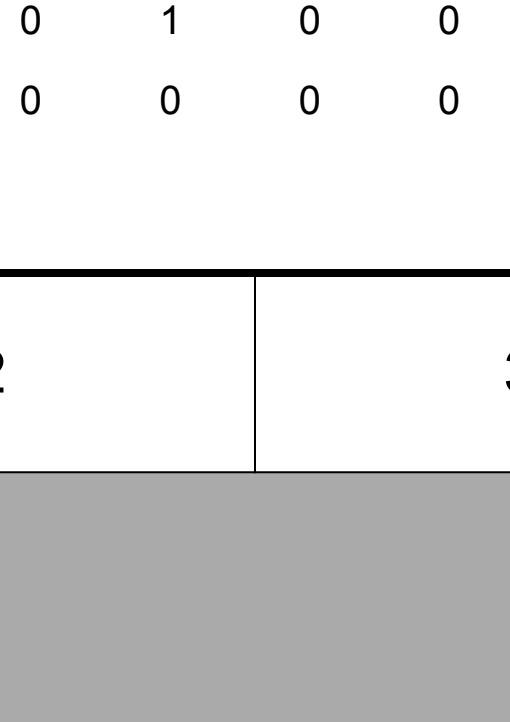

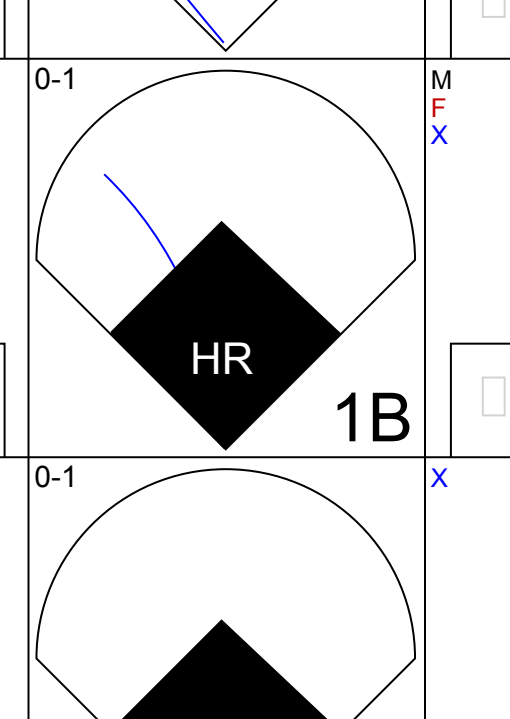

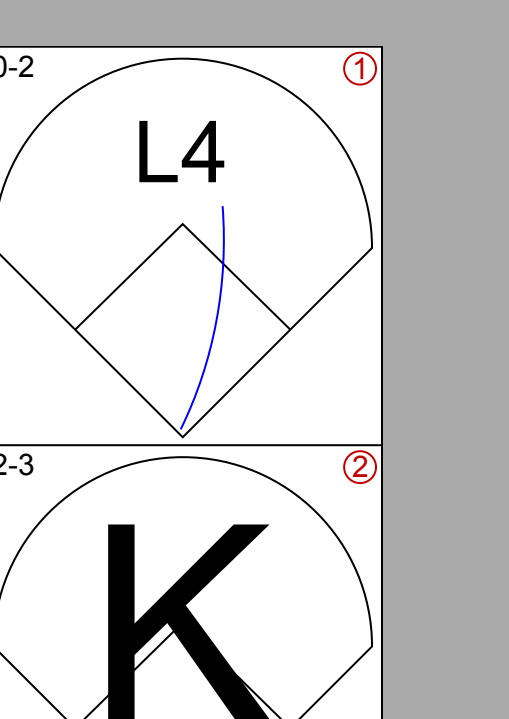
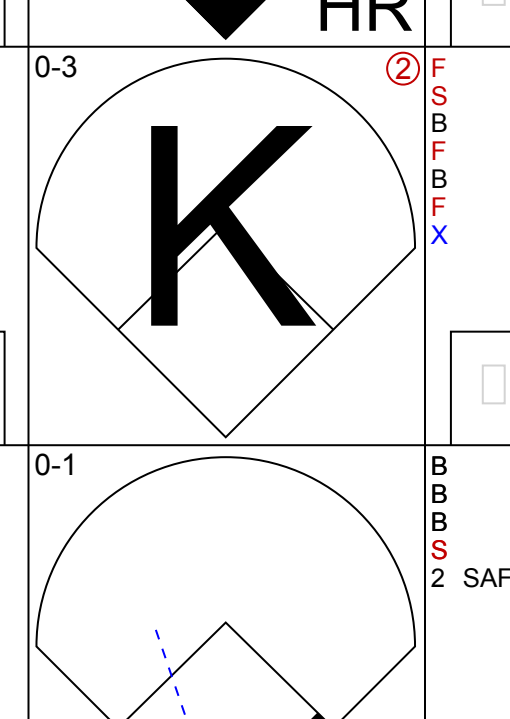
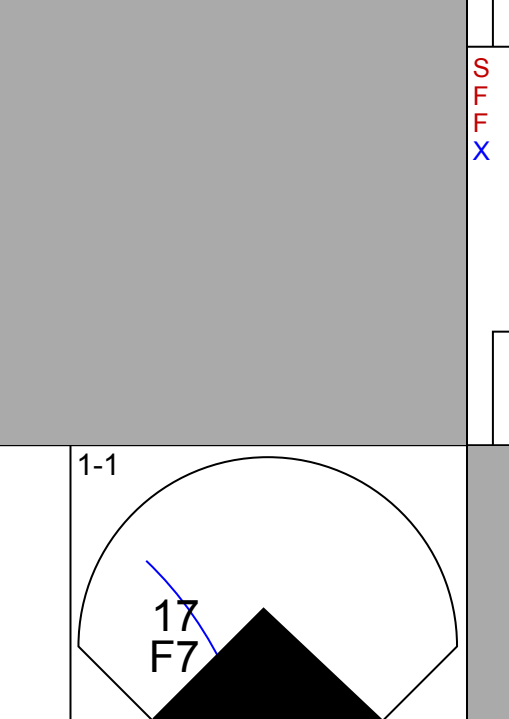
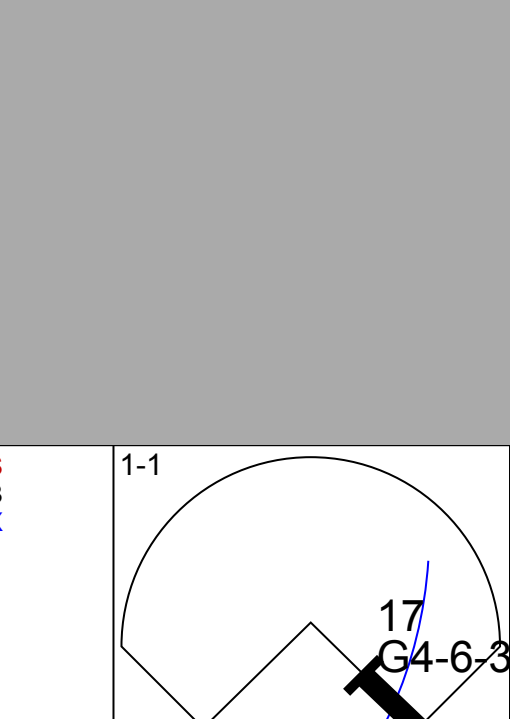
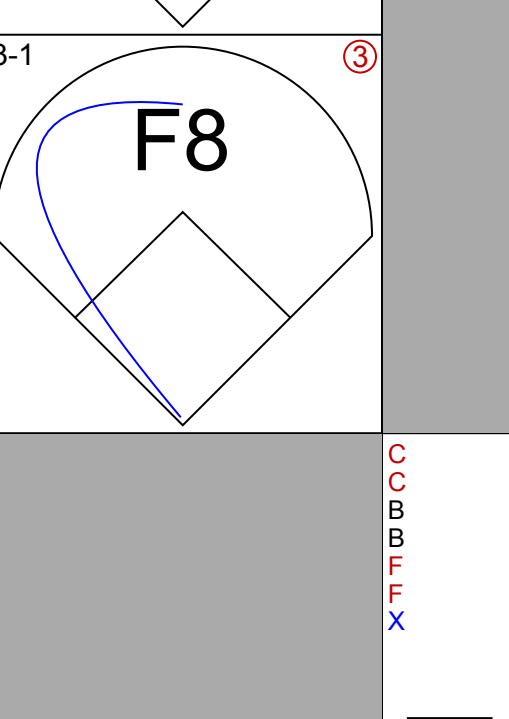
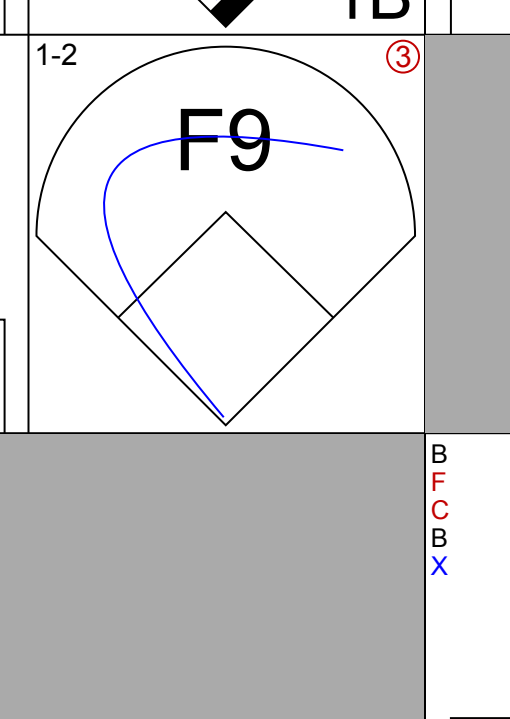
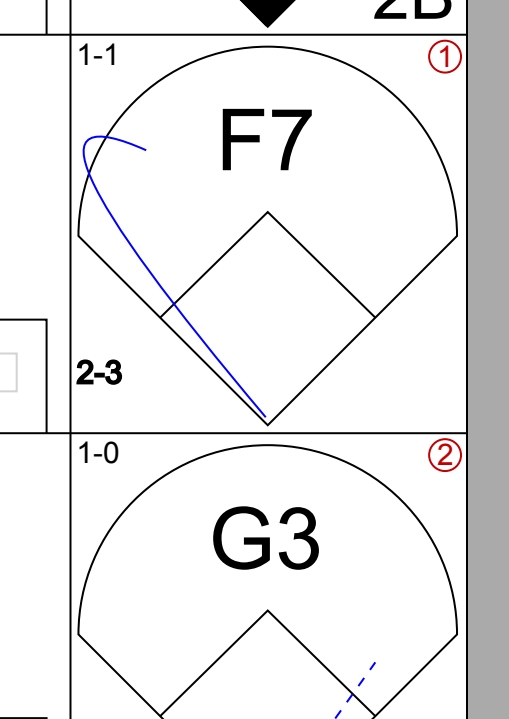
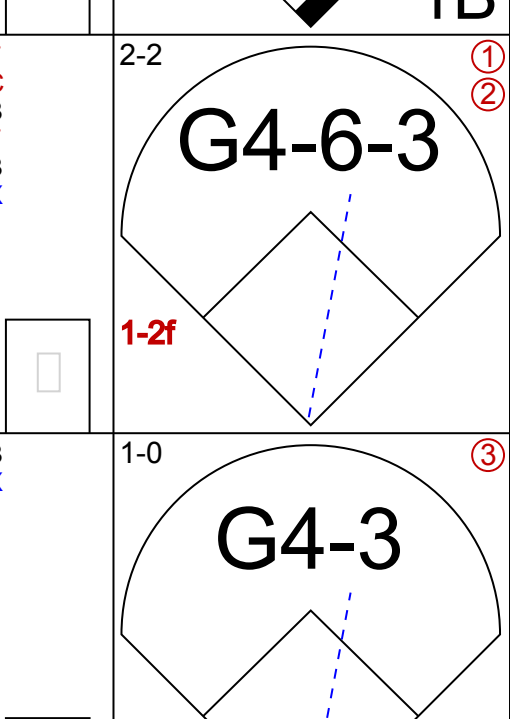
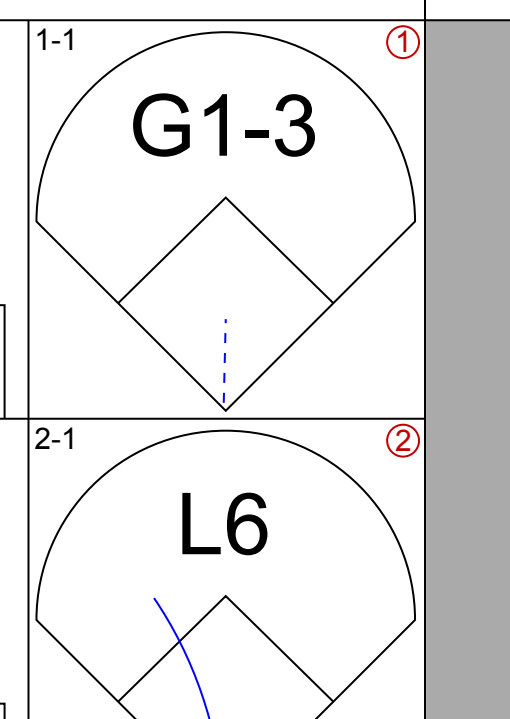
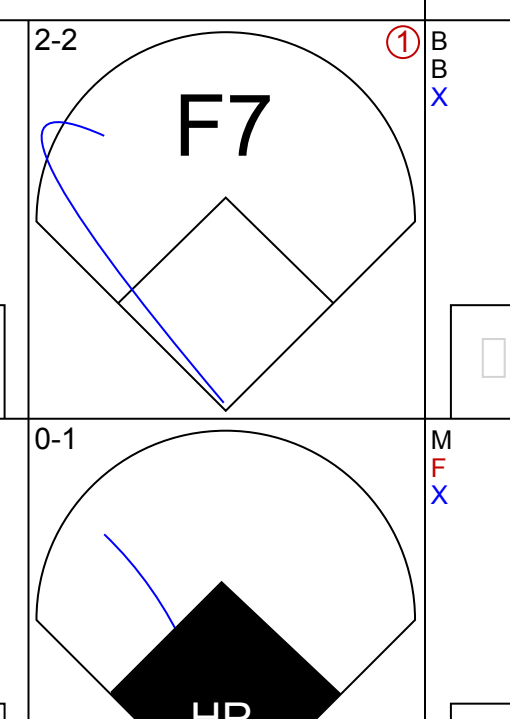
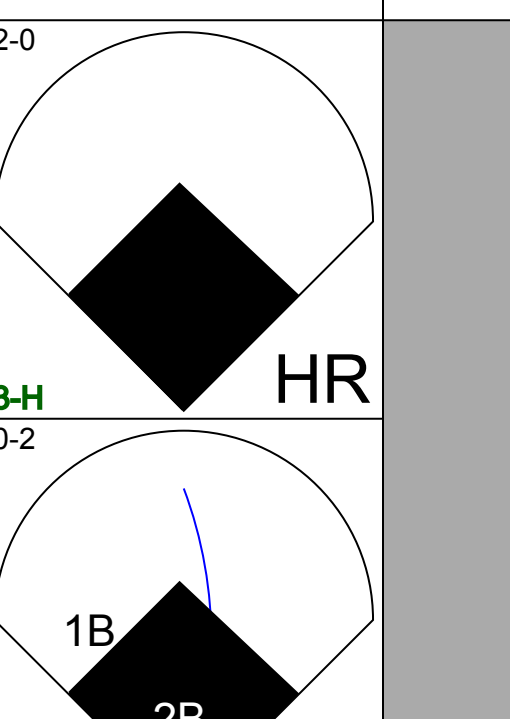
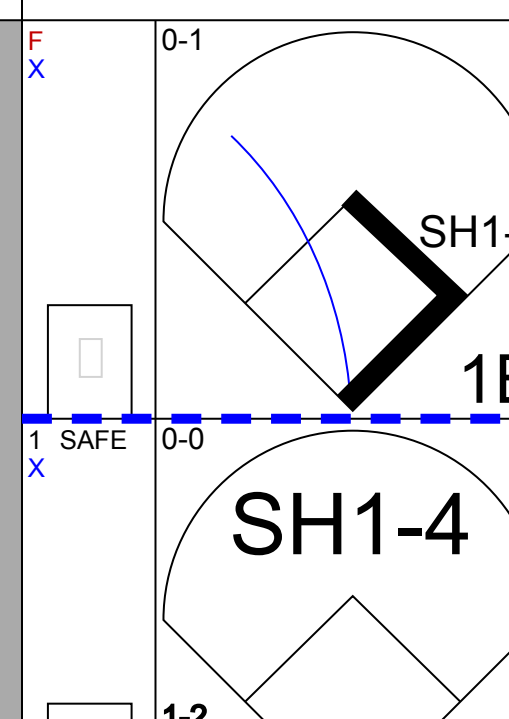
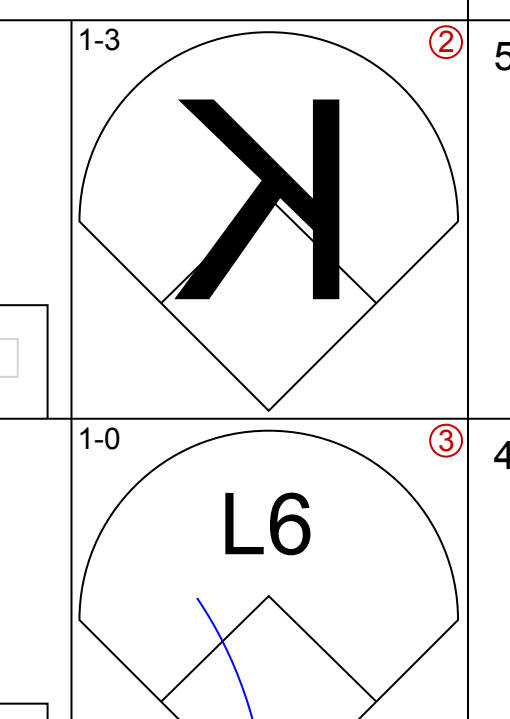
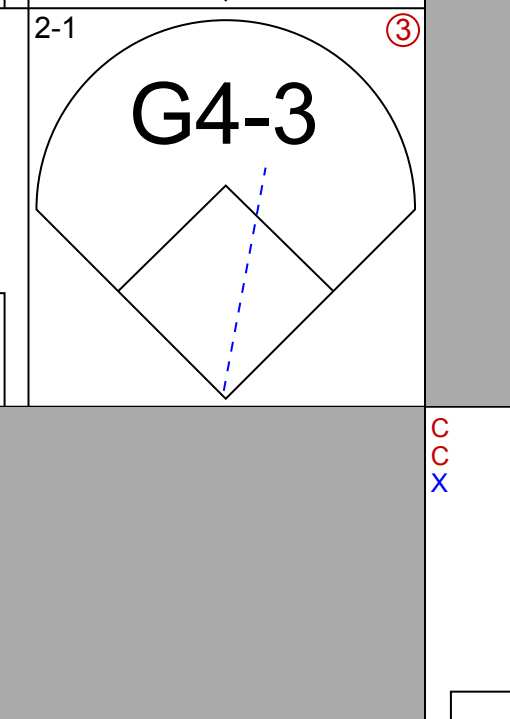
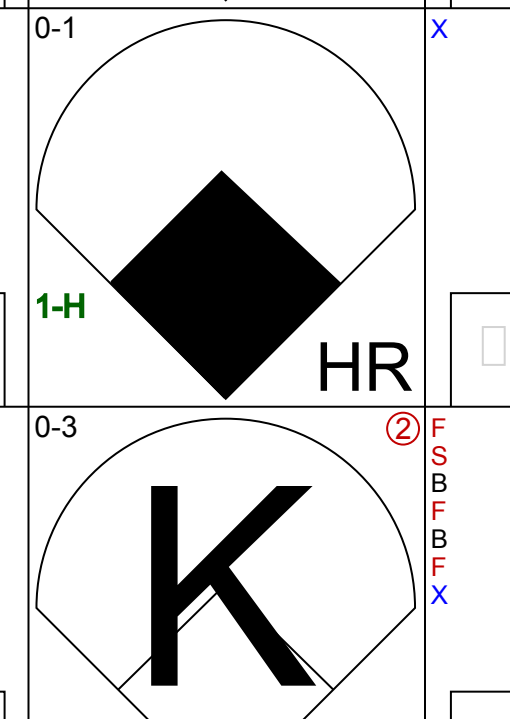
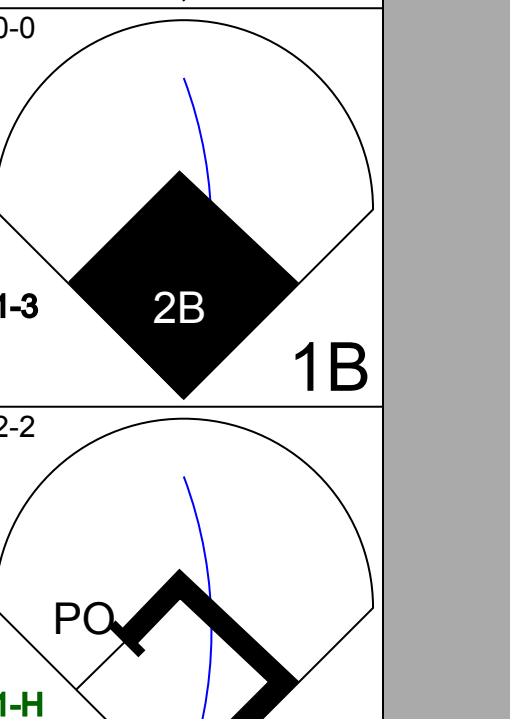
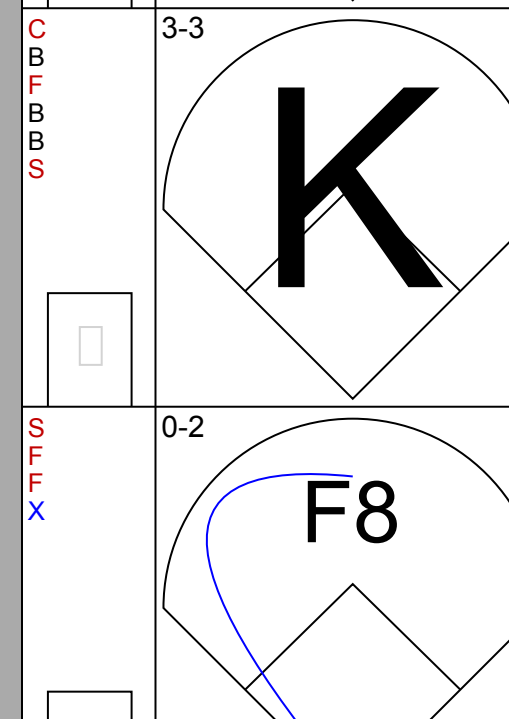

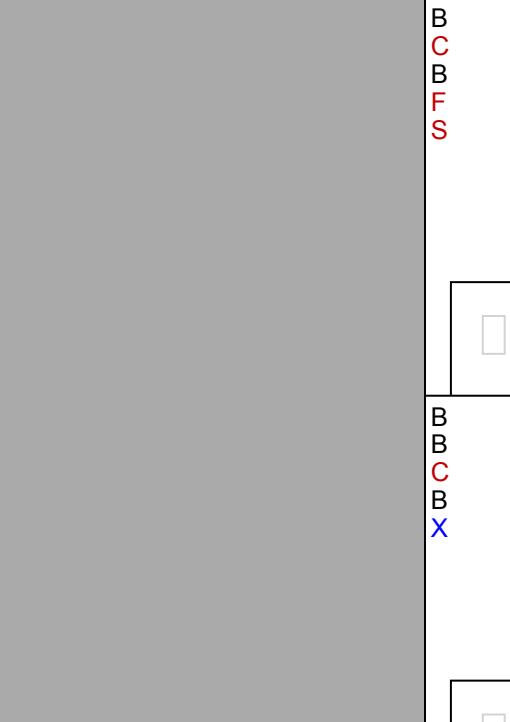
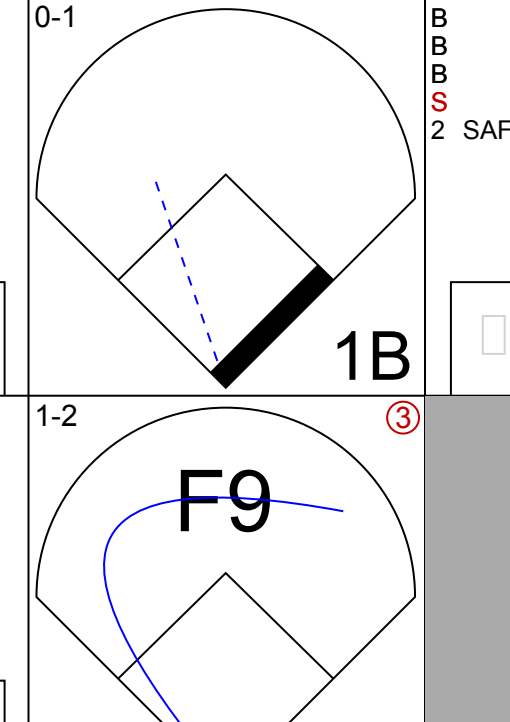
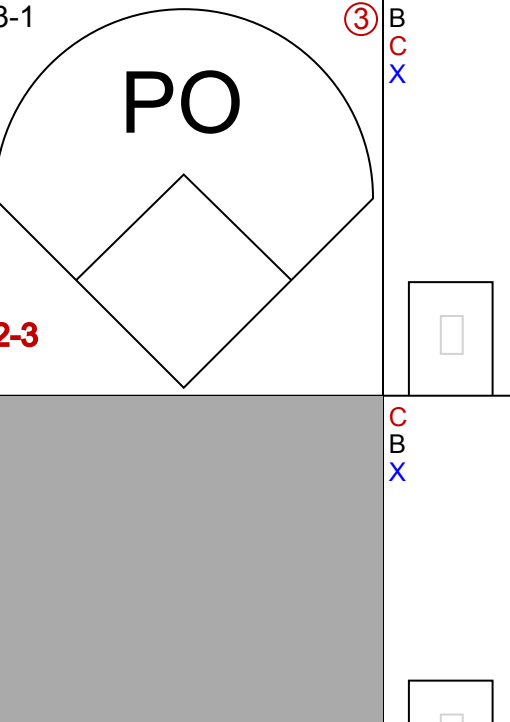

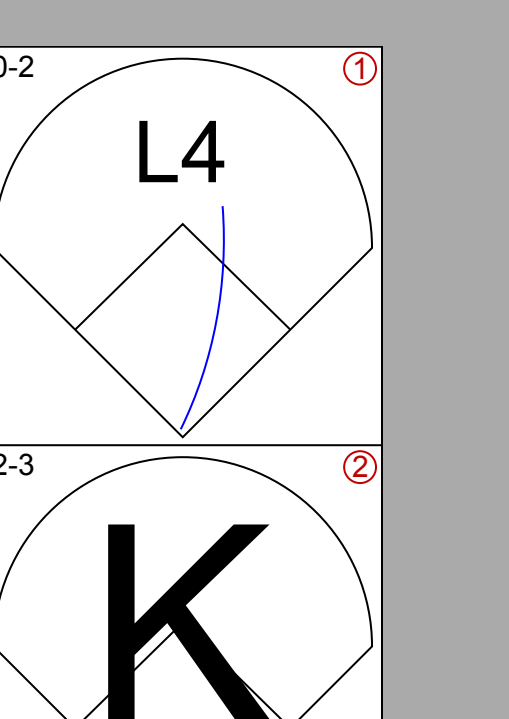
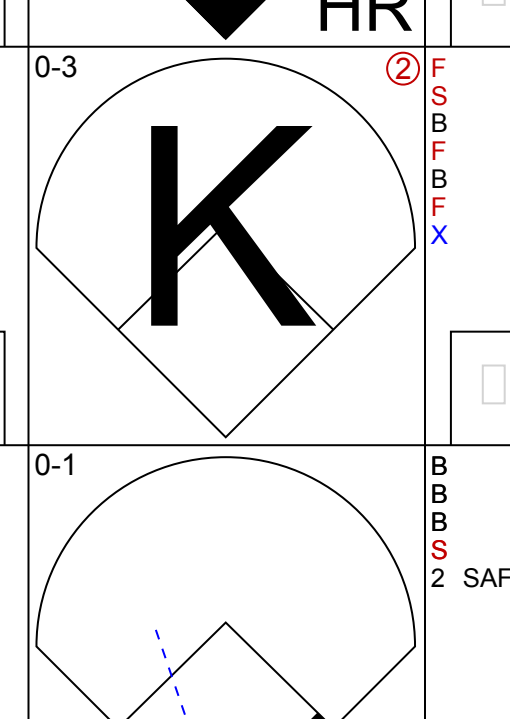
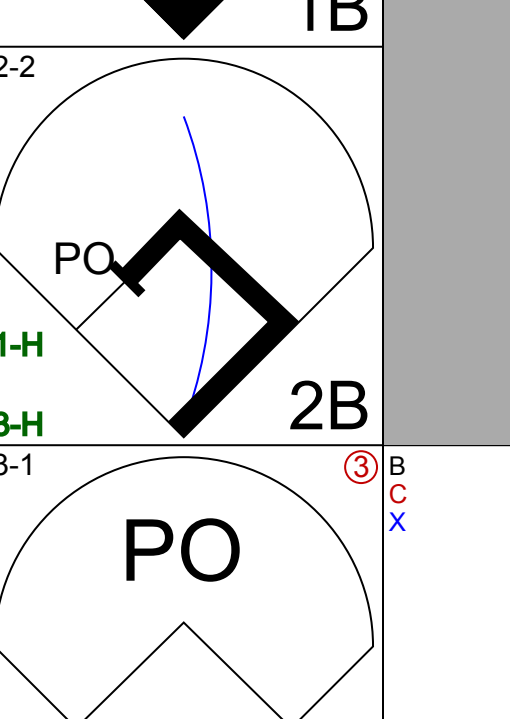
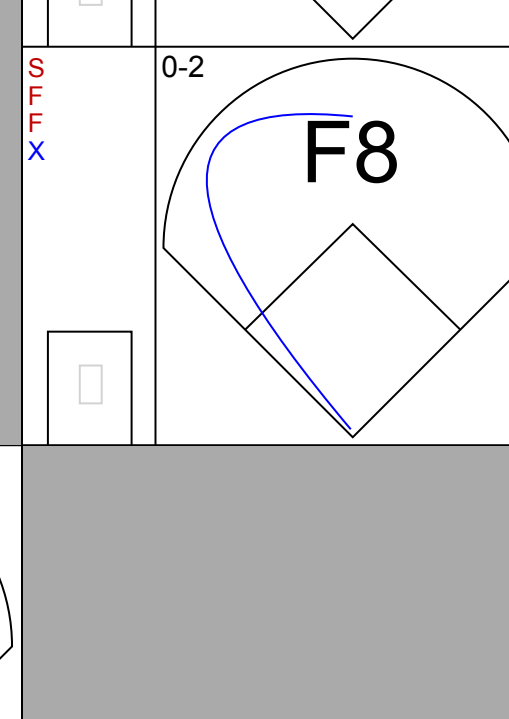
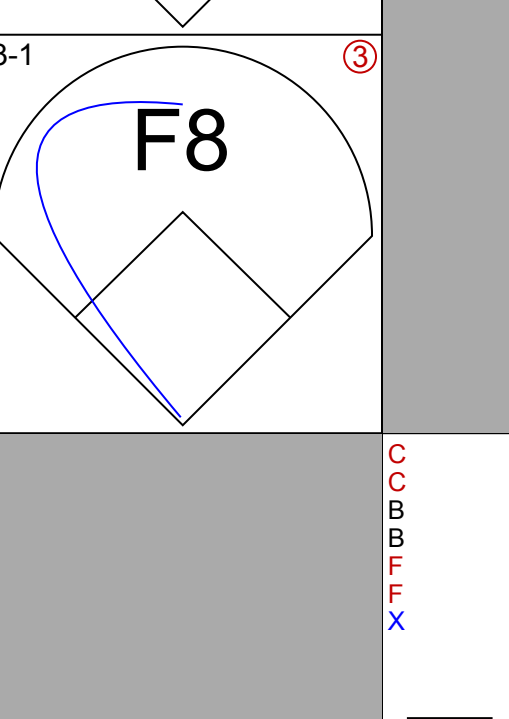
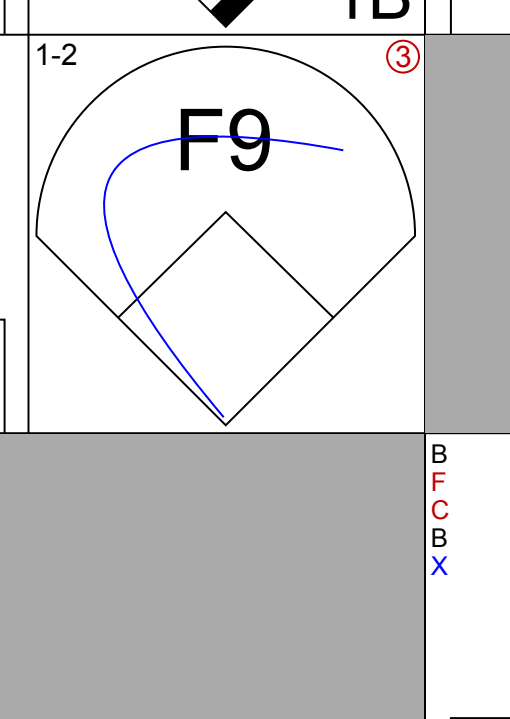
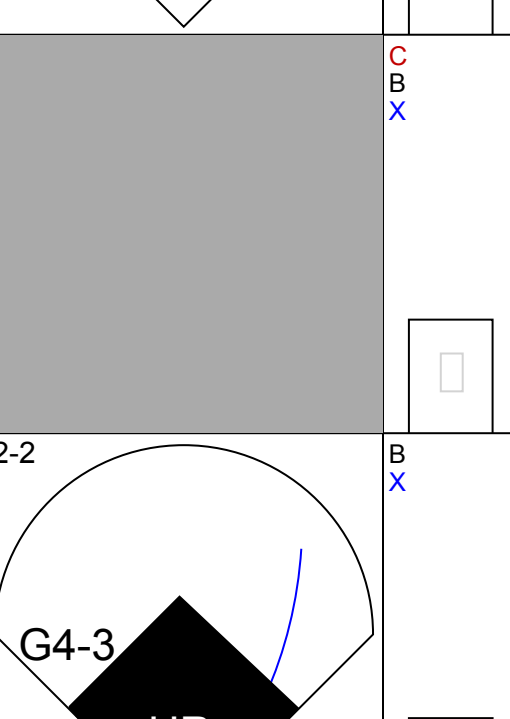
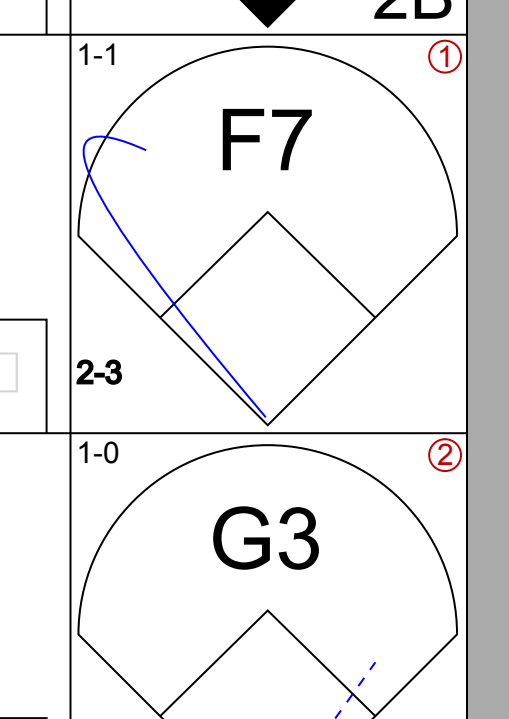
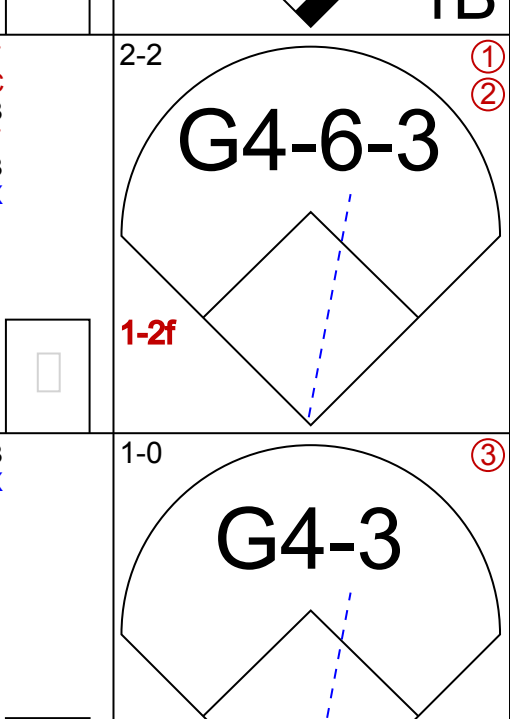
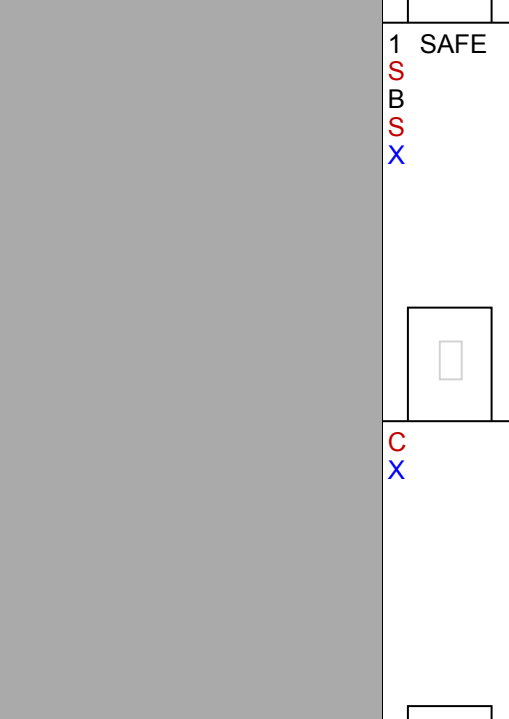
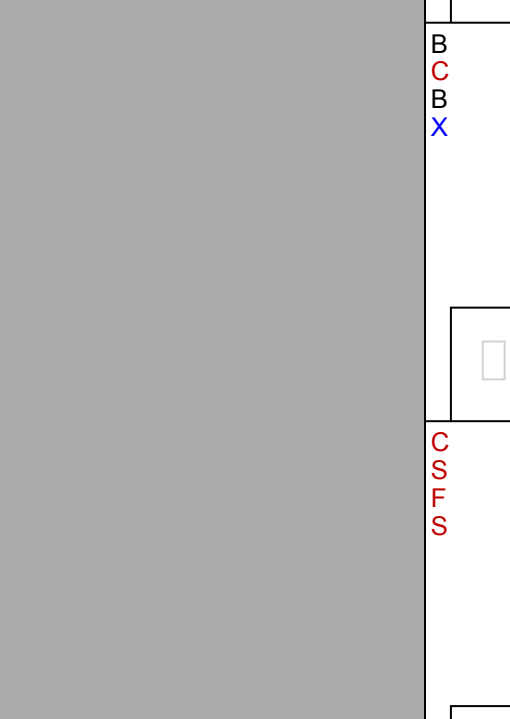
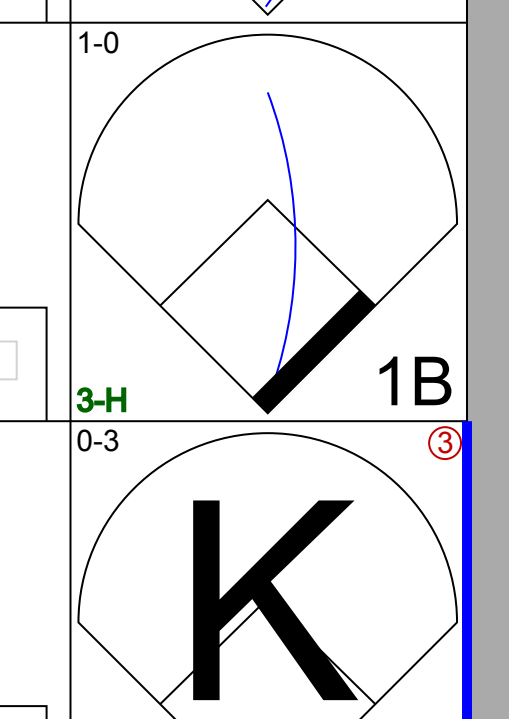

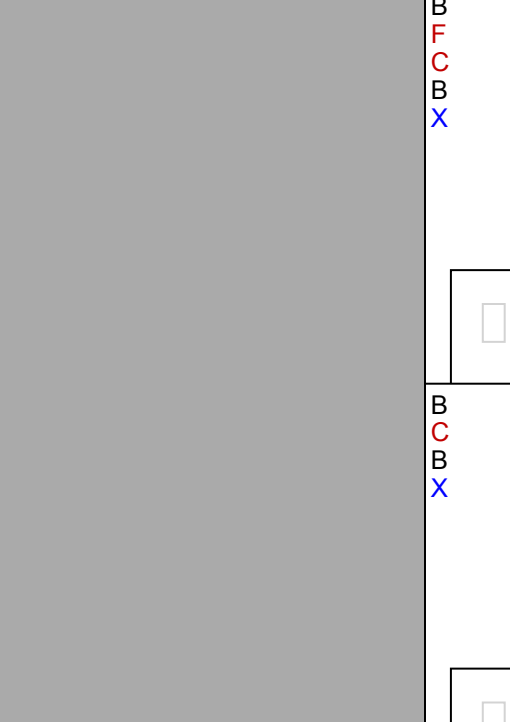
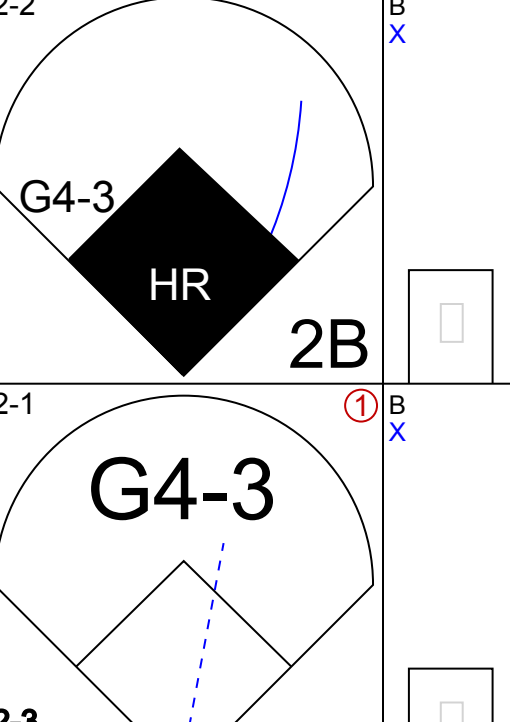
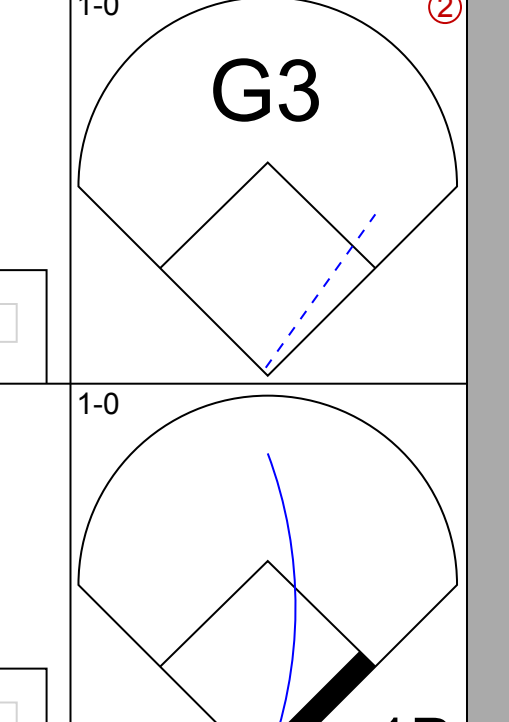
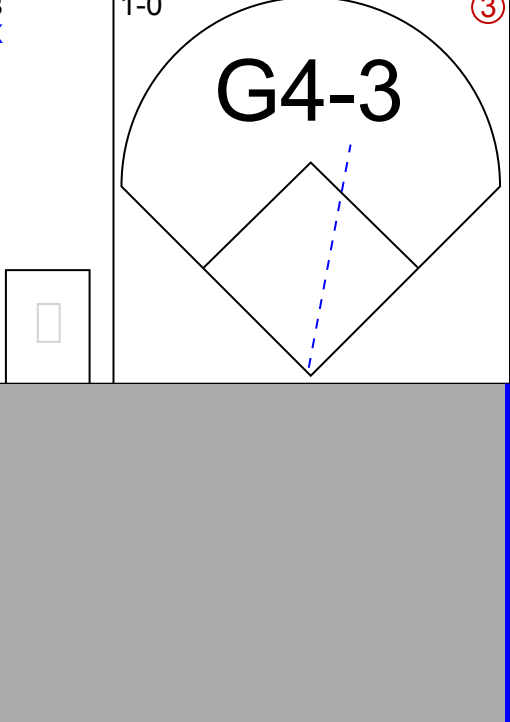
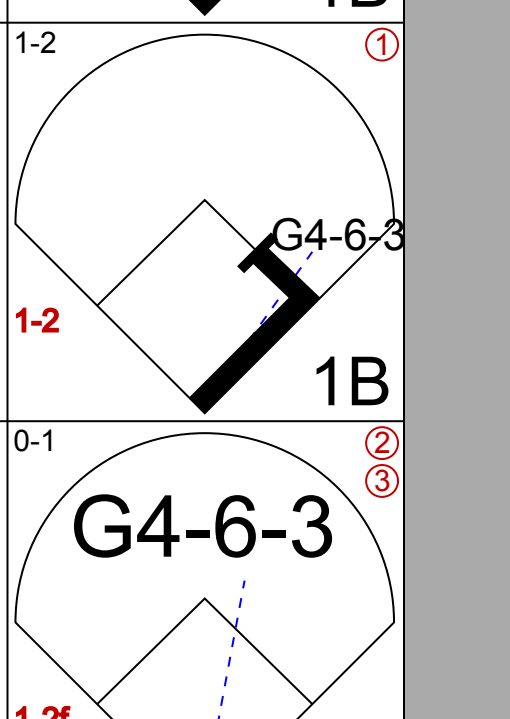
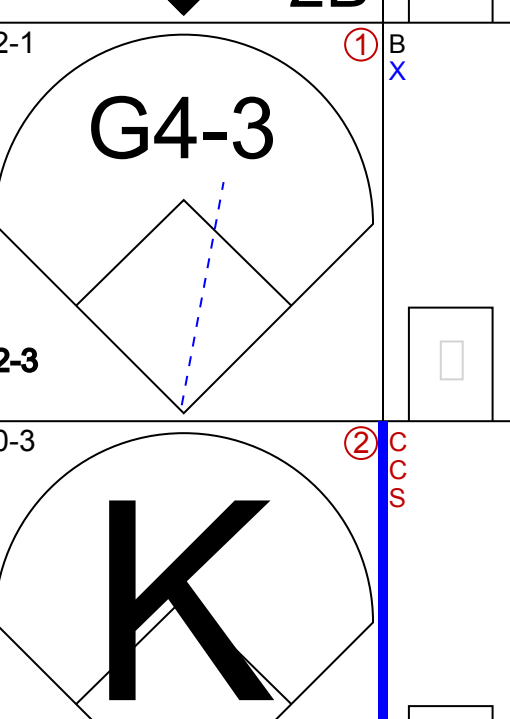
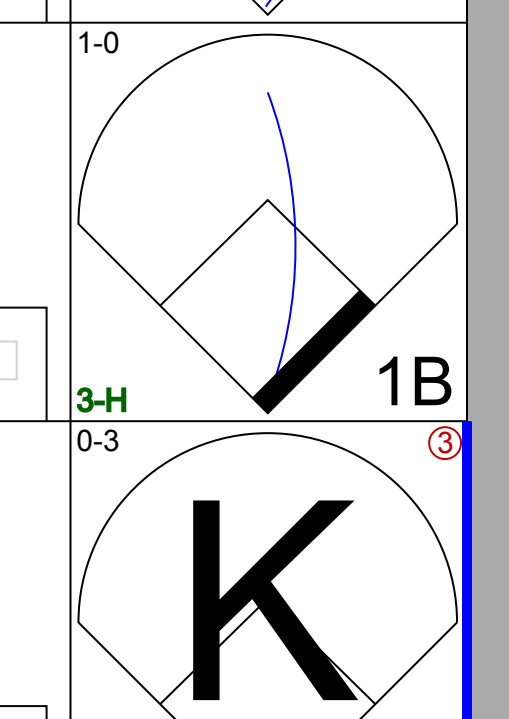
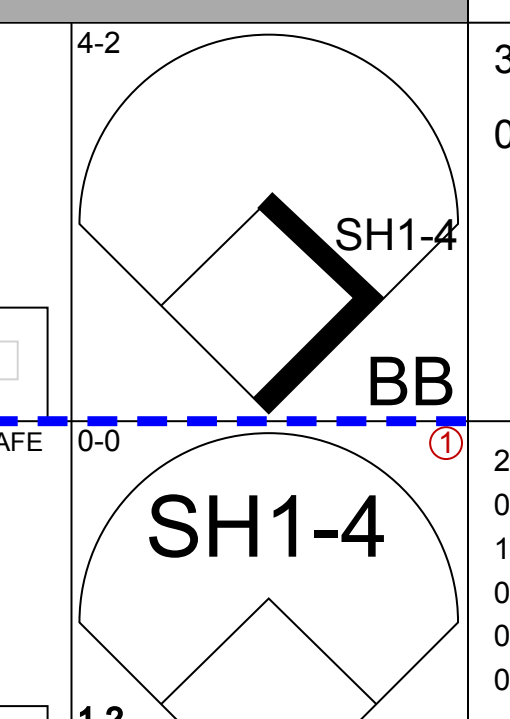
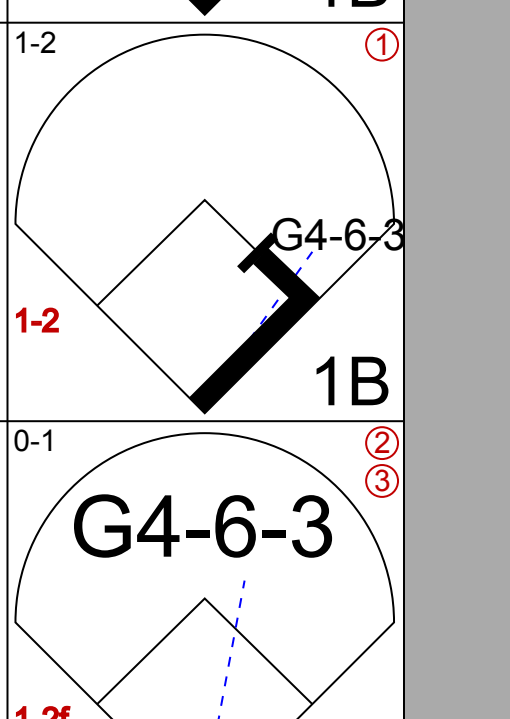
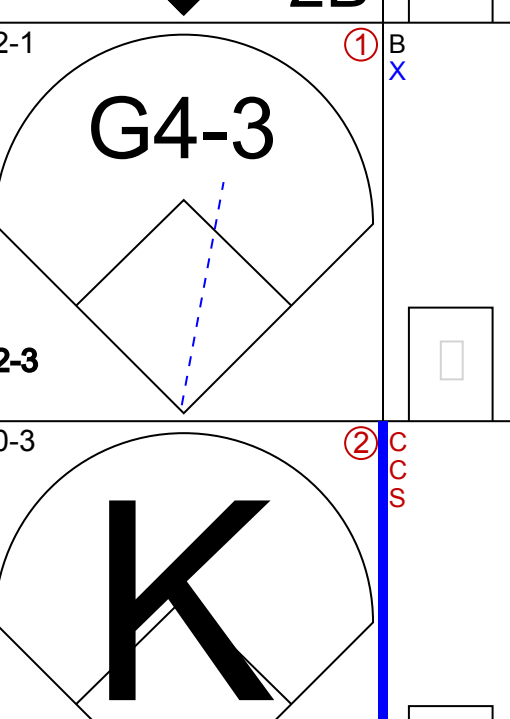
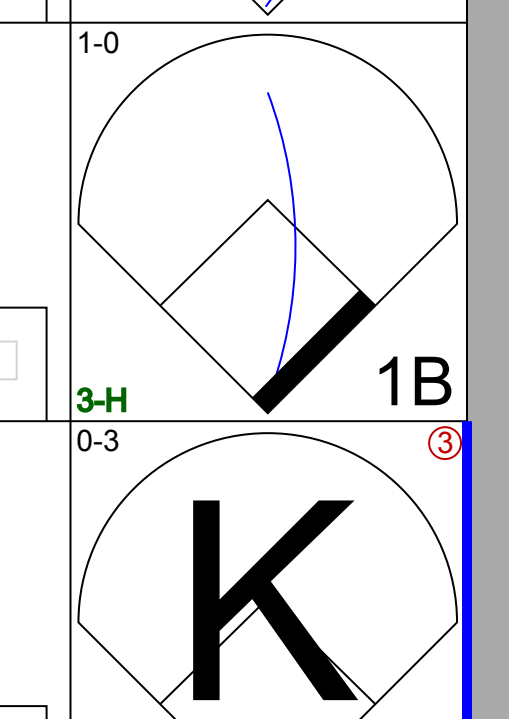
Batter	1	2	3	4	5	6	7	8	9	AB	R	H	RBI	BB	SO	LOB	BOTTOM					
Tony Phillips, S OBP: 0.473, SLG: 0.568	3-2 1B		2-1 G6-3 2B		0-2 HR 1B		3-2 HR	2-3 K		5	2	4	1	0	1	1						
Edgardo Alfonzo, R OBP: 0.342, SLG: 0.370	1-2 F8		0-1 G6-3		1-0 HR		1-3 K	1-0 F9		5	1	1	3	0	1	2						
John Olerud, L OBP: 0.439, SLG: 0.540	3-1 G4-3		1-0 G4-3		0-0 K		2-1 HR		3-1 1B 1B	5	2	2	1	0	1	1						
31 Mike Piazza, R Greg McMichael, R Turk Wendell, L Matt Franco, L		3-1 G6-3		1-0 G3-1	0-0 F8		3-3 K		1-2 1B BB 1B	4	0	0	0	0	1	0						
Brian McRae, S OBP: 0.360, SLG: 0.496		3-1 G3		2-3 K		2-2 HR	4-2 BB		1-1 BB IBB 1B	4	1	2	2	1	1	0						
Todd Hundley, S Lenny Harris, L		2-2 1B 1B		3-1 2B		0-1 1B	0-1 G6-3		4-0 BB IBB	3	0	3	0	0	0	0						
Luis Lopez, S OBP: 0.343, SLG: 0.356	1-2 FC5-4 1B		1-3 K		0-0 F7			4-2 WP 1B G4-3 BB	4-1 BB	3	1	1	1	2	1	2						
Rey Ordenez, R Carlos Baerga, S		1-2 FC5-4		0-0 1B HR 2B	0-1 L8			1-0 G4-3 WP 1B		3	1	1	0	0	0	3						
Masato Yoshii, R Dennis Cook, L Todd Pratt, R Jorge Fabregas, L			0-3 K		1-3 K		0-1 G5-3	3-2 G4-3		3	0	0	0	0	2	2						
<b>Inning Stats</b>	R: 0 E: 0 K: 0 S: 9	H: 1 LOB: 0 BB: 0 P: 16	R: 0 E: 0 K: 0 S: 13	H: 2 LOB: 0 BB: 0 P: 23	R: 0 E: 0 K: 1 S: 8	H: 1 LOB: 1 BB: 0 P: 11	R: 0 E: 0 K: 2 S: 9	H: 1 LOB: 1 BB: 0 P: 16	R: 3 E: 0 K: 2 S: 12	H: 3 LOB: 0 BB: 0 P: 17	R: 1 E: 0 K: 0 S: 12	H: 2 LOB: 1 BB: 0 P: 14	R: 2 E: 0 K: 2 S: 17	H: 2 LOB: 1 BB: 1 P: 30	R: 1 E: 0 K: 1 S: 11	H: 1 LOB: 1 BB: 1 P: 22	R: 2 E: 0 K: 0 S: 9	H: 3 LOB: 3 BB: 2 P: 22	1B: 9 2B: 3 3B: 0 HR: 4	SF: 0 SAC: 0 DP: 0 HBP: 0	WP: 1 PB: 0 SB: 0 CS: 0	PA: 43
<b>PITCHER</b>	IP WLS BF H R ER SO BB IBB HBP BLK WP HR S P ERA WHIP	IP WLS BF H R ER SO BB IBB HBP BLK WP HR S P ERA WHIP																				
Orel Hershiser, R Alvin Morman, L John Johnstone, R Robb Nen, R Jose Mesa, R	(1, 1) 6.0 27 10 4 4 4 0 0 0 0 0 0 2 17 30 18.00 3.000	(7, 1) 1.0 6 2 2 2 2 1 0 0 0 0 0 2 17 30 18.00 3.000	(8, 1) 0.0 2 1 1 1 0 1 0 0 0 0 0 3 8 ∞ ∞	(8, 1) 1.0 L 7 3 2 2 1 0 1 0 0 1 0 16 31 18.00 3.000	(9, 1) 0.0 1 0 0 0 0 1 0 0 0 0 0 1 5 ∞ ∞																	

San Francisco Giants @ New York Mets  
Shea Stadium, Flushing, NY  
Thu Aug 06 1998, 3:33 AM EDT  
Att: 36,920 - Sunny - 76 F

AB	39
R	9
H	16
RBI	9
BB	4
SO	8
LOB	13





Batter	1	2	3	4	5	6	7	8	9	AB	R	H	RBI	BB	SO	LOB	TOP					
<b>Tony Phillips, S</b> OBP: 0.489, SLG: 0.551 (1, 9)										4	1	1	0	1	1	1						
<b>Edgardo Alfonso, R</b> OBP: 0.343, SLG: 0.371 (1, 5)										4	1	2	1	0	1	2						
<b>John Olerud, L</b> OBP: 0.441, SLG: 0.542 (1, 3)										4	2	2	3	1	0	1						
<b>31 Mike Piazza, R</b> OBP: 0.370, SLG: 0.517 (1, 2)										5	1	3	3	0	0	1						
<b>Todd Hundley, S</b> OBP: 0.289, SLG: 0.275 (1, 7)										4	0	2	0	0	2	1						
<b>Mel Rojas, R</b> (7, 1)										0	0	0	0	0	0	0						
<b>Matt Franco, L</b> OBP: 0.396, SLG: 0.395 (9, PH)										1	0	0	0	0	0	1						
<b>John Franco, L</b> (9, 1)										0	0	0	0	0	0	0						
<b>Brian McRae, S</b> OBP: 0.357, SLG: 0.491 (1, 8)										4	1	0	0	0	0	4						
																						
<b>Carlos Baerga, S</b> OBP: 0.321, SLG: 0.396 (1, 4)										4	0	0	0	0	1	2						
<b>Rey Ordóñez, R</b> OBP: 0.292, SLG: 0.310 (1, 6)										4	1	2	0	0	0	1						
<b>Rick Reed, R</b> OBP: 0.196, SLG: 0.208 (1, 1)										2	1	1	0	0	1	0						
<b>Lenny Harris, L</b> OBP: 0.318, SLG: 0.326 (7, 7)										1	0	0	0	0	0	1						
<b>Inning Stats</b>	R: 2 E: 0 K: 3 S: 18	H: 1 LOB: 0 BB: 1 P: 30	R: 5 E: 2 K: 0 S: 23	H: 5 LOB: 2 BB: 0 P: 34	R: 0 E: 0 K: 1 S: 7	H: 0 LOB: 0 BB: 0 P: 8	R: 0 E: 0 K: 0 S: 6	H: 1 LOB: 1 BB: 0 P: 8	R: 0 E: 0 K: 1 S: 11	H: 1 LOB: 0 BB: 1 P: 17	R: 1 E: 0 K: 0 S: 10	H: 1 LOB: 0 BB: 1 P: 17	R: 0 E: 0 K: 1 S: 16	H: 1 LOB: 1 BB: 0 P: 20	R: 0 E: 0 K: 0 S: 13	H: 2 LOB: 2 BB: 0 P: 18	R: 0 E: 0 K: 0 S: 7	H: 1 LOB: 0 BB: 0 P: 10	1B: 8 2B: 4 3B: 0 HR: 1	SF: 1 SAC: 1 DP: 2 HBP: 0	WP: 0 PB: 0 SB: 1 CS: 1	PA: 42
<b>PITCHER</b>	IP	WLS	BF	H	R	ER	SO	BB	IBB	HBP	BLK	WP	HR	S	P	ERA	WHIP					
<b>Pedro Astacio, R</b> ERA: 5.97 (1, 1)	5.1	L	28	9	8	3	5	2	0	0	0	0	0	1	71	109	5.06	2.062				
<b>Mike DeJean, R</b> ERA: 2.35 (6, 1)	0.2		1	0	0	0	0	0	0	0	0	0	0	4	5	0.00	0.000					
<b>Chuck McLeroy, L</b> ERA: 1.48 (7, 1)	1.2		8	3	0	0	1	0	0	0	0	0	0	26	34	0.00	1.800					
<b>Dave Veres, R</b> ERA: 3.67 (8, 1)	1.1		4	1	0	0	0	0	0	0	0	0	0	10	14	0.00	0.750					
Batter	1	2	3	4	5	6	7	8	9	AB	R	H	RBI	BB	SO	LOB	BOTTOM					
<b>Darryl Hamilton, L</b> OBP: 0.391, SLG: 0.372 (1, 8)										5	1	2	2	0	1	1						
<b>Neftalí Pérez, S</b> OBP: 0.333, SLG: 0.413 (1, 6)										4	2	2	0	0	0	1						
<b>Larry Walker, L</b> OBP: 0.417, SLG: 0.598 (1, 9)										4	2	2	2	0	1	1						
<b>Dante Bichette, R</b> OBP: 0.347, SLG: 0.521 (1, 7)										4	0	1	2	0	1	1						
<b>Vinny Castilla, R</b> OBP: 0.359, SLG: 0.597 (1, 5)										4	1	3	0	0	1	0						
<b>17 Todd Helton, L</b> OBP: 0.355, SLG: 0.515 (1, 3)										4	0	0	0	0	0	3						
<b>3 Mike Lansing, R</b> OBP: 0.308, SLG: 0.371 (1, 4)										4	1	2	0	0	0	1						
<b>Jeff Reed, L</b> OBP: 0.379, SLG: 0.473 (1, 2)										3	0	2	1	0	0	1						
<b>Terry Shumpert, R</b> OBP: 0.500, SLG: 1.200 (9, PH)										0	0	0	0	1	0	0						
<b>Pedro Astacio, R</b> OBP: 0.178, SLG: 0.186 (6, 1)										2	0	0	0	0	1	2						
<b>Mike DeJean, R</b> OBP: 0.291, SLG: 0.300 (6, PH)										0	0	0	0	0	0	0						
<b>John Vander Wal, L</b> OBP: 0.291, SLG: 0.300 (7, 1)										1	0	0	0	0	1	1						
<b>Chuck McLeroy, L</b> OBP: 0.292, SLG: 0.300 (7, 1)										0	0	0	0	0	0	0						
<b>Dave Veres, R</b> OBP: 0.357, SLG: 0.491 (8, 1)										0	0	0	0	0	0	0						
<b>Kirt Manwaring, R</b> OBP: 0.347, SLG: 0.335 (9, PH)										0	0	0	0	0	0	0						
<b>Inning Stats</b>	R: 0 E: 0 K: 0 S: 6	H: 0 LOB: 0 BB: 0 P: 11	R: 0 E: 0 K: 1 S: 8	H: 0 LOB: 0 BB: 0 P: 13	R: 0 E: 0 K: 0 S: 10	H: 2 LOB: 0 BB: 0 P: 13	R: 2 E: 0 K: 1 S: 16	H: 3 LOB: 1 BB: 0 P: 19	R: 4 E: 0 K: 1 S: 20	H: 5 LOB: 0 BB: 0 P: 31	R: 1 E: 0 K: 1 S: 9	H: 2 LOB: 1 BB: 0 P: 13	R: 0 E: 0 K: 1 S: 10	H: 1 LOB: 1 BB: 0 P: 13	R: 0 E: 0 K: 0 S: 7	H: 1 LOB: 0 BB: 0 P: 11	R: 0 E: 0 K: 1 S: 9	H: 0 LOB: 1 BB: 1 P: 15	1B: 9 2B: 3 3B: 0 HR: 2	SF: 0 SAC: 2 DP: 2 HBP: 0	WP: 0 PB: 0 SB: 0 CS: 1	PA: 39
<b>PITCHER</b>	IP	WLS	BF	H	R	ER	SO	BB	IBB	HBP	BLK	WP	HR	S	P	ERA	WHIP					
<b>Rick Reed, R</b> ERA: 2.88 (1, 1)	6.0	W	27	12	7	7	4	0	0	0	0	0	0	17	24	0.00	1.000					
<b>Mel Rojas, R</b> ERA: 4.00 (7, 1)	2.0		7	2	0	0	1	0	0	0	0	0	0	9	15	0.00	1.000					
<b>John Franco, L</b> ERA: 4.36 (9, 1)	1.0	S	4	0	0	0	1	1	0	0	0	0	0	9	15	0.00	1.000					

**New York Mets @ Colorado Rockies**  
Coors Field, Denver, CO  
Fri Aug 07 1998, 7:05 PM MDT  
Att: 48,365 - Unknown - 82 F

AB	37
R	8
H	13
RBI	7
BB	2
SO	6
LOB	15



**New York Mets @ Colorado Rockies**  
Coors Field, Denver, CO  
Fri Aug 07 1998, 7:05 PM MDT  
Att: 48,365 - Unknown - 82 F

AB	35
R	7
H	14
RBI	7
BB	1
SO	6
LOB	12





Batter	1	2	3	4	5	6	7	8	9	AB	R	H	RBI	BB	SO	LOB	TOP											
Tony Phillips, S OBP: 0.455, SLG: 0.524	3-3 K		4-2 HR BB		1-3 K	2-2 FC6-4 BB		2-0 F7		4	1	0	0	1	2	3												
Edgardo Alfonso, R OBP: 0.344, SLG: 0.378	1-0 P4		2-1 HR		0-1 F9	4-1 BB		0-1 F9		4	1	1	2	1	0	0												
John Olerud, L OBP: 0.443, SLG: 0.547	4-1 31 1B BB		0-0 2B		2-1 31 E 2B	2-1 G4-3		0-0 F7		4	2	2	0	1	0	3												
31 Mike Piazza, R OBP: 0.370, SLG: 0.515	0-2 1B		1-0 P6		1-2 E5 BB		1-0 F9		2-2 HBP	4	0	1	0	0	0	1												
Brian McRae, S OBP: 0.357, SLG: 0.488	0-2 1B		1-0 G5-3		4-1 BB		2-2 G6-3		0-3 K	4	0	1	1	1	1	2												
Todd Hundley, S OBP: 0.275, SLG: 0.260	1-3 K		1-3 K		3-3 K		2-3 K			4	0	0	0	0	4	5												
Lenny Harris, L OBP: 0.318, SLG: 0.326										0	0	0	0	0	0	0												
Carlos Baerga, S OBP: 0.320, SLG: 0.395		1-0 G5-3		2-2 G5-4-3 1B		1-1 F8		1-1 G3-1		4	0	1	0	0	0	0												
Rey Ordóñez, R OBP: 0.294, SLG: 0.312		1-1 L7		2-2 G5-4-3		0-1 FC6-4 1B		3-1 1B		4	0	2	0	0	0	1												
Armando Reynoso, R OBP: 0.273, SLG: 0.273		0-3 K		1-3 K		0-0 FC6-4 1B		1-3 K		4	0	1	0	0	3	1												
Dennis Cook, L										0	0	0	0	0	0	0												
Turk Wendell, L										0	0	0	0	0	0	0												
John Franco, L										0	0	0	0	0	0	0												
<b>Inning Stats</b>	R: 1 E: 0 K: 2 S: 14	H: 2 LOB: 2 BB: 1 P: 23	R: 0 E: 0 K: 1 S: 6	H: 0 LOB: 0 BB: 0 P: 8	R: 2 E: 0 K: 1 S: 10	H: 2 LOB: 1 BB: 1 P: 19	R: 0 E: 0 K: 1 S: 10	H: 1 LOB: 0 BB: 0 P: 15	R: 1 E: 0 K: 2 S: 16	H: 1 LOB: 2 BB: 1 P: 27	R: 0 E: 0 K: 1 S: 11	H: 2 LOB: 3 BB: 1 P: 20	R: 0 E: 0 K: 1 S: 11	H: 0 LOB: 0 BB: 0 P: 16	R: 0 E: 0 K: 1 S: 8	H: 1 LOB: 1 BB: 0 P: 15	R: 0 E: 0 K: 1 S: 8	H: 0 LOB: 1 BB: 0 P: 10	1B: 6 2B: 2 3B: 0 HR: 1	SF: 0 SAC: 0 DP: 1 HBP: 1	WP: 0 PB: 0 SB: 0 CS: 0	PA: 41						
<b>PITCHER</b>	IP	WLS	BF	H	R	ER	SO	BB	IBB	HBP	BLK	WP	HR	S	P	ERA	WHIP											
Bobby Jones, L ERA: 5.67	(1, 1)	5.2	L	28	8	4	3	7	3	0	0	0	0	1	64	103	4.76	1.941										
Curt Leskanic, R ERA: 3.95	(6, 1)	0.1		2	0	0	0	0	1	0	0	0	0	0	3	9	0.00	3.000										
Mike Munoz, L ERA: 6.68	(7, 1)	1.0		3	0	0	0	1	0	0	0	0	0	0	11	16	0.00	0.000										
Mike DeJean, R ERA: 2.32	(8, 1)	1.0		4	1	0	0	1	0	0	0	0	0	0	8	15	0.00	1.000										
Jerry Dipolo, R ERA: 3.83	(9, 1)	1.0		4	0	0	0	1	0	0	1	0	0	0	8	10	0.00	0.000										

New York Mets @ Colorado Rockies  
Coors Field, Denver, CO  
Sat Aug 08 1998, 3:33 AM MDT  
Att: 48,312 - Sunny - 89 F

AB	36
R	4
H	9
RBI	3
BB	4
SO	10
LOB	16



Batter	1	2	3	4	5	6	7	8	9	AB	R	H	RBI	BB	SO	LOB	BOTTOM											
Darryl Hamilton, L OBP: 0.391, SLG: 0.370	0-0 SH1-4 1B		1-1 G4-3		4-0 BB		0-1 G1-3		0-0 G5-3	4	1	1	0	1	0	1												
Neftali Pérez, S OBP: 0.333, SLG: 0.414	0-0 SH1-4		1-1 2B		0-1 L4		0-1 B3		0-0 G6-3	4	0	1	0	0	0	2												
Larry Walker, L OBP: 0.417, SLG: 0.595	1-0 1B		2-0 P6		0-0 F9		0-1 G3		1-2 1B	5	0	2	1	0	0	1												
Dante Bichette, R OBP: 0.350, SLG: 0.524	0-1 1B		2-3 K		0-0 G4-6-3 1B		3-2 3 PB 3 1B 2B		0-0 P4	5	1	3	0	0	1	2												
Vinny Castilla, R OBP: 0.358, SLG: 0.593	2-3 K		2-0 G6-3		1-1 G4-6-3		4-0 3 1B 3 PB BB			3	0	0	0	1	1	4												
17 Todd Helton, L OBP: 0.354, SLG: 0.515	2-2 F9			1-2 G6-4-3 1B 2B		1-0 F8		1-1 L7		4	1	1	0	0	0	4												
3 Mike Lansing, R OBP: 0.312, SLG: 0.375		0-0 F8		4-1 G6-4-3 BB		0-1 2B		3-2 FC6-4 1B		3	0	2	1	1	0	0												
Jeff Reed, L OBP: 0.377, SLG: 0.468		1-1 FC1-6 1B		2-2 G6-4-3		0-0 P4		0-3 K		4	0	1	0	0	1	5												
Bobby Jones, R OBP: 0.226, SLG: 0.258	(1, 1)	7.0	W	32	10	3	2	2	3	0	0	0	0	0	0	1												
Curt Leskanic, R ERA: 2.61	(6, 1)	0.1		1	0	0	0	0	0	0	0	0	0	0	0	1												
John Vander Wal, L OBP: 0.346, SLG: 0.494	(6, PH)	0.2		3	1	0	0	1	0	0	0	0	0	0	0	0												
Mike DeJean, R ERA: 3.3	(7, 1)	1.0	S	4	1	0	0	0	0	0	0	0	0	0	0	2												
Derrick White, R OBP: 0.203, SLG: 0.250	(8, PH)									1	0	0	0	0	0	0												
Jerry Dipolo, R ERA: 4.26	(9, 1)	1.0		4	1	0	0	0	0	0	0	0	0	0	0	0												
<b>Inning Stats</b>	R: 1 E: 0 K: 1 S: 11	H: 3 LOB: 2 BB: 0 P: 16	R: 0 E: 0 K: 0 S: 8	H: 1 LOB: 1 BB: 0 P: 12	R: 0 E: 0 K: 1 S: 7	H: 1 LOB: 1 BB: 0 P: 14	R: 0 E: 0 K: 0 S: 16	H: 2 LOB: 2 BB: 2 P: 29	R: 0 E: 0 K: 0 S: 4	H: 1 LOB: 0 BB: 0 P: 5	R: 0 E: 0 K: 0 S: 5	H: 1 LOB: 1 BB: 0 P: 7	R: 0 E: 0 K: 0 S: 6	H: 0 LOB: 0 BB: 0 P: 6	R: 1 E: 0 K: 1 S: 14	H: 2 LOB: 2 BB: 1 P: 26	R: 0 E: 0 K: 0 S: 6	H: 1 LOB: 1 BB: 0 P: 7	1B: 8 2B: 4 3B: 0 HR: 0	SF: 0 SAC: 1 DP: 2 HBP: 0	WP: 0 PB: 1 SB: 0 CS: 0	PA: 40						
<b>PITCHER</b>	IP	WLS	BF	H	R	ER	SO	BB	IBB	HBP	BLK	WP	HR	S	P	ERA	WHIP											
Armando Reynoso, R ERA: 0.82	(1, 1)	7.0	W	32	10	3	2	2	3	0	0	0	0	0	61	100	2.57	1.857										
Dennis Cook, L ERA: 2.61	(8, 1)	0.1		1	0	0	0	0	0	0	0	0	0	2	3	0.00	0.000											
Turk Wendell, R ERA: 3.3	(8, 1)	0.2		3	1	0	0	1	0	0	0	0	0	8	12	0.00	1.500											
John Franco, L ERA: 4.26	(9, 1)	1.0	S	4	1	0	0	0	0	0	0	0	0	6	7	0.00	1.000											

New York Mets @ Colorado Rockies  
Coors Field, Denver, CO  
Sat Aug 08 1998, 3:33 AM MDT  
Att: 48,312 - Sunny - 89 F

AB	36
R	3
H	12
RBI	3
BB	3
SO	3
LOB	23





Batter	1	2	3	4	5	6	7	8	9	AB	R	H	RBI	BB	SO	LOB	TOP					
Tony Phillips, S OBP: 0.443, SLG: 0.500 (1, 9)	G3-1		1B BB	G1-3		G4-3			G4-3	4	1	0	0	1	0	1						
Eduardo Alfonso, R OBP: 0.344, SLG: 0.384 (1, 5)	FC7-2 3B		31 BB 1B SF9			K		F8	K	5	1	2	0	0	2	0						
John Olerud, L OBP: 0.447, SLG: 0.550 (1, 3)	FC7-2 3H		SF9 31 BB 1B			31 1B			1B	5	0	4	1	0	0	1						
31 Mike Piazza, R OBP: 0.374, SLG: 0.516 Jorge Fabregas, L OBP: 0.297, SLG: 0.239 (7, 2)		HBP BB FC3-6 1B	1B BB					F9	F8	3	1	2	0	1	0	1						
Todd Hundley, S OBP: 0.262, SLG: 0.250 (1, 7)			1B BB	SF9		L9			K	3	0	0	1	0	2	4						
Brian McRae, S OBP: 0.357, SLG: 0.486 Lenny Harris, L OBP: 0.317, SLG: 0.324 (7, 8)			HBP BB E	K		P5			F9	2	1	0	0	1	1	4						
Carlos Baerga, S OBP: 0.320, SLG: 0.392 (1, 4)			HBP SAFE FC3-6	G5-3				L8		3	0	0	0	0	0	2						
Luis Lopez, S OBP: 0.341, SLG: 0.359 (1, 6)	FC3-6				F7			G4-3		4	0	1	1	0	0	1						
Hideo Nomo, R OBP: 0.195, SLG: 0.250 Willie Blair, R OBP: 0.120, SLG: 0.102 Matt Franco, L OBP: 0.393, SLG: 0.391 Mel Rojas, R (8, 1)	K				K			P4		2	0	0	0	0	2	1						
										1	0	1	0	0	0	0						
										1	0	0	0	0	0	1						
										0	0	0	0	0	0	0						
<b>Inning Stats</b>	R: 0 E: 0 K: 0 S: 6	H: 1 LOB: 0 BB: 0 P: 12	R: 2 E: 1 K: 2 S: 14	H: 1 LOB: 1 BB: 2 P: 21	R: 2 E: 0 K: 1 S: 21	H: 2 LOB: 2 BB: 2 P: 34	R: 0 E: 0 K: 1 S: 7	H: 0 LOB: 0 BB: 0 P: 10	R: 0 E: 0 K: 1 S: 11	H: 2 LOB: 2 BB: 0 P: 16	R: 0 E: 0 K: 0 S: 8	H: 1 LOB: 1 BB: 0 P: 12	R: 0 E: 0 K: 1 S: 9	H: 1 LOB: 1 BB: 0 P: 15	R: 0 E: 0 K: 0 S: 8	H: 1 LOB: 1 BB: 0 P: 9	R: 0 E: 0 K: 1 S: 8	H: 1 LOB: 1 BB: 0 P: 9	1B: 8 2B: 2 3B: 1 HR: 0	SF: 1 SAC: 0 DP: 1 HBP: 1	WP: 0 PB: 0 SB: 0 CS: 0	PA: 40
<b>PITCHER</b> Darryl Kile, R ERA: 5.81 (1, 1)	IP: 9.0 WLS: W BF: 40 H: 10 R: 4 ER: 3 SO: 7 BB: 3 IBB: 0 HBP: 1 BLK: 0 WP: 0 HR: 0 S: 92 P: 138 ERA: 3.00 WHIP: 1.444															<b>PITCHER</b>	IP: 9.0 WLS: W BF: 40 H: 10 R: 4 ER: 3 SO: 7 BB: 3 IBB: 0 HBP: 1 BLK: 0 WP: 0 HR: 0 S: 92 P: 138 ERA: 3.00 WHIP: 1.444					

New York Mets @ Colorado Rockies  
Coors Field, Denver, CO  
Sun Aug 09 1998, 3:33 AM MDT  
Att: 48,014 - Cloudy - 79 F

AB	35
R	4
H	10
RBI	3
BB	3
SO	7
LOB	17



Batter	1	2	3	4	5	6	7	8	9	AB	R	H	RBI	BB	SO	LOB	BOTTOM
Darryl Hamilton, L OBP: 0.395, SLG: 0.375 (1, 8)	G3-1		BB	FC3-6 1B	2B				BB	3	0	2	0	2	0	0	
Neftali Perez, S OBP: 0.331, SLG: 0.412 (1, 6)	G5-3 2B		F7	FC3-6 WP 1B	G4-3			G4-3		5	2	1	1	0	0	6	
Larry Walker, L OBP: 0.416, SLG: 0.594 (1, 9)	G5-3		BB		K			G3-1	2B	4	1	1	0	1	1	3	
Dante Bichette, R OBP: 0.354, SLG: 0.537 1 Curtis Goodwin, L OBP: 0.324, SLG: 0.318 (8, PR) (9, 7)	1B 2B		F9	17 E 1B				HR	1B 2B	5	2	4	5	0	0	2	
Vinny Castilla, R OBP: 0.362, SLG: 0.594 7 Kurt Abbott, R OBP: 0.284, SLG: 0.348 (9, 5)	17 WP 1B		P6	17 E BB				G4-3	1B	4	1	3	1	1	0	2	
17 Todd Helton, L OBP: 0.354, SLG: 0.516 (1, 3)	G4-3							G4-3	F8	5	1	2	2	0	0	5	
3 Mike Lansing, R OBP: 0.310, SLG: 0.373 (1, 4)			L3					L8	K	5	1	1	0	0	1	3	
Kirt Manwaring, R OBP: 0.352, SLG: 0.346 (1, 2)	F8			1B BLK FC3-6 1B	G5-3			2B	1B	5	1	3	1	0	0	0	
Darryl Kile, R OBP: 0.281, SLG: 0.345 (1, 1)	G6-3			FC3-6 1B BB	P6			G5-3	P6	4	1	0	0	1	0	3	
										1B: 10 2B: 6 3B: 0 HR: 1	SF: 0 SAC: 0 DP: 1 HBP: 0	WP: 3 PB: 1 SB: 1 CS: 0	PA: 45				
<b>PITCHER</b> Hideo Nomo, R ERA: 4.65 Willie Blair, R ERA: 5.29 Mel Rojas, R ERA: 4.37 (8, 1)	IP: 3.2 WLS: L BF: 16 H: 5 R: 2 ER: 2 SO: 0 BB: 2 IBB: 0 HBP: 0 BLK: 0 WP: 0 HR: 1 S: 34 P: 61 ERA: 5.40 WHIP: 2.100															<b>PITCHER</b>	IP: 3.2 WLS: L BF: 16 H: 5 R: 2 ER: 2 SO: 0 BB: 2 IBB: 0 HBP: 0 BLK: 0 WP: 0 HR: 1 S: 34 P: 61 ERA: 5.40 WHIP: 2.100

New York Mets @ Colorado Rockies  
Coors Field, Denver, CO  
Sun Aug 09 1998, 3:33 AM MDT  
Att: 48,014 - Cloudy - 79 F

AB	40
R	11
H	17
RBI	10
BB	5
SO	2
LOB	24





Batter	1	2	3	4	5	6	7	8	9	AB	R	H	RBI	BB	SO	LOB	TOP							
Tony Phillips, S OBP: 0.423, SLG: 0.473 (1, 9)	G3	F7		L8			F8		K	5	0	0	0	0	1	2								
Eduardo Alfonso, R OBP: 0.348, SLG: 0.390 (1, 5)	31 2B		P3				G6-3			4	1	3	0	0	0	0								
John Olerud, L OBP: 0.445, SLG: 0.546 (1, 3)	31 2B		L7		F7		G6-3			3	1	0	0	1	0	3								
31 Mike Piazza, R OBP: 0.373, SLG: 0.516 (1, 2)	1-H 2H		E6				G4-3		G6-3	4	1	1	2	0	0	0								
Todd Hundley, S OBP: 0.264, SLG: 0.291 (1, 7)	K						K		L8	3	1	1	2	0	2	1								
Lenny Harris, L OBP: 0.315, SLG: 0.322 (7, 7)										1	0	0	0	0	0	0								
Brian McRae, S OBP: 0.358, SLG: 0.489 (1, 8)	G4-3				F7					4	0	2	0	0	0	1								
Carlos Baerga, S OBP: 0.317, SLG: 0.388 (1, 4)			G4-3				G4-3		G4-3	4	0	0	0	0	1	2								
Rey Ordenez, R OBP: 0.294, SLG: 0.311 (1, 6)					L9		L8		G6-3	4	0	1	0	0	0	0								
Al Leiter, L OBP: 0.233, SLG: 0.135 (1, 1)										1	0	0	0	1	1	0								
Dennis Cook, L (8, 1)										0	0	0	0	0	0	0								
Turk Wendell, L (8, 1)										0	0	0	0	0	0	0								
Matt Franco, L OBP: 0.390, SLG: 0.388 (9, PH)										1	0	0	0	0	0	0								
John Franco, L (9, 1)										0	0	0	0	0	0	0								
<b>Inning Stats</b>	R: 2 E: 0 K: 1 S: 15	H: 2 LOB: 1 BB: 1 P: 26	R: 0 E: 0 K: 0 S: 7	H: 1 LOB: 1 BB: 0 P: 10	R: 2 E: 1 K: 1 S: 15	H: 2 LOB: 1 BB: 1 P: 25	R: 0 E: 0 K: 0 S: 8	H: 1 LOB: 2 BB: 1 P: 15	R: 0 E: 0 K: 1 S: 9	H: 0 LOB: 0 BB: 0 P: 14	R: 0 E: 0 K: 1 S: 6	H: 0 LOB: 0 BB: 0 P: 8	R: 0 E: 0 K: 0 S: 4	H: 1 LOB: 0 BB: 0 P: 8	R: 0 E: 0 K: 0 S: 6	H: 1 LOB: 1 BB: 0 P: 9	R: 0 E: 0 K: 1 S: 8	H: 0 LOB: 0 BB: 0 P: 11	1B: 4 2B: 3 3B: 0 HR: 1	SF: 0 SAC: 1 DP: 1 HBP: 0	WP: 0 PB: 0 SB: 0 CS: 0	PA: 37		
<b>PITCHER</b>	IP WLS BF H R ER SO BB IBB HBP BLK WP HR S P ERA WHIP	IP WLS BF H R ER SO BB IBB HBP BLK WP HR S P ERA WHIP	IP WLS BF H R ER SO BB IBB HBP BLK WP HR S P ERA WHIP	IP WLS BF H R ER SO BB IBB HBP BLK WP HR S P ERA WHIP	IP WLS BF H R ER SO BB IBB HBP BLK WP HR S P ERA WHIP	IP WLS BF H R ER SO BB IBB HBP BLK WP HR S P ERA WHIP	IP WLS BF H R ER SO BB IBB HBP BLK WP HR S P ERA WHIP	IP WLS BF H R ER SO BB IBB HBP BLK WP HR S P ERA WHIP	IP WLS BF H R ER SO BB IBB HBP BLK WP HR S P ERA WHIP	IP WLS BF H R ER SO BB IBB HBP BLK WP HR S P ERA WHIP	IP WLS BF H R ER SO BB IBB HBP BLK WP HR S P ERA WHIP	IP WLS BF H R ER SO BB IBB HBP BLK WP HR S P ERA WHIP	IP WLS BF H R ER SO BB IBB HBP BLK WP HR S P ERA WHIP	IP WLS BF H R ER SO BB IBB HBP BLK WP HR S P ERA WHIP	IP WLS BF H R ER SO BB IBB HBP BLK WP HR S P ERA WHIP	IP WLS BF H R ER SO BB IBB HBP BLK WP HR S P ERA WHIP	IP WLS BF H R ER SO BB IBB HBP BLK WP HR S P ERA WHIP	IP WLS BF H R ER SO BB IBB HBP BLK WP HR S P ERA WHIP	IP WLS BF H R ER SO BB IBB HBP BLK WP HR S P ERA WHIP	IP WLS BF H R ER SO BB IBB HBP BLK WP HR S P ERA WHIP	IP WLS BF H R ER SO BB IBB HBP BLK WP HR S P ERA WHIP	IP WLS BF H R ER SO BB IBB HBP BLK WP HR S P ERA WHIP	IP WLS BF H R ER SO BB IBB HBP BLK WP HR S P ERA WHIP	IP WLS BF H R ER SO BB IBB HBP BLK WP HR S P ERA WHIP

New York Mets @ St. Louis Cardinals  
Busch Stadium, St. Louis, MO  
Mon Aug 10 1998, 7:05 PM CDT  
Att: 41,252 - Cloudy - 91 F

AB 34  
R 4  
H 8  
RBI 4  
BB 2  
SO 5  
LOB 9



Batter	1	2	3	4	5	6	7	8	9	AB	R	H	RBI	BB	SO	LOB	BOTTOM								
12 Pat Kelly, R OBP: 0.344, SLG: 0.345 (1, 4)	2B								K	4	1	1	0	0	2	1									
Ray Lankford, L OBP: 0.393, SLG: 0.521 (1, 8)	1B									4	1	2	1	0	0	0									
Mark McGwire, R OBP: 0.465, SLG: 0.702 (1, 3)	2B									3	0	0	0	1	3	1									
Brian Jordan, R OBP: 0.369, SLG: 0.548 (1, 9)	1B									3	0	0	1	0	0	1									
Ron Gant, R OBP: 0.300, SLG: 0.473 (1, 7)	2B									4	0	0	0	0	0	1									
Tom Pagnozzi, R OBP: 0.283, SLG: 0.297 (1, 2)										3	0	1	0	0	1	1									
Willie McGee, S OBP: 0.295, SLG: 0.345 (8, PH)										1	0	0	0	0	0	0									
Fernando Tatis, R OBP: 0.306, SLG: 0.361 (8, 6)										3	0	2	0	1	0	1									
Matt Morris, R OBP: 0.286, SLG: 0.182 (7, PH)										1	0	0	0	0	1	1									
John Mabry, L OBP: 0.315, SLG: 0.393 (8, 5)										2	0	0	0	0	1	2									
Luis Ordez, R OBP: 0.200, SLG: 0.164 (7, PH)										2	0	0	0	0	0	1									
Eli Marrero, R OBP: 0.309, SLG: 0.403 (8, 1)										1	0	0	0	0	1	1									
Rick Croushore, R (8, 1)										0	0	0	0	0	0	0									
<b>Inning Stats</b>	R: 2 E: 0 K: 0 S: 12	H: 2 LOB: 1 BB: 1 P: 26	R: 0 E: 0 K: 1 S: 8	H: 0 LOB: 1 BB: 1 P: 18	R: 0 E: 0 K: 1 S: 8	H: 0 LOB: 0 BB: 0 P: 16	R: 0 E: 0 K: 2 S: 15	H: 1 LOB: 0 BB: 0 P: 23	R: 0 E: 0 K: 0 S: 5	H: 0 LOB: 0 BB: 0 P: 8	R: 0 E: 0 K: 1 S: 6	H: 0 LOB: 0 BB: 0 P: 10	R: 0 E: 0 K: 2 S: 16	H: 1 LOB: 1 BB: 0 P: 26	R: 0 E: 0 K: 2 S: 18	H: 1 LOB: 1 BB: 0 P: 27	R: 0 E: 0 K: 0 S: 10	H: 1 LOB: 1 BB: 0 P: 15	1B: 4 2B: 2 3B: 0 HR: 0	SF: 1 SAC: 1 DP: 0 HBP: 0	WP: 1 PB: 0 SB: 1 CS: 0	PA: 35			
<b>PITCHER</b>	IP WLS BF H R ER SO BB IBB HBP BLK WP HR S P ERA WHIP	IP WLS BF H R ER SO BB IBB HBP BLK WP HR S P ERA WHIP	IP WLS BF H R ER SO BB IBB HBP BLK WP HR S P ERA WHIP	IP WLS BF H R ER SO BB IBB HBP BLK WP HR S P ERA WHIP	IP WLS BF H R ER SO BB IBB HBP BLK WP HR S P ERA WHIP	IP WLS BF H R ER SO BB IBB HBP BLK WP HR S P ERA WHIP	IP WLS BF H R ER SO BB IBB HBP BLK WP HR S P ERA WHIP	IP WLS BF H R ER SO BB IBB HBP BLK WP HR S P ERA WHIP	IP WLS BF H R ER SO BB IBB HBP BLK WP HR S P ERA WHIP	IP WLS BF H R ER SO BB IBB HBP BLK WP HR S P ERA WHIP	IP WLS BF H R ER SO BB IBB HBP BLK WP HR S P ERA WHIP	IP WLS BF H R ER SO BB IBB HBP BLK WP HR S P ERA WHIP	IP WLS BF H R ER SO BB IBB HBP BLK WP HR S P ERA WHIP	IP WLS BF H R ER SO BB IBB HBP BLK WP HR S P ERA WHIP	IP WLS BF H R ER SO BB IBB HBP BLK WP HR S P ERA WHIP	IP WLS BF H R ER SO BB IBB HBP BLK WP HR S P ERA WHIP	IP WLS BF H R ER SO BB IBB HBP BLK WP HR S P ERA WHIP	IP WLS BF H R ER SO BB IBB HBP BLK WP HR S P ERA WHIP	IP WLS BF H R ER SO BB IBB HBP BLK WP HR S P ERA WHIP	IP WLS BF H R ER SO BB IBB HBP BLK WP HR S P ERA WHIP	IP WLS BF H R ER SO BB IBB HBP BLK WP HR S P ERA WHIP	IP WLS BF H R ER SO BB IBB HBP BLK WP HR S P ERA WHIP	IP WLS BF H R ER SO BB IBB HBP BLK WP HR S P ERA WHIP	IP WLS BF H R ER SO BB IBB HBP BLK WP HR S P ERA WHIP	IP WLS BF H R ER SO BB IBB HBP BLK WP HR S P ERA WHIP

New York Mets @ St. Louis Cardinals  
Busch Stadium, St. Louis, MO  
Mon Aug 10 1998, 7:05 PM CDT  
Att: 41,252 - Cloudy - 91 F

AB 31  
R 2  
H 6  
RBI 2  
BB 2  
SO 9  
LOB 11





Batter	1	2	3	4	5	6	7	8	9	AB	R	H	RBI	BB	SO	LOB	TOP																																																																								
<b>Jermaine Allensworth, R</b> (1.9) <small>OBP: 0.362, SLG: 0.397</small> <b>Tony Phillips, S</b> (8.7) <small>OBP: 0.420, SLG: 0.467</small>										4	1	2	1	0	1	1																																																																									
<b>Edgardo Alfonzo, R</b> (1.5) <small>OBP: 0.353, SLG: 0.398</small>										5	1	4	2	0	0	1																																																																									
<b>John Olerud, L</b> (1.3) <small>OBP: 0.444, SLG: 0.544</small>										5	0	2	1	0	1	3																																																																									
<b>31 Mike Piazza, R</b> (1.2) <small>OBP: 0.371, SLG: 0.513</small>										4	1	1	1	0	0	4																																																																									
<b>Brian McRae, S</b> (1.8) <small>OBP: 0.361, SLG: 0.493</small>										5	1	3	0	0	0	2																																																																									
<b>Todd Hundley, S</b> (1.7) <small>OBP: 0.294, SLG: 0.289</small> <b>Lenny Harris, L</b> (7.7) <small>OBP: 0.318, SLG: 0.322</small>										4	0	1	1	0	3	3																																																																									
<b>Luis Lopez, S</b> (1.4) <small>OBP: 0.342, SLG: 0.357</small>										4	1	1	0	1	1	2																																																																									
<b>Rey Ordóñez, R</b> (1.6) <small>OBP: 0.295, SLG: 0.311</small>										4	1	1	0	1	1	4																																																																									
<b>Bobby Jones, R</b> (1.1) <small>OBP: 0.235, SLG: 0.265</small> <b>Matt Franco, L</b> (8.7) <small>OBP: 0.394, SLG: 0.393</small> <b>Turk Wendell, L</b> (8.1) <small>OBP: 0.256, SLG: 0.237</small> <b>Greg McMichael, R</b> (9.1) <small>OBP: 0.256, SLG: 0.237</small>										2	1	1	2	0	1	0																																																																									
<b>Inning Stats</b>	R: 0 E: 0 K: 0 S: 8	H: 1 LOB: 1 BB: 0 P: 18	R: 4 E: 1 K: 3 S: 15	H: 4 LOB: 1 BB: 1 P: 28	R: 0 E: 0 K: 1 S: 9	H: 1 LOB: 0 BB: 0 P: 14	R: 0 E: 0 K: 1 S: 7	H: 0 LOB: 0 BB: 0 P: 10	R: 1 E: 0 K: 1 S: 8	H: 2 LOB: 1 BB: 0 P: 13	R: 0 E: 0 K: 1 S: 7	H: 1 LOB: 1 BB: 0 P: 11	R: 1 E: 0 K: 0 S: 13	H: 3 LOB: 2 BB: 0 P: 21	R: 2 E: 0 K: 1 S: 14	H: 4 LOB: 2 BB: 2 P: 20	R: 0 E: 0 K: 0 S: 9	H: 1 LOB: 2 BB: 2 P: 21	1B: 13 2B: 4 HR: 0	SF: 1 SAC: 1 DP: 1 HBP: 0	WP: 0 PB: 0 SB: 0 CS: 0	PA: 45																																																																			
<b>PITCHER</b>	IP WLS BF H R ER SO BB IBB HBP BLK WP HR S P ERA WHIP	IP WLS BF H R ER SO BB IBB HBP BLK WP HR S P ERA WHIP	IP WLS BF H R ER SO BB IBB HBP BLK WP HR S P ERA WHIP	IP WLS BF H R ER SO BB IBB HBP BLK WP HR S P ERA WHIP	IP WLS BF H R ER SO BB IBB HBP BLK WP HR S P ERA WHIP	IP WLS BF H R ER SO BB IBB HBP BLK WP HR S P ERA WHIP	IP WLS BF H R ER SO BB IBB HBP BLK WP HR S P ERA WHIP	IP WLS BF H R ER SO BB IBB HBP BLK WP HR S P ERA WHIP	IP WLS BF H R ER SO BB IBB HBP BLK WP HR S P ERA WHIP	IP WLS BF H R ER SO BB IBB HBP BLK WP HR S P ERA WHIP	IP WLS BF H R ER SO BB IBB HBP BLK WP HR S P ERA WHIP	IP WLS BF H R ER SO BB IBB HBP BLK WP HR S P ERA WHIP	IP WLS BF H R ER SO BB IBB HBP BLK WP HR S P ERA WHIP	IP WLS BF H R ER SO BB IBB HBP BLK WP HR S P ERA WHIP	IP WLS BF H R ER SO BB IBB HBP BLK WP HR S P ERA WHIP	IP WLS BF H R ER SO BB IBB HBP BLK WP HR S P ERA WHIP	IP WLS BF H R ER SO BB IBB HBP BLK WP HR S P ERA WHIP	IP WLS BF H R ER SO BB IBB HBP BLK WP HR S P ERA WHIP	IP WLS BF H R ER SO BB IBB HBP BLK WP HR S P ERA WHIP	IP WLS BF H R ER SO BB IBB HBP BLK WP HR S P ERA WHIP	IP WLS BF H R ER SO BB IBB HBP BLK WP HR S P ERA WHIP	IP WLS BF H R ER SO BB IBB HBP BLK WP HR S P ERA WHIP	IP WLS BF H R ER SO BB IBB HBP BLK WP HR S P ERA WHIP	IP WLS BF H R ER SO BB IBB HBP BLK WP HR S P ERA WHIP	IP WLS BF H R ER SO BB IBB HBP BLK WP HR S P ERA WHIP	IP WLS BF H R ER SO BB IBB HBP BLK WP HR S P ERA WHIP	IP WLS BF H R ER SO BB IBB HBP BLK WP HR S P ERA WHIP	IP WLS BF H R ER SO BB IBB HBP BLK WP HR S P ERA WHIP	IP WLS BF H R ER SO BB IBB HBP BLK WP HR S P ERA WHIP	IP WLS BF H R ER SO BB IBB HBP BLK WP HR S P ERA WHIP	IP WLS BF H R ER SO BB IBB HBP BLK WP HR S P ERA WHIP	IP WLS BF H R ER SO BB IBB HBP BLK WP HR S P ERA WHIP	IP WLS BF H R ER SO BB IBB HBP BLK WP HR S P ERA WHIP	IP WLS BF H R ER SO BB IBB HBP BLK WP HR S P ERA WHIP	IP WLS BF H R ER SO BB IBB HBP BLK WP HR S P ERA WHIP	IP WLS BF H R ER SO BB IBB HBP BLK WP HR S P ERA WHIP	IP WLS BF H R ER SO BB IBB HBP BLK WP HR S P ERA WHIP	IP WLS BF H R ER SO BB IBB HBP BLK WP HR S P ERA WHIP	IP WLS BF H R ER SO BB IBB HBP BLK WP HR S P ERA WHIP	IP WLS BF H R ER SO BB IBB HBP BLK WP HR S P ERA WHIP	IP WLS BF H R ER SO BB IBB HBP BLK WP HR S P ERA WHIP	IP WLS BF H R ER SO BB IBB HBP BLK WP HR S P ERA WHIP	IP WLS BF H R ER SO BB IBB HBP BLK WP HR S P ERA WHIP	IP WLS BF H R ER SO BB IBB HBP BLK WP HR S P ERA WHIP	IP WLS BF H R ER SO BB IBB HBP BLK WP HR S P ERA WHIP	IP WLS BF H R ER SO BB IBB HBP BLK WP HR S P ERA WHIP	IP WLS BF H R ER SO BB IBB HBP BLK WP HR S P ERA WHIP	IP WLS BF H R ER SO BB IBB HBP BLK WP HR S P ERA WHIP	IP WLS BF H R ER SO BB IBB HBP BLK WP HR S P ERA WHIP	IP WLS BF H R ER SO BB IBB HBP BLK WP HR S P ERA WHIP	IP WLS BF H R ER SO BB IBB HBP BLK WP HR S P ERA WHIP	IP WLS BF H R ER SO BB IBB HBP BLK WP HR S P ERA WHIP	IP WLS BF H R ER SO BB IBB HBP BLK WP HR S P ERA WHIP	IP WLS BF H R ER SO BB IBB HBP BLK WP HR S P ERA WHIP	IP WLS BF H R ER SO BB IBB HBP BLK WP HR S P ERA WHIP	IP WLS BF H R ER SO BB IBB HBP BLK WP HR S P ERA WHIP	IP WLS BF H R ER SO BB IBB HBP BLK WP HR S P ERA WHIP	IP WLS BF H R ER SO BB IBB HBP BLK WP HR S P ERA WHIP	IP WLS BF H R ER SO BB IBB HBP BLK WP HR S P ERA WHIP	IP WLS BF H R ER SO BB IBB HBP BLK WP HR S P ERA WHIP	IP WLS BF H R ER SO BB IBB HBP BLK WP HR S P ERA WHIP	IP WLS BF H R ER SO BB IBB HBP BLK WP HR S P ERA WHIP	IP WLS BF H R ER SO BB IBB HBP BLK WP HR S P ERA WHIP	IP WLS BF H R ER SO BB IBB HBP BLK WP HR S P ERA WHIP	IP WLS BF H R ER SO BB IBB HBP BLK WP HR S P ERA WHIP	IP WLS BF H R ER SO BB IBB HBP BLK WP HR S P ERA WHIP	IP WLS BF H R ER SO BB IBB HBP BLK WP HR S P ERA WHIP	IP WLS BF H R ER SO BB IBB HBP BLK WP HR S P ERA WHIP	IP WLS BF H R ER SO BB IBB HBP BLK WP HR S P ERA WHIP	IP WLS BF H R ER SO BB IBB HBP BLK WP HR S P ERA WHIP	IP WLS BF H R ER SO BB IBB HBP BLK WP HR S P ERA WHIP	IP WLS BF H R ER SO BB IBB HBP BLK WP HR S P ERA WHIP	IP WLS BF H R ER SO BB IBB HBP BLK WP HR S P ERA WHIP	IP WLS BF H R ER SO BB IBB HBP BLK WP HR S P ERA WHIP	IP WLS BF H R ER SO BB IBB HBP BLK WP HR S P ERA WHIP	IP WLS BF H R ER SO BB IBB HBP BLK WP HR S P ERA WHIP	IP WLS BF H R ER SO BB IBB HBP BLK WP HR S P ERA WHIP	IP WLS BF H R ER SO BB IBB HBP BLK WP HR S P ERA WHIP	IP WLS BF H R ER SO BB IBB HBP BLK WP HR S P ERA WHIP	IP WLS BF H R ER SO BB IBB HBP BLK WP HR S P ERA WHIP	IP WLS BF H R ER SO BB IBB HBP BLK WP HR S P ERA WHIP	IP WLS BF H R ER SO BB IBB HBP BLK WP HR S P ERA WHIP	IP WLS BF H R ER SO BB IBB HBP BLK WP HR S P ERA WHIP	IP WLS BF H R ER SO BB IBB HBP BLK WP HR S P ERA WHIP	IP WLS BF H R ER SO BB IBB HBP BLK WP HR S P ERA WHIP	IP WLS BF H R ER SO BB IBB HBP BLK WP HR S P ERA WHIP	IP WLS BF H R ER SO BB IBB HBP BLK WP HR S P ERA WHIP	IP WLS BF H R ER SO BB IBB HBP BLK WP HR S P ERA WHIP	IP WLS BF H R ER SO BB IBB HBP BLK WP 



Batter	1	2	3	4	5	6	7	8	9	10	11	12	13	14	AB	R	H	RBI	BB	SO	LOB	TOP																
Tony Phillips, S OBP: 0.415, SLG: 0.454 (10, 7)	G4-3			G4-3 1B	K			K		G6-4-3 BB		L8			5	0	1	0	1	2	2																	
Edgardo Alfonzo, R OBP: 0.351, SLG: 0.395 (1, 5)	K			F9		G5-3		F8		G6-4-3 1-2f				1B	6	0	1	0	0	1	2																	
Matt Franco, L OBP: 0.385, SLG: 0.382 (1, 3)	G4-3			G4-3 1-2		F8		G4-3						G4-3	6	0	1	0	0	0	2																	
Todd Hundley, S OBP: 0.257, SLG: 0.276 Jermaine Allenworth, R OBP: 0.386, SLG: 0.354 (10, 9)	F7			G4-3		G3				K					4	0	0	0	0	1	1																	
Brian McRae, S OBP: 0.365, SLG: 0.491 (1, 8)										P6					3	1	1	0	3	0	0																	
Carlos Baerga, S OBP: 0.322, SLG: 0.392 (1, 4)	G4-6-3														6	1	4	0	0	0	2																	
Jorge Fabregas, L OBP: 0.260, SLG: 0.256 (1, 2)															4	1	1	2	1	0	2																	
Rey Ordaz, R OBP: 0.105, SLG: 0.083 31 Mike Piazza, R OBP: 0.152, SLG: 0.152 Dwight Gooden, L OBP: 0.321, SLG: 0.321 Lenny Harris, L OBP: 0.321, SLG: 0.321 Turk Wendell, L OBP: 0.321, SLG: 0.321 John Franco, L OBP: 0.321, SLG: 0.321 (1, 4)	G1-3														3	0	1	1	0	0	2																	
Masato Yoshii, R OBP: 0.444, SLG: 0.543 John Olerud, L OBP: 0.444, SLG: 0.543 Mel Rojas, R OBP: 0.338, SLG: 0.351 Luis Lopez, S OBP: 0.338, SLG: 0.351 (9, 6)	F3														1	0	0	0	0	0	0																	
<b>Inning Stats</b>	R: 0 E: 0 K: 1 S: 9	H: 0 LOB: 0 BB: 0 P: 17	R: 0 E: 0 K: 1 S: 4	H: 0 LOB: 1 BB: 1 P: 9	R: 0 E: 0 K: 0 S: 8	H: 0 LOB: 0 BB: 0 P: 13	R: 0 E: 0 K: 0 S: 7	H: 1 LOB: 1 BB: 0 P: 11	R: 1 E: 0 K: 1 S: 10	H: 2 LOB: 2 BB: 1 P: 16	R: 0 E: 0 K: 0 S: 9	H: 0 LOB: 0 BB: 0 P: 16	R: 0 E: 0 K: 1 S: 11	H: 0 LOB: 0 BB: 0 P: 15	R: 3 E: 0 K: 1 S: 14	H: 3 LOB: 0 BB: 1 P: 22	R: 0 E: 0 K: 0 S: 6	H: 1 LOB: 1 BB: 1 P: 17	R: 0 E: 0 K: 1 S: 7	H: 1 LOB: 0 BB: 0 P: 13	R: 0 E: 0 K: 0 S: 6	H: 0 LOB: 0 BB: 0 P: 8	R: 0 E: 0 K: 0 S: 6	H: 0 LOB: 0 BB: 0 P: 8	1B: 9 2B: 0 3B: 0 HR: 2	SF: 0 SAC: 2 DP: 3 HBP: 0	WP: 0 PB: 0 SB: 0 CS: 1	PA: 54										
<b>PITCHER</b>	IP 6.0	WLS 24	BF 24	H 6	R 0	ER 0	SO 2	BB 0	IBB 0	HBP 0	BLK 0	WP 0	HR 0	S 50	P 89	ERA 1.50	WHIP 1.167																					
Kent Bottenfeld, R ERA: 4.03 Rick Croushore, R ERA: 4.4 Jeff Brantley, R ERA: 5.42 Lance Painter, L ERA: 3.59 Mark Petkovsek, R ERA: 5.09											<b>PITCHER</b>	IP 1.0	WLS 0	BF 3	H 0	R 0	ER 0	SO 3	BB 0	IBB 0	HBP 0	BLK 0	WP 0	HR 0	S 6	P 8	ERA 0.00	WHIP 0.000										
John Frascatore, R ERA: 3.97																																						

New York Mets @ St. Louis Cardinals  
Busch Stadium, St. Louis, MO  
Wed Aug 12 1998, 7:05 PM CDT  
Att. 34,260 - Cloudy - 85 F

AB 47  
R 4  
H 11  
RBI 4  
BB 5  
SO 5  
LOB 18



Batter	1	2	3	4	5	6	7	8	9	10	11	12	13	14	AB	R	H	RBI	BB	SO	LOB	BOTTOM																
Delino DeShields, L OBP: 0.491, SLG: 0.448 (1, 4)	F9 1B 2B				L6					L4					6	3	3	0	1	1	0																	
Brian Jordan, R OBP: 0.367, SLG: 0.543 (1, 9)	F9				G5-3										7	2	3	1	0	0	2																	
Mark McGwire, R OBP: 0.465, SLG: 0.706 (1, 3)	G3 1B														4	0	1	2	2	3	1																	
Ray Lankford, L OBP: 0.392, SLG: 0.522 (1, 8)	G3														7	0	3	2	0	1	4																	
Ron Gant, R OBP: 0.299, SLG: 0.466 (9, 1) Lance Painter, L OBP: 0.300, SLG: 0.364 Tom Lampkin, L OBP: 0.333, SLG: 0.390 (12, 2)	K														3	0	0	0	1	2	2																	
Fernando Tatis, R OBP: 0.307, SLG: 0.366 John Mabry, L OBP: 0.319, SLG: 0.401 (12, 5)	P3														4	0	0	0	1	3	3																	
Eli Marrero, R OBP: 0.297, SLG: 0.384 Mark Petkovsek, R OBP: 0.348, SLG: 0.364 Tom Pagnozzi, R OBP: 0.292, SLG: 0.296 John Frascatore, R OBP: 0.200, SLG: 0.200 (14, 1)	G6-3														5	0	0	0	0	0	3																	
Kent Bottenfeld, R OBP: 0.255, SLG: 0.260 Rick Croushore, R OBP: 0.337, SLG: 0.337 Willie McGee, S OBP: 0.298, SLG: 0.346 (9, 7)	K														3	0	0	0	0	1	2																	
Placido Polanco, R OBP: 0.255, SLG: 0.304 12 Pat Kelly, R OBP: 0.337, SLG: 0.337 Luis Ordez, R OBP: 0.200, SLG: 0.167 (10, 6)	G6-3														3	0	0	0	0	0	0																	
<b>Inning Stats</b>	R: 1 E: 0 K: 1 S: 12	H: 2 LOB: 1 BB: 0 P: 17	R: 0 E: 0 K: 1 S: 10	H: 0 LOB: 0 BB: 0 P: 15	R: 2 E: 0 K: 1 S: 15	H: 3 LOB: 2 BB: 1 P: 30	R: 0 E: 0 K: 0 S: 8	H: 0 LOB: 0 BB: 0 P: 9	R: 0 E: 0 K: 1 S: 10	H: 1 LOB: 1 BB: 1 P: 18	R: 1 E: 0 K: 2 S: 13	H: 1 LOB: 1 BB: 1 P: 22	R: 0 E: 0 K: 1 S: 10	H: 0 LOB: 0 BB: 0 P: 16	R: 0 E: 0 K: 0 S: 5	H: 0 LOB: 0 BB: 0 P: 8	R: 0 E: 0 K: 1 S: 12	H: 0 LOB: 0 BB: 0 P: 19	R: 0 E: 0 K: 2 S: 10	H: 1 LOB: 2 BB: 1 P: 18	R: 0 E: 0 K: 1 S: 7	H: 1 LOB: 1 BB: 1 P: 17	R: 0 E: 0 K: 2 S: 10	H: 1 LOB: 2 BB: 1 P: 22	R: 1 E: 0 K: 0 S: 8	H: 2 LOB: 2 BB: 1 P: 18	1B: 7 2B: 5 3B: 0 HR: 0	SF: 1 SAC: 0 DP: 1 HBP: 0	WP: 1 PB: 1 SB: 4 CS: 0	PA: 58								
<b>PITCHER</b>	IP 6.0	WLS 26	BF 26	H 6	R 3	ER 3	SO 5	BB 1	IBB 1	HBP 0	BLK 0	WP 1	HR 0	S 63	P 98	ERA 4.50	WHIP 1.167																					
Masato Yoshii, R ERA: 3.89 Mel Rojas, R ERA: 4.37 Dennis Cook, L ERA: 2.49 Turk Wendell, R ERA: 3.09 John Franco, L ERA: 4.16											<b>PITCHER</b>	IP 1.0	WLS 0	BF 3	H 0	R 0	ER 0	SO 3	BB 0	IBB 0	HBP 0	BLK 0	WP 0	HR 0	S 6	P 8	ERA 0.00	WHIP 0.000										
John Frascatore, R ERA: 3.97																																						

New York Mets @ St. Louis Cardinals  
Busch Stadium, St. Louis, MO  
Wed Aug 12 1998, 7:05 PM CDT  
Att. 34,260 - Cloudy - 85 F

AB 50  
R 12  
H 15  
RBI 5  
BB 7  
SO 14  
LOB 22





Batter	1	2	3	4	5	6	7	8	9	AB	R	H	RBI	BB	SO	LOB	TOP							
Tony Phillips, S OBP: 0.426, SLG: 0.460 (1, 9)	F7		BB					G5-4-3 1B		3	0	2	1	1	0	0								
Lenny Harris, L OBP: 0.311, SLG: 0.314 (6, 9)	F7		F7					G5-4-3 1-2f		4	0	0	0	0	0	3								
John Olerud, L OBP: 0.446, SLG: 0.546 (1, 3)	2B			HR				BB		3	1	2	0	1	0	1								
31 Mike Piazza, R OBP: 0.369, SLG: 0.517 (1, 2)	G5-3			P6				P9		4	0	0	0	0	0	3								
Brian McRae, S OBP: 0.364, SLG: 0.496 (1, 8)		G3		HR						4	1	1	2	0	1	0								
Todd Hundley, S OBP: 0.245, SLG: 0.267 Edgardo Alfonzo, R OBP: 0.350, SLG: 0.394 (6, 5)	K		P7					P9		3	0	0	0	0	2	0								
Carlos Baerga, S OBP: 0.319, SLG: 0.388 (1, 4)	G6-3			P1				P6		4	0	0	0	0	1	0								
Rey Ordenez, R OBP: 0.296, SLG: 0.311 (1, 6)			K					G6-3		3	1	1	0	0	1	0								
Rick Reed, R OBP: 0.189, SLG: 0.200 Dennis Cook, L (8, 1) Turk Wendell, L (9, 1)			K					SH1-4 1B		2	0	0	0	0	2	0								
								K		0	0	0	0	0	0	0								
										0	0	0	0	0	0	0								
<b>Inning Stats</b>	R: 0 E: 0 K: 0 S: 9	H: 1 LOB: 1 BB: 0 P: 14	R: 0 E: 0 K: 1 S: 8	H: 0 LOB: 0 BB: 0 P: 9	R: 0 E: 0 K: 2 S: 10	H: 0 LOB: 1 BB: 1 P: 15	R: 2 E: 0 K: 0 S: 11	H: 2 LOB: 0 BB: 0 P: 19	R: 1 E: 0 K: 1 S: 9	H: 2 LOB: 0 BB: 0 P: 15	R: 0 E: 0 K: 1 S: 7	H: 0 LOB: 0 BB: 0 P: 10	R: 0 E: 0 K: 2 S: 8	H: 0 LOB: 0 BB: 0 P: 11	R: 0 E: 0 K: 0 S: 6	H: 1 LOB: 1 BB: 1 P: 12	R: 0 E: 0 K: 1 S: 6	H: 0 LOB: 0 BB: 0 P: 10	1B: 4 2B: 1 3B: 0 HR: 1	SF: 0 SAC: 1 DP: 1 HBP: 0	WP: 1 PB: 0 SB: 0 CS: 0	PA: 34		
<b>PITCHER</b>	IP	WLS	BF	H	R	ER	SO	BB	IBB	HBP	BLK	WP	HR	S	P	ERA	WHIP							
Amaury Telemaco, R ERA: 3.95 Aaron Small, R ERA: 5.26	7.0	L	27	5	3	3	6	1	0	0	0	1	1	62	93	3.86	0.857							
	2.0	7	1	0	0	1	1	0	0	0	0	0	0	12	22	0.00	1.000							

New York Mets @ Arizona Diamondbacks  
Bank One Ballpark, Phoenix, AZ  
Fri Aug 14 1998, 10:05 PM EDT  
Att: 47,562 - Dome - 72 F

AB	31
R	3
H	6
RBI	3
BB	2
SO	7
LOB	7



Batter	1	2	3	4	5	6	7	8	9	AB	R	H	RBI	BB	SO	LOB	BOTTOM							
Andy Fox, L OBP: 0.354, SLG: 0.417 (1, 5)	P8		G1-3					P4		4	0	1	0	0	0	2								
Bernard Gilkey, R OBP: 0.308, SLG: 0.313 (1, 7)	K		1B					L9		4	0	1	0	0	2	0								
Travis Lee, L OBP: 0.354, SLG: 0.466 (1, 3)	K		G6-3					1B		4	0	1	0	0	1	1								
Devon White, S OBP: 0.335, SLG: 0.462 (1, 8)		G3-1		G3				K		4	0	1	0	0	1	1								
Karim Garcia, L OBP: 0.276, SLG: 0.414 (1, 9)		F7 1B		HR				G4-3		4	2	2	1	0	0	2								
Jay Bell, R OBP: 0.348, SLG: 0.423 (1, 6)		F7		G6-3				P7		3	0	0	0	1	0	1								
Tony Batista, R OBP: 0.319, SLG: 0.519 (1, 4)		2H 1B		K				1B		3	0	2	1	1	1	0								
Damian Miller, R OBP: 0.359, SLG: 0.457 Andy Stankiewicz, R OBP: 0.289, SLG: 0.258 (9, PH)		F7		G5-3				FC6 BB		3	0	1	0	0	0	1								
Amaury Telemaco, R OBP: 0.087, SLG: 0.048 David Dellucci, L OBP: 0.331, SLG: 0.413 Aaron Small, R (8, 1) Hanley Frias, S OBP: 0.167, SLG: 0.667 (9, PH)				K				G6-4-3		2	0	0	0	0	1	0								
								1-2f		1	0	0	0	0	0	2								
<b>Inning Stats</b>	R: 0 E: 0 K: 2 S: 10	H: 0 LOB: 0 BB: 0 P: 14	R: 1 E: 0 K: 0 S: 15	H: 2 LOB: 1 BB: 0 P: 23	R: 0 E: 0 K: 1 S: 8	H: 1 LOB: 1 BB: 0 P: 11	R: 1 E: 0 K: 1 S: 7	H: 1 LOB: 0 BB: 0 P: 12	R: 0 E: 0 K: 1 S: 8	H: 1 LOB: 0 BB: 0 P: 14	R: 0 E: 0 K: 1 S: 8	H: 1 LOB: 1 BB: 0 P: 16	R: 0 E: 0 K: 0 S: 12	H: 2 LOB: 2 BB: 0 P: 19	R: 0 E: 0 K: 1 S: 8	H: 1 LOB: 1 BB: 0 P: 10	R: 0 E: 0 K: 0 S: 10	H: 0 LOB: 1 BB: 2 P: 20	1B: 8 2B: 0 3B: 0 HR: 1	SF: 0 SAC: 0 DP: 1 HBP: 1	WP: 0 PB: 0 SB: 0 CS: 1	PA: 37		
<b>PITCHER</b>	IP	WLS	BF	H	R	ER	SO	BB	IBB	HBP	BLK	WP	HR	S	P	ERA	WHIP							
Rick Reed, R ERA: 2.87 Dennis Cook, L ERA: 2.44 Turk Wendell, R ERA: 3.02	7.0	W	28	8	2	2	5	0	0	0	0	0	0	8	109	2.57	1.143							
	1.0	S	4	1	0	0	1	0	0	0	0	0	0	8	10	0.00	1.000							
	1.0	S	4	0	0	0	0	2	0	0	0	0	0	10	20	0.00	2.000							

New York Mets @ Arizona Diamondbacks  
Bank One Ballpark, Phoenix, AZ  
Fri Aug 14 1998, 10:05 PM EDT  
Att: 47,562 - Dome - 72 F

AB	33
R	2
H	9
RBI	2
BB	2
SO	6
LOB	12





Batter	1	2	3	4	5	6	7	8	9	AB	R	H	RBI	BB	SO	LOB	TOP										
<b>Tony Phillips, S</b> OBP: 0.425, SLG: 0.467 (1, 9)	2-2 HR 1B		1-3 K		1-0 F8		1-2 1B 2B		1-0 F9	5	1	2	1	0	1	0											
<b>Edgardo Alfonso, R</b> OBP: 0.351, SLG: 0.397 (1, 5)	2-1 P6		2-0 1B 2B		1-0 G5-3		2-2 1B FC5-4			4	1	2	0	0	0	1											
<b>John Olerud, L</b> OBP: 0.448, SLG: 0.556 (1, 3)	2-2 1-H HR		1-1 2-H 1B			1-1 1B FC5-4			L5	4	1	3	3	0	0	2											
<b>31 Mike Piazza, R</b> OBP: 0.368, SLG: 0.516 (1, 2)	0-1 2B		0-0 P9			1-1 F9	2-1 FC5-4			4	0	1	0	0	0	4											
<b>Brian McRae, S</b> OBP: 0.363, SLG: 0.494 (1, 8)	1-3 K		3-2 P3			2-2 FC1-5-6			3-2 CS 1B	4	0	1	0	0	1	3											
<b>Todd Hundley, S</b> OBP: 0.238, SLG: 0.258 <b>Lenny Harris, L</b> OBP: 0.309, SLG: 0.312 (1, 7)	2-2 G5-3				0-0 F9				0-3 K	3	0	0	0	0	1	2											
<b>Carlos Baerga, S</b> OBP: 0.318, SLG: 0.389 (1, 4)		0-0 G6-3			0-3 K				2-2 SH3 1B	4	1	1	0	0	1	1											
<b>Rey Ordenez, R</b> OBP: 0.294, SLG: 0.309 (1, 6)		1-0 G6-3			2-2 F3				0-1 G6-3	3	0	0	0	0	0	0											
<b>Armando Reynoso, R</b> OBP: 0.231, SLG: 0.231 <b>Matt Franco, L</b> OBP: 0.305, SLG: 0.307 <b>Greg McMichael, R</b> OBP: 0.333, SLG: 0.413 <b>Mel Rojas, R</b> OBP: 0.326, SLG: 0.350 <b>Luis Lopez, S</b> OBP: 0.336, SLG: 0.390 <b>John Franco, L</b> OBP: 0.297, SLG: 0.326 (1, 1)		2-3 K			1-3 K				0-0 G1-3	2	0	0	0	0	0	0											
<b>Inning Stats</b>	R: 2 E: 0 K: 1 S: 17	H: 3 LOB: 1 BB: 0 P: 26	R: 0 E: 0 K: 1 S: 5	H: 0 LOB: 0 BB: 0 P: 8	R: 1 E: 0 K: 1 S: 12	H: 2 LOB: 1 BB: 0 P: 19	R: 0 E: 0 K: 1 S: 7	H: 0 LOB: 0 BB: 0 P: 9	R: 0 E: 0 K: 1 S: 5	H: 1 LOB: 1 BB: 0 P: 18	R: 2 E: 0 K: 0 S: 17	H: 4 LOB: 2 BB: 0 P: 26	R: 0 E: 0 K: 1 S: 9	H: 1 LOB: 0 BB: 0 P: 14	R: 0 E: 0 K: 0 S: 4	H: 0 LOB: 0 BB: 0 P: 5	1B: 6 2B: 4 3B: 0 HR: 1	SF: 0 SAC: 1 DP: 0 HBP: 0	WP: 0 PB: 0 SB: 2 CS: 1	PA: 37							
<b>PITCHER</b>	IP	WLS	BF	H	R	ER	SO	BB	IBB	HBP	BLK	WP	HR	S	P	ERA	WHIP										
<b>Bob Wolcott, R</b> ERA: 6.07 <b>Willie Banks, R</b> ERA: 5.18 <b>Bobby Chouinard, R</b> ERA: 4.18 <b>Alan Embree, L</b> ERA: 5.08 <b>Gregg Olson, R</b> ERA: 3.29	(1, 1)	5.0	20	5	3	3	5	0	0	0	0	0	1	46	70	5.40	1.000										
	(6, 1)	1.0	4	1	0	0	1	0	0	0	0	0	0	11	18	0.00	1.000										
	(7, 1)	0.1	L	5	4	2	2	0	0	0	0	0	0	13	20	54.00	12.000										
	(7, 1)	1.2	5	1	0	0	1	0	0	0	0	0	0	13	20	0.00	0.600										
	(9, 1)	1.0	3	0	0	0	0	0	0	0	0	0	0	4	5	0.00	0.000										

**New York Mets @ Arizona Diamondbacks**  
Bank One Ballpark, Phoenix, AZ  
Sat Aug 15 1998, 10:05 PM EDT  
Att: 48,307 - Dome - 72 F

livebaseballscorecards.com

AB 36  
R 5  
H 11  
RBI 5  
BB 0  
SO 7  
LOB 14




Batter	1	2	3	4	5	6	7	8	9	AB	R	H	RBI	BB	SO	LOB	BOTTOM										
<b>Andy Fox, L</b> OBP: 0.350, SLG: 0.411 (1, 4)	1-1 G4-3		0-0 G4-3		2-2 G1-3		1-2 L9		1-1 G4-3	5	0	0	0	0	0	3											
<b>Bernard Gilkey, R</b> OBP: 0.313, SLG: 0.318 (1, 7)	0-1 G3 1B				0-0 G1-3		0-0 FC3-6 1B		1-1 1B	4	0	3	0	0	0	0											
<b>Travis Lee, L</b> OBP: 0.351, SLG: 0.461 (1, 3)	2-2 G3				3-3 K		0-0 FC3-6 1B		0-1 P5	4	1	0	0	0	1	3											
<b>Matt Williams, R</b> OBP: 0.327, SLG: 0.444 (1, 5)	2-3 K				1-1 G1-3		1-2 1B BB		0-0 L9	3	1	0	0	1	1	2											
<b>Devon White, S</b> OBP: 0.337, SLG: 0.461 (1, 8)		4-1 PO S BB			1-0 G1-3		0-1 1B BLK 1B		0-3 K	3	1	1	2	1	1	0											
<b>Jay Bell, R</b> OBP: 0.350, SLG: 0.427 (1, 6)		3-3 K			1-2 G3 2B		1-2 G3 1B 1B		3-2 G6-3	4	1	2	1	0	1	1											
<b>Karim Garcia, L</b> OBP: 0.272, SLG: 0.407 <b>Gregg Olson, R</b> OBP: 0.500, SLG: 2.000 (1, 9)		1-0 G1-3			3-1 G3		0-2 G3		3-3 K	4	0	0	0	0	1	3											
<b>Kelly Stinnett, R</b> OBP: 0.339, SLG: 0.423 (1, 2)		2-2 PO		0-1 G5-3		2-0 HBP HBP	3-2 1B		2-3 K	3	0	1	1	0	1	0											
<b>Bob Wolcott, R</b> OBP: 0.256, SLG: 0.250 <b>David DeLuca, L</b> OBP: 0.333, SLG: 0.413 <b>Willie Banks, R</b> OBP: 0.326, SLG: 0.350 <b>Tony Batista, R</b> OBP: 0.369, SLG: 0.539 <b>Bobby Chouinard, R</b> OBP: 0.333, SLG: 0.413 <b>Alan Embree, L</b> OBP: 0.297, SLG: 0.326 <b>Andy Stankiewicz, R</b> OBP: 0.297, SLG: 0.326 (1, 1)		2-1 P9			2-0 HBP HBP		2-0 G5-3		1-1 G1-3	1	0	0	0	0	0	0											
<b>Inning Stats</b>	R: 0 E: 0 K: 1 S: 10	H: 1 LOB: 1 BB: 0 P: 15	R: 0 E: 0 K: 1 S: 8	H: 0 LOB: 1 BB: 1 P: 18	R: 0 E: 0 K: 0 S: 5	H: 0 LOB: 0 BB: 0 P: 7	R: 0 E: 0 K: 1 S: 6	H: 0 LOB: 0 BB: 0 P: 10	R: 0 E: 0 K: 0 S: 11	H: 1 LOB: 3 BB: 0 P: 22	R: 4 E: 1 K: 0 S: 17	H: 4 LOB: 1 BB: 1 P: 26	R: 0 E: 0 K: 2 S: 11	H: 0 LOB: 0 BB: 0 P: 17	R: 0 E: 0 K: 1 S: 7	H: 0 LOB: 0 BB: 0 P: 11	1B: 6 2B: 1 3B: 0 HR: 0	SF: 0 SAC: 0 DP: 0 HBP: 2	WP: 0 PB: 0 SB: 1 CS: 0	PA: 38							
<b>PITCHER</b>	IP	WLS	BF	H	R	ER	SO	BB	IBB	HBP	BLK	WP	HR	S	P	ERA	WHIP										
<b>Armando Reynoso, R</b> ERA: 1.93 <b>Greg McMichael, R</b> ERA: 4.09 <b>Mel Rojas, R</b> ERA: 4.28 <b>John Franco, L</b> ERA: 4.1	(1, 1)	6.0	27	4	4	4	3	2	0	2	1	1	0	57	98	6.00	1.333										
	(7, 1)	1.0	4	1	0	0	0	0	0	0	0	0	0	8	10	0.00	1.000										
	(8, 1)	1.0	3	0	0	0	2	0	0	0	0	0	0	11	17	0.00	0.000										
	(9, 1)	1.0	S	3	0	0	1	0	0	0	0	0	0	7	11	0.00	0.000										

**New York Mets @ Arizona Diamondbacks**  
Bank One Ballpark, Phoenix, AZ  
Sat Aug 15 1998, 10:05 PM EDT  
Att: 48,307 - Dome - 72 F

livebaseballscorecards.com

AB 33  
R 4  
H 7  
RBI 4  
BB 2  
SO 6  
LOB 13





Batter	1	2	3	4	5	6	7	8	9	AB	R	H	RBI	BB	SO	LOB	TOP					
Tony Phillips, S OBP: 0.427, SLG: 0.458 Greg McMichael, R (8, 1)	4-2 FC1-6 BB		2-2 G4-3			2-1 F8		4-2 BB		2	0	0	0	2	0	0						
Jermaine Allensworth, R OBP: 0.362, SLG: 0.463	0-0 FC1-6 G4-3 BLK 1-2			2-2 HR		4-2 BB		2-2 P7		3	1	1	1	1	0	2						
John Olerud, L OBP: 0.445, SLG: 0.550	2-2 G4-3			0-1 G4-3		1-1 P5		1-2 G6-3		4	0	0	0	0	0	2						
31 Mike Piazza, R OBP: 0.367, SLG: 0.516	1-0 G5-3			0-2 F9 2B		2-1 F8		1-0 G5-3		4	0	1	0	0	0	2						
Edgardo Alfonzo, R OBP: 0.348, SLG: 0.393		1-1 F8		2-1 F9 2-3		1-1 F7		2-2 L9		4	0	0	0	0	0	1						
Brian McRae, S OBP: 0.360, SLG: 0.490		3-0 P3		3-3 K		0-1 G6-3				3	0	0	0	0	1	1						
Carlos Baerga, S OBP: 0.316, SLG: 0.386		2-0 P6			0-1 F7		0-2 G4-3			3	0	0	0	0	0	0						
Rey Ordenez, R OBP: 0.291, SLG: 0.306			1-3 K		0-1 P8		0-3 K			3	0	0	0	0	2	0						
Hideo Nomo, R OBP: 0.186, SLG: 0.238 Willie Blair, R OBP: 0.120, SLG: 0.102 Luis Lopez, S OBP: 0.335, SLG: 0.348			1-3 K		3-3 K		1-2 G5-3			2	0	0	0	0	2	0						
<b>Inning Stats</b>	R: 0 E: 0 K: 0 S: 7	H: 0 LOB: 1 BB: 1 P: 14	R: 0 E: 0 K: 0 S: 4	H: 0 LOB: 0 BB: 0 P: 10	R: 0 E: 0 K: 2 S: 9	H: 0 LOB: 0 BB: 0 P: 13	R: 1 E: 0 K: 1 S: 15	H: 2 LOB: 1 BB: 0 P: 22	R: 0 E: 0 K: 1 S: 8	H: 0 LOB: 0 BB: 0 P: 11	R: 0 E: 0 K: 0 S: 10	H: 0 LOB: 1 BB: 1 P: 19	R: 0 E: 0 K: 0 S: 8	H: 0 LOB: 0 BB: 0 P: 9	R: 0 E: 0 K: 1 S: 14	H: 0 LOB: 1 BB: 1 P: 21	R: 0 E: 0 K: 0 S: 8	H: 0 LOB: 0 BB: 0 P: 12	1B: 0 2B: 1 3B: 0 HR: 1	SF: 0 SAC: 0 DP: 0 HBP: 0	WP: 0 PB: 0 CS: 0	PA: 32
<b>PITCHER</b>	IP	WLS	BF	H	R	ER	SO	BB	IBB	HBP	BLK	WP	HR	S	P	ERA	WHIP					
Omar Daal, L ERA: 2.58 Willie Banks, R ERA: 5.05	8.0	W	29	2	1	1	5	3	0	0	1	0	1	75	119	1.12	0.625					
0.0	1.0	3	0	0	0	0	0	0	0	0	0	0	0	8	12	0.00	0.000					

New York Mets @ Arizona Diamondbacks  
Bank One Ballpark, Phoenix, AZ  
Sun Aug 16 1998, 10:05 PM EDT  
Att: 44,537 - Dome - 72 F

AB 29  
R 1  
H 2  
RBI 1  
BB 3  
SO 5  
LOB 8



Batter	1	2	3	4	5	6	7	8	9	AB	R	H	RBI	BB	SO	LOB	BOTTOM				
Andy Fox, L OBP: 0.353, SLG: 0.409	4-1 FC3-6 S BB		0-3 K			4-0 BB 1B E BB		4-1 BB 1B BB		2	3	0	0	3	2	2					
Bernard Gilkey, R OBP: 0.317, SLG: 0.319 Willie Banks, R (9, 1)	1 SAFE 4-2 FC3-6 BB		1-0 G4-3		0-0 BB E BB 1B	3-2 P4		4-2 1B BB		3	1	1	0	2	0	2					
Travis Lee, L OBP: 0.356, SLG: 0.470	2-2 FC3-6 E S 1-2 2-3		0-0 HR		4-2 F8 E BB 1-2 2-3	4-2 1B BB 1-2 2-3		1-1 BB 1B		3	1	2	1	2	0	2					
Matt Williams, R OBP: 0.328, SLG: 0.442	3-3 K		0-1 G1-3		2-2 E4 BB 1-2 2-H 3-H	1-1 BB 1B		4-0 FC6-4 BB		4	0	1	3	1	1	2					
Devon White, S OBP: 0.335, SLG: 0.458 David Dellucci, L OBP: 0.331, SLG: 0.410	1-3 3-H G4-3		1-1 G4-3		2-0 F8 2-3	2-3 K		1-1 FC6-4 BB 1-2		3	0	0	0	0	0	3					
David Dellucci, L OBP: 0.331, SLG: 0.410										2	0	0	0	0	1	5					
Jay Bell, R OBP: 0.351, SLG: 0.428		1-0 BB 2B		2-2 G5-3		4-2 BB 1-2 BB		2-3 K		3	0	1	0	1	1	0					
Karim Garcia, L OBP: 0.271, SLG: 0.405		1-3 K		2-2 G3		0-3 K		1-0 G4-6-3 1B		4	0	1	0	0	2	4					
Kelly Stinnett, R OBP: 0.337, SLG: 0.420		1-3 K		1-3 K		1-1 BB SH1-4 1B		1-1 G4-6-3		4	1	1	0	0	2	2					
Omar Daal, L OBP: 0.229, SLG: 0.100 Yamil Benitez, R OBP: 0.293, SLG: 0.413		4-1 BB		0-0 G5-3		0-0 SH1-4		0-3 K		1	0	0	0	1	0	0					
1	0	0	0	0	0	1	0	0	0	1	0	0	0	1	0						
<b>Inning Stats</b>	R: 1 E: 0 K: 1 S: 11	H: 0 LOB: 2 BB: 2 P: 25	R: 0 E: 0 K: 3 S: 12	H: 1 LOB: 1 BB: 1 P: 19	R: 1 E: 0 K: 0 S: 6	H: 1 LOB: 0 BB: 0 P: 8	R: 0 E: 0 K: 1 S: 12	H: 0 LOB: 0 BB: 0 P: 17	R: 2 E: 1 K: 1 S: 14	H: 1 LOB: 3 BB: 3 P: 30	R: 2 E: 0 K: 1 S: 15	H: 2 LOB: 2 BB: 2 P: 30	R: 0 E: 0 K: 1 S: 7	H: 1 LOB: 0 BB: 0 P: 11	R: 0 E: 0 K: 2 S: 15	H: 1 LOB: 3 BB: 2 P: 26	1B: 5 2B: 1 3B: 0 HR: 1	SF: 0 SAC: 1 DP: 1 HBP: 0	WP: 0 PB: 0 CS: 0	PA: 41	
<b>PITCHER</b>	IP	WLS	BF	H	R	ER	SO	BB	IBB	HBP	BLK	WP	HR	S	P	ERA	WHIP				
Hideo Nomo, R ERA: 4.68 Willie Blair, R ERA: 5.31 Greg McMichael, R ERA: 3.98	5.0	L	25	3	4	3	6	6	0	0	0	0	0	55	99	5.40	1.800				
2.0	10	3	2	2	2	2	0	0	0	0	0	0	22	41	9.00	2.500					
1.0	6	1	0	0	2	2	0	0	0	0	0	0	15	26	0.00	3.000					

New York Mets @ Arizona Diamondbacks  
Bank One Ballpark, Phoenix, AZ  
Sun Aug 16 1998, 10:05 PM EDT  
Att: 44,537 - Dome - 72 F

AB 30  
R 6  
H 7  
RBI 4  
BB 10  
SO 10  
LOB 22





Batter	1	2	3	4	5	6	7	8	9	AB	R	H	RBI	BB	SO	LOB	TOP									
Darryl Hamilton, L (1,8) OBP: 0.395, SLG: 0.376	F7		G3			SH5-3 2B		G4-3		5	1	2	0	0	0	1	<p>Colorado Rockies @ New York Mets</p> <p>Shea Stadium, Flushing, NY</p> <p>Tue Aug 18 1998, 7:05 PM EDT</p> <p>Cloudy - 85 F</p>									
Neft Perez, S (1,6) OBP: 0.331, SLG: 0.404	L5		L5		SH5-3	L5		L5		4	0	1	0	0	0	2										
Larry Walker, L (1,9) OBP: 0.412, SLG: 0.593	E7		L7					F9		5	1	1	1	0	0	1										
Dante Bichette, R (1,7) OBP: 0.357, SLG: 0.537	K				E5	G4-3		G5-3		5	0	0	0	0	1	2										
Vinny Castilla, R (1,5)																										
17 Todd Helton, L (1,3) OBP: 0.355, SLG: 0.509																										
3 Mike Lansing, R (1,4) OBP: 0.316, SLG: 0.383																										
Kirt Manwaring, R (1,2) OBP: 0.347, SLG: 0.336																										
Pedro Astacio, R (1,1) OBP: 0.167, SLG: 0.174																										
7 Kurt Abbott, R (6,PH) OBP: 0.288, SLG: 0.351																										
Mike DeJean, R (6,1)																										
Terry Shumpert, R (8,PH) OBP: 0.396, SLG: 0.778																										
Curt Leskanic, R (8,1)																										
<b>Inning Stats</b>	R: 0 E: 1 K: 1 S: 11	H: 0 LOB: 1 BB: 0 P: 16	R: 0 E: 0 K: 0 S: 6	H: 0 LOB: 1 BB: 1 P: 16	R: 0 E: 0 K: 1 S: 12	H: 1 LOB: 1 BB: 0 P: 17	R: 0 E: 1 K: 2 S: 16	H: 1 LOB: 3 BB: 1 P: 26	R: 2 E: 0 K: 0 S: 11	H: 4 LOB: 2 BB: 0 P: 16	R: 0 E: 0 K: 0 S: 7	H: 1 LOB: 1 BB: 0 P: 15	R: 0 E: 0 K: 0 S: 7	H: 2 LOB: 2 BB: 0 P: 9	R: 0 E: 0 K: 1 S: 10	H: 1 LOB: 1 BB: 0 P: 17	R: 0 E: 0 K: 1 S: 9	H: 0 LOB: 0 BB: 0 P: 9	1B: 7 2B: 3 3B: 0 HR: 0	SF: 0 SAC: 1 DP: 0 HBP: 0	WP: 1 PB: 0 SB: 0 CS: 0	PA: 41				
<b>PITCHER</b>	IP WLS BF H R ER SO BB IBB HBP BLK WP HR S P ERA WHIP	8.0 W 38 10 2 2 5 1 1 0 0 1 0 80 132 2.25 1.375	1.0 3 0 0 0 1 0 0 0 0 0 0 9 9 0.00 0.000																							

AB	38
R	2
H	10
RBI	2
BB	2
SO	6
LOB	20



Batter	1	2	3	4	5	6	7	8	9	AB	R	H	RBI	BB	SO	LOB	BOTTOM								
Tony Phillips, S (1,9) OBP: 0.422, SLG: 0.450	FC3-6 31 1B	K			F7	G5-3				4	1	1	0	0	1	1	<p>Colorado Rockies @ New York Mets</p> <p>Shea Stadium, Flushing, NY</p> <p>Tue Aug 18 1998, 7:05 PM EDT</p> <p>Cloudy - 85 F</p>								
Edgardo Alfonzo, R (1,5) OBP: 0.354, SLG: 0.404	FC3-6 HBP				HR	BB		G4-3 31 FC5-2 1B		2	2	2	1	1	0	0									
John Olerud, L (1,3) OBP: 0.443, SLG: 0.555	FC3-6 31 1B				P6	HR		G4-3		4	1	1	2	0	0	3									
31 Mike Piazza, R (1,2) OBP: 0.366, SLG: 0.514	1-2 2-3				K	K		FC5-2 BB		4	0	1	1	0	2	1									
Brian McRae, S (1,8) OBP: 0.362, SLG: 0.496	F9				P6	HR		3-4 4-2		3	1	1	1	1	0	2									
Todd Hundley, S (1,7) OBP: 0.290, SLG: 0.295						HR		1-2		2	1	1	1	1	1	2									
Lenny Harris, L (6,9) OBP: 0.308, SLG: 0.311						BB		F7		1	0	0	0	0	0	2									
Luis Lopez, S (1,4) OBP: 0.333, SLG: 0.346					HR	BB		F7		4	0	1	0	0	2	1									
Rey Ordenez, R (1,6) OBP: 0.288, SLG: 0.303										4	0	0	0	0	1	1									
Al Leiter, L (1,1) OBP: 0.239, SLG: 0.128										2	0	0	0	1	2	0									
Matt Franco, L (8,PH) OBP: 0.396, SLG: 0.384										1	0	0	0	0	0	0									
Turk Wendell, L (9,1)										0	0	0	0	0	0	0									
<b>Inning Stats</b>	R: 1 E: 0 K: 1 S: 18	H: 2 LOB: 2 BB: 0 P: 32	R: 0 E: 0 K: 2 S: 9	H: 0 LOB: 1 BB: 1 P: 18	R: 1 E: 0 K: 1 S: 13	H: 1 LOB: 0 BB: 0 P: 19	R: 1 E: 0 K: 2 S: 9	H: 1 LOB: 0 BB: 0 P: 15	R: 3 E: 0 K: 1 S: 10	H: 2 LOB: 1 BB: 2 P: 23	R: 0 E: 0 K: 2 S: 9	H: 0 LOB: 0 BB: 0 P: 10	R: 0 E: 0 K: 0 S: 11	H: 1 LOB: 2 BB: 1 P: 16	R: 0 E: 0 K: 0 S: 8	H: 1 LOB: 0 BB: 0 P: 16	R: 0 E: 0 K: 0 S: 8	H: 1 LOB: 0 BB: 0 P: 16	1B: 4 2B: 0 3B: 0 HR: 4	SF: 0 SAC: 0 DP: 0 HBP: 1	WP: 0 PB: 0 SB: 1 CS: 1	PA: 36			
<b>PITCHER</b>	IP WLS BF H R ER SO BB IBB HBP BLK WP HR S P ERA WHIP	5.0 L 25 6 6 6 7 3 0 0 0 0 0 20 26 0.00 1.000	2.0 8 1 0 0 2 1 0 0 0 0 0 20 26 0.00 1.000	1.0 3 1 0 0 0 0 0 0 0 0 0 8 16 0.00 1.000																					

AB	31
R	6
H	8
RBI	6
BB	4
SO	9
LOB	13





Batter	1	2	3	4	5	6	7	8	9	AB	R	H	RBI	BB	SO	LOB	TOP										
1 Curtis Goodwin, L (1, 8) OBP: 0.318, SLG: 0.317 Derrick White, R (9, PH) OBP: 0.053, SLG: 0.211	K	K			P4		G4-3		K	4	0	0	0	0	2	2											
Neftali Perez, S (1, 6) OBP: 0.329, SLG: 0.401	P6		G4-3			G4-3		G6-3		4	0	0	0	0	0	0											
Larry Walker, L (1, 9) OBP: 0.413, SLG: 0.590	F7		F7			1B 17 2B BB		1B BB		2	1	0	0	2	0	0											
Dante Bichette, R (1, 7)		1B 17 1B	F8			1B 17 2B		F7		4	1	2	0	0	0	1											
Vinny Castilla, R (1, 5) OBP: 0.371, SLG: 0.602		3 BB SF7 1B		G6-3		P3		1B		4	1	2	0	0	0	2											
17 Todd Helton, L (1, 3) OBP: 0.359, SLG: 0.514		3 BB 1B		3 L3 1B		1B 2B		G3		4	0	3	2	0	0	2											
3 Mike Lansing, R (1, 4)			L3			P6				3	0	0	0	1	1	3											
Jeff Reed, L (1, 2) OBP: 0.368, SLG: 0.467 Terry Shumpert, R (9, PH) OBP: 0.354, SLG: 0.700	K				F8		G4-3		G6-3	3	0	0	0	0	1	3											
John Thomson, R (1, 1) OBP: 0.140, SLG: 0.103 Chuck McElroy, L (7, 1) OBP: 0.200, SLG: 0.200 Jerry Dipoto, R (8, 1) 7 Kurt Abbott, R (9, PH) OBP: 0.292, SLG: 0.361	SF7				K		K		2B	2	0	0	1	0	2	0											
<b>Inning Stats</b>	R: 0 E: 0 K: 1 S: 7	H: 0 LOB: 0 BB: 0 P: 9	R: 2 E: 0 K: 2 S: 22	H: 3 LOB: 2 BB: 1 P: 32	R: 0 E: 0 K: 0 S: 8	H: 0 LOB: 0 BB: 0 P: 14	R: 0 E: 0 K: 0 S: 9	H: 1 LOB: 0 BB: 0 P: 15	R: 0 E: 0 K: 1 S: 5	H: 0 LOB: 0 BB: 1 P: 8	R: 1 E: 0 K: 0 S: 14	H: 2 LOB: 2 BB: 1 P: 22	R: 0 E: 0 K: 1 S: 6	H: 0 LOB: 0 BB: 0 P: 7	R: 0 E: 0 K: 0 S: 20	H: 1 LOB: 2 BB: 1 P: 30	R: 0 E: 0 K: 2 S: 13	H: 1 LOB: 1 BB: 0 P: 18	1B: 6 2B: 3 3B: 0 HR: 0	SF: 1 SAC: 0 DP: 1 HBP: 0	WP: 0 PA: 37 PB: 0 SB: 0 CS: 0						
<b>PITCHER</b>	IP	WLS	BF	H	R	ER	SO	BB	IBB	HBP	BLK	WP	HR	S	P	ERA	WHIP										
Bobby Jones, R (1, 1) ERA: 4.0	6.0		25	6	3	3	4	2	0	0	0	0	0	65	100	4.50	1.333										
Mel Rojas, R (7, 1) ERA: 4.17	1.1	W	5	0	0	0	1	1	0	0	0	0	0	15	22	0.00	0.750										
Turk Wendell, R (8, 1) ERA: 2.94	0.1		2	1	0	0	0	0	0	0	0	0	0	5	6	0.00	3.000										
Dennis Cook, L (8, 1) ERA: 2.42	0.1		1	0	0	0	0	0	0	0	0	0	0	6	9	0.00	0.000										
John Franco, L (9, 1) ERA: 4.01	1.0	S	4	1	0	0	2	0	0	0	0	0	0	13	18	0.00	1.000										

Colorado Rockies @ New York Mets  
Shea Stadium, Flushing, NY  
Tue Aug 18 1998, 7:05 PM EDT  
Att: 21,611 - Cloudy - 77 F

AB	33
R	3
H	8
RBI	3
BB	3
SO	7
LOB	14



Batter	1	2	3	4	5	6	7	8	9	AB	R	H	RBI	BB	SO	LOB	BOTTOM										
Lenny Harris, L (1, 9) OBP: 0.310, SLG: 0.328	G5-3		G3-1 BB 1B	G1-3			F8	HR		5	1	2	2	0	0	1											
Edgardo Alfonzo, R (1, 5) OBP: 0.352, SLG: 0.400	F8		G3-1 BB		G6-3		P6	F8		4	0	0	0	1	0	0											
John Olerud, L (1, 3) OBP: 0.443, SLG: 0.553	BB 1B		G3-1		G3		1B 31 2B BB	K		5	1	2	0	0	1	2											
Todd Hundley, S (1, 7) OBP: 0.259, SLG: 0.289 Jermaine Allensworth, R (7, PH) OBP: 0.582, SLG: 0.403	BB		K		P6		1B 31 2B BB			2	0	0	0	2	1	2											
Brian McRae, S (1, 8) OBP: 0.361, SLG: 0.494	G3		G4-3			K	1B 31 2B			4	1	1	0	0	1	4											
Carlos Baerga, S (1, 4) OBP: 0.316, SLG: 0.388 31 Mike Piazza, R (7, PH) OBP: 0.367, SLG: 0.517	P5		1B FC6-4 2B		L9		1B 2B			3	1	1	0	0	0	0											
Jorge Fabregas, L (1, 2) OBP: 0.259, SLG: 0.270 Luis Lopez, S (7, PH) OBP: 0.332, SLG: 0.344	G5-3 1B		FC6-4 1B		2B 1B		K			3	0	3	0	0	0	0											
Rey Ordóñez, R (1, 6) OBP: 0.288, SLG: 0.305	G5-3		FC6-4 WP		2B		F8			4	0	1	1	0	0	2											
Bobby Jones, R (1, 1) Matt Fritchell, L (6, PH) Mel Rojas, R (7, 1) Turk Wendell, L (8, 1) Dennis Cook, L (8, 1) Tony Phillips, S (8, PH) John Franco, L (9, 1)	G5-3		K		L5		HR 1B			2	0	0	0	0	1	2											
<b>Inning Stats</b>	R: 0 E: 0 K: 0 S: 7	H: 1 LOB: 2 BB: 1 P: 16	R: 0 E: 0 K: 0 S: 9	H: 1 LOB: 0 BB: 0 P: 15	R: 0 E: 0 K: 1 S: 16	H: 1 LOB: 1 BB: 1 P: 29	R: 1 E: 0 K: 1 S: 13	H: 2 LOB: 1 BB: 0 P: 15	R: 0 E: 0 K: 0 S: 7	H: 0 LOB: 0 BB: 0 P: 9	R: 0 E: 0 K: 1 S: 14	H: 2 LOB: 2 BB: 0 P: 20	R: 3 E: 0 K: 1 S: 19	H: 3 LOB: 2 BB: 1 P: 34	R: 2 E: 0 K: 1 S: 14	H: 2 LOB: 0 BB: 0 P: 24	1B: 8 2B: 3 3B: 0 HR: 1	SF: 0 SAC: 0 DP: 0 HBP: 0	WP: 1 PA: 39 PB: 0 SB: 0 CS: 0								
<b>PITCHER</b>	IP	WLS	BF	H	R	ER	SO	BB	IBB	HBP	BLK	WP	HR	S	P	ERA	WHIP										
John Thomson, R (1, 1) ERA: 4.4	6.2		30	8	2	2	3	2	0	0	0	0	0	75	118	2.70	1.500										
Chuck McElroy, L (7, 1) ERA: 1.73	0.1	L	4	2	2	2	1	1	0	0	0	0	0	10	20	54.00	9.000										
Jerry Dipoto, R (8, 1) ERA: 3.81	1.0		5	2	2	2	1	0	0	0	0	0	1	14	24	18.00	2.000										

Colorado Rockies @ New York Mets  
Shea Stadium, Flushing, NY  
Tue Aug 18 1998, 7:05 PM EDT  
Att: 21,611 - Cloudy - 77 F

AB	36
R	6
H	12
RBI	6
BB	3
SO	5
LOB	17









Batter	1	2	3	4	5	6	7	8	9	AB	R	H	RBI	BB	SO	LOB	TOP		
<b>Delino DeShields, L</b> OBP: 0.402, SLG: 0.464 (1.4)	F9		K			G1-3			G6-3	4	0	0	0	0	1	0			
<b>Brian Jordan, R</b> OBP: 0.367, SLG: 0.554 (1.9)	P3			P6			HR		K	4	1	1	1	0	1	0			
<b>Mark McGwire, R</b> OBP: 0.468, SLG: 0.708 (1.3)	K			L5			HR		F8	4	1	1	1	0	1	0			
<b>Ray Lankford, L</b> OBP: 0.388, SLG: 0.525 (1.8)		G6-3 1B		P6			F8			3	0	1	0	0	0	0			
<b>Willie McGee, S</b> OBP: 0.290, SLG: 0.335 (1.7)		L7			G3			G5-3		3	0	0	0	0	0	1			
<b>Fernando Tatis, R</b> OBP: 0.310, SLG: 0.369 (1.5)		G6-3			K			K		3	0	0	0	0	2	1			
<b>Tom Lampkin, L</b> OBP: 0.329, SLG: 0.397 (1.2)			K		K			F8		3	0	0	0	0	2	1			
<b>Donovan Osborne, S</b> OBP: 0.071, SLG: 0.071 (1.1)			L3			F6			G6-3	3	0	0	0	0	0	0			
<b>Juan Acevedo, R</b> OBP: 0.250, SLG: 0.267 (9.1)										0	0	0	0	0	0	0			
<b>Luis Ordez, R</b> OBP: 0.193, SLG: 0.155 (1.6)		G6-3			G1-3			F8		3	0	0	0	0	0	0			
<b>Inning Stats</b>	R: 0 H: 0 E: 0 K: 1 S: 5	H: 0 LOB: 0 BB: 0 P: 11	R: 0 H: 1 E: 0 K: 1 S: 9	LOB: 1 BB: 0 P: 11	R: 0 H: 0 E: 0 K: 1 S: 7	LOB: 0 BB: 0 P: 12	R: 0 H: 0 E: 0 K: 0 S: 7	H: 0 LOB: 0 BB: 0 P: 10	R: 0 H: 0 E: 0 K: 2 S: 7	LOB: 0 BB: 0 P: 11	R: 2 H: 2 E: 0 K: 1 S: 8	H: 2 LOB: 0 BB: 0 P: 16	R: 0 H: 0 E: 0 K: 1 S: 6	H: 0 LOB: 0 BB: 0 P: 8	R: 0 H: 0 E: 0 K: 1 S: 9	H: 0 LOB: 0 BB: 0 P: 13	1B: 1 2B: 0 3B: 0 HR: 2	SF: 0 SAC: 0 DP: 0 HBP: 0	WP: 0 PA: 30 PB: 0 SB: 0 CS: 0
<b>PITCHER</b>	IP	WLS	BF	H	R	ER	SO	BB	IBB	HBP	BLK	WP	HR	S	P	ERA	WHIP		
<b>Willie Blair, R</b> ERA: 5.19 (1.1)	7.0	L	24	3	2	2	6	0	0	0	0	0	2	48	78	2.57	0.429		
<b>Mel Rojas, R</b> ERA: 4.09 (8.1)	1.0		3	0	0	0	0	0	0	0	0	0	0	6	8	0.00	0.000		
<b>Greg McMichael, R</b> ERA: 3.91 (9.1)	1.0		3	0	0	0	1	0	0	0	0	0	0	9	13	0.00	0.000		

St. Louis Cardinals @ New York Mets  
Shea Stadium, Flushing, NY  
Thu Aug 20 1998, 7:05 PM EDT  
Sunny - 77 F

AB 30  
R 2  
H 3  
RBI 2  
BB 0  
SO 7  
LOB 3



Batter	1	2	3	4	5	6	7	8	9	AB	R	H	RBI	BB	SO	LOB	BOTTOM		
<b>Tony Phillips, S</b> OBP: 0.417, SLG: 0.450 (1.9)	F9		G1-6-3			1B		F9		4	0	1	0	0	0	1			
<b>Jermaine Allensworth, R</b> OBP: 0.360, SLG: 0.397 (1.8)	F7			K		L3		G5-3		4	0	0	0	0	1	1			
<b>Matt Franco, L</b> OBP: 0.380, SLG: 0.377 (1.3)	F7			E4		SAFE		F8		4	0	1	0	0	0	0			
<b>31 Mike Piazza, R</b> OBP: 0.363, SLG: 0.510 (1.2)		F8		K		K		F3		4	0	0	0	0	2	3			
<b>Edgardo Alfonzo, R</b> OBP: 0.353, SLG: 0.397 (1.5)		FC6 BB		F7			P4	P6		3	0	0	0	1	0	1			
<b>Todd Hundley, S</b> OBP: 0.250, SLG: 0.277 (1.7)		K			K		F8	K		4	0	0	0	0	3	1			
<b>Luis Lopez, S</b> OBP: 0.332, SLG: 0.344 (1.4)		FC6			L6			1B		3	0	1	0	0	0	1			
<b>Rey Ordonez, R</b> OBP: 0.288, SLG: 0.307 (1.6)			L4		G6-3			1B		3	0	1	0	0	0	0			
<b>Willie Blair, R</b> OBP: 0.135, SLG: 0.100 (1.1)										1	0	0	0	1	0	0			
<b>John Olerud, L</b> OBP: 0.442, SLG: 0.550 (7, PH)										1	0	0	0	0	0	2			
<b>Mel Rojas, R</b> OBP: 0.250, SLG: 0.277 (8.1)										0	0	0	0	0	0	0			
<b>Greg McMichael, R</b> OBP: 0.250, SLG: 0.277 (9.1)										0	0	0	0	0	0	0			
<b>Inning Stats</b>	R: 0 H: 0 E: 0 K: 0 S: 7	H: 0 LOB: 0 BB: 0 P: 12	R: 0 H: 0 E: 0 K: 1 S: 13	LOB: 1 BB: 1 P: 21	R: 0 H: 0 E: 0 K: 0 S: 7	LOB: 0 BB: 1 P: 14	R: 0 H: 0 E: 1 K: 2 S: 12	H: 0 LOB: 1 BB: 0 P: 17	R: 0 H: 2 E: 0 K: 1 S: 11	LOB: 2 BB: 0 P: 18	R: 0 H: 2 E: 0 K: 0 S: 13	H: 2 LOB: 2 BB: 0 P: 17	R: 0 H: 0 E: 0 K: 0 S: 6	H: 0 LOB: 0 BB: 0 P: 8	R: 0 H: 0 E: 0 K: 1 S: 5	H: 0 LOB: 0 BB: 0 P: 9	1B: 4 2B: 0 3B: 0 HR: 0	SF: 0 SAC: 0 DP: 1 HBP: 0	WP: 0 PA: 33 PB: 0 SB: 0 CS: 0
<b>PITCHER</b>	IP	WLS	BF	H	R	ER	SO	BB	IBB	HBP	BLK	WP	HR	S	P	ERA	WHIP		
<b>Donovan Osborne, L</b> ERA: 2.54 (1.1)	8.0	W	30	4	0	0	5	2	0	0	0	0	0	76	116	0.00	0.750		
<b>Juan Acevedo, R</b> ERA: 3.22 (9.1)	1.0	S	3	0	0	0	1	0	0	0	0	0	0	5	9	0.00	0.000		

St. Louis Cardinals @ New York Mets  
Shea Stadium, Flushing, NY  
Thu Aug 20 1998, 7:05 PM EDT  
Sunny - 77 F

AB 31  
R 0  
H 4  
RBI 0  
BB 2  
SO 6  
LOB 10





Batter	1	2	3	4	5	6	7	8	9	AB	R	H	RBI	BB	SO	LOB	TOP										
12 Pat Kelly, R OBP: 0.316, SLG: 0.353										4	0	0	0	0	1	1											
Brian Jordan, R OBP: 0.366, SLG: 0.558										4	1	1	1	0	0	0											
Mark McGwire, R OBP: 0.470, SLG: 0.716										3	1	2	1	1	1	0											
Ray Lankford, L OBP: 0.385, SLG: 0.520										4	0	0	0	0	0	2											
John Mabry, L OBP: 0.316, SLG: 0.391										4	0	0	0	0	1	1											
Fernando Tatis, R OBP: 0.310, SLG: 0.371										3	1	1	0	0	2	1											
Delino DeShields, L OBP: 0.491, SLG: 0.463										1	0	0	0	0	0	0											
Eli Marrero, R OBP: 0.293, SLG: 0.372										4	1	1	0	0	2	0											
Darren Oliver, R OBP: 0.063, SLG: 0.125										3	0	0	0	0	3	2											
John Frascatore, R OBP: 0.200, SLG: 0.200										0	0	0	0	0	0	0											
Piacedo Polanco, R OBP: 0.268, SLG: 0.309										3	0	1	2	0	1	0											
<b>Inning Stats</b>	R: 1 E: 0 K: 1 S: 8	H: 1 LOB: 0 BB: 0 P: 13	R: 2 E: 0 K: 2 S: 13	H: 3 LOB: 1 BB: 0 P: 17	R: 1 E: 0 K: 1 S: 10	H: 2 LOB: 1 BB: 0 P: 16	R: 0 E: 0 K: 3 S: 11	H: 0 LOB: 0 BB: 0 P: 13	R: 0 E: 0 K: 1 S: 9	H: 0 LOB: 0 BB: 0 P: 16	R: 0 E: 0 K: 1 S: 9	H: 0 LOB: 0 BB: 0 P: 14	R: 0 E: 0 K: 1 S: 10	H: 0 LOB: 0 BB: 0 P: 12	R: 0 E: 0 K: 1 S: 7	H: 0 LOB: 0 BB: 0 P: 11	1B: 3 2B: 1 3B: 0 HR: 2	SF: 0 SAC: 0 DP: 0 HBP: 0	WP: 0 PB: 0 SB: 2 CS: 0	PA: 34							
<b>PITCHER</b>	IP	WLS	BF	H	R	ER	SO	BB	IBB	HBP	BLK	WP	HR	S	P	ERA	WHIP										
Rick Reed, R ERA: 2.96	7.0	W	28	6	4	4	9	1	0	0	0	0	2	68	108	5.14	1.000										
Turk Wendell, R ERA: 2.92	2.0	S	6	0	0	0	2	0	0	0	0	0	0	17	23	0.00	0.000										

St. Louis Cardinals @ New York Mets  
Shea Stadium, Flushing, NY  
Thu Aug 20 1998, 7:05 PM EDT  
Att: 45,308 - Unknown - 74 F

AB 33  
R 4  
H 6  
RBI 4  
BB 1  
SO 11  
LOB 7



Batter	1	2	3	4	5	6	7	8	9	AB	R	H	RBI	BB	SO	LOB	BOTTOM										
Tony Phillips, S OBP: 0.412, SLG: 0.444										4	0	1	1	0	0	1											
Edgardo Alfonzo, R OBP: 0.350, SLG: 0.393										4	0	0	0	0	0	2											
John Olerud, L OBP: 0.441, SLG: 0.547										4	1	1	0	0	1	0											
31 Mike Piazza, R OBP: 0.362, SLG: 0.515										4	1	1	2	0	0	0											
Brian McRae, S OBP: 0.361, SLG: 0.494										4	1	2	0	0	0	0											
Jermaine Allensworth, R OBP: 0.363, SLG: 0.402										3	1	2	0	0	0	0											
Lenny Harris, L OBP: 0.307, SLG: 0.325										1	0	0	0	0	0	1											
Carlos Baerga, S OBP: 0.311, SLG: 0.383										2	0	0	1	0	1	2											
Rey Ordonez, R OBP: 0.288, SLG: 0.310										3	1	1	1	0	0	1											
Rick Reed, R OBP: 0.182, SLG: 0.192										2	0	0	0	0	1	0											
Luis Lopez, S OBP: 0.335, SLG: 0.347										1	0	1	0	0	0	0											
Turk Wendell, L ERA: 4.02										0	0	0	0	0	0	0											
<b>Inning Stats</b>	R: 0 E: 0 K: 0 S: 8	H: 0 LOB: 0 BB: 0 P: 13	R: 1 E: 0 K: 0 S: 8	H: 2 LOB: 0 BB: 0 P: 15	R: 0 E: 0 K: 1 S: 8	H: 1 LOB: 1 BB: 0 P: 12	R: 2 E: 1 K: 1 S: 15	H: 2 LOB: 1 BB: 0 P: 21	R: 0 E: 0 K: 1 S: 12	H: 0 LOB: 0 BB: 0 P: 18	R: 0 E: 0 K: 1 S: 6	H: 0 LOB: 0 BB: 0 P: 10	R: 2 E: 0 K: 0 S: 8	H: 3 LOB: 1 BB: 0 P: 13	R: 0 E: 0 K: 0 S: 9	H: 1 LOB: 1 BB: 0 P: 17	1B: 5 2B: 3 3B: 0 HR: 1	SF: 1 SAC: 0 DP: 0 HBP: 0	WP: 0 PB: 0 SB: 0 CS: 1	PA: 34							
<b>PITCHER</b>	IP	WLS	BF	H	R	ER	SO	BB	IBB	HBP	BLK	WP	HR	S	P	ERA	WHIP										
Darren Oliver, L ERA: 6.18	6.1	L	27	8	5	5	3	0	0	0	0	0	0	12	21	0.00	0.600										
John Frascatore, R ERA: 4.02	1.2		6	1	0	0	0	0	0	0	0	0	0	12	21	0.00	0.600										

St. Louis Cardinals @ New York Mets  
Shea Stadium, Flushing, NY  
Thu Aug 20 1998, 7:05 PM EDT  
Att: 45,308 - Unknown - 74 F

AB 32  
R 5  
H 9  
RBI 5  
BB 0  
SO 3  
LOB 7









Batter	1	2	3	4	5	6	7	8	9	AB	R	H	RBI	BB	SO	LOB	TOP			
<b>Delino DeShields, L</b> (1.4) OBP: 0.394, SLG: 0.456	F7		G3-1		K		P4			4	0	0	0	0	1	0				
<b>John Mabry, L</b> (1.9) OBP: 0.316, SLG: 0.386	G3		BB		BB		P4			2	0	0	0	2	0	0				
<b>Mark McGwire, R</b> (1.3) OBP: 0.470, SLG: 0.714	BB		BB		K		K			3	0	0	0	1	3	2				
<b>Ray Lankford, L</b> (1.8) OBP: 0.382, SLG: 0.513	F8				F7		F8		G1-3	4	0	0	0	0	0	1				
<b>Ron Gant, R</b> (1.7) OBP: 0.308, SLG: 0.491		2B			K		2B		F7	4	0	2	0	0	1	0				
<b>Fernando Tatis, R</b> (1.5) OBP: 0.317, SLG: 0.372		K			E		2B		P6	3	0	1	0	1	1	1				
<b>Tom Lampkin, L</b> (1.2) <b>12 Pat Kelly, R</b> (9, PH) OBP: 0.319, SLG: 0.350	P6				IBB		FC1-2-5			2	0	0	0	1	0	3				
<b>Manny Aybar, R</b> (1.1) OBP: 0.263, SLG: 0.263					G4-3					2	0	0	0	0	1	3	AB			
<b>Willie McGee, S</b> (6, PH) OBP: 0.293, SLG: 0.335									G5-3	0	0	0	0	1	0	0	R			
<b>Mark Petkovsek, R</b> (6, PH) OBP: 0.348, SLG: 0.364										0	0	0	0	0	0	0	H			
<b>Brian Jordan, R</b> (9, PH) OBP: 0.367, SLG: 0.554										1	0	0	0	0	0	0	RBI			
<b>Piacleo Polanco, R</b> (1.6) OBP: 0.246, SLG: 0.283									G5-3	3	0	0	0	0	0	3	BB			
<b>Eli Marrero, R</b> (9, PH) OBP: 0.301, SLG: 0.369										1	0	0	0	0	0	0	SO			
<b>Inning Stats</b>	R: 0 E: 0 K: 0 S: 6	H: 0 LOB: 1 BB: 1 P: 12	R: 0 E: 0 K: 2 S: 13	H: 1 LOB: 1 BB: 0 P: 19	R: 0 E: 0 K: 1 S: 9	H: 0 LOB: 2 BB: 1 P: 17	R: 0 E: 0 K: 1 S: 9	H: 0 LOB: 2 BB: 1 P: 21	R: 0 E: 0 K: 2 S: 10	H: 2 LOB: 3 BB: 1 P: 20	R: 0 E: 0 K: 1 S: 6	H: 0 LOB: 0 BB: 0 P: 11	R: 0 E: 0 K: 0 S: 8	H: 0 LOB: 0 BB: 0 P: 14	R: 0 E: 0 K: 1 S: 5	H: 0 LOB: 0 BB: 0 P: 7	1B: 1 2B: 2 3B: 0 HR: 0	SF: 0 SAC: 0 DP: 0 HBP: 0	WP: 0 PB: 0 SB: 1 CS: 0	PA: 36
<b>PITCHER</b>	IP	WLS	BF	H	R	ER	SO	BB	IBB	HBP	BLK	WP	HR	S	P	ERA	WHIP			
<b>Amando Reynoso, R</b> (1.1) ERA: 1.54	7.0	W	30	3	0	0	7	5	1	0	0	0	0	62	119	0.00	1.143			
<b>Turk Wendell, R</b> (8.1) ERA: 2.77	1.0		3	0	0	0	0	0	0	0	0	0	0	8	14	0.00	0.000			
<b>John Franco, L</b> (9.1) ERA: 3.86	1.0	S	3	0	0	0	1	0	0	0	0	0	0	5	7	0.00	0.000			

St. Louis Cardinals @ New York Mets  
Shea Stadium, Flushing, NY  
Fri Aug 21 1998, 7:05 PM EDT  
Att: 52,320 - Unknown - 79 F

AB 30  
R 0  
H 3  
RBI 0  
BB 6  
SO 8  
LOB 13



Batter	1	2	3	4	5	6	7	8	9	AB	R	H	RBI	BB	SO	LOB	BOTTOM			
<b>Lenny Harris, L</b> (1.9) OBP: 0.311, SLG: 0.348	K		K		F9		G4-3			4	0	0	0	0	2	0				
<b>Edgardo Alfonzo, R</b> (1.5) OBP: 0.355, SLG: 0.402	HR		1B		BB		G4-3			3	1	2	1	1	0	0				
<b>John Olerud, L</b> (1.3) OBP: 0.436, SLG: 0.540	F9		G3		F7		G4-3			4	0	0	0	0	0	2				
<b>31 Mike Piazza, R</b> (1.2) OBP: 0.363, SLG: 0.516	K				F9					3	0	1	0	1	1	1				
<b>Brian McRae, S</b> (1.8) OBP: 0.363, SLG: 0.492		K			G6-3		FC5-4		FC1-2	4	0	2	0	0	1	1				
<b>Todd Hundley, S</b> (1.7) OBP: 0.250, SLG: 0.269							FC5-4		FC1-2	2	0	0	0	1	1	1				
<b>Jemaine Allensworth, R</b> (7.7) OBP: 0.363, SLG: 0.453							K		FC5-2	0	0	0	0	0	0	0				
<b>Tony Phillips, S</b> (8, PH) OBP: 0.416, SLG: 0.450					IBB				FC1-2	1	0	1	0	0	0	0				
<b>Carlos Baerga, S</b> (1.4) OBP: 0.312, SLG: 0.381					P4		FC5-4		FC1-2	3	0	1	0	1	0	5	AB			
<b>Rey Ordenez, R</b> (1.6) OBP: 0.287, SLG: 0.307					IBB		FC5-4		FC5-2	3	0	0	0	1	0	6	R			
<b>Amando Reynoso, R</b> (1.1) OBP: 0.188, SLG: 0.188									FC5-2	0	0	0	0	1	0	6	H			
<b>Turk Wendell, L</b> (8.1)									FC5-2	1	0	0	0	0	0	0	RBI			
<b>Matt Franco, L</b> (8, PH) OBP: 0.383, SLG: 0.381									FC5-2	3	0	0	0	0	2	5	BB			
<b>John Franco, L</b> (9.1)									G4-3	0	0	0	0	0	0	0	SO			
<b>Inning Stats</b>	R: 1 E: 0 K: 2 S: 13	H: 1 LOB: 0 BB: 0 P: 18	R: 0 E: 0 K: 1 S: 7	H: 0 LOB: 1 BB: 1 P: 16	R: 0 E: 0 K: 2 S: 11	H: 1 LOB: 1 BB: 0 P: 14	R: 0 E: 0 K: 1 S: 8	H: 1 LOB: 3 BB: 2 P: 19	R: 0 E: 0 K: 0 S: 6	H: 2 LOB: 2 BB: 0 P: 16	R: 0 E: 0 K: 0 S: 6	H: 0 LOB: 0 BB: 0 P: 7	R: 0 E: 0 K: 0 S: 7	H: 2 LOB: 3 BB: 1 P: 18	1B: 5 2B: 1 3B: 0 HR: 1	SF: 0 SAC: 0 DP: 0 HBP: 0	WP: 0 PB: 0 SB: 0 CS: 0	PA: 36		
<b>PITCHER</b>	IP	WLS	BF	H	R	ER	SO	BB	IBB	HBP	BLK	WP	HR	S	P	ERA	WHIP			
<b>Manny Aybar, R</b> (1.1) ERA: 6.82	5.0	L	22	3	1	1	6	3	1	0	0	0	0	45	83	1.80	1.200			
<b>Mark Petkovsek, R</b> (6.1) ERA: 4.77	3.0		14	4	0	0	1	1	0	0	0	0	0	28	45	0.00	1.667			

St. Louis Cardinals @ New York Mets  
Shea Stadium, Flushing, NY  
Fri Aug 21 1998, 7:05 PM EDT  
Att: 52,320 - Unknown - 79 F

AB 31  
R 1  
H 7  
RBI 1  
BB 5  
SO 7  
LOB 24





Batter	1	2	3	4	5	6	7	8	9	AB	R	H	RBI	BB	SO	LOB	TOP										
Andy Fox, L OBP: 0.354, SLG: 0.408 (1,4)	F8	S		P6			P5			4	0	1	2	0	0	0											
Bernard Gilkey, R OBP: 0.322, SLG: 0.323 (1,7)	CS	G1-3			G6-4-3		L8			4	0	2	0	0	0	1											
Travis Lee, L OBP: 0.343, SLG: 0.446 (1,3)	K		P2					K		4	0	0	0	0	3	2											
Matt Williams, R OBP: 0.329, SLG: 0.446 (1,5)	CS	FC1-6	FC6-4		G6-4-3			K		4	0	2	0	0	1	1											
David Dellucci, L OBP: 0.324, SLG: 0.405 (1,8)		FC1-6	FC6-4					G1-3		4	1	0	0	0	1	2											
Jay Bell, R OBP: 0.353, SLG: 0.425 (1,6)		G3			G1-6-3				BB	3	1	2	0	1	0	0											
Karim Garcia, L OBP: 0.286, SLG: 0.385 (1,9)		G3	P3							2	0	0	0	1	0	4											
Yamil Benitez, R OBP: 0.284, SLG: 0.399 (9, PH)										1	0	0	0	0	1	1											
Kelly Stinnett, R OBP: 0.331, SLG: 0.398 (1,2)		2B		G5-3						3	1	0	0	1	2	2											
Andy Benes, R OBP: 0.273, SLG: 0.306 (1,1)										2	1	1	2	0	1	0											
Felix Rodriguez, R OBP: 0.271, SLG: 0.261 (5,1)										0	0	0	0	0	0	0											
Andy Stankiewicz, R OBP: 0.271, SLG: 0.261 (7, PH)										1	0	0	0	0	0	0											
Chris Michalak, L OBP: 0.317, SLG: 0.531 (7,1)										0	0	0	0	0	0	0											
Tony Batista, R OBP: 0.317, SLG: 0.531 (9, PH)										1	0	0	0	0	0	1											
<b>Inning Stats</b>	R: 0 E: 0 K: 1 S: 6	H: 1 LOB: 0 BB: 0 P: 9	R: 4 E: 0 K: 0 S: 15	H: 4 LOB: 1 BB: 1 P: 27	R: 0 E: 0 K: 0 S: 10	H: 2 LOB: 2 BB: 0 P: 14	R: 0 E: 0 K: 1 S: 5	H: 0 LOB: 0 BB: 0 P: 7	R: 0 E: 0 K: 1 S: 11	H: 1 LOB: 0 BB: 0 P: 16	R: 0 E: 0 K: 2 S: 10	H: 0 LOB: 1 BB: 1 P: 20	R: 0 E: 0 K: 2 S: 10	H: 0 LOB: 0 BB: 0 P: 16	R: 0 E: 0 K: 2 S: 16	H: 0 LOB: 1 BB: 1 P: 27	1B: 6 2B: 2 3B: 0 HR: 0	SF: 0 SAC: 0 DP: 1 HBP: 0	WP: 0 PB: 0 SB: 1 CS: 1	PA: 37							
<b>PITCHER</b>	IP	WLS	BF	H	R	ER	SO	BB	IBB	HBP	BLK	WP	HR	S	P	ERA	WHIP										
Bobby Jones, R ERA: 4.05 (1,1)	7.0	W	29	8	4	4	5	1	1	0	0	0	0	62	100	5.14	1.286										
Dennis Cook, L ERA: 2.32 (8,1)	2.0		7	0	0	0	4	1	0	0	0	0	0	26	43	0.00	0.500										

Arizona Diamondbacks @ New York Mets  
Shea Stadium, Flushing, NY  
Sat Aug 22 1998, 3:33 AM EDT  
Att: 42,654 - Sunny - 75 F

AB	33
R	4
H	8
RBI	4
BB	3
SO	9
LOB	14



Batter	1	2	3	4	5	6	7	8	9	AB	R	H	RBI	BB	SO	LOB	BOTTOM										
Tony Phillips, S OBP: 0.409, SLG: 0.439 (1,9)	FC4-6	SF9		K	F8			G5-3		3	0	0	2	1	1	3											
Edgardo Alfonzo, R OBP: 0.355, SLG: 0.400 (1,5)	FC4-6	WP		F8		F8		F7		4	1	1	1	1	0	0											
John Olerud, L OBP: 0.437, SLG: 0.537 (1,3)	FC4-6					F8				2	2	0	0	2	0	2											
31 Mike Piazza, R OBP: 0.365, SLG: 0.522 (1,2)	K									4	2	2	4	0	1	2											
Brian McRae, S OBP: 0.362, SLG: 0.492 (1,8)	G1-3	G3								4	0	1	1	0	1	2											
Todd Hundley, S OBP: 0.250, SLG: 0.262 (1,7)										3	1	0	0	1	2	2											
Dennis Cook, L ERA: 2.32 (8,1)										0	0	0	0	0	0	0											
Carlos Baerga, S OBP: 0.314, SLG: 0.381 (1,4)										3	1	1	0	1	1	0											
Rey Ordenez, R OBP: 0.289, SLG: 0.309 (1,6)										3	2	1	1	1	1	2											
Bobby Jones, R OBP: 0.231, SLG: 0.237 (1,1)										2	0	0	0	1	1	3											
Jermaine Allensworth, R OBP: 0.362, SLG: 0.462 (8,7)										1	0	0	0	0	0	1											
<b>Inning Stats</b>	R: 0 E: 0 K: 1 S: 8	H: 0 LOB: 2 BB: 2 P: 22	R: 6 E: 0 K: 1 S: 27	H: 3 LOB: 0 BB: 3 P: 51	R: 0 E: 0 K: 2 S: 7	H: 0 LOB: 0 BB: 0 P: 9	R: 0 E: 0 K: 1 S: 8	H: 0 LOB: 0 BB: 0 P: 11	R: 2 E: 0 K: 1 S: 11	H: 2 LOB: 3 BB: 3 P: 29	R: 0 E: 0 K: 0 S: 7	H: 0 LOB: 0 BB: 0 P: 13	R: 0 E: 0 K: 2 S: 8	H: 0 LOB: 0 BB: 0 P: 12	R: 1 E: 0 K: 0 S: 8	H: 1 LOB: 0 BB: 0 P: 9	1B: 3 2B: 2 3B: 0 HR: 1	SF: 1 SAC: 0 DP: 0 HBP: 0	WP: 1 PB: 0 SB: 0 CS: 0	PA: 38							
<b>PITCHER</b>	IP	WLS	BF	H	R	ER	SO	BB	IBB	HBP	BLK	WP	HR	S	P	ERA	WHIP										
Andy Benes, R ERA: 4.82 (1,1)	4.0	L	23	5	8	8	5	6	0	0	0	0	0	55	103	18.00	2.750										
Felix Rodriguez, R ERA: 5.02 (5,1)	2.0		8	0	0	0	1	1	1	0	0	0	0	13	32	0.00	0.500										
Chris Michalak, L ERA: 4.5 (7,1)	2.0		7	1	1	1	2	0	0	0	0	0	0	16	21	4.50	0.500										

Arizona Diamondbacks @ New York Mets  
Shea Stadium, Flushing, NY  
Sat Aug 22 1998, 3:33 AM EDT  
Att: 42,654 - Sunny - 75 F

AB	29
R	9
H	6
RBI	9
BB	8
SO	8
LOB	17





Batter	1	2	3	4	5	6	7	8	9	AB	R	H	RBI	BB	SO	LOB	TOP			
Andy Fox, L OBP: 0.359, SLG: 0.409 (1, 3)										2	1	0	1	0	0	0				
Bernard Gilkey, R OBP: 0.319, SLG: 0.320 Gregg Olson, R OBP: 0.500, SLG: 2.000 (1, 7) (9, 1)										4	0	0	0	0	0	4				
Devon White, S OBP: 0.338, SLG: 0.469 (1, 8)										5	1	2	2	0	3	3				
Matt Williams, R OBP: 0.326, SLG: 0.441 Travis Lee, L OBP: 0.343, SLG: 0.446 (1, 5) (8, 3)										4	0	0	0	0	3	2				
Jay Bell, R OBP: 0.354, SLG: 0.428 (1, 6)										4	2	2	0	0	1	1				
Tony Batista, R OBP: 0.321, SLG: 0.542 (1, 4)										4	0	2	2	0	1	0				
Yanji Benitez, R OBP: 0.278, SLG: 0.390 Karim Garcia, L OBP: 0.266, SLG: 0.385 (1, 9) (9, 9)										4	0	0	0	0	2	2				
Damian Miller, R OBP: 0.362, SLG: 0.438 (1, 2)										3	0	1	0	0	1	0				
Brian Anderson, R OBP: 0.136, SLG: 0.113 Willie Banks, R OBP: 0.286, SLG: 0.300 Clint Sodowsky, L OBP: 0.333, SLG: 0.333 David Dellucci, L OBP: 0.324, SLG: 0.465 (1, 1) (7, 1) (9, PH) (9, PH) (9, PH)										3	0	0	0	0	2	2				
<b>Inning Stats</b>	R: 1 E: 0 K: 1 S: 11	H: 1 LOB: 1 BB: 0 P: 17	R: 0 E: 0 K: 0 S: 6	H: 0 LOB: 0 BB: 0 P: 9	R: 0 E: 0 K: 1 S: 8	H: 0 LOB: 0 BB: 0 P: 13	R: 2 E: 0 K: 1 S: 22	H: 4 LOB: 2 BB: 0 P: 33	R: 0 E: 0 K: 2 S: 14	H: 0 LOB: 1 BB: 0 P: 22	R: 0 E: 0 K: 2 S: 12	H: 0 LOB: 1 BB: 1 P: 21	R: 1 E: 0 K: 2 S: 13	H: 2 LOB: 1 BB: 0 P: 19	R: 0 E: 0 K: 1 S: 11	H: 0 LOB: 2 BB: 0 P: 16	1B: 4 2B: 3 HR: 1	SF: 0 SAC: 1 DP: 0 HBP: 3	WP: 0 PB: 0 SB: 4 CS: 0	PA: 39
<b>PITCHER</b>	IP WLS BF H R ER SO BB IBB HBP BLK WP HR S P ERA WHIP																			
Al Leiter, L ERA: 2.42 (1, 1)	7.0 L 29 6 3 3 10 1 0 1 0 0 0 1 84 134 3.86 1.000																			
Turk Wendell, R ERA: 2.59 (8, 1)	1.0 5 2 1 1 2 0 0 0 0 0 0 0 13 19 9.00 2.000																			
Greg McMichael, R ERA: 3.86 (9, 1)	1.0 5 0 0 0 1 0 0 2 0 0 0 0 11 16 0.00 0.000																			

Arizona Diamondbacks @ New York Mets  
Shea Stadium, Flushing, NY  
Sun Aug 23 1998, 3:33 AM EDT  
Att: 36,039 - Cloudy - 80 F

AB 34  
R 4  
H 8  
RBI 4  
BB 1  
SO 13  
LOB 15



Batter	1	2	3	4	5	6	7	8	9	AB	R	H	RBI	BB	SO	LOB	BOTTOM					
Tony Phillips, S OBP: 0.402, SLG: 0.426 (1, 7)										4	0	0	0	1	2	3						
Edgardo Alfonzo, R OBP: 0.358, SLG: 0.413 (1, 5)										4	1	3	1	0	0	0						
John Olerud, L OBP: 0.435, SLG: 0.537 (1, 3)										4	1	1	0	0	2	3						
31 Mike Piazza, R OBP: 0.362, SLG: 0.517 Jorge Fabregas, L OBP: 0.266, SLG: 0.263 (1, 2) (9, 2)										4	0	0	0	0	2	4						
Brian McRae, S OBP: 0.363, SLG: 0.492 (1, 8)										2	1	1	1	0	0	0						
Jermaine Allensworth, R OBP: 0.359, SLG: 0.398 Lenny Harris, L OBP: 0.314, SLG: 0.351 (1, 9) (9, PH)										3	0	0	0	0	0	3						
Luis Lopez, S OBP: 0.328, SLG: 0.339 (1, 4)										4	0	1	0	0	0	0						
Rey Ordenez, R OBP: 0.287, SLG: 0.307 Matt Franco, L OBP: 0.381, SLG: 0.378 (1, 6) (9, PH)										3	0	0	0	0	0	0						
Al Leiter, L OBP: 0.229, SLG: 0.122 Todd Hundley, S OBP: 0.256, SLG: 0.262 Turk Wendell, L OBP: 0.314, SLG: 0.351 (1, 1) (7, PH) (8, 1) (9, 1)										2	0	0	0	0	2	0						
Carlos Baerga, S OBP: 0.313, SLG: 0.380 (9, PH)										1	0	0	1	0	0	2						
<b>Inning Stats</b>	R: 0 E: 0 K: 3 S: 11	H: 1 LOB: 1 BB: 0 P: 16	R: 0 E: 0 K: 0 S: 6	H: 0 LOB: 0 BB: 0 P: 8	R: 0 E: 0 K: 1 S: 5	H: 0 LOB: 0 BB: 0 P: 7	R: 2 E: 0 K: 0 S: 13	H: 2 LOB: 0 BB: 0 P: 15	R: 0 E: 0 K: 1 S: 9	H: 0 LOB: 0 BB: 0 P: 11	R: 0 E: 0 K: 1 S: 15	H: 1 LOB: 3 BB: 1 P: 26	R: 0 E: 0 K: 1 S: 12	H: 0 LOB: 1 BB: 1 P: 21	R: 0 E: 0 K: 1 S: 9	H: 0 LOB: 0 BB: 0 P: 12	R: 1 E: 0 K: 0 S: 14	H: 3 LOB: 2 BB: 0 P: 20	1B: 4 2B: 2 HR: 1	SF: 1 SAC: 0 DP: 0 HBP: 1	WP: 0 PB: 0 SB: 0 CS: 0	PA: 37
<b>PITCHER</b>	IP WLS BF H R ER SO BB IBB HBP BLK WP HR S P ERA WHIP																					
Brian Anderson, L ERA: 4.79 (1, 1)	6.2 W 27 4 2 2 6 2 0 0 0 0 0 0 67 97 2.70 0.900																					
Willie Banks, R ERA: 4.74 (7, 1)	1.1 4 0 0 0 2 0 0 0 0 0 0 0 13 19 0.00 0.000																					
Gregg Olson, R ERA: 3.19 (9, 1)	1.0 S 6 3 1 1 1 0 0 0 0 0 0 0 14 20 9.00 3.000																					

Arizona Diamondbacks @ New York Mets  
Shea Stadium, Flushing, NY  
Sun Aug 23 1998, 3:33 AM EDT  
Att: 36,039 - Cloudy - 80 F

AB 33  
R 3  
H 7  
RBI 3  
BB 2  
SO 9  
LOB 18





Batter	1	2	3	4	5	6	7	8	9	AB	R	H	RBI	BB	SO	LOB	TOP				
Andy Fox, L OBP: 0.364, SLG: 0.415 (1, 4)			G6-3 		HR 		FC3-2 BB HBP 		SH1-4 WP 	4	3	3	0	0	0	0					
Jay Bell, R OBP: 0.358, SLG: 0.445 (1, 6)			WP 		HR 		K 		WP SH1-4 HR BB 	4	3	3	3	1	1	2					
Devon White, S OBP: 0.339, SLG: 0.468 (1, 8)	WP BB 		P6 		F8 		FC3-2 BB 		SH1-4 	2	0	0	0	2	0	1					
Travis Lee, L OBP: 0.344, SLG: 0.443 (1, 3)	L6 		P2 			FC4-6 BB 	FC3-2 FC6-4 		WP HR IBB 	3	1	0	0	2	0	5					
Matt Williams, R OBP: 0.324, SLG: 0.446 (1, 5)	K 			P6 		P8 	FC6-4 		HR 	5	1	1	3	0	1	5					
David Dellucci, L OBP: 0.322, SLG: 0.402 (1, 7)	L7 			G5-4-3 1B 		FC4-6 1B 		K 	G4-3 	5	0	1	0	0	1	2					
Kelly Stinnett, R OBP: 0.340, SLG: 0.417 (1, 2)			B1-6-4 1B 		G5-4-3 	FC4-6 1B 		BB 	HR 	4	1	3	1	1	0	1					
Karim Garcia, L OBP: 0.262, SLG: 0.378 (1, 9)			F8 		F9 	FC4-6 		K 	G4-3 	5	0	0	0	0	1	4					
Amaury Telemaco, R OBP: 0.111, SLG: 0.160 Yanij Benitez, R (8, PH) OBP: 0.277, SLG: 0.388 Alan Embree, L (8, 1) Willie Banks, R (8, 1)	B1-6-4 		G4-3 			FC3-2 3B 		K 		3	0	1	0	0	0	1					
<b>Inning Stats</b>	R: 2 E: 0 K: 1 S: 15	H: 2 LOB: 1 BB: 1 P: 26	R: 0 E: 0 K: 0 S: 4	H: 1 LOB: 0 BB: 0 P: 5	R: 0 E: 0 K: 0 S: 11	H: 1 LOB: 1 BB: 0 P: 17	R: 0 E: 0 K: 0 S: 5	H: 1 LOB: 0 BB: 0 P: 8	R: 2 E: 0 K: 0 S: 13	H: 2 LOB: 3 BB: 1 P: 15	R: 0 E: 0 K: 1 S: 14	H: 1 LOB: 1 BB: 1 P: 26	R: 0 E: 0 K: 3 S: 16	H: 0 LOB: 1 BB: 1 P: 24	R: 5 E: 0 K: 0 S: 12	H: 3 LOB: 0 BB: 2 P: 23	1B: 5 2B: 2 3B: 2 HR: 3	SF: 0 SAC: 1 DP: 2 HBP: 1	WP: 3 PB: 0 SB: 0 CS: 0	PA: 44	
<b>PITCHER</b>	IP WLS BF H R ER SO BB IBB HBP BLK WP HR S P ERA WHIP	IP WLS BF H R ER SO BB IBB HBP BLK WP HR S P ERA WHIP	IP WLS BF H R ER SO BB IBB HBP BLK WP HR S P ERA WHIP	IP WLS BF H R ER SO BB IBB HBP BLK WP HR S P ERA WHIP	IP WLS BF H R ER SO BB IBB HBP BLK WP HR S P ERA WHIP	IP WLS BF H R ER SO BB IBB HBP BLK WP HR S P ERA WHIP	IP WLS BF H R ER SO BB IBB HBP BLK WP HR S P ERA WHIP	IP WLS BF H R ER SO BB IBB HBP BLK WP HR S P ERA WHIP	IP WLS BF H R ER SO BB IBB HBP BLK WP HR S P ERA WHIP	IP WLS BF H R ER SO BB IBB HBP BLK WP HR S P ERA WHIP	IP WLS BF H R ER SO BB IBB HBP BLK WP HR S P ERA WHIP	IP WLS BF H R ER SO BB IBB HBP BLK WP HR S P ERA WHIP	IP WLS BF H R ER SO BB IBB HBP BLK WP HR S P ERA WHIP	IP WLS BF H R ER SO BB IBB HBP BLK WP HR S P ERA WHIP	IP WLS BF H R ER SO BB IBB HBP BLK WP HR S P ERA WHIP	IP WLS BF H R ER SO BB IBB HBP BLK WP HR S P ERA WHIP	IP WLS BF H R ER SO BB IBB HBP BLK WP HR S P ERA WHIP	IP WLS BF H R ER SO BB IBB HBP BLK WP HR S P ERA WHIP	IP WLS BF H R ER SO BB IBB HBP BLK WP HR S P ERA WHIP	IP WLS BF H R ER SO BB IBB HBP BLK WP HR S P ERA WHIP	IP WLS BF H R ER SO BB IBB HBP BLK WP HR S P ERA WHIP

Arizona Diamondbacks @ New York Mets  
Shea Stadium, Flushing, NY  
Mon Aug 24 1998, 3:33 AM EDT  
Att: 29,850 - Overcast - 84 F

AB 36  
R 9  
H 12  
RBI 7  
BB 6  
SO 5  
LOB 22



Batter	1	2	3	4	5	6	7	8	9	AB	R	H	RBI	BB	SO	LOB	BOTTOM					
Tony Phillips, S OBP: 0.391, SLG: 0.414 (1, 7)	P3 		F8 		P5 		G3 		SF7 	4	0	0	1	0	0	1						
Edgardo Alfonzo, R OBP: 0.357, SLG: 0.409 (1, 5)	K 		BB 			P9 		L9 	K 	4	0	0	0	1	2	0						
Lenny Harris, L OBP: 0.319, SLG: 0.357 Jermaine Allensworth, R (8, PH) OBP: 0.360, SLG: 0.399 (9, 9)	1B HBP 		F7 			2B 2B 		BB 1B 	G3 	2	1	1	0	0	0	2						
John Olerud, L OBP: 0.438, SLG: 0.540 (1, 3)	1B 		K 			FC3-6 2B 		CS BB 		3	0	2	1	1	1	2						
Brian McRae, S OBP: 0.362, SLG: 0.489 (1, 8)	L4 			F8 		FC3-6 BB 		K 		3	0	0	0	1	1	4						
Carlos Baerga, S OBP: 0.311, SLG: 0.377 Willie Blair, R OBP: 0.135, SLG: 0.100 Mel Rojas, R (9, 1) Matt Franco, L (9, PH) OBP: 0.385, SLG: 0.382		P6 		L5 		FC3-6 			E 1B 3B 1B 	3	0	0	0	0	0	2						
Jorge Fabregas, L OBP: 0.266, SLG: 0.263 (1, 2)	K 			G4-3 		L7 			E 3B 1B 	4	1	1	0	0	1	2						
Rey Ordenez, R OBP: 0.287, SLG: 0.307 (1, 6)			P2 			P9 			E6 3B 1B 	4	1	1	0	0	0	2						
Masato Yoshii, R OBP: 0.140, SLG: 0.100 Luis Lopez, S OBP: 0.329, SLG: 0.350 (7, 4)					G5-3 				SF7 3B 	2	0	1	0	0	0	0						
<b>Inning Stats</b>	R: 0 E: 0 K: 1 S: 9	H: 1 LOB: 2 BB: 0 P: 13	R: 0 E: 0 K: 1 S: 8	H: 0 LOB: 0 BB: 0 P: 12	R: 0 E: 0 K: 0 S: 14	H: 1 LOB: 2 BB: 1 P: 23	R: 0 E: 0 K: 0 S: 5	H: 0 LOB: 0 BB: 0 P: 6	R: 0 E: 0 K: 0 S: 8	H: 0 LOB: 0 BB: 0 P: 10	R: 1 E: 0 K: 0 S: 11	H: 2 LOB: 2 BB: 1 P: 17	R: 0 E: 0 K: 1 S: 6	H: 1 LOB: 2 BB: 1 P: 10	R: 0 E: 0 K: 1 S: 11	H: 1 LOB: 1 BB: 1 P: 19	R: 4 E: 1 K: 1 S: 12	H: 3 LOB: 0 BB: 0 P: 17	1B: 6 2B: 3 3B: 1 HR: 0	SF: 1 SAC: 0 DP: 2 HBP: 1	WP: 0 PB: 0 SB: 0 CS: 1	PA: 39
<b>PITCHER</b>	IP WLS BF H R ER SO BB IBB HBP BLK WP HR S P ERA WHIP	IP WLS BF H R ER SO BB IBB HBP BLK WP HR S P ERA WHIP	IP WLS BF H R ER SO BB IBB HBP BLK WP HR S P ERA WHIP	IP WLS BF H R ER SO BB IBB HBP BLK WP HR S P ERA WHIP	IP WLS BF H R ER SO BB IBB HBP BLK WP HR S P ERA WHIP	IP WLS BF H R ER SO BB IBB HBP BLK WP HR S P ERA WHIP	IP WLS BF H R ER SO BB IBB HBP BLK WP HR S P ERA WHIP	IP WLS BF H R ER SO BB IBB HBP BLK WP HR S P ERA WHIP	IP WLS BF H R ER SO BB IBB HBP BLK WP HR S P ERA WHIP	IP WLS BF H R ER SO BB IBB HBP BLK WP HR S P ERA WHIP	IP WLS BF H R ER SO BB IBB HBP BLK WP HR S P ERA WHIP	IP WLS BF H R ER SO BB IBB HBP BLK WP HR S P ERA WHIP	IP WLS BF H R ER SO BB IBB HBP BLK WP HR S P ERA WHIP	IP WLS BF H R ER SO BB IBB HBP BLK WP HR S P ERA WHIP	IP WLS BF H R ER SO BB IBB HBP BLK WP HR S P ERA WHIP	IP WLS BF H R ER SO BB IBB HBP BLK WP HR S P ERA WHIP	IP WLS BF H R ER SO BB IBB HBP BLK WP HR S P ERA WHIP	IP WLS BF H R ER SO BB IBB HBP BLK WP HR S P ERA WHIP	IP WLS BF H R ER SO BB IBB HBP BLK WP HR S P ERA WHIP	IP WLS BF H R ER SO BB IBB HBP BLK WP HR S P ERA WHIP	IP WLS BF H R ER SO BB IBB HBP BLK WP HR S P ERA WHIP	

Arizona Diamondbacks @ New York Mets  
Shea Stadium, Flushing, NY  
Mon Aug 24 1998, 3:33 AM EDT  
Att: 29,850 - Overcast - 84 F

AB 34  
R 5  
H 9  
RBI 5  
BB 3  
SO 5  
LOB 16





Batter	1	2	3	4	5	6	7	8	9	AB	R	H	RBI	BB	SO	LOB	TOP											
Tony Phillips, S OBP: 0.385, SLG: 0.403	4-1 E 31 HR BB	1-3 K			2-3 K		2-2 F8		2-1 G4-3	4	1	0	0	1	2	3												
Eduardo Alfonso, R OBP: 0.356, SLG: 0.410	3-2 L8		3-2 K		3-2 2B		3-3 K			4	0	1	0	0	2	2												
John Olerud, L OBP: 0.436, SLG: 0.539	1-2 E4 31 HR		1-1 2B		1-1 G6-3			3-3 K		4	1	1	0	0	1	2												
31 Mike Piazza, R OBP: 0.363, SLG: 0.523	3-1 HR		1-1 P9		0-2 G4-3			4-2 BB		3	1	1	3	1	0	2												
Brian McRae, S OBP: 0.360, SLG: 0.484	0-0 F7		2-2 K		0-0 G4-3			1-1 L9		4	0	0	0	0	1	2												
Todd Hundley, S OBP: 0.250, SLG: 0.255 Greg McMichael, R OBP: 0.359, SLG: 0.398 Jermaine Allensworth, R OBP: 0.359, SLG: 0.398 Turk Wendell, L OBP: 0.359, SLG: 0.398	0-2 G3			2-2 G4-3		1-3 K		2-2 G1-3		3	0	0	0	0	1	0												
Carlos Baerga, S OBP: 0.310, SLG: 0.376		1-0 G6-3		0-0 1B		1-2 F7			1-1 G3-1	4	0	1	0	0	0	0												
Rey Ordóñez, R OBP: 0.289, SLG: 0.308		2-2 SH1-3 1B		0-3 K		0-1 F8 G4-6-3 1B		2-2 F7		4	0	2	0	0	1	1												
Rick Reed, R OBP: 0.179, SLG: 0.189 Lenny Harris, L OBP: 0.320, SLG: 0.359 Dennis Cook, L OBP: 0.320, SLG: 0.359		0-0 SH1-3		2-3 K		0-1 G4-6-3		0-0 G4-3 1B		1	0	0	0	0	1	1												
<b>Inning Stats</b>	R: 3 E: 1 K: 0 S: 13	H: 1 LOB: 0 BB: 1 P: 24	R: 0 E: 0 K: 1 S: 9	H: 1 LOB: 1 BB: 0 P: 13	R: 0 E: 0 K: 2 S: 10	H: 1 LOB: 1 BB: 0 P: 17	R: 0 E: 0 K: 2 S: 11	H: 1 LOB: 1 BB: 0 P: 15	R: 0 E: 0 K: 1 S: 7	H: 0 LOB: 3 BB: 0 P: 9	R: 0 E: 0 K: 1 S: 10	H: 1 LOB: 1 BB: 0 P: 15	R: 0 E: 0 K: 1 S: 11	H: 0 LOB: 1 BB: 1 P: 21	R: 0 E: 0 K: 0 S: 8	H: 1 LOB: 1 BB: 0 P: 13	1B: 4 2B: 2 3B: 0 HR: 1	SF: 0 SAC: 1 DP: 0 HBP: 0	WP: 0 PB: 0 SB: 0 CS: 0	PA: 37								
<b>PITCHER</b>	IP	WLS	BF	H	R	ER	SO	BB	IBB	HBP	BLK	WP	HR	S	P	ERA	WHIP											
Russ Ortiz, R ERA: 5.22	(1, 1)	7.0	W	29	6	3	2	8	1	0	0	0	0	1	73	112	2.57	1.000										
Rich Rodriguez, L ERA: 4.02	(8, 1)	1.0		4	0	0	0	1	1	0	0	0	0	0	11	21	0.00	1.000										
Robb Nen, R ERA: 1.46	(9, 1)	1.0		4	1	0	0	0	0	0	0	0	0	0	8	13	0.00	1.000										

**New York Mets @ San Francisco Giants**  
 3Com Park at Candlestick Point, San Francisco, CA  
 Tue Aug 25 1998, 10:05 PM EDT  
 Att: 20,916 - Overcast - 61 F

AB 34  
 R 3  
 H 7  
 RBI 3  
 BB 2  
 SO 9  
 LOB 15



Batter	1	2	3	4	5	6	7	8	9	AB	R	H	RBI	BB	SO	LOB	BOTTOM											
Marvin Benard, L OBP: 0.392, SLG: 0.431	1-1 CS 1B		1-2 F8 2H 2B		1-1 G1-3 WP SF9 1B	1-0 SF8		2-1 E6 F8 S		4	1	3	2	0	0	0												
Rich Aurilia, R OBP: 0.336, SLG: 0.443	1-1 G4-3		3-2 F8		3-1 SF9 G1-3 HBP	4-2 1B BB		3-1 F8		3	0	0	0	1	0	3												
Barry Bonds, L OBP: 0.427, SLG: 0.566	2-2 HR		2-3 K		0-0 G1-3	1-0 1B		0-0 P3		5	1	2	2	0	1	4												
Jeff Kent, R OBP: 0.347, SLG: 0.532	2-2 G5-3			0-1 1B SF7 1B	0-1 SF9	1-2 K				3	1	1	1	0	1	3												
Charlie Hayes, R OBP: 0.364, SLG: 0.441		1-1 L9		2-1 1B	1-2 G6-3	1-1 P3				4	0	1	0	0	0	4												
Ellis Burks, R OBP: 0.370, SLG: 0.504		2-0 F7		3-2 SF7		0-0 HR	0-1 G3-6-3 1B			3	1	2	2	0	0	0												
Bill Mueller, S OBP: 0.388, SLG: 0.401		0-0 G3		3-H 4-2 BB		2-1 1B SF8 1B	0-0 G3-6-3			3	1	1	0	1	0	1												
Brian Johnson, R OBP: 0.293, SLG: 0.379			0-0 SH1-4 2B 1B	2-3 K	0-1 BB E 1B	0-3 K				4	2	2	0	0	2	2												
Russ Ortiz, R ERA: 3.23 Dennis Cook, L ERA: 2.29 Greg McMichael, R ERA: 3.79 Turk Wendell, R ERA: 2.83	(1, 1)	5.0	L	27	10	7	7	2	1	0	1	0	0	0	6	6	0.00	1.000										
Rich Rodriguez, L ERA: 4.02	(8, 1)	1.0		5	1	0	0	1	1	0	0	0	0	0	12	21	0.00	2.000										
Robb Nen, R ERA: 1.46	(9, 1)	1.0		3	1	0	0	1	0	0	0	0	0	6	6	0.00	1.000											
Turk Wendell, R ERA: 2.83	(8, 1)	1.0		4	0	0	0	0	0	0	0	0	0	6	11	0.00	0.000											
<b>Inning Stats</b>	R: 1 E: 0 K: 0 S: 11	H: 2 LOB: 0 BB: 0 P: 17	R: 0 E: 0 K: 0 S: 4	H: 0 LOB: 0 BB: 0 P: 7	R: 1 E: 0 K: 1 S: 14	H: 2 LOB: 1 BB: 0 P: 20	R: 1 E: 0 K: 1 S: 21	H: 2 LOB: 2 BB: 1 P: 34	R: 1 E: 1 K: 1 S: 18	H: 4 LOB: 3 BB: 1 P: 30	R: 0 E: 0 K: 1 S: 6	H: 1 LOB: 0 BB: 0 P: 6	R: 0 E: 1 K: 0 S: 6	H: 0 LOB: 1 BB: 0 P: 11	1B: 9 2B: 1 3B: 0 HR: 2	SF: 3 SAC: 2 DP: 1 HBP: 1	WP: 1 PB: 0 SB: 1 CS: 1	PA: 39										
<b>PITCHER</b>	IP	WLS	BF	H	R	ER	SO	BB	IBB	HBP	BLK	WP	HR	S	P	ERA	WHIP											
Rick Reed, R ERA: 3.23	(1, 1)	5.0	L	27	10	7	7	2	1	0	1	0	0	6	6	0.00	1.000											
Dennis Cook, L ERA: 2.29	(8, 1)	1.0		5	1	0	0	1	1	0	0	0	0	0	12	21	0.00	2.000										
Greg McMichael, R ERA: 3.79	(7, 1)	1.0		3	1	0	0	1	0	0	0	0	0	6	6	0.00	1.000											
Turk Wendell, R ERA: 2.83	(8, 1)	1.0		4	0	0	0	0	0	0	0	0	0	6	11	0.00	0.000											

**New York Mets @ San Francisco Giants**  
 3Com Park at Candlestick Point, San Francisco, CA  
 Tue Aug 25 1998, 10:05 PM EDT  
 Att: 20,916 - Overcast - 61 F

AB 31  
 R 7  
 H 12  
 RBI 7  
 BB 2  
 SO 4  
 LOB 19





Batter	1	2	3	4	5	6	7	8	9	AB R H RBI BB SO LOB	TOP							
Lenny Harris, L (1,9) OBP: 0.318, SLG: 0.369	0-1 HR	3-2 F8			0-2 FC1-4 FC5-4		1-1 L9		0-0 F9	5 1 1 1 0 0 2	<p><b>New York Mets @ San Francisco Giants</b> 3Com Park at Candlestick Point, San Francisco, CA</p> <p>Wed Aug 26 1998, 6:33 AM EDT Att: 18,227 - Sunny - 70 F</p> <p>livebaseballscorecards.com</p>							
Eduardo Alfonso, R (1,5) OBP: 0.354, SLG: 0.408	0-0 G3 1B		0-1 F9		0-1 FC5-4 E 31 WP 1B		0-0 E5 G3	1-1 F8	5 2 1 0 0 0 1									
John Olerud, L (1,3) OBP: 0.434, SLG: 0.536	2-2 G3		0-1 G5-3		0-0 E6 31 WP 1B		2-0 G3	3-2 F8	5 1 1 0 0 0 2									
31 Mike Piazza, R (1,2) OBP: 0.366, SLG: 0.523	4-2 1B BB		0-0		4-1 1B BB		0-2 P4		2 0 1 0 2 0 1									
Brian McRae, S (1,8) OBP: 0.363, SLG: 0.487	3-2 CS 1B		3-2 G3-1		2-1 1B		2-2 FC6-4 BB 1B		4 0 3 2 0 0 1									
Tony Phillips, S (1,7) OBP: 0.382, SLG: 0.395	2-3 K		0-0 G4-3		1-2 P7		4-2 FC6-4 BB		3 0 0 0 1 1 4									
Luis Lopez, S (1,4) OBP: 0.324, SLG: 0.344		1-2 G6-3		1-2 G6-3		0-1 G3		2-3 K	4 0 0 0 0 1 2									
Rey Ordenez, R (1,6) OBP: 0.286, SLG: 0.305		2-2 G6-3		0-2 G5-3		2-2 P3		0-0 FC6-4 1-2 2-3	4 0 0 0 0 0 2									
Hideo Nomo, R (1,1) OBP: 0.204, SLG: 0.250		0-0			1-1 FC1-4 1B		2-2 G4-3	1-0 P6	4 0 2 0 0 0 2									
<b>Inning Stats</b>	R: 2 H: 3 E: 0 K: 1 S: 15	H: 3 R: 4 ER: 1 LOB: 1 BB: 1 P: 26	R: 0 H: 1 E: 0 K: 0 S: 11	H: 1 R: 4 ER: 0 LOB: 0 BB: 0 P: 17	R: 0 H: 1 E: 0 K: 0 S: 11	H: 0 R: 0 ER: 0 LOB: 0 BB: 0 P: 15	R: 0 H: 0 E: 0 K: 0 S: 8	H: 0 R: 1 ER: 1 LOB: 2 BB: 1 P: 22	R: 0 H: 0 E: 1 K: 0 S: 9	H: 0 R: 0 ER: 0 LOB: 1 BB: 0 P: 12	R: 0 H: 1 E: 0 K: 1 S: 15	H: 0 R: 0 ER: 0 LOB: 2 BB: 1 P: 24	R: 0 H: 0 E: 0 K: 0 S: 8	H: 0 R: 0 ER: 0 LOB: 0 BB: 0 P: 12	1B: 8 2B: 0 3B: 0 HR: 1	SF: 0 SAC: 0 DP: 0 HBP: 0	WP: 1 PB: 0 SB: 0 CS: 1	PA: 39
<b>PITCHER</b>	IP WLS BF H R ER SO BB IBB HBP BLK WP HR S P ERA WHIP											IP WLS BF H R ER SO BB IBB HBP BLK WP HR S P ERA WHIP						
Orel Hershisier, R (1,1) ERA: 4.25	6.0 L 27 8 4 4 1 2 0 0 0 0 1 1 67 101 6.00 1.667																	
John Johnstone, R (7,1) ERA: 3.31	2.0 9 1 0 0 1 1 0 0 0 0 0 0 24 36 0.00 1.000																	
Jose Mesa, R (9,1) ERA: 5.01	1.0 3 0 0 0 0 0 0 0 0 0 0 0 8 12 0.00 0.000																	

Batter	1	2	3	4	5	6	7	8	9	AB R H RBI BB SO LOB	BOTTOM											
Marvin Benard, L (1,9) OBP: 0.385, SLG: 0.422	3-3 K			1-1 G3-1		0-2 G4-3		1-0 B4-3		4 0 0 0 0 1 0	<p><b>New York Mets @ San Francisco Giants</b> 3Com Park at Candlestick Point, San Francisco, CA</p> <p>Wed Aug 26 1998, 6:33 AM EDT Att: 18,227 - Sunny - 70 F</p> <p>livebaseballscorecards.com</p>											
Rich Aurilia, R (1,6) OBP: 0.333, SLG: 0.439	1-0 F8			0-1 L8		1-0 G4-3			1-3 K	3 0 0 0 0 0 0												
John Johnstone, R (7,1) OBP: 0.354, SLG: 0.408										0 0 0 0 0 0 0												
Jose Mesa, R (9,1) OBP: 0.250, SLG: 0.383										0 0 0 0 0 0 0												
Shawon Dunston, R (9,PH) OBP: 0.250, SLG: 0.383										1 0 0 0 0 1 0												
Barry Bonds, L (1,7) OBP: 0.426, SLG: 0.563	2-3 K			3-3 K			0-3 K		1-0 L4-3 1B	4 0 1 0 0 3 0												
Jeff Kent, R (1,4) OBP: 0.349, SLG: 0.531		0-3 K			2-2 WP SF8 BB 1B		4-2 1B BB		0-0 L4-3	3 1 1 0 1 1 1												
Ellis Burks, R (1,8) OBP: 0.372, SLG: 0.503		0-2 G5-3			4-2 G4-3 S BB		0-1 1B		1-2	2 0 1 0 1 0 0												
Joe Carter, R (1,3) OBP: 0.283, SLG: 0.407		0-1 F9			2-1 SF8		3-2 F7			2 0 0 1 0 0 2												
Bill Mueller, S (1,5) OBP: 0.386, SLG: 0.398			2-3 K		2-2 G4-3		2-3 K2-3			3 0 0 0 0 2 3												
Brian Johnson, R (1,2) OBP: 0.289, SLG: 0.375			0-3 K		0-2 G3			0-0 G4-3		3 0 0 0 0 1 1												
Orel Hershisier, R (1,1) OBP: 0.207, SLG: 0.182			2-3 K			0-0 L9		2-1 G4-3		1 0 0 0 0 1 0												
Rey Sanchez, R (6,PH) OBP: 0.324, SLG: 0.362										2 0 0 0 0 0 0												
<b>Inning Stats</b>	R: 0 H: 0 E: 0 K: 2 S: 7	H: 0 R: 1 ER: 1 LOB: 0 BB: 0 P: 13	R: 0 H: 0 E: 0 K: 1 S: 9	H: 0 R: 1 ER: 1 LOB: 0 BB: 0 P: 9	R: 0 H: 0 E: 0 K: 3 S: 10	H: 0 R: 0 ER: 0 LOB: 0 BB: 0 P: 14	R: 0 H: 0 E: 0 K: 1 S: 9	H: 0 R: 0 ER: 0 LOB: 0 BB: 0 P: 13	R: 1 H: 1 E: 0 K: 0 S: 14	H: 1 R: 0 ER: 0 LOB: 1 BB: 1 P: 24	R: 0 H: 0 E: 0 K: 0 S: 5	H: 0 R: 0 ER: 0 LOB: 0 BB: 0 P: 6	R: 0 H: 1 E: 0 K: 2 S: 14	H: 1 R: 0 ER: 0 LOB: 2 BB: 1 P: 23	R: 0 H: 0 E: 0 K: 0 S: 4	H: 0 R: 0 ER: 0 LOB: 0 BB: 0 P: 7	R: 0 H: 1 E: 0 K: 1 S: 5	H: 1 R: 0 ER: 0 LOB: 0 BB: 0 P: 7	1B: 3 2B: 1 3B: 0 HR: 0	SF: 1 SAC: 0 DP: 1 HBP: 0	WP: 1 PB: 0 SB: 1 CS: 0	PA: 31
<b>PITCHER</b>	IP WLS BF H R ER SO BB IBB HBP BLK WP HR S P ERA WHIP											IP WLS BF H R ER SO BB IBB HBP BLK WP HR S P ERA WHIP										
Hideo Nomo, R (1,1) ERA: 4.54	9.0 W 31 3 1 1 10 2 0 0 0 0 1 0 77 116 1.00 0.556																					





Batter	1	2	3	4	5	6	7	8	9	AB	R	H	RBI	BB	SO	LOB	TOP										
Lenny Harris, L OBP: 0.316, SLG: 0.367 (1, 7)										4	0	1	0	0	0	0	<b>New York Mets @ San Francisco Giants</b> 3Com Park at Candlestick Point, San Francisco, CA Thu Aug 27 1998, 6:33 AM EDT Att: 17,823 - Sunny - 68 F										
Eduardo Alfonso, R OBP: 0.355, SLG: 0.409 (1, 5)										4	1	2	0	0	0	1											
John Olerud, L OBP: 0.435, SLG: 0.534 (1, 3)										3	1	1	0	1	0	1											
31 Mike Piazza, R OBP: 0.369, SLG: 0.532 Jorge Fabregas, L OBP: 0.295, SLG: 0.262 (1, 2)										3	1	3	2	0	0	0											
Brian McRae, S OBP: 0.364, SLG: 0.487 (1, 8)										4	0	2	0	0	0	3											
Carlos Baerga, S OBP: 0.310, SLG: 0.375 (1, 4)										4	0	1	0	0	0	3											
Jermaine Allensworth, R Mel Rojas, R Willie Blair, R Todd Hundley, S (1, 9)										3	0	0	0	0	1	3											
Rey Ordenez, R Luis Lopez, S (1, 6)										2	0	0	0	0	1	0											
Armando Reynoso, R Greg McMichael, R Matt Franco, L (1, 1)										2	0	0	0	0	0	0											
Inning Stats	R: 0 E: 0 K: 0 S: 3	H: 1 LOB: 0 BB: 0 P: 3	R: 0 E: 0 K: 0 S: 4	H: 1 LOB: 1 BB: 0 P: 4	R: 0 E: 0 K: 1 S: 5	H: 0 LOB: 0 BB: 0 P: 5	R: 1 E: 0 K: 0 S: 4	H: 2 LOB: 1 BB: 1 P: 8	R: 0 E: 0 K: 1 S: 5	H: 0 LOB: 0 BB: 0 P: 5	R: 2 E: 0 K: 0 S: 7	H: 4 LOB: 2 BB: 0 P: 7	R: 0 E: 0 K: 1 S: 5	H: 0 LOB: 0 BB: 0 P: 5	R: 0 E: 0 K: 1 S: 5	H: 1 LOB: 0 BB: 0 P: 3		R: 0 E: 0 K: 1 S: 5	H: 1 LOB: 0 BB: 0 P: 5	1B: 9 2B: 0 3B: 0 HR: 1	SF: 0 SAC: 0 DP: 4 HBP: 0	WP: 0 PB: 0 SB: 0 CS: 0	PA: 34				
PITCHER	IP	WLS	BF	H	R	ER	SO	BB	IBB	HBP	BLK	WP	HR	S	P	ERA	WHIP										
Danny Darwin, R ERA: 5.27 Rich Rodriguez, L ERA: 4.0 Julian Tavarez, R ERA: 3.33 Jose Mesa, R ERA: 4.94	(1, 1)	5.2	W	22	6	3	3	2	1	0	0	0	0	0	29	4.76	1.235										

AB	33
R	3
H	10
RBI	2
BB	1
SO	4
LOB	11



Batter	1	2	3	4	5	6	7	8	9	AB	R	H	RBI	BB	SO	LOB	BOTTOM										
Marvin Benard, L OBP: 0.393, SLG: 0.426 (1, 9)										5	1	3	1	0	1	1	<b>New York Mets @ San Francisco Giants</b> 3Com Park at Candlestick Point, San Francisco, CA Thu Aug 27 1998, 6:33 AM EDT Att: 17,823 - Sunny - 68 F										
Bill Mueller, S OBP: 0.388, SLG: 0.403 (1, 5)										5	1	3	2	0	0	2											
Barry Bonds, L OBP: 0.427, SLG: 0.563 (1, 7)										3	0	1	0	2	1	3											
Jeff Kent, R OBP: 0.349, SLG: 0.535 (1, 4)										4	2	1	1	1	2	5											
Charlie Hayes, R OBP: 0.368, SLG: 0.438 (1, 3)										2	2	0	0	3	1	0											
Ellis Burks, R OBP: 0.374, SLG: 0.512 (1, 8)										5	2	3	2	0	1	3											
Brent Mayne, L OBP: 0.348, SLG: 0.356 (1, 2)										4	0	1	1	0	1	2											
Rey Sanchez, R OBP: 0.325, SLG: 0.361 (1, 6)										4	1	1	0	1	1	3											
Danny Darwin, R Rich Rodriguez, L Shawon Dunston, R Julian Tavarez, L Joe Carter, R Jose Mesa, R (1, 1)										2	1	2	1	0	0	0											
Inning Stats	R: 0 E: 0 K: 2 S: 8	H: 1 LOB: 3 BB: 2 P: 16	R: 0 E: 0 K: 0 S: 4	H: 1 LOB: 0 BB: 0 P: 4	R: 3 E: 0 K: 0 S: 5	H: 3 LOB: 2 BB: 3 P: 17	R: 0 E: 0 K: 1 S: 5	H: 1 LOB: 1 BB: 0 P: 6	R: 4 E: 0 K: 1 S: 10	H: 5 LOB: 2 BB: 1 P: 14	R: 3 E: 0 K: 2 S: 11	H: 4 LOB: 2 BB: 1 P: 15	R: 1 E: 0 K: 1 S: 6	H: 1 LOB: 0 BB: 0 P: 6	R: 0 E: 0 K: 1 S: 5	H: 0 LOB: 0 BB: 0 P: 5		1B: 11 2B: 3 3B: 0 HR: 3	SF: 1 SAC: 1 DP: 1 HBP: 1	WP: 0 PB: 0 SB: 0 CS: 0	PA: 46						
PITCHER	IP	WLS	BF	H	R	ER	SO	BB	IBB	HBP	BLK	WP	HR	S	P	ERA	WHIP										
Armando Reynoso, R Greg McMichael, R Mel Rojas, R Willie Blair, R	(1, 1)	4.2	L	28	10	7	7	4	5	0	1	0	0	0	18	27.00	6.000										





Batter	1	2	3	4	5	6	7	8	9	10	AB	R	H	RBI	BB	SO	LOB	TOP						
Tony Phillips, S OBP: 0.391, SLG: 0.389 (1, 7)	G6-3		1B BB		1B BB		HR BB		BB	G3	2	1	0	0	4	0	3	New York Mets @ Los Angeles Dodgers Dodger Stadium, Los Angeles, CA Fri Aug 28 1998, 7:05 PM PDT Att: 52,154 - Unknown - 78 F						
Eduardo Alfonzo, R OBP: 0.356, SLG: 0.409 (1, 5)	F9		G1-6-3 1B		1B		F7		F9		5	0	2	0	0	0	3							
John Olerud, L OBP: 0.434, SLG: 0.539 (1, 3)	1B		G1-6-3		G3		HR		K		5	1	2	3	0	1	5							
31 Mike Piazza, R OBP: 0.372, SLG: 0.538 (1, 2)	F9				L1		HR		SH5-3 BB E	1B	4	2	2	1	1	0	1							
Brian McRae, S OBP: 0.366, SLG: 0.486 (1, 8)					G3 1B		F7		G5-3		3	0	1	0	2	0	1							
Jemaine Allensworth, R OBP: 0.263, SLG: 0.389 (7, 6)	E5				G3		G6-3		F7		4	0	0	0	0	0	2	livebaseballscores.com						
Lenny Harris, L OBP: 0.316, SLG: 0.367 (10, PH)					G5-3		K		F9		0	0	0	0	0	0	0							
Carlos Baerga, S OBP: 0.301, SLG: 0.372 (8, PH)	F9										3	0	0	0	0	1	2							
Todd Pratt, R OBP: 0.301, SLG: 0.574 (6, 1)											1	0	0	0	0	0	0							
Dennis Cook, L OBP: 0.300, SLG: 0.380 (10, PH)											0	0	0	0	1	0	0							
Matt Franco, L OBP: 0.300, SLG: 0.380 (10, 1)											0	0	0	0	0	0	0							
Rey Ordóñez, R OBP: 0.281, SLG: 0.300 (1, 6)	G5-3				P7		F8		G4-3		5	0	0	0	0	0	3							
Bobby Jones, R OBP: 0.220, SLG: 0.225 (6, 1)					G5-3						2	0	0	0	0	0	0	Met						
Willie Blair, R OBP: 0.155, SLG: 0.100 (6, 1)					G2-3						0	0	0	0	0	0	0							
Luis Lopez, S OBP: 0.323, SLG: 0.342 (6, 4)											3	1	1	0	0	0	3							
											1-2 2-3 3-H	2	0	0	0	0	0							
<b>Inning Stats</b>	R: 0 E: 0 K: 0 S: 11	H: 1 LOB: 1 BB: 0 P: 17	R: 0 E: 1 K: 0 S: 7	H: 0 LOB: 1 BB: 1 P: 15	R: 0 E: 0 K: 0 S: 8	H: 1 LOB: 1 BB: 1 P: 16	R: 0 E: 0 K: 0 S: 8	H: 1 LOB: 2 BB: 1 P: 14	R: 0 E: 0 K: 0 S: 9	H: 1 LOB: 2 BB: 1 P: 17	R: 1 E: 0 K: 0 S: 10	H: 1 LOB: 0 BB: 0 P: 14	R: 3 E: 0 K: 0 S: 13	H: 2 LOB: 1 BB: 2 P: 29	R: 0 E: 0 K: 0 S: 5	H: 0 LOB: 0 BB: 0 P: 8	R: 0 E: 0 K: 1 S: 7	H: 0 LOB: 1 BB: 2 P: 13	R: 1 E: 1 K: 0 S: 11	H: 1 LOB: 3 BB: 1 P: 22	1B: 6 2B: 0 3B: 0 HR: 2	SF: 0 SAC: 1 DP: 1 HBP: 0	WP: 0 PB: 0 SB: 0 CS: 1	PA: 46
<b>PITCHER</b>	IP WLS BF H R ER SO BB IBB HBP BLK WP HR S P ERA WHIP	6.2 1.1 2.0	29 6 11	3 1 1	3 1 0	4 1 2	0 0 0	0 1 0	0 11 18	108 60 35	4.05 6.75 0.00	1.500												

Batter	1	2	3	4	5	6	7	8	9	10	AB	R	H	RBI	BB	SO	LOB	BOTTOM				
Eric Young Sr., R OBP: 0.364, SLG: 0.403 (1, 4)	HR 1B			L5		FC2				P3	5	1	2	0	1	0	6	New York Mets @ Los Angeles Dodgers Dodger Stadium, Los Angeles, CA Fri Aug 28 1998, 7:05 PM PDT Att: 52,154 - Unknown - 78 F				
Trenidad Hubbard, R OBP: 0.384, SLG: 0.474 (1, 7)	HR 1B		G6-3		F8		F8			G6-3	6	1	1	0	0	1	7					
Gary Sheffield, R OBP: 0.431, SLG: 0.529 (1, 9)	HR		G4-3		G6-3		L6			K	5	1	1	3	0	1	0					
Eric Karros, R OBP: 0.349, SLG: 0.475 (1, 3)	BB		1B		HR		E6 FC1-5 1B			K	4	1	3	1	1	1	0					
Raul Mondesi, R OBP: 0.315, SLG: 0.519 (1, 8)	K		1B		1B		FC1-5 PO S			F9	5	0	2	0	0	1	2					
Bobby Bonilla, S OBP: 0.317, SLG: 0.370 (1, 5)	G6-4-3 1B				F7		IBB			K	4	0	1	0	1	2	3	livebaseballscores.com				
Mark Grudzielanek, R OBP: 0.311, SLG: 0.356 (1, 6)	G6-4-3				G3		SH1-3 FC2 1B			PO	5	0	1	0	0	0	2					
Charles Johnson, R OBP: 0.282, SLG: 0.367 (10, PR)	G6-3				L9		SH1-3 BB			K	3	0	0	0	2	1	0					
Jim Eisenreich, L OBP: 0.290, SLG: 0.253 (10, PR)							SH1-3			K	0	0	0	0	0	0	0					
Carlos Perez, L OBP: 0.186, SLG: 0.259 (7, 1)	G2-3						SH1-3			BB	2	0	1	0	0	0	0	Dodgers				
Scott Radinsky, L OBP: 0.271, SLG: 0.361 (8, PH)							1-2 2-3			BB	0	0	0	0	1	0	0					
Adrian Beltré, R OBP: 0.271, SLG: 0.361 (9, 1)										1B	1	0	1	0	0	0	0					
Roger Cedeno, S OBP: 0.332, SLG: 0.304 (10, PH)					1B					1B	1	0	1	0	0	0	0					
<b>Inning Stats</b>	R: 3 E: 0 K: 1 S: 13	H: 4 LOB: 1 BB: 1 P: 23	R: 0 E: 0 K: 0 S: 6	H: 1 LOB: 0 BB: 0 P: 9	R: 0 E: 0 K: 1 S: 13	H: 2 LOB: 2 BB: 0 P: 15	R: 0 E: 0 K: 0 S: 8	H: 1 LOB: 1 BB: 0 P: 13	R: 1 E: 0 K: 0 S: 10	H: 2 LOB: 1 BB: 1 P: 18	R: 0 E: 1 K: 0 S: 9	H: 1 LOB: 1 BB: 1 P: 19	R: 0 E: 0 K: 2 S: 13	H: 0 LOB: 2 BB: 2 P: 30	R: 0 E: 0 K: 2 S: 15	H: 0 LOB: 0 BB: 0 P: 19	R: 0 E: 1 K: 1 S: 12	H: 1 LOB: 3 BB: 1 P: 23	1B: 11 2B: 0 3B: 0 HR: 2	SF: 0 SAC: 1 DP: 1 HBP: 0	WP: 0 PB: 0 SB: 2 CS: 1	PA: 49
<b>PITCHER</b>	IP WLS BF H R ER SO BB IBB HBP BLK WP HR S P ERA WHIP	5.0 1.1 0.2	26 11 8	4 0 0	4 0 4	2 0 2	0 0 0	0 0 0	0 6 28	51 12 49	7.20 0.00 0.00	2.600										



Batter	1	2	3	4	5	6	7	8	9	AB	R	H	RBI	BB	SO	LOB	TOP						
Tony Phillips, S OBP: 0.402, SLG: 0.401 (1, 7)	L4		FC4-6 BB		31 FC5 1B		3-2 2B		4-1 HR BB	3	1	2	0	2	0	0							
Edgardo Alfonzo, R OBP: 0.356, SLG: 0.415 (1, 5)	L1-5-3		FC4-6 1-2f		1-2 3-H 0-0 1B		1-3 K		2-2 1-H HR	5	1	2	3	0	1	2							
John Olerud, L OBP: 0.432, SLG: 0.536 (1, 3)	K			2-1 31 1B G1-2-3 1B	1-2 1B		0-0 F8		2-0 G4-3	5	0	1	0	0	2	2							
31 Mike Piazza, R OBP: 0.375, SLG: 0.542 (1, 2)		2-1 SH1-3 1B 2B		3-1 1B	0-0 FC5		1-0 WP BB 1B			4	1	3	0	0	0	2							
Brian McRae, S OBP: 0.369, SLG: 0.488 (1, 8)		0-0 SH1-3		1-0 1B	2-1 G4-6-3 1B		4-2 WP BB 1B			2	0	2	0	1	0	0							
Jermaine Allensworth, R OBP: 0.352, SLG: 0.388 (1, 9)		2-1 CS 1B		2-3 K	1-2 F4		2-3 K			4	0	1	1	0	2	6							
Luis Lopez, S OBP: 0.235, SLG: 0.338 (1, 4)		0-1 P3		0-2 G1-2-3	1-2 F6		1-0 G5-3			3	0	0	0	0	0	5							
Todd Pratt, R OBP: 0.316, SLG: 0.564 (8, PH)				3-Hf			1-2 G4-6-3			1	0	0	0	0	0	2							
Carlos Baerga, S OBP: 0.308, SLG: 0.372 (8, 4)							1-2 2-3			0	0	0	0	0	0	0							
Rey Ordonez, R OBP: 0.280, SLG: 0.298 (9, PH)		1-0 CS		0-0 G4-3	1-2 F6		1-2 L8		0-2 F8	3	0	0	0	0	0	0							
Lenny Harris, L OBP: 0.315, SLG: 0.365 (9, 5)		1-2								1	0	0	0	0	0	0							
Al Leiter, L OBP: 0.235, SLG: 0.159 (1, 1)				2-2 G6-3	2-1 1B 1B 2B		1-0 G6-3		2-2 G4-3	3	1	1	0	0	0	0							
Matt Franco, L OBP: 0.384, SLG: 0.377 (9, PH)										1	0	0	0	0	0	0							
John Franco, L (9, 1)										0	0	0	0	0	0	0							
<b>Inning Stats</b>	R: 0 E: 0 K: 1 S: 6	H: 0 LOB: 0 BB: 0 P: 10	R: 1 E: 0 K: 0 S: 7	H: 2 LOB: 0 BB: 0 P: 12	R: 0 E: 0 K: 0 S: 6	H: 0 LOB: 1 BB: 1 P: 14	R: 0 E: 0 K: 1 S: 13	H: 3 LOB: 2 BB: 0 P: 21	R: 1 E: 0 K: 0 S: 9	H: 3 LOB: 2 BB: 0 P: 14	R: 0 E: 0 K: 0 S: 10	H: 1 LOB: 0 BB: 1 P: 14	R: 0 E: 0 K: 1 S: 12	H: 1 LOB: 1 BB: 0 P: 18	R: 0 E: 0 K: 1 S: 9	H: 1 LOB: 2 BB: 1 P: 19	R: 2 E: 0 K: 1 S: 25	H: 1 LOB: 0 BB: 1 P: 34	1B: 8 2B: 3 3B: 0 HR: 1	SF: 0 SAC: 1 DP: 2 HBP: 0	WP: 1 PB: 0 SB: 0 CS: 1	PA: 40	
<b>PITCHER</b>	IP WLS BF H R ER SO BB IBB HBP BLK WP HR S P ERA WHIP	IP WLS BF H R ER SO BB IBB HBP BLK WP HR S P ERA WHIP	IP WLS BF H R ER SO BB IBB HBP BLK WP HR S P ERA WHIP	IP WLS BF H R ER SO BB IBB HBP BLK WP HR S P ERA WHIP	IP WLS BF H R ER SO BB IBB HBP BLK WP HR S P ERA WHIP	IP WLS BF H R ER SO BB IBB HBP BLK WP HR S P ERA WHIP	IP WLS BF H R ER SO BB IBB HBP BLK WP HR S P ERA WHIP	IP WLS BF H R ER SO BB IBB HBP BLK WP HR S P ERA WHIP	IP WLS BF H R ER SO BB IBB HBP BLK WP HR S P ERA WHIP	IP WLS BF H R ER SO BB IBB HBP BLK WP HR S P ERA WHIP	IP WLS BF H R ER SO BB IBB HBP BLK WP HR S P ERA WHIP	IP WLS BF H R ER SO BB IBB HBP BLK WP HR S P ERA WHIP	IP WLS BF H R ER SO BB IBB HBP BLK WP HR S P ERA WHIP	IP WLS BF H R ER SO BB IBB HBP BLK WP HR S P ERA WHIP	IP WLS BF H R ER SO BB IBB HBP BLK WP HR S P ERA WHIP	IP WLS BF H R ER SO BB IBB HBP BLK WP HR S P ERA WHIP	IP WLS BF H R ER SO BB IBB HBP BLK WP HR S P ERA WHIP	IP WLS BF H R ER SO BB IBB HBP BLK WP HR S P ERA WHIP	IP WLS BF H R ER SO BB IBB HBP BLK WP HR S P ERA WHIP	IP WLS BF H R ER SO BB IBB HBP BLK WP HR S P ERA WHIP	IP WLS BF H R ER SO BB IBB HBP BLK WP HR S P ERA WHIP	IP WLS BF H R ER SO BB IBB HBP BLK WP HR S P ERA WHIP	IP WLS BF H R ER SO BB IBB HBP BLK WP HR S P ERA WHIP

New York Mets @ Los Angeles Dodgers  
Dodger Stadium, Los Angeles, CA  
Sat Aug 29 1998, 3:33 AM PDT  
Att: 49,181 - Sunny - 98 F

AB	35
R	4
H	12
RBI	4
BB	3
SO	5
LOB	19



Batter	1	2	3	4	5	6	7	8	9	AB	R	H	RBI	BB	SO	LOB	BOTTOM						
Eric Young Sr., R OBP: 0.360, SLG: 0.399 (1, 4)	P3		B1-3		F7			2-2 F7		4	0	0	0	0	0	1							
Trenidad Hubbard, R OBP: 0.387, SLG: 0.504 (1, 7)	HR		K			3-2 G5-3		0-1 2B		4	1	2	1	0	1	0							
Gary Sheffield, R OBP: 0.429, SLG: 0.527 (1, 9)	K		P9			0-1 F8		0-3 K		2	0	0	0	0	1	0							
Roger Cedeno, S OBP: 0.328, SLG: 0.300 (5, 9)										2	0	0	0	0	1	1							
Eric Karros, R OBP: 0.348, SLG: 0.476 (1, 3)	K			3-2 G6-3		4-2 BB			3-3 K	3	0	0	0	1	2	0							
Raul Mondesi, R OBP: 0.314, SLG: 0.523 (1, 8)		3-2 HR		0-0 F7		2-0 L6			2-3 K2-3	4	1	1	1	0	1	1							
Bobby Bonilla, S OBP: 0.317, SLG: 0.380 (1, 5)		2-0 HR		2-3 K			3-2 L4		4-1 1B BB	3	1	1	1	0	1	0							
Adrian Beltré, R OBP: 0.275, SLG: 0.361 (8, 5)										0	0	0	0	1	0	0							
Mark Grudzielanek, R OBP: 0.311, SLG: 0.395 (1, 6)		1-3 K			0-1 P3		3-3 K		1-1 1B	4	0	1	0	0	2	0							
Tom Prince, R OBP: 0.237, SLG: 0.232 (1, 2)		2-0 F7			3-2 SH1-4 1B		3-2 G6-3		2-3 K	4	0	1	0	0	1	2							
Brian Bohanon, L OBP: 0.324, SLG: 0.441 (1, 1)		3-2 G4-3			2-0 SH1-4			2-2 G6-3		1	0	0	0	0	0	0							
Juan Castro, R OBP: 0.253, SLG: 0.264 (8, PH)					1-2					1	0	0	0	0	0	0							
Jeff Shaw, R (9, 1)										0	0	0	0	0	0	0							
<b>Inning Stats</b>	R: 1 E: 0 K: 2 S: 11	H: 1 LOB: 0 BB: 0 P: 18	R: 2 E: 0 K: 1 S: 14	H: 2 LOB: 0 BB: 0 P: 25	R: 0 E: 0 K: 1 S: 7	H: 0 LOB: 0 BB: 0 P: 12	R: 0 E: 0 K: 1 S: 8	H: 0 LOB: 0 BB: 0 P: 13	R: 0 E: 0 K: 0 S: 7	H: 1 LOB: 1 BB: 0 P: 14	R: 0 E: 0 K: 0 S: 9	H: 0 LOB: 1 BB: 1 P: 18	R: 0 E: 0 K: 1 S: 14	H: 0 LOB: 0 BB: 0 P: 23	R: 0 E: 0 K: 1 S: 12	H: 1 LOB: 1 BB: 0 P: 16	R: 0 E: 0 K: 3 S: 14	H: 1 LOB: 2 BB: 1 P: 26	1B: 2 2B: 1 3B: 0 HR: 3	SF: 0 SAC: 1 DP: 0 HBP: 0	WP: 0 PB: 0 SB: 0 CS: 0	PA: 35	
<b>PITCHER</b>	IP WLS BF H R ER SO BB IBB HBP BLK WP HR S P ERA WHIP	IP WLS BF H R ER SO BB IBB HBP BLK WP HR S P ERA WHIP	IP WLS BF H R ER SO BB IBB HBP BLK WP HR S P ERA WHIP	IP WLS BF H R ER SO BB IBB HBP BLK WP HR S P ERA WHIP	IP WLS BF H R ER SO BB IBB HBP BLK WP HR S P ERA WHIP	IP WLS BF H R ER SO BB IBB HBP BLK WP HR S P ERA WHIP	IP WLS BF H R ER SO BB IBB HBP BLK WP HR S P ERA WHIP	IP WLS BF H R ER SO BB IBB HBP BLK WP HR S P ERA WHIP	IP WLS BF H R ER SO BB IBB HBP BLK WP HR S P ERA WHIP	IP WLS BF H R ER SO BB IBB HBP BLK WP HR S P ERA WHIP	IP WLS BF H R ER SO BB IBB HBP BLK WP HR S P ERA WHIP	IP WLS BF H R ER SO BB IBB HBP BLK WP HR S P ERA WHIP	IP WLS BF H R ER SO BB IBB HBP BLK WP HR S P ERA WHIP	IP WLS BF H R ER SO BB IBB HBP BLK WP HR S P ERA WHIP	IP WLS BF H R ER SO BB IBB HBP BLK WP HR S P ERA WHIP	IP WLS BF H R ER SO BB IBB HBP BLK WP HR S P ERA WHIP	IP WLS BF H R ER SO BB IBB HBP BLK WP HR S P ERA WHIP	IP WLS BF H R ER SO BB IBB HBP BLK WP HR S P ERA WHIP	IP WLS BF H R ER SO BB IBB HBP BLK WP HR S P ERA WHIP	IP WLS BF H R ER SO BB IBB HBP BLK WP HR S P ERA WHIP	IP WLS BF H R ER SO BB IBB HBP BLK WP HR S P ERA WHIP	IP WLS BF H R ER SO BB IBB HBP BLK WP HR S P ERA WHIP	IP WLS BF H R ER SO BB IBB HBP BLK WP HR S P ERA WHIP

New York Mets @ Los Angeles Dodgers  
Dodger Stadium, Los Angeles, CA  
Sat Aug 29 1998, 3:33 AM PDT  
Att: 49,181 - Sunny - 98 F


AB	32
R	3
H	6
RBI	3
BB	2
SO	10
LOB	5






Batter	1	2	3	4	5	6	7	8	9	AB	R	H	RBI	BB	SO	LOB	TOP			
Tony Phillips, S OBP: 0.399, SLG: 0.397	0-1 1B	2-3 K			1-0 G6-3		2-0 F7			4	0	1	0	0	1	1	<b>New York Mets @ Los Angeles Dodgers</b> Dodger Stadium, Los Angeles, CA Sun Aug 30 1998, 3:33 AM PDT Att: 44,746 - Sunny - 88 F			
Eduardo Alfonzo, R OBP: 0.359, SLG: 0.425	1-0 1B		1-1 HR		1-2 1B			0-3 K		4	1	3	1	0	1	0				
John Olerud, L OBP: 0.433, SLG: 0.536	1-3 K		2-1 1B		3-2 1B			1-2 G1-3		4	0	2	0	0	1	2				
31 Mike Piazza, R Jorge Fabregas, L OBP: 0.374, SLG: 0.541 OBP: 0.260, SLG: 0.257	1-0 P3		0-1 G1-3		0-3 K			0-0 G6-3		1	0	0	0	0	0	2				
Brian McRae, S OBP: 0.367, SLG: 0.484	1-3 K		2-3 K		1-1 G1-3			1-2 F8		4	0	0	0	0	2	3				
Lenny Harris, L OBP: 0.310, SLG: 0.359		1-0 F9	2-2 G3-1		0-0 G3			2-2 G6-3		4	0	0	0	0	0	1				
Carlos Baerga, S OBP: 0.308, SLG: 0.378		3-1 HR		2-2 P6		1-0 G4-3		1-1 L4		4	1	1	1	0	0	0				
Luis Lopez, S OBP: 0.319, SLG: 0.342		2-2 2B		0-0 4-3			3-3 K			3	0	1	0	0	1	0				
Masato Yoshii, R Turk Wendell, L Greg McMichael, R OBP: 0.130, SLG: 0.093 (7, 1) (8, 1)	0-3 K		1-3 K		0-2 G4-3					3	0	0	0	0	2	1				
										0	0	0	0	0	0	0				
										0	0	0	0	0	0	0				
<b>Inning Stats</b>	R: 0 E: 0 K: 2 S: 11	H: 2 LOB: 2 BB: 0 P: 15	R: 1 E: 0 K: 2 S: 12	H: 2 LOB: 1 BB: 0 P: 20	R: 1 E: 0 K: 1 S: 12	H: 2 LOB: 1 BB: 0 P: 19	R: 0 E: 0 K: 1 S: 7	H: 0 LOB: 0 BB: 0 P: 10	R: 0 E: 0 K: 0 S: 13	H: 0 LOB: 0 BB: 0 P: 18	R: 0 E: 0 K: 1 S: 7	H: 0 LOB: 0 BB: 0 P: 12	R: 0 E: 0 K: 1 S: 7	H: 0 LOB: 0 BB: 0 P: 8	R: 0 E: 0 K: 0 S: 8	H: 0 LOB: 0 BB: 0 P: 12	1B: 5 2B: 1 3B: 0 HR: 2	SF: 0 SAC: 0 DP: 0 HBP: 0	WP: 1 PB: 0 SB: 0 CS: 1	PA: 34
<b>PITCHER</b> Dave Milicki, R ERA: 4.56	IP: 9.0 WLS: W BF: 34 H: 8 R: 2 ER: 2 SO: 9 BB: 0 IBB: 0 HBP: 0 BLK: 0 WP: 1 HR: 2 S: 82 P: 120 ERA: 2.00 WHIP: 0.889															<b>PITCHER</b>				

AB	34
R	2
H	8
RBI	2
BB	0
SO	9
LOB	12



Batter	1	2	3	4	5	6	7	8	9	AB	R	H	RBI	BB	SO	LOB	BOTTOM			
Eric Young Sr., R OBP: 0.359, SLG: 0.398	0-3 K		1-0 G4-3		0-0 1B		2-3 K			4	0	1	2	0	2	2	<b>New York Mets @ Los Angeles Dodgers</b> Dodger Stadium, Los Angeles, CA Sun Aug 30 1998, 3:33 AM PDT Att: 44,746 - Sunny - 88 F			
Trenidad Hubbard, R OBP: 0.377, SLG: 0.490	2-2 F8		1-2 F8		3-3 K		1-3 K			4	0	0	0	0	2	2				
Gary Sheffield, R Roger Cedeno, S OBP: 0.428, SLG: 0.524 OBP: 0.328, SLG: 0.300	2-1 F7		1-0 G4-3		1-3 K			0-0 G6-3		4	0	1	0	0	1	0				
Eric Karros, R OBP: 0.347, SLG: 0.474		2-2 F9		1-1 1B		2-3 K		2-2 G6-3		4	0	1	0	0	1	1				
Raul Mondesi, R OBP: 0.314, SLG: 0.520		1-1 F7		0-0 F9		0-1 G1-3		4-0 CS		3	0	0	0	1	0	1				
Bobby Bonilla, S Adrian Beltré, R OBP: 0.317, SLG: 0.380 OBP: 0.275, SLG: 0.361	1-0 F9		3-1 F8		1-0 2B		0-0 CS			3	0	1	0	0	0	0				
Mark Grudzielanek, R OBP: 0.314, SLG: 0.361			0-0 SH1-4		0-1 2B		0-2 2B			3	2	3	0	0	0	0				
Tom Prince, R OBP: 0.253, SLG: 0.278			0-0 P9		0-0 1B		0-1 SH1-3			3	1	2	2	0	0	1				
Dave Milicki, R OBP: 0.200, SLG: 0.146			0-1 SH1-4		2-3 K		2-3 SH1-3			1	0	0	0	0	1	2				
<b>Inning Stats</b>	R: 0 E: 0 K: 1 S: 11	H: 0 LOB: 0 BB: 0 P: 15	R: 0 E: 0 K: 0 S: 6	H: 0 LOB: 0 BB: 0 P: 10	R: 0 E: 0 K: 0 S: 5	H: 1 LOB: 1 BB: 0 P: 6	R: 0 E: 0 K: 0 S: 7	H: 1 LOB: 1 BB: 0 P: 10	R: 2 E: 0 K: 2 S: 17	H: 3 LOB: 1 BB: 0 P: 24	R: 0 E: 0 K: 2 S: 9	H: 0 LOB: 0 BB: 0 P: 12	R: 2 E: 0 K: 2 S: 16	H: 3 LOB: 1 BB: 0 P: 21	R: 0 E: 0 K: 0 S: 4	H: 1 LOB: 1 BB: 1 P: 10	1B: 6 2B: 4 3B: 0 HR: 0	SF: 0 SAC: 2 DP: 1 HBP: 0	WP: 0 PB: 0 SB: 1 CS: 1	PA: 33
<b>PITCHER</b> Masato Yoshii, R Turk Wendell, R Greg McMichael, R ERA: 3.91 ERA: 2.75 ERA: 4.12	IP: 6.0 WLS: L BF: 25 H: 7 R: 4 ER: 4 SO: 5 BB: 0 IBB: 0 HBP: 0 BLK: 0 WP: 0 HR: 0 S: 59 P: 82 ERA: 6.00 WHIP: 1.167															<b>PITCHER</b>				

AB	29
R	4
H	9
RBI	4
BB	1
SO	7
LOB	9





Batter	1	2	3	4	5	6	7	8	9	AB	R	H	RBI	BB	SO	LOB	TOP								
Tony Phillips, S OBP: 0.396, SLG: 0.394 John Franco, L (9, 1)	1-3 K		3-3 K		1-2 G4-3		1-0 G4-6-3 1B		1-0 SH 31 1B 1B	4	1	1	0	0	2	0									
Eduardo Alfonso, R OBP: 0.362, SLG: 0.425	0-3 K		4-2 31 1B BB		1-3 K		1-0 G4-6-3 1B		2-1 31 1B 1B	4	2	2	1	1	2	0									
John Olerud, L OBP: 0.434, SLG: 0.537	2-0 31 2B 2B		4-2 31 1B BB		0-0 31 BB 1B		0-0 G4-6-3 1B		2-2 F8	4	2	2	0	1	0	4									
31 Mike Piazza, R OBP: 0.378, SLG: 0.545	1-0 2B		0-0 BB		4-1 1B BB		0-0 P8		1-0 1B	4	0	3	2	1	0	1									
Brian McRae, S OBP: 0.367, SLG: 0.483	0-0 F9		2-1 G3		0-0 1B				1-0 F7	5	0	2	3	0	0	3									
Lenny Harris, L OBP: 0.312, SLG: 0.373		0-1 F8		0-1 1B		2-1 F9			1-1 G1-3	5	2	2	1	0	0	4									
Carlos Baerga, S OBP: 0.307, SLG: 0.377		0-1 G6-3 1B		0-2 L7		2-1 G4-3			1-3 K	4	0	1	0	0	1	1									
Rey Ordenez, R OBP: 0.279, SLG: 0.298		0-0 G6-3		1-1 CS 1B		0-1 G6-3			2-2 P3	4	0	1	1	0	0	1									
Rick Reed, R Turk Wendell, L Dennis Cook, L Matt Franco, L Jermaine Allensworth, R			1-2 G5-3		1-3 K2-3		3-2 P3		4-0 E SH 1B BB	3	0	0	0	0	1	1									
<b>Inning Stats</b>	R: 1 E: 0 K: 2 S: 9	H: 2 LOB: 1 BB: 0 P: 13	R: 0 E: 0 K: 0 S: 5	H: 1 LOB: 0 BB: 0 P: 5	R: 1 E: 0 K: 1 S: 14	H: 1 LOB: 2 BB: 2 P: 28	R: 1 E: 0 K: 1 S: 11	H: 2 LOB: 0 BB: 0 P: 12	R: 1 E: 0 K: 1 S: 12	H: 2 LOB: 2 BB: 1 P: 20	R: 0 E: 0 K: 0 S: 7	H: 0 LOB: 0 BB: 0 P: 12	R: 0 E: 0 K: 0 S: 4	H: 2 LOB: 1 BB: 0 P: 6	R: 1 E: 0 K: 1 S: 9	H: 1 LOB: 0 BB: 0 P: 16	R: 3 E: 1 K: 0 S: 10	H: 3 LOB: 2 BB: 1 P: 23	1B: 11 2B: 2 3B: 0 HR: 1	SF: 0 SAC: 1 DP: 2 HBP: 0	WP: 0 PB: 0 SB: 1 CS: 1	PA: 42			
<b>PITCHER</b>	IP WLS BF H R ER SO BB IBB HBP BLK WP HR S P ERA WHIP	7.0 L 31 10 4 4 5 3 0 0 0 0 0 62 96 5.14 1.857	2.0 11 4 4 4 1 1 0 0 0 0 1 19 39 18.00 2.500																						

New York Mets @ Los Angeles Dodgers  
Dodger Stadium, Los Angeles, CA  
Mon Aug 31 1998, 7:05 PM PDT  
Att: 37,806 - Cloudy - 95 F

AB	37
R	8
H	14
RBI	8
BB	4
SO	6
LOB	15



Batter	1	2	3	4	5	6	7	8	9	AB	R	H	RBI	BB	SO	LOB	BOTTOM							
Eric Young Sr., R OBP: 0.358, SLG: 0.395	0-2 G6-3		1-0 SH2-4 1B		1-2 F9		1-0 G4-3		0-1 F7	5	0	1	0	0	0	1								
Jim Eisenreich, L OBP: 0.291, SLG: 0.255 Mike Judd, R (8, 1)	2-3 K		0-0 SH2-4		3-2 S 1B		1-2 G3			3	0	1	1	0	1	0								
Raul Mondesi, R OBP: 0.313, SLG: 0.517	1-3 K		0-0 FC5-2-5-3 S		1-3 K2-3		4-1 S BB			3	0	0	0	1	2	3								
Eric Karros, R OBP: 0.346, SLG: 0.471		3-2 1B 1B	2-3 3H F9		1-3 K		1-2 G6-3			4	0	1	0	0	1	4								
Bobby Bonilla, S OBP: 0.320, SLG: 0.385	1-3 K			0-0 SF8 2B		2-0 G4-6-3 1B			3-3 K	4	1	2	0	0	2	1								
Matt Luke, L OBP: 0.268, SLG: 0.430 Trenidad Hubbard, R OBP: 0.375, SLG: 0.486	2-2 1B		2-2 G3-1		0-0 G3-1		1-1 G4-6-3		0-3 K	3	0	1	0	0	0	2								
Mark Grudzielanek, R OBP: 0.312, SLG: 0.399	2-3 K		2-3 SF8		0-1 SF8		1-2 G4-3		2-1 F9	3	0	0	1	0	1	2								
Tom Prince, R OBP: 0.265, SLG: 0.280	3-2 G1-3		3-2 FC6-4 1B		3-2 FC6-4 1B		4-0 2B BB		2-2 F9	3	1	1	0	1	0	2								
Chan Ho Park, R OBP: 0.242, SLG: 0.283 Roger Cedeno, S OBP: 0.330, SLG: 0.308			0-0 SH2-4 1B		0-1 FC6-4		2-1 G3 2B		0-1 F9	2	0	1	0	0	0	1								
<b>Inning Stats</b>	R: 0 E: 0 K: 2 S: 10	H: 0 LOB: 0 BB: 0 P: 13	R: 0 E: 0 K: 2 S: 16	H: 2 LOB: 2 BB: 0 P: 27	R: 0 E: 0 K: 0 S: 11	H: 2 LOB: 1 BB: 0 P: 15	R: 1 E: 0 K: 0 S: 9	H: 2 LOB: 1 BB: 0 P: 12	R: 0 E: 0 K: 0 S: 6	H: 1 LOB: 0 BB: 0 P: 10	R: 2 E: 0 K: 0 S: 12	H: 1 LOB: 1 BB: 2 P: 24	R: 0 E: 0 K: 2 S: 9	H: 0 LOB: 0 BB: 0 P: 14	R: 0 E: 0 K: 0 S: 7	H: 0 LOB: 0 BB: 0 P: 9	1B: 7 2B: 2 3B: 0 HR: 0	SF: 1 SAC: 1 DP: 1 HBP: 0	WP: 0 PB: 0 SB: 3 CS: 0	PA: 37				
<b>PITCHER</b>	IP WLS BF H R ER SO BB IBB HBP BLK WP HR S P ERA WHIP	6.0 W 27 9 3 3 6 1 0 0 0 0 0 10 16 0.00 1.000	1.0 4 0 0 0 0 0 0 0 0 0 0 0 9 14 0.00 0.000	1.0 3 0 0 0 0 0 0 0 0 0 0 0 7 9 0.00 0.000																				

New York Mets @ Los Angeles Dodgers  
Dodger Stadium, Los Angeles, CA  
Mon Aug 31 1998, 7:05 PM PDT  
Att: 37,806 - Cloudy - 95 F

AB	33
R	3
H	9
RBI	3
BB	2
SO	8
LOB	16









Batter	1	2	3	4	5	6	7	8	9	AB	R	H	RBI	BB	SO	LOB	TOP					
Tony Phillips, S OBP: 0.382, SLG: 0.377	G4-3		G3		F9		F9			4	0	0	0	0	0	3	<b>New York Mets @ San Diego Padres</b> Qualcomm Stadium, San Diego, CA Wed Sep 02 1998, 10:05 PM EDT Att: 17,565 - Cloudy - 78 F					
Eduardo Alfonso, R OBP: 0.361, SLG: 0.435	F8		1-2	HR	F9		K			4	1	1	2	0	1	2						
John Olerud, L OBP: 0.431, SLG: 0.532	K		F8		K					4	0	1	0	0	2	1						
31 Mike Piazza, R OBP: 0.378, SLG: 0.553		F9		HR		G4-6-3 BB		FC5-4		3	1	1	1	1	0	1						
Brian McRae, S OBP: 0.367, SLG: 0.485	G3-1		E6			G4-6-3 BB		F7		3	0	0	0	1	0	1						
Lenny Harris, L OBP: 0.314, SLG: 0.390	HR		F7		G4-6-3			FC4-6		4	1	1	1	0	0	4						
Carlos Baerga, S OBP: 0.304, SLG: 0.373	G6-3		G4-3		G4-3					4	0	0	0	0	0	2						
Rey Ordóñez, R OBP: 0.279, SLG: 0.296			FC5-4 BB		F7		F9 SH1-3		G6-3	3	0	1	0	1	0	1						
Armando Reynoso, R OBP: 0.200, SLG: 0.250			FC5-4				SH1-3		F8	2	1	1	0	0	0	1						
Matt Franco, L OBP: 0.387, SLG: 0.376			HR							1	0	0	0	0	0	0						
John Franco, L OBP: 0.387, SLG: 0.376										0	0	0	0	0	0	0						
<b>Inning Stats</b>	R: 0 E: 0 K: 1 S: 10	H: 0 LOB: 0 BB: 0 P: 15	R: 1 E: 0 K: 0 S: 9	H: 1 LOB: 0 BB: 0 P: 12	R: 2 E: 0 K: 0 S: 11	H: 1 LOB: 0 BB: 1 P: 19	R: 1 E: 1 K: 0 S: 10	H: 1 LOB: 1 BB: 0 P: 17	R: 0 E: 0 K: 0 S: 7	H: 0 LOB: 1 BB: 2 P: 16	R: 0 E: 0 K: 1 S: 9	H: 1 LOB: 1 BB: 0 P: 15	R: 0 E: 0 K: 0 S: 7	H: 1 LOB: 1 BB: 0 P: 10	R: 0 E: 0 K: 0 S: 5	H: 0 LOB: 0 BB: 6 P: 6	1B: 2 2B: 1 3B: 0 HR: 3	SF: 0 SAC: 1 DP: 1 HBP: 0	WP: 0 PB: 0 SB: 0 CS: 0	PA: 36		
<b>PITCHER</b>	IP	WLS	BF	H	R	ER	SO	BB	IBB	HBP	BLK	WP	HR	S	P	ERA	WHIP					
Andy Ashby, R ERA: 3.19	(1, 1)	5.0	L	21	4	4	4	2	1	0	0	0	0	3	51	78	7.20	1.000				
Brian Boehringer, R ERA: 4.61	(6, 1)	3.0		12	2	0	0	1	2	0	0	0	0	0	23	41	0.00	1.333				
Scott Sanders, R ERA: 6.44	(9, 1)	1.0		3	0	0	0	0	0	0	0	0	0	5	6	0.00	0.000					

AB	32
R	4
H	6
RBI	4
BB	3
SO	3
LOB	16



Batter	1	2	3	4	5	6	7	8	9	AB	R	H	RBI	BB	SO	LOB	BOTTOM				
Quilvio Veras, S OBP: 0.382, SLG: 0.354	L4		K		G1-3					4	0	0	0	0	2	0	<b>New York Mets @ San Diego Padres</b> Qualcomm Stadium, San Diego, CA Wed Sep 02 1998, 10:05 PM EDT Att: 17,565 - Cloudy - 78 F				
Steve Finley, L OBP: 0.295, SLG: 0.392	G4-3		G3 BB			G6-3		K		3	0	0	0	1	1	0					
Tony Gwynn, L OBP: 0.377, SLG: 0.497	HR		G3			G3				4	1	2	1	0	0	1					
Greg Vaughn, R OBP: 0.372, SLG: 0.635	BB		K			P3		FC5-4		3	0	0	0	1	1	2					
John Vander Wal, L OBP: 0.376, SLG: 0.533					G3-1		G4-3		K	2	0	0	0	1	0	0					
Jim Levritz, R OBP: 0.397, SLG: 0.488									K	1	0	0	0	0	1	1					
George Arias, R OBP: 0.214, SLG: 0.429	F9				G1-3		K		G5-3	4	0	0	0	0	1	3					
Carlos Hernandez, R OBP: 0.313, SLG: 0.383			G4-6-3		F7					3	0	2	0	0	0	0					
Chris Gomez, R OBP: 0.345, SLG: 0.382		G4-6-3				G4-6-3				3	0	1	0	0	1	2					
Andy Ashby, R OBP: 0.147, SLG: 0.152	(1, 1)									1	0	0	0	0	0	0					
Greg Myers, L OBP: 0.302, SLG: 0.385	(5, PH)				G1-3					1	0	0	0	0	0	1					
Brian Boehringer, S ERA: 4.61	(6, 1)									0	0	0	0	0	0	0					
Mark Sweeney, L OBP: 0.340, SLG: 0.368	(8, PH)									1	0	0	0	0	0	0					
Scott Sanders, R ERA: 6.44	(9, 1)									0	0	0	0	0	0	0					
<b>Inning Stats</b>	R: 1 E: 0 K: 0 S: 13	H: 1 LOB: 2 BB: 2 P: 30	R: 0 E: 0 K: 0 S: 6	H: 1 LOB: 0 BB: 0 P: 9	R: 0 E: 0 K: 2 S: 11	H: 0 LOB: 1 BB: 1 P: 20	R: 0 E: 0 K: 0 S: 4	H: 0 LOB: 0 BB: 0 P: 8	R: 0 E: 0 K: 0 S: 7	H: 0 LOB: 0 BB: 0 P: 12	R: 0 E: 0 K: 2 S: 11	H: 1 LOB: 1 BB: 0 P: 18	R: 0 E: 0 K: 2 S: 8	H: 0 LOB: 0 BB: 0 P: 15	R: 0 E: 0 K: 1 S: 12	H: 1 LOB: 1 BB: 0 P: 19	1B: 4 2B: 0 3B: 0 HR: 1	SF: 0 SAC: 0 DP: 2 HBP: 0	WP: 0 PB: 0 SB: 0 CS: 0	PA: 33	
<b>PITCHER</b>	IP	WLS	BF	H	R	ER	SO	BB	IBB	HBP	BLK	WP	HR	S	P	ERA	WHIP				
Armando Reynoso, R ERA: 2.64	(1, 1)	8.0	W	29	4	1	1	0	3	0	0	0	0	66	119	1.12	0.875				
John Franco, L ERA: 3.59	(9, 1)	1.0	S	4	1	0	0	1	0	0	0	0	0	12	19	0.00	1.000				





Batter	1	2	3	4	5	6	7	8	9	AB	R	H	RBI	BB	SO	LOB	TOP					
Ozzie Guillen, L (1, 6) OBP: 0.320, SLG: 0.333	F7			1B		P5		FC5-6 G5-4-3		4	0	1	0	0	0	1						
Gerald Williams, R (1, 9) OBP: 0.325, SLG: 0.431	P5			F9		F9		G5-4-3		4	0	0	0	0	0	2						
10 Chipper Jones, S (1, 5) OBP: 0.406, SLG: 0.560	G6-3			L7		P4				3	0	0	0	1	0	1						
Javy Lopez, R (1, 2)		L4																				
Andruw Jones, R (1, 8) OBP: 0.325, SLG: 0.508		K		G4-3		G5-3																
Greg Colbrunn, R (1, 3) OBP: 0.352, SLG: 0.449		K				G6-3																
Ryan Klesko, L (1, 7) OBP: 0.354, SLG: 0.483				G6-4-3 BB		G4-3																
Tony Graffanino, R (1, 4) OBP: 0.270, SLG: 0.319				G6-4-3																		
Tom Glavine, L (1, 1) OBP: 0.266, SLG: 0.302				G6-3		G4-3																
Eddie Pérez, R (8, PH) OBP: 0.306, SLG: 0.484																						
George Lombard, L (8, PR)																						
John Rocker, R (8, 1)																						
<b>Inning Stats</b>	R: 0 E: 0 K: 0 S: 6	H: 0 LOB: 0 BB: 0 P: 10	R: 0 E: 0 K: 2 S: 8	H: 0 LOB: 0 BB: 0 P: 10	R: 0 E: 0 K: 0 S: 7	H: 0 LOB: 0 BB: 1 P: 16	R: 0 E: 0 K: 0 S: 9	H: 2 LOB: 2 BB: 0 P: 11	R: 0 E: 0 K: 0 S: 9	H: 0 LOB: 1 BB: 1 P: 18	R: 0 E: 0 K: 0 S: 9	H: 0 LOB: 0 BB: 0 P: 12	R: 1 E: 0 K: 0 S: 8	H: 2 LOB: 1 BB: 0 P: 13	R: 0 E: 0 K: 0 S: 6	H: 1 LOB: 1 BB: 0 P: 9	R: 0 E: 0 K: 0 S: 6	H: 0 LOB: 0 BB: 1 P: 13	1B: 4 2B: 1 3B: 0 HR: 0	SF: 0 SAC: 0 DP: 3 HBP: 0	WP: 0 PB: 0 CS: 0	PA: 32
<b>PITCHER</b> Al Leiter, L (1, 1) ERA: 2.39	IP: 9.0 WLS: W BF: 32 H: 5 R: 1 ER: 1 SO: 2 BB: 3 IBB: 0 HBP: 0 BLK: 0 WP: 0 HR: 0 S: 68 P: 112 ERA: 1.00 WHIP: 0.889																					

Atlanta Braves @ New York Mets  
Shea Stadium, Flushing, NY  
Fri Sep 04 1998, 7:05 PM EDT  
Att: 34,617 - Unknown - 72 F

AB 29  
R 1  
H 5  
RBI 1  
BB 3  
SO 2  
LOB 10



Batter	1	2	3	4	5	6	7	8	9	AB	R	H	RBI	BB	SO	LOB	BOTTOM			
Jermaine Allensworth, R (1, 8) OBP: 0.348, SLG: 0.383	K		K					G6-3		4	0	0	0	0	3	2				
Edgardo Alfonzo, R (1, 5) OBP: 0.356, SLG: 0.432	F9			P4		P2		K		4	0	0	0	0	1	0				
John Olerud, L (1, 3) OBP: 0.431, SLG: 0.530	G3-1			31 HR BB				K		3	1	1	0	1	1	0				
31 Mike Piazza, R (1, 2) OBP: 0.382, SLG: 0.562		G3 G1-3 1B								3	1	3	2	1	0	0				
Butch Huskey, R (1, 9) OBP: 0.301, SLG: 0.406		G1-3		G1-3		F7				2	0	0	0	0	0	1				
Brian McRae, S (6, 8) OBP: 0.366, SLG: 0.483								K		2	0	0	0	0	1	3				
Jay Payton, R (1, 7) OBP: 0.400, SLG: 0.400		G3		G6-3		F9				3	0	0	0	0	0	3				
Luis Lopez, S (1, 4) OBP: 0.318, SLG: 0.340		G4-3				F8				3	0	1	0	0	0	1				
Rey Ordóñez, R (1, 6) OBP: 0.280, SLG: 0.296				G4-3						3	0	1	0	0	1	1				
Al Leiter, L (1, 1) OBP: 0.222, SLG: 0.149				K		FC1-6 1B				3	0	0	0	0	1	2				
<b>Inning Stats</b>	R: 0 E: 0 K: 1 S: 11	H: 0 LOB: 0 BB: 0 P: 18	R: 0 E: 0 K: 0 S: 5	H: 1 LOB: 0 BB: 0 P: 11	R: 0 E: 0 K: 2 S: 10	H: 0 LOB: 0 BB: 0 P: 16	R: 2 E: 0 K: 0 S: 5	H: 1 LOB: 0 BB: 1 P: 11	R: 0 E: 0 K: 1 S: 8	H: 1 LOB: 1 BB: 0 P: 13	R: 0 E: 0 K: 0 S: 10	H: 1 LOB: 2 BB: 1 P: 23	R: 0 E: 0 K: 1 S: 7	H: 1 LOB: 0 BB: 0 P: 10	R: 0 E: 0 K: 3 S: 11	H: 1 LOB: 1 BB: 0 P: 16	1B: 5 2B: 0 3B: 0 HR: 1	SF: 0 SAC: 0 DP: 0 HBP: 0	WP: 0 PB: 0 CS: 0	PA: 32
<b>PITCHER</b> Tom Glavine, L (1, 1) ERA: 2.61 John Rocker, L (8, 1) ERA: 1.69	IP: 7.0 WLS: L BF: 28 H: 5 R: 2 ER: 2 SO: 5 BB: 2 IBB: 0 HBP: 0 BLK: 0 WP: 0 HR: 1 S: 56 P: 102 ERA: 2.57 WHIP: 1.000																			

Atlanta Braves @ New York Mets  
Shea Stadium, Flushing, NY  
Fri Sep 04 1998, 7:05 PM EDT  
Att: 34,617 - Unknown - 72 F

AB 30  
R 2  
H 6  
RBI 2  
BB 2  
SO 8  
LOB 13





Batter	1	2	3	4	5	6	7	8	9	AB	R	H	RBI	BB	SO	LOB	TOP								
<b>Ozzie Guillen, L</b> (1, 6) OBP: 0.319, SLG: 0.332	L8																								
<b>Eddie Pérez, R</b> (9, PH) OBP: 0.390, SLG: 0.484																									
<b>George Lombard, L</b> (9, PR)																									
<b>Michael Tucker, L</b> (1, 9) OBP: 0.336, SLG: 0.426																									
<b>Gerald Williams, R</b> (7, PH) OBP: 0.322, SLG: 0.427																									
<b>10 Chipper Jones, S</b> (1, 5) OBP: 0.406, SLG: 0.559																									
<b>Ryan Klesko, L</b> (1, 7) OBP: 0.355, SLG: 0.480																									
<b>Javy Lopez, R</b> (1, 2) OBP: 0.337, SLG: 0.557																									
<b>Andruw Jones, R</b> (1, 8) OBP: 0.322, SLG: 0.514																									
<b>Greg Colbrunn, R</b> (1, 3) OBP: 0.356, SLG: 0.453																									
<b>Tony Graffanino, R</b> (1, 4) OBP: 0.266, SLG: 0.314																									
<b>Kevin Millwood, R</b> (1, 1) OBP: 0.184, SLG: 0.114																									
<b>Odalis Pérez, L</b> (6, PH)																									
<b>Dennis Martínez, R</b> (7, 1) OBP: 0.347, SLG: 0.182																									
<b>John Rocker, R</b> (7, 1)																									
<b>Rudy Seanez, R</b> (8, 1)																									
<b>Wes Helms, R</b> (8, PH)																									
<b>Inning Stats</b>	R: 0 E: 0 K: 1 S: 8	H: 0 LOB: 0 BB: 0 P: 13	R: 0 E: 0 K: 0 S: 6	H: 0 LOB: 0 BB: 0 P: 11	R: 0 E: 0 K: 0 S: 10	H: 0 LOB: 0 BB: 0 P: 15	R: 0 E: 0 K: 0 S: 12	H: 1 LOB: 2 BB: 1 P: 18	R: 1 E: 0 K: 1 S: 9	H: 1 LOB: 1 BB: 0 P: 14	R: 3 E: 0 K: 2 S: 18	H: 4 LOB: 2 BB: 1 P: 30	R: 0 E: 0 K: 0 S: 7	H: 0 LOB: 1 BB: 1 P: 12	R: 0 E: 0 K: 2 S: 15	H: 0 LOB: 1 BB: 1 P: 22	R: 0 E: 0 K: 2 S: 8	H: 0 LOB: 1 BB: 1 P: 15	1B: 4 2B: 1 3B: 0 HR: 1	SF: 0 SAC: 0 DP: 0 HBP: 1	WP: 0 PB: 0 CS: 0	PA: 38			
<b>PITCHER</b>	IP	WLS	BF	H	R	ER	SO	BB	IBB	HBP	BLK	WP	HR	S	P	ERA	WHIP								
<b>Bobby Jones, R</b> (1, 1) ERA: 4.21	6.0		27	6	4	4	4	2	0	1	1	0	1	63	101	6.00	1.333								
<b>Rigo Beltran, L</b> (7, 1) ERA	1.0		4	0	0	0	0	1	0	0	0	0	0	7	12	0.00	1.000								
<b>Turk Wendell, R</b> (8, 1) ERA: 3.1	1.0	W	3	0	0	0	2	0	0	0	0	0	0	15	22	0.00	0.000								
<b>John Franco, L</b> (9, 1) ERA: 3.51	1.0	S	4	0	0	0	2	1	0	0	0	0	0	8	15	0.00	1.000								

Atlanta Braves @ New York Mets  
Shea Stadium, Flushing, NY  
Sat Sep 05 1998, 3:33 AM EDT  
Att: 43,573 - Sunny - 72 F

AB 33  
R 4  
H 6  
RBI 4  
BB 4  
SO 8  
LOB 13



Batter	1	2	3	4	5	6	7	8	9	AB	R	H	RBI	BB	SO	LOB	BOTTOM								
<b>Tony Phillips, S</b> (1, 7) OBP: 0.383, SLG: 0.395																									
<b>John Franco, L</b> (9, 1)																									
<b>Edgardo Alfonzo, R</b> (1, 5) OBP: 0.357, SLG: 0.429																									
<b>John Olerud, L</b> (1, 3) OBP: 0.433, SLG: 0.537																									
<b>31 Mike Piazza, R</b> (1, 2) OBP: 0.381, SLG: 0.560																									
<b>Brian McRae, S</b> (1, 8) OBP: 0.367, SLG: 0.483																									
<b>Lenny Harris, L</b> (1, 9) OBP: 0.318, SLG: 0.391																									
<b>Butch Huskey, R</b> (7, PH) OBP: 0.307, SLG: 0.405																									
<b>Jermaine Allensworth, R</b> (8, PH) OBP: 0.348, SLG: 0.383																									
<b>Carlos Baerga, S</b> (1, 4) OBP: 0.304, SLG: 0.370																									
<b>Rey Ordóñez, R</b> (1, 6) OBP: 0.279, SLG: 0.296																									
<b>Bobby Jones, R</b> (1, 1) OBP: 0.206, SLG: 0.214																									
<b>Jorge Fajardo, S</b> (6, PH) OBP: 0.307, SLG: 0.281																									
<b>Todd Frazier, L</b> (6, PH) OBP: 0.302, SLG: 0.544																									
<b>Rigo Beltran, L</b> (7, 1)																									
<b>Turk Wendell, L</b> (8, 1)																									
<b>Matt Franco, L</b> (8, PH) OBP: 0.302, SLG: 0.376																									
<b>Ralph Millard, R</b> (8, PH) OBP: 0.260, SLG: 0.400																									
<b>Jay Payton, R</b> (8, 7)																									
<b>Inning Stats</b>	R: 0 E: 0 K: 2 S: 10	H: 0 LOB: 1 BB: 1 P: 21	R: 0 E: 0 K: 1 S: 7	H: 0 LOB: 0 BB: 0 P: 11	R: 0 E: 0 K: 1 S: 10	H: 1 LOB: 1 BB: 0 P: 13	R: 0 E: 0 K: 1 S: 12	H: 1 LOB: 3 BB: 2 P: 21	R: 2 E: 0 K: 0 S: 12	H: 2 LOB: 0 BB: 0 P: 17	R: 0 E: 0 K: 1 S: 13	H: 3 LOB: 3 BB: 0 P: 21	R: 1 E: 0 K: 0 S: 10	H: 2 LOB: 1 BB: 0 P: 17	R: 2 E: 0 K: 1 S: 8	H: 1 LOB: 1 BB: 1 P: 14	1B: 8 2B: 0 3B: 0 HR: 2	SF: 0 SAC: 0 DP: 0 HBP: 0	WP: 0 PB: 1 CS: 0	PA: 38					
<b>PITCHER</b>	IP	WLS	BF	H	R	ER	SO	BB	IBB	HBP	BLK	WP	HR	S	P	ERA	WHIP								
<b>Kevin Millwood, R</b> (1, 1) ERA: 4.41	5.1		26	7	2	2	5	3	0	0	0	0	0	9	15	9.00	1.000								
<b>Odalis Pérez, L</b> (6, 1) ERA: 4.5	1.0		4	1	1	1	1	0	0	0	0	0	0	3	6	∞	∞								
<b>Dennis Martínez, R</b> (7, 1) ERA: 4.71	0.0		1	1	0	0	0	0	0	0	0	0	0	3	4	0.00	0.000								
<b>John Rocker, L</b> (7, 1) ERA: 1.85	0.2	L	2	0	0	0	0	0	0	0	0	0	0	3	4	0.00	0.000								
<b>Rudy Seanez, R</b> (8, 1) ERA: 2.81	1.0	L	5	1	2	2	1	1	0	0	0	0	1	8	14	18.00	2.000								

Atlanta Braves @ New York Mets  
Shea Stadium, Flushing, NY  
Sat Sep 05 1998, 3:33 AM EDT  
Att: 43,573 - Sunny - 72 F

AB 34  
R 5  
H 10  
RBI 5  
BB 4  
SO 7  
LOB 16





Batter	1	2	3	4	5	6	7	8	9	AB	R	H	RBI	BB	SO	LOB	TOP			
Ozzie Guillen, L (1, 6) OBP: 0.318, SLG: 0.330	F8		G4-3			F8		E S 1B		4	0	1	0	0	0	0	<b>Atlanta Braves @ New York Mets</b> Shea Stadium, Flushing, NY Sun Sep 06 1998, 3:33 AM EDT Att: 40,311 - Sunny - 83 F			
Marty Malloy, L (1, 4) OBP: 0.500, SLG: 1.250	K		HR			10 G4-3 1B		G3		4	1	2	1	0	1	1				
10 Chipper Jones, S (1, 5) OBP: 0.405, SLG: 0.556	1B		G5-3			G4-3		K		4	0	1	0	0	1	2				
Andres Galarraga, R (1, 3) OBP: 0.400, SLG: 0.616	K					K			HR	4	1	1	1	0	2	2				
Ryan Klesko, L (1, 7) OBP: 0.395, SLG: 0.487 Gerald Williams, R (7, 7) OBP: 0.325, SLG: 0.427	HR					P5			G6-4-3 HBP	3	1	1	1	0	0	0				
Javy Lopez, R (1, 2) OBP: 0.334, SLG: 0.552	G6-3					K		G1-3	G6-4-3	4	0	0	0	0	1	1				
Andruw Jones, R (1, 8) OBP: 0.326, SLG: 0.518	K					G5-3		HR	K	4	1	1	1	0	2	0				
Michael Tucker, L (1, 9) OBP: 0.336, SLG: 0.426	G3-1					F7				3	0	1	0	0	0	0				
29 John Smoltz, R (1, 1) OBP: 0.304, SLG: 0.208			F9			F9		K		3	0	0	0	0	1	1				
<b>Inning Stats</b>	R: 0 E: 0 K: 2 S: 11	H: 1 LOB: 1 BB: 0 P: 16	R: 1 E: 0 K: 1 S: 13	H: 1 LOB: 0 BB: 0 P: 18	R: 1 E: 0 K: 0 S: 9	H: 1 LOB: 0 BB: 0 P: 14	R: 0 E: 0 K: 1 S: 8	H: 0 LOB: 0 BB: 0 P: 12	R: 0 E: 0 K: 1 S: 12	H: 1 LOB: 1 BB: 0 P: 17	R: 1 E: 0 K: 0 S: 10	H: 1 LOB: 0 BB: 0 P: 16	R: 0 E: 0 K: 2 S: 13	H: 1 LOB: 1 BB: 0 P: 20	R: 1 E: 0 K: 1 S: 8	H: 1 LOB: 0 BB: 0 P: 12	1B: 4 2B: 0 3B: 0 HR: 4	SF: 0 SAC: 0 DP: 1 HBP: 1	WP: 0 PB: 0 SB: 1 CS: 1	PA: 34
<b>PITCHER</b>	IP WLS BF H R ER SO BB IBB HBP BLK WP HR S P ERA WHIP																			
Rick Reed, R (1, 1) ERA: 3.28	7.2 L 29 7 3 3 6 0 0 0 0 0 3 80 120 3.52 0.913																			
Dennis Cook, L (8, 1) ERA: 2.09	0.1 1 0 0 0 1 0 0 0 0 0 0 4 5 0.00 0.000																			
Jeff Tam, R (9, 1) ERA: 4.38	1.0 4 1 1 1 1 0 0 1 0 0 1 8 12 9.00 1.000																			

AB	33
R	4
H	8
RBI	4
BB	0
SO	8
LOB	7



Batter	1	2	3	4	5	6	7	8	9	AB	R	H	RBI	BB	SO	LOB	BOTTOM					
Tony Phillips, S (1, 7) OBP: 0.376, SLG: 0.386	K		K			K			G3	4	0	0	0	0	3	1	<b>Atlanta Braves @ New York Mets</b> Shea Stadium, Flushing, NY Sun Sep 06 1998, 3:33 AM EDT Att: 40,311 - Sunny - 83 F					
Edgardo Alfonzo, R (1, 5) OBP: 0.356, SLG: 0.428	G6-3					F8			F9	4	0	1	0	0	0	0						
John Olerud, L (1, 3) OBP: 0.430, SLG: 0.533	K					F7			K	4	0	0	0	0	3	1						
Brian McRae, S (1, 8) OBP: 0.367, SLG: 0.482	G6-3					1B			F8	3	0	1	0	0	0	0						
Lenny Harris, L (1, 9) OBP: 0.314, SLG: 0.386	F9					K			G1-3	3	0	0	0	0	1	1						
Jorge Fabregas, L (1, 2) OBP: 0.280, SLG: 0.257	G3-1					F7			K	3	0	0	0	0	1	0						
Carlos Baerga, S (1, 4) OBP: 0.302, SLG: 0.368			K			G4-3			G5-3	3	0	0	0	0	1	0						
Rey Ordonez, R (1, 6) OBP: 0.278, SLG: 0.294			K			F9			F9	3	0	0	0	0	1	0						
Rick Reed, R (1, 1) OBP: 0.180, SLG: 0.190 Dennis Cook, L (8, 1) Matt Franco, L (8, PH) OBP: 0.388, SLG: 0.373 Jeff Tam, R (9, 1)	1B					K			K	2	0	1	0	0	1	0						
<b>Inning Stats</b>	R: 0 E: 0 K: 2 S: 10	H: 0 LOB: 0 BB: 0 P: 13	R: 0 E: 0 K: 0 S: 8	H: 0 LOB: 0 BB: 0 P: 12	R: 0 E: 0 K: 3 S: 11	H: 1 LOB: 1 BB: 0 P: 16	R: 0 E: 0 K: 1 S: 7	H: 1 LOB: 0 BB: 0 P: 11	R: 0 E: 0 K: 0 S: 4	H: 0 LOB: 0 BB: 0 P: 5	R: 0 E: 0 K: 3 S: 14	H: 1 LOB: 1 BB: 0 P: 18	R: 0 E: 0 K: 1 S: 5	H: 0 LOB: 0 BB: 0 P: 7	R: 0 E: 0 K: 1 S: 6	H: 0 LOB: 0 BB: 0 P: 8	R: 0 E: 0 K: 1 S: 9	H: 0 LOB: 0 BB: 0 P: 13	1B: 3 2B: 0 3B: 0 HR: 0	SF: 0 SAC: 0 DP: 0 HBP: 0	WP: 0 PB: 0 SB: 0 CS: 0	PA: 30
<b>PITCHER</b>	IP WLS BF H R ER SO BB IBB HBP BLK WP HR S P ERA WHIP																					
29 John Smoltz, R (1, 1) ERA: 3.13	9.0 W 30 3 0 0 12 0 0 0 0 0 0 74 103 0.00 0.333																					









Batter	1	2	3	4	5	6	7	8	9	AB	R	H	RBI	BB	SO	LOB	TOP				
Tony Phillips, S OBP: 0.389, SLG: 0.409 Butch Huskey, R OBP: 0.298, SLG: 0.401	3-1 BB 1B	2-1 F8		4-2 BB		2-2 L7		2-2 L9		2	0	1	0	1	0	1					
Edgardo Alfonzo, R OBP: 0.359, SLG: 0.438 Jermaine Allensworth, R OBP: 0.350, SLG: 0.394	1-2 BB 1B		0-1 L9	1-3 K		1-0 HR			0-2 HR	4	1	2	2	0	1	3					
John Olerud, L OBP: 0.330, SLG: 0.535 Mel Rojas, R Jeff Tam, R Ralph Milliard, R (9, PH)	2-3 K		2-1 L5		2-1 31 2B	2-0 G4-3			1-3 K	4	1	1	0	0	1	2					
31 Mike Piazza, R OBP: 0.386, SLG: 0.567 Mike Kinkade, R	2-3 K		0-1 2B		0-2 G4-3 2H 2B				0-0 F9	3	0	2	1	0	1	2					
Brian McRae, S OBP: 0.367, SLG: 0.480 Todd Pratt, R OBP: 0.311, SLG: 0.559	4-2 BB		0-0 F9		3-2 F7				2-3 K2-3 WP	2	0	0	0	1	0	2					
Lenny Harris, L OBP: 0.308, SLG: 0.378 Todd Haney, R (7, PH)	1-0 G1-3			0-2 F7	2-0 G4-3				4-1 BB	3	0	0	0	0	0	4					
Carlos Baerga, S OBP: 0.301, SLG: 0.367		3-2 G4-3		1-0 WP 1B	0-1 G4-3				1-0 F8	4	0	1	0	0	0	2					
Rey Ordenez, R OBP: 0.278, SLG: 0.294 Luis Lopez, S OBP: 0.322, SLG: 0.358		1-0 SH3-4 1B		2-1 BB 1B	1-2 1B				2-0 G4-3	2	0	2	0	0	0	0					
Hideo Nomo, R OBP: 0.295, SLG: 0.245 Willie Blair, R Jay Payton, R Brad Clontz, R Matt Franco, L OBP: 0.350, SLG: 0.398		0-0 SH3-4		1-1 F9		1-1 L6			2-2 G4-3	0	0	0	0	0	0	0					
<b>Inning Stats</b>	R: 0 H: 2 E: 0 K: 2 S: 18	H: 2 R: 3 ER: 3 SO: 3 BB: 1 P: 31	R: 0 H: 1 E: 0 K: 0 S: 8	LOB: 1 BB: 0 P: 14	R: 0 H: 1 E: 0 K: 0 S: 7	LOB: 1 BB: 0 P: 9	R: 0 H: 2 E: 0 K: 1 S: 16	H: 2 R: 1 ER: 1 SO: 3 BB: 1 P: 25	R: 1 H: 2 E: 0 K: 0 S: 11	LOB: 1 BB: 0 P: 18	R: 2 H: 1 E: 1 K: 0 S: 14	H: 1 R: 0 ER: 0 K: 1 S: 6	LOB: 1 BB: 1 P: 13	R: 0 H: 0 E: 0 K: 0 S: 7	H: 0 R: 0 ER: 0 K: 1 S: 20	LOB: 0 BB: 0 P: 26	1B: 5 2B: 4 3B: 0 HR: 2	SF: 0 SAC: 1 DP: 0 HBP: 0	WP: 2 PB: 0 SB: 0 CS: 0	PA: 42	
<b>PITCHER</b>	IP WLS BF H R ER SO BB IBB HBP BLK WP HR S P ERA WHIP	5.2 W 29 9 3 3 3 3 0 0 0 0 1 1 73 118 4.76 2.118	1.1 5 0 0 0 1 1 0 0 0 0 0 0 7 16 0.00 0.750	2.0 8 2 1 1 1 0 0 0 0 1 1 27 39 4.50 1.000																	

New York Mets @ Philadelphia Phillies  
Veterans Stadium, Philadelphia, PA  
Tue Sep 08 1998, 7:05 PM EDT  
Att: 18,661 - Cloudy - 65 F

AB 37  
R 4  
H 11  
RBI 4  
BB 4  
SO 5  
LOB 21



Batter	1	2	3	4	5	6	7	8	9	AB	R	H	RBI	BB	SO	LOB	BOTTOM				
Doug Glanville, R OBP: 0.335, SLG: 0.391	0-1 1B S 1B		0-1 F8	0-2 F7		0-2 G3-1	0-0 G6-3			5	1	1	0	0	0	0					
Kevin Seick, R OBP: 0.424, SLG: 0.465	3-2 1B E 1B		1-2 HR	1-1 F9		1-1 HR	3-3 K			5	3	3	2	0	1	0					
Scott Rolen, R OBP: 0.384, SLG: 0.521 Alex Arias, R OBP: 0.354, SLG: 0.345	0-0 E8 1H 3H 1B		4-1 S 2B BB		0-0 HR 1B	0-0 2B			4-1 G4-3 2B BB	3	2	3	1	2	0	0					
Rico Brogna, L OBP: 0.323, SLG: 0.460 Jon Zuber, L OBP: 0.250, SLG: 0.429	2-2 HR		0-3 K		2-2 HR 1B	4-0 G1-6-3 BB			0-0 G4-3	4	2	2	3	1	1	2					
Mark Lewis, R OBP: 0.309, SLG: 0.351	0-0 L8		0-2 HR 2B		3-1 G6-4-3 BB 1B	0-1 G1-6-3 1-2F			0-3 K	5	2	2	1	0	1	4					
Bobby Abreu, L OBP: 0.404, SLG: 0.479	0-0 G4-3		4-0 HR IBB		4-2 G6-4-3 BB	2-2 G6-3			1-0 2B	3	1	1	1	2	0	0					
Bobby Estalella, R OBP: 0.226, SLG: 0.398		1-0 F8	2-0 HR		2-0 G6-4-3 1-2F 2-3				1-0 HR	5	2	2	4	0	0	4					
Desi Relaford, S OBP: 0.292, SLG: 0.329		1-0 G3	0-0 G4-3		0-2 1B				2-2 HR 2B	4	1	2	1	0	0	0					
Paul Byrd, R OBP: 0.357, SLG: 0.250 Yorkis Perez, L Marlon Anderson, L OBP: 1.000, SLG: 4.000 Ken Ryan, R	1-1 L9		1-3 K		1-3 K				2-2 HR	3	0	0	0	0	2	1					
<b>Inning Stats</b>	R: 3 H: 4 E: 1 K: 0 S: 12	H: 4 R: 7 ER: 7 SO: 7 BB: 0 P: 17	R: 0 H: 0 E: 0 K: 0 S: 4	H: 0 R: 0 ER: 0 SO: 0 BB: 0 P: 7	R: 5 H: 3 E: 0 K: 1 S: 15	H: 3 R: 2 ER: 2 SO: 2 BB: 2 P: 26	R: 0 H: 0 E: 0 K: 1 S: 8	H: 0 R: 0 ER: 0 SO: 0 BB: 0 P: 10	R: 3 H: 4 E: 0 K: 1 S: 16	LOB: 0 BB: 1 P: 28	R: 1 H: 2 E: 0 K: 0 S: 8	H: 2 R: 0 ER: 0 K: 1 S: 14	LOB: 1 BB: 0 P: 24	R: 3 H: 3 E: 0 K: 1 S: 8	H: 3 R: 0 ER: 0 K: 1 S: 16	LOB: 3 BB: 0 P: 24	1B: 6 2B: 4 3B: 0 HR: 7	SF: 0 SAC: 0 DP: 2 HBP: 0	WP: 0 PB: 0 SB: 0 CS: 0	PA: 43	
<b>PITCHER</b>	IP WLS BF H R ER SO BB IBB HBP BLK WP HR S P ERA WHIP	2.2 L 15 6 7 7 1 0 0 0 0 0 1 2 4 27.00 3.000	0.1 2 1 1 1 0 0 0 0 0 0 0 1 2 4 27.00 3.000	2.0 10 4 3 3 2 1 0 0 0 0 1 24 38 13.50 2.500	6.0 11 5 4 4 1 1 0 0 0 0 3 22 37 18.00 3.000	1.0 5 1 1 1 1 1 0 0 0 0 0 0 8 16 9.00 2.000															

New York Mets @ Philadelphia Phillies  
Veterans Stadium, Philadelphia, PA  
Tue Sep 08 1998, 7:05 PM EDT  
Att: 18,661 - Cloudy - 65 F

AB 38  
R 16  
H 17  
RBI 15  
BB 5  
SO 5  
LOB 11





Batter	1	2	3	4	5	6	7	8	9	AB R H RBI BB SO LOB	TOP										
Tony Phillips, S OBP: 0.389, SLG: 0.411	1-0 31 1B 2B	4-2 1B BB		3-3 K		1-0 B2		1-3 K		4 1 1 0 1 2 1	<b>New York Mets @ Philadelphia Phillies</b> Veterans Stadium, Philadelphia, PA Wed Sep 09 1998, 7:05 PM EDT Att: 16,193 - Cloudy - 66 F										
Edgardo Alfonso, R OBP: 0.358, SLG: 0.439	2-2 31 1B SF8	2-1 31 FC4-6 1B		0-0 2B 1B		2-1 G4-3		2-3 K		4 2 2 0 0 1 1											
John Olerud, L OBP: 0.434, SLG: 0.537	2-1 1B 1B	1-3 K		1-0 1B 2B		4-1 BB		4-1 31 1B 2B		3 1 2 1 2 1 2											
31 Mike Piazza, R OBP: 0.310, SLG: 0.565	0-0 1B	1-0 FC4-6		0-0 G4-3		2-3 K		1-2 2B 1B		5 1 2 1 0 1 5											
Brian McRae, S OBP: 0.366, SLG: 0.480	3-2 SF8		1-1 L7		2-0 G4-3		0-0 G5-3		2-2 2B 2B	4 1 1 2 0 0 0											
Lenny Harris, L OBP: 0.310, SLG: 0.378	0-0 1B		3-2 G6-3		3-1 G5-3		4-0 G4-3 WP BB		0-1 SF7	3 0 1 1 1 0 0											
Carlos Baerga, S OBP: 0.302, SLG: 0.367	0-0 P6		2-2 1B		1-1 1B		1-1 G4-3		2-1 F8	5 0 2 0 0 0 5											
Rey Ordóñez, R OBP: 0.278, SLG: 0.295	0-1 G4-3		0-1 G5-3		0-0 F8		3-2 L9		1-0 2B	5 0 1 1 0 0 6											
Armando Reynoso, R OBP: 0.200, SLG: 0.280		1-1 L8		3-3 K		2-2 G4-3 2B		2-3 K		5 0 1 0 0 3 1											
Dennis Cook, L OBP: 0.278, SLG: 0.295										0 0 0 0 0 0 0											
John Franco, L OBP: 0.278, SLG: 0.295										0 0 0 0 0 0 0											
<b>Inning Stats</b>	R: 2 E: 0 K: 0 S: 14	H: 4 LOB: 3 BB: 0 P: 22	R: 0 E: 0 K: 1 S: 10	H: 1 LOB: 2 BB: 1 P: 19	R: 0 E: 0 K: 0 S: 11	H: 1 LOB: 1 BB: 0 P: 17	R: 1 E: 0 K: 2 S: 10	H: 2 LOB: 1 BB: 0 P: 17	R: 0 E: 0 K: 1 S: 14	H: 1 LOB: 1 BB: 1 P: 25	R: 0 E: 0 K: 0 S: 6	H: 0 LOB: 1 BB: 1 P: 14	R: 0 E: 0 K: 3 S: 10	H: 0 LOB: 0 BB: 0 P: 15	R: 3 E: 0 K: 1 S: 19	H: 3 LOB: 1 BB: 1 P: 30	1B: 8 2B: 5 3B: 0 HR: 0	SF: 2 SAC: 0 DP: 0 HBP: 1	WP: 1 PA: 45 PB: 0 SB: 0 CS: 0		
<b>PITCHER</b>	IP WLS BF H R ER SO BB IBB HBP BLK WP HR S P ERA WHIP											IP WLS BF H R ER SO BB IBB HBP BLK WP HR S P ERA WHIP									
Curt Schilling, R ERA: 3.25	(1, 1) 6.0 L 31 10 3 3 4 2 0 1 0 0 0 0 65 112 4.50 2.000																				
Yorkis Perez, L ERA: 3.69	(7, 1) 0.2 3 0 0 0 0 1 0 0 0 0 1 0 3 8 0.00 1.500																				
Jerry Spradlin, R ERA: 3.46	(7, 1) 0.1 1 0 0 0 0 0 0 0 0 0 0 0 3 6 0.00 0.000																				
Mark Leiter, R ERA: 3.44	(8, 1) 1.0 3 0 0 0 3 0 0 0 0 0 0 0 10 15 0.00 0.000																				
Ricky Bottalico, R ERA: 7.23	(9, 1) 1.0 7 3 3 3 1 1 0 0 0 0 0 0 19 30 27.00 4.000																				
Doug Glanville, R OBP: 0.333, SLG: 0.388	3-3 K		2-3 K			0-0 L5		1-2 L9		4 0 0 0 0 2 0	<b>New York Mets @ Philadelphia Phillies</b> Veterans Stadium, Philadelphia, PA Wed Sep 09 1998, 7:05 PM EDT Att: 16,193 - Cloudy - 66 F										
Marlon Anderson, L OBP: 0.600, SLG: 1.400	0-0 2B		1-0 G3			1-1 G6-3		2-2 E6 HR 1B		4 1 2 0 0 0 0											
Scott Rolen, R OBP: 0.385, SLG: 0.526	4-0 BB			1-1 L8		1-3 K		3-1 HR 2B		3 1 1 2 1 1 0											
Rico Brogna, L OBP: 0.323, SLG: 0.459	3-3 K		2-1 G4-6-3 1B			2-1 G4-3		2-3 K		4 0 1 0 0 2 2											
Wendell Magee, R OBP: 0.359, SLG: 0.486	1-1 P6		2-1 G4-6-3 1B			1-2 1B		1-2 1B		4 0 2 0 0 0 3											
Bobby Abreu, L OBP: 0.401, SLG: 0.474		1-0 G3			2-1 F8		2-2 F8		0-3 K	4 0 0 0 0 1 2											
Bobby Estalella, R OBP: 0.227, SLG: 0.394		3-3 K			2-0 F7		3-3 K		3-2 1B	4 0 1 0 0 2 1											
Desi Relaford, S OBP: 0.292, SLG: 0.328		1-1 F8			1-2 1B			2-2 G4-3		4 0 1 0 0 1 2											
Curt Schilling, R ERA: 3.25	(1, 1) 8.0 W 30 6 2 2 7 1 0 0 0 0 0 0 70 119 2.25 0.875																				
Yorkis Perez, L ERA: 3.69	(7, 1) 0.2 4 2 0 0 2 0 0 0 0 0 0 0 14 20 0.00 3.000																				
Jerry Spradlin, R ERA: 3.46	(7, 1) 0.1 S 1 0 0 0 1 0 0 0 0 0 0 0 3 5 0.00 0.000																				
Mark Leiter, R ERA: 3.44	(8, 1) 1.0 3 0 0 0 3 0 0 0 0 0 0 0 10 15 0.00 0.000																				
Kevin Seefelt, R ERA: 7.23	(9, 1) 1.0 7 3 3 3 1 1 0 0 0 0 0 0 19 30 27.00 4.000																				
<b>Inning Stats</b>	R: 0 E: 0 K: 2 S: 10	H: 1 LOB: 2 BB: 1 P: 21	R: 0 E: 0 K: 1 S: 6	H: 0 LOB: 0 BB: 0 P: 11	R: 0 E: 0 K: 1 S: 7	H: 0 LOB: 0 BB: 0 P: 11	R: 0 E: 0 K: 0 S: 6	H: 1 LOB: 0 BB: 0 P: 11	R: 0 E: 0 K: 1 S: 9	H: 1 LOB: 1 BB: 0 P: 14	R: 0 E: 0 K: 1 S: 6	H: 0 LOB: 0 BB: 0 P: 8	R: 0 E: 0 K: 1 S: 11	H: 1 LOB: 1 BB: 0 P: 19	R: 0 E: 0 K: 0 S: 8	H: 0 LOB: 0 BB: 0 P: 12	R: 2 E: 1 K: 3 S: 24	H: 4 LOB: 2 BB: 0 P: 37	1B: 6 2B: 1 3B: 0 HR: 1	SF: 0 SAC: 0 DP: 1 HBP: 0	WP: 0 PA: 35 PB: 0 SB: 0 CS: 0
<b>PITCHER</b>	IP WLS BF H R ER SO BB IBB HBP BLK WP HR S P ERA WHIP											IP WLS BF H R ER SO BB IBB HBP BLK WP HR S P ERA WHIP									
Armando Reynoso, R ERA: 2.59	(1, 1) 8.0 W 30 6 2 2 7 1 0 0 0 0 0 0 70 119 2.25 0.875																				
Dennis Cook, L ERA: 2.07	(9, 1) 0.2 4 2 0 0 2 0 0 0 0 0 0 0 14 20 0.00 3.000																				
John Franco, L ERA: 3.43	(9, 1) 0.1 S 1 0 0 0 1 0 0 0 0 0 0 0 3 5 0.00 0.000																				



Batter	1	2	3	4	5	6	7	8	9	AB	R	H	RBI	BB	SO	LOB	TOP					
Tony Phillips, S OBP: 0.387, SLG: 0.404 Jermaine Allensworth, R OBP: 0.350, SLG: 0.354	4-2 SH1-3 31 HR BB BB	1-1 G3			3-2 L1-3		3-2 G4-3			3	1	0	0	1	0	0						
Edgardo Alfonzo, R OBP: 0.359, SLG: 0.438	1 SAFE 4-1 BB 1 SAFE BB	0-0 F8			0-3 K			1-1 S 2B 1B		3	2	1	0	1	1	0						
Matt Franco, L OBP: 0.382, SLG: 0.374	1-2 SH1-3 HR BB	1-0 G3-1			0-0 L6			3-1 SAFE 31 G3-1 1-H 2B		3	0	1	1	0	0	0						
31 Mike Piazza, R OBP: 0.387, SLG: 0.573	1-1 HR		0-0 F7		1-1 1B 2B			1-0 G3-1		4	2	2	3	0	0	1						
Brian McRae, S OBP: 0.365, SLG: 0.478	2-2 1B 2B 1B		2-2 G4-3		3-2 L7			3-1 G4-3		4	1	1	0	0	0	2						
Lenny Harris, L OBP: 0.309, SLG: 0.375	1-1 F7		2-0 F8		0-1 G6-4-3 2H 1B			1-0 G4-3		4	0	1	1	0	0	2						
Carlos Baerga, S OBP: 0.302, SLG: 0.366	1 SAFE 3-2 2B 1B		2-0 P5		0-0 G6-4-3 1-2			1-0 G3		4	1	1	0	0	0	1						
Rey Ordenez, R OBP: 0.277, SLG: 0.297	1-1 1-H 3-H 2B		1-3 K		1-0 L4			1-1 G6-3		4	0	1	2	0	1	0						
Al Leiter, L Turk Wendell, L Dennis Cook, L Butch Huskey, R Jeff Tam, R John Franco, L	3-3 K		0-0 G4-3		2-3 K			2-2 G6-3		3	0	0	0	0	2	1						
<b>Inning Stats</b>	R: 5 E: 0 K: 1 S: 20	H: 4 LOB: 1 BB: 2 P: 39	R: 0 E: 0 K: 0 S: 4	H: 0 LOB: 0 BB: 0 P: 6	R: 0 E: 0 K: 0 S: 5	H: 0 LOB: 0 BB: 0 P: 9	R: 0 E: 0 K: 1 S: 5	H: 0 LOB: 0 BB: 0 P: 8	R: 0 E: 0 K: 1 S: 8	H: 0 LOB: 0 BB: 0 P: 11	R: 1 E: 0 K: 0 S: 8	H: 2 LOB: 1 BB: 0 P: 12	R: 0 E: 0 K: 1 S: 8	H: 0 LOB: 0 BB: 0 P: 14	R: 1 E: 0 K: 0 S: 8	H: 2 LOB: 1 BB: 0 P: 17	R: 0 E: 0 K: 0 S: 7	H: 0 LOB: 2 BB: 0 P: 11	1B: 4 2B: 3 3B: 0 HR: 1	SF: 0 SAC: 1 DP: 1 HBP: 0	WP: 0 PA: 36 PB: 0 SB: 1 CS: 0	
<b>PITCHER</b>	IP WLS BF H R ER SO BB IBB HBP BLK WP HR S P ERA WHIP	5.0 L 21 4 5 5 3 2 0 0 0 0 1 42 73 9.00 1.200	2.0 7 2 1 1 1 0 0 0 0 0 0 0 16 26 4.50 1.000	1.0 5 2 1 1 0 0 0 0 0 0 0 8 17 9.00 2.000	1.0 3 0 0 0 0 0 0 0 0 0 0 7 11 0.00 0.000																	

**New York Mets @ Philadelphia Phillies**  
 Veterans Stadium, Philadelphia, PA  
 Thu Sep 10 1998, 7:05 PM EDT  
 Att: 16,715 - Unknown - 71 F

AB	33
R	7
H	8
RBI	7
BB	2
SO	4
LOB	7



Batter	1	2	3	4	5	6	7	8	9	AB	R	H	RBI	BB	SO	LOB	BOTTOM					
Doug Glanville, R OBP: 0.334, SLG: 0.388	1-1 G6-3			1-3 K		1-3 K		0-1 BB 1B	3-2 1B	5	0	2	2	0	2	0						
Kevin Seick, R OBP: 0.420, SLG: 0.455	0-1 G5-3			2-2 FC5-4 1B		2-1 G6-3		4-2 2H 1B SAFE SAFE BB	1-3 K	4	0	1	0	1	1	2						
Scott Rolen, R OBP: 0.384, SLG: 0.522	0-0 L8			1-2 FC5-4 1-2		4-1 BB		2-3 K	3-1 FC1-5 2-3	4	0	0	0	1	1	5						
Rico Brogna, L OBP: 0.320, SLG: 0.455		2-1 G3		2-1 G3-4-3		0-1 L3		3-2 P2		4	0	0	0	0	0	4						
Mark Lewis, R OBP: 0.307, SLG: 0.348		1-0 G5-3			3-3 K		1-0 E7	3-3 K		4	0	0	0	0	2	2						
Wendell Magee, R OBP: 0.348, SLG: 0.463		1-2 G5-3			0-0 P4		2-1 P3		1-2 G3-1 23 E BB 1B	4	1	1	0	0	0	1						
Bobby Estelle, R OBP: 0.234, SLG: 0.388			1-3 K		4-1 HR BB		3-3 K		4-2 23 E G3-1 1B BB	2	2	0	0	2	2	1						
Desi Relaford, S OBP: 0.291, SLG: 0.334			2-3 K		2-2 HR		0-0 G1-3		3-2 G3-1	4	1	1	2	0	1	3						
Tyler Green, R Ruben Amaro, Jr, S Mike Grace, R Wayne Gomes, R Marlon Anderson, L Ricky Bottalico, L 23 Kevin Jordan, R	3-3 K		3-3 K		3-3 K		3-2 1B 2B		1-0 FC1-5 1B	1	0	0	0	0	1	0						
<b>Inning Stats</b>	R: 0 E: 0 K: 0 S: 5	H: 0 LOB: 0 BB: 0 P: 6	R: 0 E: 0 K: 0 S: 6	H: 0 LOB: 0 BB: 0 P: 10	R: 0 E: 0 K: 3 S: 11	H: 0 LOB: 0 BB: 0 P: 17	R: 0 E: 0 K: 1 S: 12	H: 1 LOB: 1 BB: 0 P: 18	R: 2 E: 0 K: 2 S: 12	H: 1 LOB: 1 BB: 1 P: 24	R: 0 E: 0 K: 1 S: 8	H: 0 LOB: 1 BB: 1 P: 15	R: 0 E: 1 K: 1 S: 8	H: 0 LOB: 1 BB: 0 P: 14	R: 1 E: 0 K: 2 S: 18	H: 2 LOB: 2 BB: 1 P: 33	R: 2 E: 1 K: 1 S: 17	H: 2 LOB: 2 BB: 1 P: 33	1B: 4 2B: 1 3B: 0 HR: 1	SF: 0 SAC: 0 DP: 0 HBP: 0	WP: 0 PA: 39 PB: 0 SB: 0 CS: 0	
<b>PITCHER</b>	IP WLS BF H R ER SO BB IBB HBP BLK WP HR S P ERA WHIP	7.0 W 26 2 2 2 8 2 0 0 0 0 0 10 19 27.00 9.000	0.1 4 2 1 1 1 1 0 0 0 0 0 0 8 14 0.00 0.000	0.2 2 0 0 0 1 0 0 0 0 0 0 5 10 ∞ ∞	0.0 2 1 2 2 0 1 0 0 0 0 0 5 10 ∞ ∞	1.0 S 5 1 0 0 1 0 0 0 0 0 12 23 0.00 1.000																

**New York Mets @ Philadelphia Phillies**  
 Veterans Stadium, Philadelphia, PA  
 Thu Sep 10 1998, 7:05 PM EDT  
 Att: 16,715 - Unknown - 71 F

AB	35
R	5
H	6
RBI	5
BB	4
SO	11
LOB	19









Batter	1	2	3	4	5	6	7	8	9	AB	R	H	RBI	BB	SO	LOB	TOP										
<b>Tony Phillips, S</b> OBP: 0.402, SLG: 0.406 (1, 7)										3	1	1	0	2	1	2											
<b>Edgardo Alfonso, R</b> OBP: 0.356, SLG: 0.435 (1, 5)										4	1	1	1	0	1	3											
<b>John Olerud, L</b> OBP: 0.432, SLG: 0.535 (1, 3)										4	0	1	0	0	0	2											
<b>31 Mike Piazza, R</b> OBP: 0.383, SLG: 0.568 (1, 2)										4	0	0	1	0	0	2											
<b>Brian McRae, S</b> OBP: 0.362, SLG: 0.474 (1, 8)										4	0	0	0	0	2	1											
<b>Lenny Harris, L</b> OBP: 0.313, SLG: 0.390 (1, 9)										4	1	3	1	0	0	0											
<b>Luis Lopez, S</b> OBP: 0.353, SLG: 0.357 (1, 4)										3	0	1	0	1	1	1											
<b>Jermaine Allensworth, R</b> OBP: 0.349, SLG: 0.393 (9, PR)										0	0	0	0	0	0	0											
<b>Rey Ordenez, R</b> OBP: 0.277, SLG: 0.296 (1, 6)										2	0	0	0	0	1	1											
<b>Matt Franco, L</b> OBP: 0.371, SLG: 0.362 (9, PH)										1	0	0	0	0	0	2											
<b>Rick Reed, R</b> OBP: 0.172, SLG: 0.180 (1, 1)										3	0	0	0	0	1	2											
<b>Dennis Cook, L</b> (7, 1)										0	0	0	0	0	0	0											
<b>Todd Hundley, S</b> OBP: 0.264, SLG: 0.252 (9, PH)										0	0	0	0	0	0	0											
<b>Jay Payton, R</b> OBP: 0.286, SLG: 0.286 (9, PR)										0	0	0	0	0	0	0											
<b>Inning Stats</b>	R: 2 E: 0 K: 1 S: 8	H: 1 LOB: 0 BB: 1 P: 18	R: 0 E: 0 K: 1 S: 11	H: 1 LOB: 1 BB: 0 P: 14	R: 0 E: 0 K: 0 S: 8	H: 1 LOB: 1 BB: 0 P: 9	R: 0 E: 0 K: 0 S: 6	H: 0 LOB: 0 BB: 0 P: 10	R: 0 E: 0 K: 2 S: 8	H: 1 LOB: 1 BB: 0 P: 13	R: 1 E: 0 K: 1 S: 11	H: 2 LOB: 2 BB: 1 P: 18	R: 0 E: 0 K: 1 S: 10	H: 0 LOB: 0 BB: 0 P: 15	R: 0 E: 0 K: 1 S: 9	H: 1 LOB: 2 BB: 2 P: 18	1B: 5 2B: 1 3B: 0 HR: 1	SF: 0 SAC: 1 DP: 1 HBP: 0	WP: 0 PB: 0 SB: 1 CS: 0	PA: 37							
<b>PITCHER</b>	IP	WLS	BF	H	R	ER	SO	BB	IBB	HBP	BLK	WP	HR	S	P	ERA	WHIP										
<b>Javier Vazquez, R</b> ERA: 6.04 (1, 1)	6.2		27	6	3	3	4	1	0	0	0	0	1	56	86	4.05	1.050										
<b>Steve Kline, L</b> ERA: 2.92 (7, 1)	0.0	1	0	0	0	0	0	1	0	0	0	0	0	1	5	∞	∞										
<b>Mike Maddux, R</b> ERA: 3.75 (7, 1)	0.1	W	1	0	0	0	1	0	0	0	0	0	0	3	3	0.00	0.000										
<b>Tim Young, L</b> ERA: 4.91 (8, 1)	1.0		3	0	0	0	1	0	0	0	0	0	0	10	15	0.00	0.000										
<b>Ugueth Urbina, R</b> ERA: 1.13 (9, 1)	1.0	S	5	1	0	0	1	2	0	0	0	0	0	9	18	0.00	3.000										

New York Mets @ Montreal Expos  
Olympic Stadium, Montreal, QB  
Sat Sep 12 1998, 7:05 PM EDT  
Att: 22,047 - Unknown - 60 F

AB 32  
R 3  
H 7  
RBI 3  
BB 4  
SO 7  
LOB 16



Batter	1	2	3	4	5	6	7	8	9	AB	R	H	RBI	BB	SO	LOB	BOTTOM										
<b>Wilton Guerrero, S</b> OBP: 0.299, SLG: 0.368 (1, 4)										4	0	0	0	0	0	1											
<b>Terry Jones, S</b> OBP: 0.300, SLG: 0.311 (1, 8)										4	0	1	0	0	1	0											
<b>Shane Andrews, R</b> OBP: 0.305, SLG: 0.459 (1, 5)										4	1	1	1	0	0	1											
<b>Vladimir Guerrero, R</b> OBP: 0.370, SLG: 0.603 (1, 9)										4	1	2	1	0	0	0											
<b>Fernando Seguinol, S</b> OBP: 0.375, SLG: 0.786 (1, 7)										3	1	1	1	1	0	1											
<b>Ugueth Urbina, R</b> (9, 1)										0	0	0	0	0	0	0											
<b>Brad Fullmer, L</b> OBP: 0.329, SLG: 0.446 (1, 3)										3	0	0	0	0	0	1											
<b>Ryan McGuire, L</b> OBP: 0.291, SLG: 0.244 (7, 3)										1	0	0	0	0	0	0											
<b>Bob Henley, R</b> OBP: 0.370, SLG: 0.395 (1, 2)										2	1	0	0	1	0	0											
<b>Orlando Cabrera, R</b> OBP: 0.329, SLG: 0.400 (1, 6)										2	0	1	0	0	0	0											
<b>Javier Vazquez, R</b> OBP: 0.286, SLG: 0.286 (1, 1)										2	0	0	0	0	0	1											
<b>Steve Kline, S</b> (7, 1)										0	0	0	0	0	0	0											
<b>Mike Maddux, L</b> (7, 1)										0	0	0	0	0	0	0											
<b>Scott Livingstone, L</b> OBP: 0.226, SLG: 0.243 (7, PH)										0	0	0	0	0	0	0											
<b>Robert Perez, R</b> OBP: 0.232, SLG: 0.239 (7, PH)										0	0	0	0	0	0	0											
<b>Tim Young, L</b> (8, 1)										0	0	0	0	0	0	0											
<b>F.P. Santangelo, S</b> OBP: 0.286, SLG: 0.286 (9, 7)										0	0	0	0	0	0	0											
<b>Inning Stats</b>	R: 1 E: 0 K: 0 S: 6	H: 3 LOB: 1 BB: 0 P: 9	R: 0 E: 0 K: 0 S: 10	H: 1 LOB: 1 BB: 0 P: 14	R: 0 E: 0 K: 0 S: 7	H: 0 LOB: 0 BB: 0 P: 10	R: 1 E: 0 K: 0 S: 9	H: 1 LOB: 0 BB: 0 P: 11	R: 0 E: 0 K: 0 S: 6	H: 0 LOB: 0 BB: 0 P: 9	R: 1 E: 0 K: 1 S: 14	H: 1 LOB: 1 BB: 1 P: 24	R: 2 E: 1 K: 0 S: 12	H: 1 LOB: 1 BB: 1 P: 19	R: 0 E: 0 K: 0 S: 8	H: 0 LOB: 0 BB: 0 P: 12	1B: 2 2B: 2 3B: 0 HR: 3	SF: 0 SAC: 1 DP: 0 HBP: 0	WP: 0 PB: 0 SB: 0 CS: 0	PA: 33							
<b>PITCHER</b>	IP	WLS	BF	H	R	ER	SO	BB	IBB	HBP	BLK	WP	HR	S	P	ERA	WHIP										
<b>Rick Reed, R</b> ERA: 3.35 (1, 1)	6.1	L	26	6	4	4	4	2	0	0	0	0	0	3	56	5.68	1.263										
<b>Dennis Cook, L</b> ERA: 2.03 (7, 1)	0.1		3	1	1	0	0	0	0	0	0	0	0	7	9	0.00	3.000										
<b>Turk Wendell, R</b> ERA: 3.39 (7, 1)	1.1		4	0	0	0	0	0	0	0	1	0	0	9	14	0.00	0.000										

New York Mets @ Montreal Expos  
Olympic Stadium, Montreal, QB  
Sat Sep 12 1998, 7:05 PM EDT  
Att: 22,047 - Unknown - 60 F

AB 30  
R 5  
H 7  
RBI 4  
BB 2  
SO 1  
LOB 5





Batter	1	2	3	4	5	6	7	8	9	AB	R	H	RBI	BB	SO	LOB	TOP				
Tony Phillips, S OBP: 0.395, SLG: 0.398 (1, 7)	G4-3		F7		P7			L7		4	0	0	0	0	0	1	<p><b>New York Mets @ Montreal Expos</b> Olympic Stadium, Montreal, QB Sun Sep 13 1998, 3:33 AM EDT Att: 15,152 - Sunny - 64 F</p>				
Edgardo Alfonso, R OBP: 0.357, SLG: 0.435 (1, 5)	L4				F9			BB 2B BB		3	1	1	0	1	0	1					
John Olerud, L OBP: 0.431, SLG: 0.533 (1, 3)			G5-3		FC4-6			F8		4	0	1	0	0	0	3					
Todd Hundley, S OBP: 0.269, SLG: 0.250 (1, 2)					P5			2B BB		1	0	0	0	3	0	0					
Brian McRae, S OBP: 0.363, SLG: 0.476 (1, 8)	F8				G5-4-3			2B BB		4	0	2	1	0	0	3					
Lenny Harris, L OBP: 0.310, SLG: 0.385 (8, PH) Todd Pratt, R OBP: 0.302, SLG: 0.541 Jermaine Alensworth, R OBP: 0.349, SLG: 0.393 (8, 9)			P5		FC1-6			G5-3		3	0	0	0	0	0	1					
Carlos Baerga, S OBP: 0.300, SLG: 0.362 (1, 4)			F8		FC4-6 IBB			G1-3		3	0	0	0	1	0	0					
Rey Ordóñez, R OBP: 0.274, SLG: 0.293 (1, 6)			G5-3		FC4-6			F7		4	0	0	0	0	0	2					
Willie Blair, R OBP: 0.145, SLG: 0.096 Dennis Cook, L (8, 1) 31 Mike Piazza, R OBP: 0.382, SLG: 0.567 John Franco, L (9, 1)			L4					K		2	0	0	0	1	1	0					
					FC4-6 BB			G1-3		0	0	0	0	0	0	0					
<b>Inning Stats</b>	R: 0 E: 0 K: 0 S: 12	H: 1 LOB: 2 BB: 1 P: 21	R: 0 E: 0 K: 0 S: 7	H: 0 LOB: 0 BB: 0 P: 9	R: 0 E: 0 K: 0 S: 13	H: 1 LOB: 1 BB: 0 P: 21	R: 0 E: 0 K: 0 S: 9	H: 1 LOB: 2 BB: 1 P: 18	R: 0 E: 0 K: 0 S: 6	H: 0 LOB: 0 BB: 1 P: 11	R: 0 E: 0 K: 0 S: 6	H: 0 LOB: 0 BB: 0 P: 7	R: 1 E: 0 K: 0 S: 7	H: 1 LOB: 2 BB: 2 P: 17	R: 0 E: 0 K: 0 S: 7	H: 0 LOB: 0 BB: 0 P: 12	1B: 3 2B: 1 3B: 0 HR: 0	SF: 0 SAC: 0 DP: 1 HBP: 0	WP: 0 PB: 0 SB: 1 CS: 0	PA: 36	
<b>PITCHER</b>	IP WLS BF H R ER SO BB IBB HBP BLK WP HR S P ERA WHIP	7.0 L 4 0 1 0 1 3 1 0 0 0 0 60 100 0.00 0.857	0.2 L 4 0 1 1 0 2 0 0 0 0 0 5 13 13.50 3.000	1.1 S 5 1 0 0 0 0 0 0 0 0 0 9 16 0.00 0.750																	

AB	30
R	1
H	4
RBI	1
BB	6
SO	1
LOB	13





Batter	1	2	3	4	5	6	7	8	9	AB	R	H	RBI	BB	SO	LOB	BOTTOM					
Wilton Guerrero, S OBP: 0.299, SLG: 0.365 (1, 4)	G3		F8					P3		3	0	0	0	1	0	0	<p><b>New York Mets @ Montreal Expos</b> Olympic Stadium, Montreal, QB Sun Sep 13 1998, 3:33 AM EDT Att: 15,152 - Sunny - 64 F</p>					
Terry Jones, S OBP: 0.295, SLG: 0.305 (8, PH) Jose Vidro, S OBP: 0.319, SLG: 0.276 (9, PH)					K			G4-3		3	0	0	0	0	2	1						
Shane Andrews, R OBP: 0.308, SLG: 0.459 (1, 5)					K			P4		2	0	1	0	2	0	0						
Vladimir Guerrero, R OBP: 0.369, SLG: 0.600 (1, 9)					K			P6		3	0	0	0	1	1	2						
Fernando Seguignol, S OBP: 0.368, SLG: 0.706 Rick DeHart, L (8, 1) Mike Hubbard, R OBP: 0.161, SLG: 0.218 (9, PH)								G3		3	0	1	0	0	1	0						
Brad Fullmer, L OBP: 0.329, SLG: 0.447 Mike Mordecai, R OBP: 0.256, SLG: 0.354 (8, FR) (9, 6)								SH3 2B		3	0	1	0	0	0	1						
Bob Henley, R OBP: 0.362, SLG: 0.386 (1, 2)								SH3		2	0	0	0	0	0	1						
Orlando Cabrera, R OBP: 0.326, SLG: 0.396 Scott Livingstone, L OBP: 0.226, SLG: 0.243 Robert Perez, R OBP: 0.232, SLG: 0.297 Ryan McGuire, L OBP: 0.291, SLG: 0.244 (9, 3)								K		3	0	0	0	0	0	1						
Miguel Batista, R (1, 1) Anthony Telford, R (8, 1) F.P. Santangelo, S OBP: 0.328, SLG: 0.292 (8, 7)								P2		2	0	0	0	0	2	0						
										1	0	0	0	0	0	2						
<b>Inning Stats</b>	R: 0 E: 0 K: 1 S: 8	H: 0 LOB: 1 BB: 1 P: 16	R: 0 E: 0 K: 0 S: 12	H: 1 LOB: 0 BB: 0 P: 18	R: 0 E: 0 K: 1 S: 7	H: 0 LOB: 0 BB: 0 P: 9	R: 0 E: 0 K: 2 S: 8	H: 1 LOB: 0 BB: 0 P: 11	R: 0 E: 0 K: 1 S: 10	H: 0 LOB: 0 BB: 0 P: 14	R: 0 E: 0 K: 1 S: 7	H: 0 LOB: 1 BB: 1 P: 14	R: 0 E: 0 K: 0 S: 4	H: 0 LOB: 0 BB: 0 P: 6	R: 0 E: 0 K: 1 S: 9	H: 1 LOB: 2 BB: 0 P: 14	R: 0 E: 0 K: 0 S: 7	H: 1 LOB: 3 BB: 2 P: 20	1B: 3 2B: 1 3B: 0 HR: 0	SF: 0 SAC: 1 DP: 0 HBP: 0	WP: 2 PB: 0 SB: 0 CS: 1	PA: 33
<b>PITCHER</b>	IP WLS BF H R ER SO BB IBB HBP BLK WP HR S P ERA WHIP	7.1 W 26 3 0 0 0 2 0 0 0 1 0 59 93 0.00 0.682	0.2 S 2 0 0 0 1 0 0 0 0 0 0 6 9 0.00 0.000	1.0 S 5 1 0 0 0 1 1 0 0 1 0 7 20 0.00 2.000																		

AB	28
R	0
H	4
RBI	0
BB	4
SO	7
LOB	10





Batter	1	2	3	4	5	6	7	8	9	10	11	12	13	AB R H RBI BB SO LOB	TOP													
Tony Phillips, S OBP: 0.390, SLG: 0.391 (1, 7)	P7		FC6-4 1B		L7			K		K		G3-1		6 0 1 0 0 2 1	<b>New York Mets @ Houston Astros</b> Astrodome, Houston, TX Mon Sep 14 1998, 8:05 PM EDT Att. 24,241 - Dome - 72 F  <b>AB 49</b> <b>R 7</b> <b>H 13</b> <b>RBI 6</b> <b>BB 2</b> <b>SO 5</b> <b>LOB 16</b>  													
Edgardo Alfonzo, R OBP: 0.355, SLG: 0.433 (1, 5)	G6-3		FC6-4		G4-3			G1-3		L7			E9 2B	6 1 1 0 0 0 2														
John Olerud, L OBP: 0.430, SLG: 0.532 (1, 3)			G3					G3-1					G5-3	6 1 2 0 0 1 2														
31 Mike Piazza, R OBP: 0.387, SLG: 0.575 (1, 2)					FC5-4 BB 1B					FC6-4				5 3 4 2 1 0 1														
Brian McRae, S OBP: 0.364, SLG: 0.483 (1, 8)	G4-3				FC5-4 BB					HR				5 2 2 4 1 0 1														
Lenny Harris, L OBP: 0.280, SLG: 0.341 (8, PH)			G3-1		FC5-4					HR																		
Jay Payton, R OBP: 0.275, SLG: 0.325 (8, 1)					G6-4-3																							
Turk Wendell, L OBP: 0.254, SLG: 0.254 (11, 1)					1-2 2-3																							
Dennis Cook, L OBP: 0.254, SLG: 0.254 (11, 1)																												
Greg McMichael, R OBP: 0.254, SLG: 0.254 (12, 1)																												
Todd Pratt, R OBP: 0.254, SLG: 0.254 (13, PH)																												
John Franco, L OBP: 0.254, SLG: 0.254 (13, 1)																												
Carlos Baerga, S OBP: 0.254, SLG: 0.254 (7, PH)																												
Matt Franco, L OBP: 0.254, SLG: 0.254 (7, 1)																												
Rigo Beltran, L OBP: 0.254, SLG: 0.254 (8, 1)																												
Jeff Tam, R OBP: 0.254, SLG: 0.254 (8, PH)																												
Todd Hanson, R OBP: 0.254, SLG: 0.254 (8, PH)																												
Jermaine Allensworth, R OBP: 0.254, SLG: 0.254 (8, 5)																												
Rey Ordonez, R OBP: 0.276, SLG: 0.295 (1, 6)	P3																											
Masato Yoshi, R OBP: 0.254, SLG: 0.254 (7, PH)																												
Todd Hundley, S OBP: 0.254, SLG: 0.254 (7, 4)																												
Ralph Millard, R OBP: 0.254, SLG: 0.254 (8, PH)																												
Butch Huskey, R OBP: 0.254, SLG: 0.254 (8, PH)																												
Luis Lopez, S OBP: 0.254, SLG: 0.254 (8, 4)																												
<b>Inning Stats</b>	R: 2 E: 0 K: 0 S: 9	H: 2 LOB: 0 BB: 0 P: 16	R: 0 E: 0 K: 0 S: 5	H: 0 LOB: 0 BB: 0 P: 7	R: 0 E: 0 K: 1 S: 11	H: 1 LOB: 1 BB: 0 P: 14	R: 0 E: 0 K: 0 S: 12	H: 1 LOB: 1 BB: 1 P: 18	R: 0 E: 0 K: 0 S: 6	H: 0 LOB: 0 BB: 0 P: 7	R: 0 E: 0 K: 1 S: 10	H: 1 LOB: 1 BB: 0 P: 13	R: 0 E: 0 K: 0 S: 8	H: 0 LOB: 0 BB: 0 P: 11	R: 0 E: 0 K: 1 S: 16	H: 4 LOB: 2 BB: 0 P: 22	R: 0 E: 0 K: 1 S: 8	H: 1 LOB: 1 BB: 0 P: 13	R: 0 E: 0 K: 1 S: 7	H: 0 LOB: 0 BB: 0 P: 11	R: 0 E: 0 K: 0 S: 15	H: 0 LOB: 0 BB: 1 P: 12	R: 3 E: 1 K: 0 S: 15	H: 2 LOB: 0 BB: 1 P: 29	1B: 8 2B: 4 3B: 0 HR: 2	SF: 0 SAC: 1 DP: 2 HBP: 0	WP: 1 PB: 0 SB: 0 CS: 0	PA: 52
<b>PITCHER</b>	IP WLS BF H R ER SO P ERA WHIP	Jose Lima, R ERA: 3.54 Billy Wagner, L ERA: 2.5 Jay Powell, R ERA: 3.17 Scott Eterton, R ERA: 3.14 Mike Magnante, L ERA: 4.93	8.0 30 6 2 2 3 1 0 0 0 0 1 67 95 2.25 0.875	0.1 5 4 2 2 0 0 0 0 0 1 15 21 54.00 12.000	1.2 5 1 0 0 1 0 0 0 0 0 9 14 0.00 0.600	1.0 3 0 0 0 1 0 0 0 0 0 7 11 0.00 0.000	1.1 L 6 1 2 2 0 0 1 0 0 0 16 30 13.50 0.750	0.2 WLS BF H R ER SO P ERA WHIP	Doug Henry, R ERA: 2.82	0.2 3 3 1 1 1 0 0 0 0 0 6 11 13.50 1.500																		

Batter	1	2	3	4	5	6	7	8	9	10	11	12	13	AB R H RBI BB SO LOB	BOTTOM									
Craig Biggio, R OBP: 0.400, SLG: 0.515 (1, 4)					G6-3			G4-3 2B				K		5 1 2 0 1 1 0	<b>New York Mets @ Houston Astros</b> Astrodome, Houston, TX Mon Sep 14 1998, 8:05 PM EDT Att. 24,241 - Dome - 72 F  <b>AB 47</b> <b>R 4</b> <b>H 9</b> <b>RBI 4</b> <b>BB 4</b> <b>SO 8</b> <b>LOB 20</b>  									
Bill Spiers, L OBP: 0.354, SLG: 0.397 (1, 5)								E4 S				G5-3		6 1 2 1 0 0 1										
Derek Bell, R OBP: 0.357, SLG: 0.480 (1, 9)								P4				G6-3		6 0 0 0 0 1 5										
5 Jeff Bagwell, R OBP: 0.420, SLG: 0.552 (1, 3)													F8	5 1 2 1 1 1 2										
Moises Alou, R OBP: 0.397, SLG: 0.596 (1, 7)								G4-3																
Carl Everett, S OBP: 0.365, SLG: 0.484 (1, 8)								P4																
Ricky Gutierrez, R OBP: 0.349, SLG: 0.344 (1, 6)								L9																
Brad Ausmus, R OBP: 0.357, SLG: 0.348 Sean Berry, R OBP: 0.350, SLG: 0.533 Mike Magnante, L OBP: 1.000, SLG: 1.000 Doug Henry, R ERA: 1.98 (1, 2)																								
Jose Lima, R ERA: 3.92 Rigo Beltran, L ERA: 5.06 (7, 1)																								
Jay Powell, R ERA: 5.06 (8, 1)																								
35 Dave Clark Scott Brannen, L ERA: 3.29 Tony Eusebio, R OBP: 0.328, SLG: 0.316 (12, 2)																								
35 Dave Clark Scott Brannen, L ERA: 3.29 Tony Eusebio, R OBP: 0.328, SLG: 0.316 (12, 2)																								
<b>Inning Stats</b>	R: 4 E: 0 K: 0 S: 12	H: 3 LOB: 0 BB: 1 P: 19	R: 0 E: 0 K: 1 S: 9	H: 0 LOB: 0 BB: 0 P: 13	R: 0 E: 0 K: 1 S: 8	H: 0 LOB: 0 BB: 0 P: 11	R: 0 E: 0 K: 0 S: 13	H: 1 LOB: 1 BB: 0 P: 23	R: 0 E: 0 K: 0 S: 14	H: 1 LOB: 1 BB: 0 P: 18	R: 0 E: 0 K: 0 S: 5	H: 0 LOB: 0 BB: 0 P: 12	R: 0 E: 0 K: 1 S: 8	H: 2 LOB: 2 BB: 0 P: 21		R: 0 E: 0 K: 1 S: 12	H: 1 LOB: 2 BB: 1 P: 20	R: 0 E: 0 K: 1 S: 8	H: 0 LOB: 0 BB: 0 P: 12	R: 0 E: 0 K: 0 S: 6	H: 0 LOB: 1 BB: 1 P: 13	1B: 5 2B: 3 3B: 0 HR: 1	SF: 0 SAC: 1 DP: 0 HBP: 0	WP: 0 PB: 0 SB: 1 CS: 0
<b>PITCHER</b>	IP WLS BF H R ER SO P ERA WHIP	Masato Yoshi, R ERA: 3.92 Rigo Beltran, L ERA: 5.06 (7, 1) Jeff Tam, R ERA: 5.06 (8, 1) Turk Wendell, R ERA: 3.29 Dennis Cook, L ERA: 1.98 (11, 1)	6.0 23 4 4 4 3 1 0 0 0 0 14 83 6.00 0.833	1.0 5 4 1 0 0 0 0 0 0 0 5 12 0.00 1.000	1.0 5 1 0 0 0 0 0 0 0 0 5 18 0.00 1.000	2.0 8 2 0 0 2 0 0 0 0 0 22 34 0.00 1.000	1.0 5 1 0 0 2 1 0 0 0 0 12 20 0.00 2.000	1.0 W 3 0 0 0 0 0 0 0 0 0 6 13 0.00 1.000	1.0 S 4 0 0 0 0 0 1 0 0 0 6 13 0.00 1.000															



Batter	1	2	3	4	5	6	7	8	9	10	11	12	AB	R	H	RBI	BB	SO	LOB	TOP																
Tony Phillips, S 31 Mike Piazza, R Greg McMichael, R Jay Payton, R	G4-3		K		G1-3		P8			G6-3		G1-3	3 0 0 0 0 1 0 1 0 0 0 0 0 2 0 0 0 0 0 0 0 2 0 1 0 0 0 0																							
Edgardo Alfonzo, R	1B		L5			K		P4		K		G1-3	6 0 1 0 0 2 1																							
John Olerud, L	P6		G6-3			G3-1		P4				1B	4 0 0 0 0 2 0 1																							
Todd Hundley, S Jorge Fabregas, L Jeff Tam, R	G3				K							1B	5 0 1 0 0 2 2 1 0 0 0 0 1 2 0 0 0 0 0 0 0																							
Brian McRae, S		F8			G1-3							K	5 0 0 0 0 1 2 3																							
Lenny Harris, L	G4-3					L9																														
Carlos Baerga, S Ralph Millard, R John Franco, L Todd Pratt, R		G4-3			1B					FC6-4 HR		K	5 2 4 2 0 0 0 0 1 0 0 0 0 0 0 0 0 0 0 0 0 0 0 0 0 0 0 0						AB 47 R 5 H 11 RBI 5 BB 3 SO 10 LOB 14																	
Rey Ordóñez, R													5 1 3 3 0 0 0																							
Armando Reynoso, R Mauricio Flores, L Jermarie Alcántara, R Rigo Beltrán, L Turk Wendell, L Luis López, L													2 0 0 0 0 0 1 0 1 0 0 0 0 0 0 1 1 0 1 0 0 0 0 0 0 1																							
<b>Inning Stats</b>	R: 0 E: 0 K: 8 S: 8	H: 1 LOB: 1 BB: 0 P: 14	R: 2 E: 0 K: 1 S: 13	H: 2 LOB: 0 BB: 0 P: 17	R: 0 E: 0 K: 1 S: 9	H: 0 LOB: 0 BB: 0 P: 15	R: 0 E: 0 K: 1 S: 11	H: 2 LOB: 0 BB: 0 P: 16	R: 0 E: 0 K: 0 S: 7	H: 0 LOB: 0 BB: 0 P: 12	R: 0 E: 0 K: 1 S: 10	H: 1 LOB: 1 BB: 0 P: 15	R: 0 E: 1 K: 0 S: 6	H: 1 LOB: 2 BB: 0 P: 10	R: 0 E: 0 K: 1 S: 7	H: 0 LOB: 0 BB: 0 P: 11	R: 2 E: 0 K: 0 S: 8	H: 1 LOB: 0 BB: 1 P: 16	R: 0 E: 0 K: 1 S: 9	H: 0 LOB: 1 BB: 1 P: 14	R: 1 E: 0 K: 2 S: 13	H: 2 LOB: 1 BB: 0 P: 22	R: 0 E: 0 K: 2 S: 9	H: 1 LOB: 2 BB: 1 P: 17	1B: 6 2B: 3 3B: 0 HR: 2	SF: 0 SAC: 0 DP: 2 HBP: 0	WP: 0 PB: 1 SB: 0 CS: 0	PA: 50								
<b>PITCHER</b>	IP Shane Reynolds, R Scott Elarton, R Jay Powell, R	WLS 6.2 4.1 1.0	BF 27 18 5	H 7 3 1	R 2 3 0	ER 2 3 0	SO 4 4 2	BB 0 0 0	IBB 0 0 0	HBP 0 0 0	BLK 0 0 0	WP 0 1 0	HR 1 39 9	S 62 66 9	P 96 66 17	ERA 6.23 6.23 0.00	WHIP 1.050 1.154 1.000	<b>PITCHER</b>	IP Jeff Tam, R	WLS 0.0	BF 1	H 1	R 1	ER 1	SO 0	BB 0	IBB 0	HBP 0	BLK 0	WP 0	HR 1	S 5	P 8	ERA ∞	WHIP ∞	

New York Mets @ Houston Astros  
Astrodome, Houston, TX  
Tue Sep 15 1998, 4:33 AM EDT  
Dome - 72 F

AB 47  
R 5  
H 11  
RBI 5  
BB 3  
SO 10  
LOB 14



Batter	1	2	3	4	5	6	7	8	9	10	11	12	AB	R	H	RBI	BB	SO	LOB	BOTTOM																
Bill Spiers, L Craig Biggio, R	F9 35 G4-3 1B		G4-3				K		G5-4-3		F8		2 1 1 0 1 0 0 3 0 0 0 0 1 3																							
Carl Everett, S Jay Powell, R	F9		P6			K		K		K		K	6 0 0 0 0 4 4 0 0 0 0 0 0 0																							
35 Dave Clark, L Derek Bell, R	G4-3				WP 2B 1B			G5-3		K			2 1 1 1 1 0 0 3 1 1 1 0 1 0																							
Pete Incaviglia, R Richard Hidalgo, R	F9				P4 1B 1B								3 0 0 0 0 0 3 1 1 1 0 1 0 0																							
Sean Berry, R		G1-6-3 1B HBP			WP 2B BB								3 1 2 0 1 0 1																							
J.R. Phillips, L 5 Jeff Bagwell, R					K								3 0 1 0 0 2 3 2 1 2 2 0 0 0																							
Tony Eusebio, R Scott Elarton, R Ricky Gutierrez, R		G1-6-3 1B											3 0 1 2 0 0 3 1 0 0 0 0 1 2 1 0 1 0 0 0 0							AB 42 R 6 H 13 RBI 6 BB 5 SO 12 LOB 23																
Tim Bogar, R Moises Alou, R		F7											4 0 1 0 0 0 2 0 0 0 0 1 0 0																							
Shane Reynolds, R Brad Ausmus, R Mitch Meluskey, S													2 0 0 0 0 1 0 1 0 0 0 0 1 0 2 0 1 0 0 1 2																							
<b>Inning Stats</b>	R: 1 E: 0 K: 0 S: 9	H: 1 LOB: 0 BB: 0 P: 14	R: 0 E: 0 K: 0 S: 7	H: 1 LOB: 1 BB: 0 P: 12	R: 0 E: 0 K: 1 S: 11	H: 0 LOB: 0 BB: 0 P: 12	R: 2 E: 0 K: 1 S: 11	H: 2 LOB: 1 BB: 1 P: 22	R: 0 E: 0 K: 1 S: 8	H: 2 LOB: 2 BB: 2 P: 20	R: 0 E: 0 K: 1 S: 11	H: 1 LOB: 0 BB: 0 P: 14	R: 0 E: 0 K: 2 S: 8	H: 0 LOB: 0 BB: 0 P: 11	R: 1 E: 0 K: 0 S: 11	H: 2 LOB: 1 BB: 1 P: 18	R: 0 E: 0 K: 0 S: 5	H: 2 LOB: 0 BB: 0 P: 8	R: 0 E: 0 K: 2 S: 11	H: 1 LOB: 1 BB: 1 P: 15	R: 1 E: 0 K: 2 S: 13	H: 2 LOB: 2 BB: 1 P: 28	R: 1 E: 0 K: 0 S: 6	H: 1 LOB: 0 BB: 0 P: 8	1B: 8 2B: 3 3B: 0 HR: 2	SF: 0 SAC: 0 DP: 2 HBP: 1	WP: 2 PB: 0 SB: 1 CS: 1	PA: 48								
<b>PITCHER</b>	IP Armando Reynoso, R Greg McMichael, R Rigo Beltrán, L Turk Wendell, R John Franco, L	WLS 6.0 2.0 0.1 1.2 1.0	BF 25 9 2 6	H 5 2 0 2	R 3 1 0 1	ER 3 1 0 2	SO 4 4 0 2	BB 0 0 0 0	IBB 1 0 0 0	HBP 1 0 0 0	BLK 1 0 0 0	WP 2 0 0 0	HR 0 19 3 13 13	S 54 29 5 18 28	P 94 29 3 18 28	ERA 4.50 4.50 0.00 0.600 9.00	WHIP 1.167 1.500 6.000 0.600 2.000	<b>PITCHER</b>	IP Jeff Tam, R	WLS 0.0	BF 1	H 1	R 1	ER 1	SO 0	BB 0	IBB 0	HBP 0	BLK 0	WP 0	HR 1	S 5	P 8	ERA ∞	WHIP ∞	

New York Mets @ Houston Astros  
Astrodome, Houston, TX  
Tue Sep 15 1998, 4:33 AM EDT  
Dome - 72 F

AB 42  
R 6  
H 13  
RBI 6  
BB 5  
SO 12  
LOB 23





Batter	1	2	3	4	5	6	7	8	9	AB	R	H	RBI	BB	SO	LOB	TOP										
<b>Jermaine Allensworth, R</b> (1, 8) <small>OBP: 0.343, SLG: 0.385</small> <b>Matt Franco, L</b> (9, PH) <small>OBP: 0.371, SLG: 0.357</small> <b>Mike Kinkade, R</b> (9, PR) <small>OBP: 0.304, SLG: 0.373</small> <b>Carlos Baerga, S</b> (9, 4) <small>OBP: 0.304, SLG: 0.373</small>										4	0	0	0	0	3	1											
<b>Edgardo Alfonzo, R</b> (1, 5) <small>OBP: 0.357, SLG: 0.434</small>										3	3	2	1	2	0	0											
<b>31 Mike Piazza, R</b> (1, 2) <small>OBP: 0.388, SLG: 0.573</small>										4	1	2	0	1	0	2											
<b>Todd Pratt, R</b> (1, 3) <small>OBP: 0.299, SLG: 0.538</small> <b>John Olerud, L</b> (5, 3) <small>OBP: 0.429, SLG: 0.535</small>										3	0	1	1	0	0	1											
<b>Jay Payton, R</b> (1, 7) <small>OBP: 0.333, SLG: 0.400</small>										5	0	1	0	0	1	2											
<b>Butch Huskey, R</b> (1, 9) <small>OBP: 0.295, SLG: 0.408</small> <b>Lenny Harris, L</b> (8, PR) <small>OBP: 0.305, SLG: 0.381</small>										4	1	2	1	0	0	1											
<b>Luis Lopez, S</b> (1, 4) <small>OBP: 0.320, SLG: 0.349</small>										3	0	0	0	1	0	1											
<b>Rey Ordenez, R</b> (1, 6) <small>OBP: 0.281, SLG: 0.307</small>										3	1	1	0	1	0	2											
<b>Al Leiter, L</b> (1, 1) <small>OBP: 0.200, SLG: 0.132</small> <b>Turk Wendell, L</b> (8, 1) <b>Ralph Milliard, R</b> (8, 4) <b>Brian McRae, S</b> (9, PH) <small>OBP: 0.362, SLG: 0.478</small>										3	0	0	0	0	1	3											
<b>Inning Stats</b>	R: 1 E: 0 K: 10 S: 10	H: 2 LOB: 1 BB: 0 P: 18	R: 1 E: 0 K: 11 S: 8	H: 1 LOB: 1 BB: 1 P: 14	R: 0 E: 0 K: 0 S: 8	H: 0 LOB: 2 BB: 1 P: 16	R: 0 E: 0 K: 0 S: 10	H: 1 LOB: 2 BB: 1 P: 20	R: 0 E: 0 K: 0 S: 3	H: 0 LOB: 0 BB: 0 P: 6	R: 0 E: 0 K: 1 S: 8	H: 0 LOB: 0 BB: 0 P: 15	R: 3 E: 0 K: 0 S: 15	H: 3 LOB: 1 BB: 1 P: 26	R: 3 E: 0 K: 1 S: 15	H: 2 LOB: 1 BB: 3 P: 33	1B: 5 2B: 3 3B: 0 HR: 2	SF: 1 SAC: 0 DP: 1 HBP: 0	WP: 1 PB: 0 SB: 0 CS: 1	PA: 42							
<b>PITCHER</b>	IP	WLS	BF	H	R	ER	SO	BB	IBB	HBP	BLK	WP	HR	S	P	ERA	WHIP										
<b>Trever Miller, L</b> (1, 1) ERA: 3.12	4.0		18	4	2	2	2	3	0	0	0	0	1	36	68	4.50	1.750										
<b>C.J. Nitkowski, L</b> (5, 1) ERA: 3.77	3.0	L	11	1	1	1	2	1	0	0	0	0	0	24	48	3.00	0.667										
<b>Jay Powell, R</b> (8, 1) ERA: 3.26	0.0		1	1	0	0	0	0	0	0	0	0	0	3	4	∞	∞										
<b>Mike Magnante, L</b> (8, 1) ERA: 5.01	1.0		4	2	2	2	0	0	0	0	0	0	1	10	16	18.00	2.000										
<b>Doug Henry, R</b> (9, 1) ERA: 3.19	1.0		7	2	3	3	1	1	1	0	0	1	0	15	33	27.00	3.000										
Batter	1	2	3	4	5	6	7	8	9	AB	R	H	RBI	BB	SO	LOB	BOTTOM										
<b>Craig Biggio, R</b> (1, 4) <small>OBP: 0.302, SLG: 0.510</small>										5	0	1	0	0	1	1											
<b>Russ Johnson, R</b> (1, 5) <small>OBP: 0.444, SLG: 0.429</small>										4	2	2	0	1	1	1											
<b>Derek Bell, R</b> (1, 9) <small>OBP: 0.362, SLG: 0.488</small>										2	1	2	1	3	0	0											
<b>5 Jeff Bagwell, R</b> (1, 3) <small>OBP: 0.424, SLG: 0.559</small>										4	0	2	1	0	0	3											
<b>Richard Hidalgo, R</b> (1, 8) <small>OBP: 0.344, SLG: 0.431</small>										2	1	0	1	1	0	5											
<b>Pete Incaviglia, R</b> (1, 7) <small>OBP: 0.161, SLG: 0.138</small> <b>Carl Everett, S</b> (8, PR) <small>OBP: 0.361, SLG: 0.477</small>										4	0	1	0	0	0	6											
<b>Ricky Gutierrez, R</b> (1, 6) <small>OBP: 0.350, SLG: 0.346</small> <b>Sean Berry, R</b> (8, PH) <small>OBP: 0.400, SLG: 0.533</small> <b>Tim Bogar, R</b> (9, 6) <small>OBP: 0.217, SLG: 0.221</small>										2	0	0	0	1	0	0											
<b>Brad Ausmus, R</b> (1, 2) <small>OBP: 0.356, SLG: 0.343</small> <b>35 Dave Clark, L</b> (8, PH) <small>OBP: 0.502, SLG: 0.274</small> <b>Tony Eusebio, R</b> (9, 2) <small>OBP: 0.328, SLG: 0.322</small>										2	0	0	0	1	0	1											
<b>Trever Miller, R</b> (1, 1) <small>OBP: 0.333, SLG: 0.667</small> <b>J.R. Phillips, L</b> (4, PH) <small>OBP: 0.281, SLG: 0.286</small> <b>C.J. Nitkowski, L</b> (5, 1) <small>OBP: 0.377, SLG: 0.377</small> <b>Jay Powell, R</b> (8, 1) <small>OBP: 0.326, SLG: 0.533</small> <b>Mike Magnante, L</b> (8, PH) <small>OBP: 0.307, SLG: 0.595</small> <b>Moises Alou, R</b> (8, PH) <small>OBP: 0.307, SLG: 0.595</small> <b>Doug Henry, R</b> (9, 1) <small>OBP: 0.319, SLG: 0.478</small>										1	0	0	0	0	0	0											
<b>Inning Stats</b>	R: 1 E: 0 K: 0 S: 9	H: 3 LOB: 2 BB: 0 P: 18	R: 0 E: 0 K: 0 S: 5	H: 0 LOB: 1 BB: 1 P: 11	R: 0 E: 0 K: 0 S: 13	H: 1 LOB: 3 BB: 1 P: 21	R: 0 E: 0 K: 1 S: 9	H: 0 LOB: 1 BB: 1 P: 17	R: 2 E: 0 K: 0 S: 6	H: 2 LOB: 0 BB: 1 P: 11	R: 0 E: 0 K: 1 S: 8	H: 0 LOB: 1 BB: 0 P: 12	R: 0 E: 0 K: 2 S: 10	H: 0 LOB: 1 BB: 1 P: 20	R: 1 E: 0 K: 0 S: 15	H: 1 LOB: 2 BB: 1 P: 22	R: 0 E: 0 K: 0 S: 10	H: 1 LOB: 1 BB: 1 P: 17	1B: 6 2B: 3 3B: 0 HR: 0	SF: 1 SAC: 0 DP: 3 HBP: 1	WP: 1 PB: 0 SB: 0 CS: 0	PA: 40					
<b>PITCHER</b>	IP	WLS	BF	H	R	ER	SO	BB	IBB	HBP	BLK	WP	HR	S	P	ERA	WHIP										
<b>Al Leiter, L</b> (1, 1) ERA: 2.5	7.0		33	7	4	4	4	6	0	1	0	0	0	66	120	5.14	1.857										
<b>Turk Wendell, R</b> (8, 1) ERA: 3.11	2.0	S	7	1	0	0	0	1	0	0	0	1	0	19	29	0.00	1.000										

New York Mets @ Houston Astros  
Astrodome, Houston, TX  
Tue Sep 15 1998, 8:05 PM EDT  
Att: 40,835 - Dome - 72 F

AB 34  
R 8  
H 10  
RBI 7  
BB 6  
SO 5  
LOB 14



New York Mets @ Houston Astros  
Astrodome, Houston, TX  
Tue Sep 15 1998, 8:05 PM EDT  
Att: 40,835 - Dome - 72 F

AB 31  
R 4  
H 8  
RBI 3  
BB 7  
SO 4  
LOB 23





Batter	1	2	3	4	5	6	7	8	9	10	11	AB	R	H	RBI	BB	SO	LOB	TOP								
<b>Tony Phillips, S</b> OBP: 0.380, SLG: 0.379 (1, 7)	1-3 K		1-0 G4-6-3 1B	1-0 FC6-4			1-3 K		0-3 K		0-1 F9	6	0	1	0	0	3	4									
<b>Eduardo Alfonso, R</b> OBP: 0.355, SLG: 0.431 (1, 5)	4-1 1B		1-1 G4-6-3		1-1 P9		3-2 G4-3 1B		2-2 F9		2-0 G4-3	5	0	1	0	1	0	2									
<b>John Olerud, L</b> OBP: 0.332, SLG: 0.537 (8, PH) <b>Ralph Millard, R</b> OBP: 0.315, SLG: 0.438 (8, PH) <b>Dennis Cook, L</b> OBP: 0.319, SLG: 0.348 (6, PH) <b>Greg McMichael, R</b> OBP: 0.305, SLG: 0.381 (9, PH) <b>Todd Hundley, S</b> OBP: 0.275, SLG: 0.277 (11, PH) <b>Turk Wendell, L</b> OBP: 0.306, SLG: 0.375 (11, PH)	1-1 BB		3-2 G6-4-3 1B		0-0 G5-3		3-2 G4-3		3-2 31 HR		2-0 HR	5	0	4	0	0	0	1									
<b>31 Mike Piazza, R</b> OBP: 0.387, SLG: 0.575 (1, 2)	0-0 G6-4-3		1-0 FC6-4		3-2 G5-3		4-2 BB		2-2 HR		2-3 K	5	1	1	3	1	1	4									
<b>Brian McRae, S</b> OBP: 0.360, SLG: 0.474 (1, 8)		3-3 K		2-0 E6 FC6-4 BB		4-2 BB		1-1 G1-3		3-3 K		4	0	0	0	1	2	3									
<b>Butch Huskey, R</b> OBP: 0.303, SLG: 0.411 (8, PR) <b>Jermaine Allenworth, R</b> OBP: 0.345, SLG: 0.387 (8, PH)		1-0 FC6-4 1B		4-2 FC6-4 BB		1-1 G5		3-2 G6-4-3 1B		1-2 E7 SH5-3 1B		3	0	2	0	1	0	2									
<b>Carlos Baerga, S</b> OBP: 0.305, SLG: 0.373 (6, PH) <b>Jay Payton, R</b> OBP: 0.375, SLG: 0.438 (6, PH) <b>Luis Lopez, S</b> OBP: 0.319, SLG: 0.348 (6, PH)		4-2 FC6-4 BB		2-3 K		1-0 G3-6 1B		0-0 G6-4-3		1-0 SH5-3		1	0	0	0	1	1	2									
<b>Rey Ordonez, R</b> OBP: 0.278, SLG: 0.303 (1, 6)		1-2 BB		0-0 FC6-4 BB		0-0 G3-6		2-1 G4-3		1-2 G4-3		5	0	0	0	0	0	7									
<b>Bobby Jones, R</b> OBP: 0.208, SLG: 0.196 (9, PH) <b>Lenny Harris, L</b> OBP: 0.305, SLG: 0.381 (9, PH) <b>Todd Pratt, R</b> OBP: 0.309, SLG: 0.545 (9, PH) <b>Matt Franco, L</b> OBP: 0.369, SLG: 0.355 (9, PH)		0-1 G3		4-1 FC6-4 BB		1-2 G4-3		1-2 G4-3		0-1 31 HR		2	0	0	0	1	0	2									
<b>Inning Stats</b>	R: 0 E: 0 K: 1 S: 7	H: 1 LOB: 1 BB: 1 P: 13	R: 0 E: 0 K: 1 S: 9	H: 1 LOB: 2 BB: 1 P: 18	R: 0 E: 0 K: 0 S: 10	H: 2 LOB: 1 BB: 0 P: 16	R: 0 E: 1 K: 1 S: 11	H: 0 LOB: 3 BB: 2 P: 24	R: 0 E: 0 K: 0 S: 5	H: 1 LOB: 0 BB: 0 P: 7	R: 0 E: 0 K: 1 S: 15	H: 1 LOB: 2 BB: 1 P: 27	R: 0 E: 0 K: 0 S: 6	H: 1 LOB: 1 BB: 0 P: 11	R: 3 E: 0 K: 2 S: 19	H: 3 LOB: 1 BB: 0 P: 29	R: 0 E: 1 K: 1 S: 13	H: 1 LOB: 1 BB: 0 P: 16	R: 1 E: 0 K: 1 S: 7	H: 1 LOB: 0 BB: 0 P: 13	1B: 11 2B: 0 3B: 0 HR: 2	SF: 0 SAC: 1 DP: 4 HBP: 0	WP: 0 PB: 0 SB: 0 CS: 0	PA: 49			
<b>PITCHER</b>	IP ERA WLS BF H R ER SO BB IBB HBP BLK WP HR S P ERA WHIP	8.0 3.41 2.0 10 4 3 3 3 0 0 0 0 0 1 32 45 13.50 2.000	1.0 L 4 1 1 1 1 0 0 0 0 0 0 1 7 13 9.00 1.000																								

New York Mets @ Houston Astros  
Astrodome, Houston, TX  
Wed Sep 16 1998, 8:05 PM EDT  
Att: 24,269 - Dome - 72 F

livebaseballscores.com

AB 42  
R 4  
H 13  
RBI 4  
BB 6  
SO 8  
LOB 29



Batter	1	2	3	4	5	6	7	8	9	10	11	AB	R	H	RBI	BB	SO	LOB	BOTTOM							
<b>Craig Biggio, R</b> OBP: 0.402, SLG: 0.507 (1, 4)	4-2 BB		4-1 HR BB		0-1 G3		1-3 K			2-1 G4-3		3	1	0	0	2	1	1								
<b>Richard Hidalgo, R</b> OBP: 0.341, SLG: 0.422 (1, 9)	1-3 K		3-1 G5-3		4-2 G3 BB		2-1 G5-3			1-0 G5-3		4	0	0	0	1	1	2								
<b>Carl Everett, S</b> OBP: 0.361, SLG: 0.482 (1, 8)	2-1 F7		1-2 HR		0-0 G3		1-3 K		1-3 K		4-1 5 F 5 S BB	4	1	1	2	1	1	3								
<b>5 Jeff Bagwell, R</b> OBP: 0.425, SLG: 0.557 (1, 3)	4-2 BB		3-2 G4-3		3-1 G6-3		4-2 G6-4-3 BB		4-2 BB		4-1 BB IBB	2	0	0	0	3	0	2								
<b>Moises Alou, R</b> OBP: 0.396, SLG: 0.591 (1, 7)	1-1 F9		1-0 F7		2-1 F8		0-2 G6-4-3		0-2 G6-4-3		4-2 BB	4	0	0	0	1	0	3								
<b>Sean Barry, R</b> OBP: 0.463, SLG: 0.538 (9, 6) <b>Ricky Gutierrez, R</b> OBP: 0.348, SLG: 0.344 (11, 1) <b>Sean Bergman, R</b> OBP: 0.683, SLG: 0.117 (11, 1)		1-2 G6-3 1B		1-2 G6-3		2-2 2B		2-2 F9		2-2 K		3	0	2	0	0	0									
<b>Brad Ausmus, R</b> OBP: 0.354, SLG: 0.349 (1, 2)		1-2 P4		1-2 F8		1-0 F4		1-0 HR		3-2 HR		5	1	1	1	0	1	2								
<b>Tim Lincecum, R</b> OBP: 0.212, SLG: 0.216 (9, 5) (11, 6)		3-2 G6-3		3-1 G6-3		0-3 K		0-3 K		0-3 K		4	0	0	0	0	2	2								
<b>35 Dave Clark, L</b> OBP: 0.300, SLG: 0.272 (11, PH)		1-2 G6-3		1-2 G6-3						2-3 K		1	0	0	0	0	1	0								
<b>Mike Hampton, R</b> OBP: 0.343, SLG: 0.322 (9, 1) <b>Billy Wagner, L</b> OBP: 0.333, SLG: 0.333 (11, 5) <b>Russ Johnson, R</b> OBP: 0.400, SLG: 0.375 (11, 5)		2-2 G6-3		1-1 G3 G3 1B		2-3 K		2-3 K		2-3 K		3	0	1	0	0	1	1								
<b>Inning Stats</b>	R: 0 E: 0 K: 1 S: 11	H: 0 LOB: 2 BB: 2 P: 23	R: 0 E: 0 K: 0 S: 13	H: 1 LOB: 1 BB: 0 P: 20	R: 2 E: 0 K: 0 S: 11	H: 1 LOB: 0 BB: 1 P: 23	R: 0 E: 0 K: 0 S: 8	H: 0 LOB: 0 BB: 0 P: 13	R: 0 E: 0 K: 1 S: 11	H: 0 LOB: 1 BB: 0 P: 16	R: 0 E: 0 K: 2 S: 9	H: 0 LOB: 0 BB: 0 P: 14	R: 0 E: 0 K: 1 S: 8	H: 0 LOB: 0 BB: 1 P: 13	R: 1 E: 0 K: 2 S: 14	H: 1 LOB: 0 BB: 0 P: 21	R: 0 E: 0 K: 1 S: 13	H: 0 LOB: 3 BB: 3 P: 31	R: 0 E: 0 K: 3 S: 9	H: 0 LOB: 0 BB: 0 P: 14	1B: 2 2B: 1 3B: 0 HR: 2	SF: 0 SAC: 0 DP: 1 HBP: 0	WP: 0 PB: 0 SB: 3 CS: 0	PA: 45		
<b>PITCHER</b>	IP ERA WLS BF H R ER SO BB IBB HBP BLK WP HR S P ERA WHIP	8.0 4.11 1.0 4 1 1 1 2 0 0 0 0 0 0 1 14 21 9.00 1.000	1.0 W 6 0 0 0 1 2 1 0 0 0 0 0 0 13 31 0.00 2.000	1.0 S 3 0 0 0 3 0 0 0 0 0 0 0 0 9 14 0.00 0.000																						

New York Mets @ Houston Astros  
Astrodome, Houston, TX  
Wed Sep 16 1998, 8:05 PM EDT  
Att: 24,269 - Dome - 72 F

livebaseballscores.com

AB 37  
R 3  
H 5  
RBI 3  
BB 8  
SO 11  
LOB 19





Batter	1	2	3	4	5	6	7	8	9	AB	R	H	RBI	BB	SO	LOB	TOP					
Todd Dunwoody, L (1, 8) OBP: 0.291, SLG: 0.385			G4-3		G4-3			HR	1B	5	2	3	3	0	0	0						
Edgar Renteria, R (1, 6) OBP: 0.347, SLG: 0.342			G6-3		L6-4			L7	SF9	4	0	2	1	0	0	0						
Mark Kotsay, L (1, 9) OBP: 0.313, SLG: 0.400			G6-3		L6-4			FC4-6	K	5	0	1	0	0	1	3						
Derrek Lee, R (1, 3) OBP: 0.320, SLG: 0.425					F9			K		4	0	0	0	0	2	1						
Cliff Floyd, L (1, 7) OBP: 0.343, SLG: 0.493								FC4-6		4	1	2	1	0	0	1						
Kevin Orie, R (1, 5) OBP: 0.390, SLG: 0.348								1B	1B	4	2	3	1	0	1	0						
Randy Knorr, R (1, 2) OBP: 0.222, SLG: 0.465										2	0	1	0	0	0	0						
Brian Daubach, L (7, PH)										1	0	0	0	0	1	2						
Antonio Alfonseca, R (7, 1)										0	0	0	0	0	0	0						
Vic Darenbourg, L (8, 1)										0	0	0	0	0	0	0						
Brian Edmondson, R (8, 1)										0	0	0	0	0	0	0						
Ryan Jackson, L (8, PH)										0	1	1	0	0	0	0						
Matt Mantel, R (8, PH) OBP: 0.333, SLG: 0.333										0	0	0	0	0	0	0						
Luis Castillo, S (1, 4) OBP: 0.304, SLG: 0.281										4	0	0	0	0	2	5						
Livan Hernandez, R (1, 1) OBP: 0.210, SLG: 0.238										2	0	0	0	0	0	1						
Dave Berg, R (7, PH) OBP: 0.387, SLG: 0.393										1	0	0	0	0	1	2						
Mike Redmond, R (7, 2) OBP: 0.368, SLG: 0.455										1	1	1	0	0	0	0						
<b>Inning Stats</b>	R: 1 E: 1 K: 1 S: 8	H: 2 LOB: 0 BB: 0 P: 12	R: 1 E: 0 K: 0 S: 14	H: 2 LOB: 1 BB: 0 P: 23	R: 0 E: 0 K: 0 S: 5	H: 0 LOB: 0 BB: 0 P: 9	R: 1 E: 0 K: 1 S: 10	H: 1 LOB: 0 BB: 0 P: 16	R: 0 E: 0 K: 0 S: 6	H: 0 LOB: 0 BB: 0 P: 10	R: 0 E: 0 K: 0 S: 6	H: 1 LOB: 0 BB: 0 P: 12	R: 0 E: 0 K: 3 S: 18	H: 2 LOB: 2 BB: 0 P: 28	R: 1 E: 0 K: 1 S: 11	H: 2 LOB: 1 BB: 0 P: 19	R: 3 E: 0 K: 2 S: 13	H: 4 LOB: 1 BB: 0 P: 23	1B: 9 2B: 3 3B: 0 HR: 3	SF: 1 SAC: 0 DP: 2 HBP: 0	WP: 0 PB: 0 SB: 0 CS: 0	PA: 39
<b>PITCHER</b>	IP WLS BF H R ER SO BB IBB HBP BLK WP HR S P ERA WHIP																					
Rick Reed, R (1, 1) ERA: 3.39	6.0	24	8	3	3	2	0	0	0	0	0	0	0	2	52	87	4.50	1.333				
Dennis Cook, L (7, 1) ERA: 2.19	1.1	6	2	1	1	3	0	0	0	0	0	1	19	31	6.75	1.500						
Turk Wendell, R (8, 1) ERA: 3.03	0.2	2	0	0	0	1	0	0	0	0	0	0	7	11	0.00	0.000						
John Franco, L (9, 1) ERA: 3.73	1.0	L 7	4	3	3	2	0	0	0	0	0	0	13	23	27.00	4.000						

Florida Marlins @ New York Mets  
Shea Stadium, Flushing, NY  
Fri Sep 18 1998, 7:05 PM EDT  
Att: 34,862 - Cloudy - 69 F

AB 38  
R 7  
H 14  
RBI 6  
BB 0  
SO 8  
LOB 15



Batter	1	2	3	4	5	6	7	8	9	AB	R	H	RBI	BB	SO	LOB	BOTTOM					
Tony Phillips, S (1, 7) OBP: 0.380, SLG: 0.377										4	0	1	0	1	0	1						
Jermaine Allensworth, R (8, PH) OBP: 0.345, SLG: 0.387										0	1	0	0	0	0	0						
Edgardo Alfonzo, R (1, 5) OBP: 0.358, SLG: 0.434										4	2	2	1	1	0	1						
John Olerud, L (1, 3) OBP: 0.437, SLG: 0.546										3	2	3	1	2	0	0						
31 Mike Piazza, R (1, 2) OBP: 0.389, SLG: 0.578										4	1	2	2	1	0	4						
Brian McRae, S (1, 8) OBP: 0.361, SLG: 0.473										4	0	1	0	1	0	2						
Lenny Harris, L (1, 9) OBP: 0.303, SLG: 0.382										5	0	1	1	0	0	4						
Carlos Baerga, S (1, 4) OBP: 0.304, SLG: 0.370										4	0	0	0	1	1	2						
Rey Ordenez, R (1, 6) OBP: 0.278, SLG: 0.303										4	0	1	0	0	1	2						
Matt Franco, L (9, PH) OBP: 0.387, SLG: 0.353										1	0	0	0	0	1	1						
Rick Reed, R (1, 1) OBP: 0.167, SLG: 0.175										2	0	0	0	0	1	0						
Dennis Cook, L (7, 1)										0	0	0	0	0	0	0						
Turk Wendell, L (8, 1)										0	0	0	0	0	0	0						
Todd Hundley, S (8, PH) OBP: 0.288, SLG: 0.275										1	0	0	0	0	0	0						
John Franco, L (9, 1)										0	0	0	0	0	0	0						
<b>Inning Stats</b>	R: 1 E: 0 K: 0 S: 16	H: 2 LOB: 2 BB: 2 P: 30	R: 0 E: 0 K: 0 S: 7	H: 1 LOB: 1 BB: 0 P: 10	R: 2 E: 0 K: 0 S: 12	H: 3 LOB: 2 BB: 1 P: 23	R: 2 E: 0 K: 0 S: 7	H: 2 LOB: 1 BB: 1 P: 21	R: 0 E: 0 K: 1 S: 5	H: 0 LOB: 0 BB: 0 P: 7	R: 0 E: 0 K: 1 S: 11	H: 0 LOB: 2 BB: 2 P: 26	R: 0 E: 0 K: 0 S: 3	H: 0 LOB: 0 BB: 0 P: 5	R: 1 E: 0 K: 1 S: 14	H: 2 LOB: 2 BB: 1 P: 27	R: 0 E: 0 K: 1 S: 8	H: 1 LOB: 0 BB: 0 P: 14	1B: 6 2B: 5 3B: 0 HR: 1	SF: 0 SAC: 1 DP: 2 HBP: 0	WP: 1 PB: 0 SB: 0 CS: 0	PA: 44
<b>PITCHER</b>	IP WLS BF H R ER SO BB IBB HBP BLK WP HR S P ERA WHIP																					
Livan Hernandez, R (1, 1) ERA: 4.91	6.0	31	8	5	5	2	5	1	0	0	0	0	14	24	5.40	1.200						
Antonio Alfonseca, R (7, 1) ERA: 4.26	1.2	7	2	1	1	1	0	0	0	0	0	0	1	5	*	*						
Vic Darenbourg, L (8, 1) ERA: 3.72	0.0	1	0	0	0	0	1	0	0	0	0	0	1	5	*	*						
Brian Edmondson, R (8, 1) ERA: 4.0	0.1	W 1	0	0	0	0	0	0	0	0	0	0	2	3	0.00	0.000						
Matt Mantel, R (9, 1) ERA: 3.08	1.0	S 4	1	0	0	1	0	0	0	0	0	0	8	14	0.00	1.000						

Florida Marlins @ New York Mets  
Shea Stadium, Flushing, NY  
Fri Sep 18 1998, 7:05 PM EDT  
Att: 34,862 - Cloudy - 69 F

AB 36  
R 6  
H 11  
RBI 5  
BB 7  
SO 4  
LOB 17















Batter	1	2	3	4	5	6	7	8	9	AB R H RBI BB SO LOB	TOP									
Wilton Guerrero, S OBP: 0.307, SLG: 0.379	G1-4-3		G3		G1-3		SH2-4		K	5 1 2 1 0 1 1	<b>Montreal Expos @ New York Mets</b> Shea Stadium, Flushing, NY Tue Sep 22 1998, 7:05 PM EDT Att: 32,467 - Overcast - 67 F  livebaseballscores.com									
Terry Jones, S OBP: 0.290, SLG: 0.289	F8		G3		F7		SH2-4		FC6-4	4 0 0 1 0 0 1										
Michael Barrett, R OBP: 0.462, SLG: 0.727	G1-3		PO			BB			K	4 1 2 0 1 1 1										
Vladimir Guerrero, R OBP: 0.374, SLG: 0.599		G5-3				BB			K	2 1 1 0 3 0 0										
Brad Fullmer, L OBP: 0.328, SLG: 0.451		P4			G3					3 0 0 0 1 0 2										
Anthony Telford, R OBP: 0.250, SLG: 0.250		PO				BB				0 0 0 0 0 0 0										
Tim Young, L										0 0 0 0 0 0 0										
Ugueth Urbina, R										1 0 0 0 0 0 3										
Bob Hentley, R OBP: 0.356, SLG: 0.419										3 0 1 0 0 2 3										
Derrick May, L										2 1 1 1 0 0 1										
Shane Andrews, R										1 0 0 0 0 0 3										
Ryan McGuire, L										1 0 0 0 0 1 0										
Orlando Cabrera, R OBP: 0.332, SLG: 0.406										4 1 2 2 0 0 1										
Mike Thurman, R										2 0 0 0 0 1 2										
Fernando Seguinol, S OBP: 0.353, SLG: 0.517										1 0 1 0 0 0 0										
<b>Inning Stats</b>	R: 0 E: 0 K: 6 S: 6	H: 0 LOB: 0 BB: 6 P: 6	R: 0 E: 0 K: 3 S: 3	H: 1 LOB: 1 BB: 8 P: 8	R: 3 E: 0 K: 0 S: 17	H: 5 LOB: 1 BB: 0 P: 26	R: 0 E: 0 K: 0 S: 10	H: 0 LOB: 1 BB: 0 P: 15	R: 0 E: 0 K: 2 S: 16	H: 2 LOB: 2 BB: 2 P: 28	R: 0 E: 0 K: 1 S: 9	H: 1 LOB: 2 BB: 1 P: 14	R: 0 E: 0 K: 2 S: 9	H: 0 LOB: 0 BB: 0 P: 14	R: 0 E: 0 K: 1 S: 8	H: 1 LOB: 3 BB: 2 P: 17	1B: 7 2B: 1 3B: 1 HR: 1	SF: 0 SAC: 2 DP: 0 HBP: 1	WP: 0 PB: 0 SB: 0 CS: 0	PA: 42
<b>PITCHER</b>	IP WLS BF H R ER SO BB IBB HBP BLK WP HR S P ERA WHIP											<b>PITCHER</b>	IP WLS BF H R ER SO BB IBB HBP BLK WP HR S P ERA WHIP							
Armando Reynoso, R ERA: 3.24	5.0 L 22 7 5 5 0 1 0 1 0 0 0 0 1 47 72 9.00 1.600																			
Dennis Cook, L ERA: 2.15	1.0 5 1 0 0 2 1 0 0 0 0 0 0 12 20 0.00 2.000																			
Greg McMichael, R ERA: 4.09	1.0 5 1 0 0 1 0 0 0 0 0 0 0 9 14 0.00 1.000																			
Turk Wendell, R ERA: 2.88	1.0 3 0 0 0 2 0 0 0 0 0 0 0 9 14 0.00 0.000																			
John Franco, L ERA: 3.62	1.0 6 1 0 0 1 1 1 0 0 0 0 0 8 17 0.00 2.000																			

Batter	1	2	3	4	5	6	7	8	9	AB R H RBI BB SO LOB	BOTTOM											
Tony Phillips, S OBP: 0.381, SLG: 0.380	G3								K	3 0 0 0 0 0 0	<b>Montreal Expos @ New York Mets</b> Shea Stadium, Flushing, NY Tue Sep 22 1998, 7:05 PM EDT Att: 32,467 - Overcast - 67 F  livebaseballscores.com											
Butch Huskey, R OBP: 0.302, SLG: 0.410	F7									1 0 0 0 0 0 2												
Turk Wendell, L										0 0 0 0 0 0 0												
Jermaine Allensworth, R OBP: 0.345, SLG: 0.387										0 0 0 0 0 0 0												
Todd Pratt, R										1 0 0 0 0 1 1												
Edgardo Alfonzo, R OBP: 0.356, SLG: 0.427										4 1 1 0 0 0 0												
John Olerud, L OBP: 0.444, SLG: 0.555										2 1 0 0 2 0 0												
31 Mike Piazza, R OBP: 0.390, SLG: 0.574										3 1 1 2 1 0 0												
Brian McRae, S OBP: 0.358, SLG: 0.469										4 0 1 1 0 0 3												
Lenny Harris, L										4 0 0 0 0 2 3												
John Franco, L										0 0 0 0 0 0 0												
Carlos Baerga, S										2 0 1 0 2 0 0												
Rey Ordóñez, R OBP: 0.279, SLG: 0.302										4 0 0 0 0 0 2												
Armando Reynoso, R ERA: 3.12, SLG: 0.541										2 0 0 0 0 2 0												
Dennis Cook, L										0 0 0 0 0 0 0												
Greg McMichael, R										0 0 0 0 0 0 0												
Matt Franco, L										1 0 1 0 0 0 0												
Jay Payton, R										0 0 0 0 0 0 0												
Luis Lopez, S OBP: 0.333, SLG: 0.381										1 0 0 0 0 0 1												
<b>Inning Stats</b>	R: 3 E: 0 K: 1 S: 15	H: 4 LOB: 2 BB: 1 P: 22	R: 0 E: 0 K: 1 S: 7	H: 0 LOB: 0 BB: 0 P: 9	R: 0 E: 0 K: 0 S: 7	H: 0 LOB: 0 BB: 0 P: 9	R: 0 E: 0 K: 0 S: 8	H: 0 LOB: 0 BB: 0 P: 12	R: 0 E: 0 K: 1 S: 6	H: 0 LOB: 0 BB: 0 P: 7	R: 0 E: 1 K: 0 S: 8	H: 0 LOB: 1 BB: 0 P: 15	R: 0 E: 0 K: 0 S: 10	H: 1 LOB: 2 BB: 1 P: 20	R: 0 E: 0 K: 1 S: 11	H: 0 LOB: 2 BB: 2 P: 24	R: 0 E: 0 K: 1 S: 8	H: 0 LOB: 1 BB: 1 P: 17	1B: 2 2B: 3 3B: 0 HR: 0	SF: 0 SAC: 0 DP: 0 HBP: 0	WP: 0 PB: 0 SB: 0 CS: 0	PA: 37
<b>PITCHER</b>	IP WLS BF H R ER SO BB IBB HBP BLK WP HR S P ERA WHIP											<b>PITCHER</b>	IP WLS BF H R ER SO BB IBB HBP BLK WP HR S P ERA WHIP									
Mike Thurman, R ERA: 4.65	6.1 W 25 4 3 3 3 2 0 0 0 0 0 0 0 4 6 0.00 3.000																					
Anthony Telford, R ERA: 4.0	0.1 2 1 0 0 0 0 0 0 0 0 0 0 4 6 0.00 3.000																					
Tim Young, L ERA: 5.4	0.2 3 0 0 0 0 1 0 0 0 0 0 0 6 16 0.00 1.500																					
Ugueth Urbina, R ERA: 1.34	1.2 S 7 0 0 0 2 2 0 0 0 0 0 0 16 31 0.00 1.200																					



Batter	1	2	3	4	5	6	7	8	9	AB	R	H	RBI	BB	SO	LOB	TOP			
Wilton Guerrero, S OBP: 0.309, SLG: 0.379	4-2 BB	3-2 1B			0-2 P2			0-1 B5-3		3	0	1	0	1	0	0	<p><b>Montreal Expos @ New York Mets</b> Shea Stadium, Flushing, NY Wed Sep 23 1998, 7:05 PM EDT Att: 29,728 - Unknown - 64 F</p> <p>livebaseballscorecards.com</p> <p>AB 33 R 3 H 7 RBI 3 BB 2 SO 5 LOB 13</p> 			
Terry Jones, S OBP: 0.285, SLG: 0.284	2-1 F8	2-2 F7			1-0 G2-3			0-3 K		4	0	0	0	0	1	3				
Michael Barrett, R OBP: 0.471, SLG: 0.687 Fernando Seguignol, S OBP: 0.303, SLG: 0.517	2-3 K		2-2 G6-3		0-2 G6-4-3 1B			2-2 G2-3 1B		4	1	2	0	0	1	1				
Vladimir Guerrero, R OBP: 0.372, SLG: 0.595	1-2 G5-3		1-1 F9		0-0 F9			2-0 G2-3		4	0	0	0	0	0	3				
Brad Fullmer, L OBP: 0.327, SLG: 0.449 Ugueth Urbina, R (9, 1)		2-1 F8	1-2 F9		0-0 G6-4-3			4-0 1B		3	0	0	0	1	0	1				
Bob Hentley, R OBP: 0.352, SLG: 0.440		2-2 HR		1-3 K			3-2 G5-3	2-3 K		4	1	1	1	0	2	2				
Derrick May, L OBP: 0.294, SLG: 0.382 Ryan McGuire, L OBP: 0.290, SLG: 0.244	1-2 F7		2-2 E6		1-0 P5			3-2 1B		3	0	0	0	0	0	0				
Orlando Cabrera, R OBP: 0.331, SLG: 0.407	1-2 2B		0-2 G4-6-3		1-1 F7			2-2 F7		4	1	1	0	0	0	3				
Carl Pavano, R OBP: 0.198, SLG: 0.154 Tim Young, L OBP: 0.198, SLG: 0.154 Mike Maddux, L OBP: 0.198, SLG: 0.154 Rick DeHart, L OBP: 0.198, SLG: 0.154 Anthony Telford, R OBP: 0.198, SLG: 0.154 Shane Andrews, R OBP: 0.198, SLG: 0.154	1-0 1B				0-3 K			1-1 G3-1		2	0	1	1	0	1	0				
<b>Inning Stats</b>	R: 0 E: 0 K: 1 S: 12	H: 0 LOB: 1 BB: 1 P: 21	R: 2 E: 0 K: 0 S: 19	H: 4 LOB: 2 BB: 0 P: 31	R: 0 E: 0 K: 0 S: 8	H: 0 LOB: 0 BB: 0 P: 12	R: 0 E: 1 K: 1 S: 11	H: 0 LOB: 0 BB: 0 P: 14	R: 0 E: 0 K: 1 S: 7	H: 1 LOB: 0 BB: 0 P: 6	R: 0 E: 0 K: 0 S: 6	H: 0 LOB: 0 BB: 0 P: 11	R: 0 E: 1 K: 1 S: 7	H: 0 LOB: 0 BB: 1 P: 8	R: 1 E: 0 K: 1 S: 13	H: 2 LOB: 2 BB: 1 P: 28		1B: 4 2B: 2 3B: 0 HR: 1	SF: 0 SAC: 0 DP: 2 HBP: 0	WP: 0 PB: 0 SB: 0 CS: 0
<b>PITCHER</b>	IP WLS BF H R ER SO BB IBB HBP BLK WP HR S P ERA WHIP	7.0 L 26 5 2 2 3 1 0 0 0 0 1 69 103 2.57 0.857	2.0 9 2 1 1 2 0 1 0 0 0 0 20 36 4.50 1.000																	

Batter	1	2	3	4	5	6	7	8	9	AB	R	H	RBI	BB	SO	LOB	BOTTOM					
Tony Phillips, S OBP: 0.376, SLG: 0.373	1-0 F7		3-2 G3			3-2 L8		2-1 G2-3		4	0	0	0	0	0	1	<p><b>Montreal Expos @ New York Mets</b> Shea Stadium, Flushing, NY Wed Sep 23 1998, 7:05 PM EDT Att: 29,728 - Unknown - 64 F</p> <p>livebaseballscorecards.com</p> <p>AB 32 R 0 H 3 RBI 0 BB 3 SO 5 LOB 18</p> 					
Edgardo Alfonzo, R OBP: 0.353, SLG: 0.424	3-2 F9		0-1 P2			3-2 G4-3		2-1 E5		4	0	0	0	0	0	1						
John Olerud, L OBP: 0.443, SLG: 0.552	4-0 31 WP				3-2 F9			2-2 F9		3	0	0	0	1	0	1						
31 Mike Piazza, R OBP: 0.391, SLG: 0.573	2-1 FC4-6				2-1 1B			0-3 K		4	0	2	0	0	1	2						
Brian McRae, S OBP: 0.358, SLG: 0.466		0-1 G3			0-0 L8			3-2 F7		3	0	0	0	1	0	3						
Lenny Harris, L OBP: 0.303, SLG: 0.379 Jay Payton, R OBP: 0.348, SLG: 0.364		0-0 F8			2-2 G1			4-0 BB		2	0	0	0	0	0	1						
Carlos Baerga, S OBP: 0.306, SLG: 0.369 Butch Huskey, R OBP: 0.302, SLG: 0.410 Matt Franco, L OBP: 0.366, SLG: 0.361 Ralph Milliard, R OBP: 0.255, SLG: 0.251		0-2 L4			1-2 F9			2-1 P6		2	0	0	0	0	0	0						
Rey Ordonez, R OBP: 0.278, SLG: 0.301 Todd Hundley, S OBP: 0.264, SLG: 0.270 Turk Wendell, L			1-2 P3			1-2 P3		1-3 K		2	0	0	0	0	0	0						
Todd Pratt, R OBP: 0.300, SLG: 0.529					1-1 G3			2-3 K		1	0	0	0	0	1	0						
Bobby Jones, R OBP: 0.220, SLG: 0.208 Luis Lopez, S OBP: 0.313, SLG: 0.340						0-3 K				2	0	1	0	0	1	0						
<b>Inning Stats</b>	R: 0 E: 0 K: 0 S: 6	H: 0 LOB: 1 BB: 1 P: 16	R: 0 E: 0 K: 0 S: 6	H: 0 LOB: 0 BB: 0 P: 6	R: 0 E: 0 K: 0 S: 10	H: 1 LOB: 1 BB: 0 P: 15	R: 0 E: 0 K: 0 S: 9	H: 1 LOB: 0 BB: 0 P: 16	R: 0 E: 0 K: 1 S: 10	H: 0 LOB: 0 BB: 0 P: 12	R: 0 E: 0 K: 0 S: 8	H: 0 LOB: 0 BB: 0 P: 15	R: 0 E: 0 K: 2 S: 15	H: 1 LOB: 3 BB: 2 P: 31	R: 0 E: 1 K: 1 S: 13	H: 0 LOB: 2 BB: 0 P: 22	R: 0 E: 0 K: 1 S: 9	H: 0 LOB: 0 BB: 0 P: 13	1B: 3 2B: 0 3B: 0 HR: 0	SF: 0 SAC: 0 DP: 0 HBP: 0	WP: 1 PB: 0 SB: 0 CS: 0	PA: 35
<b>PITCHER</b>	IP WLS BF H R ER SO BB IBB HBP BLK WP HR S P ERA WHIP	6.0 W 23 3 0 0 0 2 0 0 0 0 0 0 4 0.00 0.833	1.0 S 3 0 0 0 1 0 0 0 0 1 0 6 9 0.00 0.000																			




Batter	1	2	3	4	5	6	7	8	9	AB	R	H	RBI	BB	SO	LOB	TOP			
Tony Phillips, S OBP: 0.380, SLG: 0.373 Jay Payton, R OBP: 0.348, SLG: 0.364	G6-3		F8 1B 2-H	P2		BB 1B BB		1B 1-2 BB		3	0	1	1	2	0	3	<b>New York Mets @ Atlanta Braves</b> Turner Field, Atlanta, GA Fri Sep 25 1998, 7:05 PM EDT Att: 48,443 - Unknown - 75 F			
Edgardo Alfonzo, R OBP: 0.354, SLG: 0.423	G5-3		31 FC5-4 1-2 1B	P4		BB 1B		K		5	0	2	0	0	1	5				
John Olerud, L OBP: 0.444, SLG: 0.551	F8		F8 2-3		31 2B HBP			1B 1-3 2-H		3	1	1	1	1	0	2				
31 Mike Piazza, R OBP: 0.392, SLG: 0.576		1-1 2B	FC5-4 1-2		1-H 2B			SH5-4 BB G3 BB		4	1	2	1	1	1	5				
Brian McRae, S OBP: 0.358, SLG: 0.463	F9			1B BB 1B	G5-3		K	G3 SH5-4 BB		3	1	0	0	2	1	2				
Butch Huskey, R OBP: 0.302, SLG: 0.410 Lenny Harris, L OBP: 0.302, SLG: 0.378	F8			1B 1B 1B	G5-3		G3	SH5-4		3	0	1	0	0	0	2				
Carlos Baerga, S OBP: 0.305, SLG: 0.367	G4-3			1B 1-2 2-3	K		G4-3	G3		5	0	1	1	0	1	3				
Rey Ordenez, R OBP: 0.279, SLG: 0.303 Todd Hundley, S OBP: 0.294, SLG: 0.270 Todd Pratt, R OBP: 0.296, SLG: 0.522			SH1-4 1B 1-2 2-3 3-H	1B	G4-3		G5-3	K		4	1	2	1	0	0	0				
Rick Reed, R OBP: 0.194, SLG: 0.172 Jerrmaine Jenkinsworth, R OBP: 0.344, SLG: 0.390 Rigo Beltran, L OBP: 0.302, SLG: 0.365 Matt Franco, L OBP: 0.302, SLG: 0.365 Mike Kinkade, R OBP: 0.302, SLG: 0.365 Dennis Cook, L OBP: 0.302, SLG: 0.365 Greg McMichael, R OBP: 0.302, SLG: 0.365			SH1-4 1B	L4		P3		BB 1B		1	0	0	0	0	0	3				
<b>Inning Stats</b>	R: 0 E: 0 K: 0 S: 8	H: 0 LOB: 0 BB: 0 P: 15	R: 0 E: 0 K: 0 S: 8	H: 1 LOB: 1 BB: 0 P: 13	R: 1 E: 0 K: 0 S: 10	H: 3 LOB: 2 BB: 0 P: 12	R: 1 E: 0 K: 0 S: 13	H: 3 LOB: 3 BB: 1 P: 24	R: 1 E: 0 K: 1 S: 9	H: 1 LOB: 3 BB: 2 P: 22	R: 0 E: 0 K: 1 S: 9	H: 0 LOB: 0 BB: 0 P: 12	R: 1 E: 0 K: 1 S: 11	H: 2 LOB: 2 BB: 1 P: 19	R: 1 E: 0 K: 1 S: 19	H: 0 LOB: 1 BB: 2 P: 33		1B: 9 2B: 2 3B: 0 HR: 0	SF: 0 SAC: 2 DP: 0 HBP: 1	WP: 0 PB: 0 SB: 0 CS: 0
<b>PITCHER</b>	IP WLS BF H R ER SO	IP WLS BF H R ER SO	IP WLS BF H R ER SO	IP WLS BF H R ER SO	IP WLS BF H R ER SO	IP WLS BF H R ER SO	IP WLS BF H R ER SO	IP WLS BF H R ER SO	IP WLS BF H R ER SO	IP WLS BF H R ER SO	IP WLS BF H R ER SO	IP WLS BF H R ER SO	IP WLS BF H R ER SO	IP WLS BF H R ER SO	IP WLS BF H R ER SO	IP WLS BF H R ER SO	ERA WHIP	ERA WHIP		
Bruce Chen, L ERA: 3.98 Odalis Perez, L ERA: 4.22 Dennis Martinez, R ERA: 4.38 Rudy Seanez, R ERA: 2.83 Kerry Ligtenberg, R ERA: 2.75	4.0 1.2 6.1 8.1 9.1	2.0 1.1 1.0 0.2	2.0 1.1 1.0 0.2	2.0 1.1 1.0 0.2	2.0 1.1 1.0 0.2	2.0 1.1 1.0 0.2	2.0 1.1 1.0 0.2	2.0 1.1 1.0 0.2	2.0 1.1 1.0 0.2	2.0 1.1 1.0 0.2	2.0 1.1 1.0 0.2	2.0 1.1 1.0 0.2	2.0 1.1 1.0 0.2	2.0 1.1 1.0 0.2	2.0 1.1 1.0 0.2	2.0 1.1 1.0 0.2	6.75 2.250	6.75 2.250		
John Rocker, L ERA: 2.15	0.1																0.00 0.000	0.00 0.000		

AB	35
R	5
H	11
RBI	5
BB	6
SO	5
LOB	26





Batter	1	2	3	4	5	6	7	8	9	AB	R	H	RBI	BB	SO	LOB	BOTTOM			
Walt Weiss, S OBP: 0.388, SLG: 0.341	G3-1				G4-3					4	0	1	0	0	1	1	<b>New York Mets @ Atlanta Braves</b> Turner Field, Atlanta, GA Fri Sep 25 1998, 7:05 PM EDT Att: 48,443 - Unknown - 75 F			
Keith Lockhart, L OBP: 0.311, SLG: 0.387 Tony Graffanino, R OBP: 0.275, SLG: 0.318	P4		G5-3		HR		F7			3	1	1	1	0	0	0				
10 Chipper Jones, S OBP: 0.402, SLG: 0.546	HBP BB		CS 1B		F7			G6-3		3	1	1	0	1	0	0				
Andres Galarraga, R OBP: 0.394, SLG: 0.596	HBP E		L8		G6-3			K		3	1	0	0	0	1	1				
Ryan Klesko, L OBP: 0.359, SLG: 0.475 Danny Bautista, R OBP: 0.282, SLG: 0.393	E9				K			2B 2B		3	0	1	1	0	2	0				
Javy Lopez, R OBP: 0.329, SLG: 0.536	F9				K			2B 2B		1	1	1	0	0	0	0				
Andruw Jones, R OBP: 0.324, SLG: 0.520			CS 1B		HR			K2-3		4	1	2	2	0	1	1				
Michael Tucker, L OBP: 0.328, SLG: 0.421 Gerald Williams, R OBP: 0.350, SLG: 0.502	SAFE SAFE		SAFE SAFE		K			G4-3		2	0	1	0	0	1	0				
Bruce Chen, L OBP: 0.142, SLG: 0.143 Odalis Perez, L OBP: 0.344, SLG: 0.390 Dennis Martinez, R OBP: 0.302, SLG: 0.365 Greg Colbrunn, R OBP: 0.302, SLG: 0.365 Rudy Seanez, R OBP: 0.302, SLG: 0.365 Kerry Ligtenberg, R OBP: 0.302, SLG: 0.365 John Rocker, R OBP: 0.302, SLG: 0.365			K		K			K		2	0	0	0	0	2	1				
<b>Inning Stats</b>	R: 2 E: 1 K: 0 S: 12	H: 1 LOB: 1 BB: 1 P: 24	R: 0 E: 0 K: 2 S: 14	H: 2 LOB: 1 BB: 0 P: 20	R: 0 E: 0 K: 0 S: 5	H: 1 LOB: 0 BB: 0 P: 10	R: 2 E: 0 K: 3 S: 12	H: 2 LOB: 0 BB: 0 P: 18	R: 1 E: 0 K: 0 S: 6	H: 1 LOB: 0 BB: 0 P: 7	R: 0 E: 0 K: 1 S: 9	H: 0 LOB: 0 BB: 0 P: 15	R: 0 E: 0 K: 1 S: 10	H: 1 LOB: 1 BB: 0 P: 17	R: 1 E: 0 K: 2 S: 11	H: 2 LOB: 1 BB: 0 P: 17		1B: 5 2B: 3 3B: 0 HR: 2	SF: 0 SAC: 0 DP: 0 HBP: 1	WP: 0 PB: 0 SB: 0 CS: 2
<b>PITCHER</b>	IP WLS BF H R ER SO	IP WLS BF H R ER SO	IP WLS BF H R ER SO	IP WLS BF H R ER SO	IP WLS BF H R ER SO	IP WLS BF H R ER SO	IP WLS BF H R ER SO	IP WLS BF H R ER SO	IP WLS BF H R ER SO	IP WLS BF H R ER SO	IP WLS BF H R ER SO	IP WLS BF H R ER SO	IP WLS BF H R ER SO	IP WLS BF H R ER SO	IP WLS BF H R ER SO	IP WLS BF H R ER SO	ERA WHIP	ERA WHIP		
Rick Reed, L ERA: 3.48 Rigo Beltran, L ERA: 3.52 Dennis Cook, L ERA: 2.26 Greg McMichael, R ERA: 4.07	5.0 2.0 8.1 8.1 8.1	2.0 1.1 1.0 0.1	2.0 1.1 1.0 0.1	2.0 1.1 1.0 0.1	2.0 1.1 1.0 0.1	2.0 1.1 1.0 0.1	2.0 1.1 1.0 0.1	2.0 1.1 1.0 0.1	2.0 1.1 1.0 0.1	2.0 1.1 1.0 0.1	2.0 1.1 1.0 0.1	2.0 1.1 1.0 0.1	2.0 1.1 1.0 0.1	2.0 1.1 1.0 0.1	2.0 1.1 1.0 0.1	2.0 1.1 1.0 0.1	7.20 1.600	7.20 1.600		
John Rocker, R ERA: 2.15	0.1																0.00 0.000	0.00 0.000		

AB	32
R	6
H	10
RBI	5
BB	1
SO	9
LOB	6





Batter	1	2	3	4	5	6	7	8	9	AB	R	H	RBI	BB	SO	LOB	TOP															
Tony Phillips, S OBP: 0.378, SLG: 0.368 (1, 7)	G4-3		K				K			3	0	0	0	1	2	0	<p><b>New York Mets @ Atlanta Braves</b> Turner Field, Atlanta, GA Sat Sep 26 1998, 7:05 PM EDT Att: 48,117 - Sunny - 83 F</p> <p>livebaseballscores.com</p> <p>AB 34 R 0 H 7 RBI 0 BB 2 SO 10 LOB 14</p> 															
Edgardo Alfonso, R OBP: 0.353, SLG: 0.422 (1, 5)	G6-3		BB 1B				K	L1		4	0	1	0	0	1	2																
John Olerud, L OBP: 0.446, SLG: 0.552 (1, 3)	G5-3		BB				BB 1B	BB 1B		3	0	2	0	1	0	0																
31 Mike Piazza, R OBP: 0.390, SLG: 0.572 (1, 2)		F8	K				L9	L8		4	0	0	0	0	1	6																
Butch Huskey, R OBP: 0.300, SLG: 0.407 Jermaine Allensworth, R OBP: 0.344, SLG: 0.396 Lenny Harris, L OBP: 0.301, SLG: 0.376 (1, 9) (6, 9) (8, PH) (8, 9)	G6-3			F9			F9	G3		3	0	0	0	0	0	0																
Brian McRae, S OBP: 0.359, SLG: 0.464 (1, 8)	BB 1B			K			K	BB 1B		4	0	2	0	0	2	0																
Luis Lopez, S OBP: 0.313, SLG: 0.340 Turk Wendell, L (6, 1) Greg McMichael, R (8, 1) Jay Payton, R OBP: 0.348, SLG: 0.364 Matt Franco, L OBP: 0.368, SLG: 0.363 (9, PH) Rey Ordenez, R OBP: 0.277, SLG: 0.300 (1, 6)	BB 1B	BB 1B		K			P9	F7		3	0	1	0	0	1	0																
Al Leiter, L OBP: 0.203, SLG: 0.158 Ralph Milliard, R (6, 4) Todd Haney, R (7, PH) (7, 4) Todd Hundley, S OBP: 0.282, SLG: 0.268 (9, PH)	L3						K	K	P4	4	0	0	0	0	2	3																
			G6-3				G6-3	K		2	0	1	0	0	0	0																
							BB 2B			1	0	0	0	0	0	0																
										1	0	0	0	0	1	1																
<b>Inning Stats</b>	R: 0 E: 0 K: 0 S: 8	H: 0 LOB: 0 BB: 0 P: 15	R: 0 E: 0 K: 0 S: 7	H: 2 LOB: 2 BB: 0 P: 11	R: 0 E: 0 K: 2 S: 10	H: 1 LOB: 2 BB: 1 P: 22	R: 0 E: 0 K: 2 S: 11	H: 0 LOB: 0 BB: 0 P: 13	R: 0 E: 0 K: 1 S: 9	H: 0 LOB: 3 BB: 1 P: 21	R: 0 E: 0 K: 2 S: 13	H: 0 LOB: 0 BB: 0 P: 16	R: 0 E: 0 K: 0 S: 10	H: 1 LOB: 1 BB: 0 P: 16	R: 0 E: 0 K: 1 S: 11	H: 1 LOB: 1 BB: 0 P: 18		1B: 6 2B: 1 3B: 0 HR: 0	SF: 0 SAC: 0 DP: 0 HBP: 0	WP: 0 PB: 0 CS: 0	PA: 36											
<b>PITCHER</b>	IP WLS BF H R ER SO BB IBB HBP BLK WP HR S P ERA WHIP																															
Tom Glavine, L ERA: 2.47 Denny Neagle, L ERA: 3.55 Kevin Millwood, R ERA: 4.08 Norm Charlton, L ERA: 5.44 Kerry Ligtenberg, R ERA: 2.71	(1, 1) (6, 1) (8, 1) (8, 1) (9, 1)	5.0 2.0 0.2 0.1 1.0	22 6 3 2 3	5 0 1 1 0	0 0 0 0 0	6 3 0 0 1	2 0 0 0 0	0 0 0 0 0	0 0 0 0 0	0 0 0 0 0	0 0 9 4 8	49 22 14 8 12	82 29 14 8 12	0.00 0.00 0.00 0.00 0.00	1.400 0.000 1.500 3.000 0.000																	

Batter	1	2	3	4	5	6	7	8	9	AB	R	H	RBI	BB	SO	LOB	BOTTOM														
Walt Weiss, S OBP: 0.386, SLG: 0.343 (1, 6)	K			G5-3			L8			4	1	1	0	0	1	0	<p><b>New York Mets @ Atlanta Braves</b> Turner Field, Atlanta, GA Sat Sep 26 1998, 7:05 PM EDT Att: 48,117 - Sunny - 83 F</p> <p>livebaseballscores.com</p> <p>AB 30 R 4 H 6 RBI 4 BB 3 SO 7 LOB 13</p> 														
Gerald Williams, R OBP: 0.352, SLG: 0.504 (1, 9)	F7			BB 2B			K			3	1	1	0	1	1	0															
10 Chipper Jones, S OBP: 0.402, SLG: 0.545 (1, 5)	G3			BB			BB 1B	F7		3	1	1	1	1	0	0															
Andres Galarraga, R OBP: 0.395, SLG: 0.594 (1, 3)		K		BB 1B			BB 2B	L7		3	0	1	0	1	1	0															
Javy Lopez, R OBP: 0.328, SLG: 0.540 (1, 2)	L6			BB			K	HR		4	1	1	1	0	1	6															
Andruw Jones, R OBP: 0.323, SLG: 0.520 (1, 8)	K			K			BB 2B	F8		4	0	1	2	0	2	3															
Danny Bautista, R OBP: 0.276, SLG: 0.385 (1, 7)			F8				G6-3	G5-3		3	0	0	0	0	2	2															
Tony Graffanino, R OBP: 0.273, SLG: 0.316 Keith Lockhart, L OBP: 0.311, SLG: 0.386 (1, 4) (6, PH) (7, 4)			F7				G6-3	G1-3		2	0	0	0	0	0	0															
Tom Glavine, L OBP: 0.285, SLG: 0.282 Wes Helms, R OBP: 0.308, SLG: 0.615 Denny Neagle, L OBP: 0.224, SLG: 0.190 Ryan Klesko, R OBP: 0.179, SLG: 0.200 Norm Charlton, S Kerry Ligtenberg, R (1, 1) (5, PH) (6, 1) (7, PH) (8, 1) (8, 1) (9, 1)			F7				K	G3-1		1	0	0	0	0	0	0															
										1	0	0	0	0	0	0															
										1	0	0	0	0	0	0															
										1	0	0	0	0	0	0															
										1	0	0	0	0	0	0															
										1	0	0	0	0	0	0															
										1	0	0	0	0	0	0															
<b>Inning Stats</b>	R: 0 E: 0 K: 1 S: 14	H: 0 LOB: 0 BB: 0 P: 20	R: 0 E: 0 K: 2 S: 10	H: 0 LOB: 0 BB: 0 P: 16	R: 0 E: 0 K: 0 S: 9	H: 0 LOB: 0 BB: 0 P: 15	R: 0 E: 0 K: 1 S: 11	H: 2 LOB: 3 BB: 1 P: 21	R: 0 E: 0 K: 1 S: 6	H: 0 LOB: 0 BB: 0 P: 9	R: 3 E: 0 K: 1 S: 21	H: 3 LOB: 2 BB: 2 P: 36	R: 0 E: 0 K: 1 S: 9	H: 0 LOB: 0 BB: 0 P: 15	R: 1 E: 0 K: 0 S: 6	H: 1 LOB: 0 BB: 0 P: 8		1B: 2 2B: 3 3B: 0 HR: 1	SF: 0 SAC: 0 DP: 0 HBP: 0	WP: 0 PB: 0 CS: 0	PA: 33										
<b>PITCHER</b>	IP WLS BF H R ER SO BB IBB HBP BLK WP HR S P ERA WHIP																														
Al Leiter, L ERA: 2.47 Turk Wendell, R ERA: 2.85 Greg McMichael, R ERA: 4.14	(1, 1) (6, 1) (8, 1)	5.1 1.2 1.0	L 5 4	3 0 1	3 0 1	3 0 0	0 0 0	0 0 0	0 0 0	0 0 0	0 0 1	12 6 8	19 8 8	0.00 0.00 9.00	0.000 0.000 1.000																



